



Milwaukee Braves - 1956

| Batter | 1 | 2 | 3 | 4 | 5 | 6 | 7 | 8 | 9 | AB | R | H | RBI | BB | SO | LOB | TOP | | | |
|--|--|---------------------------------|------------------------------|---------------------------------|------------------------------|---------------------------------|------------------------------|---------------------------------|------------------------------|---------------------------------|------------------------------|---------------------------------|------------------------------|---------------------------------|------------------------------|---|--|------------------------------------|----------------------------------|--------|
| Don Hoak, R OBP: 0.250, SLG: 0.250 (1, 5) | 3-1 | | FC1-5 | | | G1-6-3 1B | | | F8 | 4 | 0 | 1 | 0 | 0 | 0 | 1 | Chicago Cubs @ Milwaukee Braves Milwaukee County Stadium, Milwaukee, WI Tue Apr 17 1956, 4:33 AM EST Att: 39,766 - Unknown livebaseballscores.com AB 29 R 0 H 5 RBI 0 BB 1 SO 6 LOB 10  | | | |
| Gene Baker, R (1, 4) | F7 | | F8 | | | F4 | | | F5 | 4 | 0 | 0 | 0 | 0 | 2 | | | | | |
| Gale Wade, L (1, 8) | F8 | | F8 | | | G1-6-3 1-2 | | | 4-3 | 4 | 0 | 0 | 0 | 0 | 2 | | | | | |
| 14 Ernie Banks, R OBP: 0.667, SLG: 0.500 (1, 6) | | CS 1B | | CS BB | | | | | F7 | 2 | 0 | 1 | 0 | 1 | 0 | | | | | |
| Walt Moryn, L OBP: 0.333, SLG: 0.333 (1, 9) | | 1B 1-2 | | K | | | | | K | 3 | 0 | 1 | 0 | 0 | 2 | | | | | |
| Monte Irvin, R (1, 7) | | K | | F7 | | | | | F8 | 3 | 0 | 0 | 0 | 0 | 1 | | | | | |
| Dee Fondy, L OBP: 0.333, SLG: 0.333 (1, 3) | | 1-2 1B | | CS 1-2 | | K | | | 5-3 | 3 | 0 | 1 | 0 | 0 | 1 | | | | | |
| Hobie Landrith, L (1, 2) | | F8 | | | | K | | | K | 3 | 0 | 0 | 0 | 0 | 2 | | | | | |
| Bob Rush, R OBP: 0.500, SLG: 1.000 John Briggs, R (6, 1) Solly Drake, S (8, PH) Turk Lown, R (8, 1) | | | FC1-5 2B | | | 1-6-3 | | | 1-3 | 2 | 0 | 1 | 0 | 0 | 0 | | | | | |
| | | | | | | | | | | 0 | 0 | 0 | 0 | 0 | 0 | | | | | |
| | | | | | | | | | | 1 | 0 | 0 | 0 | 0 | 0 | | | | | |
| | | | | | | | | | | 0 | 0 | 0 | 0 | 0 | 0 | | | | | |
| | | | | | | | | | | 0 | 0 | 0 | 0 | 0 | 0 | | | | | |
| | | | | | | | | | | 0 | 0 | 0 | 0 | 0 | 0 | | | | | |
| | | | | | | | | | | 0 | 0 | 0 | 0 | 0 | 0 | | | | | |
| Inning Stats | R: 0 E: 0 K: 0 S: 3 | H: 0 LOB: 0 BB: 0 P: 3 | R: 0 E: 0 K: 1 S: 7 | H: 3 LOB: 2 BB: 0 P: 7 | R: 0 E: 0 K: 0 S: 4 | H: 1 LOB: 1 BB: 0 P: 4 | R: 0 E: 0 K: 1 S: 4 | H: 0 LOB: 0 BB: 1 P: 8 | R: 0 E: 0 K: 2 S: 7 | H: 0 LOB: 0 BB: 0 P: 7 | R: 0 E: 0 K: 0 S: 5 | H: 0 LOB: 0 BB: 0 P: 5 | R: 0 E: 0 K: 1 S: 5 | H: 0 LOB: 0 BB: 0 P: 5 | R: 0 E: 0 K: 0 S: 3 | H: 0 LOB: 0 BB: 0 P: 3 | 1B: 4 2B: 1 3B: 0 HR: 0 | SF: 0 SAC: 0 DP: 1 HBP: 0 | WP: 0 PB: 0 SB: 0 CS: 2 | PA: 31 |
| PITCHER Lew Burdette, R ERA: | IP: 9.0 WLS: W BF: 30 H: 5 R: 0 ER: 0 SO: 6 BB: 1 IBB: 0 HBP: 0 BLK: 0 WP: 0 HR: 0 S: 41 P: 45 ERA: 0.00 WHIP: 0.667 | | | | | | | | | | | | | | | PITCHER Lew Burdette, R ERA: | IP: 9.0 WLS: W BF: 30 H: 5 R: 0 ER: 0 SO: 6 BB: 1 IBB: 0 HBP: 0 BLK: 0 WP: 0 HR: 0 S: 41 P: 45 ERA: 0.00 WHIP: 0.667 | | | |

| Batter | 1 | 2 | 3 | 4 | 5 | 6 | 7 | 8 | 9 | AB | R | H | RBI | BB | SO | LOB | BOTTOM | | | |
|--|--|---------------------------------|------------------------------|---------------------------------|------------------------------|---------------------------------|------------------------------|---------------------------------|------------------------------|---------------------------------|------------------------------|---------------------------------|------------------------------|---------------------------------|------------------------------|--|---|------------------------------------|----------------------------------|--------|
| Danny O'Connell, R OBP: 0.400, SLG: 0.400 (1, 4) | F7 | | | CS 1B | FC4-6 1-2 | | FC4-6 1B | 4-3 | | 5 | 0 | 2 | 0 | 0 | 0 | 2 | Chicago Cubs @ Milwaukee Braves Milwaukee County Stadium, Milwaukee, WI Tue Apr 17 1956, 4:33 AM EST Att: 39,766 - Unknown livebaseballscores.com AB 33 R 6 H 11 RBI 6 BB 3 SO 1 LOB 13  | | | |
| Johnny Logan, R OBP: 0.250, SLG: 0.250 (1, 6) | L8 | | | 1B 1-2 | | 5-3 | F8 | | | 4 | 1 | 1 | 0 | 0 | 0 | 1 | | | | |
| Eddie Mathews, L OBP: 0.250, SLG: 0.250 (1, 5) | F7 | | | 1B 1-3 | | 5-3 | FC4-6 BB 1-2 | | | 4 | 0 | 1 | 0 | 0 | 0 | 1 | | | | |
| Hank Aaron, R OBP: 0.750, SLG: 1.667 (1, 9) | | F7 | | 1-3 3-H 1B | | HR | FC5-4 BB | | | 3 | 1 | 2 | 2 | 1 | 0 | 0 | | | | |
| Bobby Thomson, R OBP: 0.250, SLG: 0.250 (1, 7) | | 6-3 | | F2 | | HR | FC5-4 1-2 | | | 4 | 1 | 1 | 0 | 0 | 0 | 4 | | | | |
| Joe Adcock, R OBP: 0.500, SLG: 1.500 (1, 3) | | K2-3 | | F9 | | HR | | F9 SF8 2B | | 4 | 2 | 2 | 2 | 0 | 1 | 2 | | | | |
| Bill Bruton, L OBP: 0.250, SLG: 0.750 (1, 8) | | | | 4-3 | | HR | | F9 2-3 | | 4 | 1 | 1 | 0 | 0 | 0 | 1 | | | | |
| Del Crandall, R OBP: 0.750, SLG: 0.500 (1, 2) | | | | F8 | | FC1-6 BB | | | | 2 | 0 | 1 | 1 | 2 | 0 | 0 | | | | |
| Lew Burdette, R (1, 1) | | | | F6 | | FC1-6 FC4-6 1-2 | | | | 3 | 0 | 0 | 1 | 0 | 0 | 2 | | | | |
| | | | | | | | | | | | | | | | | | | | | |
| | | | | | | | | | | | | | | | | | | | | |
| | | | | | | | | | | | | | | | | | | | | |
| | | | | | | | | | | | | | | | | | | | | |
| | | | | | | | | | | | | | | | | | | | | |
| | | | | | | | | | | | | | | | | | | | | |
| Inning Stats | R: 0 E: 0 K: 0 S: 3 | H: 0 LOB: 0 BB: 0 P: 3 | R: 0 E: 0 K: 1 S: 5 | H: 0 LOB: 0 BB: 0 P: 5 | R: 0 E: 0 K: 0 S: 3 | H: 0 LOB: 0 BB: 0 P: 3 | R: 1 E: 0 K: 0 S: 6 | H: 4 LOB: 2 BB: 0 P: 6 | R: 0 E: 0 K: 0 S: 3 | H: 0 LOB: 1 BB: 1 P: 7 | R: 4 E: 0 K: 0 S: 8 | H: 5 LOB: 1 BB: 0 P: 8 | R: 0 E: 0 K: 0 S: 4 | H: 1 LOB: 2 BB: 1 P: 8 | R: 0 E: 0 K: 0 S: 4 | H: 1 LOB: 1 BB: 1 P: 8 | 1B: 7 2B: 1 3B: 1 HR: 2 | SF: 1 SAC: 0 DP: 0 HBP: 0 | WP: 0 PB: 0 SB: 0 CS: 1 | PA: 37 |
| PITCHER Bob Rush, R ERA: 7.94 John Briggs, R ERA: Turk Lown, R ERA: 9.0 | IP: 5.2 WLS: L BF: 25 H: 8 R: 5 ER: 5 SO: 1 BB: 1 IBB: 0 HBP: 0 BLK: 0 WP: 0 HR: 2 S: 26 P: 30 ERA: 7.94 WHIP: 1.588 | | | | | | | | | | | | | | | PITCHER Bob Rush, R ERA: 7.94 John Briggs, R ERA: Turk Lown, R ERA: 9.0 | IP: 5.2 WLS: L BF: 25 H: 8 R: 5 ER: 5 SO: 1 BB: 1 IBB: 0 HBP: 0 BLK: 0 WP: 0 HR: 2 S: 26 P: 30 ERA: 7.94 WHIP: 1.588 | | | |

| Batter | 1 | 2 | 3 | 4 | 5 | 6 | 7 | 8 | 9 | AB | R | H | RBI | BB | SO | LOB | TOP | | | | |
|---|---|---|--|---------------------------------|------------------------------|---------------------------------|--------------------------------|---------------------------------|------------------------------|---------------------------------|------------------------------|---------------------------------|------------------------------|---------------------------------|------------------------------|---------------------------------|----------------------------------|------------------------------------|----------------------------------|--------|--|
| Danny O'Connell, R OBP: 0.231, SLG: 0.231 (1, 4) | 0-0 6-3 | | 0-0 F8 | | 0-3 K | | 0-0 5-3 | | | 4 | 0 | 0 | 0 | 0 | 1 | 1 | | | | | |
| Johnny Logan, R OBP: 0.250, SLG: 0.333 (1, 6) | 0-0 2B | | 0-0 5-3 | | | 0-0 6-3 | | 0-0 4-3 | | 4 | 0 | 1 | 0 | 0 | 0 | 0 | | | | | |
| Eddie Mathews, L OBP: 0.417, SLG: 0.909 (1, 5) | 4-0 FC5-4 BB | | | 0-0 HR | | 0-0 HR | | 0-0 E9 SF8 1B | | 3 | 3 | 3 | 2 | 1 | 0 | 0 | | | | | |
| Hank Aaron, R OBP: 0.417, SLG: 0.636 (1, 9) | 0-3 K | | | 0-0 6-3 | | 0-0 F8 | | 0-0 E6 1B | | 4 | 0 | 1 | 0 | 0 | 1 | 2 | | | | | |
| Bobby Thomson, R OBP: 0.083, SLG: 0.091 (1, 7) | 0-0 FC5-4 1-2 | | | 0-0 6-3 | | 0-3 K | | 0-0 SF8 1-2 3-H | | 3 | 0 | 0 | 1 | 0 | 1 | 2 | | | | | |
| Joe Adcock, R OBP: 0.273, SLG: 0.636 Frank Torre, L (8, 3) | | 0-0 F8 | | 0-0 5-3 | | | 0-0 G5-3 1B | 0-0 5-3 | | 4 | 0 | 1 | 0 | 0 | 0 | 1 | | | | | |
| Bill Bruton, L OBP: 0.304, SLG: 0.636 (1, 8) | | 0-3 K | | | 0-0 2B | | 0-0 G5-3 1-2 HR 1B | 0-0 F9 | | 4 | 1 | 2 | 0 | 0 | 1 | 0 | | | | | |
| Del Crandall, R OBP: 0.545, SLG: 0.167 (1, 2) | | 0-3 K | | | 0-0 F7 | | 0-0 G5-3 1-2 2-3 | 4-0 CS BB | | 3 | 0 | 0 | 0 | 1 | 1 | 3 | | | | | |
| Warren Spahn, L (1, 1) | | | 0-0 L3 | | 0-0 F8 | | 0-0 HR | 0-3 K 1-2 | | 2 | 0 | 0 | 0 | 0 | 0 | 1 | | | | | |
| Wes Covington, L OBP: 1.000, SLG: 2.500 Ernie Johnson, R Lou Sleater, L (7, PH) (7, 1) (7, 1) | | | | | | | | | 0-0 K | 1 | 1 | 1 | 2 | 0 | 0 | 0 | | | | | |
| | | | | | | | | | | 0 | 0 | 0 | 0 | 0 | 0 | 0 | | | | | |
| | | | | | | | | | | 1 | 0 | 0 | 0 | 0 | 1 | 1 | | | | | |
| Inning Stats | R: 0 E: 0 K: 1 S: 6 | H: 1 LOB: 2 BB: 1 P: 10 | R: 0 E: 0 K: 2 S: 7 | H: 0 LOB: 0 BB: 0 P: 7 | R: 0 E: 0 K: 0 S: 3 | H: 0 LOB: 0 BB: 0 P: 3 | R: 1 E: 0 K: 0 S: 4 | H: 1 LOB: 0 BB: 0 P: 4 | R: 0 E: 0 K: 1 S: 6 | H: 1 LOB: 1 BB: 0 P: 6 | R: 1 E: 0 K: 0 S: 5 | H: 3 LOB: 0 BB: 0 P: 5 | R: 1 E: 0 K: 0 S: 5 | H: 2 LOB: 1 BB: 0 P: 5 | R: 0 E: 0 K: 1 S: 4 | H: 0 LOB: 0 BB: 1 P: 8 | 1B: 4 2B: 2 3B: 0 HR: 3 | SF: 1 SAC: 0 DP: 1 HBP: 0 | WP: 0 PB: 0 SB: 0 CS: 1 | PA: 36 | |
| PITCHER | IP WLS BF H R ER SO BB IBB HBP BLK WP HR S P ERA WHIP | 7.0 L 8 2 1 0 1 1 0 0 0 0 0 3 37 41 5.14 1.143 | 2.0 L 8 2 1 0 1 1 0 0 0 0 0 0 9 13 0.00 1.500 | | | | | | | | | | | | | | | | | | |

Milwaukee Braves @ St. Louis Cardinals
Sportsman's Park, St. Louis, MO
Fri Apr 20 1956, 4:33 AM EST
Att: 23,984 - Unknown

AB 33
R 5
H 9
RBI 5
BB 2
SO 6
LOB 11



| Batter | 1 | 2 | 3 | 4 | 5 | 6 | 7 | 8 | 9 | AB | R | H | RBI | BB | SO | LOB | BOTTOM | | | | | |
|--|---|--|--|--|------------------------------|---------------------------------|------------------------------|---------------------------------|------------------------------|---------------------------------|------------------------------|---------------------------------|------------------------------|---------------------------------|------------------------------|---------------------------------|------------------------------|---------------------------------|----------------------------------|------------------------------------|----------------------------------|--------|
| Wally Moon, L OBP: 0.563, SLG: 0.917 (1, 3) | 0-0 E5 G5-3 BB | | 4-0 2B BB | | 0-3 K | | 0-0 K | | 0-3 K | 4 | 1 | 1 | 1 | 1 | 2 | 1 | | | | | | |
| Red Schoendienst, S OBP: 0.250, SLG: 0.267 (1, 4) | 0-0 F8 | | 0-0 E F9-2 2B | | 0-3 K | | 0-0 P6 | | 0-0 F9 | 5 | 0 | 1 | 2 | 0 | 1 | 4 | | | | | | |
| Stan Musial, L OBP: 0.267, SLG: 0.615 (1, 9) | 4-0 1-2 BB | | 0-0 F9 | | 0-0 F3 | | 0-0 1-3 | | | 3 | 0 | 0 | 0 | 1 | 0 | 3 | | | | | | |
| Hank Sauer, R OBP: 0.357, SLG: 0.250 (1, 7) | 0-0 G5-3 2-3 | | 0-0 F9-2 3-H | | 0-0 1B 1B | | 0-0 F8 | | | 4 | 0 | 1 | 0 | 0 | 0 | 3 | | | | | | |
| Ken Boyer, R OBP: 0.538, SLG: 0.727 (1, 5) | | 0-0 5-3 | | 0-0 HR | | 0-0 1B 1B | | 0-0 FC6-4 1B | | 4 | 1 | 3 | 1 | 0 | 0 | 0 | | | | | | |
| Bill Virdon, L OBP: 0.308, SLG: 0.308 (1, 8) | | 0-0 1B | | 0-0 F8 | | 0-0 1-2 2-H 1B | | 0-0 F2 | | 4 | 0 | 2 | 0 | 0 | 0 | 1 | | | | | | |
| Bill Sami, R OBP: 0.385, SLG: 1.000 (1, 2) | | 0-0 F9 | | 0-0 6-3 | | 0-3 K | | 0-0 FC6-4 1-2 | | 4 | 0 | 0 | 0 | 0 | 1 | 4 | | | | | | |
| Alex Grammas, R OBP: 0.200, SLG: 0.111 Don Blasingame, L Stu Miller, R Rip Repulski, R Tom Poholsky, R Solly Hemus, L Dick Schofield, S (1, 6) (7, PH) (8, 1) (9, PH) (1, 1) (7, PH) (7, PR) (8, 6) | | 0-3 K | | 0-0 6-3 | | 0-0 F9 | | 0-0 FC1-8 1B | | 2 | 0 | 0 | 0 | 0 | 1 | 1 | | | | | | |
| | | | | | | | | | | 1 | 0 | 0 | 0 | 0 | 0 | 0 | | | | | | |
| | | | | | | | | | | 0 | 0 | 0 | 0 | 0 | 0 | 0 | | | | | | |
| | | | | | | | | | | 1 | 0 | 1 | 0 | 0 | 0 | 0 | | | | | | |
| | | | | | | | | | | 0 | 0 | 0 | 0 | 1 | 0 | 0 | | | | | | |
| | | | | | | | | | | 1 | 1 | 0 | 0 | 0 | 1 | 1 | | | | | | |
| Inning Stats | R: 0 E: 1 K: 0 S: 3 | H: 0 LOB: 1 BB: 1 P: 7 | R: 0 E: 0 K: 1 S: 6 | H: 1 LOB: 0 BB: 0 P: 6 | R: 2 E: 1 K: 0 S: 4 | H: 2 LOB: 0 BB: 1 P: 8 | R: 1 E: 0 K: 0 S: 4 | H: 1 LOB: 0 BB: 0 P: 4 | R: 0 E: 0 K: 2 S: 7 | H: 0 LOB: 0 BB: 0 P: 7 | R: 0 E: 0 K: 1 S: 7 | H: 3 LOB: 2 BB: 0 P: 7 | R: 1 E: 0 K: 0 S: 4 | H: 1 LOB: 2 BB: 1 P: 8 | R: 0 E: 0 K: 0 S: 4 | H: 1 LOB: 1 BB: 0 P: 4 | R: 0 E: 0 K: 1 S: 6 | H: 1 LOB: 1 BB: 0 P: 6 | 1B: 7 2B: 2 3B: 1 HR: 1 | SF: 0 SAC: 0 DP: 2 HBP: 0 | WP: 0 PB: 0 SB: 0 CS: 0 | PA: 38 |
| PITCHER | IP WLS BF H R ER SO BB IBB HBP BLK WP HR S P ERA WHIP | 6.0 L 25 7 3 3 4 2 0 0 0 0 0 1 31 39 4.50 1.500 | 0.1 L 3 1 1 1 0 1 0 0 0 0 0 0 2 6 27.00 6.000 | 2.2 W 10 2 0 0 1 0 0 0 0 0 0 0 12 12 0.00 0.750 | | | | | | | | | | | | | | | | | | |

Milwaukee Braves @ St. Louis Cardinals
Sportsman's Park, St. Louis, MO
Fri Apr 20 1956, 4:33 AM EST
Att: 23,984 - Unknown

AB 35
R 4
H 10
RBI 4
BB 3
SO 5
LOB 18



| Batter | 1 | 2 | 3 | 4 | 5 | 6 | 7 | 8 | 9 | AB | R | H | RBI | BB | SO | LOB | TOP | | | | | | | | | | |
|--|------------------------------|---------------------------------|------------------------------|---------------------------------|------------------------------|----------------------------------|------------------------------|---------------------------------|------------------------------|---------------------------------|------------------------------|---------------------------------|------------------------------|---------------------------------|------------------------------|---------------------------------|--|------------------------------------|----------------------------------|--------|--|--|--|--|--|--|--|
| Danny O'Connell, R OBP: 0.235, SLG: 0.188 | 0-0 4-3 | | 4-0 HR | 0-0 P3 | | | 0-0 P4 | | | 3 | 1 | 0 | 0 | 1 | 0 | 0 | Milwaukee Braves @ St. Louis Cardinals Sportsman's Park, St. Louis, MO Sat Apr 21 1956, 4:33 AM EST Att: 9,855 - Unknown | | | | | | | | | | |
| Johnny Logan, R OBP: 0.250, SLG: 0.500 | 0-0 F7 | | 0-0 HR | 0-0 F7 | | | 0-0 5-3 | | | 4 | 1 | 1 | 2 | 0 | 0 | 0 | | | | | | | | | | | |
| Eddie Mathews, L OBP: 0.438, SLG: 0.786 | 4-0 BB | | 0-3 K2-3 | 0-0 4-3 | | | 0-0 BB | | | 3 | 0 | 1 | 0 | 1 | 1 | 0 | | | | | | | | | | | |
| Hank Aaron, R OBP: 0.375, SLG: 0.500 | 0-0 P4 | | 0-0 5-3 | 0-0 5-3 | | | 4-0 1B | | | 3 | 0 | 0 | 0 | 1 | 0 | 1 | | | | | | | | | | | |
| Bobby Thomson, R OBP: 0.125, SLG: 0.133 | | 0-0 P4 | 0-3 K | 0-0 SH1-3 | | | 0-3 K | | | 4 | 0 | 1 | 0 | 0 | 2 | 2 | | | | | | | | | | | |
| Joe Adcock, R OBP: 0.214, SLG: 0.500 | | 0-0 F8 | | 0-0 F7 | | | 0-0 SH1-3 | | | 3 | 0 | 0 | 0 | 0 | 0 | 1 | | | | | | | | | | | |
| Bill Bruton, L OBP: 0.400, SLG: 0.800 | | 0-0 HR | | 0-0 HR | | | 0-0 F7 | | | 4 | 2 | 2 | 1 | 0 | 0 | 1 | | | | | | | | | | | |
| Del Crandall, R OBP: 0.533, SLG: 0.600 | | 0-0 1B | | 0-3 K | | | 0-0 6-3 | | | 4 | 1 | 2 | 2 | 0 | 1 | 1 | | | | | | | | | | | |
| Red Murr, R | 0-0 G3 | | 0-0 P3 | 0-0 1-3 | | | 0-0 1-3 | | | 2 | 0 | 0 | 0 | 0 | 0 | 1 | | | | | | | | | | | |
| Chet Nichols, S | | | | | | | | | | 1 | 0 | 0 | 0 | 0 | 0 | 0 | | | | | | | | | | | |
| Dave Jolly, R | | | | | | | | | | 0 | 0 | 0 | 0 | 0 | 0 | 0 | | | | | | | | | | | |
| Wes Covington, L (9, PH) OBP: 0.667, SLG: 1.667 | | | | | | | | | | 1 | 0 | 0 | 0 | 0 | 0 | 0 | | | | | | | | | | | |
| Inning Stats | R: 0 E: 0 K: 0 S: 3 | H: 0 LOB: 1 BB: 1 P: 7 | R: 1 E: 0 K: 0 S: 5 | H: 2 LOB: 1 BB: 0 P: 5 | R: 2 E: 0 K: 2 S: 8 | H: 1 LOB: 0 BB: 1 P: 12 | R: 2 E: 0 K: 0 S: 5 | H: 2 LOB: 0 BB: 0 P: 5 | R: 0 E: 0 K: 1 S: 6 | H: 1 LOB: 1 BB: 0 P: 6 | R: 0 E: 0 K: 0 S: 3 | H: 0 LOB: 0 BB: 0 P: 3 | R: 0 E: 0 K: 1 S: 5 | H: 1 LOB: 1 BB: 1 P: 9 | R: 0 E: 0 K: 0 S: 3 | H: 0 LOB: 0 BB: 0 P: 3 | 1B: 4 2B: 0 3B: 0 HR: 3 | SF: 0 SAC: 1 DP: 0 HBP: 0 | WP: 0 PB: 0 SB: 0 CS: 1 | PA: 36 | | | | | | | |
| PITCHER | IP | WLS | BF | H | R | ER | SO | BB | IBB | HBP | BLK | WP | HR | S | P | ERA | WHIP | | | | | | | | | | |
| Willard Schmidt, R ERA: 11.25 | 4.0 | | 19 | 5 | 5 | 5 | 2 | 2 | 0 | 0 | 0 | 0 | 3 | 21 | 29 | 11.25 | 1.750 | | | | | | | | | | |
| Lindy McDaniel, R ERA: | 5.0 | W | 17 | 2 | 0 | 0 | 2 | 1 | 0 | 0 | 0 | 0 | 0 | 20 | 24 | 0.00 | 0.600 | | | | | | | | | | |

| Batter | 1 | 2 | 3 | 4 | 5 | 6 | 7 | 8 | 9 | AB | R | H | RBI | BB | SO | LOB | BOTTOM | | | | | | | | | | |
|---|------------------------------|---------------------------------|------------------------------|---------------------------------|------------------------------|---------------------------------|------------------------------|---------------------------------|------------------------------|---------------------------------|------------------------------|---------------------------------|------------------------------|----------------------------------|------------------------------|---------------------------------|--|------------------------------------|----------------------------------|--------|--|--|--|--|--|--|--|
| Don Blasingame, L OBP: 0.400, SLG: 0.250 | 0-0 6-3 4-3 1B | | 0-0 3-1 | 0-0 4-3 | | | 4-0 SH1-4 1B BB | | | 3 | 0 | 1 | 0 | 1 | 0 | 0 | Milwaukee Braves @ St. Louis Cardinals Sportsman's Park, St. Louis, MO Sat Apr 21 1956, 4:33 AM EST Att: 9,855 - Unknown | | | | | | | | | | |
| Red Schoendienst, S OBP: 0.283, SLG: 0.278 | 0-0 4-3 | | 0-0 F8 BB 1B | 0-0 F7 | | | 0-0 SH1-4 | | | 3 | 0 | 1 | 0 | 0 | 0 | 1 | | | | | | | | | | | |
| Stan Musial, L OBP: 0.368, SLG: 0.625 | 0-0 6-3 | | 4-0 1-2 BB | 0-0 HR 1B | | | 0-0 IBB 1B | | | 3 | 2 | 2 | 0 | 1 | 0 | 1 | | | | | | | | | | | |
| Joe Frazier, L OBP: 0.500, SLG: 1.250 | 0-3 K | | 0-0 F8 | 0-0 HR | | | 4-0 1B IBB | | | 3 | 1 | 1 | 2 | 0 | 1 | 3 | | | | | | | | | | | |
| Hank Sauer, R (7, PH) OBP: 0.400, SLG: 0.250 | | | 0-0 F8 | 0-0 HR | | | 1-2 IBB | | | 0 | 0 | 0 | 0 | 1 | 0 | 0 | | | | | | | | | | | |
| Jackie Brandt, R | | | 2-3 G3 | 0-0 F7 | | | 1-2 IBB | | | 0 | 0 | 0 | 0 | 0 | 0 | 0 | | | | | | | | | | | |
| Wally Moon, L OBP: 0.550, SLG: 0.813 | | 0-0 1B E 1B | 0-0 G3 | 0-0 F7 | | | 1-3 2-H 1B | | | 4 | 1 | 2 | 1 | 0 | 0 | 2 | | | | | | | | | | | |
| Ken Boyer, R OBP: 0.647, SLG: 1.000 | | 0-0 E9 SF9 1B | 0-0 HR | 0-0 FC1-6 1B | | | 4-0 FC4 BB | | | 3 | 2 | 3 | 1 | 1 | 0 | 0 | | | | | | | | | | | |
| Bill Virdon, L OBP: 0.235, SLG: 0.250 | | 0-0 SF9 | 0-0 4-3 | 0-0 FC1-6 | | | 0-0 L8 | | | 3 | 0 | 0 | 1 | 0 | 0 | 2 | | | | | | | | | | | |
| Bill Sarni, R OBP: 0.294, SLG: 0.765 | | 0-0 F8 | 0-0 F9 | 0-0 F8 | | | 0-0 F9 | | | 4 | 0 | 0 | 0 | 0 | 0 | 2 | | | | | | | | | | | |
| Willard Schmidt, R | 0-3 K | | 0-0 1-3 | 0-3 K | | | 0-0 FC4 | | | 1 | 0 | 0 | 0 | 0 | 1 | 0 | | | | | | | | | | | |
| Joe Cunningham, L (4, PH) | | | | | | | | | | 1 | 0 | 0 | 0 | 0 | 0 | 0 | | | | | | | | | | | |
| Lindy McDaniel, R | | | | | | | | | | 2 | 0 | 0 | 0 | 0 | 1 | 2 | | | | | | | | | | | |
| Inning Stats | R: 0 E: 0 K: 1 S: 6 | H: 1 LOB: 1 BB: 0 P: 6 | R: 2 E: 1 K: 1 S: 7 | H: 2 LOB: 0 BB: 0 P: 7 | R: 0 E: 0 K: 0 S: 4 | H: 1 LOB: 2 BB: 1 P: 8 | R: 1 E: 0 K: 0 S: 4 | H: 1 LOB: 0 BB: 0 P: 4 | R: 2 E: 0 K: 0 S: 5 | H: 2 LOB: 0 BB: 0 P: 5 | R: 0 E: 0 K: 1 S: 6 | H: 1 LOB: 1 BB: 0 P: 6 | R: 1 E: 0 K: 0 S: 3 | H: 2 LOB: 2 BB: 2 P: 11 | R: 0 E: 0 K: 0 S: 3 | H: 0 LOB: 1 BB: 1 P: 7 | 1B: 8 2B: 0 3B: 0 HR: 2 | SF: 1 SAC: 1 DP: 0 HBP: 0 | WP: 0 PB: 0 SB: 0 CS: 0 | PA: 36 | | | | | | | |
| PITCHER | IP | WLS | BF | H | R | ER | SO | BB | IBB | HBP | BLK | WP | HR | S | P | ERA | WHIP | | | | | | | | | | |
| Red Murr, R ERA: 7.2 | 5.0 | | 23 | 7 | 5 | 4 | 2 | 1 | 0 | 0 | 0 | 0 | 2 | 26 | 30 | 7.20 | 1.600 | | | | | | | | | | |
| Chet Nichols, L ERA: 4.5 | 2.0 | L | 9 | 3 | 1 | 1 | 1 | 1 | 1 | 0 | 0 | 0 | 0 | 9 | 17 | 4.50 | 2.000 | | | | | | | | | | |
| Dave Jolly, R ERA: | 1.0 | | 4 | 0 | 0 | 0 | 0 | 1 | 0 | 0 | 0 | 0 | 0 | 3 | 7 | 0.00 | 1.000 | | | | | | | | | | |



| Batter | 1 | 2 | 3 | 4 | 5 | 6 | 7 | 8 | 9 | AB | R | H | RBI | BB | SO | LOB | TOP | | | | | | |
|---|---|--|---|---------------------------------|------------------------------|---------------------------------|------------------------------|---------------------------------|------------------------------|----------------------------------|------------------------------|---------------------------------|------------------------------|----------------------------------|------------------------------|---------------------------------|---|----------------------------------|------------------------------------|----------------------------------|--------|--|--|
| Danny O'Connell, R OBP: 0.238, SLG: 0.167 Jack Dittmer, L (8, 4) | 5-3 | SF9 | | | 5-3 | | G1-4-3 BB | | P3 | 2 | 0 | 0 | 1 | 1 | 0 | 0 | Milwaukee Braves @ St. Louis Cardinals Sportsman's Park, St. Louis, MO Sun Apr 22 1956, 4:33 AM EST Unknown livebaseballscorecards.com | | | | | | |
| Johnny Logan, R OBP: 0.286, SLG: 0.476 (1, 6) | BB E 1B | P4 | | | F8 | | G1-4-3 1-2 | | 1B 1B | 5 | 1 | 2 | 0 | 0 | 0 | 2 | | | | | | | |
| Eddie Mathews, L OBP: 0.476, SLG: 0.706 (1, 5) | FC3-6 BB 1-2 | | | | F3 | | | 1B BB 1B | 1B 1B | 3 | 1 | 1 | 0 | 2 | 0 | 0 | | | | | | | |
| Hank Aaron, R OBP: 0.286, SLG: 0.368 (1, 9) | FC3-6 1B 1-2 2-H | | | | 1-3 | | | F8 1B BB | F5 | 5 | 0 | 0 | 0 | 0 | 0 | 5 | | | | | | | |
| Bobby Thomson, R OBP: 0.190, SLG: 0.200 (1, 7) | 1B | | | | F8 | | | 1B E 1B | 5-3 | 5 | 1 | 2 | 0 | 0 | 1 | 3 | | | | | | | |
| Joe Adcock, R OBP: 0.222, SLG: 0.500 Frank Torre, L (8, 3) | K | | | | 6-3 | | | F7 | | 4 | 0 | 1 | 0 | 0 | 1 | 4 | | | | | | | |
| Bill Bruton, L OBP: 0.526, SLG: 0.824 (1, 8) | | | | | | | | E9 1-H 2-H | 1B | 2 | 1 | 2 | 1 | 2 | 0 | 0 | | | | | | | |
| Del Crandall, R OBP: 0.500, SLG: 0.538 Bob Roselli, R (7, 2) | | | | | 5-3 | | | K | | 3 | 0 | 1 | 0 | 0 | 0 | 3 | | | | | | | |
| Lew Burdette, R Warren Spahn, L Chuck Tanner, L Phil Paine, R Bob Trowbridge, R Wes Covington, L OBP: 0.286, SLG: 0.167 (6, 1) | | | | | 5-3 | | | 1B 1B BB | | 1 | 0 | 0 | 0 | 0 | 0 | 1 | | | | | | | |
| Inning Stats | R: 1 E: 1 K: 1 S: 7 | H: 2 LOB: 2 BB: 1 P: 11 | R: 1 E: 0 K: 0 S: 5 | H: 2 LOB: 1 BB: 0 P: 5 | R: 0 E: 0 K: 0 S: 3 | H: 0 LOB: 0 BB: 0 P: 3 | R: 0 E: 0 K: 0 S: 3 | H: 0 LOB: 1 BB: 1 P: 7 | R: 0 E: 0 K: 1 S: 6 | H: 1 LOB: 2 BB: 1 P: 10 | R: 0 E: 0 K: 1 S: 4 | H: 0 LOB: 0 BB: 1 P: 8 | R: 2 E: 1 K: 1 S: 7 | H: 2 LOB: 1 BB: 1 P: 11 | R: 0 E: 0 K: 0 S: 5 | H: 2 LOB: 3 BB: 1 P: 9 | | 1B: 8 2B: 1 3B: 0 HR: 0 | SF: 1 SAC: 1 DP: 1 HBP: 0 | WP: 0 PB: 0 SB: 1 CS: 1 | PA: 41 | | |
| PITCHER | IP WLS BF H R ER SO BB IBB HBP BLK WP HR S P ERA WHIP | 6.0 W 26 5 2 2 2 2 2 1 0 0 0 0 27 39 3.00 1.167 | 3.0 S 15 4 2 1 2 3 0 0 0 0 0 16 28 3.00 2.333 | | | | | | | | | | | | | | | | | | | | |

| Batter | 1 | 2 | 3 | 4 | 5 | 6 | 7 | 8 | 9 | AB | R | H | RBI | BB | SO | LOB | BOTTOM | | | | | | |
|---|---|--|---|--|------------------------------|---------------------------------|------------------------------|---------------------------------|------------------------------|----------------------------------|------------------------------|----------------------------------|------------------------------|---------------------------------|-----------------------------------|------------------------------------|---|----------------------------------|--------|--|--|--|--|
| Don Blasingame, L OBP: 0.375, SLG: 0.286 Hank Sauer, R OBP: 0.438, SLG: 0.250 Jackie Brandt, R (6, PR) (7, 8) | F7 | | | | | 1B | 1-2 2-3 3-H | | 1-3 | 3 | 0 | 1 | 0 | 0 | 0 | 1 | Milwaukee Braves @ St. Louis Cardinals Sportsman's Park, St. Louis, MO Sun Apr 22 1956, 4:33 AM EST Unknown livebaseballscorecards.com | | | | | | |
| Red Schoendienst, S OBP: 0.292, SLG: 0.273 (1, 4) | F3 | | | | L5 | 1-2 2-3 3-H | | | | 4 | 1 | 1 | 1 | 1 | 0 | 2 | | | | | | | |
| Stan Musial, L OBP: 0.375, SLG: 0.714 (1, 7) | K | | | | P3 | | | G3 | | 5 | 2 | 2 | 4 | 0 | 1 | 3 | | | | | | | |
| Joe Frazier, L OBP: 0.333, SLG: 0.625 (1, 9) | | | | | P5 | | | P4 P6 | | 4 | 0 | 0 | 0 | 1 | 0 | 2 | | | | | | | |
| Wally Moon, L OBP: 0.625, SLG: 0.895 Joe Cunningham, L (7, PR) (8, 3) | | | | | S 1B | | | FC1-6-4 1-2 1B 1B | 1B 2B | 3 | 1 | 3 | 0 | 1 | 0 | 0 | | | | | | | |
| Ken Boyer, R OBP: 0.636, SLG: 0.895 (1, 5) | | | | | FC6 1B | | | 1-2 2-H 1B 1B | F9 | 5 | 1 | 3 | 2 | 0 | 0 | 1 | | | | | | | |
| Bill Virdon, L OBP: 0.211, SLG: 0.222 Rip Repulski, R OBP: 0.500, SLG: 0.500 Alex Grammas, R OBP: 0.273, SLG: 0.200 (6, PH) (7, 6) | | | | | 1-3 | | | FC1-6-4 E BB 1B | PB 1B 1B | 2 | 0 | 0 | 0 | 0 | 0 | 3 | | | | | | | |
| Bill Sami, R OBP: 0.381, SLG: 0.762 (1, 2) | | | | | E8 1B | | | 1-2 2-3 | | 1 | 1 | 0 | 0 | 0 | 0 | 0 | | | | | | | |
| Ben Flowers, R Walker Cooper, R Harvey Haddix, L OBP: 0.500, SLG: 0.750 Stu Miller, R (6, PH) (7, 1) | | | | | 1-4 | | | 1B BB HR IBB | K | 4 | 1 | 3 | 2 | 0 | 0 | 0 | | | | | | | |
| Inning Stats | R: 0 E: 0 K: 1 S: 5 | H: 0 LOB: 0 BB: 0 P: 5 | R: 0 E: 0 K: 0 S: 4 | H: 1 LOB: 1 BB: 0 P: 4 | R: 0 E: 1 K: 0 S: 4 | H: 1 LOB: 1 BB: 0 P: 4 | R: 0 E: 0 K: 0 S: 4 | H: 1 LOB: 2 BB: 1 P: 8 | R: 0 E: 0 K: 0 S: 9 | H: 6 LOB: 1 BB: 2 P: 17 | R: 2 E: 1 K: 1 S: 9 | H: 4 LOB: 3 BB: 1 P: 13 | R: 0 E: 0 K: 1 S: 4 | H: 0 LOB: 0 BB: 1 P: 8 | 1B: 12 2B: 2 3B: 0 HR: 1 | SF: 0 SAC: 0 DP: 1 HBP: 0 | | WP: 0 PB: 1 SB: 1 CS: 1 | PA: 42 | | | | |
| PITCHER | IP WLS BF H R ER SO BB IBB HBP BLK WP HR S P ERA WHIP | 5.1 L 24 7 3 5 5 0 1 1 0 0 0 1 5 13 67.50 6.000 | 0.0 L 3 3 2 2 0 0 0 0 0 0 0 3 3 ∞ ∞ | 2.0 L 8 1 0 0 2 2 0 0 0 0 0 10 18 0.00 1.500 | | | | | | | | | | | | | | | | | | | |



| Batter | 1 | 2 | 3 | 4 | 5 | 6 | 7 | 8 | 9 | AB | R | H | RBI | BB | SO | LOB | TOP | | | | | |
|---|---|---------------------------------|-------------------------------|----------------------------------|------------------------------|---------------------------------|------------------------------|---------------------------------|------------------------------|----------------------------------|------------------------------|---------------------------------|------------------------------|---------------------------------|------------------------------|---------------------------------|------------------------------|---------------------------------|----------------------------------|------------------------------------|----------------------------------|--------|
| Danny O'Connell, R OBP: 0.296, SLG: 0.292 (1, 4) | 0-0 1-3 | 0-0 3B 1B | | 0-0 L3 | 0-0 2B | | 0-0 1B | | 0-0 6-3 | 6 | 1 | 3 | 3 | 0 | 0 | 0 | | | | | | |
| Johnny Logan, R OBP: 0.365, SLG: 0.640 (1, 6) | 4-0 1-3 BB | 0-0 1-H 3B | | | 0-0 2B | | 0-0 1-2 1B | | | 4 | 1 | 3 | 1 | 1 | 0 | 1 | | | | | | |
| Eddie Mathews, L OBP: 0.462, SLG: 0.667 (1, 5) | 0-0 1-3 | 0-0 4-3 | | | 0-0 WP 2B | 4-0 F9 E 2B BB | 0-0 P4 | | | 4 | 2 | 1 | 1 | 1 | 0 | 4 | | | | | | |
| Hank Aaron, R OBP: 0.346, SLG: 0.522 (1, 9) | 0-0 6-3 | | | 0-0 HR | 4-0 WP 2B BB | 0-0 F8 | | 0-0 G4-6-3 1B | | 4 | 2 | 2 | 1 | 1 | 0 | 2 | | | | | | |
| Bobby Thomson, R OBP: 0.192, SLG: 0.240 (1, 7) (7, 8) | | 0-0 3B 2B | 0-0 L9 | | 0-0 F8 | 0-0 F9 | | 0-0 F9 | | 5 | 1 | 1 | 0 | 0 | 0 | 4 | | | | | | |
| Joe Adcock, R OBP: 0.273, SLG: 0.591 Frank Torre, L (1, 3) (6, 3) | | 0-3 K | 0-3 K | | 0-0 PB 1B | 0-0 2B | | 0-0 G4-6-3 | | 4 | 1 | 2 | 3 | 0 | 2 | 1 | | | | | | |
| Bill Bruton, L OBP: 0.476, SLG: 0.810 Andy Pafko, R (1, 8) (7, 7) | | 0-0 1B 3B | 0-3 K2-3 | | 0-0 P6 | 0-0 G3 | | 0-0 P4 | | 4 | 1 | 1 | 1 | 0 | 1 | 2 | | | | | | |
| Del Rice, R OBP: 0.600, SLG: 1.200 (1, 2) | | 0-0 SH5-4 1B 1B | | 0-0 6-3 | 0-0 BB 2B 1B | | 0-0 F8 | | 0-0 HR | 5 | 3 | 3 | 3 | 0 | 0 | 0 | | | | | | |
| Ray Crone, R (1, 1) | | 0-0 SH5-4 | | 0-0 1-3 | 0-0 2B BB | | 0-0 F2 | | 0-3 K | 3 | 1 | 0 | 0 | 1 | 1 | 0 | | | | | | |
| Inning Stats | R: 0 E: 0 K: 0 S: 3 | H: 0 LOB: 1 BB: 1 P: 7 | R: 4 E: 0 K: 1 S: 10 | H: 5 LOB: 1 BB: 0 P: 10 | R: 1 E: 0 K: 2 S: 8 | H: 1 LOB: 0 BB: 0 P: 8 | R: 0 E: 0 K: 0 S: 3 | H: 0 LOB: 0 BB: 0 P: 3 | R: 6 E: 0 K: 0 S: 8 | H: 5 LOB: 1 BB: 2 P: 16 | R: 1 E: 1 K: 0 S: 4 | H: 1 LOB: 1 BB: 1 P: 8 | R: 0 E: 0 K: 0 S: 5 | H: 2 LOB: 2 BB: 0 P: 5 | R: 0 E: 0 K: 0 S: 3 | H: 1 LOB: 0 BB: 0 P: 3 | R: 1 E: 0 K: 1 S: 6 | H: 1 LOB: 0 BB: 0 P: 6 | 1B: 6 2B: 6 3B: 2 HR: 2 | SF: 0 SAC: 1 DP: 1 HBP: 0 | WP: 2 PB: 1 SB: 0 CS: 0 | PA: 46 |
| PITCHER | IP WLS BF H R ER SO BB IBB HBP BLK WP HR S P ERA WHIP | | | | | | | | | | | | | | | | | | | | | |
| Gordon Jones, R ERA: 15.0 (1, 1) | 2.0 L 12 5 4 4 1 1 0 0 0 0 0 0 13 17 18.00 3.000 | | | | | | | | | | | | | | | | | | | | | |
| Larry Jackson, R ERA: 4.5 (3, 1) | 2.0 7 1 1 1 2 0 0 0 0 0 0 1 11 11 4.50 0.500 | | | | | | | | | | | | | | | | | | | | | |
| Paul LaPalme, L ERA: 81.0 Jackie Collum, L ERA: 4.05 (5, 1) (5, 1) | 0.2 8 4 6 6 0 2 0 0 0 0 2 0 6 14 81.00 9.000 | | | | | | | | | | | | | | | | | | | | | |
| 4.1 19 6 2 1 1 1 0 0 0 0 1 20 24 2.08 1.615 | | | | | | | | | | | | | | | | | | | | | | |

Milwaukee Braves @ St. Louis Cardinals
Sportsman's Park, St. Louis, MO
Sun Apr 22 1956, 4:38 AM EST
Att: 25,431 - Unknown

AB 41
R 13
H 16
RBI 13
BB 4
SO 4
LOB 15



| Batter | 1 | 2 | 3 | 4 | 5 | 6 | 7 | 8 | 9 | AB | R | H | RBI | BB | SO | LOB | BOTTOM | | | | | |
|---|---|---------------------------------|------------------------------|---------------------------------|------------------------------|---------------------------------|------------------------------|---------------------------------|------------------------------|---------------------------------|------------------------------|---------------------------------|------------------------------|---------------------------------|------------------------------|---------------------------------|------------------------------|---------------------------------|----------------------------------|------------------------------------|----------------------------------|--------|
| Don Blasingame, L OBP: 0.462, SLG: 0.545 (1, 6) (6, 4) | 0-0 1B 1B | | 4-0 2B BB | 0-0 F8 | | 0-3 K | | 0-0 2H 3B | | 4 | 1 | 2 | 1 | 1 | 1 | 3 | | | | | | |
| Red Schoendienst, S OBP: 0.290, SLG: 0.280 Dick Schofield, S (1, 4) (6, 6) | 0-0 1-2 1B | | 0-0 F2 | | 0-3 K | 0-0 F8 | | 0-0 5-3 | | 3 | 0 | 1 | 0 | 0 | 1 | 1 | | | | | | |
| Stan Musial, L OBP: 0.345, SLG: 0.692 (1, 7) | 0-0 F2 | | 0-0 L9 | | 0-0 3B | | 0-0 P6 | | 0-0 6-3 | 5 | 0 | 1 | 0 | 0 | 0 | 3 | | | | | | |
| Joe Frazier, L OBP: 0.357, SLG: 0.692 (1, 9) | 0-3 K | | 0-0 1-H 2B | | 0-0 F8 | | 0-0 F7 | | 0-0 2B | 5 | 0 | 2 | 1 | 0 | 1 | 3 | | | | | | |
| Wally Moon, L OBP: 0.556, SLG: 0.773 Tom Alston, L (1, 3) (6, 3) | 0-0 F8 | | 0-0 F7 | | 0-0 4-3 | | 0-0 P6 | | 0-0 1-3 | 3 | 0 | 0 | 0 | 0 | 0 | 4 | | | | | | |
| Ken Boyer, R OBP: 0.630, SLG: 0.826 (1, 5) | | 0-0 F7 | | 0-0 BB 1B | | 0-0 1B 2B 1B | | 0-0 P4 | 4-0 BB | 4 | 1 | 2 | 0 | 1 | 0 | 0 | | | | | | |
| Bill Virdon, L OBP: 0.273, SLG: 0.286 Jackie Brandt, R (1, 8) (7, 8) | | 0-0 1B | | 0-0 F8 | | 0-0 2B SF9 1B | | 1-0 2B HBP | 0-0 F3 | 3 | 1 | 2 | 0 | 0 | 0 | 1 | | | | | | |
| Walker Cooper, R OBP: 0.600, SLG: 1.000 (1, 2) | | 0-3 K | | 0-0 F8 | | 0-0 1-3 2H 2B | | 0-0 1-H 3B 2B | | 4 | 1 | 2 | 2 | 0 | 1 | 2 | | | | | | |
| Gordon Jones, R Solly Hemus, L Larry Jackson, R Joe Cunningham, L Paul LaPalme, L Jackie Collum, L (1, 1) (2, PH) (3, 1) (4, PH) (5, 1) (5, 1) | | 0-0 F8 | | 4-0 BB | | 0-0 SF9 | | 0-0 P6 | | 0 | 0 | 0 | 0 | 0 | 0 | 0 | | | | | | |
| Inning Stats | R: 0 E: 0 K: 1 S: 7 | H: 2 LOB: 2 BB: 0 P: 7 | R: 0 E: 0 K: 1 S: 6 | H: 1 LOB: 1 BB: 0 P: 6 | R: 1 E: 0 K: 0 S: 4 | H: 1 LOB: 1 BB: 1 P: 8 | R: 0 E: 0 K: 0 S: 4 | H: 1 LOB: 2 BB: 1 P: 8 | R: 0 E: 0 K: 1 S: 6 | H: 1 LOB: 1 BB: 0 P: 6 | R: 2 E: 0 K: 1 S: 8 | H: 3 LOB: 1 BB: 0 P: 8 | R: 0 E: 0 K: 0 S: 3 | H: 0 LOB: 0 BB: 0 P: 3 | R: 2 E: 0 K: 0 S: 5 | H: 2 LOB: 1 BB: 0 P: 6 | R: 0 E: 0 K: 0 S: 4 | H: 1 LOB: 2 BB: 1 P: 8 | 1B: 6 2B: 4 3B: 2 HR: 0 | SF: 1 SAC: 0 DP: 0 HBP: 1 | WP: 0 PB: 0 SB: 0 CS: 0 | PA: 43 |
| PITCHER | IP WLS BF H R ER SO BB IBB HBP BLK WP HR S P ERA WHIP | | | | | | | | | | | | | | | | | | | | | |
| Ray Crone, R ERA: 5.0 (1, 1) | 9.0 W 43 12 5 5 4 3 0 1 0 0 0 47 60 5.00 1.667 | | | | | | | | | | | | | | | | | | | | | |

Milwaukee Braves @ St. Louis Cardinals
Sportsman's Park, St. Louis, MO
Sun Apr 22 1956, 4:38 AM EST
Att: 25,431 - Unknown

AB 38
R 5
H 12
RBI 5
BB 3
SO 4
LOB 24



| Batter | 1 | 2 | 3 | 4 | 5 | 6 | 7 | 8 | 9 | AB | R | H | RBI | BB | SO | LOB | TOP | | | |
|--|---|---------------------------------|------------------------------|---------------------------------|------------------------------|---------------------------------|------------------------------|---------------------------------|------------------------------|---------------------------------|------------------------------|---------------------------------|------------------------------|---------------------------------|------------------------------|---------------------------------|----------------------------------|------------------------------------|----------------------------------|--------|
| Don Blasingame, L (1, 6) OBP: 0.360, SLG: 0.333 | F9 | | F8 | | | K | | 3-1 | | 4 | 0 | 0 | 0 | 0 | 1 | 0 | | | | |
| Red Schoendienst, S (1, 4) OBP: 0.262, SLG: 0.270 | 6-3 | | | 6-3 | | | F9 | | 6-3 SH1-3 E 1B | 4 | 1 | 1 | 0 | 0 | 0 | 0 | | | | |
| Stan Musial, L (1, 9) OBP: 0.350, SLG: 0.600 | FC6-4 BB | | | 4-3 | | | F5 | | SH1-3 1-2 | 2 | 0 | 0 | 0 | 1 | 0 | 0 | | | | |
| Ken Boyer, R (1, 5) OBP: 0.538, SLG: 0.735 | FC6-4 1-2 | | | 5-3 | | | | 1B 1B | 6-3 2-3 | 4 | 1 | 1 | 0 | 0 | 0 | 2 | | | | |
| Rip Repulski, R (1, 7) OBP: 0.462, SLG: 0.417 | | 6-3 | | | | K | | | E6 | 3 | 0 | 1 | 0 | 0 | 1 | 0 | | | | |
| Joe Frazier, L (9, PH) OBP: 0.333, SLG: 0.643 | | | | | | | | | | 1 | 0 | 0 | 0 | 0 | 0 | 0 | | | | |
| Jackie Brandt, R (9, PR) (9, 7) | | | | | | | | | | 0 | 0 | 0 | 0 | 0 | 0 | 0 | | | | |
| Wally Moon, L (1, 3) OBP: 0.462, SLG: 0.618 | | | | | | P6 | | | | 4 | 0 | 1 | 1 | 0 | 2 | 1 | | | | |
| Tom Alston, L (9, 3) | | | | | | | | | K | 0 | 0 | 0 | 0 | 0 | 0 | 0 | | | | |
| Bill Sami, R (1, 2) OBP: 0.387, SLG: 0.677 | | | | | | | | | | 3 | 0 | 0 | 0 | 0 | 0 | 2 | | | | |
| Bill Virdon, L (1, 8) OBP: 0.281, SLG: 0.241 | | | | | | | | | | 3 | 0 | 0 | 0 | 0 | 0 | 0 | | | | |
| Tom Poholsky, R (1, 1) OBP: 0.200, SLG: 0.200 | | | | | | | | | | 3 | 0 | 0 | 0 | 0 | 1 | 0 | | | | |
| Jackie Collum, L (9, 1) OBP: 0.333, SLG: 0.500 | | | | | | | | | | 0 | 0 | 0 | 0 | 0 | 0 | 0 | | | | |
| Ellis Kinder, R (9, 1) | | | | | | | | | | 0 | 0 | 0 | 0 | 0 | 0 | 0 | | | | |
| Inning Stats | R: 0 E: 0 K: 0 S: 3 | H: 0 LOB: 1 BB: 1 P: 7 | R: 0 E: 0 K: 1 S: 5 | H: 0 LOB: 0 BB: 0 P: 5 | R: 0 E: 0 K: 0 S: 3 | H: 0 LOB: 0 BB: 0 P: 3 | R: 0 E: 0 K: 0 S: 3 | H: 0 LOB: 0 BB: 0 P: 3 | R: 0 E: 0 K: 2 S: 7 | H: 0 LOB: 0 BB: 0 P: 7 | R: 1 E: 0 K: 0 S: 6 | H: 3 LOB: 2 BB: 0 P: 6 | R: 0 E: 0 K: 0 S: 3 | H: 0 LOB: 0 BB: 0 P: 3 | R: 1 E: 1 K: 1 S: 7 | H: 1 LOB: 1 BB: 0 P: 7 | 1B: 4 2B: 0 3B: 0 HR: 0 | SF: 0 SAC: 1 DP: 0 HBP: 0 | WP: 0 PB: 0 SB: 0 CS: 0 | PA: 33 |
| PITCHER | IP WLS BF H R ER SO BB IBB HBP BLK WP HR S P ERA WHIP | | | | | | | | | | | | | | | | | | | |
| Warren Spahn, L (1, 1) ERA: 5.52 | 8.0 L 28 3 1 1 4 1 0 0 0 0 0 0 35 39 1.12 0.500 | | | | | | | | | | | | | | | | | | | |
| Lou Sleater, L (9, 1) ERA: | 0.1 2 1 1 0 0 0 0 0 0 0 0 0 2 2 0.00 3.000 | | | | | | | | | | | | | | | | | | | |
| Lew Burdette, R (9, 1) ERA: 1.8 | 0.2 3 0 0 0 1 0 0 0 0 0 0 0 5 5 0.00 0.000 | | | | | | | | | | | | | | | | | | | |

St. Louis Cardinals @ Milwaukee Braves
Milwaukee County Stadium, Milwaukee, WI
Mon Apr 30 1956, 4:33 AM EDT
Att: 6,090 - Unknown

AB 31
R 2
H 4
RBI 1
BB 1
SO 5
LOB 5



| Batter | 1 | 2 | 3 | 4 | 5 | 6 | 7 | 8 | 9 | AB | R | H | RBI | BB | SO | LOB | BOTTOM | | | |
|---|---|---------------------------------|------------------------------|---------------------------------|------------------------------|---------------------------------|------------------------------|---------------------------------|------------------------------|---------------------------------|------------------------------|---------------------------------|------------------------------|---------------------------------|------------------------------|---------------------------------|----------------------------------|------------------------------------|----------------------------------|--------|
| Danny O'Connell, R (1, 4) OBP: 0.323, SLG: 0.321 | G6-4-3 1B | | | | | 1-3 | | G4-6-3 1-2 | | 4 | 0 | 2 | 0 | 0 | 0 | 2 | | | | |
| Johnny Logan, R (1, 6) OBP: 0.397, SLG: 0.571 | G6-4-3 1-2 | | | | | 5-3 | | | 4-0 FC3-6 BB | 3 | 0 | 0 | 0 | 1 | 0 | 3 | | | | |
| Eddie Mathews, L (1, 5) OBP: 0.433, SLG: 0.600 | P4 | | | | | | | | FC3-6 1-2 | 4 | 0 | 1 | 0 | 0 | 0 | 1 | | | | |
| Hank Aaron, R (1, 9) OBP: 0.300, SLG: 0.444 | | 6-3 | | | | G6-3 1-2 | | | F7 | 4 | 0 | 0 | 0 | 0 | 0 | 2 | | | | |
| Bobby Thomson, R (1, 7) OBP: 0.200, SLG: 0.241 | | 5-3 | | | | K | | | F8 | 4 | 0 | 1 | 0 | 0 | 1 | 1 | | | | |
| Joe Adcock, R (1, 3) OBP: 0.280, SLG: 0.560 | | | | | | | | | | 3 | 0 | 1 | 0 | 0 | 1 | 1 | | | | |
| Bill Bruton, L (1, 8) OBP: 0.462, SLG: 0.750 | | | | | | | | | | 3 | 0 | 1 | 0 | 0 | 0 | 1 | | | | |
| Del Crandall, R (1, 2) OBP: 0.429, SLG: 0.438 | | | | | | | | | | 3 | 0 | 0 | 0 | 0 | 1 | 2 | | | | |
| Warren Spahn, L (1, 1) ERA: 2.4 | | | | | | | | | | 2 | 0 | 0 | 0 | 0 | 1 | 2 | | | | |
| Wes Covington, L (8, PH) OBP: 0.800, SLG: 1.500 | | | | | | | | | | 1 | 0 | 1 | 0 | 0 | 0 | 0 | | | | |
| Lou Sleater, L (9, 1) ERA: 3.96 | | | | | | | | | | 0 | 0 | 0 | 0 | 0 | 0 | 0 | | | | |
| Lew Burdette, R (9, 1) ERA: | | | | | | | | | | 0 | 0 | 0 | 0 | 0 | 0 | 0 | | | | |
| Inning Stats | R: 0 E: 0 K: 0 S: 3 | H: 1 LOB: 0 BB: 0 P: 3 | R: 0 E: 0 K: 1 S: 5 | H: 0 LOB: 0 BB: 0 P: 5 | R: 0 E: 0 K: 1 S: 7 | H: 2 LOB: 2 BB: 0 P: 7 | R: 0 E: 0 K: 1 S: 5 | H: 1 LOB: 0 BB: 0 P: 5 | R: 0 E: 0 K: 1 S: 6 | H: 1 LOB: 1 BB: 0 P: 6 | R: 0 E: 0 K: 0 S: 3 | H: 0 LOB: 0 BB: 0 P: 3 | R: 0 E: 1 K: 0 S: 4 | H: 1 LOB: 1 BB: 0 P: 4 | R: 0 E: 0 K: 0 S: 3 | H: 0 LOB: 1 BB: 1 P: 7 | 1B: 7 2B: 0 3B: 0 HR: 0 | SF: 0 SAC: 0 DP: 4 HBP: 0 | WP: 0 PB: 0 SB: 0 CS: 0 | PA: 32 |
| PITCHER | IP WLS BF H R ER SO BB IBB HBP BLK WP HR S P ERA WHIP | | | | | | | | | | | | | | | | | | | |
| Tom Poholsky, R (1, 1) ERA: 2.4 | 8.0 W 29 7 0 0 4 1 0 0 0 0 0 0 36 40 0.00 1.000 | | | | | | | | | | | | | | | | | | | |
| Jackie Collum, L (9, 1) ERA: 3.96 | 0.1 1 0 0 0 0 0 0 0 0 0 0 0 1 1 0.00 0.000 | | | | | | | | | | | | | | | | | | | |
| Ellis Kinder, R (9, 1) ERA: | 0.2 S 2 0 0 0 0 0 0 0 0 0 0 0 2 2 0.00 0.000 | | | | | | | | | | | | | | | | | | | |

St. Louis Cardinals @ Milwaukee Braves
Milwaukee County Stadium, Milwaukee, WI
Mon Apr 30 1956, 4:33 AM EDT
Att: 6,090 - Unknown


AB 31
R 0
H 7
RBI 0
BB 1
SO 4
LOB 15



| Batter | 1 | 2 | 3 | 4 | 5 | 6 | 7 | 8 | 9 | AB | R | H | RBI | BB | SO | LOB | TOP | | | | | | | | |
|---|------------------------------|----------------------------------|------------------------------|---------------------------------|------------------------------|---------------------------------|------------------------------|---------------------------------|------------------------------|---------------------------------|------------------------------|---------------------------------|------------------------------|---------------------------------|------------------------------|---------------------------------|------------------------------|---------------------------------|----------------------------------|------------------------------------|----------------------------------|--------|--|--|--|
| Richie Ashburn, L OBP: 0.333, SLG: 0.431 | 4-0 BB 1B BB | | 0-0 6-3 | | 0-0 E3 FC | | 0-0 E5 BB 1B | | 0-3 K | 4 | 1 | 0 | 0 | 1 | 1 | 2 | | | | | | | | | |
| Bobby Morgan, R OBP: 0.360, SLG: 0.238 | 4-0 1B E BB | | 0-0 F7 | | 0-0 FC G4-3 | | 0-0 BB 1B | | 0-0 F9 | 4 | 1 | 1 | 1 | 1 | 0 | 1 | | | | | | | | | |
| Frank Baumholtz, L OBP: 0.286, SLG: 0.286 | 0-0 G3 1H 2H 1B | | 0-0 1B | | 0-0 F9 | | 0-0 P5 | | 0-0 F7 | 5 | 0 | 2 | 1 | 0 | 0 | 5 | | | | | | | | | |
| Del Ennis, R OBP: 0.255, SLG: 0.255 | 0-0 G3 2-3 | | 0-0 1-3 | | 0-0 G4-3 1-2 | | 4-0 G6-4-3 BB | | | 3 | 0 | 0 | 1 | 1 | 0 | 4 | | | | | | | | | |
| Granny Hamner, R OBP: 0.189, SLG: 0.240 | 0-0 F3 | | | 0-0 5-3 | | 0-0 F9 | | 0-0 G6-4-3 1-2 | | 4 | 0 | 0 | 0 | 0 | 0 | 4 | | | | | | | | | |
| Willie Jones, R OBP: 0.345, SLG: 0.292 | 0-0 1-3 | | | 0-0 1-4-3 | | 0-0 BB | | 0-0 F9 | | 3 | 0 | 0 | 0 | 1 | 0 | 1 | | | | | | | | | |
| Stan Lopata, R OBP: 0.378, SLG: 0.361 | | 0-0 6-3 | | 4-0 FC5-4 BB | | 0-3 K | | 4-0 BB | | 2 | 0 | 0 | 0 | 2 | 1 | 1 | | | | | | | | | |
| Andy Seminick, R OBP: 0.462, SLG: 0.567 | | 0-3 K2-3 | | 0-0 FC5-4 1-2 | | 0-0 5-3 | | 0-0 P4 | | 4 | 0 | 0 | 0 | 0 | 1 | 3 | | | | | | | | | |
| Murry Dickson, R OBP: 0.333, SLG: 0.333 | | 0-0 6-3 | | | 0-0 E FC 1B | | 0-0 1B E BB 1B | | 0-0 F8 | 3 | 2 | 2 | 0 | 0 | 0 | 0 | | | | | | | | | |
| Jack Meyer, R OBP: 1.000, SLG: 4.000 | | | | | | | | | | 0 | 0 | 0 | 0 | 0 | 0 | 0 | | | | | | | | | |
| Glen Gorbous, L (8, PH) | | | | | | | | | | 1 | 0 | 0 | 0 | 0 | 0 | 1 | | | | | | | | | |
| Bob Ross, R (8, 1) | | | | | | | | | | 0 | 0 | 0 | 0 | 0 | 0 | 0 | | | | | | | | | |
| Inning Stats | R: 2 E: 1 K: 0 S: 4 | H: 1 LOB: 1 BB: 2 P: 12 | R: 0 E: 0 K: 1 S: 5 | H: 0 LOB: 0 BB: 0 P: 5 | R: 0 E: 0 K: 0 S: 4 | H: 1 LOB: 1 BB: 0 P: 4 | R: 0 E: 0 K: 0 S: 3 | H: 0 LOB: 1 BB: 1 P: 7 | R: 1 E: 1 K: 0 S: 5 | H: 1 LOB: 1 BB: 0 P: 5 | R: 0 E: 0 K: 1 S: 5 | H: 0 LOB: 1 BB: 1 P: 9 | R: 1 E: 1 K: 0 S: 5 | H: 2 LOB: 2 BB: 1 P: 9 | R: 0 E: 0 K: 0 S: 3 | H: 0 LOB: 1 BB: 1 P: 7 | R: 0 E: 0 K: 1 S: 5 | H: 0 LOB: 0 BB: 0 P: 5 | 1B: 5 2B: 0 3B: 0 HR: 0 | SF: 0 SAC: 0 DP: 2 HBP: 0 | WP: 0 PB: 0 SB: 0 CS: 0 | PA: 39 | | | |
| PITCHER | IP | WLS | BF | H | R | ER | SO | BB | IBB | HBP | BLK | WP | HR | S | P | ERA | WHIP | | | | | | | | |
| Bob Buhl, R ERA: 1.38 | (1, 1) | 6.0 | 29 | 5 | 4 | 1 | 2 | 4 | 0 | 0 | 0 | 0 | 0 | 29 | 45 | 1.50 | 1.500 | | | | | | | | |
| Dave Jolly, R ERA: | (7, 1) | 3.0 | W | 10 | 0 | 0 | 0 | 1 | 2 | 0 | 0 | 0 | 0 | 10 | 18 | 0.00 | 0.667 | | | | | | | | |

Philadelphia Phillies @ Milwaukee Braves
Milwaukee County Stadium, Milwaukee, WI
Tue May 01 1956, 4:33 AM EDT
Att: 13,950 - Unknown - 40 F

AB 33
R 4
H 5
RBI 3
BB 6
SO 3
LOB 22



| Batter | 1 | 2 | 3 | 4 | 5 | 6 | 7 | 8 | 9 | AB | R | H | RBI | BB | SO | LOB | BOTTOM | | | | | | | | |
|---|------------------------------|---------------------------------|------------------------------|---------------------------------|------------------------------|---------------------------------|------------------------------|---------------------------------|------------------------------|---------------------------------|------------------------------|----------------------------------|------------------------------|---------------------------------|----------------------------------|------------------------------------|----------------------------------|--------|--|--|--|--|--|--|--|
| Danny O'Connell, R OBP: 0.343, SLG: 0.300 | 0-0 4-3 | | 0-0 F8 | | 4-0 G6-4-3 BB | | 4-0 BB | | | 2 | 0 | 0 | 0 | 2 | 0 | 0 | | | | | | | | | |
| Johnny Logan, R OBP: 0.353, SLG: 0.531 | 0-0 6-3 | | 0-0 HR 1B | | 0-0 G6-4-3 1-2 | | 0-3 K | | | 4 | 1 | 1 | 0 | 0 | 1 | 3 | | | | | | | | | |
| Eddie Mathews, L OBP: 0.412, SLG: 0.655 | 0-0 4-3 | | 0-0 1H HR | | 0-0 F5 | | 0-3 K | | | 4 | 1 | 1 | 2 | 0 | 1 | 0 | | | | | | | | | |
| Hank Aaron, R OBP: 0.294, SLG: 0.400 | | 4-0 3B BB | | 0-0 F9 | | 0-0 5-3 | | 0-3 K | | 3 | 1 | 0 | 0 | 1 | 1 | 0 | | | | | | | | | |
| Bobby Thomson, R OBP: 0.176, SLG: 0.212 | | 0-0 F8 | | 0-0 5-3 | | 0-0 F7 | | 0-3 K | | 4 | 0 | 0 | 0 | 0 | 1 | 1 | | | | | | | | | |
| Joe Adcock, R OBP: 0.286, SLG: 0.607 | | 0-0 1B 3B | | 0-0 F9 | | 0-0 E6 2B | | | | 3 | 2 | 1 | 1 | 0 | 0 | 0 | | | | | | | | | |
| Frank Torre, L (8, 3) | | | | | | | | | | 0 | 0 | 0 | 0 | 0 | 0 | 0 | | | | | | | | | |
| Bill Bruton, L OBP: 0.483, SLG: 0.778 | | 0-0 G5-4-3 1B | | 0-0 F4 | | 0-0 F9 2B | | | | 3 | 1 | 2 | 2 | 0 | 0 | 0 | | | | | | | | | |
| Del Crandall, R OBP: 0.417, SLG: 0.474 | | 0-0 G5-4-3 1-2 | | 0-0 FC1-5 2B | | 0-0 5-3 | | | | 3 | 0 | 1 | 0 | 0 | 0 | 2 | | | | | | | | | |
| Bob Buhl, R OBP: 0.250, SLG: 0.500 | | | 0-0 F6 | | 0-0 FC1-5 BB | | 0-0 F9 | | | 2 | 0 | 0 | 0 | 0 | 0 | 1 | | | | | | | | | |
| Dave Jolly, R ERA: | (7, 1) | | | | | | | | | 1 | 0 | 0 | 1 | 0 | 0 | 0 | | | | | | | | | |
| Inning Stats | R: 0 E: 0 K: 0 S: 3 | H: 0 LOB: 0 BB: 0 P: 3 | R: 2 E: 0 K: 0 S: 4 | H: 2 LOB: 0 BB: 1 P: 8 | R: 2 E: 0 K: 0 S: 5 | H: 2 LOB: 0 BB: 0 P: 5 | R: 0 E: 0 K: 0 S: 3 | H: 0 LOB: 0 BB: 0 P: 3 | R: 0 E: 0 K: 0 S: 3 | H: 0 LOB: 0 BB: 0 P: 3 | R: 2 E: 1 K: 1 S: 7 | H: 1 LOB: 1 BB: 1 P: 11 | R: 0 E: 0 K: 3 S: 9 | H: 0 LOB: 0 BB: 0 P: 9 | 1B: 2 2B: 2 3B: 1 HR: 1 | SF: 0 SAC: 0 DP: 2 HBP: 0 | WP: 0 PB: 0 SB: 0 CS: 0 | PA: 32 | | | | | | | |
| PITCHER | IP | WLS | BF | H | R | ER | SO | BB | IBB | HBP | BLK | WP | HR | S | P | ERA | WHIP | | | | | | | | |
| Murry Dickson, R ERA: 5.09 | (1, 1) | 6.0 | L | 25 | 6 | 6 | 4 | 0 | 0 | 0 | 0 | 0 | 0 | 23 | 31 | 6.00 | 1.333 | | | | | | | | |
| Jack Meyer, R ERA: | (7, 1) | 1.0 | | 4 | 0 | 0 | 0 | 1 | 1 | 0 | 0 | 0 | 0 | 5 | 9 | 0.00 | 1.000 | | | | | | | | |
| Bob Ross, L ERA: | (8, 1) | 1.0 | | 3 | 0 | 0 | 0 | 3 | 0 | 0 | 0 | 0 | 0 | 9 | 9 | 0.00 | 0.000 | | | | | | | | |

Philadelphia Phillies @ Milwaukee Braves
Milwaukee County Stadium, Milwaukee, WI
Tue May 01 1956, 4:33 AM EDT
Att: 13,950 - Unknown - 40 F

AB 29
R 6
H 6
RBI 6
BB 3
SO 4
LOB 7



| Batter | 1 | 2 | 3 | 4 | 5 | 6 | 7 | 8 | 9 | 10 | AB | R | H | RBI | BB | SO | LOB | TOP | |
|--|------------------------------|---------------------------------|------------------------------|---------------------------------|------------------------------|---------------------------------|------------------------------|---------------------------------|------------------------------|---------------------------------|------------------------------|---------------------------------|------------------------------|---------------------------------|------------------------------|---------------------------------|----------------------------------|---|--|
| Whitey Lockman, L (1, 7) OBP: 0.404, SLG: 0.362 (10, 3) | 0-0 6-3 | | 0-0 CS | 0-0 1B | | 0-0 4-3 | | 0-0 1B | | | 4 | 0 | 2 | 1 | 0 | 0 | 0 | New York Giants @ Milwaukee Braves Milwaukee County Stadium, Milwaukee, WI Fri May 04 1956, 4:33 AM EDT Att: 22,266 - Unknown | |
| Alvin Dark, R (1, 6) OBP: 0.385, SLG: 0.467 | 0-0 1B | | 0-0 G4-6-3 | 0-0 1-2 | | 0-0 F9 | | 0-0 1-3 | | | 4 | 0 | 1 | 0 | 0 | 0 | 2 | | |
| Don Mueller, L (1, 9) OBP: 0.233, SLG: 0.241 | 0-0 G6-4-3 | | 0-0 G3 | | | 0-0 5-3 | | 0-0 5-3 | | | 4 | 0 | 0 | 0 | 0 | 0 | 1 | | |
| Willie Mays, R (1, 8) OBP: 0.288, SLG: 0.475 | | 0-0 P2 | | | 0-0 1B | | 0-0 HR | | 0-0 6-3 | | 4 | 1 | 2 | 1 | 0 | 0 | 0 | | |
| Daryl Spencer, R (1, 4) OBP: 0.306, SLG: 0.456 | | 4-0 BB | | 0-3 K | | 0-0 F2 | | 0-0 F7 | | | 3 | 0 | 0 | 0 | 1 | 1 | 1 | | |
| Foster Castleman, R (1, 5) OBP: 0.310, SLG: 0.556 | | 0-0 G4-6-3 | | 4-0 BB | | 0-0 5-3 | | 0-0 5-3 | | 0-0 5-3 | 3 | 0 | 0 | 0 | 1 | 0 | 1 | | |
| Gail Harris, L (1, 3) OBP: 0.233, SLG: 0.263 | | | 0-0 F7 | | 0-0 F9 | | 0-0 G3 | | 0-0 4-3 | | 3 | 0 | 0 | 0 | 0 | 0 | 2 | | |
| Dusty Rhodes, L (10, PH) OBP: 0.290, SLG: 0.200 (10, 7) | | | | | 0-0 F9 | | 0-0 4-3 | | 0-0 F5 | | 1 | 0 | 0 | 0 | 0 | 0 | 0 | | |
| Ray Katt, R (1, 2) OBP: 0.263, SLG: 0.474 | | | 0-0 CS | | 0-0 F9 | | 0-0 4-3 | | 0-0 F5 | | 4 | 0 | 1 | 0 | 0 | 0 | 2 | | |
| Johnny Antonelli, L (1, 1) OBP: 0.167, SLG: 0.500 | | | 0-3 K | | 0-0 F9 | | 0-0 1B | | | | 3 | 1 | 1 | 0 | 0 | 1 | 1 | | |
| Inning Stats | R: 0 E: 0 K: 0 S: 3 | H: 1 LOB: 0 BB: 0 P: 3 | R: 0 E: 0 K: 0 S: 2 | H: 0 LOB: 0 BB: 1 P: 6 | R: 0 E: 0 K: 1 S: 5 | H: 1 LOB: 0 BB: 0 P: 5 | R: 0 E: 0 K: 0 S: 3 | H: 0 LOB: 0 BB: 0 P: 3 | R: 1 E: 0 K: 0 S: 4 | H: 1 LOB: 0 BB: 0 P: 4 | R: 1 E: 0 K: 0 S: 5 | H: 2 LOB: 1 BB: 0 P: 5 | R: 0 E: 0 K: 0 S: 3 | H: 0 LOB: 0 BB: 0 P: 3 | R: 0 E: 0 K: 0 S: 3 | H: 0 LOB: 0 BB: 0 P: 3 | 1B: 5 2B: 1 3B: 0 HR: 1 | SF: 0 SAC: 0 DP: 3 HBP: 0 | WP: 0 PA: 36 PB: 0 SB: 1 CS: 1 |
| PITCHER | IP 9.0 | WLS 32 | BF 7 | H 2 | R 2 | ER 2 | SO 2 | BB 2 | IBB 0 | HBP 0 | BLK 0 | WP 0 | HR 1 | S 34 | P 42 | ERA 2.00 | WHIP 1.000 | | |
| Lew Burdette, R ERA: 1.88 | (1, 1) | | | | | | | | | | | | | | | | | | |
| Dave Jolly, R ERA: | (10, 1) | 1.0 | W | 3 | 0 | 0 | 0 | 0 | 0 | 0 | 0 | 0 | 0 | 3 | 3 | 0.00 | 0.000 | | |

| | |
|-----|----|
| AB | 33 |
| R | 2 |
| H | 7 |
| RBI | 2 |
| BB | 2 |
| SO | 2 |
| LOB | 10 |



| Batter | 1 | 2 | 3 | 4 | 5 | 6 | 7 | 8 | 9 | 10 | AB | R | H | RBI | BB | SO | LOB | BOTTOM |
|---|------------------------------|----------------------------------|------------------------------|---------------------------------|------------------------------|---------------------------------|------------------------------|---------------------------------|------------------------------|---------------------------------|------------------------------|---------------------------------|------------------------------|---------------------------------|----------------------------------|------------------------------------|--|---|
| Danny O'Connell, R (1, 4) OBP: 0.350, SLG: 0.314 | 0-0 1-3 | 0-0 1B | | | 0-0 PO | | | 0-0 6-3 | | 0-0 F3 | 5 | 0 | 2 | 1 | 0 | 0 | 0 | New York Giants @ Milwaukee Braves Milwaukee County Stadium, Milwaukee, WI Fri May 04 1956, 4:33 AM EDT Att: 22,266 - Unknown |
| Johnny Logan, R (1, 6) OBP: 0.359, SLG: 0.500 | 4-0 BB | 0-0 FC6-4 | | 0-0 F8 | | 0-0 5-3 | | 0-0 5-3 | | 0-0 WP | 4 | 1 | 1 | 0 | 1 | 0 | 3 | |
| Eddie Mathews, L (1, 5) OBP: 0.436, SLG: 0.625 | 4-0 BB | | 0-3 K | | 0-0 PO | | 0-0 4-3 | | 4-0 BB | | 3 | 0 | 1 | 1 | 2 | 1 | 0 | |
| Hank Aaron, R (1, 9) OBP: 0.263, SLG: 0.353 | 0-0 P2 | | 0-0 F7 | | 0-0 6-3 | | 0-0 6-3 | | 0-0 F8 | | 4 | 0 | 0 | 0 | 0 | 0 | 3 | |
| Bobby Thomson, R (1, 7) OBP: 0.211, SLG: 0.297 (10, 8) | 0-0 F6 | | 0-0 F8 | | 0-0 3B | | 0-0 3B | | 0-0 SH1-3 | | 4 | 1 | 2 | 0 | 0 | 0 | 2 | |
| Joe Adcock, R (1, 3) OBP: 0.258, SLG: 0.548 | | 0-0 4-3 | | 0-0 5-3 | | 0-0 5-3 | | 0-0 SH1-3 | | 0-0 1B | 3 | 0 | 0 | 0 | 0 | 0 | 1 | |
| Bill Bruton, L (1, 8) OBP: 0.469, SLG: 0.733 | | 0-0 BB | | 0-0 F8 | | 0-0 5-3 | | 0-0 4-3 | | 0-0 2B | 3 | 1 | 1 | 0 | 0 | 0 | 0 | |
| Andy Pafko, R (9, PH) (10, 7) | | 4-0 1B | | 0-0 5-3 | | 0-0 5-3 | | 0-0 4-3 | | 0-0 2B | 1 | 0 | 0 | 0 | 0 | 0 | 1 | |
| Del Crandall, R (1, 2) OBP: 0.429, SLG: 0.500 | | 4-0 1B | | 0-0 5-3 | | 0-0 5-3 | | 0-0 2B | | 0-0 F8 | 3 | 0 | 1 | 1 | 1 | 0 | 0 | |
| Lew Burdette, R (1, 1) | | 0-0 F5 | | 0-3 K | | 0-0 5-3 | | 0-0 5-3 | | 0-0 F8 | 3 | 0 | 0 | 0 | 0 | 1 | 2 | |
| Jim Pendleton, R (9, PH) | | | | | | | | | | | 1 | 0 | 0 | 0 | 0 | 0 | 1 | |
| Dave Jolly, R (10, 1) | | | | | | | | | | | 0 | 0 | 0 | 0 | 0 | 0 | 0 | |
| Inning Stats | R: 0 E: 0 K: 0 S: 3 | H: 0 LOB: 2 BB: 2 P: 11 | R: 1 E: 0 K: 0 S: 5 | H: 2 LOB: 2 BB: 1 P: 9 | R: 0 E: 0 K: 1 S: 5 | H: 0 LOB: 0 BB: 0 P: 5 | R: 0 E: 0 K: 0 S: 3 | H: 0 LOB: 0 BB: 0 P: 3 | R: 0 E: 0 K: 0 S: 3 | H: 0 LOB: 1 BB: 1 P: 7 | R: 1 E: 0 K: 0 S: 5 | H: 2 LOB: 1 BB: 0 P: 5 | R: 1 E: 0 K: 0 S: 3 | H: 2 LOB: 1 BB: 0 P: 3 | 1B: 6 2B: 1 3B: 1 HR: 0 | SF: 0 SAC: 1 DP: 0 HBP: 0 | WP: 1 PA: 40 PB: 0 SB: 0 CS: 0 | |
| PITCHER | IP 9.1 | WLS L | BF 39 | H 8 | R 3 | ER 3 | SO 2 | BB 4 | IBB 0 | HBP 0 | BLK 0 | WP 1 | HR 0 | S 39 | P 55 | ERA 2.89 | WHIP 1.286 | |
| Johnny Antonelli, L ERA: 2.62 | (1, 1) | | | | | | | | | | | | | | | | | |

| | |
|-----|----|
| AB | 34 |
| R | 3 |
| H | 8 |
| RBI | 3 |
| BB | 4 |
| SO | 2 |
| LOB | 13 |



| Batter | 1 | 2 | 3 | 4 | 5 | 6 | 7 | 8 | 9 | AB | R | H | RBI | BB | SO | LOB | TOP | | | |
|--|---|----------------------------------|-------------------------------|------------------------------------|------------------------------|----------------------------------|-------------------------------|----------------------------------|------------------------------|----------------------------------|------------------------------|----------------------------------|-------------------------------|----------------------------------|------------------------------|---------------------------------|---|------------------------------------|----------------------------------|--------|
| Jim Gilliam, S OBP: 0.440, SLG: 0.500 (1, 4) | 3-2 1-3 | | 2-0 3-1 | | 1-0 2B | | 3-2 4-3 | | | 4 | 0 | 1 | 0 | 0 | 0 | 1 | | | | |
| Pee Wee Reese, R OBP: 0.394, SLG: 0.333 (1, 6) | 2-1 1-3 | | | 0-2 G5-2-3 1B | 3-1 6-3 | | | 0-1 F4 | | 4 | 0 | 1 | 0 | 0 | 0 | 1 | | | | |
| Duke Snider, L OBP: 0.324, SLG: 0.356 (1, 8) | 2-1 1-3 | | | 1-2 E4 G5-2-3 BB 1-3 | | 1-3 K | | 3-2 1B 1B | | 4 | 0 | 1 | 0 | 0 | 1 | 1 | | | | |
| Gil Hodges, R OBP: 0.319, SLG: 0.458 (1, 3) | | 1-2 F6 | | 4-0 G5-2-3 BB 1-2 | | 3-2 F5 | | 3-2 1B G6-4-3 1B | | 3 | 0 | 1 | 0 | 1 | 0 | 0 | | | | |
| Jackie Robinson, R OBP: 0.323, SLG: 0.500 (1, 5) | | 2-2 2B | | 1-2 G5-2-3 1-2 2-3 3-H | | 1-1 F5 | | 1-1 G6-4-3 1-2 | | 4 | 0 | 1 | 0 | 0 | 0 | 5 | | | | |
| Sandy Amoros, L OBP: 0.276, SLG: 0.333 (1, 7) | | 2-1 F4 | | 1-2 2-3 4-2 BB | | | 4-2 F8 5-3 1B BB | | 2 | 1 | 0 | 0 | 2 | 0 | 1 | | | | | |
| Carl Furillo, R OBP: 0.328, SLG: 0.421 (1, 9) | | 2-3 K | | 0-0 3-1 | | | 1-1 5-3 1-2 | | 2 | 4 | 0 | 0 | 0 | 0 | 1 | 5 | | | | |
| Rube Walker, L OBP: 0.077, SLG: 0.083 (1, 2) | | | 2-1 F7 | | 0-3 K | | 1-0 F8 2-3 | | 3 | 4 | 0 | 0 | 0 | 0 | 1 | 1 | | | | |
| Carl Erskine, R OBP: 0.200, SLG: 0.200 Ed Roebuck, R (4, 1) | | | 1-1 F7 | | 1-0 6-3 | | 1-0 1B | | | 1 | 0 | 0 | 0 | 0 | 0 | 0 | | | | |
| Randy Jackson, R OBP: 0.182, SLG: 0.182 Clem Labine, R (7, 1) | | | | | | | | | | 1 | 0 | 1 | 1 | 0 | 0 | 0 | | | | |
| | | | | | | | | | | 0 | 0 | 0 | 0 | 0 | 0 | 0 | | | | |
| Inning Stats | R: 0 E: 0 K: 0 S: 9 | H: 0 LOB: 0 BB: 0 P: 16 | R: 0 E: 0 K: 1 S: 12 | H: 1 LOB: 1 BB: 0 P: 19 | R: 0 E: 0 K: 0 S: 5 | H: 0 LOB: 0 BB: 0 P: 10 | R: 0 E: 1 K: 0 S: 17 | H: 1 LOB: 3 BB: 2 P: 27 | R: 0 E: 0 K: 1 S: 7 | H: 0 LOB: 0 BB: 0 P: 13 | R: 1 E: 0 K: 0 S: 9 | H: 1 LOB: 1 BB: 1 P: 19 | R: 0 E: 0 K: 0 S: 11 | H: 2 LOB: 1 BB: 0 P: 18 | R: 0 E: 0 K: 0 S: 7 | H: 0 LOB: 0 BB: 0 P: 9 | 1B: 4 2B: 2 3B: 0 HR: 0 | SF: 0 SAC: 0 DP: 2 HBP: 0 | WP: 0 PB: 0 SB: 0 CS: 0 | PA: 35 |
| PITCHER Bob Buhl, R ERA: 1.23 (1, 1) | IP: 9.0 WLS: W BF: 35 H: 6 R: 1 ER: 1 SO: 3 BB: 3 IBB: 0 HBP: 0 BLK: 0 WP: 0 HR: 0 S: 85 P: 143 ERA: 1.00 WHIP: 1.000 | | | | | | | | | | | | | | | PITCHER | IP: 9.0 WLS: W BF: 35 H: 6 R: 1 ER: 1 SO: 3 BB: 3 IBB: 0 HBP: 0 BLK: 0 WP: 0 HR: 0 S: 85 P: 143 ERA: 1.00 WHIP: 1.000 | | | |

Brooklyn Dodgers @ Milwaukee Braves
Milwaukee County Stadium, Milwaukee, WI
Mon May 07 1956, 4:33 AM EDT
Att: 17,166 - Unknown

AB 32
R 1
H 6
RBI 1
BB 3
SO 3
LOB 15



| Batter | 1 | 2 | 3 | 4 | 5 | 6 | 7 | 8 | 9 | AB | R | H | RBI | BB | SO | LOB | BOTTOM | | | |
|---|--|--|-------------------------------|----------------------------------|------------------------------|----------------------------------|-------------------------------|----------------------------------|------------------------------|----------------------------------|------------------------------|----------------------------------|------------------------------|---------------------------------|------------------------------|----------------------------------|--|------------------------------------|----------------------------------|--------|
| Danny O'Connell, R OBP: 0.364, SLG: 0.316 (1, 4) | 2-2 4-3 | | | 0-1 1-2 1B | | 1-0 G5-3 2-3f | | | | 3 | 0 | 1 | 0 | 1 | 0 | 2 | | | | |
| Johnny Logan, R OBP: 0.326, SLG: 0.450 (1, 6) | 0-0 6-3 | | 0-0 FC5 2-3f | | 3-2 5-3 | | | | | 4 | 0 | 0 | 0 | 0 | 0 | 5 | | | | |
| Eddie Mathews, L OBP: 0.419, SLG: 0.583 (1, 5) | 0-0 1B | | 0-1 4-3 | | 0-0 F4 | | 1-3 K | | | 4 | 0 | 1 | 0 | 0 | 1 | 0 | | | | |
| Hank Aaron, R OBP: 0.262, SLG: 0.421 (1, 9) | 3-1 F5 | | 1-3 K | | 0-0 HR | | 1-0 4-3 | | | 4 | 1 | 1 | 1 | 0 | 1 | 1 | | | | |
| Bobby Thomson, R OBP: 0.214, SLG: 0.275 (1, 7) | | 4-0 1B BB | 2-2 F7 | | 1-3 K | | 2-1 5-3 | | | 3 | 1 | 0 | 0 | 1 | 1 | 0 | | | | |
| Joe Adcock, R OBP: 0.229, SLG: 0.486 (1, 3) | | 3-2 L8 | | 0-0 F5 | | 2-2 5-3 | | 0-1 4-3 | | 4 | 0 | 0 | 0 | 0 | 0 | 1 | | | | |
| Bill Bruton, L OBP: 0.500, SLG: 0.794 (1, 8) | | 0-1 SH1-4 1B 1-2 | | 0-1 SF7 3B | | 2-2 L9 | | 1-2 1B | | 4 | 1 | 3 | 0 | 0 | 0 | 0 | | | | |
| Del Crandall, R OBP: 0.438, SLG: 0.500 (1, 2) | | 1-0 FC5 SH1-4 1-2 2H 1B | | 0-2 SF7 3-H | | 2-2 G5-3 SH HBP | | 1-1 F3 | | 2 | 0 | 1 | 2 | 0 | 0 | 1 | | | | |
| Bob Buhl, R OBP: 0.400, SLG: 0.600 (1, 1) | | 0-1 SH1-4 1-2 2-3 | | 0-0 1B | | 0-0 SH | | | | 1 | 0 | 1 | 0 | 0 | 0 | 0 | | | | |
| Inning Stats | R: 0 E: 0 K: 0 S: 9 | H: 1 LOB: 1 BB: 0 P: 14 | R: 1 E: 0 K: 0 S: 11 | H: 2 LOB: 3 BB: 2 P: 23 | R: 0 E: 0 K: 1 S: 8 | H: 0 LOB: 0 BB: 0 P: 11 | R: 1 E: 0 K: 0 S: 14 | H: 3 LOB: 2 BB: 0 P: 17 | R: 1 E: 0 K: 1 S: 9 | H: 1 LOB: 0 BB: 0 P: 12 | R: 0 E: 0 K: 0 S: 7 | H: 0 LOB: 1 BB: 0 P: 12 | R: 0 E: 0 K: 1 S: 5 | H: 0 LOB: 0 BB: 0 P: 7 | R: 0 E: 0 K: 0 S: 9 | H: 1 LOB: 1 BB: 0 P: 13 | 1B: 6 2B: 0 3B: 1 HR: 1 | SF: 1 SAC: 2 DP: 1 HBP: 1 | WP: 0 PB: 0 SB: 0 CS: 0 | PA: 35 |
| PITCHER Carl Erskine, R ERA: 2.28 Ed Roebuck, R ERA: 6.55 Clem Labine, R ERA: 1.64 (1, 1) | IP: 3.2 WLS: L BF: 19 H: 6 R: 2 ER: 2 SO: 1 BB: 2 IBB: 2 HBP: 0 BLK: 0 WP: 0 HR: 0 S: 21 P: 37 ERA: 4.91 WHIP: 2.182 | | | | | | | | | | | | | | | PITCHER | IP: 3.2 WLS: L BF: 19 H: 6 R: 2 ER: 2 SO: 1 BB: 2 IBB: 2 HBP: 0 BLK: 0 WP: 0 HR: 0 S: 21 P: 37 ERA: 4.91 WHIP: 2.182 | | | |

Brooklyn Dodgers @ Milwaukee Braves
Milwaukee County Stadium, Milwaukee, WI
Mon May 07 1956, 4:33 AM EDT
Att: 17,166 - Unknown

AB 29
R 3
H 8
RBI 3
BB 2
SO 3
LOB 10



| Batter | 1 | 2 | 3 | 4 | 5 | 6 | 7 | 8 | 9 | AB | R | H | RBI | BB | SO | LOB | TOP |
|--|---|---------------------------------|------------------------------|---------------------------------|------------------------------|---------------------------------|------------------------------|---------------------------------|------------------------------|---------------------------------|------------------------------|---------------------------------|------------------------------|---------------------------------|----------------------------------|------------------------------------|--|
| Gene Freese, R OBP: 0.328, SLG: 0.333 (1, 5) | 5-3 | | 1B | | | K | | P2 | | 4 | 0 | 1 | 0 | 0 | 1 | 1 | Pittsburgh Pirates @ Milwaukee Braves Milwaukee County Stadium, Milwaukee, WI Tue May 08 1956, 4:33 AM EDT Att: 18,466 - Unknown - 47 F livebaseballscorecards.com |
| Dick Groat, R OBP: 0.297, SLG: 0.250 (1, 6) | 6-3 | | 1B | | | P4 | | P3 | | 4 | 0 | 1 | 0 | 0 | 0 | 0 | |
| Dale Long, L OBP: 0.327, SLG: 0.726 (1, 3) | E9 | | G3 | | | 4-3 | | K | | 4 | 0 | 1 | 0 | 0 | 1 | 2 | |
| Frank Thomas, R OBP: 0.358, SLG: 0.634 (1, 7) | K | | | 3-1 | | | 6-3 | | 5-3 | 4 | 0 | 0 | 0 | 0 | 1 | 1 | |
| Lee Walls, R OBP: 0.404, SLG: 0.547 (1, 9) | | K | | 1-3 | | | K | | | 3 | 0 | 0 | 0 | 0 | 2 | 0 | |
| Roberto Clemente, R OBP: 0.358, SLG: 0.373 (1, 8) | | P3 | | K | | | K | | | 3 | 0 | 0 | 0 | 0 | 2 | 0 | |
| Curt Roberts, R OBP: 0.231, SLG: 0.351 (1, 4) | | 5-3 | | | | P4 | | 5-3 | | 3 | 0 | 0 | 0 | 0 | 0 | 0 | |
| Jack Shepard, R OBP: 0.278, SLG: 0.471 (8, PR) | | | | K | | 4-3 | | | | 2 | 0 | 0 | 0 | 1 | 1 | 0 | |
| Eddie O'Brien, R (8, PR) | | | | | | | | BB | | 0 | 0 | 0 | 0 | 0 | 0 | 0 | |
| Danny Kravitz, L OBP: 0.333, SLG: 0.368 (8, 2) | | | | | | | | | | 0 | 0 | 0 | 0 | 0 | 0 | 0 | |
| Bob Friend, R OBP: 0.111, SLG: 0.111 (8, PH) | | | | K | | | | F7 | | 2 | 0 | 0 | 0 | 0 | 2 | 0 | |
| Bobby Del Greco, R OBP: 0.214, SLG: 0.083 (8, 1) | | | | | | | | | | 1 | 0 | 0 | 0 | 0 | 0 | 1 | |
| Red Swanson, R (8, 1) | | | | | | | | | | 0 | 0 | 0 | 0 | 0 | 0 | 0 | |
| Inning Stats | R: 0 E: 1 K: 1 S: 6 | H: 1 LOB: 1 BB: 0 P: 6 | R: 0 E: 0 K: 1 S: 5 | H: 0 LOB: 0 BB: 0 P: 5 | R: 0 E: 0 K: 2 S: 9 | H: 2 LOB: 2 BB: 0 P: 9 | R: 0 E: 0 K: 1 S: 5 | H: 0 LOB: 0 BB: 0 P: 5 | R: 0 E: 0 K: 2 S: 7 | H: 0 LOB: 0 BB: 0 P: 7 | R: 0 E: 0 K: 0 S: 3 | H: 0 LOB: 1 BB: 1 P: 7 | R: 0 E: 0 K: 1 S: 5 | H: 0 LOB: 0 BB: 0 P: 5 | 1B: 3 2B: 0 3B: 0 HR: 0 | SF: 0 SAC: 0 DP: 0 HBP: 0 | WP: 0 PA: 31 CS: 0 |
| PITCHER Warren Spahn, L ERA: 3.42 (1, 1) | IP: 9.0 WLS: W BF: 31 H: 3 R: 0 ER: 0 SO: 10 BB: 1 IBB: 0 HBP: 0 BLK: 0 WP: 0 HR: 0 S: 50 P: 54 ERA: 0.00 WHIP: 0.444 | | | | | | | | | | | | | | | | |

| Batter | 1 | 2 | 3 | 4 | 5 | 6 | 7 | 8 | 9 | AB | R | H | RBI | BB | SO | LOB | BOTTOM | | |
|--|--|---------------------------------|------------------------------|---------------------------------|------------------------------|----------------------------------|------------------------------|---------------------------------|------------------------------|---------------------------------|------------------------------|---------------------------------|------------------------------|---------------------------------|------------------------------|---------------------------------|--|----------------------------------|------------------------------------|
| Danny O'Connell, R OBP: 0.333, SLG: 0.286 (1, 4) | 6-3 | | 4-3 | | | K | | 6-3 | | 4 | 0 | 0 | 0 | 0 | 1 | 1 | Pittsburgh Pirates @ Milwaukee Braves Milwaukee County Stadium, Milwaukee, WI Tue May 08 1956, 4:33 AM EDT Att: 18,466 - Unknown - 47 F livebaseballscorecards.com | | |
| Johnny Logan, R OBP: 0.318, SLG: 0.419 (1, 6) | 6-3 | | E | | | G5-4-3 | | P3 | | 3 | 0 | 0 | 0 | 1 | 0 | 1 | | | |
| Eddie Mathews, L OBP: 0.426, SLG: 0.590 (1, 5) | | | FC4 | | | | | P3 | | 3 | 1 | 1 | 0 | 1 | 0 | 1 | | | |
| Hank Aaron, R OBP: 0.239, SLG: 0.381 (1, 9) | K | | K | | | HR | | 6-3 | | 4 | 0 | 0 | 0 | 0 | 2 | 4 | | | |
| Bobby Thomson, R OBP: 0.217, SLG: 0.341 (1, 7) | | | 6-3 | | | 5-3 | | F9 | | 4 | 1 | 1 | 2 | 0 | 0 | 0 | | | |
| Joe Adcock, R OBP: 0.237, SLG: 0.553 (1, 3) | | | HR | | | F9 | | 6-3 | | 3 | 1 | 1 | 1 | 0 | 0 | 0 | | | |
| Bill Bruton, L OBP: 0.487, SLG: 0.811 (1, 8) | | | 3-1 | | | WP | | F8 | | 3 | 1 | 1 | 0 | 0 | 0 | 0 | | | |
| Del Crandall, R OBP: 0.429, SLG: 0.593 (1, 2) | | | 5-3 | | | 3B | | | | 3 | 1 | 1 | 1 | 0 | 0 | 0 | | | |
| Warren Spahn, L OBP: 0.143, SLG: 0.143 (1, 1) | | | 1-3 | | | G5-4-3 | | K | | 3 | 0 | 1 | 0 | 0 | 1 | 0 | | | |
| Inning Stats | R: 0 E: 0 K: 1 S: 6 | H: 1 LOB: 1 BB: 0 P: 6 | R: 1 E: 0 K: 0 S: 4 | H: 1 LOB: 0 BB: 0 P: 4 | R: 0 E: 1 K: 1 S: 6 | H: 0 LOB: 2 BB: 1 P: 10 | R: 1 E: 0 K: 0 S: 4 | H: 1 LOB: 0 BB: 0 P: 4 | R: 0 E: 0 K: 1 S: 5 | H: 1 LOB: 0 BB: 0 P: 5 | R: 2 E: 0 K: 0 S: 4 | H: 1 LOB: 0 BB: 1 P: 8 | R: 1 E: 0 K: 1 S: 6 | H: 1 LOB: 0 BB: 0 P: 6 | R: 0 E: 0 K: 0 S: 3 | H: 0 LOB: 0 BB: 0 P: 3 | | 1B: 1 2B: 1 3B: 1 HR: 3 | SF: 0 SAC: 0 DP: 1 HBP: 0 |
| PITCHER Bob Friend, R ERA: 3.26 Red Swanson, R ERA: 4.5 (8, 1) | IP: 7.0 WLS: L BF: 29 H: 6 R: 5 ER: 5 SO: 4 BB: 5 IBB: 0 HBP: 0 BLK: 0 WP: 1 HR: 3 S: 35 P: 43 ERA: 6.43 WHIP: 1.143 | | | | | | | | | | | | | | | | | | |

| Batter | 1 | 2 | 3 | 4 | 5 | 6 | 7 | 8 | 9 | AB | R | H | RBI | BB | SO | LOB | TOP | | | |
|--|---|--|---|---------------------------------|------------------------------|---------------------------------|------------------------------|----------------------------------|------------------------------|---------------------------------|------------------------------|---------------------------------|------------------------------|---------------------------------|------------------------------|---------------------------------|-----------------------------------|------------------------------------|----------------------------------|--------|
| Danny O'Connell, R OBP: 0.333, SLG: 0.294 | | | | | | | | | | 5 | 1 | 2 | 0 | 0 | 0 | 3 | | | | |
| Johnny Logan, R OBP: 0.255, SLG: 0.385 | | | | | | | | | | 5 | 1 | 2 | 1 | 0 | 0 | 3 | | | | |
| Eddie Mathews, L OBP: 0.397, SLG: 0.563 | | | | | | | | | | 5 | 1 | 1 | 2 | 0 | 0 | 6 | | | | |
| Andy Pafko, R OBP: 0.444, SLG: 0.375 | | | | | | | | | | 5 | 0 | 3 | 0 | 0 | 0 | 2 | | | | |
| Bobby Thomson, R OBP: 0.268, SLG: 0.472 | | | | | | | | | | 4 | 1 | 1 | 1 | 1 | 0 | 3 | | | | |
| Joe Altrock, R OBP: 0.222, SLG: 0.477 | | | | | | | | | | 1 | 0 | 0 | 1 | 1 | 0 | 0 | | | | |
| Bob Trowbridge, R OBP: 0.300, SLG: 0.500 | | | | | | | | | | 0 | 0 | 0 | 0 | 0 | 0 | 0 | | | | |
| Jack Dittmer, L OBP: 0.276, SLG: 0.435 | | | | | | | | | | 0 | 0 | 0 | 0 | 0 | 0 | 0 | | | | |
| Humberto Robinson, R OBP: 0.299, SLG: 0.435 | | | | | | | | | | 0 | 0 | 0 | 0 | 0 | 0 | 0 | | | | |
| Hank Aaron, R OBP: 0.379, SLG: 0.550 | | | | | | | | | | 0 | 0 | 0 | 0 | 0 | 0 | 0 | | | | |
| Dave Jolly, R OBP: 0.174, SLG: 1.333 | | | | | | | | | | 0 | 0 | 0 | 0 | 0 | 0 | 0 | | | | |
| Wes Covington, L OBP: 0.174, SLG: 1.333 | | | | | | | | | | 1 | 0 | 0 | 0 | 0 | 0 | 1 | | | | |
| Bill Bruton, L OBP: 0.456, SLG: 0.804 | | | | | | | | | | 4 | 1 | 1 | 0 | 0 | 1 | 4 | | | | |
| Del Crandall, R OBP: 0.452, SLG: 0.563 | | | | | | | | | | 1 | 0 | 0 | 0 | 1 | 0 | 0 | | | | |
| Del Rice, R OBP: 0.571, SLG: 1.000 | | | | | | | | | | 2 | 0 | 1 | 0 | 0 | 0 | 0 | | | | |
| Bob Buhl, R OBP: 0.420, SLG: 0.600 | | | | | | | | | | 0 | 0 | 0 | 0 | 0 | 0 | 0 | | | | |
| Ernie Johnson, R OBP: 0.300, SLG: 0.500 | | | | | | | | | | 0 | 0 | 0 | 0 | 0 | 0 | 0 | | | | |
| Chuck Tanner, L OBP: 0.300, SLG: 0.500 | | | | | | | | | | 0 | 0 | 0 | 0 | 0 | 0 | 0 | | | | |
| Chet Nichols, S OBP: 0.250, SLG: 0.250 | | | | | | | | | | 0 | 0 | 0 | 0 | 0 | 0 | 0 | | | | |
| Frank Torre, L OBP: 0.250, SLG: 0.250 | | | | | | | | | | 3 | 1 | 1 | 1 | 0 | 0 | 1 | | | | |
| Inning Stats | R: 1 E: 1 K: 0 S: 5 | H: 1 LOB: 3 BB: 2 P: 13 | R: 0 E: 0 K: 0 S: 3 | H: 1 LOB: 0 BB: 0 P: 3 | R: 0 E: 0 K: 0 S: 4 | H: 1 LOB: 1 BB: 0 P: 4 | R: 2 E: 0 K: 0 S: 6 | H: 3 LOB: 2 BB: 1 P: 10 | R: 0 E: 0 K: 0 S: 4 | H: 0 LOB: 0 BB: 0 P: 3 | R: 3 E: 1 K: 1 S: 8 | H: 3 LOB: 0 BB: 0 P: 8 | R: 0 E: 0 K: 0 S: 5 | H: 2 LOB: 2 BB: 0 P: 5 | R: 0 E: 0 K: 0 S: 3 | H: 1 LOB: 0 BB: 0 P: 3 | 1B: 11 2B: 0 3B: 0 HR: 2 | SF: 0 SAC: 0 DP: 2 HBP: 0 | WP: 0 PB: 0 SB: 0 CS: 0 | PA: 42 |
| PITCHER | IP WLS BF H R ER SO BB IBB HBP BLK WP HR S P ERA WHIP | 6.1 W 32 10 6 5 0 3 0 0 0 0 2 29 41 7.11 2.053 | 2.2 S 10 3 0 0 1 0 0 0 0 0 0 12 12 0.00 1.125 | PITCHER | | | | | | | | | | | | | | | | |
| Brooks Lawrence, R ERA: 2.88 | | | | | | | | | | | | | | | | | | | | |
| Joe Black, R ERA: 5.84 | | | | | | | | | | | | | | | | | | | | |

Milwaukee Braves @ Cincinnati Redlegs
Crosley Field, Cincinnati, OH
Sat May 12, 1956, 3:33 AM EDT
Att: 7,225 - Unknown

AB 39
R 6
H 13
RBI 6
BB 3
SO 1
LOB 24



| Batter | 1 | 2 | 3 | 4 | 5 | 6 | 7 | 8 | 9 | AB | R | H | RBI | BB | SO | LOB | BOTTOM | | | | | |
|--|---|--|---|---|--|---|------------------------------|---------------------------------|------------------------------|---------------------------------|------------------------------|----------------------------------|------------------------------|----------------------------------|------------------------------|---------------------------------|----------------------------------|------------------------------------|----------------------------------|--------|--|--|
| Johnny Temple, R OBP: 0.356, SLG: 0.337 | | | | | | | | | | 3 | 2 | 3 | 1 | 1 | 0 | 0 | | | | | | |
| Frank Robinson, R OBP: 0.404, SLG: 0.628 | | | | | | | | | | 2 | 1 | 0 | 0 | 3 | 0 | 2 | | | | | | |
| Gus Bell, L OBP: 0.468, SLG: 0.639 | | | | | | | | | | 3 | 1 | 2 | 2 | 1 | 0 | 2 | | | | | | |
| Ray Jablonski, R OBP: 0.375, SLG: 0.556 | | | | | | | | | | 5 | 1 | 2 | 2 | 0 | 0 | 3 | | | | | | |
| Ted Kluszewski, L OBP: 0.314, SLG: 0.603 | | | | | | | | | | 4 | 2 | 1 | 1 | 1 | 0 | 2 | | | | | | |
| Wally Post, R OBP: 0.324, SLG: 0.686 | | | | | | | | | | 4 | 1 | 1 | 0 | 1 | 2 | 3 | | | | | | |
| Smoky Burgess, L OBP: 0.279, SLG: 0.325 | | | | | | | | | | 5 | 1 | 2 | 1 | 0 | 0 | 2 | | | | | | |
| Roy McMillan, R OBP: 0.400, SLG: 0.427 | | | | | | | | | | 4 | 1 | 1 | 3 | 0 | 0 | 0 | | | | | | |
| Brooks Lawrence, R OBP: 0.083, SLG: 0.091 | | | | | | | | | | 3 | 0 | 1 | 0 | 0 | 2 | 1 | | | | | | |
| Joe Black, R | | | | | | | | | | 1 | 0 | 0 | 0 | 0 | 1 | 0 | | | | | | |
| Inning Stats | R: 7 E: 0 K: 1 S: 10 | H: 4 LOB: 3 BB: 3 P: 22 | R: 1 E: 0 K: 0 S: 5 | H: 4 LOB: 0 BB: 0 P: 5 | R: 1 E: 1 K: 1 S: 7 | H: 2 LOB: 1 BB: 1 P: 11 | R: 0 E: 0 K: 1 S: 5 | H: 0 LOB: 0 BB: 0 P: 5 | R: 0 E: 0 K: 0 S: 4 | H: 1 LOB: 1 BB: 0 P: 4 | R: 0 E: 0 K: 0 S: 3 | H: 0 LOB: 2 BB: 2 P: 11 | R: 0 E: 0 K: 1 S: 6 | H: 1 LOB: 2 BB: 1 P: 10 | R: 1 E: 0 K: 1 S: 6 | H: 1 LOB: 0 BB: 0 P: 6 | 1B: 8 2B: 3 3B: 0 HR: 2 | SF: 0 SAC: 2 DP: 0 HBP: 0 | WP: 2 PB: 0 SB: 1 CS: 0 | PA: 43 | | |
| PITCHER | IP WLS BF H R ER SO BB IBB HBP BLK WP HR S P ERA WHIP | 0.0 L 5 1 5 0 0 2 0 0 0 0 0 2 14 ∞ ∞ | 1.0 6 3 2 2 1 0 0 0 0 0 1 0 8 8 18.00 3.000 | 2.0 11 6 2 2 1 1 0 0 0 0 0 1 12 16 9.00 3.500 | 1.0 3 0 0 0 1 0 0 0 0 0 0 0 5 5 0.00 0.000 | 2.0 9 1 0 0 0 2 0 0 0 0 0 0 7 15 0.00 1.500 | PITCHER | | | | | | | | | | | | | | | |
| Bob Buhl, R ERA: 3.27 | | | | | | | | | | | | | | | | | | | | | | |
| Ernie Johnson, R ERA: 16.2 | | | | | | | | | | | | | | | | | | | | | | |
| Chet Nichols, L ERA: 6.75 | | | | | | | | | | | | | | | | | | | | | | |
| Bob Trowbridge, R ERA: 0.00 | | | | | | | | | | | | | | | | | | | | | | |
| Humberto Robinson, R ERA: 0.00 | | | | | | | | | | | | | | | | | | | | | | |

Milwaukee Braves @ Cincinnati Redlegs
Crosley Field, Cincinnati, OH
Sat May 12, 1956, 3:33 AM EDT
Att: 7,225 - Unknown

AB 34
R 10
H 13
RBI 10
BB 7
SO 5
LOB 15



| Batter | 1 | 2 | 3 | 4 | 5 | 6 | 7 | 8 | 9 | AB | R | H | RBI | BB | SO | LOB | TOP | | | | | | | | | | | | | | | | | | | | | | |
|--|------------------------------|---------------------------------|------------------------------|---------------------------------|------------------------------|----------------------------------|------------------------------|---------------------------------|------------------------------|----------------------------------|------------------------------|----------------------------------|------------------------------|---------------------------------|------------------------------|----------------------------------|------------------------------|---------------------------------|----------------------------------|------------------------------------|----------------------------------|--------|-----|----|---|---|----|----|----|-----|-----|-----|----|----|---|---|-----|------|---|
| Danny O'Connell, R (1,4) Jack Dittmer, L (8,4) | 1-6-3 | | 1B | | | 1B 2B | | F9 | 5-3 | | 6 | 3 | 3 | 0 | 0 | 0 | 1 | | | | | | | | | | | | | | | | | | | | | | |
| Johnny Logan, R (1,6) Eddie Mathews, L (1,5) Jim Pendleton, R (9,5) | 5-3 | | BB | | | 2B | | F9 | F8 | | 6 | 1 | 2 | 2 | 0 | 1 | 2 | | | | | | | | | | | | | | | | | | | | | | |
| Hank Aaron, R (1,9) Chuck Tanner, L (6,7) | FC4-6 | | BB | | | BB | | | HR | | 4 | 3 | 3 | 1 | 2 | 0 | 0 | | | | | | | | | | | | | | | | | | | | | | |
| Bobby Thomson, R (1,8) Joe Adcock, R (1,3) | | | | | | FC4-6 | | | | | 3 | 2 | 1 | 2 | 1 | 0 | 3 | | | | | | | | | | | | | | | | | | | | | | |
| Wes Covington, L (1,7) Andy Patko, R (4,7) | | | | | | BB | | | | | 4 | 1 | 1 | 1 | 1 | 1 | 1 | | | | | | | | | | | | | | | | | | | | | | |
| Del Crandall, R (1,2) Warren Spahn, L (1,1) | | | | | | | | | | | 4 | 1 | 1 | 3 | 0 | 0 | 1 | | | | | | | | | | | | | | | | | | | | | | |
| Inning Stats | R: 0 E: 0 K: 0 S: 4 | H: 1 LOB: 1 BB: 0 P: 4 | R: 0 E: 0 K: 0 S: 3 | H: 1 LOB: 0 BB: 0 P: 3 | R: 1 E: 0 K: 1 S: 7 | H: 2 LOB: 2 BB: 1 P: 11 | R: 0 E: 0 K: 0 S: 4 | H: 1 LOB: 1 BB: 0 P: 4 | R: 6 E: 1 K: 1 S: 9 | H: 4 LOB: 1 BB: 3 P: 21 | R: 3 E: 0 K: 1 S: 8 | H: 3 LOB: 1 BB: 1 P: 12 | R: 0 E: 1 K: 0 S: 4 | H: 0 LOB: 1 BB: 0 P: 4 | R: 5 E: 0 K: 1 S: 9 | H: 4 LOB: 0 BB: 1 P: 13 | R: 0 E: 0 K: 1 S: 5 | H: 0 LOB: 0 BB: 0 P: 5 | 1B: 9 2B: 3 3B: 1 HR: 3 | SF: 1 SAC: 0 DP: 1 HBP: 0 | WP: 0 PB: 0 SB: 0 CS: 0 | PA: 49 | | | | | | | | | | | | | | | | | |
| PITCHER | IP | WLS | BF | H | R | ER | SO | BB | IBB | HBP | BLK | WP | HR | S | P | ERA | WHIP | PITCHER | | | | IP | WLS | BF | H | R | ER | SO | BB | IBB | HBP | BLK | WP | HR | S | P | ERA | WHIP | |
| Art Fowler, R (1,1) Joe Nuxhall, L (5,1) Pat Scantlebury, L (5,1) Frank Smith, R (8,1) Paul LaPalme, L (9,1) | 4.0 | L | 21 | 9 | 5 | 5 | 1 | 1 | 0 | 0 | 0 | 0 | 0 | 22 | 26 | 11.25 | 2.500 | | | | | 9.0 | W | 33 | 9 | 0 | 0 | 7 | 0 | 1 | 0 | 0 | 0 | 0 | 0 | 0 | 0 | 0 | 0 |

Milwaukee Braves @ Cincinnati Redlegs
Crosley Field, Cincinnati, OH
Sun May 13 1956, 3:33 AM EDT
Unknown

AB 42
R 15
H 16
RBI 14
BB 6
SO 5
LOB 13



| Batter | 1 | 2 | 3 | 4 | 5 | 6 | 7 | 8 | 9 | AB | R | H | RBI | BB | SO | LOB | BOTTOM | | | | | | | | | | | | | | | | | | | | | | | |
|---|------------------------------|----------------------------------|------------------------------|---------------------------------|------------------------------|---------------------------------|------------------------------|---------------------------------|------------------------------|---------------------------------|------------------------------|---------------------------------|------------------------------|---------------------------------|------------------------------|---------------------------------|----------------------------------|------------------------------------|----------------------------------|--------|--|-----|-----|----|---|---|----|----|----|-----|-----|-----|----|----|---|---|-----|------|---|---|
| Johnny Temple, R (1,4) Frank Robinson, R (1,7) | 6-3 | | L4-3 | | | G3 | | F6 | | 4 | 0 | 2 | 0 | 0 | 0 | 0 | 0 | | | | | | | | | | | | | | | | | | | | | | | |
| Gus Bell, L (1,8) Ray Jablonski, R (1,5) Chuck Harmon, R (9, PR) | 6-3 | | 4-3 | | | F7 | | | | 4 | 0 | 2 | 0 | 0 | 1 | 1 | 0 | | | | | | | | | | | | | | | | | | | | | | | |
| Ted Kluszewski, L (1,3) Wally Post, R (1,9) | | | | | | | | | | 4 | 0 | 0 | 0 | 0 | 0 | 2 | 2 | | | | | | | | | | | | | | | | | | | | | | | |
| Ed Bailey, L (1,2) Roy McMillan, R (1,6) | | | | | | | | | | 3 | 0 | 2 | 0 | 0 | 0 | 0 | 0 | | | | | | | | | | | | | | | | | | | | | | | |
| Art Fowler, R (1,1) Joe Nuxhall, L (5,1) Pat Scantlebury, L (5,1) Frank Smith, R (8,1) Jim Dyck, R (8, PR) Paul LaPalme, L (9,1) | | | | | | | | | | 1 | 0 | 0 | 0 | 0 | 0 | 3 | 0 | | | | | | | | | | | | | | | | | | | | | | | |
| Inning Stats | R: 0 E: 0 K: 0 S: 3 | H: 3 LOB: 3 BB: 1 P: 11 | R: 0 E: 0 K: 0 S: 3 | H: 1 LOB: 0 BB: 0 P: 3 | R: 0 E: 0 K: 2 S: 7 | H: 1 LOB: 1 BB: 0 P: 7 | R: 0 E: 0 K: 0 S: 4 | H: 1 LOB: 1 BB: 0 P: 4 | R: 0 E: 0 K: 0 S: 4 | H: 2 LOB: 1 BB: 0 P: 4 | R: 0 E: 0 K: 1 S: 5 | H: 0 LOB: 0 BB: 0 P: 5 | R: 0 E: 0 K: 0 S: 4 | H: 0 LOB: 1 BB: 0 P: 5 | R: 0 E: 0 K: 2 S: 8 | H: 1 LOB: 0 BB: 0 P: 8 | 1B: 8 2B: 3 3B: 0 HR: 0 | SF: 0 SAC: 0 DP: 3 HBP: 0 | WP: 0 PB: 0 SB: 0 CS: 0 | PA: 33 | | | | | | | | | | | | | | | | | | | | |
| PITCHER | IP | WLS | BF | H | R | ER | SO | BB | IBB | HBP | BLK | WP | HR | S | P | ERA | WHIP | PITCHER | | | | IP | WLS | BF | H | R | ER | SO | BB | IBB | HBP | BLK | WP | HR | S | P | ERA | WHIP | | |
| Warren Spahn, L (1,1) | 9.0 | W | 33 | 9 | 0 | 0 | 7 | 0 | 1 | 0 | 0 | 0 | 0 | 46 | 50 | 0.00 | 1.000 | | | | | 9.0 | W | 33 | 9 | 0 | 0 | 7 | 0 | 1 | 0 | 0 | 0 | 0 | 0 | 0 | 0 | 0 | 0 | 0 |

Milwaukee Braves @ Cincinnati Redlegs
Crosley Field, Cincinnati, OH
Sun May 13 1956, 3:33 AM EDT
Unknown

AB 32
R 0
H 9
RBI 0
BB 1
SO 7
LOB 13



| Batter | 1 | 2 | 3 | 4 | 5 | 6 | 7 | 8 | 9 | AB | R | H | RBI | BB | SO | LOB | TOP | | | | | |
|--|--|---------------------------------|------------------------------|---------------------------------|------------------------------|---------------------------------|------------------------------|---------------------------------|------------------------------|---------------------------------|------------------------------|---------------------------------|------------------------------|----------------------------------|------------------------------|---------------------------------|---|---------------------------------|----------------------------------|------------------------------------|----------------------------------|--------|
| Danny O'Connell, R OBP: 0.361, SLG: 0.355 (1,4) | 6-3 | | 5-3 | | FC6-4 BB | | 1B BB | | | 2 | 0 | 0 | 0 | 2 | 0 | 0 | Milwaukee Braves @ Philadelphia Phillies Connie Mack Stadium, Philadelphia, PA Tue May 15 1956, 3:33 AM EDT Att: 13,141 - Unknown livebaseballscorecards.com | | | | | |
| Johnny Logan, R OBP: 0.315, SLG: 0.388 (1,6) | 1B | | | 5-3 | FC6-4 | | 1B | | | 4 | 0 | 2 | 1 | 0 | 0 | 2 | | | | | | |
| Eddie Mathews, L OBP: 0.411, SLG: 0.533 (1,5) | P5 | | | 4-3 | | F9 | K | | | 4 | 0 | 0 | 0 | 0 | 1 | 4 | | | | | | |
| Hank Aaron, R OBP: 0.270, SLG: 0.421 (1,9) | F7 | | | 1B 1B | | F7 | | P5 | | 4 | 0 | 1 | 0 | 0 | 0 | 1 | | | | | | |
| Bobby Thomson, R OBP: 0.271, SLG: 0.424 (1,8) | | 6-3 | | 1B 1B | | 5-3 | | F8 | | 4 | 0 | 1 | 0 | 0 | 0 | 0 | | | | | | |
| Joe Adcock, R OBP: 0.237, SLG: 0.421 (1,3) | K | | K | | | | K | K | | 4 | 0 | 0 | 0 | 0 | 4 | 2 | | | | | | |
| Wes Covington, L OBP: 0.733, SLG: 1.000 (1,7) | | | | | SH1-4 1B | | 1B BB | | F7 | 2 | 1 | 1 | 0 | 1 | 0 | 0 | | | | | | |
| Andy Pafko, R OBP: 0.357, SLG: 0.250 (7,7) | | | | | | | | | | 0 | 0 | 0 | 0 | 0 | 0 | 0 | | | | | | |
| Chuck Tanner, L OBP: 0.400, SLG: 1.000 (9, FH) | | | | | | | | | | 1 | 0 | 0 | 0 | 0 | 0 | 0 | | | | | | |
| Del Crandall, R OBP: 0.392, SLG: 0.550 (1,2) | | | 6-3 | | F9 | | P4 | | F7 | 4 | 0 | 0 | 0 | 0 | 0 | 2 | | | | | | |
| Lew Burdette, R OBP: 0.100, SLG: 0.111 (1,1) | | | 4-3 | | SH1-4 | | | | F3 | 2 | 0 | 1 | 0 | 0 | 0 | 0 | | | | | | |
| Lou Sleater, L OBP: 0.750, SLG: 0.667 (8,1) | | | | | | | 1B BB | | | 0 | 0 | 0 | 0 | 0 | 0 | 0 | | | | | | |
| Dave Jolly, R OBP: 0.400, SLG: 0.200 (8, FH) | | | | | 1-2 | | 1B | | | 1 | 0 | 0 | 0 | 0 | 0 | 0 | | | | | | |
| Inning Stats | R: 0 E: 0 K: 0 S: 4 | H: 1 LOB: 1 BB: 0 P: 4 | R: 0 E: 0 K: 1 S: 5 | H: 0 LOB: 0 BB: 0 P: 5 | R: 0 E: 0 K: 0 S: 3 | H: 0 LOB: 0 BB: 0 P: 3 | R: 0 E: 0 K: 1 S: 7 | H: 2 LOB: 2 BB: 0 P: 7 | R: 0 E: 0 K: 0 S: 4 | H: 1 LOB: 2 BB: 1 P: 8 | R: 0 E: 0 K: 0 S: 3 | H: 0 LOB: 0 BB: 0 P: 3 | R: 1 E: 0 K: 2 S: 9 | H: 2 LOB: 3 BB: 2 P: 17 | R: 0 E: 0 K: 1 S: 5 | H: 0 LOB: 0 BB: 0 P: 5 | R: 0 E: 0 K: 0 S: 3 | H: 0 LOB: 0 BB: 0 P: 3 | 1B: 6 2B: 0 3B: 0 HR: 0 | SF: 0 SAC: 1 DP: 0 HBP: 0 | WP: 0 PB: 0 SB: 0 CS: 0 | PA: 36 |
| PITCHER Stu Miller, R ERA: 2.76 (1,1) | IP: 9.0 WLS: W BF: 36 H: 6 R: 1 ER: 1 SO: 5 BB: 3 IBB: 0 HBP: 0 BLK: 0 WP: 0 HR: 0 S: 43 P: 55 ERA: 1.00 WHIP: 1.000 | | | | | | | | | | | | | | | PITCHER | | | | | | |

| Batter | 1 | 2 | 3 | 4 | 5 | 6 | 7 | 8 | 9 | AB | R | H | RBI | BB | SO | LOB | BOTTOM | | | |
|--|--|---------------------------------|------------------------------|---------------------------------|------------------------------|---------------------------------|------------------------------|---------------------------------|------------------------------|---------------------------------|------------------------------|---------------------------------|-------------------------------|----------------------------------|------------------------------|----------------------------------|---|----------------------------------|------------------------------------|----------------------------------|
| Richie Ashburn, L OBP: 0.350, SLG: 0.391 (1,8) | K | | | F9 | | 6-3 | | 1B 1B | | 4 | 0 | 1 | 0 | 0 | 1 | 0 | Milwaukee Braves @ Philadelphia Phillies Connie Mack Stadium, Philadelphia, PA Tue May 15 1956, 3:33 AM EDT Att: 13,141 - Unknown livebaseballscorecards.com | | | |
| Ted Kazanski, R OBP: 0.282, SLG: 0.269 (1,4) | 3-1 | | | 6-3 | | 5-3 | | BB 1B | | 4 | 0 | 1 | 0 | 0 | 0 | 0 | | | | |
| Mary Blaylock, L OBP: 0.341, SLG: 0.463 (1,3) | K | | | 3B | | K | | P5 | | 4 | 0 | 1 | 0 | 0 | 2 | 3 | | | | |
| Del Ennis, R OBP: 0.284, SLG: 0.391 (1,7) | | 5-3 | | P6 | | F8 | | FC5 BB | | 4 | 0 | 1 | 0 | 0 | 0 | 1 | | | | |
| Stan Lopata, R OBP: 0.415, SLG: 0.600 (1,2) | | | | K2-6-2 1B | | 4-3 | | 3B 1B | | 3 | 1 | 2 | 1 | 1 | 0 | 0 | | | | |
| Jim Greengrass, R OBP: 0.322, SLG: 0.434 (1,9) | | K2-6-2 | | F8 | | F8 | | FC5 | | 4 | 1 | 1 | 1 | 0 | 1 | 4 | | | | |
| Willie Jones, R OBP: 0.338, SLG: 0.283 (1,5) | | | | F3 | | BB | | BB | | 2 | 0 | 1 | 1 | 1 | 0 | 0 | | | | |
| Roy Smalley, R OBP: 0.308, SLG: 0.250 (1,6) | | | | F9 | | P6 | | K | | 3 | 0 | 0 | 0 | 0 | 1 | 2 | | | | |
| Stu Miller, R (1,1) | | | | 1-3 | | 1-3 | | 1B BB | | 2 | 1 | 0 | 0 | 1 | 0 | 0 | | | | |
| Inning Stats | R: 0 E: 0 K: 2 S: 7 | H: 0 LOB: 0 BB: 0 P: 7 | R: 0 E: 0 K: 1 S: 5 | H: 1 LOB: 1 BB: 0 P: 5 | R: 0 E: 0 K: 0 S: 3 | H: 0 LOB: 0 BB: 0 P: 3 | R: 0 E: 0 K: 0 S: 4 | H: 1 LOB: 1 BB: 0 P: 4 | R: 0 E: 0 K: 0 S: 3 | H: 0 LOB: 1 BB: 1 P: 7 | R: 0 E: 0 K: 0 S: 3 | H: 0 LOB: 0 BB: 0 P: 3 | R: 2 E: 0 K: 2 S: 10 | H: 3 LOB: 1 BB: 0 P: 10 | R: 1 E: 0 K: 0 S: 5 | H: 3 LOB: 3 BB: 2 P: 13 | | 1B: 6 2B: 1 3B: 2 HR: 0 | SF: 0 SAC: 0 DP: 1 HBP: 0 | WP: 0 PB: 0 SB: 0 CS: 0 |
| PITCHER Lew Burdette, R ERA: 3.27 (1,1) | IP: 7.0 WLS: L BF: 29 H: 7 R: 3 ER: 3 SO: 5 BB: 2 IBB: 0 HBP: 0 BLK: 0 WP: 0 HR: 0 S: 37 P: 45 ERA: 3.86 WHIP: 1.286 | | | | | | | | | | | | | | | PITCHER | | | | |
| Lou Sleater, L (8,1) | 0.1 | 1 | 0 | 0 | 0 | 0 | 0 | 0 | 0 | 0 | 0 | 1 | 1 | 0.00 | 0.000 | | | | | |
| Dave Jolly, R (8,1) | 0.2 | 3 | 1 | 0 | 0 | 0 | 1 | 0 | 0 | 0 | 0 | 2 | 6 | 0.00 | 3.000 | | | | | |

| Batter | 1 | 2 | 3 | 4 | 5 | 6 | 7 | 8 | 9 | AB | R | H | RBI | BB | SO | LOB | TOP | | | |
|--|---|---------------------------------|------------------------------|---------------------------------|------------------------------|---------------------------------|------------------------------|---------------------------------|------------------------------|---------------------------------|------------------------------|---------------------------------|------------------------------|---------------------------------|-------------------------------|----------------------------------|----------------------------------|------------------------------------|----------------------------------|--------|
| Danny O'Connell, R (1,4) OBP: 0.342, SLG: 0.333 | 0-3 K | | 0-0 5-3 | | | 0-0 F9 | | 0-3 K | | 4 | 0 | 0 | 0 | 0 | 2 | 0 | | | | |
| Johnny Logan, R (1,6) OBP: 0.312, SLG: 0.380 | 0-0 F7 | | 0-0 F4 | | | 0-0 F8 | | 0-0 1B | | 4 | 0 | 1 | 0 | 0 | 0 | 0 | | | | |
| Eddie Mathews, L (1,5) OBP: 0.403, SLG: 0.516 | 0-0 F5 | | | 0-3 K | | 0-0 3B 1B | | 0-3 K | | 4 | 1 | 1 | 0 | 0 | 2 | 1 | | | | |
| Hank Aaron, R (1,9) OBP: 0.299, SLG: 0.475 | | 0-0 1B 1B | | 0-0 1B | | 0-0 1H 3B | | 0-0 F5 | | 4 | 0 | 3 | 1 | 0 | 0 | 0 | | | | |
| Bobby Thomson, R (1,7) OBP: 0.284, SLG: 0.429 | | 0-0 1B 1-2 1B | | 0-3 K | | 0-0 1-3 | | 0-0 1B | | 4 | 0 | 2 | 0 | 0 | 1 | 2 | | | | |
| Joe Adcock, R (1,3) OBP: 0.238, SLG: 0.410 | | 0-0 F9 | | 0-0 4-3 | | | 0-0 G4-3-6 1B | 0-3 K | | 4 | 0 | 1 | 0 | 0 | 1 | 4 | | | | |
| Bill Bruton, L (1,8) OBP: 0.423, SLG: 0.740 | | 0-3 K | | | 0-0 6-3 | | 0-0 G4-3-6 1-2 1B | 0-0 4-3 | | 4 | 0 | 0 | 0 | 0 | 1 | 4 | | | | |
| Del Crandall, R (1,2) OBP: 0.370, SLG: 0.512 | | 0-0 F5 | | | 0-0 5-3 | | 0-0 1-3 | | | 3 | 0 | 0 | 0 | 0 | 0 | 2 | | | | |
| Bob Buhl, R (1,1) OBP: 0.250, SLG: 0.375 | | | 0-3 K | | 0-3 K | | | 0-3 K | | 3 | 0 | 0 | 0 | 0 | 3 | 0 | | | | |
| Inning Stats | R: 0 E: 0 K: 1 S: 5 | H: 0 LOB: 0 BB: 0 P: 5 | R: 0 E: 0 K: 1 S: 7 | H: 2 LOB: 2 BB: 0 P: 7 | R: 0 E: 0 K: 1 S: 5 | H: 0 LOB: 0 BB: 0 P: 5 | R: 0 E: 0 K: 2 S: 8 | H: 1 LOB: 1 BB: 0 P: 8 | R: 0 E: 0 K: 1 S: 5 | H: 0 LOB: 0 BB: 0 P: 5 | R: 1 E: 0 K: 0 S: 5 | H: 2 LOB: 1 BB: 0 P: 5 | R: 0 E: 0 K: 0 S: 3 | H: 1 LOB: 0 BB: 0 P: 3 | R: 0 E: 0 K: 3 S: 10 | H: 1 LOB: 1 BB: 0 P: 10 | 1B: 7 2B: 0 3B: 1 HR: 0 | SF: 0 SAC: 0 DP: 1 HBP: 0 | WP: 0 PB: 0 SB: 1 CS: 0 | PA: 34 |
| PITCHER Robin Roberts, R (1,1) ERA: 4.0 | IP: 9.0 WLS: W BF: 34 H: 8 R: 1 ER: 1 SO: 10 BB: 0 IBB: 0 HBP: 0 BLK: 0 WP: 0 HR: 0 S: 54 P: 54 ERA: 1.00 WHIP: 0.889 | | | | | | | | | | | | | | | PITCHER | | | | |

Milwaukee Braves @ Philadelphia Phillies
 Connie Mack Stadium, Philadelphia, PA
 Wed May 16 1956, 3:33 AM EDT
 Att: 11,510 - Unknown

AB 34
 R 1
 H 8
 RBI 1
 BB 0
 SO 10
 LOB 13



| Batter | 1 | 2 | 3 | 4 | 5 | 6 | 7 | 8 | 9 | AB | R | H | RBI | BB | SO | LOB | BOTTOM | | | | | |
|--|--|---------------------------------|------------------------------|----------------------------------|------------------------------|---------------------------------|------------------------------|---------------------------------|------------------------------|---------------------------------|------------------------------|---------------------------------|------------------------------|---------------------------------|------------------------------|---------------------------------|------------------------------|---------------------------------|----------------------------------|------------------------------------|----------------------------------|--------|
| Richie Ashburn, L (1,8) OBP: 0.336, SLG: 0.375 | 0-0 6-3 | | 0-0 F5 | | | 0-0 6-3 | | 0-0 G3 | | 4 | 0 | 0 | 0 | 0 | 0 | 1 | | | | | | |
| Ted Kazanski, R (1,4) OBP: 0.284, SLG: 0.305 | 0-0 G3-6-3 1B | | 0-0 2B | | | 0-0 F7 | | 0-0 E7 1B | | 4 | 0 | 3 | 1 | 0 | 0 | 0 | | | | | | |
| Mary Blaylock, L (1,3) OBP: 0.313, SLG: 0.422 | 0-0 G3-6-3 1-2 | | 0-0 F7 | | | 0-3 K | | 0-0 6-3 | | 4 | 0 | 0 | 0 | 0 | 1 | 3 | | | | | | |
| Del Ennis, R (1,7) OBP: 0.303, SLG: 0.400 | | 0-0 G6-4-3 E 1B | | 0-3 K | | 4-0 SH3-4 BB | | 0-0 E SH3-4 1B | | 3 | 1 | 2 | 0 | 1 | 1 | 0 | | | | | | |
| Stan Lopata, R (1,2) OBP: 0.403, SLG: 0.579 | | 0-0 E5 G6-4-3 1-2 | | 0-0 F3 | | 0-0 SH3-4 | | 0-0 SH3-4 | | 2 | 0 | 0 | 0 | 0 | 0 | 1 | | | | | | |
| Jim Greengrass, R (1,9) OBP: 0.317, SLG: 0.411 | | 0-0 G6-4-3 1-2 2-3 | | 0-0 6-3 | | 0-3 K | | 4-0 1B E IBB | | 3 | 0 | 0 | 0 | 1 | 1 | 3 | | | | | | |
| Willie Jones, R (1,5) OBP: 0.333, SLG: 0.270 | | 4-0 BB | | | 0-0 F7 | | 0-0 G3 | | 0-0 E8 1B | 3 | 0 | 0 | 0 | 1 | 0 | 3 | | | | | | |
| Roy Smalley, R (1,6) OBP: 0.267, SLG: 0.214 | | 0-3 BB | | | 0-0 F6 | | | 0-0 CS 1B | | 2 | 0 | 0 | 0 | 0 | 1 | 2 | | | | | | |
| Frank Baumholtz, L (8, PH) OBP: 0.318, SLG: 0.318 | | | | | 0-0 K | | | 0-0 1B | | 1 | 0 | 1 | 0 | 0 | 0 | 0 | | | | | | |
| Solly Hemus, L (9, 4) OBP: 0.500, SLG: 0.333 | | | | | | | | 1-2 2-3 3-H 1B | | 1 | 0 | 1 | 1 | 0 | 0 | 0 | | | | | | |
| Robin Roberts, S (1,1) OBP: 0.238, SLG: 0.111 | | | 0-0 4-3 | | 0-3 K | | | 4-0 G3 E BB | | 2 | 1 | 0 | 0 | 1 | 1 | 0 | | | | | | |
| Inning Stats | R: 0 E: 0 K: 0 S: 3 | H: 1 LOB: 0 BB: 0 P: 3 | R: 0 E: 1 K: 1 S: 6 | H: 1 LOB: 2 BB: 1 P: 10 | R: 0 E: 0 K: 1 S: 4 | H: 1 LOB: 0 BB: 0 P: 4 | R: 0 E: 0 K: 1 S: 5 | H: 0 LOB: 0 BB: 0 P: 5 | R: 0 E: 0 K: 1 S: 5 | H: 0 LOB: 0 BB: 0 P: 5 | R: 0 E: 0 K: 1 S: 5 | H: 0 LOB: 1 BB: 0 P: 5 | R: 0 E: 0 K: 1 S: 5 | H: 0 LOB: 1 BB: 1 P: 9 | R: 1 E: 1 K: 0 S: 4 | H: 2 LOB: 1 BB: 1 P: 8 | R: 1 E: 1 K: 0 S: 4 | H: 2 LOB: 3 BB: 1 P: 8 | 1B: 6 2B: 1 3B: 0 HR: 0 | SF: 0 SAC: 2 DP: 2 HBP: 0 | WP: 0 PB: 0 SB: 0 CS: 1 | PA: 35 |
| PITCHER Bob Buhl, R (1,1) ERA: 2.97 | IP: 8.1 WLS: L BF: 35 H: 7 R: 2 ER: 2 SO: 5 BB: 3 IBB: 1 HBP: 0 BLK: 0 WP: 0 HR: 0 S: 41 P: 57 ERA: 2.16 WHIP: 1.200 | | | | | | | | | | | | | | | PITCHER | | | | | | |

Milwaukee Braves @ Philadelphia Phillies
 Connie Mack Stadium, Philadelphia, PA
 Wed May 16 1956, 3:33 AM EDT
 Att: 11,510 - Unknown

AB 29
 R 2
 H 7
 RBI 2
 BB 4
 SO 5
 LOB 13



| Batter | 1 | 2 | 3 | 4 | 5 | 6 | 7 | 8 | 9 | AB R H RBI BB SO LOB | TOP | | | | | | | | | | | |
|--|---|----------------------------------|------------------------------|----------------------------------|------------------------------|---------------------------------|------------------------------|---------------------------------|------------------------------|---------------------------------|---|---------------------------------|------------------------------|---------------------------------|------------------------------|---------------------------------|------------------------------|---------------------------------|----------------------------------|------------------------------------|----------------------------------|--------|
| Danny O'Connell, R (1.4) OBP: 0.358, SLG: 0.333 | 4-0 E BB | 4-0 BB | | P6 1-2 | | | 0-0 1B 2B | 0-0 5-3 | | 3 2 1 0 2 0 1 | Milwaukee Braves @ New York Giants Polo Grounds, New York, NY Thu May 17 1956, 3:33 AM EDT Att: 9,258 - Unknown | | | | | | | | | | | |
| Johnny Logan, R (1.6) OBP: 0.317, SLG: 0.395 | 0-0 1-3 | 0-0 5-3 | | 0-0 2B | | | 0-0 2B 1B | 0-0 1-4-3 | | 5 1 2 1 0 0 4 | | | | | | | | | | | | |
| Eddie Mathews, L (1.5) OBP: 0.390, SLG: 0.507 | 0-0 P5 | | 0-0 3-1 | 0-0 F9 | | | 0-0 3B 2B | 0-0 4-3 | | 5 1 1 1 0 0 2 | | | | | | | | | | | | |
| Hank Aaron, R (1.9) OBP: 0.306, SLG: 0.515 | 0-0 E6 2H | | 0-0 1-3 2B | | 0-0 6-3 | | 0-0 E 3B | 0-0 F9 | | 5 1 2 2 0 0 0 | | | | | | | | | | | | |
| Bobby Thomson, R (1.7) OBP: 0.291, SLG: 0.419 | 0-3 K | | 0-0 1-3 2-3 | | 0-0 F8 | | 0-0 E7 1B | 4-0 E BB | | 4 0 1 1 1 1 2 | | | | | | | | | | | | |
| Joe Adcock, R (1.3) OBP: 0.235, SLG: 0.385 | | 4-0 BB 1B BB | 0-0 F7 | | 0-0 F7 | | 0-0 F8 3H | 0-0 E5 FC6-4 | | 4 0 0 0 1 0 3 | | | | | | | | | | | | |
| Bill Bruton, L (1.8) OBP: 0.386, SLG: 0.673 | 0-3 K | | | 0-0 F9 | | 0-0 6-3 | 0-0 F8 | 0-0 FC6-4 1-2 | | 5 0 0 0 0 1 4 | | | | | | | | | | | | |
| Del Crandall, R (1.2) OBP: 0.362, SLG: 0.553 | 0-0 F5 | | | 0-0 HR | | 0-0 5-3 | 0-0 F7 | | | 4 1 1 1 0 0 2 | | | | | | | | | | | | |
| Warren Spahn, L (1.1) OBP: 0.313, SLG: 0.500 | 0-0 1-2 BB 1B | | | 0-0 S 2B 1B | | 0-3 K | | 0-3 K | | 4 1 2 0 0 2 0 | | | | | | | | | | | | |
| Inning Stats | R: 1 E: 1 K: 1 S: 6 | H: 0 LOB: 1 BB: 1 P: 10 | R: 0 E: 0 K: 1 S: 6 | H: 1 LOB: 3 BB: 2 P: 14 | R: 0 E: 0 K: 0 S: 4 | H: 1 LOB: 1 BB: 0 P: 4 | R: 2 E: 0 K: 0 S: 6 | H: 3 LOB: 1 BB: 0 P: 6 | R: 0 E: 0 K: 1 S: 3 | H: 0 LOB: 0 BB: 0 P: 3 | R: 0 E: 0 K: 0 S: 5 | H: 0 LOB: 0 BB: 0 P: 5 | R: 4 E: 1 K: 0 S: 8 | H: 5 LOB: 1 BB: 0 P: 8 | R: 0 E: 0 K: 1 S: 5 | H: 0 LOB: 2 BB: 1 P: 8 | R: 0 E: 2 K: 0 S: 4 | H: 0 LOB: 2 BB: 1 P: 8 | 1B: 5 2B: 3 3B: 1 HR: 1 | SF: 0 SAC: 0 DP: 0 HBP: 0 | WP: 0 PB: 0 SB: 1 CS: 0 | PA: 43 |
| PITCHER | IP WLS BF H R ER SO BB IBB HBP BLK WP HR S P ERA WHIP | | | | | | | | | | | | | | | | | | | | | |
| Ruben Gomez, R (1.1) ERA: 6.21 | 6.0 L 30 8 6 5 3 3 0 0 0 0 0 1 33 45 7.50 1.833 | | | | | | | | | | | | | | | | | | | | | |
| Marv Grissom, R (7.1) ERA: 0.79 | 2.0 8 2 1 1 1 0 0 0 0 0 0 10 10 4.50 1.000 | | | | | | | | | | | | | | | | | | | | | |
| Steve Ridzik, R (9.1) ERA: 1.69 | 1.0 5 0 0 0 0 1 0 0 0 0 0 0 4 8 0.00 1.000 | | | | | | | | | | | | | | | | | | | | | |

| | |
|-----|----|
| AB | 39 |
| R | 7 |
| H | 10 |
| RBI | 6 |
| BB | 4 |
| SO | 4 |
| LOB | 18 |



| Batter | 1 | 2 | 3 | 4 | 5 | 6 | 7 | 8 | 9 | AB R H RBI BB SO LOB | BOTTOM | | | | | | | | | | | |
|---|---|---------------------------------|------------------------------|---------------------------------|------------------------------|---------------------------------|------------------------------|---------------------------------|------------------------------|---|---|---------------------------------|------------------------------|---------------------------------|------------------------------|---------------------------------|------------------------------|---------------------------------|----------------------------------|------------------------------------|----------------------------------|--------|
| Whitey Lockman, L (1.7) OBP: 0.360, SLG: 0.396 | 0-0 4-3 | | 0-3 K | | 0-0 6-3 | | | 0-0 G1-6-3 1-2 | | 4 0 0 0 0 1 2 | Milwaukee Braves @ New York Giants Polo Grounds, New York, NY Thu May 17 1956, 3:33 AM EDT Att: 9,258 - Unknown | | | | | | | | | | | |
| Alvin Dark, R (1.6) OBP: 0.325, SLG: 0.415 | 0-0 6-3 | | 0-0 2H 1B | | | 0-3 K | | 0-0 1-3 | | 4 0 1 1 0 1 1 | | | | | | | | | | | | |
| Willie Mays, R (1.8) OBP: 0.339, SLG: 0.490 | 0-0 3B | | 0-3 K | | | 0-0 P6 | | 0-0 HR 2B | | 4 1 2 0 0 1 1 | | | | | | | | | | | | |
| Daryl Spencer, R (1.4) OBP: 0.292, SLG: 0.378 | 0-0 5-3 | | | 0-0 1B | | 0-0 1-3 | | 0-0 F3 | | 4 0 1 0 0 0 2 | | | | | | | | | | | | |
| Don Mueller, L (1.9) OBP: 0.293, SLG: 0.383 | | 0-0 4-3 | | 0-0 L7 | | | 0-0 F7 | 0-0 HR | | 4 1 1 2 0 0 1 | | | | | | | | | | | | |
| Foster Castleman, R (1.5) OBP: 0.253, SLG: 0.300 | | 0-0 F8 | | 0-0 F5 | | | 0-0 FC6-4 1B | 0-0 F8 | | 4 0 1 0 0 0 1 | | | | | | | | | | | | |
| Bill White, L (1.3) OBP: 0.286, SLG: 0.438 | | 0-0 3-1 | | 0-0 5-3 | | | 0-0 F9 | 0-3 K | | 4 0 0 0 0 1 2 | | | | | | | | | | | | |
| Ray Katt, R (1.2) OBP: 0.288, SLG: 0.588 | | | 0-0 SH1-3 1B 1B | | 0-3 K | | 0-0 FC6-4 1-2 | | | 3 1 1 0 0 1 1 | | | | | | | | | | | | |
| Ruben Gomez, R (1.1) Marv Grissom, R (7.1) Bobby Hofman, R (8. PH) Wayne Terwilliger, R (8. PR) Steve Ridzik, R (9.1) | | | 0-0 SH1-3 | | 0-0 L6 | | | 0-0 G1-6-3 1B | | 1 0 0 0 0 0 0 0 0 0 0 0 0 0 1 0 1 0 0 0 0 0 0 0 0 0 0 0 0 0 0 0 0 0 0 | | | | | | | | | | | | |
| Inning Stats | R: 0 E: 0 K: 0 S: 4 | H: 1 LOB: 0 BB: 0 P: 4 | R: 0 E: 0 K: 0 S: 3 | H: 0 LOB: 0 BB: 0 P: 3 | R: 1 E: 0 K: 2 S: 9 | H: 2 LOB: 1 BB: 0 P: 9 | R: 0 E: 0 K: 0 S: 4 | H: 1 LOB: 1 BB: 0 P: 4 | R: 0 E: 0 K: 1 S: 5 | H: 0 LOB: 0 BB: 0 P: 5 | R: 0 E: 0 K: 1 S: 5 | H: 0 LOB: 0 BB: 0 P: 5 | R: 0 E: 0 K: 0 S: 4 | H: 1 LOB: 1 BB: 0 P: 4 | R: 0 E: 0 K: 0 S: 3 | H: 1 LOB: 0 BB: 0 P: 3 | R: 2 E: 1 K: 1 S: 7 | H: 2 LOB: 0 BB: 0 P: 7 | 1B: 5 2B: 1 3B: 1 HR: 1 | SF: 0 SAC: 1 DP: 1 HBP: 0 | WP: 0 PB: 0 SB: 0 CS: 0 | PA: 34 |
| PITCHER | IP WLS BF H R ER SO BB IBB HBP BLK WP HR S P ERA WHIP | | | | | | | | | | | | | | | | | | | | | |
| Warren Spahn, L (1.1) ERA: 2.59 | 9.0 W 34 8 3 3 5 0 0 0 0 0 0 1 44 44 3.00 0.889 | | | | | | | | | | | | | | | | | | | | | |

| | |
|-----|----|
| AB | 33 |
| R | 3 |
| H | 8 |
| RBI | 3 |
| BB | 0 |
| SO | 5 |
| LOB | 11 |



| Batter | 1 | 2 | 3 | 4 | 5 | 6 | 7 | 8 | 9 | AB | R | H | RBI | BB | SO | LOB | TOP | | | | | | | | | | | | | | | | | | | |
|--|------------------------------|---------------------------------|------------------------------|---------------------------------|------------------------------|---------------------------------|------------------------------|---------------------------------|------------------------------|---------------------------------|------------------------------|---------------------------------|------------------------------|---------------------------------|------------------------------|---------------------------------|--|---------------------------------|----------------------------------|------------------------------------|----------------------------------|--------|---|----|----|----|-----|-----|-----|----|----|---|---|-----|------|--|
| Danny O'Connell, R OBP: 0.349, SLG: 0.324 | 0-0 4-3 | | 0-0 1B | 0-0 F8 | | 0-0 1-3 | | 0-0 G3 | | 5 | 0 | 1 | 0 | 0 | 0 | 2 | Milwaukee Braves @ New York Giants Polo Grounds, New York, NY Sat May 19 1956, 3:33 AM EDT Att: 10,728 - Unknown | | | | | | | | | | | | | | | | | | | |
| Johnny Logan, R OBP: 0.310, SLG: 0.375 | 0-0 F7 | | 0-0 F8 | | 0-0 F4 | | 1-0 1B HBP | | 0-0 F4 | 4 | 0 | 0 | 0 | 0 | 0 | 1 | | | | | | | | | | | | | | | | | | | | |
| Eddie Mathews, L OBP: 0.379, SLG: 0.486 | 0-0 G3 | | 0-0 1B | | 0-0 E1 1B BB | | 0-3 K | | 0-0 F8 | 5 | 0 | 1 | 0 | 0 | 1 | 1 | | | | | | | | | | | | | | | | | | | | |
| Hank Aaron, R OBP: 0.312, SLG: 0.500 | | 0-0 1B 1B | | 0-0 F3 | | 4-0 1B BB | | 0-0 F6 | | 0-0 F9 | 4 | 1 | 1 | 0 | 1 | 0 | | 3 | | | | | | | | | | | | | | | | | | |
| Bobby Thomson, R OBP: 0.301, SLG: 0.423 | | 0-0 F8 | | 0-0 F8 | | 0-0 G6-4-3 1B | | 0-0 1B | | | 4 | 0 | 2 | 0 | 0 | 0 | | 3 | | | | | | | | | | | | | | | | | | |
| Joe Adcock, R OBP: 0.236, SLG: 0.377 | | 0-0 1B 1B | | 0-0 F8 | | 0-0 G6-4-3 1B | | 0-0 4-3 | | | 4 | 0 | 1 | 0 | 0 | 0 | | 5 | | | | | | | | | | | | | | | | | | |
| Bill Bruton, L OBP: 0.410, SLG: 0.678 | | 0-0 1B 1B | | 0-0 F3 | | 0-0 CS 1B | | 0-0 SH1-3 1B | | 4 | 0 | 3 | 1 | 0 | 0 | 0 | | | | | | | | | | | | | | | | | | | | |
| Del Crandall, R OBP: 0.377, SLG: 0.680 | | 0-0 F2 | | 0-0 HR | | 0-0 HR | | 0-0 SH1-3 | | 3 | 2 | 2 | 2 | 0 | 0 | 2 | | | | | | | | | | | | | | | | | | | | |
| Lew Burdette, R OBP: 0.143, SLG: 0.083 | | 0-0 F7 | | 1-0 HBP | | 0-0 F9 | | 0-0 F3 | | 3 | 0 | 0 | 0 | 0 | 0 | 3 | | | | | | | | | | | | | | | | | | | | |
| Inning Stats | R: 0 E: 0 K: 0 S: 3 | H: 0 LOB: 0 BB: 0 P: 3 | R: 1 E: 0 K: 0 S: 6 | H: 3 LOB: 2 BB: 0 P: 6 | R: 0 E: 0 K: 0 S: 5 | H: 2 LOB: 2 BB: 0 P: 5 | R: 1 E: 0 K: 0 S: 4 | H: 2 LOB: 1 BB: 0 P: 5 | R: 0 E: 1 K: 0 S: 4 | H: 1 LOB: 2 BB: 1 P: 8 | R: 1 E: 0 K: 0 S: 4 | H: 1 LOB: 0 BB: 0 P: 4 | R: 0 E: 0 K: 1 S: 6 | H: 1 LOB: 2 BB: 0 P: 7 | R: 0 E: 0 K: 0 S: 4 | H: 1 LOB: 1 BB: 0 P: 4 | R: 0 E: 0 K: 0 S: 3 | H: 0 LOB: 0 BB: 0 P: 3 | 1B: 9 2B: 0 3B: 0 HR: 2 | SF: 0 SAC: 1 DP: 1 HBP: 2 | WP: 0 PB: 0 SB: 0 CS: 1 | PA: 40 | | | | | | | | | | | | | | |
| PITCHER | IP | WLS | BF | H | R | ER | SO | BB | IBB | HBP | BLK | WP | HR | S | P | ERA | WHIP | PITCHER | IP | WLS | BF | H | R | ER | SO | BB | IBB | HBP | BLK | WP | HR | S | P | ERA | WHIP | |
| Al Worthington, R ERA: 3.57 | (1, 1) | 6.0 | L | 28 | 9 | 3 | 3 | 0 | 1 | 0 | 1 | 0 | 0 | 2 | 26 | 31 | 4.50 | 1.667 | | | | | | | | | | | | | | | | | | |
| Mary Grissom, R ERA: 0.89 | (7, 1) | 2.0 | | 9 | 2 | 0 | 0 | 1 | 0 | 0 | 1 | 0 | 0 | 0 | 10 | 11 | 0.00 | 1.000 | | | | | | | | | | | | | | | | | | |
| Hoyt Wilhelm, R ERA: 5.17 | (9, 1) | 1.0 | | 3 | 0 | 0 | 0 | 0 | 0 | 0 | 0 | 0 | 0 | 0 | 3 | 3 | 0.00 | 0.000 | | | | | | | | | | | | | | | | | | |

| | |
|-----|----|
| AB | 36 |
| R | 3 |
| H | 11 |
| RBI | 3 |
| BB | 1 |
| SO | 1 |
| LOB | 20 |



| Batter | 1 | 2 | 3 | 4 | 5 | 6 | 7 | 8 | 9 | AB | R | H | RBI | BB | SO | LOB | BOTTOM | | | | | | | | | | | | | | | | | | | | |
|---|------------------------------|---------------------------------|------------------------------|---------------------------------|------------------------------|---------------------------------|------------------------------|---------------------------------|------------------------------|---------------------------------|------------------------------|---------------------------------|------------------------------|---------------------------------|------------------------------|---------------------------------|--|---------------------------------|----------------------------------|------------------------------------|----------------------------------|--------|---|----|----|----|-----|-----|-----|----|----|---|---|-----|------|--|--|
| Alvin Dark, R OBP: 0.322, SLG: 0.409 | 0-0 F3 | | 0-3 K | | | 0-0 L8 | | | 0-0 3B 1B | 4 | 1 | 1 | 0 | 0 | 1 | 1 | Milwaukee Braves @ New York Giants Polo Grounds, New York, NY Sat May 19 1956, 3:33 AM EDT Att: 10,728 - Unknown | | | | | | | | | | | | | | | | | | | | |
| Don Mueller, L OBP: 0.282, SLG: 0.367 | 0-0 6-3 | | 0-0 F8 | | | 0-0 F8 | | | 0-0 F8 | 4 | 0 | 0 | 0 | 0 | 0 | 2 | | | | | | | | | | | | | | | | | | | | | |
| Willie Mays, R OBP: 0.336, SLG: 0.500 | 0-0 F9 | | | | 0-0 5-3 | | | | 0-0 1H 3-1 3B | 4 | 1 | 1 | 1 | 0 | 0 | 0 | | | | | | | | | | | | | | | | | | | | | |
| Hank Thompson, L OBP: 0.355, SLG: 0.095 | | 0-0 L8 | | | 0-0 5-3 | | | | 0-0 3-1 | 4 | 0 | 0 | 1 | 0 | 0 | 0 | | | | | | | | | | | | | | | | | | | | | |
| Daryl Spencer, R OBP: 0.291, SLG: 0.373 | | 0-0 F4 | | | 0-0 6-3 | | | | 0-0 F9 | 4 | 0 | 1 | 0 | 0 | 0 | 0 | | | | | | | | | | | | | | | | | | | | | |
| Whitey Lockman, L OBP: 0.359, SLG: 0.387 | | 4-0 BB | | | | 0-0 1-3 | | | 0-0 F7 | 2 | 0 | 0 | 0 | 1 | 0 | 1 | | | | | | | | | | | | | | | | | | | | | |
| Bill White, L OBP: 0.263, SLG: 0.400 | | 0-0 4-3 | | | | 0-0 3-1 | | | 0-0 F8 | 3 | 0 | 0 | 0 | 0 | 0 | 1 | | | | | | | | | | | | | | | | | | | | | |
| Ray Katt, R OBP: 0.291, SLG: 0.574 | | | | | | 0-0 F5 | | | 0-0 L3 | 3 | 0 | 1 | 0 | 0 | 0 | 0 | | | | | | | | | | | | | | | | | | | | | |
| Al Worthington, R OBP: 0.250, SLG: 0.286 | (1, 1) | | | | | 0-0 FC3-6 1B | | | 0-0 K | 1 | 0 | 0 | 0 | 0 | 0 | 1 | | | | | | | | | | | | | | | | | | | | | |
| George Wilson, L OBP: 0.333, SLG: 0.583 | (6, PH) | | | | | 0-0 FC3-6 | | | 0-3 K | 1 | 0 | 0 | 0 | 0 | 1 | 0 | | | | | | | | | | | | | | | | | | | | | |
| Mary Grissom, R OBP: 0.300, SLG: 0.273 | (7, 1) | | | | | 1-2 | | | 0-3 K | 0 | 0 | 0 | 0 | 0 | 0 | 0 | | | | | | | | | | | | | | | | | | | | | |
| Dusty Rhodes, L OBP: 0.300, SLG: 0.273 | (8, PH) | | | | | 1-2 | | | 0-3 K | 0 | 0 | 0 | 0 | 0 | 1 | 0 | | | | | | | | | | | | | | | | | | | | | |
| Hoyt Wilhelm, R ERA: 5.17 | (9, 1) | | | | | 1-2 | | | 0-3 K | 0 | 0 | 0 | 0 | 0 | 0 | 0 | | | | | | | | | | | | | | | | | | | | | |
| Inning Stats | R: 0 E: 0 K: 0 S: 3 | H: 0 LOB: 0 BB: 0 P: 3 | R: 0 E: 0 K: 0 S: 3 | H: 0 LOB: 1 BB: 1 P: 7 | R: 0 E: 0 K: 1 S: 6 | H: 1 LOB: 0 BB: 0 P: 6 | R: 0 E: 0 K: 0 S: 3 | H: 0 LOB: 0 BB: 0 P: 3 | R: 0 E: 0 K: 0 S: 3 | H: 0 LOB: 0 BB: 0 P: 3 | R: 0 E: 0 K: 1 S: 5 | H: 0 LOB: 0 BB: 0 P: 5 | R: 0 E: 0 K: 0 S: 4 | H: 1 LOB: 1 BB: 0 P: 4 | R: 0 E: 0 K: 1 S: 5 | H: 0 LOB: 0 BB: 0 P: 5 | R: 0 E: 0 K: 0 S: 3 | H: 2 LOB: 2 BB: 0 P: 5 | 1B: 3 2B: 0 3B: 1 HR: 0 | SF: 0 SAC: 0 DP: 0 HBP: 0 | WP: 0 PB: 0 SB: 0 CS: 0 | PA: 32 | | | | | | | | | | | | | | | |
| PITCHER | IP | WLS | BF | H | R | ER | SO | BB | IBB | HBP | BLK | WP | HR | S | P | ERA | WHIP | PITCHER | IP | WLS | BF | H | R | ER | SO | BB | IBB | HBP | BLK | WP | HR | S | P | ERA | WHIP | | |
| Lew Burdette, R ERA: 3.0 | (1, 1) | 9.0 | W | 32 | 4 | 2 | 2 | 3 | 1 | 0 | 0 | 0 | 0 | 0 | 37 | 41 | 2.00 | 0.556 | | | | | | | | | | | | | | | | | | | |

| | |
|-----|----|
| AB | 31 |
| R | 2 |
| H | 4 |
| RBI | 2 |
| BB | 1 |
| SO | 3 |
| LOB | 6 |




| Batter | 1 | 2 | 3 | 4 | 5 | 6 | 7 | 8 | 9 | AB | R | H | RBI | BB | SO | LOB | TOP | | | | | |
|--|---|----------------------------------|------------------------------|----------------------------------|------------------------------|----------------------------------|-------------------------------|----------------------------------|-------------------------------|----------------------------------|------------------------------|---------------------------------|-------------------------------|----------------------------------|-------------------------------|----------------------------------|---|----------------------------------|----------------------------------|------------------------------------|----------------------------------|--------|
| Danny O'Connell, R (1,4) OBP: 0.337, SLG: 0.298 | 1-2 L7 | | 3-1 5-3 | | 3-2 E | | 1-1 E3 HR | 1-0 6-3 | | 5 | 1 | 1 | 0 | 0 | 0 | 1 | Milwaukee Braves @ Brooklyn Dodgers Ebbets Field, Brooklyn, NY Tue May 22 1956, 3:33 AM EDT Att: 18,604 - Unknown | | | | | |
| Johnny Logan, R (1,6) OBP: 0.320, SLG: 0.435 | 1-1 5-3 | | | 1-2 1B | 4-2 1B | 2-0 1B | 1-0 F8 | | 4 | 2 | 2 | 2 | 1 | 0 | 1 | | | | | | | |
| Eddie Mathews, L (1,5) OBP: 0.350, SLG: 0.471 | 0-1 6-3 | | | 1-3 K | 1-1 3-1 | | 2-2 HR | 0-0 B1-3 | 5 | 1 | 1 | 1 | 0 | 1 | 3 | | | | | | | |
| Hank Aaron, R (1,9) OBP: 0.356, SLG: 0.578 | | 2-2 HR | | 1-2 1B | | 0-1 SH2-3 1B | 1-2 WP | 2-1 F6 | 5 | 1 | 4 | 1 | 0 | 0 | 0 | | | | | | | |
| Bobby Thomson, R (1,7) OBP: 0.295, SLG: 0.393 | 1-1 F8 | | | 2-0 1B | | 0-0 SH2-3 | 2-3 K | 4-1 BB 1B | 3 | 0 | 1 | 1 | 1 | 1 | 1 | | | | | | | |
| Bill Bruton, L (1,8) OBP: 0.411, SLG: 0.648 | 1-0 F5 | | | 0-1 F7 | | 0-0 F2 | | 2-2 BB 1B | 5 | 1 | 2 | 0 | 0 | 0 | 3 | | | | | | | |
| Frank Torre, L (1,3) OBP: 0.313, SLG: 0.333 | 3-2 F9 | | | 3-2 6-3 | | 1-1 4-3 | | 0-0 2B | 4 | 1 | 1 | 1 | 1 | 0 | 3 | | | | | | | |
| Del Crandall, R (1,2) OBP: 0.348, SLG: 0.621 | | | 0-3 K | | 0-0 6-3 | | 0-0 6-3 | 2-2 SH1-4 2B | 5 | 0 | 1 | 1 | 0 | 1 | 3 | | | | | | | |
| Bob Buhl, R (1,1) OBP: 0.182, SLG: 0.273 | | | 1-3 K | | 1-3 K | | 0-3 K | 0-1 SH1-4 | 3 | 0 | 0 | 0 | 0 | 3 | 0 | | | | | | | |
| Dave Jolly, R (8,1) | | | | | | | | 2-3 | 0 | 0 | 0 | 0 | 0 | 0 | 0 | | | | | | | |
| Inning Stats | R: 0 E: 0 K: 0 S: 8 | H: 0 LOB: 0 BB: 0 P: 10 | R: 1 E: 0 K: 0 S: 9 | H: 1 LOB: 0 BB: 0 P: 16 | R: 0 E: 0 K: 2 S: 8 | H: 0 LOB: 0 BB: 0 P: 12 | R: 1 E: 0 K: 1 S: 15 | H: 3 LOB: 2 BB: 0 P: 23 | R: 0 E: 1 K: 1 S: 11 | H: 1 LOB: 2 BB: 1 P: 20 | R: 0 E: 0 K: 0 S: 6 | H: 1 LOB: 1 BB: 0 P: 7 | R: 3 E: 1 K: 2 S: 16 | H: 3 LOB: 1 BB: 0 P: 24 | R: 2 E: 0 K: 0 S: 12 | H: 3 LOB: 1 BB: 0 P: 17 | R: 0 E: 0 K: 0 S: 14 | H: 1 LOB: 3 BB: 2 P: 28 | 1B: 6 2B: 4 3B: 0 HR: 3 | SF: 0 SAC: 2 DP: 0 HBP: 0 | WP: 1 PB: 0 SB: 0 CS: 0 | PA: 44 |
| PITCHER | IP WLS BF H R ER SO BB IBB HBP BLK WP HR S P ERA WHIP | | | | | | | | | | | | | | | | | | | | | |
| Carl Erskine, R (1,1) ERA: 2.8 | 6.0 L 25 6 2 2 4 1 0 0 0 0 1 57 88 3.00 1.167 | | | | | | | | | | | | | | | | | | | | | |
| Clem Labine, R (7,1) ERA: 1.95 | 1.0 10 6 5 2 2 0 0 0 0 0 2 24 35 18.00 6.000 | | | | | | | | | | | | | | | | | | | | | |
| Ed Roebuck, R (8,1) ERA: 6.0 | 1.0 3 0 0 0 0 0 0 0 0 0 0 4 6 0.00 0.000 | | | | | | | | | | | | | | | | | | | | | |
| Sandy Koufax, L (9,1) ERA: 6.14 | 1.0 6 1 0 0 0 2 0 0 0 0 0 0 14 28 0.00 3.000 | | | | | | | | | | | | | | | | | | | | | |

AB 39
R 7
H 13
RBI 7
BB 3
SO 6
LOB 15



| Batter | 1 | 2 | 3 | 4 | 5 | 6 | 7 | 8 | 9 | AB | R | H | RBI | BB | SO | LOB | BOTTOM | | | | | |
|--|---|----------------------------------|------------------------------|---------------------------------|-------------------------------|----------------------------------|------------------------------|----------------------------------|------------------------------|----------------------------------|------------------------------|---------------------------------|-------------------------------|----------------------------------|-------------------------------|----------------------------------|---|----------------------------------|----------------------------------|------------------------------------|----------------------------------|--------|
| Jim Gilliam, S (1,4) OBP: 0.432, SLG: 0.431 | 3-2 G3 | | 3-2 1B | | 0-2 BB 1B | | 1-1 1-3 | 1-2 G1-6-3 | | 5 | 1 | 2 | 0 | 0 | 0 | 2 | Milwaukee Braves @ Brooklyn Dodgers Ebbets Field, Brooklyn, NY Tue May 22 1956, 3:33 AM EDT Att: 18,604 - Unknown | | | | | |
| Pee Wee Reese, R (1,6) OBP: 0.400, SLG: 0.394 | 1-1 F4 | | 3-1 1B | | 0-0 F8 | | 2-3 K | 3-2 6-3 | 5 | 0 | 1 | 0 | 0 | 1 | 1 | | | | | | | |
| Duke Snider, L (1,8) OBP: 0.409, SLG: 0.549 | 0-1 BB 1B | | 0-2 FC3-2-5 1B | | 4-0 1B | | 4-2 BB | 0-0 5-3 1B | 3 | 0 | 2 | 0 | 2 | 0 | 2 | | | | | | | |
| Roy Campanella, R (1,2) OBP: 0.337, SLG: 0.488 | 4-0 1B | | 1-0 3H 1B | | 3-1 BB | | 2-2 F8 | 2-0 5-3 | 4 | 0 | 2 | 1 | 1 | 0 | 2 | | | | | | | |
| Gil Hodges, R (1,3) OBP: 0.328, SLG: 0.475 | 3-3 K | | | 3-2 5-3 | 0-0 F7 | | | 2-1 HR 2B | 5 | 1 | 1 | 0 | 0 | 1 | 5 | | | | | | | |
| Jackie Robinson, R (1,5) OBP: 0.346, SLG: 0.422 | | 0-0 5-3 | | 0-0 BB 1B | | 4-1 SH1-4 BB | | 3-2 6-3 | 3 | 0 | 1 | 0 | 1 | 0 | 1 | | | | | | | |
| Don Zimmer, R (9,5) OBP: 0.286, SLG: 0.286 | | | | | | | | | 0 | 0 | 0 | 0 | 0 | 0 | 0 | | | | | | | |
| Sandy Amoros, L (1,7) OBP: 0.407, SLG: 0.563 | 1-0 4-3 | | | 4-1 BB | | 0-0 SH1-4 | | 0-0 HR | 2 | 1 | 1 | 2 | 1 | 0 | 0 | | | | | | | |
| Carl Furillo, R (1,9) OBP: 0.340, SLG: 0.400 | 3-2 6-3 | | | 0-0 G6-4-3 BB | | 0-0 L3 | | 2-1 2B | 4 | 0 | 1 | 0 | 0 | 0 | 3 | | | | | | | |
| Carl Erskine, R (11,1) Randy Johnson, R (5, PH) Clem Labine, R (7,1) Ed Roebuck, R (8,1) Don Newcombe, L (8, PH) Don Drysdale, R (8, PH) Sandy Koufax, R (9,1) | | | 0-0 F7 | | 0-1 5-3 | | 1-0 4-3 | 4-2 BB | 2 | 0 | 0 | 0 | 0 | 0 | 0 | | | | | | | |
| Inning Stats | R: 0 E: 0 K: 1 S: 10 | H: 1 LOB: 2 BB: 1 P: 21 | R: 0 E: 0 K: 0 S: 5 | H: 0 LOB: 0 BB: 0 P: 9 | R: 0 E: 0 K: 0 S: 10 | H: 3 LOB: 2 BB: 0 P: 17 | R: 0 E: 0 K: 0 S: 7 | H: 1 LOB: 1 BB: 1 P: 14 | R: 1 E: 0 K: 0 S: 9 | H: 2 LOB: 2 BB: 1 P: 16 | R: 0 E: 0 K: 0 S: 4 | H: 0 LOB: 1 BB: 1 P: 9 | R: 0 E: 0 K: 1 S: 10 | H: 0 LOB: 1 BB: 1 P: 19 | R: 2 E: 0 K: 0 S: 14 | H: 3 LOB: 2 BB: 1 P: 26 | R: 0 E: 0 K: 0 S: 9 | H: 1 LOB: 1 BB: 0 P: 14 | 1B: 8 2B: 2 3B: 0 HR: 1 | SF: 0 SAC: 1 DP: 2 HBP: 0 | WP: 0 PB: 0 SB: 0 CS: 0 | PA: 41 |
| PITCHER | IP WLS BF H R ER SO BB IBB HBP BLK WP HR S P ERA WHIP | | | | | | | | | | | | | | | | | | | | | |
| Bob Buhl, R (1,1) ERA: 3.11 | 7.1 W 34 9 3 3 2 5 0 0 0 0 1 61 116 3.68 1.909 | | | | | | | | | | | | | | | | | | | | | |
| Dave Jolly, R (8,1) ERA: 0.73 | 1.2 S 7 2 0 0 0 1 0 0 0 0 0 0 17 29 0.00 1.800 | | | | | | | | | | | | | | | | | | | | | |

AB 34
R 3
H 11
RBI 3
BB 6
SO 2
LOB 17



| Batter | 1 | 2 | 3 | 4 | 5 | 6 | 7 | 8 | 9 | AB | R | H | RBI | BB | SO | LOB | TOP | | | | |
|--|--|---------------------------------|------------------------------|---------------------------------|------------------------------|---------------------------------|------------------------------|---------------------------------|------------------------------|---------------------------------|------------------------------|---------------------------------|------------------------------|---------------------------------|------------------------------|---------------------------------|------------------------------|---------------------------------|----------------------------------|------------------------------------|--------------------------|
| Johnny Temple, R OBP: 0.343, SLG: 0.353 | 5-3 | | | | | | | | | | | | | | | | 4 2 3 0 1 0 0 | | | | |
| Frank Robinson, R OBP: 0.369, SLG: 0.574 | F9 | | | | | | | | | | | | | | | | 5 1 0 0 0 1 4 | | | | |
| Gus Bell, L OBP: 0.425, SLG: 0.527 | F9 | | | | | | | | | | | | | | | | 5 1 1 0 0 1 1 | | | | |
| Ted Kluszewski, L OBP: 0.362, SLG: 0.606 | | | | | | | | | | | | | | | | | 5 1 4 3 0 0 0 | | | | |
| Wally Post, R OBP: 0.304, SLG: 0.594 | F8 | | | | | | | | | | | | | | | | 4 0 0 0 1 0 3 | | | | |
| Ray Jablonski, R OBP: 0.366, SLG: 0.573 | F3 | | | | | | | | | | | | | | | | 4 0 0 0 0 0 2 | | | | |
| Ed Bailey, L OBP: 0.442, SLG: 0.520 | F9 | | | | | | | | | | | | | | | | 4 0 0 0 0 0 2 | | | | |
| Roy McMillan, R OBP: 0.381, SLG: 0.446 | | | | | | | | | | | | | | | | | 4 0 1 0 0 0 0 | | | | |
| Brooks Lawrence, R OBP: 0.056, SLG: 0.059 | | | | | | | | | | | | | | | | | 2 0 0 0 0 0 0 1 | | | | |
| Jim Dwyer, R OBP: 0.147, SLG: 0.289 | | | | | | | | | | | | | | | | | 1 1 0 0 0 0 0 0 | | | | |
| Joe Black, R OBP: 0.221, SLG: 0.399 | | | | | | | | | | | | | | | | | 0 0 0 0 0 0 0 0 | | | | |
| Stan Palys, R OBP: 0.221, SLG: 0.399 | | | | | | | | | | | | | | | | | 1 0 0 0 0 0 0 0 | | | | |
| Hersh Freeman, R OBP: 0.225, SLG: 0.438 | | | | | | | | | | | | | | | | | 0 0 0 0 0 0 0 0 | | | | |
| Joe Nuxhall, L OBP: 0.225, SLG: 0.438 | | | | | | | | | | | | | | | | | 0 0 0 0 0 0 0 0 | | | | |
| Inning Stats | R: 0 E: 0 K: 0 S: 3 | H: 0 LOB: 0 BB: 0 P: 3 | R: 0 E: 0 K: 0 S: 4 | H: 1 LOB: 1 BB: 0 P: 4 | R: 0 E: 0 K: 1 S: 6 | H: 1 LOB: 1 BB: 0 P: 6 | R: 0 E: 0 K: 0 S: 3 | H: 0 LOB: 1 BB: 1 P: 7 | R: 0 E: 0 K: 0 S: 4 | H: 1 LOB: 2 BB: 1 P: 8 | R: 1 E: 1 K: 0 S: 5 | H: 1 LOB: 1 BB: 0 P: 5 | R: 3 E: 2 K: 1 S: 9 | H: 2 LOB: 1 BB: 0 P: 9 | R: 0 E: 0 K: 0 S: 3 | H: 0 LOB: 0 BB: 0 P: 3 | R: 2 E: 1 K: 0 S: 6 | H: 3 LOB: 1 BB: 0 P: 6 | 1B: 7 2B: 1 3B: 0 HR: 1 | SF: 0 SAC: 0 DP: 0 HBP: 0 | WP: 1 PA: 41 CS: 0 |
| PITCHER | IP WLS BF H R ER SO BB IBB HBP BLK WP HR S P ERA WHIP | | | | | | | | | | | | | | | | | | | | |
| Warren Spahn, L ERA: 3.0 | (1, 1) 8.2 L 40 9 6 2 2 2 2 0 0 0 0 1 1 42 50 2.08 1.269 | | | | | | | | | | | | | | | | | | | | |
| Gene Conley, R ERA: | (9, 1) 0.1 1 0 0 0 0 0 0 0 0 0 0 0 0 1 1 0.00 0.000 | | | | | | | | | | | | | | | | | | | | |

Cincinnati Redlegs @ Milwaukee Braves
Milwaukee County Stadium, Milwaukee, WI
Fri May 25 1956, 4:33 AM EDT
Att: 32,473 - Unknown

AB 39
R 6
H 9
RBI 3
BB 2
SO 2
LOB 13



| Batter | 1 | 2 | 3 | 4 | 5 | 6 | 7 | 8 | 9 | AB | R | H | RBI | BB | SO | LOB | BOTTOM | | | | |
|--|--|---------------------------------|------------------------------|---------------------------------|------------------------------|---------------------------------|------------------------------|---------------------------------|------------------------------|----------------------------------|------------------------------|----------------------------------|------------------------------|---------------------------------|------------------------------|---------------------------------|------------------------------|---------------------------------|----------------------------------|------------------------------------|--------------------------|
| Danny O'Connell, R OBP: 0.340, SLG: 0.326 | | | | | | | | | | | | | | | | | 5 1 2 1 0 1 2 | | | | |
| Johnny Logan, R OBP: 0.327, SLG: 0.448 | | | | | | | | | | | | | | | | | 4 0 2 0 0 0 1 | | | | |
| Wes Covington, L OBP: 0.667, SLG: 0.857 | | | | | | | | | | | | | | | | | 0 0 0 0 1 0 0 | | | | |
| Eddie Mathews, L OBP: 0.346, SLG: 0.461 | | | | | | | | | | | | | | | | | 2 1 0 1 1 0 1 | | | | |
| Andy Patko, R OBP: 0.333, SLG: 0.231 | | | | | | | | | | | | | | | | | 1 0 0 0 0 0 2 | | | | |
| Hank Aaron, R OBP: 0.344, SLG: 0.558 | | | | | | | | | | | | | | | | | 3 0 0 0 0 0 2 | | | | |
| Bobby Thomson, R OBP: 0.283, SLG: 0.376 | | | | | | | | | | | | | | | | | 4 0 0 0 0 1 2 | | | | |
| Bill Bruton, L OBP: 0.403, SLG: 0.627 | | | | | | | | | | | | | | | | | 4 1 1 0 0 0 0 | | | | |
| Frank Torre, L OBP: 0.300, SLG: 0.368 | | | | | | | | | | | | | | | | | 4 1 1 1 0 1 1 | | | | |
| Del Crandall, R OBP: 0.384, SLG: 0.656 | | | | | | | | | | | | | | | | | 3 1 3 1 1 0 0 | | | | |
| Warren Spahn, L OBP: 0.238, SLG: 0.381 | | | | | | | | | | | | | | | | | 3 0 0 0 0 0 4 | | | | |
| Gene Conley, R ERA: | (9, 1) 0.1 S 1 0 0 0 0 0 0 0 0 0 0 0 1 1 0.00 0.000 | | | | | | | | | | | | | | | | | | | | |
| Chuck Tanner, L OBP: 0.500, SLG: 0.875 | | | | | | | | | | | | | | | | | 1 0 1 0 0 0 0 | | | | |
| Inning Stats | R: 1 E: 0 K: 0 S: 5 | H: 2 LOB: 1 BB: 0 P: 5 | R: 0 E: 0 K: 0 S: 4 | H: 2 LOB: 0 BB: 0 P: 4 | R: 0 E: 0 K: 0 S: 3 | H: 0 LOB: 0 BB: 0 P: 3 | R: 0 E: 0 K: 1 S: 5 | H: 0 LOB: 0 BB: 0 P: 5 | R: 0 E: 0 K: 1 S: 6 | H: 1 LOB: 1 BB: 1 P: 10 | R: 3 E: 1 K: 0 S: 6 | H: 2 LOB: 1 BB: 1 P: 10 | R: 0 E: 0 K: 1 S: 6 | H: 1 LOB: 0 BB: 0 P: 6 | R: 0 E: 0 K: 0 S: 3 | H: 0 LOB: 0 BB: 0 P: 3 | R: 0 E: 0 K: 0 S: 4 | H: 2 LOB: 2 BB: 1 P: 8 | 1B: 6 2B: 4 3B: 1 HR: 0 | SF: 1 SAC: 1 DP: 2 HBP: 0 | WP: 0 PA: 39 CS: 0 |
| PITCHER | IP WLS BF H R ER SO BB IBB HBP BLK WP HR S P ERA WHIP | | | | | | | | | | | | | | | | | | | | |
| Brooks Lawrence, R ERA: 3.4 | (1, 1) 6.0 W 27 7 5 2 2 2 0 0 0 0 0 0 0 29 37 3.00 1.500 | | | | | | | | | | | | | | | | | | | | |
| Joe Black, R ERA: 4.32 | (7, 1) 2.0 W 7 1 0 0 1 0 0 0 0 0 0 0 9 9 0.00 0.500 | | | | | | | | | | | | | | | | | | | | |
| Hersh Freeman, R ERA: 3.52 | (9, 1) 0.2 4 2 0 0 0 1 0 0 0 0 0 0 3 7 0.00 4.500 | | | | | | | | | | | | | | | | | | | | |
| Joe Nuxhall, L ERA: 5.63 | (9, 1) 0.1 S 1 0 0 0 0 0 0 0 0 0 0 0 1 1 0.00 0.000 | | | | | | | | | | | | | | | | | | | | |

Cincinnati Redlegs @ Milwaukee Braves
Milwaukee County Stadium, Milwaukee, WI
Fri May 25 1956, 4:33 AM EDT
Att: 32,473 - Unknown

AB 34
R 5
H 10
RBI 4
BB 3
SO 3
LOB 15



| Batter | 1 | 2 | 3 | 4 | 5 | 6 | 7 | 8 | 9 | 10 | 11 | AB | R | H | RBI | BB | SO | LOB | TOP | | | | |
|--|---|---------------------------------|------------------------------|---------------------------------|------------------------------|---------------------------------|------------------------------|---------------------------------|------------------------------|---------------------------------|------------------------------|---------------------------------|------------------------------|---------------------------------|------------------------------|---------------------------------|------------------------------|----------------------------------|----------------------------------|------------------------------------|----------------------------------|--------|--|
| Johnny Temple, R (1, 4) OBP: 0.342, SLG: 0.348 Ed Bailey, L (8, PH) OBP: 0.437, SLG: 0.513 Rocky Bridges, R (8, 4) (10, 7) | 1-3 | | 6-3 | | CS | G4-6-3 BB | | 6-3 | | 4-3 | | 2 | 0 | 0 | 0 | 1 | 0 | 0 | | | | | |
| Frank Robinson, R (1, 7) OBP: 0.371, SLG: 0.373 George Crowe, L (8, PH) OBP: 0.294, SLG: 0.265 Sam Rice, R (8, 7) OBP: 0.231, SLG: 0.201 Hersh Freeman, R (8, 11) Bob Thurman, L (8, PH) Joe Black, R (8, 1) | 1B | | 6-3 | | | F7 | | | 4-3 | | K | 2 | 0 | 1 | 0 | 0 | 0 | 0 | | | | | |
| Gus Bell, L (1, 8) OBP: 0.417, SLG: 0.522 | F7 | | | | | G4-6-3 | | | F8 | | 1-3 | 5 | 0 | 1 | 0 | 0 | 0 | 2 | | | | | |
| Ted Kluszewski, L (1, 3) OBP: 0.388, SLG: 0.592 Jim Dyck, R (9, PR) OBP: 0.432, SLG: 0.296 | 4-3 | | | | F3 | | G3 | | 2B | 1B | | 4 | 0 | 1 | 0 | 0 | 0 | 2 | | | | | |
| Wally Post, R (1, 9) OBP: 0.316, SLG: 0.596 | | | | | F8 | | F8 | | 1B | 2B | | 3 | 0 | 1 | 1 | 2 | 0 | 1 | | | | | |
| Ray Jablonski, R (1, 5) OBP: 0.353, SLG: 0.549 | F7 | | | | K | | F8 | | F7 | | K | 5 | 0 | 0 | 0 | 0 | 2 | 6 | | | | | |
| Smoky Burgess, L (1, 2) OBP: 0.304, SLG: 0.415 | | | | | F8 | | | | G3 | | | 4 | 0 | 2 | 0 | 0 | 0 | 0 | | | | | |
| Roy McMillan, R (1, 6) OBP: 0.379, SLG: 0.437 | | | | | G4-3 | | | | SH3-4 | | E3 | 2 | 0 | 0 | 0 | 1 | 0 | 2 | | | | | |
| Johnny Klippstein, R (1, 1) Joe Frazier, L (8, PH) OBP: 0.303, SLG: 0.483 Alex Grammas, R (10, 4) OBP: 0.254, SLG: 0.250 | | | | | F8 | | F2 | | G3 | | K | 2 | 0 | 0 | 0 | 0 | 0 | 1 | | | | | |
| Inning Stats | R: 0 E: 0 K: 0 S: 4 | H: 1 LOB: 1 BB: 0 P: 4 | R: 0 E: 0 K: 0 S: 3 | H: 1 LOB: 1 BB: 1 P: 7 | R: 0 E: 0 K: 0 S: 3 | H: 0 LOB: 0 BB: 0 P: 3 | R: 0 E: 0 K: 1 S: 6 | H: 1 LOB: 1 BB: 0 P: 6 | R: 0 E: 0 K: 0 S: 2 | H: 0 LOB: 0 BB: 1 P: 6 | R: 0 E: 0 K: 0 S: 4 | H: 1 LOB: 1 BB: 0 P: 4 | R: 1 E: 0 K: 0 S: 5 | H: 2 LOB: 2 BB: 0 P: 5 | R: 0 E: 1 K: 1 S: 6 | H: 0 LOB: 1 BB: 0 P: 6 | R: 0 E: 0 K: 2 S: 8 | H: 1 LOB: 2 BB: 1 P: 12 | 1B: 5 2B: 2 3B: 0 HR: 0 | SF: 0 SAC: 1 DP: 2 HBP: 0 | WP: 0 PB: 0 SB: 0 CS: 1 | PA: 43 | |
| PITCHER | | | | | | | | | | | | | | | | | | | | | | | |
| Ray Crone, R (1, 1) ERA: 1.8 | IP: 11.0 W: 7 L: 4 BF: 42 H: 7 R: 1 ER: 1 SO: 4 BB: 4 IBB: 0 HBP: 0 BLK: 0 WP: 0 HR: 0 S: 46 P: 62 ERA: 1.82 WHIP: 1.000 | | | | | | | | | | | | | | | | | | | | | | |

Cincinnati Redlegs @ Milwaukee Braves
 Milwaukee County Stadium, Milwaukee, WI
 Sat May 26 1956, 4:33 AM EDT
 Att: 22,936 - Unknown

AB 37
 R 1
 H 7
 RBI 1
 BB 4
 SO 4
 LOB 19



| Batter | 1 | 2 | 3 | 4 | 5 | 6 | 7 | 8 | 9 | 10 | 11 | AB | R | H | RBI | BB | SO | LOB | BOTTOM | | | | |
|--|--|---------------------------------|------------------------------|----------------------------------|------------------------------|---------------------------------|------------------------------|---------------------------------|------------------------------|----------------------------------|------------------------------|---------------------------------|------------------------------|---------------------------------|------------------------------|----------------------------------|----------------------------------|------------------------------------|----------------------------------|--------|--|--|--|
| Danny O'Connell, R (1, 4) OBP: 0.330, SLG: 0.315 Wes Covington, L (7, PH) OBP: 0.632, SLG: 0.800 Jack Dittmer, L (8, 4) OBP: 0.333, SLG: 0.667 | 5-3 | | F9 | | 4-3 | | | | | | | 3 | 0 | 0 | 0 | 0 | 0 | 1 | | | | | |
| Johnny Logan, R (1, 6) OBP: 0.321, SLG: 0.430 | F8 | | | | G3-6 BB | | | | 1-3 | | F5 | 4 | 0 | 0 | 0 | 1 | 0 | 1 | | | | | |
| Eddie Mathews, L (1, 5) OBP: 0.330, SLG: 0.436 | K | | | | G3-6 | | | | F9 | | F8 | 5 | 0 | 0 | 0 | 0 | 1 | 1 | | | | | |
| Hank Aaron, R (1, 9) OBP: 0.347, SLG: 0.567 | | | | | F7 | | | | F7 | | F9 | 4 | 2 | 1 | 0 | 0 | 0 | 0 | | | | | |
| Bobby Thomson, R (1, 7) OBP: 0.291, SLG: 0.368 Chuck Tanner, L (11, PH) OBP: 0.556, SLG: 0.875 | | | | | | | | | | | | | | | | | | | | | | | |
| Bill Bruton, L (1, 8) OBP: 0.407, SLG: 0.610 | | | | | F8 | | | | SH5-4 BB | | 6-3 | 2 | 0 | 0 | 0 | 2 | 0 | 0 | | | | | |
| Bill Bruton, L (1, 8) OBP: 0.407, SLG: 0.610 | | | | | 4-3 | | | | SH5-4 | | G3 | 2 | 0 | 0 | 0 | 2 | 0 | 0 | | | | | |
| Frank Torre, L (1, 3) OBP: 0.280, SLG: 0.348 | | | | | | | | | F7 | | G3 | 4 | 0 | 1 | 2 | 0 | 0 | 1 | | | | | |
| Del Crandall, R (1, 2) OBP: 0.390, SLG: 0.635 | | | | | | | | | | | | | | | | | | | | | | | |
| Ray Crone, R (1, 1) OBP: 0.365, SLG: 0.200 | | | | | | | | | | | | | | | | | | | | | | | |
| Inning Stats | R: 0 E: 0 K: 1 S: 5 | H: 0 LOB: 0 BB: 0 P: 5 | R: 1 E: 0 K: 2 S: 7 | H: 0 LOB: 2 BB: 2 P: 16 | R: 0 E: 0 K: 0 S: 2 | H: 0 LOB: 0 BB: 1 P: 6 | R: 0 E: 0 K: 0 S: 3 | H: 0 LOB: 0 BB: 0 P: 3 | R: 0 E: 0 K: 0 S: 3 | H: 0 LOB: 3 BB: 3 P: 17 | R: 0 E: 0 K: 0 S: 3 | H: 0 LOB: 0 BB: 0 P: 3 | R: 0 E: 0 K: 0 S: 6 | H: 1 LOB: 1 BB: 0 P: 6 | R: 1 E: 0 K: 0 S: 3 | H: 2 LOB: 3 BB: 2 P: 11 | 1B: 1 2B: 1 3B: 1 HR: 0 | SF: 1 SAC: 2 DP: 1 HBP: 1 | WP: 0 PB: 0 SB: 0 CS: 0 | PA: 43 | | | |
| PITCHER | | | | | | | | | | | | | | | | | | | | | | | |
| Johnny Klippstein, R (1, 1) ERA: 4.37 Hersh Freeman, R (8, 1) ERA: 3.38 Joe Black, R (8, 1) ERA: 4.26 | IP: 7.0 W: 1.0 L: 2.1 BF: 28 H: 0 R: 0 ER: 1 SO: 4 BB: 6 IBB: 0 HBP: 1 BLK: 0 WP: 0 HR: 0 S: 28 P: 57 ERA: 1.29 WHIP: 0.857 | | | | | | | | | | | | | | | | | | | | | | |

Cincinnati Redlegs @ Milwaukee Braves
 Milwaukee County Stadium, Milwaukee, WI
 Sat May 26 1956, 4:33 AM EDT
 Att: 22,936 - Unknown

AB 30
 R 2
 H 3
 RBI 2
 BB 9
 SO 5
 LOB 11



| Batter | 1 | 2 | 3 | 4 | 5 | 6 | 7 | 8 | 9 | AB | R | H | RBI | BB | SO | LOB | TOP | | | | | | | | |
|---|------------------------------|---------------------------------|------------------------------|---------------------------------|------------------------------|---------------------------------|------------------------------|---------------------------------|------------------------------|---------------------------------|------------------------------|---------------------------------|------------------------------|---------------------------------|------------------------------|---------------------------------|--|------------------------------|---------------------------------|----------------------------------|------------------------------------|----------------------------------|--------|--|--|
| Johnny Temple, R (1,4) OBP: 0.338, SLG: 0.343 | 3-1 | | F9 | | 6-3 | | | | F9 | 5 | 0 | 1 | 0 | 0 | 0 | 3 | Cincinnati Redlegs @ Milwaukee Braves Milwaukee County Stadium, Milwaukee, WI Sun May 27 1956, 4:33 AM EDT Att: 27,098 - Unknown livebaseballscorecards.com | | | | | | | | |
| Frank Robinson, R (1,7) OBP: 0.370, SLG: 0.575 George Crowe, L (7, PH) OBP: 0.319, SLG: 0.591 Hersh Freeman, R (7, 1) Smoky Burgess, L (9, PH) OBP: 0.316, SLG: 0.415 | K | | 6-3 | | | SF4 | K | | | 3 | 1 | 1 | 0 | 0 | 1 | 2 | | | | | | | | | |
| Gus Bell, L (1,8) OBP: 0.417, SLG: 0.517 | 6-3 | | | | | | | | F8 | 5 | 0 | 2 | 0 | 0 | 0 | 2 | | | | | | | | | |
| Ted Kluszewski, L (1,3) OBP: 0.363, SLG: 0.590 | | 4-3 | | | | | | | | 2 | 0 | 1 | 1 | 1 | 0 | 0 | | | | | | | | | |
| Wally Post, R (1,9) OBP: 0.306, SLG: 0.575 | F9 | | | | | | | | F7 | 4 | 0 | 0 | 0 | 0 | 1 | 4 | | | | | | | | | |
| Ray Jablonski, R (1,5) OBP: 0.350, SLG: 0.540 | 6-3 | | | | | | | | F7 | 4 | 0 | 1 | 0 | 0 | 0 | 4 | | | | | | | | | |
| Ed Bailey, L (1,2) OBP: 0.429, SLG: 0.500 | | | F6 | | 4-3 | | | | | 4 | 0 | 1 | 0 | 0 | 0 | 1 | | | | | | | | | |
| Roy McMillan, R (1,6) OBP: 0.383, SLG: 0.434 | | | | | | | | | F9 | 3 | 1 | 1 | 0 | 1 | 0 | 3 | | | | | | | | | |
| Art Fowler, R (1,1) OBP: 0.357, SLG: 0.200 Bob Thurman, L (5, PH) OBP: 0.346, SLG: 0.500 Paul LaPalme, L (5, 1) Joe Frazier, L (7, PH) OBP: 0.314, SLG: 0.484 | | | | | | | | | K | 0 | 0 | 0 | 0 | 1 | 0 | 0 | | | | | | | | | |
| Inning Stats | R: 0 E: 0 K: 1 S: 5 | H: 0 LOB: 0 BB: 0 P: 5 | R: 0 E: 0 K: 0 S: 3 | H: 0 LOB: 0 BB: 0 P: 3 | R: 0 E: 0 K: 0 S: 4 | H: 1 LOB: 2 BB: 1 P: 8 | R: 0 E: 0 K: 0 S: 4 | H: 2 LOB: 1 BB: 0 P: 4 | R: 0 E: 0 K: 0 S: 3 | H: 0 LOB: 1 BB: 1 P: 7 | R: 1 E: 0 K: 1 S: 6 | H: 1 LOB: 0 BB: 0 P: 6 | R: 1 E: 1 K: 1 S: 8 | H: 3 LOB: 2 BB: 0 P: 8 | R: 0 E: 1 K: 0 S: 5 | H: 2 LOB: 3 BB: 1 P: 9 | | R: 0 E: 0 K: 1 S: 5 | H: 0 LOB: 1 BB: 1 P: 9 | 1B: 8 2B: 1 3B: 0 HR: 0 | SF: 1 SAC: 0 DP: 2 HBP: 0 | WP: 0 PB: 0 SB: 0 CS: 0 | PA: 39 | | |
| PITCHER | IP | WLS | BF | H | R | ER | SO | BB | IBB | HBP | BLK | WP | HR | S | P | ERA | WHIP | | | | | | | | |
| Lew Burdette, R (1,1) ERA: 2.77 | 6.2 | W | 28 | 7 | 2 | 1 | 2 | 2 | 0 | 0 | 0 | 0 | 0 | 30 | 38 | 1.35 | 1.350 | | | | | | | | |
| Dave Jolly, R (7,1) ERA: 0.61 | 2.1 | S | 11 | 2 | 0 | 0 | 2 | 2 | 0 | 0 | 0 | 0 | 0 | 13 | 21 | 0.00 | 1.714 | | | | | | | | |

| Batter | 1 | 2 | 3 | 4 | 5 | 6 | 7 | 8 | 9 | AB | R | H | RBI | BB | SO | LOB | BOTTOM | | | | | | | | |
|--|------------------------------|---------------------------------|------------------------------|---------------------------------|------------------------------|---------------------------------|------------------------------|----------------------------------|------------------------------|---------------------------------|------------------------------|---------------------------------|------------------------------|---------------------------------|------------------------------|---------------------------------|--|------------------------------|---------------------------------|-----------------------------------|------------------------------------|----------------------------------|--------|--|--|
| Danny O'Connell, R (1,4) OBP: 0.327, SLG: 0.313 | 4-3 | FC5 | | | | | F9 | SH1-3 | | 4 | 0 | 1 | 1 | 0 | 0 | 2 | Cincinnati Redlegs @ Milwaukee Braves Milwaukee County Stadium, Milwaukee, WI Sun May 27 1956, 4:33 AM EDT Att: 27,098 - Unknown livebaseballscorecards.com | | | | | | | | |
| Johnny Logan, R (1,6) OBP: 0.316, SLG: 0.419 | 6-3 | | | | | | 6-3 | 5-3 | | 5 | 0 | 1 | 1 | 0 | 0 | 1 | | | | | | | | | |
| Eddie Mathews, L (1,5) OBP: 0.327, SLG: 0.429 | F9 | | | | | | | | | 4 | 1 | 1 | 0 | 0 | 0 | 2 | | | | | | | | | |
| Hank Aaron, R (1,9) OBP: 0.363, SLG: 0.574 | | | | | | | F9 | | | 4 | 2 | 3 | 0 | 0 | 0 | 0 | | | | | | | | | |
| Bobby Thomson, R (1,7) OBP: 0.299, SLG: 0.374 | | | | | | | | | | 4 | 1 | 2 | 1 | 0 | 0 | 1 | | | | | | | | | |
| Bill Bruton, L (1,8) OBP: 0.393, SLG: 0.588 | | | | | | | | | | 3 | 0 | 0 | 0 | 0 | 0 | 1 | | | | | | | | | |
| Frank Torre, L (1,3) OBP: 0.379, SLG: 0.481 | | | | | | | | | | 4 | 2 | 4 | 1 | 0 | 0 | 0 | | | | | | | | | |
| Del Crandall, R (1,2) OBP: 0.385, SLG: 0.625 Del Rice, R (3,2) OBP: 0.500, SLG: 0.667 | | | | | | | | | | 1 | 0 | 0 | 0 | 0 | 1 | 2 | | | | | | | | | |
| Lew Burdette, R (1,1) OBP: 0.176, SLG: 0.133 Dave Jolly, R (7,1) ERA: 0.61 | | | | | | | | | | 3 | 1 | 1 | 1 | 0 | 0 | 1 | | | | | | | | | |
| Inning Stats | R: 0 E: 0 K: 0 S: 3 | H: 3 LOB: 2 BB: 0 P: 9 | R: 0 E: 1 K: 1 S: 9 | H: 3 LOB: 2 BB: 0 P: 9 | R: 0 E: 0 K: 0 S: 4 | H: 1 LOB: 1 BB: 0 P: 4 | R: 2 E: 0 K: 0 S: 6 | H: 4 LOB: 2 BB: 1 P: 10 | R: 0 E: 0 K: 0 S: 3 | H: 0 LOB: 0 BB: 0 P: 3 | R: 0 E: 0 K: 0 S: 3 | H: 1 LOB: 0 BB: 0 P: 3 | R: 2 E: 1 K: 0 S: 6 | H: 3 LOB: 1 BB: 0 P: 6 | R: 1 E: 0 K: 1 S: 7 | H: 2 LOB: 1 BB: 0 P: 7 | | R: 0 E: 0 K: 1 S: 5 | H: 0 LOB: 1 BB: 0 P: 9 | 1B: 13 2B: 1 3B: 0 HR: 0 | SF: 0 SAC: 2 DP: 0 HBP: 0 | WP: 0 PB: 0 SB: 0 CS: 0 | PA: 38 | | |
| PITCHER | IP | WLS | BF | H | R | ER | SO | BB | IBB | HBP | BLK | WP | HR | S | P | ERA | WHIP | | | | | | | | |
| Art Fowler, R (1,1) ERA: 5.12 | 4.0 | L | 21 | 8 | 4 | 3 | 1 | 1 | 0 | 0 | 0 | 0 | 0 | 22 | 26 | 6.75 | 2.250 | | | | | | | | |
| Paul LaPalme, L (5,1) ERA: 8.0 | 2.0 | | 6 | 1 | 0 | 0 | 0 | 0 | 0 | 0 | 0 | 0 | 0 | 6 | 6 | 0.00 | 0.500 | | | | | | | | |
| Hersh Freeman, R (7,1) ERA: 3.81 | 2.0 | | 11 | 5 | 3 | 2 | 1 | 0 | 0 | 0 | 0 | 0 | 0 | 13 | 13 | 9.00 | 2.500 | | | | | | | | |

| Batter | 1 | 2 | 3 | 4 | 5 | 6 | 7 | 8 | 9 | AB | R | H | RBI | BB | SO | LOB | TOP | | | | | | | | | | |
|--|------------------------------|----------------------------------|------------------------------|---------------------------------|------------------------------|---------------------------------|------------------------------|---------------------------------|------------------------------|---------------------------------|------------------------------|---------------------------------|------------------------------|---------------------------------|------------------------------|---------------------------------|------------------------------|---------------------------------|----------------------------------|------------------------------------|-------------------------|--------|--|--|--|--|--|
| Danny O'Connell, R OBP: 0.313, SLG: 0.297 | 0-3 K | 0-0 F9 | | 0-0 6-3 | | 0-0 F8 | | 0-0 6-3 | | 5 | 0 | 0 | 0 | 0 | 1 | 2 | | | | | | | | | | | |
| Johnny Logan, R OBP: 0.326, SLG: 0.431 | 4-0 HR BB | 0-0 1B 1B | | 0-3 K | | 0-0 1-3 | | 0-0 2B | | 4 | 3 | 2 | 1 | 1 | 1 | 0 | | | | | | | | | | | |
| Eddie Mathews, L OBP: 0.331, SLG: 0.437 | 0-0 F9 | 0-0 1B 1B | | 0-3 K | | 0-0 4-3 | | 0-0 2B | | 5 | 1 | 2 | 2 | 0 | 1 | 1 | | | | | | | | | | | |
| Hank Aaron, R OBP: 0.393, SLG: 0.602 | 4-0 HR BB | 0-0 FC6-4 1B | | | 0-0 1B | | 0-0 FC1-6 1B | 0-0 WP 2B | | 4 | 1 | 4 | 2 | 1 | 0 | 0 | | | | | | | | | | | |
| Bobby Thomson, R OBP: 0.304, SLG: 0.404 | 0-0 HR | 0-0 FC6-4 | | | 0-0 G3 1B | | 0-0 FC1-6 3B | 0-0 F3 | | 5 | 2 | 2 | 3 | 0 | 0 | 4 | | | | | | | | | | | |
| Bill Bruton, L OBP: 0.382, SLG: 0.588 | 4-3 | | 0-3 K | | 0-0 G3 | | 0-0 3B | | 0-0 F7 | 5 | 0 | 1 | 1 | 0 | 1 | 2 | | | | | | | | | | | |
| Frank Torre, L OBP: 0.382, SLG: 0.452 | | 0-0 1B 1B | | 0-0 F8 | | 4-0 FC6-4 IBB | | 0-0 4-3 | | 4 | 1 | 1 | 0 | 1 | 0 | 1 | | | | | | | | | | | |
| Del Crandall, R OBP: 0.373, SLG: 0.638 | | 0-0 L7 | | 0-0 HR | | 0-0 P6 | | 0-0 G3 | | 5 | 1 | 1 | 1 | 0 | 0 | 5 | | | | | | | | | | | |
| Lou Slesater, L OBP: 0.667, SLG: 0.600 | | 0-0 1B 1B | | 0-3 K | | 0-0 FC6-4 | | | 0-0 1-3 | 2 | 1 | 1 | 0 | 0 | 1 | 0 | | | | | | | | | | | |
| Gene Conley, R (4, 1) | | | | | | | | | | 2 | 0 | 0 | 0 | 0 | 0 | 3 | | | | | | | | | | | |
| Inning Stats | R: 3 E: 1 K: 1 S: 6 | H: 1 LOB: 0 BB: 2 P: 14 | R: 3 E: 0 K: 0 S: 8 | H: 5 LOB: 2 BB: 0 P: 8 | R: 1 E: 0 K: 2 S: 8 | H: 1 LOB: 0 BB: 0 P: 8 | R: 0 E: 0 K: 2 S: 7 | H: 0 LOB: 0 BB: 0 P: 7 | R: 0 E: 0 K: 0 S: 5 | H: 2 LOB: 3 BB: 1 P: 9 | R: 0 E: 0 K: 0 S: 3 | H: 0 LOB: 0 BB: 0 P: 3 | R: 1 E: 0 K: 0 S: 5 | H: 2 LOB: 1 BB: 0 P: 5 | R: 2 E: 0 K: 0 S: 6 | H: 3 LOB: 1 BB: 0 P: 6 | R: 0 E: 0 K: 0 S: 3 | H: 0 LOB: 0 BB: 0 P: 3 | 1B: 8 2B: 3 3B: 1 HR: 2 | SF: 0 SAC: 0 DP: 0 HBP: 0 | WP: 1 PB: 0 CS: 0 | PA: 44 | | | | | |
| PITCHER | IP | WLS | BF | H | R | ER | SO | BB | IBB | HBP | BLK | WP | HR | S | P | ERA | WHIP | | | | | | | | | | |
| Herm Wehmeier, R ERA: 3.97 | 1.2 | L | 12 | 5 | 6 | 3 | 1 | 2 | 0 | 0 | 0 | 0 | 1 | 12 | 20 | 16.20 | 4.200 | | | | | | | | | | |
| Max Surkont, R ERA: 8.22 | 2.1 | | 9 | 2 | 1 | 1 | 4 | 0 | 0 | 0 | 0 | 0 | 1 | 17 | 17 | 3.86 | 0.857 | | | | | | | | | | |
| Larry Jackson, R ERA: 3.98 | 2.0 | | 9 | 2 | 0 | 0 | 0 | 0 | 1 | 0 | 0 | 0 | 0 | 8 | 12 | 0.00 | 1.000 | | | | | | | | | | |
| Willard Schmidt, R ERA: 5.23 | 2.0 | | 11 | 5 | 3 | 3 | 0 | 0 | 0 | 0 | 0 | 1 | 0 | 11 | 11 | 13.50 | 2.500 | | | | | | | | | | |
| Ellis Kinder, R ERA: 1.35 | 1.0 | | 3 | 0 | 0 | 0 | 0 | 0 | 0 | 0 | 0 | 0 | 0 | 3 | 3 | 0.00 | 0.000 | | | | | | | | | | |

Milwaukee Braves @ St. Louis Cardinals
Sportsman's Park, St. Louis, MO
Mon May 28 1956, 4:33 AM EDT
Att: 17,156 - Unknown

AB 41
R 10
H 14
RBI 10
BB 3
SO 5
LOB 18



| Batter | 1 | 2 | 3 | 4 | 5 | 6 | 7 | 8 | 9 | AB | R | H | RBI | BB | SO | LOB | BOTTOM | | | | | | | | | | |
|---|------------------------------|---------------------------------|------------------------------|---------------------------------|------------------------------|----------------------------------|------------------------------|----------------------------------|------------------------------|---------------------------------|------------------------------|---------------------------------|------------------------------|---------------------------------|------------------------------|---------------------------------|------------------------------|---------------------------------|----------------------------------|------------------------------------|-------------------------|--------|--|--|--|--|--|
| Don Blasingame, L OBP: 0.367, SLG: 0.331 | 0-0 P4 | | 0-0 2B | 0-0 F7 | | 0-0 G3 | | | 0-0 1B FC6-4 1B | 5 | 1 | 2 | 0 | 0 | 0 | 4 | | | | | | | | | | | |
| Red Schoendienst, S OBP: 0.370, SLG: 0.365 | 0-0 F5 | | 4-0 BB | | 0-0 1-3 | | 0-0 1B 1B | | 0-0 F9 | 4 | 0 | 1 | 0 | 1 | 0 | 1 | | | | | | | | | | | |
| Stan Musial, L OBP: 0.421, SLG: 0.539 | 0-0 F3 | | 0-0 L6 | | 0-0 F2 | | 0-0 1B 1B | | 0-0 FC6-4 1B | 5 | 0 | 2 | 0 | 0 | 0 | 2 | | | | | | | | | | | |
| Ken Boyer, R OBP: 0.405, SLG: 0.639 | | 0-3 K | | 0-0 HR | 0-0 BB 1B | | 0-0 G4-6-3 1B | | 0-0 FC6-4 | 5 | 1 | 3 | 2 | 0 | 1 | 1 | | | | | | | | | | | |
| Hank Sauer, R OBP: 0.457, SLG: 0.343 | | 0-3 K | | 0-0 1B BB | 4-0 BB | | 0-0 K | | 0-0 F9 | 4 | 0 | 1 | 0 | 1 | 2 | 4 | | | | | | | | | | | |
| Wally Moon, L OBP: 0.434, SLG: 0.512 | | 0-0 3-1 | | 4-0 1B BB | 0-0 G3 | | 0-0 G4-6-3 | | | 3 | 0 | 0 | 0 | 1 | 0 | 5 | | | | | | | | | | | |
| Bill Sami, R OBP: 0.352, SLG: 0.495 | | | 0-3 K | 0-0 F8 | | 0-0 5-3 | | 0-0 F9 | | 4 | 0 | 0 | 0 | 0 | 1 | 2 | | | | | | | | | | | |
| Jackie Brandt, R OBP: 0.424, SLG: 0.464 | | | 0-0 HR | 0-0 1B | | 0-0 2B | | 0-0 4-3 | | 4 | 1 | 3 | 1 | 0 | 0 | 0 | | | | | | | | | | | |
| Herm Wehmeier, R ERA: 3.97 | | | 0-0 6-3 | 0-0 F7 | | 0-0 6-3 | | 0-3 K | | 0 | 0 | 0 | 0 | 0 | 0 | 0 | | | | | | | | | | | |
| Max Surkont, R ERA: 8.22 | | | | | | | | | | 1 | 0 | 0 | 0 | 0 | 0 | 0 | | | | | | | | | | | |
| Grady Hatton, L OBP: 0.343, SLG: 0.285 | | | | | | | | | | 1 | 0 | 0 | 0 | 0 | 0 | 3 | | | | | | | | | | | |
| Larry Jackson, R ERA: 3.98 | | | | | | | | | | 0 | 0 | 0 | 0 | 0 | 0 | 0 | | | | | | | | | | | |
| Bobby Morgan, R OBP: 0.375, SLG: 0.344 | | | | | | | | | | 1 | 0 | 0 | 0 | 0 | 0 | 1 | | | | | | | | | | | |
| Willard Schmidt, R ERA: 5.23 | | | | | | | | | | 0 | 0 | 0 | 0 | 0 | 0 | 0 | | | | | | | | | | | |
| Bobby Del Greco, R OBP: 0.275, SLG: 0.326 | | | | | | | | | | 1 | 0 | 0 | 0 | 0 | 1 | 0 | | | | | | | | | | | |
| Ellis Kinder, R ERA: 1.35 | | | | | | | | | | 0 | 0 | 0 | 0 | 0 | 0 | 0 | | | | | | | | | | | |
| Inning Stats | R: 0 E: 0 K: 0 S: 3 | H: 0 LOB: 0 BB: 0 P: 3 | R: 0 E: 0 K: 2 S: 7 | H: 0 LOB: 0 BB: 0 P: 7 | R: 1 E: 0 K: 1 S: 7 | H: 2 LOB: 1 BB: 1 P: 11 | R: 1 E: 0 K: 0 S: 6 | H: 3 LOB: 3 BB: 1 P: 10 | R: 0 E: 0 K: 0 S: 4 | H: 1 LOB: 2 BB: 1 P: 8 | R: 0 E: 0 K: 0 S: 4 | H: 1 LOB: 1 BB: 0 P: 4 | R: 0 E: 0 K: 1 S: 7 | H: 3 LOB: 2 BB: 0 P: 7 | R: 0 E: 0 K: 1 S: 5 | H: 0 LOB: 0 BB: 0 P: 5 | R: 1 E: 0 K: 0 S: 5 | H: 2 LOB: 1 BB: 0 P: 5 | 1B: 8 2B: 2 3B: 0 HR: 2 | SF: 0 SAC: 0 DP: 1 HBP: 0 | WP: 0 PB: 0 CS: 0 | PA: 41 | | | | | |
| PITCHER | IP | WLS | BF | H | R | ER | SO | BB | IBB | HBP | BLK | WP | HR | S | P | ERA | WHIP | | | | | | | | | | |
| Lou Slesater, L ERA: 3.0 | 3.0 | | 14 | 4 | 2 | 2 | 3 | 1 | 0 | 0 | 0 | 0 | 0 | 19 | 23 | 6.00 | 1.667 | | | | | | | | | | |
| Gene Conley, R ERA: 1.42 | 6.0 | W | 27 | 8 | 1 | 1 | 2 | 2 | 0 | 0 | 0 | 0 | 0 | 29 | 37 | 1.50 | 1.667 | | | | | | | | | | |

Milwaukee Braves @ St. Louis Cardinals
Sportsman's Park, St. Louis, MO
Mon May 28 1956, 4:33 AM EDT
Att: 17,156 - Unknown

AB 38
R 3
H 12
RBI 3
BB 3
SO 5
LOB 23



| Batter | 1 | 2 | 3 | 4 | 5 | 6 | 7 | 8 | 9 | AB | R | H | RBI | BB | SO | LOB | TOP | | | | | |
|--|---|---------------------------------|------------------------------|---------------------------------|------------------------------|---------------------------------|------------------------------|---------------------------------|------------------------------|---------------------------------|------------------------------|---------------------------------|-------------------------------|----------------------------------|------------------------------|---------------------------------|---|---------------------------------|----------------------------------|------------------------------------|----------------------------------|--------|
| Jack Dittmer, L (1.4) OBP: 0.636, SLG: 0.667 | F9 | | F9 | | | | | G4-6-3 BB | | 4 | 1 | 2 | 0 | 1 | 0 | 0 | Milwaukee Braves @ Chicago Cubs Wrigley Field, Chicago, IL Wed May 30 1956, 3:38 AM CDT Att: 29,113 - Unknown | | | | | |
| Johnny Logan, R (1.6) OBP: 0.310, SLG: 0.398 | F4 | | F6 | | | | SH 2B | G4-6-3 BB | | 4 | 1 | 0 | 0 | 0 | 0 | 2 | | | | | | |
| Eddie Mathews, L (1.5) OBP: 0.364, SLG: 0.505 | | | F7 | | | | SH 2B | 4-3 | | 3 | 2 | 1 | 1 | 2 | 0 | 0 | | | | | | |
| Hank Aaron, R (1.9) OBP: 0.390, SLG: 0.648 | F8 | | | | | | HR | 4-3 | | 5 | 3 | 2 | 3 | 0 | 0 | 1 | | | | | | |
| Bobby Thomson, R (1.8) OBP: 0.341, SLG: 0.531 | | | | | | | E4 HR | | | 5 | 3 | 3 | 5 | 0 | 0 | 0 | | | | | | |
| Chuck Tanner, L (1.7) OBP: 0.467, SLG: 0.643 | | | | | | | HR | | | 5 | 1 | 2 | 0 | 0 | 0 | 0 | | | | | | |
| Frank Torre, L (1.3) OBP: 0.465, SLG: 0.500 | | | | | | | 1B | | | 4 | 0 | 3 | 1 | 0 | 0 | 0 | | | | | | |
| Del Crandall, R (1.2) OBP: 0.348, SLG: 0.587 | | | | | | | 1B | | | 4 | 0 | 0 | 0 | 0 | 1 | 3 | | | | | | |
| Ray Crone, R (1.1) OBP: 0.294, SLG: 0.143 | | | | | | | | | | 4 | 0 | 0 | 0 | 0 | 3 | 2 | | | | | | |
| Bob Buhl, R (8.1) OBP: 0.167, SLG: 0.250 | | | | | | | | | | 0 | 0 | 0 | 0 | 0 | 0 | 0 | | | | | | |
| Ernie Johnson, R (8.1) | | | | | | | | | | 0 | 0 | 0 | 0 | 0 | 0 | 0 | | | | | | |
| Inning Stats | R: 0 E: 0 K: 0 S: 3 | H: 0 LOB: 1 BB: 1 P: 7 | R: 1 E: 0 K: 1 S: 7 | H: 2 LOB: 1 BB: 0 P: 7 | R: 0 E: 0 K: 0 S: 3 | H: 0 LOB: 0 BB: 0 P: 3 | R: 1 E: 0 K: 1 S: 4 | H: 1 LOB: 0 BB: 0 P: 4 | R: 0 E: 0 K: 1 S: 6 | H: 1 LOB: 1 BB: 0 P: 6 | R: 4 E: 2 K: 0 S: 7 | H: 4 LOB: 0 BB: 0 P: 7 | R: 5 E: 0 K: 2 S: 12 | H: 5 LOB: 1 BB: 1 P: 16 | R: 0 E: 0 K: 0 S: 2 | H: 0 LOB: 0 BB: 1 P: 6 | R: 0 E: 0 K: 0 S: 3 | H: 0 LOB: 0 BB: 0 P: 3 | 1B: 8 2B: 1 3B: 0 HR: 4 | SF: 0 SAC: 1 DP: 1 HBP: 0 | WP: 0 PB: 0 SB: 0 CS: 0 | PA: 42 |
| PITCHER | IP WLS BF H R ER SO BB IBB HBP BLK WP HR S P ERA WHIP | | | | | | | | | | | | | | | | | | | | | |
| Warren Hacker, R (1.1) ERA: 5.79 | 5.0 L 24 7 6 4 2 1 0 0 0 0 0 4 27 31 7.20 1.600 | | | | | | | | | | | | | | | | | | | | | |
| Russ Meyer, R (6.1) ERA: 5.94 | 1.0 7 3 4 4 0 1 0 0 0 0 0 0 6 10 36.00 4.000 | | | | | | | | | | | | | | | | | | | | | |
| Sam Jones, R (7.1) ERA: 8.37 | 1.0 5 3 1 1 2 0 0 0 0 0 0 0 9 9 9.00 3.000 | | | | | | | | | | | | | | | | | | | | | |
| Jim Hughes, R (8.1) ERA: 9.35 | 1.0 3 0 0 0 0 1 0 0 0 0 0 0 2 6 0.00 1.000 | | | | | | | | | | | | | | | | | | | | | |
| Jim Davis, L (9.1) ERA: 5.91 | 1.0 3 0 0 0 0 0 0 0 0 0 0 0 3 3 0.00 0.000 | | | | | | | | | | | | | | | | | | | | | |

| Batter | 1 | 2 | 3 | 4 | 5 | 6 | 7 | 8 | 9 | AB | R | H | RBI | BB | SO | LOB | BOTTOM | | | | | |
|---|---|---------------------------------|------------------------------|---------------------------------|------------------------------|---------------------------------|------------------------------|----------------------------------|------------------------------|---------------------------------|------------------------------|---------------------------------|------------------------------|----------------------------------|------------------------------|---------------------------------|---|---------------------------------|----------------------------------|------------------------------------|----------------------------------|--------|
| Eddie Miksis, R (1.5) OBP: 0.311, SLG: 0.383 | F5 | | 6-3 | 6-3 | | | | F3 | | 5 | 0 | 1 | 0 | 0 | 0 | 3 | Milwaukee Braves @ Chicago Cubs Wrigley Field, Chicago, IL Wed May 30 1956, 3:38 AM CDT Att: 29,113 - Unknown | | | | | |
| Gene Baker, R (1.4) OBP: 0.302, SLG: 0.319 | 6-3 | | P3 | | | | F6 | | | 5 | 0 | 0 | 0 | 0 | 0 | 4 | | | | | | |
| Dee Fondy, L (1.3) OBP: 0.298, SLG: 0.364 | | | 1-3 | | | | | 1-3 | | 5 | 0 | 2 | 1 | 0 | 0 | 2 | | | | | | |
| 14 Ernie Banks, R (1.6) OBP: 0.388, SLG: 0.654 | F9 | | | | | | F2 | | | 4 | 2 | 1 | 1 | 1 | 0 | 3 | | | | | | |
| Walt Moryn, L (1.9) OBP: 0.333, SLG: 0.394 | | | | | | | K | | | 5 | 2 | 2 | 0 | 0 | 1 | 0 | | | | | | |
| Monte Irvin, R (1.7) OBP: 0.299, SLG: 0.506 | | | | | | | 5-3 | | | 5 | 1 | 2 | 1 | 0 | 1 | 2 | | | | | | |
| Pete Whisenant, R (1.8) OBP: 0.304, SLG: 0.500 | | | | | | | F5 | | | 5 | 2 | 2 | 3 | 0 | 0 | 1 | | | | | | |
| Harry Chiti, R (1.2) OBP: 0.298, SLG: 0.556 | | | | | | | | | | 3 | 2 | 3 | 3 | 1 | 0 | 0 | | | | | | |
| Warren Hacker, R (1.1) ERA: 5.79 | | | | | | | | | | 2 | 0 | 0 | 0 | 0 | 0 | 3 | | | | | | |
| Russ Meyer, R (6.1) ERA: 5.94 | | | | | | | | | | 0 | 0 | 0 | 0 | 0 | 0 | 0 | | | | | | |
| Sam Jones, R (7.1) ERA: 8.37 | | | | | | | | | | 0 | 0 | 0 | 0 | 0 | 0 | 0 | | | | | | |
| Jim King, R (7.1) ERA: 8.37 | | | | | | | | | | 0 | 0 | 0 | 0 | 0 | 0 | 0 | | | | | | |
| Jim Hughes, R (8.1) ERA: 9.35 | | | | | | | | | | 0 | 0 | 0 | 0 | 0 | 0 | 0 | | | | | | |
| Hobie Landrith, L (8.1) ERA: 5.91 | | | | | | | | | | 0 | 0 | 0 | 0 | 0 | 0 | 0 | | | | | | |
| Jim Davis, S (9.1) ERA: 5.68 | | | | | | | | | | 0 | 0 | 0 | 0 | 0 | 0 | 0 | | | | | | |
| Inning Stats | R: 0 E: 0 K: 0 S: 4 | H: 1 LOB: 1 BB: 0 P: 4 | R: 1 E: 0 K: 0 S: 4 | H: 2 LOB: 1 BB: 1 P: 8 | R: 0 E: 0 K: 0 S: 3 | H: 0 LOB: 0 BB: 0 P: 3 | R: 3 E: 0 K: 1 S: 8 | H: 3 LOB: 1 BB: 1 P: 12 | R: 0 E: 0 K: 1 S: 5 | H: 0 LOB: 0 BB: 0 P: 5 | R: 1 E: 0 K: 0 S: 5 | H: 2 LOB: 2 BB: 1 P: 9 | R: 3 E: 0 K: 0 S: 7 | H: 4 LOB: 2 BB: 1 P: 11 | R: 0 E: 0 K: 0 S: 4 | H: 1 LOB: 0 BB: 0 P: 4 | R: 1 E: 0 K: 0 S: 4 | H: 1 LOB: 0 BB: 0 P: 4 | 1B: 7 2B: 2 3B: 2 HR: 2 | SF: 0 SAC: 0 DP: 0 HBP: 0 | WP: 0 PB: 1 SB: 0 CS: 0 | PA: 43 |
| PITCHER | IP WLS BF H R ER SO BB IBB HBP BLK WP HR S P ERA WHIP | | | | | | | | | | | | | | | | | | | | | |
| Ray Crone, R (1.1) ERA: 3.0 | 7.0 W 33 10 7 7 2 3 0 0 0 0 0 1 34 46 9.00 1.857 | | | | | | | | | | | | | | | | | | | | | |
| Bob Buhl, R (8.1) ERA: 4.35 | 0.1 3 1 1 1 0 1 0 0 0 0 0 1 2 6 27.00 6.000 | | | | | | | | | | | | | | | | | | | | | |
| Ernie Johnson, R (8.1) ERA: 5.68 | 1.2 S 7 2 1 1 0 0 0 0 0 0 0 1 7 7 5.40 1.200 | | | | | | | | | | | | | | | | | | | | | |

AB 38
R 11
H 13
RBI 10
BB 3
SO 4
LOB 8



AB 39
R 9
H 13
RBI 9
BB 4
SO 2
LOB 18



| Batter | 1 | 2 | 3 | 4 | 5 | 6 | 7 | 8 | 9 | AB R H RBI BB SO LOB | TOP | | | | | | | | | | | |
|---|---|----------------------------------|------------------------------|----------------------------------|------------------------------|---------------------------------|------------------------------|----------------------------------|------------------------------|---------------------------------|--|---|------------------------------|---------------------------------|------------------------------|---------------------------------|------------------------------|---------------------------------|----------------------------------|------------------------------------|----------------------------------|--------|
| Danny O'Connell, R OBP: 0.331, SLG: 0.321 (1, 4) | | | | | | | | | | 6 2 4 0 0 0 0 | Milwaukee Braves @ Chicago Cubs Wrigley Field, Chicago, IL Thu May 31 1956, 3:33 AM CDT Att: 4,354 - Unknown | | | | | | | | | | | |
| Johnny Logan, R OBP: 0.321, SLG: 0.405 (1, 6) | | | | | | | | | | 3 2 1 0 2 1 1 | | | | | | | | | | | | |
| Eddie Mathews, L OBP: 0.366, SLG: 0.522 (1, 5) | | | | | | | | | | 4 2 1 1 1 0 5 | | | | | | | | | | | | |
| Hank Aaron, R OBP: 0.385, SLG: 0.640 (1, 9) | | | | | | | | | | 3 1 1 2 0 0 1 | | | | | | | | | | | | |
| Wes Covington, L OBP: 0.371, SLG: 0.706 (6, 9) | | | | | | | | | | 1 0 0 0 0 0 0 | | | | | | | | | | | | |
| Bobby Thomson, R OBP: 0.352, SLG: 0.547 (1, 7) | | | | | | | | | | 4 3 2 4 1 0 0 | | | | | | | | | | | | |
| Chuck Tanner, L OBP: 0.467, SLG: 0.643 (8, 7) | | | | | | | | | | 0 0 0 0 0 0 0 | | | | | | | | | | | | |
| Joe Adcock, R OBP: 0.275, SLG: 0.526 (1, 3) | | | | | | | | | | 4 2 3 5 1 0 0 | | | | | | | | | | | | |
| Bill Bruton, L OBP: 0.379, SLG: 0.600 (1, 8) | | | | | | | | | | 5 1 1 1 0 0 2 | | | | | | | | | | | | |
| Del Crandall, R OBP: 0.359, SLG: 0.623 (1, 2) | | | | | | | | | | 2 1 1 1 1 0 0 | | | | | | | | | | | | |
| Del Rice, R OBP: 0.400, SLG: 0.526 (6, 2) | | | | | | | | | | 2 0 0 0 0 0 0 | | | | | | | | | | | | |
| Lew Burdette, R OBP: 0.182, SLG: 0.150 (1, 1) | | | | | | | | | | 5 1 1 0 0 1 1 | | | | | | | | | | | | |
| Red Murff, R (9, 1) | | | | | | | | | | 0 0 0 0 0 0 0 | | | | | | | | | | | | |
| Inning Stats | R: 4 E: 0 K: 0 S: 5 | H: 2 LOB: 0 BB: 2 P: 13 | R: 6 E: 0 K: 0 S: 8 | H: 6 LOB: 0 BB: 1 P: 12 | R: 0 E: 0 K: 0 S: 3 | H: 0 LOB: 0 BB: 0 P: 3 | R: 4 E: 0 K: 0 S: 7 | H: 4 LOB: 1 BB: 0 P: 11 | R: 1 E: 0 K: 0 S: 4 | H: 1 LOB: 0 BB: 0 P: 4 | R: 0 E: 0 K: 0 S: 3 | H: 0 LOB: 0 BB: 0 P: 3 | R: 0 E: 0 K: 0 S: 4 | H: 1 LOB: 2 BB: 1 P: 8 | R: 0 E: 0 K: 0 S: 3 | H: 0 LOB: 1 BB: 1 P: 7 | R: 0 E: 0 K: 2 S: 8 | H: 1 LOB: 1 BB: 0 P: 8 | 1B: 6 2B: 4 3B: 1 HR: 5 | SF: 1 SAC: 1 DP: 1 HBP: 0 | WP: 0 PB: 1 SB: 2 CS: 0 | PA: 47 |
| PITCHER | IP WLS BF H R ER SO BB IBB HBP BLK WP HR S P ERA WHIP | | | | | | | | | | | IP WLS BF H R ER SO BB IBB HBP BLK WP HR S P ERA WHIP | | | | | | | | | | |
| Paul Minner, L ERA: 6.51 (1, 1) | 1.0 L 10 5 7 7 0 2 0 0 0 0 0 2 8 16 63.00 7.000 | | | | | | | | | | | | | | | | | | | | | |
| Warren Hacker, R ERA: 6.93 (2, 1) | 5.0 24 8 8 8 0 1 1 0 0 0 0 3 22 30 14.40 1.800 | | | | | | | | | | | | | | | | | | | | | |
| Vito Valentineti, R ERA: 4.0 (7, 1) | 3.0 13 2 0 0 2 2 0 0 0 0 0 0 15 23 0.00 1.333 | | | | | | | | | | | | | | | | | | | | | |

AB 39
R 15
H 15
RBI 14
BB 6
SO 2
LOB 10



| Batter | 1 | 2 | 3 | 4 | 5 | 6 | 7 | 8 | 9 | AB R H RBI BB SO LOB | BOTTOM | | | | | | | | | | | |
|--|---|---------------------------------|------------------------------|---------------------------------|------------------------------|---------------------------------|------------------------------|---------------------------------|------------------------------|---------------------------------|--|---|------------------------------|---------------------------------|----------------------------------|------------------------------------|----------------------------------|--------|--|--|--|--|
| Eddie Miksis, R OBP: 0.309, SLG: 0.376 (1, 5) | | | | | | | | | | 4 1 1 0 0 0 0 | Milwaukee Braves @ Chicago Cubs Wrigley Field, Chicago, IL Thu May 31 1956, 3:33 AM CDT Att: 4,354 - Unknown | | | | | | | | | | | |
| Gene Baker, R OBP: 0.294, SLG: 0.309 (1, 4) | | | | | | | | | | 4 1 0 0 0 0 1 | | | | | | | | | | | | |
| Dee Fondy, L OBP: 0.297, SLG: 0.360 (1, 3) | | | | | | | | | | 4 1 1 0 0 0 2 | | | | | | | | | | | | |
| 14 Ernie Banks, R OBP: 0.384, SLG: 0.649 (1, 6) | | | | | | | | | | 4 1 1 0 0 0 2 | | | | | | | | | | | | |
| Jim King, L OBP: 0.292, SLG: 0.448 (1, 7) | | | | | | | | | | 3 2 3 4 0 0 0 | | | | | | | | | | | | |
| Walt Moryn, L OBP: 0.331, SLG: 0.389 (1, 9) | | | | | | | | | | 4 1 1 1 0 0 2 | | | | | | | | | | | | |
| Pete Whisenant, R OBP: 0.301, SLG: 0.526 (1, 8) | | | | | | | | | | 4 1 1 3 0 0 0 | | | | | | | | | | | | |
| Hobie Landrith, L OBP: 0.310, SLG: 0.382 (1, 2) | | | | | | | | | | 4 0 1 0 0 1 0 | | | | | | | | | | | | |
| Paul Minner, L OBP: 0.333, SLG: 0.778 (1, 1) | | | | | | | | | | 0 0 0 0 0 0 0 | | | | | | | | | | | | |
| Warren Hacker, R (2, 1) | | | | | | | | | | 1 0 0 0 0 0 0 | | | | | | | | | | | | |
| Frank Keller, R (6, PH) | | | | | | | | | | 1 0 0 0 0 0 0 | | | | | | | | | | | | |
| Vito Valentineti, R (7, 1) | | | | | | | | | | 1 0 0 0 0 0 0 | | | | | | | | | | | | |
| Ed Winceniak, R (9, PH) | | | | | | | | | | 1 0 0 0 0 0 1 | | | | | | | | | | | | |
| Inning Stats | R: 0 E: 0 K: 0 S: 3 | H: 0 LOB: 0 BB: 0 P: 3 | R: 0 E: 0 K: 0 S: 3 | H: 1 LOB: 0 BB: 0 P: 3 | R: 0 E: 0 K: 1 S: 5 | H: 0 LOB: 0 BB: 0 P: 5 | R: 0 E: 0 K: 0 S: 3 | H: 0 LOB: 0 BB: 0 P: 3 | R: 1 E: 0 K: 0 S: 5 | H: 2 LOB: 1 BB: 0 P: 5 | R: 0 E: 0 K: 0 S: 3 | H: 0 LOB: 0 BB: 0 P: 3 | R: 6 E: 2 K: 0 S: 9 | H: 5 LOB: 0 BB: 0 P: 9 | 1B: 6 2B: 1 3B: 0 HR: 2 | SF: 1 SAC: 0 DP: 2 HBP: 0 | WP: 0 PB: 0 SB: 0 CS: 0 | PA: 36 | | | | |
| PITCHER | IP WLS BF H R ER SO BB IBB HBP BLK WP HR S P ERA WHIP | | | | | | | | | | | IP WLS BF H R ER SO BB IBB HBP BLK WP HR S P ERA WHIP | | | | | | | | | | |
| Lew Burdette, R ERA: 2.68 (1, 1) | 8.1 W 35 9 8 2 1 0 0 0 0 0 0 0 1 1 2.16 1.080 | | | | | | | | | | | | | | | | | | | | | |
| Red Murff, R ERA: 5.67 (9, 1) | 0.2 S 1 0 0 0 0 0 0 0 0 0 0 0 0 1 0.00 0.000 | | | | | | | | | | | | | | | | | | | | | |

AB 35
R 8
H 9
RBI 8
BB 0
SO 1
LOB 8



| Batter | 1 | 2 | 3 | 4 | 5 | 6 | 7 | 8 | 9 | AB | R | H | RBI | BB | SO | LOB | TOP | | | |
|--|---|---------------------------------|------------------------------|---------------------------------|------------------------------|---------------------------------|------------------------------|---------------------------------|------------------------------|---------------------------------|------------------------------|---------------------------------|------------------------------|---------------------------------|------------------------------|---------------------------------|--|------------------------------------|----------------------------------|--------|
| Gene Freese, R (1, 5) OBP: 0.297, SLG: 0.321 | | | | | | | | | | 4 | 0 | 1 | 0 | 0 | 2 | 1 | Pittsburgh Pirates @ Milwaukee Braves Milwaukee County Stadium, Milwaukee, WI Fri Jun 01 1956, 4:33 AM EDT Att: 24,528 - Unknown | | | |
| Dick Groat, R (1, 6) OBP: 0.327, SLG: 0.315 | | | | | | | | | | 4 | 1 | 2 | 0 | 0 | 0 | 1 | | | | |
| Lee Walls, R (1, 9) OBP: 0.402, SLG: 0.605 | | | | | | | | | | 4 | 1 | 1 | 3 | 0 | 0 | 2 | | | | |
| Dale Long, L (1, 3) OBP: 0.432, SLG: 0.773 | | | | | | | | | | 3 | 1 | 2 | 1 | 1 | 0 | 1 | | | | |
| Frank Thomas, R (1, 7) OBP: 0.380, SLG: 0.524 | | | | | | | | | | 4 | 0 | 0 | 0 | 0 | 1 | 3 | | | | |
| Bill Virdon, L (9, 8) OBP: 0.275, SLG: 0.325 | | | | | | | | | | 0 | 0 | 0 | 0 | 0 | 0 | 0 | | | | |
| Roberto Clemente, R (1, 8) OBP: 0.366, SLG: 0.412 | | | | | | | | | | 4 | 0 | 1 | 0 | 0 | 1 | 1 | | | | |
| Hank Foiles, R (1, 2) OBP: 0.250, SLG: 0.471 | | | | | | | | | | 4 | 0 | 1 | 0 | 0 | 3 | 2 | | | | |
| Curt Roberts, R (1, 4) OBP: 0.246, SLG: 0.351 | | | | | | | | | | 2 | 0 | 0 | 0 | 0 | 0 | 1 | | | | |
| Jack Shepard, R (8, PH) OBP: 0.294, SLG: 0.400 | | | | | | | | | | 1 | 0 | 1 | 0 | 0 | 0 | 0 | | | | |
| Eddie O'Brien, R (8, PH) OBP: 0.193, SLG: 0.167 | | | | | | | | | | 0 | 0 | 0 | 0 | 0 | 0 | 0 | | | | |
| Johnny O'Brien, R (8, 4) OBP: 0.193, SLG: 0.167 | | | | | | | | | | 1 | 0 | 0 | 0 | 0 | 0 | 1 | | | | |
| Bob Friend, R (1, 1) OBP: 0.171, SLG: 0.147 | | | | | | | | | | 3 | 0 | 0 | 0 | 0 | 0 | 2 | | | | |
| Roy Face, R (8, PR) OBP: 0.750, SLG: 0.750 | | | | | | | | | | 0 | 1 | 0 | 0 | 0 | 0 | 0 | | | | |
| Nelson King, R (8, 1) | | | | | | | | | | 0 | 0 | 0 | 0 | 0 | 0 | 0 | | | | |
| Inning Stats | R: 0 E: 0 K: 1 S: 6 | H: 1 LOB: 1 BB: 0 P: 6 | R: 0 E: 0 K: 1 S: 5 | H: 0 LOB: 0 BB: 0 P: 5 | R: 0 E: 0 K: 1 S: 5 | H: 0 LOB: 0 BB: 0 P: 5 | R: 0 E: 0 K: 0 S: 4 | H: 1 LOB: 1 BB: 0 P: 4 | R: 0 E: 0 K: 1 S: 3 | H: 1 LOB: 1 BB: 0 P: 3 | R: 0 E: 0 K: 1 S: 5 | H: 0 LOB: 1 BB: 1 P: 9 | R: 0 E: 0 K: 1 S: 9 | H: 4 LOB: 1 BB: 0 P: 9 | R: 0 E: 0 K: 1 S: 5 | H: 1 LOB: 0 BB: 0 P: 5 | 1B: 6 2B: 1 3B: 0 HR: 2 | SF: 0 SAC: 0 DP: 1 HBP: 0 | WP: 0 PB: 0 SB: 0 CS: 1 | PA: 35 |
| PITCHER | IP WLS BF H R ER SO BB IBB HBP BLK WP HR S P ERA WHIP | | | | | | | | | | | | | | | | | | | |
| Warren Spahn, L (1, 1) ERA: 3.2 | 7.2 L 31 8 4 4 5 1 0 0 0 0 0 2 40 44 4.70 1.174 | | | | | | | | | | | | | | | | | | | |
| Red Murff, R (8, 1) ERA: 5.63 | 0.1 1 0 0 0 1 0 0 0 0 0 0 0 3 3 0.00 0.000 | | | | | | | | | | | | | | | | | | | |
| Ernie Johnson, R (9, 1) ERA: 4.91 | 1.0 3 1 0 0 1 0 0 0 0 0 0 0 5 5 0.00 1.000 | | | | | | | | | | | | | | | | | | | |

| | |
|-----|----|
| AB | 34 |
| R | 4 |
| H | 9 |
| RBI | 4 |
| BB | 1 |
| SO | 7 |
| LOB | 15 |



| Batter | 1 | 2 | 3 | 4 | 5 | 6 | 7 | 8 | 9 | AB | R | H | RBI | BB | SO | LOB | BOTTOM | | | | | |
|--|---|---------------------------------|------------------------------|---------------------------------|------------------------------|---------------------------------|------------------------------|---------------------------------|-------------------------------|----------------------------------|------------------------------|----------------------------------|------------------------------|---------------------------------|------------------------------|---------------------------------|--|---------------------------------|----------------------------------|------------------------------------|----------------------------------|--------|
| Jack Dittmer, L (1, 4) OBP: 0.467, SLG: 0.462 | | | | | | | | | | 4 | 0 | 0 | 0 | 0 | 0 | 3 | Pittsburgh Pirates @ Milwaukee Braves Milwaukee County Stadium, Milwaukee, WI Fri Jun 01 1956, 4:33 AM EDT Att: 24,528 - Unknown | | | | | |
| Johnny Logan, R (1, 6) OBP: 0.318, SLG: 0.395 | | | | | | | | | | 3 | 0 | 0 | 0 | 1 | 0 | 1 | | | | | | |
| Eddie Mathews, L (1, 5) OBP: 0.365, SLG: 0.517 | | | | | | | | | | 3 | 0 | 1 | 0 | 0 | 0 | 0 | | | | | | |
| Hank Aaron, R (1, 9) OBP: 0.381, SLG: 0.626 | | | | | | | | | | 4 | 0 | 1 | 0 | 0 | 1 | 2 | | | | | | |
| Bobby Thomson, R (1, 7) OBP: 0.341, SLG: 0.529 | | | | | | | | | | 4 | 0 | 0 | 0 | 0 | 3 | 3 | | | | | | |
| Bill Bruton, L (1, 8) OBP: 0.374, SLG: 0.585 | | | | | | | | | | 4 | 0 | 1 | 0 | 0 | 1 | 1 | | | | | | |
| Joe Adcock, R (1, 3) OBP: 0.277, SLG: 0.519 | | | | | | | | | | 3 | 1 | 1 | 0 | 0 | 2 | 2 | | | | | | |
| Frank Torre, L (8, 3) OBP: 0.465, SLG: 0.500 | | | | | | | | | | 0 | 0 | 0 | 0 | 0 | 0 | 0 | | | | | | |
| Del Crandall, R (1, 2) OBP: 0.358, SLG: 0.613 | | | | | | | | | | 3 | 0 | 1 | 0 | 0 | 0 | 0 | | | | | | |
| Warren Spahn, L (1, 1) OBP: 0.261, SLG: 0.391 | | | | | | | | | | 2 | 0 | 1 | 1 | 0 | 1 | 0 | | | | | | |
| Red Murff, R (8, 1) ERA: 5.63 | | | | | | | | | | 0 | 0 | 0 | 0 | 0 | 0 | 0 | | | | | | |
| Wes Covington, L (8, PH) OBP: 0.591, SLG: 0.706 | | | | | | | | | | 0 | 0 | 0 | 0 | 1 | 0 | 0 | | | | | | |
| Ernie Johnson, R (9, 1) ERA: 4.91 | | | | | | | | | | 0 | 0 | 0 | 0 | 0 | 0 | 0 | | | | | | |
| Inning Stats | R: 0 E: 0 K: 0 S: 3 | H: 0 LOB: 0 BB: 0 P: 3 | R: 0 E: 0 K: 2 S: 8 | H: 2 LOB: 2 BB: 0 P: 8 | R: 0 E: 0 K: 1 S: 5 | H: 0 LOB: 0 BB: 0 P: 5 | R: 0 E: 0 K: 0 S: 3 | H: 0 LOB: 0 BB: 0 P: 3 | R: 1 E: 0 K: 2 S: 10 | H: 3 LOB: 2 BB: 0 P: 10 | R: 0 E: 0 K: 2 S: 7 | H: 0 LOB: 1 BB: 1 P: 11 | R: 0 E: 0 K: 1 S: 5 | H: 0 LOB: 0 BB: 0 P: 5 | R: 0 E: 0 K: 0 S: 2 | H: 0 LOB: 0 BB: 1 P: 6 | R: 0 E: 0 K: 0 S: 4 | H: 1 LOB: 1 BB: 0 P: 4 | 1B: 6 2B: 1 3B: 0 HR: 0 | SF: 0 SAC: 1 DP: 2 HBP: 0 | WP: 0 PB: 0 SB: 0 CS: 1 | PA: 33 |
| PITCHER | IP WLS BF H R ER SO BB IBB HBP BLK WP HR S P ERA WHIP | | | | | | | | | | | | | | | | | | | | | |
| Bob Friend, R (1, 1) ERA: 2.57 | 7.0 W 26 5 1 1 8 1 0 0 0 0 0 0 41 45 1.29 0.857 | | | | | | | | | | | | | | | | | | | | | |
| Nelson King, R (8, 1) ERA: 2.45 | 2.0 S 7 1 0 0 0 1 0 0 0 0 0 0 6 10 0.00 1.000 | | | | | | | | | | | | | | | | | | | | | |

| | |
|-----|----|
| AB | 30 |
| R | 1 |
| H | 6 |
| RBI | 1 |
| BB | 2 |
| SO | 8 |
| LOB | 12 |



| Batter | 1 | 2 | 3 | 4 | 5 | 6 | 7 | 8 | 9 | AB | R | H | RBI | BB | SO | LOB | TOP | | | | | | | | |
|---|---|---|------------------------------|---------------------------------|------------------------------|----------------------------------|------------------------------|---------------------------------|------------------------------|---------------------------------|------------------------------|----------------------------------|------------------------------|---------------------------------|------------------------------|---------------------------------|---|----------------------------------|----------------------------------|------------------------------------|----------------------------------|--------|------|-------|-------|
| Gene Freese, R OBP: 0.293, SLG: 0.311 | E5 BB SH1-3 | 1-3 | | 5-3 | | 1B 1B BB | | F7 | | 4 | 1 | 0 | 0 | 1 | 0 | 1 | Pittsburgh Pirates @ Milwaukee Braves Milwaukee County Stadium, Milwaukee, WI Sat Jun 02 1956, 4:33 AM EDT Att: 27,650 - Unknown | | | | | | | | |
| Dick Groat, R OBP: 0.331, SLG: 0.320 | SH1-3 | | 6-3 | F8 | | 1B 1-2 2-3 | | F8 1B | | 4 | 0 | 2 | 0 | 0 | 0 | 0 | | | | | | | | | |
| Lee Walls, R OBP: 0.409, SLG: 0.602 | BB BB | | 2B BB 1B | | F9 | 1B | | F8 | | 4 | 1 | 2 | 2 | 1 | 0 | 1 | | | | | | | | | |
| Dale Long, L OBP: 0.337, SLG: 0.771 | 1-2 2-3 BB | | BB 1-3 2B | | K | F9 | | 1B | | 3 | 0 | 1 | 0 | 2 | 1 | 2 | | | | | | | | | |
| Frank Thomas, R OBP: 0.369, SLG: 0.507 | K | | K | | 5-3 | | | F8 | | 5 | 0 | 0 | 0 | 0 | 2 | 7 | | | | | | | | | |
| Bill Virdon, L OBP: 0.287, SLG: 0.339 | K | | BB IBB | | | E S 1B | | K | | 4 | 1 | 2 | 0 | 1 | 2 | 3 | | | | | | | | | |
| Hank Foiles, R OBP: 0.293, SLG: 0.474 | | 1B | 1-2 2-3 3-H | | | 1B SH3-4 1-H | | E6 1B | | 4 | 1 | 2 | 2 | 1 | 1 | 1 | | | | | | | | | |
| Curt Roberts, R OBP: 0.242, SLG: 0.345 | | F8 | | F2 | | SH3-4 | | K | | 1 | 0 | 0 | 0 | 0 | 0 | 1 | | | | | | | | | |
| Danny Kravitz, L OBP: 0.293, SLG: 0.367 | | | | | | 1-2 | | 1B | | 1 | 0 | 0 | 0 | 0 | 0 | 3 | | | | | | | | | |
| Johnny O'Brien, R OBP: 0.203, SLG: 0.179 | | | | | | 1-2 | | 1B | | 2 | 0 | 1 | 0 | 0 | 1 | 1 | | | | | | | | | |
| Red Munger, R OBP: 0.125, SLG: 0.125 | | F8 | | | | | | K | | 3 | 0 | 0 | 0 | 0 | 2 | 2 | | | | | | | | | |
| Bob Skinner, L OBP: 0.333, SLG: 0.359 | | | | K | | | | K | | 1 | 0 | 0 | 0 | 0 | 1 | 2 | | | | | | | | | |
| Ron Kline, R OBP: 0.200, SLG: 0.158 | | | | | | | | K | | 1 | 0 | 0 | 0 | 0 | 1 | 1 | | | | | | | | | |
| Inning Stats | R: 0 E: 1 K: 2 S: 8 | H: 0 LOB: 3 BB: 2 P: 16 | R: 0 E: 0 K: 0 S: 4 | H: 1 LOB: 1 BB: 0 P: 4 | R: 1 E: 0 K: 1 S: 7 | H: 2 LOB: 2 BB: 2 P: 15 | R: 0 E: 0 K: 1 S: 5 | H: 0 LOB: 0 BB: 0 P: 5 | R: 0 E: 0 K: 1 S: 5 | H: 0 LOB: 0 BB: 0 P: 5 | R: 3 E: 0 K: 1 S: 9 | H: 4 LOB: 2 BB: 1 P: 13 | R: 0 E: 1 K: 2 S: 9 | H: 1 LOB: 2 BB: 0 P: 9 | R: 0 E: 0 K: 0 S: 4 | H: 1 LOB: 2 BB: 1 P: 8 | R: 0 E: 0 K: 3 S: 10 | H: 1 LOB: 1 BB: 0 P: 10 | 1B: 8 2B: 2 3B: 0 HR: 0 | SF: 0 SAC: 2 DP: 0 HBP: 0 | WP: 1 PB: 0 SB: 1 CS: 0 | PA: 45 | | | |
| PITCHER | IP WLS BF H R ER SO BB IBB HBP BLK WP HR S P ERA WHIP | IP WLS BF H R ER SO BB IBB HBP BLK WP HR S P ERA WHIP | | | | | | | | | | | | | | | | | | | | | | | |
| Gene Conley, R ERA: 3.75 | (1, 1) | 5.2 | L | 30 | 7 | 4 | 4 | 6 | 4 | 1 | 0 | 0 | 0 | 0 | 0 | 0 | 0 | 0 | 0 | 0 | 0 | 1 | 1 | 0.00 | 0.000 |
| Lou Slesater, L ERA: 2.5 | (6, 1) | 0.1 | | 1 | 0 | 0 | 0 | 0 | 0 | 0 | 0 | 0 | 0 | 0 | 0 | 0 | 0 | 0 | 0 | 0 | 0 | 1 | 1 | 0.00 | 0.000 |
| Dave Jolly, R ERA: 2.55 | (7, 1) | 2.0 | | 10 | 2 | 0 | 0 | 2 | 0 | 1 | 0 | 0 | 0 | 0 | 0 | 0 | 0 | 0 | 0 | 0 | 13 | 17 | 0.00 | 1.000 | |
| Red Murff, R ERA: 5.0 | (9, 1) | 1.0 | | 4 | 1 | 0 | 0 | 3 | 0 | 0 | 0 | 0 | 0 | 0 | 0 | 0 | 0 | 0 | 0 | 0 | 10 | 10 | 0.00 | 1.000 | |

| Batter | 1 | 2 | 3 | 4 | 5 | 6 | 7 | 8 | 9 | AB | R | H | RBI | BB | SO | LOB | BOTTOM | | | | | |
|--|---|---|------------------------------|----------------------------------|------------------------------|----------------------------------|------------------------------|---------------------------------|------------------------------|---------------------------------|------------------------------|---------------------------------|------------------------------|---------------------------------|------------------------------|---------------------------------|---|---------------------------------|----------------------------------|------------------------------------|----------------------------------|--------|
| Jack Dittmer, L OBP: 0.550, SLG: 0.500 | G5-4-3 BB | | FC6-4 SH1-3 1-2 1B | | | 2H 1B | | K | | 3 | 0 | 2 | 1 | 2 | 1 | 0 | Pittsburgh Pirates @ Milwaukee Braves Milwaukee County Stadium, Milwaukee, WI Sat Jun 02 1956, 4:33 AM EDT Att: 27,650 - Unknown | | | | | |
| Johnny Logan, R OBP: 0.310, SLG: 0.383 | G5-4-3 | | SH1-3 | F7 | | K | | F4 | | 4 | 0 | 0 | 0 | 0 | 1 | 5 | | | | | | |
| Eddie Mathews, L OBP: 0.369, SLG: 0.512 | F9 | | FC6-4 IBB | | SH1-3 1B | | | 4-3 | | 3 | 0 | 1 | 0 | 1 | 0 | 0 | | | | | | |
| Hank Aaron, R OBP: 0.372, SLG: 0.610 | | K | FC6-4 | | SH1-3 | | | 4-3 | | 3 | 0 | 0 | 1 | 0 | 1 | 2 | | | | | | |
| Bobby Thomson, R OBP: 0.331, SLG: 0.512 | | 6-3 | K | | 6-3 | | | F9 | | 4 | 0 | 0 | 0 | 0 | 1 | 3 | | | | | | |
| Bill Bruton, L OBP: 0.379, SLG: 0.577 | | 1B PB BB | | SH1-3 1B | | F8 | | F9 | | 3 | 0 | 1 | 0 | 1 | 0 | 1 | | | | | | |
| Frank Torre, L OBP: 0.468, SLG: 0.500 | | | | SH1-3 1B | | 6-3 | | L3-1 | | 4 | 0 | 2 | 0 | 0 | 0 | 0 | | | | | | |
| Del Rice, R OBP: 0.364, SLG: 0.476 | | | | F6 | | 1B 2B | | K | | 2 | 0 | 0 | 0 | 0 | 1 | 4 | | | | | | |
| Chuck Tanner, L OBP: 0.500, SLG: 0.733 | | | | | | | | | | 1 | 1 | 1 | 0 | 0 | 0 | 0 | | | | | | |
| Dave Jolly, R | | | | | | | | | | 0 | 0 | 0 | 0 | 0 | 0 | 0 | | | | | | |
| Joe Adcock, R OBP: 0.274, SLG: 0.513 | | | | | | | | | | 1 | 0 | 0 | 0 | 0 | 1 | 0 | | | | | | |
| Red Murff, R | | | | | | | | | | 0 | 0 | 0 | 0 | 0 | 0 | 0 | | | | | | |
| Gene Conley, R OBP: 0.333, SLG: 0.333 | | | | SH1-3 1B | | F6 | | L3-1 | | 1 | 1 | 1 | 0 | 0 | 0 | 0 | | | | | | |
| Lou Slesater, L OBP: 0.714, SLG: 0.667 | | | | | | | | | | 0 | 0 | 0 | 0 | 0 | 0 | 0 | | | | | | |
| Wes Covington, L OBP: 0.565, SLG: 0.667 | | | SH1-3 1B | | | | | | | 1 | 0 | 0 | 0 | 0 | 0 | 1 | | | | | | |
| Bob Roselli, R | | | | FC6-4 1B | | 1-2 2-3 | | | | 0 | 0 | 0 | 0 | 0 | 0 | 0 | | | | | | |
| Jim Pendleton, R | | | | | | | | | | 1 | 0 | 0 | 0 | 0 | 0 | 0 | | | | | | |
| Inning Stats | R: 0 E: 0 K: 0 S: 2 | H: 0 LOB: 0 BB: 1 P: 6 | R: 0 E: 0 K: 2 S: 8 | H: 1 LOB: 2 BB: 1 P: 12 | R: 1 E: 0 K: 1 S: 7 | H: 2 LOB: 2 BB: 1 P: 11 | R: 0 E: 0 K: 0 S: 5 | H: 2 LOB: 3 BB: 1 P: 9 | R: 0 E: 0 K: 0 S: 4 | H: 1 LOB: 1 BB: 0 P: 4 | R: 1 E: 0 K: 1 S: 7 | H: 2 LOB: 1 BB: 0 P: 7 | R: 0 E: 0 K: 0 S: 3 | H: 0 LOB: 0 BB: 0 P: 3 | R: 0 E: 0 K: 1 S: 5 | H: 0 LOB: 0 BB: 0 P: 5 | R: 0 E: 0 K: 1 S: 5 | H: 0 LOB: 0 BB: 0 P: 5 | 1B: 7 2B: 1 3B: 0 HR: 0 | SF: 0 SAC: 3 DP: 1 HBP: 0 | WP: 0 PB: 1 SB: 0 CS: 0 | PA: 38 |
| PITCHER | IP WLS BF H R ER SO BB IBB HBP BLK WP HR S P ERA WHIP | IP WLS BF H R ER SO BB IBB HBP BLK WP HR S P ERA WHIP | | | | | | | | | | | | | | | | | | | | |
| Red Munger, R ERA: 3.12 | (1, 1) | 6.0 | W | 29 | 8 | 2 | 2 | 4 | 3 | 1 | 0 | 0 | 0 | 0 | 0 | 0 | 0 | | | | | |
| Ron Kline, R ERA: 3.3 | (7, 1) | 3.0 | S | 9 | 0 | 0 | 0 | 2 | 0 | 0 | 0 | 0 | 0 | 0 | 0 | 0 | 0 | | | | | |



| Batter | 1 | 2 | 3 | 4 | 5 | 6 | 7 | 8 | 9 | AB | R | H | RBI | BB | SO | LOB | TOP | | | | | | | | | | | | | | | | | | |
|--|-----|-----|----|---|---|----|----|----|-----|-----|-------|-------|-------|-------|-------|--------|-------|---|-------|-------|-------|--------|-------|----|----|----|-----|-----|-----|----|----|---|---|-----|------|
| Gene Freese, R (1, 5) OBP: 0.293, SLG: 0.311 | | | | | | | | | | | 0 | 0 | 0 | 0 | 0 | 0 | 0 | Pittsburgh Pirates @ Milwaukee Braves Milwaukee County Stadium, Milwaukee, WI Sun Jun 03 1956, 4:33 AM EDT Unknown livebaseballscorecards.com | | | | | | | | | | | | | | | | | |
| Dick Groat, R (1, 6) OBP: 0.331, SLG: 0.320 | | | | | | | | | | | 0 | 0 | 0 | 0 | 0 | 0 | 0 | | | | | | | | | | | | | | | | | | |
| Lee Walls, R (1, 9) OBP: 0.409, SLG: 0.602 | | | | | | | | | | | 0 | 0 | 0 | 0 | 0 | 0 | 0 | | | | | | | | | | | | | | | | | | |
| Dale Long, L (1, 3) OBP: 0.337, SLG: 0.771 | | | | | | | | | | | 0 | 0 | 0 | 0 | 0 | 0 | 0 | | | | | | | | | | | | | | | | | | |
| Frank Thomas, R (1, 7) OBP: 0.369, SLG: 0.507 | | | | | | | | | | | 0 | 0 | 0 | 0 | 0 | 0 | 0 | | | | | | | | | | | | | | | | | | |
| Bill Virdon, L (1, 8) OBP: 0.287, SLG: 0.339 | | | | | | | | | | | 0 | 0 | 0 | 0 | 0 | 0 | 0 | | | | | | | | | | | | | | | | | | |
| Hank Foiles, R (1, 2) OBP: 0.293, SLG: 0.474 | | | | | | | | | | | 0 | 0 | 0 | 0 | 0 | 0 | 0 | | | | | | | | | | | | | | | | | | |
| Curt Roberts, R (1, 4) OBP: 0.242, SLG: 0.345 | | | | | | | | | | | 0 | 0 | 0 | 0 | 0 | 0 | 0 | | | | | | | | | | | | | | | | | | |
| Roy Face, R (1, 1) OBP: 0.750, SLG: 0.750 | | | | | | | | | | | 0 | 0 | 0 | 0 | 0 | 0 | 0 | | | | | | | | | | | | | | | | | | |
| Inning Stats | | | | | | | | | | | 1B: 0 | SF: 0 | WP: 0 | PA: 0 | 2B: 0 | SAC: 0 | FB: 0 | 3B: 0 | DP: 0 | SB: 0 | HR: 0 | HBP: 0 | CS: 0 | | | | | | | | | | | | |
| PITCHER | IP | WLS | BF | H | R | ER | SO | BB | IBB | HBP | BLK | WP | HR | S | P | ERA | WHIP | PITCHER | IP | WLS | BF | H | R | ER | SO | BB | IBB | HBP | BLK | WP | HR | S | P | ERA | WHIP |
| Ray Crone, R (1, 1) ERA: 3.0 | 0.0 | L | 0 | 0 | 0 | 0 | 0 | 0 | 0 | 0 | 0 | 0 | 0 | 0 | 0 | ∞ | ∞ | | | | | | | | | | | | | | | | | | |

AB 0
R 0
H 0
RBI 0
BB 0
SO 0
LOB 0



| Batter | 1 | 2 | 3 | 4 | 5 | 6 | 7 | 8 | 9 | AB | R | H | RBI | BB | SO | LOB | BOTTOM | | | | | | | | | | | | | | | | | | |
|---|-----|-----|----|---|---|----|----|----|-----|-----|-------|-------|-------|-------|-------|--------|--------|---|-------|-------|-------|--------|-------|----|----|----|-----|-----|-----|----|----|---|---|-----|------|
| Jack Dittmer, L (1, 4) OBP: 0.550, SLG: 0.500 | | | | | | | | | | | 0 | 0 | 0 | 0 | 0 | 0 | 0 | Pittsburgh Pirates @ Milwaukee Braves Milwaukee County Stadium, Milwaukee, WI Sun Jun 03 1956, 4:33 AM EDT Unknown livebaseballscorecards.com | | | | | | | | | | | | | | | | | |
| Johnny Logan, R (1, 6) OBP: 0.310, SLG: 0.383 | | | | | | | | | | | 0 | 0 | 0 | 0 | 0 | 0 | 0 | | | | | | | | | | | | | | | | | | |
| Eddie Mathews, L (1, 5) OBP: 0.369, SLG: 0.512 | | | | | | | | | | | 0 | 0 | 0 | 0 | 0 | 0 | 0 | | | | | | | | | | | | | | | | | | |
| Hank Aaron, R (1, 9) OBP: 0.372, SLG: 0.610 | | | | | | | | | | | 0 | 0 | 0 | 0 | 0 | 0 | 0 | | | | | | | | | | | | | | | | | | |
| Bobby Thomson, R (1, 7) OBP: 0.331, SLG: 0.512 | | | | | | | | | | | 0 | 0 | 0 | 0 | 0 | 0 | 0 | | | | | | | | | | | | | | | | | | |
| Bill Bruton, L (1, 8) OBP: 0.379, SLG: 0.577 | | | | | | | | | | | 0 | 0 | 0 | 0 | 0 | 0 | 0 | | | | | | | | | | | | | | | | | | |
| Frank Torre, L (1, 3) OBP: 0.468, SLG: 0.500 | | | | | | | | | | | 0 | 0 | 0 | 0 | 0 | 0 | 0 | | | | | | | | | | | | | | | | | | |
| Del Crandall, R (1, 2) OBP: 0.358, SLG: 0.613 | | | | | | | | | | | 0 | 0 | 0 | 0 | 0 | 0 | 0 | | | | | | | | | | | | | | | | | | |
| Ray Crone, R (1, 1) OBP: 0.294, SLG: 0.143 | | | | | | | | | | | 0 | 0 | 0 | 0 | 0 | 0 | 0 | | | | | | | | | | | | | | | | | | |
| Inning Stats | | | | | | | | | | | 1B: 0 | SF: 0 | WP: 0 | PA: 0 | 2B: 0 | SAC: 0 | FB: 0 | 3B: 0 | DP: 0 | SB: 0 | HR: 0 | HBP: 0 | CS: 0 | | | | | | | | | | | | |
| PITCHER | IP | WLS | BF | H | R | ER | SO | BB | IBB | HBP | BLK | WP | HR | S | P | ERA | WHIP | PITCHER | IP | WLS | BF | H | R | ER | SO | BB | IBB | HBP | BLK | WP | HR | S | P | ERA | WHIP |
| Roy Face, R (1, 1) ERA: 3.8 | 0.0 | W | 0 | 0 | 0 | 0 | 0 | 0 | 0 | 0 | 0 | 0 | 0 | 0 | 0 | ∞ | ∞ | | | | | | | | | | | | | | | | | | |

AB 0
R 0
H 0
RBI 0
BB 0
SO 0
LOB 0




| Batter | 1 | 2 | 3 | 4 | 5 | 6 | 7 | 8 | 9 | AB | R | H | RBI | BB | SO | LOB | TOP | | | | | | |
|--|---|--|---|----------------------------------|--------------------------------------|---------------------------------|--------------------------------------|----------------------------------|--------------------------------------|----------------------------------|--------------------------------------|----------------------------------|--------------------------------------|----------------------------------|---------------------------------------|----------------------------------|--|----------------------------------|----------------------------------|------------------------------------|----------------------------------|--------|--|
| Jim Gilliam, S (1, 7) <small>OBP: 0.379, SLG: 0.342</small> Gino Cimoli, R (8, 7) <small>OBP: 0.105, SLG: 0.158</small> | | | | | | | | | | 3 | 1 | 1 | 0 | 1 | 0 | 0 | Brooklyn Dodgers @ Milwaukee Braves Milwaukee County Stadium, Milwaukee, WI Mon Jun 04 1956, 4:33 AM EDT Att: 29,788 - Unknown | | | | | | |
| Pee Wee Reese, R (1, 6) <small>OBP: 0.341, SLG: 0.382</small> | | | | | | | | | | 4 | 1 | 1 | 1 | 0 | 0 | 4 | | | | | | | |
| Duke Snider, L (1, 8) <small>OBP: 0.394, SLG: 0.547</small> | | | | | | | | | | 4 | 0 | 0 | 0 | 0 | 1 | 1 | | | | | | | |
| Randy Jackson, R (1, 5) <small>OBP: 0.365, SLG: 0.500</small> | | | | | | | | | | 4 | 0 | 2 | 1 | 0 | 0 | 0 | | | | | | | |
| Gil Hodges, R (1, 3) <small>OBP: 0.345, SLG: 0.476</small> | | | | | | | | | | 3 | 1 | 1 | 1 | 1 | 1 | 1 | | | | | | | |
| Roy Campanella, R (1, 2) <small>OBP: 0.306, SLG: 0.383</small> | | | | | | | | | | 4 | 0 | 1 | 0 | 0 | 1 | 3 | | | | | | | |
| Carl Furillo, R (1, 9) <small>OBP: 0.331, SLG: 0.459</small> | | | | | | | | | | 4 | 0 | 0 | 0 | 0 | 0 | 2 | | | | | | | |
| Charlie Neal, R (1, 4) <small>OBP: 0.328, SLG: 0.339</small> | | | | | | | | | 3 | 0 | 1 | 0 | 1 | 1 | 0 | | | | | | | | |
| Sal Maglie, R (1, 1) <small>OBP: 0.500, SLG: 0.400</small> | | | | | | | | | 4 | 0 | 2 | 0 | 0 | 1 | 1 | | | | | | | | |
| Inning Stats | R: 1 H: 1 E: 0 K: 0 S: 13 | H: 1 LOB: 2 BB: 2 P: 24 | R: 0 H: 2 E: 0 K: 1 S: 13 | H: 2 LOB: 2 BB: 0 P: 21 | R: 0 H: 0 E: 0 K: 1 S: 7 | H: 0 LOB: 0 BB: 0 P: 8 | R: 0 H: 1 E: 0 K: 0 S: 6 | H: 1 LOB: 1 BB: 1 P: 13 | R: 0 H: 0 E: 0 K: 1 S: 7 | H: 0 LOB: 0 BB: 0 P: 10 | R: 0 H: 1 E: 0 K: 0 S: 8 | H: 1 LOB: 1 BB: 0 P: 10 | R: 0 H: 0 E: 0 K: 1 S: 9 | H: 0 LOB: 0 BB: 0 P: 14 | R: 2 H: 2 E: 0 K: 1 S: 12 | H: 2 LOB: 0 BB: 0 P: 16 | R: 0 H: 2 E: 0 K: 0 S: 8 | H: 2 LOB: 2 BB: 0 P: 10 | 1B: 7 2B: 0 3B: 0 HR: 2 | SF: 0 SAC: 1 DP: 1 HBP: 0 | WP: 0 PB: 0 SB: 0 CS: 0 | PA: 38 | |
| PITCHER | IP WLS BF H R ER SO BB IBB HBP BLK WP HR S P ERA WHIP | 8.0 L 33 7 3 3 5 3 0 0 0 0 2 75 116 3.38 1.250 | 1.0 5 2 0 0 0 0 0 0 0 0 0 8 10 0.00 2.000 | | | | | | | | | | | | | | | | | | | | |

| Batter | 1 | 2 | 3 | 4 | 5 | 6 | 7 | 8 | 9 | AB | R | H | RBI | BB | SO | LOB | BOTTOM | | | | | | |
|--|---|---|---------------------------------------|----------------------------------|--------------------------------------|---------------------------------|--------------------------------------|----------------------------------|--------------------------------------|---------------------------------|--------------------------------------|---------------------------------|--------------------------------------|----------------------------------|--------------------------------------|---------------------------------|---------------------------------------|----------------------------------|----------------------------------|------------------------------------|----------------------------------|--------|--|
| Jack Dittmer, L (1, 4) <small>OBP: 0.406, SLG: 0.393</small> | | | | | | | | | | 4 | 0 | 0 | 0 | 0 | 0 | 0 | 0 | | | | | | |
| Frank Torre, L (1, 3) <small>OBP: 0.414, SLG: 0.434</small> | | | | | | | | | 4 | 0 | 0 | 0 | 0 | 0 | 1 | | | | | | | | |
| Eddie Mathews, L (1, 5) <small>OBP: 0.366, SLG: 0.492</small> | | | | | | | | | 3 | 0 | 2 | 0 | 1 | 1 | 1 | | | | | | | | |
| Hank Aaron, R (1, 9) <small>OBP: 0.355, SLG: 0.585</small> | | | | | | | | | 4 | 0 | 0 | 0 | 0 | 0 | 3 | | | | | | | | |
| Bobby Thomson, R (1, 7) <small>OBP: 0.320, SLG: 0.489</small> | | | | | | | | | 3 | 0 | 0 | 0 | 0 | 0 | 0 | | | | | | | | |
| Bill Bruton, L (1, 8) <small>OBP: 0.377, SLG: 0.565</small> | | | | | | | | | 2 | 0 | 0 | 0 | 0 | 0 | 1 | | | | | | | | |
| Johnny Logan, R (1, 6) <small>OBP: 0.303, SLG: 0.365</small> Chuck Tanner, L (8, PH) <small>OBP: 0.444, SLG: 0.647</small> Jim Pendleton, R (9, 6) | | | | | | | | | 3 | 0 | 0 | 0 | 0 | 0 | 1 | | | | | | | | |
| Del Crandall, R (1, 2) <small>OBP: 0.333, SLG: 0.563</small> | | | | | | | | | 3 | 0 | 0 | 0 | 0 | 1 | 1 | | | | | | | | |
| Lew Burdette, R (1, 1) <small>OBP: 0.167, SLG: 0.136</small> Wes Covington, L (8, PH) <small>OBP: 0.560, SLG: 0.650</small> Ernie Johnson, R (9, 1) | | | | | | | | | 2 | 0 | 0 | 0 | 0 | 1 | 0 | | | | | | | | |
| Inning Stats | R: 0 H: 1 E: 0 K: 0 S: 5 | H: 1 LOB: 1 BB: 0 P: 7 | R: 0 H: 1 E: 0 K: 1 S: 11 | H: 1 LOB: 0 BB: 0 P: 20 | R: 0 H: 0 E: 0 K: 1 S: 6 | H: 0 LOB: 0 BB: 0 P: 8 | R: 0 H: 1 E: 0 K: 0 S: 7 | H: 1 LOB: 0 BB: 0 P: 12 | R: 0 H: 0 E: 0 K: 1 S: 5 | H: 0 LOB: 0 BB: 0 P: 6 | R: 0 H: 0 E: 1 K: 1 S: 8 | H: 0 LOB: 1 BB: 0 P: 9 | R: 0 H: 0 E: 0 K: 0 S: 7 | H: 0 LOB: 0 BB: 0 P: 10 | R: 0 H: 0 E: 0 K: 1 S: 7 | H: 0 LOB: 0 BB: 0 P: 8 | R: 0 H: 0 E: 0 K: 1 S: 11 | H: 0 LOB: 1 BB: 1 P: 17 | 1B: 3 2B: 0 3B: 0 HR: 0 | SF: 0 SAC: 0 DP: 1 HBP: 0 | WP: 0 PB: 0 SB: 1 CS: 0 | PA: 31 | |
| PITCHER | IP WLS BF H R ER SO BB IBB HBP BLK WP HR S P ERA WHIP | 9.0 W 31 3 0 0 5 1 0 0 0 0 0 67 97 0.00 0.444 | | | | | | | | | | | | | | | | | | | | | |



| Batter | 1 | 2 | 3 | 4 | 5 | 6 | 7 | 8 | 9 | AB | R | H | RBI | BB | SO | LOB | TOP | | | | | | | | |
|--|------------------------------|----------------------------------|------------------------------|----------------------------------|-------------------------------|----------------------------------|------------------------------|---------------------------------|-------------------------------|----------------------------------|------------------------------|---------------------------------|------------------------------|---------------------------------|-------------------------------|----------------------------------|---|---------------------------------|-------------------------|------------------------------------|----------------------------------|--------|--|--|--|
| Jim Gilliam, S OBP: 0.382, SLG: 0.354 Gino Cimoli, R OBP: 0.100, SLG: 0.150 | L8 | | E9 | | L7 | | 1-3 | F2 | | 5 | 0 | 1 | 0 | 0 | 0 | 3 | Brooklyn Dodgers @ Milwaukee Braves Milwaukee County Stadium, Milwaukee, WI Wed Jun 06 1956, 4:33 AM EDT Att: 35,283 - Unknown | | | | | | | | |
| Pee Wee Reese, R OBP: 0.326, SLG: 0.346 | F3 | | K | | BB BB | | 4-3 | | F8 | 5 | 0 | 1 | 0 | 0 | 1 | 2 | | | | | | | | | |
| Duke Snider, L OBP: 0.400, SLG: 0.563 | HR | | | | BB | | 4-3 | | K | 3 | 1 | 1 | 1 | 2 | 1 | 0 | | | | | | | | | |
| Randy Jackson, R OBP: 0.387, SLG: 0.526 | 5-3 | | K | | BB | | | 1B | F7 | 4 | 1 | 1 | 1 | 1 | 1 | 3 | | | | | | | | | |
| Gil Hodges, R OBP: 0.335, SLG: 0.458 | | 5-3 | L5 | | K | | | 2B | | 4 | 1 | 1 | 1 | 0 | 1 | 6 | | | | | | | | | |
| Roy Campanella, R OBP: 0.303, SLG: 0.370 | K | | | | 6-3 | | 5-3 | SH3-4 | | 3 | 0 | 0 | 0 | 0 | 1 | 3 | | | | | | | | | |
| Carl Furillo, R OBP: 0.338, SLG: 0.454 | 5-3 | | | | K | | 4-3 | BB | | 4 | 0 | 1 | 1 | 0 | 1 | 0 | | | | | | | | | |
| Charlie Neal, R OBP: 0.329, SLG: 0.344 | | | 1B | | F7 | | 5-3 | 2H | | 3 | 1 | 1 | 0 | 1 | 0 | 0 | | | | | | | | | |
| Don Newcombe, L OBP: 0.341, SLG: 0.342 | | | 1B | | 1B | | 4-3 | L9 | | 4 | 1 | 2 | 1 | 0 | 0 | 2 | | | | | | | | | |
| Inning Stats | R: 1 E: 0 K: 0 S: 9 | H: 1 LOB: 0 BB: 0 P: 14 | R: 0 E: 0 K: 1 S: 9 | H: 0 LOB: 0 BB: 0 P: 17 | R: 1 E: 1 K: 2 S: 13 | H: 3 LOB: 3 BB: 1 P: 22 | R: 0 E: 0 K: 1 S: 6 | H: 0 LOB: 0 BB: 0 P: 9 | R: 1 E: 0 K: 1 S: 19 | H: 2 LOB: 3 BB: 2 P: 31 | R: 0 E: 0 K: 0 S: 5 | H: 0 LOB: 0 BB: 0 P: 5 | R: 0 E: 0 K: 0 S: 5 | H: 0 LOB: 0 BB: 0 P: 6 | R: 2 E: 0 K: 0 S: 10 | H: 3 LOB: 2 BB: 1 P: 20 | R: 0 E: 0 K: 1 S: 6 | H: 0 LOB: 0 BB: 0 P: 7 | 1B: 6 2B: 2 HR: 1 | SF: 0 SAC: 1 DP: 0 HBP: 0 | WP: 0 PB: 0 SB: 0 CS: 0 | PA: 40 | | | |
| PITCHER | IP | WLS | BF | H | R | ER | SO | BB | IBB | HBP | BLK | WP | HR | S | P | ERA | WHIP | | | | | | | | |
| Gene Conley, R ERA: 4.66 | (1, 1) | 7.1 | L | 34 | 9 | 5 | 5 | 2 | 1 | 0 | 0 | 0 | 1 | 71 | 113 | 6.14 | 1.500 | | | | | | | | |
| Ernie Johnson, R ERA: 3.0 | (8, 1) | 0.2 | | 3 | 0 | 0 | 0 | 1 | 0 | 0 | 0 | 0 | 0 | 5 | 11 | 0.00 | 1.500 | | | | | | | | |
| Lou Sleater, L ERA: 2.45 | (9, 1) | 1.0 | | 3 | 0 | 0 | 0 | 1 | 0 | 0 | 0 | 0 | 0 | 6 | 7 | 0.00 | 0.000 | | | | | | | | |

| | |
|-----|----|
| AB | 35 |
| R | 5 |
| H | 9 |
| RBI | 5 |
| BB | 4 |
| SO | 6 |
| LOB | 19 |



| Batter | 1 | 2 | 3 | 4 | 5 | 6 | 7 | 8 | 9 | AB | R | H | RBI | BB | SO | LOB | BOTTOM | | | | | | | | |
|--|-------------------------------|----------------------------------|-------------------------------|----------------------------------|------------------------------|---------------------------------|------------------------------|----------------------------------|------------------------------|----------------------------------|------------------------------|---------------------------------|------------------------------|----------------------------------|-------------------------------|----------------------------------|---|---------------------------------|-------------------------|------------------------------------|----------------------------------|--------|--|--|--|
| Jack Dittmer, L OBP: 0.325, SLG: 0.306 | F6 | | 4-3 | | 3-1 | | | F6 | | 4 | 0 | 0 | 0 | 0 | 0 | 1 | Brooklyn Dodgers @ Milwaukee Braves Milwaukee County Stadium, Milwaukee, WI Wed Jun 06 1956, 4:33 AM EDT Att: 35,283 - Unknown | | | | | | | | |
| Frank Torre, L OBP: 0.364, SLG: 0.377 | G3 | | F8 | | | | 3-1 | FC3-6 | | 4 | 0 | 0 | 0 | 0 | 0 | 1 | | | | | | | | | |
| Eddie Mathews, L OBP: 0.354, SLG: 0.493 | E3 | | F4 | | L9 | | | | F5 | 4 | 1 | 0 | 0 | 0 | 0 | 0 | | | | | | | | | |
| Hank Aaron, R OBP: 0.349, SLG: 0.587 | HR | | | | F9 | | K | | FC5 | 4 | 1 | 2 | 2 | 0 | 1 | 0 | | | | | | | | | |
| Wes Covington, L OBP: 0.500, SLG: 0.593 | F3 | | | | 3-1 | | K | | | 4 | 0 | 2 | 0 | 0 | 1 | 0 | | | | | | | | | |
| Bill Bruton, L OBP: 0.384, SLG: 0.539 | | 1-3 | | | 3-1 | | K | | F7 | 4 | 0 | 0 | 0 | 0 | 1 | 3 | | | | | | | | | |
| Johnny Logan, R OBP: 0.297, SLG: 0.357 | | | | | F3 | | 5-3 | | FC5 | 4 | 0 | 1 | 0 | 0 | 0 | 3 | | | | | | | | | |
| Del Rice, R OBP: 0.407, SLG: 0.538 Chuck Tanner, L OBP: 0.450, SLG: 0.611 Lou Sleater, L OBP: 0.714, SLG: 0.667 | | K | | | | | | FC3-6 | | 2 | 0 | 0 | 0 | 0 | 2 | 1 | | | | | | | | | |
| Gene Conley, R OBP: 0.200, SLG: 0.200 Ernie Johnson, R | (1, 1) | (8, 1) | | | | | | BB | | 2 | 0 | 0 | 0 | 0 | 1 | 0 | | | | | | | | | |
| Del Crandall, R OBP: 0.330, SLG: 0.544 | (8, PH) | (9, 1) | | | F9 | | | F3 | | 1 | 0 | 0 | 0 | 0 | 0 | 1 | | | | | | | | | |
| Inning Stats | R: 2 E: 1 K: 0 S: 12 | H: 1 LOB: 0 BB: 0 P: 19 | R: 0 E: 0 K: 2 S: 10 | H: 1 LOB: 0 BB: 0 P: 12 | R: 0 E: 0 K: 0 S: 5 | H: 0 LOB: 0 BB: 0 P: 9 | R: 0 E: 0 K: 0 S: 7 | H: 1 LOB: 0 BB: 0 P: 10 | R: 0 E: 0 K: 1 S: 7 | H: 0 LOB: 0 BB: 0 P: 10 | R: 0 E: 0 K: 1 S: 6 | H: 0 LOB: 0 BB: 0 P: 8 | R: 0 E: 0 K: 2 S: 9 | H: 0 LOB: 0 BB: 0 P: 14 | R: 0 E: 0 K: 0 S: 11 | H: 0 LOB: 1 BB: 1 P: 20 | R: 0 E: 0 K: 0 S: 9 | H: 2 LOB: 2 BB: 0 P: 9 | 1B: 3 2B: 1 HR: 1 | SF: 0 SAC: 0 DP: 0 HBP: 0 | WP: 0 PB: 0 SB: 0 CS: 0 | PA: 34 | | | |
| PITCHER | IP | WLS | BF | H | R | ER | SO | BB | IBB | HBP | BLK | WP | HR | S | P | ERA | WHIP | | | | | | | | |
| Don Newcombe, R ERA: 3.39 | (1, 1) | 9.0 | W | 34 | 5 | 2 | 0 | 6 | 1 | 0 | 0 | 0 | 1 | 76 | 111 | 0.00 | 0.667 | | | | | | | | |

| | |
|-----|----|
| AB | 33 |
| R | 2 |
| H | 5 |
| RBI | 2 |
| BB | 1 |
| SO | 6 |
| LOB | 11 |



| Batter | 1 | 2 | 3 | 4 | 5 | 6 | 7 | 8 | 9 | AB | R | H | RBI | BB | SO | LOB | TOP | | | | | |
|--|---|----------------------------------|-------------------------------|----------------------------------|-------------------------------|----------------------------------|-------------------------------|----------------------------------|------------------------------|---------------------------------|------------------------------|----------------------------------|------------------------------|---------------------------------|------------------------------|---------------------------------|--|----------------------------------|----------------------------------|------------------------------------|----------------------------------|--------|
| Jim Gilliam, S OBP: 0.379, SLG: 0.352 (1, 7) | F2 | | L5 | CS | | | 3-1 | | | 4 | 0 | 1 | 1 | 0 | 0 | 1 | Brooklyn Dodgers @ Milwaukee Braves Milwaukee County Stadium, Milwaukee, WI Thu Jun 07 1956, 4:33 AM EDT Att: 23,157 - Unknown | | | | | |
| Pee Wee Reese, R OBP: 0.326, SLG: 0.343 (1, 6) | 5-3 | | 1B | CS | | | F8 | | | 4 | 0 | 1 | 0 | 0 | 0 | 1 | | | | | | |
| Duke Snider, L OBP: 0.397, SLG: 0.555 (1, 8) | G3 | | 1B | | | | F7 | | K | 4 | 0 | 1 | 0 | 0 | 1 | 0 | | | | | | |
| Randy Jackson, R OBP: 0.379, SLG: 0.500 (1, 5) | | F7 | | | | | 5-3 | | F9 | 3 | 0 | 0 | 0 | 1 | 0 | 2 | | | | | | |
| Gil Hodges, R OBP: 0.333, SLG: 0.449 (1, 3) | E5 | | | | | | L7 | | F9 | 3 | 0 | 0 | 0 | 1 | 0 | 1 | | | | | | |
| Roy Campanella, R OBP: 0.295, SLG: 0.360 (1, 2) | 5-3 | | F2 | | | | F8 | | | 4 | 0 | 0 | 0 | 0 | 0 | 5 | | | | | | |
| Carl Furillo, R OBP: 0.329, SLG: 0.440 (1, 9) | 5-3 | | | 6-3 | | | 6-3 | | F4 | 4 | 0 | 0 | 0 | 0 | 0 | 2 | | | | | | |
| Charlie Neal, R OBP: 0.351, SLG: 0.348 (1, 4) | | | | S | | | 3-1 | | 6-3 | 2 | 1 | 1 | 0 | 2 | 0 | 0 | | | | | | |
| Carl Erskine, R OBP: 0.130, SLG: 0.174 (1, 1) | F4 | | | 1B | | | F5 | | | 2 | 0 | 0 | 0 | 0 | 1 | 4 | | | | | | |
| Ken Lehman, L OBP: 0.400, SLG: 0.400 (6, 1) | | | | | | | | | | 0 | 0 | 0 | 0 | 0 | 0 | 0 | | | | | | |
| Sandy Amoros, L OBP: 0.363, SLG: 0.435 (7, PH) | | | | | | | | | | 1 | 0 | 0 | 0 | 0 | 0 | 1 | | | | | | |
| Ed Roebuck, R OBP: 0.500, SLG: 1.000 (7, 1) | | | | | | | | | | 0 | 0 | 0 | 0 | 0 | 0 | 0 | | | | | | |
| Inning Stats | R: 0 E: 0 K: 0 S: 7 | H: 0 LOB: 0 BB: 0 P: 13 | R: 0 E: 1 K: 0 S: 13 | H: 0 LOB: 3 BB: 2 P: 29 | R: 0 E: 0 K: 0 S: 17 | H: 2 LOB: 3 BB: 1 P: 30 | R: 1 E: 0 K: 1 S: 10 | H: 1 LOB: 0 BB: 1 P: 20 | R: 0 E: 0 K: 0 S: 4 | H: 0 LOB: 0 BB: 0 P: 7 | R: 0 E: 0 K: 0 S: 4 | H: 0 LOB: 0 BB: 0 P: 10 | R: 0 E: 0 K: 0 S: 6 | H: 1 LOB: 1 BB: 0 P: 9 | R: 0 E: 0 K: 1 S: 7 | H: 0 LOB: 0 BB: 0 P: 9 | R: 0 E: 0 K: 0 S: 8 | H: 0 LOB: 0 BB: 0 P: 11 | 1B: 4 2B: 0 3B: 0 HR: 0 | SF: 0 SAC: 0 DP: 0 HBP: 0 | WP: 0 PB: 0 SB: 1 CS: 1 | PA: 36 |
| PITCHER Bob Buhl, R ERA: 3.45 (1, 1) | IP: 9.0 WLS: W BF: 35 H: 4 R: 1 ER: 1 SO: 2 BB: 3 IBB: 1 HBP: 0 BLK: 0 WP: 0 HR: 0 S: 76 P: 138 ERA: 1.00 WHIP: 0.778 | | | | | | | | | | | | | | | | | | | | | |

| Batter | 1 | 2 | 3 | 4 | 5 | 6 | 7 | 8 | 9 | AB | R | H | RBI | BB | SO | LOB | BOTTOM | | | |
|---|--|----------------------------------|------------------------------|----------------------------------|------------------------------|----------------------------------|------------------------------|---------------------------------|------------------------------|----------------------------------|-------------------------------|----------------------------------|------------------------------|---------------------------------|-------------------------------|----------------------------------|--|------------------------------------|----------------------------------|--------|
| Jack Dittmer, L OBP: 0.302, SLG: 0.282 (1, 4) | L9 | | L8 | | | | | | | 3 | 0 | 0 | 0 | 0 | 0 | 0 | Brooklyn Dodgers @ Milwaukee Braves Milwaukee County Stadium, Milwaukee, WI Thu Jun 07 1956, 4:33 AM EDT Att: 23,157 - Unknown | | | |
| Danny O'Connell, R OBP: 0.336, SLG: 0.321 (6, PH) (7, 4) | | | | | | | | | | 0 | 0 | 0 | 0 | 1 | 0 | 0 | | | | |
| Johnny Logan, R OBP: 0.305, SLG: 0.363 (1, 6) | | | | | | | | | | 3 | 0 | 2 | 0 | 1 | 1 | 2 | | | | |
| Eddie Mathews, L OBP: 0.352, SLG: 0.486 (1, 5) | BB | | 1B | | | | | | | 4 | 0 | 1 | 0 | 0 | 0 | 3 | | | | |
| Hank Aaron, R OBP: 0.346, SLG: 0.577 (1, 9) | F4 | | | 6-3 | | | | | | 4 | 1 | 1 | 0 | 0 | 0 | 2 | | | | |
| Wes Covington, L OBP: 0.528, SLG: 0.600 (1, 7) | 4-3 | | | | | | | | | 3 | 0 | 2 | 0 | 1 | 0 | 0 | | | | |
| Bobby Thomson, R OBP: 0.320, SLG: 0.489 (8, 7) | | | | | | | | | | 0 | 0 | 0 | 0 | 0 | 0 | 0 | | | | |
| Bill Bruton, L OBP: 0.352, SLG: 0.521 (1, 8) | F6 | | | | | | | | | 4 | 0 | 0 | 0 | 0 | 0 | 4 | | | | |
| Joe Adcock, R OBP: 0.281, SLG: 0.506 (1, 3) | | | | | | | | | | 4 | 1 | 2 | 1 | 0 | 0 | 1 | | | | |
| Del Crandall, R OBP: 0.327, SLG: 0.564 (1, 2) | FC5-4 | | | | | | | | | 4 | 2 | 1 | 1 | 0 | 1 | 3 | | | | |
| Bob Buhl, R OBP: 0.158, SLG: 0.263 (1, 1) | | | | 6-3 | | | | | | 4 | 0 | 1 | 2 | 0 | 1 | 0 | | | | |
| Inning Stats | R: 0 E: 0 K: 0 S: 8 | H: 0 LOB: 1 BB: 1 P: 17 | R: 0 E: 0 K: 0 S: 6 | H: 1 LOB: 1 BB: 0 P: 12 | R: 0 E: 0 K: 0 S: 6 | H: 1 LOB: 1 BB: 0 P: 10 | R: 0 E: 0 K: 0 S: 3 | H: 0 LOB: 1 BB: 1 P: 8 | R: 1 E: 0 K: 0 S: 7 | H: 2 LOB: 1 BB: 0 P: 11 | R: 3 E: 0 K: 1 S: 16 | H: 4 LOB: 2 BB: 1 P: 25 | R: 0 E: 0 K: 0 S: 5 | H: 2 LOB: 1 BB: 0 P: 7 | R: 0 E: 0 K: 2 S: 10 | H: 0 LOB: 0 BB: 0 P: 13 | 1B: 8 2B: 1 3B: 0 HR: 1 | SF: 0 SAC: 0 DP: 1 HBP: 0 | WP: 0 PB: 0 SB: 0 CS: 0 | PA: 36 |
| PITCHER Carl Erskine, R ERA: 3.92 (1, 1) | IP: 5.2 WLS: L BF: 27 H: 8 R: 4 ER: 4 SO: 4 BB: 2 IBB: 0 HBP: 0 BLK: 0 WP: 0 HR: 1 S: 39 P: 71 ERA: 6.35 WHIP: 1.765 | | | | | | | | | | | | | | | | | | | |
| Ken Lehman, L ERA: 4.57 (6, 1) | 0.1 | 2 | 0 | 0 | 0 | 1 | 1 | 0 | 0 | 0 | 0 | 7 | 12 | 0.00 | 3.000 | | | | | |
| Ed Roebuck, R ERA: 4.05 (7, 1) | 2.0 | 7 | 2 | 0 | 0 | 2 | 0 | 0 | 0 | 0 | 0 | 15 | 20 | 0.00 | 1.000 | | | | | |



| Batter | 1 | 2 | 3 | 4 | 5 | 6 | 7 | 8 | 9 | AB | R | H | RBI | BB | SO | LOB | TOP | | | |
|---|---------------------------------------|---------------------------------------|---------------------------------------|---------------------------------------|---------------------------------------|---------------------------------------|---------------------------------------|---------------------------------------|---------------------------------------|---------------------------------------|---------------------------------------|---------------------------------------|---------------------------------------|---------------------------------------|---------------------------------------|---------------------------------------|---|------------------------------------|----------------------------------|--------|
| Whitey Lockman, L (1,7) OBP: 0.335, SLG: 0.351 | 4-3 | | E 1B 2B | G3 | | BB | K | | | 4 | 1 | 1 | 0 | 1 | 1 | 3 | New York Giants @ Milwaukee Braves Milwaukee County Stadium, Milwaukee, WI Fri Jun 08 1956, 4:33 AM EDT Att: 33,360 - Unknown | | | |
| Alvin Dark, R (1,6) OBP: 0.285, SLG: 0.353 | F2 | | E3 E 1B G3 | E6 1B | | F3 | | G1-4-3 1B | | 5 | 1 | 2 | 0 | 0 | 0 | 2 | | | | |
| Don Mueller, L (1,9) OBP: 0.305, SLG: 0.387 | 5-3 | | G3 E BB 1B | K | | 4-3 | | G1-4-3 1-2 | | 5 | 1 | 1 | 1 | 0 | 1 | 3 | | | | |
| Willie Mays, R (1,8) OBP: 0.340, SLG: 0.446 | | F8 | E6 BB G3 | | HR | | | 1B 4-3 BB | K | 4 | 2 | 1 | 1 | 1 | 1 | 2 | | | | |
| Bill White, L (1,3) OBP: 0.301, SLG: 0.472 | | | G3 | | G3 | | | 4-3 BB 1B | K | 5 | 1 | 2 | 2 | 0 | 1 | 2 | | | | |
| Foster Castleman, R (1,5) OBP: 0.250, SLG: 0.406 | | 6-3 | | | F8 | | | 4-3 BB | 5-3 | 3 | 0 | 0 | 0 | 2 | 0 | 0 | | | | |
| Daryl Spencer, R (1,4) OBP: 0.254, SLG: 0.344 | | | | | | | | 4-3 | 6-3 | 4 | 0 | 2 | 2 | 1 | 0 | 2 | | | | |
| Wes Westrum, R (1,2) OBP: 0.327, SLG: 0.146 | | P3 | G5-4-3 BB | | FC5-4 1B | | | | | 3 | 0 | 0 | 0 | 1 | 0 | 5 | | | | |
| Al Worthington, R (1,1) OBP: 0.333, SLG: 0.385 | | | | | | | | | | 2 | 1 | 1 | 0 | 0 | 1 | 0 | | | | |
| Steve Ridzik, R (4,1) | | | | | | | | | | 1 | 0 | 0 | 0 | 0 | 1 | 0 | | | | |
| Windy McCall, L (6,1) OBP: 0.400, SLG: 0.400 | | | 2B E 1B | K | | K | | F3 | | 1 | 0 | 0 | 0 | 0 | 0 | 3 | | | | |
| Inning Stats | R: 0 E: 0 K: 0 S: 3 | H: 0 LOB: 0 BB: 0 P: 3 | R: 1 E: 0 K: 0 S: 5 | H: 2 LOB: 1 BB: 0 P: 5 | R: 4 E: 2 K: 0 S: 7 | H: 3 LOB: 2 BB: 2 P: 15 | R: 0 E: 1 K: 2 S: 8 | H: 1 LOB: 1 BB: 0 P: 8 | R: 1 E: 0 K: 0 S: 5 | H: 0 LOB: 1 BB: 1 P: 9 | R: 1 E: 0 K: 1 S: 6 | H: 1 LOB: 3 BB: 3 P: 18 | R: 0 E: 0 K: 1 S: 5 | H: 1 LOB: 0 BB: 0 P: 5 | R: 0 E: 0 K: 1 S: 5 | H: 0 LOB: 0 BB: 0 P: 5 | 1B: 7 2B: 1 3B: 0 HR: 2 | SF: 0 SAC: 0 DP: 2 HBP: 0 | WP: 0 PB: 0 SB: 0 CS: 0 | PA: 43 |
| PITCHER | IP WLS BF H R ER SO | IP WLS BF H R ER SO | IP WLS BF H R ER SO | IP WLS BF H R ER SO | IP WLS BF H R ER SO | IP WLS BF H R ER SO | IP WLS BF H R ER SO | IP WLS BF H R ER SO | IP WLS BF H R ER SO | IP WLS BF H R ER SO | IP WLS BF H R ER SO | IP WLS BF H R ER SO | IP WLS BF H R ER SO | IP WLS BF H R ER SO | IP WLS BF H R ER SO | IP WLS BF H R ER SO | ERA WHIP | ERA WHIP | | |
| Ray Crone, R (1,1) ERA: 3.42 | 2.0 | L | 11 | 4 | 4 | 3 | 0 | 0 | 0 | 0 | 0 | 0 | 0 | 0 | 0 | 0 | 0 | 13.50 | 2.000 | |
| Lou Sleater, L (3,1) ERA: 2.41 | 0.1 | | | 1 | 1 | 0 | 0 | 1 | 1 | 0 | 0 | 0 | 0 | 0 | 0 | 0 | 0 | 0.00 | 6.000 | |
| Red Murr, R (3,1) ERA: 2.76 | 1.2 | | | 1 | 0 | 0 | 2 | 0 | 0 | 0 | 0 | 0 | 0 | 0 | 0 | 0 | 0 | 0.00 | 0.600 | |
| Dave Jolly, R (5,1) ERA: 3.32 | 2.0 | | | 2 | 1 | 1 | 1 | 1 | 0 | 0 | 0 | 0 | 0 | 1 | 10 | 14 | 4.50 | 1.500 | | |
| Ernie Johnson, R (7,1) ERA: 3.55 | 0.2 | | | 1 | 1 | 1 | 0 | 2 | 1 | 0 | 0 | 0 | 0 | 0 | 3 | 15 | 13.50 | 4.500 | | |

| | |
|-----|----|
| AB | 37 |
| R | 7 |
| H | 10 |
| RBI | 6 |
| BB | 6 |
| SO | 6 |
| LOB | 22 |



| Batter | 1 | 2 | 3 | 4 | 5 | 6 | 7 | 8 | 9 | AB | R | H | RBI | BB | SO | LOB | BOTTOM | | | | | |
|--|---------------------------------------|---------------------------------------|---------------------------------------|---------------------------------------|---------------------------------------|---------------------------------------|---------------------------------------|---------------------------------------|---------------------------------------|---------------------------------------|---------------------------------------|---------------------------------------|---------------------------------------|---------------------------------------|---------------------------------------|---------------------------------------|---|---------------------------------|----------------------------------|------------------------------------|----------------------------------|--------|
| Jack Dittmer, L (1,4) OBP: 0.283, SLG: 0.262 | P5 | | FC4-6 | P6 | | P3 | | | G4-6-3 | 3 | 0 | 0 | 0 | 0 | 0 | 4 | New York Giants @ Milwaukee Braves Milwaukee County Stadium, Milwaukee, WI Fri Jun 08 1956, 4:33 AM EDT Att: 33,360 - Unknown | | | | | |
| Bobby Thomson, R (6,PH) OBP: 0.318, SLG: 0.485 | | | | | | | | | | 1 | 0 | 0 | 0 | 0 | 0 | 3 | | | | | | |
| Ernie Johnson, R (7,1) | | | | | | | | | | 0 | 0 | 0 | 0 | 0 | 0 | 0 | | | | | | |
| Taylor Phillips, L (7,1) | | | | | | | | | | 0 | 0 | 0 | 0 | 0 | 0 | 0 | | | | | | |
| Jim Pendleton, R (9,PH) | | | | | | | | | | 1 | 0 | 0 | 0 | 0 | 0 | 1 | | | | | | |
| Johnny Logan, R (1,6) OBP: 0.311, SLG: 0.360 | 6-3 | | K | | | | | G5-4-3 BB | | 4 | 0 | 1 | 0 | 1 | 1 | 1 | | | | | | |
| Eddie Mathews, L (1,5) OBP: 0.359, SLG: 0.479 | | | | | | | | | | 2 | 1 | 0 | 0 | 3 | 0 | 1 | | | | | | |
| Hank Aaron, R (1,9) OBP: 0.342, SLG: 0.565 | | | | | | | | | | 5 | 1 | 1 | 0 | 0 | 0 | 4 | | | | | | |
| Wes Covington, L (1,7) OBP: 0.525, SLG: 0.576 | | | | | | | | | | 3 | 0 | 1 | 1 | 1 | 0 | 0 | | | | | | |
| Bill Bruton, L (1,8) OBP: 0.349, SLG: 0.520 | | | | | | | | | | 4 | 0 | 1 | 1 | 0 | 1 | 1 | | | | | | |
| Joe Adcock, R (1,3) OBP: 0.280, SLG: 0.494 | | | | | | | | | | 4 | 0 | 1 | 0 | 0 | 3 | 3 | | | | | | |
| Del Crandall, R (1,2) OBP: 0.333, SLG: 0.552 | | | | | | | | | | 2 | 0 | 0 | 0 | 2 | 0 | 1 | | | | | | |
| Ray Crone, R (1,1) OBP: 0.278, SLG: 0.133 | | | | | | | | | | 0 | 0 | 0 | 0 | 0 | 0 | 0 | | | | | | |
| Lou Sleater, L (3,1) OBP: 0.277, SLG: 0.687 | | | | | | | | | | 1 | 0 | 1 | 0 | 0 | 0 | 0 | | | | | | |
| Red Murr, R (3,1) OBP: 0.296, SLG: 0.250 | | | | | | | | | | 1 | 0 | 0 | 0 | 0 | 0 | 0 | | | | | | |
| Chuck Tanner, L (4,PH) OBP: 0.250, SLG: 0.579 | | | | | | | | | | 1 | 0 | 0 | 0 | 0 | 1 | 3 | | | | | | |
| Dave Jolly, R (5,1) OBP: 0.333, SLG: 0.222 | | | | | | | | | | 0 | 0 | 0 | 0 | 0 | 0 | 0 | | | | | | |
| Andy Patko, R (6,PH) OBP: 0.303, SLG: 0.327 | | | | | | | | | | 0 | 0 | 0 | 0 | 1 | 0 | 0 | | | | | | |
| Danny O'Connell, R (7,4) OBP: 0.341, SLG: 0.327 | | | | | | | | | | 1 | 0 | 1 | 0 | 0 | 0 | 0 | | | | | | |
| Inning Stats | R: 0 E: 0 K: 0 S: 3 | H: 0 LOB: 1 BB: 1 P: 7 | R: 0 E: 0 K: 2 S: 7 | H: 0 LOB: 0 BB: 0 P: 7 | R: 0 E: 1 K: 1 S: 6 | H: 1 LOB: 1 BB: 0 P: 6 | R: 2 E: 0 K: 2 S: 10 | H: 3 LOB: 3 BB: 2 P: 18 | R: 0 E: 0 K: 0 S: 2 | H: 0 LOB: 0 BB: 1 P: 6 | R: 0 E: 0 K: 1 S: 5 | H: 0 LOB: 3 BB: 3 P: 17 | R: 0 E: 0 K: 0 S: 3 | H: 0 LOB: 0 BB: 0 P: 3 | R: 0 E: 0 K: 0 S: 4 | H: 1 LOB: 1 BB: 0 P: 4 | R: 0 E: 0 K: 0 S: 4 | H: 2 LOB: 2 BB: 1 P: 8 | 1B: 6 2B: 1 3B: 0 HR: 0 | SF: 0 SAC: 0 DP: 2 HBP: 0 | WP: 0 PB: 0 SB: 0 CS: 0 | PA: 40 |
| PITCHER | IP WLS BF H R ER SO | IP WLS BF H R ER SO | IP WLS BF H R ER SO | IP WLS BF H R ER SO | IP WLS BF H R ER SO | IP WLS BF H R ER SO | IP WLS BF H R ER SO | IP WLS BF H R ER SO | IP WLS BF H R ER SO | IP WLS BF H R ER SO | IP WLS BF H R ER SO | IP WLS BF H R ER SO | IP WLS BF H R ER SO | IP WLS BF H R ER SO | IP WLS BF H R ER SO | IP WLS BF H R ER SO | ERA WHIP | ERA WHIP | | | | |
| Al Worthington, R (1,1) ERA: 3.86 | 3.0 | | | | | | | | | | | | | | | | | 6.00 | 2.000 | | | |
| Steve Ridzik, R (4,1) ERA: 1.23 | 2.2 | W | 12 | 0 | 0 | 0 | 3 | 5 | 0 | 0 | 0 | 0 | 0 | 0 | 13 | 33 | 0.00 | 1.875 | | | | |
| Windy McCall, L (6,1) ERA: 3.0 | 3.1 | S | 13 | 3 | 0 | 0 | 0 | 1 | 0 | 0 | 0 | 0 | 0 | 0 | 12 | 16 | 0.00 | 1.200 | | | | |



| Batter | 1 | 2 | 3 | 4 | 5 | 6 | 7 | 8 | 9 | AB | R | H | RBI | BB | SO | LOB | TOP | | | |
|--|--|---------------------------------|------------------------------|---------------------------------|------------------------------|---------------------------------|------------------------------|---------------------------------|------------------------------|---------------------------------|------------------------------|---------------------------------|------------------------------|---------------------------------|------------------------------|---------------------------------|--|------------------------------------|-------------------------|--------|
| Whitey Lockman, L OBP: 0.333, SLG: 0.348 | | | | | | | | | | 4 | 0 | 1 | 0 | 0 | 0 | 0 | <p>New York Giants @ Milwaukee Braves Milwaukee County Stadium, Milwaukee, WI</p> <p>Sat Jun 09 1956, 4:33 AM EDT Att: 29,952 - Unknown</p> <p>livebaseballscores.com</p> <p>AB 32 R 0 H 4 RBI 0 BB 0 SO 3 LOB 10</p> | | | |
| Alvin Dark, R OBP: 0.276, SLG: 0.346 | | | | | | | | | | 4 | 0 | 0 | 0 | 0 | 1 | 1 | | | | |
| Don Mueller, L OBP: 0.310, SLG: 0.390 | | | | | | | | | | 4 | 0 | 2 | 0 | 0 | 0 | 1 | | | | |
| Willie Mays, R OBP: 0.333, SLG: 0.435 | | | | | | | | | | 4 | 0 | 0 | 0 | 0 | 0 | 3 | | | | |
| Bill White, L OBP: 0.291, SLG: 0.455 | | | | | | | | | | 4 | 0 | 0 | 0 | 0 | 1 | 3 | | | | |
| Foster Castleman, R OBP: 0.252, SLG: 0.404 | | | | | | | | | | 3 | 0 | 1 | 0 | 0 | 0 | 0 | | | | |
| Daryl Spencer, R OBP: 0.250, SLG: 0.337 | | | | | | | | | | 3 | 0 | 0 | 0 | 0 | 0 | 2 | | | | |
| Wes Westrum, R OBP: 0.315, SLG: 0.140 | | | | | | | | | | 2 | 0 | 0 | 0 | 0 | 1 | 0 | | | | |
| Dusty Rhodes, L OBP: 0.326, SLG: 0.311 | | | | | | | | | | 1 | 0 | 0 | 0 | 0 | 0 | 0 | | | | |
| Ray Katt, R OBP: 0.276, SLG: 0.495 | | | | | | | | | | 0 | 0 | 0 | 0 | 0 | 0 | 0 | | | | |
| Johnny Antonelli, L OBP: 0.154, SLG: 0.306 | | | | | | | | | | 0 | 0 | 0 | 0 | 0 | 0 | 0 | | | | |
| Don Liddle, L OBP: 0.231, SLG: 0.167 | | | | | | | | | | 0 | 0 | 0 | 0 | 0 | 0 | 0 | | | | |
| Mary Grissom, R OBP: 0.246, SLG: 0.323 | | | | | | | | | | 0 | 0 | 0 | 0 | 0 | 0 | 0 | | | | |
| Hank Thompson, L OBP: 0.112, SLG: 0.111 | | | | | | | | | | 0 | 0 | 0 | 0 | 0 | 0 | 0 | | | | |
| Jim Hearn, R OBP: 0.226, SLG: 0.346 | | | | | | | | | | 0 | 0 | 0 | 0 | 0 | 0 | 0 | | | | |
| George Wilson, L OBP: 0.226, SLG: 0.346 | | | | | | | | | | 0 | 0 | 0 | 0 | 0 | 0 | 0 | | | | |
| Hoyt Wilhelm, R OBP: 0.226, SLG: 0.346 | | | | | | | | | | 0 | 0 | 0 | 0 | 0 | 0 | 0 | | | | |
| Inning Stats | R: 0 E: 0 K: 1 S: 6 | H: 1 LOB: 1 BB: 0 P: 6 | R: 0 E: 0 K: 0 S: 3 | H: 0 LOB: 0 BB: 0 P: 3 | R: 0 E: 0 K: 0 S: 3 | H: 0 LOB: 0 BB: 0 P: 3 | R: 0 E: 0 K: 0 S: 4 | H: 1 LOB: 1 BB: 0 P: 4 | R: 0 E: 0 K: 1 S: 5 | H: 0 LOB: 0 BB: 0 P: 5 | R: 0 E: 0 K: 0 S: 3 | H: 0 LOB: 0 BB: 0 P: 3 | R: 0 E: 1 K: 0 S: 3 | H: 0 LOB: 0 BB: 0 P: 3 | R: 0 E: 1 K: 1 S: 6 | H: 0 LOB: 1 BB: 0 P: 6 | 1B: 4 2B: 0 3B: 0 HR: 0 | SF: 0 SAC: 0 DP: 0 HBP: 0 | WP: 0 PB: 0 CS: 0 | PA: 32 |
| PITCHER Lew Burdette, R ERA: 2.43 | IP: 9.0 WLS: W BF: 32 H: 4 R: 0 ER: 0 SO: 3 BB: 0 IBB: 0 HBP: 0 BLK: 0 WP: 0 HR: 0 S: 38 P: 38 ERA: 0.00 WHIP: 0.444 | | | | | | | | | | | | | | | PITCHER | | | | |

| Batter | 1 | 2 | 3 | 4 | 5 | 6 | 7 | 8 | 9 | AB | R | H | RBI | BB | SO | LOB | BOTTOM | |
|--|--|----------------------------------|------------------------------|---------------------------------|------------------------------|---------------------------------|------------------------------|----------------------------------|------------------------------|---------------------------------|------------------------------|---------------------------------|------------------------------|---------------------------------|----------------------------------|------------------------------------|---|--------|
| Danny O'Connell, R OBP: 0.351, SLG: 0.342 | | | | | | | | | | 4 | 2 | 2 | 0 | 1 | 0 | 2 | <p>New York Giants @ Milwaukee Braves Milwaukee County Stadium, Milwaukee, WI</p> <p>Sat Jun 09 1956, 4:33 AM EDT Att: 29,952 - Unknown</p> <p>livebaseballscores.com</p> <p>AB 31 R 4 H 11 RBI 4 BB 5 SO 1 LOB 17</p> | |
| Johnny Logan, R OBP: 0.304, SLG: 0.351 | | | | | | | | | | 4 | 0 | 0 | 0 | 0 | 1 | 4 | | |
| Eddie Mathews, L OBP: 0.362, SLG: 0.477 | | | | | | | | | | 3 | 1 | 1 | 0 | 1 | 0 | 1 | | |
| Hank Aaron, R OBP: 0.346, SLG: 0.560 | | | | | | | | | | 3 | 1 | 1 | 1 | 1 | 0 | 1 | | |
| Bobby Thomson, R OBP: 0.336, SLG: 0.511 | | | | | | | | | | 3 | 0 | 3 | 3 | 1 | 0 | 0 | | |
| Andy Pafko, R OBP: 0.281, SLG: 0.211 | | | | | | | | | | 1 | 0 | 0 | 0 | 1 | 0 | 1 | | |
| Bill Bruton, L OBP: 0.344, SLG: 0.512 | | | | | | | | | | 2 | 0 | 0 | 0 | 0 | 0 | 4 | | |
| Joe Adcock, R OBP: 0.281, SLG: 0.489 | | | | | | | | | | 3 | 0 | 1 | 0 | 0 | 0 | 2 | | |
| Frank Torre, L OBP: 0.358, SLG: 0.371 | | | | | | | | | | 1 | 0 | 0 | 0 | 0 | 0 | 0 | | |
| Del Crandall, R OBP: 0.331, SLG: 0.540 | | | | | | | | | | 4 | 0 | 1 | 0 | 0 | 0 | 1 | | |
| Lew Burdette, R OBP: 0.222, SLG: 0.200 | | | | | | | | | | 3 | 0 | 2 | 0 | 0 | 0 | 1 | | |
| Inning Stats | R: 3 E: 0 K: 0 S: 5 | H: 3 LOB: 1 BB: 2 P: 13 | R: 0 E: 0 K: 0 S: 4 | H: 1 LOB: 1 BB: 0 P: 4 | R: 0 E: 0 K: 0 S: 3 | H: 1 LOB: 0 BB: 0 P: 3 | R: 1 E: 0 K: 0 S: 4 | H: 1 LOB: 2 BB: 2 P: 12 | R: 0 E: 0 K: 0 S: 4 | H: 1 LOB: 0 BB: 0 P: 4 | R: 0 E: 0 K: 0 S: 4 | H: 1 LOB: 2 BB: 1 P: 8 | R: 0 E: 0 K: 1 S: 7 | H: 2 LOB: 2 BB: 0 P: 7 | 1B: 8 2B: 3 3B: 0 HR: 0 | SF: 0 SAC: 2 DP: 2 HBP: 0 | WP: 0 PB: 1 CS: 0 | PA: 38 |
| PITCHER Johnny Antonelli, L ERA: 3.89 | IP: 4.1 WLS: L BF: 16 H: 3 R: 3 ER: 3 SO: 0 BB: 2 IBB: 0 HBP: 0 BLK: 0 WP: 0 HR: 0 S: 14 P: 22 ERA: 2.08 WHIP: 0.923 | | | | | | | | | | | | | | | PITCHER | | |
| Don Liddle, L ERA: 3.99 | IP: 0.1 WLS: L BF: 3 H: 1 R: 1 ER: 1 SO: 0 BB: 0 IBB: 0 HBP: 0 BLK: 0 WP: 0 HR: 0 S: 2 P: 2 ERA: 0.00 WHIP: 3.000 | | | | | | | | | | | | | | | PITCHER | | |
| Mary Grissom, R ERA: 0.85 | IP: 2.0 WLS: W BF: 9 H: 2 R: 0 ER: 0 SO: 0 BB: 1 IBB: 0 HBP: 0 BLK: 0 WP: 0 HR: 0 S: 8 P: 12 ERA: 0.00 WHIP: 1.500 | | | | | | | | | | | | | | | PITCHER | | |
| Jim Hearn, R ERA: 3.95 | IP: 1.0 WLS: W BF: 5 H: 2 R: 0 ER: 0 SO: 1 BB: 0 IBB: 0 HBP: 0 BLK: 0 WP: 0 HR: 0 S: 7 P: 7 ERA: 0.00 WHIP: 2.000 | | | | | | | | | | | | | | | PITCHER | | |

| Batter | 1 | 2 | 3 | 4 | 5 | 6 | 7 | 8 | 9 | AB | R | H | RBI | BB | SO | LOB | TOP | | | | | | | | |
|---|------------------------------|---------------------------------|------------------------------|---------------------------------|------------------------------|---------------------------------|------------------------------|---------------------------------|------------------------------|---------------------------------|------------------------------|---------------------------------|------------------------------|---------------------------------|------------------------------|---------------------------------|--|---------------------------------|----------------------------------|------------------------------------|----------------------------------|--------|--|--|--|
| Richie Ashburn, L OBP: 0.397, SLG: 0.413 (1, 8) | F3 | | | 4-3 | P2 | | 2B 1B | | | 4 | 1 | 1 | 1 | 0 | 0 | 1 | Philadelphia Phillies @ Milwaukee Braves Milwaukee County Stadium, Milwaukee, WI Mon Jun 11 1956, 4:33 AM EDT Att: 19,488 - Unknown livebaseballscorecards.com | | | | | | | | |
| Mary Blaylock, L OBP: 0.398, SLG: 0.393 (1, 3) | 4-3 | | | F7 | | | 2B | | | 4 | 0 | 1 | 1 | 0 | 0 | 0 | | | | | | | | | |
| Stan Lopata, R OBP: 0.360, SLG: 0.600 (1, 2) | 1-3 | | | P4 | | 1B S 2B | F8 | | | 4 | 1 | 1 | 0 | 0 | 0 | 1 | | | | | | | | | |
| Del Ennis, R OBP: 0.300, SLG: 0.428 (1, 7) | | L8 | | | L7 | | | P6 | | 4 | 0 | 1 | 0 | 0 | 0 | 0 | | | | | | | | | |
| Willie Jones, R OBP: 0.366, SLG: 0.379 (1, 5) | | G6-4-3 BB | | | 1B 2B | | F7 | K | | 3 | 1 | 1 | 0 | 1 | 1 | 1 | | | | | | | | | |
| Jim Greengrass, R OBP: 0.327, SLG: 0.388 (1, 9) | | G6-4-3 1-2 | | | 1B 2B | | 4-3 | 4-3 | | 4 | 1 | 1 | 0 | 0 | 0 | 2 | | | | | | | | | |
| Granny Hamner, R OBP: 0.219, SLG: 0.255 (1, 6) | | | | G6-4-3 1B | | 1B 2B | F7 | F9 | | 4 | 1 | 2 | 2 | 0 | 0 | 0 | | | | | | | | | |
| Ted Kazanski, R OBP: 0.263, SLG: 0.272 (1, 4) | | | | G6-4-3 1-2 | | SH2-4 1B | F2 | 1-3 | | 4 | 0 | 1 | 1 | 0 | 0 | 1 | | | | | | | | | |
| Stu Miller, R OBP: 0.316, SLG: 0.200 (1, 1) | | | | 6-3 | | SH2-4 1B | | F8 | | 3 | 1 | 1 | 0 | 0 | 0 | 0 | | | | | | | | | |
| Inning Stats | R: 0 E: 0 K: 0 S: 3 | H: 0 LOB: 0 BB: 0 P: 3 | R: 0 E: 0 K: 0 S: 2 | H: 0 LOB: 0 BB: 1 P: 6 | R: 0 E: 0 K: 0 S: 3 | H: 1 LOB: 0 BB: 0 P: 3 | R: 0 E: 0 K: 0 S: 3 | H: 0 LOB: 0 BB: 0 P: 3 | R: 3 E: 0 K: 0 S: 7 | H: 4 LOB: 1 BB: 0 P: 7 | R: 1 E: 0 K: 0 S: 5 | H: 2 LOB: 1 BB: 0 P: 5 | R: 2 E: 0 K: 0 S: 6 | H: 3 LOB: 1 BB: 0 P: 6 | R: 0 E: 0 K: 1 S: 5 | H: 0 LOB: 0 BB: 0 P: 5 | R: 0 E: 0 K: 0 S: 3 | H: 0 LOB: 0 BB: 0 P: 3 | 1B: 6 2B: 4 3B: 0 HR: 0 | SF: 0 SAC: 1 DP: 2 HBP: 0 | WP: 0 PB: 0 SB: 2 CS: 0 | PA: 36 | | | |
| PITCHER | IP | WLS | BF | H | R | ER | SO | BB | IBB | HBP | BLK | WP | HR | S | P | ERA | WHIP | | | | | | | | |
| Gene Conley, R ERA: 5.11 (1, 1) | 5.1 | L | 22 | 7 | 4 | 4 | 0 | 1 | 0 | 0 | 0 | 0 | 0 | 21 | 25 | 6.75 | 1.500 | | | | | | | | |
| Ernie Johnson, R ERA: 4.4 (6, 1) | 1.2 | | 8 | 3 | 2 | 2 | 0 | 0 | 0 | 0 | 0 | 0 | 0 | 8 | 8 | 10.80 | 1.800 | | | | | | | | |
| Dave Jolly, R ERA: 3.04 (8, 1) | 2.0 | | 6 | 0 | 0 | 0 | 1 | 0 | 0 | 0 | 0 | 0 | 0 | 8 | 8 | 0.00 | 0.000 | | | | | | | | |


| Batter | 1 | 2 | 3 | 4 | 5 | 6 | 7 | 8 | 9 | AB | R | H | RBI | BB | SO | LOB | BOTTOM | | | | | | | | |
|--|------------------------------|---------------------------------|------------------------------|---------------------------------|------------------------------|---------------------------------|------------------------------|----------------------------------|------------------------------|---------------------------------|------------------------------|---------------------------------|------------------------------|---------------------------------|------------------------------|---------------------------------|--|---------------------------------|----------------------------------|------------------------------------|----------------------------------|--------|--|--|--|
| Danny O'Connell, R OBP: 0.357, SLG: 0.344 (1, 4) | 1B | | F6 | P6 | | | G4-6-3 BB | | | 3 | 0 | 1 | 0 | 1 | 0 | 3 | Philadelphia Phillies @ Milwaukee Braves Milwaukee County Stadium, Milwaukee, WI Mon Jun 11 1956, 4:33 AM EDT Att: 19,488 - Unknown livebaseballscorecards.com | | | | | | | | |
| Johnny Logan, R OBP: 0.302, SLG: 0.338 (1, 6) | F8 | | F2 | | K | | G4-6-3 | | | 3 | 0 | 0 | 0 | 0 | 1 | 1 | | | | | | | | | |
| Wes Covington, L OBP: 0.512, SLG: 0.559 (7, PH) | | | | | | | 1-2 2-3 | | | 1 | 0 | 0 | 0 | 0 | 0 | 2 | | | | | | | | | |
| Dave Jolly, R OBP: 0.357, SLG: 0.344 (8, 1) | | | | | | | | | | 0 | 0 | 0 | 0 | 0 | 0 | 0 | | | | | | | | | |
| Eddie Mathews, L OBP: 0.355, SLG: 0.462 (1, 5) | | | P4 | | P5 | | L9 | | | 4 | 0 | 1 | 0 | 0 | 0 | 1 | | | | | | | | | |
| Hank Aaron, R OBP: 0.351, SLG: 0.554 (1, 9) | F5 | | | F8 | F8 | | | G4-3 1B | | 4 | 0 | 1 | 0 | 0 | 0 | 2 | | | | | | | | | |
| Bobby Thomson, R OBP: 0.331, SLG: 0.493 (1, 7) | F9 | | | L7 | | 5-3 | | F8 | | 4 | 0 | 0 | 0 | 0 | 0 | 3 | | | | | | | | | |
| Bill Bruton, L OBP: 0.341, SLG: 0.515 (1, 8) | | G5-3 2B | | | 1B 2B | | | G4-3 | | 4 | 1 | 2 | 0 | 0 | 0 | 1 | | | | | | | | | |
| Frank Torre, L OBP: 0.366, SLG: 0.359 (1, 3) | | | | | 1B 1B IBB | | | 6-3 | | 2 | 0 | 0 | 0 | 2 | 0 | 0 | | | | | | | | | |
| Del Crandall, R OBP: 0.341, SLG: 0.542 (1, 2) | | | F2 | | 1B 1B | | | F7 | | 4 | 1 | 2 | 1 | 0 | 0 | 2 | | | | | | | | | |
| Gene Conley, R OBP: 0.286, SLG: 0.286 (1, 1) | | | | | | | | 1B 2B | | 2 | 0 | 1 | 0 | 0 | 0 | 2 | | | | | | | | | |
| Ernie Johnson, R OBP: 0.357, SLG: 0.344 (6, 1) | | G5-3 | | | | | | 6-3 | | 0 | 0 | 0 | 0 | 0 | 0 | 0 | | | | | | | | | |
| Chuck Tanner, L OBP: 0.455, SLG: 0.600 (7, PH) | | | | | | | G4-6-3 BB | | | 1 | 0 | 1 | 1 | 0 | 0 | 0 | | | | | | | | | |
| Jim Pendleton, R OBP: 0.357, SLG: 0.344 (8, 6) | | | | | 1-2 2-3 | | 2H | | | 1 | 0 | 0 | 0 | 0 | 0 | 0 | | | | | | | | | |
| Inning Stats | R: 0 E: 0 K: 0 S: 5 | H: 2 LOB: 2 BB: 0 P: 5 | R: 0 E: 0 K: 0 S: 3 | H: 1 LOB: 1 BB: 1 P: 7 | R: 0 E: 0 K: 0 S: 3 | H: 0 LOB: 0 BB: 0 P: 3 | R: 1 E: 0 K: 0 S: 6 | H: 3 LOB: 3 BB: 1 P: 10 | R: 0 E: 0 K: 1 S: 5 | H: 0 LOB: 0 BB: 0 P: 5 | R: 0 E: 0 K: 0 S: 3 | H: 0 LOB: 0 BB: 0 P: 3 | R: 1 E: 0 K: 0 S: 4 | H: 2 LOB: 1 BB: 1 P: 8 | R: 0 E: 0 K: 0 S: 3 | H: 1 LOB: 0 BB: 0 P: 3 | R: 0 E: 0 K: 0 S: 3 | H: 0 LOB: 0 BB: 0 P: 3 | 1B: 6 2B: 3 3B: 0 HR: 0 | SF: 0 SAC: 0 DP: 3 HBP: 0 | WP: 0 PB: 0 SB: 0 CS: 0 | PA: 36 | | | |
| PITCHER | IP | WLS | BF | H | R | ER | SO | BB | IBB | HBP | BLK | WP | HR | S | P | ERA | WHIP | | | | | | | | |
| Stu Miller, R ERA: 3.57 (1, 1) | 9.0 | W | 36 | 9 | 2 | 2 | 1 | 2 | 1 | 0 | 0 | 0 | 0 | 35 | 47 | 2.00 | 1.222 | | | | | | | | |



| Batter | 1 | 2 | 3 | 4 | 5 | 6 | 7 | 8 | 9 | AB | R | H | RBI | BB | SO | LOB | TOP | | | | | | | | |
|--|------------------------------|---------------------------------|------------------------------|---------------------------------|------------------------------|----------------------------------|------------------------------|---------------------------------|---------------------------------|---------------------------------|------------------------------|---------------------------------|------------------------------|---------------------------------|------------------------------|---------------------------------|------------------------------|---------------------------------|----------------------------------|------------------------------------|----------------------------------|--------|--|--|--|
| Richie Ashburn, L OBP: 0.397, SLG: 0.413 (1, 8) | 0-0 1-3 | | 0-0 1-3 1B | | 0-0 F8 | 0-0 1-3 1B | | 0-0 F7 | 5 0 2 0 0 0 2 | | | | | | | | | | | | | | | | |
| Mary Blaylock, L OBP: 0.394, SLG: 0.384 (1, 3) | 0-0 F7 | | 0-3 K | | 0-0 1B G3 | 0-0 F9 | | 0-0 L4 | 5 1 1 1 0 1 4 | | | | | | | | | | | | | | | | |
| Stan Lopata, R OBP: 0.356, SLG: 0.584 (1, 2) | 0-0 F9 | | | 0-0 4-3 | 0-0 G3 | | 0-0 L5 | 4 0 0 0 1 0 2 | | | | | | | | | | | | | | | | | |
| Del Ennis, R OBP: 0.297, SLG: 0.422 (1, 7) | | 0-0 6-3 | | 0-0 F9 | 0-0 HR 1B | | 0-0 6-3 | 5 1 1 2 0 0 1 | | | | | | | | | | | | | | | | | |
| Willie Jones, R OBP: 0.381, SLG: 0.404 (1, 5) | | 4-0 BB G6-4-3 | | 4-0 FC5 1B BB | 0-0 HR | | 4-0 BB | 1 1 1 2 3 0 0 | | | | | | | | | | | | | | | | | |
| Jim Greengrass, R OBP: 0.325, SLG: 0.382 (1, 9) | 0-0 G6-4-3 1-2 | | | 0-0 1B | 0-0 1-3 | | 0-0 6-3 | 4 0 1 0 0 0 2 | | | | | | | | | | | | | | | | | |
| Roy Smalley, R OBP: 0.275, SLG: 0.147 (1, 6) | | | 0-3 K | 0-0 FC5 2-3 | | 0-0 L4 | 4-0 FC1-6 BB | 3 0 0 0 1 1 2 | | | | | | | | | | | | | | | | | |
| Ted Kazanski, R OBP: 0.262, SLG: 0.271 (1, 4) | | | 0-0 F6 | | 0-0 E6 1B | 0-0 1B | 0-0 FC1-6 G2-6-3 | 4 1 1 0 0 0 1 | | | | | | | | | | | | | | | | | |
| Harvey Haddix, L OBP: 0.371, SLG: 0.355 (1, 1) | | | 4-0 1B BB | | 0-0 G3 1B | 0-3 K | 0-0 G2-6-3 1-2 | 3 1 1 0 1 1 2 | | | | | | | | | | | | | | | | | |
| Inning Stats | R: 0 E: 0 K: 0 S: 3 | H: 0 LOB: 0 BB: 0 P: 3 | R: 0 E: 0 K: 0 S: 2 | H: 0 LOB: 0 BB: 1 P: 6 | R: 0 E: 0 K: 2 S: 8 | H: 1 LOB: 2 BB: 1 P: 12 | R: 0 E: 0 K: 0 S: 4 | H: 1 LOB: 2 BB: 1 P: 8 | R: 5 E: 1 K: 0 S: 8 | H: 4 LOB: 0 BB: 0 P: 8 | R: 0 E: 0 K: 1 S: 7 | H: 2 LOB: 2 BB: 0 P: 7 | R: 0 E: 0 K: 0 S: 3 | H: 0 LOB: 1 BB: 1 P: 7 | R: 0 E: 0 K: 0 S: 2 | H: 0 LOB: 0 BB: 1 P: 6 | R: 0 E: 0 K: 0 S: 3 | H: 0 LOB: 1 BB: 1 P: 7 | 1B: 7 2B: 0 3B: 0 HR: 1 | SF: 0 SAC: 0 DP: 2 HBP: 0 | WP: 0 PB: 0 SB: 0 CS: 0 | PA: 40 | | | |
| PITCHER | IP | WLS | BF | H | R | ER | SO | BB | IBB | HBP | BLK | WP | HR | S | P | ERA | WHIP | | | | | | | | |
| Bob Buhl, R ERA: 3.19 (1, 1) | 4.2 | L | 22 | 5 | 4 | 0 | 2 | 3 | 0 | 0 | 0 | 0 | 0 | 23 | 35 | 0.00 | 1.714 | | | | | | | | |
| Lew Burdette, R ERA: 2.42 (5, 1) | 0.1 | | 2 | 1 | 1 | 0 | 0 | 0 | 0 | 0 | 0 | 0 | 1 | 2 | 2 | 0.00 | 3.000 | | | | | | | | |
| Dave Jolly, R ERA: 2.81 (6, 1) | 2.0 | | 9 | 2 | 0 | 0 | 1 | 1 | 0 | 0 | 0 | 0 | 0 | 10 | 14 | 0.00 | 1.500 | | | | | | | | |
| Lou Sleater, L ERA: 2.18 (8, 1) | 2.0 | | 7 | 0 | 0 | 0 | 0 | 2 | 0 | 0 | 0 | 0 | 0 | 5 | 13 | 0.00 | 1.000 | | | | | | | | |

Philadelphia Phillies @ Milwaukee Braves
Milwaukee County Stadium, Milwaukee, WI
Tue Jun 12 1956, 4:33 AM EDT
Att: 27,483 - Unknown

AB 34
R 5
H 8
RBI 5
BB 6
SO 3
LOB 16





| Batter | 1 | 2 | 3 | 4 | 5 | 6 | 7 | 8 | 9 | AB | R | H | RBI | BB | SO | LOB | BOTTOM | | | | | | | | |
|---|------------------------------|---------------------------------|------------------------------|---------------------------------|----------------------------------|---------------------------------|------------------------------|---------------------------------|--|----------------------------------|------------------------------|----------------------------------|------------------------------|---------------------------------|------------------------------|---------------------------------|------------------------------|---------------------------------|----------------------------------|------------------------------------|----------------------------------|--------|--|--|--|
| Danny O'Connell, R OBP: 0.352, SLG: 0.339 (1, 4) | 0-0 F7 | | | 0-0 FC6-4 1B | 0-0 FC6-4 BB 1-2 2-3 | | 0-0 5-3 | | 0-0 F8 | 5 0 1 0 0 0 4 | | | | | | | | | | | | | | | |
| Andy Pafo, R OBP: 0.321, SLG: 0.174 (1, 7) | 0-0 F8 | | | 0-0 FC6-4 3B 1-2 | 4-0 BB | | 0-0 F9 | | | 3 1 0 0 1 0 1 | | | | | | | | | | | | | | | |
| Eddie Mathews, L OBP: 0.348, SLG: 0.451 (1, 5) | 0-3 K | | | 0-3 K | 0-0 P4 | | | 0-3 K | 4 0 0 0 0 3 4 | | | | | | | | | | | | | | | | |
| Hank Aaron, R OBP: 0.349, SLG: 0.559 (1, 9) | | 0-0 F9 | | 0-0 1B 3B 1-H | | 0-0 F9 | | 0-0 F8 | 4 1 1 1 0 0 0 | | | | | | | | | | | | | | | | |
| Bobby Thomson, R OBP: 0.335, SLG: 0.490 (1, 8) | | 0-0 F3 | | 0-0 1B | | 4-0 BB BB | | 0-0 F8 | 3 0 1 1 1 0 0 | | | | | | | | | | | | | | | | |
| Del Crandall, R OBP: 0.331, SLG: 0.523 (1, 2) | | 0-0 F7 | | 0-0 5-3 | | 0-0 P3 | | 0-0 5-3 | 4 0 0 0 0 0 2 | | | | | | | | | | | | | | | | |
| Joe Adcock, R OBP: 0.301, SLG: 0.490 (1, 3) | | | | 0-0 1B | 0-0 FC6-4 1B | 4-0 BB | | 0-0 1B | 3 0 3 0 1 0 0 | | | | | | | | | | | | | | | | |
| Johnny Logan, R OBP: 0.301, SLG: 0.335 (1, 6) | | | 0-3 K | 0-3 K | 0-0 E5 FC6-4 1-2 | 0-0 F8 | | 0-0 1B | 4 0 1 0 0 1 4 | | | | | | | | | | | | | | | | |
| Bob Buhl, R OBP: 0.180, SLG: 0.250 (5, 1) Lew Burdette, R OBP: 0.222, SLG: 0.200 (5, PH) Jim Pandorf, R (6, 1) Dave Jolly, R (7, PH) Del Rice, R OBP: 0.174, SLG: 0.967 (8, 1) Lou Sleater, L OBP: 0.208, SLG: 0.543 (9, PH) | 0-3 K | | | 0-3 K | 0-3 K | | 0-0 P5 | 0-0 F7 | 1 0 0 0 0 0 1 0 0 0 0 0 0 0 0 0 0 2 | | | | | | | | | | | | | | | | |
| Inning Stats | R: 0 E: 0 K: 1 S: 5 | H: 0 LOB: 0 BB: 0 P: 5 | R: 0 E: 0 K: 0 S: 3 | H: 0 LOB: 0 BB: 0 P: 3 | R: 0 E: 0 K: 2 S: 7 | H: 1 LOB: 0 BB: 0 P: 7 | R: 2 E: 0 K: 1 S: 8 | H: 3 LOB: 1 BB: 0 P: 8 | R: 0 E: 0 K: 1 S: 7 | H: 1 LOB: 3 BB: 1 P: 11 | R: 0 E: 0 K: 0 S: 3 | H: 0 LOB: 2 BB: 2 P: 11 | R: 0 E: 0 K: 0 S: 3 | H: 0 LOB: 0 BB: 0 P: 3 | R: 0 E: 0 K: 1 S: 5 | H: 0 LOB: 0 BB: 0 P: 5 | R: 0 E: 0 K: 0 S: 5 | H: 2 LOB: 2 BB: 0 P: 5 | 1B: 6 2B: 0 3B: 1 HR: 0 | SF: 0 SAC: 0 DP: 0 HBP: 0 | WP: 0 PB: 0 SB: 0 CS: 0 | PA: 37 | | | |
| PITCHER | IP | WLS | BF | H | R | ER | SO | BB | IBB | HBP | BLK | WP | HR | S | P | ERA | WHIP | | | | | | | | |
| Harvey Haddix, L ERA: 4.14 (1, 1) | 9.0 | W | 37 | 7 | 2 | 2 | 6 | 3 | 0 | 0 | 0 | 0 | 0 | 46 | 58 | 2.00 | 1.111 | | | | | | | | |

Philadelphia Phillies @ Milwaukee Braves
Milwaukee County Stadium, Milwaukee, WI
Tue Jun 12 1956, 4:33 AM EDT
Att: 27,483 - Unknown

AB 34
R 2
H 7
RBI 2
BB 3
SO 6
LOB 19



| Batter | 1 | 2 | 3 | 4 | 5 | 6 | 7 | 8 | 9 | AB | R | H | RBI | BB | SO | LOB | TOP | | | | | |
|---|------------------------------|---------------------------------|------------------------------|---------------------------------|------------------------------|---------------------------------|------------------------------|---------------------------------|------------------------------|----------------------------------|------------------------------|----------------------------------|------------------------------|----------------------------------|------------------------------|---------------------------------|---|---------------------------------|-----------------------------------|------------------------------------|----------------------------------|--------|
| Richie Ashburn, L OBP: 0.377, SLG: 0.419 | G3 | | 1B | | 1B | 1B | | 1B | | 4 | 0 | 3 | 2 | 1 | 0 | 0 | Philadelphia Phillies @ Milwaukee Braves Milwaukee County Stadium, Milwaukee, WI Wed Jun 13 1956, 4:33 AM EDT Att: 22,051 - Unknown  | | | | | |
| Mary Blaylock, L OBP: 0.315, SLG: 0.393 | G1-4-3 | | F8 | | 1B | 1B | | 1B | | 5 | 0 | 3 | 1 | 0 | 1 | 3 | | | | | | |
| Stan Lopata, R OBP: 0.352, SLG: 0.572 | G1-4-3 | | 4-3 | | F3 | | | F8 | | 5 | 1 | 1 | 0 | 0 | 0 | 6 | | | | | | |
| Del Ennis, R OBP: 0.300, SLG: 0.433 | | F8 | | E5 | | HR | | FC6-4 | | 4 | 1 | 1 | 1 | 1 | 0 | 2 | | | | | | |
| Willie Jones, R OBP: 0.387, SLG: 0.413 | | G3 | | F9 | | F9 | | FC | | 4 | 1 | 2 | 0 | 1 | 0 | 1 | | | | | | |
| Jim Greengrass, R OBP: 0.320, SLG: 0.371 | G3 | | G4-6-3 | | G4-6-3 | | | K | | 3 | 1 | 0 | 1 | 1 | 1 | 3 | | | | | | |
| Roy Smalley, R OBP: 0.324, SLG: 0.189 | | | | | F9 | | | F9 | | 3 | 1 | 2 | 1 | 0 | 0 | 0 | | | | | | |
| Elmer Valo, L OBP: 0.344, SLG: 0.294 | | | | | | | | K | | 1 | 0 | 0 | 0 | 0 | 1 | 2 | | | | | | |
| Granny Hamner, R OBP: 0.219, SLG: 0.255 | | | | | | | | K | | 0 | 0 | 0 | 0 | 0 | 0 | 0 | | | | | | |
| Andy Seminick, R OBP: 0.374, SLG: 0.407 | | | | | | | | K | | 1 | 0 | 0 | 0 | 0 | 0 | 1 | | | | | | |
| Ted Kazanski, R OBP: 0.260, SLG: 0.269 | | F7 | | | | | | FC | | 5 | 1 | 1 | 0 | 0 | 0 | 6 | | | | | | |
| Robin Roberts, S OBP: 0.324, SLG: 0.323 | | | | | | | | | | 1 | 0 | 0 | 0 | 0 | 0 | 0 | | | | | | |
| Ron Niechy, R OBP: 0.106, SLG: 1.000 | | | | | | | | | | 0 | 0 | 0 | 0 | 0 | 0 | 0 | | | | | | |
| Solly Herlihy, R OBP: 0.306, SLG: 0.287 | | | | | | | | | | 1 | 0 | 0 | 0 | 0 | 1 | 1 | | | | | | |
| Ben Flowers, R OBP: 0.330, SLG: 0.344 | | | | | | | | | | 0 | 0 | 0 | 0 | 0 | 0 | 0 | | | | | | |
| Frank Baumholtz, L OBP: 0.317, SLG: 0.297 | | | | | | | | | | 1 | 0 | 0 | 0 | 0 | 0 | 2 | | | | | | |
| Jack Meyer, R OBP: 0.133, SLG: 1.333 | | | | | | | | | | 0 | 0 | 0 | 0 | 0 | 0 | 0 | | | | | | |
| Harvey Hadoux, L OBP: 0.150, SLG: 0.344 | | | | | | | | | | 1 | 0 | 0 | 0 | 0 | 1 | 0 | | | | | | |
| Bob Miller, R OBP: 0.250, SLG: 0.250 | | | | | | | | | | 0 | 0 | 0 | 0 | 0 | 0 | 0 | | | | | | |
| Inning Stats | R: 0 E: 0 K: 0 S: 3 | H: 1 LOB: 0 BB: 0 P: 3 | R: 1 E: 0 K: 0 S: 5 | H: 2 LOB: 1 BB: 0 P: 5 | R: 0 E: 0 K: 0 S: 4 | H: 1 LOB: 0 BB: 0 P: 4 | R: 0 E: 1 K: 0 S: 3 | H: 0 LOB: 0 BB: 0 P: 3 | R: 1 E: 0 K: 1 S: 7 | H: 2 LOB: 2 BB: 1 P: 11 | R: 3 E: 1 K: 1 S: 9 | H: 3 LOB: 2 BB: 1 P: 13 | R: 1 E: 0 K: 1 S: 6 | H: 1 LOB: 2 BB: 2 P: 14 | R: 0 E: 0 K: 1 S: 7 | H: 2 LOB: 2 BB: 0 P: 7 | R: 0 E: 0 K: 1 S: 6 | H: 1 LOB: 1 BB: 0 P: 6 | 1B: 11 2B: 1 3B: 0 HR: 1 | SF: 1 SAC: 0 DP: 2 HBP: 0 | WP: 0 PB: 0 SB: 0 CS: 0 | PA: 44 |
| PITCHER | IP | WLS | BF | H | R | ER | SO | BB | IBB | HBP | BLK | WP | HR | S | P | ERA | WHIP | | | | | |
| Ray Crone, R ERA: 3.56 | (1, 1) | 5.2 | W | 28 | 9 | 5 | 3 | 1 | 2 | 0 | 0 | 0 | 0 | 1 | 28 | 36 | 4.76 | 1.941 | | | | |
| Bob Buhl, R ERA: 3.32 | (6, 1) | 0.1 | | 4 | 1 | 1 | 1 | 1 | 2 | 0 | 0 | 0 | 0 | 0 | 4 | 12 | 27.00 | 9.000 | | | | |
| Gene Conley, R ERA: 4.55 | (7, 1) | 3.0 | S | 12 | 3 | 0 | 0 | 3 | 0 | 0 | 0 | 0 | 0 | 0 | 18 | 18 | 0.00 | 1.000 | | | | |

| Batter | 1 | 2 | 3 | 4 | 5 | 6 | 7 | 8 | 9 | AB | R | H | RBI | BB | SO | LOB | BOTTOM | | | | | |
|---|------------------------------|---------------------------------|------------------------------|---------------------------------|------------------------------|---------------------------------|-------------------------------|----------------------------------|------------------------------|---------------------------------|------------------------------|---------------------------------|------------------------------|---------------------------------|------------------------------|---------------------------------|---|------------------------------------|----------------------------------|--------|--|--|
| Danny O'Connell, R OBP: 0.367, SLG: 0.397 | 1B | | 3B | | 1B | | | 1B | | 4 | 2 | 3 | 1 | 1 | 0 | 2 | Philadelphia Phillies @ Milwaukee Braves Milwaukee County Stadium, Milwaukee, WI Wed Jun 13 1956, 4:33 AM EDT Att: 22,051 - Unknown  | | | | | |
| Bill Bruton, L OBP: 0.350, SLG: 0.518 | 1B | | 6-3 | | HR | | | 1B | | 5 | 1 | 3 | 2 | 0 | 0 | 1 | | | | | | |
| Eddie Mathews, L OBP: 0.354, SLG: 0.470 | 1B | | 1-3-2 | | HR | | | P5 | | 4 | 1 | 2 | 2 | 1 | 0 | 1 | | | | | | |
| Hank Aaron, R OBP: 0.341, SLG: 0.545 | 1-3-2 | | P4 | | E6 | | | F9 | | 4 | 0 | 0 | 0 | 0 | 0 | 4 | | | | | | |
| Bobby Thomson, R OBP: 0.339, SLG: 0.487 | F8 | | | | 1B | | | SH3-4 | | 3 | 1 | 1 | 0 | 1 | 0 | 2 | | | | | | |
| Frank Torre, L OBP: 0.378, SLG: 0.373 | | | 3-1 | | HR | | | SH3-4 | | 3 | 1 | 2 | 0 | 0 | 0 | 0 | | | | | | |
| Del Crandall, R OBP: 0.328, SLG: 0.539 | | | F9 | | HR | | | F5 | | 4 | 1 | 1 | 3 | 0 | 0 | 2 | | | | | | |
| Johnny Logan, R OBP: 0.305, SLG: 0.351 | | | F5 | | 3B | | | 5-3 | | 4 | 1 | 2 | 0 | 0 | 0 | 1 | | | | | | |
| Ray Crone, R OBP: 0.250, SLG: 0.118 | | | | | 6-3 | | | P5 | | 2 | 0 | 0 | 0 | 0 | 1 | 1 | | | | | | |
| Bob Buhl, R OBP: 0.150, SLG: 0.250 | | | | | | | | | | 0 | 0 | 0 | 0 | 0 | 0 | 0 | | | | | | |
| Gene Conley, R OBP: 0.250, SLG: 0.250 | | | | | | | | | | 1 | 0 | 0 | 0 | 0 | 0 | 0 | | | | | | |
| Inning Stats | R: 1 E: 0 K: 0 S: 5 | H: 3 LOB: 1 BB: 0 P: 5 | R: 0 E: 0 K: 0 S: 3 | H: 0 LOB: 0 BB: 0 P: 3 | R: 0 E: 0 K: 0 S: 4 | H: 1 LOB: 2 BB: 1 P: 8 | R: 0 E: 1 K: 1 S: 12 | H: 7 LOB: 0 BB: 0 P: 12 | R: 0 E: 0 K: 0 S: 5 | H: 2 LOB: 2 BB: 0 P: 5 | R: 0 E: 0 K: 0 S: 3 | H: 0 LOB: 0 BB: 0 P: 3 | R: 0 E: 0 K: 0 S: 3 | H: 0 LOB: 1 BB: 1 P: 7 | R: 0 E: 0 K: 0 S: 3 | H: 1 LOB: 1 BB: 1 P: 7 | 1B: 8 2B: 1 3B: 4 HR: 2 | SF: 0 SAC: 2 DP: 2 HBP: 0 | WP: 0 PB: 0 SB: 1 CS: 0 | PA: 39 | | |
| PITCHER | IP | WLS | BF | H | R | ER | SO | BB | IBB | HBP | BLK | WP | HR | S | P | ERA | WHIP | | | | | |
| Robin Roberts, R ERA: 5.0 | (1, 1) | 3.1 | L | 19 | 9 | 6 | 6 | 1 | 1 | 0 | 0 | 0 | 0 | 0 | 20 | 24 | 16.20 | 3.000 | | | | |
| Ron Negray, R ERA: 8.41 | (4, 1) | 0.2 | | 4 | 2 | 2 | 2 | 0 | 0 | 0 | 0 | 0 | 0 | 1 | 4 | 4 | 27.00 | 3.000 | | | | |
| Ben Flowers, R ERA: 8.41 | (5, 1) | 1.0 | | 5 | 2 | 0 | 0 | 0 | 0 | 0 | 0 | 0 | 0 | 5 | 5 | 0.00 | 2.000 | | | | | |
| Jack Meyer, R ERA: 3.09 | (6, 1) | 2.0 | | 7 | 0 | 0 | 0 | 0 | 1 | 0 | 0 | 0 | 0 | 6 | 10 | 0.00 | 0.500 | | | | | |
| Bob Miller, R ERA: 4.76 | (8, 1) | 1.0 | | 4 | 1 | 0 | 0 | 0 | 1 | 0 | 0 | 0 | 0 | 3 | 7 | 0.00 | 2.000 | | | | | |

| Batter | 1 | 2 | 3 | 4 | 5 | 6 | 7 | 8 | 9 | AB | R | H | RBI | BB | SO | LOB | TOP | | | | |
|---|---|---------------------------------|------------------------------|---------------------------------|------------------------------|----------------------------------|------------------------------|---------------------------------|------------------------------|---------------------------------|------------------------------|---------------------------------|------------------------------|---------------------------------|------------------------------|---------------------------------|---|--|------------------------------------|-------------------------|--------|
| Bill White, L OBP: 0.271, SLG: 0.414 (1, 3) | | | | | | | | | | 4 | 0 | 1 | 0 | 0 | 2 | 1 | New York Giants @ Milwaukee Braves Milwaukee County Stadium, Milwaukee, WI Thu Jun 14 1956, 4:33 AM EDT Att: 23,182 - Unknown | | | | |
| Eddie Bressoud, R OBP: 0.250, SLG: 0.250 (1, 6) | | | | | | | | | | 4 | 0 | 1 | 1 | 0 | 1 | 1 | | | | | |
| Don Mueller, L OBP: 0.316, SLG: 0.390 (1, 9) | | | | | | | | | | 4 | 0 | 0 | 0 | 0 | 0 | 3 | | | | | |
| Willie Mays, R OBP: 0.363, SLG: 0.500 (1, 8) | | | | | | | | | | 3 | 1 | 3 | 1 | 1 | 0 | 0 | | | | | |
| Foster Castleman, R OBP: 0.252, SLG: 0.432 (1, 5) | | | | | | | | | | 4 | 0 | 0 | 0 | 0 | 1 | 6 | | | | | |
| Dusty Rhodes, L OBP: 0.308, SLG: 0.291 (1, 7) | | | | | | | | | | 3 | 0 | 0 | 0 | 0 | 1 | 1 | | | | | |
| George Wilson, L OBP: 0.226, SLG: 0.310 (7, 7) | | | | | | | | | | 1 | 0 | 0 | 0 | 0 | 2 | | | | | | |
| Daryl Spencer, R OBP: 0.295, SLG: 0.333 (1, 4) | | | | | | | | | | 4 | 0 | 1 | 0 | 0 | 1 | 0 | | AB 35 R 2 H 7 RBI 2 BB 1 SO 10 LOB 16 | | | |
| Jim Mangan, R OBP: 0.273, SLG: 0.111 (1, 2) | | | | | | | | | | 2 | 0 | 0 | 0 | 0 | 1 | 0 | | | | | |
| Wayne Terwilliger, R OBP: 0.222, SLG: 0.278 (7, PH) | | | | | | | | | | 1 | 0 | 0 | 0 | 0 | 1 | 1 | | | | | |
| Hoyt Wilhelm, R (7, 1) | | | | | | | | | | 0 | 0 | 0 | 0 | 0 | 0 | 0 | | | | | |
| Jim Hearn, R OBP: 0.100, SLG: 0.100 (9, PH) | | | | | | | | | | 1 | 0 | 0 | 0 | 0 | 1 | 0 | | | | | |
| Ruben Gomez, R OBP: 0.100, SLG: 0.100 (1, 1) | | | | | | | | | | 2 | 1 | 1 | 0 | 0 | 0 | 0 | | | | | |
| Bobby Hofman, R OBP: 0.235, SLG: 0.133 (7, PH) | | | | | | | | | | 1 | 0 | 0 | 0 | 0 | 0 | 1 | | | | | |
| Wes Westrum, R OBP: 0.309, SLG: 0.136 (7, 2) | | | | | | | | | | 1 | 0 | 0 | 0 | 0 | 1 | 0 | | | | | |
| Inning Stats | R: 0 E: 0 K: 2 S: 7 | H: 0 LOB: 0 BB: 0 P: 7 | R: 1 E: 0 K: 1 S: 6 | H: 1 LOB: 0 BB: 0 P: 6 | R: 1 E: 1 K: 1 S: 8 | H: 2 LOB: 3 BB: 1 P: 12 | R: 0 E: 0 K: 0 S: 3 | H: 0 LOB: 0 BB: 0 P: 3 | R: 0 E: 0 K: 1 S: 6 | H: 1 LOB: 1 BB: 0 P: 6 | R: 0 E: 0 K: 2 S: 8 | H: 1 LOB: 1 BB: 0 P: 8 | R: 0 E: 0 K: 1 S: 7 | H: 2 LOB: 2 BB: 0 P: 7 | R: 0 E: 0 K: 2 S: 7 | H: 0 LOB: 0 BB: 0 P: 7 | 1B: 6 2B: 0 3B: 0 HR: 1 | | SF: 0 SAC: 0 DP: 0 HBP: 0 | WP: 1 PB: 0 CS: 0 | PA: 36 |
| PITCHER Warren Spahn, L ERA: 3.42 (1, 1) | IP: 9.0 WLS: W BF: 36 H: 7 R: 2 ER: 2 SO: 10 BB: 1 IBB: 0 HBP: 0 BLK: 0 WP: 1 HR: 1 S: 55 P: 59 ERA: 2.00 WHIP: 0.889 | | | | | | | | | | | | | | | PITCHER | | | | | |


| Batter | 1 | 2 | 3 | 4 | 5 | 6 | 7 | 8 | 9 | AB | R | H | RBI | BB | SO | LOB | BOTTOM | | | | |
|---|--|---------------------------------|------------------------------|---------------------------------|------------------------------|---------------------------------|------------------------------|---------------------------------|------------------------------|---------------------------------|------------------------------|----------------------------------|------------------------------|---------------------------------|------------------------------|---------------------------------|---|--|----------------------------------|------------------------------------|-------------------------|
| Danny O'Connell, R OBP: 0.366, SLG: 0.391 (1, 4) | | | | | | | | | | 2 | 1 | 0 | 0 | 1 | 0 | 0 | New York Giants @ Milwaukee Braves Milwaukee County Stadium, Milwaukee, WI Thu Jun 14 1956, 4:33 AM EDT Att: 23,182 - Unknown | | | | |
| Bill Bruton, L OBP: 0.347, SLG: 0.518 (1, 8) | | | | | | | | | | 4 | 1 | 1 | 1 | 0 | 0 | 1 | | | | | |
| Eddie Mathews, L OBP: 0.347, SLG: 0.459 (1, 5) | | | | | | | | | | 4 | 0 | 0 | 0 | 0 | 0 | 2 | | | | | |
| Hank Aaron, R OBP: 0.344, SLG: 0.542 (1, 9) | | | | | | | | | | 3 | 0 | 1 | 1 | 1 | 0 | 0 | | | | | |
| Bobby Thomson, R OBP: 0.337, SLG: 0.481 (1, 7) | | | | | | | | | | 4 | 0 | 1 | 1 | 0 | 0 | 1 | | | | | |
| Frank Torre, L OBP: 0.377, SLG: 0.371 (1, 3) | | | | | | | | | | 3 | 1 | 1 | 0 | 0 | 0 | 2 | | | | | |
| Del Crandall, R OBP: 0.336, SLG: 0.568 (1, 2) | | | | | | | | | | 3 | 1 | 2 | 2 | 0 | 0 | 0 | | AB 29 R 5 H 8 RBI 5 BB 2 SO 0 LOB 8 | | | |
| Johnny Logan, R OBP: 0.305, SLG: 0.351 (1, 6) | | | | | | | | | | 3 | 0 | 1 | 0 | 0 | 0 | 1 | | | | | |
| Warren Spahn, L OBP: 0.276, SLG: 0.379 (1, 1) | | | | | | | | | | 3 | 1 | 1 | 0 | 0 | 0 | 1 | | | | | |
| Inning Stats | R: 0 E: 0 K: 0 S: 3 | H: 0 LOB: 0 BB: 0 P: 3 | R: 0 E: 0 K: 0 S: 3 | H: 0 LOB: 0 BB: 0 P: 3 | R: 0 E: 0 K: 0 S: 3 | H: 1 LOB: 0 BB: 0 P: 3 | R: 0 E: 0 K: 0 S: 3 | H: 0 LOB: 0 BB: 0 P: 3 | R: 2 E: 0 K: 0 S: 5 | H: 2 LOB: 0 BB: 0 P: 5 | R: 2 E: 0 K: 0 S: 6 | H: 3 LOB: 2 BB: 1 P: 10 | R: 0 E: 0 K: 0 S: 3 | H: 1 LOB: 0 BB: 0 P: 3 | R: 1 E: 0 K: 0 S: 4 | H: 1 LOB: 1 BB: 1 P: 8 | | | 1B: 6 2B: 1 3B: 0 HR: 1 | SF: 0 SAC: 1 DP: 2 HBP: 0 | WP: 0 PB: 1 CS: 0 |
| PITCHER Ruben Gomez, R ERA: 5.01 Hoyt Wilhelm, R ERA: 4.06 (7, 1) | IP: 6.0 WLS: L BF: 24 H: 6 R: 4 ER: 4 SO: 4 BB: 0 IBB: 0 HBP: 0 BLK: 0 WP: 0 HR: 1 S: 23 P: 27 ERA: 6.00 WHIP: 1.000 | | | | | | | | | | | | | | | PITCHER | | | | | |

| Batter | 1 | 2 | 3 | 4 | 5 | 6 | 7 | 8 | 9 | AB | R | H | RBI | BB | SO | LOB | TOP | | | | | | | | | | | | | | | | | |
|--|---|----------------------------------|------------------------------|----------------------------------|------------------------------|----------------------------------|------------------------------|----------------------------------|------------------------------|----------------------------------|------------------------------|----------------------------------|-------------------------------|----------------------------------|-------------------------------|----------------------------------|---|------------------------------------|----------------------------------|--------|--|--|--|--|--|--|--|--|--|--|--|--|--|--|
| Danny O'Connell, R (1,4) OBP: 0.364, SLG: 0.374 | 1-1 5-3 | | 3-1 6-3 | | 0-0 G3 | | | 4-2 2B | 2-3 K | 4 | 1 | 0 | 0 | 1 | 1 | 4 | Milwaukee Braves @ Brooklyn Dodgers Ebbets Field, Brooklyn, NY Sat Jun 16 1956, 3:33 AM EDT Att: 11,230 - Unknown | | | | | | | | | | | | | | | | | |
| Bill Bruton, L (1,8) OBP: 0.340, SLG: 0.527 | 1-1 G3 | | | 2-2 4-3 | | 1-1 6-3 | | 0-0 F5 | 0-1 4-3 | 5 | 0 | 1 | 0 | 0 | 0 | 3 | | | | | | | | | | | | | | | | | | |
| Eddie Mathews, L (1,5) OBP: 0.338, SLG: 0.449 | 0-0 G3 | | | 3-2 3-1 | | 1-0 6-3 | | 2-2 1B | 1-H 2B | 4 | 0 | 1 | 1 | 0 | 0 | 1 | | | | | | | | | | | | | | | | | | |
| Hank Aaron, R (1,9) OBP: 0.346, SLG: 0.531 | 1-2 F2 | | | 4-0 BB | | 1-0 F8 | | 0-1 BB | 2-3 1B | 3 | 0 | 1 | 0 | 1 | 0 | 1 | | | | | | | | | | | | | | | | | | |
| Bobby Thomson, R (1,7) OBP: 0.331, SLG: 0.469 | | 1-1 F7 | | 0-0 F9 | | | 1-0 4-3 | 4-2 BB | | 2 | 0 | 0 | 0 | 0 | 0 | 1 | | | | | | | | | | | | | | | | | | |
| Wes Covington, L (7,PH) OBP: 0.500, SLG: 0.528 | | | | | | | | 1-2 BB | | 1 | 0 | 0 | 0 | 1 | 0 | 0 | | | | | | | | | | | | | | | | | | |
| Frank Torre, L (1,3) OBP: 0.365, SLG: 0.359 | 1-2 F8 | | | | 0-0 1B | | 3-2 3-1 | 0-0 4-3 | | 4 | 0 | 1 | 0 | 0 | 0 | 3 | | | | | | | | | | | | | | | | | | |
| Del Crandall, R (1,2) OBP: 0.333, SLG: 0.548 | | 1-2 F8 | | 1-2 F7 | | | 1-3 K | | 3-2 SH1-4 | 4 | 0 | 1 | 0 | 0 | 1 | 1 | | | | | | | | | | | | | | | | | | |
| Lew Burdette, R (9,PR) OBP: 0.233, SLG: 0.185 | | 6-3 | | | | | | | | 0 | 0 | 0 | 0 | 0 | 0 | 0 | | | | | | | | | | | | | | | | | | |
| Johnny Logan, R (1,6) OBP: 0.297, SLG: 0.343 | | | 2-2 F7 | | 2-2 F8 | | | 2-1 F7 | 0-0 SH1-4 | 2 | 0 | 0 | 0 | 0 | 0 | 1 | | | | | | | | | | | | | | | | | | |
| Chuck Tanner, L (8,PH) OBP: 0.435, SLG: 0.571 | | | | | | | | | 1-2 BB | 1 | 0 | 0 | 0 | 0 | 0 | 0 | | | | | | | | | | | | | | | | | | |
| Jack Dittmer, L (8,4) OBP: 0.283, SLG: 0.262 | | | | | | | | | | 0 | 0 | 0 | 0 | 0 | 0 | 0 | | | | | | | | | | | | | | | | | | |
| Gene Conley, R (1,1) OBP: 0.300, SLG: 0.300 | | 2-0 6-3 | | | 0-0 1B | | | 0-1 HR | 4-2 BB | 2 | 0 | 1 | 0 | 0 | 0 | 0 | | | | | | | | | | | | | | | | | | |
| Joe Adcock, R (8,PH) OBP: 0.308, SLG: 0.525 | | | | | | | | | | 1 | 1 | 1 | 1 | 0 | 0 | 0 | | | | | | | | | | | | | | | | | | |
| Ernie Johnson, R (8,1) OBP: 0.308, SLG: 0.525 | | | | | | | | | | 0 | 0 | 0 | 0 | 0 | 0 | 0 | | | | | | | | | | | | | | | | | | |
| Dave Jolly, R (8,1) OBP: 0.308, SLG: 0.525 | | | | | | | | | | 0 | 0 | 0 | 0 | 0 | 0 | 0 | | | | | | | | | | | | | | | | | | |
| Del Rice, R (9,PH) OBP: 0.283, SLG: 0.262 | | | | | | | | | | 0 | 0 | 0 | 0 | 1 | 0 | 0 | | | | | | | | | | | | | | | | | | |
| Inning Stats | R: 0 E: 0 K: 0 S: 9 | H: 1 LOB: 1 BB: 0 P: 12 | R: 0 E: 0 K: 0 S: 9 | H: 0 LOB: 0 BB: 0 P: 12 | R: 0 E: 0 K: 0 S: 6 | H: 0 LOB: 0 BB: 0 P: 13 | R: 0 E: 0 K: 0 S: 8 | H: 0 LOB: 1 BB: 1 P: 17 | R: 0 E: 0 K: 0 S: 9 | H: 2 LOB: 2 BB: 0 P: 12 | R: 0 E: 0 K: 1 S: 9 | H: 0 LOB: 0 BB: 0 P: 14 | R: 2 E: 0 K: 0 S: 17 | H: 3 LOB: 3 BB: 2 P: 29 | R: 0 E: 0 K: 1 S: 11 | H: 1 LOB: 2 BB: 1 P: 20 | 1B: 4 2B: 2 3B: 0 HR: 1 | SF: 0 SAC: 1 DP: 0 HBP: 0 | WP: 0 PB: 0 SB: 0 CS: 0 | PA: 38 | | | | | | | | | | | | | | |
| PITCHER | IP WLS BF H R ER SO BB IBB HBP BLK WP HR S P ERA WHIP | | | | | | | | | | | | | | | | | | | | | | | | | | | | | | | | | |
| Roger Craig, R (1,1) ERA: 3.16 | 7.1 | | 28 | 4 | 2 | 2 | 1 | 2 | 0 | 0 | 0 | 0 | 0 | 1 | 60 | 99 | 2.46 | 0.818 | | | | | | | | | | | | | | | | |
| Clem Labine, R (8,1) ERA: 2.36 | 1.2 | W | 10 | 3 | 0 | 0 | 1 | 2 | 0 | 0 | 0 | 0 | 0 | 0 | 22 | 37 | 0.00 | 3.000 | | | | | | | | | | | | | | | | |

AB 33
R 2
H 7
RBI 2
BB 4
SO 2
LOB 15



| Batter | 1 | 2 | 3 | 4 | 5 | 6 | 7 | 8 | 9 | AB | R | H | RBI | BB | SO | LOB | BOTTOM | | | | | | | | | | | | | | | | | |
|---|---|----------------------------------|------------------------------|---------------------------------|------------------------------|----------------------------------|------------------------------|---------------------------------|------------------------------|----------------------------------|------------------------------|----------------------------------|------------------------------|----------------------------------|----------------------------------|------------------------------------|---|--------|--|--|--|--|--|--|--|--|--|--|--|--|--|--|--|--|
| Jim Gilliam, S (1,4) OBP: 0.392, SLG: 0.392 | 4-1 3B | 2-1 F4 | | | 2-1 2B | | | 3-2 1B | | 3 | 1 | 2 | 0 | 1 | 0 | 1 | Milwaukee Braves @ Brooklyn Dodgers Ebbets Field, Brooklyn, NY Sat Jun 16 1956, 3:33 AM EDT Att: 11,230 - Unknown | | | | | | | | | | | | | | | | | |
| Pee Wee Reese, R (1,6) OBP: 0.321, SLG: 0.330 | 0-1 1-3-1 | | 2-2 G1-6-3 | | 1-2 F4 | | 0-0 F3 | | | 4 | 0 | 1 | 0 | 0 | 0 | 4 | | | | | | | | | | | | | | | | | | |
| Duke Snider, L (1,8) OBP: 0.425, SLG: 0.624 | 4-0 3B | | 2-1 G1-6-3 | | 4-0 FC6-4 | | 0-0 HR | | | 2 | 2 | 1 | 1 | 2 | 0 | 1 | | | | | | | | | | | | | | | | | | |
| Randy Jackson, R (1,5) OBP: 0.384, SLG: 0.517 | 2-2 3B | | 2-1 F7 | | 0-0 FC6-4 | | 2-2 FC3-6 | | | 4 | 0 | 2 | 2 | 0 | 0 | 3 | | | | | | | | | | | | | | | | | | |
| Rocky Nelson, L (1,3) OBP: 0.250, SLG: 0.480 | 0-0 F3 | | | 1-0 F3 | | | 1-3 K | | 0-1 FC3-6 | 3 | 0 | 0 | 0 | 0 | 1 | 1 | | | | | | | | | | | | | | | | | | |
| Gino Cimoli, R (7,7) OBP: 0.120, SLG: 0.160 | | | | | | | | | 1-2 G6-4-3 | 1 | 0 | 0 | 0 | 0 | 0 | 1 | | | | | | | | | | | | | | | | | | |
| Gil Hodges, R (1,7) OBP: 0.336, SLG: 0.436 | 1-0 5-3 | | | 2-0 F5 | | 1-3 K | | 1-0 G6-4-3 | | 4 | 0 | 0 | 0 | 0 | 1 | 2 | | | | | | | | | | | | | | | | | | |
| Roy Campanella, R (1,2) OBP: 0.287, SLG: 0.350 | | 0-0 F6 | | 1-3 K | | 2-0 F8 | | | | 3 | 0 | 0 | 0 | 0 | 1 | 0 | | | | | | | | | | | | | | | | | | |
| Carl Furillo, R (1,9) OBP: 0.358, SLG: 0.479 | | 0-0 SH3-4 | | | 2-0 2B | | 1-0 F8 | | | 3 | 0 | 2 | 0 | 0 | 0 | 0 | | | | | | | | | | | | | | | | | | |
| Roger Craig, R (1,1) OBP: 0.333, SLG: 0.333 | | 0-0 SH3-4 | | | 0-3 K | | 2-3 K | | | 2 | 0 | 0 | 0 | 0 | 2 | 1 | | | | | | | | | | | | | | | | | | |
| Inning Stats | R: 2 E: 0 K: 0 S: 9 | H: 1 LOB: 1 BB: 2 P: 20 | R: 0 E: 0 K: 0 S: 5 | H: 1 LOB: 1 BB: 0 P: 7 | R: 0 E: 0 K: 1 S: 5 | H: 1 LOB: 0 BB: 0 P: 13 | R: 0 E: 0 K: 1 S: 5 | H: 0 LOB: 0 BB: 0 P: 9 | R: 0 E: 0 K: 2 S: 7 | H: 2 LOB: 3 BB: 1 P: 19 | R: 0 E: 0 K: 1 S: 8 | H: 1 LOB: 1 BB: 0 P: 14 | R: 1 E: 0 K: 0 S: 7 | H: 2 LOB: 0 BB: 0 P: 10 | 1B: 5 2B: 1 3B: 1 HR: 1 | SF: 0 SAC: 1 DP: 2 HBP: 0 | WP: 0 PB: 0 SB: 0 CS: 0 | PA: 33 | | | | | | | | | | | | | | | | |
| PITCHER | IP WLS BF H R ER SO BB IBB HBP BLK WP HR S P ERA WHIP | | | | | | | | | | | | | | | | | | | | | | | | | | | | | | | | | |
| Gene Conley, R (1,1) ERA: 3.63 | 7.0 | | 29 | 4 | 2 | 0 | 5 | 1 | 2 | 0 | 0 | 0 | 0 | 0 | 51 | 93 | 0.00 | 1.000 | | | | | | | | | | | | | | | | |
| Ernie Johnson, R (8,1) ERA: 5.02 | 0.0 | L | 2 | 2 | 1 | 1 | 0 | 0 | 0 | 0 | 0 | 0 | 0 | 1 | 4 | 6 | ∞ | ∞ | | | | | | | | | | | | | | | | |
| Dave Jolly, R (8,1) ERA: 2.7 | 1.0 | | 2 | 0 | 0 | 0 | 0 | 0 | 0 | 0 | 0 | 0 | 0 | 3 | 4 | 0.00 | 0.000 | | | | | | | | | | | | | | | | | |



| Batter | 1 | 2 | 3 | 4 | 5 | 6 | 7 | 8 | 9 | AB | R | H | RBI | BB | SO | LOB | TOP | | | | | | | | |
|--|---|---|---|----------------------------------|------------------------------|----------------------------------|------------------------------|----------------------------------|-------------------------------|----------------------------------|------------------------------|----------------------------------|------------------------------|---------------------------------|------------------------------|----------------------------------|---|-------------------------------|----------------------------------|----------------------------------|------------------------------------|----------------------------------|--------|--|--|
| Danny O'Connell, R OBP: 0.359, SLG: 0.368 (1,4) | 1-1 4-3 | | 0-1 6-3 | | 3-2 FC6-4 1B | | 0-0 4-3 | | 0-1 E5 | 5 | 0 | 1 | 0 | 0 | 0 | 2 | Milwaukee Braves @ Brooklyn Dodgers Ebbets Field, Brooklyn, NY Sun Jun 17 1956, 3:33 AM EDT Unknown | | | | | | | | |
| Bill Bruton, L OBP: 0.335, SLG: 0.513 (1,8) | 0-1 F8 | | 4-1 FC4-6 1B | | 0-2 FC6-4 1B | | 1-0 4-3 | | 1-2 F3 | 4 | 1 | 0 | 0 | 1 | 0 | 5 | | | | | | | | | |
| Eddie Mathews, L OBP: 0.330, SLG: 0.437 (1,5) | 1-0 4-3 | | 0-0 FC4-6 1B | | 3-2 4-3 | | | | 0-1 4-3 | 5 | 0 | 0 | 1 | 0 | 0 | 5 | | | | | | | | | |
| Hank Aaron, R OBP: 0.354, SLG: 0.536 (1,9) | | 1-0 SH1-3 1B | 1-2 1B | | 1-2 2H 1B | | | | 2-2 6-3 | 4 | 1 | 3 | 1 | 0 | 0 | 0 | | | | | | | | | |
| Bobby Thomson, R OBP: 0.326, SLG: 0.461 (1,7) | | 1-1 SH1-3 | 0-0 FC5 | | 2-2 F3 | | | | 2-2 F7 | 3 | 0 | 0 | 0 | 0 | 0 | 3 | | | | | | | | | |
| Joe Adcock, R OBP: 0.324, SLG: 0.592 Frank Torre, L OBP: 0.365, SLG: 0.359 (9,3) | | 2-1 HR | | | 0-0 G6-4-3 1B | | | | 1-0 HR | 4 | 2 | 3 | 3 | 0 | 0 | 0 | | | | | | | | | |
| Del Rice, R OBP: 0.233, SLG: 0.185 Lew Burdette, R OBP: 0.233, SLG: 0.548 Del Crandall, R OBP: 0.333, SLG: 0.548 (9,2) | | 0-0 2B | | | 2-1 G6-4-3 | | | | 0-0 BB 1B | 4 | 0 | 2 | 0 | 0 | 1 | 1 | | | | | | | | | |
| Johnny Logan, R OBP: 0.291, SLG: 0.335 (1,6) | | 2-2 F6 | | | 2-2 5-3 | | | | 0-3 K | 4 | 0 | 0 | 0 | 0 | 2 | 2 | | | | | | | | | |
| Bob Buhl, R OBP: 0.174, SLG: 0.261 Chuck Tanner, L OBP: 0.458, SLG: 0.571 Ernie Johnson, R OBP: 0.333, SLG: 0.548 (9,1) | | 1-3 K | | | 1-0 FC6-4 1B | | | | 4-1 BB | 3 | 1 | 1 | 0 | 0 | 1 | 1 | | | | | | | | | |
| Inning Stats | R: 0 E: 0 K: 0 S: 5 | H: 0 LOB: 0 BB: 0 P: 7 | R: 2 E: 0 K: 1 S: 12 | H: 3 LOB: 1 BB: 0 P: 19 | R: 0 E: 0 K: 0 S: 8 | H: 1 LOB: 2 BB: 1 P: 13 | R: 0 E: 0 K: 0 S: 6 | H: 1 LOB: 0 BB: 0 P: 10 | R: 2 E: 0 K: 0 S: 14 | H: 3 LOB: 1 BB: 0 P: 24 | R: 0 E: 0 K: 2 S: 8 | H: 0 LOB: 0 BB: 0 P: 12 | R: 0 E: 0 K: 0 S: 4 | H: 0 LOB: 0 BB: 0 P: 5 | R: 0 E: 0 K: 0 S: 8 | H: 0 LOB: 0 BB: 0 P: 12 | | R: 1 E: 1 K: 1 S: 13 | H: 2 LOB: 3 BB: 1 P: 20 | 1B: 7 2B: 1 3B: 0 HR: 2 | SF: 0 SAC: 1 DP: 1 HBP: 0 | WP: 0 PB: 0 SB: 0 CS: 0 | PA: 39 | | |
| PITCHER | IP WLS BF H R ER SO BB IBB HBP BLK WP HR S P ERA WHIP | 4.2 L 17 2 1 1 3 1 0 0 0 0 1 42 68 7.71 1.929 | 5.1 L 17 2 1 1 3 1 0 0 0 0 1 36 54 2.08 0.692 | | | | | | | | | | | | | | | | | | | | | | |

| | |
|-----|----|
| AB | 36 |
| R | 5 |
| H | 10 |
| RBI | 5 |
| BB | 2 |
| SO | 4 |
| LOB | 19 |



| Batter | 1 | 2 | 3 | 4 | 5 | 6 | 7 | 8 | 9 | AB | R | H | RBI | BB | SO | LOB | BOTTOM | | | | | | | | |
|--|---|--|---|----------------------------------|-------------------------------|----------------------------------|-------------------------------|----------------------------------|-------------------------------|----------------------------------|-------------------------------|----------------------------------|------------------------------|----------------------------------|------------------------------|----------------------------------|---|----------------------------------|------------------------------------|----------------------------------|--------|--|--|--|--|
| Jim Gilliam, S OBP: 0.397, SLG: 0.404 (1,4) | 0-0 SH1-3 1B | | 2-2 6-3 3B | | 4-0 1B BB | | 1-0 F7 | | 1-2 FC5-4 | 4 | 1 | 2 | 0 | 1 | 0 | 2 | Milwaukee Braves @ Brooklyn Dodgers Ebbets Field, Brooklyn, NY Sun Jun 17 1956, 3:33 AM EDT Unknown | | | | | | | | |
| Pee Wee Reese, R OBP: 0.315, SLG: 0.323 (1,6) | 0-0 SH1-3 | | 2-0 6-3 | | 3-2 L8 | | 2-1 4-3 | | 1-0 L7 | 4 | 0 | 0 | 1 | 0 | 0 | 2 | | | | | | | | | |
| Duke Snider, L OBP: 0.426, SLG: 0.619 (1,8) | 0-0 3-1 | | 0-0 F3 | | 2-2 1B | | 4-0 G6-4-3 BB | | | 3 | 0 | 1 | 0 | 1 | 0 | 1 | | | | | | | | | |
| Randy Jackson, R OBP: 0.369, SLG: 0.495 (1,5) | 0-0 F6 | | | | 3-1 6-3 | | 2-1 4-3 | | 2-0 G6-4-3 | 4 | 0 | 0 | 0 | 0 | 0 | 4 | | | | | | | | | |
| Rocky Nelson, L OBP: 0.313, SLG: 0.655 (1,3) | | 2-2 FC6-4 1B | | | 3-2 1B 2B | | 0-1 HR | | 1-0 G3 | 4 | 2 | 3 | 1 | 0 | 0 | 0 | | | | | | | | | |
| Gil Hodges, R OBP: 0.335, SLG: 0.438 (1,7) | | 2-1 FC6-4 | | | 3-3 K | | 2-1 1B 2B | | 2-3 K | 4 | 1 | 1 | 0 | 0 | 2 | 2 | | | | | | | | | |
| Roy Campanella, R OBP: 0.292, SLG: 0.354 (1,2) | | 1-2 5-3 | | | 0-0 2H 1B | | 1-0 1B | | 3-2 5-3 | 4 | 0 | 2 | 1 | 0 | 0 | 1 | | | | | | | | | |
| Carl Furillo, R OBP: 0.355, SLG: 0.473 (1,9) | | 2-1 F7 | | | 1-3 K | | 3-2 SH3-4 1B | | 3-2 1-3 | 4 | 0 | 1 | 1 | 0 | 1 | 2 | | | | | | | | | |
| Carl Erskine, R OBP: 0.115, SLG: 0.154 Ed Roebuck, R OBP: 0.333, SLG: 0.667 Sandy Amoros, L OBP: 0.370, SLG: 0.433 (9,PH) | | | | | 1-3 K | | 0-0 5-3 | | 0-1 SH3-4 1B | 1 | 0 | 0 | 0 | 0 | 1 | 0 | | | | | | | | | |
| Inning Stats | R: 0 E: 0 K: 0 S: 4 | H: 1 LOB: 1 BB: 0 P: 4 | R: 0 E: 0 K: 0 S: 10 | H: 1 LOB: 0 BB: 0 P: 17 | R: 1 E: 0 K: 1 S: 10 | H: 1 LOB: 0 BB: 0 P: 15 | R: 1 E: 0 K: 2 S: 12 | H: 2 LOB: 1 BB: 0 P: 22 | R: 0 E: 0 K: 0 S: 10 | H: 1 LOB: 2 BB: 1 P: 21 | R: 2 E: 0 K: 0 S: 10 | H: 4 LOB: 1 BB: 0 P: 17 | R: 0 E: 0 K: 1 S: 7 | H: 0 LOB: 0 BB: 1 P: 13 | R: 0 E: 0 K: 1 S: 9 | H: 1 LOB: 1 BB: 0 P: 14 | | 1B: 7 2B: 2 3B: 1 HR: 1 | SF: 0 SAC: 2 DP: 1 HBP: 0 | WP: 0 PB: 0 SB: 0 CS: 0 | PA: 38 | | | | |
| PITCHER | IP WLS BF H R ER SO BB IBB HBP BLK WP HR S P ERA WHIP | 8.0 W 34 10 4 4 4 10 4 4 4 | 1.0 S 4 1 0 0 0 0 0 0 0 | | | | | | | | | | | | | | | | | | | | | | |




| Batter | 1 | 2 | 3 | 4 | 5 | 6 | 7 | 8 | 9 | AB | R | H | RBI | BB | SO | LOB | TOP | | | | | |
|--|---|----------------------------------|-------------------------------|----------------------------------|------------------------------|---------------------------------|------------------------------|----------------------------------|------------------------------|----------------------------------|------------------------------|----------------------------------|------------------------------|----------------------------------|-------------------------------|----------------------------------|---|----------------------------------|----------------------------------|------------------------------------|----------------------------------|--------|
| Danny O'Connell, R (1,4) OBP: 0.357, SLG: 0.372 | F5 | | G3 | | E4 | | SH1-3 | | L7 | 4 | 1 | 1 | 0 | 0 | 0 | 0 | Milwaukee Braves @ Brooklyn Dodgers Ebbets Field, Brooklyn, NY Sun Jun 17 1956, 3:38 AM EDT Att: 35,394 - Unknown | | | | | |
| Bill Bruton, L (1,8) OBP: 0.327, SLG: 0.503 | L5 | | 4-3 | | SF8 | | F7 | | | 3 | 0 | 0 | 1 | 0 | 0 | 1 | | | | | | |
| Eddie Mathews, L (1,5) OBP: 0.333, SLG: 0.441 | | | 1-3 | | | | | | F5 | 3 | 0 | 1 | 0 | 1 | 0 | 0 | | | | | | |
| Hank Aaron, R (1,9) OBP: 0.354, SLG: 0.530 | | | | | | | | | | 2 | 0 | 0 | 0 | 1 | 0 | 1 | | | | | | |
| Chuck Tanner, L (6,9) OBP: 0.450, SLG: 0.636 | | | | | | | | | | 1 | 0 | 1 | 0 | 0 | 0 | 0 | | | | | | |
| Frank Torre, L (8,3) OBP: 0.365, SLG: 0.359 | | | | | | | | | | 0 | 0 | 0 | 0 | 0 | 0 | 0 | | | | | | |
| Bobby Thomson, R (1,7) OBP: 0.324, SLG: 0.473 | F7 | | | | | | | | | 4 | 1 | 1 | 1 | 0 | 1 | 3 | | | | | | |
| Joe Adcock, R (1,3) OBP: 0.330, SLG: 0.613 | | | | | | | | | | 3 | 1 | 1 | 1 | 1 | 1 | 0 | | | | | | |
| Andy Pafko, R (8, PR) OBP: 0.321, SLG: 0.174 | | | | | | | | | | 0 | 0 | 0 | 0 | 0 | 0 | 0 | | | | | | |
| Del Crandall, R (1,2) OBP: 0.331, SLG: 0.539 | | | | | | | | | | 4 | 0 | 1 | 0 | 0 | 2 | 2 | | | | | | |
| Johnny Logan, R (1,6) OBP: 0.286, SLG: 0.328 | | | | | | | | | | 4 | 0 | 0 | 0 | 0 | 0 | 1 | | | | | | |
| Ray Crone, R (1,1) OBP: 0.250, SLG: 0.100 | | | | | | | | | | 3 | 0 | 0 | 0 | 1 | 2 | 0 | | | | | | |
| Inning Stats | R: 0 E: 0 K: 0 S: 14 | H: 1 LOB: 2 BB: 1 P: 26 | R: 1 E: 0 K: 2 S: 13 | H: 1 LOB: 0 BB: 0 P: 17 | R: 0 E: 0 K: 0 S: 3 | H: 0 LOB: 0 BB: 0 P: 3 | R: 1 E: 0 K: 0 S: 8 | H: 2 LOB: 1 BB: 0 P: 12 | R: 1 E: 1 K: 1 S: 8 | H: 1 LOB: 1 BB: 1 P: 15 | R: 0 E: 0 K: 0 S: 9 | H: 0 LOB: 1 BB: 0 P: 15 | R: 0 E: 0 K: 0 S: 6 | H: 0 LOB: 1 BB: 1 P: 11 | R: 0 E: 0 K: 2 S: 10 | H: 1 LOB: 2 BB: 1 P: 24 | R: 0 E: 0 K: 0 S: 6 | H: 0 LOB: 0 BB: 0 P: 10 | 1B: 1 2B: 3 3B: 0 HR: 2 | SF: 1 SAC: 1 DP: 0 HBP: 0 | WP: 0 PB: 0 SB: 0 CS: 0 | PA: 37 |
| PITCHER | IP WLS BF H R ER SO BB IBB HBP BLK WP HR S P ERA WHIP | | | | | | | | | | | | | | | | | | | | | |
| Don Newcombe, R (1,1) ERA: 3.67 | 5.0 L 22 5 3 2 3 2 0 0 0 0 0 2 46 73 3.60 1.400 | | | | | | | | | | | | | | | | | | | | | |
| Don Drysdale, R (6,1) ERA: 3.3 | 3.0 12 1 0 0 3 1 1 0 0 0 0 0 25 50 0.00 0.667 | | | | | | | | | | | | | | | | | | | | | |
| Clem Labine, R (9,1) ERA: 2.3 | 1.0 3 0 0 0 0 0 0 0 0 0 0 0 6 10 0.00 0.000 | | | | | | | | | | | | | | | | | | | | | |


| Batter | 1 | 2 | 3 | 4 | 5 | 6 | 7 | 8 | 9 | AB | R | H | RBI | BB | SO | LOB | BOTTOM | | | | | |
|---|---|----------------------------------|------------------------------|----------------------------------|-------------------------------|----------------------------------|------------------------------|----------------------------------|------------------------------|----------------------------------|------------------------------|----------------------------------|------------------------------|---------------------------------|------------------------------|----------------------------------|---|----------------------------------|----------------------------------|------------------------------------|----------------------------------|--------|
| Jim Gilliam, S (1,4) OBP: 0.398, SLG: 0.406 | 1B | | 4-3 | | F8 | | | | 4-3 | 4 | 0 | 2 | 0 | 0 | 0 | 0 | Milwaukee Braves @ Brooklyn Dodgers Ebbets Field, Brooklyn, NY Sun Jun 17 1956, 3:38 AM EDT Att: 35,394 - Unknown | | | | | |
| Pee Wee Reese, R (1,6) OBP: 0.318, SLG: 0.332 | 1B | | F6 | | | | 5-3 | | | 4 | 0 | 2 | 0 | 0 | 0 | 1 | | | | | | |
| Duke Snider, L (1,8) OBP: 0.423, SLG: 0.611 | F9 | | 4-3 | | | | | | | 4 | 0 | 1 | 0 | 0 | 0 | 4 | | | | | | |
| Randy Jackson, R (1,5) OBP: 0.355, SLG: 0.474 | K | | K | | | | | | | 4 | 0 | 0 | 0 | 0 | 3 | 4 | | | | | | |
| Rocky Nelson, L (1,3) OBP: 0.278, SLG: 0.576 | L9 | | | | | | | | | 4 | 0 | 0 | 0 | 0 | 0 | 3 | | | | | | |
| Gil Hodges, R (1,7) OBP: 0.338, SLG: 0.455 | | | | | | | | | | 4 | 1 | 2 | 1 | 0 | 0 | 0 | | | | | | |
| Carl Furillo, R (1,9) OBP: 0.353, SLG: 0.468 | | | | | | | | | | 4 | 0 | 1 | 0 | 0 | 0 | 0 | | | | | | |
| Don Zimmer, R (9, PR) OBP: 0.273, SLG: 0.273 | | | | | | | | | | 0 | 0 | 0 | 0 | 0 | 0 | 0 | | | | | | |
| Rube Walker, L (1,2) OBP: 0.211, SLG: 0.200 | | | | | | | | | | 4 | 0 | 0 | 0 | 0 | 0 | 2 | | | | | | |
| Don Newcombe, L (1,1) OBP: 0.300, SLG: 0.295 | | | | | | | | | | 2 | 0 | 0 | 0 | 0 | 0 | 0 | | | | | | |
| Don Drysdale, R (6,1) OBP: 0.311, SLG: 0.111 | | | | | | | | | | 0 | 0 | 0 | 0 | 0 | 0 | 0 | | | | | | |
| Sandy Amoros, L (6, PH) OBP: 0.367, SLG: 0.429 | | | | | | | | | | 1 | 0 | 0 | 0 | 0 | 1 | 0 | | | | | | |
| Clem Labine, R (9,1) OBP: 0.333, SLG: 0.333 | | | | | | | | | | 0 | 0 | 0 | 0 | 0 | 0 | 0 | | | | | | |
| Inning Stats | R: 0 E: 0 K: 1 S: 10 | H: 2 LOB: 2 BB: 0 P: 15 | R: 1 E: 0 K: 0 S: 7 | H: 1 LOB: 0 BB: 0 P: 11 | R: 0 E: 0 K: 1 S: 11 | H: 1 LOB: 1 BB: 0 P: 19 | R: 0 E: 0 K: 0 S: 7 | H: 0 LOB: 0 BB: 0 P: 12 | R: 0 E: 0 K: 0 S: 7 | H: 0 LOB: 0 BB: 0 P: 10 | R: 0 E: 0 K: 0 S: 6 | H: 1 LOB: 1 BB: 0 P: 10 | R: 0 E: 0 K: 0 S: 5 | H: 0 LOB: 0 BB: 0 P: 8 | R: 0 E: 0 K: 1 S: 8 | H: 1 LOB: 1 BB: 0 P: 15 | R: 0 E: 0 K: 1 S: 15 | H: 2 LOB: 2 BB: 0 P: 23 | 1B: 6 2B: 1 3B: 0 HR: 1 | SF: 0 SAC: 0 DP: 0 HBP: 0 | WP: 0 PB: 0 SB: 0 CS: 0 | PA: 35 |
| PITCHER | IP WLS BF H R ER SO BB IBB HBP BLK WP HR S P ERA WHIP | | | | | | | | | | | | | | | | | | | | | |
| Ray Crone, R (1,1) ERA: 3.2 | 9.0 W 35 8 1 1 4 0 0 0 0 0 0 1 76 123 1.00 0.889 | | | | | | | | | | | | | | | | | | | | | |


AB 31
R 3
H 6
RBI 3
BB 4
SO 6
LOB 8



AB 35
R 1
H 8
RBI 1
BB 0
SO 4
LOB 14



| Batter | 1 | 2 | 3 | 4 | 5 | 6 | 7 | 8 | 9 | AB | R | H | RBI | BB | SO | LOB | TOP | | | | | | | | | | | | | | | | | | |
|--|----|-----|----|---|---|----|----|----|-----|-----|-------|-------|-------|-------|-------|--------|-------|---|-------|-------|-------|-------|--------|----|----|----|-----|-----|-----|----|----|---|---|-----|------|
| Danny O'Connell, R (1,4) OBP: 0.357, SLG: 0.372 | | | | | | | | | | | 0 | 0 | 0 | 0 | 0 | 0 | 0 | Milwaukee Braves @ Pittsburgh Pirates Forbes Field, Pittsburgh, PA Mon Jun 18 1956, 3:33 AM EDT Att: 16,735 - Unknown livebaseballscorecards.com | | | | | | | | | | | | | | | | | |
| Bill Bruton, L (1,8) OBP: 0.327, SLG: 0.503 | | | | | | | | | | | 0 | 0 | 0 | 0 | 0 | 0 | 0 | | | | | | | | | | | | | | | | | | |
| Eddie Mathews, L (1,5) OBP: 0.333, SLG: 0.441 | | | | | | | | | | | 0 | 0 | 0 | 0 | 0 | 0 | 0 | | | | | | | | | | | | | | | | | | |
| Hank Aaron, R (1,9) OBP: 0.354, SLG: 0.530 | | | | | | | | | | | 0 | 0 | 0 | 0 | 0 | 0 | 0 | | | | | | | | | | | | | | | | | | |
| Bobby Thomson, R (1,7) OBP: 0.324, SLG: 0.473 | | | | | | | | | | | 0 | 0 | 0 | 0 | 0 | 0 | 0 | | | | | | | | | | | | | | | | | | |
| Joe Adcock, R (1,3) OBP: 0.330, SLG: 0.613 | | | | | | | | | | | 0 | 0 | 0 | 0 | 0 | 0 | 0 | | | | | | | | | | | | | | | | | | |
| Del Crandall, R (1,2) OBP: 0.331, SLG: 0.539 | | | | | | | | | | | 0 | 0 | 0 | 0 | 0 | 0 | 0 | | | | | | | | | | | | | | | | | | |
| Johnny Logan, R (1,6) OBP: 0.286, SLG: 0.328 | | | | | | | | | | | 0 | 0 | 0 | 0 | 0 | 0 | 0 | | | | | | | | | | | | | | | | | | |
| Warren Spahn, L (1,1) OBP: 0.276, SLG: 0.379 | | | | | | | | | | | 0 | 0 | 0 | 0 | 0 | 0 | 0 |  | | | | | | | | | | | | | | | | | |
| Inning Stats | | | | | | | | | | | 1B: 0 | SF: 0 | WP: 0 | PA: 0 | 2B: 0 | SAC: 0 | FB: 0 | 3B: 0 | DP: 0 | SB: 0 | CS: 0 | HR: 0 | HBP: 0 | | | | | | | | | | | | |
| PITCHER Ron Kline, R (1,1) ERA: 3.07 | IP | WLS | BF | H | R | ER | SO | BB | IBB | HBP | BLK | WP | HR | S | P | ERA | WHIP | | | | | | | | | | | | | | | | | | |
| | | | | | | | | | | | | | | | | | | PITCHER | IP | WLS | BF | H | R | ER | SO | BB | IBB | HBP | BLK | WP | HR | S | P | ERA | WHIP |

| Batter | 1 | 2 | 3 | 4 | 5 | 6 | 7 | 8 | 9 | AB | R | H | RBI | BB | SO | LOB | BOTTOM | | | | | | | | | | | | | | | | | | |
|--|----|-----|----|---|---|----|----|----|-----|-----|-------|-------|-------|-------|-------|--------|--------|---|-------|-------|-------|-------|--------|----|----|----|-----|-----|-----|----|----|---|---|-----|------|
| Gene Freese, R (1,4) OBP: 0.267, SLG: 0.287 | | | | | | | | | | | 0 | 0 | 0 | 0 | 0 | 0 | 0 | Milwaukee Braves @ Pittsburgh Pirates Forbes Field, Pittsburgh, PA Mon Jun 18 1956, 3:33 AM EDT Att: 16,735 - Unknown livebaseballscorecards.com | | | | | | | | | | | | | | | | | |
| Bill Virdon, L (1,8) OBP: 0.325, SLG: 0.399 | | | | | | | | | | | 0 | 0 | 0 | 0 | 0 | 0 | 0 | | | | | | | | | | | | | | | | | | |
| Frank Thomas, R (1,5) OBP: 0.363, SLG: 0.505 | | | | | | | | | | | 0 | 0 | 0 | 0 | 0 | 0 | 0 | | | | | | | | | | | | | | | | | | |
| Lee Walls, R (1,9) OBP: 0.354, SLG: 0.526 | | | | | | | | | | | 0 | 0 | 0 | 0 | 0 | 0 | 0 | | | | | | | | | | | | | | | | | | |
| Roberto Clemente, R (1,7) OBP: 0.374, SLG: 0.465 | | | | | | | | | | | 0 | 0 | 0 | 0 | 0 | 0 | 0 | | | | | | | | | | | | | | | | | | |
| Jack Shepard, R (1,2) OBP: 0.506, SLG: 0.482 | | | | | | | | | | | 0 | 0 | 0 | 0 | 0 | 0 | 0 | | | | | | | | | | | | | | | | | | |
| Bob Skinner, L (1,3) OBP: 0.313, SLG: 0.316 | | | | | | | | | | | 0 | 0 | 0 | 0 | 0 | 0 | 0 | | | | | | | | | | | | | | | | | | |
| Dick Groat, R (1,6) OBP: 0.312, SLG: 0.295 | | | | | | | | | | | 0 | 0 | 0 | 0 | 0 | 0 | 0 | | | | | | | | | | | | | | | | | | |
| Ron Kline, R (1,1) OBP: 0.179, SLG: 0.148 | | | | | | | | | | | 0 | 0 | 0 | 0 | 0 | 0 | 0 |  | | | | | | | | | | | | | | | | | |
| Inning Stats | | | | | | | | | | | 1B: 0 | SF: 0 | WP: 0 | PA: 0 | 2B: 0 | SAC: 0 | FB: 0 | 3B: 0 | DP: 0 | SB: 0 | CS: 0 | HR: 0 | HBP: 0 | | | | | | | | | | | | |
| PITCHER Warren Spahn, L (1,1) ERA: 3.42 | IP | WLS | BF | H | R | ER | SO | BB | IBB | HBP | BLK | WP | HR | S | P | ERA | WHIP | | | | | | | | | | | | | | | | | | |
| | | | | | | | | | | | | | | | | | | PITCHER | IP | WLS | BF | H | R | ER | SO | BB | IBB | HBP | BLK | WP | HR | S | P | ERA | WHIP |

| Batter | 1 | 2 | 3 | 4 | 5 | 6 | 7 | 8 | 9 | AB | R | H | RBI | BB | SO | LOB | TOP | | | | | |
|--|--|---------------------------------|------------------------------|---------------------------------|------------------------------|---------------------------------|------------------------------|---------------------------------|------------------------------|---------------------------------|------------------------------|----------------------------------|------------------------------|---------------------------------|------------------------------|----------------------------------|--|---------------------------------|----------------------------------|------------------------------------|-------------------------|--------|
| Danny O'Connell, R OBP: 0.379, SLG: 0.405 | | | 4-3 | E3 | | E9 | | 1B | | 4 | 1 | 3 | 4 | 1 | 0 | 0 | Milwaukee Braves @ Pittsburgh Pirates Forbes Field, Pittsburgh, PA Thu Jun 21 1956, 3:33 AM EDT Att: 8,292 - Unknown | | | | | |
| Bill Bruton, L OBP: 0.319, SLG: 0.500 | | | HR | | | F8 | E4 | K | | 5 | 1 | 1 | 1 | 0 | 1 | 3 | | | | | | |
| Eddie Mathews, L OBP: 0.352, SLG: 0.445 | | | L3-1 | | | | | | | 4 | 0 | 2 | 0 | 1 | 0 | 1 | | | | | | |
| Hank Aaron, R OBP: 0.349, SLG: 0.513 | | | 6-3 | | | G6-4-3 | 4-3 | P6 | | 5 | 0 | 1 | 1 | 0 | 0 | 6 | | | | | | |
| Bobby Thomson, R OBP: 0.315, SLG: 0.454 | | | | | | | | | | 5 | 1 | 1 | 0 | 0 | 2 | 1 | | | | | | |
| Joe Adcock, R OBP: 0.320, SLG: 0.576 | | 6-3 | | | | | | | | 2 | 2 | 1 | 0 | 1 | 0 | 0 | | | | | | |
| Frank Torre, L OBP: 0.371, SLG: 0.378 | | | | 2B | 1B | 2B | E | F7 | | 2 | 0 | 0 | 0 | 0 | 0 | 0 | | | | | | |
| Del Rice, R OBP: 0.462, SLG: 0.676 | | | | 1B | 2B | | | | | 5 | 2 | 4 | 1 | 0 | 0 | 0 | | | | | | |
| Johnny Logan, R OBP: 0.291, SLG: 0.338 | | | | 1B | IBB | P4 | 6-3 | P4 | | 2 | 0 | 0 | 0 | 2 | 0 | 3 | | | | | | |
| Felix Mantilla, R | | | | | | | | | | 1 | 0 | 0 | 0 | 0 | 0 | 1 | | | | | | |
| Bob Buhl, R OBP: 0.148, SLG: 0.222 | | | | | | 4-3 | | 4-3 | | 4 | 0 | 0 | 0 | 0 | 0 | 6 | | | | | | |
| Inning Stats | R: 1 E: 0 K: 1 S: 7 | H: 2 LOB: 1 BB: 0 P: 7 | R: 0 E: 0 K: 0 S: 3 | H: 0 LOB: 1 BB: 1 P: 7 | R: 1 E: 0 K: 0 S: 4 | H: 1 LOB: 0 BB: 0 P: 4 | R: 2 E: 1 K: 0 S: 5 | H: 3 LOB: 1 BB: 1 P: 9 | R: 0 E: 0 K: 0 S: 3 | H: 1 LOB: 0 BB: 0 P: 3 | R: 3 E: 2 K: 0 S: 7 | H: 3 LOB: 3 BB: 2 P: 15 | R: 0 E: 0 K: 1 S: 4 | H: 1 LOB: 1 BB: 0 P: 4 | R: 0 E: 0 K: 1 S: 6 | H: 1 LOB: 2 BB: 0 P: 10 | R: 0 E: 0 K: 1 S: 6 | H: 1 LOB: 1 BB: 0 P: 6 | 1B: 6 2B: 3 3B: 3 HR: 1 | SF: 0 SAC: 0 DP: 1 HBP: 0 | WP: 0 PB: 0 CS: 0 | PA: 44 |
| PITCHER | IP WLS BF H R ER SO BB IBB HBP BLK WP HR S P ERA WHIP | | | | | | | | | | | | | | | | | | | | | |
| Ron Kline, R ERA: 3.4 | (1, 1) 5.0 L 22 7 4 4 1 1 1 0 0 0 0 1 22 30 7.20 1.600 | | | | | | | | | | | | | | | | | | | | | |
| Red Munger, R ERA: 3.22 | (6, 1) 2.0 13 4 3 3 0 2 0 0 0 0 0 11 19 13.50 3.000 | | | | | | | | | | | | | | | | | | | | | |
| Jack McMahan, L ERA: 6.08 | (8, 1) 2.0 9 2 0 0 2 1 0 0 0 0 0 12 16 0.00 1.500 | | | | | | | | | | | | | | | | | | | | | |



| Batter | 1 | 2 | 3 | 4 | 5 | 6 | 7 | 8 | 9 | AB | R | H | RBI | BB | SO | LOB | BOTTOM | | | | | |
|---|--|---------------------------------|------------------------------|---------------------------------|------------------------------|---------------------------------|------------------------------|---------------------------------|------------------------------|---------------------------------|------------------------------|---------------------------------|------------------------------|----------------------------------|------------------------------|---------------------------------|--|---------------------------------|----------------------------------|------------------------------------|-------------------------|--------|
| Eddie O'Brien, R OBP: 0.600, SLG: 0.500 | | | | | | | | | | 2 | 1 | 2 | 0 | 1 | 0 | 0 | Milwaukee Braves @ Pittsburgh Pirates Forbes Field, Pittsburgh, PA Thu Jun 21 1956, 3:33 AM EDT Att: 8,292 - Unknown | | | | | |
| Jerry Lynch, L (7, PH) | | | | | | | | | | 1 | 0 | 0 | 0 | 0 | 1 | 2 | | | | | | |
| Jack McMahan, R (8, 1) | | | | | | | | | | 0 | 0 | 0 | 0 | 0 | 0 | 0 | | | | | | |
| Bill Virdon, L OBP: 0.330, SLG: 0.402 | | | L7 | | | | | | | 4 | 1 | 2 | 1 | 0 | 0 | 2 | | | | | | |
| Lee Walls, R OBP: 0.361, SLG: 0.516 | | | | | | | | | | 4 | 0 | 1 | 1 | 0 | 0 | 2 | | | | | | |
| Dale Long, L OBP: 0.303, SLG: 0.665 | | | | | | | | | | 4 | 0 | 0 | 0 | 0 | 0 | 3 | | | | | | |
| Roberto Clemente, R OBP: 0.368, SLG: 0.450 | | | | | | | | | | 4 | 0 | 0 | 0 | 0 | 0 | 3 | | | | | | |
| Frank Thomas, R OBP: 0.354, SLG: 0.498 | | 5-3 | | | | | | | | 4 | 0 | 0 | 0 | 0 | 0 | 0 | | | | | | |
| Hank Foiles, R OBP: 0.265, SLG: 0.377 | | | | | | | | | | 4 | 0 | 1 | 0 | 0 | 1 | 0 | | | | | | |
| Johnny O'Brien, R OBP: 0.232, SLG: 0.195 | | | | | | | | | | 4 | 0 | 2 | 0 | 0 | 0 | 1 | | | | | | |
| Ron Kline, R OBP: 0.172, SLG: 0.143 | | | | | | | | | | 1 | 0 | 0 | 0 | 0 | 0 | 0 | | | | | | |
| Bob Skinner, L OBP: 0.286, SLG: 0.286 | | | | | | | | | | 1 | 0 | 0 | 0 | 0 | 0 | 1 | | | | | | |
| Red Munger, R OBP: 0.111, SLG: 0.111 | | | | | | | | | | 0 | 0 | 0 | 0 | 0 | 0 | 0 | | | | | | |
| Dick Cole, R OBP: 0.333, SLG: 0.340 | | | | | | | | | | 0 | 0 | 0 | 0 | 1 | 0 | 0 | | | | | | |
| Inning Stats | R: 0 E: 0 K: 0 S: 4 | H: 1 LOB: 2 BB: 1 P: 8 | R: 0 E: 0 K: 0 S: 3 | H: 1 LOB: 0 BB: 0 P: 3 | R: 0 E: 0 K: 0 S: 4 | H: 1 LOB: 0 BB: 0 P: 4 | R: 0 E: 0 K: 0 S: 3 | H: 0 LOB: 0 BB: 0 P: 3 | R: 0 E: 0 K: 1 S: 5 | H: 1 LOB: 0 BB: 0 P: 5 | R: 2 E: 0 K: 0 S: 5 | H: 2 LOB: 0 BB: 0 P: 5 | R: 0 E: 0 K: 1 S: 6 | H: 1 LOB: 2 BB: 1 P: 10 | R: 0 E: 0 K: 0 S: 4 | H: 1 LOB: 1 BB: 0 P: 4 | R: 0 E: 0 K: 0 S: 3 | H: 0 LOB: 0 BB: 0 P: 3 | 1B: 7 2B: 1 3B: 1 HR: 0 | SF: 0 SAC: 0 DP: 2 HBP: 0 | WP: 0 PB: 0 CS: 0 | PA: 35 |
| PITCHER | IP WLS BF H R ER SO BB IBB HBP BLK WP HR S P ERA WHIP | | | | | | | | | | | | | | | | | | | | | |
| Bob Buhl, R ERA: 3.29 | (1, 1) 9.0 W 35 8 2 2 2 2 2 0 0 0 0 0 37 45 2.00 1.111 | | | | | | | | | | | | | | | | | | | | | |



| Batter | 1 | 2 | 3 | 4 | 5 | 6 | 7 | 8 | 9 | AB | R | H | RBI | BB | SO | LOB | TOP | | | | |
|---|---|---------------------------------|------------------------------|---------------------------------|------------------------------|---------------------------------|------------------------------|---------------------------------|------------------------------|---------------------------------|------------------------------|---------------------------------|------------------------------|---------------------------------|------------------------------|---------------------------------|---|------------------------------|---------------------------------|----------------------------------|------------------------------------|
| Danny O'Connell, R (1,4) OBP: 0.372, SLG: 0.409 | F7 | | | G3 | | F8 | | | HR | 4 | 1 | 1 | 1 | 0 | 0 | 0 | Milwaukee Braves @ New York Giants Polo Grounds, New York, NY Sat Jun 23 1956, 3:33 AM EDT Att: 9,816 - Unknown livebaseballscorecards.com | | | | |
| Bill Bruton, L (1,8) OBP: 0.313, SLG: 0.503 Andy Pafko, R (7,PH) OBP: 0.333, SLG: 0.200 | F9 | | | 4-3 | | | 6-3 | | 1B | 2 | 0 | 0 | 0 | 0 | 0 | 0 | | | | | |
| Eddie Mathews, L (1,5) OBP: 0.347, SLG: 0.450 | K | | | K | | | K | | K | 4 | 0 | 0 | 0 | 0 | 4 | 0 | | | | | |
| Hank Aaron, R (1,9) OBP: 0.345, SLG: 0.507 | | | | | F7 | | | | K | 4 | 0 | 1 | 0 | 0 | 1 | 0 | | | | | |
| Bobby Thomson, R (1,7) OBP: 0.319, SLG: 0.453 | | | | | | | | | K | 3 | 0 | 1 | 0 | 0 | 1 | 1 | | | | | |
| Joe Adcock, R (1,3) OBP: 0.313, SLG: 0.556 Frank Torre, L (9,3) OBP: 0.371, SLG: 0.378 | | | | | | | | | K | 3 | 0 | 0 | 0 | 0 | 1 | 1 | | | | | |
| Del Crandall, R (1,2) OBP: 0.351, SLG: 0.542 | | | | | | | | | 5-3 | 3 | 0 | 0 | 0 | 0 | 0 | 1 | | | | | |
| Johnny Logan, R (1,6) OBP: 0.286, SLG: 0.337 | | | | | | | | | F8 | 3 | 0 | 0 | 0 | 0 | 0 | 0 | | | | | |
| Warren Spahn, L (1,1) OBP: 0.250, SLG: 0.333 Del Rice, R (9,PH) OBP: 0.475, SLG: 0.763 Ernie Johnson, R (9,1) | | | | | | | | | HR | 2 | 0 | 0 | 0 | 0 | 0 | 0 | | | | | |
| Inning Stats | R: 0 E: 0 K: 1 S: 5 | H: 0 LOB: 0 BB: 0 P: 5 | R: 0 E: 0 K: 0 S: 3 | H: 0 LOB: 0 BB: 0 P: 3 | R: 0 E: 0 K: 0 S: 3 | H: 0 LOB: 0 BB: 0 P: 3 | R: 0 E: 0 K: 1 S: 5 | H: 0 LOB: 0 BB: 0 P: 5 | R: 0 E: 0 K: 0 S: 4 | H: 1 LOB: 1 BB: 0 P: 4 | R: 0 E: 0 K: 0 S: 3 | H: 0 LOB: 0 BB: 0 P: 3 | R: 0 E: 0 K: 2 S: 8 | H: 1 LOB: 1 BB: 0 P: 8 | R: 0 E: 0 K: 1 S: 5 | H: 0 LOB: 0 BB: 0 P: 5 | | R: 2 E: 0 K: 2 S: 9 | H: 3 LOB: 0 BB: 0 P: 9 | 1B: 3 2B: 0 3B: 0 HR: 2 | SF: 0 SAC: 0 DP: 0 HBP: 0 |
| PITCHER | IP WLS BF H R ER SO BB IBB HBP BLK WP HR S P ERA WHIP | | | | | | | | | | | | | | | | | | | | |
| Johnny Antonelli, L (1,1) ERA: 3.25 Hoyt Wilhelm, R (9,1) ERA: 3.41 | 8.0 L 28 4 2 2 5 0 0 0 0 0 0 2 38 38 2.25 0.500 | | | | | | | | | | | | | | | | | | | | |

AB 31
R 2
H 5
RBI 2
BB 0
SO 7
LOB 3



| Batter | 1 | 2 | 3 | 4 | 5 | 6 | 7 | 8 | 9 | AB | R | H | RBI | BB | SO | LOB | BOTTOM | | |
|--|---|------------------------------|---------------------------------|---------------------------------|------------------------------|---------------------------------|------------------------------|---------------------------------|------------------------------|---------------------------------|------------------------------|---------------------------------|------------------------------|---------------------------------|------------------------------|---------------------------------|---|----------------------------------|------------------------------------|
| Jackie Brandt, R (1,7) OBP: 0.329, SLG: 0.391 | K | | | 5-3 | | F3 | | | F7 | 4 | 0 | 0 | 0 | 0 | 1 | 0 | Milwaukee Braves @ New York Giants Polo Grounds, New York, NY Sat Jun 23 1956, 3:33 AM EDT Att: 9,816 - Unknown livebaseballscorecards.com | | |
| Foster Castleman, R (1,5) OBP: 0.239, SLG: 0.368 | F3 | | | F2 | | F5 | | | 5-3 | 4 | 0 | 0 | 0 | 0 | 0 | 0 | | | |
| Willie Mays, R (1,8) OBP: 0.372, SLG: 0.512 | F9 | | | | | 6-3 | | | F2 | 4 | 0 | 1 | 0 | 0 | 0 | 0 | | | |
| Hank Thompson, L (1,9) OBP: 0.371, SLG: 0.397 | | | | | | | | | P5 | 4 | 1 | 1 | 1 | 0 | 0 | 1 | | | |
| Daryl Spencer, R (1,4) OBP: 0.285, SLG: 0.351 Red Schoendienst, S (9,PH) OBP: 0.360, SLG: 0.365 | | | | | | | | | F8 | 3 | 0 | 1 | 0 | 0 | 0 | 1 | | | |
| Bill White, L (1,3) OBP: 0.285, SLG: 0.423 | | | | | | | | | | 3 | 0 | 0 | 0 | 0 | 1 | 2 | | | |
| Bill Sami, R (1,2) OBP: 0.319, SLG: 0.427 | | | | | | | | | | 2 | 0 | 1 | 0 | 1 | 0 | 0 | | | |
| Eddie Bressoud, R (1,6) OBP: 0.371, SLG: 0.267 | | | | | | | | | | 3 | 0 | 1 | 0 | 0 | 0 | 3 | | | |
| Johnny Antonelli, L (1,1) OBP: 0.171, SLG: 0.242 Hoyt Wilhelm, R (9,1) | | | | | | | | | | 3 | 0 | 0 | 0 | 0 | 1 | 1 | | | |
| Inning Stats | R: 0 E: 0 K: 1 S: 5 | R: 1 E: 0 K: 0 S: 4 | H: 1 LOB: 1 BB: 1 P: 8 | H: 1 LOB: 1 BB: 1 P: 8 | R: 0 E: 0 K: 0 S: 3 | H: 0 LOB: 0 BB: 0 P: 3 | R: 0 E: 0 K: 0 S: 4 | H: 1 LOB: 1 BB: 0 P: 4 | R: 0 E: 0 K: 0 S: 3 | H: 1 LOB: 0 BB: 0 P: 3 | R: 0 E: 0 K: 0 S: 7 | H: 2 LOB: 2 BB: 0 P: 7 | R: 0 E: 0 K: 1 S: 5 | H: 0 LOB: 0 BB: 0 P: 5 | R: 0 E: 0 K: 0 S: 3 | H: 0 LOB: 0 BB: 0 P: 3 | | 1B: 4 2B: 0 3B: 0 HR: 1 | SF: 0 SAC: 0 DP: 1 HBP: 0 |
| PITCHER | IP WLS BF H R ER SO BB IBB HBP BLK WP HR S P ERA WHIP | | | | | | | | | | | | | | | | | | |
| Warren Spahn, L (1,1) ERA: 3.1 Ernie Johnson, R (9,1) ERA: 4.41 | 8.0 W 29 5 1 1 3 1 0 0 0 0 0 0 3 34 38 1.12 0.750 | | | | | | | | | | | | | | | | | | |

AB 31
R 1
H 5
RBI 1
BB 1
SO 3
LOB 8



| Batter | 1 | 2 | 3 | 4 | 5 | 6 | 7 | 8 | 9 | AB | R | H | RBI | BB | SO | LOB | TOP | | | | | | | | |
|--|---|---|---|---|---|---|---|---|---|---|---|---|---|---|---|---|--|---|---|---|---|---|---|---|---|
| Danny O'Connell, R OBP: 0.371, SLG: 0.417 | 4-3 | | E4 BB | K | | | | | K | 5 | 0 | 1 | 2 | 1 | 2 | 6 | Milwaukee Braves @ New York Giants Polo Grounds, New York, NY Sun Jun 24 1956, 3:38 AM EDT Att: 19,448 - Unknown | | | | | | | | |
| Bill Bruton, L OBP: 0.302, SLG: 0.484 | P1 | | SF9 | | | | | | | 4 | 0 | 1 | 1 | 0 | 1 | 3 | | | | | | | | | |
| Eddie Mathews, L OBP: 0.353, SLG: 0.451 Felix Mantilla, R (9, PR) (9, 5) | 4-3 | | | | | | | | | 3 | 1 | 1 | 0 | 1 | 0 | 1 | | | | | | | | | |
| Hank Aaron, R OBP: 0.339, SLG: 0.493 | | | | | | | | | | 5 | 0 | 1 | 0 | 0 | 0 | 4 | | | | | | | | | |
| Bobby Thomson, R OBP: 0.314, SLG: 0.437 | | | | | | | | | | 4 | 0 | 0 | 1 | 0 | 1 | 3 | | | | | | | | | |
| Joe Adcock, R OBP: 0.326, SLG: 0.550 Frank Torre, L OBP: 0.374, SLG: 0.381 | | | | | | | | | | 2 | 2 | 1 | 0 | 1 | 0 | 0 | | | | | | | | | |
| Del Rice, R OBP: 0.477, SLG: 0.738 | | | | | | | | | | 4 | 0 | 2 | 0 | 0 | 0 | 3 | | | | | | | | | |
| Johnny Logan, R OBP: 0.303, SLG: 0.352 | | | | | | | | | | 3 | 2 | 3 | 1 | 1 | 0 | 0 | | | | | | | | | |
| Gene Conley, R OBP: 0.286, SLG: 0.286 Dave Jolly, R (7, 1) | | | | | | | | | | 1 | 0 | 0 | 0 | 0 | 1 | 2 | | | | | | | | | |
| Inning Stats | R: 0 E: 0 K: 0 S: 3 | H: 0 LOB: 0 BB: 0 P: 3 | R: 0 E: 0 K: 0 S: 4 | H: 1 LOB: 1 BB: 0 P: 4 | R: 1 E: 1 K: 0 S: 5 | H: 1 LOB: 2 BB: 1 P: 9 | R: 1 E: 0 K: 2 S: 9 | H: 2 LOB: 2 BB: 1 P: 13 | R: 0 E: 0 K: 1 S: 6 | H: 1 LOB: 1 BB: 0 P: 6 | R: 2 E: 1 K: 0 S: 5 | H: 1 LOB: 1 BB: 1 P: 9 | R: 1 E: 0 K: 0 S: 4 | H: 1 LOB: 0 BB: 0 P: 4 | R: 0 E: 0 K: 1 S: 6 | H: 1 LOB: 2 BB: 1 P: 10 | | R: 2 E: 0 K: 1 S: 8 | H: 3 LOB: 3 BB: 1 P: 13 | 1B: 10 2B: 0 3B: 1 HR: 0 | SF: 2 SAC: 4 DP: 0 HBP: 1 | WP: 0 PB: 0 SB: 0 CS: 0 | PA: 46 | | |
| PITCHER | IP WLS BF H R ER SO BB IBB HBP BLK WP HR S P ERA WHIP | IP WLS BF H R ER SO BB IBB HBP BLK WP HR S P ERA WHIP | IP WLS BF H R ER SO BB IBB HBP BLK WP HR S P ERA WHIP | IP WLS BF H R ER SO BB IBB HBP BLK WP HR S P ERA WHIP | IP WLS BF H R ER SO BB IBB HBP BLK WP HR S P ERA WHIP | IP WLS BF H R ER SO BB IBB HBP BLK WP HR S P ERA WHIP | IP WLS BF H R ER SO BB IBB HBP BLK WP HR S P ERA WHIP | IP WLS BF H R ER SO BB IBB HBP BLK WP HR S P ERA WHIP | IP WLS BF H R ER SO BB IBB HBP BLK WP HR S P ERA WHIP | IP WLS BF H R ER SO BB IBB HBP BLK WP HR S P ERA WHIP | IP WLS BF H R ER SO BB IBB HBP BLK WP HR S P ERA WHIP | IP WLS BF H R ER SO BB IBB HBP BLK WP HR S P ERA WHIP | IP WLS BF H R ER SO BB IBB HBP BLK WP HR S P ERA WHIP | IP WLS BF H R ER SO BB IBB HBP BLK WP HR S P ERA WHIP | IP WLS BF H R ER SO BB IBB HBP BLK WP HR S P ERA WHIP | IP WLS BF H R ER SO BB IBB HBP BLK WP HR S P ERA WHIP | IP WLS BF H R ER SO BB IBB HBP BLK WP HR S P ERA WHIP | IP WLS BF H R ER SO BB IBB HBP BLK WP HR S P ERA WHIP | IP WLS BF H R ER SO BB IBB HBP BLK WP HR S P ERA WHIP | IP WLS BF H R ER SO BB IBB HBP BLK WP HR S P ERA WHIP | IP WLS BF H R ER SO BB IBB HBP BLK WP HR S P ERA WHIP | IP WLS BF H R ER SO BB IBB HBP BLK WP HR S P ERA WHIP | IP WLS BF H R ER SO BB IBB HBP BLK WP HR S P ERA WHIP | IP WLS BF H R ER SO BB IBB HBP BLK WP HR S P ERA WHIP | IP WLS BF H R ER SO BB IBB HBP BLK WP HR S P ERA WHIP |

AB 34
R 7
H 11
RBI 7
BB 5
SO 5
LOB 23



| Batter | 1 | 2 | 3 | 4 | 5 | 6 | 7 | 8 | 9 | AB | R | H | RBI | BB | SO | LOB | BOTTOM | | | | | | | | |
|---|---|---|---|---|---|---|---|---|---|---|---|---|---|---|---|---|--|---|---|---|---|---|---|---|---|
| Eddie Bressoud, R OBP: 0.318, SLG: 0.211 | 4-3 | | F7 | | | | | | | 4 | 0 | 0 | 0 | 1 | 0 | 2 | Milwaukee Braves @ New York Giants Polo Grounds, New York, NY Sun Jun 24 1956, 3:38 AM EDT Att: 19,448 - Unknown | | | | | | | | |
| Bill White, L OBP: 0.287, SLG: 0.407 | 4-3 | | | | | | | | | 3 | 0 | 0 | 0 | 2 | 0 | 1 | | | | | | | | | |
| Willie Mays, R OBP: 0.376, SLG: 0.523 | | | | | | | | | | 3 | 0 | 1 | 0 | 1 | 0 | 2 | | | | | | | | | |
| Dusty Rhodes, L OBP: 0.327, SLG: 0.351 | | | | | | | | | | 3 | 1 | 2 | 1 | 1 | 0 | 3 | | | | | | | | | |
| Bob Lennon, L OBP: 0.176, SLG: 0.067 | | | | | | | | | | 4 | 0 | 1 | 0 | 0 | 1 | 1 | | | | | | | | | |
| Bobby Hofman, R OBP: 0.289, SLG: 0.136 Hank Thompson, L OBP: 0.360, SLG: 0.383 | | | | | | | | | | 2 | 0 | 0 | 0 | 1 | 0 | 1 | | | | | | | | | |
| Foster Castleman, R OBP: 0.239, SLG: 0.388 | | | | | | | | | | 0 | 0 | 0 | 0 | 0 | 0 | 0 | | | | | | | | | |
| Daryl Spencer, R OBP: 0.261, SLG: 0.341 | | | | | | | | | | 4 | 0 | 0 | 0 | 0 | 1 | 4 | | | | | | | | | |
| Wes Westrum, R OBP: 0.298, SLG: 0.130 Don Mueller, L OBP: 0.305, SLG: 0.377 Jim Constable, S (8, 1) | | | | | | | | | | 2 | 0 | 0 | 0 | 1 | 0 | 1 | | | | | | | | | |
| Marv Grissom, R OBP: 0.354, SLG: 0.389 George Wilson, L OBP: 0.231, SLG: 0.265 | | | | | | | | | | 1 | 0 | 1 | 0 | 0 | 0 | 0 | | | | | | | | | |
| Al Worthington, R OBP: 0.308, SLG: 0.333 Red Schoendienst, S OBP: 0.354, SLG: 0.389 Jim Mangan, R OBP: 0.286, SLG: 0.091 | | | | | | | | | | 2 | 0 | 1 | 0 | 0 | 0 | 0 | | | | | | | | | |
| Inning Stats | R: 0 E: 0 K: 0 S: 3 | H: 1 LOB: 0 BB: 0 P: 3 | R: 0 E: 0 K: 0 S: 4 | H: 1 LOB: 1 BB: 0 P: 4 | R: 0 E: 0 K: 0 S: 3 | H: 0 LOB: 0 BB: 0 P: 3 | R: 0 E: 0 K: 0 S: 4 | H: 1 LOB: 3 BB: 2 P: 12 | R: 0 E: 0 K: 1 S: 5 | H: 0 LOB: 0 BB: 0 P: 5 | R: 0 E: 0 K: 0 S: 4 | H: 1 LOB: 2 BB: 1 P: 8 | R: 1 E: 0 K: 1 S: 6 | H: 1 LOB: 0 BB: 0 P: 6 | R: 0 E: 0 K: 0 S: 3 | H: 1 LOB: 1 BB: 1 P: 7 | 1B: 6 2B: 0 3B: 0 HR: 1 | SF: 0 SAC: 0 DP: 1 HBP: 0 | WP: 0 PB: 0 SB: 0 CS: 1 | PA: 39 | | | | | |
| PITCHER | IP WLS BF H R ER SO BB IBB HBP BLK WP HR S P ERA WHIP | IP WLS BF H R ER SO BB IBB HBP BLK WP HR S P ERA WHIP | IP WLS BF H R ER SO BB IBB HBP BLK WP HR S P ERA WHIP | IP WLS BF H R ER SO BB IBB HBP BLK WP HR S P ERA WHIP | IP WLS BF H R ER SO BB IBB HBP BLK WP HR S P ERA WHIP | IP WLS BF H R ER SO BB IBB HBP BLK WP HR S P ERA WHIP | IP WLS BF H R ER SO BB IBB HBP BLK WP HR S P ERA WHIP | IP WLS BF H R ER SO BB IBB HBP BLK WP HR S P ERA WHIP | IP WLS BF H R ER SO BB IBB HBP BLK WP HR S P ERA WHIP | IP WLS BF H R ER SO BB IBB HBP BLK WP HR S P ERA WHIP | IP WLS BF H R ER SO BB IBB HBP BLK WP HR S P ERA WHIP | IP WLS BF H R ER SO BB IBB HBP BLK WP HR S P ERA WHIP | IP WLS BF H R ER SO BB IBB HBP BLK WP HR S P ERA WHIP | IP WLS BF H R ER SO BB IBB HBP BLK WP HR S P ERA WHIP | IP WLS BF H R ER SO BB IBB HBP BLK WP HR S P ERA WHIP | IP WLS BF H R ER SO BB IBB HBP BLK WP HR S P ERA WHIP | IP WLS BF H R ER SO BB IBB HBP BLK WP HR S P ERA WHIP | IP WLS BF H R ER SO BB IBB HBP BLK WP HR S P ERA WHIP | IP WLS BF H R ER SO BB IBB HBP BLK WP HR S P ERA WHIP | IP WLS BF H R ER SO BB IBB HBP BLK WP HR S P ERA WHIP | IP WLS BF H R ER SO BB IBB HBP BLK WP HR S P ERA WHIP | IP WLS BF H R ER SO BB IBB HBP BLK WP HR S P ERA WHIP | IP WLS BF H R ER SO BB IBB HBP BLK WP HR S P ERA WHIP | IP WLS BF H R ER SO BB IBB HBP BLK WP HR S P ERA WHIP | IP WLS BF H R ER SO BB IBB HBP BLK WP HR S P ERA WHIP |

AB 32
R 1
H 7
RBI 1
BB 6
SO 2
LOB 15



| Batter | 1 | 2 | 3 | 4 | 5 | 6 | 7 | 8 | 9 | AB | R | H | RBI | BB | SO | LOB | TOP |
|---|--|---------------------------------|------------------------------|---------------------------------|------------------------------|---------------------------------|------------------------------|---------------------------------|------------------------------|---------------------------------|------------------------------|---------------------------------|------------------------------|---------------------------------|----------------------------------|---|--|
| Danny O'Connell, R OBP: 0.361, SLG: 0.399 (1,4) | L3 | | F7 | | | 6-3 | | 4-3 | | 4 | 0 | 0 | 0 | 0 | 0 | 0 | |
| Bill Bruton, L OBP: 0.301, SLG: 0.477 (1,8) | 1B | | | L9 | | | E8 2B | | F9 | 4 | 1 | 2 | 0 | 0 | 0 | 0 | |
| Eddie Mathews, L OBP: 0.356, SLG: 0.464 (1,5) | F9 | | | K | | | F9 | | P3 | 4 | 0 | 0 | 0 | 0 | 1 | 2 | |
| Hank Aaron, R OBP: 0.335, SLG: 0.489 (1,9) | F3 | | | F3 | | | 1B SH5-3 2B | | 1B | 4 | 1 | 2 | 1 | 0 | 0 | 1 | |
| Bobby Thomson, R OBP: 0.328, SLG: 0.459 (1,7) | | F3 | | | F8 | | SH5-3 1B | | K | 4 | 0 | 1 | 0 | 0 | 1 | 1 | |
| Joe Adcock, R OBP: 0.315, SLG: 0.530 (1,3) | | | | | | | | | | 2 | 0 | 0 | 0 | 0 | 0 | 0 | |
| Frank Torre, L OBP: 0.376, SLG: 0.384 (7, PH) | 1-3 | | | | F3 | | SH5-3 | | | 0 | 0 | 0 | 1 | 0 | 0 | 0 | |
| Del Rice, R OBP: 0.412, SLG: 0.633 (1,2) | | | K | | | F5 | | | | 3 | 0 | 0 | 0 | 0 | 2 | 1 | |
| Johnny Logan, R OBP: 0.303, SLG: 0.355 (1,6) | | | | F8 | | | | | | 3 | 0 | 0 | 0 | 0 | 0 | 0 | |
| Ray Crone, R OBP: 0.226, SLG: 0.111 (1,1) | | | K | | | | | | | 3 | 0 | 0 | 0 | 0 | 3 | 0 | |
| Inning Stats | R: 0 E: 0 K: 0 S: 4 | H: 1 LOB: 1 BB: 0 P: 4 | R: 0 E: 0 K: 1 S: 5 | H: 0 LOB: 0 BB: 0 P: 5 | R: 0 E: 0 K: 1 S: 5 | H: 0 LOB: 0 BB: 0 P: 5 | R: 0 E: 0 K: 0 S: 3 | H: 0 LOB: 0 BB: 0 P: 3 | R: 2 E: 1 K: 1 S: 8 | H: 3 LOB: 1 BB: 0 P: 8 | R: 0 E: 0 K: 1 S: 6 | H: 0 LOB: 0 BB: 0 P: 5 | R: 0 E: 0 K: 1 S: 6 | H: 1 LOB: 1 BB: 0 P: 6 | 1B: 4 2B: 1 3B: 0 HR: 0 | SF: 0 SAC: 1 DP: 0 HBP: 0 | WP: 0 PA: 32 PB: 0 CS: 0 |
| PITCHER Robin Roberts, R ERA: 4.18 (1,1) | IP: 9.0 WLS: W BF: 32 H: 5 R: 2 ER: 2 SO: 7 BB: 0 IBB: 0 HBP: 0 BLK: 0 WP: 0 HR: 0 S: 46 P: 46 ERA: 2.00 WHIP: 0.556 | | | | | | | | | | | | | | | PITCHER Robin Roberts, R ERA: 4.18 (1,1) | IP: 9.0 WLS: W BF: 32 H: 5 R: 2 ER: 2 SO: 7 BB: 0 IBB: 0 HBP: 0 BLK: 0 WP: 0 HR: 0 S: 46 P: 46 ERA: 2.00 WHIP: 0.556 |

Milwaukee Braves @ Philadelphia Phillies
 Connie Mack Stadium, Philadelphia, PA
 Tue Jun 26 1956, 3:33 AM EDT
 Att: 23,975 - Unknown

AB 31
 R 2
 H 5
 RBI 2
 BB 0
 SO 7
 LOB 5



| Batter | 1 | 2 | 3 | 4 | 5 | 6 | 7 | 8 | 9 | AB | R | H | RBI | BB | SO | LOB | BOTTOM |
|---|---|---------------------------------|------------------------------|---------------------------------|------------------------------|---------------------------------|------------------------------|---------------------------------|------------------------------|---------------------------------|----------------------------------|------------------------------------|-----------------------------------|----|----|---|---|
| Richie Ashburn, L OBP: 0.378, SLG: 0.409 (1,8) | 3-1 | | F5 | | L4 | | FC3-6 | | | 4 | 0 | 0 | 0 | 0 | 0 | 1 | |
| Mary Blaylock, L OBP: 0.328, SLG: 0.390 (1,3) | 1B | | 3-1 | | 4-3 | | P4 | | | 4 | 0 | 1 | 0 | 0 | 0 | 1 | |
| Stan Lopata, R OBP: 0.353, SLG: 0.576 (1,2) | K | | | 1B E SF8 1B | | 1B FC4-6 2B | | 1B E 1B | | 4 | 3 | 3 | 0 | 0 | 1 | 1 | |
| Del Ennis, R OBP: 0.298, SLG: 0.451 (1,7) | 1B | | | F9 | | FC4-6 1B | | E7 1B 1B | | 4 | 1 | 3 | 0 | 0 | 0 | 1 | |
| Elmer Valo, L OBP: 0.386, SLG: 0.417 (1,9) | 6-3 | | | E3 WP 1B | | FC4-6 1B | | 1B 1B | | 3 | 0 | 1 | 1 | 1 | 0 | 3 | |
| Willie Jones, R OBP: 0.369, SLG: 0.408 (1,5) | | 6-3 | | WP 1B | | FC4-6 G6-4-3 | | 5-3 | | 4 | 0 | 1 | 1 | 0 | 0 | 2 | |
| Ted Kazanski, R OBP: 0.271, SLG: 0.279 (1,4) | K | | | SF8 | | G6-4-3 | | 6-3 | | 3 | 0 | 0 | 1 | 0 | 1 | 2 | |
| Roy Smalley, R OBP: 0.314, SLG: 0.257 (1,6) | F8 | | | F8 | | | | | | 3 | 0 | 0 | 0 | 0 | 1 | 2 | |
| Robin Roberts, S OBP: 0.341, SLG: 0.366 (1,1) | | | 4-3 | | F7 | | FC3-6 1B | | | 3 | 0 | 1 | 0 | 0 | 0 | 0 | |
| Inning Stats | R: 0 E: 0 K: 1 S: 7 | H: 2 LOB: 2 BB: 0 P: 7 | R: 0 E: 0 K: 1 S: 5 | H: 0 LOB: 0 BB: 0 P: 5 | R: 1 E: 1 K: 0 S: 6 | H: 2 LOB: 2 BB: 0 P: 6 | R: 0 E: 0 K: 0 S: 4 | H: 0 LOB: 1 BB: 1 P: 8 | R: 0 E: 1 K: 0 S: 5 | H: 1 LOB: 0 BB: 0 P: 5 | 1B: 9 2B: 1 3B: 0 HR: 0 | SF: 1 SAC: 0 DP: 1 HBP: 0 | WP: 1 PA: 34 PB: 0 CS: 0 | | | | |
| PITCHER Ray Crone, R ERA: 2.98 (1,1) | IP: 8.0 WLS: L BF: 34 H: 10 R: 4 ER: 3 SO: 3 BB: 0 IBB: 1 HBP: 0 BLK: 0 WP: 1 HR: 0 S: 39 P: 43 ERA: 3.38 WHIP: 1.250 | | | | | | | | | | | | | | | PITCHER Ray Crone, R ERA: 2.98 (1,1) | IP: 8.0 WLS: L BF: 34 H: 10 R: 4 ER: 3 SO: 3 BB: 0 IBB: 1 HBP: 0 BLK: 0 WP: 1 HR: 0 S: 39 P: 43 ERA: 3.38 WHIP: 1.250 |

Milwaukee Braves @ Philadelphia Phillies
 Connie Mack Stadium, Philadelphia, PA
 Tue Jun 26 1956, 3:33 AM EDT
 Att: 23,975 - Unknown

AB 32
 R 4
 H 10
 RBI 3
 BB 1
 SO 3
 LOB 13



| Batter | 1 | 2 | 3 | 4 | 5 | 6 | 7 | 8 | 9 | AB | R | H | RBI | BB | SO | LOB | TOP | | | | | |
|---|--|---------------------------------|------------------------------|----------------------------------|------------------------------|---------------------------------|------------------------------|---------------------------------|------------------------------|---------------------------------|------------------------------|---------------------------------|------------------------------|---------------------------------|------------------------------|--|---|------------------------------|---------------------------------|----------------------------------|------------------------------------|----------------------------------|
| Danny O'Connell, R OBP: 0.345, SLG: 0.379 (1, 4) | | | 6-3 | | F9 | | | 4-3 | 4-3 | 5 | 0 | 0 | 0 | 0 | 1 | 1 | Milwaukee Braves @ Chicago Cubs Wrigley Field, Chicago, IL Fri Jun 29 1956, 3:33 AM CDT Att: 14,009 - Unknown | | | | | |
| Bill Bruton, L OBP: 0.294, SLG: 0.465 (1, 8) | F8 | | 4-3 | | F7 | | | E1 1B | | 4 | 0 | 0 | 0 | 0 | 0 | 0 | | | | | | |
| Eddie Mathews, L Jack Dittmer, L OBP: 0.351, SLG: 0.454 OBP: 0.292, SLG: 0.273 (3, 4) | | | K | | | | | | | 2 | 0 | 1 | 0 | 0 | 1 | 0 | | | | | | |
| Hank Aaron, R OBP: 0.344, SLG: 0.513 (1, 9) | K | | | WP 1B | | | | 1-3 | F2 | 4 | 1 | 1 | 0 | 0 | 1 | 3 | | | | | | |
| Bobby Thomson, R OBP: 0.329, SLG: 0.458 (1, 7) | | 4-0 3B | | F8 | | | | | P3 | 3 | 1 | 1 | 0 | 1 | 0 | 3 | | | | | | |
| Joe Adcock, R OBP: 0.313, SLG: 0.525 (1, 3) | K | | | G6-4-3 1B | | | | | | 4 | 0 | 1 | 1 | 0 | 2 | 2 | | | | | | |
| Del Rice, R OBP: 0.379, SLG: 0.589 (1, 2) | K | | | G6-4-3 1B | | | | | | 4 | 1 | 1 | 0 | 0 | 2 | 2 | | | | | | |
| Johnny Logan, R OBP: 0.305, SLG: 0.391 (1, 6) | | | | | | | | F2 | F2 | 4 | 1 | 2 | 2 | 0 | 0 | 1 | | | | | | |
| Lew Burdette, R OBP: 0.211, SLG: 0.171 Chuck Edwards, L OBP: 0.422, SLG: 0.609 Bob Trowbridge, R OBP: 0.359, SLG: 0.375 Lou Sleater, L OBP: 0.174, SLG: 0.087 Wes Covington, L OBP: 0.408, SLG: 0.513 (5, PH) (5, 1) (7, PH) (7, 1) (9, PH) | F7 | | | | 4-3 | | | | | 1 | 0 | 0 | 0 | 0 | 0 | 1 | | | | | | |
| Inning Stats | R: 0 E: 0 K: 2 S: 8 | H: 1 LOB: 1 BB: 0 P: 8 | R: 1 E: 0 K: 2 S: 8 | H: 1 LOB: 1 BB: 1 P: 12 | R: 0 E: 0 K: 1 S: 5 | H: 0 LOB: 0 BB: 0 P: 5 | R: 1 E: 0 K: 0 S: 4 | H: 2 LOB: 0 BB: 0 P: 4 | R: 1 E: 0 K: 1 S: 4 | H: 1 LOB: 0 BB: 0 P: 4 | R: 0 E: 0 K: 1 S: 6 | H: 1 LOB: 1 BB: 0 P: 6 | R: 0 E: 0 K: 1 S: 5 | H: 0 LOB: 0 BB: 0 P: 5 | R: 0 E: 1 K: 0 S: 5 | H: 1 LOB: 2 BB: 0 P: 5 | | R: 1 E: 0 K: 1 S: 7 | H: 2 LOB: 1 BB: 0 P: 7 | 1B: 6 2B: 1 3B: 1 HR: 1 | SF: 0 SAC: 0 DP: 1 HBP: 0 | WP: 1 PB: 0 SB: 0 CS: 0 |
| PITCHER Bob Rush, R ERA: 3.61 (1, 1) | IP: 9.0 WLS: W BF: 37 H: 9 R: 4 ER: 4 SO: 8 BB: 1 IBB: 0 HBP: 0 BLK: 0 WP: 1 HR: 1 S: 52 P: 56 ERA: 4.00 WHIP: 1.111 | | | | | | | | | | | | | | | PITCHER IP: 9.0 WLS: W BF: 37 H: 9 R: 4 ER: 4 SO: 8 BB: 1 IBB: 0 HBP: 0 BLK: 0 WP: 1 HR: 1 S: 52 P: 56 ERA: 4.00 WHIP: 1.111 | | | | | | |

AB 36
R 4
H 9
RBI 4
BB 1
SO 8
LOB 13



| Batter | 1 | 2 | 3 | 4 | 5 | 6 | 7 | 8 | 9 | AB | R | H | RBI | BB | SO | LOB | BOTTOM | | | |
|--|--|---------------------------------|------------------------------|---------------------------------|------------------------------|---------------------------------|------------------------------|---------------------------------|------------------------------|---------------------------------|------------------------------|----------------------------------|------------------------------|----------------------------------|------------------------------|--|---|----------------------------------|------------------------------------|----------------------------------|
| Don Hoak, R OBP: 0.290, SLG: 0.311 (1, 5) | 1-3 | | 4-3 | FC6-4 1-2 | | | | E8 | | 4 | 0 | 1 | 2 | 1 | 0 | 1 | Milwaukee Braves @ Chicago Cubs Wrigley Field, Chicago, IL Fri Jun 29 1956, 3:33 AM CDT Att: 14,009 - Unknown | | | |
| Gene Baker, R OBP: 0.323, SLG: 0.393 (1, 4) | 14 HR | | | | | | SH1-3 BB | F7 | | 3 | 1 | 2 | 0 | 1 | 0 | 1 | | | | |
| Dee Fondy, L OBP: 0.297, SLG: 0.362 (1, 3) | F8 | | P6 | | | | 3-1 | | | 4 | 0 | 0 | 0 | 0 | 1 | 4 | | | | |
| 14 Ernie Banks, R OBP: 0.355, SLG: 0.575 (1, 6) | | | | L8 | F8 | | | | | 3 | 1 | 1 | 2 | 1 | 0 | 1 | | | | |
| Walt Moryn, L OBP: 0.368, SLG: 0.469 (1, 9) | L5 | | | E FC4 1B | PO | | K | K | | 4 | 1 | 1 | 0 | 0 | 2 | 2 | | | | |
| Monte Irvin, R OBP: 0.320, SLG: 0.468 (1, 7) | | | | | E5 FC4 1B | | 6-3 | | | 3 | 2 | 0 | 0 | 1 | 0 | 1 | | | | |
| Pete Whisenant, R OBP: 0.271, SLG: 0.428 (1, 8) | F3 | | | FC4 1B | | | | L7 | | 4 | 2 | 1 | 2 | 0 | 0 | 2 | | | | |
| Hobie Landrith, L OBP: 0.331, SLG: 0.348 (1, 2) | F9 | | | 1B | | | | | | 2 | 1 | 1 | 1 | 2 | 0 | 0 | | | | |
| Bob Rush, R OBP: 0.229, SLG: 0.212 (1, 1) | | | | | | | | | | 4 | 0 | 1 | 1 | 0 | 3 | 3 | | | | |
| Inning Stats | R: 2 E: 0 K: 0 S: 5 | H: 2 LOB: 0 BB: 0 P: 5 | R: 0 E: 0 K: 0 S: 3 | H: 0 LOB: 0 BB: 0 P: 3 | R: 0 E: 0 K: 1 S: 6 | H: 1 LOB: 1 BB: 0 P: 6 | R: 3 E: 1 K: 0 S: 7 | H: 3 LOB: 1 BB: 0 P: 7 | R: 0 E: 0 K: 1 S: 4 | H: 0 LOB: 0 BB: 1 P: 8 | R: 1 E: 0 K: 2 S: 8 | H: 1 LOB: 1 BB: 1 P: 12 | R: 0 E: 0 K: 1 S: 5 | H: 0 LOB: 2 BB: 2 P: 13 | R: 2 E: 1 K: 1 S: 6 | H: 1 LOB: 1 BB: 2 P: 14 | | 1B: 5 2B: 1 3B: 0 HR: 2 | SF: 0 SAC: 1 DP: 0 HBP: 0 | WP: 0 PB: 0 SB: 0 CS: 0 |
| PITCHER Lew Burdette, R ERA: 2.52 Bob Trowbridge, R ERA: 1.8 Lou Sleater, L ERA: 2.96 (1, 1) (5, 1) (7, 1) | IP: 4.0 WLS: L BF: 19 H: 6 R: 5 ER: 2 SO: 1 BB: 0 IBB: 0 HBP: 0 BLK: 0 WP: 0 HR: 1 S: 21 P: 21 ERA: 4.50 WHIP: 1.500 | | | | | | | | | | | | | | | PITCHER IP: 4.0 WLS: L BF: 19 H: 6 R: 5 ER: 2 SO: 1 BB: 0 IBB: 0 HBP: 0 BLK: 0 WP: 0 HR: 1 S: 21 P: 21 ERA: 4.50 WHIP: 1.500 | | | | |

AB 31
R 8
H 8
RBI 8
BB 6
SO 6
LOB 15



| Batter | 1 | 2 | 3 | 4 | 5 | 6 | 7 | 8 | 9 | AB | R | H | RBI | BB | SO | LOB | TOP | | | | |
|--|---|---|---|---|---|---|---|---|---|---|---|---|---|---|---|---|---|---|---|---|---|
| Danny O'Connell, R OBP: 0.339, SLG: 0.371 (1, 4) | | | | | | | | | | 4 | 0 | 0 | 0 | 0 | 0 | 0 | Milwaukee Braves @ Chicago Cubs Wrigley Field, Chicago, IL Sat Jun 30 1956, 3:33 AM CDT Att: 16,272 - Unknown | | | | |
| Frank Torre, L OBP: 0.364, SLG: 0.363 (1, 3) | | | | | | | | | | 3 | 1 | 0 | 0 | 1 | 0 | 0 | | | | | |
| Eddie Mathews, L OBP: 0.500, SLG: 0.454 Jack Dittmer, L OBP: 0.294, SLG: 0.261 (1, PR) (1, 4) | | | | | | | | | | 0 | 0 | 0 | 0 | 1 | 0 | 0 | | | | | |
| Hank Aaron, R OBP: 0.342, SLG: 0.508 (1, 9) | | | | | | | | | | 4 | 1 | 1 | 0 | 0 | 1 | 2 | | | | | |
| Wes Covington, L OBP: 0.500, SLG: 0.595 Bobby Thomson, R OBP: 0.332, SLG: 0.458 (6, 7) | | | | | | | | | | 3 | 2 | 2 | 3 | 0 | 0 | 1 | | | | | |
| Bill Bruton, L OBP: 0.296, SLG: 0.476 (1, 8) | | | | | | | | | | 4 | 0 | 2 | 1 | 0 | 0 | 2 | | | | | |
| Del Rice, R OBP: 0.371, SLG: 0.567 (1, 2) | | | | | | | | | | 4 | 0 | 1 | 0 | 0 | 1 | 3 | | | | | |
| Johnny Logan, R OBP: 0.304, SLG: 0.386 (1, 6) | | | | | | | | | | 3 | 0 | 0 | 0 | 1 | 1 | 1 | | | | | |
| Gene Conley, R OBP: 0.222, SLG: 0.222 (1, 1) | | | | | | | | | | 4 | 0 | 0 | 0 | 0 | 0 | 2 | | | | | |
| Inning Stats | R: 0 E: 0 K: 1 S: 5 | H: 0 LOB: 1 BB: 1 P: 9 | R: 0 E: 0 K: 1 S: 6 | H: 2 LOB: 1 BB: 0 P: 6 | R: 0 E: 0 K: 0 S: 3 | H: 0 LOB: 0 BB: 0 P: 3 | R: 1 E: 0 K: 1 S: 6 | H: 1 LOB: 1 BB: 0 P: 10 | R: 0 E: 0 K: 0 S: 3 | H: 0 LOB: 0 BB: 0 P: 3 | R: 3 E: 0 K: 1 S: 7 | H: 3 LOB: 1 BB: 1 P: 11 | R: 0 E: 0 K: 0 S: 3 | H: 0 LOB: 0 BB: 0 P: 3 | R: 0 E: 0 K: 0 S: 3 | H: 0 LOB: 0 BB: 0 P: 11 | 1B: 4 2B: 1 3B: 1 HR: 1 | SF: 0 SAC: 0 DP: 1 HBP: 0 | WP: 0 PB: 0 SB: 1 CS: 0 | PA: 36 | |
| PITCHER | IP WLS BF H R ER SO BB IBB HBP BLK WP HR S P ERA WHIP | IP WLS BF H R ER SO BB IBB HBP BLK WP HR S P ERA WHIP | IP WLS BF H R ER SO BB IBB HBP BLK WP HR S P ERA WHIP | IP WLS BF H R ER SO BB IBB HBP BLK WP HR S P ERA WHIP | IP WLS BF H R ER SO BB IBB HBP BLK WP HR S P ERA WHIP | IP WLS BF H R ER SO BB IBB HBP BLK WP HR S P ERA WHIP | IP WLS BF H R ER SO BB IBB HBP BLK WP HR S P ERA WHIP | IP WLS BF H R ER SO BB IBB HBP BLK WP HR S P ERA WHIP | IP WLS BF H R ER SO BB IBB HBP BLK WP HR S P ERA WHIP | IP WLS BF H R ER SO BB IBB HBP BLK WP HR S P ERA WHIP | IP WLS BF H R ER SO BB IBB HBP BLK WP HR S P ERA WHIP | IP WLS BF H R ER SO BB IBB HBP BLK WP HR S P ERA WHIP | IP WLS BF H R ER SO BB IBB HBP BLK WP HR S P ERA WHIP | IP WLS BF H R ER SO BB IBB HBP BLK WP HR S P ERA WHIP | IP WLS BF H R ER SO BB IBB HBP BLK WP HR S P ERA WHIP | IP WLS BF H R ER SO BB IBB HBP BLK WP HR S P ERA WHIP | IP WLS BF H R ER SO BB IBB HBP BLK WP HR S P ERA WHIP | IP WLS BF H R ER SO BB IBB HBP BLK WP HR S P ERA WHIP | IP WLS BF H R ER SO BB IBB HBP BLK WP HR S P ERA WHIP | IP WLS BF H R ER SO BB IBB HBP BLK WP HR S P ERA WHIP | IP WLS BF H R ER SO BB IBB HBP BLK WP HR S P ERA WHIP |



| Batter | 1 | 2 | 3 | 4 | 5 | 6 | 7 | 8 | 9 | AB | R | H | RBI | BB | SO | LOB | BOTTOM | | | | |
|---|---|---|---|---|---|---|---|---|---|---|---|---|---|---|---|---|---|---|---|---|---|
| Don Hoak, R OBP: 0.291, SLG: 0.304 (1, 5) | | | | | | | | | | 2 | 1 | 0 | 0 | 1 | 0 | 1 | Milwaukee Braves @ Chicago Cubs Wrigley Field, Chicago, IL Sat Jun 30 1956, 3:33 AM CDT Att: 16,272 - Unknown | | | | |
| Gene Baker, R OBP: 0.322, SLG: 0.391 (1, 4) | | | | | | | | | | 4 | 1 | 1 | 0 | 0 | 0 | 1 | | | | | |
| Dee Fondy, L OBP: 0.296, SLG: 0.359 (1, 3) | | | | | | | | | | 4 | 0 | 1 | 1 | 0 | 0 | 1 | | | | | |
| 14 Ernie Banks, R OBP: 0.357, SLG: 0.586 (1, 6) | | | | | | | | | | 4 | 1 | 2 | 1 | 0 | 0 | 2 | | | | | |
| Walt Moryn, L OBP: 0.362, SLG: 0.461 (1, 9) | | | | | | | | | | 4 | 0 | 0 | 1 | 0 | 0 | 2 | | | | | |
| Monte Irvin, R OBP: 0.313, SLG: 0.457 (1, 7) | | | | | | | | | | 4 | 0 | 0 | 0 | 0 | 0 | 1 | | | | | |
| Pete Whisenant, R OBP: 0.271, SLG: 0.423 (1, 8) | | | | | | | | | | 4 | 0 | 1 | 0 | 0 | 0 | 0 | | | | | |
| Hobie Landrith, L OBP: 0.329, SLG: 0.345 (1, 2) | | | | | | | | | | 4 | 0 | 1 | 0 | 0 | 1 | 1 | | | | | |
| Sam Jones, R OBP: 0.333, SLG: 0.263 Vito Valentineti, R OBP: 0.278, SLG: 0.357 Jim King, L OBP: 0.600, SLG: 1.111 (7, PH) (8, 1) | | | | | | | | | | 2 | 0 | 1 | 0 | 0 | 0 | 1 | | | | | |
| Inning Stats | R: 2 E: 0 K: 0 S: 5 | H: 2 LOB: 1 BB: 1 P: 9 | R: 0 E: 0 K: 0 S: 4 | H: 1 LOB: 1 BB: 0 P: 4 | R: 0 E: 0 K: 0 S: 3 | H: 0 LOB: 0 BB: 0 P: 3 | R: 0 E: 0 K: 0 S: 5 | H: 1 LOB: 1 BB: 0 P: 5 | R: 0 E: 0 K: 0 S: 3 | H: 0 LOB: 0 BB: 0 P: 3 | R: 0 E: 0 K: 1 S: 5 | H: 0 LOB: 0 BB: 0 P: 5 | R: 0 E: 0 K: 0 S: 3 | H: 0 LOB: 0 BB: 0 P: 3 | R: 0 E: 0 K: 0 S: 5 | H: 0 LOB: 0 BB: 0 P: 5 | 1B: 6 2B: 0 3B: 0 HR: 1 | SF: 0 SAC: 1 DP: 0 HBP: 0 | WP: 0 PB: 0 SB: 1 CS: 0 | PA: 35 | |
| PITCHER | IP WLS BF H R ER SO BB IBB HBP BLK WP HR S P ERA WHIP | IP WLS BF H R ER SO BB IBB HBP BLK WP HR S P ERA WHIP | IP WLS BF H R ER SO BB IBB HBP BLK WP HR S P ERA WHIP | IP WLS BF H R ER SO BB IBB HBP BLK WP HR S P ERA WHIP | IP WLS BF H R ER SO BB IBB HBP BLK WP HR S P ERA WHIP | IP WLS BF H R ER SO BB IBB HBP BLK WP HR S P ERA WHIP | IP WLS BF H R ER SO BB IBB HBP BLK WP HR S P ERA WHIP | IP WLS BF H R ER SO BB IBB HBP BLK WP HR S P ERA WHIP | IP WLS BF H R ER SO BB IBB HBP BLK WP HR S P ERA WHIP | IP WLS BF H R ER SO BB IBB HBP BLK WP HR S P ERA WHIP | IP WLS BF H R ER SO BB IBB HBP BLK WP HR S P ERA WHIP | IP WLS BF H R ER SO BB IBB HBP BLK WP HR S P ERA WHIP | IP WLS BF H R ER SO BB IBB HBP BLK WP HR S P ERA WHIP | IP WLS BF H R ER SO BB IBB HBP BLK WP HR S P ERA WHIP | IP WLS BF H R ER SO BB IBB HBP BLK WP HR S P ERA WHIP | IP WLS BF H R ER SO BB IBB HBP BLK WP HR S P ERA WHIP | IP WLS BF H R ER SO BB IBB HBP BLK WP HR S P ERA WHIP | IP WLS BF H R ER SO BB IBB HBP BLK WP HR S P ERA WHIP | IP WLS BF H R ER SO BB IBB HBP BLK WP HR S P ERA WHIP | IP WLS BF H R ER SO BB IBB HBP BLK WP HR S P ERA WHIP | IP WLS BF H R ER SO BB IBB HBP BLK WP HR S P ERA WHIP |

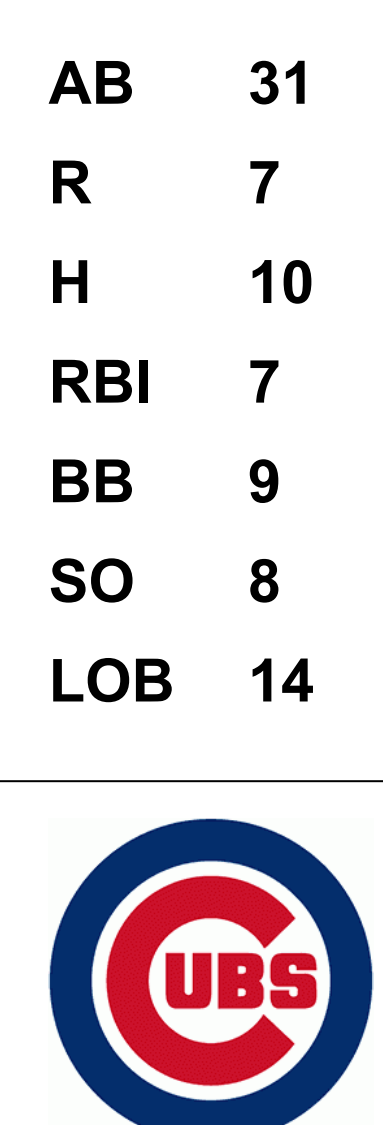


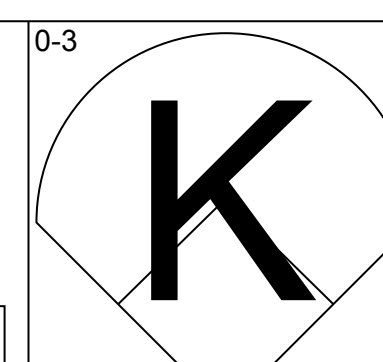
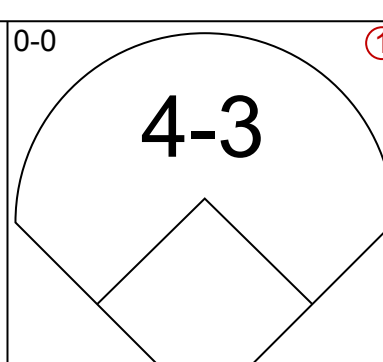
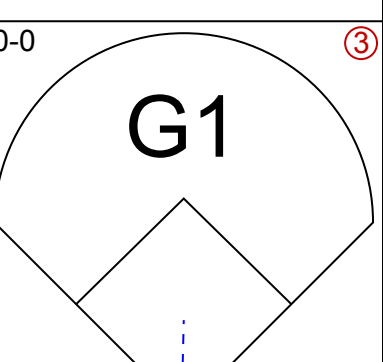
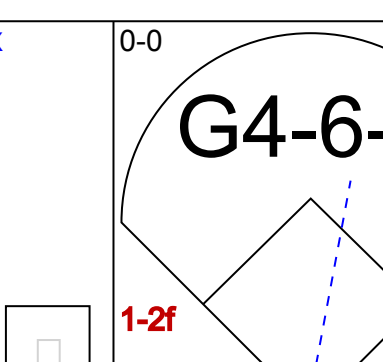
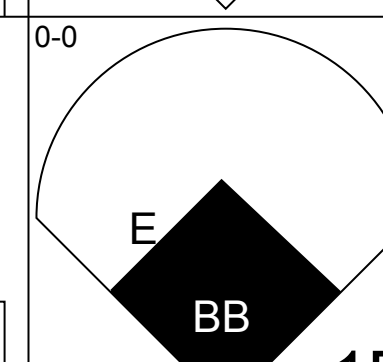
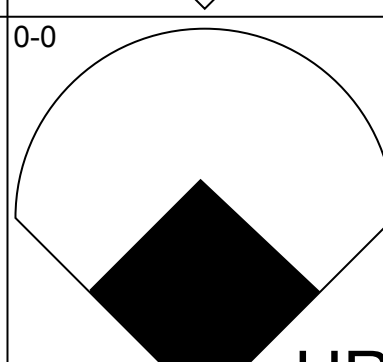
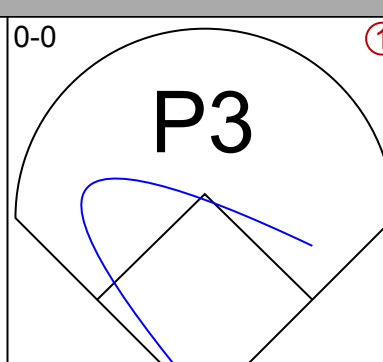
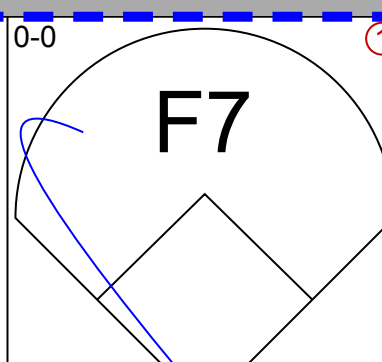
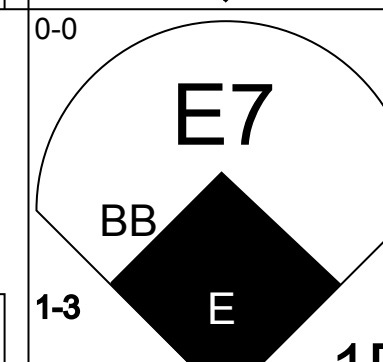
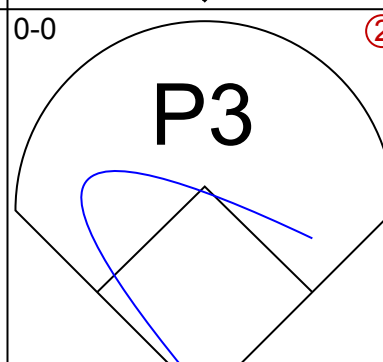
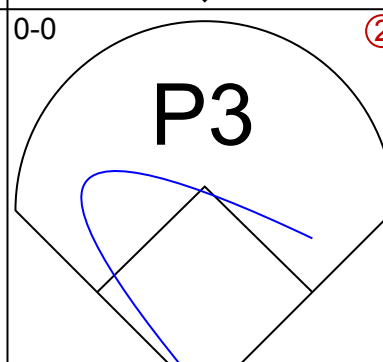
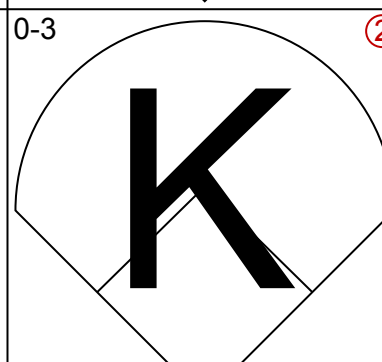
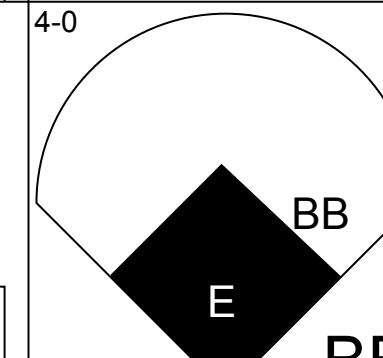
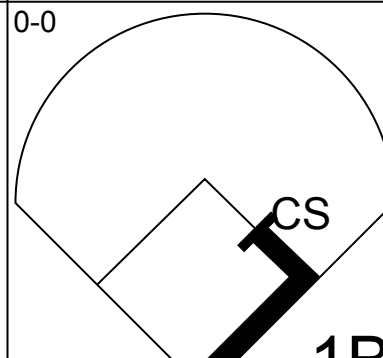
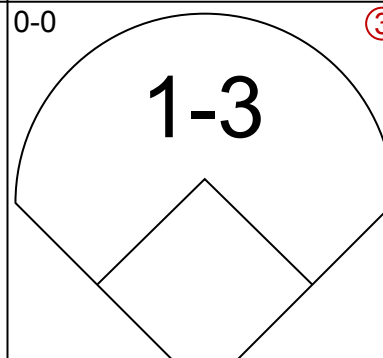
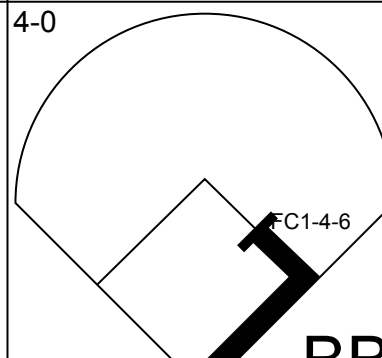
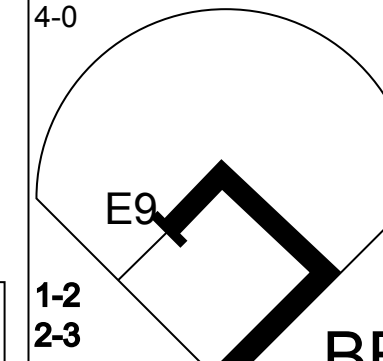
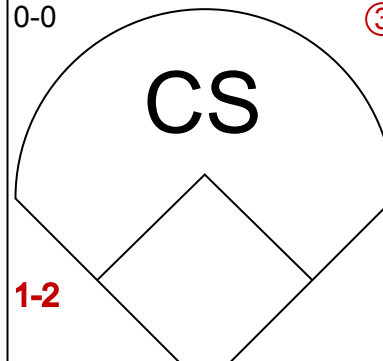
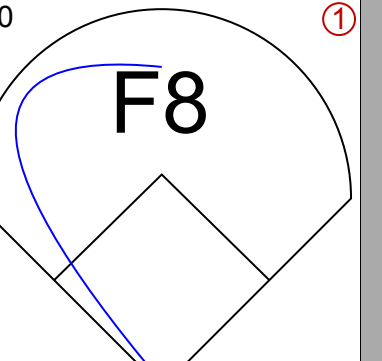
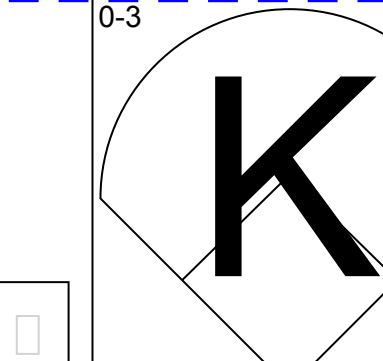
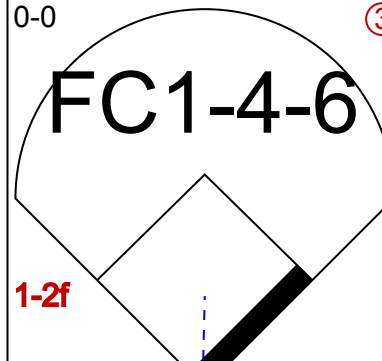
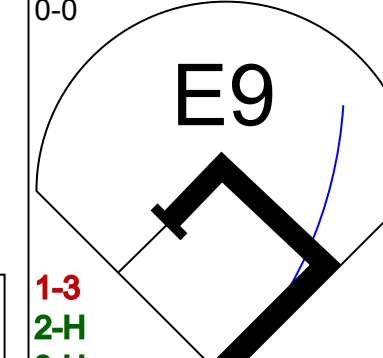

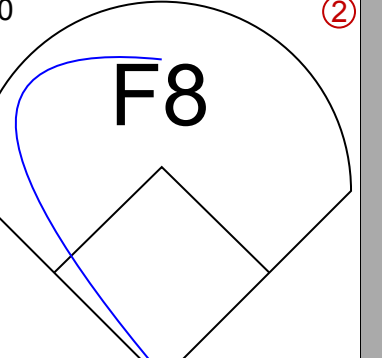
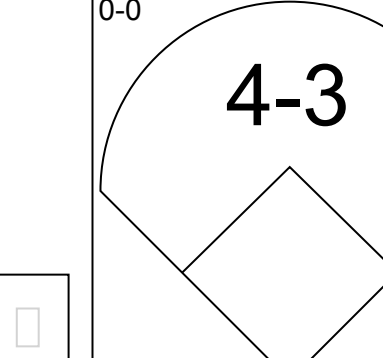



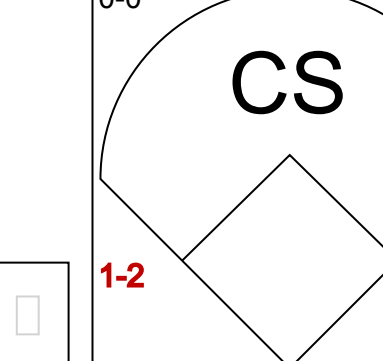
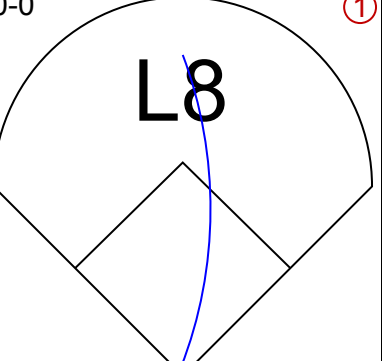

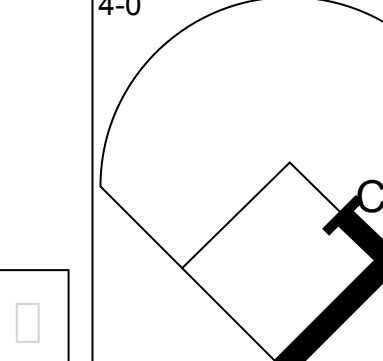
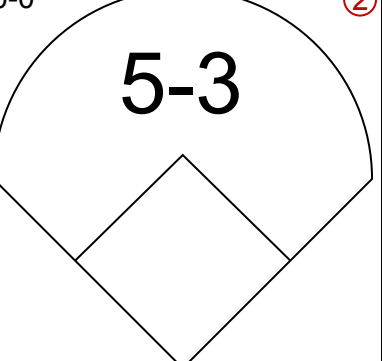
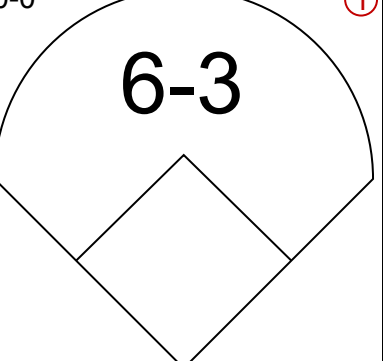
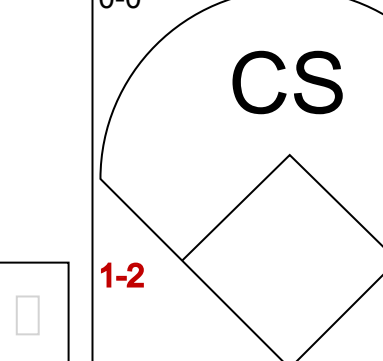
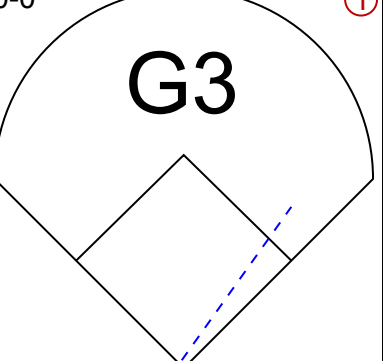
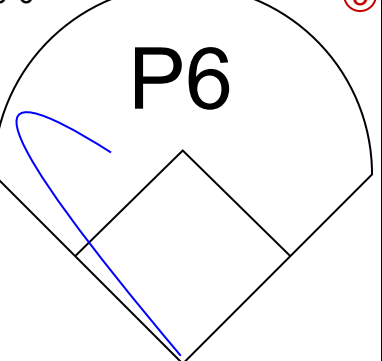
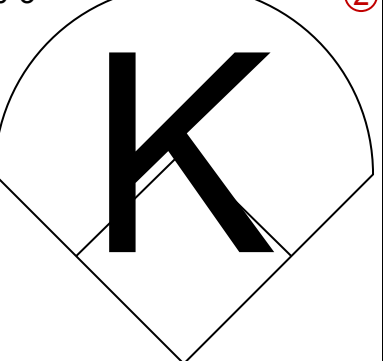
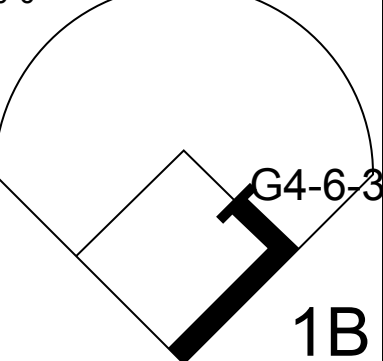

| Batter | 1 | 2 | 3 | 4 | 5 | 6 | 7 | 8 | 9 | AB | R | H | RBI | BB | SO | LOB | TOP | | | | | |
|--|--|---------------------------------|------------------------------|---------------------------------|------------------------------|---------------------------------|------------------------------|---------------------------------|------------------------------|---------------------------------|------------------------------|---------------------------------|------------------------------|---------------------------------|------------------------------|---------------------------------|---|---------------------------------|----------------------------------|------------------------------------|----------------------------------|--------|
| Danny O'Connell, R (1, 5) OBP: 0.336, SLG: 0.368 Eddie Mathews, L (5, PH) OBP: 0.351, SLG: 0.450 | F8 | | FC1-6 | | 1-3 | | | K | | 2 | 0 | 0 | 0 | 0 | 0 | 1 | Milwaukee Braves @ Chicago Cubs Wrigley Field, Chicago, IL Sun Jul 01 1956, 3:33 AM CDT Unknown | | | | | |
| Frank Torre, L (1, 3) OBP: 0.350, SLG: 0.347 | F8 | | F8 | | 4-3 | | | 4-3 | | 4 | 0 | 0 | 0 | 0 | 0 | 2 | | | | | | |
| Wes Covington, L (1, 7) OBP: 0.463, SLG: 0.543 | F8 | | FC6-4 | | | | | 4-3 | | 4 | 0 | 0 | 0 | 0 | 0 | 1 | | | | | | |
| Hank Aaron, R (1, 9) OBP: 0.345, SLG: 0.513 | | | | | F8 | | | | | 4 | 0 | 2 | 0 | 0 | 0 | 0 | | | | | | |
| Bill Bruton, L (1, 8) OBP: 0.302, SLG: 0.476 | | | | | | | | | | 4 | 0 | 2 | 0 | 0 | 0 | 1 | | | | | | |
| Jack Dittmer, L (1, 4) OBP: 0.278, SLG: 0.245 Del Crandall, R (9, PH) OBP: 0.356, SLG: 0.541 | | | | | | | | | | 3 | 0 | 0 | 0 | 0 | 0 | 3 | | | | | | |
| Del Rice, R (1, 2) OBP: 0.369, SLG: 0.548 Felix Mantilla, R (7, PR) Bob Roselli, R (7, 2) Bobby Thomson, R (9, PH) OBP: 0.331, SLG: 0.456 | | | | | | | | | | 2 | 0 | 0 | 0 | 1 | 1 | 3 | | | | | | |
| Johnny Logan, R (1, 6) OBP: 0.305, SLG: 0.385 | | | | | | | | | | 3 | 0 | 1 | 0 | 0 | 0 | 3 | | | | | | |
| Bob Buhl, R (1, 1) OBP: 0.161, SLG: 0.226 Chuck Tanner, L (5, PH) OBP: 0.444, SLG: 0.583 Taylor Phillips, L (5, 1) Joe Adcock, R (7, PH) OBP: 0.311, SLG: 0.521 Ernie Johnson, R (7, 1) | | | | | | | | | | 1 | 0 | 1 | 0 | 0 | 0 | 0 | | | | | | |
| | | | | | | | | | | 1 | 0 | 0 | 0 | 0 | 1 | 1 | | | | | | |
| | | | | | | | | | | 0 | 0 | 0 | 0 | 0 | 0 | 0 | | | | | | |
| | | | | | | | | | | 1 | 0 | 0 | 0 | 0 | 1 | 1 | | | | | | |
| | | | | | | | | | | 0 | 0 | 0 | 0 | 0 | 0 | 0 | | | | | | |
| | | | | | | | | | | 0 | 0 | 0 | 0 | 0 | 0 | 0 | | | | | | |
| Inning Stats | R: 0 E: 0 K: 0 S: 3 | H: 0 LOB: 0 BB: 0 P: 3 | R: 0 E: 0 K: 1 S: 7 | H: 2 LOB: 2 BB: 0 P: 7 | R: 0 E: 0 K: 0 S: 4 | H: 1 LOB: 1 BB: 0 P: 4 | R: 0 E: 1 K: 0 S: 4 | H: 1 LOB: 1 BB: 0 P: 4 | R: 0 E: 0 K: 1 S: 6 | H: 1 LOB: 1 BB: 0 P: 6 | R: 0 E: 0 K: 0 S: 3 | H: 0 LOB: 0 BB: 0 P: 3 | R: 0 E: 0 K: 1 S: 5 | H: 0 LOB: 1 BB: 1 P: 9 | R: 0 E: 0 K: 1 S: 5 | H: 0 LOB: 0 BB: 0 P: 5 | R: 0 E: 0 K: 1 S: 6 | H: 1 LOB: 1 BB: 0 P: 6 | 1B: 5 2B: 1 3B: 0 HR: 0 | SF: 0 SAC: 0 DP: 0 HBP: 0 | WP: 0 PB: 0 SB: 0 CS: 0 | PA: 34 |
| PITCHER Don Kaiser, R (1, 1) ERA: 2.57 | IP: 9.0 WLS: W BF: 34 H: 6 R: 0 ER: 0 SO: 5 BB: 1 IBB: 0 HBP: 0 BLK: 0 WP: 0 HR: 0 S: 43 P: 47 ERA: 0.00 WHIP: 0.778 | | | | | | | | | | | | | | | | | | | | | |

AB 33
R 0
H 6
RBI 0
BB 1
SO 5
LOB 19



| Batter | 1 | 2 | 3 | 4 | 5 | 6 | 7 | 8 | 9 | AB | R | H | RBI | BB | SO | LOB | BOTTOM | | | | |
|---|--|----------------------------------|------------------------------|---------------------------------|------------------------------|----------------------------------|------------------------------|----------------------------------|------------------------------|---------------------------------|------------------------------|---------------------------------|------------------------------|----------------------------------|------------------------------|---------------------------------|---|----------------------------------|------------------------------------|----------------------------------|--------|
| Don Hoak, R (1, 5) OBP: 0.287, SLG: 0.292 | F8 | | | | | | | | | 4 | 1 | 0 | 0 | 1 | 0 | 1 | Milwaukee Braves @ Chicago Cubs Wrigley Field, Chicago, IL Sun Jul 01 1956, 3:33 AM CDT Unknown | | | | |
| Gene Baker, R (1, 4) OBP: 0.327, SLG: 0.390 | | | | | | | | | | 3 | 1 | 1 | 0 | 1 | 0 | 1 | | | | | |
| Dee Fondy, L (1, 3) OBP: 0.307, SLG: 0.376 | | | | | | | | | | 4 | 1 | 3 | 1 | 1 | 1 | 1 | | | | | |
| 14 Ernie Banks, R (1, 6) OBP: 0.362, SLG: 0.612 | | | | | | | | | | 5 | 3 | 3 | 3 | 0 | 1 | 3 | | | | | |
| Walt Moryn, L (1, 9) OBP: 0.359, SLG: 0.459 | | | | | | | | | | 5 | 1 | 1 | 1 | 0 | 1 | 0 | | | | | |
| Monte Irvin, R (1, 7) OBP: 0.317, SLG: 0.455 Jerry Kindall, R (7, PR) Eddie Miksis, R (8, 7) OBP: 0.322, SLG: 0.420 | | | | | | | | | | 3 | 0 | 1 | 0 | 1 | 1 | 0 | | | | | |
| | | | | | | | | | | 0 | 0 | 0 | 0 | 0 | 0 | 0 | | | | | |
| | | | | | | | | | | 0 | 0 | 0 | 0 | 0 | 0 | 0 | | | | | |
| Pete Whisenant, R (1, 8) OBP: 0.282, SLG: 0.424 | | | | | | | | | | 2 | 0 | 1 | 2 | 2 | 1 | 1 | | | | | |
| Hobie Landrith, L (1, 2) OBP: 0.339, SLG: 0.343 | | | | | | | | | | 1 | 0 | 0 | 0 | 3 | 1 | 1 | | | | | |
| Don Kaiser, R (1, 1) | | | | | | | | | | 4 | 0 | 0 | 0 | 0 | 2 | 6 | | | | | |
| Inning Stats | R: 3 E: 1 K: 2 S: 11 | H: 4 LOB: 2 BB: 2 P: 19 | R: 0 E: 0 K: 1 S: 5 | H: 1 LOB: 1 BB: 1 P: 9 | R: 0 E: 0 K: 2 S: 7 | H: 0 LOB: 1 BB: 1 P: 11 | R: 0 E: 0 K: 1 S: 6 | H: 1 LOB: 2 BB: 1 P: 10 | R: 0 E: 0 K: 1 S: 4 | H: 0 LOB: 0 BB: 1 P: 8 | R: 1 E: 0 K: 0 S: 3 | H: 1 LOB: 2 BB: 1 P: 8 | R: 1 E: 0 K: 1 S: 7 | H: 2 LOB: 2 BB: 1 P: 11 | R: 2 E: 0 K: 0 S: 4 | H: 1 LOB: 0 BB: 1 P: 8 | | 1B: 6 2B: 2 3B: 1 HR: 2 | SF: 0 SAC: 0 DP: 1 HBP: 1 | WP: 0 PB: 0 SB: 0 CS: 0 | PA: 42 |
| PITCHER Bob Buhl, R (1, 1) ERA: 3.55 Taylor Phillips, L (5, 1) ERA: 1.69 Ernie Johnson, R (7, 1) ERA: 5.59 | IP: 4.0 WLS: L BF: 22 H: 6 R: 3 ER: 3 SO: 6 BB: 4 IBB: 0 HBP: 1 BLK: 0 WP: 0 HR: 0 S: 29 P: 49 ERA: 6.75 WHIP: 2.500 | | | | | | | | | | | | | | | | | | | | |

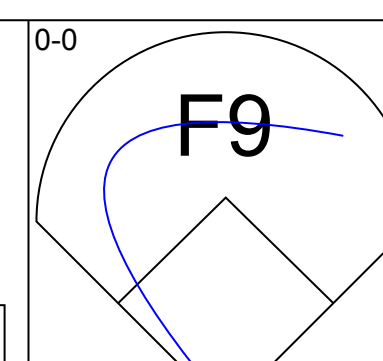
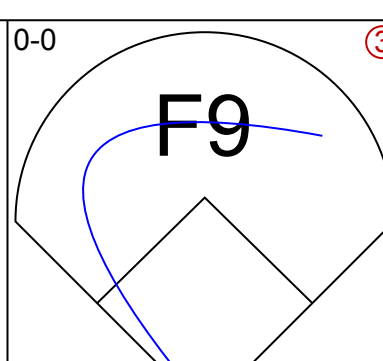
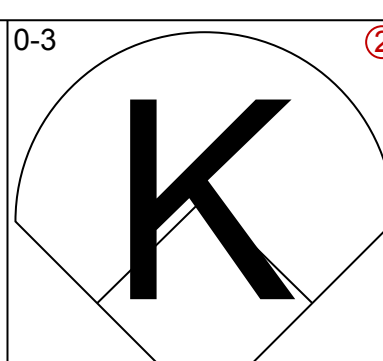
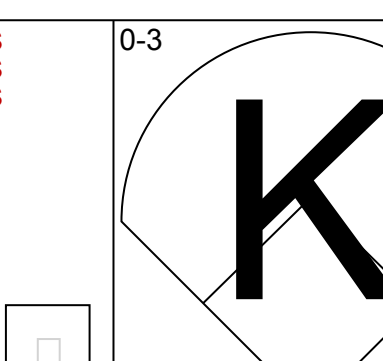
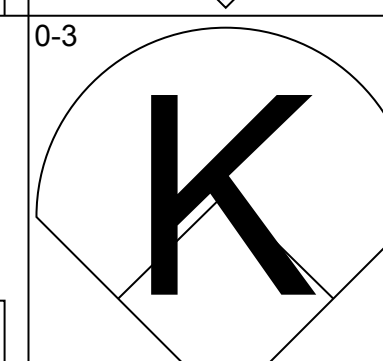
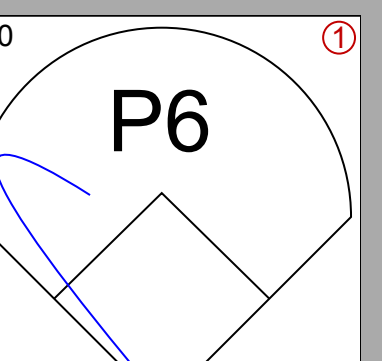
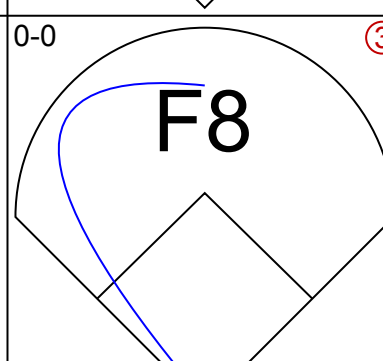
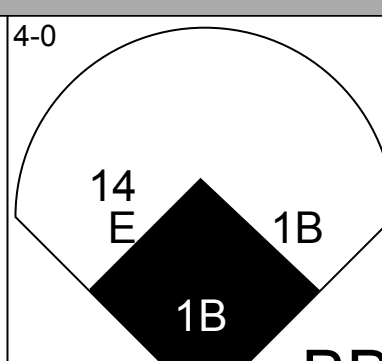
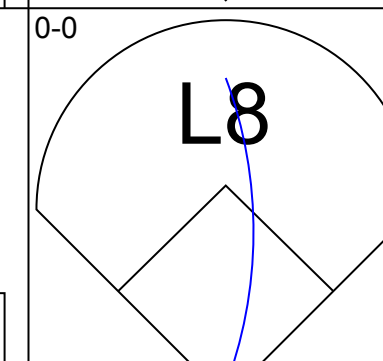
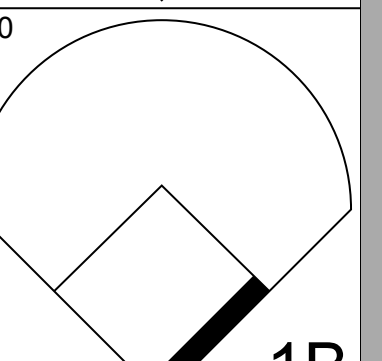
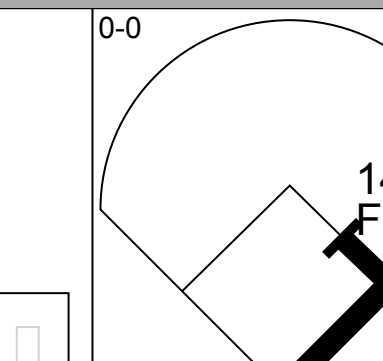
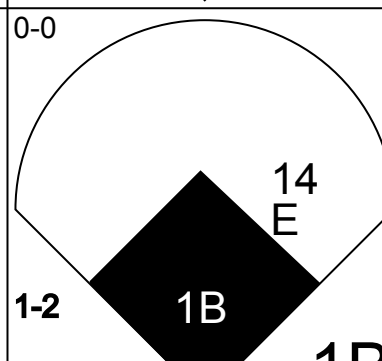
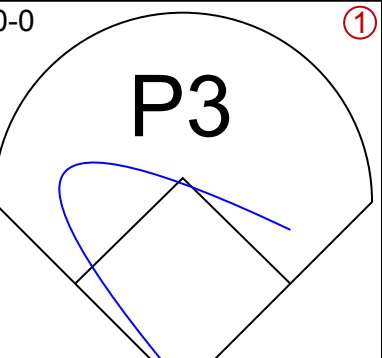

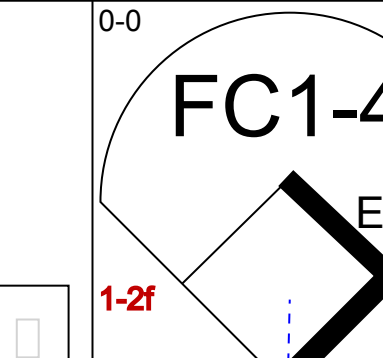
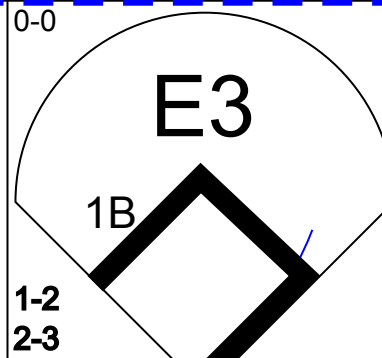
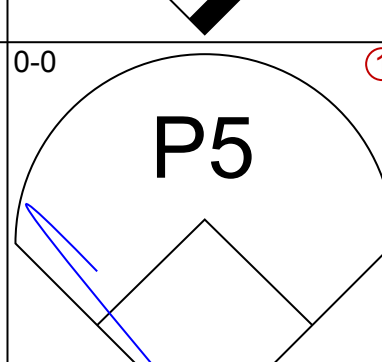
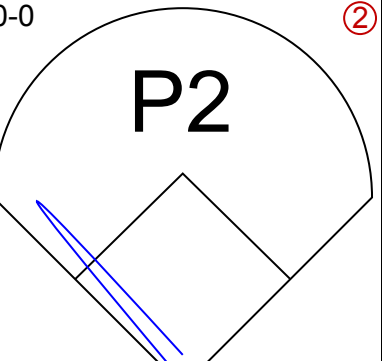
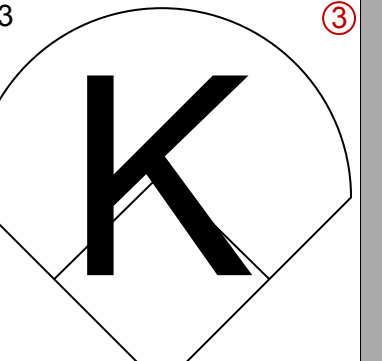
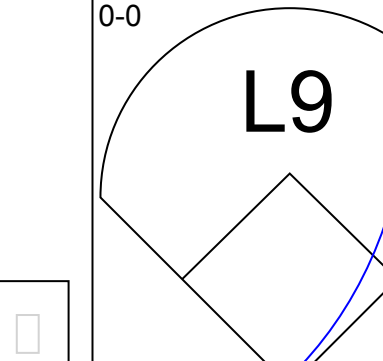
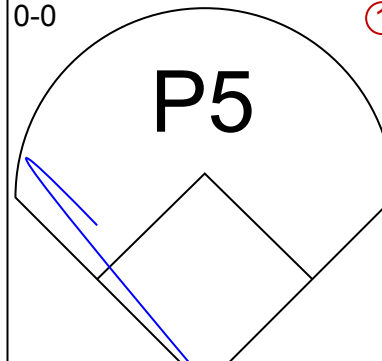
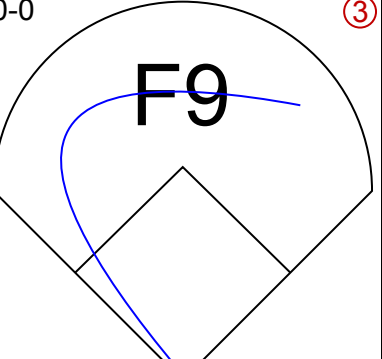
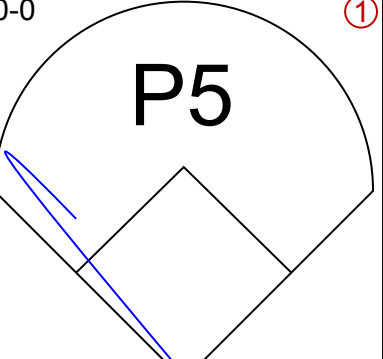
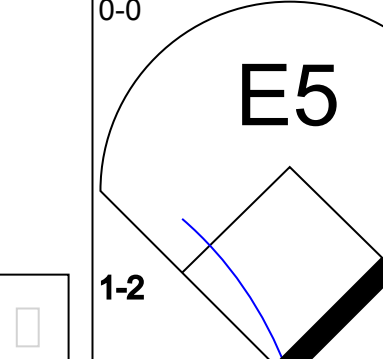
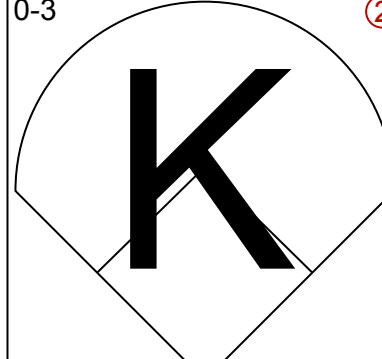
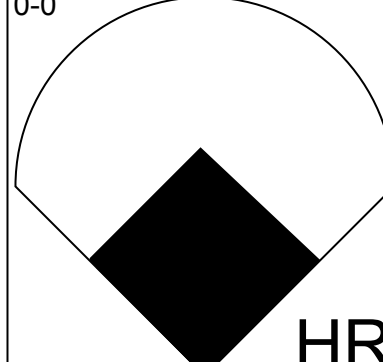
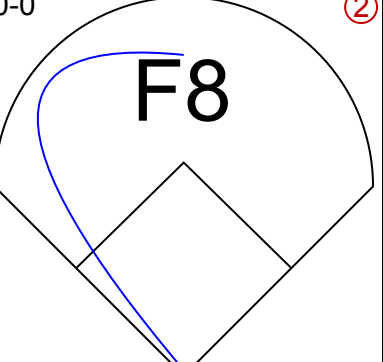
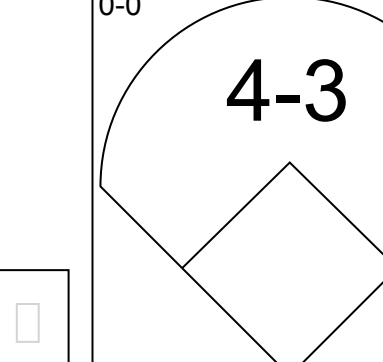
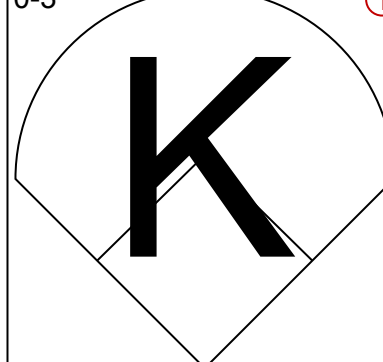
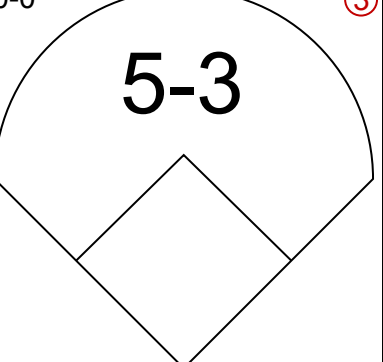
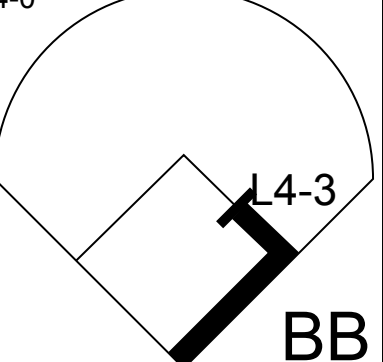
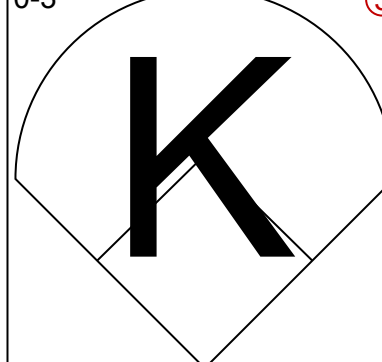


| Batter | 1 | 2 | 3 | 4 | 5 | 6 | 7 | 8 | 9 | AB | R | H | RBI | BB | SO | LOB | TOP | | | | | | | | | | |
|--|--|---|---|---|---|--|--|---|---|---------------------------------|------------------------------|---------------------------------|------------------------------|---------------------------------|------------------------------|---------------------------------|----------------------------------|------------------------------------|----------------------------------|--------|--|--|--|--|--|--|--|
| Felix Mantilla, R (1.5) |  | |  | |  | | |  | | 4 | 0 | 0 | 0 | 0 | 1 | 1 | | | | | | | | | | | |
| Johnny Logan, R (1.6) OBP: 0.306, SLG: 0.400 |  | |  | | |  | | |  | 4 | 2 | 2 | 1 | 0 | 0 | 0 | | | | | | | | | | | |
| Bobby Thomson, R (1.8) OBP: 0.329, SLG: 0.452 |  | |  | | |  | | |  | 4 | 1 | 1 | 0 | 0 | 1 | 0 | | | | | | | | | | | |
| Hank Aaron, R (1.9) OBP: 0.351, SLG: 0.512 |  | |  | | |  | | |  | 2 | 1 | 1 | 0 | 2 | 0 | 0 | | | | | | | | | | | |
| Andy Pafko, R (1.7) OBP: 0.342, SLG: 0.219 |  | |  | |  | |  | |  | 1 | 0 | 0 | 1 | 1 | 0 | 0 | | | | | | | | | | | |
| Bill Bruton, L (6.8) OBP: 0.299, SLG: 0.472 |  | |  | |  | |  | | | 2 | 0 | 0 | 0 | 0 | 1 | 1 | | | | | | | | | | | |
| Joe Adcock, R (1.3) OBP: 0.307, SLG: 0.514 |  | | | |  | | | | | 2 | 0 | 0 | 0 | 0 | 0 | 1 | | | | | | | | | | | |
| Frank Torre, L (6.3) OBP: 0.346, SLG: 0.344 |  | | | | | |  | | | 1 | 0 | 0 | 0 | 0 | 0 | 0 | | | | | | | | | | | |
| Del Crandall, R (1.2) OBP: 0.356, SLG: 0.533 | |  | |  | | |  | | | 2 | 0 | 0 | 0 | 1 | 1 | 0 | | | | | | | | | | | |
| Danny O'Connell, R (1.4) OBP: 0.332, SLG: 0.362 | |  | | | |  | |  |  | 3 | 0 | 0 | 0 | 0 | 0 | 0 | | | | | | | | | | | |
| Ray Crone, R (1.1) OBP: 0.235, SLG: 0.133 | |  | | | |  | | | | 3 | 0 | 1 | 0 | 0 | 1 | 0 | | | | | | | | | | | |
| Lew Burdette, R (9.1) OBP: 0.211, SLG: 0.171 | | | | | | | |  |  | 0 | 0 | 0 | 0 | 0 | 0 | 0 | | | | | | | | | | | |
| Inning Stats | R: 3 E: 2 K: 1 S: 6 | H: 2 LOB: 1 BB: 2 P: 14 | R: 0 E: 0 K: 0 S: 3 | H: 0 LOB: 0 BB: 0 P: 3 | R: 1 E: 0 K: 0 S: 4 | H: 2 LOB: 0 BB: 0 P: 4 | R: 0 E: 0 K: 1 S: 5 | H: 0 LOB: 0 BB: 0 P: 5 | R: 0 E: 0 K: 1 S: 5 | H: 0 LOB: 0 BB: 0 P: 5 | R: 0 E: 0 K: 1 S: 4 | H: 0 LOB: 0 BB: 1 P: 8 | R: 0 E: 0 K: 0 S: 3 | H: 1 LOB: 0 BB: 0 P: 3 | R: 0 E: 0 K: 1 S: 5 | H: 0 LOB: 1 BB: 1 P: 9 | 1B: 4 2B: 0 3B: 0 HR: 1 | SF: 0 SAC: 0 DP: 1 HBP: 0 | WP: 0 PB: 0 SB: 0 CS: 2 | PA: 34 | | | | | | | |
| PITCHER | IP | WLS | BF | H | R | ER | SO | BB | IBB | HBP | BLK | WP | HR | S | P | ERA | WHIP | | | | | | | | | | |
| Jim Davis, L (1.1) ERA: 5.21 | 0.1 | L | 5 | 2 | 3 | 1 | 1 | 2 | 0 | 0 | 0 | 0 | 0 | 5 | 13 | 27.00 | 12.000 | | | | | | | | | | |
| Vito Valentini, R (1.1) ERA: 3.41 | 5.2 | | 17 | 2 | 1 | 1 | 2 | 0 | 0 | 0 | 0 | 0 | 1 | 21 | 21 | 1.59 | 0.353 | | | | | | | | | | |
| Jim Brosnan, R (7.1) ERA: 3.81 | 2.0 | | 6 | 1 | 0 | 0 | 1 | 1 | 0 | 0 | 0 | 0 | 0 | 7 | 11 | 0.00 | 1.000 | | | | | | | | | | |
| Turk Lown, R (9.1) ERA: 3.77 | 1.0 | | 4 | 0 | 0 | 0 | 1 | 1 | 0 | 0 | 0 | 0 | 0 | 5 | 9 | 0.00 | 1.000 | | | | | | | | | | |

Milwaukee Braves @ Chicago Cubs
Wrigley Field, Chicago, IL
Sun Jul 01 1956, 3:38 AM CDT
Att: 30,075 - Unknown

AB 28
R 4
H 5
RBI 2
BB 4
SO 5
LOB 3



| Batter | 1 | 2 | 3 | 4 | 5 | 6 | 7 | 8 | 9 | AB | R | H | RBI | BB | SO | LOB | BOTTOM | | | | | | | | | | |
|---|---|---|---|---|--|---|---|---|---|---------------------------------|------------------------------|---------------------------------|------------------------------|---------------------------------|-------------------------------|----------------------------------|----------------------------------|------------------------------------|----------------------------------|--------|--|--|--|--|--|--|--|
| Don Hoak, R (1.5) OBP: 0.277, SLG: 0.280 |  | |  | | |  | |  | | 4 | 0 | 0 | 0 | 0 | 2 | 0 | | | | | | | | | | | |
| Gene Baker, R (1.4) OBP: 0.326, SLG: 0.386 |  | | |  | |  | | |  | 3 | 1 | 0 | 0 | 1 | 1 | 0 | | | | | | | | | | | |
| Dee Fondy, L (1.3) OBP: 0.315, SLG: 0.382 |  | | |  | | |  | |  | 4 | 1 | 3 | 0 | 0 | 0 | 0 | | | | | | | | | | | |
| 14 Ernie Banks, R (1.6) OBP: 0.356, SLG: 0.602 | |  | |  | |  | |  |  | 4 | 0 | 0 | 0 | 0 | 1 | 4 | | | | | | | | | | | |
| Walt Moryn, L (1.9) OBP: 0.353, SLG: 0.451 | |  | |  | | |  | |  | 4 | 0 | 0 | 0 | 0 | 1 | 5 | | | | | | | | | | | |
| Pete Whisenant, R (1.8) OBP: 0.275, SLG: 0.414 | |  | | |  | |  | |  | 4 | 0 | 0 | 0 | 0 | 1 | 4 | | | | | | | | | | | |
| Jim King, L (1.7) OBP: 0.286, SLG: 0.392 | | |  | |  | |  | | | 4 | 1 | 2 | 3 | 0 | 0 | 2 | | | | | | | | | | | |
| Ed Winceniak, R (9. PR) | | | | | | | | | | 0 | 0 | 0 | 0 | 0 | 0 | 0 | | | | | | | | | | | |
| Harry Chiti, R (1.2) OBP: 0.288, SLG: 0.433 | | |  | |  | | |  |  | 3 | 0 | 0 | 0 | 1 | 2 | 2 | | | | | | | | | | | |
| Jim Davis, S (1.1) OBP: 0.206, SLG: 0.200 | | | | | | | | | | 0 | 0 | 0 | 0 | 0 | 0 | 0 | | | | | | | | | | | |
| Vito Valentini, R (1.1) OBP: 0.307, SLG: 0.340 | | | | | | | | | | 1 | 0 | 0 | 0 | 0 | 0 | 0 | | | | | | | | | | | |
| Hobie Landrith, L (6. PR) | | | | | | | | | | 1 | 0 | 0 | 0 | 0 | 0 | 0 | | | | | | | | | | | |
| Jim Brosnan, R (7.1) OBP: 0.290, SLG: 0.333 | | | | | | | | | | 0 | 0 | 0 | 0 | 0 | 0 | 0 | | | | | | | | | | | |
| Frank Keller, R (8. PR) | | | | | | | | | | 1 | 0 | 0 | 0 | 0 | 0 | 1 | | | | | | | | | | | |
| Turk Lown, R (9.1) OBP: 0.202, SLG: 1.111 | | | | | | | | | | 0 | 0 | 0 | 0 | 0 | 0 | 0 | | | | | | | | | | | |
| Inning Stats | R: 0 E: 0 K: 1 S: 5 | H: 0 LOB: 0 BB: 0 P: 5 | R: 0 E: 0 K: 0 S: 3 | H: 0 LOB: 0 BB: 0 P: 3 | R: 1 E: 0 K: 2 S: 8 | H: 1 LOB: 0 BB: 0 P: 8 | R: 0 E: 0 K: 2 S: 8 | H: 1 LOB: 1 BB: 0 P: 8 | R: 0 E: 0 K: 1 S: 5 | H: 0 LOB: 0 BB: 0 P: 5 | R: 0 E: 1 K: 0 S: 5 | H: 1 LOB: 2 BB: 0 P: 5 | R: 0 E: 0 K: 1 S: 4 | H: 0 LOB: 0 BB: 1 P: 8 | R: 2 E: 1 K: 2 S: 10 | H: 2 LOB: 2 BB: 1 P: 14 | 1B: 4 2B: 1 3B: 0 HR: 1 | SF: 0 SAC: 0 DP: 1 HBP: 0 | WP: 0 PB: 0 SB: 0 CS: 0 | PA: 35 | | | | | | | |
| PITCHER | IP | WLS | BF | H | R | ER | SO | BB | IBB | HBP | BLK | WP | HR | S | P | ERA | WHIP | | | | | | | | | | |
| Ray Crone, R (1.1) ERA: 2.81 | 8.0 | | 30 | 4 | 3 | 1 | 7 | 2 | 0 | 0 | 0 | 0 | 0 | 42 | 50 | 1.12 | 0.750 | | | | | | | | | | |
| Lew Burdette, R (9.1) ERA: 2.49 | 1.0 | S | 5 | 1 | 0 | 0 | 2 | 0 | 0 | 0 | 0 | 0 | 0 | 9 | 9 | 0.00 | 1.000 | | | | | | | | | | |

Milwaukee Braves @ Chicago Cubs
Wrigley Field, Chicago, IL
Sun Jul 01 1956, 3:38 AM CDT
Att: 30,075 - Unknown

AB 33
R 3
H 5
RBI 3
BB 2
SO 9
LOB 18



| Batter | 1 | 2 | 3 | 4 | 5 | 6 | 7 | 8 | 9 | AB | R | H | RBI | BB | SO | LOB | TOP | | | |
|--|---|---------------------------------|------------------------------|---------------------------------|------------------------------|---------------------------------|------------------------------|---------------------------------|------------------------------|---------------------------------|------------------------------|---------------------------------|------------------------------|---------------------------------|------------------------------|---------------------------------|----------------------------------|------------------------------------|----------------------------------|--------|
| Jack Dittmer, L (1,4) OBP: 0.281, SLG: 0.235 Chuck Tanner, L (7, PH) OBP: 0.429, SLG: 0.560 Del Crandall, R (7,2) OBP: 0.356, SLG: 0.533 | 4-0 SH1-3 BB | 0-0 F6 | | | 0-0 F8 | | 0-0 G4-6-3 | | | 2 | 0 | 0 | 0 | 1 | 0 | 2 | | | | |
| Johnny Logan, R (1,6) OBP: 0.312, SLG: 0.403 | 0-0 SH1-3 | | 0-0 5-3 | | 0-0 1B | | | 0-0 G4-6-3 1B | | 3 | 0 | 2 | 0 | 0 | 0 | 0 | | | | |
| Wes Covington, L (1,7) OBP: 0.431, SLG: 0.500 | 0-3 K | | 0-0 F7 | | 0-3 K | | | 0-0 F7 | | 4 | 0 | 0 | 0 | 0 | 2 | 3 | | | | |
| Hank Aaron, R (1,9) OBP: 0.353, SLG: 0.512 | 0-0 4-3 | | 0-0 1B | | 0-0 SH3-4 1B | | | 0-0 G4-6-3 | | 4 | 0 | 2 | 0 | 0 | 0 | 2 | | | | |
| Bill Bruton, L (1,8) OBP: 0.295, SLG: 0.465 | | 0-0 6-3 | 0-0 F2 | | 0-0 SH3-4 | | | 0-0 4-3 | | 3 | 0 | 0 | 0 | 0 | 0 | 1 | | | | |
| Bobby Thomson, R (1,5) OBP: 0.328, SLG: 0.462 | | 0-0 HR | | 0-3 K | | 0-0 F8 | | 0-3 K | | 4 | 1 | 1 | 1 | 0 | 2 | 1 | | | | |
| Joe Adcock, R (1,3) OBP: 0.312, SLG: 0.520 Lew Burdette, R (9, PR) OBP: 0.211, SLG: 0.171 | | 0-0 2B | | 0-0 F8 | | 0-0 P2 | | 0-0 1B | | 4 | 0 | 2 | 0 | 0 | 0 | 1 | | | | |
| Del Rice, R (1,2) OBP: 0.382, SLG: 0.547 Felix Mantilla, R (7, PR) OBP: 0.332, SLG: 0.362 Danny O'Connell, R (7,4) OBP: 0.349, SLG: 0.448 Eddie Mathews, L (9, PH) OBP: 0.349, SLG: 0.448 | 4-0 BB | 0-0 BB | 0-3 K | | 0-0 FC2-6 1B | | | 0-3 K | | 2 | 0 | 1 | 0 | 1 | 1 | 0 | | | | |
| Warren Spahn, L (1,1) OBP: 0.214, SLG: 0.286 | 0-0 F7 | | | | 0-0 F5 | | 0-0 FC2-6 | | | 3 | 0 | 0 | 0 | 0 | 0 | 3 | | | | |
| Inning Stats | R: 0 E: 0 K: 1 S: 5 | H: 0 LOB: 1 BB: 1 P: 9 | R: 1 E: 0 K: 0 S: 5 | H: 2 LOB: 2 BB: 1 P: 9 | R: 0 E: 0 K: 0 S: 4 | H: 1 LOB: 1 BB: 0 P: 4 | R: 0 E: 0 K: 2 S: 7 | H: 0 LOB: 0 BB: 0 P: 7 | R: 0 E: 0 K: 1 S: 6 | H: 1 LOB: 1 BB: 0 P: 6 | R: 0 E: 0 K: 0 S: 4 | H: 1 LOB: 1 BB: 0 P: 4 | R: 0 E: 0 K: 0 S: 3 | H: 1 LOB: 0 BB: 0 P: 3 | R: 0 E: 0 K: 2 S: 8 | H: 1 LOB: 1 BB: 0 P: 8 | 1B: 6 2B: 1 3B: 0 HR: 1 | SF: 0 SAC: 2 DP: 2 HBP: 0 | WP: 0 PB: 0 SB: 0 CS: 0 | PA: 35 |
| PITCHER Johnny Klippstein, R (1,1) ERA: 4.18 | IP: 9.0 WLS: W BF: 35 H: 8 R: 1 ER: 1 SO: 6 BB: 2 IBB: 0 HBP: 0 BLK: 0 WP: 0 HR: 1 S: 45 P: 53 ERA: 1.00 WHIP: 1.11 | | | | | | | | | | | | | | | | | | | |

Milwaukee Braves @ Cincinnati Redlegs
Crosley Field, Cincinnati, OH
Mon Jul 02 1956, 3:33 AM EDT
Att: 28,635 - Unknown

AB 31
R 1
H 8
RBI 1
BB 2
SO 6
LOB 15



| Batter | 1 | 2 | 3 | 4 | 5 | 6 | 7 | 8 | 9 | AB | R | H | RBI | BB | SO | LOB | BOTTOM | |
|--|--|----------------------------------|------------------------------|---------------------------------|------------------------------|---------------------------------|------------------------------|----------------------------------|------------------------------|---------------------------------|------------------------------|---------------------------------|------------------------------|---------------------------------|----------------------------------|------------------------------------|----------------------------------|--------|
| Johnny Temple, R (1,4) OBP: 0.353, SLG: 0.355 | 0-3 K | | 0-0 1B 2B | | 0-0 F7 | | 0-0 F8 | | | 4 | 1 | 1 | 0 | 0 | 1 | 0 | | |
| Wally Post, R (1,9) OBP: 0.294, SLG: 0.472 | 4-0 1B E BB | | 0-0 F5 | | 0-0 BB BB 1B | | 0-0 E3 G4-3-4 | | | 3 | 1 | 1 | 0 | 1 | 0 | 1 | | |
| Gus Bell, L (1,8) OBP: 0.371, SLG: 0.541 | 0-0 E5 4-3 1H 1B | | 0-0 2H 1B | | 4-0 BB BB BB | | 0-0 G4-3-4 | | | 3 | 0 | 2 | 1 | 1 | 0 | 1 | | |
| Ted Kluszewski, L (1,3) OBP: 0.337, SLG: 0.517 | 0-0 4-3 | | 0-0 F4 | | 0-0 F7 | | | 0-0 G3 1B | | 4 | 0 | 1 | 0 | 0 | 0 | 4 | | |
| Frank Robinson, R (1,7) OBP: 0.415, SLG: 0.588 | 4-0 PO BB | | 0-0 F8 | | 4-0 BB BB | | 0-0 F7 | | | 2 | 0 | 0 | 0 | 2 | 0 | 2 | | |
| Ed Bailey, L (1,2) OBP: 0.433, SLG: 0.599 | 0-0 PO | 4-0 1B BB | | 0-0 F9 | 0-0 F4 | | | 0-0 G3 | | 3 | 0 | 0 | 0 | 1 | 0 | 4 | | |
| Alex Grammas, R (1,5) OBP: 0.323, SLG: 0.310 | | 0-0 1-3 1B | | 0-0 1B | | 0-0 F9 | | 0-0 6-3 | | 4 | 0 | 2 | 0 | 0 | 0 | 1 | | |
| Roy McMillan, R (1,6) OBP: 0.383, SLG: 0.407 | | 0-0 F3 | | 0-0 F9 | | 0-3 K | | | | 3 | 0 | 0 | 0 | 0 | 1 | 2 | | |
| Johnny Klippstein, R (1,1) OBP: 0.167, SLG: 0.103 | | 0-0 5-3 | | 0-3 K | | 0-0 F9 | | | | 3 | 0 | 0 | 0 | 0 | 1 | 2 | | |
| Inning Stats | R: 1 E: 1 K: 1 S: 5 | H: 1 LOB: 2 BB: 2 P: 13 | R: 0 E: 0 K: 0 S: 3 | H: 1 LOB: 1 BB: 1 P: 7 | R: 1 E: 0 K: 0 S: 5 | H: 2 LOB: 1 BB: 0 P: 5 | R: 0 E: 0 K: 1 S: 6 | H: 1 LOB: 3 BB: 2 P: 12 | R: 0 E: 0 K: 1 S: 5 | H: 0 LOB: 0 BB: 0 P: 5 | R: 0 E: 1 K: 0 S: 3 | H: 0 LOB: 0 BB: 0 P: 3 | R: 0 E: 0 K: 0 S: 4 | H: 1 LOB: 1 BB: 0 P: 4 | 1B: 6 2B: 2 3B: 0 HR: 0 | SF: 0 SAC: 0 DP: 1 HBP: 0 | WP: 0 PB: 0 SB: 0 CS: 0 | PA: 35 |
| PITCHER Warren Spahn, L (1,1) ERA: 3.02 | IP: 8.0 WLS: L BF: 34 H: 7 R: 2 ER: 2 SO: 3 BB: 5 IBB: 0 HBP: 0 BLK: 0 WP: 0 HR: 0 S: 35 P: 55 ERA: 2.25 WHIP: 1.500 | | | | | | | | | | | | | | | | | |

Milwaukee Braves @ Cincinnati Redlegs
Crosley Field, Cincinnati, OH
Mon Jul 02 1956, 3:33 AM EDT
Att: 28,635 - Unknown

AB 29
R 2
H 7
RBI 1
BB 5
SO 3
LOB 17



| Batter | 1 | 2 | 3 | 4 | 5 | 6 | 7 | 8 | 9 | AB | R | H | RBI | BB | SO | LOB | TOP | | | | | |
|--|------------------------------|---------------------------------|------------------------------|---------------------------------|------------------------------|---------------------------------|------------------------------|---------------------------------|------------------------------|----------------------------------|------------------------------|---------------------------------|------------------------------|---------------------------------|------------------------------|----------------------------------|--|------------------------------|---------------------------------|----------------------------------|------------------------------------|-------------------------|
| Felix Mantilla, R OBP: 0.100, SLG: 0.100 (1, 5) | F8 | | FC1-6 | | E7 | | 6-3 | FC6-4 | | 5 | 1 | 1 | 1 | 0 | 0 | 3 | Milwaukee Braves @ Cincinnati Redlegs Crosley Field, Cincinnati, OH Tue Jul 03 1956, 3:33 AM EDT Att: 13,797 - Unknown | | | | | |
| Johnny Logan, R OBP: 0.317, SLG: 0.424 (1, 6) | F8 | | F8 | | HR | | F9 | | SF9 | 5 | 2 | 3 | 2 | 0 | 0 | 1 | | | | | | |
| Andy Pafko, R OBP: 0.265, SLG: 0.206 Bill Bruton, L OBP: 0.296, SLG: 0.463 (5, PH) (5, 8) | 1B | | 1-3 | | K | | F2 | | | 2 | 0 | 0 | 0 | 0 | 1 | 1 | | | | | | |
| Hank Aaron, R OBP: 0.354, SLG: 0.520 (1, 9) | | | | | | | | | | 4 | 1 | 2 | 1 | 0 | 0 | 0 | | | | | | |
| Bobby Thomson, R OBP: 0.321, SLG: 0.452 (5, 7) | K | | F8 | | 6-3 | | F7 | | 4-3 | 5 | 0 | 0 | 0 | 0 | 1 | 3 | | | | | | |
| Joe Adcock, R OBP: 0.319, SLG: 0.530 Frank Torre, L OBP: 0.349, SLG: 0.340 (6, 3) | | | FC5-4 | | 1B | | 2B | | P4 | 3 | 0 | 2 | 1 | 0 | 0 | 1 | | | | | | |
| Del Rice, R OBP: 0.375, SLG: 0.529 (1, 2) | F9 | | K | | 6-3 | | | | | 4 | 1 | 1 | 0 | 0 | 1 | 3 | | | | | | |
| Danny O'Connell, R OBP: 0.339, SLG: 0.371 (1, 4) | F9 | | | | SH2-4 | | FC6-4 | | 1B | 3 | 1 | 2 | 1 | 1 | 0 | 1 | | | | | | |
| Lew Burdette, R OBP: 0.244, SLG: 0.211 (1, 1) | | | FC1-6 | | SH2-4 | | FC6-4 | | | 3 | 0 | 2 | 1 | 0 | 0 | 2 | | | | | | |
| Inning Stats | R: 0 E: 0 K: 1 S: 5 | H: 1 LOB: 0 BB: 0 P: 5 | R: 1 E: 0 K: 1 S: 7 | H: 2 LOB: 1 BB: 0 P: 7 | R: 0 E: 0 K: 0 S: 4 | H: 1 LOB: 1 BB: 0 P: 4 | R: 0 E: 0 K: 1 S: 6 | H: 1 LOB: 1 BB: 0 P: 6 | R: 3 E: 1 K: 1 S: 7 | H: 2 LOB: 0 BB: 1 P: 11 | R: 0 E: 0 K: 0 S: 5 | H: 2 LOB: 0 BB: 0 P: 5 | R: 0 E: 0 K: 0 S: 3 | H: 0 LOB: 0 BB: 0 P: 3 | R: 2 E: 0 K: 0 S: 6 | H: 3 LOB: 2 BB: 1 P: 10 | | R: 1 E: 0 K: 0 S: 5 | H: 2 LOB: 1 BB: 0 P: 5 | 1B: 9 2B: 3 3B: 1 HR: 1 | SF: 1 SAC: 1 DP: 0 HBP: 0 | WP: 0 PB: 0 CS: 0 |
| PITCHER | IP | WLS | BF | H | R | ER | SO | BB | IBB | HBP | BLK | WP | HR | S | P | ERA | WHIP | | | | | |
| Joe Nuxhall, L ERA: 4.16 (1, 1) | 4.1 | L | 20 | 7 | 4 | 4 | 3 | 1 | 0 | 0 | 0 | 0 | 1 | 25 | 29 | 8.31 | 1.846 | | | | | |
| Tom Acker, R ERA: 3.97 (5, 1) | 0.2 | | 2 | 0 | 0 | 0 | 1 | 0 | 0 | 0 | 0 | 0 | 0 | 4 | 4 | 0.00 | 0.000 | | | | | |
| Hal Jeffcoat, R ERA: 4.88 (6, 1) | 3.0 | | 15 | 5 | 2 | 2 | 0 | 1 | 0 | 0 | 0 | 0 | 0 | 14 | 18 | 6.00 | 2.000 | | | | | |
| Don Gross, L ERA: 1.5 (9, 1) | 1.0 | | 5 | 2 | 1 | 1 | 0 | 0 | 0 | 0 | 0 | 0 | 0 | 5 | 5 | 9.00 | 2.000 | | | | | |



| Batter | 1 | 2 | 3 | 4 | 5 | 6 | 7 | 8 | 9 | AB | R | H | RBI | BB | SO | LOB | BOTTOM | | | | |
|---|------------------------------|---------------------------------|------------------------------|---------------------------------|------------------------------|---------------------------------|------------------------------|---------------------------------|------------------------------|---------------------------------|------------------------------|---------------------------------|------------------------------|---------------------------------|------------------------------|---------------------------------|--|----------------------------------|------------------------------------|-------------------------|--------|
| Johnny Temple, R OBP: 0.352, SLG: 0.353 (1, 4) | 4-3 | | BB | | F7 | | | F7 | | 4 | 0 | 1 | 0 | 0 | 0 | 2 | Milwaukee Braves @ Cincinnati Redlegs Crosley Field, Cincinnati, OH Tue Jul 03 1956, 3:33 AM EDT Att: 13,797 - Unknown | | | | |
| Wally Post, R OBP: 0.297, SLG: 0.475 (1, 9) | 6-3 | | 1B | | | | 2B | F7 | | 3 | 0 | 1 | 0 | 1 | 0 | 1 | | | | | |
| Gus Bell, L OBP: 0.366, SLG: 0.533 (1, 8) | 5-3 | | 1-3 | | F6 | | P6 | | | 4 | 0 | 0 | 0 | 0 | 0 | 4 | | | | | |
| Ted Kluszewski, L OBP: 0.332, SLG: 0.508 (1, 3) | K2-3 | | 4-3 | | F8 | | F9 | | | 4 | 0 | 0 | 0 | 0 | 1 | 1 | | | | | |
| Frank Robinson, R OBP: 0.413, SLG: 0.580 (1, 7) | 4-3 | | F9 | | K | | F7 | | | 3 | 0 | 0 | 0 | 0 | 1 | 1 | | | | | |
| Smoky Burgess, L OBP: 0.365, SLG: 0.516 (1, 2) | 4-3 | | F9 | | | | K | | | 4 | 0 | 1 | 0 | 0 | 1 | 1 | | | | | |
| Alex Grammas, R OBP: 0.167, SLG: 0.300 Tom Acker, R OBP: 0.368, SLG: 0.490 Rocky Bridges, R OBP: 0.310, SLG: 0.438 (5, PH) (6, 5) (7, PH) (8, 5) | 5-3 | | | | F7 | | 5-3 | | F2 | 1 | 0 | 0 | 0 | 0 | 0 | 1 | | | | | |
| Roy McMillan, R OBP: 0.378, SLG: 0.402 (1, 6) | | | F9 | | F9 | | 6-3 | | | 3 | 0 | 0 | 0 | 0 | 0 | 0 | | | | | |
| Joe Nuxhall, L OBP: 0.167, SLG: 0.294 Tom Acker, R OBP: 0.368, SLG: 0.490 Stan Palys, R OBP: 0.296, SLG: 0.174 Hal Jeffcoat, R OBP: 0.365, SLG: 0.542 George Crowe, L OBP: 0.302, SLG: 0.542 Don Gross, L OBP: 0.250, SLG: 0.250 (1, 1) (5, 1) (5, PH) (8, 1) (8, PH) (9, 1) | | | F7 | | | | | | | 1 | 0 | 0 | 0 | 0 | 0 | 0 | | | | | |
| Inning Stats | R: 0 E: 0 K: 0 S: 3 | H: 0 LOB: 0 BB: 0 P: 3 | R: 0 E: 0 K: 1 S: 5 | H: 0 LOB: 1 BB: 0 P: 6 | R: 0 E: 0 K: 0 S: 4 | H: 1 LOB: 2 BB: 1 P: 8 | R: 0 E: 0 K: 0 S: 3 | H: 0 LOB: 0 BB: 0 P: 3 | R: 0 E: 0 K: 0 S: 4 | H: 1 LOB: 1 BB: 0 P: 4 | R: 0 E: 0 K: 1 S: 5 | H: 1 LOB: 1 BB: 0 P: 5 | R: 0 E: 0 K: 0 S: 4 | H: 1 LOB: 1 BB: 0 P: 4 | R: 0 E: 0 K: 0 S: 4 | H: 1 LOB: 1 BB: 0 P: 4 | | 1B: 3 2B: 2 3B: 0 HR: 0 | SF: 0 SAC: 0 DP: 0 HBP: 1 | WP: 0 PB: 0 CS: 0 | PA: 34 |
| PITCHER | IP | WLS | BF | H | R | ER | SO | BB | IBB | HBP | BLK | WP | HR | S | P | ERA | WHIP | | | | |
| Lew Burdette, R ERA: 2.3 (1, 1) | 9.0 | W | 34 | 5 | 0 | 0 | 3 | 1 | 0 | 1 | 0 | 0 | 0 | 38 | 43 | 0.00 | 0.667 | | | | |



| Batter | 1 | 2 | 3 | 4 | 5 | 6 | 7 | 8 | 9 | AB | R | H | RBI | BB | SO | LOB | TOP | | | | | |
|---|---|---------------------------------|------------------------------|----------------------------------|------------------------------|---------------------------------|------------------------------|---------------------------------|------------------------------|---------------------------------|------------------------------|---------------------------------|------------------------------|----------------------------------|------------------------------|---------------------------------|------------------------------|---------------------------------|----------------------------------|------------------------------------|----------------------------------|--------|
| Don Blasingame, L (1, 4) OBP: 0.362, SLG: 0.332 | | | | | | | | | | 5 | 1 | 2 | 2 | 0 | 0 | 0 | | | | | | |
| Alvin Dark, R (1, 6) OBP: 0.296, SLG: 0.366 | | | | | | | | | | 5 | 1 | 2 | 2 | 0 | 0 | 1 | | | | | | |
| Stan Musial, L (1, 3) OBP: 0.406, SLG: 0.553 | | | | | | | | | | 5 | 0 | 1 | 1 | 0 | 0 | 1 | | | | | | |
| Ken Boyer, R (1, 5) OBP: 0.378, SLG: 0.600 | | | | | | | | | | 4 | 1 | 1 | 1 | 0 | 0 | 1 | | | | | | |
| Wally Moon, L (1, 9) OBP: 0.413, SLG: 0.517 | | | | | | | | | | 2 | 1 | 0 | 0 | 2 | 0 | 0 | | | | | | |
| Rip Repulski, R (1, 7) OBP: 0.410, SLG: 0.570 | | | | | | | | | | 4 | 1 | 1 | 0 | 0 | 0 | 2 | | | | | | |
| Whitey Lockman, L (1, 8) OBP: 0.322, SLG: 0.318 | | | | | | | | | | 2 | 1 | 0 | 0 | 2 | 0 | 2 | | | | | | |
| Bobby Del Greco, R (8, 8) OBP: 0.321, SLG: 0.412 | | | | | | | | | | 0 | 0 | 0 | 0 | 0 | 0 | 0 | | | | | | |
| Hal Smith, R (1, 2) OBP: 0.409, SLG: 0.550 | | | | | | | | | | 4 | 0 | 0 | 0 | 0 | 2 | 7 | | | | | | |
| Murry Dickson, R (1, 1) OBP: 0.233, SLG: 0.279 | | | | | | | | | | 2 | 0 | 0 | 0 | 0 | 1 | 0 | | | | | | |
| Grady Hatton, L (7, PH) OBP: 0.382, SLG: 0.364 | | | | | | | | | | 1 | 0 | 0 | 0 | 0 | 0 | 3 | | | | | | |
| Willard Schmidt, R (7, 1) OBP: 0.190, SLG: 0.105 | | | | | | | | | | 1 | 0 | 0 | 0 | 0 | 0 | 2 | | | | | | |
| Inning Stats | R: 0 E: 0 K: 0 S: 3 | H: 1 LOB: 0 BB: 0 P: 3 | R: 0 E: 0 K: 1 S: 5 | H: 0 LOB: 2 BB: 2 P: 13 | R: 0 E: 0 K: 0 S: 4 | H: 1 LOB: 1 BB: 0 P: 4 | R: 1 E: 0 K: 0 S: 4 | H: 1 LOB: 0 BB: 0 P: 4 | R: 0 E: 0 K: 2 S: 7 | H: 0 LOB: 0 BB: 0 P: 7 | R: 0 E: 0 K: 0 S: 3 | H: 0 LOB: 0 BB: 0 P: 3 | R: 5 E: 1 K: 0 S: 8 | H: 4 LOB: 1 BB: 1 P: 12 | R: 0 E: 0 K: 0 S: 4 | H: 0 LOB: 2 BB: 1 P: 8 | R: 0 E: 0 K: 0 S: 3 | H: 0 LOB: 0 BB: 0 P: 3 | 1B: 4 2B: 1 3B: 1 HR: 1 | SF: 0 SAC: 0 DP: 1 HBP: 0 | WP: 0 PB: 0 SB: 0 CS: 0 | PA: 39 |
| PITCHER | IP WLS BF H R ER SO BB IBB HBP BLK WP HR S P ERA WHIP | | | | | | | | | | | | | | | | | | | | | |
| Gene Conley, R (1, 1) ERA: 2.88 | 6.2 L 30 7 6 1 3 3 3 0 0 0 0 0 1 33 45 1.35 1.500 | | | | | | | | | | | | | | | | | | | | | |
| Dave Jolly, R (7, 1) ERA: 2.73 | 0.1 1 0 0 0 0 0 0 0 0 0 0 0 0 1 1 0.00 0.000 | | | | | | | | | | | | | | | | | | | | | |
| Taylor Phillips, L (8, 1) ERA: 1.69 | 0.0 2 0 0 0 0 0 1 0 0 0 0 0 0 0 1 5 ∞ ∞ | | | | | | | | | | | | | | | | | | | | | |
| Ernie Johnson, R (8, 1) ERA: 5.06 | 2.0 6 0 0 0 0 0 0 0 0 0 0 0 0 0 6 6 0.00 0.000 | | | | | | | | | | | | | | | | | | | | | |

St. Louis Cardinals @ Milwaukee Braves
Milwaukee County Stadium, Milwaukee, WI
Wed Jul 04 1956, 4:33 AM EDT
Unknown

AB 35
R 6
H 7
RBI 6
BB 4
SO 3
LOB 19



| Batter | 1 | 2 | 3 | 4 | 5 | 6 | 7 | 8 | 9 | AB | R | H | RBI | BB | SO | LOB | BOTTOM | | | | | |
|---|---|---------------------------------|------------------------------|---------------------------------|------------------------------|---------------------------------|------------------------------|---------------------------------|------------------------------|---------------------------------|------------------------------|---------------------------------|------------------------------|---------------------------------|------------------------------|---------------------------------|------------------------------|---------------------------------|----------------------------------|------------------------------------|----------------------------------|--------|
| Danny O'Connell, R (1, 4) OBP: 0.341, SLG: 0.383 | | | | | | | | | | 4 | 1 | 2 | 0 | 0 | 0 | 0 | | | | | | |
| Johnny Logan, R (1, 6) OBP: 0.320, SLG: 0.429 | | | | | | | | | | 4 | 1 | 2 | 1 | 0 | 0 | 1 | | | | | | |
| Eddie Mathews, L (1, 5) OBP: 0.351, SLG: 0.444 | | | | | | | | | | 2 | 1 | 0 | 0 | 2 | 0 | 2 | | | | | | |
| Hank Aaron, R (1, 9) OBP: 0.353, SLG: 0.520 | | | | | | | | | | 4 | 1 | 1 | 1 | 0 | 0 | 4 | | | | | | |
| Bobby Thomson, R (1, 7) OBP: 0.320, SLG: 0.446 | | | | | | | | | | 3 | 0 | 0 | 0 | 0 | 1 | 1 | | | | | | |
| Bill Bruton, L (1, 8) OBP: 0.291, SLG: 0.455 | | | | | | | | | | 4 | 0 | 0 | 0 | 0 | 0 | 2 | | | | | | |
| Joe Adcock, R (1, 3) OBP: 0.319, SLG: 0.526 | | | | | | | | | | 3 | 0 | 1 | 0 | 0 | 0 | 0 | | | | | | |
| Frank Torre, L (7, 3) OBP: 0.346, SLG: 0.337 | | | | | | | | | | 1 | 0 | 0 | 0 | 0 | 0 | 0 | | | | | | |
| Del Rice, R (1, 2) OBP: 0.360, SLG: 0.507 | | | | | | | | | | 3 | 0 | 0 | 0 | 0 | 1 | 1 | | | | | | |
| Andy Parko, R (9, PH) OBP: 0.317, SLG: 0.200 | | | | | | | | | | 1 | 0 | 0 | 0 | 0 | 0 | 0 | | | | | | |
| Gene Conley, R (1, 1) OBP: 0.226, SLG: 0.200 | | | | | | | | | | 2 | 0 | 0 | 0 | 0 | 0 | 0 | | | | | | |
| Dave Jolly, R (7, 1) ERA: 3.55 | | | | | | | | | | 0 | 0 | 0 | 0 | 0 | 0 | 0 | | | | | | |
| Chuck Tanner, L (7, PH) OBP: 0.444, SLG: 0.538 | | | | | | | | | | 1 | 0 | 0 | 0 | 0 | 0 | 0 | | | | | | |
| Taylor Phillips, L (8, 1) ERA: 1.69 | | | | | | | | | | 0 | 0 | 0 | 0 | 0 | 0 | 0 | | | | | | |
| Ernie Johnson, R (8, 1) ERA: 5.06 | | | | | | | | | | 0 | 0 | 0 | 0 | 0 | 0 | 0 | | | | | | |
| Felix Mantilla, R (9, PH) OBP: 0.291, SLG: 0.291 | | | | | | | | | | 1 | 0 | 0 | 0 | 0 | 0 | 0 | | | | | | |
| Inning Stats | R: 0 E: 0 K: 0 S: 4 | H: 1 LOB: 1 BB: 0 P: 4 | R: 0 E: 0 K: 0 S: 2 | H: 0 LOB: 0 BB: 0 P: 3 | R: 1 E: 1 K: 1 S: 8 | H: 2 LOB: 2 BB: 0 P: 8 | R: 0 E: 0 K: 0 S: 4 | H: 1 LOB: 1 BB: 0 P: 4 | R: 3 E: 1 K: 0 S: 5 | H: 2 LOB: 0 BB: 1 P: 9 | R: 0 E: 0 K: 0 S: 3 | H: 0 LOB: 0 BB: 0 P: 3 | R: 0 E: 0 K: 1 S: 5 | H: 0 LOB: 1 BB: 1 P: 9 | R: 0 E: 0 K: 0 S: 3 | H: 0 LOB: 0 BB: 0 P: 3 | R: 0 E: 0 K: 0 S: 3 | H: 0 LOB: 0 BB: 0 P: 3 | 1B: 3 2B: 2 3B: 1 HR: 0 | SF: 0 SAC: 0 DP: 1 HBP: 1 | WP: 0 PB: 0 SB: 0 CS: 0 | PA: 36 |
| PITCHER | IP WLS BF H R ER SO BB IBB HBP BLK WP HR S P ERA WHIP | | | | | | | | | | | | | | | | | | | | | |
| Murry Dickson, R (1, 1) ERA: 3.55 | 6.0 W 26 6 4 2 1 1 1 0 0 0 0 0 0 26 31 3.00 1.167 | | | | | | | | | | | | | | | | | | | | | |
| Willard Schmidt, R (7, 1) ERA: 4.29 | 3.0 S 10 0 0 0 1 1 0 0 0 0 0 0 0 11 15 0.00 0.333 | | | | | | | | | | | | | | | | | | | | | |

St. Louis Cardinals @ Milwaukee Braves
Milwaukee County Stadium, Milwaukee, WI
Wed Jul 04 1956, 4:33 AM EDT
Unknown

AB 33
R 4
H 6
RBI 2
BB 2
SO 2
LOB 11



| Batter | 1 | 2 | 3 | 4 | 5 | 6 | 7 | 8 | 9 | AB | R | H | RBI | BB | SO | LOB | TOP | | | | | |
|---|--|---------------------------------|------------------------------|---------------------------------|------------------------------|---------------------------------|------------------------------|---------------------------------|------------------------------|---------------------------------|------------------------------|---------------------------------|------------------------------|---------------------------------|------------------------------|---------------------------------|------------------------------|---------------------------------|----------------------------------|------------------------------------|----------------------------------|--------|
| Don Blasingame, L (1,4) OBP: 0.360, SLG: 0.328 | F7 | | | 4-3 | | 4-0 PO BB | | FC4-6 | | 3 | 0 | 0 | 0 | 1 | 0 | 2 | | | | | | |
| Alvin Dark, R (1,6) OBP: 0.296, SLG: 0.365 | 6-3 | | | F8 | | PO | 4-3 | | F9 BB E 1B | 4 | 1 | 1 | 0 | 0 | 0 | 0 | | | | | | |
| Stan Musial, L (1,3) OBP: 0.404, SLG: 0.547 | 4-3 | | | F9 | | | WP BB | | F9 | 3 | 0 | 0 | 0 | 1 | 0 | 1 | | | | | | |
| Ken Boyer, R (1,5) OBP: 0.376, SLG: 0.594 | | 6-3 | | | F3 | | K | | F9 BB E 1-2 | 3 | 0 | 0 | 0 | 1 | 1 | 1 | | | | | | |
| Wally Moon, L (1,9) OBP: 0.407, SLG: 0.508 | | P6 | | | 1-3 | | | | F9 | 4 | 0 | 0 | 0 | 0 | 0 | 3 | | | | | | |
| Rip Repulski, R (1,7) OBP: 0.406, SLG: 0.568 | | 5-3 | | | | | | | E5 | 4 | 0 | 1 | 0 | 0 | 0 | 1 | | | | | | |
| Whitey Lockman, L (1,8) OBP: 0.325, SLG: 0.317 | | | 6-3 | | F8 | | | | F9 | 4 | 0 | 1 | 0 | 0 | 0 | 3 | | | | | | |
| Ray Katt, R (1,2) OBP: 0.278, SLG: 0.441 | | | | F9 | | L9 | | | | 2 | 0 | 0 | 0 | 0 | 0 | 0 | | | | | | |
| Bobby Morgan, R (8, PH) OBP: 0.315, SLG: 0.333 | | | | | | | | | | 0 | 0 | 0 | 0 | 1 | 0 | 0 | | | | | | |
| Hal Smith, R (8,2) OBP: 0.409, SLG: 0.550 | | | | | | | | | | 0 | 0 | 0 | 0 | 0 | 0 | 0 | | | | | | |
| Lindy McDaniel, R (1,1) OBP: 0.200, SLG: 0.286 | | | | | | | | | | 2 | 0 | 0 | 0 | 0 | 1 | 0 | | | | | | |
| Grady Hatton, L (8, PH) OBP: 0.377, SLG: 0.358 | | | | | | | | | | 1 | 0 | 0 | 0 | 0 | 0 | 2 | | | | | | |
| Herm Wehmeier, R (8,1) | | | | | | | | | | 0 | 0 | 0 | 0 | 0 | 0 | 0 | | | | | | |
| Inning Stats | R: 0 E: 0 K: 0 S: 3 | H: 0 LOB: 0 BB: 0 P: 3 | R: 0 E: 0 K: 0 S: 3 | H: 0 LOB: 0 BB: 0 P: 3 | R: 0 E: 0 K: 1 S: 5 | H: 0 LOB: 0 BB: 0 P: 5 | R: 0 E: 0 K: 0 S: 3 | H: 0 LOB: 0 BB: 0 P: 3 | R: 0 E: 0 K: 0 S: 4 | H: 1 LOB: 1 BB: 0 P: 4 | R: 0 E: 0 K: 0 S: 2 | H: 0 LOB: 0 BB: 1 P: 6 | R: 0 E: 0 K: 1 S: 5 | H: 0 LOB: 1 BB: 1 P: 9 | R: 0 E: 0 K: 0 S: 4 | H: 1 LOB: 2 BB: 1 P: 8 | R: 1 E: 1 K: 0 S: 5 | H: 1 LOB: 2 BB: 1 P: 9 | 1B: 2 2B: 1 3B: 0 HR: 0 | SF: 0 SAC: 0 DP: 0 HBP: 0 | WP: 1 PB: 0 SB: 0 CS: 0 | PA: 35 |
| PITCHER Bob Buhl, R (1,1) ERA: 3.23 | IP: 9.0 WLS: W BF: 34 H: 3 R: 1 ER: 0 SO: 2 BB: 4 IBB: 0 HBP: 0 BLK: 1 WP: 1 HR: 0 S: 34 P: 50 ERA: 0.00 WHIP: 0.778 | | | | | | | | | | | | | | | PITCHER | | | | | | |

St. Louis Cardinals @ Milwaukee Braves
Milwaukee County Stadium, Milwaukee, WI
Wed Jul 04 1956, 4:38 AM EDT
Att: 36,503 - Unknown

| | |
|-----|----|
| AB | 30 |
| R | 1 |
| H | 3 |
| RBI | 0 |
| BB | 4 |
| SO | 2 |
| LOB | 13 |





| Batter | 1 | 2 | 3 | 4 | 5 | 6 | 7 | 8 | 9 | AB | R | H | RBI | BB | SO | LOB | BOTTOM | |
|--|--|----------------------------------|------------------------------|---------------------------------|------------------------------|---------------------------------|------------------------------|---------------------------------|------------------------------|---------------------------------|------------------------------|---------------------------------|------------------------------|----------------------------------|----------------------------------|---|----------------------------------|--------|
| Danny O'Connell, R (1,4) OBP: 0.340, SLG: 0.378 | SH1-4 BB | | 4-3 | | | 5-3 | | F9 | | 3 | 0 | 0 | 0 | 1 | 0 | 0 | | |
| Johnny Logan, R (1,6) OBP: 0.320, SLG: 0.426 | SH1-4 | | | P3 | | P3 | | HR BB HBP | | 2 | 1 | 0 | 0 | 0 | 0 | 0 | | |
| Eddie Mathews, L (1,5) OBP: 0.354, SLG: 0.441 | G6-4-3 BB | | | 6-3 | | K | | HR BB | | 2 | 1 | 0 | 0 | 2 | 1 | 0 | | |
| Hank Aaron, R (1,9) OBP: 0.355, SLG: 0.531 | G6-4-3 | | | K | | | FC6-4 1B | HR 1-2 2H | | 4 | 1 | 2 | 3 | 0 | 1 | 2 | | |
| Wes Covington, L (1,7) OBP: 0.410, SLG: 0.472 | | 4-3 | | | 4-3 | | FC6-4 1B 2B | L4 | | 3 | 1 | 0 | 0 | 0 | 0 | 1 | | |
| Bobby Thomson, R (8,7) OBP: 0.319, SLG: 0.444 | | | | | | | | | | 1 | 0 | 0 | 0 | 0 | 0 | 0 | | |
| Joe Adcock, R (1,3) OBP: 0.325, SLG: 0.529 | | 4-3 | | | | | | | | 3 | 1 | 2 | 0 | 0 | 0 | 0 | | |
| Frank Torre, L (8,3) OBP: 0.346, SLG: 0.337 | | | | | | | | | | 0 | 0 | 0 | 0 | 0 | 0 | 0 | | |
| Bill Bruton, L (1,8) OBP: 0.291, SLG: 0.458 | | | 1-3 | | | | | | | 3 | 1 | 1 | 2 | 0 | 1 | 1 | | |
| Del Rice, R (1,2) OBP: 0.359, SLG: 0.500 | | | 6-3 | | | | | | | 3 | 0 | 1 | 1 | 0 | 0 | 1 | | |
| Bob Buhl, R (1,1) OBP: 0.147, SLG: 0.206 | | | G3 | | | K | | K | | 3 | 0 | 0 | 0 | 0 | 2 | 0 | | |
| Inning Stats | R: 0 E: 0 K: 0 S: 2 | H: 0 LOB: 1 BB: 2 P: 10 | R: 0 E: 0 K: 0 S: 3 | H: 0 LOB: 0 BB: 0 P: 3 | R: 0 E: 0 K: 1 S: 5 | H: 0 LOB: 0 BB: 0 P: 5 | R: 0 E: 0 K: 1 S: 6 | H: 1 LOB: 1 BB: 0 P: 6 | R: 0 E: 0 K: 1 S: 5 | H: 0 LOB: 0 BB: 0 P: 5 | R: 3 E: 0 K: 1 S: 8 | H: 4 LOB: 1 BB: 0 P: 8 | R: 3 E: 0 K: 1 S: 6 | H: 1 LOB: 1 BB: 1 P: 11 | 1B: 4 2B: 1 3B: 0 HR: 1 | SF: 0 SAC: 1 DP: 1 HBP: 1 | WP: 0 PB: 0 SB: 0 CS: 0 | PA: 32 |
| PITCHER Lindy McDaniel, R (1,1) ERA: 3.44 | IP: 7.0 WLS: L BF: 26 H: 5 R: 3 ER: 3 SO: 4 BB: 2 IBB: 0 HBP: 0 BLK: 0 WP: 0 HR: 0 S: 32 P: 40 ERA: 3.86 WHIP: 1.000 | | | | | | | | | | | | | | | PITCHER Herm Wehmeier, R (8,1) ERA: 4.33 | | |

St. Louis Cardinals @ Milwaukee Braves
Milwaukee County Stadium, Milwaukee, WI
Wed Jul 04 1956, 4:38 AM EDT
Att: 36,503 - Unknown

| | |
|-----|----|
| AB | 27 |
| R | 6 |
| H | 6 |
| RBI | 6 |
| BB | 3 |
| SO | 5 |
| LOB | 5 |



| Batter | 1 | 2 | 3 | 4 | 5 | 6 | 7 | 8 | 9 | AB | R | H | RBI | BB | SO | LOB | TOP | | | | | | | | | | |
|--|------------------------------|---------------------------------|------------------------------|---------------------------------|------------------------------|---------------------------------|------------------------------|---------------------------------|------------------------------|---------------------------------|------------------------------|---------------------------------|------------------------------|----------------------------------|------------------------------|---------------------------------|--|---------------------------------|----------------------------------|------------------------------------|----------------------------------|--------|--|--|--|--|--|
| Don Hoak, R OBP: 0.287, SLG: 0.315 (1, 5) | 1-3 | | 5-3 | | FC6-4 | | 1B | | E5 1B SF9 | 5 | 2 | 1 | 1 | 0 | 0 | 2 | Chicago Cubs @ Milwaukee Braves Milwaukee County Stadium, Milwaukee, WI Thu Jul 05 1956, 4:33 AM EDT Att: 26,870 - Unknown | | | | | | | | | | |
| Gene Baker, R OBP: 0.327, SLG: 0.386 (1, 4) | 5-3 | | F5 | | | F7 | 2B | | 1B | 5 | 1 | 2 | 2 | 0 | 0 | 0 | | | | | | | | | | | |
| Dee Fondy, L OBP: 0.302, SLG: 0.367 (1, 3) | F9 | | | B2-3 | | 4-3 | 2B | | SF9 | 4 | 0 | 1 | 2 | 0 | 0 | 0 | | | | | | | | | | | |
| 14 Ernie Banks, R OBP: 0.360, SLG: 0.604 (1, 6) | | SF | | S | | K | IBB | | F9 | 4 | 1 | 2 | 0 | 1 | 1 | 1 | | | | | | | | | | | |
| Walt Moryn, L OBP: 0.350, SLG: 0.445 (1, 9) | F5 | | | K | | F3 | | | F9 | 4 | 0 | 0 | 0 | 0 | 1 | 4 | | | | | | | | | | | |
| Jim King, L OBP: 0.281, SLG: 0.427 (1, 7) | SF | | | P4 | | | | 4-3 | 4-3 | 3 | 0 | 0 | 1 | 0 | 0 | 1 | | | | | | | | | | | |
| Eddie Miksis, R OBP: 0.320, SLG: 0.427 (1, 8) | K | | | | F9 | | HR | | 6-3 | 4 | 1 | 1 | 1 | 0 | 1 | 1 | | | | | | | | | | | |
| Hobie Landrith, L OBP: 0.335, SLG: 0.333 (1, 2) | G3 | | | | P6 | | 1B | | 3-1 | 4 | 1 | 1 | 0 | 0 | 0 | 1 | | | | | | | | | | | |
| Vito Valentineti, R OBP: 0.176, SLG: 0.125 (1, 1) | | | | | | | | | F8 | 2 | 0 | 2 | 0 | 0 | 0 | 0 |  | | | | | | | | | | |
| Jim Brosnan, R OBP: 0.167, SLG: 0.167 (5, 1) | | | | | FC6-4 | | 1B | | | 2 | 1 | 1 | 0 | 0 | 0 | 0 | | | | | | | | | | | |
| Inning Stats | R: 0 E: 0 K: 0 S: 3 | H: 0 LOB: 0 BB: 0 P: 3 | R: 1 E: 1 K: 1 S: 7 | H: 1 LOB: 1 BB: 0 P: 7 | R: 0 E: 0 K: 0 S: 3 | H: 1 LOB: 0 BB: 0 P: 3 | R: 0 E: 0 K: 1 S: 6 | H: 1 LOB: 1 BB: 0 P: 6 | R: 0 E: 0 K: 0 S: 4 | H: 1 LOB: 1 BB: 0 P: 4 | R: 0 E: 0 K: 1 S: 5 | H: 0 LOB: 0 BB: 0 P: 5 | R: 5 E: 0 K: 0 S: 9 | H: 6 LOB: 2 BB: 1 P: 13 | R: 0 E: 0 K: 0 S: 3 | H: 0 LOB: 0 BB: 0 P: 3 | R: 1 E: 1 K: 0 S: 5 | H: 1 LOB: 1 BB: 0 P: 5 | 1B: 7 2B: 2 3B: 1 HR: 1 | SF: 2 SAC: 0 DP: 0 HBP: 0 | WP: 0 PB: 0 SB: 1 CS: 0 | PA: 40 | | | | | |
| PITCHER | IP | WLS | BF | H | R | ER | SO | BB | IBB | HBP | BLK | WP | HR | S | P | ERA | WHIP | | | | | | | | | | |
| Ray Crone, R ERA: 3.18 (1, 1) | 6.2 | L | 29 | 9 | 6 | 6 | 3 | 0 | 0 | 0 | 0 | 0 | 1 | 35 | 35 | 8.10 | 1.350 | | | | | | | | | | |
| Lou Slesater, L ERA: 2.7 (7, 1) | 2.1 | | 11 | 2 | 1 | 0 | 0 | 0 | 1 | 0 | 0 | 0 | 0 | 10 | 14 | 0.00 | 0.857 | | | | | | | | | | |

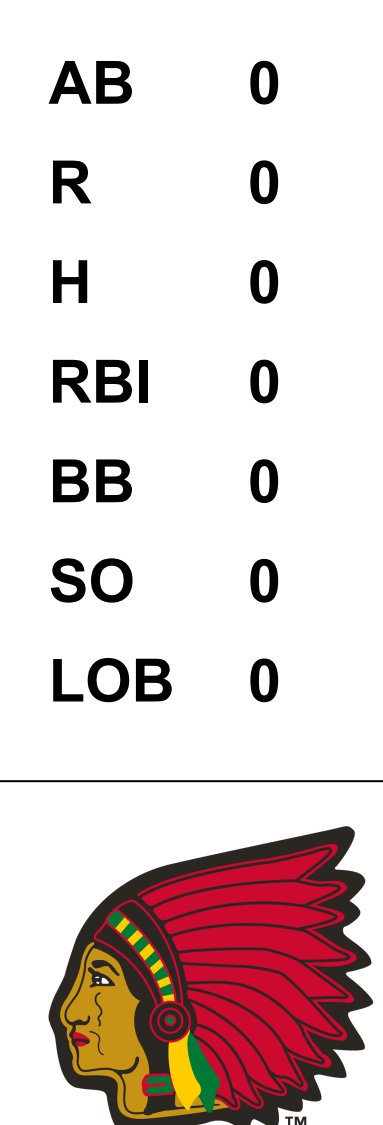
| Batter | 1 | 2 | 3 | 4 | 5 | 6 | 7 | 8 | 9 | AB | R | H | RBI | BB | SO | LOB | BOTTOM | | | | | | | | | | |
|---|------------------------------|---------------------------------|------------------------------|---------------------------------|------------------------------|---------------------------------|------------------------------|---------------------------------|------------------------------|---------------------------------|------------------------------|---------------------------------|------------------------------|---------------------------------|------------------------------|---------------------------------|--|---------------------------------|----------------------------------|------------------------------------|----------------------------------|--------|--|--|--|--|--|
| Danny O'Connell, R OBP: 0.339, SLG: 0.373 (1, 4) | 4-3 SH2-4 BB | | L6 | | | F9 | | | F7 | 3 | 0 | 0 | 0 | 1 | 0 | 0 | Chicago Cubs @ Milwaukee Braves Milwaukee County Stadium, Milwaukee, WI Thu Jul 05 1956, 4:33 AM EDT Att: 26,870 - Unknown | | | | | | | | | | |
| Johnny Logan, R OBP: 0.320, SLG: 0.429 (1, 6) | SH2-4 | | | K | | F9 | | | 2B | 3 | 0 | 1 | 0 | 0 | 1 | 0 | | | | | | | | | | | |
| Eddie Mathews, L OBP: 0.352, SLG: 0.435 (1, 5) | 4-3 | | | F8 | | | 3-1 | | BB | 3 | 0 | 0 | 0 | 1 | 0 | 1 | | | | | | | | | | | |
| Hank Aaron, R OBP: 0.350, SLG: 0.523 (1, 9) | 6-3 | | | F7 | | | 5-3 | | P4 | 4 | 0 | 0 | 0 | 0 | 0 | 3 | | | | | | | | | | | |
| Wes Covington, L OBP: 0.406, SLG: 0.464 (1, 7) | | G4-6-3 1B | | | E3 G3 SH1-3 WP | | F7 | | | 3 | 1 | 1 | 0 | 0 | 0 | 0 | | | | | | | | | | | |
| Joe Adcock, R OBP: 0.321, SLG: 0.522 (1, 3) | | G4-6-3 | | | SH1-3 | | | | F6 | 2 | 0 | 0 | 0 | 0 | 0 | 1 | | | | | | | | | | | |
| Bill Bruton, L OBP: 0.292, SLG: 0.456 (1, 8) | | CS 1B | | | G3 | | | | K | 3 | 0 | 1 | 0 | 0 | 1 | 1 | | | | | | | | | | | |
| Del Rice, R OBP: 0.358, SLG: 0.494 (1, 2) | | CS | | B2-6-4 1B | | 5-3 | | | F8 | 3 | 0 | 1 | 0 | 0 | 0 | 0 | | | | | | | | | | | |
| Ray Crone, R OBP: 0.222, SLG: 0.125 (1, 1) | | | | | B2-6-4 1B | | | | | 2 | 0 | 0 | 0 | 0 | 0 | 1 |  | | | | | | | | | | |
| Lou Slesater, L OBP: 0.714, SLG: 0.667 (7, 1) | | | | | B2-6-4 | | | | L7 | 0 | 0 | 0 | 0 | 0 | 0 | 0 | | | | | | | | | | | |
| Chuck Tanner, L OBP: 0.400, SLG: 0.519 (9, PH) | | | | | | | | | | 1 | 0 | 0 | 0 | 0 | 0 | 0 | | | | | | | | | | | |
| Inning Stats | R: 0 E: 0 K: 0 S: 3 | H: 0 LOB: 1 BB: 1 P: 7 | R: 0 E: 0 K: 0 S: 3 | H: 2 LOB: 0 BB: 0 P: 3 | R: 0 E: 0 K: 0 S: 3 | H: 1 LOB: 0 BB: 0 P: 3 | R: 0 E: 0 K: 1 S: 5 | H: 0 LOB: 0 BB: 0 P: 5 | R: 1 E: 1 K: 0 S: 4 | H: 0 LOB: 0 BB: 0 P: 4 | R: 0 E: 0 K: 0 S: 3 | H: 0 LOB: 0 BB: 0 P: 3 | R: 0 E: 0 K: 1 S: 5 | H: 0 LOB: 0 BB: 0 P: 5 | R: 0 E: 0 K: 0 S: 4 | H: 1 LOB: 2 BB: 1 P: 8 | R: 0 E: 0 K: 0 S: 3 | H: 1 LOB: 1 BB: 1 P: 8 | 1B: 3 2B: 1 3B: 0 HR: 0 | SF: 0 SAC: 2 DP: 2 HBP: 0 | WP: 1 PB: 0 SB: 0 CS: 1 | PA: 32 | | | | | |
| PITCHER | IP | WLS | BF | H | R | ER | SO | BB | IBB | HBP | BLK | WP | HR | S | P | ERA | WHIP | | | | | | | | | | |
| Vito Valentineti, R ERA: 3.18 (1, 1) | 4.2 | | 16 | 3 | 1 | 0 | 1 | 1 | 0 | 0 | 0 | 1 | 0 | 17 | 21 | 0.00 | 0.857 | | | | | | | | | | |
| Jim Brosnan, R ERA: 3.31 (5, 1) | 4.1 | W | 15 | 1 | 0 | 0 | 1 | 1 | 0 | 0 | 0 | 1 | 0 | 16 | 20 | 0.00 | 0.462 | | | | | | | | | | |

| Batter | 1 | 2 | 3 | 4 | 5 | 6 | 7 | 8 | 9 | AB | R | H | RBI | BB | SO | LOB | TOP | | | | | | | | | | | | | | | | | | |
|---|----|-----|----|---|---|----|----|----|-----|-----|-------|-------|-------|-------|-------|--------|-------|---|-------|-------|-------|-------|--------|----|----|----|-----|-----|-----|----|----|---|---|-----|------|
| Don Hoak, R (1, 5) OBP: 0.287, SLG: 0.315 | | | | | | | | | | | 0 | 0 | 0 | 0 | 0 | 0 | 0 | Chicago Cubs @ Milwaukee Braves Milwaukee County Stadium, Milwaukee, WI Fri Jul 06 1956, 4:33 AM EDT Att: 31,751 - Unknown livebaseballscorecards.com | | | | | | | | | | | | | | | | | |
| Gene Baker, R (1, 4) OBP: 0.327, SLG: 0.386 | | | | | | | | | | | 0 | 0 | 0 | 0 | 0 | 0 | 0 | | | | | | | | | | | | | | | | | | |
| Dee Fondy, L (1, 3) OBP: 0.302, SLG: 0.367 | | | | | | | | | | | 0 | 0 | 0 | 0 | 0 | 0 | 0 | | | | | | | | | | | | | | | | | | |
| 14 Ernie Banks, R (1, 6) OBP: 0.360, SLG: 0.604 | | | | | | | | | | | 0 | 0 | 0 | 0 | 0 | 0 | 0 | | | | | | | | | | | | | | | | | | |
| Monte Irvin, R (1, 7) OBP: 0.316, SLG: 0.446 | | | | | | | | | | | 0 | 0 | 0 | 0 | 0 | 0 | 0 | | | | | | | | | | | | | | | | | | |
| Eddie Miksis, R (1, 8) OBP: 0.320, SLG: 0.427 | | | | | | | | | | | 0 | 0 | 0 | 0 | 0 | 0 | 0 | | | | | | | | | | | | | | | | | | |
| Jim King, L (1, 9) OBP: 0.281, SLG: 0.427 | | | | | | | | | | | 0 | 0 | 0 | 0 | 0 | 0 | 0 | | | | | | | | | | | | | | | | | | |
| Harry Chiti, R (1, 2) OBP: 0.288, SLG: 0.408 | | | | | | | | | | | 0 | 0 | 0 | 0 | 0 | 0 | 0 | | | | | | | | | | | | | | | | | | |
| Don Kaiser, R (1, 1) | | | | | | | | | | | 0 | 0 | 0 | 0 | 0 | 0 | 0 | | | | | | | | | | | | | | | | | | |
| Inning Stats | | | | | | | | | | | 1B: 0 | SF: 0 | WP: 0 | PA: 0 | 2B: 0 | SAC: 0 | FB: 0 | 3B: 0 | DP: 0 | SB: 0 | CS: 0 | HR: 0 | HBP: 0 | | | | | | | | | | | | |
| PITCHER Warren Spahn, L (1, 1) ERA: 3.02 | IP | WLS | BF | H | R | ER | SO | BB | IBB | HBP | BLK | WP | HR | S | P | ERA | WHIP | PITCHER | IP | WLS | BF | H | R | ER | SO | BB | IBB | HBP | BLK | WP | HR | S | P | ERA | WHIP |

AB 0
R 0
H 0
RBI 0
BB 0
SO 0
LOB 0




| Batter | 1 | 2 | 3 | 4 | 5 | 6 | 7 | 8 | 9 | AB | R | H | RBI | BB | SO | LOB | BOTTOM | | | | | | | | | | | | | | | | | | |
|---|----|-----|----|---|---|----|----|----|-----|-----|-------|-------|-------|-------|-------|--------|--------|---|-------|-------|-------|-------|--------|----|----|----|-----|-----|-----|----|----|---|---|-----|------|
| Danny O'Connell, R (1, 4) OBP: 0.339, SLG: 0.373 | | | | | | | | | | | 0 | 0 | 0 | 0 | 0 | 0 | 0 | Chicago Cubs @ Milwaukee Braves Milwaukee County Stadium, Milwaukee, WI Fri Jul 06 1956, 4:33 AM EDT Att: 31,751 - Unknown livebaseballscorecards.com | | | | | | | | | | | | | | | | | |
| Johnny Logan, R (1, 6) OBP: 0.320, SLG: 0.429 | | | | | | | | | | | 0 | 0 | 0 | 0 | 0 | 0 | 0 | | | | | | | | | | | | | | | | | | |
| Eddie Mathews, L (1, 5) OBP: 0.352, SLG: 0.435 | | | | | | | | | | | 0 | 0 | 0 | 0 | 0 | 0 | 0 | | | | | | | | | | | | | | | | | | |
| Hank Aaron, R (1, 9) OBP: 0.350, SLG: 0.523 | | | | | | | | | | | 0 | 0 | 0 | 0 | 0 | 0 | 0 | | | | | | | | | | | | | | | | | | |
| Wes Covington, L (1, 7) OBP: 0.406, SLG: 0.464 | | | | | | | | | | | 0 | 0 | 0 | 0 | 0 | 0 | 0 | | | | | | | | | | | | | | | | | | |
| Joe Adcock, R (1, 3) OBP: 0.321, SLG: 0.522 | | | | | | | | | | | 0 | 0 | 0 | 0 | 0 | 0 | 0 | | | | | | | | | | | | | | | | | | |
| Bill Bruton, L (1, 8) OBP: 0.292, SLG: 0.456 | | | | | | | | | | | 0 | 0 | 0 | 0 | 0 | 0 | 0 | | | | | | | | | | | | | | | | | | |
| Del Rice, R (1, 2) OBP: 0.358, SLG: 0.494 | | | | | | | | | | | 0 | 0 | 0 | 0 | 0 | 0 | 0 | | | | | | | | | | | | | | | | | | |
| Warren Spahn, L (1, 1) OBP: 0.214, SLG: 0.286 | | | | | | | | | | | 0 | 0 | 0 | 0 | 0 | 0 | 0 | | | | | | | | | | | | | | | | | | |
| Inning Stats | | | | | | | | | | | 1B: 0 | SF: 0 | WP: 0 | PA: 0 | 2B: 0 | SAC: 0 | FB: 0 | 3B: 0 | DP: 0 | SB: 0 | CS: 0 | HR: 0 | HBP: 0 | | | | | | | | | | | | |
| PITCHER Don Kaiser, R (1, 1) ERA: 2.57 | IP | WLS | BF | H | R | ER | SO | BB | IBB | HBP | BLK | WP | HR | S | P | ERA | WHIP | PITCHER | IP | WLS | BF | H | R | ER | SO | BB | IBB | HBP | BLK | WP | HR | S | P | ERA | WHIP |



| Batter | 1 | 2 | 3 | 4 | 5 | 6 | 7 | 8 | 9 | AB | R | H | RBI | BB | SO | LOB | TOP |
|---|--|---------------------------------|------------------------------|---------------------------------|------------------------------|----------------------------------|------------------------------|---------------------------------|------------------------------|---------------------------------|------------------------------|---------------------------------|--|---------------------------------|----------------------------------|------------------------------------|--|
| Don Hoak, R OBP: 0.275, SLG: 0.300 Ed Winceniak, R OBP: 0.125, SLG: 0.125 | F8 | | P6 | | | E7 | | 6-3 | | 2 | 0 | 0 | 0 | 0 | 0 | 0 | 2 0 0 0 0 0 0 |
| Gene Baker, R OBP: 0.325, SLG: 0.382 | 5-3 | | | 6-3 | | K | | 5-3 | | 4 | 0 | 0 | 0 | 0 | 1 | 1 | 4 0 0 0 0 1 1 |
| Dee Fondy, L OBP: 0.301, SLG: 0.361 | | | | 14 S BB | | F7 | | | K | 3 | 0 | 1 | 0 | 1 | 1 | 1 | 3 0 1 0 1 1 1 |
| 14 Ernie Banks, R OBP: 0.357, SLG: 0.592 | P4 | | | G4-6-3 BB | | 6-3 | | | F8 | 3 | 0 | 0 | 0 | 1 | 0 | 2 | 3 0 0 0 1 0 2 |
| Jim King, L OBP: 0.274, SLG: 0.411 | | L8 | | G4-6-3 BB | | | 4-3 | | 4-3 | 4 | 0 | 0 | 0 | 0 | 0 | 2 | 4 0 0 0 0 0 2 |
| Monte Irvin, R OBP: 0.316, SLG: 0.439 | | G4-6-3 1B | | | | F8 | | P4 | | 3 | 0 | 1 | 0 | 0 | 0 | 0 | 3 0 1 0 0 0 0 |
| Eddie Miksis, R OBP: 0.316, SLG: 0.420 | | G4-6-3 | | | | 4-3 | | | | 3 | 0 | 1 | 0 | 0 | 0 | 1 | 3 0 1 0 0 0 1 |
| Hobie Landrith, L OBP: 0.341, SLG: 0.340 | | | | G4-6-3 1B | | | F8 | | | 3 | 0 | 2 | 0 | 0 | 0 | 1 | 3 0 2 0 0 0 1 |
| Warren Hacker, R OBP: 0.129, SLG: 0.129 Walt Moryn, L OBP: 0.348, SLG: 0.443 Sam Jones, R OBP: 0.348, SLG: 0.286 | | | | G4-6-3 | | F8 | | 5-3 | | 2 | 0 | 0 | 0 | 0 | 0 | 2 | 2 0 0 0 0 0 2 |
| Inning Stats | R: 0 E: 0 K: 0 S: 4 | H: 1 LOB: 1 BB: 0 P: 4 | R: 0 E: 0 K: 0 S: 3 | H: 1 LOB: 0 BB: 0 P: 3 | R: 0 E: 0 K: 0 S: 3 | H: 1 LOB: 1 BB: 2 P: 10 | R: 0 E: 0 K: 1 S: 6 | H: 1 LOB: 1 BB: 0 P: 6 | R: 0 E: 0 K: 0 S: 4 | H: 1 LOB: 1 BB: 0 P: 4 | R: 0 E: 0 K: 0 S: 3 | H: 0 LOB: 0 BB: 0 P: 3 | R: 0 E: 0 K: 1 S: 5 | H: 0 LOB: 0 BB: 0 P: 5 | 1B: 6 2B: 0 3B: 0 HR: 0 | SF: 0 SAC: 0 DP: 3 HBP: 0 | WP: 0 PA: 32 PB: 0 SB: 1 CS: 0 |
| PITCHER Lew Burdette, R ERA: 2.13 | IP: 9.0 WLS: W BF: 32 H: 6 R: 0 ER: 0 SO: 2 BB: 2 IBB: 0 HBP: 0 BLK: 0 WP: 0 HR: 0 S: 34 P: 42 ERA: 0.00 WHIP: 0.889 | | | | | | | | | | | PITCHER | IP: 9.0 WLS: W BF: 32 H: 6 R: 0 ER: 0 SO: 2 BB: 2 IBB: 0 HBP: 0 BLK: 0 WP: 0 HR: 0 S: 34 P: 42 ERA: 0.00 WHIP: 0.889 | | | | |

Chicago Cubs @ Milwaukee Braves
Milwaukee County Stadium, Milwaukee, WI
Sat Jul 07 1956, 4:33 AM EDT
Att: 34,180 - Unknown


| | |
|-----|----|
| AB | 30 |
| R | 0 |
| H | 6 |
| RBI | 0 |
| BB | 2 |
| SO | 2 |
| LOB | 10 |



| Batter | 1 | 2 | 3 | 4 | 5 | 6 | 7 | 8 | 9 | AB | R | H | RBI | BB | SO | LOB | BOTTOM |
|--|--|---------------------------------|------------------------------|----------------------------------|------------------------------|---------------------------------|------------------------------|----------------------------------|------------------------------|---------------------------------|------------------------------|---------------------------------|--|----------------------------------|----------------------------------|------------------------------------|--|
| Danny O'Connell, R OBP: 0.345, SLG: 0.376 | SH1-4 1B | | E5 | | FC1-5 SF8 1B | WP 1B | | | | 5 | 0 | 3 | 1 | 0 | 0 | 2 | 5 0 3 1 0 0 2 |
| Johnny Logan, R OBP: 0.325, SLG: 0.429 | SH1-4 | | 5-3 | | SF8 1B | F7 | | | | 3 | 0 | 1 | 0 | 1 | 0 | 2 | 3 0 1 0 1 0 2 |
| Eddie Mathews, L OBP: 0.345, SLG: 0.423 | K | | F8 | | SF8 | | 3-1 | | | 4 | 0 | 0 | 1 | 0 | 2 | 3 | 4 0 0 1 0 2 3 |
| Wes Covington, L OBP: 0.403, SLG: 0.444 Andy Pafo, R OBP: 0.317, SLG: 0.200 | K | | | F7 | | FC6-4 1B | | | | 3 | 0 | 1 | 0 | 1 | 1 | 1 | 3 0 1 0 1 1 1 |
| Bobby Thomson, R OBP: 0.318, SLG: 0.438 | | L9 5-3 BB | | P5 | FC6-4 | | P6 | | | 3 | 0 | 0 | 0 | 1 | 0 | 4 | 3 0 0 0 1 0 4 |
| Joe Adcock, R OBP: 0.322, SLG: 0.533 Felix Mantilla, R OBP: 0.091, SLG: 0.091 Frank Torre, L OBP: 0.339, SLG: 0.330 | | 5-3 | | F2 | | PB 2B 1B | | 4-3 | | 3 | 0 | 1 | 0 | 0 | 0 | 0 | 3 0 1 0 0 0 0 |
| Bill Bruton, L OBP: 0.302, SLG: 0.462 | | L9 | | | FC6 1B 2B | | F8 | | E S SF7 1B | 4 | 2 | 2 | 0 | 0 | 0 | 2 | 4 2 2 0 0 0 2 |
| Del Rice, R OBP: 0.360, SLG: 0.482 | | | | | FC6 FC1-5 1B | | | K | | 3 | 1 | 1 | 1 | 1 | 1 | 2 | 3 1 1 1 1 1 2 |
| Lew Burdette, R OBP: 0.244, SLG: 0.220 | | | | | 1B SF8 1B | | 6-3 | | SF7 | 3 | 1 | 1 | 2 | 0 | 1 | 4 | 3 1 1 2 0 1 4 |
| Inning Stats | R: 0 E: 0 K: 2 S: 8 | H: 1 LOB: 1 BB: 0 P: 8 | R: 0 E: 0 K: 1 S: 5 | H: 0 LOB: 2 BB: 2 P: 13 | R: 0 E: 1 K: 0 S: 3 | H: 0 LOB: 0 BB: 0 P: 3 | R: 2 E: 0 K: 0 S: 7 | H: 3 LOB: 3 BB: 1 P: 11 | R: 2 E: 0 K: 0 S: 6 | H: 3 LOB: 2 BB: 0 P: 6 | R: 0 E: 0 K: 0 S: 4 | H: 1 LOB: 1 BB: 0 P: 4 | R: 1 E: 0 K: 2 S: 9 | H: 2 LOB: 2 BB: 1 P: 13 | 1B: 8 2B: 2 3B: 0 HR: 0 | SF: 2 SAC: 1 DP: 0 HBP: 0 | WP: 1 PA: 39 PB: 1 SB: 1 CS: 1 |
| PITCHER Warren Hacker, R ERA: 5.28 Sam Jones, R ERA: 5.5 | IP: 7.0 WLS: L BF: 33 H: 8 R: 4 ER: 4 SO: 3 BB: 1 IBB: 2 HBP: 0 BLK: 0 WP: 1 HR: 0 S: 36 P: 48 ERA: 5.14 WHIP: 1.286 | | | | | | | | | | | PITCHER | IP: 7.0 WLS: L BF: 33 H: 8 R: 4 ER: 4 SO: 3 BB: 1 IBB: 2 HBP: 0 BLK: 0 WP: 1 HR: 0 S: 36 P: 48 ERA: 5.14 WHIP: 1.286 | | | | |

Chicago Cubs @ Milwaukee Braves
Milwaukee County Stadium, Milwaukee, WI
Sat Jul 07 1956, 4:33 AM EDT
Att: 34,180 - Unknown

| | |
|-----|----|
| AB | 32 |
| R | 5 |
| H | 10 |
| RBI | 5 |
| BB | 4 |
| SO | 5 |
| LOB | 22 |



| Batter | 1 | 2 | 3 | 4 | 5 | 6 | 7 | 8 | 9 | AB | R | H | RBI | BB | SO | LOB | TOP | | | | | |
|--|---|----------------------------------|-------------------------------|----------------------------------|------------------------------|---------------------------------|------------------------------|----------------------------------|-------------------------------|----------------------------------|-------------------------------|----------------------------------|------------------------------|---------------------------------|------------------------------|----------------------------------|---|-------------------------------|----------------------------------|----------------------------------|------------------------------------|----------------------------------|
| Jim Gilliam, S (1, 4) OBP: 0.401, SLG: 0.399 | 0-1 1B | | 0-1 B5-3 | | 1-2 1B | | | 1-1 L9 | | 4 | 0 | 2 | 0 | 0 | 0 | 0 | Brooklyn Dodgers @ Milwaukee Braves Milwaukee County Stadium, Milwaukee, WI Thu Jul 12 1956, 4:33 AM EDT Att: 41,118 - Overcast livebaseballscorecards.com | | | | | |
| Pee Wee Reese, R (1, 6) OBP: 0.301, SLG: 0.319 | 0-1 F4 | | 0-1 F2 | | 1-3 K | | | 2-1 5-3 | | 4 | 0 | 0 | 0 | 0 | 1 | 3 | | | | | | |
| Duke Snider, L (1, 8) OBP: 0.411, SLG: 0.572 | 2-3 K | | | 4-1 BB | | 2-1 1B | | 2-2 4-3 | | 3 | 0 | 1 | 0 | 1 | 1 | 1 | | | | | | |
| Jackie Robinson, R (1, 5) OBP: 0.376, SLG: 0.438 | 1-0 1B | | | 0-0 F2 | | 2-2 F7 | | 0-1 5-3 | | 4 | 0 | 1 | 0 | 0 | 0 | 2 | | | | | | |
| Gil Hodges, R (1, 7) OBP: 0.339, SLG: 0.476 | | 3-2 F8 | | 1-3 K | | 3-2 6-3 | | 0-0 F5 | | 4 | 0 | 0 | 0 | 0 | 1 | 2 | | | | | | |
| Rocky Nelson, L (1, 3) OBP: 0.241, SLG: 0.351 | | 3-2 6-3 | | 1-1 4-3 | | 0-0 G3 | | 1-2 BB 1B | | 4 | 0 | 1 | 0 | 0 | 0 | 2 | | | | | | |
| Carl Furillo, R (1, 9) Gino Cimoli, R (9, PR) OBP: 0.357, SLG: 0.451 OBP: 0.156, SLG: 0.161 | | 4-0 BB | | 3-2 1-3 | | 0-0 F8 | | 0-0 BB 1B | | 3 | 0 | 1 | 0 | 1 | 0 | 0 | | | | | | |
| Roy Campanella, R (1, 2) OBP: 0.318, SLG: 0.408 | | 1-3 K | | 2-0 F3 | | 2-2 F4 | | 4-2 BB | | 3 | 0 | 0 | 0 | 1 | 1 | 1 | | | | | | |
| Roger Craig, R (1, 1) Sandy Amoros, L (7, PH) Ed Roebuck, R (7, 1) Rube Walker, L (9, PH) OBP: 0.241, SLG: 0.329 | | | 2-2 F9 | | 2-2 E1 1B | | 0-3 K | | 0-0 L3 | | 2 | 0 | 0 | 0 | 0 | 0 | | | | | | |
| Inning Stats | R: 0 E: 0 K: 1 S: 8 | H: 2 LOB: 2 BB: 0 P: 11 | R: 0 E: 0 K: 1 S: 10 | H: 0 LOB: 1 BB: 1 P: 21 | R: 0 E: 0 K: 0 S: 7 | H: 0 LOB: 0 BB: 0 P: 9 | R: 0 E: 0 K: 1 S: 7 | H: 0 LOB: 1 BB: 1 P: 13 | R: 0 E: 0 K: 1 S: 20 | H: 1 LOB: 2 BB: 0 P: 29 | R: 0 E: 0 K: 0 S: 10 | H: 1 LOB: 1 BB: 0 P: 17 | R: 0 E: 0 K: 1 S: 7 | H: 0 LOB: 0 BB: 0 P: 9 | R: 0 E: 0 K: 0 S: 7 | H: 0 LOB: 0 BB: 0 P: 12 | | R: 0 E: 0 K: 0 S: 12 | H: 2 LOB: 3 BB: 1 P: 17 | 1B: 6 2B: 0 3B: 0 HR: 0 | SF: 0 SAC: 0 DP: 0 HBP: 0 | WP: 0 PB: 0 SB: 0 CS: 0 |
| PITCHER Bob Buhl, R (1, 1) ERA: 3.06 | IP: 9.0 WLS: W BF: 36 H: 6 R: 0 ER: 0 SO: 5 BB: 3 IBB: 0 HBP: 0 BLK: 0 WP: 0 HR: 0 S: 88 P: 138 ERA: 0.00 WHIP: 1.000 | | | | | | | | | | | | | | | PITCHER | | | | | | |

| Batter | 1 | 2 | 3 | 4 | 5 | 6 | 7 | 8 | 9 | AB | R | H | RBI | BB | SO | LOB | BOTTOM | | | |
|--|--|----------------------------------|-------------------------------|----------------------------------|------------------------------|----------------------------------|------------------------------|----------------------------------|------------------------------|----------------------------------|------------------------------|---------------------------------|-------------------------------|----------------------------------|-------------------------------|----------------------------------|---|----------------------------------|------------------------------------|----------------------------------|
| Danny O'Connell, R (1, 4) OBP: 0.346, SLG: 0.370 | 0-2 6-3 | 2-2 FC5-4 | | | 0-0 SH3 1B | | 2-3 K | | | 4 | 1 | 1 | 0 | 0 | 1 | 1 | Brooklyn Dodgers @ Milwaukee Braves Milwaukee County Stadium, Milwaukee, WI Thu Jul 12 1956, 4:33 AM EDT Att: 41,118 - Overcast livebaseballscorecards.com | | | |
| Johnny Logan, R (1, 6) OBP: 0.325, SLG: 0.426 | 1-0 F8 | | 0-0 FC5-4 1B | | 1-0 SH3 | | 2-3 K | | | 3 | 0 | 1 | 0 | 0 | 1 | 0 | | | | |
| Eddie Mathews, L (1, 5) OBP: 0.349, SLG: 0.433 | 4-0 E 1B BB | | 3-2 F4 | | 1-1 HBP 1B | | 3-3 K | | | 3 | 0 | 1 | 1 | 1 | 1 | 1 | | | | |
| Hank Aaron, R (1, 9) OBP: 0.354, SLG: 0.532 | 1-1 E 1B | | 2-1 FC5-4 | | 0-0 F7 | | | 0-1 FC4-6 1B | | 4 | 0 | 2 | 0 | 0 | 0 | 2 | | | | |
| Wes Covington, L (1, 7) Bobby Thomson, R (9, 7) OBP: 0.375, SLG: 0.400 OBP: 0.318, SLG: 0.438 | 3-2 E6 | | 0-0 G3 | | 1-0 HBP | | | 0-1 FC4-6 1B | | 3 | 0 | 0 | 0 | 0 | 0 | 4 | | | | |
| Bill Bruton, L (1, 8) OBP: 0.297, SLG: 0.450 | 1-2 2-3 F8 | | | 1-0 F8 | | 1-3 K | | 1-1 1B | | 4 | 0 | 1 | 0 | 0 | 1 | 5 | | | | |
| Joe Adcock, R (1, 3) Frank Torre, L (9, 3) OBP: 0.324, SLG: 0.578 OBP: 0.336, SLG: 0.327 | | 0-0 E5 FC1-6 | | 0-1 HR | | 2-1 F8 | | 0-2 F8 | | 4 | 1 | 1 | 1 | 0 | 0 | 2 | | | | |
| Del Rice, R (1, 2) OBP: 0.333, SLG: 0.444 | | 1-3 K | | 1-1 F9 | | 0-1 4-3 | | 2-1 4-3 | | 4 | 0 | 0 | 0 | 0 | 1 | 3 | | | | |
| Bob Buhl, R (1, 1) OBP: 0.132, SLG: 0.184 | | 1-1 FC1-6 FC5-4 | | 1-2 L4 | | 0-3 K | | | | 3 | 0 | 0 | 0 | 0 | 1 | 1 | | | | |
| Inning Stats | R: 0 E: 1 K: 0 S: 11 | H: 1 LOB: 3 BB: 1 P: 21 | R: 0 E: 1 K: 1 S: 10 | H: 0 LOB: 0 BB: 0 P: 14 | R: 0 E: 0 K: 0 S: 8 | H: 1 LOB: 1 BB: 0 P: 13 | R: 1 E: 0 K: 0 S: 8 | H: 1 LOB: 0 BB: 0 P: 11 | R: 1 E: 0 K: 1 S: 8 | H: 2 LOB: 2 BB: 0 P: 12 | R: 0 E: 0 K: 1 S: 7 | H: 0 LOB: 0 BB: 0 P: 9 | R: 0 E: 0 K: 3 S: 15 | H: 0 LOB: 0 BB: 0 P: 22 | R: 0 E: 0 K: 0 S: 12 | H: 2 LOB: 2 BB: 0 P: 15 | | 1B: 6 2B: 0 3B: 0 HR: 1 | SF: 0 SAC: 1 DP: 0 HBP: 1 | WP: 0 PB: 0 SB: 0 CS: 0 |
| PITCHER Roger Craig, R (1, 1) ERA: 3.22 Ed Roebuck, R (7, 1) ERA: 3.06 | IP: 6.0 WLS: L BF: 27 H: 5 R: 2 ER: 2 SO: 3 BB: 1 IBB: 0 HBP: 1 BLK: 0 WP: 0 HR: 1 S: 52 P: 80 ERA: 3.00 WHIP: 1.000 | | | | | | | | | | | | | | | PITCHER | | | | |

| Batter | 1 | 2 | 3 | 4 | 5 | 6 | 7 | 8 | 9 | AB | R | H | RBI | BB | SO | LOB | TOP | | | | | |
|--|---|----------------------------------|-------------------------------|----------------------------------|------------------------------|---------------------------------|------------------------------|----------------------------------|-------------------------------|----------------------------------|-------------------------------|----------------------------------|------------------------------|----------------------------------|-------------------------------|----------------------------------|--|---------------------------------|----------------------------------|------------------------------------|----------------------------------|--------|
| Jim Gilliam, S OBP: 0.407, SLG: 0.411 | | | | | | | | | | 4 | 1 | 3 | 0 | 1 | 0 | 2 | Brooklyn Dodgers @ Milwaukee Braves Milwaukee County Stadium, Milwaukee, WI Fri Jul 13 1956, 4:33 AM EDT Unknown | | | | | |
| Pee Wee Reese, R OBP: 0.295, SLG: 0.321 | | | | | | | | | | 5 | 1 | 1 | 1 | 0 | 0 | 3 | | | | | | |
| Duke Snider, L OBP: 0.411, SLG: 0.566 | | | | | | | | | | 3 | 0 | 0 | 0 | 2 | 0 | 2 | | | | | | |
| Jackie Robinson, R OBP: 0.382, SLG: 0.436 | | | | | | | | | | 3 | 1 | 1 | 2 | 2 | 1 | 2 | | | | | | |
| Gil Hodges, R OBP: 0.340, SLG: 0.471 | | | | | | | | | | 3 | 0 | 0 | 0 | 2 | 0 | 5 | | | | | | |
| Rocky Nelson, L OBP: 0.239, SLG: 0.378 | | | | | | | | | | 5 | 1 | 1 | 2 | 0 | 1 | 3 | | | | | | |
| Carl Furillo, R OBP: 0.362, SLG: 0.459 | | | | | | | | | | 5 | 1 | 3 | 0 | 0 | 1 | 0 | | | | | | |
| Roy Campanella, R OBP: 0.315, SLG: 0.400 | | | | | | | | | | 4 | 0 | 0 | 0 | 1 | 2 | 3 | | | | | | |
| Don Newcombe, L OBP: 0.313, SLG: 0.328 | | | | | | | | | | 1 | 0 | 0 | 1 | 0 | 0 | 0 | | | | | | |
| Don Drysdale, R OBP: 0.211, SLG: 0.222 | | | | | | | | | | 2 | 1 | 1 | 0 | 0 | 0 | 0 | | | | | | |
| Ken Lehman, L OBP: 0.200, SLG: 0.400 | | | | | | | | | | 0 | 0 | 0 | 0 | 0 | 0 | 0 | | | | | | |
| Sandy Adams, R OBP: 0.286, SLG: 0.394 | | | | | | | | | | 1 | 0 | 0 | 0 | 0 | 0 | 2 | | | | | | |
| Clem Labine, R OBP: 0.286, SLG: 0.286 | | | | | | | | | | 0 | 0 | 0 | 0 | 0 | 0 | 0 | | | | | | |
| Rube Walker, L OBP: 0.226, SLG: 0.324 | | | | | | | | | | 1 | 0 | 0 | 0 | 0 | 1 | 0 | | | | | | |
| Inning Stats | R: 0 E: 0 K: 1 S: 12 | H: 1 LOB: 2 BB: 1 P: 22 | R: 2 E: 1 K: 0 S: 11 | H: 3 LOB: 1 BB: 0 P: 19 | R: 0 E: 0 K: 0 S: 5 | H: 0 LOB: 0 BB: 0 P: 8 | R: 0 E: 0 K: 1 S: 7 | H: 0 LOB: 0 BB: 0 P: 12 | R: 4 E: 0 K: 1 S: 17 | H: 5 LOB: 2 BB: 1 P: 33 | R: 0 E: 0 K: 0 S: 10 | H: 0 LOB: 3 BB: 3 P: 27 | R: 0 E: 0 K: 0 S: 9 | H: 1 LOB: 2 BB: 1 P: 16 | R: 0 E: 0 K: 1 S: 12 | H: 0 LOB: 0 BB: 0 P: 24 | R: 0 E: 0 K: 2 S: 7 | H: 0 LOB: 0 BB: 0 P: 9 | 1B: 6 2B: 2 3B: 1 HR: 1 | SF: 0 SAC: 0 DP: 0 HBP: 0 | WP: 1 PB: 0 SB: 1 CS: 0 | PA: 45 |
| PITCHER | IP WLS BF H R ER SO BB IBB HBP BLK WP HR S P ERA WHIP | | | | | | | | | | | | | | | | | | | | | |
| Ray Crone, R ERA: 3.58 | (1, 1) 4.1 23 8 6 6 2 2 0 0 0 0 1 45 82 12.46 2.308 | | | | | | | | | | | | | | | | | | | | | |
| Dave Jolly, R ERA: 2.59 | (5, 1) 1.2 9 1 0 0 1 3 0 0 0 1 0 17 39 0.00 2.400 | | | | | | | | | | | | | | | | | | | | | |
| Ernie Johnson, R ERA: 4.44 | (7, 1) 3.0 W 13 1 0 0 3 3 0 0 0 0 0 28 49 0.00 1.333 | | | | | | | | | | | | | | | | | | | | | |

| | |
|-----|----|
| AB | 37 |
| R | 6 |
| H | 10 |
| RBI | 6 |
| BB | 8 |
| SO | 6 |
| LOB | 22 |



| Batter | 1 | 2 | 3 | 4 | 5 | 6 | 7 | 8 | 9 | AB | R | H | RBI | BB | SO | LOB | BOTTOM | |
|--|--|----------------------------------|------------------------------|----------------------------------|-------------------------------|----------------------------------|------------------------------|----------------------------------|------------------------------|----------------------------------|-------------------------------|----------------------------------|------------------------------|----------------------------------|----------------------------------|------------------------------------|--|--------|
| Danny O'Connell, R OBP: 0.354, SLG: 0.388 | | | | | | | | | | 5 | 2 | 4 | 0 | 0 | 0 | 0 | Brooklyn Dodgers @ Milwaukee Braves Milwaukee County Stadium, Milwaukee, WI Fri Jul 13 1956, 4:33 AM EDT Unknown | |
| Johnny Logan, R OBP: 0.325, SLG: 0.429 | | | | | | | | | | 4 | 1 | 2 | 0 | 0 | 0 | 2 | | |
| Eddie Mathews, L OBP: 0.353, SLG: 0.434 | | | | | | | | | | 4 | 1 | 2 | 0 | 1 | 0 | 3 | | |
| Hank Aaron, R OBP: 0.356, SLG: 0.535 | | | | | | | | | | 4 | 1 | 2 | 1 | 0 | 1 | 5 | | |
| Wes Covington, L OBP: 0.381, SLG: 0.405 | | | | | | | | | | 4 | 1 | 2 | 2 | 0 | 0 | 2 | | |
| Bobby Thomson, R OBP: 0.317, SLG: 0.436 | | | | | | | | | | 1 | 0 | 0 | 0 | 0 | 0 | 1 | | |
| Bill Bruton, L OBP: 0.297, SLG: 0.455 | | | | | | | | | | 2 | 1 | 1 | 3 | 0 | 0 | 1 | | |
| Joe Adcock, R OBP: 0.328, SLG: 0.591 | | | | | | | | | | 3 | 1 | 1 | 2 | 1 | 1 | 2 | | |
| Frank Torre, L OBP: 0.336, SLG: 0.327 | | | | | | | | | | 0 | 0 | 0 | 0 | 0 | 0 | 0 | | |
| Del Rice, R OBP: 0.340, SLG: 0.452 | | | | | | | | | | 3 | 0 | 1 | 0 | 1 | 1 | 2 | | |
| Ray Crone, R OBP: 0.211, SLG: 0.118 | | | | | | | | | | 2 | 0 | 0 | 0 | 0 | 1 | 0 | | |
| Dave Jolly, R ERA: 4.69 | (5, 1) 1.1 20 7 0 0 1 0 1 0 0 0 0 37 58 0.00 1.500 | | | | | | | | | | | | | | | | | |
| Chuck Tanner, L OBP: 0.343, SLG: 0.438 | (6, PH) 0.1 1 0 0 0 0 0 0 0 0 0 0 2 5 0.00 0.000 | | | | | | | | | | | | | | | | | |
| Ernie Johnson, R ERA: 3.32 | (7, 1) 2.0 L 11 2 2 2 1 2 0 0 0 0 0 0 19 38 9.00 2.000 | | | | | | | | | | | | | | | | | |
| Inning Stats | R: 6 E: 0 K: 2 S: 23 | H: 6 LOB: 0 BB: 0 P: 32 | R: 0 E: 0 K: 0 S: 8 | H: 2 LOB: 1 BB: 0 P: 12 | R: 0 E: 0 K: 0 S: 11 | H: 1 LOB: 1 BB: 1 P: 20 | R: 0 E: 0 K: 0 S: 7 | H: 1 LOB: 1 BB: 0 P: 10 | R: 0 E: 0 K: 1 S: 9 | H: 1 LOB: 2 BB: 1 P: 14 | R: 1 E: 1 K: 1 S: 11 | H: 1 LOB: 2 BB: 1 P: 22 | R: 1 E: 1 K: 0 S: 8 | H: 1 LOB: 1 BB: 1 P: 16 | 1B: 9 2B: 5 3B: 0 HR: 1 | SF: 1 SAC: 4 DP: 2 HBP: 0 | WP: 0 PB: 1 SB: 0 CS: 0 | PA: 41 |
| PITCHER | IP WLS BF H R ER SO BB IBB HBP BLK WP HR S P ERA WHIP | | | | | | | | | | | | | | | | | |
| Don Newcombe, R ERA: 4.01 | (1, 1) 1.0 20 7 0 0 1 0 1 0 0 0 0 37 58 0.00 1.500 | | | | | | | | | | | | | | | | | |
| Don Drysdale, R ERA: 3.1 | (2, 1) 4.2 20 7 0 0 1 0 1 0 0 0 0 37 58 0.00 1.500 | | | | | | | | | | | | | | | | | |
| Ken Lehman, L ERA: 4.69 | (6, 1) 0.1 1 0 0 0 0 0 0 0 0 0 0 2 5 0.00 0.000 | | | | | | | | | | | | | | | | | |
| Clem Labine, R ERA: 3.32 | (7, 1) 2.0 L 11 2 2 2 1 2 0 0 0 0 0 0 19 38 9.00 2.000 | | | | | | | | | | | | | | | | | |



| Batter | 1 | 2 | 3 | 4 | 5 | 6 | 7 | 8 | 9 | 10 | AB | R | H | RBI | BB | SO | LOB | TOP | | | | | | | |
|--|-------------------------------|----------------------------------|------------------------------|---------------------------------|-------------------------------|----------------------------------|------------------------------|----------------------------------|-------------------------------|----------------------------------|------------------------------|----------------------------------|------------------------------|----------------------------------|------------------------------|---------------------------------|-------------------------------|--|------------------------------|----------------------------------|-----------------------------------|------------------------------------|----------------------------------|--------|--|
| Jim Gilliam, S OBP: 0.408, SLG: 0.408 (1.4) | | | | | | | | | | | 4 | 0 | 2 | 0 | 1 | 1 | 0 | Brooklyn Dodgers @ Milwaukee Braves Milwaukee County Stadium, Milwaukee, WI Sat Jul 14 1956, 4:33 AM EDT Att: 39,105 - Unknown | | | | | | | |
| Sandy Amoros, L OBP: 0.349, SLG: 0.402 (1.7) | | | | | | | | | | | 4 | 0 | 0 | 0 | 1 | 1 | 3 | | | | | | | | |
| Gino Cimoli, R OBP: 0.156, SLG: 0.161 (9.7) | | | | | | | | | | | 0 | 0 | 0 | 0 | 0 | 0 | 0 | | | | | | | | |
| Duke Snider, L OBP: 0.412, SLG: 0.569 (1.8) | | | | | | | | | | | 4 | 1 | 2 | 1 | 1 | 1 | 2 | | | | | | | | |
| Jackie Robinson, R OBP: 0.349, SLG: 0.458 (1.5) | | | | | | | | | | | 1 | 0 | 1 | 0 | 0 | 0 | 0 | | | | | | | | |
| Pee Wee Reese, R OBP: 0.302, SLG: 0.323 (2.5) | | | | | | | | | | | 4 | 0 | 2 | 0 | 0 | 0 | 3 | | | | | | | | |
| Rocky Nelson, L OBP: 0.263, SLG: 0.382 (1.3) | | | | | | | | | | | 3 | 0 | 1 | 0 | 0 | 0 | 5 | | | | | | | | |
| Gil Hodges, R OBP: 0.336, SLG: 0.465 (7.3) | | | | | | | | | | | 2 | 0 | 0 | 0 | 0 | 0 | 1 | | | | | | | | |
| Carl Furillo, R OBP: 0.365, SLG: 0.470 (1.9) | | | | | | | | | | | 5 | 1 | 3 | 1 | 0 | 0 | 5 | | | | | | | | |
| Rube Walker, L OBP: 0.236, SLG: 0.313 (1.2) | | | | | | | | | | | 5 | 0 | 1 | 0 | 0 | 0 | 2 | | | | | | | | |
| Chico Fernandez, R (1.6) | | | | | | | | | | | 4 | 0 | 0 | 0 | 1 | 2 | 2 | | | | | | | | |
| Sal Maglie, R OBP: 0.167, SLG: 0.130 (1.1) | | | | | | | | | | | 3 | 0 | 0 | 0 | 0 | 1 | 0 | | | | | | | | |
| Clem Labine, R OBP: 0.250, SLG: 0.250 (8.1) | | | | | | | | | | | 1 | 0 | 0 | 0 | 0 | 1 | 0 | | | | | | | | |
| Don Newcombe, L OBP: 0.303, SLG: 0.317 (10, PH) | | | | | | | | | | | 1 | 0 | 0 | 0 | 0 | 3 | 0 | | | | | | | | |
| Don Bessent, R (10, 1) | | | | | | | | | | | 0 | 0 | 0 | 0 | 0 | 0 | 0 | | | | | | | | |
| Inning Stats | R: 1 E: 0 K: 1 S: 14 | H: 3 LOB: 2 BB: 0 P: 21 | R: 0 E: 0 K: 1 S: 7 | H: 0 LOB: 0 BB: 0 P: 9 | R: 0 E: 1 K: 0 S: 12 | H: 0 LOB: 2 BB: 1 P: 19 | R: 0 E: 0 K: 1 S: 9 | H: 1 LOB: 0 BB: 0 P: 13 | R: 0 E: 0 K: 0 S: 11 | H: 2 LOB: 3 BB: 1 P: 17 | R: 0 E: 0 K: 0 S: 9 | H: 0 LOB: 0 BB: 0 P: 13 | R: 0 E: 0 K: 0 S: 7 | H: 1 LOB: 1 BB: 1 P: 12 | R: 0 E: 0 K: 0 S: 7 | H: 2 LOB: 1 BB: 0 P: 8 | R: 0 E: 0 K: 3 S: 11 | H: 1 LOB: 1 BB: 0 P: 14 | R: 0 E: 0 K: 0 S: 8 | H: 2 LOB: 3 BB: 1 P: 20 | 1B: 10 2B: 0 3B: 0 HR: 2 | SF: 0 SAC: 0 DP: 2 HBP: 0 | WP: 0 PB: 0 SB: 1 CS: 0 | PA: 45 | |
| PITCHER | IP 9.0 | WLS 39 | BF 10 | H 2 | R 2 | ER 2 | SO 7 | BB 3 | IBB 0 | HBP 0 | BLK 0 | WP 0 | HR 2 | S 87 | P 126 | ERA 2.00 | WHIP 1.444 | | | | | | | | |
| Gene Conley, R ERA: 2.99 (1.1) | | | | | | | | | | | | | | | | | | | | | | | | | |
| Ernie Johnson, R ERA: 4.26 (10, 1) | | | | | | | | | | | | | | | | | | | | | | | | | |


| Batter | 1 | 2 | 3 | 4 | 5 | 6 | 7 | 8 | 9 | 10 | AB | R | H | RBI | BB | SO | LOB | BOTTOM | | | | | | | |
|--|------------------------------|----------------------------------|------------------------------|----------------------------------|-------------------------------|----------------------------------|------------------------------|----------------------------------|------------------------------|----------------------------------|-------------------------------|----------------------------------|-------------------------------|----------------------------------|------------------------------|----------------------------------|-------------------------------|--|------------------------------|----------------------------------|----------------------------------|------------------------------------|----------------------------------|--------|--|
| Danny O'Connell, R OBP: 0.352, SLG: 0.381 (1.4) | | | | | | | | | | | 5 | 0 | 1 | 0 | 0 | 2 | 0 | Brooklyn Dodgers @ Milwaukee Braves Milwaukee County Stadium, Milwaukee, WI Sat Jul 14 1956, 4:33 AM EDT Att: 39,105 - Unknown | | | | | | | |
| Johnny Logan, R OBP: 0.321, SLG: 0.421 (1.6) | | | | | | | | | | | 5 | 1 | 1 | 0 | 0 | 0 | 2 | | | | | | | | |
| Eddie Mathews, L OBP: 0.352, SLG: 0.428 (1.5) | | | | | | | | | | | 4 | 0 | 1 | 0 | 1 | 0 | 1 | | | | | | | | |
| Hank Aaron, R OBP: 0.362, SLG: 0.535 (1.9) | | | | | | | | | | | 5 | 0 | 4 | 1 | 0 | 0 | 0 | | | | | | | | |
| Wes Covington, L OBP: 0.352, SLG: 0.370 (1.7) | | | | | | | | | | | 4 | 0 | 0 | 0 | 0 | 0 | 4 | | | | | | | | |
| Bill Bruton, L OBP: 0.303, SLG: 0.462 (1.8) | | | | | | | | | | | 3 | 1 | 1 | 0 | 1 | 0 | 1 | | | | | | | | |
| Joe Adcock, R OBP: 0.345, SLG: 0.626 (1.3) | | | | | | | | | | | 3 | 1 | 1 | 2 | 1 | 0 | 0 | | | | | | | | |
| Del Rice, R OBP: 0.346, SLG: 0.444 (1.2) | | | | | | | | | | | 3 | 0 | 0 | 0 | 0 | 1 | 0 | | | | | | | | |
| Frank Torre, L OBP: 0.333, SLG: 0.324 (9, PH) | | | | | | | | | | | 1 | 0 | 0 | 0 | 0 | 0 | 3 | | | | | | | | |
| Del Crandall, R OBP: 0.356, SLG: 0.533 (10, 2) | | | | | | | | | | | 0 | 0 | 0 | 0 | 0 | 0 | 0 | | | | | | | | |
| Gene Conley, R OBP: 0.240, SLG: 0.250 (1.1) | | | | | | | | | | | 2 | 0 | 0 | 0 | 1 | 0 | 0 | | | | | | | | |
| Chuck Tanner, L OBP: 0.333, SLG: 0.424 (9, PH) | | | | | | | | | | | 1 | 0 | 0 | 0 | 0 | 0 | 3 | | | | | | | | |
| Ernie Johnson, R (10, 1) | | | | | | | | | | | 0 | 0 | 0 | 0 | 0 | 0 | 0 | | | | | | | | |
| Inning Stats | R: 0 E: 0 K: 0 S: 8 | H: 2 LOB: 2 BB: 0 P: 10 | R: 0 E: 0 K: 1 S: 7 | H: 0 LOB: 0 BB: 0 P: 10 | R: 0 E: 0 K: 1 S: 10 | H: 0 LOB: 0 BB: 0 P: 13 | R: 0 E: 0 K: 0 S: 7 | H: 1 LOB: 1 BB: 0 P: 14 | R: 0 E: 0 K: 0 S: 7 | H: 0 LOB: 0 BB: 0 P: 10 | R: 0 E: 0 K: 1 S: 14 | H: 0 LOB: 0 BB: 0 P: 20 | R: 2 E: 0 K: 0 S: 11 | H: 2 LOB: 0 BB: 0 P: 12 | R: 0 E: 0 K: 0 S: 9 | H: 1 LOB: 1 BB: 1 P: 15 | R: 0 E: 0 K: 0 S: 11 | H: 1 LOB: 3 BB: 2 P: 23 | R: 1 E: 0 K: 0 S: 7 | H: 2 LOB: 2 BB: 1 P: 15 | 1B: 7 2B: 1 3B: 0 HR: 1 | SF: 0 SAC: 0 DP: 1 HBP: 0 | WP: 0 PB: 0 SB: 0 CS: 0 | PA: 40 | |
| PITCHER | IP 7.0 | WLS 27 | BF 5 | H 2 | R 2 | ER 2 | SO 3 | BB 1 | IBB 0 | HBP 0 | BLK 0 | WP 0 | HR 1 | S 67 | P 93 | ERA 2.57 | WHIP 0.857 | | | | | | | | |
| Sal Maglie, R ERA: 4.08 (1.1) | | | | | | | | | | | | | | | | | | | | | | | | | |
| Clem Labine, R ERA: 3.2 (8, 1) | | | | | | | | | | | | | | | | | | | | | | | | | |
| Don Bessent, R ERA: 5.06 (10, 1) | | | | | | | | | | | | | | | | | | | | | | | | | |



| Batter | 1 | 2 | 3 | 4 | 5 | 6 | 7 | 8 | 9 | AB | R | H | RBI | BB | SO | LOB | TOP | | | | | |
|--|--|---------------------------------|------------------------------|---------------------------------|------------------------------|---------------------------------|------------------------------|---------------------------------|------------------------------|---------------------------------|------------------------------|---------------------------------|------------------------------|---------------------------------|------------------------------|---------------------------------|---|---------------------------------|----------------------------------|------------------------------------|----------------------------------|--------|
| Bill Virdon, L OBP: 0.338, SLG: 0.408 (1, 8) | | | | | | | | | | 4 | 0 | 2 | 0 | 0 | 1 | 1 | Pittsburgh Pirates @ Milwaukee Braves Milwaukee County Stadium, Milwaukee, WI Sun Jul 15 1956, 4:33 AM EDT Unknown | | | | | |
| Dick Groat, R OBP: 0.323, SLG: 0.325 (1, 6) | | | | | | | | | | 3 | 0 | 0 | 0 | 0 | 2 | | | | | | | |
| Lee Walls, R OBP: 0.364, SLG: 0.504 (1, 7) | | | | | | | | | | 3 | 0 | 1 | 0 | 1 | 1 | | | | | | | |
| Frank Thomas, R OBP: 0.330, SLG: 0.469 (1, 5) | | | | | | | | | | 4 | 0 | 0 | 0 | 0 | 3 | | | | | | | |
| Dale Long, L OBP: 0.366, SLG: 0.577 (1, 3) | | | | | | | | | | 4 | 1 | 1 | 0 | 0 | 2 | 0 | | | | | | |
| Roberto Clemente, R OBP: 0.339, SLG: 0.421 (1, 9) | | | | | | | | | | 4 | 1 | 2 | 0 | 0 | 1 | | | | | | | |
| Hank Foiles, R OBP: 0.259, SLG: 0.391 (1, 2) | | | | | | | | | | 4 | 0 | 1 | 0 | 0 | 3 | | | | | | | |
| Eddie O'Brien, R OBP: 0.308, SLG: 0.250 (9, PR) | | | | | | | | | | 0 | 0 | 0 | 0 | 0 | 0 | | | | | | | |
| Bill Mazerowski, R OBP: 0.233, SLG: 0.179 (1, 4) | | | | | | | | | | 3 | 0 | 2 | 2 | 0 | 0 | | | | | | | |
| Jack Shepard, R OBP: 0.306, SLG: 0.485 (9, PH) | | | | | | | | | | 1 | 0 | 0 | 0 | 0 | 1 | | | | | | | |
| Laurin Pepper, R (1, 1) | | | | | | | | | | 2 | 0 | 0 | 0 | 1 | 2 | | | | | | | |
| Fred Waters, L (6, 1) | | | | | | | | | | 0 | 0 | 0 | 0 | 0 | 0 | | | | | | | |
| Vern Law, R OBP: 0.207, SLG: 0.296 (6, 1) | | | | | | | | | | 1 | 0 | 0 | 0 | 0 | 0 | | | | | | | |
| Dick Cole, R OBP: 0.279, SLG: 0.286 (9, PH) | | | | | | | | | | 1 | 0 | 0 | 0 | 0 | 1 | | | | | | | |
| Inning Stats | R: 0 E: 0 K: 1 S: 5 | H: 0 LOB: 1 BB: 1 P: 9 | R: 1 E: 0 K: 1 S: 7 | H: 2 LOB: 1 BB: 0 P: 7 | R: 0 E: 0 K: 0 S: 4 | H: 2 LOB: 1 BB: 0 P: 4 | R: 1 E: 0 K: 1 S: 7 | H: 2 LOB: 1 BB: 0 P: 7 | R: 0 E: 0 K: 0 S: 4 | H: 1 LOB: 0 BB: 0 P: 4 | R: 0 E: 0 K: 0 S: 5 | H: 1 LOB: 0 BB: 0 P: 5 | R: 0 E: 1 K: 0 S: 4 | H: 0 LOB: 0 BB: 0 P: 4 | R: 0 E: 0 K: 0 S: 5 | H: 1 LOB: 0 BB: 0 P: 4 | R: 0 E: 0 K: 0 S: 4 | H: 1 LOB: 1 BB: 0 P: 4 | 1B: 7 2B: 2 3B: 0 HR: 0 | SF: 0 SAC: 1 DP: 2 HBP: 0 | WP: 1 PB: 0 SB: 0 CS: 0 | PA: 36 |
| PITCHER Warren Spahn, L ERA: 2.75 (1, 1) | IP: 9.0 WLS: W BF: 36 H: 9 R: 2 ER: 2 SO: 5 BB: 1 IBB: 0 HBP: 0 BLK: 0 WP: 1 HR: 0 S: 45 P: 49 ERA: 2.00 WHIP: 1.111 | | | | | | | | | | | | | | | PITCHER | | | | | | |

| Batter | 1 | 2 | 3 | 4 | 5 | 6 | 7 | 8 | 9 | AB | R | H | RBI | BB | SO | LOB | BOTTOM | | | | | |
|---|--|---------------------------------|------------------------------|---------------------------------|------------------------------|---------------------------------|------------------------------|---------------------------------|------------------------------|---------------------------------|------------------------------|----------------------------------|------------------------------|----------------------------------|------------------------------|----------------------------------|---|----------------------------------|----------------------------------|------------------------------------|----------------------------------|--------|
| Danny O'Connell, R OBP: 0.360, SLG: 0.379 (1, 4) | | | | | | | | | | 1 | 1 | 0 | 1 | 4 | 0 | 0 | Pittsburgh Pirates @ Milwaukee Braves Milwaukee County Stadium, Milwaukee, WI Sun Jul 15 1956, 4:33 AM EDT Unknown | | | | | |
| Johnny Logan, R OBP: 0.319, SLG: 0.417 (1, 6) | | | | | | | | | | 5 | 0 | 1 | 0 | 0 | 1 | 6 | | | | | | |
| Eddie Mathews, L OBP: 0.354, SLG: 0.440 (1, 5) | | | | | | | | | | 4 | 1 | 2 | 2 | 0 | 1 | | | | | | | |
| Hank Aaron, R OBP: 0.360, SLG: 0.530 (1, 9) | | | | | | | | | | 3 | 0 | 0 | 0 | 1 | 2 | | | | | | | |
| Wes Covington, L OBP: 0.358, SLG: 0.376 (1, 7) | | | | | | | | | | 4 | 1 | 2 | 0 | 0 | 0 | | | | | | | |
| Bobby Thomson, R OBP: 0.316, SLG: 0.435 (9, 7) | | | | | | | | | | 0 | 0 | 0 | 0 | 0 | 0 | | | | | | | |
| Bill Bruton, L OBP: 0.306, SLG: 0.461 (1, 8) | | | | | | | | | | 3 | 0 | 1 | 0 | 1 | 2 | | | | | | | |
| Joe Adcock, R OBP: 0.343, SLG: 0.616 (1, 3) | | | | | | | | | | 3 | 0 | 0 | 0 | 1 | 2 | 3 | | | | | | |
| Frank Torre, L OBP: 0.333, SLG: 0.324 (9, 3) | | | | | | | | | | 0 | 0 | 0 | 0 | 0 | 0 | | | | | | | |
| Del Rice, R OBP: 0.339, SLG: 0.436 (1, 2) | | | | | | | | | | 2 | 0 | 0 | 0 | 0 | 0 | | | | | | | |
| Chuck Tanner, L OBP: 0.324, SLG: 0.412 (6, PH) | | | | | | | | | | 1 | 0 | 0 | 0 | 0 | 3 | | | | | | | |
| Del Crandall, R OBP: 0.360, SLG: 0.533 (7, 2) | | | | | | | | | | 0 | 0 | 0 | 0 | 1 | 0 | | | | | | | |
| Warren Spahn, L OBP: 0.180, SLG: 0.240 (1, 1) | | | | | | | | | | 4 | 0 | 0 | 0 | 0 | 3 | | | | | | | |
| Inning Stats | R: 2 E: 0 K: 0 S: 4 | H: 1 LOB: 0 BB: 1 P: 8 | R: 0 E: 0 K: 1 S: 5 | H: 0 LOB: 0 BB: 0 P: 5 | R: 0 E: 0 K: 0 S: 4 | H: 1 LOB: 1 BB: 0 P: 4 | R: 0 E: 0 K: 1 S: 5 | H: 0 LOB: 1 BB: 1 P: 9 | R: 0 E: 0 K: 0 S: 3 | H: 0 LOB: 1 BB: 1 P: 7 | R: 0 E: 0 K: 0 S: 4 | H: 1 LOB: 3 BB: 2 P: 12 | R: 0 E: 0 K: 2 S: 8 | H: 1 LOB: 2 BB: 1 P: 12 | R: 0 E: 0 K: 0 S: 5 | H: 2 LOB: 2 BB: 2 P: 13 | R: 1 E: 0 K: 0 S: 5 | H: 2 LOB: 2 BB: 2 P: 13 | 1B: 5 2B: 0 3B: 0 HR: 1 | SF: 0 SAC: 0 DP: 0 HBP: 0 | WP: 1 PB: 0 SB: 0 CS: 0 | PA: 38 |
| PITCHER Laurin Pepper, R ERA: 2.28 (1, 1) | IP: 5.1 WLS: L BF: 23 H: 3 R: 2 ER: 2 SO: 2 BB: 4 IBB: 0 HBP: 0 BLK: 0 WP: 0 HR: 1 S: 23 P: 39 ERA: 3.38 WHIP: 1.312 | | | | | | | | | | | | | | | PITCHER | | | | | | |
| Fred Waters, L ERA: 1.5 (6, 1) | 0.1 | 2 | 0 | 0 | 0 | 0 | 0 | 1 | 0 | 0 | 0 | 1 | 5 | 0.00 | 0.000 | | | | | | | |
| Vern Law, R ERA: 5.62 (6, 1) | 2.1 | L | 13 | 3 | 1 | 1 | 2 | 2 | 1 | 0 | 0 | 1 | 0 | 14 | 26 | 3.86 | 2.143 | | | | | |

| Batter | 1 | 2 | 3 | 4 | 5 | 6 | 7 | 8 | 9 | AB | R | H | RBI | BB | SO | LOB | TOP | |
|--|---|---------------------------------|------------------------------|---------------------------------|------------------------------|----------------------------------|------------------------------|---------------------------------|------------------------------|---------------------------------|------------------------------|----------------------------------|------------------------------|---------------------------------|------------------------------|---------------------------------|--|---|
| Bill Virdon, L OBP: 0.338, SLG: 0.405 Dick Cole, R OBP: 0.290, SLG: 0.286 (7, PH) | F8 | | 1B S BB | | 4-3 | | 1-2 BB | | | 2 | 0 | 0 | 0 | 1 | 0 | 0 | Pittsburgh Pirates @ Milwaukee Braves Milwaukee County Stadium, Milwaukee, WI Sun Jul 15 1956, 4:38 AM EDT Att: 35,631 - Unknown livebaseballscores.com | |
| Dick Groat, R OBP: 0.322, SLG: 0.324 | K | | 1-3 1B | | | | K | F8 | | 4 | 0 | 1 | 0 | 0 | 2 | 3 | | |
| Lee Walls, R OBP: 0.366, SLG: 0.504 | 1B | | 1-5-3 | | | | K | FC4-6 1B | | 4 | 0 | 2 | 0 | 0 | 1 | 2 | | |
| Frank Thomas, R OBP: 0.332, SLG: 0.479 | K | | | HR | | | 1B | FC4-6 FC6-4 1-2 | | 4 | 1 | 2 | 1 | 0 | 1 | 2 | | |
| Dale Long, L OBP: 0.364, SLG: 0.572 | | FC6-4 1B | | K | | | 4-3 | F9 | | 4 | 0 | 1 | 0 | 0 | 1 | 2 | | |
| Roberto Clemente, R OBP: 0.337, SLG: 0.415 | FC6-4 CS 1-2 | | F4 | | | | FC5-6 BB HBP | FC6-4 1-2 | | 3 | 0 | 0 | 0 | 0 | 0 | 2 | | |
| Jack Shepard, R OBP: 0.304, SLG: 0.471 | 1-3 1-2 | | F8 | | | | FC5-6 BB | F8 | | 3 | 0 | 0 | 0 | 1 | 0 | 1 | | |
| Bill Mazerowski, R OBP: 0.206, SLG: 0.156 | | | F5 | | F7 | | FC5-6 BB 1-2 2-3 | F6 | | 4 | 0 | 0 | 0 | 0 | 0 | 2 | | |
| Cholly Naranjo, L OBP: 0.333, SLG: 0.667 Hank Foiles, R OBP: 0.296, SLG: 0.388 Roy Face, R OBP: 0.211, SLG: 0.211 Johnny O'Brien, R OBP: 0.220, SLG: 0.186 (9, PH) | K | | K | | F1 | | P4 | 4-3 | | 2 | 0 | 0 | 0 | 0 | 1 | 0 | | P WP: 0 PA: 36 R: 1 H: 6 RBI: 1 BB: 3 SO: 6 LOB: 16 |
| Inning Stats | R: 0 E: 0 K: 2 S: 8 | H: 1 LOB: 1 BB: 0 P: 8 | R: 0 E: 0 K: 0 S: 3 | H: 1 LOB: 0 BB: 0 P: 3 | R: 0 E: 0 K: 1 S: 6 | H: 1 LOB: 2 BB: 1 P: 10 | R: 1 E: 0 K: 1 S: 6 | H: 1 LOB: 0 BB: 0 P: 6 | R: 0 E: 0 K: 2 S: 3 | H: 0 LOB: 1 BB: 0 P: 3 | R: 0 E: 0 K: 0 S: 3 | H: 1 LOB: 3 BB: 2 P: 12 | R: 0 E: 0 K: 0 S: 4 | H: 1 LOB: 1 BB: 0 P: 4 | R: 0 E: 0 K: 0 S: 3 | H: 0 LOB: 0 BB: 0 P: 3 | | |
| PITCHER | IP WLS BF H R ER SO BB IBB HBP BLK WP HR S P ERA WHIP | | | | | | | | | | | | | | | | | |
| Bob Trowbridge, R ERA: 1.13 | (1, 1) 3.0 | W 12 | 3 | 0 | 0 | 3 | 1 | 0 | 0 | 0 | 0 | 0 | 17 | 21 | 0.00 | 1.333 | | |
| Taylor Phillips, L ERA: 1.59 | (4, 1) 6.0 | W 24 | 3 | 1 | 1 | 3 | 2 | 0 | 1 | 0 | 0 | 1 | 27 | 36 | 1.50 | 0.833 | | |


| Batter | 1 | 2 | 3 | 4 | 5 | 6 | 7 | 8 | 9 | AB | R | H | RBI | BB | SO | LOB | BOTTOM | |
|--|---|---------------------------------|------------------------------|---------------------------------|------------------------------|----------------------------------|------------------------------|---------------------------------|------------------------------|----------------------------------|------------------------------|---------------------------------|------------------------------|---------------------------------|------------------------------|----------------------------------|--|--|
| Danny O'Connell, R OBP: 0.356, SLG: 0.375 | F7 | | SH1 1-2 | | K | | G4-6-3 1-2 | | | 3 | 0 | 0 | 0 | 0 | 1 | 2 | Pittsburgh Pirates @ Milwaukee Braves Milwaukee County Stadium, Milwaukee, WI Sun Jul 15 1956, 4:38 AM EDT Att: 35,631 - Unknown livebaseballscores.com | |
| Johnny Logan, R OBP: 0.318, SLG: 0.415 | 1B | | K | | K | | F6 | | | 4 | 0 | 1 | 0 | 0 | 2 | 2 | | |
| Eddie Mathews, L OBP: 0.353, SLG: 0.438 | FC6-4 1-3 1B | | E8 S 2-H | | F9 | | G3 | | | 4 | 0 | 1 | 0 | 0 | 0 | 1 | | |
| Hank Aaron, R OBP: 0.362, SLG: 0.528 | FC6-4 1-2 | | 6-3 2-3 | | | SH1-3 1B | | E 1B BB | | 3 | 1 | 1 | 0 | 1 | 0 | 2 | | |
| Wes Covington, L OBP: 0.361, SLG: 0.391 Bobby Thomson, R OBP: 0.314, SLG: 0.433 | WP 2B | | | 3-1 | | SH1-3 1-2 | | E6 1B | | 2 | 0 | 1 | 0 | 0 | 0 | 0 | | |
| Bill Bruton, L OBP: 0.305, SLG: 0.457 | F7 2-3 | | | 5-3 | | K | | 1B | | 4 | 0 | 1 | 2 | 0 | 1 | 2 | | |
| Joe Adcock, R OBP: 0.324, SLG: 0.624 Frank Torre, L OBP: 0.333, SLG: 0.324 | 6-3 | | | | HR | | 1-3 1B | K | | 4 | 1 | 1 | 1 | 0 | 1 | 3 | | |
| Del Crandall, R OBP: 0.359, SLG: 0.529 | F8 | | | 3-1 | | | | | | 0 | 0 | 0 | 0 | 0 | 0 | 0 | | |
| Bob Trowbridge, R Jack Dittmer, L OBP: 0.293, SLG: 0.235 Taylor Phillips, L | | | SH1 E BB | | | | FC3-6 1B | FC3-6 G4-6-3 1-2 | | 0 | 0 | 0 | 0 | 0 | 0 | 0 | | AB 29 R 4 H 7 RBI 3 BB 3 SO 5 LOB 15  |
| Inning Stats | R: 0 E: 0 K: 0 S: 4 | H: 2 LOB: 1 BB: 0 P: 4 | R: 0 E: 0 K: 0 S: 4 | H: 1 LOB: 1 BB: 0 P: 4 | R: 1 E: 1 K: 1 S: 6 | H: 0 LOB: 1 BB: 1 P: 10 | R: 1 E: 0 K: 0 S: 4 | H: 1 LOB: 0 BB: 0 P: 4 | R: 0 E: 0 K: 2 S: 7 | H: 0 LOB: 1 BB: 1 P: 11 | R: 0 E: 0 K: 1 S: 6 | H: 1 LOB: 1 BB: 0 P: 6 | R: 0 E: 0 K: 0 S: 3 | H: 1 LOB: 1 BB: 0 P: 3 | R: 2 E: 1 K: 1 S: 7 | H: 1 LOB: 1 BB: 1 P: 11 | | |
| PITCHER | IP WLS BF H R ER SO BB IBB HBP BLK WP HR S P ERA WHIP | | | | | | | | | | | | | | | | | |
| Cholly Naranjo, R ERA: 6.3 | (1, 1) 6.0 | L 25 | 5 | 2 | 1 | 4 | 2 | 0 | 0 | 0 | 0 | 0 | 1 | 31 | 39 | 1.50 | 1.167 | |
| Roy Face, R ERA: 2.99 | (7, 1) 2.0 | 9 | 2 | 2 | 0 | 1 | 1 | 0 | 0 | 0 | 0 | 0 | 10 | 14 | 0.00 | 1.500 | | |


| Batter | 1 | 2 | 3 | 4 | 5 | 6 | 7 | 8 | 9 | AB | R | H | RBI | BB | SO | LOB | TOP | | | | |
|--|--|---------------------------------|------------------------------|---------------------------------|------------------------------|---------------------------------|------------------------------|---------------------------------|------------------------------|---------------------------------|------------------------------|---------------------------------|------------------------------|---------------------------------|------------------------------|---------------------------------|--|---------------------------------|----------------------------------|------------------------------------|-----------------|
| Bill Virdon, L OBP: 0.340, SLG: 0.406 (1, 8) | 0-0 6-3 SH1-3 1B | | 0-0 G3 | | 0-0 4-3 | | | 0-0 1B | | 4 | 0 | 2 | 0 | 0 | 0 | 0 | Pittsburgh Pirates @ Milwaukee Braves Milwaukee County Stadium, Milwaukee, WI Mon Jul 16 1956, 4:33 AM EDT Att: 20,124 - Unknown | | | | |
| Dick Groat, R OBP: 0.322, SLG: 0.324 (1, 6) | 0-0 SH1-3 1-2 | | 0-0 F9 | | | 0-0 1-3 | | 0-0 1B | | 3 | 0 | 1 | 0 | 0 | 0 | 0 | | | | | |
| Lee Walls, R OBP: 0.360, SLG: 0.496 (1, 7) | 0-0 6-3 2-3 | | 0-0 4-3 | | | 0-0 5-3 | | 0-0 P4 | | 4 | 0 | 0 | 0 | 0 | 0 | 3 | | | | | |
| Dale Long, L OBP: 0.360, SLG: 0.564 (1, 3) | 0-0 F5 | | | 0-0 F8 | | 0-0 F7 | | 0-3 K | | 4 | 0 | 0 | 0 | 0 | 1 | 3 | | | | | |
| Frank Thomas, R OBP: 0.334, SLG: 0.489 (1, 5) | | 0-0 HR | | 0-0 5-3 | | | 0-0 FC6-4 1B | | 0-0 L6 | 4 | 1 | 2 | 1 | 0 | 0 | 0 | | | | | |
| Roberto Clemente, R OBP: 0.336, SLG: 0.413 (1, 9) | | 0-0 F8 | | 0-0 1B | | 0-0 FC6-4 FC4 1-2 | | 0-0 L1 | | 4 | 0 | 1 | 0 | 0 | 0 | 1 | | | | | |
| Hank Foiles, R OBP: 0.248, SLG: 0.375 (1, 2) | | 0-3 K | | 0-0 5-3 | | 0-0 F8 | | 0-0 F8 | | 4 | 0 | 0 | 0 | 0 | 1 | 2 | | | | | |
| Bill Mazerolski, R OBP: 0.216, SLG: 0.200 (1, 4) | | | | | 0-3 K | | 0-0 FC4 1-2 | | | 3 | 0 | 1 | 0 | 0 | 1 | 1 | | | | | |
| Ron Kline, R OBP: 0.163, SLG: 0.122 (1, 1) | | | | | 0-3 K | | | 0-0 F7 | | 2 | 0 | 0 | 0 | 0 | 1 | 1 | | | | | |
| Jerry Lynch, L OBP: 0.167, SLG: 0.333 (8, PH) | | | | | | | | | | 1 | 0 | 0 | 0 | 0 | 0 | 0 | | | | | |
| Roy Face, R OBP: 0.211, SLG: 0.211 (8, 1) | | | | | | | | | | 0 | 0 | 0 | 0 | 0 | 0 | 0 | | | | | |
| Inning Stats | R: 0 E: 0 K: 0 S: 4 | H: 1 LOB: 1 BB: 0 P: 4 | R: 1 E: 0 K: 1 S: 7 | H: 2 LOB: 1 BB: 0 P: 7 | R: 0 E: 0 K: 0 S: 3 | H: 0 LOB: 0 BB: 0 P: 3 | R: 0 E: 0 K: 0 S: 4 | H: 1 LOB: 1 BB: 0 P: 4 | R: 0 E: 0 K: 2 S: 7 | H: 0 LOB: 0 BB: 0 P: 7 | R: 0 E: 0 K: 0 S: 3 | H: 0 LOB: 0 BB: 0 P: 3 | R: 0 E: 0 K: 0 S: 4 | H: 1 LOB: 1 BB: 0 P: 4 | R: 0 E: 0 K: 1 S: 7 | H: 2 LOB: 2 BB: 0 P: 7 | R: 0 E: 0 K: 0 S: 3 | H: 0 LOB: 0 BB: 0 P: 3 | 1B: 5 2B: 1 3B: 0 HR: 1 | SF: 0 SAC: 1 DP: 0 HBP: 0 | WP: 0 PA: 34 |
| PITCHER Bob Buhl, R ERA: 2.91 (1, 1) | IP: 9.0 WLS: W BF: 34 H: 7 R: 1 ER: 1 SO: 4 BB: 0 IBB: 0 HBP: 0 BLK: 0 WP: 0 HR: 1 S: 42 P: 42 ERA: 1.00 WHIP: 0.778 | | | | | | | | | | | | | | | PITCHER | | | | | |


| Batter | 1 | 2 | 3 | 4 | 5 | 6 | 7 | 8 | 9 | AB | R | H | RBI | BB | SO | LOB | BOTTOM | | | | |
|---|--|---------------------------------|------------------------------|---------------------------------|------------------------------|---------------------------------|------------------------------|---------------------------------|------------------------------|---------------------------------|------------------------------|---------------------------------|------------------------------|---------------------------------|------------------------------|---------------------------------|--|---------------------------------|----------------------------------|------------------------------------|-----------------|
| Danny O'Connell, R OBP: 0.355, SLG: 0.373 (1, 4) | 0-0 6-3 | | 0-0 L3-1 | | | 0-0 WP 1-2 1B | | 0-0 5-3 | | 4 | 0 | 1 | 0 | 0 | 0 | 0 | Pittsburgh Pirates @ Milwaukee Braves Milwaukee County Stadium, Milwaukee, WI Mon Jul 16 1956, 4:33 AM EDT Att: 20,124 - Unknown | | | | |
| Johnny Logan, R OBP: 0.318, SLG: 0.412 (1, 6) | 0-0 2B 1B | | 0-0 F7 | | 0-0 F2 | | 0-0 5-3 | | 4 | 1 | 1 | 0 | 0 | 0 | 2 | | | | | | |
| Eddie Mathews, L OBP: 0.352, SLG: 0.438 (1, 5) | 0-0 1-H 2B | | 0-0 P5 | | 0-0 G3 1-2 2-3 | | 0-0 G3 | | 4 | 0 | 1 | 1 | 0 | 0 | 2 | | | | | | |
| Hank Aaron, R OBP: 0.364, SLG: 0.538 (1, 9) | 0-0 6-3 | | | 0-0 HR | | 0-0 1B | | 0-3 K | | 4 | 1 | 2 | 1 | 0 | 1 | | | | | | |
| Wes Covington, L OBP: 0.350, SLG: 0.378 (1, 7) | 0-0 P6 | | | 0-0 6-3 | | 0-0 P6 | | 0-0 P6 | | 3 | 0 | 0 | 0 | 0 | 2 | | | | | | |
| Bobby Thomson, R OBP: 0.314, SLG: 0.433 (7, 7) | | | | | | | | | | 0 | 0 | 0 | 0 | 0 | 0 | | | | | | |
| Bill Bruton, L OBP: 0.306, SLG: 0.456 (1, 8) | | 0-0 1B | | 0-0 4-3 | | 0-0 F9 | | 0-0 F9 | | 3 | 0 | 1 | 0 | 0 | 1 | | | | | | |
| Joe Adcock, R OBP: 0.337, SLG: 0.615 (1, 3) | | 0-0 F9 | | 0-0 4-3 | | 0-0 5-3 | | | | 3 | 0 | 0 | 0 | 0 | 2 | | | | | | |
| Del Rice, R OBP: 0.330, SLG: 0.423 (1, 2) | | 0-0 F7 | | | 0-0 F7 | | 0-0 F8 | | 3 | 0 | 0 | 0 | 0 | 0 | 1 | | | | | | |
| Bob Buhl, R OBP: 0.146, SLG: 0.175 (1, 1) | | 0-3 K | | | 4-0 WP 1B BB | | 0-3 K | | 2 | 0 | 0 | 0 | 1 | 2 | 1 | | | | | | |
| Inning Stats | R: 1 E: 0 K: 0 S: 5 | H: 2 LOB: 1 BB: 0 P: 5 | R: 0 E: 0 K: 1 S: 6 | H: 1 LOB: 1 BB: 0 P: 6 | R: 0 E: 0 K: 0 S: 3 | H: 0 LOB: 0 BB: 0 P: 3 | R: 1 E: 0 K: 0 S: 4 | H: 1 LOB: 0 BB: 0 P: 4 | R: 0 E: 0 K: 0 S: 4 | H: 1 LOB: 2 BB: 1 P: 8 | R: 0 E: 0 K: 0 S: 4 | H: 1 LOB: 0 BB: 0 P: 4 | R: 0 E: 0 K: 1 S: 5 | H: 0 LOB: 0 BB: 0 P: 5 | R: 0 E: 0 K: 1 S: 5 | H: 0 LOB: 0 BB: 0 P: 5 | R: 0 E: 0 K: 1 S: 5 | H: 0 LOB: 0 BB: 0 P: 5 | 1B: 4 2B: 1 3B: 0 HR: 1 | SF: 0 SAC: 0 DP: 0 HBP: 0 | WP: 1 PA: 31 |
| PITCHER Ron Kline, R ERA: 3.2 (1, 1) | IP: 7.0 WLS: L BF: 28 H: 6 R: 2 ER: 2 SO: 2 BB: 2 IBB: 2 HBP: 2 BLK: 2 WP: 1 HR: 1 S: 31 P: 35 ERA: 2.57 WHIP: 1.000 | | | | | | | | | | | | | | | PITCHER | | | | | |
| Roy Face, R ERA: 2.96 (8, 1) | IP: 1.0 WLS: L BF: 3 H: 0 R: 0 ER: 0 SO: 1 BB: 0 IBB: 0 HBP: 0 BLK: 0 WP: 0 HR: 0 S: 5 P: 5 ERA: 0.00 WHIP: 0.000 | | | | | | | | | | | | | | | PITCHER | | | | | |

| | |
|-----|----|
| AB | 33 |
| R | 1 |
| H | 7 |
| RBI | 1 |
| BB | 0 |
| SO | 4 |
| LOB | 11 |



| Batter | 1 | 2 | 3 | 4 | 5 | 6 | 7 | 8 | 9 | AB | R | H | RBI | BB | SO | LOB | TOP | | | | | | | | | | | | | | | | | |
|--|----|-----|----|---|---|----|----|----|-----|-----|-------|-------|-------|-------|-------|--------|---|---|-------|-------|-------|-------|--------|----|----|-----|-----|-----|----|----|---|---|-----|------|
| Eddie Bressoud, R (1, 6) OBP: 0.311, SLG: 0.306 | | | | | | | | | | | 0 | 0 | 0 | 0 | 0 | 0 | 0 | New York Giants @ Milwaukee Braves Milwaukee County Stadium, Milwaukee, WI Tue Jul 17 1956, 4:33 AM EDT Att: 33,239 - Unknown livebaseballscorecards.com | | | | | | | | | | | | | | | | |
| Red Schoendienst, S (1, 4) OBP: 0.376, SLG: 0.403 | | | | | | | | | | | 0 | 0 | 0 | 0 | 0 | 0 | | | | | | | | | | | | | | | | | | |
| Willie Mays, R (1, 8) OBP: 0.378, SLG: 0.531 | | | | | | | | | | | 0 | 0 | 0 | 0 | 0 | 0 | | | | | | | | | | | | | | | | | | |
| Hank Thompson, L (1, 5) OBP: 0.381, SLG: 0.466 | | | | | | | | | | | 0 | 0 | 0 | 0 | 0 | 0 | | | | | | | | | | | | | | | | | | |
| Bill White, L (1, 3) OBP: 0.309, SLG: 0.456 | | | | | | | | | | | 0 | 0 | 0 | 0 | 0 | 0 | | | | | | | | | | | | | | | | | | |
| Dusty Rhodes, L (1, 7) OBP: 0.291, SLG: 0.320 | | | | | | | | | | | 0 | 0 | 0 | 0 | 0 | 0 | | | | | | | | | | | | | | | | | | |
| Bob Lennon, L (1, 9) OBP: 0.241, SLG: 0.204 | | | | | | | | | | | 0 | 0 | 0 | 0 | 0 | 0 | | | | | | | | | | | | | | | | | | |
| Bill Sarni, R (1, 2) OBP: 0.313, SLG: 0.413 | | | | | | | | | | | 0 | 0 | 0 | 0 | 0 | 0 | | | | | | | | | | | | | | | | | | |
| Ruben Gomez, R (1, 1) OBP: 0.275, SLG: 0.216 | | | | | | | | | | | 0 | 0 | 0 | 0 | 0 | 0 |  | | | | | | | | | | | | | | | | | |
| Inning Stats | | | | | | | | | | | 1B: 0 | SF: 0 | WP: 0 | PA: 0 | 2B: 0 | SAC: 0 | FB: 0 | 3B: 0 | DP: 0 | SB: 0 | CS: 0 | HR: 0 | HBP: 0 | | | | | | | | | | | |
| PITCHER Ray Crone, R (1, 1) ERA: 3.58 | IP | WLS | BF | H | R | ER | SO | BB | IBB | HBP | BLK | WP | HR | S | P | ERA | WHIP | | | | | | | | | | | | | | | | | |
| PITCHER | | | | | | | | | | | | | | | | | | IP | WLS | BF | H | R | ER | SO | BB | IBB | HBP | BLK | WP | HR | S | P | ERA | WHIP |

| Batter | 1 | 2 | 3 | 4 | 5 | 6 | 7 | 8 | 9 | AB | R | H | RBI | BB | SO | LOB | BOTTOM | | | | | | | | | | | | | | | | | |
|--|----|-----|----|---|---|----|----|----|-----|-----|-------|-------|-------|-------|-------|--------|---|---|-------|-------|-------|-------|--------|----|----|-----|-----|-----|----|----|---|---|-----|------|
| Danny O'Connell, R (1, 4) OBP: 0.355, SLG: 0.373 | | | | | | | | | | | 0 | 0 | 0 | 0 | 0 | 0 | 0 | New York Giants @ Milwaukee Braves Milwaukee County Stadium, Milwaukee, WI Tue Jul 17 1956, 4:33 AM EDT Att: 33,239 - Unknown livebaseballscorecards.com | | | | | | | | | | | | | | | | |
| Johnny Logan, R (1, 6) OBP: 0.318, SLG: 0.412 | | | | | | | | | | | 0 | 0 | 0 | 0 | 0 | 0 | | | | | | | | | | | | | | | | | | |
| Eddie Mathews, L (1, 5) OBP: 0.352, SLG: 0.438 | | | | | | | | | | | 0 | 0 | 0 | 0 | 0 | 0 | | | | | | | | | | | | | | | | | | |
| Hank Aaron, R (1, 9) OBP: 0.364, SLG: 0.538 | | | | | | | | | | | 0 | 0 | 0 | 0 | 0 | 0 | | | | | | | | | | | | | | | | | | |
| Wes Covington, L (1, 7) OBP: 0.350, SLG: 0.378 | | | | | | | | | | | 0 | 0 | 0 | 0 | 0 | 0 | | | | | | | | | | | | | | | | | | |
| Bill Bruton, L (1, 8) OBP: 0.306, SLG: 0.456 | | | | | | | | | | | 0 | 0 | 0 | 0 | 0 | 0 | | | | | | | | | | | | | | | | | | |
| Joe Adcock, R (1, 3) OBP: 0.337, SLG: 0.615 | | | | | | | | | | | 0 | 0 | 0 | 0 | 0 | 0 | | | | | | | | | | | | | | | | | | |
| Del Rice, R (1, 2) OBP: 0.330, SLG: 0.423 | | | | | | | | | | | 0 | 0 | 0 | 0 | 0 | 0 | | | | | | | | | | | | | | | | | | |
| Ray Crone, R (1, 1) OBP: 0.211, SLG: 0.118 | | | | | | | | | | | 0 | 0 | 0 | 0 | 0 | 0 |  | | | | | | | | | | | | | | | | | |
| Inning Stats | | | | | | | | | | | 1B: 0 | SF: 0 | WP: 0 | PA: 0 | 2B: 0 | SAC: 0 | FB: 0 | 3B: 0 | DP: 0 | SB: 0 | CS: 0 | HR: 0 | HBP: 0 | | | | | | | | | | | |
| PITCHER Ruben Gomez, R (1, 1) ERA: 4.27 | IP | WLS | BF | H | R | ER | SO | BB | IBB | HBP | BLK | WP | HR | S | P | ERA | WHIP | | | | | | | | | | | | | | | | | |
| PITCHER | | | | | | | | | | | | | | | | | | IP | WLS | BF | H | R | ER | SO | BB | IBB | HBP | BLK | WP | HR | S | P | ERA | WHIP |

| Batter | 1 | 2 | 3 | 4 | 5 | 6 | 7 | 8 | 9 | AB | R | H | RBI | BB | SO | LOB | TOP | |
|--|------------------------------|---------------------------------|------------------------------|----------------------------------|-------------------------------|----------------------------------|-----------------------------------|---------------------------------|------------------------------|---------------------------------|------------------------------|---------------------------------|------------------------------|---------------------------------|----------------------------------|------------------------------------|---|---|
| Eddie Bressoud, R OBP: 0.304, SLG: 0.298 (1, 6) | 0-0 4-3 | | 0-0 6-3 | | 0-0 6-3 | | 0-0 FC9-4 BB SF9 1B | | 0-0 F7 | 5 | 1 | 1 | 0 | 0 | 0 | 0 | New York Giants @ Milwaukee Braves Milwaukee County Stadium, Milwaukee, WI Thu Jul 19 1956, 4:33 AM EDT Att: 22,117 - Unknown AB 34 R 3 H 8 RBI 3 BB 2 SO 5 LOB 15  | |
| Red Schoendienst, S OBP: 0.372, SLG: 0.391 Daryl Spencer, R OBP: 0.287, SLG: 0.395 (1, 4) (5, 4) | 0-0 5-3 | | 0-0 F3 | | 0-0 6-3 | | 4-0 FC9-4 1-2 BB | 0-3 K | 3 | 0 | 0 | 0 | 0 | 0 | 0 | 0 | | |
| Willie Mays, R OBP: 0.380, SLG: 0.528 (1, 8) | 0-3 K | | | 0-0 FC6-4 1B | 0-0 1-3 | | 0-0 FC9-4 SF9 WP 1-2 2-3 | | 4 | 0 | 1 | 0 | 0 | 1 | 2 | | | |
| Hank Thompson, L OBP: 0.357, SLG: 0.431 (1, 5) | | 0-0 F9 | | 0-0 FC6-4 HBP 1B 1-2 | | 0-0 L4 | 0-0 SF9 | | 3 | 1 | 0 | 1 | 0 | 0 | 1 | | | |
| Bill White, L OBP: 0.315, SLG: 0.470 (1, 3) | | 0-0 1B 2B | | 1-0 G3 1B 1-2 HBP | | 0-0 P6 | 0-0 P5 | | 3 | 0 | 1 | 0 | 0 | 0 | 1 | | | |
| Jackie Brandt, R OBP: 0.322, SLG: 0.482 (1, 9) | | 0-0 2-3 1B | | 0-0 G3 1B 1-2 2-H | | 0-0 1B 1B | | 0-0 5-3 | 4 | 1 | 3 | 1 | 0 | 0 | 0 | | | |
| Dusty Rhodes, L OBP: 0.303, SLG: 0.361 (1, 7) | 0-0 F8 | | 0-0 G3 | | 0-0 1B 1B 1-2 2-3 | | 0-0 1B 1B | | 0-0 P6 | 4 | 0 | 1 | 0 | 0 | 0 | 4 | | |
| Wes Westrum, R OBP: 0.338, SLG: 0.302 (1, 2) | 0-0 F9 | | | 4-0 BB | | 0-0 1B 1B 1-2 2-H | | 0-3 K | 3 | 0 | 1 | 1 | 1 | 1 | 2 | | | |
| Jim Hearn, R OBP: 0.138, SLG: 0.138 Joe Margoneri, L OBP: 0.285, SLG: 0.420 Foster Castlemann, R Steve Ritzik, R Dick Littlefield, L Jim Mangano, R OBP: 0.313, SLG: 0.154 (1, 1) (1, 1) (4, PH) (4, 1) (4, 1) (6, PH) | | 0-3 K | 0-0 F7 | | 0-0 F7 | | 0-3 K | | 0-0 F9 | 0 | 0 | 0 | 0 | 0 | 0 | 0 | | |
| Inning Stats | R: 0 E: 0 K: 1 S: 5 | H: 0 LOB: 0 BB: 0 P: 5 | R: 0 E: 0 K: 0 S: 5 | H: 2 LOB: 2 BB: 0 P: 5 | R: 0 E: 0 K: 1 S: 5 | H: 0 LOB: 0 BB: 0 P: 10 | R: 1 E: 0 K: 0 S: 3 | H: 3 LOB: 2 BB: 1 P: 8 | R: 1 E: 0 K: 0 S: 4 | H: 1 LOB: 1 BB: 1 P: 8 | R: 0 E: 0 K: 1 S: 5 | H: 0 LOB: 0 BB: 0 P: 5 | R: 0 E: 0 K: 1 S: 5 | H: 0 LOB: 0 BB: 0 P: 5 | 1B: 7 2B: 1 3B: 0 HR: 0 | SF: 1 SAC: 0 DP: 0 HBP: 1 | | WP: 1 PA: 38 CS: 0 |
| PITCHER Warren Spahn, L ERA: 2.76 (1, 1) | IP 9.0 | WLS W | BF 38 | H 8 | R 3 | ER 3 | SO 5 | BB 2 | IBB 0 | HBP 1 | BLK 0 | WP 1 | HR 0 | S 45 | P 54 | ERA 3.00 | WHIP 1.111 | PITCHER IP WLS BF H R ER SO BB IBB HBP BLK WP HR S P ERA WHIP |

| Batter | 1 | 2 | 3 | 4 | 5 | 6 | 7 | 8 | 9 | AB | R | H | RBI | BB | SO | LOB | BOTTOM | | |
|--|--------------------------------|----------------------------------|-----------------------------------|----------------------------------|------------------------------|--------------------------------------|------------------------------|----------------------------------|------------------------------|---------------------------------|------------------------------|----------------------------------|------------------------------|---------------------------------|------------------------------|-----------------------------------|---------------------------------------|---|--------------------------|
| Danny O'Connell, R OBP: 0.363, SLG: 0.380 (1, 4) | 4-0 1B 1B BB | 0-0 2B | | 0-0 1B E 1B | | 4-0 1B 1B BB | 0-0 L3 | | 3 | 3 | 2 | 0 | 2 | 0 | 0 | | | | |
| Bill Bruton, L OBP: 0.305, SLG: 0.445 (1, 8) | 0-0 1B 1-2 HR 1B | 0-3 K | | 0-0 1-3 E 1B | | 0-0 1B 1B | | 0-0 F2 | 5 | 2 | 3 | 0 | 0 | 1 | 1 | | | | |
| Eddie Mathews, L OBP: 0.355, SLG: 0.438 (1, 5) | 0-0 1-3 2-H HR 1B | 0-3 K | | 0-0 1-H 3-H 1B 2B | | 0-0 1B 1-2 2-3 HR 1B | | 0-3 K | 5 | 3 | 3 | 3 | 0 | 2 | 1 | | | | |
| Hank Aaron, R OBP: 0.375, SLG: 0.563 (1, 9) | 4-0 1-2 HR BB | | 0-3 K | 4-0 P4 1B BB | | 0-0 1-3 2-H 3-H HR 1B | | 0-0 1B 2B | 3 | 3 | 2 | 1 | 2 | 1 | 0 | | | | |
| Joe Adcock, R OBP: 0.355, SLG: 0.655 Frank Torre, L OBP: 0.336, SLG: 0.336 (1, 3) (7, 3) | 0-0 1-H 2-H 3-H HR | | 0-0 E 2B | 0-0 1-2 3-H P4 1B | | 0-0 1-H 3-H HR | | 0-0 1B | 4 | 2 | 4 | 8 | 0 | 0 | 0 | | | | |
| Bobby Thomson, R OBP: 0.313, SLG: 0.440 (1, 7) | 0-0 F2 | | 4-0 E BB | 0-0 1-2 2-3 P4 | | 0-0 K | | 0-0 P3 | 4 | 0 | 0 | 0 | 1 | 1 | 3 | | | | |
| Johnny Logan, R OBP: 0.311, SLG: 0.399 Felix Mantilla, R OBP: 0.091, SLG: 0.091 (1, 6) (7, 6) | 0-0 5-3 | | 0-0 E5 G5-4-3 1-2 2-3 | | 0-0 F3 | 0-0 6-3 | | | 4 | 0 | 0 | 0 | 0 | 0 | 2 | | | | |
| Del Rice, R OBP: 0.303, SLG: 0.386 (1, 2) | 0-0 3-1 | | 0-0 G5-4-3 1-2 | | 0-3 K | | 0-0 F7 | | 4 | 0 | 0 | 0 | 0 | 1 | 3 | | | | |
| Warren Spahn, L OBP: 0.167, SLG: 0.222 (1, 1) | | 0-3 K | | 0-0 F7 | 0-3 K | | 0-3 K | | 4 | 0 | 0 | 0 | 0 | 3 | 0 | | | | |
| Inning Stats | R: 5 E: 0 K: 0 S: 6 | H: 3 LOB: 0 BB: 2 P: 14 | R: 0 E: 0 K: 3 S: 10 | H: 1 LOB: 1 BB: 0 P: 10 | R: 0 E: 1 K: 1 S: 6 | H: 1 LOB: 2 BB: 1 P: 10 | R: 3 E: 1 K: 0 S: 6 | H: 4 LOB: 1 BB: 1 P: 10 | R: 0 E: 0 K: 2 S: 7 | H: 0 LOB: 0 BB: 0 P: 7 | R: 4 E: 0 K: 1 S: 8 | H: 4 LOB: 0 BB: 1 P: 12 | R: 0 E: 0 K: 1 S: 5 | H: 0 LOB: 0 BB: 0 P: 5 | R: 1 E: 0 K: 1 S: 7 | H: 2 LOB: 1 BB: 0 P: 7 | 1B: 9 2B: 4 3B: 0 HR: 2 | SF: 0 SAC: 0 DP: 1 HBP: 0 | WP: 0 PA: 42 CS: 0 |
| PITCHER Jim Hearn, R ERA: 4.42 Joe Margoneri, L ERA: 3.44 Steve Ritzik, R ERA: 4.85 Dick Littlefield, L ERA: 6.09 (1, 1) (1, 1) (4, 1) (4, 1) | IP 0.0 3.0 0.1 4.2 | WLS L | BF 5 12 6 19 | H 3 2 6 | R 5 0 5 | ER 5 0 3 | SO 0 4 0 5 | BB 2 1 0 1 | IBB 0 0 0 0 | HBP 0 0 0 0 | BLK 0 0 0 0 | WP 0 0 0 1 | HR 0 19 5 28 | S 11 23 9 32 | P 11 23 9 32 | ERA ∞ 0.00 81.00 9.64 | WHIP ∞ 1.000 15.000 1.500 | PITCHER IP WLS BF H R ER SO BB IBB HBP BLK WP HR S P ERA WHIP | |

| Batter | 1 | 2 | 3 | 4 | 5 | 6 | 7 | 8 | 9 | AB | R | H | RBI | BB | SO | LOB | TOP | | | |
|---|--|---------------------------------|------------------------------|---------------------------------|------------------------------|---------------------------------|------------------------------|---------------------------------|------------------------------|---------------------------------|------------------------------|----------------------------------|------------------------------|---------------------------------|------------------------------|----------------------------------|----------------------------------|------------------------------------|----------------------------------|--------|
| Richie Ashburn, L OBP: 0.370, SLG: 0.383 (1, 8) | 6-3 | | | F7 | | 1-2 1B | | P4 | | 4 | 0 | 1 | 0 | 0 | 0 | 1 | | | | |
| Mary Blaylock, L OBP: 0.324, SLG: 0.403 (1, 3) | K | | | F2 | | 4-3 | | | 4-1 | 4 | 0 | 0 | 0 | 0 | 1 | 2 | | | | |
| Stan Lopata, R OBP: 0.335, SLG: 0.511 (1, 2) | 6-3 | | | K | | | | | | 2 | 0 | 0 | 0 | 0 | 1 | 0 | | | | |
| Andy Seminick, R OBP: 0.341, SLG: 0.369 (5, 2) | 6-3 | | | K | | | | | FC9-6 BB | 1 | 0 | 0 | 0 | 1 | 1 | 0 | | | | |
| Del Ennis, R OBP: 0.290, SLG: 0.417 (1, 7) | | 5-3 | | | 6-3 | | | | FC9-6 BB | 4 | 0 | 0 | 0 | 0 | 1 | 1 | | | | |
| Elmer Valo, L OBP: 0.423, SLG: 0.472 (1, 9) | | F8 | | | F8 | | | | FC6-4 BB | 2 | 0 | 0 | 0 | 2 | 0 | 0 | | | | |
| Willie Jones, R OBP: 0.385, SLG: 0.424 (1, 5) | | K | | | K | | | | BB | 4 | 0 | 0 | 0 | 0 | 2 | 3 | | | | |
| Granny Hamner, R OBP: 0.265, SLG: 0.312 (1, 6) | | | | G5-4-3 1B | | 6-3 | | | F8 | 3 | 0 | 1 | 0 | 0 | 0 | 0 | | | | |
| Ted Kazanski, R OBP: 0.253, SLG: 0.261 (1, 4) | | | | L8 | | 6-3 | | | F8 | 3 | 0 | 0 | 0 | 0 | 0 | 1 | | | | |
| Stu Miller, R OBP: 0.313, SLG: 0.192 (1, 1) | | | | G5-4-3 | | | | | | 0 | 0 | 0 | 0 | 0 | 0 | 0 | | | | |
| Duane Pilette, R (2, 1) | | | | | | | | | | 1 | 0 | 0 | 0 | 0 | 0 | 1 | | | | |
| Ben Flowers, R (4, 1) | | | | | | | | | | 0 | 0 | 0 | 0 | 1 | 0 | 0 | | | | |
| Solly Hemus, L OBP: 0.370, SLG: 0.311 (8, PH) | | | | | | | | | | 0 | 0 | 0 | 0 | 1 | 0 | 0 | | | | |
| Jack Meyer, R OBP: 0.286, SLG: 0.667 (8, 1) | | | | | | | | | | 0 | 0 | 0 | 0 | 0 | 0 | 0 | | | | |
| Inning Stats | R: 0 E: 0 K: 1 S: 5 | H: 0 LOB: 0 BB: 0 P: 5 | R: 0 E: 0 K: 1 S: 5 | H: 0 LOB: 0 BB: 0 P: 5 | R: 0 E: 0 K: 0 S: 3 | H: 1 LOB: 0 BB: 0 P: 3 | R: 0 E: 0 K: 1 S: 5 | H: 0 LOB: 0 BB: 0 P: 5 | R: 0 E: 0 K: 0 S: 4 | H: 1 LOB: 2 BB: 1 P: 8 | R: 0 E: 0 K: 2 S: 7 | H: 0 LOB: 1 BB: 1 P: 11 | R: 0 E: 0 K: 0 S: 3 | H: 0 LOB: 1 BB: 2 P: 7 | R: 0 E: 0 K: 0 S: 3 | H: 0 LOB: 2 BB: 2 P: 11 | 1B: 2 2B: 0 3B: 0 HR: 0 | SF: 0 SAC: 0 DP: 1 HBP: 0 | WP: 0 PB: 0 SB: 0 CS: 0 | PA: 33 |
| PITCHER Bob Buhl, R ERA: 2.71 (1, 1) | IP: 9.0 WLS: W BF: 33 H: 2 R: 0 ER: 0 SO: 6 BB: 5 IBB: 0 HBP: 0 BLK: 0 WP: 0 HR: 0 S: 40 P: 60 ERA: 0.00 WHIP: 0.778 | | | | | | | | | | | | | | | PITCHER | | | | |

Philadelphia Phillies @ Milwaukee Braves
Milwaukee County Stadium, Milwaukee, WI
Fri Jul 20 1956, 4:33 AM EDT
Att: 28,134 - Unknown



AB 28
R 0
H 2
RBI 0
BB 5
SO 6
LOB 9

| Batter | 1 | 2 | 3 | 4 | 5 | 6 | 7 | 8 | 9 | AB | R | H | RBI | BB | SO | LOB | BOTTOM | | | |
|--|---|---------------------------------|------------------------------|----------------------------------|------------------------------|----------------------------------|------------------------------|----------------------------------|------------------------------|---------------------------------|------------------------------|---------------------------------|------------------------------|----------------------------------|------------------------------|----------------------------------|----------------------------------|------------------------------------|----------------------------------|--------|
| Danny O'Connell, R OBP: 0.367, SLG: 0.377 (1, 4) | 6-3 | 1B BB | | SH1-3 2B BB | 4-3 | | | BB 1B BB | | 2 | 2 | 0 | 0 | 3 | 0 | 0 | | | | |
| Bill Bruton, L OBP: 0.307, SLG: 0.446 (1, 8) | F9 | | | SH1-3 | K | | | BB 1B BB | | 4 | 1 | 2 | 0 | 0 | 1 | 0 | | | | |
| Eddie Mathews, L OBP: 0.355, SLG: 0.435 (1, 5) | E9 HR 1B | G3 | | K | | G3 | | 3-1 1B BB | | 4 | 1 | 1 | 0 | 1 | 1 | 3 | | | | |
| Hank Aaron, R OBP: 0.382, SLG: 0.575 (1, 9) | HR | | | SH3-4 2B 1B BB | 2B BB | K | | 3-1 1B | | 4 | 3 | 3 | 4 | 1 | 1 | 0 | | | | |
| Joe Adcock, R OBP: 0.355, SLG: 0.655 (1, 3) | K | | | SH3-4 | 1B 2B | K | | 3-1 | | 3 | 1 | 1 | 2 | 0 | 2 | 0 | | | | |
| Frank Torre, L OBP: 0.333, SLG: 0.333 (7, 3) | K | | | SH3-4 | 1B 2B | K | | 3-1 | | 1 | 0 | 0 | 0 | 0 | 2 | 0 | | | | |
| Bobby Thomson, R OBP: 0.314, SLG: 0.437 (1, 7) | | F3 | | K | 1B | | | BB | | 4 | 0 | 1 | 1 | 1 | 2 | 1 | | | | |
| Johnny Logan, R OBP: 0.315, SLG: 0.406 (1, 6) | | HR 1B | | 2B | 1B | | | BB | | 5 | 1 | 3 | 1 | 0 | 1 | 3 | | | | |
| Toby Atwell, L OBP: 0.217, SLG: 0.286 (1, 2) | | HR | | 2B | 1B | | | | | 3 | 1 | 1 | 2 | 1 | 0 | 2 | | | | |
| Bob Buhl, R OBP: 0.133, SLG: 0.159 (1, 1) | 6-3 | | | FC4 1B | | K | | | | 4 | 0 | 0 | 0 | 0 | 2 | 2 | | | | |
| Inning Stats | R: 2 E: 1 K: 1 S: 7 | H: 2 LOB: 0 BB: 0 P: 7 | R: 2 E: 0 K: 0 S: 6 | H: 3 LOB: 2 BB: 1 P: 10 | R: 1 E: 0 K: 1 S: 7 | H: 2 LOB: 2 BB: 1 P: 11 | R: 3 E: 0 K: 1 S: 8 | H: 3 LOB: 2 BB: 2 P: 16 | R: 0 E: 0 K: 2 S: 7 | H: 0 LOB: 0 BB: 0 P: 7 | R: 0 E: 0 K: 2 S: 7 | H: 0 LOB: 0 BB: 0 P: 7 | R: 0 E: 0 K: 1 S: 7 | H: 2 LOB: 3 BB: 3 P: 19 | R: 2 E: 0 K: 1 S: 7 | H: 2 LOB: 3 BB: 3 P: 19 | 1B: 8 2B: 2 3B: 0 HR: 2 | SF: 0 SAC: 2 DP: 0 HBP: 0 | WP: 0 PB: 0 SB: 0 CS: 0 | PA: 43 |
| PITCHER Stu Miller, R ERA: 4.53 (1, 1) | IP: 1.2 WLS: L BF: 11 H: 5 R: 4 ER: 4 SO: 4 BB: 2 IBB: 1 HBP: 0 BLK: 0 WP: 0 HR: 2 S: 12 P: 16 ERA: 21.60 WHIP: 3.600 | | | | | | | | | | | | | | | PITCHER | | | | |
| Duane Pilette, R ERA: 4.29 (2, 1) | 2.0 13 4 4 4 2 2 1 0 0 0 0 0 14 26 18.00 3.000 | | | | | | | | | | | | | | | | | | | |
| Ben Flowers, R ERA: 6.21 (4, 1) | 3.1 11 1 0 0 6 0 0 0 0 0 0 0 23 23 0.00 0.300 | | | | | | | | | | | | | | | | | | | |
| Jack Meyer, R ERA: 3.8 (8, 1) | 1.0 8 2 2 2 1 3 0 0 0 0 0 0 7 19 18.00 5.000 | | | | | | | | | | | | | | | | | | | |

Philadelphia Phillies @ Milwaukee Braves
Milwaukee County Stadium, Milwaukee, WI
Fri Jul 20 1956, 4:33 AM EDT
Att: 28,134 - Unknown



AB 34
R 10
H 12
RBI 10
BB 7
SO 10
LOB 13

| Batter | 1 | 2 | 3 | 4 | 5 | 6 | 7 | 8 | 9 | 10 | 11 | 12 | 13 | 14 | 15 | AB | R | H | RBI | BB | SO | LOB | TOP | | | | | | | | | | | |
|---|------------------------------|---------------------------------|------------------------------|---------------------------------|------------------------------|---------------------------------|------------------------------|---------------------------------|------------------------------|----------------------------------|------------------------------|---------------------------------|------------------------------|---------------------------------|------------------------------|---------------------------------|------------------------------|---------------------------------|------------------------------|---------------------------------|------------------------------|---------------------------------|------------------------------|----------------------------------|------------------------------|----------------------------------|------------------------------|----------------------------------|------------------------------|----------------------------------|-----------------------------------|------------------------------------|-------------------------|--------|
| Richie Ashburn, L OBP: 0.373, SLG: 0.384 (1.8) | 5-3 | G6-4-3 | | | FC4 1B | F3 | | | FC5 SH1-4 1B | | 6-3 | | BB BB | | SH1-4 S HR 1B | 7 | 1 | 3 | 0 | 1 | 0 | 3 | | | | | | | | | | | | |
| Marv Blaylock, L OBP: 0.320, SLG: 0.398 (1.3) | K | | | | FC4 2B | | F7 | | SH1-4 | | L3 | | | | SH1-4 | 6 | 1 | 1 | 0 | 0 | 1 | 2 | | | | | | | | | | | | |
| Stan Lopata, R OBP: 0.348, SLG: 0.517 (1.2) | 1B | | | F3 | | 1B 2B | | 6-3 | 1B | | | | | | HR IBB | 4 | 2 | 3 | 1 | 4 | 0 | 1 | | | | | | | | | | | | |
| Del Ennis, R OBP: 0.289, SLG: 0.421 (1.7) | K | | | G3 | | BB 1B | | 6-3 | F9 | | 5-3 | | | | HR IBB | 8 | 1 | 2 | 4 | 0 | 1 | 8 | | | | | | | | | | | | |
| Elmer Valo, L OBP: 0.426, SLG: 0.475 (1.9) | | | | L6 | | | | F3 | | | | | | | HR | 1 | 1 | 1 | 0 | 0 | 0 | 0 | | | | | | | | | | | | |
| Jim Greengrass, R OBP: 0.319, SLG: 0.403 (2.9) | | 1B BB 1B | | | | | | | | | | | | | FC | 6 | 0 | 1 | 0 | 1 | 1 | 4 | | | | | | | | | | | | |
| Curt Simmons, L OBP: 0.303, SLG: 0.287 (15. PR) | | | | | | | | | | | | | | | | 0 | 0 | 0 | 0 | 0 | 0 | 0 | | | | | | | | | | | | |
| Frank Baumholtz, L OBP: 0.316, SLG: 0.302 (15.9) | | 1B | | | | | | | | | | | | | | 0 | 0 | 0 | 0 | 0 | 0 | 0 | | | | | | | | | | | | |
| Willie Jones, R OBP: 0.382, SLG: 0.420 (1.5) | | F9 | | | | | | | | | | | | | 1B | 8 | 0 | 2 | 0 | 0 | 0 | 4 | | | | | | | | | | | | |
| Granny Hamner, R OBP: 0.289, SLG: 0.317 (1.6) | | 1B BB | | P4 | | | 4-3 | | | SH1-3 | | | | | FC | 6 | 2 | 2 | 0 | 1 | 0 | 2 | | | | | | | | | | | | |
| Ted Kazanski, R OBP: 0.261, SLG: 0.283 (1.4) | | 1B | | 4-3 | | | | F7 | | | | | | | | 5 | 0 | 2 | 0 | 2 | 0 | 2 | | | | | | | | | | | | |
| Harvey Haddix, L OBP: 0.318, SLG: 0.344 (10.1) | | | | | | | | | | | | | | | | 5 | 0 | 2 | 3 | 0 | 0 | 3 | | | | | | | | | | | | |
| Bob Miller, R OBP: 0.318, SLG: 0.344 (10.1) | | | | | | | | | | | | | | | | 1 | 0 | 0 | 0 | 0 | 0 | 0 | | | | | | | | | | | | |
| Andy Seminick, R OBP: 0.338, SLG: 0.366 (14. PH) | | | | | | | | | | | | | | | | 1 | 0 | 0 | 0 | 0 | 1 | 2 | | | | | | | | | | | | |
| Stu Miller, R OBP: 0.313, SLG: 0.192 (14.1) | | | | | | | | | | | | | | | | 0 | 0 | 0 | 0 | 0 | 0 | 0 | | | | | | | | | | | | |
| Jack Meyer, R OBP: 0.286, SLG: 0.607 (15.1) | | | | | | | | | | | | | | | | 0 | 0 | 0 | 0 | 0 | 0 | 0 | | | | | | | | | | | | |
| Inning Stats | R: 0 E: 0 K: 2 S: 8 | H: 1 LOB: 1 BB: 0 P: 8 | R: 2 E: 0 K: 0 S: 5 | H: 3 LOB: 1 BB: 1 P: 9 | R: 0 E: 0 K: 0 S: 4 | H: 1 LOB: 1 BB: 0 P: 4 | R: 0 E: 0 K: 0 S: 3 | H: 0 LOB: 0 BB: 0 P: 3 | R: 2 E: 0 K: 0 S: 6 | H: 3 LOB: 2 BB: 1 P: 10 | R: 0 E: 0 K: 0 S: 4 | H: 1 LOB: 1 BB: 0 P: 4 | R: 0 E: 0 K: 0 S: 4 | H: 2 LOB: 1 BB: 0 P: 4 | R: 0 E: 0 K: 0 S: 3 | H: 1 LOB: 1 BB: 1 P: 8 | R: 0 E: 0 K: 0 S: 3 | H: 0 LOB: 1 BB: 1 P: 7 | R: 0 E: 0 K: 0 S: 4 | H: 1 LOB: 1 BB: 1 P: 7 | R: 0 E: 0 K: 0 S: 3 | H: 0 LOB: 1 BB: 0 P: 4 | R: 0 E: 0 K: 0 S: 3 | H: 2 LOB: 2 BB: 2 P: 11 | R: 0 E: 0 K: 0 S: 6 | H: 1 LOB: 2 BB: 1 P: 12 | R: 0 E: 0 K: 0 S: 6 | H: 1 LOB: 2 BB: 1 P: 10 | R: 3 E: 0 K: 0 S: 6 | H: 3 LOB: 1 BB: 1 P: 10 | 1B: 15 2B: 3 3B: 0 HR: 1 | SF: 0 SAC: 3 DP: 2 HBP: 0 | WP: 0 PB: 0 CS: 0 | PA: 70 |
| PITCHER | IP ERA | WLS ERA | BF ERA | H ERA | R ERA | ER ERA | SO ERA | BB ERA | IBB ERA | HBP ERA | BLK ERA | WP ERA | HR ERA | S ERA | P ERA | ERA | WHIP | | | | | | | | | | | | | | | | | |
| Gene Conley, R ERA: 3.3 (1.1) | 5.0 | 2.0 | 8 | 2 | 0 | 0 | 0 | 0 | 0 | 0 | 0 | 0 | 0 | 0 | 8 | 8 | 0.00 | 1.000 | | | | | | | | | | | | | | | | |
| Dave Jolly, R ERA: 2.43 (6.1) | 2.0 | 1.0 | 4 | 2 | 1 | 0 | 0 | 0 | 0 | 0 | 0 | 0 | 0 | 4 | 4 | 9.00 | 2.000 | | | | | | | | | | | | | | | | | |
| Ernie Johnson, R ERA: 4.44 (8.1) | 2.0 | 1.0 | 9 | 2 | 0 | 0 | 0 | 0 | 2 | 0 | 0 | 0 | 0 | 7 | 15 | 0.00 | 1.000 | | | | | | | | | | | | | | | | | |
| Taylor Phillips, L ERA: 1.35 (9.1) | 5.0 | 5.0 | L 25 | 5 | 3 | 3 | 2 | 3 | 2 | 0 | 0 | 0 | 0 | 1 | 24 | 44 | 5.40 | 1.600 | | | | | | | | | | | | | | | | |
| Lou Sleater, L ERA: 3.55 (11.1) | | | | | | | | | | | | | | | | | | | | | | | | | | | | | | | | | | |



AB 58
R 8
H 19
RBI 8
BB 9
SO 4
LOB 31

WP: 0 PA: 70
PB: 0
CS: 0

livebaseballscorecards.com

Sat Jul 21 1956, 4:33 AM EDT
Att: 34,764 - Unknown

Philadelphia Phillies @ Milwaukee Braves
Milwaukee County Stadium, Milwaukee, WI

| Batter | 1 | 2 | 3 | 4 | 5 | 6 | 7 | 8 | 9 | 10 | 11 | 12 | 13 | 14 | 15 | AB | R | H | RBI | BB | SO | LOB | BOTTOM | | | | | | | | | | | |
|---|------------------------------|---------------------------------|------------------------------|---------------------------------|------------------------------|---------------------------------|------------------------------|----------------------------------|------------------------------|---------------------------------|------------------------------|---------------------------------|------------------------------|---------------------------------|------------------------------|---------------------------------|------------------------------|---------------------------------|------------------------------|----------------------------------|------------------------------|----------------------------------|------------------------------|---------------------------------|------------------------------|---------------------------------|------------------------------|----------------------------------|------------------------------|----------------------------------|----------------------------------|------------------------------------|-------------------------|--------|
| Danny O'Connell, R OBP: 0.362, SLG: 0.371 (1.4) | K | | F8 | | G4-3-6 1-2r | | 6-3 | | F5 | | SH3-4 | | P5 | | BB 1B | 7 | 0 | 1 | 0 | 0 | 1 | 3 | | | | | | | | | | | | |
| Andy Pafko, R OBP: 0.292, SLG: 0.171 (1.7) | F8 | | | 5-3 | | | F8 | | F9 | | K | | K | | BB BB | 5 | 1 | 0 | 0 | 1 | 1 | 1 | | | | | | | | | | | | |
| Chuck Tanner, L OBP: 0.325, SLG: 0.389 (13. PH) | | | | | | | | | | | | | | | BB BB | 1 | 0 | 0 | 0 | 1 | 1 | 1 | | | | | | | | | | | | |
| Eddie Mathews, L OBP: 0.356, SLG: 0.440 (1.5) | G3 | | | K | | | K | | K | | | | | | | 6 | 1 | 1 | 2 | 2 | 2 | 3 | | | | | | | | | | | | |
| Hank Aaron, R OBP: 0.362, SLG: 0.571 (1.9) | | L9 | | | | | F9 | | | | | | | | | 7 | 1 | 2 | 0 | 1 | 2 | 6 | | | | | | | | | | | | |
| Joe Adcock, R OBP: 0.353, SLG: 0.639 (1.3) | | | | | | | | | | | | | | | | 5 | 0 | 0 | 0 | 2 | 1 | 4 | | | | | | | | | | | | |
| Bobby Thomson, R OBP: 0.317, SLG: 0.432 (1.8) | | | | | | | | | | | | | | | | 5 | 0 | 1 | 1 | 2 | 2 | 1 | | | | | | | | | | | | |
| Johnny Logan, R OBP: 0.321, SLG: 0.415 (1.6) | | | | | | | | | | | | | | | | 5 | 1 | 2 | 1 | 2 | 0 | 3 | | | | | | | | | | | | |
| Del Rice, R OBP: 0.284, SLG: 0.373 (1.2) | | | | | | | | | | | | | | | | 4 | 0 | 0 | 0 | 0 | 1 | 5 | | | | | | | | | | | | |
| Bill Bruton, L OBP: 0.307, SLG: 0.446 (8. PR) | | | | | | | | | | | | | | | | 0 | 0 | 0 | 0 | 0 | 0 | 0 | | | | | | | | | | | | |
| Taylor Phillips, L OBP: 0.356, SLG: 0.526 (8.1) | | | | | | | | | | | | | | | | 0 | 0 | 0 | 0 | 0 | 0 | 0 | | | | | | | | | | | | |
| Wes Covington, L OBP: 0.358, SLG: 0.383 (10. PH) | | | | | | | | | | | | | | | | 1 | 0 | 0 | 0 | 1 | 2 | | | | | | | | | | | | | |
| Lou Sleater, L OBP: 0.267, SLG: 0.625 (11.1) | | | | | | | | | | | | | | | | 2 | 0 | 1 | 0 | 0 | 0 | 3 | | | | | | | | | | | | |
| Gene Conroy, R OBP: 0.311, SLG: 0.240 (11.1) | | | | | | | | | | | | | | | | 0 | 0 | 0 | 0 | 0 | 0 | 0 | | | | | | | | | | | | |
| Felix Robinson, R OBP: 0.311, SLG: 0.240 (11.1) | | | | | | | | | | | | | | | | 1 | 0 | 1 | 0 | 0 | 0 | 0 | | | | | | | | | | | | |
| Dave Jolly, R OBP: 0.311, SLG: 0.240 (11.1) | | | | | | | | | | | | | | | | 0 | 0 | 0 | 0 | 0 | 0 | 0 | | | | | | | | | | | | |
| Bob Reynolds, R OBP: 0.250, SLG: 0.206 (11.1) | | | | | | | | | | | | | | | | 0 | 0 | 0 | 0 | 0 | 0 | 0 | | | | | | | | | | | | |
| Ernie Johnson, R OBP: 0.311, SLG: 0.240 (11.1) | | | | | | | | | | | | | | | | 0 | 0 | 0 | 0 | 0 | 0 | 0 | | | | | | | | | | | | |
| Del Crandall, R OBP: 0.282, SLG: 0.529 (11.2) | | | | | | | | | | | | | | | | 3 | 0 | 1 | 0 | 0 | 0 | 1 | | | | | | | | | | | | |
| Inning Stats | R: 0 E: 0 K: 1 S: 5 | H: 0 LOB: 0 BB: 0 P: 5 | R: 0 E: 0 K: 1 S: 7 | H: 0 LOB: 0 BB: 0 P: 7 | R: 0 E: 0 K: 1 S: 6 | H: 1 LOB: 1 BB: 0 P: 6 | R: 1 E: 0 K: 1 S: 7 | H: 2 LOB: 3 BB: 2 P: 15 | R: 2 E: 0 K: 0 S: 4 | H: 2 LOB: 0 BB: 1 P: 8 | R: 0 E: 0 K: 0 S: 3 | H: 0 LOB: 1 BB: 1 P: 7 | R: 1 E: 0 K: 0 S: 4 | H: 1 LOB: 1 BB: 1 P: 8 | R: 1 E: 1 K: 1 S: 7 | H: 1 LOB: 1 BB: 0 P: 7 | R: 0 E: 0 K: 1 S: 5 | H: 0 LOB: 0 BB: 0 P: 5 | R: 0 E: 0 K: 1 S: 5 | H: 0 LOB: 2 BB: 2 P: 13 | R: 0 E: 1 K: 2 S: 8 | H: 0 LOB: 2 BB: 1 P: 12 | R: 0 E: 0 K: 0 S: 3 | H: 0 LOB: 0 BB: 0 P: 3 | R: 0 E: 0 K: 0 S: 6 | H: 1 LOB: 1 BB: 2 P: 6 | R: 0 E: 0 K: 0 S: 4 | H: 1 LOB: 3 BB: 2 P: 12 | R: 0 E: 0 K: 1 S: 7 | H: 2 LOB: 3 BB: 1 P: 11 | 1B: 7 2B: 1 3B: 0 HR: 3 | SF: 0 SAC: 4 DP: 1 HBP: 0 | WP: 1 PB: 1 CS: 0 | PA: 68 |
| PITCHER | IP ERA | WLS ERA | BF ERA | H ERA | R ERA | ER ERA | SO ERA | BB ERA | IBB ERA | HBP ERA | BLK ERA | WP ERA | HR ERA | S ERA | P ERA | ERA | WHIP | | | | | | | | | | | | | | | | | |
| Harvey Haddix, L ERA: 3.81 (1.1) | 9.0 | 4.0 | 16 | 1 | 0 | 0 | 4 | 0 | 2 | 0 | 0 | 0 | 0 | 22 | 30 | 0.00 | 0.250 | | | | | | | | | | | | | | | | | |
| Bob Miller, R ERA: 4.7 (10.1) | 1.0 | W 9 | 3 | 0 | 0 | 0 | 0 | 2 | 1 | 0 | 0 | 0 | 0 | 6 | 18 | 0.00 | 5.000 | | | | | | | | | | | | | | | | | |
| Stu Miller, R ERA: 4.49 (14.1) | 1.0 | S 3 | 0 | 0 | 0 | 0 | 1 | 0 | 0 | 0 | 0 | 0 | 0 | 5 | 5 | 0.00 | 0.000 | | | | | | | | | | | | | | | | | |
| Jack Meyer, R ERA: 3.72 (15.1) | | | | | | | | | | | | | | | | | | | | | | | | | | | | | | | | | | |




AB 53
R 5
H 11
RBI 5
SO 12
LOB 33


WP: 1 PA: 68
PB: 1
CS: 0

livebaseballscorecards.com

Sat Jul 21 1956, 4:33 AM EDT
Att: 34,764 - Unknown

Philadelphia Phillies @ Milwaukee Braves
Milwaukee County Stadium, Milwaukee, WI

| Batter | 1 | 2 | 3 | 4 | 5 | 6 | 7 | 8 | 9 | AB | R | H | RBI | BB | SO | LOB | TOP | | | | | | | | |
|---|------------------------------|---------------------------------|------------------------------|---------------------------------|------------------------------|---------------------------------|------------------------------|---------------------------------|------------------------------|---------------------------------|------------------------------|---------------------------------|------------------------------|---------------------------------|------------------------------|----------------------------------|---|---------------------------------|----------------------------------|------------------------------------|----------------------------------|--------|--|--|--|
| Richie Ashburn, L (1, 8) OBP: 0.373, SLG: 0.384 | G3 | | F8 | | | F9 | | | HR | 5 | 2 | 2 | 0 | 0 | 0 | 1 | Philadelphia Phillies @ Milwaukee Braves Milwaukee County Stadium, Milwaukee, WI Sun Jul 22 1956, 4:33 AM EDT Unknown  | | | | | | | | |
| Mary Blaylock, L (1, 3) OBP: 0.318, SLG: 0.406 | 4-3 | | | 4-3 | | K | K | | HR | 5 | 1 | 1 | 2 | 0 | 2 | 2 | | | | | | | | | |
| Stan Lopata, R (1, 2) OBP: 0.346, SLG: 0.515 | G3 | | | F5 | | 1B | | F3 | 4-3 | 5 | 1 | 1 | 0 | 0 | 0 | 0 | | | | | | | | | |
| Del Ennis, R (1, 7) OBP: 0.291, SLG: 0.422 | | 6-3 | | | | | | | | 4 | 0 | 2 | 2 | 0 | 1 | 0 | | | | | | | | | |
| Willie Jones, R (1, 5) OBP: 0.380, SLG: 0.415 | | F9 | | F9 | | F8 | | | | 3 | 0 | 0 | 0 | 1 | 0 | 2 | | | | | | | | | |
| Jim Greengrass, R (1, 9) OBP: 0.323, SLG: 0.406 | | F8 | | | 4-3 | | | | | 4 | 1 | 2 | 0 | 0 | 0 | 0 | | | | | | | | | |
| Granny Hamner, R (1, 6) OBP: 0.277, SLG: 0.332 | | | | | | | | | | 4 | 2 | 3 | 1 | 0 | 0 | 2 | | | | | | | | | |
| Ted Kazanski, R (1, 4) OBP: 0.259, SLG: 0.261 | | | | | | | | | | 2 | 0 | 0 | 0 | 0 | 0 | 2 | | | | | | | | | |
| Solly Hemus, L (7, PH) OBP: 0.375, SLG: 0.340 | | | | | | | | | | 2 | 0 | 1 | 0 | 0 | 0 | 0 | | | | | | | | | |
| Robin Roberts, S (1, 1) OBP: 0.322, SLG: 0.411 | | | | | | | | | | 1 | 0 | 0 | 1 | 0 | 0 | 0 | | | | | | | | | |
| Frank Baumholtz, L (7, PH) OBP: 0.310, SLG: 0.302 | | | | | | | | | | 0 | 0 | 0 | 1 | 0 | 0 | 0 | | | | | | | | | |
| Ben Flowers, R (7, PH) OBP: 0.423, SLG: 0.472 | | | | | | | | | | 0 | 0 | 0 | 0 | 0 | 0 | 0 | | | | | | | | | |
| Elmer Valo, L (9, PH) OBP: 0.423, SLG: 0.472 | | | | | | | | | | 1 | 0 | 0 | 0 | 0 | 1 | 0 | | | | | | | | | |
| Inning Stats | R: 0 E: 0 K: 0 S: 3 | H: 0 LOB: 0 BB: 0 P: 3 | R: 0 E: 0 K: 0 S: 3 | H: 0 LOB: 0 BB: 0 P: 3 | R: 1 E: 0 K: 0 S: 4 | H: 1 LOB: 0 BB: 0 P: 4 | R: 0 E: 0 K: 0 S: 4 | H: 1 LOB: 1 BB: 0 P: 4 | R: 0 E: 0 K: 0 S: 3 | H: 1 LOB: 0 BB: 0 P: 3 | R: 2 E: 0 K: 1 S: 8 | H: 3 LOB: 1 BB: 0 P: 8 | R: 2 E: 0 K: 1 S: 8 | H: 3 LOB: 1 BB: 0 P: 8 | R: 0 E: 0 K: 1 S: 6 | H: 1 LOB: 2 BB: 1 P: 10 | R: 2 E: 0 K: 1 S: 7 | H: 2 LOB: 0 BB: 0 P: 7 | 1B: 8 2B: 3 3B: 1 HR: 1 | SF: 1 SAC: 1 DP: 1 HBP: 0 | WP: 0 PB: 1 SB: 0 CS: 0 | PA: 39 | | | |
| PITCHER | IP | WLS | BF | H | R | ER | SO | BB | IBB | HBP | BLK | WP | HR | S | P | ERA | WHIP | | | | | | | | |
| Ray Crone, R (1, 1) ERA: 3.91 | 6.0 | W | 25 | 8 | 5 | 5 | 1 | 0 | 0 | 0 | 0 | 0 | 0 | 27 | 27 | 7.50 | 1.333 | | | | | | | | |
| Dave Jolly, R (7, 1) ERA: 2.72 | 3.0 | S | 14 | 4 | 2 | 2 | 3 | 1 | 0 | 0 | 0 | 0 | 1 | 19 | 23 | 6.00 | 1.667 | | | | | | | | |

| Batter | 1 | 2 | 3 | 4 | 5 | 6 | 7 | 8 | 9 | AB | R | H | RBI | BB | SO | LOB | BOTTOM | | | | | | | | |
|--|------------------------------|---------------------------------|------------------------------|---------------------------------|------------------------------|---------------------------------|------------------------------|---------------------------------|------------------------------|---------------------------------|------------------------------|---------------------------------|------------------------------|---------------------------------|------------------------------|---------------------------------|---|------------------------------------|----------------------------------|--------|--|--|--|--|--|
| Danny O'Connell, R (1, 4) OBP: 0.361, SLG: 0.367 | F7 | | F9 | | | | 6-3 | | | 3 | 1 | 0 | 0 | 1 | 0 | 0 | Philadelphia Phillies @ Milwaukee Braves Milwaukee County Stadium, Milwaukee, WI Sun Jul 22 1956, 4:33 AM EDT Unknown  | | | | | | | | |
| Bill Bruton, L (1, 8) OBP: 0.313, SLG: 0.465 | SF8 | | E | | | | K | | | 4 | 3 | 3 | 1 | 0 | 1 | 0 | | | | | | | | | |
| Eddie Mathews, L (1, 5) OBP: 0.355, SLG: 0.449 | SF8 | | K | | | | K | | | 3 | 1 | 1 | 3 | 0 | 2 | 1 | | | | | | | | | |
| Hank Aaron, R (1, 9) OBP: 0.383, SLG: 0.583 | P5 | | E4 | | | | F7 | | | 4 | 1 | 2 | 2 | 0 | 0 | 0 | | | | | | | | | |
| Wes Covington, L (1, 7) OBP: 0.346, SLG: 0.371 | | | F8 | | | | L1 | | | 3 | 0 | 0 | 0 | 0 | 0 | 1 | | | | | | | | | |
| Bobby Thomson, R (6, 7) OBP: 0.316, SLG: 0.430 | | | F8 | | | | | | | 1 | 0 | 0 | 0 | 0 | 1 | 0 | | | | | | | | | |
| Joe Adcock, R (1, 3) OBP: 0.357, SLG: 0.654 | | | | | | | | | | 3 | 2 | 2 | 1 | 0 | 0 | 0 | | | | | | | | | |
| Frank Torre, L (7, 3) OBP: 0.331, SLG: 0.330 | | | | | | | | | | 1 | 0 | 0 | 0 | 0 | 0 | 0 | | | | | | | | | |
| Johnny Logan, R (1, 6) OBP: 0.317, SLG: 0.410 | | | F8 | | | | 6-3 | | | 4 | 0 | 0 | 0 | 0 | 0 | 1 | | | | | | | | | |
| Toby Atwell, L (1, 2) OBP: 0.231, SLG: 0.333 | | | | | | | L9 | | | 3 | 0 | 1 | 1 | 0 | 0 | 0 | | | | | | | | | |
| Ray Crone, R (1, 1) OBP: 0.190, SLG: 0.105 | | | | | | | | | | 3 | 0 | 0 | 0 | 0 | 0 | 1 | | | | | | | | | |
| Dave Jolly, R (7, 1) ERA: 6.1 | | | | | | | | | | 0 | 0 | 0 | 0 | 0 | 0 | 0 | | | | | | | | | |
| Inning Stats | R: 1 E: 0 K: 0 S: 4 | H: 1 LOB: 0 BB: 0 P: 4 | R: 1 E: 0 K: 0 S: 5 | H: 2 LOB: 1 BB: 0 P: 5 | R: 1 E: 1 K: 1 S: 7 | H: 2 LOB: 1 BB: 0 P: 7 | R: 0 E: 0 K: 0 S: 3 | H: 0 LOB: 0 BB: 0 P: 3 | R: 3 E: 0 K: 0 S: 5 | H: 2 LOB: 0 BB: 1 P: 9 | R: 1 E: 0 K: 0 S: 4 | H: 1 LOB: 0 BB: 0 P: 4 | R: 0 E: 0 K: 2 S: 7 | H: 0 LOB: 0 BB: 0 P: 7 | R: 1 E: 0 K: 1 S: 6 | H: 1 LOB: 0 BB: 0 P: 6 | 1B: 2 2B: 2 3B: 2 HR: 3 | SF: 1 SAC: 0 DP: 0 HBP: 0 | WP: 0 PB: 0 SB: 0 CS: 0 | PA: 34 | | | | | |
| PITCHER | IP | WLS | BF | H | R | ER | SO | BB | IBB | HBP | BLK | WP | HR | S | P | ERA | WHIP | | | | | | | | |
| Robin Roberts, R (1, 1) ERA: 4.15 | 6.0 | L | 27 | 8 | 7 | 7 | 1 | 0 | 0 | 0 | 0 | 0 | 0 | 28 | 32 | 10.50 | 1.500 | | | | | | | | |
| Ben Flowers, R (7, 1) ERA: 6.1 | 2.0 | | 7 | 1 | 1 | 1 | 3 | 0 | 0 | 0 | 0 | 0 | 1 | 13 | 13 | 4.50 | 0.500 | | | | | | | | |

| Batter | 1 | 2 | 3 | 4 | 5 | 6 | 7 | 8 | 9 | AB | R | H | RBI | BB | SO | LOB | TOP | | | | | | | | | | | |
|---|------------------------------|---------------------------------|------------------------------|---------------------------------|------------------------------|---------------------------------|------------------------------|---------------------------------|------------------------------|---------------------------------|------------------------------|---------------------------------|------------------------------|---------------------------------|------------------------------|---------------------------------|--|------------------------------------|----------------------------------|--------|--|--|--|--|--|--|--|--|
| Richie Ashburn, L OBP: 0.370, SLG: 0.380 | L9 | | SH5-3 | F7 | | F7 | | | K | 4 | 0 | 0 | 0 | 0 | 1 | 2 | Philadelphia Phillies @ Milwaukee Braves Milwaukee County Stadium, Milwaukee, WI Sun Jul 22 1956, 4:38 AM EDT Att: 39,679 - Unknown livebaseballscorecards.com | | | | | | | | | | | |
| Mary Blaylock, L OBP: 0.319, SLG: 0.403 | G1 | | FC6-2 F9 BB | | 6-3 | K | | | G6-4-3 1B | 4 | 0 | 1 | 0 | 1 | 1 | 1 | | | | | | | | | | | | |
| Stan Lopata, R OBP: 0.350, SLG: 0.536 | HR | | F9 | | HR | | | | G4-3 BB | 4 | 2 | 2 | 2 | 1 | 0 | 3 | | | | | | | | | | | | |
| Del Ennis, R OBP: 0.291, SLG: 0.429 | G3 | | FC6-2 | | HR | | | | G4-3 | 4 | 1 | 1 | 1 | 0 | 0 | 3 | | | | | | | | | | | | |
| Willie Jones, R OBP: 0.382, SLG: 0.420 | | | | | L8 | | | | K | 4 | 1 | 2 | 0 | 0 | 1 | 0 | | | | | | | | | | | | |
| Frank Baumholtz, L OBP: 0.323, SLG: 0.304 | F7 | | | | 4-3 | | | | FC1-6 HBP | 3 | 0 | 1 | 0 | 0 | 0 | 2 | | | | | | | | | | | | |
| Granny Hamner, R OBP: 0.276, SLG: 0.335 | F8 | | | | 4-3 | | | | FC1-6 1-3 | 4 | 1 | 1 | 1 | 0 | 0 | 3 | | | | | | | | | | | | |
| Solly Hemus, L OBP: 0.367, SLG: 0.333 | F9 | | | | 4-3 | | | | 1-3 | 4 | 0 | 1 | 0 | 0 | 0 | 3 | | | | | | | | | | | | |
| Ron Negray, R ERA: 4.89 | | | | | | | | | | 0 | 0 | 0 | 0 | 0 | 0 | 0 | | | | | | | | | | | | |
| Bob Miller, R ERA: 4.72 | | | | | | | | | | 0 | 0 | 0 | 0 | 0 | 0 | 0 | | | | | | | | | | | | |
| Ben Flowers, R ERA: 6.68 | | | | | | | | | | 0 | 0 | 0 | 0 | 0 | 0 | 0 | | | | | | | | | | | | |
| Saul Rogovin, R ERA: 5.81 | | | | | | | | | | 0 | 0 | 0 | 0 | 0 | 0 | 0 | | | | | | | | | | | | |
| Duane Pilette, R ERA: 4.15 | | | | | | | | | | 0 | 0 | 0 | 0 | 0 | 0 | 0 | | | | | | | | | | | | |
| Inning Stats | R: 1 E: 0 K: 0 S: 4 | H: 1 LOB: 0 BB: 0 P: 4 | R: 0 E: 0 K: 0 S: 4 | H: 1 LOB: 1 BB: 0 P: 4 | R: 0 E: 0 K: 0 S: 4 | H: 1 LOB: 2 BB: 1 P: 8 | R: 2 E: 0 K: 0 S: 6 | H: 3 LOB: 1 BB: 0 P: 6 | R: 2 E: 0 K: 1 S: 6 | H: 3 LOB: 1 BB: 0 P: 6 | R: 0 E: 0 K: 1 S: 4 | H: 0 LOB: 0 BB: 1 P: 8 | R: 0 E: 0 K: 0 S: 3 | H: 0 LOB: 0 BB: 0 P: 4 | R: 0 E: 0 K: 1 S: 5 | H: 1 LOB: 0 BB: 0 P: 5 | 1B: 6 2B: 2 3B: 0 HR: 3 | SF: 0 SAC: 1 DP: 2 HBP: 1 | WP: 0 PB: 0 SB: 0 CS: 0 | PA: 39 | | | | | | | | |
| PITCHER | IP | WLS | BF | H | R | ER | SO | BB | IBB | HBP | BLK | WP | HR | S | P | ERA | WHIP | | | | | | | | | | | |
| Lew Burdette, R ERA: 2.59 | (1, 1) | 5.0 | W | 25 | 9 | 5 | 5 | 0 | 1 | 0 | 0 | 0 | 0 | 3 | 24 | 28 | 9.00 | 2.000 | | | | | | | | | | |
| Taylor Phillips, L ERA: 1.04 | (6, 1) | 4.0 | S | 14 | 2 | 0 | 0 | 3 | 1 | 0 | 1 | 0 | 0 | 0 | 18 | 23 | 0.00 | 0.750 | | | | | | | | | | |

| Batter | 1 | 2 | 3 | 4 | 5 | 6 | 7 | 8 | 9 | AB | R | H | RBI | BB | SO | LOB | BOTTOM | | | | | | | | | | |
|---|------------------------------|---------------------------------|------------------------------|----------------------------------|------------------------------|---------------------------------|------------------------------|---------------------------------|-------------------------------|----------------------------------|------------------------------|---------------------------------|------------------------------|---------------------------------|------------------------------|---------------------------------|--|------------------------------------|----------------------------------|--------|--|--|--|--|--|--|--|
| Danny O'Connell, R OBP: 0.364, SLG: 0.378 | SH HR | SH 2B | 4-3 | | | | | | K | 5 | 2 | 3 | 3 | 0 | 1 | 1 | Philadelphia Phillies @ Milwaukee Braves Milwaukee County Stadium, Milwaukee, WI Sun Jul 22 1956, 4:38 AM EDT Att: 39,679 - Unknown livebaseballscorecards.com | | | | | | | | | | |
| Bill Bruton, L OBP: 0.319, SLG: 0.472 | SH HR | | | | | | | | K | 4 | 2 | 3 | 2 | 0 | 1 | 1 | | | | | | | | | | | |
| Eddie Mathews, L OBP: 0.358, SLG: 0.459 | HR | | | | | | | | L8 | 4 | 2 | 2 | 3 | 1 | 0 | 1 | | | | | | | | | | | |
| Hank Aaron, R OBP: 0.380, SLG: 0.577 | 5-3 | F2 | | | | | | | L8 | 5 | 1 | 1 | 0 | 0 | 0 | 6 | | | | | | | | | | | |
| Joe Adcock, R OBP: 0.355, SLG: 0.660 | K | P6 | | | | | | | L8 | 4 | 1 | 1 | 3 | 0 | 1 | 4 | | | | | | | | | | | |
| Frank Torre, L OBP: 0.328, SLG: 0.327 | K | P6 | | | | | | | F8 | 1 | 0 | 0 | 0 | 0 | 0 | 1 | | | | | | | | | | | |
| Bobby Thomson, R OBP: 0.321, SLG: 0.464 | P6 | | | | | | | | F8 | 5 | 3 | 3 | 3 | 0 | 0 | 0 | | | | | | | | | | | |
| Johnny Logan, R OBP: 0.319, SLG: 0.414 | | | | | | | | | F7 | 4 | 2 | 2 | 0 | 0 | 0 | 1 | | | | | | | | | | | |
| Felix Mantilla, R OBP: 0.154, SLG: 0.154 | | | | | | | | | F7 | 1 | 0 | 0 | 0 | 0 | 0 | 0 | | | | | | | | | | | |
| Del Crandall, R OBP: 0.361, SLG: 0.521 | | | | | | | | | F8 | 5 | 1 | 2 | 2 | 0 | 0 | 1 | | | | | | | | | | | |
| Lew Burdette, R OBP: 0.235, SLG: 0.213 | | | | | | | | | F8 | 1 | 2 | 1 | 0 | 0 | 0 | 0 | | | | | | | | | | | |
| Taylor Phillips, L ERA: 1.04 | | | | | | | | | K | 2 | 0 | 0 | 0 | 0 | 1 | 0 | | | | | | | | | | | |
| Inning Stats | R: 3 E: 1 K: 1 S: 8 | H: 2 LOB: 0 BB: 0 P: 8 | R: 2 E: 0 K: 0 S: 7 | H: 3 LOB: 3 BB: 1 P: 11 | R: 1 E: 0 K: 0 S: 5 | H: 2 LOB: 1 BB: 0 P: 5 | R: 0 E: 0 K: 0 S: 4 | H: 1 LOB: 1 BB: 0 P: 4 | R: 8 E: 1 K: 0 S: 11 | H: 7 LOB: 0 BB: 0 P: 11 | R: 0 E: 0 K: 1 S: 6 | H: 1 LOB: 1 BB: 0 P: 6 | R: 2 E: 0 K: 0 S: 5 | H: 2 LOB: 0 BB: 0 P: 5 | R: 0 E: 0 K: 2 S: 7 | H: 0 LOB: 0 BB: 0 P: 7 | 1B: 10 2B: 2 3B: 2 HR: 4 | SF: 0 SAC: 4 DP: 0 HBP: 0 | WP: 0 PB: 0 SB: 0 CS: 0 | PA: 46 | | | | | | | |
| PITCHER | IP | WLS | BF | H | R | ER | SO | BB | IBB | HBP | BLK | WP | HR | S | P | ERA | WHIP | | | | | | | | | | |
| Ron Negray, R ERA: 4.89 | (1, 1) | 1.1 | L | 12 | 5 | 5 | 4 | 1 | 0 | 0 | 0 | 0 | 0 | 7 | 7 | 5.40 | 1.200 | | | | | | | | | | |
| Bob Miller, R ERA: 4.72 | (2, 1) | 1.2 | | 7 | 2 | 1 | 1 | 0 | 0 | 0 | 0 | 0 | 0 | 7 | 7 | 5.40 | 1.200 | | | | | | | | | | |
| Ben Flowers, R ERA: 6.68 | (4, 1) | 1.1 | | 9 | 4 | 4 | 3 | 0 | 0 | 0 | 0 | 0 | 0 | 9 | 9 | 20.25 | 3.000 | | | | | | | | | | |
| Saul Rogovin, R ERA: 5.81 | (5, 1) | 0.1 | | 5 | 4 | 4 | 0 | 0 | 0 | 0 | 0 | 0 | 2 | 5 | 5 | 0.00 | 12.000 | | | | | | | | | | |
| Duane Pilette, R ERA: 4.15 | (5, 1) | 0.1 | | 1 | 0 | 0 | 0 | 0 | 0 | 0 | 0 | 0 | 0 | 1 | 1 | 0.00 | 0.000 | | | | | | | | | | |
| PITCHER | IP | WLS | BF | H | R | ER | SO | BB | IBB | HBP | BLK | WP | HR | S | P | ERA | WHIP | | | | | | | | | | |
| Stu Miller, R ERA: 4.57 | (6, 1) | 2.0 | | 9 | 3 | 2 | 2 | 1 | 0 | 0 | 0 | 0 | 0 | 7 | 7 | 9.00 | 1.500 | | | | | | | | | | |
| Granny Hamner, R ERA: 2.59 | (8, 1) | 1.0 | | 3 | 0 | 0 | 0 | 2 | 0 | 0 | 0 | 0 | 0 | 7 | 7 | 0.00 | 0.000 | | | | | | | | | | |

| Batter | 1 | 2 | 3 | 4 | 5 | 6 | 7 | 8 | 9 | AB | R | H | RBI | BB | SO | LOB | TOP | | | | | | | | |
|--|---|---|--|---------------------------------|------------------------------|---------------------------------|------------------------------|---------------------------------|------------------------------|---------------------------------|------------------------------|---------------------------------|------------------------------|---------------------------------|------------------------------|---------------------------------|--|---------------------------------|----------------------------------|------------------------------------|----------------------------------|--------|--|--|--|
| Danny O'Connell, R (1,4) OBP: 0.364, SLG: 0.375 Frank Torre, L (8,PH) OBP: 0.325, SLG: 0.324 Jack Dittmer, L (8,4) OBP: 0.293, SLG: 0.235 | 0-0 6-3 | | 4-0 BB | | | 0-0 5-3 | | 0-0 3-1 | | 2 | 0 | 0 | 0 | 1 | 0 | 0 | Milwaukee Braves @ New York Giants Polo Grounds, New York, NY Tue Jul 24 1956, 3:33 AM EDT Att: 12,084 - Unknown | | | | | | | | |
| Bill Bruton, L (1,8) OBP: 0.315, SLG: 0.466 | 0-0 6-3 | | 0-0 4-3 | | | 0-0 F5 | | 0-0 1-3 | | 4 | 0 | 0 | 0 | 0 | 0 | 1 | | | | | | | | | |
| Eddie Mathews, L (1,5) OBP: 0.357, SLG: 0.455 | 4-0 BB | | | 0-0 F9 | | 0-0 6-3 | | 0-0 1-3 | | 3 | 0 | 0 | 0 | 1 | 0 | 0 | | | | | | | | | |
| Hank Aaron, R (1,9) OBP: 0.382, SLG: 0.582 | 0-0 F9 | | | 0-0 6-3 | | | 0-0 1B 1B | | 0-0 G6-4-3 3B | 4 | 2 | 2 | 0 | 0 | 0 | 1 | | | | | | | | | |
| Joe Adcock, R (1,3) | | 0-0 5-3 | | 0-3 K | | 0-0 F5 | | 4-0 G6-4-3 BB | | 3 | 0 | 0 | 0 | 1 | 1 | 1 | | | | | | | | | |
| Bobby Thomson, R (1,7) OBP: 0.316, SLG: 0.457 | | 0-0 5-3 | | | 0-0 L7 | | 0-0 F3 | | 0-0 G6-4-3 1-2 3-H | 4 | 0 | 0 | 0 | 0 | 0 | 2 | | | | | | | | | |
| Johnny Logan, R (1,6) OBP: 0.321, SLG: 0.425 | | 0-0 P5 | | | 0-0 6-3 | | 0-0 1B 1-2 1B | | 0-0 HR | 4 | 1 | 2 | 1 | 0 | 0 | 0 | | | | | | | | | |
| Del Crandall, R (1,2) OBP: 0.364, SLG: 0.521 | | | 0-0 F7 | | 0-0 P4 | | 0-0 1-2 2-H 1B | | 0-0 1B | 4 | 0 | 2 | 1 | 0 | 0 | 0 | | | | | | | | | |
| Warren Spahn, L (1,1) OBP: 0.172, SLG: 0.276 | | | 0-0 3-1 | | | 0-0 HR K | | 0-0 F2 | | 4 | 1 | 1 | 1 | 0 | 1 | 3 | | | | | | | | | |
| Inning Stats | R: 0 E: 0 K: 0 S: 3 | H: 0 LOB: 1 BB: 1 P: 7 | R: 0 E: 0 K: 0 S: 3 | H: 0 LOB: 0 BB: 0 P: 3 | R: 0 E: 0 K: 0 S: 3 | H: 0 LOB: 1 BB: 1 P: 7 | R: 0 E: 0 K: 1 S: 5 | H: 0 LOB: 0 BB: 0 P: 5 | R: 0 E: 0 K: 0 S: 3 | H: 0 LOB: 0 BB: 0 P: 3 | R: 1 E: 0 K: 0 S: 4 | H: 1 LOB: 0 BB: 0 P: 4 | R: 1 E: 0 K: 1 S: 8 | H: 3 LOB: 2 BB: 0 P: 8 | R: 0 E: 0 K: 0 S: 3 | H: 0 LOB: 0 BB: 0 P: 3 | R: 2 E: 0 K: 0 S: 5 | H: 3 LOB: 1 BB: 1 P: 9 | 1B: 4 2B: 0 3B: 1 HR: 2 | SF: 0 SAC: 0 DP: 1 HBP: 0 | WP: 0 PB: 0 SB: 0 CS: 0 | PA: 36 | | | |
| PITCHER | IP WLS BF H R ER SO BB IBB HBP BLK WP HR S P ERA WHIP | 8.2 L 35 7 4 4 2 3 0 0 0 0 2 36 48 4.15 1.154 | 0.1 1 0 0 0 0 0 0 0 0 0 0 0 1 1 0.00 0.000 | | | | | | | | | | | | | | | | | | | | | | |



| Batter | 1 | 2 | 3 | 4 | 5 | 6 | 7 | 8 | 9 | AB | R | H | RBI | BB | SO | LOB | BOTTOM | | | | | | | |
|---|---|--|------------------------------|---------------------------------|------------------------------|---------------------------------|------------------------------|---------------------------------|------------------------------|---------------------------------|------------------------------|---------------------------------|------------------------------|---------------------------------|------------------------------|---------------------------------|--|------------------------------------|----------------------------------|--------|--|--|--|--|
| Jackie Brandt, R (1,8) OBP: 0.333, SLG: 0.508 | 0-0 F9 HR 2B | | 0-0 F9 | | | 0-0 L9 | | 0-0 1-3 | | 4 | 1 | 1 | 0 | 0 | 0 | 2 | Milwaukee Braves @ New York Giants Polo Grounds, New York, NY Tue Jul 24 1956, 3:33 AM EDT Att: 12,084 - Unknown | | | | | | | |
| Don Mueller, L (1,9) OBP: 0.287, SLG: 0.349 Bob Lennon, L (9,9) OBP: 0.233, SLG: 0.200 | 0-0 F7 | | 0-0 1-2 2-3 1B | | 0-0 2B | | 0-0 P2 | | 0-0 P2 | 4 | 1 | 2 | 0 | 0 | 0 | 1 | | | | | | | | |
| Red Schoendienst, S (1,4) OBP: 0.366, SLG: 0.383 | 0-0 F9 | | 0-0 4-3 | | 0-0 CS 2B | | 0-0 4-3 | | 0-0 4-3 | 4 | 0 | 1 | 1 | 0 | 0 | 4 | | | | | | | | |
| Dusty Rhodes, L (1,7) OBP: 0.303, SLG: 0.393 Willie Mays, R (7,8) OBP: 0.374, SLG: 0.516 | 0-0 HR | | 0-0 F8 | | 0-0 P6 | | 0-0 F8 | | 0-0 F8 | 3 | 1 | 1 | 2 | 0 | 0 | 1 | | | | | | | | |
| Bill White, L (1,3) OBP: 0.313, SLG: 0.456 | 0-0 1B | | 0-0 P2 | | 0-0 G3 | | 0-0 SH3-4 1B | | 0-0 SH3-4 1B | 4 | 0 | 2 | 0 | 0 | 0 | 0 | | | | | | | | |
| Daryl Spencer, R (1,5) OBP: 0.282, SLG: 0.385 | 0-3 K | | 0-0 5-3 | | 0-0 G6-3 1B | | 0-0 SH3-4 1-2 | | 0-0 SH3-4 | 3 | 0 | 1 | 0 | 0 | 1 | 1 | | | | | | | | |
| Bill Sami, R (1,2) OBP: 0.296, SLG: 0.389 | | 0-0 5-3 | | 0-0 5-3 | | 0-0 G6-3 1-2 | | 0-0 F9 | | 4 | 0 | 0 | 0 | 0 | 0 | 2 | | | | | | | | |
| Eddie Bressoud, R (1,6) OBP: 0.302, SLG: 0.297 | | 0-0 1B 1B 1B | | 0-0 4-3 | | 0-0 B5-3 | | 0-0 6-3 | | 4 | 0 | 1 | 0 | 0 | 0 | 1 | | | | | | | | |
| Ruben Gomez, R (1,1) OBP: 0.279, SLG: 0.225 Windy McCall, L (9,1) OBP: 0.200, SLG: 0.200 | | 0-0 1B 1-2 1B | | 0-0 G3 | | 0-0 P4 | | | | 3 | 0 | 1 | 0 | 0 | 0 | 0 | | | | | | | | |
| Inning Stats | R: 2 E: 0 K: 1 S: 8 | H: 3 LOB: 1 BB: 0 P: 8 | R: 0 E: 0 K: 0 S: 6 | H: 3 LOB: 3 BB: 0 P: 6 | R: 0 E: 0 K: 0 S: 3 | H: 0 LOB: 0 BB: 0 P: 3 | R: 0 E: 0 K: 0 S: 3 | H: 0 LOB: 0 BB: 0 P: 3 | R: 1 E: 0 K: 0 S: 3 | H: 2 LOB: 0 BB: 0 P: 4 | R: 0 E: 0 K: 0 S: 3 | H: 1 LOB: 0 BB: 0 P: 3 | R: 0 E: 0 K: 0 S: 3 | H: 0 LOB: 0 BB: 0 P: 3 | R: 0 E: 0 K: 0 S: 4 | H: 1 LOB: 1 BB: 0 P: 4 | 1B: 6 2B: 3 3B: 0 HR: 1 | SF: 0 SAC: 1 DP: 1 HBP: 0 | WP: 0 PB: 0 SB: 0 CS: 1 | PA: 35 | | | | |
| PITCHER | IP WLS BF H R ER SO BB IBB HBP BLK WP HR S P ERA WHIP | 9.0 W 35 10 3 3 1 0 0 0 0 0 1 37 37 3.00 1.111 | | | | | | | | | | | | | | | | | | | | | | |



| Batter | 1 | 2 | 3 | 4 | 5 | 6 | 7 | 8 | 9 | AB | R | H | RBI | BB | SO | LOB | TOP | | | | | | | | |
|---|------------------------------|---------------------------------|------------------------------|----------------------------------|------------------------------|---------------------------------|------------------------------|---------------------------------|------------------------------|---------------------------------|-------------------------------|----------------------------------|------------------------------|---------------------------------|------------------------------|---------------------------------|------------------------------|---------------------------------|----------------------------------|------------------------------------|----------------------------------|--------|--|--|--|
| Danny O'Connell, R OBP: 0.359, SLG: 0.369 (1, 4) | F2 | | 5-3 | | K | | 5-3 | | FC6-4 2B | 5 | 1 | 0 | 0 | 0 | 1 | 2 | | | | | | | | | |
| Bill Bruton, L OBP: 0.316, SLG: 0.468 (1, 8) | P5 | | 4-3 | | | F7 | | | 1B 2B | 5 | 1 | 2 | 1 | 0 | 0 | 0 | | | | | | | | | |
| Eddie Mathews, L OBP: 0.363, SLG: 0.470 (1, 5) | | | | | HR | 1B HR 1B | | F2 | 1B | 5 | 2 | 4 | 2 | 0 | 0 | 1 | | | | | | | | | |
| Hank Aaron, R OBP: 0.379, SLG: 0.577 (1, 9) | 4-3 | | | B5-3 | | 1B HR 1B | | P5 | F9 | 5 | 1 | 1 | 0 | 0 | 0 | 3 | | | | | | | | | |
| Joe Adcock, R OBP: 0.353, SLG: 0.647 Frank Torre, L OBP: 0.322, SLG: 0.321 (1, 3) (6, 3) | | K | | 5-3 | | 1B HR 1B | | 4-1 | | 3 | 1 | 1 | 0 | 0 | 1 | 0 | | | | | | | | | |
| Bobby Thomson, R OBP: 0.316, SLG: 0.465 (1, 7) | K | | | F3 | | HR | | P4 | | 4 | 1 | 1 | 4 | 0 | 1 | 0 | | | | | | | | | |
| Johnny Logan, R OBP: 0.323, SLG: 0.424 (1, 6) | | | | | 5-3 | | | F2 | | 3 | 0 | 1 | 0 | 1 | 0 | 0 | | | | | | | | | |
| Toby Atwell, L OBP: 0.233, SLG: 0.321 (1, 2) | | BB | | | | 1B | | F8 | | 4 | 0 | 1 | 0 | 0 | 0 | 2 | | | | | | | | | |
| Bob Buhl, R OBP: 0.143, SLG: 0.167 (1, 1) | | | | K | | K | | K | FC6-4 1B | 4 | 0 | 1 | 0 | 0 | 3 | 2 | | | | | | | | | |
| Inning Stats | R: 0 E: 0 K: 0 S: 4 | H: 1 LOB: 1 BB: 0 P: 4 | R: 0 E: 0 K: 2 S: 7 | H: 0 LOB: 1 BB: 1 P: 11 | R: 0 E: 0 K: 1 S: 5 | H: 0 LOB: 0 BB: 0 P: 5 | R: 1 E: 0 K: 0 S: 4 | H: 1 LOB: 0 BB: 0 P: 4 | R: 0 E: 0 K: 2 S: 8 | H: 1 LOB: 1 BB: 0 P: 8 | R: 4 E: 0 K: 1 S: 10 | H: 5 LOB: 1 BB: 0 P: 10 | R: 0 E: 0 K: 0 S: 4 | H: 1 LOB: 1 BB: 0 P: 4 | R: 0 E: 0 K: 0 S: 3 | H: 0 LOB: 0 BB: 0 P: 3 | R: 2 E: 0 K: 0 S: 6 | H: 3 LOB: 1 BB: 0 P: 6 | 1B: 9 2B: 1 3B: 0 HR: 2 | SF: 0 SAC: 0 DP: 0 HBP: 0 | WP: 0 PB: 0 SB: 0 CS: 0 | PA: 40 | | | |
| PITCHER | IP | WLS | BF | H | R | ER | SO | BB | IBB | HBP | BLK | WP | HR | S | P | ERA | WHIP | | | | | | | | |
| Al Worthington, R ERA: 4.14 (1, 1) | 5.1 | L | 24 | 7 | 5 | 5 | 5 | 1 | 0 | 0 | 0 | 0 | 2 | 33 | 37 | 8.44 | 1.500 | | | | | | | | |
| Marv Grissom, R ERA: 0.69 (6, 1) | 1.2 | | 7 | 2 | 0 | 0 | 1 | 0 | 0 | 0 | 0 | 0 | 0 | 9 | 9 | 0.00 | 1.200 | | | | | | | | |
| Windy McCall, L ERA: 3.59 (8, 1) | 1.2 | | 8 | 3 | 2 | 2 | 0 | 0 | 0 | 0 | 0 | 0 | 0 | 8 | 8 | 10.80 | 1.800 | | | | | | | | |
| Jim Heam, R ERA: 4.36 (9, 1) | 0.1 | | 1 | 0 | 0 | 0 | 0 | 0 | 0 | 0 | 0 | 0 | 0 | 1 | 1 | 0.00 | 0.000 | | | | | | | | |

Milwaukee Braves @ New York Giants
Polo Grounds, New York, NY
Wed Jul 25 1956, 3:33 AM EDT
Att: 6,015 - Unknown

AB 39
R 7
H 12
RBI 7
BB 1
SO 6
LOB 10



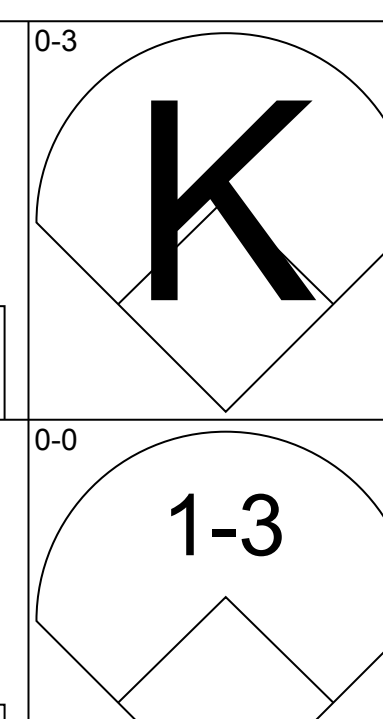
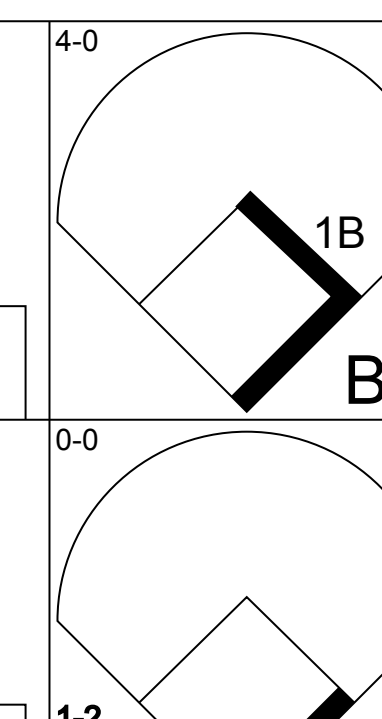
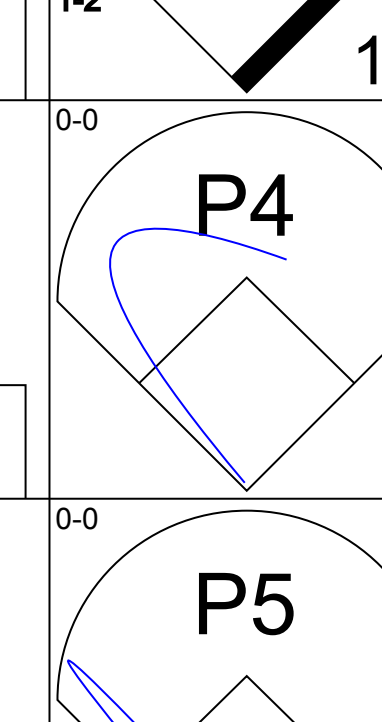
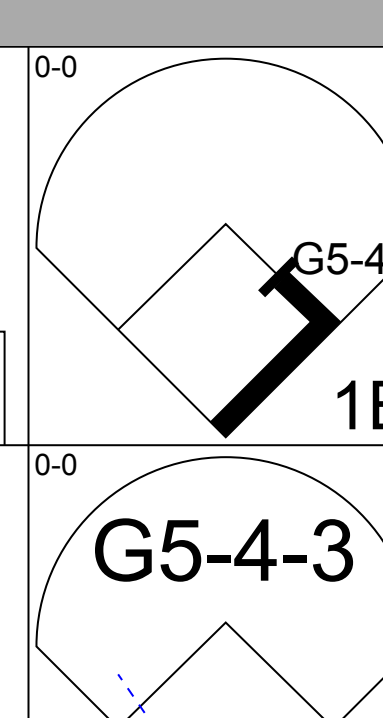
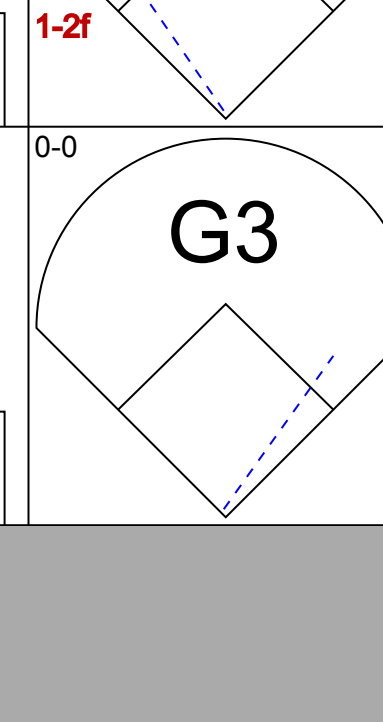
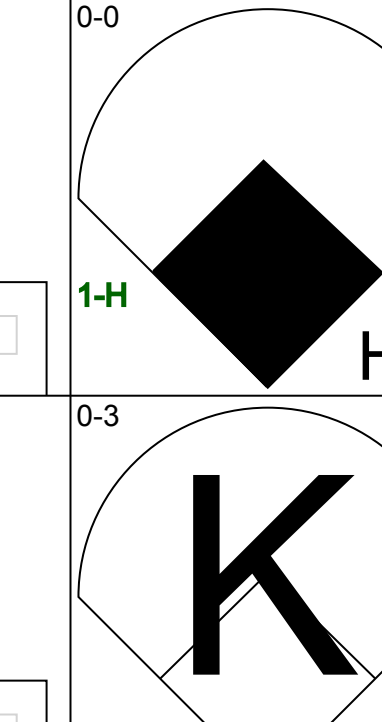
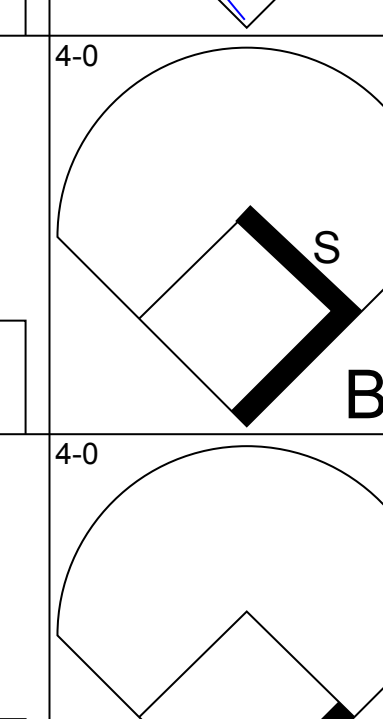
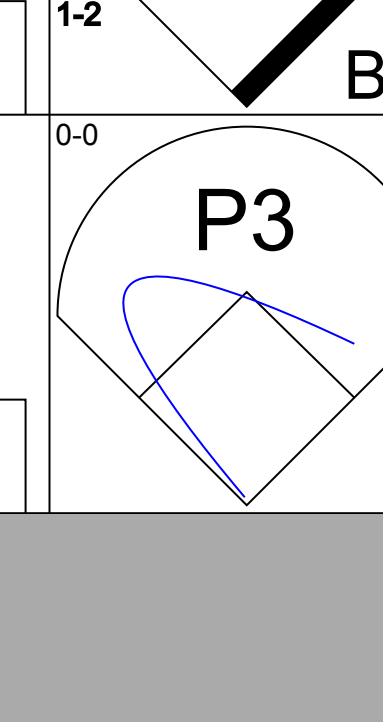
| Batter | 1 | 2 | 3 | 4 | 5 | 6 | 7 | 8 | 9 | AB | R | H | RBI | BB | SO | LOB | BOTTOM | | | | | | | | |
|---|------------------------------|---------------------------------|------------------------------|---------------------------------|------------------------------|---------------------------------|------------------------------|---------------------------------|------------------------------|---------------------------------|------------------------------|---------------------------------|------------------------------|---------------------------------|------------------------------|---------------------------------|------------------------------|---------------------------------|-----------------------------------|------------------------------------|----------------------------------|--------|--|--|--|
| Don Mueller, L OBP: 0.287, SLG: 0.347 (1, 9) | 4-3 | | F8 | | E7 FC5-4 1B | | 6-3 | | | 4 | 0 | 1 | 1 | 0 | 0 | 0 | | | | | | | | | |
| Red Schoendienst, S OBP: 0.368, SLG: 0.385 (1, 4) | | | | | FC5-4 G4-3 1B | | | F8 | | 4 | 0 | 2 | 0 | 0 | 0 | 2 | | | | | | | | | |
| Willie Mays, R OBP: 0.375, SLG: 0.514 (1, 8) | FC3-6 1B | | PO | | G4-3 1B | | | | | 3 | 0 | 1 | 0 | 1 | 0 | 3 | | | | | | | | | |
| Dusty Rhodes, L OBP: 0.296, SLG: 0.383 Jackie Brandt, R OBP: 0.333, SLG: 0.508 (1, 7) (9, 7) | G3 | | | P4 | | F2 | | F8 | | 4 | 0 | 0 | 0 | 0 | 0 | 3 | | | | | | | | | |
| Bill White, L OBP: 0.316, SLG: 0.468 (1, 3) | | | | 3-1 | | HR | | K | | 4 | 1 | 2 | 1 | 0 | 1 | 1 | | | | | | | | | |
| Hank Thompson, L OBP: 0.355, SLG: 0.422 (1, 5) | | L9 | | | 1B E 1B | | P6 | | FC6-4 1B BB | 3 | 1 | 1 | 0 | 1 | 0 | 1 | | | | | | | | | |
| Bill Sami, R OBP: 0.303, SLG: 0.395 (1, 2) | | | | | 1B E 1B | | 5-3 | | FC6-4 1B | 4 | 1 | 3 | 0 | 0 | 0 | 0 | | | | | | | | | |
| Eddie Bressoud, R OBP: 0.294, SLG: 0.288 (1, 6) | | | K | | E3 1B E 1B | | P2 | | FC6-4 G5-4-3 1B | 4 | 1 | 0 | 0 | 0 | 1 | 4 | | | | | | | | | |
| Al Worthington, R OBP: 0.283, SLG: 0.278 Marv Grissom, R OBP: 0.365, SLG: 0.290 George Wilson, L OBP: 0.265, SLG: 0.213 Windy McCall, L OBP: 0.333, SLG: 0.200 Jim Heam, R OBP: 0.143, SLG: 0.172 Foster Castelman, R OBP: 0.270, SLG: 0.424 (1, 1) (6, 1) (7, PH) (8, 1) (9, 1) (9, PH) | | | F8 | | FC5-4 E 1B | | K | | G5-4-3 | 2 | 0 | 1 | 0 | 0 | 0 | 0 | | | | | | | | | |
| Inning Stats | R: 0 E: 0 K: 0 S: 4 | H: 1 LOB: 1 BB: 0 P: 4 | R: 0 E: 0 K: 1 S: 6 | H: 2 LOB: 1 BB: 0 P: 6 | R: 0 E: 0 K: 0 S: 3 | H: 1 LOB: 0 BB: 0 P: 3 | R: 0 E: 0 K: 0 S: 2 | H: 0 LOB: 0 BB: 1 P: 6 | R: 3 E: 2 K: 0 S: 7 | H: 4 LOB: 1 BB: 0 P: 7 | R: 1 E: 0 K: 0 S: 4 | H: 1 LOB: 0 BB: 0 P: 4 | R: 0 E: 0 K: 1 S: 5 | H: 0 LOB: 0 BB: 0 P: 5 | R: 0 E: 0 K: 1 S: 6 | H: 1 LOB: 1 BB: 0 P: 6 | R: 0 E: 0 K: 0 S: 3 | H: 1 LOB: 1 BB: 1 P: 7 | 1B: 10 2B: 0 3B: 0 HR: 1 | SF: 0 SAC: 0 DP: 2 HBP: 0 | WP: 0 PB: 0 SB: 1 CS: 2 | PA: 37 | | | |
| PITCHER | IP | WLS | BF | H | R | ER | SO | BB | IBB | HBP | BLK | WP | HR | S | P | ERA | WHIP | | | | | | | | |
| Bob Buhl, R ERA: 2.66 (1, 1) | 9.0 | W | 36 | 11 | 4 | 2 | 3 | 2 | 0 | 0 | 0 | 0 | 1 | 40 | 48 | 2.00 | 1.444 | | | | | | | | |

Milwaukee Braves @ New York Giants
Polo Grounds, New York, NY
Wed Jul 25 1956, 3:33 AM EDT
Att: 6,015 - Unknown

AB 34
R 4
H 11
RBI 2
BB 2
SO 3
LOB 16



| Batter | 1 | 2 | 3 | 4 | 5 | 6 | 7 | 8 | 9 | AB | R | H | RBI | BB | SO | LOB | TOP | | | | | | | | |
|--|---|---------------------------------|------------------------------|----------------------------------|------------------------------|---------------------------------|------------------------------|---------------------------------|------------------------------|---------------------------------|------------------------------|---------------------------------|------------------------------|---------------------------------|------------------------------|---------------------------------|---|----------------------------------|------------------------------------|-----------------------------------|------------------------------------|----------------------------------|--------|--|--|
| Danny O'Connell, R (1,4) OBP: 0.357, SLG: 0.369 Jack Dittmer, L (8,PH) OBP: 0.305, SLG: 0.250 (8,4) | P3 | PB 1B 1B | 5-3 | | SF9 | | | 1B | | 3 | 1 | 1 | 2 | 0 | 0 | 1 | Milwaukee Braves @ New York Giants Polo Grounds, New York, NY Thu Jul 26 1956, 3:33 AM EDT Att: 3,761 - Unknown | | | | | | | | |
| Andy Pafko, R (1,7) OBP: 0.302, SLG: 0.178 | 2B | PB 1B 1B | | 6-3 | K | | | F9 | | 4 | 2 | 1 | 0 | 1 | 1 | 3 | | | | | | | | | |
| Eddie Mathews, L (1,5) OBP: 0.363, SLG: 0.470 | HR | 1B 1B | | F9 | | 6-3 | | F3 | | 4 | 1 | 1 | 1 | 1 | 0 | 1 | | | | | | | | | |
| Hank Aaron, R (1,9) OBP: 0.382, SLG: 0.586 | HR | FC5-4 1B | | 6-3 | | F7 | | 1B | | 5 | 1 | 3 | 4 | 0 | 0 | 0 | | | | | | | | | |
| Joe Adcock, R (1,3) OBP: 0.349, SLG: 0.638 Frank Torre, L (5,PR) OBP: 0.317, SLG: 0.316 (5,3) | F9 | F9 | | | E5 1B 1B | F2 | | 1-3 | | 3 | 0 | 0 | 0 | 0 | 0 | 2 | | | | | | | | | |
| Bobby Thomson, R (1,8) OBP: 0.317, SLG: 0.475 | F7 | FC5-4 1-2 | | | 1B 1-2 2B | | | HR | | 5 | 2 | 2 | 1 | 0 | 0 | 2 | | | | | | | | | |
| Johnny Logan, R (1,6) OBP: 0.229, SLG: 0.435 Felix Mantilla, R (5,6) OBP: 0.267, SLG: 0.267 | | 2B 3B | SH3-4 1B | | 2B 1-3 2H SF9 | | G4-3 1B | 6-3 1B | | 3 | 2 | 3 | 1 | 0 | 0 | 0 | | | | | | | | | |
| Del Crandall, R (1,2) OBP: 0.365, SLG: 0.529 | | SH3-4 1B 2B | F8 1B | | 1-3 3H 2B | | G4-3 1-2 | 6-3 | | 5 | 1 | 2 | 2 | 0 | 0 | 3 | | | | | | | | | |
| Gene Conley, R (1,1) OBP: 0.207, SLG: 0.214 | | SH3-4 2-3 | SH3-4 | | 5-3 | | F3 | F3 | | 3 | 0 | 0 | 0 | 0 | 0 | 4 | | | | | | | | | |
| Inning Stats | R: 3 E: 0 K: 0 S: 5 | H: 2 LOB: 0 BB: 1 P: 9 | R: 4 E: 0 K: 0 S: 8 | H: 5 LOB: 2 BB: 1 P: 12 | R: 0 E: 0 K: 0 S: 4 | H: 1 LOB: 1 BB: 0 P: 4 | R: 0 E: 0 K: 0 S: 3 | H: 0 LOB: 0 BB: 0 P: 3 | R: 3 E: 1 K: 1 S: 9 | H: 3 LOB: 3 BB: 0 P: 9 | R: 0 E: 0 K: 0 S: 3 | H: 0 LOB: 0 BB: 0 P: 3 | R: 1 E: 0 K: 0 S: 4 | H: 2 LOB: 0 BB: 0 P: 4 | R: 0 E: 0 K: 0 S: 5 | H: 2 LOB: 2 BB: 0 P: 5 | | R: 0 E: 0 K: 0 S: 4 | H: 1 LOB: 1 BB: 0 P: 4 | 1B: 10 2B: 3 3B: 1 HR: 2 | SF: 1 SAC: 2 DP: 1 HBP: 0 | WP: 0 PB: 1 SB: 0 CS: 0 | PA: 45 | | |
| PITCHER | IP WLS BF H R ER SO BB IBB HBP BLK WP HR S P ERA WHIP | | | | | | | | | | | | | | | | | | | | | | | | |
| Johnny Antonelli, L (1,1) ERA: 3.94 | 1.1 | L | 10 | 5 | 6 | 6 | 0 | 1 | 0 | 0 | 0 | 0 | 0 | 0 | 1 | 9 | 13 | 40.50 | 4.500 | | | | | | |
| Steve Ritzsk, R (2,1) ERA: 5.08 | 0.0 | | 3 | 2 | 1 | 1 | 0 | 0 | 1 | 0 | 0 | 0 | 0 | 0 | 0 | 2 | 6 | - | - | | | | | | |
| Jim Hearn, R (2,1) ERA: 4.25 | 3.2 | | 16 | 4 | 3 | 1 | 1 | 0 | 0 | 0 | 0 | 0 | 0 | 0 | 18 | 18 | 2.46 | 1.091 | | | | | | | |
| Dick Littlefield, L (6,1) ERA: 6.02 | 2.0 | | 7 | 2 | 1 | 1 | 0 | 0 | 0 | 0 | 0 | 0 | 0 | 1 | 7 | 7 | 4.50 | 1.000 | | | | | | | |
| Hoyt Wilhelm, R (8,1) ERA: 3.25 | 2.0 | | 9 | 3 | 0 | 0 | 0 | 0 | 0 | 0 | 0 | 0 | 0 | 0 | 9 | 9 | 0.00 | 1.500 | | | | | | | |
| Batter | 1 | 2 | 3 | 4 | 5 | 6 | 7 | 8 | 9 | AB | R | H | RBI | BB | SO | LOB | BOTTOM | | | | | | | | |
| Don Mueller, L (1,9) OBP: 0.286, SLG: 0.346 | 5-3 | | FC1-6 1B | | F8 | | P4 | | | 4 | 0 | 1 | 0 | 0 | 0 | 1 | Milwaukee Braves @ New York Giants Polo Grounds, New York, NY Thu Jul 26 1956, 3:33 AM EDT Att: 3,761 - Unknown | | | | | | | | |
| Red Schoendienst, S (1,4) OBP: 0.375, SLG: 0.391 | 1B | | FC1-6 1-2 | | 1B | | G6-4-3 1B | | | 4 | 0 | 3 | 0 | 0 | 0 | 1 | | | | | | | | | |
| Willie Mays, R (1,8) OBP: 0.371, SLG: 0.508 | F3 | | K | | F8 | | G6-4-3 1-2 | | | 4 | 0 | 0 | 0 | 0 | 1 | 5 | | | | | | | | | |
| Hank Thompson, L (1,5) OBP: 0.350, SLG: 0.409 | 4-3 | | K | | F9 | | F8 | | | 4 | 0 | 0 | 0 | 0 | 1 | 2 | | | | | | | | | |
| Bill White, L (1,3) OBP: 0.315, SLG: 0.465 | | G4-6-3 1B | | 4-3 | | F3 | | P6 | | 4 | 0 | 1 | 0 | 0 | 0 | 0 | | | | | | | | | |
| Dusty Rhodes, L (1,7) OBP: 0.295, SLG: 0.379 | | G4-6-3 1-2 | | 6-3 | | 1B | | L6 | | 4 | 0 | 1 | 0 | 0 | 0 | 1 | | | | | | | | | |
| Bill Sami, R (1,2) OBP: 0.302, SLG: 0.390 | | 2B BB | | F9 | | P5 | | 6-3 | | 3 | 0 | 0 | 0 | 1 | 0 | 1 | | | | | | | | | |
| Eddie Bressoud, R (1,6) OBP: 0.308, SLG: 0.311 | | 1B 1-3 2B | | | | G5-4-3 1B | | | | 3 | 0 | 3 | 0 | 0 | 0 | 0 | | | | | | | | | |
| Johnny Antonelli, L (1,1) ERA: 3.94 Steve Ritzsk, R (2,1) ERA: 5.08 Jim Hearn, R (2,1) ERA: 4.25 George Wilson, L (5,PH) OBP: 0.197, SLG: 0.133 Dick Littlefield, L (6,1) OBP: 0.317, SLG: 0.210 Foster Castleman, R (7,PH) OBP: 0.206, SLG: 0.432 Hoyt Wilhelm, R (8,1) | | | K | | K | | G5-4-3 1-2 | | | 0 | 0 | 0 | 0 | 0 | 0 | 0 | | | | | | | | | |
| Inning Stats | R: 0 E: 0 K: 0 S: 4 | H: 1 LOB: 1 BB: 0 P: 4 | R: 0 E: 0 K: 1 S: 6 | H: 2 LOB: 2 BB: 1 P: 10 | R: 0 E: 0 K: 2 S: 8 | H: 1 LOB: 1 BB: 0 P: 8 | R: 0 E: 0 K: 0 S: 3 | H: 0 LOB: 0 BB: 0 P: 3 | R: 0 E: 0 K: 1 S: 7 | H: 2 LOB: 2 BB: 0 P: 7 | R: 0 E: 0 K: 0 S: 4 | H: 1 LOB: 1 BB: 0 P: 4 | R: 0 E: 0 K: 0 S: 3 | H: 1 LOB: 0 BB: 0 P: 3 | R: 0 E: 0 K: 0 S: 3 | H: 0 LOB: 0 BB: 0 P: 3 | | 1B: 8 2B: 1 3B: 0 HR: 0 | SF: 0 SAC: 0 DP: 3 HBP: 0 | WP: 0 PB: 0 SB: 0 CS: 0 | PA: 34 | | | | |
| PITCHER | IP WLS BF H R ER SO BB IBB HBP BLK WP HR S P ERA WHIP | | | | | | | | | | | | | | | | | | | | | | | | |
| Gene Conley, R (1,1) ERA: 3.0 | 9.0 | W | 34 | 9 | 0 | 0 | 4 | 1 | 0 | 0 | 0 | 0 | 0 | 0 | 41 | 45 | 0.00 | 1.111 | | | | | | | |

| Batter | 1 | 2 | 3 | 4 | 5 | 6 | 7 | 8 | 9 | AB | R | H | RBI | BB | SO | LOB | TOP | | | | | |
|--|--|--|------------------------------|---|------------------------------|---|------------------------------|---|------------------------------|---------------------------------|------------------------------|---------------------------------|------------------------------|---------------------------------|------------------------------|---------------------------------|--|---------------------------------|----------------------------------|------------------------------------|----------------------------------|--------|
| Danny O'Connell, R (1.4) OBP: 0.357, SLG: 0.366 |  | | SH1-3 (1-2) | | 4-3 | | |  | | 2 | 0 | 0 | 0 | 1 | 1 | 1 | | | | | | |
| Bill Bruton, L (1.8) OBP: 0.315, SLG: 0.465 | 1-3 | | F8 | | 4-3 | | |  | | 4 | 0 | 1 | 0 | 0 | 0 | 1 | | | | | | |
| Eddie Mathews, L (1.5) OBP: 0.360, SLG: 0.464 | K | | F8 | | F3 | | | P4 | | 4 | 0 | 0 | 0 | 0 | 1 | 3 | | | | | | |
| Hank Aaron, R (1.9) OBP: 0.381, SLG: 0.582 | | K | |  | | E6 HR | | P5 | | 4 | 1 | 1 | 0 | 0 | 1 | 2 | | | | | | |
| Joe Adcock, R (1.3) OBP: 0.347, SLG: 0.645 | | F8 | |  | |  | | P6 | | 4 | 1 | 1 | 2 | 0 | 0 | 3 | | | | | | |
| Bobby Thomson, R (1.7) OBP: 0.316, SLG: 0.470 | |  | | G3 | | K | | | | 3 | 0 | 0 | 0 | 1 | 1 | 0 | | | | | | |
| Johnny Logan, R (1.6) OBP: 0.328, SLG: 0.431 | |  | | | F2 | | | F5 | | 3 | 0 | 0 | 0 | 1 | 0 | 0 | | | | | | |
| Del Crandall, R (1.2) OBP: 0.368, SLG: 0.534 | | P3 | | | | | | P4 | | 4 | 0 | 2 | 0 | 0 | 0 | 2 | | | | | | |
| Lew Burdette, R (1.1) OBP: 0.245, SLG: 0.224 | | | | | | | | | | 2 | 0 | 1 | 0 | 0 | 0 | 1 | | | | | | |
| Ernie Johnson, R (6.1) | | | | | | | | | | 0 | 0 | 0 | 0 | 0 | 0 | 0 | | | | | | |
| Toby Atwell, L (7, PH) OBP: 0.226, SLG: 0.310 | | | | | | | | | | 1 | 0 | 0 | 0 | 0 | 0 | 0 | | | | | | |
| Bob Trowbridge, R (7.1) | | | | | | | | | | 0 | 0 | 0 | 0 | 0 | 0 | 0 | | | | | | |
| Frank Torre, L (9, PH) OBP: 0.315, SLG: 0.313 | | | | | | | | | | 1 | 0 | 0 | 0 | 0 | 0 | 1 | | | | | | |
| Inning Stats | R: 0 E: 0 K: 2 S: 7 | H: 0 LOB: 0 BB: 0 P: 7 | R: 0 E: 0 K: 1 S: 5 | H: 0 LOB: 2 BB: 2 P: 13 | R: 0 E: 0 K: 0 S: 4 | H: 1 LOB: 1 BB: 0 P: 4 | R: 0 E: 0 K: 0 S: 3 | H: 1 LOB: 0 BB: 0 P: 3 | R: 0 E: 0 K: 0 S: 4 | H: 1 LOB: 1 BB: 0 P: 4 | R: 2 E: 1 K: 1 S: 7 | H: 1 LOB: 0 BB: 0 P: 7 | R: 0 E: 0 K: 0 S: 3 | H: 0 LOB: 0 BB: 0 P: 3 | R: 0 E: 0 K: 0 S: 4 | H: 1 LOB: 2 BB: 1 P: 8 | R: 0 E: 0 K: 0 S: 4 | H: 1 LOB: 1 BB: 0 P: 4 | 1B: 4 2B: 1 3B: 0 HR: 1 | SF: 0 SAC: 1 DP: 1 HBP: 0 | WP: 0 PB: 0 SB: 1 CS: 0 | PA: 36 |
| PITCHER Saul Rogovin, R (1.1) ERA: 4.95 | IP: 9.0 WLS: W BF: 36 H: 6 R: 2 ER: 0 SO: 4 BB: 3 IBB: 0 HBP: 0 BLK: 0 WP: 0 HR: 1 S: 41 P: 53 ERA: 0.00 WHIP: 1.000 | | | | | | | | | | | | | | | PITCHER | IP: 9.0 WLS: W BF: 36 H: 6 R: 2 ER: 0 SO: 4 BB: 3 IBB: 0 HBP: 0 BLK: 0 WP: 0 HR: 1 S: 41 P: 53 ERA: 0.00 WHIP: 1.000 | | | | | |

Milwaukee Braves @ Philadelphia Phillies
 Connie Mack Stadium, Philadelphia, PA
 Fri Jul 27 1956, 3:33 AM EDT
 Att: 20,103 - Unknown

AB 32
 R 2
 H 6
 RBI 2
 BB 3
 SO 4
 LOB 14



| Batter | 1 | 2 | 3 | 4 | 5 | 6 | 7 | 8 | 9 | AB | R | H | RBI | BB | SO | LOB | BOTTOM | | | |
|---|--|---------------------------------|------------------------------|---------------------------------|------------------------------|---------------------------------|------------------------------|---------------------------------|------------------------------|---------------------------------|------------------------------|----------------------------------|------------------------------|---------------------------------|------------------------------|---------------------------------|--|------------------------------------|----------------------------------|--------|
| Richie Ashburn, L (1.8) OBP: 0.367, SLG: 0.370 | P4 | | | | 5-3 | | | | | 3 | 0 | 1 | 1 | 0 | 0 | 0 | | | | |
| Mary Blaylock, L (1.3) OBP: 0.317, SLG: 0.391 | | HBP | | | F8 | | | | | 4 | 0 | 1 | 0 | 0 | 0 | 4 | | | | |
| Stan Lopata, R (1.2) OBP: 0.353, SLG: 0.551 | K | | | | K | | | | | 4 | 0 | 0 | 0 | 0 | 3 | 1 | | | | |
| Del Ennis, R (1.7) OBP: 0.290, SLG: 0.429 | | | | | 6-3 | | | | | 4 | 0 | 1 | 0 | 0 | 1 | 0 | | | | |
| Elmer Valo, L (1.9) OBP: 0.416, SLG: 0.451 | | | | | F7 | | | | | 3 | 1 | 0 | 0 | 1 | 0 | 2 | | | | |
| Jim Greengrass, R (9.9) OBP: 0.325, SLG: 0.401 | 4-3 | | | | F7 | | | | | 0 | 0 | 0 | 0 | 0 | 0 | 0 | | | | |
| Willie Jones, R (1.5) OBP: 0.387, SLG: 0.434 | | | | | | | | | | 3 | 3 | 3 | 1 | 1 | 0 | 0 | | | | |
| Granny Hamner, R (1.6) OBP: 0.284, SLG: 0.351 | | | | | 6-3 | | | | | 4 | 0 | 1 | 0 | 0 | 0 | 3 | | | | |
| Solly Hemus, L (1.4) OBP: 0.371, SLG: 0.345 | | | | | G4-6-3 | | | | | 3 | 1 | 0 | 0 | 1 | 0 | 2 | | | | |
| Saul Rogovin, R (1.1) OBP: 0.111, SLG: 0.111 | | | | | K | | | | | 4 | 0 | 2 | 2 | 0 | 1 | 1 | | | | |
| Inning Stats | R: 0 E: 0 K: 1 S: 7 | H: 2 LOB: 2 BB: 0 P: 7 | R: 1 E: 0 K: 0 S: 5 | H: 3 LOB: 2 BB: 0 P: 6 | R: 0 E: 0 K: 0 S: 3 | H: 0 LOB: 0 BB: 0 P: 3 | R: 1 E: 0 K: 1 S: 6 | H: 1 LOB: 0 BB: 0 P: 6 | R: 0 E: 0 K: 1 S: 5 | H: 0 LOB: 0 BB: 0 P: 5 | R: 3 E: 0 K: 0 S: 6 | H: 3 LOB: 2 BB: 2 P: 14 | R: 0 E: 0 K: 2 S: 7 | H: 0 LOB: 0 BB: 0 P: 7 | R: 0 E: 0 K: 0 S: 3 | H: 0 LOB: 1 BB: 1 P: 7 | 1B: 8 2B: 0 3B: 0 HR: 1 | SF: 0 SAC: 0 DP: 1 HBP: 1 | WP: 0 PB: 0 SB: 1 CS: 0 | PA: 36 |
| PITCHER Lew Burdette, R (1.1) ERA: 2.8 | IP: 5.2 WLS: L BF: 28 H: 9 R: 5 ER: 5 SO: 3 BB: 1 IBB: 1 HBP: 0 BLK: 0 WP: 0 HR: 1 S: 31 P: 40 ERA: 7.94 WHIP: 1.765 | | | | | | | | | | | | | | | PITCHER | IP: 5.2 WLS: L BF: 28 H: 9 R: 5 ER: 5 SO: 3 BB: 1 IBB: 1 HBP: 0 BLK: 0 WP: 0 HR: 1 S: 31 P: 40 ERA: 7.94 WHIP: 1.765 | | | |
| Ernie Johnson, R (6.1) ERA: 4.39 | 0.1 | 1 | 0 | 0 | 0 | 0 | 0 | 0 | 0 | 0 | 0 | 1 | 1 | 0.00 | 0.000 | | | | | |
| Bob Trowbridge, R (7.1) ERA: 0.9 | 2.0 | 7 | 0 | 0 | 0 | 2 | 1 | 0 | 0 | 0 | 0 | 10 | 14 | 0.00 | 0.500 | | | | | |

Milwaukee Braves @ Philadelphia Phillies
 Connie Mack Stadium, Philadelphia, PA
 Fri Jul 27 1956, 3:33 AM EDT
 Att: 20,103 - Unknown

AB 32
 R 5
 H 9
 RBI 4
 BB 3
 SO 5
 LOB 13



| Batter | 1 | 2 | 3 | 4 | 5 | 6 | 7 | 8 | 9 | AB | R | H | RBI | BB | SO | LOB | TOP | | | | | |
|--|--|---------------------------------|------------------------------|---------------------------------|------------------------------|---------------------------------|------------------------------|---------------------------------|------------------------------|---------------------------------|------------------------------|----------------------------------|------------------------------|---------------------------------|------------------------------|---------------------------------|--|---------------------------------|----------------------------------|------------------------------------|----------------------------------|--------|
| Danny O'Connell, R OBP: 0.355, SLG: 0.363 (1,4) | F8 | | FC6-4 1B | | K | | 5-3 | | | 5 | 0 | 1 | 0 | 0 | 1 | 2 | | | | | | |
| Andy Pafo, R OBP: 0.310, SLG: 0.260 (1,7) | F9 | | | | | | 6-3 | | 1B | 5 | 1 | 2 | 2 | 0 | 0 | 1 | | | | | | |
| Eddie Mathews, L OBP: 0.356, SLG: 0.458 (1,5) | E3 | | F7 | | K | | 4-3 | | | 4 | 0 | 0 | 0 | 0 | 1 | 2 | | | | | | |
| Hank Aaron, R OBP: 0.379, SLG: 0.584 (1,9) | K | | | | F8 | | | | | 4 | 0 | 1 | 0 | 0 | 2 | 1 | | | | | | |
| Joe Adcock, R OBP: 0.353, SLG: 0.642 (1,3) | | P5 | | | | 2B | | | 3B | 1 | 0 | 0 | 0 | 3 | 0 | 0 | | | | | | |
| Bobby Thomson, R OBP: 0.312, SLG: 0.463 (1,8) | K | | | | P4 | | F2 | | BB | 4 | 0 | 0 | 0 | 0 | 1 | 4 | | | | | | |
| Johnny Logan, R OBP: 0.327, SLG: 0.432 (1,6) | F8 | | | | F3 | | | | | 4 | 0 | 1 | 0 | 0 | 0 | 2 | | | | | | |
| Del Crandall, R OBP: 0.365, SLG: 0.525 (1,2) | | | E6 FC6-4 | | B5 | | | | | 3 | 0 | 0 | 0 | 1 | 0 | 0 | | | | | | |
| Warren Spahn, L OBP: 0.180, SLG: 0.279 (1,1) | | | | | | | | | F9 | 3 | 1 | 1 | 0 | 0 | 1 | 4 | | | | | | |
| Ray Crone, R OBP: 0.190, SLG: 0.105 (8,1) | | | F8 | | | | | | K | 0 | 0 | 0 | 0 | 0 | 0 | 0 | | | | | | |
| Del Rice, R OBP: 0.291, SLG: 0.370 (9,PH) | | | | | HR | | | | | 1 | 0 | 0 | 0 | 0 | 1 | 0 | | | | | | |
| Inning Stats | R: 0 E: 1 K: 1 S: 6 | H: 0 LOB: 1 BB: 0 P: 6 | R: 0 E: 0 K: 1 S: 5 | H: 0 LOB: 0 BB: 0 P: 5 | R: 0 E: 1 K: 0 S: 5 | H: 1 LOB: 2 BB: 0 P: 5 | R: 0 E: 0 K: 0 S: 3 | H: 0 LOB: 1 BB: 1 P: 7 | R: 2 E: 0 K: 2 S: 9 | H: 2 LOB: 0 BB: 2 P: 9 | R: 0 E: 0 K: 0 S: 8 | H: 1 LOB: 3 BB: 2 P: 16 | R: 0 E: 0 K: 0 S: 3 | H: 0 LOB: 0 BB: 0 P: 3 | R: 0 E: 0 K: 0 S: 3 | H: 1 LOB: 1 BB: 0 P: 7 | R: 0 E: 0 K: 1 S: 6 | H: 1 LOB: 1 BB: 0 P: 6 | 1B: 3 2B: 1 3B: 1 HR: 1 | SF: 0 SAC: 0 DP: 1 HBP: 0 | WP: 0 PB: 0 SB: 0 CS: 0 | PA: 38 |
| PITCHER Curt Simmons, L ERA: 3.54 (1,1) | IP: 9.0 WLS: W BF: 38 H: 6 R: 2 ER: 2 SO: 7 BB: 3 IBB: 1 HBP: 0 BLK: 0 WP: 0 HR: 1 S: 48 P: 64 ERA: 2.00 WHIP: 1.000 | | | | | | | | | | | | | | | PITCHER | IP: 9.0 WLS: W BF: 38 H: 6 R: 2 ER: 2 SO: 7 BB: 3 IBB: 1 HBP: 0 BLK: 0 WP: 0 HR: 1 S: 48 P: 64 ERA: 2.00 WHIP: 1.000 | | | | | |

Milwaukee Braves @ Philadelphia Phillies
 Connie Mack Stadium, Philadelphia, PA
 Sun Jul 29 1956, 3:33 AM EDT
 Att: 16,972 - Unknown

AB 34
 R 2
 H 6
 RBI 2
 BB 4
 SO 7
 LOB 16



| Batter | 1 | 2 | 3 | 4 | 5 | 6 | 7 | 8 | 9 | AB | R | H | RBI | BB | SO | LOB | BOTTOM | | | |
|--|---|---------------------------------|------------------------------|---------------------------------|------------------------------|---------------------------------|------------------------------|---------------------------------|------------------------------|---------------------------------|------------------------------|---------------------------------|------------------------------|---------------------------------|------------------------------|----------------------------------|---|------------------------------------|----------------------------------|--------|
| Richie Ashburn, L OBP: 0.370, SLG: 0.376 (1,8) | 1B 2B | 1B | | | P6 | | L1 | BB 1B | | 5 | 1 | 3 | 2 | 0 | 0 | 0 | | | | |
| Granny Hamner, R OBP: 0.286, SLG: 0.350 (1,4) | FC6-4 2H 1B | | G6-4-3 BB | | E6 1B | | 5-3 | P3 | | 4 | 0 | 1 | 1 | 1 | 0 | 2 | | | | |
| Stan Lopata, R OBP: 0.547 (1,3) | P5 | | G6-4-3 | | F7 | | | | | 4 | 0 | 1 | 0 | 1 | 0 | 3 | | | | |
| Mary Blaylock, L OBP: 0.317, SLG: 0.391 (9,3) | | | | | | | | | | 0 | 0 | 0 | 0 | 0 | 0 | 0 | | | | |
| Del Ennis, R OBP: 0.288, SLG: 0.426 (1,7) | F2 | | F7 | | | | 1B | BB | | 5 | 0 | 1 | 0 | 0 | 0 | 5 | | | | |
| Willie Jones, R OBP: 0.389, SLG: 0.436 (1,5) | FC6-4 1-2F | | | | 6-3 2B | | 6-3 | SH1-4 3B BB | | 3 | 1 | 1 | 0 | 1 | 0 | 3 | | | | |
| Jim Greengrass, R OBP: 0.331, SLG: 0.407 (1,9) | | | | | 6-3 1B | | | SH1-4 | | 3 | 1 | 2 | 0 | 0 | 0 | 1 | | | | |
| Andy Seminick, R OBP: 0.347, SLG: 0.370 (1,2) | | 1B 1B | | | F9 | | G6-4-3 | 3B IBB | | 3 | 1 | 1 | 0 | 1 | 0 | 2 | | | | |
| Roy Smalley, R OBP: 0.323, SLG: 0.313 (1,6) | | | | | | | | 1B 3B | | 3 | 1 | 2 | 2 | 1 | 1 | 2 | | | | |
| Curt Simmons, L OBP: 0.275, SLG: 0.270 (1,1) | | | | | 4-3 | | G1 | FC1 BB 1B | | 4 | 0 | 0 | 0 | 0 | 1 | 6 | | | | |
| Inning Stats | R: 1 E: 0 K: 0 S: 5 | H: 2 LOB: 1 BB: 0 P: 5 | R: 1 E: 0 K: 2 S: 9 | H: 3 LOB: 2 BB: 0 P: 9 | R: 0 E: 0 K: 0 S: 2 | H: 0 LOB: 0 BB: 1 P: 6 | R: 0 E: 0 K: 0 S: 4 | H: 1 LOB: 2 BB: 1 P: 8 | R: 0 E: 1 K: 0 S: 5 | H: 1 LOB: 2 BB: 0 P: 5 | R: 0 E: 0 K: 0 S: 4 | H: 2 LOB: 1 BB: 0 P: 4 | R: 0 E: 0 K: 0 S: 4 | H: 1 LOB: 1 BB: 0 P: 4 | R: 3 E: 0 K: 0 S: 6 | H: 2 LOB: 3 BB: 3 P: 18 | 1B: 8 2B: 2 3B: 2 HR: 0 | SF: 0 SAC: 1 DP: 2 HBP: 0 | WP: 0 PB: 0 SB: 0 CS: 0 | PA: 40 |
| PITCHER Warren Spahn, L ERA: 2.93 (1,1) | IP: 7.1 WLS: L BF: 37 H: 12 R: 5 ER: 5 SO: 2 BB: 2 IBB: 2 HBP: 0 BLK: 0 WP: 0 HR: 0 S: 37 P: 53 ERA: 6.14 WHIP: 1.909 | | | | | | | | | | | | | | | PITCHER | IP: 7.1 WLS: L BF: 37 H: 12 R: 5 ER: 5 SO: 2 BB: 2 IBB: 2 HBP: 0 BLK: 0 WP: 0 HR: 0 S: 37 P: 53 ERA: 6.14 WHIP: 1.909 | | | |
| Ray Crone, R ERA: 3.89 (8,1) | 0.2 L 3 0 0 0 0 1 0 0 0 0 0 0 2 6 0.00 1.500 | | | | | | | | | | | | | | | PITCHER | IP: 0.2 WLS: L BF: 3 H: 0 R: 0 ER: 0 SO: 0 BB: 0 IBB: 0 HBP: 0 BLK: 0 WP: 0 HR: 0 S: 3 P: 6 ERA: 0.00 WHIP: 1.500 | | | |

Milwaukee Braves @ Philadelphia Phillies
 Connie Mack Stadium, Philadelphia, PA
 Sun Jul 29 1956, 3:33 AM EDT
 Att: 16,972 - Unknown

AB 34
 R 5
 H 12
 RBI 5
 BB 5
 SO 2
 LOB 24



| Batter | 1 | 2 | 3 | 4 | 5 | 6 | 7 | 8 | 9 | AB | R | H | RBI | BB | SO | LOB | TOP | | | | | |
|--|--|----------------------------------|-------------------------------|----------------------------------|------------------------------|----------------------------------|-------------------------------|----------------------------------|-------------------------------|----------------------------------|------------------------------|----------------------------------|-------------------------------|----------------------------------|-------------------------------|----------------------------------|-------------------------------|----------------------------------|----------------------------------|------------------------------------|----------------------------------|--------|
| Danny O'Connell, R OBP: 0.353, SLG: 0.359 | 4-1 WP SH1-3 BB | 1-1 4-3 | | | 1-2 F7 | 2-2 4-3 | | 2-2 G3 | | 4 | 0 | 0 | 0 | 1 | 0 | 4 | | | | | | |
| Bill Bruton, L OBP: 0.316, SLG: 0.467 | 0-1 SH1-3 | | 2-0 F6 | | 3-2 F8 | | 2-1 HR 2B | | 4-2 2B BB | 3 | 2 | 1 | 0 | 1 | 0 | 0 | | | | | | |
| Eddie Mathews, L OBP: 0.356, SLG: 0.465 | 1-3 K | | 1-0 HR | | 4-1 1B BB | | 1-0 F6 | | 0-3 K | 4 | 2 | 1 | 1 | 1 | 2 | 3 | | | | | | |
| Hank Aaron, R OBP: 0.382, SLG: 0.595 | 1-2 5-3 | | 1-0 F6 | | 2-2 1B HR | | 0-1 HR | | 1-0 4-3 2B | 5 | 2 | 3 | 4 | 0 | 0 | 1 | | | | | | |
| Joe Adcock, R OBP: 0.356, SLG: 0.657 | | 1-1 1B 2B | | | 3-0 1B HR | | 1-3 K | | 2-1 4-3 | 4 | 2 | 2 | 2 | 0 | 2 | 0 | | | | | | |
| Frank Torre, L OBP: 0.312, SLG: 0.310 | | | | | | | | | | 1 | 0 | 0 | 0 | 0 | 0 | 1 | | | | | | |
| Bobby Thomson, R OBP: 0.310, SLG: 0.458 | | 0-0 FC4-6 1B | | | 3-2 SH1-3 6-3 | | 0-3 K | | 0-3 K | 5 | 0 | 1 | 1 | 0 | 2 | 1 | | | | | | |
| Johnny Logan, R OBP: 0.330, SLG: 0.432 | | 0-0 FC4-6 1B | | | 2-1 SH1-3 | | 1-1 4-3 | | 4-1 SH1-4 BB | 2 | 0 | 1 | 0 | 1 | 0 | 0 | | | | | | |
| Toby Atwell, L OBP: 0.229, SLG: 0.281 | | 0-2 FC4-6 SH3-4 | | | 1-2 F3 | | 4-1 BB | | 1-3 K | 3 | 0 | 0 | 0 | 1 | 1 | 4 | | | | | | |
| Del Crandall, R OBP: 0.365, SLG: 0.525 | | 1-2 2-3 SH3-4 | | | 0-3 K | | 0-3 K | | 1-1 SH1-4 | 0 | 0 | 0 | 0 | 0 | 0 | 0 | | | | | | |
| Bob Buhl, R OBP: 0.137, SLG: 0.160 | | 1-2 SH3-4 | | | | | | | 1-2 | 2 | 0 | 0 | 0 | 0 | 2 | 2 | | | | | | |
| Ernie Johnson, R (8, 1) | | | | | | | | | | 0 | 0 | 0 | 0 | 0 | 0 | 0 | | | | | | |
| Inning Stats | R: 0 E: 0 K: 1 S: 10 | H: 0 LOB: 1 BB: 1 P: 16 | R: 1 E: 0 K: 0 S: 13 | H: 3 LOB: 2 BB: 0 P: 15 | R: 1 E: 0 K: 1 S: 6 | H: 1 LOB: 1 BB: 0 P: 11 | R: 0 E: 1 K: 1 S: 12 | H: 0 LOB: 1 BB: 0 P: 16 | R: 3 E: 0 K: 0 S: 15 | H: 2 LOB: 0 BB: 1 P: 31 | R: 0 E: 0 K: 1 S: 9 | H: 0 LOB: 1 BB: 1 P: 16 | R: 2 E: 0 K: 2 S: 12 | H: 2 LOB: 0 BB: 0 P: 16 | R: 0 E: 0 K: 1 S: 11 | H: 0 LOB: 1 BB: 1 P: 19 | R: 1 E: 0 K: 2 S: 11 | H: 1 LOB: 1 BB: 1 P: 18 | 1B: 3 2B: 3 3B: 0 HR: 3 | SF: 0 SAC: 4 DP: 0 HBP: 0 | WP: 1 PB: 0 SB: 1 CS: 0 | PA: 42 |
| PITCHER | IP WLS BF H R ER SO BB IBB HBP BLK WP HR S P ERA WHIP | | | | | | | | | | | | | | | | | | | | | |
| Roger Craig, R ERA: 3.42 | (1, 1) 5.0 L 24 6 5 5 3 2 0 0 0 0 1 2 56 89 9.00 1.600 | | | | | | | | | | | | | | | | | | | | | |
| Ed Roebuck, R ERA: 4.42 | (6, 1) 2.0 9 2 2 2 3 1 0 0 0 0 1 21 32 9.00 1.500 | | | | | | | | | | | | | | | | | | | | | |
| Ken Lehman, L ERA: 5.64 | (8, 1) 2.0 9 1 1 1 3 2 0 0 0 0 0 22 37 4.50 1.500 | | | | | | | | | | | | | | | | | | | | | |

Milwaukee Braves @ Brooklyn Dodgers
Ebbets Field, Brooklyn, NY
Mon Jul 30 1956, 3:33 AM EDT
Att: 24,744 - Unknown

AB 33
R 8
H 9
RBI 8
BB 5
SO 9
LOB 16



| Batter | 1 | 2 | 3 | 4 | 5 | 6 | 7 | 8 | 9 | AB | R | H | RBI | BB | SO | LOB | BOTTOM | | | | | |
|--|---|----------------------------------|------------------------------|----------------------------------|------------------------------|----------------------------------|------------------------------|----------------------------------|------------------------------|----------------------------------|------------------------------|---------------------------------|------------------------------|----------------------------------|-------------------------------|----------------------------------|-------------------------------|----------------------------------|----------------------------------|------------------------------------|----------------------------------|--------|
| Jim Gilliam, S OBP: 0.393, SLG: 0.378 | 1-0 1-3 | | 2-0 1B | | 2-1 F8 | | | 4-1 BB 1B BB | 1-1 FC6-4 HR | 4 | 2 | 1 | 0 | 1 | 0 | 2 | | | | | | |
| Pee Wee Reese, R OBP: 0.315, SLG: 0.364 | 0-0 1B | | 0-1 1-3 | | 1-0 F7 | | 4-2 1B 2B BB | 2-2 HR | | 4 | 2 | 2 | 2 | 1 | 0 | 2 | | | | | | |
| Duke Snider, L OBP: 0.403, SLG: 0.564 | 1-2 L9 | | | 0-0 6-3 | 1-0 L7 | | 2-3 K | 2-1 3-1 | | 5 | 0 | 0 | 0 | 0 | 1 | 5 | | | | | | |
| Carl Furillo, R OBP: 0.378, SLG: 0.510 | 0-1 1-3 | | | 1-1 4-3 1B 2B | | 0-0 P4 | 1-1 2B 1B | | | 4 | 2 | 2 | 1 | 0 | 0 | 1 | | | | | | |
| Randy Jackson, R OBP: 0.343, SLG: 0.466 | | 1-1 6-3 | | 0-1 4-3 | | 1-3 K | 1-3 K | | | 4 | 0 | 0 | 0 | 0 | 2 | 3 | | | | | | |
| Gil Hodges, R OBP: 0.347, SLG: 0.493 | | 3-1 F2 | | 4-1 1B BB | | 0-1 F7 | 2-1 1B 2B | | | 3 | 0 | 1 | 2 | 1 | 0 | 0 | | | | | | |
| Sandy Amoros, L OBP: 0.384, SLG: 0.503 | | 1-1 F5 | | 0-0 1-2 3-H 1B | | 0-0 F5 | 2-3 K2-3 | | | 4 | 0 | 1 | 1 | 0 | 1 | 1 | | | | | | |
| Roy Campanella, R OBP: 0.313, SLG: 0.386 | | | 0-0 5-3 | | 0-0 L9 | | 2-1 L3 | | 1-1 F7 | 4 | 0 | 0 | 0 | 0 | 0 | 2 | | | | | | |
| Roger Craig, R OBP: 0.356, SLG: 0.324 | (1, 1) | | 3-3 K | | 4-1 BB | | 1-3 K | | 1-1 FC6-4 1B | 1 | 0 | 0 | 0 | 0 | 1 | 0 | | | | | | |
| Don Newcombe, L OBP: 0.296, SLG: 0.479 | (5, PB) | | | | | | | | | 0 | 0 | 0 | 0 | 0 | 1 | 0 | | | | | | |
| Ed Roebuck, R OBP: 0.320, SLG: 0.463 | (6, 1) | | | | | | | | | 0 | 0 | 0 | 0 | 0 | 0 | 0 | | | | | | |
| Jackie Robinson, R OBP: 0.320, SLG: 0.463 | (7, PB) | | | | | | | | | 1 | 0 | 0 | 0 | 0 | 1 | 0 | | | | | | |
| Ken Lehman, L OBP: 0.320, SLG: 0.463 | (8, 1) | | | | | | | | | 1 | 0 | 1 | 0 | 0 | 0 | 0 | | | | | | |
| Rube Walker, L OBP: 0.273, SLG: 0.393 | (9, PB) | | | | | | | | | 1 | 0 | 1 | 0 | 0 | 0 | 0 | | | | | | |
| Chico Fernandez, R OBP: 0.244, SLG: 0.225 | (9, PB) | | | | | | | | | 0 | 0 | 0 | 0 | 0 | 0 | 0 | | | | | | |
| Inning Stats | R: 0 E: 0 K: 0 S: 8 | H: 1 LOB: 1 BB: 0 P: 10 | R: 0 E: 0 K: 0 S: 6 | H: 0 LOB: 0 BB: 0 P: 11 | R: 0 E: 0 K: 1 S: 8 | H: 1 LOB: 1 BB: 0 P: 13 | R: 1 E: 0 K: 0 S: 8 | H: 2 LOB: 2 BB: 1 P: 14 | R: 0 E: 0 K: 0 S: 5 | H: 0 LOB: 0 BB: 1 P: 13 | R: 0 E: 0 K: 1 S: 6 | H: 0 LOB: 0 BB: 0 P: 7 | R: 0 E: 0 K: 1 S: 7 | H: 0 LOB: 0 BB: 0 P: 10 | R: 3 E: 0 K: 3 S: 17 | H: 2 LOB: 1 BB: 2 P: 33 | R: 2 E: 0 K: 0 S: 11 | H: 2 LOB: 1 BB: 0 P: 18 | 1B: 5 2B: 2 3B: 0 HR: 1 | SF: 0 SAC: 0 DP: 0 HBP: 0 | WP: 0 PB: 0 SB: 0 CS: 0 | PA: 39 |
| PITCHER | IP WLS BF H R ER SO BB IBB HBP BLK WP HR S P ERA WHIP | | | | | | | | | | | | | | | | | | | | | |
| Bob Buhl, R ERA: 2.77 | (1, 1) 7.2 W 33 6 4 4 5 4 0 0 0 0 0 1 14 23 13.50 1.500 | | | | | | | | | | | | | | | | | | | | | |
| Ernie Johnson, R ERA: 4.82 | (8, 1) 1.1 S 6 2 2 2 1 0 0 0 0 0 0 1 14 23 13.50 1.500 | | | | | | | | | | | | | | | | | | | | | |

Milwaukee Braves @ Brooklyn Dodgers
Ebbets Field, Brooklyn, NY
Mon Jul 30 1956, 3:33 AM EDT
Att: 24,744 - Unknown

AB 35
R 6
H 8
RBI 6
BB 4
SO 6
LOB 16



| Batter | 1 | 2 | 3 | 4 | 5 | 6 | 7 | 8 | 9 | AB | R | H | RBI | BB | SO | LOB | TOP | | |
|--|------------------------------|----------------------------------|------------------------------|----------------------------------|------------------------------|---------------------------------|------------------------------|---------------------------------|------------------------------|----------------------------------|------------------------------|----------------------------------|------------------------------|---------------------------------|------------------------------|----------------------------------|----------------------------------|------------------------------------|--------------------------|
| Danny O'Connell, R (1,4) OBP: 0.350, SLG: 0.355 Wes Covington, L (8,PH) OBP: 0.343, SLG: 0.367 Dave Jolly, R (8,1) | L7 | | 5-3 | | | L8 | | 4-3 | | 3 | 0 | 0 | 0 | 0 | 0 | 0 | | | |
| Bill Bruton, L (1,8) OBP: 0.314, SLG: 0.461 | 4-3 | | 4-3 | | | K | | | L3 | 4 | 0 | 0 | 0 | 0 | 1 | 0 | | | |
| Eddie Mathews, L (1,5) OBP: 0.355, SLG: 0.471 | 2-3 | | | 6-3 | | K | | | HR | 4 | 1 | 1 | 1 | 0 | 1 | 0 | | | |
| Hank Aaron, R (1,9) OBP: 0.383, SLG: 0.596 | | 1-3 | | F4 | | | | 1B | BB | 3 | 0 | 1 | 0 | 1 | 0 | 0 | | | |
| Joe Adcock, R (1,3) OBP: 0.362, SLG: 0.669 | | HR | | F5 | | | | G6-4-3 | 1B | 3 | 1 | 2 | 1 | 1 | 0 | 0 | | | |
| Bobby Thomson, R (1,7) OBP: 0.310, SLG: 0.455 | | 6-3 | | | 5-3 | | | F8 | | 4 | 0 | 1 | 0 | 0 | 0 | 2 | | | |
| Johnny Logan, R (1,6) OBP: 0.332, SLG: 0.434 | | | | | | | | G6-4-3 | 1B | 3 | 0 | 1 | 0 | 1 | 0 | 5 | | | |
| Del Crandall, R (1,2) OBP: 0.360, SLG: 0.516 | | | | | | | | | | 3 | 0 | 0 | 0 | 0 | 0 | 2 | | | |
| Gene Conley, R (1,1) OBP: 0.194, SLG: 0.200 Frank Torre, L (8,PH) OBP: 0.310, SLG: 0.308 Jack Dittmer, L (8,4) OBP: 0.305, SLG: 0.250 | | | 5-3 | | | FC6-4 | | | | 2 | 0 | 0 | 0 | 0 | 0 | 1 | | | |
| Inning Stats | R: 0 E: 0 K: 0 S: 7 | H: 0 LOB: 0 BB: 0 P: 12 | R: 1 E: 0 K: 0 S: 9 | H: 2 LOB: 1 BB: 0 P: 14 | R: 0 E: 0 K: 0 S: 8 | H: 0 LOB: 0 BB: 0 P: 8 | R: 0 E: 0 K: 0 S: 5 | H: 0 LOB: 0 BB: 0 P: 9 | R: 0 E: 0 K: 0 S: 5 | H: 0 LOB: 1 BB: 1 P: 12 | R: 0 E: 0 K: 0 S: 6 | H: 1 LOB: 1 BB: 1 P: 14 | R: 0 E: 0 K: 0 S: 5 | H: 0 LOB: 0 BB: 0 P: 6 | R: 1 E: 0 K: 0 S: 8 | H: 3 LOB: 2 BB: 1 P: 16 | 1B: 2 2B: 3 3B: 0 HR: 2 | SF: 0 SAC: 0 DP: 2 HBP: 0 | WP: 0 PA: 34 CS: 0 |
| PITCHER | IP | WLS | BF | H | R | ER | SO | BB | IBB | HBP | BLK | WP | HR | S | P | ERA | WHIP | | |
| Carl Erskine, R (1,1) ERA: 3.85 Clem Labine, R (9,1) ERA: 3.34 | 8.1 | | 31 | 5 | 2 | 2 | 2 | 2 | 0 | 0 | 0 | 0 | 2 | 59 | 96 | 2.16 | 0.840 | | |

Milwaukee Braves @ Brooklyn Dodgers
Roosevelt Stadium, St. Louis, MO
Tue Jul 31 1956, 3:33 AM EDT
Att: 26,141 - Unknown

AB 31
R 2
H 6
RBI 2
BB 3
SO 2
LOB 10





| Batter | 1 | 2 | 3 | 4 | 5 | 6 | 7 | 8 | 9 | AB | R | H | RBI | BB | SO | LOB | BOTTOM | | | | |
|---|------------------------------|----------------------------------|------------------------------|----------------------------------|------------------------------|---------------------------------|------------------------------|---------------------------------|------------------------------|---------------------------------|------------------------------|---------------------------------|------------------------------|---------------------------------|------------------------------|---------------------------------|------------------------------|----------------------------------|----------------------------------|------------------------------------|--------------------------|
| Jim Gilliam, S (1,4) OBP: 0.390, SLG: 0.374 | 4-3 | | F7 | | 4-3 | | | L7 | | 4 | 0 | 0 | 0 | 0 | 0 | 2 | | | | | |
| Pee Wee Reese, R (1,6) OBP: 0.314, SLG: 0.363 | F3 | | L8-3 | | | 6-3 | | | SH1-4 | 4 | 1 | 1 | 0 | 0 | 0 | 1 | | | | | |
| Duke Snider, L (1,8) OBP: 0.400, SLG: 0.559 | K | | | K | | F3 | | | SH1-4 | 3 | 0 | 0 | 0 | 0 | 2 | 0 | | | | | |
| Carl Furillo, R (1,9) OBP: 0.380, SLG: 0.508 | | HR | | L4 | | F8 | | | 1B | 3 | 1 | 1 | 0 | 1 | 0 | 0 | | | | | |
| Jackie Robinson, R (1,5) OBP: 0.392, SLG: 0.477 | | HR | | | | | | | 1B | 4 | 1 | 3 | 3 | 0 | 0 | 0 | | | | | |
| Gil Hodges, R (1,3) OBP: 0.344, SLG: 0.488 | | 5-3 | | | | F2 | | | | 3 | 0 | 0 | 0 | 0 | 0 | 1 | | | | | |
| Sandy Amoros, L (1,7) OBP: 0.383, SLG: 0.500 Gino Cimoli, R (8,7) OBP: 0.152, SLG: 0.156 | | 1-3 | | | | | | | | 3 | 0 | 1 | 0 | 0 | 0 | 0 | | | | | |
| Rube Walker, L (1,2) OBP: 0.266, SLG: 0.371 | | 6-3 | | | | | | | | 3 | 0 | 0 | 0 | 0 | 0 | 1 | | | | | |
| Carl Erskine, R (1,1) OBP: 0.146, SLG: 0.167 Clem Labine, R (9,1) OBP: 0.200, SLG: 0.200 | | | L8-3 | | | | | | | 3 | 0 | 1 | 0 | 0 | 0 | 1 | | | | | |
| Inning Stats | R: 0 E: 0 K: 1 S: 7 | H: 2 LOB: 0 BB: 0 P: 10 | R: 2 E: 0 K: 0 S: 7 | H: 2 LOB: 0 BB: 0 P: 12 | R: 0 E: 0 K: 0 S: 6 | H: 1 LOB: 0 BB: 0 P: 9 | R: 0 E: 0 K: 1 S: 6 | H: 1 LOB: 1 BB: 0 P: 7 | R: 0 E: 0 K: 0 S: 7 | H: 1 LOB: 1 BB: 0 P: 8 | R: 0 E: 0 K: 0 S: 5 | H: 0 LOB: 0 BB: 0 P: 9 | R: 0 E: 0 K: 0 S: 6 | H: 0 LOB: 0 BB: 0 P: 8 | R: 0 E: 0 K: 0 S: 5 | H: 0 LOB: 2 BB: 1 P: 9 | R: 1 E: 0 K: 0 S: 5 | H: 2 LOB: 2 BB: 1 P: 14 | 1B: 6 2B: 1 3B: 0 HR: 1 | SF: 0 SAC: 1 DP: 1 HBP: 0 | WP: 0 PA: 32 CS: 0 |
| PITCHER | IP | WLS | BF | H | R | ER | SO | BB | IBB | HBP | BLK | WP | HR | S | P | ERA | WHIP | | | | |
| Gene Conley, R (1,1) ERA: 2.97 Dave Jolly, R (8,1) ERA: 2.87 | 7.0 | | 25 | 5 | 2 | 2 | 2 | 0 | 0 | 0 | 0 | 0 | 1 | 44 | 63 | 2.57 | 0.714 | | | | |


Milwaukee Braves @ Brooklyn Dodgers
Roosevelt Stadium, St. Louis, MO
Tue Jul 31 1956, 3:33 AM EDT
Att: 26,141 - Unknown


AB 30
R 3
H 7
RBI 3
BB 1
SO 2
LOB 6



| Batter | 1 | 2 | 3 | 4 | 5 | 6 | 7 | 8 | 9 | AB | R | H | RBI | BB | SO | LOB | TOP | | | | | |
|---|--|----------------------------------|--------------------------------------|----------------------------------|--------------------------------------|----------------------------------|--------------------------------------|---------------------------------|--------------------------------------|---------------------------------|---------------------------------------|----------------------------------|--------------------------------------|----------------------------------|--------------------------------------|---------------------------------|---|----------------------------------|----------------------------------|------------------------------------|-------------------------|--------|
| Jack Dittmer, L (1, 4) OBP: 0.297, SLG: 0.246 | 3-2 4-3 | | 1-3 K | | | 1-2 1B | | | 2-2 4-3 | 4 | 0 | 1 | 0 | 0 | 1 | 0 | Milwaukee Braves @ Brooklyn Dodgers Ebbets Field, Brooklyn, NY Thu Aug 02 1956, 3:33 AM EDT Att: 24,514 - Unknown AB 31 R 0 H 4 RBI 0 BB 0 SO 10 LOB 8  | | | | | |
| Bill Bruton, L (1, 8) OBP: 0.318, SLG: 0.458 | 3-3 K | | 2-1 4-3 | | | 0-3 K | | | 0-2 1B | 4 | 0 | 1 | 0 | 0 | 2 | 1 | | | | | | |
| Hank Aaron, R (1, 9) OBP: 0.383, SLG: 0.591 | 1-1 1B | | | 1-0 F4 | | 0-2 F9 | | | 1-2 1-3 | 4 | 0 | 1 | 0 | 0 | 0 | 2 | | | | | | |
| Eddie Mathews, L (1, 5) OBP: 0.348, SLG: 0.460 | 0-0 F9 | | | 1-2 L8 | | | 1-1 F8 | | 2-3 K | 4 | 0 | 0 | 0 | 0 | 1 | 2 | | | | | | |
| Joe Adcock, R (1, 3) OBP: 0.356, SLG: 0.658 | | 1-0 2B | | 1-1 5-3 | | | 2-3 K | | | 3 | 0 | 1 | 0 | 0 | 1 | 0 | | | | | | |
| Bobby Thomson, R (1, 7) OBP: 0.309, SLG: 0.450 | | 0-2 F7 | | | 0-3 K | | 1-3 K | | | 3 | 0 | 0 | 0 | 0 | 2 | 1 | | | | | | |
| Johnny Logan, R (1, 6) OBP: 0.328, SLG: 0.429 | | 1-1 F4 | | | 1-0 F3 | | | 0-1 F7 | | 3 | 0 | 0 | 0 | 0 | 0 | 1 | | | | | | |
| Del Crandall, R (1, 2) OBP: 0.353, SLG: 0.505 | | 1-0 5-3 | | | 0-0 G3 | | | 1-0 F7 | | 3 | 0 | 0 | 0 | 0 | 0 | 1 | | | | | | |
| Ray Crone, R (1, 1) OBP: 0.182, SLG: 0.100 | | | | | 1-3 K | | | 2-3 K | | 2 | 0 | 0 | 0 | 0 | 2 | 0 | | | | | | |
| Chuck Tanner, L (8, PH) OBP: 0.333, SLG: 0.395 | | | | | | | | | | 1 | 0 | 0 | 0 | 0 | 1 | 0 | | | | | | |
| Ernie Johnson, R (8, 1) | | | | | | | | | | 0 | 0 | 0 | 0 | 0 | 0 | 0 | | | | | | |
| Inning Stats | R: 0 H: 1 E: 0 K: 1 S: 14 | H: 1 LOB: 1 BB: 0 P: 21 | R: 0 H: 1 E: 0 K: 0 S: 7 | H: 1 LOB: 1 BB: 0 P: 10 | R: 0 H: 0 E: 0 K: 2 S: 8 | H: 0 LOB: 0 BB: 0 P: 12 | R: 0 H: 0 E: 0 K: 0 S: 6 | H: 0 LOB: 0 BB: 0 P: 9 | R: 0 H: 0 E: 0 K: 1 S: 5 | H: 0 LOB: 1 BB: 0 P: 6 | R: 0 H: 1 E: 0 K: 2 S: 12 | H: 0 LOB: 1 BB: 0 P: 14 | R: 0 H: 0 E: 0 K: 2 S: 8 | H: 0 LOB: 0 BB: 0 P: 12 | R: 0 H: 0 E: 0 K: 1 S: 6 | H: 0 LOB: 0 BB: 0 P: 9 | R: 0 H: 1 E: 0 K: 1 S: 15 | H: 1 LOB: 1 BB: 0 P: 20 | 1B: 3 2B: 1 3B: 0 HR: 0 | SF: 0 SAC: 0 DP: 0 HBP: 0 | WP: 0 PB: 0 CS: 0 | PA: 31 |
| PITCHER Don Newcombe, R (1, 1) ERA: 3.24 | IP: 9.0 WLS: W BF: 31 H: 4 R: 0 ER: 0 SO: 10 BB: 0 IBB: 0 HBP: 0 BLK: 0 WP: 0 HR: 0 S: 81 P: 113 ERA: 0.00 WHIP: 0.444 | | | | | | | | | | | | | | | PITCHER | | | | | | |

| Batter | 1 | 2 | 3 | 4 | 5 | 6 | 7 | 8 | 9 | AB | R | H | RBI | BB | SO | LOB | BOTTOM | | | |
|---|--|----------------------------------|---------------------------------------|----------------------------------|--------------------------------------|---------------------------------|--------------------------------------|----------------------------------|--------------------------------------|----------------------------------|--------------------------------------|---------------------------------|---------------------------------------|----------------------------------|--------------------------------------|----------------------------------|---|------------------------------------|-------------------------|--------|
| Jim Gilliam, S (1, 4) OBP: 0.389, SLG: 0.371 | 2-2 1B | | 1-0 B1 | | | 2-3 K | | | 0-0 1B | 4 | 0 | 2 | 0 | 0 | 1 | 1 | Milwaukee Braves @ Brooklyn Dodgers Ebbets Field, Brooklyn, NY Thu Aug 02 1956, 3:33 AM EDT Att: 24,514 - Unknown AB 32 R 3 H 9 RBI 3 BB 1 SO 5 LOB 11  | | | |
| Pee Wee Reese, R (1, 6) OBP: 0.308, SLG: 0.355 | 0-3 K | | 0-0 6-3 | | | 2-2 1-3 | | | 0-2 F8 | 4 | 0 | 0 | 0 | 0 | 1 | 3 | | | | |
| Duke Snider, L (1, 8) OBP: 0.400, SLG: 0.561 | 1-3 K | | | 0-0 6-3 | | 0-0 F9 | | | 1-2 4-3 | 4 | 0 | 0 | 0 | 0 | 1 | 1 | | | | |
| Carl Furillo, R (1, 9) OBP: 0.380, SLG: 0.512 | 0-0 L8 | | | 1-2 HR | | 3-2 6-3 | | | 4-0 BB | 3 | 1 | 1 | 1 | 1 | 0 | 1 | | | | |
| Jackie Robinson, R (1, 5) OBP: 0.391, SLG: 0.473 | | 3-3 K | | 0-0 1B | | 0-0 F8 | | | 0-1 F9 | 4 | 0 | 1 | 0 | 0 | 1 | 1 | | | | |
| Gil Hodges, R (1, 3) OBP: 0.346, SLG: 0.487 | | 2-2 F6 | | 0-1 1B | | 0-1 FC3-6 1B | | | 1-3 K | 4 | 0 | 2 | 0 | 0 | 1 | 1 | | | | |
| Sandy Amoros, L (1, 7) OBP: 0.380, SLG: 0.488 | | 1-1 1B | | 0-1 3-1 | | | 1-1 FC3-6 HR | | | 3 | 1 | 1 | 0 | 0 | 0 | 2 | | | | |
| Gino Cimoli, R (8, 7) OBP: 0.152, SLG: 0.156 | | | | | | | | | | 0 | 0 | 0 | 0 | 0 | 0 | 0 | | | | |
| Roy Campanella, R (1, 2) OBP: 0.316, SLG: 0.397 | | 1-1 F7 | | | 0-0 F8 | | 3-0 HR | | | 3 | 1 | 1 | 2 | 0 | 0 | 1 | | | | |
| Don Newcombe, L (1, 1) OBP: 0.353, SLG: 0.324 | | | | 0-0 G1 | | 2-1 1B | | | 1-2 4-3 | 3 | 0 | 1 | 0 | 0 | 0 | 0 | | | | |
| Inning Stats | R: 0 H: 1 E: 0 K: 2 S: 11 | H: 1 LOB: 1 BB: 0 P: 14 | R: 0 H: 1 E: 0 K: 1 S: 13 | H: 1 LOB: 1 BB: 0 P: 20 | R: 0 H: 0 E: 0 K: 0 S: 3 | H: 0 LOB: 0 BB: 0 P: 4 | R: 1 H: 3 E: 0 K: 0 S: 9 | H: 3 LOB: 1 BB: 0 P: 10 | R: 0 H: 1 E: 0 K: 1 S: 9 | H: 1 LOB: 1 BB: 0 P: 15 | R: 0 H: 0 E: 0 K: 0 S: 5 | H: 0 LOB: 0 BB: 0 P: 8 | R: 2 H: 3 E: 0 K: 0 S: 12 | H: 3 LOB: 1 BB: 0 P: 17 | R: 0 H: 0 E: 0 K: 1 S: 8 | H: 0 LOB: 1 BB: 1 P: 14 | 1B: 7 2B: 0 3B: 0 HR: 2 | SF: 0 SAC: 0 DP: 0 HBP: 0 | WP: 0 PB: 0 CS: 0 | PA: 33 |
| PITCHER Ray Crone, R (1, 1) ERA: 3.89 | IP: 7.0 WLS: L BF: 29 H: 9 R: 3 ER: 3 SO: 4 BB: 0 IBB: 0 HBP: 0 BLK: 0 WP: 0 HR: 2 S: 62 P: 88 ERA: 3.86 WHIP: 1.286 | | | | | | | | | | | | | | | PITCHER | | | | |
| Ernie Johnson, R (8, 1) ERA: 4.66 | IP: 1.0 WLS: L BF: 4 H: 0 R: 0 ER: 0 SO: 1 BB: 1 IBB: 0 HBP: 0 BLK: 0 WP: 0 HR: 0 S: 8 P: 14 ERA: 0.00 WHIP: 1.000 | | | | | | | | | | | | | | | PITCHER | | | | |

| Batter | 1 | 2 | 3 | 4 | 5 | 6 | 7 | 8 | 9 | AB | R | H | RBI | BB | SO | LOB | TOP | |
|--|--|---|---|---|---|---|---|---|---|----|-------|-------|-------|-------|----|-----|---|---|
| Jack Dittmer, L (1, 4) OBP: 0.297, SLG: 0.246 | | | | | | | | | | | 0 | 0 | 0 | 0 | 0 | 0 | 0 | Milwaukee Braves @ Pittsburgh Pirates Forbes Field, Pittsburgh, PA Fri Aug 03 1956, 3:33 AM EDT Att: 17,479 - Unknown livebaseballscorecards.com |
| Felix Mantilla, R (1, 6) OBP: 0.287, SLG: 0.267 | | | | | | | | | | | 0 | 0 | 0 | 0 | 0 | 0 | 0 | |
| Hank Aaron, R (1, 9) OBP: 0.383, SLG: 0.591 | | | | | | | | | | | 0 | 0 | 0 | 0 | 0 | 0 | 0 | |
| Eddie Mathews, L (1, 5) OBP: 0.348, SLG: 0.460 | | | | | | | | | | | 0 | 0 | 0 | 0 | 0 | 0 | 0 | |
| Joe Adcock, R (1, 3) OBP: 0.356, SLG: 0.658 | | | | | | | | | | | 0 | 0 | 0 | 0 | 0 | 0 | 0 | |
| Wes Covington, L (1, 7) OBP: 0.348, SLG: 0.374 | | | | | | | | | | | 0 | 0 | 0 | 0 | 0 | 0 | 0 | |
| Bill Bruton, L (1, 8) OBP: 0.318, SLG: 0.458 | | | | | | | | | | | 0 | 0 | 0 | 0 | 0 | 0 | 0 | |
| Del Crandall, R (1, 2) OBP: 0.353, SLG: 0.505 | | | | | | | | | | | 0 | 0 | 0 | 0 | 0 | 0 | 0 | |
| Warren Spahn, L (1, 1) OBP: 0.180, SLG: 0.279 | | | | | | | | | | | 0 | 0 | 0 | 0 | 0 | 0 | 0 |  |
| Inning Stats | | | | | | | | | | | 1B: 0 | SF: 0 | WP: 0 | PA: 0 | | | | |
| <table border="0" style="width:100%"> <tr> <td style="width:50%"> PITCHER Vern Law, R (1, 1) ERA: 5.27 </td> <td style="width:50%"> PITCHER IP: 0.0 WLS: W BF: 0 H: 0 R: 0 ER: 0 SO: 0 BB: 0 IBB: 0 HBP: 0 BLK: 0 WP: 0 HR: 0 S: 0 P: 0 ERA: ∞ WHIP: ∞ </td> </tr> </table> | | | | | | | | | | | | | | | | | PITCHER Vern Law, R (1, 1) ERA: 5.27 | PITCHER IP: 0.0 WLS: W BF: 0 H: 0 R: 0 ER: 0 SO: 0 BB: 0 IBB: 0 HBP: 0 BLK: 0 WP: 0 HR: 0 S: 0 P: 0 ERA: ∞ WHIP: ∞ |
| PITCHER Vern Law, R (1, 1) ERA: 5.27 | PITCHER IP: 0.0 WLS: W BF: 0 H: 0 R: 0 ER: 0 SO: 0 BB: 0 IBB: 0 HBP: 0 BLK: 0 WP: 0 HR: 0 S: 0 P: 0 ERA: ∞ WHIP: ∞ | | | | | | | | | | | | | | | | | |

| Batter | 1 | 2 | 3 | 4 | 5 | 6 | 7 | 8 | 9 | AB | R | H | RBI | BB | SO | LOB | BOTTOM | |
|--|--|---|---|---|---|---|---|---|---|----|-------|-------|-------|-------|----|-----|---|---|
| Lee Walls, R (1, 7) OBP: 0.348, SLG: 0.467 | | | | | | | | | | | 0 | 0 | 0 | 0 | 0 | 0 | 0 | Milwaukee Braves @ Pittsburgh Pirates Forbes Field, Pittsburgh, PA Fri Aug 03 1956, 3:33 AM EDT Att: 17,479 - Unknown livebaseballscorecards.com |
| Dick Groat, R (1, 6) OBP: 0.323, SLG: 0.333 | | | | | | | | | | | 0 | 0 | 0 | 0 | 0 | 0 | 0 | |
| Roberto Clemente, R (1, 9) OBP: 0.329, SLG: 0.437 | | | | | | | | | | | 0 | 0 | 0 | 0 | 0 | 0 | 0 | |
| Frank Thomas, R (1, 5) OBP: 0.328, SLG: 0.474 | | | | | | | | | | | 0 | 0 | 0 | 0 | 0 | 0 | 0 | |
| Dale Long, L (1, 3) OBP: 0.338, SLG: 0.536 | | | | | | | | | | | 0 | 0 | 0 | 0 | 0 | 0 | 0 | |
| Jack Shepard, R (1, 2) OBP: 0.295, SLG: 0.401 | | | | | | | | | | | 0 | 0 | 0 | 0 | 0 | 0 | 0 | |
| Bill Virdon, L (1, 8) OBP: 0.350, SLG: 0.418 | | | | | | | | | | | 0 | 0 | 0 | 0 | 0 | 0 | 0 | |
| Bill Mazeroski, R (1, 4) OBP: 0.213, SLG: 0.224 | | | | | | | | | | | 0 | 0 | 0 | 0 | 0 | 0 | 0 | |
| Vern Law, R (1, 1) OBP: 0.212, SLG: 0.323 | | | | | | | | | | | 0 | 0 | 0 | 0 | 0 | 0 | 0 |  |
| Inning Stats | | | | | | | | | | | 1B: 0 | SF: 0 | WP: 0 | PA: 0 | | | | |
| <table border="0" style="width:100%"> <tr> <td style="width:50%"> PITCHER Warren Spahn, L (1, 1) ERA: 2.93 </td> <td style="width:50%"> PITCHER IP: 0.0 WLS: L BF: 0 H: 0 R: 0 ER: 0 SO: 0 BB: 0 IBB: 0 HBP: 0 BLK: 0 WP: 0 HR: 0 S: 0 P: 0 ERA: ∞ WHIP: ∞ </td> </tr> </table> | | | | | | | | | | | | | | | | | PITCHER Warren Spahn, L (1, 1) ERA: 2.93 | PITCHER IP: 0.0 WLS: L BF: 0 H: 0 R: 0 ER: 0 SO: 0 BB: 0 IBB: 0 HBP: 0 BLK: 0 WP: 0 HR: 0 S: 0 P: 0 ERA: ∞ WHIP: ∞ |
| PITCHER Warren Spahn, L (1, 1) ERA: 2.93 | PITCHER IP: 0.0 WLS: L BF: 0 H: 0 R: 0 ER: 0 SO: 0 BB: 0 IBB: 0 HBP: 0 BLK: 0 WP: 0 HR: 0 S: 0 P: 0 ERA: ∞ WHIP: ∞ | | | | | | | | | | | | | | | | | |

| Batter | 1 | 2 | 3 | 4 | 5 | 6 | 7 | 8 | 9 | 10 | 11 | AB | R | H | RBI | BB | SO | LOB | TOP | | | | | |
|---|------------------------------|---------------------------------|------------------------------|----------------------------------|------------------------------|---------------------------------|------------------------------|---------------------------------|------------------------------|---------------------------------|------------------------------|---------------------------------|------------------------------|---------------------------------|------------------------------|---------------------------------|------------------------------|----------------------------------|----------------------------------|------------------------------------|----------------------------------|--------|--|--|
| Don Hoak, R OBP: 0.290, SLG: 0.330 (1, 5) | | | | | | | | | | | | 5 | 0 | 2 | 1 | 0 | 1 | 1 | | | | | | |
| Gene Baker, R OBP: 0.305, SLG: 0.372 (1, 4) | | | | | | | | | | | | 4 | 0 | 0 | 0 | 0 | 0 | 2 | | | | | | |
| Dee Fondy, L OBP: 0.295, SLG: 0.408 (1, 3) | | | | | | | | | | | | 4 | 1 | 0 | 0 | 1 | 0 | 2 | | | | | | |
| 14 Ernie Banks, R OBP: 0.366, SLG: 0.568 (1, 6) | | | | | | | | | | | | 4 | 1 | 1 | 1 | 1 | 0 | 2 | | | | | | |
| Walt Moryn, L OBP: 0.365, SLG: 0.465 (1, 9) | | | | | | | | | | | | 4 | 1 | 1 | 0 | 1 | 1 | 2 | | | | | | |
| Monte Irvin, R OBP: 0.325, SLG: 0.478 (1, 7) | | | | | | | | | | | | 4 | 1 | 1 | 2 | 1 | 1 | 0 | | | | | | |
| Pete Whisenant, R OBP: 0.296, SLG: 0.421 (1, 8) | | | | | | | | | | | | 2 | 1 | 0 | 1 | 2 | 1 | 0 | | | | | | |
| Hobie Landrith, L OBP: 0.307, SLG: 0.327 (1, 2) | | | | | | | | | | | | 4 | 0 | 0 | 0 | 1 | 0 | 3 | | | | | | |
| Harry Chitt, R OBP: 0.286, SLG: 0.346 (11, 2) | | | | | | | | | | | | 0 | 0 | 0 | 0 | 0 | 0 | 0 | | | | | | |
| Sam Jones, R OBP: 0.368, SLG: 0.588 (7, 1) | | | | | | | | | | | | 2 | 0 | 0 | 0 | 0 | 2 | 1 | | | | | | |
| Turk Low, R OBP: 0.292, SLG: 0.422 (10, PH) | | | | | | | | | | | | 1 | 0 | 0 | 0 | 0 | 0 | 0 | | | | | | |
| Jim King, L OBP: 0.294, SLG: 0.250 (10, 1) | | | | | | | | | | | | 0 | 0 | 0 | 0 | 0 | 0 | 0 | | | | | | |
| Inning Stats | R: 0 E: 0 K: 0 S: 4 | H: 1 LOB: 1 BB: 0 P: 4 | R: 2 E: 0 K: 1 S: 6 | H: 1 LOB: 0 BB: 1 P: 10 | R: 0 E: 0 K: 1 S: 5 | H: 0 LOB: 0 BB: 0 P: 5 | R: 0 E: 0 K: 1 S: 5 | H: 0 LOB: 0 BB: 0 P: 5 | R: 1 E: 0 K: 1 S: 6 | H: 1 LOB: 0 BB: 1 P: 6 | R: 0 E: 0 K: 1 S: 4 | H: 1 LOB: 2 BB: 0 P: 8 | R: 0 E: 0 K: 1 S: 5 | H: 0 LOB: 0 BB: 0 P: 5 | R: 0 E: 0 K: 0 S: 3 | H: 0 LOB: 2 BB: 0 P: 3 | R: 1 E: 0 K: 0 S: 4 | H: 1 LOB: 2 BB: 2 P: 12 | 1B: 2 2B: 1 3B: 0 HR: 2 | SF: 1 SAC: 2 DP: 0 HBP: 0 | WP: 0 PB: 0 SB: 0 CS: 1 | PA: 45 | | |
| PITCHER | IP 7.0 | WLS 8 | BF 27 | H 3 | R 4 | ER 4 | SO 5 | BB 4 | IBB 0 | HBP 0 | BLK 0 | WP 0 | HR 0 | S 33 | P 49 | ERA 5.14 | WHIP 1.000 | | | | | | | |
| Ray Crone, R ERA: 3.96 (1, 1) | | | | | | | | | | | | | | | | | | | | | | | | |
| Lou Slesater, L ERA: 3.34 (8, 1) | 2.0 | | | 1 | 0 | 0 | 1 | 0 | 1 | 0 | 0 | 0 | 0 | 9 | 13 | 0.00 | 0.500 | | | | | | | |
| Dave Jolly, R ERA: 2.63 (10, 1) | 2.0 | L | 9 | 1 | 1 | 1 | 0 | 1 | 1 | 0 | 0 | 0 | 0 | 7 | 15 | 4.50 | 1.000 | | | | | | | |

Chicago Cubs @ Milwaukee Braves
Milwaukee County Stadium, Milwaukee, WI
Mon Aug 06 1956, 4:33 AM EDT
Att: 32,750 - Unknown

AB 34
R 5
H 5
RBI 5
BB 7
SO 6
LOB 13





| Batter | 1 | 2 | 3 | 4 | 5 | 6 | 7 | 8 | 9 | 10 | 11 | AB | R | H | RBI | BB | SO | LOB | BOTTOM | | | | | |
|--|------------------------------|---------------------------------|------------------------------|---------------------------------|------------------------------|---------------------------------|------------------------------|---------------------------------|------------------------------|----------------------------------|------------------------------|----------------------------------|------------------------------|---------------------------------|------------------------------|----------------------------------|------------------------------|---------------------------------|------------------------------|---------------------------------|----------------------------------|------------------------------------|----------------------------------|--------|
| Danny O'Connell, R OBP: 0.346, SLG: 0.344 (1, 4) | | | | | | | | | | | | 3 | 0 | 0 | 0 | 0 | 1 | 1 | | | | | | |
| Toby Atwell, L OBP: 0.231, SLG: 0.257 (7, PH) | | | | | | | | | | | | 0 | 0 | 0 | 1 | 1 | 0 | 0 | | | | | | |
| Lou Slesater, L OBP: 0.667, SLG: 0.625 (8, 1) | | | | | | | | | | | | 0 | 0 | 0 | 0 | 0 | 0 | 0 | | | | | | |
| Joe Adcock, R OBP: 0.351, SLG: 0.639 (9, PH) | | | | | | | | | | | | 1 | 0 | 0 | 0 | 0 | 1 | 0 | | | | | | |
| Dave Jolly, R OBP: 0.332, SLG: 0.428 (10, 1) | | | | | | | | | | | | 0 | 0 | 0 | 0 | 0 | 0 | 0 | | | | | | |
| Johnny Logan, R OBP: 0.332, SLG: 0.428 (1, 6) | | | | | | | | | | | | 3 | 1 | 1 | 2 | 2 | 0 | 0 | | | | | | |
| Hank Aaron, R OBP: 0.383, SLG: 0.601 (1, 9) | | | | | | | | | | | | 5 | 0 | 2 | 0 | 0 | 0 | 4 | | | | | | |
| Eddie Mathews, L OBP: 0.348, SLG: 0.490 (1, 5) | | | | | | | | | | | | 5 | 0 | 1 | 1 | 0 | 2 | 3 | | | | | | |
| Wes Covington, L OBP: 0.190, SLG: 0.372 (1, 7) | | | | | | | | | | | | 4 | 0 | 0 | 0 | 0 | 1 | 2 | | | | | | |
| Bobby Thomson, R OBP: 0.311, SLG: 0.450 (11, 7) | | | | | | | | | | | | 0 | 0 | 0 | 0 | 1 | 0 | 0 | | | | | | |
| Frank Torre, L OBP: 0.289, SLG: 0.297 (1, 3) | | | | | | | | | | | | 5 | 0 | 1 | 0 | 0 | 0 | 3 | | | | | | |
| Bill Bruton, L OBP: 0.326, SLG: 0.459 (1, 8) | | | | | | | | | | | | 5 | 1 | 3 | 0 | 0 | 1 | 1 | | | | | | |
| Del Crandall, R OBP: 0.346, SLG: 0.492 (1, 2) | | | | | | | | | | | | 4 | 1 | 0 | 0 | 1 | 2 | 3 | | | | | | |
| Ray Crone, R OBP: 0.360, SLG: 0.098 (7, PH) | | | | | | | | | | | | 1 | 0 | 0 | 0 | 1 | 1 | 0 | | | | | | |
| Chuck Tanner, L OBP: 0.364, SLG: 0.410 (8, 4) | | | | | | | | | | | | 0 | 1 | 0 | 0 | 1 | 0 | 0 | | | | | | |
| Jack Dittmer OBP: 0.292, SLG: 0.234 (11, PH) | | | | | | | | | | | | 1 | 0 | 0 | 0 | 0 | 1 | 0 | | | | | | |
| Andy Pafko, R OBP: 0.306, SLG: 0.315 (11, 8) | | | | | | | | | | | | 1 | 0 | 0 | 0 | 0 | 1 | 0 | | | | | | |
| Inning Stats | R: 0 E: 0 K: 1 S: 6 | H: 1 LOB: 1 BB: 0 P: 6 | R: 0 E: 0 K: 0 S: 4 | H: 1 LOB: 1 BB: 0 P: 4 | R: 0 E: 0 K: 1 S: 5 | H: 0 LOB: 0 BB: 0 P: 5 | R: 0 E: 0 K: 1 S: 6 | H: 1 LOB: 1 BB: 1 P: 9 | R: 0 E: 0 K: 1 S: 6 | H: 1 LOB: 1 BB: 1 P: 10 | R: 3 E: 0 K: 1 S: 6 | H: 2 LOB: 1 BB: 3 P: 18 | R: 0 E: 0 K: 1 S: 6 | H: 1 LOB: 1 BB: 0 P: 6 | R: 0 E: 0 K: 2 S: 7 | H: 0 LOB: 1 BB: 1 P: 11 | R: 0 E: 0 K: 0 S: 2 | H: 0 LOB: 0 BB: 1 P: 6 | R: 0 E: 0 K: 2 S: 7 | H: 0 LOB: 0 BB: 0 P: 7 | 1B: 6 2B: 3 3B: 0 HR: 0 | SF: 0 SAC: 0 DP: 3 HBP: 0 | WP: 1 PB: 0 SB: 0 CS: 1 | PA: 45 |
| PITCHER | IP 6.0 | WLS 12 | BF 27 | H 2 | R 4 | ER 4 | SO 4 | BB 2 | IBB 0 | HBP 0 | BLK 0 | WP 1 | HR 0 | S 33 | P 49 | ERA 6.00 | WHIP 1.667 | | | | | | | |
| Sam Jones, R ERA: 4.99 (7, 1) | | | | | | | | | | | | | | | | | | | | | | | | |
| Turk Low, R ERA: 3.33 (8, 4) | 3.0 | | | 2 | 0 | 0 | 4 | 2 | 0 | 0 | 0 | 0 | 0 | 18 | 26 | 0.00 | 1.333 | | | | | | | |
| Jim Davis, L ERA: 4.54 (10, 1) | 2.0 | W | 6 | 0 | 0 | 0 | 2 | 1 | 0 | 0 | 0 | 0 | 0 | 9 | 13 | 0.00 | 0.500 | | | | | | | |

Chicago Cubs @ Milwaukee Braves
Milwaukee County Stadium, Milwaukee, WI
Mon Aug 06 1956, 4:33 AM EDT
Att: 32,750 - Unknown

AB 38
R 4
H 8
RBI 4
BB 7
SO 11
LOB 17



| Batter | 1 | 2 | 3 | 4 | 5 | 6 | 7 | 8 | 9 | AB | R | H | RBI | BB | SO | LOB | TOP | | | |
|---|--|---------------------------------|------------------------------|---------------------------------|------------------------------|---------------------------------|------------------------------|---------------------------------|------------------------------|---------------------------------|------------------------------|---------------------------------|------------------------------|---------------------------------|------------------------------|---------------------------------|---|------------------------------------|----------------------------------|--------|
| Don Hoak, R OBP: 0.286, SLG: 0.326 (1,5) | 6-3 | | SH FC6-4 | | 6-3 | | | G1-6-3 | | 3 | 0 | 0 | 0 | 0 | 0 | 1 | Chicago Cubs @ Milwaukee Braves Milwaukee County Stadium, Milwaukee, WI Tue Aug 07 1956, 4:33 AM EDT Att: 26,049 - Unknown  | | | |
| Gene Baker, R OBP: 0.303, SLG: 0.368 (1,4) | F7 | | FC6-4 G4-6-3 | | 6-3 | | | F3 | | 4 | 0 | 0 | 0 | 0 | 0 | 2 | | | | |
| Dee Fondy, L OBP: 0.294, SLG: 0.411 (1,3) | 3B | | G4-6-3 | | 4-3 | | | K | | 4 | 0 | 1 | 0 | 0 | 1 | 2 | | | | |
| 14 Ernie Banks, R OBP: 0.362, SLG: 0.562 (1,6) | F8 | | | | F8 | | | 5-3 | | 4 | 0 | 0 | 0 | 0 | 0 | 1 | | | | |
| Monte Irvin, R OBP: 0.328, SLG: 0.478 (1,7) | 6-3 | | | | 4-3 | | | 1B | | 4 | 0 | 2 | 0 | 0 | 0 | 0 | | | | |
| Walt Moryn, L OBP: 0.362, SLG: 0.460 (1,9) | P6 | | | | FC4-6 1B | | | K | | 4 | 0 | 0 | 0 | 0 | 1 | 2 | | | | |
| Pete Whisenant, R OBP: 0.302, SLG: 0.425 (1,8) | F8 | | | | FC5-4 1B | | | G5-4-3 1B | | 3 | 0 | 2 | 0 | 0 | 0 | 0 | | | | |
| Harry Chiti, R OBP: 0.287, SLG: 0.346 (1,2) | | | 1B SH 1B | | FC5-4 1B | | | G5-4-3 | | 3 | 1 | 1 | 0 | 0 | 0 | 3 | | | | |
| Jim Brosnan, R OBP: 0.250, SLG: 0.333 (1,1) | | | | | P4 | | | | | 2 | 0 | 1 | 0 | 0 | 0 | 0 | | | | |
| Russ Meyer, S OBP: 0.154, SLG: 0.083 (7,1) | | | | | | | | | | 0 | 0 | 0 | 0 | 0 | 0 | 0 | | | | |
| Eddie Miksis, R OBP: 0.299, SLG: 0.382 (6,PH) | | | | | | | | | | 1 | 0 | 1 | 0 | 0 | 0 | 0 | | | | |
| Moe Drabowsky, R OBP: 0.299, SLG: 0.382 (8,1) | | | | | | | | | | 0 | 0 | 0 | 0 | 0 | 0 | 0 | | | | |
| Inning Stats | R: 0 E: 0 K: 0 S: 4 | H: 1 LOB: 1 BB: 0 P: 4 | R: 0 E: 0 K: 0 S: 3 | H: 0 LOB: 0 BB: 0 P: 3 | R: 1 E: 0 K: 0 S: 5 | H: 2 LOB: 1 BB: 0 P: 5 | R: 0 E: 0 K: 0 S: 5 | H: 2 LOB: 2 BB: 0 P: 5 | R: 0 E: 0 K: 1 S: 5 | H: 1 LOB: 0 BB: 0 P: 5 | R: 0 E: 0 K: 0 S: 3 | H: 0 LOB: 0 BB: 0 P: 3 | R: 0 E: 0 K: 1 S: 5 | H: 1 LOB: 0 BB: 0 P: 5 | R: 0 E: 0 K: 1 S: 6 | H: 1 LOB: 1 BB: 0 P: 6 | 1B: 7 2B: 0 3B: 1 HR: 0 | SF: 0 SAC: 1 DP: 3 HBP: 0 | WP: 0 PB: 0 SB: 0 CS: 0 | PA: 33 |
| PITCHER Warren Spahn, L ERA: 2.9 (1,1) | IP: 9.0 WLS: W BF: 33 H: 8 R: 1 ER: 1 SO: 2 BB: 0 IBB: 0 HBP: 0 BLK: 0 WP: 0 HR: 0 S: 37 P: 37 ERA: 1.00 WHIP: 0.889 | | | | | | | | | | | | | | | | | | | |

| Batter | 1 | 2 | 3 | 4 | 5 | 6 | 7 | 8 | 9 | AB | R | H | RBI | BB | SO | LOB | BOTTOM | | | |
|---|---|---------------------------------|------------------------------|---------------------------------|------------------------------|---------------------------------|------------------------------|---------------------------------|------------------------------|---------------------------------|------------------------------|---------------------------------|------------------------------|----------------------------------|------------------------------|----------------------------------|---|------------------------------------|----------------------------------|--------|
| Danny O'Connell, R OBP: 0.349, SLG: 0.354 (1,4) | SF7 3B | | SH2-4 1B | | L7 | | 1B SH2-4 2B 1B | FC4-6 BB | | 5 | 2 | 3 | 0 | 0 | 0 | 1 | Chicago Cubs @ Milwaukee Braves Milwaukee County Stadium, Milwaukee, WI Tue Aug 07 1956, 4:33 AM EDT Att: 26,049 - Unknown  | | | |
| Johnny Logan, R OBP: 0.332, SLG: 0.427 (1,6) | SF7 | | SH2-4 | | P4 | | SH2-4 | BB | | 1 | 0 | 0 | 1 | 1 | 0 | 0 | | | | |
| Hank Aaron, R OBP: 0.383, SLG: 0.598 (1,9) | K | | P4 | | WP 1B | | 2B 1B | K | | 5 | 2 | 2 | 0 | 0 | 2 | 3 | | | | |
| Eddie Mathews, L OBP: 0.349, SLG: 0.489 (1,5) | L5 | | BB | | 1B | | K | | | 3 | 0 | 1 | 1 | 1 | 1 | 2 | | | | |
| Joe Adcock, R OBP: 0.354, SLG: 0.641 (1,3) | | | | | F8 | | | | | 4 | 1 | 2 | 2 | 0 | 0 | 3 | | | | |
| Frank Torre, L OBP: 0.299, SLG: 0.297 (8,3) | | | SH2-3 1B | | F8 | | | | | 0 | 0 | 0 | 0 | 0 | 0 | 0 | | | | |
| Wes Covington, L OBP: 0.382, SLG: 0.374 (1,7) | | | | | | | | | | 2 | 0 | 1 | 0 | 0 | 1 | 0 | | | | |
| Bobby Thomson, R OBP: 0.313, SLG: 0.450 (7,7) | | | | | K | | SH1 1B | BB | | 0 | 0 | 0 | 0 | 1 | 0 | 0 | | | | |
| Bill Bruton, L OBP: 0.323, SLG: 0.455 (1,8) | F8 | | | | F8 | | SH1 1B | 3-1 | | 3 | 0 | 0 | 0 | 0 | 0 | 3 | | | | |
| Del Crandall, R OBP: 0.349, SLG: 0.493 (1,2) | | | | | 5-3 | | | F8 | | 4 | 0 | 2 | 1 | 0 | 0 | 1 | | | | |
| Warren Spahn, L OBP: 0.174, SLG: 0.304 (1,1) | P6 | | | | HR | | P5 | K | | 4 | 1 | 1 | 1 | 0 | 1 | 3 | | | | |
| Inning Stats | R: 1 E: 0 K: 1 S: 6 | H: 1 LOB: 0 BB: 0 P: 6 | R: 1 E: 0 K: 0 S: 5 | H: 2 LOB: 1 BB: 0 P: 5 | R: 0 E: 0 K: 0 S: 4 | H: 1 LOB: 2 BB: 1 P: 8 | R: 0 E: 0 K: 1 S: 5 | H: 0 LOB: 0 BB: 0 P: 5 | R: 2 E: 0 K: 0 S: 6 | H: 3 LOB: 1 BB: 0 P: 6 | R: 0 E: 0 K: 0 S: 4 | H: 1 LOB: 1 BB: 0 P: 4 | R: 2 E: 0 K: 1 S: 8 | H: 3 LOB: 2 BB: 1 P: 12 | R: 0 E: 0 K: 2 S: 8 | H: 1 LOB: 2 BB: 1 P: 12 | 1B: 9 2B: 1 3B: 1 HR: 1 | SF: 1 SAC: 4 DP: 0 HBP: 0 | WP: 1 PB: 0 SB: 0 CS: 0 | PA: 39 |
| PITCHER Jim Brosnan, R ERA: 4.08 (1,1) | IP: 6.2 WLS: L BF: 33 H: 11 R: 6 ER: 6 SO: 3 BB: 2 IBB: 0 HBP: 0 BLK: 0 WP: 1 HR: 1 S: 37 P: 45 ERA: 8.10 WHIP: 1.950 | | | | | | | | | | | | | | | | | | | |
| Russ Meyer, R ERA: 5.71 (7,1) | 0.1 | 1 | 0 | 0 | 0 | 0 | 0 | 0 | 0 | 0 | 0 | 1 | 1 | 0.00 | 0.000 | | | | | |
| Moe Drabowsky, R ERA: (8,1) | 1.0 | 5 | 1 | 0 | 0 | 2 | 1 | 0 | 0 | 0 | 0 | 8 | 12 | 0.00 | 2.000 | | | | | |

| Batter | 1 | 2 | 3 | 4 | 5 | 6 | 7 | 8 | 9 | AB | R | H | RBI | BB | SO | LOB | TOP | | | | | | |
|--|--|---------------------------------|------------------------------|----------------------------------|------------------------------|---------------------------------|------------------------------|----------------------------------|------------------------------|----------------------------------|------------------------------|---------------------------------|--|---------------------------------|------------------------------|----------------------------------|------------------------------|---------------------------------|----------------------------------|------------------------------------|----------------------------------|--------|--|
| Don Blasingame, L (1,4) OBP: 0.362, SLG: 0.335 | F7 | | 4-3 | | P4 | | | | | 5 | 0 | 2 | 0 | 0 | 0 | 2 | | | | | | | |
| Alvin Dark, R (1,6) OBP: 0.310, SLG: 0.381 | 4-3 | | | | | | | | | 4 | 0 | 1 | 0 | 1 | 0 | 2 | | | | | | | |
| Stan Musial, L (1,3) OBP: 0.401, SLG: 0.556 | | | | | | | | | | 4 | 0 | 0 | 0 | 0 | 0 | 5 | | | | | | | |
| Don Liddle, L (7,1) OBP: 0.200, SLG: 0.143 | F8 | | | | | | | | | 0 | 0 | 0 | 0 | 0 | 0 | 0 | | | | | | | |
| Bobby Morgan, R (9,PH) OBP: 0.340, SLG: 0.329 | | | | | | | | | | 1 | 0 | 0 | 0 | 0 | 1 | 1 | | | | | | | |
| Ken Boyer, R (1,5) OBP: 0.356, SLG: 0.514 | | | | | | | | | | 5 | 0 | 0 | 0 | 0 | 2 | 2 | | | | | | | |
| Wally Moon, L (1,9) OBP: 0.426, SLG: 0.531 | | | | | | | | | | 1 | 1 | 1 | 1 | 3 | 0 | 0 | | | | | | | |
| Whitey Lockman, L (1,7) OBP: 0.312, SLG: 0.296 | | | | | | | | | | 4 | 0 | 1 | 0 | 0 | 1 | 3 | | | | | | | |
| Walker Cooper, R (1,2) OBP: 0.310, SLG: 0.525 | | | | | | | | | | 4 | 0 | 1 | 0 | 0 | 2 | 4 | | | | | | | |
| Bobby Del Greco, R (1,8) OBP: 0.325, SLG: 0.427 | | | | | | | | | | 3 | 0 | 0 | 0 | 1 | 2 | 4 | | | | | | | |
| Bob Blaylock, R (1,1) OBP: 0.421, SLG: 0.437 | | | | | | | | | | 1 | 0 | 0 | 0 | 0 | 0 | 0 | | | | | | | |
| Hank Sauer, R (5,PH) OBP: 0.190, SLG: 0.250 | | | | | | | | | | 0 | 0 | 0 | 0 | 1 | 0 | 0 | | | | | | | |
| Lindy McDaniel, R (7,PH) OBP: 0.257, SLG: 0.419 | | | | | | | | | | 0 | 0 | 0 | 0 | 0 | 0 | 0 | | | | | | | |
| Rocky Nelson, L (7,PH) OBP: 0.257, SLG: 0.419 | | | | | | | | | | 2 | 0 | 0 | 0 | 0 | 0 | 3 | | | | | | | |
| Inning Stats | R: 0 E: 0 K: 0 S: 3 | H: 0 LOB: 0 BB: 0 P: 3 | R: 0 E: 0 K: 2 S: 7 | H: 0 LOB: 1 BB: 1 P: 11 | R: 0 E: 0 K: 0 S: 3 | H: 0 LOB: 0 BB: 0 P: 3 | R: 0 E: 0 K: 1 S: 5 | H: 0 LOB: 2 BB: 2 P: 13 | R: 0 E: 0 K: 1 S: 6 | H: 1 LOB: 3 BB: 2 P: 14 | R: 1 E: 0 K: 2 S: 9 | H: 2 LOB: 1 BB: 0 P: 9 | R: 0 E: 0 K: 0 S: 4 | H: 1 LOB: 1 BB: 0 P: 4 | R: 0 E: 1 K: 1 S: 7 | H: 1 LOB: 3 BB: 1 P: 11 | R: 0 E: 0 K: 1 S: 6 | H: 1 LOB: 1 BB: 0 P: 6 | 1B: 4 2B: 1 3B: 0 HR: 1 | SF: 0 SAC: 0 DP: 0 HBP: 0 | WP: 0 PB: 0 SB: 0 CS: 0 | PA: 40 | |
| PITCHER Bob Trowbridge, R (1,1) ERA: 0.76 | IP: 9.0 WLS: W BF: 40 H: 6 R: 1 ER: 1 SO: 8 BB: 6 IBB: 0 HBP: 0 BLK: 0 WP: 0 HR: 1 S: 50 P: 74 ERA: 1.00 WHIP: 1.333 | | | | | | | | | | | PITCHER | IP: 9.0 WLS: W BF: 40 H: 6 R: 1 ER: 1 SO: 8 BB: 6 IBB: 0 HBP: 0 BLK: 0 WP: 0 HR: 1 S: 50 P: 74 ERA: 1.00 WHIP: 1.333 | | | | | | | | | | |

St. Louis Cardinals @ Milwaukee Braves
Milwaukee County Stadium, Milwaukee, WI
Wed Aug 08 1956, 4:33 AM EDT
Unknown

AB 34
R 1
H 6
RBI 1
BB 6
SO 8
LOB 26



| Batter | 1 | 2 | 3 | 4 | 5 | 6 | 7 | 8 | 9 | AB | R | H | RBI | BB | SO | LOB | BOTTOM | | | | | | |
|---|---|----------------------------------|------------------------------|---------------------------------|------------------------------|---------------------------------|------------------------------|---------------------------------|------------------------------|----------------------------------|------------------------------|--|---|---------------------------------|------------------------------|----------------------------------|------------------------------|----------------------------------|----------------------------------|------------------------------------|----------------------------------|--------|--|
| Danny O'Connell, R (1,4) OBP: 0.352, SLG: 0.357 | SH1-4 E BB | | 6-3 | | | | | | | 3 | 2 | 1 | 2 | 2 | 0 | 0 | | | | | | | |
| Johnny Logan, R (1,6) OBP: 0.334, SLG: 0.435 | SH1-4 1-2 | | | | | | | | | 3 | 1 | 1 | 1 | 1 | 1 | 3 | | | | | | | |
| Hank Aaron, R (1,9) OBP: 0.381, SLG: 0.593 | E8 2H 1B | | | | | | | | | 5 | 0 | 1 | 1 | 0 | 0 | 4 | | | | | | | |
| Eddie Mathews, L (1,5) OBP: 0.350, SLG: 0.488 | G6-4-3 BB | | | | | | | | | 3 | 0 | 1 | 2 | 1 | 1 | 0 | | | | | | | |
| Joe Adcock, R (1,3) OBP: 0.356, SLG: 0.662 | G6-4-3 1-2f | | | | | | | | | 4 | 2 | 2 | 2 | 0 | 0 | 4 | | | | | | | |
| Frank Torre, L (8,3) OBP: 0.299, SLG: 0.297 | | | | | | | | | | 0 | 0 | 0 | 0 | 0 | 0 | 0 | | | | | | | |
| Wes Covington, L (1,7) OBP: 0.354, SLG: 0.364 | | | | | | | | | | 3 | 0 | 0 | 0 | 0 | 0 | 0 | | | | | | | |
| Bobby Thomson, R (7,PH) OBP: 0.312, SLG: 0.448 | F8 | | | | | | | | | 1 | 0 | 0 | 0 | 0 | 0 | 0 | | | | | | | |
| Bill Bruton, L (1,8) OBP: 0.325, SLG: 0.455 | G3 | | | | | | | | | 4 | 2 | 2 | 0 | 0 | 0 | 0 | | | | | | | |
| Del Crandall, R (1,2) OBP: 0.352, SLG: 0.507 | | | | | | | | | | 4 | 2 | 2 | 2 | 0 | 1 | 0 | | | | | | | |
| Bob Trowbridge, R (1,1) ERA: 5.53 | | | | | | | | | | 2 | 1 | 0 | 0 | 1 | 1 | 0 | | | | | | | |
| Inning Stats | R: 1 E: 1 K: 0 S: 3 | H: 1 LOB: 1 BB: 2 P: 11 | R: 0 E: 0 K: 1 S: 5 | H: 0 LOB: 0 BB: 0 P: 5 | R: 1 E: 0 K: 0 S: 4 | H: 1 LOB: 0 BB: 0 P: 4 | R: 1 E: 0 K: 0 S: 4 | H: 1 LOB: 0 BB: 0 P: 4 | R: 2 E: 1 K: 0 S: 5 | H: 1 LOB: 2 BB: 2 P: 13 | R: 2 E: 0 K: 1 S: 8 | H: 3 LOB: 1 BB: 0 P: 8 | R: 1 E: 0 K: 1 S: 6 | H: 1 LOB: 0 BB: 0 P: 6 | R: 2 E: 0 K: 1 S: 7 | H: 2 LOB: 1 BB: 1 P: 11 | R: 2 E: 0 K: 1 S: 7 | H: 2 LOB: 1 BB: 1 P: 11 | 1B: 5 2B: 1 3B: 0 HR: 4 | SF: 0 SAC: 2 DP: 1 HBP: 0 | WP: 0 PB: 0 SB: 0 CS: 0 | PA: 39 | |
| PITCHER Bob Blaylock, R (1,1) ERA: 8.0 | IP: 4.0 WLS: L BF: 16 H: 3 R: 3 ER: 3 SO: 3 BB: 2 IBB: 0 HBP: 0 BLK: 0 WP: 0 HR: 2 S: 16 P: 24 ERA: 6.75 WHIP: 1.250 | | | | | | | | | | | PITCHER Lindy McDaniel, R (5,1) ERA: 3.12 | IP: 2.0 WLS: L BF: 13 H: 4 R: 4 ER: 2 SO: 1 BB: 2 IBB: 0 HBP: 0 BLK: 0 WP: 0 HR: 0 S: 13 P: 21 ERA: 9.00 WHIP: 3.000 | | | | | | | | | | |
| PITCHER Don Liddle, L (7,1) ERA: 5.53 | IP: 2.0 WLS: L BF: 10 H: 3 R: 3 ER: 3 SO: 2 BB: 1 IBB: 0 HBP: 0 BLK: 0 WP: 0 HR: 2 S: 13 P: 17 ERA: 13.50 WHIP: 2.000 | | | | | | | | | | | PITCHER | IP: 2.0 WLS: L BF: 10 H: 3 R: 3 ER: 3 SO: 2 BB: 1 IBB: 0 HBP: 0 BLK: 0 WP: 0 HR: 2 S: 13 P: 17 ERA: 13.50 WHIP: 2.000 | | | | | | | | | | |

St. Louis Cardinals @ Milwaukee Braves
Milwaukee County Stadium, Milwaukee, WI
Wed Aug 08 1956, 4:33 AM EDT
Unknown

AB 32
R 10
H 10
RBI 10
BB 5
SO 4
LOB 11



| Batter | 1 | 2 | 3 | 4 | 5 | 6 | 7 | 8 | 9 | 10 | AB | R | H | RBI | BB | SO | LOB | TOP |
|---|---|---------------------------------|------------------------------|---------------------------------|------------------------------|---------------------------------|------------------------------|---------------------------------|------------------------------|---------------------------------|------------------------------|---------------------------------|------------------------------|---------------------------------|----------------------------------|------------------------------------|--|-----|
| Don Blasingame, L (1.4) OBP: 0.388, SLG: 0.331 | P4 | 5-3 | | | 3-1 | | | L6 | | 4-3 | 5 | 0 | 0 | 0 | 0 | 0 | 2 | |
| Alvin Dark, R (1.6) OBP: 0.309, SLG: 0.380 | 6-3 | | 5-3 | | | 6-3 | | | FC6-4 1B | | 4 | 0 | 1 | 0 | 0 | 0 | 0 | |
| Stan Musial, L (1.3) Walker Cooper, R (10.2) OBP: 0.400, SLG: 0.553 OBP: 0.310, SLG: 0.525 | 1B 3B 1B | | 6-3 | | | F5 | | | L9 | | 4 | 1 | 1 | 0 | 0 | 0 | 1 | |
| Ken Boyer, R (1.5) OBP: 0.355, SLG: 0.512 | 1B 3B 1B | | P4 | | | F8 | | | FC6-4 1-2 | | 4 | 1 | 1 | 0 | 0 | 0 | 1 | |
| Wally Moon, L (1.9) OBP: 0.427, SLG: 0.536 | 1H 3H 3B | | | 4-3 | | | | L3 1B | | P6 | 4 | 0 | 2 | 2 | 0 | 0 | 1 | |
| Rip Repulski, R (1.7) OBP: 0.257, SLG: 0.469 | F7 | | | 6-3 | | | | L3 1-2 | | F8 | 4 | 0 | 0 | 0 | 0 | 0 | 2 | |
| Bobby Del Greco, R (1.8) OBP: 0.323, SLG: 0.429 | | 1-3 | | P4 | | | | F8 | | | 4 | 1 | 1 | 0 | 0 | 0 | 0 | |
| Ray Katt, R (1.2) Rocky Nelson, L (10. PH) OBP: 0.252, SLG: 0.393 OBP: 0.254, SLG: 0.415 | | F7 | | | 6-3 | | | F7 | | F8 | 3 | 0 | 0 | 0 | 0 | 0 | 0 | |
| Herm Wehmeier, R (1.1) OBP: 0.214, SLG: 0.317 | | | | 4-3 | | | | P6 | | | 4 | 0 | 2 | 1 | 0 | 0 | 0 | |
| Inning Stats | R: 2 E: 0 K: 0 S: 6 | H: 3 LOB: 1 BB: 0 P: 6 | R: 0 E: 0 K: 0 S: 4 | H: 1 LOB: 1 BB: 0 P: 4 | R: 0 E: 0 K: 0 S: 3 | H: 0 LOB: 0 BB: 0 P: 3 | R: 0 E: 0 K: 0 S: 3 | H: 0 LOB: 0 BB: 0 P: 3 | R: 0 E: 0 K: 0 S: 3 | H: 1 LOB: 0 BB: 0 P: 3 | R: 0 E: 0 K: 0 S: 4 | H: 1 LOB: 1 BB: 0 P: 4 | R: 1 E: 0 K: 0 S: 5 | H: 2 LOB: 1 BB: 0 P: 5 | 1B: 5 2B: 3 3B: 1 HR: 0 | SF: 0 SAC: 0 DP: 1 HBP: 0 | WP: 0 PA: 37 PB: 0 SB: 0 CS: 0 | |
| PITCHER Lew Burdette, R (1.1) ERA: 2.68 | IP: 10.0 WLS: L BF: 37 H: 8 R: 3 ER: 3 SO: 0 BB: 0 IBB: 0 HBP: 0 BLK: 0 WP: 0 HR: 0 S: 37 P: 37 ERA: 2.70 WHIP: 0.800 | | | | | | | | | | | | | | | | | |

St. Louis Cardinals @ Milwaukee Braves
Milwaukee County Stadium, Milwaukee, WI
Wed Aug 08 1956, 4:38 AM EDT
Att: 37,727 - Unknown

AB 37
R 3
H 8
RBI 3
BB 0
SO 0
LOB 8



| Batter | 1 | 2 | 3 | 4 | 5 | 6 | 7 | 8 | 9 | 10 | AB | R | H | RBI | BB | SO | LOB | BOTTOM | |
|---|---|---------------------------------|------------------------------|---------------------------------|------------------------------|---------------------------------|------------------------------|---------------------------------|------------------------------|----------------------------------|------------------------------|---------------------------------|------------------------------|---------------------------------|------------------------------|---------------------------------|----------------------------------|------------------------------------|--|
| Danny O'Connell, R (1.4) OBP: 0.354, SLG: 0.356 | 1-4-3 | | | | | F7 | | | | | 3 | 0 | 1 | 0 | 1 | 0 | 0 | | |
| Toby Atwell, L (10. PH) Felix Mantilla, R (10. PR) OBP: 0.250, SLG: 0.257 OBP: 0.321, SLG: 0.370 | | | BB | | | | | SH3-4 1B | | DI BB | 0 | 0 | 0 | 0 | 1 | 0 | 0 | | |
| Johnny Logan, R (1.6) OBP: 0.331, SLG: 0.430 | L6 | | P4 | | | 6-3 | | SH3-4 | | 6-3 | 4 | 0 | 0 | 0 | 0 | 0 | 2 | | |
| Hank Aaron, R (1.9) OBP: 0.378, SLG: 0.597 | F8 | | | 5-3 | | F8 | | F8 | | | 4 | 0 | 0 | 0 | 0 | 0 | 1 | | |
| Eddie Mathews, L (1.5) OBP: 0.349, SLG: 0.484 | | 3-1 | | K | | | | 1B SH3-4 BB | | 4-3 | 3 | 1 | 0 | 0 | 1 | 1 | 1 | | |
| Joe Adcock, R (1.3) OBP: 0.358, SLG: 0.670 | | | | F7 | | | | SH3-4 1B | | F8 | 4 | 1 | 2 | 1 | 0 | 0 | 0 | | |
| Wes Covington, L (1.7) OBP: 0.343, SLG: 0.352 | | 6-3 | | | 6-3 | | | F9 | | 4-3 | 4 | 0 | 0 | 0 | 0 | 0 | 2 | | |
| Bill Bruton, L (1.8) OBP: 0.325, SLG: 0.454 | | F8 | | | | SH3-4 | | SH3-4 | | F9 | 3 | 0 | 1 | 1 | 0 | 0 | 0 | | |
| Del Rice, R (1.2) Chuck Tanner, L (7. PH) Del Crandall, R (8.2) OBP: 0.276, SLG: 0.349 OBP: 0.378, SLG: 0.410 OBP: 0.350, SLG: 0.505 | | | P3 | | 6-3 | | | 1-2 3H IBB | | F9 | 2 | 0 | 0 | 0 | 0 | 0 | 1 | | |
| Lew Burdette, R (1.1) Bobby Thomson, R (10. PH) OBP: 0.230, SLG: 0.228 OBP: 0.311, SLG: 0.447 | | 4-3 | | | K | | | K | | 5-3 | 3 | 0 | 0 | 0 | 0 | 2 | 3 | | |
| Inning Stats | R: 0 E: 0 K: 0 S: 3 | H: 0 LOB: 0 BB: 0 P: 3 | R: 1 E: 0 K: 0 S: 4 | H: 1 LOB: 0 BB: 0 P: 4 | R: 0 E: 0 K: 0 S: 3 | H: 0 LOB: 1 BB: 1 P: 7 | R: 0 E: 0 K: 1 S: 5 | H: 0 LOB: 0 BB: 0 P: 5 | R: 0 E: 0 K: 1 S: 6 | H: 1 LOB: 2 BB: 2 P: 14 | R: 0 E: 0 K: 0 S: 4 | H: 1 LOB: 1 BB: 0 P: 4 | R: 0 E: 0 K: 0 S: 3 | H: 0 LOB: 0 BB: 0 P: 3 | R: 0 E: 0 K: 0 S: 3 | H: 0 LOB: 2 BB: 1 P: 7 | 1B: 3 2B: 0 3B: 0 HR: 1 | SF: 0 SAC: 2 DP: 0 HBP: 0 | WP: 0 PA: 38 PB: 0 SB: 1 CS: 0 |
| PITCHER Herm Wehmeier, R (1.1) ERA: 3.97 | IP: 10.0 WLS: W BF: 38 H: 4 R: 2 ER: 2 SO: 3 BB: 3 IBB: 1 HBP: 0 BLK: 0 WP: 0 HR: 1 S: 40 P: 56 ERA: 1.80 WHIP: 0.700 | | | | | | | | | | | | | | | | | | |

St. Louis Cardinals @ Milwaukee Braves
Milwaukee County Stadium, Milwaukee, WI
Wed Aug 08 1956, 4:38 AM EDT
Att: 37,727 - Unknown

AB 32
R 2
H 4
RBI 2
BB 4
SO 3
LOB 10



| Batter | 1 | 2 | 3 | 4 | 5 | 6 | 7 | 8 | 9 | AB | R | H | RBI | BB | SO | LOB | TOP | | | | | |
|---|--|---------------------------------|------------------------------|---------------------------------|------------------------------|---------------------------------|------------------------------|---------------------------------|------------------------------|----------------------------------|------------------------------|---------------------------------|--|---------------------------------|------------------------------|----------------------------------|---|---------------------------------|----------------------------------|------------------------------------|-------------------------|--------|
| Don Blasingame, L (1,4) OBP: 0.397, SLG: 0.330 | 6-3 | | | E | F9 | | | K | | 4 | 1 | 1 | 0 | 0 | 1 | 3 | St. Louis Cardinals @ Milwaukee Braves Milwaukee County Stadium, Milwaukee, WI Thu Aug 09 1956, 4:33 AM EDT Unknown livebaseballscorecards.com | | | | | |
| Alvin Dark, R (1,6) OBP: 0.306, SLG: 0.376 | 3-1 | | | F5 | | | 6-3 | | | 4 | 0 | 0 | 0 | 0 | 0 | 2 | | | | | | |
| Stan Musial, L (1,3) OBP: 0.398, SLG: 0.550 | F8 | | | E9 | | | P6 | K | | 4 | 0 | 1 | 0 | 0 | 1 | 1 | | | | | | |
| Ken Boyer, R (1,5) OBP: 0.352, SLG: 0.507 | | P6 | | 6-3 | | | K | | K | 4 | 0 | 0 | 0 | 0 | 2 | 1 | | | | | | |
| Rip Repulski, R (1,7) OBP: 0.352, SLG: 0.462 | | F9 | | F7 | | | F9 | | F7 | 4 | 0 | 0 | 0 | 0 | 0 | 1 | | | | | | |
| Wally Moon, L (1,9) OBP: 0.425, SLG: 0.533 | 6-3 | | | | FC5-4 | | G1 | | K | 4 | 0 | 1 | 0 | 0 | 1 | 0 | | | | | | |
| Bobby Del Greco, R (1,8) OBP: 0.324, SLG: 0.424 | | | 5-3 | | FC5-4 | | | | | 2 | 0 | 0 | 0 | 0 | 0 | 1 | | | | | | |
| Ray Katt, R (1,2) OBP: 0.248, SLG: 0.387 | | | 6-3 | | K | | F8 | | | 2 | 0 | 0 | 0 | 0 | 1 | 1 | | | | | | |
| Walker Cooper, R (7,PH) OBP: 0.302, SLG: 0.512 | | | 6-3 | | K | | | | | 1 | 0 | 0 | 0 | 0 | 0 | 1 | | | | | | |
| Murry Dickson, R (1,1) OBP: 0.214, SLG: 0.236 | | | 1-3 | | | | | | | 1 | 0 | 0 | 0 | 1 | 0 | 0 | | | | | | |
| Hank Sauer, R (8,PH) OBP: 0.425, SLG: 0.437 | | | | | | | | | | 0 | 0 | 0 | 0 | 1 | 0 | 0 | | | | | | |
| Jim Konstanty, R (8,1) | | | | | | | | | | 0 | 0 | 0 | 0 | 0 | 0 | 0 | | | | | | |
| Inning Stats | R: 0 E: 0 K: 0 S: 3 | H: 0 LOB: 0 BB: 0 P: 3 | R: 0 E: 0 K: 0 S: 3 | H: 0 LOB: 0 BB: 0 P: 3 | R: 0 E: 0 K: 0 S: 3 | H: 0 LOB: 0 BB: 0 P: 3 | R: 1 E: 1 K: 0 S: 5 | H: 2 LOB: 1 BB: 0 P: 5 | R: 0 E: 0 K: 1 S: 6 | H: 1 LOB: 2 BB: 1 P: 10 | R: 0 E: 0 K: 1 S: 5 | H: 0 LOB: 0 BB: 0 P: 5 | R: 0 E: 0 K: 0 S: 3 | H: 0 LOB: 1 BB: 0 P: 4 | R: 0 E: 0 K: 2 S: 7 | H: 0 LOB: 1 BB: 1 P: 11 | R: 0 E: 0 K: 2 S: 7 | H: 0 LOB: 0 BB: 0 P: 7 | 1B: 3 2B: 0 3B: 0 HR: 0 | SF: 0 SAC: 0 DP: 0 HBP: 1 | WP: 0 PB: 0 CS: 0 | PA: 33 |
| PITCHER Taylor Phillips, L (1,1) ERA: 1.27 | IP: 9.0 WLS: W BF: 33 H: 3 R: 1 ER: 1 SO: 6 BB: 2 IBB: 0 HBP: 1 BLK: 0 WP: 0 HR: 0 S: 42 P: 51 ERA: 1.00 WHIP: 0.556 | | | | | | | | | | | PITCHER | IP: 9.0 WLS: W BF: 33 H: 3 R: 1 ER: 1 SO: 6 BB: 2 IBB: 0 HBP: 1 BLK: 0 WP: 0 HR: 0 S: 42 P: 51 ERA: 1.00 WHIP: 0.556 | | | | | | | | | |

| Batter | 1 | 2 | 3 | 4 | 5 | 6 | 7 | 8 | 9 | AB | R | H | RBI | BB | SO | LOB | BOTTOM | | | |
|---|--|---------------------------------|------------------------------|---------------------------------|------------------------------|---------------------------------|------------------------------|---------------------------------|------------------------------|---------------------------------|------------------------------|---------------------------------|--|---------------------------------|------------------------------|---------------------------------|---|------------------------------------|-------------------------|--------|
| Danny O'Connell, R (1,4) OBP: 0.353, SLG: 0.355 | 5-3 | | P4 | | | | 5-3 | | | 4 | 0 | 1 | 0 | 0 | 0 | 0 | St. Louis Cardinals @ Milwaukee Braves Milwaukee County Stadium, Milwaukee, WI Thu Aug 09 1956, 4:33 AM EDT Unknown livebaseballscorecards.com | | | |
| Johnny Logan, R (1,6) OBP: 0.330, SLG: 0.428 | 6-3 | | 5-3 | | F8 | | | | | 4 | 0 | 1 | 0 | 0 | 0 | 2 | | | | |
| Hank Aaron, R (1,9) OBP: 0.379, SLG: 0.586 | P6 | | 1B | | | | G6-4-3 | | | 4 | 1 | 2 | 0 | 0 | 0 | 1 | | | | |
| Eddie Mathews, L (1,5) OBP: 0.351, SLG: 0.484 | | F7 | | WP | | | G4-6-3 | | | 4 | 1 | 2 | 0 | 0 | 0 | 1 | | | | |
| Joe Adcock, R (1,3) OBP: 0.357, SLG: 0.665 | | | | WP | | | | | | 2 | 0 | 0 | 0 | 1 | 2 | 0 | | | | |
| Frank Torre, L (9,3) OBP: 0.299, SLG: 0.297 | | K | | WP | | | K | | | 0 | 0 | 0 | 0 | 0 | 0 | 0 | | | | |
| Bobby Thomson, R (1,7) OBP: 0.314, SLG: 0.451 | | 1B | | | | | F8 | | | 4 | 1 | 2 | 1 | 0 | 0 | 2 | | | | |
| Bill Bruton, L (1,8) OBP: 0.327, SLG: 0.458 | | 2B | | | | | | | | 4 | 1 | 2 | 1 | 0 | 0 | 1 | | | | |
| Del Crandall, R (1,2) OBP: 0.349, SLG: 0.500 | | E7 | | | | | | | | 4 | 0 | 1 | 0 | 0 | 1 | 2 | | | | |
| Taylor Phillips, L (1,1) | | 5-3 | | | | | | | | 2 | 0 | 0 | 0 | 0 | 1 | 2 | | | | |
| Inning Stats | R: 0 E: 0 K: 0 S: 3 | H: 2 LOB: 1 BB: 0 P: 8 | R: 2 E: 1 K: 1 S: 8 | H: 2 LOB: 1 BB: 0 P: 8 | R: 1 E: 0 K: 0 S: 5 | H: 2 LOB: 2 BB: 1 P: 9 | R: 0 E: 0 K: 0 S: 5 | H: 2 LOB: 0 BB: 0 P: 5 | R: 0 E: 0 K: 2 S: 8 | H: 1 LOB: 1 BB: 0 P: 8 | R: 0 E: 0 K: 0 S: 3 | H: 1 LOB: 0 BB: 0 P: 3 | R: 0 E: 0 K: 0 S: 5 | H: 2 LOB: 1 BB: 0 P: 5 | R: 1 E: 0 K: 0 S: 5 | H: 2 LOB: 1 BB: 0 P: 5 | 1B: 9 2B: 2 3B: 0 HR: 0 | SF: 0 SAC: 2 DP: 2 HBP: 0 | WP: 1 PB: 0 CS: 0 | PA: 35 |
| PITCHER Murry Dickson, R (1,1) ERA: 3.64 | IP: 7.0 WLS: L BF: 30 H: 9 R: 3 ER: 2 SO: 4 BB: 1 IBB: 0 HBP: 0 BLK: 0 WP: 1 HR: 0 S: 37 P: 41 ERA: 2.57 WHIP: 1.429 | | | | | | | | | | | PITCHER | IP: 7.0 WLS: L BF: 30 H: 9 R: 3 ER: 2 SO: 4 BB: 1 IBB: 0 HBP: 0 BLK: 0 WP: 1 HR: 0 S: 37 P: 41 ERA: 2.57 WHIP: 1.429 | | | | | | | |
| Jim Konstanty, R (8,1) ERA: 3.69 | IP: 1.0 WLS: 5 BF: 2 H: 1 R: 1 ER: 1 SO: 0 BB: 0 IBB: 0 HBP: 0 BLK: 0 WP: 0 HR: 0 S: 5 P: 5 ERA: 9.00 WHIP: 2.000 | | | | | | | | | | | PITCHER | IP: 1.0 WLS: 5 BF: 2 H: 1 R: 1 ER: 1 SO: 0 BB: 0 IBB: 0 HBP: 0 BLK: 0 WP: 0 HR: 0 S: 5 P: 5 ERA: 9.00 WHIP: 2.000 | | | | | | | |


| Batter | 1 | 2 | 3 | 4 | 5 | 6 | 7 | 8 | 9 | AB | R | H | RBI | BB | SO | LOB | TOP | | | | | |
|--|---|---------------------------------|------------------------------|---------------------------------|------------------------------|---------------------------------|------------------------------|---------------------------------|------------------------------|---------------------------------|------------------------------|---------------------------------|------------------------------|---------------------------------|------------------------------|---------------------------------|---|---------------------------------|-----------------------------------|------------------------------------|----------------------------------|--------|
| Don Blasingame, L (1,4) OBP: 0.397, SLG: 0.331 | | | | | | | | | | 5 | 2 | 2 | 0 | 0 | 0 | 0 | St. Louis Cardinals @ Milwaukee Braves Milwaukee County Stadium, Milwaukee, WI Thu Aug 09 1956, 4:38 AM EDT Att: 34,190 - Unknown livebaseballscorecards.com | | | | | |
| Alvin Dark, R (1,6) OBP: 0.307, SLG: 0.375 | | | | | | | | | | 4 | 1 | 1 | 0 | 1 | 1 | 3 | | | | | | |
| Stan Musial, L (1,3) OBP: 0.398, SLG: 0.548 | | | | | | | | | | 5 | 0 | 2 | 3 | 0 | 0 | 2 | | | | | | |
| Wally Moon, L (1,9) OBP: 0.428, SLG: 0.533 | | | | | | | | | | 2 | 1 | 1 | 1 | 2 | 0 | 1 | | | | | | |
| Whitey Lockman, L (1,7) OBP: 0.310, SLG: 0.294 Rip Repulski, R (5, PH) OBP: 0.353, SLG: 0.462 | | | | | | | | | | 2 | 0 | 0 | 0 | 0 | 0 | 2 | | | | | | |
| Bobby Morgan, R (1,5) OBP: 0.337, SLG: 0.318 | | | | | | | | | | 3 | 0 | 0 | 0 | 1 | 0 | 4 | | | | | | |
| Bobby Del Greco, R (1,8) OBP: 0.327, SLG: 0.422 | | | | | | | | | | 3 | 0 | 1 | 0 | 0 | 1 | 1 | | | | | | |
| Walker Cooper, R (1,2) OBP: 0.319, SLG: 0.511 | | | | | | | | | | 4 | 1 | 2 | 1 | 0 | 1 | 1 | | | | | | |
| Tom Poholsky, R (1,1) OBP: 0.234, SLG: 0.239 | | | | | | | | | | 4 | 0 | 0 | 0 | 0 | 0 | 4 | | | | | | |
| Inning Stats | R: 1 E: 0 K: 0 S: 5 | H: 2 LOB: 2 BB: 1 P: 9 | R: 0 E: 0 K: 1 S: 5 | H: 0 LOB: 0 BB: 0 P: 5 | R: 1 E: 0 K: 0 S: 3 | H: 1 LOB: 0 BB: 1 P: 7 | R: 0 E: 0 K: 1 S: 4 | H: 0 LOB: 1 BB: 1 P: 8 | R: 2 E: 1 K: 1 S: 9 | H: 3 LOB: 2 BB: 0 P: 9 | R: 0 E: 0 K: 0 S: 4 | H: 1 LOB: 1 BB: 0 P: 4 | R: 0 E: 0 K: 0 S: 3 | H: 0 LOB: 0 BB: 0 P: 3 | R: 1 E: 0 K: 0 S: 4 | H: 2 LOB: 2 BB: 1 P: 9 | R: 0 E: 0 K: 0 S: 3 | H: 1 LOB: 0 BB: 0 P: 3 | 1B: 10 2B: 1 3B: 0 HR: 0 | SF: 0 SAC: 0 DP: 3 HBP: 1 | WP: 1 PB: 0 SB: 0 CS: 2 | PA: 40 |
| PITCHER | IP WLS BF H R ER SO BB IBB HBP BLK WP HR S P ERA WHIP | | | | | | | | | | | | | | | | | ERA WHIP | | | | |
| Gene Conley, R (1,1) ERA: 3.11 | 4.2 L 21 6 4 4 3 3 0 0 0 0 1 0 24 36 7.71 1.929 | | | | | | | | | | | | | | | | | | | | | |
| Lou Sleater, L (5,1) ERA: 3.31 | 0.1 2 0 0 0 0 0 0 0 0 0 0 0 2 2 0.00 0.000 | | | | | | | | | | | | | | | | | | | | | |
| Bob Buhl, R (6,1) ERA: 2.81 | 2.0 7 1 0 0 0 0 0 0 0 0 0 0 7 7 0.00 0.500 | | | | | | | | | | | | | | | | | | | | | |
| Ernie Johnson, R (8,1) ERA: 4.11 | 2.0 9 3 1 1 0 1 0 1 0 0 0 0 7 12 4.50 2.000 | | | | | | | | | | | | | | | | | | | | | |

| Batter | 1 | 2 | 3 | 4 | 5 | 6 | 7 | 8 | 9 | AB | R | H | RBI | BB | SO | LOB | BOTTOM | | | |
|--|---|---------------------------------|------------------------------|---------------------------------|------------------------------|---------------------------------|------------------------------|---------------------------------|------------------------------|---------------------------------|------------------------------|---------------------------------|------------------------------|---------------------------------|------------------------------|---------------------------------|---|------------------------------------|----------------------------------|--------|
| Danny O'Connell, R (1,4) OBP: 0.352, SLG: 0.354 | | | | | | | | | | 4 | 0 | 1 | 1 | 0 | 0 | 0 | St. Louis Cardinals @ Milwaukee Braves Milwaukee County Stadium, Milwaukee, WI Thu Aug 09 1956, 4:38 AM EDT Att: 34,190 - Unknown livebaseballscorecards.com | | | |
| Johnny Logan, R (1,6) OBP: 0.332, SLG: 0.429 | | | | | | | | | | 4 | 0 | 2 | 0 | 0 | 0 | 2 | | | | |
| Hank Aaron, R (1,9) OBP: 0.378, SLG: 0.583 | | | | | | | | | | 4 | 0 | 1 | 0 | 0 | 0 | 1 | | | | |
| Eddie Mathews, L (1,5) OBP: 0.350, SLG: 0.481 | | | | | | | | | | 4 | 0 | 1 | 0 | 0 | 0 | 3 | | | | |
| Joe Adcock, R (1,3) OBP: 0.356, SLG: 0.659 | | | | | | | | | | 4 | 0 | 1 | 0 | 0 | 0 | 3 | | | | |
| Bobby Thomson, R (1,7) OBP: 0.310, SLG: 0.445 | | | | | | | | | | 4 | 0 | 0 | 0 | 0 | 1 | 2 | | | | |
| Bill Bruton, L (1,8) OBP: 0.326, SLG: 0.455 | | | | | | | | | | 4 | 1 | 1 | 0 | 0 | 1 | 1 | | | | |
| Toby Atwell, L (1,2) OBP: 0.233, SLG: 0.237 | | | | | | | | | | 3 | 0 | 0 | 0 | 0 | 0 | 1 | | | | |
| Gene Conley, R (1,1) OBP: 0.176, SLG: 0.182 Lou Sleater, L (5,1) OBP: 0.667, SLG: 0.625 Chuck Farnsworth, L (5, PH) OBP: 0.327, SLG: 0.425 Bob Buhl, R (6,1) OBP: 0.342, SLG: 0.476 Frank Torre, R (7, PH) OBP: 0.291, SLG: 0.295 Ernie Johnson, R (8,1) | | | | | | | | | | 1 | 0 | 0 | 0 | 0 | 0 | 0 | | | | |
| Inning Stats | R: 0 E: 0 K: 0 S: 4 | H: 1 LOB: 1 BB: 0 P: 4 | R: 0 E: 0 K: 0 S: 3 | H: 0 LOB: 0 BB: 0 P: 3 | R: 0 E: 0 K: 0 S: 3 | H: 0 LOB: 0 BB: 0 P: 3 | R: 0 E: 0 K: 0 S: 4 | H: 2 LOB: 1 BB: 0 P: 4 | R: 1 E: 0 K: 0 S: 6 | H: 3 LOB: 2 BB: 0 P: 6 | R: 0 E: 0 K: 0 S: 4 | H: 1 LOB: 1 BB: 0 P: 4 | R: 0 E: 0 K: 0 S: 3 | H: 0 LOB: 0 BB: 0 P: 3 | R: 0 E: 0 K: 2 S: 8 | H: 1 LOB: 1 BB: 0 P: 8 | 1B: 8 2B: 0 3B: 0 HR: 0 | SF: 0 SAC: 0 DP: 1 HBP: 0 | WP: 0 PB: 0 SB: 0 CS: 0 | PA: 34 |
| PITCHER | IP WLS BF H R ER SO BB IBB HBP BLK WP HR S P ERA WHIP | | | | | | | | | | | | | | | | | ERA WHIP | | |
| Tom Poholsky, R (1,1) ERA: 3.6 | 9.0 W 34 8 1 1 2 0 0 0 0 0 0 0 38 38 1.00 0.889 | | | | | | | | | | | | | | | | | | | |





| Batter | 1 | 2 | 3 | 4 | 5 | 6 | 7 | 8 | 9 | AB | R | H | RBI | BB | SO | LOB | TOP | | | | | |
|--|------------------------------|---------------------------------|------------------------------|---------------------------------|------------------------------|---------------------------------|------------------------------|---------------------------------|------------------------------|----------------------------------|------------------------------|---------------------------------|------------------------------|---------------------------------|------------------------------|----------------------------------|--|------------------------------|----------------------------------|----------------------------------|------------------------------------|-------------------------|
| Johnny Temple, R (1, 4) OBP: 0.348, SLG: 0.341 | F8 | | K | | | K | | F9 FC3-2 1B | BB 1B | 4 | 1 | 1 | 0 | 1 | 2 | 0 | Cincinnati Redlegs @ Milwaukee Braves Milwaukee County Stadium, Milwaukee, WI Fri Aug 10 1956, 4:33 AM EDT Att: 38,223 - Unknown livebaseballscorecards.com | | | | | |
| Frank Robinson, R (1, 7) OBP: 0.394, SLG: 0.544 | 1B | | | 6-3 | | 6-3 | | BB FC3-2 HR BB | BB 1B BB | 3 | 2 | 1 | 0 | 2 | 0 | 0 | | | | | | |
| Gus Bell, L (1, 8) OBP: 0.356, SLG: 0.514 | F8 | | | F8 | | K | | F9 | PB 1B | 5 | 0 | 1 | 1 | 0 | 1 | 3 | | | | | | |
| Ted Kluszewski, L (1, 3) OBP: 0.362, SLG: 0.542 | 4-3 | | | F8 | | | P2 | FC3-2 BB HR | FC6-4 BB | 4 | 1 | 0 | 0 | 1 | 0 | 3 | | | | | | |
| Wally Post, R (1, 9) OBP: 0.289, SLG: 0.464 | F8 | | | | BB G1-2-3 1B | 6-3 | | BB HR BB | FC6-4 BB | 4 | 1 | 1 | 0 | 1 | 0 | 2 | | | | | | |
| Ed Bailey, L (1, 2) OBP: 0.398, SLG: 0.568 | G3 | | | | BB 1-2 BB | 2B 1B | | BB HR | | 3 | 2 | 2 | 4 | 1 | 0 | 0 | | | | | | |
| Ray Jablonski, R (1, 9) George Crowe, L (5, PH) Alex Grammas, R (5, 6) Smoky Joe Wood, R (7, PH) Rocky Anderson, R (7, PH) Roy McMillan, R (7, 9) | G1 | | | | K | 1-3 1B 2B | | P9 | | 1 | 0 | 0 | 0 | 0 | 0 | 0 | | | | | | |
| Roy McMillan, R (1, 6) OBP: 0.359, SLG: 0.368 | | | F7 | | BB 1-2 2-3 BB | | | | 6-3 | 3 | 0 | 1 | 2 | 1 | 0 | 0 | | | | | | |
| Larry Jansen, R (1, 1) | | | K | | G1-2-3 | | 2-H 3-H K | | 6-3 | 4 | 0 | 0 | 0 | 0 | 2 | 5 | | | | | | |
| Inning Stats | R: 0 E: 0 K: 0 S: 4 | H: 1 LOB: 1 BB: 0 P: 4 | R: 0 E: 0 K: 0 S: 3 | H: 0 LOB: 0 BB: 0 P: 3 | R: 0 E: 0 K: 2 S: 7 | H: 0 LOB: 0 BB: 0 P: 7 | R: 0 E: 0 K: 0 S: 3 | H: 0 LOB: 0 BB: 0 P: 3 | R: 0 E: 0 K: 1 S: 5 | H: 1 LOB: 2 BB: 2 P: 13 | R: 0 E: 0 K: 2 S: 7 | H: 0 LOB: 0 BB: 0 P: 7 | R: 2 E: 0 K: 1 S: 8 | H: 3 LOB: 2 BB: 0 P: 8 | R: 4 E: 0 K: 0 S: 5 | H: 2 LOB: 2 BB: 3 P: 13 | | R: 2 E: 0 K: 0 S: 4 | H: 1 LOB: 2 BB: 3 P: 16 | 1B: 6 2B: 1 3B: 0 HR: 1 | SF: 0 SAC: 0 DP: 1 HBP: 0 | WP: 0 PB: 1 CS: 0 |
| PITCHER | IP | WLS | BF | H | R | ER | SO | BB | IBB | HBP | BLK | WP | HR | S | P | ERA | WHIP | | | | | |
| Ray Crone, R (1, 1) ERA: 3.89 | 7.0 | L | 27 | 5 | 2 | 2 | 6 | 2 | 0 | 0 | 0 | 0 | 0 | 37 | 45 | 2.57 | 1.000 | | | | | |
| Bob Trowbridge, R (8, 1) ERA: 2.19 | 1.0 | | 7 | 2 | 4 | 4 | 0 | 2 | 0 | 0 | 0 | 0 | 1 | 5 | 13 | 36.00 | 4.000 | | | | | |
| Dave Jolly, R (9, 1) ERA: 3.07 | 1.0 | | 7 | 1 | 2 | 1 | 0 | 3 | 0 | 0 | 0 | 0 | 0 | 4 | 16 | 9.00 | 4.000 | | | | | |


| Batter | 1 | 2 | 3 | 4 | 5 | 6 | 7 | 8 | 9 | AB | R | H | RBI | BB | SO | LOB | BOTTOM | | | | |
|--|------------------------------|---------------------------------|------------------------------|---------------------------------|------------------------------|---------------------------------|------------------------------|---------------------------------|------------------------------|---------------------------------|------------------------------|---------------------------------|------------------------------|---------------------------------|------------------------------|---------------------------------|--|----------------------------------|------------------------------------|-------------------------|--------|
| Danny O'Connell, R (1, 4) OBP: 0.354, SLG: 0.360 | FC2-6 1B | | PB 1B 2B | | SH1-4 | | P1 | | | 3 | 1 | 2 | 0 | 0 | 0 | 0 | Cincinnati Redlegs @ Milwaukee Braves Milwaukee County Stadium, Milwaukee, WI Fri Aug 10 1956, 4:33 AM EDT Att: 38,223 - Unknown livebaseballscorecards.com | | | | |
| Johnny Logan, R (1, 6) OBP: 0.331, SLG: 0.427 | FC2-6 2B 1-2 | | F9 | | K | | | 1B 1B | | 4 | 0 | 1 | 0 | 0 | 1 | 3 | | | | | |
| Hank Aaron, R (1, 9) OBP: 0.376, SLG: 0.579 | F3 | | F9 | | G3 | | | 1B 1B | | 4 | 0 | 1 | 0 | 0 | 0 | 3 | | | | | |
| Eddie Mathews, L (1, 5) OBP: 0.351, SLG: 0.484 | 2B | | 2H 1B | | | K | | F8 | | 4 | 0 | 2 | 1 | 0 | 1 | 2 | | | | | |
| Joe Adcock, R (1, 3) OBP: 0.351, SLG: 0.650 | K | | F5 | | | F8 | | F9 | | 4 | 0 | 0 | 0 | 0 | 1 | 5 | | | | | |
| Bobby Thomson, R (1, 7) OBP: 0.309, SLG: 0.442 | | F7 | | 4-3 | | | | F8 | | 4 | 0 | 1 | 0 | 0 | 0 | 2 | | | | | |
| Bill Bruton, L (1, 8) OBP: 0.323, SLG: 0.450 | F7 | | | 4-3 | | FC4-6 1B 1-2 | | | K | 4 | 0 | 0 | 0 | 0 | 1 | 1 | | | | | |
| Del Crandall, R (1, 2) OBP: 0.347, SLG: 0.500 | 2B | | | F6 | | | 6-3 | | F8 | 4 | 0 | 1 | 0 | 0 | 0 | 0 | | | | | |
| Ray Crone, R (1, 1) Wes Covington, L (7, PH) Bob Trowbridge, R (8, 1) Dave Jolly, R (9, 1) Chuck Tanner, L (9, PH) | 1-3 | | | | SH1-4 1B | | 4-3 | | P8 | 2 | 0 | 1 | 0 | 0 | 0 | 1 | | | | | |
| Inning Stats | R: 0 E: 0 K: 1 S: 7 | H: 2 LOB: 2 BB: 0 P: 7 | R: 0 E: 0 K: 0 S: 4 | H: 1 LOB: 1 BB: 0 P: 4 | R: 1 E: 0 K: 0 S: 5 | H: 2 LOB: 1 BB: 0 P: 5 | R: 0 E: 0 K: 0 S: 3 | H: 0 LOB: 0 BB: 0 P: 3 | R: 0 E: 0 K: 1 S: 6 | H: 1 LOB: 1 BB: 0 P: 6 | R: 0 E: 0 K: 0 S: 3 | H: 0 LOB: 0 BB: 0 P: 3 | R: 0 E: 0 K: 0 S: 5 | H: 2 LOB: 2 BB: 0 P: 5 | R: 0 E: 0 K: 1 S: 5 | H: 0 LOB: 0 BB: 0 P: 5 | | 1B: 6 2B: 3 3B: 0 HR: 0 | SF: 0 SAC: 1 DP: 0 HBP: 0 | WP: 0 PB: 1 CS: 0 | PA: 36 |
| PITCHER | IP | WLS | BF | H | R | ER | SO | BB | IBB | HBP | BLK | WP | HR | S | P | ERA | WHIP | | | | |
| Larry Jansen, R (1, 1) ERA: 1.0 | 9.0 | W | 36 | 9 | 1 | 1 | 4 | 0 | 0 | 0 | 0 | 0 | 0 | 44 | 44 | 1.00 | 1.000 | | | | |


| Batter | 1 | 2 | 3 | 4 | 5 | 6 | 7 | 8 | 9 | AB | R | H | RBI | BB | SO | LOB | TOP | | | | | |
|---|---|---------------------------------|------------------------------|---------------------------------|------------------------------|---------------------------------|------------------------------|---------------------------------|------------------------------|---------------------------------|------------------------------|---------------------------------|------------------------------|---------------------------------|------------------------------|---------------------------------|--|---------------------------------|----------------------------------|------------------------------------|----------------------------------|--------|
| Johnny Temple, R OBP: 0.391, SLG: 0.341 | F7 | | 1B | | | | | BB | F8 | 3 | 0 | 1 | 1 | 2 | 0 | 1 | Cincinnati Redlegs @ Milwaukee Braves Milwaukee County Stadium, Milwaukee, WI Sat Aug 11 1956, 4:33 AM EDT Att: 45,003 - Unknown | | | | | |
| Frank Robinson, R OBP: 0.390, SLG: 0.538 | 1-3 | | P5 | | | | | BB | K | 4 | 0 | 0 | 0 | 0 | 2 | 4 | | | | | | |
| Gus Bell, L OBP: 0.353, SLG: 0.509 | K | | K | | | | 1-3 | F5 | | 4 | 0 | 0 | 0 | 0 | 2 | 3 | | | | | | |
| Ted Kluszewski, L OBP: 0.363, SLG: 0.541 | | G4-6-3 1B | | | F8 | | | 1B | 4-3 | 4 | 0 | 2 | 0 | 0 | 0 | 1 | | | | | | |
| Wally Post, R OBP: 0.294, SLG: 0.476 | P4 | | | | BB 1B | | | 1B | | 4 | 1 | 3 | 1 | 0 | 0 | 1 | | | | | | |
| Ed Bailey, L OBP: 0.399, SLG: 0.566 | G4-6-3 | | | | 4-0 BB 1B | | | G4-6-3 | HR | 3 | 1 | 1 | 0 | 1 | 0 | 3 | | | | | | |
| Ray Jablonski, R OBP: 0.331, SLG: 0.435 | | | 1B 1B 2B | | G5-4-3 | | | K | | 4 | 1 | 2 | 0 | 0 | 1 | 2 | | | | | | |
| Roy McMillan, R OBP: 0.355, SLG: 0.365 | | | L4 | | 5-3 | | | F3 | SF8 | 3 | 0 | 0 | 1 | 0 | 0 | 1 | | | | | | |
| Hal Jeffcoat, R Tom Acker, R Bruce Edwards, R Joe Black, R Alex Grammas, R Art Fowler, R Stan Playts, R | | | 1B 2-3 1B | | P6 | | | K | 6-3 | 1 | 0 | 1 | 0 | 0 | 0 | 0 |  | | | | | |
| Inning Stats | R: 0 E: 0 K: 1 S: 5 | H: 0 LOB: 0 BB: 0 P: 5 | R: 0 E: 0 K: 0 S: 3 | H: 1 LOB: 0 BB: 0 P: 3 | R: 1 E: 0 K: 1 S: 8 | H: 3 LOB: 2 BB: 0 P: 8 | R: 0 E: 0 K: 0 S: 3 | H: 1 LOB: 1 BB: 1 P: 7 | R: 0 E: 0 K: 1 S: 5 | H: 0 LOB: 1 BB: 1 P: 9 | R: 0 E: 0 K: 0 S: 4 | H: 2 LOB: 1 BB: 0 P: 4 | R: 0 E: 0 K: 2 S: 7 | H: 0 LOB: 0 BB: 0 P: 7 | R: 0 E: 0 K: 1 S: 5 | H: 0 LOB: 1 BB: 1 P: 9 | R: 2 E: 0 K: 0 S: 6 | H: 3 LOB: 1 BB: 0 P: 6 | 1B: 7 2B: 2 3B: 0 HR: 1 | SF: 1 SAC: 0 DP: 3 HBP: 0 | WP: 0 PB: 0 SB: 0 CS: 0 | PA: 37 |
| PITCHER Warren Spahn, L ERA: 2.9 | IP: 9.0 WLS: W BF: 37 H: 10 R: 3 ER: 3 SO: 6 BB: 3 IBB: 0 HBP: 0 BLK: 0 WP: 0 HR: 1 S: 46 P: 58 ERA: 3.00 WHIP: 1.444 | | | | | | | | | | | | | | | PITCHER | | | | | | |

| Batter | 1 | 2 | 3 | 4 | 5 | 6 | 7 | 8 | 9 | AB | R | H | RBI | BB | SO | LOB | BOTTOM | | | |
|--|---|---------------------------------|------------------------------|---------------------------------|------------------------------|---------------------------------|------------------------------|----------------------------------|------------------------------|---------------------------------|------------------------------|---------------------------------|------------------------------|---------------------------------|------------------------------|---------------------------------|--|------------------------------------|----------------------------------|--------|
| Danny O'Connell, R OBP: 0.360, SLG: 0.365 | FC5-4 1B | 1-3 1B | | | 4-0 1-2 2-3 BB | | | | | 3 | 1 | 3 | 0 | 1 | 0 | 0 | Cincinnati Redlegs @ Milwaukee Braves Milwaukee County Stadium, Milwaukee, WI Sat Aug 11 1956, 4:33 AM EDT Att: 45,003 - Unknown | | | |
| Johnny Logan, R OBP: 0.328, SLG: 0.423 | FC5-4 BB 1B 1-2 1B | | F5 | | G5-2-3 | | | SH1-4 1B | | 3 | 1 | 0 | 0 | 0 | 0 | 4 | | | | |
| Hank Aaron, R OBP: 0.380, SLG: 0.583 | BB 1B 1-2 1B | | HR 2B | | K | | | 1B BB | | 3 | 2 | 2 | 0 | 1 | 1 | 0 | | | | |
| Eddie Mathews, L OBP: 0.355, SLG: 0.494 | 1B 1-2 2-3 BB | | HR | | F9 | | | 1B | | 3 | 1 | 2 | 3 | 1 | 0 | 0 | | | | |
| Joe Adcock, R OBP: 0.353, SLG: 0.658 Frank Torre, L OBP: 0.297, SLG: 0.295 | G6-4-3 1B 1-2 2-H 3-H 1B | | P5 | | HR | | | 4-3 | | 4 | 1 | 2 | 3 | 0 | 0 | 1 | | | | |
| Bobby Thomson, R OBP: 0.306, SLG: 0.437 | G6-4-3 | | K | | P4 | | | 5-3 | | 4 | 0 | 0 | 0 | 0 | 1 | 2 | | | | |
| Bill Bruton, L OBP: 0.322, SLG: 0.451 | | 6-3 | | | BB G5-2-3 2B | | | G3 | | 4 | 0 | 1 | 0 | 0 | 0 | 0 | | | | |
| Del Crandall, R OBP: 0.341, SLG: 0.491 | | 6-3 | | | F2 | | | F7 | | 4 | 0 | 0 | 0 | 0 | 1 | 1 | | | | |
| Warren Spahn, L OBP: 0.194, SLG: 0.310 | | 1B 1B | | | BB BB | | | K | | 2 | 0 | 1 | 0 | 1 | 1 | 0 | | | | |
| Inning Stats | R: 2 E: 0 K: 0 S: 5 | H: 3 LOB: 1 BB: 1 P: 9 | R: 0 E: 0 K: 0 S: 4 | H: 2 LOB: 2 BB: 0 P: 4 | R: 2 E: 0 K: 1 S: 7 | H: 2 LOB: 0 BB: 0 P: 7 | R: 0 E: 0 K: 0 S: 3 | H: 1 LOB: 2 BB: 2 P: 11 | R: 1 E: 0 K: 1 S: 6 | H: 1 LOB: 0 BB: 0 P: 6 | R: 0 E: 0 K: 1 S: 5 | H: 0 LOB: 0 BB: 0 P: 5 | R: 1 E: 0 K: 0 S: 4 | H: 2 LOB: 1 BB: 1 P: 8 | R: 0 E: 0 K: 1 S: 5 | H: 0 LOB: 0 BB: 0 P: 5 | 1B: 7 2B: 2 3B: 0 HR: 2 | SF: 0 SAC: 1 DP: 2 HBP: 0 | WP: 0 PB: 0 SB: 0 CS: 0 | PA: 35 |
| PITCHER Hal Jeffcoat, R ERA: 4.43 Tom Acker, R ERA: 2.51 Joe Black, R ERA: 4.86 Art Fowler, R ERA: 4.04 | IP: 3.0 WLS: L BF: 16 H: 8 R: 4 ER: 4 SO: 4 BB: 1 IBB: 0 HBP: 0 BLK: 0 WP: 0 HR: 1 S: 17 P: 21 ERA: 12.00 WHIP: 3.000 | | | | | | | | | | | | | | | PITCHER | | | | |

| Batter | 1 | 2 | 3 | 4 | 5 | 6 | 7 | 8 | 9 | AB | R | H | RBI | BB | SO | LOB | TOP | | | |
|--|--|---------------------------------|------------------------------|---------------------------------|------------------------------|---------------------------------|------------------------------|---------------------------------|------------------------------|---------------------------------|------------------------------|----------------------------------|------------------------------|---------------------------------|------------------------------|---------------------------------|---|----------------------------------|------------------------------------|----------------------------------|
| Johnny Temple, R OBP: 0.348, SLG: 0.338 (1, 4) | F9 | | 5-3 | | P5 | | | P4 | | 4 | 0 | 0 | 0 | 0 | 0 | 1 | Cincinnati Redlegs @ Milwaukee Braves Milwaukee County Stadium, Milwaukee, WI Sun Aug 12 1956, 4:33 AM EDT Att: 41,074 - Unknown | | | |
| Frank Robinson, R OBP: 0.387, SLG: 0.533 (1, 7) | 6-3 | | F9 | | | P6 | | 4-3 | | 4 | 0 | 0 | 0 | 0 | 0 | 1 | | | | |
| Gus Bell, L OBP: 0.356, SLG: 0.510 (1, 8) | 1B | | | G4-3 1B | | BB | | K | | 3 | 1 | 2 | 0 | 1 | 1 | 0 | | | | |
| Ted Kluszewski, L OBP: 0.362, SLG: 0.538 (1, 3) | 3-1 | | | G4-3 1B | | 3 | | | F9 | 4 | 0 | 1 | 0 | 0 | 0 | 2 | | | | |
| Wally Post, R OBP: 0.294, SLG: 0.482 (1, 9) | | F5 | | G4-3 | | | HR | | 5-3 | 4 | 1 | 1 | 1 | 0 | 0 | 2 | | | | |
| Ed Bailey, L OBP: 0.397, SLG: 0.561 (1, 2) | K | | | FC5-4 1B | | | F8 | | F8 | 4 | 0 | 1 | 1 | 0 | 1 | 0 | | | | |
| Ray Jablonski, R OBP: 0.328, SLG: 0.432 (1, 5) | P6 | | | FC5-4 | | | F3 | | | 3 | 0 | 0 | 0 | 0 | 0 | 1 | | | | |
| Roy McMillan, R OBP: 0.358, SLG: 0.364 (1, 6) | | | | S BB | | 1-3 | | | | 1 | 0 | 0 | 0 | 2 | 0 | 0 | | | | |
| Brooks Lawrence, R Don Gross, L George Crowder, L Art Fowler, R Tom Acker, R Bob Thurman, L Joe Black, R (1, 1) (3, 1) (5, PH) (5, 1) (6, 1) (7, PH) (7, 1) | F2 | | | | | F7 | | K | | 1 | 0 | 0 | 0 | 0 | 0 | 1 |  | | | |
| Inning Stats | R: 0 E: 0 K: 0 S: 4 | H: 1 LOB: 1 BB: 0 P: 4 | R: 0 E: 0 K: 1 S: 5 | H: 0 LOB: 0 BB: 0 P: 5 | R: 0 E: 0 K: 0 S: 3 | H: 0 LOB: 1 BB: 1 P: 7 | R: 1 E: 0 K: 0 S: 5 | H: 3 LOB: 3 BB: 0 P: 5 | R: 0 E: 0 K: 0 S: 2 | H: 0 LOB: 0 BB: 0 P: 6 | R: 1 E: 0 K: 1 S: 6 | H: 1 LOB: 1 BB: 1 P: 10 | R: 0 E: 0 K: 1 S: 5 | H: 0 LOB: 0 BB: 0 P: 5 | R: 0 E: 0 K: 0 S: 3 | H: 0 LOB: 0 BB: 0 P: 3 | | 1B: 4 2B: 1 3B: 0 HR: 1 | SF: 0 SAC: 0 DP: 2 HBP: 0 | WP: 0 PB: 0 SB: 1 CS: 0 |
| PITCHER Lew Burdette, R ERA: 2.65 (1, 1) | IP: 9.0 WLS: W BF: 33 H: 5 R: 2 ER: 2 SO: 3 BB: 3 IBB: 0 HBP: 0 BLK: 0 WP: 0 HR: 1 S: 36 P: 48 ERA: 2.00 WHIP: 0.889 | | | | | | | | | | | | | | | PITCHER | | | | |

| Batter | 1 | 2 | 3 | 4 | 5 | 6 | 7 | 8 | 9 | AB | R | H | RBI | BB | SO | LOB | BOTTOM | | | |
|--|---|----------------------------------|------------------------------|---------------------------------|------------------------------|----------------------------------|------------------------------|----------------------------------|------------------------------|---------------------------------|------------------------------|----------------------------------|------------------------------|---------------------------------|------------------------------|---------------------------------|---|----------------------------------|------------------------------------|----------------------------------|
| Danny O'Connell, R OBP: 0.363, SLG: 0.367 (1, 4) | BB 1B | 5-3 | | SH1-3 BB | | BB SH1-4 1B | P4 | | | 4 | 2 | 2 | 0 | 1 | 0 | 0 | Cincinnati Redlegs @ Milwaukee Braves Milwaukee County Stadium, Milwaukee, WI Sun Aug 12 1956, 4:33 AM EDT Att: 41,074 - Unknown | | | |
| Johnny Logan, R OBP: 0.325, SLG: 0.425 (1, 6) | K | K | | SH1-3 | | SH1-4 | | | | 3 | 0 | 1 | 0 | 0 | 2 | 1 | | | | |
| Hank Aaron, R OBP: 0.380, SLG: 0.578 (1, 9) | BB 1B BB | | 4-3 | K | | BB 1B BB | P4 | | | 3 | 2 | 0 | 0 | 2 | 1 | 2 | | | | |
| Eddie Mathews, L OBP: 0.360, SLG: 0.494 (1, 5) | BB 1B | | 1B BB E BB | | | BB 1B BB | | 4-3 | | 2 | 2 | 1 | 1 | 3 | 0 | 0 | | | | |
| Joe Adcock, R OBP: 0.355, SLG: 0.654 Frank Torre, L OBP: 0.295, SLG: 0.292 (1, 3) (7, 3) | 1B BB | | FC4-6 2B BB | F8 | | K | | G3 | | 2 | 1 | 0 | 0 | 2 | 1 | 5 | | | | |
| Bobby Thomson, R OBP: 0.307, SLG: 0.436 (1, 7) | K | | E6 FC4-6 1B | | K | | | P4 | | 5 | 0 | 2 | 2 | 0 | 2 | 3 | | | | |
| Bill Bruton, L OBP: 0.324, SLG: 0.450 (1, 8) | 1B | | FC4-6 2B | | 6-3 | | | | | 3 | 1 | 1 | 2 | 1 | 0 | 2 | | | | |
| Del Rice, R OBP: 0.283, SLG: 0.357 (1, 2) | 6-3 | | | | | 6-3 | | | | 3 | 0 | 1 | 2 | 1 | 0 | 5 | | | | |
| Lew Burdette, R OBP: 0.215, SLG: 0.213 (1, 1) | | 1-3 | 1-3 | | 6-3 | | K | | | 4 | 0 | 0 | 0 | 0 | 1 | 2 |  | | | |
| Inning Stats | R: 3 E: 0 K: 2 S: 10 | H: 3 LOB: 2 BB: 2 P: 18 | R: 0 E: 0 K: 1 S: 5 | H: 0 LOB: 0 BB: 0 P: 5 | R: 3 E: 1 K: 0 S: 5 | H: 2 LOB: 1 BB: 2 P: 13 | R: 0 E: 0 K: 1 S: 5 | H: 0 LOB: 2 BB: 2 P: 13 | R: 0 E: 0 K: 1 S: 5 | H: 0 LOB: 1 BB: 1 P: 9 | R: 2 E: 0 K: 1 S: 7 | H: 2 LOB: 3 BB: 3 P: 19 | R: 0 E: 0 K: 1 S: 6 | H: 1 LOB: 1 BB: 0 P: 6 | R: 0 E: 0 K: 0 S: 3 | H: 0 LOB: 0 BB: 0 P: 3 | | 1B: 6 2B: 2 3B: 0 HR: 0 | SF: 0 SAC: 2 DP: 0 HBP: 0 | WP: 0 PB: 0 SB: 0 CS: 0 |
| PITCHER Brooks Lawrence, R ERA: 3.83 Don Gross, L ERA: 2.64 Art Fowler, R ERA: 4.13 Tom Acker, R ERA: 2.47 Joe Black, R ERA: 4.67 (1, 1) (3, 1) (5, 1) (6, 1) (7, 1) | IP: 2.2 WLS: L BF: 17 H: 5 R: 6 ER: 6 SO: 3 BB: 4 IBB: 0 HBP: 0 BLK: 0 WP: 0 HR: 0 S: 19 P: 35 ERA: 20.25 WHIP: 3.375 | | | | | | | | | | | | | | | PITCHER | | | | |

| Batter | 1 | 2 | 3 | 4 | 5 | 6 | 7 | 8 | 9 | AB | R | H | RBI | BB | SO | LOB | TOP |
|--|--|---------------------------------|------------------------------|---------------------------------|------------------------------|---------------------------------|------------------------------|---------------------------------|------------------------------|---------------------------------|------------------------------|---------------------------------|------------------------------|---------------------------------|----------------------------------|---|---|
| Johnny Temple, R OBP: 0.347, SLG: 0.337 (1, 4) | F9 | | F8 | | | | F9 | | | 4 | 0 | 1 | 0 | 0 | 0 | 1 | Cincinnati Redlegs @ Milwaukee Braves Milwaukee County Stadium, Milwaukee, WI Mon Aug 13 1956, 4:33 AM EDT Att: 38,580 - Unknown  |
| Frank Robinson, R OBP: 0.392, SLG: 0.545 (1, 7) | HR | | 1B | | | | 1B | FC3-6 1B | | 4 | 1 | 4 | 1 | 0 | 0 | 0 | |
| Gus Bell, L OBP: 0.353, SLG: 0.506 (1, 8) | 6-3 | | F8 | | | | 3-1 | FC3-6 1-2 | | 4 | 0 | 0 | 0 | 0 | 0 | 4 | |
| Ted Kluszewski, L OBP: 0.359, SLG: 0.533 (1, 3) | 1-3 | | F8 | | | | | F3 | | 4 | 0 | 0 | 0 | 0 | 0 | 2 | |
| Wally Post, R OBP: 0.291, SLG: 0.477 (1, 9) | | 5-3 | | | | | F7 | L8 | | 4 | 0 | 0 | 0 | 0 | 0 | 1 | |
| Ed Bailey, L OBP: 0.392, SLG: 0.553 (1, 2) | P6 | | | | | | F9 | | | 4 | 0 | 0 | 0 | 0 | 0 | 0 | |
| Alex Grammas, R OBP: 0.369, SLG: 0.333 (1, 5) | | 1B BB | | | | | F8 | FC4-6 1B | | 3 | 0 | 1 | 0 | 1 | 0 | 0 | |
| Roy McMillan, R OBP: 0.359, SLG: 0.364 (1, 6) | | | | | | | 6-4-3 | FC4-6 1-2 | | 3 | 0 | 1 | 0 | 0 | 0 | 1 | |
| Johnny Klippstein, R OBP: 0.151, SLG: 0.086 (7, PH) | | | | | | | | | | 2 | 0 | 0 | 0 | 0 | 0 | 3 | |
| Stan Davis, R OBP: 0.249, SLG: 0.462 (7, 1) | | | | | | | | | | 0 | 0 | 0 | 0 | 0 | 0 | 0 | |
| Art Fowler, R OBP: 0.229, SLG: 0.162 (8, 1) | | | | | | | | | | 0 | 0 | 0 | 0 | 0 | 0 | 0 | |
| Don Gross, L OBP: 0.185, SLG: 0.102 (8, 1) | | | | | | | | | | 0 | 0 | 0 | 0 | 0 | 0 | 0 | |
| Hal Jeffcoat, R OBP: 0.185, SLG: 0.102 (8, PH) | | | | | | | | | | 0 | 0 | 0 | 0 | 0 | 0 | 0 | |
| Ray Jablonski, R OBP: 0.128, SLG: 0.431 (8, PH) | | | | | | | | | | 1 | 0 | 0 | 0 | 0 | 0 | 1 | |
| Inning Stats | R: 1 E: 0 K: 0 S: 4 | H: 1 LOB: 0 BB: 0 P: 4 | R: 0 E: 0 K: 0 S: 4 | H: 1 LOB: 2 BB: 1 P: 8 | R: 0 E: 0 K: 0 S: 4 | H: 1 LOB: 1 BB: 0 P: 4 | R: 0 E: 0 K: 0 S: 3 | H: 0 LOB: 0 BB: 0 P: 3 | R: 0 E: 0 K: 0 S: 3 | H: 0 LOB: 1 BB: 1 P: 7 | R: 0 E: 0 K: 0 S: 4 | H: 1 LOB: 1 BB: 0 P: 4 | R: 0 E: 0 K: 0 S: 4 | H: 1 LOB: 1 BB: 0 P: 4 | 1B: 6 2B: 0 3B: 0 HR: 1 | SF: 0 SAC: 0 DP: 0 HBP: 1 | WP: 0 PA: 36 PB: 0 SB: 0 CS: 1 |
| PITCHER Taylor Phillips, L ERA: 1.21 (1, 1) | IP: 9.0 WLS: W BF: 36 H: 7 R: 1 ER: 1 SO: 0 BB: 2 IBB: 0 HBP: 1 BLK: 0 WP: 0 HR: 1 S: 33 P: 42 ERA: 1.00 WHIP: 1.000 | | | | | | | | | | | | | | | PITCHER IP: WLS: BF: H: R: ER: SO: BB: IBB: HBP: BLK: WP: HR: S: P: ERA: WHIP | |

| Batter | 1 | 2 | 3 | 4 | 5 | 6 | 7 | 8 | 9 | AB | R | H | RBI | BB | SO | LOB | BOTTOM |
|--|--|---------------------------------|------------------------------|----------------------------------|------------------------------|---------------------------------|------------------------------|----------------------------------|------------------------------|---------------------------------|------------------------------|----------------------------------|------------------------------|----------------------------------|----------------------------------|---|---|
| Danny O'Connell, R OBP: 0.361, SLG: 0.364 (1, 4) | F7 | | P4 | | | | | | | 5 | 0 | 1 | 2 | 0 | 0 | 0 | Cincinnati Redlegs @ Milwaukee Braves Milwaukee County Stadium, Milwaukee, WI Mon Aug 13 1956, 4:33 AM EDT Att: 38,580 - Unknown  |
| Johnny Logan, R OBP: 0.327, SLG: 0.421 (1, 6) | F7 | | K | | | | | 1B | | 4 | 0 | 0 | 0 | 1 | 1 | 2 | |
| Hank Aaron, R OBP: 0.379, SLG: 0.575 (1, 9) | P5 | | | | | | | | | 4 | 0 | 1 | 0 | 0 | 0 | 1 | |
| Eddie Mathews, L OBP: 0.361, SLG: 0.492 (1, 5) | | BB E FC1-2 1B | F8 | | | | | | | 3 | 0 | 1 | 0 | 1 | 0 | 1 | |
| Joe Adcock, R OBP: 0.354, SLG: 0.652 (8, PR) | | | | | | | | | | 4 | 1 | 1 | 0 | 0 | 0 | 3 | |
| Felix Mantilla, R OBP: 0.321, SLG: 0.370 (8, 3) | | | | | | | | | | 0 | 0 | 0 | 0 | 0 | 0 | 0 | |
| Frank Torre, L OBP: 0.295, SLG: 0.292 (9, 3) | | FC1-2 BB SF8 | | | | | | | | 0 | 0 | 0 | 0 | 0 | 0 | 0 | |
| Bobby Thomson, R OBP: 0.312, SLG: 0.440 (1, 7) | | FC1-2 BB | | | | | | 2B | | 2 | 2 | 1 | 0 | 2 | 0 | 1 | |
| Bill Bruton, L OBP: 0.321, SLG: 0.446 (1, 8) | FC1-2 | | | | | | | | | 3 | 0 | 0 | 0 | 0 | 1 | 6 | |
| Del Crandall, R OBP: 0.348, SLG: 0.509 (1, 2) | SF8 | | | | | | | | | 2 | 2 | 2 | 3 | 1 | 0 | 0 | |
| Taylor Phillips, L (1, 1) | K | | | | | | | | | 3 | 0 | 0 | 0 | 1 | 2 | 4 | |
| Inning Stats | R: 0 E: 0 K: 0 S: 3 | H: 0 LOB: 0 BB: 0 P: 3 | R: 1 E: 1 K: 1 S: 7 | H: 1 LOB: 2 BB: 1 P: 11 | R: 0 E: 0 K: 1 S: 6 | H: 1 LOB: 1 BB: 0 P: 6 | R: 0 E: 0 K: 1 S: 6 | H: 1 LOB: 2 BB: 1 P: 10 | R: 0 E: 0 K: 0 S: 3 | H: 0 LOB: 0 BB: 0 P: 3 | R: 2 E: 0 K: 0 S: 8 | H: 3 LOB: 2 BB: 1 P: 12 | R: 2 E: 0 K: 1 S: 8 | H: 3 LOB: 2 BB: 1 P: 12 | 1B: 4 2B: 2 3B: 0 HR: 1 | SF: 1 SAC: 1 DP: 0 HBP: 0 | WP: 0 PA: 38 PB: 0 SB: 0 CS: 0 |
| PITCHER Johnny Klippstein, R ERA: 3.96 (7, 1) | IP: 6.0 WLS: L BF: 28 H: 4 R: 3 ER: 2 SO: 3 BB: 4 IBB: 1 HBP: 0 BLK: 0 WP: 0 HR: 1 S: 29 P: 49 ERA: 3.00 WHIP: 1.333 | | | | | | | | | | | | | | | PITCHER IP: WLS: BF: H: R: ER: SO: BB: IBB: HBP: BLK: WP: HR: S: P: ERA: WHIP | |
| Art Fowler, R ERA: 4.21 (7, 1) | 1.2 | 7 | 2 | 2 | 2 | 1 | 0 | 0 | 0 | 0 | 0 | 9 | 9 | 10.80 | 1.200 | | |
| Don Gross, L ERA: 2.64 (8, 1) | 0.0 | 1 | 0 | 0 | 0 | 0 | 1 | 0 | 0 | 0 | 0 | 4 | 4 | ∞ | ∞ | | |
| Hal Jeffcoat, R ERA: 4.41 (8, 1) | 0.1 | 2 | 1 | 0 | 0 | 0 | 0 | 0 | 0 | 0 | 0 | 2 | 2 | 0.00 | 3.000 | | |

| Batter | 1 | 2 | 3 | 4 | 5 | 6 | 7 | 8 | 9 | AB | R | H | RBI | BB | SO | LOB | TOP | | | | | |
|--|--|---------------------------------|------------------------------|---------------------------------|------------------------------|---------------------------------|------------------------------|---------------------------------|------------------------------|---------------------------------|------------------------------|---------------------------------|------------------------------|---------------------------------|------------------------------|---------------------------------|--|---------------------------------|----------------------------------|------------------------------------|----------------------------------|--------|
| Danny O'Connell, R (1, 4) OBP: 0.360, SLG: 0.366 | L4 | | K | | | | 1-3 | | | 4 | 0 | 1 | 0 | 0 | 1 | 0 | Milwaukee Braves @ St. Louis Cardinals Sportsman's Park, St. Louis, MO Tue Aug 14 1956, 4:33 AM EDT Att: 20,862 - Unknown | | | | | |
| Johnny Logan, R (1, 6) OBP: 0.326, SLG: 0.422 | | | F8 | | | | 5-3 | | | 4 | 0 | 1 | 0 | 0 | 1 | 1 | | | | | | |
| Hank Aaron, R (1, 9) OBP: 0.378, SLG: 0.572 | F7 | | | | | | | | | 4 | 0 | 1 | 0 | 0 | 0 | 1 | | | | | | |
| Eddie Mathews, L (1, 5) OBP: 0.362, SLG: 0.495 | 4-3 | | | | | | | | | 4 | 2 | 2 | 0 | 0 | 0 | 1 | | | | | | |
| Joe Adcock, R (1, 3) OBP: 0.356, SLG: 0.653 | | | | | | | | | | 4 | 0 | 2 | 1 | 0 | 1 | 0 | | | | | | |
| Bobby Thomson, R (1, 7) OBP: 0.311, SLG: 0.437 | | | | | | | | | | 4 | 0 | 1 | 1 | 0 | 0 | 1 | | | | | | |
| Bill Bruton, L (1, 8) OBP: 0.323, SLG: 0.451 | | | | | | | | | | 3 | 0 | 1 | 0 | 1 | 1 | 2 | | | | | | |
| Del Rice, R (1, 2) OBP: 0.277, SLG: 0.348 (7, PH) | | | | | | | | | | 3 | 0 | 0 | 0 | 0 | 0 | 5 | | | | | | |
| Frank Torre, L (9, PH) OBP: 0.293, SLG: 0.290 | 6-3 | | | | | | | | | 1 | 0 | 0 | 0 | 0 | 0 | 0 | | | | | | |
| Bob Buhl, R (1, 1) OBP: 0.148, SLG: 0.170 (7, PH) | | | | | | | | | | 2 | 0 | 0 | 0 | 0 | 1 | 0 | | | | | | |
| Chuck Tanner, L (7, PH) OBP: 0.375, SLG: 0.405 | | | | | | | | | | 1 | 0 | 0 | 0 | 0 | 1 | 0 | | | | | | |
| Ray Crone, R (7, 1) OBP: 0.208, SLG: 0.116 | | | | | | | | | | 0 | 0 | 0 | 0 | 0 | 0 | 0 | | | | | | |
| Inning Stats | R: 0 E: 0 K: 0 S: 4 | H: 1 LOB: 1 BB: 0 P: 4 | R: 0 E: 0 K: 0 S: 4 | H: 1 LOB: 1 BB: 0 P: 4 | R: 0 E: 0 K: 2 S: 7 | H: 0 LOB: 0 BB: 0 P: 7 | R: 1 E: 0 K: 1 S: 8 | H: 4 LOB: 2 BB: 0 P: 8 | R: 0 E: 0 K: 1 S: 5 | H: 1 LOB: 0 BB: 0 P: 5 | R: 1 E: 0 K: 0 S: 5 | H: 2 LOB: 2 BB: 1 P: 9 | R: 0 E: 0 K: 1 S: 5 | H: 0 LOB: 0 BB: 0 P: 5 | R: 0 E: 0 K: 0 S: 3 | H: 0 LOB: 0 BB: 0 P: 3 | R: 0 E: 0 K: 0 S: 3 | H: 0 LOB: 0 BB: 0 P: 3 | 1B: 4 2B: 4 3B: 1 HR: 0 | SF: 0 SAC: 0 DP: 0 HBP: 0 | WP: 0 PB: 0 SB: 0 CS: 2 | PA: 35 |
| PITCHER Murry Dickson, R (1, 1) ERA: 3.54 | IP: 9.0 WLS: W BF: 35 H: 9 R: 2 ER: 2 SO: 6 BB: 0 IBB: 1 HBP: 0 BLK: 0 WP: 0 HR: 0 S: 46 P: 50 ERA: 2.00 WHIP: 1.000 | | | | | | | | | | | | | | | PITCHER | IP: 9.0 WLS: W BF: 35 H: 9 R: 2 ER: 2 SO: 6 BB: 0 IBB: 1 HBP: 0 BLK: 0 WP: 0 HR: 0 S: 46 P: 50 ERA: 2.00 WHIP: 1.000 | | | | | |

| Batter | 1 | 2 | 3 | 4 | 5 | 6 | 7 | 8 | 9 | AB | R | H | RBI | BB | SO | LOB | BOTTOM | | | | | |
|---|--|---------------------------------|------------------------------|---------------------------------|------------------------------|---------------------------------|------------------------------|---------------------------------|------------------------------|---------------------------------|------------------------------|---------------------------------|------------------------------|---------------------------------|------------------------------|--|---|---------------------------------|----------------------------------|------------------------------------|----------------------------------|--------|
| Don Blasingame, L (1, 4) OBP: 0.353, SLG: 0.324 | | | | | | | | | | 3 | 0 | 1 | 0 | 1 | 0 | 2 | Milwaukee Braves @ St. Louis Cardinals Sportsman's Park, St. Louis, MO Tue Aug 14 1956, 4:33 AM EDT Att: 20,862 - Unknown | | | | | |
| Alvin Dark, R (1, 6) OBP: 0.307, SLG: 0.369 | | | | | | | | | | 4 | 0 | 0 | 0 | 0 | 0 | 2 | | | | | | |
| Stan Musial, L (1, 3) OBP: 0.390, SLG: 0.541 | | | | | | | | | | 4 | 0 | 0 | 0 | 0 | 0 | 2 | | | | | | |
| Wally Moon, L (1, 9) OBP: 0.424, SLG: 0.519 | | | | | | | | | | 3 | 1 | 1 | 0 | 1 | 0 | 1 | | | | | | |
| Whitey Lockman, L (1, 7) OBP: 0.316, SLG: 0.306 | | | | | | | | | | 3 | 2 | 1 | 0 | 1 | 0 | 1 | | | | | | |
| Bobby Morgan, R (1, 5) OBP: 0.347, SLG: 0.375 | | | | | | | | | | 3 | 2 | 1 | 1 | 1 | 0 | 1 | | | | | | |
| Bobby Del Greco, R (1, 8) OBP: 0.307, SLG: 0.391 | | | | | | | | | | 2 | 0 | 0 | 0 | 0 | 0 | 1 | | | | | | |
| Rocky Nelson, L (6, PH) OBP: 0.267, SLG: 0.454 | | | | | | | | | | 1 | 1 | 1 | 2 | 0 | 0 | 0 | | | | | | |
| Charlie Peete, L (7, 8) OBP: 0.304, SLG: 0.327 | | | | | | | | | | 1 | 0 | 0 | 0 | 0 | 1 | 0 | | | | | | |
| Ray Katt, R (1, 2) OBP: 0.263, SLG: 0.399 | | | | | | | | | | 4 | 0 | 2 | 1 | 0 | 0 | 0 | | | | | | |
| Murry Dickson, R (1, 1) OBP: 0.217, SLG: 0.237 | | | | | | | | | | 4 | 0 | 1 | 0 | 0 | 0 | 1 | | | | | | |
| Inning Stats | R: 0 E: 0 K: 0 S: 3 | H: 0 LOB: 1 BB: 1 P: 7 | R: 1 E: 0 K: 0 S: 5 | H: 2 LOB: 2 BB: 1 P: 9 | R: 0 E: 0 K: 0 S: 3 | H: 0 LOB: 1 BB: 1 P: 7 | R: 0 E: 0 K: 0 S: 3 | H: 0 LOB: 0 BB: 0 P: 3 | R: 0 E: 0 K: 0 S: 4 | H: 1 LOB: 1 BB: 0 P: 4 | R: 2 E: 0 K: 0 S: 5 | H: 2 LOB: 1 BB: 1 P: 9 | R: 0 E: 0 K: 1 S: 3 | H: 0 LOB: 0 BB: 0 P: 3 | R: 3 E: 1 K: 1 S: 8 | H: 3 LOB: 0 BB: 0 P: 8 | R: 0 E: 0 K: 1 S: 8 | H: 0 LOB: 0 BB: 0 P: 8 | 1B: 6 2B: 1 3B: 0 HR: 1 | SF: 0 SAC: 0 DP: 0 HBP: 0 | WP: 0 PB: 0 SB: 0 CS: 0 | PA: 36 |
| PITCHER Bob Buhl, R (1, 1) ERA: 2.87 | IP: 6.0 WLS: L BF: 27 H: 5 R: 3 ER: 3 SO: 3 BB: 4 IBB: 0 HBP: 0 BLK: 0 WP: 0 HR: 1 S: 23 P: 39 ERA: 4.50 WHIP: 1.500 | | | | | | | | | | | | | | | PITCHER Ray Crone, R (7, 1) ERA: 3.89 | IP: 2.0 WLS: 9 BF: 3 H: 3 R: 3 ER: 1 SO: 1 BB: 0 IBB: 0 HBP: 0 BLK: 0 WP: 0 HR: 0 S: 11 P: 11 ERA: 4.50 WHIP: 1.500 | | | | | |

| | |
|-----|----|
| AB | 34 |
| R | 2 |
| H | 9 |
| RBI | 2 |
| BB | 1 |
| SO | 6 |
| LOB | 11 |



| | |
|-----|----|
| AB | 32 |
| R | 6 |
| H | 8 |
| RBI | 4 |
| BB | 4 |
| SO | 1 |
| LOB | 11 |



| Batter | 1 | 2 | 3 | 4 | 5 | 6 | 7 | 8 | 9 | AB | R | H | RBI | BB | SO | LOB | TOP | | | | | | | | | | | | | | | | | | | | | | |
|---|------------------------------|---------------------------------|------------------------------|---------------------------------|------------------------------|---------------------------------|------------------------------|---------------------------------|------------------------------|---------------------------------|------------------------------|---------------------------------|------------------------------|---------------------------------|------------------------------|---------------------------------|------------------------------|---------------------------------|----------------------------------|------------------------------------|-------------------------|--------|-----|-----|----|---|---|----|----|----|-----|-----|-----|----|----|---|------|-------|------|
| Danny O'Connell, R OBP: 0.361, SLG: 0.365 (1, 4) | L3 | | 6-3 | | 2B | | 1B | | F9 | 4 | 1 | 1 | 1 | 1 | 0 | 1 | | | | | | | | | | | | | | | | | | | | | | | |
| Johnny Logan, R OBP: 0.326, SLG: 0.425 (1, 6) | 2-3 | | | SH | 2B | | F5 | | | 4 | 1 | 2 | 1 | 0 | 0 | 1 | | | | | | | | | | | | | | | | | | | | | | | |
| Hank Aaron, R OBP: 0.380, SLG: 0.575 (1, 9) | | | | SH | 5-3 | | | | F7 | 3 | 1 | 2 | 0 | 0 | 0 | 1 | | | | | | | | | | | | | | | | | | | | | | | |
| Eddie Mathews, L OBP: 0.360, SLG: 0.491 (1, 5) | K | | | SH | | | F9 | | F7 | 3 | 0 | 0 | 0 | 0 | 1 | 2 | | | | | | | | | | | | | | | | | | | | | | | |
| Joe Adcock, R OBP: 0.351, SLG: 0.646 Frank Torre, L OBP: 0.293, SLG: 0.290 (1, 3) (8, 3) | | K | | SF7 | | | 6-3 | | 5-3 | 3 | 0 | 0 | 1 | 0 | 1 | 1 | | | | | | | | | | | | | | | | | | | | | | | |
| Bobby Thomson, R OBP: 0.308, SLG: 0.432 (1, 7) | 5-3 | | | F8 | | | 6-3 | | | 4 | 0 | 0 | 0 | 0 | 1 | 2 | | | | | | | | | | | | | | | | | | | | | | | |
| Bill Bruton, L OBP: 0.322, SLG: 0.448 (1, 8) | 4-3 | | | F7 | | | 4-3 | | F8 | 4 | 1 | 1 | 0 | 0 | 0 | 1 | | | | | | | | | | | | | | | | | | | | | | | |
| Del Crandall, R OBP: 0.348, SLG: 0.507 (1, 2) | | | 6-3 | | F9 | | SH1-4 | | | 3 | 0 | 1 | 0 | 0 | 0 | 0 | | | | | | | | | | | | | | | | | | | | | | | |
| Warren Spahn, L OBP: 0.200, SLG: 0.311 (1, 1) | | | K | | | | 4-3 | | SH1-3 | 3 | 0 | 1 | 0 | 0 | 1 | 1 | | | | | | | | | | | | | | | | | | | | | | | |
| Inning Stats | R: 0 E: 0 K: 1 S: 6 | H: 1 LOB: 1 BB: 0 P: 6 | R: 0 E: 0 K: 1 S: 5 | H: 0 LOB: 0 BB: 0 P: 5 | R: 0 E: 0 K: 1 S: 5 | H: 0 LOB: 0 BB: 0 P: 5 | R: 2 E: 2 K: 0 S: 6 | H: 1 LOB: 1 BB: 0 P: 6 | R: 1 E: 0 K: 0 S: 4 | H: 2 LOB: 1 BB: 1 P: 8 | R: 0 E: 0 K: 0 S: 3 | H: 0 LOB: 0 BB: 0 P: 3 | R: 1 E: 0 K: 0 S: 5 | H: 2 LOB: 1 BB: 0 P: 5 | R: 0 E: 0 K: 1 S: 6 | H: 1 LOB: 1 BB: 0 P: 6 | R: 0 E: 0 K: 0 S: 4 | H: 1 LOB: 1 BB: 0 P: 4 | 1B: 6 2B: 2 3B: 0 HR: 0 | SF: 1 SAC: 4 DP: 0 HBP: 0 | WP: 0 PB: 0 CS: 0 | PA: 37 | | | | | | | | | | | | | | | | | |
| PITCHER | IP | WLS | BF | H | R | ER | SO | BB | IBB | HBP | BLK | WP | HR | S | P | ERA | WHIP | PITCHER | | | | | IP | WLS | BF | H | R | ER | SO | BB | IBB | HBP | BLK | WP | HR | S | P | ERA | WHIP |
| Tom Poholsky, R ERA: 3.58 Larry Jackson, R ERA: 3.95 (1, 1) (9, 1) | 8.0 | L | 33 | 7 | 4 | 3 | 4 | 1 | 0 | 0 | 0 | 0 | 0 | 40 | 44 | 3.38 | 1.000 | | | | | | 1.0 | 4 | 1 | 0 | 0 | 0 | 0 | 0 | 0 | 0 | 0 | 0 | 0 | 0 | 0.00 | 1.000 | |

Milwaukee Braves @ St. Louis Cardinals
Sportsman's Park, St. Louis, MO
Wed Aug 15 1956, 4:33 AM EDT
Att: 22,665 - Unknown

AB 31
R 4
H 8
RBI 3
BB 1
SO 4
LOB 10



| Batter | 1 | 2 | 3 | 4 | 5 | 6 | 7 | 8 | 9 | AB | R | H | RBI | BB | SO | LOB | BOTTOM | | | | | | | | | | | | | | | | | | | | | | | | |
|---|------------------------------|---------------------------------|------------------------------|---------------------------------|------------------------------|---------------------------------|------------------------------|---------------------------------|------------------------------|---------------------------------|------------------------------|---------------------------------|------------------------------|---------------------------------|------------------------------|---------------------------------|----------------------------------|------------------------------------|-------------------------|--------|--|--|-----|-----|----|---|---|----|----|----|-----|-----|-----|----|----|---|---|-----|------|---|---|
| Don Blasingame, L OBP: 0.354, SLG: 0.326 (1, 4) | CS | | | | | G3 | | | | 4 | 0 | 2 | 0 | 0 | 0 | 0 | | | | | | | | | | | | | | | | | | | | | | | | | |
| Alvin Dark, R OBP: 0.305, SLG: 0.365 (1, 6) | L9 | | F9 | | | L8 | | | 6-3 | 4 | 0 | 0 | 0 | 0 | 0 | 2 | | | | | | | | | | | | | | | | | | | | | | | | | |
| Stan Musial, L OBP: 0.389, SLG: 0.537 (1, 3) | BB | | K | | | L9 | | | K | 3 | 0 | 0 | 0 | 1 | 2 | 1 | | | | | | | | | | | | | | | | | | | | | | | | | |
| Bobby Morgan, R OBP: 0.339, SLG: 0.364 (1, 5) | 5-3 | | | F8 | | F7 | | | | 3 | 0 | 0 | 0 | 0 | 0 | 1 | | | | | | | | | | | | | | | | | | | | | | | | | |
| Rip Repulski, R OBP: 0.351, SLG: 0.453 (1, 7) | | F9 | | F7 | | F8 | | | | 3 | 0 | 0 | 0 | 0 | 0 | 0 | | | | | | | | | | | | | | | | | | | | | | | | | |
| Wally Moon, L OBP: 0.424, SLG: 0.518 (1, 9) | | L1-3 | | F2 | | 3-1 | | | | 3 | 0 | 1 | 0 | 0 | 0 | 0 | | | | | | | | | | | | | | | | | | | | | | | | | |
| Bobby Del Greco, R OBP: 0.307, SLG: 0.390 (1, 8) | | L1-3 | | | L6 | | | G4-6-3 | | 3 | 0 | 1 | 0 | 0 | 0 | 1 | | | | | | | | | | | | | | | | | | | | | | | | | |
| Ray Katt, R OBP: 0.264, SLG: 0.417 (1, 2) | | | | | F9 | | | G4-6-3 | | 3 | 1 | 1 | 1 | 0 | 0 | 1 | | | | | | | | | | | | | | | | | | | | | | | | | |
| Tom Poholsky, R OBP: 0.224, SLG: 0.229 Hank Sauer, R OBP: 0.419, SLG: 0.430 Larry Jackson, R OBP: 0.200, SLG: 0.111 (1, 1) (8, PH) (9, 1) | | | HR | | 1-3 | | | G3 | | 2 | 0 | 0 | 0 | 0 | 0 | 0 | | | | | | | | | | | | | | | | | | | | | | | | | |
| Inning Stats | R: 0 E: 0 K: 0 S: 3 | H: 1 LOB: 1 BB: 1 P: 7 | R: 0 E: 0 K: 0 S: 3 | H: 1 LOB: 0 BB: 0 P: 3 | R: 1 E: 0 K: 1 S: 7 | H: 2 LOB: 1 BB: 0 P: 7 | R: 0 E: 0 K: 0 S: 3 | H: 0 LOB: 0 BB: 0 P: 3 | R: 0 E: 0 K: 0 S: 3 | H: 0 LOB: 0 BB: 0 P: 3 | R: 0 E: 0 K: 0 S: 3 | H: 0 LOB: 0 BB: 0 P: 3 | R: 0 E: 0 K: 0 S: 3 | H: 1 LOB: 0 BB: 0 P: 3 | R: 0 E: 0 K: 1 S: 5 | H: 0 LOB: 0 BB: 0 P: 5 | 1B: 4 2B: 1 3B: 0 HR: 1 | SF: 0 SAC: 0 DP: 2 HBP: 0 | WP: 0 PB: 0 CS: 1 | PA: 30 | | | | | | | | | | | | | | | | | | | | | |
| PITCHER | IP | WLS | BF | H | R | ER | SO | BB | IBB | HBP | BLK | WP | HR | S | P | ERA | WHIP | PITCHER | | | | | IP | WLS | BF | H | R | ER | SO | BB | IBB | HBP | BLK | WP | HR | S | P | ERA | WHIP | | |
| Warren Spahn, L ERA: 2.82 (1, 1) | 9.0 | W | 30 | 5 | 1 | 1 | 2 | 1 | 0 | 0 | 0 | 0 | 1 | 33 | 37 | 1.00 | 0.667 | | | | | | 9.0 | W | 30 | 5 | 1 | 1 | 1 | 2 | 1 | 0 | 0 | 0 | 0 | 0 | 0 | 0 | 0 | 0 | 0 |

Milwaukee Braves @ St. Louis Cardinals
Sportsman's Park, St. Louis, MO
Wed Aug 15 1956, 4:33 AM EDT
Att: 22,665 - Unknown

AB 29
R 1
H 5
RBI 1
BB 1
SO 2
LOB 6



| Batter | 1 | 2 | 3 | 4 | 5 | 6 | 7 | 8 | 9 | AB | R | H | RBI | BB | SO | LOB | TOP | | | | | | | | | | |
|---|------------------------------|---------------------------------|------------------------------|---------------------------------|------------------------------|---------------------------------|------------------------------|---------------------------------|------------------------------|---------------------------------|------------------------------|----------------------------------|------------------------------|---------------------------------|------------------------------|---------------------------------|----------------------------------|------------------------------------|----------------------------------|--------|--|--|--|--|--|--|--|
| Danny O'Connell, R OBP: 0.355, SLG: 0.361 (1, 4) | | | | | | | | | | 5 | 1 | 1 | 0 | 0 | 0 | 4 | | | | | | | | | | | |
| Johnny Logan, R OBP: 0.331, SLG: 0.431 (1, 6) | | | | | | | | | | 5 | 0 | 2 | 0 | 0 | 0 | 0 | | | | | | | | | | | |
| Hank Aaron, R OBP: 0.376, SLG: 0.564 (1, 9) | | | | | | | | | | 4 | 0 | 0 | 0 | 0 | 1 | 3 | | | | | | | | | | | |
| Eddie Mathews, L OBP: 0.365, SLG: 0.499 (1, 5) | | | | | | | | | | 3 | 0 | 1 | 1 | 0 | 0 | 1 | | | | | | | | | | | |
| Joe Adcock, R OBP: 0.350, SLG: 0.645 (1, 3) | | | | | | | | | | 4 | 1 | 1 | 1 | 0 | 0 | 3 | | | | | | | | | | | |
| Bobby Thomson, R OBP: 0.309, SLG: 0.425 (1, 7) | | | | | | | | | | 3 | 0 | 1 | 0 | 1 | 1 | 0 | | | | | | | | | | | |
| Bill Bruton, L OBP: 0.322, SLG: 0.445 (1, 8) | | | | | | | | | | 4 | 1 | 2 | 0 | 0 | 0 | 1 | | | | | | | | | | | |
| Toby Atwell, L OBP: 0.234, SLG: 0.310 (1, 2) | | | | | | | | | | 4 | 1 | 1 | 2 | 0 | 0 | 3 | | | | | | | | | | | |
| Ray Crone, R OBP: 0.296, SLG: 0.116 (1, 1) | | | | | | | | | | 0 | 0 | 0 | 0 | 0 | 0 | 0 | | | | | | | | | | | |
| Bob Buhl, R OBP: 0.145, SLG: 0.167 (3, 1) | | | | | | | | | | 1 | 0 | 0 | 0 | 0 | 0 | 0 | | | | | | | | | | | |
| Wes Covington, L OBP: 0.242, SLG: 0.347 (6, PH) | | | | | | | | | | 0 | 0 | 0 | 0 | 1 | 0 | 0 | | | | | | | | | | | |
| Gene Conley, R OBP: 0.187, SLG: 0.192 (6, PH) | | | | | | | | | | 0 | 0 | 0 | 0 | 0 | 0 | 0 | | | | | | | | | | | |
| Dave Jolly, R OBP: 0.307, SLG: 0.395 (6, PH) | | | | | | | | | | 1 | 0 | 0 | 0 | 0 | 0 | 0 | | | | | | | | | | | |
| Chuck Tanner, L OBP: 0.307, SLG: 0.395 (6, PH) | | | | | | | | | | 0 | 0 | 0 | 0 | 0 | 0 | 0 | | | | | | | | | | | |
| Inning Stats | R: 1 E: 0 K: 1 S: 7 | H: 2 LOB: 1 BB: 0 P: 7 | R: 0 E: 0 K: 0 S: 5 | H: 2 LOB: 2 BB: 0 P: 5 | R: 0 E: 0 K: 0 S: 3 | H: 0 LOB: 0 BB: 0 P: 3 | R: 3 E: 0 K: 0 S: 6 | H: 3 LOB: 0 BB: 0 P: 6 | R: 0 E: 0 K: 0 S: 4 | H: 1 LOB: 1 BB: 2 P: 4 | R: 0 E: 0 K: 0 S: 3 | H: 0 LOB: 2 BB: 2 P: 11 | R: 0 E: 0 K: 1 S: 5 | H: 0 LOB: 0 BB: 0 P: 5 | R: 0 E: 0 K: 0 S: 3 | H: 0 LOB: 0 BB: 0 P: 3 | 1B: 3 2B: 4 3B: 0 HR: 2 | SF: 1 SAC: 1 DP: 0 HBP: 0 | WP: 2 PB: 0 SB: 0 CS: 0 | PA: 38 | | | | | | | |
| PITCHER | IP | WLS | BF | H | R | ER | SO | BB | IBB | HBP | BLK | WP | HR | S | P | ERA | WHIP | | | | | | | | | | |
| Johnny Klippstein, R ERA: 4.02 Hal Jeffcoat, R ERA: 3.96 | (1, 1) (5, 1) | 4.0 W | 20 18 | 8 1 | 4 0 | 4 0 | 1 1 | 0 2 | 0 0 | 0 0 | 0 0 | 0 2 | 2 0 | 22 18 | 22 26 | 9.00 0.00 | 2.000 0.600 | | | | | | | | | | |

Milwaukee Braves @ Cincinnati Redlegs
Crosley Field, Cincinnati, OH
Sat Aug 18 1956, 3:33 AM EDT
Att: 21,472 - Unknown

AB 34
R 4
H 9
RBI 4
BB 2
SO 2
LOB 15



| Batter | 1 | 2 | 3 | 4 | 5 | 6 | 7 | 8 | 9 | AB | R | H | RBI | BB | SO | LOB | BOTTOM | | | | | | | | | | |
|--|--------------------------------------|---------------------------------|------------------------------|---------------------------------|------------------------------|---------------------------------|------------------------------|---------------------------------|------------------------------|---------------------------------|------------------------------|---------------------------------|------------------------------|---------------------------------|------------------------------|----------------------------------|----------------------------------|------------------------------------|----------------------------------|--------|--|--|--|--|--|--|--|
| Johnny Temple, R OBP: 0.344, SLG: 0.335 (1, 4) | | | | | | | | | | 5 | 0 | 0 | 0 | 0 | 0 | 2 | | | | | | | | | | | |
| Frank Robinson, R OBP: 0.389, SLG: 0.553 (1, 8) | | | | | | | | | | 4 | 3 | 2 | 4 | 1 | 0 | 0 | | | | | | | | | | | |
| Bob Thurman, L OBP: 0.374, SLG: 0.616 (1, 7) | | | | | | | | | | 5 | 4 | 4 | 4 | 0 | 0 | 0 | | | | | | | | | | | |
| Ted Kluszewski, L OBP: 0.372, SLG: 0.553 (1, 3) | | | | | | | | | | 4 | 3 | 3 | 3 | 1 | 0 | 0 | | | | | | | | | | | |
| Wally Post, R OBP: 0.295, SLG: 0.504 (1, 9) | | | | | | | | | | 5 | 1 | 3 | 1 | 0 | 0 | 0 | | | | | | | | | | | |
| Ed Bailey, L OBP: 0.387, SLG: 0.544 (1, 2) | | | | | | | | | | 5 | 0 | 1 | 0 | 0 | 0 | 2 | | | | | | | | | | | |
| Alex Grammas, R OBP: 0.302, SLG: 0.263 (1, 5) | | | | | | | | | | 3 | 1 | 0 | 1 | 0 | 1 | 0 | | | | | | | | | | | |
| Roy McMillan, R OBP: 0.359, SLG: 0.355 (1, 6) | | | | | | | | | | 3 | 1 | 1 | 0 | 1 | 1 | 2 | | | | | | | | | | | |
| Johnny Klippstein, R OBP: 0.141, SLG: 0.098 Hal Jeffcoat, R OBP: 0.168, SLG: 0.167 (1, 1) (5, 1) | | | | | | | | | | 2 | 0 | 0 | 0 | 0 | 1 | 2 | | | | | | | | | | | |
| Inning Stats | R: 0 E: 0 K: 0 S: 3 | H: 0 LOB: 0 BB: 0 P: 3 | R: 1 E: 0 K: 0 S: 6 | H: 3 LOB: 2 BB: 0 P: 6 | R: 4 E: 0 K: 0 S: 7 | H: 4 LOB: 0 BB: 0 P: 7 | R: 0 E: 0 K: 2 S: 7 | H: 0 LOB: 0 BB: 0 P: 7 | R: 1 E: 0 K: 0 S: 4 | H: 1 LOB: 0 BB: 0 P: 4 | R: 0 E: 0 K: 1 S: 5 | H: 0 LOB: 1 BB: 1 P: 9 | R: 3 E: 0 K: 0 S: 5 | H: 2 LOB: 0 BB: 1 P: 9 | R: 4 E: 1 K: 0 S: 8 | H: 4 LOB: 2 BB: 1 P: 12 | 1B: 5 2B: 1 3B: 0 HR: 8 | SF: 1 SAC: 1 DP: 0 HBP: 0 | WP: 0 PB: 0 SB: 0 CS: 0 | PA: 42 | | | | | | | |
| PITCHER | IP | WLS | BF | H | R | ER | SO | BB | IBB | HBP | BLK | WP | HR | S | P | ERA | WHIP | | | | | | | | | | |
| Ray Crone, R ERA: 4.09 Bob Buhl, R ERA: 2.54 Gene Conley, R ERA: 3.27 Dave Jolly, R ERA: 3.05 | (1, 1) (3, 1) (6, 1) (8, 1) | 2.1 2.2 2.2 0.1 | 13 10 16 3 | 6 2 5 1 | 4 2 7 0 | 4 2 3 0 | 0 2 3 0 | 0 0 2 1 | 0 0 0 0 | 0 0 0 0 | 0 0 0 0 | 0 0 0 0 | 0 2 4 0 | 2 14 16 2 | 13 14 24 6 | 6.75 15.43 10.12 0.00 | 2.571 0.750 2.625 6.000 | | | | | | | | | | |

Milwaukee Braves @ Cincinnati Redlegs
Crosley Field, Cincinnati, OH
Sat Aug 18 1956, 3:33 AM EDT
Att: 21,472 - Unknown

AB 37
R 13
H 14
RBI 13
BB 3
SO 3
LOB 9



| Batter | 1 | 2 | 3 | 4 | 5 | 6 | 7 | 8 | 9 | AB | R | H | RBI | BB | SO | LOB | TOP | | | | | | | | | | |
|---|------------------------------|----------------------------------|------------------------------|---------------------------------|------------------------------|---------------------------------|------------------------------|---------------------------------|------------------------------|----------------------------------|------------------------------|---------------------------------|------------------------------|---------------------------------|-------------------------------|----------------------------------|--|------------------------------|---------------------------------|----------------------------------|------------------------------------|----------------------------------|--------|--|--|--|--|
| Danny O'Connell, R OBP: 0.357, SLG: 0.361 (1,4) | | | | | | | | | | 3 | 0 | 1 | 0 | 1 | 2 | 0 | Milwaukee Braves @ Cincinnati Redlegs Crosley Field, Cincinnati, OH Sun Aug 19 1956, 3:33 AM EDT Att: 25,986 - Unknown livebaseballscorecards.com | | | | | | | | | | |
| Johnny Logan, R OBP: 0.330, SLG: 0.429 (1,6) | | | | | | | | | | 4 | 1 | 1 | 0 | 0 | 1 | 2 | | | | | | | | | | | |
| Hank Aaron, R OBP: 0.375, SLG: 0.568 (1,9) | | | | | | | | | | 4 | 1 | 1 | 2 | 0 | 0 | 2 | | | | | | | | | | | |
| Eddie Mathews, L OBP: 0.366, SLG: 0.505 (1,5) | | | | | | | | | | 3 | 1 | 1 | 1 | 1 | 1 | 1 | | | | | | | | | | | |
| Joe Adcock, R OBP: 0.346, SLG: 0.636 (1,3) Frank Torre, L OBP: 0.298, SLG: 0.295 (8,3) | | | | | | | | | | 4 | 0 | 0 | 0 | 0 | 2 | 2 | | | | | | | | | | | |
| Bobby Thomson, R OBP: 0.308, SLG: 0.423 (1,8) (6,7) | | | | | | | | | | 0 | 0 | 0 | 0 | 0 | 0 | 0 | | | | | | | | | | | |
| Andy Pafko, R OBP: 0.302, SLG: 0.309 (1,7) Bill Bruton, L OBP: 0.320, SLG: 0.442 (6,8) | | | | | | | | | | 1 | 0 | 0 | 0 | 0 | 0 | 0 | | | | | | | | | | | |
| Del Rice, R OBP: 0.276, SLG: 0.341 (1,2) | | | | | | | | | | 2 | 0 | 0 | 0 | 0 | 0 | 0 | | | | | | | | | | | |
| Warren Spahn, L OBP: 0.192, SLG: 0.299 (1,1) | | | | | | | | | | 3 | 0 | 0 | 0 | 1 | 0 | 1 | | | | | | | | | | | |
| | | | | | | | | | | 3 | 0 | 0 | 0 | 0 | 1 | 2 | | | | | | | | | | | |
| Inning Stats | R: 0 E: 0 K: 1 S: 6 | H: 1 LOB: 2 BB: 1 P: 10 | R: 0 E: 0 K: 0 S: 4 | H: 1 LOB: 1 BB: 0 P: 4 | R: 0 E: 1 K: 1 S: 6 | H: 0 LOB: 1 BB: 0 P: 6 | R: 0 E: 0 K: 0 S: 3 | H: 0 LOB: 0 BB: 0 P: 3 | R: 0 E: 0 K: 1 S: 4 | H: 0 LOB: 1 BB: 2 P: 12 | R: 1 E: 0 K: 0 S: 4 | H: 1 LOB: 0 BB: 0 P: 4 | R: 0 E: 0 K: 1 S: 5 | H: 0 LOB: 0 BB: 0 P: 5 | R: 2 E: 0 K: 3 S: 11 | H: 2 LOB: 0 BB: 0 P: 11 | | R: 0 E: 0 K: 1 S: 5 | H: 0 LOB: 0 BB: 0 P: 5 | 1B: 3 2B: 0 3B: 0 HR: 2 | SF: 0 SAC: 1 DP: 1 HBP: 0 | WP: 0 PB: 0 SB: 1 CS: 0 | PA: 35 | | | | |
| PITCHER | IP | WLS | BF | H | R | ER | SO | BB | IBB | HBP | BLK | WP | HR | S | P | ERA | WHIP | | | | | | | | | | |
| Joe Nuxhall, L ERA: 3.61 (1,1) | 0.0 | | 1 | 1 | 0 | 0 | 0 | 0 | 0 | 0 | 0 | 0 | 0 | 1 | 1 | ∞ | ∞ | | | | | | | | | | |
| Tom Acker, R ERA: 2.5 (1,1) | 8.0 | L | 31 | 4 | 3 | 3 | 7 | 3 | 0 | 0 | 0 | 0 | 2 | 42 | 54 | 3.38 | 0.875 | | | | | | | | | | |
| Hersh Freeman, R ERA: 3.96 (9,1) | 1.0 | | 3 | 0 | 0 | 0 | 1 | 0 | 0 | 0 | 0 | 0 | 0 | 5 | 5 | 0.00 | 0.000 | | | | | | | | | | |

| Batter | 1 | 2 | 3 | 4 | 5 | 6 | 7 | 8 | 9 | AB | R | H | RBI | BB | SO | LOB | BOTTOM | | | | | | | | | | |
|---|------------------------------|---------------------------------|------------------------------|---------------------------------|------------------------------|---------------------------------|------------------------------|----------------------------------|------------------------------|---------------------------------|------------------------------|---------------------------------|------------------------------|---------------------------------|------------------------------|---------------------------------|--|----------------------------------|------------------------------------|----------------------------------|--------|--|--|--|--|--|--|
| Johnny Temple, R OBP: 0.343, SLG: 0.334 (1,4) | | | | | | | | | | 4 | 0 | 1 | 0 | 0 | 0 | 1 | Milwaukee Braves @ Cincinnati Redlegs Crosley Field, Cincinnati, OH Sun Aug 19 1956, 3:33 AM EDT Att: 25,986 - Unknown livebaseballscorecards.com | | | | | | | | | | |
| Frank Robinson, R OBP: 0.386, SLG: 0.548 (1,8) | | | | | | | | | | 4 | 0 | 0 | 0 | 0 | 0 | 2 | | | | | | | | | | | |
| Bob Thurman, L OBP: 0.378, SLG: 0.612 (1,7) | | | | | | | | | | 4 | 0 | 2 | 0 | 0 | 1 | 0 | | | | | | | | | | | |
| Ted Kluszewski, L OBP: 0.373, SLG: 0.559 (1,3) | | | | | | | | | | 4 | 1 | 2 | 1 | 0 | 0 | 1 | | | | | | | | | | | |
| Wally Post, R OBP: 0.292, SLG: 0.499 (1,9) | | | | | | | | | | 4 | 0 | 0 | 0 | 0 | 0 | 2 | | | | | | | | | | | |
| Ed Bailey, L OBP: 0.388, SLG: 0.542 (1,2) | | | | | | | | | | 3 | 0 | 1 | 0 | 1 | 1 | 1 | | | | | | | | | | | |
| Alex Grammas, R OBP: 0.295, SLG: 0.256 (1,5) Stan Palys, R OBP: 0.333, SLG: 0.383 (7,PH) Rocky Bridges, R OBP: 0.385, SLG: 0.273 (8,5) | | | | | | | | | | 2 | 0 | 0 | 0 | 0 | 0 | 1 | | | | | | | | | | | |
| Roy McMillan, R OBP: 0.362, SLG: 0.356 (1,6) | | | | | | | | | | 1 | 0 | 0 | 0 | 0 | 0 | 1 | | | | | | | | | | | |
| Joe Nuxhall, L OBP: 0.204, SLG: 0.348 (1,1) Tom Acker, R (1,1) | | | | | | | | | | 0 | 0 | 0 | 0 | 0 | 0 | 0 | | | | | | | | | | | |
| Ray Jablonski, R OBP: 0.328, SLG: 0.431 (8,PH) Hal Jeffcoat, R OBP: 0.188, SLG: 0.167 (8,FR) Hersh Freeman, R (9,1) | | | | | | | | | | 1 | 0 | 1 | 0 | 0 | 0 | 0 | | | | | | | | | | | |
| | | | | | | | | | | 2 | 0 | 0 | 0 | 0 | 1 | 3 | | | | | | | | | | | |
| Inning Stats | R: 0 E: 0 K: 0 S: 3 | H: 0 LOB: 0 BB: 0 P: 3 | R: 0 E: 0 K: 0 S: 3 | H: 0 LOB: 0 BB: 0 P: 3 | R: 0 E: 0 K: 1 S: 5 | H: 1 LOB: 0 BB: 0 P: 5 | R: 0 E: 0 K: 1 S: 6 | H: 1 LOB: 2 BB: 2 P: 14 | R: 0 E: 0 K: 0 S: 4 | H: 1 LOB: 1 BB: 0 P: 4 | R: 0 E: 0 K: 0 S: 4 | H: 1 LOB: 1 BB: 0 P: 4 | R: 0 E: 0 K: 0 S: 3 | H: 1 LOB: 1 BB: 0 P: 3 | R: 0 E: 0 K: 1 S: 6 | H: 2 LOB: 1 BB: 0 P: 6 | | 1B: 7 2B: 0 3B: 0 HR: 1 | SF: 0 SAC: 0 DP: 4 HBP: 0 | WP: 0 PB: 0 SB: 0 CS: 0 | PA: 33 | | | | | | |
| PITCHER | IP | WLS | BF | H | R | ER | SO | BB | IBB | HBP | BLK | WP | HR | S | P | ERA | WHIP | | | | | | | | | | |
| Warren Spahn, L ERA: 2.74 (1,1) | 9.0 | W | 33 | 8 | 1 | 1 | 3 | 1 | 1 | 0 | 0 | 0 | 1 | 37 | 45 | 1.00 | 1.000 | | | | | | | | | | |


| Batter | 1 | 2 | 3 | 4 | 5 | 6 | 7 | 8 | 9 | AB | R | H | RBI | BB | SO | LOB | TOP | | | | | |
|--|---|---|--|---------------------------------|------------------------------|---------------------------------|------------------------------|---------------------------------|------------------------------|---------------------------------|------------------------------|---------------------------------|------------------------------|---------------------------------|------------------------------|---------------------------------|--|----------------------------------|------------------------------------|-------------------------|--------|--|
| Danny O'Connell, R OBP: 0.353, SLG: 0.357 (1, 4) | 0-0 4-3 | | 0-0 F5 | | 0-0 F8 | | | 0-0 L7 | | 4 | 0 | 0 | 0 | 0 | 0 | 0 | Milwaukee Braves @ Cincinnati Redlegs Crosley Field, Cincinnati, OH Mon Aug 20 1956, 3:33 AM EDT Att: 22,444 - Unknown | | | | | |
| Johnny Logan, R OBP: 0.330, SLG: 0.426 (1, 6) | 4-0 4-3 BB | | 0-0 L7 | | 0-3 K | | | 0-0 P5 | | 3 | 0 | 0 | 0 | 1 | 1 | 0 | | | | | | |
| Hank Aaron, R OBP: 0.376, SLG: 0.571 (1, 9) | 4-0 1-2 BB | | 0-0 HR | | 0-0 F7 | | | 0-0 6-3 | | 3 | 1 | 1 | 0 | 1 | 0 | 0 | | | | | | |
| Eddie Mathews, L OBP: 0.367, SLG: 0.512 (1, 5) | 0-0 4-3 | | 0-0 HR | | 0-0 6-3 | | | 0-0 SH1-4 | | 4 | 1 | 2 | 2 | 0 | 0 | 2 | | | | | | |
| Joe Adcock, R OBP: 0.346, SLG: 0.643 Frank Torre, L OBP: 0.298, SLG: 0.295 (1, 3) (6, 3) | 0-3 K | | 0-0 6-3 | | 0-0 HR | | | 0-0 SH1-4 | | 3 | 1 | 1 | 1 | 0 | 1 | 2 | | | | | | |
| Bobby Thomson, R OBP: 0.305, SLG: 0.418 (1, 7) | | 0-0 5-3 | | 0-0 4-3 | | | | 0-0 F9 | | 4 | 0 | 0 | 0 | 0 | 0 | 1 | | | | | | |
| Bill Bruton, L OBP: 0.317, SLG: 0.438 (1, 8) | | 0-3 K | | 0-0 F7 | | | | 0-0 1-3 | | 4 | 0 | 0 | 0 | 0 | 1 | 1 | | | | | | |
| Del Rice, R OBP: 0.284, SLG: 0.343 (1, 2) | | 4-0 BB | | 0-3 K | | | | 0-0 B1-4 | | 2 | 0 | 1 | 0 | 1 | 1 | 0 | | | | | | |
| Lew Burdette, R OBP: 0.219, SLG: 0.217 Warren Spahn, L OBP: 0.192, SLG: 0.299 (1, 1) (9, 1) | 0-0 4-3 | | | | 0-0 1-3 | | | 0-0 B1-4 | | 3 | 0 | 0 | 0 | 0 | 0 | 2 | | | | | | |
| Inning Stats | R: 0 E: 0 K: 1 S: 5 | H: 0 LOB: 2 BB: 2 P: 13 | R: 0 E: 0 K: 1 S: 5 | H: 0 LOB: 1 BB: 1 P: 9 | R: 2 E: 0 K: 0 S: 5 | H: 2 LOB: 0 BB: 0 P: 5 | R: 0 E: 0 K: 1 S: 5 | H: 0 LOB: 0 BB: 0 P: 5 | R: 0 E: 0 K: 0 S: 4 | H: 1 LOB: 0 BB: 0 P: 4 | R: 0 E: 0 K: 0 S: 3 | H: 1 LOB: 0 BB: 0 P: 3 | R: 0 E: 0 K: 0 S: 4 | H: 1 LOB: 1 BB: 0 P: 4 | R: 0 E: 0 K: 0 S: 3 | H: 1 LOB: 0 BB: 0 P: 4 | | 1B: 2 2B: 1 3B: 1 HR: 2 | SF: 0 SAC: 1 DP: 1 HBP: 0 | WP: 0 PB: 0 CS: 0 | PA: 34 | |
| PITCHER | IP WLS BF H R ER SO BB IBB HBP BLK WP HR S P ERA WHIP | 8.0 L 30 4 3 3 4 3 0 0 0 0 2 35 47 3.38 0.875 | 1.0 4 1 0 0 0 0 0 0 0 0 0 0 4 4 0.00 1.000 | | | | | | | | | | | | | | | | | | | |


| | |
|-----|----|
| AB | 30 |
| R | 3 |
| H | 5 |
| RBI | 3 |
| BB | 3 |
| SO | 4 |
| LOB | 8 |



| Batter | 1 | 2 | 3 | 4 | 5 | 6 | 7 | 8 | 9 | AB | R | H | RBI | BB | SO | LOB | BOTTOM | | | | |
|---|---|---|--|---------------------------------|------------------------------|---------------------------------|------------------------------|---------------------------------|------------------------------|---------------------------------|------------------------------|---------------------------------|------------------------------|---------------------------------|------------------------------|---------------------------------|--|----------------------------------|------------------------------------|-------------------------|--------|
| Johnny Temple, R OBP: 0.341, SLG: 0.331 (1, 4) | 0-0 5-3 | | 0-0 6-3 | | | 0-0 F7 | | 0-0 G5-4-3 | | 4 | 0 | 0 | 0 | 0 | 0 | 2 | Milwaukee Braves @ Cincinnati Redlegs Crosley Field, Cincinnati, OH Mon Aug 20 1956, 3:33 AM EDT Att: 22,444 - Unknown | | | | |
| Frank Robinson, R OBP: 0.387, SLG: 0.553 (1, 8) | 1-0 4-3 HBP | | 0-0 6-3 | | | 0-0 F7 | | | 0-0 HR | 3 | 1 | 1 | 1 | 0 | 0 | 1 | | | | | |
| Bob Thurman, L OBP: 0.374, SLG: 0.597 (1, 7) | 0-0 4-3 | | | 0-3 K | | 0-0 4-3 | | | 4-0 G3-6-1 | 3 | 0 | 0 | 0 | 1 | 1 | 1 | | | | | |
| Ted Kluszewski, L OBP: 0.370, SLG: 0.554 (1, 3) | 0-0 F6 | | | 0-0 4-3 | | | | 0-0 G3-6-1 | | 4 | 0 | 0 | 0 | 0 | 0 | 2 | | | | | |
| Wally Post, R OBP: 0.292, SLG: 0.496 (1, 9) | | 0-0 F9 | | 0-0 F7 | | | | 0-0 L4 | | 4 | 0 | 1 | 0 | 0 | 0 | 0 | | | | | |
| Ed Bailey, L OBP: 0.390, SLG: 0.543 (1, 2) | | 0-0 F7 | | | 4-0 1B BB | | | 0-0 2B | | 3 | 0 | 1 | 0 | 1 | 0 | 1 | | | | | |
| Alex Grammas, R OBP: 0.292, SLG: 0.253 Ray Jablonski, R OBP: 0.328, SLG: 0.429 (5, PH) (6, 5) | | 0-0 5-3 | | | 0-3 K | | | 0-0 L9 | | 1 | 0 | 0 | 0 | 0 | 0 | 0 | | | | | |
| Roy McMillan, R OBP: 0.364, SLG: 0.358 (1, 6) | | | 0-0 E5 | | 0-0 G5-4-3 | | | 0-0 FC3-6 | | 3 | 0 | 2 | 0 | 0 | 0 | 0 | | | | | |
| Brooks Lawrence, R OBP: 0.197, SLG: 0.230 Smoky Burgess, L OBP: 0.307, SLG: 0.416 Hersh Freeman, R (8, PH) (9, 1) | | | 0-3 K | | 0-0 G5-4-3 | | | 0-0 FC3-6 | | 2 | 0 | 0 | 0 | 0 | 1 | 3 | | | | | |
| Inning Stats | R: 0 E: 0 K: 0 S: 3 | H: 0 LOB: 1 BB: 0 P: 4 | R: 0 E: 0 K: 0 S: 3 | H: 0 LOB: 0 BB: 0 P: 3 | R: 0 E: 2 K: 1 S: 6 | H: 0 LOB: 1 BB: 0 P: 6 | R: 0 E: 0 K: 1 S: 5 | H: 0 LOB: 0 BB: 0 P: 5 | R: 0 E: 0 K: 0 S: 3 | H: 0 LOB: 0 BB: 0 P: 3 | R: 0 E: 0 K: 0 S: 4 | H: 1 LOB: 1 BB: 0 P: 4 | R: 0 E: 0 K: 0 S: 3 | H: 1 LOB: 0 BB: 0 P: 3 | R: 0 E: 0 K: 0 S: 4 | H: 2 LOB: 1 BB: 1 P: 8 | | 1B: 3 2B: 1 3B: 0 HR: 1 | SF: 0 SAC: 0 DP: 3 HBP: 1 | WP: 0 PB: 0 CS: 0 | PA: 33 |
| PITCHER | IP WLS BF H R ER SO BB IBB HBP BLK WP HR S P ERA WHIP | 8.2 W 32 5 1 1 3 2 0 1 0 0 1 35 44 1.04 0.808 | 0.1 S 1 0 0 0 0 0 0 0 0 0 0 1 1 0.00 0.000 | | | | | | | | | | | | | | | | | | |



| Batter | 1 | 2 | 3 | 4 | 5 | 6 | 7 | 8 | 9 | AB | R | H | RBI | BB | SO | LOB | TOP | | |
|---|--|-----------------------------------|------------------------------|---------------------------------|------------------------------|-----------------------------------|------------------------------|---------------------------------|------------------------------|---------------------------------|------------------------------|---------------------------------|------------------------------|---------------------------------|------------------------------|--|---|------------------------------------|--------------------------|
| Jackie Brandt, R OBP: 0.316, SLG: 0.492 (1, 9) | 0-0 5-3 | | 0-0 6-3 | | | 0-0 1B 1B | | 0-0 1-3 | | 4 | 1 | 1 | 0 | 0 | 0 | 0 | New York Giants @ Milwaukee Braves Milwaukee County Stadium, Milwaukee, WI Tue Aug 21 1956, 4:33 AM EDT Att: 17,326 - Unknown AB 32 R 3 H 8 RBI 2 BB 1 SO 0 LOB 10  | | |
| Red Schoendienst, S OBP: 0.361, SLG: 0.377 (1, 4) | 0-0 G3 | | 0-0 1B | | | 0-0 1B G3-6-1 | | 0-0 G3 | | 4 | 1 | 2 | 0 | 0 | 0 | 0 | | | |
| Willie Mays, R OBP: 0.364, SLG: 0.527 (1, 8) | 0-0 F8 | | 0-0 F7 | | | 0-0 G3-6-1 1-3 2-H 1B | | 0-0 6-3 | | 4 | 0 | 1 | 1 | 0 | 0 | 1 | | | |
| Dusty Rhodes, L OBP: 0.306, SLG: 0.415 (1, 7) | | 0-0 F6-4 BB 1B | | 0-0 F8 | | 0-0 G3-6-1 1-2 3-H | | 0-0 4-3 | | 4 | 0 | 1 | 0 | 0 | 0 | 1 | | | |
| Bill White, L OBP: 0.302, SLG: 0.449 (1, 3) | | 4-0 F6-4-5 BB 1-2 | | 0-0 F3 | | 0-0 F5 | | 0-0 SF7 3B | | 3 | 1 | 1 | 0 | 1 | 0 | 0 | | | |
| Bill Sarni, R OBP: 0.301, SLG: 0.400 (1, 2) | | 0-0 FC6-4-5 E 1-2 2-3 | | 0-0 5-3 | | | 0-0 F5 | | 0-0 SF7 | | 3 | 0 | 0 | 1 | 0 | 2 | | | |
| Foster Castleman, R OBP: 0.270, SLG: 0.429 (1, 5) | | 0-0 E5 1-3 | | | 0-0 FC6-4 1B | | 0-0 F8 | | 0-0 5-3 | | 4 | 0 | 1 | 0 | 0 | 1 | | | |
| Daryl Spencer, R OBP: 0.278, SLG: 0.380 (1, 6) | | 0-0 F7 | | | 0-0 FC6-4 G6-3 1-2 | | | | | 3 | 0 | 1 | 0 | 0 | 0 | 3 | | | |
| Ruben Gomez, R OBP: 0.250, SLG: 0.224 (5, PH) | | | 0-0 1-3 | | | 0-0 G6-3 1-2 | | | | 1 | 0 | 0 | 0 | 0 | 0 | 0 | | | |
| Don Mueller, L OBP: 0.271, SLG: 0.316 (5, PH) | | | | | | | | | | 1 | 0 | 0 | 0 | 0 | 0 | 1 | | | |
| Steve Ritzik, R OBP: 0.267, SLG: 0.267 (7, PH) | | | | | | | | | | 0 | 0 | 0 | 0 | 0 | 0 | 1 | | | |
| Hank Thompson, L OBP: 0.368, SLG: 0.448 (7, PH) | | | | | | | | | | 1 | 0 | 0 | 0 | 0 | 0 | 1 | | | |
| Hoyt Wilhelm, R OBP: 0.125, SLG: 0.125 (7, 1) | | | | | | | | | | 0 | 0 | 0 | 0 | 0 | 0 | 0 | | | |
| Inning Stats | R: 0 E: 0 K: 0 S: 3 | H: 0 LOB: 0 BB: 0 P: 3 | R: 0 E: 1 K: 0 S: 4 | H: 1 LOB: 2 BB: 1 P: 8 | R: 0 E: 0 K: 0 S: 4 | H: 1 LOB: 1 BB: 0 P: 4 | R: 0 E: 0 K: 0 S: 3 | H: 0 LOB: 0 BB: 0 P: 3 | R: 0 E: 0 K: 0 S: 5 | H: 3 LOB: 0 BB: 0 P: 5 | R: 0 E: 0 K: 0 S: 4 | H: 1 LOB: 1 BB: 0 P: 4 | R: 0 E: 0 K: 0 S: 3 | H: 0 LOB: 0 BB: 0 P: 3 | R: 1 E: 0 K: 0 S: 4 | H: 1 LOB: 0 BB: 0 P: 4 | 1B: 7 2B: 1 3B: 1 HR: 0 | SF: 1 SAC: 0 DP: 3 HBP: 0 | WP: 0 PA: 34 CS: 0 |
| PITCHER Bob Buhl, R ERA: 2.94 (1, 1) | IP: 9.0 WLS: W BF: 34 H: 8 R: 3 ER: 3 SO: 0 BB: 1 IBB: 0 HBP: 0 BLK: 0 WP: 0 HR: 0 S: 33 P: 37 ERA: 3.00 WHIP: 1.000 | | | | | | | | | | | | | | | PITCHER IP: 9.0 WLS: W BF: 34 H: 8 R: 3 ER: 3 SO: 0 BB: 1 IBB: 0 HBP: 0 BLK: 0 WP: 0 HR: 0 S: 33 P: 37 ERA: 3.00 WHIP: 1.000 | | | |

| Batter | 1 | 2 | 3 | 4 | 5 | 6 | 7 | 8 | 9 | AB | R | H | RBI | BB | SO | LOB | BOTTOM | | | |
|---|--|---------------------------------|------------------------------|---------------------------------|------------------------------|---------------------------------|------------------------------|---------------------------------|------------------------------|----------------------------------|------------------------------|---------------------------------|------------------------------|---------------------------------|------------------------------|---|---|----------------------------------|------------------------------------|--------------------------|
| Danny O'Connell, R OBP: 0.355, SLG: 0.357 (1, 4) | 0-0 4-3 | | 0-0 6-3 | | 4-0 SH1-4 BB | | 0-0 SH1-3 1B | | | 3 | 0 | 1 | 0 | 1 | 0 | 0 | New York Giants @ Milwaukee Braves Milwaukee County Stadium, Milwaukee, WI Tue Aug 21 1956, 4:33 AM EDT Att: 17,326 - Unknown AB 28 R 5 H 9 RBI 4 BB 3 SO 1 LOB 10  | | | |
| Johnny Logan, R OBP: 0.333, SLG: 0.429 (1, 6) | 0-0 1B HR | | 0-0 1B | | 0-0 SH1-4 1-2 | | 0-0 SH1-3 1-2 | | | 2 | 1 | 2 | 0 | 0 | 0 | 0 | | | | |
| Hank Aaron, R OBP: 0.377, SLG: 0.570 (1, 9) | 0-0 1-3 HR 1B | | 0-0 F5 | | 0-0 L4 | | 4-0 G4-6-3 BB | | | 3 | 1 | 1 | 0 | 1 | 0 | 2 | | | | |
| Eddie Mathews, L OBP: 0.368, SLG: 0.518 (1, 5) | 0-0 1-H 3-H HR | | 0-0 F7 | | 4-0 IBB | | 0-0 G4-6-3 1-2 | | | 3 | 1 | 1 | 3 | 1 | 0 | 3 | | | | |
| Joe Adcock, R OBP: 0.346, SLG: 0.643 (6, 3) | 0-0 F3 | | | 0-0 1B SF8 2B | 0-0 F5 | | | 0-0 G3 | | 3 | 1 | 1 | 0 | 0 | 0 | 2 | | | | |
| Frank Torre, L OBP: 0.296, SLG: 0.293 (6, 3) | | | | | | | | | | 1 | 0 | 0 | 0 | 0 | 0 | 0 | | | | |
| Bobby Thomson, R OBP: 0.307, SLG: 0.419 (1, 7) | 0-0 P4 | | | 0-0 5-3 1B 2-3 | | 0-0 1B E 1B | | 0-0 6-3 | | 4 | 1 | 2 | 0 | 0 | 0 | 0 | | | | |
| Bill Bruton, L OBP: 0.314, SLG: 0.434 (1, 8) | | 0-0 4-3 | | 0-0 SF8 3-H | | 0-0 F7 | | 0-3 K | | 3 | 0 | 0 | 1 | 0 | 1 | 1 | | | | |
| Toby Atwell, L OBP: 0.240, SLG: 0.311 (1, 2) | | 0-0 P6 | | 0-0 5-3 1-2 | | 0-0 E7 1-H 1B | | | | 3 | 0 | 1 | 0 | 0 | 0 | 1 | | | | |
| Bob Buhl, R OBP: 0.138, SLG: 0.158 (1, 1) | | 0-0 1-3 | | 0-0 6-3 | | 0-0 F9 | | | | 3 | 0 | 0 | 0 | 0 | 0 | 1 | | | | |
| Inning Stats | R: 3 E: 0 K: 0 S: 6 | H: 3 LOB: 0 BB: 0 P: 6 | R: 0 E: 0 K: 0 S: 3 | H: 0 LOB: 0 BB: 0 P: 3 | R: 0 E: 0 K: 0 S: 4 | H: 1 LOB: 1 BB: 0 P: 4 | R: 1 E: 0 K: 0 S: 5 | H: 2 LOB: 1 BB: 0 P: 5 | R: 0 E: 0 K: 0 S: 3 | H: 0 LOB: 2 BB: 2 P: 11 | R: 1 E: 1 K: 0 S: 4 | H: 2 LOB: 0 BB: 0 P: 4 | R: 0 E: 0 K: 0 S: 3 | H: 1 LOB: 1 BB: 1 P: 7 | R: 0 E: 0 K: 1 S: 5 | H: 0 LOB: 0 BB: 0 P: 5 | | 1B: 7 2B: 1 3B: 0 HR: 1 | SF: 1 SAC: 2 DP: 1 HBP: 0 | WP: 0 PA: 34 CS: 0 |
| PITCHER Ruben Gomez, R ERA: 4.84 (1, 1) | IP: 4.0 WLS: L BF: 18 H: 6 R: 4 ER: 4 SO: 0 BB: 0 IBB: 0 HBP: 0 BLK: 0 WP: 0 HR: 1 S: 18 P: 18 ERA: 9.00 WHIP: 1.500 | | | | | | | | | | | | | | | PITCHER Ruben Gomez, R ERA: 4.84 (1, 1) | | | | |
| Steve Ritzik, R ERA: 4.42 (5, 1) | IP: 2.0 WLS: 9 BF: 2 H: 1 R: 1 ER: 0 SO: 0 BB: 1 IBB: 0 HBP: 0 BLK: 0 WP: 0 HR: 0 S: 7 P: 15 ERA: 0.00 WHIP: 1.500 | | | | | | | | | | | | | | | Steve Ritzik, R ERA: 4.42 (5, 1) | | | | |
| Hoyt Wilhelm, R ERA: 3.25 (7, 1) | IP: 2.0 WLS: 7 BF: 1 H: 1 R: 0 ER: 0 SO: 1 BB: 0 IBB: 0 HBP: 0 BLK: 0 WP: 0 HR: 0 S: 8 P: 12 ERA: 0.00 WHIP: 1.000 | | | | | | | | | | | | | | | Hoyt Wilhelm, R ERA: 3.25 (7, 1) | | | | |

| Batter | 1 | 2 | 3 | 4 | 5 | 6 | 7 | 8 | 9 | AB | R | H | RBI | BB | SO | LOB | TOP | | | |
|---|---|---------------------------------|------------------------------|---------------------------------|------------------------------|---------------------------------|------------------------------|---------------------------------|------------------------------|---------------------------------|------------------------------|---------------------------------|------------------------------|---------------------------------|------------------------------|---------------------------------|---|------------------------------------|-------------------------|--------|
| Don Mueller, L (1, 9) OBP: 0.274, SLG: 0.318 | | | | | | | | | | 4 | 0 | 2 | 0 | 0 | 0 | 1 | New York Giants @ Milwaukee Braves Milwaukee County Stadium, Milwaukee, WI Tue Aug 21 1956, 4:38 AM EDT Att: 34,770 - Unknown | | | |
| Red Schoendienst, S (1, 4) OBP: 0.363, SLG: 0.378 | | | | | | | | | | 4 | 1 | 2 | 0 | 0 | 0 | 0 | | | | |
| Willie Mays, R (1, 8) OBP: 0.365, SLG: 0.526 | | | | | | | | | | 3 | 1 | 1 | 0 | 1 | 1 | 2 | | | | |
| Hank Thompson, L (1, 5) OBP: 0.360, SLG: 0.435 | | | | | | | | | | 4 | 0 | 0 | 0 | 0 | 0 | 5 | | | | |
| Bill White, L (1, 3) OBP: 0.304, SLG: 0.452 | | | | | | | | | | 4 | 0 | 2 | 2 | 0 | 0 | 2 | | | | |
| Dusty Rhodes, L (1, 7) OBP: 0.300, SLG: 0.407 | | | | | | | | | | 4 | 0 | 0 | 0 | 0 | 0 | 2 | | | | |
| Daryl Spencer, R (1, 6) OBP: 0.277, SLG: 0.379 | | | | | | | | | | 4 | 0 | 1 | 0 | 0 | 0 | 0 | | | | |
| Wes Westrum, R (1, 2) OBP: 0.358, SLG: 0.364 | | | | | | | | | | 4 | 0 | 2 | 0 | 0 | 0 | 1 | | | | |
| Joe Margoneri, L (1, 1) OBP: 0.105, SLG: 0.263 | | | | | | | | | | 2 | 0 | 0 | 0 | 0 | 1 | 2 | | | | |
| Jackie Brandt, R (7, PH) OBP: 0.315, SLG: 0.489 | | | | | | | | | | 1 | 0 | 0 | 0 | 0 | 0 | 0 | | | | |
| Max Surkont, R (7, 1) OBP: 0.270, SLG: 0.428 | | | | | | | | | | 0 | 0 | 0 | 0 | 0 | 0 | 0 | | | | |
| Foster Castleman, R (9, PH) OBP: 0.270, SLG: 0.428 | | | | | | | | | | 1 | 0 | 0 | 0 | 0 | 0 | 0 | | | | |
| Inning Stats | R: 0 E: 0 K: 0 S: 4 | H: 2 LOB: 2 BB: 1 P: 8 | R: 0 E: 0 K: 0 S: 4 | H: 1 LOB: 1 BB: 0 P: 4 | R: 2 E: 1 K: 0 S: 6 | H: 2 LOB: 1 BB: 0 P: 6 | R: 0 E: 0 K: 1 S: 6 | H: 1 LOB: 1 BB: 0 P: 6 | R: 0 E: 0 K: 0 S: 3 | H: 0 LOB: 0 BB: 0 P: 3 | R: 0 E: 0 K: 1 S: 7 | H: 2 LOB: 2 BB: 0 P: 7 | R: 0 E: 0 K: 0 S: 3 | H: 0 LOB: 0 BB: 0 P: 3 | R: 0 E: 0 K: 0 S: 3 | H: 1 LOB: 0 BB: 0 P: 3 | 1B: 8 2B: 2 3B: 0 HR: 0 | SF: 0 SAC: 0 DP: 3 HBP: 0 | WP: 1 PB: 0 CS: 0 | PA: 36 |
| PITCHER Gene Conley, R (1, 1) ERA: 3.04 | IP: 9.0 WLS: W BF: 36 H: 10 R: 2 ER: 0 SO: 2 BB: 1 IBB: 0 HBP: 0 BLK: 0 WP: 1 HR: 0 S: 39 P: 43 ERA: 0.00 WHIP: 1.222 | | | | | | | | | | | | | | | PITCHER | | | | |

| | |
|-----|----|
| AB | 35 |
| R | 2 |
| H | 10 |
| RBI | 2 |
| BB | 1 |
| SO | 2 |
| LOB | 15 |



| Batter | 1 | 2 | 3 | 4 | 5 | 6 | 7 | 8 | 9 | AB | R | H | RBI | BB | SO | LOB | BOTTOM | | | |
|--|--|---------------------------------|------------------------------|---------------------------------|------------------------------|---------------------------------|------------------------------|---------------------------------|------------------------------|----------------------------------|------------------------------|---------------------------------|------------------------------|---------------------------------|------------------------------|----------------------------------|---|------------------------------------|-------------------------|--------|
| Danny O'Connell, R (1, 4) OBP: 0.351, SLG: 0.352 | | | | | | | | | | 5 | 0 | 0 | 0 | 0 | 0 | 2 | New York Giants @ Milwaukee Braves Milwaukee County Stadium, Milwaukee, WI Tue Aug 21 1956, 4:38 AM EDT Att: 34,770 - Unknown | | | |
| Johnny Logan, R (1, 6) OBP: 0.332, SLG: 0.427 | | | | | | | | | | 4 | 1 | 1 | 0 | 0 | 1 | 0 | | | | |
| Hank Aaron, R (1, 9) OBP: 0.378, SLG: 0.570 | | | | | | | | | | 3 | 0 | 1 | 1 | 1 | 0 | 0 | | | | |
| Eddie Mathews, L (1, 5) OBP: 0.369, SLG: 0.523 | | | | | | | | | | 4 | 1 | 2 | 0 | 0 | 1 | 1 | | | | |
| Joe Adcock, R (1, 3) OBP: 0.348, SLG: 0.650 | | | | | | | | | | 3 | 1 | 1 | 1 | 1 | 0 | 3 | | | | |
| Frank Torre, L (9, 3) OBP: 0.296, SLG: 0.293 | | | | | | | | | | 0 | 0 | 0 | 0 | 0 | 0 | 0 | | | | |
| Bobby Thomson, R (1, 8) OBP: 0.306, SLG: 0.416 | | | | | | | | | | 3 | 1 | 0 | 0 | 1 | 1 | 2 | | | | |
| Andy Pafko, R (1, 7) OBP: 0.318, SLG: 0.328 | | | | | | | | | | 3 | 1 | 2 | 0 | 0 | 0 | 0 | | | | |
| Bill Bruton, L (8, 8) OBP: 0.313, SLG: 0.433 | | | | | | | | | | 1 | 0 | 0 | 1 | 0 | 0 | 1 | | | | |
| Del Rice, R (1, 2) OBP: 0.296, SLG: 0.379 | | | | | | | | | | 3 | 1 | 2 | 2 | 1 | 0 | 1 | | | | |
| Gene Conley, R (1, 1) OBP: 0.184, SLG: 0.189 | | | | | | | | | | 4 | 0 | 1 | 1 | 0 | 0 | 1 | | | | |
| Inning Stats | R: 0 E: 0 K: 1 S: 5 | H: 0 LOB: 0 BB: 0 P: 5 | R: 3 E: 0 K: 1 S: 8 | H: 3 LOB: 0 BB: 0 P: 8 | R: 0 E: 0 K: 0 S: 4 | H: 1 LOB: 1 BB: 0 P: 4 | R: 0 E: 0 K: 0 S: 4 | H: 1 LOB: 1 BB: 0 P: 4 | R: 1 E: 0 K: 1 S: 7 | H: 2 LOB: 2 BB: 1 P: 11 | R: 0 E: 0 K: 0 S: 3 | H: 1 LOB: 0 BB: 0 P: 3 | R: 0 E: 0 K: 0 S: 3 | H: 0 LOB: 0 BB: 0 P: 3 | R: 2 E: 1 K: 0 S: 5 | H: 2 LOB: 2 BB: 2 P: 13 | 1B: 5 2B: 2 3B: 1 HR: 2 | SF: 0 SAC: 0 DP: 1 HBP: 0 | WP: 0 PB: 0 CS: 0 | PA: 37 |
| PITCHER Joe Margoneri, L (1, 1) ERA: 2.93 | IP: 6.0 WLS: L BF: 27 H: 8 R: 4 ER: 4 SO: 3 BB: 1 IBB: 1 HBP: 0 BLK: 0 WP: 0 HR: 2 S: 31 P: 39 ERA: 6.00 WHIP: 1.500 | | | | | | | | | | | | | | | PITCHER | | | | |
| Max Surkont, R (7, 1) ERA: 8.35 | IP: 2.0 WLS: L BF: 10 H: 2 R: 2 ER: 2 SO: 0 BB: 1 IBB: 1 HBP: 0 BLK: 0 WP: 0 HR: 0 S: 8 P: 16 ERA: 9.00 WHIP: 1.500 | | | | | | | | | | | | | | | PITCHER | | | | |



| Batter | 1 | 2 | 3 | 4 | 5 | 6 | 7 | 8 | 9 | AB | R | H | RBI | BB | SO | LOB | TOP | | | |
|--|---|---------------------------------|------------------------------|---------------------------------|------------------------------|---------------------------------|------------------------------|---------------------------------|------------------------------|---------------------------------|------------------------------|---------------------------------|------------------------------|---------------------------------|------------------------------|---------------------------------|---|----------------------------------|------------------------------------|-------------------------|
| Foster Castelman, R OBP: 0.273, SLG: 0.432 (1, 5) | | | | | | | | | | 4 | 1 | 2 | 0 | 0 | 0 | 0 | New York Giants @ Milwaukee Braves Milwaukee County Stadium, Milwaukee, WI Wed Aug 22 1956, 4:33 AM EDT Att: 20,256 - Unknown | | | |
| Red Schoendienst, S OBP: 0.360, SLG: 0.375 (1, 4) | | | | | | | | | | 3 | 0 | 0 | 0 | 0 | 0 | 1 | | | | |
| Willie Mays, R OBP: 0.368, SLG: 0.526 (1, 8) | | | | | | | | | | 2 | 0 | 1 | 0 | 2 | 0 | 1 | | | | |
| Dusty Rhodes, L OBP: 0.301, SLG: 0.406 Don Mueller, L OBP: 0.273, SLG: 0.317 (6, 9) | | | | | | | | | | 3 | 0 | 1 | 1 | 0 | 0 | 1 | | | | |
| Jackie Brandt, R OBP: 0.314, SLG: 0.485 (6, 7) | | | | | | | | | | 4 | 1 | 1 | 0 | 0 | 0 | 3 | | | | |
| Bill White, L OBP: 0.304, SLG: 0.450 (1, 3) | | | | | | | | | | 4 | 0 | 1 | 0 | 0 | 1 | 0 | | | | |
| Bill Sami, R OBP: 0.351, SLG: 0.406 Wes Westrum, R OBP: 0.355, SLG: 0.360 (8, 2) | | | | | | | | | | 3 | 0 | 1 | 1 | 0 | 0 | 1 | | | | |
| Daryl Spencer, R OBP: 0.278, SLG: 0.376 (1, 6) | | | | | | | | | | 2 | 0 | 0 | 0 | 1 | 1 | 1 | | | | |
| Dick Littlefield, L OBP: 0.045, SLG: 0.045 Hoyt Wilhelm, R OBP: 0.125, SLG: 0.125 (8, 1) | | | | | | | | | | 3 | 0 | 0 | 0 | 0 | 0 | 2 | | | | |
| Inning Stats | R: 0 E: 0 K: 0 S: 2 | H: 0 LOB: 0 BB: 1 P: 6 | R: 1 E: 0 K: 1 S: 7 | H: 2 LOB: 1 BB: 0 P: 7 | R: 0 E: 0 K: 0 S: 3 | H: 0 LOB: 0 BB: 0 P: 3 | R: 0 E: 0 K: 0 S: 3 | H: 1 LOB: 0 BB: 0 P: 3 | R: 0 E: 0 K: 0 S: 5 | H: 2 LOB: 2 BB: 1 P: 9 | R: 0 E: 0 K: 0 S: 3 | H: 1 LOB: 1 BB: 1 P: 7 | R: 0 E: 0 K: 0 S: 4 | H: 1 LOB: 1 BB: 0 P: 4 | R: 0 E: 0 K: 1 S: 5 | H: 0 LOB: 0 BB: 0 P: 5 | | 1B: 5 2B: 1 3B: 1 HR: 0 | SF: 0 SAC: 1 DP: 1 HBP: 0 | WP: 0 PB: 0 CS: 1 |
| PITCHER | IP WLS BF H R ER SO BB IBB HBP BLK WP HR S P ERA WHIP | | | | | | | | | | | | | | | | | | | |
| Taylor Phillips, L ERA: 2.09 Bob Trowbridge, R ERA: 2.7 | (1, 1) (8, 1) | 7.0 L | 27 27 | 6 6 | 2 2 | 2 2 | 1 1 | 1 1 | 2 2 | 0 0 | 0 0 | 0 0 | 0 0 | 0 0 | 0 0 | 0 0 | 26 26 | 38 38 | 2.57 2.57 | 1.000 1.000 |


| Batter | 1 | 2 | 3 | 4 | 5 | 6 | 7 | 8 | 9 | AB | R | H | RBI | BB | SO | LOB | BOTTOM | | | | | |
|--|---|---------------------------------|------------------------------|---------------------------------|------------------------------|----------------------------------|------------------------------|---------------------------------|------------------------------|---------------------------------|------------------------------|---------------------------------|------------------------------|---------------------------------|------------------------------|---------------------------------|---|------------------------------|---------------------------------|----------------------------------|------------------------------------|-------------------------|
| Danny O'Connell, R OBP: 0.351, SLG: 0.352 Del Crandall, R OBP: 0.351, SLG: 0.500 Lew Burdette, R OBP: 0.219, SLG: 0.217 (1, 4) | | | | | | | | | | 3 | 0 | 1 | 0 | 0 | 0 | 3 | New York Giants @ Milwaukee Braves Milwaukee County Stadium, Milwaukee, WI Wed Aug 22 1956, 4:33 AM EDT Att: 20,256 - Unknown | | | | | |
| Johnny Logan, R OBP: 0.331, SLG: 0.426 (1, 6) | | | | | | | | | | 4 | 0 | 1 | 0 | 0 | 0 | 1 | | | | | | |
| Hank Aaron, R OBP: 0.377, SLG: 0.566 (1, 9) | | | | | | | | | | 3 | 0 | 0 | 0 | 1 | 0 | 2 | | | | | | |
| Eddie Mathews, L OBP: 0.366, SLG: 0.518 (1, 5) | | | | | | | | | | 4 | 0 | 0 | 0 | 0 | 1 | 2 | | | | | | |
| Joe Adcock, R OBP: 0.355, SLG: 0.659 Bill Bruton, L OBP: 0.313, SLG: 0.433 (8, PR) | | | | | | | | | | 3 | 1 | 3 | 0 | 1 | 0 | 0 | | | | | | |
| Bobby Thomson, R OBP: 0.306, SLG: 0.414 (1, 8) | | | | | | | | | | 4 | 0 | 1 | 1 | 0 | 0 | 4 | | | | | | |
| Andy Pafko, R OBP: 0.345, SLG: 0.328 Wes Covington, L OBP: 0.341, SLG: 0.344 Frank Torre, L OBP: 0.296, SLG: 0.293 (1, 7) | | | | | | | | | | 3 | 0 | 1 | 0 | 0 | 1 | 1 | | | | | | |
| Del Rice, R OBP: 0.295, SLG: 0.375 (1, 2) | | | | | | | | | | 4 | 0 | 1 | 0 | 0 | 0 | 3 | | | | | | |
| Taylor Phillips, L ERA: 4.75 Felix Mantilla, R OBP: 0.345, SLG: 0.429 Bob Trowbridge, R OBP: 0.360, SLG: 0.386 (1, 1) | | | | | | | | | | 2 | 0 | 0 | 0 | 0 | 0 | 3 | | | | | | |
| Inning Stats | R: 0 E: 0 K: 0 S: 4 | H: 1 LOB: 1 BB: 0 P: 4 | R: 1 E: 0 K: 0 S: 6 | H: 3 LOB: 2 BB: 0 P: 6 | R: 0 E: 0 K: 1 S: 6 | H: 1 LOB: 1 BB: 0 P: 10 | R: 0 E: 0 K: 1 S: 6 | H: 1 LOB: 2 BB: 0 P: 6 | R: 0 E: 0 K: 0 S: 3 | H: 0 LOB: 0 BB: 0 P: 3 | R: 0 E: 0 K: 0 S: 4 | H: 2 LOB: 1 BB: 0 P: 4 | R: 0 E: 0 K: 0 S: 4 | H: 2 LOB: 2 BB: 0 P: 4 | R: 0 E: 0 K: 0 S: 3 | H: 0 LOB: 2 BB: 1 P: 7 | | R: 0 E: 0 K: 0 S: 4 | H: 1 LOB: 1 BB: 0 P: 4 | 1B: 7 2B: 3 3B: 0 HR: 0 | SF: 0 SAC: 2 DP: 0 HBP: 0 | WP: 0 PB: 2 CS: 0 |
| PITCHER | IP WLS BF H R ER SO BB IBB HBP BLK WP HR S P ERA WHIP | | | | | | | | | | | | | | | | | | | | | |
| Dick Littlefield, L ERA: 3.16 Hoyt Wilhelm, R ERA: 3.16 | (1, 1) (8, 1) | 7.0 W | 30 30 | 9 9 | 1 1 | 1 1 | 2 2 | 1 1 | 0 0 | 0 0 | 0 0 | 0 0 | 0 0 | 0 0 | 0 0 | 0 0 | 7 7 | 11 11 | 0.00 0.00 | 1.000 1.000 | | |


| | |
|-----|----|
| AB | 30 |
| R | 2 |
| H | 7 |
| RBI | 2 |
| BB | 3 |
| SO | 2 |
| LOB | 11 |



| | |
|-----|----|
| AB | 34 |
| R | 1 |
| H | 10 |
| RBI | 1 |
| BB | 2 |
| SO | 2 |
| LOB | 21 |



| Batter | 1 | 2 | 3 | 4 | 5 | 6 | 7 | 8 | 9 | AB | R | H | RBI | BB | SO | LOB | TOP | | | | |
|--|------------------------------|----------------------------------|------------------------------|---------------------------------|------------------------------|---------------------------------|------------------------------|---------------------------------|------------------------------|----------------------------------|------------------------------|----------------------------------|------------------------------|----------------------------------|------------------------------|---------------------------------|---|----------------------------------|----------------------------------|------------------------------------|--------------------------|
| Richie Ashburn, L OBP: 0.373, SLG: 0.388 (1, 8) | 0-3 K | | 0-0 5-3 | | 0-0 2B | 0-0 F5 | | | 0-0 G3 2B | 5 | 0 | 2 | 0 | 0 | 1 | 3 | Philadelphia Phillies @ Milwaukee Braves Milwaukee County Stadium, Milwaukee, WI Thu Aug 23 1956, 4:33 AM EDT Att: 25,493 - Unknown  | | | | |
| Mary Blaylock, L OBP: 0.340, SLG: 0.391 (1, 3) | 4-0 HR BB | | 0-0 6-3 | | 4-0 BB | | 0-3 K | | 0-0 G3 | 3 | 1 | 0 | 0 | 2 | 1 | 1 | | | | | |
| Willie Jones, R OBP: 0.389, SLG: 0.430 (1, 5) | 0-0 L6 | | | 0-0 WP HR 1B | 0-3 K | | 4-0 1B BB | | 4-0 BB | 3 | 1 | 1 | 0 | 2 | 1 | 3 | | | | | |
| Stan Lopata, R OBP: 0.372, SLG: 0.589 (1, 2) | 0-0 HR | | | 0-0 HR | | 0-0 5-3 | 0-0 F9 | | 0-3 K | 5 | 2 | 2 | 4 | 0 | 1 | 3 | | | | | |
| Del Ennis, R OBP: 0.287, SLG: 0.423 (1, 7) | 0-0 6-3 | | | 0-3 K | | 0-0 4-3 | | 0-0 1-2 1B | 0-0 G3 | 5 | 0 | 1 | 0 | 0 | 1 | 2 | | | | | |
| Jim Greengrass, R OBP: 0.314, SLG: 0.365 (1, 9) | | 4-0 G5-4-3 BB | | 0-0 L9 | | 0-0 1B 2B | | | | 3 | 1 | 1 | 0 | 1 | 1 | 2 | | | | | |
| Granny Hamner, R OBP: 0.276, SLG: 0.331 (1, 6) | | 0-0 F7 | | 0-0 F8 | | 0-0 1B BLK 1B 2-H | | 0-3 K | | 4 | 0 | 1 | 1 | 0 | 1 | 1 | | | | | |
| Ted Kazanski, R OBP: 0.254, SLG: 0.264 (1, 4) | | 0-0 G5-4-3 1-2 | | | 0-0 1-3 | 0-0 BB 1B | | 0-0 F5 | | 4 | 0 | 1 | 0 | 0 | 0 | 1 | | | | | |
| Curt Simmons, L OBP: 0.283, SLG: 0.284 (5, 1) | | | 0-3 K | | 0-0 6-3 | | 4-0 BB | | 0-0 4-3 | 2 | 0 | 0 | 0 | 0 | 0 | 0 | | | | | |
| Ben Flowers, R OBP: 0.345, SLG: 0.373 (5, 1) | | | | | | | | | | 0 | 0 | 0 | 0 | 0 | 0 | 0 | | | | | |
| Duane Pilette, R OBP: 0.345, SLG: 0.429 (6, PH) | | | | | | | | | | 0 | 0 | 0 | 0 | 0 | 0 | 0 | | | | | |
| Frank Baumholtz, L OBP: 0.345, SLG: 0.192 (6, PH) | | | | | | | | | | 0 | 0 | 0 | 0 | 0 | 0 | 0 | | | | | |
| Stu Miller, R OBP: 0.345, SLG: 0.332 (6, PH) | | | | | | | | | | 0 | 0 | 0 | 0 | 0 | 0 | 0 | | | | | |
| Solly Hemus, L OBP: 0.345, SLG: 0.800 (6, PH) | | | | | | | | | | 0 | 0 | 0 | 0 | 0 | 0 | 0 | | | | | |
| Ron Negray, R OBP: 0.267, SLG: 0.600 (8, 1) | | | | | | | | | | 0 | 0 | 0 | 0 | 0 | 0 | 0 | | | | | |
| Inning Stats | R: 2 E: 0 K: 1 S: 6 | H: 1 LOB: 0 BB: 1 P: 10 | R: 0 E: 0 K: 0 S: 2 | H: 0 LOB: 0 BB: 1 P: 6 | R: 0 E: 0 K: 1 S: 5 | H: 0 LOB: 0 BB: 0 P: 5 | R: 2 E: 0 K: 1 S: 7 | H: 2 LOB: 2 BB: 0 P: 7 | R: 0 E: 0 K: 1 S: 6 | H: 1 LOB: 2 BB: 1 P: 10 | R: 1 E: 0 K: 0 S: 6 | H: 3 LOB: 3 BB: 1 P: 10 | R: 0 E: 0 K: 2 S: 8 | H: 1 LOB: 2 BB: 1 P: 12 | R: 0 E: 0 K: 1 S: 5 | H: 0 LOB: 0 BB: 0 P: 5 | R: 0 E: 0 K: 1 S: 6 | H: 1 LOB: 2 BB: 1 P: 10 | 1B: 4 2B: 3 3B: 0 HR: 2 | SF: 0 SAC: 0 DP: 1 HBP: 0 | WP: 1 PA: 41 CS: 0 |
| PITCHER | IP | WLS | BF | H | R | ER | SO | BB | IBB | HBP | BLK | WP | HR | S | P | ERA | WHIP | | | | |
| Ray Crone, R ERA: 4.24 (1, 1) | 5.2 | W | 27 | 7 | 5 | 5 | 4 | 4 | 0 | 0 | 1 | 1 | 2 | 31 | 47 | 7.94 | 1.941 | | | | |
| Ernie Johnson, R ERA: 3.92 (6, 1) | 3.1 | S | 14 | 2 | 0 | 0 | 4 | 2 | 0 | 0 | 0 | 0 | 0 | 20 | 28 | 0.00 | 1.200 | | | | |


| Batter | 1 | 2 | 3 | 4 | 5 | 6 | 7 | 8 | 9 | AB | R | H | RBI | BB | SO | LOB | BOTTOM | | | | |
|---|------------------------------|---------------------------------|------------------------------|---------------------------------|------------------------------|----------------------------------|------------------------------|----------------------------------|-------------------------------|----------------------------------|------------------------------|---------------------------------|------------------------------|---------------------------------|------------------------------|---------------------------------|---|------------------------------------|--------------------------|--|--|
| Danny O'Connell, R OBP: 0.351, SLG: 0.351 (1, 4) | 0-0 6-3 | | 0-0 L9 | 4-0 1-2 BB | 0-0 HR 1B | | 0-0 F2 | | | 4 | 1 | 1 | 1 | 1 | 0 | 3 | Philadelphia Phillies @ Milwaukee Braves Milwaukee County Stadium, Milwaukee, WI Thu Aug 23 1956, 4:33 AM EDT Att: 25,493 - Unknown  | | | | |
| Johnny Logan, R OBP: 0.332, SLG: 0.431 (1, 6) | 0-3 K | | 0-0 F3 | 0-0 F9 | 0-0 HR | | 1-0 HBP | | | 4 | 1 | 1 | 2 | 0 | 1 | 4 | | | | | |
| Felix Mantilla, R OBP: 0.345, SLG: 0.429 (7, PR) (8, 6) | | | | | | | 1-2 HBP | | | 0 | 0 | 0 | 0 | 0 | 0 | 0 | | | | | |
| Hank Aaron, R OBP: 0.378, SLG: 0.571 (1, 9) | 0-0 F8 | | | 0-0 1B HR 1B | 0-0 HR K | | 0-3 K | | | 5 | 2 | 2 | 1 | 0 | 2 | 2 | | | | | |
| Joe Adcock, R OBP: 0.358, SLG: 0.658 (1, 3) | | 0-3 K | | 0-0 1B HR 1B | 4-0 SH1-4 BB | 0-0 6-3 | | 0-3 K | | 2 | 2 | 1 | 0 | 1 | 1 | 0 | | | | | |
| Frank Torre, L OBP: 0.292, SLG: 0.289 (6, 3) | | | | 1-2 HR 1B | 0-0 SH1-4 BB | | | | | 2 | 0 | 0 | 0 | 0 | 1 | 0 | | | | | |
| Eddie Mathews, L OBP: 0.367, SLG: 0.518 (1, 5) | 0-0 P6 | | | 0-0 HR 1B | 0-0 SH1-4 BB | 0-0 1B | | 0-0 L9 | | 4 | 1 | 2 | 0 | 0 | 0 | 0 | | | | | |
| Bobby Thomson, R OBP: 0.309, SLG: 0.423 (1, 7) | 0-0 6-3 | | | 0-0 HR 1B | 4-0 E 1B IBB | 0-0 P5 | | 0-0 1B | | 4 | 2 | 2 | 4 | 1 | 0 | 1 | | | | | |
| Bill Bruton, L OBP: 0.310, SLG: 0.428 (1, 8) | | | 0-3 K | 0-0 F7 | 0-0 F6 | 0-3 K | | 0-0 6-3 | | 5 | 0 | 0 | 0 | 0 | 2 | 4 | | | | | |
| Del Rice, R OBP: 0.300, SLG: 0.374 (1, 2) | | | 4-0 BB BB | 0-0 5-3 | 0-0 E8 2B 1B | | 0-3 K | | | 3 | 1 | 1 | 1 | 1 | 1 | 0 | | | | | |
| Ray Crone, R OBP: 0.255, SLG: 0.159 (1, 1) | | | | 4-0 BB BB | 4-0 BB BB | 0-0 HBP 1B | | | | 1 | 1 | 1 | 1 | 2 | 0 | 0 | | | | | |
| Ernie Johnson, R OBP: 0.333, SLG: 0.333 (6, 1) | | | | 1-2 BB | 0-0 BB BB | 2-H 1B 2B | | | | 1 | 0 | 1 | 0 | 0 | 0 | 0 | | | | | |
| Inning Stats | R: 0 E: 0 K: 1 S: 5 | H: 0 LOB: 0 BB: 0 P: 5 | R: 0 E: 0 K: 1 S: 5 | H: 0 LOB: 0 BB: 0 P: 5 | R: 0 E: 0 K: 1 S: 5 | H: 0 LOB: 2 BB: 2 P: 13 | R: 4 E: 0 K: 0 S: 7 | H: 4 LOB: 2 BB: 2 P: 15 | R: 7 E: 1 K: 1 S: 10 | H: 5 LOB: 0 BB: 2 P: 18 | R: 0 E: 0 K: 1 S: 6 | H: 1 LOB: 1 BB: 0 P: 6 | R: 0 E: 0 K: 2 S: 8 | H: 1 LOB: 2 BB: 0 P: 9 | R: 0 E: 0 K: 1 S: 6 | H: 1 LOB: 1 BB: 0 P: 6 | 1B: 8 2B: 1 3B: 0 HR: 3 | SF: 0 SAC: 1 DP: 0 HBP: 1 | WP: 0 PA: 43 CS: 0 | | |
| PITCHER | IP | WLS | BF | H | R | ER | SO | BB | IBB | HBP | BLK | WP | HR | S | P | ERA | WHIP | | | | |
| Curt Simmons, L ERA: 3.37 (1, 1) | 4.2 | L | 26 | 6 | 8 | 8 | 3 | 5 | 0 | 0 | 0 | 0 | 1 | 3 | 3 | ∞ | ∞ | | | | |
| Ben Flowers, R ERA: 7.32 (5, 1) | 0.0 | | 3 | 3 | 3 | 3 | 0 | 0 | 0 | 0 | 0 | 0 | 0 | 3 | 3 | 0.00 | 0.000 | | | | |
| Duane Pilette, R ERA: 3.57 (5, 1) | 0.1 | | 1 | 0 | 0 | 0 | 1 | 0 | 0 | 0 | 0 | 0 | 0 | 3 | 3 | 0.00 | 0.000 | | | | |
| Stu Miller, R ERA: 4.55 (6, 1) | 2.0 | | 9 | 2 | 0 | 0 | 3 | 0 | 0 | 1 | 0 | 0 | 0 | 14 | 15 | 0.00 | 1.000 | | | | |
| Ron Negray, R ERA: 4.53 (8, 1) | 1.0 | | 4 | 1 | 0 | 0 | 1 | 0 | 0 | 0 | 0 | 0 | 0 | 6 | 6 | 0.00 | 1.000 | | | | |


| Batter | 1 | 2 | 3 | 4 | 5 | 6 | 7 | 8 | 9 | AB | R | H | RBI | BB | SO | LOB | TOP | | | |
|--|--|---------------------------------|------------------------------|---------------------------------|------------------------------|---------------------------------|------------------------------|---------------------------------|------------------------------|---------------------------------|------------------------------|---------------------------------|------------------------------|---------------------------------|------------------------------|---------------------------------|---|------------------------------------|----------------------------------|--------|
| Richie Ashburn, L OBP: 0.374, SLG: 0.388 (1, 8) | F7 | | | FC5-4 1B | | F7 | | | 1B BB | 3 | 1 | 1 | 0 | 1 | 0 | 1 | Philadelphia Phillies @ Milwaukee Braves Milwaukee County Stadium, Milwaukee, WI Fri Aug 24 1956, 4:33 AM EDT Att: 31,774 - Unknown livebaseballscorecards.com | | | |
| Granny Hamner, R OBP: 0.275, SLG: 0.331 (1, 6) | F9 | | | F9 | | FC6-4 1-2 | | | 1B 1-2 | 4 | 0 | 1 | 0 | 0 | 0 | 2 | | | | |
| Willie Jones, R OBP: 0.388, SLG: 0.428 (1, 5) | P3 | | | FC5-4 1-2 | | F7 | | | 1B 1-2 2-H | 4 | 0 | 1 | 1 | 0 | 0 | 1 | | | | |
| Stan Lopata, R OBP: 0.369, SLG: 0.583 (1, 3) | | 6-3 | | F2 | | F7 | | | F8 | 4 | 0 | 0 | 0 | 0 | 0 | 3 | | | | |
| Del Ennis, R OBP: 0.287, SLG: 0.424 (1, 7) | | K | | | 6-3 | | | | 4-3 | 4 | 0 | 1 | 0 | 0 | 1 | 2 | | | | |
| Jim Greengrass, R OBP: 0.308, SLG: 0.359 (1, 9) | | 1-3 | | | F8 | | | | 2B 1-2 | 3 | 0 | 0 | 0 | 0 | 0 | 1 | | | | |
| Andy Seminick, R OBP: 0.335, SLG: 0.379 (1, 2) | | | | | P6 | | | | P3 | 2 | 0 | 0 | 0 | 1 | 0 | 0 | | | | |
| Ted Kazanski, R OBP: 0.252, SLG: 0.262 (1, 4) | | | | | P3 | | | | P5 | 3 | 0 | 0 | 0 | 0 | 0 | 1 | | | | |
| Robin Roberts, S OBP: 0.296, SLG: 0.347 Duane Pilette, R (7, 1) | | | | | G4-6-3 BB | | | | K2-3 | 2 | 0 | 1 | 0 | 0 | 0 | 1 | | | | |
| Roy Smalley, R OBP: 0.333, SLG: 0.310 Stu Miller, R OBP: 0.353, SLG: 0.192 (8, PH) (8, 1) | | | | | G4-6-3 1-2 | | | | FC6-4 1B | 0 | 0 | 0 | 0 | 0 | 0 | 0 | | | | |
| Inning Stats | R: 0 E: 0 K: 0 S: 3 | H: 0 LOB: 0 BB: 0 P: 3 | R: 0 E: 0 K: 1 S: 5 | H: 0 LOB: 0 BB: 0 P: 5 | R: 0 E: 0 K: 0 S: 2 | H: 0 LOB: 0 BB: 1 P: 6 | R: 0 E: 0 K: 0 S: 4 | H: 1 LOB: 1 BB: 0 P: 4 | R: 0 E: 0 K: 0 S: 3 | H: 0 LOB: 0 BB: 0 P: 3 | R: 0 E: 0 K: 0 S: 4 | H: 1 LOB: 1 BB: 0 P: 4 | R: 0 E: 0 K: 1 S: 5 | H: 0 LOB: 0 BB: 0 P: 5 | R: 1 E: 0 K: 0 S: 4 | H: 2 LOB: 1 BB: 1 P: 8 | 1B: 4 2B: 2 3B: 0 HR: 0 | SF: 0 SAC: 0 DP: 2 HBP: 0 | WP: 0 PB: 0 SB: 0 CS: 0 | PA: 32 |
| PITCHER Warren Spahn, L ERA: 2.66 (1, 1) | IP: 9.0 WLS: W BF: 32 H: 5 R: 1 ER: 1 SO: 2 BB: 2 IBB: 0 HBP: 0 BLK: 0 WP: 0 HR: 0 S: 34 P: 42 ERA: 1.00 WHIP: 0.778 | | | | | | | | | | | | | | | PITCHER | | | | |

| Batter | 1 | 2 | 3 | 4 | 5 | 6 | 7 | 8 | 9 | AB | R | H | RBI | BB | SO | LOB | BOTTOM | |
|--|---|----------------------------------|------------------------------|---------------------------------|------------------------------|---------------------------------|------------------------------|---------------------------------|------------------------------|---------------------------------|------------------------------|---------------------------------|------------------------------|---------------------------------|----------------------------------|------------------------------------|---|----------------------------------|
| Danny O'Connell, R OBP: 0.350, SLG: 0.349 (1, 4) | F9 | F7 | | K | | | | FC5-4 1-2 | | 5 | 0 | 1 | 0 | 0 | 1 | 5 | Philadelphia Phillies @ Milwaukee Braves Milwaukee County Stadium, Milwaukee, WI Fri Aug 24 1956, 4:33 AM EDT Att: 31,774 - Unknown livebaseballscorecards.com | |
| Johnny Logan, R OBP: 0.332, SLG: 0.430 (1, 6) | F2 | | | E6 4-3 HR 1B | | B2-3 | | SH5-3 1-2 | | 3 | 1 | 1 | 0 | 0 | 0 | 0 | | |
| Hank Aaron, R OBP: 0.375, SLG: 0.566 (1, 9) | K | | | F2 | | F5 | | FC6-5 HR 2-3 | | 4 | 1 | 0 | 0 | 0 | 1 | 2 | | |
| Eddie Mathews, L OBP: 0.366, SLG: 0.522 (1, 5) | | 4-3 | | 4-3 | | K | | HR 1-H | | 4 | 1 | 1 | 2 | 0 | 1 | 1 | | |
| Joe Adcock, R OBP: 0.362, SLG: 0.672 Frank Torre, L OBP: 0.292, SLG: 0.289 (8, 3) (8, 3) | | E5 1B 1B | | HR | | | | 1B 2B | | 4 | 3 | 3 | 2 | 0 | 0 | 0 | | |
| Bobby Thomson, R OBP: 0.309, SLG: 0.421 (1, 7) | | K | | 6-3 | | | | 1B SH1-4 2-H | | 4 | 0 | 1 | 1 | 0 | 1 | 2 | | |
| Bill Bruton, L OBP: 0.310, SLG: 0.427 (1, 8) | | BB 1B 1-3 1B | | 4-3 | | SH1-4 1-2 | | 4-3 | | 3 | 0 | 1 | 0 | 0 | 0 | 0 | | |
| Del Rice, R OBP: 0.305, SLG: 0.377 (1, 2) | | BB 1-2 1B | | P4 | | 5-3 | | FC5-4 1B | | 4 | 0 | 2 | 1 | 0 | 0 | 1 | | |
| Warren Spahn, L OBP: 0.220, SLG: 0.325 (1, 1) | | BB 1-2 2-3 BB | | 2B | | 1B 2-H | | K | | 3 | 0 | 2 | 0 | 1 | 1 | 1 | | |
| Inning Stats | R: 0 E: 0 K: 1 S: 5 | H: 2 LOB: 3 BB: 1 P: 12 | R: 2 E: 1 K: 0 S: 5 | H: 2 LOB: 0 BB: 0 P: 5 | R: 0 E: 0 K: 1 S: 6 | H: 1 LOB: 0 BB: 0 P: 6 | R: 0 E: 0 K: 0 S: 5 | H: 3 LOB: 2 BB: 0 P: 5 | R: 2 E: 0 K: 0 S: 6 | H: 3 LOB: 1 BB: 0 P: 6 | R: 0 E: 0 K: 1 S: 6 | H: 1 LOB: 1 BB: 0 P: 6 | R: 2 E: 0 K: 1 S: 6 | H: 3 LOB: 1 BB: 0 P: 6 | 1B: 8 2B: 2 3B: 0 HR: 2 | SF: 0 SAC: 2 DP: 0 HBP: 0 | | WP: 0 PB: 0 SB: 1 CS: 0 |
| PITCHER Robin Roberts, R ERA: 4.66 Duane Pilette, R ERA: 3.5 Stu Miller, R ERA: 4.51 (1, 1) (7, 1) (8, 1) | IP: 6.2 WLS: L BF: 32 H: 11 R: 6 ER: 5 SO: 4 BB: 1 IBB: 0 HBP: 0 BLK: 0 WP: 0 HR: 2 S: 39 P: 43 ERA: 6.75 WHIP: 1.800 | | | | | | | | | | | | | | | PITCHER | | |

| Batter | 1 | 2 | 3 | 4 | 5 | 6 | 7 | 8 | 9 | AB | R | H | RBI | BB | SO | LOB | TOP | | | | | | | | | | |
|---|------------------------------|---------------------------------|------------------------------|---------------------------------|------------------------------|---------------------------------|-------------------------------|---------------------------------|------------------------------|---------------------------------|------------------------------|---------------------------------|------------------------------|----------------------------------|------------------------------|---------------------------------|---|------------------------------------|----------------------------------|--------|--|--|--|--|--|--|--|
| Richie Ashburn, L (1, 8) OBP: 0.376, SLG: 0.392 | E9 FC1-4 2B | | 4-3 1-3 1B | | 4-3 | | | 4-0 BB 1-2 BB | | 3 | 1 | 2 | 0 | 1 | 0 | 0 | Philadelphia Phillies @ Milwaukee Braves Milwaukee County Stadium, Milwaukee, WI Sat Aug 25 1956, 4:33 AM EDT Att: 29,826 - Unknown livebaseballscores.com | | | | | | | | | | |
| Solly Hemus, L (1, 4) OBP: 0.336, SLG: 0.311 | F4 | | 1-3 1-2 | | 4-3 | | 4-0 BB 1-2 2-3 BB | | 3 | 0 | 0 | 0 | 1 | 0 | 2 | | | | | | | | | | | | |
| Mary Blaylock, L (1, 3) OBP: 0.342, SLG: 0.392 | FC1-4 BB | | 4-3 2-3 | | 4-3 G6-4-3 1B | | 0-0 BB 3-H 0-3 BB | | 2 | 0 | 1 | 1 | 1 | 0 | 1 | | | | | | | | | | | | |
| Stan Lopata, R (1, 2) OBP: 0.366, SLG: 0.577 | FC1-4 2B | | 5-3 | | G6-4-3 1-2 | | 0-0 BB 0-3 BB | | 3 | 4 | 1 | 0 | 1 | 0 | 1 | | | | | | | | | | | | |
| Willie Jones, R (1, 5) OBP: 0.397, SLG: 0.429 | 2H 2B | | 5-3 | | 5-3 P6 | | 0-0 BB 0-0 BB | | 1 | 4 | 0 | 1 | 1 | 0 | 0 | | | | | | | | | | | | |
| Del Ennis, R (1, 7) OBP: 0.287, SLG: 0.421 | F9 | | 6-3 | | 5-3 | | 1-0 BB 0-0 BB | | 1 | 3 | 0 | 0 | 0 | 0 | 1 | | | | | | | | | | | | |
| Jim Greengrass, R (1, 9) OBP: 0.303, SLG: 0.351 | K | | P4 | | F9 | | 0-0 BB 0-0 BB | | 2 | 4 | 0 | 0 | 0 | 0 | 1 | | | | | | | | | | | | |
| Roy Smalley, R (1, 6) OBP: 0.330, SLG: 0.299 | 5-3 | | 1-3 | | F8 | | 4-0 BB FC1-6 BB | | 3 | 0 | 0 | 0 | 1 | 0 | 1 | | | | | | | | | | | | |
| Bob Miller, R (1, 1) OBP: 0.200, SLG: 0.143 | 5-3 | | 5-3 | | FC1-6 BB SF8 | | 0-0 BB 1-2 BB | | 1 | 3 | 1 | 0 | 0 | 0 | 1 | | | | | | | | | | | | |
| Inning Stats | R: 2 E: 2 K: 0 S: 5 | H: 2 LOB: 1 BB: 1 P: 9 | R: 0 E: 0 K: 1 S: 5 | H: 0 LOB: 0 BB: 0 P: 5 | R: 0 E: 0 K: 0 S: 4 | H: 1 LOB: 1 BB: 0 P: 4 | R: 0 E: 0 K: 0 S: 3 | H: 0 LOB: 0 BB: 0 P: 3 | R: 0 E: 0 K: 0 S: 3 | H: 1 LOB: 0 BB: 0 P: 3 | R: 0 E: 0 K: 0 S: 3 | H: 0 LOB: 0 BB: 0 P: 3 | R: 0 E: 0 K: 0 S: 3 | H: 0 LOB: 2 BB: 3 P: 17 | R: 0 E: 0 K: 0 S: 3 | H: 0 LOB: 1 BB: 0 P: 4 | 1B: 2 2B: 2 3B: 0 HR: 0 | SF: 1 SAC: 0 DP: 1 HBP: 1 | WP: 0 PB: 0 SB: 0 CS: 0 | PA: 35 | | | | | | | |
| PITCHER | IP | WLS | BF | H | R | ER | SO | BB | IBB | HBP | BLK | WP | HR | S | P | ERA | WHIP | | | | | | | | | | |
| Lew Burdette, R (1, 1) ERA: 2.45 | 8.0 | L | 31 | 4 | 3 | 2 | 2 | 4 | 0 | 0 | 0 | 0 | 0 | 31 | 47 | 2.25 | 1.000 | | | | | | | | | | |
| Bob Trowbridge, R (9, 1) ERA: 2.6 | 1.0 | | 4 | 0 | 0 | 0 | 0 | 0 | 0 | 1 | 0 | 0 | 0 | 3 | 4 | 0.00 | 0.000 | | | | | | | | | | |

| Batter | 1 | 2 | 3 | 4 | 5 | 6 | 7 | 8 | 9 | AB | R | H | RBI | BB | SO | LOB | BOTTOM | | | | | | | | | | |
|--|------------------------------|---------------------------------|------------------------------|---------------------------------|------------------------------|---------------------------------|------------------------------|---------------------------------|------------------------------|---------------------------------|------------------------------|---------------------------------|------------------------------|---------------------------------|------------------------------|---------------------------------|---|------------------------------------|----------------------------------|--------|--|--|--|--|--|--|--|
| Danny O'Connell, R (1, 4) OBP: 0.349, SLG: 0.346 | 5-3 | | P6 | | 1-0 E HBP | | | 0-0 BB P1 | | 3 | 0 | 0 | 0 | 0 | 0 | 0 | Philadelphia Phillies @ Milwaukee Braves Milwaukee County Stadium, Milwaukee, WI Sat Aug 25 1956, 4:33 AM EDT Att: 29,826 - Unknown livebaseballscores.com | | | | | | | | | | |
| Johnny Logan, R (1, 6) OBP: 0.331, SLG: 0.429 | 1-3 | | F7 | | E5 1-2 BB | | 0-0 BB 1B | | 1 | 4 | 0 | 1 | 0 | 0 | 1 | | | | | | | | | | | | |
| Hank Aaron, R (1, 9) OBP: 0.372, SLG: 0.561 | K | | 6-3 | | P4 | | 0-0 BB F8 | | 2 | 4 | 0 | 0 | 0 | 1 | 3 | | | | | | | | | | | | |
| Eddie Mathews, L (1, 5) OBP: 0.365, SLG: 0.518 | G3 | | B1-3 | | G3 | | 4-0 BB 1-2 BB | | 1 | 3 | 0 | 0 | 0 | 1 | 0 | | | | | | | | | | | | |
| Joe Adcock, R (1, 3) OBP: 0.358, SLG: 0.664 | F8 | | K | | P4 | | 0-0 BB F9 | | 3 | 4 | 0 | 0 | 0 | 1 | 2 | | | | | | | | | | | | |
| Bobby Thomson, R (1, 7) OBP: 0.309, SLG: 0.420 | K | | 1B | | F2 | | 0-0 BB F8 | | 1 | 3 | 0 | 1 | 0 | 0 | 1 | | | | | | | | | | | | |
| Bill Bruton, L (1, 8) OBP: 0.308, SLG: 0.424 | 4-3 | | F5 | | 4-3 | | 0-0 BB 4-3 | | 1 | 3 | 0 | 0 | 0 | 0 | 1 | | | | | | | | | | | | |
| Del Rice, R (1, 2) OBP: 0.301, SLG: 0.373 Chuck Tanner, L (8, PH) OBP: 0.353, SLG: 0.378 Bob Trowbridge, R (9, 1) | F2 | | 4-3 | | G3 | | 0-0 BB G3 | | 2 | 2 | 0 | 0 | 0 | 0 | 0 | | | | | | | | | | | | |
| Lew Burdette, R (1, 1) OBP: 0.213, SLG: 0.211 Toby Atwell, L (8, PH) OBP: 0.235, SLG: 0.304 | F8 | | P5 | | F3 | | 0-0 BB F3 | | 3 | 2 | 0 | 0 | 0 | 0 | 0 | | | | | | | | | | | | |
| Inning Stats | R: 0 E: 0 K: 1 S: 5 | H: 0 LOB: 0 BB: 0 P: 5 | R: 0 E: 0 K: 1 S: 5 | H: 0 LOB: 0 BB: 0 P: 5 | R: 0 E: 0 K: 0 S: 3 | H: 0 LOB: 0 BB: 0 P: 3 | R: 0 E: 0 K: 0 S: 3 | H: 0 LOB: 0 BB: 0 P: 3 | R: 0 E: 1 K: 0 S: 4 | H: 0 LOB: 2 BB: 0 P: 5 | R: 0 E: 0 K: 0 S: 3 | H: 0 LOB: 0 BB: 0 P: 3 | R: 0 E: 0 K: 0 S: 3 | H: 0 LOB: 2 BB: 0 P: 3 | R: 0 E: 0 K: 0 S: 4 | H: 1 LOB: 1 BB: 1 P: 8 | 1B: 2 2B: 0 3B: 0 HR: 0 | SF: 0 SAC: 0 DP: 0 HBP: 1 | WP: 0 PB: 0 SB: 0 CS: 0 | PA: 32 | | | | | | | |
| PITCHER | IP | WLS | BF | H | R | ER | SO | BB | IBB | HBP | BLK | WP | HR | S | P | ERA | WHIP | | | | | | | | | | |
| Bob Miller, R (1, 1) ERA: 3.67 | 9.0 | W | 32 | 2 | 0 | 0 | 3 | 1 | 0 | 1 | 0 | 0 | 0 | 36 | 41 | 0.00 | 0.333 | | | | | | | | | | |


| Batter | 1 | 2 | 3 | 4 | 5 | 6 | 7 | 8 | 9 | AB | R | H | RBI | BB | SO | LOB | TOP | | | |
|---|---|----------------------------------|------------------------------|----------------------------------|-------------------------------|----------------------------------|------------------------------|----------------------------------|------------------------------|----------------------------------|------------------------------|---------------------------------|-------------------------------|----------------------------------|-------------------------------|----------------------------------|--|------------------------------------|----------------------------------|--------|
| Jim Gilliam, S (1, 7) OBP: 0.406, SLG: 0.401 | 3-2 4-3 | | 0-2 1B | | 4-1 F8 BB | | 0-0 F8 | | 2-2 1B | 4 | 0 | 2 | 0 | 1 | 0 | 0 | Brooklyn Dodgers @ Milwaukee Braves Milwaukee County Stadium, Milwaukee, WI Sun Aug 26 1956, 4:33 AM EDT Att: 43,868 - Unknown AB 33 R 2 H 7 RBI 2 BB 6 SO 4 LOB 17  | | | |
| Pee Wee Reese, R (1, 6) OBP: 0.321, SLG: 0.360 | 2-2 F2 | | 2-1 L8 | | 4-0 F8 BB | | | 1-1 G3-6-3 1B | 1-3 K | 4 | 0 | 1 | 0 | 1 | 1 | 3 | | | | |
| Duke Snider, L (1, 8) OBP: 0.397, SLG: 0.587 | 0-0 F4 | | | 0-0 F7 | 1-2 F8 | | | 0-0 G3-6-3 1B | 1-3 K | 5 | 0 | 0 | 0 | 0 | 1 | 4 | | | | |
| Carl Furillo, R (1, 9) OBP: 0.374, SLG: 0.495 | | 1-0 F8 | | 4-1 F8 1B | 1-0 6-3 | | | 3-2 BB 1B | | 3 | 0 | 1 | 0 | 1 | 0 | 2 | | | | |
| Jackie Robinson, R (1, 4) OBP: 0.381, SLG: 0.423 | | 3-2 F6 | | 3-2 WP 1B | | 1-2 6-3 | | 4-1 1B | 1-2 BB | 3 | 0 | 1 | 0 | 1 | 0 | 0 | | | | |
| Roy Campanella, R (1, 2) OBP: 0.330, SLG: 0.395 | | 2-1 F5 | | 2-0 F8 | | 1-3 K | | 3-2 F8 | | 4 | 0 | 0 | 0 | 0 | 1 | 4 | | | | |
| Gil Hodges, R (1, 3) OBP: 0.343, SLG: 0.495 | | | 1-2 F3 | 4-0 FC6-4 BB | | 0-1 F7 | | | 4-2 HR BB | 2 | 1 | 0 | 0 | 2 | 0 | 0 | | | | |
| Randy Jackson, R (1, 5) OBP: 0.332, SLG: 0.431 | | | 3-1 F7 | 1-0 FC6-4 | | | 0-1 F9 | | 2-2 F8 | 4 | 0 | 0 | 0 | 0 | 0 | 4 | | | | |
| Roger Craig, R (1, 1) OBP: 0.083, SLG: 0.018 | | | 3-2 1B | | 0-3 K | | 1-2 6-3 | | 2-2 HR | 2 | 0 | 1 | 0 | 0 | 1 | 0 | | | | |
| Dale Mitchell, L (7, PH) OBP: 0.292, SLG: 0.195 | | | | | | | | | | 1 | 0 | 0 | 0 | 0 | 0 | 0 | | | | |
| Ed Roebuck, R (7, 1) OBP: 0.308, SLG: 0.462 | | | | | | | | | | 0 | 0 | 0 | 0 | 0 | 0 | 0 | | | | |
| Don Drysdale, R (8, 1) OBP: 0.211, SLG: 0.222 | | | | | | | | | | 0 | 0 | 0 | 0 | 0 | 0 | 0 | | | | |
| Sandy Amoros, L (9, PH) OBP: 0.393, SLG: 0.492 | | | | | | | | | 1-H HR | 1 | 1 | 1 | 2 | 0 | 0 | 0 | | | | |
| Inning Stats | R: 0 E: 0 K: 0 S: 7 | H: 0 LOB: 0 BB: 0 P: 12 | R: 0 E: 0 K: 0 S: 6 | H: 0 LOB: 0 BB: 0 P: 12 | R: 0 E: 0 K: 0 S: 13 | H: 2 LOB: 2 BB: 0 P: 22 | R: 0 E: 0 K: 0 S: 9 | H: 1 LOB: 3 BB: 2 P: 23 | R: 0 E: 0 K: 1 S: 8 | H: 0 LOB: 0 BB: 0 P: 10 | R: 0 E: 0 K: 0 S: 6 | H: 0 LOB: 0 BB: 0 P: 7 | R: 0 E: 0 K: 0 S: 11 | H: 2 LOB: 2 BB: 1 P: 22 | R: 2 E: 0 K: 2 S: 21 | H: 2 LOB: 1 BB: 1 P: 33 | 1B: 6 2B: 0 3B: 0 HR: 1 | SF: 0 SAC: 0 DP: 1 HBP: 0 | WP: 1 PB: 0 SB: 0 CS: 0 | PA: 39 |
| PITCHER Bob Buhl, R (1, 1) ERA: 2.89 | IP: 9.0 WLS: W BF: 39 H: 7 R: 2 ER: 2 SO: 4 BB: 6 IBB: 0 HBP: 0 BLK: 0 WP: 1 HR: 1 S: 89 P: 159 ERA: 2.00 WHIP: 1.444 | | | | | | | | | | | | | | | PITCHER | | | | |

| Batter | 1 | 2 | 3 | 4 | 5 | 6 | 7 | 8 | 9 | AB | R | H | RBI | BB | SO | LOB | BOTTOM | | | |
|--|--|----------------------------------|------------------------------|----------------------------------|------------------------------|----------------------------------|------------------------------|----------------------------------|------------------------------|---------------------------------|------------------------------|----------------------------------|-------------------------------|----------------------------------|-------------------------------|----------------------------------|---|------------------------------------|----------------------------------|--------|
| Danny O'Connell, R (1, 4) OBP: 0.349, SLG: 0.345 | 3-2 S SH2-4 E 1B | | 4-1 HR BB | | 2-2 F7 | | 0-1 F7 | 0-2 4-3 | | 4 | 2 | 1 | 0 | 1 | 0 | 2 | Brooklyn Dodgers @ Milwaukee Braves Milwaukee County Stadium, Milwaukee, WI Sun Aug 26 1956, 4:33 AM EDT Att: 43,868 - Unknown AB 31 R 6 H 10 RBI 5 BB 3 SO 4 LOB 12  | | | |
| Johnny Logan, R (1, 6) OBP: 0.331, SLG: 0.435 | 0-1 SH2-4 | | 0-1 F7 | | 1-0 F7 | | 0-0 HR | | | 3 | 1 | 1 | 1 | 0 | 0 | 1 | | | | |
| Hank Aaron, R (1, 9) OBP: 0.373, SLG: 0.567 | 2-1 6-3 | | 0-0 1-H HR | | 0-0 F6 | | 1-2 WP 1B | | | 4 | 1 | 2 | 2 | 0 | 0 | 0 | | | | |
| Eddie Mathews, L (1, 5) OBP: 0.362, SLG: 0.514 | 1-1 4-3 | | 0-1 5-3 | | | 2-2 F3 | 2-3 K | | | 4 | 0 | 0 | 0 | 0 | 1 | 1 | | | | |
| Joe Adcock, R (1, 3) OBP: 0.361, SLG: 0.667 | | 2-1 F5 | | 2-2 SH3-4 1B | | 0-0 1B SF8 2B | | 2-0 L8 | | 3 | 1 | 2 | 0 | 0 | 0 | 0 | | | | |
| Frank Torre, L (8, 3) OBP: 0.290, SLG: 0.287 | | | | | | | | | | 1 | 0 | 0 | 0 | 0 | 0 | 0 | | | | |
| Bobby Thomson, R (1, 7) OBP: 0.314, SLG: 0.424 | | 4-2 BB | | 0-0 SH3-4 | | 0-0 FC5-4 1B | | 0-0 1B 1B | | 2 | 1 | 2 | 0 | 1 | 0 | 0 | | | | |
| Bill Bruton, L (1, 8) OBP: 0.307, SLG: 0.423 | | 0-0 L8 | | 0-1 F3 | | 1-0 SF8 | | 0-0 1B 1B | | 3 | 0 | 1 | 1 | 0 | 0 | 2 | | | | |
| Del Rice, R (1, 2) OBP: 0.306, SLG: 0.372 | | 2-3 K | | 4-0 IBB | | 3-H FC5-4 | | 0-1 1B 1B | | 3 | 0 | 1 | 1 | 1 | 1 | 2 | | | | |
| Bob Buhl, R (1, 1) OBP: 0.129, SLG: 0.148 | | | 1-1 4-3 | 1-3 K | | | 3-2 6-3 | 1-3 K | | 4 | 0 | 0 | 0 | 0 | 2 | 4 | | | | |
| Inning Stats | R: 1 E: 0 K: 0 S: 9 | H: 1 LOB: 0 BB: 0 P: 15 | R: 0 E: 0 K: 1 S: 8 | H: 0 LOB: 1 BB: 1 P: 16 | R: 2 E: 0 K: 0 S: 8 | H: 1 LOB: 0 BB: 1 P: 13 | R: 0 E: 0 K: 1 S: 9 | H: 1 LOB: 2 BB: 1 P: 16 | R: 0 E: 0 K: 0 S: 5 | H: 0 LOB: 0 BB: 0 P: 8 | R: 1 E: 0 K: 0 S: 7 | H: 2 LOB: 1 BB: 0 P: 10 | R: 1 E: 0 K: 1 S: 15 | H: 2 LOB: 1 BB: 0 P: 21 | R: 1 E: 0 K: 1 S: 12 | H: 3 LOB: 2 BB: 0 P: 14 | 1B: 7 2B: 1 3B: 0 HR: 2 | SF: 1 SAC: 2 DP: 0 HBP: 0 | WP: 1 PB: 0 SB: 1 CS: 0 | PA: 37 |
| PITCHER Roger Craig, R (1, 1) ERA: 3.61 | IP: 6.0 WLS: L BF: 26 H: 5 R: 4 ER: 3 SO: 2 BB: 2 IBB: 0 HBP: 0 BLK: 0 WP: 0 HR: 1 S: 46 P: 78 ERA: 4.50 WHIP: 1.167 | | | | | | | | | | | | | | | PITCHER | | | | |
| Ed Roebuck, R (7, 1) ERA: 4.29 | 1.1 9 5 2 2 1 0 0 0 0 1 1 20 28 13.50 3.750 | | | | | | | | | | | | | | | | | | | |
| Don Drysdale, R (8, 1) ERA: 2.77 | 0.2 2 0 0 0 1 0 0 0 0 0 0 7 7 0.00 0.000 | | | | | | | | | | | | | | | | | | | |

| Batter | 1 | 2 | 3 | 4 | 5 | 6 | 7 | 8 | 9 | AB | R | H | RBI | BB | SO | LOB | TOP | | | | | |
|---|---|-------------------------------------|----------------------------------|----------------------------------|------------------------------|---------------------------------|------------------------------|---------------------------------|------------------------------|---------------------------------|-------------------------------|----------------------------------|------------------------------|----------------------------------|---|-------------------------------------|----------------------------------|---------------------------------|----------------------------------|------------------------------------|----------------------------------|--------|
| Jim Gilliam, S (1,4) OBP: 0.404, SLG: 0.401 | 1-1 G3 | | | 2-1 L8 | | 0-0 F4 | | 0-1 SH5-4 FC1-2-5-1 2B | 1-1 1-3 | 5 | 0 | 1 | 0 | 0 | 0 | 1 | | | | | | |
| Pee Wee Reese, R (1,6) OBP: 0.320, SLG: 0.359 | 0-1 F3 | | | 0-0 1B | | 0-0 FC6-4 HR | | 0-0 SH5-4 | 1-3 K | 4 | 1 | 1 | 0 | 0 | 0 | 1 | | | | | | |
| Duke Snider, L (1,8) OBP: 0.398, SLG: 0.592 | 1-0 4-3 | | | 0-0 F7 | | 2-1 HR | | 4-0 FC1-2-5-1 1B IBB | | 3 | 2 | 1 | 2 | 1 | 0 | 1 | | | | | | |
| Carl Furillo, R (1,9) OBP: 0.371, SLG: 0.490 | | 2-2 L8 | | 0-0 L8 | | 2-2 F6 | | 0-0 FC1-2-5-1 1B | | 4 | 1 | 0 | 0 | 0 | 0 | 3 | | | | | | |
| Jackie Robinson, R (1,5) OBP: 0.383, SLG: 0.426 | 0-1 F9 | | | 0-0 F8 | | 0-0 F8 | | 4-0 1B IBB | | 3 | 2 | 1 | 0 | 1 | 0 | 0 | | | | | | |
| Randy Jackson, R (8,5) OBP: 0.332, SLG: 0.431 | | | | | | | | 1B IBB | | 0 | 0 | 0 | 0 | 0 | 0 | 0 | | | | | | |
| Roy Campanella, R (1,2) OBP: 0.330, SLG: 0.393 | 2-0 L1-3 | | | 0-0 6-3 | | 0-0 6-3 | | 1-1 F4 BB 1B | | 4 | 0 | 1 | 3 | 0 | 0 | 1 | | | | | | |
| Sandy Amoros, L (1,7) OBP: 0.389, SLG: 0.492 | | | 1-3 K | 4-1 BB | | 0-0 F3 | | 4-1 1B BB | | 2 | 0 | 1 | 1 | 2 | 1 | 0 | | | | | | |
| Gil Hodges, R (1,3) OBP: 0.342, SLG: 0.493 | | | 1-2 1B | 1-0 F8 | | 2-1 F3 | | 1-0 F6 | | 4 | 0 | 1 | 0 | 0 | 0 | 4 | | | | | | |
| Don Newcombe, L (1,1) OBP: 0.314, SLG: 0.289 | | | 0-0 G4-6-3 | 1-2 1B | | 1-2 FC6-4 1B | | | | 1 | 0 | 0 | 0 | 0 | 0 | 1 | | | | | | |
| Dale Mitchell, L (6,PH) OBP: 0.306, SLG: 0.214 | | | | | | | | | | 1 | 0 | 1 | 0 | 0 | 0 | 0 | | | | | | |
| Don Bessent, R (6,1) OBP: 0.083, SLG: 0.083 | | | | | | | | | | 2 | 0 | 0 | 0 | 0 | 1 | 1 | | | | | | |
| Inning Stats | R: 0 E: 0 K: 0 S: 5 | H: 0 LOB: 0 BB: 0 P: 7 | R: 0 E: 0 K: 0 S: 7 | H: 0 LOB: 0 BB: 0 P: 11 | R: 0 E: 0 K: 1 S: 7 | H: 1 LOB: 0 BB: 0 P: 9 | R: 0 E: 0 K: 0 S: 5 | H: 1 LOB: 1 BB: 0 P: 7 | R: 0 E: 0 K: 0 S: 4 | H: 0 LOB: 1 BB: 1 P: 9 | R: 2 E: 0 K: 0 S: 10 | H: 2 LOB: 0 BB: 0 P: 15 | R: 1 E: 0 K: 1 S: 8 | H: 2 LOB: 1 BB: 0 P: 10 | R: 3 E: 0 K: 0 S: 8 | H: 2 LOB: 2 BB: 3 P: 22 | R: 0 E: 0 K: 1 S: 6 | H: 0 LOB: 0 BB: 0 P: 8 | 1B: 5 2B: 2 3B: 0 HR: 1 | SF: 0 SAC: 1 DP: 1 HBP: 0 | WP: 0 PB: 0 SB: 0 CS: 0 | PA: 38 |
| PITCHER Gene Conley, R (1,1) ERA: 3.23 | IP: 9.0 WLS: L BF: 38 H: 8 R: 6 ER: 6 SO: 3 | BB: 2 IBB: 2 HBP: 0 BLK: 0 | WP: 0 HR: 1 S: 60 P: 98 | ERA: 6.00 WHIP: 1.111 | PITCHER | | | | | | | | | | IP: 9.0 WLS: L BF: 38 H: 8 R: 6 ER: 6 SO: 3 | BB: 2 IBB: 2 HBP: 0 BLK: 0 | WP: 0 HR: 1 S: 60 P: 98 | ERA: 6.00 WHIP: 1.111 | | | | |

Brooklyn Dodgers @ Milwaukee Braves
Milwaukee County Stadium, Milwaukee, WI
Mon Aug 27 1956, 4:33 AM EDT
Att: 42,290 - Unknown

AB 33
R 6
H 8
RBI 6
BB 4
SO 3
LOB 13





| Batter | 1 | 2 | 3 | 4 | 5 | 6 | 7 | 8 | 9 | AB | R | H | RBI | BB | SO | LOB | BOTTOM | | | | | |
|--|---|-------------------------------------|----------------------------------|----------------------------------|-------------------------------|----------------------------------|-------------------------------|----------------------------------|-------------------------------|----------------------------------|------------------------------|----------------------------------|------------------------------|----------------------------------|---|-------------------------------------|----------------------------------|----------------------------------|----------------------------------|------------------------------------|----------------------------------|--------|
| Danny O'Connell, R (1,4) OBP: 0.350, SLG: 0.343 | 2-3 K | | 2-2 F5 | | 1-2 F7 | | 4-1 FC6-4 BB | | 4-1 FC6-4 BB | 3 | 0 | 0 | 0 | 2 | 1 | 0 | | | | | | |
| Johnny Logan, R (1,6) OBP: 0.330, SLG: 0.432 | 1-2 1B | | 0-2 3-1 | | 3-2 4-3 | | 2-2 FC6-4 1-2 | | 0-0 FC6-4 1-2 | 5 | 0 | 1 | 0 | 0 | 0 | 3 | | | | | | |
| Hank Aaron, R (1,9) OBP: 0.374, SLG: 0.569 | 2-3 K | | | 1-3 K | | 0-0 1B | | 1-1 2B | | 4 | 0 | 2 | 0 | 0 | 2 | 1 | | | | | | |
| Eddie Mathews, L (1,5) OBP: 0.362, SLG: 0.511 | 0-0 F4 | | | 0-0 HR 1B | | 3-2 F9 | | 1-3 K | | 4 | 1 | 1 | 0 | 0 | 1 | 3 | | | | | | |
| Joe Adcock, R (1,3) OBP: 0.362, SLG: 0.673 | | 0-1 HR | | 2-3 K | | 4-1 G4-6-3 BB | | 2-1 F8 | | 3 | 1 | 1 | 1 | 1 | 1 | 2 | | | | | | |
| Bobby Thomson, R (1,7) OBP: 0.313, SLG: 0.430 | | 1-2 5-3 | | 0-2 HR | | 0-1 G4-6-3 1-2 | | 2-2 F9 | | 4 | 1 | 1 | 2 | 0 | 0 | 2 | | | | | | |
| Bill Bruton, L (1,8) OBP: 0.306, SLG: 0.424 | | 2-3 K | | 0-0 2B | | 1-2 F8 | | | | 4 | 0 | 1 | 0 | 0 | 1 | 0 | | | | | | |
| Del Crandall, R (1,2) OBP: 0.349, SLG: 0.494 | | 0-1 5-3 | | 4-0 IBB | | | | 0-1 F8 | | 3 | 0 | 0 | 0 | 1 | 0 | 0 | | | | | | |
| Gene Conley, R (1,1) OBP: 0.171, SLG: 0.175 | | | 1-2 5-3 | | 0-2 F6 | | | | | 3 | 0 | 0 | 0 | 0 | 0 | 2 | | | | | | |
| Wes Covington, L (9,PH) OBP: 0.345, SLG: 0.344 | | | | | | | | | | 0 | 0 | 0 | 0 | 1 | 0 | 0 | | | | | | |
| Inning Stats | R: 0 E: 0 K: 2 S: 10 | H: 1 LOB: 1 BB: 0 P: 15 | R: 1 E: 0 K: 1 S: 11 | H: 1 LOB: 0 BB: 0 P: 14 | R: 0 E: 0 K: 0 S: 13 | H: 0 LOB: 0 BB: 0 P: 16 | R: 2 E: 0 K: 2 S: 19 | H: 3 LOB: 2 BB: 1 P: 26 | R: 0 E: 0 K: 0 S: 10 | H: 1 LOB: 1 BB: 1 P: 17 | R: 0 E: 0 K: 0 S: 6 | H: 0 LOB: 0 BB: 1 P: 11 | R: 0 E: 0 K: 0 S: 8 | H: 0 LOB: 1 BB: 1 P: 15 | R: 0 E: 0 K: 1 S: 10 | H: 1 LOB: 1 BB: 0 P: 16 | R: 0 E: 0 K: 0 S: 8 | H: 0 LOB: 2 BB: 2 P: 17 | 1B: 3 2B: 2 3B: 0 HR: 2 | SF: 0 SAC: 0 DP: 1 HBP: 0 | WP: 0 PB: 0 SB: 1 CS: 0 | PA: 38 |
| PITCHER Don Newcombe, R (1,1) ERA: 3.01 | IP: 5.0 WLS: W BF: 22 H: 6 R: 3 ER: 3 SO: 5 | BB: 0 IBB: 1 HBP: 0 BLK: 0 | WP: 0 HR: 2 S: 63 P: 88 | ERA: 5.40 WHIP: 1.200 | PITCHER | | | | | | | | | | IP: 4.0 WLS: W BF: 16 H: 1 R: 0 ER: 0 SO: 1 | BB: 0 IBB: 0 HBP: 0 BLK: 0 | WP: 0 HR: 0 S: 32 P: 59 | ERA: 0.00 WHIP: 1.250 | | | | |

Brooklyn Dodgers @ Milwaukee Braves
Milwaukee County Stadium, Milwaukee, WI
Mon Aug 27 1956, 4:33 AM EDT
Att: 42,290 - Unknown

AB 33
R 3
H 7
RBI 3
BB 5
SO 6
LOB 13



| Batter | 1 | 2 | 3 | 4 | 5 | 6 | 7 | 8 | 9 | AB | R | H | RBI | BB | SO | LOB | TOP | | | | | | | | | | |
|---|----|-----|----|---|---|----|----|----|-----|-----|-------|-------|-------|-------|-------|--------|-------|--|-------|-------|-------|-------|-------|--------|--|--|--|
| Frank Thomas, R (1, 5) OBP: 0.324, SLG: 0.453 | | | | | | | | | | | 0 | 0 | 0 | 0 | 0 | 0 | 0 | Pittsburgh Pirates @ Milwaukee Braves Milwaukee County Stadium, Milwaukee, WI Tue Aug 28 1956, 4:33 AM EDT Att: 25,778 - Unknown livebaseballscorecards.com | | | | | | | | | |
| Roberto Clemente, R (1, 9) OBP: 0.323, SLG: 0.428 | | | | | | | | | | | 0 | 0 | 0 | 0 | 0 | 0 | 0 | | | | | | | | | | |
| Lee Walls, R (1, 7) OBP: 0.342, SLG: 0.423 | | | | | | | | | | | 0 | 0 | 0 | 0 | 0 | 0 | 0 | | | | | | | | | | |
| Bill Virdon, L (1, 8) OBP: 0.354, SLG: 0.440 | | | | | | | | | | | 0 | 0 | 0 | 0 | 0 | 0 | 0 | | | | | | | | | | |
| Dick Groat, R (1, 6) OBP: 0.311, SLG: 0.320 | | | | | | | | | | | 0 | 0 | 0 | 0 | 0 | 0 | 0 | | | | | | | | | | |
| Dale Long, L (1, 3) OBP: 0.331, SLG: 0.498 | | | | | | | | | | | 0 | 0 | 0 | 0 | 0 | 0 | 0 | | | | | | | | | | |
| Dick Hall, R (1, 1) OBP: 0.455, SLG: 0.333 | | | | | | | | | | | 0 | 0 | 0 | 0 | 0 | 0 | 0 | | | | | | | | | | |
| Jack Shepard, R (1, 2) OBP: 0.298, SLG: 0.379 | | | | | | | | | | | 0 | 0 | 0 | 0 | 0 | 0 | 0 | | | | | | | | | | |
| Bill Mazeroski, R (1, 4) OBP: 0.297, SLG: 0.309 | | | | | | | | | | | 0 | 0 | 0 | 0 | 0 | 0 | 0 |  | | | | | | | | | |
| Inning Stats | | | | | | | | | | | 1B: 0 | SF: 0 | WP: 0 | PA: 0 | 2B: 0 | SAC: 0 | FB: 0 | | 3B: 0 | DP: 0 | SB: 0 | CS: 0 | HR: 0 | HBP: 0 | | | |
| PITCHER Warren Spahn, L (1, 1) ERA: 2.66 | IP | WLS | BF | H | R | ER | SO | BB | IBB | HBP | BLK | WP | HR | S | P | ERA | WHIP | | | | | | | | | | |
| PITCHER IP WLS BF H R ER SO BB IBB HBP BLK WP HR S P ERA WHIP | | | | | | | | | | | | | | | | | | | | | | | | | | | |

| Batter | 1 | 2 | 3 | 4 | 5 | 6 | 7 | 8 | 9 | AB | R | H | RBI | BB | SO | LOB | BOTTOM | | | | | | | | | | |
|--|----|-----|----|---|---|----|----|----|-----|-----|-------|-------|-------|-------|-------|--------|--------|--|-------|-------|-------|-------|-------|--------|--|--|--|
| Danny O'Connell, R (1, 4) OBP: 0.350, SLG: 0.343 | | | | | | | | | | | 0 | 0 | 0 | 0 | 0 | 0 | 0 | Pittsburgh Pirates @ Milwaukee Braves Milwaukee County Stadium, Milwaukee, WI Tue Aug 28 1956, 4:33 AM EDT Att: 25,778 - Unknown livebaseballscorecards.com | | | | | | | | | |
| Johnny Logan, R (1, 6) OBP: 0.330, SLG: 0.432 | | | | | | | | | | | 0 | 0 | 0 | 0 | 0 | 0 | 0 | | | | | | | | | | |
| Hank Aaron, R (1, 9) OBP: 0.374, SLG: 0.569 | | | | | | | | | | | 0 | 0 | 0 | 0 | 0 | 0 | 0 | | | | | | | | | | |
| Eddie Mathews, L (1, 5) OBP: 0.362, SLG: 0.511 | | | | | | | | | | | 0 | 0 | 0 | 0 | 0 | 0 | 0 | | | | | | | | | | |
| Joe Adcock, R (1, 3) OBP: 0.362, SLG: 0.673 | | | | | | | | | | | 0 | 0 | 0 | 0 | 0 | 0 | 0 | | | | | | | | | | |
| Bobby Thomson, R (1, 7) OBP: 0.313, SLG: 0.430 | | | | | | | | | | | 0 | 0 | 0 | 0 | 0 | 0 | 0 | | | | | | | | | | |
| Bill Bruton, L (1, 8) OBP: 0.306, SLG: 0.424 | | | | | | | | | | | 0 | 0 | 0 | 0 | 0 | 0 | 0 | | | | | | | | | | |
| Del Crandall, R (1, 2) OBP: 0.349, SLG: 0.494 | | | | | | | | | | | 0 | 0 | 0 | 0 | 0 | 0 | 0 | | | | | | | | | | |
| Warren Spahn, L (1, 1) OBP: 0.220, SLG: 0.325 | | | | | | | | | | | 0 | 0 | 0 | 0 | 0 | 0 | 0 |  | | | | | | | | | |
| Inning Stats | | | | | | | | | | | 1B: 0 | SF: 0 | WP: 0 | PA: 0 | 2B: 0 | SAC: 0 | FB: 0 | | 3B: 0 | DP: 0 | SB: 0 | CS: 0 | HR: 0 | HBP: 0 | | | |
| PITCHER Dick Hall, R (1, 1) ERA: 5.4 | IP | WLS | BF | H | R | ER | SO | BB | IBB | HBP | BLK | WP | HR | S | P | ERA | WHIP | | | | | | | | | | |
| PITCHER IP WLS BF H R ER SO BB IBB HBP BLK WP HR S P ERA WHIP | | | | | | | | | | | | | | | | | | | | | | | | | | | |

| Batter | 1 | 2 | 3 | 4 | 5 | 6 | 7 | 8 | 9 | AB | R | H | RBI | BB | SO | LOB | TOP | | | |
|---|------------------------------|---------------------------------|-------------------------------------|----------------------------------|------------------------------|---------------------------------|------------------------------|----------------------------------|------------------------------|---------------------------------|------------------------------|---------------------------------|------------------------------|---------------------------------|------------------------------|---------------------------------|--|------------------------------------|----------------------------------|--------|
| Bob Skinner, L (1,7) OBP: 0.286, SLG: 0.303 | F9 | | F9 | | 4-3 | | | G3 | | 4 | 0 | 0 | 0 | 0 | 0 | 0 | Pittsburgh Pirates @ Milwaukee Braves Milwaukee County Stadium, Milwaukee, WI Thu Aug 30 1956, 4:33 AM EDT Att: 17,783 - Unknown | | | |
| Bill Virdon, L (1,8) OBP: 0.354, SLG: 0.443 | HR | | 4-3 | | 4-3 | | | 1B | | 4 | 1 | 2 | 1 | 0 | 0 | 0 | | | | |
| Dale Long, L (1,3) OBP: 0.329, SLG: 0.498 | 4-3 | | F7 | | | | 3-1 | F8 | | 4 | 0 | 0 | 0 | 0 | 0 | 1 | | | | |
| Roberto Clemente, R (1,9) OBP: 0.318, SLG: 0.419 | 4-3 | | | K | | | | 4-3 | | 4 | 0 | 0 | 0 | 0 | 1 | 1 | | | | |
| Dick Groat, R (1,6) OBP: 0.316, SLG: 0.321 | | F9 | | F9 | | | | | BB | 2 | 0 | 0 | 0 | 2 | 0 | 0 | | | | |
| Frank Thomas, R (1,5) OBP: 0.326, SLG: 0.452 | | F8 | | 1B | BB | | | F7 | | 3 | 0 | 0 | 0 | 1 | 0 | 2 | | | | |
| Bob Friend, R (1,1) OBP: 0.190, SLG: 0.241 | | | | | | | | F7 | | 3 | 0 | 2 | 0 | 0 | 0 | 0 | | | | |
| Jack Shepard, R (1,2) OBP: 0.294, SLG: 0.367 | | | | | | | | F7 | | 2 | 0 | 0 | 0 | 1 | 0 | 2 | | | | |
| Bill Mazerowski, R (1,4) OBP: 0.292, SLG: 0.314 | | | | | | | | F8 | | 3 | 0 | 0 | 0 | 0 | 0 | 2 | | | | |
| 5-3 | | | | | | | | 6-3 | | | | | | | | | | | | |
| Inning Stats | R: 1 E: 0 K: 0 S: 4 | H: 1 LOB: 0 BB: 0 P: 4 | R: 0 E: 0 K: 0 S: 4 | H: 1 LOB: 2 BB: 1 P: 8 | R: 0 E: 0 K: 1 S: 3 | H: 0 LOB: 0 BB: 0 P: 3 | R: 0 E: 0 K: 1 S: 6 | H: 1 LOB: 2 BB: 1 P: 10 | R: 0 E: 0 K: 0 S: 3 | H: 0 LOB: 1 BB: 0 P: 7 | R: 0 E: 0 K: 0 S: 3 | H: 0 LOB: 0 BB: 0 P: 3 | R: 0 E: 0 K: 0 S: 4 | H: 1 LOB: 1 BB: 0 P: 4 | R: 0 E: 0 K: 0 S: 1 | H: 0 LOB: 1 BB: 1 P: 5 | 1B: 2 2B: 1 3B: 0 HR: 1 | SF: 0 SAC: 0 DP: 0 HBP: 0 | WP: 0 PB: 0 SB: 0 CS: 0 | PA: 33 |
| PITCHER Bob Buhl, R (1,1) ERA: 2.81 | IP: 8.1 WLS: 33 BF: 4 | H: 4 R: 1 ER: 1 SO: 1 | BB: 4 IBB: 0 HBP: 0 BLK: 0 | WP: 0 HR: 1 S: 31 P: 47 | ERA: 1.08 WHIP: 0.960 | | | | | | | | | | | | | | | |

| | |
|-----|----|
| AB | 29 |
| R | 1 |
| H | 4 |
| RBI | 1 |
| BB | 4 |
| SO | 1 |
| LOB | 8 |






| Batter | 1 | 2 | 3 | 4 | 5 | 6 | 7 | 8 | 9 | AB | R | H | RBI | BB | SO | LOB | BOTTOM | |
|--|------------------------------|---------------------------------|-------------------------------------|----------------------------------|------------------------------|---------------------------------|------------------------------|----------------------------------|------------------------------|---------------------------------|------------------------------|---------------------------------|------------------------------|---------------------------------|----------------------------------|------------------------------------|--|--------|
| Danny O'Connell, R (1,4) OBP: 0.348, SLG: 0.341 | 5-3 | | F9 | | FC6-4 | | | 6-3 | | 4 | 0 | 1 | 0 | 0 | 0 | 0 | Pittsburgh Pirates @ Milwaukee Braves Milwaukee County Stadium, Milwaukee, WI Thu Aug 30 1956, 4:33 AM EDT Att: 17,783 - Unknown | |
| Johnny Logan, R (1,6) OBP: 0.327, SLG: 0.426 | 5-3 | | | F7 | K | | | 1B | | 4 | 0 | 1 | 0 | 0 | 1 | 1 | | |
| Hank Aaron, R (1,9) OBP: 0.367, SLG: 0.557 | K | | | E6 | BB | FC6-4 | | F8 | | 4 | 1 | 0 | 0 | 0 | 1 | 2 | | |
| Eddie Mathews, L (1,5) OBP: 0.368, SLG: 0.532 | | F6 | | G3 | 1B | BB | | 1B | SH1-3 | 2 | 0 | 1 | 0 | 2 | 0 | 0 | | |
| Joe Adcock, R (1,3) OBP: 0.360, SLG: 0.669 | | 4-3 | | 1-2 | G3 | BB | | B5 | | 3 | 0 | 1 | 1 | 0 | 0 | 1 | | |
| Bobby Thomson, R (1,7) OBP: 0.312, SLG: 0.424 | | | | 1-2 | G3 | 1B | | | | 0 | 0 | 0 | 0 | 0 | 0 | 0 | | |
| Wes Covington, L (2,FR) OBP: 0.357, SLG: 0.357 | | | | 1-2 | G3 | 1B | | | | 3 | 0 | 2 | 0 | 0 | 0 | 2 | | |
| Bill Bruton, L (1,8) OBP: 0.310, SLG: 0.424 | | F6 | | 1-2 | G3 | 1B | | FC6-2-4-2 | | 3 | 0 | 0 | 0 | 1 | 0 | 5 | | |
| Del Rice, R (1,2) OBP: 0.295, SLG: 0.358 | | | F7 | | K | | | | | 3 | 0 | 0 | 0 | 0 | 1 | 5 | | |
| Bob Buhl, R (1,1) OBP: 0.123, SLG: 0.141 | | | 4-3 | | | | | F9 | | 3 | 0 | 0 | 0 | 0 | 0 | 0 | | |
| Inning Stats | R: 0 E: 0 K: 1 S: 5 | H: 0 LOB: 0 BB: 0 P: 5 | R: 0 E: 0 K: 0 S: 3 | H: 0 LOB: 1 BB: 0 P: 4 | R: 0 E: 0 K: 1 S: 3 | H: 0 LOB: 0 BB: 0 P: 3 | R: 1 E: 1 K: 1 S: 7 | H: 1 LOB: 3 BB: 2 P: 15 | R: 0 E: 0 K: 0 S: 4 | H: 1 LOB: 2 BB: 1 P: 8 | R: 0 E: 0 K: 0 S: 4 | H: 1 LOB: 1 BB: 0 P: 4 | R: 0 E: 0 K: 0 S: 4 | H: 2 LOB: 1 BB: 0 P: 4 | 1B: 6 2B: 1 3B: 0 HR: 0 | SF: 0 SAC: 1 DP: 1 HBP: 1 | WP: 0 PB: 0 SB: 0 CS: 0 | PA: 34 |
| PITCHER Bob Friend, R (1,1) ERA: 3.22 | IP: 8.0 WLS: 34 BF: 6 | H: 6 R: 1 ER: 0 SO: 3 | BB: 2 IBB: 1 HBP: 1 BLK: 0 | WP: 0 HR: 0 S: 36 P: 49 | ERA: 0.00 WHIP: 1.000 | | | | | | | | | | | | | |



| Batter | 1 | 2 | 3 | 4 | 5 | 6 | 7 | 8 | 9 | AB | R | H | RBI | BB | SO | LOB | TOP | | | | | |
|---|--|---------------------------------|------------------------------|---------------------------------|------------------------------|---------------------------------|------------------------------|---------------------------------|------------------------------|---------------------------------|------------------------------|----------------------------------|------------------------------|---------------------------------|------------------------------|---------------------------------|---|---------------------------------|----------------------------------|------------------------------------|----------------------------------|--------|
| Don Blasingame, L (1,4) OBP: 0.353, SLG: 0.324 | | | | | | | | | | 4 | 1 | 1 | 0 | 0 | 0 | 0 | St. Louis Cardinals @ Milwaukee Braves Milwaukee County Stadium, Milwaukee, WI Fri Aug 31 1956, 4:38 AM EDT Att: 33,070 - Unknown livebaseballscorecards.com | | | | | |
| Alvin Dark, R (1,6) OBP: 0.302, SLG: 0.359 | | | | | | | | | | 4 | 0 | 0 | 0 | 0 | 0 | 1 | | | | | | |
| Stan Musial, L (1,3) OBP: 0.390, SLG: 0.533 | | | | | | | | | | 3 | 1 | 1 | 1 | 1 | 1 | 0 | | | | | | |
| Rip Repuski, R (1,7) OBP: 0.344, SLG: 0.451 | | | | | | | | | | 4 | 1 | 1 | 1 | 0 | 0 | 2 | | | | | | |
| Ken Boyer, R (1,5) OBP: 0.339, SLG: 0.480 | | | | | | | | | | 4 | 0 | 2 | 1 | 0 | 0 | 2 | | | | | | |
| Wally Moon, L (1,9) OBP: 0.419, SLG: 0.515 | | | | | | | | | | 3 | 0 | 0 | 0 | 1 | 0 | 1 | | | | | | |
| Hal Smith, R (1,2) OBP: 0.353, SLG: 0.444 | | | | | | | | | | 4 | 0 | 1 | 0 | 0 | 1 | 2 | | | | | | |
| Bobby Del Greco, R (1,8) OBP: 0.294, SLG: 0.353 | | | | | | | | | | 3 | 0 | 0 | 0 | 0 | 0 | 1 | | | | | | |
| Walker Cooper, R (9, PH) OBP: 0.294, SLG: 0.431 | | | | | | | | | | 1 | 0 | 0 | 0 | 0 | 0 | 0 | | | | | | |
| Tom Poholsky, R (1,1) OBP: 0.211, SLG: 0.232 | | | | | | | | | | 2 | 0 | 0 | 0 | 0 | 0 | 1 | | | | | | |
| Bobby Morgan, R (7, PH) OBP: 0.319, SLG: 0.339 | | | | | | | | | | 1 | 0 | 0 | 0 | 0 | 1 | 0 | | | | | | |
| Lindy McDaniel, R (7,1) OBP: 0.217, SLG: 0.273 | | | | | | | | | | 0 | 0 | 0 | 0 | 0 | 0 | 0 | | | | | | |
| Inning Stats | R: 1 E: 1 K: 0 S: 5 | H: 2 LOB: 1 BB: 0 P: 5 | R: 0 E: 0 K: 0 S: 4 | H: 1 LOB: 1 BB: 0 P: 4 | R: 0 E: 0 K: 1 S: 5 | H: 0 LOB: 0 BB: 0 P: 5 | R: 0 E: 0 K: 0 S: 3 | H: 1 LOB: 0 BB: 0 P: 3 | R: 0 E: 0 K: 1 S: 5 | H: 0 LOB: 0 BB: 0 P: 5 | R: 2 E: 0 K: 0 S: 5 | H: 2 LOB: 2 BB: 2 P: 13 | R: 0 E: 0 K: 1 S: 5 | H: 0 LOB: 0 BB: 0 P: 5 | R: 0 E: 1 K: 0 S: 4 | H: 0 LOB: 1 BB: 0 P: 4 | R: 0 E: 0 K: 0 S: 3 | H: 0 LOB: 0 BB: 0 P: 3 | 1B: 4 2B: 2 3B: 0 HR: 0 | SF: 0 SAC: 0 DP: 2 HBP: 0 | WP: 0 PB: 0 SB: 0 CS: 0 | PA: 35 |
| PITCHER Taylor Phillips, L (1,1) ERA: 2.08 | IP: 9.0 WLS: W BF: 35 H: 6 R: 3 ER: 2 SO: 3 BB: 2 IBB: 0 HBP: 0 BLK: 0 WP: 0 HR: 0 S: 39 P: 47 ERA: 2.00 WHIP: 0.889 | | | | | | | | | | | | | | | PITCHER | IP: 9.0 WLS: W BF: 35 H: 6 R: 3 ER: 2 SO: 3 BB: 2 IBB: 0 HBP: 0 BLK: 0 WP: 0 HR: 0 S: 39 P: 47 ERA: 2.00 WHIP: 0.889 | | | | | |

| Batter | 1 | 2 | 3 | 4 | 5 | 6 | 7 | 8 | 9 | AB | R | H | RBI | BB | SO | LOB | BOTTOM | | | |
|--|---|---------------------------------|------------------------------|---------------------------------|------------------------------|---------------------------------|------------------------------|---------------------------------|------------------------------|---------------------------------|------------------------------|---------------------------------|------------------------------|---------------------------------|------------------------------|--|---|------------------------------------|----------------------------------|--------|
| Jack Dittmer, L (1,4) OBP: 0.299, SLG: 0.257 | | | | | | | | | | 4 | 0 | 2 | 0 | 0 | 0 | 0 | St. Louis Cardinals @ Milwaukee Braves Milwaukee County Stadium, Milwaukee, WI Fri Aug 31 1956, 4:38 AM EDT Att: 33,070 - Unknown livebaseballscorecards.com | | | |
| Johnny Logan, R (1,6) OBP: 0.326, SLG: 0.425 | | | | | | | | | | 4 | 1 | 2 | 0 | 0 | 0 | 1 | | | | |
| Hank Aaron, R (1,9) OBP: 0.364, SLG: 0.553 | | | | | | | | | | 4 | 2 | 2 | 0 | 0 | 0 | 1 | | | | |
| Eddie Mathews, L (1,5) OBP: 0.373, SLG: 0.540 | | | | | | | | | | 4 | 1 | 4 | 2 | 0 | 0 | 0 | | | | |
| Joe Adcock, R (1,3) OBP: 0.359, SLG: 0.660 | | | | | | | | | | 4 | 1 | 2 | 1 | 0 | 0 | 2 | | | | |
| Chuck Tanner, L (1,7) OBP: 0.333, SLG: 0.353 | | | | | | | | | | 4 | 0 | 1 | 1 | 0 | 0 | 3 | | | | |
| Andy Pafko, R (9,7) OBP: 0.329, SLG: 0.355 | | | | | | | | | | 0 | 0 | 0 | 0 | 0 | 0 | 0 | | | | |
| Bill Bruton, L (1,8) OBP: 0.311, SLG: 0.420 | | | | | | | | | | 4 | 0 | 0 | 0 | 0 | 1 | 2 | | | | |
| Del Rice, R (1,2) OBP: 0.289, SLG: 0.349 | | | | | | | | | | 4 | 0 | 0 | 0 | 0 | 1 | 0 | | | | |
| Taylor Phillips, L (1,1) | | | | | | | | | | 3 | 0 | 0 | 0 | 0 | 2 | 0 | | | | |
| Inning Stats | R: 3 E: 1 K: 0 S: 7 | H: 4 LOB: 1 BB: 0 P: 7 | R: 0 E: 0 K: 2 S: 8 | H: 2 LOB: 2 BB: 0 P: 8 | R: 1 E: 0 K: 0 S: 5 | H: 2 LOB: 1 BB: 0 P: 5 | R: 0 E: 0 K: 1 S: 6 | H: 1 LOB: 1 BB: 0 P: 6 | R: 0 E: 0 K: 0 S: 4 | H: 2 LOB: 1 BB: 0 P: 4 | R: 0 E: 0 K: 0 S: 3 | H: 0 LOB: 0 BB: 0 P: 3 | R: 1 E: 1 K: 0 S: 5 | H: 2 LOB: 1 BB: 0 P: 5 | R: 0 E: 0 K: 1 S: 5 | H: 0 LOB: 0 BB: 0 P: 5 | 1B: 12 2B: 1 3B: 0 HR: 0 | SF: 0 SAC: 0 DP: 1 HBP: 0 | WP: 0 PB: 0 SB: 0 CS: 0 | PA: 35 |
| PITCHER Tom Poholsky, R (1,1) ERA: 3.48 | IP: 6.0 WLS: L BF: 27 H: 11 R: 4 ER: 2 SO: 3 BB: 0 IBB: 0 HBP: 0 BLK: 0 WP: 0 HR: 0 S: 33 P: 33 ERA: 3.00 WHIP: 1.833 | | | | | | | | | | | | | | | PITCHER Lindy McDaniel, R (7,1) ERA: 3.49 | IP: 2.0 WLS: 8 BF: 2 H: 1 R: 1 ER: 0 SO: 1 BB: 0 IBB: 0 HBP: 0 BLK: 0 WP: 0 HR: 10 S: 10 P: 10 ERA: 0.00 WHIP: 1.000 | | | |

| Batter | 1 | 2 | 3 | 4 | 5 | 6 | 7 | 8 | 9 | AB | R | H | RBI | BB | SO | LOB | TOP | | | | | |
|--|--|---------------------------------|------------------------------|---------------------------------|------------------------------|---------------------------------|------------------------------|---------------------------------|------------------------------|---------------------------------|------------------------------|---------------------------------|------------------------------|---------------------------------|------------------------------|---------------------------------|---|------------------------------|---------------------------------|----------------------------------|------------------------------------|----------------------------------|
| Don Blasingame, L (1.4) OBP: 0.351, SLG: 0.321 | 3-1 | | F7 | | 4-3 | | | P6 | | 4 | 0 | 0 | 0 | 0 | 0 | 1 | St. Louis Cardinals @ Milwaukee Braves Milwaukee County Stadium, Milwaukee, WI Sat Sep 01 1956, 4:33 AM EDT Att: 24,745 - Unknown livebaseballscorecards.com | | | | | |
| Bobby Morgan, R (1.6) OBP: 0.310, SLG: 0.328 | K | | | | F9 | | F8 | 5-3 | | 4 | 0 | 0 | 0 | 0 | 1 | 0 | | | | | | |
| Stan Musial, L (1.3) OBP: 0.387, SLG: 0.528 | K | | | 4-3 | | 6-3 | | | 5-3 | 4 | 0 | 0 | 0 | 0 | 1 | 1 | | | | | | |
| Rip Repulski, R (1.7) OBP: 0.343, SLG: 0.446 | F9 | | | BB HBP | | F6 | | | F8 | 3 | 0 | 0 | 0 | 0 | 0 | 1 | | | | | | |
| Ken Boyer, R (1.5) OBP: 0.338, SLG: 0.477 | | F3 | | 1-2 BB | | | | F8 | | 3 | 0 | 0 | 0 | 1 | 0 | 0 | | | | | | |
| Wally Moon, L (1.9) OBP: 0.419, SLG: 0.521 | K | | | 4-3 | | | | | | 3 | 1 | 1 | 1 | 0 | 1 | 2 | | | | | | |
| Ray Katt, R (1.2) OBP: 0.294, SLG: 0.470 | P5 | | | | | 1-3 4-3 1B | | 4-3 | | 3 | 0 | 1 | 0 | 0 | 0 | 0 | | | | | | |
| Bobby Del Greco, R (1.8) OBP: 0.291, SLG: 0.349 | | | K | | 4-3 | | | F9 | | 3 | 0 | 0 | 0 | 0 | 1 | 1 | | | | | | |
| Vinegar Bend Mizell, R (1.1) OBP: 0.132, SLG: 0.092 | | | 5-3 | | 1-3 | | | | P3 | 3 | 0 | 0 | 0 | 0 | 0 | 1 |  | | | | | |
| Inning Stats | R: 0 E: 0 K: 2 S: 8 | H: 0 LOB: 1 BB: 0 P: 8 | R: 0 E: 0 K: 1 S: 5 | H: 0 LOB: 0 BB: 0 P: 5 | R: 0 E: 0 K: 1 S: 5 | H: 0 LOB: 0 BB: 0 P: 5 | R: 0 E: 0 K: 0 S: 3 | H: 0 LOB: 2 BB: 1 P: 8 | R: 0 E: 0 K: 0 S: 4 | H: 1 LOB: 1 BB: 0 P: 4 | R: 0 E: 0 K: 0 S: 3 | H: 0 LOB: 0 BB: 0 P: 3 | R: 1 E: 0 K: 0 S: 4 | H: 1 LOB: 0 BB: 0 P: 4 | R: 0 E: 0 K: 0 S: 3 | H: 0 LOB: 0 BB: 0 P: 3 | | R: 0 E: 0 K: 0 S: 3 | H: 0 LOB: 0 BB: 0 P: 3 | 1B: 1 2B: 0 3B: 0 HR: 1 | SF: 0 SAC: 0 DP: 0 HBP: 1 | WP: 0 PB: 1 SB: 0 CS: 0 |
| PITCHER Warren Spahn, L (1.1) ERA: 2.63 | IP: 9.0 WLS: W BF: 32 H: 2 R: 1 ER: 1 SO: 4 BB: 1 IBB: 0 HBP: 1 BLK: 0 WP: 0 HR: 1 S: 38 P: 43 ERA: 1.00 WHIP: 0.333 | | | | | | | | | | | | | | | PITCHER | IP: 9.0 WLS: W BF: 32 H: 2 R: 1 ER: 1 SO: 4 BB: 1 IBB: 0 HBP: 1 BLK: 0 WP: 0 HR: 1 S: 38 P: 43 ERA: 1.00 WHIP: 0.333 | | | | | |


| Batter | 1 | 2 | 3 | 4 | 5 | 6 | 7 | 8 | 9 | AB | R | H | RBI | BB | SO | LOB | BOTTOM | | | | | |
|---|--|---------------------------------|------------------------------|---------------------------------|------------------------------|---------------------------------|------------------------------|---------------------------------|------------------------------|---------------------------------|------------------------------|---------------------------------|------------------------------|---------------------------------|------------------------------|----------------------------------|---|---|----------------------------------|----------------------------------|------------------------------------|----------------------------------|
| Danny O'Connell, R (1.4) OBP: 0.349, SLG: 0.338 | K | | 4-3 | | | FC3-6 HBP | | S 1B BB | | 3 | 1 | 0 | 0 | 1 | 1 | 1 | St. Louis Cardinals @ Milwaukee Braves Milwaukee County Stadium, Milwaukee, WI Sat Sep 01 1956, 4:33 AM EDT Att: 24,745 - Unknown livebaseballscorecards.com | | | | | |
| Johnny Logan, R (1.6) OBP: 0.325, SLG: 0.426 | | | | 4-3 | | F8 | | BB 1B | | 4 | 1 | 2 | 0 | 0 | 0 | 1 | | | | | | |
| Hank Aaron, R (1.9) OBP: 0.367, SLG: 0.558 | | | | | HR | | | 1B BB | | 2 | 1 | 1 | 1 | 1 | 0 | 1 | | | | | | |
| Joe Adcock, R (1.3) OBP: 0.358, SLG: 0.656 | | | | | P4 | | | 1B BB | | 4 | 0 | 1 | 2 | 0 | 0 | 3 | | | | | | |
| Frank Torre, L (9.3) OBP: 0.295, SLG: 0.292 | F8 | | | | | L5 | | 1B | | 0 | 0 | 0 | 0 | 0 | 0 | 0 | | | | | | |
| Eddie Mathews, L (1.5) OBP: 0.371, SLG: 0.536 | | | L9 | | F8 | | | 1B K | | 4 | 0 | 0 | 0 | 0 | 1 | 2 | | | | | | |
| Bobby Thomson, R (1.7) OBP: 0.310, SLG: 0.421 | | | 5-3 | | K | | | F9 | | 3 | 0 | 0 | 0 | 0 | 1 | 0 | | | | | | |
| Bill Bruton, L (1.8) OBP: 0.309, SLG: 0.417 | | | L9 | | F7 | | | 3-1 | | 3 | 0 | 0 | 0 | 0 | 0 | 0 | |  | | | | |
| Del Crandall, R (1.2) OBP: 0.342, SLG: 0.475 | | | K | | K | | | F8 | | 3 | 0 | 0 | 0 | 0 | 2 | 0 | | | | | | |
| Warren Spahn, L (1.1) OBP: 0.216, SLG: 0.314 | | | K | | | FC3-6 1B | | K | | 3 | 0 | 1 | 0 | 0 | 2 | 0 |  | | | | | |
| Inning Stats | R: 0 E: 0 K: 1 S: 6 | H: 1 LOB: 1 BB: 0 P: 6 | R: 0 E: 0 K: 0 S: 3 | H: 0 LOB: 0 BB: 0 P: 3 | R: 0 E: 0 K: 2 S: 7 | H: 0 LOB: 0 BB: 0 P: 7 | R: 1 E: 0 K: 0 S: 4 | H: 1 LOB: 0 BB: 0 P: 4 | R: 0 E: 0 K: 2 S: 7 | H: 0 LOB: 0 BB: 0 P: 7 | R: 0 E: 0 K: 0 S: 4 | H: 1 LOB: 2 BB: 0 P: 5 | R: 0 E: 0 K: 0 S: 3 | H: 0 LOB: 0 BB: 0 P: 3 | R: 2 E: 0 K: 2 S: 9 | H: 2 LOB: 2 BB: 2 P: 17 | | R: 0 E: 0 K: 0 S: 9 | H: 0 LOB: 0 BB: 0 P: 17 | 1B: 4 2B: 0 3B: 0 HR: 1 | SF: 0 SAC: 0 DP: 0 HBP: 1 | WP: 0 PB: 0 SB: 1 CS: 0 |
| PITCHER Vinegar Bend Mizell, L (1.1) ERA: 3.86 | IP: 8.0 WLS: L BF: 32 H: 5 R: 3 ER: 3 SO: 7 BB: 2 IBB: 0 HBP: 1 BLK: 0 WP: 0 HR: 1 S: 43 P: 52 ERA: 3.38 WHIP: 0.875 | | | | | | | | | | | | | | | PITCHER | IP: 8.0 WLS: L BF: 32 H: 5 R: 3 ER: 3 SO: 7 BB: 2 IBB: 0 HBP: 1 BLK: 0 WP: 0 HR: 1 S: 43 P: 52 ERA: 3.38 WHIP: 0.875 | | | | | |


| Batter | 1 | 2 | 3 | 4 | 5 | 6 | 7 | 8 | 9 | AB | R | H | RBI | BB | SO | LOB | TOP | | | | | |
|--|---|----------------------------------|---|---------------------------------|---|---------------------------------|---|----------------------------------|---|---------------------------------|---|---------------------------------|---|---------------------------------|---|----------------------------------|---|------------------------------|---|----------------------------------|---|----------------------------------|
| Don Blasingame, L (1,4) OBP: 0.353, SLG: 0.324 | 0-3 K | | 0-3 K | | 0-0 2B 4-3 1B | | 0-0 FC1-6 1B | | 0-0 1B 6-3 1B | 5 | 2 | 3 | 0 | 0 | 2 | 0 | St. Louis Cardinals @ Milwaukee Braves Milwaukee County Stadium, Milwaukee, WI Sun Sep 02 1956, 4:33 AM EDT Att: 35,774 - Unknown | | | | | |
| Alvin Dark, R (1,6) OBP: 0.306, SLG: 0.364 | 4-0 1B WP BB | | 0-3 K | | 0-0 4-3 1-3 2B | | 0-0 FC1-6 1B | | 0-0 1-3 F7 1B | 4 | 0 | 3 | 0 | 1 | 1 | 0 | | | | | | |
| Stan Musial, L (1,3) OBP: 0.385, SLG: 0.525 | 0-0 1-3 1B | | | 0-3 K | 0-0 4-3 | | 0-0 FC1-6 | | 0-0 F7 | 5 | 0 | 1 | 1 | 0 | 1 | 5 | | | | | | |
| Wally Moon, L (1,9) OBP: 0.417, SLG: 0.516 | 4-0 G1-4-3 IBB | | | 0-0 4-3 | 0-0 K | | 0-0 P6 | | 0-0 6-3 | 4 | 0 | 0 | 1 | 1 | 1 | 4 | | | | | | |
| Rip Repuski, R (1,7) OBP: 0.341, SLG: 0.440 | 0-0 G1-4-3 | | | 4-0 1B BB | | 0-0 L6 | | 0-0 F8 | 0-0 1-3 | 4 | 0 | 0 | 0 | 1 | 0 | 4 | | | | | | |
| Ken Boyer, R (1,5) OBP: 0.341, SLG: 0.478 | | 0-0 P4 | | 0-0 1-2 1B | | 4-0 1B BB | | 0-0 BB 1B | | 3 | 0 | 2 | 0 | 1 | 0 | 0 | | | | | | |
| Whitey Lockman, L (1,8) OBP: 0.326, SLG: 0.310 | 0-0 5-3 | | | 0-0 L7 | | 0-0 1-3 1B | | 4-0 1-2 BB | | 3 | 0 | 1 | 0 | 1 | 0 | 2 | | | | | | |
| Ray Katt, R (1,2) OBP: 0.293, SLG: 0.480 | 0-3 K | | | | 0-0 HR | 0-3 K | | 0-3 K | | 4 | 1 | 1 | 1 | 0 | 3 | 3 | | | | | | |
| Larry Jackson, R (1,1) Bob Blaylock, R (1,1) Bobby Morgan, R (7,PH) Jim Konstanty, R (7,1) Rocky Nelson, L (8,PH) Don Liddle, L (8,1) OBP: 0.200, SLG: 0.143 | | | 0-0 1-3 | | 0-0 P4 | | 0-0 F8 | 0-3 K | | 0 | 0 | 0 | 0 | 0 | 0 | 0 | | | | | | |
| Inning Stats | R: 0 E: 0 K: 1 S: 5 | H: 1 LOB: 2 BB: 0 P: 13 | R: 0 E: 0 K: 1 S: 5 | H: 0 LOB: 0 BB: 0 P: 5 | R: 0 E: 0 K: 2 S: 7 | H: 0 LOB: 0 BB: 0 P: 7 | R: 0 E: 0 K: 1 S: 6 | H: 1 LOB: 2 BB: 1 P: 10 | R: 2 E: 0 K: 1 S: 8 | H: 3 LOB: 1 BB: 0 P: 8 | R: 0 E: 0 K: 1 S: 5 | H: 1 LOB: 1 BB: 1 P: 9 | R: 0 E: 0 K: 0 S: 5 | H: 2 LOB: 2 BB: 0 P: 5 | R: 0 E: 0 K: 2 S: 8 | H: 1 LOB: 2 BB: 1 P: 12 | | R: 1 E: 0 K: 0 S: 5 | H: 2 LOB: 1 BB: 0 P: 5 | 1B: 9 2B: 1 3B: 0 HR: 1 | SF: 0 SAC: 0 DP: 1 HBP: 0 | WP: 1 PB: 0 SB: 0 CS: 0 |
| PITCHER | IP WLS BF H R ER SO BB IBB HBP BLK WP HR S P ERA WHIP | | IP WLS BF H R ER SO BB IBB HBP BLK WP HR S P ERA WHIP | | IP WLS BF H R ER SO BB IBB HBP BLK WP HR S P ERA WHIP | | IP WLS BF H R ER SO BB IBB HBP BLK WP HR S P ERA WHIP | | IP WLS BF H R ER SO BB IBB HBP BLK WP HR S P ERA WHIP | | IP WLS BF H R ER SO BB IBB HBP BLK WP HR S P ERA WHIP | | IP WLS BF H R ER SO BB IBB HBP BLK WP HR S P ERA WHIP | | IP WLS BF H R ER SO BB IBB HBP BLK WP HR S P ERA WHIP | | IP WLS BF H R ER SO BB IBB HBP BLK WP HR S P ERA WHIP | | IP WLS BF H R ER SO BB IBB HBP BLK WP HR S P ERA WHIP | | IP WLS BF H R ER SO BB IBB HBP BLK WP HR S P ERA WHIP | |
| Bob Trowbridge, R (1,1) ERA: 2.84 | 8.0 | W | 38 | 11 | 3 | 3 | 9 | 4 | 1 | 0 | 0 | 0 | 0 | 0 | 0 | 0 | 3.38 | 1.875 | | | | |
| Taylor Phillips, L (9,1) ERA: 2.04 | 1.0 | S | 3 | 0 | 0 | 0 | 0 | 0 | 0 | 0 | 0 | 0 | 0 | 0 | 0 | 0 | 0.00 | 0.000 | | | | |


| Batter | 1 | 2 | 3 | 4 | 5 | 6 | 7 | 8 | 9 | AB | R | H | RBI | BB | SO | LOB | BOTTOM | | | | | |
|---|---|----------------------------------|---|---------------------------------|---|---------------------------------|---|---------------------------------|---|---------------------------------|---|---------------------------------|---|---------------------------------|---|---------------------------------|---|----------------------------------|---|----------------------------------|---|--|
| Danny O'Connell, R (1,4) OBP: 0.348, SLG: 0.337 | 0-0 SH3-4 E 1B | 0-0 4-3 | | 0-0 L7 | | | 0-0 5-3 | | | 4 | 1 | 1 | 0 | 0 | 0 | 0 | St. Louis Cardinals @ Milwaukee Braves Milwaukee County Stadium, Milwaukee, WI Sun Sep 02 1956, 4:33 AM EDT Att: 35,774 - Unknown | | | | | |
| Johnny Logan, R (1,6) OBP: 0.323, SLG: 0.432 | 0-0 SH3-4 1-2 | 0-0 HR | | 0-0 P4 | | | 0-0 F8 | | | 3 | 1 | 1 | 1 | 0 | 0 | 0 | | | | | | |
| Hank Aaron, R (1,9) OBP: 0.366, SLG: 0.556 | 0-0 E2 2H 1B | 0-3 K | | 0-0 F8 | | | 0-0 F8 | | 0-0 F8 | 4 | 1 | 1 | 1 | 0 | 1 | 0 | | | | | | |
| Eddie Mathews, L (1,5) OBP: 0.370, SLG: 0.533 | 0-0 BB 1B | 0-3 K | | 0-0 F8 | | | 0-0 F9 | | 0-0 F9 | 4 | 1 | 1 | 1 | 0 | 1 | 0 | | | | | | |
| Joe Adcock, R (1,3) Frank Torre, L (9,3) OBP: 0.357, SLG: 0.650 OBP: 0.295, SLG: 0.292 | 4-0 1-2 1B BB | | 0-3 K | | 0-0 P4 | | 0-3 K | | | 3 | 1 | 0 | 0 | 1 | 2 | 0 | | | | | | |
| Bobby Thomson, R (1,7) OBP: 0.310, SLG: 0.419 | 4-0 1-2 2-3 SH1-4 BB | | 0-3 K | | 0-0 E6 CS | | | | | 2 | 1 | 0 | 0 | 1 | 1 | 0 | | | | | | |
| Bill Bruton, L (1,8) OBP: 0.311, SLG: 0.419 | 0-0 SH1-4 1-3 2H 3H 1B | | 0-0 S 1B | | 0-3 K | | 0-3 1-2 K | | | 3 | 0 | 2 | 2 | 0 | 1 | 1 | | | | | | |
| Del Crandall, R (1,2) OBP: 0.339, SLG: 0.472 | 0-0 SH1-4 1-2 3H | | 0-0 6-3 | | 0-0 5-3 | | | | | 2 | 0 | 0 | 1 | 0 | 0 | 1 | | | | | | |
| Bob Trowbridge, R (1,1) Taylor Phillips, L (9,1) | 0-0 6-3 | | | 0-3 K | | | 0-0 6-3 | | | 3 | 0 | 0 | 0 | 0 | 1 | 1 | | | | | | |
| Inning Stats | R: 5 E: 1 K: 0 S: 7 | H: 4 LOB: 1 BB: 2 P: 15 | R: 1 E: 0 K: 2 S: 8 | H: 1 LOB: 0 BB: 0 P: 8 | R: 0 E: 0 K: 2 S: 8 | H: 1 LOB: 1 BB: 0 P: 8 | R: 0 E: 0 K: 1 S: 5 | H: 0 LOB: 0 BB: 0 P: 5 | R: 0 E: 1 K: 1 S: 5 | H: 0 LOB: 0 BB: 0 P: 5 | R: 0 E: 0 K: 0 S: 3 | H: 0 LOB: 0 BB: 0 P: 3 | R: 0 E: 0 K: 1 S: 5 | H: 0 LOB: 0 BB: 0 P: 5 | R: 0 E: 0 K: 1 S: 5 | H: 0 LOB: 0 BB: 0 P: 5 | | 1B: 5 2B: 1 3B: 0 HR: 1 | SF: 0 SAC: 2 DP: 1 HBP: 0 | WP: 0 PB: 0 SB: 1 CS: 1 | PA: 32 | |
| PITCHER | IP WLS BF H R ER SO BB IBB HBP BLK WP HR S P ERA WHIP | | IP WLS BF H R ER SO BB IBB HBP BLK WP HR S P ERA WHIP | | IP WLS BF H R ER SO BB IBB HBP BLK WP HR S P ERA WHIP | | IP WLS BF H R ER SO BB IBB HBP BLK WP HR S P ERA WHIP | | IP WLS BF H R ER SO BB IBB HBP BLK WP HR S P ERA WHIP | | IP WLS BF H R ER SO BB IBB HBP BLK WP HR S P ERA WHIP | | IP WLS BF H R ER SO BB IBB HBP BLK WP HR S P ERA WHIP | | IP WLS BF H R ER SO BB IBB HBP BLK WP HR S P ERA WHIP | | IP WLS BF H R ER SO BB IBB HBP BLK WP HR S P ERA WHIP | | IP WLS BF H R ER SO BB IBB HBP BLK WP HR S P ERA WHIP | | IP WLS BF H R ER SO BB IBB HBP BLK WP HR S P ERA WHIP | |
| Larry Jackson, R (1,1) ERA: 3.99 | 0.1 | L | 7 | 4 | 5 | 5 | 0 | 2 | 0 | 0 | 0 | 0 | 0 | 0 | 0 | 0 | 135.00 | 18.000 | | | | |
| Bob Blaylock, R (1,1) ERA: 8.68 | 5.2 | | 19 | 2 | 1 | 1 | 6 | 0 | 0 | 0 | 0 | 0 | 0 | 0 | 0 | 0 | 1.59 | 0.353 | | | | |
| Jim Konstanty, R (7,1) ERA: 3.8 | 1.0 | | 3 | 0 | 0 | 0 | 0 | 0 | 0 | 0 | 0 | 0 | 0 | 0 | 0 | 0 | 0.00 | 0.000 | | | | |
| Don Liddle, L (8,1) ERA: 5.48 | 1.0 | | 3 | 0 | 0 | 0 | 1 | 0 | 0 | 0 | 0 | 0 | 0 | 0 | 0 | 0 | 0.00 | 0.000 | | | | |


| Batter | 1 | 2 | 3 | 4 | 5 | 6 | 7 | 8 | 9 | AB | R | H | RBI | BB | SO | LOB | TOP | | |
|--|------------------------------|---------------------------------|-------------------------------------|----------------------------------|------------------------------|---------------------------------|------------------------------|---------------------------------|------------------------------|---------------------------------|------------------------------|---------------------------------|------------------------------|---------------------------------|------------------------------|---|---|------------------------------------|--------------------------|
| Johnny Temple, R OBP: 0.340, SLG: 0.335 | | | | | | | | | | 5 | 0 | 0 | 0 | 0 | 0 | 5 | <p>Cincinnati Redlegs @ Milwaukee Braves Milwaukee County Stadium, Milwaukee, WI Mon Sep 03 1956, 4:33 AM EDT Unknown</p> <p>livebaseballscorecards.com</p> <p>AB 35 R 2 H 10 RBI 2 BB 2 SO 2 LOB 22</p> | | |
| Frank Robinson, R OBP: 0.391, SLG: 0.587 | | | | | | | | | | 5 | 1 | 2 | 1 | 0 | 0 | 3 | | | |
| Gus Bell, L OBP: 0.347, SLG: 0.497 | | | | | | | | | | 5 | 0 | 1 | 0 | 0 | 0 | 1 | | | |
| Ted Kluszewski, L OBP: 0.374, SLG: 0.560 | | | | | | | | | | 3 | 0 | 1 | 0 | 1 | 0 | 1 | | | |
| Wally Post, R OBP: 0.284, SLG: 0.473 | | | | | | | | | | 4 | 0 | 0 | 0 | 0 | 0 | 4 | | | |
| Smoky Burgess, L OBP: 0.324, SLG: 0.425 | | | | | | | | | | 4 | 1 | 3 | 0 | 0 | 0 | 0 | | | |
| Alex Grammas, R OBP: 0.330, SLG: 0.340 | | | | | | | | | | 4 | 0 | 3 | 0 | 0 | 0 | 1 | | | |
| Roy McMillan, R OBP: 0.357, SLG: 0.345 | | | | | | | | | | 1 | 0 | 0 | 1 | 1 | 0 | 1 | | | |
| Johnny Klippstein, R OBP: 0.127, SLG: 0.088 | | | | | | | | | | 4 | 0 | 0 | 0 | 0 | 2 | 6 | | | |
| Inning Stats | R: 0 E: 0 K: 0 S: 4 | H: 1 LOB: 2 BB: 1 P: 8 | R: 1 E: 0 K: 1 S: 6 | H: 1 LOB: 0 BB: 0 P: 6 | R: 1 E: 0 K: 0 S: 5 | H: 2 LOB: 1 BB: 0 P: 5 | R: 0 E: 0 K: 0 S: 5 | H: 2 LOB: 2 BB: 0 P: 5 | R: 0 E: 1 K: 0 S: 4 | H: 1 LOB: 2 BB: 0 P: 4 | R: 0 E: 0 K: 0 S: 3 | H: 0 LOB: 0 BB: 0 P: 3 | R: 0 E: 1 K: 0 S: 4 | H: 1 LOB: 0 BB: 0 P: 4 | R: 0 E: 0 K: 0 S: 3 | H: 0 LOB: 0 BB: 0 P: 3 | 1B: 6 2B: 3 3B: 0 HR: 1 | SF: 1 SAC: 1 DP: 0 HBP: 0 | WP: 0 PA: 39 CS: 0 |
| PITCHER Lew Burdette, R ERA: 2.38 | IP: 9.0 WLS: W BF: 39 | H: 10 R: 2 ER: 2 SO: 2 | BB: 1 IBB: 1 HBP: 0 BLK: 0 | WP: 0 HR: 1 S: 41 P: 49 | ERA: 2.00 WHIP: 1.222 | PITCHER | | | | | | | | | | IP: WLS: BF: H: R: ER: SO: BB: IBB: HBP: BLK: WP: HR: S: P: ERA: WHIP | | | |

| Batter | 1 | 2 | 3 | 4 | 5 | 6 | 7 | 8 | 9 | AB | R | H | RBI | BB | SO | LOB | BOTTOM | | |
|---|------------------------------|---------------------------------|-------------------------------------|----------------------------------|------------------------------|---------------------------------|------------------------------|---------------------------------|------------------------------|---------------------------------|------------------------------|---------------------------------|------------------------------|---------------------------------|------------------------------|---|---|------------------------------------|--------------------------|
| Danny O'Connell, R OBP: 0.350, SLG: 0.337 | | | | | | | | | | 3 | 0 | 1 | 0 | 1 | 0 | 0 | <p>Cincinnati Redlegs @ Milwaukee Braves Milwaukee County Stadium, Milwaukee, WI Mon Sep 03 1956, 4:33 AM EDT Unknown</p> <p>livebaseballscorecards.com</p> <p>AB 30 R 3 H 7 RBI 3 BB 2 SO 2 LOB 4</p> | | |
| Johnny Logan, R OBP: 0.327, SLG: 0.428 | | | | | | | | | | 4 | 0 | 0 | 0 | 0 | 0 | 2 | | | |
| Hank Aaron, R OBP: 0.369, SLG: 0.571 | | | | | | | | | | 4 | 3 | 3 | 2 | 0 | 1 | 0 | | | |
| Eddie Mathews, L OBP: 0.369, SLG: 0.530 | | | | | | | | | | 3 | 0 | 0 | 0 | 1 | 0 | 0 | | | |
| Joe Adcock, R OBP: 0.356, SLG: 0.646 | | | | | | | | | | 4 | 0 | 1 | 1 | 0 | 1 | 0 | | | |
| Bobby Thomson, R OBP: 0.310, SLG: 0.418 | | | | | | | | | | 3 | 0 | 1 | 0 | 0 | 0 | 0 | | | |
| Bill Bruton, L OBP: 0.309, SLG: 0.416 | | | | | | | | | | 3 | 0 | 0 | 0 | 0 | 0 | 1 | | | |
| Del Crandall, R OBP: 0.339, SLG: 0.470 | | | | | | | | | | 3 | 0 | 1 | 0 | 0 | 0 | 0 | | | |
| Lew Burdette, R OBP: 0.222, SLG: 0.221 | | | | | | | | | | 3 | 0 | 0 | 0 | 0 | 0 | 1 | | | |
| Inning Stats | R: 0 E: 0 K: 1 S: 5 | H: 0 LOB: 0 BB: 0 P: 5 | R: 0 E: 0 K: 0 S: 3 | H: 0 LOB: 0 BB: 0 P: 3 | R: 0 E: 0 K: 0 S: 4 | H: 1 LOB: 0 BB: 0 P: 4 | R: 0 E: 0 K: 0 S: 3 | H: 0 LOB: 0 BB: 0 P: 3 | R: 0 E: 0 K: 0 S: 4 | H: 1 LOB: 1 BB: 0 P: 4 | R: 1 E: 0 K: 1 S: 7 | H: 2 LOB: 1 BB: 0 P: 7 | R: 0 E: 0 K: 0 S: 3 | H: 0 LOB: 1 BB: 1 P: 7 | R: 0 E: 0 K: 0 S: 2 | H: 0 LOB: 2 BB: 1 P: 6 | 1B: 4 2B: 1 3B: 0 HR: 2 | SF: 0 SAC: 0 DP: 1 HBP: 0 | WP: 0 PA: 32 CS: 0 |
| PITCHER Johnny Klippstein, R ERA: 4.16 | IP: 8.0 WLS: L BF: 32 | H: 7 R: 3 ER: 3 SO: 2 | BB: 1 IBB: 1 HBP: 0 BLK: 0 | WP: 0 HR: 2 S: 34 P: 42 | ERA: 3.38 WHIP: 1.000 | PITCHER | | | | | | | | | | IP: WLS: BF: H: R: ER: SO: BB: IBB: HBP: BLK: WP: HR: S: P: ERA: WHIP | | | |

| Batter | 1 | 2 | 3 | 4 | 5 | 6 | 7 | 8 | 9 | AB | R | H | RBI | BB | SO | LOB | TOP | | | | | | | | |
|---|--|----------------------------------|------------------------------------|---------------------------------|------------------------------|------------------------------------|------------------------------|---------------------------------|------------------------------|---------------------------------|------------------------------|---------------------------------|------------------------------|---------------------------------|------------------------------|---------------------------------|--|---------------------------------|----------------------------------|------------------------------------|----------------------------------|--------|--|--|--|
| Johnny Temple, R OBP: 0.343, SLG: 0.336 | 4-0 BB 1B BB | | 4-0 1B BB | | | 0-0 SH1-4 HR 1B | | | 0-0 SH1 | 2 | 3 | 1 | 0 | 2 | 0 | 3 | Cincinnati Redlegs @ Milwaukee Braves Milwaukee County Stadium, Milwaukee, WI Mon Sep 03 1956, 4:38 AM EDT Att: 47,604 - Unknown AB 32 R 7 H 9 RBI 6 BB 4 SO 6 LOB 13  | | | | | | | | |
| Frank Robinson, R OBP: 0.388, SLG: 0.582 | 0-3 K | | 0-0 F2 | | | 0-0 SH1-4 | | | 0-0 L5 | 4 | 0 | 0 | 0 | 0 | 1 | 3 | | | | | | | | | |
| Gus Bell, L OBP: 0.348, SLG: 0.497 | 0-0 BB 1-2 1B | | 0-0 1B E 1B | | | 0-0 6-3 | | | 0-3 K | 4 | 2 | 2 | 0 | 0 | 1 | 1 | | | | | | | | | |
| Ted Kluszewski, L OBP: 0.377, SLG: 0.567 | 4-0 1B 1-2 2-3 BB | | 0-0 E8 1B 1-2 2H 1B | | | 0-0 HR | | | 0-0 4-3 | 3 | 2 | 2 | 3 | 1 | 0 | 0 | | | | | | | | | |
| Wally Post, R OBP: 0.286, SLG: 0.473 | 0-0 G4-6-3 1-2 2H 3H 1B | | 0-0 3-6 1B | | | 0-3 K | | | 0-0 F9 | 4 | 0 | 2 | 3 | 0 | 1 | 0 | | | | | | | | | |
| Ed Bailey, L OBP: 0.392, SLG: 0.546 | 0-0 G4-6-3 1-2 | | 0-0 3-6 1B | | | 0-0 E4 1B | | | 0-0 F7 | 4 | 0 | 0 | 0 | 0 | 0 | 3 | | | | | | | | | |
| Alex Grammas, R OBP: 0.328, SLG: 0.337 | | | | | | 0-0 FC6 BB 1-3 1B | | | 0-0 1-3 | 4 | 0 | 1 | 0 | 0 | 0 | 0 | | | | | | | | | |
| Roy McMillan, R OBP: 0.358, SLG: 0.345 | | | | | | 4-0 FC6 BB 1-2 BB | | | 0-0 SH1 1B | 3 | 0 | 1 | 0 | 1 | 0 | 0 | | | | | | | | | |
| Larry Jansen, R Brooks Lawrence, R OBP: 0.181, SLG: 0.209 | | | | | | 0-0 FC6 G4-6-3 1-2 2-3 | | | 0-3 K | 1 | 0 | 0 | 0 | 0 | 1 | 0 | | | | | | | | | |
| Inning Stats | R: 2 E: 0 K: 1 S: 6 | H: 2 LOB: 1 BB: 2 P: 14 | R: 0 E: 0 K: 1 S: 5 | H: 0 LOB: 0 BB: 0 P: 5 | R: 3 E: 1 K: 0 S: 5 | H: 3 LOB: 0 BB: 1 P: 9 | R: 0 E: 0 K: 1 S: 5 | H: 0 LOB: 0 BB: 0 P: 5 | R: 2 E: 0 K: 1 S: 7 | H: 2 LOB: 0 BB: 0 P: 7 | R: 0 E: 1 K: 0 S: 4 | H: 1 LOB: 2 BB: 1 P: 8 | R: 0 E: 0 K: 1 S: 5 | H: 0 LOB: 0 BB: 0 P: 5 | R: 0 E: 0 K: 0 S: 3 | H: 0 LOB: 0 BB: 0 P: 3 | R: 0 E: 0 K: 1 S: 6 | H: 1 LOB: 1 BB: 0 P: 6 | 1B: 8 2B: 1 3B: 0 HR: 1 | SF: 0 SAC: 2 DP: 3 HBP: 0 | WP: 0 PB: 0 SB: 0 CS: 0 | PA: 38 | | | |
| PITCHER | IP | WLS | BF | H | R | ER | SO | BB | IBB | HBP | BLK | WP | HR | S | P | ERA | WHIP | | | | | | | | |
| Bob Buhl, R ERA: 2.97 | 2.1 | L | 13 | 4 | 5 | 4 | 2 | 3 | 0 | 0 | 0 | 0 | 0 | 14 | 26 | 15.43 | 3.000 | | | | | | | | |
| Ray Crone, R ERA: 4.17 | 0.2 | | 2 | 1 | 0 | 0 | 0 | 0 | 0 | 0 | 0 | 0 | 0 | 2 | 2 | 0.00 | 1.500 | | | | | | | | |
| Red Murr, R ERA: 3.32 | 4.0 | | 16 | 3 | 2 | 2 | 3 | 1 | 0 | 0 | 0 | 0 | 1 | 21 | 25 | 4.50 | 1.000 | | | | | | | | |
| Gene Conley, R ERA: 3.29 | 2.0 | | 7 | 1 | 0 | 0 | 1 | 0 | 0 | 0 | 0 | 0 | 0 | 9 | 9 | 0.00 | 0.500 | | | | | | | | |

| Batter | 1 | 2 | 3 | 4 | 5 | 6 | 7 | 8 | 9 | AB | R | H | RBI | BB | SO | LOB | BOTTOM | | | | | | | | |
|---|------------------------------|---------------------------------|-----------------------------------|---------------------------------|------------------------------|----------------------------------|------------------------------|---------------------------------|------------------------------|---------------------------------|------------------------------|---------------------------------|------------------------------|---------------------------------|------------------------------|---------------------------------|--|---------------------------------|----------------------------------|------------------------------------|----------------------------------|--------|--|--|--|
| Danny O'Connell, R OBP: 0.349, SLG: 0.335 | 0-0 P7 | | 4-0 BB 1-2 BB | | | 0-0 1-3 | | | 0-0 5-3 | 3 | 0 | 0 | 0 | 1 | 0 | 0 | Cincinnati Redlegs @ Milwaukee Braves Milwaukee County Stadium, Milwaukee, WI Mon Sep 03 1956, 4:38 AM EDT Att: 47,604 - Unknown AB 33 R 5 H 8 RBI 5 BB 2 SO 2 LOB 10  | | | | | | | | |
| Johnny Logan, R OBP: 0.326, SLG: 0.426 | 0-0 5-3 | | 4-0 G4-6-3 1-2 2-3 BB | | | 0-0 6-3 | | | 0-0 5-3 | 3 | 0 | 0 | 0 | 1 | 0 | 0 | | | | | | | | | |
| Hank Aaron, R OBP: 0.370, SLG: 0.579 | 0-0 4-3 | | 0-0 F7 | | | 0-0 2B 2B | | | 0-0 HR | 4 | 2 | 2 | 1 | 0 | 0 | 3 | | | | | | | | | |
| Eddie Mathews, L OBP: 0.369, SLG: 0.530 | | | 0-0 G4-6-3 | | | 0-0 2B 1B 2B | | | 0-0 G3 | 2 | 0 | 1 | 0 | 0 | 0 | 3 | | | | | | | | | |
| Jack Dittmer, L OBP: 0.304, SLG: 0.278 | | | 0-0 FC5-4 1B | | | 0-0 F5 | | | 0-0 6-3 | 2 | 1 | 1 | 1 | 0 | 0 | 0 | | | | | | | | | |
| Joe Adcock, R OBP: 0.352, SLG: 0.639 | | | 0-0 FC5-4 HR 1-2 | | | 0-0 F9 | | | 0-0 6-3 | 4 | 1 | 0 | 0 | 0 | 0 | 2 | | | | | | | | | |
| Bobby Thomson, R OBP: 0.312, SLG: 0.427 | | | 0-0 HR 1H | | | 0-0 L6 | | | 0-0 F9 | 4 | 1 | 2 | 3 | 0 | 0 | 0 | | | | | | | | | |
| Bill Bruton, L OBP: 0.308, SLG: 0.414 | | | 0-0 5-3 | | | 0-0 G1-6-3 1B | | | 0-0 F6 | 4 | 0 | 1 | 0 | 0 | 0 | 1 | | | | | | | | | |
| Del Rice, R OBP: 0.286, SLG: 0.345 | | | 0-0 5-3 | | | 0-0 F3 | | | 0-3 K | 2 | 0 | 0 | 0 | 0 | 0 | 1 | | | | | | | | | |
| Bob Buhl, R ERA: 2.97 | | | 0-0 BB BB 1B | | | 0-0 1-3 | | | 0-3 K | 1 | 0 | 0 | 0 | 0 | 0 | 0 | | | | | | | | | |
| Ray Crone, R ERA: 4.17 | | | | | | | | | | 0 | 0 | 0 | 0 | 0 | 0 | 0 | | | | | | | | | |
| Chuck Haring, L ERA: 3.32 | | | | | | | | | | 1 | 0 | 1 | 0 | 0 | 0 | 0 | | | | | | | | | |
| Red Murr, R ERA: 3.32 | | | | | | | | | | 1 | 0 | 0 | 0 | 0 | 0 | 0 | | | | | | | | | |
| Wes Covington, L ERA: 3.32 | | | | | | | | | | 1 | 0 | 0 | 0 | 0 | 1 | 0 | | | | | | | | | |
| Gene Conley, R ERA: 3.29 | | | | | | | | | | 0 | 0 | 0 | 0 | 0 | 0 | 0 | | | | | | | | | |
| Inning Stats | R: 0 E: 0 K: 0 S: 3 | H: 0 LOB: 0 BB: 0 P: 3 | R: 2 E: 0 K: 0 S: 5 | H: 2 LOB: 0 BB: 0 P: 5 | R: 0 E: 0 K: 0 S: 3 | H: 1 LOB: 2 BB: 2 P: 11 | R: 0 E: 0 K: 0 S: 4 | H: 1 LOB: 1 BB: 0 P: 4 | R: 0 E: 0 K: 0 S: 3 | H: 0 LOB: 0 BB: 0 P: 3 | R: 2 E: 0 K: 0 S: 5 | H: 3 LOB: 0 BB: 0 P: 5 | R: 0 E: 0 K: 1 S: 5 | H: 0 LOB: 0 BB: 0 P: 5 | R: 1 E: 0 K: 0 S: 4 | H: 1 LOB: 0 BB: 0 P: 4 | R: 0 E: 0 K: 1 S: 5 | H: 0 LOB: 0 BB: 0 P: 5 | 1B: 4 2B: 2 3B: 0 HR: 2 | SF: 0 SAC: 0 DP: 2 HBP: 0 | WP: 0 PB: 0 SB: 0 CS: 0 | PA: 35 | | | |
| PITCHER | IP | WLS | BF | H | R | ER | SO | BB | IBB | HBP | BLK | WP | HR | S | P | ERA | WHIP | | | | | | | | |
| Larry Jansen, R ERA: 3.96 | 2.0 | | 11 | 3 | 2 | 2 | 0 | 2 | 0 | 0 | 0 | 0 | 1 | 9 | 17 | 9.00 | 2.500 | | | | | | | | |
| Brooks Lawrence, R ERA: 3.7 | 7.0 | W | 24 | 5 | 3 | 3 | 2 | 0 | 0 | 0 | 0 | 0 | 1 | 28 | 28 | 3.86 | 0.714 | | | | | | | | |


| Batter | 1 | 2 | 3 | 4 | 5 | 6 | 7 | 8 | 9 | 10 | AB | R | H | RBI | BB | SO | LOB | TOP | | | | |
|---|------------------------------|---------------------------------|------------------------------|---------------------------------|------------------------------|---------------------------------|------------------------------|---------------------------------|------------------------------|----------------------------------|------------------------------|----------------------------------|------------------------------|---------------------------------|------------------------------|---------------------------------|------------------------------|---|----------------------------------|------------------------------------|----------------------------------|--------|
| Johnny Temple, R OBP: 0.342, SLG: 0.335 | K | | G4-6-3 | | | 1B 4-3 1B | SH1-3 | | | 5-3 | 4 | 1 | 1 | 0 | 0 | 1 | 1 | Cincinnati Redlegs @ Milwaukee Braves Milwaukee County Stadium, Milwaukee, WI Tue Sep 04 1956, 4:33 AM EDT Att: 36,416 - Unknown  | | | | |
| Frank Robinson, R OBP: 0.388, SLG: 0.587 | 5-3 | | | F8 | | 4-3 1B SF8 | 5-3 | | | HR | 5 | 2 | 2 | 1 | 0 | 0 | 1 | | | | | |
| Gus Bell, L OBP: 0.346, SLG: 0.494 | E5 | | | K | | 4-3 1B | | F5 | | K | 5 | 0 | 1 | 0 | 0 | 2 | 0 | | | | | |
| Ted Kluszewski, L OBP: 0.375, SLG: 0.563 | 3-1 | | | L5 | | 4-3 | | F9 | | 1B | 5 | 1 | 1 | 1 | 0 | 0 | 3 | | | | | |
| Wally Post, R OBP: 0.287, SLG: 0.471 | | P4 | | | 5-3 | | | 5-3 | | 1B | 4 | 0 | 1 | 0 | 1 | 0 | 0 | | | | | |
| Ed Bailey, L OBP: 0.390, SLG: 0.543 | | F2 | | | F9 | SF8 | | 4-3 | | 1B | 4 | 0 | 1 | 2 | 0 | 0 | 0 | | | | | |
| Alex Grammas, R OBP: 0.328, SLG: 0.330 | | | | | | | | | F8 | | 2 | 0 | 0 | 0 | 1 | 0 | 2 | | | | | |
| Bob Thurman, L OBP: 0.373, SLG: 0.590 | | | | | | | | | F2 | | 1 | 0 | 0 | 0 | 0 | 0 | 0 | | | | | |
| Rocky Bridges, R OBP: 0.368, SLG: 0.250 | | | | | | | | | | | 1 | 0 | 0 | 0 | 0 | 0 | 2 | | | | | |
| Roy McMillan, R OBP: 0.360, SLG: 0.343 | | | | 4-3 | | | | | | | 2 | 0 | 0 | 0 | 2 | 0 | 0 | | | | | |
| Hal Jeffcoat, R OBP: 0.186, SLG: 0.150 | | | | | | | | | | | 2 | 0 | 1 | 0 | 1 | 1 | 2 | | | | | |
| Smoky Burgess, L OBP: 0.322, SLG: 0.423 | | | | | | | | | | | 1 | 0 | 0 | 0 | 0 | 0 | 1 | | | | | |
| Hersh Freeman, R OBP: 0.324, SLG: 0.349 | | | | | | | | | | | 0 | 0 | 0 | 0 | 0 | 0 | 0 | | | | | |
| Inning Stats | R: 0 E: 1 K: 1 S: 6 | H: 0 LOB: 1 BB: 0 P: 6 | R: 0 E: 0 K: 0 S: 3 | H: 0 LOB: 0 BB: 0 P: 3 | R: 0 E: 0 K: 0 S: 3 | H: 1 LOB: 0 BB: 0 P: 3 | R: 0 E: 0 K: 1 S: 5 | H: 0 LOB: 0 BB: 0 P: 5 | R: 0 E: 0 K: 1 S: 5 | H: 0 LOB: 2 BB: 2 P: 13 | R: 2 E: 0 K: 0 S: 6 | H: 3 LOB: 2 BB: 1 P: 10 | R: 0 E: 0 K: 0 S: 3 | H: 0 LOB: 0 BB: 1 P: 7 | R: 0 E: 0 K: 0 S: 3 | H: 0 LOB: 1 BB: 1 P: 7 | R: 2 E: 0 K: 1 S: 9 | H: 4 LOB: 2 BB: 0 P: 9 | 1B: 7 2B: 0 3B: 0 HR: 1 | SF: 1 SAC: 1 DP: 1 HBP: 0 | WP: 0 PB: 0 SB: 0 CS: 0 | PA: 43 |
| PITCHER | IP | WLS | BF | H | R | ER | SO | BB | IBB | HBP | BLK | WP | HR | S | P | ERA | WHIP | | | | | |
| Taylor Phillips, L ERA: 2.13 | 6.0 | | 25 | 4 | 2 | 2 | 3 | 2 | 1 | 0 | 0 | 0 | 0 | 28 | 40 | 3.00 | 1.000 | | | | | |
| Lou Slesater, L ERA: 2.72 | 2.0 | 7 | 0 | 0 | 0 | 0 | 1 | 0 | 0 | 0 | 0 | 0 | 0 | 6 | 10 | 0.00 | 0.500 | | | | | |
| Ernie Johnson, R ERA: 4.17 | 2.0 | L | 11 | 4 | 2 | 2 | 1 | 1 | 0 | 0 | 0 | 0 | 1 | 12 | 16 | 9.00 | 2.500 | | | | | |

| Batter | 1 | 2 | 3 | 4 | 5 | 6 | 7 | 8 | 9 | 10 | AB | R | H | RBI | BB | SO | LOB | BOTTOM | | | | |
|--|------------------------------|---------------------------------|------------------------------|---------------------------------|------------------------------|---------------------------------|------------------------------|---------------------------------|------------------------------|---------------------------------|------------------------------|---------------------------------|------------------------------|---------------------------------|------------------------------|---------------------------------|----------------------------------|---|----------------------------------|--------|--|--|
| Danny O'Connell, R OBP: 0.347, SLG: 0.333 | G3 | | 6-3 | | | F7 | | 1B | | K | 3 | 0 | 0 | 0 | 0 | 0 | 0 | Cincinnati Redlegs @ Milwaukee Braves Milwaukee County Stadium, Milwaukee, WI Tue Sep 04 1956, 4:33 AM EDT Att: 36,416 - Unknown  | | | | |
| Frank Torre, L OBP: 0.297, SLG: 0.295 | | | | | | | | | | | 1 | 0 | 1 | 1 | 0 | 0 | 0 | | | | | |
| Felix Mantilla, R OBP: 0.345, SLG: 0.429 | | | | | | | | | | | 0 | 0 | 0 | 0 | 0 | 0 | 0 | | | | | |
| Ernie Johnson, R OBP: 0.333, SLG: 0.333 | | | | | | | | | | | 0 | 0 | 0 | 0 | 0 | 0 | 0 | | | | | |
| Andy Paiko, R OBP: 0.324, SLG: 0.349 | | | | | | | | | | | 1 | 0 | 0 | 0 | 0 | 1 | 0 | | | | | |
| Johnny Logan, R OBP: 0.326, SLG: 0.424 | P4 | | | | P4 | | | | | | 4 | 0 | 1 | 1 | 0 | 0 | 0 | | | | | |
| Hank Aaron, R OBP: 0.369, SLG: 0.576 | L4 | | | | FC4-6 1B | | | | | | 4 | 0 | 1 | 0 | 0 | 0 | 2 | | | | | |
| Earl Hersh, L OBP: 0.500, SLG: 1.000 | | G5-4-3 2B | | | FC4-6 1B | | | | | | 4 | 0 | 2 | 0 | 0 | 0 | 1 | | | | | |
| Joe Adcock, R OBP: 0.354, SLG: 0.635 | | | | | 5-3 | | | | | | 2 | 0 | 0 | 0 | 2 | 0 | 1 | | | | | |
| Bobby Thomson, R OBP: 0.309, SLG: 0.423 | | | | | | | | | | | 4 | 0 | 0 | 0 | 0 | 1 | 4 | | | | | |
| Bill Bruton, L OBP: 0.308, SLG: 0.413 | | | | | | | | | | | 4 | 1 | 1 | 0 | 0 | 0 | 2 | | | | | |
| Del Crandall, R OBP: 0.333, SLG: 0.481 | | | | | | | | | | | 4 | 0 | 0 | 0 | 0 | 0 | 1 | | | | | |
| Taylor Phillips, L ERA: 3.57 | | | | | | | | | | | 1 | 0 | 0 | 0 | 0 | 1 | 0 | | | | | |
| Chuck Tanner, L OBP: 0.359, SLG: 0.358 | | | | | | | | | | | 1 | 0 | 0 | 0 | 0 | 0 | 0 | | | | | |
| Lou Slesater, L OBP: 0.545, SLG: 0.500 | | | | | | | | | | | 0 | 0 | 0 | 0 | 0 | 0 | 0 | | | | | |
| Wes Covington, L OBP: 0.348, SLG: 0.348 | | | | | | | | | | | 1 | 1 | 1 | 0 | 0 | 0 | 0 | | | | | |
| Jack Dittmer, L OBP: 0.300, SLG: 0.274 | | | | | | | | | | | 1 | 0 | 0 | 0 | 0 | 0 | 0 | | | | | |
| Inning Stats | R: 0 E: 0 K: 0 S: 3 | H: 0 LOB: 1 BB: 1 P: 7 | R: 0 E: 0 K: 0 S: 3 | H: 1 LOB: 0 BB: 0 P: 5 | R: 0 E: 0 K: 1 S: 5 | H: 0 LOB: 0 BB: 0 P: 5 | R: 0 E: 0 K: 0 S: 4 | H: 1 LOB: 1 BB: 0 P: 4 | R: 0 E: 0 K: 0 S: 3 | H: 0 LOB: 0 BB: 0 P: 3 | R: 0 E: 0 K: 0 S: 3 | H: 0 LOB: 0 BB: 1 P: 9 | R: 0 E: 0 K: 0 S: 3 | H: 1 LOB: 1 BB: 1 P: 7 | R: 0 E: 0 K: 1 S: 5 | H: 0 LOB: 0 BB: 0 P: 5 | 1B: 5 2B: 2 3B: 0 HR: 0 | SF: 0 SAC: 0 DP: 2 HBP: 0 | WP: 0 PB: 0 SB: 0 CS: 0 | PA: 37 | | |
| PITCHER | IP | WLS | BF | H | R | ER | SO | BB | IBB | HBP | BLK | WP | HR | S | P | ERA | WHIP | | | | | |
| Hal Jeffcoat, R ERA: 4.08 | 8.0 | | 30 | 6 | 2 | 2 | 2 | 1 | 0 | 0 | 0 | 0 | 0 | 33 | 37 | 2.25 | 0.750 | | | | | |
| Hersh Freeman, R ERA: 4.08 | 2.0 | W | 7 | 1 | 0 | 0 | 1 | 1 | 0 | 0 | 0 | 0 | 0 | 8 | 12 | 0.00 | 1.000 | | | | | |

| Batter | 1 | 2 | 3 | 4 | 5 | 6 | 7 | 8 | 9 | AB | R | H | RBI | BB | SO | LOB | TOP | | | | | | | |
|---|---|---|---|---|---|---|---|---|---|---|---|---|---|---|---|---|---|---|---|---|---|---|---|---|
| Johnny Temple, R (1.4) OBP: 0.342, SLG: 0.335 | | | | | | | | | | 6 | 0 | 2 | 0 | 0 | 0 | 3 | | | | | | | | |
| Frank Robinson, R (1.7) OBP: 0.388, SLG: 0.588 | | | | | | | | | | 6 | 0 | 2 | 2 | 0 | 1 | 3 | | | | | | | | |
| Gus Bell, L (1.8) OBP: 0.343, SLG: 0.489 | | | | | | | | | | 5 | 0 | 0 | 0 | 0 | 0 | 3 | | | | | | | | |
| Ted Kluszewski, L (1.3) OBP: 0.376, SLG: 0.561 | | | | | | | | | | 5 | 2 | 2 | 0 | 0 | 0 | 0 | | | | | | | | |
| Wally Post, R (1.9) OBP: 0.288, SLG: 0.470 | | | | | | | | | | 4 | 3 | 1 | 0 | 1 | 0 | 0 | | | | | | | | |
| Ed Bailey, L (1.2) OBP: 0.393, SLG: 0.542 | | | | | | | | | | 2 | 2 | 1 | 0 | 2 | 0 | 0 | | | | | | | | |
| Alex Grammas, R (1.5) OBP: 0.355, SLG: 0.358 | | | | | | | | | | 3 | 2 | 3 | 4 | 2 | 0 | 0 | AB 41 | | | | | | | |
| Roy McMillan, R (1.6) OBP: 0.360, SLG: 0.344 | | | | | | | | | | 5 | 2 | 2 | 3 | 0 | 1 | 4 | R 12 | | | | | | | |
| Tom Acker, R (1.1) OBP: 0.133, SLG: 0.071 | | | | | | | | | | 2 | 1 | 1 | 1 | 0 | 1 | 1 | H 15 | | | | | | | |
| Hersh Freeman, R (4.1) OBP: 0.250, SLG: 0.154 | | | | | | | | | | 2 | 0 | 1 | 2 | 0 | 0 | 0 | RBI 12 | | | | | | | |
| George Crowe, L (9. PH) OBP: 0.305, SLG: 0.495 | | | | | | | | | | 1 | 0 | 0 | 0 | 0 | 1 | 0 | BB 5 | | | | | | | |
| Larry Jansen, R (9.1) OBP: 0.305, SLG: 0.495 | | | | | | | | | | 0 | 0 | 0 | 0 | 0 | 0 | 0 | SO 4 | | | | | | | |
| Inning Stats | R: 0 E: 0 K: 0 S: 3 | H: 1 LOB: 0 BB: 0 P: 3 | R: 5 E: 0 K: 0 S: 8 | H: 5 LOB: 1 BB: 1 P: 12 | R: 0 E: 0 K: 0 S: 3 | H: 0 LOB: 0 BB: 0 P: 3 | R: 0 E: 0 K: 1 S: 6 | H: 1 LOB: 2 BB: 1 P: 10 | R: 4 E: 3 K: 0 S: 8 | H: 4 LOB: 1 BB: 0 P: 8 | R: 2 E: 0 K: 1 S: 7 | H: 2 LOB: 2 BB: 2 P: 15 | R: 0 E: 0 K: 0 S: 4 | H: 1 LOB: 1 BB: 0 P: 4 | R: 1 E: 0 K: 1 S: 6 | H: 1 LOB: 1 BB: 1 P: 10 | R: 0 E: 0 K: 1 S: 5 | H: 0 LOB: 0 BB: 0 P: 5 | 1B: 12 2B: 2 3B: 1 HR: 0 | SF: 0 SAC: 1 DP: 1 HBP: 0 | WP: 0 PB: 0 SB: 0 CS: 0 | PA: 47 | | |
| PITCHER | IP WLS BF H R ER SO BB IBB HBP BLK WP HR S P ERA WHIP | IP WLS BF H R ER SO BB IBB HBP BLK WP HR S P ERA WHIP | IP WLS BF H R ER SO BB IBB HBP BLK WP HR S P ERA WHIP | IP WLS BF H R ER SO BB IBB HBP BLK WP HR S P ERA WHIP | IP WLS BF H R ER SO BB IBB HBP BLK WP HR S P ERA WHIP | IP WLS BF H R ER SO BB IBB HBP BLK WP HR S P ERA WHIP | IP WLS BF H R ER SO BB IBB HBP BLK WP HR S P ERA WHIP | IP WLS BF H R ER SO BB IBB HBP BLK WP HR S P ERA WHIP | IP WLS BF H R ER SO BB IBB HBP BLK WP HR S P ERA WHIP | IP WLS BF H R ER SO BB IBB HBP BLK WP HR S P ERA WHIP | IP WLS BF H R ER SO BB IBB HBP BLK WP HR S P ERA WHIP | IP WLS BF H R ER SO BB IBB HBP BLK WP HR S P ERA WHIP | IP WLS BF H R ER SO BB IBB HBP BLK WP HR S P ERA WHIP | IP WLS BF H R ER SO BB IBB HBP BLK WP HR S P ERA WHIP | IP WLS BF H R ER SO BB IBB HBP BLK WP HR S P ERA WHIP | IP WLS BF H R ER SO BB IBB HBP BLK WP HR S P ERA WHIP | IP WLS BF H R ER SO BB IBB HBP BLK WP HR S P ERA WHIP | IP WLS BF H R ER SO BB IBB HBP BLK WP HR S P ERA WHIP | IP WLS BF H R ER SO BB IBB HBP BLK WP HR S P ERA WHIP | IP WLS BF H R ER SO BB IBB HBP BLK WP HR S P ERA WHIP | IP WLS BF H R ER SO BB IBB HBP BLK WP HR S P ERA WHIP | IP WLS BF H R ER SO BB IBB HBP BLK WP HR S P ERA WHIP | IP WLS BF H R ER SO BB IBB HBP BLK WP HR S P ERA WHIP | IP WLS BF H R ER SO BB IBB HBP BLK WP HR S P ERA WHIP |

Cincinnati Redlegs @ Milwaukee Braves
Milwaukee County Stadium, Milwaukee, WI
Wed Sep 05 1956, 4:33 AM EDT
Att: 19,790 - Unknown

AB 41
R 12
H 15
RBI 12
BB 5
SO 4
LOB 14



| Batter | 1 | 2 | 3 | 4 | 5 | 6 | 7 | 8 | 9 | AB | R | H | RBI | BB | SO | LOB | BOTTOM | | | | | | | |
|--|---|---|---|---|---|---|---|---|---|---|---|---|---|---|---|---|---|---|---|---|---|---|---|---|
| Danny O'Connell, R (1.4) OBP: 0.344, SLG: 0.330 | | | | | | | | | | 4 | 0 | 0 | 0 | 0 | 0 | 2 | | | | | | | | |
| Johnny Logan, R (1.6) OBP: 0.325, SLG: 0.423 | | | | | | | | | | 4 | 0 | 1 | 0 | 0 | 0 | 1 | | | | | | | | |
| Hank Aaron, R (1.9) OBP: 0.369, SLG: 0.574 | | | | | | | | | | 4 | 1 | 1 | 0 | 0 | 0 | 2 | | | | | | | | |
| Earl Hersh, L (1.7) OBP: 0.375, SLG: 0.750 | | | | | | | | | | 4 | 0 | 1 | 0 | 0 | 2 | 1 | | | | | | | | |
| Joe Adcock, R (1.3) OBP: 0.353, SLG: 0.639 | | | | | | | | | | 4 | 1 | 1 | 2 | 0 | 1 | 1 | | | | | | | | |
| Bobby Thomson, R (1.5) OBP: 0.311, SLG: 0.420 | | | | | | | | | | 2 | 0 | 0 | 0 | 2 | 1 | 1 | | | | | | | | |
| Bill Bruton, L (1.8) OBP: 0.307, SLG: 0.416 | | | | | | | | | | 4 | 0 | 1 | 0 | 0 | 1 | 3 | AB 31 | | | | | | | |
| Del Crandall, R (1.2) OBP: 0.333, SLG: 0.463 | | | | | | | | | | 3 | 0 | 1 | 0 | 0 | 0 | 2 | R 2 | | | | | | | |
| Warren Spahn, L (1.1) OBP: 0.216, SLG: 0.314 | | | | | | | | | | 0 | 0 | 0 | 0 | 0 | 0 | 0 | H 6 | | | | | | | |
| Ray Crone, R (2.1) OBP: 0.246, SLG: 0.152 | | | | | | | | | | 1 | 0 | 0 | 0 | 0 | 0 | 0 | RBI 2 | | | | | | | |
| Frank Tomis, R (5. PH) OBP: 0.246, SLG: 0.152 | | | | | | | | | | 1 | 0 | 0 | 0 | 0 | 0 | 0 | BB 3 | | | | | | | |
| Red Murr, R (6.1) OBP: 0.295, SLG: 0.295 | | | | | | | | | | 0 | 0 | 0 | 0 | 0 | 0 | 0 | SO 5 | | | | | | | |
| Dave Jolly, R (6.1) OBP: 0.309, SLG: 0.309 | | | | | | | | | | 0 | 0 | 0 | 0 | 0 | 0 | 0 | LOB 14 | | | | | | | |
| Chuck Tanner, L (8. PH) OBP: 0.305, SLG: 0.358 | | | | | | | | | | 0 | 0 | 0 | 0 | 0 | 0 | 0 | | | | | | | | |
| Gene Conley, R (9.1) OBP: 0.177, SLG: 0.175 | | | | | | | | | | 0 | 0 | 0 | 0 | 0 | 0 | 0 | | | | | | | | |
| Inning Stats | R: 0 E: 0 K: 0 S: 3 | H: 0 LOB: 0 BB: 0 P: 3 | R: 0 E: 0 K: 1 S: 6 | H: 1 LOB: 1 BB: 0 P: 6 | R: 0 E: 0 K: 0 S: 4 | H: 1 LOB: 1 BB: 0 P: 4 | R: 2 E: 0 K: 2 S: 10 | H: 3 LOB: 1 BB: 0 P: 10 | R: 0 E: 0 K: 0 S: 3 | H: 0 LOB: 0 BB: 0 P: 3 | R: 0 E: 0 K: 1 S: 5 | H: 0 LOB: 0 BB: 0 P: 5 | R: 0 E: 0 K: 0 S: 2 | H: 0 LOB: 0 BB: 1 P: 6 | R: 0 E: 0 K: 0 S: 3 | H: 1 LOB: 1 BB: 1 P: 7 | R: 0 E: 0 K: 1 S: 5 | H: 0 LOB: 1 BB: 1 P: 9 | 1B: 2 2B: 2 3B: 1 HR: 1 | SF: 0 SAC: 0 DP: 2 HBP: 0 | WP: 0 PB: 0 SB: 0 CS: 0 | PA: 34 | | |
| PITCHER | IP WLS BF H R ER SO BB IBB HBP BLK WP HR S P ERA WHIP | IP WLS BF H R ER SO BB IBB HBP BLK WP HR S P ERA WHIP | IP WLS BF H R ER SO BB IBB HBP BLK WP HR S P ERA WHIP | IP WLS BF H R ER SO BB IBB HBP BLK WP HR S P ERA WHIP | IP WLS BF H R ER SO BB IBB HBP BLK WP HR S P ERA WHIP | IP WLS BF H R ER SO BB IBB HBP BLK WP HR S P ERA WHIP | IP WLS BF H R ER SO BB IBB HBP BLK WP HR S P ERA WHIP | IP WLS BF H R ER SO BB IBB HBP BLK WP HR S P ERA WHIP | IP WLS BF H R ER SO BB IBB HBP BLK WP HR S P ERA WHIP | IP WLS BF H R ER SO BB IBB HBP BLK WP HR S P ERA WHIP | IP WLS BF H R ER SO BB IBB HBP BLK WP HR S P ERA WHIP | IP WLS BF H R ER SO BB IBB HBP BLK WP HR S P ERA WHIP | IP WLS BF H R ER SO BB IBB HBP BLK WP HR S P ERA WHIP | IP WLS BF H R ER SO BB IBB HBP BLK WP HR S P ERA WHIP | IP WLS BF H R ER SO BB IBB HBP BLK WP HR S P ERA WHIP | IP WLS BF H R ER SO BB IBB HBP BLK WP HR S P ERA WHIP | IP WLS BF H R ER SO BB IBB HBP BLK WP HR S P ERA WHIP | IP WLS BF H R ER SO BB IBB HBP BLK WP HR S P ERA WHIP | IP WLS BF H R ER SO BB IBB HBP BLK WP HR S P ERA WHIP | IP WLS BF H R ER SO BB IBB HBP BLK WP HR S P ERA WHIP | IP WLS BF H R ER SO BB IBB HBP BLK WP HR S P ERA WHIP | IP WLS BF H R ER SO BB IBB HBP BLK WP HR S P ERA WHIP | IP WLS BF H R ER SO BB IBB HBP BLK WP HR S P ERA WHIP | IP WLS BF H R ER SO BB IBB HBP BLK WP HR S P ERA WHIP |

Cincinnati Redlegs @ Milwaukee Braves
Milwaukee County Stadium, Milwaukee, WI
Wed Sep 05 1956, 4:33 AM EDT
Att: 19,790 - Unknown

AB 31
R 2
H 6
RBI 2
BB 3
SO 5
LOB 14



| Batter | 1 | 2 | 3 | 4 | 5 | 6 | 7 | 8 | 9 | AB | R | H | RBI | BB | SO | LOB | TOP | | | |
|--|--|---------------------------------|------------------------------|---------------------------------|------------------------------|---------------------------------|------------------------------|---------------------------------|------------------------------|---------------------------------|------------------------------|---------------------------------|------------------------------|---------------------------------|------------------------------|---|--|------------------------------------|----------------------------------|--------|
| Danny O'Connell, R OBP: 0.345, SLG: 0.329 | 0-3 K | | 0-0 F4 | | 4-0 FC5 1B BB | | 0-0 4-3 | | 0-0 1-2 2-3 1B | 4 | 0 | 1 | 0 | 1 | 1 | 1 | Milwaukee Braves @ Chicago Cubs Wrigley Field, Chicago, IL Fri Sep 07 1956, 3:33 AM CDT Att: 5,225 - Unknown | | | |
| Johnny Logan, R OBP: 0.236, SLG: 0.422 | 0-0 5-3 1B | | 0-0 5-3 | | 0-0 1-2 1B | | 0-0 F9 | | 0-3 K | 5 | 0 | 2 | 0 | 0 | 1 | 3 | | | | |
| Hank Aaron, R OBP: 0.368, SLG: 0.571 | 0-0 5-3 1-2 | | 0-0 F3 | | 0-0 FC5 2-3f | | 0-0 FC5-4 1B | | | 4 | 0 | 1 | 0 | 0 | 0 | 3 | | | | |
| Eddie Mathews, L OBP: 0.369, SLG: 0.526 | 0-3 K | | | 0-0 6-3 | | 4-0 G1-6-3 BB | | 0-0 F8 | | 3 | 0 | 0 | 0 | 1 | 1 | 2 | | | | |
| Joe Adcock, R OBP: 0.354, SLG: 0.638 | | 0-0 E 1B | | 0-0 FC1-6 1B | | 0-3 K | | 0-0 FC5-4 1-2f | | 4 | 0 | 2 | 0 | 0 | 1 | 2 | | | | |
| Chuck Tanner, L OBP: 0.344, SLG: 0.339 | | 0-0 FC1 1-2 | | 0-0 FC1-6 1-2f | | 0-0 G1-6-3 1-2f | | 4-0 1B 1B BB | | 3 | 0 | 0 | 0 | 1 | 0 | 3 | | | | |
| Bill Bruton, L OBP: 0.305, SLG: 0.412 | | 0-3 K | | 0-0 F8 | | | 0-0 F8 | | 0-0 F8 | 4 | 0 | 0 | 0 | 0 | 1 | 4 | | | | |
| Del Rice, R OBP: 0.283, SLG: 0.341 | | 0-0 P4 | | | 0-0 F8 | | 0-0 G3 | | 0-0 1B 1-2 1B | 2 | 0 | 0 | 0 | 0 | 0 | 2 | | | | |
| Frank Torre, L OBP: 0.293, SLG: 0.291 | | | | | | | | | | 1 | 0 | 0 | 0 | 0 | 0 | 0 | | | | |
| Del Crandall, R OBP: 0.336, SLG: 0.465 | | | | | | | | | | 1 | 0 | 1 | 0 | 0 | 0 | 0 | | | | |
| Bob Buhl, R OBP: 0.119, SLG: 0.136 | | 0-3 K | | | 0-0 4-3 | | 4-0 BB | | 0-3 K | 2 | 0 | 0 | 0 | 0 | 1 | 2 | | | | |
| Taylor Phillips, L (6, 1) | | | | | | | | | | 0 | 0 | 0 | 0 | 0 | 0 | 0 | | | | |
| Wes Covington, L OBP: 0.353, SLG: 0.348 | | | | | | | | | | 0 | 0 | 0 | 0 | 1 | 0 | 0 | | | | |
| Bob Trowbridge, R (7, 1) | | | | | | | | | | 0 | 0 | 0 | 0 | 0 | 0 | 0 | | | | |
| Earl Hersh, L OBP: 0.333, SLG: 0.667 | | | | | | | | | | 1 | 0 | 0 | 0 | 0 | 1 | 2 | | | | |
| Inning Stats | R: 0 E: 0 K: 2 S: 8 | H: 1 LOB: 1 BB: 0 P: 8 | R: 0 E: 1 K: 2 S: 9 | H: 1 LOB: 2 BB: 0 P: 9 | R: 0 E: 0 K: 0 S: 3 | H: 0 LOB: 0 BB: 0 P: 3 | R: 0 E: 0 K: 0 S: 4 | H: 1 LOB: 1 BB: 0 P: 4 | R: 0 E: 0 K: 0 S: 4 | H: 0 LOB: 2 BB: 1 P: 8 | R: 0 E: 0 K: 1 S: 4 | H: 0 LOB: 1 BB: 1 P: 7 | R: 0 E: 0 K: 0 S: 4 | H: 1 LOB: 1 BB: 0 P: 4 | R: 0 E: 0 K: 2 S: 9 | H: 2 LOB: 3 BB: 1 P: 13 | 1B: 7 2B: 0 3B: 0 HR: 0 | SF: 0 SAC: 0 DP: 1 HBP: 0 | WP: 0 PB: 0 SB: 0 CS: 0 | PA: 38 |
| PITCHER Sam Jones, R ERA: 4.18 | IP: 9.0 WLS: W BF: 38 H: 7 R: 0 ER: 0 SO: 7 BB: 4 IBB: 0 HBP: 0 BLK: 0 WP: 0 HR: 0 S: 48 P: 64 ERA: 0.00 WHIP: 1.222 | | | | | | | | | | | | | | | PITCHER Sam Jones, R ERA: 4.18 | IP: 9.0 WLS: W BF: 38 H: 7 R: 0 ER: 0 SO: 7 BB: 4 IBB: 0 HBP: 0 BLK: 0 WP: 0 HR: 0 S: 48 P: 64 ERA: 0.00 WHIP: 1.222 | | | |

| | |
|-----|----|
| AB | 34 |
| R | 0 |
| H | 7 |
| RBI | 0 |
| BB | 4 |
| SO | 7 |
| LOB | 24 |



| Batter | 1 | 2 | 3 | 4 | 5 | 6 | 7 | 8 | 9 | AB | R | H | RBI | BB | SO | LOB | BOTTOM | | | | |
|---|--|---------------------------------|------------------------------|---------------------------------|------------------------------|---------------------------------|--------------------------------------|---------------------------------|------------------------------|---------------------------------|------------------------------|----------------------------------|------------------------------|---------------------------------|------------------------------|---|--|--|------------------------------------|----------------------------------|--------|
| Dee Fondy, L OBP: 0.292, SLG: 0.402 | 0-0 4-3 | | 0-3 K | | 0-0 FC4-6 1-2f | | 0-0 4-3 | | | 4 | 0 | 0 | 0 | 0 | 1 | 2 | Milwaukee Braves @ Chicago Cubs Wrigley Field, Chicago, IL Fri Sep 07 1956, 3:33 AM CDT Att: 5,225 - Unknown | | | | |
| Don Hoak, R OBP: 0.282, SLG: 0.317 | 0-0 14 1B 2B | | 0-0 F9 | | 0-0 F9 | | 0-0 F9 | | | 4 | 1 | 1 | 0 | 0 | 0 | 1 | | | | | |
| Gene Baker, R OBP: 0.315, SLG: 0.393 | 0-0 P4 | | | 0-0 14 G6-4-3 1B | | 0-0 14 2B 1B | | 0-0 1B | | 4 | 1 | 3 | 0 | 0 | 0 | 1 | | | | | |
| 14 Ernie Banks, R OBP: 0.361, SLG: 0.551 | 0-0 CS 1B | | | 0-0 G6-4-3 1-2f | | 0-0 2B 1H WP 2B | | 0-0 P2 | | 4 | 1 | 2 | 2 | 0 | 0 | 2 | | | | | |
| Walt Moryn, L OBP: 0.353, SLG: 0.491 | 0-0 CS 1-2 | | 0-0 F8 | | 0-0 1B | | 0-0 WP 2B 2B | | 0-0 4-3 | 4 | 1 | 2 | 0 | 0 | 0 | 0 | | | | | |
| Jim King, L OBP: 0.300, SLG: 0.430 | | | | | 0-0 F9 | | 4-0 2B | | 0-0 F9 | 2 | 1 | 0 | 0 | 1 | 0 | 1 | | | | | |
| Eddie Miksis, R OBP: 0.301, SLG: 0.362 | | | | | 0-0 1-3 | | 0-0 2B IBB | | 0-0 F9 | 1 | 0 | 0 | 0 | 0 | 0 | 0 | | | | | |
| Pete Whisenant, R OBP: 0.295, SLG: 0.425 | | | 0-0 1-3 | | 0-3 K | | 0-0 1H 2H 3H FC6-2 2B | | 4-0 BB | 3 | 0 | 1 | 2 | 1 | 1 | 0 | | | | | |
| Hobie Landrith, L OBP: 0.319, SLG: 0.337 | | | 0-0 FC5-6 1B | | 0-0 P2 | | 0-0 FC6-2 2H | | 0-3 K | 4 | 0 | 1 | 0 | 0 | 1 | 2 | | | | | |
| Sam Jones, R OBP: 0.255, SLG: 0.191 | | | 0-0 FC5-6 1-2f | | 4-0 FC4-6 BB | | 0-0 1-3 | | | 2 | 0 | 0 | 0 | 1 | 0 | 2 | | | | | |
| Inning Stats | R: 1 E: 0 K: 0 S: 4 | H: 2 LOB: 0 BB: 0 P: 4 | R: 0 E: 0 K: 0 S: 3 | H: 0 LOB: 0 BB: 0 P: 3 | R: 0 E: 0 K: 1 S: 6 | H: 1 LOB: 1 BB: 0 P: 6 | R: 0 E: 0 K: 0 S: 4 | H: 2 LOB: 1 BB: 0 P: 4 | R: 0 E: 0 K: 0 S: 5 | H: 0 LOB: 1 BB: 1 P: 9 | R: 4 E: 0 K: 0 S: 7 | H: 4 LOB: 1 BB: 1 P: 11 | R: 0 E: 0 K: 0 S: 4 | H: 1 LOB: 1 BB: 0 P: 4 | R: 0 E: 0 K: 1 S: 5 | H: 0 LOB: 1 BB: 1 P: 9 | | 1B: 6 2B: 4 3B: 0 HR: 0 | SF: 0 SAC: 0 DP: 1 HBP: 0 | WP: 1 PB: 0 SB: 1 CS: 1 | PA: 36 |
| PITCHER Bob Buhl, R ERA: 3.12 | IP: 5.1 WLS: L BF: 25 H: 9 R: 5 ER: 5 SO: 2 BB: 1 IBB: 0 HBP: 0 BLK: 0 WP: 1 HR: 0 S: 27 P: 35 ERA: 8.44 WHIP: 1.875 | | | | | | | | | | | | | | | PITCHER Taylor Phillips, L ERA: 2.11 | | IP: 0.2 WLS: L BF: 2 H: 0 R: 0 ER: 0 SO: 0 BB: 0 IBB: 0 HBP: 0 BLK: 0 WP: 0 HR: 0 S: 2 P: 2 ERA: 0.00 WHIP: 0.000 | | | |
| PITCHER Taylor Phillips, L ERA: 2.11 | IP: 0.2 WLS: L BF: 2 H: 0 R: 0 ER: 0 SO: 0 BB: 0 IBB: 0 HBP: 0 BLK: 0 WP: 0 HR: 0 S: 2 P: 2 ERA: 0.00 WHIP: 0.000 | | | | | | | | | | | | | | | PITCHER Bob Trowbridge, R ERA: 2.7 | | IP: 2.0 WLS: L BF: 8 H: 1 R: 0 ER: 0 SO: 1 BB: 1 IBB: 0 HBP: 0 BLK: 0 WP: 0 HR: 0 S: 9 P: 13 ERA: 0.00 WHIP: 1.000 | | | |



| Batter | 1 | 2 | 3 | 4 | 5 | 6 | 7 | 8 | 9 | AB | R | H | RBI | BB | SO | LOB | TOP | | | |
|---|--|---------------------------------|------------------------------|----------------------------------|------------------------------|---------------------------------|------------------------------|---------------------------------|------------------------------|----------------------------------|------------------------------|---------------------------------|------------------------------|----------------------------------|------------------------------|---------------------------------|---|------------------------------------|----------------------------------|--------|
| Danny O'Connell, R (1,4) OBP: 0.343, SLG: 0.327 Frank Torre, L (8,PH) OBP: 0.291, SLG: 0.289 Jack Dittmer, L (8,4) OBP: 0.296, SLG: 0.270 | 0-0 4-3 | | 0-3 K | | 0-0 4-3 | | | 0-0 4-3 | 0-0 G3 | 3 | 0 | 0 | 0 | 0 | 1 | 0 | Milwaukee Braves @ Chicago Cubs Wrigley Field, Chicago, IL Sat Sep 08 1956, 3:33 AM CDT Att: 14,784 - Unknown | | | |
| Johnny Logan, R (1,6) OBP: 0.331, SLG: 0.427 | 4-0 BB | | 0-0 1B | | 0-0 2B | | | 4-0 1B FC1-2 BB | | 2 | 0 | 2 | 0 | 2 | 0 | 0 | | | | |
| Hank Aaron, R (1,9) OBP: 0.367, SLG: 0.569 | 0-0 G4-6-3 | | 0-0 G4-6-3 | | 0-0 P6 | | | 0-0 1B | | 4 | 0 | 1 | 0 | 0 | 0 | 3 | | | | |
| Eddie Mathews, L (1,5) OBP: 0.369, SLG: 0.524 | | 0-0 6-3 | | 0-0 F8 | | | | 4-0 1B | | 2 | 0 | 0 | 0 | 2 | 0 | 0 | | | | |
| Joe Adcock, R (1,3) OBP: 0.351, SLG: 0.631 | | 0-0 5-3 | | 0-0 F2 | | | | 0-0 IBB | | 4 | 0 | 0 | 0 | 0 | 1 | 5 | | | | |
| Andy Pafko, R (1,7) OBP: 0.333, SLG: 0.364 | | 4-0 BB 1B BB | | 0-0 2B | | | | 0-0 FC1-2 | | 3 | 1 | 1 | 0 | 1 | 0 | 5 | | | | |
| Bill Bruton, L (1,8) OBP: 0.304, SLG: 0.409 | | 4-0 1B 1-2 BB | | 0-3 K | | | | 0-0 3-H | | 3 | 0 | 0 | 0 | 1 | 2 | 1 | | | | |
| Del Rice, R (1,2) OBP: 0.285, SLG: 0.343 Wes Covington, L (7,PH) OBP: 0.354, SLG: 0.346 Del Crandall, R (7,2) OBP: 0.334, SLG: 0.463 | | 0-0 FC4-6 1B | | 0-0 F7 | | | | 0-0 P6 | | 2 | 0 | 1 | 1 | 0 | 0 | 0 | | | | |
| Lew Burdette, R (1,1) OBP: 0.214, SLG: 0.213 Chuck Tanner, L (9,PH) OBP: 0.354, SLG: 0.339 Felix Mantilla, R (9,PR) OBP: 0.345, SLG: 0.429 | | 0-0 FC4-6 | | 0-0 F3 | | | | 0-3 K | | 3 | 0 | 0 | 0 | 0 | 1 | 2 | | | | |
| | | 0-0 BB | | | | | | 4-0 BB | | 0 | 0 | 0 | 0 | 1 | 0 | 0 | | | | |
| Inning Stats | R: 0 E: 0 K: 0 S: 2 | H: 0 LOB: 0 BB: 1 P: 6 | R: 1 E: 0 K: 0 S: 4 | H: 1 LOB: 2 BB: 2 P: 12 | R: 0 E: 0 K: 1 S: 5 | H: 1 LOB: 1 BB: 0 P: 5 | R: 0 E: 0 K: 1 S: 6 | H: 0 LOB: 0 BB: 0 P: 3 | R: 0 E: 0 K: 1 S: 6 | H: 1 LOB: 2 BB: 1 P: 10 | R: 0 E: 0 K: 1 S: 5 | H: 0 LOB: 0 BB: 0 P: 5 | R: 0 E: 0 K: 0 S: 4 | H: 1 LOB: 3 BB: 2 P: 12 | R: 0 E: 0 K: 1 S: 5 | H: 0 LOB: 1 BB: 1 P: 9 | 1B: 3 2B: 2 3B: 0 HR: 0 | SF: 0 SAC: 0 DP: 2 HBP: 0 | WP: 0 PB: 0 SB: 0 CS: 0 | PA: 37 |
| PITCHER Moe Drabowsky, R (1,1) ERA: 1.58 | IP: 9.0 WLS: W BF: 37 H: 5 R: 1 ER: 1 SO: 5 BB: 6 IBB: 1 HBP: 0 BLK: 0 WP: 0 HR: 0 S: 40 P: 68 ERA: 1.00 WHIP: 1.222 | | | | | | | | | | | | | | | PITCHER | | | | |

| Batter | 1 | 2 | 3 | 4 | 5 | 6 | 7 | 8 | 9 | AB | R | H | RBI | BB | SO | LOB | BOTTOM | | | |
|--|--|---------------------------------|------------------------------|---------------------------------|------------------------------|---------------------------------|------------------------------|---------------------------------|------------------------------|---------------------------------|------------------------------|---------------------------------|------------------------------|---------------------------------|------------------------------|---------------------------------|---|------------------------------------|----------------------------------|--------|
| Dee Fondy, L (1,3) OBP: 0.281, SLG: 0.402 | 0-0 G3 | | 0-0 FC4-6 1B | | 0-0 1B | | | 0-0 L6 | | 4 | 0 | 2 | 0 | 0 | 0 | 0 | Milwaukee Braves @ Chicago Cubs Wrigley Field, Chicago, IL Sat Sep 08 1956, 3:33 AM CDT Att: 14,784 - Unknown | | | |
| Don Hoak, R (1,5) OBP: 0.281, SLG: 0.316 | 0-0 14 1B 1B | | 0-0 F8 | | 0-0 5-3 | | | 0-0 5-3 | | 4 | 1 | 1 | 0 | 0 | 0 | 2 | | | | |
| Gene Baker, R (1,4) OBP: 0.312, SLG: 0.390 | 0-0 F2 | | 0-0 FC4-6 1-2 | | 0-0 6-3 | | | 0-0 P6 | | 4 | 0 | 0 | 0 | 0 | 0 | 2 | | | | |
| 14 Ernie Banks, R (1,6) OBP: 0.362, SLG: 0.550 | 0-0 1B 2B 1B | | 0-3 K | | 0-0 FC5 1B 1B | | | 0-0 F9 | | 4 | 1 | 2 | 0 | 0 | 1 | 1 | | | | |
| Walt Moryn, L (1,9) OBP: 0.353, SLG: 0.490 | 0-0 2B 1B | | 0-0 P6 | | 0-3 K | | | 0-0 K | | 3 | 0 | 1 | 1 | 0 | 1 | 1 | | | | |
| Jim King, L (1,7) OBP: 0.304, SLG: 0.436 Eddie Miksis, R (9,7) OBP: 0.301, SLG: 0.362 | 0-0 1-3 2-H | | 0-0 F9 | | 0-0 1B | | | 0-0 1B | | 3 | 0 | 2 | 1 | 0 | 0 | 0 | | | | |
| Pete Whisenant, R (1,8) OBP: 0.292, SLG: 0.420 | 0-0 1-H 3-H | | 0-0 2B | | 0-0 FC5 | | | 0-0 2-3 | | 3 | 0 | 0 | 0 | 0 | 1 | 2 | | | | |
| Hobie Landrith, L (1,2) OBP: 0.316, SLG: 0.333 | 0-0 F8 | | 0-0 K | | 0-0 FC5 | | | 0-0 2-3 | | 3 | 0 | 0 | 0 | 0 | 0 | 0 | | | | |
| Moe Drabowsky, R (1,1) OBP: 0.231, SLG: 0.231 | 0-0 1-3 | | 0-0 4-3 | | 0-0 F8 | | | 0-0 F8 | | 3 | 0 | 0 | 0 | 0 | 0 | 0 | | | | |
| | 0-3 K | | 0-0 F2 | | 0-0 P2 | | | 0-0 P2 | | 3 | 0 | 0 | 0 | 0 | 1 | 0 | | | | |
| Inning Stats | R: 2 E: 0 K: 0 S: 6 | H: 4 LOB: 2 BB: 0 P: 6 | R: 0 E: 0 K: 1 S: 5 | H: 0 LOB: 0 BB: 0 P: 5 | R: 0 E: 1 K: 1 S: 6 | H: 1 LOB: 1 BB: 0 P: 6 | R: 0 E: 0 K: 1 S: 5 | H: 0 LOB: 0 BB: 0 P: 5 | R: 0 E: 0 K: 1 S: 4 | H: 1 LOB: 1 BB: 0 P: 4 | R: 0 E: 0 K: 1 S: 7 | H: 2 LOB: 2 BB: 0 P: 7 | R: 0 E: 0 K: 0 S: 3 | H: 0 LOB: 0 BB: 0 P: 3 | R: 0 E: 0 K: 0 S: 3 | H: 0 LOB: 0 BB: 0 P: 3 | 1B: 7 2B: 1 3B: 0 HR: 0 | SF: 0 SAC: 0 DP: 0 HBP: 0 | WP: 0 PB: 0 SB: 0 CS: 0 | PA: 31 |
| PITCHER Lew Burdette, R (1,1) ERA: 2.37 | IP: 8.0 WLS: L BF: 31 H: 8 R: 2 ER: 2 SO: 4 BB: 0 IBB: 0 HBP: 0 BLK: 0 WP: 0 HR: 0 S: 39 P: 39 ERA: 2.25 WHIP: 1.000 | | | | | | | | | | | | | | | PITCHER | | | | |



| Batter | 1 | 2 | 3 | 4 | 5 | 6 | 7 | 8 | 9 | AB | R | H | RBI | BB | SO | LOB | TOP | | | | | | | | |
|---|------------------------------|----------------------------------|------------------------------|---------------------------------|------------------------------|---------------------------------|------------------------------|---------------------------------|------------------------------|---------------------------------|------------------------------|---------------------------------|------------------------------|----------------------------------|------------------------------|---------------------------------|---|------------------------------------|----------------------------------|------------------------------------|----------------------------------|--------|--|--|--|
| Felix Mantilla, R OBP: 0.316, SLG: 0.378 (1, 6) | F8 | | SH2-4 | | F2 | | 1B | | K | 4 | 1 | 1 | 1 | 0 | 1 | 0 | Milwaukee Braves @ Chicago Cubs Wrigley Field, Chicago, IL Sun Sep 09 1956, 3:38 AM CDT Att: 35,309 - Unknown | | | | | | | | |
| Danny O'Connell, R OBP: 0.344, SLG: 0.327 (1, 4) | 1B | | G3 | | 4-3 | | 1B | | F9 | 5 | 0 | 2 | 1 | 0 | 0 | 1 | | | | | | | | | |
| Hank Aaron, R OBP: 0.370, SLG: 0.568 (1, 9) | F8 | | 6-3 | | 1-6-3 | | 1B | | | 4 | 0 | 1 | 1 | 0 | 0 | 2 | | | | | | | | | |
| Eddie Mathews, L OBP: 0.369, SLG: 0.520 (1, 5) | F8 | | | | 4-3 | | 1B | | 4-3 | 3 | 1 | 1 | 0 | 1 | 0 | 3 | | | | | | | | | |
| Joe Adcock, R OBP: 0.350, SLG: 0.624 (1, 3) | | | | | G6-4-3 | | BB | | K | 4 | 0 | 2 | 0 | 0 | 1 | 1 | | | | | | | | | |
| Andy Pafko, R OBP: 0.333, SLG: 0.361 (7, PH) | | | | | | | | | | 2 | 0 | 0 | 0 | 0 | 2 | 3 | | | | | | | | | |
| Chuck Tanner, L OBP: 0.364, SLG: 0.351 (7, PH) | K | | | | | | | | K | 1 | 1 | 1 | 0 | 0 | 0 | 0 | | | | | | | | | |
| Bobby Thomson, R OBP: 0.310, SLG: 0.419 (7, 7) | | | | | | | | | K | 1 | 0 | 0 | 0 | 0 | 1 | 0 | | | | | | | | | |
| Bill Bruton, L OBP: 0.304, SLG: 0.408 (1, 8) | | | | | | | | | K | 3 | 0 | 0 | 1 | 0 | 0 | 2 | | | | | | | | | |
| Del Rice, R OBP: 0.286, SLG: 0.339 (7, PR) | | | | | | | | | | 2 | 0 | 0 | 0 | 1 | 0 | 2 | | | | | | | | | |
| Lew Burdette, R OBP: 0.214, SLG: 0.213 (7, 2) | F7 | | | | | | | | | 0 | 1 | 1 | 0 | 0 | 0 | 0 | | | | | | | | | |
| Del Crandall, R OBP: 0.332, SLG: 0.470 (7, 2) | | | | | | | | | | 1 | 1 | 1 | 1 | 0 | 0 | 0 | | | | | | | | | |
| Gene Conley, R OBP: 0.186, SLG: 0.190 (7, PH) | | | | | | | | | | 2 | 0 | 1 | 0 | 0 | 0 | 0 | | | | | | | | | |
| Frank Torre, L OBP: 0.294, SLG: 0.299 (7, 1) | | | | | | | | | | 1 | 0 | 0 | 0 | 0 | 0 | 2 | | | | | | | | | |
| Taylor Phillips, L OBP: 0.545, SLG: 0.500 (9, 1) | | | | | | | | | | 1 | 0 | 0 | 0 | 0 | 1 | 0 | | | | | | | | | |
| Lou Sleater, L OBP: 0.163, SLG: 0.163 (9, PH) | | | | | | | | | | 0 | 0 | 0 | 0 | 0 | 0 | 0 | | | | | | | | | |
| Inning Stats | R: 0 E: 0 K: 0 S: 4 | H: 1 LOB: 1 BB: 0 P: 4 | R: 0 E: 0 K: 1 S: 6 | H: 1 LOB: 1 BB: 0 P: 6 | R: 0 E: 0 K: 0 S: 4 | H: 1 LOB: 0 BB: 0 P: 4 | R: 1 E: 0 K: 1 S: 7 | H: 2 LOB: 1 BB: 0 P: 7 | R: 0 E: 0 K: 0 S: 3 | H: 0 LOB: 0 BB: 0 P: 3 | R: 0 E: 0 K: 0 S: 2 | H: 0 LOB: 0 BB: 1 P: 6 | R: 3 E: 0 K: 0 S: 7 | H: 4 LOB: 2 BB: 1 P: 11 | R: 0 E: 0 K: 2 S: 7 | H: 0 LOB: 0 BB: 0 P: 7 | R: 1 E: 0 K: 2 S: 8 | H: 1 LOB: 0 BB: 0 P: 8 | 1B: 9 2B: 0 3B: 0 HR: 1 | SF: 0 SAC: 2 DP: 1 HBP: 0 | WP: 0 PB: 1 SB: 2 CS: 0 | PA: 38 | | | |
| PITCHER | IP | WLS | BF | H | R | ER | SO | BB | IBB | HBP | BLK | WP | HR | S | P | ERA | WHIP | | | | | | | | |
| Jim Brosnan, R ERA: 3.51 (1, 1) | 6.2 | L | 29 | 8 | 4 | 4 | 2 | 1 | 1 | 0 | 0 | 0 | 0 | 31 | 39 | 5.40 | 1.350 | | | | | | | | |
| Turk Lown, R ERA: 2.97 (7, 1) | 1.1 | | 5 | 1 | 0 | 0 | 2 | 0 | 0 | 0 | 0 | 0 | 0 | 9 | 9 | 0.00 | 0.750 | | | | | | | | |
| Warren Hacker, R ERA: 4.91 (9, 1) | 1.0 | S | 4 | 1 | 1 | 1 | 2 | 0 | 0 | 0 | 0 | 0 | 1 | 8 | 8 | 9.00 | 1.000 | | | | | | | | |
| Batter | 1 | 2 | 3 | 4 | 5 | 6 | 7 | 8 | 9 | AB | R | H | RBI | BB | SO | LOB | BOTTOM | | | | | | | | |
| Dee Fondy, L OBP: 0.292, SLG: 0.401 (1, 3) | S | | B4-3 | | 4-3 | | | | F8 | 5 | 0 | 1 | 0 | 0 | 0 | 3 | Milwaukee Braves @ Chicago Cubs Wrigley Field, Chicago, IL Sun Sep 09 1956, 3:38 AM CDT Att: 35,309 - Unknown | | | | | | | | |
| Don Hoak, R OBP: 0.281, SLG: 0.323 (1, 5) | 1-3 | | P6 | | | | | | 4-3 | 4 | 0 | 1 | 0 | 0 | 0 | 1 | | | | | | | | | |
| Gene Baker, R OBP: 0.309, SLG: 0.384 (1, 4) | 2-3 | | 1-3 | | | | | | 1B | 3 | 0 | 0 | 0 | 1 | 0 | 2 | | | | | | | | | |
| 14 Ernie Banks, R OBP: 0.361, SLG: 0.544 (1, 6) | F4 | | | | F8 | | | | 1B | 4 | 1 | 1 | 0 | 0 | 0 | 2 | | | | | | | | | |
| Walt Moryn, L OBP: 0.355, SLG: 0.495 (1, 9) | K | | | | 6-3 | | | | 1B | 4 | 0 | 0 | 0 | 0 | 1 | 3 | | | | | | | | | |
| Jim King, L OBP: 0.301, SLG: 0.432 (7, PH) | | | G3 | | | | | | | 2 | 0 | 0 | 0 | 0 | 0 | 0 | | | | | | | | | |
| Monte Irvin, R OBP: 0.352, SLG: 0.469 (8, 7) | | | | | F2 | | | | 1B | 2 | 1 | 2 | 0 | 0 | 0 | 0 | | | | | | | | | |
| Pete Whisenant, R OBP: 0.294, SLG: 0.430 (1, 8) | | | | | | | | | P6 | 4 | 1 | 2 | 0 | 0 | 0 | 3 | | | | | | | | | |
| Hobie Landrith, L OBP: 0.313, SLG: 0.341 (8, PH) | | | | | | | | | | 2 | 0 | 0 | 0 | 0 | 0 | 1 | | | | | | | | | |
| Eddie Miksis, R OBP: 0.302, SLG: 0.362 (9, 2) | | | | | | | | | | 0 | 0 | 0 | 0 | 0 | 0 | 0 | | | | | | | | | |
| Harry Chiti, R OBP: 0.273, SLG: 0.319 (9, 2) | | | | | | | | | | 1 | 0 | 1 | 0 | 0 | 0 | 0 | | | | | | | | | |
| Jim Brosnan, R OBP: 0.190, SLG: 0.238 (7, 1) | | | | | | | | | | 2 | 0 | 0 | 0 | 0 | 1 | 1 | | | | | | | | | |
| Turk Lown, R OBP: 0.316, SLG: 0.500 (6, PH) | | | | | | | | | | 0 | 0 | 0 | 0 | 0 | 0 | 0 | | | | | | | | | |
| Frank Kellert, R OBP: 0.264, SLG: 0.313 (9, 1) | | | | | | | | | | 1 | 0 | 0 | 0 | 0 | 0 | 1 | | | | | | | | | |
| Warren Hacker, R OBP: 0.163, SLG: 0.163 (9, PH) | | | | | | | | | | 0 | 0 | 0 | 0 | 0 | 0 | 0 | | | | | | | | | |
| Solly Drake, S OBP: 0.309, SLG: 0.326 (9, PH) | | | | | | | | | | 1 | 0 | 1 | 2 | 0 | 0 | 0 | | | | | | | | | |
| Inning Stats | R: 0 E: 0 K: 1 S: 6 | H: 1 LOB: 2 BB: 1 P: 10 | R: 0 E: 0 K: 0 S: 4 | H: 1 LOB: 1 BB: 0 P: 4 | R: 0 E: 0 K: 0 S: 3 | H: 0 LOB: 0 BB: 0 P: 3 | R: 0 E: 0 K: 0 S: 3 | H: 0 LOB: 0 BB: 0 P: 3 | R: 1 E: 1 K: 1 S: 6 | H: 1 LOB: 0 BB: 0 P: 6 | R: 0 E: 0 K: 0 S: 3 | H: 0 LOB: 0 BB: 0 P: 3 | R: 0 E: 0 K: 0 S: 4 | H: 1 LOB: 2 BB: 0 P: 5 | R: 2 E: 0 K: 0 S: 7 | H: 4 LOB: 2 BB: 0 P: 7 | 1B: 6 2B: 2 3B: 1 HR: 0 | SF: 0 SAC: 0 DP: 1 HBP: 1 | WP: 0 PB: 0 SB: 1 CS: 0 | PA: 37 | | | | | |
| PITCHER | IP | WLS | BF | H | R | ER | SO | BB | IBB | HBP | BLK | WP | HR | S | P | ERA | WHIP | | | | | | | | |
| Gene Conley, R ERA: 3.13 (1, 1) | 6.0 | W | 22 | 3 | 1 | 0 | 2 | 1 | 0 | 0 | 0 | 0 | 0 | 25 | 29 | 0.00 | 0.667 | | | | | | | | |
| Taylor Phillips, L ERA: 2.79 (7, 1) | 2.2 | | 14 | 6 | 2 | 2 | 0 | 0 | 0 | 1 | 0 | 0 | 0 | 13 | 14 | 6.75 | 2.250 | | | | | | | | |
| Lou Sleater, L ERA: 2.7 (9, 1) | 0.1 | S | 1 | 0 | 0 | 0 | 0 | 0 | 0 | 0 | 0 | 0 | 0 | 1 | 1 | 0.00 | 0.000 | | | | | | | | |

| Batter | 1 | 2 | 3 | 4 | 5 | 6 | 7 | 8 | 9 | AB | R | H | RBI | BB | SO | LOB | TOP | | | | | |
|---|---|----------------------------------|-------------------------------|----------------------------------|-------------------------------|----------------------------------|------------------------------|---------------------------------|-------------------------------|----------------------------------|-------------------------------|----------------------------------|------------------------------|----------------------------------|-------------------------------|---|---|------------------------------|----------------------------------|----------------------------------|------------------------------------|----------------------------------|
| Felix Mantilla, R OBP: 0.333, SLG: 0.390 (1, 6) | 2-1 6-3 | | 0-0 1B | | | 0-1 6-3 | | 2-2 4-3 SH2-3 1B | | 4 | 0 | 2 | 0 | 0 | 0 | 0 | Milwaukee Braves @ Brooklyn Dodgers Ebbets Field, Brooklyn, NY Tue Sep 11 1956, 3:33 AM EDT Att: 33,384 - Unknown | | | | | |
| Danny O'Connell, R OBP: 0.344, SLG: 0.327 (1, 4) | 0-0 6-3 | | 2-3 K | | | 3-2 1B | | 2-2 SH2-3 1-2 | | 3 | 0 | 1 | 0 | 0 | 1 | 1 | | | | | | |
| Hank Aaron, R OBP: 0.367, SLG: 0.564 (1, 9) | 2-2 F2 | | | 0-0 1-6-3 | | 2-0 F7 | | 2-1 4-3 2-3 | | 4 | 0 | 0 | 0 | 0 | 2 | 2 | | | | | | |
| Eddie Mathews, L OBP: 0.370, SLG: 0.526 (1, 5) | | 0-0 HR | | 2-1 F2 | | 0-0 1-2 1B | | 1-0 4-3 | | 4 | 1 | 2 | 1 | 0 | 0 | 1 | | | | | | |
| Joe Adcock, R OBP: 0.350, SLG: 0.628 (1, 3) | | 2-2 6-3 | | 0-3 K | | 1-2 F6 | | 2-2 HR | | 4 | 1 | 1 | 1 | 0 | 1 | 2 | | | | | | |
| Andy Pafko, R OBP: 0.333, SLG: 0.373 Bobby Thomson, R OBP: 0.310, SLG: 0.418 (1, 7) (8, 7) | 1-2 F7 | | | 0-0 2B | | 0-0 F6 | | 0-1 F7 | | 3 | 0 | 1 | 0 | 0 | 0 | 0 | | | | | | |
| Bill Bruton, L OBP: 0.302, SLG: 0.405 (1, 8) | 3-2 F8 | | | 2-3 K | | 1-3 K | | 0-1 4-3 | | 4 | 0 | 0 | 0 | 0 | 2 | 1 | | | | | | |
| Del Rice, R OBP: 0.284, SLG: 0.337 Chuck Tanner, L OBP: 0.358, SLG: 0.345 Del Crandall, R OBP: 0.333, SLG: 0.470 (1, 2) (5, PH) (5, 2) | | | 1-3 K | | 2-2 4-3 | | 2-0 1B | | 0-1 5-3 | 1 | 0 | 0 | 0 | 0 | 1 | 0 | | | | | | |
| Bob Buhl, R OBP: 0.118, SLG: 0.134 Bob Trowbridge, R OBP: 0.241, SLG: 0.148 Earl Hersh, L OBP: 0.300, SLG: 0.600 Ray Crone, R OBP: 0.320, SLG: 0.297 Frank Torre, R OBP: 0.290, SLG: 0.297 Ernie Johnson, R OBP: 0.200, SLG: 0.200 (1, 1) (4, 1) (5, PH) (5, 1) (7, PH) (7, 1) | | | 1-3 K | | 0-0 4-3 | | 0-1 F7 | | | 1 | 0 | 0 | 0 | 0 | 1 | 0 | | | | | | |
| Inning Stats | R: 0 E: 0 K: 0 S: 7 | H: 0 LOB: 0 BB: 0 P: 11 | R: 1 E: 0 K: 0 S: 11 | H: 1 LOB: 0 BB: 0 P: 17 | R: 0 E: 0 K: 3 S: 10 | H: 1 LOB: 1 BB: 0 P: 14 | R: 0 E: 0 K: 1 S: 6 | H: 0 LOB: 0 BB: 0 P: 8 | R: 0 E: 0 K: 1 S: 11 | H: 1 LOB: 1 BB: 0 P: 15 | R: 0 E: 0 K: 0 S: 11 | H: 2 LOB: 2 BB: 0 P: 17 | R: 0 E: 0 K: 1 S: 7 | H: 1 LOB: 1 BB: 0 P: 10 | R: 0 E: 0 K: 0 S: 10 | H: 1 LOB: 1 BB: 0 P: 17 | | R: 1 E: 0 K: 0 S: 9 | H: 1 LOB: 0 BB: 0 P: 11 | 1B: 5 2B: 1 3B: 0 HR: 2 | SF: 0 SAC: 1 DP: 0 HBP: 0 | WP: 0 PB: 0 SB: 0 CS: 0 |
| PITCHER Sal Maglie, R ERA: 3.15 (1, 1) | IP: 9.0 WLS: W BF: 35 H: 8 R: 2 ER: 2 SO: 6 BB: 0 IBB: 0 HBP: 0 BLK: 0 WP: 0 HR: 2 S: 82 P: 120 ERA: 2.00 WHIP: 0.889 | | | | | | | | | | | | | | | PITCHER Sal Maglie, R ERA: 3.15 (1, 1) | IP: 9.0 WLS: W BF: 35 H: 8 R: 2 ER: 2 SO: 6 BB: 0 IBB: 0 HBP: 0 BLK: 0 WP: 0 HR: 2 S: 82 P: 120 ERA: 2.00 WHIP: 0.889 | | | | | |


AB 34
R 2
H 8
RBI 2
BB 0
SO 6
LOB 10




| Batter | 1 | 2 | 3 | 4 | 5 | 6 | 7 | 8 | 9 | AB | R | H | RBI | BB | SO | LOB | BOTTOM | | | |
|---|--|----------------------------------|------------------------------|----------------------------------|------------------------------|----------------------------------|-------------------------------|----------------------------------|------------------------------|----------------------------------|------------------------------|----------------------------------|------------------------------|---------------------------------|-------------------------------|---|--|----------------------------------|------------------------------------|----------------------------------|
| Jim Gilliam, S OBP: 0.405, SLG: 0.406 (1, 4) | 1-2 3-1 | | 0-0 6-3 | 4-1 FC6-4 BB | | 0-0 1B | | 1-0 1B | | 3 | 0 | 1 | 0 | 1 | 0 | 0 | Milwaukee Braves @ Brooklyn Dodgers Ebbets Field, Brooklyn, NY Tue Sep 11 1956, 3:33 AM EDT Att: 33,384 - Unknown | | | |
| Pee Wee Reese, R OBP: 0.322, SLG: 0.346 (1, 6) | 2-2 F8 | | 4-2 BB | 1-1 FC6-4 1-2 | | 1-0 F3 | | 1-0 F3 | | 3 | 0 | 0 | 0 | 1 | 0 | 4 | | | | |
| Duke Snider, L OBP: 0.388, SLG: 0.576 (1, 8) | 4-1 BB | | 0-3 K | | 2-2 3-1 | | 1-3 K | | | 3 | 0 | 0 | 0 | 1 | 2 | 2 | | | | |
| Jackie Robinson, R OBP: 0.377, SLG: 0.408 (1, 5) | 4-1 BB | | 1-0 6-3 | 3-3 K | | 0-0 SH1-3 E 1B | | 0-0 SH1-3 | | 3 | 1 | 1 | 0 | 1 | 1 | 0 | | | | |
| Sandy Amoros, L OBP: 0.391, SLG: 0.488 (1, 7) | 2-1 F6 | | 4-2 BB 1B | 1-3 BB | | 0-0 SH1-3 | | 1-2 SH1-3 | | 2 | 1 | 0 | 0 | 1 | 0 | 2 | | | | |
| Carl Furillo, R OBP: 0.396, SLG: 0.480 (1, 9) | | 3-2 G6-4-3 1B | | 3-2 1-3 | | 3-2 5-3 | | 3-3 K | | 4 | 0 | 1 | 0 | 0 | 1 | 1 | | | | |
| Gil Hodges, R OBP: 0.342, SLG: 0.479 (1, 3) | 2-1 F8 | | 4-1 BB 1B | | 2-1 6-3 | | 1-0 HR | | | 3 | 2 | 1 | 1 | 1 | 0 | 1 | | | | |
| Roy Campanella, R OBP: 0.330, SLG: 0.395 (1, 2) | 2-1 G6-4-3 | | 4-1 1B | 1-2 BB | | 0-0 6-3 | | 4-2 BB | | 2 | 0 | 0 | 0 | 2 | 0 | 1 | | | | |
| Sal Maglie, R OBP: 0.138, SLG: 0.123 (1, 1) | | | 3-3 K | 3-2 1B | | 0-0 L1 | | 0-3 K | | 4 | 0 | 1 | 2 | 0 | 2 | 1 | | | | |
| Inning Stats | R: 0 E: 0 K: 0 S: 10 | H: 0 LOB: 2 BB: 2 P: 23 | R: 0 E: 0 K: 0 S: 7 | H: 1 LOB: 0 BB: 0 P: 14 | R: 0 E: 0 K: 2 S: 9 | H: 0 LOB: 1 BB: 1 P: 16 | R: 2 E: 0 K: 0 S: 14 | H: 1 LOB: 3 BB: 4 P: 38 | R: 0 E: 0 K: 1 S: 8 | H: 0 LOB: 0 BB: 0 P: 14 | R: 0 E: 0 K: 0 S: 6 | H: 0 LOB: 0 BB: 0 P: 11 | R: 0 E: 0 K: 1 S: 6 | H: 1 LOB: 1 BB: 0 P: 9 | R: 2 E: 1 K: 2 S: 11 | H: 2 LOB: 1 BB: 1 P: 19 | | 1B: 4 2B: 0 3B: 0 HR: 1 | SF: 0 SAC: 1 DP: 1 HBP: 0 | WP: 0 PB: 0 SB: 0 CS: 0 |
| PITCHER Bob Buhl, R ERA: 3.15 (1, 1) | IP: 3.2 WLS: L BF: 19 H: 2 R: 2 ER: 2 SO: 2 BB: 0 IBB: 0 HBP: 0 BLK: 0 WP: 0 HR: 0 S: 2 P: 8 ERA: 4.91 WHIP: 2.455 | | | | | | | | | | | | | | | PITCHER Bob Buhl, R ERA: 3.15 (1, 1) | IP: 3.2 WLS: L BF: 19 H: 2 R: 2 ER: 2 SO: 2 BB: 0 IBB: 0 HBP: 0 BLK: 0 WP: 0 HR: 0 S: 2 P: 8 ERA: 4.91 WHIP: 2.455 | | | |
| Bob Trowbridge, R ERA: 2.08 (4, 1) | 0.1 1 0 0 0 0 0 0 0 0 0 0 2 3 0.00 0.000 | | | | | | | | | | | | | | | Bob Trowbridge, R ERA: 2.08 (4, 1) | 0.1 1 0 0 0 0 0 0 0 0 0 0 2 3 0.00 0.000 | | | |
| Ray Crone, R ERA: 3.96 (5, 1) | 2.0 6 0 0 0 1 0 0 0 0 0 0 14 25 0.00 0.000 | | | | | | | | | | | | | | | Ray Crone, R ERA: 3.96 (5, 1) | 2.0 6 0 0 0 1 0 0 0 0 0 0 14 25 0.00 0.000 | | | |
| Ernie Johnson, R ERA: 3.94 (7, 1) | 2.0 10 3 2 2 3 1 0 0 0 0 0 1 17 28 9.00 2.000 | | | | | | | | | | | | | | | Ernie Johnson, R ERA: 3.94 (7, 1) | 2.0 10 3 2 2 3 1 0 0 0 0 0 1 17 28 9.00 2.000 | | | |

AB 27
R 4
H 5
RBI 3
BB 8
SO 6
LOB 12




| Batter | 1 | 2 | 3 | 4 | 5 | 6 | 7 | 8 | 9 | AB | R | H | RBI | BB | SO | LOB | TOP | | | | | | | | | | |
|---|------------------------------|---------------------------------|-------------------------------|----------------------------------|------------------------------|---------------------------------|------------------------------|----------------------------------|------------------------------|----------------------------------|-------------------------------|----------------------------------|-------------------------------|----------------------------------|-------------------------------|----------------------------------|---|-------------------------------|----------------------------------|----------------------------------|------------------------------------|----------------------------------|--------|--|--|--|--|
| Felix Mantilla, R OBP: 0.340, SLG: 0.378 (1, 6) | F5 | K | | | | | | | 1-3 | 4 | 0 | 1 | 0 | 1 | 1 | 1 | Milwaukee Braves @ Brooklyn Dodgers Ebbets Field, Brooklyn, NY Wed Sep 12 1956, 3:33 AM EDT Att: 22,327 - Unknown | | | | | | | | | | |
| Danny O'Connell, R OBP: 0.342, SLG: 0.326 (1, 4) | F8 | | 6-3 | | G4-6-3 | | | | 1B | 5 | 0 | 1 | 0 | 0 | 1 | 2 | | | | | | | | | | | |
| Hank Aaron, R OBP: 0.369, SLG: 0.565 (1, 9) | 6-3 | | | | | | | | 1B | 5 | 0 | 3 | 0 | 0 | 0 | 0 | | | | | | | | | | | |
| Eddie Mathews, L OBP: 0.370, SLG: 0.525 (1, 5) | | 1B | F2 | | | | | | 1B | 4 | 2 | 1 | 0 | 1 | 2 | 4 | | | | | | | | | | | |
| Joe Adcock, R OBP: 0.351, SLG: 0.634 (1, 3) | | 1B | K | | | | | | 1B | 4 | 3 | 2 | 2 | 0 | 1 | 2 | | | | | | | | | | | |
| Bobby Thomson, R OBP: 0.311, SLG: 0.418 (1, 7) | | 1B | | | L6 | | | | 1B | 3 | 1 | 1 | 1 | 1 | 0 | 0 | | | | | | | | | | | |
| Bill Bruton, L OBP: 0.303, SLG: 0.410 (1, 8) | | 1B | F7 | | | | | | 1B | 4 | 1 | 2 | 3 | 0 | 1 | 0 | | | | | | | | | | | |
| Del Crandall, R OBP: 0.336, SLG: 0.480 (1, 2) | | 3B | 6-3 | | | | | | 1B | 3 | 1 | 1 | 1 | 1 | 0 | 1 | | | | | | | | | | | |
| Lew Burdette, R OBP: 0.214, SLG: 0.213 (1, 1) Gene Conley, R OBP: 0.176, SLG: 0.182 (7, 1) Taylor Phillips, L (7, 1) Bob Buhl, R OBP: 0.309, SLG: 0.134 (8, PH) Chuck Tanner, L OBP: 0.309, SLG: 0.345 (8, PH) Ray Crone, R OBP: 0.225, SLG: 0.149 (8, 1) | SH3 | | | | K | | | | 1-3 | 0 | 0 | 0 | 0 | 0 | 0 | 0 |  | | | | | | | | | | |
| Inning Stats | R: 0 E: 0 K: 0 S: 4 | H: 0 LOB: 0 BB: 0 P: 5 | R: 4 E: 0 K: 1 S: 13 | H: 3 LOB: 0 BB: 1 P: 24 | R: 0 E: 0 K: 1 S: 8 | H: 1 LOB: 1 BB: 0 P: 9 | R: 0 E: 0 K: 0 S: 9 | H: 0 LOB: 0 BB: 0 P: 13 | R: 0 E: 0 K: 1 S: 5 | H: 0 LOB: 0 BB: 1 P: 11 | R: 2 E: 0 K: 1 S: 11 | H: 2 LOB: 0 BB: 0 P: 13 | R: 1 E: 0 K: 0 S: 13 | H: 2 LOB: 0 BB: 0 P: 16 | R: 1 E: 1 K: 1 S: 10 | H: 2 LOB: 2 BB: 2 P: 24 | | R: 0 E: 0 K: 1 S: 12 | H: 2 LOB: 2 BB: 1 P: 19 | 1B: 8 2B: 1 3B: 1 HR: 2 | SF: 0 SAC: 1 DP: 1 HBP: 0 | WP: 0 PB: 0 SB: 0 CS: 2 | PA: 41 | | | | |
| PITCHER | IP | WLS | BF | H | R | ER | SO | BB | IBB | HBP | BLK | WP | HR | S | P | ERA | WHIP | | | | | | | | | | |
| Don Newcombe, R ERA: 3.07 (1, 1) | 1.0 | | 7 | 3 | 4 | 4 | 0 | 1 | 0 | 0 | 0 | 0 | 0 | 10 | 19 | 36.00 | 4.000 | | | | | | | | | | |
| Clem Labine, R ERA: 3.49 (2, 1) | 5.1 | | 21 | 5 | 3 | 3 | 4 | 1 | 0 | 0 | 0 | 0 | 2 | 48 | 67 | 5.06 | 1.125 | | | | | | | | | | |
| Don Bessent, R ERA: 2.25 (7, 1) | 0.2 | | 1 | 0 | 0 | 0 | 1 | 0 | 0 | 0 | 0 | 0 | 0 | 5 | 5 | 0.00 | 0.000 | | | | | | | | | | |
| Roger Craig, R ERA: 3.67 (8, 1) | 1.0 | L | 6 | 2 | 1 | 1 | 1 | 1 | 1 | 0 | 0 | 0 | 0 | 10 | 24 | 9.00 | 3.000 | | | | | | | | | | |
| Don Drysdale, R ERA: 2.69 (9, 1) | 0.2 | | 4 | 2 | 0 | 0 | 0 | 1 | 0 | 0 | 0 | 0 | 0 | 8 | 14 | 0.00 | 4.500 | | | | | | | | | | |

| Batter | 1 | 2 | 3 | 4 | 5 | 6 | 7 | 8 | 9 | AB | R | H | RBI | BB | SO | LOB | BOTTOM | | | | | | | | | | | |
|---|-------------------------------|----------------------------------|-------------------------------|----------------------------------|------------------------------|----------------------------------|------------------------------|----------------------------------|------------------------------|---------------------------------|------------------------------|---------------------------------|-------------------------------|----------------------------------|------------------------------|----------------------------------|---|-------------------------------|----------------------------------|-----------------------------------|------------------------------------|----------------------------------|--------|--|--|--|--|--|
| Jim Gilliam, S OBP: 0.404, SLG: 0.404 (1, 4) | K | 4-3 | | F9 | | | | | | 5 | 0 | 1 | 0 | 0 | 1 | 1 | Milwaukee Braves @ Brooklyn Dodgers Ebbets Field, Brooklyn, NY Wed Sep 12 1956, 3:33 AM EDT Att: 22,327 - Unknown | | | | | | | | | | | |
| Pee Wee Reese, R OBP: 0.326, SLG: 0.350 (1, 6) | 2B | 1B | | | 1B | | | | F3 | 5 | 2 | 4 | 1 | 0 | 0 | 0 | | | | | | | | | | | | |
| Duke Snider, L OBP: 0.388, SLG: 0.576 (1, 8) | 6-3 | K | | | F3 | | | | F7 | 4 | 2 | 1 | 1 | 1 | 1 | 2 | | | | | | | | | | | | |
| Jackie Robinson, R OBP: 0.377, SLG: 0.406 (1, 5) | 6-3 | | F5 | | L7 | | | | 1B | 4 | 0 | 1 | 0 | 0 | 0 | 2 | | | | | | | | | | | | |
| Sandy Amoros, L OBP: 0.391, SLG: 0.494 (1, 7) | 1B | 3B | | | F7 | | | | FC4-6 | 5 | 1 | 2 | 2 | 0 | 0 | 3 | | | | | | | | | | | | |
| Carl Furillo, R OBP: 0.396, SLG: 0.478 (1, 9) | 1B | | L8 | | | | | | G1-6-3 | 4 | 0 | 1 | 1 | 0 | 0 | 3 | | | | | | | | | | | | |
| Gil Hodges, R OBP: 0.339, SLG: 0.475 (1, 3) | F9 | | FC6-4 | | | | | | F4 | 4 | 0 | 0 | 0 | 0 | 0 | 2 | | | | | | | | | | | | |
| Roy Campanella, R OBP: 0.329, SLG: 0.402 (1, 2) | | HR | | | 6-3 | | | | F3 | 4 | 1 | 1 | 1 | 0 | 1 | 0 | | | | | | | | | | | | |
| Don Newcombe, L ERA: 3.2 (1, 1) Clem Labine, R ERA: 3.2 (1, 1) Don Bessent, R ERA: 2.25 (7, 1) Roger Craig, R ERA: 3.67 (8, PH) Chuck Tanner, L ERA: 3.67 (8, PH) Don Drysdale, R ERA: 2.69 (9, 1) | | K | | | 5-3 | | | | 1B | 0 | 0 | 0 | 0 | 0 | 0 | 0 |  | | | | | | | | | | | |
| Inning Stats | R: 3 E: 0 K: 1 S: 11 | H: 4 LOB: 1 BB: 0 P: 17 | R: 1 E: 0 K: 2 S: 14 | H: 2 LOB: 0 BB: 0 P: 26 | R: 0 E: 0 K: 0 S: 8 | H: 1 LOB: 0 BB: 0 P: 11 | R: 0 E: 0 K: 0 S: 6 | H: 0 LOB: 0 BB: 0 P: 10 | R: 0 E: 0 K: 0 S: 7 | H: 1 LOB: 0 BB: 0 P: 8 | R: 0 E: 0 K: 1 S: 6 | H: 0 LOB: 0 BB: 0 P: 7 | R: 3 E: 1 K: 0 S: 15 | H: 3 LOB: 1 BB: 1 P: 26 | R: 0 E: 0 K: 0 S: 9 | H: 1 LOB: 0 BB: 0 P: 13 | | R: 0 E: 0 K: 0 S: 10 | H: 1 LOB: 1 BB: 0 P: 15 | 1B: 10 2B: 1 3B: 1 HR: 1 | SF: 0 SAC: 0 DP: 1 HBP: 1 | WP: 0 PB: 0 SB: 0 CS: 0 | PA: 41 | | | | | |
| PITCHER | IP | WLS | BF | H | R | ER | SO | BB | IBB | HBP | BLK | WP | HR | S | P | ERA | WHIP | | | | | | | | | | | |
| Lew Burdette, R ERA: 2.48 (1, 1) | 0.2 | | 6 | 4 | 3 | 3 | 1 | 0 | 0 | 0 | 0 | 0 | 0 | 1 | 48 | 72 | 5.06 | 1.312 | | | | | | | | | | |
| Gene Conley, R ERA: 3.2 (7, 1) | 0.1 | | 1 | 0 | 0 | 0 | 0 | 1 | 0 | 0 | 0 | 0 | 0 | 2 | 6 | 0.00 | 3.000 | | | | | | | | | | | |
| Bob Buhl, R ERA: 3.14 (7, 1) | 0.2 | W | 3 | 0 | 0 | 0 | 0 | 0 | 0 | 1 | 0 | 0 | 0 | 7 | 11 | 0.00 | 0.000 | | | | | | | | | | | |
| Ray Crone, R ERA: 3.91 (8, 1) | 2.0 | S | 8 | 2 | 0 | 0 | 0 | 0 | 0 | 0 | 0 | 0 | 0 | 19 | 28 | 0.00 | 1.000 | | | | | | | | | | | |

| Batter | 1 | 2 | 3 | 4 | 5 | 6 | 7 | 8 | 9 | 10 | 11 | 12 | 13 | AB | R | H | RBI | BB | SO | LOB | TOP | |
|---|--|---|------------------------------|---------------------------------|------------------------------|---------------------------------|------------------------------|---------------------------------|------------------------------|----------------------------------|------------------------------|---------------------------------|--|---|------------------------------|---------------------------------|------------------------------|----------------------------------|----------------------------------|------------------------------------|-----------------------------------|--------|
| Felix Mantilla, R OBP: 0.314, SLG: 0.347 Chuck Tanner, L OBP: 0.353, SLG: 0.339 Johnny Logan, R OBP: 0.330, SLG: 0.426 | P6 | | | K | | F9 | | K | | | F2 | | F8 | 4 | 0 | 0 | 0 | 2 | 0 | 0 | 2 | |
| Danny O'Connell, R OBP: 0.345, SLG: 0.331 | F2 | | | | | | | | | | | | | 5 | 2 | 3 | 0 | 0 | 0 | 0 | 0 | |
| Hank Aaron, R OBP: 0.369, SLG: 0.568 | P4 | | | | | | | | | | | | | 6 | 1 | 2 | 2 | 0 | 0 | 0 | 2 | |
| Eddie Mathews, L OBP: 0.373, SLG: 0.525 | | | | | | | | | | | | | | 4 | 0 | 2 | 1 | 2 | 0 | 1 | | |
| Joe Adcock, R OBP: 0.347, SLG: 0.627 | | | | | | | | | | | | | | 5 | 0 | 0 | 0 | 0 | 1 | 5 | | |
| Bobby Thomson, R OBP: 0.308, SLG: 0.413 | | | | | | | | | | | | | | 5 | 0 | 0 | 0 | 0 | 0 | 2 | | |
| Bill Bruton, L OBP: 0.302, SLG: 0.406 | | | | | | | | | | | | | | 4 | 0 | 0 | 0 | 1 | 0 | 0 | | |
| Del Crandall, R OBP: 0.330, SLG: 0.471 | | | | | | | | | | | | | | 5 | 0 | 0 | 0 | 0 | 0 | 2 | | |
| Bob Trowbridge, R OBP: 0.298, SLG: 0.295 Taylor Phillips, L OBP: 0.298, SLG: 0.295 | | | | | | | | | | | | | | 1 | 0 | 0 | 0 | 0 | 1 | 0 | | |
| Frank Torre, L OBP: 0.298, SLG: 0.295 Taylor Phillips, L OBP: 0.298, SLG: 0.295 | | | | | | | | | | | | | | 3 | 0 | 0 | 0 | 0 | 1 | 0 | | |
| Inning Stats | R: 0 E: 0 K: 0 S: 3 | H: 0 LOB: 0 BB: 0 P: 3 | R: 0 E: 0 K: 0 S: 3 | H: 0 LOB: 0 BB: 0 P: 3 | R: 0 E: 0 K: 1 S: 5 | H: 1 LOB: 1 BB: 0 P: 6 | R: 0 E: 0 K: 0 S: 3 | H: 0 LOB: 0 BB: 0 P: 3 | R: 2 E: 0 K: 0 S: 6 | H: 3 LOB: 2 BB: 1 P: 10 | R: 0 E: 0 K: 1 S: 5 | H: 0 LOB: 0 BB: 0 P: 5 | R: 0 E: 0 K: 0 S: 4 | H: 1 LOB: 2 BB: 1 P: 8 | R: 0 E: 0 K: 0 S: 3 | H: 0 LOB: 0 BB: 0 P: 3 | R: 1 E: 0 K: 1 S: 6 | H: 1 LOB: 2 BB: 1 P: 11 | 1B: 4 2B: 2 3B: 1 HR: 0 | SF: 0 SAC: 1 DP: 0 HBP: 1 | W/P: 0 PB: 0 SB: 0 CS: 0 | PA: 50 |
| PITCHER Jack Meyer, R ERA: 3.86 | IP: 13.0 WLS: L BF: 50 H: 7 R: 3 ER: 3 SO: 5 | BB: 0 IBB: 3 HBP: 1 BLK: 0 WP: 0 HR: 0 S: 56 P: 69 ERA: 2.08 WHIP: 0.538 | PITCHER | | | | | | | | | | IP: 13.0 WLS: L BF: 50 H: 7 R: 3 ER: 3 SO: 5 | BB: 0 IBB: 3 HBP: 1 BLK: 0 WP: 0 HR: 0 S: 56 P: 69 ERA: 2.08 WHIP: 0.538 | | | | | | | | |

Milwaukee Braves @ Philadelphia Phillies
 Connie Mack Stadium, Philadelphia, PA
 Thu Sep 13 1956, 3:33 AM EDT
 Unknown


AB 45
 R 3
 H 7
 RBI 3
 BB 3
 SO 5
 LOB 12



| Batter | 1 | 2 | 3 | 4 | 5 | 6 | 7 | 8 | 9 | 10 | 11 | 12 | 13 | AB | R | H | RBI | BB | SO | LOB | BOTTOM | | | |
|--|---|---|------------------------------|---------------------------------|------------------------------|---------------------------------|-------------------------------|----------------------------------|------------------------------|----------------------------------|------------------------------|---------------------------------|---|---|------------------------------|---------------------------------|------------------------------|----------------------------------|------------------------------|---------------------------------|-----------------------------------|------------------------------------|-----------------------------------|--------|
| Richie Ashburn, L OBP: 0.376, SLG: 0.386 | WP 1B BB | | | | | | | | | | | | | 5 | 1 | 3 | 0 | 1 | 2 | 0 | | | | |
| Solly Hemus, L OBP: 0.261, SLG: 0.414 Jim Greengrass, R OBP: 0.298, SLG: 0.330 Ted Kazanski, R OBP: 0.253, SLG: 0.270 | F8 | | | | | | | | | | | | | 3 | 0 | 0 | 0 | 0 | 0 | 2 | | | | |
| Willie Jones, R OBP: 0.390, SLG: 0.431 | K | | | | | | | | | | | | | 4 | 0 | 1 | 0 | 2 | 1 | 2 | | | | |
| Stan Lopata, R OBP: 0.357, SLG: 0.555 | | | | | | | | | | | | | | 5 | 1 | 3 | 1 | 0 | 1 | 5 | | | | |
| Del Ennis, R OBP: 0.292, SLG: 0.425 | F7 | | | | | | | | | | | | | 5 | 0 | 2 | 0 | 1 | 0 | 2 | | | | |
| Mary Blaylock, L OBP: 0.333, SLG: 0.381 | | | | | | | | | | | | | | 6 | 0 | 1 | 0 | 0 | 1 | 5 | | | | |
| Elmer Valo, L OBP: 0.375, SLG: 0.393 Andy Samnick, R OBP: 0.343, SLG: 0.370 Frank Baumholtz, L OBP: 0.320, SLG: 0.276 Granny Hamner, R OBP: 0.276, SLG: 0.325 | F8 | | | | | | | | | | | | | 3 | 0 | 0 | 1 | 0 | 0 | 1 | | | | |
| Roy Smalley, R OBP: 0.333, SLG: 0.326 | | | | | | | | | | | | | | 5 | 0 | 1 | 0 | 1 | 2 | 0 | | | | |
| Jack Meyer, R OBP: 0.238, SLG: 0.350 Joe Lonnett, R OBP: 0.261, SLG: 0.190 | F8 | | | | | | | | | | | | | 5 | 0 | 1 | 0 | 0 | 2 | 3 | | | | |
| Inning Stats | R: 1 E: 0 K: 1 S: 6 | H: 1 LOB: 1 BB: 1 P: 10 | R: 0 E: 0 K: 0 S: 4 | H: 1 LOB: 1 BB: 0 P: 4 | R: 0 E: 0 K: 1 S: 5 | H: 2 LOB: 1 BB: 0 P: 4 | R: 0 E: 0 K: 3 S: 10 | H: 1 LOB: 3 BB: 0 P: 15 | R: 0 E: 0 K: 1 S: 6 | H: 1 LOB: 1 BB: 1 P: 10 | R: 0 E: 0 K: 0 S: 4 | H: 2 LOB: 1 BB: 0 P: 4 | R: 0 E: 0 K: 1 S: 5 | H: 0 LOB: 0 BB: 0 P: 5 | R: 0 E: 0 K: 1 S: 6 | H: 2 LOB: 1 BB: 0 P: 6 | R: 0 E: 0 K: 1 S: 5 | H: 0 LOB: 0 BB: 0 P: 13 | R: 0 E: 1 K: 2 S: 5 | H: 2 LOB: 2 BB: 0 P: 5 | 1B: 10 2B: 2 3B: 0 HR: 0 | SF: 1 SAC: 1 DP: 1 HBP: 1 | W/P: 1 PB: 0 SB: 0 CS: 0 | PA: 54 |
| PITCHER Bob Trowbridge, R ERA: 2.78 Taylor Phillips, L ERA: 2.04 | IP: 5.0 WLS: W BF: 23 H: 5 R: 2 ER: 2 SO: 5 | BB: 2 IBB: 0 HBP: 1 BLK: 0 WP: 1 HR: 0 S: 29 P: 38 ERA: 3.60 WHIP: 1.400 | PITCHER | | | | | | | | | | IP: 5.0 WLS: W BF: 23 H: 5 R: 2 ER: 2 SO: 5 | BB: 2 IBB: 0 HBP: 1 BLK: 0 WP: 1 HR: 0 S: 29 P: 38 ERA: 3.60 WHIP: 1.400 | | | | | | | | | | |

Milwaukee Braves @ Philadelphia Phillies
 Connie Mack Stadium, Philadelphia, PA
 Thu Sep 13 1956, 3:33 AM EDT
 Unknown

AB 46
 R 2
 H 12
 RBI 2
 BB 5
 SO 11
 LOB 23



| Batter | 1 | 2 | 3 | 4 | 5 | 6 | 7 | 8 | 9 | AB | R | H | RBI | BB | SO | LOB | TOP | | | | | |
|--|--|---------------------------------|------------------------------|---------------------------------|------------------------------|---------------------------------|------------------------------|---------------------------------|------------------------------|---------------------------------|------------------------------|---------------------------------|------------------------------|---------------------------------|------------------------------|---------------------------------|---|---------------------------------|----------------------------------|------------------------------------|----------------------------------|--------|
| Johnny Logan, R (1, 6) OBP: 0.333, SLG: 0.426 | | | | | | | | | | 3 | 0 | 1 | 0 | 0 | 1 | 0 | Milwaukee Braves @ Philadelphia Phillies Connie Mack Stadium, Philadelphia, PA Fri Sep 14 1956, 3:33 AM EDT Att: 17,016 - Unknown | | | | | |
| Red Murr, R (7, 1) OBP: 0.200, SLG: 0.200 | | | | | | | | | | 4 | 0 | 0 | 0 | 0 | 0 | 1 | | | | | | |
| Jim Pendleton, R (8, PH) OBP: 0.200, SLG: 0.250 | | | | | | | | | | 4 | 0 | 2 | 0 | 0 | 0 | 1 | | | | | | |
| Ernie Johnson, R (8, 1) OBP: 0.200, SLG: 0.250 | | | | | | | | | | 4 | 0 | 0 | 0 | 0 | 2 | 2 | | | | | | |
| Danny O'Connell, R (1, 4) OBP: 0.343, SLG: 0.326 | | | | | | | | | | 4 | 0 | 0 | 0 | 0 | 1 | 1 | | | | | | |
| Hank Aaron, R (1, 9) OBP: 0.368, SLG: 0.569 | | | | | | | | | | 4 | 0 | 2 | 0 | 0 | 0 | 1 | | | | | | |
| Joe Adcock, R (1, 3) OBP: 0.343, SLG: 0.617 | | | | | | | | | | 4 | 0 | 0 | 0 | 2 | 2 | 2 | | | | | | |
| Eddie Mathews, L (1, 5) OBP: 0.370, SLG: 0.518 | | | | | | | | | | 4 | 0 | 0 | 0 | 0 | 1 | 1 | | | | | | |
| Bobby Thomson, R (1, 7) OBP: 0.307, SLG: 0.408 | | | | | | | | | | 3 | 0 | 1 | 0 | 0 | 0 | 0 | | | | | | |
| Bill Bruton, L (1, 8) OBP: 0.299, SLG: 0.402 | | | | | | | | | | 3 | 0 | 0 | 0 | 0 | 0 | 1 | | | | | | |
| Del Crandall, R (1, 2) OBP: 0.329, SLG: 0.480 | | | | | | | | | | 2 | 1 | 1 | 1 | 0 | 0 | 0 | | | | | | |
| Del Rice, R (6, 2) OBP: 0.283, SLG: 0.335 | | | | | | | | | | 1 | 0 | 0 | 0 | 0 | 0 | 1 | | | | | | |
| Lew Burdette, R (1, 1) OBP: 0.212, SLG: 0.210 | | | | | | | | | | 1 | 0 | 0 | 0 | 0 | 0 | 0 | | | | | | |
| Lou Sleater, L (4, 1) OBP: 0.345, SLG: 0.500 | | | | | | | | | | 0 | 0 | 0 | 0 | 0 | 0 | 0 | | | | | | |
| Dave Jolly, R (5, 1) OBP: 0.327, SLG: 0.360 | | | | | | | | | | 1 | 0 | 1 | 0 | 0 | 0 | 0 | | | | | | |
| Inning Stats | R: 0 E: 0 K: 0 S: 3 | H: 1 LOB: 0 BB: 0 P: 3 | R: 0 E: 0 K: 0 S: 3 | H: 0 LOB: 0 BB: 0 P: 3 | R: 0 E: 0 K: 1 S: 6 | H: 0 LOB: 0 BB: 0 P: 6 | R: 0 E: 0 K: 1 S: 6 | H: 1 LOB: 1 BB: 0 P: 6 | R: 0 E: 0 K: 0 S: 3 | H: 0 LOB: 0 BB: 0 P: 3 | R: 1 E: 0 K: 2 S: 8 | H: 1 LOB: 0 BB: 0 P: 8 | R: 0 E: 0 K: 2 S: 7 | H: 0 LOB: 0 BB: 0 P: 7 | R: 0 E: 0 K: 0 S: 5 | H: 2 LOB: 2 BB: 0 P: 5 | R: 0 E: 0 K: 0 S: 4 | H: 1 LOB: 1 BB: 0 P: 4 | 1B: 5 2B: 0 3B: 0 HR: 1 | SF: 0 SAC: 0 DP: 1 HBP: 0 | WP: 0 PB: 0 SB: 0 CS: 0 | PA: 32 |
| PITCHER Harvey Haddix, L (1, 1) ERA: 3.71 | IP: 9.0 WLS: W BF: 32 H: 6 R: 1 ER: 1 SO: 5 BB: 0 IBB: 0 HBP: 0 BLK: 0 WP: 0 HR: 1 S: 42 P: 42 ERA: 1.00 WHIP: 0.667 | | | | | | | | | | | | | | | PITCHER | | | | | | |

| Batter | 1 | 2 | 3 | 4 | 5 | 6 | 7 | 8 | 9 | AB | R | H | RBI | BB | SO | LOB | BOTTOM | | | | | | |
|---|--|---------------------------------|------------------------------|----------------------------------|------------------------------|---------------------------------|------------------------------|----------------------------------|------------------------------|----------------------------------|------------------------------|----------------------------------|------------------------------|----------------------------------|------------------------------|---------------------------------|---|---------------------------------|-----------------------------------|------------------------------------|----------------------------------|--------|--|
| Richie Ashburn, L (1, 8) OBP: 0.380, SLG: 0.386 | | | | | | | | | | 5 | 2 | 4 | 1 | 1 | 0 | 3 | Milwaukee Braves @ Philadelphia Phillies Connie Mack Stadium, Philadelphia, PA Fri Sep 14 1956, 3:33 AM EDT Att: 17,016 - Unknown | | | | | | |
| Mary Blaylock, L (1, 3) OBP: 0.331, SLG: 0.380 | | | | | | | | | | 6 | 1 | 1 | 1 | 0 | 1 | 9 | | | | | | | |
| Stan Lopata, R (1, 2) OBP: 0.358, SLG: 0.550 | | | | | | | | | | 3 | 2 | 1 | 0 | 2 | 0 | 0 | | | | | | | |
| Andy Seminick, R (6, 2) OBP: 0.341, SLG: 0.387 | | | | | | | | | | 0 | 0 | 0 | 0 | 0 | 0 | 0 | | | | | | | |
| Del Ennis, R (1, 7) OBP: 0.296, SLG: 0.432 | | | | | | | | | | 4 | 3 | 2 | 3 | 1 | 1 | 3 | | | | | | | |
| Willie Jones, R (1, 5) OBP: 0.390, SLG: 0.428 | | | | | | | | | | 4 | 2 | 2 | 0 | 1 | 0 | 1 | | | | | | | |
| Elmer Valo, L (1, 9) OBP: 0.382, SLG: 0.399 | | | | | | | | | | 4 | 1 | 3 | 3 | 1 | 0 | 1 | | | | | | | |
| Solly Hemus, L (1, 4) OBP: 0.375, SLG: 0.443 | | | | | | | | | | 4 | 2 | 3 | 4 | 1 | 0 | 2 | | | | | | | |
| Roy Smalley, R (1, 6) OBP: 0.327, SLG: 0.314 | | | | | | | | | | 4 | 0 | 1 | 0 | 1 | 2 | 3 | | | | | | | |
| Harvey Haddix, L (1, 1) OBP: 0.294, SLG: 0.295 | | | | | | | | | | 5 | 0 | 0 | 1 | 0 | 1 | 7 | | | | | | | |
| Inning Stats | R: 0 E: 0 K: 0 S: 3 | H: 1 LOB: 0 BB: 0 P: 3 | R: 2 E: 0 K: 1 S: 8 | H: 3 LOB: 3 BB: 2 P: 16 | R: 0 E: 0 K: 1 S: 6 | H: 1 LOB: 1 BB: 0 P: 6 | R: 5 E: 1 K: 0 S: 7 | H: 5 LOB: 0 BB: 1 P: 11 | R: 0 E: 0 K: 1 S: 7 | H: 2 LOB: 3 BB: 1 P: 11 | R: 4 E: 0 K: 0 S: 5 | H: 2 LOB: 0 BB: 2 P: 13 | R: 2 E: 0 K: 0 S: 5 | H: 2 LOB: 2 BB: 2 P: 13 | R: 0 E: 0 K: 2 S: 8 | H: 1 LOB: 1 BB: 0 P: 8 | R: 0 E: 0 K: 2 S: 8 | H: 1 LOB: 1 BB: 0 P: 8 | 1B: 13 2B: 3 3B: 0 HR: 2 | SF: 0 SAC: 0 DP: 2 HBP: 0 | WP: 0 PB: 0 SB: 0 CS: 0 | PA: 47 | |
| PITCHER Lew Burdette, R (1, 1) ERA: 2.59 | IP: 3.2 WLS: L BF: 19 H: 8 R: 4 ER: 4 SO: 2 BB: 2 IBB: 0 HBP: 0 BLK: 0 WP: 0 HR: 0 S: 21 P: 29 ERA: 9.82 WHIP: 2.727 | | | | | | | | | | | | | | | PITCHER | | | | | | | |
| Lou Sleater, L (4, 1) ERA: 3.3 | 0.1 | 6 | 4 | 3 | 3 | 0 | 1 | 0 | 0 | 0 | 0 | 0 | 0 | 0 | 0 | 0 | 1 | 5 | 9 | 81.00 | 15.000 | | |
| Dave Jolly, R (5, 1) ERA: 3.74 | 2.0 | 11 | 2 | 4 | 4 | 1 | 3 | 0 | 0 | 0 | 0 | 0 | 0 | 0 | 0 | 0 | 1 | 10 | 22 | 18.00 | 2.500 | | |
| Red Murr, R (7, 1) ERA: 4.63 | 1.0 | 7 | 2 | 2 | 2 | 0 | 2 | 0 | 0 | 0 | 0 | 0 | 0 | 0 | 0 | 0 | 0 | 5 | 13 | 18.00 | 4.000 | | |
| Ernie Johnson, R (8, 1) ERA: 3.86 | 1.0 | 4 | 1 | 0 | 0 | 2 | 0 | 0 | 0 | 0 | 0 | 0 | 0 | 0 | 0 | 0 | 0 | 8 | 8 | 0.00 | 1.000 | | |

| | |
|-----|----|
| AB | 32 |
| R | 1 |
| H | 6 |
| RBI | 1 |
| BB | 0 |
| SO | 5 |
| LOB | 9 |



| | |
|-----|----|
| AB | 39 |
| R | 13 |
| H | 17 |
| RBI | 13 |
| BB | 8 |
| SO | 5 |
| LOB | 29 |



| Batter | 1 | 2 | 3 | 4 | 5 | 6 | 7 | 8 | 9 | AB | R | H | RBI | BB | SO | LOB | TOP | | | | | | | | | | |
|---|------------------------------|---------------------------------|------------------------------|---------------------------------|------------------------------|---------------------------------|------------------------------|---------------------------------|------------------------------|---------------------------------|------------------------------|---------------------------------|-------------------------------|----------------------------------|------------------------------|---------------------------------|------------------------------|---------------------------------|----------------------------------|------------------------------------|----------------------------------|--------|--|--|--|--|--|
| Johnny Logan, R (1, 6) Felix Mantilla, R (9, PH) OBP: 0.332, SLG: 0.425 OBP: 0.321, SLG: 0.353 | SH3 1B | | F3 | | 3-1 | | E6 HR | | 1-3 | 4 | 1 | 1 | 0 | 0 | 0 | 1 | | | | | | | | | | | |
| Danny O'Connell, R (1, 4) Earl Hersh, L (7, PH) Bob Trowbridge, R (7, 1) Andy Pafko, R (9, PH) OBP: 0.342, SLG: 0.325 OBP: 0.273, SLG: 0.545 OBP: 0.341, SLG: 0.395 | SH3 1-2 | | K | | 5-3 | | K | | WP 2B | 2 | 0 | 0 | 0 | 0 | 1 | 0 | | | | | | | | | | | |
| Hank Aaron, R (1, 9) OBP: 0.366, SLG: 0.571 | L9 | | F8 | | 3-1 | | HR | | P5 | 5 | 1 | 1 | 3 | 0 | 0 | 2 | | | | | | | | | | | |
| Eddie Mathews, L (1, 5) Jim Pendleton, R (8, 5) | FC5-4 BB | | | | 1B 2B | | 1B | | WP BB | 3 | 1 | 3 | 0 | 1 | 0 | 0 | | | | | | | | | | | |
| Joe Adcock, R (1, 3) | FC5-4 1-2 | | K | | K | | P4 | | 1-3 | 5 | 0 | 0 | 0 | 0 | 2 | 7 | | | | | | | | | | | |
| Bobby Thomson, R (1, 7) OBP: 0.306, SLG: 0.407 | | | F8 | | 1B | | F3 | | 5-3 | 4 | 0 | 1 | 1 | 0 | 0 | 1 | | | | | | | | | | | |
| Bill Bruton, L (1, 8) OBP: 0.301, SLG: 0.402 | | | F8 | | F7 | | 2B 1B | | 1B | 4 | 1 | 2 | 0 | 0 | 0 | 1 | | | | | | | | | | | |
| Del Rice, R (1, 2) Taylor Phillips, L (4, 1) Chuck Tanner, L (7, PH) Jack Dittmer, L (7, 4) OBP: 0.285, SLG: 0.337 OBP: 0.348, SLG: 0.333 OBP: 0.293, SLG: 0.267 | | | 1-3 | | 1-3 | | F7 1B | | F3 1B | 2 | 0 | 1 | 0 | 0 | 0 | 1 | | | | | | | | | | | |
| Bob Buhl, R (1, 1) Ray Crone, R (4, 1) Del Crandall, R (4, 2) OBP: 0.116, SLG: 0.132 OBP: 0.255, SLG: 0.149 OBP: 0.329, SLG: 0.482 | 1-3 | | 1-3 | | F5 | | F5 HR 2B | | 5-3 | 1 | 0 | 0 | 0 | 0 | 0 | 1 | | | | | | | | | | | |
| Inning Stats | R: 0 E: 0 K: 0 S: 4 | H: 1 LOB: 2 BB: 1 P: 8 | R: 0 E: 0 K: 0 S: 4 | H: 1 LOB: 1 BB: 0 P: 4 | R: 0 E: 0 K: 1 S: 5 | H: 0 LOB: 0 BB: 0 P: 5 | R: 1 E: 0 K: 1 S: 7 | H: 2 LOB: 1 BB: 0 P: 7 | R: 0 E: 0 K: 0 S: 3 | H: 0 LOB: 0 BB: 0 P: 3 | R: 0 E: 0 K: 1 S: 6 | H: 1 LOB: 1 BB: 0 P: 6 | R: 4 E: 1 K: 1 S: 10 | H: 4 LOB: 1 BB: 0 P: 10 | R: 0 E: 0 K: 0 S: 4 | H: 1 LOB: 1 BB: 0 P: 4 | R: 0 E: 0 K: 0 S: 4 | H: 1 LOB: 2 BB: 1 P: 8 | 1B: 7 2B: 3 3B: 0 HR: 1 | SF: 0 SAC: 1 DP: 0 HBP: 0 | WP: 1 PB: 0 SB: 0 CS: 0 | PA: 41 | | | | | |
| PITCHER | IP | WLS | BF | H | R | ER | SO | BB | IBB | HBP | BLK | WP | HR | S | P | ERA | WHIP | | | | | | | | | | |
| Bob Miller, R (1, 1) ERA: 3.26 | 6.2 | | 30 | 8 | 5 | 2 | 4 | 1 | 0 | 0 | 0 | 0 | 1 | 37 | 41 | 2.70 | 1.350 | | | | | | | | | | |
| Curt Simmons, L (7, 1) ERA: 3.59 | 1.2 | W | 8 | 3 | 0 | 0 | 0 | 0 | 0 | 0 | 0 | 0 | 0 | 8 | 8 | 0.00 | 1.800 | | | | | | | | | | |
| Robin Roberts, R (9, 1) ERA: 4.49 | 0.2 | S | 3 | 0 | 0 | 0 | 0 | 1 | 0 | 0 | 0 | 1 | 0 | 2 | 6 | 0.00 | 1.500 | | | | | | | | | | |

Milwaukee Braves @ Philadelphia Phillies
 Connie Mack Stadium, Philadelphia, PA
 Sat Sep 15 1956, 3:33 AM EDT
 Att: 9,231 - Unknown

AB 38
 R 5
 H 11
 RBI 5
 BB 2
 SO 4
 LOB 19



| Batter | 1 | 2 | 3 | 4 | 5 | 6 | 7 | 8 | 9 | AB | R | H | RBI | BB | SO | LOB | BOTTOM | | | | | | | | | | |
|---|------------------------------|---------------------------------|------------------------------|---------------------------------|------------------------------|---------------------------------|------------------------------|----------------------------------|------------------------------|---------------------------------|------------------------------|---------------------------------|------------------------------|---------------------------------|------------------------------|----------------------------------|------------------------------|---------------------------------|----------------------------------|------------------------------------|----------------------------------|--------|--|--|--|--|--|
| Richie Ashburn, L (1, 8) OBP: 0.381, SLG: 0.390 | 1B BB | 5-3 | | BB 1B | | 6-3 | | 3B | | 4 | 1 | 2 | 1 | 1 | 0 | 2 | | | | | | | | | | | |
| Solly Hemus, L (1, 4) OBP: 0.387, SLG: 0.447 | 1B SF8 1B | | F9 | BB BB | BB BB | 1B | | BB | | 3 | 1 | 2 | 1 | 2 | 0 | 0 | | | | | | | | | | | |
| Mary Blaylock, L (1, 3) OBP: 0.331, SLG: 0.379 | G6-4-3 1B | | 4-3 | BB BB | | K | | F8 | | 4 | 0 | 1 | 2 | 1 | 1 | 3 | | | | | | | | | | | |
| Del Ennis, R (1, 7) OBP: 0.294, SLG: 0.430 | SF8 | | 5-3 | F9 | | F7 | | | | 3 | 0 | 0 | 1 | 0 | 0 | 3 | | | | | | | | | | | |
| Willie Jones, R (1, 5) OBP: 0.389, SLG: 0.425 | G6-4-3 1-2 | | | 2B BB | F8 | P3 | | F8 | | 3 | 1 | 0 | 0 | 1 | 0 | 1 | | | | | | | | | | | |
| Elmer Valo, L (1, 9) OBP: 0.386, SLG: 0.407 | SH3-4 1B | | | 1B BB 2B | 1B | F8 | | | | 4 | 1 | 3 | 1 | 0 | 0 | 0 | | | | | | | | | | | |
| Andy Seminick, R (1, 2) OBP: 0.344, SLG: 0.382 | P5 | | | BB BB BB | F7 | B3-4 BB | | | | 2 | 1 | 0 | 0 | 2 | 0 | 2 | | | | | | | | | | | |
| Roy Smalley, R (1, 6) OBP: 0.325, SLG: 0.313 | SH3-4 1B | | | K | F3 | B3-4 | | B3-4 | | 4 | 0 | 1 | 0 | 0 | 1 | 4 | | | | | | | | | | | |
| Bob Miller, R (1, 1) Curt Simmons, L (7, 1) Robin Roberts, S (9, 1) OBP: 0.130, SLG: 0.091 OBP: 0.273, SLG: 0.279 OBP: 0.277, SLG: 0.310 | SH3-4 1-2 2-3 | | | F3 | | 6-3 | | 3B 1B | | 2 | 0 | 0 | 0 | 0 | 0 | 2 | | | | | | | | | | | |
| Inning Stats | R: 2 E: 0 K: 0 S: 4 | H: 2 LOB: 0 BB: 1 P: 8 | R: 0 E: 0 K: 0 S: 5 | H: 2 LOB: 2 BB: 0 P: 5 | R: 0 E: 0 K: 0 S: 3 | H: 0 LOB: 0 BB: 0 P: 3 | R: 3 E: 0 K: 1 S: 7 | H: 2 LOB: 3 BB: 4 P: 23 | R: 0 E: 0 K: 0 S: 4 | H: 1 LOB: 1 BB: 0 P: 4 | R: 0 E: 0 K: 1 S: 6 | H: 1 LOB: 1 BB: 0 P: 6 | R: 0 E: 0 K: 0 S: 3 | H: 0 LOB: 0 BB: 0 P: 3 | R: 1 E: 0 K: 0 S: 4 | H: 2 LOB: 2 BB: 2 P: 12 | R: 0 E: 0 K: 0 S: 4 | H: 2 LOB: 2 BB: 2 P: 8 | 1B: 8 2B: 2 3B: 1 HR: 0 | SF: 1 SAC: 1 DP: 2 HBP: 0 | WP: 0 PB: 0 SB: 0 CS: 0 | PA: 39 | | | | | |
| PITCHER | IP | WLS | BF | H | R | ER | SO | BB | IBB | HBP | BLK | WP | HR | S | P | ERA | WHIP | | | | | | | | | | |
| Bob Buhl, R (1, 1) ERA: 3.27 | 3.0 | | 15 | 5 | 4 | 4 | 0 | 2 | 0 | 0 | 0 | 0 | 0 | 5 | 13 | 12.00 | 2.333 | | | | | | | | | | |
| Ray Crone, R (4, 1) ERA: 3.95 | 0.2 | | 5 | 1 | 0 | 0 | 1 | 2 | 0 | 0 | 0 | 0 | 0 | 5 | 13 | 0.00 | 4.500 | | | | | | | | | | |
| Taylor Phillips, L (4, 1) ERA: 1.98 | 2.1 | | 10 | 2 | 1 | 1 | 1 | 1 | 0 | 0 | 0 | 0 | 0 | 11 | 15 | 3.86 | 1.286 | | | | | | | | | | |
| Bob Trowbridge, R (7, 1) ERA: 2.85 | 2.0 | L | 9 | 2 | 1 | 1 | 0 | 2 | 0 | 0 | 0 | 0 | 0 | 7 | 15 | 4.50 | 2.000 | | | | | | | | | | |

Milwaukee Braves @ Philadelphia Phillies
 Connie Mack Stadium, Philadelphia, PA
 Sat Sep 15 1956, 3:33 AM EDT
 Att: 9,231 - Unknown

AB 30
 R 6
 H 10
 RBI 6
 BB 7
 SO 2
 LOB 17



| Batter | 1 | 2 | 3 | 4 | 5 | 6 | 7 | 8 | 9 | AB | R | H | RBI | BB | SO | LOB | TOP | | | | | |
|---|--|---------------------------------|------------------------------|---------------------------------|------------------------------|---------------------------------|------------------------------|---------------------------------|------------------------------|---------------------------------|------------------------------|---------------------------------|--|---------------------------------|------------------------------|---------------------------------|--|---------------------------------|----------------------------------|------------------------------------|-------------------------|--------|
| Johnny Logan, R OBP: 0.333, SLG: 0.431 (1, 6) | 0-0 4-3 | | | 0-0 G3 | | 0-0 HR | | 0-0 1B | | 4 | 1 | 2 | 1 | 0 | 0 | 0 | Milwaukee Braves @ New York Giants Polo Grounds, New York, NY Mon Sep 17 1956, 3:33 AM EDT Unknown | | | | | |
| Danny O'Connell, R OBP: 0.342, SLG: 0.324 (1, 4) | 0-0 F7 | | | 0-0 1B | | 0-3 K | | 0-0 4-3 | | 4 | 0 | 1 | 0 | 0 | 1 | 1 | | | | | | |
| Hank Aaron, R OBP: 0.367, SLG: 0.571 (1, 9) | 0-0 6-3 | | | 0-0 1B | | 0-0 1B | | | 0-0 F8 | 4 | 0 | 2 | 0 | 0 | 0 | 0 | | | | | | |
| Joe Adcock, R OBP: 0.336, SLG: 0.604 (1, 3) | | 0-0 6-3 | | 0-0 G6-4-3 | | 0-3 K | | | 0-0 F8 | 4 | 0 | 0 | 0 | 0 | 1 | 3 | | | | | | |
| Andy Patko, R OBP: 0.326, SLG: 0.375 (1, 7) | | 0-0 F8 | | | 0-0 P6 | | | | 0-3 K | 4 | 0 | 0 | 0 | 0 | 1 | 0 | | | | | | |
| Eddie Mathews, L OBP: 0.373, SLG: 0.520 (1, 5) | | 0-0 4-3 | | | 0-0 F8 | | | | | 3 | 0 | 0 | 0 | 0 | 0 | 0 | | | | | | |
| Bobby Thomson, R OBP: 0.307, SLG: 0.413 (1, 8) | | | 0-0 F8 | | 0-0 HR | | 0-3 K | | | 3 | 1 | 1 | 1 | 0 | 1 | 0 | | | | | | |
| Del Crandall, R OBP: 0.326, SLG: 0.477 (1, 2) | | | 0-0 P6 | | 0-0 5-3 | | | 0-0 F5 | | 3 | 0 | 0 | 0 | 0 | 0 | 0 | | | | | | |
| Gene Conley, R Ray Crone, R Felix Martinez, L Taylor Phillips, L Del Rice, R Red Murrif, R (1, 1) (2, 1) (6, PH) (6, 1) (8, PH) (8, 1) | | | 0-3 K | | 0-0 4-3 | | | 0-0 F2 | | 0 | 0 | 0 | 0 | 0 | 0 | 0 | | | | | | |
| Inning Stats | R: 0 E: 0 K: 0 S: 3 | H: 0 LOB: 0 BB: 0 P: 3 | R: 0 E: 0 K: 0 S: 3 | H: 0 LOB: 0 BB: 0 P: 3 | R: 0 E: 0 K: 1 S: 5 | H: 0 LOB: 0 BB: 0 P: 5 | R: 0 E: 0 K: 0 S: 4 | H: 2 LOB: 1 BB: 0 P: 4 | R: 1 E: 0 K: 0 S: 4 | H: 1 LOB: 0 BB: 0 P: 4 | R: 1 E: 0 K: 2 S: 9 | H: 2 LOB: 1 BB: 0 P: 9 | R: 0 E: 0 K: 1 S: 5 | H: 0 LOB: 0 BB: 0 P: 5 | R: 0 E: 0 K: 0 S: 4 | H: 1 LOB: 1 BB: 0 P: 4 | R: 0 E: 0 K: 1 S: 5 | H: 0 LOB: 0 BB: 0 P: 5 | 1B: 4 2B: 0 3B: 0 HR: 2 | SF: 0 SAC: 0 DP: 1 HBP: 0 | WP: 0 PB: 0 CS: 0 | PA: 32 |
| PITCHER Johnny Antonelli, L ERA: 3.12 (1, 1) | IP: 9.0 WLS: W BF: 32 H: 6 R: 2 ER: 2 SO: 5 BB: 0 IBB: 0 HBP: 0 BLK: 0 WP: 0 HR: 2 S: 42 P: 42 ERA: 2.00 WHIP: 0.667 | | | | | | | | | | | PITCHER | IP: 9.0 WLS: W BF: 32 H: 6 R: 2 ER: 2 SO: 5 BB: 0 IBB: 0 HBP: 0 BLK: 0 WP: 0 HR: 2 S: 42 P: 42 ERA: 2.00 WHIP: 0.667 | | | | | | | | | |

AB 32
R 2
H 6
RBI 2
BB 0
SO 5
LOB 4



| Batter | 1 | 2 | 3 | 4 | 5 | 6 | 7 | 8 | 9 | AB | R | H | RBI | BB | SO | LOB | BOTTOM | |
|---|--|----------------------------------|------------------------------|---------------------------------|------------------------------|---------------------------------|------------------------------|---------------------------------|------------------------------|---------------------------------|------------------------------|---------------------------------|--|---------------------------------|----------------------------------|------------------------------------|--|--------|
| Hank Thompson, L Foster Castleman, R (1, 5) (6, 5) | 0-0 F9 | | | 0-0 FC3-2 | | 0-0 P6 | | | | 3 | 0 | 1 | 2 | 0 | 0 | 3 | Milwaukee Braves @ New York Giants Polo Grounds, New York, NY Mon Sep 17 1956, 3:33 AM EDT Unknown | |
| Red Schoendienst, S (1, 4) | 0-0 G3 | 1-2 2-H 3-H 1B | | 0-0 SF8 | | 0-0 6-3 | | | | 3 | 0 | 0 | 1 | 0 | 0 | 2 | | |
| Willie Mays, R (1, 8) | 0-0 F3 | | 0-3 K | | 0-0 F8 | | 0-0 HR | | | 4 | 1 | 1 | 1 | 0 | 1 | 2 | | |
| Jackie Brandt, R (1, 9) (6, 7) | | 0-0 1B | 0-0 4-3 | | 0-0 5-3 | | 0-0 6-3 | | | 4 | 1 | 1 | 0 | 0 | 0 | 0 | | |
| Bill White, L (1, 3) | | 0-0 E | 0-0 1B | | 0-0 G4-6-3 | | 0-0 4-3 | | | 4 | 1 | 3 | 0 | 0 | 0 | 0 | | |
| Dusty Rhodes, L Don Mueller, L (1, 7) (6, 9) | | 0-3 K | 0-0 F2 | | 0-0 G4-6-3 | | 0-0 1-3 | | | 3 | 0 | 0 | 0 | 0 | 1 | 4 | | |
| Bill Sami, R (1, 2) | | 0-0 E | | 0-0 1B | | 0-0 SH1-4 | | 0-3 K | | 3 | 2 | 2 | 1 | 1 | 1 | 0 | | |
| Daryl Spencer, R (1, 6) | | 0-0 E1 | | 0-0 FC3-2 | | 0-0 SH1-4 | | 0-0 5-3 | | 3 | 1 | 1 | 0 | 0 | 0 | 2 | | |
| Johnny Antonelli, L (1, 1) | | 0-0 P6 | | 0-0 FC3-2 | | 0-0 HR | | 0-0 G3 | | 4 | 1 | 2 | 2 | 0 | 0 | 3 | | |
| Inning Stats | R: 0 E: 0 K: 0 S: 3 | H: 4 LOB: 2 BB: 0 P: 10 | R: 0 E: 0 K: 1 S: 6 | H: 1 LOB: 1 BB: 0 P: 6 | R: 1 E: 0 K: 0 S: 6 | H: 3 LOB: 2 BB: 0 P: 6 | R: 0 E: 0 K: 0 S: 3 | H: 1 LOB: 0 BB: 0 P: 3 | R: 2 E: 0 K: 0 S: 4 | H: 1 LOB: 1 BB: 1 P: 8 | R: 1 E: 0 K: 0 S: 4 | H: 1 LOB: 0 BB: 0 P: 4 | R: 0 E: 0 K: 1 S: 5 | H: 0 LOB: 0 BB: 0 P: 5 | 1B: 9 2B: 0 3B: 0 HR: 2 | SF: 1 SAC: 1 DP: 1 HBP: 0 | WP: 0 PB: 0 CS: 0 | PA: 36 |
| PITCHER Gene Conley, R Ray Crone, R Taylor Phillips, L Red Murrif, R (1, 1) (2, 1) (6, 1) (8, 1) | IP: 1.2 WLS: L BF: 10 H: 4 R: 3 ER: 1 SO: 1 BB: 0 IBB: 0 HBP: 0 BLK: 0 WP: 0 HR: 0 S: 16 P: 16 ERA: 5.40 WHIP: 2.400 | | | | | | | | | | | PITCHER | IP: 1.2 WLS: L BF: 10 H: 4 R: 3 ER: 1 SO: 1 BB: 0 IBB: 0 HBP: 0 BLK: 0 WP: 0 HR: 0 S: 16 P: 16 ERA: 5.40 WHIP: 2.400 | | | | | |

AB 33
R 7
H 11
RBI 7
BB 1
SO 3
LOB 16



| Batter | 1 | 2 | 3 | 4 | 5 | 6 | 7 | 8 | 9 | AB | R | H | RBI | BB | SO | LOB | TOP | | | |
|--|------------------------------|---------------------------------|------------------------------|---------------------------------|------------------------------|---------------------------------|------------------------------|----------------------------------|------------------------------|---------------------------------|------------------------------|---------------------------------|------------------------------|---------------------------------|------------------------------|---------------------------------|--|------------------------------------|----------------------------------|--------|
| Bill Bruton, L OBP: 0.300, SLG: 0.407 (1, 8) | F8 | | K | | HR | | F8 | | 3-1 | 5 | 1 | 1 | 1 | 0 | 1 | 0 | Milwaukee Braves @ New York Giants Polo Grounds, New York, NY Mon Sep 17 1956, 3:38 AM EDT Att: 13,819 - Unknown | | | |
| Frank Torre, L OBP: 0.305, SLG: 0.295 (1, 3) | 2-3 BB | | 1B | | G1-6-3 BB | | 1-3 | | L7 | 3 | 0 | 1 | 0 | 2 | 0 | 0 | | | | |
| Hank Aaron, R OBP: 0.365, SLG: 0.567 (1, 9) | 2-3 | | K | | G1-6-3 | | 6-3 | | | 4 | 0 | 0 | 0 | 0 | 1 | 3 | | | | |
| Eddie Mathews, L OBP: 0.373, SLG: 0.525 (1, 5) | F2 | | | | 1B | | | | HR | 4 | 1 | 2 | 1 | 0 | 0 | 1 | | | | |
| Bobby Thomson, R OBP: 0.306, SLG: 0.410 (1, 7) | | 6-3 | | | 5-3 | | | | F9 | 3 | 1 | 0 | 0 | 1 | 0 | 1 | | | | |
| Johnny Logan, R OBP: 0.333, SLG: 0.432 (1, 6) | | G3 2B | | | 5-3 | | K | | 6-3 | 4 | 0 | 1 | 0 | 0 | 1 | 1 | | | | |
| Jack Dittmer, L OBP: 0.314, SLG: 0.329 (1, 4) | | G3 | | | 1B | | HR | | | 4 | 1 | 3 | 2 | 0 | 0 | 1 | | | | |
| Del Crandall, R OBP: 0.325, SLG: 0.474 (1, 2) | F5 | | | | 1B | | P6 | | P6 | 4 | 0 | 1 | 0 | 0 | 0 | 2 | | | | |
| Warren Spahn, L OBP: 0.247, SLG: 0.333 (1, 1) | | | F7 | | K | | F7 | | P4 | 4 | 0 | 0 | 0 | 0 | 1 | 2 | | | | |
| Inning Stats | R: 0 E: 0 K: 0 S: 3 | H: 0 LOB: 1 BB: 1 P: 7 | R: 0 E: 0 K: 0 S: 4 | H: 1 LOB: 1 BB: 0 P: 4 | R: 0 E: 0 K: 2 S: 8 | H: 1 LOB: 1 BB: 0 P: 8 | R: 1 E: 0 K: 1 S: 7 | H: 2 LOB: 2 BB: 1 P: 11 | R: 1 E: 0 K: 0 S: 4 | H: 2 LOB: 1 BB: 1 P: 8 | R: 0 E: 0 K: 0 S: 3 | H: 0 LOB: 0 BB: 0 P: 3 | R: 1 E: 0 K: 0 S: 5 | H: 2 LOB: 1 BB: 0 P: 5 | R: 0 E: 0 K: 0 S: 3 | H: 0 LOB: 0 BB: 0 P: 3 | 1B: 5 2B: 1 3B: 0 HR: 3 | SF: 0 SAC: 0 DP: 1 HBP: 0 | WP: 0 PB: 0 SB: 0 CS: 0 | PA: 38 |
| PITCHER | IP | WLS | BF | H | R | ER | SO | BB | IBB | HBP | BLK | WP | HR | S | P | ERA | WHIP | | | |
| Al Worthington, R ERA: 4.18 (1, 1) | 6.0 | L | 27 | 7 | 3 | 3 | 4 | 3 | 0 | 0 | 0 | 0 | 2 | 32 | 44 | 4.50 | 1.667 | | | |
| Mary Grissom, R ERA: 1.56 (7, 1) | 2.0 | | 8 | 2 | 1 | 1 | 0 | 0 | 0 | 0 | 0 | 0 | 1 | 8 | 8 | 4.50 | 1.000 | | | |
| Windy McCall, L ERA: 3.89 (9, 1) | 1.0 | | 3 | 0 | 0 | 0 | 0 | 0 | 0 | 0 | 0 | 0 | 0 | 3 | 3 | 0.00 | 0.000 | | | |

| | |
|-----|----|
| AB | 35 |
| R | 4 |
| H | 9 |
| RBI | 4 |
| BB | 3 |
| SO | 4 |
| LOB | 11 |



| Batter | 1 | 2 | 3 | 4 | 5 | 6 | 7 | 8 | 9 | AB | R | H | RBI | BB | SO | LOB | BOTTOM | | | | | |
|---|------------------------------|----------------------------------|------------------------------|---------------------------------|------------------------------|----------------------------------|------------------------------|---------------------------------|------------------------------|---------------------------------|------------------------------|---------------------------------|------------------------------|---------------------------------|------------------------------|---------------------------------|--|---------------------------------|----------------------------------|------------------------------------|----------------------------------|--------|
| Don Mueller, L OBP: 0.284, SLG: 0.333 (1, 9) | 4-3 BB SF8 1B | F8 | | 1B | | 6-3 | | F6 | | 5 | 1 | 2 | 0 | 0 | 0 | 1 | Milwaukee Braves @ New York Giants Polo Grounds, New York, NY Mon Sep 17 1956, 3:38 AM EDT Att: 13,819 - Unknown | | | | | |
| Red Schoendienst, S OBP: 0.367, SLG: 0.379 (1, 4) | | | | | | 1-3 | | | 6-3 | 1 | 0 | 1 | 0 | 1 | 0 | 0 | | | | | | |
| Bobby Hofman, R OBP: 0.234, SLG: 0.143 (5, 4) | BB 4-3 BB | | BB BB | 1B | 1-2 | | | | | 3 | 0 | 1 | 0 | 0 | 0 | 0 | | | | | | |
| Willie Mays, R OBP: 0.372, SLG: 0.561 (1, 8) | 4-3 | | BB | | F8 | | F8 | | | 4 | 0 | 1 | 0 | 1 | 0 | 4 | | | | | | |
| Jackie Brandt, R OBP: 0.330, SLG: 0.469 (1, 7) | BB IBB | | P3 | | P4 | | | | F8 | 4 | 0 | 1 | 0 | 1 | 0 | 3 | | | | | | |
| Foster Castleman, R OBP: 0.257, SLG: 0.399 (1, 5) | SF8 | | P3 | | 1B | | F5 | | K | 4 | 0 | 1 | 1 | 0 | 1 | 4 | | | | | | |
| Bill White, L OBP: 0.319, SLG: 0.446 (1, 3) | 3H | | | | 1B | | F8 | | | 2 | 0 | 1 | 0 | 2 | 0 | 1 | | | | | | |
| Daryl Spencer, R OBP: 0.269, SLG: 0.345 (1, 6) | F2 | | F9 | | K | | | | FC1-6-4 | 4 | 0 | 1 | 0 | 0 | 1 | 8 | | | | | | |
| Wes Westrum, R OBP: 0.338, SLG: 0.330 (1, 2) | | | | | 6-3 | | 5-3 | | | 2 | 0 | 0 | 0 | 0 | 1 | 0 | | | | | | |
| Bill Sarni, R OBP: 0.303, SLG: 0.399 (6, PH) (6, 2) | | | | | | | | | | 2 | 0 | 0 | 0 | 0 | 0 | 3 | | | | | | |
| Al Worthington, R OBP: 0.234, SLG: 0.244 (1, 1) | | | | | | | | | | 2 | 0 | 0 | 0 | 0 | 1 | 0 | | | | | | |
| Dusty Rhodes, L OBP: 0.305, SLG: 0.388 (6, PH) | | | | | | | | | | 1 | 0 | 0 | 0 | 0 | 1 | 0 | | | | | | |
| Mary Grissom, R OBP: 0.091, SLG: 0.182 (7, 1) | | | | | | | | | | 0 | 0 | 0 | 0 | 0 | 0 | 0 | | | | | | |
| Hank Thompson, L OBP: 0.341, SLG: 0.408 (8, PH) | | | | | | | | | | 1 | 0 | 0 | 0 | 0 | 1 | 1 | | | | | | |
| Windy McCall, L OBP: 0.214, SLG: 0.214 (9, 1) | | | | | | | | | | 0 | 0 | 0 | 0 | 0 | 0 | 0 | | | | | | |
| Inning Stats | R: 1 E: 0 K: 0 S: 4 | H: 1 LOB: 3 BB: 3 P: 16 | R: 0 E: 0 K: 2 S: 7 | H: 0 LOB: 0 BB: 0 P: 7 | R: 0 E: 0 K: 0 S: 4 | H: 1 LOB: 3 BB: 2 P: 12 | R: 0 E: 0 K: 0 S: 5 | H: 2 LOB: 2 BB: 0 P: 5 | R: 0 E: 0 K: 1 S: 7 | H: 2 LOB: 2 BB: 0 P: 7 | R: 0 E: 0 K: 1 S: 5 | H: 0 LOB: 0 BB: 0 P: 5 | R: 0 E: 0 K: 0 S: 4 | H: 1 LOB: 1 BB: 0 P: 4 | R: 0 E: 0 K: 1 S: 6 | H: 1 LOB: 1 BB: 0 P: 6 | R: 0 E: 0 K: 1 S: 6 | H: 1 LOB: 1 BB: 0 P: 6 | 1B: 8 2B: 1 3B: 0 HR: 0 | SF: 1 SAC: 0 DP: 0 HBP: 0 | WP: 0 PB: 0 SB: 0 CS: 0 | PA: 41 |
| PITCHER | IP | WLS | BF | H | R | ER | SO | BB | IBB | HBP | BLK | WP | HR | S | P | ERA | WHIP | | | | | |
| Warren Spahn, L ERA: 2.85 (1, 1) | 9.0 | W | 41 | 9 | 1 | 1 | 6 | 4 | 1 | 0 | 0 | 0 | 0 | 48 | 68 | 1.00 | 1.444 | | | | | |



| Batter | 1 | 2 | 3 | 4 | 5 | 6 | 7 | 8 | 9 | AB | R | H | RBI | BB | SO | LOB | TOP | | | | | | | | | | |
|--|------------------------------|---------------------------------|------------------------------|---------------------------------|------------------------------|---------------------------------|------------------------------|---------------------------------|------------------------------|---------------------------------|------------------------------|---------------------------------|------------------------------|---------------------------------|------------------------------|----------------------------------|------------------------------|---------------------------------|-----------------------------------|------------------------------------|-------------------------|--------|--|--|--|--|--|
| Bill Bruton, L OBP: 0.299, SLG: 0.404 (1, 8) | 0-0 4-3 | 0-0 E4 1B WP | | 0-3 K | | | 0-3 K | | 0-0 SH3-4 E 1B | 5 | 2 | 1 | 0 | 0 | 2 | 1 | | | | | | | | | | | |
| Frank Torre, L OBP: 0.305, SLG: 0.301 (1, 3) | 0-0 1B SF9 1B | 0-0 WP 1B | | | 0-0 F7 | | 0-0 4-3 | | 0-0 SH3-4 | 4 | 1 | 2 | 1 | 0 | 0 | 0 | | | | | | | | | | | |
| Hank Aaron, R OBP: 0.367, SLG: 0.566 (1, 9) | 0-0 SF9 1B | 0-0 F9 | | | 0-0 6-3 | | | 0-0 SH2-4 1B 1B | 4-0 FC4-6 IBB | 4 | 1 | 2 | 0 | 1 | 0 | 1 | | | | | | | | | | | |
| Eddie Mathews, L OBP: 0.375, SLG: 0.526 (1, 5) | 0-0 1B | | 0-0 F8 | | 0-0 FC6-4 1B | | | 0-0 SH2-4 1B 1B | 0-0 FC4-6 1-2 2-H | 5 | 1 | 3 | 0 | 0 | 0 | 1 | | | | | | | | | | | |
| Bobby Thomson, R OBP: 0.304, SLG: 0.407 (1, 7) | 0-0 SF9 | | 0-3 K | | 0-0 FC6-4 | | | 0-0 SH2-4 | 0-0 F8 | 3 | 0 | 0 | 1 | 0 | 1 | 2 | | | | | | | | | | | |
| Johnny Logan, R OBP: 0.334, SLG: 0.434 (1, 6) | 0-0 4-3 | | 0-0 2B | | | 0-0 P3 | | 0-0 1B | | 4 | 0 | 2 | 2 | 0 | 0 | 2 | | | | | | | | | | | |
| Jack Dittmer, L OBP: 0.311, SLG: 0.325 (1, 4) | | 0-0 FC1-6 1B | 0-0 F5 | | | 0-0 P2 | | 0-0 F9 | | 4 | 0 | 1 | 0 | 0 | 0 | 2 | | | | | | | | | | | |
| Del Rice, R OBP: 0.279, SLG: 0.330 (8, PH) | | | | 0-0 6-3 | | | 0-0 F2 | | | 3 | 0 | 0 | 0 | 0 | 0 | 1 | | | | | | | | | | | |
| Wes Covington, L OBP: 0.355, SLG: 0.346 (8, FR) | | 0-0 P4 | | | | | | | | 0 | 0 | 0 | 0 | 1 | 0 | 0 | | | | | | | | | | | |
| Felix Mantilla, R OBP: 0.315, SLG: 0.346 (8, FR) | | | | | | | | | | 0 | 0 | 0 | 0 | 0 | 0 | 0 | | | | | | | | | | | |
| Del Crandall, R OBP: 0.325, SLG: 0.474 (8, 2) | | | | | | | | | | 0 | 0 | 0 | 0 | 0 | 0 | 0 | | | | | | | | | | | |
| Lew Burdette, R OBP: 0.267, SLG: 0.266 (6, 1) | | | | | | | | | | 2 | 1 | 0 | 0 | 0 | 0 | 1 | | | | | | | | | | | |
| Ernie Johnson, R OBP: 0.296, SLG: 0.290 (6, 1) | | | | | | | | | | 0 | 0 | 0 | 0 | 0 | 0 | 0 | | | | | | | | | | | |
| Chuck Robinson, R OBP: 0.342, SLG: 0.328 (7, PH) | | | | | | | | | | 1 | 0 | 0 | 0 | 0 | 0 | 0 | | | | | | | | | | | |
| Lou Sleater, L OBP: 0.295, SLG: 0.300 (7, 1) | | | | | | | | | | 0 | 0 | 0 | 0 | 0 | 0 | 0 | | | | | | | | | | | |
| Joe Adcock, R OBP: 0.295, SLG: 0.300 (8, PH) | | | | | | | | | | 1 | 0 | 0 | 0 | 0 | 2 | 0 | | | | | | | | | | | |
| Bob Trowbridge, R OBP: 0.273, SLG: 0.294 (8, 1) | | | | | | | | | | 0 | 0 | 0 | 0 | 0 | 0 | 0 | | | | | | | | | | | |
| Warren Spahn, L OBP: 0.347, SLG: 0.333 (9, 1) | | | | | | | | | | 0 | 0 | 0 | 0 | 0 | 0 | 0 | | | | | | | | | | | |
| Inning Stats | R: 1 E: 0 K: 0 S: 6 | H: 3 LOB: 2 BB: 0 P: 6 | R: 2 E: 1 K: 0 S: 6 | H: 2 LOB: 1 BB: 0 P: 6 | R: 0 E: 0 K: 1 S: 6 | H: 1 LOB: 1 BB: 0 P: 6 | R: 0 E: 0 K: 1 S: 5 | H: 0 LOB: 0 BB: 0 P: 5 | R: 0 E: 0 K: 0 S: 4 | H: 0 LOB: 1 BB: 0 P: 4 | R: 0 E: 0 K: 0 S: 3 | H: 0 LOB: 0 BB: 0 P: 3 | R: 0 E: 0 K: 1 S: 5 | H: 0 LOB: 0 BB: 0 P: 5 | R: 2 E: 0 K: 0 S: 6 | H: 3 LOB: 2 BB: 1 P: 10 | R: 1 E: 1 K: 0 S: 4 | H: 1 LOB: 1 BB: 1 P: 8 | 1B: 10 2B: 1 3B: 0 HR: 0 | SF: 1 SAC: 2 DP: 0 HBP: 0 | WP: 1 PB: 0 CS: 0 | PA: 41 | | | | | |
| PITCHER | IP | WLS | BF | H | R | ER | SO | BB | IBB | HBP | BLK | WP | HR | S | P | ERA | WHIP | | | | | | | | | | |
| Ron Kline, R ERA: 3.2 (1, 1) | 5.0 | | 23 | 7 | 3 | 1 | 2 | 0 | 0 | 0 | 0 | 1 | 0 | 27 | 27 | 1.80 | 1.400 | | | | | | | | | | |
| Red Munger, R ERA: 4.05 (6, 1) | 1.0 | | 3 | 0 | 0 | 0 | 0 | 0 | 0 | 0 | 0 | 0 | 0 | 3 | 3 | 0.00 | 0.000 | | | | | | | | | | |
| Roy Face, R ERA: 3.39 (7, 1) | 2.0 | L | 10 | 3 | 2 | 2 | 1 | 0 | 1 | 0 | 0 | 0 | 0 | 11 | 15 | 9.00 | 1.500 | | | | | | | | | | |
| Howie Pollet, L ERA: 3.65 (9, 1) | 1.0 | | 5 | 1 | 1 | 0 | 0 | 0 | 1 | 0 | 0 | 0 | 0 | 4 | 8 | 0.00 | 1.000 | | | | | | | | | | |

Milwaukee Braves @ Pittsburgh Pirates
Forbes Field, Pittsburgh, PA
Tue Sep 18 1956, 3:33 AM EDT
Att: 9,786 - Unknown

AB 36
R 6
H 11
RBI 4
BB 2
SO 3
LOB 13



| Batter | 1 | 2 | 3 | 4 | 5 | 6 | 7 | 8 | 9 | AB | R | H | RBI | BB | SO | LOB | BOTTOM | | | | | | | | | | |
|---|------------------------------|---------------------------------|---------------------------------|---------------------------------|------------------------------|---------------------------------|------------------------------|---------------------------------|------------------------------|---------------------------------|------------------------------|----------------------------------|------------------------------|---------------------------------|------------------------------|---------------------------------|------------------------------|----------------------------------|-----------------------------------|------------------------------------|-------------------------|--------|--|--|--|--|--|
| Roberto Clemente, R OBP: 0.330, SLG: 0.437 (1, 9) | 0-0 FC3-6 1B | | 0-0 FC5-2 1B 3-1 1B | | 0-0 FC4-6 1B | 0-3 K | | | 0-0 F3 | 5 | 1 | 3 | 0 | 0 | 1 | 2 | | | | | | | | | | | |
| Bill Virdon, L OBP: 0.360, SLG: 0.448 (1, 8) | 0-0 FC3-6 CS | | 0-0 3-1 FC5-2 1B | | 0-0 FC4-6 2B | 0-3 K | | | 0-0 BB 1B | 5 | 1 | 2 | 0 | 0 | 1 | 2 | | | | | | | | | | | |
| Lee Walls, R OBP: 0.352, SLG: 0.435 (1, 7) | 0-3 K | | 0-0 FC5-2 3-1 | | 0-0 2B | | | | 4-0 BB | 4 | 0 | 2 | 1 | 0 | 1 | 4 | | | | | | | | | | | |
| Eddie O'Brien, R OBP: 0.291, SLG: 0.302 (8, 7) | | | 0-0 FC5-2 3-1 | | 0-0 2B | | | | 1-2 BB | 0 | 0 | 0 | 0 | 0 | 0 | 0 | | | | | | | | | | | |
| John Powers, L OBP: 0.167, SLG: 0.091 (9, PH) | | | 1-2 2-3 3-H | | 1-H 2B | | | | 1-2 BB | 0 | 0 | 0 | 0 | 1 | 0 | 0 | | | | | | | | | | | |
| Dale Long, L OBP: 0.330, SLG: 0.499 (1, 3) | | 0-0 1B | 0-0 3-1 | | 0-0 3B | 0-0 4-3 | | | 0-3 K | 5 | 1 | 2 | 1 | 0 | 1 | 5 | | | | | | | | | | | |
| Dick Groat, R OBP: 0.315, SLG: 0.321 (1, 6) | | 0-0 FC6-4 1B | 0-0 4-3 | | 0-0 4-3 | 0-0 F3 | | | 0-0 F8 | 5 | 0 | 1 | 0 | 0 | 0 | 6 | | | | | | | | | | | |
| Frank Thomas, R OBP: 0.321, SLG: 0.452 (1, 5) | | | 0-3 K | | 0-0 F7 | 0-0 3B 1B | | 4-0 SH1-4 E1 BB | | 3 | 1 | 1 | 1 | 1 | 1 | 2 | | | | | | | | | | | |
| Johnny O'Brien, R OBP: 0.219, SLG: 0.192 (8, FR) | | | 0-0 K | | 0-0 1-3 | 0-0 3B | | 0-0 SH1-4 | | 0 | 0 | 0 | 0 | 0 | 0 | 0 | | | | | | | | | | | |
| Howie Pollet, L OBP: 0.400, SLG: 0.333 (9, 1) | | | 0-0 K | | 0-0 F2 | 0-0 P4 | | 0-0 E1 | | 0 | 0 | 0 | 0 | 0 | 0 | 0 | | | | | | | | | | | |
| Jack Shepard, R OBP: 0.296, SLG: 0.365 (1, 2) | | 0-3 K | 0-0 K | | 0-0 1-3 | 0-0 3B | | 0-0 SH1-4 | | 3 | 0 | 1 | 1 | 0 | 1 | 2 | | | | | | | | | | | |
| Bill Mazerowski, R OBP: 0.290, SLG: 0.316 (1, 4) | | 0-0 FC6-4 | 0-0 K | | 0-3 K | 0-0 BB | | 0-0 P6 | | 3 | 0 | 0 | 0 | 1 | 1 | 4 | | | | | | | | | | | |
| Ron Kline, R OBP: 0.179, SLG: 0.137 (5, PH) | | | 0-0 FC5-2 1B | | 0-0 F2 | 0-0 P4 | | 0-0 E1 | | 1 | 0 | 1 | 0 | 0 | 0 | 0 | | | | | | | | | | | |
| Dick Groat, R OBP: 0.287, SLG: 0.255 (6, 1) | | | | | | | | | | 1 | 0 | 0 | 0 | 0 | 0 | 0 | | | | | | | | | | | |
| Red Munger, R OBP: 0.287, SLG: 0.143 (6, PH) | | | | | | | | | | 0 | 0 | 0 | 0 | 0 | 0 | 0 | | | | | | | | | | | |
| Bob Skinner, R OBP: 0.287, SLG: 0.327 (7, 1) | | | | | | | | | | 1 | 0 | 0 | 0 | 0 | 2 | 0 | | | | | | | | | | | |
| Roy Face, R OBP: 0.162, SLG: 0.152 (8, PH) | | | | | | | | | | 0 | 0 | 0 | 0 | 0 | 0 | 0 | | | | | | | | | | | |
| Gene Frieser, R OBP: 0.273, SLG: 0.294 (9, 5) | | | | | | | | | | 1 | 0 | 0 | 0 | 0 | 2 | 0 | | | | | | | | | | | |
| Inning Stats | R: 0 E: 0 K: 1 S: 5 | H: 1 LOB: 0 BB: 0 P: 5 | R: 0 E: 0 K: 2 S: 9 | H: 2 LOB: 2 BB: 0 P: 9 | R: 1 E: 0 K: 0 S: 6 | H: 3 LOB: 2 BB: 0 P: 6 | R: 0 E: 0 K: 1 S: 5 | H: 0 LOB: 0 BB: 0 P: 5 | R: 1 E: 0 K: 0 S: 4 | H: 2 LOB: 1 BB: 0 P: 4 | R: 2 E: 0 K: 1 S: 8 | H: 3 LOB: 2 BB: 1 P: 12 | R: 0 E: 0 K: 1 S: 6 | H: 1 LOB: 1 BB: 0 P: 6 | R: 0 E: 1 K: 0 S: 3 | H: 0 LOB: 2 BB: 1 P: 7 | R: 0 E: 0 K: 1 S: 6 | H: 1 LOB: 2 BB: 1 P: 10 | 1B: 10 2B: 1 3B: 2 HR: 0 | SF: 0 SAC: 1 DP: 0 HBP: 0 | WP: 0 PB: 0 CS: 1 | PA: 41 | | | | | |
| PITCHER | IP | WLS | BF | H | R | ER | SO | BB | IBB | HBP | BLK | WP | HR | S | P | ERA | WHIP | | | | | | | | | | |
| Lew Burdette, R ERA: 2.69 (1, 1) | 5.1 | | 25 | 11 | 4 | 4 | 4 | 1 | 0 | 0 | 0 | 0 | 0 | 4 | 8 | 0.00 | 1.500 | | | | | | | | | | |
| Ernie Johnson, R ERA: 3.61 (6, 1) | 0.2 | | 3 | 0 | 0 | 0 | 1 | 1 | 0 | 0 | 0 | 0 | 0 | 4 | 8 | 0.00 | 1.500 | | | | | | | | | | |
| Lou Sleater, L ERA: 3.22 (7, 1) | 1.0 | W | 4 | 1 | 0 | 0 | 1 | 0 | 0 | 0 | 0 | 0 | 0 | 6 | 6 | 0.00 | 1.000 | | | | | | | | | | |
| Bob Trowbridge, R ERA: 2.77 (8, 1) | 1.1 | | 7 | 1 | 0 | 0 | 0 | 2 | 0 | 0 | 0 | 0 | 0 | 5 | 13 | 0.00 | 2.250 | | | | | | | | | | |
| Warren Spahn, L ERA: 2.64 (9, 1) | 0.2 | S | 2 | 0 | 0 | 0 | 1 | 0 | 0 | 0 | 0 | 0 | 0 | 4 | 4 | 0.00 | 0.000 | | | | | | | | | | |

Milwaukee Braves @ Pittsburgh Pirates
Forbes Field, Pittsburgh, PA
Tue Sep 18 1956, 3:33 AM EDT
Att: 9,786 - Unknown

AB 37
R 4
H 13
RBI 4
BB 3
SO 7
LOB 31



| Batter | 1 | 2 | 3 | 4 | 5 | 6 | 7 | 8 | 9 | AB | R | H | RBI | BB | SO | LOB | TOP | | | | |
|---|------------------------------|---------------------------------|------------------------------|---------------------------------|------------------------------|---------------------------------|------------------------------|---------------------------------|------------------------------|---------------------------------|------------------------------|---------------------------------|------------------------------|---------------------------------|------------------------------|---------------------------------|------------------------------|---------------------------------|----------------------------------|------------------------------------|--------------------------|
| Solly Drake, S OBP: 0.322, SLG: 0.332 (1, 8) | L1 | | F8 | | | 6-3 | | 2B SF9 1B | F7 | 5 | 1 | 1 | 0 | 0 | 0 | 1 | | | | | |
| Don Hoak, R OBP: 0.277, SLG: 0.304 (1, 5) | P2 | | | P6 | | F7 | | SF9 14 3B | | 4 | 1 | 1 | 0 | 0 | 0 | 0 | | | | | |
| Gene Baker, R OBP: 0.308, SLG: 0.378 (1, 4) | F8 | | | F7 | | K | | SF9 | | 3 | 0 | 0 | 1 | 0 | 1 | 0 | | | | | |
| 14 Ernie Banks, R OBP: 0.358, SLG: 0.525 (1, 6) | | G5-4-3 1B | | K | | | 1-3 | 6-3 3B | | 4 | 1 | 2 | 1 | 0 | 1 | 0 | | | | | |
| Monte Irvin, R OBP: 0.353, SLG: 0.470 (1, 7) | | G5-4-3 1-2 | | | 1B | | | 6-3 | | 4 | 1 | 2 | 2 | 0 | 0 | 1 | | | | | |
| Walt Moryn, L OBP: 0.351, SLG: 0.482 (1, 9) | | | | | F5 | | HR | F7 | | 4 | 0 | 1 | 0 | 0 | 0 | 1 | | | | | |
| Frank Kellert, R OBP: 0.261, SLG: 0.336 (1, 3) | | | | F8 | | F7 | | 1B 1B | 6-3 | 4 | 0 | 1 | 0 | 0 | 0 | 2 | | | | | |
| Harry Chiti, R OBP: 0.286, SLG: 0.352 (1, 2) | | | | F9 | | | | | F7 | 3 | 0 | 2 | 0 | 0 | 0 | 0 | | | | | |
| Hobie Landrith, L OBP: 0.315, SLG: 0.324 (9, PH) | | | | | 1-2 1B | | | | | 1 | 0 | 0 | 0 | 0 | 0 | 0 | | | | | |
| Warren Hacker, R OBP: 0.181, SLG: 0.151 (5, PH) | | | | | | | | | | 1 | 0 | 0 | 0 | 0 | 0 | 0 | | | | | |
| Pete Whisenand, R OBP: 0.280, SLG: 0.418 (5, 1) | | | | | | | | | | 1 | 0 | 0 | 0 | 0 | 1 | 2 | | | | | |
| Vito Valentini, R OBP: 0.143, SLG: 0.100 (7, PH) | | | | | | | | | | 0 | 0 | 0 | 0 | 0 | 0 | 0 | | | | | |
| Eddie Mathews, R OBP: 0.325, SLG: 0.366 (7, 1) | | | | 5-3 | | K | | | | 1 | 0 | 0 | 0 | 0 | 0 | 2 | | | | | |
| Jim Hughes, R OBP: 0.222, SLG: 0.333 (9, PH) | | | | | | | | | | 0 | 0 | 0 | 0 | 0 | 0 | 0 | | | | | |
| Jim King, L OBP: 0.200, SLG: 0.442 (9, PH) | | | | | | | | | | 1 | 0 | 1 | 0 | 0 | 0 | 0 | | | | | |
| Inning Stats | R: 0 E: 0 K: 0 S: 3 | H: 0 LOB: 0 BB: 0 P: 3 | R: 0 E: 0 K: 0 S: 4 | H: 2 LOB: 1 BB: 0 P: 4 | R: 0 E: 0 K: 0 S: 3 | H: 0 LOB: 0 BB: 0 P: 3 | R: 0 E: 0 K: 1 S: 5 | H: 0 LOB: 0 BB: 0 P: 5 | R: 0 E: 0 K: 1 S: 7 | H: 2 LOB: 2 BB: 0 P: 7 | R: 0 E: 0 K: 1 S: 5 | H: 0 LOB: 0 BB: 0 P: 5 | R: 1 E: 0 K: 0 S: 6 | H: 3 LOB: 2 BB: 0 P: 6 | R: 3 E: 0 K: 0 S: 6 | H: 3 LOB: 0 BB: 0 P: 6 | R: 0 E: 0 K: 0 S: 4 | H: 1 LOB: 1 BB: 0 P: 4 | 1B: 7 2B: 2 3B: 1 HR: 1 | SF: 1 SAC: 0 DP: 1 HBP: 0 | WP: 0 PA: 37 CS: 0 |
| PITCHER | IP | WLS | BF | H | R | ER | SO | BB | IBB | HBP | BLK | WP | HR | S | P | ERA | WHIP | | | | |
| Warren Spahn, L ERA: 2.9 (1, 1) | 7.1 | W | 31 | 10 | 4 | 4 | 3 | 0 | 0 | 0 | 0 | 0 | 1 | 37 | 37 | 4.91 | 1.364 | | | | |
| Gene Conley, R ERA: 3.19 (8, 1) | 1.2 | S | 6 | 1 | 0 | 0 | 0 | 0 | 0 | 0 | 0 | 0 | 0 | 6 | 6 | 0.00 | 0.600 | | | | |

Chicago Cubs @ Milwaukee Braves
Milwaukee County Stadium, Milwaukee, WI
Fri Sep 21 1956, 4:33 AM EDT
Att: 30,397 - Unknown

AB 36
R 4
H 11
RBI 4
BB 0
SO 3
LOB 9



| Batter | 1 | 2 | 3 | 4 | 5 | 6 | 7 | 8 | 9 | AB | R | H | RBI | BB | SO | LOB | BOTTOM | | | | |
|---|------------------------------|---------------------------------|------------------------------|---------------------------------|------------------------------|---------------------------------|------------------------------|---------------------------------|------------------------------|---------------------------------|------------------------------|----------------------------------|------------------------------|---------------------------------|------------------------------|---------------------------------|----------------------------------|------------------------------------|--------------------------|--|--|
| Danny O'Connell, R OBP: 0.343, SLG: 0.325 (1, 4) | SH3 1B | 3-1 | | | F6 | FC4-6 BB | | | | 3 | 1 | 1 | 0 | 1 | 0 | 1 | | | | | |
| Johnny Logan, R OBP: 0.333, SLG: 0.432 (1, 6) | SH3 | P3 | | | F7 | FC4-6 | | | | 3 | 0 | 0 | 0 | 0 | 0 | 3 | | | | | |
| Hank Aaron, R OBP: 0.364, SLG: 0.560 (1, 9) | F7 | | | P4 | K | | 6-3 | | | 4 | 0 | 0 | 0 | 0 | 1 | 1 | | | | | |
| Eddie Mathews, L OBP: 0.374, SLG: 0.521 (1, 5) | 1B | | | 6-3 | | K | K | | | 4 | 1 | 1 | 1 | 0 | 2 | 0 | | | | | |
| Joe Adcock, R OBP: 0.336, SLG: 0.600 (1, 3) | 1B | | | E5 | | 2B PB | K | | | 4 | 1 | 2 | 1 | 0 | 1 | 0 | | | | | |
| Bobby Thomson, R OBP: 0.303, SLG: 0.409 (1, 7) | 4-3 | | | FC6-4 | | PB E | | F7 | | 4 | 1 | 1 | 0 | 0 | 0 | 2 | | | | | |
| Bill Bruton, L OBP: 0.298, SLG: 0.401 (1, 8) | | | | F7 | | PB E | | | FC5-4 1B | 3 | 1 | 1 | 0 | 1 | 0 | 0 | | | | | |
| Del Crandall, R OBP: 0.324, SLG: 0.475 (1, 2) | | E | | 6-3 | | E6 SH1-3 | | K | | 4 | 1 | 1 | 0 | 0 | 1 | 1 | | | | | |
| Warren Spahn, L OBP: 0.253, SLG: 0.337 (1, 1) | | E3 | | | | SH1-3 | | | FC5-4 | 2 | 0 | 1 | 0 | 0 | 1 | 0 | | | | | |
| Gene Conley, R OBP: 0.174, SLG: 0.178 (8, 1) | | | | K | | | | | | 1 | 0 | 0 | 0 | 0 | 0 | 1 | | | | | |
| Inning Stats | R: 2 E: 0 K: 0 S: 6 | H: 3 LOB: 1 BB: 0 P: 6 | R: 1 E: 1 K: 0 S: 5 | H: 2 LOB: 1 BB: 0 P: 5 | R: 0 E: 1 K: 0 S: 4 | H: 0 LOB: 1 BB: 0 P: 4 | R: 0 E: 0 K: 1 S: 5 | H: 0 LOB: 0 BB: 0 P: 5 | R: 0 E: 0 K: 1 S: 5 | H: 0 LOB: 0 BB: 0 P: 5 | R: 3 E: 1 K: 1 S: 8 | H: 2 LOB: 2 BB: 2 P: 16 | R: 0 E: 0 K: 2 S: 7 | H: 0 LOB: 0 BB: 0 P: 7 | R: 0 E: 0 K: 1 S: 6 | H: 1 LOB: 1 BB: 0 P: 6 | 1B: 6 2B: 2 3B: 0 HR: 0 | SF: 0 SAC: 2 DP: 0 HBP: 0 | WP: 0 PA: 36 CS: 0 | | |
| PITCHER | IP | WLS | BF | H | R | ER | SO | BB | IBB | HBP | BLK | WP | HR | S | P | ERA | WHIP | | | | |
| Warren Hacker, R ERA: 4.88 (1, 1) | 4.0 | L | 18 | 5 | 3 | 3 | 1 | 0 | 0 | 0 | 0 | 0 | 0 | 20 | 20 | 6.75 | 1.250 | | | | |
| Vito Valentini, R ERA: 3.39 (5, 1) | 2.0 | | 11 | 2 | 3 | 0 | 2 | 1 | 1 | 0 | 0 | 0 | 0 | 13 | 21 | 0.00 | 1.500 | | | | |
| Jim Hughes, R ERA: 5.18 (7, 1) | 2.0 | | 7 | 1 | 0 | 0 | 3 | 0 | 0 | 0 | 0 | 0 | 0 | 13 | 13 | 0.00 | 0.500 | | | | |

Chicago Cubs @ Milwaukee Braves
Milwaukee County Stadium, Milwaukee, WI
Fri Sep 21 1956, 4:33 AM EDT
Att: 30,397 - Unknown

AB 32
R 6
H 8
RBI 2
BB 2
SO 6
LOB 9



| Batter | 1 | 2 | 3 | 4 | 5 | 6 | 7 | 8 | 9 | AB | R | H | RBI | BB | SO | LOB | TOP | | | | | |
|--|---|---------------------------------|------------------------------|---------------------------------|------------------------------|---------------------------------|------------------------------|---------------------------------|------------------------------|---------------------------------|------------------------------|---------------------------------|------------------------------|---------------------------------|------------------------------|---------------------------------|---|---------------------------------|----------------------------------|------------------------------------|----------------------------------|--------|
| Johnny Logan, R OBP: 0.342, SLG: 0.437 | 0-0 FC3-6 1B | | 0-3 K | | 0-0 2B | | 0-3 K | | | 4 | 0 | 2 | 0 | 0 | 2 | 0 | Milwaukee Braves @ St. Louis Cardinals Sportsman's Park, St. Louis, MO Fri Sep 28 1956, 4:33 AM EDT Att: 20,742 - Unknown | | | | | |
| Bill Bruton, L OBP: 0.301, SLG: 0.413 | 0-0 FC3-6 6-3 1-2 | | 0-3 K | | 0-0 SF8 | | | 0-0 1B 2B | | 3 | 1 | 1 | 1 | 0 | 1 | 1 | | | | | | |
| Hank Aaron, R OBP: 0.364, SLG: 0.558 | 0-0 6-3 | | | 0-0 L7 | 0-0 2B | | | 0-0 FC1-6 1B | | 4 | 0 | 2 | 1 | 0 | 0 | 1 | | | | | | |
| Eddie Mathews, L OBP: 0.372, SLG: 0.515 | 0-3 K2-3 | | | 0-0 F7 | 0-0 F5 | | | 0-0 FC1-6 1-2 | | 4 | 0 | 0 | 0 | 0 | 1 | 4 | | | | | | |
| Joe Adcock, R OBP: 0.339, SLG: 0.602 | | 0-0 HR | | 4-0 BB | | 0-0 6-3 | | 0-3 K | | 3 | 1 | 1 | 1 | 1 | 1 | 1 | | | | | | |
| Andy Pafko, R OBP: 0.337, SLG: 0.376 | 0-0 6-3 | | | 0-3 K | | 0-0 6-3 | | 0-0 F2 | | 4 | 0 | 0 | 0 | 0 | 1 | 2 | | | | | | |
| Jack Dittmer, L OBP: 0.305, SLG: 0.327 | | 0-0 4-3 | | | 0-0 2B | | 0-0 F7 | | 0-0 F7 | 4 | 1 | 1 | 0 | 0 | 0 | 0 | | | | | | |
| Del Rice, R OBP: 0.282, SLG: 0.319 | | 0-3 K | | | 0-0 F7 | | 0-0 P4 | | 0-0 P4 | 1 | 0 | 0 | 0 | 0 | 1 | 0 | | | | | | |
| Chuck Tanner, L OBP: 0.342, SLG: 0.317 | | | | | | | | | | 1 | 0 | 0 | 0 | 0 | 0 | 1 | | | | | | |
| Del Crandall, R OBP: 0.318, SLG: 0.462 | | | | | | | | | | 2 | 0 | 0 | 0 | 0 | 0 | 0 | | | | | | |
| Bob Buhl, R OBP: 0.108, SLG: 0.123 | | | | 0-0 F2 | | | | | 0-0 F7 | 0 | 0 | 0 | 0 | 0 | 0 | 0 | | | | | | |
| Ray Crone, R OBP: 0.246, SLG: 0.143 | | | | | 0-0 1B SF8 2B | | | | 0-0 P5 | 1 | 0 | 0 | 0 | 0 | 0 | 0 | | | | | | |
| Wes Covington, L OBP: 0.287, SLG: 0.355 | | | | | | | | | | 0 | 0 | 0 | 0 | 0 | 0 | 0 | | | | | | |
| Taylor Phillips, L OBP: 0.294, SLG: 0.296 | | | | | | | | | | 0 | 0 | 0 | 0 | 0 | 0 | 0 | | | | | | |
| Frank Torre, L OBP: 0.174, SLG: 0.178 | | | | | | | | | | 0 | 0 | 0 | 0 | 0 | 0 | 0 | | | | | | |
| Gene Conley, R OBP: 0.209, SLG: 0.250 | | | | | | | | | | 0 | 0 | 0 | 0 | 0 | 0 | 0 | | | | | | |
| Ernie Johnson, R OBP: 0.220, SLG: 0.292 | | | | | | | | | | 1 | 0 | 0 | 0 | 0 | 0 | 0 | | | | | | |
| Toby Atwell, L OBP: 0.220, SLG: 0.292 | | | | | | | | | | 0 | 0 | 0 | 0 | 0 | 0 | 0 | | | | | | |
| Inning Stats | R: 0 E: 1 K: 1 S: 6 | H: 1 LOB: 1 BB: 0 P: 6 | R: 1 E: 0 K: 1 S: 6 | H: 1 LOB: 0 BB: 0 P: 6 | R: 0 E: 0 K: 2 S: 7 | H: 0 LOB: 0 BB: 0 P: 7 | R: 0 E: 0 K: 1 S: 5 | H: 0 LOB: 1 BB: 1 P: 9 | R: 2 E: 0 K: 0 S: 3 | H: 4 LOB: 2 BB: 0 P: 7 | R: 0 E: 0 K: 0 S: 3 | H: 0 LOB: 0 BB: 0 P: 3 | R: 0 E: 0 K: 1 S: 5 | H: 0 LOB: 0 BB: 0 P: 5 | R: 1 E: 0 K: 1 S: 7 | H: 2 LOB: 1 BB: 0 P: 7 | R: 0 E: 0 K: 0 S: 3 | H: 0 LOB: 0 BB: 0 P: 3 | 1B: 3 2B: 4 3B: 0 HR: 1 | SF: 1 SAC: 0 DP: 0 HBP: 0 | WP: 0 PB: 0 SB: 0 CS: 0 | PA: 36 |
| PITCHER | IP WLS BF H R ER SO BB IBB HBP BLK WP HR S P ERA WHIP | | | | | | | | | | | | | | | | | | | | | |
| Tom Poholsky, R ERA: 3.59 | (1, 1) 4.2 21 6 3 3 5 1 0 0 0 0 0 1 30 34 5.79 1.500 | | | | | | | | | | | | | | | | | | | | | |
| Lindy McDaniel, R ERA: 3.4 | (5, 1) 2.1 W 9 2 1 1 1 0 0 0 0 0 0 0 11 11 3.86 0.857 | | | | | | | | | | | | | | | | | | | | | |
| Jackie Collum, L ERA: 4.2 | (8, 1) 0.1 1 0 0 0 0 0 0 0 0 0 0 0 1 1 0.00 0.000 | | | | | | | | | | | | | | | | | | | | | |
| Larry Jackson, R ERA: 4.11 | (8, 1) 1.2 S 5 0 0 0 1 0 0 0 0 0 0 0 7 7 0.00 0.000 | | | | | | | | | | | | | | | | | | | | | |

| | |
|-----|----|
| AB | 34 |
| R | 4 |
| H | 8 |
| RBI | 4 |
| BB | 1 |
| SO | 7 |
| LOB | 10 |



| Batter | 1 | 2 | 3 | 4 | 5 | 6 | 7 | 8 | 9 | AB | R | H | RBI | BB | SO | LOB | BOTTOM | | | |
|--|---|----------------------------------|------------------------------|---------------------------------|------------------------------|---------------------------------|------------------------------|---------------------------------|------------------------------|---------------------------------|------------------------------|---------------------------------|------------------------------|---------------------------------|------------------------------|---------------------------------|---|------------------------------------|----------------------------------|--------|
| Don Blasingame, L OBP: 0.345, SLG: 0.317 | 4-0 CS BB | | 0-0 4-3 | | 0-0 4-3 | 0-0 FC3-2 | | 0-0 1B 1B | | 4 | 0 | 1 | 0 | 1 | 0 | 2 | Milwaukee Braves @ St. Louis Cardinals Sportsman's Park, St. Louis, MO Fri Sep 28 1956, 4:33 AM EDT Att: 20,742 - Unknown | | | |
| Alvin Dark, R OBP: 0.306, SLG: 0.369 | 0-0 E 2B 1B | | 0-0 L9 | | 0-0 F5 | 0-0 F8 | | 0-0 FC3-2 1B | | 5 | 1 | 2 | 0 | 0 | 2 | | | | | |
| Stan Musial, L OBP: 0.388, SLG: 0.526 | 0-0 E4 2B | | 4-0 BB | | 4-0 BB | | 0-0 P6 | 0-0 FC3-2-5 | | 3 | 1 | 0 | 0 | 2 | 0 | 3 | | | | |
| Wally Moon, L OBP: 0.395, SLG: 0.476 | 4-0 2B IBB | | 0-0 G4-3-6-4-6 | | 0-0 F8 | | 4-0 FC6-4 BB | 0-0 4-3 | | 3 | 1 | 0 | 0 | 2 | 0 | 4 | | | | |
| Ken Boyer, R OBP: 0.346, SLG: 0.494 | 0-0 4-3 2B | | | 0-0 6-3 | | 0-0 1B 1B | 0-0 FC6-4 1B | | 4 | 1 | 2 | 3 | 0 | 0 | 1 | | | | | |
| Rip Repulski, R OBP: 0.333, SLG: 0.431 | 0-0 4-3 | | | 0-0 1B | | 0-0 1B 1B | 0-0 FC3-2 1B | 1-2 1B | | 4 | 0 | 3 | 0 | 0 | 0 | 1 | | | | |
| Ray Katt, R OBP: 0.289, SLG: 0.435 | 0-0 5-3 | | | 0-0 1B | | 0-0 F2 | 1-0 HBP | 1-2 2-3 HBP | | 3 | 0 | 1 | 0 | 0 | 0 | 3 | | | | |
| Bobby Del Greco, R OBP: 0.312, SLG: 0.364 | | 0-0 6-3 | | 0-0 L7 | | 0-0 1B E 1B | 0-0 F8 | | 4 | 1 | 1 | 1 | 0 | 0 | 5 | | | | | |
| Tom Poholsky, R OBP: 0.171, SLG: 0.188 | | 0-0 F8 | | 0-0 FC6-4 | | 0-0 E 1B | | 0-0 6-3 | | 2 | 0 | 0 | 0 | 0 | 0 | 2 | | | | |
| Lindy McDaniel, R OBP: 0.242, SLG: 0.344 | | | | | | | | | | 1 | 0 | 1 | 0 | 0 | 0 | 0 | | | | |
| Jackie Collum, L OBP: 0.294, SLG: 0.214 | | | | | | | | | | 0 | 0 | 0 | 0 | 0 | 0 | 0 | | | | |
| Larry Jackson, R OBP: 0.167, SLG: 0.091 | | | | | | | | | | 1 | 0 | 0 | 0 | 0 | 0 | 0 | | | | |
| Inning Stats | R: 3 E: 1 K: 0 S: 5 | H: 2 LOB: 1 BB: 2 P: 13 | R: 0 E: 0 K: 0 S: 3 | H: 0 LOB: 0 BB: 0 P: 3 | R: 0 E: 0 K: 0 S: 2 | H: 0 LOB: 0 BB: 1 P: 6 | R: 0 E: 0 K: 0 S: 5 | H: 2 LOB: 2 BB: 0 P: 5 | R: 0 E: 0 K: 0 S: 3 | H: 0 LOB: 1 BB: 1 P: 7 | R: 2 E: 1 K: 0 S: 7 | H: 4 LOB: 2 BB: 0 P: 7 | R: 0 E: 0 K: 0 S: 4 | H: 1 LOB: 3 BB: 1 P: 9 | R: 0 E: 0 K: 0 S: 5 | H: 2 LOB: 2 BB: 0 P: 5 | 1B: 10 2B: 2 3B: 0 HR: 0 | SF: 0 SAC: 0 DP: 1 HBP: 1 | WP: 0 PB: 0 SB: 0 CS: 1 | PA: 40 |
| PITCHER | IP WLS BF H R ER SO BB IBB HBP BLK WP HR S P ERA WHIP | | | | | | | | | | | | | | | | | | | |
| Bob Buhl, R ERA: 3.32 | (1, 1) 0.1 13 2 0 0 0 1 0 0 0 0 0 0 12 16 0.00 0.818 | | | | | | | | | | | | | | | | | | | |
| Ray Crone, R ERA: 3.88 | (1, 1) 3.2 11 4 2 1 0 1 0 0 0 0 0 0 10 14 4.50 2.500 | | | | | | | | | | | | | | | | | | | |
| Taylor Phillips, L ERA: 2.26 | (5, 1) 2.0 L 11 3 0 0 0 1 0 1 0 0 0 0 8 13 0.00 2.400 | | | | | | | | | | | | | | | | | | | |
| Gene Conley, R ERA: 3.13 | (7, 1) 1.2 10 3 0 0 0 1 0 1 0 0 0 0 8 13 0.00 2.400 | | | | | | | | | | | | | | | | | | | |
| Ernie Johnson, R ERA: 3.71 | (8, 1) 0.1 1 0 0 0 0 0 0 0 0 0 0 0 1 1 0.00 0.000 | | | | | | | | | | | | | | | | | | | |

| | |
|-----|----|
| AB | 34 |
| R | 5 |
| H | 11 |
| RBI | 4 |
| BB | 5 |
| SO | 0 |
| LOB | 23 |



| Batter | 1 | 2 | 3 | 4 | 5 | 6 | 7 | 8 | 9 | 10 | 11 | 12 | AB | R | H | RBI | BB | SO | LOB | TOP | | | |
|--|---|---------------------------------|------------------------------|---------------------------------|------------------------------|---------------------------------|------------------------------|---------------------------------|------------------------------|---------------------------------|------------------------------|---------------------------------|---|---------------------------------|------------------------------|---------------------------------|------------------------------|---------------------------------|----------------------------------|------------------------------------|-----------------|--|--|
| Johnny Logan, R OBP: 0.342, SLG: 0.434 (1.6) | F7 | | 1B | | BB | | | K | | 5-3 | | F8 | 5 | 0 | 1 | 0 | 1 | 1 | 2 | | | | |
| Bill Bruton, L OBP: 0.302, SLG: 0.418 (1.8) | HR | | 1-3 | | 4-3 | | | F7 | | | | F8 | 5 | 1 | 2 | 1 | 0 | 0 | 1 | | | | |
| Hank Aaron, R OBP: 0.366, SLG: 0.559 (1.9) | FC4-6 | | 1-3 | | | | | F8 | | | | FC5-4 | 5 | 0 | 3 | 0 | 0 | 0 | 1 | | | | |
| Eddie Mathews, L OBP: 0.371, SLG: 0.511 (1.5) | FC4-6 | | F7 | | G4-6-3 | | | | | | | FC5-4 | 4 | 0 | 0 | 0 | 1 | 0 | 3 | | | | |
| Joe Adcock, R OBP: 0.337, SLG: 0.598 (1.3) | 1-3 | | | | K | | | P3 | | | | FC5-4 | 5 | 0 | 1 | 0 | 0 | 1 | 3 | | | | |
| Bobby Thomson, R OBP: 0.302, SLG: 0.407 (1.7) | | | | | | | | | | | | FC6-4 | 5 | 0 | 2 | 0 | 0 | 1 | 3 | | | | |
| Jack Dittmer, L OBP: 0.300, SLG: 0.314 (12. PR) | FC1-6 | | | | F8 | | | FC3-6 | | | | | 4 | 0 | 0 | 0 | 1 | 0 | 3 | | | | |
| Felix Mantilla, R OBP: 0.315, SLG: 0.346 (12.4) | FC1-6 | | | | F5 | | | FC3-6 | | | | | 0 | 0 | 0 | 0 | 0 | 0 | 0 | | | | |
| Danny O'Connell, R OBP: 0.341, SLG: 0.323 (12.4) | | | | | | | | | | | | | 0 | 0 | 0 | 0 | 0 | 0 | 0 | | | | |
| Del Crandall, R OBP: 0.314, SLG: 0.456 (1.2) | L7 | | | | 6-3 | | | F7 | | | | SH3 | 4 | 0 | 0 | 0 | 0 | 0 | 2 | | | | |
| Warren Spahn, L OBP: 0.230, SLG: 0.324 (1.1) | 4-3 | | | | L5 | | | F9 | | | | F8 | 5 | 0 | 0 | 0 | 0 | 0 | 4 | | | | |
| Inning Stats | R: 1 E: 0 K: 1 S: 5 | H: 2 LOB: 1 BB: 0 P: 5 | R: 0 E: 0 K: 0 S: 4 | H: 1 LOB: 1 BB: 0 P: 4 | R: 0 E: 0 K: 1 S: 4 | H: 2 LOB: 1 BB: 0 P: 4 | R: 0 E: 0 K: 0 S: 3 | H: 0 LOB: 0 BB: 0 P: 6 | R: 0 E: 0 K: 1 S: 3 | H: 1 LOB: 1 BB: 1 P: 7 | R: 0 E: 0 K: 0 S: 3 | H: 0 LOB: 0 BB: 0 P: 5 | R: 0 E: 0 K: 1 S: 6 | H: 1 LOB: 1 BB: 0 P: 6 | R: 0 E: 0 K: 0 S: 4 | H: 1 LOB: 2 BB: 1 P: 8 | R: 0 E: 0 K: 0 S: 3 | H: 0 LOB: 2 BB: 1 P: 7 | 1B: 8 2B: 0 3B: 0 HR: 1 | SF: 0 SAC: 1 DP: 1 HBP: 0 | WP: 0 PA: 46 | | |
| PITCHER Herm Wehmeier, R ERA: 3.73 (1.1) | IP: 12.0 WLS: 7 BF: 46 H: 9 R: 1 ER: 1 SO: 3 BB: 3 IBB: 0 HBP: 0 BLK: 0 WP: 0 HR: 1 S: 49 P: 61 ERA: 0.75 WHIP: 1.000 | | | | | | | | | | | PITCHER | IP: 12.0 WLS: 7 BF: 46 H: 9 R: 1 ER: 1 SO: 3 BB: 3 IBB: 0 HBP: 0 BLK: 0 WP: 0 HR: 1 S: 49 P: 61 ERA: 0.75 WHIP: 1.000 | | | | | | | | | | |

Milwaukee Braves @ St. Louis Cardinals
Sportsman's Park, St. Louis, MO
Sat Sep 29 1956, 4:33 AM EDT
Alt. 25,587 - Unknown

AB 42
R 1
H 9
RBI 1
BB 3
SO 3
LOB 22



| Batter | 1 | 2 | 3 | 4 | 5 | 6 | 7 | 8 | 9 | 10 | 11 | 12 | AB | R | H | RBI | BB | SO | LOB | BOTTOM | | | |
|---|---|---------------------------------|------------------------------|---------------------------------|------------------------------|---------------------------------|------------------------------|---------------------------------|------------------------------|---------------------------------|------------------------------|---------------------------------|---|---------------------------------|------------------------------|---------------------------------|----------------------------------|------------------------------------|-----------------|--------|--|--|--|
| Don Blasingame, L OBP: 0.343, SLG: 0.318 (1.4) | K | | 4-3 | | | 2B | | | F7 | | 1-3 | | 5 | 1 | 1 | 0 | 0 | 1 | 1 | | | | |
| Alvin Dark, R OBP: 0.307, SLG: 0.370 (1.6) | P4 | | | | F9 | | | 2B | | 6-3 | | 6-3 | 5 | 0 | 1 | 1 | 0 | 0 | 0 | | | | |
| Stan Musial, L OBP: 0.387, SLG: 0.525 (1.3) | 5-3 | | | | F9 | | | P5 | | | | | 5 | 1 | 1 | 0 | 0 | 0 | 1 | | | | |
| Ken Boyer, R OBP: 0.346, SLG: 0.492 (1.5) | | | 6-3 | | P5 | | | | P6 | | | 2B | 4 | 0 | 1 | 0 | 1 | 0 | 0 | | | | |
| Rip Repulski, R OBP: 0.331, SLG: 0.430 (1.7) | | | P3 | | F9 | | | 6-3 | | FC4-6 | | | 5 | 0 | 1 | 1 | 0 | 0 | 1 | | | | |
| Wally Moon, L OBP: 0.302, SLG: 0.472 (1.9) | | | F7 | | | | | 4-3 | | | | | 4 | 0 | 0 | 0 | 0 | 1 | 1 | | | | |
| Ray Katt, R OBP: 0.285, SLG: 0.429 (1.2) | | | L6 | | F8 | | | 6-3 | | | | FC6-4 | 4 | 0 | 0 | 0 | 0 | 0 | 1 | | | | |
| Bobby Del Greco, R OBP: 0.311, SLG: 0.360 (1.8) | | | | | | F8 | | F3 | | | | L6 | 3 | 0 | 0 | 0 | 1 | 0 | 0 | | | | |
| Herm Wehmeier, R OBP: 0.221, SLG: 0.333 (1.1) | | | BB | | K | | | F2 | | | | F2 | 4 | 0 | 0 | 0 | 0 | 1 | 1 | | | | |
| Inning Stats | R: 0 E: 0 K: 1 S: 5 | H: 0 LOB: 0 BB: 0 P: 5 | R: 0 E: 0 K: 0 S: 3 | H: 0 LOB: 0 BB: 0 P: 3 | R: 0 E: 0 K: 1 S: 5 | H: 0 LOB: 1 BB: 1 P: 9 | R: 0 E: 0 K: 0 S: 3 | H: 0 LOB: 0 BB: 0 P: 3 | R: 0 E: 0 K: 1 S: 3 | H: 0 LOB: 0 BB: 0 P: 3 | R: 0 E: 0 K: 0 S: 4 | H: 1 LOB: 1 BB: 0 P: 4 | R: 0 E: 0 K: 0 S: 3 | H: 0 LOB: 0 BB: 0 P: 3 | R: 1 E: 0 K: 0 S: 3 | H: 2 LOB: 2 BB: 1 P: 7 | 1B: 1 2B: 4 3B: 0 HR: 0 | SF: 0 SAC: 0 DP: 0 HBP: 0 | WP: 0 PA: 41 | | | | |
| PITCHER Warren Spahn, L ERA: 2.78 (1.1) | IP: 11.1 WLS: 6 BF: 41 H: 5 R: 2 ER: 2 SO: 3 BB: 1 IBB: 1 HBP: 0 BLK: 0 WP: 0 HR: 0 S: 45 P: 53 ERA: 1.59 WHIP: 0.529 | | | | | | | | | | | PITCHER | IP: 11.1 WLS: 6 BF: 41 H: 5 R: 2 ER: 2 SO: 3 BB: 1 IBB: 1 HBP: 0 BLK: 0 WP: 0 HR: 0 S: 45 P: 53 ERA: 1.59 WHIP: 0.529 | | | | | | | | | | |

Milwaukee Braves @ St. Louis Cardinals
Sportsman's Park, St. Louis, MO
Sat Sep 29 1956, 4:33 AM EDT
Alt. 25,587 - Unknown

AB 39
R 2
H 5
RBI 2
BB 2
SO 3
LOB 6



| Batter | 1 | 2 | 3 | 4 | 5 | 6 | 7 | 8 | 9 | AB | R | H | RBI | BB | SO | LOB | TOP | | | | | | | | | | |
|--|------------------------------|---------------------------------|------------------------------|----------------------------------|------------------------------|---------------------------------|------------------------------|---------------------------------|------------------------------|---------------------------------|------------------------------|---------------------------------|------------------------------|---------------------------------|------------------------------|---------------------------------|------------------------------|---------------------------------|----------------------------------|------------------------------------|----------------------------------|--------|--|--|--|--|--|
| Danny O'Connell, R OBP: 0.342, SLG: 0.321 | F3 | PO | F2-3 BB | | F7 | | 5-3 BB | | P3 | 3 | 0 | 0 | 0 | 2 | 0 | 1 | | | | | | | | | | | |
| Johnny Logan, R OBP: 0.340, SLG: 0.431 | F8 | | F2-3 | | F9 | | 5-3 | | | 4 | 0 | 0 | 0 | 0 | 0 | 2 | | | | | | | | | | | |
| Hank Aaron, R OBP: 0.365, SLG: 0.558 | | | P5 | | K | | F8 | | | 4 | 0 | 1 | 0 | 0 | 1 | 1 | | | | | | | | | | | |
| Joe Adcock, R OBP: 0.339, SLG: 0.597 | 6-3 | | | K | | HR 1B | | G2-6-4 1B | | 4 | 1 | 2 | 0 | 0 | 1 | 1 | | | | | | | | | | | |
| Bobby Thomson, R OBP: 0.304, SLG: 0.409 | | FC6-4 1B WP BB | | 1B 2B | | K | | G2-6-4 1B | | 3 | 2 | 1 | 0 | 1 | 1 | 2 | | | | | | | | | | | |
| Eddie Mathews, L OBP: 0.373, SLG: 0.518 | | FC6-4 1B | | 1B | | HR | | K | | 4 | 1 | 3 | 3 | 0 | 1 | 0 | | | | | | | | | | | |
| Bill Bruton, L OBP: 0.304, SLG: 0.419 | | FC6-4 WP 1-2 2-3 | | 1B | | 3-1 | | | | 4 | 0 | 2 | 0 | 0 | 0 | 2 | | | | | | | | | | | |
| Del Crandall, R OBP: 0.311, SLG: 0.450 | | K | | P4 | | 4-3 | | | SH3-4 1B | 4 | 0 | 0 | 0 | 0 | 1 | 4 | | | | | | | | | | | |
| Lew Burdette, R OBP: 0.209, SLG: 0.198 | | | | F7 | | | | | SH3-4 | 2 | 0 | 0 | 0 | 0 | 1 | 1 | 2 | | | | | | | | | | |
| Ray Crone, R OBP: 0.246, SLG: 0.143 | | | | | | | | | 1-2 | 0 | 0 | 0 | 0 | 0 | 0 | 0 | 0 | | | | | | | | | | |
| Inning Stats | R: 0 E: 0 K: 0 S: 4 | H: 1 LOB: 1 BB: 0 P: 4 | R: 1 E: 0 K: 1 S: 5 | H: 1 LOB: 1 BB: 2 P: 13 | R: 0 E: 0 K: 1 S: 2 | H: 0 LOB: 0 BB: 1 P: 6 | R: 1 E: 0 K: 1 S: 8 | H: 3 LOB: 2 BB: 0 P: 8 | R: 0 E: 0 K: 1 S: 5 | H: 0 LOB: 0 BB: 1 P: 5 | R: 2 E: 0 K: 1 S: 7 | H: 2 LOB: 0 BB: 0 P: 7 | R: 0 E: 0 K: 1 S: 5 | H: 0 LOB: 1 BB: 1 P: 9 | R: 0 E: 0 K: 1 S: 5 | H: 1 LOB: 0 BB: 0 P: 5 | R: 0 E: 0 K: 0 S: 4 | H: 1 LOB: 1 BB: 4 P: 4 | 1B: 6 2B: 3 3B: 0 HR: 1 | SF: 0 SAC: 1 DP: 2 HBP: 0 | WP: 2 PB: 0 SB: 0 CS: 0 | PA: 38 | | | | | |
| PITCHER | IP | WLS | BF | H | R | ER | SO | BB | IBB | HBP | BLK | WP | HR | S | P | ERA | WHIP | | | | | | | | | | |
| Vinegar Bend Mizell, L ERA: 3.62 | (1, 1) | 7.0 | L 30 | 7 | 4 | 4 | 5 | 4 | 0 | 0 | 0 | 1 | 1 | 36 | 52 | 5.14 | 1.571 | | | | | | | | | | |
| Willard Schmidt, R ERA: 3.9 | (8, 1) | 2.0 | 7 | 2 | 0 | 0 | 1 | 0 | 0 | 0 | 0 | 0 | 0 | 9 | 9 | 0.00 | 1.000 | | | | | | | | | | |

Milwaukee Braves @ St. Louis Cardinals
Sportsman's Park, St. Louis, MO
Sun Sep 30 1956, 4:33 AM EDT
Att: 23,411 - Unknown

AB 32
R 4
H 9
RBI 3
BB 4
SO 6
LOB 15



| Batter | 1 | 2 | 3 | 4 | 5 | 6 | 7 | 8 | 9 | AB | R | H | RBI | BB | SO | LOB | BOTTOM | | | | | | | | | | |
|--|------------------------------|---------------------------------|------------------------------|---------------------------------|------------------------------|---------------------------------|------------------------------|---------------------------------|------------------------------|---------------------------------|------------------------------|---------------------------------|------------------------------|---------------------------------|------------------------------|---------------------------------|----------------------------------|------------------------------------|----------------------------------|--------|--|--|--|--|--|--|--|
| Don Blasingame, L OBP: 0.344, SLG: 0.322 | | 2-3 | | | FC4-6 FC6-4 | | | K | | 5 | 0 | 2 | 0 | 0 | 1 | 2 | | | | | | | | | | | |
| Alvin Dark, R OBP: 0.307, SLG: 0.368 | 4-3 | | K | | FC6-4 | | | 6-3 1B | | 5 | 0 | 1 | 0 | 0 | 1 | 5 | | | | | | | | | | | |
| Stan Musial, L OBP: 0.386, SLG: 0.522 | | | 4-3 | | | | 6-3 | | | 3 | 0 | 0 | 0 | 1 | 0 | 1 | | | | | | | | | | | |
| Wally Moon, L OBP: 0.390, SLG: 0.469 | 1-3 | | 6-3 | | | | F8 | | | 4 | 0 | 0 | 0 | 0 | 0 | 3 | | | | | | | | | | | |
| Ken Boyer, R OBP: 0.347, SLG: 0.494 | 5-3 | | | K | | | | | | 4 | 1 | 2 | 0 | 0 | 1 | 2 | | | | | | | | | | | |
| Rip Repulski, R OBP: 0.330, SLG: 0.428 | | | P3 | | F7 | | | F3 | | 4 | 0 | 1 | 0 | 0 | 0 | 1 | | | | | | | | | | | |
| Hal Smith, R OBP: 0.326, SLG: 0.401 | | L8 | | | F8 | | | FC6-4 1B | | 4 | 0 | 1 | 1 | 0 | 0 | 1 | | | | | | | | | | | |
| Bobby Del Greco, R OBP: 0.307, SLG: 0.355 | | E6 2B | | | F9 | | | FC6-4 G4-6-3 | | 4 | 1 | 0 | 0 | 0 | 1 | 2 | | | | | | | | | | | |
| Vinegar Bend Mizell, R OBP: 0.163, SLG: 0.120 | (1, 1) | | | | | | | | | 2 | 0 | 2 | 1 | 0 | 0 | 0 | | | | | | | | | | | |
| Dick Schofield, S OBP: 0.100, SLG: 0.167 | (7, PH) | | | | | | | | | 1 | 0 | 0 | 0 | 0 | 0 | 1 | | | | | | | | | | | |
| Willard Schmidt, R OBP: 0.267, SLG: 0.256 | (8, 1) | | | | | | | | | 0 | 0 | 0 | 0 | 0 | 0 | 0 | | | | | | | | | | | |
| Rocky Nelson, L OBP: 0.262, SLG: 0.401 | (9, PH) | | | | | | | | | 1 | 0 | 0 | 0 | 0 | 0 | 1 | | | | | | | | | | | |
| Inning Stats | R: 0 E: 0 K: 0 S: 4 | H: 1 LOB: 2 BB: 1 P: 8 | R: 1 E: 1 K: 0 S: 5 | H: 1 LOB: 0 BB: 0 P: 5 | R: 0 E: 0 K: 1 S: 5 | H: 0 LOB: 0 BB: 0 P: 5 | R: 0 E: 0 K: 1 S: 5 | H: 0 LOB: 0 BB: 0 P: 5 | R: 0 E: 0 K: 0 S: 4 | H: 1 LOB: 1 BB: 0 P: 4 | R: 0 E: 0 K: 0 S: 3 | H: 1 LOB: 1 BB: 0 P: 3 | R: 0 E: 0 K: 1 S: 6 | H: 1 LOB: 1 BB: 0 P: 6 | R: 1 E: 1 K: 1 S: 9 | H: 3 LOB: 3 BB: 0 P: 9 | 1B: 6 2B: 2 3B: 1 HR: 0 | SF: 0 SAC: 0 DP: 1 HBP: 0 | WP: 0 PB: 0 SB: 0 CS: 0 | PA: 38 | | | | | | | |
| PITCHER | IP | WLS | BF | H | R | ER | SO | BB | IBB | HBP | BLK | WP | HR | S | P | ERA | WHIP | | | | | | | | | | |
| Lew Burdette, R ERA: 2.7 | (1, 1) | 8.2 | W 37 | 9 | 2 | 1 | 4 | 1 | 0 | 0 | 0 | 0 | 0 | 44 | 48 | 1.04 | 1.154 | | | | | | | | | | |
| Ray Crone, R ERA: 3.67 | (9, 1) | 0.1 | S 1 | 0 | 0 | 0 | 0 | 0 | 0 | 0 | 0 | 0 | 0 | 1 | 1 | 0.00 | 0.000 | | | | | | | | | | |

Milwaukee Braves @ St. Louis Cardinals
Sportsman's Park, St. Louis, MO
Sun Sep 30 1956, 4:33 AM EDT
Att: 23,411 - Unknown

AB 37
R 2
H 9
RBI 2
BB 1
SO 4
LOB 19

