Milwaukee Braves - 1958

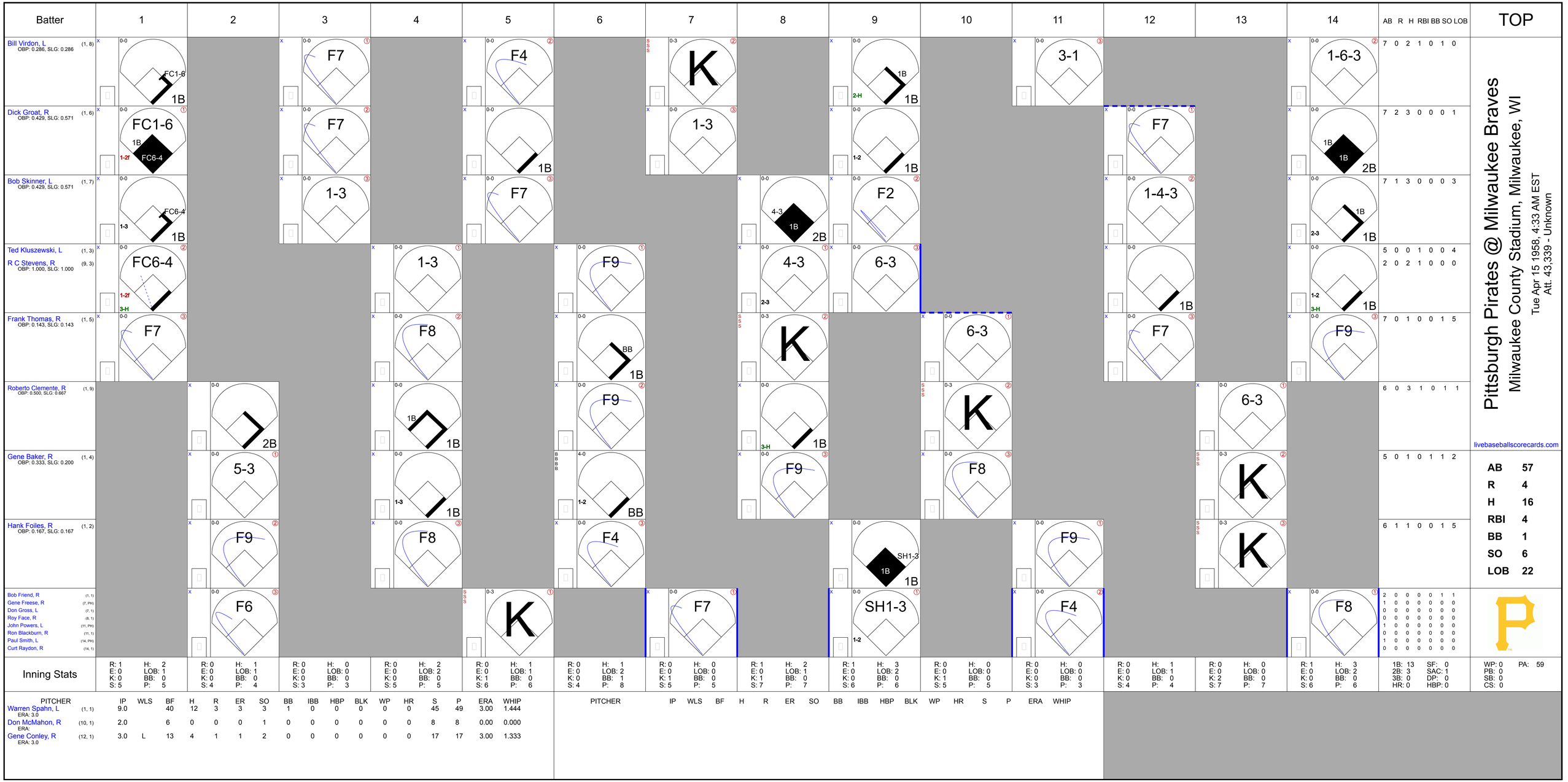
Batter
1
2
3
4
5
6
7
8
9
10
11
12
13
14
AB R H RBI BB SO LOB
TOP
Bill Virdon, L (1, 8) OBP: 0.286, SLG: 0.286
7 0 2 1 0 1 0
Dick Groat, R (1, 6) OBP: 0.429, SLG: 0.571
7 2 3 0 0 0 1
Bob Skinner, L (1, 7) OBP: 0.429, SLG: 0.571
7 1 3 0 0 0 3
Ted Kluszewski, L (1, 3)
R C Stevens, R (9, 3) OBP: 1.000, SLG: 1.000
5 0 0 1 0 0 4
2 0 2 1 0 0 0
Frank Thomas, R (1, 5) OBP: 0.143, SLG: 0.143
7 0 1 0 0 1 5
Roberto Clemente, R (1, 9) OBP: 0.500, SLG: 0.667
6 0 3 1 0 1 1
Gene Baker, R (1, 4) OBP: 0.333, SLG: 0.200
5 0 1 0 1 1 2
Hank Foiles, R (1, 2) OBP: 0.167, SLG: 0.167
6 1 1 0 0 1 5
Bob Friend, R (1, 1)
Gene Freese, R (7, PH)
Don Gross, L (7, 1)
Roy Face, R (8, 1)
John Powers, L (11, PH)
Ron Blackburn, R (11, 1)
Paul Smith, L (14, PH)
Curt Raydon, R (14, 1)
2 0 0 0 0 1 1
1 0 0 0 0 0 0
0 0 0 0 0 0 0
0 0 0 0 0 0 0
1 0 0 0 0 0 0
0 0 0 0 0 0 0
1 0 0 0 0 0 0
0 0 0 0 0 0 0
Pittsburgh Pirates @ Milwaukee Braves
Milwaukee County Stadium, Milwaukee, WI
Tue Apr 15 1958, 4:33 AM EST
Att. 43,339 - Unknown
livebaseballscorecards.com
AB 57
R 4
H 16
RBI 4
BB 1
SO 6
LOB 22
Inning Stats
R: 1 E: 0 K: 0 S: 5 H: 2 LOB: 1 BB: 0 P: 5
R: 0 E: 0 K: 0 S: 4 H: 1 LOB: 1 BB: 0 P: 4
R: 0 E: 0 K: 0 S: 3 H: 0 LOB: 0 BB: 0 P: 3
R: 0 E: 0 K: 0 S: 5 H: 2 LOB: 2 BB: 0 P: 5
R: 0 E: 0 K: 1 S: 6 H: 1 LOB: 1 BB: 0 P: 6
R: 0 E: 0 K: 0 S: 4 H: 1 LOB: 2 BB: 1 P: 8
R: 0 E: 0 K: 1 S: 5 H: 0 LOB: 0 BB: 0 P: 5
R: 1 E: 0 K: 1 S: 7 H: 2 LOB: 1 BB: 0 P: 7
R: 1 E: 0 K: 0 S: 6 H: 3 LOB: 2 BB: 0 P: 6
R: 0 E: 0 K: 1 S: 5 H: 0 LOB: 0 BB: 0 P: 5
R: 0 E: 0 K: 0 S: 3 H: 1 LOB: 0 BB: 0 P: 3
R: 0 E: 0 K: 0 S: 4 H: 1 LOB: 1 BB: 0 P: 4
R: 0 E: 0 K: 2 S: 7 H: 0 LOB: 0 BB: 0 P: 7
R: 1 E: 0 K: 0 S: 6 H: 3 LOB: 2 BB: 0 P: 6
1B: 13 2B: 3 3B: 0 HR: 0 SF: 0 SAC: 1 DP: 0 HBP: 0
WP: 0 PB: 0 SB: 0 CS: 0 PA: 59
PITCHER IP WLS BF H R ER SO BB IBB HBP BLK WP HR S P ERA WHIP
Warren Spahn, L (1, 1) ERA: 3.0 9.0 40 12 3 3 3 1 0 0 0 0 0 0 45 49 3.00 1.444
Don McMahon, R (10, 1) ERA: 2.0 6 0 0 0 1 0 0 0 0 0 0 0 8 8 0.00 0.000
Gene Conley, R (12, 1) ERA: 3.0 3.0 L 13 4 1 1 2 0 0 0 0 0 0 17 17 3.00 1.333
PITCHER IP WLS BF H R ER SO BB IBB HBP BLK WP HR S P ERA WHIP

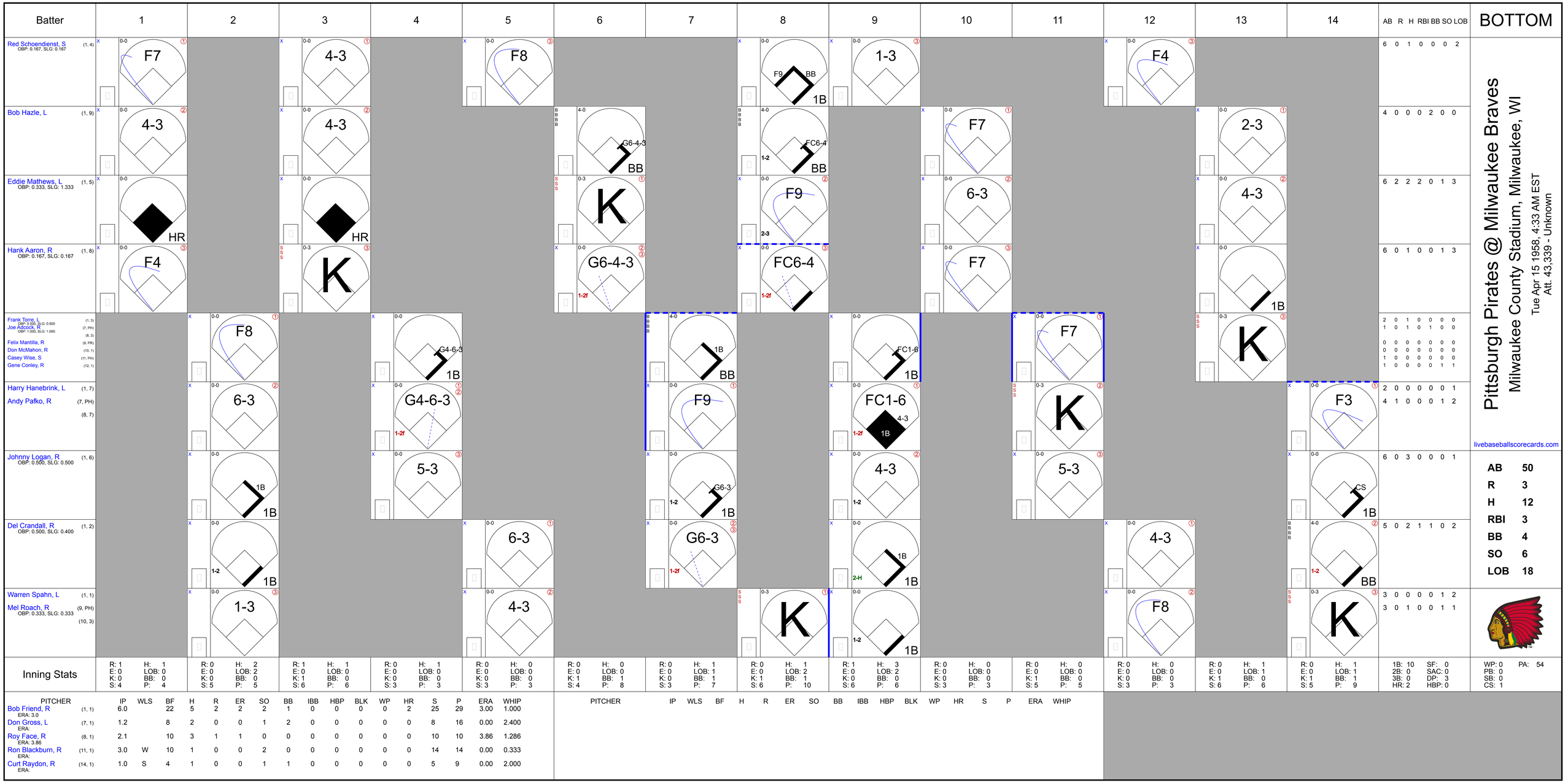
Batter
1
2
3
4
5
6
7
8
9
10
11
12
13
14
AB R H RBI BB SO LOB
BOTTOM
Red Schoendienst, S (1, 4) OBP: 0.167, SLG: 0.167
F7
4-3
F8
F9 BB 1B
1-3
F4
6 0 1 0 0 0 2
Bob Hazle, L (1, 9)
4-3
4-3
G6-4-3 BB
FC6-4 1-2 BB
F7
2-3
4 0 0 0 2 0 0
Eddie Mathews, L (1, 5) OBP: 0.333, SLG: 1.333
HR
HR
K
F9 2-3
6-3
4-3
6 2 2 2 0 1 3
Hank Aaron, R (1, 8) OBP: 0.167, SLG: 0.167
F4
K
G6-4-3 1-2f
FC6-4 1-2f
F7
1B
6 0 1 0 0 1 3
Frank Torre, L (1, 3) OBP: 0.500, SLG: 0.500
Joe Adcock, R (7, PH) OBP: 1.000, SLG: 1.000
(8, 3)
Felix Mantilla, R (9, PR)
Don McMahon, R (10, 1)
Casey Wise, S (11, PH)
Gene Conley, R (12, 1)
F8
G4-6-3 1B
1B BB
FC1-6 1B
F7
K
2 0 1 0 0 0 0
1 0 1 0 1 0 0
0 0 0 0 0 0 0
0 0 0 0 0 0 0
1 0 0 0 0 0 0
1 0 0 0 0 1 1
Harry Hanebrink, L (1, 7)
Andy Pafko, R (7, PH)
(8, 7)
6-3
G4-6-3 1-2f
F9
FC1-6 4-3 1B 1-2f
K
F3
2 0 0 0 0 0 1
4 1 0 0 0 1 2
Johnny Logan, R (1, 6) OBP: 0.500, SLG: 0.500
1B
5-3
5-3
4-3
5-3
CS
6 0 3 0 0 0 1
Del Crandall, R (1, 2) OBP: 0.500, SLG: 0.400
1-2
6-3
G6-3 1-2f
1B 2-H
4-3
BB 1-2
5 0 2 1 1 0 2
Warren Spahn, L (1, 1)
Mel Roach, R (9, PH) OBP: 0.333, SLG: 0.333
(10, 3)
1-3
4-3
K
1-2
F8
K
3 0 0 0 0 1 2
3 0 1 0 0 1 1
Pittsburgh Pirates @ Milwaukee Braves
Milwaukee County Stadium, Milwaukee, WI
Tue Apr 15 1958, 4:33 AM EST
Att. 43,339 - Unknown
livebaseballscorecards.com
AB 50
R 3
H 12
RBI 3
BB 4
SO 6
LOB 18
Inning Stats
R: 1 E: 0 K: 0 S: 4 H: 1 LOB: 0 BB: 0 P: 4
R: 0 E: 0 K: 0 S: 5 H: 2 LOB: 2 BB: 0 P: 5
R: 1 E: 0 K: 1 S: 6 H: 1 LOB: 0 BB: 0 P: 6
R: 0 E: 0 K: 0 S: 3 H: 1 LOB: 0 BB: 0 P: 3
R: 0 E: 0 K: 0 S: 3 H: 0 LOB: 0 BB: 0 P: 3
R: 0 E: 0 K: 1 S: 4 H: 0 LOB: 0 BB: 1 P: 8
R: 0 E: 0 K: 0 S: 3 H: 1 LOB: 1 BB: 1 P: 7
R: 0 E: 0 K: 1 S: 6 H: 1 LOB: 2 BB: 1 P: 10
R: 1 E: 0 K: 0 S: 6 H: 3 LOB: 2 BB: 0 P: 6
R: 0 E: 0 K: 0 S: 3 H: 0 LOB: 0 BB: 0 P: 3
R: 0 E: 0 K: 1 S: 5 H: 0 LOB: 0 BB: 0 P: 5
R: 0 E: 0 K: 0 S: 3 H: 0 LOB: 0 BB: 0 P: 3
R: 0 E: 0 K: 1 S: 6 H: 1 LOB: 0 BB: 0 P: 6
R: 0 E: 0 K: 1 S: 5 H: 1 LOB: 1 BB: 1 P: 9
1B: 10 2B: 0 3B: 0 HR: 2 SF: 0 SAC: 0 DP: 3 HBP: 0
WP: 0 PB: 0 SB: 0 CS: 1 PA: 54
PITCHER IP WLS BF H R ER SO BB IBB HBP BLK WP HR S P ERA WHIP
Bob Friend, R (1, 1) ERA: 3.0 6.0 22 5 2 2 2 1 0 0 0 0 0 2 25 29 3.00 1.000
Don Gross, L (7, 1) ERA: 1.2 8 2 0 0 1 2 0 0 0 0 0 0 8 16 0.00 2.400
Roy Face, R (8, 1) ERA: 3.86 2.1 10 3 1 1 0 0 0 0 0 0 0 0 10 10 3.86 1.286
Ron Blackburn, R (11, 1) ERA: 3.0 W 10 1 0 0 2 0 0 0 0 0 0 0 14 14 0.00 0.333
Curt Raydon, R (14, 1) ERA: 1.0 S 4 1 0 0 1 1 0 0 0 0 0 0 5 9 0.00 2.000
PITCHER IP WLS BF H R ER SO BB IBB HBP BLK WP HR S P ERA WHIP

Batter	1	2	3	4	5	6	7	8	9	AB	R	H	RBI	BB	SO	LOB
Bill Virdon, L (1, 8) OBP: 0.364, SLG: 0.364	FC4-6 1B		3-1			G6-4-3 1B 1-2		3-1		4	0	2	0	0	0	0
Dick Groat, R (1, 6) OBP: 0.273, SLG: 0.364	FC4-6 1B 1-2f			F8		G6-4-3 1-2f 2-3			F3	4	0	0	0	0	0	3
Bob Skinner, L (1, 7) OBP: 0.364, SLG: 0.455	G4-6-3 1B 1-2			F8		F7			3-1	4	0	1	0	0	0	1
Ted Kluszewski, L (1, 3) OBP: 0.111, SLG: 0.111	G4-6-3 1-2f			F7			4-3		1B	4	0	1	0	0	0	2
Frank Thomas, R (1, 5) OBP: 0.091, SLG: 0.091		5-3			P3		2-3		5-3	4	0	0	0	0	0	1
Roberto Clemente, R (1, 9) OBP: 0.556, SLG: 0.889		G4-6-3 1B			SF9 3B		E5			3	1	2	0	0	0	0
Gene Baker, R (1, 4) OBP: 0.222, SLG: 0.143		G4-6-3 1-2f			SF9 3-H		F9			2	0	0	1	0	0	2
Hank Foiles, R (1, 2) OBP: 0.125, SLG: 0.125			1-3		K S S S			F8		2	0	0	0	0	1	0
Gene Freese, R (8, PH)										1	0	0	0	0	0	0
Danny Kravitz, L (8, 2)										0	0	0	0	0	0	0
Vern Law, R (1, 1)			5-3			G6-4-3 1B		F8		1	0	0	0	0	0	0
Paul Smith, L (6, PH) OBP: 0.500, SLG: 0.500										1	0	1	0	0	0	0
Bennie Daniels, L (6, 1)										0	0	0	0	0	0	0
John Powers, L (8, PH)										1	0	0	0	0	0	0
George Perez, R (8, 1)								F8		0	0	0	0	0	0	0
Inning Stats	R: 0 E: 0 K: 0 S: 4 H: 2 LOB: 1 BB: 0 P: 4	R: 0 E: 0 K: 0 S: 3 H: 1 LOB: 0 BB: 0 P: 3	R: 0 E: 0 K: 0 S: 3 H: 0 LOB: 0 BB: 0 P: 3	R: 0 E: 0 K: 0 S: 3 H: 0 LOB: 0 BB: 0 P: 3	R: 1 E: 0 K: 1 S: 6 H: 1 LOB: 0 BB: 0 P: 6	R: 0 E: 0 K: 0 S: 4 H: 2 LOB: 1 BB: 0 P: 4	R: 0 E: 1 K: 0 S: 4 H: 0 LOB: 1 BB: 0 P: 4	R: 0 E: 0 K: 0 S: 3 H: 0 LOB: 0 BB: 0 P: 3	R: 0 E: 0 K: 0 S: 4 H: 1 LOB: 1 BB: 0 P: 4	1B: 6 2B: 0 3B: 1 HR: 0 SF: 1 SAC: 0 DP: 3 HBP: 0						

PITCHER	IP	WLS	BF	H	R	ER	SO	BB	IBB	HBP	BLK	WP	HR	S	P	ERA	WHIP
Lew Burdette, R (1, 1) ERA: 1.0	9.0	W	32	7	1	1	1	0	0	0	0	0	0	34	34	1.00	0.778

PITCHER	IP	WLS	BF	H	R	ER	SO	BB	IBB	HBP	BLK	WP	HR	S	P	ERA	WHIP

TOP

Pittsburgh Pirates @ Milwaukee Braves

Milwaukee County Stadium, Milwaukee, WI

Thu Apr 17 1958, 4:33 AM EST
Att. 12,854 - Unknown

livebaseballscorecards.com

AB	31
R	1
H	7
RBI	1
BB	0
SO	1
LOB	9

WP: 0 PA: 32
PB: 0
SB: 0
CS: 0

Batter	1	2	3	4	5	6	7	8	9	AB	R	H	RBI	BB	SO	LOB
Red Schoendienst, S (1, 4) OBP: 0.400, SLG: 0.400	F8		1-2 1B		BB HR 1B		HR 1B			4	2	3	0	0	0	0
Bob Hazle, L (1, 9)	P6		F9		B B B B 1-2 HR BB		F7			3	1	0	0	1	0	3
Eddie Mathews, L (1, 5) OBP: 0.400, SLG: 1.600	P6		F9		1-H 2-H HR		1-H HR			4	2	2	5	0	0	2
Hank Aaron, R (1, 8) OBP: 0.200, SLG: 0.200		F8		F7	1B 1B		L6			4	0	1	0	0	0	0
Frank Torre, L (1, 3) OBP: 0.500, SLG: 0.500		4-3		FC6-4 1B	1-2 1B			F8		4	0	2	0	0	0	0
Andy Pafko, R (1, 7)		4-3		1-2f FC6-4		F7		5-3		4	0	0	0	0	0	1
Johnny Logan, R (1, 6) OBP: 0.500, SLG: 0.600			1B 1B 2B	F9		4-3		1B 1B		4	1	2	0	0	0	1
Del Crandall, R (1, 2) OBP: 0.500, SLG: 0.444			2-3 1B		5-3	F7		1-2 1B		4	0	2	0	0	0	0
Lew Burdette, R (1, 1) OBP: 0.250, SLG: 0.250			3-H 1B		1-3		5-3	F9		4	0	1	1	0	0	2
Inning Stats	R: 0 E: 0 K: 0 S: 3 H: 0 LOB: 0 BB: 0 P: 3	R: 0 E: 0 K: 0 S: 3 H: 0 LOB: 0 BB: 0 P: 3	R: 1 E: 0 K: 0 S: 6 H: 4 LOB: 2 BB: 0 P: 6	R: 0 E: 0 K: 0 S: 4 H: 1 LOB: 1 BB: 0 P: 4	R: 3 E: 0 K: 0 S: 6 H: 4 LOB: 1 BB: 1 P: 10	R: 0 E: 0 K: 0 S: 3 H: 0 LOB: 0 BB: 0 P: 3	R: 2 E: 0 K: 0 S: 5 H: 2 LOB: 0 BB: 0 P: 5	R: 0 E: 0 K: 0 S: 5 H: 2 LOB: 2 BB: 0 P: 5		1B: 10 2B: 1 3B: 0 HR: 2	SF: 0 SAC: 0 DP: 0 HBP: 0						

PITCHER		IP	WLS	BF	H	R	ER	SO	BB	IBB	HBP	BLK	WP	HR	S	P	ERA	WHIP
Vern Law, R ERA: 7.2	(1, 1)	5.0	L	23	9	4	4	0	1	0	0	0	0	1	22	26	7.20	2.000
Bennie Daniels, R ERA: 9.0	(6, 1)	2.0		8	2	2	2	0	0	0	0	0	0	1	8	8	9.00	1.000
George Perez, R ERA:	(8, 1)	1.0		5	2	0	0	0	0	0	0	0	0	0	5	5	0.00	2.000

PITCHER	IP	WLS	BF	H	R	ER	SO	BB	IBB	HBP	BLK	WP	HR	S	P	ERA	WHIP

BOTTOM

Pittsburgh Pirates @ Milwaukee Braves

Milwaukee County Stadium, Milwaukee, WI

Thu Apr 17 1958, 4:33 AM EST

Att. 12,854 - Unknown

livebaseballscorecards.com

AB	35
R	6
H	13
RBI	6
BB	1
SO	0
LOB	9

WP: 0 PB: 0 SB: 0 CS: 0 PA: 36

TOP

Milwaukee Braves @ Philadelphia Phillies

Connie Mack Stadium, Philadelphia, PA

Fri Apr 18 1958, 6:05 PM EST

Att. 31,624 - Unknown

livebaseballscorecards.com

Batter	1	2	3	4	5	6	7	8	9	AB	R	H	RBI	BB	SO	LOB
Red Schoendienst, S (1, 4) OBP: 0.357, SLG: 0.308	F2		BB		F8		SH3-4 1-2		F8	3	0	0	0	1	0	0
Bob Hazle, L (1, 9) OBP: 0.429, SLG: 0.111	L3 1B		4-3			BB 1B HR BB	3-1 BB			2	1	1	0	2	0	1
Eddie Mathews, L (1, 5) OBP: 0.286, SLG: 1.143	L3 1-2			P6		F7	3-1 1-2 2-3			4	0	0	0	0	0	4
Hank Aaron, R (1, 8) OBP: 0.214, SLG: 0.214		P3		E 1B		F9	F7			4	0	1	0	0	0	3
Frank Torre, L (1, 3) OBP: 0.400, SLG: 0.400		3-1		E6 1-2		BB HR 1-2 1B		6-3		4	1	1	0	0	0	1
Andy Pafko, R (1, 7) OBP: 0.167, SLG: 0.091		1B		L6		HR 1-2 2-3 BB		5-3		3	1	1	0	1	0	2
Johnny Logan, R (1, 6) OBP: 0.429, SLG: 0.714		F7		F9		HR 1-H 2-H 3-H		6-3		4	1	1	4	0	0	3
Del Rice, R (1, 2)			4-3		1-3	P4			L3	4	0	0	0	0	0	0
Bob Buhl, R (1, 1) OBP: 0.250, SLG: 0.250			K		K		3-1 SH3-4 1B		6-3	4	0	1	0	0	2	0
Don McMahon, R (9, 1)										0	0	0	0	0	0	0
Inning Stats	R: 0 E: 0 K: 0 S: 3 H: 1 LOB: 0 BB: 0 P: 3	R: 0 E: 0 K: 0 S: 4 H: 1 LOB: 1 BB: 0 P: 4	R: 0 E: 0 K: 1 S: 5 H: 0 LOB: 1 BB: 1 P: 9	R: 0 E: 1 K: 0 S: 5 H: 1 LOB: 2 BB: 0 P: 5	R: 0 E: 0 K: 1 S: 5 H: 0 LOB: 0 BB: 0 P: 5	R: 4 E: 0 K: 0 S: 5 H: 2 LOB: 0 BB: 2 P: 13	R: 0 E: 0 K: 0 S: 4 H: 1 LOB: 2 BB: 1 P: 8	R: 0 E: 0 K: 0 S: 3 H: 0 LOB: 0 BB: 0 P: 3	R: 0 E: 0 K: 0 S: 3 H: 0 LOB: 0 BB: 0 P: 3	1B: 5 2B: 1 3B: 0 HR: 1 SF: 0 SAC: 1 DP: 1 HBP: 0	WP: 0 PB: 0 SB: 0 CS: 0 PA: 37					

	AB	32
	R	4
	H	6
	RBI	4
	BB	4
	SO	2
	LOB	14

PITCHER	IP	WLS	BF	H	R	ER	SO	BB	IBB	HBP	BLK	WP	HR	S	P	ERA	WHIP
Jack Sanford, R (1, 1) ERA: 4.5	8.0	L	34	6	4	4	2	4	0	0	0	0	1	34	50	4.50	1.250
Jim Hearn, R (9, 1) ERA:	1.0		3	0	0	0	0	0	0	0	0	0	0	3	3	0.00	0.000

PITCHER	IP	WLS	BF	H	R	ER	SO	BB	IBB	HBP	BLK	WP	HR	S	P	ERA	WHIP

BOTTOM

Milwaukee Braves @ Philadelphia Phillies

Connie Mack Stadium, Philadelphia, PA

Fri Apr 18 1958, 6:05 PM EST

Att. 31,624 - Unknown

livebaseballscorecards.com

Batter	1	2	3	4	5	6	7	8	9	AB	R	H	RBI	BB	SO	LOB
Chico Fernandez, R (1, 6) OBP: 0.222, SLG: 0.125	K		BB G4-6-3		L9			K	K	3	0	0	0	1	2	2
Rip Repulski, R (9, PH)										1	0	0	0	0	1	2
Richie Ashburn, L (1, 8) OBP: 0.556, SLG: 0.500	BB BB 1B		F9			5-3		3B 2-3 1B		4	1	2	0	0	0	1
Granny Hamner, R (1, 5) OBP: 0.125, SLG: 0.250	P4		G4-6-3 1-2f			1-3		P8		4	0	0	0	0	0	4
Harry Anderson, L (1, 3) OBP: 0.222, SLG: 0.375	BB 1-2 BB			G3		F5		1-H 3-H 3B		3	0	1	2	1	0	0
Stan Lopata, R (1, 2) OBP: 0.556, SLG: 0.400	FC6-4 1-2 2-3 BB			L7			FC5-4 BB	1-3		2	0	0	0	2	0	1
Chuck Essegian, R (1, 7) OBP: 0.333, SLG: 0.500	FC6-4 1-2f			P3			K		5-3	4	0	0	0	0	1	4
Wally Post, R (1, 9) OBP: 0.250, SLG: 0.250		K			K		FC5-4 WP 1-2f		F7	4	0	0	0	0	2	1
Ted Kazanski, R (1, 4) OBP: 0.375, SLG: 0.375		4-3			P5		4-3 1-3		BB 1B	4	0	1	0	0	0	1
Jack Sanford, R (1, 1) OBP: 0.500, SLG: 0.500		5-3			1B			E8 1B 3B	BB 1-2	2	0	1	0	0	0	0
Solly Hemus, L (8, PH) OBP: 0.500, SLG: 0.500										1	1	0	0	0	0	0
Jim Hearn, R (9, 1)										0	0	0	0	0	0	0
Dave Philley, S (9, PH)										0	0	0	0	1	0	0
Inning Stats	R: 0 E: 0 K: 1 S: 6 H: 1 LOB: 3 BB: 2 P: 14	R: 0 E: 0 K: 1 S: 5 H: 0 LOB: 0 BB: 0 P: 5	R: 0 E: 0 K: 0 S: 2 H: 0 LOB: 0 BB: 1 P: 6	R: 0 E: 0 K: 0 S: 3 H: 0 LOB: 0 BB: 0 P: 3	R: 0 E: 0 K: 1 S: 6 H: 1 LOB: 1 BB: 0 P: 6	R: 0 E: 0 K: 0 S: 3 H: 0 LOB: 0 BB: 0 P: 3	R: 0 E: 0 K: 1 S: 5 H: 0 LOB: 1 BB: 1 P: 9	R: 2 E: 1 K: 1 S: 8 H: 2 LOB: 1 BB: 0 P: 8	R: 0 E: 0 K: 1 S: 6 H: 1 LOB: 2 BB: 1 P: 10	1B: 4 2B: 0 3B: 1 HR: 0	SF: 0 SAC: 0 DP: 1 HBP: 0						

	AB	32
	R	2
	H	5
	RBI	2
	BB	5
	SO	6
	LOB	16

PITCHER		IP	WLS	BF	H	R	ER	SO	BB	IBB	HBP	BLK	WP	HR	S	P	ERA	WHIP
Bob Buhl, R	(1, 1)	8.2	W	36	5	2	0	5	5	0	0	0	1	0	41	61	0.00	1.154
ERA:																		
Don McMahon, R	(9, 1)	0.1	S	1	0	0	0	1	0	0	0	0	0	0	3	3	0.00	0.000
ERA:																		

PITCHER	IP	WLS	BF	H	R	ER	SO	BB	IBB	HBP	BLK	WP	HR	S	P	ERA	WHIP

Batter	1	2	3	4	5	6	7	8	9	AB	R	H	RBI	BB	SO	LOB
Red Schoendienst, S (1, 4) OBP: 0.421, SLG: 0.389	1B		L7	1-3			1B	1B		5	0	3	0	0	0	2
Mel Roach, R (1, 9) OBP: 0.500, SLG: 1.000	F9		1B		HR		FC3-4 1-2	P6		3	1	2	1	0	0	1
Bob Hazle, L (7, PH) (7, 9) OBP: 0.438, SLG: 0.182							1B	1B		2	0	1	0	0	0	2
Eddie Mathews, L (1, 5) OBP: 0.263, SLG: 0.895	L8		1-3 1B		4-3		FC3-4 WP 1-2f HR		K	5	1	1	0	0	1	2
Hank Aaron, R (1, 8) OBP: 0.211, SLG: 0.211	F8		F8		6-3		WP 1-2 HR 1B		6-3	5	1	1	0	0	0	3
Joe Adcock, R (1, 3) OBP: 0.833, SLG: 1.500		BB		1B E	F2		HR 1-H 2-H		G3	3	2	2	3	1	0	0
Frank Torre, L (7, 3) OBP: 0.364, SLG: 0.364				1B			HR			1	0	0	0	0	0	0
Andy Pafko, R (1, 7) OBP: 0.125, SLG: 0.067		F8	K		6-3		K			4	0	0	0	0	2	2
Johnny Logan, R (1, 6) OBP: 0.444, SLG: 0.667		K	E 1-2 1B		1B			F5		4	0	2	0	0	1	1
Del Crandall, R (1, 2) OBP: 0.357, SLG: 0.308		F8	E6 G3 1-3 2-H		F9			K		4	0	0	0	0	1	3
Warren Spahn, L (1, 1) OBP: 0.143, SLG: 0.143			K	G3 1-2	K			1B		4	0	1	0	0	2	3
Inning Stats	R: 0 E: 0 K: 0 S: 4 H: 1 LOB: 1 BB: 0 P: 4	R: 0 E: 0 K: 1 S: 5 H: 0 LOB: 1 BB: 1 P: 9	R: 0 E: 0 K: 1 S: 7 H: 2 LOB: 2 BB: 0 P: 7	R: 1 E: 1 K: 1 S: 8 H: 2 LOB: 2 BB: 0 P: 8	R: 1 E: 0 K: 0 S: 4 H: 1 LOB: 0 BB: 0 P: 4	R: 0 E: 0 K: 1 S: 6 H: 1 LOB: 1 BB: 0 P: 6	R: 3 E: 0 K: 1 S: 8 H: 4 LOB: 0 BB: 0 P: 8	R: 0 E: 0 K: 1 S: 7 H: 2 LOB: 2 BB: 0 P: 7	R: 0 E: 0 K: 1 S: 5 H: 0 LOB: 0 BB: 0 P: 5	1B: 11 2B: 0 3B: 0 HR: 2 SF: 0 SAC: 0 DP: 0 HBP: 0						

TOP

Milwaukee Braves @ Philadelphia Phillies

Connie Mack Stadium, Philadelphia, PA

Sat Apr 19 1958, 3:33 AM EST

Att. 8,579 - Unknown

livebaseballscorecards.com

AB	40
R	5
H	13
RBI	4
BB	1
SO	7
LOB	19

WP: 1 PA: 41
PB: 0
SB: 0
CS: 0

PITCHER		IP	WLS	BF	H	R	ER	SO	BB	IBB	HBP	BLK	WP	HR	S	P	ERA	WHIP
Curt Simmons, L ERA: 1.5	(1, 1)	6.0	L	27	7	2	1	4	1	0	0	0	0	1	34	38	1.50	1.333
Jack Meyer, R ERA: 13.5	(7, 1)	2.0		11	6	3	3	2	0	0	0	0	1	1	15	15	13.50	3.000
Johnny Gray, R ERA:	(9, 1)	1.0		3	0	0	0	1	0	0	0	0	0	0	5	5	0.00	0.000

PITCHER		IP	WLS	BF	H	R	ER	SO	BB	IBB	HBP	BLK	WP	HR	S	P	ERA	WHIP

Milwaukee Braves @ Philadelphia Phillies

Connie Mack Stadium, Philadelphia, PA

Sat Apr 19 1958, 3:33 AM EST

Att. 8,579 - Unknown

livebaseballscorecards.com

BOTTOM

Batter	1	2	3	4	5	6	7	8	9	AB	R	H	RBI	BB	SO	LOB
Chico Fernandez, R (1, 6) OBP: 0.231, SLG: 0.091	BB		F9			F3		1-3		3	0	0	0	1	0	3
Richie Ashburn, L (1, 8) OBP: 0.615, SLG: 0.500	G6-4-3 1-2 BB			G6-4-3 BB			K		1B 1B	2	0	1	0	2	1	0
Granny Hamner, R (1, 5) OBP: 0.167, SLG: 0.250	G6-4-3 1-2f			L8			P3		G5-4-3 1-3 1B	4	0	1	0	0	0	2
Stan Lopata, R (1, 2) OBP: 0.385, SLG: 0.222		6-3		G6-4-3 1-2f			K		K	4	0	0	0	0	2	3
Chuck Essegian, R (1, 7) OBP: 0.308, SLG: 0.364		2B BB			P6			K	G5-4-3 1-2f	3	0	0	0	1	1	2
Harry Anderson, L (1, 3) OBP: 0.167, SLG: 0.273		P6			P6			F7		3	0	0	0	0	0	1
Wally Post, R (1, 9) OBP: 0.364, SLG: 0.455		1-H 2B			5-3			1B 1B		3	0	2	0	0	0	0
Ted Kazanski, R (1, 4) OBP: 0.364, SLG: 0.364			6-3			6-3		BB 1-3 1B		3	0	1	0	0	0	0
Curt Simmons, L (1, 1)			1-3			5-3		BB 1-2		1	0	0	0	0	0	0
Bob Bowman, R (6, PH)										1	0	0	0	0	0	0
Jack Meyer, R (7, 1)										0	0	0	0	0	0	0
Willie Jones, R (8, PH)										0	0	0	0	1	0	0
Johnny Gray, R (9, 1)										0	0	0	0	0	0	0
Inning Stats	R: 0 E: 0 K: 0 S: 1 H: 0 LOB: 0 BB: 2 P: 9	R: 0 E: 0 K: 0 S: 3 H: 1 LOB: 2 BB: 1 P: 7	R: 0 E: 0 K: 0 S: 3 H: 0 LOB: 0 BB: 0 P: 3	R: 0 E: 0 K: 0 S: 2 H: 0 LOB: 0 BB: 1 P: 6	R: 0 E: 0 K: 0 S: 3 H: 0 LOB: 0 BB: 0 P: 3	R: 0 E: 0 K: 0 S: 3 H: 0 LOB: 0 BB: 0 P: 3	R: 0 E: 0 K: 2 S: 7 H: 0 LOB: 0 BB: 0 P: 7	R: 0 E: 0 K: 1 S: 7 H: 2 LOB: 3 BB: 1 P: 11	R: 0 E: 0 K: 1 S: 6 H: 2 LOB: 1 BB: 0 P: 6	1B: 4 2B: 1 3B: 0 HR: 0 SF: 0 SAC: 0 DP: 3 HBP: 0						

	AB	27
	R	0
	H	5
	RBI	0
	BB	5
	SO	4
	LOB	11

WP: 0 PA: 32
PB: 0
SB: 0
CS: 0

PITCHER	IP	WLS	BF	H	R	ER	SO	BB	IBB	HBP	BLK	WP	HR	S	P	ERA	WHIP
Warren Spahn, L (1, 1) ERA: 1.5	9.0	W	32	5	0	0	4	5	0	0	0	0	0	35	55	0.00	1.111

PITCHER	IP	WLS	BF	H	R	ER	SO	BB	IBB	HBP	BLK	WP	HR	S	P	ERA	WHIP

Batter	1	2	3	4	5	6	7	8	9	AB	R	H	RBI	BB	SO	LOB
Red Schoendienst, S (1, 4) OBP: 0.391, SLG: 0.364	S S S 0-3 ① K		x 0-0 ① WP 1B			x 0-0 ② 1-3		x 0-0 ③ 4-3		4	0	1	0	0	1	0
Bob Hazle, L (1, 9) OBP: 0.350, SLG: 0.133	x 0-0 ② G3		x 0-0 ③ G3 1-2			x 0-0 ③ 1-3			x 0-0 ① G3	4	0	0	0	0	0	1
Eddie Mathews, L (1, 5) OBP: 0.261, SLG: 0.826	x 0-0 ③ 4-3			x 0-0 ① 5-3			S S S 0-3 ① K		x 0-0 ① 2B	4	0	1	0	0	1	0
Hank Aaron, R (1, 8) OBP: 0.217, SLG: 0.348		x 0-0 ① 5-3		x 0-0 ② 1-3			x 0-0 HR		x 0-0 ② P4	4	1	1	1	0	0	1
Joe Adcock, R (1, 3) OBP: 0.600, SLG: 0.875		x 0-0 E7 1B		x 0-0 ③ 6-3			x 0-0 ② F9		S S S 0-3 ③ K	4	0	1	0	0	1	1
Harry Hanebrink, L (1, 7) OBP: 0.200, SLG: 0.800		x 0-0 ② L9			x 0-0 ① 4-3		x 0-0 HR			3	1	1	1	0	0	1
Johnny Logan, R (1, 6) OBP: 0.381, SLG: 0.571		x 0-0 ③ F7			x 0-0 ② P6		x 0-0 ③ 1-3			3	0	0	0	0	0	1
Del Crandall, R (1, 2) OBP: 0.294, SLG: 0.250			x 0-0 ① F9		x 0-0 ③ F8			x 0-0 ① 6-3		3	0	0	0	0	0	0
Bob Trowbridge, R (1, 1) Gene Conley, R (3, 1) Casey Wise, S (6, PH) Bob Rush, R (6, 1) Frank Torre, L (8, PH) OBP: 0.333, SLG: 0.333 Don McMahon, R (8, 1)			S S S 0-3 ② K			x 0-0 ① F8		x 0-0 ② 1-3		1 0 1 0 1 0	0 0 0 0 0 0	0 0 0 0 0 0	0 0 0 0 0 0	1 0 0 0 0 0	0 0 0 0 0 0	0 0 0 0 0 0
Inning Stats	R: 0 E: 0 K: 1 S: 5 H: 0 LOB: 0 BB: 0 P: 5	R: 0 E: 1 K: 0 S: 4 H: 1 LOB: 1 BB: 0 P: 4	R: 0 E: 0 K: 1 S: 6 H: 1 LOB: 1 BB: 0 P: 6	R: 0 E: 0 K: 0 S: 3 H: 0 LOB: 0 BB: 0 P: 3	R: 0 E: 0 K: 0 S: 3 H: 0 LOB: 0 BB: 0 P: 3	R: 0 E: 0 K: 0 S: 3 H: 0 LOB: 0 BB: 0 P: 3	R: 2 E: 0 K: 1 S: 7 H: 2 LOB: 0 BB: 0 P: 7	R: 0 E: 0 K: 0 S: 3 H: 0 LOB: 0 BB: 0 P: 3	R: 0 E: 0 K: 1 S: 6 H: 1 LOB: 1 BB: 0 P: 6	1B: 2 2B: 1 3B: 0 HR: 2	SF: 0 SAC: 0 DP: 0 HBP: 0					

PITCHER	IP	WLS	BF	H	R	ER	SO	BB	IBB	HBP	BLK	WP	HR	S	P	ERA	WHIP
Robin Roberts, R (1, 1) ERA: 3.77	9.0	W	32	5	2	2	4	0	0	0	0	1	2	40	40	2.00	0.556

PITCHER	IP	WLS	BF	H	R	ER	SO	BB	IBB	HBP	BLK	WP	HR	S	P	ERA	WHIP

TOP

Milwaukee Braves @ Philadelphia Phillies

Connie Mack Stadium, Philadelphia, PA

Sun Apr 20 1958, 3:33 AM EST

Att. 16,366 - Unknown

livebaseballscorecards.com

AB	32
R	2
H	5
RBI	2
BB	0
SO	4
LOB	5

WP: 1	PA: 32
PB: 0	
SB: 0	
CS: 0	

Batter	1	2	3	4	5	6	7	8	9	AB	R	H	RBI	BB	SO	LOB
Richie Ashburn, L (1, 8) OBP: 0.588, SLG: 0.462	F8		BB SH1-4 1B 1-2 1B	G6-4-3 1-2f			1B 1-2 BB			3	1	1	0	1	0	1
Chuck Essegian, R (1, 7) OBP: 0.250, SLG: 0.286	K		SH1-4 1-2 2-3		K		K			3	0	0	0	0	3	2
Harry Anderson, L (1, 3) OBP: 0.250, SLG: 0.286 Pancho Herrera, R (9, 3)	F5		1B BB IBB		K		BB 1-3 2-H 1B			3 0	0 0	1 0	1 0	1 0	1 0	0 0
Stan Lopata, R (1, 2) OBP: 0.412, SLG: 0.182		K	1B 1-2 2-3 3-H BB		L9		1-2 BB			2	0	0	1	2	1	0
Granny Hamner, R (1, 5) OBP: 0.250, SLG: 0.267		5-3 BB	FC6-4 1-2 2-3 3-H 1B			F9	1-3			3	0	1	1	1	0	3
Wally Post, R (1, 9) OBP: 0.267, SLG: 0.333		5-3 1-2	K			F8		K		4	0	0	0	0	2	4
Ted Kazanski, R (1, 4) OBP: 0.400, SLG: 0.357		BB	FC6-4 1-2f			CS 1B		E6 SH1-3		3	0	1	0	1	0	3
Chico Fernandez, R (1, 6) OBP: 0.188, SLG: 0.071		K		F8		CS 1-2	K	SH1-3 1-2		3	0	0	0	0	2	2
Robin Roberts, S (1, 1) OBP: 0.667, SLG: 0.833			SH1-4 1B BB 1B	G6-4-3 1B			BB 1B 1B	G1		4	2	3	0	0	0	1
Inning Stats	R: 0 E: 0 K: 1 S: 5 H: 0 LOB: 0 BB: 0 P: 5	R: 0 E: 0 K: 2 S: 7 H: 0 LOB: 2 BB: 2 P: 15	R: 2 E: 0 K: 1 S: 8 H: 3 LOB: 3 BB: 2 P: 16	R: 0 E: 0 K: 0 S: 3 H: 1 LOB: 0 BB: 0 P: 3	R: 0 E: 0 K: 2 S: 7 H: 0 LOB: 0 BB: 0 P: 7	R: 0 E: 0 K: 0 S: 3 H: 1 LOB: 0 BB: 0 P: 3	R: 1 E: 0 K: 2 S: 9 H: 2 LOB: 3 BB: 2 P: 17	R: 0 E: 1 K: 1 S: 6 H: 0 LOB: 1 BB: 0 P: 6		1B: 7 2B: 0 3B: 0 HR: 0	SF: 0 SAC: 2 DP: 1 HBP: 0					

PITCHER		IP	WLS	BF	H	R	ER	SO	BB	IBB	HBP	BLK	WP	HR	S	P	ERA	WHIP
Bob Trowbridge, R ERA: 7.71	(1, 1)	2.1		14	3	2	2	3	3	1	0	0	0	0	16	32	7.71	2.571
Gene Conley, R ERA: 1.59	(3, 1)	2.2		8	1	0	0	3	0	0	0	0	0	0	14	14	0.00	0.375
Bob Rush, R ERA: 4.5	(6, 1)	2.0	L	10	3	1	1	2	2	0	0	0	0	0	12	20	4.50	2.500
Don McMahon, R ERA:	(8, 1)	1.0		4	0	0	0	1	0	0	0	0	0	0	6	6	0.00	0.000

PITCHER	IP	WLS	BF	H	R	ER	SO	BB	IBB	HBP	BLK	WP	HR	S	P	ERA	WHIP

BOTTOM

Milwaukee Braves @ Philadelphia Phillies

Connie Mack Stadium, Philadelphia, PA

Sun Apr 20 1958, 3:33 AM EST

Att. 16,366 - Unknown

livebaseballscorecards.com

AB	28
R	3
H	7
RBI	3
BB	6
SO	9
LOB	16

WP: 0 PB: 0 SB: 0 CS: 1 PA: 37

Batter	1	2	3	4	5	6	7	8	9	AB	R	H	RBI	BB	SO	LOB
Red Schoendienst, S (1, 4) OBP: 0.370, SLG: 0.346	4-3		P6		L9-6 2-2		2-H 3-H 1B			4	0	1	2	0	0	2
Bob Hazle, L (1, 9) OBP: 0.333, SLG: 0.111	4-3			BBBB 1B HR BB		F7	4-3			3	1	0	0	1	0	1
Eddie Mathews, L (1, 5) OBP: 0.296, SLG: 0.778	F9			1-2 HR 1B		1B		SSS K		4	1	2	0	0	1	0
Hank Aaron, R (1, 8) OBP: 0.259, SLG: 0.481		G3-6-3 1B		1-H 2-H HR		F3		F8		4	1	2	3	0	0	1
Joe Adcock, R (1, 3) OBP: 0.462, SLG: 0.636 Frank Torre, L (6, 3) OBP: 0.308, SLG: 0.308		F9		L1-3		4-3		P4		3 1	0 0	0 0	0 0	0 0	0 0	2 0
Harry Hanebrink, L (1, 7) OBP: 0.111, SLG: 0.444		G3-6-3 1-2f		F7			G3		SSS K	4	0	0	0	0	1	1
Johnny Logan, R (1, 6) OBP: 0.360, SLG: 0.520			6-3	F8			1B 1B		F9	4	1	1	0	0	0	0
Del Rice, R (1, 2) OBP: 0.375, SLG: 0.500			FC5-4 1B		L9-6 2B		1-3 1B		SSS K	4	1	3	0	0	1	0
Bob Buhl, R (1, 1) OBP: 0.143, SLG: 0.143			FC5-4 1-2f		L8		5-3			3	0	0	0	0	0	4
Inning Stats	R: 0 E: 0 K: 0 S: 3 H: 0 LOB: 0 BB: 0 P: 3	R: 0 E: 0 K: 0 S: 3 H: 1 LOB: 0 BB: 0 P: 3	R: 0 E: 0 K: 0 S: 4 H: 1 LOB: 0 BB: 1 P: 4	R: 3 E: 0 K: 0 S: 5 H: 2 LOB: 0 BB: 1 P: 9	R: 0 E: 0 K: 0 S: 3 H: 1 LOB: 0 BB: 0 P: 3	R: 0 E: 0 K: 0 S: 4 H: 1 LOB: 1 BB: 0 P: 4	R: 2 E: 0 K: 0 S: 6 H: 3 LOB: 1 BB: 0 P: 6	R: 0 E: 0 K: 1 S: 5 H: 0 LOB: 0 BB: 0 P: 5	R: 0 E: 0 K: 2 S: 7 H: 0 LOB: 0 BB: 0 P: 7	1B: 7 2B: 2 3B: 0 HR: 1 SF: 0 SAC: 0 DP: 2 HBP: 0						

PITCHER		IP	WLS	BF	H	R	ER	SO	BB	IBB	HBP	BLK	WP	HR	S	P	ERA	WHIP
Ron Kline, R ERA: 7.2	(1, 1)	7.0	L	29	9	5	5	0	1	0	0	0	0	1	28	32	6.43	1.429
Don Gross, L ERA:	(8, 1)	2.0		6	0	0	0	3	0	0	0	0	0	0	12	12	0.00	0.000

PITCHER	IP	WLS	BF	H	R	ER	SO	BB	IBB	HBP	BLK	WP	HR	S	P	ERA	WHIP

TOP

Milwaukee Braves @ Pittsburgh Pirates

Forbes Field, Pittsburgh, PA

Tue Apr 22 1958, 3:33 AM EST

Att. 6,991 - Unknown

livebaseballscorecards.com

AB	34
R	5
H	9
RBI	5
BB	1
SO	3
LOB	11

WP: 0	PA: 35				
PB: 0					
SB: 0					
CS: 0					

Batter	1	2	3	4	5	6	7	8	9	AB	R	H	RBI	BB	SO	LOB
Bill Virdon, L (1, 8) OBP: 0.500, SLG: 0.500	FC1-6 E 1B		3B		F7		G4-6-3 1B 1-2 2-H		F8	5	0	3	1	0	0	1
Dick Groat, R (1, 6) OBP: 0.345, SLG: 0.517	F8		F7			1B 2B	G4-6-3 1-2f			4	1	1	0	0	0	4
Bob Skinner, L (1, 7) OBP: 0.345, SLG: 0.370	E3 FC1-6 1-2		L8			E6 1B		F7		4	0	0	0	0	0	3
Ted Kluszewski, L (1, 3) OBP: 0.308, SLG: 0.261	FC1-6 1-2f 2-3			G5-4-3 1B		P4		F6		4	0	1	0	0	0	4
Frank Thomas, R (1, 5) OBP: 0.259, SLG: 0.423	K			G5-4-3 1-2f		F9		E 1B		4	0	1	0	0	1	5
Roberto Clemente, R (1, 9) OBP: 0.360, SLG: 0.458		G1-6-3 1B		F8		1-3 2-H 1B		E6 1-2		4	0	2	1	0	0	1
Bill Mazeroski, R (1, 4) John Powers, L (8, PH) Gene Baker, R (9, 4) OBP: 0.200, SLG: 0.125	G1-6-3 1-2f				L4-3 1B		4-3	G3		3 1 0	0 0 0	1 0 0	0 0 0	0 0 0	0 0 0	1 2 0
Hank Foiles, R (1, 2) OBP: 0.227, SLG: 0.190 Gene Freese, R (9, PH)	L9				K		BB 1B 1B		F8	3 1	1 0	1 0	0 0	0 0	1 0	1 0
Ron Kline, R (1, 1) Paul Smith, L (7, PH) OBP: 0.500, SLG: 0.333 Don Gross, L (8, 1) R C Stevens, R (9, PH) OBP: 0.800, SLG: 2.000			K		L4-3 1-2		1B BB 1-2		K	2 0 0 1	0 0 0 0	0 0 0 0	0 0 0 0	1 1 0 0	1 0 0 1	1 0 0 0
Inning Stats	R: 0 H: 1 E: 1 LOB: 2 K: 1 BB: 0 S: 7 P: 7	R: 0 H: 1 E: 0 LOB: 0 K: 0 BB: 0 S: 3 P: 3	R: 0 H: 1 E: 0 LOB: 1 K: 1 BB: 0 S: 6 P: 6	R: 0 H: 1 E: 0 LOB: 0 K: 0 BB: 0 S: 3 P: 3	R: 0 H: 1 E: 0 LOB: 1 K: 1 BB: 0 S: 6 P: 6	R: 1 H: 2 E: 1 LOB: 2 K: 0 BB: 0 S: 5 P: 5	R: 1 H: 2 E: 0 LOB: 1 K: 0 BB: 1 S: 4 P: 8	R: 0 H: 1 E: 1 LOB: 2 K: 0 BB: 0 S: 5 P: 5	R: 0 H: 0 E: 0 LOB: 0 K: 1 BB: 0 S: 5 P: 5	1B: 8 SF: 0 2B: 1 SAC: 0 3B: 1 DP: 3 HR: 0 HBP: 0						

PITCHER	IP	WLS	BF	H	R	ER	SO	BB	IBB	HBP	BLK	WP	HR	S	P	ERA	WHIP
Bob Buhl, R (1, 1) ERA: 0.51	9.0	W	37	10	2	1	4	1	0	0	0	0	0	44	48	1.00	1.222

PITCHER	IP	WLS	BF	H	R	ER	SO	BB	IBB	HBP	BLK	WP	HR	S	P	ERA	WHIP

BOTTOM

Milwaukee Braves @ Pittsburgh Pirates

Forbes Field, Pittsburgh, PA

Tue Apr 22 1958, 3:33 AM EST

Att. 6,991 - Unknown

livebaseballscorecards.com

AB	36
R	2
H	10
RBI	2
BB	1
SO	4
LOB	23

WP: 0	PA: 37		
PB: 0			
SB: 0			
CS: 0			

Batter	1	2	3	4	5	6	7	8	9	AB	R	H	RBI	BB	SO	LOB
Red Schoendienst, S (1, 4) OBP: 0.355, SLG: 0.333	FC3-6 1B		F9		K			4-3		4	0	1	0	0	1	0
Bob Hazle, L (1, 9) OBP: 0.321, SLG: 0.136	FC3-6 BB 1-2f		K2-6-2 1B			F7		K		4	0	1	0	0	1	1
Eddie Mathews, L (1, 5) OBP: 0.290, SLG: 0.700	BB 1-2		K2-6-2 1-2f			4-3		F7		3	0	0	0	1	1	1
Hank Aaron, R (1, 8) OBP: 0.258, SLG: 0.484	F3			4-3 2B		1-3			F5	4	0	1	0	0	0	2
Joe Adcock, R (1, 3) OBP: 0.412, SLG: 0.533	F7			4-3 2-3			F5		1B	4	0	1	0	0	0	3
Felix Mantilla, R (9, PR)										0	0	0	0	0	0	0
Harry Hanebrink, L (1, 7) OBP: 0.077, SLG: 0.308		G3		F6			F4		F8	4	0	0	0	0	0	2
Johnny Logan, R (1, 6) OBP: 0.345, SLG: 0.464		F3		F7			1-0 1B HBP		F7	3	0	0	0	0	0	2
Del Crandall, R (1, 2) OBP: 0.350, SLG: 0.368		2B	F3				1-2 1B			3	0	2	0	0	0	0
Lew Burdette, R (1, 1) OBP: 0.167, SLG: 0.167		5-3	K				K			2	0	0	0	0	1	1
Frank Torre, L (7, PH) OBP: 0.286, SLG: 0.286										1	0	0	0	0	1	2
Gene Conley, R (7, 1)										0	0	0	0	0	0	0
Inning Stats	R: 0 H: 1 E: 0 LOB: 2 K: 0 BB: 1 S: 4 P: 8	R: 0 H: 1 E: 0 LOB: 1 K: 0 BB: 0 S: 4 P: 4	R: 0 H: 1 E: 0 LOB: 1 K: 1 BB: 0 S: 5 P: 5	R: 0 H: 1 E: 0 LOB: 1 K: 0 BB: 0 S: 4 P: 4	R: 0 H: 0 E: 0 LOB: 0 K: 2 BB: 0 S: 7 P: 7	R: 0 H: 0 E: 0 LOB: 0 K: 0 BB: 0 S: 3 P: 3	R: 0 H: 1 E: 0 LOB: 2 K: 1 BB: 0 S: 6 P: 7	R: 0 H: 0 E: 0 LOB: 0 K: 1 BB: 0 S: 5 P: 5	R: 0 H: 1 E: 0 LOB: 1 K: 0 BB: 0 S: 4 P: 4	1B: 4 SF: 0 2B: 3 SAC: 0 3B: 0 DP: 1 HR: 0 HBP: 1						

PITCHER	IP	WLS	BF	H	R	ER	SO	BB	IBB	HBP	BLK	WP	HR	S	P	ERA	WHIP
Bob Purkey, R (1, 1) ERA: 0.52	9.0	W	34	6	0	0	5	1	0	1	0	0	0	42	47	0.00	0.778

PITCHER	IP	WLS	BF	H	R	ER	SO	BB	IBB	HBP	BLK	WP	HR	S	P	ERA	WHIP

TOP

Milwaukee Braves @ Cincinnati Redlegs

Crosley Field, Cincinnati, OH

Wed Apr 23 1958, 3:33 AM EST

Att. 10,312 - Unknown

livebaseballscorecards.com

AB	32
R	0
H	6
RBI	0
BB	1
SO	5
LOB	14

PA: 34

WP: 0
PB: 0
SB: 0
CS: 0

Batter	1	2	3	4	5	6	7	8	9	AB	R	H	RBI	BB	SO	LOB
Johnny Temple, R (1, 4) OBP: 0.448, SLG: 0.375	4-3		F7			1-3 2-3 1B		BBB FC3-6 BB		3	1	1	0	1	0	0
Vada Pinson, L (1, 9) OBP: 0.276, SLG: 0.407	1-3			B3		1-3 1-2		SSS K		4	0	0	0	0	1	3
Frank Robinson, R (1, 7) OBP: 0.310, SLG: 0.296	F7			F7		1B 2-H 3-H		FC3-6 1-2f		4	0	1	2	0	0	1
George Crowe, L (1, 3) OBP: 0.389, SLG: 0.333		1-3		4-3		SSS K		SSS K		4	0	0	0	0	2	2
Don Hoak, R (1, 5) OBP: 0.429, SLG: 0.630		2B			5-3		SH5-3 2B			3	0	2	0	0	0	0
Gus Bell, L (1, 8) OBP: 0.320, SLG: 0.318		1-3			F8		SH5-3 2-3			2	0	0	0	0	0	1
Roy McMillan, R (1, 6) OBP: 0.292, SLG: 0.105		F3			F7		6-3			3	0	0	0	0	0	2
Ed Bailey, L (1, 2) OBP: 0.280, SLG: 0.150			SSS K			1-3	IBB			2	0	0	0	1	1	0
Bob Purkey, R (1, 1) OBP: 0.143, SLG: 0.286			4-3			1B 1B 2B	F9			3	1	1	0	0	0	2
Inning Stats	R: 0 E: 0 K: 0 S: 3 H: 0 LOB: 0 BB: 0 P: 3	R: 0 E: 0 K: 0 S: 4 H: 1 LOB: 1 BB: 0 P: 4	R: 0 E: 0 K: 1 S: 5 H: 0 LOB: 0 BB: 0 P: 5	R: 0 E: 0 K: 0 S: 3 H: 0 LOB: 0 BB: 0 P: 3	R: 0 E: 0 K: 0 S: 3 H: 0 LOB: 0 BB: 0 P: 3	R: 2 E: 0 K: 1 S: 8 H: 3 LOB: 1 BB: 0 P: 8	R: 0 E: 0 K: 0 S: 4 H: 1 LOB: 2 BB: 1 P: 8	R: 0 E: 0 K: 2 S: 7 H: 0 LOB: 1 BB: 1 P: 11		1B: 2 2B: 3 3B: 0 HR: 0 SF: 0 SAC: 1 DP: 0 HBP: 0						

PITCHER		IP	WLS	BF	H	R	ER	SO	BB	IBB	HBP	BLK	WP	HR	S	P	ERA	WHIP
Lew Burdette, R ERA: 1.8	(1, 1)	6.0	L	22	4	2	2	2	0	0	0	0	0	0	26	26	3.00	0.667
Gene Conley, R ERA: 1.17	(7, 1)	2.0		9	1	0	0	2	1	1	0	0	0	0	11	19	0.00	1.000

PITCHER	IP	WLS	BF	H	R	ER	SO	BB	IBB	HBP	BLK	WP	HR	S	P	ERA	WHIP

BOTTOM

Milwaukee Braves @ Cincinnati Redlegs

Crosley Field, Cincinnati, OH

Wed Apr 23 1958, 3:33 AM EST

Att. 10,312 - Unknown

livebaseballscorecards.com

AB	28
R	2
H	5
RBI	2
BB	2
SO	4
LOB	11



WP: 0 PA: 31
PB: 0
SB: 0
CS: 0

Batter	1	2	3	4	5	6	7	8	9	AB	R	H	RBI	BB	SO	LOB
Red Schoendienst, S (1, 4) OBP: 0.417, SLG: 0.344	0-0 1B FC6-4 1B	4-0 FC6-4 1-2 BB		4-0 BB BB		0-0 ③ F8		4-0 1-2 BB		2	1	1	0	3	0	0
Bob Hazle, L (1, 9) OBP: 0.364, SLG: 0.192	0-0 FC6-4 G3 1-3 1B	0-0 ② FC6-4 1-2f 2-3 3-H		4-0 1-2 BB			0-0 BB WP SF7 1B	0-0 ② F5		4	1	2	1	1	0	4
Eddie Mathews, L (1, 5) OBP: 0.250, SLG: 0.600	0-0 ① G3 1-2	0-0 ③ 4-3		0-0 ③ F4			0-3 ① K	0-0 ③ F8		5	0	0	0	0	1	9
Hank Aaron, R (1, 8) OBP: 0.361, SLG: 0.706	4-0 FC6-4 IBB		0-0 HR		0-0 HR		4-0 BLK BB 1-2 BB		0-0 G3 1B	3	3	3	2	2	0	0
Joe Adcock, R (1, 3) OBP: 0.350, SLG: 0.444 Frank Torre, L (7, PH) OBP: 0.313, SLG: 0.267 (7, 3)	0-0 ② FC6-4 1-2f 2-3 3-H		0-0 ① 6-3		0-0 ① 5-3		4-0 BLK 1-2 2-3 BB		0-0 ① G3 1-2	3 1	0 0	0 0	1 0	0 1	0 0	2 1
Harry Hanebrink, L (1, 7) OBP: 0.067, SLG: 0.267 Andy Pafko, R (5, PH) OBP: 0.158, SLG: 0.118 (5, 7)	0-0 ③ 4-3		0-0 ② 4-3		0-3 ② K		0-0 ② SF7 3-H		0-0 FC4-6 2-H 1B	2 2	0 0	0 1	0 2	0 0	0 1	2 0
Johnny Logan, R (1, 6) OBP: 0.324, SLG: 0.406		4-0 F9 1B FC6-4 BB	0-0 ③ F8		0-0 ③ F3		0-0 ③ F8 1-2 2-3		0-0 ② FC4-6 1-2f	4	1	0	0	1	0	3
Del Crandall, R (1, 2) OBP: 0.320, SLG: 0.333		0-0 FC6-4 BB 1-2 1B		0-0 ① F8		0-0 ① F5		0-0 ① F5	0-0 ③ F7	5	0	1	0	0	0	1
Warren Spahn, L (1, 1) OBP: 0.182, SLG: 0.100		0-0 ① F9 2-3		0-3 ② K		0-3 ② K		4-0 BB BB		3	0	0	0	1	2	2
Inning Stats	R: 1 H: 2 E: 0 LOB: 2 K: 0 BB: 1 S: 5 P: 9	R: 1 H: 1 E: 0 LOB: 2 K: 0 BB: 2 S: 4 P: 12	R: 1 H: 1 E: 0 LOB: 0 K: 0 BB: 0 S: 4 P: 4	R: 0 H: 0 E: 0 LOB: 2 K: 1 BB: 2 S: 5 P: 13	R: 1 H: 1 E: 0 LOB: 0 K: 1 BB: 0 S: 6 P: 6	R: 0 H: 0 E: 0 LOB: 0 K: 1 BB: 0 S: 5 P: 5	R: 1 H: 1 E: 0 LOB: 2 K: 1 BB: 2 S: 6 P: 14	R: 0 H: 0 E: 0 LOB: 2 K: 0 BB: 2 S: 3 P: 11	R: 1 H: 2 E: 0 LOB: 1 K: 0 BB: 0 S: 5 P: 5	1B: 6 SF: 1 2B: 0 SAC: 0 3B: 0 DP: 0 HR: 2 HBP: 0						WP: 1 PA: 44 PB: 0 SB: 0 CS: 0	

TOP

Milwaukee Braves @ Cincinnati Redlegs

Crosley Field, Cincinnati, OH

Thu Apr 24 1958, 3:33 AM EST

Att. 6,182 - Unknown

livebaseballscorecards.com

AB	34
R	6
H	8
RBI	6
BB	9
SO	4
LOB	24

PITCHER		IP	WLS	BF	H	R	ER	SO	BB	IBB	HBP	BLK	WP	HR	S	P	ERA	WHIP
Brooks Lawrence, R ERA: 6.52	(1, 1)	3.0	L	16	4	3	3	0	2	1	0	0	0	1	13	25	9.00	2.000
Charlie Rabe, L ERA: 4.5	(4, 1)	2.0		9	1	1	1	2	2	0	0	0	0	1	11	19	4.50	1.500
Hersh Freeman, R ERA: 4.5	(6, 1)	2.0		9	1	1	1	2	2	0	0	1	1	0	11	19	4.50	1.500
Johnny Klippstein, R ERA: 3.0	(8, 1)	2.0		10	2	1	1	0	2	0	0	0	0	0	8	16	4.50	2.000

PITCHER	IP	WLS	BF	H	R	ER	SO	BB	IBB	HBP	BLK	WP	HR	S	P	ERA	WHIP

BOTTOM

Milwaukee Braves @ Cincinnati Redlegs

Crosley Field, Cincinnati, OH

Thu Apr 24 1958, 3:33 AM EST

Att. 6,182 - Unknown

livebaseballscorecards.com

Batter	1	2	3	4	5	6	7	8	9	AB	R	H	RBI	BB	SO	LOB
Johnny Temple, R (1, 4) OBP: 0.485, SLG: 0.444	BBBB 4-0 BB BB		x 0-0 1B			x 0-0 ① 5-3		x 0-0 4-3 2B		3	0	2	0	1	0	0
Vada Pinson, L (1, 9) OBP: 0.273, SLG: 0.367	BBBB 4-0 G6-4-3 1-2 BB		SSS 0-3 ③ K			x 0-0 ② F7		x 0-0 ① 4-3 2-3		3	0	0	0	1	1	2
Frank Robinson, R (1, 7) OBP: 0.273, SLG: 0.258	x 0-0 ① F8			x 0-0 ① 5-3		x 0-0 ③ 6-3		x 0-0 ② F6		4	0	0	0	0	0	3
Steve Bilko, R (1, 3) OBP: 0.385, SLG: 0.818	x 0-0 ②③ G6-4-3 1-2f			x 0-0 ② F3			x 0-0 1B 3B	x 0-0 ③ 6-3		4	1	1	0	0	0	3
Don Hoak, R (1, 5) OBP: 0.406, SLG: 0.581		SSS 0-3 ① K		x 0-0 ③ F6			x 0-0 PB 2B 1B 3-H		SSS 0-3 ① K	4	1	1	1	0	2	0
Gus Bell, L (1, 8) OBP: 0.276, SLG: 0.269		x 0-0 ② 1-3			x 0-0 ① 1-3		x 0-0 ① F5		x 0-0 ② F4	4	0	0	0	0	0	1
Roy McMillan, R (1, 6) OBP: 0.269, SLG: 0.095 Pete Whisenant, R (7, PH) Johnny Klippstein, R (8, 1) Dutch Dotterer, R (9, PH)		x 0-0 ③ F9			x 0-0 ② F7		x 0-0 ② F7 1-2		SSS 0-3 ③ K	2 1 0 1	0 0 0 0	0 0 0 0	0 0 0 0	0 0 0 1	0 0 0 0	0 1 0 0
Ed Bailey, L (1, 2) OBP: 0.357, SLG: 0.304			x 0-0 G4-6-3 1B		x 0-0 1B		x 0-0 ② 2-H 2B			3	0	3	1	0	0	0
Brooks Lawrence, R (1, 1) Jerry Lynch, L (3, PH) Charlie Rabe, L (4, 1) Bob Thurman, L (5, PH) OBP: 0.667, SLG: 0.500 Hersh Freeman, R (6, 1) George Crowe, L (7, PH) OBP: 0.368, SLG: 0.313 Alex Grammas, R (8, 6)			x 0-0 ①② G4-6-3 1-2f		x 0-0 ③ F2		x 0-0 ③ F7			0 1 0 1 0 1 0	0 0 0 0 0 0 0	0 0 0 0 0 0 0	0 0 0 0 0 0 0	0 0 0 0 0 0 0	0 0 0 0 0 0 0	0 1 0 1 0 1 0

	AB	32
	R	2
	H	7
	RBI	2
	BB	2
	SO	4
	LOB	13

Inning Stats	1	2	3	4	5	6	7	8	9
	R: 0 H: 0 E: 0 LOB: 1 K: 0 BB: 2 S: 2 P: 10	R: 0 H: 0 E: 0 LOB: 0 K: 1 BB: 0 S: 5 P: 5	R: 0 H: 2 E: 0 LOB: 1 K: 1 BB: 0 S: 6 P: 6	R: 0 H: 0 E: 0 LOB: 0 K: 0 BB: 0 S: 3 P: 3	R: 0 H: 1 E: 0 LOB: 1 K: 0 BB: 0 S: 4 P: 4	R: 0 H: 0 E: 0 LOB: 0 K: 0 BB: 0 S: 3 P: 3	R: 2 H: 3 E: 0 LOB: 1 K: 0 BB: 0 S: 6 P: 6	R: 0 H: 1 E: 0 LOB: 1 K: 0 BB: 0 S: 4 P: 4	R: 0 H: 0 E: 0 LOB: 0 K: 2 BB: 0 S: 7 P: 7

	1B: 4	SF: 0	WP: 0	PA: 34
	2B: 2	SAC: 0	PB: 1	
	3B: 1	DP: 2	SB: 0	
	HR: 0	HBP: 0	CS: 0	

PITCHER	IP	WLS	BF	H	R	ER	SO	BB	IBB	HBP	BLK	WP	HR	S	P	ERA	WHIP
Warren Spahn, L (1, 1) ERA: 1.33	9.0	W	34	7	2	1	4	2	0	0	0	0	0	40	48	1.00	1.000

PITCHER	IP	WLS	BF	H	R	ER	SO	BB	IBB	HBP	BLK	WP	HR	S	P	ERA	WHIP

Philadelphia Phillies @ Milwaukee Braves

Milwaukee County Stadium, Milwaukee, WI

Fri Apr 25 1958, 7:05 PM EST

Att. 15,891 - Unknown

TOP

livebaseballscorecards.com

Batter	1	2	3	4	5	6	7	8	9	AB	R	H	RBI	BB	SO	LOB
Richie Ashburn, L (1, 8) OBP: 0.553, SLG: 0.444	6-3			S, BB		1-3			5-3, 1B	3	0	1	0	1	0	0
Bob Bowman, R (1, 9) OBP: 0.286, SLG: 0.500	5-3			K, 1-2		F7			5-3, 1-2	4	0	0	0	0	1	2
Rip Repulski, R (1, 7) OBP: 0.313, SLG: 0.538	6-3			G1-6-3, BB			5-6-3		F7	3	0	0	0	1	0	1
Harry Anderson, L (1, 3) OBP: 0.250, SLG: 0.194		F8		G1-6-3, 1-2f			K			3	0	0	0	0	1	2
Granny Hamner, R (1, 5) OBP: 0.265, SLG: 0.303		1-3			FC4-6, 1B		P6			3	0	1	0	0	0	0
Stan Lopata, R (1, 2) OBP: 0.429, SLG: 0.240		K			FC4-6, 1-2, 1B			G6-4-3, BB		2	0	1	0	1	1	0
Ted Kazanski, R (1, 4) OBP: 0.394, SLG: 0.379			6-3		FC4-6, 1-2f, 2-3			G6-4-3, 1-2f		3	0	0	0	0	0	3
Chico Fernandez, R (1, 6) OBP: 0.333, SLG: 0.240			F3		FC6-4, 1-2f			L8		3	0	0	0	0	0	1
Robin Roberts, S (1, 1) OBP: 0.500, SLG: 0.625			F7			1-3			4-3	2	0	0	0	0	0	0
Solly Hemus, L (9, PH) OBP: 0.500, SLG: 0.333										1	0	0	0	0	0	0

AB	27
R	0
H	3
RBI	0
BB	3
SO	3
LOB	9

Inning Stats									
	R: 0 E: 0 K: 0 S: 3	H: 0 LOB: 0 BB: 0 P: 3	R: 0 E: 0 K: 1 S: 5	H: 0 LOB: 0 BB: 0 P: 5	R: 0 E: 0 K: 0 S: 3	H: 0 LOB: 0 BB: 0 P: 3	R: 0 E: 0 K: 1 S: 4	H: 0 LOB: 1 BB: 2 P: 12	R: 0 E: 0 K: 0 S: 4	H: 2 LOB: 1 BB: 0 P: 4
	R: 0 E: 0 K: 0 S: 3	H: 0 LOB: 0 BB: 0 P: 3	R: 0 E: 0 K: 1 S: 5	H: 0 LOB: 0 BB: 0 P: 5	R: 0 E: 0 K: 0 S: 2	H: 0 LOB: 0 BB: 1 P: 6	R: 0 E: 0 K: 0 S: 4	H: 1 LOB: 1 BB: 0 P: 4	1B: 3 2B: 0 3B: 0 HR: 0	SF: 0 SAC: 0 DP: 2 HBP: 0

WP: 0 PB: 0 SB: 1 CS: 0 PA: 30

PITCHER	IP	WLS	BF	H	R	ER	SO	BB	IBB	HBP	BLK	WP	HR	S	P	ERA	WHIP
Bob Rush, R (1, 1) ERA: 0.82	9.0	W	30	3	0	0	3	3	0	0	0	0	0	33	45	0.00	0.667

PITCHER	IP	WLS	BF	H	R	ER	SO	BB	IBB	HBP	BLK	WP	HR	S	P	ERA	WHIP

Batter	1	2	3	4	5	6	7	8	9	AB	R	H	RBI	BB	SO	LOB
Red Schoendienst, S (1, 4) OBP: 0.400, SLG: 0.333	CS BB 1B		G3		F9		P6			4	0	1	0	0	0	0
Bob Hazle, L (1, 9) OBP: 0.351, SLG: 0.200	F9		PB 1B 1B		F8			4-3		4	1	1	0	0	0	1
Eddie Mathews, L (1, 5) OBP: 0.300, SLG: 0.605	1-2 BB		1-H 1B			3-1		2B 1B		3	1	2	1	1	0	0
Hank Aaron, R (1, 8) OBP: 0.350, SLG: 0.649	2-3 K		IBB			F8		L7		3	0	0	0	1	1	3
Joe Adcock, R (1, 3) OBP: 0.391, SLG: 0.619		FC4-6 1B	F8			HR		1-H 2B		3	1	2	1	0	0	2
Frank Torre, L (7, 3) OBP: 0.353, SLG: 0.375										1	0	1	1	0	0	0
Harry Hanebrink, L (1, 7) OBP: 0.053, SLG: 0.211		FC4-6 1-2f		4-3		3-1		F9		4	0	0	0	0	0	2
Johnny Logan, R (1, 6) OBP: 0.324, SLG: 0.400		F3		G6-3 1B			F7			3	0	1	0	0	0	1
Del Crandall, R (1, 2) OBP: 0.321, SLG: 0.333		F8		G6-3 1-2f			E7 SF8 1B			3	1	1	0	0	0	2
Bob Rush, R (1, 1)			K		B2		SF8 3-H			2	0	0	1	0	1	0
Inning Stats	R: 0 E: 0 K: 1 S: 5 H: 1 LOB: 2 BB: 1 P: 9	R: 0 E: 0 K: 0 S: 4 H: 1 LOB: 1 BB: 0 P: 4	R: 1 E: 0 K: 1 S: 7 H: 2 LOB: 2 BB: 1 P: 11	R: 0 E: 0 K: 0 S: 3 H: 1 LOB: 0 BB: 0 P: 3	R: 0 E: 0 K: 0 S: 3 H: 0 LOB: 0 BB: 0 P: 3	R: 1 E: 0 K: 0 S: 4 H: 1 LOB: 0 BB: 0 P: 4	R: 1 E: 1 K: 0 S: 4 H: 1 LOB: 0 BB: 0 P: 4	R: 1 E: 0 K: 0 S: 5 H: 2 LOB: 1 BB: 0 P: 5		1B: 7 2B: 2 3B: 0 HR: 1	SF: 1 SAC: 0 DP: 2 HBP: 0						

PITCHER	IP	WLS	BF	H	R	ER	SO	BB	IBB	HBP	BLK	WP	HR	S	P	ERA	WHIP
Robin Roberts, R (1, 1) ERA: 3.22	8.0	L	33	9	4	2	2	1	1	0	0	0	1	35	43	2.25	1.250

PITCHER	IP	WLS	BF	H	R	ER	SO	BB	IBB	HBP	BLK	WP	HR	S	P	ERA	WHIP

BOTTOM

Philadelphia Phillies @ Milwaukee Braves

Milwaukee County Stadium, Milwaukee, WI

Fri Apr 25 1958, 7:05 PM EST

Att. 15,891 - Unknown

livebaseballscorecards.com

AB	30
R	4
H	9
RBI	4
BB	2
SO	2
LOB	11

1B: 7	SF: 1	WP: 0	PA: 33
2B: 2	SAC: 0	PB: 1	
3B: 0	DP: 2	SB: 0	
HR: 1	HBP: 0	CS: 1	

Batter	1	2	3	4	5	6	7	8	9	AB	R	H	RBI	BB	SO	LOB
Richie Ashburn, L (1, 8) OBP: 0.548, SLG: 0.452	0-0 1-4-3 HR 1B		0-0 ① 6-3			0-0 2-3 1B		0-0 ② 6-3		4	1	2	0	0	0	0
Dave Philley, S (1, 3) OBP: 0.286, SLG: 0.167	0-0 ① 1-4-3 1-2		0-0 G4-6-3 1B			0-0 ① 2-3 1-2		S S S 0-3 ③ K		4	0	1	0	0	1	2
Harry Anderson, L (1, 7) OBP: 0.275, SLG: 0.294	0-0 2-H HR		0-0 ②③ G4-6-3 1-2f			0-0 ② F8			B B B B 4-0 G6-4-3 BB	3	1	1	2	1	0	2
Granny Hamner, R (1, 5) OBP: 0.237, SLG: 0.270	S S S 0-3 ② K			0-0 ① G2		0-0 ③ 5-3			0-0 ①② G6-4-3 1-2f	4	0	0	0	0	1	2
Stan Lopata, R (1, 2) OBP: 0.410, SLG: 0.241	S S S 0-3 ③ K			0-0 ② F8			0-0 ① F8		0-0 1B	4	0	1	0	0	1	0
Wally Post, R (1, 9) OBP: 0.240, SLG: 0.320		0-0 ① P6		0-0 ③ 6-3			0-0 E6 FC4-6		0-0 ③ F7	4	0	0	0	0	0	1
Ted Kazanski, R (1, 4) OBP: 0.361, SLG: 0.344		S S S 0-3 ② K			0-0 ① P4		0-0 ② L8			3	0	0	0	0	1	1
Chico Fernandez, R (1, 6) OBP: 0.333, SLG: 0.222		B B B B 4-0 BB			S S S 0-3 ② K		0-0 ③ FC4-6 1-2f			2	0	0	0	1	1	1
Ray Semproch, R (1, 1) Turk Farrell, R (8, 1)		0-0 ③ 1-3			0-0 ③ 4-3			0-0 ① 4-3		3 0	0 0	0 0	0 0	0 0	1 0	1 0
Inning Stats	R: 2 E: 0 K: 2 S: 9 H: 2 LOB: 0 BB: 0 P: 9	R: 0 E: 0 K: 1 S: 5 H: 0 LOB: 1 BB: 1 P: 9	R: 0 E: 0 K: 0 S: 3 H: 1 LOB: 0 BB: 0 P: 3	R: 0 E: 0 K: 0 S: 3 H: 0 LOB: 0 BB: 0 P: 3	R: 0 E: 0 K: 1 S: 5 H: 0 LOB: 0 BB: 0 P: 5	R: 0 E: 0 K: 0 S: 4 H: 1 LOB: 1 BB: 0 P: 4	R: 0 E: 1 K: 0 S: 4 H: 0 LOB: 1 BB: 0 P: 4	R: 0 E: 0 K: 1 S: 5 H: 0 LOB: 0 BB: 0 P: 5	R: 0 E: 0 K: 0 S: 3 H: 1 LOB: 1 BB: 1 P: 7	1B: 4 2B: 0 3B: 0 HR: 1	SF: 0 SAC: 0 DP: 2 HBP: 0						

PITCHER		IP	WLS	BF	H	R	ER	SO	BB	IBB	HBP	BLK	WP	HR	S	P	ERA	WHIP
Bob Buhl, R ERA: 1.01	(1, 1)	9.0	W	33	5	2	2	5	2	0	0	0	0	1	41	49	2.00	0.778

PITCHER	IP	WLS	BF	H	R	ER	SO	BB	IBB	HBP	BLK	WP	HR	S	P	ERA	WHIP

TOP

Philadelphia Phillies @ Milwaukee Braves

Milwaukee County Stadium, Milwaukee, WI

Sat Apr 26 1958, 4:33 AM EST
Att. 15,391 - Unknown

livebaseballscorecards.com

AB	31
R	2
H	5
RBI	2
BB	2
SO	5
LOB	10

1B: 4 SF: 0
2B: 0 SAC: 0
3B: 0 DP: 2
HR: 1 HBP: 0

WP: 0 PA: 33
PB: 0
SB: 0
CS: 0

Batter	1	2	3	4	5	6	7	8	9	AB	R	H	RBI	BB	SO	LOB
Red Schoendienst, S (1, 4) OBP: 0.409, SLG: 0.333	F9		G3		BB			1B 1B 1B		3	1	1	0	1	0	0
Bob Hazle, L (1, 9) OBP: 0.317, SLG: 0.176	P5			K	L7			K		4	0	0	0	0	2	2
Eddie Mathews, L (1, 5) OBP: 0.341, SLG: 0.690	PB 1B			HR		F3		S 1B SF7 1-3 1B		4	2	3	1	0	0	0
Hank Aaron, R (1, 8) OBP: 0.341, SLG: 0.610	K 1-2			5-3		K		S 1-2 1B		4	0	1	1	0	2	1
Joe Adcock, R (1, 3) OBP: 0.407, SLG: 0.750 Frank Torre, L (9, 3) OBP: 0.353, SLG: 0.375		K		BB 1B		HR		SF7 1-2 2-H		3 0	1 0	2 0	2 0	0 0	1 0	0 0
Harry Hanebrink, L (1, 7) OBP: 0.087, SLG: 0.182		F7		1-2 BB		6-3		F2		3	0	0	0	1	0	1
Johnny Logan, R (1, 6) OBP: 0.300, SLG: 0.368		F8		F8			6-3			3	0	0	0	0	0	2
Del Rice, R (1, 2) OBP: 0.273, SLG: 0.364			5-3		F7		5-3			3	0	0	0	0	0	0
Bob Buhl, R (1, 1) OBP: 0.100, SLG: 0.100			B3		F8		4-3			3	0	0	0	0	0	0
Inning Stats	R: 0 H: 1 E: 0 LOB: 1 K: 1 BB: 0 S: 6 P: 6	R: 0 H: 0 E: 0 LOB: 0 K: 1 BB: 0 S: 5 P: 5	R: 0 H: 0 E: 0 LOB: 0 K: 0 BB: 0 S: 3 P: 3	R: 1 H: 2 E: 0 LOB: 2 K: 1 BB: 1 S: 7 P: 11	R: 0 H: 0 E: 0 LOB: 1 K: 0 BB: 1 S: 3 P: 7	R: 1 H: 1 E: 0 LOB: 0 K: 1 BB: 0 S: 6 P: 6	R: 0 H: 0 E: 0 LOB: 0 K: 0 BB: 0 S: 3 P: 3	R: 2 H: 3 E: 0 LOB: 1 K: 1 BB: 0 S: 8 P: 8		1B: 5 SF: 1 2B: 0 SAC: 0 3B: 0 DP: 0 HR: 2 HBP: 0						WP: 0 PA: 33 PB: 1 SB: 2 CS: 0

PITCHER		IP	WLS	BF	H	R	ER	SO	BB	IBB	HBP	BLK	WP	HR	S	P	ERA	WHIP
Ray Semproch, R ERA: 2.45	(1, 1)	7.1	L	31	7	4	4	5	2	0	0	0	0	2	39	47	4.91	1.227
Turk Farrell, R ERA:	(8, 1)	0.2		2	0	0	0	0	0	0	0	0	0	0	2	2	0.00	0.000

PITCHER	IP	WLS	BF	H	R	ER	SO	BB	IBB	HBP	BLK	WP	HR	S	P	ERA	WHIP

BOTTOM

Philadelphia Phillies @ Milwaukee Braves

Milwaukee County Stadium, Milwaukee, WI

Sat Apr 26 1958, 4:33 AM EST

Att. 15,391 - Unknown

livebaseballscorecards.com

AB	30
R	4
H	7
RBI	4
BB	2
SO	5
LOB	6

Batter	1	2	3	4	5	6	7	8	9	AB	R	H	RBI	BB	SO	LOB
Richie Ashburn, L (1, 8) OBP: 0.574, SLG: 0.571	BBBB 4-0 SH5-3 1B BB	x 0-0 FC 1-2 1B		x 0-0 1-H HR			x 0-0 G6-3 1B		x 0-0 ① 4-3	4	2	3	2	1	0	0
Dave Philley, S (1, 3) OBP: 0.182, SLG: 0.100	x 0-0 ① SH5-3 1-2	x 0-0 ③ FC 1-2f		x 0-0 ③ 3-1			x 0-0 ②③ G6-3 1-2f		x 0-0 ② P5	4	0	0	0	0	0	3
Harry Anderson, L (1, 7) OBP: 0.289, SLG: 0.289	BBBB 4-0 1B BB		x 0-0 ① G3		x 0-0 G6-3 1B			SSS 0-3 ① K	x 0-0 ③ F7	4	0	1	0	1	1	0
Granny Hamner, R (1, 5) OBP: 0.262, SLG: 0.293	x 0-0 ② F3		x 0-0 ①② G6-4-3 1B		x 0-0 ①② G6-3 1-2f			x 0-0 E WP 1B 1B		4	1	2	0	0	0	3
Stan Lopata, R (1, 2) OBP: 0.395, SLG: 0.242	x 0-0 1-3 2-H 1B		x 0-0 ②③ G6-4-3 1-2f		SSS 0-3 ③ K			SSS 0-3 ② K 1-2		4	0	1	1	0	2	2
Wally Post, R (1, 9) OBP: 0.276, SLG: 0.357	x 0-0 ③ 5-3			x 0-0 1B FC4-6 2B		SSS 0-3 ① K		BBBB 4-0 E 1B BB		3	2	1	0	1	1	2
Ted Kazanski, R (1, 4) OBP: 0.375, SLG: 0.361		x 0-0 1B 1B		x 0-0 FC4-6 2-3 1B		x 0-0 ② 5-3		x 0-0 E5 1B 1-2 2-3		4	0	2	0	0	0	2
Chico Fernandez, R (1, 6) OBP: 0.324, SLG: 0.226		x 0-0 ① F9		x 0-0 ① FC4-6 CS 1-2f 3-H		x 0-0 ③ 6-3		x 0-0 1-3 2-H 3-H 1B		4	0	1	3	0	0	2
Jack Sanford, R (1, 1) OBP: 0.333, SLG: 0.333		SSS 0-3 ② K		x 0-0 ② HR 1-2 1B			x 0-0 ① 6-3	x 0-0 ③ 6-3		4	1	1	0	0	1	3
Inning Stats	R: 1 E: 0 K: 0 S: 4 H: 1 LOB: 2 BB: 2 P: 12	R: 0 E: 0 K: 1 S: 7 H: 2 LOB: 2 BB: 0 P: 7	R: 0 E: 0 K: 0 S: 3 H: 1 LOB: 0 BB: 0 P: 3	R: 3 E: 0 K: 0 S: 6 H: 4 LOB: 0 BB: 0 P: 6	R: 0 E: 0 K: 1 S: 5 H: 1 LOB: 0 BB: 0 P: 5	R: 0 E: 0 K: 1 S: 5 H: 0 LOB: 0 BB: 0 P: 5	R: 0 E: 0 K: 0 S: 3 H: 1 LOB: 0 BB: 0 P: 3	R: 2 E: 1 K: 2 S: 10 H: 2 LOB: 2 BB: 1 P: 14	R: 0 E: 0 K: 0 S: 3 H: 0 LOB: 0 BB: 0 P: 3	1B: 10 2B: 1 3B: 0 HR: 1 SF: 0 SAC: 1 DP: 3 HBP: 0						

PITCHER		IP	WLS	BF	H	R	ER	SO	BB	IBB	HBP	BLK	WP	HR	S	P	ERA	WHIP
Lew Burdette, R ERA: 3.15	(1, 1)	5.0	L	23	9	4	4	2	2	0	0	0	0	1	25	33	7.20	2.200
Bob Trowbridge, R ERA: 4.15	(6, 1)	2.0		6	1	0	0	1	0	0	0	0	0	0	8	8	0.00	0.500
Gene Conley, R ERA: 0.93	(8, 1)	2.0		10	2	2	0	2	1	0	0	0	1	0	13	17	0.00	1.500

PITCHER	IP	WLS	BF	H	R	ER	SO	BB	IBB	HBP	BLK	WP	HR	S	P	ERA	WHIP

TOP

Philadelphia Phillies @ Milwaukee Braves

Milwaukee County Stadium, Milwaukee, WI

Sun Apr 27 1958, 4:33 AM EDT
Att. 18,408 - Unknown

livebaseballscorecards.com

AB	35
R	6
H	12
RBI	6
BB	3
SO	5
LOB	17

WP: 1 PA: 39
PB: 0
SB: 0
CS: 1

Batter	1	2	3	4	5	6	7	8	9	AB	R	H	RBI	BB	SO	LOB
Red Schoendienst, S (1, 4) OBP: 0.396, SLG: 0.326	S S S 0-3 K ①		x 0-0 5-3 ①		x 0-0 BB 1B		x 0-0 F3 ③			4	0	1	0	0	1	1
Bob Hazle, L (1, 9) OBP: 0.311, SLG: 0.162	x 0-0 P6 ②		x 0-0 G3 ②		B B B B 4-0 1-2 BB			x 0-0 F7 ①		3	0	0	0	1	0	0
Eddie Mathews, L (1, 5) OBP: 0.313, SLG: 0.630	S S S 0-3 K ③		x 0-0 F8 ③		x 0-0 G3 ③			S S S 0-3 K ②		4	0	0	0	0	2	2
Hank Aaron, R (1, 8) OBP: 0.354, SLG: 0.614		B B B B 4-0 2B BB BB		x 0-0 5-3 ①		x 0-0 1-3 ①		x 0-0 2B		3	1	1	0	1	0	0
Joe Adcock, R (1, 3) OBP: 0.387, SLG: 0.667		x 0-0 F9 ①		S S S 0-3 K ②		x 0-0 F9 ②		B B B B 4-0 BB		3	0	0	0	1	1	1
Harry Hanebrink, L (1, 7) OBP: 0.148, SLG: 0.320		B B B B 4-0 2B 1-2 BB		x 0-0 HR		x 0-0 F2 ③		x 0-0 4-3 ③		3	1	1	1	1	0	2
Johnny Logan, R (1, 6) OBP: 0.295, SLG: 0.381		x 0-0 1-3 2-H 2B		x 0-0 5-3 ③			x 0-0 F5 ①		S S S 0-3 K ①	4	0	1	1	0	1	0
Del Crandall, R (1, 2) OBP: 0.344, SLG: 0.333		I I I I 4-0 G6-3 IBB			x 0-0 CS 1B		x 0-0 F8 ②		x 0-0 5-3 ②	3	0	1	0	1	0	0
Lew Burdette, R (1, 1) OBP: 0.143, SLG: 0.143 Casey Wise, S (5, PH) Bob Trowbridge, R (6, 1) Frank Torre, L (7, PH) OBP: 0.389, SLG: 0.375 Felix Mantilla, R (7, PR) Gene Conley, R (8, 1) Carl Sawatski, L (9, PH)		x 0-0 ② ③ G6-3 1-2f			S S S 0-3 ① ② K 1-2		B B B B 4-0 BB		S S S 0-3 ③ K	1 1 0 0 0 0 0 1	0 0 0 0 0 0 0 0	0 0 0 0 0 0 0 0	0 0 0 0 1 0 0 0	0 1 0 0 0 0 0 1	0 1 0 0 0 0 0 0	3 1 0 0 0 0 0 0
Inning Stats	R: 0 E: 0 K: 2 S: 7 H: 0 LOB: 0 BB: 0 P: 7	R: 1 E: 0 K: 0 S: 3 H: 1 LOB: 2 BB: 3 P: 15	R: 0 E: 0 K: 0 S: 3 H: 0 LOB: 0 BB: 0 P: 3	R: 1 E: 0 K: 1 S: 6 H: 1 LOB: 0 BB: 0 P: 6	R: 0 E: 0 K: 1 S: 6 H: 2 LOB: 2 BB: 1 P: 10	R: 0 E: 0 K: 0 S: 3 H: 0 LOB: 0 BB: 0 P: 3	R: 0 E: 0 K: 0 S: 3 H: 0 LOB: 1 BB: 1 P: 7	R: 0 E: 0 K: 1 S: 6 H: 1 LOB: 2 BB: 1 P: 10	R: 0 E: 0 K: 2 S: 7 H: 0 LOB: 0 BB: 0 P: 7	1B: 2 2B: 3 3B: 0 HR: 1	SF: 0 SAC: 0 DP: 2 HBP: 0			WP: 0 PB: 0 SB: 0 CS: 1	PA: 36	

PITCHER		IP	WLS	BF	H	R	ER	SO	BB	IBB	HBP	BLK	WP	HR	S	P	ERA	WHIP
Jack Sanford, R ERA: 2.42	(1, 1)	9.0	W	36	5	2	2	7	5	1	0	0	0	1	44	68	2.00	1.111

PITCHER	IP	WLS	BF	H	R	ER	SO	BB	IBB	HBP	BLK	WP	HR	S	P	ERA	WHIP

BOTTOM

Philadelphia Phillies @ Milwaukee Braves

Milwaukee County Stadium, Milwaukee, WI

Sun Apr 27 1958, 4:33 AM EDT

Att. 18,408 - Unknown

livebaseballscorecards.com

AB	30
R	2
H	5
RBI	2
BB	6
SO	7
LOB	10

Milwaukee Braves @ Chicago Cubs

Wrigley Field, Chicago, IL

Tue Apr 29 1958, 3:33 AM CDT

Att. 4,790 - Unknown

TOP

livebaseballscorecards.com

Batter	1	2	3	4	5	6	7	8	9	AB	R	H	RBI	BB	SO	LOB
Red Schoendienst, S (1, 4) OBP: 0.415, SLG: 0.326	4-3		1B		BB	G6-4-3		SH1-3 1-2	5-3	3	0	1	0	2	0	1
Bob Hazle, L (1, 9) OBP: 0.298, SLG: 0.154	F1		F8		1-2 2-3 BB	G6-4-3 1-2f		HR 2-H 2B		2	0	0	0	0	0	1
Andy Pafko, R (5, PH) OBP: 0.227, SLG: 0.211 (5, 9)										2	1	1	1	1	0	2
Eddie Mathews, L (1, 5) OBP: 0.321, SLG: 0.660	K			4-3	F7		BB BB BB		HR 2-H	4	1	1	2	1	1	3
Hank Aaron, R (1, 8) OBP: 0.340, SLG: 0.592		F8		2B	F8		F7	F7		5	1	1	0	0	0	4
Joe Adcock, R (1, 3) OBP: 0.412, SLG: 0.690		FC4-6 BB		6-3		1B 2B	BB 1-2	F4		2	0	1	0	1	0	1
Felix Mantilla, R (6, PR)										0	1	0	0	0	0	0
Frank Torre, L (6, 3) OBP: 0.400, SLG: 0.353										1	0	0	0	1	0	0
Harry Hanebrink, L (1, 7) OBP: 0.188, SLG: 0.345		FC4-6 1-2f		2-H 2B		1B 2B BB	F9		F7	4	1	1	1	1	0	3
Johnny Logan, R (1, 6) OBP: 0.306, SLG: 0.391		4-3		F8		F9	1-2 2-3 BB		2B	4	1	1	0	1	0	4
Del Crandall, R (1, 2) OBP: 0.324, SLG: 0.314			F7		E5 BB SH1-3	1-2 2-H 2B	F4		F5	5	1	1	1	0	0	4
Warren Spahn, L (1, 1) OBP: 0.333, SLG: 0.429			5-3		SH1-3 1-2	1-H 2-H 2B		PB SH1-3 2B 1B	2-H 2B	4	1	3	3	0	0	0

	AB	36
	R	8
	H	11
	RBI	8
	BB	8
	SO	1
	LOB	23

Inning Stats	1	2	3	4	5	6	7	8	9
	R: 0 E: 0 K: 1 S: 5	H: 0 LOB: 0 BB: 0 P: 5	R: 0 E: 0 K: 0 S: 3	H: 0 LOB: 1 BB: 1 P: 7	R: 0 E: 0 K: 0 S: 4	H: 1 LOB: 1 BB: 0 P: 4	R: 1 E: 0 K: 0 S: 5	H: 2 LOB: 1 BB: 0 P: 5	R: 0 E: 1 K: 0 S: 4	H: 0 LOB: 3 BB: 2 P: 12	R: 3 E: 0 K: 0 S: 5	H: 3 LOB: 1 BB: 2 P: 13	R: 0 E: 0 K: 0 S: 3	H: 0 LOB: 3 BB: 3 P: 15	R: 3 E: 0 K: 0 S: 6	H: 3 LOB: 0 BB: 0 P: 6	R: 1 E: 0 K: 0 S: 5	H: 2 LOB: 1 BB: 0 P: 5

	1B: 3	SF: 0	WP: 0	PA: 46
	2B: 7	SAC: 2	PB: 1	
	3B: 0	DP: 1	SB: 0	
	HR: 1	HBP: 0	CS: 0	

PITCHER		IP	WLS	BF	H	R	ER	SO	BB	IBB	HBP	BLK	WP	HR	S	P	ERA	WHIP
Gene Fodge, R ERA: 1.76	(1, 1)	4.1		19	3	1	1	1	2	0	0	0	0	0	19	27	2.08	1.154
Ed Mayer, L ERA: 4.15	(5, 1)	0.2	L	5	1	2	2	0	2	0	0	0	0	0	3	11	27.00	4.500
Dolan Nichols, R ERA: 1.86	(6, 1)	1.0		5	2	1	1	0	1	0	0	0	0	0	4	8	9.00	3.000
Taylor Phillips, L ERA: 6.43	(7, 1)	0.2		5	0	0	0	0	3	0	0	0	0	0	2	14	0.00	4.500
Dave Hillman, R ERA: 12.0	(7, 1)	1.1		7	3	3	3	0	0	0	0	0	0	1	7	7	20.25	2.250

PITCHER		IP	WLS	BF	H	R	ER	SO	BB	IBB	HBP	BLK	WP	HR	S	P	ERA	WHIP
Freddy Rodriguez, R ERA: 4.05	(9, 1)	1.0		5	2	1	1	0	0	0	0	0	0	0	5	5	9.00	2.000

Milwaukee Braves @ Chicago Cubs

Wrigley Field, Chicago, IL

Tue Apr 29 1958, 3:33 AM CDT

Att. 4,790 - Unknown

livebaseballscorecards.com

BOTTOM

Batter	1	2	3	4	5	6	7	8	9	AB	R	H	RBI	BB	SO	LOB
Tony Taylor, R (1, 4) OBP: 0.315, SLG: 0.217	4-3			1-3		1-3		1-3		4	0	0	0	0	0	0
Lee Walls, R (1, 9) OBP: 0.340, SLG: 0.750	K			14 CS 1B		HR			HR	4	2	3	2	0	1	0
14 Ernie Banks, R (1, 6) OBP: 0.365, SLG: 0.587	F4			K 1-2		6-3				4	0	0	0	0	1	1
Walt Moryn, L (1, 7) OBP: 0.380, SLG: 0.429		K			F6		G5-4-3 1B		2B 1B	4	1	2	0	0	1	0
Bobby Thomson, R (1, 8) OBP: 0.353, SLG: 0.467		4-3			1B 2B		G5-4-3 1-2f		F4	4	1	1	0	0	0	2
Dale Long, L (1, 3) OBP: 0.286, SLG: 0.390		K			K		FC6-4 1B		1-H 2B	4	0	2	1	0	2	1
Johnny Goryl, R (1, 5) OBP: 0.391, SLG: 0.625			K		2-H 1B		FC6-4 1-2f		F8	4	0	1	1	0	1	2
El Tappe, R (1, 2) OBP: 0.375, SLG: 0.286					5-3			F3		2	0	0	0	0	0	1
Frank Ernaga, R (8, PH)										1	0	0	0	0	0	0
Cal Neeman, R (9, 2) OBP: 0.333, SLG: 0.450										0	0	0	0	0	0	0
Gene Fodge, R (1, 1)			F9			K		K		1	0	0	0	0	0	0
Ed Mayer, L (5, 1)										0	0	0	0	0	0	0
Dolan Nichols, R (6, 1)										0	0	0	0	0	0	0
Bobby Adams, R (6, PH)										1	0	0	0	0	1	0
Taylor Phillips, L (7, 1)										0	0	0	0	0	0	0
Dave Hillman, R (7, 1)										0	0	0	0	0	0	0
Jim Bolger, R (8, PH) OBP: 0.333, SLG: 0.400										1	0	0	0	0	1	0
Freddy Rodriguez, R (9, 1)										0	0	0	0	0	0	0

Inning Stats	1	2	3	4	5	6	7	8	9
	R: 0 H: 0 E: 0 LOB: 0 K: 1 BB: 0 S: 5 P: 5	R: 0 H: 0 E: 0 LOB: 0 K: 2 BB: 0 S: 7 P: 7	R: 0 H: 0 E: 0 LOB: 0 K: 1 BB: 0 S: 5 P: 5	R: 0 H: 1 E: 0 LOB: 1 K: 1 BB: 0 S: 5 P: 5	R: 1 H: 2 E: 0 LOB: 1 K: 1 BB: 0 S: 7 P: 7	R: 1 H: 1 E: 0 LOB: 0 K: 1 BB: 0 S: 6 P: 6	R: 0 H: 2 E: 0 LOB: 1 K: 0 BB: 0 S: 4 P: 4	R: 0 H: 0 E: 0 LOB: 0 K: 1 BB: 0 S: 5 P: 5	R: 2 H: 3 E: 0 LOB: 1 K: 0 BB: 0 S: 6 P: 6

AB	34
R	4
H	9
RBI	4
BB	0
SO	8
LOB	7

PITCHER	IP	WLS	BF	H	R	ER	SO	BB	IBB	HBP	BLK	WP	HR	S	P	ERA	WHIP	PITCHER	IP	WLS	BF	H	R	ER	SO	BB	IBB	HBP	BLK	WP	HR	S	P	ERA	WHIP
Warren Spahn, L (1, 1) ERA: 2.0	9.0	W	34	9	4	4	8	0	0	0	0	0	2	50	50	4.00	1.000																		

1B: 5	SF: 0	WP: 0	PA: 34
2B: 3	SAC: 0	PB: 0	
3B: 0	DP: 2	SB: 0	
HR: 2	HBP: 0	CS: 1	

Batter	1	2	3	4	5	6	7	8	9	AB	R	H	RBI	BB	SO	LOB
Red Schoendienst, S (1, 4) OBP: 0.404, SLG: 0.340	F9		4-3 1-3 FC3-2-5 2B		F8			1-3		4	0	1	0	0	0	1
Bob Hazle, L (1, 9) OBP: 0.280, SLG: 0.143	4-3		4-3 2-3 3-H			5-3		K		3	0	0	1	0	0	1
Carl Sawatski, L (8, PH)										1	0	0	0	0	1	1
Humberto Robinson, R (8, 1)										0	0	0	0	0	0	0
Eddie Mathews, L (1, 5) OBP: 0.316, SLG: 0.623	BB		FC3-2-5 3-H			6-3		F7		3	0	0	0	1	0	2
Hank Aaron, R (1, 8) OBP: 0.316, SLG: 0.547	F8		4-3			F9			L6	4	0	0	0	0	0	2
Joe Adcock, R (1, 3) OBP: 0.368, SLG: 0.606		K		6-3			K		4-3	4	0	0	0	0	2	0
Harry Hanebrink, L (1, 7) OBP: 0.222, SLG: 0.344		G5-3 1B 1B		4-3			E6		BB	3	1	1	0	1	0	0
Johnny Logan, R (1, 6) OBP: 0.302, SLG: 0.380		1-2 1B		5-3			F9		E7 1-H	4	0	1	0	0	0	1
Del Rice, R (1, 2) OBP: 0.267, SLG: 0.286		G5-3 2-3f			F7		F8		BB	3	0	0	0	1	0	3
Bob Buhl, R (1, 1) OBP: 0.182, SLG: 0.182			2B 4-3 1B		F7				F5	1	1	1	0	0	0	0
Casey Wise, S (5, PH)										1	0	0	0	0	0	0
Joey Jay, S (5, 1)										0	0	0	0	0	0	0
Carl Willey, R (7, 1)										0	0	0	0	0	0	0
Frank Torre, L (8, PH) OBP: 0.429, SLG: 0.444										1	0	1	0	0	0	0
Andy Pafko, R (8, 9) OBP: 0.217, SLG: 0.200								2B		1	0	0	0	0	0	2
Inning Stats	R: 0 E: 0 K: 0 S: 3 H: 0 LOB: 1 BB: 1 P: 7	R: 0 E: 0 K: 1 S: 6 H: 2 LOB: 1 BB: 0 P: 6	R: 1 E: 0 K: 0 S: 5 H: 2 LOB: 1 BB: 0 P: 5	R: 0 E: 0 K: 0 S: 3 H: 0 LOB: 0 BB: 0 P: 3	R: 0 E: 0 K: 0 S: 3 H: 0 LOB: 0 BB: 0 P: 3	R: 0 E: 0 K: 0 S: 3 H: 0 LOB: 0 BB: 0 P: 3	R: 0 E: 1 K: 1 S: 6 H: 0 LOB: 1 BB: 0 P: 6	R: 0 E: 0 K: 1 S: 6 H: 1 LOB: 1 BB: 0 P: 6	R: 1 E: 1 K: 0 S: 4 H: 0 LOB: 2 BB: 2 P: 12	1B: 3 2B: 2 3B: 0 HR: 0 SF: 0 SAC: 0 DP: 1 HBP: 0						

PITCHER		IP	WLS	BF	H	R	ER	SO	BB	IBB	HBP	BLK	WP	HR	S	P	ERA	WHIP
Jim Brosnan, R ERA: 2.52	(1, 1)	9.0	W	36	5	2	1	3	3	0	0	0	0	0	39	51	1.00	0.889

PITCHER	IP	WLS	BF	H	R	ER	SO	BB	IBB	HBP	BLK	WP	HR	S	P	ERA	WHIP

TOP

Milwaukee Braves @ Chicago Cubs

Wrigley Field, Chicago, IL

Wed Apr 30 1958, 3:33 AM CDT

Att. 7,914 - Unknown

livebaseballscorecards.com

AB	33
R	2
H	5
RBI	1
BB	3
SO	3
LOB	13

WP: 0	PA: 36
PB: 0	
SB: 0	
CS: 0	

Batter	1	2	3	4	5	6	7	8	9	AB	R	H	RBI	BB	SO	LOB
Tony Taylor, R (1, 4) OBP: 0.288, SLG: 0.196	1-6-3		6-3		2-3	K		1-3		5	0	0	0	0	1	4
Lee Walls, R (1, 9) OBP: 0.351, SLG: 0.782	F8		14 HR BB		4-3		HR			3	2	1	1	1	0	1
14 Ernie Banks, R (1, 6) OBP: 0.393, SLG: 0.714	F8		1-H HR			2B FC4-2 BB	HR			3	2	2	3	1	0	0
Walt Moryn, L (1, 7) OBP: 0.370, SLG: 0.435		E1 FC4-6	1-3			FC4-2 1-3 2B	F7			4	1	1	0	0	0	0
Dale Long, L (1, 3) OBP: 0.302, SLG: 0.372		FC4-6 G6-4-3 1-2f		F8		FC4-2 2B IBB	BB			2	1	0	0	2	0	1
Johnny Goryl, R (1, 5) OBP: 0.360, SLG: 0.568		G6-4-3 1-2f		F8		FC4-2 2B 1-2 2-3 3-H	K			4	0	0	0	0	1	5
Bobby Thomson, R (1, 8) OBP: 0.364, SLG: 0.490			PB HR 1B	G3		1-3 2-H 3-H 2B	K			4	1	2	2	0	1	1
Sammy Taylor, L (1, 2) OBP: 0.750, SLG: 1.250			1-H HR		2-3 BB	IBB		F8		2	1	1	2	2	0	0
Jim Brosnan, R (1, 1)			K		K	K		5-3		4	0	0	0	0	3	4
Inning Stats	R: 0 E: 0 K: 0 S: 3 H: 0 LOB: 0 BB: 0 P: 3	R: 0 E: 1 K: 0 S: 3 H: 0 LOB: 0 BB: 0 P: 3	R: 4 E: 0 K: 1 S: 8 H: 3 LOB: 0 BB: 1 P: 12	R: 0 E: 0 K: 0 S: 3 H: 0 LOB: 0 BB: 0 P: 3	R: 0 E: 0 K: 1 S: 5 H: 0 LOB: 1 BB: 1 P: 9	R: 2 E: 0 K: 2 S: 9 H: 2 LOB: 3 BB: 3 P: 21	R: 2 E: 0 K: 2 S: 9 H: 2 LOB: 1 BB: 1 P: 13	R: 0 E: 0 K: 0 S: 3 H: 0 LOB: 0 BB: 0 P: 3		1B: 1 2B: 2 3B: 0 HR: 4	SF: 0 SAC: 0 DP: 1 HBP: 0					

BOTTOM

Milwaukee Braves @ Chicago Cubs

Wrigley Field, Chicago, IL

Wed Apr 30 1958, 3:33 AM CDT

Att. 7,914 - Unknown

livebaseballscorecards.com

AB	31
R	8
H	7
RBI	8
BB	6
SO	6
LOB	16

WP: 0 PB: 1 SB: 0 CS: 0 PA: 37

PITCHER		IP	WLS	BF	H	R	ER	SO	BB	IBB	HBP	BLK	WP	HR	S	P	ERA	WHIP
Bob Buhl, R ERA: 2.05	(1, 1)	4.0	L	16	3	4	4	1	1	0	0	0	0	2	17	21	9.00	1.000
Joey Jay, R ERA: 18.0	(5, 1)	2.0		14	4	4	4	3	2	2	0	0	0	2	16	32	18.00	3.000
Carl Willey, R ERA:	(7, 1)	1.0		4	0	0	0	2	1	0	0	0	0	0	7	11	0.00	1.000
Humberto Robinson, R ERA:	(8, 1)	1.0		3	0	0	0	0	0	0	0	0	0	0	3	3	0.00	0.000

PITCHER	IP	WLS	BF	H	R	ER	SO	BB	IBB	HBP	BLK	WP	HR	S	P	ERA	WHIP

Batter	1	2	3	4	5	6	7	8	9	AB	R	H	RBI	BB	SO	LOB
Red Schoendienst, S (1, 4) OBP: 0.387, SLG: 0.327	1-3		4-3		G3		1B 2-3 3-H 1B	F8		5	0	1	1	0	0	4
Frank Torre, L (1, 3) OBP: 0.500, SLG: 0.545	G3-6-1 1B			BBBB 1B BB		E 2B	BB 1-3 3-H 1B		3-1	4	0	3	1	1	0	0
Eddie Mathews, L (1, 5) OBP: 0.323, SLG: 0.596	G3-6-1 1-2f			G4-6-3 1-2 1B		SSS K	BBBB 1-2 BB		F4	4	0	1	0	1	1	2
Hank Aaron, R (1, 8) OBP: 0.290, SLG: 0.500		1-3		F9		E1 L5-4 HBP 2-3	SSS K		F9	5	0	0	0	0	1	6
Harry Hanebrink, L (1, 7) OBP: 0.225, SLG: 0.314		F8		G4-6-3 1-2f		H 1-2 HBP	4-3			3	0	0	0	0	0	5
Andy Pafko, R (1, 9) OBP: 0.222, SLG: 0.250		2B			SSS K	L5-4 2-3		SSS K		4	0	1	0	0	2	3
Johnny Logan, R (1, 6) OBP: 0.316, SLG: 0.377		6-3			1B 1B		BBBB 1-3 E 1B BB	F2		3	1	1	0	1	0	1
Del Crandall, R (1, 2) OBP: 0.341, SLG: 0.333			F3		1-2 1B		E7 1B 1-3 1-2 1B	BB 1B		4	1	2	0	0	0	1
Lew Burdette, R (1, 1) OBP: 0.111, SLG: 0.111 Casey Wise, S (7, PH) Don McMahon, R (7, 1) Joe Adcock, R (8, PH) OBP: 0.385, SLG: 0.606 Felix Mantilla, R (8, PR) Bob Trowbridge, R (8, 1)			SSS K		L9		BBBB 1-3 1-2 2-3	1-2 BB		2 1 0 0 0 0 0	0 0 0 0 0 0 0	0 0 0 0 1 0 0	0 0 0 0 0 0 0	1 0 0 0 0 0 0	2 2 0 0 0 0 0	2 2 0 0 0 0 0
Inning Stats	R: 0 E: 0 K: 0 S: 3 H: 1 LOB: 0 BB: 0 P: 3	R: 0 E: 0 K: 0 S: 4 H: 1 LOB: 1 BB: 0 P: 4	R: 0 E: 0 K: 1 S: 5 H: 0 LOB: 0 BB: 0 P: 5	R: 0 E: 0 K: 0 S: 3 H: 1 LOB: 1 BB: 1 P: 7	R: 0 E: 0 K: 1 S: 7 H: 2 LOB: 2 BB: 0 P: 7	R: 0 E: 1 K: 1 S: 6 H: 1 LOB: 2 BB: 0 P: 7	R: 2 E: 1 K: 1 S: 8 H: 2 LOB: 3 BB: 2 P: 16	R: 0 E: 0 K: 1 S: 6 H: 1 LOB: 2 BB: 1 P: 10	R: 0 E: 0 K: 0 S: 3 H: 0 LOB: 0 BB: 0 P: 3	1B: 7 2B: 3 3B: 0 HR: 0 SF: 0 SAC: 0 DP: 3 HBP: 1						

PITCHER		IP	WLS	BF	H	R	ER	SO	BB	IBB	HBP	BLK	WP	HR	S	P	ERA	WHIP
Glen Hobbie, R ERA: 3.2	(1, 1)	6.1		29	8	2	1	3	2	0	1	0	0	0	32	41	1.42	1.579
Ed Mayer, L ERA: 4.15	(7, 1)	0.0		1	0	0	0	0	1	0	0	0	0	0	0	4	∞	∞
Don Elston, R ERA:	(7, 1)	1.2		7	1	0	0	2	1	0	0	0	0	0	10	14	0.00	1.200
Moe Drabowsky, R ERA:	(9, 1)	1.0	W	3	0	0	0	0	0	0	0	0	0	0	3	3	0.00	0.000

PITCHER	IP	WLS	BF	H	R	ER	SO	BB	IBB	HBP	BLK	WP	HR	S	P	ERA	WHIP

TOP

Milwaukee Braves @ Chicago Cubs

Wrigley Field, Chicago, IL

Thu May 01 1958, 3:33 AM CDT

Att. 8,998 - Unknown

livebaseballscorecards.com

AB	35
R	2
H	9
RBI	2
BB	4
SO	5
LOB	26

WP: 0 PA: 40
PB: 0
SB: 0
CS: 0

Batter	1	2	3	4	5	6	7	8	9	AB	R	H	RBI	BB	SO	LOB
Tony Taylor, R (1, 4) OBP: 0.286, SLG: 0.200	x 0-0 S 1B		x 0-0 ③ 4-3			S S S 0-3 ① K		S S S 0-3 ② K		4	0	1	0	0	2	0
Lee Walls, R (1, 9) OBP: 0.393, SLG: 0.845	H 1-0 G4-6-3 1-2 HBP			x 0-0 1B FC4-6 1B		x 0-0 HR		x 0-0 14 1B 1B		3	2	3	1	0	0	0
14 Ernie Banks, R (1, 6) OBP: 0.383, SLG: 0.679	x 0-0 ① F7			x 0-0 ① F8		S S S 0-3 ② K		x 0-0 1-2 1B		4	0	1	0	0	1	3
Walt Moryn, L (1, 7) OBP: 0.362, SLG: 0.420	x 0-0 ②③ G4-6-3 1-2f			x 0-0 FC4-6 1-3 1B		x 0-0 ③ 6-3		x 0-0 ③ F7		4	0	1	0	0	0	4
Dale Long, L (1, 3) OBP: 0.316, SLG: 0.356		B B B B 4-0 G4-6-3 BB		x 0-0 ② FC4-6 1-2f 3-H			B B B B 4-0 FC3-6 BB		x 0-0 ①	2	0	0	1	2	0	1
Johnny Goryl, R (1, 5) OBP: 0.352, SLG: 0.604		x 0-0 ①② G4-6-3 1-2f		x 0-0 ③ F9			x 0-0 ① FC3-6 1-2f		x 0-0 HR	4	1	1	1	0	0	3
Bobby Thomson, R (1, 8) OBP: 0.345, SLG: 0.462		x 0-0 ③ L9			x 0-0 ① F9		x 0-0 ② F5			3	0	0	0	0	0	1
Sammy Taylor, L (1, 2) OBP: 0.545, SLG: 0.714			x 0-0 ① 6-3		x 0-0 ② F8		x 0-0 ③ F8			3	0	0	0	0	0	1
Glen Hobbie, R (1, 1) OBP: 0.167, SLG: 0.167			x 0-0 ② 4-3		S S S 0-3 ③ K			x 0-0 ① 4-3		2	0	0	0	0	1	0
Ed Mayer, L (7, 1)										0	0	0	0	0	0	0
Don Elston, R (7, 1) OBP: 1.000, SLG: 1.000										0	0	0	0	0	0	0
Chuck Tanner, L (8, PH) OBP: 0.333, SLG: 0.800										1	0	0	0	0	0	0
Moe Drabowsky, R (9, 1)										0	0	0	0	0	0	0
Inning Stats	R: 0 E: 0 K: 0 S: 3 H: 1 LOB: 1 BB: 0 P: 4	R: 0 E: 0 K: 0 S: 2 H: 0 LOB: 0 BB: 1 P: 6	R: 0 E: 0 K: 0 S: 3 H: 0 LOB: 0 BB: 0 P: 3	R: 1 E: 0 K: 0 S: 5 H: 2 LOB: 1 BB: 0 P: 5	R: 0 E: 0 K: 1 S: 5 H: 0 LOB: 0 BB: 0 P: 5	R: 1 E: 0 K: 2 S: 8 H: 1 LOB: 0 BB: 0 P: 8	R: 0 E: 0 K: 0 S: 3 H: 0 LOB: 1 BB: 1 P: 7	R: 0 E: 0 K: 1 S: 7 H: 2 LOB: 2 BB: 0 P: 7	R: 1 E: 0 K: 0 S: 2 H: 1 LOB: 0 BB: 0 P: 2	1B: 5 2B: 0 3B: 0 HR: 2	SF: 0 SAC: 0 DP: 2 HBP: 1					

PITCHER		IP	WLS	BF	H	R	ER	SO	BB	IBB	HBP	BLK	WP	HR	S	P	ERA	WHIP
Lew Burdette, R ERA: 3.12	(1, 1)	6.0		22	4	2	2	3	1	0	1	0	0	1	26	31	3.00	0.833
Don McMahon, R ERA:	(7, 1)	1.0		4	0	0	0	0	1	0	0	0	0	0	3	7	0.00	1.000
Bob Trowbridge, R ERA: 4.76	(8, 1)	1.1	L	7	3	1	1	1	0	0	0	0	0	1	9	9	6.75	2.250

PITCHER	IP	WLS	BF	H	R	ER	SO	BB	IBB	HBP	BLK	WP	HR	S	P	ERA	WHIP

BOTTOM

Milwaukee Braves @ Chicago Cubs

Wrigley Field, Chicago, IL

Thu May 01 1958, 3:33 AM CDT

Att. 8,998 - Unknown

livebaseballscorecards.com

AB	30
R	3
H	7
RBI	3
BB	2
SO	4
LOB	13

WP: 0 PB: 0 SB: 1 CS: 0 PA: 33

Milwaukee Braves @ Chicago Cubs

Wrigley Field, Chicago, IL

Fri May 02 1958, 3:33 AM CDT

Att. 5,751 - Unknown

TOP

livebaseballscorecards.com

Batter	1	2	3	4	5	6	7	8	9	AB	R	H	RBI	BB	SO	LOB
Red Schoendienst, S (1, 4) OBP: 0.388, SLG: 0.339	F9 1B 2B		6-3		SF9 BB 1B 1-2 BB	G1-6-3 1-2f			F8	4	2	1	0	1	0	2
Johnny Logan, R (1, 6) OBP: 0.323, SLG: 0.357	F9 2-3			F7	1B 1-2 2-3 BB		G5-4-3 BB BB		F4	3	0	0	0	2	0	1
Eddie Mathews, L (1, 5) OBP: 0.358, SLG: 0.610	1B 3-H			2B SF9 1B	SF9 2-3 3-H		G5-4-3 1-2 BB		BB BB	2	1	2	2	2	0	0
Hank Aaron, R (1, 8) OBP: 0.313, SLG: 0.516	K			SF9 HR 2B 1-3	1-2 3-H 1B		G5-4-3 1-2f 2-3		1-2 BB	4	1	2	1	1	1	2
Frank Torre, L (1, 3) OBP: 0.419, SLG: 0.462		F9		SF9 2-3 3-H	L6		6-3		G3	4	0	0	1	0	0	5
Wes Covington, L (1, 7) OBP: 0.500, SLG: 2.000 Mel Roach, R (6, PH) OBP: 0.500, SLG: 0.875 (6, 7)		K		HR 3-H		E9 1B 1B		4-3		2 2	1 1	1 1	2 0	0 0	1 0	0 0
Harry Hanebrink, L (1, 9) OBP: 0.214, SLG: 0.297 Andy Pafko, R (6, PH) OBP: 0.241, SLG: 0.240 (6, 9)		P3		P6		1B BB		5-3		2 1	0 0	0 0	0 0	0 1	0 0	0 0
Carl Sawatski, L (1, 2) OBP: 0.333, SLG: 0.200 Lew Burdette, R (8, PR) OBP: 0.111, SLG: 0.111 Del Rice, R (8, 2) OBP: 0.267, SLG: 0.286			F9		FC3-6 1B	K		BB		3 0 0	0 0 0	1 0 0	0 0 0	1 0 0	1 0 0	2 0 0
Gene Conley, R (1, 1) OBP: 0.250, SLG: 0.250 Ernie Johnson, R (7, 1) Carl Willey, R (7, 1) Joe Adcock, R (8, PH) OBP: 0.375, SLG: 0.588 Dick Littlefield, L (8, 1)			K		FC3-6 BB WP SF9 1-2f	G1-6-3 1-2 2-H 1B		K		3 0 0 1 0	1 0 0 0 0	1 0 0 0 0	1 0 0 0 0	0 0 0 1 0	1 0 0 0 0	1 0 0 1 0
Inning Stats	R: 1 E: 0 K: 1 S: 6 H: 2 LOB: 0 BB: 0 P: 6	R: 0 E: 0 K: 1 S: 5 H: 0 LOB: 0 BB: 0 P: 5	R: 0 E: 0 K: 1 S: 5 H: 0 LOB: 0 BB: 0 P: 5	R: 3 E: 0 K: 0 S: 6 H: 3 LOB: 0 BB: 0 P: 6	R: 2 E: 0 K: 0 S: 5 H: 2 LOB: 2 BB: 2 P: 13	R: 1 E: 1 K: 1 S: 6 H: 2 LOB: 1 BB: 1 P: 10	R: 0 E: 0 K: 0 S: 2 H: 0 LOB: 1 BB: 2 P: 10	R: 0 E: 0 K: 1 S: 5 H: 0 LOB: 1 BB: 1 P: 9	R: 0 E: 0 K: 0 S: 3 H: 0 LOB: 2 BB: 2 P: 11	1B: 6 2B: 2 3B: 0 HR: 1 SF: 2 SAC: 0 DP: 2 HBP: 0						

AB	31
R	7
H	9
RBI	7
BB	8
SO	5
LOB	14

WP: 1 PA: 41
PB: 0
SB: 0
CS: 0

PITCHER		IP	WLS	BF	H	R	ER	SO	BB	IBB	HBP	BLK	WP	HR	S	P	ERA	WHIP
Dick Drott, R ERA: 5.68	(1, 1)	5.0		23	7	6	6	3	2	0	0	0	1	1	27	35	10.80	1.800
Ed Mayer, L ERA: 4.26	(6, 1)	2.0		9	2	1	1	1	3	0	0	0	0	0	8	20	4.50	2.500
Turk Lown, R ERA: 4.5	(8, 1)	1.0		4	0	0	0	1	1	0	0	0	0	0	5	9	0.00	1.000
Don Elston, R ERA:	(9, 1)	1.0	W	5	0	0	0	0	2	0	0	0	0	0	3	11	0.00	2.000

PITCHER		IP	WLS	BF	H	R	ER	SO	BB	IBB	HBP	BLK	WP	HR	S	P	ERA	WHIP

Milwaukee Braves @ Chicago Cubs

Wrigley Field, Chicago, IL

Fri May 02 1958, 3:33 AM CDT

Att. 5,751 - Unknown

livebaseballscorecards.com

BOTTOM

Batter	1	2	3	4	5	6	7	8	9	AB	R	H	RBI	BB	SO	LOB
Tony Taylor, R (1, 4) OBP: 0.279, SLG: 0.200	K		E3 CS 1-2		G4-6-3 1-2f		E 1B 14 1B 1B	K		5	1	1	0	0	2	3
Lee Walls, R (1, 9) OBP: 0.379, SLG: 0.794	F8		P4 1-2 2-3			5-3	E5 14 1B 1-3 1B 1B	6-3		5	1	1	0	0	0	3
14 Ernie Banks, R (1, 6) OBP: 0.385, SLG: 0.655	P4			HBP 1B		P5	1B WP 1-2 3-H 1B		K	5	1	2	1	0	1	0
Walt Moryn, L (1, 7) OBP: 0.381, SLG: 0.537		F7		FC6-4 1-2 HBP		HR	F9		HR	4	2	2	2	0	0	2
Dale Long, L (1, 3) OBP: 0.328, SLG: 0.367		BB 1B		P5		L6	WP 1-3 2-H 1B			4	0	2	1	0	0	2
Johnny Goryl, R (1, 5) OBP: 0.362, SLG: 0.580		BB 1-2		F9			5-3 FC6 1-2 3-H BB			2	0	0	0	2	0	2
Bobby Thomson, R (1, 8) OBP: 0.339, SLG: 0.446		K		FC6-4 1-2f			HR 1B FC6 1-2f			4	1	1	0	0	1	6
Sammy Taylor, L (1, 2) OBP: 0.571, SLG: 0.700		K			G4-6-3 1B		HR 1-2 1B	BB		3	1	2	0	0	1	2
Bobby Adams, R (8, PH)										0	0	0	0	1	0	0
El Tappe, R (9, 2) OBP: 0.375, SLG: 0.286										0	0	0	0	0	0	0
Dick Drott, R (1, 1) OBP: 0.500, SLG: 0.500			P4 E 1B		F7		HR 1-H 2-H	K		1	0	1	0	0	0	0
Chuck Tanner, L (5, PH) OBP: 0.286, SLG: 0.667										1	0	0	0	0	0	1
Ed Mayer, L (6, 1)										0	0	0	0	0	0	0
Jim Bolger, R (7, PH) OBP: 0.429, SLG: 1.000										1	1	1	3	0	0	0
Turk Lown, R (8, 1)										0	0	0	0	0	0	0
Frank Ernaga, R (8, PH)										1	0	0	0	0	1	1
Don Elston, R (9, 1) OBP: 1.000, SLG: 1.000										0	0	0	0	0	0	0
Inning Stats	R: 0 E: 0 K: 1 S: 5 H: 0 LOB: 0 BB: 0 P: 5	R: 0 E: 0 K: 2 S: 8 H: 1 LOB: 2 BB: 1 P: 12	R: 0 E: 1 K: 0 S: 3 H: 1 LOB: 0 BB: 0 P: 3	R: 0 E: 0 K: 0 S: 4 H: 1 LOB: 2 BB: 0 P: 5	R: 0 E: 0 K: 0 S: 3 H: 1 LOB: 0 BB: 0 P: 3	R: 1 E: 0 K: 0 S: 4 H: 1 LOB: 0 BB: 0 P: 4	R: 6 E: 1 K: 0 S: 10 H: 7 LOB: 2 BB: 1 P: 14	R: 0 E: 0 K: 2 S: 7 H: 0 LOB: 1 BB: 1 P: 11	R: 1 E: 0 K: 1 S: 4 H: 1 LOB: 0 BB: 0 P: 4	1B: 10 2B: 0 3B: 0 HR: 3 SF: 0 SAC: 0 DP: 1 HBP: 1						

AB	36
R	8
H	13
RBI	7
BB	3
SO	6
LOB	22

PITCHER		IP	WLS	BF	H	R	ER	SO	BB	IBB	HBP	BLK	WP	HR	S	P	ERA	WHIP
Gene Conley, R ERA: 3.38	(1, 1)	6.1		28	9	5	5	3	1	0	1	0	0	2	32	37	7.11	1.579
Ernie Johnson, R ERA: 54.0	(7, 1)	0.1		5	3	2	2	0	1	0	0	0	1	0	4	8	54.00	12.000
Carl Willey, R ERA:	(7, 1)	0.1		1	0	0	0	0	0	0	0	0	0	0	1	1	0.00	0.000
Dick Littlefield, L ERA: 6.75	(8, 1)	1.1	L	6	1	1	1	3	1	0	0	0	0	1	11	15	6.75	1.500

PITCHER	IP	WLS	BF	H	R	ER	SO	BB	IBB	HBP	BLK	WP	HR	S	P	ERA	WHIP

Milwaukee Braves @ Chicago Cubs

Wrigley Field, Chicago, IL

Sat May 03 1958, 3:33 AM CDT

Att. 21,342 - Unknown

TOP

Batter	1	2	3	4	5	6	7	8	9	AB	R	H	RBI	BB	SO	LOB
Red Schoendienst, S (1, 4) OBP: 0.375, SLG: 0.328	1-3		F8		5-3		G5-4-3 1-2f		BB, 1B 1-3 1B	5	0	1	0	0	0	3
Johnny Logan, R (1, 6) OBP: 0.343, SLG: 0.367	BBBB 4-3 BB		HR 1-2 1B		5-3			4-3	BB 1-2 3-H 1B	4	1	2	1	1	0	0
Eddie Mathews, L (1, 5) OBP: 0.361, SLG: 0.635	4-3 1-2		HR 1-H 2-H			SSS K		F9	BBBB FC6-4 1-2 2-3 BB	4	1	1	3	1	1	1
Hank Aaron, R (1, 8) OBP: 0.319, SLG: 0.522	F8		4-3			2B		BB 1B	FC6-4 1-2f	5	0	2	0	0	0	4
Joe Adcock, R (1, 3) OBP: 0.364, SLG: 0.541 Frank Torre, L (9, 3) OBP: 0.419, SLG: 0.462		SSS K		6-3		5-3		BBBB 1-2 BB		3 0	0 0	0 0	0 0	1 0	1 0	1 0
Wes Covington, L (1, 7) OBP: 0.167, SLG: 0.667 Andy Pafko, R (9, 7) OBP: 0.241, SLG: 0.240		SSS K		E1 FC5-4		F9		L9		4 0	0 0	0 0	0 0	0 0	1 0	3 0
Mel Roach, R (1, 9) OBP: 0.417, SLG: 0.667 Bob Hazle, L (9, 9) OBP: 0.280, SLG: 0.143		F7		FC5-4 1-2f			BB 1B		P3	4 0	0 0	1 0	0 0	0 0	0 0	1 0
Del Rice, R (1, 2) OBP: 0.316, SLG: 0.333 Felix Mantilla, R (9, PR) Carl Sawatski, L (9, 2) OBP: 0.333, SLG: 0.200			1B HR 1B	L8			SSS K		1B 1B	4 0 0	1 1 0	2 0 0	0 0 0	0 0 0	1 0 0	2 0 0
Bob Rush, R (1, 1) Bob Trowbridge, R (6, 1) Del Crandall, R (7, PH) OBP: 0.357, SLG: 0.333 Lew Burdette, R (7, 1) OBP: 0.100, SLG: 0.100			SSS K		SSS K		BBBB G5-4-3 1-2 BB		SSS K	2 0 0 1	0 0 0 0	0 0 0 0	0 0 0 0	0 0 1 0	2 0 0 1	1 0 0 1
Inning Stats	R: 0 E: 0 K: 0 S: 3 H: 0 LOB: 1 BB: 1 P: 7	R: 0 E: 0 K: 2 S: 7 H: 0 LOB: 0 BB: 0 P: 7	R: 3 E: 0 K: 1 S: 8 H: 3 LOB: 0 BB: 0 P: 8	R: 0 E: 1 K: 0 S: 4 H: 0 LOB: 1 BB: 0 P: 4	R: 0 E: 0 K: 1 S: 5 H: 0 LOB: 0 BB: 0 P: 5	R: 0 E: 0 K: 1 S: 6 H: 1 LOB: 1 BB: 0 P: 6	R: 0 E: 0 K: 1 S: 5 H: 1 LOB: 1 BB: 1 P: 9	R: 0 E: 0 K: 0 S: 4 H: 1 LOB: 2 BB: 1 P: 8	R: 1 E: 0 K: 1 S: 8 H: 3 LOB: 3 BB: 1 P: 12	1B: 7 2B: 1 3B: 0 HR: 1 SF: 0 SAC: 0 DP: 1 HBP: 0						

livebaseballscorecards.com

AB	36
R	4
H	9
RBI	4
BB	4
SO	7
LOB	17

WP: 0 PB: 0 SB: 0 CS: 0 PA: 40

PITCHER		IP	WLS	BF	H	R	ER	SO	BB	IBB	HBP	BLK	WP	HR	S	P	ERA	WHIP
Taylor Phillips, L ERA: 5.14	(1, 1)	7.0		28	5	3	3	6	2	0	0	0	0	1	38	46	3.86	1.000
Moe Drabowsky, R ERA: 3.38	(8, 1)	1.2	L	11	4	1	1	1	2	0	0	0	0	0	11	19	5.40	3.600
Dolan Nichols, R ERA: 1.8	(9, 1)	0.1		1	0	0	0	0	0	0	0	0	0	0	1	1	0.00	0.000

PITCHER	IP	WLS	BF	H	R	ER	SO	BB	IBB	HBP	BLK	WP	HR	S	P	ERA	WHIP

Batter	1	2	3	4	5	6	7	8	9	AB	R	H	RBI	BB	SO	LOB
Tony Taylor, R (1, 4) OBP: 0.278, SLG: 0.203	K		FC5-4 / FC6-4 (1-2f)		S / 1B		K		1-3	4	0	1	0	0	2	1
Jim Bolger, R (9, PH) OBP: 0.375, SLG: 0.857										1	0	0	0	0	0	0
Lee Walls, R (1, 9) OBP: 0.386, SLG: 0.769	BB (14 G3-6)		FC6-4 (1-2f)		BB (1-2)			E9 (SH5-4; 14 1B)		2	0	0	0	2	0	1
14 Ernie Banks, R (1, 6) OBP: 0.391, SLG: 0.694	G3-6 (1-2f)			HR	F8			SH5-4 (1-2) 1B		4	1	2	1	0	0	3
Walt Moryn, L (1, 7) OBP: 0.394, SLG: 0.596		F8		SF8 3B	1B 2B			SH5-4 (1-2; 2-3)		3	2	2	0	0	0	0
Dale Long, L (1, 3) OBP: 0.338, SLG: 0.373		F7		SF8 (3-H)	G1-6-3 (2-H) 1B			FC4-6 IBB		2	0	1	2	1	0	0
Johnny Goryl, R (1, 5) OBP: 0.371, SLG: 0.574		FC5-4 1B		G6-3 1B	G1-6-3 (1-2f)			K		4	0	2	0	0	1	4
Bobby Thomson, R (1, 8) OBP: 0.318, SLG: 0.417		FC5-4 (1-2f)		G6-3 (1-2f)	5-3			FC4-6 (1-2f)		4	0	0	0	0	0	5
Sammy Taylor, L (1, 2) OBP: 0.500, SLG: 0.571			FC3-6 1B		G3		F7		L5	4	0	1	0	0	0	0
Taylor Phillips, L (1, 1)			FC3-6 (FC5-4; 1-2f)		4-3		6-3		K	2	0	0	0	0	0	1
Chuck Tanner, L (7, PH) OBP: 0.250, SLG: 0.571										1	0	0	0	0	0	0
Moe Drabowsky, R (8, 1)										0	0	0	0	0	0	0
Dolan Nichols, R (9, 1)										0	0	0	0	0	0	0
Bobby Adams, R (9, PH)										1	0	0	0	0	1	0
Inning Stats	R: 0 E: 0 K: 1 S: 4 H: 0 LOB: 0 BB: 1 P: 8	R: 0 E: 0 K: 0 S: 4 H: 1 LOB: 1 BB: 0 P: 4	R: 0 E: 0 K: 0 S: 4 H: 1 LOB: 1 BB: 0 P: 4	R: 2 E: 0 K: 0 S: 5 H: 3 LOB: 0 BB: 0 P: 5	R: 0 E: 0 K: 0 S: 4 H: 1 LOB: 2 BB: 1 P: 8	R: 1 E: 0 K: 0 S: 4 H: 2 LOB: 0 BB: 0 P: 4	R: 0 E: 0 K: 1 S: 5 H: 0 LOB: 0 BB: 0 P: 5	R: 0 E: 1 K: 1 S: 7 H: 1 LOB: 3 BB: 1 P: 11	R: 0 E: 0 K: 1 S: 5 H: 0 LOB: 0 BB: 0 P: 5	1B: 6 2B: 1 3B: 1 HR: 1	SF: 1 SAC: 1 DP: 3 HBP: 0						

PITCHER	IP	WLS	BF	H	R	ER	SO	BB	IBB	HBP	BLK	WP	HR	S	P	ERA	WHIP
Bob Rush, R (1, 1) ERA: 2.25	5.0		23	8	3	3	1	2	0	0	0	0	1	23	31	5.40	2.000
Bob Trowbridge, R (6, 1) ERA: 4.05	1.0		2	0	0	0	0	0	0	0	0	0	0	2	2	0.00	0.000
Lew Burdette, R (7, 1) ERA: 2.79	3.0	W	12	1	0	0	3	0	1	0	0	0	0	17	21	0.00	0.333

PITCHER	IP	WLS	BF	H	R	ER	SO	BB	IBB	HBP	BLK	WP	HR	S	P	ERA	WHIP

BOTTOM

Milwaukee Braves @ Chicago Cubs

Wrigley Field, Chicago, IL

Sat May 03 1958, 3:33 AM CDT

Att. 21,342 - Unknown

livebaseballscorecards.com

AB	32
R	3
H	9
RBI	3
BB	3
SO	4
LOB	15

Milwaukee Braves @ St. Louis Cardinals

Sportsman's Park, St. Louis, MO

Sun May 04 1958, 4:33 AM EDT

Att. 16,939 - Unknown

TOP

livebaseballscorecards.com

Batter	1	2	3	4	5	6	7	8	9	AB	R	H	RBI	BB	SO	LOB
Red Schoendienst, S (1, 4) OBP: 0.364, SLG: 0.333	SH2-3 2B		F8		P5	P5		F9 3-H		5	0	1	1	0	0	1
Johnny Logan, R (1, 6) OBP: 0.361, SLG: 0.400	K		1-2 1B		2B SF8 1B	2B		F9		5	1	3	0	0	1	1
Eddie Mathews, L (1, 5) OBP: 0.382, SLG: 0.667	SH2-3 2-3		L3-6 2-3		SF8 1B 1-3 2B	HBP			4-3 2B	3	1	2	0	0	0	2
Hank Aaron, R (1, 8) OBP: 0.325, SLG: 0.521	4-3			SH1-4 2B	SF8 1B IBB	6-3			6-3	4	2	1	0	1	0	4
Joe Adcock, R (1, 3) OBP: 0.362, SLG: 0.526		F8		B B B B SH1-4 2B BB	SF8 1-2 2-3 3-H		F8		4-3 2-3	1	1	0	1	1	0	0
Frank Torre, L (7, PH) OBP: 0.394, SLG: 0.429 (7, 3)										2	0	0	0	0	0	1
Wes Covington, L (1, 7) OBP: 0.375, SLG: 0.750		1B		SH1-4 1-2 2-3	1B 2-H 3-H 1B		F7		F7	2	1	2	2	0	0	0
Felix Mantilla, R (7, PH) (7, 7)										2	0	0	0	0	0	1
Mel Roach, R (1, 9) OBP: 0.467, SLG: 0.733		F7		2B 2-H 3-H	1B 2-H		4-3			3	0	2	3	0	0	1
Bob Hazle, L (7, PH) OBP: 0.275, SLG: 0.140 (7, 9)										1	0	0	0	0	0	0
Del Crandall, R (1, 2) OBP: 0.348, SLG: 0.326		F8		F9	F7			E8 S F9 1B		4	1	1	0	0	0	3
Warren Spahn, L (1, 1) OBP: 0.316, SLG: 0.389			L3-6 1B	3-1		K		K 2-3		4	0	1	0	0	2	2
Inning Stats	R: 0 H: 1 E: 0 LOB: 1 K: 1 BB: 0 S: 6 P: 6	R: 0 H: 1 E: 0 LOB: 1 K: 0 BB: 0 S: 4 P: 4	R: 0 H: 2 E: 0 LOB: 1 K: 0 BB: 0 S: 4 P: 4	R: 2 H: 2 E: 0 LOB: 1 K: 0 BB: 1 S: 5 P: 9	R: 4 H: 4 E: 0 LOB: 1 K: 0 BB: 1 S: 7 P: 11	R: 0 H: 1 E: 0 LOB: 2 K: 1 BB: 0 S: 6 P: 7	R: 0 H: 0 E: 0 LOB: 0 K: 0 BB: 0 S: 3 P: 3	R: 1 H: 1 E: 1 LOB: 0 K: 1 BB: 0 S: 6 P: 6	R: 0 H: 1 E: 0 LOB: 1 K: 0 BB: 0 S: 4 P: 4	1B: 7 SF: 1 2B: 7 SAC: 2 3B: 0 DP: 1 HR: 0 HBP: 1						

	AB	36
	R	7
	H	13
	RBI	7
	BB	2
	SO	3
	LOB	16

PITCHER		IP	WLS	BF	H	R	ER	SO	BB	IBB	HBP	BLK	WP	HR	S	P	ERA	WHIP
Vinegar Bend Mizell, L ERA: 5.64	(1, 1)	5.0	L	26	10	6	6	1	1	1	0	0	0	0	26	34	10.80	2.200
Larry Jackson, R ERA: 6.52	(6, 1)	2.0		8	1	0	0	1	0	0	1	0	0	0	9	10	0.00	0.500
Phil Paine, R ERA:	(8, 1)	2.0		8	2	1	0	1	0	0	0	0	0	0	10	10	0.00	1.000

PITCHER	IP	WLS	BF	H	R	ER	SO	BB	IBB	HBP	BLK	WP	HR	S	P	ERA	WHIP

Batter	1	2	3	4	5	6	7	8	9	AB	R	H	RBI	BB	SO	LOB
Don Blasingame, L (1, 4) OBP: 0.394, SLG: 0.383	BBBB 4-0 WP BB G1-2-3 BB		x 0-0 2B 1-2 1B		x 0-0 ② 6-3		x 0-0 ③ F7			3	0	1	0	1	0	0
Alvin Dark, R (1, 6) OBP: 0.327, SLG: 0.362	x 0-0 ① P4		x 0-0 ① F3		x 0-0 ③ L8			x 0-0 ① F9		4	0	0	0	0	0	3
Stan Musial, L (1, 3) OBP: 0.571, SLG: 0.850	BBBB 4-0 WP 1-2 BB		x 0-0 1-3 2-H 2B			x 0-0 2B 2B		x 0-0 ② F7		3	1	2	1	1	0	0
Del Ennis, R (1, 7) OBP: 0.413, SLG: 0.500	IIII 4-0 1-2 2-3 IBB		x 0-0 ② 1-3			x 0-0 3-1 2-H 2B		x 0-0 ③ F8		3	0	1	1	1	0	2
Gene Green, R (1, 9) OBP: 0.389, SLG: 0.636	x 0-0 ② ③ G1-2-3 3-Hf		x 0-0 ③ G3			x 0-0 ① 5-3			x 0-0 ① P4	4	0	0	0	0	0	6
Curt Flood, R (1, 8) OBP: 0.222, SLG: 0.250		x 0-0 ① 3-1		x 0-0 ① 5-3		x 0-0 ② 3-1 2-3			x 0-0 ② F8	4	0	0	0	0	0	1
Benny Valenzuela, R (1, 5) OBP: 0.400, SLG: 0.250		BBBB 4-0 G6-4-3 BB		x 0-0 ② 5-3		x 0-0 ③ 6-3			x 0-0 ③ 1-3	3	0	0	0	1	0	1
Hal Smith, R (1, 2) OBP: 0.263, SLG: 0.067		x 0-0 ② ③ G6-4-3 1-2f		x 0-0 ③ F7			x 0-0 ① F8			3	0	0	0	0	0	1
Vinegar Bend Mizell, R (1, 1) OBP: 0.333, SLG: 0.333			x 0-0 1B 2B 1B		x 0-0 ① 6-3		x 0-0 ② F7			1	1	1	0	0	0	0
Dick Schofield, S (5, PH) OBP: 0.400, SLG: 0.375										1	0	0	0	0	0	0
Larry Jackson, R (6, 1)										0	0	0	0	0	0	0
Eddie Kasko, R (7, PH) OBP: 0.214, SLG: 0.154										1	0	0	0	0	0	0
Phil Paine, R (8, 1)										0	0	0	0	0	0	0
Inning Stats	R: 0 E: 0 K: 0 S: 2 H: 0 LOB: 2 BB: 3 P: 14	R: 0 E: 0 K: 0 S: 2 H: 0 LOB: 0 BB: 1 P: 6	R: 1 E: 0 K: 0 S: 6 H: 3 LOB: 2 BB: 0 P: 6	R: 0 E: 0 K: 0 S: 3 H: 0 LOB: 0 BB: 0 P: 3	R: 0 E: 0 K: 0 S: 3 H: 0 LOB: 0 BB: 0 P: 3	R: 1 E: 0 K: 0 S: 5 H: 2 LOB: 1 BB: 0 P: 5	R: 0 E: 0 K: 0 S: 3 H: 0 LOB: 0 BB: 0 P: 3	R: 0 E: 0 K: 0 S: 3 H: 0 LOB: 0 BB: 0 P: 3	R: 0 E: 0 K: 0 S: 3 H: 0 LOB: 0 BB: 0 P: 3	1B: 2 2B: 3 3B: 0 HR: 0	SF: 0 SAC: 0 DP: 2 HBP: 0						

PITCHER	IP	WLS	BF	H	R	ER	SO	BB	IBB	HBP	BLK	WP	HR	S	P	ERA	WHIP
Warren Spahn, L (1, 1) ERA: 2.0	9.0	W	34	5	2	2	0	3	1	0	0	1	0	30	46	2.00	0.889

PITCHER	IP	WLS	BF	H	R	ER	SO	BB	IBB	HBP	BLK	WP	HR	S	P	ERA	WHIP

BOTTOM

Milwaukee Braves @ St. Louis Cardinals

Sportsman's Park, St. Louis, MO

Sun May 04 1958, 4:33 AM EDT

Att. 16,939 - Unknown

livebaseballscorecards.com

AB	30
R	2
H	5
RBI	2
BB	4
SO	0
LOB	14

1B: 2	SF: 0	WP: 1	PA: 34
2B: 3	SAC: 0	PB: 0	
3B: 0	DP: 2	SB: 0	
HR: 0	HBP: 0	CS: 0	

Milwaukee Braves @ St. Louis Cardinals

Sportsman's Park, St. Louis, MO

Tue May 06 1958, 4:33 AM EDT

Att. 9,059 - Unknown

TOP

livebaseballscorecards.com

Batter	1	2	3	4	5	6	7	8	9	AB	R	H	RBI	BB	SO	LOB
Red Schoendienst, S (1, 4) OBP: 0.361, SLG: 0.338	6-3 1B 2B	BBB 2B BB	P6			3-1		SSS K	F7	5	2	1	0	1	1	5
Johnny Logan, R (1, 6) OBP: 0.359, SLG: 0.408	6-3 2-3	1B PB 2B 1-H		F8		SSS K			SH1-3 2B 1B FC5-4 1-2f	6	2	2	1	0	1	3
Eddie Mathews, L (1, 5) OBP: 0.388, SLG: 0.657	2B 1B 1B 3-H	PB BB 6-3 1B 2-3		SSS K			4-3		SH1-3 1-2	4	2	2	1	0	1	0
Hank Aaron, R (1, 8) OBP: 0.341, SLG: 0.527	1B 2B 1-3	BBB 6-3 PB BB 1-2		6-3			SSS K		2B 1B IBB	3	2	1	0	2	1	0
Frank Torre, L (1, 3) OBP: 0.395, SLG: 0.455	1B 1B 1B 2-H 3-H	4-3 1-2 2-3 3-H			F9		F8		1B 2B 1-3 2-H	5	2	2	3	0	0	2
Wes Covington, L (1, 7) OBP: 0.333, SLG: 0.583 Felix Mantilla, R (8, PR) (8, 7)	FC5-4 1B 1B 1-2	6-3 2-3 3-H			SSS K			E4 SH1-4 E	1B 2B IBB	4 0	0 1	1 0	1 0	0 1	1 0	1 0
Bob Hazle, L (1, 9) OBP: 0.304, SLG: 0.188	FC5-4 1B 1-2 2-H	4-3			FC6-4 1B			E1 SH1-4 1-2	2B 1B 1-2 2-H 3-H	5	1	3	3	0	0	2
Del Rice, R (1, 2) OBP: 0.292, SLG: 0.348	FC5-4 FC6 1-2f 2-3		F8		FC6-4 1-2f			F2	2B 1-H 2-H	5	0	1	2	0	0	5
Bob Buhl, R (1, 1) OBP: 0.143, SLG: 0.143 Don McMahon, R (8, 1) Gene Conley, R (9, 1) OBP: 0.250, SLG: 0.250	FC6 1-2f		5-3			SSS K		BBB SH1-4 1-2 2-3	FC5-4 BB	3 0 0	0 0 0	0 0 0	0 0 0	0 1 0	1 0 0	2 0 0
Inning Stats	R: 4 E: 0 K: 0 S: 9 H: 6 LOB: 2 BB: 0 P: 9	R: 3 E: 0 K: 0 S: 5 H: 2 LOB: 1 BB: 2 P: 13	R: 0 E: 0 K: 0 S: 3 H: 0 LOB: 0 BB: 0 P: 3	R: 0 E: 0 K: 1 S: 5 H: 0 LOB: 0 BB: 0 P: 5	R: 0 E: 0 K: 1 S: 6 H: 1 LOB: 1 BB: 0 P: 6	R: 0 E: 0 K: 2 S: 7 H: 0 LOB: 0 BB: 0 P: 7	R: 0 E: 0 K: 1 S: 5 H: 0 LOB: 0 BB: 0 P: 5	R: 0 E: 2 K: 1 S: 7 H: 0 LOB: 3 BB: 0 P: 7	R: 5 E: 0 K: 0 S: 7 H: 4 LOB: 2 BB: 3 P: 19	1B: 8 2B: 5 3B: 0 HR: 0 SF: 0 SAC: 2 DP: 0 HBP: 0						

	AB	R	H	RBI	BB	SO	LOB
	40	12	13	11	5	6	20

WP: 0 PB: 1 SB: 0 CS: 0 PA: 47

PITCHER		IP	WLS	BF	H	R	ER	SO	BB	IBB	HBP	BLK	WP	HR	S	P	ERA	WHIP
Lindy McDaniel, R ERA: 5.46	(1, 1)	0.1	L	6	5	4	4	0	0	0	0	0	0	0	6	6	108.00	15.000
Morrie Martin, L ERA: 4.22	(1, 1)	1.2		10	3	3	3	0	2	0	0	0	0	0	8	16	16.20	3.000
Larry Jackson, R ERA: 5.4	(3, 1)	2.0		6	0	0	0	1	0	0	0	0	0	0	8	8	0.00	0.000
Phil Paine, R ERA:	(5, 1)	2.0		7	1	0	0	3	0	0	0	0	0	0	13	13	0.00	0.500
Frank Barnes, R ERA: 3.0	(7, 1)	2.0		8	0	0	0	2	0	0	0	0	0	0	12	12	0.00	0.000

PITCHER		IP	WLS	BF	H	R	ER	SO	BB	IBB	HBP	BLK	WP	HR	S	P	ERA	WHIP
Billy Muffett, R ERA: 10.13	(9, 1)	0.1		6	3	5	5	0	0	2	0	0	0	0	4	12	135.00	9.000
Phil Clark, R ERA: 4.05	(9, 1)	0.2		4	1	0	0	0	1	0	0	0	0	0	3	7	0.00	3.000

Batter	1	2	3	4	5	6	7	8	9	AB	R	H	RBI	BB	SO	LOB
Don Blasingame, L (1, 4) OBP: 0.403, SLG: 0.400	F7		1-3 BB 1B	1-3 1-2 2-3		1-H 2B		BBB 1-2 2B 1B BB	FC1-2 1B 1-2 2-3 3-Hf	5	1	2	1	1	0	5
Alvin Dark, R (1, 6) (8, 5) OBP: 0.309, SLG: 0.340	6-3		L9	F9		F9		SSS K	1-2 2-H 3-H 1B	6	0	1	2	0	1	6
Stan Musial, L (1, 3) OBP: 0.579, SLG: 0.828	F3		BBB 1-2 1-3 BB		G4-3 1B		BBB 4-1 BB	1-2 2-H 2B 1B	SSS	4	0	2	1	2	1	2
Del Ennis, R (1, 7) OBP: 0.412, SLG: 0.525		2B 2B	1-2 2-3 1-3		1-2f G4-3		F9	1-3 2-H 2B		5	1	2	1	0	0	4
Gene Green, R (1, 9) OBP: 0.366, SLG: 0.579		SSS K	P3		1B		1-2 4-1	G3		5	0	1	0	0	1	7
Curt Flood, R (1, 8) OBP: 0.429, SLG: 0.500		6-3 2-H 1B 2B		2B SF9 1B	F9		BBB 4-0 BB		1B FC1-2 1B	4	2	3	1	1	0	1
Benny Valenzuela, R (1, 5) OBP: 0.375, SLG: 0.429 Wally Moon, L (7, PH) OBP: 0.484, SLG: 0.286 Eddie Kasko, R (8, 6) OBP: 0.200, SLG: 0.143		6-3 2-3	1-3 1-3 2B		F7	P4			F9	3 1 1	0 0 0	1 0 0	0 0 0	0 0 0	0 0 0	1 2 1
Ray Katt, R (1, 2) OBP: 0.259, SLG: 0.375 Bob Mabe, R (8, PR) Hal Smith, R (9, 2) OBP: 0.300, SLG: 0.125		3-H 1B	SF9 3-H		5-3			BB 1B	FC1-2 BB 1-3 1B	3 0 1	0 1 1	2 0 1	2 0 0	0 0 0	0 0 0	0 0 0
Lindy McDaniel, R (1, 1) Morrie Martin, L (1, 1) Irv Noren, L (2, PH) OBP: 0.267, SLG: 0.250 Larry Jackson, R (3, 1) Joe Cunningham, L (4, PH) OBP: 0.333, SLG: 0.182 Phil Paine, R (6, 1) Dick Schofield, S (5, PH) OBP: 0.375, SLG: 0.400 Frank Barnes, R (7, 1) Ken Boyer, R (5, PH) OBP: 0.269, SLG: 0.250 Billy Muffett, R (9, 1) Phil Clark, R (9, 1) Hobie Landrith, L (9, PH) OBP: 0.316, SLG: 0.350		F8	BBB 1-3 BB			2B 1B		SSS K	1-2 FC1-2 BB	0 0 1 0 0 0 1 0 0 1 0 0 0 0	0 0 0 0 0 1 1 0 0 0 0 0 0 1	0 0 0 0 0 0 1 0 0 0 0 0 0 0	0 0 0 0 0 0 0 0 0 0 0 0 0 0	0 0 0 0 0 0 0 0 0 0 0 0 0 0	0 0 0 0 0 0 0 0 0 0 0 0 0 0	0 0 1 0 0 0 1 0 0 1 0 0 0 0	0 0 0 0 0 0 0 0 0 0 0 0 0 0
Inning Stats	R: 0 E: 0 K: 0 S: 3 H: 0 LOB: 0 BB: 0 P: 3	R: 2 E: 0 K: 1 S: 8 H: 3 LOB: 1 BB: 0 P: 8	R: 0 E: 0 K: 0 S: 4 H: 1 LOB: 2 BB: 1 P: 8	R: 1 E: 0 K: 0 S: 5 H: 2 LOB: 2 BB: 1 P: 9	R: 0 E: 0 K: 0 S: 4 H: 2 LOB: 1 BB: 0 P: 4	R: 1 E: 0 K: 0 S: 5 H: 2 LOB: 1 BB: 0 P: 5	R: 0 E: 0 K: 0 S: 3 H: 0 LOB: 2 BB: 2 P: 11	R: 2 E: 0 K: 2 S: 10 H: 3 LOB: 3 BB: 1 P: 14	R: 2 E: 0 K: 1 S: 8 H: 3 LOB: 2 BB: 1 P: 12	1B: 11 2B: 5 3B: 0 HR: 0	SF: 1 SAC: 0 DP: 1 HBP: 0					WP: 0 PB: 0 SB: 0 CS: 0	PA: 48

PITCHER		IP	WLS	BF	H	R	ER	SO	BB	IBB	HBP	BLK	WP	HR	S	P	ERA	WHIP
Bob Buhl, R ERA: 3.08	(1, 1)	7.1	W	37	11	6	6	2	5	0	0	0	0	0	36	56	7.36	2.182
Don McMahon, R ERA: 3.38	(8, 1)	1.0		8	4	2	2	1	1	0	0	0	0	0	9	13	18.00	5.000
Gene Conley, R ERA: 3.24	(9, 1)	0.2	S	3	1	0	0	1	0	0	0	0	0	0	5	5	0.00	1.500

PITCHER	IP	WLS	BF	H	R	ER	SO	BB	IBB	HBP	BLK	WP	HR	S	P	ERA	WHIP

BOTTOM

Milwaukee Braves @ St. Louis Cardinals

Sportsman's Park, St. Louis, MO

Tue May 06 1958, 4:33 AM EDT

Att. 9,059 - Unknown

livebaseballscorecards.com

AB	41
R	8
H	16
RBI	8
BB	6
SO	4
LOB	31

Batter	1	2	3	4	5	6	7	8	9	AB	R	H	RBI	BB	SO	LOB
Red Schoendienst, S (1, 4) OBP: 0.386, SLG: 0.367	4-3-2			FC3-6 SH 1-2 1B		1B 1-2 1B			S 1B	5	2	4	0	0	0	3
Johnny Logan, R (1, 6) OBP: 0.366, SLG: 0.413	1-2 2B 1B	1-3		SH FC3-6 1-2 2-3		1-3 2-H 1B			K 1-2	4	1	2	1	0	1	1
Eddie Mathews, L (1, 5) OBP: 0.365, SLG: 0.613	F9	6-3		FC3-6 G6-4-3 1-2f 2-3 3-H		F9			F8	5	0	0	1	0	0	6
Hank Aaron, R (1, 8) OBP: 0.345, SLG: 0.532	1-H 2-H 2B	F5		G6-4-3 1-2f			5-3		1B 2-H 1B	5	1	2	3	0	0	2
Frank Torre, L (1, 3) OBP: 0.395, SLG: 0.474	2-H HR 2B		F7		3-1		F8		FC5-4 1-3 1B	5	1	2	1	0	0	0
Wes Covington, L (1, 7) OBP: 0.400, SLG: 0.800 Felix Mantilla, R (6, 7)	2-H HR	1B			K		4-3		FC5-4 1-2f	3 2	1 0	2 0	2 0	0 0	1 0	0 2
Bob Hazle, L (1, 9) OBP: 0.316, SLG: 0.188 Harry Hanebrink, L (1, PR) OBP: 0.200, SLG: 0.275 (1, 9)	1B 1B HBP		K		L3			3-1		0 3	0 1	0 0	0 0	0 0	0 1	0 1
Del Crandall, R (1, 2) OBP: 0.340, SLG: 0.319	E 1B 1-3 1B		2-3			P4		F8		4	0	1	0	0	0	1
Lew Burdette, R (1, 1) OBP: 0.286, SLG: 0.286	E9 1-3 4-3-2 3-H 1B			SH 1B FC3-6 1B		1B 1B 1B		4-3		4	2	3	1	0	0	0
Inning Stats	R: 6 E: 1 K: 0 S: 9 H: 7 LOB: 2 BB: 0 P: 10	R: 0 E: 0 K: 0 S: 3 H: 0 LOB: 0 BB: 0 P: 3	R: 0 E: 0 K: 1 S: 6 H: 1 LOB: 1 BB: 0 P: 6	R: 1 E: 1 K: 0 S: 5 H: 2 LOB: 1 BB: 0 P: 5	R: 0 E: 0 K: 1 S: 5 H: 0 LOB: 0 BB: 0 P: 5	R: 1 E: 0 K: 0 S: 5 H: 3 LOB: 1 BB: 0 P: 5	R: 0 E: 0 K: 0 S: 3 H: 0 LOB: 0 BB: 0 P: 3	R: 0 E: 0 K: 0 S: 3 H: 0 LOB: 0 BB: 0 P: 3	R: 1 E: 0 K: 1 S: 8 H: 3 LOB: 2 BB: 0 P: 8	1B: 13 2B: 3 3B: 0 HR: 1	SF: 0 SAC: 1 DP: 2 HBP: 1						

TOP

Milwaukee Braves @ St. Louis Cardinals

Sportsman's Park, St. Louis, MO

Wed May 07 1958, 4:33 AM EDT

Att. 9,432 - Unknown

livebaseballscorecards.com

AB	40
R	9
H	16
RBI	9
BB	0
SO	3
LOB	16

PITCHER		IP	WLS	BF	H	R	ER	SO	BB	IBB	HBP	BLK	WP	HR	S	P	ERA	WHIP
Herm Wehmeier, R ERA: 13.5	(1, 1)	0.1	L	6	5	5	5	0	0	0	0	0	0	1	6	6	135.00	15.000
Larry Jackson, R ERA: 5.02	(1, 1)	2.2		11	3	1	1	1	0	0	1	0	0	0	12	13	3.38	1.125
Bob Mabe, R ERA: 1.59	(4, 1)	2.0		8	2	1	1	1	0	0	0	0	0	0	10	10	4.50	1.000
Morrie Martin, L ERA: 3.95	(6, 1)	3.0		11	3	1	1	0	0	0	0	0	0	0	11	11	3.00	1.000
Billy Muffett, R ERA: 10.0	(9, 1)	1.0		6	3	1	1	1	0	0	0	0	0	0	8	8	9.00	3.000

PITCHER	IP	WLS	BF	H	R	ER	SO	BB	IBB	HBP	BLK	WP	HR	S	P	ERA	WHIP

Batter	1	2	3	4	5	6	7	8	9	AB	R	H	RBI	BB	SO	LOB
Don Blasingame, L (1, 4) OBP: 0.407, SLG: 0.397	1-3		2B 1B 1-3		BB BBBB			F9		3	1	1	0	1	0	0
Alvin Dark, R (1, 6) OBP: 0.288, SLG: 0.316	F9		K SSS		L6			5-3		4	0	0	0	0	1	3
Stan Musial, L (1, 3) OBP: 0.588, SLG: 0.853	2B		2B 1-H 3-H			6-3			1-3 1B	4	0	3	2	0	0	0
Del Ennis, R (1, 7) OBP: 0.389, SLG: 0.492	L9		F8			6-3			1-3 1-2	4	0	0	0	0	0	3
Gene Green, R (1, 9) OBP: 0.333, SLG: 0.524		6-3		4-3		6-3			6-3	4	0	0	0	0	0	1
Curt Flood, R (1, 8) OBP: 0.333, SLG: 0.375		K SSS		6-3			5-3		5-3	4	0	0	0	0	1	1
Benny Valenzuela, R (1, 5) OBP: 0.273, SLG: 0.300		1-3		5-3			F7			3	0	0	0	0	0	0
Ray Katt, R (1, 2) OBP: 0.233, SLG: 0.333			1-3		F2		1-3			3	0	0	0	0	0	0
Herm Wehmeier, R (1, 1) OBP: 0.500, SLG: 1.000			1B 2B 1B		P4			1-4-3		0	0	0	0	0	0	0
Larry Jackson, R (1, 1)										0	0	0	0	0	0	0
Dick Schofield, S (3, PH) OBP: 0.438, SLG: 0.423										1	1	1	0	0	0	0
Bob Mabe, R (4, 1)										0	0	0	0	0	0	0
Irv Noren, L (5, PH) OBP: 0.250, SLG: 0.231										1	0	0	0	0	0	0
Morrie Martin, L (6, 1)										0	0	0	0	0	0	0
Joe Cunningham, L (8, PH) OBP: 0.333, SLG: 0.167										1	0	0	0	0	0	0
Billy Muffett, R (9, 1)										0	0	0	0	0	0	0
Inning Stats	R: 0 E: 0 K: 0 S: 4 H: 1 LOB: 1 BB: 0 P: 4	R: 0 E: 0 K: 1 S: 5 H: 0 LOB: 0 BB: 0 P: 5	R: 2 E: 0 K: 1 S: 8 H: 3 LOB: 1 BB: 0 P: 8	R: 0 E: 0 K: 0 S: 3 H: 0 LOB: 0 BB: 0 P: 3	R: 0 E: 0 K: 0 S: 3 H: 0 LOB: 1 BB: 1 P: 7	R: 0 E: 0 K: 0 S: 3 H: 0 LOB: 0 BB: 0 P: 3	R: 0 E: 0 K: 0 S: 3 H: 0 LOB: 0 BB: 0 P: 3	R: 0 E: 0 K: 0 S: 3 H: 0 LOB: 0 BB: 0 P: 3	R: 0 E: 0 K: 0 S: 4 H: 1 LOB: 1 BB: 0 P: 4	1B: 3 2B: 2 3B: 0 HR: 0 SF: 0 SAC: 0 DP: 0 HBP: 0						

PITCHER	IP	WLS	BF	H	R	ER	SO	BB	IBB	HBP	BLK	WP	HR	S	P	ERA	WHIP
Lew Burdette, R (1, 1) ERA: 2.61	9.0	W	33	5	2	2	2	1	0	0	0	0	0	36	40	2.00	0.667

PITCHER	IP	WLS	BF	H	R	ER	SO	BB	IBB	HBP	BLK	WP	HR	S	P	ERA	WHIP

BOTTOM

Milwaukee Braves @ St. Louis Cardinals

Sportsman's Park, St. Louis, MO

Wed May 07 1958, 4:33 AM EDT

Att. 9,432 - Unknown

livebaseballscorecards.com

AB	32
R	2
H	5
RBI	2
BB	1
SO	2
LOB	8

WP: 0	PB: 0	SB: 0	CS: 0
PA: 33			

Batter	1	2	3	4	5	6	7	8	9	AB	R	H	RBI	BB	SO	LOB
Johnny Temple, R (1, 4) OBP: 0.494, SLG: 0.469	B B B B 4-0 CS BB		x 0-0 ② F8		x 0-0 E 1B 1-2 1B 1B	x 0-0 ③ 5-3			x 0-0 ② F9	4	1	1	0	1	0	1
Pete Whisenant, R (1, 9) OBP: 0.500, SLG: 0.563	x 0-0 ① FC5-4 1-2 1B		B B B B 4-0 BB		x 0-0 E8 1B 1-3 2-H 1B		x 0-0 ① 5-3		x 0-0 1B	4	1	3	1	1	0	0
Frank Robinson, R (1, 7) OBP: 0.354, SLG: 0.400	x 0-0 ② FC5-4 BB 1-2f		x 0-0 ③ 1-4-3		4-0 5-3 1B IBB		x 0-0 ② 4-3		x 0-0 ③ F4	4	0	0	0	1	0	3
Steve Bilko, R (1, 3) OBP: 0.364, SLG: 0.556	B B B B 4-0 1-2 BB			x 0-0 ① 4-3	x 0-0 5-3 1-2 2-H 3-H 1B		x 0-0 ③ F4			3	0	1	2	1	0	0
Don Hoak, R (1, 5) OBP: 0.425, SLG: 0.568	x 0-0 ③ 5-3			x 0-0 2B	x 0-0 ② 5-3 1-2 2-3			x 0-0 ① 6-3		4	0	1	0	0	0	4
Ed Bailey, L (1, 2) OBP: 0.304, SLG: 0.196		S S S 0-3 ① K		x 0-0 ② 3-1	x 0-0 ③ F9			x 0-0 ② 4-3		4	0	0	0	0	1	3
Gus Bell, L (1, 8) OBP: 0.221, SLG: 0.260		x 0-0 G1-6-3 1B	S S S 0-3 ③ K			x 0-0 ① 4-3		x 0-0 1B		4	0	2	0	0	1	1
Alex Grammas, R (1, 6) OBP: 0.143, SLG: 0.143		x 0-0 ② ③ G1-6-3 1-2f			x 0-0 E3 1B 1B	x 0-0 ② F3		S S S 0-3 ③ K		4	1	0	0	0	1	2
Bob Purkey, R (1, 1) OBP: 0.133, SLG: 0.200 Charlie Rabe, L (8, 1) Bob Thurman, L (9, PH) OBP: 0.333, SLG: 0.231			x 0-0 ① F3		x 0-0 ① F2	x 0-0 1B			x 0-0 ① 4-3	3 0 1	0 0 0	1 0 0	0 0 0	0 0 0	0 0 0	1 0 0
Inning Stats	R: 0 H: 1 E: 0 LOB: 2 K: 0 BB: 2 S: 3 P: 11	R: 0 H: 1 E: 0 LOB: 0 K: 1 BB: 0 S: 5 P: 5	R: 0 H: 0 E: 0 LOB: 1 K: 0 BB: 1 S: 3 P: 7	R: 0 H: 1 E: 0 LOB: 1 K: 1 BB: 0 S: 6 P: 6	R: 3 H: 3 E: 2 LOB: 2 K: 0 BB: 1 S: 7 P: 11	R: 0 H: 1 E: 0 LOB: 1 K: 0 BB: 0 S: 4 P: 4	R: 0 H: 0 E: 0 LOB: 0 K: 0 BB: 0 S: 3 P: 3	R: 0 H: 1 E: 0 LOB: 1 K: 1 BB: 0 S: 6 P: 6	R: 0 H: 1 E: 0 LOB: 1 K: 0 BB: 0 S: 4 P: 4	1B: 8 2B: 1 3B: 0 HR: 0	SF: 0 SAC: 0 DP: 1 HBP: 0					

PITCHER	IP	WLS	BF	H	R	ER	SO	BB	IBB	HBP	BLK	WP	HR	S	P	ERA	WHIP
Warren Spahn, L (1, 1) ERA: 2.0	9.0	W	39	9	3	2	3	3	1	0	0	0	0	41	57	2.00	1.333

PITCHER	IP	WLS	BF	H	R	ER	SO	BB	IBB	HBP	BLK	WP	HR	S	P	ERA	WHIP

TOP

Cincinnati Redlegs @ Milwaukee Braves

Milwaukee County Stadium, Milwaukee, WI

Fri May 09 1958, 8:05 PM EDT

Att. 19,574 - Unknown

livebaseballscorecards.com

AB	35
R	3
H	9
RBI	3
BB	4
SO	3
LOB	15



Batter	1	2	3	4	5	6	7	8	9	AB	R	H	RBI	BB	SO	LOB
Red Schoendienst, S (1, 4) OBP: 0.409, SLG: 0.378	BBBB 4-0 FC4-6 BB		0-0 1-2 1B		0-0 2-3 1B		H 1-0 FC5-4 HBP	0-0 ③ FC6-4 1-2f		3	0	2	0	1	0	2
Johnny Logan, R (1, 6) OBP: 0.360, SLG: 0.405	0-0 ① FC4-6 FC4-6 1-2f		0-0 ②③ L6-4 2-3		0-0 1-2 3-H 1B		0-0 ③ FC5-4 1-2f			4	0	1	1	0	0	5
Eddie Mathews, L (1, 5) OBP: 0.348, SLG: 0.582	0-0 ② FC4-6 1-2f			0-0 ① 4-3	0-0 ③ F9			0-0 ① F9		4	0	0	0	0	0	3
Hank Aaron, R (1, 8) OBP: 0.341, SLG: 0.518	0-0 ③ F8			0-0 ② F5		0-0 ① F9		0-0 1B HR 1B		4	1	1	0	0	0	1
Frank Torre, L (1, 3) OBP: 0.383, SLG: 0.452		0-0 ① F7		0-0 ③ F6		0-0 ② 4-3		0-0 1-2 HR 1B		4	1	1	0	0	0	0
Wes Covington, L (1, 7) OBP: 0.421, SLG: 0.895 Felix Mantilla, R (9, 7)		0-0 ② 1-3			0-0 2B 1B	0-0 ③ F9		0-0 1-H 2-H HR		4 0	2 0	2 0	3 0	0 0	0 0	0 0
Harry Hanebrink, L (1, 9) OBP: 0.208, SLG: 0.279 Andy Pafko, R (8, PH) OBP: 0.267, SLG: 0.269 (9, 9)		0-0 ③ 4-3			0-0 ① F9		0-0 SH3-4 1B	0-0 1B 1B		3 1	0 0	1 1	0 0	0 0	0 0	1 0
Del Crandall, R (1, 2) OBP: 0.321, SLG: 0.300			0-0 ① F9		0-0 ② F2		0-0 ① SH3-4 1-2	0-0 ② F8		3	0	0	0	0	0	2
Warren Spahn, L (1, 1) OBP: 0.391, SLG: 0.500			0-0 L6-4 1B 1B		0-0 1B 1-H 1B 2B		0-0 ② F8	0-0 1-2 FC6-4 1B		4	1	3	1	0	0	1
Inning Stats	R: 0 H: 0 E: 0 LOB: 1 K: 0 BB: 1 S: 3 P: 7	R: 0 H: 0 E: 0 LOB: 0 K: 0 BB: 0 S: 3 P: 3	R: 0 H: 2 E: 0 LOB: 1 K: 0 BB: 0 S: 4 P: 4	R: 0 H: 0 E: 0 LOB: 0 K: 0 BB: 0 S: 3 P: 3	R: 2 H: 4 E: 0 LOB: 2 K: 0 BB: 0 S: 7 P: 7	R: 0 H: 0 E: 0 LOB: 0 K: 0 BB: 0 S: 3 P: 3	R: 0 H: 1 E: 0 LOB: 2 K: 0 BB: 0 S: 4 P: 5	R: 3 H: 5 E: 0 LOB: 2 K: 0 BB: 0 S: 8 P: 8		1B: 10 SF: 0 2B: 2 SAC: 1 3B: 0 DP: 1 HR: 1 HBP: 1						

PITCHER		IP	WLS	BF	H	R	ER	SO	BB	IBB	HBP	BLK	WP	HR	S	P	ERA	WHIP
Bob Purkey, R ERA: 2.72	(1, 1)	7.1	L	33	10	5	5	0	1	0	1	0	0	1	31	36	6.14	1.500
Charlie Rabe, L ERA: 1.8	(8, 1)	0.2		4	2	0	0	0	0	0	0	0	0	0	4	4	0.00	3.000

PITCHER	IP	WLS	BF	H	R	ER	SO	BB	IBB	HBP	BLK	WP	HR	S	P	ERA	WHIP

BOTTOM

Cincinnati Redlegs @ Milwaukee Braves

Milwaukee County Stadium, Milwaukee, WI

Fri May 09 1958, 8:05 PM EDT

Att. 19,574 - Unknown

livebaseballscorecards.com

AB	34
R	5
H	12
RBI	5
BB	1
SO	0
LOB	15

WP: 0 PA: 37
PB: 0
SB: 0
CS: 0

Batter	1	2	3	4	5	6	7	8	9	AB	R	H	RBI	BB	SO	LOB
Johnny Temple, R (1, 4) OBP: 0.488, SLG: 0.464	BB 1B 1B	F4		F9			SH3 1B		6-3	5	0	2	0	0	0	2
Vada Pinson, L (1, 9) OBP: 0.306, SLG: 0.290	F7		BBBB G3 BB HR BB	F6			SH3 1-2			2	1	0	0	1	0	2
Frank Robinson, R (1, 7) OBP: 0.361, SLG: 0.397	BB 1-2 1B		BBBB G3 1-2 HR BB		F6		F6			3	1	1	0	1	0	1
George Crowe, L (1, 3) OBP: 0.382, SLG: 0.469	F7		F6		1-6-3 1B		F7			4	0	1	0	0	0	5
Don Hoak, R (1, 5) OBP: 0.417, SLG: 0.545	BBBB 1-2 2-3 BB		G3 1-2 2-3		1-6-3 1-2			F9		3	0	0	0	1	0	3
Smoky Burgess, L (1, 2) OBP: 0.375, SLG: 0.550	4-3		2-H 3-H HR		5-3			F8		4	1	1	3	0	0	4
Gus Bell, L (1, 8) OBP: 0.210, SLG: 0.247		4-3	F7			F8		SSS K		4	0	0	0	0	1	0
Roy McMillan, R (1, 6) OBP: 0.203, SLG: 0.105 Pete Whisenant, R (9, PH) OBP: 0.476, SLG: 0.529		5-3		SH1-4 1B		5-3			4-3	3 1	0 0	1 0	0 0	0 0	0 0	0 0
Harvey Haddix, L (1, 1) OBP: 0.231, SLG: 0.182 Turk Lown, R (7, 1) Steve Bilko, R (9, PH) OBP: 0.353, SLG: 0.536		2B		SH1-4 1-2		SSS K			4-3	2 0 1	0 0 0	1 0 0	0 0 0	0 0 0	1 0 0	0 0 0
Inning Stats	R: 0 E: 0 K: 0 S: 5 H: 2 LOB: 3 BB: 1 P: 9	R: 0 E: 0 K: 0 S: 4 H: 1 LOB: 1 BB: 0 P: 4	R: 3 E: 0 K: 0 S: 4 H: 1 LOB: 0 BB: 2 P: 12	R: 0 E: 0 K: 0 S: 4 H: 1 LOB: 1 BB: 0 P: 4	R: 0 E: 0 K: 0 S: 4 H: 1 LOB: 1 BB: 0 P: 4	R: 0 E: 0 K: 1 S: 5 H: 0 LOB: 0 BB: 0 P: 5	R: 0 E: 0 K: 0 S: 4 H: 1 LOB: 1 BB: 0 P: 4	R: 0 E: 0 K: 1 S: 5 H: 0 LOB: 0 BB: 0 P: 5	R: 0 E: 0 K: 0 S: 3 H: 0 LOB: 0 BB: 0 P: 3	1B: 5 2B: 1 3B: 0 HR: 1 SF: 0 SAC: 2 DP: 0 HBP: 0							

TOP

Cincinnati Redlegs @ Milwaukee Braves

Milwaukee County Stadium, Milwaukee, WI

Sat May 10 1958, 4:33 AM EDT

Att. 22,114 - Unknown

livebaseballscorecards.com

AB	32
R	3
H	7
RBI	3
BB	3
SO	2
LOB	17

PITCHER		IP	WLS	BF	H	R	ER	SO	BB	IBB	HBP	BLK	WP	HR	S	P	ERA	WHIP
Bob Buhl, R ERA: 3.27	(1, 1)	6.0		27	6	3	3	1	3	0	0	0	0	1	26	38	4.50	1.500
Bob Rush, R ERA: 2.12	(7, 1)	1.0	W	4	1	0	0	0	0	0	0	0	0	0	4	4	0.00	1.000
Dick Littlefield, L ERA: 2.7	(8, 1)	2.0	S	6	0	0	0	1	0	0	0	0	0	0	8	8	0.00	0.000

PITCHER		IP	WLS	BF	H	R	ER	SO	BB	IBB	HBP	BLK	WP	HR	S	P	ERA	WHIP

Batter	1	2	3	4	5	6	7	8	9	AB	R	H	RBI	BB	SO	LOB
Red Schoendienst, S (1, 4) OBP: 0.402, SLG: 0.372	5-3		G6-4-3 1-2f			1B 1-3	K			4	0	1	0	0	1	2
Johnny Logan, R (1, 6) OBP: 0.356, SLG: 0.398	F1			1B		5-3 3-H		F1		4	0	1	1	0	0	0
Eddie Mathews, L (1, 5) OBP: 0.355, SLG: 0.568	F3			K		FC6-4 BB		G6-4-3 BB		2	0	0	0	2	1	1
Hank Aaron, R (1, 8) OBP: 0.337, SLG: 0.506		2B 1B		F7		FC6-4 1-2f		G6-4-3 1-2f		4	1	1	0	0	0	3
Joe Adcock, R (1, 3) OBP: 0.380, SLG: 0.634		L4-6 1-H 2B		K			HR			3	1	2	2	0	1	1
Frank Torre, L (8, 3) OBP: 0.383, SLG: 0.452										0	0	0	0	0	0	0
Wes Covington, L (1, 7) OBP: 0.364, SLG: 0.773		L4-6 2-3			4-3		4-3			3	0	0	0	0	0	1
Andy Pafko, R (1, 9) OBP: 0.242, SLG: 0.241		F7			F5		F9			3	0	0	0	0	0	0
Del Rice, R (1, 2) OBP: 0.333, SLG: 0.385			G6-4-3 1B		K		HR 1B			3	0	2	0	0	1	0
Lew Burdette, R (7, PR) OBP: 0.286, SLG: 0.286										0	1	0	0	0	0	0
Dick Littlefield, L (8, 1)										0	0	0	0	0	0	0
Bob Buhl, R (1, 1) OBP: 0.133, SLG: 0.133			K			1B 5-3 1B	HR 1-H			1	0	0	0	0	1	1
Felix Mantilla, R (6, PH) OBP: 0.333, SLG: 0.200										1	1	1	0	0	0	0
Bob Rush, R (7, 1)										0	0	0	0	0	0	0
Del Crandall, R (7, PH) OBP: 0.333, SLG: 0.373										1	1	1	2	0	0	0
(8, 2)																
Inning Stats	R: 0 E: 0 K: 0 S: 3 H: 0 LOB: 0 BB: 0 P: 3	R: 1 E: 0 K: 0 S: 4 H: 2 LOB: 0 BB: 0 P: 4	R: 0 E: 0 K: 1 S: 5 H: 1 LOB: 0 BB: 0 P: 5	R: 0 E: 0 K: 2 S: 8 H: 1 LOB: 1 BB: 0 P: 8	R: 0 E: 0 K: 1 S: 5 H: 0 LOB: 0 BB: 0 P: 5	R: 1 E: 0 K: 0 S: 4 H: 2 LOB: 1 BB: 1 P: 8	R: 3 E: 0 K: 1 S: 8 H: 3 LOB: 1 BB: 0 P: 8	R: 0 E: 0 K: 0 S: 2 H: 0 LOB: 0 BB: 1 P: 6		1B: 6 2B: 2 3B: 0 HR: 2 SF: 0 SAC: 0 DP: 3 HBP: 0						

PITCHER	IP	WLS	BF	H	R	ER	SO	BB	IBB	HBP	BLK	WP	HR	S	P	ERA	WHIP
Harvey Haddix, L (1, 1) ERA: 3.97	6.2	L	27	9	5	5	4	1	0	0	0	0	2	34	38	6.75	1.500
Turk Lown, R (7, 1) ERA: 3.38	1.1		4	0	0	0	1	1	0	0	0	0	0	5	9	0.00	0.750

PITCHER	IP	WLS	BF	H	R	ER	SO	BB	IBB	HBP	BLK	WP	HR	S	P	ERA	WHIP

BOTTOM

Cincinnati Redlegs @ Milwaukee Braves

Milwaukee County Stadium, Milwaukee, WI

Sat May 10 1958, 4:33 AM EDT

Att. 22,114 - Unknown

livebaseballscorecards.com

AB	29
R	5
H	9
RBI	5
BB	2
SO	5
LOB	9

Cincinnati Redlegs @ Milwaukee Braves

Milwaukee County Stadium, Milwaukee, WI

Sun May 11 1958, 4:33 AM EDT

Att. 24,695 - Unknown

TOP

livebaseballscorecards.com

Batter	1	2	3	4	5	6	7	8	9	AB	R	H	RBI	BB	SO	LOB
Johnny Temple, R (1, 4) OBP: 0.467, SLG: 0.438	5-3			F9	4-3			F7		4	0	0	0	0	0	1
Dee Fondy, L (1, 9) OBP: 0.300, SLG: 0.250	F7			3-1	F7			F6		4	0	0	0	0	0	1
Vada Pinson, L (8, 9) OBP: 0.306, SLG: 0.290										0	0	0	0	0	0	0
Frank Robinson, R (1, 7) OBP: 0.356, SLG: 0.403	F6			F4		F8		1B 2B		4	1	1	0	0	0	0
Steve Bilko, R (1, 3) OBP: 0.342, SLG: 0.500		F3			5-3	5-3		2-H 1B		4	0	1	1	0	0	0
Don Hoak, R (1, 5) OBP: 0.409, SLG: 0.543		F2			1B 2B	6-3		5-3		4	1	1	0	0	0	1
Smoky Burgess, L (1, 2) OBP: 0.357, SLG: 0.500		F7			2-H 1B 3B 1B		G3		1-3	4	1	1	1	0	0	0
Gus Bell, L (1, 8) OBP: 0.212, SLG: 0.247			1-5-3		1-2 1B 3B		F8		F6	4	1	1	0	0	0	0
Roy McMillan, R (1, 6) OBP: 0.239, SLG: 0.136			G1-6-3		1-2 2-3 3B		HBP		HR	2	1	2	0	0	0	0
Jerry Lynch, L (9, PH) OBP: 0.364, SLG: 0.636			1B		1B					1	1	1	1	0	0	0
Johnny Klippstein, R (1, 1)										1	0	0	0	0	0	1
Willard Schmidt, R (4, 1)										0	0	0	0	0	0	0
George Crowe, L (5, PH) OBP: 0.393, SLG: 0.520										1	0	1	3	0	0	0
Harvey Haddix, L (5, PR) OBP: 0.231, SLG: 0.182										0	0	0	0	0	0	0
Tom Acker, R (5, 1)										0	0	0	0	0	0	0
Turk Lown, R (6, 1)										1	0	0	0	0	0	1
Bill Wight, L (8, 1)										0	0	0	0	0	0	0
Ed Bailey, L (9, PH) OBP: 0.298, SLG: 0.191			1-2f G1-6-3		1-H 2-H 3-H 3B		1-3		F5	1	0	0	0	0	0	0

Inning Stats	1	2	3	4	5	6	7	8	9
R:	0	0	0	0	4	0	0	1	1
E:	0	0	0	0	0	0	0	0	0
K:	0	0	0	0	0	0	0	0	0
S:	3	3	3	3	8	3	3	5	4
H:	0	0	1	0	5	0	0	2	1
LOB:	0	0	0	0	1	0	1	1	0
BB:	0	0	0	0	0	0	0	0	0
P:	3	3	3	3	8	3	4	5	4

AB	35
R	6
H	9
RBI	6
BB	0
SO	0
LOB	5

1B:	5	SF:	0	WP:	0	PA:	36												
2B:	2	SAC:	0	PB:	0														
3B:	1	DP:	1	SB:	0														
HR:	1	HBP:	1	CS:	0														

PITCHER		IP	WLS	BF	H	R	ER	SO	BB	IBB	HBP	BLK	WP	HR	S	P	ERA	WHIP
Lew Burdette, R ERA: 3.19	(1, 1)	4.1		18	6	4	4	0	0	0	0	0	0	0	18	18	8.31	1.385
Carl Willey, R ERA:	(5, 1)	0.2		2	0	0	0	0	0	0	0	0	0	0	2	2	0.00	0.000
Bob Trowbridge, R ERA: 3.52	(6, 1)	1.0		3	0	0	0	0	0	0	0	0	0	0	3	3	0.00	0.000
Ernie Johnson, R ERA: 10.8	(7, 1)	3.0	W	13	3	2	2	0	0	0	1	0	0	1	12	13	6.00	1.000

PITCHER		IP	WLS	BF	H	R	ER	SO	BB	IBB	HBP	BLK	WP	HR	S	P	ERA	WHIP

Batter	1	2	3	4	5	6	7	8	9	AB	R	H	RBI	BB	SO	LOB
Red Schoendienst, S (1, 4) OBP: 0.392, SLG: 0.356	4-3		F4		1B BB	F8		G6-3 1-2f 2-3		4	0	0	0	1	0	5
Johnny Logan, R (1, 6) OBP: 0.358, SLG: 0.398	WP 1B		6-3		1-2 1B		6-3	F4		5	1	2	0	0	0	2
Eddie Mathews, L (1, 5) OBP: 0.361, SLG: 0.560	F3			BB 1B SF9 BB	F6		G5-4-3 1B			3	1	1	0	1	0	3
Hank Aaron, R (1, 8) OBP: 0.333, SLG: 0.495	F8 1-H			SF9 BB 3-1 1B 1-2	K		G5-4-3 1-2f			4	1	1	0	0	1	3
Frank Torre, L (1, 3) OBP: 0.412, SLG: 0.455 Felix Mantilla, R (8, PR) OBP: 0.333, SLG: 0.200 Joe Adcock, R (9, 3) OBP: 0.380, SLG: 0.634		K		3-1 BB 1-2 2-3		1B BB 1B		BB 1B 2B BB		2 0 0	0 1 0	1 0 0	0 0 0	2 0 0	1 0 0	0 0 0
Wes Covington, L (1, 7) OBP: 0.423, SLG: 0.917 Andy Pafko, R (8, PR) OBP: 0.242, SLG: 0.241 (9, 7)	HR			SF9 2-3 3-H		1B BB 1-2		BB 2B 1B 1-2		2 0	1 1	2 0	2 0	1 0	0 0	0 0
Harry Hanebrink, L (1, 9) OBP: 0.231, SLG: 0.283	G3			3-1 1-2 3-H		1-2 2-3 1B		2B BB 1-2 2-3		3	1	1	1	1	0	1
Del Crandall, R (1, 2) OBP: 0.328, SLG: 0.382	F4			5-3	K			G6-3 2B 1-H 2-H 3-H		4	0	1	3	0	1	4
Lew Burdette, R (1, 1) OBP: 0.267, SLG: 0.267 Carl Willey, R (5, 1) Eddie Haas, L (5, PH) OBP: 1.000, SLG: 1.000 Bob Trowbridge, R (6, 1) Carl Sawatski, L (6, PH) OBP: 0.286, SLG: 0.167 Ernie Johnson, R (7, 1)			4-3		1B	K		E1 G6-3		1 0 1 0 1 1	0 0 0 0 0 0	0 0 1 0 0 0	0 0 0 0 0 0	0 0 0 0 1 0	0 0 0 0 3 2	0 0 0 0 0 0
Inning Stats	R: 1 H: 1 E: 0 LOB: 0 K: 0 BB: 0 S: 4 P: 4	R: 1 H: 1 E: 0 LOB: 0 K: 1 BB: 0 S: 6 P: 6	R: 0 H: 0 E: 0 LOB: 0 K: 0 BB: 0 S: 3 P: 3	R: 2 H: 1 E: 0 LOB: 1 K: 0 BB: 2 S: 4 P: 12	R: 0 H: 2 E: 0 LOB: 2 K: 1 BB: 1 S: 6 P: 10	R: 0 H: 2 E: 0 LOB: 3 K: 2 BB: 1 S: 9 P: 13	R: 0 H: 1 E: 0 LOB: 0 K: 0 BB: 0 S: 3 P: 3	R: 3 H: 2 E: 1 LOB: 2 K: 0 BB: 2 S: 5 P: 13		1B: 8 SF: 1 2B: 1 SAC: 0 3B: 0 DP: 2 HR: 1 HBP: 0				WP: 3 PA: 38 PB: 0 SB: 0 CS: 0		

PITCHER		IP	WLS	BF	H	R	ER	SO	BB	IBB	HBP	BLK	WP	HR	S	P	ERA	WHIP
Johnny Klippstein, R ERA: 6.23	(1, 1)	3.0		14	3	4	4	1	2	0	0	0	1	1	14	22	12.00	1.667
Willard Schmidt, R ERA: 4.7	(4, 1)	1.0		3	0	0	0	0	0	0	0	0	0	0	3	3	0.00	0.000
Tom Acker, R ERA: 3.81	(5, 1)	1.0		6	3	0	0	1	1	0	0	0	0	0	7	11	0.00	4.000
Turk Lown, R ERA: 6.14	(6, 1)	2.0	L	12	4	3	3	2	3	0	0	0	0	0	13	25	13.50	3.500
Bill Wight, L ERA: 5.79	(8, 1)	1.0		3	0	0	0	0	0	0	0	0	0	0	3	3	0.00	0.000

PITCHER	IP	WLS	BF	H	R	ER	SO	BB	IBB	HBP	BLK	WP	HR	S	P	ERA	WHIP

BOTTOM

Cincinnati Redlegs @ Milwaukee Braves

Milwaukee County Stadium, Milwaukee, WI

Sun May 11 1958, 4:33 AM EDT

Att. 24,695 - Unknown

livebaseballscorecards.com

AB	31
R	7
H	10
RBI	6
BB	6
SO	4
LOB	23

Batter	1	2	3	4	5	6	7	8	9	AB	R	H	RBI	BB	SO	LOB
Red Schoendienst, S (1, 4) OBP: 0.377, SLG: 0.340	4-3		G3			F8		F8		4	0	0	0	0	0	2
Johnny Logan, R (1, 6) OBP: 0.354, SLG: 0.391	1B			F7		5-3		F8		4	0	1	0	0	0	2
Eddie Mathews, L (1, 5) OBP: 0.347, SLG: 0.534	F8			F3		F8			K	4	0	0	0	0	1	1
Hank Aaron, R (1, 8) OBP: 0.330, SLG: 0.516	1-3			HR			1-3		P3	4	1	1	1	0	0	1
Frank Torre, L (1, 3) OBP: 0.418, SLG: 0.479		P6		2B			G6-4-3 1B		L8	4	0	2	0	0	0	0
Wes Covington, L (1, 7) OBP: 0.379, SLG: 0.815		F8		P3			G6-4-3 1-2f			3	0	0	0	0	0	2
Harry Hanebrink, L (1, 9) OBP: 0.218, SLG: 0.265		4-3			3-1			K		3	0	0	0	0	1	0
Del Rice, R (1, 2) OBP: 0.333, SLG: 0.414 Felix Mantilla, R (8, PR) OBP: 0.333, SLG: 0.200 Del Crandall, R (8, 2) OBP: 0.328, SLG: 0.382			L8		K			1B 2B		3 0 0	0 1 0	1 0 0	0 0 0	0 0 0	1 0 0	0 0 0
Bob Buhl, R (1, 1) OBP: 0.118, SLG: 0.118 Eddie Haas, L (8, PH) OBP: 1.000, SLG: 1.000 Don McMahon, R (8, 1)			1-3-4		1-3			2-H 1B		2 1 0	0 0 0	0 1 0	0 1 0	0 0 0	0 0 0	0 0 0
Inning Stats	R: 0 E: 0 K: 0 S: 4 H: 1 LOB: 1 BB: 0 P: 4	R: 0 E: 0 K: 0 S: 3 H: 0 LOB: 0 BB: 0 P: 3	R: 0 E: 0 K: 0 S: 3 H: 0 LOB: 0 BB: 0 P: 3	R: 1 E: 0 K: 0 S: 5 H: 2 LOB: 1 BB: 0 P: 5	R: 0 E: 0 K: 1 S: 5 H: 0 LOB: 0 BB: 0 P: 5	R: 0 E: 0 K: 0 S: 3 H: 0 LOB: 0 BB: 0 P: 3	R: 0 E: 0 K: 0 S: 3 H: 1 LOB: 0 BB: 0 P: 3	R: 1 E: 0 K: 1 S: 7 H: 2 LOB: 2 BB: 0 P: 7	R: 0 E: 0 K: 1 S: 5 H: 0 LOB: 0 BB: 0 P: 5	1B: 3 2B: 2 3B: 0 HR: 1	SF: 0 SAC: 0 DP: 1 HBP: 0					

PITCHER		IP	WLS	BF	H	R	ER	SO	BB	IBB	HBP	BLK	WP	HR	S	P	ERA	WHIP
Robin Roberts, R ERA: 3.44	(1, 1)	9.0	W	32	6	2	2	3	0	0	0	0	0	1	38	38	2.00	0.667

PITCHER	IP	WLS	BF	H	R	ER	SO	BB	IBB	HBP	BLK	WP	HR	S	P	ERA	WHIP

Milwaukee Braves @ Philadelphia Phillies

Connie Mack Stadium, Philadelphia, PA

Tue May 13 1958, 7:05 PM EDT

Att. 13,906 - Unknown

TOP

livebaseballscorecards.com

AB	32
R	2
H	6
RBI	2
BB	0
SO	3
LOB	8

PA: 32

WP: 0
PB: 0
SB: 0
CS: 0

Milwaukee Braves @ Philadelphia Phillies

Connie Mack Stadium, Philadelphia, PA

Tue May 13 1958, 7:05 PM EDT

Att. 13,906 - Unknown

livebaseballscorecards.com

BOTTOM

Batter	1	2	3	4	5	6	7	8	9	AB	R	H	RBI	BB	SO	LOB
Richie Ashburn, L (1, 8) OBP: 0.421, SLG: 0.376	5-3		F7		3B		FC1-6 1-2f 3B			4	1	1	0	0	0	1
Dave Philley, S (1, 3) OBP: 0.310, SLG: 0.389	4-3		4-3		G3		1-H 3B			4	0	1	1	0	0	1
Pancho Herrera, R (8, 3)										0	0	0	0	0	0	0
Harry Anderson, L (1, 7) OBP: 0.318, SLG: 0.346	3B		1B E 1B		G5-4-3 HBP		BBB FC6-4 BB			2	1	2	0	1	0	0
Chuck Essegian, R (9, 7) OBP: 0.351, SLG: 0.420										0	0	0	0	0	0	0
Rip Repulski, R (1, 9) OBP: 0.341, SLG: 0.622	6-3		E9 1-H 1B 1B		G5-4-3 1-2f		FC6-4 1-2f			4	1	1	0	0	0	5
Bob Bowman, R (9, 9) OBP: 0.292, SLG: 0.435										0	0	0	0	0	0	0
Granny Hamner, R (1, 4) OBP: 0.390, SLG: 0.525		FC1-4 1B	2-H 1B			6-3		SSS K		4	0	2	1	0	1	0
Stan Lopata, R (1, 2) OBP: 0.437, SLG: 0.481	FC1-4 1-2f HR			BBB 4-0 5-3 WP BB		6-3		CS 1B		3	1	1	0	1	0	1
Willie Jones, R (1, 5) OBP: 0.409, SLG: 0.474	1-H HR			F7		5-3		SSS K 1-2		4	1	1	2	0	1	2
Chico Fernandez, R (1, 6) OBP: 0.258, SLG: 0.186	4-3			5-3 1-3			5-3			3	0	0	0	0	0	1
Robin Roberts, S (1, 1) OBP: 0.250, SLG: 0.263	3-1			SSS K			BBB FC1-6 BB			2	0	0	0	1	1	1
Inning Stats	R: 0 E: 0 K: 0 S: 4 H: 1 LOB: 1 BB: 0 P: 4	R: 2 E: 0 K: 0 S: 5 H: 2 LOB: 0 BB: 0 P: 5	R: 2 E: 1 K: 0 S: 5 H: 3 LOB: 1 BB: 0 P: 5	R: 0 E: 0 K: 1 S: 5 H: 0 LOB: 1 BB: 1 P: 9	R: 0 E: 0 K: 0 S: 3 H: 1 LOB: 1 BB: 0 P: 4	R: 0 E: 0 K: 0 S: 3 H: 0 LOB: 0 BB: 0 P: 3	R: 1 E: 0 K: 0 S: 4 H: 1 LOB: 2 BB: 2 P: 12	R: 0 E: 0 K: 2 S: 7 H: 1 LOB: 0 BB: 0 P: 7		1B: 5 2B: 0 3B: 3 HR: 1	SF: 0 SAC: 0 DP: 1 HBP: 1						

AB	30
R	5
H	9
RBI	4
BB	3
SO	3
LOB	12

WP: 1 PB: 0 SB: 0 CS: 1 PA: 34

PITCHER		IP	WLS	BF	H	R	ER	SO	BB	IBB	HBP	BLK	WP	HR	S	P	ERA	WHIP
Bob Buhl, R ERA: 3.53	(1, 1)	7.0	L	31	8	5	4	1	3	0	1	0	1	1	29	42	5.14	1.571
Don McMahon, R ERA: 2.84	(8, 1)	1.0		3	1	0	0	2	0	0	0	0	0	0	7	7	0.00	1.000

PITCHER	IP	WLS	BF	H	R	ER	SO	BB	IBB	HBP	BLK	WP	HR	S	P	ERA	WHIP

Batter	1	2	3	4	5	6	7	8	9	AB	R	H	RBI	BB	SO	LOB
Red Schoendienst, S (1, 4) OBP: 0.378, SLG: 0.343	G3	L9		BB, 1B, 3-H			2B, 1B		F9	5	0	2	1	0	0	2
Johnny Logan, R (1, 6) OBP: 0.356, SLG: 0.417	L9		HR	BB, 1-2			K, SSS		F8	4	1	1	1	1	1	2
Eddie Mathews, L (1, 5) OBP: 0.343, SLG: 0.522	BB, 1B		F8	G3			F8			4	0	1	0	0	0	3
Hank Aaron, R (1, 8) OBP: 0.336, SLG: 0.520	BB, 1-2		1-3		F5		2B, 1-H			3	0	1	0	1	0	0
Frank Torre, L (1, 3) OBP: 0.390, SLG: 0.442	P6		4-3		1-3			F8		4	0	0	0	0	0	2
Wes Covington, L (1, 7) OBP: 0.375, SLG: 0.767 Andy Pafko, R (6, 9) OBP: 0.235, SLG: 0.233		F8		FC2-6, 1B	3-1			1-3		3 1	0 0	1 0	0 0	0 0	0 0	0 0
Eddie Haas, L (1, 9) OBP: 0.500, SLG: 0.500 Felix Mantilla, R (6, PH) OBP: 0.250, SLG: 0.143 (6, 7)	3-1		FC2-6, 1-2f, 3B			P3		6-3		2 2	1 0	0 0	0 0	0 0	0 0	1 0
Del Crandall, R (1, 2) OBP: 0.323, SLG: 0.424	HR		F7			F7			P6	4	1	1	1	0	0	1
Warren Spahn, L (1, 1) OBP: 0.444, SLG: 0.583	BB			1-H, 1B, 3B		SSS, K			BB	2	1	1	1	2	1	0

TOP

Milwaukee Braves @ Philadelphia Phillies

Connie Mack Stadium, Philadelphia, PA

Wed May 14 1958, 7:05 PM EDT

Att. 13,803 - Unknown

livebaseballscorecards.com

AB	34
R	4
H	8
RBI	4
BB	4
SO	2
LOB	11

Inning Stats	1	2	3	4	5	6	7	8	9
	R: 0 E: 0 K: 0 S: 4	R: 1 E: 0 K: 0 S: 4	R: 1 E: 0 K: 0 S: 4	R: 2 E: 0 K: 0 S: 6	R: 0 E: 0 K: 0 S: 3	R: 0 E: 0 K: 1 S: 5	R: 0 E: 0 K: 1 S: 6	R: 0 E: 0 K: 0 S: 3	R: 0 E: 0 K: 0 S: 3
	H: 1 LOB: 2 BB: 1 P: 8	H: 1 LOB: 1 BB: 1 P: 8	H: 1 LOB: 0 BB: 0 P: 4	H: 3 LOB: 2 BB: 1 P: 10	H: 0 LOB: 0 BB: 0 P: 3	H: 0 LOB: 0 BB: 0 P: 5	H: 2 LOB: 2 BB: 0 P: 6	H: 0 LOB: 0 BB: 0 P: 3	H: 0 LOB: 1 BB: 1 P: 7

	1B	4	SF	0	WP	0	PA	38
	2B	1	SAC	0	PB	0		
	3B	1	DP	0	SB	0		
	HR	2	HBP	0	CS	0		

PITCHER		IP	WLS	BF	H	R	ER	SO	BB	IBB	HBP	BLK	WP	HR	S	P	ERA	WHIP
Ray Semproch, R ERA: 3.1	(1, 1)	3.2	L	19	6	4	4	0	2	0	0	0	0	2	17	25	9.82	2.182
Jim Hearn, R ERA: 9.64	(4, 1)	1.1		5	0	0	0	0	1	0	0	0	0	0	4	8	0.00	0.750
Seth Morehead, L ERA: 4.91	(6, 1)	2.0		7	2	0	0	2	0	0	0	0	0	0	11	11	0.00	1.000
Bob Miller, R ERA: 9.35	(8, 1)	2.0		7	0	0	0	0	1	0	0	0	0	0	6	10	0.00	0.500

PITCHER	IP	WLS	BF	H	R	ER	SO	BB	IBB	HBP	BLK	WP	HR	S	P	ERA	WHIP

Milwaukee Braves @ Philadelphia Phillies

Connie Mack Stadium, Philadelphia, PA

Wed May 14 1958, 7:05 PM EDT

Att. 13,803 - Unknown

livebaseballscorecards.com

BOTTOM

Batter	1	2	3	4	5	6	7	8	9	AB	R	H	RBI	BB	SO	LOB
Richie Ashburn, L (1, 8) OBP: 0.415, SLG: 0.371	BB 1B		K		G1-6-3 1-2f			K		4	0	1	0	0	2	3
Dave Philley, S (1, 3) OBP: 0.290, SLG: 0.362	K		1-3			F7		L8		4	0	0	0	0	1	2
Granny Hamner, R (1, 4) OBP: 0.385, SLG: 0.510	G6-4-3 1-2 BB			P4		6-3		F9		3	0	0	0	1	0	0
Rip Repulski, R (1, 7) OBP: 0.333, SLG: 0.585	G6-4-3 1-2f			K		1B			K	4	0	1	0	0	2	2
Stan Lopata, R (1, 2) OBP: 0.421, SLG: 0.458		E5 FC4-6		F8		K			K	4	0	0	0	0	2	1
Wally Post, R (1, 9) OBP: 0.352, SLG: 0.367		FC4-6 G1-6-3 1-2f			6-3		FC6-4 BB		6-3	3	0	0	0	1	0	1
Willie Jones, R (1, 5) OBP: 0.400, SLG: 0.429		G1-6-3 1-2f			1B BB		F7			2	1	0	0	1	0	2
Chico Fernandez, R (1, 6) OBP: 0.270, SLG: 0.202			SH2-4 1B		1B 1-3		F7			3	0	2	0	0	0	1
Ray Semproch, R (1, 1) Jim Hearn, R (4, 1) Chuck Essegian, R (5, PH) OBP: 0.362, SLG: 0.431 Seth Morehead, L (6, 1) Bob Bowman, R (7, PH) OBP: 0.280, SLG: 0.417 Bob Miller, R (8, 1)			SH2-4 1-2		G1-6-3 1-2 3-H		FC6-4 1-2f			0 0 0 0 0 0 0 0 0 0 0 0 0 0 1 0 1 1 0 0 0 0 0 0 0 0 0 0 1 0 0 0 0 0 1 0 0 0 0 0 0 0						
Inning Stats	R: 0 H: 1 E: 0 LOB: 1 K: 1 BB: 1 S: 5 P: 9	R: 0 H: 0 E: 1 LOB: 0 K: 0 BB: 0 S: 3 P: 3	R: 0 H: 1 E: 0 LOB: 1 K: 1 BB: 0 S: 6 P: 6	R: 0 H: 0 E: 0 LOB: 0 K: 1 BB: 0 S: 5 P: 5	R: 1 H: 2 E: 0 LOB: 1 K: 0 BB: 1 S: 4 P: 8	R: 0 H: 1 E: 0 LOB: 1 K: 1 BB: 0 S: 6 P: 6	R: 0 H: 0 E: 0 LOB: 1 K: 0 BB: 1 S: 3 P: 7	R: 0 H: 0 E: 0 LOB: 0 K: 1 BB: 0 S: 5 P: 5	R: 0 H: 0 E: 0 LOB: 0 K: 2 BB: 0 S: 7 P: 7	1B: 5 SF: 0 2B: 0 SAC: 1 3B: 0 DP: 3 HR: 0 HBP: 0							

	AB	29
	R	1
	H	5
	RBI	1
	BB	3
	SO	7
	LOB	13

PITCHER	IP	WLS	BF	H	R	ER	SO	BB	IBB	HBP	BLK	WP	HR	S	P	ERA	WHIP
Warren Spahn, L (1, 1) ERA: 1.86	9.0	W	33	5	1	1	7	3	0	0	0	0	0	44	56	1.00	0.889

PITCHER	IP	WLS	BF	H	R	ER	SO	BB	IBB	HBP	BLK	WP	HR	S	P	ERA	WHIP

WP: 0 PA: 33
PB: 0
SB: 0
CS: 0

Milwaukee Braves @ Cincinnati Redlegs

Crosley Field, Cincinnati, OH

Sat May 17 1958, 7:05 PM EDT

Att. 19,484 - Unknown

TOP

livebaseballscorecards.com

Batter	1	2	3	4	5	6	7	8	9	AB	R	H	RBI	BB	SO	LOB
Red Schoendienst, S (1, 4) OBP: 0.397, SLG: 0.356	K	G4-6-3 BB		BB		FC5-2 1-3 2B		SH1-4 BB		2	0	1	0	3	1	0
Johnny Logan, R (1, 6) OBP: 0.352, SLG: 0.440	HR	G4-6-3 1-2f		F9		1-3		SH1-4 1-2		4	1	1	1	0	0	4
Eddie Mathews, L (1, 5) OBP: 0.355, SLG: 0.547	1B 2B BB	K		HR		FC5-2 IBB		K		3	2	1	1	2	2	1
Hank Aaron, R (1, 8) OBP: 0.330, SLG: 0.515	K	PB FC4-6 2B		5-3		FC5-2 1-2 2-3 3-Hf		4-3		5	1	1	0	0	1	5
Frank Torre, L (1, 3) OBP: 0.406, SLG: 0.436	2B 1-2 1B	FC4-6 2-3 BB		F3		F9			HBP HBP	3	0	1	0	1	0	3
Wes Covington, L (1, 7) OBP: 0.389, SLG: 0.758 Andy Pafko, R (7, 7) OBP: 0.229, SLG: 0.226	1-3 2-H 2B	FC4-6 1-2f 3-H		BB			4-3		F9	3 1	0 0	1 0	2 0	1 0	0 0	1 1
Bob Hazle, L (1, 9) OBP: 0.306, SLG: 0.173	3-1	F7		1-2 BB			4-3		K	4	0	0	0	1	1	4
Del Crandall, R (1, 2) OBP: 0.343, SLG: 0.468	HR	F2	K				FC6 HBP		1-2 HBP	3	1	1	1	0	1	2
Bob Rush, R (1, 1)	1-3	K		2B FC5-2 BB			1-2f FC6		G3	4	0	0	0	1	1	3

	AB	R	H	RBI	BB	SO	LOB
	32	5	7	5	9	7	24

Inning Stats	1	2	3	4	5	6	7	8	9	1B	SF	WP	PA
R	2	1	1	0	1	0	0	0	0	1	0	0	45
E	0	0	0	0	0	0	0	0	0	2B 3	SAC 1	PB 1	
K	2	0	1	1	1	0	0	1	1	3B 0	DP 1	SB 0	
S	10	3	6	5	6	4	3	5	5	HR 3	HBP 3	CS 0	
H	3	1	1	0	1	1	0	0	0				
LOB	2	0	1	1	2	3	1	1	2				
BB	1	1	1	1	2	2	1	1	2				
P	14	7	10	9	14	12	4	9	7				

PITCHER		IP	WLS	BF	H	R	ER	SO	BB	IBB	HBP	BLK	WP	HR	S	P	ERA	WHIP
Tom Acker, R ERA: 4.39	(1, 1)	0.2	L	6	3	2	2	2	1	0	0	0	0	1	9	13	27.00	6.000
Charlie Rabe, L ERA: 2.87	(1, 1)	2.1		10	2	2	1	1	2	0	0	0	0	1	10	18	3.86	1.714
Turk Lown, R ERA: 5.79	(4, 1)	2.0		10	1	1	1	2	3	0	0	0	0	1	11	23	4.50	2.000
Brooks Lawrence, R ERA: 5.08	(6, 1)	3.0		14	1	0	0	1	2	1	1	0	0	0	12	25	0.00	1.000
Harvey Haddix, L ERA: 4.23	(9, 1)	1.0		5	0	0	0	1	0	0	2	0	0	0	5	7	0.00	0.000

PITCHER		IP	WLS	BF	H	R	ER	SO	BB	IBB	HBP	BLK	WP	HR	S	P	ERA	WHIP

BOTTOM

Milwaukee Braves @ Cincinnati Redlegs

Crosley Field, Cincinnati, OH

Sat May 17 1958, 7:05 PM EDT

Att. 19,484 - Unknown

livebaseballscorecards.com

Batter	1	2	3	4	5	6	7	8	9	AB	R	H	RBI	BB	SO	LOB
Johnny Temple, R (1, 4) OBP: 0.435, SLG: 0.393	4-3		F6		F9			BB, G3-6-3		3	0	0	0	1	0	0
Dee Fondy, L (1, 9) OBP: 0.357, SLG: 0.423	K			F9 1B SF9 1B	F7			G3-6-3 1-2f		4	1	1	0	0	1	1
Gus Bell, L (1, 8) OBP: 0.245, SLG: 0.296	3-1			BB 1-2 1B	3-1				3-1	4	0	1	0	0	0	0
George Crowe, L (1, 3) OBP: 0.408, SLG: 0.540		F6		F9 2-3		BB			F4	3	0	0	0	1	0	2
Ed Bailey, L (1, 2) OBP: 0.310, SLG: 0.276		K		SF9 3-H	F7				F5	3	0	0	1	0	1	1
Frank Robinson, R (1, 7) OBP: 0.356, SLG: 0.441		3B		BB 1-2			K			2	0	1	0	1	1	0
Don Hoak, R (1, 5) OBP: 0.365, SLG: 0.479		F4		5-3			5-3			3	0	0	0	0	0	3
Roy McMillan, R (1, 6) OBP: 0.218, SLG: 0.116			6-3		F4		F5			3	0	0	0	0	0	0
Tom Acker, R (1, 1)			F8		4-3				F9	0	0	0	0	0	0	0
Charlie Rabe, L (1, 1)										0	0	0	0	0	0	0
Bob Thurman, L (3, PH) OBP: 0.294, SLG: 0.200										1	0	0	0	0	0	0
Turk Lown, R (4, 1)										0	0	0	0	0	0	0
Jerry Lynch, L (5, PH) OBP: 0.357, SLG: 0.571										1	0	0	0	0	0	0
Brooks Lawrence, R (6, 1) OBP: 0.200, SLG: 0.125										0	0	0	0	0	0	0
Smoky Burgess, L (8, PH) OBP: 0.358, SLG: 0.464										1	0	0	0	0	0	0
Harvey Haddix, L (9, 1) OBP: 0.200, SLG: 0.154										0	0	0	0	0	0	0

Inning Stats	1	2	3	4	5	6	7	8	9
	R: 0 E: 0 K: 1 S: 5	H: 0 LOB: 0 BB: 0 P: 5	R: 0 E: 0 K: 1 S: 6	H: 1 LOB: 1 BB: 0 P: 6	R: 0 E: 0 K: 0 S: 3	H: 0 LOB: 0 BB: 0 P: 3	R: 1 E: 0 K: 0 S: 5	H: 2 LOB: 2 BB: 1 P: 9	R: 0 E: 0 K: 0 S: 3	H: 0 LOB: 0 BB: 0 P: 3
	R: 0 E: 0 K: 0 S: 3	H: 0 LOB: 1 BB: 1 P: 7	R: 0 E: 0 K: 1 S: 5	H: 0 LOB: 0 BB: 0 P: 5	R: 0 E: 0 K: 0 S: 2	H: 0 LOB: 0 BB: 1 P: 6	R: 0 E: 0 K: 0 S: 3	H: 0 LOB: 0 BB: 0 P: 3		

AB	28
R	1
H	3
RBI	1
BB	3
SO	3
LOB	7

1B: 2 SF: 1
2B: 0 SAC: 0
3B: 1 DP: 1
HR: 0 HBP: 0

WP: 0 PA: 32
PB: 0
SB: 0
CS: 0

PITCHER		IP	WLS	BF	H	R	ER	SO	BB	IBB	HBP	BLK	WP	HR	S	P	ERA	WHIP
Bob Rush, R ERA: 1.73	(1, 1)	9.0	W	32	3	1	1	3	3	0	0	0	0	0	35	47	1.00	0.667

PITCHER	IP	WLS	BF	H	R	ER	SO	BB	IBB	HBP	BLK	WP	HR	S	P	ERA	WHIP

Milwaukee Braves @ Cincinnati Redlegs

Crosley Field, Cincinnati, OH

Sun May 18 1958, 3:33 AM EDT

Att. 14,620 - Unknown

TOP

livebaseballscorecards.com

Batter	1	2	3	4	5	6	7	8	9	AB	R	H	RBI	BB	SO	LOB
Red Schoendienst, S (1, 4) OBP: 0.397, SLG: 0.368	6-3		4-3		4-3		2B		1-2 HR 1B	5	1	2	0	0	0	0
Johnny Logan, R (1, 6) OBP: 0.354, SLG: 0.467	F8		F8		1B		L4		1-H 2-H HR	5	1	2	3	0	0	1
Eddie Mathews, L (1, 5) OBP: 0.357, SLG: 0.580	HR		1B 2B		F9			F8	1-3	5	2	2	1	0	0	1
Hank Aaron, R (1, 8) OBP: 0.328, SLG: 0.505	4-3		2-H 1B		F5			F2		4	0	1	1	0	0	1
Joe Adcock, R (1, 3) OBP: 0.389, SLG: 0.756		HR	K			F9		HR		4	2	2	2	0	1	1
Wes Covington, L (1, 7) OBP: 0.375, SLG: 0.730		1-6-3 2B		F7		L9		L6		4	0	1	0	0	0	0
Bob Hazle, L (1, 9) OBP: 0.303, SLG: 0.179		1-6-3 2-3		1B 1B		F6			L8	4	0	1	0	0	0	1
Del Rice, R (1, 2) OBP: 0.294, SLG: 0.364		F4		F4			F8		1-3	4	0	0	0	0	0	2
Lew Burdette, R (1, 1) OBP: 0.294, SLG: 0.294 Dick Littlefield, L (4, 1) Eddie Haas, L (7, PH) OBP: 0.400, SLG: 0.400 Joey Jay, S (7, 1) Harry Hanebrink, L (9, PH) OBP: 0.232, SLG: 0.280		K		1-3 1B			L9		1B HR 1B	2	0	1	0	0	1	1
										0	0	0	0	0	0	0
										1	0	0	0	0	0	0
										0	0	0	0	0	0	0
										1	1	1	0	0	0	0

	AB	39
	R	7
	H	13
	RBI	7
	BB	0
	SO	2
	LOB	8

Inning Stats	1	2	3	4	5	6	7	8	9	1B: 6	SF: 0	WP: 0	PA: 39
R	1	1	1	0	0	0	0	1	3	2B: 3	SAC: 0	PB: 0	
E	0	0	0	0	0	0	0	0	0	3B: 0	DP: 0	SB: 0	
K	0	1	1	0	0	0	0	0	0	HR: 4	HBP: 0	CS: 0	
S	4	7	7	4	4	3	4	4	6				
H	1	2	2	2	1	0	1	1	3				
LOB	0	1	0	0	1	0	1	0	0				
BB	0	0	0	0	0	0	0	0	0				
P	4	7	7	4	4	3	4	4	6				

PITCHER	IP	WLS	BF	H	R	ER	SO	BB	IBB	HBP	BLK	WP	HR	S	P	ERA	WHIP
Bob Purkey, R (1, 1) ERA: 3.86	9.0	W	39	13	7	7	2	0	0	0	0	0	4	43	43	7.00	1.444

PITCHER	IP	WLS	BF	H	R	ER	SO	BB	IBB	HBP	BLK	WP	HR	S	P	ERA	WHIP

Batter	1	2	3	4	5	6	7	8	9	AB	R	H	RBI	BB	SO	LOB
Johnny Temple, R (1, 4) OBP: 0.434, SLG: 0.404	L4		FC4-6 1B	1-3 2-H HR 2B	F9			S S S K		5	1	2	1	0	1	0
Dee Fondy, L (1, 9) OBP: 0.333, SLG: 0.484	4-3		1-2f FC4-6 1B HR	2-H 3-H HR		F6		1-3		5	2	1	3	0	0	1
Frank Robinson, R (1, 7) OBP: 0.370, SLG: 0.458	P2		1-2 HR 1B	H 1-0 2B HBP		1B 2B				3	3	2	0	0	0	0
George Crowe, L (1, 3) OBP: 0.427, SLG: 0.612		2B 2B	1-H 2-H HR	F6		2-H G6-4-3 1B				4	2	3	4	0	0	1
Don Hoak, R (1, 5) OBP: 0.370, SLG: 0.500		6-3	2B	1-H 1B 2B		1-2f G6-4-3				4	1	2	1	0	0	2
Ed Bailey, L (1, 2) OBP: 0.320, SLG: 0.306		4-3 2-H 2B	4-3	2-H 1B			4-3			4	0	2	2	0	0	1
Gus Bell, L (1, 8) OBP: 0.245, SLG: 0.294		4-3 2-3	FC3-5 E 1B 4-3				F9			4	0	1	0	0	0	2
Roy McMillan, R (1, 6) OBP: 0.207, SLG: 0.110		L6		E5 FC3-5 1-2 2B	S S S K		4-3			4	1	0	0	0	1	2
Bob Purkey, R (1, 1) OBP: 0.100, SLG: 0.150			S S S K	FC3-5 2B 1-2 2-3f HR	S S S K			S S S K		4	1	0	0	0	3	2
Inning Stats	R: 0 E: 0 K: 0 S: 3 H: 0 LOB: 0 BB: 0 P: 3	R: 1 E: 0 K: 0 S: 5 H: 2 LOB: 1 BB: 0 P: 5	R: 3 E: 0 K: 1 S: 9 H: 4 LOB: 1 BB: 0 P: 9	R: 6 E: 1 K: 0 S: 9 H: 5 LOB: 1 BB: 0 P: 10	R: 0 E: 0 K: 2 S: 7 H: 0 LOB: 0 BB: 0 P: 7	R: 1 E: 0 K: 0 S: 4 H: 2 LOB: 0 BB: 0 P: 4	R: 0 E: 0 K: 0 S: 3 H: 0 LOB: 0 BB: 0 P: 3	R: 0 E: 0 K: 2 S: 7 H: 0 LOB: 0 BB: 0 P: 7		1B: 5 2B: 6 3B: 0 HR: 2	SF: 0 SAC: 0 DP: 1 HBP: 1						

PITCHER		IP	WLS	BF	H	R	ER	SO	BB	IBB	HBP	BLK	WP	HR	S	P	ERA	WHIP
Lew Burdette, R ERA: 4.14	(1, 1)	3.1	L	19	8	7	6	1	0	0	0	0	0	1	21	21	16.20	2.400
Dick Littlefield, L ERA: 4.5	(4, 1)	2.2		13	5	4	2	2	0	0	1	0	0	1	16	17	6.75	1.875
Joey Jay, R ERA: 9.0	(7, 1)	2.0		6	0	0	0	2	0	0	0	0	0	0	10	10	0.00	0.000

PITCHER	IP	WLS	BF	H	R	ER	SO	BB	IBB	HBP	BLK	WP	HR	S	P	ERA	WHIP

BOTTOM

Milwaukee Braves @ Cincinnati Redlegs

Crosley Field, Cincinnati, OH

Sun May 18 1958, 3:33 AM EDT

Att. 14,620 - Unknown

livebaseballscorecards.com

AB	37
R	11
H	13
RBI	11
BB	0
SO	5
LOB	11



WP: 0	PB: 0	SB: 0	CS: 0
PA: 38			

Batter	1	2	3	4	5	6	7	8	9	10	11	12	AB	R	H	RBI	BB	SO	LOB
Red Schoendienst, S (1, 4) OBP: 0.394, SLG: 0.366	F2		FC2-5 1-2 1B		F8		G3		F4			2B F6-5-4-5 1B	6	1	2	0	0	0	1
Johnny Logan, R (1, 6) OBP: 0.353, SLG: 0.468	K		FC2-5 FC6 1-2 2-3f		L4-3 1B		F9			F9		F6-5-4-5 1-3 2B	6	0	2	0	0	1	2
Eddie Mathews, L (1, 5) OBP: 0.345, SLG: 0.558 Frank Torre, L (8, 3) OBP: 0.409, SLG: 0.429	F9		K		L4-3 1-2			K		G3		IBB	4 1	0 0	0 0	0 0	0 1	2 0	3 0
Hank Aaron, R (1, 8) OBP: 0.320, SLG: 0.487		2B 1B	FC6 1-2f			6-3		6-3		5-3		F6-5-4-5 2-3 3-H	6	1	1	1	0	0	4
Joe Adcock, R (1, 3) OBP: 0.379, SLG: 0.714 Felix Mantilla, R (8, 5) OBP: 0.222, SLG: 0.125		K		E5 SH3-4 1B		1B 1B		K			F3		4 1	1 0	1 0	0 0	0 0	2 0	1 0
Andy Pafko, R (1, 7) OBP: 0.282, SLG: 0.400		1B 1-H 2B		SH3-4 2-3		1-2 1B			HR		F5		4	1	3	2	0	0	0
Harry Hanebrink, L (1, 9) OBP: 0.262, SLG: 0.309		G4-6-3 2-3 1B		1B 3-H	F4				F8		1B		5	0	3	1	0	0	2
Del Crandall, R (1, 2) OBP: 0.333, SLG: 0.448		G4-6-3 1-2f		K	F7				FC2-6 1B		F4		5	0	1	0	0	1	6
Warren Spahn, L (1, 1) OBP: 0.419, SLG: 0.519 Don McMahon, R (9, 1)			FC2-5 1B HBP	F9			K		FC2-6 1-2f			K	3 1	0 0	0 0	0 0	0 0	1 1	2 0
Inning Stats	R: 0 H: 0 E: 0 LOB: 0 K: 1 BB: 0 S: 5 P: 5	R: 1 H: 3 E: 0 LOB: 1 K: 1 BB: 0 S: 7 P: 7	R: 0 H: 1 E: 0 LOB: 2 K: 1 BB: 0 S: 6 P: 7	R: 1 H: 1 E: 1 LOB: 1 K: 1 BB: 0 S: 7 P: 7	R: 0 H: 1 E: 0 LOB: 0 K: 0 BB: 0 S: 3 P: 3	R: 0 H: 2 E: 0 LOB: 2 K: 0 BB: 0 S: 5 P: 5	R: 0 H: 0 E: 0 LOB: 0 K: 1 BB: 0 S: 5 P: 5	R: 0 H: 0 E: 0 LOB: 0 K: 2 BB: 0 S: 7 P: 7	R: 1 H: 2 E: 0 LOB: 1 K: 0 BB: 0 S: 5 P: 5	R: 0 H: 0 E: 0 LOB: 0 K: 0 BB: 0 S: 3 P: 3	R: 0 H: 1 E: 0 LOB: 1 K: 0 BB: 0 S: 4 P: 4	R: 1 H: 2 E: 0 LOB: 1 K: 1 BB: 1 S: 6 P: 10	1B: 10 2B: 4 3B: 0 HR: 1	SF: 0 SAC: 1 DP: 3 HBP: 1	WP: 0 PB: 0 SB: 0 CS: 0	PA: 49		

PITCHER		IP	WLS	BF	H	R	ER	SO	BB	IBB	HBP	BLK	WP	HR	S	P	ERA	WHIP
Johnny Klippstein, R ERA: 3.72	(1, 1)	7.0		29	8	2	1	5	0	0	1	0	0	0	38	39	1.29	1.143
Hal Jeffcoat, R ERA: 1.2	(8, 1)	2.0		8	2	1	1	2	0	0	0	0	0	1	12	12	4.50	1.000
Brooks Lawrence, R ERA: 4.75	(10, 1)	2.0		7	1	0	0	0	0	0	0	0	0	0	7	7	0.00	0.500
Turk Lown, R ERA: 6.52	(12, 1)	0.1	L	4	2	1	1	1	0	1	0	0	0	0	5	9	27.00	6.000
Tom Acker, R ERA: 4.28	(12, 1)	0.2		1	0	0	0	0	0	0	0	0	0	0	1	1	0.00	0.000

PITCHER	IP	WLS	BF	H	R	ER	SO	BB	IBB	HBP	BLK	WP	HR	S	P	ERA	WHIP

TOP

Milwaukee Braves @ Cincinnati Redlegs

Crosley Field, Cincinnati, OH

Mon May 19 1958, 7:05 PM EDT

Att. 6,402 - Unknown

livebaseballscorecards.com

AB	46
R	4
H	13
RBI	4
BB	1
SO	8
LOB	21

Batter	1	2	3	4	5	6	7	8	9	10	11	12	AB	R	H	RBI	BB	SO	LOB
Johnny Temple, R (1, 4) OBP: 0.420, SLG: 0.390	F7	1B			6-3		F9		F8		6-3		6	0	1	0	0	0	6
Pete Whisenant, R (1, 9) OBP: 0.429, SLG: 0.458	BB 1B	K			F4			2-3		FC2-6 1B		F9	6	1	2	0	0	1	2
Frank Robinson, R (1, 7) OBP: 0.368, SLG: 0.446	1B BB		G1-6-3 1B			5-3		K		FC2-6 L3-6 1B		F8	5	0	1	0	1	1	1
Steve Bilko, R (1, 3) OBP: 0.319, SLG: 0.421 Dee Fondy, L (8, PR) (9, 3) OBP: 0.343, SLG: 0.485	K	G1-6-3			F7			PO BB		1B		6-3	3 2	0 0	0 1	0 0	1 0	1 0	3 0
Don Hoak, R (1, 5) OBP: 0.372, SLG: 0.495	1B	6-3			CS 1B			PO	F8	L3-6			5	0	2	1	0	0	2
Ed Bailey, L (1, 2) OBP: 0.313, SLG: 0.343	F2		3-1		CS		G3		HR		4-3		5	1	1	1	0	0	2
Gus Bell, L (1, 8) OBP: 0.261, SLG: 0.295		FC1-6 BB	3-1			5-3			4-3		1B		3	0	1	0	2	0	0
Roy McMillan, R (1, 6) OBP: 0.200, SLG: 0.107 Jerry Lynch, (7, PH) OBP: 0.333, SLG: 0.533 Hal Jeffcoat, R (8, 1) OBP: 1.000, SLG: 1.000 Smoky Burgess, L (9, PH) OBP: 0.167, SLG: 0.483 Eddie Miksis, R (9, PR) OBP: 0.333, SLG: 0.333		K					E4		2B		1B		2 1 0 1 1	0 0 0 0 1	0 0 0 0 1	0 0 0 0 1	0 0 0 0 0	1 1 0 0 0	1 0 0 0 0
Johnny Klippstein, R (1, 1) George Crowe, L (7, PH) OBP: 0.421, SLG: 0.603 Alex Grammas, R (8, 6) OBP: 0.143, SLG: 0.143 Bob Thurman, L (9, PH) OBP: 0.333, SLG: 0.313 Brooks Lawrence, R (10, 1) OBP: 0.200, SLG: 0.125 Harvey Haddix, L (11, PH) OBP: 0.188, SLG: 0.143 Turk Lown, R (12, 1) Tom Acker, R (12, 1)		FC1-6 1B			F4		F4		2B		K		2 1 0 1 0 1 0 0	0 0 0 0 0 0 0 0	0 0 0 1 0 0 1 0	0 0 0 1 0 0 0 0	0 0 0 0 0 0 0 0	1 2 0 0 0 2 0 0	1 2 0 0 0 0 0 0
Inning Stats	R: 1 H: 2 E: 0 LOB: 2 K: 1 BB: 1 S: 7 P: 11	R: 0 H: 1 E: 0 LOB: 2 K: 2 BB: 1 S: 8 P: 12	R: 0 H: 1 E: 0 LOB: 0 K: 0 BB: 0 S: 3 P: 3	R: 0 H: 0 E: 0 LOB: 0 K: 0 BB: 0 S: 3 P: 3	R: 0 H: 0 E: 0 LOB: 0 K: 0 BB: 0 S: 3 P: 3	R: 0 H: 1 E: 0 LOB: 0 K: 0 BB: 0 S: 3 P: 3	R: 0 H: 0 E: 1 LOB: 2 K: 0 BB: 1 S: 4 P: 8	R: 0 H: 0 E: 0 LOB: 1 K: 1 BB: 1 S: 4 P: 8	R: 2 H: 3 E: 0 LOB: 2 K: 0 BB: 0 S: 6 P: 6	R: 0 H: 2 E: 0 LOB: 1 K: 0 BB: 0 S: 4 P: 4	R: 0 H: 2 E: 0 LOB: 2 K: 1 BB: 0 S: 7 P: 7	R: 0 H: 0 E: 0 LOB: 0 K: 0 BB: 0 S: 3 P: 3	1B: 10 2B: 2 3B: 0 HR: 1	SF: 0 SAC: 0 DP: 2 HBP: 0	WP: 0 PB: 0 SB: 0 CS: 1	PA: 51			

PITCHER	IP	WLS	BF	H	R	ER	SO	BB	IBB	HBP	BLK	WP	HR	S	P	ERA	WHIP
Warren Spahn, L (1, 1) ERA: 2.01	8.2		36	8	3	3	4	4	0	0	0	0	1	40	56	3.12	1.385
Don McMahon, R (9, 1) ERA: 1.86	3.1	W	13	4	0	0	1	0	0	0	0	0	0	15	15	0.00	1.200

PITCHER	IP	WLS	BF	H	R	ER	SO	BB	IBB	HBP	BLK	WP	HR	S	P	ERA	WHIP

Milwaukee Braves @ Cincinnati Redlegs

Crosley Field, Cincinnati, OH

Mon May 19 1958, 7:05 PM EDT

Att. 6,402 - Unknown

BOTTOM

livebaseballscorecards.com

AB	45
R	3
H	12
RBI	3
BB	4
SO	5
LOB	23

Batter	1	2	3	4	5	6	7	8	9	10	11	AB	R	H	RBI	BB	SO	LOB
Jim Gilliam, S (1, 7) OBP: 0.391, SLG: 0.420	F S 0-3 ① K			S S F B B F F B B 4-2 BB BB SF9 BB	B X 1-0 ③ L8			B B C X 2-1 ② F7			B B C B C X 3-2 2B 2B	4	2	1	0	1	1	2
Pee Wee Reese, R (1, 5) OBP: 0.324, SLG: 0.417 Duke Snider, L (11, PH) OBP: 0.333, SLG: 0.309 Joe Pignatano, R (11, PR) OBP: 0.276, SLG: 0.167 (11, 2)	C B M B X 2-2 ② 4-3			B F B B B 4-1 SF9 BB 1-2 SF8 BB		B B C B F S 3-3 ① K		C B B B B X 3-1 ③ F4			B X 1-0 2-H 1B 2B	3 1 0	1 0 1	0 1 0	0 1 0	1 1 0	1 0 0	0 0 0
Charlie Neal, R (1, 4) OBP: 0.338, SLG: 0.468	S S B C 1-3 ③ K			B B B C F B 4-2 CS 1-2 2-3 BB		F B F B X 2-2 ② 5-3			B C F X 1-2 ① F9		B S F B F B B 4-2 1B SF8 BB	3	1	0	0	2	1	0
Carl Furillo, R (1, 9) OBP: 0.342, SLG: 0.507		C B B F B X 3-2 ① 6-3		F B B X 2-1 ① SF9 2-3 3-H		F C C 0-3 ③ K			B X 1-0 ② F7		F F B B F X 2-2 1-3 2-H BB 1B	4	0	1	2	0	1	0
John Roseboro, L (1, 2) OBP: 0.397, SLG: 0.519 Randy Jackson, R (11, 5) OBP: 0.275, SLG: 0.342		B F B C C 2-3 ② K		B F C F F B F B F 3-2 X SF8 3-H			F B X 1-1 HR		B X 1-0 ③ 4-3		B F X 1-1 ② SF8 3-H	3 0	1 0	1 0	3 0	0 0	1 0	0 0
Gil Hodges, R (1, 3) OBP: 0.331, SLG: 0.398		B B F F F B S 3-3 ③ K		B P B 2-1 ③ CS 1-2	C B F X 1-2 1B		F B B S X 2-2 ① F4			X 0-0 ① F8	B F B B B B 4-2 1-2 BB	4	0	1	0	1	1	0
Gino Cimoli, R (1, 8) OBP: 0.286, SLG: 0.375			F F X 0-2 ① 6-3		X 0-0 ① F9		S T X 0-2 ② F8			C X 0-1 ② F7	F B B F B F X 3-2 ③ F3	5	0	0	0	0	0	3
Don Zimmer, R (1, 6) OBP: 0.347, SLG: 0.396			F F B S 1-3 ② K		B C F X 1-2 1-2 1B		B S F B F X 2-2 ③ F8			S B S B S 2-3 ③ K		4	0	1	0	0	2	0
Sandy Koufax, R (1, 1) OBP: 0.167, SLG: 0.167			X 0-0 ③ 1-3		F X 0-1 ② F4			C B B F B F F S 3-3 ① K			X 0-0 ① 1-3	4	0	0	0	0	1	2
Inning Stats	R: 0 H: 0 E: 0 LOB: 0 K: 2 BB: 0 S: 9 P: 12	R: 0 H: 0 E: 0 LOB: 0 K: 2 BB: 0 S: 9 P: 17	R: 0 H: 0 E: 0 LOB: 0 K: 1 BB: 0 S: 7 P: 8	R: 2 H: 0 E: 0 LOB: 0 K: 0 BB: 3 S: 18 P: 37	R: 0 H: 2 E: 0 LOB: 2 K: 0 BB: 0 S: 10 P: 13	R: 0 H: 0 E: 0 LOB: 0 K: 2 BB: 0 S: 9 P: 14	R: 1 H: 1 E: 0 LOB: 0 K: 0 BB: 0 S: 12 P: 17	R: 0 H: 0 E: 0 LOB: 0 K: 1 BB: 0 S: 9 P: 17	R: 0 H: 0 E: 0 LOB: 0 K: 0 BB: 0 S: 5 P: 8	R: 0 H: 0 E: 0 LOB: 0 K: 1 BB: 0 S: 6 P: 8	R: 3 H: 3 E: 0 LOB: 2 K: 0 BB: 2 S: 20 P: 38	1B: 3 SF: 3 2B: 2 SAC: 0 3B: 0 DP: 0 HR: 1 HBP: 0						

PITCHER		IP	WLS	BF	H	R	ER	SO	BB	IBB	HBP	BLK	WP	HR	S	P	ERA	WHIP
Gene Conley, R ERA: 4.0	(1, 1)	10.1	L	40	6	6	6	9	4	0	0	0	0	1	106	173	5.23	0.968
Don McMahon, R ERA: 1.74	(11, 1)	0.2		3	0	0	0	0	1	0	0	0	0	0	8	16	0.00	1.500

PITCHER	IP	WLS	BF	H	R	ER	SO	BB	IBB	HBP	BLK	WP	HR	S	P	ERA	WHIP

TOP

Los Angeles Dodgers @ Milwaukee Braves

Milwaukee County Stadium, Milwaukee, WI

Tue May 20 1958, 8:05 PM EDT

Att. 24,523 - Unknown

livebaseballscorecards.com

AB	35
R	6
H	6
RBI	6
BB	5
SO	9
LOB	7

PA: 44

Los Angeles Dodgers @ Milwaukee Braves

Milwaukee County Stadium, Milwaukee, WI

Tue May 20 1958, 8:05 PM EDT

Att. 24,523 - Unknown

livebaseballscorecards.com

BOTTOM

Batter	1	2	3	4	5	6	7	8	9	10	11	AB	R	H	RBI	BB	SO	LOB
Red Schoendienst, S (1, 4) OBP: 0.386, SLG: 0.353	BBBCB 4-1 E 1B WP BB	X 0-0 ① F2	BBBCFC 3-3 ① K	X 0-0 ② L4	BCX 1-1 ① L8	4	1	0	0	1	1	0
Johnny Logan, R (1, 6) OBP: 0.363, SLG: 0.478	CBX 1-1 E7 1-3 E 1B	BX 1-0 ② F9	BBBB 4-0 WP BB	CFBX 1-2 2B	BFBX 2-1 ② F3	4	1	2	0	1	0	0
Harry Hanebrink, L (1, 7) OBP: 0.250, SLG: 0.293 Wes Covington, L (8, PH) OBP: 0.366, SLG: 0.711 Bob Hazle, L (9, 9) OBP: 0.303, SLG: 0.179 Frank Torre, L (11, PH) OBP: 0.403, SLG: 0.421	CBCBFBFX 3-2 ① F8	X 0-0 ③ F8	BX 1-0 ② F2 1-2	CSBBS 1-3 ③ K	BX 1-0 ③ F3	3 1 0 1	0 0 0 0	0 0 0 0	0 0 0 0	0 1 0 0	0 1 0 0	3 1 0 0
Hank Aaron, R (1, 8) OBP: 0.325, SLG: 0.478	IIII 4-0 WP SF8 IBB		CBFC 1-3 ① K	IIII 4-0 IBB	BBBCX 3-1 ① F8	2	1	0	0	2	1	0
Joe Adcock, R (1, 3) OBP: 0.355, SLG: 0.673	SSX 0-2 ② SF8 1-H 2-H 3-H		BCX 1-1 ② F8	SBBBSS 2-3 ③ K	X 0-0 ② 1-3	3	0	0	1	0	1	2
Andy Pafko, R (1, 9) OBP: 0.256, SLG: 0.359 (9, 7)	BX 1-0 ③ F2		BFCX 1-2 ③ 5-3		BBX 2-0 ① 6-3	FCX 0-2 ③ 5-3						4	0	0	0	0	0	0
Felix Mantilla, R (1, 5) OBP: 0.154, SLG: 0.083		BX 1-0 ① 5-3	BSBX 2-1 ① 6-3		X 0-0 ② F6		BCX 1-1 ① F3					4	0	0	0	0	0	0
Del Crandall, R (1, 2) OBP: 0.316, SLG: 0.423		BBX 2-0 ② F5	BFFX 1-2 ② 6-3		CBBX 2-1 ③ F8		BBX 2-0 ② F6					4	0	0	0	0	0	0
Gene Conley, R (1, 1) OBP: 0.125, SLG: 0.125 Don McMahon, R (11, 1)		FSX 0-2 ③ F8	SX 0-1 ③ 5-3					FBSBFFBS 3-3 ① K			BSSSFCS 1-3 ③ K	4 0	0 0	0 0	0 0	2 0	0 0	0 0
Inning Stats	R: 3 H: 1 E: 1 LOB: 0 K: 0 BB: 2 S: 12 P: 25	R: 0 H: 0 E: 0 LOB: 0 K: 0 BB: 0 S: 5 P: 8	R: 0 H: 0 E: 0 LOB: 0 K: 0 BB: 0 S: 3 P: 4	R: 0 H: 0 E: 0 LOB: 0 K: 1 BB: 0 S: 8 P: 11	R: 0 H: 0 E: 0 LOB: 0 K: 0 BB: 0 S: 7 P: 10	R: 0 H: 0 E: 0 LOB: 2 K: 2 BB: 2 S: 8 P: 22	R: 0 H: 0 E: 0 LOB: 0 K: 0 BB: 0 S: 4 P: 8	R: 0 H: 1 E: 0 LOB: 1 K: 2 BB: 0 S: 12 P: 17	R: 0 H: 0 E: 0 LOB: 0 K: 0 BB: 0 S: 6 P: 9	R: 0 H: 0 E: 0 LOB: 0 K: 1 BB: 0 S: 7 P: 11	R: 0 H: 0 E: 0 LOB: 0 K: 0 BB: 0 S: 5 P: 9	1B: 1 SF: 1 2B: 1 SAC: 0 3B: 0 DP: 0 HR: 0 HBP: 0						

PITCHER	IP	WLS	BF	H	R	ER	SO	BB	IBB	HBP	BLK	WP	HR	S	P	ERA	WHIP
Sandy Koufax, L (1, 1) ERA: 4.05	11.0	W	39	2	3	2	6	2	2	0	0	2	0	77	134	1.64	0.364

PITCHER	IP	WLS	BF	H	R	ER	SO	BB	IBB	HBP	BLK	WP	HR	S	P	ERA	WHIP

AB	34
R	3
H	2
RBI	1
BB	4
SO	6
LOB	6

WP: 4 PA: 39
PB: 0
SB: 0
CS: 0

Batter	1	2	3	4	5	6	7	8	9	AB	R	H	RBI	BB	SO	LOB
Jim Gilliam, S (1, 7) OBP: 0.394, SLG: 0.431	B X 1-0 HR 1B		B B X 2-0 ② F4			B L F X 1-2 ② F9			C F X 0-2 SH5-4 2B	4	1	2	0	0	0	0
Gino Cimoli, R (1, 8) OBP: 0.295, SLG: 0.409	B C S B F X 2-2 1-H HR		C B B B S F X 3-2 ③ 6-3			C B F B X 2-2 1B			B X 1-0 ① SH5-4 2-3	3	1	2	2	0	0	0
Charlie Neal, R (1, 4) OBP: 0.328, SLG: 0.452	X 0-0 ① F9			F B F S 1-3 ① K		S S B X 1-2 ③ 6-3			B B F X 2-1 ② L5	4	0	0	0	0	1	2
Carl Furillo, R (1, 9) OBP: 0.325, SLG: 0.479	B B C X 2-1 ② F3			B C C X 1-2 ② 5-3			X 0-0 ① F3		C X 0-1 ③ 5-3	4	0	0	0	0	0	1
John Roseboro, L (1, 2) OBP: 0.379, SLG: 0.491	X 0-0 ③ F7			B X 1-0 ③ F2			X 0-0 ② B1-3			3	0	0	0	0	0	0
Gil Hodges, R (1, 3) OBP: 0.324, SLG: 0.389		C B B B F X 2-2 ① F9			X 0-0 ① F5		B F B B B F F F X 3-2 ③ F3			3	0	0	0	0	0	0
Randy Jackson, R (1, 5) OBP: 0.279, SLG: 0.325		B F F B B B 4-2 G6-4-3 BB			B F F X 1-2 ② 6-3			B C X 1-1 ① 4-3		2	0	0	0	1	0	0
Don Zimmer, R (1, 6) OBP: 0.337, SLG: 0.383		B F B X 2-1 ② ③ G6-4-3 1-2f			X 0-0 ③ 5-3			S B F X 1-2 ② F4		3	0	0	0	0	0	1
Don Drysdale, R (1, 1) OBP: 0.125, SLG: 0.375 Clem Labine, R (7, 1)			C B C X 1-2 ① 6-3			B C C S 1-3 ① K		S C B S 1-3 ③ K		2 1	0 0	0 0	0 0	1 1	0 0	0 0
Inning Stats	R: 2 E: 0 K: 0 S: 9 H: 2 LOB: 0 BB: 0 P: 14	R: 0 E: 0 K: 0 S: 7 H: 0 LOB: 0 BB: 1 P: 15	R: 0 E: 0 K: 0 S: 8 H: 0 LOB: 0 BB: 0 P: 14	R: 0 E: 0 K: 1 S: 7 H: 0 LOB: 0 BB: 0 P: 10	R: 0 E: 0 K: 0 S: 5 H: 0 LOB: 0 BB: 0 P: 6	R: 0 E: 0 K: 1 S: 12 H: 1 LOB: 1 BB: 0 P: 17	R: 0 E: 0 K: 0 S: 7 H: 0 LOB: 0 BB: 0 P: 10	R: 0 E: 0 K: 1 S: 8 H: 0 LOB: 0 BB: 0 P: 11	R: 0 E: 0 K: 0 S: 8 H: 1 LOB: 1 BB: 0 P: 11	1B: 2 2B: 1 3B: 0 HR: 1		SF: 0 SAC: 1 DP: 1 HBP: 0			WP: 0 PB: 0 SB: 0 CS: 0	PA: 31

PITCHER		IP	WLS	BF	H	R	ER	SO	BB	IBB	HBP	BLK	WP	HR	S	P	ERA	WHIP
Bob Rush, R ERA: 1.91	(1, 1)	7.0	L	24	3	2	2	2	1	0	0	0	0	1	55	86	2.57	0.571
Ernie Johnson, R ERA: 6.75	(8, 1)	2.0		7	1	0	0	1	0	0	0	0	0	0	16	22	0.00	0.500

PITCHER	IP	WLS	BF	H	R	ER	SO	BB	IBB	HBP	BLK	WP	HR	S	P	ERA	WHIP

TOP

Los Angeles Dodgers @ Milwaukee Braves

Milwaukee County Stadium, Milwaukee, WI

Wed May 21 1958, 4:33 AM EDT

Att. 18,842 - Unknown

livebaseballscorecards.com

AB	29
R	2
H	4
RBI	2
BB	1
SO	3
LOB	4

Los Angeles Dodgers @ Milwaukee Braves

Milwaukee County Stadium, Milwaukee, WI

Wed May 21 1958, 4:33 AM EDT

Att. 18,842 - Unknown

livebaseballscorecards.com

BOTTOM

Batter	1	2	3	4	5	6	7	8	9	AB	R	H	RBI	BB	SO	LOB
Red Schoendienst, S (1, 4) OBP: 0.375, SLG: 0.342	C X 0-1 F7 ①		S C X 0-2 F7 ①		B C B X 2-1 4-3 ③			X 0-0 F8 ①		4	0	0	0	0	0	0
Johnny Logan, R (1, 6) OBP: 0.359, SLG: 0.471	B F C B X 2-2 6-3 ②		C B X 1-1 5-3 ②			C B B C X 2-2 4-3 ①		C B L X 1-2 1B 1B		4	0	1	0	0	0	0
Eddie Mathews, L (1, 5) OBP: 0.358, SLG: 0.565	C F B B X 2-2 F6 ③		B B F X 2-1 1B			X 0-0 FC5-4 1B		B B S X 2-1 G4-6-3 1-3 1B		4	0	3	0	0	0	0
Hank Aaron, R (1, 8) OBP: 0.315, SLG: 0.462		C C X 0-2 1-3 ①	F X 0-1 F9 ③			B X 1-0 FC5-4 ② 1-2f		X 0-0 G4-6-3 ② ③ 1-2f		4	0	0	0	0	0	4
Frank Torre, L (1, 3) OBP: 0.394, SLG: 0.410		X 0-0 2B SF6 1B		X 0-0 L8 ①		C X 0-1 G3 ③			B B C X 2-1 6-3 ①	4	1	1	0	0	0	1
Wes Covington, L (1, 7) OBP: 0.378, SLG: 0.714		B X 1-0 1-3 2B		B F X 1-1 F6 ②			F X 0-1 1B 1B 1B		C B X 1-1 F8 ②	4	0	2	0	0	0	0
Harry Hanebrink, L (1, 9) OBP: 0.265, SLG: 0.295		F B B B C B 4-2 BB		X 0-0 5-3 ③			B X 1-0 1B 1-2 1B		C X 0-1 E3	3	0	1	0	1	0	0
Del Crandall, R (1, 2) OBP: 0.313, SLG: 0.419		B B F X 2-1 SF6 ② 3-H			F B F X 1-2 F8 ①		L P F F B F B X 3-2 G6-4-3 ① 1-2 2-H 1B		B C B X 2-1 6-3 ③	3	0	1	1	0	0	1
Bob Rush, R (1, 1) Carl Sawatski, L (7, PH) OBP: 0.250, SLG: 0.143 Ernie Johnson, R (8, 1)		X 0-0 6-3 ③			B F F X 1-2 6-3 ②		B B C C F X 2-2 G6-4-3 ② ③ 1-2f			2	0	0	0	0	0	2
										1	0	0	0	0	0	2
										0	0	0	0	0	0	0
Inning Stats	R: 0 E: 0 K: 0 S: 8 H: 0 LOB: 0 BB: 0 P: 12	R: 1 E: 0 K: 0 S: 10 H: 2 LOB: 2 BB: 1 P: 17	R: 0 E: 0 K: 0 S: 9 H: 1 LOB: 1 BB: 0 P: 12	R: 0 E: 0 K: 0 S: 4 H: 0 LOB: 0 BB: 0 P: 5	R: 0 E: 0 K: 0 S: 8 H: 0 LOB: 0 BB: 0 P: 12	R: 0 E: 0 K: 0 S: 7 H: 1 LOB: 1 BB: 0 P: 10	R: 0 E: 0 K: 0 S: 12 H: 3 LOB: 1 BB: 0 P: 17	R: 0 E: 0 K: 0 S: 7 H: 2 LOB: 1 BB: 0 P: 10	R: 0 E: 1 K: 0 S: 8 H: 0 LOB: 1 BB: 0 P: 13	1B: 8 2B: 1 3B: 0 HR: 0 SF: 1 SAC: 0 DP: 2 HBP: 0							

	AB	33
	R	1
	H	9
	RBI	1
	BB	1
	SO	0
	LOB	10

WP: 0 PB: 0 SB: 0 CS: 0 PA: 35

PITCHER		IP	WLS	BF	H	R	ER	SO	BB	IBB	HBP	BLK	WP	HR	S	P	ERA	WHIP
Don Drysdale, R ERA: 6.35	(1, 1)	6.1	W	26	7	1	1	0	1	0	0	0	0	0	54	79	1.42	1.263
Clem Labine, R ERA: 4.55	(7, 1)	2.2	S	9	2	0	0	0	0	0	0	0	0	0	19	29	0.00	0.750

PITCHER	IP	WLS	BF	H	R	ER	SO	BB	IBB	HBP	BLK	WP	HR	S	P	ERA	WHIP

San Francisco Giants @ Milwaukee Braves

Milwaukee County Stadium, Milwaukee, WI

Thu May 22 1958, 8:05 PM EDT

Att. 15,424 - Unknown

TOP

livebaseballscorecards.com

Batter	1	2	3	4	5	6	7	8	9	AB	R	H	RBI	BB	SO	LOB
Jim Davenport, R (1, 5) OBP: 0.368, SLG: 0.431	5-3		1B BB		4-3 1-2		4-3 2B		BB	3	0	1	0	2	0	1
Willie Kirkland, L (1, 9) OBP: 0.282, SLG: 0.339	6-3		F7		4-3		4-3 2-3		K	5	0	0	0	0	1	4
Willie Mays, R (1, 8) OBP: 0.469, SLG: 0.807	F3		G5-4-3 1-2 1B		5-3		F9			4	0	1	0	0	0	2
Hank Sauer, R (1, 7) OBP: 0.421, SLG: 0.609		FC1-4 1B	G5-4-3 1-2f			E8 HR		3-1		2	0	1	0	0	0	2
Bob Speake, L (3, 7) OBP: 0.200, SLG: 0.222										2	1	0	0	0	0	0
Orlando Cepeda, R (1, 3) OBP: 0.342, SLG: 0.638		FC1-4 1-2f 2B		2B		2-H HR		5-3 1B		4	2	3	2	0	0	1
Daryl Spencer, R (1, 6) OBP: 0.396, SLG: 0.633		F9		1-3		G6-4-3 1B		5-3 1-2		4	0	1	0	0	0	3
Bob Schmidt, R (1, 2) OBP: 0.382, SLG: 0.549		1-H 2B		5-3		G6-4-3 1-2f		5-3		4	0	1	1	0	0	3
Danny O'Connell, R (1, 4) OBP: 0.370, SLG: 0.409		BB		K		F8			F5	2	0	0	0	1	1	1
Ray Jablonski, R (9, PH) OBP: 0.333, SLG: 0.400										1	0	0	0	0	0	0
Ruben Gomez, R (1, 1) OBP: 0.292, SLG: 0.435		4-3			BB		4-3		F9	1	0	0	0	0	0	2
Stu Miller, R (2, 1)										0	0	0	0	0	0	0
Jim Constable, S (2, 1) OBP: 1.000, SLG: 2.000										0	0	0	0	0	0	0
Jim King, L (5, PH) OBP: 0.348, SLG: 0.342										0	0	0	1	0	0	0
Ray Crone, R (5, 1)										0	0	0	0	0	0	0
Johnny Antonelli, L (7, PH) OBP: 0.350, SLG: 0.421										1	0	0	0	0	0	0
Pete Burnside, R (7, 1)										0	0	0	0	0	0	0
Whitey Lockman, L (9, PH) OBP: 0.500, SLG: 0.500										1	0	0	0	0	0	0
Inning Stats	R: 0 E: 0 K: 0 S: 3 H: 0 LOB: 0 BB: 0 P: 3	R: 1 E: 0 K: 0 S: 5 H: 2 LOB: 2 BB: 1 P: 9	R: 0 E: 0 K: 0 S: 3 H: 1 LOB: 1 BB: 1 P: 7	R: 0 E: 0 K: 1 S: 6 H: 1 LOB: 1 BB: 0 P: 6	R: 0 E: 0 K: 0 S: 3 H: 0 LOB: 1 BB: 1 P: 7	R: 2 E: 1 K: 0 S: 5 H: 2 LOB: 0 BB: 0 P: 5	R: 0 E: 0 K: 0 S: 4 H: 1 LOB: 1 BB: 0 P: 4	R: 0 E: 0 K: 0 S: 4 H: 1 LOB: 1 BB: 0 P: 4	R: 0 E: 0 K: 1 S: 5 H: 0 LOB: 1 BB: 1 P: 9	1B: 4 2B: 3 3B: 0 HR: 1 SF: 0 SAC: 0 DP: 2 HBP: 0	WP: 0 PB: 0 SB: 0 CS: 0 PA: 38					

	AB	34
	R	3
	H	8
	RBI	3
	BB	4
	SO	2
	LOB	19

PITCHER	IP	WLS	BF	H	R	ER	SO	BB	IBB	HBP	BLK	WP	HR	S	P	ERA	WHIP
Lew Burdette, R (1, 1) ERA: 3.79	9.0	W	38	8	3	2	2	4	0	0	0	0	1	38	54	2.00	1.333

PITCHER	IP	WLS	BF	H	R	ER	SO	BB	IBB	HBP	BLK	WP	HR	S	P	ERA	WHIP

San Francisco Giants @ Milwaukee Braves

Milwaukee County Stadium, Milwaukee, WI

Thu May 22 1958, 8:05 PM EDT

Att. 15,424 - Unknown

livebaseballscorecards.com

BOTTOM

Batter	1	2	3	4	5	6	7	8	9	AB	R	H	RBI	BB	SO	LOB
Felix Mantilla, R (1, 4) OBP: 0.222, SLG: 0.188	0-0: 1B, 2B	BBBB; 4-0: FC5-4, BB; 1-2	0-0 ③: 6-3		0-0 ②: F5			0-0 ①: 1-3		4	1	1	0	1	0	2
Johnny Logan, R (1, 6) OBP: 0.346, SLG: 0.452	0-0 ①: 1-3	0-0 ②: FC5-4, BB, BB, BB; 1-2f 2-3		0-0 ①: 6-3	0-0 ③: F9			0-0 ②: 1-3		5	1	0	0	0	0	4
Eddie Mathews, L (1, 5) OBP: 0.383, SLG: 0.573	BBBB; 4-0: 1B, SF8, BB	BBBB; 4-0: BB, BB, 1B; 1-2, BB		BBBB; 4-0: E, HR, BB		0-0: FC6-4, 1B		0-0: FC6, 1B		2	3	2	0	3	0	0
Hank Aaron, R (1, 8) OBP: 0.319, SLG: 0.455	0-0: SF8, 1B, 1B; 1-3 2-H	BBBBB; 4-0: 1B, BB; 1-2 2-3 3-H, BB		0-0: FC4, HR; 1-2		0-0 ①: FC6-4, FC4-6; 1-2f		0-0 ③: FC6; 1-2f		4	2	1	2	1	0	3
Frank Torre, L (1, 3) OBP: 0.400, SLG: 0.460	0-0 ②: SF8; 2-3 3-H	BBBB; 4-0: 1B, BB; 1-2 2-3 3-H		0-0: HR; 1-H 2-H		0-0 ②: FC4-6; 1-2f				2	1	1	5	1	0	1
Wes Covington, L (1, 7) OBP: 0.388, SLG: 0.696 Andy Pafko, R (7, 7) OBP: 0.256, SLG: 0.359	0-0: 1B; 3-H	0-0 ③: 1B; 1-2 2-3 3-H		0-0 ②: F8		0-0 ③: G3				4 0	0 0	2 0	2 0	0 0	0 0	1 0
Harry Hanebrink, L (1, 9) OBP: 0.250, SLG: 0.277	0-0 ③: 4-3		0-0 ①: 1-3	0-0 ③: 1-3			0-0 ①: F8			4	0	0	0	0	0	1
Del Crandall, R (1, 2) OBP: 0.321, SLG: 0.416		0-0 ①: 5-3	0-0: SH1-4, 1B		BBBB; 4-0: FC3-6, BB		0-0 ②: 5-3			3	0	1	0	1	0	0
Lew Burdette, R (1, 1) OBP: 0.300, SLG: 0.300		0-0: FC5-4, BB, BB, 1B	0-0 ②: SH1-4; 1-2		0-0 ①: FC3-6; 1-2f		0-0 ③: F9			3	1	1	0	0	0	1
Inning Stats	R: 3 E: 0 K: 0 S: 6 H: 3 LOB: 1 BB: 1 P: 10	R: 3 E: 0 K: 0 S: 4 H: 2 LOB: 2 BB: 4 P: 20	R: 0 E: 0 K: 0 S: 4 H: 1 LOB: 1 BB: 0 P: 4	R: 3 E: 1 K: 0 S: 5 H: 1 LOB: 0 BB: 1 P: 9	R: 0 E: 0 K: 0 S: 3 H: 0 LOB: 1 BB: 1 P: 7	R: 0 E: 0 K: 0 S: 4 H: 1 LOB: 1 BB: 0 P: 4	R: 0 E: 0 K: 0 S: 3 H: 0 LOB: 0 BB: 0 P: 3	R: 0 E: 0 K: 0 S: 4 H: 1 LOB: 1 BB: 0 P: 4		1B: 7 2B: 1 3B: 0 HR: 1 SF: 1 SAC: 1 DP: 0 HBP: 0						

	AB	31
	R	9
	H	9
	RBI	9
	BB	7
	SO	0
	LOB	13

WP: 0 PB: 0 SB: 0 CS: 0 PA: 40

PITCHER		IP	WLS	BF	H	R	ER	SO	BB	IBB	HBP	BLK	WP	HR	S	P	ERA	WHIP
Ruben Gomez, R ERA: 5.8	(1, 1)	1.2	L	12	4	6	6	0	3	0	0	0	0	0	9	21	32.40	4.200
Stu Miller, R ERA: 0.96	(2, 1)	0.0		2	0	0	0	0	2	0	0	0	0	0	0	8	∞	∞
Jim Constable, L ERA: 5.14	(2, 1)	2.1		11	3	3	2	0	1	0	0	0	0	1	10	14	7.71	1.714
Ray Crone, R ERA: 5.54	(5, 1)	2.0		8	1	0	0	0	1	0	0	0	0	0	7	11	0.00	1.000
Pete Burnside, L ERA: 9.0	(7, 1)	2.0		7	1	0	0	0	0	0	0	0	0	0	7	7	0.00	0.500

PITCHER	IP	WLS	BF	H	R	ER	SO	BB	IBB	HBP	BLK	WP	HR	S	P	ERA	WHIP

Batter	1	2	3	4	5	6	7	8	9	AB	R	H	RBI	BB	SO	LOB
Jim Davenport, R (1, 5) OBP: 0.358, SLG: 0.418	S S S 0-3 ① K			S S S 0-3 ① K			x 0-0 ① 5-3	S S S 0-3 ③ K		4	0	0	0	0	3	0
Danny O'Connell, R (1, 4) OBP: 0.375, SLG: 0.406	x 0-0 ② 6-3			S S S 0-3 ② K			B B B B 4-0 1B 5-3 BB		x 0-0 HR 1B	3	2	1	0	1	1	0
Willie Mays, R (1, 8) OBP: 0.470, SLG: 0.819	x 0-0 ③ F3			x 0-0 ③ F9			x 0-0 1-3 5-3 1B		x 0-0 1-H HR	4	1	2	2	0	0	0
Hank Sauer, R (1, 7) OBP: 0.407, SLG: 0.583 Don Taussig, R (9, 7) OBP: 0.324, SLG: 0.258		x 0-0 ① 6-3			S S S 0-3 ① K		x 0-0 ② 5-3 1-2 3-H		x 0-0 ① F5	4 0	0 0	0 0	1 0	0 0	1 0	1 0
Orlando Cepeda, R (1, 3) OBP: 0.340, SLG: 0.627		x 0-0 ② F9			S S S 0-3 ② K		S S S 0-3 ③ K		x 0-0 CS 1B	4	0	1	0	0	2	1
Daryl Spencer, R (1, 6) OBP: 0.392, SLG: 0.622		x 0-0 ③ 6-3			x 0-0 ③ 5-3			x 0-0 ① F3	x 0-0 ② 1-2 1B	4	0	1	0	0	0	0
Bob Schmidt, R (1, 2) OBP: 0.377, SLG: 0.568			x 0-0 ① 6-3			x 0-0 ① 5-3		x 0-0 HR	x 0-0 ③ 4-3	4	1	1	1	0	0	1
Willie Kirkland, L (1, 9) OBP: 0.283, SLG: 0.365			x 0-0 ② F8			x 0-0 ② 4-3		x 0-0 HR		3	1	1	1	0	0	0
Johnny Antonelli, L (1, 1) OBP: 0.304, SLG: 0.364			S S S 0-3 ③ K			x 0-0 ③ 1-3		x 0-0 ② F9		3	0	0	0	0	1	0
Inning Stats	R: 0 H: 0 E: 0 LOB: 0 K: 1 BB: 0 S: 5 P: 5	R: 0 H: 0 E: 0 LOB: 0 K: 0 BB: 0 S: 3 P: 3	R: 0 H: 0 E: 0 LOB: 0 K: 1 BB: 0 S: 5 P: 5	R: 0 H: 0 E: 0 LOB: 0 K: 2 BB: 0 S: 7 P: 7	R: 0 H: 0 E: 0 LOB: 0 K: 2 BB: 0 S: 7 P: 7	R: 0 H: 0 E: 0 LOB: 0 K: 0 BB: 0 S: 3 P: 3	R: 1 H: 1 E: 0 LOB: 1 K: 1 BB: 1 S: 6 P: 10	R: 2 H: 2 E: 0 LOB: 0 K: 1 BB: 0 S: 7 P: 7	R: 2 H: 4 E: 0 LOB: 1 K: 0 BB: 0 S: 6 P: 6	1B: 4 SF: 0 2B: 0 SAC: 0 3B: 0 DP: 0 HR: 3 HBP: 0						

PITCHER	IP	WLS	BF	H	R	ER	SO	BB	IBB	HBP	BLK	WP	HR	S	P	ERA	WHIP
Warren Spahn, L (1, 1) ERA: 2.34	9.0	L	34	7	5	5	8	1	0	0	0	0	3	49	53	5.00	0.889

PITCHER	IP	WLS	BF	H	R	ER	SO	BB	IBB	HBP	BLK	WP	HR	S	P	ERA	WHIP

TOP

San Francisco Giants @ Milwaukee Braves

Milwaukee County Stadium, Milwaukee, WI

Fri May 23 1958, 8:05 PM EDT
Att. 24,430 - Unknown

livebaseballscorecards.com

AB	33
R	5
H	7
RBI	5
BB	1
SO	8
LOB	3



WP: 0 PA: 34
PB: 0
SB: 0
CS: 1

BOTTOM

San Francisco Giants @ Milwaukee Braves

Milwaukee County Stadium, Milwaukee, WI

Fri May 23 1958, 8:05 PM EDT

Att. 24,430 - Unknown

livebaseballscorecards.com

Batter	1	2	3	4	5	6	7	8	9	AB	R	H	RBI	BB	SO	LOB
Felix Mantilla, R (1, 4) OBP: 0.182, SLG: 0.150	F2		F8			F8		6-3		4	0	0	0	0	0	1
Johnny Logan, R (1, 6) OBP: 0.336, SLG: 0.438	1-3			K		5-3		4-3		4	0	0	0	0	1	1
Eddie Mathews, L (1, 5) OBP: 0.386, SLG: 0.593	HR			K		BB			4-3	3	1	1	1	1	1	0
Hank Aaron, R (1, 8) OBP: 0.309, SLG: 0.441	F9			F9		F9			K	4	0	0	0	0	1	1
Joe Adcock, R (1, 3) OBP: 0.338, SLG: 0.636 Frank Torre, L (8, 3) OBP: 0.395, SLG: 0.453		1-3			K		F9		4-3	3 1	0 0	0 0	0 0	0 0	1 0	0 0
Andy Pafko, R (1, 9) OBP: 0.239, SLG: 0.333		F8			6-3		6-3			3	0	0	0	0	0	0
Wes Covington, L (1, 7) OBP: 0.365, SLG: 0.653		G3			E1 HR		F4			3	1	0	0	0	0	0
Del Crandall, R (1, 2) OBP: 0.333, SLG: 0.475			5-3		1-H HR			SH5-4 2B		3	1	2	2	0	0	0
Warren Spahn, L (1, 1) OBP: 0.394, SLG: 0.483			6-3		K			SH5-4 2-3		2	0	0	0	0	1	0

	AB	30
	R	3
	H	3
	RBI	3
	BB	1
	SO	5
	LOB	3

Inning Stats										
	R: 1	H: 1	R: 0	H: 0	R: 0	H: 0	R: 0	H: 0	R: 2	H: 1
	E: 0	LOB: 0	E: 0	LOB: 0	E: 0	LOB: 0	E: 0	LOB: 0	E: 1	LOB: 0
	K: 0	BB: 0	K: 0	BB: 0	K: 0	BB: 0	K: 2	BB: 0	K: 2	BB: 0
	S: 4	P: 4	S: 3	P: 3	S: 3	P: 3	S: 7	P: 7	S: 9	P: 9

Inning Stats										
	R: 0	H: 0	R: 0	H: 0	R: 0	H: 1	R: 0	H: 0	1B: 0	SF: 0
	E: 0	LOB: 1	E: 0	LOB: 0	E: 0	LOB: 1	E: 0	LOB: 0	2B: 1	SAC: 1
	K: 0	BB: 1	K: 0	BB: 0	K: 0	BB: 0	K: 1	BB: 0	3B: 0	DP: 0
	S: 3	P: 7	S: 3	P: 3	S: 4	P: 4	S: 5	P: 5	HR: 2	HBP: 0

	WP: 0	PA: 32
	PB: 0	
	SB: 0	
	CS: 0	

PITCHER	IP	WLS	BF	H	R	ER	SO	BB	IBB	HBP	BLK	WP	HR	S	P	ERA	WHIP
Johnny Antonelli, L (1, 1) ERA: 2.84	9.0	W	32	3	3	1	5	1	0	0	0	0	2	41	45	1.00	0.444

PITCHER	IP	WLS	BF	H	R	ER	SO	BB	IBB	HBP	BLK	WP	HR	S	P	ERA	WHIP

Batter	1	2	3	4	5	6	7	8	9	AB	R	H	RBI	BB	SO	LOB
Jim Davenport, R (1, 5) OBP: 0.358, SLG: 0.423	1-3		SH1-3 1-2		6-3			2B 2-3		3	0	1	0	0	0	0
Whitey Lockman, L (1, 7) OBP: 0.438, SLG: 0.429	4-3		1B 5-3 2-H			3-1		4-3		4	1	1	1	0	0	1
Don Taussig, R (8, 7) OBP: 0.324, SLG: 0.258										0	0	0	0	0	0	0
Willie Mays, R (1, 8) OBP: 0.458, SLG: 0.797	K		5-3 1-2			F6			F6	4	0	0	0	0	1	1
Orlando Cepeda, R (1, 3) OBP: 0.350, SLG: 0.651		3B 2B	1B 2-H			F4			2B	4	1	3	1	0	0	0
Daryl Spencer, R (1, 6) OBP: 0.383, SLG: 0.605		F6		6-3			6-3		F9	4	0	0	0	0	0	2
Willie Kirkland, L (1, 9) OBP: 0.282, SLG: 0.370		2B 3-H		K			K		K	4	0	1	1	0	3	1
Bob Schmidt, R (1, 2) OBP: 0.367, SLG: 0.551		K		K			4-3			3	0	0	0	0	2	1
Danny O'Connell, R (1, 4) OBP: 0.374, SLG: 0.404		F5			6-3			1B 2B 5-3		3	0	1	0	0	0	1
Mike McCormick, L (1, 1) OBP: 0.263, SLG: 0.176			1B SH1-3		K			5-3 1-2		2	1	1	0	0	1	0
Al Worthington, R (6, 1)										1	0	0	0	0	0	1
Marv Grissom, R (8, 1)										0	0	0	0	0	0	0
Inning Stats	R: 0 E: 0 K: 1 S: 5 H: 0 LOB: 0 BB: 0 P: 5	R: 1 E: 0 K: 1 S: 7 H: 2 LOB: 1 BB: 0 P: 7	R: 2 E: 0 K: 0 S: 5 H: 3 LOB: 1 BB: 0 P: 5	R: 0 E: 0 K: 2 S: 7 H: 0 LOB: 0 BB: 0 P: 7	R: 0 E: 0 K: 1 S: 5 H: 0 LOB: 0 BB: 0 P: 5	R: 0 E: 0 K: 0 S: 3 H: 0 LOB: 0 BB: 0 P: 3	R: 0 E: 0 K: 1 S: 5 H: 0 LOB: 0 BB: 0 P: 5	R: 0 E: 0 K: 0 S: 4 H: 2 LOB: 1 BB: 0 P: 4	R: 0 E: 0 K: 1 S: 6 H: 1 LOB: 1 BB: 0 P: 6	1B: 4 2B: 3 3B: 1 HR: 0 SF: 0 SAC: 1 DP: 0 HBP: 0						

PITCHER		IP	WLS	BF	H	R	ER	SO	BB	IBB	HBP	BLK	WP	HR	S	P	ERA	WHIP
Gene Conley, R ERA: 3.97	(1, 1)	7.0		25	5	3	3	6	0	0	0	0	0	0	37	37	3.86	0.714
Don McMahon, R ERA: 1.46	(8, 1)	2.0	W	8	3	0	0	1	0	0	0	0	0	0	10	10	0.00	1.500

PITCHER		IP	WLS	BF	H	R	ER	SO	BB	IBB	HBP	BLK	WP	HR	S	P	ERA	WHIP

TOP

San Francisco Giants @ Milwaukee Braves

Milwaukee County Stadium, Milwaukee, WI

Sat May 24 1958, 4:33 AM EDT
Att. 26,948 - Unknown

livebaseballscorecards.com

AB	32
R	3
H	8
RBI	3
BB	0
SO	7
LOB	8

Batter	1	2	3	4	5	6	7	8	9	AB	R	H	RBI	BB	SO	LOB
Felix Mantilla, R (1, 4) OBP: 0.200, SLG: 0.174	F6	HBP, 1B			G3		F4	BB		3	0	1	0	0	0	0
Frank Torre, L (7, PH) OBP: 0.390, SLG: 0.446										1	0	0	0	0	0	0
Don McMahon, R (8, 1)										0	0	0	0	1	0	0
Johnny Logan, R (1, 6) OBP: 0.338, SLG: 0.427	1B, FC1-6, BB	1-2, HBP			F7		6-3	K, 3-H		3	1	0	0	1	1	2
Eddie Mathews, L (1, 5) OBP: 0.382, SLG: 0.581	FC1-6, 1-3, 1B	K			F5			4-3		4	0	1	0	0	1	2
Hank Aaron, R (1, 8) OBP: 0.308, SLG: 0.435	FC1-6, 1B, 1-2f, 3-H		F9			G6-3, 1B		E6, BB, 1B		4	1	1	1	0	0	1
(9, 9)																
Joe Adcock, R (1, 3) OBP: 0.348, SLG: 0.621	1-2, 1B		F6			G6-3, 1-2f		1B, 1-2, BB		3	1	1	0	1	0	1
Andy Pafko, R (1, 9) OBP: 0.260, SLG: 0.348	K		6-3			FC5, 1B		1B, 1-2, FC1-2, 2-H, 1B		4	0	2	1	0	1	2
(9, 7)																
Wes Covington, L (1, 7) OBP: 0.393, SLG: 0.654		1-3		G5-4-3, BB		1-2, 1B		FC1-2, 1-3, 1B, 2-H		3	1	2	1	1	0	0
Bill Bruton, L (9, 8)										0	0	0	0	0	0	0
Del Crandall, R (1, 2) OBP: 0.330, SLG: 0.500		HR		G5-4-3, 1-2f		FC5, 2-3f		FC1-2, 1B, WP, 1-2, 3-H		4	2	1	1	0	0	5
Gene Conley, R (1, 1) OBP: 0.100, SLG: 0.100		F3		1-3			F9	S, 1-3, 2-H, 1B		2	0	0	0	0	0	0
Red Schoendienst, S (7, PH) OBP: 0.377, SLG: 0.344										2	0	1	1	0	0	0
(8, 4)																
Inning Stats	R: 1 E: 0 K: 1 S: 7 H: 2 LOB: 2 BB: 1 P: 11	R: 1 E: 0 K: 1 S: 7 H: 2 LOB: 2 BB: 0 P: 8	R: 0 E: 0 K: 0 S: 3 H: 0 LOB: 0 BB: 0 P: 3	R: 0 E: 0 K: 0 S: 2 H: 0 LOB: 0 BB: 1 P: 6	R: 0 E: 0 K: 0 S: 3 H: 0 LOB: 0 BB: 0 P: 3	R: 0 E: 0 K: 0 S: 5 H: 3 LOB: 2 BB: 0 P: 5	R: 0 E: 0 K: 0 S: 3 H: 0 LOB: 0 BB: 0 P: 3	R: 4 E: 1 K: 1 S: 9 H: 3 LOB: 2 BB: 2 P: 17		1B: 9 2B: 0 3B: 0 HR: 1	SF: 0 SAC: 0 DP: 2 HBP: 1						

BOTTOM

San Francisco Giants @ Milwaukee Braves

Milwaukee County Stadium, Milwaukee, WI

Sat May 24 1958, 4:33 AM EDT

Att. 26,948 - Unknown

livebaseballscorecards.com

AB	33
R	6
H	10
RBI	5
BB	4
SO	3
LOB	13

WP: 1 PB: 0 SB: 1 CS: 0 PA: 38

PITCHER	IP	WLS	BF	H	R	ER	SO	BB	IBB	HBP	BLK	WP	HR	S	P	ERA	WHIP
Mike McCormick, L (1, 1) ERA: 2.66	5.2		25	7	2	2	2	2	0	1	0	0	1	26	35	3.18	1.588
Al Worthington, R (6, 1) ERA: 4.28	1.2	L	8	1	3	1	0	1	0	0	0	0	0	7	11	5.40	1.200
Marv Grissom, R (8, 1) ERA: 2.04	0.2		5	2	1	0	1	1	0	0	0	1	0	6	10	0.00	4.500

PITCHER	IP	WLS	BF	H	R	ER	SO	BB	IBB	HBP	BLK	WP	HR	S	P	ERA	WHIP

Batter	1	2	3	4	5	6	7	8	9	AB	R	H	RBI	BB	SO	LOB
Johnny Goryl, R (1, 4) OBP: 0.340, SLG: 0.421	4-3 2B		FC5 1-3 2B		5-3		6-3		G6-3 1-2f	5	0	2	0	0	0	1
Alvin Dark, R (1, 5) OBP: 0.375, SLG: 0.411	4-3 2-3		FC5 14 BB 2-3 3-H		4-3 14 E 1B		1B		F9	5	0	2	1	0	0	2
14 Ernie Banks, R (1, 6) OBP: 0.353, SLG: 0.569	B B B B G3-6-1 BB		B B B B 1-2 BB		E1 4-3 1-2		6-3			2	0	0	0	2	0	2
Walt Moryn, L (1, 7) OBP: 0.361, SLG: 0.503	G3-6-1 1-2f		F9		4-3 1-2 2-3			S S S K		4	0	0	0	0	1	6
Lee Walls, R (1, 9) OBP: 0.376, SLG: 0.597		5-3		FC3-6 1B	F9			B B B B BLK BB		3	0	1	0	1	0	2
Dale Long, L (1, 3) OBP: 0.358, SLG: 0.443		4-3		FC3-6 1B 1-2f		G6-4-3 1B		I I I I 1-2 IBB		3	0	1	0	1	0	1
Bobby Thomson, R (1, 8) OBP: 0.329, SLG: 0.404		F8		F5		G6-4-3 1-2f		S S S K		4	0	0	0	0	1	4
Sammy Taylor, L (1, 2) OBP: 0.382, SLG: 0.355			B B B B 2B FC5 BB	1B		S S S K		3-1		3	1	1	0	1	1	2
Taylor Phillips, L (1, 1) OBP: 0.100, SLG: 0.053			F2	2-3			S S S K		G6-3 1B	4	0	1	0	0	1	3
Inning Stats	R: 0 E: 0 K: 0 S: 3 H: 1 LOB: 1 BB: 1 P: 7	R: 0 E: 0 K: 0 S: 3 H: 0 LOB: 0 BB: 0 P: 3	R: 1 E: 0 K: 0 S: 4 H: 1 LOB: 2 BB: 2 P: 12	R: 0 E: 0 K: 0 S: 5 H: 2 LOB: 2 BB: 0 P: 5	R: 0 E: 1 K: 0 S: 5 H: 1 LOB: 2 BB: 0 P: 5	R: 0 E: 0 K: 1 S: 5 H: 1 LOB: 0 BB: 0 P: 5	R: 0 E: 0 K: 1 S: 6 H: 1 LOB: 1 BB: 0 P: 6	R: 0 E: 0 K: 2 S: 7 H: 0 LOB: 2 BB: 2 P: 15	R: 0 E: 0 K: 0 S: 3 H: 1 LOB: 0 BB: 0 P: 3	1B: 6 2B: 2 3B: 0 HR: 0 SF: 0 SAC: 0 DP: 3 HBP: 0						

PITCHER		IP	WLS	BF	H	R	ER	SO	BB	IBB	HBP	BLK	WP	HR	S	P	ERA	WHIP
Bob Trowbridge, R ERA: 2.45	(1, 1)	7.0	L	30	7	1	1	2	3	0	0	0	0	0	31	43	1.29	1.429
Humberto Robinson, R ERA:	(8, 1)	2.0		8	1	0	0	2	1	1	0	1	0	0	10	18	0.00	1.000

PITCHER		IP	WLS	BF	H	R	ER	SO	BB	IBB	HBP	BLK	WP	HR	S	P	ERA	WHIP

TOP

Chicago Cubs @ Milwaukee Braves

Milwaukee County Stadium, Milwaukee, WI

Sun May 25 1958, 4:33 AM EDT

Unknown

livebaseballscorecards.com

AB	33
R	1
H	8
RBI	1
BB	5
SO	4
LOB	23

WP: 0	PA: 38
PB: 0	
SB: 0	
CS: 0	

BOTTOM

Chicago Cubs @ Milwaukee Braves

Milwaukee County Stadium, Milwaukee, WI

Sun May 25 1958, 4:33 AM EDT

Unknown

livebaseballscorecards.com

Batter	1	2	3	4	5	6	7	8	9	AB	R	H	RBI	BB	SO	LOB
Felix Mantilla, R (1, 4) OBP: 0.241, SLG: 0.222	5-3		1B		FC6-4 1-2 1B		F6			4	0	2	0	0	0	2
Johnny Logan, R (1, 6) OBP: 0.336, SLG: 0.422	5-3		1-2 1B		FC6-4 1-2f			F7		4	0	1	0	0	0	2
Eddie Mathews, L (1, 5) OBP: 0.371, SLG: 0.562			SSS K			F8		SSS K		4	0	0	0	0	2	2
Hank Aaron, R (1, 8) OBP: 0.313, SLG: 0.429		4-3		F1		BBBB G6-4-3 BB		BBBB BB		2	0	0	0	2	0	0
Joe Adcock, R (1, 3) OBP: 0.342, SLG: 0.597		1B		6-3		G6-4-3 1-2f		4-3		4	0	1	0	0	0	2
Del Crandall, R (1, 2) OBP: 0.326, SLG: 0.489		F7		1-4-3			FC1-6 1B		5-3	4	0	1	0	0	0	1
Andy Pafko, R (1, 9) OBP: 0.241, SLG: 0.320		F9			F9		FC1-6 1-2f BB		SSS K	4	0	0	0	0	1	2
Wes Covington, L (1, 7) OBP: 0.383, SLG: 0.618			F8		4-3		BBBB 1-2 BB		SSS K	3	0	0	0	1	1	0
Bob Trowbridge, R (1, 1) OBP: 0.333, SLG: 0.333 Del Rice, R (7, PH) OBP: 0.286, SLG: 0.353 Humberto Robinson, R (8, 1)			1-3		1B 1B		SSS K			2 1 0	0 0 0	1 0 0	0 0 0	0 0 0	0 1 0	0 2 0
Inning Stats	R: 0 E: 0 K: 0 S: 3 H: 0 LOB: 0 BB: 0 P: 3	R: 0 E: 0 K: 0 S: 4 H: 1 LOB: 1 BB: 0 P: 4	R: 0 E: 0 K: 1 S: 7 H: 2 LOB: 2 BB: 0 P: 7	R: 0 E: 0 K: 0 S: 3 H: 0 LOB: 0 BB: 0 P: 3	R: 0 E: 0 K: 0 S: 5 H: 2 LOB: 2 BB: 0 P: 5	R: 0 E: 0 K: 0 S: 2 H: 0 LOB: 0 BB: 1 P: 6	R: 0 E: 0 K: 1 S: 6 H: 1 LOB: 2 BB: 1 P: 10	R: 0 E: 0 K: 1 S: 5 H: 0 LOB: 1 BB: 1 P: 9	R: 0 E: 0 K: 2 S: 7 H: 0 LOB: 0 BB: 0 P: 7	1B: 6 2B: 0 3B: 0 HR: 0	SF: 0 SAC: 0 DP: 1 HBP: 0						

	AB	32
	R	0
	H	6
	RBI	0
	BB	3
	SO	5
	LOB	13

PITCHER	IP	WLS	BF	H	R	ER	SO	BB	IBB	HBP	BLK	WP	HR	S	P	ERA	WHIP
Taylor Phillips, L (1, 1) ERA: 2.32	9.0	W	35	6	0	0	5	3	0	0	0	0	0	42	54	0.00	1.000

PITCHER	IP	WLS	BF	H	R	ER	SO	BB	IBB	HBP	BLK	WP	HR	S	P	ERA	WHIP

WP: 0	PB: 0	SB: 0	CS: 0
PA: 35			

Chicago Cubs @ Milwaukee Braves

Milwaukee County Stadium, Milwaukee, WI

Sun May 25 1958, 4:38 AM EDT

Att. 40,962 - Unknown

TOP

livebaseballscorecards.com

Batter	1	2	3	4	5	6	7	8	9	AB	R	H	RBI	BB	SO	LOB
Johnny Goryl, R (1, 4) OBP: 0.333, SLG: 0.411	S S S 0-3 ① K		x 0-0 ② F9		x 0-0 ③ F4		S S S 0-3 ② K		x 0-0 ② 4-3	3	0	0	0	0	1	1
Paul Smith, L (7, PH) OBP: 0.389, SLG: 0.214										1	0	0	0	0	1	2
Tony Taylor, R (7, 4) OBP: 0.255, SLG: 0.186										1	0	0	0	0	0	0
Alvin Dark, R (1, 5) OBP: 0.366, SLG: 0.411	x 0-0 ② 1-3		x 0-0 ③ 6-3			x 0-0 ① 4-3	x 0-0 2-H 3-H 2B		x 0-0 ③ 4-3	5	0	1	2	0	0	0
14 Ernie Banks, R (1, 6) OBP: 0.350, SLG: 0.558	B B B B 4-0 BB			x 0-0 ① F8		x 0-0 ② 6-3	x 0-0 ③ 6-3			3	0	0	0	1	0	1
Walt Moryn, L (1, 7) OBP: 0.365, SLG: 0.503	S S S 0-3 ③ K			x 0-0 ② F7		x 0-0 1B 1B		x 0-0 HBP 1B		4	0	2	0	0	1	1
Lee Walls, R (1, 9) OBP: 0.385, SLG: 0.596		S S S 0-3 ① K		B B B B 4-0 S BB		x 0-0 1-2 1B		H 1-0 1-2 HBP		2	0	1	0	1	1	0
Dale Long, L (1, 3) OBP: 0.356, SLG: 0.437		x 0-0 1B		S S S 0-3 ③ K 1-2		x 0-0 ③ 4-3		S S S 0-3 ① K		4	0	1	0	0	2	5
Sammy Taylor, L (1, 2) OBP: 0.366, SLG: 0.338		S S S 0-3 ② K			S S S 0-3 ① K		x 0-0 ① F5	x 0-0 ② F7		4	0	0	0	0	2	3
Bobby Thomson, R (1, 8) OBP: 0.327, SLG: 0.400		S S S 0-3 ③ K			x 0-0 ② F5		x 0-0 2B 1B	x 0-0 ③ 6-3		4	1	1	0	0	1	3
Gene Fodge, R (1, 1)										1	0	0	0	0	0	0
Bobby Adams, R (5, PH) OBP: 0.529, SLG: 0.733										1	0	1	0	0	0	0
Ed Mayer, L (5, 1) OBP: 0.200, SLG: 0.200										0	0	0	0	0	0	0
Chuck Tanner, L (7, PH) OBP: 0.300, SLG: 0.412										1	1	1	0	0	0	0
Hersh Freeman, R (7, 1)										0	0	0	0	0	0	0
Jim Bolger, R (9, PH) OBP: 0.385, SLG: 0.522			x 0-0 ① F8		x 0-0 1B		x 0-0 1-3 2B 2B		x 0-0 ① P1	1	0	0	0	0	0	0

	AB	35
	R	2
	H	8
	RBI	2
	BB	2
	SO	9
	LOB	16

Inning Stats	1	2	3	4	5	6	7	8	9	1B: 6	SF: 0	WP: 0	PA: 38
R:	0	0	0	0	0	0	2	0	0	2B: 2	SAC: 0	PB: 0	
E:	0	0	0	0	0	0	0	0	0	3B: 0	DP: 0	SB: 1	
K:	2	3	0	1	1	0	1	1	0	HR: 0	HBP: 1	CS: 0	
S:	7	10	3	5	6	5	8	6	3				
H:	0	1	0	0	1	2	3	1	0				
LOB:	1	1	0	1	1	2	1	2	0				
BB:	1	0	0	1	0	0	0	0	0				
P:	11	10	3	9	6	5	8	7	3				

PITCHER	IP	WLS	BF	H	R	ER	SO	BB	IBB	HBP	BLK	WP	HR	S	P	ERA	WHIP
Bob Rush, R (1, 1) ERA: 1.93	9.0	W	38	8	2	2	9	2	0	1	0	0	0	53	62	2.00	1.111

PITCHER	IP	WLS	BF	H	R	ER	SO	BB	IBB	HBP	BLK	WP	HR	S	P	ERA	WHIP

Batter	1	2	3	4	5	6	7	8	9	AB	R	H	RBI	BB	SO	LOB
Red Schoendienst, S (1, 4) OBP: 0.380, SLG: 0.357	F4		2B	F9			1B			4	0	2	0	0	0	1
Bill Bruton, L (1, 8) OBP: 0.250, SLG: 0.250	FC4-6 1B		F8		K		K			4	0	1	0	0	2	2
Eddie Mathews, L (1, 5) OBP: 0.368, SLG: 0.552	FC4-6 1-2f			E6 2B 1B	K		1-3 1B			4	1	1	0	0	1	1
Hank Aaron, R (1, 9) OBP: 0.311, SLG: 0.431	K			1-3 1B 2B	6-3		6-3			4	1	1	0	0	1	2
Frank Torre, L (1, 3) OBP: 0.395, SLG: 0.449		5-3		HR 2-H 3-H 1B		2B 1B		4-3		4	2	2	2	0	0	0
Wes Covington, L (1, 7) OBP: 0.375, SLG: 0.644		F3		HR 1-H		F1		F5		4	1	1	2	0	0	1
Johnny Logan, R (1, 6) OBP: 0.327, SLG: 0.410		F8		F9		F8		F8		4	0	0	0	0	0	1
Del Rice, R (1, 2) OBP: 0.289, SLG: 0.378			F7	F8		1-H 2B				3	0	1	1	0	0	0
Bob Rush, R (1, 1) OBP: 0.133, SLG: 0.077			1-4-3	1B		4-1				3	0	1	0	0	0	1
Inning Stats	R: 0 H: 1 E: 0 LOB: 1 K: 1 BB: 0 S: 6 P: 6	R: 0 H: 0 E: 0 LOB: 0 K: 0 BB: 0 S: 3 P: 3	R: 0 H: 1 E: 0 LOB: 1 K: 0 BB: 0 S: 4 P: 4	R: 4 H: 4 E: 1 LOB: 1 K: 0 BB: 0 S: 8 P: 8	R: 0 H: 0 E: 0 LOB: 0 K: 2 BB: 0 S: 7 P: 7	R: 1 H: 2 E: 0 LOB: 1 K: 0 BB: 0 S: 5 P: 5	R: 0 H: 2 E: 0 LOB: 1 K: 1 BB: 0 S: 6 P: 6	R: 0 H: 0 E: 0 LOB: 0 K: 0 BB: 0 S: 3 P: 3		1B: 6 SF: 0 2B: 3 SAC: 0 3B: 0 DP: 0 HR: 1 HBP: 0						

PITCHER		IP	WLS	BF	H	R	ER	SO	BB	IBB	HBP	BLK	WP	HR	S	P	ERA	WHIP
Gene Fodge, R ERA: 3.38	(1, 1)	4.0	L	19	6	4	3	1	0	0	0	0	0	1	21	21	6.75	1.500
Ed Mayer, L ERA: 3.32	(5, 1)	2.0		8	2	1	1	2	0	0	0	0	0	0	12	12	4.50	1.000
Hersh Freeman, R ERA: 6.16	(7, 1)	2.0		7	2	0	0	1	0	0	0	0	0	0	9	9	0.00	1.000

PITCHER	IP	WLS	BF	H	R	ER	SO	BB	IBB	HBP	BLK	WP	HR	S	P	ERA	WHIP

BOTTOM

Chicago Cubs @ Milwaukee Braves

Milwaukee County Stadium, Milwaukee, WI

Sun May 25 1958, 4:38 AM EDT

Att. 40,962 - Unknown

livebaseballscorecards.com

AB	34
R	5
H	10
RBI	5
BB	0
SO	4
LOB	9

WP: 0 PA: 34
PB: 0
SB: 0
CS: 0

Batter	1	2	3	4	5	6	7	8	9	AB	R	H	RBI	BB	SO	LOB
Johnny Goryl, R (1, 4) OBP: 0.331, SLG: 0.406	F3		1B		FC6-4 1-2f		K		1-3	4	0	1	0	0	1	1
Jim Bolger, R (9, PH) OBP: 0.370, SLG: 0.500										1	0	0	0	0	0	0
Alvin Dark, R (1, 5) OBP: 0.362, SLG: 0.404	3-1		1-2 1B			6-3	F7			4	0	1	0	0	0	0
14 Ernie Banks, R (1, 6) OBP: 0.348, SLG: 0.563	F9		F3			1B 3B		K		4	1	1	0	0	1	2
Walt Moryn, L (1, 7) OBP: 0.374, SLG: 0.510		1B 1B		G5-4-3 1B		FC6-4 3-H 1B		F8		4	0	3	1	0	0	0
Lee Walls, R (1, 9) OBP: 0.379, SLG: 0.585	F9		G5-4-3 1-2f			FC6-4 1-2f 1B 2B		BB 1B		3	1	0	0	0	0	3
Chuck Tanner, L (6, 9) OBP: 0.333, SLG: 0.444										1	0	1	0	0	0	0
Dale Long, L (1, 3) OBP: 0.365, SLG: 0.442	G4-6-3 1-2 1B			4-3		1-2 2B 1B		1-2 BB		3	1	2	0	1	0	0
Paul Smith, L (8, 3) OBP: 0.389, SLG: 0.214										0	0	0	0	0	0	0
Sammy Taylor, L (1, 2) OBP: 0.361, SLG: 0.345	G4-6-3 1-2f				F8	1-H 2-H 2B		5-3		4	0	1	2	0	0	4
Bobby Thomson, R (1, 8) OBP: 0.326, SLG: 0.396			F6		FC6-4 1B	F7			F9	4	0	1	0	0	0	1
Moe Drabowsky, R (1, 1) OBP: 0.182, SLG: 0.182			F5		FC6-4 1-2f FC6-4		5-3		K	3	0	0	0	0	0	1
Bobby Adams, R (9, PH) OBP: 0.500, SLG: 0.688										1	0	0	0	0	1	0
Inning Stats	R: 0 E: 0 K: 0 S: 3 H: 0 LOB: 0 BB: 0 P: 3	R: 0 E: 0 K: 0 S: 4 H: 2 LOB: 1 BB: 0 P: 4	R: 0 E: 0 K: 0 S: 5 H: 2 LOB: 2 BB: 0 P: 5	R: 0 E: 0 K: 0 S: 3 H: 1 LOB: 0 BB: 0 P: 3	R: 0 E: 0 K: 0 S: 4 H: 1 LOB: 1 BB: 0 P: 4	R: 3 E: 0 K: 0 S: 7 H: 4 LOB: 1 BB: 0 P: 7	R: 0 E: 0 K: 1 S: 5 H: 0 LOB: 0 BB: 0 P: 5	R: 0 E: 0 K: 1 S: 6 H: 1 LOB: 2 BB: 1 P: 10	R: 0 E: 0 K: 1 S: 5 H: 0 LOB: 0 BB: 0 P: 5	1B: 9 2B: 1 3B: 1 HR: 0 SF: 0 SAC: 0 DP: 2 HBP: 0						

PITCHER		IP	WLS	BF	H	R	ER	SO	BB	IBB	HBP	BLK	WP	HR	S	P	ERA	WHIP
Lew Burdette, R ERA: 3.88	(1, 1)	5.2		25	10	3	3	0	0	0	0	0	0	0	25	25	4.76	1.765
Don McMahon, R ERA: 1.15	(6, 1)	3.1	W	12	1	0	0	3	1	0	0	0	0	0	17	21	0.00	0.600

PITCHER	IP	WLS	BF	H	R	ER	SO	BB	IBB	HBP	BLK	WP	HR	S	P	ERA	WHIP

TOP

Chicago Cubs @ Milwaukee Braves

Milwaukee County Stadium, Milwaukee, WI

Mon May 26 1958, 8:05 PM EDT

Att. 16,217 - Unknown

livebaseballscorecards.com

AB	36
R	3
H	11
RBI	3
BB	1
SO	3
LOB	12

BOTTOM

Chicago Cubs @ Milwaukee Braves

Milwaukee County Stadium, Milwaukee, WI

Mon May 26 1958, 8:05 PM EDT

Att. 16,217 - Unknown

Batter	1	2	3	4	5	6	7	8	9	AB	R	H	RBI	BB	SO	LOB
Red Schoendienst, S (1, 4) OBP: 0.377, SLG: 0.349	4-3		3-1		4-3		BB			3	0	0	0	1	0	0
Bill Bruton, L (1, 8) OBP: 0.250, SLG: 0.250	3-1			BB HR 1B	F7		F3			4	1	1	0	0	0	2
Eddie Mathews, L (1, 5) OBP: 0.372, SLG: 0.570	F9			1-2 HR BB	K			HR		3	2	1	1	1	1	0
Hank Aaron, R (1, 9) OBP: 0.310, SLG: 0.426		1-3		F8	F9			1B 1B		4	0	1	0	0	0	2
Frank Torre, L (1, 3) OBP: 0.412, SLG: 0.500		4-3 1B		1-H 2-H HR		BB		F1		3	1	2	3	1	0	1
Wes Covington, L (1, 7) OBP: 0.382, SLG: 0.635		4-3 1-2		1B	K			1-2 1B		4	0	2	0	0	1	2
Andy Pafko, R (8, PR) OBP: 0.241, SLG: 0.320 (9, 7)										0	0	0	0	0	0	0
Johnny Logan, R (1, 6) OBP: 0.318, SLG: 0.399		6-3		F3			K	F8		4	0	0	0	0	1	4
Del Crandall, R (1, 2) OBP: 0.323, SLG: 0.489			F4	F6				2B	F6	4	0	1	0	0	0	3
Lew Burdette, R (1, 1) OBP: 0.273, SLG: 0.273			4-3		K		1-3			2	0	0	0	0	1	0
Don McMahon, R (6, 1)										1	0	0	0	0	0	1

	AB	32
	R	4
	H	8
	RBI	4
	BB	3
	SO	4
	LOB	15

livebaseballscorecards.com

Inning Stats	1	2	3	4	5	6	7	8	9
	R: 0 H: 0 E: 0 LOB: 0 K: 0 BB: 0 S: 3 P: 3	R: 0 H: 1 E: 0 LOB: 1 K: 0 BB: 0 S: 4 P: 4	R: 0 H: 0 E: 0 LOB: 0 K: 0 BB: 0 S: 3 P: 3	R: 3 H: 3 E: 0 LOB: 1 K: 0 BB: 1 S: 6 P: 10	R: 0 H: 0 E: 0 LOB: 0 K: 1 BB: 0 S: 5 P: 5	R: 0 H: 0 E: 0 LOB: 1 K: 2 BB: 1 S: 7 P: 11	R: 0 H: 1 E: 0 LOB: 2 K: 1 BB: 1 S: 6 P: 10	R: 1 H: 3 E: 0 LOB: 2 K: 0 BB: 0 S: 6 P: 6	

	1B: 5	SF: 0	WP: 0	PA: 35
	2B: 1	SAC: 0	PB: 0	
	3B: 0	DP: 0	SB: 0	
	HR: 2	HBP: 0	CS: 0	

PITCHER	IP	WLS	BF	H	R	ER	SO	BB	IBB	HBP	BLK	WP	HR	S	P	ERA	WHIP
Moe Drabowsky, R (1, 1) ERA: 4.37	8.0	L	35	8	4	4	4	3	0	0	0	0	2	40	52	4.50	1.375

PITCHER	IP	WLS	BF	H	R	ER	SO	BB	IBB	HBP	BLK	WP	HR	S	P	ERA	WHIP

Batter	1	2	3	4	5	6	7	8	9	AB	R	H	RBI	BB	SO	LOB
Don Blasingame, L (1, 4) OBP: 0.373, SLG: 0.393	x 0-0 ① F7			x 0-0 FC6-4 1B	x 0-0 ③ 4-3		B B B B 4-0 1-2 2-3 3-H BB			3	0	1	1	1	0	1
Dick Schofield, S (1, 6) OBP: 0.370, SLG: 0.309	x 0-0 ② F2			x 0-0 ① FC6-4 1B 1-2f		x 0-0 ① F7	x 0-0 ③ FC5 2-3f			4	0	0	0	0	0	4
Stan Musial, L (1, 3) OBP: 0.519, SLG: 0.725	x 0-0 ③ F8			x 0-0 1-2 1B		x 0-0 ② 1-3		x 0-0 ① F8		4	0	1	0	0	0	0
Del Ennis, R (1, 7) OBP: 0.298, SLG: 0.345 Irv Noren, L (8, PR) OBP: 0.356, SLG: 0.316 (8, 7)		x 0-0 ① 5-3		x 0-0 ② L9		x 0-0 ③ L7		x 0-0 G6-4-3 1B		4 0	0 0	1 0	0 0	0 0	0 0	2 0
Gene Green, R (1, 9) OBP: 0.387, SLG: 0.457		x 0-0 ② 5-3		x 0-0 ③ 1-3			x 0-0 E BB 1B	x 0-0 ② ③ G6-4-3 1-2f		4	1	1	0	0	0	3
Ken Boyer, R (1, 5) OBP: 0.323, SLG: 0.395		x 0-0 ③ 5-3			x 0-0 ① 4-3		x 0-0 E7 BB 1-3 1B		x 0-0 5-3 2B	4	0	2	0	0	0	0
Curt Flood, R (1, 8) OBP: 0.343, SLG: 0.462			x 0-0 ① P4		x 0-0 HR		x 0-0 ① 5-3		x 0-0 ① 5-3 2-3	4	1	1	1	0	0	3
Hal Smith, R (1, 2) OBP: 0.316, SLG: 0.290			x 0-0 ② 6-3		x 0-0 ② 1-3		4-0 FC5 BB IBB		x 0-0 ② P4	3	0	0	0	1	0	1
Sam Jones, R (1, 1) OBP: 0.174, SLG: 0.136			x 0-0 ③ F3		x 0-0 1B		x 0-0 ② P4		S S S 0-3 ③ K	4	0	1	0	0	1	4
Inning Stats	R: 0 E: 0 K: 0 S: 3 H: 0 LOB: 0 BB: 0 P: 3	R: 0 E: 0 K: 0 S: 3 H: 0 LOB: 0 BB: 0 P: 3	R: 0 E: 0 K: 0 S: 3 H: 0 LOB: 0 BB: 0 P: 3	R: 0 E: 0 K: 0 S: 5 H: 2 LOB: 2 BB: 0 P: 5	R: 1 E: 0 K: 0 S: 5 H: 2 LOB: 1 BB: 0 P: 5	R: 0 E: 0 K: 0 S: 3 H: 0 LOB: 0 BB: 0 P: 3	R: 1 E: 1 K: 0 S: 5 H: 2 LOB: 3 BB: 2 P: 13	R: 0 E: 0 K: 0 S: 3 H: 1 LOB: 1 BB: 0 P: 3	R: 0 E: 0 K: 1 S: 6 H: 1 LOB: 1 BB: 0 P: 6	1B: 6 2B: 1 3B: 0 HR: 1	SF: 0 SAC: 0 DP: 1 HBP: 0						

PITCHER	IP	WLS	BF	H	R	ER	SO	BB	IBB	HBP	BLK	WP	HR	S	P	ERA	WHIP
Warren Spahn, L (1, 1) ERA: 2.31	9.0	W	36	8	2	2	1	1	1	0	0	0	1	36	44	2.00	1.000

PITCHER	IP	WLS	BF	H	R	ER	SO	BB	IBB	HBP	BLK	WP	HR	S	P	ERA	WHIP

WP: 0 PB: 0 SB: 0 CS: 0 PA: 36

TOP

St. Louis Cardinals @ Milwaukee Braves

Milwaukee County Stadium, Milwaukee, WI

Tue May 27 1958, 4:33 AM EDT

Att. 21,940 - Unknown

livebaseballscorecards.com

AB	34
R	2
H	8
RBI	2
BB	2
SO	1
LOB	18

BOTTOM

St. Louis Cardinals @ Milwaukee Braves

Milwaukee County Stadium, Milwaukee, WI

Tue May 27 1958, 4:33 AM EDT

Att. 21,940 - Unknown

livebaseballscorecards.com

Batter	1	2	3	4	5	6	7	8	9	AB	R	H	RBI	BB	SO	LOB
Red Schoendienst, S (1, 4) OBP: 0.367, SLG: 0.338	4-3		3-1			4-3		4-3 1-2		4	0	0	0	0	0	1
Hank Aaron, R (1, 9) OBP: 0.302, SLG: 0.414	F8		K			4-3		4-3		4	0	0	0	0	1	1
Eddie Mathews, L (1, 5) OBP: 0.375, SLG: 0.565	S BB			K		K			FC5-6 HBP FC4-6 1B	3	1	1	0	1	2	0
Wes Covington, L (1, 7) OBP: 0.375, SLG: 0.606 Felix Mantilla, R (9, PR) OBP: 0.241, SLG: 0.222	K 1-2			P6			4-3		FC5-6 HBP 1-2	3 0	0 0	0 0	0 0	0 0	1 0	1 0
Frank Torre, L (1, 3) OBP: 0.416, SLG: 0.486 Eddie Haas, L (9, PR) OBP: 0.400, SLG: 0.400		FC6-4 BB		BB			K		FC5-6 FC4-6 1-2f 2-3	2 0	0 0	0 0	0 0	2 0	1 0	2 0
Johnny Logan, R (1, 6) OBP: 0.316, SLG: 0.395	F9			F8			1B		FC4-6 HR 1-2f 3-H	4	1	1	1	0	0	3
Bill Bruton, L (1, 8) OBP: 0.182, SLG: 0.182 Joe Adcock, R (9, PH) OBP: 0.351, SLG: 0.651	FC6-4 E 1-2f		K				1-3		HR 1-H	3 1	0 1	0 1	0 2	0 0	1 0	2 0
Del Crandall, R (1, 2) OBP: 0.314, SLG: 0.474	F7 1-2		F2					K		3	0	0	0	0	1	1
Warren Spahn, L (1, 1) OBP: 0.417, SLG: 0.484			1B			4-3		BB		2	0	1	0	1	0	0
Inning Stats	R: 0 H: 0 E: 0 LOB: 1 K: 1 BB: 1 S: 5 P: 9	R: 0 H: 0 E: 1 LOB: 1 K: 0 BB: 1 S: 3 P: 7	R: 0 H: 1 E: 0 LOB: 0 K: 1 BB: 0 S: 5 P: 5	R: 0 H: 0 E: 0 LOB: 1 K: 1 BB: 1 S: 5 P: 9	R: 0 H: 0 E: 0 LOB: 0 K: 1 BB: 0 S: 5 P: 5	R: 0 H: 0 E: 0 LOB: 0 K: 1 BB: 0 S: 5 P: 5	R: 0 H: 1 E: 0 LOB: 1 K: 1 BB: 0 S: 6 P: 6	R: 0 H: 0 E: 0 LOB: 1 K: 1 BB: 1 S: 5 P: 9	R: 3 H: 2 E: 0 LOB: 1 K: 0 BB: 0 S: 4 P: 5	1B: 3 SF: 0 2B: 0 SAC: 0 3B: 0 DP: 0 HR: 1 HBP: 1						

	AB	29
	R	3
	H	4
	RBI	3
	BB	4
	SO	7
	LOB	11

PITCHER	IP	WLS	BF	H	R	ER	SO	BB	IBB	HBP	BLK	WP	HR	S	P	ERA	WHIP
Sam Jones, R (1, 1) ERA: 3.62	8.2	L	34	4	3	3	7	4	0	1	0	0	1	43	60	3.12	0.923

PITCHER	IP	WLS	BF	H	R	ER	SO	BB	IBB	HBP	BLK	WP	HR	S	P	ERA	WHIP

Batter	1	2	3	4	5	6	7	8	9	10	11	12	AB	R	H	RBI	BB	SO	LOB
Don Blasingame, L (1, 4) OBP: 0.375, SLG: 0.404	S 1B		E4 1B 1-2		L7-4 S BB		4-3		1-H 3B		6-3	E3 1-3 2-H	6	0	2	1	1	0	2
Dick Schofield, S (1, 6) OBP: 0.357, SLG: 0.291	F8 1-2		K		K 1-2		4-3		4-3		CS BB	F8	6	0	0	0	1	2	7
Stan Musial, L (1, 3) OBP: 0.519, SLG: 0.711	F8		FC4-6 1-3 2-H 1B		BB		F9		IBB		F3 1-2		4	0	1	1	2	0	2
Phil Paine, R (12, 1)													0	0	0	0	0	0	0
Joe Cunningham, L (1, 9) OBP: 0.418, SLG: 0.400 (12, 3)	K		FC4-6 1-2f		L7-4 2-3			2B	F7			HBP 1B 1B BB	5	1	1	0	1	1	7
Wally Moon, L (1, 7) OBP: 0.387, SLG: 0.288		G4-6-3 1B		4-3		K		P3		3-1		F8	6	0	1	0	0	1	2
Ken Boyer, R (1, 5) OBP: 0.338, SLG: 0.429		G4-6-3 1-2f		1-3 S 1B 1B		HR		P6		E BB		1B HBP SF8 1B 1-2	5	3	3	1	1	0	2
Curt Flood, R (1, 8) OBP: 0.355, SLG: 0.441		CS BB		1-3 1-3		BB		6-3		6-3 1-2		1B E HBP 1-2 2-3	3	1	0	0	2	0	3
Hal Smith, R (1, 2) OBP: 0.316, SLG: 0.292		CS 1-2		F8 3-H 1B		F8			3B BB			E 1B 1-2 2-3 3-H	3	0	1	1	0	0	1
Irv Noren, L (9, PH) OBP: 0.370, SLG: 0.316													0	1	0	0	1	0	0
Ray Katt, R (9, 2) OBP: 0.262, SLG: 0.297													0	0	0	0	1	0	0
Hobie Landrith, L (12, PH) OBP: 0.385, SLG: 0.286 (12, 2)													1	0	1	1	0	0	0
Larry Jackson, R (1, 1) OBP: 0.167, SLG: 0.167			E 1B 1B	5-3		F9			K	F8		SF8 3-H	3	1	1	0	0	0	2
Del Ennis, R (9, PH) OBP: 0.296, SLG: 0.342													1	0	0	0	0	1	1
Billy Muffett, R (9, 1)													1	0	0	0	0	0	2
Gene Green, R (12, PH) OBP: 0.383, SLG: 0.457 (12, 9)													0	0	0	1	0	0	0
Inning Stats	R: 0 E: 0 K: 1 S: 6 H: 1 LOB: 1 BB: 0 P: 6	R: 0 E: 0 K: 0 S: 2 H: 1 LOB: 0 BB: 1 P: 6	R: 1 E: 1 K: 1 S: 8 H: 2 LOB: 2 BB: 0 P: 8	R: 1 E: 0 K: 0 S: 5 H: 2 LOB: 1 BB: 0 P: 5	R: 0 E: 0 K: 1 S: 4 H: 0 LOB: 1 BB: 2 P: 12	R: 1 E: 0 K: 1 S: 6 H: 1 LOB: 1 BB: 1 P: 10	R: 0 E: 0 K: 0 S: 3 H: 0 LOB: 0 BB: 0 P: 3	R: 0 E: 0 K: 0 S: 4 H: 1 LOB: 1 BB: 0 P: 4	R: 1 E: 0 K: 1 S: 6 H: 1 LOB: 2 BB: 2 P: 14	R: 0 E: 1 K: 0 S: 3 H: 0 LOB: 2 BB: 2 P: 11	R: 0 E: 0 K: 0 S: 2 H: 0 LOB: 0 BB: 1 P: 6	R: 3 E: 1 K: 0 S: 6 H: 2 LOB: 2 BB: 1 P: 11	1B: 8 2B: 2 3B: 1 HR: 1	SF: 1 SAC: 0 DP: 2 HBP: 1	WP: 0 PB: 0 SB: 3 CS: 2	PA: 57			

PITCHER		IP	WLS	BF	H	R	ER	SO	BB	IBB	HBP	BLK	WP	HR	S	P	ERA	WHIP
Gene Conley, R ERA: 3.83	(1, 1)	6.0		27	7	3	2	4	4	0	0	0	0	1	31	47	3.00	1.833
Don McMahon, R ERA: 1.37	(7, 1)	4.0		18	2	1	1	1	3	1	0	0	0	0	16	32	2.25	1.250
Ernie Johnson, R ERA: 5.68	(11, 1)	1.0		3	0	0	0	0	1	0	0	0	0	0	2	6	0.00	1.000
Humberto Robinson, R ERA: 5.4	(12, 1)	0.1	L	5	2	3	2	0	1	0	1	0	0	0	3	8	54.00	9.000
Bob Trowbridge, R ERA: 2.35	(12, 1)	0.2		3	0	0	0	0	0	0	0	0	0	0	3	3	0.00	0.000

PITCHER	IP	WLS	BF	H	R	ER	SO	BB	IBB	HBP	BLK	WP	HR	S	P	ERA	WHIP

TOP

St. Louis Cardinals @ Milwaukee Braves

Milwaukee County Stadium, Milwaukee, WI

Wed May 28 1958, 4:33 AM EDT

Att. 20,844 - Unknown

livebaseballscorecards.com

AB	44
R	7
H	11
RBI	6
BB	10
SO	5
LOB	31

Batter	1	2	3	4	5	6	7	8	9	10	11	12	AB	R	H	RBI	BB	SO	LOB
Felix Mantilla, R (1, 4) OBP: 0.250, SLG: 0.235	G4-6-3 1B		5-3		1B 1-3	FC6-4 FC6-4 1-2f 2-3 3-H			6-3	F7		L6	7	0	2	1	0	0	6
Hank Aaron, R (1, 9) OBP: 0.303, SLG: 0.413	F9			6-3 WP 2B	F5	FC6-4 1-2f			F9		BB SH5-4 BB		5	1	1	0	1	0	5
Eddie Mathews, L (1, 5) OBP: 0.369, SLG: 0.548	G4-6-3 1-2f			F7	F7		4-3		BB		SH5-4 1-2		4	0	0	0	1	0	4
Wes Covington, L (1, 7) OBP: 0.368, SLG: 0.586 Andy Pafko, R (8, 7) OBP: 0.250, SLG: 0.314		K		6-3 2-3		E 1B 1B	4-3		F8		FC6 BB IBB		4 1	1 0	1 0	0 0	0 1	1 0	1 1
Frank Torre, L (1, 3) OBP: 0.426, SLG: 0.487 Eddie Haas, L (10, PR) OBP: 0.400, SLG: 0.400 Ernie Johnson, R (11, 1) Carl Sawatski, L (11, PH) OBP: 0.222, SLG: 0.125 Humberto Robinson, R (12, 1) Bob Trowbridge, R (12, 1) OBP: 0.333, SLG: 0.333		L8		1B 3-H BB		E8 1B 1-3 1B	3-1			BB 1-3 1B	P5		4 0 0 0 1 0 0	1 0 0 0 0 0 0	2 0 0 0 0 0 0	0 0 0 0 0 0 0	1 0 0 0 0 0 0	0 0 0 0 0 0 0	0 0 0 0 2 0 0
Johnny Logan, R (1, 6) OBP: 0.329, SLG: 0.401	F8			1-2 1B		E SH2-4 FC6-4 2-H 3-H 1B		G5-3 4-3 1B		K	1-2 2-3 BB		5	1	3	2	1	1	1
Bill Bruton, L (1, 8) OBP: 0.125, SLG: 0.125			4-3	F7		SH2-4 1-2		4-3 1-2		1-3 1-2	FC6 2-3f		5	0	0	0	0	0	7
Del Crandall, R (1, 2) OBP: 0.324, SLG: 0.475			2B		F8	E1 FC6-4 2-3		IBB		BB IBB		F9	4	0	1	0	2	0	1
Gene Conley, R (1, 1) OBP: 0.167, SLG: 0.167 Harry Hanebrink, L (6, PH) OBP: 0.260, SLG: 0.277 Don McMahon, R (7, 1) Joe Adcock, R (10, PH) OBP: 0.355, SLG: 0.641 (11, 3)		5-3			1B WP 1B	FC6-4 IBB		G5-3 2-3f		BB 1-2 2-3		K	2 0 1 0	0 0 0 0	1 0 0 0	0 1 0 1	0 0 0 1	0 0 2 0	1 0 2 0
Inning Stats	R: 0 H: 1 E: 0 LOB: 0 K: 0 BB: 0 S: 3 P: 3	R: 0 H: 0 E: 0 LOB: 0 K: 1 BB: 0 S: 5 P: 5	R: 0 H: 1 E: 0 LOB: 1 K: 0 BB: 0 S: 4 P: 4	R: 1 H: 2 E: 0 LOB: 2 K: 0 BB: 1 S: 5 P: 9	R: 0 H: 2 E: 0 LOB: 2 K: 0 BB: 0 S: 5 P: 5	R: 3 H: 3 E: 2 LOB: 2 K: 0 BB: 1 S: 7 P: 11	R: 0 H: 0 E: 0 LOB: 0 K: 0 BB: 0 S: 3 P: 3	R: 0 H: 1 E: 0 LOB: 1 K: 0 BB: 1 S: 3 P: 7	R: 0 H: 0 E: 0 LOB: 1 K: 0 BB: 1 S: 3 P: 7	R: 0 H: 1 E: 0 LOB: 3 K: 1 BB: 2 S: 6 P: 14	R: 0 H: 0 E: 0 LOB: 3 K: 0 BB: 3 S: 3 P: 15	R: 0 H: 0 E: 0 LOB: 0 K: 1 BB: 0 S: 5 P: 5	1B: 9 2B: 2 3B: 0 HR: 0	SF: 0 SAC: 2 DP: 2 HBP: 0		WP: 2 PB: 0 SB: 0 CS: 0	PA: 55			

PITCHER	IP	WLS	BF	H	R	ER	SO	BB	IBB	HBP	BLK	WP	HR	S	P	ERA	WHIP
Larry Jackson, R (1, 1) ERA: 3.64	8.0		36	10	4	2	1	1	2	0	0	2	0	35	47	2.25	1.375
Billy Muffett, R (9, 1) ERA: 6.05	3.0	W	16	1	0	0	1	4	2	0	0	0	0	12	36	0.00	1.667
Phil Paine, R (12, 1) ERA: 0.43	1.0	S	3	0	0	0	1	0	0	0	0	0	0	5	5	0.00	0.000

PITCHER	IP	WLS	BF	H	R	ER	SO	BB	IBB	HBP	BLK	WP	HR	S	P	ERA	WHIP

BOTTOM

St. Louis Cardinals @ Milwaukee Braves

Milwaukee County Stadium, Milwaukee, WI

Wed May 28 1958, 4:33 AM EDT

Att. 20,844 - Unknown

livebaseballscorecards.com

AB	44
R	4
H	11
RBI	3
BB	9
SO	3
LOB	31

Batter	1	2	3	4	5	6	7	8	9	AB	R	H	RBI	BB	SO	LOB
Felix Mantilla, R (1, 4) OBP: 0.317, SLG: 0.333	1B SF7 1B		4-3		1-2 2-H 1B			E 2B	2-H 3-H 1B 1B	5	3	4	3	0	0	0
Hank Aaron, R (1, 9) OBP: 0.300, SLG: 0.406	1-3 WP 1B		4-3			F8		6-3	P5	5	0	1	0	0	0	2
Eddie Mathews, L (1, 5) OBP: 0.364, SLG: 0.540	SF7 3-H			F7		F8		F5	1-2 1B	4	0	1	1	0	0	1
Wes Covington, L (1, 7) OBP: 0.363, SLG: 0.568	F7			P2		F8		E9 2-H 1B	1-2 2-H 1B	4	0	1	0	0	0	1
Andy Pafko, R (8, PR) OBP: 0.263, SLG: 0.327 (8, 7)										1	0	1	1	0	0	0
Frank Torre, L (1, 3) OBP: 0.414, SLG: 0.482	F8 1-2			F9			F8 2B	F7	F8	5	0	1	0	0	0	4
Johnny Logan, R (1, 6) OBP: 0.321, SLG: 0.391		F3			6-3		F8 2-3		E5 1B 1B	4	1	0	0	0	0	1
Bill Bruton, L (1, 8) OBP: 0.150, SLG: 0.150		S S S K			4-3		1-3		1B 2-3 1B	4	1	1	0	0	1	1
Del Rice, R (1, 2) OBP: 0.310, SLG: 0.375		P6			1B 1B		IBB		P4	3	1	1	0	1	0	2
Bob Rush, R (1, 1) OBP: 0.176, SLG: 0.133			1-3		1-2 1B		F8		1-3 3-H 1B	2	0	1	0	0	0	0
Harry Hanebrink, L (7, PH) OBP: 0.257, SLG: 0.273										1	0	0	0	0	0	2
Don McMahon, R (7, 1)										0	0	0	0	0	0	0
Del Crandall, R (9, PH) OBP: 0.330, SLG: 0.480										1	1	1	1	0	0	0
Bob Trowbridge, R (9, 1) OBP: 0.333, SLG: 0.333										0	0	0	0	0	0	0
Inning Stats	R: 1 E: 0 K: 0 S: 5 / H: 2 LOB: 1 BB: 0 P: 5	R: 0 E: 0 K: 1 S: 5 / H: 0 LOB: 0 BB: 0 P: 5	R: 0 E: 0 K: 0 S: 3 / H: 0 LOB: 0 BB: 0 P: 3	R: 0 E: 0 K: 0 S: 3 / H: 0 LOB: 0 BB: 0 P: 3	R: 1 E: 0 K: 0 S: 5 / H: 3 LOB: 1 BB: 0 P: 5	R: 0 E: 0 K: 0 S: 3 / H: 0 LOB: 0 BB: 0 P: 3	R: 0 E: 0 K: 0 S: 4 / H: 1 LOB: 2 BB: 1 P: 8	R: 1 E: 1 K: 0 S: 5 / H: 2 LOB: 1 BB: 0 P: 5	R: 4 E: 1 K: 0 S: 9 / H: 5 LOB: 2 BB: 0 P: 9	1B: 11 2B: 2 3B: 0 HR: 0	SF: 1 SAC: 0 DP: 0 HBP: 0						

TOP

Milwaukee Braves @ Pittsburgh Pirates

Forbes Field, Pittsburgh, PA

Fri May 30 1958, 3:33 AM EDT

Unknown

livebaseballscorecards.com

AB	39
R	7
H	13
RBI	6
BB	1
SO	1
LOB	14

PITCHER		IP	WLS	BF	H	R	ER	SO	BB	IBB	HBP	BLK	WP	HR	S	P	ERA	WHIP
Vern Law, R ERA: 4.43	(1, 1)	7.2		31	8	3	2	1	0	1	0	0	1	0	32	36	2.35	1.043
Roy Face, R ERA: 6.87	(8, 1)	0.2	L	6	3	4	2	0	0	0	0	0	0	0	6	6	27.00	4.500
Ron Blackburn, R ERA: 2.16	(9, 1)	0.2		4	2	0	0	0	0	0	0	0	0	0	4	4	0.00	3.000

PITCHER		IP	WLS	BF	H	R	ER	SO	BB	IBB	HBP	BLK	WP	HR	S	P	ERA	WHIP

Milwaukee Braves @ Pittsburgh Pirates

Forbes Field, Pittsburgh, PA

Fri May 30 1958, 3:33 AM EDT

Unknown

BOTTOM

livebaseballscorecards.com

Batter	1	2	3	4	5	6	7	8	9	AB	R	H	RBI	BB	SO	LOB
Bill Virdon, L (1, 8) OBP: 0.344, SLG: 0.372	F8		F8		2B 2-H		PO 1-3 2-H			4	0	2	2	0	0	2
Bob Skinner, L (1, 7) OBP: 0.406, SLG: 0.477	K S S S		4-3		F7		SF9 3-H			3	0	0	1	0	1	3
Dick Groat, R (1, 6) OBP: 0.326, SLG: 0.439	K S S S			1B G6-4-3 1B	5-3		PO 1-2	5-3		4	1	1	0	0	1	1
Ted Kluszewski, L (1, 3) OBP: 0.333, SLG: 0.386 R C Stevens, R (9, 3) OBP: 0.349, SLG: 0.725		4-3		G6-4-3 1-3 1B		E4 G5-4-3		F7		4 0	0 0	1 0	0 0	0 0	0 0	0 0
Frank Thomas, R (1, 5) OBP: 0.343, SLG: 0.621	K S S S			G6-4-3 1-2f 3-H		G5-4-3 1-2f		E3 FC6		4	0	0	0	0	1	2
Roberto Clemente, R (1, 9) OBP: 0.329, SLG: 0.401	6-3			BB B B B		6-3		FC6 1-2f		3	0	0	0	1	0	1
Bill Mazeroski, R (1, 4) OBP: 0.338, SLG: 0.472			1B 1B	F7			P6		P3	4	0	1	0	0	0	1
Danny Kravitz, L (1, 2) OBP: 0.341, SLG: 0.297			F9		SH2-4 2B 1B		BB 1B 1B		F8	4	2	2	0	0	0	1
Vern Law, R (1, 1) OBP: 0.333, SLG: 0.550 Roy Face, R (8, 1) Ron Blackburn, R (9, 1) OBP: 0.500, SLG: 1.000 John Powers, L (9, PH) OBP: 0.261, SLG: 0.150			1-2 1B		SH2-4 1-2		B B B B 1B SF9 1-2 BB		6-3	1 0 0 1	1 0 0 0	1 0 0 0	0 0 0 0	1 0 0 0	0 0 0 0	0 0 0 0
Inning Stats	R: 0 E: 0 K: 2 S: 7 H: 0 LOB: 0 BB: 0 P: 7	R: 0 E: 0 K: 1 S: 5 H: 0 LOB: 0 BB: 0 P: 5	R: 0 E: 0 K: 0 S: 5 H: 2 LOB: 2 BB: 0 P: 5	R: 1 E: 0 K: 0 S: 4 H: 2 LOB: 1 BB: 1 P: 8	R: 1 E: 0 K: 0 S: 5 H: 2 LOB: 1 BB: 0 P: 5	R: 0 E: 1 K: 0 S: 3 H: 0 LOB: 0 BB: 0 P: 3	R: 2 E: 0 K: 0 S: 4 H: 2 LOB: 0 BB: 1 P: 8	R: 0 E: 1 K: 0 S: 4 H: 0 LOB: 1 BB: 0 P: 4	R: 0 E: 0 K: 0 S: 3 H: 0 LOB: 0 BB: 0 P: 3	1B: 7 2B: 1 3B: 0 HR: 0	SF: 1 SAC: 1 DP: 2 HBP: 0			WP: 0 PB: 0 SB: 0 CS: 0	PA: 37	

	AB	32
	R	4
	H	8
	RBI	3
	BB	2
	SO	3
	LOB	11

PITCHER		IP	WLS	BF	H	R	ER	SO	BB	IBB	HBP	BLK	WP	HR	S	P	ERA	WHIP
Bob Rush, R ERA: 2.06	(1, 1)	6.0		24	6	2	2	3	1	0	0	0	0	0	29	33	3.00	1.167
Don McMahon, R ERA: 2.08	(7, 1)	2.0	W	9	2	2	2	0	1	0	0	0	0	0	8	12	9.00	1.500
Bob Trowbridge, R ERA: 2.2	(9, 1)	1.0	S	3	0	0	0	0	0	0	0	0	0	0	3	3	0.00	0.000

PITCHER	IP	WLS	BF	H	R	ER	SO	BB	IBB	HBP	BLK	WP	HR	S	P	ERA	WHIP

Milwaukee Braves @ Pittsburgh Pirates

Forbes Field, Pittsburgh, PA

Fri May 30 1958, 3:38 AM EDT

Att. 32,428 - Unknown

TOP

livebaseballscorecards.com

Batter	1	2	3	4	5	6	7	8	9	AB	R	H	RBI	BB	SO	LOB
Felix Mantilla, R (1, 4) OBP: 0.304, SLG: 0.318	K		F9		K		1B SF9 1B		E5 BB	5	1	1	0	0	2	0
Hank Aaron, R (1, 9) OBP: 0.303, SLG: 0.403	K		K		F2		SF9 1-3 1B		1-2 BB	4	0	1	0	1	2	0
Eddie Mathews, L (1, 5) OBP: 0.359, SLG: 0.531	F9			F8 E 1B 1B		P3	SF9 1-2 3-H		K	4	1	1	1	0	1	2
Wes Covington, L (1, 7) OBP: 0.365, SLG: 0.595		HR		E2 1B 1-2		FC6 1B	F7		K	5	1	2	1	0	1	4
Frank Torre, L (1, 3) OBP: 0.404, SLG: 0.477		F8		F9		P6		2B	F8	5	0	1	0	0	0	5
Johnny Logan, R (1, 6) OBP: 0.320, SLG: 0.388		F6		F8 2-3		FC6 1-2f		1B		4	0	1	0	0	0	3
Bill Bruton, L (1, 8) OBP: 0.174, SLG: 0.174		F7		1-2 1B 3-H			4-3	F7		3	0	1	1	0	0	0
Andy Pafko, R (8, PH) OBP: 0.259, SLG: 0.321										1	0	0	0	0	0	2
(8, 8)																
Del Crandall, R (1, 2) OBP: 0.336, SLG: 0.538			HR	F7			HR	P3		4	2	2	2	0	0	4
Lew Burdette, R (1, 1) OBP: 0.250, SLG: 0.250			K		P3		HR	L9		2	0	0	0	0	1	0
Ernie Johnson, R (6, 1)										0	0	0	0	0	0	0
Harry Hanebrink, L (7, PH) OBP: 0.267, SLG: 0.328										1	1	1	1	0	0	0
Humberto Robinson, R (7, 1)										0	0	0	0	0	0	0
Dick Littlefield, L (7, 1)										0	0	0	0	0	0	0
Joe Adcock, R (8, PH) OBP: 0.351, SLG: 0.631										1	0	0	0	0	0	2
Don McMahon, R (8, 1)										0	0	0	0	0	0	0
Inning Stats	R: 0 E: 0 K: 2 S: 7 H: 0 LOB: 0 BB: 0 P: 7	R: 1 E: 0 K: 0 S: 4 H: 1 LOB: 0 BB: 0 P: 4	R: 1 E: 0 K: 2 S: 8 H: 1 LOB: 0 BB: 0 P: 8	R: 1 E: 1 K: 0 S: 6 H: 2 LOB: 2 BB: 0 P: 6	R: 0 E: 0 K: 1 S: 5 H: 0 LOB: 0 BB: 0 P: 5	R: 0 E: 0 K: 0 S: 4 H: 1 LOB: 1 BB: 0 P: 4	R: 3 E: 0 K: 0 S: 7 H: 4 LOB: 1 BB: 0 P: 7	R: 0 E: 0 K: 0 S: 5 H: 2 LOB: 2 BB: 0 P: 5	R: 0 E: 1 K: 2 S: 8 H: 0 LOB: 2 BB: 1 P: 12	1B: 6 2B: 1 3B: 0 HR: 4 SF: 1 SAC: 0 DP: 0 HBP: 0	WP: 0 PB: 0 SB: 0 CS: 0 PA: 41					

	AB	39
	R	6
	H	11
	RBI	6
	BB	1
	SO	7
	LOB	22

PITCHER		IP	WLS	BF	H	R	ER	SO	BB	IBB	HBP	BLK	WP	HR	S	P	ERA	WHIP
Curt Raydon, R ERA: 3.03	(1, 1)	6.1		27	7	5	4	5	0	0	0	0	0	4	37	37	5.68	1.105
Ron Blackburn, R ERA: 2.52	(7, 1)	0.0		2	2	0	0	0	0	0	0	0	0	0	2	2	∞	∞
Don Gross, L ERA: 0.44	(7, 1)	2.2	W	12	2	1	1	2	1	0	0	0	0	0	15	19	3.38	1.125

PITCHER	IP	WLS	BF	H	R	ER	SO	BB	IBB	HBP	BLK	WP	HR	S	P	ERA	WHIP

Batter	1	2	3	4	5	6	7	8	9	AB	R	H	RBI	BB	SO	LOB
Bill Virdon, L (1, 8) OBP: 0.339, SLG: 0.367	K		3-1	CS 1B		K		F8		5	0	1	1	0	2	1
Bob Skinner, L (1, 7) OBP: 0.406, SLG: 0.471	K		S 1B	CS	F9		4-3	2B BB		4	2	1	0	1	1	0
Dick Groat, R (1, 6) OBP: 0.344, SLG: 0.457	2B 1B		1-H 3B 1B		CS HBP		HBP 1B	F8 1-H 2B		4	4	4	2	0	0	0
R C Stevens, R (1, 3) OBP: 0.354, SLG: 0.756	1-H 2B		1-H 3B		K		F8	F8 2-3		5	0	2	2	0	1	3
Frank Thomas, R (1, 5) OBP: 0.350, SLG: 0.624	K		K		CS 1-2	FC4-6 1B	1B 1-2 2B HBP	1B 3-H 2B		4	1	2	1	0	2	2
Roberto Clemente, R (1, 9) OBP: 0.331, SLG: 0.401		6-3	F8			FC4-6 1B 1-2f 1B	1-2 2B 1B	FC6-4 2-3 1B		5	2	2	1	0	0	2
Bill Mazeroski, R (1, 4) OBP: 0.352, SLG: 0.497	2B			SH1-4 1B 1B		1B SH3 1-2 1B	1-H 2-H 3B 2B	FC6-4 1-2f		5	3	4	2	0	0	2
Danny Kravitz, L (1, 2) OBP: 0.356, SLG: 0.366	F2			K		SH3 1-3 2-H 1B	2-H 3B			4	0	2	2	0	1	2
Curt Raydon, R (1, 1) Ron Blackburn, R (7, 1) OBP: 0.500, SLG: 1.000 Don Gross, L (7, 1)	5-3			SH1-4 1-2		SH3 1-2 3-H	K			1 0 1	0 0 0	0 0 0	1 0 0	0 0 1	0 0 1	1 0 1
Inning Stats	R: 1 H: 2 E: 0 LOB: 1 K: 3 BB: 0 S: 11 P: 11	R: 0 H: 1 E: 0 LOB: 1 K: 0 BB: 0 S: 4 P: 4	R: 2 H: 3 E: 0 LOB: 1 K: 1 BB: 0 S: 8 P: 8	R: 1 H: 2 E: 0 LOB: 0 K: 1 BB: 0 S: 6 P: 6	R: 0 H: 0 E: 0 LOB: 0 K: 1 BB: 0 S: 4 P: 5	R: 2 H: 3 E: 0 LOB: 1 K: 1 BB: 0 S: 8 P: 8	R: 4 H: 4 E: 0 LOB: 1 K: 1 BB: 0 S: 9 P: 10	R: 2 H: 3 E: 0 LOB: 2 K: 0 BB: 1 S: 6 P: 10		1B: 11 SF: 0 2B: 5 SAC: 2 3B: 2 DP: 0 HR: 0 HBP: 2						

BOTTOM

Milwaukee Braves @ Pittsburgh Pirates

Forbes Field, Pittsburgh, PA

Fri May 30 1958, 3:38 AM EDT

Att. 32,428 - Unknown

livebaseballscorecards.com

AB	38
R	12
H	18
RBI	12
BB	1
SO	8
LOB	14

PITCHER		IP	WLS	BF	H	R	ER	SO	BB	IBB	HBP	BLK	WP	HR	S	P	ERA	WHIP
Lew Burdette, R ERA: 4.39	(1, 1)	5.1		26	11	6	6	6	0	0	1	0	0	0	37	38	10.12	2.062
Ernie Johnson, R ERA: 5.14	(6, 1)	0.2		2	0	0	0	1	0	0	0	0	0	0	4	4	0.00	0.000
Humberto Robinson, R ERA: 13.5	(7, 1)	0.2	L	6	3	4	4	0	0	0	1	0	0	0	5	6	54.00	4.500
Dick Littlefield, L ERA: 4.26	(7, 1)	0.1		2	1	0	0	1	0	0	0	0	0	0	4	4	0.00	3.000
Don McMahon, R ERA: 2.78	(8, 1)	1.0		7	3	2	2	0	1	0	0	0	0	0	6	10	18.00	4.000

PITCHER	IP	WLS	BF	H	R	ER	SO	BB	IBB	HBP	BLK	WP	HR	S	P	ERA	WHIP

Batter	1	2	3	4	5	6	7	8	9	AB	R	H	RBI	BB	SO	LOB
Felix Mantilla, R (1, 4) OBP: 0.333, SLG: 0.333	4-3	BBB G6-4-3 BB		3-H 1B		F9		SH3-4 1-2	1B 1-2 2-3 1B	4	0	2	1	1	0	0
Hank Aaron, R (1, 9) OBP: 0.309, SLG: 0.424	HR	G6-4-3 1-2f		F7			2B SH 1B	6-3	1-2 2-3 3-H 1B	6	2	3	2	0	0	3
Eddie Mathews, L (1, 5) OBP: 0.364, SLG: 0.554	HR		F9		F3		SH 1-3 2B	1B IBB	4-3	5	1	2	1	1	0	3
Wes Covington, L (1, 7) OBP: 0.371, SLG: 0.627 Andy Pafko, R (7, 7) OBP: 0.271, SLG: 0.333	HR		1B		F3		SSS K	1-2 2-3 1B		4 1	1 0	2 1	1 0	0 0	1 0	2 0
Frank Torre, L (1, 3) OBP: 0.389, SLG: 0.457		F9		F3			SH 2-3 3-H	4-3		4	0	0	1	0	0	4
Johnny Logan, R (1, 6) OBP: 0.333, SLG: 0.396	E 1B	F9				BBB SH1-3 E 1B	BB		G6-4-3 1-2f 1B	4	1	3	0	1	0	1
Bill Bruton, L (1, 8) OBP: 0.185, SLG: 0.154	E6 1-2			F9		SH1-3 1-2	BBB 1-2 BB		G6-4-3 1-2f	3	0	0	0	1	0	2
Del Crandall, R (1, 2) OBP: 0.347, SLG: 0.546	F7			1B 1B 1B		E7 SF6 2-H 2B	F9		BBB 1B 1B BB	4	3	2	1	1	0	5
Warren Spahn, L (1, 1) OBP: 0.439, SLG: 0.514				1-3 1B		SF6 3-H		1B SH3-4 1B	1B 1B 1-2 1B	4	0	3	1	0	0	0
Inning Stats	R: 3 H: 4 E: 1 LOB: 2 K: 0 BB: 0 S: 8 P: 8	R: 0 H: 0 E: 0 LOB: 0 K: 0 BB: 1 S: 2 P: 6	R: 0 H: 1 E: 0 LOB: 1 K: 0 BB: 0 S: 4 P: 4	R: 1 H: 3 E: 0 LOB: 1 K: 0 BB: 0 S: 5 P: 5	R: 0 H: 0 E: 0 LOB: 0 K: 0 BB: 0 S: 3 P: 3	R: 2 H: 2 E: 1 LOB: 0 K: 0 BB: 0 S: 5 P: 5	R: 1 H: 2 E: 0 LOB: 3 K: 1 BB: 2 S: 7 P: 15	R: 0 H: 2 E: 0 LOB: 3 K: 0 BB: 1 S: 5 P: 9	R: 1 H: 4 E: 0 LOB: 3 K: 0 BB: 1 S: 6 P: 10	1B: 13 SF: 1 2B: 2 SAC: 3 3B: 0 DP: 2 HR: 3 HBP: 0						

PITCHER		IP	WLS	BF	H	R	ER	SO	BB	IBB	HBP	BLK	WP	HR	S	P	ERA	WHIP
Ron Kline, R ERA: 3.22	(1, 1)	5.1	L	26	10	6	5	0	1	0	0	0	0	3	25	29	8.44	2.062
Bob Porterfield, R ERA: 5.54	(6, 1)	0.2		4	2	1	1	0	0	0	0	0	0	0	4	4	13.50	3.000
Bob Smith, L ERA: 3.72	(7, 1)	1.0		5	0	0	0	1	2	0	0	0	0	0	5	13	0.00	2.000
Bennie Daniels, R ERA: 9.95	(8, 1)	2.0		13	6	1	1	0	1	1	0	0	0	0	11	19	4.50	3.500

PITCHER	IP	WLS	BF	H	R	ER	SO	BB	IBB	HBP	BLK	WP	HR	S	P	ERA	WHIP

TOP

Milwaukee Braves @ Pittsburgh Pirates

Forbes Field, Pittsburgh, PA

Sat May 31 1958, 3:33 AM EDT

Att. 17,596 - Unknown

livebaseballscorecards.com

AB	39
R	8
H	18
RBI	8
BB	5
SO	1
LOB	20

WP: 0 PA: 48
PB: 0
SB: 1
CS: 0

Milwaukee Braves @ Pittsburgh Pirates

Forbes Field, Pittsburgh, PA

Sat May 31 1958, 3:33 AM EDT

Att. 17,596 - Unknown

BOTTOM

Batter	1	2	3	4	5	6	7	8	9	AB	R	H	RBI	BB	SO	LOB
Bill Virdon, L (1, 8) OBP: 0.343, SLG: 0.366	F4			BBBB 4-0 1B SF9 BB	3-1			1B 4-3 1B		3	1	1	0	1	0	0
Bob Skinner, L (1, 7) OBP: 0.402, SLG: 0.466	SSS K			0-0 FC5-3 1-3 1B		F6		F8		4	0	1	0	0	1	1
Dick Groat, R (1, 6) OBP: 0.342, SLG: 0.455	F9			SF9 3-H		FC5-4 1B		4-3 1-2		3	0	1	1	0	0	1
R C Stevens, R (1, 3) OBP: 0.346, SLG: 0.714		SSS K		FC5-3 1B 1-2 2B		FC5-4 1-2f		2-3 1B		4	1	1	0	0	1	2
Frank Thomas, R (1, 5) OBP: 0.348, SLG: 0.615		6-3		1-2 2B 1B		F9		F9		4	1	1	0	0	0	3
Roberto Clemente, R (1, 9) OBP: 0.329, SLG: 0.404		F3		1-H 2-H 2B			F9		6-3	4	0	1	2	0	0	0
Bill Mazeroski, R (1, 4) OBP: 0.350, SLG: 0.490			L4-6-3 1B	F6			F9		F7	4	0	1	0	0	0	1
Danny Kravitz, L (1, 2) OBP: 0.347, SLG: 0.356			F2		F5		1B			4	0	1	0	0	0	1
Ron Kline, R (1, 1) OBP: 0.148, SLG: 0.083			L4-6-3 1-2		SSS K		F2			2	0	0	0	0	1	1
Bob Porterfield, R (6, 1)										0	0	0	0	0	0	0
Bob Smith, R (7, 1) OBP: 0.167, SLG: 0.200										0	0	0	0	0	0	0
Gene Freese, R (7, PH) OBP: 0.167, SLG: 0.167										1	0	0	0	0	0	1
Bennie Daniels, L (8, 1) OBP: 0.333, SLG: 0.333										0	0	0	0	0	0	0

Inning Stats	1	2	3	4	5	6	7	8	9
R	0	0	0	3	0	0	0	0	0
H	0	0	1	3	0	1	1	2	0
E	0	0	0	0	0	0	0	0	0
LOB	0	0	0	1	0	1	1	2	0
K	1	1	0	0	1	0	0	0	0
BB	0	0	0	1	0	0	0	0	0
S	5	5	3	6	5	4	4	5	3
P	5	5	3	10	5	4	4	5	3

PITCHER	IP	WLS	BF	H	R	ER	SO	BB	IBB	HBP	BLK	WP	HR	S	P	ERA	WHIP
Warren Spahn, L (1, 1) ERA: 2.37	9.0	W	35	8	3	3	3	1	0	0	0	0	0	40	44	3.00	1.000

PITCHER	IP	WLS	BF	H	R	ER	SO	BB	IBB	HBP	BLK	WP	HR	S	P	ERA	WHIP

AB	33
R	3
H	8
RBI	3
BB	1
SO	3
LOB	11

1B: 7	SF: 1	WP: 0	PA: 35
2B: 1	SAC: 0	PB: 0	
3B: 0	DP: 1	SB: 0	
HR: 0	HBP: 0	CS: 0	

livebaseballscorecards.com

Batter	1	2	3	4	5	6	7	8	9	AB	R	H	RBI	BB	SO	LOB
Felix Mantilla, R (1, 4) OBP: 0.333, SLG: 0.333										0	0	0	0	0	0	0
Hank Aaron, R (1, 9) OBP: 0.309, SLG: 0.424										0	0	0	0	0	0	0
Eddie Mathews, L (1, 5) OBP: 0.364, SLG: 0.554										0	0	0	0	0	0	0
Wes Covington, L (1, 7) OBP: 0.371, SLG: 0.627										0	0	0	0	0	0	0
Joe Adcock, R (1, 3) OBP: 0.351, SLG: 0.631										0	0	0	0	0	0	0
Johnny Logan, R (1, 6) OBP: 0.333, SLG: 0.396										0	0	0	0	0	0	0
Bill Bruton, L (1, 8) OBP: 0.185, SLG: 0.154										0	0	0	0	0	0	0
Del Crandall, R (1, 2) OBP: 0.347, SLG: 0.546										0	0	0	0	0	0	0
Gene Conley, R (1, 1) OBP: 0.167, SLG: 0.167										0	0	0	0	0	0	0
Inning Stats										1B: 0 2B: 0 3B: 0 HR: 0		SF: 0 SAC: 0 DP: 0 HBP: 0				

TOP

Milwaukee Braves @ Pittsburgh Pirates

Forbes Field, Pittsburgh, PA

Sun Jun 01 1958, 3:33 AM EDT

Att. 17,485 - Unknown

livebaseballscorecards.com

AB	**0**
R	**0**
H	**0**
RBI	**0**
BB	**0**
SO	**0**
LOB	**0**

WP: 0 PA: 0
PB: 0
SB: 0
CS: 0

PITCHER	IP	WLS	BF	H	R	ER	SO	BB	IBB	HBP	BLK	WP	HR	S	P	ERA	WHIP
Bob Friend, R (1, 1) ERA: 3.89	0.0	W	0	0	0	0	0	0	0	0	0	0	0	0	0	∞	∞

PITCHER	IP	WLS	BF	H	R	ER	SO	BB	IBB	HBP	BLK	WP	HR	S	P	ERA	WHIP

Batter	1	2	3	4	5	6	7	8	9	AB	R	H	RBI	BB	SO	LOB
Bill Virdon, L (1, 8) OBP: 0.343, SLG: 0.366										0	0	0	0	0	0	0
Bob Skinner, L (1, 7) OBP: 0.402, SLG: 0.466										0	0	0	0	0	0	0
Dick Groat, R (1, 6) OBP: 0.342, SLG: 0.455										0	0	0	0	0	0	0
Ted Kluszewski, L (1, 3) OBP: 0.333, SLG: 0.386										0	0	0	0	0	0	0
Frank Thomas, R (1, 5) OBP: 0.348, SLG: 0.615										0	0	0	0	0	0	0
Roberto Clemente, R (1, 9) OBP: 0.329, SLG: 0.404										0	0	0	0	0	0	0
Bill Mazeroski, R (1, 4) OBP: 0.350, SLG: 0.490										0	0	0	0	0	0	0
Bill Hall, L (1, 2)										0	0	0	0	0	0	0
Bob Friend, R (1, 1) OBP: 0.125, SLG: 0.067										0	0	0	0	0	0	0
Inning Stats										1B: 0 2B: 0 3B: 0 HR: 0		SF: 0 SAC: 0 DP: 0 HBP: 0		WP: 0 PB: 0 SB: 0 CS: 0		PA: 0

BOTTOM

Milwaukee Braves @ Pittsburgh Pirates

Forbes Field, Pittsburgh, PA

Sun Jun 01 1958, 3:33 AM EDT

Att. 17,485 - Unknown

livebaseballscorecards.com

AB	0
R	0
H	0
RBI	0
BB	0
SO	0
LOB	0

PITCHER	IP	WLS	BF	H	R	ER	SO	BB	IBB	HBP	BLK	WP	HR	S	P	ERA	WHIP
Gene Conley, R (1, 1) ERA: 3.83	0.0	L	0	0	0	0	0	0	0	0	0	0	0	0	0	∞	∞

PITCHER	IP	WLS	BF	H	R	ER	SO	BB	IBB	HBP	BLK	WP	HR	S	P	ERA	WHIP

Milwaukee Braves @ San Francisco Giants

Seals Stadium, San Francisco , CA

Tue Jun 03 1958, 10:05 PM EDT

Att. 22,934 - Unknown

TOP

livebaseballscorecards.com

Batter	1	2	3	4	5	6	7	8	9	AB	R	H	RBI	BB	SO	LOB
Felix Mantilla, R (1, 4) OBP: 0.322, SLG: 0.375	FC4-6 1B		F6		HR		6-3		K	5	1	2	1	0	1	0
Hank Aaron, R (1, 9) OBP: 0.312, SLG: 0.457	F6		K		HR		5-3		HR	5	2	2	2	0	1	1
Eddie Mathews, L (1, 5) OBP: 0.376, SLG: 0.553	FC4-6 1-2f			2B	K			HR BB	BB	3	1	1	0	2	1	1
Wes Covington, L (1, 7) OBP: 0.379, SLG: 0.682	F8			HR	F9			1-H HR	F7	5	2	2	3	0	0	2
Andy Pafko, R (9, 7) OBP: 0.279, SLG: 0.339										0	0	0	0	0	0	0
Joe Adcock, R (1, 3) OBP: 0.341, SLG: 0.583		F9		1B SF7 BB		F8		SH3-4 1B	F8	4	1	1	0	1	0	1
Johnny Logan, R (1, 6) OBP: 0.328, SLG: 0.388		6-3		FC5-4 1-3 1B		F7		SH3-4 1-2		3	0	1	0	0	0	0
Bill Bruton, L (1, 8) OBP: 0.265, SLG: 0.250		S 1B		SF7 3-H		2B 1B		1-3		3	0	2	1	0	0	1
Del Crandall, R (1, 2) OBP: 0.352, SLG: 0.544		F8 1-2		FC5-4 1-2f		1-H 2B		IBB		3	0	1	0	1	0	2
Lew Burdette, R (1, 1) OBP: 0.231, SLG: 0.231			F8		F8		G3	K		2	0	0	0	0	0	0
Gene Conley, R (5, 1) OBP: 0.167, SLG: 0.167										0	0	0	0	0	0	0
Frank Torre, L (7, PH) OBP: 0.385, SLG: 0.452										1	0	0	0	0	0	0
Don McMahon, R (7, 1)										1	0	0	0	0	1	2
Ernie Johnson, R (9, 1)										0	0	0	0	0	0	0
Inning Stats	R: 0 E: 0 K: 0 S: 4 H: 1 LOB: 1 BB: 0 P: 4	R: 0 E: 0 K: 0 S: 4 H: 1 LOB: 1 BB: 0 P: 4	R: 0 E: 0 K: 1 S: 5 H: 0 LOB: 0 BB: 0 P: 5	R: 2 E: 0 K: 0 S: 5 H: 3 LOB: 1 BB: 1 P: 9	R: 2 E: 0 K: 1 S: 7 H: 2 LOB: 0 BB: 0 P: 7	R: 0 E: 0 K: 0 S: 4 H: 2 LOB: 2 BB: 0 P: 4	R: 0 E: 0 K: 0 S: 3 H: 0 LOB: 0 BB: 0 P: 3	R: 2 E: 0 K: 1 S: 7 H: 2 LOB: 2 BB: 2 P: 15	R: 1 E: 0 K: 1 S: 6 H: 1 LOB: 1 BB: 1 P: 10	1B: 5 2B: 2 3B: 0 HR: 5	SF: 1 SAC: 1 DP: 0 HBP: 0					

	AB	35
	R	7
	H	12
	RBI	7
	BB	4
	SO	4
	LOB	10

WP: 0 PB: 0 SB: 1 CS: 0 PA: 41

PITCHER		IP	WLS	BF	H	R	ER	SO	BB	IBB	HBP	BLK	WP	HR	S	P	ERA	WHIP
Ruben Gomez, R ERA: 5.44	(1, 1)	7.0	L	31	10	6	6	2	2	0	0	0	0	4	33	41	7.71	1.714
Marv Grissom, R ERA: 2.49	(8, 1)	2.0		10	2	1	1	2	1	1	0	0	0	1	12	20	4.50	1.500

PITCHER		IP	WLS	BF	H	R	ER	SO	BB	IBB	HBP	BLK	WP	HR	S	P	ERA	WHIP

Batter	1	2	3	4	5	6	7	8	9	AB	R	H	RBI	BB	SO	LOB
Danny O'Connell, R (1, 4) OBP: 0.382, SLG: 0.392	G3 2B		F4		BB 2B BB	K		FC6-4 BB		3	1	1	0	1	1	1
Bob Speake, L (8, PH) OBP: 0.304, SLG: 0.450										0	0	0	0	1	0	0
Eddie Bressoud, R (9, 4) OBP: 0.263, SLG: 0.294										0	0	0	0	0	0	0
Daryl Spencer, R (1, 6) OBP: 0.393, SLG: 0.595	6-3		FC5-4 BB		2B 1-2 G5-3-5 BB	5-3		FC6-4 1-2f		3	0	0	0	2	0	3
Willie Mays, R (1, 8) OBP: 0.455, SLG: 0.765	G3 2-3		FC5-4 1-2f HR		E 1-3 2-H 2B	K	1B 3B			5	3	2	1	0	1	2
Ray Jablonski, R (1, 5) OBP: 0.356, SLG: 0.635	K		1-H HR		G5-3-5 2-H 3-Hf	1B HBP	F5			4	1	1	2	0	1	3
Orlando Cepeda, R (1, 3) OBP: 0.362, SLG: 0.626		CS BB	3-1		E5	1-2 1B	3-H 1B			4	0	2	1	1	0	0
Hank Sauer, R (1, 7) OBP: 0.410, SLG: 0.547		F9		F7	K	F7	1-2 1B			4	0	0	0	0	1	4
Don Taussig, R (8, 7) OBP: 0.275, SLG: 0.216										0	0	0	0	0	0	0
Whitey Lockman, L (9, PH) OBP: 0.480, SLG: 0.545										1	0	1	0	0	0	0
Willie Kirkland, L (1, 9) OBP: 0.282, SLG: 0.369		1-2 BB 1B		K	1B 2B	K	F6			4	1	2	0	0	2	2
Valmy Thomas, R (1, 2) OBP: 0.317, SLG: 0.371		1-2 BB		2B	SH3-4 2-H 1B	F8	4-3			4	0	2	1	1	0	2
Ruben Gomez, R (1, 1) OBP: 0.242, SLG: 0.344		F3		6-3	SH3-4 1-2	1-3				2	0	0	0	0	0	3
Marv Grissom, R (8, 1)										0	0	0	0	0	0	0
Jim King, L (8, 9) OBP: 0.333, SLG: 0.311										1	0	0	0	0	0	0
Bob Schmidt, R (9, PH) OBP: 0.350, SLG: 0.534										1	0	0	0	0	0	2
Inning Stats	R: 0 E: 0 K: 1 S: 6 H: 1 LOB: 1 BB: 0 P: 6	R: 0 E: 0 K: 0 S: 3 H: 1 LOB: 2 BB: 2 P: 11	R: 2 E: 0 K: 0 S: 4 H: 1 LOB: 0 BB: 1 P: 8	R: 0 E: 0 K: 1 S: 6 H: 1 LOB: 1 BB: 0 P: 6	R: 2 E: 0 K: 1 S: 6 H: 1 LOB: 1 BB: 2 P: 14	R: 1 E: 0 K: 1 S: 7 H: 2 LOB: 1 BB: 0 P: 7	R: 0 E: 0 K: 2 S: 8 H: 1 LOB: 2 BB: 0 P: 9	R: 0 E: 0 K: 0 S: 3 H: 0 LOB: 1 BB: 1 P: 7	R: 1 E: 0 K: 0 S: 6 H: 3 LOB: 2 BB: 0 P: 6	1B: 5 2B: 4 3B: 1 HR: 1 SF: 0 SAC: 1 DP: 1 HBP: 1						

PITCHER		IP	WLS	BF	H	R	ER	SO	BB	IBB	HBP	BLK	WP	HR	S	P	ERA	WHIP
Lew Burdette, R ERA: 4.52	(1, 1)	4.0		21	5	4	3	2	5	0	0	0	0	1	20	40	6.75	2.500
Gene Conley, R ERA: 4.4	(5, 1)	2.0		8	2	1	1	2	0	0	0	0	0	0	12	12	4.50	1.000
Don McMahon, R ERA: 2.88	(7, 1)	2.1	W	13	4	1	1	2	1	0	1	0	0	0	15	20	3.86	2.143
Ernie Johnson, R ERA: 4.22	(9, 1)	0.2	S	2	0	0	0	0	0	0	0	0	0	0	2	2	0.00	0.000

PITCHER	IP	WLS	BF	H	R	ER	SO	BB	IBB	HBP	BLK	WP	HR	S	P	ERA	WHIP

BOTTOM

Milwaukee Braves @ San Francisco Giants

Seals Stadium, San Francisco , CA

Tue Jun 03 1958, 10:05 PM EDT

Att. 22,934 - Unknown

livebaseballscorecards.com

AB	36
R	6
H	11
RBI	5
BB	6
SO	6
LOB	22

Batter	1	2	3	4	5	6	7	8	9	10	11	AB	R	H	RBI	BB	SO	LOB
Felix Mantilla, R (1, 4) OBP: 0.323, SLG: 0.410	HR	1-3			E1 WP		BBBB 1B 1-2 BB		6-3	F7		5	1	1	1	1	0	3
Hank Aaron, R (1, 8) OBP: 0.318, SLG: 0.458 (11, 9)	1B		F7		F2 1-2		1-2 2-H 1B		2B HR 1B	E5 1B 1-2 2-3		6	1	3	1	0	0	3
Eddie Mathews, L (1, 5) OBP: 0.369, SLG: 0.538	SSS K		SSS K		SSS K		6-3		F7	FC6-4 1B 1-2 2-H 3-H		6	0	1	2	0	3	4
Joe Adcock, R (1, 3) OBP: 0.341, SLG: 0.577	BB 1B		6-3			F3		5-3	HR 2B 1-3	FC6-4 1-2f		6	1	2	0	0	0	2
Wes Covington, L (1, 7) OBP: 0.386, SLG: 0.696	BBBB			SSS K		SSS K		F8	HR 2-H 3-H		BBBB SH1-4 1B BB	4	1	1	3	2	2	0
Bill Bruton, L (11, PR) (11, 8) OBP: 0.265, SLG: 0.250	1-2 BB											0	1	0	0	0	0	0
Johnny Logan, R (1, 6) OBP: 0.324, SLG: 0.389	F4			F5		F1		1B 2B	F8		SH1-4 1-2	5	1	1	0	0	0	2
Andy Pafko, R (1, 9) OBP: 0.284, SLG: 0.339 (11, 7)		F4		5-3			6-3	1B 2-H		FC3-6 1B	F9	6	0	2	1	0	0	2
Del Crandall, R (7, 2) OBP: 0.333, SLG: 0.500		5-3			HR		F7	1B 1-2		FC3-6 E BB 1-2f 1B	1B 2-H	2	1	1	1	0	0	0
Joey Jay, P (6, 1)												0	0	0	0	0	0	0
Mel Roach, R (2PH) OBP: 0.250, SLG: 0.688												1	0	0	0	0	0	0
Humberto Robinson, R (7, 1)												0	0	1	0	0	0	0
Frank Torre, L (8PH) OBP: 0.400, SLG: 0.467												1	0	0	0	0	0	0
Lew Burdette, R (9, PR) OBP: 0.000, SLG: 0.000												0	0	0	0	0	0	0
Don McMahon, R (9, 1)												0	0	0	0	0	0	0
Harry Hanebrink, L (10, PH)												1	1	0	0	0	0	1
Ernie Johnson, R (10, 1)												0	0	0	0	0	0	0
Warren Spahn, L (11, PH) OBP: 0.000, SLG: 0.000												1	0	1	1	0	0	0
Gene Conley, R (11, 1) OBP: 0.167, SLG: 0.167												0	0	0	0	0	0	0
Bob Rush, R (1, 1) OBP: 0.222, SLG: 0.188	1B				HR		BBBB PB 1B BB	SSS K		E BB 1-2f 1B	4-3	1	0	1	0	0	0	0
Bob Trowbridge, R (2, 1) OBP: 0.333, SLG: 0.333					F9							0	0	0	0	0	0	0
Del Rice, R (5, PH) OBP: 0.311, SLG: 0.357 (5, 2)												2	1	0	0	1	1	2
Carl Sawatski, L (8, 2) OBP: 0.250, SLG: 0.111												1	1	0	0	1	0	1
Inning Stats	R: 1 E: 0 K: 1 S: 7 H: 3 LOB: 2 BB: 1 P: 11	R: 0 E: 0 K: 0 S: 4 H: 1 LOB: 1 BB: 0 P: 4	R: 0 E: 0 K: 1 S: 5 H: 0 LOB: 0 BB: 0 P: 5	R: 0 E: 0 K: 1 S: 5 H: 0 LOB: 0 BB: 0 P: 5	R: 1 E: 1 K: 1 S: 7 H: 1 LOB: 1 BB: 0 P: 7	R: 0 E: 0 K: 1 S: 5 H: 0 LOB: 0 BB: 0 P: 5	R: 1 E: 0 K: 0 S: 4 H: 1 LOB: 2 BB: 2 P: 12	R: 1 E: 0 K: 1 S: 8 H: 3 LOB: 2 BB: 0 P: 8	R: 3 E: 0 K: 0 S: 6 H: 3 LOB: 0 BB: 0 P: 6	R: 2 E: 1 K: 0 S: 6 H: 2 LOB: 2 BB: 1 P: 10	R: 1 E: 0 K: 0 S: 4 H: 1 LOB: 1 BB: 1 P: 8	1B: 10 2B: 2 3B: 0 HR: 3 SF: 0 SAC: 1 DP: 0 HBP: 0						

PITCHER		IP	WLS	BF	H	R	ER	SO	BB	IBB	HBP	BLK	WP	HR	S	P	ERA	WHIP
Mike McCormick, L ERA: 4.19	(1, 1)	6.2		28	5	3	3	5	3	0	0	0	1	2	35	47	4.05	1.200
Al Worthington, R ERA: 3.86	(7, 1)	2.0		12	6	3	3	1	0	0	0	0	0	0	14	14	13.50	3.000
Pete Burnside, L ERA: 6.75	(9, 1)	0.2		5	2	3	1	0	1	0	0	0	0	1	4	8	13.50	4.500
Stu Miller, R ERA: 2.36	(10, 1)	1.2	L	9	2	1	1	0	1	0	0	0	0	0	8	12	5.40	1.800

PITCHER	IP	WLS	BF	H	R	ER	SO	BB	IBB	HBP	BLK	WP	HR	S	P	ERA	WHIP

TOP

Milwaukee Braves @ San Francisco Giants

Seals Stadium, San Francisco , CA

Wed Jun 04 1958, 6:33 AM EDT

Att. 20,886 - Unknown

livebaseballscorecards.com

AB	48
R	10
H	15
RBI	10
BB	5
SO	6
LOB	20

WP: 1	PB: 1	SB: 0	CS: 0
PA: 54			

Batter	1	2	3	4	5	6	7	8	9	10	11	AB	R	H	RBI	BB	SO	LOB
Danny O'Connell, R (1, 4) OBP: 0.376, SLG: 0.388	F8	FC4-6 1B 1-2	SF7 3-H		G5-4-3 1-2f			K		HR		4	0	1	1	0	1	2
Hank Sauer, R (10, PH) OBP: 0.414, SLG: 0.576 (11, 7)												1	1	1	1	0	0	0
Bob Speake, L (1, 7) OBP: 0.321, SLG: 0.542	HR	FC4-6 1B 1-2f 2-3	F6			K		FC6-4 BB		HR		4	1	1	1	1	1	3
Don Taussig, R (9, 7) OBP: 0.275, SLG: 0.216												0	0	0	0	0	0	0
Bob Schmidt, R (10, PH) OBP: 0.354, SLG: 0.561 (11, 2)												1	1	1	1	0	0	0
Willie Mays, R (1, 8) OBP: 0.461, SLG: 0.772	S PB 2B	1B 1-3 3-H		5-3		5-3 2B		FC6-4 1-2f		S 1B		6	1	4	1	0	0	1
Ray Jablonski, R (1, 5) OBP: 0.354, SLG: 0.596	E S 1B 2-H BB	K		1B		5-3 2-3		K		K2-3 1-2		5	1	1	0	1	3	5
Orlando Cepeda, R (1, 3) OBP: 0.356, SLG: 0.610	F8 1-3		K	F7		BB			5-3		K	5	0	0	0	1	2	2
Daryl Spencer, R (1, 6) OBP: 0.392, SLG: 0.584	1B 3-H		3B BB	K		4-3			F7		F9	5	1	1	1	1	1	3
Jim King, L (1, 9) OBP: 0.339, SLG: 0.347	G3		1B 3B 1-H		BB HBP		F8		F8		K	4	1	1	1	0	0	1
Stu Miller, R (10, 1) OBP: 0.333, SLG: 0.200												0	0	0	0	0	0	0
Johnny Antonelli, L (11, PH)												1	0	0	0	0	1	0
Valmy Thomas, R (1, 2) OBP: 0.333, SLG: 0.368		F8	1B SF7 3-H		G5-4-3 1-2 BB		K			F8		3	1	1	1	1	1	0
Whitey Lockman, L (10, PH) OBP: 0.462, SLG: 0.522												1	0	0	0	0	0	0
Eddie Bressoud, R (11, 4) OBP: 0.263, SLG: 0.294												0	0	0	0	0	0	0
Mike McCormick, L (1, 1) OBP: 0.318, SLG: 0.250		FC4-6 1B 1B	1B 1-3		K		5-3			K		3	1	2	0	0	1	2
Al Worthington, R (7, 1) OBP: 0.083, SLG: 0.083												1	0	0	0	0	0	0
Pete Burnside, R (9, 1)												0	0	0	0	0	0	0
Willie Kirkland, L (10, 9) OBP: 0.280, SLG: 0.366												1	0	0	0	0	1	0
Inning Stats	R: 3 H: 3 E: 0 LOB: 1 K: 0 BB: 1 S: 6 P: 10	R: 1 H: 3 E: 0 LOB: 2 K: 1 BB: 0 S: 8 P: 8	R: 3 H: 3 E: 0 LOB: 1 K: 1 BB: 1 S: 8 P: 12	R: 0 H: 1 E: 0 LOB: 1 K: 1 BB: 0 S: 6 P: 6	R: 0 H: 0 E: 0 LOB: 1 K: 1 BB: 1 S: 4 P: 9	R: 0 H: 1 E: 0 LOB: 2 K: 1 BB: 1 S: 6 P: 10	R: 0 H: 0 E: 0 LOB: 0 K: 1 BB: 0 S: 5 P: 5	R: 0 H: 0 E: 0 LOB: 1 K: 2 BB: 1 S: 7 P: 11	R: 0 H: 0 E: 0 LOB: 0 K: 0 BB: 0 S: 3 P: 3	R: 2 H: 3 E: 0 LOB: 1 K: 2 BB: 0 S: 10 P: 10	R: 0 H: 0 E: 0 LOB: 0 K: 2 BB: 0 S: 7 P: 7	1B: 8 SF: 1 2B: 2 SAC: 0 3B: 1 DP: 1 HR: 3 HBP: 1						

PITCHER		IP	WLS	BF	H	R	ER	SO	BB	IBB	HBP	BLK	WP	HR	S	P	ERA	WHIP
Bob Rush, R ERA: 2.72	(1, 1)	1.2		12	6	4	4	0	1	0	0	0	0	1	11	15	21.60	4.200
Bob Trowbridge, R ERA: 3.32	(2, 1)	2.1		12	4	3	3	3	1	0	0	0	0	0	17	21	11.57	2.143
Joey Jay, R ERA: 6.0	(5, 1)	2.0		9	1	0	0	2	2	0	1	0	0	0	10	19	0.00	1.500
Humberto Robinson, R ERA: 10.8	(7, 1)	1.0		3	0	0	0	1	0	0	0	0	0	0	5	5	0.00	0.000
Don McMahon, R ERA: 2.67	(8, 1)	2.0		7	0	0	0	2	1	0	0	0	0	0	10	14	0.00	0.500

PITCHER		IP	WLS	BF	H	R	ER	SO	BB	IBB	HBP	BLK	WP	HR	S	P	ERA	WHIP
Ernie Johnson, R ERA: 5.4	(10, 1)	1.0	W	6	3	2	2	2	0	0	0	0	0	2	10	10	18.00	3.000
Gene Conley, R ERA: 4.3	(11, 1)	1.0	S	3	0	0	0	2	0	0	0	0	0	0	7	7	0.00	0.000

BOTTOM

Milwaukee Braves @ San Francisco Giants

Seals Stadium, San Francisco , CA

Wed Jun 04 1958, 6:33 AM EDT

Att. 20,886 - Unknown

livebaseballscorecards.com

AB	45
R	9
H	14
RBI	8
BB	5
SO	12
LOB	19

GIANTS

Batter	1	2	3	4	5	6	7	8	9	10	11	12	AB	R	H	RBI	BB	SO	LOB
Felix Mantilla, R (1, 4) OBP: 0.324, SLG: 0.394	F8		1-3	BB		K		1B			F6		5	0	1	1	1	2	
Hank Aaron, R (1, 8) OBP: 0.318, SLG: 0.454 (9, 9)	1B		BB 1B	F3		G4-6-3		K			5-3		6	1	2	0	0	1	6
Eddie Mathews, L (1, 5) OBP: 0.368, SLG: 0.528	1-2 1B		1B 1B BB		F3		K	G3			F9		5	1	1	0	1	1	2
Joe Adcock, R (1, 3) OBP: 0.333, SLG: 0.554	K		1-2 2-H 1B		K		5-3		E5 G3-6-3			1-3	5	0	1	1	0	2	2
Bill Bruton, L (9, PR) OBP: 0.257, SLG: 0.242 (9, 8)													1	0	0	0	0	0	0
Wes Covington, L (1, 7) OBP: 0.387, SLG: 0.680	4-3		1-2 2-H FC6-4 1B		1B		4-3		1-2f G3-6-3			F8	5	0	2	1	0	0	3
Frank Torre, L (9, 3) OBP: 0.387, SLG: 0.453													1	0	0	0	0	0	0
Johnny Logan, R (1, 6) OBP: 0.325, SLG: 0.403		F6	1-2f FC6-4		1-3 1B			HR	4-3			F6	6	1	2	1	0	0	3
Andy Pafko, R (1, 9) OBP: 0.292, SLG: 0.343 (9, 7)		F8		FC5-6 1B	F9			1B 1B		F8			5	1	2	0	0	0	2
Del Crandall, R (1, 2) OBP: 0.348, SLG: 0.554		F7		F8		SH 1B		F8		K			5	0	1	0	0	1	2
Warren Spahn, L (1, 1) OBP: 0.422, SLG: 0.487			F9	FC5-6 BB		SH G4-6-3		1-2 1B		6-3			2	0	0	0	0	0	1
Lew Burdette, R (7, 1) OBP: 0.231, SLG: 0.231				1-2f		1-2							0	0	0	0	0	0	0
Mel Roach, R (8, PH) OBP: 0.471, SLG: 0.706													1	0	1	0	0	0	0
Gene Conley, R (8, 1) OBP: 0.154, SLG: 0.154													1	0	0	0	0	0	0
Inning Stats	R: 0 E: 0 K: 1 S: 7 / H: 2 LOB: 2 BB: 0 P: 7	R: 0 E: 0 K: 0 S: 3 / H: 0 LOB: 0 BB: 0 P: 3	R: 2 E: 0 K: 0 S: 6 / H: 3 LOB: 2 BB: 1 P: 10	R: 0 E: 0 K: 0 S: 4 / H: 1 LOB: 2 BB: 1 P: 8	R: 0 E: 0 K: 1 S: 7 / H: 2 LOB: 2 BB: 0 P: 7	R: 0 E: 1 K: 1 S: 6 / H: 1 LOB: 1 BB: 0 P: 6	R: 0 E: 0 K: 1 S: 5 / H: 0 LOB: 0 BB: 0 P: 5	R: 2 E: 0 K: 1 S: 9 / H: 4 LOB: 2 BB: 0 P: 9	R: 0 E: 1 K: 0 S: 3 / H: 0 LOB: 1 BB: 0 P: 3	R: 0 E: 0 K: 1 S: 5 / H: 0 LOB: 0 BB: 0 P: 5	R: 0 E: 0 K: 0 S: 3 / H: 0 LOB: 0 BB: 0 P: 3	R: 0 E: 0 K: 0 S: 3 / H: 0 LOB: 0 BB: 0 P: 3	1B: 12 2B: 1 3B: 0 HR: 1	SF: 0 SAC: 1 DP: 2 HBP: 0		WP: 0 PB: 0 SB: 0 CS: 0	PA: 51		

PITCHER		IP	WLS	BF	H	R	ER	SO	BB	IBB	HBP	BLK	WP	HR	S	P	ERA	WHIP
Johnny Antonelli, L ERA: 3.21	(1, 1)	7.0		34	11	4	4	4	2	0	0	0	0	1	40	48	5.14	1.857
Ruben Gomez, R ERA: 5.42	(8, 1)	0.1		3	2	0	0	0	0	0	0	0	0	0	3	3	0.00	6.000
Marv Grissom, R ERA: 2.13	(8, 1)	3.2		11	0	0	0	2	0	0	0	0	0	0	15	15	0.00	0.000
Jim Constable, L ERA: 5.63	(12, 1)	1.0	W	3	0	0	0	0	0	0	0	0	0	0	3	3	0.00	0.000

PITCHER	IP	WLS	BF	H	R	ER	SO	BB	IBB	HBP	BLK	WP	HR	S	P	ERA	WHIP

TOP

Milwaukee Braves @ San Francisco Giants

Seals Stadium, San Francisco , CA

Thu Jun 05 1958, 6:33 AM EDT

Att. 19,891 - Unknown

livebaseballscorecards.com

AB	48
R	4
H	13
RBI	4
BB	2
SO	6
LOB	23

Milwaukee Braves @ San Francisco Giants

Seals Stadium, San Francisco , CA

Thu Jun 05 1958, 6:33 AM EDT

Att. 19,891 - Unknown

livebaseballscorecards.com

BOTTOM

Batter	1	2	3	4	5	6	7	8	9	10	11	12	AB	R	H	RBI	BB	SO	LOB
Danny O'Connell, R (1, 4) OBP: 0.368, SLG: 0.379	K			F9		F8	G3 1-2 1B		5-3		F7		6	0	1	0	0	1	0
Daryl Spencer, R (1, 6) OBP: 0.390, SLG: 0.574	6-3			1B 2B BB		4-3	G3 1-2 2-3		1B 1B		F9		5	1	1	0	1	0	2
Willie Mays, R (1, 8) OBP: 0.471, SLG: 0.773	F9			2B 1B 1-2		E 1B 1B	IBB		1B 1-2			2B 1B	5	2	4	0	1	0	0
Ray Jablonski, R (1, 5) OBP: 0.362, SLG: 0.607		1-3		2B 1-H 2-H		1B 1B 1-H	1-3		4-3			1B 2B 1-H	4	1	2	3	0	0	3
Jim Davenport, R (9, 5) OBP: 0.341, SLG: 0.405													0	0	0	0	0	0	0
Whitey Lockman, L (9, PH) OBP: 0.444, SLG: 0.500													1	0	0	0	0	0	2
Jim Finigan, R (10, 5) OBP: 0.400, SLG: 0.412													1	1	1	0	0	0	0
Orlando Cepeda, R (1, 3) OBP: 0.365, SLG: 0.611		F6		F6		1B 1B 1-2		CS HBP 1B		G5-3 E 1B		1B 2-H	6	0	4	1	0	0	1
Hank Sauer, R (1, 7) OBP: 0.416, SLG: 0.570		K2-3		5-3		1-3 2-H 1B		FC3-6 HBP 1-2		E6 G5-3 1-2			3	0	1	1	0	1	1
Jim King, L (8, PR) (9, 7) OBP: 0.333, SLG: 0.340													1	0	0	0	0	0	1
Bob Schmidt, R (1, 2) OBP: 0.342, SLG: 0.540			F8	F9	F8			FC3-6 1-2f 2-3		G5-3 1-2 2-3f			5	0	0	0	0	0	6
Don Taussig, R (1, 9) OBP: 0.267, SLG: 0.214			F3	6-3			FC2-6 1B	F3		1-3			5	0	1	0	0	0	2
Johnny Antonelli, L (1, 1) OBP: 0.250, SLG: 0.286			K	F6			FC2-6 G3 1B 1-2f		F3		F6		3	0	0	0	0	1	1
Ruben Gomez, R (8, 1) OBP: 0.242, SLG: 0.344													0	0	0	0	0	0	0
Marv Grissom, R (8, 1)													1	0	0	0	0	0	0
Bob Speake, L (11, PH) OBP: 0.310, SLG: 0.520													1	0	0	0	0	0	0
Jim Constable, S (12, 1) OBP: 1.000, SLG: 2.000													0	0	0	0	0	0	0
Inning Stats	R: 0 E: 0 K: 1 S: 5 H: 0 LOB: 0 BB: 0 P: 5	R: 0 E: 0 K: 1 S: 5 H: 0 LOB: 0 BB: 0 P: 5	R: 0 E: 0 K: 1 S: 5 H: 0 LOB: 0 BB: 0 P: 5	R: 2 E: 0 K: 0 S: 5 H: 2 LOB: 1 BB: 1 P: 9	R: 0 E: 0 K: 0 S: 3 H: 0 LOB: 0 BB: 0 P: 3	R: 2 E: 1 K: 0 S: 7 H: 4 LOB: 2 BB: 0 P: 7	R: 0 E: 0 K: 0 S: 5 H: 2 LOB: 3 BB: 1 P: 9	R: 0 E: 0 K: 0 S: 3 H: 1 LOB: 1 BB: 0 P: 4	R: 0 E: 0 K: 0 S: 5 H: 2 LOB: 2 BB: 0 P: 5	R: 0 E: 1 K: 0 S: 4 H: 1 LOB: 1 BB: 0 P: 4	R: 0 E: 0 K: 0 S: 3 H: 0 LOB: 0 BB: 0 P: 3	R: 1 E: 0 K: 0 S: 3 H: 3 LOB: 1 BB: 0 P: 3	1B: 13 2B: 2 3B: 0 HR: 0 SF: 0 SAC: 0 DP: 1 HBP: 1						

	AB	47
	R	5
	H	15
	RBI	5
	BB	2
	SO	3
	LOB	19

WP: 0 PB: 0 SB: 0 CS: 1 PA: 50

PITCHER		IP	WLS	BF	H	R	ER	SO	BB	IBB	HBP	BLK	WP	HR	S	P	ERA	WHIP
Warren Spahn, L ERA: 2.57	(1, 1)	6.1		28	8	4	4	3	1	0	0	0	0	0	33	37	5.68	1.421
Lew Burdette, R ERA: 4.48	(7, 1)	0.2		3	0	0	0	0	0	1	0	0	0	0	2	6	0.00	0.000
Gene Conley, R ERA: 4.1	(8, 1)	4.1	L	19	7	1	1	0	0	0	1	0	0	0	18	19	2.08	1.615

PITCHER	IP	WLS	BF	H	R	ER	SO	BB	IBB	HBP	BLK	WP	HR	S	P	ERA	WHIP

Milwaukee Braves @ Los Angeles Dodgers

Los Angeles Memorial Coliseum, Los Angeles, CA

Fri Jun 06 1958, 10:05 PM EDT

Att. 34,639 - Unknown

TOP

livebaseballscorecards.com

Batter	1	2	3	4	5	6	7	8	9	AB	R	H	RBI	BB	SO	LOB
Felix Mantilla, R (1, 4) OBP: 0.320, SLG: 0.386	F9		F6		L5			1B		4	1	1	0	0	0	3
Hank Aaron, R (1, 9) OBP: 0.322, SLG: 0.455	L6		FC6-4 1-2f			G4-6-3		1B SH3-4 1-3		4	1	2	0	0	0	2
Eddie Mathews, L (1, 5) OBP: 0.365, SLG: 0.521	6-3			1-3		F6		SH3-4 1-3 3-H		4	0	1	1	0	0	1
Frank Torre, L (1, 3) OBP: 0.386, SLG: 0.443 Joe Adcock, R (8, 3) OBP: 0.333, SLG: 0.554		G4-6-3 HBP		4-3		G4-6-3 1-2f		SH3-4 1-2 3-H		2 0	0 0	0 0	1 0	0 0	0 0	1 0
Harry Hanebrink, L (1, 7) OBP: 0.263, SLG: 0.319 Andy Pafko, R (8, PH) OBP: 0.288, SLG: 0.338 (8, 7)	G4-6-3 1-2f			K			E 1B	L7		3 1	0 0	1 0	0 0	0 0	1 0	1 1
Johnny Logan, R (1, 6) OBP: 0.323, SLG: 0.405	5-3				PB 1B 2B		E1 G6-4-3 1-2		6-3	4	1	1	0	0	0	1
Bill Bruton, L (1, 8) OBP: 0.282, SLG: 0.324			3B		FC4-6 2-H 1B		F8		4-3	4	0	2	1	0	0	2
Del Crandall, R (1, 2) OBP: 0.346, SLG: 0.544			FC6-4 1B		F7		G6-4-3 1-2f		6-3	4	0	1	0	0	0	3
Bob Rush, R (1, 1) OBP: 0.190, SLG: 0.158 Don McMahon, R (8, 1)			K		FC4-6 1-2f			K		3 0	0 0	0 0	0 0	0 0	2 0	3 0
Inning Stats	R: 0 E: 0 K: 0 S: 5 H: 0 LOB: 0 BB: 0 P: 8	R: 0 E: 0 K: 0 S: 4 H: 0 LOB: 0 BB: 0 P: 7	R: 0 E: 0 K: 1 S: 11 H: 2 LOB: 2 BB: 0 P: 15	R: 0 E: 0 K: 1 S: 7 H: 0 LOB: 0 BB: 0 P: 10	R: 1 E: 0 K: 0 S: 14 H: 2 LOB: 1 BB: 0 P: 23	R: 0 E: 0 K: 0 S: 8 H: 1 LOB: 0 BB: 0 P: 11	R: 0 E: 1 K: 0 S: 5 H: 1 LOB: 1 BB: 0 P: 6	R: 2 E: 0 K: 1 S: 8 H: 3 LOB: 1 BB: 0 P: 12	R: 0 E: 0 K: 0 S: 9 H: 0 LOB: 0 BB: 0 P: 16	1B: 7 2B: 1 3B: 1 HR: 0 SF: 0 SAC: 1 DP: 3 HBP: 1						

	AB	33
	R	3
	H	9
	RBI	3
	BB	0
	SO	3
	LOB	18

PITCHER		IP	WLS	BF	H	R	ER	SO	BB	IBB	HBP	BLK	WP	HR	S	P	ERA	WHIP
Don Drysdale, R ERA: 6.18	(1, 1)	7.1		29	8	3	3	3	0	0	1	0	0	0	59	88	3.68	1.091
Johnny Podres, L ERA: 3.26	(8, 1)	0.2		3	1	0	0	0	0	0	0	0	0	0	3	4	0.00	1.500
Clem Labine, R ERA: 4.15	(9, 1)	1.0	W	3	0	0	0	0	0	0	0	0	0	0	9	16	0.00	0.000

PITCHER		IP	WLS	BF	H	R	ER	SO	BB	IBB	HBP	BLK	WP	HR	S	P	ERA	WHIP

Batter	1	2	3	4	5	6	7	8	9	AB	R	H	RBI	BB	SO	LOB
Jim Gilliam, S (1, 7) OBP: 0.389, SLG: 0.413	C B F B F F F X 2-2 1B 1B		C B B B X 2-1 E3 1B S		B B F X 2-1 ③ 5-3			B B C X 2-1 1B 3B 1B		4	1	2	0	0	0	0
Gino Cimoli, R (1, 8) OBP: 0.296, SLG: 0.391	C F C 0-3 ① K		F B B C S 2-3 ① K 1-2			S B F B F F X 2-2 ① F7		F F S 0-3 ① K		4	0	0	0	0	3	3
Carl Furillo, R (1, 9) OBP: 0.350, SLG: 0.516	F B X 1-1 1-2 1B		B X 1-0 G6-4-3 2-3 1B			B B F X 2-1 HR		X 0-0 3B 1-2 1B		4	2	4	1	0	0	0
Dick Gray, R (1, 5) OBP: 0.339, SLG: 0.529 Pee Wee Reese, R (8, PR) OBP: 0.329, SLG: 0.419 (9, 5)	F X 0-1 ② L9		F X 0-1 ② ③ G6-4-3 1-2f			C X 0-1 ② 6-3		X 0-0 1-H 2-H 3B		4 0	0 0	1 0	2 0	0 0	0 0	4 0
Charlie Neal, R (1, 4) OBP: 0.332, SLG: 0.450	B S F B X 2-2 ③ F3			F X 0-1 ① F5		B B X 2-0 ③ 5-3		C B B S S 2-3 ② K		4	0	0	0	0	1	3
Gil Hodges, R (1, 3) OBP: 0.323, SLG: 0.410		C B S B X 2-2 1-3 1B		F B S B B X 3-2 ② F8			F X 0-1 ① 5-3	B B C S S 2-3 ③ K		4	0	1	0	0	1	1
Don Zimmer, R (1, 6) OBP: 0.342, SLG: 0.433		F F F S 0-3 ① K		C B S S 1-3 ③ K			B X 1-0 1B	B F B X 2-1 HR		4	1	2	1	0	2	1
Rube Walker, L (1, 2) OBP: 0.208, SLG: 0.238		C F X 0-2 ② 1-3 1-2			B F X 1-1 ① F8		X 0-0 ② F5			3	0	0	0	0	0	2
Don Drysdale, R (1, 1) OBP: 0.071, SLG: 0.214 Johnny Podres, L (8, 1) OBP: 0.154, SLG: 0.160 Clem Labine, R (9, 1)		X 0-0 ③ 6-3			B C S C 1-3 ② K		F F S 0-3 ③ K			3 0 0	0 0 0	0 0 0	0 0 0	0 0 0	2 0 0	2 0 0
Inning Stats	R: 0 H: 2 E: 0 LOB: 2 K: 1 BB: 0 S: 16 P: 21	R: 0 H: 1 E: 0 LOB: 1 K: 1 BB: 0 S: 11 P: 13	R: 0 H: 1 E: 1 LOB: 1 K: 1 BB: 0 S: 8 P: 13	R: 0 H: 0 E: 0 LOB: 0 K: 1 BB: 0 S: 8 P: 12	R: 0 H: 0 E: 0 LOB: 0 K: 1 BB: 0 S: 7 P: 11	R: 1 H: 1 E: 0 LOB: 0 K: 0 BB: 0 S: 10 P: 16	R: 0 H: 1 E: 0 LOB: 1 K: 1 BB: 0 S: 7 P: 8	R: 2 H: 3 E: 0 LOB: 1 K: 3 BB: 0 S: 13 P: 19	R: 1 H: 1 E: 0 LOB: 0 K: 0 BB: 0 S: 2 P: 4	1B: 7 SF: 0 2B: 0 SAC: 0 3B: 1 DP: 1 HR: 2 HBP: 0						WP: 0 PA: 34 PB: 0 SB: 1 CS: 0

PITCHER		IP	WLS	BF	H	R	ER	SO	BB	IBB	HBP	BLK	WP	HR	S	P	ERA	WHIP
Bob Rush, R ERA: 2.84	(1, 1)	7.1		31	9	3	3	7	0	0	0	0	0	1	74	103	3.68	1.227
Don McMahon, R ERA: 2.93	(8, 1)	0.2	L	3	1	1	1	2	0	0	0	0	0	1	8	14	13.50	1.500

PITCHER	IP	WLS	BF	H	R	ER	SO	BB	IBB	HBP	BLK	WP	HR	S	P	ERA	WHIP

BOTTOM

Milwaukee Braves @ Los Angeles Dodgers

Los Angeles Memorial Coliseum, Los Angeles, CA

Fri Jun 06 1958, 10:05 PM EDT

Att. 34,639 - Unknown

livebaseballscorecards.com

AB	34
R	4
H	10
RBI	4
BB	0
SO	9
LOB	16

Batter	1	2	3	4	5	6	7	8	9	AB	R	H	RBI	BB	SO	LOB
Felix Mantilla, R (1, 4) OBP: 0.329, SLG: 0.446	C S B F B X 2-2 2B		C B X 1-1 ① 1-3		C B X 1-1 ③ F2		F B S B X 2-2 HR			4	1	2	1	0	0	0
Hank Aaron, R (1, 8) OBP: 0.316, SLG: 0.446	X 0-0 ① F8		F C B X 1-2 E6 FC5-4			B B C B X 3-1 ① F7	F F C 0-3 ③ K			4	0	0	0	0	1	1
Eddie Mathews, L (1, 5) OBP: 0.368, SLG: 0.518	C C S 0-3 ② K		X 0-0 ② F7			B B C X 2-1 ② 1B WP 1B		B B B C B 4-1 BB		3	1	1	0	1	1	2
Joe Adcock, R (1, 3) OBP: 0.330, SLG: 0.540	S B S B C 2-3 ③ K		B B X 2-0 ③ FC5-4 1-2f			B X 1-0 WP E 1-3 1B		C B S B S 2-3 ① K		4	0	1	0	0	2	3
Mel Roach, R (1, 7) OBP: 0.429, SLG: 0.619		C F X 0-2 1B BB 1B		C S B F B B F F S 3-3 ① K		B X 1-1 E1 WP 1-2		B C T B F S 2-3 ② K		4	0	1	0	0	2	3
Johnny Logan, R (1, 6) OBP: 0.317, SLG: 0.397		B B C F X 2-2 ① F5		B F B F X 2-2 ② F3		F C S 0-3 ② K 1-2 2-3 3-H		C F F S 0-3 ③ K		4	0	0	0	0	2	4
Andy Pafko, R (1, 9) OBP: 0.289, SLG: 0.329 Bill Bruton, L (9, PH) OBP: 0.275, SLG: 0.316		F C B B B B 4-2 1B 1-2 BB		F C C 0-3 ③ K		B X 1-0 ③ L6			B B B C X 2-1 ① 1-3	2 1	0 0	0 0	0 0	1 0	1 0	2 0
Del Crandall, R (1, 2) OBP: 0.350, SLG: 0.539		C B C B F B X 3-2 G1-6-3 1-2 2-3 1B		B C B F F B X 3-2 ① F5			B C F B X 2-2 ① F7		B B B C B 4-1 G4-6-3 BB	3	0	1	0	1	0	0
Lew Burdette, R (1, 1) OBP: 0.214, SLG: 0.214 Bob Trowbridge, R (6, 1) OBP: 0.333, SLG: 0.333 Del Rice, R (7, PH) OBP: 0.304, SLG: 0.349 Humberto Robinson, R (7, 1) Frank Torre, L (9, PH) OBP: 0.383, SLG: 0.439		B B B C C X 3-2 ② ③ G1-6-3 1-2f		F F C 0-3 ② K			B B C E B C 3-3 ② K		C B X 1-1 ② ③ G4-6-3 1-2f	2 0 1 0 1	0 0 0 0 0	0 0 0 0 0	0 0 0 0 0	0 0 1 0 0	1 0 0 0 0	3 0 0 0 1

Inning Stats	1	2	3	4	5	6	7	8	9
	R: 0 E: 0 K: 2 S: 11 H: 1 LOB: 1 BB: 0 P: 15	R: 0 E: 0 K: 0 S: 15 H: 2 LOB: 2 BB: 1 P: 27	R: 0 E: 1 K: 0 S: 7 H: 0 LOB: 1 BB: 0 P: 11	R: 0 E: 0 K: 2 S: 12 H: 0 LOB: 0 BB: 0 P: 17	R: 0 E: 0 K: 1 S: 9 H: 0 LOB: 0 BB: 0 P: 13	R: 1 E: 1 K: 1 S: 11 H: 2 LOB: 2 BB: 0 P: 19	R: 1 E: 0 K: 2 S: 12 H: 1 LOB: 0 BB: 0 P: 19	R: 0 E: 0 K: 3 S: 12 H: 0 LOB: 1 BB: 1 P: 20	R: 0 E: 0 K: 0 S: 5 H: 0 LOB: 0 BB: 1 P: 12

1B: 4 SF: 0 WP: 1 PA: 36
2B: 1 SAC: 0 PB: 0
3B: 0 DP: 2 SB: 0
HR: 1 HBP: 0 CS: 0

PITCHER		IP	WLS	BF	H	R	ER	SO	BB	IBB	HBP	BLK	WP	HR	S	P	ERA	WHIP
Sandy Koufax, L ERA: 4.19	(1, 1)	7.0	W	30	6	2	2	8	2	0	0	0	1	1	78	126	2.57	1.143
Ed Roebuck, R ERA: 2.97	(8, 1)	2.0	S	6	0	0	0	3	1	0	0	0	0	0	16	27	0.00	0.500

PITCHER	IP	WLS	BF	H	R	ER	SO	BB	IBB	HBP	BLK	WP	HR	S	P	ERA	WHIP

TOP

Milwaukee Braves @ Los Angeles Dodgers

Los Angeles Memorial Coliseum, Los Angeles, CA

Sat Jun 07 1958, 10:05 PM EDT
Att. 59,565 - Unknown

livebaseballscorecards.com

AB	33
R	2
H	6
RBI	1
BB	3
SO	11
LOB	19

BOTTOM

Batter	1	2	3	4	5	6	7	8	9	AB	R	H	RBI	BB	SO	LOB
Jim Gilliam, S (1, 7) OBP: 0.389, SLG: 0.409	F7	4-3		1B		BB		F9		4	0	1	1	1	0	1
Pee Wee Reese, R (1, 5) OBP: 0.333, SLG: 0.507	5-3		HR	L8		F6		HR		5	2	2	2	0	0	5
John Roseboro, L (1, 2) OBP: 0.351, SLG: 0.490	3B		B2-3		F9	K		L3		5	0	1	0	0	1	3
Carl Furillo, R (1, 9) OBP: 0.340, SLG: 0.500	6-3		F9		1-3	K				4	0	0	0	0	1	4
Charlie Neal, R (1, 4) OBP: 0.340, SLG: 0.470		E 1B 1B 1B	1B		3B		5-3			4	1	3	0	0	0	0
Gil Hodges, R (1, 3) OBP: 0.327, SLG: 0.412		E7 1-3 1B 1B	5-3		5-3		FC5-4			4	1	2	0	0	0	2
Don Zimmer, R (1, 6) OBP: 0.340, SLG: 0.428		1-3		K		1B E BB 1B	FC5-4 1-2f			4	1	1	0	0	1	3
Gino Cimoli, R (1, 8) OBP: 0.295, SLG: 0.387		SH1 2-H 3-H 1B		5-3		E6 BB 1B 1-2	F5			4	0	1	2	0	0	2
Sandy Koufax, R (1, 1) OBP: 0.250, SLG: 0.250		SH1 1-2		1B 1B		BB 1-2 2-3 1B		5-3		2	0	2	0	0	0	0
Ed Roebuck, R (8, 1) OBP: 0.500, SLG: 0.500										1	0	0	0	0	0	0
Inning Stats	R: 0 E: 0 K: 0 S: 14 H: 1 LOB: 1 BB: 0 P: 21	R: 2 E: 1 K: 0 S: 10 H: 3 LOB: 1 BB: 0 P: 13	R: 1 E: 0 K: 0 S: 5 H: 2 LOB: 1 BB: 0 P: 8	R: 0 E: 0 K: 1 S: 11 H: 2 LOB: 2 BB: 0 P: 13	R: 0 E: 0 K: 0 S: 9 H: 1 LOB: 1 BB: 0 P: 13	R: 1 E: 1 K: 2 S: 18 H: 2 LOB: 3 BB: 1 P: 25	R: 0 E: 0 K: 0 S: 6 H: 1 LOB: 1 BB: 0 P: 8	R: 1 E: 0 K: 0 S: 10 H: 1 LOB: 0 BB: 0 P: 17		1B: 9 2B: 0 3B: 2 HR: 2	SF: 0 SAC: 1 DP: 0 HBP: 0					

PITCHER		IP	WLS	BF	H	R	ER	SO	BB	IBB	HBP	BLK	WP	HR	S	P	ERA	WHIP
Lew Burdette, R ERA: 4.54	(1, 1)	5.0	L	28	11	4	3	1	1	0	0	0	0	1	57	81	5.40	2.400
Bob Trowbridge, R ERA: 3.18	(6, 1)	1.0		3	0	0	0	2	0	0	0	0	0	0	10	12	0.00	0.000
Humberto Robinson, R ERA: 9.0	(7, 1)	2.0		8	2	1	1	0	0	0	0	0	0	1	16	25	4.50	1.000

PITCHER	IP	WLS	BF	H	R	ER	SO	BB	IBB	HBP	BLK	WP	HR	S	P	ERA	WHIP

Milwaukee Braves @ Los Angeles Dodgers

Los Angeles Memorial Coliseum, Los Angeles, CA

Sat Jun 07 1958, 10:05 PM EDT

Att. 59,565 - Unknown

livebaseballscorecards.com

AB	37
R	5
H	13
RBI	5
BB	1
SO	3
LOB	20

1B: 9	SF: 0	WP: 0	PA: 39
2B: 0	SAC: 1	PB: 0	
3B: 2	DP: 0	SB: 0	
HR: 2	HBP: 0	CS: 0	

Batter	1	2	3	4	5	6	7	8	9	AB	R	H	RBI	BB	SO	LOB
Felix Mantilla, R (1, 4) OBP: 0.333, SLG: 0.443	C B C B F X 2-2 ① 4-3		C F B X 1-2 E1 3-1 4-3 1B	X 0-0 ③ 6-3			B C X 1-1 ① ② L3 1-2		B F X 1-1 FC6-4 1-2 1B	5	1	2	0	0	0	1
Mel Roach, R (1, 7) OBP: 0.423, SLG: 0.560	X 0-0 BB 1B		B X 1-0 ① 3-1 2-3		B B B C B 4-1 G6-3 BB		C X 0-1 ③ 4-3		F C X 0-2 ③ FC6-4 1-2f	4	0	1	0	1	0	3
Eddie Mathews, L (1, 5) OBP: 0.366, SLG: 0.509	B B B B 4-0 G4-6-3 1-2 BB		X 0-0 ② 4-3 3-H		F B S X 1-2 ① ② G6-3 1-2f			B F F X 1-2 ① F9		3	0	0	1	1	0	1
Hank Aaron, R (1, 8) OBP: 0.319, SLG: 0.462	X 0-0 ② ③ G4-6-3 1-2f		B F X 1-1 1B		B F B B C X 3-2 HR			B X 1-0 ② L6		4	1	2	1	0	0	2
Joe Adcock, R (1, 3) OBP: 0.337, SLG: 0.538		B X 1-0 FC5 1B 1B	C B B F S 2-3 ③ K		C S X 0-2 ③ 1-3			B C B X 2-1 1B		4	0	2	0	0	1	1
Johnny Logan, R (1, 6) OBP: 0.320, SLG: 0.396		B B C F X 2-2 FC5 1-2 1B		B B B C B 4-1 HR BB		C C X 0-2 ① 4-3		F X 0-1 ③ 5-3		3	1	1	0	1	0	1
Andy Pafko, R (1, 9) OBP: 0.275, SLG: 0.311		B B F F F X 2-2 ① FC5 1-2 2-3f	C B B X 2-1 ① F7			F X 0-1 ② 6-3			F B C B X 2-2 ① 4-3	4	0	0	0	0	0	3
Del Crandall, R (1, 2) OBP: 0.347, SLG: 0.553		S C B S 1-3 ② K	B B S X 2-1 1-H HR			C X 0-1 ③ 6-3			S B X 1-1 ② F2	4	1	1	2	0	1	2
Gene Conley, R (1, 1) OBP: 0.154, SLG: 0.154 Joey Jay, S (1, 1) Ernie Johnson, R (2, 1) Del Rice, R (7, PH) OBP: 0.319, SLG: 0.364 Humberto Robinson, R (7, 1) Frank Torre, L (9, PH) OBP: 0.388, SLG: 0.444		S C S 0-3 ③ K	C F S 0-3 ② K			C X 0-1 L3 1B			F X 0-1 1B 1B	0 1 1 1 0 1	0 0 0 0 0 0	0 0 0 0 0 1	0 0 0 0 0 0	0 0 0 0 0 0	0 1 0 0 0 0	0 2 0 0 0 0
Inning Stats	R: 0 H: 1 E: 0 LOB: 1 K: 0 BB: 1 S: 6 P: 12	R: 0 H: 2 E: 0 LOB: 2 K: 2 BB: 0 S: 14 P: 20	R: 1 H: 2 E: 1 LOB: 1 K: 1 BB: 0 S: 10 P: 15	R: 2 H: 1 E: 0 LOB: 0 K: 1 BB: 1 S: 9 P: 17	R: 1 H: 1 E: 0 LOB: 0 K: 0 BB: 1 S: 10 P: 18	R: 0 H: 0 E: 0 LOB: 0 K: 0 BB: 0 S: 7 P: 7	R: 0 H: 1 E: 0 LOB: 0 K: 0 BB: 0 S: 6 P: 7	R: 0 H: 1 E: 0 LOB: 1 K: 0 BB: 0 S: 8 P: 12	R: 0 H: 2 E: 0 LOB: 2 K: 0 BB: 0 S: 12 P: 16	1B: 9 SF: 0 2B: 1 SAC: 0 3B: 0 DP: 3 HR: 2 HBP: 0						

PITCHER	IP	WLS	BF	H	R	ER	SO	BB	IBB	HBP	BLK	WP	HR	S	P	ERA	WHIP
Johnny Podres, L (1, 1) ERA: 3.35	9.0	W	38	11	4	4	4	3	0	0	0	0	2	82	124	4.00	1.556

PITCHER	IP	WLS	BF	H	R	ER	SO	BB	IBB	HBP	BLK	WP	HR	S	P	ERA	WHIP

TOP

Milwaukee Braves @ Los Angeles Dodgers

Los Angeles Memorial Coliseum, Los Angeles, CA

Sun Jun 08 1958, 6:33 AM EDT
Att. 37,122 - Unknown

livebaseballscorecards.com

AB	35
R	4
H	11
RBI	4
BB	3
SO	4
LOB	16

Batter	1	2	3	4	5	6	7	8	9	AB	R	H	RBI	BB	SO	LOB
Jim Gilliam, S (1, 7) OBP: 0.389, SLG: 0.414	B X 1-0 1B 1B 1B	B C C X 1-2 ③ 1-3 1B 2B	B X 1-0 ③ F5		B C B X 2-1 ② F9		B B F X 2-1 ① L8			5	1	2	0	0	0	1
Pee Wee Reese, R (1, 5) OBP: 0.337, SLG: 0.514	C S S F C 1-3 ① K	C B S X 1-2 ① 2-H 3-H 3B 1B		X 0-0 1B 2B	B C B X 2-1 ③ F2		B X 1-0 ② F5			5	2	2	1	0	1	1
John Roseboro, L (1, 2) OBP: 0.361, SLG: 0.514	F F B B B F X 3-2 1B 1-3 1B 1B	X 0-0 1B 2-H 3B		C F S 0-3 ① K		F B F B S 2-3 ① K	B C B X 2-1 1B			5	2	3	1	0	2	1
Carl Furillo, R (1, 9) OBP: 0.356, SLG: 0.511	C P B B X 3-1 1B 1-3 2B 1B 3-H	F F B X 1-2 3-H 1B		C F F X 0-2 1B 2-3 1B 1B		X 0-0 2B 1B 1B	F B C C 1-3 ③ K			5	3	4	2	0	1	1
Charlie Neal, R (1, 4) OBP: 0.342, SLG: 0.473	B C X 1-1 1-2 2B 1B 3-H	X 0-0 ② F2		F X 0-1 ② F4		B B F F X 2-2 1-3 1B 2B		C F X 0-2 ① 5-3		5	2	2	1	0	0	3
Gil Hodges, R (1, 3) OBP: 0.338, SLG: 0.422	B X 1-0 1-H 2-H 2B	B B B C X 3-1 ③ F8		B S F X 1-2 1-2 3-H 1B		I I I 4-0 1B FC6-4 IBB		B F F B F B B 4-2 1B BB		3	1	2	3	2	0	1
Don Zimmer, R (1, 6) OBP: 0.354, SLG: 0.447	F B B F C 2-3 ② K	B B B C F F F X 3-2 E FC6-2 2B	X 0-0 1-2 2-H 1B		X 0-0 FC6-4 1-3 2-H 3-H 1B			B B B B C S X 3-2 G1-4-3 1-2 1B		5	0	4	3	0	1	1
Gino Cimoli, R (1, 8) OBP: 0.285, SLG: 0.373	B X 1-0 ③ F9	C C 2 SAFE C 0-3 ① K 2-3	S X 0-1 ③ 1-3		X 0-0 ② FC6-4 1-2f 3-H			F F X 0-2 ②③ G1-4-3 1-2f		5	0	0	1	0	1	7
Johnny Podres, L (1, 1) OBP: 0.167, SLG: 0.143	B F B B B 4-1 2B 1B BB	X 0-0 ② FC6-2 3-H			X 0-0 ① 5-3	F X 0-1 ③ G3				3	1	0	0	1	0	2
Inning Stats	R: 4 H: 5 E: 0 LOB: 1 K: 2 BB: 0 S: 19 P: 31	R: 3 H: 4 E: 0 LOB: 1 K: 0 BB: 1 S: 14 P: 24	R: 0 H: 1 E: 1 LOB: 1 K: 1 BB: 0 S: 10 P: 14	R: 2 H: 4 E: 0 LOB: 2 K: 1 BB: 0 S: 16 P: 17	R: 0 H: 0 E: 0 LOB: 0 K: 0 BB: 0 S: 5 P: 9	R: 3 H: 3 E: 0 LOB: 1 K: 1 BB: 1 S: 11 P: 19	R: 0 H: 1 E: 0 LOB: 1 K: 1 BB: 0 S: 8 P: 14	R: 0 H: 1 E: 0 LOB: 1 K: 0 BB: 1 S: 12 P: 19		1B: 13 SF: 0 2B: 5 SAC: 0 3B: 1 DP: 1 HR: 0 HBP: 0						

PITCHER		IP	WLS	BF	H	R	ER	SO	BB	IBB	HBP	BLK	WP	HR	S	P	ERA	WHIP
Gene Conley, R ERA: 4.81	(1, 1)	0.1	L	6	5	4	4	1	0	0	0	0	0	0	15	24	108.00	15.000
Joey Jay, R ERA: 9.0	(1, 1)	1.0		7	4	3	3	1	1	0	0	0	0	0	15	25	27.00	5.000
Ernie Johnson, R ERA: 6.61	(2, 1)	4.2		23	8	5	5	3	0	1	0	0	0	0	45	65	9.64	1.714
Humberto Robinson, R ERA: 7.0	(7, 1)	2.0		8	2	0	0	1	1	0	0	0	0	0	20	33	0.00	1.500

PITCHER	IP	WLS	BF	H	R	ER	SO	BB	IBB	HBP	BLK	WP	HR	S	P	ERA	WHIP

BOTTOM

Milwaukee Braves @ Los Angeles Dodgers

Los Angeles Memorial Coliseum, Los Angeles, CA

Sun Jun 08 1958, 6:33 AM EDT

Att. 37,122 - Unknown

livebaseballscorecards.com

AB	41
R	12
H	19
RBI	12
BB	3
SO	6
LOB	18

Batter	1	2	3	4	5	6	7	8	9	AB	R	H	RBI	BB	SO	LOB
Felix Mantilla, R (1, 4) OBP: 0.326, SLG: 0.429 Bob Trowbridge, R (8, 1) OBP: 0.333, SLG: 0.333	F7		1B 1B 1B	6-3		4-3		SSS K		5 0	1 0	1 0	0 0	0 0	1 0	2 0
Bill Bruton, L (1, 8) OBP: 0.267, SLG: 0.302	1-3		1B HR 1-2 1B	SSS K		4-1		5-3		5	1	1	0	0	1	2
Eddie Mathews, L (1, 5) OBP: 0.376, SLG: 0.517	F5		HR 1-2 2-H 1B	2-H 1B			FC5-4 1B		G6-4-3 1B	5	1	4	2	0	0	0
Hank Aaron, R (1, 9) OBP: 0.321, SLG: 0.480		G3 SF8 2B	1-H 2-H HR	6-3			FC5-4 1B 1-2f		G6-4-3 1-2f	5	2	2	3	0	0	3
Frank Torre, L (1, 3) OBP: 0.397, SLG: 0.447		G3 2-3	BBB SH1-3 BB		FC3-6 1B		1-3 1B		F7	4	0	2	0	1	0	1
Johnny Logan, R (1, 6) OBP: 0.316, SLG: 0.392		SF8 3-H	SH1-3 1-2		SSS K		SSS K			2	0	0	1	0	2	3
Harry Hanebrink, L (1, 7) OBP: 0.262, SLG: 0.316		1B 1B	F8		FC3-6 FC5-4 1-2f		F9			4	0	1	0	0	0	4
Del Crandall, R (1, 2) OBP: 0.345, SLG: 0.544		1-2 1B	F5		FC5-4 1-2f			6-3		4	0	1	0	0	0	2
Warren Spahn, L (1, 1) OBP: 0.417, SLG: 0.500 Mel Roach, R (8, PH) OBP: 0.444, SLG: 0.560 (8, 4)		F8		1B 2B		4-3		BBB BB		3 0	1 0	1 0	0 0	0 1	0 0	2 0
Inning Stats	R: 0 E: 0 K: 0 S: 3 H: 0 LOB: 0 BB: 0 P: 3	R: 1 E: 0 K: 0 S: 6 H: 3 LOB: 2 BB: 0 P: 6	R: 4 E: 0 K: 0 S: 7 H: 4 LOB: 1 BB: 1 P: 11	R: 1 E: 0 K: 1 S: 7 H: 2 LOB: 1 BB: 0 P: 7	R: 0 E: 0 K: 1 S: 6 H: 1 LOB: 1 BB: 0 P: 6	R: 0 E: 0 K: 0 S: 3 H: 0 LOB: 0 BB: 0 P: 3	R: 0 E: 0 K: 1 S: 7 H: 2 LOB: 2 BB: 0 P: 7	R: 0 E: 0 K: 1 S: 5 H: 0 LOB: 1 BB: 1 P: 9	R: 0 E: 0 K: 0 S: 3 H: 1 LOB: 0 BB: 0 P: 3	1B: 10 2B: 2 3B: 0 HR: 1 SF: 1 SAC: 1 DP: 1 HBP: 0						

PITCHER		IP	WLS	BF	H	R	ER	SO	BB	IBB	HBP	BLK	WP	HR	S	P	ERA	WHIP
Dick Drott, R ERA: 4.84	(1, 1)	2.0		13	7	5	5	0	0	0	0	0	0	1	13	13	22.50	3.500
Glen Hobbie, R ERA: 4.38	(3, 1)	7.0	W	28	6	1	1	4	2	0	0	0	0	0	34	42	1.29	1.143

PITCHER	IP	WLS	BF	H	R	ER	SO	BB	IBB	HBP	BLK	WP	HR	S	P	ERA	WHIP

TOP

Milwaukee Braves @ Chicago Cubs

Wrigley Field, Chicago, IL

Tue Jun 10 1958, 3:33 AM CDT

Att. 9,287 - Unknown

livebaseballscorecards.com

AB	37
R	6
H	13
RBI	6
BB	2
SO	4
LOB	19

WP: 0	PA: 41
PB: 0	
SB: 0	
CS: 0	

BOTTOM

Milwaukee Braves @ Chicago Cubs

Wrigley Field, Chicago, IL

Tue Jun 10 1958, 3:33 AM CDT

Att. 9,287 - Unknown

Batter	1	2	3	4	5	6	7	8	9	AB	R	H	RBI	BB	SO	LOB
Bobby Adams, R (1, 4) OBP: 0.333, SLG: 0.455	F9		6-3	FC4-6 1-2f		F9		6-3 1-2 2-3		4	0	0	0	0	0	1
Tony Taylor, R (7, 4) OBP: 0.255, SLG: 0.183										1	0	0	0	0	0	2
Alvin Dark, R (1, 5) OBP: 0.323, SLG: 0.342	6-3		14 HR 1B	F9			FC6-4 1B	BBBB FC6-4 BB		4	1	2	0	1	0	1
Lee Walls, R (1, 9) OBP: 0.361, SLG: 0.549	2B		1-2 14 HR 1B		F3		1-2f FC6-4 HR	1-2f FC6-4		5	2	2	0	0	0	4
14 Ernie Banks, R (1, 6) OBP: 0.379, SLG: 0.678	F5		1-H 2-H HR		6-3		F9			4	1	1	3	0	0	2
Bobby Thomson, R (1, 8) OBP: 0.356, SLG: 0.459		HR	F9		5-3		1-H HR			4	2	2	3	0	0	0
Walt Moryn, L (1, 7) OBP: 0.381, SLG: 0.543		SSS K	1-3			F8	F3			4	0	0	0	0	1	0
Dale Long, L (1, 3) OBP: 0.391, SLG: 0.491		6-3		HR		BBBB HR BB		6-3 1B		3	2	2	1	1	0	0
Cal Neeman, R (1, 2) OBP: 0.340, SLG: 0.561		BBBB BB		4-3		1-H HR		1-2 6-3 1B		3	1	2	2	1	0	0
Dick Drott, R (1, 1) OBP: 0.320, SLG: 0.320		5-3		FC4-6 1B		1-3		SSS K		1	0	0	0	0	0	1
Glen Hobbie, R (3, 1) OBP: 0.231, SLG: 0.208										3	0	1	0	0	1	2
Inning Stats	R: 0 E: 0 K: 0 S: 4 H: 1 LOB: 1 BB: 0 P: 4	R: 1 E: 0 K: 1 S: 6 H: 1 LOB: 1 BB: 1 P: 10	R: 3 E: 0 K: 0 S: 6 H: 3 LOB: 0 BB: 0 P: 6	R: 1 E: 0 K: 0 S: 5 H: 2 LOB: 1 BB: 0 P: 5	R: 0 E: 0 K: 0 S: 3 H: 0 LOB: 0 BB: 0 P: 3	R: 2 E: 0 K: 0 S: 4 H: 1 LOB: 0 BB: 1 P: 8	R: 2 E: 0 K: 0 S: 5 H: 2 LOB: 0 BB: 0 P: 5	R: 0 E: 0 K: 1 S: 7 H: 2 LOB: 3 BB: 1 P: 11		1B: 6 2B: 1 3B: 0 HR: 5	SF: 0 SAC: 0 DP: 0 HBP: 0						

livebaseballscorecards.com

AB	36
R	9
H	12
RBI	9
BB	3
SO	2
LOB	13

WP: 0 PB: 0 SB: 0 CS: 0 PA: 39

PITCHER		IP	WLS	BF	H	R	ER	SO	BB	IBB	HBP	BLK	WP	HR	S	P	ERA	WHIP
Warren Spahn, L ERA: 3.13	(1, 1)	7.0	L	33	10	9	9	1	2	0	0	0	0	5	33	41	11.57	1.714
Bob Trowbridge, R ERA: 3.04	(8, 1)	1.0		6	2	0	0	1	1	0	0	0	0	0	7	11	0.00	3.000

PITCHER	IP	WLS	BF	H	R	ER	SO	BB	IBB	HBP	BLK	WP	HR	S	P	ERA	WHIP

Milwaukee Braves @ Chicago Cubs

Wrigley Field, Chicago, IL

Wed Jun 11 1958, 3:33 AM CDT

Att. 12,747 - Unknown

TOP

livebaseballscorecards.com

Batter	1	2	3	4	5	6	7	8	9	AB	R	H	RBI	BB	SO	LOB
Felix Mantilla, R (1, 7) OBP: 0.323, SLG: 0.414	BBBB SH5-4 1B HR BB	SSS 0-3 ③ K		x 0-0 ③ 1-4-3			SSS 0-3 ② K	BBBB 4-0 1-2 2-3 3-H BB	SSS 0-3 ③ K	3	1	0	0	1	2	1
Ernie Johnson, R (7, 1)										0	0	0	1	1	0	0
Don McMahon, R (8, 1)										1	0	0	0	0	1	3
Eddie Mathews, L (1, 5) OBP: 0.372, SLG: 0.508	x 0-0 SH5-4 HR 1-2 1B	x 0-0 ① G3	SSS 0-3 ① K			x 0-0 ③ F9	SSS 0-3 ③ K		5	1	1	0	0	2	4
Mel Roach, R (1, 4) OBP: 0.387, SLG: 0.483	x 0-0 ① SH5-4 1-2 2-3	x 0-0 ② F3	x 0-0 ② F3			SSS 0-3 ① K	x 0-3 ① K	x 0-0 ① F9	4	0	0	0	0	1	0
Hank Aaron, R (1, 8) OBP: 0.327, SLG: 0.485	IIII 4-0 HR IBB	x 0-0 WP 2B 1B	x 0-0 ③ F5				x 0-0 3-1 1B 2B	x 0-0 ② F8	4	3	2	0	1	0	0
(7, 9)																
Joe Adcock, R (1, 3) OBP: 0.346, SLG: 0.570	x 0-0 1-H 2-H 3-H HR	H 1-0 2B 1-2 HBP				SSS 0-3 ① K	x 0-0 ② 3-1 2-3	x 0-0 1B 2B 1B	2	1	1	4	0	1	0
Bill Bruton, L (7, 8) OBP: 0.277, SLG: 0.311									2	1	1	0	0	0	1
Johnny Logan, R (1, 6) OBP: 0.322, SLG: 0.399	x 0-0 ② 5-3	x 0-0 1-3 2-H 2B				x 0-0 ② F9	BBBB 4-0 1B 2B BB	x 0-0 1-3 2B 1B	4	2	2	1	1	0	0
Andy Pafko, R (1, 9) OBP: 0.282, SLG: 0.329	x 0-0 ③ 6-3	SSS 0-3 ③ K				x 0-0 ③ 5-3	x 0-0 2B BB 1-2 3-H 1B	x 0-0 1-H 3-H 2B	5	1	2	3	0	1	2
(7, 7)																
Del Crandall, R (1, 2) OBP: 0.346, SLG: 0.546	x 0-0 ① F7	SSS 0-3 ① K					SSS 0-3 ① K	x 0-0 BB 1-3 2-H 2B	x 0-0 2-3 1B	5	0	2	1	0	2	0
Bob Rush, R (1, 1) OBP: 0.174, SLG: 0.143	SSS 0-3 ② K	SSS 0-3 ② K					x 0-0 1B	4-0 BB IBB	4-0 IBB	2	0	0	0	0	2	0
Gene Conley, R (5, 1) OBP: 0.154, SLG: 0.154										0	0	0	0	0	0	0
Frank Torre, L (7, PH) OBP: 0.411, SLG: 0.452										1	0	1	0	2	0	0
(7, 3)																
Inning Stats	R: 4 E: 0 K: 0 S: 5 H: 2 LOB: 0 BB: 2 P: 13	R: 0 E: 0 K: 2 S: 7 H: 0 LOB: 0 BB: 0 P: 7	R: 1 E: 0 K: 1 S: 7 H: 2 LOB: 2 BB: 0 P: 8	R: 0 E: 0 K: 2 S: 7 H: 0 LOB: 0 BB: 0 P: 7	R: 0 E: 0 K: 1 S: 5 H: 0 LOB: 0 BB: 0 P: 5	R: 0 E: 0 K: 1 S: 5 H: 0 LOB: 0 BB: 0 P: 5	R: 0 E: 0 K: 2 S: 8 H: 1 LOB: 1 BB: 0 P: 8	R: 3 E: 0 K: 2 S: 10 H: 3 LOB: 3 BB: 3 P: 22	R: 2 E: 0 K: 1 S: 9 H: 4 LOB: 3 BB: 1 P: 13	1B: 7 2B: 4 3B: 0 HR: 1	SF: 0 SAC: 1 DP: 0 HBP: 1						

	AB	38
	R	10
	H	12
	RBI	10
	BB	6
	SO	12
	LOB	11

WP: 1 PB: 0 SB: 0 CS: 0 PA: 46

PITCHER		IP	WLS	BF	H	R	ER	SO	BB	IBB	HBP	BLK	WP	HR	S	P	ERA	WHIP
Taylor Phillips, L ERA: 3.39	(1, 1)	2.2		15	4	5	5	2	1	1	1	0	1	1	16	25	16.88	1.875
Dave Hillman, R ERA: 3.97	(3, 1)	3.1		10	0	0	0	5	0	0	0	0	0	0	20	20	0.00	0.000
Don Elston, R ERA: 3.64	(7, 1)	1.2	L	12	4	3	3	3	2	1	0	0	0	0	15	27	16.20	3.600
Dick Drott, R ERA: 4.82	(8, 1)	0.1		1	0	0	0	1	0	0	0	0	0	0	3	3	0.00	0.000
Gene Fodge, R ERA: 3.58	(9, 1)	1.0		8	4	2	2	1	0	1	0	0	0	0	9	13	18.00	4.000

PITCHER	IP	WLS	BF	H	R	ER	SO	BB	IBB	HBP	BLK	WP	HR	S	P	ERA	WHIP

Milwaukee Braves @ Chicago Cubs

Wrigley Field, Chicago, IL

Wed Jun 11 1958, 3:33 AM CDT

Att. 12,747 - Unknown

livebaseballscorecards.com

BOTTOM

Batter	1	2	3	4	5	6	7	8	9	AB	R	H	RBI	BB	SO	LOB
Tony Taylor, R (1, 4) OBP: 0.255, SLG: 0.185	4-3		K		E 1B		F9		FC4-6 1B 1B	4	1	1	0	0	1	0
Bobby Adams, R (9, PH) OBP: 0.343, SLG: 0.463										1	0	1	0	0	0	0
Cal Neeman, R (9, PR) OBP: 0.340, SLG: 0.561										0	1	0	0	0	0	0
Alvin Dark, R (1, 5) OBP: 0.331, SLG: 0.351	F7			HR 1B	E7 5-3 14 WP 1B 1-H		4-3		FC4-6 1-2 1B	5	2	3	0	0	0	0
Lee Walls, R (1, 9) OBP: 0.366, SLG: 0.562	14 FC5-4 1B			1-H HR	5-3 2-3		BBB 4-0 BB		FC4-6 1B 1-2f 2-3	4	1	2	2	1	0	3
14 Ernie Banks, R (1, 6) OBP: 0.380, SLG: 0.680	FC5-4 1-2f			1B 3B	CS 1B 3-H		SSS K		K	5	1	2	0	0	2	4
Walt Moryn, L (1, 7) OBP: 0.381, SLG: 0.537		4-3		F5	CS 1-2	SSS K		BBBB 4-0 3B BB	1-3 1B 3-H	4	1	1	1	1	1	1
Dale Long, L (1, 3) OBP: 0.396, SLG: 0.506		F8		3-H 1B		1B 1B		1-H FC5-2 3B SSS	K	5	0	3	2	0	1	2
Sammy Taylor, L (1, 2) OBP: 0.360, SLG: 0.405		G3		F7		FC4-6 1-2 1B		G3		4	0	1	0	0	0	2
Bobby Thomson, R (1, 8) OBP: 0.350, SLG: 0.449			4-3	5-3		F9		FC5-2 3-H		4	0	0	0	0	0	4
Taylor Phillips, L (1, 1) OBP: 0.077, SLG: 0.040			SSS K		1-3	FC4-6 1-2f		5-3		0	0	0	0	0	0	0
Dave Hillman, R (3, 1)										2	0	0	0	0	1	0
Chuck Tanner, L (6, PH) OBP: 0.333, SLG: 0.469										1	0	0	0	0	0	2
Don Elston, R (7, 1) OBP: 0.167, SLG: 0.167										0	0	0	0	0	0	0
Dick Drott, R (8, 1) OBP: 0.320, SLG: 0.320										0	0	0	0	0	0	0
Jim Bolger, R (8, PH) OBP: 0.313, SLG: 0.414										1	0	0	0	0	0	1
Gene Fodge, R (9, 1)										0	0	0	0	0	0	0
Inning Stats	R: 0 E: 0 K: 0 S: 4 H: 1 LOB: 1 BB: 0 P: 4	R: 0 E: 0 K: 0 S: 3 H: 0 LOB: 0 BB: 0 P: 3	R: 0 E: 0 K: 2 S: 7 H: 0 LOB: 0 BB: 0 P: 7	R: 3 E: 0 K: 0 S: 7 H: 4 LOB: 1 BB: 0 P: 7	R: 2 E: 1 K: 0 S: 5 H: 3 LOB: 0 BB: 0 P: 5	R: 0 E: 0 K: 1 S: 7 H: 2 LOB: 2 BB: 0 P: 7	R: 0 E: 0 K: 1 S: 5 H: 0 LOB: 1 BB: 1 P: 9	R: 1 E: 0 K: 0 S: 4 H: 1 LOB: 1 BB: 1 P: 8	R: 1 E: 0 K: 2 S: 10 H: 3 LOB: 2 BB: 0 P: 10	1B: 11 2B: 0 3B: 2 HR: 1 SF: 0 SAC: 0 DP: 0 HBP: 0	WP: 1 PB: 0 SB: 0 CS: 1 PA: 43					

	AB	40
	R	7
	H	14
	RBI	5
	BB	2
	SO	6
	LOB	19

PITCHER		IP	WLS	BF	H	R	ER	SO	BB	IBB	HBP	BLK	WP	HR	S	P	ERA	WHIP
Bob Rush, R ERA: 3.38	(1, 1)	4.1		20	7	5	5	2	0	0	0	0	0	1	24	24	10.38	1.615
Gene Conley, R ERA: 4.65	(5, 1)	1.2		7	3	0	0	1	0	0	0	0	1	0	9	9	0.00	1.800
Ernie Johnson, R ERA: 6.75	(7, 1)	1.0	W	6	1	1	1	1	2	0	0	0	0	0	6	14	9.00	3.000
Don McMahon, R ERA: 3.03	(8, 1)	2.0	S	9	3	1	1	2	0	0	0	0	0	0	13	13	4.50	1.500

PITCHER	IP	WLS	BF	H	R	ER	SO	BB	IBB	HBP	BLK	WP	HR	S	P	ERA	WHIP

Batter	1	2	3	4	5	6	7	8	9	AB	R	H	RBI	BB	SO	LOB
Bill Bruton, L (1, 8) OBP: 0.275, SLG: 0.292 Andy Pafko, R (8, PH) (8, 9) OBP: 0.291, SLG: 0.329	BBBB 4-0 4-3 1B BB		x 0-0 ① F7		x 0-0 ② F8	x 0-0 ③ 3-1		BBBB 4-0 1-2 2-3 BB		3	1	0	0	1	0	3
										0	0	0	0	1	0	0
Felix Mantilla, R (1, 4) OBP: 0.306, SLG: 0.391	x 0-0 ① 4-3 1-2		x 0-0 ② F8		SSS 0-3 ③ K		x 0-0 ① 5-3	x 0-0 ②③ G5-2-3 3-Hf		5	0	0	0	0	1	4
Eddie Mathews, L (1, 5) OBP: 0.373, SLG: 0.519	BBBB 4-0 1B BB		x 0-0 ③ 2-3			x 0-0 ① F2	x 0-0 HR		x 0-0 ① 5-3	4	1	1	1	1	0	0
Hank Aaron, R (1, 9) (8, 8) OBP: 0.325, SLG: 0.479	x 0-0 ② F8			x 0-0 ① F3		x 0-0 1B 2B 1B	x 0-0 ② F9		x 0-0 ② 4-3	5	1	1	0	0	0	2
Frank Torre, L (1, 3) OBP: 0.411, SLG: 0.450	x 0-0 1-2 2-H 1B			x 0-0 ② L1		x 0-0 2B 1-2 1B 1B	x 0-0 ③ F8		x 0-0 ③ 3-1	5	1	2	1	0	0	0
Johnny Logan, R (1, 6) OBP: 0.330, SLG: 0.408	x 0-0 ③ P4			BBBB 4-0 E BB		x 0-0 1B 1-3 2-H 2B		x 0-0 SH2-4 1B 1B		3	1	2	1	1	0	2
Harry Hanebrink, L (1, 7) OBP: 0.264, SLG: 0.308		x 0-0 ① P6		x 0-0 E3 1-2		4-0 1B IBB		x 0-0 ① SH2-4 1-2		2	0	0	0	1	0	1
Del Crandall, R (1, 2) OBP: 0.350, SLG: 0.545		x 0-0 ② 6-3		x 0-0 ③ F8		x 0-0 1-2 2-3 3-H 1B		x 0-0 BB 1B G5-2-3 2-H 1B		4	0	2	2	0	0	2
Lew Burdette, R (1, 1) OBP: 0.207, SLG: 0.207 Carl Sawatski, L (5, PH) OBP: 0.231, SLG: 0.100 Bob Trowbridge, R (5, 1) OBP: 0.333, SLG: 0.333 Joe Adcock, R (6, PH) OBP: 0.343, SLG: 0.564 Humberto Robinson, R (6, 1) OBP: 1.000, SLG: 1.000		x 0-0 ③ 6-3			SSS 0-3 ① K	SSS 0-3 ② K		x 0-0 BB 1-2 1B		1	0	0	0	0	0	0
										1	0	0	0	0	1	0
										0	0	0	0	0	0	0
										1	0	0	0	0	1	3
										1	0	1	0	0	0	0
Inning Stats	R: 1 E: 0 K: 0 S: 4 H: 1 LOB: 2 BB: 2 P: 12	R: 0 E: 0 K: 0 S: 3 H: 0 LOB: 0 BB: 0 P: 3	R: 0 E: 0 K: 0 S: 3 H: 0 LOB: 0 BB: 0 P: 3	R: 0 E: 1 K: 0 S: 4 H: 0 LOB: 2 BB: 1 P: 8	R: 0 E: 0 K: 2 S: 7 H: 0 LOB: 0 BB: 0 P: 7	R: 2 E: 0 K: 1 S: 9 H: 4 LOB: 3 BB: 1 P: 13	R: 1 E: 0 K: 0 S: 4 H: 1 LOB: 0 BB: 0 P: 4	R: 1 E: 0 K: 0 S: 5 H: 3 LOB: 2 BB: 1 P: 9	R: 0 E: 0 K: 0 S: 3 H: 0 LOB: 0 BB: 0 P: 3	1B: 7 2B: 1 3B: 0 HR: 1	SF: 0 SAC: 1 DP: 1 HBP: 0						

TOP

Milwaukee Braves @ Chicago Cubs

Wrigley Field, Chicago, IL

Thu Jun 12 1958, 3:33 AM CDT

Att. 21,772 - Unknown

livebaseballscorecards.com

AB	35
R	5
H	9
RBI	5
BB	5
SO	3
LOB	17

PITCHER		IP	WLS	BF	H	R	ER	SO	BB	IBB	HBP	BLK	WP	HR	S	P	ERA	WHIP
Moe Drabowsky, R ERA: 3.69	(1, 1)	7.1	L	36	9	5	5	3	3	1	0	0	0	1	38	54	6.14	1.636
Taylor Phillips, L ERA: 3.36	(8, 1)	0.2		2	0	0	0	0	1	0	0	0	0	0	1	5	0.00	1.500
Dick Drott, R ERA: 4.76	(9, 1)	1.0		3	0	0	0	0	0	0	0	0	0	0	3	3	0.00	0.000

PITCHER	IP	WLS	BF	H	R	ER	SO	BB	IBB	HBP	BLK	WP	HR	S	P	ERA	WHIP

1B: 7	SF: 0	WP: 0	PA: 41
2B: 1	SAC: 1	PB: 0	
3B: 0	DP: 1	SB: 0	
HR: 1	HBP: 0	CS: 0	

Milwaukee Braves @ Chicago Cubs

Wrigley Field, Chicago, IL

Thu Jun 12 1958, 3:33 AM CDT

Att. 21,772 - Unknown

livebaseballscorecards.com

BOTTOM

Batter	1	2	3	4	5	6	7	8	9	AB	R	H	RBI	BB	SO	LOB
Tony Taylor, R (1, 4) OBP: 0.254, SLG: 0.187	F9		5-3	1B 1-2 1B		F8		6-3		4	0	1	0	0	0	0
Chuck Tanner, L (8, PH) OBP: 0.324, SLG: 0.455										1	0	0	0	0	0	1
Johnny Goryl, R (9, 4) OBP: 0.315, SLG: 0.376										0	0	0	0	0	0	0
Alvin Dark, R (1, 5) OBP: 0.333, SLG: 0.353	F9		F9	FC5-4 1-3 2-H 1B			BB SH 1B	1-3		5	0	2	1	0	0	1
Lee Walls, R (1, 9) OBP: 0.364, SLG: 0.556	E5 14 1B E		14 1B 1B 1B	FC5-4 1-2f			SH 1-2		F4	4	1	1	0	0	0	2
14 Ernie Banks, R (1, 6) OBP: 0.384, SLG: 0.677	2B E 1-2 1B		1B 1-2 1B		F8		BB IBB		K	4	1	2	0	1	1	0
Walt Moryn, L (1, 7) OBP: 0.386, SLG: 0.541	E2 1-H 2-H 2B		1-2 2-H 1B		E3		F7		BB	4	0	2	1	1	0	2
Dale Long, L (1, 3) OBP: 0.391, SLG: 0.494	F7			K	F7		1-2 2-3 BB		F8	4	0	0	0	1	1	3
Sammy Taylor, L (1, 2) OBP: 0.350, SLG: 0.392		3-1		5-3	L3		G3			4	0	0	0	0	0	4
Bobby Thomson, R (1, 8) OBP: 0.353, SLG: 0.465		1-3		HR		F4		SH 1B		4	1	2	1	0	0	0
Moe Drabowsky, R (1, 1) OBP: 0.200, SLG: 0.200		5-3		E6 1B 1B		K		SH 1-2		3	1	0	0	0	1	0
Taylor Phillips, L (8, 1) OBP: 0.077, SLG: 0.040										0	0	0	0	0	0	0
Bobby Adams, R (8, PH) OBP: 0.343, SLG: 0.463										0	0	0	0	0	0	0
Dick Drott, R (9, 1) OBP: 0.320, SLG: 0.320										0	0	0	0	0	0	0

Inning Stats	1	2	3	4	5	6	7	8	9
	R: 2 E: 2 K: 0 S: 6	H: 2 LOB: 1 BB: 0 P: 6	R: 0 E: 0 K: 0 S: 3	H: 0 LOB: 0 BB: 0 P: 3	R: 0 E: 0 K: 0 S: 5	H: 3 LOB: 3 BB: 0 P: 5	R: 2 E: 1 K: 1 S: 9	H: 3 LOB: 2 BB: 0 P: 9	R: 0 E: 1 K: 0 S: 4	H: 0 LOB: 1 BB: 0 P: 4	R: 0 E: 0 K: 1 S: 5	H: 0 LOB: 0 BB: 0 P: 5	R: 0 E: 0 K: 0 S: 4	H: 1 LOB: 3 BB: 2 P: 12	R: 0 E: 0 K: 0 S: 4	H: 1 LOB: 1 BB: 0 P: 4	R: 0 E: 0 K: 1 S: 5	H: 0 LOB: 1 BB: 1 P: 9

1B: 8	SF: 0
2B: 1	SAC: 2
3B: 0	DP: 0
HR: 1	HBP: 0

WP: 0	PA: 42
PB: 0	
SB: 0	
CS: 0	

AB	37
R	4
H	10
RBI	3
BB	3
SO	3
LOB	13

PITCHER	IP	WLS	BF	H	R	ER	SO	BB	IBB	HBP	BLK	WP	HR	S	P	ERA	WHIP
Lew Burdette, R (1, 1) ERA: 4.42	4.0		21	8	4	1	1	0	0	0	0	0	1	23	23	2.25	2.000
Bob Trowbridge, R (5, 1) ERA: 2.92	1.0		4	0	0	0	0	0	0	0	0	0	0	4	4	0.00	0.000
Humberto Robinson, R (6, 1) ERA: 4.85	4.0	W	17	2	0	0	2	2	1	0	0	0	0	18	30	0.00	1.000

PITCHER	IP	WLS	BF	H	R	ER	SO	BB	IBB	HBP	BLK	WP	HR	S	P	ERA	WHIP

Batter	1	2	3	4	5	6	7	8	9	AB	R	H	RBI	BB	SO	LOB
Bill Bruton, L (1, 8) OBP: 0.309, SLG: 0.346	0-0 1B SF9 1B	0-0 1-H 2B		0-0 ② F8		0-0 FC6-4 1-2 1B				4	1	3	1	0	0	1
Mel Roach, R (1, 4) OBP: 0.371, SLG: 0.455	0-0 SF9 BB 1-3 1B	0-0 ② F7		0-0 ③ FC5-4 1-2f		0-0 ③ FC6-4 1-2f				4	0	1	0	0	0	4
Eddie Mathews, L (1, 5) OBP: 0.372, SLG: 0.513	B B B B 4-0 S 1-2 BB	S S S 0-3 ③ K			0-0 ① F8					2	0	0	0	1	1	1
Hank Aaron, R (1, 9) OBP: 0.320, SLG: 0.474	0-0 ① SF9 2-3 3-H		0-0 ① 5-3		0-0 ② F9					2	0	0	1	0	0	0
Frank Torre, L (1, 3) OBP: 0.409, SLG: 0.441	0-0 ② F2 1-2		0-0 ② 4-3		B B B B 4-0 FC5-4 BB					2	0	0	0	1	0	2
Johnny Logan, R (1, 6) OBP: 0.335, SLG: 0.409	B B B B 4-0 BB		0-0 1B		0-0 ③ FC5-4 1-2f					2	0	1	0	1	0	1
Harry Hanebrink, L (1, 7) OBP: 0.256, SLG: 0.296	0-0 ③ F8		S S S 0-3 ③ K			S S S 0-3 ① K				3	0	0	0	0	2	4
Del Crandall, R (1, 2) OBP: 0.350, SLG: 0.541		0-0 2B 1B		0-0 ① P4		0-0 ② F7				3	1	1	0	0	0	0
Joey Jay, S (1, 1) OBP: 0.500, SLG: 0.333		S S S 0-3 ① K		B B B 4-0 FC5-4 BB		0-0 1B 1B				2	0	1	0	1	1	1
Inning Stats	R: 1 E: 0 K: 0 S: 5 H: 2 LOB: 3 BB: 2 P: 13	R: 1 E: 0 K: 2 S: 9 H: 2 LOB: 1 BB: 0 P: 9	R: 0 E: 0 K: 1 S: 6 H: 1 LOB: 1 BB: 0 P: 6	R: 0 E: 0 K: 0 S: 3 H: 0 LOB: 1 BB: 1 P: 7	R: 0 E: 0 K: 0 S: 3 H: 0 LOB: 1 BB: 1 P: 7	R: 0 E: 0 K: 1 S: 7 H: 2 LOB: 2 BB: 0 P: 7				1B: 6 2B: 1 3B: 0 HR: 0	SF: 1 SAC: 0 DP: 0 HBP: 0					

PITCHER		IP	WLS	BF	H	R	ER	SO	BB	IBB	HBP	BLK	WP	HR	S	P	ERA	WHIP
Jim Brosnan, R ERA: 2.79	(1, 1)	6.0	L	29	7	2	2	4	4	0	0	0	0	0	33	49	3.00	1.833

PITCHER	IP	WLS	BF	H	R	ER	SO	BB	IBB	HBP	BLK	WP	HR	S	P	ERA	WHIP

TOP

Milwaukee Braves @ St. Louis Cardinals

Sportsman's Park, St. Louis, MO

Fri Jun 13 1958, 4:33 AM EDT

Att. 21,007 - Unknown

livebaseballscorecards.com

AB	24
R	2
H	7
RBI	2
BB	4
SO	4
LOB	14

1B: 6	SF: 1	WP: 0	PA: 29
2B: 1	SAC: 0	PB: 0	
3B: 0	DP: 0	SB: 1	
HR: 0	HBP: 0	CS: 0	

Batter	1	2	3	4	5	6	7	8	9	AB	R	H	RBI	BB	SO	LOB
Don Blasingame, L (1, 4) OBP: 0.386, SLG: 0.409	G5-4-3 1B		K			FC5-4 1B				3	0	2	0	0	1	0
Curt Flood, R (1, 8) OBP: 0.350, SLG: 0.426	G5-4-3 1-2f			6-3		FC5-4 WP 1-2f				3	0	0	0	0	0	2
Stan Musial, L (1, 3) OBP: 0.469, SLG: 0.653	BB			4-3		F9 1-2				2	0	0	0	1	0	1
Joe Cunningham, L (1, 7) OBP: 0.439, SLG: 0.449	K			2-1						2	0	0	0	0	1	1
Ken Boyer, R (1, 5) OBP: 0.337, SLG: 0.492		L4-3 1B			5-3					2	0	1	0	0	0	0
Gene Green, R (1, 9) OBP: 0.411, SLG: 0.530		K			2B					2	0	1	0	0	1	1
Hal Smith, R (1, 2) OBP: 0.323, SLG: 0.330		L4-3 1-2			6-3					2	0	0	0	0	0	2
Eddie Kasko, R (1, 6) OBP: 0.277, SLG: 0.237			5-3		4-3					2	0	0	0	0	0	1
Jim Brosnan, R (1, 1) OBP: 0.188, SLG: 0.172			K			F3				1	0	0	0	0	1	0
Irv Noren, L (6, PH) OBP: 0.356, SLG: 0.333										1	0	0	0	0	0	0
Inning Stats	R: 0 E: 0 K: 1 S: 5 H: 1 LOB: 1 BB: 1 P: 9	R: 0 E: 0 K: 1 S: 5 H: 1 LOB: 0 BB: 0 P: 5	R: 0 E: 0 K: 2 S: 7 H: 0 LOB: 0 BB: 0 P: 7	R: 0 E: 0 K: 0 S: 3 H: 0 LOB: 0 BB: 0 P: 3	R: 0 E: 0 K: 0 S: 4 H: 1 LOB: 1 BB: 0 P: 4	R: 0 E: 0 K: 0 S: 4 H: 1 LOB: 1 BB: 0 P: 4				1B: 3 2B: 2 3B: 0 HR: 0 SF: 0 SAC: 0 DP: 2 HBP: 0						

PITCHER	IP	WLS	BF	H	R	ER	SO	BB	IBB	HBP	BLK	WP	HR	S	P	ERA	WHIP
Joey Jay, R (1, 1) ERA: 4.85	6.0	W	21	4	0	0	4	1	0	0	0	1	0	28	32	0.00	0.833

PITCHER	IP	WLS	BF	H	R	ER	SO	BB	IBB	HBP	BLK	WP	HR	S	P	ERA	WHIP

BOTTOM

Milwaukee Braves @ St. Louis Cardinals

Sportsman's Park, St. Louis, MO

Fri Jun 13 1958, 4:33 AM EDT

Att. 21,007 - Unknown

livebaseballscorecards.com

AB	20
R	0
H	4
RBI	0
BB	1
SO	4
LOB	8

WP: 1 PA: 21
PB: 0
SB: 0
CS: 0

Batter	1	2	3	4	5	6	7	8	9	AB	R	H	RBI	BB	SO	LOB
Red Schoendienst, S (1, 4) OBP: 0.359, SLG: 0.331	4-3		P6		G3-6-3 1-2f					3	0	0	0	0	0	1
Bill Bruton, L (1, 8) OBP: 0.345, SLG: 0.389	BBBB 4-0 1B 1B BB			E9 E 2B		G6-4-3 1B				2	1	2	0	1	0	0
Eddie Mathews, L (1, 5) OBP: 0.367, SLG: 0.505	F7			E1 G6-4-3 3-H		F8				3	0	0	1	0	0	2
Hank Aaron, R (1, 9) OBP: 0.321, SLG: 0.472	1-H 1B			G6-4-3 1-2f		G6-4-3 1-2f				3	0	1	0	0	0	2
Frank Torre, L (1, 3) OBP: 0.415, SLG: 0.447		F8		1B 1B			SH5-4 1B 1B			3	0	2	0	0	0	0
Johnny Logan, R (1, 6) OBP: 0.339, SLG: 0.413		F2		1-2 1B			1-2 SH5-4 1B			3	0	2	0	0	0	0
Harry Hanebrink, L (1, 7) OBP: 0.250, SLG: 0.289		1-3		G3			1-2 2-3 SH5-4			2	0	0	0	0	0	2
Del Crandall, R (1, 2) OBP: 0.350, SLG: 0.533			6-3		SSS K		IIII IBB			2	0	0	0	1	1	0
Warren Spahn, L (1, 1) OBP: 0.420, SLG: 0.500			L5		G3-6-3 1B					2	0	1	0	0	0	0
Inning Stats	R: 0 H: 1 E: 0 LOB: 2 K: 0 BB: 1 S: 3 P: 7	R: 0 H: 0 E: 0 LOB: 0 K: 0 BB: 0 S: 3 P: 3	R: 0 H: 0 E: 0 LOB: 0 K: 0 BB: 0 S: 3 P: 3	R: 1 H: 3 E: 2 LOB: 2 K: 0 BB: 0 S: 6 P: 6	R: 0 H: 1 E: 0 LOB: 0 K: 1 BB: 0 S: 5 P: 5	R: 0 H: 1 E: 0 LOB: 0 K: 0 BB: 0 S: 3 P: 3	R: 0 H: 2 E: 0 LOB: 3 K: 0 BB: 1 S: 3 P: 7			1B: 7 SF: 0 2B: 1 SAC: 1 3B: 0 DP: 3 HR: 0 HBP: 0						

TOP

Milwaukee Braves @ St. Louis Cardinals

Sportsman's Park, St. Louis, MO

Sat Jun 14 1958, 4:33 AM EDT

Att. 16,945 - Unknown

livebaseballscorecards.com

AB	23
R	1
H	8
RBI	1
BB	2
SO	1
LOB	7

PITCHER		IP	WLS	BF	H	R	ER	SO	BB	IBB	HBP	BLK	WP	HR	S	P	ERA	WHIP
Larry Jackson, R ERA: 3.61	(1, 1)	6.1	W	26	8	1	1	1	1	1	0	0	0	0	26	34	1.42	1.421

PITCHER		IP	WLS	BF	H	R	ER	SO	BB	IBB	HBP	BLK	WP	HR	S	P	ERA	WHIP

Batter	1	2	3	4	5	6	7	8	9	AB	R	H	RBI	BB	SO	LOB
Don Blasingame, L (1, 4) OBP: 0.390, SLG: 0.410	6-3		G4-6-3, 1B		FC3-6, BB					2	0	1	0	1	0	0
Eddie Kasko, R (1, 6) OBP: 0.279, SLG: 0.241	CS, 1B		G4-6-3, 1-2f		FC3-6, BB, 1-2f					3	0	1	0	0	0	2
Stan Musial, L (1, 3) OBP: 0.467, SLG: 0.646	F3, 1-2		F7		BB, 1-2					2	0	0	0	1	0	1
Ken Boyer, R (1, 5) OBP: 0.337, SLG: 0.506		L5		HR	F7					3	1	1	1	0	0	2
Gene Green, R (1, 9) OBP: 0.416, SLG: 0.555		FC4-6, 1B		HR	3-1					3	1	2	1	0	0	2
Del Ennis, R (1, 7) OBP: 0.302, SLG: 0.365		FC4-6, 2B, 1-2f		6-3		4-3				3	0	0	0	0	0	1
Curt Flood, R (1, 8) OBP: 0.358, SLG: 0.454		1-3, 2B		2B		5-3				3	0	2	0	0	0	0
Hal Smith, R (1, 2) OBP: 0.323, SLG: 0.325		FC6, IBB		P5		6-3				2	0	0	0	1	0	1
Larry Jackson, R (1, 1) OBP: 0.095, SLG: 0.095		FC6, 1-2f		K						2	0	0	0	0	1	4
Inning Stats	R: 0 E: 0 K: 0 S: 3 H: 1 LOB: 0 BB: 0 P: 3	R: 0 E: 0 K: 0 S: 5 H: 2 LOB: 3 BB: 1 P: 9	R: 0 E: 0 K: 0 S: 3 H: 1 LOB: 0 BB: 0 P: 3	R: 2 E: 0 K: 1 S: 8 H: 3 LOB: 1 BB: 0 P: 8	R: 0 E: 0 K: 0 S: 3 H: 0 LOB: 2 BB: 2 P: 11	R: 0 E: 0 K: 0 S: 3 H: 0 LOB: 0 BB: 0 P: 3				1B: 3 2B: 2 3B: 0 HR: 2 SF: 0 SAC: 0 DP: 1 HBP: 0						

PITCHER	IP	WLS	BF	H	R	ER	SO	BB	IBB	HBP	BLK	WP	HR	S	P	ERA	WHIP
Warren Spahn, L (1, 1) ERA: 3.13	6.0	L	26	7	2	2	1	2	1	0	0	0	2	25	37	3.00	1.500

PITCHER	IP	WLS	BF	H	R	ER	SO	BB	IBB	HBP	BLK	WP	HR	S	P	ERA	WHIP

BOTTOM

Milwaukee Braves @ St. Louis Cardinals

Sportsman's Park, St. Louis, MO

Sat Jun 14 1958, 4:33 AM EDT

Att. 16,945 - Unknown

livebaseballscorecards.com

AB	23
R	2
H	7
RBI	2
BB	3
SO	1
LOB	13

Batter	1	2	3	4	5	6	7	8	9	AB	R	H	RBI	BB	SO	LOB
Red Schoendienst, S (1, 4) OBP: 0.357, SLG: 0.324	F5		CS 1-2	P5		F8		BBB 4-0 BLK 1-2 2-3 BB		3	0	0	0	1	0	1
Bill Bruton, L (1, 8) OBP: 0.344, SLG: 0.386	F5			G4-6-3 1B			F7	F3 1-2 2-3 3-H		3	0	1	0	0	0	0
Mel Roach, R (8, PH) OBP: 0.361, SLG: 0.441										1	0	0	0	0	0	2
Don McMahon, R (8, 1)										0	0	0	0	0	0	0
Eddie Mathews, L (1, 5) OBP: 0.361, SLG: 0.495	1-3			G4-6-3 1-2f			F9	SSS K		4	0	0	0	0	1	1
Hank Aaron, R (1, 9) OBP: 0.324, SLG: 0.475		5-3			SSS K		2B	BBBB 1B BB		3	1	1	0	1	1	0
Frank Torre, L (1, 3) OBP: 0.410, SLG: 0.441		P6			F9		SSS K		1B 1-3	4	0	1	0	0	1	1
Johnny Logan, R (1, 6) OBP: 0.342, SLG: 0.414		6-3			SSS K			BB 1B BLK 1B	HR 1-3 3-H	4	2	2	1	0	1	0
Harry Hanebrink, L (1, 7) OBP: 0.260, SLG: 0.326			BBBBB CS BB			F2		SSS K	HR 1-H	3	1	1	2	1	1	1
Del Crandall, R (1, 2) OBP: 0.341, SLG: 0.519			F9			6-3		SSS K	L7	4	0	0	0	0	1	2
Bob Rush, R (1, 1) OBP: 0.200, SLG: 0.174			SSS K			1B		BLK BB 1-2 1B		2	0	1	0	0	1	1
Joe Adcock, R (8, PH) OBP: 0.349, SLG: 0.568										1	0	1	0	0	0	0
Felix Mantilla, R (8, PR) OBP: 0.306, SLG: 0.391										0	0	0	0	0	0	0
(8, 8)																
Inning Stats	R: 0 E: 0 K: 0 S: 3	H: 0 LOB: 0 BB: 0 P: 3	R: 0 E: 0 K: 0 S: 3	H: 0 LOB: 0 BB: 0 P: 3	R: 0 E: 0 K: 1 S: 4	H: 0 LOB: 0 BB: 1 P: 8	R: 0 E: 0 K: 0 S: 3	H: 1 LOB: 0 BB: 0 P: 3	R: 0 E: 0 K: 2 S: 7	H: 0 LOB: 0 BB: 0 P: 7	R: 0 E: 0 K: 0 S: 4	H: 1 LOB: 1 BB: 0 P: 4	R: 0 E: 0 K: 1 S: 6	H: 1 LOB: 1 BB: 0 P: 6	R: 1 E: 0 K: 2 S: 9	H: 2 LOB: 3 BB: 1 P: 13	R: 3 E: 0 K: 1 S: 7	H: 3 LOB: 0 BB: 1 P: 11	1B: 6 2B: 1 3B: 0 HR: 1	SF: 0 SAC: 0 DP: 1 HBP: 0	WP: 0 PB: 0 SB: 0 CS: 1	PA: 36						

PITCHER		IP	WLS	BF	H	R	ER	SO	BB	IBB	HBP	BLK	WP	HR	S	P	ERA	WHIP
Sam Jones, R ERA: 3.29	(1, 1)	7.2		28	5	1	1	6	2	0	0	0	0	0	38	46	1.17	0.913
Morrie Martin, L ERA: 3.97	(8, 1)	0.2		4	1	2	2	1	1	0	0	1	0	0	5	9	27.00	3.000
Lindy McDaniel, R ERA: 5.67	(9, 1)	0.2	L	3	2	1	1	0	0	0	0	0	0	1	3	3	13.50	3.000

PITCHER	IP	WLS	BF	H	R	ER	SO	BB	IBB	HBP	BLK	WP	HR	S	P	ERA	WHIP

TOP

Milwaukee Braves @ St. Louis Cardinals

Sportsman's Park, St. Louis, MO

Sun Jun 15 1958, 4:33 AM EDT

Att. 20,547 - Unknown

livebaseballscorecards.com

AB	32
R	4
H	8
RBI	3
BB	3
SO	7
LOB	9

Batter	1	2	3	4	5	6	7	8	9	AB	R	H	RBI	BB	SO	LOB
Don Blasingame, L (1, 4) OBP: 0.388, SLG: 0.407	F8		F2			S HR 1B		P4		4	1	1	0	0	0	0
Joe Cunningham, L (1, 7) (9, 3) OBP: 0.441, SLG: 0.484	5-3 1B			F9		1-H HR		6-3		4	1	2	2	0	0	0
Stan Musial, L (1, 3) OBP: 0.460, SLG: 0.635	5-3 1-2			K		F7			F9	3	0	0	0	0	1	1
Irv Noren, L (9, 7) OBP: 0.351, SLG: 0.328										1	0	0	0	0	0	0
Ken Boyer, R (1, 5) OBP: 0.335, SLG: 0.500	F9			F2		F7			BB 1B	4	0	1	0	0	0	1
Gene Green, R (1, 9) OBP: 0.411, SLG: 0.543		BBBB FC5-4 BB			3-1	6-3			F7	3	0	0	0	1	0	1
Curt Flood, R (1, 8) OBP: 0.355, SLG: 0.440		FC5-4 3-6 1-2f			K		L7		BBBB 1-2 BB	3	0	0	0	1	1	1
Hal Smith, R (1, 2) OBP: 0.315, SLG: 0.317		3-6 1-2f			E5		6-3		F9	3	0	0	0	0	0	1
Wally Moon, L (9, PH) OBP: 0.386, SLG: 0.299										1	0	0	0	0	0	2
Eddie Kasko, R (1, 6) OBP: 0.281, SLG: 0.235			6-3		IBB		F3			2	0	0	0	1	0	0
Sam Jones, R (1, 1) OBP: 0.129, SLG: 0.100			P4		1-3			SSS K		2	0	0	0	0	0	2
Morrie Martin, L (8, 1)										1	0	0	0	0	1	0
Lindy McDaniel, R (9, 1) OBP: 0.100, SLG: 0.100										0	0	0	0	0	0	0
Inning Stats	R: 0 E: 0 K: 0 S: 4 H: 1 LOB: 1 BB: 0 P: 4	R: 0 E: 0 K: 0 S: 2 H: 0 LOB: 0 BB: 1 P: 6	R: 0 E: 0 K: 0 S: 3 H: 0 LOB: 0 BB: 0 P: 3	R: 0 E: 0 K: 1 S: 5 H: 0 LOB: 0 BB: 0 P: 5	R: 0 E: 1 K: 1 S: 6 H: 0 LOB: 2 BB: 1 P: 10	R: 2 E: 0 K: 0 S: 5 H: 2 LOB: 0 BB: 0 P: 5	R: 0 E: 0 K: 0 S: 3 H: 0 LOB: 0 BB: 0 P: 3	R: 0 E: 0 K: 1 S: 5 H: 0 LOB: 0 BB: 0 P: 5	R: 0 E: 0 K: 0 S: 4 H: 1 LOB: 2 BB: 1 P: 8	1B: 3 2B: 1 3B: 0 HR: 1	SF: 0 SAC: 0 DP: 1 HBP: 0			WP: 0 PB: 0 SB: 1 CS: 0	PA: 34		

PITCHER		IP	WLS	BF	H	R	ER	SO	BB	IBB	HBP	BLK	WP	HR	S	P	ERA	WHIP
Bob Rush, R ERA: 3.29	(1, 1)	7.0		26	3	2	2	2	1	1	0	0	0	1	28	36	2.57	0.571
Don McMahon, R ERA: 2.84	(8, 1)	2.0	W	8	1	0	0	1	1	0	0	0	0	0	9	13	0.00	1.000

PITCHER	IP	WLS	BF	H	R	ER	SO	BB	IBB	HBP	BLK	WP	HR	S	P	ERA	WHIP

BOTTOM

Milwaukee Braves @ St. Louis Cardinals

Sportsman's Park, St. Louis, MO

Sun Jun 15 1958, 4:33 AM EDT

Att. 20,547 - Unknown

livebaseballscorecards.com

AB	31
R	2
H	4
RBI	2
BB	3
SO	3
LOB	9

Batter	1	2	3	4	5	6	7	8	9	AB	R	H	RBI	BB	SO	LOB
Tony Taylor, R (1, 4) OBP: 0.265, SLG: 0.212	1B		K		K			G6-4-3 HBP 14 1B		4	2	2	0	0	2	0
Alvin Dark, R (1, 5) OBP: 0.352, SLG: 0.378	14 G4-6-3 1B 1-3 1B		1B 2B		1B			H 1-0 G6-4-3 1-2 HBP		3	0	3	0	0	0	0
Lee Walls, R (1, 9) OBP: 0.375, SLG: 0.563	14 G4-6-3 1-2 3-H 1B		2-3 1B		F3			G6-4-3 1-2f 2-3		4	0	2	1	0	0	3
14 Ernie Banks, R (1, 6) OBP: 0.372, SLG: 0.649	G4-6-3 1-2f 2-3		F3			K		FC4-6 3-H 1B		4	0	1	1	0	1	4
Walt Moryn, L (1, 7) OBP: 0.370, SLG: 0.523	4-3		F6			3-1		FC4-6 1-2f		4	0	0	0	0	0	4
Dale Long, L (1, 3) OBP: 0.377, SLG: 0.468		4-3		F7		3-1			6-3	4	0	0	0	0	0	0
Sammy Taylor, L (1, 2) OBP: 0.338, SLG: 0.371		4-3		3-1			F7		4-3	4	0	0	0	0	0	0
Bobby Thomson, R (1, 8) OBP: 0.360, SLG: 0.477		BBBB 4-0 BB		5-3			4-3		HR	3	1	1	1	1	0	0
Moe Drabowsky, R (1, 1) OBP: 0.185, SLG: 0.185		K			F4		1-3		6-3	2	0	0	0	0	1	1
Glen Hobbie, R (5, 1) OBP: 0.214, SLG: 0.192										1	0	0	0	0	0	0
Chuck Tanner, L (9, PH) OBP: 0.308, SLG: 0.429										1	0	0	0	0	0	0
Inning Stats	R: 1 H: 3 E: 0 LOB: 1 K: 0 BB: 0 S: 5 P: 5	R: 0 H: 0 E: 0 LOB: 1 K: 1 BB: 1 S: 5 P: 9	R: 0 H: 2 E: 0 LOB: 2 K: 1 BB: 0 S: 7 P: 7	R: 0 H: 0 E: 0 LOB: 0 K: 0 BB: 0 S: 3 P: 3	R: 0 H: 1 E: 0 LOB: 1 K: 1 BB: 0 S: 6 P: 6	R: 0 H: 0 E: 0 LOB: 0 K: 1 BB: 0 S: 5 P: 5	R: 0 H: 0 E: 0 LOB: 0 K: 0 BB: 0 S: 3 P: 3	R: 1 H: 2 E: 0 LOB: 1 K: 0 BB: 0 S: 4 P: 5	R: 1 H: 1 E: 0 LOB: 0 K: 0 BB: 0 S: 4 P: 4	1B: 7 SF: 0 2B: 1 SAC: 0 3B: 0 DP: 2 HR: 1 HBP: 1						

TOP

Chicago Cubs @ Milwaukee Braves

Milwaukee County Stadium, Milwaukee, WI

Tue Jun 17 1958, 8:05 PM EDT

Att. 28,143 - Unknown

livebaseballscorecards.com

AB	34
R	3
H	9
RBI	3
BB	1
SO	4
LOB	12

WP: 0 PA: 36
PB: 0
SB: 0
CS: 0

PITCHER	IP	WLS	BF	H	R	ER	SO	BB	IBB	HBP	BLK	WP	HR	S	P	ERA	WHIP
Lew Burdette, R (1, 1) ERA: 4.28	9.0	W	36	9	3	3	4	1	0	1	0	0	1	42	47	3.00	1.111

PITCHER	IP	WLS	BF	H	R	ER	SO	BB	IBB	HBP	BLK	WP	HR	S	P	ERA	WHIP

Batter	1	2	3	4	5	6	7	8	9	AB	R	H	RBI	BB	SO	LOB
Red Schoendienst, S (1, 4) OBP: 0.354, SLG: 0.322	1-3		3-1		HBP 1B BB 1B	F9				4	1	1	0	0	0	0
Bill Bruton, L (1, 8) OBP: 0.338, SLG: 0.377	FC6-4 2B BB 1B		6-3		K	F3				4	1	1	0	0	1	1
Eddie Mathews, L (1, 5) OBP: 0.363, SLG: 0.492	FC6-4 1-2 BB		K		BB HBP 1-2 1B		F6			3	1	1	0	1	1	0
Hank Aaron, R (1, 9) OBP: 0.318, SLG: 0.466	FC6-4 2B 1-2f 2-3			5-3	K		F8			4	1	0	0	0	1	4
Frank Torre, L (1, 3) OBP: 0.420, SLG: 0.455	2B 1-H 3-H			2B 1B	BB 1B 1-2 2-3 HBP		F8			3	2	2	2	0	0	0
Johnny Logan, R (1, 6) OBP: 0.345, SLG: 0.418	F4			2B 1-H	1B 1-2 2-3 3-H BB			K		3	0	1	2	1	1	1
Harry Hanebrink, L (1, 7) OBP: 0.260, SLG: 0.322		1-3		F8	1B 1-2 2-H 3-H			4-3		4	0	1	2	0	0	1
Del Crandall, R (1, 2) OBP: 0.339, SLG: 0.510		F9		IBB	K			6-3		3	0	0	0	1	1	2
Lew Burdette, R (1, 1) OBP: 0.188, SLG: 0.188		K		F4		6-3				3	0	0	0	0	1	2
Inning Stats	R: 2 E: 0 K: 0 S: 5 H: 2 LOB: 1 BB: 1 P: 9	R: 0 E: 0 K: 1 S: 5 H: 0 LOB: 0 BB: 0 P: 5	R: 0 E: 0 K: 1 S: 5 H: 0 LOB: 0 BB: 0 P: 5	R: 1 E: 0 K: 0 S: 5 H: 2 LOB: 2 BB: 1 P: 9	R: 3 E: 0 K: 3 S: 12 H: 3 LOB: 2 BB: 1 P: 17	R: 0 E: 0 K: 0 S: 3 H: 0 LOB: 0 BB: 0 P: 3	R: 0 E: 0 K: 0 S: 3 H: 0 LOB: 0 BB: 0 P: 3	R: 0 E: 0 K: 1 S: 5 H: 0 LOB: 0 BB: 0 P: 5		1B: 5 2B: 2 3B: 0 HR: 0 SF: 0 SAC: 0 DP: 0 HBP: 1						

PITCHER	IP	WLS	BF	H	R	ER	SO	BB	IBB	HBP	BLK	WP	HR	S	P	ERA	WHIP
Moe Drabowsky, R (1, 1) ERA: 4.19	4.2	L	25	7	6	6	4	2	1	1	0	0	0	29	42	11.57	1.929
Glen Hobbie, R (5, 1) ERA: 3.94	3.1		10	0	0	0	2	0	0	0	0	0	0	14	14	0.00	0.000

PITCHER	IP	WLS	BF	H	R	ER	SO	BB	IBB	HBP	BLK	WP	HR	S	P	ERA	WHIP

BOTTOM

Chicago Cubs @ Milwaukee Braves

Milwaukee County Stadium, Milwaukee, WI

Tue Jun 17 1958, 8:05 PM EDT

Att. 28,143 - Unknown

livebaseballscorecards.com

AB	31
R	6
H	7
RBI	6
BB	3
SO	6
LOB	11

Chicago Cubs @ Milwaukee Braves

Milwaukee County Stadium, Milwaukee, WI

Thu Jun 19 1958, 8:05 PM EDT

Att. 21,491 - Unknown

livebaseballscorecards.com

TOP

Batter	1	2	3	4	5	6	7	8	9	AB	R	H	RBI	BB	SO	LOB
Tony Taylor, R (1, 4) OBP: 0.268, SLG: 0.241	0-0 1-4-3 14 S 2B	0-0 6-3			0-0 F9	0-0 F8			0-0 HR	5	2	2	1	0	0	4
Alvin Dark, R (1, 5) OBP: 0.353, SLG: 0.392	0-0 6-3		0-0 6-3		0-0 F9		0-0 HR		B B B B 4-0 4-3 BB	4	1	1	1	1	0	1
Lee Walls, R (1, 9) OBP: 0.372, SLG: 0.556	0-0 1-4-3 2-3		0-0 F3		0-0 1B		0-0 F8		0-0 4-3 1-2	5	0	1	0	0	0	2
14 Ernie Banks, R (1, 6) OBP: 0.373, SLG: 0.642	B B B B 4-0 3-H BB		0-0 1B		0-0 F8		S S S 0-3 K		0-0 F9	4	0	1	0	1	1	2
Bobby Thomson, R (1, 8) OBP: 0.354, SLG: 0.468	S S S 0-3 K		0-0 5-3			0-0 5-3	0-0 6-3			4	0	0	0	0	1	2
Walt Moryn, L (1, 7) OBP: 0.375, SLG: 0.553		0-0 5-3 1B 1B		0-0 HR		0-0 HR		0-0 F4		4	2	3	2	0	0	0
Dale Long, L (1, 3) OBP: 0.374, SLG: 0.464		0-0 5-3 1-2 1B		S S S 0-3 K		0-0 4-3		S S S 0-3 K		4	0	1	0	0	2	0
Cal Neeman, R (1, 2) OBP: 0.315, SLG: 0.500		0-0 5-3 1-2 2-3		0-0 6-3		0-0 BB 1B		S S S 0-3 K		4	0	1	0	0	1	2
John Briggs, R (1, 1)		S S S 0-3 K		S S S 0-3 K		B B B B 4-0 1-2 BB			S S S 0-3 K	2	0	0	0	0	2	2
Bill Henry, L (4, 1)										0	0	0	0	0	0	0
Jim Bolger, R (6, PH) OBP: 0.324, SLG: 0.400										0	0	0	0	1	0	0
Glen Hobbie, R (6, 1) OBP: 0.207, SLG: 0.185										1	0	0	0	0	1	0
Inning Stats	R: 1 E: 0 K: 1 S: 6 H: 1 LOB: 1 BB: 1 P: 10	R: 0 E: 0 K: 1 S: 7 H: 2 LOB: 2 BB: 0 P: 7	R: 0 E: 0 K: 0 S: 4 H: 1 LOB: 1 BB: 0 P: 4	R: 1 E: 0 K: 2 S: 8 H: 1 LOB: 0 BB: 0 P: 8	R: 0 E: 0 K: 0 S: 4 H: 1 LOB: 1 BB: 0 P: 4	R: 1 E: 0 K: 0 S: 5 H: 2 LOB: 2 BB: 1 P: 9	R: 1 E: 0 K: 1 S: 6 H: 1 LOB: 0 BB: 0 P: 6	R: 0 E: 0 K: 2 S: 7 H: 0 LOB: 0 BB: 0 P: 7	R: 1 E: 0 K: 1 S: 6 H: 1 LOB: 1 BB: 1 P: 10	1B: 5 2B: 1 3B: 0 HR: 4	SF: 0 SAC: 0 DP: 0 HBP: 0						

	AB	37
	R	5
	H	10
	RBI	4
	BB	3
	SO	8
	LOB	15

WP: 0 PB: 0 SB: 1 CS: 0 PA: 40

PITCHER		IP	WLS	BF	H	R	ER	SO	BB	IBB	HBP	BLK	WP	HR	S	P	ERA	WHIP
Warren Spahn, L ERA: 3.28	(1, 1)	8.1	L	38	10	5	5	8	3	0	0	0	0	4	51	63	5.40	1.560
Bob Trowbridge, R ERA: 2.84	(9, 1)	0.2		2	0	0	0	0	0	0	0	0	0	0	2	2	0.00	0.000

PITCHER	IP	WLS	BF	H	R	ER	SO	BB	IBB	HBP	BLK	WP	HR	S	P	ERA	WHIP

Batter	1	2	3	4	5	6	7	8	9	AB	R	H	RBI	BB	SO	LOB
Red Schoendienst, S (1, 4) OBP: 0.355, SLG: 0.324	F3	1-3		2B 1B	F7			1-2 G3 1B		5	0	2	0	0	0	3
Bill Bruton, L (1, 8) OBP: 0.329, SLG: 0.354	BB BB		4-3	F5		4-3		F8		4	0	0	0	1	0	3
Eddie Mathews, L (1, 5) OBP: 0.364, SLG: 0.493	1-2 BB		3-1	1-3 2B		3-1		G3 1-2 2-3		4	0	1	0	1	0	2
Hank Aaron, R (1, 9) OBP: 0.324, SLG: 0.462	F8		BB	IBB		F9		HBP		2	0	0	0	2	0	2
Frank Torre, L (1, 3) OBP: 0.405, SLG: 0.437	F7		5-3	K			F9	F8		5	0	0	0	0	1	9
Johnny Logan, R (1, 6) OBP: 0.350, SLG: 0.419		F5		F8		3B 1B			BB FC3-6	4	1	2	0	1	0	0
Harry Hanebrink, L (1, 7) OBP: 0.275, SLG: 0.330 Andy Pafko, R (5, PH) (6, 7) OBP: 0.292, SLG: 0.354	BB 1B			2B 1B		1-H 3B				1 3	1 0	1 1	0 1	1 0	0 0	0 2
Del Rice, R (1, 2) OBP: 0.308, SLG: 0.367	K			1-H HR 2B		5-3				5	1	1	1	0	3	4
Warren Spahn, L (1, 1) OBP: 0.444, SLG: 0.583 Bob Trowbridge, R (9, 1) OBP: 0.333, SLG: 0.333 Joe Adcock, R (9, PH) OBP: 0.345, SLG: 0.563	1-2 1B			2-H HR		K		G3 1B	F	4 0 1	1 0 0	3 0 0	2 0 0	0 0 0	1 0 0	1 0 1
Inning Stats	R: 0 E: 0 K: 0 S: 3 H: 0 LOB: 2 BB: 2 P: 11	R: 0 E: 0 K: 1 S: 6 H: 1 LOB: 2 BB: 1 P: 10	R: 0 E: 0 K: 0 S: 3 H: 0 LOB: 1 BB: 1 P: 7	R: 3 E: 0 K: 1 S: 10 H: 5 LOB: 3 BB: 1 P: 14	R: 1 E: 0 K: 1 S: 7 H: 2 LOB: 1 BB: 0 P: 7	R: 0 E: 0 K: 0 S: 3 H: 0 LOB: 0 BB: 0 P: 3	R: 0 E: 0 K: 1 S: 6 H: 1 LOB: 1 BB: 0 P: 6	R: 0 E: 0 K: 0 S: 5 H: 2 LOB: 3 BB: 0 P: 6	R: 0 E: 0 K: 1 S: 5 H: 0 LOB: 1 BB: 1 P: 9							

BOTTOM

Chicago Cubs @ Milwaukee Braves

Milwaukee County Stadium, Milwaukee, WI

Thu Jun 19 1958, 8:05 PM EDT

Att. 21,491 - Unknown

livebaseballscorecards.com

AB	38
R	4
H	11
RBI	4
BB	6
SO	5
LOB	27

1B: 7 SF: 0
2B: 2 SAC: 0
3B: 1 DP: 0
HR: 1 HBP: 1

WP: 0 PA: 45
PB: 0
SB: 0
CS: 0

PITCHER		IP	WLS	BF	H	R	ER	SO	BB	IBB	HBP	BLK	WP	HR	S	P	ERA	WHIP
John Briggs, R ERA: 6.75	(1, 1)	3.1		19	5	3	3	1	4	0	0	0	0	1	17	33	8.10	2.700
Bill Henry, L ERA: 1.13	(4, 1)	1.2		9	3	1	1	2	0	1	0	0	0	0	12	16	5.40	1.800
Glen Hobbie, R ERA: 3.75	(6, 1)	4.0	W	17	3	0	0	2	1	0	1	0	0	0	19	24	0.00	1.000

PITCHER	IP	WLS	BF	H	R	ER	SO	BB	IBB	HBP	BLK	WP	HR	S	P	ERA	WHIP

Batter	1	2	3	4	5	6	7	8	9	AB	R	H	RBI	BB	SO	LOB
Don Blasingame, L (1, 4) OBP: 0.373, SLG: 0.386	F2			L9		3-1		2B 1B	FC6-4 1-2 BB	4	1	1	0	1	0	0
Joe Cunningham, L (1, 7) OBP: 0.470, SLG: 0.515	BBBB G4-6-3 BB			1B 1B BB		BBBB FC6-4 BB		BB 1-H 2B	FC6-4 1-2f	2	1	1	1	3	0	2
Stan Musial, L (1, 3) OBP: 0.453, SLG: 0.629	G4-6-3 1-2f			F7		F7		BB IBB		3	0	0	0	1	0	3
Ken Boyer, R (1, 5) OBP: 0.338, SLG: 0.515		4-3		1B 1B 1-2		FC6-4 1-2f		BBBB 1-2 2-3 BB		3	0	1	0	1	0	1
Gene Green, R (1, 9) OBP: 0.411, SLG: 0.526		G5-4-3 1B		1-3 2-H 1B			E4 L4-3	SSS K		4	0	2	1	0	1	3
Curt Flood, R (1, 8) OBP: 0.357, SLG: 0.442		G5-4-3 1-2f		5-3			F9		BBBB 3-1 PB WP BB	3	1	0	0	1	0	4
Hobie Landrith, L (1, 2) OBP: 0.341, SLG: 0.212			3-1		4-3		L4-3 1-2		3-1 1-3	4	0	0	0	0	0	2
Eddie Kasko, R (1, 6) OBP: 0.288, SLG: 0.253 Irv Noren, L (8, PH) OBP: 0.333, SLG: 0.309 Johnny O'Brien, R (8, 6) Del Ennis, R (9, PH) OBP: 0.305, SLG: 0.369			SSS K2-3		1-3			4-3	P6 3-H	2 1 0 1	0 0 0 0	0 0 0 0	0 0 0 0	0 0 0 0	1 0 0 0	0 0 0 0
Sam Jones, R (1, 1) OBP: 0.121, SLG: 0.094 Wally Moon, L (8, PH) OBP: 0.372, SLG: 0.286 Billy Muffett, R (8, 1) OBP: 0.286, SLG: 0.333 Phil Paine, R (8, 1) OBP: 0.333, SLG: 0.333 Joe Taylor, R (9, PH) OBP: 0.385, SLG: 0.455			L9		6-3			4-3	BBBB BB	2 1 0 0 0	0 0 0 0 0	0 0 0 0 0	0 0 0 0 0	0 0 0 0 1	0 0 0 0 0	0 0 0 0 0
Inning Stats	R: 0 E: 0 K: 0 S: 2 H: 0 LOB: 0 BB: 1 P: 6	R: 0 E: 0 K: 0 S: 3 H: 1 LOB: 0 BB: 0 P: 3	R: 0 E: 0 K: 1 S: 5 H: 0 LOB: 0 BB: 0 P: 5	R: 1 E: 0 K: 0 S: 5 H: 2 LOB: 2 BB: 1 P: 9	R: 0 E: 0 K: 0 S: 3 H: 0 LOB: 0 BB: 0 P: 3	R: 0 E: 0 K: 0 S: 3 H: 0 LOB: 1 BB: 1 P: 7	R: 0 E: 1 K: 0 S: 3 H: 0 LOB: 0 BB: 0 P: 3	R: 1 E: 0 K: 1 S: 7 H: 2 LOB: 3 BB: 2 P: 15	R: 1 E: 0 K: 0 S: 3 H: 0 LOB: 2 BB: 3 P: 15	1B: 4 2B: 2 3B: 0 HR: 0	SF: 0 SAC: 0 DP: 3 HBP: 0						

PITCHER		IP	WLS	BF	H	R	ER	SO	BB	IBB	HBP	BLK	WP	HR	S	P	ERA	WHIP
Bob Rush, R ERA: 3.2	(1, 1)	7.2	W	29	5	2	2	1	3	0	0	0	0	0	28	40	2.35	1.043
Don McMahon, R ERA: 2.73	(8, 1)	1.1	S	9	0	1	0	1	4	1	0	0	1	0	6	26	0.00	3.000

PITCHER	IP	WLS	BF	H	R	ER	SO	BB	IBB	HBP	BLK	WP	HR	S	P	ERA	WHIP

TOP

St. Louis Cardinals @ Milwaukee Braves

Milwaukee County Stadium, Milwaukee, WI

Fri Jun 20 1958, 4:33 AM EDT

Att. 34,221 - Unknown

livebaseballscorecards.com

AB	30
R	3
H	5
RBI	2
BB	8
SO	2
LOB	15

1B: 4	SF: 0	WP: 1	PA: 38
2B: 2	SAC: 0	PB: 1	
3B: 0	DP: 3	SB: 0	
HR: 0	HBP: 0	CS: 0	

St. Louis Cardinals @ Milwaukee Braves

Milwaukee County Stadium, Milwaukee, WI

Fri Jun 20 1958, 4:33 AM EDT

Att. 34,221 - Unknown

BOTTOM

Batter	1	2	3	4	5	6	7	8	9	AB	R	H	RBI	BB	SO	LOB
Red Schoendienst, S (1, 4) OBP: 0.353, SLG: 0.322	HR 1B	F3			F8		F8			4	1	1	0	0	0	1
Bill Bruton, L (1, 8) OBP: 0.324, SLG: 0.362	K	4-3			K			PB HR 2B		4	1	1	0	0	2	1
Eddie Mathews, L (1, 5) OBP: 0.366, SLG: 0.505	1-H HR	P6				4-3		PB HR BB		3	2	1	2	1	0	0
Frank Torre, L (1, 3) OBP: 0.408, SLG: 0.434	F9	F8				BB 1B		1-2 2-3 HR IBB		3	1	1	0	1	0	0
Hank Aaron, R (1, 9) OBP: 0.327, SLG: 0.474	4-3			L7		1-2 BB		1-H 2-H 3-H HR		3	1	1	4	1	0	0
Harry Hanebrink, L (1, 7) OBP: 0.267, SLG: 0.319		3-1		F8		F8		F8		3	0	0	0	0	0	2
Andy Pafko, R (7, 7) OBP: 0.289, SLG: 0.349										1	0	0	0	0	0	0
Johnny Logan, R (1, 6) OBP: 0.353, SLG: 0.432		HR		FC5-4 BB		4-3		K		3	1	1	1	1	1	2
Del Rice, R (1, 2) OBP: 0.286, SLG: 0.340		F8		1-2f FC5-4			5-3	K		4	0	0	0	0	1	1
Bob Rush, R (1, 1) OBP: 0.214, SLG: 0.192		1B			4-3		K			3	0	1	0	0	1	0
Don McMahon, R (8, 1)										0	0	0	0	0	0	0
Inning Stats	R: 2 E: 0 K: 1 S: 7 H: 2 LOB: 0 BB: 0 P: 7	R: 1 E: 0 K: 0 S: 5 H: 2 LOB: 1 BB: 0 P: 5	R: 0 E: 0 K: 0 S: 3 H: 0 LOB: 0 BB: 0 P: 3	R: 0 E: 0 K: 0 S: 3 H: 0 LOB: 1 BB: 1 P: 7	R: 0 E: 0 K: 1 S: 5 H: 0 LOB: 0 BB: 0 P: 5	R: 0 E: 0 K: 0 S: 4 H: 1 LOB: 2 BB: 1 P: 8	R: 0 E: 0 K: 1 S: 5 H: 0 LOB: 0 BB: 0 P: 5	R: 4 E: 0 K: 2 S: 9 H: 2 LOB: 0 BB: 2 P: 17		1B: 3 2B: 1 3B: 0 HR: 3	SF: 0 SAC: 0 DP: 0 HBP: 0						

	AB	31
	R	7
	H	7
	RBI	7
	BB	4
	SO	5
	LOB	7

WP: 0 PB: 1 SB: 0 CS: 0 PA: 35

livebaseballscorecards.com

PITCHER		IP	WLS	BF	H	R	ER	SO	BB	IBB	HBP	BLK	WP	HR	S	P	ERA	WHIP
Sam Jones, R ERA: 3.33	(1, 1)	7.0	L	28	5	3	3	3	2	0	0	0	0	2	32	40	3.86	1.000
Billy Muffett, R ERA: 5.65	(8, 1)	0.0		4	2	4	4	0	1	1	0	0	0	1	2	10	∞	∞
Phil Paine, R ERA: 0.84	(8, 1)	1.0		3	0	0	0	2	0	0	0	0	0	0	7	7	0.00	0.000

PITCHER	IP	WLS	BF	H	R	ER	SO	BB	IBB	HBP	BLK	WP	HR	S	P	ERA	WHIP

Batter	1	2	3	4	5	6	7	8	9	AB	R	H	RBI	BB	SO	LOB
Don Blasingame, L (1, 4) OBP: 0.375, SLG: 0.385	1-3			E FC6-4 1B	P5			BB FC5 6-3		3	1	1	0	1	0	0
Joe Cunningham, L (1, 7) (9, 3) OBP: 0.471, SLG: 0.514	4-3-6 1B			E5 FC6-4 1B 1-3		FC1-6 1B		6-3 1-2		4	1	2	0	0	0	2
Stan Musial, L (1, 3) OBP: 0.454, SLG: 0.623 Irv Noren, L (9, 7) OBP: 0.333, SLG: 0.309	4-3-6 1-2f			FC6-4 IBB		FC1-6 1B 1-2f		IBB		2 0	0 0	0 0	0 0	2 0	0 0	2 0
Ken Boyer, R (1, 5) OBP: 0.336, SLG: 0.510		F7		FC6-4 1B 1-2f 2-3 3-H		1-3 1B		FC5 2-3f		4	0	1	1	0	0	4
Gene Green, R (1, 9) OBP: 0.408, SLG: 0.519		6-3		1-3 3-H 1B		6-3			1-3	4	0	1	1	0	0	1
Curt Flood, R (1, 8) OBP: 0.346, SLG: 0.427		K		K			5-3		K	4	0	0	0	0	3	2
Hal Smith, R (1, 2) OBP: 0.301, SLG: 0.301			L7	6-3			P2		F9	4	0	0	0	0	0	2
Eddie Kasko, R (1, 6) OBP: 0.280, SLG: 0.245			4-3		P3		L9			3	0	0	0	0	0	0
Vinegar Bend Mizell, R (1, 1) OBP: 0.129, SLG: 0.129 Larry Jackson, R (9, 1) OBP: 0.091, SLG: 0.091			P4		K			5-3		3 0	0 0	0 0	0 0	0 0	1 0	0 0
Inning Stats	R: 0 E: 0 K: 0 S: 3 H: 1 LOB: 0 BB: 0 P: 3	R: 0 E: 0 K: 1 S: 5 H: 0 LOB: 0 BB: 0 P: 5	R: 0 E: 0 K: 0 S: 3 H: 0 LOB: 0 BB: 0 P: 3	R: 2 E: 1 K: 1 S: 8 H: 2 LOB: 2 BB: 1 P: 12	R: 0 E: 0 K: 1 S: 5 H: 0 LOB: 0 BB: 0 P: 5	R: 0 E: 0 K: 0 S: 4 H: 2 LOB: 1 BB: 0 P: 4	R: 0 E: 0 K: 0 S: 3 H: 0 LOB: 0 BB: 0 P: 3	R: 0 E: 0 K: 0 S: 3 H: 0 LOB: 2 BB: 2 P: 11	R: 0 E: 0 K: 1 S: 5 H: 0 LOB: 0 BB: 0 P: 5	1B: 5 2B: 1 3B: 0 HR: 0 SF: 0 SAC: 0 DP: 1 HBP: 0						

PITCHER		IP	WLS	BF	H	R	ER	SO	BB	IBB	HBP	BLK	WP	HR	S	P	ERA	WHIP
Lew Burdette, R ERA: 4.02	(1, 1)	8.0	L	31	5	2	1	3	1	2	0	0	0	0	34	46	1.12	0.750
Gene Conley, R ERA: 4.56	(9, 1)	1.0		3	0	0	0	1	0	0	0	0	0	0	5	5	0.00	0.000

PITCHER	IP	WLS	BF	H	R	ER	SO	BB	IBB	HBP	BLK	WP	HR	S	P	ERA	WHIP

TOP

St. Louis Cardinals @ Milwaukee Braves

Milwaukee County Stadium, Milwaukee, WI

Sat Jun 21 1958, 4:33 AM EDT

Att. 36,565 - Unknown

livebaseballscorecards.com

AB	31
R	2
H	5
RBI	2
BB	3
SO	4
LOB	13

WP: 0	PA: 34		
PB: 0			
SB: 0			
CS: 0			

Batter	1	2	3	4	5	6	7	8	9	AB	R	H	RBI	BB	SO	LOB
Red Schoendienst, S (1, 4) OBP: 0.345, SLG: 0.314	L8			5-3			F9	F8		4	0	0	0	0	0	2
Felix Mantilla, R (1, 8) OBP: 0.314, SLG: 0.427	6-3			F9			HR		SH3-4 1B	4	1	2	1	0	0	0
Eddie Mathews, L (1, 5) OBP: 0.362, SLG: 0.498	K			K			K		SH3-4 (1-2)	3	0	0	0	0	3	0
Hank Aaron, R (1, 9) OBP: 0.329, SLG: 0.472		BBBB G5-4-3 BB			4-3		FC5-4 1B		F9	3	0	1	0	1	0	1
Joe Adcock, R (1, 3) OBP: 0.336, SLG: 0.545 Frank Torre, L (9, PH) OBP: 0.405, SLG: 0.431		G5-4-3 (1-2f)			6-3		FC5-4 (1-2f)		3-1	3 1	0 0	0 0	0 0	0 0	0 0	2 1
Johnny Logan, R (1, 6) OBP: 0.352, SLG: 0.430	L6				F9			SH3-4 1B		3	0	1	0	0	0	0
Andy Pafko, R (1, 7) OBP: 0.283, SLG: 0.341		6-3		F8				SH3-4 (1-2)		2	0	0	0	0	0	0
Del Crandall, R (1, 2) OBP: 0.339, SLG: 0.503		1-3		P3				BBBB BB		2	0	0	0	1	0	0
Lew Burdette, R (1, 1) OBP: 0.176, SLG: 0.176 Mel Roach, R (8, PH) OBP: 0.351, SLG: 0.429 Gene Conley, R (9, 1) OBP: 0.154, SLG: 0.154		K		K				F8		2 1 0	0 0 0	0 0 0	0 0 0	0 0 0	2 0 0	0 2 0
Inning Stats	R: 0 H: 0 E: 0 LOB: 0 K: 1 BB: 0 S: 5 P: 5	R: 0 H: 0 E: 0 LOB: 0 K: 0 BB: 1 S: 2 P: 6	R: 0 H: 0 E: 0 LOB: 0 K: 1 BB: 0 S: 5 P: 5	R: 0 H: 0 E: 0 LOB: 0 K: 1 BB: 0 S: 5 P: 5	R: 0 H: 0 E: 0 LOB: 0 K: 0 BB: 0 S: 3 P: 3	R: 0 H: 0 E: 0 LOB: 0 K: 1 BB: 0 S: 5 P: 5	R: 1 H: 2 E: 0 LOB: 1 K: 1 BB: 0 S: 7 P: 7	R: 0 H: 1 E: 0 LOB: 2 K: 0 BB: 1 S: 4 P: 8	R: 0 H: 1 E: 0 LOB: 1 K: 0 BB: 0 S: 4 P: 4	1B: 3 SF: 0 2B: 0 SAC: 2 3B: 0 DP: 1 HR: 1 HBP: 0						WP: 0 PA: 32 PB: 0 SB: 0 CS: 0	

PITCHER		IP	WLS	BF	H	R	ER	SO	BB	IBB	HBP	BLK	WP	HR	S	P	ERA	WHIP
Vinegar Bend Mizell, L ERA: 3.67	(1, 1)	8.1	W	30	4	1	1	5	2	0	0	0	0	1	38	46	1.08	0.720
Larry Jackson, R ERA: 3.72	(9, 1)	0.2	S	2	0	0	0	0	0	0	0	0	0	0	2	2	0.00	0.000

PITCHER	IP	WLS	BF	H	R	ER	SO	BB	IBB	HBP	BLK	WP	HR	S	P	ERA	WHIP

BOTTOM

St. Louis Cardinals @ Milwaukee Braves

Milwaukee County Stadium, Milwaukee, WI

Sat Jun 21 1958, 4:33 AM EDT

Att. 36,565 - Unknown

livebaseballscorecards.com

AB	28
R	1
H	4
RBI	1
BB	2
SO	5
LOB	8

Batter	1	2	3	4	5	6	7	8	9	AB	R	H	RBI	BB	SO	LOB
Don Blasingame, L (1, 4) OBP: 0.375, SLG: 0.380	6-3		3-1		1-3 S BB		6-3		G4-6-3 BB	3	0	0	0	2	0	0
Joe Cunningham, L (1, 7) OBP: 0.476, SLG: 0.505	S BB		BB 2B BB		F8 1-2		BB		G4-6-3 1-2f	2	1	0	0	3	0	2
Stan Musial, L (1, 3) OBP: 0.449, SLG: 0.611	K		1-2 2B BB		1-3 2-3		F9		F9	4	1	0	0	1	1	3
Ken Boyer, R (1, 5) OBP: 0.335, SLG: 0.510	3-1 1-2		1-H 2-H 2B		P4		F9			4	0	1	2	0	0	3
Gene Green, R (1, 9) OBP: 0.399, SLG: 0.506		P3	4-3			K		6-3		4	0	0	0	0	1	1
Curt Flood, R (1, 8) OBP: 0.343, SLG: 0.421		5-3		F3		1B 1B		5-3		4	0	1	0	0	0	0
Hal Smith, R (1, 2) OBP: 0.313, SLG: 0.309		BB FC6-4		F5		1-2 FC6-4 1B		1B 1B		3	0	2	0	1	0	0
Eddie Kasko, R (1, 6) OBP: 0.288, SLG: 0.255		1-2f FC6-4		1B		P4		1-2 1B		4	0	2	0	0	0	3
Sal Maglie, R (1, 1) OBP: 0.100, SLG: 0.400			K	K		1-2f FC6-4		4-3		3	0	0	0	0	2	3
Irv Noren, L (8, PH) OBP: 0.329, SLG: 0.304										1	0	0	0	0	0	2
Larry Jackson, R (8, 1) OBP: 0.091, SLG: 0.091										0	0	0	0	0	0	0
Inning Stats	R: 0 E: 0 K: 1 S: 5 H: 0 LOB: 1 BB: 1 P: 9	R: 0 E: 0 K: 0 S: 3 H: 0 LOB: 1 BB: 1 P: 7	R: 2 E: 0 K: 1 S: 6 H: 1 LOB: 1 BB: 2 P: 14	R: 0 E: 0 K: 1 S: 6 H: 1 LOB: 1 BB: 0 P: 6	R: 0 E: 0 K: 0 S: 3 H: 0 LOB: 1 BB: 1 P: 7	R: 0 E: 0 K: 1 S: 7 H: 2 LOB: 2 BB: 0 P: 7	R: 0 E: 0 K: 0 S: 3 H: 0 LOB: 1 BB: 1 P: 7	R: 0 E: 0 K: 0 S: 5 H: 2 LOB: 2 BB: 0 P: 5	R: 0 E: 0 K: 0 S: 2 H: 0 LOB: 0 BB: 1 P: 6	1B: 5 2B: 1 3B: 0 HR: 0	SF: 0 SAC: 0 DP: 1 HBP: 0					

PITCHER	IP	WLS	BF	H	R	ER	SO	BB	IBB	HBP	BLK	WP	HR	S	P	ERA	WHIP
Joey Jay, R (1, 1) ERA: 4.26	6.0	L	27	4	2	2	4	5	0	0	0	0	0	30	50	3.00	1.500
Bob Trowbridge, R (7, 1) ERA: 2.54	3.0		12	2	0	0	0	2	0	0	0	0	0	10	18	0.00	1.333

PITCHER	IP	WLS	BF	H	R	ER	SO	BB	IBB	HBP	BLK	WP	HR	S	P	ERA	WHIP

TOP

St. Louis Cardinals @ Milwaukee Braves

Milwaukee County Stadium, Milwaukee, WI

Sun Jun 22 1958, 4:33 AM EDT
Att. 39,886 - Unknown

livebaseballscorecards.com

AB	32
R	2
H	6
RBI	2
BB	7
SO	4
LOB	17

WP: 0 PB: 0 SB: 2 CS: 0 PA: 39

Batter	1	2	3	4	5	6	7	8	9	AB	R	H	RBI	BB	SO	LOB
Red Schoendienst, S (1, 4) OBP: 0.335, SLG: 0.304	6-3	F7		3-1		F9			F8	5	0	0	0	0	0	6
Hank Aaron, R (1, 9) OBP: 0.324, SLG: 0.464	6-3		P4		5-3		P6			4	0	0	0	0	0	0
Eddie Mathews, L (1, 5) OBP: 0.356, SLG: 0.488	6-3		4-3		G3		P4			4	0	0	0	0	0	0
Frank Torre, L (1, 3) OBP: 0.414, SLG: 0.436		BB, 1B	BB		1B		F9			3	1	2	0	1	0	0
Joe Adcock, R (1, 7) OBP: 0.333, SLG: 0.529	F5		FC6-4, BB		6-3			K		3	0	0	0	1	1	2
Andy Pafko, R (9, 7) OBP: 0.283, SLG: 0.341										0	0	0	0	0	0	0
Johnny Logan, R (1, 6) OBP: 0.355, SLG: 0.429	1B, BB	FC6-4				SH3-4, 1B		L8		3	0	1	0	1	0	2
Bill Bruton, L (1, 8) OBP: 0.325, SLG: 0.361	BB, 1B	6-3			SH3-4		4-3			3	0	1	1	0	0	0
Del Crandall, R (1, 2) OBP: 0.343, SLG: 0.506	BB	2B		F8			L4			3	0	1	0	1	0	1
Joey Jay, S (1, 1) OBP: 0.333, SLG: 0.200	K	L7		BB			4-3			2	0	0	0	0	1	4
Wes Covington, L (6, PH) OBP: 0.393, SLG: 0.680										0	0	0	0	1	0	0
Lew Burdette, R (6, PR) OBP: 0.176, SLG: 0.176										0	0	0	0	0	0	0
Bob Trowbridge, R (7, 1) OBP: 0.333, SLG: 0.333										0	0	0	0	0	0	0
Mel Roach, R (9, PH) OBP: 0.342, SLG: 0.417										1	0	0	0	0	0	0
Inning Stats	R: 0 E: 0 K: 0 S: 3 H: 0 LOB: 0 BB: 0 P: 3	R: 1 E: 0 K: 1 S: 7 H: 2 LOB: 3 BB: 2 P: 15	R: 0 E: 0 K: 0 S: 3 H: 0 LOB: 2 BB: 2 P: 11	R: 0 E: 0 K: 0 S: 4 H: 1 LOB: 1 BB: 0 P: 4	R: 0 E: 0 K: 0 S: 4 H: 1 LOB: 1 BB: 0 P: 4	R: 0 E: 0 K: 0 S: 4 H: 1 LOB: 2 BB: 1 P: 8	R: 0 E: 0 K: 0 S: 3 H: 0 LOB: 0 BB: 0 P: 3	R: 0 E: 0 K: 1 S: 5 H: 0 LOB: 0 BB: 0 P: 5	R: 0 E: 0 K: 0 S: 3 H: 0 LOB: 0 BB: 0 P: 3	1B: 4 2B: 1 3B: 0 HR: 0 SF: 0 SAC: 1 DP: 0 HBP: 0	WP: 0 PB: 0 SB: 0 CS: 0	PA: 37				

PITCHER	IP	WLS	BF	H	R	ER	SO	BB	IBB	HBP	BLK	WP	HR	S	P	ERA	WHIP
Sal Maglie, R (1, 1) ERA: 3.86	7.0	W	31	5	1	1	1	5	0	0	0	0	0	28	48	1.29	1.429
Larry Jackson, R (8, 1) ERA: 3.62	2.0	S	6	0	0	0	1	0	0	0	0	0	0	8	8	0.00	0.000

PITCHER	IP	WLS	BF	H	R	ER	SO	BB	IBB	HBP	BLK	WP	HR	S	P	ERA	WHIP

BOTTOM

St. Louis Cardinals @ Milwaukee Braves

Milwaukee County Stadium, Milwaukee, WI

Sun Jun 22 1958, 4:33 AM EDT

Att. 39,886 - Unknown

livebaseballscorecards.com

AB	31
R	1
H	5
RBI	1
BB	5
SO	2
LOB	15

San Francisco Giants @ Milwaukee Braves

Milwaukee County Stadium, Milwaukee, WI

Mon Jun 23 1958, 8:05 PM EDT

Att. 22,416 - Unknown

TOP

livebaseballscorecards.com

Batter	1	2	3	4	5	6	7	8	9	AB	R	H	RBI	BB	SO	LOB
Eddie Bressoud, R (1, 4) OBP: 0.329, SLG: 0.377	4-3		F9			6-3		K		4	0	0	0	0	1	1
Willie Kirkland, L (1, 9) OBP: 0.283, SLG: 0.376	F6			FC6-4 BB		G3		4-3		3	0	0	0	1	0	1
Willie Mays, R (1, 8) OBP: 0.428, SLG: 0.664	1B			FC6-4 1B 1-2f		1-3			L6-4 1B	4	0	2	0	0	0	1
Orlando Cepeda, R (1, 3) OBP: 0.339, SLG: 0.542	F4			F8			K		K	4	0	0	0	0	2	3
Leon Wagner, L (1, 7) OBP: 0.444, SLG: 0.444		K		1-3 1B			1B		1-2 1B	4	0	3	0	0	1	0
Ray Jablonski, R (1, 5) OBP: 0.306, SLG: 0.478		K		F7			F7		L6-4 2-3	4	0	0	0	0	1	5
Jim Davenport, R (1, 6) OBP: 0.321, SLG: 0.385		F8			F8		6-3			3	0	0	0	0	0	1
Valmy Thomas, R (1, 2) OBP: 0.310, SLG: 0.340 Whitey Lockman, L (8, PH) OBP: 0.373, SLG: 0.370 Bob Schmidt, R (8, 2) OBP: 0.333, SLG: 0.522			5-3		K			1B		2	0	0	0	0	1	0
										1	0	1	0	0	0	0
										0	0	0	0	0	0	0
Paul Giel, R (1, 1) Mike McCormick, L (7, 1) OBP: 0.296, SLG: 0.240 Bob Speake, L (8, PH) OBP: 0.300, SLG: 0.400 Ray Crone, R (8, 1)			F8		F9			K		2	0	0	0	0	0	0
										0	0	0	0	0	0	0
										1	0	0	0	0	1	1
										0	0	0	0	0	0	0

| | | | | | | | | | |

San Francisco Giants @ Milwaukee Braves

Milwaukee County Stadium, Milwaukee, WI

Mon Jun 23 1958, 8:05 PM EDT

Att. 22,416 - Unknown

livebaseballscorecards.com

BOTTOM

Batter	1	2	3	4	5	6	7	8	9	AB	R	H	RBI	BB	SO	LOB
Red Schoendienst, S (1, 4) OBP: 0.332, SLG: 0.301	F4	G3			2B 1B	4-3		4-3 2-3 3-H		5	1	1	1	0	0	2
Hank Aaron, R (1, 9) OBP: 0.322, SLG: 0.458	E5 1B 1B		6-3		K		2B 1B	F7		5	2	1	0	0	1	2
Eddie Mathews, L (1, 5) OBP: 0.358, SLG: 0.493	FC6-4 1-2 1B 2B		F7		1-H 2B		F8			4	1	2	1	0	0	1
Frank Torre, L (1, 3) OBP: 0.410, SLG: 0.431	FC6-4 1-2 2-H 1B		4-3		F5		F9			4	0	1	1	0	0	2
Joe Adcock, R (1, 7) OBP: 0.331, SLG: 0.528	FC6-4 2B 1-2f 2-3			K	4-3		1-H 2B			4	0	1	1	0	1	3
Andy Pafko, R (8, 7) OBP: 0.283, SLG: 0.341										0	0	0	0	0	0	0
Johnny Logan, R (1, 6) OBP: 0.357, SLG: 0.448	1-3 3-H 2B			HR		F8	F7			4	1	2	2	0	0	1
Bill Bruton, L (1, 8) OBP: 0.321, SLG: 0.355	4-3			6-3		F7		SH3-1 4-3 BB 1B		4	1	1	0	0	0	2
Del Crandall, R (1, 2) OBP: 0.352, SLG: 0.524		F8		BB		HR		4-3 SH3-1 1-2 BB		2	1	1	1	2	0	0
Carl Willey, R (1, 1) OBP: 0.333, SLG: 0.333		K		K		1B		SH3-1 1-2 2-3		3	0	1	0	0	2	1
Inning Stats	R: 2 E: 1 K: 0 S: 7 H: 3 LOB: 2 BB: 0 P: 7	R: 0 E: 0 K: 1 S: 5 H: 0 LOB: 0 BB: 0 P: 5	R: 0 E: 0 K: 0 S: 3 H: 0 LOB: 0 BB: 0 P: 3	R: 1 E: 0 K: 2 S: 8 H: 1 LOB: 1 BB: 1 P: 12	R: 1 E: 0 K: 1 S: 7 H: 2 LOB: 1 BB: 0 P: 7	R: 1 E: 0 K: 0 S: 5 H: 2 LOB: 1 BB: 0 P: 5	R: 1 E: 0 K: 0 S: 5 H: 2 LOB: 1 BB: 0 P: 5	R: 1 E: 0 K: 0 S: 4 H: 1 LOB: 1 BB: 1 P: 8		1B: 6 2B: 3 3B: 0 HR: 2 SF: 0 SAC: 1 DP: 0 HBP: 0						

	AB	35
	R	7
	H	11
	RBI	7
	BB	2
	SO	4
	LOB	14

WP: 0 PB: 0 SB: 0 CS: 0 PA: 38

PITCHER		IP	WLS	BF	H	R	ER	SO	BB	IBB	HBP	BLK	WP	HR	S	P	ERA	WHIP
Paul Giel, R ERA: 3.45	(1, 1)	6.0	L	29	9	6	4	4	1	0	0	0	0	2	36	40	6.00	1.667
Mike McCormick, L ERA: 4.6	(7, 1)	1.0		4	1	0	0	0	0	0	0	0	0	0	4	4	0.00	1.000
Ray Crone, R ERA: 7.85	(8, 1)	1.0		5	1	1	1	0	1	0	0	0	0	0	4	8	9.00	2.000

PITCHER	IP	WLS	BF	H	R	ER	SO	BB	IBB	HBP	BLK	WP	HR	S	P	ERA	WHIP

Batter	1	2	3	4	5	6	7	8	9	AB	R	H	RBI	BB	SO	LOB
Felipe Alou, R (1, 9) OBP: 0.356, SLG: 0.593	B B B B 4-0 SH1-3 BB		x 0-0 ③ 6-3			x 0-0 HR		x 0-0 4-3 1-3 1B		3	1	2	1	1	0	0
Jim Davenport, R (1, 6) OBP: 0.317, SLG: 0.379	x 0-0 ① SH1-3 1-2			x 0-0 ① F7		x 0-0 ① F4		x 0-0 ②③ 4-3 1-2 3-H		3	0	0	0	0	0	2
Willie Mays, R (1, 8) OBP: 0.422, SLG: 0.654	S S S 0-3 ② K			x 0-0 ② F2		x 0-0 ② F9			x 0-0 ① F9	4	0	0	0	0	1	1
Ray Jablonski, R (1, 5) OBP: 0.294, SLG: 0.457	S S S 0-3 ③ K			x 0-0 ③ F5		S S S 0-3 ③ K			x 0-0 ② F9	4	0	0	0	0	2	1
Orlando Cepeda, R (1, 3) OBP: 0.338, SLG: 0.538		x 0-0 ① 6-3			x 0-0 E 1B		S S S 0-3 ① K		S S S 0-3 ③ K	4	0	1	0	0	2	0
Hank Sauer, R (1, 7) OBP: 0.388, SLG: 0.506		x 0-0 ② F7			x 0-0 ① F7		x 0-0 ② 5-3			3	0	0	0	0	0	1
Bob Schmidt, R (1, 2) OBP: 0.328, SLG: 0.513		S S S 0-3 ③ K			x 0-0 ② F8		S S S 0-3 ③ K			3	0	0	0	0	2	1
Eddie Bressoud, R (1, 4) OBP: 0.316, SLG: 0.361			x 0-0 ① F9		x 0-0 E5 1-2			x 0-0 ① F5		3	0	0	0	0	0	1
Stu Miller, R (1, 1) OBP: 0.222, SLG: 0.125			x 0-0 ② 1-3		x 0-0 ③ 6-3			x 0-0 E8 1B 4-3		2	0	0	0	0	0	2
Ruben Gomez, R (5, 1) OBP: 0.237, SLG: 0.324										0	0	0	0	0	0	0
Jim Finigan, R (8, PH) OBP: 0.320, SLG: 0.318										1	0	0	0	0	0	0
Marv Grissom, R (8, 1)										0	0	0	0	0	0	0
Inning Stats	R: 0 H: 0 E: 0 LOB: 1 K: 2 BB: 1 S: 7 P: 11	R: 0 H: 0 E: 0 LOB: 0 K: 1 BB: 0 S: 5 P: 5	R: 0 H: 0 E: 0 LOB: 0 K: 0 BB: 0 S: 3 P: 3	R: 0 H: 0 E: 0 LOB: 0 K: 0 BB: 0 S: 3 P: 3	R: 0 H: 1 E: 1 LOB: 2 K: 0 BB: 0 S: 5 P: 5	R: 1 H: 1 E: 0 LOB: 0 K: 1 BB: 0 S: 6 P: 6	R: 0 H: 0 E: 0 LOB: 0 K: 2 BB: 0 S: 7 P: 7	R: 0 H: 1 E: 1 LOB: 1 K: 0 BB: 0 S: 4 P: 4	R: 0 H: 0 E: 0 LOB: 0 K: 1 BB: 0 S: 5 P: 5	1B: 2 SF: 0 2B: 0 SAC: 1 3B: 0 DP: 0 HR: 1 HBP: 0						

PITCHER	IP	WLS	BF	H	R	ER	SO	BB	IBB	HBP	BLK	WP	HR	S	P	ERA	WHIP
Warren Spahn, L (1, 1) ERA: 3.13	9.0	W	32	3	1	1	7	1	0	0	0	0	1	45	49	1.00	0.444

PITCHER	IP	WLS	BF	H	R	ER	SO	BB	IBB	HBP	BLK	WP	HR	S	P	ERA	WHIP

TOP

San Francisco Giants @ Milwaukee Braves

Milwaukee County Stadium, Milwaukee, WI

Tue Jun 24 1958, 8:05 PM EDT

Att. 23,546 - Unknown

livebaseballscorecards.com

AB	30
R	1
H	3
RBI	1
BB	1
SO	7
LOB	9

WP: 0 PA: 32
PB: 0
SB: 0
CS: 0

BOTTOM

San Francisco Giants @ Milwaukee Braves

Milwaukee County Stadium, Milwaukee, WI

Tue Jun 24 1958, 8:05 PM EDT

Att. 23,546 - Unknown

livebaseballscorecards.com

Batter	1	2	3	4	5	6	7	8	9	AB	R	H	RBI	BB	SO	LOB
Red Schoendienst, S (1, 4) OBP: 0.340, SLG: 0.308	5-3		1B		BB		BB			3	0	2	0	1	0	0
Hank Aaron, R (1, 9) OBP: 0.317, SLG: 0.451	K		F7		F3		K			4	0	0	0	0	2	5
Eddie Mathews, L (1, 5) OBP: 0.360, SLG: 0.505	HR		G3		3-1		BB			3	1	1	1	1	0	4
Frank Torre, L (1, 3) OBP: 0.406, SLG: 0.426	F9			F9		G4-6-3	4-3			4	0	1	0	0	0	2
Joe Adcock, R (1, 7) OBP: 0.336, SLG: 0.555		HR		F7		G4-6-3		G3-6		4	1	2	1	0	0	1
Felix Mantilla, R (8, PR) OBP: 0.314, SLG: 0.427										0	0	0	0	0	0	0
Andy Pafko, R (9, 7) OBP: 0.283, SLG: 0.341										0	0	0	0	0	0	0
Johnny Logan, R (1, 6) OBP: 0.355, SLG: 0.444		K		6-3		BB		K		4	0	1	0	0	2	1
Bill Bruton, L (1, 8) OBP: 0.329, SLG: 0.354		F6			FC6-4	BB		G3-6		3	0	1	0	1	0	1
Del Crandall, R (1, 2) OBP: 0.346, SLG: 0.515		K			FC6-4	F8				3	0	0	0	0	1	3
Warren Spahn, L (1, 1) OBP: 0.439, SLG: 0.569			K		BB		3-1			3	0	1	0	0	1	0
Inning Stats	R: 1 E: 0 K: 1 S: 6 H: 1 LOB: 0 BB: 0 P: 6	R: 1 E: 0 K: 2 S: 8 H: 1 LOB: 0 BB: 0 P: 8	R: 0 E: 0 K: 1 S: 6 H: 1 LOB: 1 BB: 0 P: 6	R: 0 E: 0 K: 0 S: 3 H: 0 LOB: 0 BB: 0 P: 3	R: 0 E: 0 K: 0 S: 5 H: 2 LOB: 3 BB: 1 P: 9	R: 0 E: 0 K: 0 S: 4 H: 2 LOB: 2 BB: 1 P: 8	R: 0 E: 0 K: 1 S: 6 H: 1 LOB: 2 BB: 1 P: 10	R: 0 E: 0 K: 1 S: 5 H: 1 LOB: 1 BB: 0 P: 5		1B: 7 2B: 0 3B: 0 HR: 2 SF: 0 SAC: 0 DP: 2 HBP: 0	WP: 0 PB: 0 SB: 0 CS: 0 PA: 34					

	AB	31
	R	2
	H	9
	RBI	2
	BB	3
	SO	6
	LOB	17

PITCHER		IP	WLS	BF	H	R	ER	SO	BB	IBB	HBP	BLK	WP	HR	S	P	ERA	WHIP
Stu Miller, R ERA: 1.93	(1, 1)	4.1	L	19	5	2	2	4	1	0	0	0	0	2	26	30	4.15	1.385
Ruben Gomez, R ERA: 5.36	(5, 1)	2.2		12	3	0	0	1	2	0	0	0	0	0	12	20	0.00	1.875
Marv Grissom, R ERA: 2.35	(8, 1)	1.0		3	1	0	0	1	0	0	0	0	0	0	5	5	0.00	1.000

PITCHER	IP	WLS	BF	H	R	ER	SO	BB	IBB	HBP	BLK	WP	HR	S	P	ERA	WHIP

San Francisco Giants @ Milwaukee Braves

Milwaukee County Stadium, Milwaukee, WI

Wed Jun 25 1958, 8:05 PM EDT

Att. 26,625 - Unknown

TOP

livebaseballscorecards.com

Batter	1	2	3	4	5	6	7	8	9	AB	R	H	RBI	BB	SO	LOB
Eddie Bressoud, R (1, 4) OBP: 0.321, SLG: 0.364	K2-3		CS 1B			1B		5-3		5	1	2	0	0	1	3
Willie Mays, R (1, 8) OBP: 0.418, SLG: 0.645	F9		K 1-2			E6 1B 1-3	K		1B 1B	5	2	1	0	0	2	2
Leon Wagner, L (1, 7) OBP: 0.462, SLG: 0.417	1B		K	K		1B 2B IBB	6-3		1B 1B 1-3	3	1	1	0	1	1	0
Felipe Alou, R (7, 9) OBP: 0.367, SLG: 0.600										1	1	1	0	0	0	0
Ray Jablonski, R (1, 5) OBP: 0.295, SLG: 0.454	F8		K	K		2B BB 1B 1-2 2-H 3-H	1B		1B SF7 1B 1-3 3-H	3	1	1	2	0	1	1
Daryl Spencer, R (6, 6) OBP: 0.363, SLG: 0.488										2	1	2	1	0	0	0
Orlando Cepeda, R (1, 3) OBP: 0.339, SLG: 0.539		6-3		F7		BB SF8 2B 1-3 2-H	F8		1B 1-3 3-H	5	1	2	2	0	0	1
Willie Kirkland, L (1, 9) (7, 7) OBP: 0.286, SLG: 0.376		FC6-4 1B			4-3	BB BB IBB		K	SF7 3-H	3	0	1	1	1	1	0
Bob Schmidt, R (1, 2) OBP: 0.330, SLG: 0.513		K			K	BB 1-2 2-3 3-H BB		HR 2B	F9	4	1	1	1	1	2	1
Jim Davenport, R (1, 6) (6, 5) OBP: 0.316, SLG: 0.393		FC6-4 1-2f			F8	SF8 3-H		HR 2-H		3	1	1	3	0	0	1
Al Worthington, R (1, 1) OBP: 0.125, SLG: 0.091			K			K BB 1-2 2-3		6-3		3	0	0	0	1	2	0
Ramon Monzant, R (8, 1) OBP: 0.258, SLG: 0.258										0	0	0	0	0	0	0
Inning Stats	R: 0 E: 0 K: 1 S: 6 H: 1 LOB: 1 BB: 0 P: 6	R: 0 E: 0 K: 1 S: 6 H: 1 LOB: 1 BB: 0 P: 6	R: 0 E: 0 K: 2 S: 7 H: 1 LOB: 0 BB: 0 P: 7	R: 0 E: 0 K: 2 S: 7 H: 0 LOB: 0 BB: 0 P: 7	R: 0 E: 0 K: 1 S: 5 H: 0 LOB: 0 BB: 0 P: 5	R: 5 E: 1 K: 1 S: 9 H: 3 LOB: 3 BB: 4 P: 25	R: 0 E: 0 K: 1 S: 6 H: 1 LOB: 1 BB: 0 P: 6	R: 2 E: 0 K: 1 S: 7 H: 2 LOB: 0 BB: 0 P: 7	R: 3 E: 0 K: 0 S: 6 H: 4 LOB: 0 BB: 0 P: 6	1B: 10 2B: 2 3B: 0 HR: 1 SF: 2 SAC: 0 DP: 0 HBP: 0							

	AB	37
	R	10
	H	13
	RBI	10
	BB	4
	SO	10
	LOB	9

WP: 0 PB: 0 SB: 0 CS: 1 PA: 43

PITCHER		IP	WLS	BF	H	R	ER	SO	BB	IBB	HBP	BLK	WP	HR	S	P	ERA	WHIP
Bob Rush, R ERA: 3.32	(1, 1)	5.1	L	23	6	5	3	8	0	1	0	0	0	0	38	42	5.06	1.125
Bob Trowbridge, R ERA: 2.4	(6, 1)	1.2		9	1	0	0	1	2	1	0	0	0	0	8	20	0.00	1.800
Ernie Johnson, R ERA: 8.68	(8, 1)	1.1		9	6	5	5	1	0	0	0	0	0	1	11	11	33.75	4.500
Don McMahon, R ERA: 2.67	(9, 1)	0.2		2	0	0	0	0	0	0	0	0	0	0	2	2	0.00	0.000

PITCHER	IP	WLS	BF	H	R	ER	SO	BB	IBB	HBP	BLK	WP	HR	S	P	ERA	WHIP

BOTTOM

San Francisco Giants @ Milwaukee Braves

Milwaukee County Stadium, Milwaukee, WI

Wed Jun 25 1958, 8:05 PM EDT

Att. 26,625 - Unknown

livebaseballscorecards.com

Batter	1	2	3	4	5	6	7	8	9	AB	R	H	RBI	BB	SO	LOB
Red Schoendienst, S (1, 4) OBP: 0.332, SLG: 0.299	4-3		F7			4-3	F2		6-3	5	0	0	0	0	0	4
Hank Aaron, R (1, 9) OBP: 0.322, SLG: 0.452	F6		E9			BB, 1B		1B, BB		4	1	2	1	1	0	0
Eddie Mathews, L (1, 5) OBP: 0.357, SLG: 0.496	G3		F8			G4-6-3, BB		F2	K	4	0	0	0	1	1	3
Frank Torre, L (1, 3) OBP: 0.402, SLG: 0.421		G3	6-3			G4-6-3		1B		4	0	1	0	0	0	3
Joe Adcock, R (1, 7) OBP: 0.341, SLG: 0.553		FC6-4, 1B	F8				1B, E, 1B	F9		4	0	2	0	0	0	3
Johnny Logan, R (1, 6) OBP: 0.354, SLG: 0.441		F8		F4			K	1B		4	0	1	1	0	1	2
Bill Bruton, L (1, 8) OBP: 0.315, SLG: 0.337		FC6-4		E4			E4, 1B	F7		4	0	0	0	0	0	4
Del Crandall, R (1, 2) OBP: 0.344, SLG: 0.509			F6	F7			1B		E7	4	1	1	0	0	0	1
Bob Rush, R (1, 1) OBP: 0.200, SLG: 0.179 Bob Trowbridge, R (6, 1) OBP: 0.333, SLG: 0.333 Wes Covington, L (7, PH) OBP: 0.389, SLG: 0.673 Ernie Johnson, R (8, 1) Don McMahon, R (9, 1) Mel Roach, R (9, PH) OBP: 0.333, SLG: 0.405			K	F9			F4		K	2 0 1 0 0 0 1	0 0 0 0 0 0 0	0 0 0 0 0 0 0	0 0 0 0 0 0 0	1 0 0 0 0 0 1	1 0 3 0 0 0 1	1 0 0 0 0 0 1
Inning Stats	R: 0 E: 0 K: 0 S: 3 H: 0 LOB: 0 BB: 0 P: 3	R: 0 E: 0 K: 0 S: 4 H: 1 LOB: 1 BB: 0 P: 4	R: 0 E: 0 K: 1 S: 5 H: 0 LOB: 0 BB: 0 P: 5	R: 0 E: 1 K: 0 S: 4 H: 0 LOB: 1 BB: 0 P: 4	R: 0 E: 1 K: 0 S: 4 H: 0 LOB: 1 BB: 0 P: 4	R: 0 E: 0 K: 0 S: 3 H: 1 LOB: 1 BB: 1 P: 7	R: 0 E: 1 K: 1 S: 8 H: 2 LOB: 3 BB: 0 P: 8	R: 1 E: 0 K: 0 S: 5 H: 2 LOB: 2 BB: 1 P: 9	R: 1 E: 1 K: 2 S: 9 H: 1 LOB: 1 BB: 0 P: 9	1B: 7 2B: 0 3B: 0 HR: 0	SF: 0 SAC: 0 DP: 1 HBP: 0			WP: 0 PB: 0 SB: 0 CS: 0		PA: 39	

	AB	37
	R	2
	H	7
	RBI	2
	BB	2
	SO	4
	LOB	25

PITCHER		IP	WLS	BF	H	R	ER	SO	BB	IBB	HBP	BLK	WP	HR	S	P	ERA	WHIP
Al Worthington, R ERA: 2.85	(1, 1)	7.2	W	33	6	1	1	2	2	0	0	0	0	0	35	43	1.17	1.043
Ramon Monzant, R ERA: 4.7	(8, 1)	1.1	S	6	1	1	0	2	0	0	0	0	0	0	10	10	0.00	0.750

PITCHER	IP	WLS	BF	H	R	ER	SO	BB	IBB	HBP	BLK	WP	HR	S	P	ERA	WHIP

Batter	1	2	3	4	5	6	7	8	9	AB	R	H	RBI	BB	SO	LOB
Jim Gilliam, S (1, 7) OBP: 0.350, SLG: 0.360	1-1 1B	0-1 4-3			3-2 4-3		0-0 F3		2-1 4-3	5	0	1	0	0	0	0
John Roseboro, L (1, 2) OBP: 0.339, SLG: 0.438	1-0 5-3 1B 1-3		4-0 FC4-6 BB		0-0 4-3		1-0 G3		1-2 F9	4	1	1	0	1	0	0
Duke Snider, L (1, 8) OBP: 0.392, SLG: 0.462	0-0 5-3 1-2		0-1 FC4-6 1B 1-2f SF7		1-2 F8		2-2 1B			4	1	1	0	0	0	2
Carl Furillo, R (1, 9) OBP: 0.348, SLG: 0.452	3-2 BB 1B 2-H		1-0 1B 1-3			4-1 FC2-6 BB	1-1 4-3			3	0	2	1	1	0	1
Gil Hodges, R (1, 3) OBP: 0.326, SLG: 0.422	4-0 BB 1-2		0-0 SF7 3-H			0-0 FC2-6 1B 1-2f		2-2 E6 FC1-6		2	0	0	1	1	0	1
Don Zimmer, R (1, 6) OBP: 0.329, SLG: 0.425	1-0 F2		0-3 K			0-1 1B 1-2		0-0 FC1-6 6-3 1-2f		4	0	1	0	0	1	4
Dick Gray, R (1, 5) OBP: 0.323, SLG: 0.466		0-1 F3		1-1 G4-6-3 HBP		0-0 F3		3-2 6-3 1-2		3	0	0	0	0	0	3
Charlie Neal, R (1, 4) OBP: 0.349, SLG: 0.461		1-1 HR		1-1 G4-6-3 1-2f		1-1 F9		2-3 K		4	1	1	1	0	1	4
Don Drysdale, R (1, 1) OBP: 0.200, SLG: 0.375		1-3 K		1-2 5-3			0-1 HR		0-0 6-3	4	1	1	1	0	1	0
Inning Stats	R: 1 E: 0 K: 0 S: 8 H: 3 LOB: 2 BB: 1 P: 18	R: 1 E: 0 K: 1 S: 9 H: 1 LOB: 0 BB: 0 P: 11	R: 1 E: 0 K: 1 S: 7 H: 1 LOB: 1 BB: 1 P: 12	R: 0 E: 0 K: 0 S: 6 H: 0 LOB: 0 BB: 0 P: 9	R: 0 E: 0 K: 0 S: 7 H: 0 LOB: 0 BB: 0 P: 11	R: 0 E: 0 K: 0 S: 7 H: 1 LOB: 2 BB: 1 P: 12	R: 1 E: 0 K: 0 S: 9 H: 2 LOB: 1 BB: 0 P: 13	R: 0 E: 1 K: 1 S: 12 H: 0 LOB: 1 BB: 0 P: 19	R: 0 E: 0 K: 0 S: 6 H: 0 LOB: 0 BB: 0 P: 9	1B: 6 2B: 0 3B: 0 HR: 2 SF: 1 SAC: 0 DP: 1 HBP: 1						

TOP

Los Angeles Dodgers @ Milwaukee Braves

Milwaukee County Stadium, Milwaukee, WI

Thu Jun 26 1958, 8:05 PM EDT

Att. 23,006 - Unknown

livebaseballscorecards.com

AB	33
R	4
H	8
RBI	4
BB	3
SO	3
LOB	15

PITCHER		IP	WLS	BF	H	R	ER	SO	BB	IBB	HBP	BLK	WP	HR	S	P	ERA	WHIP
Lew Burdette, R ERA: 4.09	(1, 1)	7.0	L	31	8	4	4	2	3	0	1	0	0	2	53	86	5.14	1.571
Gene Conley, R ERA: 4.39	(8, 1)	2.0		7	0	0	0	1	0	0	0	0	0	0	18	28	0.00	0.000

PITCHER	IP	WLS	BF	H	R	ER	SO	BB	IBB	HBP	BLK	WP	HR	S	P	ERA	WHIP

Batter	1	2	3	4	5	6	7	8	9	AB	R	H	RBI	BB	SO	LOB
Red Schoendienst, S (1, 4) OBP: 0.335, SLG: 0.303	C X 0-1 ① F7		F X 0-1 1B		F B X 1-1 ① L7		B F X 1-1 1B			4	0	2	0	0	0	0
Harry Hanebrink, L (1, 9) OBP: 0.266, SLG: 0.316	C X 0-1 HBP 1B		C B X 1-1 ① F5		X 0-0 ② F6		F B X 1-1 ③ F9			4	0	1	0	0	0	2
Eddie Mathews, L (1, 5) OBP: 0.360, SLG: 0.491	S B C B H 3-2 G1-6-3 1-2 HBP		C B X 1-1 ② L8		B B B B 4-0 BB			L C B X 1-2 ① F8		2	0	0	0	1	0	1
Frank Torre, L (1, 3) OBP: 0.393, SLG: 0.409	F X 0-1 ② ③ G1-6-3 1-2f		X 0-0 ③ 4-3		B F F X 1-2 ③ G3			F B X 1-1 ② F7		4	0	0	0	0	0	4
Joe Adcock, R (1, 7) OBP: 0.338, SLG: 0.542		B X 1-0 ① F2		F X 0-1 1B 1B 1B		S B S X 1-2 ① F6		B C C S 1-3 ③ K		4	1	1	0	0	1	0
Johnny Logan, R (1, 6) OBP: 0.356, SLG: 0.442		C B F F C 1-3 ② K		B F X 1-1 L1-3 1-2 1B		B C B C F X 2-2 ② P4			S B X 1-1 G5-4-3 1B	4	0	2	0	0	1	0
Felix Mantilla, R (1, 8) OBP: 0.311, SLG: 0.430		S X 0-1 2B		X 0-0 ① ② L1-3 1-2		X 0-0 ③ 5-3			C X 0-1 ① ② G5-4-3 1-2f	4	0	1	0	0	0	3
Del Crandall, R (1, 2) OBP: 0.347, SLG: 0.506		B B B I 4-0 IBB		B X 1-0 2-H 1B			B C F X 1-2 ① F6		X 0-0 ③ F4	3	0	1	1	1	0	0
Lew Burdette, R (1, 1) OBP: 0.167, SLG: 0.167 Bill Bruton, L (7, PH) OBP: 0.311, SLG: 0.333 Gene Conley, R (8, 1) OBP: 0.154, SLG: 0.154		C F F X 0-2 ③ F7		F X 0-1 ③ 1-3			C B C S 1-3 ② K			2 1 0	0 0 0	0 0 0	0 0 0	0 1 0	0 0 0	3 0 0
Inning Stats	R: 0 E: 0 K: 0 S: 8 H: 1 LOB: 1 BB: 0 P: 11	R: 0 E: 0 K: 1 S: 11 H: 1 LOB: 2 BB: 1 P: 17	R: 0 E: 0 K: 0 S: 7 H: 1 LOB: 1 BB: 0 P: 9	R: 1 E: 0 K: 0 S: 8 H: 3 LOB: 1 BB: 0 P: 10	R: 0 E: 0 K: 0 S: 6 H: 0 LOB: 1 BB: 1 P: 12	R: 0 E: 0 K: 0 S: 8 H: 0 LOB: 0 BB: 0 P: 11	R: 0 E: 0 K: 1 S: 10 H: 1 LOB: 1 BB: 0 P: 14	R: 0 E: 0 K: 1 S: 8 H: 0 LOB: 0 BB: 0 P: 11	R: 0 E: 0 K: 0 S: 5 H: 1 LOB: 0 BB: 0 P: 6	1B: 7 2B: 2 3B: 0 HR: 0	SF: 0 SAC: 0 DP: 3 HBP: 1						

PITCHER		IP	WLS	BF	H	R	ER	SO	BB	IBB	HBP	BLK	WP	HR	S	P	ERA	WHIP
Don Drysdale, R ERA: 5.38	(1, 1)	9.0	W	35	8	1	1	3	1	1	1	0	0	0	71	101	1.00	1.000

PITCHER	IP	WLS	BF	H	R	ER	SO	BB	IBB	HBP	BLK	WP	HR	S	P	ERA	WHIP

BOTTOM

Los Angeles Dodgers @ Milwaukee Braves

Milwaukee County Stadium, Milwaukee, WI

Thu Jun 26 1958, 8:05 PM EDT

Att. 23,006 - Unknown

livebaseballscorecards.com

AB	32
R	1
H	8
RBI	1
BB	2
SO	3
LOB	13

Los Angeles Dodgers @ Milwaukee Braves

Milwaukee County Stadium, Milwaukee, WI

Fri Jun 27 1958, 8:05 PM EDT

Att. 32,909 - Unknown

TOP

livebaseballscorecards.com

Batter	1	2	3	4	5	6	7	8	9	AB	R	H	RBI	BB	SO	LOB
Jim Gilliam, S (1, 7) OBP: 0.348, SLG: 0.358	L8		2-3			SH5-3 1B		B1-3		4	0	1	0	0	0	0
John Roseboro, L (1, 2) OBP: 0.339, SLG: 0.456	F5			F9		SH5-3 (1-2)		HR		3	1	1	1	0	0	0
Duke Snider, L (1, 8) OBP: 0.389, SLG: 0.457	F8			E 1B		K		K		4	1	1	0	0	2	1
Carl Furillo, R (1, 9) OBP: 0.346, SLG: 0.444		K		L7		BB		6-3		3	0	0	0	1	1	1
Gil Hodges, R (1, 3) OBP: 0.325, SLG: 0.419		F6		1B (1-H)		K			F8	4	0	1	1	0	1	2
Don Zimmer, R (1, 6) OBP: 0.328, SLG: 0.419		BB		1-3			F8		L8	3	0	0	0	1	0	1
Dick Gray, R (1, 5) OBP: 0.321, SLG: 0.480		F9	5-3				HR		F3	4	1	1	1	0	0	1
Charlie Neal, R (1, 4) OBP: 0.346, SLG: 0.455			F8	F4			1-3			3	0	0	0	0	0	0
Sandy Koufax, R (1, 1) OBP: 0.158, SLG: 0.158		1-3			K		K			3	0	0	0	0	2	0
Inning Stats	R: 0 E: 0 K: 0 S: 9 H: 0 LOB: 0 BB: 0 P: 17	R: 0 E: 0 K: 1 S: 8 H: 0 LOB: 1 BB: 1 P: 15	R: 0 E: 0 K: 0 S: 7 H: 0 LOB: 0 BB: 0 P: 11	R: 1 E: 1 K: 0 S: 9 H: 2 LOB: 1 BB: 0 P: 11	R: 0 E: 0 K: 1 S: 8 H: 0 LOB: 0 BB: 0 P: 13	R: 0 E: 0 K: 2 S: 13 H: 1 LOB: 2 BB: 1 P: 22	R: 1 E: 0 K: 1 S: 8 H: 1 LOB: 0 BB: 0 P: 13	R: 1 E: 0 K: 1 S: 8 H: 1 LOB: 0 BB: 0 P: 15	R: 0 E: 0 K: 0 S: 10 H: 0 LOB: 0 BB: 0 P: 15	1B: 3 2B: 0 3B: 0 HR: 2 SF: 0 SAC: 1 DP: 0 HBP: 0							

	AB	31
	R	3
	H	5
	RBI	3
	BB	2
	SO	6
	LOB	6

WP: 0 PB: 0 SB: 0 CS: 0 PA: 34

PITCHER		IP	WLS	BF	H	R	ER	SO	BB	IBB	HBP	BLK	WP	HR	S	P	ERA	WHIP
Joey Jay, R ERA: 3.46	(1, 1)	7.0	L	27	4	2	1	5	2	0	0	0	0	1	62	102	1.29	0.857
Don McMahon, R ERA: 2.78	(8, 1)	2.0		7	1	1	1	1	0	0	0	0	0	1	18	30	4.50	0.500

PITCHER		IP	WLS	BF	H	R	ER	SO	BB	IBB	HBP	BLK	WP	HR	S	P	ERA	WHIP

Batter	1	2	3	4	5	6	7	8	9	AB	R	H	RBI	BB	SO	LOB
Red Schoendienst, S (1, 4) OBP: 0.333, SLG: 0.302	B B C S S 2-3 ① K2-3		C B F S 1-3 ② K		F X 0-1 ① 5-3		X 0-0 1B 1B			4	0	1	0	0	2	1
Eddie Mathews, L (1, 5) OBP: 0.358, SLG: 0.487	F S B C 1-3 ② K		B B X 2-0 ③ 4-3		B F S C 1-3 ② K		X 0-0 1-2 1B			4	0	1	0	0	2	1
Hank Aaron, R (1, 9) OBP: 0.329, SLG: 0.468	X 0-0 1B			B F B B X 3-1 HR	C B C B X 2-2 1B		F B X 1-1 ③ F7			4	1	3	1	0	0	2
Joe Adcock, R (1, 3) OBP: 0.328, SLG: 0.525	S C S 0-3 ③ K			S B S F X 1-2 ① 5-3	B S F X 1-2 ③ F9			C B X 1-1 ① F7		4	0	0	0	0	1	2
Andy Pafko, R (1, 7) OBP: 0.281, SLG: 0.337		B X 1-0 ① 5-3		B S X 1-1 BB E 1B		B C X 1-1 ① 4-3		X 0-0 ② F8		4	0	1	0	0	0	0
Johnny Logan, R (1, 6) OBP: 0.354, SLG: 0.437		B F B B B 4-1 L5-3 BB		C B C S 1-3 ② K		X 0-0 ② 6-3		C B X 1-1 ③ F7		3	0	0	0	1	1	1
Felix Mantilla, R (1, 8) OBP: 0.300, SLG: 0.413		X 0-0 ② ③ L5-3 1-2		B X 1-0 E5 BB 1-2		B B X 2-0 ③ F6			C X 0-1 ① 6-3	4	0	0	0	0	0	2
Del Rice, R (1, 2) OBP: 0.300, SLG: 0.339			S X 0-1 FC1-6 1B	B B F B B 4-1 1-2 2-3 BB			C F B X 1-2 ① F6		B B C F X 2-2 ② F3	3	0	1	0	1	0	0
Joey Jay, S (1, 1) OBP: 0.250, SLG: 0.143 Mel Roach, R (7, PH) OBP: 0.325, SLG: 0.395 Don McMahon, R (8, 1) Del Crandall, R (9, PH) OBP: 0.345, SLG: 0.503			X 0-0 ① FC1-6 1-2f	C B F S 1-3 ③ K			C F B B F F F S 2-3 ② K		C B C X 1-2 ③ F5	2 1 0 1	0 0 0 0	0 0 0 0	0 0 0 0	1 1 0 0	4 0 0 0	
Inning Stats	R: 0 H: 1 E: 0 LOB: 1 K: 3 BB: 0 S: 10 P: 13	R: 0 H: 0 E: 0 LOB: 0 K: 0 BB: 1 S: 3 P: 8	R: 0 H: 1 E: 0 LOB: 1 K: 1 BB: 0 S: 7 P: 10	R: 1 H: 2 E: 1 LOB: 3 K: 2 BB: 1 S: 16 P: 28	R: 0 H: 1 E: 0 LOB: 1 K: 1 BB: 0 S: 11 P: 15	R: 0 H: 0 E: 0 LOB: 0 K: 0 BB: 0 S: 4 P: 7	R: 0 H: 2 E: 0 LOB: 2 K: 1 BB: 0 S: 14 P: 18	R: 0 H: 0 E: 0 LOB: 0 K: 0 BB: 0 S: 5 P: 7	R: 0 H: 0 E: 0 LOB: 0 K: 0 BB: 0 S: 8 P: 11	1B: 6 SF: 0 2B: 1 SAC: 0 3B: 0 DP: 1 HR: 1 HBP: 0						WP: 0 PA: 36 PB: 0 SB: 0 CS: 0	

PITCHER	IP	WLS	BF	H	R	ER	SO	BB	IBB	HBP	BLK	WP	HR	S	P	ERA	WHIP
Sandy Koufax, L (1, 1) ERA: 3.63	9.0	W	36	7	1	1	8	2	0	0	0	0	1	78	117	1.00	1.000

PITCHER	IP	WLS	BF	H	R	ER	SO	BB	IBB	HBP	BLK	WP	HR	S	P	ERA	WHIP

BOTTOM

Los Angeles Dodgers @ Milwaukee Braves

Milwaukee County Stadium, Milwaukee, WI

Fri Jun 27 1958, 8:05 PM EDT

Att. 32,909 - Unknown

livebaseballscorecards.com

AB	34
R	1
H	7
RBI	1
BB	2
SO	8
LOB	13

Batter	1	2	3	4	5	6	7	8	9	AB	R	H	RBI	BB	SO	LOB
Jim Gilliam, S (1, 7) OBP: 0.349, SLG: 0.356	C B F F B X 2-2 BB 1B SF7 1B		B F B X 2-1 ① F9		C B X 1-1 ② 4-3		C F B F B B B 4-2 1-2 BB		B C X 1-1 E5 1-2 3-H	4	1	1	0	1	0	1
John Roseboro, L (1, 2) OBP: 0.335, SLG: 0.444	X 0-0 ① F4		C B B B B 4-1 BB		B C X 1-1 ③ F8		B F X 1-1 ③ G3		C X 0-1 ③ G3	4	0	0	0	1	0	5
Elmer Valo, L (1, 9) OBP: 0.313, SLG: 0.350	X 0-0 BB 1-2 1B		C X 0-1 ② F8		C X 0-1 ① 4-3			B C B X 2-1 ① F8		4	0	1	0	0	0	1
Carl Furillo, R (1, 8) OBP: 0.344, SLG: 0.438	B C B B F F B 4-2 1-2 2-3 BB		X 0-0 ③ F3		B X 1-0 ② F8			X 0-0 ② F7		3	0	0	0	1	0	1
Gil Hodges, R (1, 3) OBP: 0.323, SLG: 0.431	C B X 1-1 ② SF7 3-H			B F X 1-1 ① 6-3		S B B X 2-1 HR		C B X 1-1 ③ 5-3		3	1	1	2	0	0	0
Don Zimmer, R (1, 6) OBP: 0.322, SLG: 0.411	B X 1-0 ③ L6			F X 0-1 ② B3		F S B X 1-2 ③ F7			B B C B C X 3-2 ① F7	4	0	0	0	0	0	2
Dick Gray, R (1, 5) OBP: 0.326, SLG: 0.477		F B B X 2-1 ① 6-3		B B B C X 3-1 1B			C F S 0-3 ① K		B C B B C F B 4-2 FC5-4 E BB BB	3	1	1	0	1	1	0
Charlie Neal, R (1, 4) OBP: 0.344, SLG: 0.450		X 0-0 ② F8		B S S B B F C 3-3 ③ K			C B F S 1-3 ② K		B B B C C C B 4-2 1-2 FC5-4 BB	3	0	0	0	1	2	1
Johnny Podres, L (1, 1) OBP: 0.171, SLG: 0.152 Johnny Klippstein, R (1, 1) OBP: 0.083, SLG: 0.083 Norm Larker, L (7, PH) OBP: 0.297, SLG: 0.268 Carl Erskine, R (7, 1) OBP: 0.045, SLG: 0.045 Fred Kipp, L (8, 1) OBP: 0.235, SLG: 0.250 Steve Bilko, R (9, PH) OBP: 0.330, SLG: 0.474		F C X 0-2 ③ F7			S B X 1-1 ① 4-3		B B B B 4-0 BB BB		B C F B B X 3-2 ② FC5-4 E 1-2f 2-3	0 2 0 0 0 0 1	0 0 0 0 0 0 0	0 0 0 0 0 0 0	0 0 0 1 0 0 0	0 0 0 0 0 0 0	0 0 0 0 0 0 0	0 0 0 0 0 0 2
Inning Stats	R: 1 H: 2 E: 0 LOB: 2 K: 0 BB: 1 S: 12 P: 20	R: 0 H: 0 E: 0 LOB: 0 K: 0 BB: 0 S: 6 P: 8	R: 0 H: 0 E: 0 LOB: 1 K: 0 BB: 1 S: 6 P: 12	R: 0 H: 1 E: 0 LOB: 1 K: 1 BB: 0 S: 10 P: 17	R: 0 H: 0 E: 0 LOB: 0 K: 0 BB: 0 S: 6 P: 9	R: 1 H: 1 E: 0 LOB: 0 K: 0 BB: 0 S: 8 P: 12	R: 0 H: 0 E: 0 LOB: 2 K: 2 BB: 2 S: 11 P: 21	R: 0 H: 0 E: 0 LOB: 0 K: 0 BB: 0 S: 5 P: 8	R: 1 H: 0 E: 1 LOB: 2 K: 0 BB: 2 S: 15 P: 30	1B: 3 SF: 1 2B: 0 SAC: 0 3B: 0 DP: 0 HR: 1 HBP: 0						

PITCHER	IP	WLS	BF	H	R	ER	SO	BB	IBB	HBP	BLK	WP	HR	S	P	ERA	WHIP
Carl Willey, R (1, 1) ERA: 0.9	9.0	W	38	4	3	2	3	6	0	0	0	0	1	79	137	2.00	1.111

PITCHER	IP	WLS	BF	H	R	ER	SO	BB	IBB	HBP	BLK	WP	HR	S	P	ERA	WHIP

TOP

Los Angeles Dodgers @ Milwaukee Braves

Milwaukee County Stadium, Milwaukee, WI

Sat Jun 28 1958, 8:05 PM EDT

Att. 30,571 - Unknown

livebaseballscorecards.com

AB	31
R	3
H	4
RBI	2
BB	6
SO	3
LOB	13



WP: 0 PA: 38
PB: 0
SB: 0
CS: 0

Batter	1	2	3	4	5	6	7	8	9	AB	R	H	RBI	BB	SO	LOB
Red Schoendienst, S (1, 4) OBP: 0.340, SLG: 0.312	C X 0-1 1B BB 1B	B B C C B B 4-2 1B BB BB		B S X 1-1 F9 2B		B L X 1-1 ① ② B2-4 1-2f		F F X 0-2 ② L3		4	2	2	0	1	0	1
Eddie Mathews, L (1, 5) OBP: 0.362, SLG: 0.485	X 0-0 BB BB BB 1-3 1B	B F B B B 4-1 1B 1-2 BB		X 0-0 ① F9 2-3		F B F B F X 2-2 ③ F8		B B B F B 4-1 S 1B BB		3	2	1	0	2	0	1
Hank Aaron, R (1, 9) OBP: 0.340, SLG: 0.484	B B B B C T B 4-2 BB BB 1-2 BB	S S X 0-2 1-2 2-H 1B		B B B 4-0 G6-4-3 BB			X 0-0 HR	B I I 4-0 1B E 1-2 IBB		2	2	2	2	3	0	0
Joe Adcock, R (1, 3) OBP: 0.321, SLG: 0.512 Frank Torre, L (7, 3) OBP: 0.400, SLG: 0.413	C B S B S 2-3 ① K	C C S 0-3 ③ K		B B S F X 2-2 ② ③ G6-4-3 1-2f			B C B F B B 4-2 1B BB	B B B X 3-0 E 1-3 2-H 1B		3 1	0 0	0 1	0 1	0 1	2 0	7 0
Andy Pafko, R (1, 7) OBP: 0.287, SLG: 0.333	B B B B B 4-0 G5-3 BB 1-2 2-3 3-H BB		B C X 1-1 BB 1B		S X 0-1 ① F7		B X 1-0 ① F6	C X 0-1 E6 2-3 3-H		4	0	1	1	1	0	2
Johnny Logan, R (1, 6) OBP: 0.355, SLG: 0.446	F B B B B 4-1 1-2 2-3 3-H BB		X 0-0 ① F8		B B B C F X 3-2 HR		B F B F S 2-3 ② K	B F F F C 1-3 ③ K		4	1	1	2	1	2	4
Felix Mantilla, R (1, 8) OBP: 0.298, SLG: 0.407	B B C F F X 2-2 ② ③ G5-3 2-3f		B C F B F X 2-2 ② F2		X 0-0 ② 6-3		B X 1-0 1-2 1B			4	0	1	0	0	0	4
Del Crandall, R (1, 2) OBP: 0.348, SLG: 0.500		X 0-0 B3-4-6-4-6 1B	B B B B 4-0 1-2 BB		X 0-0 ③ F7		B B F B X 3-1 F8			3	0	1	0	1	0	2
Carl Willey, R (1, 1) OBP: 0.286, SLG: 0.286		B X 1-0 ① ② B3-4-6-4-6 1-2f	C S S B S 1-3 ③ K			X 0-0 B2-4 1B		B S S C 1-3 ① K		4	0	1	0	0	2	3
Inning Stats	R: 2 H: 2 E: 0 LOB: 2 K: 1 BB: 3 S: 13 P: 29	R: 1 H: 2 E: 0 LOB: 2 K: 1 BB: 2 S: 11 P: 20	R: 0 H: 1 E: 0 LOB: 2 K: 1 BB: 1 S: 10 P: 18	R: 0 H: 1 E: 0 LOB: 1 K: 0 BB: 1 S: 6 P: 13	R: 1 H: 1 E: 0 LOB: 0 K: 0 BB: 0 S: 7 P: 10	R: 0 H: 1 E: 0 LOB: 0 K: 0 BB: 0 S: 7 P: 10	R: 1 H: 2 E: 0 LOB: 2 K: 1 BB: 1 S: 10 P: 21	R: 2 H: 1 E: 1 LOB: 2 K: 2 BB: 2 S: 15 P: 28		1B: 8 SF: 0 2B: 3 SAC: 0 3B: 0 DP: 4 HR: 2 HBP: 0						

PITCHER		IP	WLS	BF	H	R	ER	SO	BB	IBB	HBP	BLK	WP	HR	S	P	ERA	WHIP
Johnny Podres, L ERA: 4.11	(1, 1)	0.1	L	6	2	2	2	1	3	0	0	0	0	0	9	23	54.00	15.000
Johnny Klippstein, R ERA: 4.37	(1, 1)	5.2		23	6	2	2	2	4	0	0	0	0	1	45	77	3.18	1.765
Carl Erskine, R ERA: 4.82	(7, 1)	1.2		10	2	3	2	2	2	1	0	0	0	1	17	37	10.80	2.400
Fred Kipp, L ERA: 4.27	(8, 1)	0.1		3	1	0	0	1	0	0	0	0	0	0	8	12	0.00	3.000

PITCHER	IP	WLS	BF	H	R	ER	SO	BB	IBB	HBP	BLK	WP	HR	S	P	ERA	WHIP

BOTTOM

Angeles Dodgers @ Milwaukee Braves

Milwaukee County Stadium, Milwaukee, WI

Sat Jun 28 1958, 8:05 PM EDT

Att. 30,571 - Unknown

livebaseballscorecards.com

AB	32
R	7
H	11
RBI	6
BB	10
SO	6
LOB	24

Los Angeles Dodgers @ Milwaukee Braves

Milwaukee County Stadium, Milwaukee, WI

Sun Jun 29 1958, 4:33 AM EDT

Att. 33,857 - Unknown

TOP

livebaseballscorecards.com

Batter	1	2	3	4	5	6	7	8	9	AB	R	H	RBI	BB	SO	LOB
Jim Gilliam, S (1, 7) OBP: 0.343, SLG: 0.350	F5		3-1		F3		F4		F6	5	0	0	0	0	0	1
John Roseboro, L (1, 2) OBP: 0.331, SLG: 0.433	BB		F8			6-3		4-1	F7	4	0	0	0	1	0	0
Duke Snider, L (1, 8) OBP: 0.386, SLG: 0.453	1B			6-3		4-1		K		4	0	1	0	0	1	0
Carl Furillo, R (1, 9) OBP: 0.347, SLG: 0.454	F9			1B		1-3		HR		4	1	2	1	0	0	2
Gil Hodges, R (1, 3) OBP: 0.326, SLG: 0.436	K			K			HR	1B		4	1	2	0	0	2	3
Don Zimmer, R (1, 6) OBP: 0.316, SLG: 0.404		6-3		5-3			5-3	L7		4	0	0	0	0	0	3
Dick Gray, R (1, 5) OBP: 0.330, SLG: 0.497		F9			6-3		HR	HR		4	2	2	2	0	0	0
Charlie Neal, R (1, 4) OBP: 0.350, SLG: 0.479		K			HR		1B	HR		4	2	3	3	0	1	0
Stan Williams, R (1, 1)			F7		5-3		K		L9	1	0	0	0	0	0	0
Don Drysdale, R (3, 1) OBP: 0.192, SLG: 0.360										1	0	0	0	0	0	0
Fred Kipp, L (6, 1) OBP: 0.235, SLG: 0.250										0	0	0	0	0	0	0
Steve Bilko, R (7, PH) OBP: 0.327, SLG: 0.469										1	0	0	0	0	1	1
Ed Roebuck, R (7, 1) OBP: 0.333, SLG: 0.333										0	0	0	0	0	0	0
Elmer Valo, L (9, PH) OBP: 0.309, SLG: 0.344										1	0	0	0	0	0	0

Inning Stats	1	2	3	4	5	6	7	8	9
	R: 0 E: 0 K: 1 S: 10	H: 1 LOB: 2 BB: 1 P: 21	R: 0 E: 0 K: 1 S: 6	H: 0 LOB: 0 BB: 0 P: 13	R: 0 E: 0 K: 0 S: 6	H: 0 LOB: 0 BB: 0 P: 8	R: 0 E: 0 K: 1 S: 10	H: 1 LOB: 1 BB: 0 P: 12	R: 1 E: 0 K: 0 S: 4	H: 1 LOB: 0 BB: 0 P: 5	R: 0 E: 0 K: 0 S: 6	H: 0 LOB: 0 BB: 0 P: 10	R: 2 E: 0 K: 1 S: 12	H: 3 LOB: 1 BB: 0 P: 18	R: 1 E: 0 K: 1 S: 11	H: 2 LOB: 1 BB: 0 P: 17	R: 2 E: 0 K: 0 S: 13	H: 2 LOB: 0 BB: 0 P: 19

PITCHER		IP	WLS	BF	H	R	ER	SO	BB	IBB	HBP	BLK	WP	HR	S	P	ERA	WHIP	PITCHER	IP	WLS	BF	H	R	ER	SO	BB	IBB	HBP	BLK	WP	HR	S	P	ERA	WHIP
Bob Rush, R ERA: 3.63	(1, 1)	8.0	W	35	10	6	6	5	1	0	0	0	0	4	71	113	6.75	1.375																	
Gene Conley, R ERA: 4.31	(9, 1)	1.0	S	3	0	0	0	0	0	0	0	0	0	0	7	10	0.00	0.000																	

AB	37
R	6
H	10
RBI	6
BB	1
SO	5
LOB	10

1B: 5	SF: 0	WP: 0	PA: 38
2B: 1	SAC: 0	PB: 0	
3B: 0	DP: 0	SB: 0	
HR: 4	HBP: 0	CS: 0	

BOTTOM

Los Angeles Dodgers @ Milwaukee Braves

Milwaukee County Stadium, Milwaukee, WI

Sun Jun 29 1958, 4:33 AM EDT

Att. 33,857 - Unknown

livebaseballscorecards.com

Batter	1	2	3	4	5	6	7	8	9	AB	R	H	RBI	BB	SO	LOB
Red Schoendienst, S (1, 4) OBP: 0.346, SLG: 0.325	0-1 1B 1B 2B	1-0 FC4-5 3-H	0-1 1-2 1B			1-1 BB HR 1-2 1B	1-2 3-1			5	2	3	0	0	0	1
Eddie Mathews, L (1, 5) OBP: 0.363, SLG: 0.481	0-0 SH1 1B 2-3 1B	0-1 F8	0-0 F7			4-1 HR 1-2 2-3 BB		1-0 4-3		4	1	1	0	1	0	3
Hank Aaron, R (1, 9) OBP: 0.348, SLG: 0.502	0-1 SH1 1-2 3-H 1B		2-1 BB S BB 1B	0-0 5-3		0-0 1-H 2-H 3-H HR		1-1 G4-6-3 1B		5	2	4	5	0	0	0
Frank Torre, L (1, 3) OBP: 0.402, SLG: 0.412	1-1 SH1 1-2 2-3		4-1 BB BB 1-2 1B BB	0-0 G6-3 1B		3-2 3-1		1-0 G4-6-3 1-2f		3	1	1	0	1	0	1
Joe Adcock, R (1, 7) OBP: 0.319, SLG: 0.500 Andy Pafko, R (7, 7) OBP: 0.287, SLG: 0.333	0-0 F6		4-2 BB 1-2 2-3 1B BB	1-1 G6-3 1-2f		0-0 F8				3 0	1 0	0 0	0 0	1 0	0 0	3 0
Johnny Logan, R (1, 6) OBP: 0.357, SLG: 0.442	4-2 BB		4-0 1B FC6-4 1-2 2-3 3-H BB		0-2 F6	2-2 F5				2	1	0	1	2	0	0
Bill Bruton, L (1, 8) OBP: 0.319, SLG: 0.341	2-3 K		0-0 FC6-4 1-3 2-H 3-H 1B		2-2 G1-4-3 1B		1-1 G3			4	0	2	2	0	1	3
Del Crandall, R (1, 2) OBP: 0.351, SLG: 0.522		0-1 SH5-4 FC4-5 2B	2-2 FC6-4 FC4-6 1-2f 3-H		0-2 G1-4-3 1-2f		1-0 HR			4	1	2	2	0	0	2
Bob Rush, R (1, 1) OBP: 0.212, SLG: 0.194 Gene Conley, R (9, 1) OBP: 0.154, SLG: 0.154		2-1 SH5-4 2-3	0-0 FC4-6 1B 1-2f			1-0 BB 1B HR 1B	0-0 F9			3 0	1 0	1 0	0 0	0 0	0 0	1 0
Inning Stats	R: 1 E: 0 K: 1 S: 14 H: 3 LOB: 3 BB: 1 P: 21	R: 0 E: 0 K: 0 S: 7 H: 1 LOB: 1 BB: 0 P: 10	R: 4 E: 0 K: 0 S: 13 H: 3 LOB: 2 BB: 3 P: 29	R: 0 E: 0 K: 0 S: 4 H: 1 LOB: 0 BB: 0 P: 5	R: 0 E: 0 K: 0 S: 9 H: 1 LOB: 0 BB: 0 P: 11	R: 4 E: 0 K: 0 S: 13 H: 3 LOB: 0 BB: 1 P: 24	R: 1 E: 0 K: 0 S: 8 H: 1 LOB: 0 BB: 0 P: 11	R: 0 E: 0 K: 0 S: 4 H: 1 LOB: 0 BB: 0 P: 7		1B: 10 2B: 2 3B: 0 HR: 2	SF: 0 SAC: 2 DP: 3 HBP: 0					

	AB	33
	R	10
	H	14
	RBI	10
	BB	5
	SO	1
	LOB	14

PITCHER		IP	WLS	BF	H	R	ER	SO	BB	IBB	HBP	BLK	WP	HR	S	P	ERA	WHIP
Stan Williams, R ERA: 3.68	(1, 1)	2.0	L	14	5	4	4	1	3	0	0	0	0	0	26	46	18.00	4.000
Don Drysdale, R ERA: 5.71	(3, 1)	3.0		16	7	5	5	0	2	0	0	0	0	1	26	41	15.00	3.000
Fred Kipp, L ERA: 4.18	(6, 1)	1.0		3	0	0	0	0	0	0	0	0	0	0	8	13	0.00	0.000
Ed Roebuck, R ERA: 3.55	(7, 1)	2.0		7	2	1	1	0	0	0	0	0	0	1	12	18	4.50	1.000

PITCHER	IP	WLS	BF	H	R	ER	SO	BB	IBB	HBP	BLK	WP	HR	S	P	ERA	WHIP

Cincinnati Redlegs @ Milwaukee Braves

Milwaukee County Stadium, Milwaukee, WI

Mon Jun 30 1958, 8:05 PM EDT

Att. 23,852 - Unknown

TOP

livebaseballscorecards.com

Batter	1	2	3	4	5	6	7	8	9	AB	R	H	RBI	BB	SO	LOB
Johnny Temple, R (1, 4) OBP: 0.401, SLG: 0.405	E6 1B		1-3			2B 1B	K			4	2	1	0	0	1	2
Jerry Lynch, L (1, 9) OBP: 0.320, SLG: 0.508	5-3 1B 2-H		F7			G5-4-3 2B 1-H		F7		4	0	2	2	0	0	0
Frank Robinson, R (1, 7) OBP: 0.331, SLG: 0.422	5-3 1-2			F8		BB G5-4-3		6-3		3	0	0	0	1	0	1
Walt Dropo, R (1, 3) OBP: 0.275, SLG: 0.329	F6			1-3		G5-4-3 1-2f 2-3		5-3		4	0	0	0	0	0	3
Don Hoak, R (1, 5) OBP: 0.367, SLG: 0.416	F5			F6		F9			F7	4	0	0	0	0	0	2
Ed Bailey, L (1, 2) OBP: 0.337, SLG: 0.396		F7			2B		FC5-4 1B		F7	2	0	1	0	0	0	0
Smoky Burgess, L (5, 2) OBP: 0.364, SLG: 0.400										2	0	1	0	0	0	0
Gus Bell, L (1, 8) OBP: 0.291, SLG: 0.367		4-3			F8		FC5-4 1B 1-2f		4-3	4	0	0	0	0	0	2
Roy McMillan, R (1, 6) OBP: 0.287, SLG: 0.255		F8			5-3		1-2 1B			3	0	1	0	0	0	1
Bob Purkey, R (1, 1) OBP: 0.154, SLG: 0.237			K		K2-3		F7			1	0	0	0	0	1	0
Alex Kellner, R (4, 1) OBP: 0.167, SLG: 0.182										0	0	0	0	0	0	0
Pete Whisenant, R (5, PH) OBP: 0.305, SLG: 0.396										1	0	0	0	0	1	1
Tom Acker, R (5, 1)										0	0	0	0	0	0	0
Gene Hayden, L (5, 1)										0	0	0	0	0	0	0
George Crowe, L (7, PH) OBP: 0.405, SLG: 0.512										1	0	0	0	0	0	2
Willard Schmidt, R (7, 1) OBP: 0.125, SLG: 0.125										0	0	0	0	0	0	0

	AB	33
	R	2
	H	6
	RBI	2
	BB	1
	SO	3
	LOB	14

Inning Stats	1	2	3	4	5	6	7	8	9	1B: 4	SF: 0	WP: 0	PA: 34
R:	1	0	0	0	0	1	0	0	0	2B: 2	SAC: 0	PB: 0	
E:	1	0	0	0	0	0	0	0	0	3B: 0	DP: 1	SB: 0	
K:	0	0	1	0	1	0	1	0	0	HR: 0	HBP: 0	CS: 0	
S:	5	3	5	3	6	4	7	3	3				
H:	1	0	0	0	1	2	2	0	0				
LOB:	1	0	0	0	1	1	2	0	0				
BB:	0	0	0	0	0	1	0	0	0				
P:	5	3	5	3	6	8	7	3	3				

PITCHER		IP	WLS	BF	H	R	ER	SO	BB	IBB	HBP	BLK	WP	HR	S	P	ERA	WHIP
Warren Spahn, L (1, 1) ERA: 2.99		9.0	W	34	6	2	1	3	1	0	0	0	0	0	39	43	1.00	0.778

PITCHER	IP	WLS	BF	H	R	ER	SO	BB	IBB	HBP	BLK	WP	HR	S	P	ERA	WHIP

Batter	1	2	3	4	5	6	7	8	9	AB	R	H	RBI	BB	SO	LOB
Red Schoendienst, S (1, 4) OBP: 0.338, SLG: 0.316	4-3		4-3		1-3	4-3		6-3		5	0	0	0	0	0	2
Eddie Mathews, L (1, 5) OBP: 0.365, SLG: 0.485	6-3			1B 1B 2B	1B 1B 1B	SSS K				4	2	2	0	0	1	0
Hank Aaron, R (1, 9) OBP: 0.351, SLG: 0.502	F4			2-3 1B	1-2 1B 2B 1B	5-3				4	1	2	0	0	0	0
Frank Torre, L (1, 3) OBP: 0.407, SLG: 0.417		4-3		HBP 1B 1B 3-H	1-2 2-H 2B 1B		F9			3	2	2	2	0	0	0
Andy Pafko, R (6, 7) OBP: 0.284, SLG: 0.330										1	0	0	0	0	0	0
Joe Adcock, R (1, 7) OBP: 0.318, SLG: 0.500 (6, 3)		F7		F7	FC5-4 1-H 2-H 2B		SSS K			4	1	1	2	0	1	1
Johnny Logan, R (1, 6) OBP: 0.359, SLG: 0.439		SSS K		H 1B WP HBP 1-0 1-2	BBB FC5-4 BB 4-0		F7			2	1	0	0	1	1	0
Bill Bruton, L (1, 8) OBP: 0.323, SLG: 0.344			6-3	WP 1B 1B 1-3 2-H	FC5-4 1-2f 2-3 2B			F5		2	1	1	1	0	0	0
Felix Mantilla, R (5, PH) (6, 8) OBP: 0.293, SLG: 0.400										2	1	0	0	0	0	2
Del Crandall, R (1, 2) OBP: 0.354, SLG: 0.527			F7	1-H 3-H 1B	1-H 3-H 2B			F7		4	0	2	3	0	0	0
Warren Spahn, L (1, 1) OBP: 0.443, SLG: 0.564			1B	4-3	SSS K			1B		4	0	2	0	0	1	2
Inning Stats	R: 0 E: 0 K: 0 S: 3 H: 0 LOB: 0 BB: 0 P: 3	R: 0 E: 0 K: 1 S: 5 H: 0 LOB: 0 BB: 0 P: 5	R: 0 E: 0 K: 0 S: 4 H: 1 LOB: 1 BB: 0 P: 4	R: 4 E: 0 K: 0 S: 7 H: 5 LOB: 1 BB: 0 P: 8	R: 5 E: 0 K: 1 S: 10 H: 5 LOB: 1 BB: 1 P: 14	R: 0 E: 0 K: 1 S: 5 H: 0 LOB: 0 BB: 0 P: 5	R: 0 E: 0 K: 1 S: 5 H: 0 LOB: 0 BB: 0 P: 5	R: 0 E: 0 K: 0 S: 4 H: 1 LOB: 1 BB: 0 P: 4		1B: 9 2B: 3 3B: 0 HR: 0	SF: 0 SAC: 0 DP: 0 HBP: 1						

BOTTOM

Cincinnati Redlegs @ Milwaukee Braves

Milwaukee County Stadium, Milwaukee, WI

Mon Jun 30 1958, 8:05 PM EDT

Att. 23,852 - Unknown

livebaseballscorecards.com

AB	35
R	9
H	12
RBI	8
BB	1
SO	4
LOB	7

WP: 1 PB: 0 SB: 0 CS: 0 PA: 37

PITCHER		IP	WLS	BF	H	R	ER	SO	BB	IBB	HBP	BLK	WP	HR	S	P	ERA	WHIP
Bob Purkey, R ERA: 4.12	(1, 1)	3.2	L	17	6	4	4	1	0	0	1	0	1	0	18	19	9.82	1.636
Alex Kellner, L ERA: 6.17	(4, 1)	0.1		1	0	0	0	0	0	0	0	0	0	0	1	1	0.00	0.000
Tom Acker, R ERA: 5.4	(5, 1)	0.1		6	4	5	5	0	1	0	0	0	0	0	5	9	135.00	15.000
Gene Hayden, L ERA:	(5, 1)	1.2		6	1	0	0	2	0	0	0	0	0	0	10	10	0.00	0.600
Willard Schmidt, R ERA: 2.88	(7, 1)	2.0		7	1	0	0	1	0	0	0	0	0	0	9	9	0.00	0.500

PITCHER	IP	WLS	BF	H	R	ER	SO	BB	IBB	HBP	BLK	WP	HR	S	P	ERA	WHIP

Batter	1	2	3	4	5	6	7	8	9	AB	R	H	RBI	BB	SO	LOB
Johnny Temple, R (1, 4) OBP: 0.399, SLG: 0.403	6-3		FC6, 1-2, 1B			F7		F9		4	0	1	0	0	0	0
Smoky Burgess, L (1, 2) OBP: 0.368, SLG: 0.404	4-3		FC6, 1-2f			1B		1B		4	0	2	0	0	0	2
Jerry Lynch, L (1, 9) OBP: 0.317, SLG: 0.500	6-3			4-3		FC6, 1-2, 1B		F6		4	0	1	0	0	0	1
Willard Schmidt, R (8, 1) OBP: 0.125, SLG: 0.125										0	0	0	0	0	0	0
George Crowe, L (1, 3) OBP: 0.402, SLG: 0.506		K, SSS		F4		FC6, 1-2f			BB, 1B	4	0	1	0	0	1	2
Eddie Miksis, R (9, PR) OBP: 0.316, SLG: 0.235										0	0	0	0	0	0	0
Don Hoak, R (1, 5) OBP: 0.362, SLG: 0.410		F7		6-3			F6		F8	4	0	0	0	0	0	1
Gus Bell, L (1, 8) OBP: 0.298, SLG: 0.371		F8			G6-4-3, 1B		5-3, 1B		BB, G6-4-3, 1-2	3	0	2	0	1	0	0
Frank Robinson, R (1, 7) OBP: 0.327, SLG: 0.417			5-3		G6-4-3, 1-2f		5-3, 1-2		G6-4-3, 1-2f	3	0	0	0	0	0	2
Walt Dropo, R (9, PH) OBP: 0.272, SLG: 0.324										1	0	0	0	0	0	2
Roy McMillan, R (1, 6) OBP: 0.284, SLG: 0.252			F8		5-3		F7			2	0	0	0	0	0	0
Bob Thurman, L (7, PH) OBP: 0.346, SLG: 0.373										1	0	0	0	0	0	1
Alex Grammas, R (7, 6) OBP: 0.235, SLG: 0.213										0	0	0	0	0	0	0
Harvey Haddix, L (1, 1) OBP: 0.368, SLG: 0.406			1B, 1B			5-3		K, SSS		2	0	1	0	0	0	0
Hal Jeffcoat, R (6, 1) OBP: 0.833, SLG: 0.800										0	0	0	0	0	0	0
Dee Fondy, L (8, PH) OBP: 0.308, SLG: 0.408										1	0	0	0	0	1	0
(8, 9)																

TOP

Cincinnati Redlegs @ Milwaukee Braves

Milwaukee County Stadium, Milwaukee, WI

Tue Jul 01 1958, 8:05 PM EDT

Att. 23,143 - Unknown

livebaseballscorecards.com

AB	33
R	0
H	8
RBI	0
BB	1
SO	2
LOB	11



Inning Stats	1	2	3	4	5	6	7	8	9
	R: 0 E: 0 K: 0 S: 3	H: 0 LOB: 0 BB: 0 P: 3	R: 0 E: 0 K: 1 S: 5	H: 0 LOB: 0 BB: 0 P: 5	R: 0 E: 0 K: 0 S: 5	H: 2 LOB: 2 BB: 0 P: 5	R: 0 E: 0 K: 0 S: 3	H: 0 LOB: 0 BB: 0 P: 3	R: 0 E: 0 K: 0 S: 3	H: 1 LOB: 0 BB: 0 P: 3	R: 0 E: 0 K: 0 S: 5	H: 2 LOB: 2 BB: 0 P: 5	R: 0 E: 0 K: 0 S: 4	H: 1 LOB: 1 BB: 0 P: 4	R: 0 E: 0 K: 1 S: 6	H: 1 LOB: 1 BB: 0 P: 6	R: 0 E: 0 K: 0 S: 3	H: 1 LOB: 2 BB: 1 P: 7

| | | | | | | | | | | | | | | | |

Batter	1	2	3	4	5	6	7	8	9	AB	R	H	RBI	BB	SO	LOB
Red Schoendienst, S (1, 4) OBP: 0.332, SLG: 0.310	1-3			F2	F9		F8			4	0	0	0	0	0	2
Eddie Mathews, L (1, 5) OBP: 0.367, SLG: 0.496	4-3			HR	BB 1-2 2-3		4-3			3	1	1	1	1	0	0
Hank Aaron, R (1, 9) OBP: 0.353, SLG: 0.498	6-3			1B BB	F4		FC5-4 BB			2	0	0	0	2	0	3
Joe Adcock, R (1, 3) OBP: 0.309, SLG: 0.485		F7		K		F8	FC5-4 1-2f			4	0	0	0	0	1	2
Andy Pafko, R (1, 7) OBP: 0.302, SLG: 0.340		6-3		1B 1-2		FC4-6 BB 1B		FC6-5 SH2-4 BB		3	0	2	0	1	0	0
Johnny Logan, R (1, 6) OBP: 0.359, SLG: 0.435		F9		F6		FC4-6 BB 1-2		SH2-4 1-2		2	0	0	0	1	0	2
Felix Mantilla, R (1, 8) OBP: 0.283, SLG: 0.386			F4		F7	FC4-6 IBB 1-2f 2-3		FC6-5 2-3		4	0	0	0	0	0	3
Del Crandall, R (1, 2) OBP: 0.357, SLG: 0.524			E6 G6-4-3		BB 1B 1B	IBB 1-2		1-3		3	0	1	0	1	0	1
Lew Burdette, R (1, 1) OBP: 0.179, SLG: 0.179			G6-4-3 1-2f		BB 1-2 1B	G3				3	0	1	0	0	0	4
Inning Stats	R: 0 E: 0 K: 0 S: 3 H: 0 LOB: 0 BB: 0 P: 3	R: 0 E: 0 K: 0 S: 3 H: 0 LOB: 0 BB: 0 P: 3	R: 0 E: 1 K: 0 S: 3 H: 0 LOB: 0 BB: 0 P: 3	R: 1 E: 0 K: 1 S: 7 H: 2 LOB: 2 BB: 1 P: 11	R: 0 E: 0 K: 0 S: 5 H: 2 LOB: 3 BB: 1 P: 9	R: 0 E: 0 K: 0 S: 4 H: 1 LOB: 3 BB: 2 P: 12	R: 0 E: 0 K: 0 S: 3 H: 0 LOB: 1 BB: 1 P: 7	R: 0 E: 0 K: 0 S: 3 H: 0 LOB: 1 BB: 1 P: 7								

PITCHER		IP	WLS	BF	H	R	ER	SO	BB	IBB	HBP	BLK	WP	HR	S	P	ERA	WHIP
Harvey Haddix, L ERA: 3.57	(1, 1)	5.2	L	26	5	1	1	1	3	1	0	0	0	1	24	40	1.59	1.412
Hal Jeffcoat, R ERA: 3.54	(6, 1)	1.1		5	0	0	0	0	1	0	0	0	0	0	4	8	0.00	0.750
Willard Schmidt, R ERA: 2.8	(8, 1)	1.0		4	0	0	0	0	1	0	0	0	0	0	3	7	0.00	1.000

PITCHER	IP	WLS	BF	H	R	ER	SO	BB	IBB	HBP	BLK	WP	HR	S	P	ERA	WHIP

BOTTOM

Cincinnati Redlegs @ Milwaukee Braves

Milwaukee County Stadium, Milwaukee, WI

Tue Jul 01 1958, 8:05 PM EDT

Att. 23,143 - Unknown

livebaseballscorecards.com

AB	28
R	1
H	5
RBI	1
BB	6
SO	1
LOB	17

1B: 4	SF: 0	WP: 0	PA: 35
2B: 0	SAC: 1	PB: 0	
3B: 0	DP: 1	SB: 0	
HR: 1	HBP: 0	CS: 0	

Batter	1	2	3	4	5	6	7	8	9	AB	R	H	RBI	BB	SO	LOB
Johnny Temple, R (1, 4) OBP: 0.401, SLG: 0.406	BBBB 4-0 FC4-6 BB		x 0-0 ② G3 SF8 2B		x 0-0 ② 5-3			x 0-0 ② 5-3		3	1	1	0	1	0	0
Jerry Lynch, L (1, 9) OBP: 0.308, SLG: 0.484	x 0-0 ① FC4-6 CS 1-2f		x 0-0 ① G3 2-3		x 0-0 ③ F7			SSS 0-3 ③ K		4	0	0	0	0	1	2
Gus Bell, L (1, 8) OBP: 0.301, SLG: 0.375	x 0-0 ② 1-2 1B		x 0-0 ② SF8 3-H			x 0-0 ① F7			x 0-0 E 1B	3	0	2	1	0	0	0
George Crowe, L (1, 3) OBP: 0.394, SLG: 0.494 Walt Dropo, R (9, 3) OBP: 0.272, SLG: 0.324	x 0-0 ③ 4-3		SSS 0-3 ③ K			x 0-0 ② 4-3			x 0-0 ① F8	4 0	0 0	0 0	0 0	0 0	1 0	2 0
Don Hoak, R (1, 5) OBP: 0.361, SLG: 0.405		BBBBB 4-0 1B BB		x 0-0 ① F6		x 0-0 ③ 5-3			x 0-0 E1 G6-4-3 1-2	3	0	0	0	1	0	1
Smoky Burgess, L (1, 2) OBP: 0.373, SLG: 0.427		x 0-0 1-2 1B		x 0-0 3B			x 0-0 ① 4-3		x 0-0 ②③ G6-4-3 1-2f	4	0	2	0	0	0	2
Frank Robinson, R (1, 7) OBP: 0.323, SLG: 0.412		SSS 0-3 ① K		x 0-0 ② 5-3			x 0-0 ② F7			3	0	0	0	0	1	3
Alex Grammas, R (1, 6) OBP: 0.222, SLG: 0.200		x 0-0 ② F8		x 0-0 ③ 4-3			x 0-0 ③ F7			3	0	0	0	0	0	3
Brooks Lawrence, R (1, 1) OBP: 0.263, SLG: 0.161		SSS 0-3 ③ K			x 0-0 ① 1-3			SSS 0-3 ① K		3	0	0	0	0	2	2
Inning Stats	R: 0 E: 0 K: 0 S: 3 H: 1 LOB: 1 BB: 1 P: 7	R: 0 E: 0 K: 2 S: 8 H: 1 LOB: 2 BB: 1 P: 12	R: 1 E: 0 K: 1 S: 6 H: 1 LOB: 0 BB: 0 P: 6	R: 0 E: 0 K: 0 S: 4 H: 1 LOB: 1 BB: 0 P: 4	R: 0 E: 0 K: 0 S: 3 H: 0 LOB: 0 BB: 0 P: 3	R: 0 E: 0 K: 0 S: 3 H: 0 LOB: 0 BB: 0 P: 3	R: 0 E: 0 K: 0 S: 3 H: 0 LOB: 0 BB: 0 P: 3	R: 0 E: 0 K: 2 S: 7 H: 0 LOB: 0 BB: 0 P: 7	R: 0 E: 1 K: 0 S: 4 H: 1 LOB: 1 BB: 0 P: 4	1B: 3 2B: 1 3B: 1 HR: 0	SF: 1 SAC: 0 DP: 1 HBP: 0				WP: 0 PB: 0 SB: 0 CS: 1	PA: 33	

PITCHER	IP	WLS	BF	H	R	ER	SO	BB	IBB	HBP	BLK	WP	HR	S	P	ERA	WHIP
Joey Jay, R (1, 1) ERA: 2.83	9.0	L	33	5	1	1	5	2	0	0	0	0	0	41	49	1.00	0.778

PITCHER	IP	WLS	BF	H	R	ER	SO	BB	IBB	HBP	BLK	WP	HR	S	P	ERA	WHIP

TOP

Cincinnati Redlegs @ Milwaukee Braves

Milwaukee County Stadium, Milwaukee, WI

Wed Jul 02 1958, 8:05 PM EDT

Att. 18,212 - Unknown

livebaseballscorecards.com

AB	30
R	1
H	5
RBI	1
BB	2
SO	5
LOB	15



Batter	1	2	3	4	5	6	7	8	9	AB	R	H	RBI	BB	SO	LOB
Red Schoendienst, S (1, 4) OBP: 0.330, SLG: 0.309	S 1B	F5			F4			F7		4	0	1	0	0	0	3
Eddie Mathews, L (1, 5) OBP: 0.365, SLG: 0.492	F7 1-2		FC5-4 1B		F4			F9		4	0	1	0	0	0	1
Hank Aaron, R (1, 9) OBP: 0.348, SLG: 0.491	F6		F9			E5		F2		4	0	0	0	0	0	2
Frank Torre, L (1, 3) OBP: 0.403, SLG: 0.413	4-3		F9			F5			SH3-4 1B	4	0	1	0	0	0	3
Felix Mantilla, R (9, PR) OBP: 0.283, SLG: 0.386										0	0	0	0	0	0	0
Joe Adcock, R (1, 7) OBP: 0.310, SLG: 0.482		BB SH1-3 1B	FC5-4 1-2f			K			SH3-4 1-2	3	0	1	0	0	1	2
Johnny Logan, R (1, 6) OBP: 0.355, SLG: 0.430		SH1-3 1-2		F4		F8			5-3	3	0	0	0	0	0	3
Bill Bruton, L (1, 8) OBP: 0.313, SLG: 0.333		6-3		F8			F8		F9	3	0	0	0	0	0	1
Wes Covington, L (9, PH) OBP: 0.385, SLG: 0.667										1	0	0	0	0	0	2
Del Crandall, R (1, 2) OBP: 0.357, SLG: 0.518	BB IBB			F8			F6			2	0	0	0	1	0	0
Joey Jay, S (1, 1) OBP: 0.273, SLG: 0.111	1-2 2-3 BB				6-3		1-3			2	0	0	0	1	0	0
Inning Stats	R: 0 E: 0 K: 0 S: 4 H: 1 LOB: 1 BB: 0 P: 4	R: 0 E: 0 K: 0 S: 4 H: 1 LOB: 3 BB: 2 P: 12	R: 0 E: 0 K: 0 S: 4 H: 1 LOB: 1 BB: 0 P: 4	R: 0 E: 0 K: 0 S: 3 H: 0 LOB: 0 BB: 0 P: 3	R: 0 E: 0 K: 0 S: 3 H: 0 LOB: 0 BB: 0 P: 3	R: 0 E: 1 K: 1 S: 6 H: 0 LOB: 1 BB: 0 P: 6	R: 0 E: 0 K: 0 S: 3 H: 0 LOB: 0 BB: 0 P: 3	R: 0 E: 0 K: 0 S: 3 H: 0 LOB: 0 BB: 0 P: 3	R: 0 E: 0 K: 0 S: 4 H: 1 LOB: 2 BB: 0 P: 4	1B: 4 2B: 0 3B: 0 HR: 0	SF: 0 SAC: 2 DP: 0 HBP: 0					

PITCHER	IP	WLS	BF	H	R	ER	SO	BB	IBB	HBP	BLK	WP	HR	S	P	ERA	WHIP
Brooks Lawrence, R (1, 1) ERA: 3.29	9.0	W	34	4	0	0	1	1	1	0	0	0	0	34	42	0.00	0.556

PITCHER	IP	WLS	BF	H	R	ER	SO	BB	IBB	HBP	BLK	WP	HR	S	P	ERA	WHIP

BOTTOM

Cincinnati Redlegs @ Milwaukee Braves

Milwaukee County Stadium, Milwaukee, WI

Wed Jul 02 1958, 8:05 PM EDT

Att. 18,212 - Unknown

livebaseballscorecards.com

AB	30
R	0
H	4
RBI	0
BB	2
SO	1
LOB	17

PA: 34

Philadelphia Phillies @ Milwaukee Braves

Milwaukee County Stadium, Milwaukee, WI

Thu Jul 03 1958, 4:33 AM EDT

Att. 17,624 - Unknown

TOP

livebaseballscorecards.com

Batter	1	2	3	4	5	6	7	8	9	AB	R	H	RBI	BB	SO	LOB
Richie Ashburn, L (1, 8) OBP: 0.428, SLG: 0.426	F8	6-3			6-3		FC5 2-3f		BB	4	0	0	0	1	0	3
Solly Hemus, L (1, 4) OBP: 0.412, SLG: 0.452	BB WP 1B		1-3		L4			HR	P4	4	1	1	1	1	0	2
Ed Bouchee, L (1, 3) OBP: 0.125, SLG: 0.500	K		F8			6-3		HR		4	1	1	1	0	1	1
Harry Anderson, L (1, 7) OBP: 0.392, SLG: 0.529	WP 1-2 1B		K			F7		1B		4	0	2	0	0	1	0
Carl Sawatski, L (1, 2) OBP: 0.288, SLG: 0.255	4-3 1-2 2-3			1B		F2		F7		0	0	0	0	0	0	0
Willie Jones, R (1, 5) OBP: 0.359, SLG: 0.418		2B 4-3 HBP		F3			E6 FC1-6	K		1	1	0	0	0	0	1
Ted Kazanski, R (4, 5) OBP: 0.248, SLG: 0.261										2	0	0	0	0	1	0
Bob Bowman, R (1, 9) OBP: 0.349, SLG: 0.571		4-3 1-3 2B		1-H 2B			FC1-6 1-2f FC3-6		2B	4	0	3	0	0	0	1
Chico Fernandez, R (1, 6) OBP: 0.243, SLG: 0.241		4-3 2-3 3-H		F9			FC3-6 FC5 1-2f 1B		K	4	0	0	1	0	1	4
Robin Roberts, S (1, 1) OBP: 0.321, SLG: 0.261		P3			F7		1-2 1B		F9	4	0	1	0	0	0	2

AB	31
R	3
H	8
RBI	3
BB	2
SO	4
LOB	14

Inning Stats	1	2	3	4	5	6	7	8	9	1B: 4	SF: 0	WP: 1	PA: 38
	R: 0 E: 0 K: 1 S: 6	R: 1 E: 0 K: 0 S: 4	R: 0 E: 0 K: 1 S: 5	R: 0 E: 0 K: 0 S: 4	R: 0 E: 0 K: 0 S: 3	R: 0 E: 0 K: 0 S: 3	R: 0 E: 1 K: 0 S: 5	R: 2 E: 0 K: 1 S: 7	R: 0 E: 0 K: 1 S: 6	2B: 3 3B: 0 HR: 2	SAC: 0 DP: 0 HBP: 1	PB: 0 SB: 0 CS: 0	
	H: 1 LOB: 2 BB: 1 P: 10	H: 1 LOB: 1 BB: 0 P: 5	H: 0 LOB: 0 BB: 0 P: 5	H: 2 LOB: 1 BB: 0 P: 4	H: 0 LOB: 0 BB: 0 P: 3	H: 0 LOB: 0 BB: 0 P: 3	H: 1 LOB: 2 BB: 0 P: 5	H: 3 LOB: 0 BB: 0 P: 7	H: 1 LOB: 2 BB: 1 P: 10				

PITCHER		IP	WLS	BF	H	R	ER	SO	BB	IBB	HBP	BLK	WP	HR	S	P	ERA	WHIP
Carl Willey, R ERA: 1.61	(1, 1)	8.0	L	33	8	3	3	3	1	0	1	0	1	2	37	42	3.38	1.125
Bob Trowbridge, R ERA: 2.32	(9, 1)	1.0		5	1	0	0	1	1	0	0	0	0	0	6	10	0.00	2.000

PITCHER	IP	WLS	BF	H	R	ER	SO	BB	IBB	HBP	BLK	WP	HR	S	P	ERA	WHIP

Batter	1	2	3	4	5	6	7	8	9	AB	R	H	RBI	BB	SO	LOB
Red Schoendienst, S (1, 4) OBP: 0.325, SLG: 0.303	F8		F8		4-3			L8		4	0	0	0	0	0	2
Eddie Mathews, L (1, 5) OBP: 0.360, SLG: 0.484	K		F7			F8		6-3		4	0	0	0	0	1	1
Hank Aaron, R (1, 9) OBP: 0.347, SLG: 0.487	1B			L8		6-3			F8	4	0	1	0	0	0	0
Frank Torre, L (1, 3) OBP: 0.395, SLG: 0.402	F7			F9		6-3			K	4	0	0	0	0	1	1
Joe Adcock, R (1, 7) OBP: 0.314, SLG: 0.497		FC6-4 1B		K			K		3B	4	0	2	0	0	2	0
Johnny Logan, R (1, 6) OBP: 0.357, SLG: 0.433		FC6-4 G3-6-3 1-2f			L8 SF8 2B		BB		F8	3	1	1	0	1	0	2
Bill Bruton, L (1, 8) OBP: 0.304, SLG: 0.323		G3-6-3 1-2f			L8 2-3		F8			3	0	0	0	0	0	3
Del Crandall, R (1, 2) OBP: 0.356, SLG: 0.518			FC1-6 1B		SF8 3-H		F9			2	0	1	1	0	0	1
Carl Willey, R (1, 1) OBP: 0.333, SLG: 0.333			FC1-6 1-2f		1B			3-1		2	0	1	0	0	0	1
Harry Hanebrink, L (8, PH) OBP: 0.264, SLG: 0.313										1	0	0	0	0	0	0
Bob Trowbridge, R (9, 1) OBP: 0.333, SLG: 0.333										0	0	0	0	0	0	0
Inning Stats	R: 0 H: 1 E: 0 LOB: 1 K: 1 BB: 0 S: 6 P: 6	R: 0 H: 1 E: 0 LOB: 0 K: 0 BB: 0 S: 3 P: 3	R: 0 H: 1 E: 0 LOB: 1 K: 0 BB: 0 S: 4 P: 4	R: 0 H: 0 E: 0 LOB: 0 K: 1 BB: 0 S: 5 P: 5	R: 1 H: 2 E: 0 LOB: 1 K: 0 BB: 0 S: 5 P: 5	R: 0 H: 0 E: 0 LOB: 0 K: 0 BB: 0 S: 3 P: 3	R: 0 H: 0 E: 0 LOB: 1 K: 1 BB: 1 S: 5 P: 9	R: 0 H: 0 E: 0 LOB: 0 K: 0 BB: 0 S: 3 P: 3	R: 0 H: 1 E: 0 LOB: 1 K: 1 BB: 0 S: 6 P: 6	1B: 4 SF: 1 2B: 1 SAC: 0 3B: 1 DP: 1 HR: 0 HBP: 0						

PITCHER	IP	WLS	BF	H	R	ER	SO	BB	IBB	HBP	BLK	WP	HR	S	P	ERA	WHIP
Robin Roberts, R (1, 1) ERA: 3.01	9.0	W	33	6	1	1	4	1	0	0	0	0	0	40	44	1.00	0.778

PITCHER	IP	WLS	BF	H	R	ER	SO	BB	IBB	HBP	BLK	WP	HR	S	P	ERA	WHIP

BOTTOM

Philadelphia Phillies @ Milwaukee Braves

Milwaukee County Stadium, Milwaukee, WI

Thu Jul 03 1958, 4:33 AM EDT

Att. 17,624 - Unknown

livebaseballscorecards.com

AB	31
R	1
H	6
RBI	1
BB	1
SO	4
LOB	11

WP: 0 PB: 0 SB: 0 CS: 0 PA: 33

Batter	1	2	3	4	5	6	7	8	9	AB	R	H	RBI	BB	SO	LOB
Richie Ashburn, L (1, 8) OBP: 0.422, SLG: 0.418	L9		F9		F7		4-3		5-3	5	0	0	0	0	0	0
Solly Hemus, L (1, 4) OBP: 0.414, SLG: 0.469	F9			2B 2B	1B 2B		L3			4	2	2	0	0	0	0
Ed Bouchee, L (1, 3) OBP: 0.333, SLG: 0.583	1B			2B FC 1B	1B 1B 2-H		F8			4	2	3	1	0	0	0
Harry Anderson, L (1, 7) OBP: 0.390, SLG: 0.524	F7			F3	1B 1-3 1B			F7		4	0	1	0	0	0	3
Carl Sawatski, L (1, 2) OBP: 0.333, SLG: 0.382		1B		1-3 2-H 2B	1-3 3-H 1B			HR		0	1	0	0	0	0	0
Bob Bowman, R (1, 9) OBP: 0.345, SLG: 0.550		K		L3-6 FC IBB	5-3			4-3		3	0	0	0	1	1	3
Ted Kazanski, R (1, 5) OBP: 0.242, SLG: 0.254		G4-6-3 1-2f		FC 1-2 2-3 3-H		K		F9		4	0	0	1	0	1	3
Chico Fernandez, R (1, 6) OBP: 0.239, SLG: 0.237			4-3	L3-6 2-3		1-3			5-3	4	0	0	0	0	0	3
Curt Simmons, L (1, 1) OBP: 0.262, SLG: 0.268			F5		F2	L9			K	3	0	0	0	0	0	0
Turk Farrell, R (8, 1) OBP: 0.250, SLG: 0.200										1	0	0	0	0	1	0
Inning Stats	R: 0 E: 0 K: 0 S: 4 H: 1 LOB: 1 BB: 0 P: 4	R: 0 E: 0 K: 1 S: 5 H: 1 LOB: 0 BB: 0 P: 5	R: 0 E: 0 K: 0 S: 3 H: 0 LOB: 0 BB: 0 P: 3	R: 2 E: 0 K: 0 S: 6 H: 3 LOB: 2 BB: 1 P: 10	R: 2 E: 0 K: 0 S: 7 H: 4 LOB: 2 BB: 0 P: 7	R: 0 E: 0 K: 1 S: 5 H: 0 LOB: 0 BB: 0 P: 5	R: 0 E: 0 K: 0 S: 3 H: 0 LOB: 0 BB: 0 P: 3	R: 1 E: 0 K: 0 S: 4 H: 1 LOB: 0 BB: 0 P: 4	R: 0 E: 0 K: 1 S: 5 H: 0 LOB: 0 BB: 0 P: 5	1B: 6 2B: 4 3B: 0 HR: 1 SF: 0 SAC: 0 DP: 2 HBP: 0						

PITCHER		IP	WLS	BF	H	R	ER	SO	BB	IBB	HBP	BLK	WP	HR	S	P	ERA	WHIP
Bob Rush, R ERA: 3.83	(1, 1)	4.2	L	23	9	4	4	1	0	1	0	0	0	0	24	28	7.71	1.929
Ernie Johnson, R ERA: 8.53	(5, 1)	0.1		1	0	0	0	0	0	0	0	0	0	0	1	1	0.00	0.000
Humberto Robinson, R ERA: 4.2	(6, 1)	2.0		6	0	0	0	1	0	0	0	0	0	0	8	8	0.00	0.000
Gene Conley, R ERA: 4.31	(8, 1)	2.0		7	1	1	1	1	0	0	0	0	0	1	9	9	4.50	0.500

PITCHER	IP	WLS	BF	H	R	ER	SO	BB	IBB	HBP	BLK	WP	HR	S	P	ERA	WHIP

TOP

Philadelphia Phillies @ Milwaukee Braves

Milwaukee County Stadium, Milwaukee, WI

Fri Jul 04 1958, 4:33 AM EDT

Unknown

livebaseballscorecards.com

AB	32
R	5
H	6
RBI	2
BB	1
SO	3
LOB	12

Batter	1	2	3	4	5	6	7	8	9	AB	R	H	RBI	BB	SO	LOB
Red Schoendienst, S (1, 4) OBP: 0.318, SLG: 0.296	P5		F9		FC8-4 1-2f		F2		F9	5	0	0	0	0	0	2
Eddie Mathews, L (1, 5) OBP: 0.362, SLG: 0.482	L8		BB 1-2 1B		3-1			BBBB F8 1B BB		3	0	1	0	1	0	1
Hank Aaron, R (1, 9) OBP: 0.349, SLG: 0.486	F7		BBBB 1-2 2-3 BB			F7		BB 1-2 1B		3	0	1	0	1	0	0
Joe Adcock, R (1, 3) OBP: 0.313, SLG: 0.490		F9	P6			L6-4 1B		F8 2-3		4	0	1	0	0	0	5
Mel Roach, R (1, 7) OBP: 0.364, SLG: 0.439		2B		F2		1-2 1B		BBBB 1-2 BB		3	0	2	0	1	0	0
Johnny Logan, R (1, 6) OBP: 0.353, SLG: 0.426		1-3		L1		L6-4 2-3		SSS K		4	0	0	0	0	1	6
Felix Mantilla, R (1, 8) OBP: 0.285, SLG: 0.410 Wes Covington, L (8, PH) OBP: 0.382, SLG: 0.660 Bill Bruton, L (9, 8) OBP: 0.304, SLG: 0.323		F9		L7			HR	L6		3 1 0	1 0 0	1 0 0	1 0 0	0 0 0	0 0 0	1 3 0
Del Rice, R (1, 2) OBP: 0.297, SLG: 0.322			4-3		BBBB FC8-4 BB		SSS K		F5	3	0	0	0	1	1	0
Bob Rush, R (1, 1) OBP: 0.235, SLG: 0.219 Ernie Johnson, R (5, 1) Harry Hanebrink, L (5, PH) OBP: 0.261, SLG: 0.310 Humberto Robinson, R (6, 1) OBP: 1.000, SLG: 1.000 Frank Torre, L (7, PH) OBP: 0.393, SLG: 0.400 Gene Conley, R (8, 1) OBP: 0.154, SLG: 0.154 Del Crandall, R (9, PH) OBP: 0.355, SLG: 0.515			BB 1B 1B		P4		L8		F7	1 0 1 0 1 0 0	0 0 0 0 0 0 0	1 0 0 0 0 0 0	0 0 0 0 0 0 0	0 0 0 0 0 0 0	0 0 0 0 0 0 0	0 0 1 0 0 0 0
Inning Stats	R: 0 E: 0 K: 0 S: 3 H: 0 LOB: 0 BB: 0 P: 3	R: 0 E: 0 K: 0 S: 4 H: 1 LOB: 1 BB: 0 P: 4	R: 0 E: 0 K: 0 S: 5 H: 2 LOB: 3 BB: 1 P: 9	R: 0 E: 0 K: 0 S: 3 H: 0 LOB: 0 BB: 0 P: 3	R: 0 E: 0 K: 0 S: 3 H: 0 LOB: 1 BB: 1 P: 7	R: 0 E: 0 K: 0 S: 4 H: 2 LOB: 1 BB: 0 P: 4	R: 1 E: 0 K: 1 S: 6 H: 1 LOB: 0 BB: 0 P: 6	R: 0 E: 0 K: 1 S: 6 H: 1 LOB: 3 BB: 2 P: 14	R: 0 E: 0 K: 0 S: 3 H: 0 LOB: 0 BB: 0 P: 3	1B: 5 2B: 2 3B: 0 HR: 1	SF: 0 SAC: 0 DP: 1 HBP: 0		WP: 0 PB: 0 SB: 0 CS: 0	PA: 37		

PITCHER	IP	WLS	BF	H	R	ER	SO	BB	IBB	HBP	BLK	WP	HR	S	P	ERA	WHIP
Curt Simmons, L (1, 1) ERA: 4.79	7.0	W	30	7	1	1	1	3	0	0	0	0	1	29	41	1.29	1.429
Turk Farrell, R (8, 1) ERA: 0.99	2.0	S	7	0	0	0	1	1	0	0	0	0	0	8	12	0.00	0.500

PITCHER	IP	WLS	BF	H	R	ER	SO	BB	IBB	HBP	BLK	WP	HR	S	P	ERA	WHIP

BOTTOM

Philadelphia Phillies @ Milwaukee Braves

Milwaukee County Stadium, Milwaukee, WI

Fri Jul 04 1958, 4:33 AM EDT

Unknown

livebaseballscorecards.com

AB	33
R	1
H	7
RBI	1
BB	4
SO	2
LOB	19

Batter	1	2	3	4	5	6	7	8	9	AB	R	H	RBI	BB	SO	LOB
Richie Ashburn, L (1, 8) OBP: 0.415, SLG: 0.411	6-3		F9		4-3		K		K	5	0	0	0	0	2	1
Chico Fernandez, R (1, 6) OBP: 0.239, SLG: 0.237	6-3		K		P4		1B			4	0	1	0	0	1	0
Ed Bouchee, L (1, 3) OBP: 0.438, SLG: 0.667	BB			2B 2B		1B FC4-6 1B	P4			3	2	2	0	1	0	1
Stan Lopata, R (1, 2) OBP: 0.398, SLG: 0.462	F5			4-3 1B 2B 2-H		FC4-6 1-3 1B		P4		4	1	2	1	0	0	1
Bob Bowman, R (1, 9) OBP: 0.330, SLG: 0.524		5-3		F9		F8		F9		4	0	0	0	0	0	3
Harry Anderson, L (1, 7) OBP: 0.385, SLG: 0.516		K		4-3 2-3		FC4-6 3B 1-2f 3-H		F7		4	1	0	1	0	1	2
Ted Kazanski, R (1, 5) OBP: 0.255, SLG: 0.281		1B		1B 3-H		3B 1-H			F7	4	0	3	2	0	0	0
Solly Hemus, L (1, 4) OBP: 0.404, SLG: 0.455		F9		K		P4			3-1	4	0	0	0	0	1	3
Jack Sanford, R (1, 1) OBP: 0.238, SLG: 0.275			L9		F8		1-3		1B	4	0	1	0	0	0	0
Inning Stats	R: 0 E: 0 K: 0 S: 3 H: 0 LOB: 1 BB: 1 P: 7	R: 0 E: 0 K: 1 S: 6 H: 1 LOB: 1 BB: 0 P: 6	R: 0 E: 0 K: 1 S: 5 H: 0 LOB: 0 BB: 0 P: 5	R: 2 E: 0 K: 1 S: 8 H: 3 LOB: 1 BB: 0 P: 8	R: 0 E: 0 K: 0 S: 3 H: 0 LOB: 0 BB: 0 P: 3	R: 2 E: 0 K: 0 S: 6 H: 3 LOB: 1 BB: 0 P: 6	R: 0 E: 0 K: 1 S: 6 H: 1 LOB: 1 BB: 0 P: 6	R: 0 E: 0 K: 0 S: 3 H: 0 LOB: 0 BB: 0 P: 3	R: 0 E: 0 K: 1 S: 6 H: 1 LOB: 1 BB: 0 P: 6	1B: 6 2B: 2 3B: 1 HR: 0 SF: 0 SAC: 0 DP: 0 HBP: 0						

PITCHER	IP	WLS	BF	H	R	ER	SO	BB	IBB	HBP	BLK	WP	HR	S	P	ERA	WHIP
Warren Spahn, L (1, 1) ERA: 3.05	9.0	L	37	9	4	4	5	1	0	0	0	0	0	46	50	4.00	1.111

PITCHER	IP	WLS	BF	H	R	ER	SO	BB	IBB	HBP	BLK	WP	HR	S	P	ERA	WHIP

TOP

Philadelphia Phillies @ Milwaukee Braves

Milwaukee County Stadium, Milwaukee, WI

Fri Jul 04 1958, 4:38 AM EDT

Att. 23,706 - Unknown

livebaseballscorecards.com

AB	36
R	4
H	9
RBI	4
BB	1
SO	5
LOB	11

WP: 0 PA: 37
PB: 0
SB: 0
CS: 0

Batter	1	2	3	4	5	6	7	8	9	AB	R	H	RBI	BB	SO	LOB
Mel Roach, R (1, 4) OBP: 0.354, SLG: 0.422	4-3		L4-3 1-2			6-3		BB 1B 1B		4	0	1	0	0	0	1
Frank Torre, L (1, 3) OBP: 0.395, SLG: 0.399	1-6-3			BBB G6-3 BB		4-3		BB 1-2 1B		3	0	1	0	1	0	0
Eddie Mathews, L (1, 5) OBP: 0.361, SLG: 0.477	6-3			G6-3 1-2f		SSS K		BBBB 1-2 2-3 BB		3	0	0	0	1	1	1
Hank Aaron, R (1, 9) OBP: 0.354, SLG: 0.495		6-3 2B		BBBB BB			3-1 2B	L9		3	0	2	0	1	0	3
Wes Covington, L (1, 7) OBP: 0.368, SLG: 0.635 Harry Hanebrink, L (9, PR) OBP: 0.261, SLG: 0.310	6-3 2-3			F5			3-1 2-3		E4 G6-4-3	4 0	0 0	0 0	0 0	0 0	0 0	3 0
Johnny Logan, R (1, 6) OBP: 0.348, SLG: 0.420	SSS K				F7		F7		G6-4-3 1-2f	4	0	0	0	0	1	3
Bill Bruton, L (1, 8) OBP: 0.302, SLG: 0.320	L8				1B		4-3		F8	4	0	1	0	0	0	3
Del Crandall, R (1, 2) OBP: 0.350, SLG: 0.508			F9		SSS K			F8		3	0	0	0	0	1	1
Warren Spahn, L (1, 1) OBP: 0.438, SLG: 0.544			BBBB L4-3 BB		F8			SSS K		2	0	0	0	1	1	1
Inning Stats	R: 0 H: 0 E: 0 LOB: 0 K: 0 BB: 0 S: 3 P: 3	R: 0 H: 1 E: 0 LOB: 1 K: 1 BB: 0 S: 6 P: 6	R: 0 H: 0 E: 0 LOB: 0 K: 0 BB: 1 S: 2 P: 6	R: 0 H: 0 E: 0 LOB: 1 K: 0 BB: 2 S: 2 P: 10	R: 0 H: 1 E: 0 LOB: 1 K: 1 BB: 0 S: 6 P: 6	R: 0 H: 0 E: 0 LOB: 0 K: 1 BB: 0 S: 5 P: 5	R: 0 H: 1 E: 0 LOB: 1 K: 0 BB: 0 S: 4 P: 4	R: 0 H: 2 E: 0 LOB: 3 K: 1 BB: 1 S: 7 P: 11	R: 0 H: 0 E: 1 LOB: 1 K: 0 BB: 0 S: 3 P: 3	1B: 3 SF: 0 2B: 3 SAC: 0 3B: 0 DP: 3 HR: 0 HBP: 0						WP: 0 PA: 34 PB: 0 SB: 0 CS: 0	

PITCHER	IP	WLS	BF	H	R	ER	SO	BB	IBB	HBP	BLK	WP	HR	S	P	ERA	WHIP
Jack Sanford, R (1, 1) ERA: 3.9	9.0	W	34	5	0	0	4	4	0	0	0	0	0	38	54	0.00	1.000

PITCHER	IP	WLS	BF	H	R	ER	SO	BB	IBB	HBP	BLK	WP	HR	S	P	ERA	WHIP

BOTTOM

Philadelphia Phillies @ Milwaukee Braves

Milwaukee County Stadium, Milwaukee, WI

Fri Jul 04 1958, 4:38 AM EDT

Att. 23,706 - Unknown

livebaseballscorecards.com

AB	30
R	0
H	5
RBI	0
BB	4
SO	4
LOB	16

Pittsburgh Pirates @ Milwaukee Braves

Milwaukee County Stadium, Milwaukee, WI

Sat Jul 05 1958, 4:33 AM EDT

Att. 23,833 - Unknown

TOP

livebaseballscorecards.com

Batter	1	2	3	4	5	6	7	8	9	AB	R	H	RBI	BB	SO	LOB
Bill Virdon, L (1, 8) OBP: 0.351, SLG: 0.433	E4 4-3 1B 4-3		F8 ②		G4-6-3 1-2 3-H 1B		2-H 1B		F9 ②	5	1	2	2	0	0	1
Gene Baker, R (1, 5) OBP: 0.395, SLG: 0.432	4-3 4-3 1-2 1B		1B		G4-6-3 ② ③ 1-2f		F8 ②		B B B B 1-2 BB	4	0	2	0	1	0	3
Ted Kluszewski, L (1, 3) OBP: 0.364, SLG: 0.406	4-3 ① 1-2 2-3		4-3 ③			6-3 ①	S S S K ③		4-3 ③	5	0	0	0	0	1	6
Frank Thomas, R (1, 7) OBP: 0.343, SLG: 0.580	4-3 ② 2-3 3-H			P4 ①		F7 ②		P6 ①		4	0	0	1	0	0	1
John Powers, L (1, 9) OBP: 0.365, SLG: 0.341 Roberto Clemente, R (8, 9) OBP: 0.323, SLG: 0.355	F8 ③			P4 ②		E4 2B		B B B B 4-0 FC6-4 BB		3 0	1 0	0 0	0 0	1 0	0 0	1 0
Bill Mazeroski, R (1, 4) OBP: 0.311, SLG: 0.432		F8 ①		6-3 ③		1-H 2B		L5 ②		4	0	1	1	0	0	1
Dick Groat, R (1, 6) OBP: 0.296, SLG: 0.379		F7 ②			1B 6-3 1B 1B	F9 ③		FC6-4 ③ 1-2f		4	1	1	0	0	0	2
Bill Hall, L (1, 2) OBP: 0.240, SLG: 0.217		F7 ③			6-3 ① 1-2		SH1-6-4 1B		4-3 ①	4	1	1	0	0	0	1
Bob Friend, R (1, 1) OBP: 0.151, SLG: 0.140 Roy Face, R (9, 1)			4-3 ①		1B 2-3		SH1-6-4 ① 1-2		BB 1B	3 0	0 0	2 0	0 0	0 0	0 0	0 0
Inning Stats	R: 1 H: 1 E: 1 LOB: 1 K: 0 BB: 0 S: 5 P: 5	R: 0 H: 0 E: 0 LOB: 0 K: 0 BB: 0 S: 3 P: 3	R: 0 H: 1 E: 0 LOB: 1 K: 0 BB: 0 S: 4 P: 4	R: 0 H: 0 E: 0 LOB: 0 K: 0 BB: 0 S: 3 P: 3	R: 1 H: 3 E: 0 LOB: 1 K: 0 BB: 0 S: 5 P: 5	R: 1 H: 1 E: 1 LOB: 1 K: 0 BB: 0 S: 5 P: 5	R: 1 H: 2 E: 0 LOB: 1 K: 1 BB: 0 S: 7 P: 7	R: 0 H: 0 E: 0 LOB: 1 K: 0 BB: 1 S: 3 P: 7	R: 0 H: 1 E: 0 LOB: 2 K: 0 BB: 1 S: 4 P: 8	1B: 8 SF: 0 2B: 1 SAC: 1 3B: 0 DP: 1 HR: 0 HBP: 0						

	AB	36
	R	4
	H	9
	RBI	4
	BB	2
	SO	1
	LOB	16

WP: 0 PA: 39
PB: 0
SB: 0
CS: 0

PITCHER		IP	WLS	BF	H	R	ER	SO	BB	IBB	HBP	BLK	WP	HR	S	P	ERA	WHIP
Lew Burdette, R ERA: 3.7	(1, 1)	7.0	L	30	8	4	2	1	0	0	0	0	0	0	32	32	2.57	1.143
Bob Trowbridge, R ERA: 2.18	(8, 1)	2.0		9	1	0	0	0	2	0	0	0	0	0	7	15	0.00	1.500

PITCHER	IP	WLS	BF	H	R	ER	SO	BB	IBB	HBP	BLK	WP	HR	S	P	ERA	WHIP

BOTTOM

Batter	1	2	3	4	5	6	7	8	9	AB	R	H	RBI	BB	SO	LOB
Red Schoendienst, S (1, 4) OBP: 0.312, SLG: 0.290	4-3	K			F9	6-3				4	0	0	0	0	1	2
Joe Adcock, R (9, PH) OBP: 0.311, SLG: 0.486										1	0	0	0	0	0	2
Frank Torre, L (1, 3) OBP: 0.395, SLG: 0.395	F8		F9		BB	1B				4	0	1	0	1	0	2
Eddie Mathews, L (1, 5) OBP: 0.359, SLG: 0.471	4-3		BB		P6	1-3				3	0	0	0	1	0	2
Hank Aaron, R (1, 9) OBP: 0.359, SLG: 0.498		HR	1B		L8			G4-6-3		4	1	3	0	0	0	1
Wes Covington, L (1, 7) OBP: 0.364, SLG: 0.648		HR	P4			L4		F5		4	1	1	2	0	0	3
Bill Bruton, L (1, 8) OBP: 0.300, SLG: 0.317		6-3	F8			FC5-4		G4-6-3		4	0	1	0	0	0	3
Johnny Logan, R (1, 6) OBP: 0.343, SLG: 0.414		6-3		P6		F9				4	0	0	0	0	0	1
Del Crandall, R (1, 2) OBP: 0.353, SLG: 0.505		BB		F5		FC5-4			2B	3	0	1	0	1	0	1
Lew Burdette, R (1, 1) OBP: 0.171, SLG: 0.171		E4		K			1-3			2	0	0	0	0	1	1
Mel Roach, R (7, PH) OBP: 0.347, SLG: 0.413										1	0	0	0	0	0	0
Bob Trowbridge, R (8, 1) OBP: 0.333, SLG: 0.333										0	0	0	0	0	0	0
Harry Hanebrink, L (9, PH) OBP: 0.268, SLG: 0.327									2B	1	0	1	0	0	0	0
Inning Stats	R: 0 E: 0 K: 0 S: 3 H: 0 LOB: 0 BB: 0 P: 3	R: 2 E: 1 K: 1 S: 8 H: 2 LOB: 2 BB: 1 P: 12	R: 0 E: 0 K: 0 S: 4 H: 1 LOB: 2 BB: 1 P: 8	R: 0 E: 0 K: 1 S: 5 H: 0 LOB: 0 BB: 0 P: 5	R: 0 E: 0 K: 0 S: 3 H: 0 LOB: 1 BB: 1 P: 7	R: 0 E: 0 K: 0 S: 4 H: 1 LOB: 1 BB: 0 P: 4	R: 0 E: 0 K: 0 S: 4 H: 1 LOB: 1 BB: 0 P: 4	R: 0 E: 0 K: 0 S: 3 H: 1 LOB: 0 BB: 0 P: 3	R: 0 E: 0 K: 0 S: 5 H: 2 LOB: 2 BB: 0 P: 5	1B: 6 2B: 1 3B: 0 HR: 1 SF: 0 SAC: 0 DP: 1 HBP: 0	WP: 0 PB: 0 SB: 1 CS: 0 PA: 38					

PITCHER	IP	WLS	BF	H	R	ER	SO	BB	IBB	HBP	BLK	WP	HR	S	P	ERA	WHIP
Bob Friend, R (1, 1) ERA: 3.7	8.1	W	36	8	2	2	2	3	0	0	0	0	1	37	49	2.16	1.320
Roy Face, R (9, 1) ERA: 3.15	0.2	S	2	0	0	0	0	0	0	0	0	0	0	2	2	0.00	0.000

PITCHER	IP	WLS	BF	H	R	ER	SO	BB	IBB	HBP	BLK	WP	HR	S	P	ERA	WHIP

Pittsburgh Pirates @ Milwaukee Braves

Milwaukee County Stadium, Milwaukee, WI

Sat Jul 05 1958, 4:33 AM EDT

Att. 23,833 - Unknown

livebaseballscorecards.com

AB	35
R	2
H	8
RBI	2
BB	3
SO	2
LOB	18

Batter	1	2	3	4	5	6	7	8	9	AB	R	H	RBI	BB	SO	LOB
Bill Virdon, L (1, 8) OBP: 0.347, SLG: 0.427	S S S 0-3 ① K		S S S 0-3 ③ K			x 0-0 ② F4		x 0-0 ③ F7		4	0	0	0	0	2	3
Gene Baker, R (1, 5) OBP: 0.362, SLG: 0.390	x 0-0 ② F9			x 0-0 ① 6-3		x 0-0 ③ F7			x 0-0 E7 E	4	0	0	0	0	0	0
Ted Kluszewski, L (1, 3) OBP: 0.362, SLG: 0.404	S S S 0-3 ③ K2-3			x 0-0 1B			x 0-0 ① F8		x 0-0 ① F8	4	0	1	0	0	1	1
Frank Thomas, R (1, 7) OBP: 0.339, SLG: 0.572		x 0-0 ① 3-1		x 0-0 ② F4			S S S 0-3 ② K		x 0-0 E5 G4-6-3 2-3	4	0	0	0	0	1	2
John Powers, L (1, 9) OBP: 0.339, SLG: 0.313		x 0-0 ② F2		x 0-0 ③ 4-3			S S S 0-3 ③ K		x 0-0 ② ③ G4-6-3 1-2f	4	0	0	0	0	1	3
Bill Mazeroski, R (1, 4) OBP: 0.308, SLG: 0.428		x 0-0 ③ 5-3			x 0-0 ① 6-3			S S S 0-3 ① K		3	0	0	0	0	1	0
Dick Groat, R (1, 6) OBP: 0.297, SLG: 0.379			S S S 0-3 ① K		x 0-0 ② F6			x 0-0 1B		3	0	1	0	0	1	0
Bill Hall, L (1, 2) OBP: 0.259, SLG: 0.240 Bob Skinner, L (8, PH) OBP: 0.408, SLG: 0.463 Hank Foiles, R (8, 2) OBP: 0.306, SLG: 0.280			x 0-0 1B		x 0-0 ③ 1-3			x 0-0 1-2 1B		2 1 0	0 0 0	1 1 0	0 0 0	0 0 0	0 0 0	0 0 0
Curt Raydon, R (1, 1) Roberto Clemente, R (8, PH) OBP: 0.322, SLG: 0.354 Roy Face, R (8, 1)			x 0-0 ② F9			S S S 0-3 ① K		S S S 0-3 ② K		2 1 0	0 0 0	0 0 0	0 0 0	0 0 0	1 1 0	1 2 0
Inning Stats	R: 0 H: 0 E: 0 LOB: 0 K: 2 BB: 0 S: 7 P: 7	R: 0 H: 0 E: 0 LOB: 0 K: 0 BB: 0 S: 3 P: 3	R: 0 H: 1 E: 0 LOB: 1 K: 2 BB: 0 S: 8 P: 8	R: 0 H: 1 E: 0 LOB: 1 K: 0 BB: 0 S: 4 P: 4	R: 0 H: 0 E: 0 LOB: 0 K: 0 BB: 0 S: 3 P: 3	R: 0 H: 0 E: 0 LOB: 0 K: 1 BB: 0 S: 5 P: 5	R: 0 H: 0 E: 0 LOB: 0 K: 2 BB: 0 S: 7 P: 7	R: 0 H: 2 E: 0 LOB: 2 K: 2 BB: 0 S: 9 P: 9	R: 0 H: 0 E: 2 LOB: 1 K: 0 BB: 0 S: 4 P: 4	1B: 4 SF: 0 2B: 0 SAC: 0 3B: 0 DP: 1 HR: 0 HBP: 0						

PITCHER	IP	WLS	BF	H	R	ER	SO	BB	IBB	HBP	BLK	WP	HR	S	P	ERA	WHIP
Joey Jay, R (1, 1) ERA: 2.25	9.0	W	32	4	0	0	9	0	0	0	0	0	0	50	50	0.00	0.444

PITCHER	IP	WLS	BF	H	R	ER	SO	BB	IBB	HBP	BLK	WP	HR	S	P	ERA	WHIP

TOP

Pittsburgh Pirates @ Milwaukee Braves

Milwaukee County Stadium, Milwaukee, WI

Sun Jul 06 1958, 4:33 AM EDT

Att. 26,288 - Unknown

livebaseballscorecards.com

AB	32
R	0
H	4
RBI	0
BB	0
SO	9
LOB	12

Batter	1	2	3	4	5	6	7	8	9	AB	R	H	RBI	BB	SO	LOB
Felix Mantilla, R (1, 8) OBP: 0.283, SLG: 0.413	F7			5-3		2B	F5			4	0	1	0	0	0	2
Frank Torre, L (1, 3) OBP: 0.387, SLG: 0.386	3-1			4-3		F8		4-3		4	0	0	0	0	0	1
Eddie Mathews, L (1, 5) OBP: 0.355, SLG: 0.464	4-3			P3		P3		F9		4	0	0	0	0	0	1
Hank Aaron, R (1, 9) OBP: 0.357, SLG: 0.495		K			E1 1B 1B	5-3		5-3		4	1	1	0	0	1	1
Wes Covington, L (1, 7) OBP: 0.372, SLG: 0.676		F4			2B G2-3 2-H 1B		HR			3	1	2	2	0	0	0
Mel Roach, R (1, 4) OBP: 0.365, SLG: 0.449		P3			1-3 2B		1-3 1B			3	0	2	0	0	0	0
Johnny Logan, R (1, 6) OBP: 0.340, SLG: 0.409			F7		4-3		1-3 1-3			3	0	0	0	0	0	3
Del Crandall, R (1, 2) OBP: 0.357, SLG: 0.502			K		IBB		IBB			1	0	0	0	2	1	0
Joey Jay, S (1, 1) OBP: 0.214, SLG: 0.083			K		G2-3 3-Hf		F7			3	0	0	0	0	1	5
Inning Stats	R: 0 E: 0 K: 0 S: 3 H: 0 LOB: 0 BB: 0 P: 3	R: 0 E: 0 K: 1 S: 5 H: 0 LOB: 0 BB: 0 P: 5	R: 0 E: 0 K: 2 S: 7 H: 0 LOB: 0 BB: 0 P: 7	R: 0 E: 0 K: 0 S: 3 H: 0 LOB: 0 BB: 0 P: 3	R: 1 E: 1 K: 0 S: 5 H: 3 LOB: 2 BB: 1 P: 9	R: 0 E: 0 K: 0 S: 4 H: 1 LOB: 1 BB: 0 P: 4	R: 1 E: 0 K: 0 S: 5 H: 2 LOB: 2 BB: 1 P: 9	R: 0 E: 0 K: 0 S: 3 H: 0 LOB: 0 BB: 0 P: 3		1B: 3 2B: 2 3B: 0 HR: 1 SF: 0 SAC: 0 DP: 1 HBP: 0						

PITCHER		IP	WLS	BF	H	R	ER	SO	BB	IBB	HBP	BLK	WP	HR	S	P	ERA	WHIP
Curt Raydon, R ERA: 2.9	(1, 1)	7.0	L	28	6	2	2	3	0	2	0	0	0	1	32	40	2.57	0.857
Roy Face, R ERA: 3.09	(8, 1)	1.0		3	0	0	0	0	0	0	0	0	0	0	3	3	0.00	0.000

PITCHER	IP	WLS	BF	H	R	ER	SO	BB	IBB	HBP	BLK	WP	HR	S	P	ERA	WHIP

BOTTOM

Pittsburgh Pirates @ Milwaukee Braves

Milwaukee County Stadium, Milwaukee, WI

Sun Jul 06 1958, 4:33 AM EDT

Att. 26,288 - Unknown

livebaseballscorecards.com

AB	29
R	2
H	6
RBI	2
BB	2
SO	3
LOB	13

WP: 0 PA: 31
PB: 0
SB: 0
CS: 0

Batter	1	2	3	4	5	6	7	8	9	AB	R	H	RBI	BB	SO	LOB
Red Schoendienst, S (1, 4) OBP: 0.311, SLG: 0.286	B C F B B F C 3-3 ① K		C B X 1-1 ① 6-3		B B B B 4-0 SF8 BB 1-2 BB		C X 0-1 ③ F9			3	0	0	0	1	1	0
Frank Torre, L (1, 3) OBP: 0.389, SLG: 0.382	B B C F X 2-2 ② 4-3		X 0-0 ② F7		B C B B B 4-1 S 1-2 2-3 BB			B B C B C B 4-2 G5-4-3 BB BB		2	0	0	0	2	0	0
Eddie Mathews, L (1, 5) OBP: 0.353, SLG: 0.461	B X 1-0 ③ 6-3		B C X 1-1 ③ G3		X 0-0 ② SF8 2-3 3-H			B B B B B 4-0 G5-4-3 1-2 BB		2	0	0	1	1	0	0
Hank Aaron, R (1, 9) OBP: 0.356, SLG: 0.491		X 0-0 ① F4		F C X 0-2 E6 4-3 1B	C B X 1-1 ③ F7 1-2			B B B C C X 3-2 ① ② G5-4-3 1-2f 2-3		4	0	1	0	0	0	4
Wes Covington, L (1, 7) OBP: 0.360, SLG: 0.652		B S X 1-1 ② 4-1		B B F X 2-1 ① 4-3 2-3		X 0-0 ① G3		B C X 1-1 ③ 4-3		4	0	0	0	0	0	2
Bill Bruton, L (1, 8) OBP: 0.298, SLG: 0.324		B X 1-0 2B 2B		F X 0-1 ② 5-3		C X 0-1 ② B1-3			F F F S 0-3 ① K	4	1	1	0	0	1	1
Johnny Logan, R (1, 6) OBP: 0.339, SLG: 0.411		B X 1-0 1B 2-H 2B		C C B C 1-3 ③ K		B X 1-0 ③ L8			B F B F C 2-3 ② K	4	1	1	1	0	2	1
Del Crandall, R (1, 2) OBP: 0.359, SLG: 0.500		B X 1-0 1B 2-H		B F B B B 4-1 BB BB SF8 BB			X 0-0 ① 6-3		X 0-0 ③ 5-3	3	1	1	1	1	0	0
Carl Willey, R (1, 1) OBP: 0.333, SLG: 0.333 Harry Hanebrink, L (2, PH) OBP: 0.265, SLG: 0.324 Gene Conley, R (2, 1) OBP: 0.154, SLG: 0.154 Bob Trowbridge, R (2, 1) OBP: 0.250, SLG: 0.250 Andy Pafko, R (7, PH) OBP: 0.299, SLG: 0.337 Ernie Johnson, R (7, 1)		B X 1-0 ③ F8			B F F C 1-3 ① K		B C B X 2-1 ② F9			0 1 0 1 1 0	0 0 0 0 0 0	0 0 0 0 0 0	0 0 0 0 0 0	0 0 0 0 1 0	0 1 0 0 1 0	0 1 0 0 1 0
Inning Stats	R: 0 H: 0 E: 0 LOB: 0 K: 1 BB: 0 S: 8 P: 14	R: 2 H: 3 E: 0 LOB: 1 K: 0 BB: 0 S: 7 P: 12	R: 0 H: 0 E: 0 LOB: 0 K: 0 BB: 0 S: 5 P: 7	R: 0 H: 1 E: 1 LOB: 1 K: 1 BB: 0 S: 10 P: 13	R: 1 H: 0 E: 0 LOB: 2 K: 1 BB: 3 S: 8 P: 22	R: 0 H: 0 E: 0 LOB: 0 K: 0 BB: 0 S: 4 P: 5	R: 0 H: 0 E: 0 LOB: 0 K: 0 BB: 0 S: 5 P: 7	R: 0 H: 0 E: 0 LOB: 1 K: 0 BB: 2 S: 7 P: 19	R: 0 H: 0 E: 0 LOB: 0 K: 2 BB: 0 S: 8 P: 10	1B: 2 SF: 1 2B: 2 SAC: 0 3B: 0 DP: 1 HR: 0 HBP: 0						

PITCHER		IP	WLS	BF	H	R	ER	SO	BB	IBB	HBP	BLK	WP	HR	S	P	ERA	WHIP
Stan Williams, R ERA: 3.43	(1, 1)	9.0	W	35	4	3	3	5	5	0	0	0	0	0	62	109	3.00	1.000

PITCHER	IP	WLS	BF	H	R	ER	SO	BB	IBB	HBP	BLK	WP	HR	S	P	ERA	WHIP

TOP

Milwaukee Braves @ Los Angeles Dodgers

Los Angeles Memorial Coliseum, Los Angeles, CA

Wed Jul 09 1958, 10:05 PM EDT

Att. 32,337 - Unknown

livebaseballscorecards.com

AB	29
R	3
H	4
RBI	3
BB	5
SO	5
LOB	10

Milwaukee Braves @ Los Angeles Dodgers

Los Angeles Memorial Coliseum, Los Angeles, CA

Wed Jul 09 1958, 10:05 PM EDT

Att. 32,337 - Unknown

livebaseballscorecards.com

BOTTOM

Batter	1	2	3	4	5	6	7	8	9	AB	R	H	RBI	BB	SO	LOB
Pee Wee Reese, R (1, 6) OBP: 0.355, SLG: 0.473	FC4-6 BB 1B BB	2B 1B BB	1B 1B BB		6-3			F9 2B		2	3	1	0	3	0	0
Norm Larker, L (1, 7) OBP: 0.387, SLG: 0.488	1-2 FC4-6 BB	1-3 1B 1B 2B	1-3 1B 1B		1B			6-3		4	2	3	0	1	0	1
Duke Snider, L (1, 8) OBP: 0.365, SLG: 0.414	F6	1B 1B IBB	2-H 1B 3-H		K			F9 2-3		4	1	1	2	1	1	4
Carl Furillo, R (1, 9) OBP: 0.347, SLG: 0.440	FC4-6 1B HR 1-2f 2-3	1-2 1B 2-3 3-H 1B	L7			F8		3-1		5	1	1	1	0	0	4
John Roseboro, L (1, 2) OBP: 0.347, SLG: 0.472	HR 1-3 3-H 1B	1-2 1B 2-H 3-H		SF7 3B		K2-3				4	2	3	3	0	1	0
Steve Bilko, R (1, 3) OBP: 0.333, SLG: 0.495	1-H HR 3-H	K		SF7 3-H		F5				3	1	1	4	0	1	2
Randy Jackson, R (1, 5) OBP: 0.250, SLG: 0.255	E5 FC6-4	K		K			6-3			4	0	0	0	0	2	2
Charlie Neal, R (1, 4) OBP: 0.340, SLG: 0.458	FC6-4 1-2f		6-3	6-3			5-3			4	0	0	0	0	0	1
Stan Williams, R (1, 1)		F3	K		K		F9			4	0	0	0	0	2	0
Inning Stats	R: 4 H: 2 E: 1 LOB: 1 K: 0 BB: 2 S: 16 P: 34	R: 3 H: 3 E: 0 LOB: 2 K: 2 BB: 2 S: 14 P: 29	R: 2 H: 2 E: 0 LOB: 1 K: 1 BB: 1 S: 17 P: 27	R: 1 H: 1 E: 0 LOB: 0 K: 1 BB: 0 S: 9 P: 12	R: 0 H: 1 E: 0 LOB: 1 K: 2 BB: 0 S: 12 P: 21	R: 0 H: 0 E: 0 LOB: 0 K: 1 BB: 0 S: 8 P: 12	R: 0 H: 0 E: 0 LOB: 0 K: 0 BB: 0 S: 8 P: 12	R: 0 H: 1 E: 0 LOB: 1 K: 0 BB: 0 S: 8 P: 13		1B: 6 SF: 1 2B: 2 SAC: 0 3B: 1 DP: 0 HR: 1 HBP: 0						WP: 0 PA: 40 PB: 0 SB: 0 CS: 0

PITCHER		IP	WLS	BF	H	R	ER	SO	BB	IBB	HBP	BLK	WP	HR	S	P	ERA	WHIP
Carl Willey, R ERA: 2.79	(1, 1)	1.0	L	8	2	4	4	0	2	0	0	0	0	1	16	34	36.00	4.000
Gene Conley, R ERA: 4.76	(2, 1)	0.1		5	2	3	3	0	1	1	0	0	0	0	7	20	81.00	9.000
Bob Trowbridge, R ERA: 2.63	(2, 1)	4.2		20	5	3	3	7	1	0	0	0	0	0	53	81	5.79	1.286
Ernie Johnson, R ERA: 7.71	(7, 1)	2.0		7	1	0	0	0	0	0	0	0	0	0	16	25	0.00	0.500

PITCHER	IP	WLS	BF	H	R	ER	SO	BB	IBB	HBP	BLK	WP	HR	S	P	ERA	WHIP

AB	34
R	10
H	10
RBI	10
BB	5
SO	7
LOB	14

Milwaukee Braves @ Los Angeles Dodgers

Los Angeles Memorial Coliseum, Los Angeles, CA

Thu Jul 10 1958, 10:05 PM EDT

Att. 40,508 - Unknown

TOP

livebaseballscorecards.com

Batter	1	2	3	4	5	6	7	8	9	AB	R	H	RBI	BB	SO	LOB
Felix Mantilla, R (1, 8) OBP: 0.288, SLG: 0.437	F8		6-3	HR		FC6 1B		6-3		5	1	2	1	0	0	0
Mel Roach, R (1, 4) OBP: 0.386, SLG: 0.453	2B 1B		1B	F9		F8			SH BB	4	1	2	0	1	0	2
Eddie Mathews, L (1, 5) OBP: 0.358, SLG: 0.467	2B		G6-4-3 1B	BB		FC6			SH 1B	3	1	2	0	1	0	2
Hank Aaron, R (1, 9) OBP: 0.354, SLG: 0.485	IBB		G6-4-3	F3			6-3		F6	4	0	0	0	1	0	4
Joe Adcock, R (1, 3) OBP: 0.307, SLG: 0.480	F2			6-3	F5		3-1		HBP 1B	2	0	0	0	0	0	3
Frank Torre, L (5, PH) (5, 3) OBP: 0.389, SLG: 0.381										3	0	1	1	0	0	0
Del Crandall, R (1, 2) OBP: 0.360, SLG: 0.498	F4			2B HR 1B	K		L5		HBP 1B	5	1	2	0	0	1	3
Johnny Logan, R (1, 6) OBP: 0.337, SLG: 0.411		F7		HR 2B	F9			K	F7	5	1	1	0	0	1	2
Andy Pafko, R (1, 7) OBP: 0.313, SLG: 0.337		F9		HR IBB		FC1-6 1B		5-3	HBP	3	1	1	0	1	0	0
Harry Hanebrink, L (9, PR) (9, 7) OBP: 0.265, SLG: 0.324										0	0	0	0	0	0	0
Lew Burdette, R (1, 1) OBP: 0.196, SLG: 0.326		K		HR		FC1-6 1B		HR	K	5	2	2	5	0	2	4

	AB	39
	R	8
	H	13
	RBI	7
	BB	4
	SO	4
	LOB	20

Inning Stats										
	R: 0 E: 0 K: 0 S: 11	H: 2 LOB: 3 BB: 1 P: 21	R: 0 E: 0 K: 1 S: 10	H: 0 LOB: 0 BB: 0 P: 13	R: 0 E: 0 K: 0 S: 8	H: 2 LOB: 1 BB: 0 P: 10	R: 5 E: 0 K: 0 S: 18	H: 4 LOB: 1 BB: 2 P: 31	R: 0 E: 0 K: 1 S: 7	H: 0 LOB: 0 BB: 0 P: 11
	R: 0 E: 0 K: 0 S: 11	H: 2 LOB: 2 BB: 0 P: 15	R: 0 E: 0 K: 0 S: 4	H: 0 LOB: 0 BB: 0 P: 8	R: 1 E: 0 K: 1 S: 12	H: 1 LOB: 0 BB: 0 P: 22	R: 2 E: 1 K: 1 S: 8	H: 2 LOB: 3 BB: 1 P: 14	1B: 8 2B: 2 3B: 0 HR: 3	SF: 0 SAC: 1 DP: 1 HBP: 1
	WP: 0 PB: 0 SB: 0 CS: 0	PA: 45								

PITCHER		IP	WLS	BF	H	R	ER	SO	BB	IBB	HBP	BLK	WP	HR	S	P	ERA	WHIP
Johnny Podres, L ERA: 4.12	(1, 1)	3.1	L	19	8	5	5	1	0	2	0	0	0	2	38	59	13.50	2.400
Johnny Klippstein, R ERA: 4.7	(4, 1)	1.2		6	0	0	0	1	1	0	0	0	0	0	16	27	0.00	0.600
Clem Labine, R ERA: 4.4	(6, 1)	2.0		8	2	0	0	0	0	0	0	0	0	0	15	23	0.00	1.000
Ed Roebuck, R ERA: 3.61	(8, 1)	2.0		12	3	3	2	2	1	0	1	0	0	1	20	36	9.00	2.000

PITCHER	IP	WLS	BF	H	R	ER	SO	BB	IBB	HBP	BLK	WP	HR	S	P	ERA	WHIP

BOTTOM

Batter	1	2	3	4	5	6	7	8	9	AB	R	H	RBI	BB	SO	LOB
Pee Wee Reese, R (1, 6) OBP: 0.351, SLG: 0.464	B C S F X 1-2 ① 6-3		B C C S 1-3 ③ K		C F X 0-2 FC5-4 2-H 1B		B X 1-0 ③ F6			4	0	1	1	0	1	0
Norm Larker, L (1, 7) OBP: 0.381, SLG: 0.476	F C X 0-2 ② F9			F B C F X 1-2 G6-4-3 1B 1B 1B	X 0-0 ② FC5-4 FC6-4 1-2f			C B F X 1-2 E6 F8 6-3		4	2	1	0	0	0	1
Duke Snider, L (1, 8) OBP: 0.368, SLG: 0.415	B B B C X 3-1 1B			B B F F B X 3-2 G6-4-3 1-2 1B	S B X 1-1 ③ FC6-4 1-2f			X 0-0 ① F8 2-3		4	0	2	0	0	0	2
Carl Furillo, R (1, 9) OBP: 0.341, SLG: 0.432	F B F X 1-2 ③ G1			B B X 2-0 ① ② G6-4-3 1-2f 2-3		S F B F F X 1-2 ① F4		B X 1-0 ② 6-3 3-H		4	0	0	1	0	0	3
John Roseboro, L (1, 2) OBP: 0.350, SLG: 0.473		B B F B X 3-1 ① 1B		X 0-0 1B 3-H 1B		C B F X 1-2 ② 4-3		X 0-0 ③ F8		4	0	2	1	0	0	0
Steve Bilko, R (1, 3) OBP: 0.339, SLG: 0.495		C C B X 1-2 ② F8		C F B X 1-2 1-3 1B		F B B F X 2-2 ③ 6-3			B C F X 1-2 G6-4-3 1B	4	0	2	0	0	0	0
Randy Jackson, R (1, 5) OBP: 0.250, SLG: 0.271		C B X 1-1 ③ F5		B C S B B X 3-2 ③ 4-3			C F X 0-2 E G5-4-3 2B		C B X 1-1 ① ② G6-4-3 1-2f	4	1	1	0	0	0	3
Charlie Neal, R (1, 4) OBP: 0.342, SLG: 0.463			C B F B B X 3-2 ① 1-3		X 0-0 1B 2B		F X 0-1 E6 G5-4-3 2-3		C B F F B F X 2-2 1B	4	1	2	0	0	0	1
Johnny Podres, L (1, 1) OBP: 0.154, SLG: 0.135 Johnny Klippstein, R (4, 1) OBP: 0.062, SLG: 0.067 Dick Gray, R (5, PH) OBP: 0.332, SLG: 0.494 Clem Labine, R (6, 1) Gil Hodges, R (7, PH) OBP: 0.319, SLG: 0.424 Ed Roebuck, R (8, 1) OBP: 0.500, SLG: 0.750 Jim Gilliam, S (9, PH) OBP: 0.346, SLG: 0.349			B B C X 2-1 ② 6-3		B S B B C B X 3-2 ① L8		S S F B F F X 1-2 ① ② G5-4-3 1-2f 3-H		C X 0-1 ③ F3	1 0 1 0 1 0 1	0 0 0 0 0 0 0	0 0 0 0 0 0 0	0 0 0 0 0 0 0	0 0 0 0 0 0 0	0 0 1 0 1 0 1	0 0 1 0 1 0 1
Inning Stats	R: 0 E: 0 K: 0 S: 12 H: 1 LOB: 1 BB: 0 P: 17	R: 0 E: 0 K: 0 S: 7 H: 1 LOB: 0 BB: 0 P: 12	R: 0 E: 0 K: 1 S: 8 H: 0 LOB: 0 BB: 0 P: 14	R: 1 E: 0 K: 0 S: 15 H: 4 LOB: 2 BB: 0 P: 25	R: 1 E: 0 K: 0 S: 10 H: 2 LOB: 1 BB: 0 P: 14	R: 0 E: 0 K: 0 S: 11 H: 0 LOB: 0 BB: 0 P: 15	R: 1 E: 1 K: 0 S: 11 H: 1 LOB: 0 BB: 0 P: 13	R: 1 E: 1 K: 0 S: 6 H: 0 LOB: 0 BB: 0 P: 8	R: 0 E: 0 K: 0 S: 12 H: 2 LOB: 1 BB: 0 P: 16	1B: 9 2B: 2 3B: 0 HR: 0	SF: 0 SAC: 0 DP: 3 HBP: 0						

PITCHER	IP	WLS	BF	H	R	ER	SO	BB	IBB	HBP	BLK	WP	HR	S	P	ERA	WHIP
Lew Burdette, R (1, 1) ERA: 3.65	9.0	W	36	11	4	3	1	0	0	0	0	0	0	92	134	3.00	1.222

PITCHER	IP	WLS	BF	H	R	ER	SO	BB	IBB	HBP	BLK	WP	HR	S	P	ERA	WHIP

Milwaukee Braves @ Los Angeles Dodgers

Los Angeles Memorial Coliseum, Los Angeles, CA

Thu Jul 10 1958, 10:05 PM EDT

Att. 40,508 - Unknown

livebaseballscorecards.com

AB	36
R	4
H	11
RBI	3
BB	0
SO	1
LOB	13

1B: 9	SF: 0	WP: 0	PA: 36
2B: 2	SAC: 0	PB: 0	
3B: 0	DP: 3	SB: 0	
HR: 0	HBP: 0	CS: 0	

Batter	1	2	3	4	5	6	7	8	9	AB	R	H	RBI	BB	SO	LOB
Bill Bruton, L (1, 8) OBP: 0.303, SLG: 0.321	B B C F S 2-3 ① K		F B B S S 2-3 ③ K		C X 0-1 ② FC4-6 BB 1-2f	C F B B B F F B 4-2 BB		B S F B X 2-2 1B SF9 1B		4	1	1	0	1	2	1
Mel Roach, R (1, 4) OBP: 0.387, SLG: 0.439	B B B C X 3-1 G6-3 1B			F F X 0-2 ① F9	C F B B B F B 4-2 1-2 BB	X 0-0 ③ 6-3		X 0-0 ① B3		4	0	1	0	1	0	3
Eddie Mathews, L (1, 5) OBP: 0.359, SLG: 0.476	X 0-0 ② ③ G6-3 1-2f			X 0-0 HR	F B S B S 2-3 ③ K		B B C C B C 3-3 ① K	S X 0-1 1B 1-2 1B		5	1	2	1	0	2	3
Hank Aaron, R (1, 9) OBP: 0.357, SLG: 0.487		X 0-0 E5 1B		C X 0-1 1B 1B		B X 1-0 E5 1B 2B	X 0-0 2B 1B	B B F F B X 3-2 1-2 2-3 1B		5	2	3	0	0	0	0
Wes Covington, L (1, 7) OBP: 0.380, SLG: 0.672		X 0-0 G4-6-3 1-3 1B		X 0-0 1-3 1B		X 0-0 1-2 2B 1B	S X 0-1 1-H 1B 2B	X 0-0 ② SF9 3-H		4	1	4	1	0	0	0
Felix Mantilla, R (7, PR) OBP: 0.286, SLG: 0.437 (7, 7)										0	1	0	1	0	0	0
Frank Torre, L (1, 3) OBP: 0.389, SLG: 0.384		S X 0-1 ① F5		X 0-0 ② F7		B X 1-0 1-H 2-H 1B 2B	I I I I 4-0 1B 1B IBB	C X 0-1 ③ 3-1		4	1	1	2	1	0	6
Johnny Logan, R (1, 6) OBP: 0.338, SLG: 0.410		X 0-0 ② ③ G4-6-3 1-2f		B F B X 2-1 ③ F5		C C F B X 1-2 2-H SH1-4 1B	B X 1-0 1B 1-2 2-H 1B		C X 0-1 ① F6	5	0	2	2	0	0	4
Del Crandall, R (1, 2) OBP: 0.357, SLG: 0.491			C B F C 1-3 ① K		F X 0-1 ① F8	B X 1-0 ① F8	B C X 1-1 ② 1-3 2-H 1B		X 0-0 ② F8	5	0	1	0	0	1	1
Joey Jay, S (1, 1) OBP: 0.222, SLG: 0.067			F C S 0-3 ② K		B B B C B 4-1 FC4-6 BB	L B X 1-1 ② SH1-4 1-2	C B C C 1-3 ③ K		S B S B F S 2-3 ③ K	3	0	0	0	1	3	2
Don McMahon, R (9, 1)										0	0	0	0	0	0	0
Inning Stats	R: 0 E: 0 K: 1 S: 6 H: 1 LOB: 0 BB: 0 P: 11	R: 0 E: 1 K: 0 S: 5 H: 1 LOB: 1 BB: 0 P: 5	R: 0 E: 0 K: 3 S: 9 H: 0 LOB: 0 BB: 0 P: 12	R: 1 E: 0 K: 0 S: 10 H: 3 LOB: 2 BB: 0 P: 12	R: 0 E: 0 K: 1 S: 11 H: 0 LOB: 2 BB: 2 P: 21	R: 3 E: 1 K: 0 S: 15 H: 3 LOB: 2 BB: 1 P: 24	R: 2 E: 0 K: 2 S: 12 H: 4 LOB: 2 BB: 1 P: 22	R: 1 E: 0 K: 0 S: 12 H: 3 LOB: 2 BB: 0 P: 17	R: 0 E: 0 K: 1 S: 7 H: 0 LOB: 0 BB: 0 P: 9	1B: 12 2B: 2 3B: 0 HR: 1 SF: 1 SAC: 1 DP: 2 HBP: 0						

TOP

Milwaukee Braves @ Los Angeles Dodgers

Los Angeles Memorial Coliseum, Los Angeles, CA

Fri Jul 11 1958, 6:33 AM EDT

Att. 11,489 - Unknown

livebaseballscorecards.com

AB	39
R	7
H	15
RBI	7
BB	4
SO	8
LOB	20

WP: 0 PA: 45
PB: 0
SB: 0
CS: 0

PITCHER		IP	WLS	BF	H	R	ER	SO	BB	IBB	HBP	BLK	WP	HR	S	P	ERA	WHIP
Don Drysdale, R ERA: 5.78	(1, 1)	5.0		24	7	4	3	5	2	0	0	0	0	1	44	66	5.40	1.800
Clem Labine, R ERA: 4.3	(6, 1)	1.0		5	1	0	0	0	1	0	0	0	0	0	12	19	0.00	2.000
Johnny Klippstein, R ERA: 5.04	(7, 1)	1.1	L	11	7	3	3	2	0	1	0	0	0	0	21	36	20.25	5.250
Carl Erskine, R ERA: 4.77	(8, 1)	0.2		2	0	0	0	0	0	0	0	0	0	0	3	3	0.00	0.000
Stan Williams, R ERA: 3.38	(9, 1)	1.0		3	0	0	0	1	0	0	0	0	0	0	7	9	0.00	0.000

PITCHER	IP	WLS	BF	H	R	ER	SO	BB	IBB	HBP	BLK	WP	HR	S	P	ERA	WHIP

BOTTOM

Milwaukee Braves @ Los Angeles Dodgers

Los Angeles Memorial Coliseum, Los Angeles, CA

Fri Jul 11 1958, 6:33 AM EDT

Att. 11,489 - Unknown

livebaseballscorecards.com

Batter	1	2	3	4	5	6	7	8	9	AB	R	H	RBI	BB	SO	LOB
Pee Wee Reese, R (1, 6) OBP: 0.361, SLG: 0.465	C B X 1-1 E 1B FC3-2 1B	B C B X 2-1 CS 2-H 1B			X 0-0 ① F8	B C F B X 2-2 ③ L7			B C B B C B 4-2 1B BB	4	0	2	1	1	0	2
Norm Larker, L (1, 7) OBP: 0.392, SLG: 0.477	B F F F B X 2-2 E6 FC3-2 1-3 1B	C B B 1-2 ③ CS 1-2	C X 0-1 ① 4-3		B C C B B B 4-2 HR BB		F X 0-1 ① F7		C B X 1-1 1-2 1B	4	1	2	0	1	0	0
John Roseboro, L (1, 2) OBP: 0.341, SLG: 0.460	L S X 0-2 ① F6		L B F F F S 1-3 ② K		F F F B F B F F C 2-3 ② K		B B B C C F S 3-3 ② K		C S F B S 1-3 ① K	5	0	0	0	0	4	5
Carl Furillo, R (1, 9) OBP: 0.343, SLG: 0.442	I I I I 4-0 FC3-2 IBB		X 0-0 ③ F8		F X 0-1 1-H HR		X 0-0 ③ F6		B B F S B X 3-2 ② F7	4	1	1	2	1	0	2
Steve Bilko, R (1, 3) OBP: 0.325, SLG: 0.473	C F X 0-2 ② FC3-2 1-2 2-3 3-Hf			B B B C F F C 3-3 ① K	B X 1-0 ③ 5-3			S S B B X 2-2 ① F7	B B B S C S 3-3 ③ K	5	0	0	0	0	2	5
Dick Gray, R (1, 5) OBP: 0.330, SLG: 0.494	B C F S 1-3 ③ K			X 0-0 2B	B F X 1-1 ① F9			X 0-0 ② F3		4	0	1	0	0	1	3
Charlie Neal, R (1, 4) OBP: 0.341, SLG: 0.460		X 0-0 ① 1-3		F B S S 1-3 ② K	C B X 1-1 ② 6-3			F X 0-1 1B 1B		4	0	1	0	0	1	1
Gino Cimoli, R (1, 8) OBP: 0.298, SLG: 0.386		B F B X 2-1 E5 SH3-4 1B		X 0-0 ③ 5-3	B B C X 2-1 2B 1B			S F X 0-2 1-2 1B		4	1	2	0	0	0	1
Don Drysdale, R (1, 1) OBP: 0.214, SLG: 0.481 Clem Labine, R (6, 1) Randy Jackson, R (6, PH) OBP: 0.262, SLG: 0.309 Johnny Klippstein, R (7, 1) OBP: 0.067, SLG: 0.067 Carl Erskine, R (8, 1) OBP: 0.045, SLG: 0.045 Gil Hodges, R (8, PH) OBP: 0.317, SLG: 0.422 Stan Williams, R (9, 1)		C F X 0-2 ② SH3-4 1-2			X 0-0 HR	B S X 1-1 1-3 2B		B F C C C 1-3 ③ K		1 0 1 0 0 0 1	1 0 0 0 0 0 0	1 0 1 0 0 0 0	1 0 0 0 0 0 1	0 0 0 0 0 0 0	0 0 0 0 0 0 0	0 0 0 0 0 0 0
Inning Stats	R: 0 E: 1 K: 1 S: 15 H: 2 LOB: 3 BB: 1 P: 23	R: 1 E: 1 K: 0 S: 10 H: 1 LOB: 0 BB: 0 P: 15	R: 0 E: 0 K: 1 S: 8 H: 0 LOB: 0 BB: 0 P: 9	R: 0 E: 0 K: 2 S: 9 H: 1 LOB: 1 BB: 0 P: 13	R: 3 E: 0 K: 1 S: 14 H: 2 LOB: 0 BB: 1 P: 21	R: 0 E: 0 K: 0 S: 11 H: 2 LOB: 2 BB: 0 P: 18	R: 0 E: 0 K: 1 S: 7 H: 0 LOB: 0 BB: 0 P: 10	R: 0 E: 0 K: 1 S: 12 H: 2 LOB: 2 BB: 0 P: 15	R: 0 E: 0 K: 2 S: 14 H: 1 LOB: 2 BB: 1 P: 26	1B: 7 2B: 2 3B: 0 HR: 2	SF: 0 SAC: 1 DP: 0 HBP: 0			WP: 0 PB: 0 SB: 0 CS: 1	PA: 42		

	AB	37
	R	4
	H	11
	RBI	4
	BB	3
	SO	9
	LOB	21

PITCHER		IP	WLS	BF	H	R	ER	SO	BB	IBB	HBP	BLK	WP	HR	S	P	ERA	WHIP
Joey Jay, R ERA: 2.42	(1, 1)	8.0	W	38	11	4	3	7	2	1	0	0	0	2	90	133	3.38	1.625
Don McMahon, R ERA: 2.7	(9, 1)	1.0	S	3	0	0	0	2	0	0	0	0	0	0	10	17	0.00	0.000

PITCHER	IP	WLS	BF	H	R	ER	SO	BB	IBB	HBP	BLK	WP	HR	S	P	ERA	WHIP

Batter	1	2	3	4	5	6	7	8	9	AB	R	H	RBI	BB	SO	LOB
Felix Mantilla, R (1, 8) OBP: 0.277, SLG: 0.423	5-3		1-3		1-3		G4-6-3 1-2f 2-3		G3	4	0	0	0	0	0	4
Bill Bruton, L (7, 8) OBP: 0.303, SLG: 0.321										0	0	0	0	0	0	0
Wes Covington, L (9, PH) OBP: 0.377, SLG: 0.667										1	0	0	0	0	0	2
Mel Roach, R (1, 4) OBP: 0.379, SLG: 0.426	K		6-3			FC3-6 1B	4-3			4	0	1	0	0	1	2
Eddie Mathews, L (1, 5) OBP: 0.361, SLG: 0.477	FC6-4 1B			3-1		FC3-6 1-2f HR		FC6-4 1B		4	1	2	0	0	0	1
Hank Aaron, R (1, 9) OBP: 0.356, SLG: 0.493	FC6-4 1-2f			5-3		1-H HR		FC6-4 G4-3 1-2f		4	1	1	2	0	0	2
Joe Adcock, R (1, 3) OBP: 0.306, SLG: 0.494		HR		F4		5-3		G4-3 1-2f		4	1	1	1	0	0	1
Johnny Logan, R (1, 6) OBP: 0.336, SLG: 0.408		F3			F7	FC6-4 1B			K	4	0	1	0	0	1	0
Andy Pafko, R (1, 7) OBP: 0.319, SLG: 0.330		F9			1B BB	FC6-4 1-2f			1B BB	2	0	0	0	2	0	1
Del Crandall, R (1, 2) OBP: 0.359, SLG: 0.491		F8			F9		G4-6-3 1B		1-2 1B	4	0	2	0	0	0	1
Warren Spahn, L (1, 1) OBP: 0.439, SLG: 0.542			K		1-2 1B		G4-6-3 1-2 1B		K	2	0	1	0	0	1	0
Bob Rush, R (5, 1) OBP: 0.235, SLG: 0.219										0	0	0	0	0	0	0
Frank Torre, L (7, PH) OBP: 0.392, SLG: 0.387										1	0	1	0	0	0	0
Lew Burdette, R (7, PR) OBP: 0.196, SLG: 0.326										0	0	0	0	0	0	0
Gene Conley, R (7, 1) OBP: 0.154, SLG: 0.154										0	0	0	0	0	0	0
Del Rice, R (9, PH) OBP: 0.292, SLG: 0.317										1	0	0	0	0	1	2
Inning Stats	R: 0 E: 0 K: 1 S: 6 H: 1 LOB: 1 BB: 0 P: 6	R: 1 E: 0 K: 0 S: 4 H: 1 LOB: 0 BB: 0 P: 4	R: 0 E: 0 K: 1 S: 5 H: 0 LOB: 0 BB: 0 P: 5	R: 0 E: 0 K: 0 S: 3 H: 0 LOB: 0 BB: 0 P: 3	R: 0 E: 0 K: 0 S: 4 H: 1 LOB: 2 BB: 1 P: 8	R: 2 E: 0 K: 0 S: 6 H: 3 LOB: 1 BB: 0 P: 6	R: 0 E: 0 K: 0 S: 4 H: 2 LOB: 2 BB: 0 P: 4	R: 0 E: 0 K: 0 S: 3 H: 1 LOB: 0 BB: 0 P: 3	R: 0 E: 0 K: 2 S: 8 H: 1 LOB: 2 BB: 1 P: 12	1B: 8 2B: 0 3B: 0 HR: 2 SF: 0 SAC: 0 DP: 2 HBP: 0						

PITCHER	IP	WLS	BF	H	R	ER	SO	BB	IBB	HBP	BLK	WP	HR	S	P	ERA	WHIP
Johnny Antonelli, L (1, 1) ERA: 3.3	9.0	W	37	10	3	3	4	2	0	0	0	0	2	43	51	3.00	1.333

PITCHER	IP	WLS	BF	H	R	ER	SO	BB	IBB	HBP	BLK	WP	HR	S	P	ERA	WHIP

TOP

Milwaukee Braves @ San Francisco Giants

Seals Stadium, San Francisco , CA

Sat Jul 12 1958, 6:33 AM EDT

Att. 22,806 - Unknown

livebaseballscorecards.com

AB	35
R	3
H	10
RBI	3
BB	2
SO	4
LOB	16

Batter	1	2	3	4	5	6	7	8	9	AB	R	H	RBI	BB	SO	LOB
Felipe Alou, R (1, 9) OBP: 0.318, SLG: 0.429	0-0 G4-6-3 1B		0-0 1-3 ③		0-3 K ①	0-0 F9 ③				4	0	1	0	0	1	2
Daryl Spencer, R (1, 6) OBP: 0.354, SLG: 0.484	0-0 G4-6-3 ① ② 1-2f			0-0 F8 ①	4-0 1B HR 1-2 2-3 BB		0-0 1B			3	1	1	0	1	0	1
Willie Mays, R (1, 8) OBP: 0.403, SLG: 0.603	4-0 BB			0-0 6-3 ②	0-0 SF8 ② 2-3 3-H		0-0 F9 ①			2	0	0	1	1	0	1
Ray Jablonski, R (1, 5) OBP: 0.288, SLG: 0.500	0-3 K ③			0-0 E5 BB 1B	0-0 HR 1-3 3-H 1B		0-0 F2 ②			3	1	1	1	0	1	1
Jim Davenport, R (7, 5) OBP: 0.317, SLG: 0.386										1	0	0	0	0	0	1
Orlando Cepeda, R (1, 3) OBP: 0.337, SLG: 0.544		0-0 F5 ①		0-0 BB 1-2 1B	0-0 1-H 3-H HR		0-3 K ③			4	1	2	3	0	1	1
Hank Sauer, R (1, 7) OBP: 0.366, SLG: 0.467		0-0 F7 ②		4-0 1-2 2-3 BB	4-0 BB			0-0 F7 ①		2	0	0	0	2	0	0
Whitey Lockman, L (9, 7) OBP: 0.357, SLG: 0.381										0	0	0	0	0	0	0
Bob Schmidt, R (1, 2) OBP: 0.323, SLG: 0.487		0-0 1-3 ③		0-0 F8 ③	0-3 K ③			0-3 K ②		4	0	0	0	0	2	4
Danny O'Connell, R (1, 4) OBP: 0.353, SLG: 0.367			0-0 6-3 ①		0-0 BB 1B SF8 1B	0-0 4-3 ①		0-0 F9 ③		4	1	1	0	0	0	0
Johnny Antonelli, L (1, 1) OBP: 0.216, SLG: 0.240			0-0 1-3 ②		0-0 SF8 BB 1-2 1B 1B	0-0 4-3 ②				3	1	1	0	0	0	0
Inning Stats	R: 0 H: 1 E: 0 LOB: 1 K: 1 BB: 1 S: 5 P: 9	R: 0 H: 0 E: 0 LOB: 0 K: 0 BB: 0 S: 3 P: 3	R: 0 H: 0 E: 0 LOB: 0 K: 0 BB: 0 S: 3 P: 3	R: 0 H: 1 E: 1 LOB: 3 K: 0 BB: 1 S: 5 P: 9	R: 5 H: 4 E: 0 LOB: 1 K: 2 BB: 2 S: 11 P: 19	R: 0 H: 0 E: 0 LOB: 0 K: 0 BB: 0 S: 3 P: 3	R: 0 H: 1 E: 0 LOB: 1 K: 1 BB: 0 S: 6 P: 6	R: 0 H: 0 E: 0 LOB: 0 K: 1 BB: 0 S: 5 P: 5		1B: 6 SF: 1 2B: 0 SAC: 0 3B: 0 DP: 1 HR: 1 HBP: 0						

PITCHER	IP	WLS	BF	H	R	ER	SO	BB	IBB	HBP	BLK	WP	HR	S	P	ERA	WHIP
Warren Spahn, L (1, 1) ERA: 3.25	4.2	L	23	6	5	5	2	3	0	0	0	0	1	24	36	9.64	1.929
Bob Rush, R (5, 1) ERA: 3.78	1.1		5	0	0	0	1	1	0	0	0	0	0	6	10	0.00	0.750
Gene Conley, R (7, 1) ERA: 4.6	2.0		7	1	0	0	2	0	0	0	0	0	0	11	11	0.00	0.500

PITCHER	IP	WLS	BF	H	R	ER	SO	BB	IBB	HBP	BLK	WP	HR	S	P	ERA	WHIP

BOTTOM

Milwaukee Braves @ San Francisco Giants

Seals Stadium, San Francisco , CA

Sat Jul 12 1958, 6:33 AM EDT

Att. 22,806 - Unknown

livebaseballscorecards.com

AB	30
R	5
H	7
RBI	5
BB	4
SO	5
LOB	11

Milwaukee Braves @ San Francisco Giants

Seals Stadium, San Francisco , CA

Sun Jul 13 1958, 6:33 AM EDT

Att. 22,833 - Unknown

TOP

livebaseballscorecards.com

Batter	1	2	3	4	5	6	7	8	9	AB	R	H	RBI	BB	SO	LOB
Red Schoendienst, S (1, 4) OBP: 0.317, SLG: 0.293	0-0 1B E 1B	0-0 ② F7		0-0 ③ 4-3			0-0 E 1B		0-0 FC5-6 3-H 1B	5	1	3	1	0	0	0
Bill Bruton, L (1, 8) OBP: 0.306, SLG: 0.325	0-0 SH3 E 1-3 2B 1B	0-0 1B			S S S 0-3 ① K		0-0 ① F3		0-0 ② FC5-6 1-2f	5	1	2	0	0	1	2
Eddie Mathews, L (1, 5) OBP: 0.355, SLG: 0.468	0-0 ① F8	0-0 ③ G1			x 0-0 ② F8		x 0-0 ② G3 1-2		x 0-0 ③ F4	5	0	0	0	0	0	5
Hank Aaron, R (1, 9) OBP: 0.352, SLG: 0.487	0-0 E5 SH3 1-2 2B 3-H		x 0-0 ① F4		x 0-0 ③ F2		x 0-0 ③ F8			4	1	0	1	0	0	2
Wes Covington, L (1, 7) OBP: 0.376, SLG: 0.659	0-0 ② SH3 1-2 2-3		x 0-0 1B			x 0-0 ① 3-1		x 0-0 ① F7		3	0	1	0	0	0	0
Andy Pafko, R (8, 7) OBP: 0.319, SLG: 0.330										0	0	0	0	0	0	0
Joe Adcock, R (1, 3) OBP: 0.316, SLG: 0.503	4-0 2B IBB		x 0-0 ② F8			x 0-0 2B		x 0-0 G6-4-3 1B		3	1	2	0	1	0	1
Felix Mantilla, R (8, PR) OBP: 0.277, SLG: 0.423										0	0	0	0	0	0	0
Frank Torre, L (8, 3) OBP: 0.392, SLG: 0.387										0	0	0	0	0	0	0
Johnny Logan, R (1, 6) OBP: 0.335, SLG: 0.409	x 0-0 BLK 1-H 2-H 3-H 2B		x 0-0 ③ F8			x 0-0 ② F2		x 0-0 ② ③ G6-4-3 1-2f		4	0	1	3	0	0	3
Del Crandall, R (1, 2) OBP: 0.361, SLG: 0.489	S S S 0-3 ③ K 2-3			x 0-0 ① 6-3		4-0 IBB			x 0-0 E 1B	3	1	1	0	1	1	1
Carl Willey, R (1, 1) OBP: 0.250, SLG: 0.250		S S S 0-3 ① K		x 0-0 ② F8		S S S 0-3 ③ K			S S S 0-3 ① K 1-3	3	0	0	0	0	2	2
Don McMahon, R (6, 1)										0	0	0	0	0	0	0
Bob Trowbridge, R (8, 1) OBP: 0.250, SLG: 0.250										0	0	0	0	0	0	0
Mel Roach, R (9, PH) OBP: 0.373, SLG: 0.419										1	0	0	0	0	1	1
Ernie Johnson, R (9, 1)										0	0	0	0	0	0	0
Inning Stats	R: 4 H: 3 E: 1 LOB: 1 K: 1 BB: 1 S: 9 P: 13	R: 0 H: 1 E: 0 LOB: 1 K: 1 BB: 0 S: 6 P: 6	R: 0 H: 1 E: 0 LOB: 1 K: 0 BB: 0 S: 4 P: 4	R: 0 H: 0 E: 0 LOB: 0 K: 0 BB: 0 S: 3 P: 3	R: 0 H: 0 E: 0 LOB: 0 K: 1 BB: 0 S: 5 P: 5	R: 0 H: 1 E: 0 LOB: 2 K: 1 BB: 1 S: 6 P: 10	R: 0 H: 1 E: 1 LOB: 1 K: 0 BB: 0 S: 4 P: 4	R: 0 H: 1 E: 0 LOB: 1 K: 0 BB: 0 S: 3 P: 3	R: 1 H: 2 E: 1 LOB: 1 K: 1 BB: 0 S: 7 P: 7	1B: 8 SF: 0 2B: 2 SAC: 1 3B: 0 DP: 1 HR: 0 HBP: 0							

	AB	36
	R	5
	H	10
	RBI	5
	BB	2
	SO	5
	LOB	17

PITCHER		IP	WLS	BF	H	R	ER	SO	BB	IBB	HBP	BLK	WP	HR	S	P	ERA	WHIP
Stu Miller, R ERA: 1.76	(1, 1)	6.0		27	6	4	1	4	0	2	0	1	0	0	33	41	1.50	1.000
Paul Giel, R ERA: 3.18	(7, 1)	2.0		7	2	0	0	0	0	0	0	0	0	0	7	7	0.00	1.000
Mike McCormick, L ERA: 4.42	(9, 1)	1.0	W	5	2	1	0	1	0	0	0	0	0	0	7	7	0.00	2.000

PITCHER		IP	WLS	BF	H	R	ER	SO	BB	IBB	HBP	BLK	WP	HR	S	P	ERA	WHIP

Batter	1	2	3	4	5	6	7	8	9	AB	R	H	RBI	BB	SO	LOB
Danny O'Connell, R (1, 4) OBP: 0.356, SLG: 0.367	4-3		G6-3 1B		G5-4-3 BB		6-3	1B		3	0	1	0	1	0	0
Bob Speake, L (8, PH) OBP: 0.351, SLG: 0.396										1	0	1	2	0	0	0
Eddie Bressoud, R (9, 4) OBP: 0.309, SLG: 0.327										0	0	0	0	0	0	0
Daryl Spencer, R (1, 6) OBP: 0.352, SLG: 0.479	1B		G6-3 1-2f		G5-4-3 1-2f		F3	6-3		5	0	1	0	0	0	4
Willie Mays, R (1, 8) OBP: 0.401, SLG: 0.595	K			F2		F9	F7		SH3-4 1B BB	4	1	0	0	1	1	1
Ray Jablonski, R (1, 5) OBP: 0.293, SLG: 0.518	K			BB 1B BB		HR		F8	SH3-4 1-2	3	1	1	1	1	1	1
Jim Davenport, R (9, 5) OBP: 0.317, SLG: 0.386										0	0	0	0	0	0	0
Orlando Cepeda, R (1, 3) OBP: 0.341, SLG: 0.553		F8		BB 1-2 1B		6-3		HR	1B IBB	4	1	2	1	1	0	0
Leon Wagner, L (1, 7) OBP: 0.442, SLG: 0.479		FC3-6 1B		K		1B 2B 1B		HBP 1B 1B BB	1-2 2-H 1B	3	2	2	0	1	1	2
Felipe Alou, R (9, 9) OBP: 0.324, SLG: 0.434										1	0	1	1	0	0	0
Willie Kirkland, L (1, 9) OBP: 0.309, SLG: 0.395 (9, 7)		FC3-6 1-2f		1-2 2-3 BB		2B 1-2 1B		HBP 1-2 1B 1B		3	1	2	0	1	0	1
Bob Schmidt, R (1, 2) OBP: 0.322, SLG: 0.487		F8		F8		1-3 2-H 2B		F2		4	0	1	1	0	0	6
Stu Miller, R (1, 1) OBP: 0.211, SLG: 0.063			K		6-3	4-3		1B 1-2 2-3 HBP		2	0	0	0	0	1	0
Whitey Lockman, L (6, PH) OBP: 0.352, SLG: 0.375										1	0	0	0	0	0	2
Paul Giel, R (7, 1) OBP: 0.167, SLG: 0.091										0	0	0	0	0	0	0
Hank Sauer, R (8, PH) OBP: 0.369, SLG: 0.467										0	0	0	0	0	0	0
Jim Finigan, R (8, PR) OBP: 0.310, SLG: 0.280										0	0	0	0	0	0	0
Mike McCormick, L (9, 1) OBP: 0.273, SLG: 0.226										0	0	0	0	0	0	0
Inning Stats	R: 0 E: 0 K: 2 S: 8 H: 1 LOB: 1 BB: 0 P: 8	R: 0 E: 0 K: 0 S: 4 H: 1 LOB: 1 BB: 0 P: 4	R: 0 E: 0 K: 1 S: 5 H: 1 LOB: 0 BB: 0 P: 5	R: 0 E: 0 K: 1 S: 6 H: 1 LOB: 3 BB: 2 P: 14	R: 0 E: 0 K: 0 S: 2 H: 0 LOB: 0 BB: 1 P: 6	R: 2 E: 0 K: 0 S: 7 H: 4 LOB: 2 BB: 0 P: 7	R: 0 E: 0 K: 0 S: 3 H: 0 LOB: 0 BB: 0 P: 3	R: 3 E: 0 K: 0 S: 6 H: 3 LOB: 2 BB: 1 P: 11	R: 1 E: 0 K: 0 S: 2 H: 1 LOB: 2 BB: 2 P: 10	1B: 9 2B: 1 3B: 0 HR: 2	SF: 0 SAC: 1 DP: 2 HBP: 1					

PITCHER	IP	WLS	BF	H	R	ER	SO	BB	IBB	HBP	BLK	WP	HR	S	P	ERA	WHIP
Carl Willey, R (1, 1) ERA: 2.86	5.2		26	8	2	2	4	3	0	0	0	0	1	31	43	3.18	1.941
Don McMahon, R (6, 1) ERA: 3.29	1.2		8	2	3	3	0	1	0	0	0	0	1	7	11	16.20	1.800
Bob Trowbridge, R (8, 1) ERA: 2.58	0.2		4	1	0	0	0	0	0	1	0	0	0	3	4	0.00	1.500
Ernie Johnson, R (9, 1) ERA: 8.02	0.1	L	4	1	1	1	0	1	1	0	0	0	0	2	10	27.00	6.000

PITCHER	IP	WLS	BF	H	R	ER	SO	BB	IBB	HBP	BLK	WP	HR	S	P	ERA	WHIP

BOTTOM

Milwaukee Braves @ San Francisco Giants

Seals Stadium, San Francisco , CA

Sun Jul 13 1958, 6:33 AM EDT

Att. 22,833 - Unknown

livebaseballscorecards.com

AB	34
R	6
H	12
RBI	6
BB	6
SO	4
LOB	17

TOP

Milwaukee Braves @ San Francisco Giants

Seals Stadium, San Francisco , CA

Mon Jul 14 1958, 6:33 AM EDT

Att. 22,864 - Unknown

livebaseballscorecards.com

Batter	1	2	3	4	5	6	7	8	9	AB	R	H	RBI	BB	SO	LOB
Red Schoendienst, S (1, 4) OBP: 0.319, SLG: 0.292 Mel Roach, R (4, PH) (4, 4) OBP: 0.380, SLG: 0.446	B B B B 4-0 6-3 1B 1B BB	0-0 ② F8		0-0 ② F5		0-0 HR 2B	0-0 1B WP 1-2 2-3 4-3 1B	0-0 ② SF7 2-3 3-H		1 3	1 2	0 2	0 1	1 0	0 0	1 1
Johnny Logan, R (1, 6) OBP: 0.338, SLG: 0.421	0-0 6-3 1-2 1B 1B	0-0 ③ F4		0-0 ③ F9		0-0 2-H HR	0-0 4-3 1-3 2-H 3-H 1B	0-0 ③ F8		6	2	3	3	0	0	4
Eddie Mathews, L (1, 5) OBP: 0.349, SLG: 0.459	0-0 ① F4		0-0 ① 4-3		0-0 ① G3	0-0 ① F6	0-0 ② 4-3 1-2 3-H		0-0 ① 6-3	6	0	0	1	0	0	3
Hank Aaron, R (1, 9) OBP: 0.346, SLG: 0.478	0-0 ② 6-3 1-2 2-3		0-0 ② 6-3		0-0 E5 S BB E	S S S 0-3 ② K	0-0 ③ 6-3		0-0 ② 1-3	6	1	0	0	0	1	3
Wes Covington, L (1, 7) OBP: 0.399, SLG: 0.693 Andy Pafko, R (8, 7) OBP: 0.316, SLG: 0.327	0-0 1B 2-H 3-H 1B		0-0 HR	B B B B 4-0 E 1-2 1B BB		0-0 1B		0-0 HBP BB FC5-2 1B	0-0 ③ 6-3	4 1	2 0	4 0	3 0	1 0	0 0	0 0
Joe Adcock, R (1, 3) OBP: 0.326, SLG: 0.509 Frank Torre, L (6, 3) OBP: 0.394, SLG: 0.387	0-0 1-3 1B		0-0 1B		0-0 1B 1-H 2-H 1B	0-0 ③ 5-3		B B B B 4-0 FC5-2 HBP 1-2 BB BB		4 0	0 1	3 0	1 0	0 1	0 0	1 0
Bill Bruton, L (1, 8) OBP: 0.310, SLG: 0.322	0-0 ③ F9		0-0 ③ 4-3		0-0 1B 1-2 1B		0-0 ① 5-3	H 1-0 BB FC5-2 1-2 2-3 SF7 HBP		4	1	1	0	0	0	3
Del Crandall, R (1, 2) OBP: 0.362, SLG: 0.484		0-0 ① 6-3		0-0 SH1-4 1B	0-0 ② F9	B B B B 4-0 1B HBP WP BB		0-0 ① FC5-2 SF7 BB 1-2 2-3 3-Hf		4	1	1	0	1	0	5
Lew Burdette, R (1, 1) OBP: 0.260, SLG: 0.354		0-0 1B		0-0 ① SH1-4 1-2	0-0 ③ 1-2 2-H 1B	H 1-0 WP 1B 1-2 1B HBP	B B B B 4-0 1-2 2-3 3-H BB			2	1	2	1	1	0	0
Inning Stats	R: 2 E: 0 K: 0 S: 6 H: 3 LOB: 2 BB: 1 P: 10	R: 0 E: 0 K: 0 S: 4 H: 1 LOB: 1 BB: 0 P: 4	R: 1 E: 0 K: 0 S: 5 H: 2 LOB: 0 BB: 0 P: 5	R: 0 E: 0 K: 0 S: 4 H: 1 LOB: 1 BB: 0 P: 4	R: 2 E: 1 K: 0 S: 6 H: 3 LOB: 2 BB: 1 P: 10	R: 2 E: 0 K: 1 S: 8 H: 3 LOB: 1 BB: 0 P: 8	R: 3 E: 0 K: 0 S: 5 H: 2 LOB: 1 BB: 1 P: 10	R: 2 E: 0 K: 0 S: 4 H: 1 LOB: 2 BB: 2 P: 13	R: 0 E: 0 K: 0 S: 3 H: 0 LOB: 0 BB: 0 P: 3	1B: 13 2B: 1 3B: 0 HR: 2	SF: 1 SAC: 1 DP: 0 HBP: 2					

	AB	41
	R	12
	H	16
	RBI	10
	BB	5
	SO	1
	LOB	21

		WP: 1	PA: 50
		PB: 0	
		SB: 1	
		CS: 0	

PITCHER		IP	WLS	BF	H	R	ER	SO	BB	IBB	HBP	BLK	WP	HR	S	P	ERA	WHIP
Al Worthington, R ERA: 3.06	(1, 1)	4.1	L	24	8	5	4	0	2	0	0	0	0	1	22	30	8.31	2.308
Ray Crone, R ERA: 6.75	(5, 1)	1.2		9	5	2	2	1	0	0	0	0	0	1	11	11	10.80	3.000
Joe Shipley, R ERA: 33.75	(7, 1)	1.1		12	3	5	5	0	3	0	2	0	1	0	7	21	33.75	4.500
Ramon Monzant, R ERA: 4.65	(8, 1)	1.2		5	0	0	0	0	0	0	0	0	0	0	5	5	0.00	0.000

PITCHER	IP	WLS	BF	H	R	ER	SO	BB	IBB	HBP	BLK	WP	HR	S	P	ERA	WHIP

Milwaukee Braves @ San Francisco Giants

Seals Stadium, San Francisco , CA

Mon Jul 14 1958, 6:33 AM EDT

Att. 22,864 - Unknown

livebaseballscorecards.com

BOTTOM

Batter	1	2	3	4	5	6	7	8	9	AB	R	H	RBI	BB	SO	LOB
Danny O'Connell, R (1, 4) OBP: 0.348, SLG: 0.358	F4		F3			FC3-6 1-2f 2B		4-3		4	1	0	0	0	0	1
Daryl Spencer, R (1, 6) OBP: 0.348, SLG: 0.473	F5		F7			F9		F8		4	0	0	0	0	0	1
Willie Mays, R (1, 8) OBP: 0.399, SLG: 0.594	F3			3-1		1-H 2B			F3	4	0	1	1	0	0	0
Ray Jablonski, R (1, 5) OBP: 0.299, SLG: 0.521		BBBB 4-0 FC4-6 BB		F7		5-3			1B 2B	3	0	1	0	1	0	1
Orlando Cepeda, R (1, 3) OBP: 0.337, SLG: 0.546		F7		F8			6-3		F7	4	0	0	0	0	0	2
Leon Wagner, L (1, 7) OBP: 0.446, SLG: 0.538		FC4-6 E 1-2f 1B			SSS 0-3 K		HR		2-3 1B	4	2	2	1	0	1	1
Willie Kirkland, L (1, 9) OBP: 0.309, SLG: 0.391		E6 1B 1-2			BBBB 4-0 G6-4-3 BB		SSS 0-3 K		F9	2	0	0	0	1	1	1
Ramon Monzant, R (8, 1) OBP: 0.242, SLG: 0.242										0	0	0	0	0	0	0
Bob Speake, L (9, PH) OBP: 0.345, SLG: 0.388										1	0	0	0	0	0	2
Bob Schmidt, R (1, 2) OBP: 0.322, SLG: 0.485		1-3 2-H 1B			G6-4-3 1-2f		F3			3	0	1	1	0	0	1
Al Worthington, R (1, 1) OBP: 0.226, SLG: 0.214			5-3			BBBB 4-0 FC3-6 BB		SSS 0-3 K		1	0	0	0	0	0	0
Ray Crone, R (5, 1)										0	0	0	0	0	0	0
Whitey Lockman, L (6, PH) OBP: 0.361, SLG: 0.375										0	0	0	0	1	0	0
Joe Shipley, R (7, 1)										0	0	0	0	0	0	0
Felipe Alou, R (8, 9) OBP: 0.321, SLG: 0.430										1	0	0	0	0	1	0
Inning Stats	R: 0 E: 0 K: 0 S: 3 H: 0 LOB: 0 BB: 0 P: 3	R: 1 E: 1 K: 0 S: 4 H: 1 LOB: 2 BB: 1 P: 8	R: 0 E: 0 K: 0 S: 3 H: 0 LOB: 0 BB: 0 P: 3	R: 0 E: 0 K: 0 S: 3 H: 0 LOB: 0 BB: 0 P: 3	R: 0 E: 0 K: 1 S: 4 H: 0 LOB: 0 BB: 1 P: 8	R: 1 E: 0 K: 0 S: 4 H: 1 LOB: 1 BB: 1 P: 8	R: 1 E: 0 K: 1 S: 6 H: 1 LOB: 0 BB: 0 P: 6	R: 0 E: 0 K: 1 S: 5 H: 0 LOB: 0 BB: 0 P: 5	R: 0 E: 0 K: 0 S: 5 H: 2 LOB: 2 BB: 0 P: 5	1B: 2 2B: 2 3B: 0 HR: 1	SF: 0 SAC: 0 DP: 1 HBP: 0						

PITCHER	IP	WLS	BF	H	R	ER	SO	BB	IBB	HBP	BLK	WP	HR	S	P	ERA	WHIP
Lew Burdette, R (1, 1) ERA: 3.54	9.0	W	34	5	3	2	3	3	0	0	0	0	1	37	49	2.00	0.889

PITCHER	IP	WLS	BF	H	R	ER	SO	BB	IBB	HBP	BLK	WP	HR	S	P	ERA	WHIP

AB	31
R	3
H	5
RBI	3
BB	3
SO	3
LOB	10

WP: 0 PB: 0 SB: 0 CS: 0 PA: 34

Milwaukee Braves @ St. Louis Cardinals

Sportsman's Park, St. Louis, MO

Tue Jul 15 1958, 4:33 AM EDT

Att. 22,269 - Unknown

TOP

livebaseballscorecards.com

Batter	1	2	3	4	5	6	7	8	9	AB	R	H	RBI	BB	SO	LOB
Mel Roach, R (1, 4) OBP: 0.373, SLG: 0.426	1-3		L6		2B SF9 BB		E4 FC5 1-2			3	1	0	0	1	0	1
Johnny Logan, R (1, 6) OBP: 0.337, SLG: 0.422	P6		K		1-3 2B		FC5 PO 1-2 2-3f			4	0	1	0	0	1	2
Eddie Mathews, L (1, 5) OBP: 0.348, SLG: 0.454	K		K		IBB		K			3	0	0	0	1	3	2
Hank Aaron, R (1, 9) OBP: 0.348, SLG: 0.498		HR		HR	SF9 3-H		PO 1-2	1-3		3	2	2	3	0	0	0
Wes Covington, L (1, 7) OBP: 0.401, SLG: 0.710		5-3 BB 1B		HR	L3			4-3		4	1	2	1	0	0	2
Andy Pafko, R (8, 7) OBP: 0.316, SLG: 0.327										0	0	0	0	0	0	0
Joe Adcock, R (1, 3) OBP: 0.319, SLG: 0.497		F3		5-3		5-3		4-3		4	0	0	0	0	0	1
Frank Torre, L (8, 3) OBP: 0.394, SLG: 0.387										0	0	0	0	0	0	0
Bill Bruton, L (1, 8) OBP: 0.308, SLG: 0.315		BB 5-3 1-2		F8		F8			1-3	3	0	0	0	1	0	0
Del Crandall, R (1, 2) OBP: 0.357, SLG: 0.476		5-3 1-2 2-3		6-3		F2			K	4	0	0	0	0	1	2
Joey Jay, S (1, 1) OBP: 0.227, SLG: 0.105		K			K		FC5 E 1B		4-3	4	0	1	0	0	2	2

	AB	32
	R	4
	H	6
	RBI	4
	BB	3
	SO	7
	LOB	12

Inning Stats									
	R: 0 E: 0 K: 1 S: 5	H: 0 LOB: 0 BB: 0 P: 5	R: 1 E: 0 K: 1 S: 7	H: 2 LOB: 2 BB: 1 P: 11	R: 0 E: 0 K: 2 S: 7	H: 0 LOB: 0 BB: 0 P: 7	R: 2 E: 0 K: 0 S: 5	H: 2 LOB: 0 BB: 0 P: 5	R: 1 E: 0 K: 1 S: 6	H: 1 LOB: 2 BB: 2 P: 14
	R: 0 E: 0 K: 0 S: 3	H: 0 LOB: 0 BB: 0 P: 3	R: 0 E: 1 K: 1 S: 6	H: 1 LOB: 1 BB: 0 P: 6	R: 0 E: 0 K: 0 S: 3	H: 0 LOB: 0 BB: 0 P: 3	R: 0 E: 0 K: 1 S: 5	H: 0 LOB: 0 BB: 0 P: 5	1B: 2 2B: 1 3B: 0 HR: 3	SF: 1 SAC: 0 DP: 0 HBP: 0
	WP: 0 PB: 0 SB: 0 CS: 0	PA: 37								

PITCHER		IP	WLS	BF	H	R	ER	SO	BB	IBB	HBP	BLK	WP	HR	S	P	ERA	WHIP
Sal Maglie, R ERA: 4.18	(1, 1)	5.0	L	23	5	4	4	5	2	1	0	0	0	3	30	42	7.20	1.400
Chuck Stobbs, L ERA: 6.07	(6, 1)	1.2		7	1	0	0	1	0	0	0	0	0	0	9	9	0.00	0.600
Phil Paine, R ERA: 1.54	(7, 1)	0.1		0	0	0	0	0	0	0	0	0	0	0	0	0	0.00	0.000
Bob Mabe, R ERA: 3.18	(8, 1)	2.0		6	0	0	0	1	0	0	0	0	0	0	8	8	0.00	0.000

PITCHER	IP	WLS	BF	H	R	ER	SO	BB	IBB	HBP	BLK	WP	HR	S	P	ERA	WHIP

Batter	1	2	3	4	5	6	7	8	9	AB	R	H	RBI	BB	SO	LOB
Don Blasingame, L (1, 4) OBP: 0.366, SLG: 0.381	BBBB 4-0 FC6 BB		x 0-0 ② 4-3		x 0-0 ② 6-3		x 0-0 ③ G3			3	0	0	0	1	0	0
Irv Noren, L (1, 7) OBP: 0.340, SLG: 0.372	SSS 0-3 ① K		x 0-0 ③ F8		x 0-0 ③ F9			x 0-0 ① 6-3		4	0	0	0	0	1	1
Stan Musial, L (1, 3) OBP: 0.448, SLG: 0.597	x 0-0 ② FC6 1-2f			x 0-0 BB 1B 1B		x 0-0 ① G3		x 0-0 ② L9		4	1	1	0	0	0	1
Ken Boyer, R (1, 5) OBP: 0.345, SLG: 0.517	SSS 0-3 ③ K			x 0-0 ① L4		x 0-0 ② 1-3		BBBB 4-0 1B BB		3	0	0	0	1	1	2
Joe Cunningham, L (1, 9) OBP: 0.435, SLG: 0.441		x 0-0 F8 2B		BBBB 4-0 1B BB 1-2		BBBB 4-0 BB BB		x 0-0 1B 1-2		2	0	2	0	2	0	0
Curt Flood, R (1, 8) OBP: 0.367, SLG: 0.473		x 0-0 ① F8 2-3		x 0-0 FC5-4 1B 1-2 2-H		BBBB 4-0 BB 1-2		SSS 0-3 ③ K		3	0	1	1	1	1	3
Hobie Landrith, L (1, 2) OBP: 0.354, SLG: 0.358		x 0-0 ② 6-3		SSS 0-3 ② K		x 0-0 ③ F8			SSS 0-3 ① K	4	0	0	0	0	2	5
Ruben Amaro, R (1, 6) Wally Moon, L (7, PH) OBP: 0.364, SLG: 0.323 Eddie Kasko, R (8, 6) OBP: 0.268, SLG: 0.236		x 0-0 ③ 6-3		x 0-0 ③ FC5-4 1-2f			x 0-0 ① L4		SSS 0-3 ② K	2 1 1	0 0 0	0 0 0	0 0 0	0 0 0	0 0 1	3 0 0
Sal Maglie, R (1, 1) OBP: 0.158, SLG: 0.316 Joe Taylor, R (5, PH) OBP: 0.333, SLG: 0.444 Chuck Stobbs, L (6, 1) Phil Paine, R (7, 1) OBP: 0.400, SLG: 0.400 Del Ennis, R (7, PH) OBP: 0.314, SLG: 0.374 Bob Mabe, R (8, 1) Gene Freese, R (9, PH) OBP: 0.250, SLG: 0.280			x 0-0 ① 4-3		x 0-0 ① F3		SSS 0-3 ② K		SSS 0-3 ③ K	1 1 0 0 1 0 1	0 0 0 0 0 0 0	0 0 0 0 0 0 0	0 0 0 0 0 0 0	0 0 0 0 0 0 1	0 0 0 0 0 0 0	0 0 0 0 0 0 0
Inning Stats	R: 0 E: 0 K: 2 S: 7 H: 0 LOB: 1 BB: 1 P: 11	R: 0 E: 0 K: 0 S: 4 H: 1 LOB: 1 BB: 0 P: 4	R: 0 E: 0 K: 0 S: 3 H: 0 LOB: 0 BB: 0 P: 3	R: 1 E: 0 K: 1 S: 7 H: 2 LOB: 2 BB: 1 P: 11	R: 0 E: 0 K: 0 S: 3 H: 0 LOB: 0 BB: 0 P: 3	R: 0 E: 0 K: 0 S: 3 H: 0 LOB: 2 BB: 2 P: 11	R: 0 E: 0 K: 1 S: 5 H: 0 LOB: 0 BB: 0 P: 5	R: 0 E: 0 K: 1 S: 6 H: 1 LOB: 2 BB: 1 P: 10	R: 0 E: 0 K: 3 S: 9 H: 0 LOB: 0 BB: 0 P: 9	1B: 3 2B: 1 3B: 0 HR: 0 SF: 0 SAC: 0 DP: 0 HBP: 0						

PITCHER	IP	WLS	BF	H	R	ER	SO	BB	IBB	HBP	BLK	WP	HR	S	P	ERA	WHIP
Joey Jay, R (1, 1) ERA: 2.21	9.0	W	36	4	1	1	8	5	0	0	0	0	0	47	67	1.00	1.000

PITCHER	IP	WLS	BF	H	R	ER	SO	BB	IBB	HBP	BLK	WP	HR	S	P	ERA	WHIP

BOTTOM

Milwaukee Braves @ St. Louis Cardinals

Sportsman's Park, St. Louis, MO

Tue Jul 15 1958, 4:33 AM EDT

Att. 22,269 - Unknown

livebaseballscorecards.com

AB	31
R	1
H	4
RBI	1
BB	5
SO	8
LOB	15

WP: 0 PA: 36
PB: 0
SB: 0
CS: 0

Milwaukee Braves @ St. Louis Cardinals

Sportsman's Park, St. Louis, MO

Wed Jul 16 1958, 4:33 AM EDT

Att. 24,595 - Unknown

TOP

livebaseballscorecards.com

Batter	1	2	3	4	5	6	7	8	9	AB	R	H	RBI	BB	SO	LOB
Bill Bruton, L (1, 8) OBP: 0.312, SLG: 0.349	HR	2-H 2B		5-3		F5			FC5-4 1-2f	5	1	2	2	0	0	2
Mel Roach, R (1, 4) OBP: 0.350, SLG: 0.397	F9	K			4-3		L7		L9	5	0	0	0	0	1	2
Eddie Mathews, L (1, 5) OBP: 0.350, SLG: 0.475	HR		5-3		HR		3-1			4	2	2	2	0	0	0
Hank Aaron, R (1, 9) OBP: 0.349, SLG: 0.506	6-3		BBBB BB		HR		P6			3	1	1	1	1	0	0
Wes Covington, L (1, 7) OBP: 0.390, SLG: 0.689	K		F5		P4			3-1		4	0	0	0	0	1	1
Andy Pafko, R (8, 7) OBP: 0.316, SLG: 0.327										0	0	0	0	0	0	0
Frank Torre, L (1, 3) OBP: 0.392, SLG: 0.381		K	BBBB 1-2 BB		K			4-3		3	0	0	0	1	2	0
Felix Mantilla, R (1, 6) OBP: 0.277, SLG: 0.418		2B 1B	K			F7		K		4	1	1	0	0	2	2
Del Crandall, R (1, 2) OBP: 0.355, SLG: 0.476		1-H 2B		F8		F8			F5	4	1	1	1	0	0	0
Warren Spahn, L (1, 1) OBP: 0.435, SLG: 0.532		F9		K		1B			FC5-4 1B	3	0	1	0	0	1	1
Don McMahon, R (8, 1) OBP: 0.375, SLG: 0.167										1	0	1	0	0	0	0
Inning Stats	R: 2 E: 0 K: 1 S: 7 H: 2 LOB: 0 BB: 0 P: 7	R: 2 E: 0 K: 2 S: 10 H: 3 LOB: 1 BB: 0 P: 10	R: 0 E: 0 K: 1 S: 5 H: 0 LOB: 2 BB: 2 P: 13	R: 0 E: 0 K: 1 S: 5 H: 0 LOB: 0 BB: 0 P: 5	R: 2 E: 0 K: 1 S: 7 H: 2 LOB: 0 BB: 0 P: 7	R: 0 E: 0 K: 0 S: 4 H: 1 LOB: 1 BB: 0 P: 4	R: 0 E: 0 K: 0 S: 3 H: 0 LOB: 0 BB: 0 P: 3	R: 0 E: 0 K: 1 S: 5 H: 0 LOB: 0 BB: 0 P: 5	R: 0 E: 0 K: 0 S: 4 H: 1 LOB: 1 BB: 0 P: 4	1B: 3 2B: 2 3B: 0 HR: 4 SF: 0 SAC: 0 DP: 0 HBP: 0						

	AB	36
	R	6
	H	9
	RBI	6
	BB	2
	SO	7
	LOB	8

PITCHER	IP	WLS	BF	H	R	ER	SO	BB	IBB	HBP	BLK	WP	HR	S	P	ERA	WHIP
Sam Jones, R (1, 1) ERA: 3.12	3.0		16	5	4	4	4	2	0	0	0	0	2	22	30	12.00	2.333
Chuck Stobbs, L (4, 1) ERA: 5.97	4.0	L	15	3	2	2	2	0	0	0	0	0	2	19	19	4.50	0.750
Larry Jackson, R (8, 1) ERA: 3.69	1.0		3	0	0	0	1	0	0	0	0	0	0	5	5	0.00	0.000
Phil Paine, R (9, 1) ERA: 1.51	1.0		4	1	0	0	0	0	0	0	0	0	0	4	4	0.00	1.000

PITCHER	IP	WLS	BF	H	R	ER	SO	BB	IBB	HBP	BLK	WP	HR	S	P	ERA	WHIP

WP: 0 PB: 0 SB: 0 CS: 0 PA: 38

Batter	1	2	3	4	5	6	7	8	9	AB	R	H	RBI	BB	SO	LOB
Don Blasingame, L (1, 4) OBP: 0.363, SLG: 0.378	6-3		F2		1B		1-3	F7		5	0	1	0	0	0	4
Curt Flood, R (1, 8) OBP: 0.372, SLG: 0.476	4-3		HR, BB, 1-2, 1B		5-3		1B		1B	5	1	3	0	0	0	0
Stan Musial, L (1, 3) OBP: 0.450, SLG: 0.596	P4		HR, BB, 1-2, 2-3		1B		1-2, 1B		F3	4	1	2	0	1	0	1
Ken Boyer, R (1, 5) OBP: 0.346, SLG: 0.526		5-3	HR, 1-H, 2-H, 3-H		K		L9		1-3, 1B	5	1	2	4	0	1	3
Del Ennis, R (1, 7) OBP: 0.311, SLG: 0.374		6-3	F8			2B		4-3	G3	5	0	1	0	0	0	1
Joe Taylor, R (1, 9) OBP: 0.320, SLG: 0.409		F8		F7		6-3		FC4-6, 1B		4	0	1	0	0	0	1
Hal Smith, R (1, 2) OBP: 0.287, SLG: 0.286			1B, 2B	4-3		F9		FC4-6, BB, BB, 1-2f		4	1	1	0	0	0	2
Eddie Kasko, R (8, PR) OBP: 0.268, SLG: 0.236										0	0	0	0	0	0	0
(9, 6)																
Ruben Amaro, R (1, 6) OBP: 0.200, SLG: 0.400			6-3	2B		P4		BB, 1-2		3	0	1	0	0	0	2
Joe Cunningham, L (8, PH) OBP: 0.438, SLG: 0.441										0	0	0	0	1	0	0
Hobie Landrith, L (9, 2) OBP: 0.354, SLG: 0.358										0	0	0	0	0	0	0
Sam Jones, R (1, 1) OBP: 0.089, SLG: 0.070			BB, 1B, HR, 2-H, 1B	K			4-3	BB, 1-2, 2-3		0	0	0	0	0	0	0
Gene Freese, R (3, PH) OBP: 0.276, SLG: 0.308										1	1	1	1	0	0	0
Chuck Stobbs, L (4, 1)										1	0	0	0	0	1	1
Gene Green, R (7, PH) OBP: 0.378, SLG: 0.459										1	0	0	0	0	0	0
Larry Jackson, R (8, 1) OBP: 0.167, SLG: 0.167										0	0	0	0	0	0	0
Wally Moon, L (8, PH) OBP: 0.370, SLG: 0.323										0	0	0	0	1	0	0
Phil Paine, R (9, 1) OBP: 0.400, SLG: 0.400										0	0	0	0	0	0	0
Inning Stats	R: 0 E: 0 K: 0 S: 3 H: 0 LOB: 0 BB: 0 P: 3	R: 0 E: 0 K: 0 S: 3 H: 0 LOB: 0 BB: 0 P: 3	R: 5 E: 0 K: 0 S: 7 H: 4 LOB: 0 BB: 1 P: 11	R: 0 E: 0 K: 1 S: 6 H: 1 LOB: 1 BB: 0 P: 6	R: 0 E: 0 K: 1 S: 6 H: 2 LOB: 1 BB: 0 P: 6	R: 0 E: 0 K: 0 S: 4 H: 1 LOB: 1 BB: 0 P: 4	R: 0 E: 0 K: 0 S: 5 H: 2 LOB: 2 BB: 0 P: 5	R: 0 E: 0 K: 0 S: 4 H: 1 LOB: 3 BB: 2 P: 12	R: 0 E: 0 K: 0 S: 4 H: 2 LOB: 1 BB: 0 P: 4	1B: 9 2B: 3 3B: 0 HR: 1 SF: 0 SAC: 0 DP: 0 HBP: 0	WP: 0 PB: 0 SB: 0 CS: 0 PA: 41					

PITCHER		IP	WLS	BF	H	R	ER	SO	BB	IBB	HBP	BLK	WP	HR	S	P	ERA	WHIP
Warren Spahn, L ERA: 3.37	(1, 1)	7.2	W	36	11	5	5	2	3	0	0	0	0	1	37	49	5.87	1.826
Don McMahon, R ERA: 3.18	(8, 1)	1.1	S	5	2	0	0	0	0	0	0	0	0	0	5	5	0.00	1.500

PITCHER	IP	WLS	BF	H	R	ER	SO	BB	IBB	HBP	BLK	WP	HR	S	P	ERA	WHIP

BOTTOM

Milwaukee Braves @ St. Louis Cardinals

Sportsman's Park, St. Louis, MO

Wed Jul 16 1958, 4:33 AM EDT

Att. 24,595 - Unknown

livebaseballscorecards.com

AB	38
R	5
H	13
RBI	5
BB	3
SO	2
LOB	15

Batter	1	2	3	4	5	6	7	8	9	AB	R	H	RBI	BB	SO	LOB
Bill Bruton, L (1, 8) OBP: 0.329, SLG: 0.361	BBBB 4-0 FC5-4 BB	0-0 FC4-6 1-2f ③		0-0 G6-4-3 1B		0-0 SH1-3 2B 1B	0-0 1B 1-2 1B			4	1	3	0	1	0	2
Mel Roach, R (1, 4) OBP: 0.345, SLG: 0.390	0-0 FC5-4 1B 1-2f ①		0-0 5-3 ①	0-0 G6-4-3 1-2f ② ③		0-0 SH1-3 1-2 ①	0-0 1-3 2-H 1B ③			4	0	1	1	0	0	2
Harry Hanebrink, L (1, 5) OBP: 0.280, SLG: 0.346	0-0 F3 ②		0-0 1B 2B		0-0 1B HR 1B	SSS 0-3 K ②		0-0 1B		5	2	3	0	0	1	2
Hank Aaron, R (1, 9) OBP: 0.353, SLG: 0.511	0-0 1-2 1B		0-0 5-3 ②		0-0 1-2 HR 1B	0-0 2-H 2B		0-0 F8 ①		5	1	3	1	0	0	2
Wes Covington, L (1, 7) OBP: 0.397, SLG: 0.705 Johnny Logan, R (8, 6) OBP: 0.337, SLG: 0.422	0-0 4-3 ③		0-0 2-H 1B		0-0 1-H 2-H HR	4-0 IBB		0-0 F3 ②		4 0	1 0	2 0	4 0	1 0	0 0	3 0
Joe Adcock, R (1, 3) OBP: 0.316, SLG: 0.488		0-0 F8 ①	0-0 L8 ③		0-0 K2-5-2 BB 1B	0-0 F8 ③		0-0 F7 ③		5	0	1	0	0	0	4
Felix Mantilla, R (1, 6) OBP: 0.288, SLG: 0.416 (8, 7)		0-0 6-3 ②		0-0 HR 1B	BBBB 4-0 1-2 BB		BBBB 4-0 1B 1B BB		0-0 6-3 ①	3	2	1	0	2	0	0
Del Crandall, R (1, 2) OBP: 0.356, SLG: 0.487		0-0 E 1B		0-0 1-H HR	0-0 F9 ①		0-0 P6 ①		0-0 5-3 ②	5	1	2	2	0	0	3
Bob Rush, R (1, 1) OBP: 0.229, SLG: 0.212 Warren Spahn, L (4, PH) OBP: 0.429, SLG: 0.524 Bob Trowbridge, R (4, 1) OBP: 0.250, SLG: 0.250 Frank Torre, L (5, PH) OBP: 0.380, SLG: 0.379 Humberto Robinson, R (5, 1) OBP: 1.000, SLG: 1.000 Lew Burdette, R (5, 1) OBP: 0.250, SLG: 0.340		0-0 E6 FC4-6 1-2		0-0 1-3 ①	SSS 0-3 K2-5-2 2-3f ② ③		0-0 F7 ②		0-0 3-1 ③	1 1 0 1 0 2	0 0 0 0 0 0	0 0 0 0 0 1	0 0 0 0 0 0	0 0 0 1 0 0	0 0 0 2 0 0	1 0 0 2 0 1
Inning Stats	R: 0 E: 0 K: 0 S: 4 H: 1 LOB: 2 BB: 1 P: 8	R: 0 E: 1 K: 0 S: 5 H: 1 LOB: 2 BB: 0 P: 5	R: 1 E: 0 K: 0 S: 5 H: 2 LOB: 1 BB: 0 P: 5	R: 2 E: 0 K: 0 S: 5 H: 3 LOB: 0 BB: 0 P: 5	R: 3 E: 0 K: 1 S: 8 H: 4 LOB: 2 BB: 1 P: 12	R: 1 E: 0 K: 1 S: 7 H: 2 LOB: 2 BB: 1 P: 11	R: 1 E: 0 K: 0 S: 4 H: 2 LOB: 2 BB: 1 P: 8	R: 0 E: 0 K: 0 S: 4 H: 1 LOB: 1 BB: 0 P: 4	R: 0 E: 0 K: 0 S: 3 H: 0 LOB: 0 BB: 0 P: 3	1B: 12 2B: 3 3B: 0 HR: 2	SF: 0 SAC: 1 DP: 2 HBP: 0						

TOP

Milwaukee Braves @ St. Louis Cardinals

Sportsman's Park, St. Louis, MO

Thu Jul 17 1958, 4:33 AM EDT

Att. 10,527 - Unknown

livebaseballscorecards.com

AB	40
R	8
H	16
RBI	8
BB	4
SO	2
LOB	22

WP: 0 PA: 45
PB: 0
SB: 0
CS: 0

PITCHER		IP	WLS	BF	H	R	ER	SO	BB	IBB	HBP	BLK	WP	HR	S	P	ERA	WHIP
Lindy McDaniel, R ERA: 5.68	(1, 1)	4.0		23	10	6	6	0	1	0	0	0	0	2	22	26	13.50	2.750
Jim Brosnan, R ERA: 3.66	(5, 1)	5.0	L	22	6	2	2	2	2	1	0	0	0	0	23	35	3.60	1.600

PITCHER	IP	WLS	BF	H	R	ER	SO	BB	IBB	HBP	BLK	WP	HR	S	P	ERA	WHIP

Batter	1	2	3	4	5	6	7	8	9	AB	R	H	RBI	BB	SO	LOB
Don Blasingame, L (1, 4) OBP: 0.369, SLG: 0.387	4-3 S HR 1B		HR 2B		1B BLK SF8 1B		K		1B	5	3	4	0	0	1	0
Joe Cunningham, L (1, 9) OBP: 0.442, SLG: 0.439	4-3 1-3		BBBBB HR BB		BBBBB SF8 1B SF7 1-2 BB		G6-4-3 1B		4-3	3	2	1	0	2	0	2
Stan Musial, L (1, 3) OBP: 0.454, SLG: 0.620	HR 3-H		HR 1-H 2-H		FC6-4 1B 1-2 2-3		G6-4-3 1-2f			4	2	3	5	0	0	1
Ken Boyer, R (1, 5) OBP: 0.344, SLG: 0.524	K		5-3		SF8 2-3 3-H			4-3 1B		3	0	1	1	0	1	0
Wally Moon, L (1, 7) OBP: 0.358, SLG: 0.314	F8		4-3		SF7 3-H			F7		3	0	0	1	0	0	1
Curt Flood, R (1, 8) OBP: 0.365, SLG: 0.467		L4		P3	FC6-4 1-2f			4-3 1-2		4	0	0	0	0	0	2
Hobie Landrith, L (1, 2) OBP: 0.337, SLG: 0.338		L7		F8		1-3		K		4	0	0	0	0	1	1
Ruben Amaro, R (1, 6) OBP: 0.250, SLG: 0.375 Del Ennis, R (9, PH) OBP: 0.309, SLG: 0.372		K		1B		F8			P5	3 1	0 0	1 0	0 0	0 0	1 0	0 0
Lindy McDaniel, R (1, 1) OBP: 0.067, SLG: 0.067 Jim Brosnan, R (5, 1) OBP: 0.133, SLG: 0.119 Irv Noren, L (9, PH) OBP: 0.337, SLG: 0.368			F7	1-3		F8			3-1	2 1 1	0 0 0	0 0 0	0 0 0	0 0 0	0 0 0	1 0 0
Inning Stats	R: 2 E: 0 K: 1 S: 7 H: 2 LOB: 0 BB: 0 P: 7	R: 0 E: 0 K: 1 S: 5 H: 0 LOB: 0 BB: 0 P: 5	R: 3 E: 0 K: 0 S: 5 H: 2 LOB: 0 BB: 1 P: 9	R: 0 E: 0 K: 0 S: 4 H: 1 LOB: 1 BB: 0 P: 4	R: 2 E: 0 K: 0 S: 5 H: 2 LOB: 1 BB: 1 P: 9	R: 0 E: 0 K: 0 S: 3 H: 0 LOB: 0 BB: 0 P: 3	R: 0 E: 0 K: 1 S: 5 H: 1 LOB: 0 BB: 0 P: 5	R: 0 E: 0 K: 1 S: 6 H: 1 LOB: 1 BB: 0 P: 6	R: 0 E: 0 K: 0 S: 4 H: 1 LOB: 1 BB: 0 P: 4	1B: 7 2B: 1 3B: 0 HR: 2	SF: 2 SAC: 0 DP: 1 HBP: 0						

PITCHER		IP	WLS	BF	H	R	ER	SO	BB	IBB	HBP	BLK	WP	HR	S	P	ERA	WHIP
Bob Rush, R ERA: 4.12	(1, 1)	3.0		14	4	5	5	2	1	0	0	0	0	2	17	21	15.00	1.667
Bob Trowbridge, R ERA: 2.52	(4, 1)	1.0		4	1	0	0	0	0	0	0	0	0	0	4	4	0.00	1.000
Humberto Robinson, R ERA: 5.4	(5, 1)	0.0		3	2	2	2	0	1	0	0	1	0	0	2	6	∞	∞
Lew Burdette, R ERA: 3.41	(5, 1)	5.0	W	17	3	0	0	2	0	0	0	0	0	0	21	21	0.00	0.600

PITCHER	IP	WLS	BF	H	R	ER	SO	BB	IBB	HBP	BLK	WP	HR	S	P	ERA	WHIP

BOTTOM

Milwaukee Braves @ St. Louis Cardinals

Sportsman's Park, St. Louis, MO

Thu Jul 17 1958, 4:33 AM EDT

Att. 10,527 - Unknown

livebaseballscorecards.com

AB	34
R	7
H	10
RBI	7
BB	2
SO	4
LOB	8

1B: 7 2B: 1 3B: 0 HR: 2 SF: 2 SAC: 0 DP: 1 HBP: 0

WP: 0 PB: 0 SB: 1 CS: 0 PA: 38

Batter	1	2	3	4	5	6	7	8	9	AB	R	H	RBI	BB	SO	LOB
Bill Bruton, L (1, 8) OBP: 0.327, SLG: 0.358	S S S 0-3 ① K		x 0-0 ③ F8		x 0-0 2-H 1B			x 0-0 ① 5-3		4	0	1	1	0	1	1
Mel Roach, R (1, 4) OBP: 0.341, SLG: 0.383	x 0-0 ② 6-3			x 0-0 1B	x 0-0 ③ P5			x 0-0 ② F7		4	0	1	0	0	0	1
Harry Hanebrink, L (1, 5) OBP: 0.270, SLG: 0.333	x 0-0 ③ F8			x 0-0 ① F9		x 0-0 ① F8		x 0-0 ③ 4-1		4	0	0	0	0	0	1
Hank Aaron, R (1, 9) OBP: 0.354, SLG: 0.520		x 0-0 ① F8		x 0-0 ② F7		x 0-0 HR			x 0-0 FC6-4 1B	4	1	2	1	0	0	1
Wes Covington, L (1, 7) OBP: 0.387, SLG: 0.685		x 0-0 ② 4-3		x 0-0 ③ F9		x 0-0 ② F9			S S S 0-3 ① K	4	0	0	0	0	1	2
Joe Adcock, R (1, 3) OBP: 0.314, SLG: 0.500		x 0-0 ③ P4			x 0-0 HR	x 0-0 ③ F7			x 0-0 ② F3	4	1	1	1	0	0	1
Johnny Logan, R (1, 6) OBP: 0.336, SLG: 0.420			x 0-0 SH3-4 1B		x 0-0 ① F7		x 0-0 ① L1		x 0-0 ③ FC6-4 1-2f	4	0	1	0	0	0	1
Del Crandall, R (1, 2) OBP: 0.356, SLG: 0.490			x 0-0 ① L7		x 0-0 1B 2B		x 0-0 ② 5-3			3	1	1	0	0	0	1
Carl Willey, R (1, 1) OBP: 0.214, SLG: 0.214			x 0-0 ② SH3-4 1-2		S S S 0-3 ② K		S S S 0-3 ③ K			2	0	0	0	0	2	1
Inning Stats	R: 0 E: 0 K: 1 S: 5 H: 0 LOB: 0 BB: 0 P: 5	R: 0 E: 0 K: 0 S: 3 H: 0 LOB: 0 BB: 0 P: 3	R: 0 E: 0 K: 0 S: 4 H: 1 LOB: 1 BB: 0 P: 4	R: 0 E: 0 K: 0 S: 4 H: 1 LOB: 1 BB: 0 P: 4	R: 2 E: 0 K: 1 S: 8 H: 3 LOB: 1 BB: 0 P: 8	R: 1 E: 0 K: 0 S: 4 H: 1 LOB: 0 BB: 0 P: 4	R: 0 E: 0 K: 1 S: 5 H: 0 LOB: 0 BB: 0 P: 5	R: 0 E: 0 K: 0 S: 3 H: 0 LOB: 0 BB: 0 P: 3	R: 0 E: 0 K: 1 S: 6 H: 1 LOB: 1 BB: 0 P: 6	1B: 4 2B: 1 3B: 0 HR: 2	SF: 0 SAC: 1 DP: 0 HBP: 0			WP: 0 PB: 0 SB: 0 CS: 0	PA: 34		

PITCHER	IP	WLS	BF	H	R	ER	SO	BB	IBB	HBP	BLK	WP	HR	S	P	ERA	WHIP
John Briggs, R (1, 1) ERA: 2.42	9.0	W	34	7	3	3	4	0	0	0	0	0	2	42	42	3.00	0.778

PITCHER	IP	WLS	BF	H	R	ER	SO	BB	IBB	HBP	BLK	WP	HR	S	P	ERA	WHIP

TOP

Milwaukee Braves @ Chicago Cubs

Wrigley Field, Chicago, IL

Fri Jul 18 1958, 3:33 AM CDT

Att. 27,257 - Unknown

livebaseballscorecards.com

AB	33
R	3
H	7
RBI	3
BB	0
SO	4
LOB	10

Milwaukee Braves @ Chicago Cubs

Wrigley Field, Chicago, IL

Fri Jul 18 1958, 3:33 AM CDT

Att. 27,257 - Unknown

livebaseballscorecards.com

Batter	1	2	3	4	5	6	7	8	9	AB	R	H	RBI	BB	SO	LOB
Tony Taylor, R (1, 4) OBP: 0.309, SLG: 0.312	F9	G2		FC4-6 FC6-4 1-2f			F9			4	0	0	0	0	0	2
Alvin Dark, R (1, 5) OBP: 0.369, SLG: 0.424	2B BB		14 HR 1B 1B	FC6-4 1-2f			BB 1B			3	1	2	0	1	0	1
Lee Walls, R (1, 9) OBP: 0.384, SLG: 0.564	1-3 2B		14 HR 1-2 1B		F9		BB 1-2 BB			3	1	2	0	1	0	0
14 Ernie Banks, R (1, 6) OBP: 0.360, SLG: 0.611	IBB		1-H 2-H HR		F4		K			3	1	1	3	1	1	2
Sammy Taylor, L (1, 2) OBP: 0.360, SLG: 0.426	K		K		G3			HR 2B		4	1	1	0	0	2	3
Walt Moryn, L (1, 7) OBP: 0.347, SLG: 0.507	F2		K			4-3		HR 2-H		4	1	1	2	0	1	3
Dale Long, L (1, 3) OBP: 0.369, SLG: 0.456		F7	4-3			F7		F5		4	0	0	0	0	0	0
Bobby Thomson, R (1, 8) OBP: 0.359, SLG: 0.468		5-3 BB		FC5-4 2B		K		L6		3	0	1	0	1	1	0
John Briggs, R (1, 1) OBP: 0.105, SLG: 0.105		5-3 1-2		FC5-4 FC4-6 2-3			K	6-3		4	0	0	0	0	1	2
Inning Stats	R: 0 E: 0 K: 1 S: 6 H: 1 LOB: 3 BB: 2 P: 14	R: 0 E: 0 K: 0 S: 3 H: 0 LOB: 1 BB: 1 P: 7	R: 3 E: 0 K: 2 S: 10 H: 3 LOB: 0 BB: 0 P: 10	R: 0 E: 0 K: 0 S: 4 H: 1 LOB: 1 BB: 0 P: 4	R: 0 E: 0 K: 0 S: 3 H: 0 LOB: 0 BB: 0 P: 3	R: 0 E: 0 K: 1 S: 5 H: 0 LOB: 0 BB: 0 P: 5	R: 0 E: 0 K: 2 S: 8 H: 1 LOB: 2 BB: 1 P: 12	R: 2 E: 0 K: 0 S: 5 H: 2 LOB: 0 BB: 0 P: 5		1B: 3 2B: 3 3B: 0 HR: 2 SF: 0 SAC: 0 DP: 0 HBP: 0	WP: 0 PB: 0 SB: 0 CS: 0 PA: 36					

	AB	32
	R	5
	H	8
	RBI	5
	BB	4
	SO	6
	LOB	13

PITCHER	IP	WLS	BF	H	R	ER	SO	BB	IBB	HBP	BLK	WP	HR	S	P	ERA	WHIP
Carl Willey, R (1, 1) ERA: 3.38	8.0	L	36	8	5	5	6	3	1	0	0	0	2	44	60	5.62	1.375

PITCHER	IP	WLS	BF	H	R	ER	SO	BB	IBB	HBP	BLK	WP	HR	S	P	ERA	WHIP

Batter	1	2	3	4	5	6	7	8	9	AB	R	H	RBI	BB	SO	LOB
Felix Mantilla, R (1, 8) OBP: 0.280, SLG: 0.404	5-3	6-3			5-3			P2		4	0	0	0	0	0	0
Mel Roach, R (1, 4) OBP: 0.337, SLG: 0.388	1B 2B		6-3		F2			K		4	1	1	0	0	1	0
Frank Torre, L (1, 3) OBP: 0.401, SLG: 0.389	HR 1B		BBBB 1B BB			G5-4-3 1B				3	1	3	1	1	0	0
Hank Aaron, R (1, 9) OBP: 0.356, SLG: 0.529	HR		G5-4-3 1-2 1B			L8				4	1	2	2	0	0	2
Joe Adcock, R (1, 7) OBP: 0.313, SLG: 0.494	1B		G5-4-3 1-2f			G5-4-3 1-2f			5-3	4	0	1	0	0	0	3
Andy Pafko, R (9, 7) OBP: 0.316, SLG: 0.327										0	0	0	0	0	0	0
Harry Hanebrink, L (1, 5) OBP: 0.270, SLG: 0.330	F7			G3			1B		F7	4	0	1	0	0	0	1
Johnny Logan, R (1, 6) OBP: 0.332, SLG: 0.415	K			5-3			F7		F2	4	0	0	0	0	1	2
Del Crandall, R (1, 2) OBP: 0.352, SLG: 0.484		K		K			P4			3	0	0	0	0	2	1
Joey Jay, S (1, 1) OBP: 0.200, SLG: 0.091		K			4-3		K			3	0	0	0	0	2	1
Inning Stats	R: 3 E: 0 K: 1 S: 9 H: 4 LOB: 1 BB: 0 P: 9	R: 0 E: 0 K: 2 S: 7 H: 0 LOB: 0 BB: 0 P: 7	R: 0 E: 0 K: 0 S: 3 H: 1 LOB: 1 BB: 1 P: 7	R: 0 E: 0 K: 1 S: 5 H: 0 LOB: 0 BB: 0 P: 5	R: 0 E: 0 K: 0 S: 3 H: 0 LOB: 0 BB: 0 P: 3	R: 0 E: 0 K: 0 S: 3 H: 1 LOB: 0 BB: 0 P: 3	R: 0 E: 0 K: 1 S: 6 H: 1 LOB: 1 BB: 0 P: 6	R: 0 E: 0 K: 1 S: 6 H: 1 LOB: 1 BB: 0 P: 6	R: 0 E: 0 K: 0 S: 3 H: 0 LOB: 0 BB: 0 P: 3	1B: 6 2B: 1 3B: 0 HR: 1	SF: 0 SAC: 0 DP: 2 HBP: 0						

TOP

Milwaukee Braves @ Chicago Cubs

Wrigley Field, Chicago, IL

Sat Jul 19 1958, 3:33 AM CDT

Att. 37,918 - Unknown

livebaseballscorecards.com

AB	33
R	3
H	8
RBI	3
BB	1
SO	6
LOB	10

WP: 0 PB: 0 SB: 0 CS: 0 PA: 34

PITCHER		IP	WLS	BF	H	R	ER	SO	BB	IBB	HBP	BLK	WP	HR	S	P	ERA	WHIP
Moe Drabowsky, R ERA: 4.28	(1, 1)	0.1	L	4	3	3	3	0	0	0	0	0	0	1	4	4	81.00	9.000
Glen Hobbie, R ERA: 3.67	(1, 1)	6.2		23	4	0	0	5	1	0	0	0	0	0	32	36	0.00	0.750
Don Elston, R ERA: 3.25	(8, 1)	2.0		7	1	0	0	1	0	0	0	0	0	0	9	9	0.00	0.500

PITCHER	IP	WLS	BF	H	R	ER	SO	BB	IBB	HBP	BLK	WP	HR	S	P	ERA	WHIP

Batter	1	2	3	4	5	6	7	8	9	AB	R	H	RBI	BB	SO	LOB
Tony Taylor, R (1, 4) OBP: 0.311, SLG: 0.312	K		1-2 1B		G5-4-3 1-2f			FC6-4 BB		3	0	1	0	1	1	1
Alvin Dark, R (1, 5) OBP: 0.365, SLG: 0.418	L8		P5			P4		K		4	0	0	0	0	1	3
Lee Walls, R (1, 9) OBP: 0.380, SLG: 0.558	F9		F9			6-3		FC6-4 1-2f		4	0	0	0	0	0	3
14 Ernie Banks, R (1, 6) OBP: 0.359, SLG: 0.615		HR		K		K		F9		4	1	1	1	0	2	1
Walt Moryn, L (1, 7) OBP: 0.343, SLG: 0.500		1-3		K			4-3		F5	4	0	0	0	0	1	0
Dale Long, L (1, 3) OBP: 0.371, SLG: 0.465		G3		BB			HR		F8	3	1	1	1	1	0	0
Sammy Taylor, L (1, 2) OBP: 0.362, SLG: 0.425		6-3		K			FC6-4 BB		1B	3	0	1	0	1	1	1
Footer Johnson, L (9, PR)										0	0	0	0	0	0	0
Bobby Thomson, R (1, 8) OBP: 0.358, SLG: 0.463			1B BB		5-3		FC6-4 1-2f		F7	3	0	0	0	1	0	2
Moe Drabowsky, R (1, 1) OBP: 0.175, SLG: 0.200			K		G5-4-3 1B		F5			0	0	0	0	0	0	0
Glen Hobbie, R (1, 1) OBP: 0.200, SLG: 0.182										2	0	1	0	0	1	1
Chuck Tanner, L (7, PH) OBP: 0.283, SLG: 0.354										1	0	0	0	0	0	1
Don Elston, R (8, 1) OBP: 0.111, SLG: 0.111										0	0	0	0	0	0	0
Inning Stats	R: 0 E: 0 K: 1 S: 5 H: 0 LOB: 0 BB: 0 P: 5	R: 1 E: 0 K: 0 S: 4 H: 1 LOB: 0 BB: 0 P: 4	R: 0 E: 0 K: 1 S: 6 H: 1 LOB: 2 BB: 1 P: 10	R: 0 E: 0 K: 3 S: 9 H: 0 LOB: 1 BB: 1 P: 13	R: 0 E: 0 K: 0 S: 3 H: 1 LOB: 0 BB: 0 P: 3	R: 0 E: 0 K: 1 S: 5 H: 0 LOB: 0 BB: 0 P: 5	R: 1 E: 0 K: 0 S: 4 H: 1 LOB: 1 BB: 1 P: 8	R: 0 E: 0 K: 1 S: 5 H: 0 LOB: 1 BB: 1 P: 9	R: 0 E: 0 K: 0 S: 4 H: 1 LOB: 1 BB: 0 P: 4	1B: 3 2B: 0 3B: 0 HR: 2	SF: 0 SAC: 0 DP: 1 HBP: 0						

PITCHER	IP	WLS	BF	H	R	ER	SO	BB	IBB	HBP	BLK	WP	HR	S	P	ERA	WHIP
Joey Jay, R (1, 1) ERA: 2.19	9.0	W	35	5	2	2	7	4	0	0	0	0	2	45	61	2.00	1.000

PITCHER	IP	WLS	BF	H	R	ER	SO	BB	IBB	HBP	BLK	WP	HR	S	P	ERA	WHIP

BOTTOM

Milwaukee Braves @ Chicago Cubs

Wrigley Field, Chicago, IL

Sat Jul 19 1958, 3:33 AM CDT

Att. 37,918 - Unknown

livebaseballscorecards.com

AB	31
R	2
H	5
RBI	2
BB	4
SO	7
LOB	13

WP: 0 PB: 0 SB: 0 CS: 0 PA: 35

Batter	1	2	3	4	5	6	7	8	9	AB	R	H	RBI	BB	SO	LOB
Casey Wise, S (1, 5) OBP: 0.111, SLG: 0.111	G4-6-3 1B		F8		F9			F8		4	0	1	0	0	0	1
Mel Roach, R (1, 4) OBP: 0.333, SLG: 0.382	K		4-3			F8			1B 1B 1B	4	1	1	0	0	1	2
Felix Mantilla, R (1, 8) OBP: 0.286, SLG: 0.407	G4-6-3 1-2f			FC5 1B		5-3			1B 1-2 SF9 1B	4	1	2	0	0	0	1
Hank Aaron, R (1, 9) OBP: 0.355, SLG: 0.525		F5		FC5 1B 1-2 1B		K			K	4	1	1	0	0	2	2
Joe Adcock, R (1, 3) OBP: 0.313, SLG: 0.508 Frank Torre, L (9, PH) OBP: 0.404, SLG: 0.392 (9, 3)		HR		F3			F9		IBB WP 1-3 2-H 1B	3 1	1 0	1 1	1 1	0 0	0 0	2 0
Del Crandall, R (1, 2) OBP: 0.347, SLG: 0.478		4-3		FC5 1B 1-2 2-3f			F7		SF9 3-H	3	0	0	1	0	0	2
Johnny Logan, R (1, 6) OBP: 0.334, SLG: 0.414		F8		1B 1-3 2-H			4-3		IBB 1-2 IBB	3	0	1	1	1	0	0
Andy Pafko, R (1, 7) OBP: 0.322, SLG: 0.321			FC1-6 BB		5-3			6-3	1-2 2-3 IBB	2	0	0	0	2	0	0
Warren Spahn, L (1, 1) OBP: 0.405, SLG: 0.493			FC1-6 1-2f		F7			6-3	F8	4	0	0	0	0	0	4
Inning Stats	R: 0 E: 0 K: 1 S: 5 H: 1 LOB: 0 BB: 0 P: 5	R: 1 E: 0 K: 0 S: 4 H: 1 LOB: 0 BB: 0 P: 4	R: 0 E: 0 K: 0 S: 3 H: 0 LOB: 1 BB: 1 P: 7	R: 1 E: 0 K: 0 S: 5 H: 3 LOB: 2 BB: 0 P: 5	R: 0 E: 0 K: 0 S: 3 H: 0 LOB: 0 BB: 0 P: 3	R: 0 E: 0 K: 1 S: 5 H: 0 LOB: 0 BB: 0 P: 5	R: 0 E: 0 K: 0 S: 3 H: 0 LOB: 0 BB: 0 P: 3	R: 0 E: 0 K: 0 S: 3 H: 0 LOB: 0 BB: 0 P: 3	R: 2 E: 0 K: 1 S: 8 H: 3 LOB: 3 BB: 2 P: 16	1B: 7 2B: 0 3B: 0 HR: 1 SF: 1 SAC: 0 DP: 1 HBP: 0						

TOP

Milwaukee Braves @ Chicago Cubs

Wrigley Field, Chicago, IL

Sun Jul 20 1958, 3:33 AM CDT

Att. 35,328 - Unknown

livebaseballscorecards.com

AB	32
R	4
H	8
RBI	4
BB	3
SO	3
LOB	14

PITCHER		IP	WLS	BF	H	R	ER	SO	BB	IBB	HBP	BLK	WP	HR	S	P	ERA	WHIP
Taylor Phillips, L ERA: 4.2	(1, 1)	8.0	L	30	7	4	4	2	1	0	0	0	0	1	33	37	4.50	1.000
Don Elston, R ERA: 3.21	(9, 1)	0.2		4	1	0	0	1	0	1	0	0	1	0	5	9	0.00	1.500
Bill Henry, L ERA: 1.61	(9, 1)	0.1		2	0	0	0	0	0	1	0	0	0	0	1	5	0.00	0.000

PITCHER	IP	WLS	BF	H	R	ER	SO	BB	IBB	HBP	BLK	WP	HR	S	P	ERA	WHIP

Batter	1	2	3	4	5	6	7	8	9	AB	R	H	RBI	BB	SO	LOB
Tony Taylor, R (1, 4) OBP: 0.311, SLG: 0.311	0-3 K		0-0 FC4-6 1B		0-0 6-3			0-0 F9		4	0	1	0	0	1	0
Alvin Dark, R (1, 5) OBP: 0.360, SLG: 0.413	0-3 K		0-0 FC4-6 FC6-4 1-2f			0-0 F2		0-0 F8		4	0	0	0	0	1	1
Lee Walls, R (1, 9) OBP: 0.376, SLG: 0.552	0-0 5-3		0-0 FC6-4 1-2f			0-0 4-3			0-0 L8	4	0	0	0	0	0	1
14 Ernie Banks, R (1, 6) OBP: 0.358, SLG: 0.611		0-0 SH2-3 1B		0-0 F8		0-0 6-3			0-3 K	4	0	1	0	0	1	0
Bobby Thomson, R (1, 8) OBP: 0.357, SLG: 0.462		0-0 SH2-3 1-2		0-0 1B			0-3 K		0-3 K	3	0	1	0	0	2	0
Walt Moryn, L (1, 7) OBP: 0.340, SLG: 0.495		0-3 K		0-3 K			0-3 K			3	0	0	0	0	3	2
Dale Long, L (1, 3) OBP: 0.370, SLG: 0.474		0-3 K		0-0 1-3			0-0 HR			3	1	1	1	0	1	2
Cal Neeman, R (1, 2) OBP: 0.351, SLG: 0.595			0-0 HR		0-0 4-3		0-0 1-3			3	1	1	1	0	0	0
Taylor Phillips, L (1, 1) OBP: 0.087, SLG: 0.045 Don Elston, R (9, 1) OBP: 0.111, SLG: 0.111 Bill Henry, L (9, 1) OBP: 0.500, SLG: 0.571			0-0 1-3		0-3 K			0-3 K		3 0 0	0 0 0	0 0 0	0 0 0	0 0 0	2 0 0	0 0 0
Inning Stats	R: 0 E: 0 K: 2 S: 7 H: 0 LOB: 0 BB: 0 P: 7	R: 0 E: 0 K: 2 S: 8 H: 1 LOB: 1 BB: 0 P: 8	R: 1 E: 0 K: 0 S: 5 H: 2 LOB: 1 BB: 0 P: 5	R: 0 E: 0 K: 1 S: 6 H: 1 LOB: 1 BB: 0 P: 6	R: 0 E: 0 K: 1 S: 5 H: 0 LOB: 0 BB: 0 P: 5	R: 0 E: 0 K: 0 S: 3 H: 0 LOB: 0 BB: 0 P: 3	R: 1 E: 0 K: 2 S: 8 H: 1 LOB: 0 BB: 0 P: 8	R: 0 E: 0 K: 1 S: 5 H: 0 LOB: 0 BB: 0 P: 5	R: 0 E: 0 K: 2 S: 7 H: 0 LOB: 0 BB: 0 P: 7	1B: 3 2B: 0 3B: 0 HR: 2	SF: 0 SAC: 1 DP: 0 HBP: 0						

PITCHER	IP	WLS	BF	H	R	ER	SO	BB	IBB	HBP	BLK	WP	HR	S	P	ERA	WHIP
Warren Spahn, L (1, 1) ERA: 3.3	9.0	W	32	5	2	2	11	0	0	0	0	0	2	54	54	2.00	0.556

PITCHER	IP	WLS	BF	H	R	ER	SO	BB	IBB	HBP	BLK	WP	HR	S	P	ERA	WHIP

BOTTOM

Milwaukee Braves @ Chicago Cubs

Wrigley Field, Chicago, IL

Sun Jul 20 1958, 3:33 AM CDT

Att. 35,328 - Unknown

livebaseballscorecards.com

AB	31
R	2
H	5
RBI	2
BB	0
SO	11
LOB	6

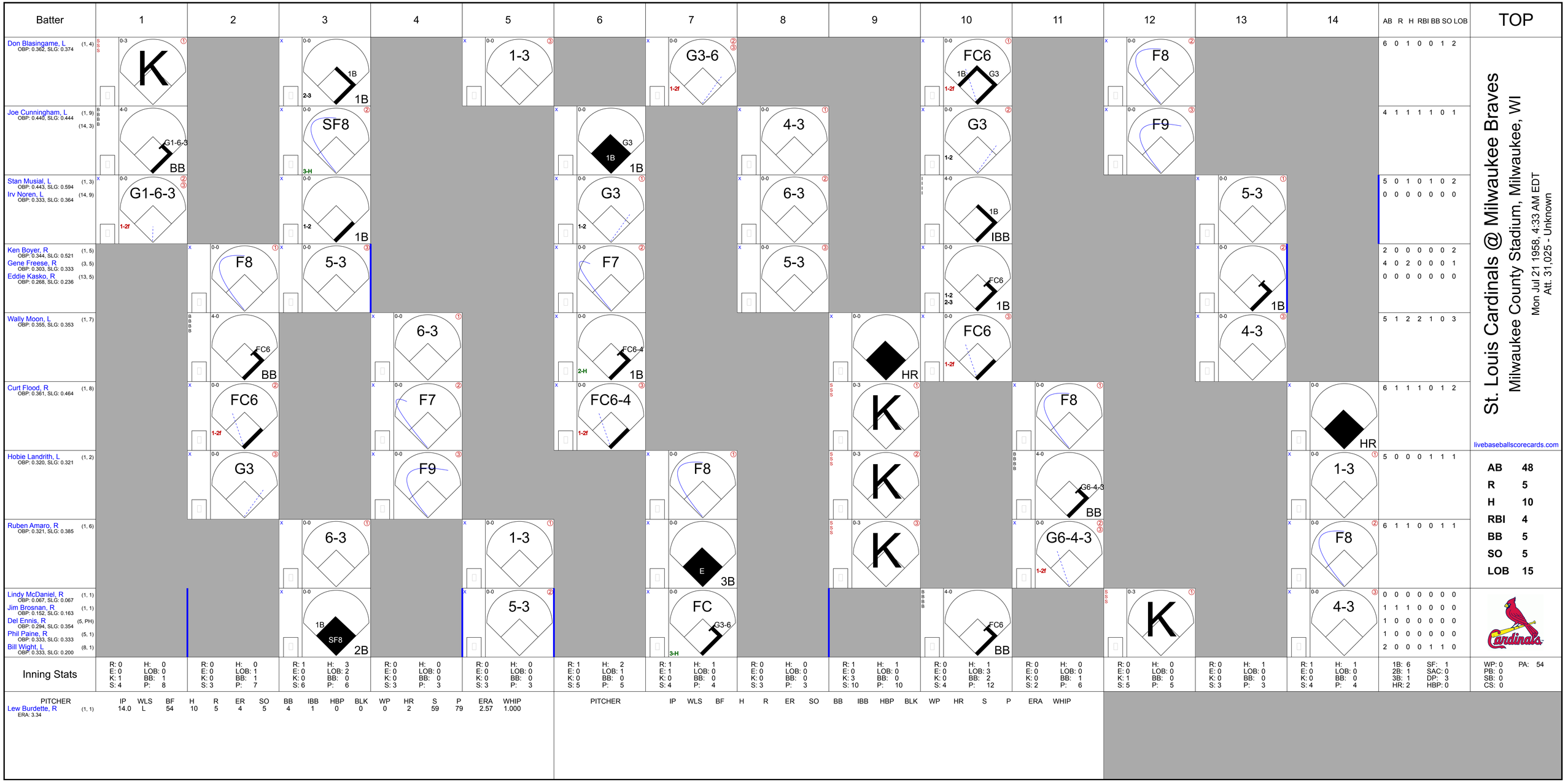
Batter
1
2
3
4
5
6
7
8
9
10
11
12
13
14
AB R H RBI BB SO LOB
TOP
Don Blasingame, L (1, 4) OBP: 0.362, SLG: 0.374
Joe Cunningham, L (1, 9) (14, 3) OBP: 0.440, SLG: 0.444
Stan Musial, L (1, 3) OBP: 0.443, SLG: 0.594
Irv Noren, L (14, 9) OBP: 0.333, SLG: 0.364
Ken Boyer, R (1, 5) OBP: 0.344, SLG: 0.521
Gene Freese, R (3, 5) OBP: 0.303, SLG: 0.333
Eddie Kasko, R (13, 5) OBP: 0.268, SLG: 0.236
Wally Moon, L (1, 7) OBP: 0.355, SLG: 0.353
Curt Flood, R (1, 8) OBP: 0.361, SLG: 0.464
Hobie Landrith, L (1, 2) OBP: 0.320, SLG: 0.321
Ruben Amaro, R (1, 6) OBP: 0.321, SLG: 0.385
Lindy McDaniel, R (1, 1) OBP: 0.067, SLG: 0.067
Jim Brosnan, R (1, 1) OBP: 0.152, SLG: 0.163
Del Ennis, R (5, PH) OBP: 0.294, SLG: 0.354
Phil Paine, R (5, 1) OBP: 0.333, SLG: 0.333
Bill Wight, L (8, 1) OBP: 0.333, SLG: 0.200
Inning Stats
PITCHER
Lew Burdette, R (1, 1) ERA: 3.34
IP WLS BF H R ER SO BB IBB HBP BLK WP HR S P ERA WHIP
14.0 L 54 10 5 4 5 4 1 0 0 0 2 59 79 2.57 1.000
PITCHER
IP WLS BF H R ER SO BB IBB HBP BLK WP HR S P ERA WHIP
1B: 6 SF: 1
2B: 1 SAC: 0
3B: 1 DP: 3
HR: 2 HBP: 0
WP: 0 PA: 54
PB: 0
SB: 0
CS: 0
St. Louis Cardinals @ Milwaukee Braves
Milwaukee County Stadium, Milwaukee, WI
Mon Jul 21 1958, 4:33 AM EDT
Att. 31,025 - Unknown
livebaseballscorecards.com
AB 48
R 5
H 10
RBI 4
BB 5
SO 5
LOB 15

St. Louis Cardinals @ Milwaukee Braves

Milwaukee County Stadium, Milwaukee, WI

Mon Jul 21 1958, 4:33 AM EDT

Att. 31,025 - Unknown

livebaseballscorecards.com

BOTTOM

Batter	1	2	3	4	5	6	7	8	9	10	11	12	13	14	AB	R	H	RBI	BB	SO	LOB
Bill Bruton, L (1, 8) OBP: 0.342, SLG: 0.373	1B	1B		WP SH3-4		FC5 S		FC1-6 BB	F6			BB			5	1	4	0	0	0	1
Felix Mantilla, R (10, 8) OBP: 0.288, SLG: 0.404	1B	1B		1B		1B		1-2f 1B				1-2			1	0	0	0	1	0	0
Mel Roach, R (1, 4) OBP: 0.324, SLG: 0.368	F8	F2		SH3-4		K		BB	F8			F9			6	0	1	0	0	1	7
				1-2		1-2		1-2 1B													
Eddie Mathews, L (1, 5) OBP: 0.351, SLG: 0.472	1B E	5-3		F7		IBB		F9	4-3		G6-4-3				6	1	2	0	1	0	5
	1-3 1B			2-3							1B		1B								
Hank Aaron, R (1, 9) OBP: 0.359, SLG: 0.528	FC1-6		L4-6	6-3		FC5		BB			G6-4-3		F8		6	0	3	1	1	0	5
	1-2 1B 3-H		2B			2-3f		1-2 BB 2-3			1B										
Wes Covington, L (1, 7) OBP: 0.375, SLG: 0.662	FC1-6		L4-6		G3		4-3	F8			G6-4-3		G6-4-3		5	1	0	0	0	0	5
Andy Pafko, R (9, 7) OBP: 0.317, SLG: 0.315	1-2f 2B 2-H		2-3								1-2f		1-2f		2	0	0	0	0	0	2
Joe Adcock, R (1, 3) OBP: 0.322, SLG: 0.535			E 1B		K		HR		4-3		K			4-3	4	1	3	2	0	1	0
Frank Torre, L (8, 3) OBP: 0.398, SLG: 0.386	2-H 2B														3	0	0	0	0	1	0
Johnny Logan, R (1, 6) OBP: 0.331, SLG: 0.408	F9		E7		K		F5		FC5-4			F8		1-5-3	7	0	1	0	0	1	2
			1-3						1B												
Del Crandall, R (1, 2) OBP: 0.345, SLG: 0.468		6-3	IBB			BB	F3		FC5-4			F2		6-3	5	0	0	0	2	0	1
						1B			1-2f												
Lew Burdette, R (1, 1) OBP: 0.276, SLG: 0.345		BB 1B	F8			K		FC1-6	K			BB			5	0	2	0	1	2	5
								1B				1B									
Inning Stats	R: 3 E: 1 K: 0 S: 7 H: 4 LOB: 1 BB: 0 P: 7	R: 0 E: 0 K: 0 S: 4 H: 1 LOB: 2 BB: 1 P: 8	R: 0 E: 1 K: 0 S: 5 H: 2 LOB: 3 BB: 1 P: 9	R: 0 E: 0 K: 0 S: 4 H: 1 LOB: 1 BB: 0 P: 4	R: 0 E: 0 K: 2 S: 7 H: 0 LOB: 0 BB: 0 P: 7	R: 0 E: 0 K: 2 S: 8 H: 1 LOB: 3 BB: 2 P: 16	R: 1 E: 0 K: 0 S: 4 H: 1 LOB: 0 BB: 0 P: 4	R: 0 E: 0 K: 0 S: 5 H: 2 LOB: 3 BB: 1 P: 9	R: 0 E: 0 K: 1 S: 6 H: 1 LOB: 1 BB: 0 P: 6	R: 0 E: 0 K: 0 S: 3 H: 0 LOB: 0 BB: 0 P: 3	R: 0 E: 0 K: 1 S: 5 H: 1 LOB: 0 BB: 0 P: 5	R: 0 E: 0 K: 0 S: 4 H: 1 LOB: 2 BB: 1 P: 8	R: 0 E: 0 K: 0 S: 3 H: 1 LOB: 0 BB: 0 P: 3	R: 0 E: 0 K: 0 S: 3 H: 0 LOB: 0 BB: 0 P: 3	1B: 13 2B: 3 3B: 0 HR: 1	SF: 0 SAC: 1 DP: 3 HBP: 0				

	AB	R	H	RBI	BB	SO	LOB
	55	4	16	3	6	6	33

WP: 1 PB: 0 SB: 1 CS: 0 PA: 62

PITCHER		IP	WLS	BF	H	R	ER	SO	BB	IBB	HBP	BLK	WP	HR	S	P	ERA	WHIP
Lindy McDaniel, R ERA: 5.92	(1, 1)	0.2		6	4	3	3	0	0	0	0	0	0	0	6	6	40.50	6.000
Jim Brosnan, R ERA: 3.56	(1, 1)	3.1		16	4	0	0	0	1	1	0	0	1	0	14	22	0.00	1.500
Phil Paine, R ERA: 1.9	(5, 1)	3.1		16	4	1	1	4	1	1	0	0	0	1	22	30	2.70	1.500
Bill Wight, L ERA: 4.45	(8, 1)	6.2	W	24	4	0	0	2	2	0	0	0	0	0	26	34	0.00	0.900

PITCHER	IP	WLS	BF	H	R	ER	SO	BB	IBB	HBP	BLK	WP	HR	S	P	ERA	WHIP

Batter	1	2	3	4	5	6	7	8	9	AB	R	H	RBI	BB	SO	LOB
Don Blasingame, L (1, 4) OBP: 0.361, SLG: 0.373	4-3		4-3 5-3 1B		F2			4-3		4	0	1	0	0	0	0
Joe Cunningham, L (1, 9) OBP: 0.445, SLG: 0.456	BBBB 4-0 1B BB		5-3 1-2			2B 3B		BBBB 4-0 BB		2	1	1	0	2	0	1
Stan Musial, L (1, 3) OBP: 0.441, SLG: 0.593	F5		4-3 2-3			3-H 2B		SSS K		4	0	1	1	0	1	3
Wally Moon, L (1, 7) OBP: 0.352, SLG: 0.350	1-2 1B		6-3			SSS K		4-3		4	0	1	0	0	1	3
Gene Freese, R (1, 5) OBP: 0.270, SLG: 0.294	F5			F2		5-3			5-3	4	0	0	0	0	0	3
Curt Flood, R (1, 8) OBP: 0.355, SLG: 0.456		L8		F6		5-3			F6	4	0	0	0	0	0	1
Hobie Landrith, L (1, 2) OBP: 0.317, SLG: 0.318		SSS K		SSS K			L1-3 1B		4-3	4	0	1	0	0	2	0
Ruben Amaro, R (1, 6) OBP: 0.323, SLG: 0.357		BBBB BB			6-3		L1-3 1-2			2	0	0	0	1	0	1
Bob Mabe, R (1, 1)		SSS K			SSS K		SSS K			3	0	0	0	0	3	1
Inning Stats	R: 0 E: 0 K: 0 S: 4 H: 1 LOB: 2 BB: 1 P: 8	R: 0 E: 0 K: 2 S: 7 H: 0 LOB: 1 BB: 1 P: 11	R: 0 E: 0 K: 0 S: 4 H: 1 LOB: 1 BB: 0 P: 4	R: 0 E: 0 K: 1 S: 5 H: 0 LOB: 0 BB: 0 P: 5	R: 0 E: 0 K: 1 S: 5 H: 0 LOB: 0 BB: 0 P: 5	R: 1 E: 0 K: 1 S: 7 H: 2 LOB: 1 BB: 0 P: 7	R: 0 E: 0 K: 1 S: 5 H: 1 LOB: 0 BB: 0 P: 5	R: 0 E: 0 K: 1 S: 5 H: 0 LOB: 1 BB: 1 P: 9	R: 0 E: 0 K: 0 S: 3 H: 0 LOB: 0 BB: 0 P: 3	1B: 3 2B: 2 3B: 1 HR: 0 SF: 0 SAC: 0 DP: 1 HBP: 0						

PITCHER	IP	WLS	BF	H	R	ER	SO	BB	IBB	HBP	BLK	WP	HR	S	P	ERA	WHIP
Carl Willey, R (1, 1) ERA: 2.96	9.0	W	34	5	1	1	7	3	0	0	0	0	0	45	57	1.00	0.889

PITCHER	IP	WLS	BF	H	R	ER	SO	BB	IBB	HBP	BLK	WP	HR	S	P	ERA	WHIP

TOP

St. Louis Cardinals @ Milwaukee Braves

Milwaukee County Stadium, Milwaukee, WI

Tue Jul 22 1958, 4:33 AM EDT
Att. 30,556 - Unknown

livebaseballscorecards.com

AB	31
R	1
H	5
RBI	1
BB	3
SO	7
LOB	13

WP: 0 PA: 34
PB: 0
SB: 0
CS: 0

Batter	1	2	3	4	5	6	7	8	9	AB	R	H	RBI	BB	SO	LOB
Mel Roach, R (1, 4) OBP: 0.321, SLG: 0.364	6-3		F5		5-3		1B			4	0	1	0	0	0	0
Frank Torre, L (1, 3) OBP: 0.404, SLG: 0.392	HBP		2B		HBP		4-3			2	0	1	0	0	0	1
Wes Covington, L (1, 7) OBP: 0.366, SLG: 0.645	F9		K		4-3			K		4	0	0	0	0	2	3
Eddie Mathews, L (1, 5) OBP: 0.353, SLG: 0.472	K			1B E 1B		F2		1B SF8 1B		4	2	2	0	0	1	1
Hank Aaron, R (1, 9) OBP: 0.366, SLG: 0.533		5-3 1B		FC6-4 1-2 1B		FC6-4 1B		FC4-6 1-3 1B		4	0	4	0	0	0	0
Del Crandall, R (1, 2) OBP: 0.340, SLG: 0.463		5-3 1-2		FC6-4 E 9-2 1-2f 2-H		FC6-4 E S 1-2f		SF8 3-H		3	0	0	1	0	0	3
Bill Bruton, L (1, 8) OBP: 0.333, SLG: 0.363		F2		E3 1-3		1-6-3 1-3		FC4-6 1-2f		4	0	0	0	0	0	4
Johnny Logan, R (1, 6) OBP: 0.328, SLG: 0.404		F8		9-2 3-Hf			F5			3	0	0	0	0	0	3
Carl Willey, R (1, 1) OBP: 0.176, SLG: 0.176			K		5-3		K			3	0	0	0	0	2	0
Inning Stats	R: 0 E: 0 K: 1 S: 5 H: 0 LOB: 1 BB: 0 P: 6	R: 0 E: 0 K: 0 S: 4 H: 1 LOB: 1 BB: 0 P: 4	R: 0 E: 0 K: 2 S: 8 H: 1 LOB: 1 BB: 0 P: 8	R: 1 E: 2 K: 0 S: 5 H: 2 LOB: 1 BB: 0 P: 5	R: 0 E: 0 K: 0 S: 3 H: 0 LOB: 1 BB: 0 P: 4	R: 0 E: 0 K: 0 S: 4 H: 1 LOB: 1 BB: 0 P: 4	R: 0 E: 0 K: 1 S: 6 H: 1 LOB: 1 BB: 0 P: 6	R: 1 E: 0 K: 1 S: 7 H: 2 LOB: 1 BB: 0 P: 7		1B: 7 2B: 2 3B: 0 HR: 0	SF: 1 SAC: 0 DP: 1 HBP: 2					

PITCHER	IP	WLS	BF	H	R	ER	SO	BB	IBB	HBP	BLK	WP	HR	S	P	ERA	WHIP
Bob Mabe, R (1, 1) ERA: 2.77	8.0	L	34	8	2	2	5	0	0	2	0	0	0	42	44	2.25	1.000

PITCHER	IP	WLS	BF	H	R	ER	SO	BB	IBB	HBP	BLK	WP	HR	S	P	ERA	WHIP

BOTTOM

St. Louis Cardinals @ Milwaukee Braves

Milwaukee County Stadium, Milwaukee, WI

Tue Jul 22 1958, 4:33 AM EDT

Att. 30,556 - Unknown

livebaseballscorecards.com

AB	31
R	2
H	8
RBI	1
BB	0
SO	5
LOB	15

1B: 7 2B: 2 3B: 0 HR: 0 SF: 1 SAC: 0 DP: 1 HBP: 2 PA: 34

WP: 0 PB: 0 SB: 1 CS: 0

Batter	1	2	3	4	5	6	7	8	9	AB	R	H	RBI	BB	SO	LOB
Don Blasingame, L (1, 4) OBP: 0.360, SLG: 0.372	K			F6		3-1			1B	4	0	1	0	0	1	0
Joe Cunningham, L (1, 9) (7, 3)	6-3			G3			F7		K	4	0	0	0	0	1	1
Stan Musial, L (1, 3) OBP: 0.438, SLG: 0.587	F8			3-1			G3			3	0	0	0	0	0	0
Irv Noren, L (7, 9) OBP: 0.333, SLG: 0.364										0	0	0	0	0	0	0
Wally Moon, L (1, 7) OBP: 0.345, SLG: 0.341		4-3			4-3		F8			3	0	0	0	0	0	0
Gene Freese, R (1, 5) OBP: 0.275, SLG: 0.297		5-3			1B			1-3		3	0	1	0	0	0	0
Curt Flood, R (1, 8) OBP: 0.351, SLG: 0.450		K			K			5-3		3	0	0	0	0	2	1
Hobie Landrith, L (1, 2) OBP: 0.308, SLG: 0.308			4-3		F6			K		3	0	0	0	0	1	1
Ruben Amaro, R (1, 6) OBP: 0.294, SLG: 0.323			K			F7			F7	3	0	0	0	0	1	0
Larry Jackson, R (1, 1) OBP: 0.143, SLG: 0.143			5-3			G3			K	0	0	0	0	0	0	0
Del Ennis, R (3, PH) OBP: 0.293, SLG: 0.353										1	0	0	0	0	0	0
Chuck Stobbs, L (3, 1)										1	0	0	0	0	0	0
Gene Green, R (9, PH) OBP: 0.369, SLG: 0.447										1	0	0	0	0	1	0
Inning Stats	R: 0 H: 0 E: 0 LOB: 0 K: 1 BB: 0 S: 5 P: 5	R: 0 H: 0 E: 0 LOB: 0 K: 1 BB: 0 S: 5 P: 5	R: 0 H: 0 E: 0 LOB: 0 K: 1 BB: 0 S: 5 P: 5	R: 0 H: 0 E: 0 LOB: 0 K: 0 BB: 0 S: 3 P: 3	R: 0 H: 1 E: 0 LOB: 1 K: 1 BB: 0 S: 6 P: 6	R: 0 H: 0 E: 0 LOB: 0 K: 0 BB: 0 S: 3 P: 3	R: 0 H: 0 E: 0 LOB: 0 K: 0 BB: 0 S: 3 P: 3	R: 0 H: 0 E: 0 LOB: 0 K: 1 BB: 0 S: 5 P: 5	R: 0 H: 1 E: 0 LOB: 1 K: 2 BB: 0 S: 8 P: 8	1B: 2 SF: 0 2B: 0 SAC: 0 3B: 0 DP: 0 HR: 0 HBP: 0						

TOP

St. Louis Cardinals @ Milwaukee Braves

Milwaukee County Stadium, Milwaukee, WI

Wed Jul 23 1958, 4:33 AM EDT

Att. 30,495 - Unknown

livebaseballscorecards.com

AB	29
R	0
H	2
RBI	0
BB	0
SO	7
LOB	3

WP: 0 PA: 29
PB: 0
SB: 0
CS: 0

PITCHER		IP	WLS	BF	H	R	ER	SO	BB	IBB	HBP	BLK	WP	HR	S	P	ERA	WHIP
Joey Jay, R ERA: 1.94	(1, 1)	9.0	W	29	2	0	0	7	0	0	0	0	0	0	43	43	0.00	0.222

PITCHER	IP	WLS	BF	H	R	ER	SO	BB	IBB	HBP	BLK	WP	HR	S	P	ERA	WHIP

Batter	1	2	3	4	5	6	7	8	9	AB	R	H	RBI	BB	SO	LOB
Mel Roach, R (1, 4) OBP: 0.324, SLG: 0.365	4-3 1B 1B	1B HR 1B		1-3 ①	F8 ①		L8 ③		5	2	2	0	0	0	0
Frank Torre, L (1, 3) OBP: 0.402, SLG: 0.389	0-0 ① 4-3 1-2	0-0 ② F9 2-3		1B 1B	F8 ②				4	0	1	0	0	0	3
Wes Covington, L (1, 7) OBP: 0.373, SLG: 0.649 Andy Pafko, R (4, PH) (5, 7) OBP: 0.312, SLG: 0.309	1B 1B 2-H 1B	1-2 HR 3-H 1B		S S S 0-3 ② K	5-3 ③				2 2	2 0	2 0	2 0	0 0	0 1	0 1
Eddie Mathews, L (1, 5) OBP: 0.357, SLG: 0.486	1B 1-2 1B	1-H 2-H HR		FC6-4 1-3 1B			E4 FC6-4		4	1	3	3	0	0	0
Hank Aaron, R (1, 9) OBP: 0.364, SLG: 0.530	0-0 ② F9	1B		FC6-4 ③ 1-2f			FC6-4 ① FC5-4 1-2f		4	0	1	0	0	0	5
Del Crandall, R (1, 2) OBP: 0.339, SLG: 0.459	S S S 1-3 2-H 1B	0-3 ③ K			F6 ①		FC5-4 ② 1-2f		4	0	1	1	0	1	2
Bill Bruton, L (1, 8) OBP: 0.325, SLG: 0.353	F7 ③		F1 ①		G3 ②		S S S K ③		4	0	0	0	0	1	3
Johnny Logan, R (1, 6) OBP: 0.330, SLG: 0.408		F9 1B 2B	F5 ②		1B			F7 ①	4	1	2	0	0	0	0
Joey Jay, S (1, 1) OBP: 0.172, SLG: 0.077		6-3 ①	S S S K ③		S S S K ③			1-3 ②	4	0	0	0	0	2	2
Inning Stats	R: 2 E: 0 K: 0 S: 7 H: 4 LOB: 2 BB: 0 P: 7	R: 4 E: 0 K: 1 S: 10 H: 5 LOB: 1 BB: 0 P: 10	R: 0 E: 0 K: 1 S: 5 H: 0 LOB: 0 BB: 0 P: 5	R: 0 E: 0 K: 1 S: 7 H: 2 LOB: 2 BB: 0 P: 7	R: 0 E: 0 K: 1 S: 6 H: 1 LOB: 1 BB: 0 P: 6	R: 0 E: 0 K: 0 S: 3 H: 0 LOB: 0 BB: 0 P: 3	R: 0 E: 1 K: 1 S: 6 H: 0 LOB: 1 BB: 0 P: 6	R: 0 E: 0 K: 0 S: 3 H: 0 LOB: 0 BB: 0 P: 3		1B: 10 2B: 1 3B: 0 HR: 1	SF: 0 SAC: 0 DP: 0 HBP: 0			WP: 0 PB: 0 SB: 0 CS: 0	PA: 37	

PITCHER		IP	WLS	BF	H	R	ER	SO	BB	IBB	HBP	BLK	WP	HR	S	P	ERA	WHIP
Larry Jackson, R ERA: 3.78	(1, 1)	2.0	L	15	9	6	6	1	0	0	0	0	0	1	17	17	27.00	4.500
Chuck Stobbs, L ERA: 5.6	(3, 1)	6.0		22	3	0	0	4	0	0	0	0	0	0	30	30	0.00	0.500

PITCHER	IP	WLS	BF	H	R	ER	SO	BB	IBB	HBP	BLK	WP	HR	S	P	ERA	WHIP

BOTTOM

St. Louis Cardinals @ Milwaukee Braves

Milwaukee County Stadium, Milwaukee, WI

Wed Jul 23 1958, 4:33 AM EDT

Att. 30,495 - Unknown

livebaseballscorecards.com

AB	37
R	6
H	12
RBI	6
BB	0
SO	5
LOB	16

Batter	1	2	3	4	5	6	7	8	9	AB	R	H	RBI	BB	SO	LOB
Ruben Amaro, R (1, 6) OBP: 0.308, SLG: 0.314	B B B B 4-0 L7-6 BB	S S S 0-3 ② K			x 0-0 2B SF7 1B		x 0-0 ① 6-3		x 0-0 ① F4	4	1	1	0	1	1	1
Curt Flood, R (1, 8) OBP: 0.348, SLG: 0.449	x 0-0 ① ② L7-6 1-2	x 0-0 ③ F8			x 0-0 1B 1-3 2B		S S S 0-3 ② K		x 0-0 ② F2	5	1	1	0	0	1	2
Stan Musial, L (1, 3) OBP: 0.440, SLG: 0.586	x 0-0 1B 1B 1B	x 0-0 ① F8			4-0 1B IBB		x 0-0 HBP 1B		x 0-0 ③ F7	4	1	2	0	1	0	0
Ken Boyer, R (1, 5) OBP: 0.346, SLG: 0.521	x 0-0 1B 1-2 1B 1B	x 0-0 ② F8			x 0-0 ② SF7 3-H		H 1-0 1-2 HBP			2	1	1	1	0	0	0
Del Ennis, R (1, 7) OBP: 0.297, SLG: 0.356	x 0-0 E 1B 1-2 2-H 1B	S S S 0-3 ③ K			x 0-0 1-2 2-H 1B		x 0-0 ③ 6-3			4	0	2	2	0	1	2
Gene Freese, R (1, 4) OBP: 0.273, SLG: 0.293	x 0-0 E7 1-3 2-H 1B			x 0-0 ① F3	x 0-0 ③ 5-3			x 0-0 ① F2		4	0	1	1	0	0	2
Gene Green, R (1, 9) OBP: 0.368, SLG: 0.444	S S S 0-3 ③ K			S S S 0-3 ② K		x 0-0 ① F4		x 0-0 4-3 1B		4	0	1	0	0	2	2
Hal Smith, R (1, 2) OBP: 0.280, SLG: 0.284		x 0-0 ① F9		x 0-0 ③ 4-3		x 0-0 ② 5-3		x 0-0 ② 4-3 1-2		4	0	0	0	0	0	1
Sam Jones, R (1, 1) OBP: 0.132, SLG: 0.118		x 0-0 1B			x 0-0 ① F5	S S S 0-3 ③ K		x 0-0 ③ 1-3		4	0	1	0	0	1	1
Inning Stats	R: 2 E: 1 K: 1 S: 8 H: 4 LOB: 2 BB: 1 P: 12	R: 0 E: 0 K: 1 S: 6 H: 1 LOB: 1 BB: 0 P: 6	R: 0 E: 0 K: 1 S: 5 H: 0 LOB: 0 BB: 0 P: 5	R: 0 E: 0 K: 1 S: 5 H: 0 LOB: 0 BB: 0 P: 5	R: 2 E: 0 K: 0 S: 6 H: 3 LOB: 2 BB: 1 P: 10	R: 0 E: 0 K: 1 S: 5 H: 0 LOB: 0 BB: 0 P: 5	R: 0 E: 0 K: 1 S: 6 H: 1 LOB: 2 BB: 0 P: 7	R: 0 E: 0 K: 0 S: 4 H: 1 LOB: 1 BB: 0 P: 4	R: 0 E: 0 K: 0 S: 3 H: 0 LOB: 0 BB: 0 P: 3	1B: 9 2B: 2 3B: 0 HR: 0	SF: 1 SAC: 0 DP: 1 HBP: 1					

PITCHER		IP	WLS	BF	H	R	ER	SO	BB	IBB	HBP	BLK	WP	HR	S	P	ERA	WHIP
Warren Spahn, L ERA: 3.39	(1, 1)	0.2	L	6	4	2	2	0	1	0	0	0	0	0	5	9	27.00	7.500
Bob Rush, R ERA: 4.12	(1, 1)	4.1		18	4	2	2	4	0	1	0	0	0	0	25	29	4.15	0.923
Humberto Robinson, R ERA: 5.06	(6, 1)	1.0		3	0	0	0	1	0	0	0	0	0	0	5	5	0.00	0.000
Gene Conley, R ERA: 4.38	(7, 1)	3.0		12	2	0	0	1	0	0	1	0	0	0	13	14	0.00	0.667

PITCHER	IP	WLS	BF	H	R	ER	SO	BB	IBB	HBP	BLK	WP	HR	S	P	ERA	WHIP

TOP

St. Louis Cardinals @ Milwaukee Braves

Milwaukee County Stadium, Milwaukee, WI

Thu Jul 24 1958, 4:33 AM EDT
Att. 30,761 - Unknown

livebaseballscorecards.com

AB	35
R	4
H	10
RBI	4
BB	2
SO	6
LOB	11

1B: 9 2B: 2 3B: 0 HR: 0	SF: 1 SAC: 0 DP: 1 HBP: 1	WP: 0 PB: 0 SB: 0 CS: 0	PA: 39

BOTTOM

Batter	1	2	3	4	5	6	7	8	9	AB	R	H	RBI	BB	SO	LOB
Mel Roach, R (1, 4) OBP: 0.330, SLG: 0.370	G4-6-3 1B		K			G1-6-3 1B		FC5-4 1-2f		4	0	2	0	0	1	2
Frank Torre, L (1, 3) OBP: 0.398, SLG: 0.385	K		F4			F7			WP SH1-3 BB	2	0	0	0	0	1	2
Humberto Robinson, R (6, 1) OBP: 1.000, SLG: 1.000										0	0	0	0	0	0	0
Casey Wise, S (6, PH) OBP: 0.100, SLG: 0.100										1	0	0	0	0	0	1
Gene Conley, R (7, 1) OBP: 0.154, SLG: 0.154										0	0	0	0	0	0	0
Harry Hanebrink, L (9, PH) OBP: 0.276, SLG: 0.330										0	0	0	0	1	0	0
Wes Covington, L (1, 7) OBP: 0.367, SLG: 0.637	G4-6-3 1-2f			4-3		G1-6-3 1-2f			SH1-3 1-2	3	0	0	0	0	0	2
Eddie Mathews, L (1, 5) OBP: 0.356, SLG: 0.481		F3		K			G1-4-3 BB		F8 2-3	3	0	0	0	1	1	1
Hank Aaron, R (1, 9) OBP: 0.363, SLG: 0.530		2B		F6			F4		5-3	4	0	1	0	0	0	2
Del Crandall, R (1, 2) OBP: 0.336, SLG: 0.454		K				F7	G1-4-3 1-2f			3	0	0	0	0	1	2
Bill Bruton, L (1, 8) OBP: 0.325, SLG: 0.349		4-3				F7		FC5-4 BB		2	0	0	0	1	0	1
Johnny Logan, R (1, 6) OBP: 0.332, SLG: 0.409			SH3-4 1B				BB	K		2	0	1	0	1	1	1
Warren Spahn, L (1, 1) OBP: 0.405, SLG: 0.493										0	0	0	0	0	0	0
Bob Rush, R (1, 1) OBP: 0.229, SLG: 0.212										0	0	0	0	0	0	0
Joe Adcock, R (5, PH) (6, 3) OBP: 0.319, SLG: 0.529			SH3-4 1-2					F3		2	0	0	0	0	1	2
Inning Stats	R: 0 E: 0 K: 1 S: 5 H: 1 LOB: 0 BB: 0 P: 5	R: 0 E: 0 K: 1 S: 6 H: 1 LOB: 1 BB: 0 P: 6	R: 0 E: 0 K: 1 S: 6 H: 1 LOB: 1 BB: 0 P: 6	R: 0 E: 0 K: 1 S: 5 H: 0 LOB: 0 BB: 0 P: 5	R: 0 E: 0 K: 1 S: 5 H: 0 LOB: 1 BB: 1 P: 9	R: 0 E: 0 K: 0 S: 3 H: 1 LOB: 0 BB: 0 P: 3	R: 0 E: 0 K: 0 S: 2 H: 0 LOB: 0 BB: 1 P: 6	R: 0 E: 0 K: 1 S: 5 H: 0 LOB: 1 BB: 1 P: 9	R: 0 E: 0 K: 0 S: 3 H: 0 LOB: 1 BB: 1 P: 7	1B: 3 2B: 1 3B: 0 HR: 0	SF: 0 SAC: 2 DP: 3 HBP: 0						

PITCHER	IP	WLS	BF	H	R	ER	SO	BB	IBB	HBP	BLK	WP	HR	S	P	ERA	WHIP
Sam Jones, R (1, 1) ERA: 2.8	9.0	W	32	4	0	0	6	4	0	0	0	1	0	40	56	0.00	0.889

PITCHER	IP	WLS	BF	H	R	ER	SO	BB	IBB	HBP	BLK	WP	HR	S	P	ERA	WHIP

St. Louis Cardinals @ Milwaukee Braves

County Stadium, Milwaukee, WI

Thu Jul 24 1958, 4:33 AM EDT

Att. 30,761 - Unknown

livebaseballscorecards.com

AB	26
R	0
H	4
RBI	0
BB	4
SO	6
LOB	16

1B: 3	SF: 0	WP: 1	PA: 32
2B: 1	SAC: 2	PB: 0	
3B: 0	DP: 3	SB: 0	
HR: 0	HBP: 0	CS: 0	

Batter	1	2	3	4	5	6	7	8	9	AB	R	H	RBI	BB	SO	LOB
Tony Taylor, R (1, 4) OBP: 0.305, SLG: 0.308	F9	K			L4	6-3			K	5	0	0	0	0	2	2
Alvin Dark, R (1, 5) OBP: 0.363, SLG: 0.418	14 1B 1B		F9		14 HR 2B		14 L5-3 1B		1-3	5	1	3	0	0	0	0
Lee Walls, R (1, 9) OBP: 0.371, SLG: 0.536	K		F9		5-3		F2		K	5	0	0	0	0	2	3
14 Ernie Banks, R (1, 6) OBP: 0.357, SLG: 0.612	1-2 1B		K		2-H HR		L5-3 1-2			4	1	2	2	0	1	1
Bobby Thomson, R (1, 8) OBP: 0.357, SLG: 0.464	5-3			IBB BB 1B	K			F7		4	0	1	0	0	1	2
Dale Long, L (1, 3) OBP: 0.367, SLG: 0.472		HR		BBBB IBB 1-2 BB		3B 1B		4-3		3	2	2	1	1	0	0
Sammy Taylor, L (1, 2) OBP: 0.354, SLG: 0.428		6-3		P6		F9		HR		4	1	1	1	0	0	3
Walt Moryn, L (1, 7) OBP: 0.347, SLG: 0.500		BBBB FC4 BB		1-2 2-3 IBB		1-H 3B		BB		1	0	1	1	3	0	0
Glen Hobbie, R (1, 1) OBP: 0.184, SLG: 0.167 Bill Henry, L (6, 1) OBP: 0.400, SLG: 0.444		FC4 1-2f		K		1-3		K		3 1	0 0	0 0	0 0	0 0	1 1	4 1
Inning Stats	R: 0 H: 2 E: 0 LOB: 2 K: 1 BB: 0 S: 7 P: 7	R: 1 H: 1 E: 1 LOB: 1 K: 1 BB: 1 S: 6 P: 10	R: 0 H: 0 E: 0 LOB: 0 K: 1 BB: 0 S: 5 P: 5	R: 0 H: 1 E: 0 LOB: 2 K: 1 BB: 2 S: 5 P: 13	R: 2 H: 2 E: 0 LOB: 0 K: 1 BB: 0 S: 7 P: 7	R: 1 H: 2 E: 0 LOB: 1 K: 0 BB: 0 S: 5 P: 5	R: 0 H: 1 E: 0 LOB: 0 K: 0 BB: 0 S: 3 P: 3	R: 1 H: 1 E: 0 LOB: 1 K: 1 BB: 1 S: 6 P: 10	R: 0 H: 0 E: 0 LOB: 0 K: 2 BB: 0 S: 7 P: 7	1B: 5 SF: 0 2B: 2 SAC: 0 3B: 1 DP: 1 HR: 3 HBP: 0						

PITCHER	IP	WLS	BF	H	R	ER	SO	BB	IBB	HBP	BLK	WP	HR	S	P	ERA	WHIP
Bob Trowbridge, R (1, 1) ERA: 3.02	5.1		26	8	4	4	5	2	1	0	0	0	2	33	45	6.75	1.875
Warren Spahn, L (6, 1) ERA: 3.38	0.2		2	0	0	0	0	0	0	0	0	0	0	2	2	0.00	0.000
Humberto Robinson, R (7, 1) ERA: 4.74	3.0	L	11	2	1	1	3	1	0	0	0	0	1	16	20	3.00	1.000

PITCHER	IP	WLS	BF	H	R	ER	SO	BB	IBB	HBP	BLK	WP	HR	S	P	ERA	WHIP

TOP

Chicago Cubs @ Milwaukee Braves

Milwaukee County Stadium, Milwaukee, WI

Fri Jul 25 1958, 4:33 AM EDT

Unknown

livebaseballscorecards.com

AB	35
R	5
H	10
RBI	5
BB	4
SO	8
LOB	16

WP: 0	PA: 39		
PB: 0			
SB: 0			
CS: 0			

BOTTOM

Batter	1	2	3	4	5	6	7	8	9	AB	R	H	RBI	BB	SO	LOB
Bill Bruton, L (1, 8) OBP: 0.325, SLG: 0.344	6-3	4-3			BBB 4-0 6-3 BB	0-0 1-2 2-H 1B			4-3	2	0	0	0	1	0	1
Del Rice, R (6, PH) OBP: 0.303, SLG: 0.328										1	0	1	1	0	0	0
Humberto Robinson, R (7, 1) OBP: 1.000, SLG: 1.000										0	0	0	0	0	0	0
Harry Hanebrink, L (9, PH) OBP: 0.273, SLG: 0.328										1	0	0	0	0	0	0
Mel Roach, R (1, 4) OBP: 0.333, SLG: 0.382	5-3 2B		P6		0-0 6-3 1-2	SSS 0-3 K			5-3	2	0	1	0	0	0	0
Casey Wise, S (5, 4) OBP: 0.077, SLG: 0.077										3	0	0	0	0	1	3
Eddie Mathews, L (1, 5) OBP: 0.357, SLG: 0.478	BBB 4-0 5-3 BB		0-0 G6-3 1B		0-0 4-3		SSS 0-3 K		F9	4	0	1	0	1	1	1
Hank Aaron, R (1, 9) OBP: 0.362, SLG: 0.526	0-0 5-3 1-2 2-3		0-0 G6-3 1-2f			SSS 0-3 K	0-0 1B			4	0	1	0	0	1	3
Wes Covington, L (1, 7) OBP: 0.376, SLG: 0.675	III 4-0 IBB			0-0 HR		0-0 HR	0-0 F7			3	2	2	2	1	0	1
Joe Adcock, R (1, 3) OBP: 0.317, SLG: 0.524	0-0 F8			0-0 6-3		0-0 1B 1B 1B	SSS 0-3 K			4	1	1	0	0	1	4
Johnny Logan, R (1, 6) OBP: 0.332, SLG: 0.407		0-0 P3		0-0 5-3		0-0 1B 1-2 1B		0-0 F8		4	1	1	0	0	0	0
Del Crandall, R (1, 2) OBP: 0.341, SLG: 0.459		0-0 FC3-6 1B		0-0 5-3		0-0 1B 1-2 2-H 1B		0-0 G6-4-3 1B		4	0	3	1	0	0	0
Bob Trowbridge, R (1, 1) OBP: 0.167, SLG: 0.167		0-0 FC3-6 1-2f			0-0 6-3	SSS 0-3 K		0-0 G6-4-3 1-2f		2	0	0	0	0	0	1
Warren Spahn, L (6, 1) OBP: 0.405, SLG: 0.493										0	0	0	0	0	0	0
Felix Mantilla, R (6, PH) (7, 8) OBP: 0.285, SLG: 0.399										2	0	0	0	0	1	3
Inning Stats	R: 0 E: 0 K: 0 S: 4 H: 1 LOB: 3 BB: 2 P: 12	R: 0 E: 0 K: 0 S: 4 H: 1 LOB: 1 BB: 0 P: 4	R: 0 E: 0 K: 0 S: 3 H: 1 LOB: 0 BB: 0 P: 3	R: 1 E: 0 K: 0 S: 4 H: 1 LOB: 0 BB: 0 P: 4	R: 0 E: 0 K: 0 S: 3 H: 0 LOB: 1 BB: 1 P: 7	R: 3 E: 0 K: 3 S: 14 H: 5 LOB: 2 BB: 0 P: 14	R: 0 E: 0 K: 2 S: 8 H: 1 LOB: 1 BB: 0 P: 8	R: 0 E: 0 K: 0 S: 3 H: 1 LOB: 0 BB: 0 P: 3	R: 0 E: 0 K: 0 S: 3 H: 0 LOB: 0 BB: 0 P: 3	1B: 8 2B: 1 3B: 0 HR: 2	SF: 0 SAC: 0 DP: 2 HBP: 0						

PITCHER	IP	WLS	BF	H	R	ER	SO	BB	IBB	HBP	BLK	WP	HR	S	P	ERA	WHIP
Glen Hobbie, R (1, 1) ERA: 3.75	5.1		26	8	4	4	1	2	1	0	0	0	2	25	37	6.75	1.875
Bill Henry, L (6, 1) ERA: 1.51	3.2	W	13	3	0	0	4	0	0	0	0	0	0	21	21	0.00	0.818

PITCHER	IP	WLS	BF	H	R	ER	SO	BB	IBB	HBP	BLK	WP	HR	S	P	ERA	WHIP

Chicago Cubs @ Milwaukee Braves

Milwaukee County Stadium, Milwaukee, WI

Fri Jul 25 1958, 4:33 AM EDT

Unknown

livebaseballscorecards.com

AB	36
R	4
H	11
RBI	4
BB	3
SO	5
LOB	17

Chicago Cubs @ Milwaukee Braves

Milwaukee County Stadium, Milwaukee, WI

Fri Jul 25 1958, 8:05 PM EDT

Att. 46,747 - Unknown

TOP

livebaseballscorecards.com

Batter	1	2	3	4	5	6	7	8	9	AB	R	H	RBI	BB	SO	LOB
Tony Taylor, R (1, 4) OBP: 0.306, SLG: 0.310	4-3		F9	FC6 1-2f		G6-4-3 1-2 2-3 1B			3-1 1B	5	0	2	0	0	0	1
Alvin Dark, R (1, 5) OBP: 0.361, SLG: 0.412	FC5-4 BB		E3 BB 14 BB		K	G6-4-3 1-2f			3-1 1-2	4	0	0	0	1	1	4
Lee Walls, R (1, 9) OBP: 0.367, SLG: 0.529	FC5-4 14 1B 1-2f		F8		F9		K		F8	5	0	0	0	0	1	3
14 Ernie Banks, R (1, 6) OBP: 0.360, SLG: 0.611	1-2 1B		BB 1-2 BB		1B		K		K	4	0	2	0	1	2	1
Bobby Thomson, R (1, 8) OBP: 0.359, SLG: 0.469	5-3		1-2 2-3 BB		F8		3B			3	0	1	0	1	0	3
Cal Neeman, R (1, 2) OBP: 0.368, SLG: 0.613		6-3	K			1B 1B 1B	F8			4	1	1	0	0	1	4
Jim Bolger, R (1, 7) OBP: 0.280, SLG: 0.314		1B	K			F8		6-3		4	0	1	0	0	1	1
Dale Long, L (1, 3) OBP: 0.369, SLG: 0.472		K	FC1-6 BB			1B 1B 1-2 1B		F5		2	0	1	0	1	1	1
Johnny Goryl, R (8, PH) OBP: 0.317, SLG: 0.399										1	0	0	0	0	0	0
Marcelino Solis, L (8, 1) OBP: 0.250, SLG: 0.250										0	0	0	0	0	0	0
Taylor Phillips, L (1, 1) OBP: 0.102, SLG: 0.064		K		FC1-6 FC6 1-2f		1B 1-2 2-H 1B		K		3	0	1	1	0	1	2
Don Elston, R (6, 1) OBP: 0.111, SLG: 0.111										0	0	0	0	0	0	0
Bobby Adams, R (8, PH) OBP: 0.310, SLG: 0.407										1	0	0	0	0	1	0
(8, 3)																

	AB	36
	R	1
	H	9
	RBI	1
	BB	4
	SO	9
	LOB	20

Inning Stats																								
	R: 0	H: 1	R: 0	H: 1	R: 0	H: 0	R: 0	H: 0	R: 0	H: 1	R: 1	H: 4	R: 0	H: 1	R: 0	H: 0	R: 0	H: 1	1B: 8	SF: 0	WP: 0	PA: 40		
	E: 0	LOB: 2	E: 0	LOB: 1	E: 1	LOB: 3	E: 0	LOB: 1	E: 0	LOB: 1	E: 0	LOB: 2	E: 0	LOB: 1	E: 0	LOB: 0	E: 0	LOB: 1	2B: 0	SAC: 0	PB: 0			
	K: 0	BB: 1	K: 2	BB: 0	K: 1	BB: 2	K: 1	BB: 1	K: 1	BB: 0	K: 0	BB: 0	K: 2	BB: 0	K: 1	BB: 0	K: 1	BB: 0	3B: 1	DP: 1	SB: 0			
	S: 4	P: 8	S: 8	P: 8	S: 6	P: 14	S: 5	P: 9	S: 6	P: 6	S: 6	P: 6	S: 8	P: 8	S: 5	P: 5	S: 6	P: 6	HR: 0	HBP: 0	CS: 0			

PITCHER		IP	WLS	BF	H	R	ER	SO	BB	IBB	HBP	BLK	WP	HR	S	P	ERA	WHIP
Juan Pizarro, L ERA: 1.0	(1, 1)	9.0	W	40	9	1	1	9	4	0	0	0	0	0	54	70	1.00	1.444

PITCHER		IP	WLS	BF	H	R	ER	SO	BB	IBB	HBP	BLK	WP	HR	S	P	ERA	WHIP

Batter	1	2	3	4	5	6	7	8	9	AB	R	H	RBI	BB	SO	LOB
Casey Wise, S (1, 4) OBP: 0.056, SLG: 0.056	3-1		K		1-3	F8		F9		5	0	0	0	0	1	3
Johnny Logan, R (1, 6) OBP: 0.328, SLG: 0.402	F8		F6		P4		F7			4	0	0	0	0	0	0
Eddie Mathews, L (1, 5) OBP: 0.358, SLG: 0.477	BB, 1B		FC5-4, BB		F9		G3			3	1	1	0	1	0	0
Hank Aaron, R (1, 9) OBP: 0.366, SLG: 0.539	1B, BB		FC5-4			2B	HR			3	2	2	1	1	0	1
Joe Adcock, R (1, 3) OBP: 0.330, SLG: 0.541	1B			4-3		SH3, 1B	BB			3	1	3	2	1	0	0
Felix Mantilla, R (1, 8) OBP: 0.280, SLG: 0.391 (7, 7)	F8			4-3		SH3	F2			3	0	0	0	0	0	4
Harry Hanebrink, L (1, 7) OBP: 0.277, SLG: 0.325		F9		HBP		SH1-3, 1B		P1		1	0	0	0	0	0	0
Del Crandall, R (6, PH) OBP: 0.343, SLG: 0.461										1	0	1	1	0	0	0
Lew Burdette, R (6, PR) OBP: 0.276, SLG: 0.345										0	0	0	0	0	0	0
Bill Bruton, L (7, 8) OBP: 0.323, SLG: 0.342										1	0	0	0	0	0	0
Del Rice, R (1, 2) OBP: 0.290, SLG: 0.313		F7		K		SH1-3		6-3		3	0	0	0	0	1	2
Juan Pizarro, L (1, 1)		K		F4		IBB		BB		2	0	0	0	2	1	2
Inning Stats	R: 1 E: 0 K: 0 S: 5 H: 2 LOB: 2 BB: 1 P: 9		R: 0 E: 0 K: 1 S: 5 H: 0 LOB: 0 BB: 0 P: 5	R: 0 E: 0 K: 1 S: 5 H: 0 LOB: 1 BB: 1 P: 9	R: 0 E: 0 K: 1 S: 6 H: 1 LOB: 2 BB: 0 P: 7	R: 0 E: 0 K: 0 S: 3 H: 0 LOB: 0 BB: 0 P: 3	R: 2 E: 0 K: 0 S: 6 H: 3 LOB: 2 BB: 1 P: 10	R: 1 E: 0 K: 0 S: 4 H: 1 LOB: 1 BB: 1 P: 8	R: 0 E: 0 K: 0 S: 3 H: 0 LOB: 1 BB: 1 P: 7	1B: 3 2B: 3 3B: 0 HR: 1	SF: 0 SAC: 2 DP: 0 HBP: 1						

PITCHER		IP	WLS	BF	H	R	ER	SO	BB	IBB	HBP	BLK	WP	HR	S	P	ERA	WHIP
Taylor Phillips, L ERA: 4.23	(1, 1)	5.1	L	24	5	3	3	3	2	0	1	0	0	0	27	36	5.06	1.312
Don Elston, R ERA: 3.51	(6, 1)	1.2		9	2	1	1	0	1	1	0	0	0	1	7	15	5.40	1.800
Marcelino Solis, L ERA: 10.38	(8, 1)	1.0		4	0	0	0	0	1	0	0	0	0	0	3	7	0.00	1.000

PITCHER	IP	WLS	BF	H	R	ER	SO	BB	IBB	HBP	BLK	WP	HR	S	P	ERA	WHIP

BOTTOM

Chicago Cubs @ Milwaukee Braves

Milwaukee County Stadium, Milwaukee, WI

Fri Jul 25 1958, 8:05 PM EDT

Att. 46,747 - Unknown

livebaseballscorecards.com

AB	29
R	4
H	7
RBI	4
BB	5
SO	3
LOB	12

Batter	1	2	3	4	5	6	7	8	9	AB	R	H	RBI	BB	SO	LOB
Tony Taylor, R (1, 4) OBP: 0.310, SLG: 0.313	0-0 1B FC5-2-5 1B	0-0 1B 1B		0-0 E 14 1B	4-3		0-3 K		0-3 K	6	2	3	0	0	2	4
Alvin Dark, R (1, 5) OBP: 0.363, SLG: 0.414	0-0 14 3B FC5-2-5 1-3 1B	0-0 1B 1-3 1B		0-0 E5 14 1B 1-2		0-0 4-3		0-0 P4	0-0 1B 1B	6	1	3	0	0	0	1
Lee Walls, R (1, 9) OBP: 0.369, SLG: 0.528	0-0 FC5-2-5 14 3B 1-2 3-H	0-0 1-2 3-H 1B		0-0 F8		0-0 14 5-3 14 S 1B		0-0 F9	0-0 1-2 1B	6	1	3	1	0	0	4
14 Ernie Banks, R (1, 6) OBP: 0.362, SLG: 0.614	0-0 1B 1-H 2-H 3B	0-0 P6		0-0 1-2 2-H 1B		0-0 5-3 1-3		0-0 1B 1B 1B	0-0 P3	6	2	3	3	0	0	5
Walt Moryn, L (1, 7) OBP: 0.345, SLG: 0.495	0-0 1-3		0-0 F7	0-0 G3		0-0 F9		0-0 1B 1-2 1B		5	0	1	0	0	0	4
Dale Long, L (1, 3) OBP: 0.373, SLG: 0.474	0-0 3-H 1B		0-0 5-3		0-0 4-3		0-0 FC6 1B	0-0 S 1-3 2-H 1B		5	0	3	2	0	0	0
Sammy Taylor, L (1, 2) OBP: 0.355, SLG: 0.429	0-0 5-3		0-0 2B	B B B 4-0 1B BB			0-0 FC6 4-3 1B 1-2f	S S S 0-3 K 1-2		4	0	1	0	1	1	4
Bobby Thomson, R (1, 8) OBP: 0.359, SLG: 0.477		0-0 5-3	S S S 0-3 K	0-0 F2			0-0 4-3 1-2 1B		0-0 HR	5	1	2	1	0	1	2
Dick Drott, R (1, 1) OBP: 0.278, SLG: 0.257 Marcelino Solis, L (3, 1) OBP: 0.250, SLG: 0.250		S S S 0-3 K		S S S 0-3 K2-3	0-0 1-2 1B		0-0 4-3 1-2 2-3		0-0 6-3	1 4	0 0	0 1	0 0	0 0	1 1	0 2
Inning Stats	R: 3 E: 0 K: 0 S: 7 H: 4 LOB: 1 BB: 0 P: 7	R: 1 E: 0 K: 1 S: 8 H: 3 LOB: 2 BB: 0 P: 8	R: 0 E: 0 K: 1 S: 6 H: 1 LOB: 1 BB: 0 P: 6	R: 1 E: 1 K: 1 S: 8 H: 2 LOB: 2 BB: 0 P: 8	R: 0 E: 0 K: 0 S: 4 H: 1 LOB: 2 BB: 1 P: 8	R: 0 E: 0 K: 0 S: 4 H: 1 LOB: 1 BB: 0 P: 4	R: 0 E: 0 K: 1 S: 7 H: 2 LOB: 2 BB: 0 P: 7	R: 1 E: 0 K: 1 S: 8 H: 3 LOB: 2 BB: 0 P: 8	R: 1 E: 0 K: 1 S: 8 H: 3 LOB: 2 BB: 0 P: 8	1B: 17 2B: 1 3B: 1 HR: 1	SF: 0 SAC: 0 DP: 0 HBP: 0						

TOP

Chicago Cubs @ Milwaukee Braves

Milwaukee County Stadium, Milwaukee, WI

Sat Jul 26 1958, 4:33 AM EDT

Att. 31,450 - Unknown

livebaseballscorecards.com

AB	48
R	7
H	20
RBI	7
BB	1
SO	6
LOB	26

WP: 0 PB: 0 SB: 2 CS: 0 PA: 49

PITCHER		IP	WLS	BF	H	R	ER	SO	BB	IBB	HBP	BLK	WP	HR	S	P	ERA	WHIP
Lew Burdette, R ERA: 3.53	(1, 1)	1.2		12	7	4	4	1	0	0	0	0	0	0	14	14	21.60	4.200
Gene Conley, R ERA: 4.19	(2, 1)	7.0	L	36	13	3	2	5	1	0	0	0	0	1	45	49	2.57	2.000
Don McMahon, R ERA: 3.15	(9, 1)	0.1		1	0	0	0	0	0	0	0	0	0	0	1	1	0.00	0.000

PITCHER	IP	WLS	BF	H	R	ER	SO	BB	IBB	HBP	BLK	WP	HR	S	P	ERA	WHIP

BOTTOM

Chicago Cubs @ Milwaukee Braves

Milwaukee County Stadium, Milwaukee, WI

Sat Jul 26 1958, 4:33 AM EDT

Att. 31,450 - Unknown

livebaseballscorecards.com

Batter	1	2	3	4	5	6	7	8	9	AB	R	H	RBI	BB	SO	LOB
Casey Wise, S (1, 4) OBP: 0.045, SLG: 0.045	F7	K		FC5-4 1-2f			L8			4	0	0	0	0	1	1
Bill Bruton, L (1, 8) OBP: 0.327, SLG: 0.352	WP 1B 2B		3-1 WP 1B	4-3			L4			4	2	2	0	0	0	1
Eddie Mathews, L (1, 5) OBP: 0.357, SLG: 0.472	WP 1B BB		3-1 1-3		5-3			1-3		3	1	0	0	1	0	1
Hank Aaron, R (1, 9) OBP: 0.365, SLG: 0.536	K		1B 3-H 1B		F7			F8		4	0	1	1	0	1	2
Wes Covington, L (1, 7) OBP: 0.379, SLG: 0.671	FC5-4 1-H 2-H 1B		1-2 1B		K			F7		4	0	2	2	0	1	0
Joe Adcock, R (1, 3) OBP: 0.329, SLG: 0.535	FC5-4 1-2f		F8			F3			G5-4-3 1B 1B	4	0	1	0	0	0	3
Johnny Logan, R (1, 6) OBP: 0.327, SLG: 0.401		K	F9			5-3			1-2 G5-4-3 1B	4	0	1	0	0	1	2
Del Crandall, R (1, 2) OBP: 0.342, SLG: 0.458		F9		FC5-4 1B		K			G5-4-3 1-2f 2-3	4	0	1	0	0	1	2
Lew Burdette, R (1, 1) OBP: 0.276, SLG: 0.345		HR		F8			1-3		F9	0	0	0	0	0	0	0
Gene Conley, R (2, 1) OBP: 0.188, SLG: 0.375										3	1	1	1	0	0	1
Don McMahon, R (9, 1) OBP: 0.375, SLG: 0.167										0	0	0	0	0	0	0
Felix Mantilla, R (9, PH) OBP: 0.278, SLG: 0.388										1	0	0	0	0	0	1
Inning Stats	R: 2 E: 0 K: 1 S: 7 H: 2 LOB: 1 BB: 1 P: 11	R: 1 E: 0 K: 2 S: 8 H: 1 LOB: 0 BB: 0 P: 8	R: 1 E: 0 K: 0 S: 6 H: 3 LOB: 2 BB: 0 P: 6	R: 0 E: 0 K: 0 S: 4 H: 1 LOB: 1 BB: 0 P: 4	R: 0 E: 0 K: 1 S: 5 H: 0 LOB: 0 BB: 0 P: 5	R: 0 E: 0 K: 1 S: 5 H: 0 LOB: 0 BB: 0 P: 5	R: 0 E: 0 K: 0 S: 3 H: 0 LOB: 0 BB: 0 P: 3	R: 0 E: 0 K: 0 S: 3 H: 0 LOB: 0 BB: 0 P: 3	R: 0 E: 0 K: 0 S: 4 H: 2 LOB: 1 BB: 0 P: 4	1B: 7 2B: 1 3B: 0 HR: 1	SF: 0 SAC: 0 DP: 1 HBP: 0						

	AB	35
	R	4
	H	9
	RBI	4
	BB	1
	SO	5
	LOB	14

WP: 2 PB: 0 SB: 0 CS: 0 PA: 36

PITCHER	IP	WLS	BF	H	R	ER	SO	BB	IBB	HBP	BLK	WP	HR	S	P	ERA	WHIP
Dick Drott, R (1, 1) ERA: 5.91	2.1		13	5	4	4	3	1	0	0	0	2	1	18	22	15.43	2.571
Marcelino Solis, L (3, 1) ERA: 5.87	6.2	W	23	4	0	0	2	0	0	0	0	0	0	27	27	0.00	0.600

PITCHER	IP	WLS	BF	H	R	ER	SO	BB	IBB	HBP	BLK	WP	HR	S	P	ERA	WHIP

Chicago Cubs @ Milwaukee Braves

Milwaukee County Stadium, Milwaukee, WI

Sun Jul 27 1958, 8:05 PM EDT

Att. 36,433 - Unknown

TOP

livebaseballscorecards.com

Batter	1	2	3	4	5	6	7	8	9	AB	R	H	RBI	BB	SO	LOB
Tony Taylor, R (1, 4) OBP: 0.309, SLG: 0.311	F7		G4-6-3 BB 1-2		K			K		3	0	0	0	1	2	0
Alvin Dark, R (1, 5) OBP: 0.359, SLG: 0.409	G3		G4-6-3 1-2f			6-3		F3		4	0	0	0	0	0	2
Lee Walls, R (1, 9) OBP: 0.374, SLG: 0.531	14 FC6-4 BB			3-1 1B 1B		1B			1B E BB	2	1	2	0	2	0	0
14 Ernie Banks, R (1, 6) OBP: 0.359, SLG: 0.608	FC6-4 1-2f			K		F8			F7	4	0	0	0	0	1	4
Walt Moryn, L (1, 7) OBP: 0.341, SLG: 0.489		F9		3-1 1-2		4-3			E4 1B 1-2	4	0	0	0	0	0	3
Dale Long, L (1, 3) OBP: 0.374, SLG: 0.475		F7		1B 2-H			4-3		G6-3 1B 1-2 2-3	4	0	2	1	0	0	0
Sammy Taylor, L (1, 2) OBP: 0.350, SLG: 0.422		F6	F7				G3		G6-3 1-2f	4	0	0	0	0	0	4
Bobby Thomson, R (1, 8) OBP: 0.359, SLG: 0.475			BB 1B		6-3		F7			3	0	1	0	0	0	0
Dave Hillman, R (1, 1) OBP: 0.063, SLG: 0.125			P2		K			K2-3		2	0	0	0	0	1	1
Bill Henry, L (7, 1) OBP: 0.400, SLG: 0.444										0	0	0	0	0	0	0
Lou Jackson, L (8, PH)										1	0	0	0	0	1	0
Glen Hobbie, R (8, 1) OBP: 0.184, SLG: 0.167										0	0	0	0	0	0	0
Inning Stats	R: 0 E: 0 K: 0 S: 3 H: 0 LOB: 1 BB: 1 P: 7	R: 0 E: 0 K: 0 S: 3 H: 0 LOB: 0 BB: 0 P: 3	R: 0 E: 0 K: 0 S: 3 H: 1 LOB: 1 BB: 1 P: 7	R: 1 E: 0 K: 1 S: 7 H: 2 LOB: 1 BB: 0 P: 7	R: 0 E: 0 K: 2 S: 7 H: 0 LOB: 0 BB: 0 P: 7	R: 0 E: 0 K: 0 S: 4 H: 1 LOB: 1 BB: 0 P: 4	R: 0 E: 0 K: 0 S: 3 H: 0 LOB: 0 BB: 0 P: 3	R: 0 E: 0 K: 2 S: 7 H: 0 LOB: 0 BB: 0 P: 7	R: 0 E: 1 K: 0 S: 4 H: 1 LOB: 2 BB: 1 P: 8	1B: 5 2B: 0 3B: 0 HR: 0 SF: 0 SAC: 0 DP: 2 HBP: 0							

AB	31
R	1
H	5
RBI	1
BB	3
SO	5
LOB	14

WP: 0 PB: 0 SB: 0 CS: 0 PA: 34

PITCHER		IP	WLS	BF	H	R	ER	SO	BB	IBB	HBP	BLK	WP	HR	S	P	ERA	WHIP
Carl Willey, R ERA: 2.7	(1, 1)	8.1	W	33	5	1	1	5	3	0	0	0	0	0	40	52	1.08	0.960
Don McMahon, R ERA: 3.1	(9, 1)	0.2	S	1	0	0	0	0	0	0	0	0	0	0	1	1	0.00	0.000

PITCHER		IP	WLS	BF	H	R	ER	SO	BB	IBB	HBP	BLK	WP	HR	S	P	ERA	WHIP

Batter	1	2	3	4	5	6	7	8	9	AB	R	H	RBI	BB	SO	LOB
Bill Bruton, L (1, 8) OBP: 0.331, SLG: 0.362	0-0 1B		0-0 1B 2B		0-3 ① K	0-0 ③ G3				4	1	2	0	0	1	1
Frank Torre, L (1, 3) OBP: 0.400, SLG: 0.385	0-3 ① K		0-0 ① F3		0-0 E 1B	BBBB 4-0 SH1-3 BB				3	1	1	0	1	1	2
Eddie Mathews, L (1, 5) OBP: 0.357, SLG: 0.471	0-0 ② 1-2 HR 1B		SSS 0-3 ② K		0-0 ② P4	x 0-0 ① SH1-3 1-2				3	1	1	0	0	1	2
Hank Aaron, R (1, 9) OBP: 0.369, SLG: 0.545	0-0 1-H HR		0-0 2-H 1B		0-0 E6 1B 1-2	I 4-0 FC6-4 IBB				3	1	2	3	1	0	1
Wes Covington, L (1, 7) OBP: 0.376, SLG: 0.661	0-0 ③ G4-3		0-0 ③ F2		0-0 1-2 2-H 1B	SSS 0-3 ② K				4	0	1	1	0	1	3
Del Crandall, R (1, 2) OBP: 0.341, SLG: 0.458		0-0 2B		0-0 ① F8	0-0 ③ F8		0-0 ③ FC6-4 1-2f			4	0	1	0	0	0	4
Johnny Logan, R (1, 6) OBP: 0.326, SLG: 0.399		0-0 ① F2		0-0 ② F8		0-0 FC6-4 1B		0-0 ① 6-3		4	0	1	0	0	0	1
Felix Mantilla, R (1, 4) OBP: 0.277, SLG: 0.385		0-0 ② P3		0-0 FC6-4 1B		0-0 ① FC6-4 E S 1-2f		0-0 ② F7		4	0	1	0	0	0	2
Carl Willey, R (1, 1) OBP: 0.143, SLG: 0.143 Don McMahon, R (9, 1) OBP: 0.375, SLG: 0.167	SSS 0-3 ③ K			0-0 ③ FC6-4 1-2f		SSS 0-3 ② K 1-3		0-0 ③ 1-3		4 0	0 0	0 0	0 0	0 0	2 0	3 0
Inning Stats	R: 2 E: 0 K: 1 S: 7 H: 3 LOB: 0 BB: 0 P: 7	R: 0 E: 0 K: 1 S: 6 H: 1 LOB: 1 BB: 0 P: 6	R: 1 E: 0 K: 1 S: 7 H: 2 LOB: 1 BB: 0 P: 7	R: 0 E: 0 K: 0 S: 4 H: 1 LOB: 1 BB: 0 P: 4	R: 1 E: 1 K: 1 S: 8 H: 2 LOB: 2 BB: 0 P: 8	R: 0 E: 0 K: 1 S: 6 H: 1 LOB: 1 BB: 0 P: 6	R: 0 E: 0 K: 1 S: 5 H: 0 LOB: 2 BB: 2 P: 13	R: 0 E: 0 K: 0 S: 3 H: 0 LOB: 0 BB: 0 P: 3		1B: 7 2B: 2 3B: 0 HR: 1		SF: 0 SAC: 1 DP: 0 HBP: 0				

PITCHER		IP	WLS	BF	H	R	ER	SO	BB	IBB	HBP	BLK	WP	HR	S	P	ERA	WHIP
Dave Hillman, R ERA: 2.75	(1, 1)	6.0	L	29	10	4	3	5	1	0	0	0	0	1	38	42	4.50	1.833
Bill Henry, L ERA: 1.47	(7, 1)	1.0		4	0	0	0	1	0	1	0	0	0	0	5	9	0.00	0.000
Glen Hobbie, R ERA: 3.72	(8, 1)	1.0		3	0	0	0	0	0	0	0	0	0	0	3	3	0.00	0.000

PITCHER	IP	WLS	BF	H	R	ER	SO	BB	IBB	HBP	BLK	WP	HR	S	P	ERA	WHIP

BOTTOM

Chicago Cubs @ Milwaukee Braves

Milwaukee County Stadium, Milwaukee, WI

Sun Jul 27 1958, 8:05 PM EDT

Att. 36,433 - Unknown

livebaseballscorecards.com

AB	33
R	4
H	10
RBI	4
BB	2
SO	6
LOB	19

WP: 0 PB: 0 SB: 1 CS: 0 PA: 36

Batter	1	2	3	4	5	6	7	8	9	AB	R	H	RBI	BB	SO	LOB
Jim Gilliam, S (1, 9) (6, 4) OBP: 0.346, SLG: 0.345	1-3			4-3		2B BB	6-3			3	1	0	0	1	0	1
Pee Wee Reese, R (1, 5) OBP: 0.365, SLG: 0.439	5-3			FC3-6 BB		6-3 1-H 2-H 2B		FC1-6 BB		2	0	1	2	2	0	0
Norm Larker, L (1, 7) OBP: 0.400, SLG: 0.496	4-3			FC3-6 WP 1-2f		6-3 2-3		SAFE FC1-6 1-2f		3	0	0	0	0	0	2
Carl Furillo, R (7, 9) OBP: 0.325, SLG: 0.423										1	0	0	0	0	0	1
Gil Hodges, R (1, 3) OBP: 0.311, SLG: 0.427		3-1		F8 1-2		K		K		4	0	0	0	0	2	3
John Roseboro, L (1, 2) OBP: 0.342, SLG: 0.451		4-3			K		E S 1B 1B	4-3		4	1	1	0	0	1	1
Don Zimmer, R (1, 6) OBP: 0.329, SLG: 0.463		K			6-3		S 5-3 1-H 3B 1B		6-3	4	1	1	1	0	1	0
Charlie Neal, R (1, 4) OBP: 0.346, SLG: 0.474			G6-3 BB		G1		5-3 1-2		CS 1B	1	0	0	0	1	0	0
Elmer Valo, L (6, 9) (7, 7) OBP: 0.308, SLG: 0.309										2	0	1	0	0	0	1
Gino Cimoli, R (1, 8) OBP: 0.303, SLG: 0.399			G6-3 1-2f			SH3-4 2B 1B	3B 2-H	K 1-2		4	1	2	1	0	1	2
Don Drysdale, R (1, 1) OBP: 0.182, SLG: 0.406			K			SH3-4 1-2	K			2	0	0	0	0	2	1
Johnny Klippstein, R (9, 1) OBP: 0.056, SLG: 0.056										0	0	0	0	0	0	0

Inning Stats	1	2	3	4	5	6	7	8	9
R:	0	0	0	0	0	2	2	0	0
E:	0	0	0	0	0	0	0	1	0
K:	0	1	1	0	0	1	1	1	1
S:	5	7	5	12	8	18	16	11	8
H:	0	0	0	0	0	2	3	0	1
LOB:	0	0	0	1	0	1	1	1	1
BB:	0	0	1	1	0	1	0	1	0
P:	10	8	12	21	13	29	22	17	12

1B:	4	SF:	0	WP:	1	PA:	35
2B:	2	SAC:	1	PB:	0		
3B:	1	DP:	2	SB:	2		
HR:	0	HBP:	0	CS:	1		

PITCHER		IP	WLS	BF	H	R	ER	SO	BB	IBB	HBP	BLK	WP	HR	S	P	ERA	WHIP
Joey Jay, R ERA: 2.03	(1, 1)	5.1	L	20	2	2	2	3	3	0	0	0	1	0	50	85	3.38	0.938
Lew Burdette, R ERA: 3.61	(6, 1)	1.2		8	3	2	2	2	0	0	0	0	0	0	21	30	10.80	1.800
Don McMahon, R ERA: 2.95	(8, 1)	2.0		7	1	0	0	2	1	0	0	0	0	0	19	29	0.00	1.000

PITCHER IP WLS BF H R ER SO BB IBB HBP BLK WP HR S P ERA WHIP

TOP

Los Angeles Dodgers @ Milwaukee Braves

Milwaukee County Stadium, Milwaukee, WI

Tue Jul 29 1958, 8:05 PM EDT

Att. 31,596 - Unknown

livebaseballscorecards.com

AB	30
R	4
H	6
RBI	4
BB	4
SO	7
LOB	12

Batter	1	2	3	4	5	6	7	8	9	AB	R	H	RBI	BB	SO	LOB
Bill Bruton, L (1, 8) OBP: 0.328, SLG: 0.353	C F F B X 1-2 F8 ①		F F S 0-3 K ②		B B B C B 4-1 BB		C F B X 1-2 G4-6-3 ② ③ 1-2f		S B X 1-1 F7 ③	4	0	0	0	1	1	4
Mel Roach, R (1, 4) OBP: 0.322, SLG: 0.368	C B B S X 2-2 F7 ②		B B X 2-0 F4 ③		L S F S 0-3 K ②			C X 0-1 1-3 ①		4	0	0	0	0	1	2
Eddie Mathews, L (1, 5) OBP: 0.356, SLG: 0.467	F X 0-1 3-1 ③			B B B B 4-0 2B BB	C B B B S S X 3-2 G3 ③			B X 1-0 F6 ②		3	0	0	0	1	0	1
Hank Aaron, R (1, 9) OBP: 0.370, SLG: 0.550		C B B B X 2-1 2B		X 0-0 1-3 2B		B S B C F B S 3-3 K ①		F F F S 0-3 K ③		4	0	2	0	0	2	0
Wes Covington, L (1, 7) OBP: 0.373, SLG: 0.669		F B B B F F X 2-2 L8 ①		B S F F B X 2-2 F9 ①		B X 1-0 F7 ②			X 0-0 HR	4	1	1	1	0	0	3
Frank Torre, L (1, 3) OBP: 0.406, SLG: 0.393 Casey Wise, S (9, PR) OBP: 0.045, SLG: 0.045		B X 1-0 F7 ②		I I I 4-0 IBB		B C B B B F X 3-2 2B			X 0-0 2B 1B	3 0	0 1	2 0	0 0	1 0	0 0	1 0
Johnny Logan, R (1, 6) OBP: 0.323, SLG: 0.394		C F S 0-3 K ③		C C S 0-3 K ②		B C X 1-1 F5 ③			B F X 1-1 F5 ①	4	0	0	0	0	2	6
Del Crandall, R (1, 2) OBP: 0.340, SLG: 0.459			X 0-0 5-3 ①	C F S 0-3 K ③			B X 1-0 F8 ①		X 0-0 1-H 2B	4	0	1	1	0	1	3
Joey Jay, S (1, 1) OBP: 0.194, SLG: 0.107 Lew Burdette, R (6, 1) OBP: 0.276, SLG: 0.345 Harry Hanebrink, L (7, PH) OBP: 0.282, SLG: 0.325 Don McMahon, R (8, 1) OBP: 0.375, SLG: 0.167 Joe Adcock, R (9, PH) OBP: 0.327, SLG: 0.533			C B B S S X 2-2 1B		B C B B F C 2-3 K ①		B B B C B 4-1 G4-6-3 BB		C B S S S 1-3 K ②	2 0 0 0 1	0 0 0 0 0	1 0 0 0 2	0 0 1 0 1	0 0 0 0 0	1 0 0 0 2	0 0 0 0 0
Inning Stats	R: 0 E: 0 K: 0 S: 9 H: 0 LOB: 0 BB: 0 P: 12	R: 0 E: 0 K: 1 S: 9 H: 1 LOB: 1 BB: 0 P: 14	R: 0 E: 0 K: 1 S: 8 H: 1 LOB: 1 BB: 0 P: 12	R: 0 E: 0 K: 2 S: 11 H: 1 LOB: 3 BB: 2 P: 21	R: 0 E: 0 K: 2 S: 11 H: 0 LOB: 1 BB: 1 P: 20	R: 0 E: 0 K: 1 S: 10 H: 1 LOB: 1 BB: 0 P: 18	R: 0 E: 0 K: 0 S: 5 H: 0 LOB: 0 BB: 1 P: 11	R: 0 E: 0 K: 1 S: 7 H: 0 LOB: 0 BB: 0 P: 8	R: 2 E: 0 K: 1 S: 10 H: 3 LOB: 2 BB: 0 P: 13	1B: 2 2B: 4 3B: 0 HR: 1	SF: 0 SAC: 0 DP: 1 HBP: 0					

PITCHER	IP	WLS	BF	H	R	ER	SO	BB	IBB	HBP	BLK	WP	HR	S	P	ERA	WHIP
Don Drysdale, R (1, 1) ERA: 5.21	8.1	W	35	7	2	2	8	3	1	0	0	0	1	75	122	2.16	1.200
Johnny Klippstein, R (9, 1) ERA: 5.09	0.2	S	2	0	0	0	1	0	0	0	0	0	0	5	7	0.00	0.000

PITCHER	IP	WLS	BF	H	R	ER	SO	BB	IBB	HBP	BLK	WP	HR	S	P	ERA	WHIP

BOTTOM

Los Angeles Dodgers @ Milwaukee Braves

Milwaukee County Stadium, Milwaukee, WI

Tue Jul 29 1958, 8:05 PM EDT

Att. 31,596 - Unknown

livebaseballscorecards.com

AB	33
R	2
H	7
RBI	2
BB	4
SO	9
LOB	22

WP: 0 PB: 0 SB: 0 CS: 0 PA: 37

Batter	1	2	3	4	5	6	7	8	9	AB	R	H	RBI	BB	SO	LOB
Jim Gilliam, S (1, 4) OBP: 0.347, SLG: 0.346	B B C F S 2-3 ① K		B B C B C X 3-2 ③ 6-3			X 0-0 BB 1B 1B		C B X 1-1 SH2-4 1B		4	1	2	0	0	1	0
Pee Wee Reese, R (1, 5) OBP: 0.379, SLG: 0.443	B C X 1-1 FC4 1B			C B B B B 4-1 G5-4-3 BB		B B F B B 4-1 1B 1-2 E BB		L B B X 2-1 ① SH2-4 1-2		1	1	1	0	2	0	0
Don Zimmer, R (1, 6) OBP: 0.328, SLG: 0.460	F B C B S 2-3 ② K			X 0-0 ①② G5-4-3 1-2f		X 0-0 E 1-2 2-H E 1B		B C B B F S 3-3 ② K		4	1	1	1	0	2	3
Gil Hodges, R (1, 7) OBP: 0.307, SLG: 0.421 (7, 3)	C X 0-1 ③ FC4 1-2f			B X 1-0 ③ L8		B X 1-0 E6 1-3 2-H F9		S F S 0-3 ③ K		4	0	0	0	0	1	3
Carl Furillo, R (1, 9) OBP: 0.320, SLG: 0.416		C B X 1-1 ① 6-3			X 0-0 ① 4-3	F S B S X 2-2 ②③ F9 1-H 3-H			X 0-0 ① 6-3	4	0	0	0	0	0	1
Steve Bilko, R (1, 3) OBP: 0.324, SLG: 0.503 Charlie Neal, R (7, PR) OBP: 0.346, SLG: 0.474 Duke Snider, L (7, 8) OBP: 0.349, SLG: 0.430		C B S S 1-3 ② K			B B X 2-0 FC6-4 1B		C S B B X 2-2 F8 1B		B C S X 1-2 ② 4-3	3 0 1	0 0 0	2 0 0	0 0 0	0 0 0	1 0 0	0 0 0
Gino Cimoli, R (1, 8) OBP: 0.298, SLG: 0.391 (7, 7)		B C B B X 3-1 ③ F9			B F X 1-1 ② FC6-4 1-2f		B B S S F X 2-2 ① F8 1-2		C B B S F B X 3-2 E5	4	0	0	0	0	0	2
Joe Pignatano, R (1, 2) OBP: 0.273, SLG: 0.368			S M B X 1-2 ① 6-3		B F X 1-1 ③ 2-3		B X 1-0 F9 ②		C B B X 2-1 ③ L7	4	0	0	0	0	0	4
Sandy Koufax, R (1, 1) OBP: 0.129, SLG: 0.129 Johnny Klippstein, R (8, 1) OBP: 0.056, SLG: 0.056			C S B S 1-3 ② K			S S S 0-3 ① K	B S B S X 2-2 ③ 4-3			3 0	0 0	0 0	0 0	0 0	2 0	2 0
Inning Stats	R: 0 H: 1 E: 0 LOB: 1 K: 2 BB: 0 S: 11 P: 16	R: 0 H: 0 E: 0 LOB: 0 K: 1 BB: 0 S: 7 P: 12	R: 0 H: 0 E: 0 LOB: 0 K: 1 BB: 0 S: 9 P: 14	R: 0 H: 0 E: 0 LOB: 0 K: 0 BB: 1 S: 3 P: 8	R: 0 H: 1 E: 0 LOB: 1 K: 0 BB: 0 S: 6 P: 10	R: 3 H: 2 E: 2 LOB: 2 K: 1 BB: 1 S: 10 P: 17	R: 0 H: 1 E: 0 LOB: 2 K: 0 BB: 0 S: 11 P: 18	R: 0 H: 1 E: 0 LOB: 1 K: 2 BB: 0 S: 10 P: 16	R: 0 H: 0 E: 1 LOB: 1 K: 0 BB: 0 S: 10 P: 16	1B: 6 SF: 0 2B: 0 SAC: 1 3B: 0 DP: 1 HR: 0 HBP: 0						WP: 0 PA: 35 PB: 0 SB: 0 CS: 0

PITCHER	IP	WLS	BF	H	R	ER	SO	BB	IBB	HBP	BLK	WP	HR	S	P	ERA	WHIP
Warren Spahn, L (1, 1) ERA: 3.26	9.0	W	35	6	3	1	7	2	0	0	0	0	0	77	127	1.00	0.889

PITCHER	IP	WLS	BF	H	R	ER	SO	BB	IBB	HBP	BLK	WP	HR	S	P	ERA	WHIP

TOP

Los Angeles Dodgers @ Milwaukee Braves

Milwaukee County Stadium, Milwaukee, WI

Wed Jul 30 1958, 8:05 PM EDT

Att. 27,057 - Unknown

livebaseballscorecards.com

AB	32
R	3
H	6
RBI	1
BB	2
SO	7
LOB	15

Batter	1	2	3	4	5	6	7	8	9	AB	R	H	RBI	BB	SO	LOB
Felix Mantilla, R (1, 8) OBP: 0.282, SLG: 0.405	BFBBB 4-1 BB		BFBBX 3-1 1-H HR		BX 1-0 ① F8		BBSX 2-1 ② SF8 3-H			2	1	1	3	1	0	0
Mel Roach, R (1, 4) OBP: 0.320, SLG: 0.364	BCX 1-1 ① F7		X 0-0 2B 1B		BCX 1-1 ② 4-3		SSS 0-3 ③ K			4	0	1	0	0	1	1
Eddie Mathews, L (1, 5) OBP: 0.360, SLG: 0.480	X 0-0 ② F6		BBX 2-0 1-3 2B		CBFBBB 4-2 FC4-6 BB			X 0-0 HR		3	1	2	1	1	0	1
Hank Aaron, R (1, 9) OBP: 0.371, SLG: 0.547	BX 1-0 ③ 4-3		IIII 4-0 G6-4-3 IBB		X 0-0 ③ FC4-6 1-2f			BBBBB 4-0 F8 G1 BB		2	0	0	0	2	0	2
Joe Adcock, R (1, 3) OBP: 0.321, SLG: 0.522		FBBFS 1-3 ① K	X 0-0 ②③ G6-4-3 1-2f			FSS 0-3 ① K		X 0-0 ① G1 1-2		4	0	0	0	0	2	4
Wes Covington, L (1, 7) OBP: 0.376, SLG: 0.661		X 0-0 ② 3-1		BBBB 4-0 G1 BB		X 0-0 ② F9		IIII 4-0 FC5-4 IBB		2	0	0	0	2	0	0
Johnny Logan, R (1, 6) OBP: 0.320, SLG: 0.390		BCX 1-1 ③ F2		BFFFS 1-3 ① K		BFX 1-1 ③ 1-3		X 0-0 ② F8 2-3		4	0	0	0	0	1	3
Del Crandall, R (1, 2) OBP: 0.339, SLG: 0.463			SBBBFX 2-2 ① F6	FFX 0-2 ② G1 1-2			BX 1-0 SF8 3B	X 0-0 ③ FC5-4 1-2f		4	1	1	0	0	0	3
Warren Spahn, L (1, 1) OBP: 0.403, SLG: 0.486			BSFX 1-2 HR 1B	FFBX 1-2 ③ F6			FSBX 1-2 ① F8			3	1	1	0	0	0	2
Inning Stats	R: 0 H: 0 E: 0 LOB: 1 K: 0 BB: 1 S: 5 P: 11	R: 0 H: 0 E: 0 LOB: 0 K: 1 BB: 0 S: 6 P: 8	R: 2 H: 4 E: 0 LOB: 2 K: 0 BB: 1 S: 11 P: 23	R: 0 H: 0 E: 0 LOB: 1 K: 1 BB: 1 S: 10 P: 16	R: 0 H: 0 E: 0 LOB: 1 K: 0 BB: 1 S: 6 P: 12	R: 0 H: 0 E: 0 LOB: 0 K: 1 BB: 0 S: 6 P: 7	R: 1 H: 1 E: 0 LOB: 0 K: 1 BB: 0 S: 9 P: 13	R: 1 H: 1 E: 0 LOB: 2 K: 0 BB: 2 S: 4 P: 12		1B: 2 SF: 1 2B: 1 SAC: 0 3B: 1 DP: 1 HR: 2 HBP: 0						

PITCHER		IP	WLS	BF	H	R	ER	SO	BB	IBB	HBP	BLK	WP	HR	S	P	ERA	WHIP
Sandy Koufax, L ERA: 3.93	(1, 1)	7.1	L	32	6	4	4	4	4	1	0	0	0	2	55	96	4.91	1.364
Johnny Klippstein, R ERA: 5.04	(8, 1)	0.2		3	0	0	0	0	0	1	0	0	0	0	2	6	0.00	0.000

PITCHER	IP	WLS	BF	H	R	ER	SO	BB	IBB	HBP	BLK	WP	HR	S	P	ERA	WHIP

BOTTOM

Los Angeles Dodgers @ Milwaukee Braves

Milwaukee County Stadium, Milwaukee, WI

Wed Jul 30 1958, 8:05 PM EDT

Att. 27,057 - Unknown

livebaseballscorecards.com

AB	28
R	4
H	6
RBI	4
BB	6
SO	4
LOB	16

Batter	1	2	3	4	5	6	7	8	9	AB	R	H	RBI	BB	SO	LOB
Jim Gilliam, S (1, 4) OBP: 0.349, SLG: 0.351	C B B X 2-1 L7 ①		C C B B F X 2-2 6-3 ②			F F X 0-2 CS 1B		F C F X 0-2 6-3 2-H 2B		4	0	2	1	0	0	0
Pee Wee Reese, R (1, 5) OBP: 0.375, SLG: 0.432	B B B C C B 4-2 1B BB		C X 0-1 F9 ③			C F F X 0-2 F9 ①		B C C F F X 1-2 6-3 2-3 ②		3	0	0	0	1	0	2
Don Zimmer, R (1, 6) OBP: 0.327, SLG: 0.455	S B S B B S 2-3 K ②			B X 1-0 F7 ①		B B B C S B 4-2 FC5-4 1-2 BB ②		B X 1-0 5-3 ③		3	0	0	0	1	1	2
Gil Hodges, R (1, 7) OBP: 0.309, SLG: 0.420	C F B B X 2-2 1-2 1B			X 0-0 6-3 ②		S B X 1-1 FC5-4 1-2f ③			B B C B B 4-1 BB	3	0	1	0	1	0	1
Carl Furillo, R (1, 9) OBP: 0.316, SLG: 0.410	X 0-0 L7 ③			B B F F X 2-1 5-3 ③			B F F F F B F X 2-2 F8 ①		C X 0-1 F3 ①	4	0	0	0	0	0	3
Steve Bilko, R (1, 3) OBP: 0.317, SLG: 0.491		B C F B B S 3-3 K ①			S F S 0-3 K ①		B F X 1-1 6-3 ②		S C B S 1-3 K ②	4	0	0	0	0	3	1
Gino Cimoli, R (1, 8) OBP: 0.292, SLG: 0.383		B B B C X 3-1 5-3 ②			C B X 1-1 F9 ②		F F C 0-3 K ③		F B F B S 2-3 K ③	4	0	0	0	0	2	1
Joe Pignatano, R (1, 2) OBP: 0.275, SLG: 0.380		B S B X 2-1 F8 ③			B B C X 2-1 2B			X 0-0 E3 2B		3	1	1	0	0	0	0
Johnny Podres, L (1, 1) OBP: 0.140, SLG: 0.106			F S S 0-3 K ①		C C S 0-3 K ③			C B B X 2-1 F9 ①		2	0	0	0	0	2	1
Randy Jackson, R (8, PH) OBP: 0.243, SLG: 0.277										1	0	0	0	0	0	1
Stan Williams, R (8, 1) OBP: 0.034, SLG: 0.034										0	0	0	0	0	0	0
Fred Kipp, L (8, 1) OBP: 0.261, SLG: 0.273										0	0	0	0	0	0	0
Babe Birrer, R (8, 1)										0	0	0	0	0	0	0
Inning Stats	R: 0 E: 0 K: 1 S: 11 H: 1 LOB: 2 BB: 1 P: 21	R: 0 E: 0 K: 1 S: 7 H: 0 LOB: 0 BB: 0 P: 15	R: 0 E: 0 K: 1 S: 9 H: 0 LOB: 0 BB: 0 P: 11	R: 0 E: 0 K: 0 S: 4 H: 0 LOB: 0 BB: 0 P: 7	R: 0 E: 0 K: 2 S: 10 H: 1 LOB: 1 BB: 0 P: 13	R: 0 E: 0 K: 0 S: 11 H: 1 LOB: 1 BB: 1 P: 16	R: 0 E: 0 K: 1 S: 11 H: 0 LOB: 0 BB: 0 P: 14	R: 1 E: 1 K: 0 S: 13 H: 1 LOB: 1 BB: 0 P: 17	R: 0 E: 0 K: 2 S: 9 H: 0 LOB: 1 BB: 1 P: 16	1B: 2 2B: 2 3B: 0 HR: 0	SF: 0 SAC: 0 DP: 0 HBP: 0					

PITCHER	IP	WLS	BF	H	R	ER	SO	BB	IBB	HBP	BLK	WP	HR	S	P	ERA	WHIP
Juan Pizarro, L (1, 1) ERA: 0.5	9.0	W	34	4	1	0	8	3	0	0	0	0	0	85	130	0.00	0.778

PITCHER	IP	WLS	BF	H	R	ER	SO	BB	IBB	HBP	BLK	WP	HR	S	P	ERA	WHIP

TOP

Los Angeles Dodgers @ Milwaukee Braves

Milwaukee County Stadium, Milwaukee, WI

Thu Jul 31 1958, 4:33 AM EDT

Att. 23,000 - Unknown

livebaseballscorecards.com

AB	31
R	1
H	4
RBI	1
BB	3
SO	8
LOB	12

WP: 0 PB: 0 SB: 0 CS: 1 PA: 34

Batter	1	2	3	4	5	6	7	8	9	AB	R	H	RBI	BB	SO	LOB
Felix Mantilla, R (1, 8) OBP: 0.293, SLG: 0.406	C X 0-1 F9 ①		B B X 2-0 1-2 1B		B B B C B 4-1 BB			B B B C B 4-1 1-3 SH3-4 1B BB		2	1	1	0	2	0	0
Mel Roach, R (1, 4) OBP: 0.313, SLG: 0.355	B S B T T T X 2-2 6-3 ②		F X 0-1 5-3 ③		X 0-0 F3 ③			X 0-0 SH3-4 ① 1-2		3	0	0	0	0	0	4
Eddie Mathews, L (1, 5) OBP: 0.356, SLG: 0.475	X 0-0 4-3 ③			C F C 0-3 K ①		F C C 0-3 K ①		X 0-0 1-3 ② 2-3		4	0	0	0	0	2	1
Hank Aaron, R (1, 9) OBP: 0.372, SLG: 0.553		F F B X 1-2 1-3 ①		X 0-0 HR		X 0-0 6-3 ②		I I I I 4-0 1B 1B IBB		3	2	1	1	1	0	0
Joe Adcock, R (1, 3) OBP: 0.324, SLG: 0.522 Lew Burdette, R (8, PR) OBP: 0.276, SLG: 0.345 Frank Torre, L (9, 3) OBP: 0.406, SLG: 0.393		F X 0-1 1-4-3 ②		B F F X 1-2 6-3 ②		X 0-0 1B		X 0-0 1B 1-3 3-H 1B 1B		4 0 0	0 1 0	2 0 0	1 0 0	0 0 0	0 0 0	0 0 0
Wes Covington, L (1, 7) OBP: 0.373, SLG: 0.652 Casey Wise, S (8, PR) OBP: 0.045, SLG: 0.045 Andy Pafko, R (9, 7) OBP: 0.312, SLG: 0.309		B F C B B F C 3-3 K ③		F B F X 1-2 4-3 ③		F F C 0-3 K ③		X 0-0 1B 1-2 3-H 1B		4 0 0	0 0 0	1 0 0	1 0 0	0 0 0	2 0 0	1 0 0
Johnny Logan, R (1, 6) OBP: 0.322, SLG: 0.391			X 0-0 L4 ①		C B C B B X 3-2 SH3-1 1B		B F F F X 1-2 F8 ①	B X 1-0 1-3 2-H 1B ③		4	0	2	1	0	0	0
Del Rice, R (1, 2) OBP: 0.296, SLG: 0.318			B C B X 2-1 FC3-6 1B		B B S X 2-1 SH3-1 ① 1-2		B C B B X 3-1 5-3 ②			2	0	1	0	0	0	0
Juan Pizarro, L (1, 1)			X 0-0 FC3-6 ② 1-2f 1B		B B C B F S 3-3 K ②		B F F S 1-3 K ③			3	0	0	0	0	2	2
Inning Stats	R: 0 E: 0 K: 0 S: 8 H: 0 LOB: 0 BB: 0 P: 10	R: 0 E: 0 K: 1 S: 9 H: 0 LOB: 0 BB: 0 P: 13	R: 0 E: 0 K: 0 S: 7 H: 2 LOB: 2 BB: 0 P: 11	R: 1 E: 0 K: 1 S: 10 H: 1 LOB: 0 BB: 0 P: 12	R: 0 E: 0 K: 1 S: 10 H: 1 LOB: 2 BB: 1 P: 22	R: 0 E: 0 K: 2 S: 8 H: 1 LOB: 1 BB: 0 P: 8	R: 0 E: 0 K: 1 S: 9 H: 0 LOB: 0 BB: 0 P: 14	R: 3 E: 0 K: 0 S: 6 H: 3 LOB: 2 BB: 2 P: 15		1B: 7 2B: 0 3B: 0 HR: 1	SF: 0 SAC: 2 DP: 0 HBP: 0					

BOTTOM

Los Angeles Dodgers @ Milwaukee Braves

Milwaukee County Stadium, Milwaukee, WI

Thu Jul 31 1958, 4:33 AM EDT

Att. 23,000 - Unknown

livebaseballscorecards.com

AB	29
R	4
H	8
RBI	4
BB	3
SO	6
LOB	8

WP: 0 PB: 0 SB: 0 CS: 0 PA: 34

PITCHER		IP	WLS	BF	H	R	ER	SO	BB	IBB	HBP	BLK	WP	HR	S	P	ERA	WHIP
Johnny Podres, L ERA: 3.54	(1, 1)	7.0		27	5	1	1	6	1	0	0	0	0	1	61	90	1.29	0.857
Stan Williams, R ERA: 3.9	(8, 1)	0.1	L	2	0	1	1	0	1	0	0	0	0	0	2	6	27.00	3.000
Fred Kipp, L ERA: 5.09	(8, 1)	0.1		4	2	1	1	0	0	1	0	0	0	0	3	7	27.00	6.000
Babe Birrer, R ERA:	(8, 1)	0.1		1	1	1	1	0	0	0	0	0	0	0	1	2	27.00	3.000

PITCHER	IP	WLS	BF	H	R	ER	SO	BB	IBB	HBP	BLK	WP	HR	S	P	ERA	WHIP

San Francisco Giants @ Milwaukee Braves

Milwaukee County Stadium, Milwaukee, WI

Fri Aug 01 1958, 8:05 PM EDT
Att. 39,563 - Unknown

TOP

livebaseballscorecards.com

Batter	1	2	3	4	5	6	7	8	9	AB	R	H	RBI	BB	SO	LOB
Danny O'Connell, R (1, 4) OBP: 0.333, SLG: 0.311	6-3			F7	4-3		G3 1-2		F7	3	0	0	0	0	0	2
Bill White, L (7, PH)										1	0	0	0	0	0	1
Eddie Bressoud, R (7, 4) OBP: 0.309, SLG: 0.327										0	0	0	0	0	0	0
Hank Sauer, R (9, PH) OBP: 0.364, SLG: 0.459										1	0	0	0	0	0	1
Willie Kirkland, L (1, 9) OBP: 0.324, SLG: 0.418	F9			4-3		1B 1B 1B	E 2-H 1B		1-3 2B	5	0	3	1	0	0	0
Willie Mays, R (1, 8) OBP: 0.404, SLG: 0.563	K			1B	F9	E5 FC6-4 1-2			K	5	0	1	0	0	2	4
Ray Jablonski, R (1, 5) OBP: 0.281, SLG: 0.500		G1-4-3 BB		1-3	K	FC6-4 1-2f				3	0	0	0	1	1	4
Orlando Cepeda, R (1, 3) OBP: 0.348, SLG: 0.534		G1-4-3 1-2f			HR	1B 1-2 1B		K		4	1	2	1	0	1	1
Leon Wagner, L (1, 7) OBP: 0.400, SLG: 0.531		6-3			1B 1B	FC6-4 1-2 2-3 1B		K		4	0	2	0	0	1	0
Daryl Spencer, R (1, 6) OBP: 0.345, SLG: 0.438			6-3		1B 1-3	FC6-4 1-2f		K		4	0	1	0	0	1	3
Bob Schmidt, R (1, 2) OBP: 0.316, SLG: 0.463			F9		K		5-3		2B 1B	4	0	1	0	0	1	2
Mike McCormick, L (1, 1) OBP: 0.256, SLG: 0.244			K		K		G3 1B 1B		F8	2	0	0	0	0	2	2
Whitey Lockman, L (7, PH) OBP: 0.342, SLG: 0.352										1	1	1	0	0	0	0
Paul Giel, R (7, 1) OBP: 0.188, SLG: 0.133										0	0	0	0	0	0	0
Al Worthington, R (8, 1) OBP: 0.189, SLG: 0.176										0	0	0	0	0	0	0
Bob Speake, L (9, PH) OBP: 0.328, SLG: 0.364										1	0	0	0	0	0	1

	AB	38
	R	2
	H	11
	RBI	2
	BB	1
	SO	9
	LOB	21

Inning Stats	1	2	3	4	5	6	7	8	9
	R: 0 E: 0 K: 1 S: 5	H: 0 LOB: 0 BB: 0 P: 5	R: 0 E: 0 K: 0 S: 2	H: 0 LOB: 0 BB: 1 P: 6	R: 0 E: 0 K: 1 S: 5	H: 0 LOB: 0 BB: 0 P: 5	R: 0 E: 0 K: 0 S: 4	H: 1 LOB: 1 BB: 0 P: 4	R: 1 E: 0 K: 2 S: 10	H: 3 LOB: 2 BB: 0 P: 10	R: 0 E: 0 K: 1 S: 8	H: 3 LOB: 3 BB: 0 P: 8	R: 1 E: 1 K: 0 S: 6	H: 2 LOB: 2 BB: 0 P: 6	R: 0 E: 0 K: 3 S: 9	H: 0 LOB: 0 BB: 0 P: 9	R: 0 E: 0 K: 1 S: 7	H: 2 LOB: 2 BB: 0 P: 7

	1B: 9	SF: 0	WP: 0	PA: 39
	2B: 1	SAC: 0	PB: 0	
	3B: 0	DP: 1	SB: 0	
	HR: 1	HBP: 0	CS: 0	

PITCHER		IP	WLS	BF	H	R	ER	SO	BB	IBB	HBP	BLK	WP	HR	S	P	ERA	WHIP
Lew Burdette, R ERA: 3.53	(1, 1)	8.2	W	38	11	2	2	8	1	0	0	0	0	1	53	57	2.08	1.385
Don McMahon, R ERA: 2.93	(9, 1)	0.1	S	1	0	0	0	1	0	0	0	0	0	0	3	3	0.00	0.000

PITCHER	IP	WLS	BF	H	R	ER	SO	BB	IBB	HBP	BLK	WP	HR	S	P	ERA	WHIP

BOTTOM

San Francisco Giants @ Milwaukee Braves

Milwaukee County Stadium, Milwaukee, WI

Fri Aug 01 1958, 8:05 PM EDT

Att. 39,563 - Unknown

livebaseballscorecards.com

Batter	1	2	3	4	5	6	7	8	9	AB	R	H	RBI	BB	SO	LOB
Felix Mantilla, R (1, 8) (9, 7) OBP: 0.291, SLG: 0.396	5-3		6-3		F8		BB	F5		4	0	0	0	1	0	4
Mel Roach, R (1, 4) OBP: 0.318, SLG: 0.384	6-3		6-3			HR	1-3 1B			4	1	2	1	0	0	0
Eddie Mathews, L (1, 5) OBP: 0.355, SLG: 0.472	4-3		K			PB G3 1B	F7			4	1	1	0	0	1	2
Hank Aaron, R (1, 9) OBP: 0.371, SLG: 0.550		6-3		G4-6-3 1B		K		F5		4	0	1	0	0	1	1
Joe Adcock, R (1, 7) OBP: 0.328, SLG: 0.526		G3 1B		F8		G3 1-2		WP 1B 2B		4	1	2	0	0	0	2
Casey Wise, S (8, PR) OBP: 0.045, SLG: 0.045										0	1	0	0	0	0	0
Bill Bruton, L (9, 8) OBP: 0.328, SLG: 0.353										0	0	0	0	0	0	0
Frank Torre, L (1, 3) OBP: 0.407, SLG: 0.393		G3 1-2		G4-6-3 1-2f		1B 2-H		1B WP IBB		3	0	1	1	1	0	2
Johnny Logan, R (1, 6) OBP: 0.323, SLG: 0.391		BB			1B	F4		F8		3	0	1	0	1	0	3
Del Crandall, R (1, 2) OBP: 0.341, SLG: 0.462		1-3 2-H 1B			F7		F4	1B 1-2 2-3 IBB		3	0	1	1	1	0	1
Lew Burdette, R (1, 1) OBP: 0.274, SLG: 0.339		K			K		K	1-2 2-3 3-H 1B		4	0	1	1	0	3	3
Don McMahon, R (9, 1) OBP: 0.375, SLG: 0.167										0	0	0	0	0	0	0
Inning Stats	R: 0 E: 0 K: 0 S: 3 H: 0 LOB: 0 BB: 0 P: 3	R: 1 E: 0 K: 1 S: 7 H: 2 LOB: 2 BB: 1 P: 11	R: 0 E: 0 K: 1 S: 5 H: 0 LOB: 0 BB: 0 P: 5	R: 0 E: 0 K: 0 S: 3 H: 1 LOB: 0 BB: 0 P: 3	R: 0 E: 0 K: 1 S: 6 H: 1 LOB: 1 BB: 0 P: 6	R: 2 E: 0 K: 1 S: 8 H: 3 LOB: 1 BB: 0 P: 8	R: 0 E: 0 K: 1 S: 6 H: 1 LOB: 2 BB: 1 P: 10	R: 1 E: 0 K: 0 S: 5 H: 2 LOB: 3 BB: 2 P: 13		1B: 8 2B: 1 3B: 0 HR: 1 SF: 0 SAC: 0 DP: 1 HBP: 0						

	AB	33
	R	4
	H	10
	RBI	4
	BB	4
	SO	5
	LOB	18

WP: 1 PB: 1 SB: 0 CS: 0 PA: 37

PITCHER		IP	WLS	BF	H	R	ER	SO	BB	IBB	HBP	BLK	WP	HR	S	P	ERA	WHIP
Mike McCormick, L ERA: 3.77	(1, 1)	6.0	L	25	7	3	3	4	1	0	0	0	0	1	32	36	4.50	1.333
Paul Giel, R ERA: 3.6	(7, 1)	1.2		11	3	1	1	1	1	2	0	0	1	0	10	22	5.40	2.400
Al Worthington, R ERA: 3.12	(8, 1)	0.1		1	0	0	0	0	0	0	0	0	0	0	1	1	0.00	0.000

PITCHER	IP	WLS	BF	H	R	ER	SO	BB	IBB	HBP	BLK	WP	HR	S	P	ERA	WHIP

Batter	1	2	3	4	5	6	7	8	9	AB	R	H	RBI	BB	SO	LOB
Danny O'Connell, R (1, 4) OBP: 0.335, SLG: 0.313	x 0-0 L3 1B		x 0-0 ② 6-3			x 0-0 ① F7		x 0-0 ③ 4-3		2	0	1	0	0	0	0
Whitey Lockman, L (6, PH) OBP: 0.333, SLG: 0.342 (6, 4)										2	0	0	0	0	0	1
Willie Kirkland, L (1, 9) OBP: 0.323, SLG: 0.419	x 0-0 ① ② L3 1-2		x 0-0 2B			x 0-0 ② F8			x 0-0 ① F2	4	0	1	0	0	0	1
Willie Mays, R (1, 8) OBP: 0.402, SLG: 0.560	S S S 0-3 ③ K		x 0-0 ③ 4-3			x 0-0 ③ 5-3			x 0-0 1B	4	0	1	0	0	1	1
Leon Wagner, L (1, 7) OBP: 0.385, SLG: 0.510		x 0-0 ① F8		x 0-0 ① 4-3			x 0-0 ① 4-3		x 0-0 ② F9	4	0	0	0	0	0	1
Orlando Cepeda, R (1, 3) OBP: 0.344, SLG: 0.529		x 0-0 ② F4		x 0-0 ② 5-3			x 0-0 ② F8		x 0-0 ③ F8	4	0	0	0	0	0	1
Ray Jablonski, R (1, 5) OBP: 0.282, SLG: 0.495		B B B B 4-0 S BB		x 0-0 ③ F7			S S S 0-3 ③ K			2	0	0	0	1	1	0
Daryl Spencer, R (1, 6) OBP: 0.348, SLG: 0.441		B B B B 4-0 1-2 BB			x 0-0 ① F8			x 0-0 2B		2	0	1	0	1	0	0
Valmy Thomas, R (1, 2) OBP: 0.340, SLG: 0.345		x 0-0 ③ F9			x 0-0 ② 4-3			x 0-0 ① F6		3	0	0	0	0	0	3
Stu Miller, R (1, 1) OBP: 0.231, SLG: 0.174			S S S 0-3 ① K		x 0-0 ③ F8			x 0-0 ② F8		1	0	0	0	0	1	0
Bob Speake, L (5, PH) OBP: 0.323, SLG: 0.357										1	0	0	0	0	0	0
Don Johnson, R (5, 1)										0	0	0	0	0	0	0
Ramon Monzant, R (5, 1) OBP: 0.235, SLG: 0.235										0	0	0	0	0	0	0
Bill White, L (8, PH)										1	0	0	0	0	0	1
Paul Giel, R (8, 1) OBP: 0.188, SLG: 0.133										0	0	0	0	0	0	0
Inning Stats	R: 0 E: 0 K: 1 S: 5 H: 1 LOB: 0 BB: 0 P: 5	R: 0 E: 0 K: 0 S: 3 H: 0 LOB: 2 BB: 2 P: 11	R: 0 E: 0 K: 1 S: 6 H: 1 LOB: 1 BB: 0 P: 6	R: 0 E: 0 K: 0 S: 3 H: 0 LOB: 0 BB: 0 P: 3	R: 0 E: 0 K: 0 S: 3 H: 0 LOB: 0 BB: 0 P: 3	R: 0 E: 0 K: 0 S: 3 H: 0 LOB: 0 BB: 0 P: 3	R: 0 E: 0 K: 1 S: 5 H: 0 LOB: 0 BB: 0 P: 5	R: 0 E: 0 K: 0 S: 4 H: 1 LOB: 1 BB: 0 P: 4	R: 0 E: 0 K: 0 S: 4 H: 1 LOB: 1 BB: 0 P: 4	1B: 2 2B: 3 3B: 0 HR: 0	SF: 0 SAC: 0 DP: 1 HBP: 0						

TOP

San Francisco Giants @ Milwaukee Braves

Milwaukee County Stadium, Milwaukee, WI

Sat Aug 02 1958, 4:33 AM EDT

Att. 34,770 - Unknown

livebaseballscorecards.com

AB	30
R	0
H	4
RBI	0
BB	2
SO	3
LOB	9

WP: 0 PB: 0 SB: 1 CS: 0 PA: 32

PITCHER		IP	WLS	BF	H	R	ER	SO	BB	IBB	HBP	BLK	WP	HR	S	P	ERA	WHIP
Carl Willey, R ERA: 2.35	(1, 1)	9.0	W	32	4	0	0	3	2	0	0	0	0	0	36	44	0.00	0.667

PITCHER	IP	WLS	BF	H	R	ER	SO	BB	IBB	HBP	BLK	WP	HR	S	P	ERA	WHIP

Batter	1	2	3	4	5	6	7	8	9	AB	R	H	RBI	BB	SO	LOB
Bill Bruton, L (1, 8) OBP: 0.330, SLG: 0.355	E4 WP 2B		K	1B 2-H 3-H		HR 1B		6-3		5	2	2	1	0	1	0
Mel Roach, R (1, 4) OBP: 0.328, SLG: 0.415	F7		1B		1B 1B 1B	1-H HR		F7		5	2	3	2	0	0	1
Eddie Mathews, L (1, 5) OBP: 0.354, SLG: 0.470	K 2-3		G3		1B 1-2 SF9 1B	4-3				4	1	1	0	0	1	2
Harry Hanebrink, L (8, 5) OBP: 0.282, SLG: 0.325										0	0	0	0	0	0	0
Hank Aaron, R (1, 9) OBP: 0.377, SLG: 0.567	3-H 2B			1B 2B	6-3 1-3 2-H 1B		HR			4	2	4	3	0	0	0
Wes Covington, L (1, 7) OBP: 0.376, SLG: 0.669	F9			G3 2-H 2B 1B	SF9 3-H		HR			3	2	2	3	0	0	1
Andy Pafko, R (8, 7) OBP: 0.312, SLG: 0.309										0	0	0	0	0	0	0
Frank Torre, L (1, 3) OBP: 0.401, SLG: 0.385		G3	G3 1-2	G3 1-2	6-3 1-2		F8			4	0	0	0	0	0	2
Johnny Logan, R (1, 6) OBP: 0.320, SLG: 0.386		K	F3	5-3			F5			4	0	0	0	0	1	2
Del Crandall, R (1, 2) OBP: 0.340, SLG: 0.457		F2	2B 1B IBB		F4		F8			3	1	0	0	1	0	0
Carl Willey, R (1, 1) OBP: 0.160, SLG: 0.200			4-3	1-3 2-H 1B 2B		K		K		4	0	1	1	0	2	0
Inning Stats	R: 1 E: 1 K: 1 S: 7 H: 1 LOB: 1 BB: 0 P: 7	R: 0 E: 0 K: 1 S: 5 H: 0 LOB: 0 BB: 0 P: 5	R: 0 E: 0 K: 1 S: 6 H: 1 LOB: 1 BB: 0 P: 6	R: 3 E: 0 K: 0 S: 6 H: 4 LOB: 2 BB: 1 P: 10	R: 2 E: 0 K: 0 S: 6 H: 3 LOB: 1 BB: 0 P: 6	R: 2 E: 0 K: 1 S: 7 H: 2 LOB: 0 BB: 0 P: 7	R: 2 E: 0 K: 0 S: 5 H: 2 LOB: 0 BB: 0 P: 5	R: 0 E: 0 K: 1 S: 5 H: 0 LOB: 0 BB: 0 P: 5		1B: 7 2B: 3 3B: 0 HR: 3	SF: 1 SAC: 0 DP: 0 HBP: 0						

BOTTOM

San Francisco Giants @ Milwaukee Braves

Milwaukee County Stadium, Milwaukee, WI

Sat Aug 02 1958, 4:33 AM EDT

Att. 34,770 - Unknown

livebaseballscorecards.com

AB	36
R	10
H	13
RBI	10
BB	1
SO	5
LOB	8

WP: 1 PB: 0 SB: 0 CS: 0 PA: 38

PITCHER		IP	WLS	BF	H	R	ER	SO	BB	IBB	HBP	BLK	WP	HR	S	P	ERA	WHIP
Stu Miller, R ERA: 2.19	(1, 1)	4.0	L	19	6	4	3	3	0	1	0	0	1	0	24	28	6.75	1.500
Don Johnson, R ERA: 18.69	(5, 1)	0.0		3	3	2	2	0	0	0	0	0	0	0	3	3	∞	∞
Ramon Monzant, R ERA: 5.03	(5, 1)	3.0		13	4	4	4	1	0	0	0	0	0	3	15	15	12.00	1.333
Paul Giel, R ERA: 3.54	(8, 1)	1.0		3	0	0	0	1	0	0	0	0	0	0	5	5	0.00	0.000

PITCHER	IP	WLS	BF	H	R	ER	SO	BB	IBB	HBP	BLK	WP	HR	S	P	ERA	WHIP

Batter	1	2	3	4	5	6	7	8	9	AB	R	H	RBI	BB	SO	LOB
Danny O'Connell, R (1, 4) OBP: 0.333, SLG: 0.320	F7		1B 3B	K			6-3			4	1	1	0	0	1	1
Willie Mays, R (1, 8) OBP: 0.401, SLG: 0.556	K		1B 1B BB		F9			G3		3	1	0	0	1	1	0
Leon Wagner, L (1, 7) OBP: 0.389, SLG: 0.505	HBP		1B 1-3 3-H 1B		E3 L3			K		3	0	1	1	0	1	0
Willie Kirkland, L (1, 9) OBP: 0.322, SLG: 0.416	K		G6-4-3 1-2 3-H 1B		L3 1-2			6-3		4	0	1	1	0	1	2
Orlando Cepeda, R (1, 3) OBP: 0.344, SLG: 0.526		SH3-4 1B FC5 1B	F2			F8			5-3	4	0	1	0	0	0	2
Daryl Spencer, R (1, 6) OBP: 0.347, SLG: 0.439		SH3-4 1-2 E 1B	G6-4-3 1-2f			F9			6-3	4	1	1	0	0	0	2
Jim Davenport, R (1, 5) OBP: 0.299, SLG: 0.368 Ray Jablonski, R (9, PH) OBP: 0.281, SLG: 0.492		SH3-4 1-2 2-3	F7			4-3			6-3	2 1	0 0	0 0	0 0	0 0	0 0	0 0
Bob Schmidt, R (1, 2) OBP: 0.313, SLG: 0.458		FC5 2-H 3-H	F5				F7			3	0	0	0	0	0	1
Johnny Antonelli, L (1, 1) OBP: 0.230, SLG: 0.271		K	BB				K			2	0	0	0	1	2	1
Inning Stats	R: 0 E: 0 K: 2 S: 7 H: 0 LOB: 1 BB: 0 P: 8	R: 1 E: 1 K: 1 S: 7 H: 2 LOB: 1 BB: 0 P: 7	R: 2 E: 0 K: 0 S: 5 H: 3 LOB: 1 BB: 1 P: 9	R: 0 E: 0 K: 1 S: 5 H: 0 LOB: 1 BB: 1 P: 9	R: 0 E: 1 K: 0 S: 3 H: 0 LOB: 0 BB: 0 P: 3	R: 0 E: 0 K: 0 S: 3 H: 0 LOB: 0 BB: 0 P: 3	R: 0 E: 0 K: 1 S: 5 H: 0 LOB: 0 BB: 0 P: 5	R: 0 E: 0 K: 1 S: 5 H: 0 LOB: 0 BB: 0 P: 5	R: 0 E: 0 K: 0 S: 3 H: 0 LOB: 0 BB: 0 P: 3	1B: 4 2B: 1 3B: 1 HR: 0	SF: 0 SAC: 1 DP: 2 HBP: 1					

PITCHER		IP	WLS	BF	H	R	ER	SO	BB	IBB	HBP	BLK	WP	HR	S	P	ERA	WHIP
Gene Conley, R ERA: 4.33	(1, 1)	2.0		13	5	3	2	3	1	0	1	0	0	0	17	22	9.00	3.000
Bob Trowbridge, R ERA: 2.61	(3, 1)	7.0	W	21	0	0	0	3	1	0	0	0	0	0	26	30	0.00	0.143

PITCHER	IP	WLS	BF	H	R	ER	SO	BB	IBB	HBP	BLK	WP	HR	S	P	ERA	WHIP

TOP

San Francisco Giants @ Milwaukee Braves

Milwaukee County Stadium, Milwaukee, WI

Sun Aug 03 1958, 4:33 AM EDT

Unknown

livebaseballscorecards.com

AB	30
R	3
H	5
RBI	2
BB	2
SO	6
LOB	9

PA: 34

WP: 0
PB: 0
SB: 0
CS: 0

Batter	1	2	3	4	5	6	7	8	9	AB	R	H	RBI	BB	SO	LOB
Felix Mantilla, R (1, 8) OBP: 0.284, SLG: 0.387	6-3		E5 1B 2-3		6-3		F7			4	0	0	0	0	0	2
Mel Roach, R (1, 4) OBP: 0.340, SLG: 0.433	F7		1-2 3-H 1B		2-3 1B			F9 SF8-4-3 2B		4	1	3	1	0	0	0
Eddie Mathews, L (1, 5) OBP: 0.350, SLG: 0.464	K		3-1			K		F9 2-3		4	0	0	0	0	2	3
Hank Aaron, R (1, 9) OBP: 0.381, SLG: 0.571		G5-4-3 1B		5-3		HR 2B		SF8-4-3 IBB		3	1	2	0	1	0	0
Joe Adcock, R (1, 3) OBP: 0.326, SLG: 0.537		G5-4-3 1-2f		K		2-H HR		SF8-4-3 1-2 3-H		3	1	1	3	0	1	1
Andy Pafko, R (1, 7) OBP: 0.313, SLG: 0.310		F9		FC6-4 1B		F6				3	0	1	0	0	0	0
Johnny Logan, R (1, 6) OBP: 0.318, SLG: 0.383			5-3	FC6-4 1-2f		K				3	0	0	0	0	1	1
Del Rice, R (1, 2) OBP: 0.311, SLG: 0.333			FC3-6 1B		1B SH3-4 1B		K			3	0	2	0	0	1	0
Gene Conley, R (1, 1) OBP: 0.188, SLG: 0.375			FC3-6 E 1-2f 1B		SH3-4 1-2		K			0	0	0	0	0	0	0
Bob Trowbridge, R (3, 1) OBP: 0.125, SLG: 0.125										2	1	0	0	0	1	1
Inning Stats	R: 0 E: 0 K: 1 S: 5 H: 0 LOB: 0 BB: 0 P: 5	R: 0 E: 0 K: 0 S: 3 H: 1 LOB: 0 BB: 0 P: 3	R: 1 E: 2 K: 0 S: 6 H: 2 LOB: 2 BB: 0 P: 6	R: 0 E: 0 K: 1 S: 6 H: 1 LOB: 1 BB: 0 P: 6	R: 0 E: 0 K: 0 S: 4 H: 2 LOB: 2 BB: 0 P: 4	R: 2 E: 0 K: 2 S: 9 H: 2 LOB: 0 BB: 0 P: 9	R: 0 E: 0 K: 2 S: 7 H: 0 LOB: 0 BB: 0 P: 7	R: 1 E: 0 K: 0 S: 3 H: 1 LOB: 0 BB: 1 P: 7		1B: 6 2B: 3 3B: 0 HR: 1 SF: 1 SAC: 1 DP: 2 HBP: 0						

PITCHER	IP	WLS	BF	H	R	ER	SO	BB	IBB	HBP	BLK	WP	HR	S	P	ERA	WHIP
Johnny Antonelli, L (1, 1) ERA: 3.05	8.0	L	32	9	4	3	6	0	1	0	0	0	1	43	47	3.38	1.125

PITCHER	IP	WLS	BF	H	R	ER	SO	BB	IBB	HBP	BLK	WP	HR	S	P	ERA	WHIP

BOTTOM

San Francisco Giants @ Milwaukee Braves

Milwaukee County Stadium, Milwaukee, WI

Sun Aug 03 1958, 4:33 AM EDT

Unknown

livebaseballscorecards.com

AB	29
R	4
H	9
RBI	4
BB	1
SO	6
LOB	8

1B: 6 SF: 1 WP: 0 PA: 32
2B: 3 SAC: 1 PB: 0
3B: 0 DP: 2 SB: 0
HR: 1 HBP: 0 CS: 0

San Francisco Giants @ Milwaukee Braves

Milwaukee County Stadium, Milwaukee, WI

Sun Aug 03 1958, 4:38 AM EDT

Att. 41,498 - Unknown

TOP

livebaseballscorecards.com

Batter	1	2	3	4	5	6	7	8	9	AB	R	H	RBI	BB	SO	LOB
Felipe Alou, R (1, 9) OBP: 0.294, SLG: 0.409	6-3			K		6-3		4-3		4	0	0	0	0	1	1
Jim Davenport, R (1, 5) OBP: 0.295, SLG: 0.362	6-3			6-3		4-3			5-3	4	0	0	0	0	0	0
Willie Mays, R (1, 8) OBP: 0.400, SLG: 0.553	6-3			1B		F6			F7	4	0	1	0	0	0	0
Hank Sauer, R (1, 7) OBP: 0.367, SLG: 0.457		6-3		1B			F6		BB	3	0	1	0	1	0	0
Orlando Cepeda, R (1, 3) OBP: 0.340, SLG: 0.521		1-3		F4			6-3		1-3	4	0	0	0	0	0	3
Daryl Spencer, R (1, 6) OBP: 0.347, SLG: 0.437		5-3			FC6-4 BB		6-3			2	0	0	0	1	0	0
Valmy Thomas, R (1, 2) OBP: 0.340, SLG: 0.345			G6-3 1B		FC6-4 FC6-4 1-2f			F7		3	0	1	0	0	0	1
Danny O'Connell, R (1, 4) OBP: 0.332, SLG: 0.319			G6-3 1-2f		K			3B		1	0	0	0	0	0	1
Leon Wagner, L (5, PH) OBP: 0.386, SLG: 0.500										1	0	0	0	0	1	1
Eddie Bressoud, R (5, 4) OBP: 0.315, SLG: 0.353										1	0	1	0	0	0	0
Ruben Gomez, R (1, 1) OBP: 0.196, SLG: 0.267			K		FC6-4 1-2f			F8		0	0	0	0	0	0	0
Al Worthington, R (2, 1) OBP: 0.179, SLG: 0.167										2	0	0	0	0	1	1
Don Johnson, R (6, 1)										0	0	0	0	0	0	0
Ray Jablonski, R (8, PH) OBP: 0.279, SLG: 0.489										1	0	0	0	0	0	1
Ramon Monzant, R (8, 1) OBP: 0.235, SLG: 0.235										0	0	0	0	0	0	0

	AB	R	H	RBI	BB	SO	LOB
	30	0	4	0	2	3	9

Inning Stats	1	2	3	4	5	6	7	8	9
R	0	0	0	0	0	0	0	0	0
E	0	0	0	0	0	0	0	0	0
K	0	0	1	1	1	0	0	0	0
S	3	3	5	7	5	3	3	4	3
H	0	0	1	2	0	0	0	1	0
LOB	0	0	0	2	1	0	0	1	1
BB	0	0	0	0	1	0	0	0	1
P	3	3	5	7	9	3	3	4	7

	1B	2B	3B	HR	SF	SAC	DP	HBP	WP	PB	SB	CS	PA
	3	0	1	0	0	0	1	0	0	0	0	0	32

PITCHER	IP	W/L/S	BF	H	R	ER	SO	BB	IBB	HBP	BLK	WP	HR	S	P	ERA	WHIP
Warren Spahn, L (1, 1) ERA: 3.11	9.0	W	32	4	0	0	3	2	0	0	0	0	0	36	44	0.00	0.667

PITCHER	IP	W/L/S	BF	H	R	ER	SO	BB	IBB	HBP	BLK	WP	HR	S	P	ERA	WHIP

Batter	1	2	3	4	5	6	7	8	9	AB	R	H	RBI	BB	SO	LOB
Bill Bruton, L (1, 8) OBP: 0.328, SLG: 0.349	BBBB 4-0 BB E BB BB	x 0-0 ② G3 2-3		x 0-0 ③ F6		x 0-0 ① FC4 1B 1-2f 3-H				3	1	0	1	1	0	3
Mel Roach, R (1, 4) OBP: 0.336, SLG: 0.426 Red Schoendienst, S (3, 4) OBP: 0.324, SLG: 0.295	x 0-0 E5 BB BB 1-2 SSS	0-3 ③ K			BBB 4-0 HR BB	x 0-0 G4-6-3 1-2 1B				2 1	0 1	0 1	0 1	0 0	1 0	2 0
Eddie Mathews, L (1, 5) OBP: 0.350, SLG: 0.460	BBBB 4-0 BB 1-2 2-3 BB		x 0-0 ① 4-3		SSS 0-3 ① K	x 0-0 ②③ G4-6-3 1-2f				3	0	0	0	1	1	3
Hank Aaron, R (1, 9) OBP: 0.382, SLG: 0.569	BBBB 4-0 G3-6-3 1-2 2-3 3-H BB		x 0-0 1B		x 0-0 ② F9		x 0-0 ① 4-3			3	0	1	1	1	0	1
Wes Covington, L (1, 7) OBP: 0.378, SLG: 0.679 Felix Mantilla, R (7, PR) OBP: 0.284, SLG: 0.387 (8, 7) Andy Pafko, R (9, 7) OBP: 0.313, SLG: 0.310	x 0-0 ① F6		x 0-0 ② F9		x 0-0 1-H HR		BBBB 4-0 G4-6-3 BB			3 0 0	1 0 0	1 0 0	2 0 0	1 0 0	0 0 0	4 0 0
Frank Torre, L (1, 3) OBP: 0.398, SLG: 0.396	x 0-0 ②③ G3-6-3 1-2f		x 0-0 ③ G3		x 0-0 HR		x 0-0 ②③ G4-6-3 1-2f			4	1	1	1	0	0	5
Johnny Logan, R (1, 6) OBP: 0.317, SLG: 0.382		x 0-0 ① 6-3		x 0-0 FC2-6 1B	x 0-0 ③ F7			x 0-0 ① F8		4	0	1	0	0	0	0
Del Crandall, R (1, 2) OBP: 0.341, SLG: 0.455		x 0-0 2B 1B		x 0-0 ① FC2-6 FC3-6 1-2f		H 1-0 1B FC4 HBP		x 0-0 ② 6-3		3	2	1	0	0	0	1
Warren Spahn, L (1, 1) OBP: 0.407, SLG: 0.500		x 0-0 G3 1-H 2B		x 0-0 ② FC3-6 1-2f		x 0-0 FC4 1-3 1B		SSS 0-3 ③ K		4	0	2	1	0	1	1
Inning Stats	R: 1 H: 0 E: 1 LOB: 2 K: 0 BB: 3 S: 3 P: 15	R: 1 H: 2 E: 0 LOB: 1 K: 1 BB: 0 S: 7 P: 7	R: 0 H: 1 E: 0 LOB: 1 K: 0 BB: 0 S: 4 P: 4	R: 0 H: 1 E: 1 LOB: 1 K: 0 BB: 0 S: 4 P: 4	R: 3 H: 2 E: 0 LOB: 0 K: 1 BB: 1 S: 7 P: 11	R: 1 H: 2 E: 0 LOB: 1 K: 0 BB: 0 S: 4 P: 5	R: 0 H: 0 E: 0 LOB: 1 K: 0 BB: 1 S: 2 P: 6	R: 0 H: 0 E: 0 LOB: 0 K: 1 BB: 0 S: 5 P: 5		1B: 5 SF: 0 2B: 1 SAC: 0 3B: 0 DP: 3 HR: 2 HBP: 1						

PITCHER	IP	WLS	BF	H	R	ER	SO	BB	IBB	HBP	BLK	WP	HR	S	P	ERA	WHIP
Ruben Gomez, R (1, 1) ERA: 5.05	1.1	L	9	2	2	1	0	3	0	0	0	0	0	6	18	6.75	3.750
Al Worthington, R (2, 1) ERA: 3.25	3.2		16	4	3	3	2	1	0	0	0	0	2	19	23	7.36	1.364
Don Johnson, R (6, 1) ERA: 14.21	2.0		8	2	1	1	0	1	0	1	0	0	0	6	11	4.50	1.500
Ramon Monzant, R (8, 1) ERA: 4.98	1.0		3	0	0	0	1	0	0	0	0	0	0	5	5	0.00	0.000

PITCHER	IP	WLS	BF	H	R	ER	SO	BB	IBB	HBP	BLK	WP	HR	S	P	ERA	WHIP

BOTTOM

San Francisco Giants @ Milwaukee Braves

Milwaukee County Stadium, Milwaukee, WI

Sun Aug 03 1958, 4:38 AM EDT

Att. 41,498 - Unknown

livebaseballscorecards.com

AB	30
R	6
H	8
RBI	6
BB	5
SO	3
LOB	20

WP: 0 PA: 36
PB: 0
SB: 0
CS: 0

Batter	1	2	3	4	5	6	7	8	9	AB	R	H	RBI	BB	SO	LOB
Bill Virdon, L (1, 8) OBP: 0.334, SLG: 0.398	0-0 E 1B 1B 1B	0-0 FC1-6 BB 1-2f		0-0 F7 1-2		0-0 F8			0-0 G3	5	1	1	0	0	0	3
Roberto Clemente, R (1, 9) OBP: 0.334, SLG: 0.392	0-0 E 1B 1-2 1B	B B B B 4-0 1-2 BB			0-0 1B BB G3-1 1B	0-0 4-3			0-0 HR	4	3	3	1	1	0	1
Dick Stuart, R (1, 3) OBP: 0.314, SLG: 0.537	0-0 E6 1B 1-2 2-3	0-0 F3			B B B B 4-0 G3-1 1B FC5-2 1-2 BB		0-0 F9		0-0 5-3	4	0	0	0	1	0	4
Frank Thomas, R (1, 5) OBP: 0.345, SLG: 0.566	S S S 0-3 K		0-0 5-3		0-0 FC5-2 G3-1 1-2 2-3 1B		0-0 G3			4	0	1	0	0	1	3
Bob Skinner, L (1, 7) OBP: 0.401, SLG: 0.485 Roy Face, R (9, 1)	0-0 1-2 2-H 3-H 1B		0-0 F9		0-0 G3-1 1-2 2-3 3-H		0-0 2-3			4 0	0 0	1 0	3 0	0 0	0 0	2 0
Bill Mazeroski, R (1, 4) OBP: 0.307, SLG: 0.418	0-0 F3		0-0 P5		0-0 FC5-2 2-3 3-H			0-0 F8		4	0	0	0	0	0	4
Dick Groat, R (1, 6) OBP: 0.312, SLG: 0.383	0-0 F3			0-0 6-3	0-0 F9			0-0 F9		4	0	0	0	0	0	4
Hank Foiles, R (1, 2) OBP: 0.309, SLG: 0.340		0-0 4-3		S S S 0-3 K		B B B 4-0 BB		0-0 F9		3	0	0	0	1	1	0
Curt Raydon, R (1, 1) Roman Mejias, R (9, PH) (9, 7) OBP: 0.253, SLG: 0.416		B B B 4-0 FC1-6 BB		B B B 4-0 WP BB		S S S 0-3 K			0-0 8-4-1-3	1 1	0 0	0 0	0 0	2 0	1 0	1 0
Inning Stats	R: 2 E: 1 K: 1 S: 9 H: 3 LOB: 2 BB: 0 P: 9	R: 0 E: 0 K: 0 S: 3 H: 0 LOB: 2 BB: 2 P: 11	R: 0 E: 0 K: 0 S: 3 H: 0 LOB: 0 BB: 0 P: 3	R: 0 E: 0 K: 1 S: 5 H: 0 LOB: 1 BB: 1 P: 9	R: 1 E: 0 K: 0 S: 5 H: 2 LOB: 2 BB: 1 P: 9	R: 0 E: 0 K: 1 S: 5 H: 0 LOB: 1 BB: 1 P: 9	R: 0 E: 0 K: 0 S: 3 H: 0 LOB: 0 BB: 0 P: 3	R: 0 E: 0 K: 0 S: 3 H: 0 LOB: 0 BB: 0 P: 3	R: 1 E: 0 K: 0 S: 4 H: 1 LOB: 0 BB: 0 P: 4	1B: 5 2B: 0 3B: 0 HR: 1	SF: 0 SAC: 0 DP: 0 HBP: 0						

PITCHER	IP	WLS	BF	H	R	ER	SO	BB	IBB	HBP	BLK	WP	HR	S	P	ERA	WHIP
Juan Pizarro, L (1, 1) ERA: 1.33	9.0	L	39	6	4	3	3	5	0	0	0	1	1	40	60	3.00	1.222

PITCHER	IP	WLS	BF	H	R	ER	SO	BB	IBB	HBP	BLK	WP	HR	S	P	ERA	WHIP

TOP

Pittsburgh Pirates @ Milwaukee Braves

Milwaukee County Stadium, Milwaukee, WI

Mon Aug 04 1958, 8:05 PM EDT

Att. 24,096 - Unknown

livebaseballscorecards.com

AB	34
R	4
H	6
RBI	4
BB	5
SO	3
LOB	22

WP: 1	PB: 0	SB: 0	CS: 0	PA: 39					

Batter	1	2	3	4	5	6	7	8	9	AB	R	H	RBI	BB	SO	LOB
Bill Bruton, L (1, 8) OBP: 0.326, SLG: 0.358	4-3		F6	3B 3-H			FC2-6 1-2f			4	0	1	1	0	0	2
Red Schoendienst, S (1, 4) OBP: 0.323, SLG: 0.294	F9		BB 1-2 1B	F7			F8			4	0	1	0	0	0	2
Eddie Mathews, L (1, 5) OBP: 0.351, SLG: 0.458	BB		BB 1-2 2-3		F9		F9			2	0	0	0	2	0	1
Hank Aaron, R (1, 9) OBP: 0.380, SLG: 0.567	K		SF8 3-H		G4-6-3 1B			F7		3	0	1	1	0	1	1
Wes Covington, L (1, 7) OBP: 0.376, SLG: 0.670		1B	F9		G4-6-3 1-2f			F9		4	0	1	0	0	0	3
Frank Torre, L (1, 3) OBP: 0.396, SLG: 0.394		F9		2B BLK 1B		1-3		F8		4	1	1	0	0	0	1
Johnny Logan, R (1, 6) OBP: 0.315, SLG: 0.379 Joe Adcock, R (9, PH) OBP: 0.325, SLG: 0.535	K			F7		5-3			F8	3 1	0 0	0 0	0 0	1 0	2 0	2 0
Del Rice, R (1, 2) OBP: 0.308, SLG: 0.342		F3		BLK 1-3 3B 2B		K			K	4	1	1	0	0	2	1
Juan Pizarro, L (1, 1) OBP: 0.400, SLG: 0.250 Del Crandall, R (9, PH) OBP: 0.340, SLG: 0.454			BB SF8 1B	K 2-3 3-H			FC2-6 1B		6-3	3 1	1 0	2 0	0 0	0 0	1 0	1 0
Inning Stats	R: 0 E: 0 K: 1 S: 5 H: 0 LOB: 1 BB: 1 P: 9	R: 0 E: 0 K: 1 S: 6 H: 1 LOB: 1 BB: 0 P: 6	R: 1 E: 0 K: 0 S: 5 H: 2 LOB: 2 BB: 1 P: 9	R: 2 E: 0 K: 1 S: 8 H: 3 LOB: 1 BB: 0 P: 8	R: 0 E: 0 K: 0 S: 3 H: 1 LOB: 0 BB: 0 P: 3	R: 0 E: 0 K: 1 S: 5 H: 0 LOB: 0 BB: 0 P: 5	R: 0 E: 0 K: 0 S: 4 H: 1 LOB: 1 BB: 0 P: 4	R: 0 E: 0 K: 0 S: 3 H: 0 LOB: 0 BB: 0 P: 3	R: 0 E: 0 K: 1 S: 5 H: 0 LOB: 0 BB: 0 P: 5	1B: 6 2B: 1 3B: 1 HR: 0 SF: 1 SAC: 0 DP: 1 HBP: 0						

PITCHER	IP	WLS	BF	H	R	ER	SO	BB	IBB	HBP	BLK	WP	HR	S	P	ERA	WHIP
Curt Raydon, R (1, 1) ERA: 3.01	8.0	W	33	8	3	2	4	2	0	0	1	0	0	39	47	2.25	1.250
Roy Face, R (9, 1) ERA: 2.73	1.0	S	3	0	0	0	1	0	0	0	0	0	0	5	5	0.00	0.000

PITCHER	IP	WLS	BF	H	R	ER	SO	BB	IBB	HBP	BLK	WP	HR	S	P	ERA	WHIP

BOTTOM

Pittsburgh Pirates @ Milwaukee Braves

Milwaukee County Stadium, Milwaukee, WI

Mon Aug 04 1958, 8:05 PM EDT

Att. 24,096 - Unknown

livebaseballscorecards.com

AB	33
R	3
H	8
RBI	2
BB	2
SO	5
LOB	14

WP: 0 PB: 0 SB: 0 CS: 0 PA: 36

Pittsburgh Pirates @ Milwaukee Braves

Milwaukee County Stadium, Milwaukee, WI

Tue Aug 05 1958, 8:05 PM EDT

Att. 25,545 - Unknown

TOP

livebaseballscorecards.com

Batter	1	2	3	4	5	6	7	8	9	AB	R	H	RBI	BB	SO	LOB
Bill Virdon, L (1, 8) OBP: 0.333, SLG: 0.397	3-1			L6-3 1B		F7		K		4	0	1	0	0	1	2
Roberto Clemente, R (1, 9) OBP: 0.331, SLG: 0.387	F9			L6-3 1-2		5-3		L6-4 2-3		4	0	0	0	0	0	3
Dick Stuart, R (1, 3) OBP: 0.311, SLG: 0.527	F5			1B 1B		F8			F8	4	0	1	0	0	0	0
Frank Thomas, R (1, 5) OBP: 0.346, SLG: 0.566		F9		FC6 1-3 1B			G6-4-3 1B		6-3	4	0	2	0	0	0	0
Bob Skinner, L (1, 7) OBP: 0.402, SLG: 0.485		CS 1B		FC6 1-2f			F7		1B	4	0	2	0	0	0	3
Bill Mazeroski, R (1, 4) OBP: 0.304, SLG: 0.414		F8 1-2			F7		G6-4-3 1-2f		K	4	0	0	0	0	1	3
Dick Groat, R (1, 6) OBP: 0.312, SLG: 0.383			F6		F7			1B 1B 1B		3	1	1	0	0	0	0
Hank Foiles, R (1, 2) OBP: 0.314, SLG: 0.345			F5		1B			L6-4 1B 1-2 1B		3	0	2	0	0	0	0
Ron Kline, R (1, 1) OBP: 0.121, SLG: 0.057			K		K			1-2 2-H 1B		2	0	0	0	0	2	1
Bob Smith, R (7, 1) OBP: 0.111, SLG: 0.125										0	0	0	0	0	0	0
Ted Kluszewski, L (8, PH) OBP: 0.365, SLG: 0.403										1	0	1	1	0	0	0
Vern Law, R (8, PR) OBP: 0.313, SLG: 0.475										0	0	0	0	0	0	0
Ron Blackburn, R (8, 1) OBP: 0.333, SLG: 0.667										0	0	0	0	0	0	0
Inning Stats	R: 0 E: 0 K: 0 S: 3 H: 0 LOB: 0 BB: 0 P: 3	R: 0 E: 0 K: 0 S: 3 H: 1 LOB: 0 BB: 0 P: 3	R: 0 E: 0 K: 1 S: 5 H: 0 LOB: 0 BB: 0 P: 5	R: 0 E: 0 K: 0 S: 5 H: 3 LOB: 2 BB: 0 P: 5	R: 0 E: 0 K: 1 S: 6 H: 1 LOB: 1 BB: 0 P: 6	R: 0 E: 0 K: 0 S: 3 H: 0 LOB: 0 BB: 0 P: 3	R: 0 E: 0 K: 0 S: 3 H: 1 LOB: 0 BB: 0 P: 3	R: 1 E: 0 K: 1 S: 7 H: 3 LOB: 1 BB: 0 P: 7	R: 0 E: 0 K: 1 S: 6 H: 1 LOB: 1 BB: 0 P: 6	1B: 10 2B: 2 3B: 0 HR: 0 SF: 0 SAC: 0 DP: 3 HBP: 0						

PITCHER	IP	WLS	BF	H	R	ER	SO	BB	IBB	HBP	BLK	WP	HR	S	P	ERA	WHIP
Lew Burdette, R (1, 1) ERA: 3.4	9.0	W	33	10	1	1	4	0	0	0	0	0	0	41	41	1.00	1.111

PITCHER	IP	WLS	BF	H	R	ER	SO	BB	IBB	HBP	BLK	WP	HR	S	P	ERA	WHIP

AB	33
R	1
H	10
RBI	1
BB	0
SO	4
LOB	12

WP: 0 PB: 0 SB: 0 CS: 1 PA: 33

Pittsburgh Pirates @ Milwaukee Braves

Milwaukee County Stadium, Milwaukee, WI

Tue Aug 05 1958, 8:05 PM EDT

Att. 25,545 - Unknown

BOTTOM

Batter	1	2	3	4	5	6	7	8	9	AB	R	H	RBI	BB	SO	LOB
Bill Bruton, L (1, 8) OBP: 0.320, SLG: 0.350	5-3		4-3 (1-2)		L1 PB		K			4	0	0	0	0	1	1
Red Schoendienst, S (1, 4) OBP: 0.322, SLG: 0.294	4-3		HR (2-H) 1B		F9 (1-2)		1-3			4	1	1	1	0	0	1
Eddie Mathews, L (1, 5) OBP: 0.350, SLG: 0.464	E3 FC6-4		HR (1-H)		L4-1		F9			4	1	1	2	0	0	1
Hank Aaron, R (1, 9) OBP: 0.377, SLG: 0.561	FC6-4 (1-2f)		F8			F9		F5		4	0	0	0	0	0	1
Wes Covington, L (1, 7) OBP: 0.370, SLG: 0.660 Andy Pafko, R (7, 7) OBP: 0.318, SLG: 0.310		L3-1		K		L3-1		FC6-4 HBP		3 0	0 0	0 0	0 0	0 0	1 0	0 0
Frank Torre, L (1, 3) OBP: 0.398, SLG: 0.393		F8		E BB		HR BB		F8		3	1	1	0	1	0	1
Johnny Logan, R (1, 6) OBP: 0.314, SLG: 0.376		F7		L1 G6-4-3 (1-2)		HR (1-2) BB		FC6-4 (1-2f)		3	1	0	0	1	0	2
Del Crandall, R (1, 2) OBP: 0.343, SLG: 0.466			4-3 1B	G6-4-3 (1-2f)		HR (1-H, 2-H)				3	2	2	3	0	0	2
Lew Burdette, R (1, 1) OBP: 0.262, SLG: 0.323			K		L3-1	4-3				3	0	0	0	0	1	1
Inning Stats	R: 0 E: 1 K: 0 S: 4 H: 0 LOB: 1 BB: 0 P: 4	R: 0 E: 0 K: 0 S: 3 H: 0 LOB: 0 BB: 0 P: 3	R: 3 E: 0 K: 1 S: 8 H: 3 LOB: 0 BB: 0 P: 8	R: 0 E: 1 K: 1 S: 5 H: 0 LOB: 1 BB: 1 P: 9	R: 0 E: 1 K: 0 S: 4 H: 0 LOB: 1 BB: 0 P: 4	R: 3 E: 0 K: 0 S: 5 H: 2 LOB: 0 BB: 1 P: 9	R: 0 E: 0 K: 1 S: 5 H: 0 LOB: 0 BB: 0 P: 5	R: 0 E: 0 K: 0 S: 3 H: 0 LOB: 1 BB: 0 P: 4		1B: 3 2B: 0 3B: 0 HR: 2	SF: 0 SAC: 0 DP: 1 HBP: 1						

PITCHER		IP	WLS	BF	H	R	ER	SO	BB	IBB	HBP	BLK	WP	HR	S	P	ERA	WHIP
Ron Kline, R ERA: 3.56	(1, 1)	6.0	L	27	5	6	6	2	2	0	0	0	0	2	29	37	9.00	1.167
Bob Smith, L ERA: 3.64	(7, 1)	1.0		3	0	0	0	1	0	0	0	0	0	0	5	5	0.00	0.000
Ron Blackburn, R ERA: 3.4	(8, 1)	1.0		4	0	0	0	0	0	0	1	0	0	0	3	4	0.00	0.000

PITCHER	IP	WLS	BF	H	R	ER	SO	BB	IBB	HBP	BLK	WP	HR	S	P	ERA	WHIP

AB	31
R	6
H	5
RBI	6
BB	2
SO	3
LOB	10

1B: 3 SF: 0
2B: 0 SAC: 0
3B: 0 DP: 1
HR: 2 HBP: 1

WP: 0 PA: 34
PB: 1
SB: 0
CS: 0

livebaseballscorecards.com

Batter	1	2	3	4	5	6	7	8	9	AB	R	H	RBI	BB	SO	LOB
Bill Virdon, L (1, 8) OBP: 0.335, SLG: 0.407	HR		F9			K			2B	4	1	2	1	0	1	0
Roberto Clemente, R (1, 9) OBP: 0.330, SLG: 0.384	F9			5-3		BB			F6	3	0	0	0	1	0	1
Dick Stuart, R (1, 3) OBP: 0.302, SLG: 0.509	6-3			K		K			K	4	0	0	0	0	3	2
Frank Thomas, R (1, 5) OBP: 0.345, SLG: 0.563	K2-3			1B			6-3		K	4	0	1	0	0	2	1
Bob Skinner, L (1, 7) OBP: 0.399, SLG: 0.481		F6		4-3			K			3	0	0	0	0	1	1
Bill Mazeroski, R (1, 4) OBP: 0.301, SLG: 0.411		F7			F3		6-3			3	0	0	0	0	0	0
Dick Groat, R (1, 6) OBP: 0.310, SLG: 0.380		6-3			6-3			F3		3	0	0	0	0	0	0
Danny Kravitz, L (1, 2) OBP: 0.296, SLG: 0.288			F8		F9			F8		3	0	0	0	0	0	0
Vern Law, R (1, 1) OBP: 0.300, SLG: 0.452			F9			F3		6-3		2	0	0	0	0	0	0
Ted Kluszewski, L (8, PH) OBP: 0.363, SLG: 0.401										1	0	0	0	0	0	0
Don Gross, L (8, 1) OBP: 0.143, SLG: 0.077										0	0	0	0	0	0	0

TOP

Pittsburgh Pirates @ Milwaukee Braves

Milwaukee County Stadium, Milwaukee, WI

Wed Aug 06 1958, 8:05 PM EDT

Att. 28,760 - Unknown

livebaseballscorecards.com

AB	30
R	1
H	3
RBI	1
BB	1
SO	7
LOB	5

Inning Stats	1	2	3	4	5	6	7	8	9
R	1	0	0	0	0	0	0	0	1
E	0	0	0	0	0	0	0	0	0
K	1	0	0	1	0	2	1	0	2
S	6	3	3	6	3	7	5	3	8
H	1	0	0	1	0	0	0	0	1
LOB	0	0	0	1	0	1	0	0	1
BB	0	0	0	0	0	1	0	0	0
P	6	3	3	6	3	11	5	3	8

1B	1
2B	1
3B	0
HR	1
SF	0
SAC	0
DP	0
HBP	0
WP	0
PB	0
SB	0
CS	0
PA	31

PITCHER	IP	WLS	BF	H	R	ER	SO	BB	IBB	HBP	BLK	WP	HR	S	P	ERA	WHIP
Carl Willey, R (1, 1) ERA: 2.19	9.0	W	31	3	1	1	7	1	0	0	0	0	1	44	48	1.00	0.444

PITCHER	IP	WLS	BF	H	R	ER	SO	BB	IBB	HBP	BLK	WP	HR	S	P	ERA	WHIP

Batter	1	2	3	4	5	6	7	8	9	AB	R	H	RBI	BB	SO	LOB
Bill Bruton, L (1, 8) OBP: 0.323, SLG: 0.353	F9		1-3 SH4-3 1B	F6 1-2 2-3			SH1 1B			4	0	2	0	0	0	2
Red Schoendienst, S (1, 4) OBP: 0.323, SLG: 0.295	HR 1B		SH4-3 1-2	F8			SH1 1-2			2	1	1	0	0	0	2
Eddie Mathews, L (1, 5) OBP: 0.351, SLG: 0.465	F2		BBB 1-3 BB		4-3 2B		4-3			3	0	1	0	1	0	2
Hank Aaron, R (1, 9) OBP: 0.376, SLG: 0.566	1-H HR		1-3 1-2 2-3		4-3 2-3		6-3			4	1	1	2	0	0	4
Wes Covington, L (1, 7) OBP: 0.373, SLG: 0.655	1B		IIII IBB		G3			F4		3	0	1	0	1	0	1
Frank Torre, L (1, 3) OBP: 0.392, SLG: 0.386	F7		F8		3-1			4-3		4	0	0	0	0	0	5
Johnny Logan, R (1, 6) OBP: 0.311, SLG: 0.372		F6		E4 FC1-5 PB		5-3		F4		4	0	0	0	0	0	0
Del Crandall, R (1, 2) OBP: 0.343, SLG: 0.463		5-3		BBBB 4-0 PB FC1-5 1-2 BB		5-3				2	0	0	0	1	0	0
Carl Willey, R (1, 1) OBP: 0.143, SLG: 0.179		SSS 0-3 K		FC1-5 PB 1-2 2-3f		F9				3	0	0	0	0	1	2
Inning Stats	R: 2 H: 3 E: 0 LOB: 1 K: 0 BB: 0 S: 6 P: 6	R: 0 H: 0 E: 0 LOB: 0 K: 1 BB: 0 S: 5 P: 5	R: 0 H: 1 E: 0 LOB: 3 K: 0 BB: 2 S: 4 P: 12	R: 0 H: 0 E: 1 LOB: 2 K: 0 BB: 1 S: 4 P: 8	R: 0 H: 1 E: 0 LOB: 1 K: 0 BB: 0 S: 4 P: 4	R: 0 H: 0 E: 0 LOB: 0 K: 0 BB: 0 S: 3 P: 3	R: 0 H: 1 E: 0 LOB: 1 K: 0 BB: 0 S: 4 P: 4	R: 0 H: 0 E: 0 LOB: 0 K: 0 BB: 0 S: 3 P: 3		1B: 4 SF: 0 2B: 1 SAC: 2 3B: 0 DP: 0 HR: 1 HBP: 0						WP: 0 PA: 34 PB: 2 SB: 0 CS: 0

PITCHER		IP	WLS	BF	H	R	ER	SO	BB	IBB	HBP	BLK	WP	HR	S	P	ERA	WHIP
Vern Law, R ERA: 4.31	(1, 1)	7.0	L	31	6	2	2	1	2	1	0	0	0	1	30	42	2.57	1.143
Don Gross, L ERA: 2.93	(8, 1)	1.0		3	0	0	0	0	0	0	0	0	0	0	3	3	0.00	0.000

PITCHER	IP	WLS	BF	H	R	ER	SO	BB	IBB	HBP	BLK	WP	HR	S	P	ERA	WHIP

BOTTOM

Pittsburgh Pirates @ Milwaukee Braves

Milwaukee County Stadium, Milwaukee, WI

Wed Aug 06 1958, 8:05 PM EDT

Att. 28,760 - Unknown

livebaseballscorecards.com

AB	29
R	2
H	6
RBI	2
BB	3
SO	1
LOB	18

Batter	1	2	3	4	5	6	7	8	9	AB	R	H	RBI	BB	SO	LOB
Bill Virdon, L (1, 8) OBP: 0.334, SLG: 0.406	K		1-3			K		1-3 1B		4	0	1	0	0	2	0
Roberto Clemente, R (1, 9) OBP: 0.329, SLG: 0.383	F8		6-3			1B		SF9 3-H		3	0	1	1	0	0	0
Dick Stuart, R (1, 3) OBP: 0.292, SLG: 0.492	4-3			K		K		F8		4	0	0	0	0	2	2
Frank Thomas, R (1, 5) OBP: 0.345, SLG: 0.559		K		P4			FC1-6 1B		5-3	4	0	1	0	0	1	0
Bob Skinner, L (1, 7) OBP: 0.395, SLG: 0.476		F9		K			FC1-6 1B 1-2f		E4 G5-4-3	4	0	0	0	0	1	1
Bill Mazeroski, R (1, 4) OBP: 0.303, SLG: 0.414		E 2B			6-3		G6-4-3 1-3 1B		G5-4-3 1-2f	4	1	2	0	0	0	1
Dick Groat, R (1, 6) OBP: 0.310, SLG: 0.380		E8 2-H 1B			F3		G6-4-3 1-2f			3	0	1	1	0	0	2
Hank Foiles, R (1, 2) OBP: 0.310, SLG: 0.340		F7			F8			P6		3	0	0	0	0	0	1
Bob Friend, R (1, 1) OBP: 0.154, SLG: 0.131			F8			5-3		1B SF9 1B		2	0	0	0	0	0	0
Harry Bright, R (8, PH) OBP: 1.000, SLG: 1.000										1	1	1	0	0	0	0
Don Gross, L (8, 1) OBP: 0.143, SLG: 0.077										0	0	0	0	0	0	0
Inning Stats	R: 0 H: 0 E: 0 LOB: 0 K: 1 BB: 0 S: 5 P: 5	R: 1 H: 2 E: 1 LOB: 1 K: 1 BB: 0 S: 7 P: 7	R: 0 H: 0 E: 0 LOB: 0 K: 0 BB: 0 S: 3 P: 3	R: 0 H: 0 E: 0 LOB: 0 K: 2 BB: 0 S: 7 P: 7	R: 0 H: 0 E: 0 LOB: 0 K: 0 BB: 0 S: 3 P: 3	R: 0 H: 1 E: 0 LOB: 1 K: 2 BB: 0 S: 8 P: 8	R: 0 H: 2 E: 0 LOB: 1 K: 0 BB: 0 S: 4 P: 4	R: 1 H: 2 E: 0 LOB: 1 K: 0 BB: 0 S: 5 P: 5	R: 0 H: 0 E: 1 LOB: 0 K: 0 BB: 0 S: 3 P: 3	1B: 6 SF: 1 2B: 1 SAC: 0 3B: 0 DP: 2 HR: 0 HBP: 0						

TOP

Pittsburgh Pirates @ Milwaukee Braves

Milwaukee County Stadium, Milwaukee, WI

Thu Aug 07 1958, 4:33 AM EDT

Att. 24,525 - Unknown

livebaseballscorecards.com

AB	32
R	2
H	7
RBI	2
BB	0
SO	6
LOB	7

PITCHER		IP	WLS	BF	H	R	ER	SO	BB	IBB	HBP	BLK	WP	HR	S	P	ERA	WHIP
Warren Spahn, L ERA: 3.06	(1, 1)	9.0	W	33	7	2	2	6	0	0	0	0	0	0	45	45	2.00	0.778

PITCHER	IP	WLS	BF	H	R	ER	SO	BB	IBB	HBP	BLK	WP	HR	S	P	ERA	WHIP

Batter	1	2	3	4	5	6	7	8	9	AB	R	H	RBI	BB	SO	LOB
Bill Bruton, L (1, 8) OBP: 0.317, SLG: 0.346	6-3		F8			F9		G1-6-3 1-2f		4	0	0	0	0	0	2
Red Schoendienst, S (1, 4) OBP: 0.323, SLG: 0.296	K			F7			HR 1B			3	1	1	0	0	1	0
Eddie Mathews, L (1, 5) OBP: 0.351, SLG: 0.473	K			F8			1-H HR			3	1	1	2	0	1	0
Hank Aaron, R (1, 9) OBP: 0.378, SLG: 0.567		G4-6-3 1B		F3			SH1-4 1B 1B			3	1	2	0	0	0	0
Joe Adcock, R (1, 7) OBP: 0.326, SLG: 0.532 Andy Pafko, R (8, 7) OBP: 0.318, SLG: 0.310		L8			BBB G4-6-3 BB		SH1-4 1-2			1 0	0 0	0 0	0 0	1 0	0 0	1 0
Frank Torre, L (1, 3) OBP: 0.391, SLG: 0.386		G4-6-3 1-2f			G4-6-3 1-2f		G6-4-3 2-H 1B			3	0	1	1	0	0	2
Johnny Logan, R (1, 6) OBP: 0.309, SLG: 0.369			4-3		L8		G6-4-3 1-2f			3	0	0	0	0	0	1
Del Crandall, R (1, 2) OBP: 0.340, SLG: 0.458			P4			4-3		F7		3	0	0	0	0	0	0
Warren Spahn, L (1, 1) OBP: 0.417, SLG: 0.500			1B			F7		BBBB G1-6-3 BB		2	0	1	0	1	0	0
Inning Stats	R: 0 E: 0 K: 2 S: 7 H: 0 LOB: 0 BB: 0 P: 7	R: 0 E: 0 K: 0 S: 3 H: 1 LOB: 0 BB: 0 P: 3	R: 0 E: 0 K: 0 S: 4 H: 1 LOB: 1 BB: 0 P: 4	R: 0 E: 0 K: 0 S: 3 H: 0 LOB: 0 BB: 0 P: 3	R: 0 E: 0 K: 0 S: 2 H: 0 LOB: 0 BB: 1 P: 6	R: 0 E: 0 K: 0 S: 3 H: 0 LOB: 0 BB: 0 P: 3	R: 3 E: 0 K: 0 S: 6 H: 4 LOB: 0 BB: 0 P: 6	R: 0 E: 0 K: 0 S: 2 H: 0 LOB: 0 BB: 1 P: 6		1B: 5 2B: 0 3B: 0 HR: 1 SF: 0 SAC: 1 DP: 4 HBP: 0						

PITCHER		IP	WLS	BF	H	R	ER	SO	BB	IBB	HBP	BLK	WP	HR	S	P	ERA	WHIP
Bob Friend, R ERA: 3.73	(1, 1)	7.0	L	25	6	3	3	2	1	0	0	0	0	1	28	32	3.86	1.000
Don Gross, L ERA: 2.88	(8, 1)	1.0		3	0	0	0	0	1	0	0	0	0	0	2	6	0.00	1.000

PITCHER	IP	WLS	BF	H	R	ER	SO	BB	IBB	HBP	BLK	WP	HR	S	P	ERA	WHIP

BOTTOM

Pittsburgh Pirates @ Milwaukee Braves

Milwaukee County Stadium, Milwaukee, WI

Thu Aug 07 1958, 4:33 AM EDT

Att. 24,525 - Unknown

livebaseballscorecards.com

AB	25
R	3
H	6
RBI	3
BB	2
SO	2
LOB	6

WP: 0 PA: 28
PB: 0
SB: 0
CS: 0

Batter	1	2	3	4	5	6	7	8	9	AB	R	H	RBI	BB	SO	LOB
Bill Bruton, L (1, 8) OBP: 0.324, SLG: 0.354	B B B BB 4-0 FC5 1B		0-0 1-3 2B 2B		0-0 1B	0-0 ③ F8		0-0 ② F8		4	1	2	0	1	0	2
Red Schoendienst, S (1, 4) OBP: 0.325, SLG: 0.302	0-0 1-2 FC5 1B		0-0 2-H 3-H PB E 2B		0-0 ① F8		0-0 ① P4	0-0 ③ L9		5	1	2	2	0	0	2
Eddie Mathews, L (1, 5) OBP: 0.350, SLG: 0.472	0-0 ① P4		0-0 ① 2-3 G3		0-0 ② F8		0-0 BB 2B		0-0 ① F8	5	0	1	0	0	0	4
Hank Aaron, R (1, 9) OBP: 0.376, SLG: 0.567	0-0 ② 1-2 2-3f FC5		S S S 0-3 ② K		0-0 ③ F8		0-0 ② P3		0-0 1B 3B	5	1	1	0	0	1	5
Wes Covington, L (1, 7) OBP: 0.382, SLG: 0.672 Casey Wise, S (9, PR) OBP: 0.045, SLG: 0.045 Andy Pafko, R (9, 7) OBP: 0.318, SLG: 0.310	0-0 ③ F7		0-0 3-H E9 1B			0-0 HR	4-0 BB IBB		0-0 3-H 6-3 1B 1B	4 0 0	1 0 0	3 0 0	3 0 0	1 0 0	0 0 0	2 0 0
Frank Torre, L (1, 3) OBP: 0.391, SLG: 0.383		0-0 ① 4-3	0-0 ③ F9			0-0 ① F2	B B B B 4-0 1-2 2-3 BB		0-0 1-2 6-3 1B	4	0	1	0	1	0	1
Johnny Logan, R (1, 6) OBP: 0.308, SLG: 0.367		S S S 0-3 ② K		0-0 ① P5		0-0 1B SF9 1B	0-0 ③ L5		0-0 ② 1-2 2-3 6-3	5	1	1	0	0	1	5
Del Crandall, R (1, 2) OBP: 0.344, SLG: 0.459		0-0 ③ F7		0-0 ② 6-3		0-0 1-3 SF9 1B		0-0 SH3-4 1B	4-0 IBB	4	0	2	0	1	0	0
Juan Pizarro, L (1, 1) OBP: 0.385, SLG: 0.300 Don McMahon, R (6, 1) OBP: 0.333, SLG: 0.143			0-0 2B 2B 1B	0-0 ③ 6-3		0-0 ② 1-2 3-H SF9		0-0 ① 1-2 SH3-4	S S S 0-3 ③ K	2 1	1 0	1 0	1 0	0 0	0 1	0 3
Inning Stats	R: 0 E: 0 K: 0 S: 4 H: 1 LOB: 2 BB: 1 P: 8	R: 0 E: 0 K: 1 S: 5 H: 0 LOB: 0 BB: 0 P: 5	R: 3 E: 1 K: 1 S: 9 H: 4 LOB: 1 BB: 0 P: 9	R: 0 E: 0 K: 0 S: 3 H: 0 LOB: 0 BB: 0 P: 3	R: 0 E: 0 K: 0 S: 4 H: 1 LOB: 1 BB: 0 P: 4	R: 2 E: 0 K: 0 S: 6 H: 3 LOB: 1 BB: 0 P: 6	R: 0 E: 0 K: 0 S: 4 H: 1 LOB: 3 BB: 2 P: 12	R: 0 E: 0 K: 0 S: 4 H: 1 LOB: 1 BB: 0 P: 4	R: 1 E: 0 K: 1 S: 8 H: 3 LOB: 3 BB: 1 P: 12	1B: 9 2B: 3 3B: 1 HR: 1 SF: 1 SAC: 1 DP: 0 HBP: 0						

PITCHER		IP	WLS	BF	H	R	ER	SO	BB	IBB	HBP	BLK	WP	HR	S	P	ERA	WHIP
Ray Semproch, R ERA: 3.2	(1, 1)	6.0		28	9	5	5	2	1	0	0	0	0	1	31	35	7.50	1.667
Jack Meyer, R ERA: 3.3	(7, 1)	2.0		10	2	0	0	0	1	1	0	0	0	0	8	16	0.00	1.500
Turk Farrell, R ERA: 2.59	(9, 1)	1.0	W	7	3	1	1	1	0	1	0	0	0	0	8	12	9.00	3.000

PITCHER	IP	WLS	BF	H	R	ER	SO	BB	IBB	HBP	BLK	WP	HR	S	P	ERA	WHIP

TOP

Milwaukee Braves @ Philadelphia Phillies

Connie Mack Stadium, Philadelphia, PA

Fri Aug 08 1958, 7:05 PM EDT
Att. 25,842 - Unknown

livebaseballscorecards.com

AB	39
R	6
H	14
RBI	6
BB	4
SO	3
LOB	24

WP: 0	PA: 45				
PB: 1					
SB: 0					
CS: 0					

Milwaukee Braves @ Philadelphia Phillies

Connie Mack Stadium, Philadelphia, PA

Fri Aug 08 1958, 7:05 PM EDT

Att. 25,842 - Unknown

livebaseballscorecards.com

BOTTOM

Batter	1	2	3	4	5	6	7	8	9	AB	R	H	RBI	BB	SO	LOB
Richie Ashburn, L (1, 8) OBP: 0.437, SLG: 0.440	WP 1B		FC4-6 HR 1-2f		L9 1B 1B	CS BB		F9		4	1	2	0	1	0	2
Solly Hemus, L (1, 4) OBP: 0.385, SLG: 0.434	K 1-2		HR 1-H		1B 1-2	CS 1-2	HBP SH3-4 1B	BB IBB		4	1	3	2	1	1	1
Rip Repulski, R (1, 7) OBP: 0.304, SLG: 0.464 Jack Meyer, R (7, 1) OBP: 0.333, SLG: 0.333 Harry Anderson, L (8, PH) OBP: 0.371, SLG: 0.497 Turk Farrell, R (9, 1) OBP: 0.250, SLG: 0.211	F8		BB BB		L9 2-3		SH3-4 1-2	BB 1-2 2-3		2 0 0 0	0 0 0 0	0 0 0 0	0 0 0 0	1 0 1 0	0 0 0 0	3 0 0 0
Willie Jones, R (1, 5) OBP: 0.351, SLG: 0.412	F8		BB 1-2		K		L7	F7		4	0	0	0	1	1	6
Ed Bouchee, L (1, 3) OBP: 0.358, SLG: 0.362		K	K			HR 1-3 1B 1B	HBP BB		1B 2B	4	2	2	0	1	2	2
Wally Post, R (1, 9) OBP: 0.361, SLG: 0.419		P3		6-3 1B		HR 1-2 1-3 1B	FC6-4 1-2 2-3 HBP		K	4	1	2	0	0	1	1
Chico Fernandez, R (1, 6) OBP: 0.268, SLG: 0.311 Dave Philley, S (9, PH) OBP: 0.353, SLG: 0.419		K		F8		K	FC6-4 1-2f		4-3 1B 2-H	4 1	0 1	0 1	0 1	0 0	2 0	6 0
Jim Hegan, R (1, 2) OBP: 0.262, SLG: 0.265 Carl Sawatski, L (9, PH) OBP: 0.284, SLG: 0.297			FC4-6 1B	6-3 1-2		1-3 1-2 2-3		F8	4-3 2-3	4 1	0 0	1 0	0 0	0 0	0 0	3 1
Ray Semproch, R (1, 1) OBP: 0.081, SLG: 0.097 Bob Bowman, R (6, PH) OBP: 0.333, SLG: 0.521 (7, 7)			K	K		HR 2-H 3-H		BB 2B	1B 3-H	2 3	0 1	0 3	0 4	0 0	2 0	2 0
Inning Stats	R: 0 E: 0 K: 1 S: 6 H: 1 LOB: 1 BB: 0 P: 6	R: 0 E: 0 K: 2 S: 7 H: 0 LOB: 0 BB: 0 P: 7	R: 2 E: 0 K: 2 S: 9 H: 2 LOB: 2 BB: 2 P: 17	R: 0 E: 0 K: 1 S: 6 H: 1 LOB: 1 BB: 0 P: 6	R: 0 E: 0 K: 1 S: 6 H: 2 LOB: 1 BB: 0 P: 6	R: 3 E: 0 K: 1 S: 7 H: 3 LOB: 0 BB: 1 P: 11	R: 0 E: 0 K: 0 S: 4 H: 1 LOB: 3 BB: 1 P: 9	R: 0 E: 0 K: 0 S: 4 H: 1 LOB: 3 BB: 2 P: 12	R: 2 E: 0 K: 1 S: 7 H: 3 LOB: 1 BB: 0 P: 7	1B: 10 2B: 2 3B: 0 HR: 2 SF: 0 SAC: 1 DP: 0 HBP: 1						

	AB	37
	R	7
	H	14
	RBI	7
	BB	6
	SO	9
	LOB	27

WP: 1 PA: 46
PB: 0
SB: 0
CS: 1

PITCHER		IP	WLS	BF	H	R	ER	SO	BB	IBB	HBP	BLK	WP	HR	S	P	ERA	WHIP
Juan Pizarro, L ERA: 2.48	(1, 1)	5.2		28	9	5	5	8	3	0	0	0	1	2	41	53	7.94	2.118
Don McMahon, R ERA: 3.13	(6, 1)	3.0	L	17	5	2	2	1	2	1	1	0	0	0	15	28	6.00	2.333

PITCHER		IP	WLS	BF	H	R	ER	SO	BB	IBB	HBP	BLK	WP	HR	S	P	ERA	WHIP

Batter	1	2	3	4	5	6	7	8	9	AB	R	H	RBI	BB	SO	LOB
Red Schoendienst, S (1, 4) OBP: 0.331, SLG: 0.310	0-0 1B 2B	0-0 ③ F8			0-0 HR 1B		BBB 4-0 BB			3	2	2	0	1	0	1
Felix Mantilla, R (1, 8) OBP: 0.283, SLG: 0.384	0-0 2-H 1B 1B		0-0 ① 1-3		0-0 ② F3		0-0 ③ F7			4	1	1	1	0	0	2
Eddie Mathews, L (1, 5) OBP: 0.349, SLG: 0.477	SSS 0-3 ① K		0-0 E8		0-0 1-H HR			0-0 ① G3		4	1	1	2	0	1	1
Hank Aaron, R (1, 9) OBP: 0.375, SLG: 0.564	0-0 2-H 1B		0-0 ② 6-3		0-0 ③ P4			0-0 ② 5-3		4	0	1	1	0	0	1
Joe Adcock, R (1, 3) OBP: 0.321, SLG: 0.523 Frank Torre, L (9, 3) OBP: 0.391, SLG: 0.383	SSS 0-3 ② K		SSS 0-3 ③ K			0-0 ① L7		SSS 0-3 ③ K		4 0	0 0	0 0	0 0	0 0	3 0	2 0
Andy Pafko, R (1, 7) OBP: 0.308, SLG: 0.299	0-0 ③ P6			0-0 ① F3		0-0 ② F8			0-0 ① L5	4	0	0	0	0	0	1
Del Crandall, R (1, 2) OBP: 0.343, SLG: 0.456 Del Rice, R (9, 2) OBP: 0.308, SLG: 0.342		0-0 ① F3		SSS 0-3 ② K		0-0 ③ F8			0-0 4-3 1B	4 0	0 0	1 0	0 0	0 0	1 0	0 0
Joe Koppe, R (1, 6) OBP: 0.333, SLG: 0.333 Casey Wise, S (8, 6) OBP: 0.043, SLG: 0.043		0-0 FC1-6 1B		0-0 ③ F9			0-0 ① L8		0-0 ② 4-3 1-2	3 1	0 0	1 0	0 0	0 0	0 0	0 1
Lew Burdette, R (1, 1) OBP: 0.246, SLG: 0.303		0-0 ② FC1-6 1-2f			0-0 ① 4-3		0-0 ② F8		SSS 0-3 ③ K	4	0	0	0	0	1	2
Inning Stats	R: 2 E: 0 K: 2 S: 10 H: 3 LOB: 1 BB: 0 P: 10	R: 0 E: 0 K: 0 S: 4 H: 1 LOB: 1 BB: 0 P: 4	R: 0 E: 1 K: 1 S: 6 H: 0 LOB: 1 BB: 0 P: 6	R: 0 E: 0 K: 1 S: 5 H: 0 LOB: 0 BB: 0 P: 5	R: 2 E: 0 K: 0 S: 5 H: 2 LOB: 0 BB: 0 P: 5	R: 0 E: 0 K: 0 S: 3 H: 0 LOB: 0 BB: 0 P: 3	R: 0 E: 0 K: 0 S: 3 H: 0 LOB: 1 BB: 1 P: 7	R: 0 E: 0 K: 1 S: 5 H: 0 LOB: 0 BB: 0 P: 5	R: 0 E: 0 K: 1 S: 6 H: 1 LOB: 1 BB: 0 P: 6	1B: 5 2B: 1 3B: 0 HR: 1 SF: 0 SAC: 0 DP: 0 HBP: 0							

TOP

Milwaukee Braves @ Philadelphia Phillies

Connie Mack Stadium, Philadelphia, PA

Sat Aug 09 1958, 7:05 PM EDT

Att. 24,943 - Unknown

livebaseballscorecards.com

AB	35
R	4
H	7
RBI	4
BB	1
SO	6
LOB	11

PITCHER		IP	WLS	BF	H	R	ER	SO	BB	IBB	HBP	BLK	WP	HR	S	P	ERA	WHIP
Curt Simmons, L ERA: 4.83	(1, 1)	7.0		29	6	4	4	4	1	0	0	0	0	1	36	40	5.14	1.000
Jim Hearn, R ERA: 3.65	(8, 1)	2.0	W	7	1	0	0	2	0	0	0	0	0	0	11	11	0.00	0.500

PITCHER		IP	WLS	BF	H	R	ER	SO	BB	IBB	HBP	BLK	WP	HR	S	P	ERA	WHIP

WP: 0 PB: 0 SB: 0 CS: 0 PA: 36

Batter	1	2	3	4	5	6	7	8	9	AB	R	H	RBI	BB	SO	LOB
Richie Ashburn, L (1, 8) OBP: 0.436, SLG: 0.439	6-3		BBB 4-0 G3 BB		E6		6-3		E S 1B 1B	4	1	1	0	1	0	0
Solly Hemus, L (1, 4) OBP: 0.385, SLG: 0.430	SSS 0-3 K		0-0 G3 1-2		SSS 0-3 K			0-0 FC1-4-6 1B	1B IBB 4-0 IBB 1-3	4	0	1	0	1	2	2
Ed Bouchee, L (1, 3) OBP: 0.359, SLG: 0.359	0-0 F7		0-0 F8			0-0 G6-3 BB 1B 1B		0-0 FC1-4-6 1B 1-2f	1B 4-0 IBB 1-2	4	1	1	0	1	0	2
Willie Jones, R (1, 5) OBP: 0.355, SLG: 0.417		0-0 5-3 E 2B	0-0 5-3			BBB 4-0 G6-3 1-2 BB		0-0 1-2 1B	0-0 P6	4	1	2	0	1	0	4
Dave Philley, S (1, 9) OBP: 0.349, SLG: 0.413		0-0 5-3 2-3		0-0 4-3		0-0 G6-3 1-2f 2-3		0-0 F7	0-0 1-2 2-3 3-H 1B	5	0	1	1	0	0	5
Bob Bowman, R (1, 7) OBP: 0.338, SLG: 0.521		0-0 E6 3-H 1B		SSS 0-3 K		0-0 3-H 1B		0-0 P4		4	0	2	2	0	1	2
Chico Fernandez, R (1, 6) OBP: 0.268, SLG: 0.309		H 1-0 HBP		0-0 6-3		0-0 5-3			0-0 F7	3	0	0	0	0	0	1
Stan Lopata, R (1, 2) OBP: 0.396, SLG: 0.439		0-0 F3			0-0 F8		BBB 4-0 G6-3 BB		BBB 4-0 HR BB	2	1	0	0	2	0	2
Curt Simmons, L (1, 1) OBP: 0.224, SLG: 0.229 Harry Anderson, L (7, PH) OBP: 0.370, SLG: 0.496 Jim Hearn, R (8, 1) Wally Post, R (9, PH) OBP: 0.364, SLG: 0.436		SSS 0-3 K			0-0 F7		0-0 G6-3 1-2f		0-0 1-H HR	2 1 0 1	0 0 0 1	0 0 0 1	0 0 0 2	1 0 0 0	2 0 0 0	2 1 0 0
Inning Stats	R: 0 H: 0 E: 0 LOB: 0 K: 1 BB: 0 S: 5 P: 5	R: 1 H: 2 E: 1 LOB: 2 K: 1 BB: 0 S: 7 P: 8	R: 0 H: 0 E: 0 LOB: 1 K: 0 BB: 1 S: 3 P: 7	R: 0 H: 0 E: 0 LOB: 0 K: 1 BB: 0 S: 5 P: 5	R: 0 H: 0 E: 1 LOB: 1 K: 1 BB: 0 S: 6 P: 6	R: 1 H: 2 E: 0 LOB: 1 K: 0 BB: 1 S: 4 P: 8	R: 0 H: 0 E: 0 LOB: 0 K: 0 BB: 1 S: 2 P: 6	R: 0 H: 2 E: 0 LOB: 2 K: 0 BB: 0 S: 5 P: 5	R: 3 H: 3 E: 0 LOB: 3 K: 0 BB: 3 S: 5 P: 17	1B: 7 SF: 0 2B: 1 SAC: 0 3B: 0 DP: 2 HR: 1 HBP: 1						WP: 0 PA: 41 PB: 0 SB: 1 CS: 0

PITCHER	IP	WLS	BF	H	R	ER	SO	BB	IBB	HBP	BLK	WP	HR	S	P	ERA	WHIP
Lew Burdette, R (1, 1) ERA: 3.48	8.2	L	41	9	5	5	4	4	2	1	0	0	1	42	67	5.19	1.500

PITCHER	IP	WLS	BF	H	R	ER	SO	BB	IBB	HBP	BLK	WP	HR	S	P	ERA	WHIP

BOTTOM

Milwaukee Braves @ Philadelphia Phillies

Connie Mack Stadium, Philadelphia, PA

Sat Aug 09 1958, 7:05 PM EDT

Att. 24,943 - Unknown

livebaseballscorecards.com

AB	34
R	5
H	9
RBI	5
BB	6
SO	4
LOB	21

Batter	1	2	3	4	5	6	7	8	9	AB	R	H	RBI	BB	SO	LOB
Bill Bruton, L (1, 8) OBP: 0.326, SLG: 0.355	0-0 4-3 1B 1B	0-0 ③ L8		0-0 ② L9		0-0 S 2B 1B		0-0 ② F2		5	2	2	0	0	0	2
Red Schoendienst, S (1, 4) OBP: 0.329, SLG: 0.312	0-0 ① 4-3 1-2		0-0 ① G3	0-0 ③ FC4-6 1-2f		0-0 WP 1-H 2B		0-0 ③ 5-3		5	0	1	1	0	0	3
Eddie Mathews, L (1, 5) OBP: 0.351, SLG: 0.481	0-0 1B FC4-6 2-H 1B		0-0 1B 1B 1B		0-0 2B 2B	0-0 ③ F2 2-3			0-0 ① F2	5	3	3	1	0	0	1
Hank Aaron, R (1, 9) OBP: 0.377, SLG: 0.571	0-0 FC4-6 1-3 1B		0-0 ② P6		0-0 4-3 SF8 2-H 2B		0-0 4-3 3B		0-0 ② P6	5	2	3	1	0	0	1
Wes Covington, L (1, 7) OBP: 0.378, SLG: 0.660 Andy Pafko, R (9, 7) OBP: 0.308, SLG: 0.299	0-0 ② FC4-6 1-2f 3B 3-H		0-0 1B 1-3 1B		0-0 ① 4-3 2-3		SSS 0-3 ① K		SSS 0-3 ③ K	5 0	1 0	1 0	1 0	0 0	2 0	3 0
Frank Torre, L (1, 3) OBP: 0.393, SLG: 0.395	0-0 1-H 3B		0-0 1-2 3-H 1B		0-0 ② SF8 3-H		0-0 ② 4-3 3-H			3	0	2	4	0	0	0
Del Rice, R (1, 2) OBP: 0.293, SLG: 0.325	0-0 ③ F5		0-0 ③ F2		0-0 ③ L7		SSS 0-3 ③ K			4	0	0	0	0	1	3
Casey Wise, S (1, 6) OBP: 0.111, SLG: 0.111		0-0 ① L7		0-0 FC3-6 1B		0-0 ① 5-3		0-0 FC3-6 1B		4	0	2	0	0	0	0
Bob Trowbridge, R (1, 1) OBP: 0.111, SLG: 0.111 Gene Conley, R (2, 1) OBP: 0.188, SLG: 0.375 Humberto Robinson, R (3, 1) OBP: 0.250, SLG: 0.250		0-0 ② L3		0-0 ① FC3-6 FC4-6 1-2f		0-0 ② L5		0-0 ① FC3-6 1-2f		1 0 3	0 0 0	0 0 0	0 0 0	0 0 0	0 0 0	0 0 2
Inning Stats	R: 3 H: 4 E: 0 LOB: 1 K: 0 BB: 0 S: 7 P: 7	R: 0 H: 0 E: 0 LOB: 0 K: 0 BB: 0 S: 3 P: 3	R: 1 H: 3 E: 0 LOB: 2 K: 0 BB: 0 S: 6 P: 6	R: 0 H: 1 E: 0 LOB: 1 K: 0 BB: 0 S: 4 P: 4	R: 2 H: 2 E: 0 LOB: 0 K: 0 BB: 0 S: 5 P: 5	R: 1 H: 2 E: 0 LOB: 1 K: 0 BB: 0 S: 5 P: 5	R: 1 H: 1 E: 0 LOB: 0 K: 2 BB: 0 S: 8 P: 8	R: 0 H: 1 E: 0 LOB: 1 K: 0 BB: 0 S: 4 P: 4	R: 0 H: 0 E: 0 LOB: 0 K: 1 BB: 0 S: 5 P: 5	1B: 9 SF: 1 2B: 3 SAC: 0 3B: 2 DP: 0 HR: 0 HBP: 0						

TOP

Milwaukee Braves @ Philadelphia Phillies

Connie Mack Stadium, Philadelphia, PA

Sun Aug 10 1958, 3:33 AM EDT

Unknown

livebaseballscorecards.com

AB	40
R	8
H	14
RBI	8
BB	0
SO	3
LOB	15

WP: 1 PA: 41
PB: 0
SB: 1
CS: 0

PITCHER		IP	WLS	BF	H	R	ER	SO	BB	IBB	HBP	BLK	WP	HR	S	P	ERA	WHIP
Jack Sanford, R ERA: 4.54	(1, 1)	0.1		4	3	3	3	0	0	0	0	0	0	0	4	4	81.00	9.000
Jim Hearn, R ERA: 3.95	(1, 1)	5.1		25	9	4	4	0	0	0	0	0	0	0	25	25	6.75	1.688
Jack Meyer, R ERA: 3.27	(6, 1)	3.1	L	12	2	1	1	3	0	0	0	0	1	0	18	18	2.70	0.600

PITCHER	IP	WLS	BF	H	R	ER	SO	BB	IBB	HBP	BLK	WP	HR	S	P	ERA	WHIP

Milwaukee Braves @ Philadelphia Phillies

Connie Mack Stadium, Philadelphia, PA

Sun Aug 10 1958, 3:33 AM EDT

Unknown

BOTTOM

livebaseballscorecards.com

Batter	1	2	3	4	5	6	7	8	9	AB	R	H	RBI	BB	SO	LOB
Richie Ashburn, L (1, 8) OBP: 0.437, SLG: 0.438	BBB 4-0 1B G1-6-3 BB	x 0-0 CS 2-H 3-H 1B		x 0-0 ③ P3			x 0-0 ① F9			3	1	1	1	1	0	0
Solly Hemus, L (1, 4) OBP: 0.391, SLG: 0.440	x 0-0 G1-6-3 1-3 1B	0-0 ③ CS 1-2	x 0-0 HR 1B		x 0-0 2B		x 0-0 ② F3			4	1	3	0	0	0	0
Ed Bouchee, L (1, 3) OBP: 0.356, SLG: 0.376	x 0-0 ① ② G1-6-3 1-2f 3-H		x 0-0 1-H HR		x 0-0 ① P4		x 0-0 ③ F9			4	1	1	2	0	0	2
Willie Jones, R (1, 5) OBP: 0.351, SLG: 0.411	x 0-0 ③ 5-3		x 0-0 ① P6		x 0-0 ② 5-3			x 0-0 ① F5		4	0	0	0	0	0	1
Dave Philley, S (1, 9) OBP: 0.346, SLG: 0.421		x 0-0 ① 5-3	x 0-0 3B		x 0-0 ③ G3			x 0-0 ② L6		4	0	1	0	0	0	1
Bob Bowman, R (1, 7) OBP: 0.335, SLG: 0.520		x 0-0 E 2B	SSS 0-3 ② K			x 0-0 ① F7		x 0-0 ③ 6-3		4	1	1	0	0	1	1
Chico Fernandez, R (1, 6) OBP: 0.268, SLG: 0.317		x 0-0 E5 2B WP 2-H	SSS 0-3 ③ K			x 0-0 HR			x 0-0 ① L8	4	2	1	1	0	1	1
Jim Hegan, R (1, 2) OBP: 0.263, SLG: 0.272		x 0-0 WP 1-3 1B 2B		x 0-0 ① F7		x 0-0 ② F8			x 0-0 ② 4-3	3	1	1	0	0	0	0
Harry Anderson, L (9, PH) OBP: 0.369, SLG: 0.494										1	0	0	0	0	0	0
Jack Sanford, R (1, 1) OBP: 0.220, SLG: 0.234		SSS 0-3 ② K		SSS 0-3 ② K		x 0-0 ③ P1			SSS 0-3 ③ K	0	0	0	0	0	0	0
Jim Hearn, R (1, 1)										2	0	0	0	0	2	2
Jack Meyer, R (6, 1) OBP: 0.313, SLG: 0.313										1	0	0	0	0	0	0
Wally Post, R (9, PH) OBP: 0.363, SLG: 0.434										1	0	0	0	0	1	0
Inning Stats	R: 1 H: 1 E: 0 LOB: 0 K: 0 BB: 1 S: 3 P: 7	R: 3 H: 3 E: 1 LOB: 0 K: 1 BB: 0 S: 8 P: 8	R: 2 H: 3 E: 0 LOB: 1 K: 2 BB: 0 S: 10 P: 10	R: 0 H: 0 E: 0 LOB: 0 K: 1 BB: 0 S: 5 P: 5	R: 0 H: 1 E: 0 LOB: 1 K: 0 BB: 0 S: 4 P: 4	R: 1 H: 1 E: 0 LOB: 0 K: 0 BB: 0 S: 4 P: 4	R: 0 H: 0 E: 0 LOB: 0 K: 0 BB: 0 S: 3 P: 3	R: 0 H: 0 E: 0 LOB: 0 K: 0 BB: 0 S: 3 P: 3	R: 0 H: 0 E: 0 LOB: 0 K: 1 BB: 0 S: 5 P: 5	1B: 3 SF: 0 2B: 3 SAC: 0 3B: 1 DP: 1 HR: 2 HBP: 0						

	AB	35
	R	7
	H	9
	RBI	4
	BB	1
	SO	5
	LOB	8

WP: 1 PA: 37
PB: 0
SB: 0
CS: 1

PITCHER		IP	WLS	BF	H	R	ER	SO	BB	IBB	HBP	BLK	WP	HR	S	P	ERA	WHIP
Bob Trowbridge, R ERA: 2.89	(1, 1)	1.1		8	3	4	2	0	1	0	0	0	0	0	7	11	13.50	3.000
Gene Conley, R ERA: 4.52	(2, 1)	1.0		6	4	2	2	1	0	0	0	0	1	1	8	8	18.00	4.000
Humberto Robinson, R ERA: 3.86	(3, 1)	6.2	W	22	2	1	1	4	0	0	0	0	0	1	30	30	1.35	0.300

PITCHER		IP	WLS	BF	H	R	ER	SO	BB	IBB	HBP	BLK	WP	HR	S	P	ERA	WHIP

Batter	1	2	3	4	5	6	7	8	9	AB	R	H	RBI	BB	SO	LOB
Bill Bruton, L (1, 8) OBP: 0.323, SLG: 0.351	S S S 0-3 ① K	x 0-0 ② F7		x 0-0 ② 6-3		x 0-0 ① 4-3		S S S 0-3 ① K	x 0-0 ① FC6-4 1-2f	2	0	0	0	0	1	1
Felix Mantilla, R (4, PH) OBP: 0.277, SLG: 0.375 (4, 8)										4	0	0	0	0	1	2
Red Schoendienst, S (1, 4) OBP: 0.329, SLG: 0.317	x 0-0 ② 4-3	x 0-0 E7 2-H 3B 1B		x 0-0 ③ 5-3		x 0-0 ② P5		x 0-0 E 2B	x 0-0 ② P6	6	2	2	1	0	0	2
Eddie Mathews, L (1, 5) OBP: 0.359, SLG: 0.497	x 0-0 BB 2B 1B	x 0-0 3-H 3B			x 0-0 1B 2B 2B	x 0-0 2B		B B B B 4-0 E BB	x 0-0 ③ F9	4	3	4	1	1	0	0
Harry Hanebrink, L (8, 5) OBP: 0.280, SLG: 0.322										1	0	0	0	0	0	1
Hank Aaron, R (1, 9) OBP: 0.380, SLG: 0.575	B B B B 4-0 1-2 2B BB	S S S 0-3 ③ K			x 0-0 2-3 2B 1B	S S S 0-3 ③ K		x 0-0 1-H 2-H E4 3B		4	3	2	2	1	2	2
Wes Covington, L (1, 7) OBP: 0.381, SLG: 0.667	x 0-0 1-H 2-H 3B 2B		S S S 0-3 ① K		x 0-0 F9 1-H 3-H 1B 2B		x 0-0 ① 6-3	S S S 0-3 ② K		1	1	1	2	0	0	0
Joe Adcock, R (2, 7) OBP: 0.320, SLG: 0.522										4	1	1	2	0	2	0
Frank Torre, L (1, 3) OBP: 0.393, SLG: 0.407	x 0-0 2-H 3B		x 0-0 ② F7		x 0-0 ① F9 2-3		x 0-0 ② 4-3	x 0-0 HR 2B		5	1	2	1	0	0	1
Del Crandall, R (1, 2) OBP: 0.347, SLG: 0.478	x 0-0 ③ 5-3		x 0-0 ③ 5-3		x 0-0 3-H 1B		x 0-0 HR	x 0-0 2-H HR		5	2	3	4	0	0	1
Casey Wise, S (1, 6) OBP: 0.188, SLG: 0.219		x 0-0 SH3-4 E 1B		x 0-0 2B	x 0-0 ② F8		x 0-0 FC4-6 1B	x 0-0 ③ F8		5	1	3	0	0	0	1
Carl Willey, R (1, 1) OBP: 0.129, SLG: 0.161		x 0-0 ① SH3-4 1-2		S S S 0-3 ① K	x 0-0 ③ 4-3		x 0-0 ③ FC4-6 1-2f		x 0-0 FC6-4 1B	3	0	0	0	0	1	3
Juan Pizarro, L (8, 1) OBP: 0.429, SLG: 0.364										1	0	1	0	0	0	0
Inning Stats	R: 3 E: 0 K: 1 S: 8 H: 3 LOB: 1 BB: 1 P: 12	R: 2 E: 1 K: 1 S: 8 H: 3 LOB: 1 BB: 0 P: 8	R: 0 E: 0 K: 1 S: 5 H: 0 LOB: 0 BB: 0 P: 5	R: 0 E: 0 K: 1 S: 6 H: 1 LOB: 1 BB: 0 P: 6	R: 3 E: 0 K: 0 S: 7 H: 4 LOB: 1 BB: 0 P: 7	R: 0 E: 0 K: 1 S: 6 H: 1 LOB: 1 BB: 0 P: 6	R: 1 E: 0 K: 0 S: 5 H: 2 LOB: 1 BB: 0 P: 5	R: 5 E: 1 K: 2 S: 11 H: 4 LOB: 0 BB: 1 P: 15	R: 0 E: 0 K: 0 S: 4 H: 1 LOB: 1 BB: 0 P: 4	1B: 7 2B: 7 3B: 3 HR: 2 SF: 0 SAC: 1 DP: 0 HBP: 0							

TOP

Milwaukee Braves @ Philadelphia Phillies

Connie Mack Stadium, Philadelphia, PA

Sun Aug 10 1958, 3:38 AM EDT

Att. 32,117 - Unknown

livebaseballscorecards.com

AB	45
R	14
H	19
RBI	13
BB	2
SO	7
LOB	14

WP: 0 PB: 0 SB: 0 CS: 0 PA: 48

PITCHER		IP	WLS	BF	H	R	ER	SO	BB	IBB	HBP	BLK	WP	HR	S	P	ERA	WHIP
Robin Roberts, R ERA: 3.19	(1, 1)	1.2	L	12	6	5	5	1	1	0	0	0	0	0	13	17	27.00	4.200
Seth Morehead, L ERA: 6.7	(2, 1)	3.1		15	5	3	3	3	0	0	0	0	0	0	21	21	8.10	1.500
Bob Miller, R ERA: 11.69	(6, 1)	3.0		17	7	6	6	3	1	0	0	0	0	2	22	26	18.00	2.667
Jack Meyer, R ERA: 3.22	(9, 1)	1.0		4	1	0	0	0	0	0	0	0	0	0	4	4	0.00	1.000

PITCHER	IP	WLS	BF	H	R	ER	SO	BB	IBB	HBP	BLK	WP	HR	S	P	ERA	WHIP

BOTTOM

Batter	1	2	3	4	5	6	7	8	9	AB	R	H	RBI	BB	SO	LOB
Richie Ashburn, L (1, 8) OBP: 0.432, SLG: 0.433	S S S 0-3 K ①		x 0-0 F9 ①		x 0-0 G3 ②		x 0-0 F7 ③		S S S 0-3 K ①	5	0	0	0	0	2	3
Solly Hemus, L (1, 4) OBP: 0.399, SLG: 0.445	x 0-0 G6-4-3 1B		H 1-0 FC4-6 HBP 1-2 2-3		B B B 4-0 BB			x 0-0 BB 2B 1B	x 0-0 L3 ②	2	0	2	0	1	0	0
Bobby Young, L (8, PR) OBP: 0.167, SLG: 0.250 (9, 4)										1	1	0	0	0	0	0
Ed Bouchee, L (1, 3) OBP: 0.358, SLG: 0.373	x 0-0 G6-4-3 ② ③ 1-2f		x 0-0 FC4-6 ② 1-2f 2-3 3-H		x 0-0 F9 ③			B B B 4-0 1-2 2B BB	x 0-0 1B	4	1	1	1	1	0	4
Willie Jones, R (1, 5) OBP: 0.349, SLG: 0.408		x 0-0 F5 ①	x 0-0 P5 ③			S S S 0-3 K ①		S S S 0-3 K ①	S S S 0-3 K ③	2	0	0	0	0	0	2
Bob Miller, R (6, 1)										1	0	0	0	0	1	0
Rip Repulski, R (8, PH) OBP: 0.303, SLG: 0.462										1	0	0	0	0	1	2
Jack Meyer, R (9, 1) OBP: 0.313, SLG: 0.313										0	0	0	0	0	0	0
Wally Post, R (9, PH) OBP: 0.361, SLG: 0.432										1	0	0	0	0	1	1
Harry Anderson, L (1, 7) OBP: 0.370, SLG: 0.500		x 0-0 1-3 ②		x 0-0 4-3 2B		x 0-0 F8 ②		x 0-0 1B 1-H 2-H 2B		4	0	2	2	0	0	0
Dave Philley, S (1, 9) OBP: 0.346, SLG: 0.419		x 0-0 FC4-6 1B		x 0-0 4-3 ① 2-3		x 0-0 F8 ③		x 0-0 BB 2-3 1B		3	0	1	0	0	0	1
Bob Bowman, R (7, 9) OBP: 0.340, SLG: 0.523										1	0	1	0	0	0	0
Chico Fernandez, R (1, 6) OBP: 0.270, SLG: 0.315		x 0-0 FC4-6 ③ 1-2f		x 0-0 1-3 ②			B B B 4-0 BB	B B B 4-0 1-2 BB		2	0	0	0	2	0	2
Carl Sawatski, L (1, 2) OBP: 0.283, SLG: 0.296			x 0-0 1B	x 0-0 4-3 ③			x 0-0 F9 ①	S S S 0-3 K ②		4	0	1	0	0	1	5
Robin Roberts, S (1, 1) OBP: 0.297, SLG: 0.284			x 0-0 FC4-6 HBP 1-2 1B		x 0-0 F9 ①		x 0-0 P4 ②	x 0-0 G3 ③		0	0	0	0	0	0	0
Seth Morehead, L (2, 1) OBP: 0.111, SLG: 0.111										1	0	1	0	0	0	0
Ted Kazanski, R (5, PH) OBP: 0.301, SLG: 0.324 (6, 5)										3	0	0	0	0	0	4
Inning Stats	R: 0 E: 0 K: 1 S: 5 H: 1 LOB: 0 BB: 0 P: 5	R: 0 E: 0 K: 0 S: 4 H: 1 LOB: 1 BB: 0 P: 4	R: 1 E: 0 K: 0 S: 5 H: 2 LOB: 2 BB: 0 P: 6	R: 0 E: 0 K: 0 S: 4 H: 1 LOB: 1 BB: 0 P: 4	R: 0 E: 0 K: 0 S: 3 H: 0 LOB: 1 BB: 1 P: 7	R: 0 E: 0 K: 1 S: 5 H: 0 LOB: 0 BB: 0 P: 5	R: 0 E: 0 K: 0 S: 3 H: 0 LOB: 1 BB: 1 P: 7	R: 2 E: 0 K: 2 S: 10 H: 3 LOB: 3 BB: 2 P: 18	R: 0 E: 0 K: 2 S: 8 H: 1 LOB: 1 BB: 0 P: 8	1B: 7 2B: 2 3B: 0 HR: 0	SF: 0 SAC: 0 DP: 1 HBP: 1						

PITCHER		IP	WLS	BF	H	R	ER	SO	BB	IBB	HBP	BLK	WP	HR	S	P	ERA	WHIP
Carl Willey, R ERA: 2.32	(1, 1)	7.1	W	33	8	3	3	3	3	0	1	0	0	0	35	48	3.68	1.500
Juan Pizarro, L ERA: 2.36	(8, 1)	1.2	S	7	1	0	0	3	1	0	0	0	0	0	12	16	0.00	1.200

PITCHER	IP	WLS	BF	H	R	ER	SO	BB	IBB	HBP	BLK	WP	HR	S	P	ERA	WHIP

Milwaukee Braves @ Philadelphia Phillies

Connie Mack Stadium, Philadelphia, PA

Sun Aug 10 1958, 3:38 AM EDT
Att. 32,117 - Unknown

livebaseballscorecards.com

AB	35
R	2
H	9
RBI	3
BB	4
SO	6
LOB	24

1B: 7	SF: 0	WP: 0	PA: 40
2B: 2	SAC: 0	PB: 0	
3B: 0	DP: 1	SB: 0	
HR: 0	HBP: 1	CS: 0	

Milwaukee Braves @ Pittsburgh Pirates

Forbes Field, Pittsburgh, PA

Mon Aug 11 1958, 7:05 PM EDT

Att. 38,938 - Unknown

TOP

livebaseballscorecards.com

Batter	1	2	3	4	5	6	7	8	9	AB	R	H	RBI	BB	SO	LOB
Bill Bruton, L (1, 8) OBP: 0.320, SLG: 0.345	G3		F8			4-3		3-1	BB, 1-2, 2-3	4	1	0	0	1	0	0
Red Schoendienst, S (1, 4) OBP: 0.330, SLG: 0.326	E6, FC6-4		4-3			3B		1B, 2B	F5	5	1	2	0	0	0	3
Eddie Mathews, L (1, 5) OBP: 0.357, SLG: 0.492	F7			K		F5		P7	1B, 1-2, 2-3, 3-H	4	0	0	1	1	1	3
Hank Aaron, R (1, 9) OBP: 0.382, SLG: 0.576	FC6-4, 1-2f			1B		K		2B, 1-2	1B, 1-2, 2-H, 3-H	5	0	3	2	0	1	2
Joe Adcock, R (1, 7) OBP: 0.317, SLG: 0.520		K		F8			F8	2B, 1-3, 2-H	F9	5	0	1	1	0	1	3
Frank Torre, L (1, 3) OBP: 0.395, SLG: 0.409		FC6, 1B		L8			BB, 1B	F8		4	0	2	0	0	0	3
Del Crandall, R (1, 2) OBP: 0.348, SLG: 0.476		F8			5-3		BB, 1-2		FC4-6, 1B	3	0	1	0	1	0	1
Casey Wise, S (1, 6) OBP: 0.167, SLG: 0.194		FC6, 1-2f			6-3		K		FC4-6, BB, 1B, BB, 1-2f	4	1	0	0	0	1	4
Warren Spahn, L (1, 1) OBP: 0.402, SLG: 0.481			6-3		F8		K		BB, BB, 1-2, 1B	3	0	0	0	0	1	2
Joey Jay, S (7, 1) OBP: 0.194, SLG: 0.107										0	0	0	0	0	0	0
Harry Hanebrink, L (9, PH) OBP: 0.286, SLG: 0.328										1	1	1	0	0	0	0

Inning Stats	1	2	3	4	5	6	7	8	9
R	0	0	0	0	0	0	0	1	3
E	1	0	0	0	0	0	0	0	0
K	0	1	0	1	0	1	2	0	0
S	4	6	3	6	3	6	8	6	6
H	0	1	0	1	0	1	1	3	3
LOB	1	1	0	1	0	1	2	2	2
BB	0	0	0	0	0	0	1	0	2
P	4	6	3	6	3	6	12	6	14

1B	8
2B	1
3B	1
HR	0
SF	0
SAC	0
DP	0
HBP	0

WP	0
PB	0
SB	0
CS	0
PA	41

AB	38
R	4
H	10
RBI	4
BB	3
SO	5
LOB	21

PITCHER	IP	WLS	BF	H	R	ER	SO	BB	IBB	HBP	BLK	WP	HR	S	P	ERA	WHIP
Bob Friend, R (1, 1) ERA: 3.75	8.2	W	39	9	4	4	5	3	0	0	0	0	0	46	58	4.15	1.385
Roy Face, R (9, 1) ERA: 2.58	0.1	S	2	1	0	0	0	0	0	0	0	0	0	2	2	0.00	3.000

PITCHER	IP	WLS	BF	H	R	ER	SO	BB	IBB	HBP	BLK	WP	HR	S	P	ERA	WHIP

Batter	1	2	3	4	5	6	7	8	9	AB	R	H	RBI	BB	SO	LOB
Bill Virdon, L (1, 8) OBP: 0.331, SLG: 0.406	F7	3-1			3B 2B	6-3		F9		5	1	1	0	0	0	2
Roberto Clemente, R (1, 9) OBP: 0.335, SLG: 0.387	F8		6-3 1B		5-3		1B SF8 1B			4	1	2	0	0	0	1
Ted Kluszewski, L (1, 3) OBP: 0.358, SLG: 0.392	4-3		6-3 1-2		4-3		1-3 3B 1B			4	0	1	0	0	0	2
Dick Schofield, S (7, PR) OBP: 0.331, SLG: 0.260										0	1	0	0	0	0	0
Dick Stuart, R (8, 3) OBP: 0.280, SLG: 0.462										0	0	0	0	0	0	0
Bob Skinner, L (1, 7) OBP: 0.390, SLG: 0.473		BB 1B 1B	K		2-H 1B 3B		K			4	2	2	1	0	2	3
Frank Thomas, R (1, 5) OBP: 0.349, SLG: 0.558		1B 1-2 1B BB	L8		1B BB		SF8 3-H			1	1	0	1	2	0	1
Bill Mazeroski, R (1, 4) OBP: 0.310, SLG: 0.439		1-3 2-H 1B 1B		6-3	1-2 3-H 1B		1-H 3B			4	0	3	3	0	0	0
Dick Groat, R (1, 6) OBP: 0.314, SLG: 0.387		1B IBB		FC3-6 1B	4-3		5-3			3	0	1	0	1	0	4
Danny Kravitz, L (1, 2) OBP: 0.279, SLG: 0.278		F4		FC3-6 1-2f		4-3		F4		4	0	0	0	0	0	4
Bob Friend, R (1, 1) OBP: 0.159, SLG: 0.138		1-2 2-H 3-H 1B		1-3		4-3		F8		4	0	1	1	0	0	1
Roy Face, R (9, 1)										0	0	0	0	0	0	0
Inning Stats	R: 0 E: 0 K: 0 S: 3 H: 0 LOB: 0 BB: 0 P: 3	R: 2 E: 0 K: 0 S: 5 H: 3 LOB: 2 BB: 2 P: 13	R: 0 E: 0 K: 1 S: 6 H: 1 LOB: 1 BB: 0 P: 6	R: 0 E: 0 K: 0 S: 4 H: 1 LOB: 1 BB: 0 P: 4	R: 2 E: 0 K: 0 S: 6 H: 3 LOB: 2 BB: 1 P: 10	R: 0 E: 0 K: 0 S: 3 H: 0 LOB: 0 BB: 0 P: 3	R: 2 E: 0 K: 1 S: 8 H: 3 LOB: 2 BB: 0 P: 8	R: 0 E: 0 K: 0 S: 3 H: 0 LOB: 0 BB: 0 P: 3		1B: 8 2B: 1 3B: 2 HR: 0	SF: 1 SAC: 0 DP: 0 HBP: 0						

PITCHER		IP	WLS	BF	H	R	ER	SO	BB	IBB	HBP	BLK	WP	HR	S	P	ERA	WHIP
Warren Spahn, L ERA: 3.22	(1, 1)	6.2	L	33	11	6	6	2	2	1	0	0	0	0	34	46	8.10	1.950
Joey Jay, R ERA: 2.0	(7, 1)	1.1		4	0	0	0	0	0	0	0	0	0	0	4	4	0.00	0.000

PITCHER	IP	WLS	BF	H	R	ER	SO	BB	IBB	HBP	BLK	WP	HR	S	P	ERA	WHIP

BOTTOM

Milwaukee Braves @ Pittsburgh Pirates

Forbes Field, Pittsburgh, PA

Mon Aug 11 1958, 7:05 PM EDT

Att. 38,938 - Unknown

livebaseballscorecards.com

AB	33
R	6
H	11
RBI	6
BB	3
SO	2
LOB	18

WP: 0 PA: 37
PB: 0
SB: 0
CS: 0

Milwaukee Braves @ Pittsburgh Pirates

Forbes Field, Pittsburgh, PA

Tue Aug 12 1958, 7:05 PM EDT

Att. 36,867 - Unknown

TOP

livebaseballscorecards.com

Batter	1	2	3	4	5	6	7	8	9	AB	R	H	RBI	BB	SO	LOB
Bill Bruton, L (1, 8) OBP: 0.314, SLG: 0.338	4-3		F8			3-1		K		4	0	0	0	0	1	0
Red Schoendienst, S (1, 4) OBP: 0.325, SLG: 0.321	4-3		L9			F7			4-3	4	0	0	0	0	0	0
Eddie Mathews, L (1, 5) OBP: 0.358, SLG: 0.490	BB		F6			BB			3-1	2	0	0	0	2	0	0
Hank Aaron, R (1, 9) OBP: 0.381, SLG: 0.575	1-3			4-3		F4			WP 2B	4	0	1	0	0	0	2
Joe Adcock, R (1, 7) OBP: 0.316, SLG: 0.513		6-3		K			6-3		2-3 BB	3	0	0	0	1	1	0
Frank Torre, L (1, 3) OBP: 0.393, SLG: 0.410		HBP G1-2-3 2B		4-3			P8		F8	4	0	1	0	0	0	2
Del Crandall, R (1, 2) OBP: 0.348, SLG: 0.473		HBP BB			F6		F8			2	0	0	0	1	0	0
Johnny Logan, R (1, 6) OBP: 0.308, SLG: 0.365		1-2 2-3 HBP			K2-3			F8		2	0	0	0	0	1	0
Bob Rush, R (1, 1) OBP: 0.216, SLG: 0.200		G1-2-3 3-Hf			K			F7		2	0	0	0	0	1	3
Harry Hanebrink, L (8, PH) OBP: 0.284, SLG: 0.325										1	0	0	0	0	0	0
Don McMahon, R (8, 1) OBP: 0.333, SLG: 0.143										0	0	0	0	0	0	0
Bob Trowbridge, R (8, 1) OBP: 0.111, SLG: 0.111										0	0	0	0	0	0	0

	AB	28
	R	0
	H	2
	RBI	0
	BB	4
	SO	4
	LOB	7

Inning Stats	1	2	3	4	5	6	7	8	9
	R: 0 E: 0 K: 0 S: 3	H: 0 LOB: 1 BB: 1 P: 7	R: 0 E: 0 K: 0 S: 3	H: 1 LOB: 2 BB: 1 P: 8	R: 0 E: 0 K: 0 S: 3	H: 0 LOB: 0 BB: 0 P: 3	R: 0 E: 0 K: 1 S: 5	H: 0 LOB: 0 BB: 0 P: 5	R: 0 E: 0 K: 2 S: 7	H: 0 LOB: 0 BB: 0 P: 7	R: 0 E: 0 K: 0 S: 3	H: 0 LOB: 1 BB: 1 P: 7	R: 0 E: 0 K: 0 S: 3	H: 0 LOB: 0 BB: 0 P: 3	R: 0 E: 0 K: 1 S: 5	H: 0 LOB: 0 BB: 0 P: 5	R: 0 E: 0 K: 0 S: 4	H: 1 LOB: 2 BB: 1 P: 8

	1B: 0	SF: 0	WP: 1	PA: 33
	2B: 2	SAC: 0	PB: 0	
	3B: 0	DP: 1	SB: 0	
	HR: 0	HBP: 1	CS: 0	

PITCHER		IP	WLS	BF	H	R	ER	SO	BB	IBB	HBP	BLK	WP	HR	S	P	ERA	WHIP
George Witt, R ERA: 1.63	(1, 1)	9.0	W	33	2	0	0	4	4	0	1	0	1	0	36	53	0.00	0.667

PITCHER	IP	WLS	BF	H	R	ER	SO	BB	IBB	HBP	BLK	WP	HR	S	P	ERA	WHIP

Batter	1	2	3	4	5	6	7	8	9	AB	R	H	RBI	BB	SO	LOB
Bill Virdon, L (1, 8) OBP: 0.334, SLG: 0.408	FC4-6 1B		1B		F9		L3	5-3 1B 3B 1-2 2-H 3-H 1B		5	1	3	2	0	0	0
Roberto Clemente, R (1, 9) OBP: 0.333, SLG: 0.384	FC4-6 E S 1-2f		F3		L3		5-3	5-3 3B 1-2 2-H 1B		5	1	1	1	0	0	2
Ted Kluszewski, L (1, 3) OBP: 0.352, SLG: 0.384	F9		F5			E1 HR	F9	5-3 1-2 2-3		5	1	0	0	0	0	4
Bob Skinner, L (1, 7) OBP: 0.390, SLG: 0.476	F7 1-3			4-3		F8		1B 1B BB 2B 2-H 3-H 3B		4	2	1	2	1	0	2
Frank Thomas, R (1, 5) OBP: 0.349, SLG: 0.566		F8		4-3		HR 1-H		K 2B 3-H	F9	5	1	2	3	0	1	1
Bill Mazeroski, R (1, 4) OBP: 0.316, SLG: 0.442	1B			1B BB B B B		G3 1B		1B 1-2 1B		4	1	3	0	1	0	1
Dick Groat, R (1, 6) OBP: 0.316, SLG: 0.388	K S S S			1-2 1B		G3 1-2		1B 1-3 2-H 1B		4	1	2	1	0	1	2
Danny Kravitz, L (1, 2) OBP: 0.289, SLG: 0.272	F9			F2		IBB		1B 1B IBB		2	1	0	0	2	0	3
George Witt, R (1, 1) OBP: 0.154, SLG: 0.154			6-3		6-3	6-3		1B 1B 1-2 2-3 3-H 1B		4	1	1	1	0	0	2
Inning Stats	R: 0 E: 0 K: 0 S: 4 H: 1 LOB: 1 BB: 0 P: 4	R: 0 E: 0 K: 1 S: 6 H: 1 LOB: 1 BB: 0 P: 6	R: 0 E: 0 K: 0 S: 4 H: 1 LOB: 1 BB: 0 P: 4	R: 0 E: 0 K: 0 S: 4 H: 1 LOB: 2 BB: 1 P: 8	R: 0 E: 0 K: 0 S: 3 H: 0 LOB: 0 BB: 0 P: 3	R: 2 E: 1 K: 0 S: 6 H: 2 LOB: 2 BB: 1 P: 10	R: 0 E: 0 K: 0 S: 3 H: 0 LOB: 0 BB: 0 P: 3	R: 8 E: 0 K: 1 S: 12 H: 7 LOB: 1 BB: 2 P: 20		1B: 10 2B: 1 3B: 1 HR: 1 SF: 0 SAC: 0 DP: 0 HBP: 0					

PITCHER	IP	WLS	BF	H	R	ER	SO	BB	IBB	HBP	BLK	WP	HR	S	P	ERA	WHIP
Bob Rush, R (1, 1) ERA: 3.94	7.0	L	30	6	2	1	1	1	1	0	0	0	1	30	38	1.29	1.000
Don McMahon, R (8, 1) ERA: 4.27	0.1		7	4	6	6	1	1	1	0	0	0	0	7	15	162.00	15.000
Bob Trowbridge, R (8, 1) ERA: 3.19	0.2		5	3	2	2	0	0	0	0	0	0	0	5	5	27.00	4.500

PITCHER	IP	WLS	BF	H	R	ER	SO	BB	IBB	HBP	BLK	WP	HR	S	P	ERA	WHIP

BOTTOM

Milwaukee Braves @ Pittsburgh Pirates

Forbes Field, Pittsburgh, PA

Tue Aug 12 1958, 7:05 PM EDT

Att. 36,867 - Unknown

livebaseballscorecards.com

AB	38
R	10
H	13
RBI	10
BB	4
SO	2
LOB	17

WP: 0	PA: 42		
PB: 0			
SB: 1			
CS: 0			

Batter	1	2	3	4	5	6	7	8	9	AB	R	H	RBI	BB	SO	LOB
Red Schoendienst, S (1, 4) OBP: 0.324, SLG: 0.324	0-0 1B 2B	0-0 F9 ③			S S S 0-3 K ②		S S S 0-3 K	0-0 SH1 ② 1-2 3-H		4	1	1	1	0	2	2
Johnny Logan, R (1, 6) OBP: 0.309, SLG: 0.366	0-0 L8 ①		0-0 F8 ①		0-0 1B		S S S 0-3 K ③	0-0 2-H 1B		5	0	2	1	0	1	2
Eddie Mathews, L (1, 5) OBP: 0.359, SLG: 0.489	0-0 ② 2-H 1B		0-0 F8 ②		0-0 G3 ③			0-0 2B 1B 1B 3-4-1		5	1	2	1	0	0	2
Hank Aaron, R (1, 9) OBP: 0.383, SLG: 0.580	0-0 HR 2B		0-0 F7 ③			0-0 1-3 ①		0-0 1B 2B 1-3	0-0 CS 1B 1B	5	2	3	0	0	0	0
Joe Adcock, R (1, 3) OBP: 0.323, SLG: 0.528 Casey Wise, S (8, PR) OBP: 0.167, SLG: 0.194 Frank Torre, L (8, 3) OBP: 0.391, SLG: 0.409	0-0 HR 2-H			0-0 6-3 ①		0-0 1B		4-0 1B 1B 1B IBB	0-0 F8 ①	3 0 1	1 1 0	2 0 0	2 0 0	1 0 0	0 0 0	0 0 1
Andy Pafko, R (1, 7) OBP: 0.312, SLG: 0.303	0-0 5-3 ③			0-0 5-3 ②		0-0 F7 ②		0-0 1B 1B 1B 1-2 2-H 3-H	0-0 CS 1B 1-2	5	1	2	2	0	0	1
Del Rice, R (1, 2) OBP: 0.299, SLG: 0.321		0-0 4-3 ①		B B B 4-0 BB		0-0 F8 ③		0-0 1B SH1 1B 1-2 2-3	0-0 F3 ②③ 1-2 2-3	4	1	1	0	1	0	3
Felix Mantilla, R (1, 8) OBP: 0.277, SLG: 0.369		B B B 4-0 FC4-6 BB		0-0 F3 ③			S S S 0-3 K ①	0-0 F7 ①		3	0	0	0	1	1	4
Juan Pizarro, L (1, 1) OBP: 0.444, SLG: 0.467		0-0 FC4-6 ② 1-2f			0-0 L8 ①		0-0 2B	0-0 SH1 1B 1-3 2-H 3-H		4	1	2	2	0	0	1

TOP

Milwaukee Braves @ Cincinnati Redlegs

Crosley Field, Cincinnati, OH

Wed Aug 13 1958, 7:05 PM EDT

Unknown

livebaseballscorecards.com

AB	39
R	9
H	15
RBI	9
BB	3
SO	4
LOB	16

Inning Stats	1	2	3	4	5	6	7	8	9	1B: 10	SF: 0	WP: 0	PA: 43
	R: 3 E: 0 K: 0 S: 6 H: 4 LOB: 0 BB: 0 P: 6	R: 0 E: 0 K: 0 S: 3 H: 0 LOB: 1 BB: 1 P: 7	R: 0 E: 0 K: 0 S: 3 H: 0 LOB: 0 BB: 0 P: 3	R: 0 E: 0 K: 0 S: 3 H: 0 LOB: 1 BB: 1 P: 7	R: 0 E: 0 K: 1 S: 6 H: 1 LOB: 1 BB: 0 P: 6	R: 0 E: 0 K: 0 S: 4 H: 1 LOB: 1 BB: 0 P: 4	R: 0 E: 0 K: 3 S: 10 H: 1 LOB: 1 BB: 0 P: 10	R: 6 E: 0 K: 0 S: 9 H: 6 LOB: 1 BB: 1 P: 13	R: 0 E: 0 K: 0 S: 4 H: 2 LOB: 1 BB: 0 P: 4	2B: 4 3B: 0 HR: 1	SAC: 1 DP: 0 HBP: 0	PB: 0 SB: 0 CS: 2	

PITCHER		IP	WLS	BF	H	R	ER	SO	BB	IBB	HBP	BLK	WP	HR	S	P	ERA	WHIP
Joe Nuxhall, L ERA: 3.5	(1, 1)	7.0	L	33	10	7	7	4	2	1	0	0	0	1	38	50	9.00	1.714
Hal Jeffcoat, R ERA: 3.71	(8, 1)	2.0		10	5	2	2	0	0	0	0	0	0	0	10	10	9.00	2.500

PITCHER	IP	WLS	BF	H	R	ER	SO	BB	IBB	HBP	BLK	WP	HR	S	P	ERA	WHIP

Batter	1	2	3	4	5	6	7	8	9	AB	R	H	RBI	BB	SO	LOB
Alex Grammas, R (1, 5) OBP: 0.292, SLG: 0.274	E6	F8			G6-4-3		F9			4	1	1	0	0	0	2
Pete Whisenant, R (1, 9) OBP: 0.277, SLG: 0.425	F8	F4			G6-4-3			K		4	0	0	0	0	1	4
Frank Robinson, R (1, 8) OBP: 0.340, SLG: 0.490	1B		G3		5-3			HR		4	1	3	1	0	0	0
Walt Dropo, R (1, 3) OBP: 0.312, SLG: 0.428			F7			BB		F7		3	0	1	1	1	0	1
Smoky Burgess, L (1, 2) OBP: 0.344, SLG: 0.398	K		G3			F7		F5		4	0	0	0	0	1	4
Bob Thurman, L (1, 7) OBP: 0.327, SLG: 0.430	K		3-1			G6-4-3			HBP	3	0	1	0	0	1	3
Roy McMillan, R (1, 6) OBP: 0.310, SLG: 0.280		BB		F5		G6-4-3		K		3	0	0	0	1	1	3
Eddie Miksis, R (1, 4) OBP: 0.256, SLG: 0.158		1B		F6			4-3		F4	3	0	1	0	0	0	0
Gus Bell, L (9, PH) OBP: 0.309, SLG: 0.389										1	0	0	0	0	0	1
Joe Nuxhall, L (1, 1) OBP: 0.277, SLG: 0.289		K		L6			F2		K	3	0	0	0	0	1	2
Hal Jeffcoat, R (8, 1) OBP: 0.667, SLG: 0.625										0	0	0	0	0	0	0
Don Hoak, R (9, PH) OBP: 0.338, SLG: 0.385										1	0	0	0	0	1	1
Inning Stats	R: 1 E: 1 K: 2 S: 10 H: 2 LOB: 2 BB: 0 P: 10	R: 0 E: 0 K: 1 S: 6 H: 1 LOB: 2 BB: 1 P: 10	R: 0 E: 0 K: 0 S: 4 H: 1 LOB: 1 BB: 0 P: 4	R: 0 E: 0 K: 0 S: 3 H: 0 LOB: 0 BB: 0 P: 3	R: 0 E: 0 K: 0 S: 3 H: 1 LOB: 0 BB: 0 P: 3	R: 0 E: 0 K: 0 S: 3 H: 1 LOB: 1 BB: 1 P: 7	R: 0 E: 0 K: 0 S: 3 H: 0 LOB: 0 BB: 0 P: 3	R: 1 E: 0 K: 1 S: 6 H: 1 LOB: 0 BB: 0 P: 6	R: 0 E: 0 K: 2 S: 7 H: 0 LOB: 1 BB: 0 P: 8	1B: 5 2B: 1 3B: 0 HR: 1 SF: 0 SAC: 0 DP: 2 HBP: 1	WP: 0 PB: 0 SB: 0 CS: 0 PA: 36					

PITCHER	IP	WLS	BF	H	R	ER	SO	BB	IBB	HBP	BLK	WP	HR	S	P	ERA	WHIP
Juan Pizarro, L (1, 1) ERA: 2.08	9.0	W	36	7	2	1	6	2	0	1	0	0	1	45	54	1.00	1.000

PITCHER	IP	WLS	BF	H	R	ER	SO	BB	IBB	HBP	BLK	WP	HR	S	P	ERA	WHIP

BOTTOM

Milwaukee Braves @ Cincinnati Redlegs

Crosley Field, Cincinnati, OH

Wed Aug 13 1958, 7:05 PM EDT

Unknown

livebaseballscorecards.com

AB	33
R	2
H	7
RBI	2
BB	2
SO	6
LOB	21

Batter	1	2	3	4	5	6	7	8	9	AB	R	H	RBI	BB	SO	LOB
Casey Wise, S (1, 4) OBP: 0.150, SLG: 0.175	F8		F6		5-3		G6-3 1-2f			4	0	0	0	0	0	1
Johnny Logan, R (1, 6) OBP: 0.308, SLG: 0.365	BB 1B 1B		F9		F8		6-3			4	1	1	0	0	0	0
Eddie Mathews, L (1, 5) OBP: 0.364, SLG: 0.499	1B SF9 1-2 BB		FC6-4 1B			HR		G6-4-3 BB		2	2	2	1	2	0	0
Hank Aaron, R (1, 9) OBP: 0.382, SLG: 0.577	1-3 2-H 1B		FC6-4 1-2f			K		G6-4-3 1-2f		4	0	1	1	0	1	2
Joe Adcock, R (1, 3) OBP: 0.318, SLG: 0.521 Frank Torre, L (8, 3) OBP: 0.391, SLG: 0.409	SF9 3-H			F8		K		K		3 0	0 0	0 0	1 0	0 0	2 0	0 0
Andy Pafko, R (1, 7) OBP: 0.310, SLG: 0.325	F7			L6		HR			F4	4	1	1	1	0	0	1
Del Crandall, R (1, 2) OBP: 0.350, SLG: 0.477		6-3		2B		1B			6-3	4	0	2	0	0	0	0
Felix Mantilla, R (1, 8) OBP: 0.271, SLG: 0.361		5-3		F2		5-3			F8	4	0	0	0	0	0	2
Lew Burdette, R (1, 1) OBP: 0.250, SLG: 0.304		5-3			6-3		G6-3 1B			3	0	1	0	0	0	0
Inning Stats	R: 2 E: 0 K: 0 S: 5 H: 2 LOB: 1 BB: 1 P: 9	R: 0 E: 0 K: 0 S: 3 H: 0 LOB: 0 BB: 0 P: 3	R: 0 E: 0 K: 0 S: 4 H: 1 LOB: 1 BB: 0 P: 4	R: 0 E: 0 K: 0 S: 4 H: 1 LOB: 1 BB: 0 P: 4	R: 0 E: 0 K: 0 S: 3 H: 0 LOB: 0 BB: 0 P: 3	R: 2 E: 0 K: 2 S: 10 H: 3 LOB: 1 BB: 0 P: 10	R: 0 E: 0 K: 0 S: 3 H: 1 LOB: 0 BB: 0 P: 3	R: 0 E: 0 K: 1 S: 4 H: 0 LOB: 0 BB: 1 P: 8	R: 0 E: 0 K: 0 S: 3 H: 0 LOB: 0 BB: 0 P: 3	1B: 5 2B: 1 3B: 0 HR: 2 SF: 1 SAC: 0 DP: 2 HBP: 0						

PITCHER		IP	WLS	BF	H	R	ER	SO	BB	IBB	HBP	BLK	WP	HR	S	P	ERA	WHIP
Alex Kellner, L ERA: 3.65	(1, 1)	7.0	L	29	8	4	4	2	1	0	0	0	0	2	32	36	5.14	1.286
Harvey Haddix, L ERA: 3.48	(8, 1)	2.0		6	0	0	0	1	1	0	0	0	0	0	7	11	0.00	0.500

PITCHER	IP	WLS	BF	H	R	ER	SO	BB	IBB	HBP	BLK	WP	HR	S	P	ERA	WHIP

TOP

Milwaukee Braves @ Cincinnati Redlegs

Crosley Field, Cincinnati, OH

Wed Aug 13 1958, 7:05 PM EDT

Att. 21,901 - Unknown

livebaseballscorecards.com

AB	32
R	4
H	8
RBI	4
BB	2
SO	3
LOB	6

Batter	1	2	3	4	5	6	7	8	9	AB	R	H	RBI	BB	SO	LOB
Alex Grammas, R (1, 5) OBP: 0.284, SLG: 0.265	K		5-3		4-3		FC5 2-3f			3	0	0	0	0	1	1
Walt Dropo, R (7, PH) OBP: 0.310, SLG: 0.425										1	0	0	0	0	0	2
Harvey Haddix, L (8, 1) OBP: 0.283, SLG: 0.321										0	0	0	0	0	0	0
Jerry Lynch, L (1, 9) OBP: 0.299, SLG: 0.447	F8		F8			F7		G3		4	0	0	0	0	0	0
Frank Robinson, R (1, 8) OBP: 0.339, SLG: 0.488 (8, 5)	6-3			E6 3-1 1B		F8		F7		4	0	1	0	0	0	0
George Crowe, L (1, 3) OBP: 0.361, SLG: 0.436		K		F6		4-3		F3		4	0	0	0	0	1	1
Ed Bailey, L (1, 2) OBP: 0.330, SLG: 0.397		K		3-1 2-3			FC6-4 1B		5-3 1B	4	0	2	0	0	1	1
Bob Thurman, L (1, 7) OBP: 0.326, SLG: 0.421		BB 3B		6-3			F7		K	3	1	0	0	1	1	3
Roy McMillan, R (1, 6) OBP: 0.309, SLG: 0.287		1-H 3B	K				FC6-4 BB 1-2f 1B		5-3 1-2	4	1	1	1	0	1	2
Eddie Miksis, R (1, 4) OBP: 0.244, SLG: 0.150		5-3			F9		FC5 1B 1-2 BB		F6	2	0	0	0	0	0	1
Gus Bell, L (7, PH) OBP: 0.311, SLG: 0.389										0	0	0	0	1	0	0
Johnny Temple, R (7, PR) (8, 4) OBP: 0.391, SLG: 0.377										0	0	0	0	0	0	0
Dee Fondy, L (9, PH) OBP: 0.286, SLG: 0.333										1	0	0	0	0	0	1
Alex Kellner, R (1, 1) OBP: 0.333, SLG: 0.321			K		1B		1-2 2-H 1B			2	0	1	0	0	1	0
Smoky Burgess, L (7, PH) OBP: 0.347, SLG: 0.401										1	0	1	1	0	0	0
Hal Jeffcoat, R (8, 8) OBP: 0.667, SLG: 0.625										0	0	0	0	0	0	0
Inning Stats	R: 0 E: 0 K: 1 S: 5 H: 0 LOB: 0 BB: 0 P: 5	R: 1 E: 0 K: 2 S: 8 H: 1 LOB: 1 BB: 1 P: 12	R: 0 E: 0 K: 1 S: 5 H: 0 LOB: 0 BB: 0 P: 5	R: 0 E: 1 K: 0 S: 4 H: 1 LOB: 1 BB: 0 P: 4	R: 0 E: 0 K: 1 S: 6 H: 1 LOB: 1 BB: 0 P: 6	R: 0 E: 0 K: 0 S: 3 H: 0 LOB: 0 BB: 0 P: 3	R: 1 E: 0 K: 0 S: 5 H: 2 LOB: 2 BB: 1 P: 9	R: 0 E: 0 K: 0 S: 3 H: 0 LOB: 0 BB: 0 P: 3	R: 0 E: 0 K: 1 S: 6 H: 1 LOB: 1 BB: 0 P: 6	1B: 5 2B: 0 3B: 1 HR: 0 SF: 0 SAC: 0 DP: 0 HBP: 0						

PITCHER	IP	WLS	BF	H	R	ER	SO	BB	IBB	HBP	BLK	WP	HR	S	P	ERA	WHIP
Lew Burdette, R (1, 1) ERA: 3.42	9.0	W	35	6	2	2	6	2	0	0	0	0	0	45	53	2.00	0.889

PITCHER	IP	WLS	BF	H	R	ER	SO	BB	IBB	HBP	BLK	WP	HR	S	P	ERA	WHIP

BOTTOM

Milwaukee Braves @ Cincinnati Redlegs

Crosley Field, Cincinnati, OH

Wed Aug 13 1958, 7:05 PM EDT

Att. 21,901 - Unknown

livebaseballscorecards.com

AB	33
R	2
H	6
RBI	2
BB	2
SO	6
LOB	12



Milwaukee Braves @ Cincinnati Redlegs

Crosley Field, Cincinnati, OH

Thu Aug 14 1958, 7:05 PM EDT

Att. 13,643 - Unknown

TOP

livebaseballscorecards.com

Batter	1	2	3	4	5	6	7	8	9	AB	R	H	RBI	BB	SO	LOB
Bill Bruton, L (1, 8) OBP: 0.316, SLG: 0.358	HR		F7	F8			F4		2B	5	1	2	1	0	0	1
Casey Wise, S (1, 4) OBP: 0.178, SLG: 0.200	4-3		BB 1B 1B		F2		FC6-4 1B		F6	5	0	2	0	0	0	1
Eddie Mathews, L (1, 5) OBP: 0.360, SLG: 0.493	F6		F8		F6		K		1-3	5	0	0	0	0	1	3
Hank Aaron, R (1, 9) OBP: 0.380, SLG: 0.573	F8		BB 1-2 1B		6-3		FC6-4 1-2f		6-3	5	0	1	0	0	0	2
Wes Covington, L (1, 7) OBP: 0.383, SLG: 0.671		E4 3B	B B B 4-0 1-2 2-3 BB			S S S 0-3 K		E6 1B		3	1	1	0	1	1	0
Felix Mantilla, R (8, PR) OBP: 0.271, SLG: 0.361										0	1	0	0	0	0	0
Andy Pafko, R (8, 7) OBP: 0.310, SLG: 0.325										0	0	0	0	0	0	0
Frank Torre, L (1, 3) OBP: 0.393, SLG: 0.414		2B	F8			1B 1B		F8		4	0	2	0	0	0	4
Del Crandall, R (1, 2) OBP: 0.351, SLG: 0.480		1-3		2B		F7		1B 2-H 1B		4	0	2	1	0	0	2
Johnny Logan, R (1, 6) OBP: 0.308, SLG: 0.364		4-3		S S S 0-3 K		FC6-4 1-2 1B		4-3 1-3 1B		1	0	0	0	0	0	1
Joe Koppe, R (4, PH) OBP: 0.500, SLG: 0.500										3	0	2	0	0	1	1
(4, 6)																
Joey Jay, S (1, 1) OBP: 0.171, SLG: 0.094		S S S 0-3 K		F8		FC6-4 1-2f		4-3 1-2		4	0	0	0	0	1	7
Warren Spahn, L (9, 1) OBP: 0.402, SLG: 0.481										0	0	0	0	0	0	0
Inning Stats	R: 1 E: 0 K: 0 S: 4 H: 1 LOB: 0 BB: 0 P: 4	R: 1 E: 1 K: 1 S: 7 H: 2 LOB: 1 BB: 0 P: 7	R: 0 E: 0 K: 0 S: 5 H: 2 LOB: 3 BB: 1 P: 9	R: 0 E: 0 K: 1 S: 6 H: 1 LOB: 1 BB: 0 P: 6	R: 0 E: 0 K: 0 S: 3 H: 0 LOB: 0 BB: 0 P: 3	R: 0 E: 0 K: 1 S: 7 H: 2 LOB: 2 BB: 0 P: 7	R: 0 E: 0 K: 1 S: 6 H: 1 LOB: 1 BB: 0 P: 6	R: 1 E: 1 K: 0 S: 5 H: 2 LOB: 2 BB: 0 P: 5	R: 0 E: 0 K: 0 S: 4 H: 1 LOB: 1 BB: 0 P: 4	1B: 7 2B: 3 3B: 1 HR: 1 SF: 0 SAC: 0 DP: 0 HBP: 0						

	AB	39
	R	3
	H	12
	RBI	2
	BB	1
	SO	4
	LOB	22

PITCHER	IP	WLS	BF	H	R	ER	SO	BB	IBB	HBP	BLK	WP	HR	S	P	ERA	WHIP
Don Newcombe, R (1, 1) ERA: 5.38	9.0	L	40	12	3	2	4	1	0	0	0	0	1	47	51	2.00	1.444

PITCHER	IP	WLS	BF	H	R	ER	SO	BB	IBB	HBP	BLK	WP	HR	S	P	ERA	WHIP

Milwaukee Braves @ Cincinnati Redlegs

Crosley Field, Cincinnati, OH

Thu Aug 14 1958, 7:05 PM EDT

Att. 13,643 - Unknown

BOTTOM

livebaseballscorecards.com

Batter	1	2	3	4	5	6	7	8	9	AB	R	H	RBI	BB	SO	LOB
Alex Grammas, R (1, 5) OBP: 0.283, SLG: 0.257	BBBB 4-0 BB		x 0-0 ① FC6-4 G3 1-2f		x 0-0 ③ B5-3			x 0-0 E6		3	0	0	0	1	0	1
Jerry Lynch, L (1, 9) OBP: 0.298, SLG: 0.444	x 0-0 ① F9		x 0-0 ② G3 1-2			x 0-0 1B		x 0-0 ② 3-1		4	0	1	0	0	0	3
George Crowe, L (1, 3) OBP: 0.360, SLG: 0.432	x 0-0 ② F8		SSS 0-3 ③ K			x 0-0 ① F8		BBBB 4-0 BB		3	0	0	0	1	1	3
Frank Robinson, R (1, 8) OBP: 0.339, SLG: 0.484	x 0-0 ③ 1-3			BBBB 4-0 F8 BB BB		x 0-0 ② F6		x 0-0 ③ F8		3	0	0	0	1	0	4
Ed Bailey, L (1, 2) OBP: 0.335, SLG: 0.396		BBBB 4-0 BB		BBBB 4-0 G5-4-3 1-2 BB		SSS 0-3 ③ K			BBBB 4-0 G4-6-3 BB	1	0	0	0	3	1	1
Bob Thurman, L (1, 7) OBP: 0.326, SLG: 0.416		x 0-0 ① F7		x 0-0 ① F8 2-3			BBBB 4-0 CS BB		x 0-0 ① ② G4-6-3 1-2f	2	0	0	0	1	0	3
Pete Whisenant, R (9, PH) OBP: 0.275, SLG: 0.422										1	0	0	0	0	0	1
Roy McMillan, R (1, 6) OBP: 0.306, SLG: 0.284		x 0-0 ② F5		x 0-0 ② ③ G5-4-3 1-2f			SSS 0-3 ① K		BBBB 4-0 BB	3	0	0	0	0	1	4
Smoky Burgess, L (9, PH) OBP: 0.350, SLG: 0.401										0	0	0	0	1	0	0
Eddie Miksis, R (1, 4) OBP: 0.229, SLG: 0.140		x 0-0 ③ 4-3			x 0-0 ① 6-3		SSS 0-3 ② ③ K 1-2		SSS 0-3 ③ K	3	0	0	0	0	1	2
Walt Dropo, R (9, PH) OBP: 0.308, SLG: 0.422										1	0	0	0	0	1	1
Don Newcombe, L (1, 1) OBP: 0.367, SLG: 0.409			BBBB 4-0 FC6-4 BB		x 0-0 ② G3			x 0-0 ① 4-3		2	0	0	0	1	0	0
Inning Stats	R: 0 H: 0 E: 0 LOB: 1 K: 0 BB: 1 S: 3 P: 7	R: 0 H: 0 E: 0 LOB: 1 K: 0 BB: 1 S: 3 P: 7	R: 0 H: 0 E: 0 LOB: 1 K: 1 BB: 1 S: 5 P: 9	R: 0 H: 0 E: 0 LOB: 1 K: 0 BB: 2 S: 2 P: 10	R: 0 H: 0 E: 0 LOB: 0 K: 0 BB: 0 S: 3 P: 3	R: 0 H: 1 E: 0 LOB: 1 K: 1 BB: 0 S: 6 P: 6	R: 0 H: 0 E: 0 LOB: 1 K: 2 BB: 1 S: 6 P: 10	R: 0 H: 0 E: 1 LOB: 2 K: 0 BB: 1 S: 4 P: 8	R: 0 H: 0 E: 0 LOB: 1 K: 1 BB: 2 S: 4 P: 12	1B: 1 SF: 0 2B: 1 SAC: 0 3B: 0 DP: 3 HR: 0 HBP: 0							WP: 0 PA: 35 PB: 0 SB: 0 CS: 1

	AB	26
	R	0
	H	1
	RBI	0
	BB	9
	SO	5
	LOB	23

PITCHER		IP	WLS	BF	H	R	ER	SO	BB	IBB	HBP	BLK	WP	HR	S	P	ERA	WHIP
Joey Jay, R ERA: 1.83	(1, 1)	8.0	W	32	1	0	0	4	8	0	0	0	0	0	32	64	0.00	1.125
Warren Spahn, L ERA: 3.2	(9, 1)	1.0	S	3	0	0	0	1	1	0	0	0	0	0	4	8	0.00	1.000

PITCHER	IP	WLS	BF	H	R	ER	SO	BB	IBB	HBP	BLK	WP	HR	S	P	ERA	WHIP

Batter	1	2	3	4	5	6	7	8	9	AB	R	H	RBI	BB	SO	LOB
Richie Ashburn, L (1, 8) OBP: 0.433, SLG: 0.440	6-3		E 1B 1B		CS 1B			4-3 SH1-4 1B		4	0	3	0	0	0	0
Bobby Young, L (1, 4) OBP: 0.188, SLG: 0.250	4-3		E8 1-3 1B		3-1 1-2			SH1-4 1-2		3	0	1	0	0	0	1
Harry Anderson, L (1, 7) OBP: 0.365, SLG: 0.488	L9		K			4-3		4-3 2-3		4	0	0	0	0	1	3
Wally Post, R (1, 9) OBP: 0.363, SLG: 0.448		4-3		F8		2B		F7		4	0	1	0	0	0	1
Ed Bouchee, L (1, 3) OBP: 0.357, SLG: 0.355		BBBB BB		4-3		K			FC3-6 1B	3	0	1	0	1	1	1
Willie Jones, R (1, 5) OBP: 0.351, SLG: 0.416 Curt Simmons, L (9, PR) OBP: 0.224, SLG: 0.229		SSS K		BBBB BB BB		F7			FC3-6 1-2f	3 0	0 0	0 0	0 0	1 0	1 0	3 0
Chico Fernandez, R (1, 6) OBP: 0.275, SLG: 0.315 Solly Hemus, L (9, PH) OBP: 0.397, SLG: 0.439		F9		BBBB 1-2 BB			P4		F9	2 1	0 0	0 0	0 0	1 0	0 0	1 1
Carl Sawatski, L (1, 2) OBP: 0.285, SLG: 0.294			F8	1-3			SSS K		4-3	0	0	0	0	0	0	0
Robin Roberts, S (1, 1) OBP: 0.286, SLG: 0.271			4-3		4-3		F5			3	0	0	0	0	0	0
Inning Stats	R: 0 H: 0 E: 0 LOB: 0 K: 0 BB: 0 S: 3 P: 3	R: 0 H: 0 E: 0 LOB: 1 K: 1 BB: 1 S: 5 P: 9	R: 0 H: 2 E: 1 LOB: 2 K: 1 BB: 0 S: 7 P: 7	R: 0 H: 0 E: 0 LOB: 2 K: 0 BB: 2 S: 3 P: 11	R: 0 H: 1 E: 0 LOB: 0 K: 0 BB: 0 S: 3 P: 3	R: 0 H: 1 E: 0 LOB: 1 K: 1 BB: 0 S: 6 P: 6	R: 0 H: 0 E: 0 LOB: 0 K: 1 BB: 0 S: 5 P: 5	R: 0 H: 1 E: 0 LOB: 1 K: 0 BB: 0 S: 4 P: 4	R: 0 H: 1 E: 0 LOB: 1 K: 0 BB: 0 S: 4 P: 4	1B: 5 SF: 0 2B: 1 SAC: 1 3B: 0 DP: 0 HR: 0 HBP: 0						WP: 0 PA: 35 PB: 0 SB: 0 CS: 1	

PITCHER	IP	WLS	BF	H	R	ER	SO	BB	IBB	HBP	BLK	WP	HR	S	P	ERA	WHIP
Carl Willey, R (1, 1) ERA: 2.1	9.0	W	35	6	0	0	4	3	0	0	0	0	0	40	52	0.00	1.000

PITCHER	IP	WLS	BF	H	R	ER	SO	BB	IBB	HBP	BLK	WP	HR	S	P	ERA	WHIP

TOP

Philadelphia Phillies @ Milwaukee Braves

Milwaukee County Stadium, Milwaukee, WI

Fri Aug 15 1958, 8:05 PM EDT
Att. 35,552 - Unknown

livebaseballscorecards.com

AB	27
R	0
H	6
RBI	0
BB	3
SO	3
LOB	11

BOTTOM

Philadelphia Phillies @ Milwaukee Braves

Milwaukee County Stadium, Milwaukee, WI

Fri Aug 15 1958, 8:05 PM EDT

Att. 35,552 - Unknown

livebaseballscorecards.com

Batter	1	2	3	4	5	6	7	8	9	AB	R	H	RBI	BB	SO	LOB
Bill Bruton, L (1, 8) OBP: 0.319, SLG: 0.361	0-0 1B		0-0 1B		0-0 ③ 6-3			0-0 ① 5-3		4	0	2	0	0	0	0
Red Schoendienst, S (1, 4) OBP: 0.323, SLG: 0.322	0-0 ① L8		0-0 ② F8			0-0 FC1-6 1B		0-0 ② P6		4	0	1	0	0	0	2
Eddie Mathews, L (1, 5) OBP: 0.359, SLG: 0.489	0-0 ② F2		S S S 0-3 ③ K			0-0 ① FC1-6 1-2f		B B B 4-0 1B S 1B BB		3	1	0	0	1	1	3
Hank Aaron, R (1, 9) OBP: 0.381, SLG: 0.572	0-0 1-3 1B			0-0 ① P5		0-0 ② P6		0-0 1B 1-3 1B		4	0	2	0	0	0	1
Wes Covington, L (1, 7) OBP: 0.385, SLG: 0.668 Felix Mantilla, R (8, PR) OBP: 0.271, SLG: 0.361 Andy Pafko, R (9, 7) OBP: 0.310, SLG: 0.325	0-0 ③ 6-3			0-0 PB 1B 1B		0-0 ③ 5-3		0-0 1-3 3-H 1B		4 0 0	0 0 0	2 0 0	1 0 0	0 0 0	0 0 0	3 0 0
Frank Torre, L (1, 3) OBP: 0.391, SLG: 0.411		0-0 ① F7		0-0 ② FC6-4 1-H 1B			0-0 ① F7	0-0 ③ 4-3		4	0	1	0	0	0	2
Del Crandall, R (1, 2) OBP: 0.349, SLG: 0.476		S S S 0-3 ② K		0-0 ③ FC6-4 1-2f			0-0 ② F7			3	0	0	0	0	1	1
Johnny Logan, R (1, 6) OBP: 0.308, SLG: 0.366		0-0 ③ P3			S S S 0-3 ① K		0-0 2B			3	0	1	0	0	1	0
Carl Willey, R (1, 1) OBP: 0.118, SLG: 0.147			S S S 0-3 ① K		S S S 0-3 ② K		0-0 ③ P4			3	0	0	0	0	2	1
Inning Stats	R: 0 H: 2 E: 0 LOB: 2 K: 0 BB: 0 S: 5 P: 5	R: 0 H: 0 E: 0 LOB: 0 K: 1 BB: 0 S: 5 P: 5	R: 0 H: 1 E: 0 LOB: 1 K: 2 BB: 0 S: 8 P: 8	R: 0 H: 2 E: 0 LOB: 1 K: 0 BB: 0 S: 4 P: 4	R: 0 H: 0 E: 0 LOB: 0 K: 2 BB: 0 S: 7 P: 7	R: 0 H: 1 E: 0 LOB: 1 K: 0 BB: 0 S: 4 P: 4	R: 0 H: 1 E: 0 LOB: 1 K: 0 BB: 0 S: 4 P: 4	R: 1 H: 2 E: 0 LOB: 2 K: 0 BB: 1 S: 5 P: 9		1B: 8 2B: 1 3B: 0 HR: 0	SF: 0 SAC: 0 DP: 0 HBP: 0			WP: 0 PB: 1 SB: 1 CS: 0	PA: 33	

	AB	32
	R	1
	H	9
	RBI	1
	BB	1
	SO	5
	LOB	13

PITCHER	IP	WLS	BF	H	R	ER	SO	BB	IBB	HBP	BLK	WP	HR	S	P	ERA	WHIP
Robin Roberts, R (1, 1) ERA: 3.11	8.0	L	33	9	1	1	5	1	0	0	0	0	0	42	46	1.12	1.250

PITCHER	IP	WLS	BF	H	R	ER	SO	BB	IBB	HBP	BLK	WP	HR	S	P	ERA	WHIP

Batter	1	2	3	4	5	6	7	8	9	AB	R	H	RBI	BB	SO	LOB
Richie Ashburn, L (1, 8) OBP: 0.434, SLG: 0.440	3B 1B		FC3-6 1B		L4		1-3			4	1	2	0	0	0	1
Bobby Young, L (1, 4) OBP: 0.200, SLG: 0.350	1-H 3B		FC3-6 1B 1-2f		K			F9		4	0	1	1	0	1	2
Bob Bowman, R (1, 7) OBP: 0.339, SLG: 0.535	G3		1-3 1B			F2		5-3		4	0	1	0	0	0	1
Wally Post, R (1, 9) OBP: 0.365, SLG: 0.458	6-3		4-3			3B		1B		4	0	2	0	0	0	3
Ed Bouchee, L (1, 3) OBP: 0.350, SLG: 0.347	K			K		K		4-3		4	0	0	0	0	3	3
Willie Jones, R (1, 5) OBP: 0.350, SLG: 0.412		5-3		5-3		BB			6-3	3	0	0	0	1	0	0
Chico Fernandez, R (1, 6) OBP: 0.274, SLG: 0.314		F7		F7		F3			FC6-4 1B	4	0	1	0	0	0	2
Stan Lopata, R (1, 2) OBP: 0.398, SLG: 0.433		K			FC 1B		P6		FC6-4 1-2f	4	0	1	0	0	1	1
Curt Simmons, L (1, 1) OBP: 0.216, SLG: 0.220			K		FC 1-3		4-3		1-3	3	0	0	0	0	1	1
Rip Repulski, R (9, PH) OBP: 0.305, SLG: 0.477										1	0	0	0	0	0	1
Inning Stats	R: 1 E: 0 K: 1 S: 7 H: 2 LOB: 1 BB: 0 P: 7	R: 0 E: 0 K: 1 S: 5 H: 0 LOB: 0 BB: 0 P: 5	R: 0 E: 0 K: 1 S: 7 H: 2 LOB: 2 BB: 0 P: 7	R: 0 E: 0 K: 1 S: 5 H: 0 LOB: 0 BB: 0 P: 5	R: 0 E: 1 K: 1 S: 6 H: 1 LOB: 1 BB: 0 P: 6	R: 0 E: 0 K: 1 S: 6 H: 1 LOB: 2 BB: 1 P: 10	R: 0 E: 0 K: 0 S: 3 H: 0 LOB: 0 BB: 0 P: 3	R: 0 E: 0 K: 0 S: 4 H: 1 LOB: 1 BB: 0 P: 4	R: 0 E: 0 K: 0 S: 4 H: 1 LOB: 1 BB: 0 P: 4	1B: 6 2B: 0 3B: 2 HR: 0	SF: 0 SAC: 1 DP: 0 HBP: 0						

TOP

Philadelphia Phillies @ Milwaukee Braves

Milwaukee County Stadium, Milwaukee, WI

Sat Aug 16 1958, 4:33 AM EDT

Att. 31,869 - Unknown

livebaseballscorecards.com

AB	35
R	1
H	8
RBI	1
BB	1
SO	6
LOB	15

WP: 0 PB: 0 SB: 0 CS: 0 PA: 36

PITCHER	IP	WLS	BF	H	R	ER	SO	BB	IBB	HBP	BLK	WP	HR	S	P	ERA	WHIP
Warren Spahn, L (1, 1) ERA: 3.11	9.0	W	36	8	1	1	6	1	0	0	0	0	0	47	51	1.00	1.000

PITCHER	IP	WLS	BF	H	R	ER	SO	BB	IBB	HBP	BLK	WP	HR	S	P	ERA	WHIP

Batter	1	2	3	4	5	6	7	8	9	AB	R	H	RBI	BB	SO	LOB
Felix Mantilla, R (1, 8) OBP: 0.276, SLG: 0.360	5-3	K			BB			1B SH5-4 1B		3	1	1	0	1	1	3
Casey Wise, S (1, 4) OBP: 0.188, SLG: 0.208	5-3		G3 1B		L3-6			SH5-4		3	0	1	0	0	0	2
Eddie Mathews, L (1, 5) OBP: 0.358, SLG: 0.486	K		G3		P5			1B		4	0	1	0	0	1	2
Hank Aaron, R (1, 9) OBP: 0.384, SLG: 0.573		2B SF7 1B	K			G6-4-3 BB		G6-4-3		3	1	2	1	1	1	1
Joe Adcock, R (1, 3) OBP: 0.317, SLG: 0.521 Frank Torre, L (9, 3) OBP: 0.391, SLG: 0.411		HBP 2B	K			G6-4-3		G6-4-3		4 0	0 0	1 0	0 0	0 0	1 0	4 0
Andy Pafko, R (1, 7) OBP: 0.303, SLG: 0.320	SF7		F8			F9				2	0	0	1	0	0	0
Del Crandall, R (1, 2) OBP: 0.349, SLG: 0.473		HBP BB	5-3				6-3			2	0	0	0	1	0	0
Johnny Logan, R (1, 6) OBP: 0.306, SLG: 0.363		P4	K				P5			3	0	0	0	0	1	2
Warren Spahn, L (1, 1) OBP: 0.411, SLG: 0.475		HBP			L3-6 BB		4-3			1	0	0	0	1	0	0
Inning Stats	R: 0 H: 0 E: 0 LOB: 0 K: 1 BB: 0 S: 5 P: 5	R: 1 H: 2 E: 0 LOB: 3 K: 1 BB: 1 S: 7 P: 12	R: 0 H: 1 E: 0 LOB: 1 K: 2 BB: 0 S: 8 P: 8	R: 0 H: 0 E: 0 LOB: 0 K: 1 BB: 0 S: 5 P: 5	R: 0 H: 0 E: 0 LOB: 1 K: 0 BB: 2 S: 2 P: 10	R: 0 H: 0 E: 0 LOB: 0 K: 0 BB: 1 S: 2 P: 6	R: 0 H: 0 E: 0 LOB: 0 K: 0 BB: 0 S: 3 P: 3	R: 1 H: 3 E: 0 LOB: 1 K: 0 BB: 0 S: 5 P: 5		1B: 5 SF: 1 2B: 2 SAC: 1 3B: 0 DP: 3 HR: 0 HBP: 1						

PITCHER		IP	WLS	BF	H	R	ER	SO	BB	IBB	HBP	BLK	WP	HR	S	P	ERA	WHIP
Curt Simmons, L ERA: 4.68	(1, 1)	8.0	L	32	6	2	2	5	4	0	1	0	0	0	37	54	2.25	1.250

PITCHER	IP	WLS	BF	H	R	ER	SO	BB	IBB	HBP	BLK	WP	HR	S	P	ERA	WHIP

BOTTOM

Philadelphia Phillies @ Milwaukee Braves

County Stadium, Milwaukee, WI

Sat Aug 16 1958, 4:33 AM EDT

Att. 31,869 - Unknown

livebaseballscorecards.com

AB	25
R	2
H	6
RBI	2
BB	4
SO	5
LOB	14

Batter	1	2	3	4	5	6	7	8	9	AB	R	H	RBI	BB	SO	LOB
Richie Ashburn, L (1, 8) OBP: 0.436, SLG: 0.441	BBBB 4-0 G3-6 BB		x 0-0 ② 4-3 2-3			x 0-0 FC6-4 1B		BBBB 4-0 BB		2	0	1	0	2	0	1
Bobby Young, L (1, 4) OBP: 0.208, SLG: 0.304	x 0-0 ①② G3-6 1-2f		BBBB 4-0 BB			SSS 0-3 ① K		x 0-0 ② F8		3	0	0	0	1	1	3
Bob Bowman, R (1, 7) OBP: 0.331, SLG: 0.522	SSS 0-3 ③ K		SSS 0-3 ③ K			x 0-0 ② P5		x 0-0 ③ P4		4	0	0	0	0	2	4
Wally Post, R (1, 9) OBP: 0.359, SLG: 0.450		x 0-0 ① F7		x 0-0 ① 6-3		x 0-0 ③ FC6-4 1-2f			x 0-0 ① F8	4	0	0	0	0	0	1
Ed Bouchee, L (1, 3) OBP: 0.358, SLG: 0.370		x 0-0 BLK WP 1B		BBBB 4-0 G6-4-3 BB			SSS 0-3 ① K		x 0-0 HR	3	1	2	1	1	1	0
Willie Jones, R (1, 5) OBP: 0.348, SLG: 0.410		x 0-0 ② 5-3 1-3		x 0-0 ②③ G6-4-3 1-2f			x 0-0 WP 5-3 1B		x 0-0 ② 4-3	4	0	1	0	0	0	2
Chico Fernandez, R (1, 6) OBP: 0.274, SLG: 0.311		SSS 0-3 ③ K			x 0-0 ① F7		x 0-0 ② 5-3 1-2		BBBB 4-0 BB	3	0	0	0	1	1	2
Stan Lopata, R (1, 2) OBP: 0.395, SLG: 0.426			BBBB 4-0 4-3 SH2-4 BB		x 0-0 ② F9		SSS 0-3 ③ K 2-3		SSS 0-3 ③ K	3	0	0	0	1	2	2
Don Cardwell, R (1, 1) OBP: 0.190, SLG: 0.238 Rip Repulski, R (8, PH) OBP: 0.303, SLG: 0.474 John Anderson, R (8, 1)			x 0-0 ① SH2-4 1-2		SSS 0-3 ③ K			x 0-0 ① F9		1	0	0	0	0	1	0
										1	0	0	0	0	0	0
										0	0	0	0	0	0	0
Inning Stats	R: 0 E: 0 K: 1 S: 4 H: 0 LOB: 0 BB: 1 P: 8	R: 0 E: 0 K: 1 S: 6 H: 1 LOB: 1 BB: 0 P: 6	R: 0 E: 0 K: 1 S: 5 H: 0 LOB: 2 BB: 2 P: 13	R: 0 E: 0 K: 0 S: 2 H: 0 LOB: 0 BB: 1 P: 6	R: 0 E: 0 K: 1 S: 5 H: 0 LOB: 0 BB: 0 P: 5	R: 0 E: 0 K: 1 S: 6 H: 1 LOB: 1 BB: 0 P: 6	R: 0 E: 0 K: 2 S: 8 H: 1 LOB: 1 BB: 0 P: 8	R: 0 E: 0 K: 0 S: 3 H: 0 LOB: 1 BB: 1 P: 7	R: 1 E: 0 K: 1 S: 6 H: 1 LOB: 1 BB: 1 P: 10	1B: 3 2B: 0 3B: 0 HR: 1 SF: 0 SAC: 1 DP: 2 HBP: 0						

PITCHER	IP	WLS	BF	H	R	ER	SO	BB	IBB	HBP	BLK	WP	HR	S	P	ERA	WHIP
Juan Pizarro, L (1, 1) ERA: 1.89	9.0	W	35	4	1	1	8	6	0	0	1	2	1	45	69	1.00	1.111

PITCHER	IP	WLS	BF	H	R	ER	SO	BB	IBB	HBP	BLK	WP	HR	S	P	ERA	WHIP

TOP

Philadelphia Phillies @ Milwaukee Braves

Milwaukee County Stadium, Milwaukee, WI

Sun Aug 17 1958, 4:33 AM EDT

Unknown

livebaseballscorecards.com

AB	28
R	1
H	4
RBI	1
BB	6
SO	8
LOB	15

WP: 2 PA: 35
PB: 0
SB: 0
CS: 0

BOTTOM

Philadelphia Phillies @ Milwaukee Braves

Milwaukee County Stadium, Milwaukee, WI

Sun Aug 17 1958, 4:33 AM EDT

Unknown

livebaseballscorecards.com

Batter	1	2	3	4	5	6	7	8	9	AB	R	H	RBI	BB	SO	LOB
Bill Bruton, L (1, 8) OBP: 0.318, SLG: 0.359	1B	F7		K		E4				4	1	1	0	0	1	0
Red Schoendienst, S (1, 4) OBP: 0.322, SLG: 0.321	1B 1-3		4-3	G3		F7				4	0	1	0	0	0	1
Eddie Mathews, L (1, 5) OBP: 0.360, SLG: 0.485	F3		BB HBP HR	1B			F9			3	1	1	0	1	0	2
Hank Aaron, R (1, 9) OBP: 0.385, SLG: 0.571	1B 1-3 3-H		BB HBP HR 1-2	K			5-3			3	1	1	1	1	1	1
Wes Covington, L (1, 7) OBP: 0.391, SLG: 0.668 Andy Pafko, R (4, 7) OBP: 0.299, SLG: 0.315	IBB		HBP HR 1-2 2-3		F8		F7			0 2	1 0	0 0	0 0	1 0	0 0	0 0
Frank Torre, L (1, 3) OBP: 0.392, SLG: 0.428	P6		HR 1-H 2-H 3-H		F8			2B 1-3		4	1	2	4	0	0	3
Del Rice, R (1, 2) OBP: 0.295, SLG: 0.317 Del Crandall, R (2, 2) OBP: 0.346, SLG: 0.469	K		5-3		K			1-3 2-3		1 3	0 0	0 0	0 0	0 0	1 1	3 1
Johnny Logan, R (1, 6) OBP: 0.305, SLG: 0.362		F5	1B			F8		F3		4	0	1	0	0	0	1
Juan Pizarro, L (1, 1) OBP: 0.364, SLG: 0.368		G3	K			P4		K2-3		4	0	0	0	0	2	2
Inning Stats	R: 1 E: 0 K: 1 S: 8 H: 3 LOB: 3 BB: 1 P: 12	R: 0 E: 0 K: 0 S: 3 H: 0 LOB: 0 BB: 0 P: 3	R: 4 E: 0 K: 1 S: 7 H: 2 LOB: 1 BB: 2 P: 16	R: 0 E: 0 K: 2 S: 8 H: 1 LOB: 1 BB: 0 P: 8	R: 0 E: 0 K: 1 S: 5 H: 0 LOB: 0 BB: 0 P: 5	R: 0 E: 1 K: 0 S: 4 H: 0 LOB: 1 BB: 0 P: 4	R: 0 E: 0 K: 0 S: 3 H: 0 LOB: 0 BB: 0 P: 3	R: 0 E: 0 K: 1 S: 6 H: 1 LOB: 1 BB: 0 P: 6		1B: 5 2B: 1 3B: 0 HR: 1 SF: 0 SAC: 0 DP: 0 HBP: 1			WP: 0 PB: 0 SB: 0 CS: 0 PA: 36	

	AB	32
	R	5
	H	7
	RBI	5
	BB	3
	SO	6
	LOB	14

PITCHER		IP	WLS	BF	H	R	ER	SO	BB	IBB	HBP	BLK	WP	HR	S	P	ERA	WHIP
Don Cardwell, R ERA: 3.97	(1, 1)	7.0	L	32	6	5	5	5	2	1	1	0	0	1	38	51	6.43	1.143
John Anderson, R ERA:	(8, 1)	1.0		4	1	0	0	1	0	0	0	0	0	0	6	6	0.00	1.000

PITCHER	IP	WLS	BF	H	R	ER	SO	BB	IBB	HBP	BLK	WP	HR	S	P	ERA	WHIP

Batter	1	2	3	4	5	6	7	8	9	AB	R	H	RBI	BB	SO	LOB
Richie Ashburn, L (1, 8) OBP: 0.436, SLG: 0.440	BBBB 4-0 G3-6-3 BB		x 0-0 ② G3 1-2 2-3		x 0-0 FC4-6 1B			x 0-0 ① 5-3		3	0	1	0	1	0	2
Bobby Young, L (1, 4) OBP: 0.179, SLG: 0.259	x 0-0 ①② G3-6-3 1-2f		x 0-0 ③ 4-3		x 0-0 ② FC4-6 FC6-4 1-2f			SSS 0-3 ② K		4	0	0	0	0	1	4
Harry Anderson, L (1, 7) OBP: 0.361, SLG: 0.483	x 0-0 ③ F8			x 0-0 ① 6-3	x 0-0 ③ FC6-4 1-2f			x 0-0 ③ F5		4	0	0	0	0	0	1
Wally Post, R (1, 9) OBP: 0.357, SLG: 0.451		x 0-0 ① 4-3		x 0-0 1B 2B		x 0-0 ① 5-3			x 0-0 ① 5-3	4	1	1	0	0	0	0
Ed Bouchee, L (1, 3) OBP: 0.356, SLG: 0.364		x 0-0 ② 5-3		BBBB 4-0 FC5-4 1B BB		x 0-0 ② 3-1			x 0-0 ② 4-3	3	0	0	0	1	0	0
Willie Jones, R (1, 5) OBP: 0.350, SLG: 0.411		x 0-0 ③ L4		x 0-0 FC5-4 1-2 2-H 1B		SSS 0-3 ③ K			x 0-0 1B	4	0	2	1	0	1	0
Chico Fernandez, R (1, 6) OBP: 0.271, SLG: 0.308		SSS 0-3 ① K	x 0-0 ② FC5-4 1-2f 2-3				x 0-0 ① 6-3		x 0-0 ③ F7	4	0	0	0	0	1	3
Carl Sawatski, L (1, 2) OBP: 0.286, SLG: 0.290		BBBB 4-0 BB	x 0-0 ③ 1-3				x 0-0 ② F9			0	0	0	0	0	0	0
Ray Semproch, R (1, 1) OBP: 0.104, SLG: 0.119		x 0-0 G3 1-2 1B			x 0-0 ① F8		x 0-0 ③ 6-3			3	0	1	0	0	0	0
Inning Stats	R: 0 H: 0 E: 0 LOB: 0 K: 0 BB: 1 S: 2 P: 6	R: 0 H: 0 E: 0 LOB: 0 K: 0 BB: 0 S: 3 P: 3	R: 0 H: 1 E: 0 LOB: 2 K: 1 BB: 1 S: 6 P: 10	R: 1 H: 2 E: 0 LOB: 2 K: 0 BB: 1 S: 5 P: 9	R: 0 H: 1 E: 0 LOB: 1 K: 0 BB: 0 S: 4 P: 4	R: 0 H: 0 E: 0 LOB: 0 K: 1 BB: 0 S: 5 P: 5	R: 0 H: 0 E: 0 LOB: 0 K: 0 BB: 0 S: 3 P: 3	R: 0 H: 0 E: 0 LOB: 0 K: 1 BB: 0 S: 5 P: 5	R: 0 H: 1 E: 0 LOB: 1 K: 0 BB: 0 S: 4 P: 4	1B: 4 SF: 0 2B: 1 SAC: 0 3B: 0 DP: 1 HR: 0 HBP: 0						

TOP

Philadelphia Phillies @ Milwaukee Braves

Milwaukee County Stadium, Milwaukee, WI

Sun Aug 17 1958, 4:38 AM EDT
Att. 39,807 - Unknown

livebaseballscorecards.com

AB	29
R	1
H	5
RBI	1
BB	2
SO	3
LOB	10

WP: 0 PA: 34
PB: 0
SB: 0
CS: 0

PITCHER	IP	WLS	BF	H	R	ER	SO	BB	IBB	HBP	BLK	WP	HR	S	P	ERA	WHIP
Lew Burdette, R (1, 1) ERA: 3.31	9.0	W	34	5	1	1	3	3	0	0	0	0	0	37	49	1.00	0.889

PITCHER	IP	WLS	BF	H	R	ER	SO	BB	IBB	HBP	BLK	WP	HR	S	P	ERA	WHIP

Batter	1	2	3	4	5	6	7	8	9	AB	R	H	RBI	BB	SO	LOB
Bill Bruton, L (1, 8) OBP: 0.317, SLG: 0.357	F8		G3		F8		4-3 1-2 1B			4	1	1	0	0	0	0
Red Schoendienst, S (1, 4) OBP: 0.318, SLG: 0.317	L6		3-1		4-3		4-3 1-2 2-3			4	0	0	0	0	0	2
Eddie Mathews, L (1, 5) OBP: 0.363, SLG: 0.490	1B		2B		3-1		FC5-4 2-H 3-H 1B			4	0	3	2	0	0	0
Hank Aaron, R (1, 9) OBP: 0.382, SLG: 0.566	5-3		K			6-3	FC5-4 1-2f			4	0	0	0	0	1	3
Wes Covington, L (1, 7) OBP: 0.392, SLG: 0.678 Andy Pafko, R (9, 7) OBP: 0.299, SLG: 0.315		HR		SH1-4 HBP SH5-3 HBP		4-3		P5		3 0	2 0	1 0	1 0	0 0	0 0	0 0
Frank Torre, L (1, 3) OBP: 0.397, SLG: 0.434	1B			SH5-3 SH1-4 1-2 HBP		2B		F9		3	0	2	0	0	0	0
Del Crandall, R (1, 2) OBP: 0.343, SLG: 0.464	P4			SH1-4 1-2 2-3		F8		P4		3	0	0	0	0	0	2
Johnny Logan, R (1, 6) OBP: 0.306, SLG: 0.363	P5			SH5-3 2-3 3-H			FC1-6 1B			2	0	1	1	0	0	1
Lew Burdette, R (1, 1) OBP: 0.240, SLG: 0.292	F7			K			FC1-6 4-3 1B 1-2f 1B			3	1	0	0	0	1	3
Inning Stats	R: 0 E: 0 K: 0 S: 4 H: 1 LOB: 1 BB: 0 P: 4	R: 1 E: 0 K: 0 S: 5 H: 2 LOB: 1 BB: 0 P: 5	R: 0 E: 0 K: 1 S: 6 H: 1 LOB: 1 BB: 0 P: 6	R: 1 E: 0 K: 1 S: 5 H: 0 LOB: 1 BB: 0 P: 7	R: 0 E: 0 K: 0 S: 3 H: 0 LOB: 0 BB: 0 P: 3	R: 0 E: 0 K: 0 S: 4 H: 1 LOB: 1 BB: 0 P: 4	R: 2 E: 0 K: 0 S: 6 H: 3 LOB: 1 BB: 0 P: 6	R: 0 E: 0 K: 0 S: 3 H: 0 LOB: 0 BB: 0 P: 3		1B: 5 2B: 2 3B: 0 HR: 1 SF: 0 SAC: 2 DP: 0 HBP: 2						

PITCHER	IP	WLS	BF	H	R	ER	SO	BB	IBB	HBP	BLK	WP	HR	S	P	ERA	WHIP
Ray Semproch, R (1, 1) ERA: 3.32	8.0	L	34	8	4	4	2	0	0	2	0	0	1	36	38	4.50	1.000

PITCHER	IP	WLS	BF	H	R	ER	SO	BB	IBB	HBP	BLK	WP	HR	S	P	ERA	WHIP

BOTTOM

Philadelphia Phillies @ Milwaukee Braves

Milwaukee County Stadium, Milwaukee, WI

Sun Aug 17 1958, 4:38 AM EDT

Att. 39,807 - Unknown

livebaseballscorecards.com

AB	30
R	4
H	8
RBI	4
BB	0
SO	2
LOB	11

WP: 0 PA: 34
PB: 0
SB: 0
CS: 0

Milwaukee Braves @ Los Angeles Dodgers

Los Angeles Memorial Coliseum, Los Angeles, CA

Tue Aug 19 1958, 10:05 PM EDT

Unknown

livebaseballscorecards.com

TOP

Batter	1	2	3	4	5	6	7	8	9	AB	R	H	RBI	BB	SO	LOB
Bill Bruton, L (1, 8) OBP: 0.316, SLG: 0.368	F8		HR			F9		K		4	1	1	1	0	1	1
Red Schoendienst, S (1, 4) OBP: 0.317, SLG: 0.316	FC6-4 1B		F8			L6		5-3		4	0	1	0	0	0	1
Eddie Mathews, L (1, 5) OBP: 0.362, SLG: 0.490	K		4-3 2B			F9			B1-3	4	0	1	0	0	1	1
Hank Aaron, R (1, 9) OBP: 0.381, SLG: 0.563	FC6-4 1-2f		2-3				4-3 4-3 1B		F5	4	0	1	0	0	0	2
Wes Covington, L (1, 7) OBP: 0.390, SLG: 0.670		4-3	4-3 2-3				4-3 1-2		1B	4	0	1	0	0	0	2
Joe Adcock, R (1, 3) OBP: 0.312, SLG: 0.512		K	F9				4-3 2-3		5-3	4	0	0	0	0	1	3
Del Crandall, R (1, 2) OBP: 0.340, SLG: 0.460		F9			B1-3		6-3			3	0	0	0	0	0	1
Johnny Logan, R (1, 6) OBP: 0.304, SLG: 0.360			F7		K			F3		3	0	0	0	0	1	0
Carl Willey, R (1, 1) OBP: 0.111, SLG: 0.139			4-3		K			E3		2	0	0	0	0	1	0
Harry Hanebrink, L (8, PH) OBP: 0.281, SLG: 0.322										1	0	0	0	0	0	0
Don McMahon, R (8, 1) OBP: 0.333, SLG: 0.143										0	0	0	0	0	0	0

	AB	33
	R	1
	H	5
	RBI	1
	BB	0
	SO	5
	LOB	11

Inning Stats	1	2	3	4	5	6	7	8	9	1B	SF	WP	PA	33
R	0	0	1	0	0	0	0	0	0	3	0	0		
H	1	0	1	1	0	0	1	0	1	1	0	0		
E	0	0	0	0	0	0	0	1	0	2	0	0		
LOB	1	0	0	1	1	0	1	1	1	3	0	0		
K	1	1	0	0	2	0	0	1	0	SAC	0	0		
BB	0	0	0	0	0	0	0	0	0	DP	0	0		
S	9	6	9	8	8	7	6	11	6	HBP	0	0		
P	13	9	15	12	10	10	9	15	9	HR	1	0		

PITCHER	IP	WLS	BF	H	R	ER	SO	BB	IBB	HBP	BLK	WP	HR	S	P	ERA	WHIP
Don Drysdale, R (1, 1) ERA: 4.71	9.0	W	33	5	1	1	5	0	0	0	0	0	1	70	102	1.00	0.556

PITCHER	IP	WLS	BF	H	R	ER	SO	BB	IBB	HBP	BLK	WP	HR	S	P	ERA	WHIP

Milwaukee Braves @ Los Angeles Dodgers

Los Angeles Memorial Coliseum, Los Angeles, CA

Tue Aug 19 1958, 10:05 PM EDT

Unknown

livebaseballscorecards.com

Batter	1	2	3	4	5	6	7	8	9	AB	R	H	RBI	BB	SO	LOB
Jim Gilliam, S (1, 4) OBP: 0.357, SLG: 0.360	F9	F4			4-3			SH3-4, 1B		4	0	1	0	0	0	1
John Roseboro, L (1, 7) OBP: 0.331, SLG: 0.443	F4		1-3		F6			SH3-4		3	0	0	0	0	0	0
Duke Snider, L (1, 8) OBP: 0.369, SLG: 0.473	F9		F9			K		IBB		3	0	0	0	1	1	0
Norm Larker, L (1, 3) OBP: 0.391, SLG: 0.465		1B, HR, 2B	4-3			F8		K		4	1	1	0	0	1	2
Gil Hodges, R (1, 5) OBP: 0.329, SLG: 0.434		HR, 1B		K		5-3		L7		4	1	1	0	0	1	2
Charlie Neal, R (1, 6) OBP: 0.344, SLG: 0.466		1-H, 3-H, HR		5-3			E6, CS			3	1	1	3	0	0	0
Gino Cimoli, R (1, 9) OBP: 0.289, SLG: 0.365		4-3		F3			F4			3	0	0	0	0	0	1
Joe Pignatano, R (1, 2) OBP: 0.295, SLG: 0.404		S, 1B			5-3		BB			2	0	1	0	1	0	0
Don Drysdale, R (1, 1) OBP: 0.244, SLG: 0.614		F8			HR		5-3			3	1	1	1	0	0	2
Inning Stats	R: 0 E: 0 K: 0 S: 6 H: 0 LOB: 0 BB: 0 P: 9	R: 3 E: 0 K: 0 S: 17 H: 4 LOB: 1 BB: 0 P: 27	R: 0 E: 0 K: 0 S: 7 H: 0 LOB: 0 BB: 0 P: 11	R: 0 E: 0 K: 1 S: 8 H: 0 LOB: 0 BB: 0 P: 10	R: 1 E: 0 K: 0 S: 8 H: 1 LOB: 0 BB: 0 P: 11	R: 0 E: 0 K: 1 S: 9 H: 0 LOB: 0 BB: 0 P: 14	R: 0 E: 1 K: 0 S: 10 H: 0 LOB: 1 BB: 1 P: 17	R: 0 E: 0 K: 1 S: 11 H: 1 LOB: 2 BB: 1 P: 21		1B: 3 2B: 1 3B: 0 HR: 2 SF: 0 SAC: 1 DP: 0 HBP: 0	WP: 0 PB: 0 SB: 1 CS: 1 PA: 32					

	AB	R	H	RBI	BB	SO	LOB
BOTTOM							
	4	0	1	0	0	0	1
	3	0	0	0	0	0	0
	3	0	0	0	1	1	0
	4	1	1	0	0	1	2
	4	1	1	0	0	1	2
	3	1	1	3	0	0	0
	3	0	0	0	0	0	1
	2	0	1	0	1	0	0
	3	1	1	1	0	0	2

AB	**29**
R	**4**
H	**6**
RBI	**4**
BB	**2**
SO	**3**
LOB	**8**

PITCHER		IP	WLS	BF	H	R	ER	SO	BB	IBB	HBP	BLK	WP	HR	S	P	ERA	WHIP
Carl Willey, R ERA: 2.31	(1, 1)	7.0	L	27	5	4	4	2	1	0	0	0	0	2	65	99	5.14	0.857
Don McMahon, R ERA: 4.18	(8, 1)	1.0		5	1	0	0	1	0	1	0	0	0	0	11	21	0.00	1.000

PITCHER	IP	WLS	BF	H	R	ER	SO	BB	IBB	HBP	BLK	WP	HR	S	P	ERA	WHIP

Batter	1	2	3	4	5	6	7	8	9	AB	R	H	RBI	BB	SO	LOB
Felix Mantilla, R (1, 8) OBP: 0.279, SLG: 0.354	4-2 1B BB	2-3 K		4-2 FC6-4 1-2 BB			1-2 F8		0-3 K	3	0	0	0	2	2	3
Casey Wise, S (1, 4) OBP: 0.189, SLG: 0.208	1-1 BB 1-3 1B	1-2 FC5 2-3f		0-0 FC6-4 1-2f			0-0 6-3		0-2 G1-4-3 1-2f	5	0	1	0	0	0	5
Eddie Mathews, L (1, 5) OBP: 0.361, SLG: 0.487	1-1 F5		2-1 F9		1-1 E3 G5-4-3		4-0 HR BB			3	1	0	0	1	0	2
Hank Aaron, R (1, 9) OBP: 0.384, SLG: 0.570	4-0 1-2 BB		4-2 BB		0-0 G5-4-3 1-2f		1-2 1-H HR			2	1	1	2	2	0	1
Joe Adcock, R (1, 3) OBP: 0.308, SLG: 0.504	2-0 F9		0-0 L7		0-1 6-3		1-1 F8			4	0	0	0	0	0	4
Andy Pafko, R (1, 7) OBP: 0.297, SLG: 0.313 Harry Hanebrink, L (1, 7) OBP: 0.275, SLG: 0.315	3-3 K		2-2 F8			0-1 F4		3-2 F2		1 3	0 0	0 0	0 0	0 0	1 0	3 1
Del Rice, R (1, 2) OBP: 0.293, SLG: 0.314		1-2 FC5 BB 1B		1-2 6-3		0-2 5-3		1-1 5-3		4	0	1	0	0	0	0
Johnny Logan, R (1, 6) OBP: 0.306, SLG: 0.360		1-2 F8		4-1 BB BB		2-1 1B		1-0 F5		3	0	1	0	1	0	1
Joey Jay, S (1, 1) OBP: 0.194, SLG: 0.094 Bob Rush, R (2, 1) OBP: 0.211, SLG: 0.194 Red Schoendienst, S (6, PH) OBP: 0.316, SLG: 0.315 Gene Conley, R (6, 1) OBP: 0.188, SLG: 0.375 Humberto Robinson, R (6, 1) OBP: 0.250, SLG: 0.250 Joe Koppe, R (9, PH) OBP: 0.571, SLG: 0.500		4-2 1-2 BB		1-3 K		0-3 K			4-2 G1-4-3 BB	0 1 1 0 0 0 0	0 0 0 0 0 0 0	0 0 0 0 0 0 0	0 0 0 0 0 0 0	1 0 0 0 0 0 1	0 1 1 0 0 0 0	0 1 1 0 0 0 0
Inning Stats	R: 0 E: 0 K: 1 S: 10 H: 1 LOB: 3 BB: 2 P: 25	R: 0 E: 0 K: 1 S: 18 H: 1 LOB: 2 BB: 1 P: 27	R: 0 E: 0 K: 0 S: 8 H: 0 LOB: 1 BB: 1 P: 16	R: 0 E: 0 K: 1 S: 10 H: 0 LOB: 2 BB: 2 P: 20	R: 0 E: 1 K: 0 S: 5 H: 0 LOB: 0 BB: 0 P: 6	R: 0 E: 0 K: 1 S: 10 H: 1 LOB: 1 BB: 0 P: 12	R: 2 E: 0 K: 0 S: 9 H: 1 LOB: 0 BB: 1 P: 16	R: 0 E: 0 K: 0 S: 6 H: 0 LOB: 0 BB: 0 P: 11	R: 0 E: 0 K: 1 S: 9 H: 0 LOB: 0 BB: 1 P: 13	1B: 3 2B: 0 3B: 0 HR: 1	SF: 0 SAC: 0 DP: 2 HBP: 0					

PITCHER		IP	W/L/S	BF	H	R	ER	SO	BB	IBB	HBP	BLK	WP	HR	S	P	ERA	WHIP
Johnny Podres, L ERA: 3.59	(1, 1)	9.0	W	38	4	2	2	5	8	0	0	0	0	1	85	146	2.00	1.333

PITCHER	IP	W/L/S	BF	H	R	ER	SO	BB	IBB	HBP	BLK	WP	HR	S	P	ERA	WHIP

TOP

Milwaukee Braves @ Los Angeles Dodgers

Los Angeles Memorial Coliseum, Los Angeles, CA

Tue Aug 19 1958, 10:05 PM EDT

Att. 42,409 - Unknown

livebaseballscorecards.com

AB	30
R	2
H	4
RBI	2
BB	8
SO	5
LOB	22

Milwaukee Braves @ Los Angeles Dodgers

Los Angeles Memorial Coliseum, Los Angeles, CA

Tue Aug 19 1958, 10:05 PM EDT

Att. 42,409 - Unknown

livebaseballscorecards.com

BOTTOM

Batter	1	2	3	4	5	6	7	8	9	AB	R	H	RBI	BB	SO	LOB
Jim Gilliam, S (1, 4) OBP: 0.358, SLG: 0.360	4-3	FC4-6 1-3 1B		K		HR 2-H 1B		F9		5	1	2	1	0	1	1
John Roseboro, L (1, 7) OBP: 0.329, SLG: 0.449	F7	FC4-6 S HR 1-2f 3-H		F6		1-H HR		F9		5	2	1	3	0	0	2
Norm Larker, L (1, 3) OBP: 0.395, SLG: 0.487	BB 1B BB	1-H HR		F8		2B		F5		4	1	2	2	1	0	1
Gil Hodges, R (1, 5) OBP: 0.328, SLG: 0.432	BB 1-2 1B	6-3			F8	K				4	0	1	0	0	1	1
Charlie Neal, R (1, 6) OBP: 0.343, SLG: 0.463	FC4-6 1-2 2-3 BB		K		K	F8				3	0	0	0	1	2	1
Gino Cimoli, R (1, 9) OBP: 0.288, SLG: 0.363	FC4-6 1-2f		K		1B	5-3				4	0	1	0	0	1	3
Don Demeter, R (1, 8) OBP: 0.167, SLG: 0.189		1B 2B	S 1B		K	K				4	1	2	0	0	2	1
Joe Pignatano, R (1, 2) OBP: 0.293, SLG: 0.398		K	K 1-2			S SH3-4 1B	E6			4	1	1	0	0	2	2
Johnny Podres, L (1, 1) OBP: 0.153, SLG: 0.125	1B FC4-6 2-H 1B			0-2 1B		SH3-4 1-2	4-3			3	1	2	1	0	0	1
Inning Stats	R: 0 H: 1 E: 0 LOB: 3 K: 0 BB: 2 S: 17 P: 33	R: 4 H: 4 E: 0 LOB: 0 K: 1 BB: 0 S: 17 P: 29	R: 0 H: 1 E: 0 LOB: 1 K: 3 BB: 0 S: 13 P: 22	R: 0 H: 1 E: 0 LOB: 1 K: 1 BB: 0 S: 9 P: 11	R: 0 H: 1 E: 0 LOB: 1 K: 2 BB: 0 S: 10 P: 14	R: 3 H: 4 E: 0 LOB: 1 K: 1 BB: 0 S: 13 P: 20	R: 0 H: 0 E: 1 LOB: 1 K: 1 BB: 0 S: 9 P: 15	R: 0 H: 0 E: 0 LOB: 0 K: 0 BB: 0 S: 5 P: 5		1B: 8 SF: 0 2B: 2 SAC: 1 3B: 0 DP: 0 HR: 2 HBP: 0						

	AB	36
	R	7
	H	12
	RBI	7
	BB	2
	SO	9
	LOB	13

WP: 0 PA: 39
PB: 0
SB: 3
CS: 0

PITCHER		IP	WLS	BF	H	R	ER	SO	BB	IBB	HBP	BLK	WP	HR	S	P	ERA	WHIP
Joey Jay, R ERA: 2.17	(1, 1)	1.2	L	12	5	4	4	1	2	0	0	0	0	1	33	61	21.60	4.200
Bob Rush, R ERA: 3.82	(2, 1)	3.1		13	3	0	0	6	0	0	0	0	0	0	33	48	0.00	0.900
Gene Conley, R ERA: 4.88	(6, 1)	0.1		5	4	3	3	0	0	0	0	0	0	1	9	14	81.00	12.000
Humberto Robinson, R ERA: 3.49	(6, 1)	2.2		9	0	0	0	2	0	0	0	0	0	0	18	26	0.00	0.000

PITCHER	IP	WLS	BF	H	R	ER	SO	BB	IBB	HBP	BLK	WP	HR	S	P	ERA	WHIP

Batter	1	2	3	4	5	6	7	8	9	AB	R	H	RBI	BB	SO	LOB
Bill Bruton, L (1, 8) OBP: 0.315, SLG: 0.366	C S C 0-3 ① K		B F B X 2-1 ② L3		B B X 2-0 ③ F7			S C B X 1-2 1B		4	0	1	0	0	1	1
Red Schoendienst, S (1, 4) OBP: 0.322, SLG: 0.316	B B B B 4-0 FC4-6 BB		B B B B 4-0 BB			B C F B X 2-2 G4-6-3 1B		B X 1-0 ② F8		2	0	1	0	2	0	1
Eddie Mathews, L (1, 5) OBP: 0.358, SLG: 0.482	B X 1-0 ② FC4-6 2B 1-2f		F B F B C 2-3 ③ K			B X 1-0 ①② G4-6-3 1-2f		X 0-0 ③ 6-3		4	1	0	0	0	1	4
Hank Aaron, R (1, 9) OBP: 0.385, SLG: 0.571	B B X 2-0 1-H 2B			B X 1-0 ① F8		B X 1-0 1B			X 0-0 ① 6-3	4	0	2	1	0	0	0
Wes Covington, L (1, 7) OBP: 0.384, SLG: 0.658	C B B X 2-1 ③ G3			X 0-0 ② F9		B X 1-0 ③ F3			B X 1-0 ② 4-3	4	0	0	0	0	0	2
Frank Torre, L (1, 3) OBP: 0.395, SLG: 0.429 Felix Mantilla, R (9, PR) OBP: 0.279, SLG: 0.354		C X 0-1 ① 4-3		B X 1-0 ③ 3-1			B X 1-0 ① 3-1		B C B F B B 4-2 1B BB	3 0	0 0	0 0	0 0	1 0	0 0	0 0
Johnny Logan, R (1, 6) OBP: 0.308, SLG: 0.361		C B B F X 2-2 ② L8			F X 0-1 FC6-4 1B		C L B F X 1-2 ② F8		S B X 1-1 1-2 1B	4	0	2	0	0	0	0
Del Rice, R (1, 2) OBP: 0.281, SLG: 0.300		C C B F B F S 2-3 ③ K			X 0-0 ① F3		C X 0-1 ③ 5-3		C B C F S 1-3 ③ K	4	0	0	0	0	2	3
Warren Spahn, L (1, 1) OBP: 0.402, SLG: 0.463 Joe Adcock, R (8, PH) OBP: 0.307, SLG: 0.502 Don McMahon, R (8, 1) OBP: 0.333, SLG: 0.143			B F X 1-1 ① F8		C B S X 1-2 ② FC6-4 1-2f			B B X 2-0 ① 1-3		2 1 0	0 0 0	0 0 0	0 0 0	0 0 0	0 0 0	1 0 0
Inning Stats	R: 1 H: 1 E: 0 LOB: 1 K: 1 BB: 1 S: 7 P: 16	R: 0 H: 0 E: 0 LOB: 0 K: 1 BB: 0 S: 10 P: 14	R: 0 H: 0 E: 0 LOB: 1 K: 1 BB: 1 S: 7 P: 16	R: 0 H: 0 E: 0 LOB: 0 K: 0 BB: 0 S: 3 P: 5	R: 0 H: 1 E: 0 LOB: 1 K: 0 BB: 0 S: 7 P: 10	R: 0 H: 2 E: 0 LOB: 1 K: 0 BB: 0 S: 6 P: 11	R: 0 H: 0 E: 0 LOB: 0 K: 0 BB: 0 S: 7 P: 9	R: 0 H: 1 E: 0 LOB: 1 K: 0 BB: 0 S: 6 P: 10	R: 0 H: 1 E: 0 LOB: 2 K: 1 BB: 1 S: 10 P: 17	1B: 5 SF: 0 2B: 1 SAC: 0 3B: 0 DP: 1 HR: 0 HBP: 0						WP: 0 PA: 35 PB: 0 SB: 0 CS: 0

PITCHER		IP	WLS	BF	H	R	ER	SO	BB	IBB	HBP	BLK	WP	HR	S	P	ERA	WHIP
Stan Williams, R ERA: 3.77	(1, 1)	8.2	W	34	6	1	1	3	3	0	0	0	0	0	59	103	1.04	1.038
Johnny Klippstein, R ERA: 4.63	(9, 1)	0.1	S	1	0	0	0	1	0	0	0	0	0	0	4	5	0.00	0.000

PITCHER	IP	WLS	BF	H	R	ER	SO	BB	IBB	HBP	BLK	WP	HR	S	P	ERA	WHIP

TOP

Milwaukee Braves @ Los Angeles Dodgers

Los Angeles Memorial Coliseum, Los Angeles, CA

Wed Aug 20 1958, 10:05 PM EDT

Att. 27,341 - Unknown

livebaseballscorecards.com

AB	32
R	1
H	6
RBI	1
BB	3
SO	4
LOB	12

Batter	1	2	3	4	5	6	7	8	9	AB	R	H	RBI	BB	SO	LOB
Jim Gilliam, S (1, 4) OBP: 0.359, SLG: 0.360	X 0-0 FC6-4 1B		C F B X 1-2 ① F3		B B B C S B 4-2 3B BB		S B X 1-1 ③ F5			3	1	1	0	1	0	0
Norm Larker, L (1, 3) OBP: 0.397, SLG: 0.495	B C C X 1-2 ① F9		B C B F F B B 4-2 FC6-4 BB		X 0-0 1-H 3B			B C F X 1-2 ① F9		3	0	1	1	1	0	1
Charlie Neal, R (1, 6) OBP: 0.340, SLG: 0.458	X 0-0 ② FC6-4 E 1-2f		B F S F X 1-2 ② FC6-4 1-2f		C S F B S 1-3 ② K			X 0-0 ② 4-3		4	0	0	0	0	1	3
Carl Furillo, R (1, 9) OBP: 0.337, SLG: 0.448	B C X 1-1 E6 1-2		X 0-0 ③ L3		B F X 1-1 ③ 4-3			C F B X 1-2 E6		4	0	0	0	0	0	3
Gil Hodges, R (1, 5) OBP: 0.325, SLG: 0.427	X 0-0 ③ F6			C C B B B S 3-3 ① K		X 0-0 ① F7		X 0-0 ③ F6		4	0	0	0	0	1	3
Gino Cimoli, R (1, 7) OBP: 0.289, SLG: 0.367		C B B X 2-1 1-3 2B		B B B C X 3-1 ② 6-3		M B C X 1-2 ② F8				3	0	1	0	0	0	0
Don Demeter, R (1, 8) OBP: 0.158, SLG: 0.179		B X 1-0 ① 1-3 2-3		C B S S 1-3 ③ K		S X 0-1 ③ B2-3				3	0	0	0	0	1	1
Joe Pignatano, R (1, 2) OBP: 0.294, SLG: 0.425		B C T F B X 2-2 ② 1-3			B B X 2-0 HR		B B X 2-0 ① F8			3	1	1	1	0	0	1
Stan Williams, R (1, 1) OBP: 0.050, SLG: 0.125 Johnny Klippstein, R (9, 1) OBP: 0.091, SLG: 0.091		B S T C 1-3 ③ K			F B S B X 2-2 ① L6		S S B B S 2-3 ② K			3 0	0 0	0 0	0 0	0 0	2 0	1 0
Inning Stats	R: 0 E: 1 K: 0 S: 8 H: 1 LOB: 2 BB: 0 P: 10	R: 0 E: 0 K: 1 S: 10 H: 1 LOB: 1 BB: 0 P: 16	R: 0 E: 0 K: 0 S: 11 H: 0 LOB: 1 BB: 1 P: 17	R: 0 E: 0 K: 2 S: 8 H: 0 LOB: 0 BB: 0 P: 15	R: 2 E: 0 K: 1 S: 13 H: 2 LOB: 1 BB: 1 P: 23	R: 0 E: 0 K: 0 S: 6 H: 0 LOB: 0 BB: 0 P: 7	R: 0 E: 0 K: 1 S: 6 H: 0 LOB: 0 BB: 0 P: 11	R: 0 E: 1 K: 0 S: 8 H: 0 LOB: 1 BB: 0 P: 10		1B: 1 2B: 1 3B: 1 HR: 1	SF: 0 SAC: 0 DP: 0 HBP: 0					

PITCHER		IP	WLS	BF	H	R	ER	SO	BB	IBB	HBP	BLK	WP	HR	S	P	ERA	WHIP
Warren Spahn, L ERA: 3.1	(1, 1)	7.0	L	28	4	2	2	5	2	0	0	0	0	1	62	99	2.57	0.857
Don McMahon, R ERA: 4.1	(8, 1)	1.0		4	0	0	0	0	0	0	0	0	0	0	8	10	0.00	0.000

PITCHER	IP	WLS	BF	H	R	ER	SO	BB	IBB	HBP	BLK	WP	HR	S	P	ERA	WHIP

BOTTOM

Milwaukee Braves @ Los Angeles Dodgers

Los Angeles Memorial Coliseum, Los Angeles, CA

Wed Aug 20 1958, 10:05 PM EDT

Att. 27,341 - Unknown

livebaseballscorecards.com

AB	30
R	2
H	4
RBI	2
BB	2
SO	5
LOB	13

Milwaukee Braves @ Los Angeles Dodgers

Los Angeles Memorial Coliseum, Los Angeles, CA

Thu Aug 21 1958, 10:05 PM EDT

Att. 30,619 - Unknown

TOP

livebaseballscorecards.com

Batter	1	2	3	4	5	6	7	8	9	AB	R	H	RBI	BB	SO	LOB
Felix Mantilla, R (1, 8) OBP: 0.282, SLG: 0.356	F8		2-3 1B	6-3		1-2 1B			F9	5	0	2	0	0	0	0
Red Schoendienst, S (1, 4) OBP: 0.320, SLG: 0.314	F9		K		1B	F8			5-3	5	0	1	0	0	1	4
Eddie Mathews, L (1, 5) OBP: 0.355, SLG: 0.478	F3		G3		L9		F8			4	0	0	0	0	0	3
Hank Aaron, R (1, 9) OBP: 0.385, SLG: 0.577		WP 1B		HR	F9		F9			4	1	2	1	0	0	1
Joe Adcock, R (1, 3) OBP: 0.306, SLG: 0.498		K		E8 2B	FC6-4 1-2 1B		K			4	1	1	0	0	2	1
Frank Torre, L (8, 3) OBP: 0.395, SLG: 0.429										0	0	0	0	0	0	0
Andy Pafko, R (1, 7) OBP: 0.296, SLG: 0.319		F4 1-2		2-H HR 2B	1-2f FC6-4				L5	4	1	1	1	0	0	3
Johnny Logan, R (1, 6) OBP: 0.307, SLG: 0.359		F5		K		5-3		CS BB		3	0	0	0	1	1	2
Del Rice, R (1, 2) OBP: 0.280, SLG: 0.290			1B SH3-4 BB	F8		F9		K 1-2		3	0	0	0	1	1	2
Lew Burdette, R (1, 1) OBP: 0.256, SLG: 0.347			SH3-4 1-2	2-H HR		1B 1B			6-3	3	1	2	2	0	0	0

	AB	35
	R	4
	H	9
	RBI	4
	BB	2
	SO	5
	LOB	16

Inning Stats										
	R: 0 E: 0 K: 0 S: 6	H: 0 LOB: 0 BB: 0 P: 10	R: 0 E: 0 K: 1 S: 11	H: 1 LOB: 1 BB: 0 P: 17	R: 0 E: 0 K: 1 S: 9	H: 1 LOB: 2 BB: 1 P: 13	R: 4 E: 1 K: 1 S: 17	H: 3 LOB: 0 BB: 0 P: 24	R: 0 E: 0 K: 0 S: 10	H: 2 LOB: 2 BB: 0 P: 17
	R: 0 E: 0 K: 0 S: 11	H: 2 LOB: 2 BB: 0 P: 18	R: 0 E: 0 K: 1 S: 9	H: 0 LOB: 0 BB: 0 P: 10	R: 0 E: 0 K: 1 S: 7	H: 0 LOB: 1 BB: 1 P: 16	R: 0 E: 0 K: 0 S: 7	H: 0 LOB: 0 BB: 0 P: 9	1B: 6 2B: 2 3B: 0 HR: 2	SF: 0 SAC: 1 DP: 1 HBP: 0
	WP: 1 PB: 0 SB: 0 CS: 1	PA: 38								

PITCHER		IP	WLS	BF	H	R	ER	SO	BB	IBB	HBP	BLK	WP	HR	S	P	ERA	WHIP
Sandy Koufax, L ERA: 4.36	(1, 1)	4.1	L	21	6	4	1	3	1	0	0	0	1	2	48	73	2.08	1.615
Johnny Klippstein, R ERA: 4.45	(5, 1)	3.2		14	3	0	0	2	1	0	0	0	0	0	32	52	0.00	1.091
Clem Labine, R ERA: 3.86	(9, 1)	1.0		3	0	0	0	0	0	0	0	0	0	0	7	9	0.00	0.000

PITCHER	IP	WLS	BF	H	R	ER	SO	BB	IBB	HBP	BLK	WP	HR	S	P	ERA	WHIP

Batter	1	2	3	4	5	6	7	8	9	AB	R	H	RBI	BB	SO	LOB
Jim Gilliam, S (1, 4) OBP: 0.358, SLG: 0.359	B F B X 2-1 4-3 6-3 1B		B C F F X 1-2 ② 6-3		B B X 2-0 ③ L3			B C C B X 2-2 ③ F5		4	0	1	0	0	0	0
John Roseboro, L (1, 7) OBP: 0.325, SLG: 0.443	L X 0-1 ① 6-3 1-2		B B C C S 2-3 ③ K			C F F S 0-3 ① K			X 0-0 ① F8	4	0	0	0	0	2	1
Duke Snider, L (1, 8) OBP: 0.364, SLG: 0.466	B X 1-0 ② 4-3 2-3			F S B X 1-2 ① 6-3		F B X 1-1 ② F6			C F B S 1-3 ② K	4	0	0	0	0	1	1
Carl Furillo, R (1, 9) OBP: 0.333, SLG: 0.442	C X 0-1 ③ 6-3			B C S B B F X 3-2 ② F8		S B F B X 2-2 ③ 6-3			X 0-0 ③ F5	4	0	0	0	0	0	1
Norm Larker, L (1, 3) OBP: 0.396, SLG: 0.492		C B F B S 2-3 ① K		X 0-0 ① 1B 1B			B B C M X 2-2 ① 4-3			3	0	1	0	0	1	0
Gil Hodges, R (1, 5) OBP: 0.327, SLG: 0.432		B S B X 2-1 5-3 2B		C X 0-1 1-2 1B			X 0-0 ② F5			3	0	2	0	0	0	0
Charlie Neal, R (1, 6) OBP: 0.338, SLG: 0.455	B X 1-0 ② 5-3 2-3			C C F X 0-2 ③ F8			F F F F B X 1-2 ③ L5			3	0	0	0	0	0	3
Joe Pignatano, R (1, 2) OBP: 0.287, SLG: 0.413		X 0-0 ③ 5-3			X 0-0 ① B1-3			C X 0-1 ① G3		3	0	0	0	0	0	1
Sandy Koufax, R (1, 1) OBP: 0.154, SLG: 0.158 Johnny Klippstein, R (5, 1) OBP: 0.087, SLG: 0.087 Elmer Valo, L (8, PH) OBP: 0.333, SLG: 0.341 Clem Labine, R (9, 1) OBP: 0.125, SLG: 0.067			F F B B X 2-2 ① 6-3		B B C S T T S 2-3 ② K2-3			C B B F B X 3-2 ② F7		1 1 1 0	0 0 0 0	0 0 0 0	0 0 0 0	0 0 0 0	0 1 0 0	0 0 0 0
Inning Stats	R: 0 H: 1 E: 0 LOB: 1 K: 0 BB: 0 S: 7 P: 10	R: 0 H: 1 E: 0 LOB: 1 K: 1 BB: 0 S: 7 P: 12	R: 0 H: 0 E: 0 LOB: 0 K: 1 BB: 0 S: 10 P: 15	R: 0 H: 2 E: 0 LOB: 2 K: 0 BB: 0 S: 14 P: 18	R: 0 H: 0 E: 0 LOB: 0 K: 1 BB: 0 S: 7 P: 11	R: 0 H: 0 E: 0 LOB: 0 K: 1 BB: 0 S: 9 P: 12	R: 0 H: 0 E: 0 LOB: 0 K: 0 BB: 0 S: 9 P: 12	R: 0 H: 0 E: 0 LOB: 0 K: 0 BB: 0 S: 8 P: 13	R: 0 H: 0 E: 0 LOB: 0 K: 1 BB: 0 S: 5 P: 6	1B: 3 SF: 0 2B: 1 SAC: 0 3B: 0 DP: 0 HR: 0 HBP: 0						

PITCHER		IP	WLS	BF	H	R	ER	SO	BB	IBB	HBP	BLK	WP	HR	S	P	ERA	WHIP
Lew Burdette, R ERA: 3.17	(1, 1)	9.0	W	31	4	0	0	5	0	0	0	0	0	0	76	109	0.00	0.444

PITCHER	IP	WLS	BF	H	R	ER	SO	BB	IBB	HBP	BLK	WP	HR	S	P	ERA	WHIP

BOTTOM

Milwaukee Braves @ Los Angeles Dodgers

Los Angeles Memorial Coliseum, Los Angeles, CA

Thu Aug 21 1958, 10:05 PM EDT

Att. 30,619 - Unknown

livebaseballscorecards.com

AB	31
R	0
H	4
RBI	0
BB	0
SO	5
LOB	7

1B: 3	SF: 0	WP: 0	PA: 31
2B: 1	SAC: 0	PB: 0	
3B: 0	DP: 0	SB: 0	
HR: 0	HBP: 0	CS: 0	

Batter	1	2	3	4	5	6	7	8	9	AB	R	H	RBI	BB	SO	LOB
Bill Bruton, L (1, 8) OBP: 0.314, SLG: 0.361	B C S B S 2-3 ① K			B F F B B B 4-2 G1-6-3 BB		C X 0-1 ③ F4			B C F X 1-2 ① L7	3	0	0	0	1	1	1
Red Schoendienst, S (1, 4) OBP: 0.316, SLG: 0.310	B B C X 2-1 ② F6			B X 1-0 ①② G1-6-3 1-2f			B X 1-0 ① 4-3		X 0-0 ② 5-3	4	0	0	0	0	0	1
Eddie Mathews, L (1, 5) OBP: 0.352, SLG: 0.473	C F B B X 2-2 ③ 1-3			X 0-0 ③ F9			C B X 1-1 ② 6-3		S B X 1-1 ③ F8	4	0	0	0	0	0	0
Hank Aaron, R (1, 9) OBP: 0.385, SLG: 0.577		F F X 0-2 ① F2			S F B F F X 1-2 ① 6-3		X 0-0 2B			3	0	1	0	0	0	0
Wes Covington, L (1, 7) OBP: 0.383, SLG: 0.653		X 0-0 ② 3-1			X 0-0 L3 1B		B S F F C 1-3 ③ K			3	0	1	0	0	1	1
Frank Torre, L (1, 3) OBP: 0.391, SLG: 0.424		F B B B F F B F F X 3-2 ③ F8			B F X 1-1 ②③ L3 1-2			X 0-0 ① 1-3		3	0	0	0	0	0	1
Del Crandall, R (1, 2) OBP: 0.345, SLG: 0.472			F B B C F X 2-2 FC4-6 1B			B B B B 4-0 G6-4-3 BB		X 0-0 HR		2	1	2	1	1	0	0
Casey Wise, S (1, 6) OBP: 0.179, SLG: 0.196			B X 1-0 ① FC4-6 G1-6-3 1-2f			C B F X 1-2 ①② G6-4-3 1-2f		X 0-0 ② 6-3		3	0	0	0	0	0	2
Juan Pizarro, L (1, 1) OBP: 0.375, SLG: 0.350 Humberto Robinson, R (6, 1) OBP: 0.250, SLG: 0.250 Harry Hanebrink, L (8, PH) OBP: 0.273, SLG: 0.312 Bob Trowbridge, R (8, 1) OBP: 0.111, SLG: 0.111			C C B B X 2-2 ②③ G1-6-3 1-2f			B B B B 4-0 BB		B C B C B S 3-3 ③ K		1 0 1 0	0 0 0 0	0 0 0 0	0 0 0 0	1 0 0 0	0 0 1 0	1 0 0 0
Inning Stats	R: 0 E: 0 K: 1 S: 8 H: 0 LOB: 0 BB: 0 P: 14	R: 0 E: 0 K: 0 S: 10 H: 0 LOB: 0 BB: 0 P: 13	R: 0 E: 0 K: 0 S: 8 H: 1 LOB: 0 BB: 0 P: 13	R: 0 E: 0 K: 0 S: 4 H: 0 LOB: 0 BB: 1 P: 9	R: 0 E: 0 K: 0 S: 8 H: 1 LOB: 0 BB: 0 P: 10	R: 0 E: 0 K: 0 S: 5 H: 0 LOB: 1 BB: 2 P: 14	R: 0 E: 0 K: 1 S: 8 H: 1 LOB: 1 BB: 0 P: 11	R: 1 E: 0 K: 1 S: 6 H: 1 LOB: 0 BB: 0 P: 9	R: 0 E: 0 K: 0 S: 6 H: 0 LOB: 0 BB: 0 P: 8	1B: 2 2B: 2 3B: 0 HR: 1 SF: 0 SAC: 0 DP: 4 HBP: 0						

PITCHER	IP	WLS	BF	H	R	ER	SO	BB	IBB	HBP	BLK	WP	HR	S	P	ERA	WHIP
Don Drysdale, R (1, 1) ERA: 4.51	9.0	W	30	4	1	1	3	3	0	0	0	0	1	63	101	1.00	0.778

PITCHER	IP	WLS	BF	H	R	ER	SO	BB	IBB	HBP	BLK	WP	HR	S	P	ERA	WHIP

TOP

Milwaukee Braves @ Los Angeles Dodgers

Los Angeles Memorial Coliseum, Los Angeles, CA

Sat Aug 23 1958, 6:33 AM EDT

Att. 20,731 - Unknown

livebaseballscorecards.com

AB	27
R	1
H	4
RBI	1
BB	3
SO	3
LOB	7

WP: 0 PB: 0 SB: 0 CS: 0 PA: 30

Batter	1	2	3	4	5	6	7	8	9	AB	R	H	RBI	BB	SO	LOB
Jim Gilliam, S (1, 5) OBP: 0.359, SLG: 0.360	F6	F9		F4		3-1 S 1B		S HR 1B		5	1	2	0	0	0	2
Norm Larker, L (1, 7) OBP: 0.390, SLG: 0.482	F2		4-3	F7		3-1 1-3		0-0 1-2 S HR 1B		4	0	0	0	0	0	1
Don Demeter, R (7, 8) OBP: 0.172, SLG: 0.193										1	1	1	0	0	0	0
Carl Furillo, R (1, 9) OBP: 0.337, SLG: 0.447	WP BB BB		3B		F2	1-3		1-2 2-3 HR BB		3	1	1	0	2	0	1
Gil Hodges, R (1, 3) OBP: 0.330, SLG: 0.440	WP 1-2 BB		1-3		1B S 1B	K		1-H 2-H 3-H HR		4	1	2	4	1	1	2
Charlie Neal, R (1, 4) OBP: 0.336, SLG: 0.452	K 1-2 2-3		5-3		K		6-3 SH5-3 1B	F8		5	1	1	0	0	2	4
Don Zimmer, R (1, 6) OBP: 0.312, SLG: 0.428		K		SH2-4 HR 2B	FC6-4 1-3 1B		SH5-3 1-2	K		4	1	2	0	0	2	0
Gino Cimoli, R (1, 8) OBP: 0.287, SLG: 0.361 (7, 7)	K			SH2-4 HR BB	FC6-4 1-2f	6-3 2-3		F9		4	1	0	0	1	1	3
Joe Pignatano, R (1, 2) OBP: 0.304, SLG: 0.450	BB BB			SH2-4 1-2 2-3		HR		FC5-4 3-H 1B		2	1	2	2	1	0	0
Don Drysdale, R (1, 1) OBP: 0.286, SLG: 0.745	BB 1-2			HR 2-H 3-H		HR		FC5-4 1-2f		3	2	2	4	1	0	1
Inning Stats	R: 0 E: 0 K: 1 S: 9 H: 0 LOB: 2 BB: 2 P: 22	R: 0 E: 0 K: 2 S: 15 H: 0 LOB: 2 BB: 2 P: 26	R: 0 E: 0 K: 0 S: 10 H: 1 LOB: 1 BB: 0 P: 15	R: 3 E: 0 K: 0 S: 10 H: 2 LOB: 0 BB: 1 P: 18	R: 0 E: 0 K: 1 S: 13 H: 2 LOB: 2 BB: 0 P: 17	R: 2 E: 0 K: 1 S: 14 H: 3 LOB: 1 BB: 0 P: 19	R: 1 E: 0 K: 0 S: 8 H: 2 LOB: 1 BB: 0 P: 10	R: 4 E: 0 K: 1 S: 14 H: 3 LOB: 0 BB: 1 P: 25		1B: 7 2B: 1 3B: 1 HR: 4 SF: 0 SAC: 2 DP: 0 HBP: 0						

PITCHER		IP	WLS	BF	H	R	ER	SO	BB	IBB	HBP	BLK	WP	HR	S	P	ERA	WHIP
Juan Pizarro, L (1, 1) ERA: 2.51		5.0	L	28	8	5	5	4	5	0	0	0	1	3	63	108	9.00	2.600
Humberto Robinson, R (6, 1) ERA: 3.56		2.0		8	2	1	1	1	0	0	0	0	0	0	16	19	4.50	1.000
Bob Trowbridge, R (8, 1) ERA: 3.79		1.0		7	3	4	4	1	1	0	0	0	0	1	14	25	36.00	4.000

PITCHER	IP	WLS	BF	H	R	ER	SO	BB	IBB	HBP	BLK	WP	HR	S	P	ERA	WHIP

BOTTOM

Milwaukee Braves @ Los Angeles Dodgers

Los Angeles Memorial Coliseum, Los Angeles, CA

Sat Aug 23 1958, 6:33 AM EDT

Att. 20,731 - Unknown

livebaseballscorecards.com

AB	35
R	10
H	13
RBI	10
BB	6
SO	6
LOB	14

Batter	1	2	3	4	5	6	7	8	9	10	AB	R	H	RBI	BB	SO	LOB
Felix Mantilla, R (1, 8) OBP: 0.282, SLG: 0.352	F7		BB	4-3			K		K	K	2	1	0	0	1	0	1
Bill Bruton, L (7, PH) OBP: 0.310, SLG: 0.357 (7, 8)											3	0	0	0	0	3	2
Red Schoendienst, S (1, 4) OBP: 0.314, SLG: 0.311	F4		K		4-3 2B		F7		F7		5	1	1	0	0	1	1
Eddie Mathews, L (1, 5) OBP: 0.355, SLG: 0.474	K		1B		4-3		FC5-4 BB			HR 1B	4	1	2	0	1	1	1
Hank Aaron, R (1, 9) OBP: 0.385, SLG: 0.582		K	F6		FC4 1B		FC5-4			HR	5	1	2	3	0	1	3
Joe Adcock, R (1, 3) OBP: 0.311, SLG: 0.502		BB HR BB	1B		FC4			6-3		2B	4	2	2	1	1	0	1
Wes Covington, L (1, 7) OBP: 0.385, SLG: 0.648		HR BB	F8		G3			HBP		1B	2	1	0	0	1	0	3
Joe Koppe, R (8, PR) OBP: 0.571, SLG: 0.500											0	0	0	0	0	0	0
Andy Pafko, R (8, 7) OBP: 0.301, SLG: 0.324											1	0	1	0	0	0	0
Del Crandall, R (1, 2) OBP: 0.346, SLG: 0.478		HR		F7		BB		F8		K	4	1	1	3	1	1	3
Johnny Logan, R (1, 6) OBP: 0.306, SLG: 0.357		F8		4-3		G6-4-3		F8		1B	5	0	1	1	0	0	2
Carl Willey, R (1, 1) OBP: 0.108, SLG: 0.135		F9		2B		F6			6-3	K	1	0	0	0	0	0	0
Bob Rush, R (3, 1) OBP: 0.225, SLG: 0.237											2	0	1	0	0	0	0
Frank Torre, L (9, PH) OBP: 0.390, SLG: 0.423											1	0	0	0	0	0	0
Don McMahon, R (9, 1) OBP: 0.300, SLG: 0.125											1	0	0	0	0	1	2
Inning Stats	R: 0 H: 0 E: 0 LOB: 0 K: 1 BB: 0 S: 5 P: 5	R: 3 H: 1 E: 0 LOB: 0 K: 1 BB: 2 S: 6 P: 14	R: 1 H: 2 E: 0 LOB: 2 K: 1 BB: 1 S: 7 P: 11	R: 0 H: 1 E: 0 LOB: 1 K: 0 BB: 0 S: 4 P: 4	R: 1 H: 2 E: 0 LOB: 1 K: 0 BB: 0 S: 5 P: 5	R: 0 H: 0 E: 0 LOB: 0 K: 0 BB: 1 S: 2 P: 6	R: 0 H: 0 E: 0 LOB: 1 K: 1 BB: 1 S: 5 P: 9	R: 0 H: 0 E: 0 LOB: 1 K: 0 BB: 0 S: 3 P: 4	R: 0 H: 0 E: 0 LOB: 0 K: 1 BB: 0 S: 5 P: 5	R: 3 H: 5 E: 0 LOB: 2 K: 3 BB: 0 S: 14 P: 14	1B: 6 SF: 0 2B: 3 SAC: 0 3B: 0 DP: 1 HR: 2 HBP: 1						

PITCHER	IP	WLS	BF	H	R	ER	SO	BB	IBB	HBP	BLK	WP	HR	S	P	ERA	WHIP
Johnny Antonelli, L (1, 1) ERA: 3.21	3.0		15	3	4	4	3	3	0	0	0	0	1	18	30	12.00	2.000
Al Worthington, R (4, 1) ERA: 3.45	6.0	L	26	6	4	4	2	2	0	1	0	0	1	27	36	6.00	1.333
Marv Grissom, R (10, 1) ERA: 3.36	1.0		5	2	0	0	3	0	0	0	0	0	0	11	11	0.00	2.000

PITCHER	IP	WLS	BF	H	R	ER	SO	BB	IBB	HBP	BLK	WP	HR	S	P	ERA	WHIP

TOP

Milwaukee Braves @ San Francisco Giants

Seals Stadium, San Francisco , CA

Sun Aug 24 1958, 6:33 AM EDT
Att. 22,913 - Unknown

livebaseballscorecards.com

AB	40
R	8
H	11
RBI	8
BB	5
SO	8
LOB	19

WP: 0 PA: 46
PB: 0
SB: 0
CS: 0

Milwaukee Braves @ San Francisco Giants

Seals Stadium, San Francisco , CA

Sun Aug 24 1958, 6:33 AM EDT

Att. 22,913 - Unknown

livebaseballscorecards.com

BOTTOM

Batter	1	2	3	4	5	6	7	8	9	10	AB	R	H	RBI	BB	SO	LOB
Jim Davenport, R (1, 5) OBP: 0.314, SLG: 0.400	F6	6-3		F3			K		5-3		5	0	0	0	0	1	2
Whitey Lockman, L (1, 4) OBP: 0.316, SLG: 0.318	6-3	G3		K			5-3		F3		5	0	0	0	0	1	2
Willie Mays, R (1, 8) OBP: 0.396, SLG: 0.555	HR, BB		BB, 1B, 2B		6-3			F8		G6-4-3, 1B	3	2	1	0	2	0	0
Leon Wagner, L (1, 7) OBP: 0.396, SLG: 0.561 Felipe Alou, R (8, PR) (9, 7) OBP: 0.287, SLG: 0.381 Ray Jablonski, R (10, PH) OBP: 0.288, SLG: 0.488	1-H, HR	1-3, 2B, 1B	F3			2B, 1B	G6-4-3, 1-2f		4 0 1	2 0 0	3 0 0	2 0 0	0 0 0	0 0 0	0 0 1
Orlando Cepeda, R (1, 3) OBP: 0.337, SLG: 0.515	F4		1-H, 3-H, 2B	5-3				1-3, 2B	BB		4	0	2	2	1	0	0
Willie Kirkland, L (1, 9) OBP: 0.330, SLG: 0.442		2B, 1B, 1B	K			4-3		IBB	K		4	1	1	0	1	2	1
Daryl Spencer, R (1, 6) OBP: 0.364, SLG: 0.441		1B, 1-3, 2B	1B			K		K			4	0	2	0	0	2	3
Valmy Thomas, R (1, 2) OBP: 0.340, SLG: 0.394 Bob Speake, L (8, PH) OBP: 0.338, SLG: 0.409 Bob Schmidt, R (9, 2) OBP: 0.304, SLG: 0.437		SH5-4, 2-3, 3-H, 1B	4-3			K		F9			3 1 0	0 0 0	1 0 0	1 0 0	0 0 0	1 0 0	1 3 0
Johnny Antonelli, L (1, 1) OBP: 0.239, SLG: 0.319 Al Worthington, R (4, 1) OBP: 0.182, SLG: 0.175 Marv Grissom, R (10, 1)	SH5-4, 1-2			F9			K		F8		0 3 0	0 0 0	0 0 0	0 0 0	0 0 0	0 0 0	0 0 0
Inning Stats	R: 2 E: 0 K: 0 S: 4 H: 1 LOB: 0 BB: 1 P: 8	R: 1 E: 0 K: 0 S: 6 H: 3 LOB: 2 BB: 0 P: 6	R: 2 E: 0 K: 1 S: 7 H: 3 LOB: 1 BB: 1 P: 11	R: 0 E: 0 K: 1 S: 5 H: 0 LOB: 0 BB: 0 P: 5	R: 0 E: 0 K: 0 S: 3 H: 0 LOB: 0 BB: 0 P: 3	R: 0 E: 0 K: 2 S: 7 H: 0 LOB: 0 BB: 0 P: 7	R: 0 E: 0 K: 2 S: 7 H: 0 LOB: 0 BB: 0 P: 7	R: 0 E: 0 K: 1 S: 7 H: 2 LOB: 3 BB: 1 P: 11	R: 0 E: 0 K: 0 S: 3 H: 0 LOB: 0 BB: 0 P: 3	R: 0 E: 0 K: 1 S: 5 H: 1 LOB: 1 BB: 1 P: 9	1B: 6 2B: 3 3B: 0 HR: 1	SF: 0 SAC: 1 DP: 1 HBP: 0						

	AB	37
	R	5
	H	10
	RBI	5
	BB	4
	SO	8
	LOB	13

WP: 0 PB: 0 SB: 0 CS: 0 PA: 42

PITCHER		IP	WLS	BF	H	R	ER	SO	BB	IBB	HBP	BLK	WP	HR	S	P	ERA	WHIP
Carl Willey, R ERA: 2.69	(1, 1)	2.1		14	6	5	5	0	2	0	0	0	0	1	12	20	19.29	3.429
Bob Rush, R ERA: 3.64	(3, 1)	5.2		21	3	0	0	7	0	1	0	0	0	0	34	38	0.00	0.529
Don McMahon, R ERA: 3.93	(9, 1)	2.0	W	7	1	0	0	1	1	0	0	0	0	0	8	12	0.00	1.000

PITCHER		IP	WLS	BF	H	R	ER	SO	BB	IBB	HBP	BLK	WP	HR	S	P	ERA	WHIP

Batter	1	2	3	4	5	6	7	8	9	AB	R	H	RBI	BB	SO	LOB
Felix Mantilla, R (1, 8) OBP: 0.290, SLG: 0.358	F9	1B, 1B 1-2 2-H 1B		6-3		1-2 2-3 1B			WP, E SF8 1B	5	1	3	1	0	0	0
Red Schoendienst, S (1, 4) OBP: 0.313, SLG: 0.310	F3	1B 1-2 2-3 1B		F8		4-3			E4 WP 1-2	5	0	1	0	0	0	4
Eddie Mathews, L (1, 5) OBP: 0.355, SLG: 0.473	4-3	1-2 2-3 3-H 1B			B B B B 4-0 G1-4-3 BB		G3		SF8 1-2 2-H	3	0	1	2	1	0	0
Hank Aaron, R (1, 9) OBP: 0.384, SLG: 0.578	2B, 1B 1B F4				G1-4-3 1-2f		6-3		F8	5	1	1	0	0	0	5
Joe Adcock, R (1, 3) OBP: 0.311, SLG: 0.504 Frank Torre, L (5, 3) OBP: 0.389, SLG: 0.421	1-3 E 2B F8				F4		5-3			3 1	1 0	1 0	0 0	0 0	0 0	3 0
Andy Pafko, R (1, 7) OBP: 0.306, SLG: 0.329	E7 FC5-4 FC 2-H 3-H 1B	S S S K				1B, BB 1B		6-3		4	1	2	1	0	1	0
Del Crandall, R (1, 2) OBP: 0.348, SLG: 0.476	H 1-0 FC5-4 HBP	6-3			B B B B 4-0 1B 1-2 BB			6-3		2	0	0	0	1	0	0
Johnny Logan, R (1, 6) OBP: 0.303, SLG: 0.354	FC5-4 FC 1B 1-2f 2-3	5-3			S S S K			5-3		4	1	0	0	0	1	4
Warren Spahn, L (1, 1) OBP: 0.385, SLG: 0.442	FC 1B, 1B 1B 1-2 3-H			4-3	S S S K				F7	4	1	0	1	0	1	3
Inning Stats	R: 0 E: 0 K: 0 S: 3 H: 0 LOB: 0 BB: 0 P: 3	R: 5 E: 1 K: 0 S: 10 H: 6 LOB: 3 BB: 0 P: 11	R: 0 E: 0 K: 1 S: 5 H: 0 LOB: 0 BB: 0 P: 5	R: 0 E: 0 K: 0 S: 3 H: 0 LOB: 0 BB: 0 P: 3	R: 0 E: 0 K: 0 S: 2 H: 0 LOB: 0 BB: 1 P: 6	R: 0 E: 0 K: 2 S: 9 H: 2 LOB: 3 BB: 1 P: 13	R: 0 E: 0 K: 0 S: 3 H: 0 LOB: 0 BB: 0 P: 3	R: 0 E: 0 K: 0 S: 3 H: 0 LOB: 0 BB: 0 P: 3	R: 1 E: 1 K: 0 S: 5 H: 1 LOB: 1 BB: 0 P: 5	1B: 8 2B: 1 3B: 0 HR: 0 SF: 1 SAC: 0 DP: 1 HBP: 1						

PITCHER		IP	WLS	BF	H	R	ER	SO	BB	IBB	HBP	BLK	WP	HR	S	P	ERA	WHIP
Mike McCormick, L ERA: 4.64	(1, 1)	1.1	L	10	4	5	5	0	0	0	1	0	0	0	9	10	33.75	3.000
Gordon Jones, R ERA: 0.56	(2, 1)	3.2		13	2	0	0	1	1	0	0	0	0	0	14	18	0.00	0.818
Stu Miller, R ERA: 2.79	(6, 1)	2.0		9	2	0	0	2	1	0	0	0	0	0	12	16	0.00	1.500
Don Johnson, R ERA: 9.69	(8, 1)	2.0		8	1	1	0	0	0	0	0	0	1	0	8	8	0.00	0.500

PITCHER	IP	WLS	BF	H	R	ER	SO	BB	IBB	HBP	BLK	WP	HR	S	P	ERA	WHIP

TOP

Milwaukee Braves @ San Francisco Giants

Seals Stadium, San Francisco , CA

Mon Aug 25 1958, 10:05 PM EDT

Att. 21,433 - Unknown

livebaseballscorecards.com

AB	36
R	6
H	9
RBI	5
BB	2
SO	3
LOB	19

WP: 1 PA: 40
PB: 0
SB: 0
CS: 0

BOTTOM

Batter	1	2	3	4	5	6	7	8	9	AB	R	H	RBI	BB	SO	LOB
Eddie Bressoud, R (1, 4) OBP: 0.321, SLG: 0.344	F6		F5		1B BB 1-2		F6		BB 1-2	3	0	0	0	1	0	1
Felipe Alou, R (9, PH) OBP: 0.291, SLG: 0.381										0	0	0	0	1	0	0
Willie Kirkland, L (1, 9) OBP: 0.330, SLG: 0.441	E 1B		3-1		K		K		F6	3	0	1	0	0	1	3
Stu Miller, R (6, 1) OBP: 0.219, SLG: 0.172										0	0	0	0	0	0	0
Hank Sauer, R (7, PH) OBP: 0.349, SLG: 0.452										1	0	0	0	0	1	1
Don Johnson, R (8, 1)										0	0	0	0	0	0	0
Jim Davenport, R (9, PH) OBP: 0.313, SLG: 0.399										1	0	0	0	0	0	2
Willie Mays, R (1, 8) OBP: 0.395, SLG: 0.552	F4			F3	1B 1-2 2-3 3-H			F9		4	0	1	1	0	0	1
Leon Wagner, L (1, 7) OBP: 0.387, SLG: 0.547	E4 1-2			G3	F4			4-3		4	0	0	0	0	0	4
Orlando Cepeda, R (1, 3) OBP: 0.338, SLG: 0.514	K			BB		F4		1B		3	0	1	0	1	1	2
Ray Jablonski, R (1, 5) OBP: 0.283, SLG: 0.478		F3		F7		5-3		K2-3		4	0	0	0	0	1	2
Daryl Spencer, R (1, 6) OBP: 0.363, SLG: 0.440		F9			F8 BB 1B	5-3			F2	4	1	1	0	0	0	0
Valmy Thomas, R (1, 2) OBP: 0.340, SLG: 0.388		K			1B BB 1-2 BB		K		K	2	0	0	0	1	2	0
Bob Schmidt, R (9, PH) OBP: 0.303, SLG: 0.435										1	0	0	0	0	1	0
Mike McCormick, L (1, 1) OBP: 0.265, SLG: 0.239			G3		F8 2-3		BB		1B BB	0	0	0	0	0	0	0
Gordon Jones, R (2, 1)										1	0	0	0	0	0	0
Jackie Brandt, R (5, PH) OBP: 0.667, SLG: 0.500										2	0	1	0	1	0	2
(6, 9)																
Inning Stats	R: 0 E: 1 K: 1 S: 7 H: 1 LOB: 2 BB: 0 P: 7	R: 0 E: 0 K: 1 S: 5 H: 0 LOB: 0 BB: 0 P: 5	R: 0 E: 0 K: 0 S: 3 H: 0 LOB: 0 BB: 0 P: 3	R: 0 E: 0 K: 0 S: 3 H: 0 LOB: 1 BB: 1 P: 7	R: 1 E: 0 K: 1 S: 7 H: 2 LOB: 3 BB: 2 P: 15	R: 0 E: 0 K: 0 S: 3 H: 0 LOB: 0 BB: 0 P: 3	R: 0 E: 0 K: 2 S: 7 H: 0 LOB: 1 BB: 1 P: 11	R: 0 E: 0 K: 1 S: 6 H: 1 LOB: 1 BB: 0 P: 6	R: 0 E: 0 K: 1 S: 6 H: 1 LOB: 2 BB: 1 P: 10	1B: 5 2B: 0 3B: 0 HR: 0	SF: 0 SAC: 0 DP: 0 HBP: 0						

PITCHER	IP	WLS	BF	H	R	ER	SO	BB	IBB	HBP	BLK	WP	HR	S	P	ERA	WHIP
Warren Spahn, L (1, 1) ERA: 3.02	9.0	W	38	5	1	1	7	5	0	0	0	0	0	47	67	1.00	1.111

PITCHER	IP	WLS	BF	H	R	ER	SO	BB	IBB	HBP	BLK	WP	HR	S	P	ERA	WHIP

Milwaukee Braves @ San Francisco Giants

Seals Stadium, San Francisco , CA

Mon Aug 25 1958, 10:05 PM EDT

Att. 21,433 - Unknown

livebaseballscorecards.com

AB	33
R	1
H	5
RBI	1
BB	5
SO	7
LOB	18

GIANTS

Batter	1	2	3	4	5	6	7	8	9	AB	R	H	RBI	BB	SO	LOB
Bill Bruton, L (1, 8) OBP: 0.308, SLG: 0.354	F7	F3		F3		G3		1B		5	0	1	0	0	0	3
Red Schoendienst, S (1, 4) OBP: 0.314, SLG: 0.314	2B		F5		1B		6-3	F7		5	1	2	0	0	0	2
Eddie Mathews, L (1, 5) OBP: 0.356, SLG: 0.485	F9		3-1		F8		HR		HR	5	2	2	2	0	0	2
Hank Aaron, R (1, 9) OBP: 0.386, SLG: 0.577	2B		1B		F4		BBB G4-6-3		4-3	4	1	2	1	1	0	1
Wes Covington, L (1, 7) OBP: 0.389, SLG: 0.664 Andy Pafko, R (9, 7) OBP: 0.306, SLG: 0.329	2B		SSS K		FC6 1B		G4-6-3		HR	5 0	1 0	3 0	2 0	0 0	1 0	2 0
Frank Torre, L (1, 3) OBP: 0.386, SLG: 0.418	G3			F7	FC6			F8	1B	5	0	1	0	0	0	3
Del Crandall, R (1, 2) OBP: 0.351, SLG: 0.489		E6 G6-4-3		E7 SF8 2B		F8		HR	1B	5	2	3	1	0	0	0
Johnny Logan, R (1, 6) OBP: 0.302, SLG: 0.351		G6-4-3		SF8		BBB 4-0 SH3 BB		4-3	F4	3	0	0	1	1	0	3
Lew Burdette, R (1, 1) OBP: 0.280, SLG: 0.367		1B		1B		SH3		1B	F9	4	0	3	0	0	0	2
Inning Stats	R: 2 E: 0 K: 0 S: 6 H: 3 LOB: 1 BB: 0 P: 6	R: 0 E: 1 K: 0 S: 4 H: 1 LOB: 1 BB: 0 P: 4	R: 0 E: 0 K: 1 S: 6 H: 1 LOB: 1 BB: 0 P: 6	R: 1 E: 1 K: 0 S: 5 H: 2 LOB: 1 BB: 0 P: 5	R: 0 E: 0 K: 0 S: 5 H: 2 LOB: 2 BB: 0 P: 5	R: 0 E: 0 K: 0 S: 3 H: 0 LOB: 1 BB: 1 P: 7	R: 1 E: 0 K: 0 S: 3 H: 1 LOB: 0 BB: 1 P: 7	R: 1 E: 0 K: 0 S: 6 H: 3 LOB: 2 BB: 0 P: 6	R: 2 E: 0 K: 0 S: 7 H: 4 LOB: 2 BB: 0 P: 7	1B: 10 2B: 3 3B: 0 HR: 4 SF: 1 SAC: 1 DP: 2 HBP: 0						

TOP

Milwaukee Braves @ San Francisco Giants

Seals Stadium, San Francisco , CA

Tue Aug 26 1958, 6:33 AM EDT

Att. 20,297 - Unknown

livebaseballscorecards.com

AB	41
R	7
H	17
RBI	7
BB	2
SO	1
LOB	18

WP: 0 PA: 45
PB: 0
SB: 0
CS: 0

PITCHER		IP	WLS	BF	H	R	ER	SO	BB	IBB	HBP	BLK	WP	HR	S	P	ERA	WHIP
Ruben Gomez, R ERA: 4.85	(1, 1)	7.0	L	32	10	4	4	1	2	0	0	0	0	1	32	40	5.14	1.714
Marv Grissom, R ERA: 3.71	(8, 1)	1.1		9	5	3	3	0	0	0	0	0	0	3	9	9	20.25	3.750
Ramon Monzant, R ERA: 5.17	(9, 1)	0.2		4	2	0	0	0	0	0	0	0	0	0	4	4	0.00	3.000

PITCHER	IP	WLS	BF	H	R	ER	SO	BB	IBB	HBP	BLK	WP	HR	S	P	ERA	WHIP

Milwaukee Braves @ San Francisco Giants

Seals Stadium, San Francisco , CA

Tue Aug 26 1958, 6:33 AM EDT

Att. 20,297 - Unknown

BOTTOM

livebaseballscorecards.com

Batter	1	2	3	4	5	6	7	8	9	AB	R	H	RBI	BB	SO	LOB
Jim Davenport, R (1, 5) OBP: 0.313, SLG: 0.398	F6		FC6-4 1-2f 2-3			HR 1B	F9			3	1	1	0	0	0	2
Hank Sauer, R (7, PH) OBP: 0.348, SLG: 0.450										1	0	0	0	0	0	2
Marv Grissom, R (8, 1)										0	0	0	0	0	0	0
Ramon Monzant, R (9, 1) OBP: 0.222, SLG: 0.222										0	0	0	0	0	0	0
Whitey Lockman, L (1, 4) OBP: 0.304, SLG: 0.304	K		1-3			F8		6-3		4	0	0	0	0	1	3
Willie Mays, R (1, 8) OBP: 0.396, SLG: 0.558	K			F3		1-H HR		1B		4	1	2	2	0	1	0
Leon Wagner, L (1, 7) OBP: 0.379, SLG: 0.534		F9		K		1-3		F8		4	0	0	0	0	1	1
Orlando Cepeda, R (1, 3) OBP: 0.335, SLG: 0.509		5-3		6-3		6-3		F7		4	0	0	0	0	0	1
Willie Kirkland, L (1, 9) OBP: 0.332, SLG: 0.449		K			HR		FC6-4 BB		4-3	3	1	1	1	1	1	0
Daryl Spencer, R (1, 6) OBP: 0.360, SLG: 0.436			F9		F6		F5		F3	4	0	0	0	0	0	1
Valmy Thomas, R (1, 2) OBP: 0.342, SLG: 0.385			FC6-4 1B BB		5-6-3		1-2 FC6-4 BB		1B	1	0	0	0	1	0	0
Bob Speake, L (7, PH) OBP: 0.346, SLG: 0.409										0	0	0	0	1	0	0
Bob Schmidt, R (8, 2) OBP: 0.305, SLG: 0.437										1	0	1	0	0	0	0
Ruben Gomez, R (1, 1) OBP: 0.179, SLG: 0.236			1-2 FC6-4 1B		F9		1-2f 2-3 FC6-4		F9	2	0	1	0	0	0	0
Ray Jablonski, R (7, PH) OBP: 0.282, SLG: 0.476										1	0	0	0	0	0	2
Johnny Antonelli, L (7, PR) OBP: 0.239, SLG: 0.319										0	0	0	0	0	0	0
Danny O'Connell, R (8, 5) OBP: 0.339, SLG: 0.316										0	0	0	0	0	0	0
Jackie Brandt, R (9, PH) OBP: 0.500, SLG: 0.333										1	0	0	0	0	0	1
Inning Stats	R: 0 E: 0 K: 2 S: 7 H: 0 LOB: 0 BB: 0 P: 7	R: 0 E: 0 K: 1 S: 5 H: 0 LOB: 0 BB: 0 P: 5	R: 0 E: 0 K: 0 S: 4 H: 1 LOB: 2 BB: 1 P: 8	R: 0 E: 0 K: 1 S: 5 H: 0 LOB: 0 BB: 0 P: 5	R: 1 E: 0 K: 0 S: 4 H: 1 LOB: 0 BB: 0 P: 4	R: 2 E: 0 K: 0 S: 5 H: 2 LOB: 0 BB: 0 P: 5	R: 0 E: 0 K: 0 S: 3 H: 0 LOB: 2 BB: 2 P: 11	R: 0 E: 0 K: 0 S: 4 H: 1 LOB: 1 BB: 0 P: 4	R: 0 E: 0 K: 0 S: 4 H: 1 LOB: 1 BB: 0 P: 4	1B: 4 2B: 0 3B: 0 HR: 2 SF: 0 SAC: 0 DP: 0 HBP: 0						

	AB	33
	R	3
	H	6
	RBI	3
	BB	3
	SO	4
	LOB	13

WP: 0 PB: 0 SB: 0 CS: 0 PA: 36

PITCHER	IP	WLS	BF	H	R	ER	SO	BB	IBB	HBP	BLK	WP	HR	S	P	ERA	WHIP
Lew Burdette, R (1, 1) ERA: 3.16	9.0	W	36	6	3	3	4	3	0	0	0	0	2	41	53	3.00	1.000

PITCHER	IP	WLS	BF	H	R	ER	SO	BB	IBB	HBP	BLK	WP	HR	S	P	ERA	WHIP

Milwaukee Braves @ San Francisco Giants

Seals Stadium, San Francisco , CA

Wed Aug 27 1958, 10:05 PM EDT

Att. 21,389 - Unknown

TOP

livebaseballscorecards.com

Batter	1	2	3	4	5	6	7	8	9	10	11	12	AB	R	H	RBI	BB	SO	LOB
Bill Bruton, L (1, 8) OBP: 0.301, SLG: 0.345	F7		6-3		6-3		F6	F3			5-3		6	0	0	0	0	0	1
Red Schoendienst, S (1, 4) OBP: 0.314, SLG: 0.313	1B		4-3		BB		G3		F7		6-3		5	1	1	0	1	0	0
Eddie Mathews, L (1, 5) OBP: 0.356, SLG: 0.481	F6		BB		F8		BB		G3			6-3	4	0	0	0	2	0	2
Hank Aaron, R (1, 9) OBP: 0.391, SLG: 0.580	1B		1B			G6-4-3 1B	E		FC6			1-3	6	0	5	0	0	0	0
Wes Covington, L (1, 7) OBP: 0.392, SLG: 0.658	1B		G3			G6-4-3	E3		FC6			BB	5	0	2	1	1	0	5
Joe Koppe, R (12, PR) OBP: 0.571, SLG: 0.500													0	0	0	0	0	0	0
Bob Trowbridge, R (12, 1) OBP: 0.111, SLG: 0.111													0	0	0	0	0	0	0
Frank Torre, L (1, 3) OBP: 0.381, SLG: 0.412 Humberto Robinson, R (7, 1) OBP: 0.250, SLG: 0.250 Harry Hanebrink, L (10, PH) OBP: 0.271, SLG: 0.310 Don McMahon, R (10, 1) OBP: 0.300, SLG: 0.125 Andy Pafko, R (12, PH) OBP: 0.304, SLG: 0.326 (12, 7)	F8	G3				G6-4-3	F2	F9				K	4	0	0	0	0	0	7
													0	0	0	0	0	0	0
													1	0	0	0	0	0	0
													0	0	0	0	0	0	0
													1	0	0	0	0	1	1
Del Crandall, R (1, 2) OBP: 0.349, SLG: 0.483		5-3		F9		BB		6-3		K			4	0	0	0	1	1	0
Johnny Logan, R (1, 6) OBP: 0.299, SLG: 0.347		F8		1-3		4-3		4-3		F1			5	0	0	0	0	0	2
Juan Pizarro, L (1, 1) OBP: 0.346, SLG: 0.318		1-3			4-3								2	0	0	0	0	0	0
Joe Adcock, R (7, PH) OBP: 0.315, SLG: 0.515 (7, 3)							HR	BB					2	1	1	1	1	1	0
Inning Stats	R: 1 E: 0 K: 0 S: 6 H: 3 LOB: 2 BB: 0 P: 6	R: 0 E: 0 K: 0 S: 3 H: 0 LOB: 0 BB: 0 P: 3	R: 0 E: 0 K: 0 S: 4 H: 1 LOB: 2 BB: 1 P: 8	R: 0 E: 0 K: 0 S: 3 H: 0 LOB: 0 BB: 0 P: 3	R: 0 E: 0 K: 0 S: 3 H: 0 LOB: 1 BB: 1 P: 7	R: 0 E: 0 K: 0 S: 4 H: 2 LOB: 2 BB: 1 P: 8	R: 1 E: 1 K: 0 S: 6 H: 2 LOB: 3 BB: 1 P: 10	R: 0 E: 0 K: 0 S: 3 H: 0 LOB: 1 BB: 1 P: 7	R: 0 E: 0 K: 0 S: 4 H: 1 LOB: 1 BB: 0 P: 4	R: 0 E: 0 K: 1 S: 5 H: 0 LOB: 0 BB: 0 P: 5	R: 0 E: 0 K: 1 S: 5 H: 0 LOB: 0 BB: 0 P: 5	R: 0 E: 0 K: 1 S: 5 H: 0 LOB: 1 BB: 1 P: 9	1B: 8 2B: 0 3B: 0 HR: 1	SF: 0 SAC: 0 DP: 1 HBP: 0	WP: 0 PB: 0 SB: 0 CS: 0	PA: 51			

PITCHER		IP	WLS	BF	H	R	ER	SO	BB	IBB	HBP	BLK	WP	HR	S	P	ERA	WHIP
Stu Miller, R ERA: 2.73	(1, 1)	9.0		41	9	2	2	0	5	0	0	0	0	1	36	56	2.00	1.556
Al Worthington, R ERA: 3.38	(10, 1)	3.0	W	10	0	0	0	3	1	0	0	0	0	0	15	19	0.00	0.333

PITCHER	IP	WLS	BF	H	R	ER	SO	BB	IBB	HBP	BLK	WP	HR	S	P	ERA	WHIP

AB	45
R	2
H	9
RBI	2
BB	6
SO	3
LOB	18

Milwaukee Braves @ San Francisco Giants

Seals Stadium, San Francisco , CA

Wed Aug 27 1958, 10:05 PM EDT

Att. 21,389 - Unknown

livebaseballscorecards.com

Batter	1	2	3	4	5	6	7	8	9	10	11	12	AB	R	H	RBI	BB	SO	LOB
Felipe Alou, R (1, 9) OBP: 0.299, SLG: 0.378	F4		BB BB 1B	1-2 BB			F4		BB			6-3	4	0	1	0	2	0	0
Jim Davenport, R (1, 5) OBP: 0.315, SLG: 0.397	1B		1-2 BB	K			K		F4			1B BB BB	3	0	1	0	1	2	2
Willie Kirkland, L (9, PH) OBP: 0.331, SLG: 0.448													1	0	0	0	0	0	1
Al Worthington, R (10, 1) OBP: 0.200, SLG: 0.195													1	1	1	0	0	0	0
Willie Mays, R (1, 8) OBP: 0.397, SLG: 0.556	F8		1-2 2-3 BB		1-3		1B		F6			1-2 BB BB 1B	4	0	1	0	2	0	2
Jackie Brandt, R (1, 7) OBP: 0.400, SLG: 0.333	K		F9		4-3		1-3			K		1-2 2-3 BB	6	0	2	0	0	2	4
Orlando Cepeda, R (1, 3) OBP: 0.337, SLG: 0.510		K		HR	2B		F3			K		1-2 2-3 3-H BB	5	1	2	1	1	2	2
Daryl Spencer, R (1, 6) OBP: 0.358, SLG: 0.440		K		1-H HR	K			K		F2			5	1	1	2	0	3	1
Bob Schmidt, R (1, 2) OBP: 0.300, SLG: 0.430	5-3			E4 F4 BB			F3	5-3			F7		5	0	0	0	0	0	0
Danny O'Connell, R (1, 4) OBP: 0.336, SLG: 0.312			F9	1-2 BB BB			4-3	F3			F9		4	0	0	0	1	0	0
Stu Miller, R (1, 1) OBP: 0.200, SLG: 0.156			K	2-3 F4			F8		F5		K		3	0	0	0	0	1	2
Leon Wagner, L (9, PH) OBP: 0.376, SLG: 0.530													1	0	0	0	0	0	0
Eddie Bressoud, R (10, 5) OBP: 0.319, SLG: 0.341													1	0	0	0	0	1	0
Inning Stats	R: 0 E: 0 K: 1 S: 6	H: 1 LOB: 1 BB: 0 P: 6	R: 0 E: 0 K: 2 S: 7	H: 0 LOB: 0 BB: 0 P: 7	R: 0 E: 0 K: 1 S: 6	H: 1 LOB: 3 BB: 2 P: 14	R: 2 E: 1 K: 1 S: 7	H: 2 LOB: 2 BB: 2 P: 15	R: 0 E: 0 K: 1 S: 6	H: 1 LOB: 1 BB: 0 P: 6	R: 0 E: 0 K: 0 S: 3	H: 0 LOB: 0 BB: 0 P: 3	R: 0 E: 0 K: 1 S: 7	H: 2 LOB: 2 BB: 0 P: 7	R: 0 E: 0 K: 1 S: 5	H: 0 LOB: 0 BB: 0 P: 5	R: 0 E: 0 K: 0 S: 3	H: 0 LOB: 1 BB: 1 P: 7	R: 0 E: 0 K: 2 S: 7	H: 0 LOB: 0 BB: 0 P: 7	R: 0 E: 0 K: 1 S: 5	H: 0 LOB: 0 BB: 0 P: 5	R: 1 E: 0 K: 0 S: 3	H: 2 LOB: 3 BB: 2 P: 11	1B: 7 2B: 1 3B: 0 HR: 1	SF: 0 SAC: 0 DP: 0 HBP: 0	WP: 0 PB: 0 SB: 0 CS: 0	PA: 50

PITCHER	IP	WLS	BF	H	R	ER	SO	BB	IBB	HBP	BLK	WP	HR	S	P	ERA	WHIP
Juan Pizarro, L (1, 1) ERA: 2.56	6.0		27	5	2	2	6	4	0	0	0	0	1	35	51	3.00	1.500
Humberto Robinson, R (7, 1) ERA: 3.24	3.0		12	2	0	0	2	1	0	0	0	0	0	15	19	0.00	1.000
Don McMahon, R (10, 1) ERA: 3.78	2.0		6	0	0	0	3	0	0	0	0	0	0	12	12	0.00	0.000
Bob Trowbridge, R (12, 1) ERA: 3.93	0.1	L	5	2	1	1	0	2	0	0	0	0	0	3	11	27.00	12.000

PITCHER	IP	WLS	BF	H	R	ER	SO	BB	IBB	HBP	BLK	WP	HR	S	P	ERA	WHIP

AB	43
R	3
H	9
RBI	3
BB	7
SO	11
LOB	14

Milwaukee Braves @ San Francisco Giants

Seals Stadium, San Francisco , CA

Thu Aug 28 1958, 6:33 AM EDT

Att. 19,018 - Unknown

livebaseballscorecards.com

Batter	1	2	3	4	5	6	7	8	9	AB	R	H	RBI	BB	SO	LOB
Felix Mantilla, R (1, 8) OBP: 0.289, SLG: 0.356	F8			6-3		SH3-4 1-2		SH5-3 1B BB 1B	FC6-4-6 1B 1-2f	4	1	1	0	0	0	1
Red Schoendienst, S (1, 4) OBP: 0.321, SLG: 0.323	F7			FC4-6 1B		BB 2-H 2B		BB SH5-3 1-2 1B	1-2 1B	5	0	4	1	0	0	0
Eddie Mathews, L (1, 5) OBP: 0.355, SLG: 0.478	4-3			F7		BB BB		SH5-3 1-2 2-3	4-3	3	0	0	0	1	0	3
Hank Aaron, R (1, 9) OBP: 0.391, SLG: 0.578		5-3		FC4-6 1-2f		BB 1-2 2-3 BB		BB IBB		2	0	0	0	2	0	1
Joe Adcock, R (1, 3) OBP: 0.311, SLG: 0.507		F8			F9	F4		F6		4	0	0	0	0	0	6
Frank Torre, L (8, 3) OBP: 0.381, SLG: 0.412										0	0	0	0	0	0	0
Del Crandall, R (1, 2) OBP: 0.350, SLG: 0.481		F5			S E BB	F1		FC6-4 1-2 2-3 3-H BB		2	1	0	1	2	0	3
Andy Pafko, R (1, 7) OBP: 0.296, SLG: 0.317			K		F8 1-H		5-3	FC6-4 1-2f		4	0	0	0	0	1	3
Johnny Logan, R (1, 6) OBP: 0.297, SLG: 0.344			F7		F6		5-3		F7	4	0	0	0	0	0	0
Bob Rush, R (1, 1) OBP: 0.250, SLG: 0.244			K			SH3-4 2B 1B	F8		FC6-4-6 BB	3	1	1	0	1	1	0

Inning Stats	1	2	3	4	5	6	7	8	9	AB	R	H	RBI	BB	SO	LOB
	R: 0 E: 0 K: 0 S: 3	H: 0 LOB: 0 BB: 0 P: 3	R: 0 E: 0 K: 0 S: 3	H: 0 LOB: 0 BB: 0 P: 3	R: 0 E: 0 K: 2 S: 7	H: 0 LOB: 0 BB: 0 P: 7	R: 0 E: 0 K: 0 S: 4	H: 1 LOB: 1 BB: 0 P: 4	R: 1 E: 0 K: 0 S: 3	H: 0 LOB: 0 BB: 1 P: 7	R: 1 E: 0 K: 0 S: 5	H: 2 LOB: 3 BB: 2 P: 13	R: 0 E: 0 K: 0 S: 3	H: 0 LOB: 0 BB: 0 P: 3	R: 1 E: 0 K: 0 S: 5	H: 2 LOB: 3 BB: 2 P: 13	R: 0 E: 0 K: 0 S: 4	H: 1 LOB: 2 BB: 1 P: 8

1B: 5	SF: 0
2B: 1	SAC: 2
3B: 0	DP: 0
HR: 0	HBP: 0

WP: 0 PB: 0 SB: 1 CS: 0 PA: 39

PITCHER	IP	WLS	BF	H	R	ER	SO	BB	IBB	HBP	BLK	WP	HR	S	P	ERA	WHIP
Johnny Antonelli, L (1, 1) ERA: 3.15	9.0	L	39	6	3	2	2	5	1	0	0	0	0	37	61	2.00	1.222

PITCHER	IP	WLS	BF	H	R	ER	SO	BB	IBB	HBP	BLK	WP	HR	S	P	ERA	WHIP

Batter	1	2	3	4	5	6	7	8	9	AB	R	H	RBI	BB	SO	LOB
Jim Davenport, R (1, 5) OBP: 0.315, SLG: 0.397	F5		5-3		1B		K		K	3	0	1	0	0	0	0
Bob Speake, L (7, PH) OBP: 0.342, SLG: 0.403										1	0	0	0	0	1	1
Eddie Bressoud, R (8, 5) OBP: 0.319, SLG: 0.341										0	0	0	0	0	0	0
Ray Jablonski, R (9, PH) OBP: 0.281, SLG: 0.474										1	0	0	0	0	1	1
Whitey Lockman, L (1, 4) OBP: 0.308, SLG: 0.309	6-3		1B		F9		1-2 1B		F7	5	0	2	0	0	0	2
Willie Mays, R (1, 8) OBP: 0.397, SLG: 0.554	BB		1-3 1B		F9		F9			3	0	1	0	1	0	3
Willie Kirkland, L (1, 9) OBP: 0.327, SLG: 0.443	1-2 K		F8 1-2			F7		F6		4	0	0	0	0	1	3
Orlando Cepeda, R (1, 3) OBP: 0.340, SLG: 0.518		K		F9 E 1B		2B		3B		4	0	3	0	0	1	0
Jackie Brandt, R (1, 7) OBP: 0.286, SLG: 0.231		4-3		E6 FC6-4 1-2		F6		K		4	0	0	0	0	1	3
Daryl Spencer, R (1, 6) OBP: 0.358, SLG: 0.438		1B		F9 2-3		K		K		4	0	1	0	0	2	4
Bob Schmidt, R (1, 2) OBP: 0.300, SLG: 0.428		F7		FC6-4 1-2f			6-3		FC3-6 1B	4	0	1	0	0	0	2
Johnny Antonelli, L (1, 1) OBP: 0.243, SLG: 0.319			F5		F8		1B		FC3-6 1-2f	3	0	1	0	0	0	0
Leon Wagner, L (9, PH) OBP: 0.374, SLG: 0.527										1	0	0	0	0	0	1
Inning Stats	R: 0 E: 0 K: 1 S: 5 H: 0 LOB: 1 BB: 1 P: 9	R: 0 E: 0 K: 1 S: 6 H: 1 LOB: 1 BB: 0 P: 6	R: 0 E: 0 K: 0 S: 5 H: 2 LOB: 2 BB: 0 P: 5	R: 0 E: 1 K: 0 S: 4 H: 1 LOB: 1 BB: 0 P: 4	R: 0 E: 0 K: 0 S: 4 H: 1 LOB: 1 BB: 0 P: 4	R: 0 E: 0 K: 1 S: 6 H: 1 LOB: 1 BB: 0 P: 6	R: 0 E: 0 K: 1 S: 7 H: 2 LOB: 2 BB: 0 P: 7	R: 0 E: 0 K: 2 S: 8 H: 1 LOB: 1 BB: 0 P: 8	R: 0 E: 0 K: 1 S: 6 H: 1 LOB: 1 BB: 0 P: 6	1B: 8 2B: 1 3B: 1 HR: 0	SF: 0 SAC: 0 DP: 0 HBP: 0			WP: 0 PB: 0 SB: 2 CS: 0	PA: 38		

PITCHER	IP	WLS	BF	H	R	ER	SO	BB	IBB	HBP	BLK	WP	HR	S	P	ERA	WHIP
Bob Rush, R (1, 1) ERA: 3.38	9.0	W	38	10	0	0	7	1	0	0	0	0	0	51	55	0.00	1.222

PITCHER	IP	WLS	BF	H	R	ER	SO	BB	IBB	HBP	BLK	WP	HR	S	P	ERA	WHIP

BOTTOM

Milwaukee Braves @ San Francisco Giants

Seals Stadium, San Francisco , CA

Thu Aug 28 1958, 6:33 AM EDT

Att. 19,018 - Unknown

livebaseballscorecards.com

AB	37
R	0
H	10
RBI	0
BB	1
SO	7
LOB	20

Batter	1	2	3	4	5	6	7	8	9	AB	R	H	RBI	BB	SO	LOB
Bill Virdon, L (1, 8) OBP: 0.336, SLG: 0.402										0	0	0	0	0	0	0
Roberto Clemente, R (1, 9) OBP: 0.328, SLG: 0.399										0	0	0	0	0	0	0
Dick Stuart, R (1, 3) OBP: 0.318, SLG: 0.570										0	0	0	0	0	0	0
Bob Skinner, L (1, 7) OBP: 0.383, SLG: 0.469										0	0	0	0	0	0	0
Frank Thomas, R (1, 5) OBP: 0.352, SLG: 0.576										0	0	0	0	0	0	0
Bill Mazeroski, R (1, 4) OBP: 0.315, SLG: 0.444										0	0	0	0	0	0	0
Dick Groat, R (1, 6) OBP: 0.317, SLG: 0.385										0	0	0	0	0	0	0
Hank Foiles, R (1, 2) OBP: 0.319, SLG: 0.343										0	0	0	0	0	0	0
Bob Friend, R (1, 1) OBP: 0.173, SLG: 0.169										0	0	0	0	0	0	0
Inning Stats										1B: 0 2B: 0 3B: 0 HR: 0			SF: 0 SAC: 0 DP: 0 HBP: 0			

TOP

Pittsburgh Pirates @ Milwaukee Braves

Milwaukee County Stadium, Milwaukee, WI

Fri Aug 29 1958, 4:33 AM EDT
Att. 35,642 - Unknown

livebaseballscorecards.com

AB	**0**
R	**0**
H	**0**
RBI	**0**
BB	**0**
SO	**0**
LOB	**0**

WP: 0 PA: 0
PB: 0
SB: 0
CS: 0

PITCHER	IP	WLS	BF	H	R	ER	SO	BB	IBB	HBP	BLK	WP	HR	S	P	ERA	WHIP
Warren Spahn, L (1, 1) ERA: 3.02	0.0	L	0	0	0	0	0	0	0	0	0	0	0	0	0	∞	∞

PITCHER	IP	WLS	BF	H	R	ER	SO	BB	IBB	HBP	BLK	WP	HR	S	P	ERA	WHIP

Batter	1	2	3	4	5	6	7	8	9	AB	R	H	RBI	BB	SO	LOB
Bill Bruton, L (1, 8) OBP: 0.301, SLG: 0.345										0	0	0	0	0	0	0
Red Schoendienst, S (1, 4) OBP: 0.321, SLG: 0.323										0	0	0	0	0	0	0
Eddie Mathews, L (1, 5) OBP: 0.355, SLG: 0.478										0	0	0	0	0	0	0
Hank Aaron, R (1, 9) OBP: 0.391, SLG: 0.578										0	0	0	0	0	0	0
Wes Covington, L (1, 7) OBP: 0.392, SLG: 0.658										0	0	0	0	0	0	0
Frank Torre, L (1, 3) OBP: 0.381, SLG: 0.412										0	0	0	0	0	0	0
Del Crandall, R (1, 2) OBP: 0.350, SLG: 0.481										0	0	0	0	0	0	0
Johnny Logan, R (1, 6) OBP: 0.297, SLG: 0.344										0	0	0	0	0	0	0
Warren Spahn, L (1, 1) OBP: 0.385, SLG: 0.442										0	0	0	0	0	0	0
Inning Stats										1B: 0 2B: 0 3B: 0 HR: 0		SF: 0 SAC: 0 DP: 0 HBP: 0				

BOTTOM

Pittsburgh Pirates @ Milwaukee Braves

Milwaukee County Stadium, Milwaukee, WI

Fri Aug 29 1958, 4:33 AM EDT

Att. 35,642 - Unknown

livebaseballscorecards.com

AB	0
R	0
H	0
RBI	0
BB	0
SO	0
LOB	0

WP: 0 PA: 0
PB: 0
SB: 0
CS: 0

PITCHER	IP	WLS	BF	H	R	ER	SO	BB	IBB	HBP	BLK	WP	HR	S	P	ERA	WHIP
Bob Friend, R (1, 1) ERA: 3.92	0.0	W	0	0	0	0	0	0	0	0	0	0	0	0	0	∞	∞

PITCHER	IP	WLS	BF	H	R	ER	SO	BB	IBB	HBP	BLK	WP	HR	S	P	ERA	WHIP

Batter	1	2	3	4	5	6	7	8	9	AB	R	H	RBI	BB	SO	LOB
Bill Virdon, L (1, 8) OBP: 0.335, SLG: 0.399	S S S 0-3 ① K	x 0-0 ③ FC6-4 1-2f			x 0-0 FC4-6 1B		x 0-0 1B			4	0	2	0	0	1	3
Roberto Clemente, R (1, 9) OBP: 0.323, SLG: 0.392	x 0-0 ② 1-3		x 0-0 ① F8		x 0-0 ② FC4-6 1B 1-2f 2B		x 0-0 ② 9			4	1	0	0	0	0	2
Dick Stuart, R (1, 3) OBP: 0.330, SLG: 0.588	x 0-0 1B		x 0-0 G1-6-3 1B		x 0-0 1-2 2B 1B		x 0-0 ③ 9			4	0	3	0	0	0	1
Bob Skinner, L (1, 7) OBP: 0.385, SLG: 0.479 Ron Blackburn, R (5, 1) OBP: 0.286, SLG: 0.571	S S S 0-3 ③ K		x 0-0 ② ③ G1-6-3 1-2f		x 0-0 ③ 1-H 2-H 2B			x 0-0 ① 9		3 1	0 0	1 0	1 0	0 0	1 0	2 0
Frank Thomas, R (1, 5) OBP: 0.352, SLG: 0.571		x 0-0 ① 5-3		x 0-0 ① F9		x 0-0 ① F2		x 0-0 ② 9		4	0	0	0	0	0	0
Bill Mazeroski, R (1, 4) OBP: 0.314, SLG: 0.441		x 0-0 BB 1B 1B		x 0-0 ② 5-3		x 0-0 5-3 1B		x 0-0 ③ 9		4	0	2	0	0	0	0
Dick Groat, R (1, 6) OBP: 0.320, SLG: 0.394		x 0-0 BB 1-2 1B		x 0-0 2B		x 0-0 ② 5-3 1-2			x 0-0 ① 9	4	0	2	0	0	0	1
Hank Foiles, R (1, 2) OBP: 0.317, SLG: 0.335		B B B B 4-0 FC6-4 1-2 2-3 BB		x 0-0 ③ 4-3		x 0-0 ③ 6-3			x 0-0 ② 9	3	0	0	0	1	0	2
Curt Raydon, R (1, 1) Bob Smith, R (3, 1) OBP: 0.091, SLG: 0.100 Dick Schofield, S (5, PH) OBP: 0.327, SLG: 0.256 John Powers, L (5, 7) OBP: 0.286, SLG: 0.261		S S S 0-3 ② K			S S S 0-3 ① K		x 0-0 ① 9		x 0-0 ③ 9	1 0 1 2	0 0 0 0	0 0 0 0	0 0 0 0	1 0 1 0	3 0 0 0	3 0 0 0
Inning Stats	R: 0 E: 0 K: 2 S: 8 H: 1 LOB: 1 BB: 0 P: 8	R: 0 E: 0 K: 1 S: 7 H: 2 LOB: 3 BB: 1 P: 11	R: 0 E: 0 K: 0 S: 3 H: 1 LOB: 0 BB: 0 P: 3	R: 0 E: 0 K: 0 S: 4 H: 1 LOB: 1 BB: 0 P: 4	R: 1 E: 0 K: 1 S: 7 H: 3 LOB: 2 BB: 0 P: 7	R: 0 E: 0 K: 0 S: 4 H: 1 LOB: 1 BB: 0 P: 4	R: 0 E: 0 K: 0 S: 4 H: 1 LOB: 1 BB: 0 P: 4	R: 0 E: 0 K: 0 S: 3 H: 0 LOB: 0 BB: 0 P: 3	R: 0 E: 0 K: 0 S: 3 H: 0 LOB: 0 BB: 0 P: 3	1B: 8 2B: 2 3B: 0 HR: 0	SF: 0 SAC: 0 DP: 1 HBP: 0						

TOP

Pittsburgh Pirates @ Milwaukee Braves

Milwaukee County Stadium, Milwaukee, WI

Sat Aug 30 1958, 4:33 AM EDT

Att. 28,648 - Unknown

livebaseballscorecards.com

AB	35
R	1
H	10
RBI	1
BB	1
SO	4
LOB	14

WP: 0 PB: 0 SB: 0 CS: 0 PA: 36

PITCHER		IP	WLS	BF	H	R	ER	SO	BB	IBB	HBP	BLK	WP	HR	S	P	ERA	WHIP
Lew Burdette, R ERA: 3.08	(1, 1)	9.0	W	36	10	1	1	4	1	0	0	0	0	0	43	47	1.00	1.222

PITCHER	IP	WLS	BF	H	R	ER	SO	BB	IBB	HBP	BLK	WP	HR	S	P	ERA	WHIP

Pittsburgh Pirates @ Milwaukee Braves

Milwaukee County Stadium, Milwaukee, WI

Sat Aug 30 1958, 4:33 AM EDT

Att. 28,648 - Unknown

BOTTOM

Batter	1	2	3	4	5	6	7	8	9	AB	R	H	RBI	BB	SO	LOB
Red Schoendienst, S (1, 4) OBP: 0.316, SLG: 0.317	F8	4-3	1B 3-H		F8			9		5	0	1	1	0	0	1
Johnny Logan, R (1, 6) OBP: 0.299, SLG: 0.343	HBP		HR BB F7			F3				2	1	0	0	1	0	1
Eddie Mathews, L (1, 5) OBP: 0.355, SLG: 0.488	F7 1-1		HR 1-H	3-1		3-1				4	1	1	2	0	0	1
Hank Aaron, R (1, 9) OBP: 0.395, SLG: 0.578	1-3		BB 1B 4-3 3B	4-3		K				3	1	0	0	1	1	1
Wes Covington, L (1, 7) OBP: 0.387, SLG: 0.650 Andy Pafko, R (4, PH) OBP: 0.299, SLG: 0.327 (5, 7)		F7	P6	1B 2B			9			2 2	0 1	0 1	0 0	0 0	0 0	1 0
Frank Torre, L (1, 3) OBP: 0.378, SLG: 0.418		HR	4-3 1-2	2-H 1B			9			4	1	2	2	0	0	1
Del Crandall, R (1, 2) OBP: 0.352, SLG: 0.478		2B 1B	1B 3B IBB	P6			9			3	2	1	0	1	0	1
Bill Bruton, L (1, 8) OBP: 0.297, SLG: 0.340		F9	3B 1-2 2-3 1B		F9			9		4	1	1	0	0	0	1
Lew Burdette, R (1, 1) OBP: 0.291, SLG: 0.410		1-H 2B	1B 1-H 2-H 3-H 3B		6-3			9		4	1	2	4	0	0	0
Inning Stats	R: 0 E: 1 K: 0 S: 3 H: 0 LOB: 1 BB: 0 P: 4	R: 2 E: 0 K: 0 S: 6 H: 3 LOB: 1 BB: 0 P: 6	R: 6 E: 0 K: 0 S: 7 H: 4 LOB: 1 BB: 3 P: 19	R: 1 E: 0 K: 0 S: 5 H: 2 LOB: 1 BB: 0 P: 5	R: 0 E: 0 K: 0 S: 3 H: 0 LOB: 0 BB: 0 P: 3	R: 0 E: 0 K: 1 S: 5 H: 0 LOB: 0 BB: 0 P: 5	R: 0 E: 0 K: 0 S: 3 H: 0 LOB: 0 BB: 0 P: 3	R: 0 E: 0 K: 0 S: 3 H: 0 LOB: 0 BB: 0 P: 3								

PITCHER		IP	WLS	BF	H	R	ER	SO	BB	IBB	HBP	BLK	WP	HR	S	P	ERA	WHIP
Curt Raydon, R ERA: 3.7	(1, 1)	2.0	L	13	4	5	5	0	2	0	1	0	0	2	10	19	22.50	3.000
Bob Smith, L ERA: 4.25	(3, 1)	2.0		12	5	4	4	0	0	1	0	0	0	0	11	15	18.00	2.500
Ron Blackburn, R ERA: 3.62	(5, 1)	4.0		12	0	0	0	1	0	0	0	0	0	0	14	14	0.00	0.000

PITCHER	IP	WLS	BF	H	R	ER	SO	BB	IBB	HBP	BLK	WP	HR	S	P	ERA	WHIP

1B:	4
2B:	2
3B:	1
HR:	2
SF:	0
SAC:	0
DP:	0
HBP:	1
WP:	0
PB:	0
SB:	0
CS:	0
PA:	37

livebaseballscorecards.com

AB	33
R	9
H	9
RBI	9
BB	3
SO	1
LOB	8

Pittsburgh Pirates @ Milwaukee Braves

Milwaukee County Stadium, Milwaukee, WI

Sun Aug 31 1958, 4:33 AM EDT

Att. 32,870 - Unknown

livebaseballscorecards.com

Batter	1	2	3	4	5	6	7	8	9	AB	R	H	RBI	BB	SO	LOB
Bill Virdon, L (1, 8) OBP: 0.336, SLG: 0.400	4-3			4-3		2B 1B		BB BB 1B		4	0	2	0	0	0	0
Roberto Clemente, R (1, 9) OBP: 0.326, SLG: 0.400	F3			3B		1-3 2B		G5-3 BB 1-2 BB		3	0	2	0	1	0	0
Dick Stuart, R (1, 3) OBP: 0.324, SLG: 0.576	F9			K		K		K		4	0	0	0	0	3	5
Bob Skinner, L (1, 7) OBP: 0.386, SLG: 0.476		6-3		F4		IBB		1-2 2-3 BB		2	0	0	0	2	0	1
Roman Mejias, R (8, PR) OBP: 0.299, SLG: 0.451 (8, 7)										0	0	0	0	0	0	0
Frank Thomas, R (1, 5) OBP: 0.349, SLG: 0.567		5-3			F7	P3		G5-3 2-3f		4	0	0	0	0	0	6
Bill Mazeroski, R (1, 4) OBP: 0.312, SLG: 0.438		K			5-3	F8			K	4	0	0	0	0	2	3
Dick Groat, R (1, 6) OBP: 0.319, SLG: 0.395			F9		2B		F7		F9	4	0	1	0	0	0	0
Bill Hall, L (1, 2) OBP: 0.374, SLG: 0.375			4-3		BB		K		K	1	0	0	0	1	0	0
John Powers, L (7, PH) OBP: 0.282, SLG: 0.257										1	0	0	0	0	1	0
Hank Foiles, R (7, 2) OBP: 0.316, SLG: 0.333										1	0	0	0	0	1	0
Ron Kline, R (1, 1) OBP: 0.104, SLG: 0.048			K		L1-3		K			3	0	0	0	0	2	2

Inning Stats	1	2	3	4	5	6	7	8	9		
	R: 0 H: 0 E: 0 LOB: 0 K: 0 BB: 0 S: 3 P: 3	R: 0 H: 0 E: 0 LOB: 0 K: 1 BB: 0 S: 5 P: 5	R: 0 H: 0 E: 0 LOB: 0 K: 1 BB: 0 S: 5 P: 5	R: 0 H: 1 E: 0 LOB: 1 K: 1 BB: 0 S: 6 P: 6	R: 0 H: 1 E: 0 LOB: 2 K: 0 BB: 1 S: 4 P: 8	R: 0 H: 2 E: 0 LOB: 3 K: 1 BB: 1 S: 7 P: 11	R: 0 H: 0 E: 0 LOB: 0 K: 2 BB: 0 S: 7 P: 7	R: 0 H: 1 E: 0 LOB: 2 K: 1 BB: 2 S: 5 P: 13	R: 0 H: 0 E: 0 LOB: 0 K: 2 BB: 0 S: 7 P: 7	1B: 2 SF: 0 2B: 2 SAC: 0 3B: 1 DP: 1 HR: 0 HBP: 0	WP: 0 PA: 35 PB: 0 SB: 0 CS: 0

PITCHER	IP	WLS	BF	H	R	ER	SO	BB	IBB	HBP	BLK	WP	HR	S	P	ERA	WHIP
Carl Willey, R (1, 1) ERA: 2.48	9.0	W	35	5	0	0	9	3	1	0	0	0	0	49	65	0.00	0.889

PITCHER	IP	WLS	BF	H	R	ER	SO	BB	IBB	HBP	BLK	WP	HR	S	P	ERA	WHIP

AB	31
R	0
H	5
RBI	0
BB	4
SO	9
LOB	17

Batter	1	2	3	4	5	6	7	8	9	AB	R	H	RBI	BB	SO	LOB
Red Schoendienst, S (1, 4) OBP: 0.320, SLG: 0.322	WP 5-3 4-3 1B		L1-3		E8 2B		9	L3-1 BB		4	1	2	0	1	0	0
Johnny Logan, R (1, 6) OBP: 0.298, SLG: 0.340	5-3 1-2		5-3		F3		1B E BB	L3-1 1-2 2-3		4	1	0	0	1	0	4
Eddie Mathews, L (1, 5) OBP: 0.355, SLG: 0.485	4-3 2-H		BBBB BB		F5		F7	FC6-4 IBB		3	0	0	1	2	0	2
Hank Aaron, R (1, 9) OBP: 0.395, SLG: 0.575	BBBB BB		F3		F9		E 1-2 1B	FC6-4 1-2f		4	0	1	0	1	0	5
Wes Covington, L (1, 7) OBP: 0.388, SLG: 0.648	F7			F9		2B SH1-3 1B	E9 1-3 2-H 1B			4	0	2	1	0	0	1
Frank Torre, L (1, 3) OBP: 0.381, SLG: 0.418		F3		6-3 1B		SH1-3 1-2	FC6-4 IBB			2	0	1	0	1	0	0
Del Crandall, R (1, 2) OBP: 0.351, SLG: 0.478		5-3		6-3 1-2		2-3 2B	FC6-4 1-2f			4	0	1	0	0	0	4
Bill Bruton, L (1, 8) OBP: 0.307, SLG: 0.345		1B		IBB		G4-6-3 IBB		L3-1 SH3-4 1B		2	0	2	0	2	0	0
Carl Willey, R (1, 1) OBP: 0.100, SLG: 0.125		SSS K		4-3		G4-6-3 1-2f		SH3-4 1-2		3	0	0	0	0	1	6
Inning Stats	R: 1 H: 1 E: 0 LOB: 1 K: 0 BB: 1 S: 4 P: 8	R: 0 H: 1 E: 0 LOB: 1 K: 1 BB: 0 S: 6 P: 6	R: 0 H: 0 E: 0 LOB: 1 K: 0 BB: 1 S: 3 P: 7	R: 0 H: 1 E: 0 LOB: 2 K: 0 BB: 1 S: 4 P: 8	R: 0 H: 1 E: 1 LOB: 1 K: 0 BB: 0 S: 4 P: 4	R: 0 H: 2 E: 0 LOB: 2 K: 0 BB: 1 S: 4 P: 8	R: 1 H: 2 E: 1 LOB: 3 K: 0 BB: 2 S: 5 P: 13	R: 0 H: 1 E: 0 LOB: 3 K: 0 BB: 2 S: 4 P: 12		1B: 7 SF: 0 2B: 2 SAC: 2 3B: 0 DP: 1 HR: 0 HBP: 0						

PITCHER		IP	WLS	BF	H	R	ER	SO	BB	IBB	HBP	BLK	WP	HR	S	P	ERA	WHIP
Ron Kline, R ERA: 3.61	(1, 1)	8.0	L	40	9	2	2	1	4	4	0	0	1	0	34	66	2.25	1.625

PITCHER	IP	WLS	BF	H	R	ER	SO	BB	IBB	HBP	BLK	WP	HR	S	P	ERA	WHIP

BOTTOM

Pittsburgh Pirates @ Milwaukee Braves

Milwaukee County Stadium, Milwaukee, WI

Sun Aug 31 1958, 4:33 AM EDT

Att. 32,870 - Unknown

livebaseballscorecards.com

AB	30
R	2
H	9
RBI	2
BB	8
SO	1
LOB	22

1B: 7	SF: 0	WP: 1	PA: 40
2B: 2	SAC: 2	PB: 0	
3B: 0	DP: 1	SB: 0	
HR: 0	HBP: 0	CS: 0	

Chicago Cubs @ Milwaukee Braves

Milwaukee County Stadium, Milwaukee, WI

Mon Sep 01 1958, 4:33 AM EDT

Unknown

TOP

livebaseballscorecards.com

Batter	1	2	3	4	5	6	7	8	9	AB	R	H	RBI	BB	SO	LOB
Tony Taylor, R (1, 4) OBP: 0.294, SLG: 0.309	6-3	FC6-4 1-2f			F9		BB			3	0	0	0	1	0	1
Alvin Dark, R (1, 5) OBP: 0.344, SLG: 0.368	14 1B 2B		F8		F7		F9			4	1	1	0	0	0	1
Jim Marshall, L (1, 3) OBP: 0.276, SLG: 0.376	9		F8		F8			F9		4	0	0	0	0	0	1
14 Ernie Banks, R (1, 6) OBP: 0.366, SLG: 0.627	1B 2-H 1B		1B			F7		F7		4	0	2	1	0	0	0
Walt Moryn, L (1, 7) OBP: 0.345, SLG: 0.490	1-2 1B		F6			4-3		K		4	0	1	0	0	1	1
Lee Walls, R (1, 9) OBP: 0.369, SLG: 0.495	F7			F8		E7 1B			K	4	0	1	0	0	1	2
Bobby Thomson, R (1, 8) OBP: 0.351, SLG: 0.467		FC5-2 3B		1B 1B		6-3			5-3	4	0	2	0	0	0	1
Sammy Taylor, L (1, 2) OBP: 0.334, SLG: 0.395		4-3		1-3 1B			3-1		4-3	4	0	1	0	0	0	1
Bob Anderson, R (1, 1) Bill Henry, L (8, 1) OBP: 0.429, SLG: 0.417		FC5-2 FC6-4 3-H		K			1-3			3 0	0 0	0 0	0 0	0 0	1 0	2 0

AB	34
R	1
H	8
RBI	1
BB	1
SO	3
LOB	10

Inning Stats	1	2	3	4	5	6	7	8	9	1B	SF	WP	PA
R	1	0	0	0	0	0	0	0	0	6	0	0	35
E	0	0	0	0	0	1	0	0	0	2B 1	SAC 0	PB 0	
K	0	0	0	1	0	0	0	1	1	3B 1	DP 0	SB 0	
S	6	4	4	6	3	4	3	5	5	HR 0	HBP 0	CS 0	
H	3	1	1	2	0	1	0	0	0				
LOB	2	1	1	1	0	1	1	0	0				
BB	0	0	0	0	0	0	1	0	0				
P	6	4	4	6	3	4	7	5	5				

PITCHER	IP	WLS	BF	H	R	ER	SO	BB	IBB	HBP	BLK	WP	HR	S	P	ERA	WHIP
Bob Buhl, R (1, 1) ERA: 3.15	9.0	W	35	8	1	1	3	1	0	0	0	0	0	40	44	1.00	1.000

PITCHER	IP	WLS	BF	H	R	ER	SO	BB	IBB	HBP	BLK	WP	HR	S	P	ERA	WHIP

Batter	1	2	3	4	5	6	7	8	9	AB	R	H	RBI	BB	SO	LOB
Red Schoendienst, S (1, 4) OBP: 0.316, SLG: 0.319	4-3		F8		G3		F9			4	0	0	0	0	0	0
Johnny Logan, R (1, 6) OBP: 0.295, SLG: 0.337	6-3			K	F7		F6			4	0	0	0	0	1	0
Eddie Mathews, L (1, 5) OBP: 0.358, SLG: 0.487	FC4-6, 1B			E8, 1B	4-3			1B		4	1	3	0	0	0	0
Hank Aaron, R (1, 9) OBP: 0.397, SLG: 0.577	FC4-6 1-2f			BB, 1B, 1B 2-H		1B, FC3-2, 1B		BB 1-3		4	1	3	1	0	0	1
Wes Covington, L (1, 7) OBP: 0.386, SLG: 0.641		F7		1B, BB 1-2		F5		F6		4	0	1	0	0	0	3
Frank Torre, L (1, 3) OBP: 0.382, SLG: 0.417		4-3		1B, BB 1-2 2-3		FC3-2 1-3		F3		3	0	1	0	1	0	2
Bill Bruton, L (1, 8) OBP: 0.307, SLG: 0.345		4-3		1-2 2-3 3-H		FC3-2 1-2 3-H		BB 1-2		3	0	1	1	0	0	2
Andy Pafko, R (8, PH) OBP: 0.303, SLG: 0.327										0	0	0	0	1	0	0
Felix Mantilla, R (9, 8) OBP: 0.289, SLG: 0.356										0	0	0	0	0	0	0
Del Rice, R (1, 2) OBP: 0.269, SLG: 0.278			F4	K		K		F3		4	0	0	0	0	2	8
Bob Buhl, R (1, 1) OBP: 0.100, SLG: 0.100			6-3	5-3			K			3	0	0	0	0	1	3
Inning Stats	R: 0 E: 0 K: 0 S: 4 H: 1 LOB: 1 BB: 0 P: 4	R: 0 E: 0 K: 0 S: 3 H: 0 LOB: 0 BB: 0 P: 3	R: 0 E: 0 K: 0 S: 3 H: 0 LOB: 0 BB: 0 P: 3	R: 2 E: 1 K: 2 S: 11 H: 4 LOB: 3 BB: 1 P: 15	R: 0 E: 0 K: 0 S: 3 H: 0 LOB: 0 BB: 0 P: 3	R: 0 E: 0 K: 1 S: 7 H: 2 LOB: 2 BB: 0 P: 7	R: 0 E: 0 K: 1 S: 5 H: 0 LOB: 0 BB: 0 P: 5	R: 0 E: 0 K: 0 S: 5 H: 2 LOB: 3 BB: 1 P: 9		1B: 9 2B: 0 3B: 0 HR: 0	SF: 0 SAC: 0 DP: 0 HBP: 0						

PITCHER	IP	WLS	BF	H	R	ER	SO	BB	IBB	HBP	BLK	WP	HR	S	P	ERA	WHIP
Bob Anderson, R (1, 1) ERA: 3.15	7.0	L	31	9	2	2	4	1	0	0	0	0	0	38	42	2.57	1.429
Bill Henry, L (8, 1) ERA: 2.4	1.0		4	0	0	0	0	1	0	0	0	0	0	3	7	0.00	1.000

PITCHER	IP	WLS	BF	H	R	ER	SO	BB	IBB	HBP	BLK	WP	HR	S	P	ERA	WHIP

BOTTOM

Chicago Cubs @ Milwaukee Braves

Milwaukee County Stadium, Milwaukee, WI

Mon Sep 01 1958, 4:33 AM EDT

Unknown

livebaseballscorecards.com

AB	33
R	2
H	9
RBI	2
BB	2
SO	4
LOB	19

1B: 9 2B: 0 3B: 0 HR: 0 SF: 0 SAC: 0 DP: 0 HBP: 0

WP: 0 PB: 0 SB: 0 CS: 0 PA: 35

Chicago Cubs @ Milwaukee Braves

Milwaukee County Stadium, Milwaukee, WI

Mon Sep 01 1958, 4:38 AM EDT

Att. 41,402 - Unknown

TOP

livebaseballscorecards.com

Batter	1	2	3	4	5	6	7	8	9	AB	R	H	RBI	BB	SO	LOB
Tony Taylor, R (1, 4) OBP: 0.293, SLG: 0.308	1-3		1B 14 1B 1B	K		6-3		1-3		5	1	1	0	0	1	0
Alvin Dark, R (1, 5) OBP: 0.345, SLG: 0.369	6-3		BB 14 1B 1-3 G4-6-3 1B	6-3		E6			BB 14 1B BB 1B	5	2	2	0	0	0	0
14 Ernie Banks, R (1, 6) OBP: 0.368, SLG: 0.626	CS 1B		G4-6-3 BB 1-2 3-H 1B 1B		E5 HR	K			BB BB 1-2 1B	5	2	3	1	0	1	1
Walt Moryn, L (1, 7) OBP: 0.352, SLG: 0.499 Jim Bolger, R (9, 7) OBP: 0.271, SLG: 0.317	CS 1-2	E 1B 4-3 1B	B B B B 4-0 G4-6-3 1-2 2-3 BB		1-H HR		B B B B 4-0 FC5-4 BB		B B B B 4-0 BB 1-2 2-3 BB	2	2	2	2	3	0	0
										0	0	0	0	0	0	0
Lee Walls, R (1, 9) OBP: 0.369, SLG: 0.493		E8 4-3 1-3 2B 1B	G4-6-3 1-2f 2-3 3-H		K		FC5-4 1-3 1-2f		B B B B 4-0 BB 1-2 2-3 3-H BB	4	1	1	1	1	1	3
Dale Long, L (1, 3) OBP: 0.360, SLG: 0.455		4-3 2-3 3-H	WP 1B HBP		B B B B 4-0 BB		1-3 1-2		F6	3	1	0	1	1	0	5
Bobby Thomson, R (1, 8) OBP: 0.349, SLG: 0.464		1-3	1-H 3-H 1B		F8		F3		9	5	0	1	2	0	0	6
Cal Neeman, R (1, 2) OBP: 0.327, SLG: 0.531		3-H 2B	F9		K			F6	K	5	0	1	1	0	2	5
Glen Hobbie, R (1, 1) OBP: 0.143, SLG: 0.128 Don Elston, R (8, 1) OBP: 0.273, SLG: 0.273		K	6-3			5-3		K		4	0	0	0	0	2	1
										0	0	0	0	0	0	0
Inning Stats	R: 0 E: 0 K: 0 S: 3 H: 1 LOB: 0 BB: 0 P: 3	R: 2 E: 1 K: 1 S: 8 H: 3 LOB: 1 BB: 0 P: 8	R: 4 E: 0 K: 0 S: 6 H: 4 LOB: 1 BB: 1 P: 11	R: 0 E: 0 K: 1 S: 5 H: 0 LOB: 0 BB: 0 P: 5	R: 2 E: 1 K: 2 S: 9 H: 1 LOB: 1 BB: 1 P: 13	R: 0 E: 1 K: 1 S: 6 H: 0 LOB: 1 BB: 0 P: 6	R: 0 E: 0 K: 0 S: 3 H: 0 LOB: 1 BB: 1 P: 7	R: 0 E: 0 K: 1 S: 5 H: 0 LOB: 0 BB: 0 P: 5	R: 1 E: 0 K: 1 S: 7 H: 2 LOB: 3 BB: 2 P: 15	1B: 9 2B: 1 3B: 0 HR: 1 SF: 0 SAC: 0 DP: 1 HBP: 1							

	AB	38
	R	9
	H	11
	RBI	8
	BB	5
	SO	7
	LOB	21

WP: 1 PB: 0 SB: 0 CS: 1 PA: 45

PITCHER		IP	WLS	BF	H	R	ER	SO	BB	IBB	HBP	BLK	WP	HR	S	P	ERA	WHIP
Bob Rush, R ERA: 3.68	(1, 1)	2.0	L	12	7	5	5	1	0	0	0	0	0	0	14	14	22.50	3.500
Juan Pizarro, L ERA: 2.67	(3, 1)	4.0		18	2	3	2	4	2	0	1	0	1	1	23	32	4.50	1.000
Humberto Robinson, R ERA: 3.22	(7, 1)	3.0		14	2	1	1	2	3	0	0	0	0	0	15	27	3.00	1.667

PITCHER	IP	WLS	BF	H	R	ER	SO	BB	IBB	HBP	BLK	WP	HR	S	P	ERA	WHIP

Chicago Cubs @ Milwaukee Braves

Milwaukee County Stadium, Milwaukee, WI

Mon Sep 01 1958, 4:38 AM EDT

Att. 41,402 - Unknown

BOTTOM

Batter	1	2	3	4	5	6	7	8	9	AB	R	H	RBI	BB	SO	LOB
Red Schoendienst, S (1, 4) OBP: 0.317, SLG: 0.318	BBBB 4-0 1B BB	x 0-0 1-2 2-H 1B		x 0-0 ③ 1-4-3		x 0-0 ③ 1-6-3			x 0-0 ② 3-1	4	0	1	1	1	0	3
Johnny Logan, R (1, 6) OBP: 0.298, SLG: 0.337	x 0-0 ① F4	x 0-0 ③ F9			x 0-0 1B FC4 1B		BBBB 4-0 G4-6-3 BB		BBBB 4-0 E BB	3	1	1	0	2	0	3
Eddie Mathews, L (1, 5) OBP: 0.359, SLG: 0.486	x 0-0 G4-6-3 1-2 1B		x 0-0 ① 6-3		x 0-0 FC4 1-3 1B		x 0-0 ①② G4-6-3 1-2f		x 0-0 E4 1-3	5	0	2	0	0	0	2
Hank Aaron, R (1, 9) OBP: 0.394, SLG: 0.571	x 0-0 ②③ G4-6-3 1-2f		x 0-0 ② 1-3		SSS 0-3 ① K		x 0-0 ③ 6-3		SSS 0-3 ③ K	5	0	0	0	0	2	6
Frank Torre, L (1, 3)		x 0-0 BB 1B 1B	x 0-0 ③ F6		x 0-0 ② FC4 1-2f 3-H			BBBB 4-0 G6-4-3 BB		3	1	1	1	1	0	1
Joe Adcock, R (1, 7) OBP: 0.309, SLG: 0.500		x 0-0 ① F8		x 0-0 ① 5-3	SSS 0-3 ③ K			BBBB 4-0 G6-4-3 1-2 BB		3	0	0	0	1	1	2
Del Crandall, R (1, 2) OBP: 0.352, SLG: 0.476		BBBB 4-0 1B FC1-2 1-2 BB		BBBB 4-0 5-3 BB		x 0-0 E5 G3-6-1 1B		x 0-0 ①② G6-4-3 1-2f 2-3		2	0	0	0	2	0	2
Bill Bruton, L (1, 8) OBP: 0.314, SLG: 0.348		x 0-0 FC1-2 1B 1-3 2-H 1B		BBBB 4-0 5-3 1-2 BB		x 0-0 G3-6-1 1-2 1B		SSS 0-3 ③ K		3	1	2	1	1	1	1
Bob Rush, R (1, 1) OBP: 0.244, SLG: 0.238 Juan Pizarro, L (3, 1) OBP: 0.333, SLG: 0.304 Harry Hanebrink, L (6, PH) OBP: 0.270, SLG: 0.307 Humberto Robinson, R (7, 1) OBP: 0.250, SLG: 0.250 Casey Wise, S (9, PH) OBP: 0.175, SLG: 0.193		x 0-0 ② FC1-2 1B 1-2 3-H		x 0-0 ② 5-3 1-2 2-3		x 0-0 ①② G3-6-1 1-2f 2-3			x 0-0 ① F9	1 1 1 0 1	0 0 0 0 0	0 0 0 0 0	0 0 0 0 0	0 0 0 0 0	0 0 0 0 0	2 2 2 0 0
Inning Stats	R: 0 H: 1 E: 0 LOB: 1 K: 0 BB: 1 S: 3 P: 7	R: 2 H: 3 E: 0 LOB: 2 K: 0 BB: 1 S: 6 P: 10	R: 0 H: 0 E: 0 LOB: 0 K: 0 BB: 0 S: 3 P: 3	R: 0 H: 0 E: 0 LOB: 2 K: 0 BB: 2 S: 3 P: 11	R: 1 H: 2 E: 0 LOB: 1 K: 2 BB: 0 S: 9 P: 9	R: 0 H: 1 E: 1 LOB: 1 K: 0 BB: 1 S: 4 P: 4	R: 0 H: 0 E: 0 LOB: 0 K: 0 BB: 1 S: 2 P: 6	R: 0 H: 0 E: 0 LOB: 1 K: 1 BB: 2 S: 4 P: 12	R: 0 H: 0 E: 1 LOB: 2 K: 1 BB: 1 S: 6 P: 10	1B: 7 SF: 0 2B: 0 SAC: 0 3B: 0 DP: 4 HR: 0 HBP: 0						

livebaseballscorecards.com

AB	32
R	3
H	7
RBI	3
BB	8
SO	4
LOB	26

WP: 0 PA: 40
PB: 0
SB: 0
CS: 0

PITCHER		IP	WLS	BF	H	R	ER	SO	BB	IBB	HBP	BLK	WP	HR	S	P	ERA	WHIP
Glen Hobbie, R ERA: 3.85	(1, 1)	7.0	W	33	7	3	3	2	7	0	0	0	0	0	30	58	3.86	2.000
Don Elston, R ERA: 3.21	(8, 1)	2.0	S	7	0	0	0	2	1	0	0	0	0	0	10	14	0.00	0.500

PITCHER	IP	WLS	BF	H	R	ER	SO	BB	IBB	HBP	BLK	WP	HR	S	P	ERA	WHIP

Milwaukee Braves @ Philadelphia Phillies

Connie Mack Stadium, Philadelphia, PA

Wed Sep 03 1958, 7:05 PM EDT

Att. 14,829 - Unknown

TOP

livebaseballscorecards.com

Batter	1	2	3	4	5	6	7	8	9	AB	R	H	RBI	BB	SO	LOB
Red Schoendienst, S (1, 4) OBP: 0.320, SLG: 0.319	SH, 1B		FC5, 1B, 1B		F9 ①		4-3 ②	BBB, 4-0, FC6-4, 1-2, 2-3, 3-H, BB	E5, 1-H, 2-H	5	1	2	1	1	0	-1
Johnny Logan, R (1, 6) OBP: 0.297, SLG: 0.335	SH, FC1-6, 1-2		FC5, 1-2, 1B		F8 ②		4-3 ③	FC6-4 ②, 1-2f, 2-H, 3-H	F7 ③	5	0	1	1	0	0	1
Eddie Mathews, L (1, 5) OBP: 0.357, SLG: 0.482	B1 ①		F2 ①		G3 ③			BBB, 4-0, HR, 1B, BB; 6-3		4	1	0	0	1	0	5
Hank Aaron, R (1, 9) OBP: 0.392, SLG: 0.568	FC1-6 ②, FC5-4, 1-2f		FC5 ②, 1-2, 2-3f			6-3 ①		0-0, HR, 1-2, 1B	P6 ①	5	1	1	0	0	0	4
Joe Adcock, R (1, 7) OBP: 0.311, SLG: 0.511 Bill Bruton, L (8, 8) OBP: 0.316, SLG: 0.351	FC5-4 ③, 1-2f		SSS, 0-3, K ③			1B, 1B		0-0, HR, 1-H, 2-H	1B, 1B, 1B	4 1	1 1	2 1	3 0	0 0	1 0	4 0
Frank Torre, L (1, 3) OBP: 0.389, SLG: 0.421		H, 1-0, BLK, 1-3, HBP		0-0, FC5-4, 1B		P6 ②		0-0, FC4-6, 1B	1B, 1B, 1-2, 1B	4	1	3	0	0	0	1
Andy Pafko, R (1, 8) OBP: 0.306, SLG: 0.329 (8, 7)	1-3 ①, 1-2			FC5-4 ①, 1-2f		1-2, 1B		FC4-6 ①, E, BB, BB, 1-2f	1B, E, 1B, 1-2, 2-H	5	2	2	1	0	0	3
Del Crandall, R (1, 2) OBP: 0.353, SLG: 0.473		5-3 ②, 2-3		F7 ②		P4 ③		BBB, 4-0, BB, E, FC6-4, 1-2, BB	E, 1-2, 2-H, 1B	4	2	1	1	1	0	4
Warren Spahn, L (1, 1) OBP: 0.359, SLG: 0.409		SSS, 0-3, K ③		F3 ③			F8 ①	E6, BB, E, 1-2, 2-3	P6 ②	5	1	0	0	0	1	6
Inning Stats	R: 0 E: 1 K: 0 S: 5 H: 1 LOB: 2 BB: 0 P: 5	R: 0 E: 0 K: 1 S: 5 H: 0 LOB: 1 BB: 0 P: 6	R: 0 E: 0 K: 1 S: 7 H: 2 LOB: 2 BB: 0 P: 7	R: 0 E: 0 K: 0 S: 4 H: 1 LOB: 1 BB: 0 P: 4	R: 0 E: 0 K: 0 S: 3 H: 0 LOB: 0 BB: 0 P: 3	R: 0 E: 0 K: 0 S: 5 H: 2 LOB: 2 BB: 0 P: 5	R: 0 E: 0 K: 0 S: 3 H: 0 LOB: 0 BB: 0 P: 3	R: 6 E: 2 K: 0 S: 7 H: 3 LOB: 1 BB: 3 P: 19	R: 5 E: 1 K: 0 S: 8 H: 4 LOB: 0 BB: 0 P: 8	1B: 12 2B: 0 3B: 0 HR: 1	SF: 0 SAC: 1 DP: 0 HBP: 1						

	AB	42
	R	11
	H	13
	RBI	7
	BB	3
	SO	2
	LOB	27

PITCHER		IP	WLS	BF	H	R	ER	SO	BB	IBB	HBP	BLK	WP	HR	S	P	ERA	WHIP
Seth Morehead, L ERA: 6.3	(1, 1)	7.0	L	32	8	3	3	2	1	0	1	1	0	1	34	39	3.86	1.286
Jim Hearn, R ERA: 4.0	(8, 1)	2.0		15	5	8	2	0	2	0	0	0	0	0	13	21	9.00	3.500

PITCHER		IP	WLS	BF	H	R	ER	SO	BB	IBB	HBP	BLK	WP	HR	S	P	ERA	WHIP

Batter	1	2	3	4	5	6	7	8	9	AB	R	H	RBI	BB	SO	LOB
Richie Ashburn, L (1, 8) OBP: 0.435, SLG: 0.431	BBBB 4-0 SH5-3 1B G1-2-3 BB		x 0-0 ① 6-3		x 0-0 ② F7		x 0-0 HBP 2-3 1B		x 0-0 BB HR 1-2 1B	4	1	2	0	1	0	0
Solly Hemus, L (1, 4) OBP: 0.404, SLG: 0.439	x 0-0 SH5-3 1-2 1B		x 0-0 ② 6-3		x 0-0 ③ L7		H 1-0 1-2 HBP		BBBB 4-0 HR 1-2 2-3 BB	3	1	1	0	1	0	0
Rip Repulski, R (1, 7) OBP: 0.301, SLG: 0.498	x 0-0 ① SH5-3 1-2 2-3		SSS 0-3 ③ K			x 0-0 ① F8	x 0-0 ② F2		x 0-0 1-H 2-H 3-H HR	4	1	1	4	0	1	3
Wally Post, R (1, 9) OBP: 0.357, SLG: 0.480	IIII 4-0 IBB			x 0-0 ① 5-3		BBBB 4-0 BB 1B BB	SSS 0-3 ③ K		x 0-0 ② P3	3	1	0	0	2	1	3
Ed Bouchee, L (1, 3) OBP: 0.350, SLG: 0.383	x 0-0 ② ③ G1-2-3 3-Hf			BBBB 4-0 1B 1B BB		x 0-0 ② F7		x 0-0 ① F3	SSS 0-3 ③ K	4	0	0	0	1	1	4
Willie Jones, R (1, 5) OBP: 0.359, SLG: 0.435		x 0-0 ① 5-3	x 0-0 1B 1-2 1B		BBBB 4-0 1B 1-2 BB		x 0-0 ② 6-3			3	0	1	0	1	0	0
Chico Fernandez, R (1, 6) OBP: 0.267, SLG: 0.306		x 0-0 FC6-5 2B	x 0-0 G6-4-3 1-2 2-3 1B		x 0-0 ③ 1-3 2-H 1B		x 0-0 ③ 6-3			4	0	3	1	0	0	0
Stan Lopata, R (1, 2) OBP: 0.393, SLG: 0.405		x 0-0 ② FC6-5 2-3	x 0-0 ② ③ G6-4-3 1-2f			x 0-0 1B BLK 1B			x 0-0 ① F8	4	0	1	0	0	0	4
Seth Morehead, L (1, 1) OBP: 0.188, SLG: 0.133 Jim Hearn, R (8, 1) Bob Bowman, R (9, PH) OBP: 0.331, SLG: 0.515		SSS 0-3 ③ K			SSS 0-3 ① K		SSS 0-3 ① K 1-2		x 0-0 BB 1B HR 1B	3 0 1	0 0 1	0 0 1	0 0 0	0 0 0	3 0 0	2 0 0
Inning Stats	R: 0 H: 1 E: 0 LOB: 2 K: 0 BB: 2 S: 3 P: 11	R: 0 H: 1 E: 0 LOB: 1 K: 1 BB: 0 S: 6 P: 6	R: 0 H: 0 E: 0 LOB: 0 K: 1 BB: 0 S: 5 P: 5	R: 0 H: 2 E: 0 LOB: 2 K: 0 BB: 1 S: 4 P: 8	R: 0 H: 0 E: 0 LOB: 0 K: 1 BB: 0 S: 5 P: 5	R: 1 H: 1 E: 0 LOB: 1 K: 0 BB: 2 S: 3 P: 11	R: 0 H: 2 E: 0 LOB: 3 K: 2 BB: 0 S: 9 P: 10	R: 0 H: 0 E: 0 LOB: 0 K: 0 BB: 0 S: 3 P: 3	R: 4 H: 3 E: 0 LOB: 0 K: 1 BB: 1 S: 8 P: 12	1B: 8 SF: 0 2B: 1 SAC: 1 3B: 0 DP: 2 HR: 1 HBP: 1					WP: 0 PA: 41 PB: 0 SB: 0 CS: 0	

PITCHER	IP	WLS	BF	H	R	ER	SO	BB	IBB	HBP	BLK	WP	HR	S	P	ERA	WHIP
Warren Spahn, L (1, 1) ERA: 3.09	9.0	W	41	10	5	5	6	5	1	1	1	0	1	46	71	5.00	1.667

PITCHER	IP	WLS	BF	H	R	ER	SO	BB	IBB	HBP	BLK	WP	HR	S	P	ERA	WHIP

BOTTOM

Milwaukee Braves @ Philadelphia Phillies

Connie Mack Stadium, Philadelphia, PA

Wed Sep 03 1958, 7:05 PM EDT

Att. 14,829 - Unknown

livebaseballscorecards.com

AB	33
R	5
H	10
RBI	5
BB	6
SO	6
LOB	16

Batter	1	2	3	4	5	6	7	8	9	10	AB	R	H	RBI	BB	SO	LOB
Red Schoendienst, S (1, 4) OBP: 0.319, SLG: 0.317	0-0 ① 4-3	0-0 1-3 1B		0-0 ③ L9		0-0 ③ F7			0-0 ③ F7		5	0	1	0	0	0	2
Johnny Logan, R (1, 6) OBP: 0.296, SLG: 0.334 Casey Wise, S (3, 6) OBP: 0.183, SLG: 0.200	0-0 ② 4-3	0-0 ③ L3			0-0 ① 4-3		0-0 ① F2			0-0 WP 1B 1B	2	0	0	0	0	0	2
											3	1	1	0	0	0	0
Eddie Mathews, L (1, 5) OBP: 0.358, SLG: 0.480	0-0 1B		0-0 ① F7		B B B 4-0 1B HR BB		0-0 ② P4			S S S 0-3 ① K	4	1	1	0	1	1	1
Hank Aaron, R (1, 9) OBP: 0.392, SLG: 0.566	0-0 ③ 1-3		0-0 ② F7		0-0 1-2 HR 1B		0-0 ③ 5-3			0-0 WP 1-2 1B 1B	5	2	2	0	0	0	1
Wes Covington, L (1, 7) OBP: 0.387, SLG: 0.647 Andy Pafko, R (10, PR) OBP: 0.306, SLG: 0.329 (10, 7)		S S S 0-3 ① K	0-0 ③ 4-3		0-0 1-H 2-H HR			S S S 0-3 ① K		I I I 4-0 1B 1-2 2-3 3B IBB	4	1	1	3	1	2	0
											0	1	0	0	0	0	0
Frank Torre, L (1, 3) OBP: 0.390, SLG: 0.427		0-0 2B 3B		0-0 ① 4-3	0-0 ② L9			0-0 ② P6		0-0 1-2 2-H 3-H 3B 1B	5	2	2	2	0	0	0
Del Crandall, R (1, 2) OBP: 0.353, SLG: 0.475	0-0 1B 3-H 2B			0-0 F9 BB 1B	0-0 ③ F7			0-0 ③ F8		0-0 ② F9	5	1	2	1	0	0	2
Bill Bruton, L (1, 8) OBP: 0.321, SLG: 0.360	0-0 1B 2-H 1B			B B B 4-0 1-2 BB		0-0 ① F7			0-0 ① 4-3	0-0 1-H 2-H 3B	4	0	2	3	1	0	0
Lew Burdette, R (1, 1) OBP: 0.284, SLG: 0.400 Juan Pizarro, L (5, 1) OBP: 0.300, SLG: 0.269	0-0 ② F8	0-0 ② F9 2-3				0-0 ② 1-3			S S S 0-3 ② K	S S S 0-3 ③ K	2	0	0	0	0	0	3
											3	0	0	0	0	2	2
Inning Stats	R: 0 E: 0 K: 0 S: 4 H: 1 LOB: 1 BB: 0 P: 4	R: 2 E: 0 K: 1 S: 9 H: 4 LOB: 2 BB: 0 P: 9	R: 0 E: 0 K: 0 S: 3 H: 0 LOB: 0 BB: 0 P: 3	R: 0 E: 0 K: 0 S: 4 H: 1 LOB: 2 BB: 1 P: 8	R: 3 E: 0 K: 0 S: 5 H: 2 LOB: 0 BB: 1 P: 9	R: 0 E: 0 K: 0 S: 3 H: 0 LOB: 0 BB: 0 P: 3	R: 0 E: 0 K: 0 S: 3 H: 0 LOB: 0 BB: 0 P: 3	R: 0 E: 0 K: 1 S: 5 H: 0 LOB: 0 BB: 0 P: 5	R: 0 E: 0 K: 1 S: 5 H: 0 LOB: 0 BB: 0 P: 5	R: 4 E: 0 K: 2 S: 11 H: 4 LOB: 2 BB: 1 P: 15	1B: 8 2B: 1 3B: 2 HR: 1 SF: 0 SAC: 0 DP: 0 HBP: 0						

PITCHER	IP	WLS	BF	H	R	ER	SO	BB	IBB	HBP	BLK	WP	HR	S	P	ERA	WHIP
Ray Semproch, R (1, 1) ERA: 3.48	8.0		34	8	5	5	2	2	0	0	0	0	1	36	44	5.62	1.250
Turk Farrell, R (9, 1) ERA: 3.46	2.0	L	11	4	4	4	3	0	1	0	0	1	0	16	20	18.00	2.000

PITCHER	IP	WLS	BF	H	R	ER	SO	BB	IBB	HBP	BLK	WP	HR	S	P	ERA	WHIP

TOP

Milwaukee Braves @ Philadelphia Phillies

Connie Mack Stadium, Philadelphia, PA

Thu Sep 04 1958, 7:05 PM EDT

Att. 14,989 - Unknown

livebaseballscorecards.com

AB	42
R	9
H	12
RBI	9
BB	3
SO	5
LOB	13

WP: 1 PB: 0 SB: 0 CS: 0 PA: 45

Milwaukee Braves @ Philadelphia Phillies

Connie Mack Stadium, Philadelphia, PA

Thu Sep 04 1958, 7:05 PM EDT
Att. 14,989 - Unknown

livebaseballscorecards.com

BOTTOM

Batter	1	2	3	4	5	6	7	8	9	10	AB	R	H	RBI	BB	SO	LOB
Richie Ashburn, L (1, 8) OBP: 0.438, SLG: 0.433	0-0 G4-6-3 1B		0-0 FC4-6 1B 1-2 3-H		0-0 1B 2B 1B	0-3 K			4-0 P1-4 BB		4	1	3	1	1	1	0
Solly Hemus, L (1, 4) OBP: 0.402, SLG: 0.435	0-0 G4-6-3 1-2f		0-0 FC4-6 FC1-6 1-2f 2-3		0-0 2B 1B 1-2		0-0 F7		0-0 P1-4 1-2f		5	1	1	0	0	0	4
Ed Bouchee, L (1, 3) OBP: 0.351, SLG: 0.385	0-3 K		0-0 FC1-6 1-2f		0-0 2B 2B 1-H 2-H		4-0 BB		0-3 K		4	1	1	2	1	2	2
Wally Post, R (1, 9) OBP: 0.355, SLG: 0.476		0-0 5-3		0-0 SH5-4 1B 1B	0-0 6-3		0-3 K			0-0 P4	5	0	1	0	0	1	2
Harry Anderson, L (1, 7) OBP: 0.370, SLG: 0.505		0-0 G5-4-3 1B		0-0 SH5-4 1B 1-2	0-0 WP 1B 2B 2-H		0-0 6-3			0-0 F9	5	1	3	1	0	0	1
Willie Jones, R (1, 5) OBP: 0.360, SLG: 0.435		0-0 G5-4-3 1-2f		0-0 SH5-4 1-2 2-3	0-0 G6-4-3 1B 2-H			0-0 6-3 SH3-4 1B		0-3 K	4	0	2	1	0	1	1
Chico Fernandez, R (1, 6) OBP: 0.267, SLG: 0.306			0-0 1B 1B 1B	0-0 6-3	0-0 G6-4-3 1-2f			0-0 SH3-4 1-2			3	1	1	0	0	0	3
Carl Sawatski, L (1, 2) OBP: 0.285, SLG: 0.316 Rip Repulski, R (6, PH) OBP: 0.300, SLG: 0.496 Jim Hegan, R (7, 2) OBP: 0.264, SLG: 0.268			0-0 1B 1-3	4-0 IBB		0-0 5-3		0-0 6-3 2-3			1 1 1	0 0 0	1 0 0	0 0 0	1 0 0	0 0 1	0 0 1
Ray Semproch, R (1, 1) OBP: 0.096, SLG: 0.110 Bob Bowman, R (8, PH) OBP: 0.330, SLG: 0.512 Turk Farrell, R (9, 1) OBP: 0.250, SLG: 0.217			0-0 F8	0-0 F2		0-3 K		0-3 K			3 1 0	0 0 0	0 0 0	0 0 0	1 1 0	5 1 0	
Inning Stats	R: 0 H: 1 E: 0 LOB: 0 K: 1 BB: 0 S: 5 P: 5	R: 0 H: 1 E: 0 LOB: 0 K: 0 BB: 0 S: 3 P: 3	R: 1 H: 3 E: 0 LOB: 2 K: 0 BB: 0 S: 6 P: 6	R: 0 H: 2 E: 0 LOB: 3 K: 0 BB: 1 S: 5 P: 9	R: 4 H: 5 E: 0 LOB: 0 K: 0 BB: 0 S: 7 P: 7	R: 0 H: 0 E: 0 LOB: 0 K: 2 BB: 0 S: 7 P: 7	R: 0 H: 0 E: 0 LOB: 1 K: 1 BB: 1 S: 5 P: 9	R: 0 H: 1 E: 0 LOB: 1 K: 1 BB: 0 S: 6 P: 6	R: 0 H: 0 E: 0 LOB: 0 K: 1 BB: 1 S: 4 P: 8	R: 0 H: 0 E: 0 LOB: 0 K: 1 BB: 0 S: 5 P: 5	1B: 11 2B: 3 3B: 0 HR: 0	SF: 0 SAC: 2 DP: 4 HBP: 0					WP: 1 PB: 0 SB: 0 CS: 0	PA: 42

PITCHER		IP	WLS	BF	H	R	ER	SO	BB	IBB	HBP	BLK	WP	HR	S	P	ERA	WHIP
Lew Burdette, R ERA: 3.21	(1, 1)	4.1		24	12	5	5	1	0	1	0	0	1	0	25	29	10.38	2.769
Juan Pizarro, L ERA: 2.47	(5, 1)	5.2	W	18	1	0	0	6	2	0	0	0	0	0	28	36	0.00	0.529

PITCHER	IP	WLS	BF	H	R	ER	SO	BB	IBB	HBP	BLK	WP	HR	S	P	ERA	WHIP

AB	37
R	5
H	13
RBI	5
BB	3
SO	7
LOB	20

Batter	1	2	3	4	5	6	7	8	9	10	AB	R	H	RBI	BB	SO	LOB
Red Schoendienst, S (1, 4) OBP: 0.317, SLG: 0.316	F7		1-3 1B		F9			6-3		L3	5	0	1	0	0	0	2
Johnny Logan, R (1, 6) OBP: 0.293, SLG: 0.331	6-3		1-3 1-2			K		F6		F7	5	0	0	0	0	1	2
Eddie Mathews, L (1, 5) OBP: 0.357, SLG: 0.477	BB		F9			F8		F8			3	0	0	0	1	0	1
Hank Aaron, R (1, 9) OBP: 0.389, SLG: 0.562	F4			F3		6-3			F8		4	0	0	0	0	0	1
Wes Covington, L (1, 7) OBP: 0.385, SLG: 0.641		F3		6-3			G4-6-3 1B		4-3		4	0	1	0	0	0	0
Frank Torre, L (1, 3) OBP: 0.388, SLG: 0.428		F9		F8			G4-6-3 1-2f				4	0	1	0	0	0	1
Joe Koppe, R (9, PR) OBP: 0.571, SLG: 0.500									2B		0	0	0	0	0	0	0
Joe Adcock, R (9, 3) OBP: 0.311, SLG: 0.511											0	0	0	0	0	0	0
Del Crandall, R (1, 2) OBP: 0.355, SLG: 0.474		1B			F6		BB		6-3		3	0	1	0	1	0	1
Bill Bruton, L (1, 8) OBP: 0.327, SLG: 0.361		L3			S 1B		IBB			BB	2	0	1	0	2	0	1
Carl Willey, R (1, 1) OBP: 0.093, SLG: 0.116			1-3		K 1-2		K			SH9 1-2	3	0	0	0	0	2	3
Inning Stats	R: 0 E: 0 K: 0 S: 3 H: 0 LOB: 1 BB: 1 P: 7	R: 0 E: 0 K: 0 S: 4 H: 1 LOB: 1 BB: 0 P: 4	R: 0 E: 0 K: 0 S: 4 H: 1 LOB: 1 BB: 0 P: 4	R: 0 E: 0 K: 0 S: 3 H: 0 LOB: 0 BB: 0 P: 3	R: 0 E: 0 K: 1 S: 6 H: 1 LOB: 1 BB: 0 P: 6	R: 0 E: 0 K: 1 S: 5 H: 0 LOB: 0 BB: 0 P: 5	R: 0 E: 0 K: 1 S: 5 H: 1 LOB: 2 BB: 2 P: 13	R: 0 E: 0 K: 0 S: 3 H: 0 LOB: 0 BB: 0 P: 3	R: 0 E: 0 K: 0 S: 4 H: 1 LOB: 1 BB: 0 P: 4	R: 0 E: 0 K: 0 S: 3 H: 0 LOB: 1 BB: 1 P: 7	1B: 4 2B: 1 3B: 0 HR: 0	SF: 0 SAC: 1 DP: 1 HBP: 0						

PITCHER	IP	WLS	BF	H	R	ER	SO	BB	IBB	HBP	BLK	WP	HR	S	P	ERA	WHIP
George Witt, R (1, 1) ERA: 1.66	10.0	W	38	5	0	0	3	3	1	0	0	0	0	40	56	0.00	0.800

PITCHER	IP	WLS	BF	H	R	ER	SO	BB	IBB	HBP	BLK	WP	HR	S	P	ERA	WHIP

TOP

Milwaukee Braves @ Pittsburgh Pirates

Forbes Field, Pittsburgh, PA

Fri Sep 05 1958, 7:05 PM EDT

Att. 30,319 - Unknown

livebaseballscorecards.com

AB	33
R	0
H	5
RBI	0
BB	4
SO	3
LOB	12

1B: 4 2B: 1 3B: 0 HR: 0 SF: 0 SAC: 1 DP: 1 HBP: 0

WP: 0 PB: 0 SB: 2 CS: 0 PA: 38

Milwaukee Braves @ Pittsburgh Pirates

Forbes Field, Pittsburgh, PA

Fri Sep 05 1958, 7:05 PM EDT

Att. 30,319 - Unknown

livebaseballscorecards.com

BOTTOM

Batter	1	2	3	4	5	6	7	8	9	10	AB	R	H	RBI	BB	SO	LOB
Bill Virdon, L (1, 8) OBP: 0.332, SLG: 0.406	F8		F8		4-3		F9			HR	5	1	1	1	0	0	0
Roberto Clemente, R (1, 9) OBP: 0.325, SLG: 0.399	4-3		1B		BB			FC5 SH9 1B			3	0	2	0	1	0	0
Ted Kluszewski, L (1, 3) OBP: 0.345, SLG: 0.394	1B		F9		4-3			SH9 1-2			3	0	1	0	0	0	2
Bob Skinner, L (1, 7) OBP: 0.388, SLG: 0.474	F4		F9			F8		IBB			3	0	0	0	1	0	2
Frank Thomas, R (1, 5) OBP: 0.347, SLG: 0.562		F8		5-3		E8 1B		F7			4	0	1	0	0	0	2
Bill Mazeroski, R (1, 4) OBP: 0.307, SLG: 0.427		P1		K		4-0 G4-6-3 BB		FC5 2-3f			3	0	0	0	1	1	2
Dick Groat, R (1, 6) OBP: 0.323, SLG: 0.405		2B		2B		G4-6-3 1-2f			F2		4	0	2	0	0	0	2
Bill Hall, L (1, 2) OBP: 0.375, SLG: 0.374		IBB		1-3			F7		F6		2	0	0	0	1	0	1
Dick Stuart, R (9, PH) OBP: 0.315, SLG: 0.559											1	0	0	0	0	0	0
Hank Foiles, R (10, 2) OBP: 0.316, SLG: 0.337											0	0	0	0	0	0	0
George Witt, R (1, 1) OBP: 0.135, SLG: 0.135	K				K		K		K		4	0	0	0	0	4	2

Inning Stats	1	2	3	4	5	6	7	8	9	10
	R: 0 H: 1 E: 0 LOB: 1 K: 0 BB: 0 S: 4 P: 4	R: 0 H: 1 E: 0 LOB: 2 K: 1 BB: 1 S: 6 P: 10	R: 0 H: 1 E: 0 LOB: 1 K: 0 BB: 0 S: 4 P: 4	R: 0 H: 1 E: 0 LOB: 1 K: 1 BB: 0 S: 6 P: 6	R: 0 H: 0 E: 0 LOB: 1 K: 1 BB: 1 S: 5 P: 9	R: 0 H: 1 E: 1 LOB: 1 K: 0 BB: 1 S: 3 P: 7	R: 0 H: 0 E: 0 LOB: 0 K: 1 BB: 0 S: 5 P: 5	R: 0 H: 1 E: 0 LOB: 2 K: 0 BB: 1 S: 4 P: 8	R: 0 H: 0 E: 0 LOB: 0 K: 1 BB: 0 S: 5 P: 5	R: 1 H: 1 E: 0 LOB: 0 K: 0 BB: 0 S: 1 P: 1

1B: 4 SF: 0 WP: 0 PA: 37
2B: 2 SAC: 1 PB: 0
3B: 0 DP: 1 SB: 0
HR: 1 HBP: 0 CS: 0

	AB	32
	R	1
	H	7
	RBI	1
	BB	4
	SO	5
	LOB	13

PITCHER	IP	WLS	BF	H	R	ER	SO	BB	IBB	HBP	BLK	WP	HR	S	P	ERA	WHIP
Carl Willey, R (1, 1) ERA: 2.37	9.0	L	37	7	1	1	5	2	2	0	0	0	1	43	59	1.00	1.000

PITCHER	IP	WLS	BF	H	R	ER	SO	BB	IBB	HBP	BLK	WP	HR	S	P	ERA	WHIP

Milwaukee Braves @ Pittsburgh Pirates

Forbes Field, Pittsburgh, PA

Sat Sep 06 1958, 3:33 AM EDT

Att. 23,392 - Unknown

TOP

Batter	1	2	3	4	5	6	7	8	9	AB	R	H	RBI	BB	SO	LOB
Red Schoendienst, S (1, 4) OBP: 0.316, SLG: 0.314	F9 SH1-3 1B		E4 E SH2-4 1-2		F7 ①	6-3 ③			4-3 ①	5	0	1	0	0	0	3
Johnny Logan, R (1, 6) OBP: 0.294, SLG: 0.337	SH1-3 ① 1-2		SH2-4 ① 1-2 2-3		1-H HR		L7 ①		6-3 ②	3	1	1	2	0	0	0
Eddie Mathews, L (1, 5) OBP: 0.356, SLG: 0.481	F9 ② 2-3		SF7 ② 2-3 3-H		HR		F9 ②		S S S K ③	4	1	1	2	0	1	1
Hank Aaron, R (1, 9) OBP: 0.390, SLG: 0.561	F9 ③		P3 ③		1B		B B B BB 4-0			3	0	1	0	1	0	2
Wes Covington, L (1, 7) OBP: 0.383, SLG: 0.635		1B 1B		F9 ①	F8 ②		G3 ③			4	0	1	0	0	0	2
Frank Torre, L (1, 3) OBP: 0.388, SLG: 0.430 Joe Adcock, R (7, 3) OBP: 0.310, SLG: 0.509		F7 ①		1B 2B	G3 ③				F9 ①	3 1	1 0	1 0	0 0	0 0	0 0	2 0
Bill Bruton, L (1, 8) OBP: 0.330, SLG: 0.365 Andy Pafko, R (8, PH) OBP: 0.304, SLG: 0.327 (8, 8)	G5-4-3 1-2 1B			2-H 1B		4-3 ①			5-3 ②	3 1	0 0	2 0	1 0	0 0	0 0	0 0
Del Rice, R (1, 2) OBP: 0.269, SLG: 0.307	G5-4-3 ②③ 1-2f			S S S K ③		6-3 ②			HR	4	1	1	1	0	1	2
Bob Buhl, R (1, 1) OBP: 0.182, SLG: 0.182 Humberto Robinson, R (5, 1) OBP: 0.333, SLG: 0.200			SH2-4 E SF7 1B		HR 1B	B B B BB 4-0		S S S K ③		2 1	2 0	2 0	0 0	0 1	0 1	0 0
Inning Stats	R: 0 E: 0 K: 0 S: 4 H: 1 LOB: 1 BB: 0 P: 4	R: 0 E: 0 K: 0 S: 4 H: 2 LOB: 1 BB: 0 P: 4	R: 1 E: 2 K: 0 S: 5 H: 1 LOB: 1 BB: 0 P: 5	R: 1 E: 0 K: 1 S: 6 H: 2 LOB: 0 BB: 0 P: 6	R: 3 E: 0 K: 0 S: 7 H: 4 LOB: 1 BB: 0 P: 7	R: 0 E: 0 K: 0 S: 3 H: 0 LOB: 1 BB: 1 P: 7	R: 0 E: 0 K: 0 S: 3 H: 0 LOB: 1 BB: 1 P: 7	R: 1 E: 0 K: 1 S: 6 H: 1 LOB: 0 BB: 0 P: 6	R: 0 E: 0 K: 1 S: 5 H: 0 LOB: 0 BB: 0 P: 5	1B: 7 2B: 1 3B: 0 HR: 3 SF: 1 SAC: 2 DP: 1 HBP: 0						

AB	34
R	6
H	11
RBI	6
BB	2
SO	3
LOB	12

WP: 0 PB: 0 SB: 0 CS: 0 PA: 39

livebaseballscorecards.com

PITCHER		IP	WLS	BF	H	R	ER	SO	BB	IBB	HBP	BLK	WP	HR	S	P	ERA	WHIP
Bob Friend, R ERA: 3.87	(1, 1)	4.1		22	10	5	4	1	0	0	0	0	0	2	24	24	8.31	2.308
Bob Smith, L ERA: 4.35	(5, 1)	3.2	W	14	1	1	1	1	2	0	0	0	0	1	14	22	2.46	0.818
Roy Face, R ERA: 2.73	(9, 1)	1.0	S	3	0	0	0	1	0	0	0	0	0	0	5	5	0.00	0.000

PITCHER	IP	WLS	BF	H	R	ER	SO	BB	IBB	HBP	BLK	WP	HR	S	P	ERA	WHIP

Milwaukee Braves @ Pittsburgh Pirates

Forbes Field, Pittsburgh, PA

Sat Sep 06 1958, 3:33 AM EDT

Att. 23,392 - Unknown

BOTTOM

Batter	1	2	3	4	5	6	7	8	9	AB	R	H	RBI	BB	SO	LOB
Bill Virdon, L (1, 8) OBP: 0.332, SLG: 0.407	F7	SF7 3-H		FC6-4 1-2 1B		1B		4-3		4	0	2	1	0	0	0
Roberto Clemente, R (1, 9) OBP: 0.322, SLG: 0.396	6-3	FC5 2-3f		FC6-4 1-2f		F5				4	0	0	0	0	0	5
Ted Kluszewski, L (1, 3) OBP: 0.347, SLG: 0.395	1B		3-1		FC3-6 1B	F2				4	0	2	0	0	0	1
Bob Skinner, L (1, 7) OBP: 0.385, SLG: 0.470	4-3		F7		FC3-6 1B 1-2f 1B		3-1			4	1	0	0	0	0	2
Frank Thomas, R (1, 5) OBP: 0.346, SLG: 0.559		BBBB 1B BB 1B BB	5-3		F7		F2			3	1	0	0	1	0	1
Bill Mazeroski, R (1, 4) OBP: 0.310, SLG: 0.432		BBBB 1B 1B 1-2 FC1-2 BB		WP 3B	E 1-2 1B		SSS K			3	2	2	0	1	1	0
Dick Groat, R (1, 6) OBP: 0.324, SLG: 0.405		FC1-2 1B 1-2 2-3 SF7 1B		5-3	E5 1-H 2-H 1B			F8		4	2	2	1	0	0	1
Bill Hall, L (1, 2) OBP: 0.383, SLG: 0.383 Dick Stuart, R (8, PH) OBP: 0.314, SLG: 0.556 Hank Foiles, R (9, 2) OBP: 0.316, SLG: 0.337		FC5 FC1-2 1-2 2-3 3-H 1B		4-3	2-H 1B			SSS K		3 1 0	0 0 0	2 0 0	2 0 0	0 1 0	0 0 0	1 0 0
Bob Friend, R (1, 1) OBP: 0.167, SLG: 0.152 Bob Smith, R (5, 1) OBP: 0.083, SLG: 0.091 John Powers, L (8, PH) OBP: 0.288, SLG: 0.306 Roy Face, R (9, 1)	FC1-2 1-2 2-3 3-Hf			BBBB 1B 3-H BB		SSS K		HR		1 1 1 0	0 0 1 0	0 0 1 0	0 0 1 0	1 1 1 0	0 0 0 0	3 0 0 0
Inning Stats	R: 0 E: 0 K: 0 S: 4 H: 1 LOB: 1 BB: 0 P: 4	R: 2 E: 0 K: 0 S: 5 H: 2 LOB: 2 BB: 2 P: 13	R: 0 E: 0 K: 0 S: 3 H: 0 LOB: 0 BB: 0 P: 3	R: 1 E: 0 K: 0 S: 5 H: 2 LOB: 2 BB: 1 P: 9	R: 3 E: 1 K: 0 S: 6 H: 4 LOB: 1 BB: 0 P: 6	R: 0 E: 0 K: 1 S: 6 H: 1 LOB: 1 BB: 0 P: 6	R: 0 E: 0 K: 1 S: 5 H: 0 LOB: 0 BB: 0 P: 5	R: 1 E: 0 K: 1 S: 6 H: 1 LOB: 0 BB: 0 P: 6		1B: 9 2B: 0 3B: 1 HR: 1 SF: 1 SAC: 0 DP: 0 HBP: 0		WP: 1 PB: 0 SB: 0 CS: 0 PA: 37		

livebaseballscorecards.com

AB	33
R	7
H	11
RBI	5
BB	3
SO	3
LOB	14

PITCHER		IP	WLS	BF	H	R	ER	SO	BB	IBB	HBP	BLK	WP	HR	S	P	ERA	WHIP
Bob Buhl, R ERA: 3.62	(1, 1)	4.2		25	8	6	5	0	3	0	0	0	1	0	22	34	9.64	2.357
Humberto Robinson, R ERA: 3.18	(5, 1)	3.1	L	12	3	1	1	3	0	0	0	0	0	1	18	18	2.70	0.900

PITCHER	IP	WLS	BF	H	R	ER	SO	BB	IBB	HBP	BLK	WP	HR	S	P	ERA	WHIP

Batter	1	2	3	4	5	6	7	8	9	AB	R	H	RBI	BB	SO	LOB
Red Schoendienst, S (1, 4) OBP: 0.314, SLG: 0.313	x 0-0 SH2-3 1B 1B	x 0-0 ③ F8			x 0-0 ①② G5-4-3 1-2f			x 0-0 ① F5	x 0-0 ③ 6-3	5	1	1	0	0	0	3
Johnny Logan, R (1, 6) OBP: 0.294, SLG: 0.337	x 0-0 ① SH2-3 1-2		S S S 0-3 ① K		x 0-0 ③ F7			x 0-0 BB 1B 1B		3	0	1	0	0	1	0
Eddie Mathews, L (1, 5) OBP: 0.358, SLG: 0.482	B B B B 4-0 1B BB		x 0-0 ② 4-3			x 0-0 G4-3 1B		B B B B 4-0 1B 1-2 2B BB		2	1	1	0	2	0	0
Hank Aaron, R (1, 9) OBP: 0.389, SLG: 0.558	S S S 0-3 ② K		x 0-0 ③ L8			x 0-0 ①② G4-3 1-2f		x 0-0 ② 1-3 2-H 2B 1B		4	1	1	0	0	1	3
Wes Covington, L (1, 7) OBP: 0.384, SLG: 0.637 Joe Koppe, R (8, PR) OBP: 0.571, SLG: 0.500 Andy Pafko, R (8, 7) OBP: 0.304, SLG: 0.327	x 0-0 1-3 2-H 1B			x 0-0 ① L3-1		S S S 0-3 ③ K		x 0-0 1-H 3-H 2B		4 0 0	0 0 0	2 0 0	3 0 0	0 0 0	1 0 0	0 0 0
Frank Torre, L (1, 3) OBP: 0.386, SLG: 0.431	x 0-0 ③ F9			x 0-0 ② L8			x 0-0 2B	x 0-0 ③ L3-1		4	0	1	0	0	0	3
Del Crandall, R (1, 2) OBP: 0.358, SLG: 0.477		x 0-0 4-3 SH5-3 1B		x 0-0 1B			x 0-0 ① 6-3		x 0-0 1B	4	0	3	0	0	0	1
Bill Bruton, L (1, 8) OBP: 0.327, SLG: 0.361		x 0-0 ① SH5-3 1-2		x 0-0 ③ 6-3			x 0-0 ② P6		x 0-0 ① F9	3	0	0	0	0	0	3
Warren Spahn, L (1, 1) OBP: 0.355, SLG: 0.402		x 0-0 ② 4-3 2-3			x 0-0 G5-4-3 1B		x 0-0 ③ P5		S S S 0-3 ② K	4	0	1	0	0	1	3
Inning Stats	R: 1 H: 2 E: 0 LOB: 2 K: 1 BB: 1 S: 7 P: 11	R: 0 H: 1 E: 0 LOB: 1 K: 0 BB: 0 S: 4 P: 4	R: 0 H: 0 E: 0 LOB: 0 K: 1 BB: 0 S: 5 P: 5	R: 0 H: 1 E: 0 LOB: 1 K: 0 BB: 0 S: 4 P: 4	R: 0 H: 1 E: 0 LOB: 0 K: 0 BB: 0 S: 3 P: 3	R: 0 H: 1 E: 0 LOB: 0 K: 1 BB: 0 S: 5 P: 5	R: 0 H: 1 E: 0 LOB: 1 K: 0 BB: 0 S: 4 P: 4	R: 2 H: 3 E: 0 LOB: 1 K: 0 BB: 1 S: 5 P: 9	R: 0 H: 1 E: 0 LOB: 1 K: 1 BB: 0 S: 6 P: 6	1B: 9 SF: 0 2B: 2 SAC: 2 3B: 0 DP: 2 HR: 0 HBP: 0						

TOP

Milwaukee Braves @ Pittsburgh Pirates

Forbes Field, Pittsburgh, PA

Sun Sep 07 1958, 3:33 AM EDT

Unknown

livebaseballscorecards.com

AB	33
R	3
H	11
RBI	3
BB	2
SO	4
LOB	16

PITCHER		IP	WLS	BF	H	R	ER	SO	BB	IBB	HBP	BLK	WP	HR	S	P	ERA	WHIP
Ron Kline, R ERA: 3.58	(1, 1)	9.0	L	37	11	3	3	4	2	0	0	0	0	0	43	51	3.00	1.444

PITCHER	IP	WLS	BF	H	R	ER	SO	BB	IBB	HBP	BLK	WP	HR	S	P	ERA	WHIP

Batter	1	2	3	4	5	6	7	8	9	AB	R	H	RBI	BB	SO	LOB
Bill Virdon, L (1, 8) OBP: 0.330, SLG: 0.404	F2		F9			1-3			L7	4	0	0	0	0	0	1
Roberto Clemente, R (1, 9) OBP: 0.321, SLG: 0.395	P5			F9			FC5-4 1B		F8	4	0	1	0	0	0	1
Dick Stuart, R (1, 3) OBP: 0.313, SLG: 0.550	6-3			G3			FC5-4 1-2f		1-2 1B	4	0	1	0	0	0	1
Dick Schofield, S (9, PR) OBP: 0.327, SLG: 0.256										0	0	0	0	0	0	0
Bob Skinner, L (1, 7) OBP: 0.384, SLG: 0.468		1B G6-3 1B		SSS K			F8		L3	4	1	1	0	0	1	3
Frank Thomas, R (1, 5) OBP: 0.346, SLG: 0.558		G6-3 1-3 1B			F5		4-3			3	0	1	0	0	0	1
Bill Mazeroski, R (1, 4) OBP: 0.308, SLG: 0.430		G6-3 1-2f 3-H			F3			P4		3	0	0	0	0	0	1
Dick Groat, R (1, 6) OBP: 0.323, SLG: 0.403		L7			F5			5-3		3	0	0	0	0	0	0
Hank Foiles, R (1, 2) OBP: 0.313, SLG: 0.333			SSS K			F2		SSS K		3	0	0	0	0	2	0
Ron Kline, R (1, 1) OBP: 0.101, SLG: 0.047						SSS K			1B 1B	2	0	0	0	0	1	0
Roman Mejias, R (9, PH) OBP: 0.296, SLG: 0.442			F9							1	0	1	0	0	0	0
Inning Stats	R: 0 E: 0 K: 0 S: 3 H: 0 LOB: 0 BB: 0 P: 3	R: 1 E: 0 K: 0 S: 4 H: 2 LOB: 0 BB: 0 P: 4	R: 0 E: 0 K: 1 S: 5 H: 0 LOB: 0 BB: 0 P: 5	R: 0 E: 0 K: 1 S: 5 H: 0 LOB: 0 BB: 0 P: 5	R: 0 E: 0 K: 0 S: 3 H: 0 LOB: 0 BB: 0 P: 3	R: 0 E: 0 K: 1 S: 5 H: 0 LOB: 0 BB: 0 P: 5	R: 0 E: 0 K: 0 S: 4 H: 1 LOB: 1 BB: 0 P: 4	R: 0 E: 0 K: 1 S: 5 H: 0 LOB: 0 BB: 0 P: 5	R: 0 E: 0 K: 0 S: 5 H: 2 LOB: 2 BB: 0 P: 5	1B: 5 2B: 0 3B: 0 HR: 0 SF: 0 SAC: 0 DP: 1 HBP: 0						

PITCHER	IP	WLS	BF	H	R	ER	SO	BB	IBB	HBP	BLK	WP	HR	S	P	ERA	WHIP
Warren Spahn, L (1, 1) ERA: 3.02	9.0	W	31	5	1	1	4	0	0	0	0	0	0	39	39	1.00	0.556

PITCHER	IP	WLS	BF	H	R	ER	SO	BB	IBB	HBP	BLK	WP	HR	S	P	ERA	WHIP

BOTTOM

Milwaukee Braves @ Pittsburgh Pirates

Forbes Field, Pittsburgh, PA

Sun Sep 07 1958, 3:33 AM EDT

Unknown

livebaseballscorecards.com

AB	31
R	1
H	5
RBI	0
BB	0
SO	4
LOB	8

WP: 0 PA: 31
PB: 0
SB: 0
CS: 0

Milwaukee Braves @ Pittsburgh Pirates

Forbes Field, Pittsburgh, PA

Sun Sep 07 1958, 3:38 AM EDT

Att. 36,567 - Unknown

TOP

livebaseballscorecards.com

Batter	1	2	3	4	5	6	7	8	9	AB	R	H	RBI	BB	SO	LOB
Red Schoendienst, S (1, 4) OBP: 0.314, SLG: 0.315	F7		P6			G3			1B SF8 2B	4	1	1	0	0	0	0
Johnny Logan, R (1, 6) OBP: 0.293, SLG: 0.336	P6			F9			F7		2-3 1B	4	0	1	0	0	0	0
Eddie Mathews, L (1, 5) OBP: 0.358, SLG: 0.481	4-3			4-3			1B		SF8 3-H	3	0	1	1	0	0	0
Hank Aaron, R (1, 9) OBP: 0.390, SLG: 0.558		G4-6-3 1B		P5			F8		1-2 1B	4	0	2	0	0	0	1
Frank Torre, L (1, 3) OBP: 0.382, SLG: 0.426		G4-6-3 1-2f			4-3		F8		P4	4	0	0	0	0	0	4
Joe Adcock, R (1, 7) OBP: 0.316, SLG: 0.511		BB			1B			FC5-4 1B	F8	3	0	2	0	1	0	2
Bill Bruton, L (1, 8) OBP: 0.324, SLG: 0.357		K			F9			F8		3	0	0	0	0	1	2
Del Rice, R (1, 2) OBP: 0.261, SLG: 0.298			5-3			F7		F8		3	0	0	0	0	0	1
Lew Burdette, R (1, 1) OBP: 0.278, SLG: 0.391			K			K		FC5-4 1-2f		2	0	0	0	0	2	0
Harry Hanebrink, L (8, PH) OBP: 0.268, SLG: 0.305										1	0	0	0	0	0	1
Don McMahon, R (8, 1) OBP: 0.300, SLG: 0.125										0	0	0	0	0	0	0
Inning Stats	R: 0 H: 0 E: 0 LOB: 0 K: 0 BB: 0 S: 3 P: 3	R: 0 H: 1 E: 0 LOB: 1 K: 1 BB: 1 S: 5 P: 9	R: 0 H: 0 E: 0 LOB: 0 K: 1 BB: 0 S: 5 P: 5	R: 0 H: 0 E: 0 LOB: 0 K: 0 BB: 0 S: 3 P: 3	R: 0 H: 1 E: 0 LOB: 0 K: 0 BB: 0 S: 3 P: 3	R: 0 H: 0 E: 0 LOB: 0 K: 1 BB: 0 S: 5 P: 5	R: 0 H: 1 E: 0 LOB: 1 K: 0 BB: 0 S: 4 P: 4	R: 0 H: 1 E: 0 LOB: 1 K: 0 BB: 0 S: 4 P: 4	R: 1 H: 3 E: 0 LOB: 2 K: 0 BB: 0 S: 6 P: 6	1B: 6 SF: 1 2B: 1 SAC: 0 3B: 0 DP: 1 HR: 0 HBP: 0						

AB	31
R	1
H	7
RBI	1
BB	1
SO	3
LOB	11

WP: 0 PA: 33
PB: 0
SB: 0
CS: 0

PITCHER		IP	WLS	BF	H	R	ER	SO	BB	IBB	HBP	BLK	WP	HR	S	P	ERA	WHIP
Vern Law, R ERA: 3.95	(1, 1)	8.1	W	31	7	1	1	3	1	0	0	0	0	0	36	40	1.08	0.960
Roy Face, R ERA: 2.71	(9, 1)	0.2	S	2	0	0	0	0	0	0	0	0	0	0	2	2	0.00	0.000

PITCHER		IP	WLS	BF	H	R	ER	SO	BB	IBB	HBP	BLK	WP	HR	S	P	ERA	WHIP

Batter	1	2	3	4	5	6	7	8	9	AB	R	H	RBI	BB	SO	LOB
Bill Virdon, L (1, 8) OBP: 0.329, SLG: 0.403	1B		4-3		F8			F8		4	0	1	0	0	0	1
Roberto Clemente, R (1, 9) OBP: 0.323, SLG: 0.394	F9			6-3		2-3 1B		BB HR		3	2	1	0	1	0	1
Ted Kluszewski, L (1, 3) OBP: 0.349, SLG: 0.396	G4-6-3 1-2			1B		2-3 1-2		F9		4	0	2	0	0	0	2
Bob Skinner, L (1, 7) OBP: 0.387, SLG: 0.477	G4-6-3 1-2f			G6-4-3 1-2		6-3 2-H	S 1B	1-H HR		4	1	3	3	0	0	2
Frank Thomas, R (1, 5) OBP: 0.344, SLG: 0.553		1-3		G6-4-3 1-2f		6-3 1-3		5-3		4	0	0	0	0	0	3
Bill Mazeroski, R (1, 4) OBP: 0.309, SLG: 0.433		F8			6-3 3B	4-3				3	1	1	0	0	0	1
Dick Groat, R (1, 6) OBP: 0.321, SLG: 0.401		5-3			6-3		F8			3	0	0	0	0	0	1
Bill Hall, L (1, 2) OBP: 0.373, SLG: 0.371			F7		6-3 3-H		6-3			3	0	0	1	0	0	0
Vern Law, R (1, 1) OBP: 0.303, SLG: 0.411 Roy Face, R (9, 1)			F9		E6		P6			3 0	0 0	0 0	0 0	0 0	0 0	0 0
Inning Stats	R: 0 H: 2 E: 0 LOB: 1 K: 0 BB: 0 S: 4 P: 4	R: 0 H: 0 E: 0 LOB: 0 K: 0 BB: 0 S: 3 P: 3	R: 0 H: 0 E: 0 LOB: 0 K: 0 BB: 0 S: 3 P: 3	R: 0 H: 2 E: 0 LOB: 1 K: 0 BB: 0 S: 4 P: 4	R: 1 H: 1 E: 1 LOB: 1 K: 0 BB: 0 S: 5 P: 5	R: 1 H: 2 E: 0 LOB: 1 K: 0 BB: 0 S: 5 P: 5	R: 0 H: 0 E: 0 LOB: 0 K: 0 BB: 0 S: 3 P: 3	R: 2 H: 1 E: 0 LOB: 0 K: 0 BB: 1 S: 4 P: 8		1B: 6 SF: 0 2B: 0 SAC: 0 3B: 1 DP: 2 HR: 1 HBP: 0						

PITCHER		IP	WLS	BF	H	R	ER	SO	BB	IBB	HBP	BLK	WP	HR	S	P	ERA	WHIP
Lew Burdette, R ERA: 3.19	(1, 1)	7.0	L	27	7	2	2	0	0	0	0	0	0	0	27	27	2.57	1.000
Don McMahon, R ERA: 4.05	(8, 1)	1.0		5	1	2	2	0	1	0	0	0	0	1	4	8	18.00	2.000

PITCHER	IP	WLS	BF	H	R	ER	SO	BB	IBB	HBP	BLK	WP	HR	S	P	ERA	WHIP

BOTTOM

Milwaukee Braves @ Pittsburgh Pirates

Forbes Field, Pittsburgh, PA

Sun Sep 07 1958, 3:38 AM EDT

Att. 36,567 - Unknown

livebaseballscorecards.com

AB	31
R	4
H	8
RBI	4
BB	1
SO	0
LOB	11

WP: 0	PA: 32		
PB: 0			
SB: 1			
CS: 0			

Batter	1	2	3	4	5	6	7	8	9	AB	R	H	RBI	BB	SO	LOB
Johnny Temple, R (1, 4) OBP: 0.403, SLG: 0.397	5-3		BB		K		G4-6-3 1-2f			3	0	0	0	1	1	2
Jerry Lynch, L (1, 9) OBP: 0.328, SLG: 0.473	4-3		F8		1B 1-2			F8		4	0	1	0	0	0	1
Gus Bell, L (1, 7) OBP: 0.306, SLG: 0.378	F7		F8		1-2 2-H			4-3		4	0	1	1	0	0	1
Frank Robinson, R (1, 8) OBP: 0.349, SLG: 0.496		1B SF8		6-3	5-3			4-3		4	1	1	0	0	0	2
Ed Bailey, L (1, 2) OBP: 0.330, SLG: 0.413		1-3		F6		K			4-3	4	0	1	0	0	1	0
George Crowe, L (1, 3) OBP: 0.351, SLG: 0.405		SF8 3-H				G6-4-3 BB			3-1	2	0	1	1	1	0	0
Don Hoak, R (1, 5) OBP: 0.330, SLG: 0.377		F8		5-3		G6-4-3 1-2f			G3	4	0	0	0	0	0	3
Roy McMillan, R (1, 6) OBP: 0.319, SLG: 0.302		5-3			FC3-6 BB		5-3			2	0	0	0	1	0	1
Don Newcombe, L (1, 1) OBP: 0.446, SLG: 0.429			4-3		FC3-6 1B 1-2f		G4-6-3 1B			3	1	1	0	0	0	1
Brooks Lawrence, R (9, 1) OBP: 0.200, SLG: 0.125										0	0	0	0	0	0	0
Inning Stats	R: 0 E: 0 K: 0 S: 3 H: 0 LOB: 0 BB: 0 P: 3	R: 1 E: 0 K: 0 S: 5 H: 2 LOB: 1 BB: 0 P: 5	R: 0 E: 0 K: 0 S: 3 H: 0 LOB: 1 BB: 1 P: 7	R: 0 E: 0 K: 0 S: 4 H: 1 LOB: 1 BB: 0 P: 4	R: 1 E: 0 K: 1 S: 7 H: 2 LOB: 2 BB: 1 P: 11	R: 0 E: 0 K: 1 S: 4 H: 0 LOB: 0 BB: 1 P: 8	R: 0 E: 0 K: 0 S: 3 H: 1 LOB: 0 BB: 0 P: 3	R: 0 E: 0 K: 0 S: 3 H: 0 LOB: 0 BB: 0 P: 3	R: 0 E: 0 K: 0 S: 3 H: 0 LOB: 0 BB: 0 P: 3	1B: 6 2B: 0 3B: 0 HR: 0	SF: 1 SAC: 0 DP: 2 HBP: 0					

TOP

Cincinnati Redlegs @ Milwaukee Braves

Milwaukee County Stadium, Milwaukee, WI

Tue Sep 09 1958, 8:05 PM EDT

Att. 22,334 - Unknown

livebaseballscorecards.com

AB	30
R	2
H	6
RBI	2
BB	3
SO	2
LOB	11

WP: 0 PB: 0 SB: 0 CS: 0 PA: 34

PITCHER	IP	WLS	BF	H	R	ER	SO	BB	IBB	HBP	BLK	WP	HR	S	P	ERA	WHIP
Carl Willey, R (1, 1) ERA: 2.36	8.0		31	6	2	2	2	3	0	0	0	0	0	32	44	2.25	1.125
Bob Rush, R (9, 1) ERA: 3.65	1.0	W	3	0	0	0	0	0	0	0	0	0	0	3	3	0.00	0.000

PITCHER	IP	WLS	BF	H	R	ER	SO	BB	IBB	HBP	BLK	WP	HR	S	P	ERA	WHIP

BOTTOM

Cincinnati Redlegs @ Milwaukee Braves

Milwaukee County Stadium, Milwaukee, WI

Tue Sep 09 1958, 8:05 PM EDT

Att. 22,334 - Unknown

livebaseballscorecards.com

Batter	1	2	3	4	5	6	7	8	9	AB	R	H	RBI	BB	SO	LOB
Red Schoendienst, S (1, 4) OBP: 0.311, SLG: 0.311	F6		F8		G3 2-3			F5		4	0	0	0	0	0	1
Johnny Logan, R (1, 6) OBP: 0.293, SLG: 0.335	FC5-4 1B		F6		F4			F1		4	0	1	0	0	0	1
Eddie Mathews, L (1, 5) OBP: 0.357, SLG: 0.479	F7		F7			F7			1B 1B 1B	4	1	1	0	0	0	1
Hank Aaron, R (1, 9) OBP: 0.389, SLG: 0.556	FC5-4 1-2f			6-3		6-3			1B 1-2 E 1B	4	1	1	0	0	0	1
Frank Torre, L (1, 3) OBP: 0.383, SLG: 0.429		1B 1B 2B		K		F3			E BB 1-3 2-H 1B	4	1	2	1	0	1	0
Joe Adcock, R (1, 7) OBP: 0.323, SLG: 0.516 Joe Koppe, R (7, PR) OBP: 0.571, SLG: 0.500 Andy Pafko, R (8, 7) OBP: 0.308, SLG: 0.327	K 1B 2-3 1B			1B			G6-4-3 1B		B B B B 4-0 E 1-2 BB	3 0 0	0 0 0	3 0 0	0 0 0	0 0 0	0 0 1	0 0 0
Bill Bruton, L (1, 8) OBP: 0.323, SLG: 0.355	FC4 1-2 3-H 1B			F8			F6		F6	4	0	1	1	0	0	5
Del Rice, R (1, 2) OBP: 0.254, SLG: 0.290 Del Crandall, R (9, PH) OBP: 0.357, SLG: 0.476	K 2-3				K		G6-4-3 1-2f		F3	3 1	0 0	0 0	0 0	0 0	2 0	3 3
Carl Willey, R (1, 1) OBP: 0.111, SLG: 0.156 Casey Wise, S (8, PH) OBP: 0.180, SLG: 0.197 Bob Rush, R (9, 1) OBP: 0.244, SLG: 0.238 Wes Covington, L (9, PH) OBP: 0.383, SLG: 0.634	FC4 1-2f				G3 2B			6-3	E3 1-2 2-3 3-H	2 1 0 1	0 0 0 0	1 0 0 0	0 0 0 0	0 0 0 0	0 0 0 0	1 0 0 2
Inning Stats	R: 0 E: 0 K: 0 S: 4 H: 1 LOB: 1 BB: 0 P: 4	R: 1 E: 0 K: 1 S: 7 H: 3 LOB: 1 BB: 0 P: 7	R: 0 E: 0 K: 0 S: 3 H: 0 LOB: 0 BB: 0 P: 3	R: 0 E: 0 K: 1 S: 6 H: 1 LOB: 1 BB: 0 P: 6	R: 0 E: 0 K: 1 S: 6 H: 1 LOB: 1 BB: 0 P: 6	R: 0 E: 0 K: 0 S: 3 H: 0 LOB: 0 BB: 0 P: 3	R: 0 E: 0 K: 0 S: 3 H: 1 LOB: 1 BB: 0 P: 3	R: 0 E: 0 K: 0 S: 3 H: 0 LOB: 0 BB: 0 P: 3	R: 2 E: 1 K: 0 S: 6 H: 3 LOB: 3 BB: 1 P: 10	1B: 8 2B: 2 3B: 0 HR: 0	SF: 0 SAC: 0 DP: 1 HBP: 0						

PITCHER	IP	WLS	BF	H	R	ER	SO	BB	IBB	HBP	BLK	WP	HR	S	P	ERA	WHIP
Don Newcombe, R (1, 1) ERA: 4.79	8.0	L	33	10	3	2	3	1	0	0	0	0	0	38	42	2.25	1.375
Brooks Lawrence, R (9, 1) ERA: 4.27	0.2		3	0	0	0	0	0	0	0	0	0	0	3	3	0.00	0.000

PITCHER	IP	WLS	BF	H	R	ER	SO	BB	IBB	HBP	BLK	WP	HR	S	P	ERA	WHIP

AB	35
R	3
H	10
RBI	2
BB	1
SO	3
LOB	18

1B: 8 2B: 2 3B: 0 HR: 0 SF: 0 SAC: 0 DP: 1 HBP: 0

WP: 0 PB: 0 SB: 0 CS: 0 PA: 36

Batter	1	2	3	4	5	6	7	8	9	AB	R	H	RBI	BB	SO	LOB
Johnny Temple, R (1, 4) OBP: 0.403, SLG: 0.398	x 0-0 ① F3		BBB 4-0 PO BB		x 0-0 ③ FC6-4 1-2f			x 0-0 2B		3	0	1	0	1	0	2
Jerry Lynch, L (1, 9) OBP: 0.325, SLG: 0.468	SSS 0-3 ② K		0-0 ③ PO 1-2	x 0-0 ① 4-3		x 0-0 ① 4-3		x 0-0 ② G3		4	0	0	0	0	1	1
Pete Whisenant, R (1, 7) OBP: 0.300, SLG: 0.471	x 0-0 FC4-6 1B			x 0-0 1B		x 0-0 ② 5-3		x 0-0 ③ F6		4	0	2	0	0	0	1
Frank Robinson, R (1, 8) OBP: 0.346, SLG: 0.492	x 0-0 ③ FC4-6 1-2f			SSS 0-3 ② K		SSS 0-3 ③ K			x 0-0 ① F3	4	0	0	0	0	2	2
Smoky Burgess, L (1, 2) OBP: 0.345, SLG: 0.401		SSS 0-3 ① K		SSS 0-3 ③ K			x 0-0 ① F9		x 0-0 ② 1-3	4	0	0	0	0	2	1
Walt Dropo, R (1, 3) OBP: 0.327, SLG: 0.467		x 0-0 ② 5-3			x 0-0 ① 5-3		SSS 0-3 ② K		x 0-0 ③ F8	4	0	0	0	0	1	0
Don Hoak, R (1, 5) OBP: 0.333, SLG: 0.376		x 0-0 ③ 4-3			BBBB 4-0 BB BB		BBBB 4-0 BB			1	0	0	0	2	0	0
Roy McMillan, R (1, 6) OBP: 0.319, SLG: 0.301			x 0-0 ① F2		BBBB 4-0 FC6-4 1-2 BB		x 0-0 ③ F7			2	0	0	0	1	0	1
Bob Purkey, R (1, 1) OBP: 0.167, SLG: 0.156			SSS 0-3 ② K		x 0-0 ② F4			SSS 0-3 ① K		2	0	0	0	0	1	2
Jim Fridley, R (8, PH)										1	0	0	0	0	1	0
Orlando Pena, R (8, 1)										0	0	0	0	0	0	0
Inning Stats	R: 0 H: 1 E: 0 LOB: 1 K: 1 BB: 0 S: 6 P: 6	R: 0 H: 0 E: 0 LOB: 0 K: 1 BB: 0 S: 5 P: 5	R: 0 H: 0 E: 0 LOB: 0 K: 1 BB: 1 S: 4 P: 8	R: 0 H: 1 E: 0 LOB: 1 K: 2 BB: 0 S: 8 P: 8	R: 0 H: 0 E: 0 LOB: 2 K: 0 BB: 2 S: 3 P: 11	R: 0 H: 0 E: 0 LOB: 0 K: 1 BB: 0 S: 5 P: 5	R: 0 H: 0 E: 0 LOB: 1 K: 1 BB: 1 S: 5 P: 9	R: 0 H: 1 E: 0 LOB: 1 K: 1 BB: 0 S: 6 P: 6	R: 0 H: 0 E: 0 LOB: 0 K: 0 BB: 0 S: 3 P: 3	1B: 2 SF: 0 2B: 1 SAC: 0 3B: 0 DP: 0 HR: 0 HBP: 0						

PITCHER	IP	WLS	BF	H	R	ER	SO	BB	IBB	HBP	BLK	WP	HR	S	P	ERA	WHIP
Juan Pizarro, L (1, 1) ERA: 2.2	9.0	W	33	3	0	0	8	4	0	0	0	0	0	45	61	0.00	0.778

PITCHER	IP	WLS	BF	H	R	ER	SO	BB	IBB	HBP	BLK	WP	HR	S	P	ERA	WHIP

TOP

Cincinnati Redlegs @ Milwaukee Braves

Milwaukee County Stadium, Milwaukee, WI

Wed Sep 10 1958, 8:05 PM EDT

Att. 19,586 - Unknown

livebaseballscorecards.com

AB	29
R	0
H	3
RBI	0
BB	4
SO	8
LOB	10

WP: 0 PA: 34
PB: 0
SB: 0
CS: 0

Batter	1	2	3	4	5	6	7	8	9	AB	R	H	RBI	BB	SO	LOB
Red Schoendienst, S (1, 4) OBP: 0.310, SLG: 0.311	F2		F7		2-H 1B		4-3 1-2			4	0	1	1	0	0	1
Johnny Logan, R (1, 6) OBP: 0.293, SLG: 0.335	F7		4-3		F6		2-H 1B			4	0	1	1	0	0	1
Eddie Mathews, L (1, 5) OBP: 0.356, SLG: 0.477	F8			SSS K		FC9 1B	F7			4	0	1	0	0	1	1
Hank Aaron, R (1, 9) OBP: 0.388, SLG: 0.553		4-3		1-3		F9		SH3-4 1B		4	0	1	0	0	0	1
Frank Torre, L (1, 3) OBP: 0.385, SLG: 0.432		FC6-4 1B 1B		1B		FC9 1-2f		SH3-4 1-2		3	0	2	0	0	0	1
Joe Adcock, R (1, 7) OBP: 0.322, SLG: 0.512		FC6-4 1-2 1B		F9		F8		F9		4	0	1	0	0	0	3
Andy Pafko, R (9, 7) OBP: 0.308, SLG: 0.327										0	0	0	0	0	0	0
Bill Bruton, L (1, 8) OBP: 0.328, SLG: 0.362		FC6-4 FC6 1-2f 2-3			SH3-4 1B 1B		1B 2B	IBB		3	2	2	0	1	0	2
Del Rice, R (1, 2) OBP: 0.248, SLG: 0.282		FC6 1-2f			SH3-4 1-2		6-3	F5		3	0	0	0	0	0	5
Juan Pizarro, L (1, 1) OBP: 0.303, SLG: 0.276			SSS K		6-3		4-3 2-H 1B 1B			3	1	1	1	0	1	1
Inning Stats	R: 0 E: 0 K: 0 S: 3 H: 0 LOB: 0 BB: 0 P: 3	R: 0 E: 0 K: 0 S: 5 H: 2 LOB: 2 BB: 0 P: 5	R: 0 E: 0 K: 1 S: 5 H: 0 LOB: 0 BB: 0 P: 5	R: 0 E: 0 K: 1 S: 6 H: 1 LOB: 1 BB: 0 P: 6	R: 1 E: 0 K: 0 S: 5 H: 2 LOB: 1 BB: 0 P: 5	R: 0 E: 0 K: 0 S: 4 H: 1 LOB: 1 BB: 0 P: 4	R: 2 E: 0 K: 0 S: 6 H: 3 LOB: 1 BB: 0 P: 6	R: 0 E: 0 K: 0 S: 4 H: 1 LOB: 2 BB: 1 P: 8		1B: 9 2B: 1 3B: 0 HR: 0	SF: 0 SAC: 2 DP: 0 HBP: 0					

PITCHER		IP	WLS	BF	H	R	ER	SO	BB	IBB	HBP	BLK	WP	HR	S	P	ERA	WHIP
Bob Purkey, R ERA: 3.52	(1, 1)	7.0	L	30	9	3	3	2	0	0	0	0	0	0	34	34	3.86	1.286
Orlando Pena, R ERA:	(8, 1)	1.0		5	1	0	0	0	0	1	0	0	0	0	4	8	0.00	1.000

PITCHER	IP	WLS	BF	H	R	ER	SO	BB	IBB	HBP	BLK	WP	HR	S	P	ERA	WHIP

BOTTOM

Cincinnati Redlegs @ Milwaukee Braves

Milwaukee County Stadium, Milwaukee, WI

Wed Sep 10 1958, 8:05 PM EDT

Att. 19,586 - Unknown

livebaseballscorecards.com

AB	32
R	3
H	10
RBI	3
BB	1
SO	2
LOB	16

Batter	1	2	3	4	5	6	7	8	9	AB	R	H	RBI	BB	SO	LOB
Don Blasingame, L (1, 4) OBP: 0.346, SLG: 0.354	6-3			F8		FC4-6 1-2f			E6	4	0	0	0	0	0	1
Irv Noren, L (1, 7) OBP: 0.305, SLG: 0.311	K2-3			F8			CS 1B		1-3	4	0	1	0	0	1	1
Joe Cunningham, L (1, 3) OBP: 0.456, SLG: 0.488	1-3			1-3			K 1-2			3	0	0	0	0	1	1
Ken Boyer, R (1, 5) OBP: 0.359, SLG: 0.495		K			G5-4-3 1B		F4			3	0	1	0	0	1	0
Wally Moon, L (1, 9) OBP: 0.340, SLG: 0.376		K			F7			G1		3	0	0	0	0	1	1
Gene Green, R (1, 2) OBP: 0.346, SLG: 0.427		F9			G5-4-3 1-2f			F4		3	0	0	0	0	0	1
Bobby Gene Smith, R (1, 8) OBP: 0.278, SLG: 0.235			6-3			FC4-6 1B		F7		3	0	1	0	0	0	0
Eddie Kasko, R (1, 6) OBP: 0.267, SLG: 0.282			F4			K			4-3	3	0	0	0	0	1	1
Bob Mabe, R (1, 1)			4-3			F2			5-3	1	0	0	0	0	0	0
Benny Valenzuela, R (6, PH) OBP: 0.250, SLG: 0.273										1	0	0	0	0	0	1
Lindy McDaniel, R (6, 1) OBP: 0.067, SLG: 0.067										0	0	0	0	0	0	0
Lee Tate, R (9, PH)										1	0	0	0	0	0	0
Inning Stats	R: 0 E: 0 K: 1 S: 5 H: 0 LOB: 0 BB: 0 P: 5	R: 0 E: 0 K: 2 S: 7 H: 0 LOB: 0 BB: 0 P: 7	R: 0 E: 0 K: 0 S: 3 H: 0 LOB: 0 BB: 0 P: 3	R: 0 E: 0 K: 0 S: 3 H: 0 LOB: 0 BB: 0 P: 3	R: 0 E: 0 K: 0 S: 3 H: 1 LOB: 0 BB: 0 P: 3	R: 0 E: 0 K: 1 S: 6 H: 1 LOB: 1 BB: 0 P: 6	R: 0 E: 0 K: 1 S: 5 H: 1 LOB: 0 BB: 0 P: 5	R: 0 E: 0 K: 0 S: 3 H: 0 LOB: 0 BB: 0 P: 3	R: 0 E: 1 K: 0 S: 4 H: 0 LOB: 1 BB: 0 P: 4	1B: 3 2B: 1 3B: 0 HR: 0 SF: 0 SAC: 0 DP: 2 HBP: 0						

PITCHER	IP	WLS	BF	H	R	ER	SO	BB	IBB	HBP	BLK	WP	HR	S	P	ERA	WHIP
Lew Burdette, R (1, 1) ERA: 3.08	9.0	W	29	3	0	0	5	0	0	0	0	0	0	39	39	0.00	0.333

PITCHER	IP	WLS	BF	H	R	ER	SO	BB	IBB	HBP	BLK	WP	HR	S	P	ERA	WHIP

TOP

St. Louis Cardinals @ Milwaukee Braves

Milwaukee County Stadium, Milwaukee, WI

Fri Sep 12 1958, 4:33 AM EDT

Att. 32,742 - Unknown

livebaseballscorecards.com

AB	29
R	0
H	3
RBI	0
BB	0
SO	5
LOB	7

PA: 29

WP: 0
PB: 0
SB: 0
CS: 1

Batter	1	2	3	4	5	6	7	8	9	AB	R	H	RBI	BB	SO	LOB
Red Schoendienst, S (1, 4) OBP: 0.309, SLG: 0.309	F7		E3 HR 1B	5-3 1-2			K	L4		5	1	1	0	0	1	3
Johnny Logan, R (1, 6) OBP: 0.291, SLG: 0.332	F5		5-3		F3		5-3			4	0	0	0	0	0	1
Eddie Mathews, L (1, 5) OBP: 0.357, SLG: 0.476	F6		HR BB		L8		3B 1B			3	2	1	0	1	0	0
Hank Aaron, R (1, 9) OBP: 0.391, SLG: 0.566		G3 1B 2B	1-H 2-H HR		5-3		1-H 3B			4	2	3	4	0	0	0
Frank Torre, L (1, 3) OBP: 0.387, SLG: 0.431		G3 2-3	BB			1-3 1B 1B	6-3			3	1	1	0	1	0	2
Joe Adcock, R (1, 7) OBP: 0.321, SLG: 0.509		3-H 1B	1-3			1-3 1-2		4-3		4	0	1	1	0	0	2
Bill Bruton, L (1, 8) OBP: 0.327, SLG: 0.361		L8		F8		2-H 1B		K		4	0	1	1	0	1	1
Del Rice, R (1, 2) OBP: 0.256, SLG: 0.283		K		FC3-6 BB		F2		1B 1B		3	0	1	0	1	1	2
Lew Burdette, R (1, 1) OBP: 0.277, SLG: 0.385			6-3	FC3-6 WP 1-2f		1-3		1-2 1B		4	0	1	0	0	0	2
Inning Stats	R: 0 E: 0 K: 0 S: 3 H: 0 LOB: 0 BB: 0 P: 3	R: 1 E: 0 K: 1 S: 7 H: 2 LOB: 1 BB: 0 P: 7	R: 3 E: 1 K: 0 S: 5 H: 2 LOB: 1 BB: 2 P: 13	R: 0 E: 0 K: 0 S: 3 H: 0 LOB: 1 BB: 1 P: 7	R: 0 E: 0 K: 0 S: 3 H: 0 LOB: 0 BB: 0 P: 3	R: 1 E: 0 K: 0 S: 5 H: 2 LOB: 1 BB: 0 P: 5	R: 1 E: 0 K: 1 S: 7 H: 2 LOB: 1 BB: 0 P: 7	R: 0 E: 0 K: 1 S: 7 H: 2 LOB: 2 BB: 0 P: 7		1B: 7 2B: 1 3B: 1 HR: 1	SF: 0 SAC: 0 DP: 0 HBP: 0						

PITCHER		IP	WLS	BF	H	R	ER	SO	BB	IBB	HBP	BLK	WP	HR	S	P	ERA	WHIP
Bob Mabe, R ERA: 4.47	(1, 1)	5.0	L	22	4	4	4	1	3	0	0	0	1	1	21	33	7.20	1.400
Lindy McDaniel, R ERA: 5.8	(6, 1)	3.0		15	6	2	2	2	0	0	0	0	0	0	19	19	6.00	2.000

PITCHER	IP	WLS	BF	H	R	ER	SO	BB	IBB	HBP	BLK	WP	HR	S	P	ERA	WHIP

BOTTOM

St. Louis Cardinals @ Milwaukee Braves

Milwaukee County Stadium, Milwaukee, WI

Fri Sep 12 1958, 4:33 AM EDT

Att. 32,742 - Unknown

livebaseballscorecards.com

AB	34
R	6
H	10
RBI	6
BB	3
SO	3
LOB	13

WP: 1	PB: 0	SB: 0	CS: 0
PA: 37			

Batter	1	2	3	4	5	6	7	8	9	AB	R	H	RBI	BB	SO	LOB
Don Blasingame, L (1, 4) OBP: 0.347, SLG: 0.359	F8		FC5 1B 1B		F9		3B			4	0	2	0	0	0	1
Bobby Gene Smith, R (1, 8) OBP: 0.300, SLG: 0.263	4-3		1-2 1B			1B FC4-6 1B	1-3			4	1	2	0	0	0	1
Del Ennis, R (1, 7) OBP: 0.293, SLG: 0.354	5-3		FC5 2-3f			F8		F7		4	0	0	0	0	0	3
Ken Boyer, R (1, 5) OBP: 0.360, SLG: 0.495		G6-4-3 1B		F9		FC4-6 1-3 1B		5-3		4	0	2	0	0	0	0
Gene Green, R (1, 2) OBP: 0.343, SLG: 0.423		G6-4-3 1-2f		S S S K		FC4-6 1-2f 2B 3-H		4-3		4	1	0	1	0	1	2
Joe Cunningham, L (1, 3) OBP: 0.457, SLG: 0.490		HBP		L7		2-H 2B			5-3	3	0	1	1	0	0	0
Wally Moon, L (1, 9) OBP: 0.339, SLG: 0.375		G3			6-3	F8			G5-4-3 1B	4	0	1	0	0	0	2
Eddie Kasko, R (1, 6) OBP: 0.267, SLG: 0.282			F9		FC6-4 1B		1-3		G5-4-3 1-2f	4	0	1	0	0	0	1
Larry Jackson, R (1, 1) OBP: 0.172, SLG: 0.175 Benny Valenzuela, R (5, PH) OBP: 0.231, SLG: 0.250 Nelson Chittum, R (5, 1) OBP: 0.250, SLG: 0.250 Ruben Amaro, R (7, PH) OBP: 0.272, SLG: 0.276 Bill Smith, L (7, 1)			S S S K		FC6-4 1-2f		F3			1 1 0 1 0	0 0 0 0 0	0 0 0 0 0	0 0 0 0 0	1 0 0 0 0	0 0 0 0 0	0 1 0 0 0
Inning Stats	R: 0 H: 0 E: 0 LOB: 0 K: 0 BB: 0 S: 3 P: 3	R: 0 H: 1 E: 0 LOB: 1 K: 0 BB: 0 S: 3 P: 4	R: 0 H: 2 E: 0 LOB: 2 K: 1 BB: 0 S: 7 P: 7	R: 0 H: 0 E: 0 LOB: 0 K: 1 BB: 0 S: 5 P: 5	R: 0 H: 1 E: 0 LOB: 1 K: 0 BB: 0 S: 4 P: 4	R: 2 H: 3 E: 1 LOB: 1 K: 0 BB: 0 S: 6 P: 6	R: 0 H: 1 E: 0 LOB: 1 K: 0 BB: 0 S: 4 P: 4	R: 0 H: 0 E: 0 LOB: 0 K: 0 BB: 0 S: 3 P: 3	R: 0 H: 1 E: 0 LOB: 0 K: 0 BB: 0 S: 3 P: 3	1B: 7 2B: 1 3B: 1 HR: 0	SF: 0 SAC: 0 DP: 2 HBP: 1					

TOP

St. Louis Cardinals @ Milwaukee Braves

Milwaukee County Stadium, Milwaukee, WI

Sat Sep 13 1958, 4:33 AM EDT

Att. 36,092 - Unknown

livebaseballscorecards.com

AB	34
R	2
H	9
RBI	2
BB	0
SO	2
LOB	11

WP: 0 PA: 35
PB: 0
SB: 0
CS: 0

PITCHER	IP	WLS	BF	H	R	ER	SO	BB	IBB	HBP	BLK	WP	HR	S	P	ERA	WHIP
Warren Spahn, L (1, 1) ERA: 2.98	9.0	W	35	9	2	2	2	0	0	1	0	0	0	38	39	2.00	1.000

PITCHER	IP	WLS	BF	H	R	ER	SO	BB	IBB	HBP	BLK	WP	HR	S	P	ERA	WHIP

Batter	1	2	3	4	5	6	7	8	9	AB	R	H	RBI	BB	SO	LOB
Red Schoendienst, S (1, 4) OBP: 0.307, SLG: 0.309	1-3		1B	SF8			FC3-6	F3		4	0	1	1	0	0	2
Johnny Logan, R (1, 6) OBP: 0.289, SLG: 0.329	F2		L6	9			F9			4	0	0	0	0	0	4
Eddie Mathews, L (1, 5) OBP: 0.356, SLG: 0.474	F8			FC	4-3		3-1			4	1	1	0	0	0	1
Hank Aaron, R (1, 9) OBP: 0.388, SLG: 0.561		F8		L7	6-3			F3		4	0	0	0	0	0	1
Frank Torre, L (1, 3) OBP: 0.383, SLG: 0.426		L3		FC	F3			F3		4	1	0	0	0	0	1
Joe Adcock, R (1, 7) OBP: 0.320, SLG: 0.505		1-3		E4		L6		1B 2B 1B		4	1	1	0	0	0	1
Joe Koppe, R (8, PR) OBP: 0.571, SLG: 0.500										0	1	0	0	0	0	0
Andy Pafko, R (9, 7) OBP: 0.308, SLG: 0.327										0	0	0	0	0	0	0
Bill Bruton, L (1, 8) OBP: 0.326, SLG: 0.360			K	SF		L6		2B 1B		3	2	1	1	0	1	0
Del Rice, R (1, 2) OBP: 0.272, SLG: 0.308			1B 1B	E		F8		1B 2B		4	2	3	2	0	0	0
Warren Spahn, L (1, 1) OBP: 0.369, SLG: 0.416			K	E4			FC3-6			4	0	3	2	0	1	1
Inning Stats	R: 0 H: 0 E: 0 LOB: 0 K: 0 BB: 0 S: 3 P: 3	R: 0 H: 0 E: 0 LOB: 0 K: 0 BB: 0 S: 3 P: 3	R: 0 H: 2 E: 0 LOB: 2 K: 2 BB: 0 S: 9 P: 9	R: 5 H: 3 E: 3 LOB: 1 K: 0 BB: 0 S: 9 P: 9	R: 0 H: 0 E: 0 LOB: 0 K: 0 BB: 0 S: 3 P: 3	R: 0 H: 0 E: 0 LOB: 0 K: 0 BB: 0 S: 3 P: 3	R: 0 H: 1 E: 0 LOB: 1 K: 0 BB: 0 S: 4 P: 4	R: 3 H: 4 E: 0 LOB: 1 K: 0 BB: 0 S: 7 P: 7		1B: 9 SF: 2 2B: 1 SAC: 0 3B: 0 DP: 0 HR: 0 HBP: 0						

PITCHER	IP	WLS	BF	H	R	ER	SO	BB	IBB	HBP	BLK	WP	HR	S	P	ERA	WHIP
Larry Jackson, R (1, 1) ERA: 3.54	4.0	L	20	5	5	0	2	0	0	0	0	0	0	24	24	0.00	1.250
Nelson Chittum, R (5, 1) ERA: 6.16	2.0		6	0	0	0	0	0	0	0	0	0	0	6	6	0.00	0.000
Bill Smith, L (7, 1) ERA: 13.5	2.0		11	5	3	3	0	0	0	0	0	0	0	11	11	13.50	2.500

PITCHER	IP	WLS	BF	H	R	ER	SO	BB	IBB	HBP	BLK	WP	HR	S	P	ERA	WHIP

BOTTOM

St. Louis Cardinals @ Milwaukee Braves

Milwaukee County Stadium, Milwaukee, WI

Sat Sep 13 1958, 4:33 AM EDT

Att. 36,092 - Unknown

livebaseballscorecards.com

AB	35
R	8
H	10
RBI	6
BB	0
SO	2
LOB	11

Batter	1	2	3	4	5	6	7	8	9	AB	R	H	RBI	BB	SO	LOB
Jim Gilliam, S (1, 4) OBP: 0.354, SLG: 0.341	C B X 1-1 L8 ①	F B B X 2-1 FC4 ③ 1-2f		F B B B F F X 3-2 F3 ③		X 0-0 5-3 ② 1-2 2-3 3-H		C B B F B B 4-2 G5-4-3 BB ①		4	0	0	1	1	0	7
John Roseboro, L (1, 2) OBP: 0.318, SLG: 0.427 Gino Cimoli, R (6, PH) OBP: 0.295, SLG: 0.377 Joe Pignatano, R (6, 2) OBP: 0.299, SLG: 0.438	B S B X 2-1 F7 ②		C X 0-1 F7 ①		F B B B F F F S 2-3 K ① F F S 0-3 K ③			B S S X 1-1 G5-4-3 ②③ 1-2f		3 1 1	0 0 0	0 0 0	0 0 0	0 0 0	1 1 0	0 3 1
Ron Fairly, L (1, 8) OBP: 0.346, SLG: 0.391	C X 0-1 F7 ③		X 0-0 4-3 ②		L B B B B C X 3-2 1B		B F F F B B B 4-2 E 1B BB		X 0-0 F7 ①	4	1	1	0	1	0	0
Gil Hodges, R (1, 3) OBP: 0.330, SLG: 0.438		C F B B B B 4-2 1B 1B BB	B B F B F B 4-2 BB		B B X 2-0 F5 ②		C B X 1-1 E6 1B 1-2		C B X 1-1 6-3 ②	3	1	0	0	2	0	2
Frank Howard, R (1, 9) OBP: 0.294, SLG: 0.438 Carl Furillo, R (8, 9) OBP: 0.345, SLG: 0.480	B S F X 1-2 BB 1B 1-2 1B	F F B B X 2-2 5-3 ③			F F B C 1-3 K ③		F B B B S S 3-3 K ①		B B X 2-0 2B	4 1	0 0	1 1	0 0	0 0	2 0	4 0
Don Zimmer, R (1, 5) OBP: 0.314, SLG: 0.436	B C B B X 3-1 BB 1-2 2-H 1B			B X 1-0 E 2B		F F X 1-2 6-3 ①	F B S X 1-2 HR ② 1-3 2-H 1B		B B B F S 3-3 K ③	5	1	3	2	0	1	1
Don Demeter, R (1, 7) OBP: 0.200, SLG: 0.278		B S F S 1-3 K ①		C X 0-1 1-3 ①		B B X 2-0 BB 1B 5-3 1B	B S C X 1-2 HR 2-H			4	2	2	2	0	1	3
Bob Lillis, R (1, 6) OBP: 0.300, SLG: 0.286		B B F B B 4-1 FC4 BB 1-2 2-3		B 2 SAFE X 1-0 1-3 ② 2-3		B F X 1-1 5-3 BB 1B 1-2	F F S 0-3 K ③			3	0	1	0	1	1	1
Don Drysdale, R (1, 1) OBP: 0.266, SLG: 0.623 Norm Larker, L (6, PH) OBP: 0.355, SLG: 0.433 Earl Robinson, R (6, PR) OBP: 0.200, SLG: 0.200 Johnny Klippstein, R (6, 1) OBP: 0.074, SLG: 0.074		B C C C 1-3 K ②		B P B B 4-0 BB		B B C B B 4-1 5-3 BB 1-2 2-3		F F S 0-3 K ①		1 0 0 1	0 0 0 0	0 0 0 0	0 0 0 0	1 1 0 0	1 0 0 1	3 0 0 0
Inning Stats	R: 0 E: 0 K: 0 S: 6 H: 0 LOB: 0 BB: 0 P: 9	R: 1 E: 0 K: 2 S: 16 H: 2 LOB: 3 BB: 2 P: 32	R: 0 E: 0 K: 0 S: 8 H: 0 LOB: 1 BB: 1 P: 14	R: 0 E: 1 K: 0 S: 9 H: 1 LOB: 2 BB: 1 P: 17	R: 0 E: 0 K: 2 S: 12 H: 1 LOB: 1 BB: 0 P: 20	R: 1 E: 0 K: 1 S: 11 H: 2 LOB: 3 BB: 1 P: 19	R: 3 E: 1 K: 2 S: 17 H: 2 LOB: 0 BB: 1 P: 27	R: 0 E: 0 K: 1 S: 7 H: 0 LOB: 0 BB: 1 P: 12	R: 0 E: 0 K: 1 S: 7 H: 1 LOB: 1 BB: 0 P: 13	1B: 6 2B: 2 3B: 0 HR: 1 SF: 0 SAC: 0 DP: 1 HBP: 0						

PITCHER		IP	WLS	BF	H	R	ER	SO	BB	IBB	HBP	BLK	WP	HR	S	P	ERA	WHIP
Bob Buhl, R ERA: 3.6	(1, 1)	5.1		27	6	2	2	4	5	0	0	0	0	0	58	107	3.38	2.062
Juan Pizarro, L ERA: 2.15	(6, 1)	1.2	L	8	2	3	0	3	1	0	0	0	0	1	21	31	0.00	1.800
Don McMahon, R ERA: 3.9	(8, 1)	2.0		7	1	0	0	2	1	0	0	0	0	0	14	25	0.00	1.000

PITCHER	IP	WLS	BF	H	R	ER	SO	BB	IBB	HBP	BLK	WP	HR	S	P	ERA	WHIP

TOP

Los Angeles Dodgers @ Milwaukee Braves

Milwaukee County Stadium, Milwaukee, WI

Sun Sep 14 1958, 4:33 AM EDT

Att. 39,502 - Unknown

livebaseballscorecards.com

AB	35
R	5
H	9
RBI	5
BB	7
SO	9
LOB	25

BOTTOM

Batter	1	2	3	4	5	6	7	8	9	AB	R	H	RBI	BB	SO	LOB
Red Schoendienst, S (1, 4) OBP: 0.307, SLG: 0.311	C B B F X 2-2 F7 ①		X 0-0 5-3 ①		C X 0-1 SH1-3 2B		B C F B X 2-2 3-1 ③			4	0	1	0	0	0	0
Johnny Logan, R (1, 6) OBP: 0.287, SLG: 0.327	B S C X 1-2 F7 ②		C C B B B F X 3-2 F8 ②		B X 1-0 SH1-3 ① 2-3			B F B X 2-1 F6 ①		3	0	0	0	0	0	0
Eddie Mathews, L (1, 5) OBP: 0.356, SLG: 0.473	S F F X 0-2 1B		B B B C F X 3-2 4-3 ③		C F F B S 1-3 K ②			F F S 0-3 K ②		4	0	1	0	0	2	1
Hank Aaron, R (1, 9) OBP: 0.387, SLG: 0.559	S B F B X 2-2 F5 ③			B B B B 4-0 FC1-6 1B SF7 BB	B X 1-0 F2 ③			X 0-0 6-3 ③		3	1	0	0	1	0	2
Frank Torre, L (1, 3) OBP: 0.384, SLG: 0.432		X 0-0 HR 3B		X 0-0 FC1-6 1-2 1B		B C S B F X 2-2 F8 ①			B F X 1-1 3-1 ①	4	1	2	0	0	0	0
Joe Adcock, R (1, 7) OBP: 0.319, SLG: 0.512		B S B S X 2-2 HR 3-H		B C S S X 1-2 FC1-6 ① 1B 1-2f 2-3		B S S S C 1-3 K ②			C F X 0-2 F9 ②	4	1	1	2	0	1	2
Bill Bruton, L (1, 8) OBP: 0.322, SLG: 0.357		X 0-0 4-3 ①		X 0-0 SF7 ② 3-H		B B X 2-0 4-3 ③			B C S F B F X 2-2 3-1 ③	3	0	0	1	0	0	0
Del Rice, R (1, 2) OBP: 0.276, SLG: 0.311 Harry Hanebrink, L (7, PH) OBP: 0.273, SLG: 0.310 Don McMahon, R (8, 1) OBP: 0.300, SLG: 0.125		B F B F F S 2-3 K ②		C B B F F X 2-2 1-3 1B			C B B C X 1-2 G5-4-3 1B			2 1 0	0 0 0	1 1 0	0 0 0	0 0 0	1 0 0	0 0 0
Bob Buhl, R (1, 1) OBP: 0.167, SLG: 0.167 Juan Pizarro, L (6, 1) OBP: 0.303, SLG: 0.276 Del Crandall, R (7, PH) OBP: 0.357, SLG: 0.474 (8, 2)		F F C 0-3 K ③		F X 0-1 6-3 ③			B X 1-0 G5-4-3 ① ② 1-2f			2 0 1	0 0 0	0 0 0	0 0 0	0 0 0	1 0 0	2 0 1
Inning Stats	R: 0 E: 0 K: 0 S: 13 H: 1 LOB: 1 BB: 0 P: 18	R: 2 E: 0 K: 2 S: 12 H: 2 LOB: 0 BB: 0 P: 16	R: 0 E: 0 K: 0 S: 8 H: 0 LOB: 0 BB: 0 P: 14	R: 1 E: 0 K: 0 S: 10 H: 2 LOB: 2 BB: 1 P: 17	R: 0 E: 0 K: 1 S: 8 H: 1 LOB: 1 BB: 0 P: 11	R: 0 E: 0 K: 1 S: 8 H: 0 LOB: 0 BB: 0 P: 13	R: 0 E: 0 K: 0 S: 7 H: 1 LOB: 0 BB: 0 P: 11	R: 0 E: 0 K: 1 S: 6 H: 0 LOB: 0 BB: 0 P: 8	R: 0 E: 0 K: 0 S: 10 H: 0 LOB: 0 BB: 0 P: 13	1B: 4 2B: 1 3B: 1 HR: 1	SF: 1 SAC: 1 DP: 1 HBP: 0			WP: 0 PB: 0 SB: 0 CS: 0		PA: 34

PITCHER		IP	WLS	BF	H	R	ER	SO	BB	IBB	HBP	BLK	WP	HR	S	P	ERA	WHIP
Don Drysdale, R ERA: 4.25	(1, 1)	5.0		22	6	3	3	3	1	0	0	0	0	1	51	76	5.40	1.400
Johnny Klippstein, R ERA: 3.94	(6, 1)	4.0	W	12	1	0	0	2	0	0	0	0	0	0	31	45	0.00	0.250

PITCHER	IP	WLS	BF	H	R	ER	SO	BB	IBB	HBP	BLK	WP	HR	S	P	ERA	WHIP

Los Angeles Dodgers @ Milwaukee Braves

Milwaukee County Stadium, Milwaukee, WI

Sun Sep 14 1958, 4:33 AM EDT

Att. 39,502 - Unknown

livebaseballscorecards.com

AB	31
R	3
H	7
RBI	3
BB	1
SO	5
LOB	8

Batter	1	2	3	4	5	6	7	8	9	AB	R	H	RBI	BB	SO	LOB
Jim Gilliam, S (1, 4) OBP: 0.354, SLG: 0.340	BBCBB 4-1 1B BB		MBX 1-1 1B E 1B	X 0-0 ③ 4-3			FX 0-1 ③ 6-3		BBCX 2-1 ③ G3	4	1	1	0	1	0	4
Don Miles, L (1, 7) OBP: 0.200, SLG: 0.200	FBX 1-1 FC5-4 1-2 1B		FCBCBX 2-2 E9 SF8 1-H 1B		CBX 1-1 ① 4-3			SBBX 2-1 ① P3		4	1	2	0	0	0	0
Ron Fairly, L (1, 8) OBP: 0.321, SLG: 0.375 Gino Cimoli, R (5, PH) OBP: 0.296, SLG: 0.376 (5, 8)	X 0-0 ① F8		CSBX 1-2 ① SF8 3-H		BFBBB 4-1 CS BB			BBCFBS 3-3 ② K		1 1	0 0	0 0	1 0	0 1	0 1	2 0
Gil Hodges, R (1, 3) OBP: 0.331, SLG: 0.438	BX 1-0 ② F8		X 0-0 G6-4-3 1B		BBSFX 2-2 ② F2			CCX 0-2 1B		4	0	2	0	0	0	3
Don Zimmer, R (1, 5) OBP: 0.311, SLG: 0.432	SBBX 2-1 ③ FC5-4 1-2f		BX 1-0 ② ③ G6-4-3 1-2f		B 1-0 ③ CS 1-2	SCBS 1-3 ① K		X 0-0 ③ 5-3		4	0	0	0	0	1	4
John Roseboro, L (1, 2) OBP: 0.317, SLG: 0.434		BCX 1-1 HR		BX 1-0 ① F7		BX 1-0 ② F9			CBBX 2-1 ① 3-1	4	1	1	1	0	0	0
Don Demeter, R (1, 9) OBP: 0.215, SLG: 0.289		BCBX 2-1 ① F8		BX 1-0 CS 1B		FCBS 1-3 ③ K			SFX 0-2 1B 1B	4	0	2	0	0	1	0
Bob Lillis, R (1, 6) OBP: 0.302, SLG: 0.289 Norm Larker, L (9, PH) OBP: 0.353, SLG: 0.431		X 0-0 ② F6		SFX 0-2 ② 1B 1-2 1B			BX 1-0 ① B3		CX 0-1 ② F7	3 1	0 0	1 0	0 0	0 0	0 0	0 1
Stan Williams, R (1, 1) OBP: 0.050, SLG: 0.125 Fred Kipp, L (1, 1) OBP: 0.250, SLG: 0.257 Clem Labine, R (7, 1) OBP: 0.150, SLG: 0.056 Babe Birrer, R (8, 1) OBP: 0.625, SLG: 0.714 Jim Gentile, L (9, PH) OBP: 0.500, SLG: 0.571 Earl Robinson, R (9, PR) OBP: 0.200, SLG: 0.200		CX 0-1 ③ F7		FBFX 1-2 1-2 1B			BBX 2-0 ② F7		X 0-0 1-2 1B	0 3 0 0 1 0	0 0 0 0 0 0	0 1 0 0 1 0	0 0 0 0 0 0	0 0 0 0 0 0	0 0 0 0 0 0	0 0 0 0 0 0
Inning Stats	R: 0 H: 1 E: 0 LOB: 2 K: 0 BB: 1 S: 7 P: 15	R: 1 H: 1 E: 0 LOB: 0 K: 0 BB: 0 S: 7 P: 10	R: 2 H: 3 E: 1 LOB: 0 K: 0 BB: 0 S: 10 P: 15	R: 0 H: 3 E: 0 LOB: 2 K: 0 BB: 0 S: 9 P: 12	R: 0 H: 0 E: 0 LOB: 0 K: 0 BB: 1 S: 6 P: 14	R: 0 H: 0 E: 0 LOB: 0 K: 2 BB: 0 S: 7 P: 10	R: 0 H: 0 E: 0 LOB: 0 K: 0 BB: 0 S: 4 P: 7	R: 0 H: 1 E: 0 LOB: 1 K: 1 BB: 0 S: 9 P: 14	R: 0 H: 2 E: 0 LOB: 2 K: 0 BB: 0 S: 10 P: 14	1B: 10 2B: 0 3B: 0 HR: 1	SF: 1 SAC: 0 DP: 1 HBP: 0					

PITCHER		IP	WLS	BF	H	R	ER	SO	BB	IBB	HBP	BLK	WP	HR	S	P	ERA	WHIP
Carl Willey, R ERA: 2.52	(1, 1)	2.1		13	5	3	3	0	1	0	0	0	0	1	23	38	11.57	2.571
Bob Rush, R ERA: 3.52	(3, 1)	4.2	W	15	3	0	0	2	1	0	0	0	0	0	27	45	0.00	0.857
Humberto Robinson, R ERA: 3.02	(8, 1)	2.0	S	9	3	0	0	1	0	0	0	0	0	0	19	28	0.00	1.500

PITCHER	IP	WLS	BF	H	R	ER	SO	BB	IBB	HBP	BLK	WP	HR	S	P	ERA	WHIP

TOP

Los Angeles Dodgers @ Milwaukee Braves

Milwaukee County Stadium, Milwaukee, WI

Mon Sep 15 1958, 4:33 AM EDT

Att. 13,487 - Unknown

livebaseballscorecards.com

AB	34
R	3
H	11
RBI	2
BB	2
SO	3
LOB	14

Batter	1	2	3	4	5	6	7	8	9	AB	R	H	RBI	BB	SO	LOB
Red Schoendienst, S (1, 4) OBP: 0.308, SLG: 0.310 Casey Wise, S (5, 4) OBP: 0.188, SLG: 0.203	C B F B B F B 4-2 BB BB		C X 0-1 ① 6-3		B C B F X 2-2 ② 6-3		X 0-0 E 1B 1B	F S B B C 2-3 ① K		1 3	0 1	0 1	0 0	1 0	0 1	0 0
Bill Bruton, L (1, 8) OBP: 0.329, SLG: 0.358	B B B C F B 4-2 F8 1-2 BB		C C H 2-2 FC6-4 HBP		B B B B 4-0 BB		B B C B X 3-1 E5 1B 1B 1-2	F B X 1-1 1B SF9 1B		2	2	1	0	2	0	1
Eddie Mathews, L (1, 5) OBP: 0.356, SLG: 0.472	B C 1 SAFE C X 1-2 ① ② F8 1-2		F B S S 1-3 ② K		F B B C B C 3-3 ③ K		X 0-0 BB 1B 1B 1-3 2-H	B X 1-0 BB 1-3		5	1	2	1	0	2	4
Hank Aaron, R (1, 9) OBP: 0.390, SLG: 0.559	I I I I 4-0 IBB		B B B X 3-0 ③ FC6-4 1-2f			B B C F X 2-2 1-3 1B 1B	C X 0-1 BB 1B 1B 1-2 3-H	B B B B 4-0 1-2 BB		3	2	2	1	2	0	1
Frank Torre, L (1, 3) OBP: 0.382, SLG: 0.429	B X 1-0 ③ 4-3			S X 0-1 ① 3-1		B B B B C X 3-1 ① F9	B B F F F B B B 4-2 1B 1B BB 1-2 2-3	X 0-0 ② SF9 3-H		3	1	0	1	1	0	3
Joe Adcock, R (1, 7) OBP: 0.324, SLG: 0.525 Joe Koppe, R (7, PR) OBP: 0.571, SLG: 0.500 Humberto Robinson, R (8, 1) OBP: 0.286, SLG: 0.167		B B B C X 3-1 1B	B C B B X 3-1 HR			F S B F X 1-2 ② 1-3 1-2	B C S B X 2-2 1B 1B 1-2 2-H 3-H	C S S 0-3 ③ K		4 0 1	1 0 0	3 0 0	3 0 0	0 0 0	0 0 1	1 0 2
Felix Mantilla, R (1, 6) OBP: 0.288, SLG: 0.354		B X 1-0 ① L8	B S X 1-1 ② F9			B C B X 2-1 2-H 1B	X 0-0 ② L8			4	0	1	1	0	0	3
Del Crandall, R (1, 2) OBP: 0.356, SLG: 0.472		F S B X 1-2 ② F7	F B F F S 1-3 ③ K			F B B F B S 3-3 ③ K	C B X 1-1 1-2 2-H 1B			4	0	1	1	0	2	2
Carl Willey, R (1, 1) OBP: 0.109, SLG: 0.152 Bob Rush, R (3, 1) OBP: 0.239, SLG: 0.233 Andy Pafko, R (7, PH) OBP: 0.305, SLG: 0.323 (8, 7)		S F S 0-3 ③ K			B X 1-0 ① F4		X 1-0 ③ 5-3 X 1-0 ③ F9			1 1 2	0 0 0	0 0 0	0 0 0	0 0 0	1 0 0	1 0 2
Inning Stats	R: 0 H: 0 E: 0 LOB: 2 K: 0 BB: 3 S: 9 P: 23	R: 0 H: 1 E: 0 LOB: 1 K: 1 BB: 0 S: 9 P: 14	R: 0 H: 0 E: 0 LOB: 1 K: 1 BB: 0 S: 8 P: 14	R: 1 H: 1 E: 0 LOB: 0 K: 1 BB: 0 S: 10 P: 15	R: 0 H: 0 E: 0 LOB: 1 K: 1 BB: 1 S: 7 P: 17	R: 1 H: 2 E: 0 LOB: 1 K: 1 BB: 0 S: 14 P: 25	R: 5 H: 5 E: 1 LOB: 2 K: 0 BB: 1 S: 17 P: 29	R: 1 H: 2 E: 0 LOB: 2 K: 2 BB: 1 S: 10 P: 18		1B: 10 SF: 1 2B: 0 SAC: 0 3B: 0 DP: 0 HR: 1 HBP: 1						

BOTTOM

Los Angeles Dodgers @ Milwaukee Braves

Milwaukee County Stadium, Milwaukee, WI

Mon Sep 15 1958, 4:33 AM EDT

Att. 13,487 - Unknown

livebaseballscorecards.com

AB	34
R	8
H	11
RBI	8
BB	6
SO	7
LOB	20

WP: 0 PA: 42
PB: 0
SB: 0
CS: 0

PITCHER		IP	WLS	BF	H	R	ER	SO	BB	IBB	HBP	BLK	WP	HR	S	P	ERA	WHIP
Stan Williams, R ERA: 3.94	(1, 1)	0.0		2	0	0	0	0	2	0	0	0	0	0	5	13	∞	∞
Fred Kipp, L ERA: 4.88	(1, 1)	6.1	L	29	7	6	5	5	1	1	1	0	0	1	59	106	7.11	1.263
Clem Labine, R ERA: 4.07	(7, 1)	1.0		9	4	2	1	1	2	0	0	0	0	0	16	32	9.00	6.000
Babe Birrer, R ERA: 4.83	(8, 1)	0.2		2	0	0	0	1	0	0	0	0	0	0	4	4	0.00	0.000

PITCHER	IP	WLS	BF	H	R	ER	SO	BB	IBB	HBP	BLK	WP	HR	S	P	ERA	WHIP

San Francisco Giants @ Milwaukee Braves

Milwaukee County Stadium, Milwaukee, WI

Tue Sep 16 1958, 8:05 PM EDT

Att. 31,081 - Unknown

livebaseballscorecards.com

TOP

Batter	1	2	3	4	5	6	7	8	9	AB	R	H	RBI	BB	SO	LOB
Jim Davenport, R (1, 5) OBP: 0.324, SLG: 0.419	K		5-3		1-3			FC4-6 1B		3	0	0	0	0	1	1
Willie Kirkland, L (8, PH) OBP: 0.324, SLG: 0.440										1	0	1	0	0	0	0
Eddie Bressoud, R (8, PR) (8, 5) OBP: 0.327, SLG: 0.343										0	0	0	0	0	0	0
Daryl Spencer, R (1, 4) OBP: 0.347, SLG: 0.418	F3		5-3			6-3		FC4-6 1-2f		4	0	0	0	0	0	1
Willie Mays, R (1, 8) OBP: 0.409, SLG: 0.571	1B			G3-6 1B		3-1		F8		4	0	2	0	0	0	1
Leon Wagner, L (1, 7) OBP: 0.373, SLG: 0.535	K			F8		3-1			F8	4	0	0	0	0	1	2
Orlando Cepeda, R (1, 3) OBP: 0.346, SLG: 0.520		FC6-4 1B		G3-6 1-2f			FC4-6 1B		F8	4	0	2	0	0	0	1
Bill White, L (1, 9) OBP: 0.400, SLG: 0.375		FC6-4 1-2f			HR		FC4-6 5-3 1-2f		F7	4	1	1	1	0	0	2
Andre Rodgers, R (1, 6) OBP: 0.229, SLG: 0.406		F9			4-3		5-3 1-2			3	0	0	0	0	0	2
Bob Schmidt, R (1, 2) OBP: 0.304, SLG: 0.422		K			1B		4-3			3	0	1	0	0	1	2
Johnny Antonelli, L (1, 1) OBP: 0.229, SLG: 0.296			F8		K			4-3		2	0	0	0	0	1	1
Al Worthington, R (7, 1) OBP: 0.208, SLG: 0.205										0	0	0	0	0	0	0
Whitey Lockman, L (8, PH) OBP: 0.316, SLG: 0.333										1	0	0	0	0	0	0
Mike McCormick, L (8, 1) OBP: 0.263, SLG: 0.241										0	0	0	0	0	0	0
Inning Stats	R: 0 E: 0 K: 2 S: 8 H: 1 LOB: 1 BB: 0 P: 8	R: 0 E: 0 K: 1 S: 6 H: 1 LOB: 1 BB: 0 P: 6	R: 0 E: 0 K: 0 S: 3 H: 0 LOB: 0 BB: 0 P: 3	R: 0 E: 0 K: 0 S: 3 H: 1 LOB: 0 BB: 0 P: 3	R: 1 E: 0 K: 1 S: 7 H: 2 LOB: 1 BB: 0 P: 7	R: 0 E: 0 K: 0 S: 3 H: 0 LOB: 0 BB: 0 P: 3	R: 0 E: 0 K: 0 S: 4 H: 1 LOB: 1 BB: 0 P: 4	R: 0 E: 0 K: 0 S: 4 H: 1 LOB: 1 BB: 0 P: 4	R: 0 E: 0 K: 0 S: 3 H: 0 LOB: 0 BB: 0 P: 3	1B: 6 2B: 0 3B: 0 HR: 1 SF: 0 SAC: 0 DP: 1 HBP: 0	WP: 0 PB: 0 SB: 0 CS: 0	PA: 33				

	AB	33
	R	1
	H	7
	RBI	1
	BB	0
	SO	4
	LOB	13

PITCHER	IP	WLS	BF	H	R	ER	SO	BB	IBB	HBP	BLK	WP	HR	S	P	ERA	WHIP
Lew Burdette, R (1, 1) ERA: 3.01	9.0	W	33	7	1	1	4	0	0	0	0	0	1	41	41	1.00	0.778

PITCHER	IP	WLS	BF	H	R	ER	SO	BB	IBB	HBP	BLK	WP	HR	S	P	ERA	WHIP

San Francisco Giants @ Milwaukee Braves

Milwaukee County Stadium, Milwaukee, WI

Tue Sep 16 1958, 8:05 PM EDT

Att. 31,081 - Unknown

livebaseballscorecards.com

BOTTOM

Batter	1	2	3	4	5	6	7	8	9	AB	R	H	RBI	BB	SO	LOB
Felix Mantilla, R (1, 6) OBP: 0.286, SLG: 0.360	F4	6-3			F6		E4 3B	6-3		5	1	1	0	0	0	3
Casey Wise, S (1, 4) OBP: 0.206, SLG: 0.209	F4		1-3 4-3 1B		BB		F7			3	0	1	0	1	0	0
Eddie Mathews, L (1, 5) OBP: 0.354, SLG: 0.468	3-1		4-3 1-2		G3		E4 1B			4	1	0	0	0	0	2
Hank Aaron, R (1, 9) OBP: 0.390, SLG: 0.557		5-3	1-3 2-3			F7	E 1B S 2-H			4	1	1	1	0	0	1
Joe Adcock, R (1, 3) OBP: 0.326, SLG: 0.524		1B 1B 1B	5-3			2B 1B	K			4	1	2	0	0	1	2
Andy Pafko, R (1, 8) OBP: 0.309, SLG: 0.333 (7, 7)		5-3 1B 1-2 1B		F8		1-3 2B	E1 1-H			4	0	2	0	0	0	0
Del Crandall, R (1, 2) OBP: 0.357, SLG: 0.471		5-3 1-2 2-H 1B		F9		IBB	F3			3	0	1	1	1	0	1
Hawk Taylor, R (1, 7) Bill Bruton, L (7, 8) OBP: 0.331, SLG: 0.358		5-3 1-2 2-3		6-3		F8		G6-4-3 BB		3 0	0 0	0 0	0 0	0 1	0 0	5 0
Lew Burdette, R (1, 1) OBP: 0.276, SLG: 0.372		BB			5-3	K		G6-4-3 1-2f		3	0	0	0	1	1	4
Inning Stats	R: 0 H: 0 E: 0 LOB: 0 K: 0 BB: 0 S: 3 P: 3	R: 1 H: 3 E: 0 LOB: 3 K: 0 BB: 1 S: 6 P: 10	R: 0 H: 1 E: 0 LOB: 1 K: 0 BB: 0 S: 4 P: 4	R: 0 H: 0 E: 0 LOB: 0 K: 0 BB: 0 S: 3 P: 3	R: 0 H: 0 E: 0 LOB: 1 K: 0 BB: 1 S: 3 P: 7	R: 0 H: 2 E: 0 LOB: 3 K: 1 BB: 1 S: 7 P: 11	R: 3 H: 2 E: 3 LOB: 1 K: 1 BB: 0 S: 9 P: 9	R: 0 H: 0 E: 0 LOB: 0 K: 0 BB: 1 S: 2 P: 6		1B: 6 SF: 0 2B: 1 SAC: 0 3B: 1 DP: 1 HR: 0 HBP: 0						WP: 0 PA: 37 PB: 0 SB: 1 CS: 0	

	AB	33
	R	4
	H	8
	RBI	2
	BB	4
	SO	2
	LOB	18

PITCHER		IP	WLS	BF	H	R	ER	SO	BB	IBB	HBP	BLK	WP	HR	S	P	ERA	WHIP
Johnny Antonelli, L ERA: 3.26	(1, 1)	6.1	L	31	8	4	2	1	2	1	0	0	0	0	30	42	2.84	1.579
Al Worthington, R ERA: 3.7	(7, 1)	0.2		3	0	0	0	1	0	0	0	0	0	0	5	5	0.00	0.000
Mike McCormick, L ERA: 4.44	(8, 1)	1.0		3	0	0	0	0	1	0	0	0	0	0	2	6	0.00	1.000

PITCHER	IP	WLS	BF	H	R	ER	SO	BB	IBB	HBP	BLK	WP	HR	S	P	ERA	WHIP

Batter	1	2	3	4	5	6	7	8	9	AB	R	H	RBI	BB	SO	LOB
Bill Bruton, L (1, 8) OBP: 0.329, SLG: 0.355	F8		1B		1-3 1-2		G3		K	5	0	1	0	0	1	5
Casey Wise, S (1, 4) OBP: 0.197, SLG: 0.200	F5		K		K 2-3			F9		3	0	0	0	0	2	2
Harry Hanebrink, L (8, PH) OBP: 0.271, SLG: 0.308										1	0	0	0	0	0	0
Johnny Logan, R (8, 6) OBP: 0.287, SLG: 0.327										0	0	0	0	0	0	0
Eddie Mathews, L (1, 5) OBP: 0.351, SLG: 0.465	6-3			K	F5			4-3		4	0	0	0	0	1	1
Hank Aaron, R (1, 9) OBP: 0.389, SLG: 0.555		F5		2B 1B		6-3		5-3		4	1	1	0	0	0	0
Wes Covington, L (1, 7) OBP: 0.385, SLG: 0.636		F8		1-H 2B		4-3			1B 1B	4	1	2	1	0	0	0
Joe Koppe, R (9, PR) OBP: 0.571, SLG: 0.500										0	1	0	0	0	0	0
Frank Torre, L (1, 3) OBP: 0.385, SLG: 0.433		BB		2-H 2B		K			SH5-3 1-2 1B	3	0	2	1	1	1	0
Del Crandall, R (1, 2) OBP: 0.356, SLG: 0.469		6-3		5-3			K		SH5-3 1-2 2-H 1B	4	0	1	1	0	1	2
Felix Mantilla, R (1, 6) (8, 4) OBP: 0.283, SLG: 0.355			6-3	F4			F8		SH5-3 1-2 2-3	3	0	0	0	0	0	1
Warren Spahn, L (1, 1) OBP: 0.372, SLG: 0.417			F8		WP 1-3 1B		1B		K	2	0	1	0	0	0	0
Eddie Haas, L (7, PH) OBP: 0.500, SLG: 0.500										1	0	1	0	0	0	0
Joey Jay, S (7, 1) OBP: 0.194, SLG: 0.094										0	0	0	0	0	0	0
Don McMahon, R (8, 1) OBP: 0.300, SLG: 0.125										0	0	0	0	0	0	0
Joe Adcock, R (9, PH) OBP: 0.325, SLG: 0.523										1	0	0	0	0	1	3
Inning Stats	R: 0 E: 0 K: 0 S: 3 H: 0 LOB: 0 BB: 0 P: 3	R: 0 E: 0 K: 0 S: 3 H: 0 LOB: 1 BB: 1 P: 7	R: 0 E: 0 K: 1 S: 6 H: 1 LOB: 1 BB: 0 P: 6	R: 2 E: 0 K: 1 S: 8 H: 3 LOB: 1 BB: 0 P: 8	R: 0 E: 0 K: 1 S: 6 H: 1 LOB: 1 BB: 0 P: 6	R: 0 E: 0 K: 1 S: 5 H: 0 LOB: 0 BB: 0 P: 5	R: 0 E: 0 K: 1 S: 6 H: 1 LOB: 1 BB: 0 P: 6	R: 0 E: 0 K: 0 S: 3 H: 0 LOB: 0 BB: 0 P: 3	R: 1 E: 0 K: 2 S: 10 H: 3 LOB: 3 BB: 0 P: 10	1B: 7 2B: 2 3B: 0 HR: 0 SF: 0 SAC: 1 DP: 0 HBP: 0						

PITCHER		IP	WLS	BF	H	R	ER	SO	BB	IBB	HBP	BLK	WP	HR	S	P	ERA	WHIP
Larry Jackson, R ERA: 3.53	(1, 1)	8.0	W	34	9	3	3	5	1	0	0	0	1	0	43	47	3.38	1.250
Jim Brosnan, R ERA: 3.43	(9, 1)	1.0	S	3	0	0	0	2	0	0	0	0	0	0	7	7	0.00	0.000

PITCHER	IP	WLS	BF	H	R	ER	SO	BB	IBB	HBP	BLK	WP	HR	S	P	ERA	WHIP

TOP

Milwaukee Braves @ St. Louis Cardinals

Sportsman's Park, St. Louis, MO

Wed Sep 17 1958, 4:33 AM EDT

Att. 10,788 - Unknown

livebaseballscorecards.com

AB	35
R	3
H	9
RBI	3
BB	1
SO	7
LOB	14

R: 1 E: 0 K: 2 S: 10	H: 3 LOB: 3 BB: 0 P: 10	1B: 7 2B: 2 3B: 0 HR: 0	SF: 0 SAC: 1 DP: 0 HBP: 0	WP: 1 PB: 0 SB: 0 CS: 0	PA: 37

Batter	1	2	3	4	5	6	7	8	9	AB	R	H	RBI	BB	SO	LOB
Don Blasingame, L (1, 4) OBP: 0.345, SLG: 0.358	FC4-6 1B		F8 ①		F8 ②		K ①			4	0	1	0	0	1	0
Bobby Gene Smith, R (1, 8) OBP: 0.304, SLG: 0.278	FC4-6 BB 1B 1-2f ①		6-3 1B		F9 ③		K ②			4	1	1	0	0	1	1
Joe Cunningham, L (1, 3) OBP: 0.455, SLG: 0.498	BB 1B FC6-4 1-2		6-3 ② 1-2			3-1 ①	BB			2	1	0	0	2	0	1
Ken Boyer, R (1, 5) OBP: 0.363, SLG: 0.503	FC6-4 1B 1-3 2-H		5-3 ③			3B 1B	F7 ③			4	1	2	1	0	0	2
Del Ennis, R (1, 7) OBP: 0.290, SLG: 0.350 Irv Noren, L (8, 7) OBP: 0.320, SLG: 0.383	FC6-4 1-2f 3-H ②			1-3 ①		F8 ②		1-3		3 1	0 0	0 0	1 0	0 0	0 0	2 0
Gene Green, R (1, 2) OBP: 0.338, SLG: 0.427	F3 ③			HR		1B 3B 1-H		6-3 ②		4	2	2	2	0	0	1
Wally Moon, L (1, 9) OBP: 0.345, SLG: 0.369		4-3 ①		CS 1B		BB 1B		F6 ③		3	0	1	0	1	0	0
Eddie Kasko, R (1, 6) OBP: 0.265, SLG: 0.279		5-3 ②		F8 ② ③ 1-2		1B 1-2 3-H				3	0	1	1	0	0	1
Larry Jackson, R (1, 1) OBP: 0.164, SLG: 0.167 Jim Brosnan, R (9, 1) OBP: 0.135, SLG: 0.143		K ③			4-3 ①		K ③			3 0	0 0	0 0	0 0	0 0	2 0	2 0
Inning Stats	R: 2 E: 0 K: 0 S: 5 H: 2 LOB: 1 BB: 1 P: 9	R: 0 E: 0 K: 1 S: 5 H: 0 LOB: 0 BB: 0 P: 5	R: 0 E: 0 K: 0 S: 4 H: 1 LOB: 1 BB: 0 P: 4	R: 1 E: 0 K: 0 S: 4 H: 2 LOB: 0 BB: 0 P: 4	R: 0 E: 0 K: 0 S: 3 H: 0 LOB: 0 BB: 0 P: 3	R: 2 E: 0 K: 1 S: 8 H: 3 LOB: 2 BB: 1 P: 12	R: 0 E: 0 K: 2 S: 7 H: 0 LOB: 1 BB: 1 P: 11	R: 0 E: 0 K: 0 S: 3 H: 0 LOB: 0 BB: 0 P: 3		1B: 6 2B: 0 3B: 1 HR: 1 SF: 0 SAC: 0 DP: 0 HBP: 0			WP: 0 PB: 0 SB: 0 CS: 1 PA: 34	

PITCHER		IP	WLS	BF	H	R	ER	SO	BB	IBB	HBP	BLK	WP	HR	S	P	ERA	WHIP
Warren Spahn, L ERA: 3.08	(1, 1)	6.0	L	27	8	5	5	2	2	0	0	0	0	1	29	37	7.50	1.667
Joey Jay, R ERA: 2.14	(7, 1)	1.1		5	0	0	0	2	1	0	0	0	0	0	8	12	0.00	0.750
Don McMahon, R ERA: 3.86	(8, 1)	0.2		2	0	0	0	0	0	0	0	0	0	0	2	2	0.00	0.000

PITCHER	IP	WLS	BF	H	R	ER	SO	BB	IBB	HBP	BLK	WP	HR	S	P	ERA	WHIP

BOTTOM

Milwaukee Braves @ St. Louis Cardinals

Sportsman's Park, St. Louis, MO

Wed Sep 17 1958, 4:33 AM EDT

Att. 10,788 - Unknown

livebaseballscorecards.com

AB	31
R	5
H	8
RBI	5
BB	3
SO	4
LOB	10

Milwaukee Braves @ St. Louis Cardinals

Sportsman's Park, St. Louis, MO

Thu Sep 18 1958, 4:33 AM EDT

Att. 12,714 - Unknown

TOP

livebaseballscorecards.com

Batter	1	2	3	4	5	6	7	8	9	AB	R	H	RBI	BB	SO	LOB
Bill Bruton, L (1, 8) OBP: 0.327, SLG: 0.353	F9		F2	G3			6-3		CS 1B	5	0	1	0	0	0	3
Red Schoendienst, S (1, 4) OBP: 0.313, SLG: 0.323	6-3			1B 2B	E 1B		WP SH3-4 2B		1-2 HR 2B	5	3	4	0	0	0	0
Eddie Mathews, L (1, 5) OBP: 0.351, SLG: 0.462	K			F7	1-3 1-2		SH3-4 2-H		HR BB	3	1	0	1	1	1	2
Hank Aaron, R (1, 9) OBP: 0.389, SLG: 0.553		K		1B 3B 1B 2-H	5-3		BB		F2	4	1	1	1	1	1	3
Wes Covington, L (1, 7) OBP: 0.386, SLG: 0.634		4-3		1-2 3B 1B	G3		1-2 1B		1-H 2-H HR	4	1	2	0	0	0	1
Joe Koppe, R (7, PR) OBP: 0.571, SLG: 0.500										0	0	0	0	0	0	0
Andy Pafko, R (7, 7) OBP: 0.313, SLG: 0.356										1	1	1	3	0	0	0
Frank Torre, L (1, 3) OBP: 0.385, SLG: 0.439		F4		1-H 2-H 1B 3B		G6-3 1B	F7		3-1	5	1	2	2	0	0	2
Del Crandall, R (1, 2) OBP: 0.353, SLG: 0.464			K	K		G6-3 1-2f		5-3		4	0	0	0	0	2	2
Johnny Logan, R (1, 6) OBP: 0.290, SLG: 0.335			SH3-4 BB	BB 1B 3-H		HR		5-3		3	1	2	2	1	0	0
Bob Rush, R (1, 1) OBP: 0.245, SLG: 0.222			SH3-4 1-2	1-2 BB		1-3		F9		2	0	0	0	1	0	0
Inning Stats	R: 0 E: 0 K: 1 S: 5 H: 0 LOB: 0 BB: 0 P: 5	R: 0 E: 0 K: 1 S: 5 H: 0 LOB: 0 BB: 0 P: 5	R: 0 E: 0 K: 1 S: 5 H: 0 LOB: 1 BB: 1 P: 9	R: 4 E: 0 K: 1 S: 10 H: 5 LOB: 2 BB: 1 P: 14	R: 0 E: 1 K: 0 S: 4 H: 1 LOB: 1 BB: 0 P: 4	R: 1 E: 0 K: 0 S: 4 H: 2 LOB: 0 BB: 0 P: 4	R: 1 E: 0 K: 0 S: 5 H: 2 LOB: 2 BB: 1 P: 9	R: 0 E: 0 K: 0 S: 3 H: 0 LOB: 0 BB: 0 P: 3	R: 3 E: 0 K: 0 S: 5 H: 3 LOB: 0 BB: 1 P: 9	1B: 7 2B: 3 3B: 1 HR: 2 SF: 0 SAC: 2 DP: 1 HBP: 0						

	AB	36
	R	9
	H	13
	RBI	9
	BB	4
	SO	4
	LOB	13

PITCHER	IP	WLS	BF	H	R	ER	SO	BB	IBB	HBP	BLK	WP	HR	S	P	ERA	WHIP
Sam Jones, R (1, 1) ERA: 2.87	3.2	L	18	5	4	4	4	2	0	0	0	0	0	24	32	9.82	1.909
Bill Wight, L (4, 1) ERA: 4.7	3.1		15	5	2	2	0	1	0	0	0	1	1	14	18	5.40	1.800
Nelson Chittum, R (8, 1) ERA: 7.04	2.0		9	3	3	3	0	1	0	0	0	0	1	8	12	13.50	2.000

PITCHER	IP	WLS	BF	H	R	ER	SO	BB	IBB	HBP	BLK	WP	HR	S	P	ERA	WHIP

BOTTOM

Batter	1	2	3	4	5	6	7	8	9	AB	R	H	RBI	BB	SO	LOB
Gene Freese, R (1, 4) OBP: 0.286, SLG: 0.413	S S S 0-3 ① K		S S S 0-3 ① K		x 0-0 ①② FC5-4 1-2 2-3		x 0-0 G3-6-3 1-2 1B		x 0-0 ③ FC4-6 1-2f	3	0	0	0	0	2	2
Lee Tate, R (7, 6) OBP: 0.333, SLG: 0.333										2	0	1	0	0	0	2
Ellis Burton, S (1, 9)	x 0-0 ② G3		x 0-0 ② F7		x 0-0 ③ F4		x 0-0 ②③ G3-6-3 1-2f			4	0	0	0	0	0	3
Joe Cunningham, L (1, 3) OBP: 0.453, SLG: 0.495	x 0-0 1B 2B 1B		x 0-0 ③ 4-3			x 0-0 ① F8		x 0-0 ① F2		4	1	1	0	0	0	0
Ken Boyer, R (1, 5) OBP: 0.364, SLG: 0.503	x 0-0 1-2 2B 1B			x 0-0 FC6-4 1B		x 0-0 ② F3		x 0-0 ② 5-3		4	1	2	0	0	0	0
Irv Noren, L (1, 7) OBP: 0.324, SLG: 0.398	x 0-0 1-H 2-H 2B			x 0-0 ① F8		x 0-0 1B 2B		x 0-0 ③ 6-3		4	1	2	2	0	0	1
Gene Green, R (1, 2) OBP: 0.337, SLG: 0.425	x 0-0 ③ 3-1			x 0-0 ② FC6-4 1-2f		x 0-0 FC6-4 2-H 1B			x 0-0 ① 5-3	4	0	1	1	0	0	2
Bobby Gene Smith, R (1, 8) OBP: 0.283, SLG: 0.259		x 0-0 ① F2		x 0-0 ③ F5		x 0-0 ③ FC6-4 1-2f			S S S 0-3 ② K	4	0	0	0	0	1	2
Eddie Kasko, R (1, 6) OBP: 0.268, SLG: 0.283 (7, 4)		x 0-0 ② 5-3			x 0-0 FC5-4 SH 1B		x 0-0 ① 6-3		x 0-0 1B 1B	4	0	2	0	0	0	0
Sam Jones, R (1, 1) OBP: 0.125, SLG: 0.106		x 0-0 ③ F6			x 0-0 SH FC5-4 1-2		x 0-0 1B 1B		x 0-0 FC4-6 1-2 1B	1	0	0	0	0	0	0
Bill Wight, L (4, 1) OBP: 0.200, SLG: 0.111										0	0	0	0	0	0	0
Benny Valenzuela, R (7, PH) OBP: 0.286, SLG: 0.308										1	0	1	0	0	0	0
Nelson Chittum, R (8, 1) OBP: 0.250, SLG: 0.250										0	0	0	0	0	0	0
Hobie Landrith, L (9, PH) OBP: 0.335, SLG: 0.314										1	0	1	0	0	0	0
Inning Stats	R: 2 E: 0 K: 1 S: 8 H: 3 LOB: 1 BB: 0 P: 8		R: 0 E: 0 K: 0 S: 3 H: 0 LOB: 0 BB: 0 P: 3	R: 0 E: 0 K: 1 S: 5 H: 0 LOB: 0 BB: 0 P: 5	R: 0 E: 0 K: 0 S: 4 H: 1 LOB: 1 BB: 0 P: 4	R: 0 E: 0 K: 0 S: 4 H: 1 LOB: 1 BB: 0 P: 4	R: 1 E: 0 K: 0 S: 5 H: 2 LOB: 1 BB: 0 P: 5	R: 0 E: 0 K: 0 S: 4 H: 2 LOB: 1 BB: 0 P: 4	R: 0 E: 0 K: 0 S: 3 H: 0 LOB: 0 BB: 0 P: 3	R: 0 E: 0 K: 1 S: 7 H: 2 LOB: 2 BB: 0 P: 7	1B: 9 2B: 2 3B: 0 HR: 0 SF: 0 SAC: 1 DP: 2 HBP: 0						

PITCHER	IP	WLS	BF	H	R	ER	SO	BB	IBB	HBP	BLK	WP	HR	S	P	ERA	WHIP
Bob Rush, R (1, 1) ERA: 3.49	9.0	W	37	11	3	3	3	0	0	0	0	0	0	43	43	3.00	1.222

PITCHER	IP	WLS	BF	H	R	ER	SO	BB	IBB	HBP	BLK	WP	HR	S	P	ERA	WHIP

Milwaukee Braves @ St. Louis Cardinals

Sportsman's Park, St. Louis, MO

Thu Sep 18 1958, 4:33 AM EDT

Att. 12,714 - Unknown

livebaseballscorecards.com

AB	36
R	3
H	11
RBI	3
BB	0
SO	3
LOB	12

1B: 9	SF: 0	WP: 0	PA: 37
2B: 2	SAC: 1	PB: 0	
3B: 0	DP: 2	SB: 0	
HR: 0	HBP: 0	CS: 0	

Batter	1	2	3	4	5	6	7	8	9	AB	R	H	RBI	BB	SO	LOB
Bill Bruton, L (1, 8) OBP: 0.332, SLG: 0.356	BBBB 4-0 1-3 BB		x 0-0 1B 1B 1B		x 0-0 ① 6-3			x 0-0 G6-4-3 1B		3	1	2	0	1	0	0
Red Schoendienst, S (1, 4) OBP: 0.311, SLG: 0.320	x 0-0 ① 1-3 1-2		x 0-0 ② F8		x 0-0 ② F9			x 0-0 ①② G6-4-3 1-2f		4	0	0	0	0	0	3
Eddie Mathews, L (1, 5) OBP: 0.350, SLG: 0.460	x 0-0 ② F3		x 0-0 1B 1-3 1B		SSS 0-3 ③ K			x 0-0 ③ 4-3		4	0	1	0	0	1	1
Hank Aaron, R (1, 9) OBP: 0.389, SLG: 0.552	x 0-0 ③ F2		x 0-0 1B 1-2 3-H			x 0-0 G3-6-1 1B			x 0-0 ① F5	4	0	2	1	0	0	1
Wes Covington, L (1, 7) OBP: 0.384, SLG: 0.632 Joe Koppe, R (9, PR) OBP: 0.571, SLG: 0.500		SSS 0-3 ① K	x 0-0 ③ F2			x 0-0 ① F5			x 0-0 FC5 2B	4 0	0 0	1 0	0 0	0 0	1 0	3 0
Frank Torre, L (1, 3) OBP: 0.389, SLG: 0.440		x 0-0 1B	x 0-0 1B			x 0-0 ②③ G3-6-1 1-2f			BBBB 4-0 E BB	3	0	2	0	1	0	1
Del Crandall, R (1, 2) OBP: 0.350, SLG: 0.460		x 0-0 ② F4	x 0-0 ① F7				x 0-0 ① F2		x 0-0 FC5 G6-4-3 1-2 2-3	4	0	0	0	0	0	4
Johnny Logan, R (1, 6) OBP: 0.290, SLG: 0.333		x 0-0 ③ F7	SSS 0-3 ② K				BBBB 4-0 G1-6-3 BB		x 0-0 ②③ G6-4-3 1-2f	3	0	0	0	1	1	5
Carl Willey, R (1, 1) OBP: 0.104, SLG: 0.146 Juan Pizarro, L (6, 1) OBP: 0.294, SLG: 0.267			SSS 0-3 ① K	x 0-0 ③ 1-3			x 0-0 ②③ G1-6-3 1-2f			2 1	0 0	0 0	0 0	0 0	1 0	1 1
Inning Stats	R: 0 E: 0 K: 0 S: 3 H: 0 LOB: 1 BB: 1 P: 7	R: 0 E: 0 K: 1 S: 6 H: 1 LOB: 1 BB: 0 P: 6	R: 1 E: 0 K: 1 S: 8 H: 3 LOB: 2 BB: 0 P: 8	R: 0 E: 0 K: 1 S: 6 H: 1 LOB: 1 BB: 0 P: 6	R: 0 E: 0 K: 1 S: 5 H: 0 LOB: 0 BB: 0 P: 5	R: 0 E: 0 K: 0 S: 3 H: 1 LOB: 0 BB: 0 P: 3	R: 0 E: 0 K: 0 S: 2 H: 0 LOB: 0 BB: 1 P: 6	R: 0 E: 0 K: 0 S: 3 H: 1 LOB: 0 BB: 0 P: 3	R: 0 E: 1 K: 0 S: 4 H: 1 LOB: 2 BB: 1 P: 8	1B: 7 2B: 1 3B: 0 HR: 0	SF: 0 SAC: 0 DP: 4 HBP: 0						

PITCHER	IP	WLS	BF	H	R	ER	SO	BB	IBB	HBP	BLK	WP	HR	S	P	ERA	WHIP
Don Newcombe, R (1, 1) ERA: 4.67	9.0	W	35	8	1	1	4	3	0	0	0	0	0	40	52	1.00	1.222

PITCHER	IP	WLS	BF	H	R	ER	SO	BB	IBB	HBP	BLK	WP	HR	S	P	ERA	WHIP

TOP

Milwaukee Braves @ Cincinnati Redlegs

Crosley Field, Cincinnati, OH

Fri Sep 19 1958, 7:05 PM EDT

Att. 12,672 - Unknown

livebaseballscorecards.com

AB	32
R	1
H	8
RBI	1
BB	3
SO	4
LOB	20

WP: 0	PA: 35																
PB: 0																	
SB: 0																	
CS: 0																	

Milwaukee Braves @ Cincinnati Redlegs

Crosley Field, Cincinnati, OH

Fri Sep 19 1958, 7:05 PM EDT

Att. 12,672 - Unknown

livebaseballscorecards.com

BOTTOM

Batter	1	2	3	4	5	6	7	8	9	AB	R	H	RBI	BB	SO	LOB
Alex Grammas, R (1, 4) OBP: 0.329, SLG: 0.251	F8		6-3		6-3	F9		F3		5	0	0	0	0	0	2
Jerry Lynch, L (1, 9) OBP: 0.337, SLG: 0.507	2B			F9	HR		2B 3B	4-3		5	2	3	1	0	0	0
Vada Pinson, L (1, 8) OBP: 0.326, SLG: 0.345 Gus Bell, L (2, 8) OBP: 0.309, SLG: 0.378	F2			BBBB 1B 1B BB	PB S 1B		G3			1 2	0 1	0 1	0 0	0 1	0 0	1 1
Frank Robinson, R (1, 5) OBP: 0.355, SLG: 0.507	4-3			F9	BBBB 1-3 BB		BBBB 2B BB			2	1	0	0	2	0	2
Smoky Burgess, L (1, 2) OBP: 0.348, SLG: 0.419		F7		1B 1-2 2B 1B		E9 WP 1B	G3 1-H 3-H 1B 2B			4	3	2	2	0	0	0
George Crowe, L (1, 3) OBP: 0.353, SLG: 0.404		F4		2B 1-3 2-H 1B		BBBB 4-0 1B 2-3 BB	G3 2-3			3	0	1	1	1	0	1
Chuck Coles, L (1, 7) OBP: 0.500, SLG: 1.000 Pete Whisenant, R (6, PH) OBP: 0.296, SLG: 0.470 (7, 7)	SSS K			1-3 3-H 2B		F2	3-H 1B			2 2	0 0	1 1	1 1	0 0	1 0	0 2
Roy McMillan, R (1, 6) OBP: 0.316, SLG: 0.302			6-3	6-3		F8	5-3			4	0	0	0	0	0	5
Don Newcombe, L (1, 1) OBP: 0.432, SLG: 0.414			F8		4-3	1-2 3-H 1B		4-3		4	0	1	1	0	0	0
Inning Stats	R: 0 E: 0 K: 0 S: 4 H: 1 LOB: 1 BB: 0 P: 4	R: 0 E: 0 K: 1 S: 5 H: 0 LOB: 0 BB: 0 P: 5	R: 0 E: 0 K: 0 S: 3 H: 0 LOB: 0 BB: 0 P: 3	R: 2 E: 0 K: 0 S: 6 H: 3 LOB: 2 BB: 1 P: 10	R: 1 E: 0 K: 0 S: 4 H: 2 LOB: 1 BB: 1 P: 8	R: 1 E: 1 K: 0 S: 5 H: 1 LOB: 2 BB: 1 P: 9	R: 3 E: 0 K: 0 S: 6 H: 3 LOB: 1 BB: 1 P: 10	R: 0 E: 0 K: 0 S: 3 H: 0 LOB: 0 BB: 0 P: 3		1B: 5 2B: 3 3B: 1 HR: 1	SF: 0 SAC: 0 DP: 0 HBP: 0						

PITCHER	IP	WLS	BF	H	R	ER	SO	BB	IBB	HBP	BLK	WP	HR	S	P	ERA	WHIP
Carl Willey, R (1, 1) ERA: 2.63	5.0	L	24	6	4	3	1	3	0	0	0	1	1	23	35	5.40	1.800
Juan Pizarro, L (6, 1) ERA: 2.39	3.0		14	4	3	3	0	1	0	0	0	0	0	13	17	9.00	1.667

PITCHER	IP	WLS	BF	H	R	ER	SO	BB	IBB	HBP	BLK	WP	HR	S	P	ERA	WHIP

AB	34
R	7
H	10
RBI	7
BB	4
SO	1
LOB	14

WP: 1 PB: 1 SB: 1 CS: 0 PA: 38

Milwaukee Braves @ Cincinnati Redlegs

Crosley Field, Cincinnati, OH

Sat Sep 20 1958, 3:33 AM EDT

Att. 5,295 - Unknown

TOP

livebaseballscorecards.com

Batter	1	2	3	4	5	6	7	8	9	AB	R	H	RBI	BB	SO	LOB
Bill Bruton, L (1, 8) OBP: 0.337, SLG: 0.362	B B B B 4-0 PB BB		x 0-0 F8 SF7 2B		x 0-0 ① FC1-6 1B 1-2f 1B	x 0-0 2-H 3-H 1B				3	2	2	2	1	0	1
Red Schoendienst, S (1, 4) OBP: 0.310, SLG: 0.320	S S S 0-3 ① K 1-2		x 0-0 ① F8 2-3		x 0-0 F8 1B 1-3 1B	x 0-0 ③ F8				4	0	1	0	0	1	4
Eddie Mathews, L (1, 5) OBP: 0.350, SLG: 0.461	x 0-0 ② F9		x 0-0 ② SF7 3-H		x 0-0 G4-6-3 1-2 3-H 1B					2	0	1	2	0	0	1
Hank Aaron, R (1, 9) OBP: 0.389, SLG: 0.550	B B B B 4-0 BB		x 0-0 ③ F6		x 0-0 ② ③ G4-6-3 1-2f					2	0	0	0	1	0	2
Wes Covington, L (1, 7) OBP: 0.387, SLG: 0.640 Joe Koppe, R (6, PR) OBP: 0.571, SLG: 0.500 Andy Pafko, R (6, 7) OBP: 0.313, SLG: 0.356	x 0-0 ③ F7			x 0-0 2B		x 0-0 F9 1B 2B				3 0 0	0 1 0	2 0 0	0 0 0	0 0 0	0 0 0	2 0 0
Frank Torre, L (1, 3) OBP: 0.388, SLG: 0.440		x 0-0 FC6-4 1B		x 0-0 ① F8		x 0-0 ① F9 2-3				3	0	1	0	0	0	2
Del Crandall, R (1, 2) OBP: 0.350, SLG: 0.459		x 0-0 ① F7		x 0-0 ② 5-3		x 0-0 SH5-4 BB 1B 3-H 1B				3	1	1	1	0	0	2
Johnny Logan, R (1, 6) OBP: 0.290, SLG: 0.332		x 0-0 ② F7		x 0-0 ③ F8		B B B B 4-0 SH5-4 1B 1-2 BB				2	1	0	0	1	0	2
Lew Burdette, R (1, 1) OBP: 0.280, SLG: 0.375		x 0-0 ③ FC6-4 1-2f			x 0-0 FC1-6 1B	x 0-0 ② SH5-4 1-2 2-3				2	0	1	0	0	0	1
Inning Stats	R: 0 H: 0 E: 0 LOB: 2 K: 1 BB: 2 S: 5 P: 13	R: 0 H: 1 E: 0 LOB: 1 K: 0 BB: 0 S: 4 P: 4	R: 1 H: 1 E: 0 LOB: 0 K: 0 BB: 0 S: 4 P: 4	R: 0 H: 1 E: 0 LOB: 1 K: 0 BB: 0 S: 4 P: 4	R: 1 H: 3 E: 0 LOB: 1 K: 0 BB: 0 S: 5 P: 5	R: 3 H: 3 E: 0 LOB: 2 K: 0 BB: 1 S: 6 P: 10				1B: 6 SF: 1 2B: 3 SAC: 1 3B: 0 DP: 1 HR: 0 HBP: 0						

	AB	24
	R	5
	H	9
	RBI	5
	BB	3
	SO	1
	LOB	17

PITCHER		IP	WLS	BF	H	R	ER	SO	BB	IBB	HBP	BLK	WP	HR	S	P	ERA	WHIP
Bob Purkey, R ERA: 3.6	(1, 1)	5.2	L	28	9	5	5	1	3	0	0	0	0	0	27	39	7.94	2.118
Willard Schmidt, R ERA: 2.86	(6, 1)	0.1		1	0	0	0	0	0	0	0	0	0	0	1	1	0.00	0.000

PITCHER	IP	WLS	BF	H	R	ER	SO	BB	IBB	HBP	BLK	WP	HR	S	P	ERA	WHIP

Batter	1	2	3	4	5	6	7	8	9	AB	R	H	RBI	BB	SO	LOB
Alex Grammas, R (1, 4) OBP: 0.331, SLG: 0.254	F9		1B BB 1B		SH5-4 2-3					2	0	1	0	0	0	0
Jerry Lynch, L (1, 9) OBP: 0.337, SLG: 0.506	F8		BB 1B 1-3 1B		F7					3	1	1	0	0	0	1
Gus Bell, L (1, 8) OBP: 0.311, SLG: 0.379	FC6-4 1B		BBBB 1B 1-2 3-H BB		4-3					2	0	1	0	1	0	1
Frank Robinson, R (1, 5) OBP: 0.355, SLG: 0.507	FC6-4 1-2f		1B 1-2 2-H 1B			SSS K				3	0	1	1	0	1	1
Smoky Burgess, L (1, 2) OBP: 0.345, SLG: 0.414		6-3	1-3			F8				3	0	0	0	0	0	2
George Crowe, L (1, 3) OBP: 0.352, SLG: 0.404		1B		F8		SSS K				3	0	1	0	0	1	0
Chuck Coles, L (1, 7) OBP: 0.250, SLG: 0.500		F7		SSS K						2	0	0	0	0	1	1
Roy McMillan, R (1, 6) OBP: 0.315, SLG: 0.300		1-3		F3						2	0	0	0	0	0	1
Bob Purkey, R (1, 1) OBP: 0.170, SLG: 0.173			SSS K		SH5-4 2B					2	0	1	0	0	1	0
Willard Schmidt, R (6, 1) OBP: 0.167, SLG: 0.091										0	0	0	0	0	0	0
Inning Stats	R: 0 E: 0 K: 0 S: 4 H: 1 LOB: 1 BB: 0 P: 4	R: 0 E: 0 K: 0 S: 4 H: 1 LOB: 1 BB: 0 P: 4	R: 1 E: 0 K: 1 S: 7 H: 3 LOB: 2 BB: 1 P: 11	R: 0 E: 0 K: 1 S: 5 H: 0 LOB: 0 BB: 0 P: 5	R: 0 E: 0 K: 0 S: 4 H: 1 LOB: 1 BB: 0 P: 4	R: 0 E: 0 K: 2 S: 7 H: 0 LOB: 0 BB: 0 P: 7				1B: 5 2B: 1 3B: 0 HR: 0 SF: 0 SAC: 1 DP: 0 HBP: 0						

PITCHER		IP	WLS	BF	H	R	ER	SO	BB	IBB	HBP	BLK	WP	HR	S	P	ERA	WHIP
Lew Burdette, R ERA: 2.97	(1, 1)	6.0	W	24	6	1	1	4	1	0	0	0	0	0	31	35	1.50	1.167

PITCHER	IP	WLS	BF	H	R	ER	SO	BB	IBB	HBP	BLK	WP	HR	S	P	ERA	WHIP

BOTTOM

Milwaukee Braves @ Cincinnati Redlegs

Crosley Field, Cincinnati, OH

Sat Sep 20 1958, 3:33 AM EDT

Att. 5,295 - Unknown

livebaseballscorecards.com

AB	22
R	1
H	6
RBI	1
BB	1
SO	4
LOB	7

1B: 5 SF: 0
2B: 1 SAC: 1
3B: 0 DP: 0
HR: 0 HBP: 0

WP: 0 PA: 24
PB: 0
SB: 0
CS: 0

Batter	1	2	3	4	5	6	7	8	9	AB	R	H	RBI	BB	SO	LOB
Bill Bruton, L (1, 8) OBP: 0.338, SLG: 0.362	FC4-6 1B		F8		FC3-6 1B E 2-3 1B		F7		K	5	1	2	0	0	1	1
Red Schoendienst, S (1, 4) OBP: 0.313, SLG: 0.323	FC4-6 BB 1-2f		BB FC3-2 1-3 1B		FC3-6 1-2 3-H 1B		HR 1B		F6	5	1	3	1	0	0	1
Eddie Mathews, L (1, 5) OBP: 0.349, SLG: 0.457	BBBB 1-2 BB		FC3-2 BB 1-2 3-H		FC3-6 E 1-2f 2-3		F4		F3	4	1	0	0	1	0	5
Hank Aaron, R (1, 9) OBP: 0.391, SLG: 0.558	F3		BBBB 1-2 2-3 BB		E6 1-H 3-H 2B		1-H HR			3	2	2	4	1	0	2
Wes Covington, L (1, 7) OBP: 0.382, SLG: 0.631	F4		G3		L4		SSS K			4	0	0	0	0	1	5
Andy Pafko, R (7, 7) OBP: 0.313, SLG: 0.356										0	0	0	0	0	0	0
Frank Torre, L (1, 3) OBP: 0.385, SLG: 0.435		4-3		G3	F8			F8		4	0	0	0	0	0	0
Del Crandall, R (1, 2) OBP: 0.349, SLG: 0.459	SSS K			5-3		L4-6 2B		E4		4	0	1	0	0	1	0
Johnny Logan, R (1, 6) OBP: 0.288, SLG: 0.330		F8		SSS K		F9		SSS K		4	0	0	0	0	2	2
Warren Spahn, L (1, 1) OBP: 0.379, SLG: 0.434										3	1	2	0	0	0	1
Don McMahon, R (7, 1) OBP: 0.273, SLG: 0.111			1B FC3-2 1B		1B 1B 2B		L4-6 2-3	SSS K		1	0	0	0	0	1	1
Inning Stats	R: 0 E: 0 K: 0 S: 4 H: 1 LOB: 2 BB: 1 P: 8	R: 0 E: 0 K: 1 S: 5 H: 0 LOB: 0 BB: 0 P: 5	R: 0 E: 0 K: 0 S: 5 H: 2 LOB: 3 BB: 1 P: 9	R: 0 E: 0 K: 1 S: 5 H: 0 LOB: 0 BB: 0 P: 5	R: 4 E: 1 K: 0 S: 7 H: 4 LOB: 0 BB: 0 P: 7	R: 0 E: 0 K: 0 S: 3 H: 1 LOB: 0 BB: 0 P: 3	R: 2 E: 0 K: 1 S: 7 H: 2 LOB: 0 BB: 0 P: 7	R: 0 E: 1 K: 2 S: 8 H: 0 LOB: 1 BB: 0 P: 8	R: 0 E: 0 K: 1 S: 5 H: 0 LOB: 0 BB: 0 P: 5	1B: 6 2B: 4 3B: 0 HR: 1	SF: 0 SAC: 0 DP: 1 HBP: 0						

TOP

Milwaukee Braves @ Cincinnati Redlegs

Crosley Field, Cincinnati, OH

Sun Sep 21 1958, 3:33 AM EDT

Att. 27,213 - Unknown

livebaseballscorecards.com

AB	37
R	6
H	10
RBI	5
BB	2
SO	6
LOB	18

PITCHER		IP	WLS	BF	H	R	ER	SO	BB	IBB	HBP	BLK	WP	HR	S	P	ERA	WHIP
Brooks Lawrence, R ERA: 4.2	(1, 1)	5.0	L	24	7	4	3	2	2	0	0	0	0	0	26	34	5.40	1.800
Tom Acker, R ERA: 4.62	(6, 1)	2.0		8	3	2	2	1	0	0	0	0	0	1	10	10	9.00	1.500
Orlando Pena, R ERA: 0.64	(8, 1)	2.0		7	0	0	0	3	0	0	0	0	0	0	13	13	0.00	0.000

PITCHER	IP	WLS	BF	H	R	ER	SO	BB	IBB	HBP	BLK	WP	HR	S	P	ERA	WHIP

BOTTOM

Milwaukee Braves @ Cincinnati Redlegs

Crosley Field, Cincinnati, OH

Sun Sep 21 1958, 3:33 AM EDT

Att. 27,213 - Unknown

livebaseballscorecards.com

Batter	1	2	3	4	5	6	7	8	9	AB	R	H	RBI	BB	SO	LOB
Alex Grammas, R (1, 4) OBP: 0.335, SLG: 0.256	0-0 1B		BBBB 4-0 BB			0-0 5-3 ①	0-0 3-1 2-3 1B		0-0 F8 ③	2	0	1	0	1	0	0
Don Newcombe, L (7, PH) OBP: 0.439, SLG: 0.423										1	0	1	0	0	0	0
Bobby Henrich, R (7, PR) (8, 6)										0	0	0	0	0	0	0
Ed Bailey, L (9, PH) OBP: 0.335, SLG: 0.411										1	0	0	0	0	0	0
Jerry Lynch, L (1, 9) OBP: 0.336, SLG: 0.502	0-0 F8 ①		BBBB 4-0 1-2 BB			0-0 F4 ②	0-0 3-1 1-2 3-H ②			3	0	0	1	1	0	2
Pete Whisenant, R (1, 7) OBP: 0.292, SLG: 0.463	0-0 F7 ②		0-0 F3 ③			0-0 F5 ③	0-0 F3 ③			3	0	0	0	0	0	3
George Crowe, L (7, PH) OBP: 0.352, SLG: 0.402										1	0	0	0	0	0	2
Orlando Pena, R (8, 1)										0	0	0	0	0	0	0
Frank Robinson, R (1, 5) OBP: 0.354, SLG: 0.510	0-0 F4 ③			0-0 F3 ①			0-0 HR	0-0 5-3 ①		4	1	1	1	0	0	1
Dutch Dotterer, R (1, 2) OBP: 0.227, SLG: 0.364		0-0 F8 ①		0-0 1-3 ②			0-0 F8 ①	0-0 1B		4	0	1	0	0	0	0
Walt Dropo, R (1, 3) OBP: 0.325, SLG: 0.457		0-0 L5 ②		0-0 6-3 ③			0-0 E6 2B 1B	0-0 F2 ②		4	1	0	0	0	0	1
Gus Bell, L (1, 8) OBP: 0.311, SLG: 0.380		0-0 F9 ③			0-0 6-3 ①		0-0 1-3 1B 2B	0-0 F4 ③		4	1	1	0	0	0	1
Roy McMillan, R (1, 6) OBP: 0.313, SLG: 0.299			0-0 F7 ①		0-0 F8 ②		0-0 2-H 3-H 2B 1B		0-0 5-3 ①	2	0	0	0	0	0	0
Smoky Burgess, L (7, PH) OBP: 0.347, SLG: 0.416										1	0	1	2	0	0	0
Eddie Miksis, R (7, PR) (8, 4) OBP: 0.211, SLG: 0.135										0	1	0	0	0	0	0
Dee Fondy, L (9, PH) OBP: 0.246, SLG: 0.266										1	0	0	0	0	0	0
Brooks Lawrence, R (1, 1) OBP: 0.186, SLG: 0.115			SSS 0-3 K ②		SSS 0-3 K ③		0-0 1B 3-1 1-H 2B		0-0 F7 ②	1	0	0	0	0	1	0
Bob Thurman, L (5, PH) OBP: 0.322, SLG: 0.384										1	0	0	0	0	1	0
Tom Acker, R (6, 1) OBP: 0.200, SLG: 0.067										0	0	0	0	0	0	0
Jim Fridley, R (7, PH) OBP: 0.200, SLG: 0.400										2	1	1	1	0	0	0
(8, 7)																
Inning Stats	R: 0 E: 0 K: 0 S: 4 H: 1 LOB: 1 BB: 0 P: 4	R: 0 E: 0 K: 0 S: 3 H: 0 LOB: 0 BB: 0 P: 3	R: 0 E: 0 K: 1 S: 5 H: 0 LOB: 2 BB: 2 P: 13	R: 0 E: 0 K: 0 S: 3 H: 0 LOB: 0 BB: 0 P: 3	R: 0 E: 0 K: 1 S: 5 H: 0 LOB: 0 BB: 0 P: 5	R: 0 E: 0 K: 0 S: 3 H: 0 LOB: 0 BB: 0 P: 3	R: 5 E: 1 K: 0 S: 9 H: 5 LOB: 2 BB: 0 P: 9	R: 0 E: 0 K: 0 S: 4 H: 1 LOB: 1 BB: 0 P: 4	R: 0 E: 0 K: 0 S: 3 H: 0 LOB: 0 BB: 0 P: 3	1B: 4 2B: 2 3B: 0 HR: 1	SF: 0 SAC: 0 DP: 0 HBP: 0						

	AB	35
	R	5
	H	7
	RBI	5
	BB	2
	SO	2
	LOB	10



WP: 0 PB: 0 SB: 0 CS: 0 PA: 37

PITCHER		IP	WLS	BF	H	R	ER	SO	BB	IBB	HBP	BLK	WP	HR	S	P	ERA	WHIP
Warren Spahn, L ERA: 3.11	(1, 1)	6.1	W	27	5	5	3	2	2	0	0	0	0	1	29	37	4.26	1.105
Don McMahon, R ERA: 3.68	(7, 1)	2.2	S	10	2	0	0	0	0	0	0	0	0	0	10	10	0.00	0.750

PITCHER	IP	WLS	BF	H	R	ER	SO	BB	IBB	HBP	BLK	WP	HR	S	P	ERA	WHIP

Batter	1	2	3	4	5	6	7	8	9	AB	R	H	RBI	BB	SO	LOB
Richie Ashburn, L (1, 8) OBP: 0.435, SLG: 0.435	4-3 1B	1-2 2B HBP			6-3		1-2 2-3 G1-2-3 1B		FC5-4 1-3 S 1-2f	4	2	2	0	0	0	1
Ted Kazanski, R (1, 4) OBP: 0.291, SLG: 0.315	4-3 1-2f	1-H 2-H 2B			5-3		G1-2-3 1-2 2-3 3-Hf		1-3 1-3	5	0	1	2	0	0	5
Ed Bouchee, L (1, 3) OBP: 0.355, SLG: 0.422	HR	K			K		1B 2-H 3-H 1B		BB	4	1	2	3	1	2	1
Wally Post, R (1, 9) OBP: 0.339, SLG: 0.451	BB 1B		F8			F9 SF8 2B	1-2 1B		K	5	1	3	0	0	1	2
Harry Anderson, L (1, 7) OBP: 0.369, SLG: 0.524	1-2 BB		G3			F9 2-3	6-3			3	0	0	0	1	0	3
Pancho Herrera, R (1, 5) OBP: 0.365, SLG: 0.370	K		F9			SF8 3-H		1-3		3	0	0	1	0	1	2
Chico Fernandez, R (1, 6) OBP: 0.277, SLG: 0.314		S 2B 1B		K		1-3		G6-4-3 1B		4	1	2	0	0	1	0
Stan Lopata, R (1, 2) OBP: 0.396, SLG: 0.394		F7		K			1B HBP G1-2-3 BB	G6-4-3 1-2f		3	0	0	0	1	1	2
Jim Owens, R (1, 1)		K		K			G1-2-3 1B 1-2 1B HBP		FC5-4 BB	2	1	0	0	0	2	1
Ray Semproch, R (8, 1) OBP: 0.107, SLG: 0.108										0	0	0	0	1	0	0
Turk Farrell, R (9, 1) OBP: 0.240, SLG: 0.208										0	0	0	0	0	0	0
Inning Stats	R: 1 E: 0 K: 1 S: 7 H: 3 LOB: 2 BB: 1 P: 11	R: 2 E: 0 K: 2 S: 9 H: 2 LOB: 1 BB: 0 P: 10	R: 0 E: 0 K: 0 S: 3 H: 0 LOB: 0 BB: 0 P: 3	R: 0 E: 0 K: 3 S: 9 H: 0 LOB: 0 BB: 0 P: 9	R: 0 E: 0 K: 1 S: 5 H: 0 LOB: 0 BB: 0 P: 5	R: 1 E: 0 K: 0 S: 4 H: 1 LOB: 0 BB: 0 P: 4	R: 2 E: 0 K: 0 S: 5 H: 3 LOB: 2 BB: 1 P: 10	R: 0 E: 0 K: 0 S: 3 H: 1 LOB: 0 BB: 0 P: 3	R: 0 E: 0 K: 1 S: 5 H: 0 LOB: 2 BB: 2 P: 13	1B: 7 2B: 3 3B: 0 HR: 1	SF: 1 SAC: 0 DP: 3 HBP: 2	WP: 0 PB: 0 SB: 2 CS: 0	PA: 40			

PITCHER	IP	WLS	BF	H	R	ER	SO	BB	IBB	HBP	BLK	WP	HR	S	P	ERA	WHIP
Juan Pizarro, L (1, 1) ERA: 2.73	9.0	L	40	10	6	6	8	4	0	2	0	0	1	50	68	6.00	1.556

PITCHER	IP	WLS	BF	H	R	ER	SO	BB	IBB	HBP	BLK	WP	HR	S	P	ERA	WHIP

Philadelphia Phillies @ Milwaukee Braves

Milwaukee County Stadium, Milwaukee, WI

Tue Sep 23 1958, 8:05 PM EDT

Att. 18,639 - Unknown

TOP

livebaseballscorecards.com

AB	33
R	6
H	10
RBI	6
BB	4
SO	8
LOB	17

BOTTOM

Philadelphia Phillies @ Milwaukee Braves

Milwaukee County Stadium, Milwaukee, WI

Tue Sep 23 1958, 8:05 PM EDT

Att. 18,639 - Unknown

livebaseballscorecards.com

Batter	1	2	3	4	5	6	7	8	9	AB	R	H	RBI	BB	SO	LOB
Eddie Haas, L (1, 8) OBP: 0.455, SLG: 0.400	BBBB 4-0 FC4-6 BB	S S S 0-3 ② K 1-2 2-3			x 0-0 ① F7	x 0-0 ③ 4-3			x 0-0 1B 1-2 1B	4	0	1	0	1	1	3
Red Schoendienst, S (1, 4) OBP: 0.312, SLG: 0.321 Joe Koppe, R (9, PR) OBP: 0.571, SLG: 0.500	x 0-0 ① FC4-6 HR 1-2f	S S S 0-3 ③ K			x 0-0 ② L7		x 0-0 ① P6		x 0-0 1B 1-2 2-H 1B	5 0	1 0	1 0	1 0	0 0	1 0	3 0
Eddie Mathews, L (1, 5) OBP: 0.351, SLG: 0.464 Harry Hanebrink, L (3, PR) OBP: 0.272, SLG: 0.303 (4, 5)	x 0-0 HR 1-H		BBBB 4-0 BB		BBBB 4-0 FC6-4 BB		x 0-0 ② 4-3		x 0-0 ② F5	1 2	1 0	1 0	2 0	1 1	0 0	0 2
Hank Aaron, R (1, 9) OBP: 0.388, SLG: 0.553	x 0-0 ② F2		x 0-0 ① P9		x 0-0 ③ FC6-4 1-2f		x 0-0 ③ 5-3		x 0-0 ③ F7	5	0	0	0	0	0	4
Wes Covington, L (1, 7) OBP: 0.384, SLG: 0.629 Hawk Taylor, R (8, PR) (9, 7)	x 0-0 FC5-4 1B		S S S 0-3 ② K			x 0-0 ① F7		x 0-0 G6-4-3 1B		4 0	0 0	2 0	0 0	0 0	1 0	1 0
Joe Adcock, R (1, 3) OBP: 0.322, SLG: 0.516	x 0-0 ③ FC5-4 1-2f		x 0-0 ③ P6			x 0-0 E6 2B 2B		x 0-0 ① F3		4	1	0	0	0	0	3
Del Crandall, R (1, 2) OBP: 0.350, SLG: 0.461		BBBB 4-0 WP WP BB		x 0-0 ① F7		x 0-0 2B 1-3 2B		x 0-0 ② ③ G6-4-3 1-2f		3	1	1	0	1	0	1
Johnny Logan, R (1, 6) OBP: 0.286, SLG: 0.327		x 0-0 ① F8 1-2		x 0-0 ② 5-3		x 0-0 ② 5-3			x 0-0 ① F2	4	0	0	0	0	0	3
Juan Pizarro, L (1, 1) OBP: 0.324, SLG: 0.313 Frank Torre, L (9, PH) OBP: 0.386, SLG: 0.435 John DeMerit, R (9, PR)		BBBB 4-0 WP BB		x 0-0 ③ 1-3		x 0-0 2-H 3-H 2B			BBBB 4-0 1B 1B BB	2 0 0	0 0 1	1 0 0	2 0 0	1 1 0	0 0 0	0 0 0

	AB	34
	R	5
	H	7
	RBI	5
	BB	6
	SO	3
	LOB	20

Inning Stats	1	2	3	4	5	6	7	8	9	1B: 4	SF: 0	WP: 2	PA: 40
	R: 2 E: 0 K: 0 S: 5	H: 2 LOB: 1 BB: 1 P: 9	R: 0 E: 0 K: 2 S: 7	H: 0 LOB: 2 BB: 2 P: 15	R: 0 E: 0 K: 1 S: 5	H: 0 LOB: 1 BB: 1 P: 9	R: 0 E: 0 K: 0 S: 3	H: 0 LOB: 0 BB: 0 P: 3	R: 0 E: 0 K: 0 S: 3	H: 0 LOB: 1 BB: 1 P: 7	R: 2 E: 1 K: 0 S: 6	H: 2 LOB: 1 BB: 0 P: 6	R: 0 E: 0 K: 0 S: 3	H: 0 LOB: 0 BB: 0 P: 3	R: 0 E: 0 K: 0 S: 3	H: 1 LOB: 1 BB: 0 P: 3	R: 1 E: 0 K: 0 S: 5	H: 2 LOB: 2 BB: 1 P: 9	2B: 2 3B: 0 HR: 1	SAC: 0 DP: 1 HBP: 0	PB: 0 SB: 0 CS: 0	

PITCHER		IP	WLS	BF	H	R	ER	SO	BB	IBB	HBP	BLK	WP	HR	S	P	ERA	WHIP
Jim Owens, R ERA: 2.57	(1, 1)	7.0	W	31	4	4	2	3	5	0	0	0	2	1	32	52	2.57	1.286
Ray Semproch, R ERA: 3.92	(8, 1)	1.1		7	3	1	1	0	1	0	0	0	0	0	6	10	6.75	3.000
Turk Farrell, R ERA: 3.39	(9, 1)	0.2	S	2	0	0	0	0	0	0	0	0	0	0	2	2	0.00	0.000

PITCHER	IP	WLS	BF	H	R	ER	SO	BB	IBB	HBP	BLK	WP	HR	S	P	ERA	WHIP

Batter	1	2	3	4	5	6	7	8	9	AB	R	H	RBI	BB	SO	LOB
Alex Grammas, R (1, 4) OBP: 0.333, SLG: 0.256	6-3		K		FC4-6 1-2f			1B		4	0	1	0	0	1	2
Jerry Lynch, L (1, 9) OBP: 0.336, SLG: 0.500	F3			FC5-4 1B		3-1		F6		4	0	1	0	0	0	1
Vada Pinson, L (1, 7) OBP: 0.333, SLG: 0.352	K			FC5-4 G4-6-3 1-2f		1B		1-2 1B		4	0	2	0	0	1	1
Frank Robinson, R (1, 5) OBP: 0.352, SLG: 0.506		F9		G4-6-3 1-2f		F8		3-1		4	0	0	0	0	0	4
Smoky Burgess, L (1, 2) OBP: 0.346, SLG: 0.414		4-3			5-3 1B	K			4-3	4	1	1	0	0	1	1
George Crowe, L (1, 3) OBP: 0.353, SLG: 0.404 Eddie Miksis, R (9, PR) OBP: 0.211, SLG: 0.135		1B			5-3 1-2		F6		FC1-6 1B	4 0	0 0	2 0	0 0	0 0	1 0	1 0
Chuck Coles, L (1, 8) OBP: 0.250, SLG: 0.375		K			1B 2-H		K		FC1-6 1-2f	4	0	1	1	0	2	2
Roy McMillan, R (1, 6) OBP: 0.314, SLG: 0.299 Don Newcombe, L (9, PH) OBP: 0.434, SLG: 0.417			1-3		FC4-6 1-2 1B		6-3		K	3 1	0 0	1 0	0 0	0 0	0 1	0 1
Jim O'Toole, S (1, 1) Bob Thurman, L (8, PH) OBP: 0.320, SLG: 0.382 Hal Jeffcoat, R (8, 1) OBP: 0.600, SLG: 0.556			K		K			K		2 1 0	0 0 0	0 0 0	0 0 0	0 0 0	2 1 0	2 0 0
Inning Stats	R: 0 E: 0 K: 1 S: 5 H: 0 LOB: 0 BB: 0 P: 5	R: 0 E: 0 K: 1 S: 6 H: 1 LOB: 1 BB: 0 P: 6	R: 0 E: 0 K: 2 S: 7 H: 0 LOB: 0 BB: 0 P: 7	R: 0 E: 0 K: 0 S: 3 H: 1 LOB: 0 BB: 0 P: 3	R: 1 E: 0 K: 1 S: 8 H: 3 LOB: 2 BB: 0 P: 8	R: 0 E: 0 K: 1 S: 6 H: 1 LOB: 1 BB: 0 P: 6	R: 0 E: 0 K: 1 S: 5 H: 0 LOB: 0 BB: 0 P: 5	R: 0 E: 0 K: 1 S: 7 H: 2 LOB: 2 BB: 0 P: 7	R: 0 E: 0 K: 1 S: 6 H: 1 LOB: 1 BB: 0 P: 6	1B: 9 2B: 0 3B: 0 HR: 0 SF: 0 SAC: 0 DP: 1 HBP: 0						

PITCHER	IP	WLS	BF	H	R	ER	SO	BB	IBB	HBP	BLK	WP	HR	S	P	ERA	WHIP
Lew Burdette, R (1, 1) ERA: 2.91	9.0	W	35	9	1	1	9	0	0	0	0	0	0	53	53	1.00	1.000

PITCHER	IP	WLS	BF	H	R	ER	SO	BB	IBB	HBP	BLK	WP	HR	S	P	ERA	WHIP

TOP

Cincinnati Redlegs @ Milwaukee Braves

Milwaukee County Stadium, Milwaukee, WI

Fri Sep 26 1958, 8:05 PM EDT

Att. 20,561 - Unknown

livebaseballscorecards.com

AB	35
R	1
H	9
RBI	1
BB	0
SO	9
LOB	15



Batter	1	2	3	4	5	6	7	8	9	AB	R	H	RBI	BB	SO	LOB
Felix Mantilla, R (1, 8) OBP: 0.286, SLG: 0.355	0-0 S 1B 1B	0-0 E5 FC6-4 2-H			0-0 ① F9		BBBB 4-0 BB BB			3	1	1	0	1	0	0
Red Schoendienst, S (1, 4) OBP: 0.309, SLG: 0.318	0-0 ① F8 1-2	0-0 ③ FC6-4 1-2f			0-0 ② 5-3		SSS 0-3 ② K			4	0	0	0	0	1	3
Eddie Mathews, L (1, 5) OBP: 0.353, SLG: 0.464	BBBB 4-0 1B BB		SSS 0-3 ① K		0-0 FC5-4 1B		BBBB 4-0 1-2 BB			2	0	1	0	2	1	0
Hank Aaron, R (1, 9) OBP: 0.388, SLG: 0.550	0-0 ② F8		BBBB 4-0 BB		0-0 ③ FC5-4 1-2f		0-0 ③ F5			3	0	0	0	1	0	5
Joe Adcock, R (1, 3) OBP: 0.321, SLG: 0.513	0-0 1-3 2-H 1B		0-0 ② F4			SSS 0-3 ① K		SSS 0-3 ① K		4	0	1	1	0	2	1
Andy Pafko, R (1, 7) OBP: 0.306, SLG: 0.348	0-0 ③ F4		0-0 ③ F4			0-0 ② 6-3		SSS 0-3 ② K		4	0	0	0	0	1	3
Del Crandall, R (1, 2) OBP: 0.351, SLG: 0.462		0-0 E 2B		0-0 ① F2		BBBB 4-0 FC5-4 BB		SSS 0-3 ③ K		3	1	1	0	1	1	0
Johnny Logan, R (1, 6) OBP: 0.285, SLG: 0.325		0-0 ① 4-3		0-0 ② 5-3		0-0 ③ FC5-4 1-2f				3	0	0	0	0	0	2
Lew Burdette, R (1, 1) OBP: 0.272, SLG: 0.364		0-0 ② 5-3		0-0 ③ F3			SSS 0-3 ① K			3	0	0	0	0	1	1
Inning Stats	R: 1 H: 2 E: 0 LOB: 2 K: 0 BB: 1 S: 5 P: 9	R: 1 H: 1 E: 1 LOB: 1 K: 0 BB: 0 S: 5 P: 5	R: 0 H: 0 E: 0 LOB: 1 K: 1 BB: 1 S: 5 P: 9	R: 0 H: 0 E: 0 LOB: 0 K: 0 BB: 0 S: 3 P: 3	R: 0 H: 1 E: 0 LOB: 1 K: 0 BB: 0 S: 4 P: 4	R: 0 H: 0 E: 0 LOB: 1 K: 1 BB: 1 S: 5 P: 9	R: 0 H: 0 E: 0 LOB: 2 K: 2 BB: 2 S: 7 P: 15	R: 0 H: 0 E: 0 LOB: 0 K: 3 BB: 0 S: 9 P: 9		1B: 3 SF: 0 2B: 1 SAC: 0 3B: 0 DP: 0 HR: 0 HBP: 0						

PITCHER		IP	WLS	BF	H	R	ER	SO	BB	IBB	HBP	BLK	WP	HR	S	P	ERA	WHIP
Jim O'Toole, L ERA: 1.29	(1, 1)	7.0	L	31	4	2	1	4	5	0	0	0	0	0	34	54	1.29	1.286
Hal Jeffcoat, R ERA: 3.72	(8, 1)	1.0		3	0	0	0	3	0	0	0	0	0	0	9	9	0.00	0.000

PITCHER	IP	WLS	BF	H	R	ER	SO	BB	IBB	HBP	BLK	WP	HR	S	P	ERA	WHIP

BOTTOM

Cincinnati Redlegs @ Milwaukee Braves

Milwaukee County Stadium, Milwaukee, WI

Fri Sep 26 1958, 8:05 PM EDT

Att. 20,561 - Unknown

livebaseballscorecards.com

AB	29
R	2
H	4
RBI	1
BB	5
SO	7
LOB	15

Batter	1	2	3	4	5	6	7	8	9	AB	R	H	RBI	BB	SO	LOB
Alex Grammas, R (1, 4) OBP: 0.332, SLG: 0.256	0-0 ① 6-3		0-0 BB BB 1B		0-0 ① 5-3		0-0 ① F8		BBBB 4-0 FC4 1B BB	4	0	1	0	0	0	1
Ed Bailey, L (9, PH) OBP: 0.337, SLG: 0.411										0	0	0	0	1	0	0
Jerry Lynch, L (1, 9) OBP: 0.339, SLG: 0.500	SSS 0-3 ② K		BBBB 4-0 1-2 BB		0-0 ② G3		0-0 G3 1-2 1B		0-0 FC4 1-2 1B	4	0	2	0	1	1	0
Vada Pinson, L (1, 8) OBP: 0.337, SLG: 0.359	0-0 2B		BBBB 4-0 1-2 2-3 BB		0-0 ③ F3		0-0 ② G3 1-2 2-3		0-0 ② FC4 1-2f 2-3	4	0	1	0	1	0	4
Frank Robinson, R (1, 5) OBP: 0.349, SLG: 0.502	0-0 ③ 1-3		0-0 ③ 6-3			0-0 ① 6-3	0-0 ③ F4		0-0 ③ 4-3	5	0	0	0	0	0	8
Jim Fridley, R (1, 7) OBP: 0.222, SLG: 0.444		SSS 0-3 ① K		0-0 ① 5-3		0-0 1B 2B		0-0 ① F4		4	1	1	0	0	1	0
Walt Dropo, R (1, 3) OBP: 0.319, SLG: 0.449		0-0 ② 6-3		0-0 ② 1-3		0-0 ② 5-3		0-0 ② 6-3		4	0	0	0	0	0	1
Dutch Dotterer, R (1, 2) OBP: 0.269, SLG: 0.423		0-0 ③ F9		0-0 E6 1B		0-0 2-H 1B		0-0 2B		4	0	2	1	0	0	0
Roy McMillan, R (1, 6) OBP: 0.313, SLG: 0.298			0-0 ① F8	0-0 1-2 1B		0-0 ③ F7		0-0 ③ F7		4	0	1	0	0	0	2
Jay Hook, L (1, 1)			0-0 ② 1-3	SSS 0-3 ③ K					SSS 0-3 ① K	1	0	0	0	0	0	0
Smoky Burgess, L (4, PH) OBP: 0.344, SLG: 0.412										1	0	0	0	0	1	2
Franklin Wieand, R (4, 1)										0	0	0	0	0	0	0
Orlando Pena, R (6, 1)										0	0	0	0	0	0	0
Gus Bell, L (7, PH) OBP: 0.312, SLG: 0.382										1	0	1	0	0	0	0
Tom Acker, R (7, 1) OBP: 0.200, SLG: 0.067										0	0	0	0	0	0	0
Chuck Coles, L (9, PH) OBP: 0.222, SLG: 0.333							0-0 G3 1B 1B			1	0	0	0	0	1	0
Inning Stats	R: 0 E: 0 K: 1 S: 6 H: 1 LOB: 1 BB: 0 P: 6	R: 0 E: 0 K: 1 S: 5 H: 0 LOB: 0 BB: 0 P: 5	R: 0 E: 0 K: 0 S: 4 H: 1 LOB: 3 BB: 2 P: 12	R: 0 E: 1 K: 1 S: 7 H: 1 LOB: 2 BB: 0 P: 7	R: 0 E: 0 K: 0 S: 3 H: 0 LOB: 0 BB: 0 P: 3	R: 1 E: 0 K: 0 S: 5 H: 2 LOB: 1 BB: 0 P: 5	R: 0 E: 0 K: 0 S: 5 H: 2 LOB: 2 BB: 0 P: 5	R: 0 E: 0 K: 0 S: 4 H: 1 LOB: 1 BB: 0 P: 4	R: 0 E: 0 K: 1 S: 6 H: 1 LOB: 2 BB: 1 P: 10	1B: 6 2B: 3 3B: 0 HR: 0	SF: 0 SAC: 0 DP: 0 HBP: 0					

TOP

Cincinnati Redlegs @ Milwaukee Braves

Milwaukee County Stadium, Milwaukee, WI

Sat Sep 27 1958, 4:33 AM EDT

Att. 19,670 - Unknown

livebaseballscorecards.com

AB	37
R	1
H	9
RBI	1
BB	3
SO	4
LOB	18



PITCHER		IP	WLS	BF	H	R	ER	SO	BB	IBB	HBP	BLK	WP	HR	S	P	ERA	WHIP
Warren Spahn, L ERA: 3.07	(1, 1)	6.0	W	26	5	1	1	3	2	0	0	0	0	0	30	38	1.50	1.167
Bob Buhl, R ERA: 3.45	(7, 1)	3.0	S	14	4	0	0	1	1	0	0	0	0	0	15	19	0.00	1.667

PITCHER	IP	WLS	BF	H	R	ER	SO	BB	IBB	HBP	BLK	WP	HR	S	P	ERA	WHIP

Cincinnati Redlegs @ Milwaukee Braves

Milwaukee County Stadium, Milwaukee, WI

Sat Sep 27 1958, 4:33 AM EDT

Att. 19,670 - Unknown

livebaseballscorecards.com

BOTTOM

Batter	1	2	3	4	5	6	7	8	9	AB	R	H	RBI	BB	SO	LOB
Eddie Haas, L (1, 8) OBP: 0.438, SLG: 0.357	F8		HR 1B	F6		BBBB 1-2 2-3 BB		4-3		4	1	1	0	1	0	2
Red Schoendienst, S (1, 4) OBP: 0.312, SLG: 0.327 Felix Mantilla, R (5, 4) OBP: 0.284, SLG: 0.351	BBBB BB		1-H HR		K	K				1 2	1 0	1 0	2 0	1 0	0 2	0 3
Eddie Mathews, L (1, 5) OBP: 0.351, SLG: 0.460	F5		K		F9		F9			4	0	0	0	0	1	1
Hank Aaron, R (1, 9) OBP: 0.386, SLG: 0.548 John DeMerit, R (4, 9) OBP: 0.500, SLG: 0.500	K		K		6-3		1B			2 2	0 0	0 1	0 0	0 0	2 0	1 0
Wes Covington, L (1, 7) OBP: 0.381, SLG: 0.625 Hawk Taylor, R (5, 7) OBP: 0.200, SLG: 0.400		K	K			1B FC5-4 2B	K			2 2	0 1	0 1	0 0	0 0	2 1	0 1
Frank Torre, L (1, 3) OBP: 0.387, SLG: 0.444		F8		HR		FC5-4 2-3 1B	F8			4	1	2	1	0	0	1
Del Crandall, R (1, 2) OBP: 0.349, SLG: 0.459 Del Rice, R (7, 2) OBP: 0.273, SLG: 0.308		F7	F9			FC5-4 BB 1-2f 3-H		F6		3 1	0 0	0 0	1 0	0 0	0 0	1 0
Casey Wise, S (1, 6) OBP: 0.240, SLG: 0.211			BBBB S HR BB	1B		BBBB BB BB		BBBB CS BB		1	1	1	0	3	0	0
Warren Spahn, L (1, 1) OBP: 0.381, SLG: 0.463 Bill Bruton, L (6, PH) OBP: 0.337, SLG: 0.361 Bob Buhl, R (7, 1) OBP: 0.200, SLG: 0.200			1-H HR	K		K		1-2 1B		2 1 1	1 0 0	1 0 1	2 0 0	0 0 0	1 1 0	1 2 0
Inning Stats	R: 0 E: 0 K: 1 S: 5 / H: 0 LOB: 1 BB: 1 P: 9	R: 0 E: 0 K: 1 S: 5 / H: 0 LOB: 0 BB: 0 P: 5	R: 4 E: 0 K: 3 S: 12 / H: 3 LOB: 0 BB: 1 P: 16	R: 1 E: 0 K: 1 S: 7 / H: 2 LOB: 1 BB: 0 P: 7	R: 0 E: 0 K: 1 S: 5 / H: 0 LOB: 0 BB: 0 P: 5	R: 1 E: 1 K: 2 S: 9 / H: 2 LOB: 3 BB: 2 P: 17	R: 0 E: 0 K: 1 S: 6 / H: 1 LOB: 1 BB: 0 P: 6	R: 0 E: 0 K: 0 S: 3 / H: 1 LOB: 1 BB: 1 P: 7		1B: 5 2B: 1 3B: 0 HR: 3	SF: 0 SAC: 0 DP: 0 HBP: 0			WP: 0 PB: 0 SB: 1 CS: 1	PA: 37		

	AB	32
	R	6
	H	9
	RBI	6
	BB	5
	SO	10
	LOB	13

PITCHER		IP	WLS	BF	H	R	ER	SO	BB	IBB	HBP	BLK	WP	HR	S	P	ERA	WHIP
Jay Hook, R ERA: 12.0	(1, 1)	3.0	L	14	3	4	4	5	2	0	0	0	0	2	22	30	12.00	1.667
Franklin Wieand, R ERA: 9.0	(4, 1)	2.0		10	4	2	2	2	0	0	0	0	0	1	14	14	9.00	2.000
Orlando Pena, R ERA: 0.6	(6, 1)	1.0		5	0	0	0	2	2	0	0	0	0	0	7	15	0.00	2.000
Tom Acker, R ERA: 4.55	(7, 1)	2.0		8	2	0	0	1	1	0	0	0	0	0	9	13	0.00	1.500

PITCHER	IP	WLS	BF	H	R	ER	SO	BB	IBB	HBP	BLK	WP	HR	S	P	ERA	WHIP

Batter	1	2	3	4	5	6	7	8	9	AB	R	H	RBI	BB	SO	LOB
Alex Grammas, R (1, 4) OBP: 0.329, SLG: 0.255	6-3		F7			WP 1-3 1B		F3	F9	5	1	1	0	0	0	0
Jerry Lynch, L (1, 9) OBP: 0.338, SLG: 0.498	F7			1-3		1-3		1B 2B		4	1	1	0	0	0	1
Bob Thurman, L (8, 9) OBP: 0.320, SLG: 0.382						1-2		1B		0	0	0	0	0	0	0
Vada Pinson, L (1, 8) OBP: 0.352, SLG: 0.375	S 1B			3-1		S 1B 2-H		2B SF8 1-2		4	2	3	1	0	0	0
Frank Robinson, R (1, 5) OBP: 0.350, SLG: 0.504	K 1-2			F7		1B 1-H		2B 1-3 2-H		4	0	2	2	0	1	1
George Crowe, L (1, 3) OBP: 0.349, SLG: 0.400		F9			G1	G3		SF8 3-H		3	0	0	1	0	0	0
Walt Dropo, R (8, 3) OBP: 0.319, SLG: 0.449										0	0	0	0	0	0	0
Chuck Coles, L (1, 7) OBP: 0.308, SLG: 0.273		4-3			BB		K	BB		2	0	0	0	2	1	0
Dutch Dotterer, R (1, 2) OBP: 0.300, SLG: 0.393		4-3			FC6-4 1-2		BB	F8		2	0	0	0	2	0	2
Roy McMillan, R (1, 6) OBP: 0.312, SLG: 0.298			6-3		K		K		F3	1	0	0	0	0	0	0
Bobby Henrich, R (3, 6)										3	0	0	0	0	2	3
Alex Kellner, R (1, 1) OBP: 0.333, SLG: 0.308			6-3		FC6-4 1-2f		F9		G3	2	0	0	0	0	0	2
Smoky Burgess, L (7, PH) OBP: 0.343, SLG: 0.410										1	0	0	0	0	0	1
Brooks Lawrence, R (7, 1) OBP: 0.183, SLG: 0.113										1	0	0	0	0	0	0
Inning Stats	R: 0 H: 1 E: 0 LOB: 1 K: 1 BB: 0 S: 6 P: 6	R: 0 H: 0 E: 0 LOB: 0 K: 0 BB: 0 S: 3 P: 3	R: 0 H: 0 E: 0 LOB: 0 K: 0 BB: 0 S: 3 P: 3	R: 0 H: 0 E: 0 LOB: 0 K: 0 BB: 0 S: 3 P: 3	R: 0 H: 0 E: 0 LOB: 2 K: 1 BB: 2 S: 5 P: 13	R: 2 H: 3 E: 0 LOB: 0 K: 0 BB: 0 S: 5 P: 5	R: 0 H: 0 E: 0 LOB: 1 K: 2 BB: 1 S: 7 P: 11	R: 2 H: 3 E: 0 LOB: 2 K: 0 BB: 1 S: 6 P: 10	R: 0 H: 0 E: 0 LOB: 0 K: 0 BB: 0 S: 3 P: 3	1B: 6 SF: 1 2B: 1 SAC: 0 3B: 0 DP: 0 HR: 0 HBP: 0						

TOP

Cincinnati Redlegs @ Milwaukee Braves

Milwaukee County Stadium, Milwaukee, WI

Sun Sep 28 1958, 4:33 AM EDT

Att. 41,364 - Unknown

livebaseballscorecards.com

AB	32
R	4
H	7
RBI	4
BB	4
SO	4
LOB	10

WP: 1 PA: 37
PB: 0
SB: 2
CS: 0

PITCHER		IP	WLS	BF	H	R	ER	SO	BB	IBB	HBP	BLK	WP	HR	S	P	ERA	WHIP
Bob Rush, R ERA: 3.42	(1, 1)	3.0		10	1	0	0	1	0	0	0	0	0	0	12	12	0.00	0.333
Carl Willey, R ERA: 2.7	(4, 1)	3.0	L	13	3	2	2	1	2	0	0	0	1	0	13	21	6.00	1.667
Ernie Johnson, R ERA: 8.1	(7, 1)	2.0		11	3	2	2	2	2	0	0	0	0	0	13	21	9.00	2.500
Juan Pizarro, L ERA: 2.7	(9, 1)	1.0		3	0	0	0	0	0	0	0	0	0	0	3	3	0.00	0.000

PITCHER	IP	WLS	BF	H	R	ER	SO	BB	IBB	HBP	BLK	WP	HR	S	P	ERA	WHIP

BOTTOM

Batter	1	2	3	4	5	6	7	8	9	AB	R	H	RBI	BB	SO	LOB
Felix Mantilla, R (1, 8) (5, 4) OBP: 0.279, SLG: 0.345	F8		F7			E5 1B		6-3		4	0	0	0	0	0	1
Red Schoendienst, S (1, 4) OBP: 0.313, SLG: 0.328	6-3			FC4 1B		1-2 1B			5-3	2	0	1	0	0	0	0
John DeMerit, R (4, PR) (5, 8) OBP: 0.667, SLG: 0.667										1	0	1	0	0	0	0
Bob Roselli, R (9, PH)										1	0	0	0	0	0	0
Eddie Mathews, L (1, 5) OBP: 0.349, SLG: 0.458	F9			F3		SSS K			F9	3	0	0	0	0	1	3
Harry Hanebrink, L (7, 5) OBP: 0.270, SLG: 0.301										1	0	0	0	0	0	0
Hank Aaron, R (1, 9) OBP: 0.386, SLG: 0.546		F7		F6		F7			BB	3	0	0	0	1	0	3
Joe Adcock, R (1, 3) OBP: 0.317, SLG: 0.506		SSS K2-3		FC4 1-2f			SSS K		F4	4	0	0	0	0	2	2
Hawk Taylor, R (1, 7) OBP: 0.125, SLG: 0.250		SSS K			SSS K		5-3			3	0	0	0	0	2	0
Del Crandall, R (1, 2) OBP: 0.348, SLG: 0.457			6-3		F7		F4			2	0	0	0	0	0	0
Del Rice, R (6, 2) OBP: 0.271, SLG: 0.306										1	0	0	0	0	0	0
Joe Koppe, R (1, 6) OBP: 0.500, SLG: 0.444			1B 1B		F9			F8		3	0	1	0	0	0	0
Bob Rush, R (1, 1) OBP: 0.245, SLG: 0.222			1-3 1B			4-3		4-3		0	0	0	0	0	0	0
Johnny Logan, R (3, PH) OBP: 0.286, SLG: 0.326										1	0	1	0	0	0	0
Carl Willey, R (4, 1) OBP: 0.104, SLG: 0.146										0	0	0	0	0	0	0
Wes Covington, L (6, PH) OBP: 0.380, SLG: 0.622										1	0	0	0	0	0	0
Ernie Johnson, R (7, 1)										0	0	0	0	0	0	0
Bill Bruton, L (8, PH) OBP: 0.336, SLG: 0.360										1	0	0	0	0	0	0
Juan Pizarro, L (9, 1) OBP: 0.324, SLG: 0.313										0	0	0	0	0	0	0
Inning Stats	R: 0 H: 0 E: 0 LOB: 0 K: 0 BB: 0 S: 3 P: 3	R: 0 H: 0 E: 0 LOB: 0 K: 2 BB: 0 S: 7 P: 7	R: 0 H: 2 E: 0 LOB: 1 K: 0 BB: 0 S: 4 P: 4	R: 0 H: 1 E: 0 LOB: 1 K: 0 BB: 0 S: 4 P: 4	R: 0 H: 0 E: 0 LOB: 0 K: 1 BB: 0 S: 5 P: 5	R: 0 H: 1 E: 1 LOB: 2 K: 1 BB: 0 S: 7 P: 7	R: 0 H: 0 E: 0 LOB: 0 K: 1 BB: 0 S: 5 P: 5	R: 0 H: 0 E: 0 LOB: 0 K: 0 BB: 0 S: 3 P: 3	R: 0 H: 0 E: 0 LOB: 1 K: 0 BB: 1 S: 3 P: 7	1B: 4 SF: 0 2B: 0 SAC: 0 3B: 0 DP: 0 HR: 0 HBP: 0						

PITCHER	IP	WLS	BF	H	R	ER	SO	BB	IBB	HBP	BLK	WP	HR	S	P	ERA	WHIP
Alex Kellner, L (1, 1) ERA: 3.35	6.0	W	22	4	0	0	4	0	0	0	0	0	0	30	30	0.00	0.667
Brooks Lawrence, R (7, 1) ERA: 4.13	3.0	S	10	0	0	0	1	1	0	0	0	0	0	11	15	0.00	0.333

PITCHER	IP	WLS	BF	H	R	ER	SO	BB	IBB	HBP	BLK	WP	HR	S	P	ERA	WHIP

Cincinnati Redlegs @ Milwaukee Braves

Milwaukee County Stadium, Milwaukee, WI

Sun Sep 28 1958, 4:33 AM EDT

Att. 41,364 - Unknown

livebaseballscorecards.com

AB	31
R	0
H	4
RBI	0
BB	1
SO	5
LOB	9

Batter	1	2	3	4	5	6	7	8	9	10	AB	R	H	RBI	BB	SO	LOB
Hank Bauer, R (1, 9) OBP: 0.400, SLG: 1.000	1B		L7		1-H HR		P6			K	5	1	2	2	0	1	0
Gil McDougald, R (1, 4) OBP: 0.600, SLG: 0.500	1-2 WP 1B		BBBB BB		6-3		SSS K			BB 1B	4	0	2	0	1	1	0
Mickey Mantel, S (1, 8)	F2		L8		BBBB FC5-4 BB			F8		1-2 BB	3	0	0	0	2	0	2
Elston Howard, R (1, 7)	1-2 F8			F9	FC5-4 1-2f			L9		F9	5	0	0	0	0	0	4
Yogi Berra, L (1, 2) OBP: 0.500, SLG: 0.750		1B		P4		2B		4-3			4	0	2	0	0	0	0
Bill Skowron, R (1, 3) OBP: 0.500, SLG: 1.250		1-3 1B		HR		5-3			SSS K		4	1	2	1	0	1	1
Andy Carey, R (1, 5)		F8		SSS K		5-3			6-3		4	0	0	0	0	1	2
Tony Kubek, L (1, 6)		SSS K			F7	3-1			4-3		4	0	0	0	0	1	2
Whitey Ford, L (1, 1) Ryne Duren, R (8, 1)			SSS K		BBBB HR BB			6-3		1-3	2 1	1 0	0 0	0 0	1 0	1 0	0 0
Inning Stats	R: 0 E: 0 K: 0 S: 4 H: 2 LOB: 1 BB: 0 P: 4	R: 0 E: 0 K: 1 S: 6 H: 2 LOB: 1 BB: 0 P: 6	R: 0 E: 0 K: 1 S: 5 H: 0 LOB: 1 BB: 1 P: 9	R: 1 E: 0 K: 1 S: 6 H: 1 LOB: 0 BB: 0 P: 6	R: 2 E: 0 K: 0 S: 4 H: 1 LOB: 1 BB: 2 P: 12	R: 0 E: 0 K: 0 S: 4 H: 1 LOB: 1 BB: 0 P: 4	R: 0 E: 0 K: 1 S: 5 H: 0 LOB: 0 BB: 0 P: 5	R: 0 E: 0 K: 0 S: 3 H: 0 LOB: 0 BB: 0 P: 3	R: 0 E: 0 K: 1 S: 5 H: 0 LOB: 0 BB: 0 P: 5	R: 0 E: 0 K: 1 S: 6 H: 1 LOB: 2 BB: 1 P: 10	1B: 5 2B: 1 3B: 0 HR: 2 SF: 0 SAC: 0 DP: 0 HBP: 0						

PITCHER	IP	WLS	BF	H	R	ER	SO	BB	IBB	HBP	BLK	WP	HR	S	P	ERA	WHIP
Warren Spahn, L (1, 1) ERA: 2.7	10.0	W	40	8	3	3	6	4	0	0	0	1	2	48	64	2.70	1.200

PITCHER	IP	WLS	BF	H	R	ER	SO	BB	IBB	HBP	BLK	WP	HR	S	P	ERA	WHIP

TOP

New York Yankees @ Milwaukee Braves

Milwaukee County Stadium, Milwaukee, WI

Wed Oct 01 1958, 4:33 AM EDT

Att. 46,367 - Unknown

livebaseballscorecards.com

AB	36
R	3
H	8
RBI	3
BB	4
SO	6
LOB	11

WP: 1	PB: 0	SB: 0	CS: 0	PA:	40

Batter	1	2	3	4	5	6	7	8	9	10	AB	R	H	RBI	BB	SO	LOB
Red Schoendienst, S (1, 4)	F8		5-3	K			4-3		BB		4	0	0	0	1	1	2
Johnny Logan, R (1, 6) OBP: 0.250, SLG: 0.500 Frank Torre, L (9, PH) Felix Mantilla, R (10, 6)	2B		K		6-3		K		P4		4 1 0	0 0 0	1 0 0	0 0 0	0 0 0	2 0 0	0 2 0
Eddie Mathews, L (1, 5)	K		K		FC4 BB			2B SF8 BB	K		3	1	0	0	2	3	3
Hank Aaron, R (1, 9) OBP: 0.400, SLG: 0.500	K			4-3 PB 1B BB	FC4 1-2f			1-3 2B		K2-3	4	1	1	0	1	2	2
Joe Adcock, R (1, 3) OBP: 0.400, SLG: 0.400		E WP 1B		5-3 1-2	F7			K		1B 1B	5	1	2	0	0	1	4
Wes Covington, L (1, 7)		F2		4-3 2-3		L7		SF8 3-H		F7	4	0	0	1	0	0	3
Del Crandall, R (1, 2) OBP: 0.400, SLG: 0.400		K		1B 1B 3-H 1B		2-3		K		1B 1-2 1B	5	1	2	1	0	2	2
Andy Pafko, R (1, 8) OBP: 0.333, SLG: 0.333 Bill Bruton, L (9, PH) OBP: 0.500, SLG: 0.500 (10, 8)		E6 1-3		1B 1-2 1B	F7				K	1-2 2-H 1B	3 2	0 0	1 1	0 1	0 0	0 1	1 0
Warren Spahn, L (1, 1) OBP: 0.500, SLG: 0.500		K		1-3 2-H 1B			F8		BB 1B		4	0	2	1	0	1	2
Inning Stats	R: 0 H: 1 E: 0 LOB: 1 K: 2 BB: 0 S: 8 P: 8	R: 0 H: 1 E: 1 LOB: 2 K: 2 BB: 0 S: 9 P: 9	R: 0 H: 0 E: 0 LOB: 0 K: 2 BB: 0 S: 7 P: 7	R: 2 H: 3 E: 0 LOB: 2 K: 1 BB: 1 S: 8 P: 12	R: 0 H: 0 E: 0 LOB: 1 K: 0 BB: 1 S: 3 P: 7	R: 0 H: 0 E: 0 LOB: 0 K: 0 BB: 0 S: 3 P: 3	R: 0 H: 0 E: 0 LOB: 0 K: 1 BB: 0 S: 5 P: 5	R: 1 H: 1 E: 0 LOB: 1 K: 2 BB: 1 S: 8 P: 12	R: 0 H: 1 E: 0 LOB: 2 K: 2 BB: 1 S: 8 P: 12	R: 1 H: 3 E: 0 LOB: 2 K: 1 BB: 0 S: 7 P: 7	1B: 8 SF: 1 2B: 2 SAC: 0 3B: 0 DP: 0 HR: 0 HBP: 0						

PITCHER	IP	WLS	BF	H	R	ER	SO	BB	IBB	HBP	BLK	WP	HR	S	P	ERA	WHIP
Whitey Ford, L (1, 1) ERA: 3.86	7.0		31	6	3	3	8	3	0	0	0	1	0	44	56	3.86	1.286
Ryne Duren, R (8, 1) ERA: 3.38	2.2	L	13	4	1	1	5	1	0	0	0	0	0	22	26	3.38	1.875

PITCHER	IP	WLS	BF	H	R	ER	SO	BB	IBB	HBP	BLK	WP	HR	S	P	ERA	WHIP

BOTTOM

New York Yankees @ Milwaukee Braves

Milwaukee County Stadium, Milwaukee, WI

Wed Oct 01 1958, 4:33 AM EDT

Att. 46,367 - Unknown

livebaseballscorecards.com

AB	39
R	4
H	10
RBI	4
BB	4
SO	13
LOB	21

WP: 1 PA: 44
PB: 1
SB: 0
CS: 0

Batter	1	2	3	4	5	6	7	8	9	AB	R	H	RBI	BB	SO	LOB
Hank Bauer, R (1, 9) OBP: 0.444, SLG: 1.111	E FC4-6 1B		G6-4-3 1-2f			K			HR	4	2	2	1	0	1	1
Gil McDougald, R (1, 4) OBP: 0.444, SLG: 0.375	E5 FC4-6 1-3		6-3			P4			HR 1B	4	1	1	0	0	0	1
Mickey Mantle, S (1, 8) OBP: 0.556, SLG: 1.333	FC4-6 IBB			HR		P4			1-H HR	3	2	2	3	1	0	0
Elston Howard, R (1, 7) Norm Siebern, L (1, 7) OBP: 0.333, SLG: 0.333	FC4-6 G4-6-3 1-2f 2-3 3-H			4-3			F7		1B	1 3	0 0	0 1	1 0	0 0	0 0	2 0
Yogi Berra, L (1, 2) OBP: 0.250, SLG: 0.375	G4-6-3 1-2f			6-3			F8		F9	4	0	0	0	0	0	3
Bill Skowron, R (1, 3) OBP: 0.250, SLG: 0.625		F8		K			6-3		F7	4	0	0	0	0	1	1
Andy Carey, R (1, 5) Enos Slaughter, L (8, PH) Bobby Richardson, R (8, 5)		K			L6			4-3	B2-3	2 1 1	0 0 0	0 0 0	0 0 0	0 0 0	1 0 0	0 0 1
Tony Kubek, L (1, 6)		K			3-1			G3		3	0	0	0	0	1	0
Bob Turley, R (1, 1) Duke Maas, R (1, 1) Johnny Kucks, R (1, 1) OBP: 1.000, SLG: 1.000 Jerry Lumpe, L (5, PH) Murry Dickson, R (5, 1) Marv Throneberry, L (8, PH) Zach Monroe, R (8, 1)			G6-4-3 1B		F8			K		0 0 1 1 0 1 0	0 0 0 0 0 0 0	0 0 1 0 0 0 0	0 0 0 0 0 0 0	0 0 0 0 0 0 1	0 0 0 0 0 0 0	0 0 0 0 0 0 0

Inning Stats	1	2	3	4	5	6	7	8	9
	R: 1 E: 1 K: 0 S: 4	R: 0 E: 0 K: 2 S: 7	R: 0 E: 0 K: 0 S: 3	R: 1 E: 0 K: 1 S: 6	R: 0 E: 0 K: 0 S: 3	R: 0 E: 0 K: 1 S: 5	R: 0 E: 0 K: 0 S: 3	R: 0 E: 0 K: 1 S: 5	R: 3 E: 0 K: 0 S: 7
	H: 1 LOB: 1 BB: 1 P: 8	H: 0 LOB: 0 BB: 0 P: 7	H: 1 LOB: 0 BB: 0 P: 3	H: 1 LOB: 0 BB: 0 P: 6	H: 0 LOB: 0 BB: 0 P: 3	H: 0 LOB: 0 BB: 0 P: 5	H: 0 LOB: 0 BB: 0 P: 3	H: 0 LOB: 0 BB: 0 P: 5	H: 4 LOB: 1 BB: 0 P: 7

1B: 4 SF: 0
2B: 0 SAC: 0
3B: 0 DP: 2
HR: 3 HBP: 0

WP: 0 PA: 34
PB: 0
SB: 0
CS: 0

PITCHER	IP	WLS	BF	H	R	ER	SO	BB	IBB	HBP	BLK	WP	HR	S	P	ERA	WHIP
Lew Burdette, R (1, 1) ERA: 4.0	9.0	W	34	7	5	4	5	0	1	0	0	0	3	43	47	4.00	0.778

PITCHER	IP	WLS	BF	H	R	ER	SO	BB	IBB	HBP	BLK	WP	HR	S	P	ERA	WHIP

TOP

New York Yankees @ Milwaukee Braves

Milwaukee County Stadium, Milwaukee, WI

Thu Oct 02 1958, 4:33 AM EDT
Att. 46,367 - Unknown

livebaseballscorecards.com

AB	33
R	5
H	7
RBI	5
BB	1
SO	5
LOB	9

Batter	1	2	3	4	5	6	7	8	9	AB	R	H	RBI	BB	SO	LOB
Bill Bruton, L (1, 8) OBP: 0.714, SLG: 1.167	HR L6			FC4-6 1B		1B		BBBB 4-0 2B 1B BB		4	2	3	1	1	0	0
Red Schoendienst, S (1, 4) OBP: 0.300, SLG: 0.444	0-0 1B 2B 4-3 ①			0-0 ① F7		0-0 ③ F9		0-0 1-3 1B 2B		5	2	2	0	0	0	2
Eddie Mathews, L (1, 5) OBP: 0.400, SLG: 0.375	SSS 0-3 ① K	0-0 4-3 1B 2B		0-0 ② FC4-6 S 1-2f			0-0 ① P3	0-0 1B SF8 2-H 3-H 1B		5	2	2	2	0	1	2
Hank Aaron, R (1, 9) OBP: 0.500, SLG: 0.500	BBBB 4-0 1B 1B BB	0-0 ② 4-3 2-3		0-0 ③ 5-3 1-2			0-0 1B 1B	0-0 1-3 1B		4	2	2	0	1	0	2
Wes Covington, L (1, 7) Felix Mantilla, R (7, PR) Andy Pafko, R (8, 7) OBP: 0.333, SLG: 0.375	0-0 F7 1-3 2-H 1B 1B	0-0 3-H 1B			0-0 ① 4-3		0-0 1B 1-3 SF8 1B	0-0 ② SF8 3-H		4 0 0	1 1 0	3 0 0	2 0 1	0 0 0	0 0 0	0 0 0
Frank Torre, L (1, 3) OBP: 0.167, SLG: 0.167	0-0 ② F7 1-2	0-0 ③ 4-3			0-0 ② F8		0-0 1-3 3-H 1B	0-0 ③ 4-3		5	0	1	1	0	0	4
Del Crandall, R (1, 2) OBP: 0.333, SLG: 0.286	BBBB 4-0 1B HR BB		0-0 ① F7		SSS 0-3 ③ K		0-0 ② SF8 3-H			2	1	0	1	1	1	0
Johnny Logan, R (1, 6) OBP: 0.250, SLG: 0.375	0-0 1-3 2-H 3-H HR 1B		0-0 ② 6-3			0-0 ① P5	0-0 ③ F3			4	1	1	2	0	0	1
Lew Burdette, R (1, 1) OBP: 0.250, SLG: 1.000	0-0 2-H 3-H HR		0-0 ③ 6-3			0-0 ② 5-3		SSS 0-3 ① K		4	1	1	3	0	1	0
Inning Stats	R: 7 E: 0 K: 1 S: 10 H: 5 LOB: 0 BB: 2 P: 18	R: 1 E: 0 K: 0 S: 5 H: 2 LOB: 1 BB: 0 P: 5	R: 0 E: 0 K: 0 S: 3 H: 0 LOB: 0 BB: 0 P: 3	R: 0 E: 0 K: 0 S: 4 H: 1 LOB: 1 BB: 0 P: 4	R: 0 E: 0 K: 1 S: 5 H: 0 LOB: 0 BB: 0 P: 5	R: 0 E: 0 K: 0 S: 4 H: 1 LOB: 1 BB: 0 P: 4	R: 2 E: 0 K: 0 S: 6 H: 3 LOB: 1 BB: 0 P: 6	R: 3 E: 0 K: 1 S: 8 H: 3 LOB: 1 BB: 1 P: 12		1B: 10 2B: 3 3B: 0 HR: 2 SF: 2 SAC: 0 DP: 0 HBP: 0						

PITCHER		IP	WLS	BF	H	R	ER	SO	BB	IBB	HBP	BLK	WP	HR	S	P	ERA	WHIP
Bob Turley, R ERA: 108.0	(1, 1)	0.1	L	5	3	4	4	1	1	0	0	0	0	1	6	10	108.00	12.000
Duke Maas, R ERA: 81.0	(1, 1)	0.1		4	2	3	3	0	1	0	0	0	0	1	3	7	81.00	9.000
Johnny Kucks, R ERA: 2.7	(1, 1)	3.1		13	3	1	1	0	0	0	0	0	0	0	13	13	2.70	0.900
Murry Dickson, R ERA: 6.0	(5, 1)	3.0		13	4	2	2	1	0	0	0	0	0	0	15	15	6.00	1.333
Zach Monroe, R ERA: 27.0	(8, 1)	1.0		7	3	3	3	1	1	0	0	0	0	0	8	12	27.00	4.000

PITCHER	IP	WLS	BF	H	R	ER	SO	BB	IBB	HBP	BLK	WP	HR	S	P	ERA	WHIP

BOTTOM

New York Yankees @ Milwaukee Braves

Milwaukee County Stadium, Milwaukee, WI

Thu Oct 02 1958, 4:33 AM EDT

Att. 46,367 - Unknown

livebaseballscorecards.com

AB	37
R	13
H	15
RBI	13
BB	3
SO	3
LOB	11

WP: 0 PA: 42
PB: 0
SB: 1
CS: 0

Milwaukee Braves @ New York Yankees

Yankee Stadium, Bronx, NY

Sat Oct 04 1958, 3:33 AM EDT

Att. 71,599 - Unknown

TOP

livebaseballscorecards.com

Batter	1	2	3	4	5	6	7	8	9	AB	R	H	RBI	BB	SO	LOB
Bill Bruton, L (1, 8) OBP: 0.583, SLG: 0.778	B2-3		1B BB		F5		BB 1-2		G1-6-3 1-2f	3	0	0	0	2	0	1
Red Schoendienst, S (1, 4) OBP: 0.357, SLG: 0.462	G3		1-3 1B			BB 1B	F8			4	0	2	0	0	0	2
Eddie Mathews, L (1, 5) OBP: 0.357, SLG: 0.273	K		K			K		WP BB		3	0	0	0	1	3	3
Hank Aaron, R (1, 9) OBP: 0.429, SLG: 0.364		K		F7		1B 1-2 BB		F9		3	0	0	0	1	1	1
Wes Covington, L (1, 7) OBP: 0.385, SLG: 0.364		P5		F8		1-2 2-H 1B		WP 1-2 BB		3	0	1	0	1	0	0
Frank Torre, L (1, 3) OBP: 0.300, SLG: 0.300		1B		1B		F9		F8		4	0	2	0	0	0	4
Del Crandall, R (1, 2) OBP: 0.308, SLG: 0.273		K		K			BB 1B	6-3 1-2 2-3		4	0	1	0	0	2	4
Johnny Logan, R (1, 6) OBP: 0.250, SLG: 0.273			F6		F7		F8		G1-6-3 BB	3	0	0	0	1	0	1
Bob Rush, R (1, 1) Harry Hanebrink, L (7, PH) Don McMahon, R (7, 1) Casey Wise, S (9, PH)			K		K		P4		K	2 1 0 1	0 0 0 0	0 0 0 0	0 0 0 0	0 0 0 0	2 0 0 1	0 1 0 1

	AB	31
	R	0
	H	6
	RBI	0
	BB	6
	SO	9
	LOB	18

Inning Stats										
	R: 0	H: 0	R: 0	H: 1	R: 0	H: 1	R: 0	H: 1	R: 0	H: 0
	E: 0	LOB: 0	E: 0	LOB: 1	E: 0	LOB: 2	E: 0	LOB: 1	E: 0	LOB: 0
	K: 1	BB: 0	K: 2	BB: 0	K: 2	BB: 1	K: 1	BB: 0	K: 1	BB: 0
	S: 5	P: 5	S: 8	P: 8	S: 8	P: 12	S: 6	P: 6	S: 5	P: 5

Inning Stats										
	R: 0	H: 2	R: 0	H: 1	R: 0	H: 0	R: 0	H: 0	1B: 6	SF: 0
	E: 0	LOB: 2	E: 0	LOB: 2	E: 0	LOB: 2	E: 0	LOB: 0	2B: 0	SAC: 0
	K: 1	BB: 1	K: 0	BB: 1	K: 0	BB: 2	K: 1	BB: 1	3B: 0	DP: 1
	S: 6	P: 10	S: 4	P: 8	S: 3	P: 11	S: 4	P: 8	HR: 0	HBP: 0

	WP: 1	PA: 37
	PB: 0	
	SB: 0	
	CS: 0	

PITCHER		IP	WLS	BF	H	R	ER	SO	BB	IBB	HBP	BLK	WP	HR	S	P	ERA	WHIP
Don Larsen, R ERA:	(1, 1)	7.0	W	29	6	0	0	8	3	0	0	0	0	0	42	54	0.00	1.286
Ryne Duren, R ERA: 1.93	(8, 1)	2.0	S	8	0	0	0	1	3	0	0	0	1	0	7	19	0.00	1.500

PITCHER	IP	WLS	BF	H	R	ER	SO	BB	IBB	HBP	BLK	WP	HR	S	P	ERA	WHIP

Batter	1	2	3	4	5	6	7	8	9	AB	R	H	RBI	BB	SO	LOB
Hank Bauer, R (1, 9) OBP: 0.538, SLG: 1.231	K2-3-2 1B			F3	1-3 2-H 3-H 1B		1-H HR			4	1	3	4	0	0	0
Tony Kubek, L (1, 6)	K2-3-2 1-1			L6	L8		F7			4	0	0	0	0	1	3
Mickey Mantle, S (1, 8) OBP: 0.538, SLG: 1.000	K			BB		F7	BB			2	0	0	0	2	1	0
Yogi Berra, L (1, 2) OBP: 0.167, SLG: 0.250		F6		P4		F7	G1			4	0	0	0	0	0	2
Norm Siebern, L (1, 7) OBP: 0.429, SLG: 0.200		F7			BB 4-3 1B BB	1B BB		4-3		2	1	0	0	2	0	0
Jerry Lumpe, L (1, 5) OBP: 0.250, SLG: 0.250 Bobby Richardson, R (8, 5)		5-3			F8	1-3 1B		4-3		3 1	0 0	1 0	0 0	0 0	0 0	1 0
Bill Skowron, R (1, 3) OBP: 0.167, SLG: 0.417			B1-3		4-3 1-2	L9		K		4	0	0	0	0	1	3
Gil McDougald, R (1, 4) OBP: 0.417, SLG: 0.300			G1-3		BB 1B IBB		K			2	1	0	0	1	1	0
Don Larsen, R (1, 1) Enos Slaughter, L (7, PH) Ryne Duren, R (8, 1)			G1-3		1B 1-2 2-3 BB		HR BB			1 0 0	0 1 0	0 0 0	0 0 0	1 1 0	0 0 0	0 0 0
Inning Stats	R: 0 H: 1 E: 0 LOB: 0 K: 2 BB: 0 S: 7 P: 7	R: 0 H: 0 E: 0 LOB: 0 K: 0 BB: 0 S: 3 P: 3	R: 0 H: 0 E: 0 LOB: 0 K: 0 BB: 0 S: 3 P: 3	R: 0 H: 0 E: 0 LOB: 1 K: 0 BB: 1 S: 3 P: 7	R: 2 H: 1 E: 0 LOB: 2 K: 0 BB: 3 S: 4 P: 16	R: 0 H: 1 E: 0 LOB: 2 K: 0 BB: 1 S: 4 P: 8	R: 2 H: 1 E: 0 LOB: 1 K: 1 BB: 2 S: 6 P: 14	R: 0 H: 0 E: 0 LOB: 0 K: 1 BB: 0 S: 5 P: 5		1B: 3 SF: 0 2B: 1 SAC: 0 3B: 0 DP: 1 HR: 1 HBP: 0						

PITCHER	IP	WLS	BF	H	R	ER	SO	BB	IBB	HBP	BLK	WP	HR	S	P	ERA	WHIP
Bob Rush, R (1, 1) ERA: 3.0	6.0	L	25	3	2	2	2	4	1	0	0	0	0	24	44	3.00	1.167
Don McMahon, R (7, 1) ERA: 9.0	2.0		9	1	2	2	2	2	0	0	0	0	1	11	19	9.00	1.500

PITCHER	IP	WLS	BF	H	R	ER	SO	BB	IBB	HBP	BLK	WP	HR	S	P	ERA	WHIP

BOTTOM

Milwaukee Braves @ New York Yankees

Yankee Stadium, Bronx, NY

Sat Oct 04 1958, 3:33 AM EDT

Att. 71,599 - Unknown

livebaseballscorecards.com

AB	27
R	4
H	4
RBI	4
BB	7
SO	4
LOB	9

Milwaukee Braves @ New York Yankees

Yankee Stadium, Bronx, NY

Sun Oct 05 1958, 3:33 AM EDT

Att. 71,563 - Unknown

TOP

livebaseballscorecards.com

Batter	1	2	3	4	5	6	7	8	9	AB	R	H	RBI	BB	SO	LOB
Red Schoendienst, S (1, 4) OBP: 0.316, SLG: 0.500	6-3		6-3			E 3B	G4-6-3 1-2f		F2	5	1	1	0	0	0	2
Johnny Logan, R (1, 6) OBP: 0.235, SLG: 0.313	6-3			F3		E6 FC6-4 3-H		2B 2B	F7	5	1	1	0	0	0	0
Eddie Mathews, L (1, 5) OBP: 0.333, SLG: 0.333	K			P4		B1		1B 2-H 2B		4	0	1	1	0	1	1
Hank Aaron, R (1, 8) (8, 9) OBP: 0.444, SLG: 0.467		K		WP 2B		FC6-4 FC6-4 1-2f		BB 2-3 1B		4	0	2	0	0	1	1
Joe Adcock, R (1, 3) OBP: 0.250, SLG: 0.250		G1-3		K 2-3		FC6-4 1-2f		L6		3	0	0	0	0	1	2
Frank Torre, L (8, PH) (8, 3) OBP: 0.273, SLG: 0.273										1	0	0	0	0	0	2
Del Crandall, R (1, 2) OBP: 0.412, SLG: 0.357		1B			1B		BBB 2B 1B BB		P3	3	1	2	0	1	0	2
Wes Covington, L (1, 7) OBP: 0.353, SLG: 0.286		4-3			K		F8	FC5-4 1-2 BB		3	0	0	0	1	1	3
Bill Bruton, L (8, PR) (8, 8) OBP: 0.583, SLG: 0.778										0	0	0	0	0	0	0
Andy Pafko, R (1, 9) (8, 7) OBP: 0.250, SLG: 0.429			4-3		F8		1-3 2B	FC5-4 1-2f		4	0	1	0	0	0	4
Warren Spahn, L (1, 1) OBP: 0.375, SLG: 0.375			K		K		G4-6-3 3-H 1B		4-3	4	0	1	1	0	2	1
Inning Stats	R: 0 E: 0 K: 1 S: 5 H: 0 LOB: 0 BB: 0 P: 5	R: 0 E: 0 K: 1 S: 6 H: 1 LOB: 1 BB: 0 P: 6	R: 0 E: 0 K: 1 S: 5 H: 0 LOB: 0 BB: 0 P: 5	R: 0 E: 0 K: 1 S: 6 H: 1 LOB: 1 BB: 0 P: 6	R: 0 E: 0 K: 2 S: 8 H: 1 LOB: 1 BB: 0 P: 8	R: 1 E: 1 K: 0 S: 5 H: 1 LOB: 1 BB: 0 P: 5	R: 1 E: 0 K: 0 S: 4 H: 2 LOB: 1 BB: 1 P: 8	R: 1 E: 0 K: 0 S: 6 H: 3 LOB: 3 BB: 1 P: 10	R: 0 E: 0 K: 0 S: 3 H: 0 LOB: 0 BB: 0 P: 3	1B: 4 2B: 4 3B: 1 HR: 0 SF: 0 SAC: 0 DP: 1 HBP: 0						

	AB	36
	R	3
	H	9
	RBI	2
	BB	2
	SO	6
	LOB	18

WP: 1 PA: 38
PB: 0
SB: 0
CS: 0

PITCHER		IP	WLS	BF	H	R	ER	SO	BB	IBB	HBP	BLK	WP	HR	S	P	ERA	WHIP
Whitey Ford, L ERA: 3.21	(1, 1)	7.0	L	30	8	3	2	6	1	0	0	0	1	0	41	45	2.57	1.286
Johnny Kucks, R ERA: 2.08	(8, 1)	1.0		5	1	0	0	0	1	0	0	0	0	0	4	8	0.00	2.000
Murry Dickson, R ERA: 4.5	(9, 1)	1.0		3	0	0	0	0	0	0	0	0	0	0	3	3	0.00	0.000

PITCHER	IP	WLS	BF	H	R	ER	SO	BB	IBB	HBP	BLK	WP	HR	S	P	ERA	WHIP

Batter	1	2	3	4	5	6	7	8	9	AB	R	H	RBI	BB	SO	LOB
Norm Siebern, L (1, 7) OBP: 0.364, SLG: 0.125	BBBB 4-0 FC6-4 BB		x 0-0 ② FC4-6 1-2f			SSS 0-3 ① K		SSS 0-3 ③ K		3	0	0	0	1	2	1
Gil McDougald, R (1, 4) OBP: 0.313, SLG: 0.214	SSS 0-3 ① K		x 0-0 ③ G1-3			x 0-0 ② F8			x 0-0 ① F8	4	0	0	0	0	1	2
Hank Bauer, R (1, 9) OBP: 0.412, SLG: 0.941	x 0-0 ② P3			x 0-0 ① 6-3		x 0-0 ③ 6-3			x 0-0 ② 5-3	4	0	0	0	0	0	1
Mickey Mantle, S (1, 8) OBP: 0.471, SLG: 0.917	x 0-0 ③ FC6-4 1-2f			x 0-0 3B			SSS 0-3 ① K		x 0-0 ③ 6-3	4	0	1	0	0	1	1
Bill Skowron, R (1, 3) OBP: 0.200, SLG: 0.400		x 0-0 ① 6-3		x 0-0 ② G1-3			x 0-0 1B			3	0	1	0	0	0	1
Yogi Berra, L (1, 2) OBP: 0.133, SLG: 0.200		x 0-0 ② G3		x 0-0 ③ L4-3			x 0-0 ② F2			3	0	0	0	0	0	2
Bobby Richardson, R (1, 5) Elston Howard, R (7, PH) Andy Carey, R (8, 5)		x 0-0 ③ F7			x 0-0 ① P3		SSS 0-3 ③ K			2 1 0	0 0 0	0 0 0	0 0 0	0 0 0	0 1 0	0 1 0
Tony Kubek, L (1, 6) Enos Slaughter, L (8, PH) Murry Dickson, R (9, 1)			x 0-0 ① F8		x 0-0 ② L5			SSS 0-3 ① K		2 1 0	0 0 0	0 0 0	0 0 0	0 1 0	0 0 0	0 0 0
Whitey Ford, L (1, 1) Johnny Kucks, R (8, 1) OBP: 1.000, SLG: 1.000 Jerry Lumpe, L (8, PH) OBP: 0.200, SLG: 0.200 (9, 6)			BBBB 4-0 FC4-6 BB		SSS 0-3 ③ K			x 0-0 ② P4		1 0 1	0 0 0	0 0 0	1 0 0	1 0 0	1 0 0	0 0 0
Inning Stats	R: 0 E: 0 K: 1 S: 5 H: 0 LOB: 1 BB: 1 P: 9	R: 0 E: 0 K: 0 S: 3 H: 0 LOB: 0 BB: 0 P: 3	R: 0 E: 0 K: 0 S: 3 H: 0 LOB: 1 BB: 1 P: 7	R: 0 E: 0 K: 0 S: 4 H: 1 LOB: 1 BB: 0 P: 4	R: 0 E: 0 K: 1 S: 5 H: 0 LOB: 0 BB: 0 P: 5	R: 0 E: 0 K: 1 S: 5 H: 0 LOB: 0 BB: 0 P: 5	R: 0 E: 0 K: 2 S: 8 H: 1 LOB: 1 BB: 0 P: 8	R: 0 E: 0 K: 2 S: 7 H: 0 LOB: 0 BB: 0 P: 7	R: 0 E: 0 K: 0 S: 3 H: 0 LOB: 0 BB: 0 P: 3	1B: 1 2B: 0 3B: 1 HR: 0 SF: 0 SAC: 0 DP: 0 HBP: 0						

PITCHER	IP	WLS	BF	H	R	ER	SO	BB	IBB	HBP	BLK	WP	HR	S	P	ERA	WHIP
Warren Spahn, L (1, 1) ERA: 1.42	9.0	W	31	2	0	0	7	2	0	0	0	0	0	43	51	0.00	0.444

PITCHER	IP	WLS	BF	H	R	ER	SO	BB	IBB	HBP	BLK	WP	HR	S	P	ERA	WHIP

BOTTOM

Milwaukee Braves @ New York Yankees

Yankee Stadium, Bronx, NY

Sun Oct 05 1958, 3:33 AM EDT

Att. 71,563 - Unknown

livebaseballscorecards.com

AB	29
R	0
H	2
RBI	0
BB	2
SO	7
LOB	9

Milwaukee Braves @ New York Yankees

Yankee Stadium, Bronx, NY

Mon Oct 06 1958, 3:33 AM EDT

Att. 65,279 - Unknown

TOP

livebaseballscorecards.com

Batter	1	2	3	4	5	6	7	8	9	AB	R	H	RBI	BB	SO	LOB
Bill Bruton, L (1, 8) OBP: 0.625, SLG: 0.750	BBBB 4-0 SH3-4 BB		SSS 0-3 ② K			x 0-0 L7-4-3 1B		x 0-0 1B		3	0	2	0	1	1	0
Red Schoendienst, S (1, 4) OBP: 0.318, SLG: 0.476	x 0-0 ① SH3-4 1-2		x 0-0 1B			x 0-0 ① ② L7-4-3 1-2		x 0-0 ② P6		3	0	1	0	0	0	2
Eddie Mathews, L (1, 5) OBP: 0.318, SLG: 0.316	x 0-0 ② F9		SSS 0-3 ③ K			x 0-0 1B		x 0-0 ③ 5-3		4	0	1	0	0	1	3
Hank Aaron, R (1, 9) OBP: 0.364, SLG: 0.368	x 0-0 ③ F8			x 0-0 ① F7		SSS 0-3 ③ K			SSS 0-3 ① K	4	0	0	0	0	2	2
Wes Covington, L (1, 7) OBP: 0.333, SLG: 0.278		x 0-0 ① F8		SSS 0-3 ② K			SSS 0-3 ① K		x 0-0 FC6-4 1B	4	0	1	0	0	2	0
Casey Wise, S (9, PR)										0	0	0	0	0	0	0
Frank Torre, L (1, 3) OBP: 0.267, SLG: 0.214		BBBB 4-0 BB		x 0-0 ③ G3			x 0-0 ② G3		x 0-0 ② P4	3	0	0	0	1	0	1
Del Crandall, R (1, 2) OBP: 0.381, SLG: 0.294		SSS 0-3 ② K			x 0-0 ① 5-3		BBBB 4-0 BB		x 0-0 ③ FC6-4 1-2f	3	0	0	0	1	1	2
Johnny Logan, R (1, 6) OBP: 0.200, SLG: 0.263		SSS 0-3 ③ K			SSS 0-3 ② K		x 0-0 ③ F9			3	0	0	0	0	2	2
Lew Burdette, R (1, 1) OBP: 0.167, SLG: 0.667			SSS 0-3 ① K		x 0-0 ③ F7			x 0-0 ① F2		2	0	0	0	0	1	0
Juan Pizarro, L (6, 1)										0	0	0	0	0	0	0
Harry Hanebrink, L (8, PH)										1	0	0	0	0	0	0
Carl Willey, R (8, 1)										0	0	0	0	0	0	0
Inning Stats	R: 0 E: 0 K: 0 S: 3 H: 0 LOB: 1 BB: 1 P: 7	R: 0 E: 0 K: 2 S: 7 H: 0 LOB: 1 BB: 1 P: 11	R: 0 E: 0 K: 3 S: 10 H: 1 LOB: 1 BB: 0 P: 10	R: 0 E: 0 K: 1 S: 5 H: 0 LOB: 0 BB: 0 P: 5	R: 0 E: 0 K: 1 S: 5 H: 0 LOB: 0 BB: 0 P: 5	R: 0 E: 0 K: 1 S: 6 H: 2 LOB: 1 BB: 0 P: 6	R: 0 E: 0 K: 1 S: 5 H: 0 LOB: 1 BB: 1 P: 9	R: 0 E: 0 K: 0 S: 4 H: 1 LOB: 1 BB: 0 P: 4	R: 0 E: 0 K: 1 S: 6 H: 1 LOB: 1 BB: 0 P: 6	1B: 5 2B: 1 3B: 0 HR: 0	SF: 0 SAC: 1 DP: 1 HBP: 0						

	AB	30
	R	0
	H	5
	RBI	0
	BB	3
	SO	10
	LOB	12

WP: 0 PB: 0 SB: 0 CS: 0 PA: 34

PITCHER	IP	WLS	BF	H	R	ER	SO	BB	IBB	HBP	BLK	WP	HR	S	P	ERA	WHIP
Bob Turley, R (1, 1) ERA: 3.86	9.0	W	34	5	0	0	10	3	0	0	0	0	0	51	63	0.00	0.889

PITCHER	IP	WLS	BF	H	R	ER	SO	BB	IBB	HBP	BLK	WP	HR	S	P	ERA	WHIP

Batter	1	2	3	4	5	6	7	8	9	AB	R	H	RBI	BB	SO	LOB
Hank Bauer, R (1, 9) OBP: 0.381, SLG: 0.810	K		6-3			1B 1-2 K				4	1	1	0	0	2	1
Jerry Lumpe, L (1, 5) OBP: 0.250, SLG: 0.250	F8			G5-3 1B		K	G1-3			3	0	1	0	0	1	1
Bobby Richardson, R (7, 5)										1	0	0	0	0	0	0
Mickey Mantle, S (1, 8) OBP: 0.524, SLG: 0.867	K			G5-3 1-2 1B		2B 1-3 1B	5-3 BB			3	1	2	0	1	1	0
Yogi Berra, L (1, 2) OBP: 0.158, SLG: 0.263		3-1		G5-3 1-2 2-3f		1B 1-3 3-H 2B	5-3 1-2			4	1	1	1	0	0	3
Elston Howard, R (1, 7)		F9		F8		1B IBB	K			3	1	0	0	1	1	2
Bill Skowron, R (1, 3) OBP: 0.211, SLG: 0.368		6-3			F9	2B 1-2 2-3 3-H 1B		K		4	1	1	1	0	1	0
Gil McDougald, R (1, 4) OBP: 0.350, SLG: 0.500			HR		5-3	1B 1-3 2-H 3-H 2B		K		4	2	2	3	0	1	0
Tony Kubek, L (1, 6) OBP: 0.059, SLG: 0.059			K		1B	K2-3		F7		4	0	1	0	0	2	2
Bob Turley, R (1, 1) OBP: 0.333, SLG: 0.333			4-3		6-3	WP 2-H 3-H 1B				3	0	1	2	0	0	1
Inning Stats	R: 0 E: 0 K: 2 S: 7 H: 0 LOB: 0 BB: 0 P: 7	R: 0 E: 0 K: 0 S: 3 H: 0 LOB: 0 BB: 0 P: 3	R: 1 E: 0 K: 1 S: 6 H: 1 LOB: 0 BB: 0 P: 6	R: 0 E: 0 K: 0 S: 4 H: 2 LOB: 1 BB: 0 P: 4	R: 0 E: 0 K: 0 S: 4 H: 1 LOB: 1 BB: 0 P: 4	R: 6 E: 0 K: 3 S: 15 H: 6 LOB: 1 BB: 1 P: 19	R: 0 E: 0 K: 1 S: 5 H: 0 LOB: 1 BB: 1 P: 9	R: 0 E: 0 K: 2 S: 7 H: 0 LOB: 0 BB: 0 P: 7		1B: 7 2B: 2 3B: 0 HR: 1 SF: 0 SAC: 0 DP: 1 HBP: 0					

PITCHER		IP	WLS	BF	H	R	ER	SO	BB	IBB	HBP	BLK	WP	HR	S	P	ERA	WHIP
Lew Burdette, R ERA: 6.28	(1, 1)	5.1	L	24	8	6	6	4	0	1	0	0	0	1	31	35	10.12	1.500
Juan Pizarro, L ERA: 5.4	(6, 1)	1.2		8	2	1	1	3	1	0	0	0	1	0	13	17	5.40	1.800
Carl Willey, R ERA:	(8, 1)	1.0		3	0	0	0	2	0	0	0	0	0	0	7	7	0.00	0.000

PITCHER	IP	WLS	BF	H	R	ER	SO	BB	IBB	HBP	BLK	WP	HR	S	P	ERA	WHIP

BOTTOM

Milwaukee Braves @ New York Yankees

Yankee Stadium, Bronx, NY

Mon Oct 06 1958, 3:33 AM EDT

Att. 65,279 - Unknown

livebaseballscorecards.com

AB	33
R	7
H	10
RBI	7
BB	2
SO	9
LOB	10

WP: 1 PA: 35
PB: 0
SB: 0
CS: 0

Batter	1	2	3	4	5	6	7	8	9	10	AB	R	H	RBI	BB	SO	LOB
Andy Carey, R (1, 5)	F8		F8		F9		L1		K 1-2		5	0	0	0	0	1	1
Gil McDougald, R (1, 4) OBP: 0.360, SLG: 0.609	L5		6-3		1B		F8			HR	5	1	2	1	0	0	0
Hank Bauer, R (1, 9) OBP: 0.385, SLG: 0.846	HR		E6 FC5-4		F2		FC5-4 1B			F8	5	1	2	1	0	0	1
Mickey Mantle, S (1, 8) OBP: 0.462, SLG: 0.700	E4 FC6-4		FC5-4 1-2f			E SF8 1B	FC5-4 1-2f			4-3	5	1	1	0	0	0	2
Elston Howard, R (1, 7) OBP: 0.188, SLG: 0.133	FC6-4 1-2f			F8		E8 4-3 BB 1-3 1B		K		1B 1B	5	1	2	0	0	1	1
Yogi Berra, L (1, 2) OBP: 0.208, SLG: 0.304		G1-3		1B		SF8 3-H		L4		1B 1-3 1B	4	0	2	1	0	0	0
Bill Skowron, R (1, 3) OBP: 0.250, SLG: 0.348		E6 FC6-4		F9		4-3 1-2 BB		P6		1-2 3-H 1B	4	0	1	1	1	0	1
Tony Kubek, L (1, 6) OBP: 0.053, SLG: 0.053 Enos Slaughter, L (6, PH) Ryne Duren, R (6, 1) Bob Turley, R (10, 1) OBP: 0.333, SLG: 0.333		K		G1-3		4-3 1-2 2-3			K	K	2	0	0	0	0	1	2
											1	0	0	0	0	0	2
											2	0	0	0	0	2	2
											0	0	0	0	0	0	0
Whitey Ford, L (1, 1) Art Ditmar, R (2, 1) Jerry Lumpe, L (6, PH) OBP: 0.300, SLG: 0.222 (6, 6)		FC6-4 1-2f			4-3	K			BB CS		1	0	0	0	0	0	1
											1	0	0	0	0	0	0
											1	0	0	0	1	1	2
Inning Stats	R: 1 E: 1 K: 0 S: 5 H: 1 LOB: 1 BB: 0 P: 5	R: 0 E: 1 K: 1 S: 6 H: 0 LOB: 1 BB: 0 P: 6	R: 0 E: 1 K: 0 S: 4 H: 0 LOB: 1 BB: 0 P: 4	R: 0 E: 0 K: 0 S: 4 H: 1 LOB: 1 BB: 0 P: 4	R: 0 E: 0 K: 0 S: 4 H: 1 LOB: 1 BB: 0 P: 4	R: 1 E: 1 K: 1 S: 7 H: 2 LOB: 2 BB: 1 P: 11	R: 0 E: 0 K: 0 S: 4 H: 1 LOB: 1 BB: 0 P: 4	R: 0 E: 0 K: 1 S: 5 H: 0 LOB: 0 BB: 0 P: 5	R: 0 E: 0 K: 2 S: 6 H: 0 LOB: 1 BB: 1 P: 10	R: 2 E: 0 K: 1 S: 9 H: 4 LOB: 2 BB: 0 P: 9	1B: 8 2B: 1 3B: 0 HR: 2 SF: 1 SAC: 0 DP: 1 HBP: 0	WP: 0 PB: 0 SB: 0 CS: 1	PA: 44				

PITCHER	IP	WLS	BF	H	R	ER	SO	BB	IBB	HBP	BLK	WP	HR	S	P	ERA	WHIP
Warren Spahn, L (1, 1) ERA: 2.2	9.2	L	42	9	4	4	5	2	0	0	0	0	2	50	58	3.72	1.138
Don McMahon, R (10, 1) ERA: 7.71	0.1		2	1	0	0	1	0	0	0	0	0	0	4	4	0.00	3.000

PITCHER	IP	WLS	BF	H	R	ER	SO	BB	IBB	HBP	BLK	WP	HR	S	P	ERA	WHIP

TOP

New York Yankees @ Milwaukee Braves

Milwaukee County Stadium, Milwaukee, WI

Wed Oct 08 1958, 4:33 AM EDT

Att. 46,367 - Unknown

livebaseballscorecards.com

AB	41
R	4
H	10
RBI	4
BB	2
SO	6
LOB	15

Batter	1	2	3	4	5	6	7	8	9	10	AB	R	H	RBI	BB	SO	LOB
Red Schoendienst, S (1, 4) OBP: 0.370, SLG: 0.520	SH2-4 1B 1B	BBBB 1-2 2-3 BB			SH3-4 2B		L7			4-3	4	1	2	0	1	0	0
Johnny Logan, R (1, 6) OBP: 0.217, SLG: 0.238	SH2-4 1-2	7-2 3-Hf			SH3-4 2-3		L7			BBBB DI 1B BB	2	1	0	0	1	0	3
Eddie Mathews, L (1, 5) OBP: 0.259, SLG: 0.250	SSS K		3-1		P3			F2		SSS K	5	0	0	0	0	2	3
Hank Aaron, R (1, 9) OBP: 0.407, SLG: 0.417	FC6-4 2-H 1B		E1 4-3 1B		5-3			4-3		1B 1-H 1B	5	0	3	2	0	0	1
Joe Adcock, R (1, 3) OBP: 0.308, SLG: 0.250 Felix Mantilla, R (10, PR)	FC6-4 1-2f		4-3 2-3			SSS K		BBBB FC6-4 BB		1-3 1B	4 0	0 0	1 0	0 0	1 0	1 0	2 0
Del Crandall, R (1, 2) OBP: 0.320, SLG: 0.238 Frank Torre, L (10, PH) OBP: 0.250, SLG: 0.200		SSS K	SSS K			SSS K		FC6-4 1-2f		L4	4 1	0 0	0 0	0 0	0 0	3 0	2 2
Wes Covington, L (1, 7) OBP: 0.360, SLG: 0.318		1B 1B 1B		4-3		1B			SSS K		4	1	2	0	0	1	0
Andy Pafko, R (1, 8) OBP: 0.300, SLG: 0.444 Bill Bruton, L (6, 8) OBP: 0.556, SLG: 0.643		BB 1B 1-3 7-2 1B		P4		SSS K			SSS K		2 2	0 0	1 0	0 0	0 0	0 2	0 1
Warren Spahn, L (1, 1) OBP: 0.333, SLG: 0.333 Don McMahon, R (10, 1)		BB 1-2 3-H 1B		SSS K			SSS K		SSS K		4 0	0 0	1 0	1 0	0 0	3 0	0 0
Inning Stats	R: 1 E: 0 K: 1 S: 7 H: 2 LOB: 1 BB: 0 P: 7	R: 1 E: 0 K: 1 S: 7 H: 3 LOB: 2 BB: 1 P: 11	R: 0 E: 1 K: 1 S: 6 H: 1 LOB: 1 BB: 0 P: 6	R: 0 E: 0 K: 1 S: 5 H: 0 LOB: 0 BB: 0 P: 5	R: 0 E: 0 K: 0 S: 4 H: 1 LOB: 1 BB: 0 P: 4	R: 0 E: 0 K: 3 S: 10 H: 1 LOB: 1 BB: 0 P: 10	R: 0 E: 0 K: 1 S: 5 H: 0 LOB: 0 BB: 0 P: 5	R: 0 E: 0 K: 0 S: 3 H: 0 LOB: 1 BB: 1 P: 7	R: 0 E: 0 K: 3 S: 9 H: 0 LOB: 0 BB: 0 P: 9	R: 1 E: 0 K: 1 S: 7 H: 2 LOB: 2 BB: 1 P: 11	1B: 9 2B: 2 3B: 0 HR: 0 SF: 0 SAC: 2 DP: 1 HBP: 0						

PITCHER	IP	WLS	BF	H	R	ER	SO	BB	IBB	HBP	BLK	WP	HR	S	P	ERA	WHIP
Whitey Ford, L (1, 1) ERA: 4.11	1.1		10	5	2	2	2	1	0	0	0	0	0	13	17	13.50	4.500
Art Ditmar, R (2, 1) ERA:	3.2		12	2	0	0	2	0	0	0	0	0	0	16	16	0.00	0.545
Ryne Duren, R (6, 1) ERA: 1.93	4.2	W	19	3	1	1	8	2	0	0	0	0	0	33	41	1.93	1.071
Bob Turley, R (10, 1) ERA: 3.72	0.1	S	1	0	0	0	0	0	0	0	0	0	0	1	1	0.00	0.000

PITCHER	IP	WLS	BF	H	R	ER	SO	BB	IBB	HBP	BLK	WP	HR	S	P	ERA	WHIP

BOTTOM

New York Yankees @ Milwaukee Braves

Milwaukee County Stadium, Milwaukee, WI

Wed Oct 08 1958, 4:33 AM EDT
Att. 46,367 - Unknown

livebaseballscorecards.com

AB	37
R	3
H	10
RBI	3
BB	3
SO	12
LOB	14

Batter	1	2	3	4	5	6	7	8	9	AB	R	H	RBI	BB	SO	LOB
Hank Bauer, R (1, 9) OBP: 0.323, SLG: 0.710	L9		6-3		P4		P5		K	5	0	0	0	0	1	1
Gil McDougald, R (1, 4) OBP: 0.367, SLG: 0.607	6-3		2B		F9			F9	BB, 1B	5	0	2	0	0	0	0
Mickey Mantle, S (1, 8) OBP: 0.419, SLG: 0.583	G3		5-3		4-3			K	BB (1-2)	4	0	0	0	1	1	1
Yogi Berra, L (1, 2) OBP: 0.241, SLG: 0.333		BB; SH, FC6-4	G3			F9		1B, 2B	4-3	4	2	1	0	1	0	3
Elston Howard, R (1, 7) OBP: 0.263, SLG: 0.222		SH, FC6-4, E, SF7 (1-3)		S, 1B		K		1B, HR (2-H)		3	2	2	1	0	1	0
Jerry Lumpe, L (1, 5) OBP: 0.231, SLG: 0.167		E3, FC6-4 (1-2)		5-3 (1-2)		1-4-3		HR (1-2), 1B		3	0	0	0	0	0	3
Andy Carey, R (6, 5) OBP: 0.083, SLG: 0.083										1	1	1	0	0	0	0
Bill Skowron, R (1, 3) OBP: 0.286, SLG: 0.481		FC6-4, FC6-4 (1-2f, 2-3, 3-H)		F8			SH1-4, 1B	HR (1-H, 2-H)		4	1	2	4	0	0	3
Tony Kubek, L (1, 6) OBP: 0.087, SLG: 0.048		SF7 (3-H)		FC6-4, IBB			P6	K2-3		2	0	0	1	1	1	1
Don Larsen, R (1, 1)										1	0	0	0	0	0	1
Bob Turley, R (3, 1) OBP: 0.200, SLG: 0.200		FC6-4 (1-2f)		FC6-4 (1-2f)			SH1-4 (1-2)		K	2	0	0	0	0	1	2
Inning Stats	R: 0 E: 0 K: 0 S: 3 / H: 0 LOB: 0 BB: 0 P: 3	R: 2 E: 2 K: 0 S: 5 / H: 0 LOB: 1 BB: 1 P: 9	R: 0 E: 0 K: 0 S: 4 / H: 1 LOB: 1 BB: 0 P: 4	R: 0 E: 0 K: 0 S: 4 / H: 1 LOB: 2 BB: 1 P: 8	R: 0 E: 0 K: 0 S: 3 / H: 0 LOB: 0 BB: 0 P: 3	R: 0 E: 0 K: 1 S: 5 / H: 0 LOB: 0 BB: 0 P: 5	R: 0 E: 0 K: 0 S: 4 / H: 1 LOB: 1 BB: 0 P: 4	R: 4 E: 0 K: 2 S: 11 / H: 4 LOB: 0 BB: 0 P: 11	R: 0 E: 0 K: 2 S: 8 / H: 1 LOB: 2 BB: 1 P: 12	1B: 5 2B: 2 3B: 0 HR: 1	SF: 1 SAC: 2 DP: 0 HBP: 0					

TOP

New York Yankees @ Milwaukee Braves

Milwaukee County Stadium, Milwaukee, WI

Thu Oct 09 1958, 4:33 AM EDT

Att. 46,367 - Unknown

livebaseballscorecards.com

AB	34
R	6
H	8
RBI	6
BB	3
SO	5
LOB	15

PITCHER		IP	WLS	BF	H	R	ER	SO	BB	IBB	HBP	BLK	WP	HR	S	P	ERA	WHIP
Lew Burdette, R ERA: 5.64	(1, 1)	8.0	L	35	7	6	4	3	1	1	0	0	0	1	39	47	4.50	1.000
Don McMahon, R ERA: 5.4	(9, 1)	1.0		5	1	0	0	2	1	0	0	0	0	0	8	12	0.00	2.000

PITCHER	IP	WLS	BF	H	R	ER	SO	BB	IBB	HBP	BLK	WP	HR	S	P	ERA	WHIP

Batter	1	2	3	4	5	6	7	8	9	AB	R	H	RBI	BB	SO	LOB
Red Schoendienst, S (1, 4) OBP: 0.344, SLG: 0.467	SH5-4 BB G3 1B	4-3		6-3			4-3		L8	5	1	1	0	0	0	2
Bill Bruton, L (1, 8) OBP: 0.545, SLG: 0.588	G3 SH5-4 1-2 BB		2-3 1B		K		G3			3	0	1	0	1	1	0
Frank Torre, L (1, 3) OBP: 0.263, SLG: 0.176	SH5-4 1-2 2-3		P4		G4-3 BB			4-3		2	0	0	0	1	0	1
Hank Aaron, R (1, 9) OBP: 0.419, SLG: 0.407	G3 BB		2-3 1-2 1B		G4-3 1-2f			F7		3	0	1	0	1	0	1
Wes Covington, L (1, 7) OBP: 0.310, SLG: 0.269	G3 1-2 2-3 3-H		2-3 1-2 2-3			F9		P5		4	0	0	1	0	0	4
Eddie Mathews, L (1, 5) OBP: 0.323, SLG: 0.240	IBB		IBB			4-3			1B BB	1	0	0	0	3	0	0
Del Crandall, R (1, 2) OBP: 0.310, SLG: 0.360	K		1-4-3			HR			F7	4	1	1	1	0	1	7
Johnny Logan, R (1, 6) OBP: 0.185, SLG: 0.200		P6		F9		L7			F8	4	0	0	0	0	0	1
Lew Burdette, R (1, 1) OBP: 0.111, SLG: 0.444 Don McMahon, R (9, 1) Joe Adcock, R (9, PH) OBP: 0.357, SLG: 0.308 Felix Mantilla, R (9, PR)		5-3		K			6-3		1-2 1B	3 0 1 0	0 0 0 0	0 0 1 0	0 0 0 0	1 0 0 0	0 0 0 0	0 0 0 0
Inning Stats	R: 1 E: 0 K: 1 S: 6 H: 1 LOB: 3 BB: 3 P: 18	R: 0 E: 0 K: 0 S: 3 H: 0 LOB: 0 BB: 0 P: 3	R: 0 E: 0 K: 0 S: 5 H: 2 LOB: 3 BB: 1 P: 9	R: 0 E: 0 K: 1 S: 5 H: 0 LOB: 0 BB: 0 P: 5	R: 0 E: 0 K: 1 S: 4 H: 0 LOB: 0 BB: 1 P: 8	R: 1 E: 0 K: 0 S: 4 H: 1 LOB: 0 BB: 0 P: 4	R: 0 E: 0 K: 0 S: 3 H: 0 LOB: 0 BB: 0 P: 3	R: 0 E: 0 K: 0 S: 3 H: 0 LOB: 0 BB: 0 P: 3	R: 0 E: 0 K: 0 S: 4 H: 1 LOB: 2 BB: 1 P: 8	1B: 4 2B: 0 3B: 0 HR: 1	SF: 0 SAC: 1 DP: 1 HBP: 0						

PITCHER		IP	WLS	BF	H	R	ER	SO	BB	IBB	HBP	BLK	WP	HR	S	P	ERA	WHIP
Don Larsen, R ERA: 0.96	(1, 1)	2.1		13	3	1	1	1	2	1	0	0	0	0	12	24	3.86	2.143
Bob Turley, R ERA: 2.76	(3, 1)	6.2	W	24	2	1	1	2	2	1	0	0	0	1	25	37	1.35	0.600

PITCHER	IP	WLS	BF	H	R	ER	SO	BB	IBB	HBP	BLK	WP	HR	S	P	ERA	WHIP

BOTTOM

New York Yankees @ Milwaukee Braves

Milwaukee County Stadium, Milwaukee, WI

Thu Oct 09 1958, 4:33 AM EDT

Att. 46,367 - Unknown

livebaseballscorecards.com

AB	30
R	2
H	5
RBI	2
BB	6
SO	3
LOB	16

1B: 4	SF: 0	WP: 0	PA: 37
2B: 0	SAC: 1	PB: 0	
3B: 0	DP: 1	SB: 0	
HR: 1	HBP: 0	CS: 0	