

Milwaukee Braves - 1958

Batter	1	2	3	4	5	6	7	8	9	AB	R	H	RBI	BB	SO	LOB	TOP						
Bill Virdon, L (1,8) OBP: 0.364, SLG: 0.364										4	0	2	0	0	0	0	Pittsburgh Pirates @ Milwaukee Braves Milwaukee County Stadium, Milwaukee, WI Thu Apr 17 1958, 4:33 AM EST Att: 12,854 - Unknown livebaseballscores.com						
Dick Groat, R (1,6) OBP: 0.273, SLG: 0.364										4	0	0	0	0	0	3							
Bob Skinner, L (1,7) OBP: 0.364, SLG: 0.455										4	0	1	0	0	0	1							
Ted Kluszewski, L (1,3) OBP: 0.111, SLG: 0.111										4	0	1	0	0	0	2							
Frank Thomas, R (1,5) OBP: 0.091, SLG: 0.091										4	0	0	0	0	0	1							
Roberto Clemente, R (1,9) OBP: 0.556, SLG: 0.889										3	1	2	0	0	0	0							
Gene Baker, R (1,4) OBP: 0.222, SLG: 0.143										2	0	0	1	0	0	2							
Hank Foiles, R (1,2) OBP: 0.125, SLG: 0.125										2	0	0	0	0	1	0							
Gene Freese, R (8,PH)										1	0	0	0	0	0	0							
Danny Kravitz, L (8,2)										0	0	0	0	0	0	0							
Vern Law, R (1,1)										1	0	0	0	0	0	0							
Paul Smith, L (6,PH) OBP: 0.500, SLG: 0.500										1	0	1	0	0	0	0							
Bennie Daniels, L (6,1)										0	0	0	0	0	0	0							
John Powers, L (8,PH)										1	0	0	0	0	0	0							
George Perez, R (8,1)										0	0	0	0	0	0	0							
Inning Stats	R: 0 E: 0 K: 0 S: 4	H: 2 LOB: 1 BB: 0 P: 4	R: 0 E: 0 K: 0 S: 3	H: 1 LOB: 0 BB: 0 P: 3	R: 0 E: 0 K: 0 S: 3	H: 0 LOB: 0 BB: 0 P: 3	R: 0 E: 0 K: 0 S: 3	H: 0 LOB: 0 BB: 0 P: 3	R: 1 E: 0 K: 1 S: 6	H: 1 LOB: 0 BB: 0 P: 6	R: 0 E: 0 K: 0 S: 4	H: 2 LOB: 1 BB: 0 P: 4	R: 0 E: 1 K: 0 S: 4	H: 0 LOB: 1 BB: 0 P: 4	R: 0 E: 0 K: 0 S: 3	H: 0 LOB: 0 BB: 0 P: 3	R: 0 E: 0 K: 0 S: 4	H: 1 LOB: 1 BB: 0 P: 4	1B: 6 2B: 0 3B: 1 HR: 0	SF: 1 SAC: 0 DP: 3 HBP: 0	WP: 0 PB: 0 SB: 0 CS: 0	PA: 32	
PITCHER Lew Burdette, R (1,1) ERA: 1.0	IP: 9.0 WLS: W BF: 32 H: 7 R: 1 ER: 1 SO: 1 BB: 0 IBB: 0 HBP: 0 BLK: 0 WP: 0 HR: 0 S: 34 P: 34 ERA: 1.00 WHIP: 0.778																						



Batter	1	2	3	4	5	6	7	8	9	AB	R	H	RBI	BB	SO	LOB	BOTTOM						
Red Schoendienst, S (1,4) OBP: 0.400, SLG: 0.400										4	2	3	0	0	0	0	Pittsburgh Pirates @ Milwaukee Braves Milwaukee County Stadium, Milwaukee, WI Thu Apr 17 1958, 4:33 AM EST Att: 12,854 - Unknown livebaseballscores.com						
Bob Hazle, L (1,9)										3	1	0	0	1	0	3							
Eddie Mathews, L (1,5) OBP: 0.400, SLG: 1.600										4	2	2	5	0	0	2							
Hank Aaron, R (1,8) OBP: 0.200, SLG: 0.200										4	0	1	0	0	0	0							
Frank Torre, L (1,3) OBP: 0.500, SLG: 0.500										4	0	2	0	0	0	0							
Andy Paiko, R (1,7)										4	0	0	0	0	0	1							
Johnny Logan, R (1,6) OBP: 0.500, SLG: 0.600										4	1	2	0	0	0	1							
Del Crandall, R (1,2) OBP: 0.500, SLG: 0.444										4	0	2	0	0	0	0							
Lew Burdette, R (1,1) OBP: 0.250, SLG: 0.250										4	0	1	1	0	0	2							
Inning Stats	R: 0 E: 0 K: 0 S: 3	H: 0 LOB: 0 BB: 0 P: 3	R: 0 E: 0 K: 0 S: 3	H: 0 LOB: 0 BB: 0 P: 3	R: 1 E: 0 K: 0 S: 6	H: 4 LOB: 2 BB: 0 P: 6	R: 0 E: 0 K: 0 S: 4	H: 1 LOB: 1 BB: 0 P: 4	R: 3 E: 0 K: 0 S: 6	H: 4 LOB: 1 BB: 1 P: 10	R: 0 E: 0 K: 0 S: 3	H: 0 LOB: 0 BB: 0 P: 3	R: 2 E: 0 K: 0 S: 5	H: 2 LOB: 0 BB: 0 P: 5	R: 0 E: 0 K: 0 S: 5	H: 2 LOB: 2 BB: 0 P: 5		1B: 10 2B: 1 3B: 0 HR: 2	SF: 0 SAC: 0 DP: 0 HBP: 0	WP: 0 PB: 0 SB: 0 CS: 0	PA: 36		
PITCHER Vern Law, R (1,1) ERA: 7.2	IP: 5.0 WLS: L BF: 23 H: 9 R: 4 ER: 4 SO: 0 BB: 1 IBB: 0 HBP: 0 BLK: 0 WP: 0 HR: 1 S: 22 P: 26 ERA: 7.20 WHIP: 2.000																						
PITCHER Bennie Daniels, R (6,1) ERA: 9.0	IP: 2.0 WLS: L BF: 8 H: 2 R: 2 ER: 2 SO: 0 BB: 0 IBB: 0 HBP: 0 BLK: 0 WP: 0 HR: 1 S: 8 P: 8 ERA: 9.00 WHIP: 1.000																						
PITCHER George Perez, R (8,1) ERA:	IP: 1.0 WLS: L BF: 5 H: 2 R: 0 ER: 0 SO: 0 BB: 0 IBB: 0 HBP: 0 BLK: 0 WP: 0 HR: 0 S: 5 P: 5 ERA: 0.00 WHIP: 2.000																						



Batter	1	2	3	4	5	6	7	8	9	AB	R	H	RBI	BB	SO	LOB	TOP					
Red Schoendienst, S OBP: 0.357, SLG: 0.308 (1, 4)	F2				F8		SH3-4		F8	3	0	0	0	1	0	0						
Bob Hazle, L OBP: 0.429, SLG: 0.111 (1, 9)			4-3							2	1	1	0	2	0	1						
Eddie Mathews, L OBP: 0.286, SLG: 1.143 (1, 5)	L3				P6					4	0	0	0	0	0	4						
Hank Aaron, R OBP: 0.214, SLG: 0.214 (1, 8)										4	0	1	0	0	0	3						
Frank Torre, L OBP: 0.400, SLG: 0.400 (1, 3)										4	1	1	0	0	0	1						
Andy Pafo, R OBP: 0.197, SLG: 0.091 (1, 7)										3	1	1	0	1	0	2						
Johnny Logan, R OBP: 0.429, SLG: 0.714 (1, 6)										4	1	1	4	0	0	3						
Del Rice, R (1, 2)										4	0	0	0	0	0	0						
Bob Buhl, R OBP: 0.250, SLG: 0.250 (1, 1)										4	0	1	0	0	2	0						
Don McMahon, R (9, 1)										0	0	0	0	0	0	0						
Inning Stats	R: 0 E: 0 K: 0 S: 3	H: 1 LOB: 0 BB: 0 P: 3	R: 0 E: 0 K: 0 S: 4	H: 1 LOB: 1 BB: 0 P: 4	R: 0 E: 0 K: 1 S: 5	H: 0 LOB: 1 BB: 1 P: 9	R: 0 E: 1 K: 0 S: 5	H: 1 LOB: 2 BB: 0 P: 5	R: 0 E: 0 K: 1 S: 5	H: 0 LOB: 0 BB: 0 P: 5	R: 4 E: 0 K: 0 S: 5	H: 2 LOB: 0 BB: 2 P: 13	R: 0 E: 0 K: 0 S: 4	H: 1 LOB: 2 BB: 1 P: 8	R: 0 E: 0 K: 0 S: 3	H: 0 LOB: 0 BB: 0 P: 3	R: 0 E: 0 K: 0 S: 3	H: 0 LOB: 0 BB: 0 P: 3	1B: 5 2B: 1 3B: 0 HR: 1	SF: 0 SAC: 1 DP: 1 HBP: 0	WP: 0 PB: 0 CS: 0	PA: 37
PITCHER	IP	WLS	BF	H	R	ER	SO	BB	IBB	HBP	BLK	WP	HR	S	P	ERA	WHIP					
Jack Sanford, R ERA: 4.5 (1, 1)	8.0	L	34	6	4	4	2	4	0	0	0	0	1	34	50	4.50	1.250					
Jim Hearn, R ERA: (9, 1)	1.0	S	3	0	0	0	0	0	0	0	0	0	0	3	3	0.00	0.000					

Milwaukee Braves @ Philadelphia Phillies
 Connie Mack Stadium, Philadelphia, PA
 Fri Apr 18 1958, 6:05 PM EST
 Att: 31,624 - Unknown

AB 32
 R 4
 H 6
 RBI 4
 BB 4
 SO 2
 LOB 14

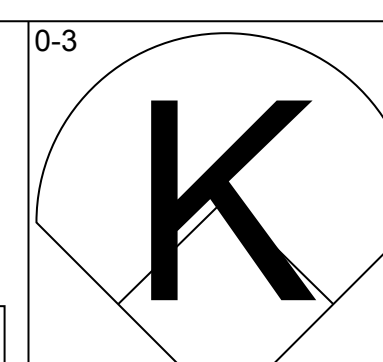
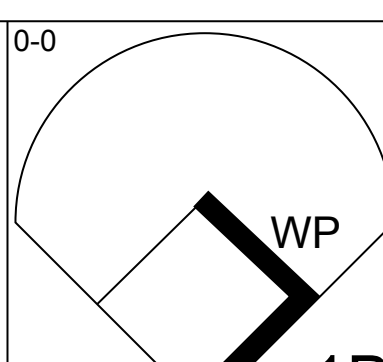
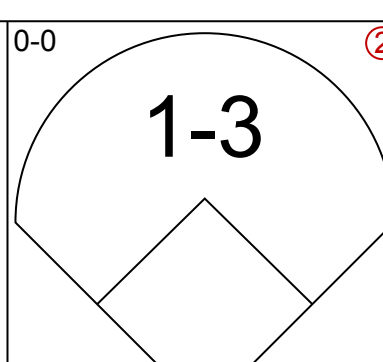
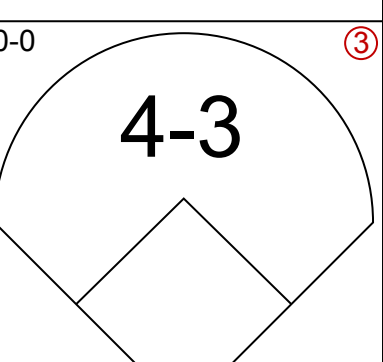
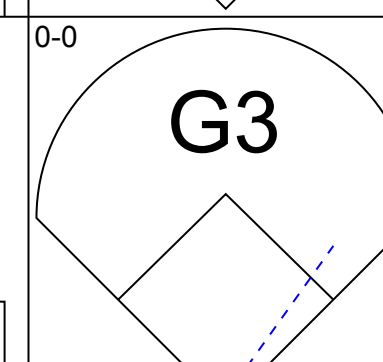
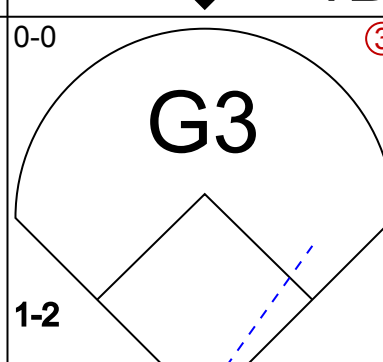
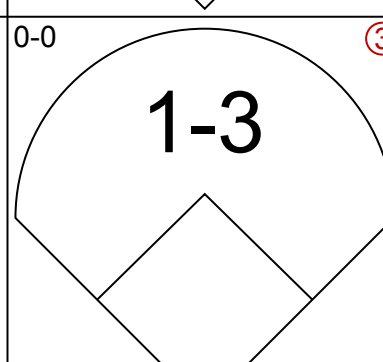
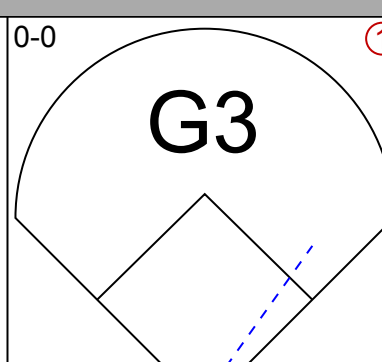
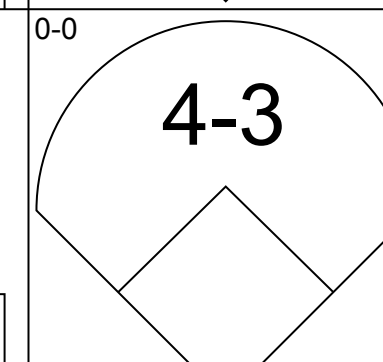
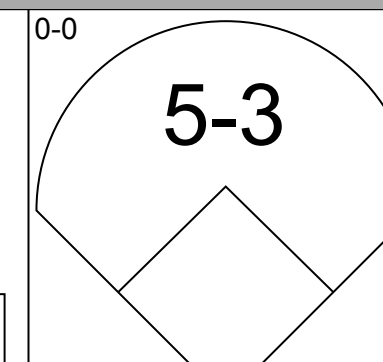
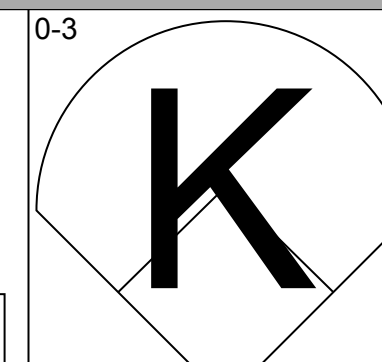
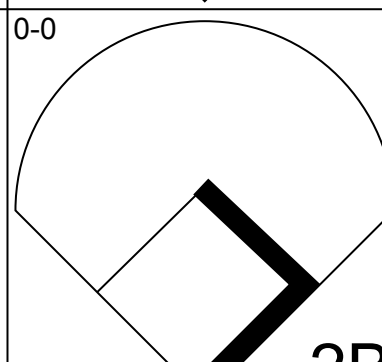
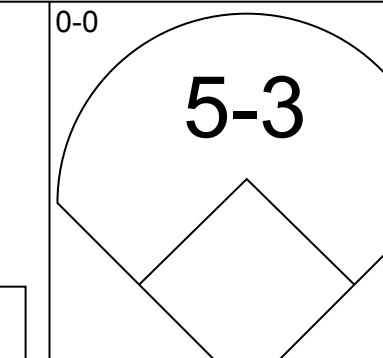
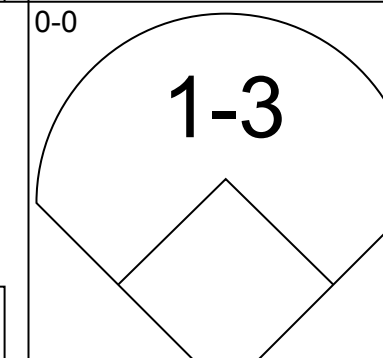
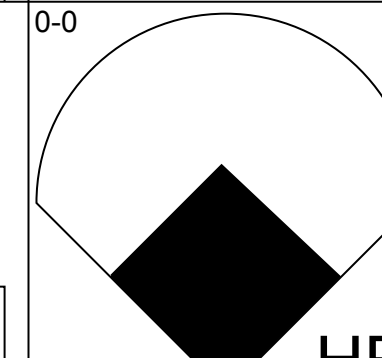
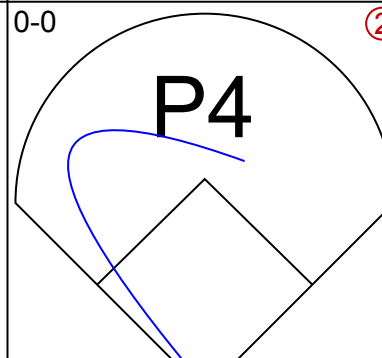
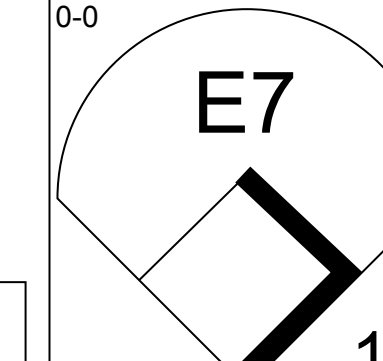
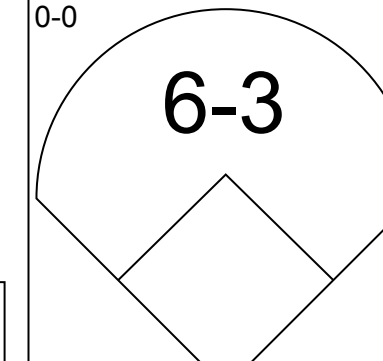
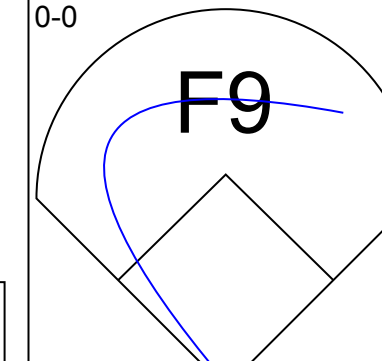
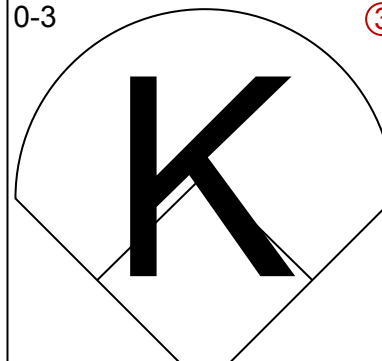
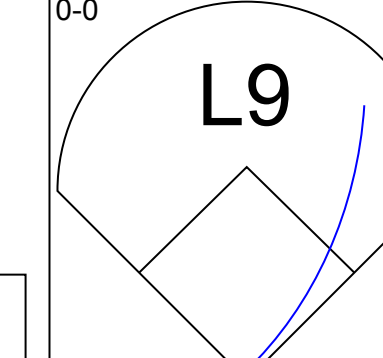
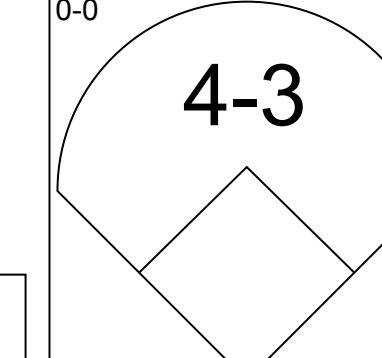
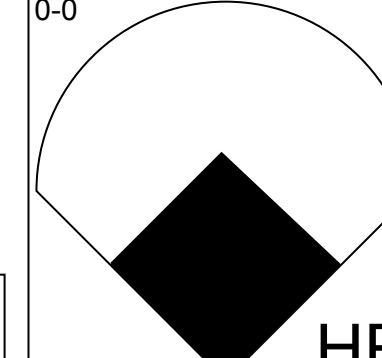
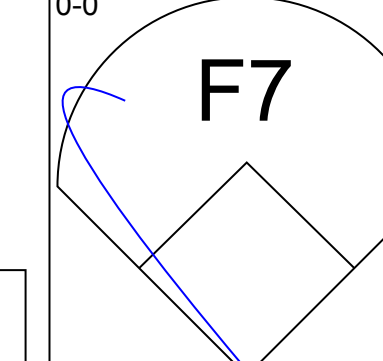
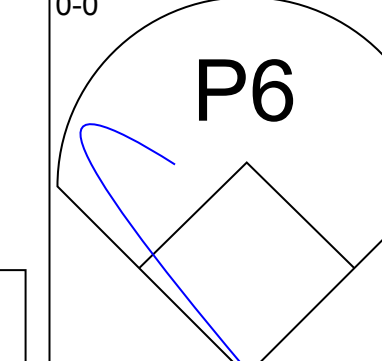
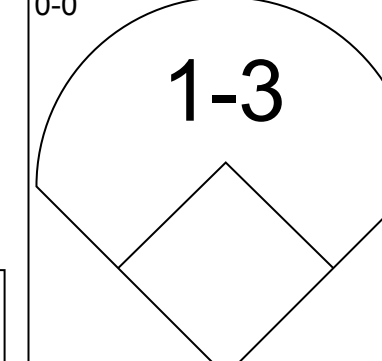
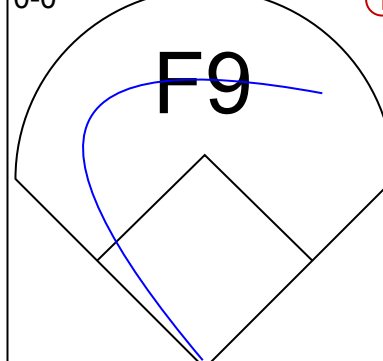
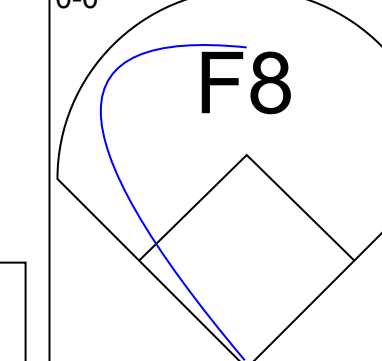
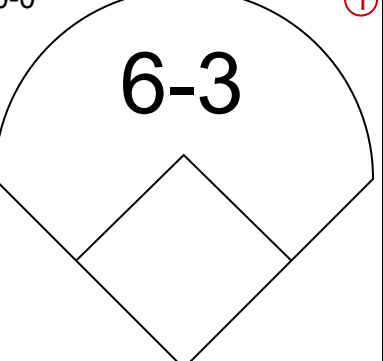

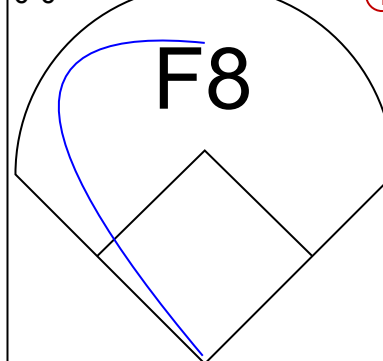
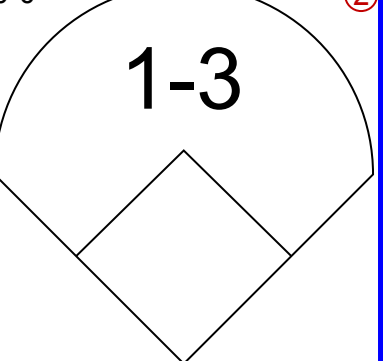


Batter	1	2	3	4	5	6	7	8	9	AB	R	H	RBI	BB	SO	LOB	BOTTOM				
Chico Fernandez, R OBP: 0.222, SLG: 0.125 (1, 6)	K									3	0	0	0	1	2	2					
Rip Repulski, R (9, PH)										1	0	0	0	0	1	2					
Richie Ashburn, L OBP: 0.556, SLG: 0.500 (1, 8)										4	1	2	0	0	0	1					
Granny Hamner, R OBP: 0.125, SLG: 0.250 (1, 5)										4	0	0	0	0	0	4					
Harry Anderson, L OBP: 0.222, SLG: 0.375 (1, 3)										3	0	1	2	1	0	0					
Stan Lopata, R OBP: 0.556, SLG: 0.400 (1, 2)										2	0	0	0	2	0	1					
Chuck Essegian, R OBP: 0.333, SLG: 0.500 (1, 7)										4	0	0	0	0	1	4					
Wally Post, R OBP: 0.250, SLG: 0.250 (1, 9)										4	0	0	0	0	2	1					
Ted Kazanski, R OBP: 0.375, SLG: 0.375 (1, 4)										4	0	1	0	0	0	1					
Jack Sanford, R OBP: 0.500, SLG: 0.500 (1, 1)										2	0	1	0	0	0	0					
Solly Hemus, L OBP: 0.500, SLG: 0.500 (8, PH)										1	1	0	0	0	0	0					
Jim Hearn, R (9, 1)										0	0	0	0	0	0	0					
Dave Philley, S (9, PH)										0	0	0	0	1	0	0					
Inning Stats	R: 0 E: 0 K: 1 S: 6	H: 1 LOB: 3 BB: 2 P: 14	R: 0 E: 0 K: 1 S: 5	H: 0 LOB: 0 BB: 0 P: 5	R: 0 E: 0 K: 0 S: 2	H: 0 LOB: 0 BB: 1 P: 6	R: 0 E: 0 K: 0 S: 3	H: 0 LOB: 0 BB: 0 P: 3	R: 0 E: 0 K: 1 S: 5	H: 0 LOB: 0 BB: 1 P: 9	R: 2 E: 1 K: 1 S: 8	H: 2 LOB: 1 BB: 0 P: 8	R: 0 E: 0 K: 1 S: 6	H: 1 LOB: 2 BB: 1 P: 10	R: 0 E: 0 K: 1 S: 6	H: 1 LOB: 1 BB: 1 P: 10	1B: 4 2B: 0 3B: 1 HR: 0	SF: 0 SAC: 0 DP: 1 HBP: 0	WP: 2 PB: 0 CS: 0	PA: 37	
PITCHER	IP	WLS	BF	H	R	ER	SO	BB	IBB	HBP	BLK	WP	HR	S	P	ERA	WHIP				
Bob Buhl, R ERA: (1, 1)	8.2	W	36	5	2	0	5	5	0	0	0	0	0	41	61	0.00	1.154				
Don McMahon, R ERA: (9, 1)	0.1	S	1	0	0	0	1	0	0	0	0	0	0	3	3	0.00	0.000				

Milwaukee Braves @ Philadelphia Phillies
 Connie Mack Stadium, Philadelphia, PA
 Fri Apr 18 1958, 6:05 PM EST
 Att: 31,624 - Unknown

AB 32
 R 2
 H 5
 RBI 2
 BB 5
 SO 6
 LOB 16

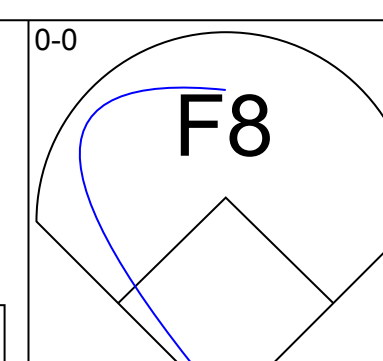
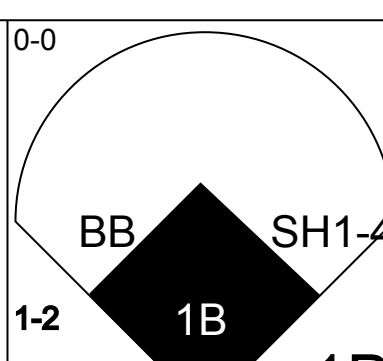
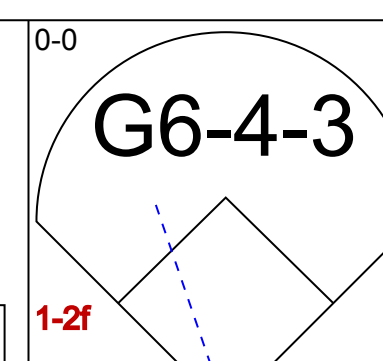
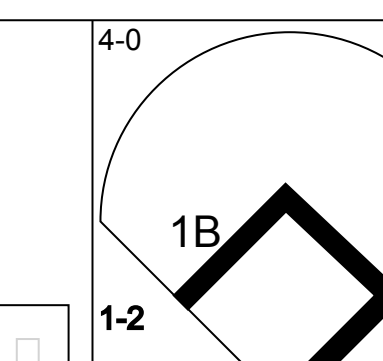
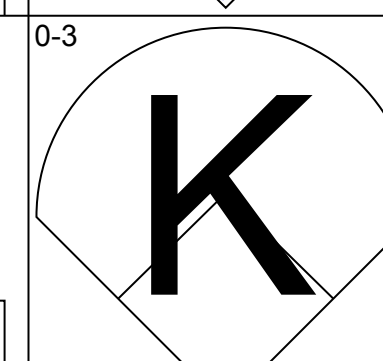
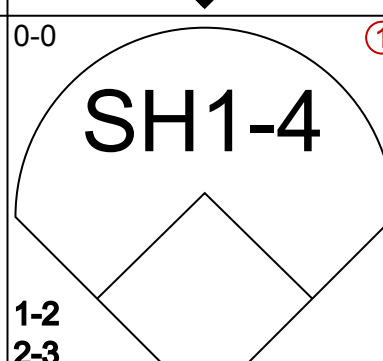
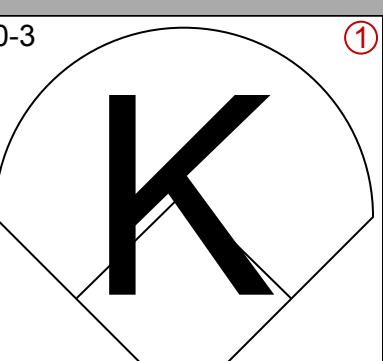
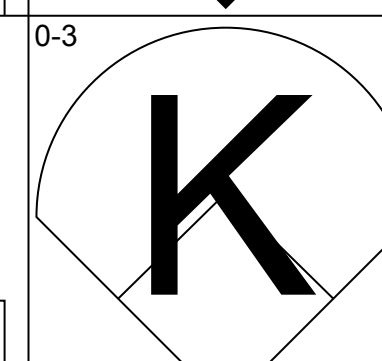
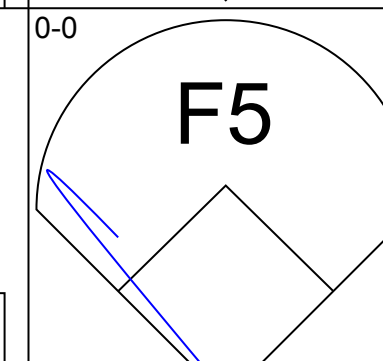
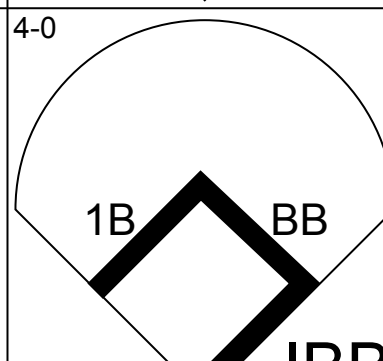
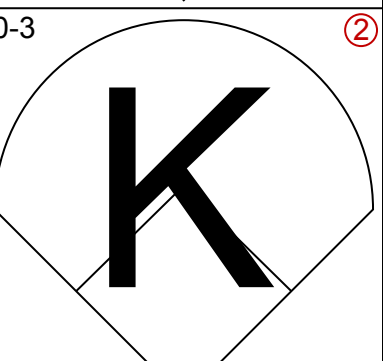
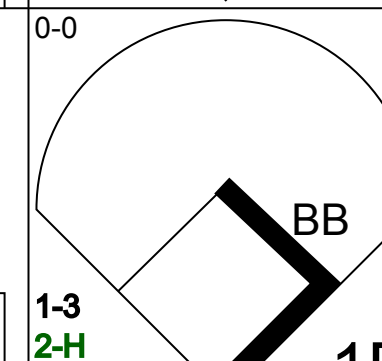
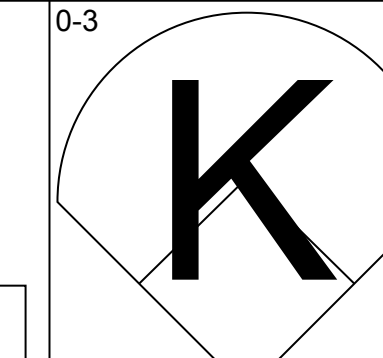
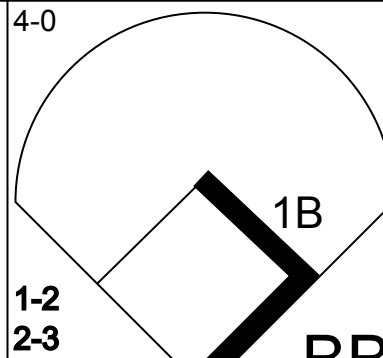
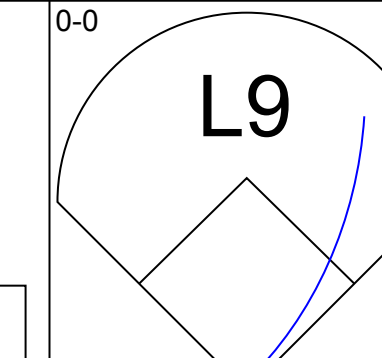
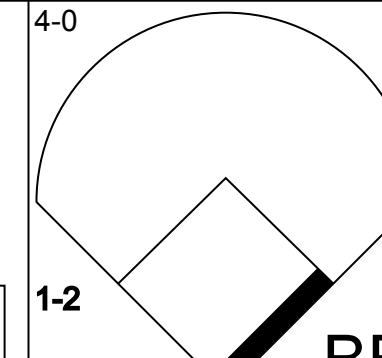
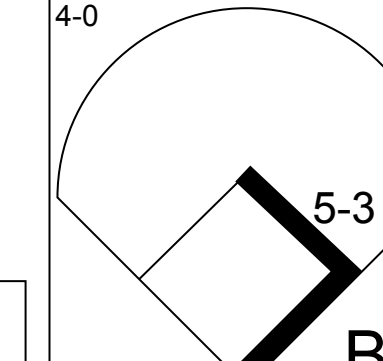
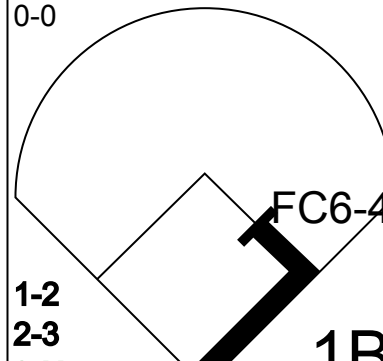
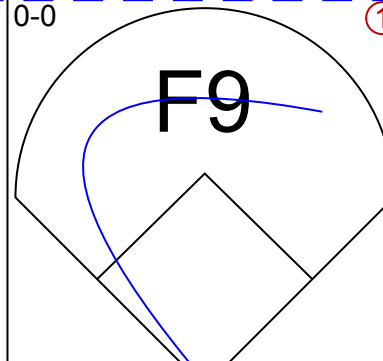

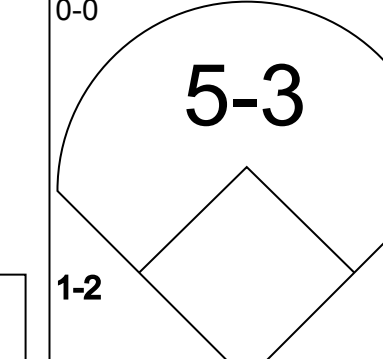
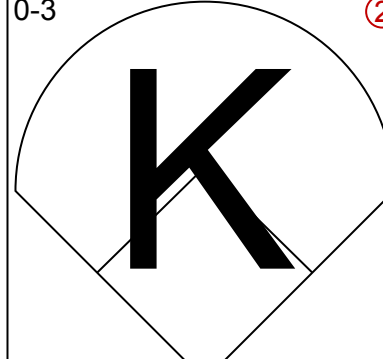
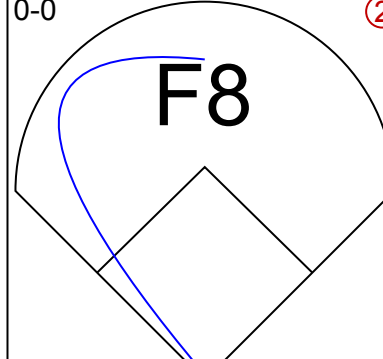
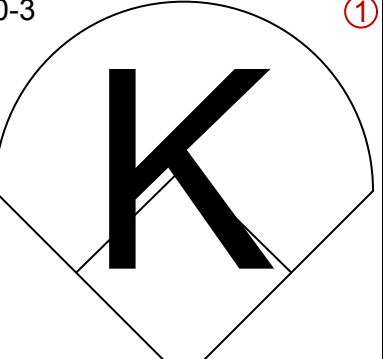
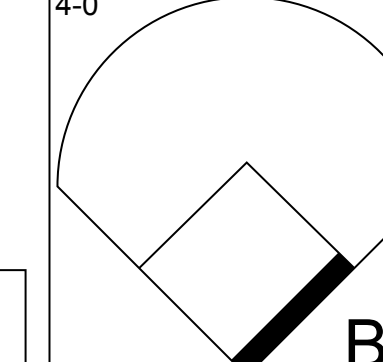
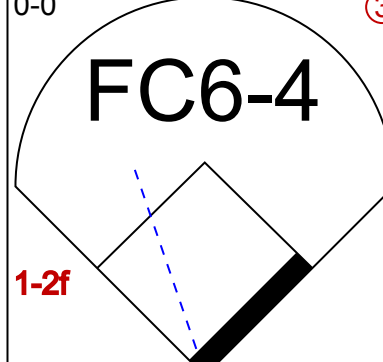
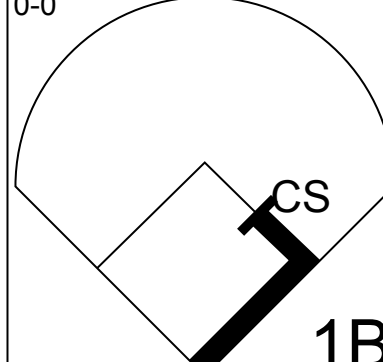
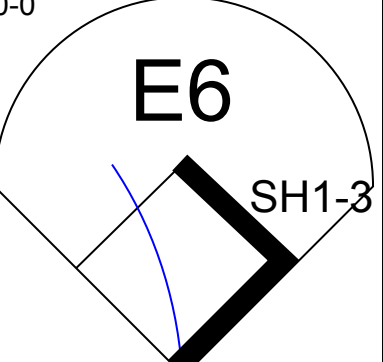
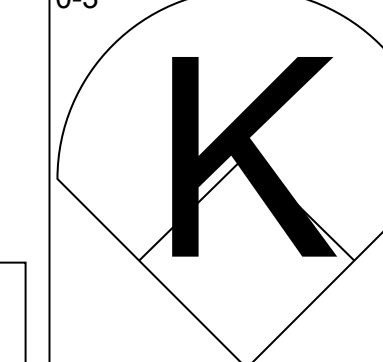
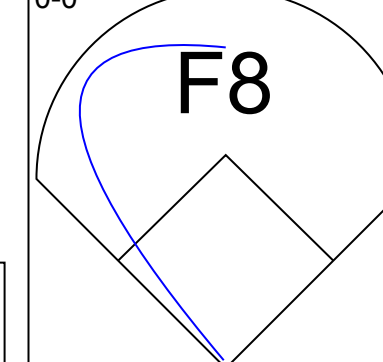
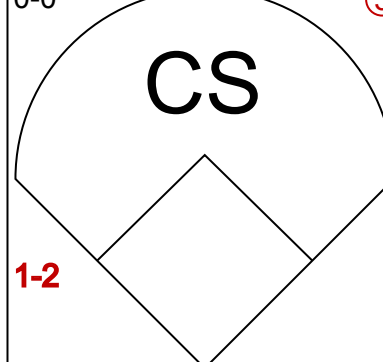
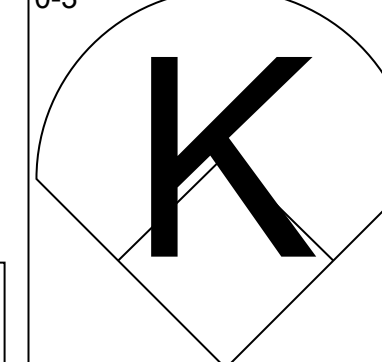
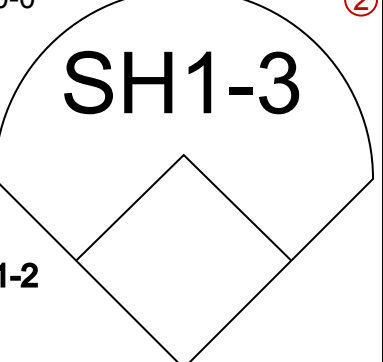
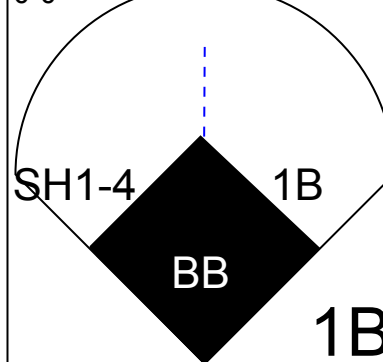
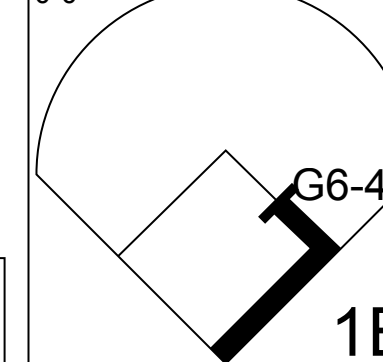
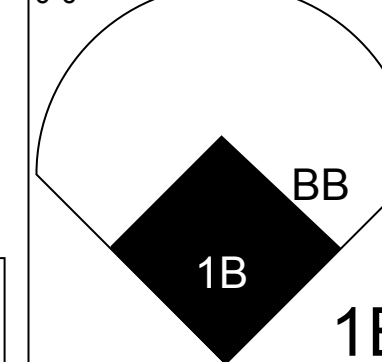
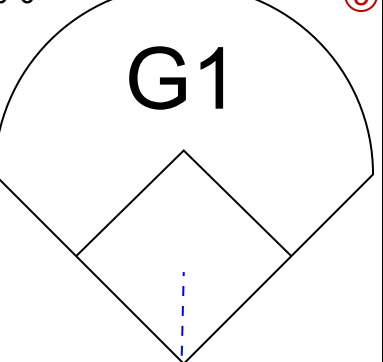


Batter	1	2	3	4	5	6	7	8	9	AB	R	H	RBI	BB	SO	LOB	TOP			
Red Schoendienst, S OBP: 0.391, SLG: 0.364 (1, 4)										4	0	1	0	0	1	0				
Bob Hazle, L OBP: 0.350, SLG: 0.133 (1, 9)										4	0	0	0	0	0	1				
Eddie Mathews, L OBP: 0.261, SLG: 0.826 (1, 5)										4	0	1	0	0	1	0				
Hank Aaron, R OBP: 0.217, SLG: 0.348 (1, 8)										4	1	1	1	0	0	1				
Joe Adcock, R OBP: 0.600, SLG: 0.875 (1, 3)										4	0	1	0	0	1	1				
Harry Hanebrink, L OBP: 0.200, SLG: 0.800 (1, 7)										3	1	1	1	0	0	1				
Johnny Logan, R OBP: 0.381, SLG: 0.571 (1, 6)										3	0	0	0	0	0	1				
Del Crandall, R OBP: 0.294, SLG: 0.250 (1, 2)										3	0	0	0	0	0	0				
Bob Trowbridge, R Gene Conley, R Casey Wise, S Bob Rush, R Frank Torre, L Don McMahon, R (1, 1) (3, 1) (6, Ph) (6, 1) (8, Ph) (8, 1)										1	0	0	0	0	0	1	0			
Inning Stats	R: 0 E: 0 K: 1 S: 5	H: 0 LOB: 0 BB: 0 P: 5	R: 0 E: 1 K: 0 S: 4	H: 1 LOB: 1 BB: 0 P: 4	R: 0 E: 0 K: 1 S: 6	H: 1 LOB: 1 BB: 0 P: 6	R: 0 E: 0 K: 0 S: 3	H: 0 LOB: 0 BB: 0 P: 3	R: 0 E: 0 K: 0 S: 3	H: 0 LOB: 0 BB: 0 P: 3	R: 2 E: 0 K: 1 S: 7	H: 2 LOB: 2 BB: 0 P: 7	R: 0 E: 0 K: 0 S: 3	H: 0 LOB: 0 BB: 0 P: 3	R: 0 E: 0 K: 1 S: 6	H: 1 LOB: 1 BB: 0 P: 6	1B: 2 2B: 1 3B: 0 HR: 2	SF: 0 SAC: 0 DP: 0 HBP: 0	WP: 1 PB: 0 SB: 0 CS: 0	PA: 32
PITCHER Robin Roberts, R ERA: 3.77 (1, 1)	IP: 9.0 WLS: W BF: 32 H: 5 R: 2 ER: 2 SO: 4 BB: 0 IBB: 0 HBP: 0 BLK: 0 WP: 1 HR: 2 S: 40 P: 40 ERA: 2.00 WHIP: 0.556															PITCHER IP: 9.0 WLS: W BF: 32 H: 5 R: 2 ER: 2 SO: 4 BB: 0 IBB: 0 HBP: 0 BLK: 0 WP: 1 HR: 2 S: 40 P: 40 ERA: 2.00 WHIP: 0.556				

Milwaukee Braves @ Philadelphia Phillies
 Connie Mack Stadium, Philadelphia, PA
 Sun Apr 20 1958, 3:33 AM EST
 Att: 16,366 - Unknown

AB 32
 R 2
 H 5
 RBI 2
 BB 0
 SO 4
 LOB 5



Batter	1	2	3	4	5	6	7	8	9	AB	R	H	RBI	BB	SO	LOB	BOTTOM	
Richie Ashburn, L OBP: 0.588, SLG: 0.462 (1, 8)										3	1	1	0	1	0	1		
Chuck Essegian, R OBP: 0.250, SLG: 0.286 (1, 7)										3	0	0	0	0	3	2		
Harry Anderson, L Pancho Herrera, R (1, 3) (9, 3)										3	0	1	1	1	1	0		
Stan Lopata, R OBP: 0.412, SLG: 0.182 (1, 2)										2	0	0	1	2	1	0		
Granny Hamner, R OBP: 0.250, SLG: 0.267 (1, 5)										3	0	1	1	1	0	3		
Wally Post, R OBP: 0.297, SLG: 0.333 (1, 9)										4	0	0	0	0	2	4		
Ted Kazanski, R OBP: 0.400, SLG: 0.357 (1, 4)										3	0	1	0	1	0	3		
Chico Fernandez, R OBP: 0.188, SLG: 0.071 (1, 6)										3	0	0	0	0	2	2		
Robin Roberts, S OBP: 0.667, SLG: 0.833 (1, 1)										4	2	3	0	0	0	1		
Inning Stats	R: 0 E: 0 K: 1 S: 5	H: 0 LOB: 0 BB: 0 P: 5	R: 0 E: 0 K: 2 S: 7	H: 0 LOB: 2 BB: 2 P: 15	R: 2 E: 0 K: 1 S: 8	H: 3 LOB: 3 BB: 2 P: 16	R: 0 E: 0 K: 0 S: 3	H: 1 LOB: 0 BB: 0 P: 3	R: 0 E: 0 K: 0 S: 3	H: 1 LOB: 0 BB: 0 P: 3	R: 1 E: 0 K: 2 S: 9	H: 2 LOB: 3 BB: 2 P: 17	R: 0 E: 1 K: 1 S: 6	H: 0 LOB: 1 BB: 0 P: 6	1B: 7 2B: 0 3B: 0 HR: 0	SF: 0 SAC: 2 DP: 1 HBP: 0	WP: 0 PB: 0 SB: 0 CS: 1	PA: 37
PITCHER Bob Trowbridge, R ERA: 7.71 (1, 1) Gene Conley, R ERA: 1.59 (3, 1) Bob Rush, R ERA: 4.5 (6, 1) Don McMahon, R ERA: (8, 1)	IP: 2.1 WLS: 8 BF: 14 H: 3 R: 2 ER: 2 SO: 3 BB: 3 IBB: 0 HBP: 0 BLK: 0 WP: 0 HR: 0 S: 16 P: 32 ERA: 7.71 WHIP: 2.571															PITCHER IP: 2.1 WLS: 8 BF: 14 H: 3 R: 2 ER: 2 SO: 3 BB: 3 IBB: 0 HBP: 0 BLK: 0 WP: 0 HR: 0 S: 16 P: 32 ERA: 7.71 WHIP: 2.571		

Milwaukee Braves @ Philadelphia Phillies
 Connie Mack Stadium, Philadelphia, PA
 Sun Apr 20 1958, 3:33 AM EST
 Att: 16,366 - Unknown

AB 28
 R 3
 H 7
 RBI 3
 BB 6
 SO 9
 LOB 16



Batter	1	2	3	4	5	6	7	8	9	AB	R	H	RBI	BB	SO	LOB	TOP								
Red Schoendienst, S OBP: 0.370, SLG: 0.346 (1, 4)	4-3		P6		L9-6		1B			4	0	1	2	0	0	2	Milwaukee Braves @ Pittsburgh Pirates Forbes Field, Pittsburgh, PA Tue Apr 22 1958, 3:33 AM EST Att: 6,991 - Unknown								
Bob Hazle, L OBP: 0.333, SLG: 0.111 (1, 9)	4-3			1B HR BB		F7	4-3			3	1	0	0	1	0	1									
Eddie Mathews, L OBP: 0.296, SLG: 0.778 (1, 5)	F9			1B HR				K		4	1	2	0	0	1	0									
Hank Aaron, R OBP: 0.259, SLG: 0.481 (1, 8)		G3-6-3 1B		1B HR		F3		F8		4	1	2	3	0	0	1									
Joe Adcock, R OBP: 0.462, SLG: 0.636 Frank Torre, L OBP: 0.308, SLG: 0.308 (1, 3) (6, 3)	F9		L1-3		4-3			P4		3	0	0	0	0	0	2									
Harry Hanebrink, L OBP: 0.111, SLG: 0.444 (1, 7)	G3-6-3 1-2		F7				G3		K	4	0	0	0	0	1	1									
Johnny Logan, R OBP: 0.350, SLG: 0.520 (1, 6)			6-3		F8		1B 1B		F9	4	1	1	0	0	0	0									
Del Rice, R OBP: 0.375, SLG: 0.500 (1, 2)			FC5-4 1B		L9-6		1B 1B		K	4	1	3	0	0	1	0									
Bob Buhl, R OBP: 0.143, SLG: 0.143 (1, 1)	FC5-4 1-2				L8		5-3			3	0	0	0	0	0	4									
Inning Stats	R: 0 E: 0 K: 0 S: 3	H: 0 LOB: 0 BB: 0 P: 3	R: 0 E: 0 K: 0 S: 3	H: 1 LOB: 0 BB: 0 P: 3	R: 0 E: 0 K: 0 S: 4	H: 1 LOB: 1 BB: 0 P: 4	R: 3 E: 0 K: 0 S: 5	H: 2 LOB: 0 BB: 1 P: 9	R: 0 E: 0 K: 0 S: 3	H: 1 LOB: 0 BB: 0 P: 3	R: 0 E: 0 K: 0 S: 4	H: 1 LOB: 1 BB: 0 P: 4	R: 2 E: 0 K: 0 S: 6	H: 3 LOB: 1 BB: 0 P: 6	R: 0 E: 0 K: 1 S: 5	H: 0 LOB: 0 BB: 0 P: 5	R: 0 E: 0 K: 2 S: 7	H: 0 LOB: 0 BB: 0 P: 7	1B: 7 2B: 2 3B: 0 HR: 1	SF: 0 SAC: 0 DP: 2 HBP: 0	WP: 0 PB: 0 CS: 0	PA: 35			
PITCHER	IP WLS BF H R ER SO BB IBB HBP BLK WP HR S P ERA WHIP	7.0 L 29 9 5 5 0 1 0 0 0 0 1 28 32 6.43 1.429	2.0 6 0 0 0 3 0 0 0 0 0 0 0 12 12 0.00 0.000																						



Batter	1	2	3	4	5	6	7	8	9	AB	R	H	RBI	BB	SO	LOB	BOTTOM								
Bill Virdon, L OBP: 0.500, SLG: 0.500 (1, 8)	FC1-6 E 1B		3B		F7		G4-6-3 1B		F8	5	0	3	1	0	0	1	Milwaukee Braves @ Pittsburgh Pirates Forbes Field, Pittsburgh, PA Tue Apr 22 1958, 3:33 AM EST Att: 6,991 - Unknown								
Dick Groat, R OBP: 0.345, SLG: 0.517 (1, 6)	F8		F7			1B 2B	G4-6-3 1-2			4	1	1	0	0	0	4									
Bob Skinner, L OBP: 0.345, SLG: 0.370 (1, 7)	E3 FC1-6 1-2		L8			E6 1B		F7		4	0	0	0	0	0	3									
Ted Kluszewski, L OBP: 0.308, SLG: 0.261 (1, 3)	FC1-6 1-2 2-3				G5-4-3 1B	P4		F6		4	0	1	0	0	0	4									
Frank Thomas, R OBP: 0.259, SLG: 0.423 (1, 5)	K		G5-4-3 1-2		F9			E 1B		4	0	1	0	0	1	5									
Roberto Clemente, R OBP: 0.360, SLG: 0.458 (1, 9)		G1-6-3 1B		F8		1-3 2-H 1B		E6 1-2		4	0	2	1	0	0	1									
Bill Mazerowski, R OBP: 0.333, SLG: 0.286 John Powers, L OBP: 0.500, SLG: 0.333 Gene Baker, R OBP: 0.200, SLG: 0.125 (1, 4) (8, PH) (9, 4)		G1-6-3 1-2		L4-3 1B		4-3		G3		3	0	1	0	0	0	1									
Hank Foiles, R OBP: 0.227, SLG: 0.190 Gene Freese, R (9, PH) (1, 2)		L9			K	BB 1B 1B		F8		3	1	1	0	0	1	1									
Ron Kline, R OBP: 0.800, SLG: 2.000 (9, PH) (1, 1)			K		L4-3		1-2 BB		K	0	0	0	0	0	0	0									
Inning Stats	R: 0 E: 1 K: 1 S: 7	H: 1 LOB: 2 BB: 0 P: 7	R: 0 E: 0 K: 0 S: 3	H: 1 LOB: 0 BB: 0 P: 3	R: 0 E: 0 K: 1 S: 6	H: 1 LOB: 1 BB: 0 P: 6	R: 0 E: 0 K: 0 S: 3	H: 1 LOB: 0 BB: 0 P: 3	R: 0 E: 0 K: 0 S: 6	H: 1 LOB: 1 BB: 0 P: 6	R: 1 E: 1 K: 0 S: 5	H: 2 LOB: 2 BB: 0 P: 5	R: 1 E: 0 K: 0 S: 4	H: 2 LOB: 1 BB: 1 P: 8	R: 0 E: 0 K: 0 S: 5	H: 1 LOB: 0 BB: 0 P: 5	R: 0 E: 0 K: 1 S: 5	H: 0 LOB: 0 BB: 0 P: 5	1B: 8 2B: 1 3B: 1 HR: 0	SF: 0 SAC: 0 DP: 3 HBP: 0	WP: 0 PB: 0 CS: 0	PA: 37			
PITCHER	IP WLS BF H R ER SO BB IBB HBP BLK WP HR S P ERA WHIP	9.0 W 37 10 2 1 4 1 0 0 0 0 0 44 48 1.00 1.222																							



Batter	1	2	3	4	5	6	7	8	9	AB	R	H	RBI	BB	SO	LOB	TOP					
Red Schoendienst, S OBP: 0.355, SLG: 0.333 (1,4)										4	0	1	0	0	1	0						
Bob Hazle, L OBP: 0.321, SLG: 0.136 (1,9)										4	0	1	0	0	1	1						
Eddie Mathews, L OBP: 0.290, SLG: 0.700 (1,5)										3	0	0	0	1	1	1						
Hank Aaron, R OBP: 0.258, SLG: 0.484 (1,8)										4	0	1	0	0	0	2						
Joe Adcock, R OBP: 0.412, SLG: 0.533 (1,3)										4	0	1	0	0	0	3						
Felix Mantilla, R (9, PR)										0	0	0	0	0	0	0						
Harry Hanebrink, L OBP: 0.077, SLG: 0.308 (1,7)										4	0	0	0	0	0	2						
Johnny Logan, R OBP: 0.345, SLG: 0.464 (1,6)										3	0	0	0	0	0	2						
Del Crandall, R OBP: 0.350, SLG: 0.368 (1,2)										3	0	2	0	0	0	0						
Lew Burdette, R OBP: 0.167, SLG: 0.167 (1,1)										2	0	0	0	0	1	1						
Frank Torre, L OBP: 0.286, SLG: 0.286 (7, PH)										1	0	0	0	0	1	2						
Gene Conley, R (7, 1)										0	0	0	0	0	0	0						
Inning Stats	R: 0 E: 0 K: 0 S: 4	H: 1 LOB: 2 BB: 1 P: 8	R: 0 E: 0 K: 0 S: 4	H: 1 LOB: 1 BB: 0 P: 4	R: 0 E: 0 K: 1 S: 5	H: 1 LOB: 1 BB: 0 P: 5	R: 0 E: 0 K: 0 S: 4	H: 1 LOB: 0 BB: 0 P: 4	R: 0 E: 0 K: 2 S: 7	H: 0 LOB: 0 BB: 0 P: 7	R: 0 E: 0 K: 0 S: 3	H: 0 LOB: 0 BB: 0 P: 3	R: 0 E: 0 K: 1 S: 6	H: 1 LOB: 2 BB: 0 P: 7	R: 0 E: 0 K: 1 S: 5	H: 0 LOB: 0 BB: 0 P: 5	R: 0 E: 0 K: 0 S: 4	H: 1 LOB: 1 BB: 0 P: 4	1B: 4 2B: 3 3B: 0 HR: 0	SF: 0 SAC: 0 DP: 1 HBP: 1	WP: 0 PB: 0 SB: 0 CS: 0	PA: 34
PITCHER Bob Purkey, R ERA: 0.52 (1,1)	IP: 9.0 WLS: W BF: 34 H: 6 R: 0 ER: 0 SO: 5 BB: 1 IBB: 0 HBP: 1 BLK: 0 WP: 0 HR: 0 S: 42 P: 47 ERA: 0.00 WHIP: 0.778															PITCHER	IP: 9.0 WLS: W BF: 34 H: 6 R: 0 ER: 0 SO: 5 BB: 1 IBB: 0 HBP: 1 BLK: 0 WP: 0 HR: 0 S: 42 P: 47 ERA: 0.00 WHIP: 0.778					

Milwaukee Braves @ Cincinnati Redlegs
Crosley Field, Cincinnati, OH
Wed Apr 23 1958, 3:33 AM EST
Att: 10,312 - Unknown

AB 32
R 0
H 6
RBI 0
BB 1
SO 5
LOB 14



Batter	1	2	3	4	5	6	7	8	9	AB	R	H	RBI	BB	SO	LOB	BOTTOM			
Johnny Temple, R OBP: 0.448, SLG: 0.375 (1,4)										3	1	1	0	1	0	0				
Vada Pinson, L OBP: 0.276, SLG: 0.407 (1,9)										4	0	0	0	0	1	3				
Frank Robinson, R OBP: 0.310, SLG: 0.296 (1,7)										4	0	1	2	0	0	1				
George Crowe, L OBP: 0.389, SLG: 0.333 (1,3)										4	0	0	0	0	2	2				
Don Hoak, R OBP: 0.429, SLG: 0.630 (1,5)										3	0	2	0	0	0	0				
Gus Bell, L OBP: 0.320, SLG: 0.318 (1,8)										2	0	0	0	0	0	1				
Roy McMillan, R OBP: 0.292, SLG: 0.105 (1,6)										3	0	0	0	0	0	2				
Ed Bailey, L OBP: 0.280, SLG: 0.150 (1,2)										2	0	0	0	1	1	0				
Bob Purkey, R OBP: 0.143, SLG: 0.286 (1,1)										3	1	1	0	0	0	2				
Inning Stats	R: 0 E: 0 K: 0 S: 3	H: 0 LOB: 0 BB: 0 P: 3	R: 0 E: 0 K: 0 S: 4	H: 1 LOB: 0 BB: 0 P: 4	R: 0 E: 0 K: 1 S: 5	H: 0 LOB: 0 BB: 0 P: 5	R: 0 E: 0 K: 0 S: 3	H: 0 LOB: 0 BB: 0 P: 3	R: 0 E: 0 K: 1 S: 8	H: 3 LOB: 1 BB: 0 P: 8	R: 0 E: 0 K: 0 S: 4	H: 1 LOB: 2 BB: 1 P: 8	R: 0 E: 0 K: 2 S: 7	H: 0 LOB: 1 BB: 1 P: 11	R: 0 E: 0 K: 0 S: 4	H: 0 LOB: 0 BB: 0 P: 11	1B: 2 2B: 3 3B: 0 HR: 0	SF: 0 SAC: 1 DP: 0 HBP: 0	WP: 0 PB: 0 SB: 0 CS: 0	PA: 31
PITCHER Lew Burdette, R ERA: 1.8 (1,1)	IP: 6.0 WLS: L BF: 22 H: 4 R: 2 ER: 2 SO: 2 BB: 0 IBB: 0 HBP: 0 BLK: 0 WP: 0 HR: 0 S: 26 P: 26 ERA: 3.00 WHIP: 0.667															PITCHER	IP: 6.0 WLS: L BF: 22 H: 4 R: 2 ER: 2 SO: 2 BB: 0 IBB: 0 HBP: 0 BLK: 0 WP: 0 HR: 0 S: 26 P: 26 ERA: 3.00 WHIP: 0.667			
PITCHER Gene Conley, R ERA: 1.17 (7,1)	IP: 2.0 WLS: 9 BF: 1 H: 0 R: 0 ER: 0 SO: 2 BB: 1 IBB: 1 HBP: 0 BLK: 0 WP: 0 HR: 0 S: 11 P: 19 ERA: 0.00 WHIP: 1.000															PITCHER	IP: 2.0 WLS: 9 BF: 1 H: 0 R: 0 ER: 0 SO: 2 BB: 1 IBB: 1 HBP: 0 BLK: 0 WP: 0 HR: 0 S: 11 P: 19 ERA: 0.00 WHIP: 1.000			

Milwaukee Braves @ Cincinnati Redlegs
Crosley Field, Cincinnati, OH
Wed Apr 23 1958, 3:33 AM EST
Att: 10,312 - Unknown

AB 28
R 2
H 5
RBI 2
BB 2
SO 4
LOB 11



Batter	1	2	3	4	5	6	7	8	9	AB	R	H	RBI	BB	SO	LOB	TOP							
Red Schoendienst, S OBP: 0.417, SLG: 0.344	(1, 4) X 0-0 1B FC6-4	4-0 1-2 BB FC6-4	4-0 BB BB	4-0 BB BB	X 0-0 F8	X 0-0 F8	X 0-0 BB	4-0 1-2 BB		2	1	1	0	3	0	0								
Bob Hazle, L OBP: 0.384, SLG: 0.192	(1, 9) X 0-0 FC6-4 G3	0-0 1-3 1B FC6-4	0-0 1-2 2-3 3-H	4-0 1-2 BB	X 0-0 BB	X 0-0 BB	X 0-0 BB	0-0 F5		4	1	2	1	1	0	4								
Eddie Mathews, L OBP: 0.250, SLG: 0.600	(1, 5) X 0-0 G3	0-0 4-3	0-0 F4	X 0-0 F4	X 0-0 F4	X 0-0 F4	X 0-3 K	0-0 F8		5	0	0	0	0	1	9								
Hank Aaron, R OBP: 0.361, SLG: 0.706	(1, 8) X 4-0 FC6-4 IBB		X 0-0 HR	X 0-0 HR	X 0-0 HR	X 0-0 HR	X 4-0 BLK BB	X 0-0 G3 1B		3	3	3	2	2	0	0								
Joe Adcock, R OBP: 0.350, SLG: 0.444	(1, 3) X 0-0 FC6-4		X 0-0 6-3	X 0-0 6-3	X 0-0 6-3	X 0-0 6-3	X 4-0 BLK BB	X 0-0 G3		3	0	0	1	0	0	2								
Frank Torre, L OBP: 0.313, SLG: 0.267	(7, PH) (7, 3) 1-2 2-3 3-H						X 1-2 2-3 BB	X 1-2 G3		1	0	0	0	1	0	1								
Harry Hanebrink, L OBP: 0.067, SLG: 0.267	(1, 7) X 0-0 4-3		X 0-0 4-3	X 0-0 4-3	X 0-3 K	X 0-0 K	X 0-0 SF7	X 0-0 FC4-6 1B		2	0	0	0	0	0	2								
Andy Paiko, R OBP: 0.156, SLG: 0.118	(5, PH) (5, 7) 1-2 2-3 3-H						X 1-2 2-3 BB	X 1-2 FC4-6 1B		2	0	1	2	0	1	0								
Johnny Logan, R OBP: 0.324, SLG: 0.406	(1, 6) X 4-0 FC6-4 IBB	4-0 F9 1B FC6-4 BB	X 0-0 F8	X 0-0 F8	X 0-0 F8	X 0-0 F8	X 0-0 F8	X 0-0 FC4-6 1B		4	1	0	0	1	0	3								
Del Crandall, R OBP: 0.320, SLG: 0.333	(1, 2) X 0-0 FC6-4 BB	X 0-0 FC6-4 BB	X 0-0 F8	X 0-0 F8	X 0-0 F8	X 0-0 F8	X 0-0 F8	X 0-0 F8		5	0	1	0	0	0	1								
Warren Spahn, L OBP: 0.182, SLG: 0.100	(1, 1) X 0-0 F9	X 0-0 F9	X 0-3 K	X 0-3 K	X 0-3 K	X 0-3 K	X 0-3 K	X 4-0 BB BB		3	0	0	0	1	2	2								
Inning Stats	R: 1 E: 0 K: 0 S: 5	H: 2 LOB: 2 BB: 1 P: 9	R: 1 E: 0 K: 0 S: 4	H: 1 LOB: 2 BB: 2 P: 12	R: 1 E: 0 K: 0 S: 4	H: 1 LOB: 0 BB: 0 P: 4	R: 0 E: 0 K: 0 S: 5	H: 0 LOB: 2 BB: 0 P: 13	R: 1 E: 0 K: 1 S: 6	H: 1 LOB: 0 BB: 0 P: 6	R: 0 E: 0 K: 0 S: 5	H: 0 LOB: 0 BB: 0 P: 5	R: 1 E: 0 K: 1 S: 6	H: 1 LOB: 2 BB: 2 P: 14	R: 0 E: 0 K: 0 S: 3	H: 0 LOB: 2 BB: 2 P: 11	R: 1 E: 0 K: 0 S: 5	H: 2 LOB: 1 BB: 0 P: 5	1B: 6 2B: 0 3B: 0 HR: 2	SF: 1 SAC: 0 DP: 0 HBP: 0	WP: 1 PB: 0 CS: 0	PA: 44		
PITCHER	IP WLS BF H R ER SO BB IBB HBP BLK WP HR S P ERA WHIP	IP WLS BF H R ER SO BB IBB HBP BLK WP HR S P ERA WHIP	IP WLS BF H R ER SO BB IBB HBP BLK WP HR S P ERA WHIP	IP WLS BF H R ER SO BB IBB HBP BLK WP HR S P ERA WHIP	IP WLS BF H R ER SO BB IBB HBP BLK WP HR S P ERA WHIP	IP WLS BF H R ER SO BB IBB HBP BLK WP HR S P ERA WHIP	IP WLS BF H R ER SO BB IBB HBP BLK WP HR S P ERA WHIP	IP WLS BF H R ER SO BB IBB HBP BLK WP HR S P ERA WHIP	IP WLS BF H R ER SO BB IBB HBP BLK WP HR S P ERA WHIP	IP WLS BF H R ER SO BB IBB HBP BLK WP HR S P ERA WHIP	IP WLS BF H R ER SO BB IBB HBP BLK WP HR S P ERA WHIP	IP WLS BF H R ER SO BB IBB HBP BLK WP HR S P ERA WHIP	IP WLS BF H R ER SO BB IBB HBP BLK WP HR S P ERA WHIP	IP WLS BF H R ER SO BB IBB HBP BLK WP HR S P ERA WHIP	IP WLS BF H R ER SO BB IBB HBP BLK WP HR S P ERA WHIP	IP WLS BF H R ER SO BB IBB HBP BLK WP HR S P ERA WHIP	IP WLS BF H R ER SO BB IBB HBP BLK WP HR S P ERA WHIP	IP WLS BF H R ER SO BB IBB HBP BLK WP HR S P ERA WHIP	IP WLS BF H R ER SO BB IBB HBP BLK WP HR S P ERA WHIP	IP WLS BF H R ER SO BB IBB HBP BLK WP HR S P ERA WHIP	IP WLS BF H R ER SO BB IBB HBP BLK WP HR S P ERA WHIP	IP WLS BF H R ER SO BB IBB HBP BLK WP HR S P ERA WHIP	IP WLS BF H R ER SO BB IBB HBP BLK WP HR S P ERA WHIP	IP WLS BF H R ER SO BB IBB HBP BLK WP HR S P ERA WHIP

Milwaukee Braves @ Cincinnati Redlegs
Crosley Field, Cincinnati, OH
Thu Apr 24 1958, 3:33 AM EST
Att: 6,182 - Unknown


AB 34
R 6
H 8
RBI 6
BB 9
SO 4
LOB 24



Batter	1	2	3	4	5	6	7	8	9	AB	R	H	RBI	BB	SO	LOB	BOTTOM							
Johnny Temple, R OBP: 0.485, SLG: 0.444	(1, 4) X 4-0 BB BB		X 0-0 1B	X 0-0 1B	X 0-0 1B	X 0-0 5-3	X 0-0 5-3	X 0-0 4-3 2B		3	0	2	0	1	0	0								
Vada Pinson, L OBP: 0.273, SLG: 0.367	(1, 9) X 4-0 G6-4-3 BB		X 0-3 K	X 0-3 K	X 0-3 K	X 0-0 F7	X 0-0 F7	X 0-0 4-3		3	0	0	0	1	1	2								
Frank Robinson, R OBP: 0.273, SLG: 0.258	(1, 7) X 0-0 F8		X 0-0 5-3	X 0-0 5-3	X 0-0 5-3	X 0-0 6-3	X 0-0 6-3	X 0-0 F6		4	0	0	0	0	0	3								
Steve Bilko, R OBP: 0.385, SLG: 0.818	(1, 3) X 0-0 G6-4-3		X 0-0 F3	X 0-0 F3	X 0-0 F3	X 0-0 F3	X 0-0 F3	X 0-0 6-3		4	1	1	0	0	0	3								
Don Hoak, R OBP: 0.406, SLG: 0.581	(1, 5) X 0-3 K	X 0-3 K	X 0-0 F6	X 0-0 F6	X 0-0 F6	X 0-0 F6	X 0-0 F6	X 0-0 K		4	1	1	1	0	2	0								
Gus Bell, L OBP: 0.276, SLG: 0.269	(1, 8) X 0-0 1-3	X 0-0 1-3	X 0-0 1-3	X 0-0 1-3	X 0-0 1-3	X 0-0 1-3	X 0-0 1-3	X 0-0 F4		4	0	0	0	0	0	1								
Roy McMillan, R OBP: 0.269, SLG: 0.095	(1, 6) X 0-0 F9		X 0-0 F9	X 0-0 F9	X 0-0 F9	X 0-0 F9	X 0-0 F9	X 0-3 K		2	0	0	0	0	0	0								
Pete Whisenant, R OBP: 0.269, SLG: 0.095	(7, PH) (7, 1) 1-2						X 1-2	X 1-2		1	0	0	0	0	0	1								
Johnny Klippstein, R OBP: 0.269, SLG: 0.095	(8, PH) (8, 1) 1-2						X 1-2	X 1-2		0	0	0	0	0	0	0								
Dutch Dotterer, R OBP: 0.269, SLG: 0.095	(9, PH) (9, 1) 1-2						X 1-2	X 1-2		1	0	0	0	0	0	1								
Ed Bailey, L OBP: 0.357, SLG: 0.304	(1, 2) X 0-0 G4-6-3 1B		X 0-0 G4-6-3 1B	X 0-0 G4-6-3 1B	X 0-0 G4-6-3 1B	X 0-0 G4-6-3 1B	X 0-0 G4-6-3 1B	X 0-0 G4-6-3 1B		3	0	3	1	0	0	0								
Brooks Lawrence, R OBP: 0.269, SLG: 0.095	(1, 1) X 0-0 G4-6-3 1B		X 0-0 G4-6-3 1B	X 0-0 G4-6-3 1B	X 0-0 G4-6-3 1B	X 0-0 G4-6-3 1B	X 0-0 G4-6-3 1B	X 0-0 G4-6-3 1B		0	0	0	0	0	0	0								
Jerry Lynch, L OBP: 0.269, SLG: 0.095	(3, PH) (3, 1) 1-2						X 1-2	X 1-2		1	0	0	0	0	0	1								
Charlie Rabe, L OBP: 0.269, SLG: 0.095	(4, 1) (4, 1) 1-2						X 1-2	X 1-2		0	0	0	0	0	0	0								
Bob Thurman, L OBP: 0.269, SLG: 0.095	(5, PH) (5, 1) 1-2						X 1-2	X 1-2		1	0	0	0	0	0	1								
Hersh Freeman, R OBP: 0.269, SLG: 0.095	(6, 1) (6, 1) 1-2						X 1-2	X 1-2		0	0	0	0	0	0	0								
George Crowe, L OBP: 0.269, SLG: 0.095	(7, PH) (7, 1) 1-2						X 1-2	X 1-2		1	0	0	0	0	0	1								
Alex Grammas, R OBP: 0.269, SLG: 0.095	(8, 6) (8, 6) 1-2						X 1-2	X 1-2		0	0	0	0	0	0	0								
Inning Stats	R: 0 E: 0 K: 0 S: 2	H: 0 LOB: 1 BB: 2 P: 10	R: 0 E: 0 K: 1 S: 5	H: 0 LOB: 0 BB: 0 P: 5	R: 0 E: 0 K: 1 S: 6	H: 2 LOB: 1 BB: 0 P: 6	R: 0 E: 0 K: 0 S: 3	H: 0 LOB: 0 BB: 0 P: 3	R: 0 E: 0 K: 0 S: 4	H: 1 LOB: 1 BB: 0 P: 4	R: 0 E: 0 K: 0 S: 3	H: 0 LOB: 0 BB: 0 P: 3	R: 2 E: 0 K: 0 S: 6	H: 3 LOB: 1 BB: 0 P: 6	R: 0 E: 0 K: 0 S: 4	H: 1 LOB: 1 BB: 0 P: 4	R: 0 E: 0 K: 2 S: 7	H: 0 LOB: 0 BB: 0 P: 7	1B: 4 2B: 2 3B: 1 HR: 0	SF: 0 SAC: 0 DP: 2 HBP: 0	WP: 0 PB: 1 CS: 0	PA: 34		
PITCHER	IP WLS BF H R ER SO BB IBB HBP BLK WP HR S P ERA WHIP	IP WLS BF H R ER SO BB IBB HBP BLK WP HR S P ERA WHIP	IP WLS BF H R ER SO BB IBB HBP BLK WP HR S P ERA WHIP	IP WLS BF H R ER SO BB IBB HBP BLK WP HR S P ERA WHIP	IP WLS BF H R ER SO BB IBB HBP BLK WP HR S P ERA WHIP	IP WLS BF H R ER SO BB IBB HBP BLK WP HR S P ERA WHIP	IP WLS BF H R ER SO BB IBB HBP BLK WP HR S P ERA WHIP	IP WLS BF H R ER SO BB IBB HBP BLK WP HR S P ERA WHIP	IP WLS BF H R ER SO BB IBB HBP BLK WP HR S P ERA WHIP	IP WLS BF H R ER SO BB IBB HBP BLK WP HR S P ERA WHIP	IP WLS BF H R ER SO BB IBB HBP BLK WP HR S P ERA WHIP	IP WLS BF H R ER SO BB IBB HBP BLK WP HR S P ERA WHIP	IP WLS BF H R ER SO BB IBB HBP BLK WP HR S P ERA WHIP	IP WLS BF H R ER SO BB IBB HBP BLK WP HR S P ERA WHIP	IP WLS BF H R ER SO BB IBB HBP BLK WP HR S P ERA WHIP	IP WLS BF H R ER SO BB IBB HBP BLK WP HR S P ERA WHIP	IP WLS BF H R ER SO BB IBB HBP BLK WP HR S P ERA WHIP	IP WLS BF H R ER SO BB IBB HBP BLK WP HR S P ERA WHIP	IP WLS BF H R ER SO BB IBB HBP BLK WP HR S P ERA WHIP	IP WLS BF H R ER SO BB IBB HBP BLK WP HR S P ERA WHIP	IP WLS BF H R ER SO BB IBB HBP BLK WP HR S P ERA WHIP	IP WLS BF H R ER SO BB IBB HBP BLK WP HR S P ERA WHIP	IP WLS BF H R ER SO BB IBB HBP BLK WP HR S P ERA WHIP	IP WLS BF H R ER SO BB IBB HBP BLK WP HR S P ERA WHIP

Milwaukee Braves @ Cincinnati Redlegs
Crosley Field, Cincinnati, OH
Thu Apr 24 1958, 3:33 AM EST
Att: 6,182 - Unknown

AB 32
R 2
H 7
RBI 2
BB 2
SO 4
LOB 13



Batter	1	2	3	4	5	6	7	8	9	AB	R	H	RBI	BB	SO	LOB	TOP			
Richie Ashburn, L (1,8) OBP: 0.593, SLG: 0.444	0-0 6-3			4-0 BB		0-0 1-3			0-0 5-3 1B	3	0	1	0	1	0	0	Philadelphia Phillies @ Milwaukee Braves Milwaukee County Stadium, Milwaukee, WI Fri Apr 25 1958, 7:05 PM EST Att: 15,891 - Unknown livebaseballscorecards.com			
Bob Bowman, R (1,9) OBP: 0.286, SLG: 0.500	0-0 5-3			0-3 K		0-0 F7			0-0 5-3	4	0	0	0	0	1	2				
Rip Repulski, R (1,7) OBP: 0.313, SLG: 0.538	0-0 6-3			4-0 G1-6-3 BB					0-0 F7	3	0	0	0	1	0	1				
Harry Anderson, L (1,3)		0-0 F8		0-0 G1-6-3					0-3 K	3	0	0	0	0	1	2				
Granny Hamner, R (1,5) OBP: 0.265, SLG: 0.303		0-0 1-3				0-0 FC4-6 1B			0-0 P6	3	0	1	0	0	0	0				
Stan Lopata, R (1,2) OBP: 0.429, SLG: 0.240		0-3 K				0-0 FC4-6 1B			4-0 G6-4-3 BB	2	0	1	0	1	1	0				
Ted Kazanski, R (1,4) OBP: 0.394, SLG: 0.379			0-0 6-3			0-0 FC4-6 FC6-4			0-0 G6-4-3	3	0	0	0	0	0	3				
Chico Fernandez, R (1,6) OBP: 0.333, SLG: 0.240			0-0 F3			0-0 FC6-4			0-0 L8	3	0	0	0	0	0	1				
Robin Roberts, S (1,1) OBP: 0.500, SLG: 0.625			0-0 F7						0-0 4-3	2	0	0	0	0	0	0	AB 27 R 0 H 3 RBI 0 BB 3 SO 3 LOB 9			
Solly Hemus, L (9, PH) OBP: 0.500, SLG: 0.333										1	0	0	0	0	0	0				
Inning Stats	R: 0 E: 0 K: 0 S: 3	H: 0 LOB: 0 BB: 0 P: 3	R: 0 E: 0 K: 1 S: 5	H: 0 LOB: 0 BB: 0 P: 5	R: 0 E: 0 K: 0 S: 3	H: 0 LOB: 1 BB: 2 P: 3	R: 0 E: 0 K: 1 S: 4	H: 2 LOB: 1 BB: 0 P: 4	R: 0 E: 0 K: 0 S: 3	H: 0 LOB: 0 BB: 0 P: 3	R: 0 E: 0 K: 1 S: 5	H: 0 LOB: 0 BB: 0 P: 5	R: 0 E: 0 K: 0 S: 2	H: 0 LOB: 1 BB: 1 P: 6	R: 0 E: 0 K: 0 S: 4	H: 1 LOB: 1 BB: 0 P: 4	1B: 3 2B: 0 3B: 0 HR: 0	SF: 0 SAC: 0 DP: 2 HBP: 0	WP: 0 PB: 0 SB: 1 CS: 0	PA: 30
PITCHER	IP WLS BF H R ER SO BB IBB HBP BLK WP HR S P ERA WHIP																			
Bob Rush, R (1,1) ERA: 0.82	9.0 W 30 3 0 0 3 3 0 0 0 0 0 0 0 33 45 0.00 0.667																			

Batter	1	2	3	4	5	6	7	8	9	AB	R	H	RBI	BB	SO	LOB	BOTTOM			
Red Schoendienst, S (1,4) OBP: 0.400, SLG: 0.333	0-0 CS BB 1B		0-0 G3			0-0 F9			0-0 P6	4	0	1	0	0	0	0	Philadelphia Phillies @ Milwaukee Braves Milwaukee County Stadium, Milwaukee, WI Fri Apr 25 1958, 7:05 PM EST Att: 15,891 - Unknown livebaseballscorecards.com			
Bob Hazle, L (1,9) OBP: 0.381, SLG: 0.200	0-0 F9		0-0 PB 1B			0-0 F8			0-0 4-3	4	1	1	0	0	0	1				
Eddie Mathews, L (1,5) OBP: 0.300, SLG: 0.605	4-0 1-2 BB		0-0 1-H 1B			0-0 3-1			0-0 2B 1B	3	1	2	1	1	0	0				
Hank Aaron, R (1,8) OBP: 0.350, SLG: 0.649	0-3 K		4-0 1B			0-0 F8			0-0 L7	3	0	0	0	1	1	3				
Joe Adcock, R (1,3) OBP: 0.391, SLG: 0.619		0-0 FC4-6 1B				0-0 F8			0-0 2B	3	1	2	1	0	0	2				
Frank Torre, L (7,3) OBP: 0.353, SLG: 0.375									0-0 1-H 2B	1	0	1	1	0	0	0				
Harry Hanerink, L (1,7) OBP: 0.053, SLG: 0.211		0-0 FC4-6				0-0 4-3			0-0 F9	4	0	0	0	0	0	2				
Johnny Logan, R (1,6) OBP: 0.324, SLG: 0.400		0-0 F3				0-0 G6-3 1B			0-0 F7	3	0	1	0	0	0	1				
Del Crandall, R (1,2) OBP: 0.321, SLG: 0.333		0-0 F8				0-0 G6-3			0-0 E7 SF8 1B	3	1	1	0	0	0	2				
Bob Rush, R (1,1)			0-3 K			0-0 B2			0-0 SF8	2	0	0	1	0	1	0	AB 30 R 4 H 9 RBI 4 BB 2 SO 2 LOB 11			
Inning Stats	R: 0 E: 0 K: 1 S: 5	H: 1 LOB: 2 BB: 1 P: 9	R: 0 E: 0 K: 0 S: 4	H: 1 LOB: 0 BB: 0 P: 4	R: 1 E: 0 K: 1 S: 7	H: 2 LOB: 2 BB: 1 P: 11	R: 0 E: 0 K: 0 S: 3	H: 1 LOB: 0 BB: 0 P: 3	R: 0 E: 0 K: 0 S: 3	H: 0 LOB: 0 BB: 0 P: 3	R: 1 E: 0 K: 0 S: 4	H: 1 LOB: 0 BB: 0 P: 4	R: 1 E: 1 K: 0 S: 4	H: 1 LOB: 1 BB: 0 P: 4	R: 1 E: 0 K: 0 S: 5	H: 2 LOB: 1 BB: 0 P: 5		1B: 7 2B: 2 3B: 0 HR: 1	SF: 1 SAC: 0 DP: 2 HBP: 0	WP: 0 PB: 1 SB: 0 CS: 1
PITCHER	IP WLS BF H R ER SO BB IBB HBP BLK WP HR S P ERA WHIP																			
Robin Roberts, R (1,1) ERA: 3.22	8.0 L 33 9 4 2 2 1 1 0 0 0 1 35 43 2.25 1.250																			

Batter	1	2	3	4	5	6	7	8	9	AB	R	H	RBI	BB	SO	LOB	TOP									
Richie Ashburn, L OBP: 0.548, SLG: 0.452 (1, 8)										4	1	2	0	0	0	0	Philadelphia Phillies @ Milwaukee Braves Milwaukee County Stadium, Milwaukee, WI Sat Apr 26 1958, 4:33 AM EST Att: 15,391 - Unknown livebaseballscores.com									
Dave Philley, S OBP: 0.286, SLG: 0.167 (1, 3)										4	0	1	0	0	1	2										
Harry Anderson, L OBP: 0.275, SLG: 0.294 (1, 7)										3	1	1	2	1	0	2										
Granny Hamner, R OBP: 0.237, SLG: 0.270 (1, 5)										4	0	0	0	0	1	2										
Stan Lopata, R OBP: 0.410, SLG: 0.241 (1, 2)										4	0	1	0	0	1	0										
Wally Post, R OBP: 0.240, SLG: 0.320 (1, 9)										4	0	0	0	0	0	1										
Ted Kazanski, R OBP: 0.361, SLG: 0.344 (1, 4)										3	0	0	0	0	1	1										
Chico Fernandez, R OBP: 0.333, SLG: 0.222 (1, 6)										2	0	0	0	1	1	1										
Ray Semproch, R Turk Farrell, R (8, 1)										3	0	0	0	0	0	1										
Inning Stats	R: 2 E: 0 K: 2 S: 9	H: 2 LOB: 0 BB: 0 P: 9	R: 0 E: 0 K: 1 S: 5	H: 0 LOB: 1 BB: 1 P: 9	R: 0 E: 0 K: 0 S: 3	H: 1 LOB: 0 BB: 0 P: 3	R: 0 E: 0 K: 0 S: 3	H: 0 LOB: 0 BB: 0 P: 3	R: 0 E: 0 K: 1 S: 5	H: 0 LOB: 1 BB: 0 P: 5	R: 0 E: 0 K: 0 S: 4	H: 1 LOB: 1 BB: 0 P: 4	R: 0 E: 1 K: 0 S: 4	H: 0 LOB: 1 BB: 0 P: 4	R: 0 E: 0 K: 1 S: 5	H: 0 LOB: 0 BB: 5 P: 5		R: 0 E: 0 K: 0 S: 3	H: 1 LOB: 1 BB: 1 P: 7	1B: 4 2B: 0 3B: 0 HR: 1	SF: 0 SAC: 0 DP: 2 HBP: 0	WP: 0 PB: 0 CS: 0	PA: 33			
PITCHER Bob Buhl, R ERA: 1.01 (1, 1)	IP: 9.0 WLS: W BF: 33	H: 5 R: 2 ER: 2 SO: 5	BB: 2 IBB: 0 HBP: 0 BLK: 0	WP: 0 HR: 1 S: 41 P: 49	ERA: 2.00 WHIP: 0.778											ERA: 2.00 WHIP: 0.778										

Batter	1	2	3	4	5	6	7	8	9	AB	R	H	RBI	BB	SO	LOB	BOTTOM									
Red Schoendienst, S OBP: 0.409, SLG: 0.333 (1, 4)										3	1	1	0	1	0	0	Philadelphia Phillies @ Milwaukee Braves Milwaukee County Stadium, Milwaukee, WI Sat Apr 26 1958, 4:33 AM EST Att: 15,391 - Unknown livebaseballscores.com									
Bob Hazle, L OBP: 0.317, SLG: 0.176 (1, 9)										4	0	0	0	0	2	2										
Eddie Mathews, L OBP: 0.341, SLG: 0.690 (1, 5)										4	2	3	1	0	0	0										
Hank Aaron, R OBP: 0.341, SLG: 0.610 (1, 8)										4	0	1	1	0	2	1										
Joe Adcock, R OBP: 0.407, SLG: 0.750 (1, 3)										3	1	2	2	0	1	0										
Frank Torre, L OBP: 0.353, SLG: 0.375 (9, 3)										0	0	0	0	0	0	0										
Harry Hanerink, L OBP: 0.087, SLG: 0.182 (1, 7)										3	0	0	0	1	0	1										
Johnny Logan, R OBP: 0.300, SLG: 0.368 (1, 6)										3	0	0	0	0	2											
Del Rice, R OBP: 0.273, SLG: 0.364 (1, 2)										3	0	0	0	0	0	0										
Bob Buhl, R OBP: 0.100, SLG: 0.100 (1, 1)										3	0	0	0	0	0	0										
Inning Stats	R: 0 E: 0 K: 1 S: 6	H: 1 LOB: 1 BB: 0 P: 6	R: 0 E: 0 K: 1 S: 5	H: 0 LOB: 0 BB: 0 P: 5	R: 0 E: 0 K: 0 S: 3	H: 0 LOB: 0 BB: 0 P: 3	R: 1 E: 0 K: 1 S: 7	H: 2 LOB: 2 BB: 1 P: 11	R: 0 E: 0 K: 0 S: 3	H: 0 LOB: 1 BB: 1 P: 7	R: 1 E: 0 K: 1 S: 6	H: 1 LOB: 0 BB: 0 P: 6	R: 0 E: 0 K: 0 S: 3	H: 0 LOB: 0 BB: 0 P: 3	R: 2 E: 0 K: 1 S: 8	H: 3 LOB: 1 BB: 0 P: 8		1B: 5 2B: 0 3B: 0 HR: 2	SF: 1 SAC: 0 DP: 0 HBP: 0	WP: 0 PB: 1 CS: 0	PA: 33					
PITCHER Ray Semproch, R ERA: 2.45 (1, 1)	IP: 7.1 WLS: L BF: 31	H: 7 R: 4 ER: 4 SO: 5	BB: 2 IBB: 0 HBP: 0 BLK: 0	WP: 0 HR: 2 S: 39 P: 47	ERA: 4.91 WHIP: 1.227											ERA: 4.91 WHIP: 1.227										
Turk Farrell, R ERA: (8, 1)	IP: 0.2 WLS: L BF: 2	H: 0 R: 0 ER: 0 SO: 0	BB: 0 IBB: 0 HBP: 0 BLK: 0	WP: 0 HR: 0 S: 2 P: 2	ERA: 0.00 WHIP: 0.000											ERA: 0.00 WHIP: 0.000										

Batter	1	2	3	4	5	6	7	8	9	AB	R	H	RBI	BB	SO	LOB	TOP										
Richie Ashburn, L (1, 8) OBP: 0.574, SLG: 0.571	4-0 SH5-3 1B BB	0-0 FC 1B		0-0 1-H HR			0-0 G6-3 1B		0-0 4-3	4	2	3	2	1	0	0											
Dave Philley, S (1, 3) OBP: 0.182, SLG: 0.100	0-0 SH5-3	0-0 FC		0-0 3-1			0-0 G6-3		0-0 P5	4	0	0	0	0	0	3											
Harry Anderson, L (1, 7) OBP: 0.289, SLG: 0.289	4-0 1B BB		0-0 G3		0-0 G6-3 1B			0-3 K	0-0 F7	4	0	1	0	1	1	0											
Granny Hamner, R (1, 5) OBP: 0.262, SLG: 0.293	0-0 F3		0-0 G6-4-3 1B		0-0 G6-3			0-0 E WP 1B 1B		4	1	2	0	0	0	3											
Stan Lopata, R (1, 2) OBP: 0.395, SLG: 0.242	0-0 1-3 2-H 1B		0-0 G6-4-3		0-3 K			0-3 K		4	0	1	1	0	2	2											
Wally Post, R (1, 9) OBP: 0.276, SLG: 0.357	0-0 5-3			0-0 1B FC4-6 2B		0-3 K		4-0 E 1B BB		3	2	1	0	1	1	2											
Ted Kazanski, R (1, 4) OBP: 0.375, SLG: 0.361		0-0 1B 1B		0-0 FC4-6 1B		0-0 5-3		0-0 E5		4	0	2	0	0	0	2											
Chico Fernandez, R (1, 6) OBP: 0.324, SLG: 0.226		0-0 F9		0-0 FC4-6 CS		0-0 6-3		0-0 1-2 2-3 1B		4	0	1	3	0	0	2											
Jack Sanford, R (1, 1) OBP: 0.333, SLG: 0.333		0-3 K		0-0 1-2 HR 1B			0-0 6-3	0-0 6-3		4	1	1	0	0	1	3											
Inning Stats	R: 1 E: 0 K: 0 S: 4	H: 1 LOB: 2 BB: 2 P: 12	R: 0 E: 0 K: 1 S: 7	H: 2 LOB: 2 BB: 0 P: 7	R: 0 E: 0 K: 0 S: 3	H: 1 LOB: 0 BB: 0 P: 3	R: 3 E: 0 K: 0 S: 6	H: 4 LOB: 0 BB: 0 P: 6	R: 0 E: 0 K: 1 S: 5	H: 0 LOB: 0 BB: 0 P: 5	R: 0 E: 0 K: 0 S: 3	H: 1 LOB: 0 BB: 0 P: 3	R: 2 E: 1 K: 2 S: 10	H: 2 LOB: 2 BB: 1 P: 14	R: 0 E: 0 K: 0 S: 3	H: 0 LOB: 0 BB: 0 P: 3	1B: 10 2B: 1 3B: 0 HR: 1	SF: 0 SAC: 1 DP: 3 HBP: 0	WP: 1 PB: 0 SB: 0 CS: 1	PA: 39							
PITCHER	IP	WLS	BF	H	R	ER	SO	BB	IBB	HBP	BLK	WP	HR	S	P	ERA	WHIP										
Lew Burdette, R (1, 1) ERA: 3.15	5.0	L	23	9	4	4	2	2	0	0	0	0	1	25	33	7.20	2.200										
Bob Trowbridge, R (6, 1) ERA: 4.15	2.0		6	1	0	0	1	0	0	0	0	0	0	8	8	0.00	0.500										
Gene Conley, R (8, 1) ERA: 0.93	2.0		10	2	2	0	2	1	0	0	0	1	0	13	17	0.00	1.500										

Philadelphia Phillies @ Milwaukee Braves
Milwaukee County Stadium, Milwaukee, WI
Sun Apr 27 1958, 4:33 AM EDT
Att: 18,408 - Unknown

AB 35
R 6
H 12
RBI 6
BB 3
SO 5
LOB 17



Batter	1	2	3	4	5	6	7	8	9	AB	R	H	RBI	BB	SO	LOB	BOTTOM										
Red Schoendienst, S (1, 4) OBP: 0.396, SLG: 0.326	0-3 K		0-0 5-3		0-0 BB 1B		0-0 F3			4	0	1	0	0	1	1											
Bob Hazle, L (1, 9) OBP: 0.311, SLG: 0.162	0-0 P6		0-0 G3		4-0 BB 1B			0-0 F7		3	0	0	0	1	0	0											
Eddie Mathews, L (1, 5) OBP: 0.313, SLG: 0.630	0-3 K		0-0 F8		0-0 G3			0-3 K		4	0	0	0	0	2	2											
Hank Aaron, R (1, 8) OBP: 0.354, SLG: 0.614		4-0 BB 2B BB		0-0 5-3		0-0 1-3		0-0 2B		3	1	1	0	1	0	0											
Joe Adcock, R (1, 3) OBP: 0.387, SLG: 0.667		0-0 F9		0-3 K		0-0 F9		4-0 BB		3	0	0	0	1	1	1											
Harry Hanebrink, L (1, 7) OBP: 0.148, SLG: 0.320		4-0 2B 1-2 BB		0-0 HR		0-0 F2		0-0 4-3		3	1	1	1	1	0	2											
Johnny Logan, R (1, 6) OBP: 0.295, SLG: 0.381		0-0 1-3 2-H 2B		0-0 5-3			0-0 F5		0-3 K	4	0	1	1	0	1	0											
Del Crandall, R (1, 2) OBP: 0.344, SLG: 0.333		4-0 G6-3 IBB			0-0 CS 1B		0-0 F8		0-0 5-3	3	0	1	0	1	0	0											
Lew Burdette, R (1, 1) OBP: 0.143, SLG: 0.143		0-0 G6-3			0-3 K		4-0 BB		0-3 K	1	0	0	0	0	0	3											
Casey Wise, S (5, PH)										1	0	0	0	0	0	1											
Bob Trowbridge, R (8, 1)										0	0	0	0	0	0	1											
Frank Torre, L (7, PH)										0	0	0	0	0	1	0											
Felix Mantilla, R (7, PH)										0	0	0	0	0	0	0											
Gene Conley, R (8, 1)										0	0	0	0	0	0	0											
Carl Sawatski, L (8, PH)										1	0	0	0	0	0	1											
Inning Stats	R: 0 E: 0 K: 2 S: 7	H: 0 LOB: 0 BB: 0 P: 7	R: 1 E: 0 K: 0 S: 3	H: 1 LOB: 2 BB: 3 P: 15	R: 0 E: 0 K: 0 S: 3	H: 0 LOB: 0 BB: 0 P: 3	R: 1 E: 0 K: 1 S: 6	H: 1 LOB: 0 BB: 0 P: 6	R: 0 E: 0 K: 1 S: 6	H: 2 LOB: 2 BB: 1 P: 10	R: 0 E: 0 K: 0 S: 3	H: 0 LOB: 0 BB: 0 P: 3	R: 0 E: 0 K: 0 S: 3	H: 0 LOB: 1 BB: 1 P: 7	R: 0 E: 0 K: 1 S: 6	H: 1 LOB: 2 BB: 1 P: 10	R: 0 E: 0 K: 2 S: 7	H: 0 LOB: 0 BB: 0 P: 7	1B: 2 2B: 3 3B: 0 HR: 1	SF: 0 SAC: 0 DP: 2 HBP: 0	WP: 0 PB: 0 SB: 0 CS: 1	PA: 36					
PITCHER	IP	WLS	BF	H	R	ER	SO	BB	IBB	HBP	BLK	WP	HR	S	P	ERA	WHIP										
Jack Sanford, R (1, 1) ERA: 2.42	9.0	W	36	5	2	2	7	5	1	0	0	0	1	44	68	2.00	1.111										

Philadelphia Phillies @ Milwaukee Braves
Milwaukee County Stadium, Milwaukee, WI
Sun Apr 27 1958, 4:33 AM EDT
Att: 18,408 - Unknown

AB 30
R 2
H 5
RBI 2
BB 6
SO 7
LOB 10



Batter	1	2	3	4	5	6	7	8	9	AB	R	H	RBI	BB	SO	LOB	TOP					
Red Schoendienst, S OBP: 0.415, SLG: 0.326	4-3		1B		BB	G6-4-3		SH1-3	5-3	3	0	1	0	2	0	1	Milwaukee Braves @ Chicago Cubs Wrigley Field, Chicago, IL Tue Apr 29 1958, 3:33 AM CDT Att: 4,790 - Unknown					
Bob Hazle, L OBP: 0.298, SLG: 0.154 Andy Pafko, R OBP: 0.227, SLG: 0.211	F1		F8		BB	G6-4-3		HR		2	0	0	0	0	0	1						
Eddie Mathews, L OBP: 0.321, SLG: 0.660	K			4-3	F7		BB	HR		4	1	1	2	1	1	3						
Hank Aaron, R OBP: 0.340, SLG: 0.592		F8		2B	F8		F7	F7		5	1	1	0	0	0	4						
Joe Adcock, R OBP: 0.412, SLG: 0.690 Felix Mantilla, R (6, PR) Frank Torre, L OBP: 0.400, SLG: 0.353	FC4-6			6-3		1B	BB	F4		2	0	1	0	1	0	1						
Harry Hanebrink, L OBP: 0.188, SLG: 0.345	FC4-6					2B	BB	F7		0	1	0	0	0	0	0						
Johnny Logan, R OBP: 0.306, SLG: 0.391	4-3				F8		F9			1	0	0	0	1	0	0						
Del Crandall, R OBP: 0.324, SLG: 0.314			F7		E5	BB	SH1-3	F4		5	1	1	1	0	0	4						
Warren Spahn, L OBP: 0.333, SLG: 0.429	5-3				SH1-3	1B				4	1	3	3	0	0	0						
						2B																
Inning Stats	R: 0 E: 0 K: 1 S: 5	H: 0 LOB: 0 BB: 0 P: 5	R: 0 E: 0 K: 0 S: 3	H: 0 LOB: 1 BB: 1 P: 7	R: 0 E: 0 K: 0 S: 4	H: 1 LOB: 1 BB: 0 P: 4	R: 1 E: 0 K: 0 S: 5	H: 2 LOB: 1 BB: 0 P: 5	R: 0 E: 1 K: 0 S: 4	H: 0 LOB: 3 BB: 2 P: 12	R: 3 E: 0 K: 0 S: 5	H: 3 LOB: 1 BB: 2 P: 13	R: 0 E: 0 K: 0 S: 3	H: 0 LOB: 3 BB: 3 P: 15	R: 3 E: 0 K: 0 S: 6	H: 3 LOB: 0 BB: 0 P: 6	R: 1 E: 0 K: 0 S: 5	H: 2 LOB: 1 BB: 0 P: 5	1B: 3 2B: 7 3B: 0 HR: 1	SF: 0 SAC: 2 DP: 1 HBP: 0	WP: 0 PB: 1 SB: 0 CS: 0	PA: 46
PITCHER	IP	WLS	BF	H	R	ER	SO	BB	IBB	HBP	BLK	WP	HR	S	P	ERA	WHIP					
Gene Fodge, R ERA: 1.76	4.1		19	3	1	1	1	2	0	0	0	0	0	19	27	2.08	1.154					
Ed Mayer, L ERA: 4.15	0.2	L	5	1	2	2	0	2	0	0	0	0	0	3	11	27.00	4.500					
Dolan Nichols, R ERA: 1.86	1.0		5	2	1	1	0	1	0	0	0	0	0	4	8	9.00	3.000					
Taylor Phillips, L ERA: 6.43	0.2		5	0	0	0	0	3	0	0	0	0	0	2	14	0.00	4.500					
Dave Hillman, R ERA: 12.0	1.1		7	3	3	3	0	0	0	0	0	0	1	7	7	20.25	2.250					
PITCHER	IP	WLS	BF	H	R	ER	SO	BB	IBB	HBP	BLK	WP	HR	S	P	ERA	WHIP					
Freddy Rodriguez, R ERA: 4.05	1.0		5	2	1	1	0	0	0	0	0	0	0	5	5	9.00	2.000					

Batter	1	2	3	4	5	6	7	8	9	AB	R	H	RBI	BB	SO	LOB	BOTTOM				
Tony Taylor, R OBP: 0.315, SLG: 0.217	4-3			1-3		1-3		1-3		4	0	0	0	0	0	0	Milwaukee Braves @ Chicago Cubs Wrigley Field, Chicago, IL Tue Apr 29 1958, 3:33 AM CDT Att: 4,790 - Unknown				
Lee Walls, R OBP: 0.340, SLG: 0.750	K			14 CS		HR		HR		4	2	3	2	0	1	0					
14 Ernie Banks, R OBP: 0.365, SLG: 0.587	F4			K		6-3				4	0	0	0	0	1	1					
Walt Moryn, L OBP: 0.380, SLG: 0.429		K			F6		G5-4-3			4	1	2	0	0	1	0					
Bobby Thomson, R OBP: 0.353, SLG: 0.467	4-3				1B	2B		F4		4	1	1	0	0	0	2					
Dale Long, L OBP: 0.286, SLG: 0.390	K				K		FC6-4			4	0	2	1	0	2	1					
Johnny Goryl, R OBP: 0.391, SLG: 0.625			K			1B		F8		4	0	1	1	0	1	2					
El Tappe, R OBP: 0.375, SLG: 0.286 Frank Emaga, R (8, PH) Cal Neeman, R OBP: 0.333, SLG: 0.450					5-3			F3		2	0	0	0	0	0	1					
Gene Fodge, R Ed Mayer, L Dolan Nichols, R Bobby Adams, R Taylor Phillips, L Dave Hillman, R Jim Bolger, R Freddie Rodriguez, R	F9					K		K		1	0	0	0	0	0	0					
										0	0	0	0	0	0	0					
Inning Stats	R: 0 E: 0 K: 1 S: 5	H: 0 LOB: 0 BB: 0 P: 5	R: 0 E: 0 K: 2 S: 7	H: 0 LOB: 0 BB: 0 P: 7	R: 0 E: 0 K: 1 S: 5	H: 0 LOB: 0 BB: 0 P: 5	R: 0 E: 0 K: 1 S: 5	H: 1 LOB: 1 BB: 0 P: 5	R: 1 E: 0 K: 0 S: 6	H: 2 LOB: 1 BB: 0 P: 6	R: 0 E: 0 K: 0 S: 4	H: 2 LOB: 1 BB: 0 P: 4	R: 0 E: 0 K: 1 S: 5	H: 0 LOB: 0 BB: 0 P: 5	R: 2 E: 0 K: 0 S: 6	H: 3 LOB: 1 BB: 0 P: 6	1B: 5 2B: 3 3B: 0 HR: 2	SF: 0 SAC: 0 DP: 2 HBP: 0	WP: 0 PB: 0 SB: 0 CS: 1	PA: 34	
PITCHER	IP	WLS	BF	H	R	ER	SO	BB	IBB	HBP	BLK	WP	HR	S	P	ERA	WHIP				
Warren Spahn, L ERA: 2.0	9.0	W	34	9	4	4	8	0	0	0	0	0	2	50	50	4.00	1.000				
PITCHER	IP	WLS	BF	H	R	ER	SO	BB	IBB	HBP	BLK	WP	HR	S	P	ERA	WHIP				



Batter	1	2	3	4	5	6	7	8	9	AB	R	H	RBI	BB	SO	LOB	TOP			
Red Schoendienst, S OBP: 0.404, SLG: 0.340	F9		4-3 1-3 FC3-2-5 2B		F8			1-3		4	0	1	0	0	0	1	Milwaukee Braves @ Chicago Cubs Wrigley Field, Chicago, IL Wed Apr 30 1958, 3:33 AM CDT Att: 7,914 - Unknown			
Bob Hazle, L OBP: 0.280, SLG: 0.143 Carl Sawatski, L Humberto Robinson, R	4-3		4-3			5-3		K		3	0	0	1	0	0	1				
Eddie Mathews, L OBP: 0.316, SLG: 0.623			FC3-2-5 3-H			6-3		F7		3	0	0	0	1	0	2				
Hank Aaron, R OBP: 0.316, SLG: 0.547	F8		4-3			F9			L6	4	0	0	0	0	0	2				
Joe Adcock, R OBP: 0.368, SLG: 0.606			K			6-3		K		4	0	0	0	0	2	0				
Harry Hanebrink, L OBP: 0.222, SLG: 0.344			G5-3 1B			4-3		E6		3	1	1	0	1	0	0				
Johnny Logan, R OBP: 0.302, SLG: 0.380			1B			5-3		F9		4	0	1	0	0	0	1				
Del Rice, R OBP: 0.267, SLG: 0.286			G5-3 2-3f			F7		F8		3	0	0	0	1	0	3				
Bob Buhl, R Casey Wise, S Joey Jay, S Carl Willey, R Frank Torre, L Andy Palko, R			2B 4-3 1B			F7			F5	1	1	1	0	0	0	0				
Inning Stats	R: 0 E: 0 K: 0 S: 3	H: 0 LOB: 1 BB: 1 P: 7	R: 0 E: 0 K: 1 S: 6	H: 2 LOB: 1 BB: 0 P: 6	R: 1 E: 0 K: 0 S: 5	H: 2 LOB: 1 BB: 0 P: 5	R: 0 E: 0 K: 0 S: 3	H: 0 LOB: 0 BB: 0 P: 3	R: 0 E: 0 K: 1 S: 6	H: 0 LOB: 0 BB: 0 P: 3	R: 0 E: 1 K: 1 S: 6	H: 0 LOB: 1 BB: 0 P: 6	R: 0 E: 0 K: 1 S: 6	H: 1 LOB: 1 BB: 0 P: 6	R: 1 E: 1 K: 0 S: 4	H: 0 LOB: 2 BB: 2 P: 12		1B: 3 2B: 2 3B: 0 HR: 0	SF: 0 SAC: 0 DP: 1 HBP: 0	WP: 0 PB: 0 SB: 0 CS: 0
PITCHER Jim Brosnan, R ERA: 2.52	IP: 9.0 WLS: W BF: 36 H: 5 R: 2 ER: 1 SO: 3 BB: 3 IBB: 0 HBP: 0 BLK: 0 WP: 0 HR: 0 S: 39 P: 51 ERA: 1.00 WHIP: 0.889															PITCHER				

Batter	1	2	3	4	5	6	7	8	9	AB	R	H	RBI	BB	SO	LOB	BOTTOM			
Tony Taylor, R OBP: 0.288, SLG: 0.196	1-6-3		6-3		2-3	K		1-3		5	0	0	0	0	1	4	Milwaukee Braves @ Chicago Cubs Wrigley Field, Chicago, IL Wed Apr 30 1958, 3:33 AM CDT Att: 7,914 - Unknown			
Lee Walls, R OBP: 0.351, SLG: 0.782	F8		14 HR BB		4-3			HR		3	2	1	1	1	0	1				
14 Ernie Banks, R OBP: 0.393, SLG: 0.714	F8		1-H HR			2B FC4-2 BB		HR		3	2	2	3	1	0	0				
Walt Moryn, L OBP: 0.370, SLG: 0.435			E1 FC4-6		1-3	FC4-2 2B		F7		4	1	1	0	0	0	0				
Dale Long, L OBP: 0.302, SLG: 0.372			FC4-6 1-2f		F8	FC4-2 2B		BB		2	1	0	0	2	0	1				
Johnny Goyl, R OBP: 0.360, SLG: 0.568			G6-4-3 1-2f		F8	FC4-2 2B		K		4	0	0	0	0	1	5				
Bobby Thomson, R OBP: 0.364, SLG: 0.490			HR PB 1B		G3	1-3 2-H 3-H		K		4	1	2	2	0	1	1				
Sammy Taylor, L OBP: 0.750, SLG: 1.250			HR			2-3 BB		F8		2	1	1	2	2	0	0				
Jim Brosnan, R			K		K	K		5-3		4	0	0	0	0	3	4				
Inning Stats	R: 0 E: 0 K: 0 S: 3	H: 0 LOB: 0 BB: 0 P: 3	R: 0 E: 1 K: 0 S: 3	H: 0 LOB: 0 BB: 0 P: 3	R: 4 E: 0 K: 1 S: 8	H: 3 LOB: 0 BB: 1 P: 12	R: 0 E: 0 K: 0 S: 3	H: 0 LOB: 0 BB: 0 P: 3	R: 0 E: 0 K: 1 S: 5	H: 0 LOB: 1 BB: 1 P: 9	R: 2 E: 0 K: 2 S: 9	H: 2 LOB: 3 BB: 3 P: 21	R: 2 E: 0 K: 2 S: 9	H: 2 LOB: 1 BB: 1 P: 13	R: 0 E: 0 K: 0 S: 3	H: 0 LOB: 0 BB: 0 P: 3		1B: 1 2B: 2 3B: 0 HR: 4	SF: 0 SAC: 0 DP: 1 HBP: 0	WP: 0 PB: 1 SB: 0 CS: 0
PITCHER Bob Buhl, R Joey Jay, R Carl Willey, R Humberto Robinson, R	IP: 4.0 WLS: L BF: 16 H: 4 R: 4 ER: 4 SO: 3 BB: 2 IBB: 2 HBP: 0 BLK: 0 WP: 0 HR: 2 S: 16 P: 32 ERA: 18.00 WHIP: 3.000															PITCHER				



Batter	1	2	3	4	5	6	7	8	9	AB	R	H	RBI	BB	SO	LOB	TOP								
Red Schoendienst, S OBP: 0.387, SLG: 0.327	1-3		4-3		G3		1B	F8		5	0	1	1	0	0	4									
Frank Torre, L OBP: 0.500, SLG: 0.545									3-1	4	0	3	1	1	0	0									
Eddie Mathews, L OBP: 0.323, SLG: 0.596	G3-6-1									4	0	1	0	1	1	2									
Hank Aaron, R OBP: 0.290, SLG: 0.500		1-3		F9		E1	K		F9	5	0	0	0	0	1	6									
Harry Hanebrink, L OBP: 0.225, SLG: 0.314		F8		G4-6-3						3	0	0	0	0	0	5									
Andy Pafo, R OBP: 0.222, SLG: 0.250						K	L5-4		K	4	0	1	0	0	2	3									
Johnny Logan, R OBP: 0.316, SLG: 0.377										3	1	1	0	1	0	1									
Del Crandall, R OBP: 0.341, SLG: 0.333			F3							4	1	2	0	0	0	1									
Lew Burdette, R Casey Wise, S Don McMahon, R Joe Adcock, R Felix Mantilla, R Bob Trowbridge, R			K							2	0	0	0	0	1	2									
Inning Stats	R: 0 E: 0 K: 0 S: 3	H: 1 LOB: 0 BB: 0 P: 3	R: 0 E: 0 K: 0 S: 4	H: 1 LOB: 1 BB: 0 P: 4	R: 0 E: 0 K: 1 S: 5	H: 0 LOB: 0 BB: 0 P: 5	R: 0 E: 0 K: 0 S: 3	H: 1 LOB: 1 BB: 0 P: 7	R: 0 E: 0 K: 1 S: 7	H: 2 LOB: 2 BB: 0 P: 7	R: 0 E: 1 K: 1 S: 6	H: 1 LOB: 2 BB: 0 P: 7	R: 2 E: 1 K: 1 S: 8	H: 2 LOB: 3 BB: 2 P: 16	R: 0 E: 0 K: 1 S: 6	H: 1 LOB: 2 BB: 1 P: 10	R: 0 E: 0 K: 0 S: 3	H: 0 LOB: 0 BB: 0 P: 3	1B: 7 2B: 3 3B: 0 HR: 0	SF: 0 SAC: 0 DP: 3 HBP: 1	WP: 0 PB: 0 SB: 0 CS: 0	PA: 40			
PITCHER	IP	WLS	BF	H	R	ER	SO	BB	IBB	HBP	BLK	WP	HR	S	P	ERA	WHIP								
Glen Hobbie, R ERA: 3.2	6.1		29	8	2	1	3	2	0	1	0	0	0	32	41	1.42	1.579								
Ed Mayer, L ERA: 4.15	0.0		1	0	0	0	0	1	0	0	0	0	0	0	4	∞	∞								
Don Elston, R ERA:	1.2		7	1	0	0	2	1	0	0	0	0	0	10	14	0.00	1.200								
Moe Drabowsky, R ERA:	1.0	W	3	0	0	0	0	0	0	0	0	0	0	3	3	0.00	0.000								

Milwaukee Braves @ Chicago Cubs
Wrigley Field, Chicago, IL
Thu May 01 1958, 3:33 AM CDT
Att: 8,998 - Unknown

AB 35
R 2
H 9
RBI 2
BB 4
SO 5
LOB 26





Batter	1	2	3	4	5	6	7	8	9	AB	R	H	RBI	BB	SO	LOB	BOTTOM								
Tony Taylor, R OBP: 0.286, SLG: 0.200			4-3			K		K		4	0	1	0	0	2	0									
Lee Walls, R OBP: 0.393, SLG: 0.845										3	2	3	1	0	0	0									
14 Ernie Banks, R OBP: 0.383, SLG: 0.679										4	0	1	0	0	1	3									
Walt Moryn, L OBP: 0.362, SLG: 0.420										4	0	1	0	0	0	4									
Dale Long, L OBP: 0.316, SLG: 0.356										2	0	0	1	2	0	1									
Johnny Gonyl, R OBP: 0.352, SLG: 0.604										4	1	1	1	0	0	3									
Bobby Thomson, R OBP: 0.345, SLG: 0.462										3	0	0	0	0	0	1									
Sammy Taylor, L OBP: 0.545, SLG: 0.714										3	0	0	0	0	0	1									
Glen Hobbie, R OBP: 0.167, SLG: 0.167										2	0	0	0	0	1	0									
Ed Mayer, L										0	0	0	0	0	0	0									
Don Elston, R OBP: 1.000, SLG: 1.000										0	0	0	0	0	0	0									
Chuck Tanner, L OBP: 0.333, SLG: 0.800										1	0	0	0	0	0	0									
Moe Drabowsky, R ERA: 4.76										0	0	0	0	0	0	0									
Inning Stats	R: 0 E: 0 K: 0 S: 3	H: 1 LOB: 1 BB: 0 P: 4	R: 0 E: 0 K: 0 S: 2	H: 0 LOB: 0 BB: 1 P: 6	R: 0 E: 0 K: 0 S: 3	H: 0 LOB: 0 BB: 0 P: 3	R: 1 E: 0 K: 0 S: 5	H: 2 LOB: 1 BB: 0 P: 5	R: 0 E: 0 K: 1 S: 5	H: 0 LOB: 0 BB: 0 P: 5	R: 1 E: 0 K: 2 S: 8	H: 1 LOB: 0 BB: 0 P: 8	R: 0 E: 0 K: 0 S: 3	H: 0 LOB: 1 BB: 1 P: 7	R: 0 E: 0 K: 1 S: 7	H: 2 LOB: 2 BB: 0 P: 7	R: 1 E: 0 K: 0 S: 2	H: 1 LOB: 0 BB: 0 P: 2	1B: 5 2B: 0 3B: 0 HR: 2	SF: 0 SAC: 0 DP: 2 HBP: 1	WP: 0 PB: 0 SB: 1 CS: 0	PA: 33			
PITCHER	IP	WLS	BF	H	R	ER	SO	BB	IBB	HBP	BLK	WP	HR	S	P	ERA	WHIP								
Lew Burdette, R ERA: 3.12	6.0		22	4	2	2	3	1	0	1	0	0	0	26	31	3.00	0.833								
Don McMahon, R ERA:	1.0		4	0	0	0	0	1	0	0	0	0	0	3	7	0.00	1.000								
Bob Trowbridge, R ERA: 4.76	1.1	L	7	3	1	1	1	0	0	0	0	0	1	9	9	6.75	2.250								

Milwaukee Braves @ Chicago Cubs
Wrigley Field, Chicago, IL
Thu May 01 1958, 3:33 AM CDT
Att: 8,998 - Unknown

AB 30
R 3
H 7
RBI 3
BB 2
SO 4
LOB 13



Batter	1	2	3	4	5	6	7	8	9	AB	R	H	RBI	BB	SO	LOB	TOP											
Red Schoendienst, S OBP: 0.375, SLG: 0.328	1-3		F8		5-3		G5-4-3		BB 1B	5	0	1	0	0	0	3	<p>Milwaukee Braves @ Chicago Cubs Wrigley Field, Chicago, IL</p> <p>Sat May 03 1958, 3:33 AM CDT Att: 21,342 - Unknown</p> <p>livebaseballscores.com</p> <p>AB 36 R 4 H 9 RBI 4 BB 4 SO 7 LOB 17</p> 											
Johnny Logan, R OBP: 0.343, SLG: 0.367	4-3 BB		1-2 HR 1B		5-3			4-3	BB 1B	4	1	2	1	1	0	0												
Eddie Mathews, L OBP: 0.361, SLG: 0.635	4-3		1-2 HR					F9	FC6-4 BB	4	1	1	3	1	1	1												
Hank Aaron, R OBP: 0.319, SLG: 0.522	F8		4-3					BB 1B	FC6-4	5	0	2	0	0	0	4												
Joe Adcock, R OBP: 0.364, SLG: 0.541 Frank Torre, L OBP: 0.419, SLG: 0.462		K			6-3			5-3		3	0	0	0	1	1	1												
Wes Covington, L OBP: 0.167, SLG: 0.667 Andy Paiko, R OBP: 0.241, SLG: 0.240		K			E1 FC5-4			F9	L9	4	0	0	0	0	1	3												
Mel Roach, R OBP: 0.417, SLG: 0.667 Bob Hazle, L OBP: 0.280, SLG: 0.143		F7			FC5-4			BB 1B	P3	4	0	1	0	0	0	1												
Del Rice, R OBP: 0.316, SLG: 0.333 Felix Mantilla, R OBP: 0.333, SLG: 0.200 Carl Sawatski, L OBP: 0.333, SLG: 0.200			1B HR 1B		L8			K	1B 1B	4	1	2	0	0	1	2												
Bob Rush, R OBP: 0.357, SLG: 0.333 Lew Burdette, R OBP: 0.100, SLG: 0.100			K					G5-4-3 BB	K	2	0	0	0	0	2	1												
Inning Stats	R: 0 E: 0 K: 0 S: 3	H: 0 LOB: 1 BB: 1 P: 7	R: 0 E: 0 K: 2 S: 7	H: 0 LOB: 0 BB: 0 P: 7	R: 3 E: 0 K: 1 S: 8	H: 3 LOB: 0 BB: 0 P: 8	R: 0 E: 1 K: 0 S: 4	H: 0 LOB: 1 BB: 0 P: 4	R: 0 E: 0 K: 1 S: 5	H: 1 LOB: 1 BB: 0 P: 6	R: 0 E: 0 K: 1 S: 5	H: 1 LOB: 1 BB: 1 P: 9	R: 0 E: 0 K: 0 S: 4	H: 1 LOB: 2 BB: 1 P: 8	R: 1 E: 0 K: 1 S: 8	H: 3 LOB: 3 BB: 1 P: 12		1B: 7 2B: 1 3B: 0 HR: 1	SF: 0 SAC: 0 DP: 1 HBP: 0	WP: 0 PB: 0 SB: 0 CS: 0	PA: 40							
PITCHER	IP	WLS	BF	H	R	ER	SO	BB	IBB	HBP	BLK	WP	HR	S	P	ERA		WHIP										
Taylor Phillips, L ERA: 5.14	7.0		28	5	3	3	6	2	0	0	0	0	1	38	46	3.86		1.000										
Moe Drabowsky, R ERA: 3.39	1.2	L	11	4	1	1	1	2	0	0	0	0	0	11	19	5.40		3.600										
Dolan Nichols, R ERA: 1.8	0.1		1	0	0	0	0	0	0	0	0	0	0	1	1	0.00		0.000										

Batter	1	2	3	4	5	6	7	8	9	AB	R	H	RBI	BB	SO	LOB	BOTTOM											
Tony Taylor, R OBP: 0.276, SLG: 0.203 Jim Bolger, R OBP: 0.375, SLG: 0.857	K		FC5-4 FC6-4				K		1-3	4	0	1	0	0	2	1	<p>Milwaukee Braves @ Chicago Cubs Wrigley Field, Chicago, IL</p> <p>Sat May 03 1958, 3:33 AM CDT Att: 21,342 - Unknown</p> <p>livebaseballscores.com</p> <p>AB 32 R 3 H 9 RBI 3 BB 3 SO 4 LOB 15</p> 											
Lee Walls, R OBP: 0.386, SLG: 0.769	14 G3-6 BB		FC6-4					E9 SH5-4 14 1B		2	0	0	0	2	0	1												
14 Ernie Banks, R OBP: 0.391, SLG: 0.694	G3-6							SH5-4 1B		4	1	2	1	0	0	3												
Walt Moryn, L OBP: 0.394, SLG: 0.596		F8						SH5-4 1B		3	2	2	0	0	0	0												
Dale Long, L OBP: 0.338, SLG: 0.373		F7			SF8			SH5-4 1B		2	0	1	2	1	0	0												
Johnny Gonyl, R OBP: 0.371, SLG: 0.574			FC5-4 1B		G6-3 1B		G1-6-3 1B		K	4	0	2	0	0	1	4												
Bobby Thomson, R OBP: 0.318, SLG: 0.417		FC5-4			G6-3		5-3	FC4-6		4	0	0	0	0	0	5												
Sammy Taylor, L OBP: 0.500, SLG: 0.571					G3			F7	L5	4	0	1	0	0	0	0												
Taylor Phillips, L OBP: 0.250, SLG: 0.571 Moe Drabowsky, R OBP: 0.371, SLG: 0.574 Dolan Nichols, R OBP: 0.371, SLG: 0.574 Bobby Adams, R OBP: 0.371, SLG: 0.574			FC3-6 1B		FC3-6		4-3		K	2	0	0	0	0	0	1												
Inning Stats	R: 0 E: 0 K: 1 S: 4	H: 0 LOB: 0 BB: 1 P: 8	R: 0 E: 0 K: 0 S: 4	H: 1 LOB: 1 BB: 0 P: 4	R: 0 E: 0 K: 0 S: 4	H: 1 LOB: 1 BB: 0 P: 4	R: 2 E: 0 K: 0 S: 5	H: 3 LOB: 0 BB: 0 P: 5	R: 0 E: 0 K: 0 S: 4	H: 1 LOB: 2 BB: 0 P: 4	R: 0 E: 0 K: 1 S: 5	H: 0 LOB: 0 BB: 0 P: 5	R: 0 E: 1 K: 1 S: 7	H: 1 LOB: 3 BB: 1 P: 11	R: 0 E: 0 K: 1 S: 5	H: 0 LOB: 0 BB: 0 P: 5		1B: 6 2B: 1 3B: 1 HR: 1	SF: 1 SAC: 1 DP: 3 HBP: 0	WP: 0 PB: 0 SB: 1 CS: 0	PA: 37							
PITCHER	IP	WLS	BF	H	R	ER	SO	BB	IBB	HBP	BLK	WP	HR	S	P	ERA		WHIP										
Bob Rush, R ERA: 2.25	5.0		23	8	3	3	1	0	0	0	0	0	0	23	31	5.40		2.000										
Bob Trowbridge, R ERA: 4.05	1.0		2	0	0	0	0	0	0	0	0	0	0	2	2	0.00		0.000										
Lew Burdette, R ERA: 2.79	3.0	W	12	1	0	0	3	0	1	0	0	0	0	17	21	0.00		0.333										

Batter	1	2	3	4	5	6	7	8	9	AB	R	H	RBI	BB	SO	LOB	TOP			
Red Schoendienst, S OBP: 0.364, SLG: 0.333	SH2-3 2B		F8		P5	P5		F9		5	0	1	1	0	0	1	Milwaukee Braves @ St. Louis Cardinals Sportsman's Park, St. Louis, MO Sun May 04 1958, 4:33 AM EDT Att: 16,939 - Unknown			
Johnny Logan, R OBP: 0.361, SLG: 0.400	K							F9		5	1	3	0	0	1	1				
Eddie Mathews, L OBP: 0.382, SLG: 0.667	SH2-3		L3-6		SF8					3	1	2	0	0	2					
Hank Aaron, R OBP: 0.325, SLG: 0.521	4-3				SH1-4					4	2	1	0	1	0	4				
Joe Adcock, R OBP: 0.467, SLG: 0.526 Frank Torre, L OBP: 0.394, SLG: 0.429										1	1	0	1	1	0	0				
Wes Covington, L OBP: 0.375, SLG: 0.750 Felix Mantilla, R										2	0	0	0	0	0	1				
Mel Roach, R OBP: 0.457, SLG: 0.733 Bob Hazle, L OBP: 0.275, SLG: 0.140										3	0	2	3	0	0	1				
Del Crandall, R OBP: 0.348, SLG: 0.326										4	1	1	0	0	0	3				
Warren Spahn, L OBP: 0.316, SLG: 0.389										4	0	1	0	0	2	2				
Inning Stats	R: 0 E: 0 K: 1 S: 6	H: 1 LOB: 1 BB: 0 P: 6	R: 0 E: 0 K: 0 S: 4	H: 1 LOB: 1 BB: 0 P: 4	R: 0 E: 0 K: 0 S: 4	H: 2 LOB: 1 BB: 0 P: 4	R: 2 E: 0 K: 0 S: 5	H: 2 LOB: 1 BB: 1 P: 9	R: 4 E: 0 K: 1 S: 7	H: 4 LOB: 2 BB: 0 P: 7	R: 0 E: 0 K: 0 S: 3	H: 0 LOB: 0 BB: 0 P: 3	R: 1 E: 1 K: 1 S: 6	H: 1 LOB: 0 BB: 0 P: 6	R: 0 E: 0 K: 0 S: 4	H: 1 LOB: 1 BB: 0 P: 4		1B: 7 2B: 7 3B: 0 HR: 0	SF: 1 SAC: 2 DP: 1 HBP: 1	WP: 0 PB: 0 SB: 1 CS: 0
PITCHER	IP WLS BF H R ER SO BB IBB HBP BLK WP HR S P ERA WHIP																			
Vinegar Bend Mizell, L ERA: 5.64	(1, 1) 5.0 L 26 10 6 6 1 1 1 0 0 0 0 0 26 34 10.80 2.200																			
Larry Jackson, R ERA: 6.52	(6, 1) 2.0 8 1 0 0 1 0 0 1 0 0 0 9 10 0.00 0.500																			
Phil Paine, R ERA:	(8, 1) 2.0 8 2 1 0 1 0 0 0 0 0 0 10 10 0.00 1.000																			
Batter	1	2	3	4	5	6	7	8	9	AB	R	H	RBI	BB	SO	LOB	BOTTOM			
Don Blasingame, L OBP: 0.394, SLG: 0.383	WP BB G1-2-3 BB		2B		6-3					3	0	1	0	1	0	0	Milwaukee Braves @ St. Louis Cardinals Sportsman's Park, St. Louis, MO Sun May 04 1958, 4:33 AM EDT Att: 16,939 - Unknown			
Alvin Dark, R OBP: 0.327, SLG: 0.362	P4		F3							4	0	0	0	0	3					
Stan Musial, L OBP: 0.571, SLG: 0.850	WP BB 1-2									3	1	2	1	1	0	0				
Del Ennis, R OBP: 0.413, SLG: 0.500			1-3							3	0	1	1	1	0	2				
Gene Green, R OBP: 0.389, SLG: 0.636	G1-2-3		G3							4	0	0	0	0	6					
Curt Flood, R OBP: 0.222, SLG: 0.250	3-H		3-1		5-3					4	0	0	0	0	1					
Benny Valenzuela, R OBP: 0.400, SLG: 0.250					5-3					3	0	0	0	1	0	1				
Hal Smith, R OBP: 0.263, SLG: 0.067			G6-4-3 BB							3	0	0	0	0	1					
Vinegar Bend Mizell, R OBP: 0.333, SLG: 0.333 Dick Schofield, S OBP: 0.400, SLG: 0.375 Larry Jackson, R										1	1	1	0	0	0	0				
Eddie Kasko, R OBP: 0.214, SLG: 0.154 Phil Paine, R										0	0	0	0	0	0	0				
Inning Stats	R: 0 E: 0 K: 0 S: 2	H: 0 LOB: 2 BB: 3 P: 14	R: 0 E: 0 K: 0 S: 2	H: 0 LOB: 0 BB: 1 P: 6	R: 1 E: 0 K: 0 S: 6	H: 3 LOB: 2 BB: 0 P: 6	R: 0 E: 0 K: 0 S: 3	H: 0 LOB: 0 BB: 0 P: 3	R: 0 E: 0 K: 0 S: 3	H: 2 LOB: 1 BB: 0 P: 5	R: 0 E: 0 K: 0 S: 3	H: 0 LOB: 0 BB: 0 P: 3	R: 0 E: 0 K: 0 S: 3	H: 0 LOB: 0 BB: 0 P: 3	R: 0 E: 0 K: 0 S: 3	H: 0 LOB: 0 BB: 0 P: 3	1B: 2 2B: 3 3B: 0 HR: 0	SF: 0 SAC: 0 DP: 2 HBP: 0	WP: 1 PB: 0 SB: 0 CS: 0	PA: 34
PITCHER	IP WLS BF H R ER SO BB IBB HBP BLK WP HR S P ERA WHIP																			
Warren Spahn, L ERA: 2.0	(1, 1) 9.0 W 34 5 2 2 0 3 1 0 0 1 0 0 30 46 2.00 0.889																			

Batter	1	2	3	4	5	6	7	8	9	AB	R	H	RBI	BB	SO	LOB	TOP																																																																																																											
Red Schoendienst, S (1, 4) OBP: 0.386, SLG: 0.367										5	2	4	0	0	0	3	Milwaukee Braves @ St. Louis Cardinals Sportsman's Park, St. Louis, MO Wed May 07 1958, 4:33 AM EDT Att: 9,432 - Unknown																																																																																																											
Johnny Logan, R (1, 6) OBP: 0.365, SLG: 0.413										4	1	2	1	0	1	1																																																																																																												
Eddie Mathews, L (1, 5) OBP: 0.365, SLG: 0.613										5	0	0	1	0	0	6																																																																																																												
Hank Aaron, R (1, 8) OBP: 0.345, SLG: 0.532										5	1	2	3	0	0	2																																																																																																												
Frank Torre, L (1, 3) OBP: 0.395, SLG: 0.474										5	1	2	1	0	0	0																																																																																																												
Wes Covington, L (1, 7) Felix Mantilla, R (6, 7)										3	1	2	2	0	1	0																																																																																																												
Bob Hazle, L (1, 9) Harry Hanebrink, L (1, PR) OBP: 0.200, SLG: 0.275										0	0	0	0	0	0	0		AB 40 R 9 H 16 RBI 9 BB 0 SO 3 LOB 16																																																																																																										
Del Crandall, R (1, 2) OBP: 0.340, SLG: 0.319										4	0	1	0	0	0	1																																																																																																												
Lew Burdette, R (1, 1) OBP: 0.286, SLG: 0.286										4	2	3	1	0	0	0																																																																																																												
Inning Stats	R: 6 E: 1 K: 0 S: 9	H: 7 LOB: 2 BB: 0 P: 10	R: 0 E: 0 K: 0 S: 3	H: 0 LOB: 0 BB: 0 P: 3	R: 0 E: 0 K: 1 S: 6	H: 1 LOB: 1 BB: 0 P: 6	R: 1 E: 1 K: 0 S: 5	H: 2 LOB: 1 BB: 0 P: 5	R: 0 E: 0 K: 1 S: 5	H: 0 LOB: 0 BB: 0 P: 5	R: 1 E: 0 K: 0 S: 5	H: 3 LOB: 1 BB: 0 P: 5	R: 0 E: 0 K: 0 S: 3	H: 0 LOB: 0 BB: 0 P: 3	R: 0 E: 0 K: 0 S: 3	H: 0 LOB: 2 BB: 0 P: 8		1B: 13 SF: 0 2B: 3 SAC: 1 3B: 0 DP: 2 HR: 1 HBP: 1 WP: 0 PA: 42 PB: 0 SB: 0 CS: 1																																																																																																										
PITCHER	IP WLS BF H R ER SO BB IBB HBP BLK WP HR S P ERA WHIP	<table border="1"> <thead> <tr> <th>PITCHER</th> <th>IP</th> <th>WLS</th> <th>BF</th> <th>H</th> <th>R</th> <th>ER</th> <th>SO</th> <th>BB</th> <th>IBB</th> <th>HBP</th> <th>BLK</th> <th>WP</th> <th>HR</th> <th>S</th> <th>P</th> <th>ERA</th> <th>WHIP</th> </tr> </thead> <tbody> <tr> <td>Herm Wehmeier, R ERA: 13.5</td> <td>0.1</td> <td>L</td> <td>6</td> <td>5</td> <td>5</td> <td>5</td> <td>0</td> <td>0</td> <td>0</td> <td>0</td> <td>0</td> <td>0</td> <td>1</td> <td>6</td> <td>6</td> <td>135.00</td> <td>15.000</td> </tr> <tr> <td>Larry Jackson, R ERA: 5.02</td> <td>2.2</td> <td></td> <td>11</td> <td>3</td> <td>1</td> <td>1</td> <td>1</td> <td>0</td> <td>0</td> <td>1</td> <td>0</td> <td>0</td> <td>0</td> <td>12</td> <td>13</td> <td>3.38</td> <td>1.125</td> </tr> <tr> <td>Bob Mabe, R ERA: 1.59</td> <td>2.0</td> <td></td> <td>8</td> <td>2</td> <td>1</td> <td>1</td> <td>1</td> <td>0</td> <td>0</td> <td>0</td> <td>0</td> <td>0</td> <td>0</td> <td>10</td> <td>10</td> <td>4.50</td> <td>1.000</td> </tr> <tr> <td>Morrie Martin, L ERA: 3.95</td> <td>3.0</td> <td></td> <td>11</td> <td>3</td> <td>1</td> <td>1</td> <td>0</td> <td>0</td> <td>0</td> <td>0</td> <td>0</td> <td>0</td> <td>0</td> <td>11</td> <td>11</td> <td>3.00</td> <td>1.000</td> </tr> <tr> <td>Billy Muffett, R ERA: 10.0</td> <td>1.0</td> <td></td> <td>6</td> <td>3</td> <td>1</td> <td>1</td> <td>1</td> <td>0</td> <td>0</td> <td>0</td> <td>0</td> <td>0</td> <td>0</td> <td>8</td> <td>8</td> <td>9.00</td> <td>3.000</td> </tr> </tbody> </table>															PITCHER	IP	WLS	BF	H	R	ER	SO	BB	IBB	HBP	BLK	WP	HR	S	P	ERA	WHIP	Herm Wehmeier, R ERA: 13.5	0.1	L	6	5	5	5	0	0	0	0	0	0	1	6	6	135.00	15.000	Larry Jackson, R ERA: 5.02	2.2		11	3	1	1	1	0	0	1	0	0	0	12	13	3.38	1.125	Bob Mabe, R ERA: 1.59	2.0		8	2	1	1	1	0	0	0	0	0	0	10	10	4.50	1.000	Morrie Martin, L ERA: 3.95	3.0		11	3	1	1	0	0	0	0	0	0	0	11	11	3.00	1.000	Billy Muffett, R ERA: 10.0	1.0		6	3	1	1	1	0	0	0	0	0	0	8	8	9.00	3.000
PITCHER	IP	WLS	BF	H	R	ER	SO	BB	IBB	HBP	BLK	WP	HR	S	P	ERA	WHIP																																																																																																											
Herm Wehmeier, R ERA: 13.5	0.1	L	6	5	5	5	0	0	0	0	0	0	1	6	6	135.00	15.000																																																																																																											
Larry Jackson, R ERA: 5.02	2.2		11	3	1	1	1	0	0	1	0	0	0	12	13	3.38	1.125																																																																																																											
Bob Mabe, R ERA: 1.59	2.0		8	2	1	1	1	0	0	0	0	0	0	10	10	4.50	1.000																																																																																																											
Morrie Martin, L ERA: 3.95	3.0		11	3	1	1	0	0	0	0	0	0	0	11	11	3.00	1.000																																																																																																											
Billy Muffett, R ERA: 10.0	1.0		6	3	1	1	1	0	0	0	0	0	0	8	8	9.00	3.000																																																																																																											
Batter	1	2	3	4	5	6	7	8	9	AB	R	H	RBI	BB	SO	LOB	BOTTOM																																																																																																											
Don Blasingame, L (1, 4) OBP: 0.407, SLG: 0.397										3	1	1	0	1	0	0	Milwaukee Braves @ St. Louis Cardinals Sportsman's Park, St. Louis, MO Wed May 07 1958, 4:33 AM EDT Att: 9,432 - Unknown																																																																																																											
Alvin Dark, R (1, 6) OBP: 0.286, SLG: 0.316										4	0	0	0	0	1	3																																																																																																												
Stan Musial, L (1, 3) OBP: 0.588, SLG: 0.853										4	0	3	2	0	0	0																																																																																																												
Del Ennis, R (1, 7) OBP: 0.389, SLG: 0.492										4	0	0	0	0	0	3																																																																																																												
Gene Green, R (1, 9) OBP: 0.333, SLG: 0.524										4	0	0	0	0	0	1																																																																																																												
Curt Flood, R (1, 8) OBP: 0.333, SLG: 0.375										4	0	0	0	0	1	1																																																																																																												
Benny Valenzuela, R (1, 5) OBP: 0.273, SLG: 0.300										3	0	0	0	0	0	0																																																																																																												
Ray Katt, R (1, 2) OBP: 0.233, SLG: 0.333										3	0	0	0	0	0	0																																																																																																												
Herm Wehmeier, R ERA: 13.5 Larry Jackson, R ERA: 5.02 Dick Schofield, S OBP: 0.429, SLG: 0.429 Bob Mabe, R ERA: 1.59 Irv Noren, L OBP: 0.290, SLG: 0.293 Morrie Martin, L ERA: 3.95 Joe Cunningham, L OBP: 0.333, SLG: 0.395 Billy Muffett, R ERA: 10.0										0	0	0	0	0	0	0		AB 32 R 2 H 5 RBI 2 BB 1 SO 2 LOB 8																																																																																																										
Inning Stats	R: 0 E: 0 K: 0 S: 4	H: 1 LOB: 1 BB: 0 P: 4	R: 0 E: 0 K: 1 S: 5	H: 0 LOB: 0 BB: 0 P: 5	R: 2 E: 0 K: 1 S: 8	H: 3 LOB: 1 BB: 0 P: 8	R: 0 E: 0 K: 0 S: 3	H: 0 LOB: 0 BB: 0 P: 3	R: 0 E: 0 K: 0 S: 3	H: 0 LOB: 0 BB: 0 P: 3	R: 0 E: 0 K: 0 S: 3	H: 0 LOB: 0 BB: 0 P: 3	R: 0 E: 0 K: 0 S: 3	H: 0 LOB: 0 BB: 0 P: 3	R: 0 E: 0 K: 0 S: 4	H: 1 LOB: 1 BB: 0 P: 4		1B: 3 SF: 0 2B: 2 SAC: 0 3B: 0 DP: 0 HR: 0 HBP: 0 WP: 0 PA: 33 PB: 0 SB: 0 CS: 0																																																																																																										
PITCHER	IP WLS BF H R ER SO BB IBB HBP BLK WP HR S P ERA WHIP	<table border="1"> <thead> <tr> <th>PITCHER</th> <th>IP</th> <th>WLS</th> <th>BF</th> <th>H</th> <th>R</th> <th>ER</th> <th>SO</th> <th>BB</th> <th>IBB</th> <th>HBP</th> <th>BLK</th> <th>WP</th> <th>HR</th> <th>S</th> <th>P</th> <th>ERA</th> <th>WHIP</th> </tr> </thead> <tbody> <tr> <td>Lew Burdette, R ERA: 2.61</td> <td>9.0</td> <td>W</td> <td>33</td> <td>5</td> <td>2</td> <td>2</td> <td>2</td> <td>1</td> <td>0</td> <td>0</td> <td>0</td> <td>0</td> <td>0</td> <td>36</td> <td>40</td> <td>2.00</td> <td>0.667</td> </tr> </tbody> </table>															PITCHER	IP	WLS	BF	H	R	ER	SO	BB	IBB	HBP	BLK	WP	HR	S	P	ERA	WHIP	Lew Burdette, R ERA: 2.61	9.0	W	33	5	2	2	2	1	0	0	0	0	0	36	40	2.00	0.667																																																																								
PITCHER	IP	WLS	BF	H	R	ER	SO	BB	IBB	HBP	BLK	WP	HR	S	P	ERA	WHIP																																																																																																											
Lew Burdette, R ERA: 2.61	9.0	W	33	5	2	2	2	1	0	0	0	0	0	36	40	2.00	0.667																																																																																																											

Batter	1	2	3	4	5	6	7	8	9	AB	R	H	RBI	BB	SO	LOB	TOP					
Johnny Temple, R (1.4) OBP: 0.494, SLG: 0.469	4-0 CS BB		0-0 F8		0-0 E 1B 1B	0-0 5-3			0-0 F9	4	1	0	1	0	1		Cincinnati Redlegs @ Milwaukee Braves Milwaukee County Stadium, Milwaukee, WI Fri May 09 1958, 8:05 PM EDT Att: 19,574 - Unknown livebaseballscorecards.com					
Pete Whisenant, R (1.9) OBP: 0.500, SLG: 0.563	0-0 FC5-4 1B		4-0 BB		0-0 E8 1B 1B		0-0 5-3		0-0 1B	4	1	3	1	1	0	0						
Frank Robinson, R (1.7) OBP: 0.354, SLG: 0.400	0-0 FC5-4 BB		0-0 1-4-3		4-0 5-3 1B IBB		0-0 4-3		0-0 F4	4	0	0	0	1	0	3						
Steve Bilko, R (1.3) OBP: 0.364, SLG: 0.556	4-0 1-2 BB			0-0 4-3	0-0 5-3 1B				0-0 F4	3	0	1	2	1	0	0						
Don Hoak, R (1.5) OBP: 0.425, SLG: 0.568	0-0 5-3			0-0 2B	0-0 5-3				0-0 6-3	4	0	1	0	0	0	4						
Ed Bailey, L (1.2) OBP: 0.304, SLG: 0.196		0-3 K		0-0 3-1	0-0 F9				0-0 4-3	4	0	0	0	0	1	3						
Gus Bell, L (1.8) OBP: 0.221, SLG: 0.260		0-0 G1-6-3 1B		0-3 K					0-0 4-3	4	0	2	0	0	1	1						
Alex Grammas, R (1.6) OBP: 0.143, SLG: 0.143		0-0 G1-6-3			0-0 E3 1B 1B				0-3 F3	4	1	0	0	0	1	2						
Bob Purkey, R (1.1) OBP: 0.133, SLG: 0.200				0-0 F3	0-0 F2				0-0 4-3	3	0	1	0	0	0	1						
Charlie Rabe, L (8.1)										0	0	0	0	0	0	0						
Bob Thurman, L (9. PH) OBP: 0.333, SLG: 0.231										1	0	0	0	0	0	0						
Inning Stats	R: 0 E: 0 K: 0 S: 3	H: 1 LOB: 2 BB: 2 P: 11	R: 0 E: 0 K: 1 S: 5	H: 1 LOB: 0 BB: 0 P: 5	R: 0 E: 0 K: 0 S: 3	H: 0 LOB: 1 BB: 1 P: 7	R: 0 E: 0 K: 1 S: 6	H: 1 LOB: 1 BB: 0 P: 6	R: 3 E: 2 K: 0 S: 7	H: 3 LOB: 2 BB: 1 P: 11	R: 0 E: 0 K: 0 S: 4	H: 1 LOB: 1 BB: 0 P: 4	R: 0 E: 0 K: 0 S: 3	H: 0 LOB: 0 BB: 0 P: 3	R: 0 E: 0 K: 1 S: 6	H: 1 LOB: 1 BB: 0 P: 6	R: 0 E: 0 K: 0 S: 4	H: 1 LOB: 1 BB: 0 P: 4	1B: 8 2B: 1 3B: 0 HR: 0	SF: 0 SAC: 0 DP: 1 HBP: 0	WP: 0 PB: 0 SB: 0 CS: 1	PA: 39
PITCHER Warren Spahn, L (1.1) ERA: 2.0	IP: 9.0 WLS: W BF: 39	H: 9 R: 3 ER: 2 SO: 3	BB: 3 IBB: 1 HBP: 0 BLK: 0	WP: 0 HR: 0 S: 41 P: 57	ERA: 2.00 WHIP: 1.333	PITCHER														IP: WLS: BF: H: R: ER: SO: BB: IBB: HBP: BLK: WP: HR: S: P: ERA: WHIP		

Batter	1	2	3	4	5	6	7	8	9	AB	R	H	RBI	BB	SO	LOB	BOTTOM			
Red Schoendienst, S (1.4) OBP: 0.409, SLG: 0.378	4-0 FC4-6 BB		0-0 1-2 1B		0-0 2-3 1B		1-0 FC5-4 HBP	0-0 FC6-4		3	0	2	0	1	0	2	Cincinnati Redlegs @ Milwaukee Braves Milwaukee County Stadium, Milwaukee, WI Fri May 09 1958, 8:05 PM EDT Att: 19,574 - Unknown livebaseballscorecards.com			
Johnny Logan, R (1.6) OBP: 0.380, SLG: 0.405	0-0 FC4-6 FC4-6		0-0 L6-4		0-0 1-2 3-H 1B		0-0 FC5-4		0-0 1-2 1B	4	0	1	1	0	0	5				
Eddie Mathews, L (1.5) OBP: 0.348, SLG: 0.582	0-0 FC4-6			0-0 4-3	0-0 F9				0-0 F9	4	0	0	0	0	0	3				
Hank Aaron, R (1.8) OBP: 0.341, SLG: 0.518	0-0 F8			0-0 F5			0-0 F9		0-0 1B HR 1B	4	1	1	0	0	0	1				
Frank Torre, L (1.3) OBP: 0.383, SLG: 0.452		0-0 F7		0-0 F6			0-0 4-3		0-0 1-2 HR 1B	4	1	1	0	0	0	0				
Wes Covington, L (1.7) OBP: 0.421, SLG: 0.895		0-0 1-3			0-0 2B 1B		0-0 F9		0-0 1-H 2-H HR	4	2	2	3	0	0	0				
Felix Mantilla, R (9.7)										0	0	0	0	0	0	0				
Harry Hanebrink, L (1.9) OBP: 0.208, SLG: 0.279					0-0 F9				0-0 SH3-4 1B 1B	3	0	1	0	0	0	1				
Andy Pafko, R (8. PH) OBP: 0.267, SLG: 0.269					0-0 4-3				0-0 1B 1B	1	0	1	0	0	0	0				
Del Crandall, R (1.2) OBP: 0.321, SLG: 0.300					0-0 F9				0-0 F2	3	0	0	0	0	0	2				
Warren Spahn, L (1.1) OBP: 0.391, SLG: 0.500					0-0 L6-4 1B 1B				0-0 F8	4	1	3	1	0	0	1				
Inning Stats	R: 0 E: 0 K: 0 S: 3	H: 0 LOB: 1 BB: 1 P: 7	R: 0 E: 0 K: 0 S: 3	H: 0 LOB: 0 BB: 0 P: 3	R: 0 E: 0 K: 0 S: 4	H: 2 LOB: 1 BB: 0 P: 4	R: 0 E: 0 K: 0 S: 3	H: 0 LOB: 0 BB: 0 P: 3	R: 2 E: 0 K: 0 S: 7	H: 4 LOB: 2 BB: 0 P: 7	R: 0 E: 0 K: 0 S: 3	H: 0 LOB: 0 BB: 0 P: 3	R: 0 E: 0 K: 0 S: 4	H: 1 LOB: 2 BB: 0 P: 5	R: 3 E: 0 K: 0 S: 8	H: 5 LOB: 2 BB: 0 P: 8	1B: 10 2B: 2 3B: 0 HR: 1	SF: 0 SAC: 1 DP: 1 HBP: 1	WP: 0 PB: 0 SB: 0 CS: 0	PA: 37
PITCHER Bob Purkey, R (1.1) ERA: 2.72	IP: 7.1 WLS: L BF: 33	H: 10 R: 5 ER: 5 SO: 0	BB: 1 IBB: 0 HBP: 0 BLK: 0	WP: 0 HR: 1 S: 31 P: 36	ERA: 6.14 WHIP: 1.500	PITCHER														IP: WLS: BF: H: R: ER: SO: BB: IBB: HBP: BLK: WP: HR: S: P: ERA: WHIP
Charlie Rabe, L (8.1) ERA: 1.6	0.2 L 4	2 0 0 0	0 0 0 0	0 0 0 0	0 0 4 4	0.00 3.000														



Batter	1	2	3	4	5	6	7	8	9	AB	R	H	RBI	BB	SO	LOB	TOP			
Johnny Temple, R OBP: 0.488, SLG: 0.464 (1, 4)										5	0	2	0	0	0	2	Cincinnati Redlegs @ Milwaukee Braves Milwaukee County Stadium, Milwaukee, WI Sat May 10 1958, 4:33 AM EDT Att: 22,114 - Unknown livebaseballscorecards.com			
Vada Pinson, L OBP: 0.305, SLG: 0.290 (1, 9)										2	1	0	0	1	0	2				
Frank Robinson, R OBP: 0.361, SLG: 0.397 (1, 7)										3	1	1	0	1	0	1				
George Crowe, L OBP: 0.382, SLG: 0.469 (1, 3)										4	0	1	0	0	0	5				
Don Hoak, R OBP: 0.417, SLG: 0.545 (1, 5)										3	0	0	0	1	0	3				
Smoky Burgess, L OBP: 0.375, SLG: 0.550 (1, 2)										4	1	1	3	0	0	4				
Gus Bell, L OBP: 0.210, SLG: 0.247 (1, 8)										4	0	0	0	0	1	0				
Roy McMillan, R OBP: 0.203, SLG: 0.105 Pete Whisenant, R OBP: 0.376, SLG: 0.529 (9, PH)										3	0	1	0	0	0	0				
Harvey Haddix, L OBP: 0.231, SLG: 0.182 Turk Lown, R (7, 1)										2	0	1	0	0	1	0				
Steve Bilko, R OBP: 0.353, SLG: 0.536 (9, PH)										1	0	0	0	0	0	0				
Inning Stats	R: 0 E: 0 K: 0 S: 5	H: 2 LOB: 3 BB: 1 P: 9	R: 0 E: 0 K: 0 S: 4	H: 1 LOB: 1 BB: 0 P: 4	R: 3 E: 0 K: 0 S: 4	H: 1 LOB: 0 BB: 2 P: 12	R: 0 E: 0 K: 0 S: 4	H: 1 LOB: 1 BB: 0 P: 4	R: 0 E: 0 K: 1 S: 5	H: 0 LOB: 0 BB: 0 P: 5	R: 0 E: 0 K: 0 S: 4	H: 1 LOB: 1 BB: 0 P: 4	R: 0 E: 0 K: 1 S: 5	H: 0 LOB: 0 BB: 0 P: 5	R: 0 E: 0 K: 0 S: 3	H: 0 LOB: 0 BB: 0 P: 3	1B: 5 2B: 1 3B: 0 HR: 1	SF: 0 SAC: 2 DP: 0 HBP: 0	WP: 0 PB: 0 SB: 0 CS: 0	PA: 37
PITCHER	IP WLS BF H R ER SO BB IBB HBP BLK WP HR S P ERA WHIP																			
Bob Buhl, R ERA: 3.27 Bob Rush, R ERA: 2.12 Dick Littlefield, L ERA: 2.7	(1, 1) (7, 1) (8, 1)	6.0 1.0 2.0	27 4 6	6 1 0	3 0 0	3 0 0	1 0 1	3 0 0	0 0 0	0 0 0	0 0 0	0 0 0	0 0 0	1 4 8	26 4 8	38 4 8	4.50 0.00 0.00	1.500 1.000 0.000		

Batter	1	2	3	4	5	6	7	8	9	AB	R	H	RBI	BB	SO	LOB	BOTTOM			
Red Schoendienst, S OBP: 0.402, SLG: 0.372 (1, 4)										4	0	1	0	0	1	2	Cincinnati Redlegs @ Milwaukee Braves Milwaukee County Stadium, Milwaukee, WI Sat May 10 1958, 4:33 AM EDT Att: 22,114 - Unknown livebaseballscorecards.com			
Johnny Logan, R OBP: 0.356, SLG: 0.398 (1, 6)										4	0	1	1	0	0	0				
Eddie Mathews, L OBP: 0.355, SLG: 0.568 (1, 5)										2	0	0	0	2	1	1				
Hank Aaron, R OBP: 0.337, SLG: 0.506 (1, 8)										4	1	1	0	0	0	3				
Joe Adcock, R OBP: 0.380, SLG: 0.634 Frank Torre, L OBP: 0.383, SLG: 0.452 (8, 3)										3	1	2	2	0	1	1				
Wes Covington, L OBP: 0.384, SLG: 0.773 (1, 7)										3	0	0	0	0	0	1				
Andy Pafko, R OBP: 0.242, SLG: 0.241 (1, 9)										3	0	0	0	0	0	0				
Del Rice, R OBP: 0.333, SLG: 0.385 Low Burdette, R OBP: 0.286, SLG: 0.286 Dick Littlefield, L (8, 1)										3	0	2	0	0	1	0				
Bob Buhl, R OBP: 0.133, SLG: 0.133 Felix Mantilla, R OBP: 0.333, SLG: 0.200 Bob Rush, R (7, 1)										1	0	0	0	0	1	1				
Del Crandall, R OBP: 0.333, SLG: 0.373 (8, 2)										1	1	1	0	0	0	0				
Inning Stats	R: 0 E: 0 K: 0 S: 3	H: 0 LOB: 0 BB: 0 P: 3	R: 1 E: 0 K: 0 S: 4	H: 2 LOB: 0 BB: 0 P: 4	R: 0 E: 0 K: 1 S: 5	H: 1 LOB: 0 BB: 0 P: 5	R: 0 E: 0 K: 2 S: 8	H: 1 LOB: 1 BB: 0 P: 8	R: 0 E: 0 K: 1 S: 5	H: 0 LOB: 0 BB: 0 P: 5	R: 1 E: 0 K: 0 S: 4	H: 2 LOB: 1 BB: 1 P: 8	R: 3 E: 0 K: 1 S: 8	H: 3 LOB: 1 BB: 0 P: 8	R: 0 E: 0 K: 0 S: 2	H: 0 LOB: 0 BB: 1 P: 6	1B: 6 2B: 2 3B: 0 HR: 2	SF: 0 SAC: 0 DP: 3 HBP: 0	WP: 0 PB: 0 SB: 0 CS: 0	PA: 31
PITCHER	IP WLS BF H R ER SO BB IBB HBP BLK WP HR S P ERA WHIP																			
Harvey Haddix, L ERA: 3.97 Turk Lown, R ERA: 3.35	(1, 1) (7, 1)	6.2 1.1	27 4	9 0	5 0	5 0	1 1	1 0	0 0	0 0	0 0	0 5	34 9	38 9	6.75 0.00	0.750				

Batter	1	2	3	4	5	6	7	8	9	AB	R	H	RBI	BB	SO	LOB	TOP		
Johnny Temple, R OBP: 0.467, SLG: 0.438 (1, 4)	5-3			F9	4-3			F7		4	0	0	0	0	0	1	Cincinnati Redlegs @ Milwaukee Braves Milwaukee County Stadium, Milwaukee, WI Sun May 11 1958, 4:33 AM EDT Att: 24,695 - Unknown		
Dee Fondy, L OBP: 0.300, SLG: 0.250 Vada Pinson, L OBP: 0.306, SLG: 0.290 (1, 9) (8, 9)	F7			3-1	F7			F6		4	0	0	0	0	0	1			
Frank Robinson, R OBP: 0.356, SLG: 0.403 (1, 7)	F6			F4		F8		1B 2B		4	1	1	0	0	0	0			
Steve Bilko, R OBP: 0.342, SLG: 0.500 (1, 3)		F3			5-3	5-3		2H 1B		4	0	1	1	0	0	0			
Don Hoak, R OBP: 0.409, SLG: 0.543 (1, 5)	F2				1B 2B	6-3		5-3		4	1	1	0	0	0	1			
Smoky Burgess, L OBP: 0.357, SLG: 0.500 (1, 2)	F7				1B 3B 2H		G3		1-3	4	1	1	1	0	0	0			
Gus Bell, L OBP: 0.212, SLG: 0.247 (1, 8)			1-5-3		1B 3B 1-2		F8		F6	4	1	1	0	0	0	0			
Roy McMillan, R OBP: 0.239, SLG: 0.136 Jerry Lynch, L OBP: 0.354, SLG: 0.636 (9, PH) (9, PH)			G1-6-3 1B		1-2 3B 1B					2	1	2	0	0	0	0			
Johnny Klippstein, R Willard Schmidt, R George Crowe, L Harvey Haddix, L Tom Acker, R Turk Lowm, R Bill Wight, L Ed Bailey, L OBP: 0.206, SLG: 0.191 (1, 1) (4, 1) (5, PH) (5, PH) (5, 1) (5, 1) (8, 1) (9, PH)			G1-6-3 1-2		1-2 3B 1B 1-2 2-3 1B		1-3		F5	1	0	0	0	0	0	1			
Inning Stats	R: 0 E: 0 K: 0 S: 3	H: 0 LOB: 0 BB: 0 P: 3	R: 0 E: 0 K: 0 S: 3	H: 1 LOB: 0 BB: 0 P: 3	R: 0 E: 0 K: 0 S: 3	H: 0 LOB: 0 BB: 0 P: 3	R: 4 E: 0 K: 0 S: 8	H: 5 LOB: 1 BB: 0 P: 8	R: 0 E: 0 K: 0 S: 3	H: 0 LOB: 0 BB: 0 P: 4	R: 1 E: 0 K: 0 S: 5	H: 2 LOB: 1 BB: 0 P: 5	R: 1 E: 0 K: 0 S: 4	H: 1 LOB: 0 BB: 0 P: 4	1B: 5 2B: 2 3B: 1 HR: 1	SF: 0 SAC: 0 DP: 1 HBP: 1		WP: 0 PB: 0 SB: 0 CS: 0	PA: 36
PITCHER	IP WLS BF H R ER SO BB IBB HBP BLK WP HR S P ERA WHIP																		
Lew Burdette, R ERA: 3.19 Carl Willey, R ERA Bob Trowbridge, R ERA: 3.52 Ernie Johnson, R ERA: 10.8	(1, 1) (5, 1) (6, 1) (7, 1)	4.1 0.2 1.0 3.0	WLS 2 3 13	BF 18 0 0	H 6 0 3	R 4 0 2	ER 4 0 2	SO 0 0 0	BB 0 0 0	IBB 0 0 0	HBP 0 0 1	BLK 0 0 0	WP 0 0 0	HR 0 2 1	S 18 2 3	P 18 2 3	ERA 8.31 0.00 0.00 6.00	WHIP 1.385 0.000 0.000 1.000	

Batter	1	2	3	4	5	6	7	8	9	AB	R	H	RBI	BB	SO	LOB	BOTTOM			
Red Schoendienst, S OBP: 0.392, SLG: 0.356 (1, 4)	4-3		F4		1B BB	F8		G6-3 1-2 2-3		4	0	0	0	1	0	5	Cincinnati Redlegs @ Milwaukee Braves Milwaukee County Stadium, Milwaukee, WI Sun May 11 1958, 4:33 AM EDT Att: 24,695 - Unknown			
Johnny Logan, R OBP: 0.355, SLG: 0.398 (1, 6)	WP 1B		6-3		1-2 1B		6-3	F4		5	1	2	0	0	0	2				
Eddie Mathews, L OBP: 0.361, SLG: 0.560 (1, 5)	F3			BB SF9 BB	F6		G5-4-3 1B			3	1	1	0	1	0	3				
Hank Aaron, R OBP: 0.333, SLG: 0.495 (1, 8)	F8 1-H			SF9 BB 3-1 1B	K		G5-4-3 1-2			4	1	1	0	0	1	3				
Frank Torre, L OBP: 0.412, SLG: 0.455 Felix Mantilla, R OBP: 0.333, SLG: 0.200 Joe Adcock, R OBP: 0.380, SLG: 0.634 (8, PR) (8, PR) (9, 3)		K		1-2 2-3 BB	3-1 BB	1B BB	1B	BB 1B BB		2	0	1	0	2	1	0				
Wes Covington, L OBP: 0.423, SLG: 0.917 Andy Pafko, R OBP: 0.242, SLG: 0.241 (1, 7) (8, PR) (9, 7)		HR		SF9	2-3 3-H 0-0	1B BB	1B BB	2B 1B		2	1	2	2	1	0	0				
Harry Hanebrink, L OBP: 0.231, SLG: 0.283 (1, 9)	G3			1-2 2-3	3-1		1B	2B BB		3	1	1	1	1	0	1				
Del Crandall, R OBP: 0.328, SLG: 0.382 (1, 2)	F4			5-3		K		G6-3 1-H 2-H 3-H		4	0	1	3	0	1	4				
Lew Burdette, R OBP: 0.267, SLG: 0.267 Carl Willey, R Eddie Haas, L Bob Trowbridge, R Carl Sawatski, L Ernie Johnson, R (1, 1) (5, 1) (5, PH) (6, 1) (6, PH) (7, 1)			4-3		1B	K		E1 G6-3		1	0	0	0	0	0	0				
Inning Stats	R: 1 E: 0 K: 0 S: 4	H: 1 LOB: 0 BB: 0 P: 4	R: 1 E: 0 K: 1 S: 6	H: 1 LOB: 0 BB: 0 P: 6	R: 0 E: 0 K: 0 S: 3	H: 0 LOB: 0 BB: 0 P: 3	R: 2 E: 0 K: 0 S: 4	H: 1 LOB: 1 BB: 2 P: 12	R: 0 E: 0 K: 1 S: 6	H: 2 LOB: 2 BB: 1 P: 10	R: 0 E: 0 K: 2 S: 9	H: 2 LOB: 3 BB: 1 P: 13	R: 0 E: 0 K: 0 S: 3	H: 1 LOB: 0 BB: 0 P: 3	R: 3 E: 1 K: 0 S: 5	H: 2 LOB: 2 BB: 2 P: 13		1B: 8 2B: 1 3B: 0 HR: 1	SF: 1 SAC: 0 DP: 2 HBP: 0	WP: 3 PB: 0 SB: 0 CS: 0
PITCHER	IP WLS BF H R ER SO BB IBB HBP BLK WP HR S P ERA WHIP																			
Johnny Klippstein, R Willard Schmidt, R Tom Acker, R Turk Lowm, R Bill Wight, L OBP: 0.223 ERA: 4.7 OBP: 0.261 ERA: 6.14 OBP: 0.278 ERA: 5.75	(1, 1) (4, 1) (5, 1) (6, 1) (8, 1)	3.0 1.0 1.0 2.0 1.0	WLS 14 3 6 0	BF 14 3 3 12 3	H 3 0 3 0	R 4 0 3 0	ER 4 0 1 0	SO 4 0 2 0	BB 2 0 0 0	IBB 0 0 0 0	HBP 0 0 0 0	BLK 0 0 0 0	WP 1 0 0 0	HR 1 7 11 13	S 14 3 25 13	P 22 3 11 3	ERA 12.00 0.00 0.00 13.50 0.00	WHIP 1.667 4.000 3.500 0.000		

Batter	1	2	3	4	5	6	7	8	9	AB	R	H	RBI	BB	SO	LOB	TOP			
Red Schoendienst, S OBP: 0.377, SLG: 0.340 (1, 4)	4-3		G3			F8		F8		4	0	0	0	0	0	2	Milwaukee Braves @ Philadelphia Phillies Connie Mack Stadium, Philadelphia, PA Tue May 13 1958, 7:05 PM EDT Att: 13,906 - Unknown livebaseballscorecards.com			
Johnny Logan, R OBP: 0.354, SLG: 0.391 (1, 6)	1B			F7		5-3		F8		4	0	1	0	0	0	2				
Eddie Mathews, L OBP: 0.347, SLG: 0.534 (1, 5)	F8			F3		F8			K	4	0	0	0	0	1	1				
Hank Aaron, R OBP: 0.330, SLG: 0.516 (1, 8)	1-3			HR			1-3		P3	4	1	1	1	0	0	1				
Frank Torre, L OBP: 0.418, SLG: 0.479 (1, 3)		P6							L8	4	0	2	0	0	0	0				
Wes Covington, L OBP: 0.376, SLG: 0.815 (1, 7)	F8			2B						3	0	0	0	0	0	2				
Harry Hanebrink, L OBP: 0.218, SLG: 0.265 (1, 9)	4-3									3	0	0	0	0	1	0				
Del Rice, R OBP: 0.333, SLG: 0.414 (8, PR)										3	0	1	0	0	1	0				
Felix Mantilla, R OBP: 0.333, SLG: 0.200 (8, PR)			L8							0	1	0	0	0	0	0				
Del Crandall, R OBP: 0.328, SLG: 0.382 (8, 2)										0	0	0	0	0	0	0				
Bob Buhl, R OBP: 0.118, SLG: 0.118 (8, PH)										2	0	0	0	0	0	0				
Eddie Haas, L OBP: 1.000, SLG: 1.000 (8, 1)			1-3-4							1	0	1	1	0	0	0				
Don McMahon, R (8, 1)										0	0	0	0	0	0	0				
Inning Stats	R: 0 E: 0 K: 0 S: 4	H: 1 LOB: 1 BB: 0 P: 4	R: 0 E: 0 K: 0 S: 3	H: 0 LOB: 0 BB: 0 P: 3	R: 0 E: 0 K: 0 S: 3	H: 0 LOB: 0 BB: 0 P: 3	R: 1 E: 0 K: 0 S: 5	H: 2 LOB: 1 BB: 0 P: 5	R: 0 E: 0 K: 0 S: 3	H: 0 LOB: 0 BB: 0 P: 3	R: 0 E: 0 K: 0 S: 3	H: 1 LOB: 0 BB: 0 P: 3	R: 1 E: 0 K: 1 S: 7	H: 2 LOB: 2 BB: 0 P: 7	R: 0 E: 0 K: 1 S: 5	H: 0 LOB: 0 BB: 0 P: 5	1B: 3 2B: 2 3B: 0 HR: 1	SF: 0 SAC: 0 DP: 1 HBP: 0	WP: 0 PB: 0 SB: 0 CS: 0	PA: 32
PITCHER Robin Roberts, R ERA: 3.44 (1, 1)	IP: 9.0 WLS: W BF: 32 H: 6 R: 2 ER: 2 SO: 3 BB: 0 IBB: 0 HBP: 0 BLK: 0 WP: 0 HR: 1 S: 38 P: 38 ERA: 2.00 WHIP: 0.667															ERA: 2.00 WHIP: 0.667				

Batter	1	2	3	4	5	6	7	8	9	AB	R	H	RBI	BB	SO	LOB	BOTTOM			
Richie Ashburn, L OBP: 0.421, SLG: 0.376 (1, 8)	5-3		F7							4	1	1	0	0	0	1	Milwaukee Braves @ Philadelphia Phillies Connie Mack Stadium, Philadelphia, PA Tue May 13 1958, 7:05 PM EDT Att: 13,906 - Unknown livebaseballscorecards.com			
Dave Philley, S OBP: 0.310, SLG: 0.389 Pancho Herrera, R (8, 3)	4-3		4-3							4	0	1	1	0	0	1				
Harry Anderson, L OBP: 0.318, SLG: 0.346 Chuck Essegian, R OBP: 0.351, SLG: 0.420 (1, 7) (9, 7)				1B						2	1	2	0	1	0	0				
Rip Repulski, R OBP: 0.341, SLG: 0.622 Bob Bowman, R OBP: 0.292, SLG: 0.435 (1, 9) (9, 9)	6-3		E9							4	1	1	0	0	0	5				
Granny Hamner, R OBP: 0.390, SLG: 0.525 (1, 4)										4	0	2	1	0	1	0				
Stan Lopata, R OBP: 0.437, SLG: 0.481 (1, 2)										3	1	1	0	1	0	1				
Willie Jones, R OBP: 0.409, SLG: 0.474 (1, 5)										4	1	1	2	0	1	2				
Chico Fernandez, R OBP: 0.258, SLG: 0.186 (1, 6)	4-3									3	0	0	0	0	0	1				
Robin Roberts, S OBP: 0.250, SLG: 0.263 (1, 1)	3-1									2	0	0	0	1	1	1				
Inning Stats	R: 0 E: 0 K: 0 S: 4	H: 1 LOB: 1 BB: 0 P: 4	R: 2 E: 0 K: 0 S: 5	H: 2 LOB: 0 BB: 0 P: 5	R: 2 E: 1 K: 0 S: 5	H: 3 LOB: 1 BB: 0 P: 5	R: 0 E: 0 K: 1 S: 5	H: 0 LOB: 1 BB: 1 P: 9	R: 0 E: 0 K: 0 S: 3	H: 1 LOB: 1 BB: 0 P: 4	R: 0 E: 0 K: 0 S: 3	H: 0 LOB: 0 BB: 0 P: 3	R: 1 E: 0 K: 0 S: 4	H: 1 LOB: 2 BB: 2 P: 12	R: 0 E: 0 K: 2 S: 7	H: 1 LOB: 0 BB: 0 P: 7		1B: 5 2B: 0 3B: 3 HR: 1	SF: 0 SAC: 0 DP: 1 HBP: 1	WP: 1 PB: 0 SB: 0 CS: 1
PITCHER Bob Buhl, R ERA: 3.53 Don McMahon, R ERA: 2.84 (1, 1) (8, 1)	IP: 7.0 WLS: L BF: 31 H: 8 R: 5 ER: 4 SO: 4 BB: 3 IBB: 0 HBP: 1 BLK: 0 WP: 1 HR: 1 S: 29 P: 42 ERA: 5.14 WHIP: 1.571															ERA: 5.14 WHIP: 1.571				

Batter	1	2	3	4	5	6	7	8	9	AB	R	H	RBI	BB	SO	LOB	TOP			
Red Schoendienst, S OBP: 0.378, SLG: 0.343	G3	L9		BB 1B			2B 1B		F9	5	0	2	1	0	0	2				
Johnny Logan, R OBP: 0.356, SLG: 0.417	L9		HR	BB			K		F8	4	1	1	1	1	1	2				
Eddie Mathews, L OBP: 0.343, SLG: 0.522	BB 1B		F8	G3			F8			4	0	1	0	0	0	3				
Hank Aaron, R OBP: 0.336, SLG: 0.520	1-2 BB		1-3				F5			3	0	1	0	1	0	0				
Frank Torre, L OBP: 0.390, SLG: 0.442	P6		4-3				1-3			4	0	0	0	0	0	2				
Wes Covington, L OBP: 0.375, SLG: 0.767			F8							3	0	1	0	0	0	0				
Andy Paiko, R OBP: 0.235, SLG: 0.233				FC2-6 1B			3-1			1	0	0	0	0	0	0				
Eddie Haas, L OBP: 0.500, SLG: 0.500			3-1							2	1	0	0	0	0	1				
Felix Mantilla, R OBP: 0.250, SLG: 0.143				FC2-6 3B			P3			2	0	0	0	0	0	0				
Del Crandall, R OBP: 0.323, SLG: 0.424				F7			F7			4	1	1	1	0	0	1				
Warren Spahn, L OBP: 0.444, SLG: 0.583			HR				K			2	1	1	1	2	1	0				
			BB	1-1 1B			3B			BB										
Inning Stats	R: 0 E: 0 K: 0 S: 4	H: 1 LOB: 2 BB: 1 P: 8	R: 1 E: 0 K: 0 S: 4	H: 1 LOB: 1 BB: 1 P: 8	R: 1 E: 0 K: 0 S: 4	H: 1 LOB: 0 BB: 0 P: 4	R: 2 E: 0 K: 0 S: 6	H: 3 LOB: 2 BB: 1 P: 10	R: 0 E: 0 K: 0 S: 3	H: 0 LOB: 0 BB: 0 P: 3	R: 0 E: 0 K: 1 S: 6	H: 2 LOB: 2 BB: 0 P: 6	R: 0 E: 0 K: 0 S: 3	H: 0 LOB: 0 BB: 0 P: 3	R: 0 E: 0 K: 0 S: 3	H: 0 LOB: 1 BB: 1 P: 7	1B: 4 2B: 1 3B: 1 HR: 2	SF: 0 SAC: 0 DP: 0 HBP: 0	WP: 0 PB: 0 CS: 0	PA: 38
PITCHER	IP WLS BF H R ER SO BB IBB HBP BLK WP HR S P ERA WHIP																			
Ray Semproch, R ERA: 3.1	(1, 1) 3.2 L 19 6 4 4 0 2 0 0 0 0 0 2 17 25 9.82 2.182																			
Jim Hearn, R ERA: 9.54	(4, 1) 1.1 5 0 0 0 0 1 0 0 0 0 0 0 4 8 0.00 0.750																			
Seth Morehead, L ERA: 4.91	(6, 1) 2.0 7 2 0 0 2 0 0 0 0 0 0 0 11 11 0.00 1.000																			
Bob Miller, R ERA: 9.35	(8, 1) 2.0 7 0 0 0 0 1 0 0 0 0 0 0 6 10 0.00 0.500																			

Milwaukee Braves @ Philadelphia Phillies
 Connie Mack Stadium, Philadelphia, PA
 Wed May 14 1958, 7:05 PM EDT
 Att: 13,803 - Unknown

AB 34
 R 4
 H 8
 RBI 4
 BB 4
 SO 2
 LOB 11



Batter	1	2	3	4	5	6	7	8	9	AB	R	H	RBI	BB	SO	LOB	BOTTOM					
Richie Ashburn, L OBP: 0.415, SLG: 0.371	BB 1B		K				G1-6-3		K	4	0	1	0	0	2	3						
Dave Philley, S OBP: 0.290, SLG: 0.362	K		1-3				F7		L8	4	0	0	0	0	1	2						
Granny Hamner, R OBP: 0.385, SLG: 0.510	G6-4-3 BB						P4		6-3	3	0	0	0	1	0	0						
Rip Repulski, R OBP: 0.333, SLG: 0.585	G6-4-3						K			4	0	1	0	0	2	2						
Stan Lopata, R OBP: 0.421, SLG: 0.458			E5 FC4-6				F8			4	0	0	0	0	2	1						
Wally Post, R OBP: 0.352, SLG: 0.367			FC4-6 G1-6-3				6-3		FC6-4 BB	3	0	0	0	1	0	1						
Willie Jones, R OBP: 0.400, SLG: 0.429			G1-6-3				1B BB		F7	2	1	0	0	1	0	2						
Chico Fernandez, R OBP: 0.270, SLG: 0.202							1B		F7	3	0	2	0	0	0	1						
Ray Semproch, R ERA: 3.1	(1, 1) 9.0 W 33 5 1 1 7 3 0 0 0 0 0 0 44 56 1.00 0.889																					
Jim Hearn, R ERA: 9.54	(4, 1) 1.1 5 0 0 0 0 1 0 0 0 0 0 0 4 8 0.00 0.750																					
Chuck Essegian, R OBP: 0.349, SLG: 0.445	(5, PH) 0.0 0 0 0 0 0 0 0 0 0 0 0 0 0 0 0 0 0																					
Seth Morehead, L ERA: 4.91	(6, 1) 2.0 7 2 0 0 2 0 0 0 0 0 0 0 11 11 0.00 1.000																					
Bob Bowman, R OBP: 0.290, SLG: 0.417	(7, PH) 0.0 0 0 0 0 0 0 0 0 0 0 0 0 0 0 0 0 0																					
Bob Miller, R ERA: 9.35	(8, 1) 2.0 7 0 0 0 0 1 0 0 0 0 0 0 6 10 0.00 0.500																					
Inning Stats	R: 0 E: 0 K: 1 S: 5	H: 1 LOB: 1 BB: 1 P: 9	R: 0 E: 1 K: 0 S: 3	H: 0 LOB: 0 BB: 0 P: 3	R: 0 E: 0 K: 1 S: 6	H: 1 LOB: 1 BB: 0 P: 6	R: 0 E: 0 K: 1 S: 5	H: 0 LOB: 0 BB: 0 P: 5	R: 0 E: 0 K: 0 S: 4	H: 2 LOB: 1 BB: 1 P: 8	R: 0 E: 0 K: 1 S: 6	H: 1 LOB: 1 BB: 0 P: 6	R: 0 E: 0 K: 0 S: 3	H: 0 LOB: 0 BB: 1 P: 7	R: 0 E: 0 K: 1 S: 5	H: 0 LOB: 0 BB: 0 P: 5	R: 0 E: 0 K: 2 S: 7	H: 0 LOB: 0 BB: 0 P: 7	1B: 5 2B: 0 3B: 0 HR: 0	SF: 0 SAC: 1 DP: 3 HBP: 0	WP: 0 PB: 0 CS: 0	PA: 33
PITCHER	IP WLS BF H R ER SO BB IBB HBP BLK WP HR S P ERA WHIP																					
Warren Spahn, L ERA: 1.86	(1, 1) 9.0 W 33 5 1 1 7 3 0 0 0 0 0 0 44 56 1.00 0.889																					

Milwaukee Braves @ Philadelphia Phillies
 Connie Mack Stadium, Philadelphia, PA
 Wed May 14 1958, 7:05 PM EDT
 Att: 13,803 - Unknown

AB 29
 R 1
 H 5
 RBI 1
 BB 3
 SO 7
 LOB 13



Batter	1	2	3	4	5	6	7	8	9	AB	R	H	RBI	BB	SO	LOB	TOP
Red Schoendienst, S OBP: 0.387, SLG: 0.388 (1, 4)	0-0 6-3		0-0 4-3		0-0 4-3		0-0 2B		0-0 1-2 HR 1B	5	1	2	0	0	0	0	
Johnny Logan, R OBP: 0.354, SLG: 0.467 (1, 6)	0-0 F8		0-0 F8		0-0 1B		0-0 L4		0-0 1-H 2-H HR	5	1	2	3	0	0	1	
Eddie Mathews, L OBP: 0.357, SLG: 0.580 (1, 5)	0-0 HR		0-0 1B 2B		0-0 F9		0-0 F8		0-0 1-3	5	2	2	1	0	0	1	
Hank Aaron, R OBP: 0.328, SLG: 0.505 (1, 8)	0-0 4-3		0-0 2-H 1B		0-0 F5		0-0 F2			4	0	1	1	0	0	1	
Joe Adcock, R OBP: 0.389, SLG: 0.756 (1, 3)		0-0 HR	0-3 K		0-0 F9		0-0 HR			4	2	2	2	0	1	1	
Wes Covington, L OBP: 0.375, SLG: 0.730 (1, 7)		0-0 1-6-3 2B		0-0 F7		0-0 L9		0-0 L6		4	0	1	0	0	0	0	
Bob Hazle, L OBP: 0.303, SLG: 0.179 (1, 9)		0-0 1-6-3		0-0 1B 1B		0-0 F6		0-0 L8		4	0	1	0	0	0	1	
Del Rice, R OBP: 0.294, SLG: 0.364 (1, 2)		0-0 F4		0-0 F4		0-0 F8		0-0 1-3		4	0	0	0	0	0	2	
Lew Burdette, R OBP: 0.294, SLG: 0.294 (1, 1)		0-3 K		0-0 1-3 1B		0-0 L9		0-0 1B HR 1B		2	0	1	0	0	1	1	
Dick Littlefield, L (4, 1)										0	0	0	0	0	0	0	
Eddie Haas, L OBP: 0.403, SLG: 0.400 (7, PH)										1	0	0	0	0	0	0	
Joey Jay, S (7, 1)										0	0	0	0	0	0	0	
Harry Hanebrink, L OBP: 0.232, SLG: 0.280 (9, PH)										1	1	1	0	0	0	0	
Inning Stats	R: 1 E: 0 K: 0 S: 4	H: 1 LOB: 0 BB: 0 P: 4	R: 1 E: 0 K: 1 S: 7	H: 2 LOB: 1 BB: 0 P: 7	R: 1 E: 0 K: 1 S: 7	H: 2 LOB: 1 BB: 0 P: 7	R: 0 E: 0 K: 0 S: 4	H: 0 LOB: 1 BB: 0 P: 3	R: 0 E: 0 K: 0 S: 4	H: 1 LOB: 0 BB: 0 P: 4	R: 1 E: 0 K: 0 S: 4	H: 1 LOB: 0 BB: 0 P: 4	R: 3 E: 0 K: 0 S: 6	H: 3 LOB: 0 BB: 0 P: 6	1B: 6 2B: 3 3B: 0 HR: 4	SF: 0 SAC: 0 DP: 0 HBP: 0	WP: 0 PA: 39 CS: 0
PITCHER Bob Purkey, R ERA: 3.86 (1, 1)	IP: 9.0 WLS: W BF: 39 H: 13 R: 7 ER: 7 SO: 2 BB: 0 IBB: 0 HBP: 0 BLK: 0 WP: 0 HR: 4 S: 43 P: 43 ERA: 7.00 WHIP: 1.444															PITCHER IP: 9.0 WLS: W BF: 39 H: 13 R: 7 ER: 7 SO: 2 BB: 0 IBB: 0 HBP: 0 BLK: 0 WP: 0 HR: 4 S: 43 P: 43 ERA: 7.00 WHIP: 1.444	

Milwaukee Braves @ Cincinnati Redlegs
Crosley Field, Cincinnati, OH
Sun May 18 1958, 3:33 AM EDT
Att: 14,620 - Unknown

AB 39
R 7
H 13
RBI 7
BB 0
SO 2
LOB 8

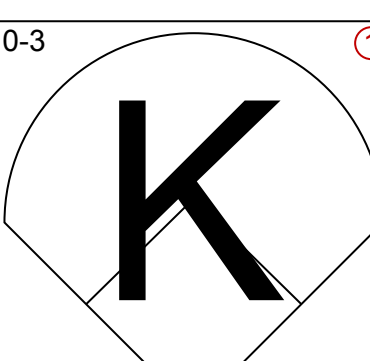
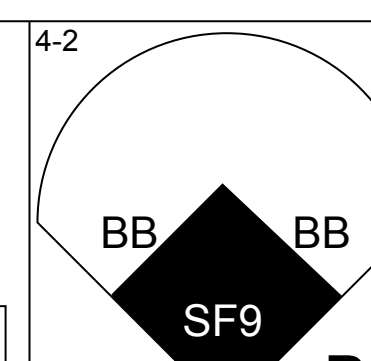
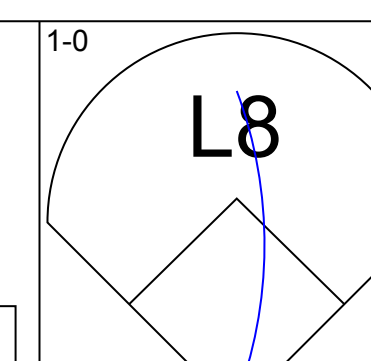
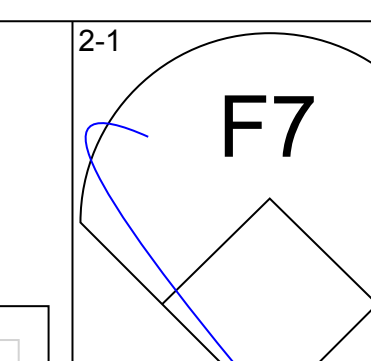
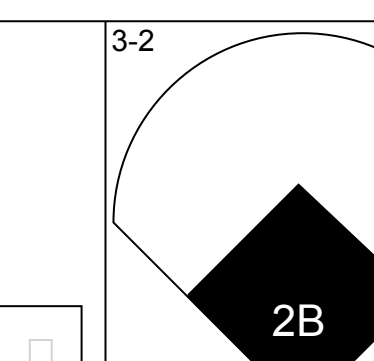
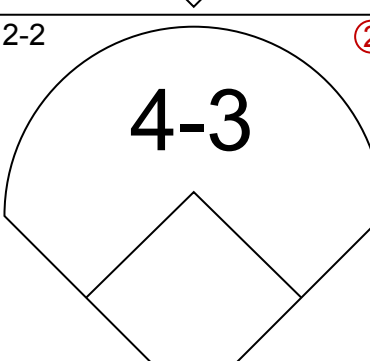
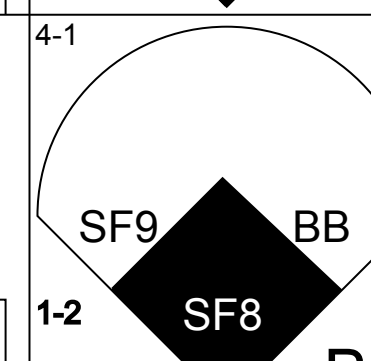
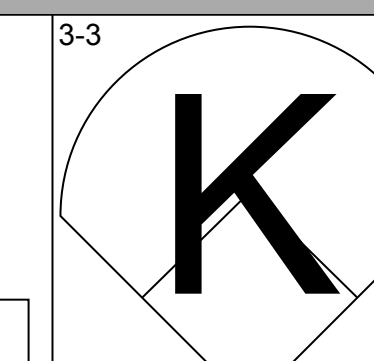
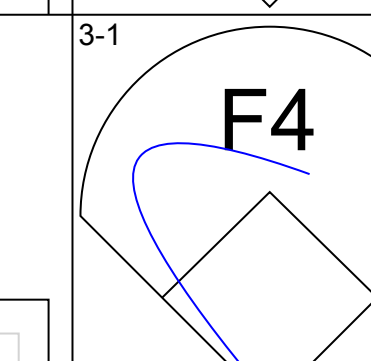
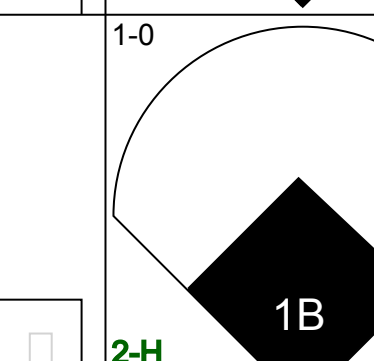
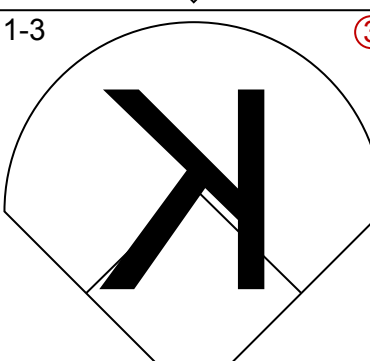
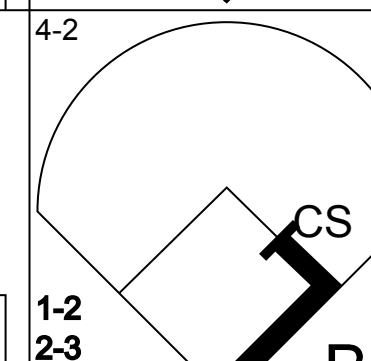
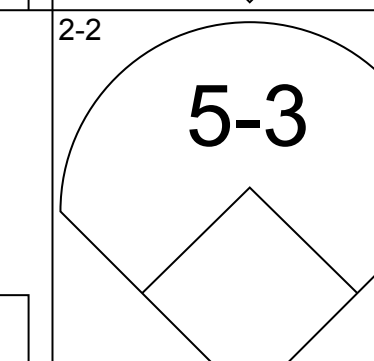
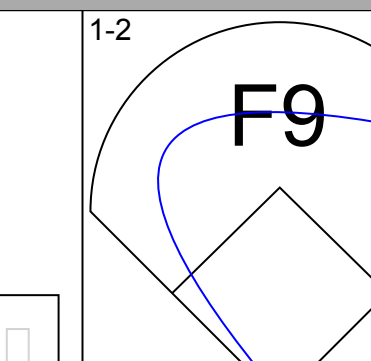
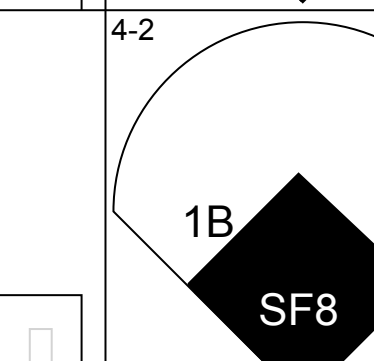
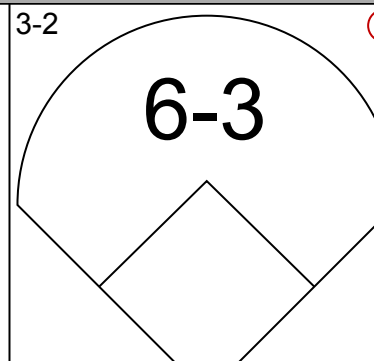
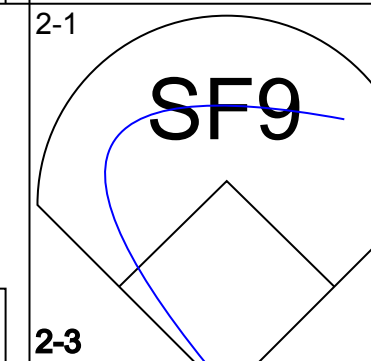
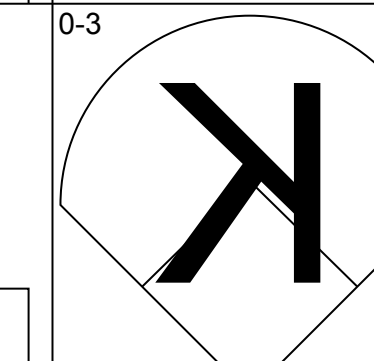
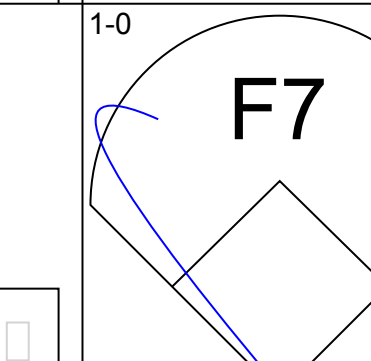
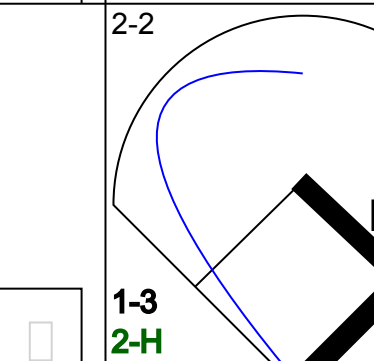
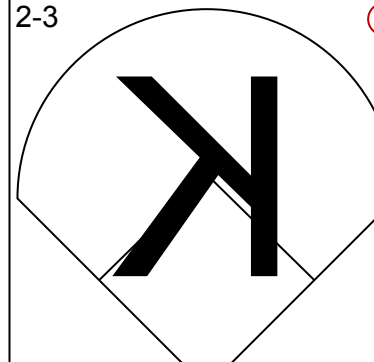
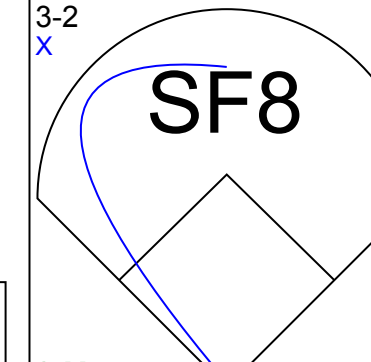
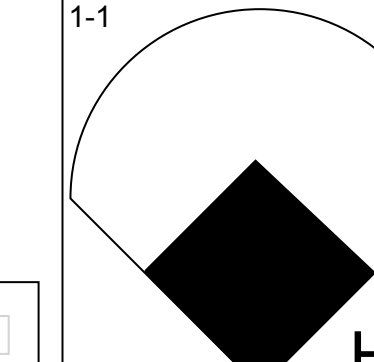
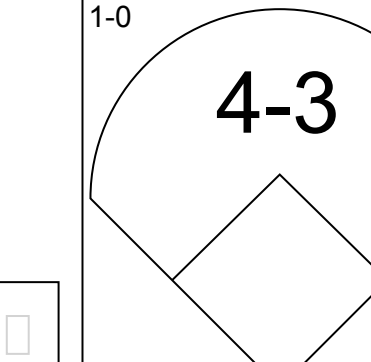
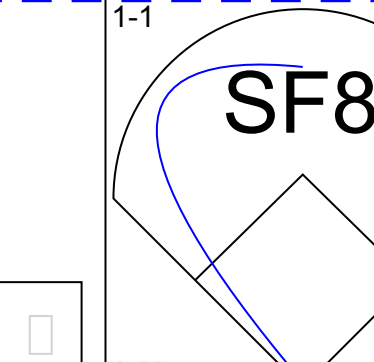
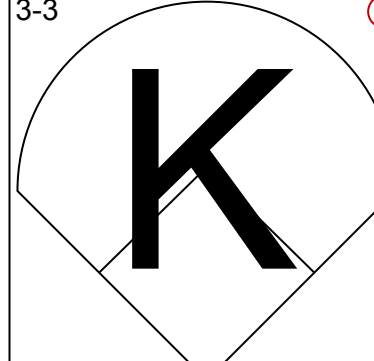
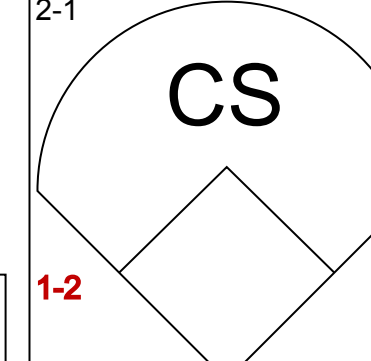
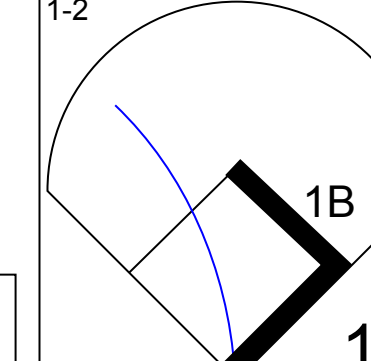
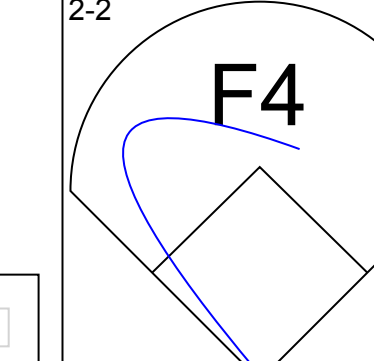
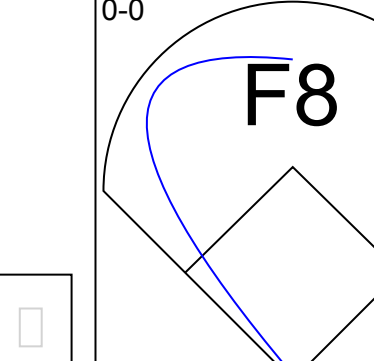
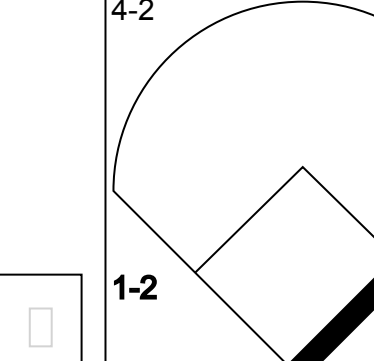
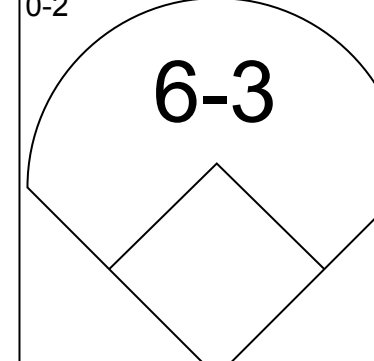
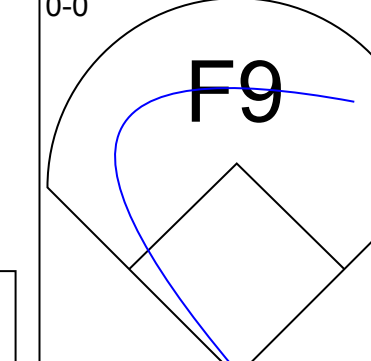
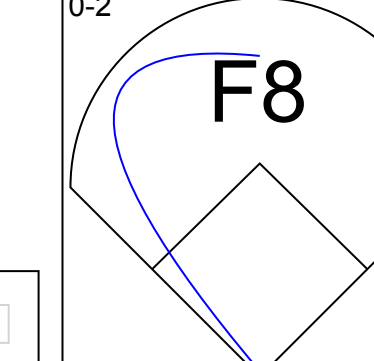
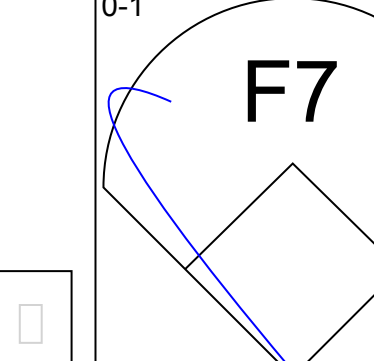
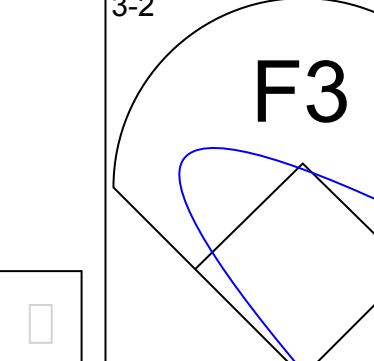
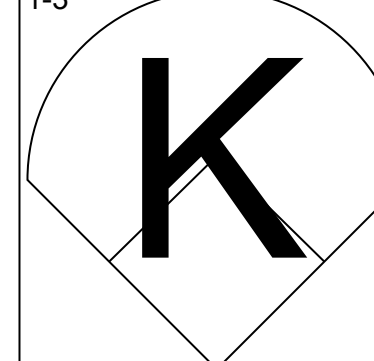
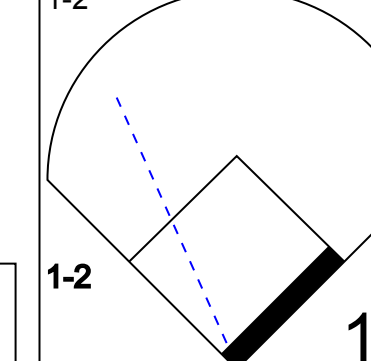
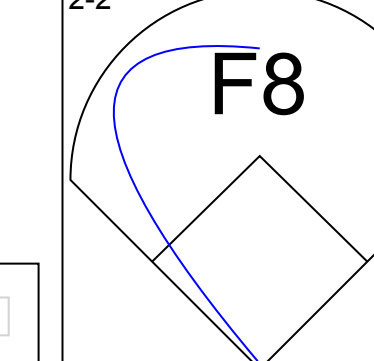
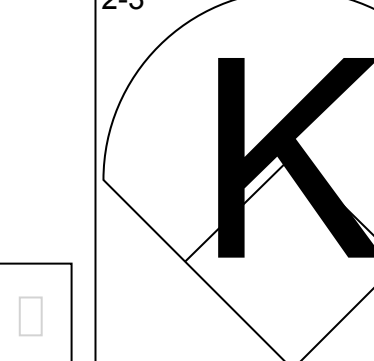
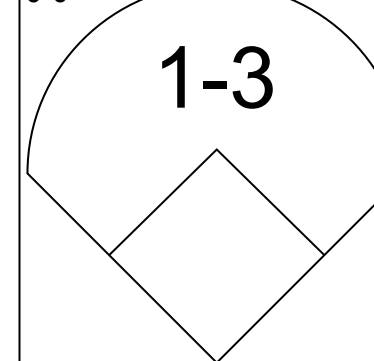
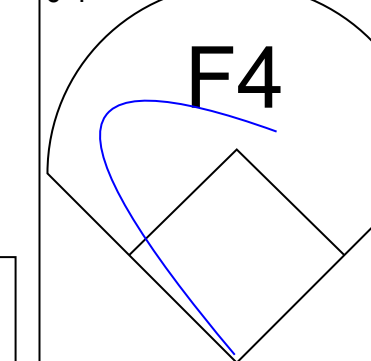
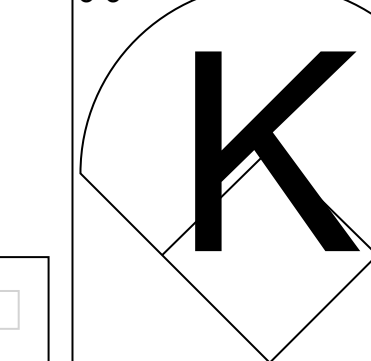
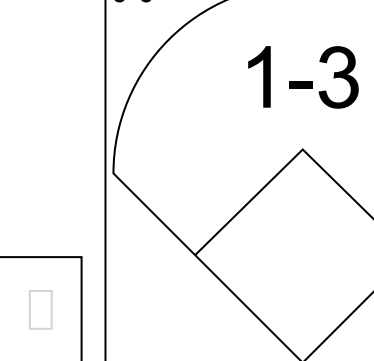


Batter	1	2	3	4	5	6	7	8	9	AB	R	H	RBI	BB	SO	LOB	BOTTOM		
Johnny Temple, R OBP: 0.434, SLG: 0.404 (1, 4)	0-0 L4		0-0 FC4-6 1B	0-0 1-3 2-H HR 2B	0-0 F9			0-3 K		5	1	2	1	0	1	0			
Dee Fondy, L OBP: 0.333, SLG: 0.484 (1, 9)	0-0 4-3		0-0 FC4-6 1B 1-2 HR	0-0 2-H 3-H HR		0-0 F6		0-0 1-3		5	2	1	3	0	0	1			
Frank Robinson, R OBP: 0.370, SLG: 0.458 (1, 7)	0-0 P2		0-0 1-2 HR 1B	0-0 2B HBP		0-0 1B 2B				3	3	2	0	0	0	0			
George Crowe, L OBP: 0.427, SLG: 0.612 (1, 3)		0-0 2B 2B	0-0 1-H 2-H HR	0-0 F6		0-0 G6-4-3 1B				4	2	3	4	0	0	1			
Don Hoak, R OBP: 0.370, SLG: 0.500 (1, 5)		0-0 6-3	0-0 2B	0-0 1-H 1B 2B		0-0 G6-4-3 1-2				4	1	2	1	0	0	2			
Ed Bailey, L OBP: 0.320, SLG: 0.306 (1, 2)		0-0 4-3 2-H 2B	0-0 4-3	0-0 2-H 1B		0-0 4-3				4	0	2	2	0	0	1			
Gus Bell, L OBP: 0.245, SLG: 0.294 (1, 8)		0-0 4-3		0-0 FC3-5 1B 4-3		0-0 F9				4	0	1	0	0	0	2			
Roy McMillan, R OBP: 0.207, SLG: 0.110 (1, 6)		0-0 L6		0-0 E5 FC3-5 2B K	0-3 K		0-0 4-3			4	1	0	0	0	1	2			
Bob Purkey, R OBP: 0.100, SLG: 0.150 (1, 1)			0-3 K	0-0 FC3-5 2B HR K	0-3 K		0-3 K			4	1	0	0	0	3	2			
Inning Stats	R: 0 E: 0 K: 0 S: 3	H: 0 LOB: 0 BB: 0 P: 3	R: 1 E: 0 K: 0 S: 5	H: 2 LOB: 1 BB: 0 P: 5	R: 3 E: 0 K: 1 S: 9	H: 4 LOB: 1 BB: 0 P: 9	R: 6 E: 1 K: 0 S: 9	H: 5 LOB: 1 BB: 0 P: 10	R: 0 E: 0 K: 2 S: 7	H: 0 LOB: 0 BB: 0 P: 7	R: 1 E: 0 K: 0 S: 4	H: 2 LOB: 0 BB: 0 P: 4	R: 0 E: 0 K: 0 S: 3	H: 0 LOB: 0 BB: 0 P: 3	R: 0 E: 0 K: 2 S: 7	H: 0 LOB: 0 BB: 0 P: 7	1B: 5 2B: 6 3B: 0 HR: 2	SF: 0 SAC: 0 DP: 1 HBP: 1	WP: 0 PA: 38 CS: 0
PITCHER Lew Burdette, R ERA: 4.14 (1, 1)	IP: 3.1 WLS: L BF: 19 H: 5 R: 4 ER: 6 SO: 1 BB: 0 IBB: 0 HBP: 0 BLK: 0 WP: 0 HR: 1 S: 21 P: 21 ERA: 16.20 WHIP: 2.400															PITCHER Lew Burdette, R ERA: 4.14 (1, 1)			
Dick Littlefield, L ERA: 4.5 (4, 1)	IP: 2.2 WLS: L BF: 13 H: 5 R: 4 ER: 2 SO: 2 BB: 0 IBB: 0 HBP: 1 BLK: 0 WP: 0 HR: 1 S: 16 P: 17 ERA: 6.75 WHIP: 1.875															PITCHER Dick Littlefield, L ERA: 4.5 (4, 1)			
Joey Jay, R ERA: 9.0 (7, 1)	IP: 2.0 WLS: L BF: 6 H: 0 R: 0 ER: 0 SO: 2 BB: 0 IBB: 0 HBP: 0 BLK: 0 WP: 0 HR: 0 S: 10 P: 10 ERA: 0.00 WHIP: 0.000															PITCHER Joey Jay, R ERA: 9.0 (7, 1)			

Milwaukee Braves @ Cincinnati Redlegs
Crosley Field, Cincinnati, OH
Sun May 18 1958, 3:33 AM EDT
Att: 14,620 - Unknown

AB 37
R 11
H 13
RBI 11
BB 0
SO 5
LOB 11

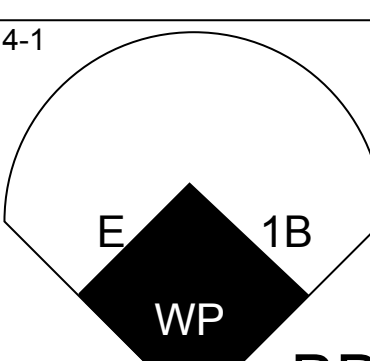
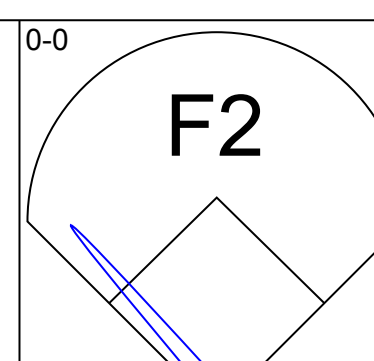
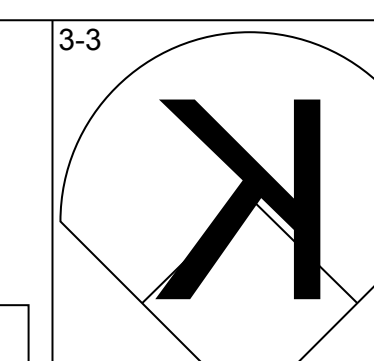
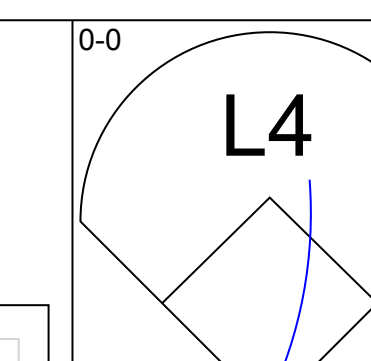
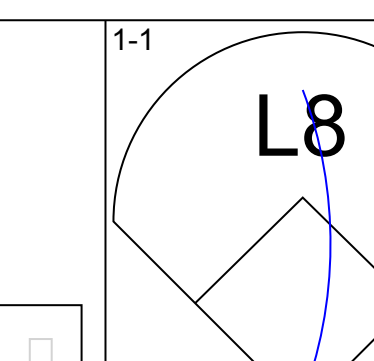
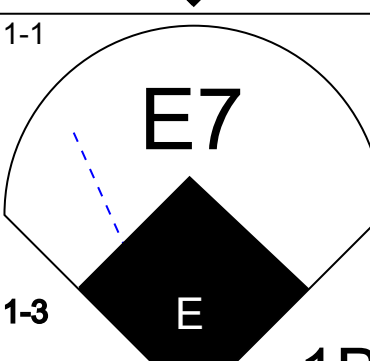
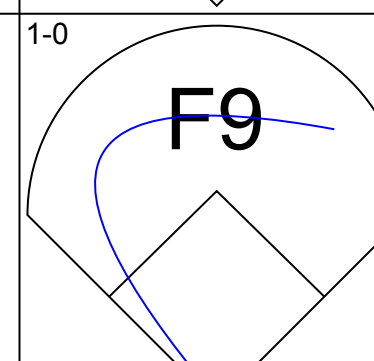
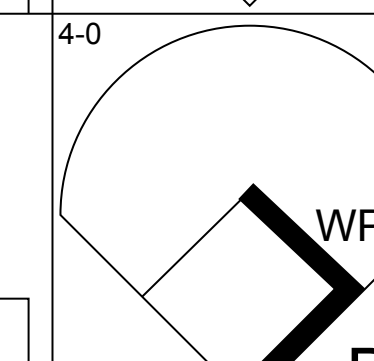
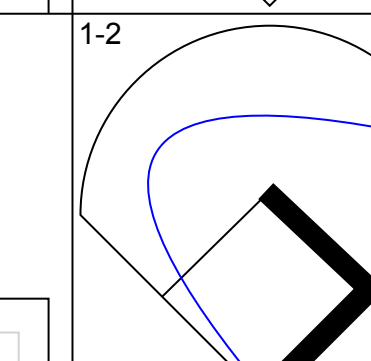
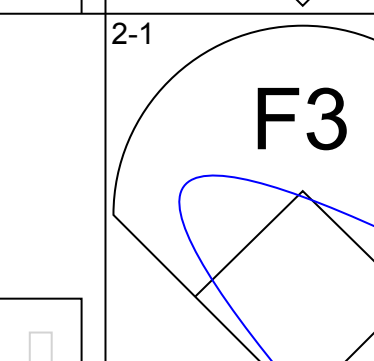
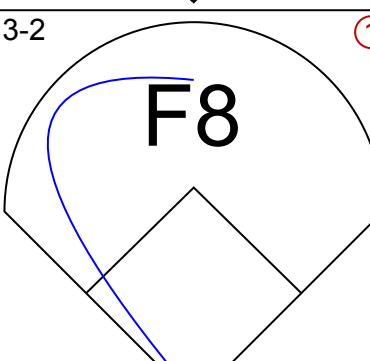
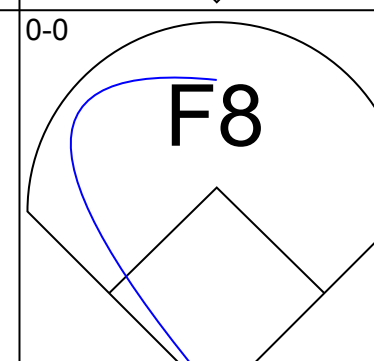
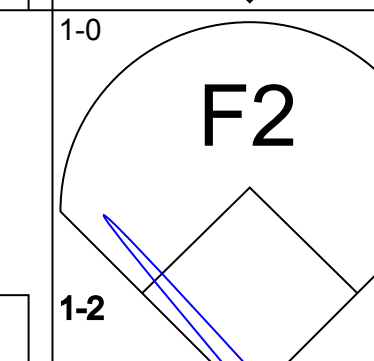
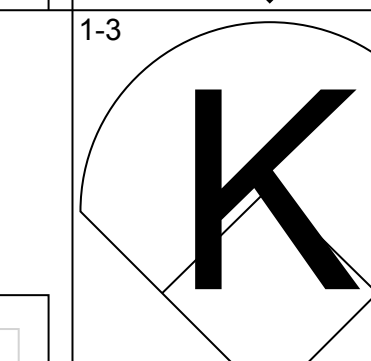
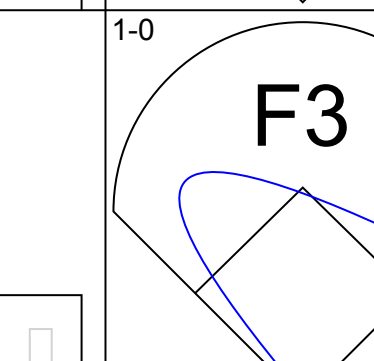
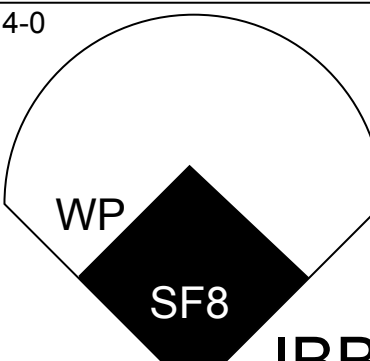
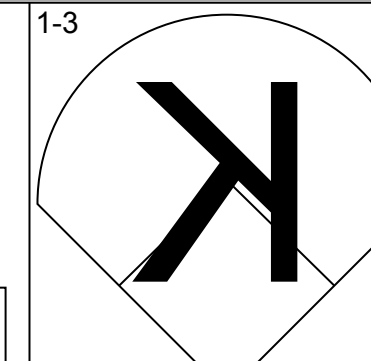
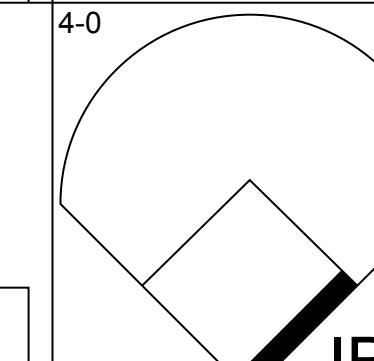
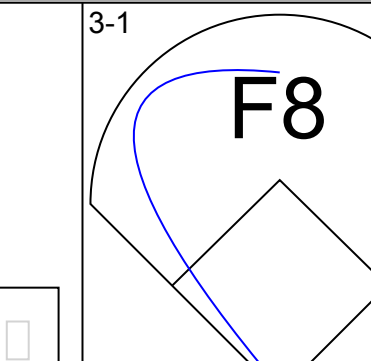
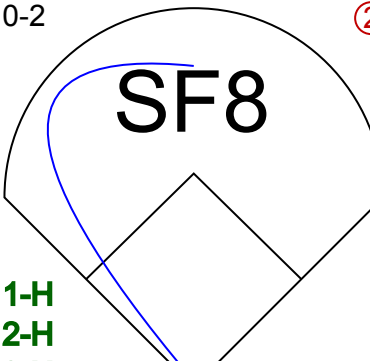
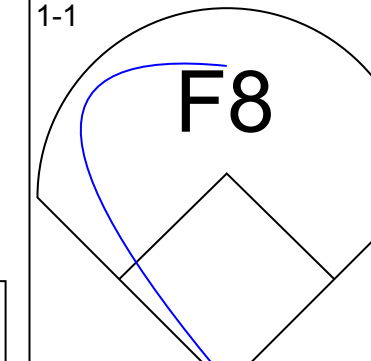
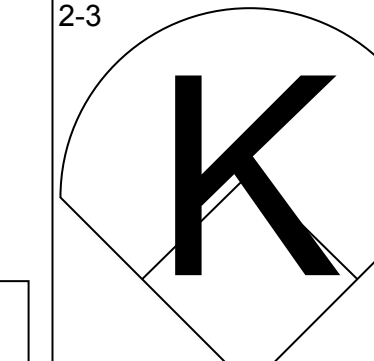
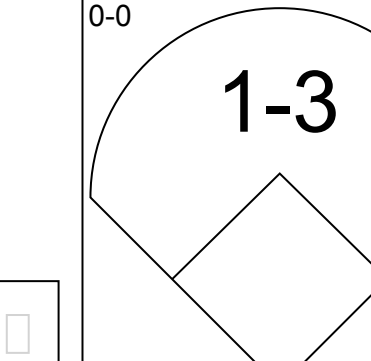
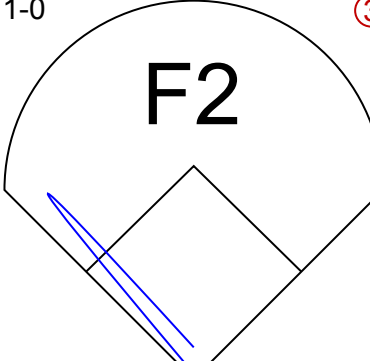
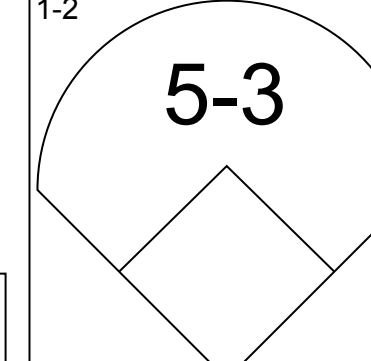
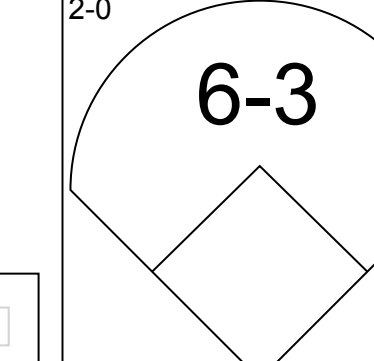
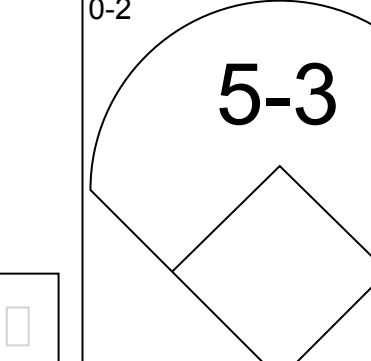
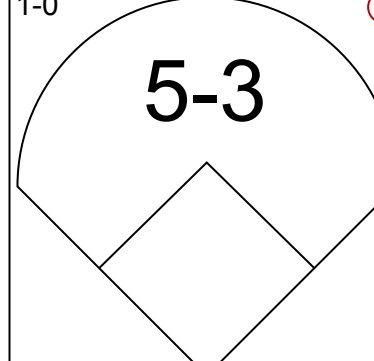
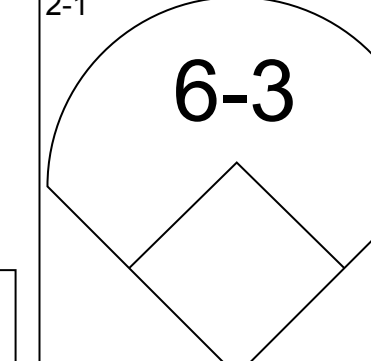
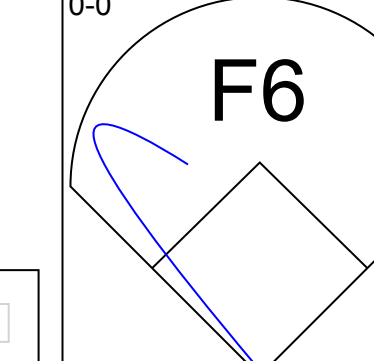
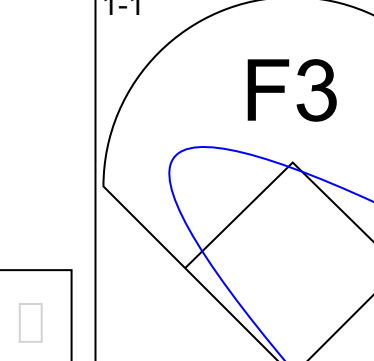
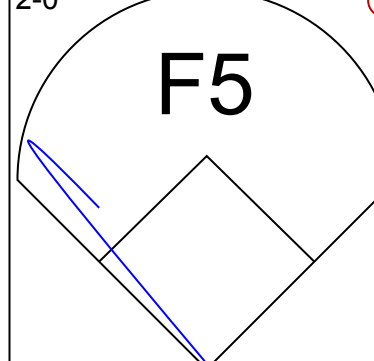
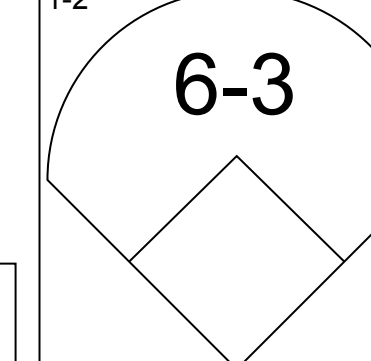
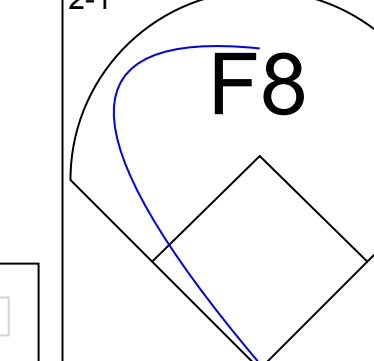
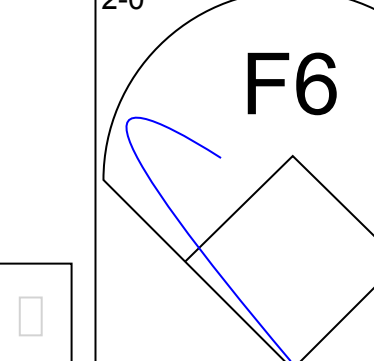


Batter	1	2	3	4	5	6	7	8	9	10	11	AB	R	H	RBI	BB	SO	LOB	TOP								
Jim Gilliam, S OBP: 0.391, SLG: 0.420 (1, 7)												4	2	1	0	1	1	2									
Pee Wee Reese, R OBP: 0.324, SLG: 0.417 Duke Snider, L OBP: 0.333, SLG: 0.309 Joe Pignatano, R OBP: 0.276, SLG: 0.167 (11, PH)												3	1	0	0	1	1	0									
Charlie Neal, R OBP: 0.338, SLG: 0.468 (1, 4)												3	1	0	0	2	1	0									
Carl Furillo, R OBP: 0.342, SLG: 0.507 (1, 9)												4	0	1	2	0	1	0									
John Roseboro, L OBP: 0.397, SLG: 0.519 Randy Jackson, R OBP: 0.275, SLG: 0.342 (11, 5)												3	1	1	3	0	1	0									
Gil Hodges, R OBP: 0.331, SLG: 0.398 (1, 3)												4	0	1	0	1	1	0									
Gino Cimoli, R OBP: 0.286, SLG: 0.375 (1, 8)												5	0	0	0	0	0	3									
Don Zimmer, R OBP: 0.347, SLG: 0.396 (1, 6)												4	0	1	0	0	2	0									
Sandy Koufax, R OBP: 0.167, SLG: 0.167 (1, 1)												4	0	0	0	0	1	2									
Inning Stats	R: 0 E: 0 K: 2 S: 9	H: 0 LOB: 0 BB: 0 P: 12	R: 0 E: 0 K: 2 S: 9	H: 0 LOB: 0 BB: 0 P: 17	R: 0 E: 0 K: 1 S: 7	H: 0 LOB: 0 BB: 0 P: 8	R: 2 E: 0 K: 0 S: 18	H: 0 LOB: 3 BB: 3 P: 37	R: 0 E: 0 K: 0 S: 10	H: 2 LOB: 2 BB: 0 P: 13	R: 0 E: 0 K: 2 S: 9	H: 0 LOB: 0 BB: 0 P: 14	R: 1 E: 0 K: 0 S: 12	H: 1 LOB: 0 BB: 0 P: 17	R: 0 E: 0 K: 1 S: 9	H: 0 LOB: 0 BB: 0 P: 17	R: 0 E: 0 K: 0 S: 5	H: 0 LOB: 0 BB: 0 P: 8	R: 0 E: 0 K: 1 S: 6	H: 0 LOB: 0 BB: 0 P: 8	R: 0 E: 0 K: 0 S: 20	H: 0 LOB: 2 BB: 2 P: 38	1B: 3 2B: 2 3B: 0 HR: 1	SF: 3 SAC: 0 DP: 0 HBP: 0	WP: 0 PB: 0 SB: 0 CS: 1	PA: 44	
PITCHER	IP ERA WLS L	BF H R ER SO	BB IBB HBP BLK	WP HR S	P ERA WHIP	PITCHER																					
Gene Conley, R ERA: 4.0 Don McMahon, R ERA: 1.74	(1, 1) 10.1	40 6 6 6 9	4 0 0 0 0	0 0 0 0 0	1 0 0 0 0	0 0 0 0 0	0 0 8 16	0 0 8 16	0.00 1.500																		

Los Angeles Dodgers @ Milwaukee Braves
Milwaukee County Stadium, Milwaukee, WI
Tue May 20 1958, 8:05 PM EDT
Att: 24,523 - Unknown

AB 35
R 6
H 6
RBI 6
BB 5
SO 9
LOB 7



Batter	1	2	3	4	5	6	7	8	9	10	11	AB	R	H	RBI	BB	SO	LOB	BOTTOM		
Red Schoendienst, S OBP: 0.386, SLG: 0.353 (1, 4)												4	1	0	0	1	1	0			
Johnny Logan, R OBP: 0.363, SLG: 0.476 (1, 6)												4	1	2	0	1	0	0			
Harry Hanebrink, L OBP: 0.250, SLG: 0.293 Wes Covington, L OBP: 0.368, SLG: 0.711 Bob Hazle, L OBP: 0.303, SLG: 0.179 Frank Torre, L OBP: 0.403, SLG: 0.421 (11, PH)												3	0	0	0	0	0	3			
Hank Aaron, R OBP: 0.325, SLG: 0.476 (1, 8)												2	1	0	0	2	1	0			
Joe Adcock, R OBP: 0.355, SLG: 0.673 (1, 3)												3	0	0	1	0	1	2			
Andy Pafko, R OBP: 0.256, SLG: 0.359 (9, 7)												4	0	0	0	0	0	0			
Felix Mantilla, R OBP: 0.154, SLG: 0.083 (1, 5)												4	0	0	0	0	0	0			
Del Crandall, R OBP: 0.316, SLG: 0.423 (1, 2)												4	0	0	0	0	0	0			
Gene Conley, R ERA: 4.05 Don McMahon, R ERA: 1.74	(1, 1) 11.0	39 2 3 2 6	2 3 2 0 6	2 2 0 0 0	2 2 0 0 4	2 0 0 0 2	0 0 7 11	0 0 7 11	0 0 7 11	0 0 7 11	0 0 7 11	4 1 2 9	1 3 1 9	0 0 0 11	0 0 0 11	0 0 0 11	0 0 0 11	0 0 0 11	0 0 0 11	WP: 4 PB: 0 SB: 0 CS: 0	PA: 39

Los Angeles Dodgers @ Milwaukee Braves
Milwaukee County Stadium, Milwaukee, WI
Tue May 20 1958, 8:05 PM EDT
Att: 24,523 - Unknown

AB 34
R 3
H 2
RBI 1
BB 4
SO 6
LOB 6



Batter	1	2	3	4	5	6	7	8	9	AB	R	H	RBI	BB	SO	LOB	TOP					
Jim Gilliam, S OBP: 0.394, SLG: 0.431 (1, 7)	 1B		 2-0			 1-2			 0-2	4	1	2	0	0	0	0	Los Angeles Dodgers @ Milwaukee Braves Milwaukee County Stadium, Milwaukee, WI Wed May 21 1958, 4:33 AM EDT Att: 18,842 - Unknown livebaseballscores.com					
Gino Cimoli, R OBP: 0.295, SLG: 0.409 (1, 8)	 1-H		 3-2			 2-2			 1-0	3	1	2	2	0	0	0						
Charlie Neal, R OBP: 0.328, SLG: 0.452 (1, 4)	 0-0			 1-3		 1-2			 2-1	4	0	0	0	0	1	2						
Carl Furillo, R OBP: 0.325, SLG: 0.479 (1, 9)	 2-1			 1-2			 0-0		 0-1	4	0	0	0	0	0	1						
John Roseboro, L OBP: 0.379, SLG: 0.491 (1, 2)	 0-0			 1-0			 0-0			3	0	0	0	0	0	0						
Gil Hodges, R OBP: 0.324, SLG: 0.389 (1, 3)		 2-2			 0-0		 3-2			3	0	0	0	0	0	0						
Randy Jackson, R OBP: 0.279, SLG: 0.325 (1, 5)		 4-2			 1-2			 1-1		2	0	0	0	1	0	0						
Don Zimmer, R OBP: 0.337, SLG: 0.383 (1, 6)		 2-1			 0-0			 1-2		3	0	0	0	0	0	1						
Don Drysdale, R OBP: 0.125, SLG: 0.375 Clem Labine, R (7, 1)			 1-2			 1-3		 1-3		2	0	0	0	0	1	0						
Inning Stats	R: 2 H: 2 E: 0 K: 0 S: 9	H: 2 LOB: 0 BB: 0 P: 14	R: 0 H: 0 E: 0 K: 0 S: 7	H: 0 LOB: 0 BB: 1 P: 15	R: 0 H: 0 E: 0 K: 0 S: 8	H: 0 LOB: 0 BB: 0 P: 14	R: 0 H: 0 E: 0 K: 1 S: 5	H: 0 LOB: 0 BB: 0 P: 6	R: 0 H: 1 E: 0 K: 1 S: 12	H: 0 LOB: 0 BB: 0 P: 10	R: 0 H: 0 E: 0 K: 1 S: 7	H: 0 LOB: 0 BB: 0 P: 10	R: 0 H: 0 E: 0 K: 1 S: 8	H: 0 LOB: 0 BB: 0 P: 11	R: 0 H: 1 E: 0 K: 0 S: 8	H: 1 LOB: 1 BB: 0 P: 11	1B: 2 2B: 1 3B: 0 HR: 1	SF: 0 SAC: 1 DP: 1 HBP: 0	WP: 0 PB: 0 SB: 0 CS: 0	PA: 31		
PITCHER	IP	WLS	BF	H	R	ER	SO	BB	IBB	HBP	BLK	WP	HR	S	P	ERA	WHIP					
Bob Rush, R ERA: 1.91 Ernie Johnson, R ERA: 6.75	(1, 1) 7.0	L 24	3	2	2	2	2	1	0	0	0	0	0	1	55	86	2.57	0.571				
(8, 1) 2.0	7	1	0	0	0	1	0	0	0	0	0	0	0	16	22	0.00	0.500					

Batter	1	2	3	4	5	6	7	8	9	AB	R	H	RBI	BB	SO	LOB	BOTTOM					
Red Schoendienst, S OBP: 0.355, SLG: 0.342 (1, 4)	 0-1		 0-2		 2-1			 0-0		4	0	0	0	0	0	0	Los Angeles Dodgers @ Milwaukee Braves Milwaukee County Stadium, Milwaukee, WI Wed May 21 1958, 4:33 AM EDT Att: 18,842 - Unknown livebaseballscores.com					
Johnny Logan, R OBP: 0.355, SLG: 0.471 (1, 6)	 2-2		 1-1			 2-2		 1-2		4	0	1	0	0	0	0						
Eddie Mathews, L OBP: 0.358, SLG: 0.565 (1, 5)	 2-2		 2-1			 0-0		 2-1		4	0	3	0	0	0	0						
Hank Aaron, R OBP: 0.315, SLG: 0.462 (1, 8)		 0-2	 0-1			 1-0		 0-0		4	0	0	0	0	0	4						
Frank Torre, L OBP: 0.394, SLG: 0.410 (1, 3)		 0-0		 0-0		 0-1			 2-1	4	1	1	0	0	0	1						
Wes Covington, L OBP: 0.376, SLG: 0.714 (1, 7)		 1-0		 1-1			 0-1		 1-1	4	0	2	0	0	0	0						
Harry Hanebrink, L OBP: 0.265, SLG: 0.295 (1, 9)		 4-2		 0-0			 1-0		 0-1	3	0	1	0	1	0	0						
Del Crandall, R OBP: 0.313, SLG: 0.419 (1, 2)		 2-1			 1-2		 3-2		 2-1	3	0	1	1	0	0	1						
Bob Rush, R Carl Sawatski, L OBP: 0.250, SLG: 0.143 Ernie Johnson, R (8, 1)	(1, 1) 6.1 (7, PH) (8, 1) 2.2	W 26	H 7	R 1	ER 1	SO 1	BB 0	IBB 0	HBP 0	BLK 0	WP 0	HR 0	S 54	P 79	ERA 1.42	WHIP 1.263						
Inning Stats	R: 0 H: 0 E: 0 K: 0 S: 8	H: 2 LOB: 2 BB: 1 P: 12	R: 1 H: 2 E: 0 K: 0 S: 10	H: 2 LOB: 2 BB: 1 P: 17	R: 0 H: 1 E: 0 K: 0 S: 9	H: 1 LOB: 0 BB: 0 P: 12	R: 0 H: 0 E: 0 K: 0 S: 4	H: 0 LOB: 0 BB: 0 P: 5	R: 0 H: 0 E: 0 K: 0 S: 8	H: 0 LOB: 0 BB: 0 P: 12	R: 0 H: 1 E: 0 K: 0 S: 7	H: 3 LOB: 1 BB: 0 P: 10	R: 0 H: 0 E: 0 K: 0 S: 12	H: 3 LOB: 1 BB: 0 P: 17	R: 0 H: 2 E: 0 K: 0 S: 7	H: 2 LOB: 1 BB: 0 P: 10	R: 0 H: 0 E: 1 K: 0 S: 8	H: 0 LOB: 1 BB: 0 P: 13	1B: 8 2B: 1 3B: 0 HR: 0	SF: 1 SAC: 0 DP: 2 HBP: 0	WP: 0 PB: 0 SB: 0 CS: 0	PA: 35

Batter	1	2	3	4	5	6	7	8	9	AB	R	H	RBI	BB	SO	LOB	TOP					
Jim Davenport, R (1.5) OBP: 0.368, SLG: 0.431	0-0 5-3		4-0 1B BB		0-0 4-3		0-0 4-3 2B		4-0 BB	3	0	1	0	2	0	1	San Francisco Giants @ Milwaukee Braves Milwaukee County Stadium, Milwaukee, WI Thu May 22 1958, 8:05 PM EDT Att: 15,424 - Unknown livebaseballscorecards.com					
Willie Kirkland, L (1.9) OBP: 0.282, SLG: 0.339	0-0 6-3		0-0 F7		0-0 4-3		0-0 4-3		0-3 K	5	0	0	0	0	1	4						
Willie Mays, R (1.8) OBP: 0.469, SLG: 0.807	0-0 F3		0-0 1-2 1B		0-0 5-3		0-0 F9			4	0	1	0	0	0	2						
Hank Sauer, R (1.7) OBP: 0.421, SLG: 0.609		0-0 FC1-4 1B		0-0 G5-4-3 1-2		0-0 E8 HR		0-0 3-1		2	0	1	0	0	0	2						
Bob Speake, L (3.7) OBP: 0.200, SLG: 0.222										2	1	0	0	0	0	0						
Orlando Cepeda, R (1.3) OBP: 0.342, SLG: 0.638		0-0 FC1-4 2B		0-0 2B		0-0 2H HR		0-0 5-3 1B		4	2	3	2	0	0	1						
Daryl Spencer, R (1.6) OBP: 0.396, SLG: 0.633		0-0 F9		0-0 1-3		0-0 G6-4-3 1B		0-0 5-3		4	0	1	0	0	0	3						
Bob Schmidt, R (1.2) OBP: 0.382, SLG: 0.549		0-0 1-H 2B		0-0 5-3		0-0 G6-4-3 1-2		0-0 5-3		4	0	1	1	0	0	3						
Danny O'Connell, R (1.4) OBP: 0.370, SLG: 0.409		4-0 BB		0-3 K		0-0 F8		0-0 F5		2	0	0	0	1	1	1						
Ray Jablonski, R (9. PH) OBP: 0.333, SLG: 0.400		0-0 BB						0-0 F9		1	0	0	0	0	0	0						
Ruben Gomez, R (1.1) Stu Miller, R (2.1) Jim Constable, S (2.1) Jim King, S (5. PH) Ray Crone, R (5.1) Johnny Antonelli, L (7. PH) Pete Burnside, R (7.1) Whitey Lockman, L (9. PH)	0-0 4-3		4-0 BB		4-0 BB		0-0 4-3		0-0 F9	1	0	0	0	0	0	2						
Inning Stats	R: 0 E: 0 K: 0 S: 3	H: 0 LOB: 0 BB: 0 P: 3	R: 1 E: 0 K: 0 S: 5	H: 2 LOB: 2 BB: 1 P: 9	R: 0 E: 0 K: 1 S: 6	H: 1 LOB: 1 BB: 1 P: 7	R: 0 E: 0 K: 1 S: 6	H: 1 LOB: 1 BB: 0 P: 6	R: 0 E: 1 K: 0 S: 5	H: 0 LOB: 1 BB: 1 P: 7	R: 2 E: 1 K: 0 S: 5	H: 2 LOB: 0 BB: 0 P: 5	R: 0 E: 0 K: 0 S: 4	H: 1 LOB: 1 BB: 0 P: 4	R: 0 E: 0 K: 0 S: 4	H: 1 LOB: 1 BB: 0 P: 4	R: 0 E: 0 K: 1 S: 5	H: 0 LOB: 1 BB: 1 P: 9	1B: 4 2B: 3 3B: 0 HR: 1	SF: 0 SAC: 0 DP: 2 HBP: 0	WP: 0 PB: 0 SB: 0 CS: 0	PA: 38
PITCHER Lew Burdette, R (1.1) ERA: 3.79	IP: 9.0 WLS: W BF: 38 H: 8 R: 3 ER: 2 SO: 2 BB: 4 IBB: 0 HBP: 0 BLK: 0 WP: 0 HR: 1 S: 38 P: 54 ERA: 2.00 WHIP: 1.333															PITCHER	IP: 9.0 WLS: W BF: 38 H: 8 R: 3 ER: 2 SO: 2 BB: 4 IBB: 0 HBP: 0 BLK: 0 WP: 0 HR: 1 S: 38 P: 54 ERA: 2.00 WHIP: 1.333					

Batter	1	2	3	4	5	6	7	8	9	AB	R	H	RBI	BB	SO	LOB	BOTTOM			
Felix Mantilla, R (1.4) OBP: 0.222, SLG: 0.188	0-0 1B 2B	4-0 FC5-4 BB	0-0 6-3		0-0 F5			0-0 1-3		4	1	1	0	1	0	2	San Francisco Giants @ Milwaukee Braves Milwaukee County Stadium, Milwaukee, WI Thu May 22 1958, 8:05 PM EDT Att: 15,424 - Unknown livebaseballscorecards.com			
Johnny Logan, R (1.6) OBP: 0.346, SLG: 0.452	0-0 1-3	0-0 FC5-4 BB BB		0-0 6-3	0-0 F9			0-0 1-3		5	1	0	0	0	0	4				
Eddie Mathews, L (1.5) OBP: 0.383, SLG: 0.573	4-0 1B SF8 BB	4-0 BB 1B BB		4-0 HR BB		0-0 FC6-4 1B		0-0 FC6 1B		2	3	2	0	3	0	0				
Hank Aaron, R (1.8) OBP: 0.319, SLG: 0.455	0-0 SF8 1B	4-0 1B BB		0-0 FC4 HR		0-0 FC6-4 FC4-6		0-0 FC6 1-2		4	2	1	2	1	0	3				
Frank Torre, L (1.3) OBP: 0.400, SLG: 0.460	0-0 SF8	4-0 1B BB		0-0 HR		0-0 FC4-6		0-0 G3		2	1	1	5	1	0	1				
Wes Covington, L (1.7) OBP: 0.388, SLG: 0.696	2-3 3-H	0-0 1-2 2-3 3-H		0-0 HR		0-0 G3				4	0	2	2	0	0	1				
Andy Pafko, R (7.7) OBP: 0.256, SLG: 0.359	0-0 1B	0-0 1B		0-0 F8						0	0	0	0	0	0	0				
Harry Hanebrink, L (1.9) OBP: 0.250, SLG: 0.277	0-0 4-3		0-0 1-3	0-0 1-3			0-0 F8			4	0	0	0	0	0	1				
Del Crandall, R (1.2) OBP: 0.321, SLG: 0.416		0-0 5-3	0-0 SH1-4 1B		4-0 FC3-6 BB		0-0 5-3			3	0	1	0	1	0	0				
Lew Burdette, R (1.1) OBP: 0.300, SLG: 0.300		0-0 FC5-4 BB 1B	0-0 SH1-4		0-0 FC3-6 1-2		0-0 F9			3	1	1	0	0	0	1				
Inning Stats	R: 3 E: 0 K: 0 S: 6	H: 3 LOB: 1 BB: 1 P: 10	R: 3 E: 0 K: 0 S: 4	H: 2 LOB: 4 BB: 4 P: 20	R: 0 E: 0 K: 0 S: 4	H: 1 LOB: 1 BB: 0 P: 4	R: 3 E: 1 K: 0 S: 5	H: 1 LOB: 0 BB: 1 P: 9	R: 0 E: 0 K: 0 S: 3	H: 0 LOB: 1 BB: 1 P: 7	R: 0 E: 0 K: 0 S: 4	H: 1 LOB: 0 BB: 0 P: 4	R: 0 E: 0 K: 0 S: 3	H: 1 LOB: 1 BB: 0 P: 3	R: 0 E: 0 K: 0 S: 4	H: 1 LOB: 1 BB: 0 P: 4	1B: 7 2B: 1 3B: 0 HR: 1	SF: 1 SAC: 1 DP: 0 HBP: 0	WP: 0 PB: 0 SB: 0 CS: 0	PA: 40
PITCHER Ruben Gomez, R (1.1) ERA: 5.8 Stu Miller, R (2.1) ERA: 0.96 Jim Constable, L (2.1) ERA: 5.14 Ray Crone, R (5.1) ERA: 5.54 Pete Burnside, L (7.1) ERA: 9.0	IP: 1.2 WLS: L BF: 12 H: 4 R: 6 ER: 6 SO: 0 BB: 3 IBB: 0 HBP: 0 BLK: 0 WP: 0 HR: 0 S: 9 P: 21 ERA: 32.40 WHIP: 4.200															PITCHER	IP: 1.2 WLS: L BF: 12 H: 4 R: 6 ER: 6 SO: 0 BB: 3 IBB: 0 HBP: 0 BLK: 0 WP: 0 HR: 0 S: 9 P: 21 ERA: 32.40 WHIP: 4.200			

Batter	1	2	3	4	5	6	7	8	9	AB	R	H	RBI	BB	SO	LOB	TOP		
Jim Davenport, R (1.5) OBP: 0.358, SLG: 0.418	0-3 K			0-3 K			0-0 5-3	0-3 K		4	0	0	0	0	3	0	San Francisco Giants @ Milwaukee Braves Milwaukee County Stadium, Milwaukee, WI Fri May 23 1958, 8:05 PM EDT Att: 24,430 - Unknown livebaseballscorecards.com		
Danny O'Connell, R (1.4) OBP: 0.375, SLG: 0.406	0-0 6-3			0-3 K			4-0 1B 5-3 BB		0-0 HR	3	2	1	0	1	1	0			
Willie Mays, R (1.8) OBP: 0.470, SLG: 0.819	0-0 F3			0-0 F9			0-0 1-3 1B		0-0 1B HR	4	1	2	2	0	0	0			
Hank Sauer, R (1.7) OBP: 0.407, SLG: 0.583 Don Taussig, R (9.7) OBP: 0.324, SLG: 0.258		0-0 6-3			0-3 K		0-0 5-3		0-0 F5	4	0	0	1	0	1	1			
Orlando Cepeda, R (1.3) OBP: 0.340, SLG: 0.627		0-0 F9			0-3 K		0-0 1-2 3-H 0-3 K		0-0 CS 1B	4	0	1	0	0	2	1			
Daryl Spencer, R (1.6) OBP: 0.392, SLG: 0.622		0-0 6-3			0-0 5-3				0-0 F3	4	0	1	0	0	0	0			
Bob Schmidt, R (1.2) OBP: 0.377, SLG: 0.568			0-0 6-3			0-0 5-3			0-0 HR	4	1	1	1	0	0	1			
Willie Kirkland, L (1.9) OBP: 0.283, SLG: 0.365			0-0 F8			0-0 4-3			0-0 HR	3	1	1	1	0	0	0			
Johnny Antonelli, L (1.1) OBP: 0.304, SLG: 0.364			0-3 K			0-0 1-3			0-0 F9	3	0	0	0	0	1	0			
Inning Stats	R: 0 E: 0 K: 1 S: 5	H: 0 LOB: 0 BB: 0 P: 5	R: 0 E: 0 K: 0 S: 3	H: 0 LOB: 0 BB: 0 P: 3	R: 0 E: 0 K: 1 S: 5	H: 0 LOB: 0 BB: 0 P: 5	R: 0 E: 0 K: 2 S: 7	H: 0 LOB: 0 BB: 0 P: 7	R: 0 E: 0 K: 0 S: 3	H: 0 LOB: 0 BB: 0 P: 3	R: 1 E: 0 K: 1 S: 6	H: 1 LOB: 1 BB: 1 P: 10	R: 2 E: 0 K: 1 S: 7	H: 2 LOB: 2 BB: 0 P: 7	R: 2 E: 0 K: 0 S: 6	H: 4 LOB: 1 BB: 0 P: 6		1B: 4 2B: 0 3B: 0 HR: 3	SF: 0 SAC: 0 DP: 0 HBP: 0
PITCHER Warren Spahn, L (1.1) ERA: 2.34	IP: 9.0 WLS: L BF: 34 H: 7 R: 5 ER: 5 SO: 8 BB: 1 IBB: 0 HBP: 0 BLK: 0 WP: 0 HR: 3 S: 49 P: 53 ERA: 5.00 WHIP: 0.889																		

Batter	1	2	3	4	5	6	7	8	9	AB	R	H	RBI	BB	SO	LOB	BOTTOM		
Felix Mantilla, R (1.4) OBP: 0.182, SLG: 0.150	0-0 F2		0-0 F8			0-0 F8		0-0 6-3		4	0	0	0	0	0	1	San Francisco Giants @ Milwaukee Braves Milwaukee County Stadium, Milwaukee, WI Fri May 23 1958, 8:05 PM EDT Att: 24,430 - Unknown livebaseballscorecards.com		
Johnny Logan, R (1.6) OBP: 0.336, SLG: 0.438	0-0 1-3			0-3 K		0-0 5-3		0-0 4-3		4	0	0	0	0	1	1			
Eddie Mathews, L (1.5) OBP: 0.386, SLG: 0.593	0-0 HR			0-3 K		4-0 BB		0-0 4-3		3	1	1	1	1	1	0			
Hank Aaron, R (1.8) OBP: 0.309, SLG: 0.441	0-0 F9			0-0 F9		0-0 F9		0-3 K		4	0	0	0	0	1	1			
Joe Adcock, R (1.3) OBP: 0.338, SLG: 0.636 Frank Torre, L (8.3) OBP: 0.395, SLG: 0.453		0-0 1-3			0-3 K		0-0 F9		0-0 4-3	3	0	0	0	0	1	0			
Andy Pafko, R (1.9) OBP: 0.239, SLG: 0.333		0-0 F8			0-0 6-3		0-0 6-3			3	0	0	0	0	0	0			
Wes Covington, L (1.7) OBP: 0.365, SLG: 0.653		0-0 G3			0-0 E1 HR		0-0 F4			3	1	0	0	0	0	0			
Del Crandall, R (1.2) OBP: 0.333, SLG: 0.475			0-0 5-3		0-0 1-H HR		0-0 SH5-4 2B			3	1	2	2	0	0	0			
Warren Spahn, L (1.1) OBP: 0.394, SLG: 0.483			0-0 6-3		0-3 K		0-0 SH5-4			2	0	0	0	0	1	0			
Inning Stats	R: 1 E: 0 K: 0 S: 4	H: 1 LOB: 0 BB: 0 P: 4	R: 0 E: 0 K: 0 S: 3	H: 0 LOB: 0 BB: 0 P: 3	R: 0 E: 0 K: 2 S: 7	H: 0 LOB: 0 BB: 0 P: 7	R: 2 E: 1 K: 0 S: 9	H: 1 LOB: 0 BB: 0 P: 9	R: 0 E: 0 K: 0 S: 3	H: 0 LOB: 1 BB: 1 P: 7	R: 0 E: 0 K: 0 S: 3	H: 0 LOB: 0 BB: 0 P: 3	R: 0 E: 0 K: 0 S: 4	H: 1 LOB: 1 BB: 0 P: 4	R: 0 E: 0 K: 1 S: 5	H: 0 LOB: 0 BB: 0 P: 5		1B: 0 2B: 1 3B: 0 HR: 2	SF: 0 SAC: 1 DP: 0 HBP: 0
PITCHER Johnny Antonelli, L (1.1) ERA: 2.84	IP: 9.0 WLS: W BF: 32 H: 3 R: 3 ER: 1 SO: 5 BB: 1 IBB: 0 HBP: 0 BLK: 0 WP: 0 HR: 2 S: 41 P: 45 ERA: 1.00 WHIP: 0.444																		

Batter	1	2	3	4	5	6	7	8	9	AB	R	H	RBI	BB	SO	LOB	TOP										
Jim Davenport, R (1.5) OBP: 0.358, SLG: 0.423	1-3		SH1-3		6-3			2B		3	0	1	0	0	0	0	San Francisco Giants @ Milwaukee Braves Milwaukee County Stadium, Milwaukee, WI Sat May 24 1958, 4:33 AM EDT Att: 26,948 - Unknown livebaseballscores.com										
Whitney Lockman, L (1.7) OBP: 0.438, SLG: 0.429 Don Taussig, R (8.7) OBP: 0.324, SLG: 0.258	4-3		1B		3-1			4-3		4	1	1	1	0	0	1											
Willie Mays, R (1.8) OBP: 0.458, SLG: 0.797	K		5-3		F6			F6		4	0	0	0	0	1	1											
Orlando Cepeda, R (1.3) OBP: 0.350, SLG: 0.651		2B	1B		F4			2B		4	1	3	1	0	0	0											
Daryl Spencer, R (1.6) OBP: 0.383, SLG: 0.605	F6				6-3			F9		4	0	0	0	0	0	2											
Willie Kirkland, L (1.9) OBP: 0.282, SLG: 0.370	2B		K		K			K		4	0	1	1	0	3	1											
Bob Schmidt, R (1.2) OBP: 0.367, SLG: 0.551	K		K		K			4-3		3	0	0	0	0	2	1											
Danny O'Connell, R (1.4) OBP: 0.374, SLG: 0.404	F5				6-3			2B		3	0	1	0	0	0	1											
Mike McCormick, L (1.1) OBP: 0.263, SLG: 0.176 Al Worthington, R (6.1) Mary Grissom, R (8.1)			SH1-3		K			5-3		2	1	1	0	0	1	0											
			1B					1B		1	0	0	0	0	0	1											
			1B							0	0	0	0	0	0	0											
Inning Stats	R: 0 E: 0 K: 1 S: 5	H: 0 LOB: 0 BB: 0 P: 5	R: 1 E: 0 K: 1 S: 7	H: 2 LOB: 1 BB: 0 P: 7	R: 2 E: 0 K: 0 S: 5	H: 3 LOB: 1 BB: 0 P: 5	R: 0 E: 0 K: 2 S: 7	H: 0 LOB: 0 BB: 0 P: 7	R: 0 E: 0 K: 1 S: 5	H: 0 LOB: 0 BB: 0 P: 3	R: 0 E: 0 K: 1 S: 5	H: 0 LOB: 0 BB: 0 P: 5	R: 0 E: 0 K: 0 S: 4	H: 2 LOB: 1 BB: 0 P: 4	R: 0 E: 0 K: 1 S: 6	H: 1 LOB: 1 BB: 0 P: 6	1B: 4 2B: 3 3B: 1 HR: 0	SF: 0 SAC: 1 DP: 0 HBP: 0	WP: 0 PB: 0 SB: 0 CS: 0	PA: 33							
PITCHER	IP	WLS	BF	H	R	ER	SO	BB	IBB	HBP	BLK	WP	HR	S	P	ERA	WHIP										
Gene Conley, R (1.1) ERA: 3.97	7.0		25	5	3	3	6	0	0	0	0	0	0	37	37	3.86	0.714										
Don McMahon, R (8.1) ERA: 1.46	2.0	W	8	3	0	0	1	0	0	0	0	0	0	10	10	0.00	1.500										

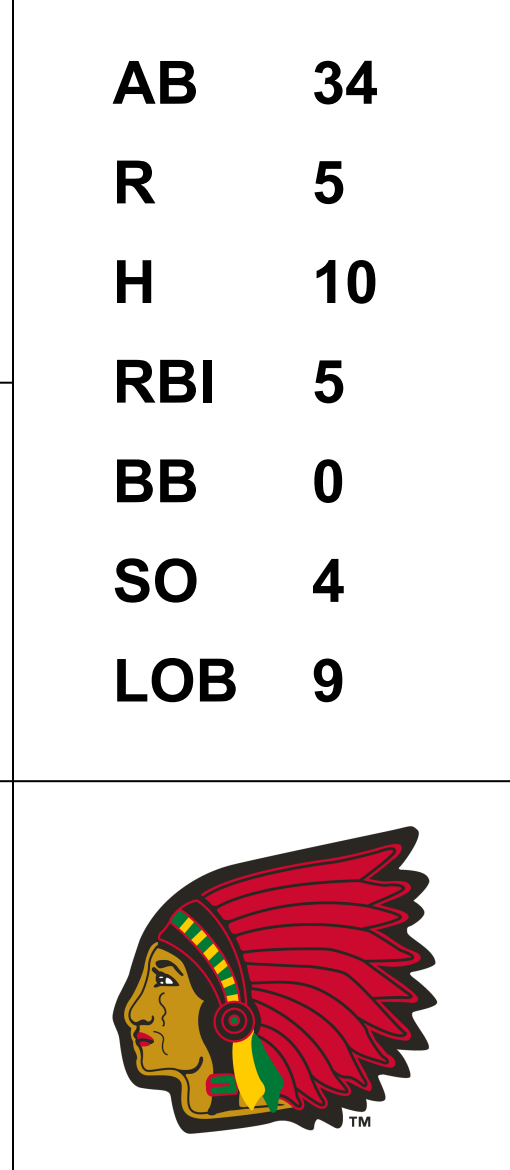
Batter	1	2	3	4	5	6	7	8	9	AB	R	H	RBI	BB	SO	LOB	BOTTOM										
Felix Mantilla, R (1.4) OBP: 0.200, SLG: 0.174 Frank Torre, L (7, PH) OBP: 0.390, SLG: 0.446 Don McMahon, R (8.1)	F6	HBP			G3		F4	BB		3	0	1	0	0	0	0	San Francisco Giants @ Milwaukee Braves Milwaukee County Stadium, Milwaukee, WI Sat May 24 1958, 4:33 AM EDT Att: 26,948 - Unknown livebaseballscores.com										
Johnny Logan, R (1.6) OBP: 0.338, SLG: 0.427	1B	BB			F7		6-3	K		3	1	0	0	1	1	2											
Eddie Mathews, L (1.5) OBP: 0.382, SLG: 0.581	1B	HBP			F5		4-3			4	0	1	0	0	1	2											
Hank Aaron, R (1.8) OBP: 0.308, SLG: 0.435	FC1-6				F9		E6	BB		4	1	1	1	0	0	1											
Joe Adcock, R (1.3) OBP: 0.348, SLG: 0.621	1B				F6		G6-3	1B		3	1	1	0	1	0	1											
Andy Pafko, R (1.9) OBP: 0.280, SLG: 0.348	K				6-3		FC5	1B		4	0	2	1	0	1	2											
Wes Covington, L (1.7) OBP: 0.393, SLG: 0.654 Bill Bruton, L (9.8)					G5-4-3		1B	FC1-2		3	1	2	1	1	0	0											
Del Crandall, R (1.2) OBP: 0.330, SLG: 0.500					G5-4-3		FC5	1B		4	2	1	1	0	0	5											
Gene Conley, R (1.1) OBP: 0.100, SLG: 0.100 Red Schoendienst, S (7, PH) OBP: 0.377, SLG: 0.344	F3				1-3		F9	S		2	0	0	0	0	0	0											
								1B		2	0	1	1	0	0	0											
Inning Stats	R: 1 E: 0 K: 1 S: 7	H: 2 LOB: 2 BB: 1 P: 11	R: 1 E: 0 K: 1 S: 7	H: 2 LOB: 2 BB: 0 P: 8	R: 0 E: 0 K: 0 S: 3	H: 0 LOB: 0 BB: 0 P: 3	R: 0 E: 0 K: 0 S: 2	H: 0 LOB: 0 BB: 1 P: 6	R: 0 E: 0 K: 0 S: 3	H: 3 LOB: 2 BB: 0 P: 5	R: 0 E: 0 K: 0 S: 3	H: 0 LOB: 0 BB: 0 P: 3	R: 0 E: 0 K: 1 S: 9	H: 3 LOB: 2 BB: 2 P: 17	R: 4 E: 1 K: 1 S: 9	H: 3 LOB: 2 BB: 2 P: 17	1B: 9 2B: 0 3B: 0 HR: 1	SF: 0 SAC: 0 DP: 2 HBP: 1	WP: 1 PB: 0 SB: 1 CS: 0	PA: 38							
PITCHER	IP	WLS	BF	H	R	ER	SO	BB	IBB	HBP	BLK	WP	HR	S	P	ERA	WHIP										
Mike McCormick, L (1.1) ERA: 2.66	5.2		25	7	2	2	2	2	0	1	0	0	0	7	11	5.40	1.200										
Al Worthington, R (6.1) ERA: 4.28	1.2	L	8	1	3	1	0	1	0	0	0	0	0	7	11	5.40	1.200										
Mary Grissom, R (8.1) ERA: 2.04	0.2		5	2	1	0	1	1	0	0	0	1	0	6	10	0.00	4.500										

Batter	1	2	3	4	5	6	7	8	9	AB	R	H	RBI	BB	SO	LOB	TOP			
Johnny Goryl, R (1,4) OBP: 0.333, SLG: 0.411 Paul Smith, L (7,PH) OBP: 0.389, SLG: 0.214 Tony Taylor, R (7,4) OBP: 0.255, SLG: 0.186	0-3 K ①		0-0 F9 ②		0-0 F4 ③		0-3 K ②		0-0 4-3 ②	3	0	0	0	0	1	1	Chicago Cubs @ Milwaukee Braves Milwaukee County Stadium, Milwaukee, WI Sun May 25 1958, 4:38 AM EDT Att: 40,962 - Unknown			
Alvin Dark, R (1,5) OBP: 0.366, SLG: 0.411	0-0 1-3 ②		0-0 6-3 ③			0-0 4-3 ①	0-0 2B ②		0-0 4-3 ③	5	0	1	2	0	0	0				
14 Ernie Banks, R (1,6) OBP: 0.350, SLG: 0.558	4-0 BB			0-0 F8 ①		0-0 6-3 ②	0-0 6-3 ③			3	0	0	0	1	0	1				
Walt Moryn, L (1,7) OBP: 0.365, SLG: 0.503	0-3 K ③			0-0 F7 ②		0-0 1B ①				4	0	2	0	0	1	1				
Lee Walls, R (1,9) OBP: 0.385, SLG: 0.596		0-3 K ①		4-0 S BB ②		0-0 1B ①		H 1-0 1B ②		2	0	1	0	1	1	0				
Dale Long, L (1,3) OBP: 0.356, SLG: 0.437		0-0 1B ②		0-3 K ③		0-0 4-3 ③		S 0-3 1B ①		4	0	1	0	0	2	5				
Sammy Taylor, L (1,2) OBP: 0.366, SLG: 0.338		0-3 K ②			0-3 K ①		0-0 F5 ①		0-0 F7 ②	4	0	0	0	0	2	3				
Bobby Thomson, R (1,8) OBP: 0.327, SLG: 0.400		0-3 K ③			0-0 F5 ②		0-0 2B ①		0-0 6-3 ③	4	1	1	0	0	1	3				
Gene Fodge, R (1,1) Bobby Adams, R (5,PH) Ed Mayer, L (5,1) Chuck Taylor, L (7,PH) Hersh Freeman, R (7,1) Jim Bolger, R (5,PH)			0-0 F8 ①		0-0 1B ②		0-0 2B ①		0-0 P1 ①	1	0	0	0	0	0	0				
Inning Stats	R: 0 E: 0 K: 2 S: 7	H: 0 LOB: 1 BB: 1 P: 11	R: 0 E: 0 K: 3 S: 10	H: 1 LOB: 1 BB: 0 P: 10	R: 0 E: 0 K: 0 S: 3	H: 0 LOB: 0 BB: 0 P: 3	R: 0 E: 0 K: 1 S: 5	H: 1 LOB: 1 BB: 0 P: 9	R: 0 E: 0 K: 0 S: 6	H: 2 LOB: 2 BB: 0 P: 5	R: 2 E: 0 K: 1 S: 8	H: 3 LOB: 1 BB: 0 P: 8	R: 0 E: 0 K: 1 S: 6	H: 1 LOB: 2 BB: 0 P: 7	R: 0 E: 0 K: 0 S: 3	H: 0 LOB: 0 BB: 0 P: 3	1B: 6 2B: 2 3B: 0 HR: 0	SF: 0 SAC: 0 DP: 0 HBP: 1	WP: 0 PB: 0 SB: 1 CS: 0	PA: 38
PITCHER Bob Rush, R (1,1) ERA: 1.93	IP: 9.0 WLS: W BF: 38 H: 8 R: 2 ER: 2 SO: 9 BB: 2 IBB: 0 HBP: 1 BLK: 0 WP: 0 HR: 0 S: 53 P: 62 ERA: 2.00 WHIP: 1.111															PITCHER				

AB	35
R	2
H	8
RBI	2
BB	2
SO	9
LOB	16



Batter	1	2	3	4	5	6	7	8	9	AB	R	H	RBI	BB	SO	LOB	BOTTOM			
Red Schoendienst, S (1,4) OBP: 0.380, SLG: 0.357	0-0 F4 ①		0-0 2B ②		0-0 F9 ③		0-0 1B ①			4	0	2	0	0	0	1	Chicago Cubs @ Milwaukee Braves Milwaukee County Stadium, Milwaukee, WI Sun May 25 1958, 4:38 AM EDT Att: 40,962 - Unknown			
Bill Bruton, L (1,8) OBP: 0.250, SLG: 0.250	0-0 FC4-6 1B ②		0-0 F8 ③		0-3 K ①		0-3 K ②			4	0	1	0	0	2	2				
Eddie Mathews, L (1,5) OBP: 0.368, SLG: 0.552	0-0 FC4-6 1-2 ②			0-0 E6 2B ①	0-3 K ②		0-0 1B ③			4	1	1	0	0	1	1				
Hank Aaron, R (1,9) OBP: 0.311, SLG: 0.431	0-3 K ③			0-0 1B ②	0-0 6-3 ③		0-0 6-3 ③			4	1	1	0	0	1	2				
Frank Torre, L (1,3) OBP: 0.395, SLG: 0.449		0-0 5-3 ①		0-0 HR 2B ②		0-0 2B ①		0-0 4-3 ①		4	2	2	2	0	0	0				
Wes Covington, L (1,7) OBP: 0.375, SLG: 0.644		0-0 F3 ②		0-0 HR ①		0-0 F1 ①		0-0 F5 ②		4	1	1	2	0	0	1				
Johnny Logan, R (1,6) OBP: 0.327, SLG: 0.410		0-0 F8 ③		0-0 F9 ①		0-0 F8 ②		0-0 F8 ③		4	0	0	0	0	0	1				
Del Rice, R (1,2) OBP: 0.289, SLG: 0.378			0-0 F7 ①		0-0 F8 ②		0-0 2B ③			3	0	1	1	0	0	0				
Bob Rush, R (1,1) OBP: 0.133, SLG: 0.077			0-0 1-4-3 ②		0-0 1B ③		0-0 4-1 ③			3	0	1	0	0	0	1				
Inning Stats	R: 0 E: 0 K: 1 S: 6	H: 1 LOB: 0 BB: 0 P: 6	R: 0 E: 0 K: 0 S: 3	H: 0 LOB: 0 BB: 0 P: 3	R: 0 E: 0 K: 0 S: 4	H: 1 LOB: 1 BB: 0 P: 4	R: 4 E: 1 K: 0 S: 8	H: 4 LOB: 1 BB: 0 P: 8	R: 0 E: 0 K: 2 S: 7	H: 0 LOB: 0 BB: 0 P: 7	R: 1 E: 0 K: 0 S: 5	H: 2 LOB: 1 BB: 0 P: 5	R: 0 E: 0 K: 1 S: 6	H: 2 LOB: 1 BB: 0 P: 6	R: 0 E: 0 K: 0 S: 3	H: 0 LOB: 0 BB: 0 P: 3	1B: 6 2B: 3 3B: 0 HR: 1	SF: 0 SAC: 0 DP: 0 HBP: 0	WP: 0 PB: 0 SB: 0 CS: 0	PA: 34
PITCHER Gene Fodge, R (1,1) ERA: 3.38 Ed Mayer, L (5,1) ERA: 3.32 Hersh Freeman, R (7,1) ERA: 6.16	IP: 4.0 WLS: L BF: 19 H: 6 R: 4 ER: 4 SO: 3 BB: 0 IBB: 0 HBP: 0 BLK: 0 WP: 0 HR: 1 S: 21 P: 21 ERA: 6.75 WHIP: 1.500															PITCHER				



Batter	1	2	3	4	5	6	7	8	9	AB	R	H	RBI	BB	SO	LOB	TOP								
Johnny Goryl, R (1,4) OBP: 0.331, SLG: 0.406 Jim Bolger, R (9, PH) OBP: 0.370, SLG: 0.500	F3		F3		FC6-4		K		1-3	4	0	1	0	0	1	1	Chicago Cubs @ Milwaukee Braves Milwaukee County Stadium, Milwaukee, WI Mon May 26 1958, 8:05 PM EDT Att: 16,217 - Unknown								
Alvin Dark, R (1,5) OBP: 0.382, SLG: 0.404	3-1					6-3	F7			4	0	1	0	0	0	0									
14 Ernie Banks, R (1,6) OBP: 0.348, SLG: 0.563	F9		F3			1B		K		4	1	1	0	0	1	2									
Walt Moryn, L (1,7) OBP: 0.374, SLG: 0.510		1B			G5-4-3	1B		F8		4	0	3	1	0	0	0									
Lee Walls, R (1,9) OBP: 0.379, SLG: 0.585 Chuck Tanner, L (6,9) OBP: 0.333, SLG: 0.444	F9		G5-4-3			FC6-4	1B			3	1	0	0	0	0	3									
Dale Long, L (1,3) OBP: 0.385, SLG: 0.442 Paul Smith, L (8,3) OBP: 0.389, SLG: 0.214				4-3		2B	1B			3	1	2	0	1	0	0									
Sammy Taylor, L (1,2) OBP: 0.361, SLG: 0.345	G4-6-3							5-3		4	0	1	2	0	0	4									
Bobby Thomson, R (1,8) OBP: 0.326, SLG: 0.396			F6			F7		F9		4	0	1	0	0	0	1									
Moe Drabowsky, R (1,1) OBP: 0.182, SLG: 0.182 Bobby Adams, R (9, PH) OBP: 0.500, SLG: 0.688			F5		FC6-4		5-3		K	3	0	0	0	0	0	1									
										1	0	0	0	0	1	0									
Inning Stats	R: 0 E: 0 K: 0 S: 3	H: 0 LOB: 0 BB: 0 P: 3	R: 0 E: 0 K: 0 S: 4	H: 2 LOB: 1 BB: 0 P: 4	R: 0 E: 0 K: 0 S: 5	H: 2 LOB: 2 BB: 0 P: 5	R: 0 E: 0 K: 0 S: 3	H: 1 LOB: 0 BB: 0 P: 3	R: 0 E: 0 K: 0 S: 4	H: 1 LOB: 1 BB: 0 P: 4	R: 3 E: 0 K: 0 S: 7	H: 4 LOB: 1 BB: 0 P: 7	R: 0 E: 0 K: 1 S: 5	H: 0 LOB: 0 BB: 0 P: 5	R: 0 E: 0 K: 1 S: 6	H: 1 LOB: 2 BB: 1 P: 10	R: 0 E: 0 K: 1 S: 5	H: 0 LOB: 0 BB: 0 P: 5	1B: 9 2B: 1 3B: 1 HR: 0	SF: 0 SAC: 0 DP: 2 HBP: 0	WP: 0 PB: 0 SB: 0 CS: 0	PA: 37			
PITCHER	IP	WLS	BF	H	R	ER	SO	BB	IBB	HBP	BLK	WP	HR	S	P	ERA	WHIP								
Lew Burdette, R (1,1) ERA: 3.88 Don McMahon, R (6,1) ERA: 1.15	5.2		25	10	3	3	0	0	0	0	0	0	0	25	25	4.76	1.765								
	3.1	W	12	1	0	0	3	1	0	0	0	0	0	17	21	0.00	0.600								

AB	36
R	3
H	11
RBI	3
BB	1
SO	3
LOB	12



Batter	1	2	3	4	5	6	7	8	9	AB	R	H	RBI	BB	SO	LOB	BOTTOM								
Red Schoendienst, S (1,4) OBP: 0.377, SLG: 0.349	4-3		3-1		4-3					3	0	0	0	1	0	0	Chicago Cubs @ Milwaukee Braves Milwaukee County Stadium, Milwaukee, WI Mon May 26 1958, 8:05 PM EDT Att: 16,217 - Unknown								
Bill Bruton, L (1,8) OBP: 0.250, SLG: 0.250	3-1			BB	F7		F3			4	1	1	0	0	0	2									
Eddie Mathews, L (1,5) OBP: 0.372, SLG: 0.570	F9			HR		K		HR		3	2	1	1	1	1	0									
Hank Aaron, R (1,9) OBP: 0.310, SLG: 0.426		1-3		F8		F9		1B		4	0	1	0	0	0	2									
Frank Torre, L (1,3) OBP: 0.412, SLG: 0.500			4-3	HR			F1			3	1	2	3	1	0	1									
Wes Covington, L (1,7) OBP: 0.382, SLG: 0.635 Andy Pafko, R (8, FR) OBP: 0.241, SLG: 0.320		4-3		HR						4	0	2	0	0	1	2									
Johnny Logan, R (1,6) OBP: 0.318, SLG: 0.399		4-3				K				0	0	0	0	0	0	0									
Del Crandall, R (1,2) OBP: 0.323, SLG: 0.489			F4		F6			F6		4	0	1	0	0	0	3									
Lew Burdette, R (1,1) OBP: 0.273, SLG: 0.273 Don McMahon, R (6,1) ERA: 4.37		4-3				K		1-3		2	0	0	0	0	1	0									
										1	0	0	0	0	0	1									
Inning Stats	R: 0 E: 0 K: 0 S: 3	H: 0 LOB: 0 BB: 0 P: 3	R: 0 E: 0 K: 0 S: 4	H: 1 LOB: 1 BB: 0 P: 4	R: 0 E: 0 K: 0 S: 3	H: 0 LOB: 0 BB: 0 P: 3	R: 3 E: 0 K: 0 S: 6	H: 3 LOB: 1 BB: 1 P: 10	R: 0 E: 0 K: 1 S: 5	H: 0 LOB: 0 BB: 0 P: 5	R: 0 E: 0 K: 2 S: 7	H: 0 LOB: 1 BB: 1 P: 11	R: 0 E: 0 K: 1 S: 6	H: 1 LOB: 2 BB: 1 P: 10	R: 1 E: 0 K: 0 S: 6	H: 3 LOB: 2 BB: 0 P: 6	1B: 5 2B: 1 3B: 0 HR: 2	SF: 0 SAC: 0 DP: 0 HBP: 0	WP: 0 PB: 0 SB: 0 CS: 0	PA: 35					
PITCHER	IP	WLS	BF	H	R	ER	SO	BB	IBB	HBP	BLK	WP	HR	S	P	ERA	WHIP								
Moe Drabowsky, R (1,1)	8.0	L	35	8	4	4	4	3	0	0	0	0	2	40	52	4.50	1.375								



Batter	1	2	3	4	5	6	7	8	9	AB	R	H	RBI	BB	SO	LOB	TOP		
Don Blasingame, L (1,4) OBP: 0.373, SLG: 0.393	F7			FC6-4 1B	4-3		BB			3	0	1	1	1	0	1	St. Louis Cardinals @ Milwaukee Braves Milwaukee County Stadium, Milwaukee, WI Tue May 27 1958, 4:33 AM EDT Att: 21,940 - Unknown livebaseballscorecards.com		
Dick Schofield, S (1,6) OBP: 0.370, SLG: 0.309	F2			FC6-4 1B		F7	FC5			4	0	0	0	0	0	4			
Stan Musial, L (1,3) OBP: 0.519, SLG: 0.725	F8			1B		1-3		F8		4	0	1	0	0	0	0			
Del Ennis, R (1,7) OBP: 0.298, SLG: 0.345 Irv Noren, L (8, PR) OBP: 0.356, SLG: 0.316		5-3		L9		L7		G6-4-3 1B		4	0	1	0	0	0	2			
Gene Green, R (1,9) OBP: 0.387, SLG: 0.457		5-3		1-3				E BB 1B	G6-4-3 1B	4	1	1	0	0	0	3			
Ken Boyer, R (1,5) OBP: 0.323, SLG: 0.395		5-3			4-3			E7 BB 1B	5-3 2B	4	0	2	0	0	0	0			
Curt Flood, R (1,8) OBP: 0.343, SLG: 0.462			P4		HR			5-3 1B	5-3	4	1	1	1	0	0	3			
Hal Smith, R (1,2) OBP: 0.316, SLG: 0.290			6-3		1-3			FC5 BB IBB	P4	3	0	0	0	1	0	1			
Sam Jones, R (1,1) OBP: 0.174, SLG: 0.136			F3					P4	K	4	0	1	0	0	1	4			
Inning Stats	R: 0 E: 0 K: 0 S: 3	H: 0 LOB: 0 BB: 0 P: 3	R: 0 E: 0 K: 0 S: 3	H: 0 LOB: 0 BB: 0 P: 3	R: 0 E: 0 K: 0 S: 3	H: 2 LOB: 2 BB: 0 P: 5	R: 1 E: 0 K: 0 S: 5	H: 2 LOB: 1 BB: 0 P: 5	R: 0 E: 0 K: 0 S: 3	H: 0 LOB: 0 BB: 0 P: 3	R: 1 E: 1 K: 0 S: 5	H: 2 LOB: 3 BB: 2 P: 13	R: 0 E: 0 K: 1 S: 3	H: 1 LOB: 1 BB: 0 P: 3	R: 0 E: 0 K: 1 S: 6	H: 1 LOB: 1 BB: 0 P: 6	1B: 6 2B: 1 3B: 0 HR: 1	SF: 0 SAC: 0 DP: 1 HBP: 0	WP: 0 PA: 36 SB: 0 CS: 0
PITCHER Warren Spahn, L (1,1) ERA: 2.31	IP: 9.0 WLS: W BF: 36 H: 8 R: 2 ER: 2 SO: 1 BB: 1 IBB: 1 HBP: 0 BLK: 0 WP: 0 HR: 1 S: 36 P: 44 ERA: 2.00 WHIP: 1.000															PITCHER			

Batter	1	2	3	4	5	6	7	8	9	AB	R	H	RBI	BB	SO	LOB	BOTTOM
Red Schoendienst, S (1,4) OBP: 0.367, SLG: 0.338	4-3		3-1			4-3		4-3		4	0	0	0	0	0	1	St. Louis Cardinals @ Milwaukee Braves Milwaukee County Stadium, Milwaukee, WI Tue May 27 1958, 4:33 AM EDT Att: 21,940 - Unknown livebaseballscorecards.com
Hank Aaron, R (1,9) OBP: 0.302, SLG: 0.414	F8		K			4-3		4-3		4	0	0	0	0	1	1	
Eddie Mathews, L (1,5) OBP: 0.375, SLG: 0.565				K		K			FC5-6 FC4-6 1B	3	1	1	0	1	2	0	
Wes Covington, L (1,7) OBP: 0.375, SLG: 0.606 Felix Mantilla, R (9, PR) OBP: 0.241, SLG: 0.222				P6		4-3			FC5-6 HBP	3	0	0	0	0	1	1	
Frank Torre, L (1,3) OBP: 0.416, SLG: 0.486 Eddie Haas, L (9, PR) OBP: 0.400, SLG: 0.400						K			FC5-6 FC4-6	2	0	0	0	2	1	2	
Johnny Logan, R (1,6) OBP: 0.316, SLG: 0.395					F8				FC4-6 HR	0	0	0	0	0	0	0	
Bill Bruton, L (1,8) OBP: 0.182, SLG: 0.182 Joe Adcock, R (9, PH) OBP: 0.351, SLG: 0.651						K			FC4-6 HR	3	0	0	0	0	1	2	
Del Crandall, R (1,2) OBP: 0.314, SLG: 0.474					F2			K		3	0	0	0	0	1	1	
Warren Spahn, L (1,1) OBP: 0.417, SLG: 0.484					4-3			4-3 BB		2	0	1	0	1	0	0	
Inning Stats	R: 0 E: 0 K: 1 S: 5	H: 0 LOB: 1 BB: 1 P: 9	R: 0 E: 1 K: 0 S: 3	H: 0 LOB: 1 BB: 1 P: 7	R: 0 E: 0 K: 1 S: 5	H: 1 LOB: 0 BB: 0 P: 5	R: 0 E: 0 K: 1 S: 5	H: 0 LOB: 0 BB: 0 P: 5	R: 0 E: 0 K: 1 S: 6	H: 1 LOB: 1 BB: 0 P: 6	R: 0 E: 0 K: 1 S: 5	H: 0 LOB: 1 BB: 1 P: 9	R: 3 E: 0 K: 0 S: 4	H: 2 LOB: 1 BB: 0 P: 5	1B: 3 2B: 0 3B: 0 HR: 1	SF: 0 SAC: 0 DP: 0 HBP: 1	WP: 0 PA: 34 SB: 1 CS: 0
PITCHER Sam Jones, R (1,1) ERA: 3.62	IP: 8.2 WLS: L BF: 34 H: 4 R: 3 ER: 3 SO: 7 BB: 4 IBB: 0 HBP: 1 BLK: 0 WP: 0 HR: 1 S: 43 P: 60 ERA: 3.12 WHIP: 0.923															PITCHER	

Batter	1	2	3	4	5	6	7	8	9	AB	R	H	RBI	BB	SO	LOB	TOP																	
Felix Mantilla, R (1.4) OBP: 0.317, SLG: 0.333										5	3	4	3	0	0	0																		
Hank Aaron, R (1.9) OBP: 0.300, SLG: 0.406										5	0	1	0	0	0	2																		
Eddie Mathews, L (1.5) OBP: 0.364, SLG: 0.540										4	0	1	1	0	0	1																		
Wes Covington, L (1.7) OBP: 0.363, SLG: 0.568 Andy Paiko, R (8, PR) OBP: 0.293, SLG: 0.327										4	0	1	0	0	0	1																		
Frank Torre, L (1.3) OBP: 0.414, SLG: 0.482										5	0	1	0	0	0	4																		
Johnny Logan, R (1.6) OBP: 0.321, SLG: 0.391										4	1	0	0	0	0	1																		
Bill Bruton, L (1.8) OBP: 0.150, SLG: 0.150										4	1	1	0	0	1	1																		
Del Rice, R (1.2) OBP: 0.310, SLG: 0.375										3	1	1	0	1	0	2																		
Bob Rush, R (1.1) OBP: 0.176, SLG: 0.133 Harry Hanebrink, L (7, PH) OBP: 0.257, SLG: 0.273 Don McMahon, R (7.1) Del Crandall, R (9, PH) OBP: 0.330, SLG: 0.480 Bob Trowbridge, R (9.1) OBP: 0.333, SLG: 0.333										2	0	1	0	0	0	0																		
Inning Stats	R: 1 E: 0 K: 0 S: 5	H: 2 LOB: 1 BB: 0 P: 5	R: 0 E: 0 K: 1 S: 5	H: 0 LOB: 0 BB: 0 P: 5	R: 0 E: 0 K: 0 S: 3	H: 0 LOB: 0 BB: 0 P: 3	R: 0 E: 0 K: 0 S: 3	H: 0 LOB: 0 BB: 0 P: 3	R: 1 E: 0 K: 0 S: 5	H: 3 LOB: 1 BB: 0 P: 5	R: 0 E: 0 K: 0 S: 3	H: 0 LOB: 0 BB: 0 P: 3	R: 0 E: 0 K: 0 S: 4	H: 1 LOB: 2 BB: 1 P: 8	R: 1 E: 1 K: 0 S: 5	H: 2 LOB: 1 BB: 0 P: 5	R: 4 E: 1 K: 0 S: 9	H: 5 LOB: 2 BB: 0 P: 9	1B: 11 2B: 2 HR: 0	SF: 1 SAC: 0 HBP: 0	WP: 1 PA: 41													
PITCHER	IP WLS BF H R ER SO BB IBB HBP BLK WP HR S P ERA WHIP																																	
Vern Law, R (1.1) ERA: 4.43	7.2		31	8	3	2	1	0	1	0	0	0	1	0	32	36	2.35	1.043																
Roy Face, R (8.1) ERA: 8.87	0.2	L	6	3	4	2	0	0	0	0	0	0	0	0	6	6	27.00	4.500																
Ron Blackburn, R (9.1) ERA: 2.16	0.2		4	2	0	0	0	0	0	0	0	0	0	0	4	4	0.00	3.000																

Milwaukee Braves @ Pittsburgh Pirates
Forbes Field, Pittsburgh, PA
Fri May 30 1958, 3:33 AM EDT
Unknown

AB	39
R	7
H	13
RBI	6
BB	1
SO	1
LOB	14

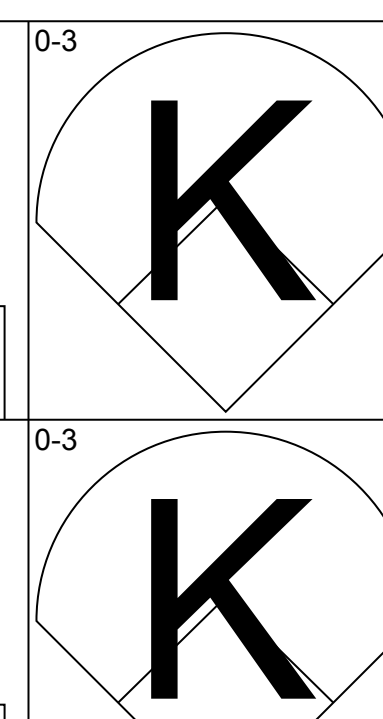
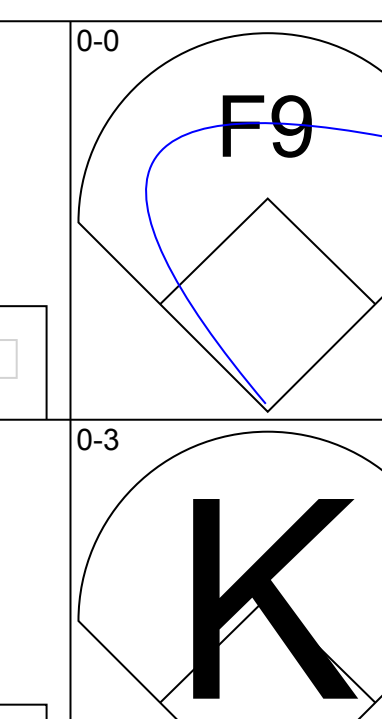
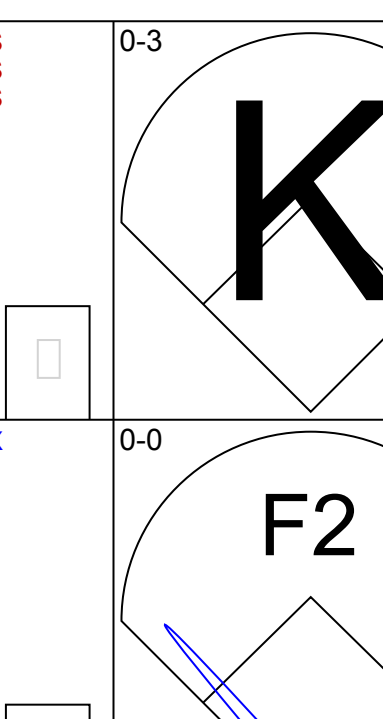
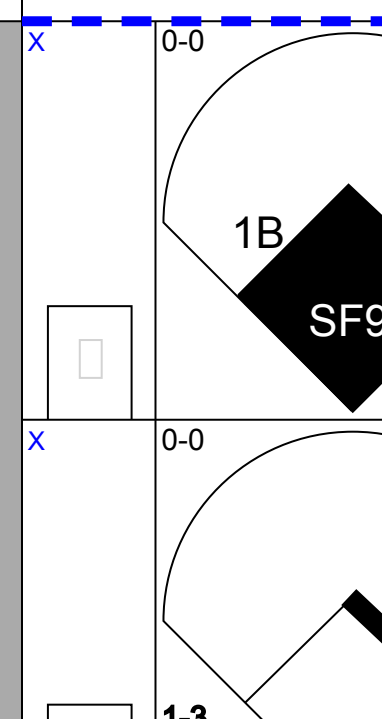
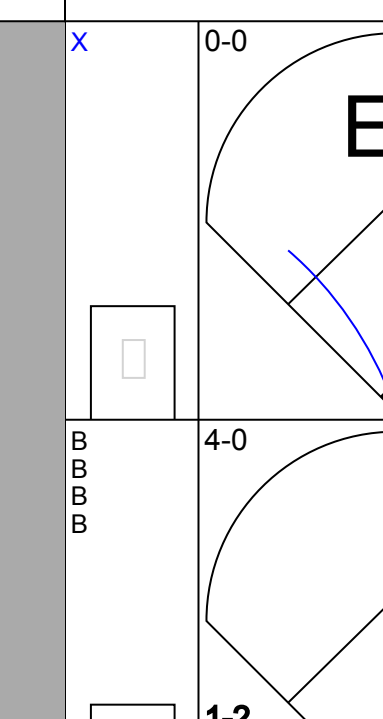
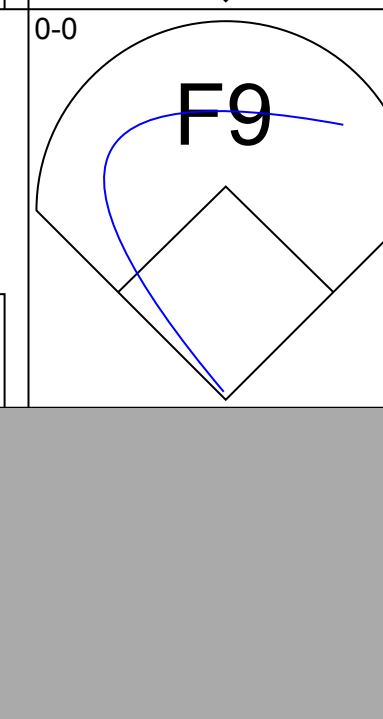


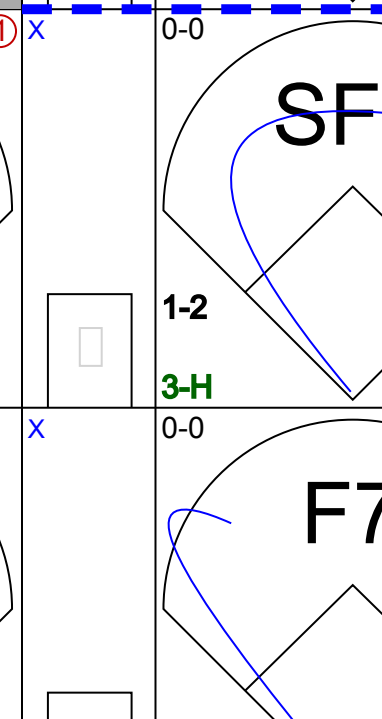
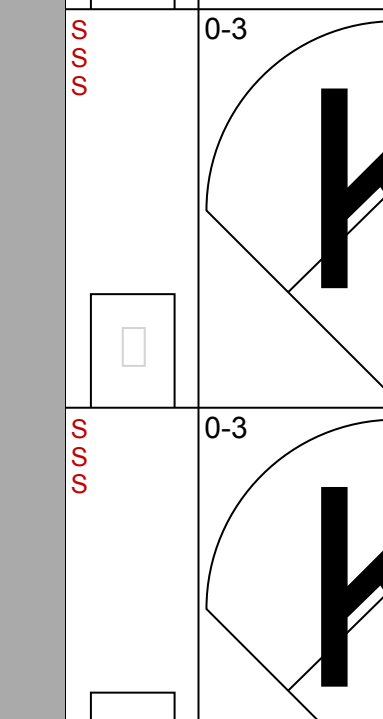

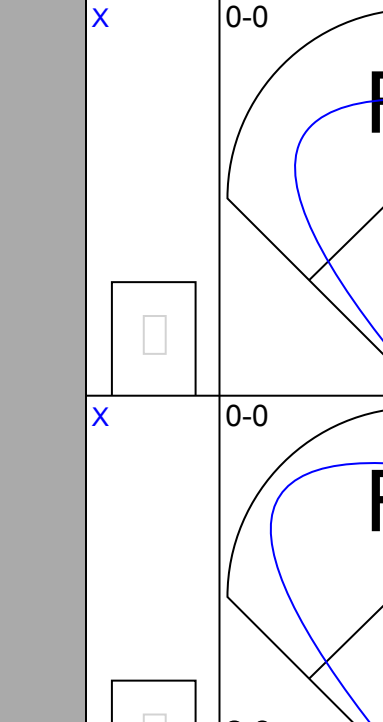
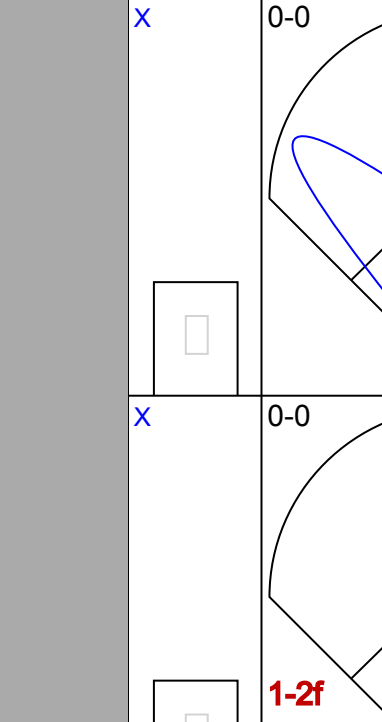

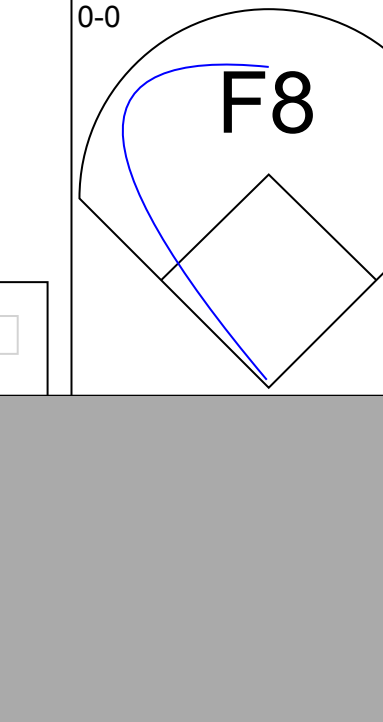
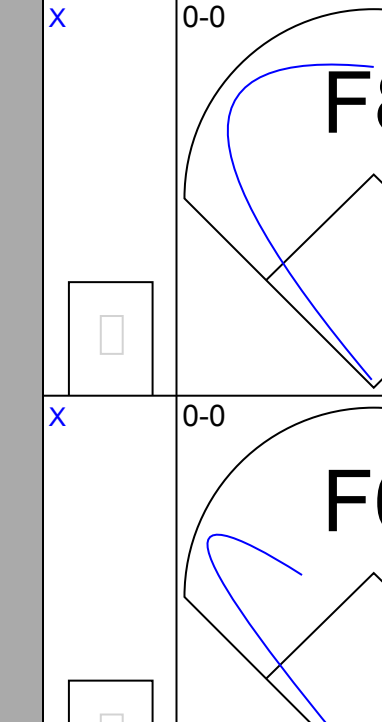
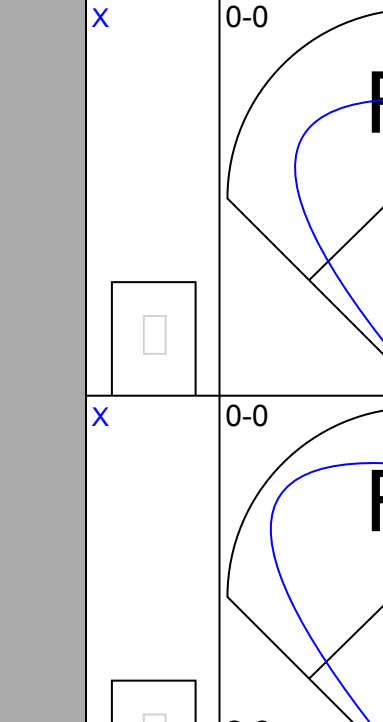
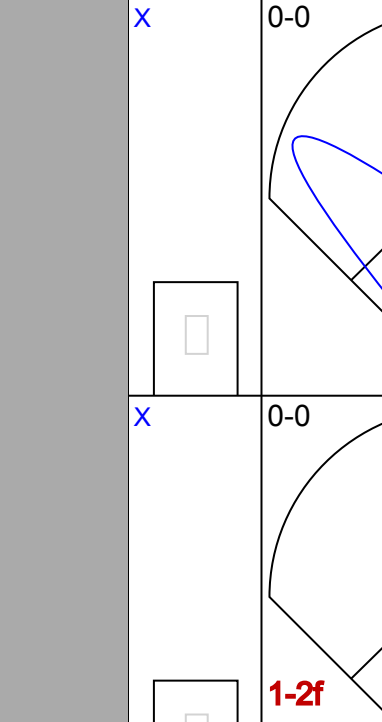

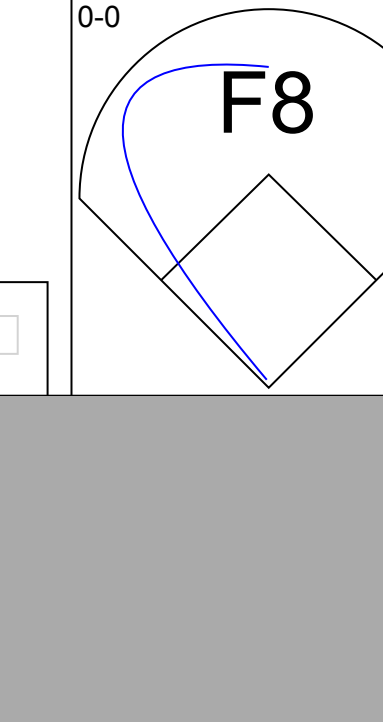

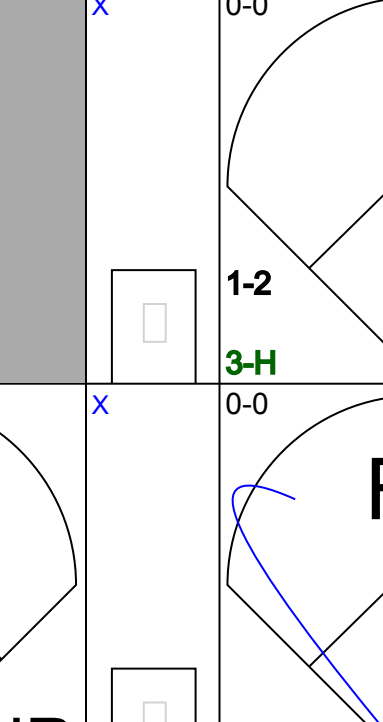

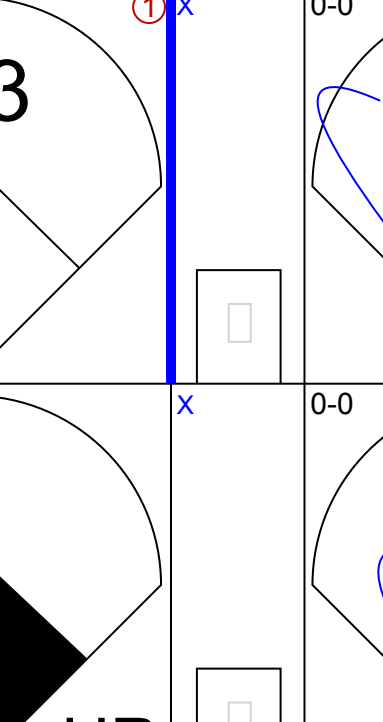


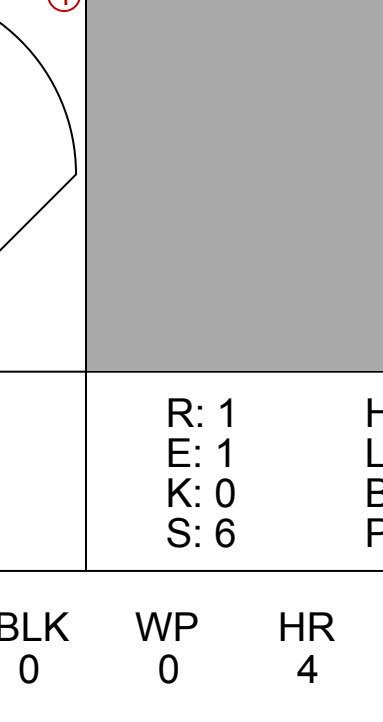
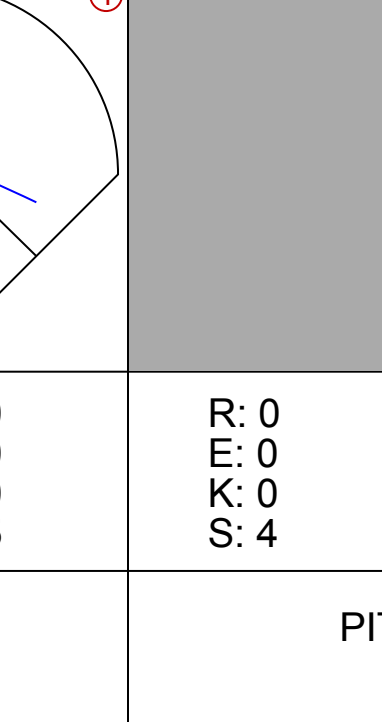
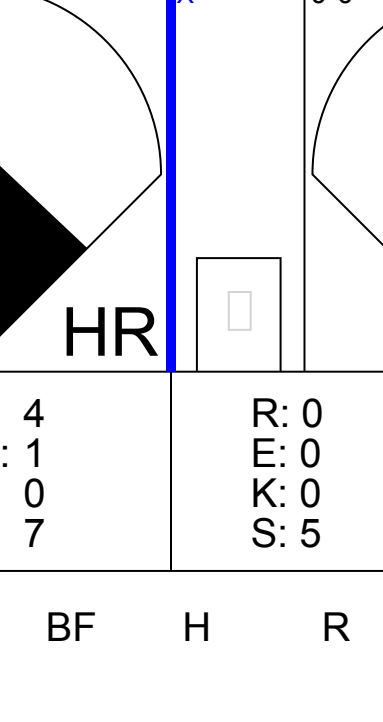
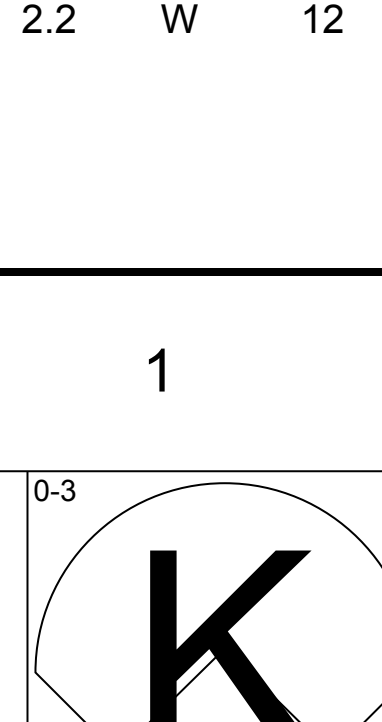
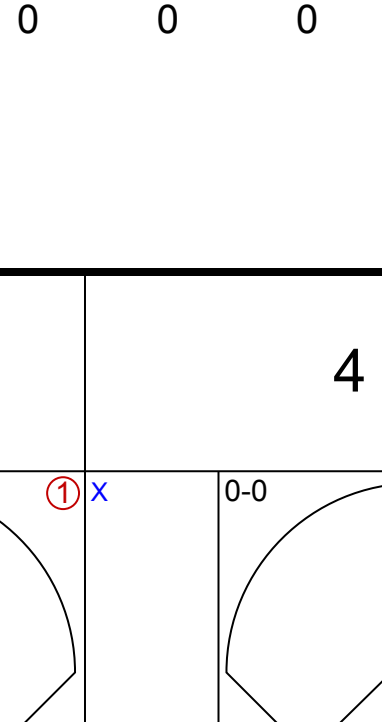
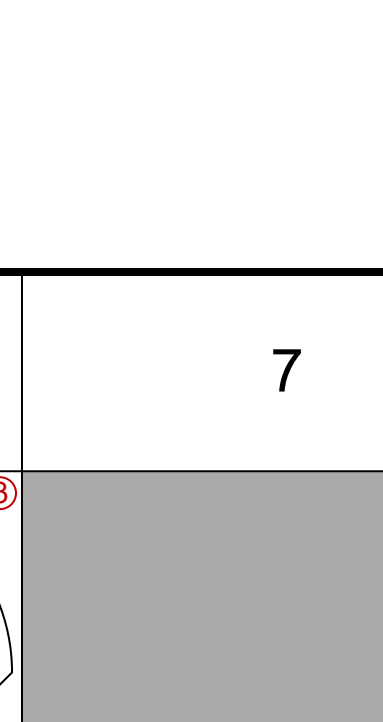
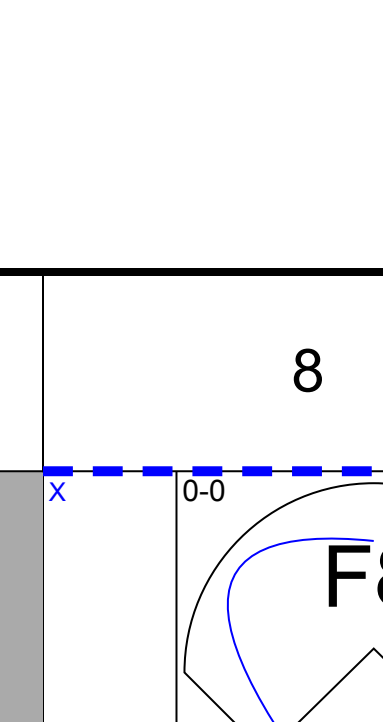
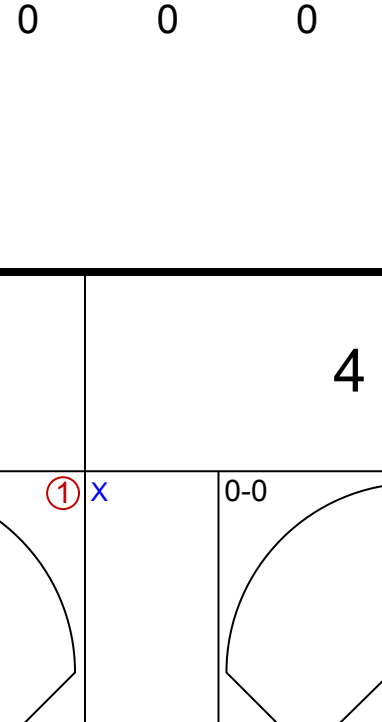
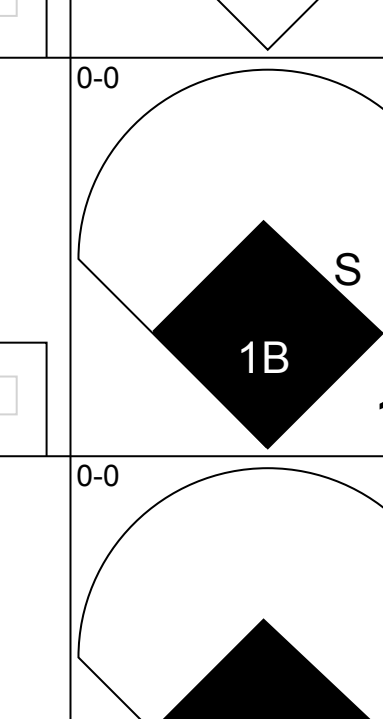
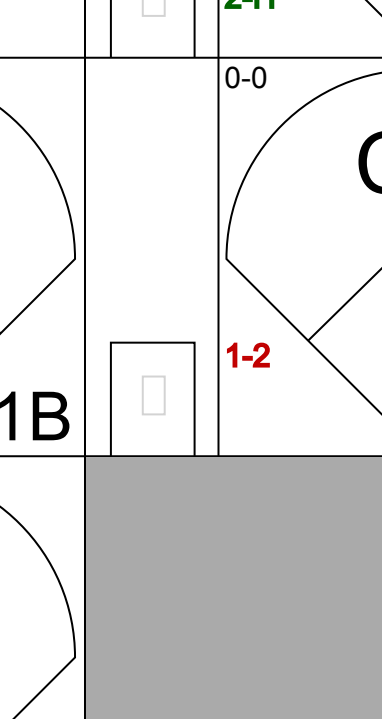
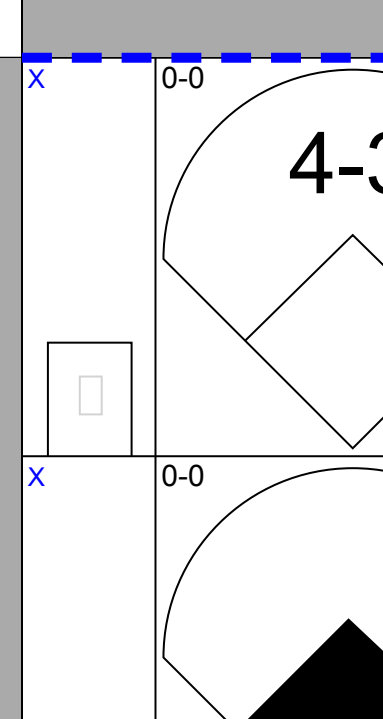
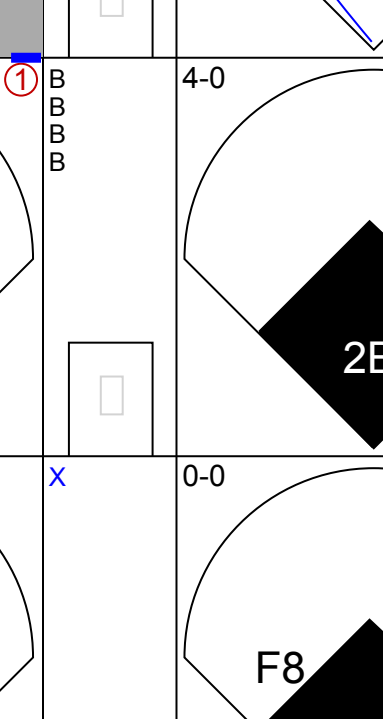
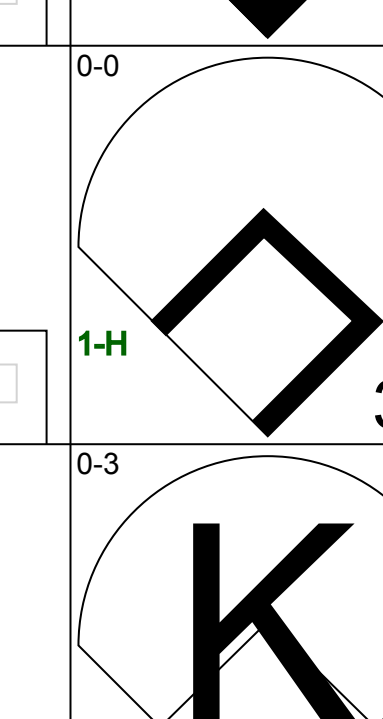
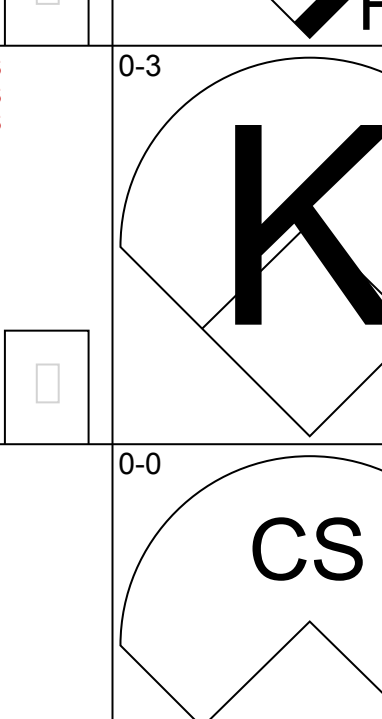
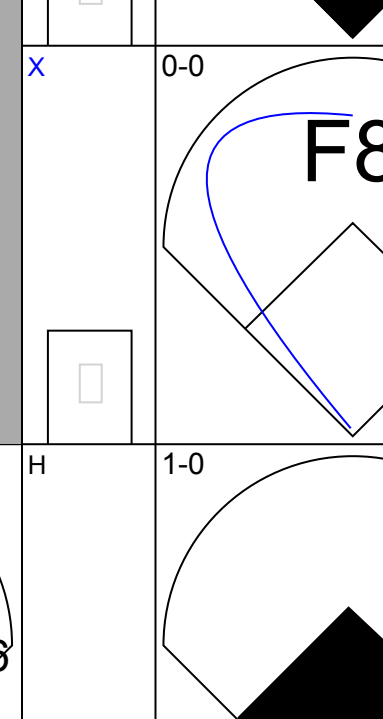
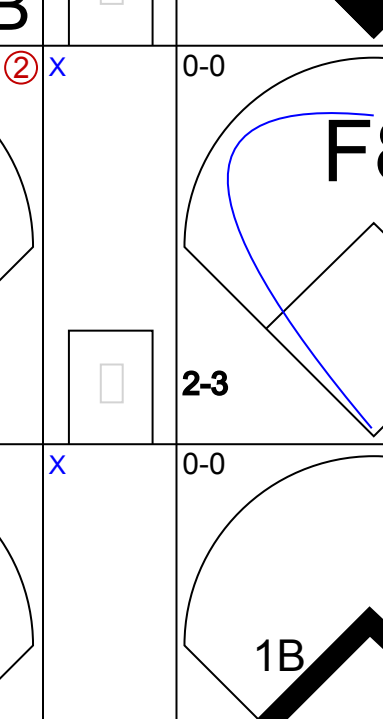


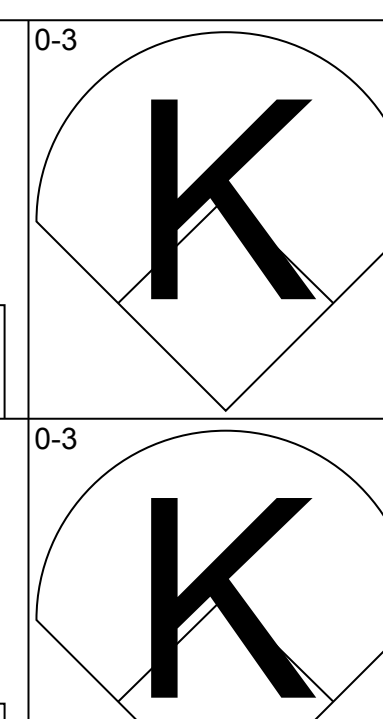
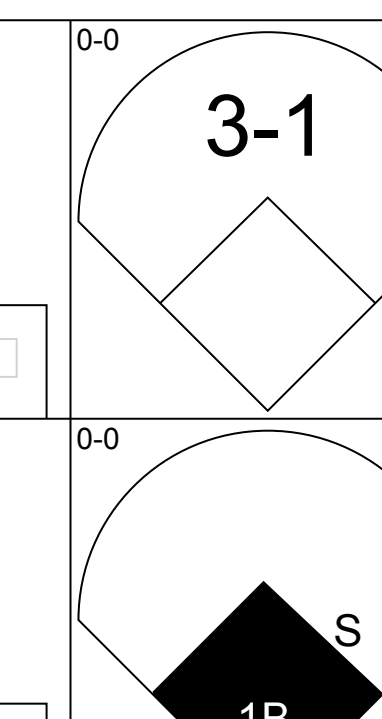
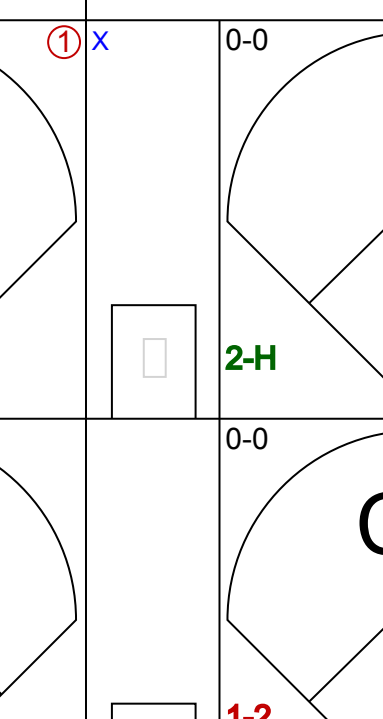
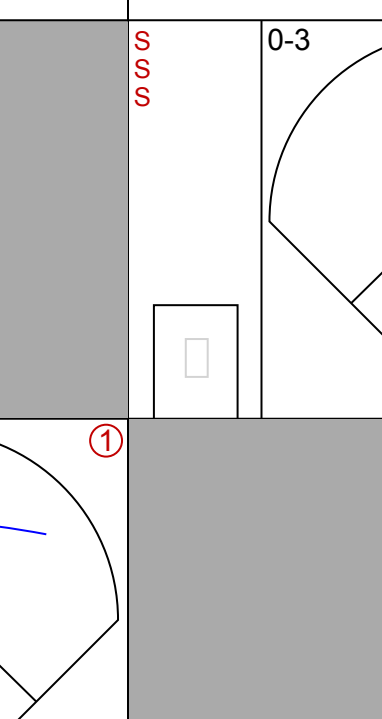
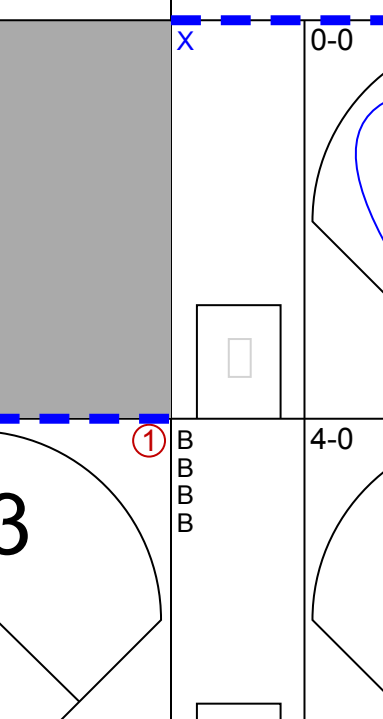
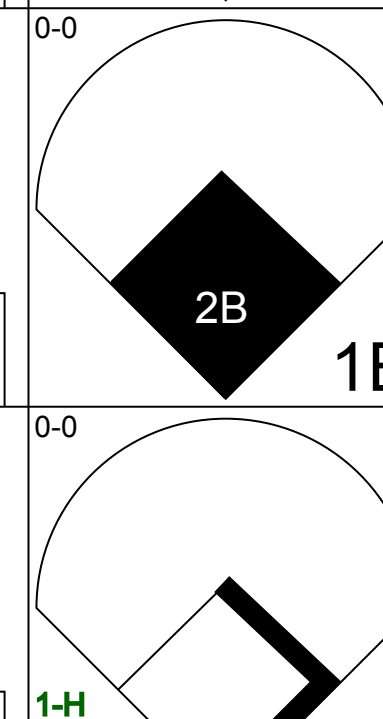
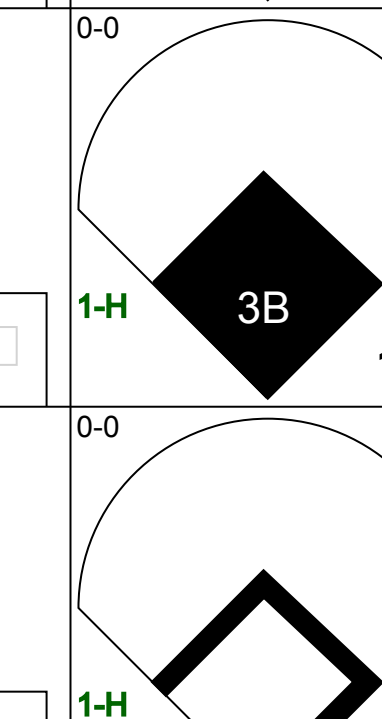
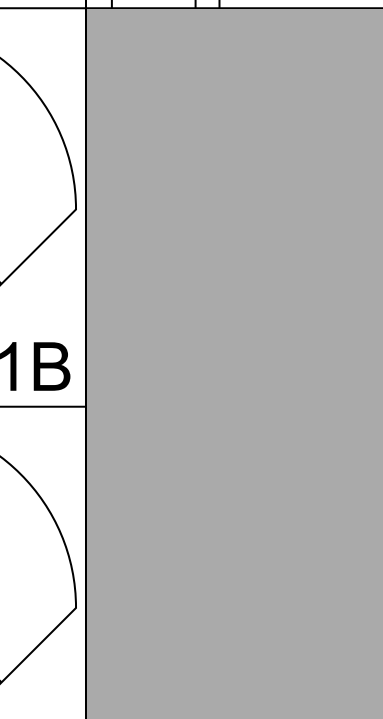
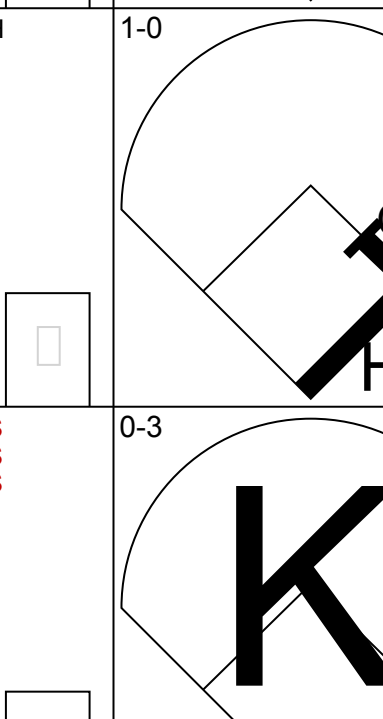
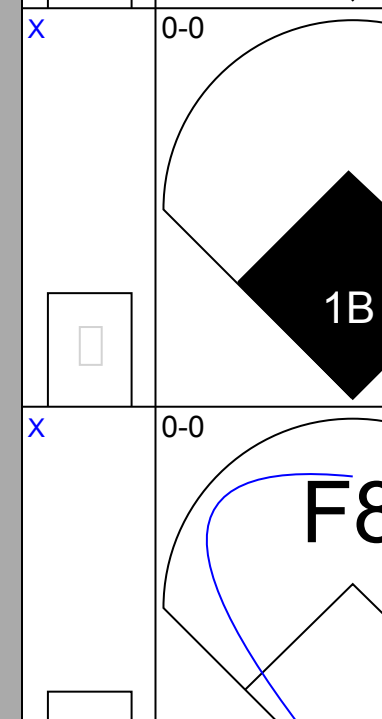
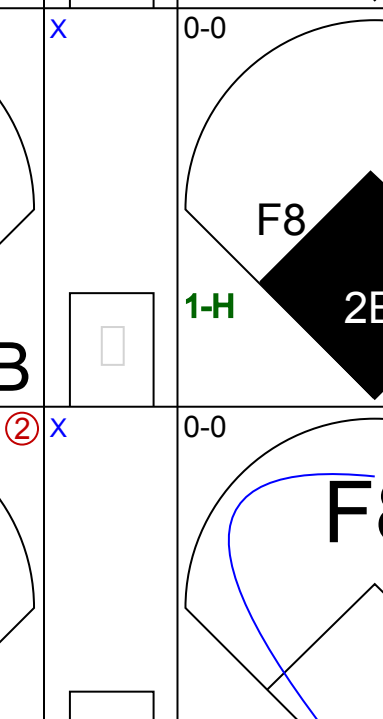

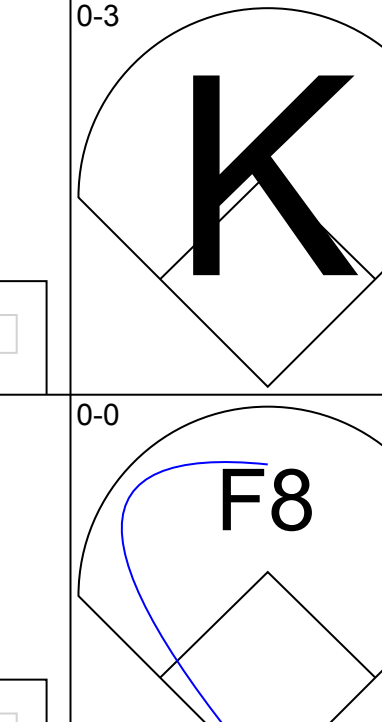
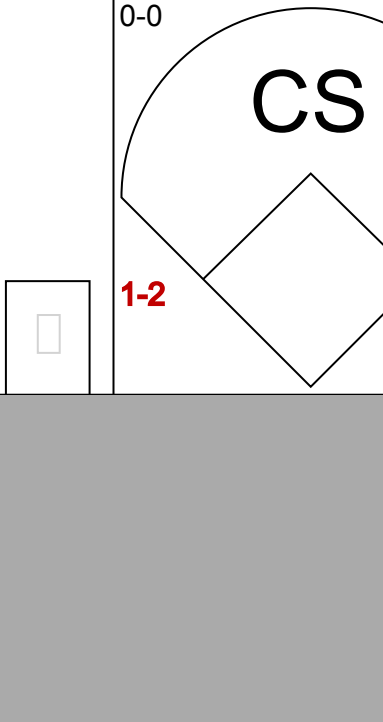
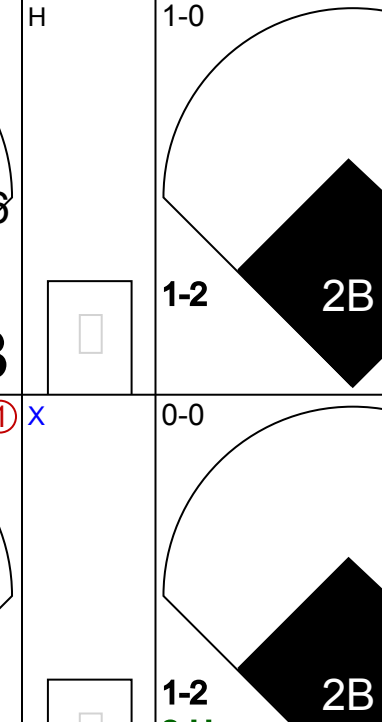
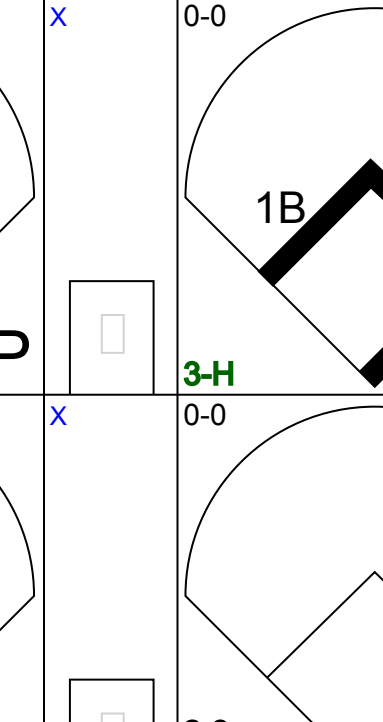



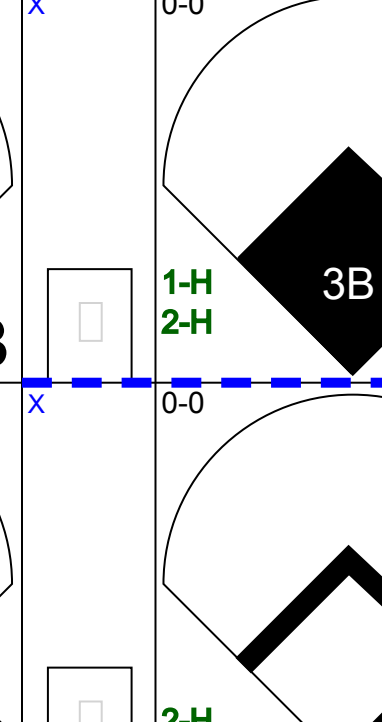
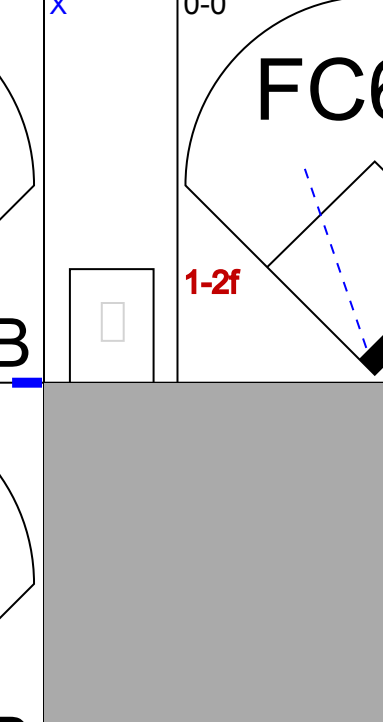
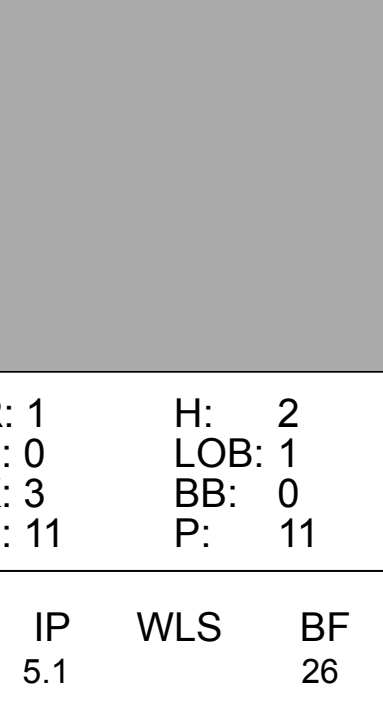
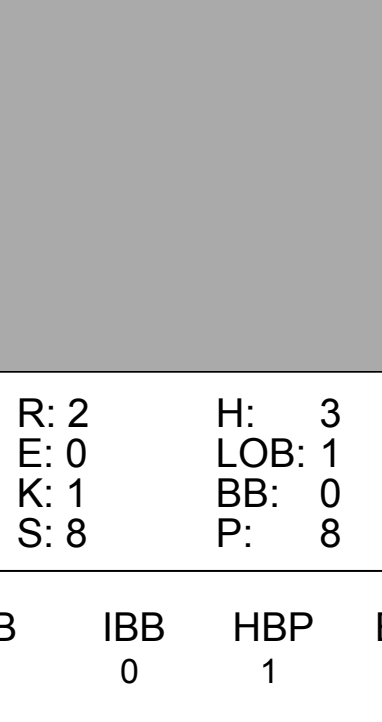
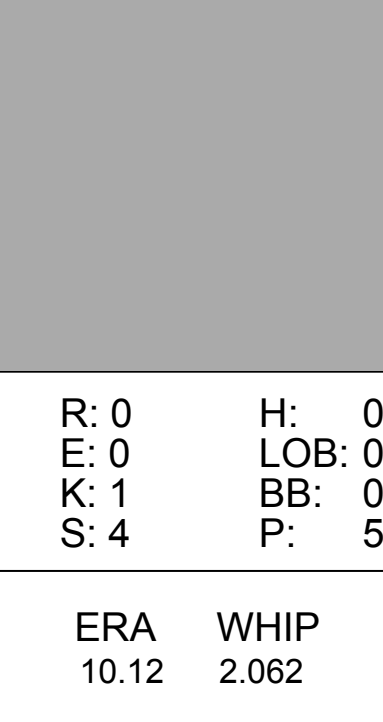
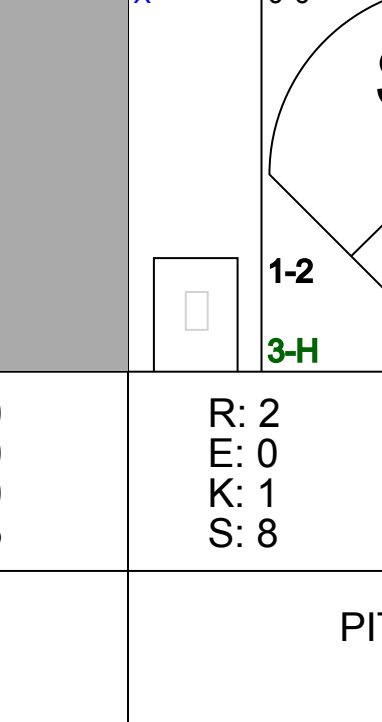
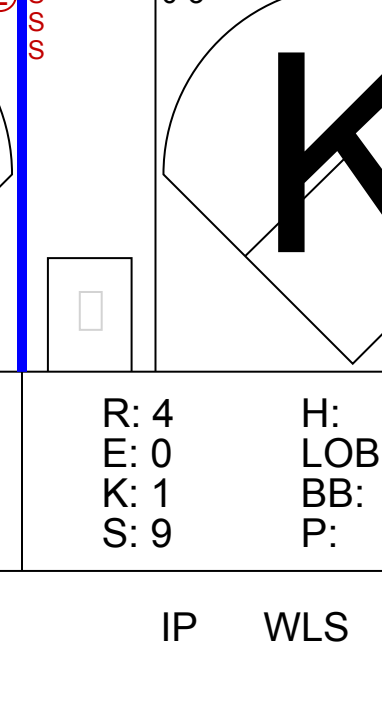
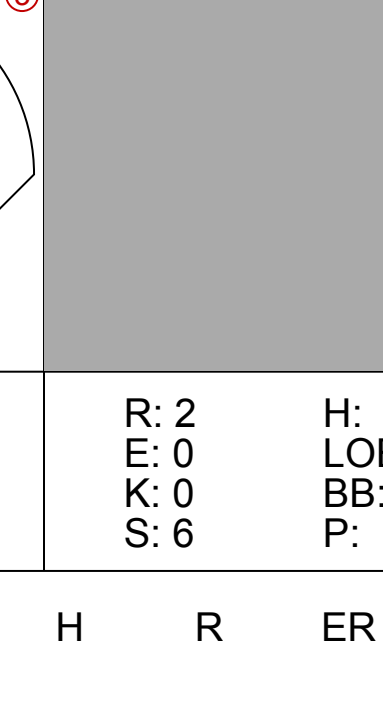
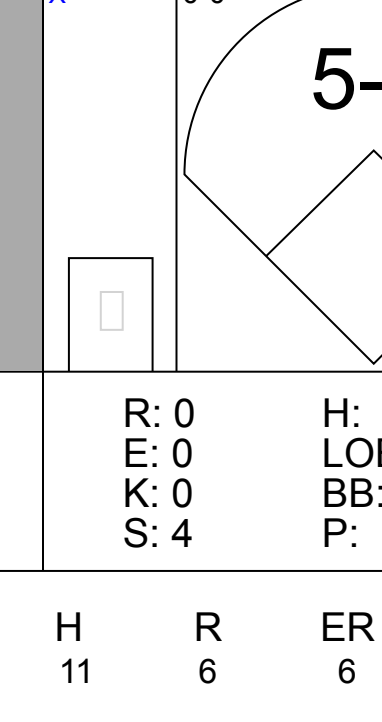
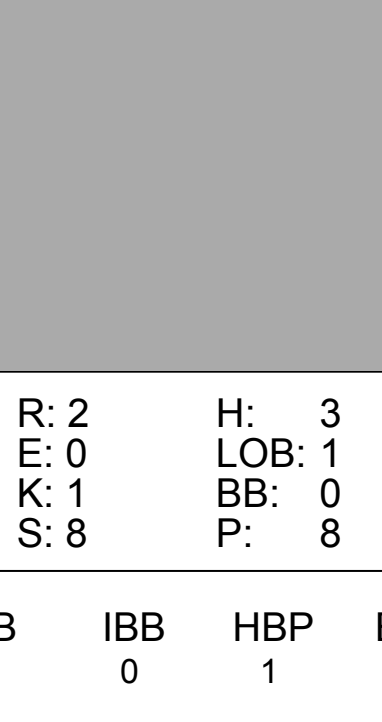
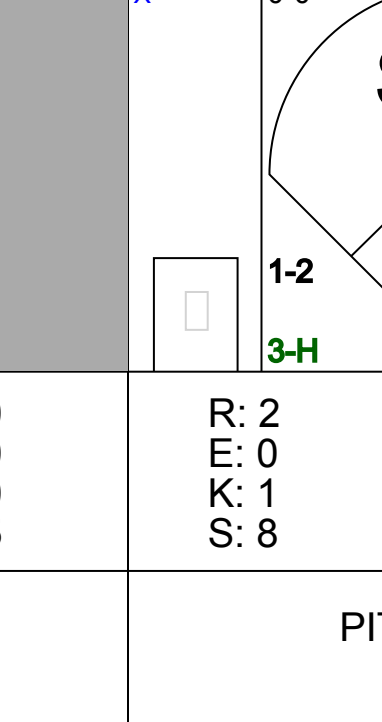
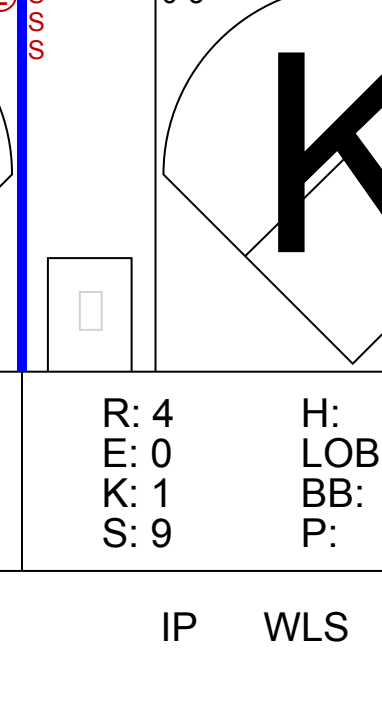
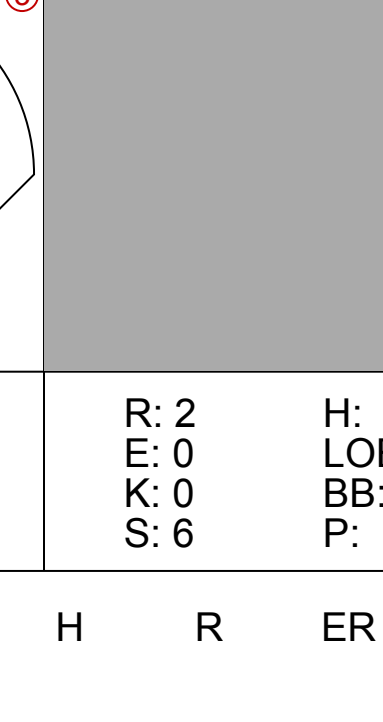





Batter	1	2	3	4	5	6	7	8	9	AB	R	H	RBI	BB	SO	LOB	BOTTOM																	
Bill Virdon, L (1.8) OBP: 0.344, SLG: 0.372										4	0	2	2	0	0	2																		
Bob Skinner, L (1.7) OBP: 0.406, SLG: 0.477										3	0	0	1	0	1	3																		
Dick Groat, R (1.6) OBP: 0.326, SLG: 0.439										4	1	1	0	0	1	1																		
Ted Kluszewski, L (1.3) OBP: 0.333, SLG: 0.386 R C Stevens, R (9.3) OBP: 0.349, SLG: 0.725										4	0	1	0	0	0	0																		
Frank Thomas, R (1.5) OBP: 0.343, SLG: 0.621										4	0	0	0	0	1	2																		
Roberto Clemente, R (1.9) OBP: 0.329, SLG: 0.481										3	0	0	0	1	0	1																		
Bill Mazerowski, R (1.4) OBP: 0.338, SLG: 0.472										4	0	1	0	0	0	1																		
Danny Kravitz, L (1.2) OBP: 0.341, SLG: 0.297										4	2	2	0	0	0	1																		
Vern Law, R (1.1) OBP: 0.333, SLG: 0.550 Roy Face, R (8.1) Ron Blackburn, R (9.1) OBP: 0.500, SLG: 1.000 John Powers, L (9, PH) OBP: 0.261, SLG: 0.150										1	1	1	0	1	0	0																		
Inning Stats	R: 0 E: 0 K: 2 S: 7	H: 0 LOB: 0 BB: 0 P: 7	R: 0 E: 0 K: 1 S: 5	H: 0 LOB: 0 BB: 0 P: 5	R: 0 E: 0 K: 0 S: 5	H: 2 LOB: 1 BB: 0 P: 5	R: 1 E: 0 K: 0 S: 4	H: 2 LOB: 1 BB: 0 P: 8	R: 1 E: 0 K: 0 S: 5	H: 2 LOB: 1 BB: 0 P: 5	R: 0 E: 1 K: 0 S: 3	H: 0 LOB: 0 BB: 0 P: 3	R: 2 E: 0 K: 0 S: 4	H: 2 LOB: 0 BB: 1 P: 8	R: 0 E: 1 K: 0 S: 4	H: 0 LOB: 1 BB: 0 P: 4	R: 0 E: 0 K: 0 S: 3	H: 0 LOB: 0 BB: 0 P: 3	1B: 7 2B: 1 HR: 0	SF: 1 SAC: 1 HBP: 0	WP: 0 PA: 37													
PITCHER	IP WLS BF H R ER SO BB IBB HBP BLK WP HR S P ERA WHIP																																	
Bob Rush, R (1.1) ERA: 2.06	6.0		24	6	2	2	3	1	0	0	0	0	0	0	29	33	3.00	1.167																
Don McMahon, R (7.1) ERA: 2.06	2.0	W	9	2	2	2	0	1	0	0	0	0	0	0	8	12	9.00	1.500																
Bob Trowbridge, R (9.1) ERA: 2.2	1.0	S	3	0	0	0	0	0	0	0	0	0	0	0	3	3	0.00	0.000																

Milwaukee Braves @ Pittsburgh Pirates
Forbes Field, Pittsburgh, PA
Fri May 30 1958, 3:33 AM EDT
Unknown

AB	32
R	4
H	8
RBI	3
BB	2
SO	3
LOB	11



Batter	1	2	3	4	5	6	7	8	9	AB	R	H	RBI	BB	SO	LOB	TOP				
Felix Mantilla, R OBP: 0.304, SLG: 0.318 (1, 4)										5	1	1	0	0	2	0	Milwaukee Braves @ Pittsburgh Pirates Forbes Field, Pittsburgh, PA Fri May 30 1958, 3:38 AM EDT Att: 32,428 - Unknown				
Hank Aaron, R OBP: 0.303, SLG: 0.403 (1, 9)										4	0	1	0	1	2	0					
Eddie Mathews, L OBP: 0.359, SLG: 0.531 (1, 5)										4	1	1	1	0	1	2					
Wes Covington, L OBP: 0.365, SLG: 0.595 (1, 7)										5	1	2	1	0	1	4					
Frank Torre, L OBP: 0.404, SLG: 0.477 (1, 3)										5	0	1	0	0	0	5					
Johnny Logan, R OBP: 0.320, SLG: 0.388 (1, 6)										4	0	1	0	0	0	3					
Bill Bruton, L OBP: 0.174, SLG: 0.174 (8, PH)										3	0	1	1	0	0	0					
Andy Pafo, R OBP: 0.259, SLG: 0.321 (8, B)										1	0	0	0	0	0	2					
Del Crandall, R OBP: 0.336, SLG: 0.538 (1, 2)										4	2	2	2	0	0	4					
Lew Burdette, R OBP: 0.280, SLG: 0.250 (8, 1)										2	0	0	0	0	0	1					
Ernie Johnson, R OBP: 0.280, SLG: 0.250 (8, 1)										0	0	0	0	0	0	0					
Harry Hanebrink, L OBP: 0.280, SLG: 0.250 (7, PH)										1	1	1	1	0	0	0					
Humberto Robinson, R OBP: 0.280, SLG: 0.250 (7, 1)										0	0	0	0	0	0	0					
Dick Littlefield, L OBP: 0.280, SLG: 0.250 (7, 1)										0	0	0	0	0	0	0					
Joe Adcock, R OBP: 0.280, SLG: 0.250 (8, PH)										1	0	0	0	0	0	2					
Don McMahon, R OBP: 0.280, SLG: 0.250 (8, 1)										0	0	0	0	0	0	0					
Inning Stats	R: 0 E: 0 K: 2 S: 7	H: 0 LOB: 0 BB: 0 P: 7	R: 1 E: 0 K: 0 S: 4	H: 1 LOB: 0 BB: 0 P: 4	R: 1 E: 0 K: 2 S: 8	H: 1 LOB: 0 BB: 0 P: 8	R: 1 E: 1 K: 0 S: 6	H: 2 LOB: 2 BB: 0 P: 6	R: 0 E: 0 K: 1 S: 5	H: 0 LOB: 0 BB: 0 P: 5	R: 0 E: 0 K: 0 S: 4	H: 1 LOB: 1 BB: 0 P: 4	R: 3 E: 0 K: 0 S: 7	H: 4 LOB: 1 BB: 0 P: 7	R: 0 E: 0 K: 0 S: 5	H: 2 LOB: 2 BB: 0 P: 5	R: 0 E: 1 K: 2 S: 8	H: 0 LOB: 2 BB: 1 P: 12	1B: 6 2B: 1 3B: 0 HR: 4	SF: 1 SAC: 0 DP: 0 HBP: 0	WP: 0 PA: 41 CS: 0
PITCHER	IP	WLS	BF	H	R	ER	SO	BB	IBB	HBP	BLK	WP	HR	S	P	ERA	WHIP				
Curt Raydon, R ERA: 3.03 (1, 1)	6.1		27	7	5	4	5	0	0	0	0	0	4	37	37	5.68	1.105				
Ron Blackburn, R ERA: 2.52 (7, 1)	0.0	W	2	2	0	0	0	0	0	0	0	0	0	2	2	∞	∞				
Don Gross, L ERA: 0.44 (7, 1)	2.2		12	2	1	1	2	1	0	0	0	0	0	15	19	3.38	1.125				


Batter	1	2	3	4	5	6	7	8	9	AB	R	H	RBI	BB	SO	LOB	BOTTOM				
Bill Virdon, L OBP: 0.339, SLG: 0.367 (1, 8)										5	0	1	1	0	2	1	Milwaukee Braves @ Pittsburgh Pirates Forbes Field, Pittsburgh, PA Fri May 30 1958, 3:38 AM EDT Att: 32,428 - Unknown				
Bob Skinner, L OBP: 0.406, SLG: 0.471 (1, 7)										4	2	1	0	1	1	0					
Dick Groat, R OBP: 0.344, SLG: 0.457 (1, 6)										4	4	4	2	0	0	0					
R C Stevens, R OBP: 0.354, SLG: 0.756 (1, 3)										5	0	2	2	0	1	3					
Frank Thomas, R OBP: 0.350, SLG: 0.624 (1, 5)										4	1	2	1	0	2	2					
Roberto Clemente, R OBP: 0.331, SLG: 0.461 (1, 9)										5	2	2	1	0	0	2					
Bill Mazerowski, R OBP: 0.352, SLG: 0.497 (1, 4)										5	3	4	2	0	0	2					
Danny Kravitz, L OBP: 0.356, SLG: 0.366 (1, 2)										4	0	2	2	0	1	2					
Curt Raydon, R ERA: 4.38 (1, 1)										1	0	0	1	0	0	1					
Ron Blackburn, R OBP: 0.500, SLG: 1.000 (7, 1)										0	0	0	0	0	0	0					
Don Gross, L ERA: 2.76 (7, 1)										1	0	0	0	0	1	1					
Inning Stats	R: 1 E: 0 K: 3 S: 11	H: 2 LOB: 1 BB: 0 P: 11	R: 0 E: 0 K: 0 S: 4	H: 1 LOB: 1 BB: 0 P: 4	R: 2 E: 0 K: 1 S: 8	H: 3 LOB: 1 BB: 0 P: 8	R: 1 E: 0 K: 1 S: 6	H: 2 LOB: 0 BB: 0 P: 6	R: 0 E: 0 K: 1 S: 4	H: 0 LOB: 0 BB: 0 P: 5	R: 2 E: 0 K: 1 S: 8	H: 3 LOB: 1 BB: 0 P: 8	R: 4 E: 0 K: 1 S: 9	H: 4 LOB: 1 BB: 0 P: 10	R: 2 E: 0 K: 0 S: 6	H: 3 LOB: 2 BB: 1 P: 10	1B: 11 2B: 5 3B: 2 HR: 0	SF: 0 SAC: 2 DP: 0 HBP: 2	WP: 0 PA: 45 CS: 2		
PITCHER	IP	WLS	BF	H	R	ER	SO	BB	IBB	HBP	BLK	WP	HR	S	P	ERA	WHIP				
Lew Burdette, R ERA: 4.38 (1, 1)	5.1		26	11	6	6	6	0	0	1	0	0	0	4	4	0.00	0.000				
Ernie Johnson, R ERA: 5.14 (6, 1)	0.2	L	6	3	4	4	0	0	0	1	0	0	0	5	6	54.00	4.500				
Humberto Robinson, R ERA: 15.5 (7, 1)	0.2		1	0	0	1	0	0	0	0	0	0	0	4	4	0.00	3.000				
Dick Littlefield, L ERA: 4.26 (7, 1)	0.1		2	1	0	0	1	0	0	0	0	0	0	5	6	0.00	3.000				
Don McMahon, R ERA: 2.76 (8, 1)	1.0		7	3	2	2	0	1	0	0	0	0	0	6	10	18.00	4.000				


Batter	1	2	3	4	5	6	7	8	9	AB	R	H	RBI	BB	SO	LOB	TOP					
Felix Mantilla, R OBP: 0.333, SLG: 0.333 (1,4)	4-3 BB	G6-4-3 BB				F9		SH3-4	1B	4	0	2	1	1	0	0	Milwaukee Braves @ Pittsburgh Pirates Forbes Field, Pittsburgh, PA Sat May 31 1958, 3:33 AM EDT Att: 17,596 - Unknown					
Hank Aaron, R OBP: 0.309, SLG: 0.424 (1,9)		G6-4-3		F7			2B SH	6-3	1B	6	2	3	2	0	0	3						
Eddie Mathews, L OBP: 0.364, SLG: 0.554 (1,5)				F9			SH	1B	4-3	5	1	2	1	1	0	3						
Wes Covington, L OBP: 0.371, SLG: 0.627 Andy Paiko, R OBP: 0.271, SLG: 0.333 (7,7)					F3		K	1B		4	1	2	1	0	1	2						
Frank Torre, L OBP: 0.389, SLG: 0.457 (1,3)				F9			SH	4-3		4	0	0	1	0	0	4						
Johnny Logan, R OBP: 0.333, SLG: 0.396 (1,6)				F9			SH1-3		G6-4-3	4	1	3	0	1	0	1						
Bill Bruton, L OBP: 0.185, SLG: 0.154 (1,8)	E6			F9			SH1-3		G6-4-3	3	0	0	0	1	0	2						
Del Crandall, R OBP: 0.347, SLG: 0.546 (1,2)	F7			1B			E7	F9	1B	4	3	2	1	1	0	5						
Warren Spahn, L OBP: 0.439, SLG: 0.514 (1,1)							SF6		1B	4	0	3	1	0	0	0						
Inning Stats	R: 3 E: 1 K: 0 S: 8	H: 4 LOB: 2 BB: 0 P: 8	R: 0 E: 0 K: 0 S: 2	H: 0 LOB: 0 BB: 1 P: 6	R: 0 E: 0 K: 0 S: 4	H: 1 LOB: 1 BB: 0 P: 4	R: 1 E: 0 K: 0 S: 5	H: 3 LOB: 1 BB: 0 P: 5	R: 0 E: 0 K: 0 S: 3	H: 0 LOB: 0 BB: 0 P: 3	R: 2 E: 1 K: 0 S: 5	H: 2 LOB: 2 BB: 0 P: 5	R: 1 E: 0 K: 1 S: 7	H: 2 LOB: 3 BB: 2 P: 15	R: 0 E: 0 K: 0 S: 5	H: 2 LOB: 2 BB: 1 P: 9	R: 1 E: 0 K: 0 S: 6	H: 4 LOB: 3 BB: 1 P: 10	1B: 13 2B: 2 3B: 0 HR: 3	SF: 1 SAC: 3 DP: 2 HBP: 0	WP: 0 PB: 0 CS: 1	PA: 48
PITCHER	IP	WLS	BF	H	R	ER	SO	BB	IBB	HBP	BLK	WP	HR	S	P	ERA	WHIP					
Ron Kline, R ERA: 3.22 (1,1)	5.1	L	26	10	6	5	0	1	0	0	0	0	3	25	29	8.44	2.062					
Bob Porterfield, R ERA: 5.54 (6,1)	0.2		4	2	1	1	0	0	0	0	0	0	0	4	4	13.50	3.000					
Bob Smith, L ERA: 3.72 (7,1)	1.0		5	0	0	0	1	2	0	0	0	0	0	5	13	0.00	2.000					
Bennie Daniels, R ERA: 9.95 (8,1)	2.0		13	6	1	1	0	1	1	0	0	0	0	11	19	4.50	3.500					



Batter	1	2	3	4	5	6	7	8	9	AB	R	H	RBI	BB	SO	LOB	BOTTOM					
Bill Virdon, L OBP: 0.343, SLG: 0.366 (1,8)	F4			1B	3-1			1B		3	1	1	0	1	0	0	Milwaukee Braves @ Pittsburgh Pirates Forbes Field, Pittsburgh, PA Sat May 31 1958, 3:33 AM EDT Att: 17,596 - Unknown					
Bob Stinner, L OBP: 0.402, SLG: 0.466 (1,7)	K			FC5-3			F6	F8		4	0	1	0	0	1	1						
Dick Groat, R OBP: 0.342, SLG: 0.455 (1,6)	F9			SF9			FC5-4	4-3		3	0	1	1	0	0	1						
R C Stevens, R OBP: 0.346, SLG: 0.714 (1,3)				FC5-3			FC5-4			4	1	1	0	0	1	2						
Frank Thomas, R OBP: 0.348, SLG: 0.615 (1,5)		6-3		2B			F9	F9		4	1	1	0	0	0	3						
Roberto Clemente, R OBP: 0.329, SLG: 0.464 (1,9)							F9		6-3	4	0	1	2	0	0	0						
Bill Mazerowski, R OBP: 0.350, SLG: 0.490 (1,4)					F6		F9		F7	4	0	1	0	0	0	1						
Danny Kravitz, L OBP: 0.347, SLG: 0.356 (1,2)				F2						4	0	1	0	0	0	1						
Ron Kline, R OBP: 0.148, SLG: 0.083 Bob Porterfield, R OBP: 0.167, SLG: 0.200 Gene Freese, R OBP: 0.167, SLG: 0.167 Bennie Daniels, L OBP: 0.333, SLG: 0.333 (8,1)				L4-6-3			F2			2	0	0	0	0	1	1						
Inning Stats	R: 0 E: 0 K: 1 S: 5	H: 0 LOB: 0 BB: 0 P: 5	R: 0 E: 0 K: 1 S: 5	H: 0 LOB: 0 BB: 0 P: 5	R: 0 E: 0 K: 0 S: 3	H: 1 LOB: 1 BB: 0 P: 3	R: 3 E: 0 K: 0 S: 6	H: 3 LOB: 1 BB: 1 P: 10	R: 0 E: 0 K: 1 S: 5	H: 0 LOB: 0 BB: 0 P: 5	R: 0 E: 0 K: 0 S: 4	H: 1 LOB: 1 BB: 0 P: 4	R: 0 E: 0 K: 0 S: 4	H: 1 LOB: 1 BB: 0 P: 4	R: 0 E: 0 K: 0 S: 5	H: 2 LOB: 2 BB: 0 P: 5	R: 0 E: 0 K: 0 S: 3	H: 0 LOB: 0 BB: 0 P: 3	1B: 7 2B: 1 3B: 0 HR: 0	SF: 1 SAC: 0 DP: 1 HBP: 0	WP: 0 PB: 0 CS: 0	PA: 35
PITCHER	IP	WLS	BF	H	R	ER	SO	BB	IBB	HBP	BLK	WP	HR	S	P	ERA	WHIP					
Warren Spahn, L ERA: 2.37 (1,1)	9.0	W	35	8	3	3	3	1	0	0	0	0	0	40	44	3.00	1.000					



Batter	1	2	3	4	5	6	7	8	9	AB	R	H	RBI	BB	SO	LOB	TOP																		
Felix Mantilla, R (1, 4) OBP: 0.333, SLG: 0.333											0	0	0	0	0	0	0	Milwaukee Braves @ Pittsburgh Pirates Forbes Field, Pittsburgh, PA Sun Jun 01 1958, 3:33 AM EDT Att: 17,485 - Unknown livebaseballscorecards.com																	
Hank Aaron, R (1, 9) OBP: 0.309, SLG: 0.424											0	0	0	0	0	0	0																		
Eddie Mathews, L (1, 5) OBP: 0.364, SLG: 0.554											0	0	0	0	0	0	0																		
Wes Covington, L (1, 7) OBP: 0.371, SLG: 0.627											0	0	0	0	0	0	0																		
Joe Adcock, R (1, 3) OBP: 0.351, SLG: 0.631											0	0	0	0	0	0	0																		
Johnny Logan, R (1, 6) OBP: 0.333, SLG: 0.396											0	0	0	0	0	0	0																		
Bill Bruton, L (1, 8) OBP: 0.185, SLG: 0.154											0	0	0	0	0	0	0																		
Del Crandall, R (1, 2) OBP: 0.347, SLG: 0.546											0	0	0	0	0	0	0																		
Gene Conley, R (1, 1) OBP: 0.167, SLG: 0.167											0	0	0	0	0	0	0																		
Inning Stats											1B: 0	SF: 0	WP: 0	PA: 0	2B: 0	SAC: 0	FB: 0	3B: 0	DP: 0	SB: 0	HR: 0	HBP: 0	CS: 0												
PITCHER Bob Friend, R (1, 1) ERA: 3.89	IP	WLS	BF	H	R	ER	SO	BB	IBB	HBP	BLK	WP	HR	S	P	ERA	WHIP																		
																		PITCHER	IP	WLS	BF	H	R	ER	SO	BB	IBB	HBP	BLK	WP	HR	S	P	ERA	WHIP

Batter	1	2	3	4	5	6	7	8	9	AB	R	H	RBI	BB	SO	LOB	BOTTOM																		
Bill Virdon, L (1, 8) OBP: 0.343, SLG: 0.366											0	0	0	0	0	0	0	Milwaukee Braves @ Pittsburgh Pirates Forbes Field, Pittsburgh, PA Sun Jun 01 1958, 3:33 AM EDT Att: 17,485 - Unknown livebaseballscorecards.com																	
Bob Skinner, L (1, 7) OBP: 0.402, SLG: 0.466											0	0	0	0	0	0	0																		
Dick Groat, R (1, 6) OBP: 0.342, SLG: 0.455											0	0	0	0	0	0	0																		
Ted Kluszewski, L (1, 3) OBP: 0.333, SLG: 0.386											0	0	0	0	0	0	0																		
Frank Thomas, R (1, 5) OBP: 0.348, SLG: 0.615											0	0	0	0	0	0	0																		
Roberto Clemente, R (1, 9) OBP: 0.329, SLG: 0.464											0	0	0	0	0	0	0																		
Bill Mazeroski, R (1, 4) OBP: 0.350, SLG: 0.490											0	0	0	0	0	0	0																		
Bill Hall, L (1, 2)											0	0	0	0	0	0	0																		
Bob Friend, R (1, 1) OBP: 0.125, SLG: 0.067											0	0	0	0	0	0	0																		
Inning Stats											1B: 0	SF: 0	WP: 0	PA: 0	2B: 0	SAC: 0	FB: 0	3B: 0	DP: 0	SB: 0	HR: 0	HBP: 0	CS: 0												
PITCHER Gene Conley, R (1, 1) ERA: 3.83	IP	WLS	BF	H	R	ER	SO	BB	IBB	HBP	BLK	WP	HR	S	P	ERA	WHIP																		
																		PITCHER	IP	WLS	BF	H	R	ER	SO	BB	IBB	HBP	BLK	WP	HR	S	P	ERA	WHIP

Batter	1	2	3	4	5	6	7	8	9	AB	R	H	RBI	BB	SO	LOB	TOP																	
Felix Mantilla, R OBP: 0.322, SLG: 0.375 (1, 4)										5	1	2	1	0	1	0	Milwaukee Braves @ San Francisco Giants Seals Stadium, San Francisco, CA Tue Jun 03 1958, 10:05 PM EDT Att: 22,934 - Unknown																	
Hank Aaron, R OBP: 0.312, SLG: 0.457 (1, 9)										5	2	2	2	0	1	1																		
Eddie Mathews, L OBP: 0.376, SLG: 0.553 (1, 5)										3	1	1	0	2	1	1																		
Wes Covington, L OBP: 0.379, SLG: 0.682 Andy Paiko, R OBP: 0.279, SLG: 0.339 (1, 7) (9, 7)										5	2	2	3	0	0	2																		
Joe Adcock, R OBP: 0.341, SLG: 0.583 (1, 3)										4	1	1	0	1	0	1																		
Johnny Logan, R OBP: 0.326, SLG: 0.388 (1, 6)										3	0	1	0	0	0	0																		
Bill Bruton, L OBP: 0.265, SLG: 0.250 (1, 8)										3	0	2	1	0	0	1																		
Del Crandall, R OBP: 0.352, SLG: 0.544 (1, 2)										3	0	1	0	1	0	2																		
Lew Burdette, R OBP: 0.231, SLG: 0.231 Gene Conley, R OBP: 0.167, SLG: 0.167 Frank Torre, L OBP: 0.385, SLG: 0.452 Don McMahon, R (7, 1) Ernie Johnson, R (9, 1)										2	0	0	0	0	0	0																		
Inning Stats	R: 0 E: 0 K: 0 S: 4	H: 1 LOB: 1 BB: 0 P: 4	R: 0 E: 0 K: 0 S: 4	H: 1 LOB: 1 BB: 0 P: 4	R: 0 E: 0 K: 1 S: 5	H: 0 LOB: 0 BB: 0 P: 5	R: 2 E: 0 K: 0 S: 5	H: 3 LOB: 1 BB: 1 P: 9	R: 2 E: 0 K: 1 S: 7	H: 2 LOB: 0 BB: 0 P: 7	R: 0 E: 0 K: 0 S: 4	H: 2 LOB: 2 BB: 0 P: 4	R: 0 E: 0 K: 0 S: 3	H: 0 LOB: 0 BB: 0 P: 3	R: 2 E: 0 K: 1 S: 7	H: 2 LOB: 2 BB: 2 P: 15		R: 1 E: 0 K: 1 S: 6	H: 1 LOB: 1 BB: 1 P: 10	1B: 5 2B: 2 3B: 0 HR: 5	SF: 1 SAC: 1 DP: 0 HBP: 0	WP: 0 PB: 0 SB: 1 CS: 1	PA: 41											
PITCHER	IP WLS BF H R ER SO BB IBB HBP BLK WP HR S P ERA WHIP																																	
Ruben Gomez, R ERA: 5.44 Marv Grissom, R ERA: 2.49	(1, 1) (8, 1)	7.0 L	31 31	10 10	6 1	6 1	2 2	2 1	0 1	0 0	0 0	0 0	0 0	0 1	12 12	20 20	4.50 4.50	1.500 1.500																

Batter	1	2	3	4	5	6	7	8	9	AB	R	H	RBI	BB	SO	LOB	BOTTOM																	
Danny O'Connell, R OBP: 0.382, SLG: 0.392 Bob Speake, L OBP: 0.304, SLG: 0.450 Eddie Bressoud, R OBP: 0.263, SLG: 0.294 (1, 4) (8, PH) (9, 4)										3	1	1	0	1	1	1	Milwaukee Braves @ San Francisco Giants Seals Stadium, San Francisco, CA Tue Jun 03 1958, 10:05 PM EDT Att: 22,934 - Unknown																	
Daryl Spencer, R OBP: 0.393, SLG: 0.595 (1, 6)										3	0	0	0	2	0	3																		
Willie Mays, R OBP: 0.455, SLG: 0.765 (1, 8)										5	3	2	1	0	1	2																		
Ray Jablonski, R OBP: 0.356, SLG: 0.635 (1, 5)										4	1	1	2	0	1	3																		
Orlando Cepeda, R OBP: 0.362, SLG: 0.626 (1, 3)										4	0	2	1	1	0	0																		
Hank Sauer, R OBP: 0.410, SLG: 0.547 Don Taussig, R OBP: 0.275, SLG: 0.216 Whitey Lockman, L OBP: 0.490, SLG: 0.545 (1, 7) (8, 7) (9, PH)										4	0	0	0	0	1	4																		
Willie Kirkland, L OBP: 0.282, SLG: 0.369 (1, 9)										4	1	2	0	0	2	2																		
Valmy Thomas, R OBP: 0.317, SLG: 0.371 (1, 2)										4	0	2	1	1	0	2																		
Ruben Gomez, R OBP: 0.242, SLG: 0.344 Marv Grissom, R (1, 1) (8, 1)										2	0	0	0	0	0	3																		
Jim King, L OBP: 0.333, SLG: 0.311 Bob Schmidt, R OBP: 0.350, SLG: 0.534 (8, 9) (9, PH)										1	0	0	0	0	0	0																		
Inning Stats	R: 0 E: 0 K: 1 S: 6	H: 1 LOB: 1 BB: 0 P: 6	R: 0 E: 0 K: 0 S: 3	H: 1 LOB: 2 BB: 2 P: 11	R: 2 E: 0 K: 0 S: 4	H: 1 LOB: 0 BB: 1 P: 8	R: 0 E: 0 K: 1 S: 6	H: 1 LOB: 1 BB: 0 P: 6	R: 2 E: 0 K: 1 S: 7	H: 1 LOB: 1 BB: 2 P: 14	R: 1 E: 0 K: 1 S: 8	H: 2 LOB: 1 BB: 0 P: 7	R: 0 E: 0 K: 2 S: 8	H: 1 LOB: 2 BB: 0 P: 9	R: 0 E: 0 K: 0 S: 3	H: 0 LOB: 1 BB: 1 P: 7	R: 1 E: 0 K: 0 S: 6	H: 3 LOB: 2 BB: 0 P: 6	1B: 5 2B: 4 3B: 1 HR: 1	SF: 0 SAC: 1 DP: 1 HBP: 1	WP: 0 PB: 0 SB: 0 CS: 1	PA: 44												
PITCHER	IP WLS BF H R ER SO BB IBB HBP BLK WP HR S P ERA WHIP																																	
Lew Burdette, R ERA: 4.52 Gene Conley, R ERA: 4.4 Don McMahon, R ERA: 2.88 Ernie Johnson, R ERA: 4.22	(1, 1) (5, 1) (7, 1) (9, 1)	4.0 2.0 2.1 0.2	21 8 13 2	5 2 4 0	4 1 1 0	3 1 1 0	2 2 2 0	0 0 1 0	0 0 0 0	0 0 0 0	0 0 0 0	0 0 0 0	0 0 0 0	0 0 0 0	0 0 0 0	0 0 0 0	0.00 4.50 3.86 0.00	0.000 1.000 2.143 0.000																

AB	35
R	7
H	12
RBI	7
BB	4
SO	4
LOB	10



AB	36
R	6
H	11
RBI	5
BB	6
SO	6
LOB	22



Batter	1	2	3	4	5	6	7	8	9	10	11	AB	R	H	RBI	BB	SO	LOB	TOP												
Felix Mantilla, R OBP: 0.323, SLG: 0.410 (1, 4)	0-0 HR	1-3			0-0 E1 WP		4-0 1B BB		0-0 6-3	0-0 F7		5	1	1	1	1	0	3													
Hank Aaron, R OBP: 0.318, SLG: 0.458 (11, 9)	0-0 1B		0-0 F7		0-0 F2		0-0 1B		0-0 2B HR	0-0 E5 1B		6	1	3	1	0	0	3													
Eddie Mathews, L OBP: 0.389, SLG: 0.538 (1, 5)	0-3 K		0-3 K		0-3 K		0-0 6-3		0-0 F7	0-0 FC6-4 1B		6	0	1	2	0	3	4													
Joe Adcock, R OBP: 0.341, SLG: 0.577 (1, 3)	0-0 BB 1B		0-0 6-3			0-0 F3		0-0 5-3	0-0 HR 2B	0-0 FC6-4 1B		6	1	2	0	0	0	2													
Wes Covington, L OBP: 0.388, SLG: 0.696 Bill Bruton, L OBP: 0.285, SLG: 0.250 (11, 8)	4-0 1-2 BB			0-3 K		0-3 K		0-0 F8	0-0 HR	4-0 SH1-4 BB		4	1	1	3	2	2	0													
Johnny Logan, R OBP: 0.324, SLG: 0.389 (1, 6)	0-0 F4			0-0 F5		0-0 F1		0-0 1B 2B	0-0 F8	0-0 SH1-4		5	1	1	0	0	0	2													
Andy Pafko, R OBP: 0.284, SLG: 0.339 (11, 7)			0-0 F4		0-0 5-3		0-0 6-3		0-0 1B	0-0 FC3-6 1B		6	0	2	1	0	0	2													
Del Crisp, R Jerry Jay, R Wes Roper, R Humberto Robinson, R Frank Tomi, L Lee Mazzera, L Wes Covington, L Wes Roper, R Ernie Johnson, R Wes Roper, R Gene Conley, L		0-0 5-3			0-0 HR		0-0 F7		0-0 1B	0-0 FC3-6 E BB 1B		2	1	1	1	0	0	0													
Bob Rush, R OBP: 0.222, SLG: 0.188 Bob Trowbridge, R OBP: 0.333, SLG: 0.333 Del Rice, R OBP: 0.311, SLG: 0.357 Carl Sawatski, L OBP: 0.250, SLG: 0.111 (1, 1) (2, 1) (5, PH) (8, 2)		0-0 1B			0-0 F9		4-0 1B BB	0-0 K	0-0 1B	0-0 E 1B BB		1	0	1	0	0	0	0													
Inning Stats	R: 1 E: 0 K: 1 S: 7	H: 3 LOB: 2 BB: 1 P: 11	R: 0 E: 0 K: 0 S: 4	H: 1 LOB: 1 BB: 0 P: 4	R: 0 E: 0 K: 1 S: 5	H: 0 LOB: 0 BB: 0 P: 5	R: 0 E: 0 K: 1 S: 5	H: 0 LOB: 0 BB: 0 P: 5	R: 1 E: 0 K: 1 S: 7	H: 1 LOB: 1 BB: 0 P: 7	R: 0 E: 0 K: 1 S: 5	H: 0 LOB: 0 BB: 0 P: 5	R: 1 E: 0 K: 1 S: 4	H: 1 LOB: 2 BB: 2 P: 12	R: 1 E: 0 K: 1 S: 8	H: 3 LOB: 2 BB: 0 P: 8	R: 3 E: 0 K: 0 S: 6	H: 3 LOB: 0 BB: 0 P: 6	R: 2 E: 1 K: 0 S: 6	H: 2 LOB: 2 BB: 1 P: 10	R: 1 E: 0 K: 0 S: 4	H: 1 LOB: 1 BB: 1 P: 8	1B: 10 2B: 2 3B: 0 HR: 3	SF: 0 SAC: 1 DP: 0 HBP: 0	WP: 1 PB: 1 SB: 0 CS: 0	PA: 54					
PITCHER	IP ERA WLS BF H R ER SO BB IBB HBP BLK WP HR S P ERA WHIP	6.2 4.19 2.0 12 6 3 3 1 0 0 0 0 0 0 14 14 13.50 3.000	5 3 3 1 0 0 0 0 1 0 0 0 0 0 1 4 8 13.50 4.500	3 3 1 0 1 0 0 0 0 0 0 0 0 0 8 12 5.40 1.800																											

Milwaukee Braves @ San Francisco Giants
Seals Stadium, San Francisco, CA
Wed Jun 04 1958, 6:33 AM EDT
Att: 20,866 - Unknown

AB 48
R 10
H 15
RBI 10
BB 5
SO 6
LOB 20



Batter	1	2	3	4	5	6	7	8	9	10	11	AB	R	H	RBI	BB	SO	LOB	BOTTOM											
Danny O'Connell, R OBP: 0.376, SLG: 0.388 Hank Sauer, R OBP: 0.414, SLG: 0.576 (1, 4) (10, PH) (11, 7)	0-0 F8	0-0 FC4-6 1B	0-0 SF7		0-0 G5-4-3			0-3 K		0-0 HR		4	0	1	1	0	1	2												
Bob Speake, L OBP: 0.351, SLG: 0.542 Don Taussig, R OBP: 0.275, SLG: 0.216 Bob Schmidt, R OBP: 0.354, SLG: 0.561 (1, 7) (9, 7) (10, PH) (11, 2)	0-0 HR	0-0 FC4-6 1B	0-0 F6			0-3 K		4-0 FC6-4 BB		0-0 HR		4	1	1	1	1	1	3												
Willie Mays, R OBP: 0.461, SLG: 0.772 (1, 8)	0-0 PB 2B	0-0 1B		0-0 5-3		0-0 5-3 2B		0-0 FC6-4 1B		0-0 HR		6	1	4	1	0	0	1												
Ray Jablonski, R OBP: 0.354, SLG: 0.596 (1, 5)	4-0 E S 1B BB	0-3 K		0-0 1B		0-0 5-3		0-3 K		0-3 K2-3		5	1	1	0	1	3	5												
Orlando Cepeda, R OBP: 0.356, SLG: 0.610 (1, 3)	0-0 F8		0-3 K		0-0 F7		4-0 BB		0-0 5-3		0-3 K	5	0	0	0	1	2	2												
Daryl Spencer, R OBP: 0.392, SLG: 0.584 (1, 6)	0-0 1B		4-0 3B BB		0-3 K		0-0 4-3		0-0 F7		0-0 F9	5	1	1	1	1	1	3												
Jim King, L OBP: 0.359, SLG: 0.347 Stu Miller, R OBP: 0.353, SLG: 0.200 Johnny Antonelli, L OBP: 0.273, SLG: 0.313 (1, 9) (10, 1) (11, PH)	0-0 G3		0-0 1B 3B		1-0 BB HBP		0-0 F8		0-0 F8		0-3 K	4	1	1	1	0	0	1												
Valmy Thomas, R OBP: 0.333, SLG: 0.368 Whitney Lockman, L OBP: 0.462, SLG: 0.522 Eddie Bressoud, R OBP: 0.263, SLG: 0.294 (1, 2) (10, PH) (11, 4)		0-0 F8		0-0 1B SF7 1B		4-0 G5-4-3 BB		0-3 K		0-0 F8		3	1	1	1	1	1	0												
Mike McCormick, L OBP: 0.319, SLG: 0.250 Al Worthington, R OBP: 0.083, SLG: 0.083 Pete Burnside, R Willie Kirkland, L OBP: 0.280, SLG: 0.366 (1, 1) (7, 1) (9, 1) (10, 9)		0-0 FC4-6 1B 1B		0-0 K		0-3 K		0-0 5-3		0-3 K		3	1	0	0	0	1	2												
Inning Stats	R: 3 E: 0 K: 0 S: 6	H: 3 LOB: 1 BB: 1 P: 10	R: 1 E: 0 K: 1 S: 8	H: 3 LOB: 2 BB: 0 P: 8	R: 3 E: 0 K: 1 S: 8	H: 3 LOB: 1 BB: 1 P: 12	R: 0 E: 0 K: 1 S: 6	H: 1 LOB: 1 BB: 0 P: 6	R: 0 E: 0 K: 1 S: 4	H: 1 LOB: 1 BB: 1 P: 9	R: 0 E: 0 K: 2 S: 7	H: 0 LOB: 1 BB: 1 P: 11	R: 0 E: 0 K: 0 S: 3	H: 0 LOB: 0 BB: 0 P: 3	R: 2 E: 0 K: 2 S: 10	H: 3 LOB: 1 BB: 0 P: 10	R: 0 E: 0 K: 2 S: 7	H: 0 LOB: 0 BB: 0 P: 7	1B: 8 2B: 2 3B: 1 HR: 3	SF: 1 SAC: 0 DP: 1 HBP: 1	WP: 0 PB: 1 SB: 3 CS: 0	PA: 52								
PITCHER	IP ERA WLS BF H R ER SO BB IBB HBP BLK WP HR S P ERA WHIP	1.2 2.72 2.1 12 6 4 3 3 0 1 0 0 0 0 17 21 11.57 2.143	2.0 9 1 0 0 2 2 0 1 0 0 0 0 0 10 19 0.00 1.500	1.0 3 0 0 0 1 0 0 0 0 0 0 0 0 5 5 0.00 0.000	1.0 7 0 0 0 2 1 0 0 0 0 0 0 0 10 14 0.00 0.500																									

Milwaukee Braves @ San Francisco Giants
Seals Stadium, San Francisco, CA
Wed Jun 04 1958, 6:33 AM EDT
Att: 20,866 - Unknown

AB 45
R 9
H 14
RBI 8
BB 5
SO 12
LOB 19



Batter	1	2	3	4	5	6	7	8	9	AB	R	H	RBI	BB	SO	LOB	TOP					
Felix Mantilla, R OBP: 0.320, SLG: 0.386 (1, 4)	F9		F6		L5			1B		4	1	1	0	0	0	3	Milwaukee Braves @ Los Angeles Dodgers Los Angeles Memorial Coliseum, Los Angeles, CA Fri Jun 06 1958, 10:05 PM EDT Att: 34,639 - Unknown					
Hank Aaron, R OBP: 0.322, SLG: 0.455 (1, 9)	L6		FC6-4				G4-6-3	1B		4	1	2	0	0	0	2						
Eddie Mathews, L OBP: 0.365, SLG: 0.521 (1, 5)	6-3				1-3		F6	SH3-4		4	0	1	1	0	0	1						
Frank Torre, L OBP: 0.386, SLG: 0.443 Joe Adcock, R OBP: 0.333, SLG: 0.554 (8, 3)		G4-6-3	HBP		4-3		G4-6-3	SH3-4		2	0	0	1	0	0	1						
Harry Hanebrink, L OBP: 0.263, SLG: 0.319 Andy Pafko, R OBP: 0.288, SLG: 0.338 (8, PH)		G4-6-3			K			L7		3	0	1	0	0	1	1						
Johnny Logan, R OBP: 0.323, SLG: 0.405 (1, 6)					5-3		PB	1B		4	1	1	0	0	0	1						
Bill Bruton, L OBP: 0.282, SLG: 0.324 (1, 8)								F8		4	0	2	1	0	0	2						
Del Crandall, R OBP: 0.346, SLG: 0.544 (1, 2)								G6-4-3		4	0	1	0	0	0	3						
Bob Rush, R OBP: 0.190, SLG: 0.158 Don McMahon, R (8, 1)								K		3	0	0	0	0	2	3						
Inning Stats	R: 0 E: 0 K: 0 S: 5	H: 0 LOB: 0 BB: 0 P: 8	R: 0 E: 0 K: 0 S: 4	H: 0 LOB: 0 BB: 0 P: 7	R: 0 E: 0 K: 1 S: 11	H: 2 LOB: 2 BB: 0 P: 15	R: 0 E: 0 K: 1 S: 7	H: 0 LOB: 0 BB: 0 P: 10	R: 1 E: 0 K: 0 S: 14	H: 2 LOB: 1 BB: 0 P: 23	R: 0 E: 0 K: 0 S: 8	H: 1 LOB: 1 BB: 0 P: 11	R: 0 E: 1 K: 0 S: 5	H: 1 LOB: 1 BB: 0 P: 6	R: 2 E: 0 K: 1 S: 8	H: 3 LOB: 1 BB: 0 P: 12		R: 0 E: 0 K: 0 S: 9	H: 0 LOB: 0 BB: 0 P: 16	1B: 7 2B: 1 3B: 1 HR: 0	SF: 0 SAC: 1 DP: 3 HBP: 1	WP: 0 PB: 1 CS: 0
PITCHER	IP	WLS	BF	H	R	ER	SO	BB	IBB	HBP	BLK	WP	HR	S	P	ERA	WHIP					
Don Drysdale, R ERA: 6.18 (1, 1)	7.1		29	8	3	3	3	0	0	1	0	0	0	59	88	3.68	1.091					
Johnny Podres, L ERA: 3.25 (8, 1)	0.2		3	1	0	0	0	0	0	0	0	0	0	3	4	0.00	1.500					
Clem Labine, R ERA: 4.15 (9, 1)	1.0	W	3	0	0	0	0	0	0	0	0	0	0	9	16	0.00	0.000					

Batter	1	2	3	4	5	6	7	8	9	AB	R	H	RBI	BB	SO	LOB	BOTTOM					
Jim Gilliam, S OBP: 0.389, SLG: 0.413 (1, 7)	1B		E3		5-3			1B		4	1	2	0	0	0	0	Milwaukee Braves @ Los Angeles Dodgers Los Angeles Memorial Coliseum, Los Angeles, CA Fri Jun 06 1958, 10:05 PM EDT Att: 34,639 - Unknown					
Gino Cimoli, R OBP: 0.296, SLG: 0.391 (1, 8)	K		K				F7	K		4	0	0	0	0	3	3						
Carl Furillo, R OBP: 0.350, SLG: 0.516 (1, 9)	1B		G6-4-3				HR	1B		4	2	4	1	0	0	0						
Dick Gray, R OBP: 0.339, SLG: 0.529 Pee Wee Reese, R OBP: 0.329, SLG: 0.419 (8, PR)	L9		G6-4-3				6-3	1B		4	0	1	2	0	0	4						
Charlie Neal, R OBP: 0.332, SLG: 0.450 (1, 4)	F3				F5		5-3	K		4	0	0	0	0	1	3						
Gil Hodges, R OBP: 0.323, SLG: 0.410 (1, 3)			1-3		F8		5-3	K		4	0	1	0	0	1	1						
Don Zimmer, R OBP: 0.342, SLG: 0.433 (1, 6)			K		K			1B		4	1	2	1	0	2	1						
Rube Walker, L OBP: 0.208, SLG: 0.238 (1, 2)		1-3			F8			F5		3	0	0	0	0	0	2						
Don Drysdale, R OBP: 0.071, SLG: 0.214 Johnny Podres, L OBP: 0.154, SLG: 0.160 Clem Labine, R (9, 1)			6-3					K		3	0	0	0	0	2	2						
Inning Stats	R: 0 E: 0 K: 1 S: 16	H: 2 LOB: 2 BB: 0 P: 21	R: 0 E: 0 K: 1 S: 11	H: 1 LOB: 1 BB: 0 P: 13	R: 0 E: 0 K: 1 S: 8	H: 1 LOB: 1 BB: 0 P: 13	R: 0 E: 0 K: 1 S: 8	H: 0 LOB: 0 BB: 0 P: 12	R: 0 E: 0 K: 1 S: 7	H: 0 LOB: 0 BB: 0 P: 11	R: 1 E: 0 K: 0 S: 10	H: 1 LOB: 0 BB: 0 P: 16	R: 0 E: 0 K: 1 S: 7	H: 1 LOB: 1 BB: 0 P: 8	R: 2 E: 0 K: 3 S: 13	H: 3 LOB: 1 BB: 0 P: 19		R: 1 E: 0 K: 0 S: 2	H: 1 LOB: 0 BB: 0 P: 4	1B: 7 2B: 0 3B: 1 HR: 2	SF: 0 SAC: 0 DP: 1 HBP: 0	WP: 0 PB: 0 CS: 0
PITCHER	IP	WLS	BF	H	R	ER	SO	BB	IBB	HBP	BLK	WP	HR	S	P	ERA	WHIP					
Bob Rush, R ERA: 2.84 (1, 1)	7.1		31	9	3	3	7	0	0	0	0	0	1	74	103	3.68	1.227					
Don McMahon, R ERA: 2.93 (8, 1)	0.2	L	3	1	1	1	2	0	0	0	0	0	1	8	14	13.50	1.500					



Batter	1	2	3	4	5	6	7	8	9	AB	R	H	RBI	BB	SO	LOB	TOP									
Felix Mantilla, R OBP: 0.329, SLG: 0.446 (1, 4)										4	1	2	1	0	0	0										
Hank Aaron, R OBP: 0.316, SLG: 0.446 (1, 8)										4	0	0	0	0	1	1										
Eddie Mathews, L OBP: 0.368, SLG: 0.518 (1, 5)										3	1	1	0	1	1	2										
Joe Adcock, R OBP: 0.330, SLG: 0.540 (1, 3)										4	0	1	0	0	2	3										
Mel Roach, R OBP: 0.429, SLG: 0.619 (1, 7)										4	0	1	0	0	2	3										
Johnny Logan, R OBP: 0.317, SLG: 0.397 (1, 6)										4	0	0	0	0	2	4										
Andy Pafko, R Bill Bruton, L OBP: 0.275, SLG: 0.316 (9, PH)										2	0	0	0	1	1	2										
Del Crandall, R OBP: 0.350, SLG: 0.539 (1, 2)										3	0	1	0	1	0	0										
Lew Burdette, R OBP: 0.214, SLG: 0.214 Bob Trowbridge, R OBP: 0.333, SLG: 0.333 Del Rice, R OBP: 0.349, SLG: 0.349 Humberto Robinson, R OBP: 0.383, SLG: 0.439 (9, PH)										2	0	0	0	0	1	3										
Inning Stats	R: 0 E: 0 K: 2 S: 11	H: 1 LOB: 1 BB: 0 P: 15	R: 0 E: 0 K: 0 S: 15	H: 2 LOB: 2 BB: 1 P: 27	R: 0 E: 1 K: 0 S: 7	H: 0 LOB: 1 BB: 0 P: 11	R: 0 E: 0 K: 2 S: 12	H: 0 LOB: 0 BB: 0 P: 17	R: 0 E: 0 K: 1 S: 9	H: 0 LOB: 0 BB: 0 P: 13	R: 1 E: 1 K: 1 S: 11	H: 2 LOB: 2 BB: 0 P: 19	R: 1 E: 0 K: 2 S: 12	H: 1 LOB: 0 BB: 0 P: 19	R: 0 E: 0 K: 3 S: 12	H: 0 LOB: 1 BB: 1 P: 20	R: 0 E: 0 K: 0 S: 5	H: 0 LOB: 0 BB: 1 P: 12	1B: 4 2B: 1 3B: 0 HR: 1	SF: 0 SAC: 0 DP: 2 HBP: 0	WP: 1 PB: 0 SB: 0 CS: 0	PA: 36				
PITCHER	IP	WLS	BF	H	R	ER	SO	BB	IBB	HBP	BLK	WP	HR	S	P	ERA	WHIP									
Sandy Koufax, L ERA: 4.19	(1, 1)	7.0	W	30	6	2	2	8	2	0	0	0	1	1	78	126	2.57	1.143								
Ed Roebuck, R ERA: 2.97	(8, 1)	2.0	S	6	0	0	0	3	1	0	0	0	0	0	16	27	0.00	0.500								

Milwaukee Braves @ Los Angeles Dodgers
Los Angeles Memorial Coliseum, Los Angeles, CA
Sat Jun 07 1958, 10:05 PM EDT
Att: 59,565 - Unknown

AB 33
R 2
H 6
RBI 1
BB 3
SO 11
LOB 19



Batter	1	2	3	4	5	6	7	8	9	AB	R	H	RBI	BB	SO	LOB	BOTTOM									
Jim Gilliam, S OBP: 0.389, SLG: 0.409 (1, 7)										4	0	1	1	1	0	1										
Pee Wee Reese, R OBP: 0.333, SLG: 0.507 (1, 5)										5	2	2	2	0	0	5										
John Roseboro, L OBP: 0.351, SLG: 0.490 (1, 2)										5	0	1	0	0	1	3										
Carl Furillo, R OBP: 0.340, SLG: 0.500 (1, 9)										4	0	0	0	0	1	4										
Charlie Neal, R OBP: 0.340, SLG: 0.470 (1, 4)										4	1	3	0	0	0	0										
Gil Hodges, R OBP: 0.327, SLG: 0.412 (1, 3)										4	1	2	0	0	0	2										
Don Zimmer, R OBP: 0.340, SLG: 0.428 (1, 6)										4	1	1	0	0	1	3										
Gino Cimoli, R OBP: 0.295, SLG: 0.387 (1, 8)										4	0	1	2	0	0	2										
Sandy Koufax, R OBP: 0.250, SLG: 0.250 Ed Roebuck, R OBP: 0.500, SLG: 0.500 (8, 1)										2	0	2	0	0	0	0										
Inning Stats	R: 0 E: 0 K: 0 S: 14	H: 1 LOB: 1 BB: 0 P: 21	R: 2 E: 1 K: 0 S: 10	H: 3 LOB: 1 BB: 0 P: 13	R: 1 E: 0 K: 0 S: 5	H: 2 LOB: 1 BB: 0 P: 8	R: 0 E: 0 K: 1 S: 11	H: 2 LOB: 2 BB: 0 P: 13	R: 0 E: 0 K: 0 S: 9	H: 1 LOB: 1 BB: 0 P: 13	R: 1 E: 1 K: 2 S: 18	H: 2 LOB: 3 BB: 1 P: 25	R: 0 E: 0 K: 0 S: 6	H: 1 LOB: 1 BB: 0 P: 8	R: 1 E: 0 K: 0 S: 10	H: 1 LOB: 0 BB: 0 P: 17	1B: 9 2B: 0 3B: 2 HR: 2	SF: 0 SAC: 1 DP: 0 HBP: 0	WP: 0 PB: 0 SB: 0 CS: 0	PA: 39						
PITCHER	IP	WLS	BF	H	R	ER	SO	BB	IBB	HBP	BLK	WP	HR	S	P	ERA	WHIP									
Lew Burdette, R ERA: 4.54	(1, 1)	5.0	L	28	11	4	3	1	1	0	0	0	0	10	12	0.00	0.000									
Bob Trowbridge, R ERA: 3.18	(6, 1)	1.0		3	0	0	0	2	0	0	0	0	0	1	16	25	4.50	1.000								
Humberto Robinson, R ERA: 9.0	(7, 1)	2.0		8	2	1	1	0	0	0	0	0	1	16	25	4.50	1.000									

Milwaukee Braves @ Los Angeles Dodgers
Los Angeles Memorial Coliseum, Los Angeles, CA
Sat Jun 07 1958, 10:05 PM EDT
Att: 59,565 - Unknown

AB 37
R 5
H 13
RBI 5
BB 1
SO 3
LOB 20



Batter	1	2	3	4	5	6	7	8	9	AB	R	H	RBI	BB	SO	LOB	TOP			
Felix Mantilla, R OBP: 0.333, SLG: 0.443 (1, 4)	2-2 4-3 1B		1-2 E1 3-1 4-3 1B	0-0 6-3			1-1 L3 1-2		1-1 FC6-4 1B	5	1	2	0	0	0	1	Milwaukee Braves @ Los Angeles Dodgers Los Angeles Memorial Coliseum, Los Angeles, CA Sun Jun 08 1958, 6:33 AM EDT Att: 37,122 - Unknown livebaseballscorecards.com			
Mel Roach, R OBP: 0.423, SLG: 0.560 (1, 7)	0-0 BB 1B		1-0 3-1 2-3 1B		4-1 G6-3 BB		0-1 4-3		0-2 FC6-4 1B	4	0	1	0	1	0	3				
Eddie Mathews, L OBP: 0.366, SLG: 0.509 (1, 5)	4-0 G4-6-3 BB		0-0 4-3 1B		1-2 G6-3 1-2		1-2 F9			3	0	0	1	1	0	1				
Hank Aaron, R OBP: 0.319, SLG: 0.462 (1, 8)	0-0 G4-6-3 1-2		0-0 3-H 1-1 1B		3-2 HR		1-0 L6			4	1	2	1	0	0	2				
Joe Adcock, R OBP: 0.337, SLG: 0.538 (1, 3)		1-0 FC5 1B	2-3 K		0-2 1-3		2-1 1B			4	0	2	0	0	1	1				
Johnny Logan, R OBP: 0.320, SLG: 0.396 (1, 6)		2-2 FC5 1B		4-1 HR BB		0-2 4-3		0-1 5-3		3	1	1	0	1	0	1				
Andy Pafko, R OBP: 0.275, SLG: 0.311 (1, 9)		2-2 FC5 1-2 2-3		2-1 F7		0-1 6-3			2-2 4-3	4	0	0	0	0	0	3				
Del Crandall, R OBP: 0.347, SLG: 0.553 (1, 2)		1-3 K		2-1 1-H HR		0-1 6-3			1-1 F2	4	1	1	2	0	1	2				
Gene Conley, R OBP: 0.154, SLG: 0.154 (1, 1)		0-3 K		0-3 K			0-1 L3 1B		0-1 1B	0	0	0	0	0	0	0				
Joe Mauer, S OBP: 0.339, SLG: 0.396 (7, PH)										1	0	0	0	0	1	2				
Ernie Johnson, R OBP: 0.339, SLG: 0.396 (7, PH)										1	0	0	0	0	1	0				
Del Rice, R OBP: 0.339, SLG: 0.396 (7, PH)										1	0	1	0	0	0	0				
Humberto Robinson, R OBP: 0.339, SLG: 0.396 (7, PH)										0	0	0	0	0	0	0				
Frank Torre, S OBP: 0.339, SLG: 0.396 (9, PH)										1	0	1	0	0	0	0				
Inning Stats	R: 0 E: 0 K: 0 S: 6	H: 1 LOB: 1 BB: 1 P: 12	R: 0 E: 0 K: 2 S: 14	H: 2 LOB: 2 BB: 0 P: 20	R: 1 E: 1 K: 1 S: 10	H: 2 LOB: 1 BB: 0 P: 15	R: 2 E: 0 K: 1 S: 9	H: 1 LOB: 0 BB: 1 P: 17	R: 1 E: 0 K: 0 S: 10	H: 0 LOB: 0 BB: 0 P: 7	R: 0 E: 0 K: 0 S: 6	H: 1 LOB: 0 BB: 0 P: 7	R: 0 E: 0 K: 0 S: 8	H: 1 LOB: 1 BB: 0 P: 12	R: 0 E: 0 K: 0 S: 12	H: 2 LOB: 2 BB: 0 P: 16	1B: 9 2B: 1 3B: 0 HR: 2	SF: 0 SAC: 0 DP: 3 HBP: 0	WP: 0 PB: 0 SB: 0 CS: 0	PA: 38
PITCHER Johnny Podres, L ERA: 3.35 (1, 1)	IP: 9.0 WLS: W BF: 38 H: 11 R: 4 ER: 4 SO: 4 BB: 3 IBB: 0 HBP: 0 BLK: 0 WP: 0 HR: 2 S: 82 P: 124 ERA: 4.00 WHIP: 1.556															PITCHER				

Batter	1	2	3	4	5	6	7	8	9	AB	R	H	RBI	BB	SO	LOB	BOTTOM			
Jim Gilliam, S OBP: 0.389, SLG: 0.414 (1, 7)	1-0 1B 1B	1-2 1B 2B	1-0 F5		2-1 F9		2-1 L8			5	1	2	0	0	0	1	Milwaukee Braves @ Los Angeles Dodgers Los Angeles Memorial Coliseum, Los Angeles, CA Sun Jun 08 1958, 6:33 AM EDT Att: 37,122 - Unknown livebaseballscorecards.com			
Pee Wee Reese, R OBP: 0.337, SLG: 0.514 (1, 5)	1-3 K	1-2 3B 1B		0-0 1B 2B	2-1 F2		1-0 F5			5	2	2	1	0	1	1				
John Roseboro, L OBP: 0.361, SLG: 0.514 (1, 2)	3-2 1B 1B	0-0 2H 3H 1B		0-3 K		2-3 K	2-1 1B			5	2	3	1	0	2	1				
Carl Furillo, R OBP: 0.356, SLG: 0.511 (1, 9)	3-1 2B 1B	1-2 2H 1B		0-2 1B 1B		0-0 2B 1B	1-3 K			5	3	4	2	0	1	1				
Charlie Neal, R OBP: 0.342, SLG: 0.473 (1, 4)	1-1 2B 1B	1-1 F2		0-1 F4		2-2 1B 2B		0-2 5-3		5	2	2	1	0	0	3				
Gil Hodges, R OBP: 0.338, SLG: 0.422 (1, 3)	1-0 1B 2B	3-1 F8		1-2 1B 1B		4-0 1B FC6-4 IBB		4-2 1B BB		3	1	2	3	2	0	1				
Don Zimmer, R OBP: 0.354, SLG: 0.447 (1, 6)	2-3 K		3-2 E FC6-2 2B		1-2 2H 1B		0-0 FC6-4 1B		3-2 G1-4-3 1B	5	0	4	3	0	1	1				
Gino Cimoli, R OBP: 0.285, SLG: 0.373 (1, 8)	1-0 F9		0-3 K		0-1 1-3		1-2 FC6-4 1B		0-2 G1-4-3	5	0	0	1	0	1	7				
Johnny Podres, L OBP: 0.167, SLG: 0.143 (1, 1)		4-1 2B 1B BB	0-0 FC6-2		0-0 5-3		0-1 G3			3	1	0	0	1	0	2				
Inning Stats	R: 4 E: 0 K: 2 S: 19	H: 5 LOB: 1 BB: 0 P: 31	R: 3 E: 0 K: 0 S: 14	H: 4 LOB: 1 BB: 1 P: 24	R: 0 E: 1 K: 1 S: 10	H: 1 LOB: 1 BB: 0 P: 14	R: 2 E: 0 K: 1 S: 16	H: 4 LOB: 2 BB: 0 P: 17	R: 0 E: 0 K: 0 S: 5	H: 0 LOB: 0 BB: 0 P: 9	R: 3 E: 0 K: 1 S: 11	H: 3 LOB: 1 BB: 1 P: 19	R: 0 E: 0 K: 1 S: 8	H: 1 LOB: 1 BB: 0 P: 14	R: 0 E: 0 K: 0 S: 12	H: 1 LOB: 1 BB: 1 P: 19	1B: 13 2B: 5 3B: 1 HR: 0	SF: 0 SAC: 0 DP: 1 HBP: 0	WP: 0 PB: 0 SB: 0 CS: 0	PA: 44
PITCHER Gene Conley, R ERA: 4.81 (1, 1)	IP: 0.1 WLS: L BF: 6 H: 5 R: 4 ER: 4 SO: 1 BB: 0 IBB: 0 HBP: 0 BLK: 0 WP: 0 HR: 0 S: 15 P: 24 ERA: 108.00 WHIP: 15.000															PITCHER				
Joey Jay, R ERA: 9.0 (1, 1)	IP: 1.0 WLS: 7 BF: 4 H: 3 R: 3 ER: 3 SO: 1 BB: 0 IBB: 0 HBP: 0 BLK: 0 WP: 0 HR: 0 S: 15 P: 25 ERA: 27.00 WHIP: 5.000															PITCHER				
Ernie Johnson, R ERA: 6.1 (2, 1)	IP: 4.2 WLS: 23 BF: 8 H: 5 R: 5 ER: 5 SO: 3 BB: 0 IBB: 0 HBP: 0 BLK: 0 WP: 0 HR: 0 S: 45 P: 65 ERA: 9.64 WHIP: 1.714															PITCHER				
Humberto Robinson, R ERA: 7.0 (7, 1)	IP: 2.0 WLS: 8 BF: 2 H: 2 R: 0 ER: 0 SO: 1 BB: 0 IBB: 0 HBP: 0 BLK: 0 WP: 0 HR: 0 S: 20 P: 33 ERA: 0.00 WHIP: 1.500															PITCHER				



Batter	1	2	3	4	5	6	7	8	9	AB	R	H	RBI	BB	SO	LOB	TOP										
Felix Mantilla, R (1,4) OBP: 0.326, SLG: 0.429 Bob Trowbridge, R (8,1) OBP: 0.333, SLG: 0.333	F7		6-3	6-3		4-3		K		5	1	1	0	0	1	2	Milwaukee Braves @ Chicago Cubs Wrigley Field, Chicago, IL Tue Jun 10 1958, 3:33 AM CDT Att: 9,287 - Unknown										
Bill Bruton, L (1,8) OBP: 0.287, SLG: 0.302	1-3		1B	K		4-1		5-3		5	1	1	0	0	1	2											
Eddie Mathews, L (1,5) OBP: 0.376, SLG: 0.517	F5		1B	1B						5	1	4	2	0	0	0											
Hank Aaron, R (1,9) OBP: 0.321, SLG: 0.480		G3	1B	6-3						5	2	2	3	0	0	3											
Frank Torre, L (1,3) OBP: 0.397, SLG: 0.447	G3		HR							4	0	2	0	1	0	1											
Johnny Logan, R (1,6) OBP: 0.316, SLG: 0.392	SF8		SH1-3							2	0	0	1	0	2	3											
Harry Hanebrink, L (1,7) OBP: 0.262, SLG: 0.316	1B		F8							4	0	1	0	0	0	4											
Del Crandall, R (1,2) OBP: 0.345, SLG: 0.544	1B		F5							4	0	1	0	0	0	2											
Warren Spahn, L (1,1) OBP: 0.417, SLG: 0.500 Mel Roach, R (8,PH) OBP: 0.444, SLG: 0.560	F8			1B		4-3				3	1	1	0	0	0	2											
Inning Stats	R: 0 E: 0 K: 0 S: 3	H: 0 LOB: 0 BB: 0 P: 3	R: 1 E: 0 K: 0 S: 6	H: 3 LOB: 2 BB: 0 P: 6	R: 4 E: 0 K: 0 S: 7	H: 4 LOB: 1 BB: 1 P: 11	R: 1 E: 0 K: 1 S: 7	H: 2 LOB: 1 BB: 0 P: 7	R: 0 E: 0 K: 0 S: 6	H: 1 LOB: 1 BB: 0 P: 6	R: 0 E: 0 K: 0 S: 3	H: 0 LOB: 0 BB: 0 P: 3	R: 0 E: 0 K: 1 S: 7	H: 2 LOB: 2 BB: 0 P: 7	R: 0 E: 0 K: 1 S: 5	H: 0 LOB: 1 BB: 1 P: 9		R: 0 E: 0 K: 0 S: 3	H: 1 LOB: 0 BB: 0 P: 3	1B: 10 2B: 2 3B: 0 HR: 1	SF: 1 SAC: 1 DP: 1 HBP: 0	WP: 0 PB: 0 SB: 0 CS: 0	PA: 41				
PITCHER	IP	WLS	BF	H	R	ER	SO	BB	IBB	HBP	BLK	WP	HR	S	P	ERA	WHIP										
Dick Drott, R (1,1) ERA: 4.84 Glen Hobbie, R (3,1) ERA: 4.39	2.0	13	7	5	5	5	0	0	0	0	0	0	1	13	13	22.50	3.500										

Batter	1	2	3	4	5	6	7	8	9	AB	R	H	RBI	BB	SO	LOB	BOTTOM										
Bobby Adams, R (1,4) OBP: 0.333, SLG: 0.455 Tony Taylor, R (7,4) OBP: 0.255, SLG: 0.183	F9		6-3	FC4-6		F9		6-3		4	0	0	0	0	0	1	Milwaukee Braves @ Chicago Cubs Wrigley Field, Chicago, IL Tue Jun 10 1958, 3:33 AM CDT Att: 9,287 - Unknown										
Alvin Dark, R (1,5) OBP: 0.323, SLG: 0.342	6-3		1B	F9						4	1	2	0	1	0	1											
Lee Walls, R (1,9) OBP: 0.361, SLG: 0.549			14 HR							5	2	2	0	0	0	4											
14 Ernie Banks, R (1,6) OBP: 0.379, SLG: 0.678	F5		1B	HR						4	1	1	3	0	0	2											
Bobby Thomson, R (1,8) OBP: 0.356, SLG: 0.459			F9							4	2	2	3	0	0	0											
Walt Moryn, L (1,7) OBP: 0.381, SLG: 0.543	K		1-3							4	0	0	0	0	1	0											
Dale Long, L (1,3) OBP: 0.391, SLG: 0.491	6-3			HR						3	2	2	1	1	0	0											
Cal Neeman, R (1,2) OBP: 0.340, SLG: 0.561				4-3						3	1	2	2	1	0	0											
Dick Drott, R (1,1) OBP: 0.320, SLG: 0.320 Glen Hobbie, R (3,1) OBP: 0.231, SLG: 0.208	5-3			FC4-6		1-3				1	0	0	0	0	0	1											
Inning Stats	R: 0 E: 0 K: 0 S: 4	H: 1 LOB: 1 BB: 0 P: 4	R: 1 E: 0 K: 1 S: 6	H: 1 LOB: 1 BB: 1 P: 10	R: 3 E: 0 K: 0 S: 6	H: 3 LOB: 0 BB: 0 P: 6	R: 1 E: 0 K: 0 S: 5	H: 2 LOB: 1 BB: 0 P: 5	R: 0 E: 0 K: 0 S: 3	H: 0 LOB: 0 BB: 0 P: 3	R: 2 E: 0 K: 0 S: 4	H: 1 LOB: 1 BB: 1 P: 8	R: 2 E: 0 K: 0 S: 5	H: 2 LOB: 0 BB: 0 P: 5	R: 0 E: 0 K: 1 S: 7	H: 2 LOB: 3 BB: 1 P: 11		R: 0 E: 0 K: 0 S: 3	H: 0 LOB: 0 BB: 0 P: 3	1B: 6 2B: 1 3B: 0 HR: 5	SF: 0 SAC: 0 DP: 0 HBP: 0	WP: 0 PB: 0 SB: 0 CS: 0	PA: 39				
PITCHER	IP	WLS	BF	H	R	ER	SO	BB	IBB	HBP	BLK	WP	HR	S	P	ERA	WHIP										
Warren Spahn, L (1,1) ERA: 3.13 Bob Trowbridge, R (8,1) ERA: 3.04	7.0	33	10	9	9	9	1	2	0	0	0	0	5	33	41	11.57	1.714										

AB 37
R 6
H 13
RBI 6
BB 2
SO 4
LOB 19



AB 36
R 9
H 12
RBI 9
BB 3
SO 2
LOB 13



Batter	1	2	3	4	5	6	7	8	9	AB	R	H	RBI	BB	SO	LOB	TOP			
Bill Bruton, L OBP: 0.275, SLG: 0.292 (1, 8)	4-0 1B BB		0-0 F7		0-0 F8	3-1		4-0 1-2 2-3 BB		3	1	0	0	1	0	3	Milwaukee Braves @ Chicago Cubs Wrigley Field, Chicago, IL Thu Jun 12 1958, 3:33 AM CDT Att: 21,772 - Unknown			
Andy Pafko, R OBP: 0.291, SLG: 0.329 (8, 9)	4-3		0-0 F8		0-3 K		0-0 5-3	0-0 G5-2-3		5	0	0	0	0	1	4				
Felix Mantilla, R OBP: 0.306, SLG: 0.391 (1, 4)	4-3		0-0 F8		0-0 2-3		0-0 F2	0-0 5-3		4	1	1	1	1	0	0				
Eddie Mathews, L OBP: 0.373, SLG: 0.519 (1, 5)	4-0 1B BB		0-0 2-3		0-0 F3		0-0 F9		0-0 4-3	5	1	1	0	0	0	2				
Hank Aaron, R OBP: 0.325, SLG: 0.479 (1, 9)	0-0 F8		0-0 L1		0-0 1B 2B		0-0 F8		0-0 3-1	5	1	2	1	0	0	0				
Frank Torre, L OBP: 0.411, SLG: 0.450 (1, 3)	0-0 1-2 2-H 1B		0-0 E BB		0-0 1B 2B		0-0 SH2-4 1B			3	1	2	1	1	0	2				
Johnny Logan, R OBP: 0.330, SLG: 0.408 (1, 6)	0-0 P4		0-0 E3		4-0 1B IBB		0-0 SH2-4 1B			2	0	0	0	1	0	1				
Harry Hanebrink, L OBP: 0.264, SLG: 0.308 (1, 7)		0-0 P6	0-0 E3		0-0 1B IBB		0-0 SH2-4 1B			4	0	2	2	0	0	2				
Del Crandall, R OBP: 0.350, SLG: 0.545 (1, 2)		0-0 6-3	0-0 F8		0-0 1B		0-0 SH2-4 1B			1	0	0	0	0	0	0				
Lew Burdette, R OBP: 0.207, SLG: 0.207 (1, 1)		0-0 6-3	0-0 K		0-3 K		0-0 BB 1B			1	0	0	0	0	0	0				
Carl Sawatski, L OBP: 0.231, SLG: 0.100 (5, PH)										1	0	0	0	0	1	0				
Bob Trowbridge, R OBP: 0.333, SLG: 0.333 (5, 1)										0	0	0	0	0	0	0				
Joe Adcock, R OBP: 0.343, SLG: 0.564 (6, PH)										1	0	0	0	1	3					
Humberto Robinson, R OBP: 1.000, SLG: 1.000 (6, 1)										1	0	1	0	0	0	0				
Inning Stats	R: 1 E: 0 K: 0 S: 4	H: 1 LOB: 2 BB: 2 P: 12	R: 0 E: 0 K: 0 S: 3	H: 0 LOB: 0 BB: 0 P: 3	R: 0 E: 1 K: 0 S: 3	H: 0 LOB: 2 BB: 0 P: 8	R: 0 E: 0 K: 2 S: 7	H: 0 LOB: 0 BB: 0 P: 7	R: 2 E: 0 K: 1 S: 9	H: 4 LOB: 3 BB: 1 P: 13	R: 1 E: 0 K: 0 S: 4	H: 1 LOB: 0 BB: 0 P: 4	R: 1 E: 0 K: 0 S: 5	H: 3 LOB: 2 BB: 1 P: 9	R: 0 E: 0 K: 0 S: 3	H: 0 LOB: 0 BB: 0 P: 3	1B: 7 2B: 1 3B: 0 HR: 1	SF: 0 SAC: 1 DP: 1 HBP: 0	WP: 0 PA: 41 PB: 0 SB: 0 CS: 0	
PITCHER	IP WLS BF H R ER SO BB IBB HBP BLK WP HR S P ERA WHIP	IP WLS BF H R ER SO BB IBB HBP BLK WP HR S P ERA WHIP	IP WLS BF H R ER SO BB IBB HBP BLK WP HR S P ERA WHIP	IP WLS BF H R ER SO BB IBB HBP BLK WP HR S P ERA WHIP	IP WLS BF H R ER SO BB IBB HBP BLK WP HR S P ERA WHIP	IP WLS BF H R ER SO BB IBB HBP BLK WP HR S P ERA WHIP	IP WLS BF H R ER SO BB IBB HBP BLK WP HR S P ERA WHIP	IP WLS BF H R ER SO BB IBB HBP BLK WP HR S P ERA WHIP	IP WLS BF H R ER SO BB IBB HBP BLK WP HR S P ERA WHIP	IP WLS BF H R ER SO BB IBB HBP BLK WP HR S P ERA WHIP	IP WLS BF H R ER SO BB IBB HBP BLK WP HR S P ERA WHIP	IP WLS BF H R ER SO BB IBB HBP BLK WP HR S P ERA WHIP	IP WLS BF H R ER SO BB IBB HBP BLK WP HR S P ERA WHIP	IP WLS BF H R ER SO BB IBB HBP BLK WP HR S P ERA WHIP	IP WLS BF H R ER SO BB IBB HBP BLK WP HR S P ERA WHIP	IP WLS BF H R ER SO BB IBB HBP BLK WP HR S P ERA WHIP	IP WLS BF H R ER SO BB IBB HBP BLK WP HR S P ERA WHIP	IP WLS BF H R ER SO BB IBB HBP BLK WP HR S P ERA WHIP	IP WLS BF H R ER SO BB IBB HBP BLK WP HR S P ERA WHIP	
Moe Drabowsky, R ERA: 3.69 (1, 1)	7.1 L	36 9 5 5 3	9 5 5 3	3 1 0 0	0 0 0 0	0 0 0 0	0 0 0 0	0 0 0 0	0 0 0 0	0 0 0 0	0 0 0 0	0 0 0 0	0 0 0 0	0 0 0 0	0 0 0 0	0 0 0 0	0 0 0 0	0 0 0 0	0 0 0 0	0 0 0 0
Taylor Phillips, L ERA: 3.39 (8, 1)	0.2	2 0 0 0	0 0 0 0	1 0 0 0	0 0 0 0	0 0 0 0	0 0 0 0	0 0 0 0	0 0 0 0	0 0 0 0	0 0 0 0	0 0 0 0	0 0 0 0	0 0 0 0	0 0 0 0	0 0 0 0	0 0 0 0	0 0 0 0	0 0 0 0	0 0 0 0
Dick Drott, R ERA: 4.76 (9, 1)	1.0	3 0 0 0	0 0 0 0	0 0 0 0	0 0 0 0	0 0 0 0	0 0 0 0	0 0 0 0	0 0 0 0	0 0 0 0	0 0 0 0	0 0 0 0	0 0 0 0	0 0 0 0	0 0 0 0	0 0 0 0	0 0 0 0	0 0 0 0	0 0 0 0	0 0 0 0

AB	35
R	5
H	9
RBI	5
BB	5
SO	3
LOB	17



Batter	1	2	3	4	5	6	7	8	9	AB	R	H	RBI	BB	SO	LOB	BOTTOM				
Tony Taylor, R OBP: 0.254, SLG: 0.187 (1, 4)	0-0 F9		0-0 5-3	0-0 1B		0-0 F8		0-0 6-3		4	0	1	0	0	0	0	Milwaukee Braves @ Chicago Cubs Wrigley Field, Chicago, IL Thu Jun 12 1958, 3:33 AM CDT Att: 21,772 - Unknown				
Chuck Tanner, L OBP: 0.324, SLG: 0.455 (8, PH)	0-0 F9		0-0 F9	0-0 FC5-4 1B		0-0 SH 1B		0-0 1-3		5	0	2	1	0	0	1					
Johnny Goryl, R OBP: 0.315, SLG: 0.376 (9, 4)	0-0 F9		0-0 F9	0-0 FC5-4 1B		0-0 SH 1B		0-0 1-3		4	1	1	0	0	0	2					
Alvin Dark, R OBP: 0.333, SLG: 0.353 (1, 5)	0-0 F9		0-0 F9	0-0 FC5-4 1B		0-0 SH 1B		0-0 1-3		4	1	1	0	0	0	2					
Lee Walls, R OBP: 0.364, SLG: 0.556 (1, 9)	0-0 E5 14 1B		0-0 F4		0-0 F8		0-0 K		0-0 4-0 K	4	1	2	0	1	1	0					
14 Ernie Banks, R OBP: 0.384, SLG: 0.677 (1, 6)	0-0 2B E 1B		0-0 F8		0-0 F8		0-0 BB IBB		0-0 4-0 K	4	1	2	0	1	1	0					
Walt Moryn, L OBP: 0.386, SLG: 0.541 (1, 7)	0-0 E2 1-1 2-H 2B		0-0 E3		0-0 F7		0-0 F7		0-0 4-0 BB	4	0	2	1	1	0	2					
Dale Long, L OBP: 0.391, SLG: 0.494 (1, 3)	0-0 F7		0-0 E3		0-0 F7		0-0 F7		0-0 4-0 BB	4	0	0	0	1	1	3					
Sammy Taylor, L OBP: 0.350, SLG: 0.392 (1, 2)		0-0 3-1		0-0 5-3		0-0 L3		0-0 G3		4	0	0	0	0	0	4					
Bobby Thomson, R OBP: 0.353, SLG: 0.465 (1, 8)		0-0 1-3		0-0 HR		0-0 F4		0-0 SH 1B		4	1	2	1	0	0	0					
Moe Drabowsky, R OBP: 0.200, SLG: 0.200 (1, 1)		0-0 5-3		0-0 E6 1B		0-3 K		0-0 SH		3	1	0	0	0	1	0					
Taylor Phillips, L ERA: 4.42 (8, 1)										0	0	0	0	0	0	0					
Bobby Adams, R OBP: 0.343, SLG: 0.463 (6, PH)										0	0	0	0	0	0	0					
Dick Drott, R OBP: 0.320, SLG: 0.320 (9, 1)										0	0	0	0	0	0	0					
Inning Stats	R: 2 E: 2 K: 0 S: 6	H: 2 LOB: 1 BB: 0 P: 6	R: 0 E: 0 K: 0 S: 3	H: 0 LOB: 0 BB: 0 P: 3	R: 0 E: 0 K: 0 S: 5	H: 3 LOB: 3 BB: 0 P: 5	R: 2 E: 1 K: 1 S: 9	H: 3 LOB: 2 BB: 0 P: 9	R: 0 E: 0 K: 0 S: 4	H: 0 LOB: 0 BB: 0 P: 4	R: 0 E: 0 K: 1 S: 5	H: 0 LOB: 0 BB: 0 P: 5	R: 0 E: 0 K: 0 S: 4	H: 1 LOB: 3 BB: 2 P: 12	R: 0 E: 0 K: 0 S: 4	H: 1 LOB: 1 BB: 0 P: 4	R: 0 E: 0 K: 1 S: 5	H: 0 LOB: 1 BB: 1 P: 9	1B: 8 2B: 1 3B: 0 HR: 1	SF: 0 SAC: 2 DP: 0 HBP: 0	WP: 0 PA: 42 PB: 0 SB: 0 CS: 0
PITCHER	IP WLS BF H R ER SO BB IBB HBP BLK WP HR S P ERA WHIP	IP WLS BF H R ER SO BB IBB HBP BLK WP HR S P ERA WHIP	IP WLS BF H R ER SO BB IBB HBP BLK WP HR S P ERA WHIP	IP WLS BF H R ER SO BB IBB HBP BLK WP HR S P ERA WHIP	IP WLS BF H R ER SO BB IBB HBP BLK WP HR S P ERA WHIP	IP WLS BF H R ER SO BB IBB HBP BLK WP HR S P ERA WHIP	IP WLS BF H R ER SO BB IBB HBP BLK WP HR S P ERA WHIP	IP WLS BF H R ER SO BB IBB HBP BLK WP HR S P ERA WHIP	IP WLS BF H R ER SO BB IBB HBP BLK WP HR S P ERA WHIP	IP WLS BF H R ER SO BB IBB HBP BLK WP HR S P ERA WHIP	IP WLS BF H R ER SO BB IBB HBP BLK WP HR S P ERA WHIP	IP WLS BF H R ER SO BB IBB HBP BLK WP HR S P ERA WHIP	IP WLS BF H R ER SO BB IBB HBP BLK WP HR S P ERA WHIP	IP WLS BF H R ER SO BB IBB HBP BLK WP HR S P ERA WHIP	IP WLS BF H R ER SO BB IBB HBP BLK WP HR S P ERA WHIP	IP WLS BF H R ER SO BB IBB HBP BLK WP HR S P ERA WHIP	IP WLS BF H R ER SO BB IBB HBP BLK WP HR S P ERA WHIP	IP WLS BF H R ER SO BB IBB HBP BLK WP HR S P ERA WHIP	IP WLS BF H R ER SO BB IBB HBP BLK WP HR S P ERA WHIP		
Lew Burdette, R ERA: 2.92 (5, 1)	1.0	4 0 0 0	0 0 0 0	0 0 0 0	0 0 0 0	0 0 0 0	0 0 0 0	0 0 0 0	0 0 0 0	0 0 0 0	0 0 0 0	0 0 0 0	0 0 0 0	0 0 0 0	0 0 0 0	0 0 0 0	0 0 0 0	0 0 0 0	0 0 0 0	0 0 0 0	
Bob Trowbridge, R ERA: 2.92 (6, 1)	4.0	W 17 2	2 0 0 2	2 1 0 0	0 0 0 0	0 0 0 0	0 0 0 0	0 0 0 0	0 0 0 0	0 0 0 0	0 0 0 0	0 0 0 0	0 0 0 0	0 0 0 0	0 0 0 0	0 0 0 0	0 0 0 0	0 0 0 0	0 0 0 0	0 0 0 0	
Humberto Robinson, R ERA: 4.88 (6, 1)	4.0	W 17 2	2 0 0 2	2 1 0 0	0 0 0 0	0 0 0 0	0 0 0 0	0 0 0 0	0 0 0 0	0 0 0 0	0 0 0 0	0 0 0 0	0 0 0 0	0 0 0 0	0 0 0 0	0 0 0 0	0 0 0 0	0 0 0 0	0 0 0 0	0 0 0 0	



Batter	1	2	3	4	5	6	7	8	9	AB	R	H	RBI	BB	SO	LOB	TOP	
Bill Bruton, L OBP: 0.309, SLG: 0.346 (1, 8)										4	1	3	1	0	0	1	Milwaukee Braves @ St. Louis Cardinals Sportsman's Park, St. Louis, MO Fri Jun 13 1958, 4:33 AM EDT Att: 21,007 - Unknown livebaseballscorecards.com	
Mel Roach, R OBP: 0.371, SLG: 0.455 (1, 4)										4	0	1	0	0	0	4		
Eddie Mathews, L OBP: 0.372, SLG: 0.513 (1, 5)										2	0	0	0	1	1	1		
Hank Aaron, R OBP: 0.320, SLG: 0.474 (1, 9)										2	0	0	1	0	0	0		
Frank Torre, L OBP: 0.409, SLG: 0.441 (1, 3)										2	0	0	0	1	0	2		
Johnny Logan, R OBP: 0.335, SLG: 0.409 (1, 6)										2	0	1	0	1	0	1		
Harry Hanebrink, L OBP: 0.296, SLG: 0.296 (1, 7)										3	0	0	0	0	2	4		
Del Crandall, R OBP: 0.350, SLG: 0.541 (1, 2)										3	1	1	0	0	0	0		
Joey Jay, S OBP: 0.500, SLG: 0.333 (1, 1)										2	0	1	0	1	1	1		
Inning Stats	R: 1 E: 0 K: 0 S: 5	H: 2 LOB: 3 BB: 2 P: 13	R: 1 E: 0 K: 2 S: 9	H: 2 LOB: 1 BB: 0 P: 9	R: 0 E: 0 K: 1 S: 6	H: 1 LOB: 1 BB: 0 P: 6	R: 0 E: 0 K: 0 S: 3	H: 0 LOB: 1 BB: 1 P: 7	R: 0 E: 0 K: 0 S: 3	H: 2 LOB: 2 BB: 0 P: 7	R: 0 E: 0 K: 1 S: 7	H: 2 LOB: 2 BB: 0 P: 7						
PITCHER Jim Brosnan, R ERA: 2.79 (1, 1)	IP: 6.0 WLS: L BF: 29	H: 7 R: 2 ER: 2 SO: 4	BB: 4 IBB: 0 HBP: 0 BLK: 0	WP: 0 HR: 0 S: 33 P: 49	ERA: 3.00 WHIP: 1.833	PITCHER										IP: WLS: BF: H: R: ER: SO: BB: IBB: HBP: BLK: WP: HR: S: P: ERA: WHIP	AB: 24 R: 2 H: 7 RBI: 2 BB: 4 SO: 4 LOB: 14	

Batter	1	2	3	4	5	6	7	8	9	AB	R	H	RBI	BB	SO	LOB	BOTTOM	
Don Blasingame, L OBP: 0.386, SLG: 0.409 (1, 4)										3	0	2	0	0	1	0	Milwaukee Braves @ St. Louis Cardinals Sportsman's Park, St. Louis, MO Fri Jun 13 1958, 4:33 AM EDT Att: 21,007 - Unknown livebaseballscorecards.com	
Curt Flood, R OBP: 0.350, SLG: 0.426 (1, 8)										3	0	0	0	0	0	2		
Stan Musial, L OBP: 0.469, SLG: 0.653 (1, 3)										2	0	0	0	1	0	1		
Joe Cunningham, L OBP: 0.439, SLG: 0.449 (1, 7)										2	0	0	0	0	1	1		
Ken Boyer, R OBP: 0.337, SLG: 0.492 (1, 5)										2	0	1	0	0	0	0		
Gene Green, R OBP: 0.411, SLG: 0.530 (1, 9)										2	0	1	0	0	1	1		
Hal Smith, R OBP: 0.323, SLG: 0.330 (1, 2)										2	0	0	0	0	0	2		
Eddie Kasko, R OBP: 0.277, SLG: 0.237 (1, 6)										2	0	0	0	0	0	1		
Jim Brosnan, R OBP: 0.188, SLG: 0.172 (1, 1)										1	0	0	0	0	1	0		
Irv Noren, L OBP: 0.356, SLG: 0.333 (6, PH)										1	0	0	0	0	0	0		
Inning Stats	R: 0 E: 0 K: 1 S: 5	H: 1 LOB: 1 BB: 1 P: 9	R: 0 E: 0 K: 1 S: 5	H: 1 LOB: 0 BB: 0 P: 5	R: 0 E: 0 K: 2 S: 7	H: 0 LOB: 0 BB: 0 P: 7	R: 0 E: 0 K: 0 S: 3	H: 0 LOB: 0 BB: 0 P: 3	R: 0 E: 0 K: 0 S: 4	H: 1 LOB: 1 BB: 0 P: 4	R: 0 E: 0 K: 0 S: 4	H: 1 LOB: 1 BB: 0 P: 4						
PITCHER Joey Jay, R ERA: 4.85 (1, 1)	IP: 6.0 WLS: W BF: 21	H: 4 R: 0 ER: 0 SO: 4	BB: 1 IBB: 0 HBP: 0 BLK: 0	WP: 1 HR: 0 S: 28 P: 32	ERA: 0.00 WHIP: 0.833	PITCHER										IP: WLS: BF: H: R: ER: SO: BB: IBB: HBP: BLK: WP: HR: S: P: ERA: WHIP	AB: 20 R: 0 H: 4 RBI: 0 BB: 1 SO: 4 LOB: 8	

Batter	1	2	3	4	5	6	7	8	9	AB	R	H	RBI	BB	SO	LOB	TOP		
Red Schoendienst, S OBP: 0.359, SLG: 0.331 (1,4)	4-3		P6		G3-6-3					3	0	0	0	0	0	1			
Bill Bruton, L OBP: 0.345, SLG: 0.389 (1,8)	1B			E9						2	1	2	0	1	0	0			
Eddie Mathews, L OBP: 0.367, SLG: 0.505 (1,5)	F7			E1						3	0	0	1	0	0	2			
Hank Aaron, R OBP: 0.321, SLG: 0.472 (1,9)	1B			G6-4-3						3	0	1	0	0	0	2			
Frank Torre, L OBP: 0.415, SLG: 0.447 (1,3)				1B						3	0	2	0	0	0	0			
Johnny Logan, R OBP: 0.335, SLG: 0.413 (1,6)				1B						3	0	2	0	0	0	0			
Harry Hanebrink, L OBP: 0.250, SLG: 0.289 (1,7)				1B						2	0	0	0	0	0	2			
Del Crandall, R OBP: 0.350, SLG: 0.533 (1,2)			6-3							2	0	0	0	1	1	0			
Warren Spahn, L OBP: 0.420, SLG: 0.500 (1,1)			L5							2	0	1	0	0	0	0			
Inning Stats	R: 0 E: 0 K: 0 S: 3	H: 1 LOB: 2 BB: 1 P: 7	R: 0 E: 0 K: 0 S: 3	H: 0 LOB: 0 BB: 0 P: 3	R: 0 E: 0 K: 0 S: 3	H: 0 LOB: 0 BB: 0 P: 3	R: 1 E: 2 K: 0 S: 6	H: 3 LOB: 2 BB: 0 P: 6	R: 0 E: 0 K: 1 S: 5	H: 1 LOB: 0 BB: 0 P: 5	R: 0 E: 0 K: 0 S: 3	H: 2 LOB: 3 BB: 1 P: 7					1B: 7 2B: 1 3B: 0 HR: 0	SF: 0 SAC: 1 DP: 3 HBP: 0	WP: 0 PA: 26 CS: 0
PITCHER Larry Jackson, R ERA: 3.61 (1,1)	IP: 6.1 WLS: W BF: 26 H: 8 R: 1 ER: 1 SO: 1 BB: 1 IBB: 1 HBP: 0 BLK: 0 WP: 0 HR: 0 S: 26 P: 34 ERA: 1.42 WHIP: 1.421															PITCHER	IP: 6.1 WLS: W BF: 26 H: 8 R: 1 ER: 1 SO: 1 BB: 1 IBB: 1 HBP: 0 BLK: 0 WP: 0 HR: 0 S: 26 P: 34 ERA: 1.42 WHIP: 1.421		

Milwaukee Braves @ St. Louis Cardinals
Sportsman's Park, St. Louis, MO
Sat Jun 14 1958, 4:33 AM EDT
Att: 16,945 - Unknown

AB 23
R 1
H 8
RBI 1
BB 2
SO 1
LOB 7



Batter	1	2	3	4	5	6	7	8	9	AB	R	H	RBI	BB	SO	LOB	BOTTOM		
Don Blasingame, L OBP: 0.390, SLG: 0.410 (1,4)	6-3									2	0	1	0	1	0	0			
Eddie Kasko, R OBP: 0.279, SLG: 0.241 (1,6)	CS									3	0	1	0	0	0	2			
Stan Musial, L OBP: 0.467, SLG: 0.646 (1,3)	1B									2	0	0	0	1	0	1			
Ken Boyer, R OBP: 0.337, SLG: 0.506 (1,5)										3	1	1	1	0	0	2			
Gene Green, R OBP: 0.416, SLG: 0.555 (1,9)										3	1	2	1	0	0	2			
Del Ennis, R OBP: 0.302, SLG: 0.365 (1,7)										3	0	0	0	0	0	1			
Curt Flood, R OBP: 0.356, SLG: 0.454 (1,8)										3	0	2	0	0	0	0			
Hal Smith, R OBP: 0.323, SLG: 0.325 (1,2)										2	0	0	0	1	0	1			
Larry Jackson, R OBP: 0.095, SLG: 0.095 (1,1)										2	0	0	0	0	1	4			
Inning Stats	R: 0 E: 0 K: 0 S: 3	H: 1 LOB: 0 BB: 0 P: 3	R: 0 E: 0 K: 0 S: 5	H: 2 LOB: 3 BB: 1 P: 9	R: 0 E: 0 K: 0 S: 3	H: 1 LOB: 0 BB: 0 P: 3	R: 2 E: 0 K: 1 S: 8	H: 3 LOB: 1 BB: 0 P: 8	R: 0 E: 0 K: 0 S: 3	H: 0 LOB: 2 BB: 2 P: 11	R: 0 E: 0 K: 0 S: 3	H: 0 LOB: 0 BB: 0 P: 3					1B: 3 2B: 2 3B: 0 HR: 2	SF: 0 SAC: 0 DP: 1 HBP: 0	WP: 0 PA: 26 CS: 1
PITCHER Warren Spahn, L ERA: 3.13 (1,1)	IP: 6.0 WLS: L BF: 26 H: 7 R: 2 ER: 2 SO: 1 BB: 2 IBB: 1 HBP: 0 BLK: 0 WP: 0 HR: 2 S: 25 P: 37 ERA: 3.00 WHIP: 1.500															PITCHER	IP: 6.0 WLS: L BF: 26 H: 7 R: 2 ER: 2 SO: 1 BB: 2 IBB: 1 HBP: 0 BLK: 0 WP: 0 HR: 2 S: 25 P: 37 ERA: 3.00 WHIP: 1.500		

Milwaukee Braves @ St. Louis Cardinals
Sportsman's Park, St. Louis, MO
Sat Jun 14 1958, 4:33 AM EDT
Att: 16,945 - Unknown

AB 23
R 2
H 7
RBI 2
BB 3
SO 1
LOB 13



Batter	1	2	3	4	5	6	7	8	9	AB	R	H	RBI	BB	SO	LOB	TOP					
Red Schoendienst, S OBP: 0.357, SLG: 0.324 (1, 4)	F5		CS	P5		F8		BLK BB		3	0	0	0	1	0	1						
Bill Bruton, L OBP: 0.344, SLG: 0.386 Mel Roach, R OBP: 0.361, SLG: 0.441 Don McMahon, R (8, 1)	F5			G4-6-3 1B		F7		F3		3	0	1	0	0	0	0						
Eddie Mathews, L OBP: 0.361, SLG: 0.495 (1, 5)	1-3			G4-6-3 1-2		F9			K	4	0	0	0	0	1	1						
Hank Aaron, R OBP: 0.324, SLG: 0.475 (1, 9)		5-3				K			K	3	1	1	0	1	1	0						
Frank Torre, L OBP: 0.410, SLG: 0.441 (1, 3)		P6				F9			1B BB	4	0	1	0	0	1	1						
Johnny Logan, R OBP: 0.342, SLG: 0.414 (1, 6)		6-3				K			1B 1-3	4	2	2	1	0	1	0						
Harry Hanebrink, L OBP: 0.260, SLG: 0.326 (1, 7)						F2			BB BLK 1B	3	1	1	2	1	1	1						
Del Crandall, R OBP: 0.341, SLG: 0.519 (1, 2)						F9			1-3 HR 1B	4	0	0	0	0	1	2						
Bob Rush, R OBP: 0.200, SLG: 0.174 Joe Adcock, R OBP: 0.349, SLG: 0.568 Felix Mantilla, R OBP: 0.306, SLG: 0.391 (8, 8)						K			1-3 HR 1B	2	0	1	0	0	1	1						
Inning Stats	R: 0 E: 0 K: 0 S: 3	H: 0 LOB: 0 BB: 0 P: 3	R: 0 E: 0 K: 0 S: 3	H: 0 LOB: 0 BB: 0 P: 3	R: 0 E: 0 K: 1 S: 4	H: 1 LOB: 0 BB: 1 P: 8	R: 0 E: 0 K: 0 S: 3	H: 0 LOB: 0 BB: 0 P: 3	R: 0 E: 0 K: 2 S: 7	H: 0 LOB: 0 BB: 0 P: 7	R: 0 E: 0 K: 0 S: 4	H: 1 LOB: 1 BB: 0 P: 4	R: 0 E: 0 K: 1 S: 6	H: 1 LOB: 1 BB: 0 P: 6	R: 1 E: 0 K: 2 S: 9	H: 2 LOB: 2 BB: 1 P: 13	R: 3 E: 0 K: 1 S: 7	H: 3 LOB: 0 BB: 1 P: 11	1B: 6 2B: 1 3B: 0 HR: 1	SF: 0 SAC: 0 DP: 1 HBP: 0	WP: 0 PB: 0 CS: 1	PA: 36
PITCHER	IP	WLS	BF	H	R	ER	SO	BB	IBB	HBP	BLK	WP	HR	S	P	ERA	WHIP					
Sam Jones, R ERA: 3.29 (1, 1)	7.2		28	5	1	1	6	2	0	0	0	0	0	38	46	1.17	0.913					
Morrie Martin, L ERA: 3.97 (8, 1)	0.2		4	1	2	2	1	1	0	0	1	0	0	5	9	27.00	3.000					
Lindy McDaniel, R ERA: 5.67 (9, 1)	0.2	L	3	2	1	1	0	0	0	0	0	0	1	3	3	13.50	3.000					

Milwaukee Braves @ St. Louis Cardinals
Sportsman's Park, St. Louis, MO
Sun Jun 15 1958, 4:33 AM EDT
Att: 20,547 - Unknown

AB 32
R 4
H 8
RBI 3
BB 3
SO 7
LOB 9





Batter	1	2	3	4	5	6	7	8	9	AB	R	H	RBI	BB	SO	LOB	BOTTOM					
Don Blasingame, L OBP: 0.388, SLG: 0.407 (1, 4)	F8		F2			S HR 1B		P4		4	1	1	0	0	0	0						
Joe Cunningham, L OBP: 0.441, SLG: 0.484 (1, 7) (9, 3)					F9	1-3 HR		6-3		4	1	2	2	0	0	0						
Stan Musial, L OBP: 0.460, SLG: 0.635 Irv Noren, L OBP: 0.351, SLG: 0.328 (1, 3) (9, 7)					K			F7		3	0	0	0	0	1	1						
Ken Boyer, R OBP: 0.335, SLG: 0.500 (1, 5)					F2			F7		4	0	1	0	0	0	1						
Gene Green, R OBP: 0.411, SLG: 0.543 (1, 9)					3-1	6-3		F7		3	0	0	0	1	0	1						
Curt Flood, R OBP: 0.355, SLG: 0.440 (1, 8)					K			L7		3	0	0	0	1	1	1						
Hal Smith, R OBP: 0.315, SLG: 0.317 Wally Moon, L OBP: 0.386, SLG: 0.299 (1, 2) (9, PH)					E5			6-3		3	0	0	0	0	1	1						
Eddie Kasko, R OBP: 0.281, SLG: 0.235 (1, 6)					6-3			F9		2	0	0	0	1	0	0						
Sam Jones, R OBP: 0.129, SLG: 0.100 Morrie Martin, L (8, 1) Lindy McDaniel, R OBP: 0.100, SLG: 0.100 (9, 1)					P4			K		2	0	0	0	0	2	2						
Inning Stats	R: 0 E: 0 K: 0 S: 4	H: 1 LOB: 1 BB: 0 P: 4	R: 0 E: 0 K: 0 S: 2	H: 0 LOB: 0 BB: 1 P: 6	R: 0 E: 0 K: 1 S: 3	H: 0 LOB: 0 BB: 0 P: 3	R: 0 E: 0 K: 1 S: 5	H: 0 LOB: 0 BB: 0 P: 5	R: 0 E: 0 K: 0 S: 3	H: 0 LOB: 0 BB: 0 P: 3	R: 2 E: 0 K: 0 S: 5	H: 2 LOB: 0 BB: 0 P: 5	R: 0 E: 0 K: 0 S: 3	H: 0 LOB: 0 BB: 0 P: 3	R: 0 E: 0 K: 1 S: 5	H: 0 LOB: 2 BB: 0 P: 5	R: 0 E: 0 K: 0 S: 4	H: 1 LOB: 2 BB: 1 P: 8	1B: 3 2B: 1 3B: 0 HR: 1	SF: 0 SAC: 0 DP: 1 HBP: 0	WP: 0 PB: 0 CS: 0	PA: 34
PITCHER	IP	WLS	BF	H	R	ER	SO	BB	IBB	HBP	BLK	WP	HR	S	P	ERA	WHIP					
Bob Rush, R ERA: 3.29 (1, 1)	7.0		26	3	2	2	2	1	0	0	0	0	0	28	36	2.57	0.571					
Don McMahon, R ERA: 2.84 (8, 1)	2.0	W	8	1	0	0	1	1	0	0	0	0	0	9	13	0.00	1.000					

Milwaukee Braves @ St. Louis Cardinals
Sportsman's Park, St. Louis, MO
Sun Jun 15 1958, 4:33 AM EDT
Att: 20,547 - Unknown

AB 31
R 2
H 4
RBI 2
BB 3
SO 3
LOB 9



Batter	1	2	3	4	5	6	7	8	9	AB	R	H	RBI	BB	SO	LOB	TOP					
Tony Taylor, R OBP: 0.265, SLG: 0.212 (1,4)	0-0 1B 1B		0-3 K		0-3 K			0-0 G6-4-3 14 1B HBP		4	2	2	0	0	2	0	Chicago Cubs @ Milwaukee Braves Milwaukee County Stadium, Milwaukee, WI Tue Jun 17 1958, 8:05 PM EDT Att: 28,143 - Unknown 					
Alvin Dark, R OBP: 0.352, SLG: 0.378 (1,5)	0-0 G4-6-3 14 1B 1B		0-0 1B 2B		0-0 1B			1-0 G6-4-3 HBP		3	0	3	0	0	0	0						
Lee Walls, R OBP: 0.375, SLG: 0.563 (1,9)	0-0 G4-6-3 14 1B		0-0 1B		0-0 F3			0-0 G6-4-3		4	0	2	1	0	0	3						
14 Ernie Banks, R OBP: 0.372, SLG: 0.649 (1,6)	0-0 G4-6-3 1-2 3-H 2-3		0-0 F3		0-3 K			0-0 FC4-6 1B		4	0	1	1	0	1	4						
Walt Moryn, L OBP: 0.370, SLG: 0.523 (1,7)	0-0 4-3		0-0 F6		0-0 3-1			0-0 FC4-6 1B		4	0	0	0	0	0	4						
Dale Long, L OBP: 0.377, SLG: 0.468 (1,3)		0-0 4-3		0-0 F7		0-0 3-1			0-0 6-3	4	0	0	0	0	0	0						
Sammy Taylor, L OBP: 0.356, SLG: 0.371 (1,2)		0-0 4-3		0-0 3-1			0-0 F7		0-0 4-3	4	0	0	0	0	0	0						
Bobby Thomson, R OBP: 0.360, SLG: 0.477 (1,8)		4-0 BB		0-0 5-3			0-0 4-3		0-0 HR	3	1	1	1	1	0	0						
Moe Drabowsky, R OBP: 0.185, SLG: 0.185 (1,1)		0-3 K		0-0 F4			0-0 1-3		0-0 6-3	2	0	0	0	0	1	1						
Glen Hobbie, R OBP: 0.214, SLG: 0.192 (5,1)										1	0	0	0	0	0	0						
Chuck Tanner, L OBP: 0.308, SLG: 0.429 (9, PH)										1	0	0	0	0	0	0						
Inning Stats	R: 1 E: 0 K: 0 S: 5	H: 3 LOB: 1 BB: 0 P: 5	R: 0 E: 0 K: 1 S: 5	H: 0 LOB: 1 BB: 1 P: 9	R: 0 E: 0 K: 1 S: 7	H: 2 LOB: 2 BB: 0 P: 7	R: 0 E: 0 K: 0 S: 3	H: 0 LOB: 0 BB: 0 P: 3	R: 0 E: 0 K: 1 S: 6	H: 1 LOB: 1 BB: 0 P: 6	R: 0 E: 0 K: 1 S: 5	H: 0 LOB: 0 BB: 0 P: 5	R: 0 E: 0 K: 0 S: 3	H: 0 LOB: 0 BB: 0 P: 3	R: 1 E: 0 K: 0 S: 4	H: 2 LOB: 1 BB: 0 P: 5	R: 1 E: 0 K: 0 S: 4	H: 1 LOB: 0 BB: 0 P: 4	1B: 7 2B: 1 3B: 0 HR: 1	SF: 0 SAC: 0 DP: 2 HBP: 1	WP: 0 PB: 0 SB: 0 CS: 0	PA: 36
PITCHER Lew Burdette, R ERA: 4.28 (1,1)	IP: 9.0 WLS: W BF: 36 H: 9 R: 3 ER: 3 SO: 4 BB: 1 IBB: 0 HBP: 1 BLK: 0 WP: 0 HR: 1 S: 42 P: 47 ERA: 3.00 WHIP: 1.111															PITCHER						

Batter	1	2	3	4	5	6	7	8	9	AB	R	H	RBI	BB	SO	LOB	BOTTOM					
Red Schoendienst, S OBP: 0.354, SLG: 0.322 (1,4)	0-0 1-3		0-0 3-1		0-0 HBP 1B BB 1B	0-0 F9				4	1	1	0	0	0	0	Chicago Cubs @ Milwaukee Braves Milwaukee County Stadium, Milwaukee, WI Tue Jun 17 1958, 8:05 PM EDT Att: 28,143 - Unknown 					
Bill Bruton, L OBP: 0.338, SLG: 0.377 (1,8)	0-0 FC6-4 2B 1B		0-0 6-3		0-3 K	0-0 F3				4	1	1	0	0	1	1						
Eddie Mathews, L OBP: 0.363, SLG: 0.492 (1,5)	4-0 FC6-4 1-2 BB		0-3 K		0-0 BB 1B HBP 1B		0-0 F6			3	1	1	0	1	1	0						
Hank Aaron, R OBP: 0.318, SLG: 0.466 (1,9)	0-0 FC6-4 2B		0-0 5-3		0-3 K		0-0 F8			4	1	0	0	0	1	4						
Frank Torre, L OBP: 0.420, SLG: 0.455 (1,3)	0-0 1-H 3-H 2B		0-0 2B 1B		0-0 2B 1B HBP		0-0 F8			3	2	2	2	0	0	0						
Johnny Logan, R OBP: 0.345, SLG: 0.418 (1,6)	0-0 F4		0-0 2B		0-0 2B BB		0-3 K			3	0	1	2	1	1	1						
Harry Hanebrink, L OBP: 0.260, SLG: 0.322 (1,7)		0-0 1-3		0-0 F8		0-0 1-2 2-H 3-H 1B		0-0 4-3		4	0	1	2	0	0	1						
Del Crandall, R OBP: 0.339, SLG: 0.510 (1,2)		0-0 F9		4-0 IBB		0-3 K		0-0 6-3		3	0	0	0	1	1	2						
Lew Burdette, R OBP: 0.188, SLG: 0.188 (1,1)		0-3 K		0-0 F4		0-0 6-3				3	0	0	0	0	1	2						
Inning Stats	R: 2 E: 0 K: 0 S: 5	H: 2 LOB: 1 BB: 1 P: 9	R: 0 E: 0 K: 1 S: 5	H: 0 LOB: 0 BB: 0 P: 5	R: 0 E: 0 K: 1 S: 5	H: 0 LOB: 0 BB: 0 P: 5	R: 1 E: 0 K: 0 S: 5	H: 2 LOB: 2 BB: 1 P: 9	R: 3 E: 0 K: 3 S: 12	H: 3 LOB: 2 BB: 1 P: 17	R: 0 E: 0 K: 0 S: 3	H: 0 LOB: 0 BB: 0 P: 3	R: 0 E: 0 K: 0 S: 3	H: 0 LOB: 0 BB: 0 P: 3	R: 0 E: 0 K: 1 S: 5	H: 0 LOB: 0 BB: 0 P: 5	R: 0 E: 0 K: 1 S: 5	H: 0 LOB: 0 BB: 0 P: 4	1B: 5 2B: 2 3B: 0 HR: 0	SF: 0 SAC: 0 DP: 0 HBP: 1	WP: 0 PB: 0 SB: 0 CS: 0	PA: 35
PITCHER Moe Drabowsky, R ERA: 4.19 (1,1)	IP: 4.2 WLS: L BF: 25 H: 7 R: 6 ER: 6 SO: 4 BB: 2 IBB: 1 HBP: 1 BLK: 0 WP: 0 HR: 0 S: 29 P: 42 ERA: 11.57 WHIP: 1.929															PITCHER						
Glen Hobbie, R ERA: 3.94 (5,1)	IP: 3.1 WLS: L BF: 10 H: 0 R: 0 ER: 0 SO: 2 BB: 0 IBB: 0 HBP: 0 BLK: 0 WP: 0 HR: 0 S: 14 P: 14 ERA: 0.00 WHIP: 0.000															PITCHER						

Batter	1	2	3	4	5	6	7	8	9	AB	R	H	RBI	BB	SO	LOB	TOP					
Tony Taylor, R (1,4) OBP: 0.268, SLG: 0.241	0-0 1-4-3 14 S 2B	0-0 6-3			0-0 F9	0-0 F8			0-0 HR	5	2	2	1	0	0	4	Chicago Cubs @ Milwaukee Braves Milwaukee County Stadium, Milwaukee, WI Thu Jun 19 1958, 8:05 PM EDT Att: 21,491 - Unknown					
Alvin Dark, R (1,5) OBP: 0.353, SLG: 0.392	0-0 6-3		0-0 6-3		0-0 F9		0-0 HR	0-0 BB	4	1	1	1	1	0	1							
Lee Walls, R (1,9) OBP: 0.372, SLG: 0.556	0-0 1-4-3 2-3		0-0 F3		0-0 1B		0-0 F8	0-0 1-2	5	0	1	0	0	0	2							
14 Ernie Banks, R (1,6) OBP: 0.373, SLG: 0.642	0-0 BB		0-0 1B		0-0 F8		0-3 K	0-0 F9	4	0	1	0	1	1	2							
Bobby Thomson, R (1,8) OBP: 0.354, SLG: 0.468	0-3 K		0-0 5-3		0-0 5-3		0-0 6-3		4	0	0	0	0	1	2							
Walt Moryn, L (1,7) OBP: 0.375, SLG: 0.553		0-0 5-3 1B		0-0 HR	0-0 HR		0-0 F4		4	2	3	2	0	0	0							
Dale Long, L (1,3) OBP: 0.374, SLG: 0.464		0-0 5-3 1B		0-3 K	0-0 4-3		0-3 K		4	0	1	0	0	2	0							
Cal Neeman, R (1,2) OBP: 0.315, SLG: 0.500		0-0 5-3 1-2 2-3		0-0 6-3	0-0 BB 1B		0-3 K		4	0	1	0	0	1	2							
John Briggs, R (1,1) Bill Henry, L (4,1) Jim Bolger, R (6, PH) Glen Hobbie, R (6,1) OBP: 0.324, SLG: 0.400 OBP: 0.207, SLG: 0.185	0-3 K		0-3 K		0-0 1-2 BB		0-3 K		2	0	0	0	0	2	2							
Inning Stats	R: 1 E: 0 K: 1 S: 6	H: 1 LOB: 1 BB: 1 P: 10	R: 0 E: 0 K: 1 S: 7	H: 2 LOB: 2 BB: 0 P: 7	R: 0 E: 0 K: 0 S: 4	H: 1 LOB: 1 BB: 0 P: 4	R: 1 E: 0 K: 2 S: 8	H: 1 LOB: 1 BB: 0 P: 8	R: 0 E: 0 K: 0 S: 4	H: 1 LOB: 1 BB: 0 P: 4	R: 1 E: 0 K: 1 S: 6	H: 1 LOB: 0 BB: 0 P: 6	R: 0 E: 0 K: 2 S: 7	H: 0 LOB: 0 BB: 0 P: 7	R: 1 E: 0 K: 1 S: 6	H: 1 LOB: 1 BB: 1 P: 10		1B: 5 2B: 1 3B: 0 HR: 4	SF: 0 SAC: 0 DP: 0 HBP: 0	WP: 0 PB: 0 SB: 1 CS: 0	PA: 40	
PITCHER	IP WLS BF H R ER SO BB IBB HBP BLK WP HR S P ERA WHIP	8.1 L 38 10 5 5 8 3 0 0 0 0 4 51 63 5.40 1.560	0.2 2 0 0 0 0 0 0 0 0 0 0 0 2 2 0.00 0.000																			

AB	37
R	5
H	10
RBI	4
BB	3
SO	8
LOB	15



Batter	1	2	3	4	5	6	7	8	9	AB	R	H	RBI	BB	SO	LOB	BOTTOM					
Red Schoendienst, S (1,4) OBP: 0.355, SLG: 0.324	0-0 F3	0-0 1-3		0-0 2B 1B	0-0 F7			0-0 G3 1B		5	0	2	0	0	0	3	Chicago Cubs @ Milwaukee Braves Milwaukee County Stadium, Milwaukee, WI Thu Jun 19 1958, 8:05 PM EDT Att: 21,491 - Unknown					
Bill Bruton, L (1,8) OBP: 0.329, SLG: 0.354	0-0 BB BB		0-0 4-3	0-0 F5		0-0 4-3		0-0 F8		4	0	0	0	1	0	3						
Eddie Mathews, L (1,5) OBP: 0.364, SLG: 0.493	0-0 1-2 BB		0-0 3-1	0-0 1-3 2B		0-0 3-1		0-0 G3 1-2 2-3		4	0	1	0	1	0	2						
Hank Aaron, R (1,9) OBP: 0.324, SLG: 0.462	0-0 F8		0-0 BB	0-0 IBB		0-0 F9		0-0 HBP		2	0	0	0	2	0	2						
Frank Torre, L (1,3) OBP: 0.405, SLG: 0.437	0-0 F7		0-0 5-3	0-3 K		0-0 F9		0-0 F8		5	0	0	0	0	1	9						
Johnny Logan, R (1,6) OBP: 0.350, SLG: 0.419		0-0 F5		0-0 F8	0-0 3B 1B		0-0 1B	0-0 FC3-6 BB	4	1	2	0	1	0	0							
Harry Hanebrink, L (1,7) Andy Pafko, R (6, PH) OBP: 0.275, SLG: 0.330 OBP: 0.292, SLG: 0.354	0-0 1B BB		0-0 1B	0-0 2B 1B	0-0 1-H 3B		0-0 F2	0-0 FC3-6 1-2	1	1	1	0	1	0	0							
Del Rice, R (1,2) OBP: 0.308, SLG: 0.367		0-3 K		0-0 1-H HR 2B	0-0 5-3		0-3 K	0-3 K	5	1	1	1	0	3	4							
Warren Spahn, L (1,1) Bob Trowbridge, R (9,1) Joe Adcock, R (9, PH) OBP: 0.444, SLG: 0.583 OBP: 0.333, SLG: 0.333 OBP: 0.345, SLG: 0.563	0-0 1-2 1B		0-0 1B	0-0 2-H HR	0-3 K		0-0 G3 1B	0-0 F	4	1	3	2	0	1	1							
Inning Stats	R: 0 E: 0 K: 0 S: 3	H: 0 LOB: 2 BB: 2 P: 11	R: 0 E: 0 K: 1 S: 6	H: 1 LOB: 1 BB: 1 P: 10	R: 0 E: 0 K: 0 S: 3	H: 0 LOB: 1 BB: 1 P: 7	R: 3 E: 0 K: 1 S: 10	H: 5 LOB: 3 BB: 1 P: 14	R: 1 E: 0 K: 1 S: 7	H: 2 LOB: 1 BB: 0 P: 7	R: 0 E: 0 K: 0 S: 3	H: 0 LOB: 0 BB: 0 P: 3	R: 0 E: 0 K: 1 S: 6	H: 1 LOB: 1 BB: 0 P: 6	R: 0 E: 0 K: 0 S: 5	H: 2 LOB: 3 BB: 0 P: 6		R: 0 E: 0 K: 1 S: 5	H: 0 LOB: 1 BB: 1 P: 9	1B: 7 2B: 2 3B: 1 HR: 1	SF: 0 SAC: 0 DP: 0 HBP: 1	WP: 0 PB: 0 SB: 0 CS: 0
PITCHER	IP WLS BF H R ER SO BB IBB HBP BLK WP HR S P ERA WHIP	3.1 9 19 3 1 1 2 0 1 0 0 0 0 12 16 5.40 1.800	4.0 W 17 3 0 0 2 1 0 1 0 0 0 0 19 24 0.00 1.000																			

AB	38
R	4
H	11
RBI	4
BB	6
SO	5
LOB	27



Batter	1	2	3	4	5	6	7	8	9	AB	R	H	RBI	BB	SO	LOB	TOP					
Don Blasingame, L (1,4) OBP: 0.373, SLG: 0.386	F2			L9		3-1		2B	FC6-4	4	1	1	0	1	0	0	St. Louis Cardinals @ Milwaukee Braves Milwaukee County Stadium, Milwaukee, WI Fri Jun 20 1958, 4:33 AM EDT Att: 34,221 - Unknown livebaseballscorecards.com					
Joe Cunningham, L (1,7) OBP: 0.470, SLG: 0.515	G4-6-3			1B		FC6-4		BB	FC6-4	2	1	1	1	3	0	2						
Stan Musial, L (1,3) OBP: 0.453, SLG: 0.629	G4-6-3			F7		F7		BB		3	0	0	0	1	0	3						
Ken Boyer, R (1,5) OBP: 0.338, SLG: 0.515		4-3		1B		FC6-4				3	0	1	0	1	0	1						
Gene Green, R (1,9) OBP: 0.411, SLG: 0.526				1B						4	0	2	1	0	1	3						
Curt Flood, R (1,8) OBP: 0.357, SLG: 0.442	G5-4-3			1B						3	1	0	0	1	0	4						
Hobie Landrith, L (1,2) OBP: 0.341, SLG: 0.212				3-1		4-3				4	0	0	0	0	0	2						
Eddie Kasko, R (1,6) OBP: 0.288, SLG: 0.253				K2-3		1-3				2	0	0	0	0	1	0						
Inv Noren, L (8, PH) OBP: 0.333, SLG: 0.309										1	0	0	0	0	0	0						
Johnny O'Brien, R (8, PH) OBP: 0.305, SLG: 0.369										1	0	0	0	0	0	0						
Del Ennis, R (9, PH) OBP: 0.305, SLG: 0.369										1	0	0	0	0	0	0						
Sam Jones, R (1,1) OBP: 0.121, SLG: 0.094				L9		6-3				2	0	0	0	0	0	0						
Wally Moon, L (8, PH) OBP: 0.372, SLG: 0.286										1	0	0	0	0	0	0						
Billy Muffett, R (8,1) OBP: 0.286, SLG: 0.333										0	0	0	0	0	0	0						
Phil Paine, R (8,1) OBP: 0.333, SLG: 0.333										0	0	0	0	0	0	0						
Joe Taylor, R (9, PH) OBP: 0.385, SLG: 0.455										0	0	0	0	1	0	0						
Inning Stats	R: 0 E: 0 K: 0 S: 2	H: 0 LOB: 0 BB: 1 P: 6	R: 0 E: 0 K: 0 S: 3	H: 1 LOB: 0 BB: 0 P: 3	R: 0 E: 0 K: 1 S: 5	H: 0 LOB: 0 BB: 0 P: 5	R: 1 E: 0 K: 0 S: 5	H: 2 LOB: 2 BB: 1 P: 9	R: 0 E: 0 K: 0 S: 3	H: 0 LOB: 0 BB: 0 P: 3	R: 0 E: 0 K: 0 S: 3	H: 0 LOB: 1 BB: 0 P: 7	R: 0 E: 1 K: 0 S: 3	H: 0 LOB: 0 BB: 0 P: 3	R: 1 E: 0 K: 1 S: 7	H: 2 LOB: 2 BB: 2 P: 15	R: 1 E: 0 K: 0 S: 3	H: 0 LOB: 2 BB: 3 P: 15	1B: 4 2B: 2 3B: 0 HR: 0	SF: 0 SAC: 0 DP: 3 HBP: 0	WP: 1 PB: 1 CS: 0	PA: 38
PITCHER	IP WLS BF H R ER SO BB IBB HBP BLK WP HR S P ERA WHIP																					
Bob Rush, R (1,1) ERA: 3.2	7.2 W 29 5 2 2 1 3 0 0 0 0 0 28 40 2.35 1.043																					
Don McMahon, R (8,1) ERA: 2.73	1.1 S 9 0 1 0 1 4 1 0 0 1 0 6 26 0.00 3.000																					

Batter	1	2	3	4	5	6	7	8	9	AB	R	H	RBI	BB	SO	LOB	BOTTOM			
Red Schoendienst, S (1,4) OBP: 0.353, SLG: 0.322	HR	F3			F8		F8			4	1	1	0	0	0	1	St. Louis Cardinals @ Milwaukee Braves Milwaukee County Stadium, Milwaukee, WI Fri Jun 20 1958, 4:33 AM EDT Att: 34,221 - Unknown livebaseballscorecards.com			
Bill Bruton, L (1,8) OBP: 0.324, SLG: 0.362	K			4-3		K				4	1	1	0	0	2	1				
Eddie Mathews, L (1,5) OBP: 0.366, SLG: 0.505	HR			P6						3	2	1	2	1	0	0				
Frank Torre, L (1,3) OBP: 0.408, SLG: 0.434	F9			F8						3	1	1	0	1	0	0				
Hank Aaron, R (1,9) OBP: 0.327, SLG: 0.474	4-3			L7						3	1	1	4	1	0	0				
Harry Hanebrink, L (1,7) OBP: 0.267, SLG: 0.319										3	0	0	0	0	0	2				
Andy Pafko, R (7,7) OBP: 0.289, SLG: 0.349				3-1		F8		F8		1	0	0	0	0	0	0				
Johnny Logan, R (1,6) OBP: 0.353, SLG: 0.432										3	1	1	1	1	1	2				
Del Rice, R (1,2) OBP: 0.286, SLG: 0.340										4	0	0	0	0	1	1				
Bob Rush, R (1,1) OBP: 0.214, SLG: 0.192										3	0	1	0	0	1	0				
Don McMahon, R (8,1) ERA: 2.73										0	0	0	0	0	0	0				
Inning Stats	R: 2 E: 0 K: 1 S: 7	H: 2 LOB: 0 BB: 0 P: 7	R: 1 E: 0 K: 0 S: 5	H: 2 LOB: 1 BB: 0 P: 5	R: 0 E: 0 K: 0 S: 3	H: 0 LOB: 0 BB: 0 P: 3	R: 0 E: 0 K: 0 S: 3	H: 0 LOB: 1 BB: 1 P: 7	R: 0 E: 0 K: 1 S: 5	H: 0 LOB: 0 BB: 0 P: 5	R: 0 E: 0 K: 0 S: 4	H: 1 LOB: 2 BB: 1 P: 8	R: 0 E: 0 K: 1 S: 5	H: 0 LOB: 0 BB: 0 P: 5	R: 4 E: 0 K: 2 S: 9	H: 2 LOB: 2 BB: 2 P: 17	1B: 3 2B: 1 3B: 0 HR: 3	SF: 0 SAC: 0 DP: 0 HBP: 0	WP: 0 PB: 0 CS: 0	PA: 35
PITCHER	IP WLS BF H R ER SO BB IBB HBP BLK WP HR S P ERA WHIP																			
Sam Jones, R (1,1) ERA: 3.33	7.0 L 28 5 3 3 3 2 0 0 0 0 0 32 40 3.86 1.000																			
Billy Muffett, R (8,1) ERA: 5.65	0.0 4 2 4 4 0 1 1 0 0 0 0 1 2 10 ∞ ∞																			
Phil Paine, R (8,1) ERA: 0.84	1.0 3 0 0 0 0 2 0 0 0 0 0 0 7 7 0.00 0.000																			

Batter	1	2	3	4	5	6	7	8	9	AB	R	H	RBI	BB	SO	LOB	TOP										
Don Blasingame, L (1,4) OBP: 0.375, SLG: 0.385	1-3			FC6-4 1B	P5			FC5 6-3 BB		3	1	1	0	1	0	0	St. Louis Cardinals @ Milwaukee Braves Milwaukee County Stadium, Milwaukee, WI Sat Jun 21 1958, 4:33 AM EDT Att: 36,565 - Unknown livebaseballscorecards.com										
Joe Cunningham, L (1,7) OBP: 0.471, SLG: 0.514	4-3-6 1B			E5 FC6-4 1B			FC1-6 1B	6-3		4	1	2	0	0	0	2											
Stan Musial, L (1,3) OBP: 0.454, SLG: 0.623	4-3-6			FC6-4 IBB			FC1-6 1B			2	0	0	0	2	0	2											
Irv Noren, L (9,7) OBP: 0.333, SLG: 0.309	4-3-6 1-2			FC6-4 IBB			FC1-6 1B			0	0	0	0	0	0	0											
Ken Boyer, R (1,5) OBP: 0.336, SLG: 0.510		F7		FC6-4 1B				FC5		4	0	1	1	0	0	4											
Gene Green, R (1,9) OBP: 0.408, SLG: 0.519		6-3							1-3	4	0	1	1	0	0	1											
Curt Flood, R (1,8) OBP: 0.346, SLG: 0.427										4	0	0	0	0	3	2											
Hal Smith, R (1,2) OBP: 0.301, SLG: 0.301			L7		6-3					4	0	0	0	0	0	2											
Eddie Kasko, R (1,6) OBP: 0.280, SLG: 0.245			4-3							3	0	0	0	0	0	0											
Vinegar Bend Mizell, R (1,1) OBP: 0.129, SLG: 0.129					P3					3	0	0	0	0	1	0											
Larry Jackson, R (9,1) OBP: 0.091, SLG: 0.091			P4							0	0	0	0	0	0	0											
Inning Stats	R: 0 E: 0 K: 0 S: 3	H: 1 LOB: 0 BB: 0 P: 3	R: 0 E: 0 K: 1 S: 5	H: 0 LOB: 0 BB: 0 P: 5	R: 0 E: 0 K: 0 S: 3	H: 0 LOB: 0 BB: 0 P: 3	R: 2 E: 1 K: 1 S: 8	H: 2 LOB: 2 BB: 1 P: 12	R: 0 E: 0 K: 0 S: 5	H: 0 LOB: 0 BB: 0 P: 5	R: 0 E: 0 K: 0 S: 4	H: 2 LOB: 1 BB: 0 P: 4	R: 0 E: 0 K: 0 S: 3	H: 0 LOB: 0 BB: 0 P: 3	R: 0 E: 0 K: 1 S: 5	H: 0 LOB: 2 BB: 2 P: 11	R: 0 E: 0 K: 1 S: 5	H: 0 LOB: 0 BB: 0 P: 5	1B: 5 2B: 1 3B: 0 HR: 0	SF: 0 SAC: 0 DP: 1 HBP: 0	WP: 0 PB: 0 SB: 0 CS: 0	PA: 34					
PITCHER	IP	WLS	BF	H	R	ER	SO	BB	IBB	HBP	BLK	WP	HR	S	P	ERA	WHIP										
Lew Burdette, R (1,1) ERA: 4.02	8.0	L	31	5	2	1	3	1	2	0	0	0	0	34	46	1.12	0.750										
Gene Conley, R (9,1) ERA: 4.56	1.0		3	0	0	0	1	0	0	0	0	0	0	5	5	0.00	0.000										


Batter	1	2	3	4	5	6	7	8	9	AB	R	H	RBI	BB	SO	LOB	BOTTOM										
Red Schoendienst, S (1,4) OBP: 0.345, SLG: 0.314	L8			5-3				F9	F8	4	0	0	0	0	0	2	St. Louis Cardinals @ Milwaukee Braves Milwaukee County Stadium, Milwaukee, WI Sat Jun 21 1958, 4:33 AM EDT Att: 36,565 - Unknown livebaseballscorecards.com										
Felix Mantilla, R (1,8) OBP: 0.314, SLG: 0.427	6-3			F9			HR		SH3-4 1B	4	1	2	1	0	0	0											
Eddie Mathews, L (1,5) OBP: 0.362, SLG: 0.498	K			K					SH3-4	3	0	0	0	0	3	0											
Hank Aaron, R (1,9) OBP: 0.329, SLG: 0.472		G5-4-3 BB			4-3				F9	3	0	1	0	1	0	1											
Joe Adcock, R (1,3) OBP: 0.336, SLG: 0.545										3	0	0	0	0	0	2											
Frank Torre, L (9,PH) OBP: 0.405, SLG: 0.431		G5-4-3 1-2			6-3			FC5-4	3-1	1	0	0	0	0	0	1											
Johnny Logan, R (1,6) OBP: 0.352, SLG: 0.430										3	0	1	0	0	0	0											
Andy Pafko, R (1,7) OBP: 0.283, SLG: 0.341										2	0	0	0	0	0	0											
Del Crandall, R (1,2) OBP: 0.339, SLG: 0.503										2	0	0	0	1	0	0											
Lew Burdette, R (1,1) OBP: 0.176, SLG: 0.176										2	0	0	0	0	2	0											
Mel Roach, R (8,PH) OBP: 0.351, SLG: 0.429										1	0	0	0	0	0	2											
Gene Conley, R (9,1) OBP: 0.154, SLG: 0.154										0	0	0	0	0	0	0											
Inning Stats	R: 0 E: 0 K: 1 S: 5	H: 0 LOB: 0 BB: 0 P: 5	R: 0 E: 0 K: 0 S: 2	H: 0 LOB: 0 BB: 1 P: 6	R: 0 E: 0 K: 1 S: 5	H: 0 LOB: 0 BB: 0 P: 5	R: 0 E: 0 K: 1 S: 5	H: 0 LOB: 0 BB: 0 P: 5	R: 0 E: 0 K: 1 S: 5	H: 0 LOB: 0 BB: 0 P: 5	R: 1 E: 0 K: 1 S: 7	H: 2 LOB: 1 BB: 0 P: 7	R: 0 E: 0 K: 0 S: 4	H: 1 LOB: 2 BB: 1 P: 8	R: 0 E: 0 K: 0 S: 4	H: 1 LOB: 1 BB: 0 P: 4	1B: 3 2B: 0 3B: 0 HR: 1	SF: 0 SAC: 2 DP: 1 HBP: 0	WP: 0 PB: 0 SB: 0 CS: 0	PA: 32							
PITCHER	IP	WLS	BF	H	R	ER	SO	BB	IBB	HBP	BLK	WP	HR	S	P	ERA	WHIP										
Vinegar Bend Mizell, L (1,1) ERA: 3.67	8.1	W	30	4	1	1	5	2	0	0	0	0	0	38	46	1.08	0.720										
Larry Jackson, R (9,1) ERA: 3.72	0.2	S	2	0	0	0	0	0	0	0	0	0	0	2	2	0.00	0.000										


Batter	1	2	3	4	5	6	7	8	9	AB	R	H	RBI	BB	SO	LOB	TOP							
Don Blasingame, L (1,4) OBP: 0.375, SLG: 0.380	6-3		3-1				6-3		6-3	3	0	0	0	2	0	0	St. Louis Cardinals @ Milwaukee Braves Milwaukee County Stadium, Milwaukee, WI Sun Jun 22 1958, 4:33 AM EDT Att: 39,886 - Unknown							
Joe Cunningham, L (1,7) OBP: 0.476, SLG: 0.505						F8			G4-6-3	2	1	0	0	3	0	2								
Stan Musial, L (1,3) OBP: 0.449, SLG: 0.611										4	1	0	0	1	1	3								
Ken Boyer, R (1,5) OBP: 0.335, SLG: 0.510	3-1									4	0	1	2	0	0	3								
Gene Green, R (1,9) OBP: 0.399, SLG: 0.506										4	0	0	0	0	1	1								
Curt Flood, R (1,8) OBP: 0.343, SLG: 0.421										4	0	1	0	0	0	0								
Hal Smith, R (1,2) OBP: 0.313, SLG: 0.309										3	0	2	0	1	0	0								
Eddie Kasko, R (1,6) OBP: 0.288, SLG: 0.255										4	0	2	0	0	0	3								
Sal Maglie, R (1,1) OBP: 0.100, SLG: 0.400										3	0	0	0	0	2	3								
Irv Noren, L (8,PH) OBP: 0.329, SLG: 0.304										1	0	0	0	0	0	2								
Larry Jackson, R (8,1) OBP: 0.091, SLG: 0.091										0	0	0	0	0	0	0								
Inning Stats	R: 0 E: 0 K: 1 S: 5	H: 0 LOB: 1 BB: 1 P: 9	R: 0 E: 0 K: 0 S: 3	H: 0 LOB: 1 BB: 1 P: 7	R: 2 E: 0 K: 1 S: 6	H: 1 LOB: 1 BB: 2 P: 14	R: 0 E: 0 K: 1 S: 6	H: 1 LOB: 1 BB: 0 P: 6	R: 0 E: 0 K: 0 S: 3	H: 2 LOB: 2 BB: 1 P: 7	R: 0 E: 0 K: 0 S: 3	H: 0 LOB: 1 BB: 1 P: 7	R: 0 E: 0 K: 0 S: 5	H: 2 LOB: 2 BB: 0 P: 5	R: 0 E: 0 K: 0 S: 2	H: 0 LOB: 0 BB: 1 P: 6	1B: 5 2B: 1 3B: 0 HR: 0	SF: 0 SAC: 0 DP: 1 HBP: 0	WP: 0 PB: 0 SB: 0 CS: 0	PA: 39				
PITCHER	IP WLS BF H R ER SO BB IBB HBP BLK WP HR S P ERA WHIP	6.0 L 27 4 2 2 4 5 0 0 0 0 0 30 50 3.00 1.500	3.0 S 12 2 0 0 0 2 0 0 0 0 0 10 18 0.00 1.333											IP WLS BF H R ER SO BB IBB HBP BLK WP HR S P ERA WHIP										

Batter	1	2	3	4	5	6	7	8	9	AB	R	H	RBI	BB	SO	LOB	BOTTOM							
Red Schoendienst, S (1,4) OBP: 0.335, SLG: 0.304	6-3								F8	5	0	0	0	0	0	6	St. Louis Cardinals @ Milwaukee Braves Milwaukee County Stadium, Milwaukee, WI Sun Jun 22 1958, 4:33 AM EDT Att: 39,886 - Unknown							
Hank Aaron, R (1,9) OBP: 0.324, SLG: 0.464	6-3									4	0	0	0	0	0	0								
Eddie Mathews, L (1,5) OBP: 0.356, SLG: 0.488	6-3									4	0	0	0	0	0	0								
Frank Torre, L (1,3) OBP: 0.414, SLG: 0.436										3	1	2	0	1	0	0								
Joe Adcock, R (1,7) OBP: 0.333, SLG: 0.529										3	0	0	0	1	1	2								
Andy Pafko, R (9,7) OBP: 0.283, SLG: 0.341										0	0	0	0	0	0	0								
Johnny Logan, R (1,6) OBP: 0.325, SLG: 0.429										3	0	1	0	1	0	2								
Bill Bruton, L (1,8) OBP: 0.325, SLG: 0.361										3	0	1	1	0	0	0								
Del Crandall, R (1,2) OBP: 0.343, SLG: 0.506										3	0	1	0	1	0	1								
Joey Jay, S (1,1) OBP: 0.333, SLG: 0.200										2	0	0	0	0	1	4								
Wes Covington, L (6,PH) OBP: 0.393, SLG: 0.680										0	0	0	0	1	0	0								
Lew Burdette, R (6,PR) OBP: 0.176, SLG: 0.176										0	0	0	0	0	0	0								
Bob Trowbridge, R (7,1) OBP: 0.333, SLG: 0.333										0	0	0	0	0	0	0								
Mel Roach, R (9,PH) OBP: 0.342, SLG: 0.417										1	0	0	0	0	0	0								
Inning Stats	R: 0 E: 0 K: 0 S: 3	H: 0 LOB: 0 BB: 0 P: 3	R: 1 E: 0 K: 1 S: 7	H: 2 LOB: 3 BB: 2 P: 15	R: 0 E: 0 K: 0 S: 3	H: 0 LOB: 2 BB: 2 P: 11	R: 0 E: 0 K: 0 S: 4	H: 1 LOB: 1 BB: 0 P: 4	R: 0 E: 0 K: 0 S: 4	H: 1 LOB: 1 BB: 1 P: 8	R: 0 E: 0 K: 0 S: 3	H: 0 LOB: 0 BB: 0 P: 3	R: 0 E: 0 K: 1 S: 5	H: 0 LOB: 0 BB: 0 P: 5	R: 0 E: 0 K: 0 S: 3	H: 0 LOB: 0 BB: 0 P: 3	1B: 4 2B: 1 3B: 0 HR: 0	SF: 0 SAC: 1 DP: 0 HBP: 0	WP: 0 PB: 0 SB: 0 CS: 0	PA: 37				
PITCHER	IP WLS BF H R ER SO BB IBB HBP BLK WP HR S P ERA WHIP	7.0 W 31 5 1 1 1 5 0 0 0 0 0 8 48 1.29 1.429	2.0 S 6 0 0 0 1 0 0 0 0 0 0 8 8 0.00 0.000											IP WLS BF H R ER SO BB IBB HBP BLK WP HR S P ERA WHIP										

Batter	1	2	3	4	5	6	7	8	9	AB	R	H	RBI	BB	SO	LOB	TOP			
Eddie Bressoud, R (1,4)	4-3		F9			6-3		K		4	0	0	0	0	1	1	San Francisco Giants @ Milwaukee Braves Milwaukee County Stadium, Milwaukee, WI Mon Jun 23 1958, 8:05 PM EDT Att: 22,416 - Unknown livebaseballscorecards.com			
Willie Kirkland, L (1,9)	F6			FC6-4 BB		G3		4-3		3	0	0	0	1	0					
Willie Mays, R (1,8)				FC6-4 1B 1-2		1-3			L6-4 1B	4	0	2	0	0	0					
Orlando Cepeda, R (1,3)	F4									4	0	0	0	0	2	3				
Leon Wagner, L (1,7)		K								4	0	3	0	0	1	0				
Ray Jablonski, R (1,5)	K			1-3 1B						4	0	0	0	0	1	5				
Jim Davenport, R (1,6)					F8					3	0	0	0	0	0	1				
Valmy Thomas, R (1,2)										2	0	0	0	0	1	0				
Whitely Lockman, L (8, PH)			5-3							1	0	1	0	0	0	0				
Bob Schmidt, R (8,2)										0	0	0	0	0	0	0				
Paul Giel, R (1,1)										2	0	0	0	0	0	0				
Mike McCormick, L (7,1)										0	0	0	0	0	0	0				
Bob Speake, L (8, PH)										1	0	0	0	0	1	1				
Ray Crone, R (8,1)										0	0	0	0	0	0	0				
Inning Stats	R: 0 E: 0 K: 0 S: 4	H: 1 LOB: 1 BB: 0 P: 4	R: 0 E: 0 K: 2 S: 7	H: 0 LOB: 0 BB: 0 P: 7	R: 0 E: 0 K: 0 S: 3	H: 0 LOB: 0 BB: 0 P: 3	R: 0 E: 0 K: 0 S: 4	H: 1 LOB: 2 BB: 1 P: 8	R: 0 E: 0 K: 1 S: 5	H: 0 LOB: 0 BB: 0 P: 5	R: 0 E: 0 K: 1 S: 6	H: 1 LOB: 1 BB: 0 P: 6	R: 0 E: 0 K: 2 S: 8	H: 1 LOB: 1 BB: 0 P: 8	R: 0 E: 0 K: 1 S: 6	H: 2 LOB: 1 BB: 0 P: 6	1B: 6 2B: 1 3B: 0 HR: 0	SF: 0 SAC: 0 DP: 1 HBP: 0	WP: 0 PB: 0 SB: 0 CS: 0	PA: 33
PITCHER Carl Willey, R (1,1) ERA:	IP: 9.0 WLS: W BF: 33 H: 6 R: 0 ER: 0 SO: 7 BB: 1 IBB: 0 HBP: 0 BLK: 0 WP: 0 HR: 0 S: 46 P: 50 ERA: 0.00 WHIP: 0.778																			

Batter	1	2	3	4	5	6	7	8	9	AB	R	H	RBI	BB	SO	LOB	BOTTOM			
Red Schoendienst, S (1,4)	F4	G3				4-3		4-3		5	1	1	1	0	0	2	San Francisco Giants @ Milwaukee Braves Milwaukee County Stadium, Milwaukee, WI Mon Jun 23 1958, 8:05 PM EDT Att: 22,416 - Unknown livebaseballscorecards.com			
Hank Aaron, R (1,9)	E5 1B		6-3		K			F7		5	2	1	0	0	1	2				
Eddie Mathews, L (1,5)	FC6-4 2B 1B		F7					F8		4	1	2	1	0	0	1				
Frank Torre, L (1,3)	FC6-4 1B 1-2 2H		4-3		F5			F9		4	0	1	1	0	0	2				
Joe Adcock, R (1,7)	FC6-4 2B				K			4-3		4	0	1	1	0	1	3				
Andy Pafko, R (8,7)	FC6-4 2B 1-2 2-3				4-3					0	0	0	0	0	0	0				
Johnny Logan, R (1,6)										4	1	2	2	0	0	1				
Bill Bruton, L (1,8)	1-3 3H 2B				HR					4	1	1	0	0	0	2				
Del Crandall, R (1,2)	4-3				6-3					4	1	1	1	2	0	0				
Carl Willey, R (1,1)										3	0	1	0	0	2	1				
Inning Stats	R: 2 E: 1 K: 0 S: 7	H: 3 LOB: 2 BB: 0 P: 7	R: 0 E: 0 K: 1 S: 5	H: 0 LOB: 0 BB: 0 P: 5	R: 0 E: 0 K: 0 S: 3	H: 0 LOB: 0 BB: 0 P: 3	R: 1 E: 0 K: 2 S: 8	H: 1 LOB: 1 BB: 1 P: 12	R: 1 E: 0 K: 1 S: 7	H: 2 LOB: 1 BB: 0 P: 7	R: 1 E: 0 K: 0 S: 5	H: 2 LOB: 1 BB: 0 P: 5	R: 1 E: 0 K: 0 S: 5	H: 2 LOB: 1 BB: 0 P: 5	R: 1 E: 0 K: 0 S: 4	H: 1 LOB: 1 BB: 1 P: 8	1B: 6 2B: 3 3B: 0 HR: 2	SF: 0 SAC: 1 DP: 0 HBP: 0	WP: 0 PB: 0 SB: 0 CS: 0	PA: 38
PITCHER Paul Giel, R (1,1) ERA: 3.45	IP: 6.0 WLS: L BF: 29 H: 9 R: 6 ER: 4 SO: 4 BB: 1 IBB: 0 HBP: 0 BLK: 0 WP: 0 HR: 2 S: 36 P: 40 ERA: 6.00 WHIP: 1.667																			
PITCHER Mike McCormick, L (7,1) ERA: 4.5	IP: 1.0 WLS: L BF: 4 H: 1 R: 0 ER: 0 SO: 0 BB: 0 IBB: 0 HBP: 0 BLK: 0 WP: 0 HR: 0 S: 4 P: 4 ERA: 0.00 WHIP: 1.000																			
PITCHER Ray Crone, R (8,1) ERA: 7.85	IP: 1.0 WLS: L BF: 5 H: 1 R: 1 ER: 1 SO: 0 BB: 0 IBB: 0 HBP: 0 BLK: 0 WP: 0 HR: 0 S: 4 P: 8 ERA: 9.00 WHIP: 2.000																			

Batter	1	2	3	4	5	6	7	8	9	AB	R	H	RBI	BB	SO	LOB	TOP			
Felipe Alou, R OBP: 0.356, SLG: 0.593 (1, 9)	4-0 SH1-3 BB		0-0 6-3			0-0 HR		0-0 4-3 1B		3	1	2	1	1	0	0	San Francisco Giants @ Milwaukee Braves Milwaukee County Stadium, Milwaukee, WI Tue Jun 24 1958, 8:05 PM EDT Att: 23,546 - Unknown AB 30 R 1 H 3 RBI 1 BB 1 SO 7 LOB 9 			
Jim Davenport, R OBP: 0.317, SLG: 0.379 (1, 6)	0-0 SH1-3			0-0 F7		0-0 F4		0-0 4-3		3	0	0	0	0	0	2				
Willie Mays, R OBP: 0.422, SLG: 0.654 (1, 8)	0-3 K			0-0 F2		0-0 F9			0-0 F9	4	0	0	0	0	1	1				
Ray Jablonski, R OBP: 0.294, SLG: 0.457 (1, 5)	0-3 K			0-0 F5		0-3 K			0-0 F9	4	0	0	0	0	2	1				
Orlando Cepeda, R OBP: 0.338, SLG: 0.538 (1, 3)		0-0 6-3			0-0 E 1B		0-3 K		0-3 K	4	0	1	0	0	2	0				
Hank Sauer, R OBP: 0.388, SLG: 0.506 (1, 7)		0-0 F7			0-0 F7		0-0 5-3			3	0	0	0	0	0	1				
Bob Schmidt, R OBP: 0.328, SLG: 0.513 (1, 2)		0-3 K			0-0 F8		0-3 K			3	0	0	0	0	2	1				
Eddie Bressoud, R OBP: 0.316, SLG: 0.361 (1, 4)			0-0 F9		0-0 E5			0-0 F5		3	0	0	0	0	0	1				
Stu Miller, R OBP: 0.222, SLG: 0.125 (1, 1)			0-0 1-3		0-0 6-3			0-0 E8 1B 4-3		2	0	0	0	0	0	2				
Ruben Gomez, R OBP: 0.237, SLG: 0.324 (6, PH)										0	0	0	0	0	0	0				
Jim Finigan, R OBP: 0.320, SLG: 0.318 (8, PH)										1	0	0	0	0	0	0				
Mary Grissom, R (8, 1)										0	0	0	0	0	0	0				
Inning Stats	R: 0 E: 0 K: 2 S: 7	H: 0 LOB: 1 BB: 1 P: 11	R: 0 E: 0 K: 1 S: 5	H: 0 LOB: 0 BB: 0 P: 5	R: 0 E: 0 K: 0 S: 3	H: 0 LOB: 0 BB: 0 P: 3	R: 0 E: 0 K: 0 S: 3	H: 0 LOB: 0 BB: 0 P: 3	R: 1 E: 0 K: 1 S: 6	H: 1 LOB: 0 BB: 0 P: 6	R: 0 E: 0 K: 2 S: 7	H: 0 LOB: 0 BB: 0 P: 7	R: 0 E: 1 K: 0 S: 4	H: 1 LOB: 1 BB: 0 P: 4	R: 0 E: 0 K: 1 S: 5	H: 0 LOB: 0 BB: 0 P: 5	1B: 2 2B: 0 3B: 0 HR: 1	SF: 0 SAC: 1 DP: 0 HBP: 0	WP: 0 PB: 0 CS: 0	PA: 32
PITCHER Warren Spahn, L ERA: 3.13 (1, 1)	IP: 9.0 WLS: W BF: 32 H: 3 R: 1 ER: 1 SO: 7 BB: 1 IBB: 0 HBP: 0 BLK: 0 WP: 0 HR: 1 S: 45 P: 49 ERA: 1.00 WHIP: 0.444															PITCHER				

Batter	1	2	3	4	5	6	7	8	9	AB	R	H	RBI	BB	SO	LOB	BOTTOM			
Red Schoendienst, S OBP: 0.340, SLG: 0.308 (1, 4)	0-0 5-3		0-0 1B		4-0 1-2 BB		0-0 BB 1B			3	0	2	0	1	0	0	San Francisco Giants @ Milwaukee Braves Milwaukee County Stadium, Milwaukee, WI Tue Jun 24 1958, 8:05 PM EDT Att: 23,546 - Unknown AB 31 R 2 H 9 RBI 2 BB 3 SO 6 LOB 17 			
Hank Aaron, R OBP: 0.317, SLG: 0.451 (1, 9)	0-3 K		0-0 F7		0-0 F3		0-3 K			4	0	0	0	0	2	5				
Eddie Mathews, L OBP: 0.360, SLG: 0.505 (1, 5)	0-0 HR		0-0 G3		0-0 3-1		4-0 1-2 BB			3	1	1	1	1	0	4				
Frank Torre, L OBP: 0.406, SLG: 0.426 (1, 3)	0-0 F9			0-0 F9		0-0 G4-6-3 1B		0-0 4-3		4	0	1	0	0	0	2				
Joe Adcock, R OBP: 0.336, SLG: 0.555 (8, PR)		0-0 HR		0-0 F7		0-0 G4-6-3		0-0 G3-6 1B		4	1	2	1	0	0	1				
Felix Mantilla, R OBP: 0.314, SLG: 0.427 (8, PR)										0	0	0	0	0	0	0				
Andy Pafko, R OBP: 0.283, SLG: 0.341 (9, 7)										0	0	0	0	0	0	0				
Johnny Logan, R OBP: 0.335, SLG: 0.444 (1, 6)	0-3 K		0-0 K		0-0 6-3		0-0 BB 1B		0-3 K	4	0	1	0	0	2	1				
Bill Bruton, L OBP: 0.329, SLG: 0.354 (1, 8)		0-0 F6			0-0 FC6-4 1B		4-0 1-2 BB		0-0 G3-6	3	0	1	0	1	0	1				
Del Crandall, R OBP: 0.346, SLG: 0.515 (1, 2)		0-3 K			0-0 FC6-4 1B		0-0 F8			3	0	0	0	0	1	3				
Warren Spahn, L OBP: 0.439, SLG: 0.569 (1, 1)			0-3 K		0-0 BB 1B		0-0 3-1			3	0	1	0	0	1	0				
Inning Stats	R: 1 E: 0 K: 1 S: 6	H: 1 LOB: 0 BB: 0 P: 6	R: 1 E: 0 K: 2 S: 8	H: 1 LOB: 0 BB: 0 P: 8	R: 0 E: 0 K: 1 S: 6	H: 1 LOB: 1 BB: 0 P: 6	R: 0 E: 0 K: 0 S: 3	H: 0 LOB: 0 BB: 0 P: 3	R: 0 E: 0 K: 0 S: 5	H: 2 LOB: 3 BB: 1 P: 9	R: 0 E: 0 K: 0 S: 4	H: 2 LOB: 2 BB: 1 P: 8	R: 0 E: 0 K: 1 S: 6	H: 1 LOB: 2 BB: 1 P: 10	R: 0 E: 0 K: 1 S: 5	H: 1 LOB: 1 BB: 0 P: 5	1B: 7 2B: 0 3B: 0 HR: 2	SF: 0 SAC: 0 DP: 2 HBP: 0	WP: 0 PB: 0 CS: 0	PA: 34
PITCHER Stu Miller, R ERA: 1.93 (1, 1)	IP: 4.1 WLS: L BF: 19 H: 5 R: 2 ER: 2 SO: 4 BB: 1 IBB: 0 HBP: 0 BLK: 0 WP: 0 HR: 2 S: 26 P: 30 ERA: 4.15 WHIP: 1.385															PITCHER				
Ruben Gomez, R ERA: 5.35 (5, 1)	2.2 BF: 12 H: 3 R: 0 ER: 0 SO: 1 BB: 2 IBB: 0 HBP: 0 BLK: 0 WP: 0 HR: 0 S: 12 P: 20 ERA: 0.00 WHIP: 1.875																			
Mary Grissom, R ERA: 2.35 (8, 1)	1.0 BF: 3 H: 1 R: 0 ER: 0 SO: 1 BB: 0 IBB: 0 HBP: 0 BLK: 0 WP: 0 HR: 0 S: 5 P: 5 ERA: 0.00 WHIP: 1.000																			

Batter	1	2	3	4	5	6	7	8	9	AB	R	H	RBI	BB	SO	LOB	TOP										
Eddie Bressoud, R OBP: 0.321, SLG: 0.364 (1, 4)	K2-3		CS 1B			1B F2		5-3		5	1	2	0	0	1	3	San Francisco Giants @ Milwaukee Braves Milwaukee County Stadium, Milwaukee, WI Wed Jun 25 1958, 8:05 PM EDT Att: 26,625 - Unknown livebaseballscorecards.com										
Willie Mays, R OBP: 0.418, SLG: 0.645 (1, 8)	F9		K			E6 1B	K		1B 1B	5	2	1	0	0	2	2											
Leon Wagner, L OBP: 0.362, SLG: 0.417 Felipe Alou, R OBP: 0.367, SLG: 0.600 (1, 7) (7, 9)				K		1B 2B IBB	6-3		1B 1B	3	1	1	0	1	1	0											
Ray Jablonski, R OBP: 0.295, SLG: 0.454 Daryl Spencer, R OBP: 0.393, SLG: 0.488 (1, 5) (6, 6)	F8			K		2B BB 1B			1B SF7 1B	3	1	1	2	0	1	1											
Orlando Cepeda, R OBP: 0.339, SLG: 0.539 (1, 3)		6-3				BB SF8 2B	F8		1B	5	1	2	2	0	0	1											
Willie Kirkland, L OBP: 0.286, SLG: 0.376 (1, 9) (7, 7)					4-3	BB BB IBB		K	SF7	3	0	1	1	1	1	0											
Bob Schmidt, R OBP: 0.330, SLG: 0.513 (1, 2)			K		K	1-2 2-3 3-H BB			F9	4	1	1	1	1	2	1											
Jim Davenport, R OBP: 0.316, SLG: 0.393 (1, 6) (6, 5)		FC6-4			F8	SF8				3	1	1	3	0	0	1											
Al Worthington, R OBP: 0.125, SLG: 0.091 Ramon Manzant, R OBP: 0.258, SLG: 0.258 (1, 1) (8, 1)			K			K		6-3		3	0	0	0	1	2	0											
Inning Stats	R: 0 E: 0 K: 1 S: 6	H: 1 LOB: 1 BB: 0 P: 6	R: 0 E: 0 K: 1 S: 6	H: 1 LOB: 1 BB: 0 P: 6	R: 0 E: 0 K: 2 S: 7	H: 1 LOB: 0 BB: 0 P: 7	R: 0 E: 0 K: 2 S: 7	H: 0 LOB: 0 BB: 0 P: 7	R: 0 E: 0 K: 1 S: 5	H: 0 LOB: 0 BB: 0 P: 5	R: 5 E: 1 K: 1 S: 9	H: 3 LOB: 3 BB: 4 P: 25	R: 0 E: 0 K: 1 S: 6	H: 1 LOB: 1 BB: 0 P: 6	R: 2 E: 0 K: 1 S: 7	H: 2 LOB: 2 BB: 0 P: 7		R: 3 E: 0 K: 0 S: 6	H: 4 LOB: 0 BB: 0 P: 6	1B: 10 2B: 2 3B: 0 HR: 1	SF: 2 SAC: 0 DP: 0 HBP: 0	WP: 0 PB: 0 SB: 0 CS: 1	PA: 43				
PITCHER	IP	WLS	BF	H	R	ER	SO	BB	IBB	HBP	BLK	WP	HR	S	P	ERA	WHIP										
Bob Rush, R ERA: 3.32 (1, 1)	5.1	L	23	6	5	3	8	0	1	0	0	0	0	38	42	5.06	1.125										
Bob Trowbridge, R ERA: 2.4 (6, 1)	1.2		9	1	0	0	1	2	1	0	0	0	0	8	20	0.00	1.800										
Ernie Johnson, R ERA: 8.68 (8, 1)	1.1		9	6	5	5	1	0	0	0	0	0	1	11	11	33.75	4.500										
Don McMahon, R ERA: 2.67 (9, 1)	0.2		2	0	0	0	0	0	0	0	0	0	0	2	2	0.00	0.000										

Batter	1	2	3	4	5	6	7	8	9	AB	R	H	RBI	BB	SO	LOB	BOTTOM										
Red Schoendienst, S OBP: 0.332, SLG: 0.299 (1, 4)	4-3		F7			4-3	F2		6-3	5	0	0	0	0	0	4	San Francisco Giants @ Milwaukee Braves Milwaukee County Stadium, Milwaukee, WI Wed Jun 25 1958, 8:05 PM EDT Att: 26,625 - Unknown livebaseballscorecards.com										
Hank Aaron, R OBP: 0.322, SLG: 0.452 (1, 9)	F6			E9 6-3		BB 1B		1B BB	1B	4	1	2	1	1	0	0											
Eddie Mathews, L OBP: 0.357, SLG: 0.496 (1, 5)	G3			F8		G4-6-3 BB		F2	K	4	0	0	0	1	1	3											
Frank Torre, L OBP: 0.402, SLG: 0.421 (1, 3)		G3		6-3		G4-6-3			1B 1B	4	0	1	0	0	0	3											
Joe Adcock, R OBP: 0.341, SLG: 0.553 (1, 7)				F8				F9		4	0	2	0	0	0	3											
Johnny Logan, R OBP: 0.354, SLG: 0.441 (1, 6)				F8			F4		1B	4	0	1	1	0	1	2											
Bill Bruton, L OBP: 0.315, SLG: 0.337 (1, 8)				FC6-4			E4		F7	4	0	0	0	0	0	4											
Del Crandall, R OBP: 0.344, SLG: 0.509 (1, 2)				F6			F7		E7	4	1	1	0	0	0	1											
Bob Rush, R OBP: 0.200, SLG: 0.179 Bob Trowbridge, R OBP: 0.333, SLG: 0.333 Wes Covington, L OBP: 0.386, SLG: 0.673 Ernie Johnson, R OBP: 0.285, SLG: 0.473 Don McMahon, R OBP: 0.333, SLG: 0.405 (1, 1) (6, 1) (7, 1) (8, 1) (9, 1) (9, 1)				K			F9		K	2	0	0	0	0	1	1											
Inning Stats	R: 0 E: 0 K: 0 S: 3	H: 0 LOB: 0 BB: 0 P: 3	R: 0 E: 0 K: 0 S: 4	H: 1 LOB: 1 BB: 0 P: 4	R: 0 E: 0 K: 1 S: 5	H: 0 LOB: 0 BB: 0 P: 5	R: 0 E: 1 K: 0 S: 4	H: 0 LOB: 1 BB: 0 P: 4	R: 0 E: 1 K: 0 S: 4	H: 0 LOB: 1 BB: 0 P: 4	R: 0 E: 0 K: 0 S: 3	H: 1 LOB: 1 BB: 1 P: 7	R: 0 E: 1 K: 1 S: 8	H: 2 LOB: 2 BB: 0 P: 8	R: 1 E: 0 K: 0 S: 5	H: 2 LOB: 2 BB: 1 P: 9		R: 1 E: 1 K: 2 S: 9	H: 1 LOB: 1 BB: 0 P: 9	1B: 7 2B: 0 3B: 0 HR: 0	SF: 0 SAC: 0 DP: 1 HBP: 0	WP: 0 PB: 0 SB: 0 CS: 0	PA: 39				
PITCHER	IP	WLS	BF	H	R	ER	SO	BB	IBB	HBP	BLK	WP	HR	S	P	ERA	WHIP										
Al Worthington, R ERA: 2.85 (1, 1)	7.2	W	33	6	1	1	2	2	0	0	0	0	0	35	43	1.17	1.043										
Ramon Manzant, R ERA: 4.7 (8, 1)	1.1	S	6	1	1	0	2	0	0	0	0	0	0	10	10	0.00	0.750										



Batter	1	2	3	4	5	6	7	8	9	AB R H RBI BB SO LOB	TOP									
Jim Gilliam, S OBP: 0.350, SLG: 0.360 (1, 7)	1-1 1B	0-1 4-3			3-2 4-3		0-0 F3		2-1 4-3	5 0 1 0 0 0 0	Los Angeles Dodgers @ Milwaukee Braves Milwaukee County Stadium, Milwaukee, WI Thu Jun 26 1958, 8:05 PM EDT Att: 23,006 - Unknown									
John Roseboro, L OBP: 0.339, SLG: 0.438 (1, 2)	1-0 1B		4-0 FC4-6 BB		0-0 4-3		1-0 G3		1-2 F9	4 1 1 0 1 0 0										
Duke Snider, L OBP: 0.392, SLG: 0.462 (1, 8)	0-0 5-3		0-1 FC4-6 1B SF7		1-2 F8		2-2 1B			4 1 1 0 0 0 2										
Carl Furillo, R OBP: 0.348, SLG: 0.452 (1, 9)	3-2 BB 2H		1-0 1B		4-1 FC2-6 BB		1-1 4-3			3 0 2 1 1 0 1										
Gil Hodges, R OBP: 0.326, SLG: 0.422 (1, 3)	4-0 1B		0-0 SF7		0-0 FC2-6 1B		2-2 E6 FC1-6			2 0 0 1 1 0 1										
Don Zimmer, R OBP: 0.329, SLG: 0.425 (1, 6)	1-0 F2		0-3 K		0-1 1B		0-0 FC1-6 6-3			4 0 1 0 0 1 4										
Dick Gray, R OBP: 0.323, SLG: 0.466 (1, 5)		0-1 F3		1-1 G4-6-3 HBP		0-0 F3		3-2 6-3		3 0 0 0 0 0 3										
Charlie Neal, R OBP: 0.349, SLG: 0.461 (1, 4)		1-1 HR		1-1 G4-6-3		1-1 F9		2-3 K		4 1 1 1 0 1 4										
Don Drysdale, R OBP: 0.200, SLG: 0.375 (1, 1)		1-3 K		1-2 5-3		0-1 HR		0-0 6-3		4 1 1 1 0 1 0										
Inning Stats	R: 1 E: 0 K: 0 S: 8	H: 3 LOB: 2 BB: 1 P: 18	R: 1 E: 0 K: 1 S: 9	H: 1 LOB: 0 BB: 0 P: 11	R: 1 E: 0 K: 1 S: 7	H: 1 LOB: 1 BB: 1 P: 12	R: 0 E: 0 K: 0 S: 6	H: 0 LOB: 0 BB: 0 P: 9	R: 0 E: 0 K: 0 S: 7	H: 1 LOB: 2 BB: 1 P: 12	R: 1 E: 0 K: 0 S: 9	H: 2 LOB: 1 BB: 0 P: 13	R: 0 E: 1 K: 1 S: 12	H: 0 LOB: 1 BB: 0 P: 19	R: 0 E: 0 K: 0 S: 6	H: 0 LOB: 0 BB: 0 P: 9	1B: 6 2B: 0 3B: 0 HR: 2	SF: 1 SAC: 0 DP: 1 HBP: 1	WP: 0 PB: 0 SB: 0 CS: 0	PA: 38
PITCHER	IP WLS BF H R ER SO BB IBB HBP BLK WP HR S P ERA WHIP											PITCHER	IP WLS BF H R ER SO BB IBB HBP BLK WP HR S P ERA WHIP							
Lew Burdette, R ERA: 4.09 (1, 1)	7.0 L 31 8 4 4 2 3 0 0 1 0 0 2 53 86 5.14 1.571											Gene Conley, R ERA: 4.39 (8, 1)	2.0 7 0 0 0 1 0 0 0 0 0 0 18 28 0.00 0.000							

AB	33
R	4
H	8
RBI	4
BB	3
SO	3
LOB	15



Batter	1	2	3	4	5	6	7	8	9	AB R H RBI BB SO LOB	BOTTOM											
Red Schoendienst, S OBP: 0.335, SLG: 0.303 (1, 4)	0-1 F7		0-1 1B		1-1 L7		1-1 1B			4 0 2 0 0 0 0	Los Angeles Dodgers @ Milwaukee Braves Milwaukee County Stadium, Milwaukee, WI Thu Jun 26 1958, 8:05 PM EDT Att: 23,006 - Unknown											
Harry Hanebrink, L OBP: 0.286, SLG: 0.316 (1, 9)	0-1 HBP 1B		1-1 F5		0-0 F6		1-1 F9			4 0 1 0 0 0 2												
Eddie Mathews, L OBP: 0.360, SLG: 0.491 (1, 5)	3-2 G1-6-3 HBP		1-1 L8		4-0 BB		1-2 F8			2 0 0 0 1 0 1												
Frank Torre, L OBP: 0.393, SLG: 0.409 (1, 3)	0-1 G1-6-3		0-0 4-3		1-2 G3		1-1 F7			4 0 0 0 0 0 4												
Joe Adcock, R OBP: 0.338, SLG: 0.542 (1, 7)		1-0 F2		0-1 1B 1B		1-2 F6		1-3 K		4 1 1 0 0 1 0												
Johnny Logan, R OBP: 0.326, SLG: 0.442 (1, 6)		1-3 K		1-1 L1-3 1B		2-2 P4		1-1 G5-4-3 1B		4 0 2 0 0 1 0												
Felix Mantilla, R OBP: 0.311, SLG: 0.430 (1, 8)		0-1 2B		0-0 L1-3		0-0 5-3		0-1 G5-4-3		4 0 1 0 0 0 3												
Del Crandall, R OBP: 0.347, SLG: 0.506 (1, 2)		4-0 IBB		1-0 2H 1B		1-2 F6		0-0 F4		3 0 1 1 1 0 0												
Lew Burdette, R OBP: 0.167, SLG: 0.167 (1, 1)		0-2 F7		0-1 1-3		1-3 K				2 0 0 0 0 0 3												
Bill Bruton, L OBP: 0.311, SLG: 0.333 (7, PH)										1 0 0 0 0 1 0												
Gene Conley, R OBP: 0.154, SLG: 0.154 (8, 1)										0 0 0 0 0 0 0												
Inning Stats	R: 0 E: 0 K: 0 S: 8	H: 1 LOB: 1 BB: 0 P: 11	R: 0 E: 0 K: 1 S: 11	H: 1 LOB: 2 BB: 1 P: 17	R: 0 E: 0 K: 0 S: 7	H: 1 LOB: 1 BB: 0 P: 9	R: 1 E: 0 K: 0 S: 8	H: 3 LOB: 1 BB: 0 P: 10	R: 0 E: 0 K: 0 S: 6	H: 0 LOB: 1 BB: 1 P: 12	R: 0 E: 0 K: 0 S: 8	H: 0 LOB: 0 BB: 0 P: 11	R: 0 E: 0 K: 1 S: 10	H: 1 LOB: 1 BB: 0 P: 14	R: 0 E: 0 K: 1 S: 8	H: 0 LOB: 0 BB: 0 P: 11	R: 0 E: 0 K: 0 S: 5	H: 1 LOB: 0 BB: 0 P: 6	1B: 7 2B: 2 3B: 0 HR: 0	SF: 0 SAC: 0 DP: 3 HBP: 1	WP: 0 PB: 0 SB: 0 CS: 0	PA: 35
PITCHER	IP WLS BF H R ER SO BB IBB HBP BLK WP HR S P ERA WHIP											PITCHER	IP WLS BF H R ER SO BB IBB HBP BLK WP HR S P ERA WHIP									
Don Drysdale, R ERA: 5.38 (1, 1)	9.0 W 35 8 1 1 3 1 1 1 1 0 0 0 71 101 1.00 1.000																					


AB	32
R	1
H	8
RBI	1
BB	2
SO	3
LOB	13




Batter	1	2	3	4	5	6	7	8	9	AB	R	H	RBI	BB	SO	LOB	TOP				
Jim Gilliam, S OBP: 0.348, SLG: 0.358 (1, 7)	L8		2-3			SH5-3 1B		B1-3		4	0	1	0	0	0	0	Los Angeles Dodgers @ Milwaukee Braves Milwaukee County Stadium, Milwaukee, WI Fri Jun 27 1958, 8:05 PM EDT Att: 32,909 - Unknown				
John Roseboro, L OBP: 0.339, SLG: 0.456 (1, 2)	F5				F9	SH5-3		HR		3	1	1	1	0	0						
Duke Snider, L OBP: 0.389, SLG: 0.457 (1, 8)	F8				1B	K		K		4	1	1	0	0	2						
Carl Furillo, R OBP: 0.346, SLG: 0.444 (1, 9)		K			L7			6-3		3	0	0	0	1	1						
Gil Hodges, R OBP: 0.325, SLG: 0.419 (1, 3)	F6				1B	K		F8		4	0	1	1	0	1						
Don Zimmer, R OBP: 0.328, SLG: 0.419 (1, 6)					1-3			L8		3	0	0	0	1	0						
Dick Gray, R OBP: 0.321, SLG: 0.480 (1, 5)	F9					5-3		HR		4	1	1	1	0	0						
Charlie Neal, R OBP: 0.346, SLG: 0.455 (1, 4)			F8		F4			1-3		3	0	0	0	0	0						
Sandy Koufax, R OBP: 0.158, SLG: 0.158 (1, 1)	1-3				K			K		3	0	0	0	0	2						
Inning Stats	R: 0 H: 0 E: 0 K: 0 S: 9	H: 0 LOB: 0 BB: 0 P: 17	R: 0 H: 0 E: 0 K: 1 S: 8	H: 0 LOB: 1 BB: 1 P: 15	R: 0 H: 0 E: 0 K: 0 S: 7	H: 0 LOB: 0 BB: 0 P: 11	R: 1 H: 2 E: 1 K: 0 S: 9	H: 2 LOB: 1 BB: 0 P: 11	R: 0 H: 0 E: 0 K: 1 S: 8	H: 1 LOB: 2 BB: 1 P: 22	R: 1 H: 1 E: 0 K: 1 S: 8	H: 1 LOB: 0 BB: 0 P: 13	R: 1 H: 1 E: 0 K: 0 S: 8	H: 1 LOB: 0 BB: 0 P: 15	R: 0 H: 0 E: 0 K: 0 S: 10	H: 0 LOB: 0 BB: 0 P: 15	1B: 3 2B: 0 3B: 0 HR: 2	SF: 0 SAC: 1 DP: 0 HBP: 0	WP: 0 PB: 0 SB: 0 CS: 0	PA: 34	
PITCHER	IP	WLS	BF	H	R	ER	SO	BB	IBB	HBP	BLK	WP	HR	S	P	ERA	WHIP				
Joey Jay, R ERA: 3.46 (1, 1)	7.0	L	27	4	2	1	5	2	0	0	0	0	1	62	102	1.29	0.857				
Don McMahon, R ERA: 2.78 (8, 1)	2.0		7	1	1	1	1	0	0	0	0	0	1	18	30	4.50	0.500				

Batter	1	2	3	4	5	6	7	8	9	AB	R	H	RBI	BB	SO	LOB	BOTTOM					
Red Schoendienst, S OBP: 0.333, SLG: 0.302 (1, 4)	K2-3		K		5-3		1B			4	0	1	0	0	2	1	Los Angeles Dodgers @ Milwaukee Braves Milwaukee County Stadium, Milwaukee, WI Fri Jun 27 1958, 8:05 PM EDT Att: 32,909 - Unknown					
Eddie Mathews, L OBP: 0.355, SLG: 0.487 (1, 5)	K		4-3		K		1B			4	0	1	0	0	2	1						
Hank Aaron, R OBP: 0.329, SLG: 0.468 (1, 9)	1B				HR		1B			4	1	3	1	0	0	2						
Joe Adcock, R OBP: 0.328, SLG: 0.525 (1, 3)	K				5-3		F9			4	0	0	0	0	1	2						
Andy Pafko, R OBP: 0.281, SLG: 0.337 (1, 7)		5-3			BB		1B			4	0	1	0	0	0	0						
Johnny Logan, R OBP: 0.354, SLG: 0.437 (1, 6)					K		6-3			3	0	0	0	1	1	1						
Felix Mantilla, R OBP: 0.300, SLG: 0.413 (1, 8)	L5-3				E5		F6			4	0	0	0	0	0	2						
Del Rice, R OBP: 0.300, SLG: 0.339 (1, 2)					FC1-8		F6			3	0	1	0	1	0	0						
Joey Jay, S OBP: 0.250, SLG: 0.143 (1, 1)					FC1-6		K			2	0	0	0	0	1	4						
Mei Roach, R OBP: 0.325, SLG: 0.395 (7, PH)										1	0	0	0	0	1	0						
Don McMahon, R (8, 1)										0	0	0	0	0	0	0						
Del Crandall, R OBP: 0.345, SLG: 0.503 (8, PH)										1	0	0	0	0	0	0						
Inning Stats	R: 0 H: 1 E: 0 K: 3 S: 10	H: 0 LOB: 0 BB: 0 P: 13	R: 0 H: 0 E: 0 K: 0 S: 3	H: 0 LOB: 1 BB: 1 P: 8	R: 0 H: 1 E: 0 K: 1 S: 7	H: 1 LOB: 0 BB: 0 P: 10	R: 1 H: 2 E: 1 K: 2 S: 16	H: 2 LOB: 3 BB: 1 P: 28	R: 0 H: 1 E: 0 K: 1 S: 11	H: 1 LOB: 1 BB: 0 P: 15	R: 0 H: 0 E: 0 K: 0 S: 4	H: 0 LOB: 0 BB: 0 P: 7	R: 0 H: 2 E: 0 K: 1 S: 14	H: 2 LOB: 2 BB: 0 P: 18	R: 0 H: 0 E: 0 K: 0 S: 5	H: 0 LOB: 0 BB: 0 P: 7	R: 0 H: 0 E: 0 K: 0 S: 8	H: 0 LOB: 0 BB: 0 P: 11	1B: 6 2B: 1 3B: 0 HR: 1	SF: 0 SAC: 0 DP: 1 HBP: 0	WP: 0 PB: 0 SB: 0 CS: 0	PA: 36
PITCHER	IP	WLS	BF	H	R	ER	SO	BB	IBB	HBP	BLK	WP	HR	S	P	ERA	WHIP					
Sandy Koufax, L ERA: 3.83 (1, 1)	9.0	W	36	7	1	1	8	2	0	0	0	0	1	78	117	1.00	1.000					





Batter	1	2	3	4	5	6	7	8	9	AB	R	H	RBI	BB	SO	LOB	TOP					
Jim Gilliam, S OBP: 0.343, SLG: 0.350	F5		3-1		F3		F4		F6	5	0	0	0	0	0	1	Los Angeles Dodgers @ Milwaukee Braves Milwaukee County Stadium, Milwaukee, WI Sun Jun 29 1958, 4:33 AM EDT Att: 33,857 - Unknown					
John Roseboro, L OBP: 0.331, SLG: 0.433	1B BB		F8			6-3		4-1	F7	4	0	0	0	1	0							
Duke Snider, L OBP: 0.386, SLG: 0.453	1-1 1-2 1B			6-3		4-1		K		4	0	1	0	0	1	0						
Carl Furillo, R OBP: 0.347, SLG: 0.454	F9			0-1 1B		1-3		HR		4	1	2	1	0	0	2						
Gil Hodges, R OBP: 0.326, SLG: 0.436	K			1-3 K		0-0 HR		1-0 1B		4	1	2	0	0	2	3						
Don Zimmer, R OBP: 0.316, SLG: 0.404		2-0 6-3		1-2 5-3		1-2 5-3		1-1 L7		4	0	0	0	0	0	3						
Dick Gray, R OBP: 0.330, SLG: 0.497	F9			0-0 6-3		1-2 HR		1-1 HR	1B	4	2	2	2	0	0	0						
Charlie Neal, R OBP: 0.350, SLG: 0.479		3-3 K		1-0 HR		1-0 1B		2-2 HR	1B	4	2	3	3	0	1	0						
Stan Williams, R Don Drysdale, R Fred Kipp, L Steve Bilko, S Ed Roebuck, R Elmer Valo, L			0-1 F7		0-0 5-3		3-3 K		2-2 L9	1	0	0	0	0	0	0						
Inning Stats	R: 0 E: 0 K: 1 S: 10	H: 1 LOB: 2 BB: 1 P: 21	R: 0 E: 0 K: 1 S: 6	H: 0 LOB: 0 BB: 0 P: 13	R: 0 E: 0 K: 0 S: 6	H: 0 LOB: 0 BB: 0 P: 8	R: 0 E: 0 K: 1 S: 10	H: 1 LOB: 1 BB: 0 P: 12	R: 1 E: 0 K: 0 S: 4	H: 1 LOB: 0 BB: 0 P: 5	R: 0 E: 0 K: 0 S: 6	H: 0 LOB: 0 BB: 0 P: 10	R: 2 E: 0 K: 1 S: 12	H: 3 LOB: 1 BB: 0 P: 18	R: 1 E: 0 K: 1 S: 11	H: 2 LOB: 1 BB: 0 P: 17		R: 2 E: 0 K: 0 S: 13	H: 2 LOB: 0 BB: 0 P: 19	1B: 5 2B: 1 3B: 0 HR: 4	SF: 0 SAC: 0 DP: 0 HBP: 0	WP: 0 PB: 0 CS: 0
PITCHER	IP WLS BF H R ER SO BB IBB HBP BLK WP HR S P ERA WHIP																					
Bob Rush, R ERA: 3.63	(1, 1)	8.0 W 35 10 6 6 5 1 0 0 0 0 0 4 71 113 6.75 1.375																				
Gene Conley, R ERA: 4.31	(9, 1)	1.0 S 3 0 0 0 0 0 0 0 0 0 0 0 7 10 0.00 0.000																				

Batter	1	2	3	4	5	6	7	8	9	AB	R	H	RBI	BB	SO	LOB	BOTTOM			
Red Schoendienst, S OBP: 0.346, SLG: 0.325	1B 1B 2B	FC4-5	1-2 1B			1-1 HR 1B	3-1			5	2	3	0	0	0	1	Los Angeles Dodgers @ Milwaukee Braves Milwaukee County Stadium, Milwaukee, WI Sun Jun 29 1958, 4:33 AM EDT Att: 33,857 - Unknown			
Eddie Mathews, L OBP: 0.365, SLG: 0.481	SH1 1B	F8	F7			4-1 HR BB		4-3		4	1	1	0	1	0	3				
Hank Aaron, R OBP: 0.348, SLG: 0.502	SH1 1B		2-1 BB BB 1B	5-3		0-0 HR		1-1 G4-6-3 1B		5	2	4	5	0	0	0				
Frank Torre, L OBP: 0.402, SLG: 0.412	SH1		4-1 BB BB 1B	0-0 G6-3 1B		3-1		1-0 G4-6-3 1B		3	1	1	0	1	0	1				
Joe Adcock, R OBP: 0.319, SLG: 0.500	F6		4-2 BB BB	1-1 G6-3		0-0 F8				3	1	0	0	1	0	3				
Andy Pafko, R OBP: 0.287, SLG: 0.333			1-2 1B BB	1-2 1B		F8				0	0	0	0	0	0	0				
Johnny Logan, R OBP: 0.357, SLG: 0.442	BB		4-0 1B FC6-4 BB		0-2 F6	2-2 F5				2	1	0	1	2	0	0				
Bill Bruton, L OBP: 0.319, SLG: 0.341	K		1-3 2-H 3-H 1B	2-2 G1-4-3 1B		1-1 G3				4	0	2	2	0	1	3				
Del Crandall, R OBP: 0.351, SLG: 0.522		0-1 SH5-4 FC4-5 2B	FC6-4 FC4-6		0-2 G1-4-3	2-2 HR				4	1	2	2	0	0	2				
Bob Rush, R OBP: 0.212, SLG: 0.194		2-1 SH5-4	FC4-6		1-0 BB 1B HR					3	1	1	0	0	0	1				
Gene Conley, R OBP: 0.154, SLG: 0.154		2-3			0-0 F9					0	0	0	0	0	0	0				
Inning Stats	R: 1 E: 0 K: 1 S: 14	H: 3 LOB: 3 BB: 1 P: 21	R: 0 E: 0 K: 0 S: 7	H: 1 LOB: 1 BB: 0 P: 10	R: 4 E: 0 K: 0 S: 13	H: 3 LOB: 2 BB: 3 P: 29	R: 0 E: 0 K: 0 S: 4	H: 1 LOB: 0 BB: 0 P: 5	R: 0 E: 0 K: 0 S: 9	H: 1 LOB: 0 BB: 0 P: 11	R: 4 E: 0 K: 0 S: 13	H: 3 LOB: 0 BB: 1 P: 24	R: 1 E: 0 K: 0 S: 8	H: 1 LOB: 0 BB: 0 P: 11	R: 0 E: 0 K: 0 S: 4	H: 1 LOB: 0 BB: 0 P: 7	1B: 10 2B: 2 3B: 0 HR: 2	SF: 0 SAC: 2 DP: 3 HBP: 0	WP: 0 PB: 0 CS: 0	PA: 40
PITCHER	IP WLS BF H R ER SO BB IBB HBP BLK WP HR S P ERA WHIP																			
Stan Williams, R ERA: 3.68	(1, 1)	2.0 L 14 5 4 4 1 3 0 0 0 0 0 0 26 46 18.00 4.000																		
Don Drysdale, R ERA: 5.71	(3, 1)	3.0 16 7 5 5 0 2 0 0 0 0 0 1 26 41 15.00 3.000																		
Fred Kipp, L ERA: 4.18	(6, 1)	1.0 3 0 0 0 0 0 0 0 0 0 0 0 8 13 0.00 0.000																		
Ed Roebuck, R ERA: 3.55	(7, 1)	2.0 7 2 1 1 0 0 0 0 0 0 0 1 12 18 4.50 1.000																		

Batter	1	2	3	4	5	6	7	8	9	AB	R	H	RBI	BB	SO	LOB	TOP
Johnny Temple, R OBP: 0.401, SLG: 0.405										4	2	1	0	0	1	2	Cincinnati Redlegs @ Milwaukee Braves Milwaukee County Stadium, Milwaukee, WI Mon Jun 30 1958, 8:05 PM EDT Att: 23,852 - Unknown
Jerry Lynch, L OBP: 0.320, SLG: 0.508										4	0	2	2	0	0	0	
Frank Robinson, R OBP: 0.331, SLG: 0.422										3	0	0	0	1	0	1	
Walt Dropo, R OBP: 0.275, SLG: 0.329										4	0	0	0	0	0	3	
Don Hoak, R OBP: 0.367, SLG: 0.416										4	0	0	0	0	0	2	
Ed Bailey, L OBP: 0.337, SLG: 0.396										2	0	1	0	0	0	0	
Smoky Burgess, L OBP: 0.364, SLG: 0.400										2	0	1	0	0	0	0	
Gus Bell, L OBP: 0.291, SLG: 0.367										4	0	0	0	0	0	2	
Roy McMillan, R OBP: 0.287, SLG: 0.255										3	0	1	0	0	0	1	
Bob Purkey, R Alex Keller, R Pete Whisenant, R Tom Acker, R Gene Hayden, L George Crowe, L Willard Schmidt, R										1	0	0	0	0	0	1	
Inning Stats	R: 1 E: 1 K: 0 S: 5	H: 1 LOB: 1 BB: 0 P: 5	R: 0 E: 0 K: 0 S: 3	H: 0 LOB: 0 BB: 0 P: 3	R: 0 E: 0 K: 1 S: 5	H: 0 LOB: 0 BB: 0 P: 5	R: 0 E: 0 K: 0 S: 3	H: 1 LOB: 1 BB: 0 P: 6	R: 1 E: 0 K: 0 S: 4	H: 2 LOB: 1 BB: 1 P: 8	R: 0 E: 0 K: 1 S: 7	H: 2 LOB: 2 BB: 0 P: 7	R: 0 E: 0 K: 0 S: 3	H: 0 LOB: 0 BB: 0 P: 3	R: 0 E: 0 K: 0 S: 3	H: 0 LOB: 0 BB: 0 P: 3	1B: 4 2B: 2 3B: 0 HR: 0 SF: 0 SAC: 0 DP: 1 HBP: 0 WP: 0 PA: 34 CS: 0
PITCHER Warren Spahn, L ERA: 2.99	IP: 9.0 WLS: W BF: 34 H: 6 R: 2 ER: 1 SO: 3 BB: 1 IBB: 0 HBP: 0 BLK: 0 WP: 0 HR: 0 S: 39 P: 43 ERA: 1.00 WHIP: 0.778																

Batter	1	2	3	4	5	6	7	8	9	AB	R	H	RBI	BB	SO	LOB	BOTTOM
Red Schoendienst, S OBP: 0.338, SLG: 0.316										5	0	0	0	0	0	2	Cincinnati Redlegs @ Milwaukee Braves Milwaukee County Stadium, Milwaukee, WI Mon Jun 30 1958, 8:05 PM EDT Att: 23,852 - Unknown
Eddie Mathews, L OBP: 0.395, SLG: 0.485										4	2	2	0	0	1	0	
Hank Aaron, R OBP: 0.351, SLG: 0.502										4	1	2	0	0	0	0	
Frank Torre, L Andy Pafko, R										3	2	2	2	0	0	0	
Joe Adcock, R OBP: 0.318, SLG: 0.500										4	1	1	2	0	1	1	
Johnny Logan, R OBP: 0.326, SLG: 0.439										2	1	0	0	1	1	0	
Bill Bruton, L Felix Mantilla, R OBP: 0.293, SLG: 0.400										2	1	1	1	0	0	0	
Del Crandall, R OBP: 0.354, SLG: 0.527										4	0	2	3	0	0	0	
Warren Spahn, L OBP: 0.443, SLG: 0.564										4	0	2	0	0	1	2	
Inning Stats	R: 0 E: 0 K: 0 S: 3	H: 0 LOB: 0 BB: 0 P: 3	R: 0 E: 0 K: 1 S: 5	H: 0 LOB: 0 BB: 0 P: 5	R: 0 E: 0 K: 0 S: 4	H: 1 LOB: 1 BB: 0 P: 4	R: 4 E: 0 K: 0 S: 7	H: 5 LOB: 1 BB: 0 P: 8	R: 5 E: 0 K: 1 S: 10	H: 5 LOB: 1 BB: 1 P: 14	R: 0 E: 0 K: 1 S: 5	H: 0 LOB: 0 BB: 0 P: 5	R: 0 E: 0 K: 1 S: 5	H: 0 LOB: 0 BB: 0 P: 5	R: 0 E: 0 K: 0 S: 4	H: 1 LOB: 1 BB: 0 P: 4	
PITCHER Bob Purkey, R Alex Keller, L Tom Acker, R Gene Hayden, L Willard Schmidt, R	IP: 3.2 WLS: L BF: 17 H: 6 R: 4 ER: 4 SO: 1 BB: 0 IBB: 0 HBP: 0 BLK: 0 WP: 1 HR: 0 S: 18 P: 19 ERA: 9.82 WHIP: 1.636																

Batter	1	2	3	4	5	6	7	8	9	AB	R	H	RBI	BB	SO	LOB	TOP						
Johnny Temple, R OBP: 0.399, SLG: 0.403	6-3		FC6 1-2			F7		F9		4	0	1	0	0	0	0	Cincinnati Redlegs @ Milwaukee Braves Milwaukee County Stadium, Milwaukee, WI Tue Jul 01 1958, 8:05 PM EDT Att: 23,143 - Unknown 						
Smoky Burgess, L OBP: 0.368, SLG: 0.404	4-3		FC6 1-2			1B		1B		4	0	2	0	0	0	2							
Jerry Lynch, L OBP: 0.317, SLG: 0.590 Willard Schmidt, R OBP: 0.125, SLG: 0.125	6-3			4-3		FC6 1-2		F6		4	0	1	0	0	0	1							
George Crowe, L OBP: 0.402, SLG: 0.506 Eddie Miksis, R OBP: 0.316, SLG: 0.235		K		F4		FC6 1-2		BB 1B		4	0	1	0	0	1	2							
Don Hoak, R OBP: 0.362, SLG: 0.410		F7		6-3			F6		F8	4	0	0	0	0	0	1							
Gus Bell, L OBP: 0.298, SLG: 0.371		F8			G6-4-3 1B		5-3 1B		G6-4-3 BB	3	0	2	0	1	0	0							
Frank Robinson, R OBP: 0.327, SLG: 0.417 Walt Dropo, R OBP: 0.272, SLG: 0.324			5-3		G6-4-3 1-2		5-3		G6-4-3 1-2	3	0	0	0	0	0	2							
Roy McMillan, R OBP: 0.284, SLG: 0.252 Bob Thurman, L OBP: 0.348, SLG: 0.373 Alex Grammas, R OBP: 0.235, SLG: 0.213			F8		5-3		F7			2	0	0	0	0	0	0							
Harvey Haddix, L OBP: 0.368, SLG: 0.406 Hal Jeffcoat, R OBP: 0.833, SLG: 0.800 Dee Fondy, L OBP: 0.308, SLG: 0.408			1B		5-3			K		2	0	1	0	0	0	0							
Inning Stats	R: 0 E: 0 K: 0 S: 3	H: 0 LOB: 0 BB: 0 P: 3	R: 0 E: 0 K: 1 S: 5	H: 0 LOB: 0 BB: 0 P: 5	R: 0 E: 0 K: 0 S: 5	H: 2 LOB: 2 BB: 0 P: 5	R: 0 E: 0 K: 0 S: 3	H: 0 LOB: 0 BB: 0 P: 3	R: 0 E: 0 K: 0 S: 3	H: 1 LOB: 3 BB: 0 P: 3	R: 0 E: 0 K: 0 S: 5	H: 2 LOB: 2 BB: 0 P: 5	R: 0 E: 0 K: 0 S: 4	H: 1 LOB: 1 BB: 0 P: 4	R: 0 E: 0 K: 1 S: 6	H: 1 LOB: 1 BB: 1 P: 6		R: 0 E: 0 K: 0 S: 3	H: 1 LOB: 2 BB: 1 P: 7	1B: 8 2B: 0 3B: 0 HR: 0	SF: 0 SAC: 0 DP: 2 HBP: 0	WP: 0 PB: 0 SB: 0 CS: 0	PA: 34
PITCHER Lew Burdette, R ERA: 3.77	IP: 9.0 WLS: W BF: 34 H: 8 R: 0 ER: 0 SO: 2 BB: 1 IBB: 0 HBP: 0 BLK: 0 WP: 0 HR: 0 S: 37 P: 41 ERA: 0.00 WHIP: 1.000															PITCHER							

Batter	1	2	3	4	5	6	7	8	9	AB	R	H	RBI	BB	SO	LOB	BOTTOM				
Red Schoendienst, S OBP: 0.332, SLG: 0.310	1-3			F2	F9		F8			4	0	0	0	0	0	2	Cincinnati Redlegs @ Milwaukee Braves Milwaukee County Stadium, Milwaukee, WI Tue Jul 01 1958, 8:05 PM EDT Att: 23,143 - Unknown 				
Eddie Mathews, L OBP: 0.397, SLG: 0.496	4-3			HR	BB		4-3			3	1	1	1	1	0	0					
Hank Aaron, R OBP: 0.353, SLG: 0.498	6-3			1B BB	F4		FC5-4 BB			2	0	0	0	2	0	3					
Joe Adcock, R OBP: 0.309, SLG: 0.485		F7		K		F8	FC5-4			4	0	0	0	0	1	2					
Andy Patko, R OBP: 0.302, SLG: 0.340	6-3			1-2 1B		FC4-6 BB 1B		FC6-5 SH2-4 BB		3	0	2	0	1	0	0					
Johnny Logan, R OBP: 0.326, SLG: 0.435	F9			F6		FC4-6 BB		SH2-4		2	0	0	0	1	0	2					
Felix Mantilla, R OBP: 0.283, SLG: 0.386			F4		F7	FC4-6 1BB		FC6-5		4	0	0	0	0	0	3					
Del Crandall, R OBP: 0.357, SLG: 0.524			E6 G6-4-3		BB 1B		1-2 1BB		1-3	3	0	1	0	1	0	1					
Lew Burdette, R OBP: 0.179, SLG: 0.179			G6-4-3		BB 1B		G3			3	0	1	0	0	0	4					
Inning Stats	R: 0 E: 0 K: 0 S: 3	H: 0 LOB: 0 BB: 0 P: 3	R: 0 E: 0 K: 0 S: 3	H: 0 LOB: 0 BB: 0 P: 3	R: 1 E: 0 K: 1 S: 7	H: 2 LOB: 2 BB: 1 P: 11	R: 0 E: 0 K: 0 S: 4	H: 1 LOB: 3 BB: 2 P: 12	R: 0 E: 0 K: 0 S: 3	H: 0 LOB: 1 BB: 1 P: 7	R: 0 E: 0 K: 0 S: 3	H: 0 LOB: 1 BB: 1 P: 7	R: 0 E: 0 K: 0 S: 3	H: 0 LOB: 1 BB: 1 P: 7	R: 0 E: 0 K: 0 S: 3	H: 0 LOB: 1 BB: 1 P: 7		1B: 4 2B: 0 3B: 0 HR: 1	SF: 0 SAC: 1 DP: 1 HBP: 0	WP: 0 PB: 0 SB: 0 CS: 0	PA: 35
PITCHER Harvey Haddix, L ERA: 3.57 Hal Jeffcoat, R ERA: 3.54 Willard Schmidt, R ERA: 2.8	IP: 5.2 WLS: L BF: 26 H: 5 R: 1 ER: 1 SO: 1 BB: 3 IBB: 1 HBP: 0 BLK: 0 WP: 0 HR: 1 S: 24 P: 40 ERA: 1.59 WHIP: 1.412															PITCHER					

Batter	1	2	3	4	5	6	7	8	9	AB	R	H	RBI	BB	SO	LOB	TOP			
Johnny Temple, R (1,4) OBP: 0.401, SLG: 0.406	4-0 FC4-6 BB		0-0 G3 SF8 2B		0-0 5-3			0-0 5-3		3	1	1	0	1	0	0				
Jerry Lynch, L (1,9) OBP: 0.308, SLG: 0.484	0-0 FC4-6 CS		0-0 G3		0-0 F7			0-3 K		4	0	0	0	0	1	2				
Gus Bell, L (1,8) OBP: 0.301, SLG: 0.375	0-0 1B		0-0 SF8		0-0 F7			0-0 1B		3	0	2	1	0	0	0				
George Crowe, L (1,3) Walt Dropp, R (9,3) OBP: 0.394, SLG: 0.494 OBP: 0.272, SLG: 0.324	0-0 4-3		0-0 K		0-0 4-3			0-0 F8		4	0	0	0	0	1	2				
Don Hoak, R (1,5) OBP: 0.361, SLG: 0.405		4-0 1B BB		0-0 F6				0-0 5-3		3	0	0	0	1	0	1				
Smoky Burgess, L (1,2) OBP: 0.373, SLG: 0.427		0-0 1B		0-0 3B				0-0 4-3		4	0	2	0	0	0	2				
Frank Robinson, R (1,7) OBP: 0.323, SLG: 0.412		0-3 K		0-0 5-3				0-0 F7		3	0	0	0	0	1	3				
Alex Grammas, R (1,6) OBP: 0.222, SLG: 0.200		0-0 F8		0-0 4-3				0-0 F7		3	0	0	0	0	0	3				
Brooks Lawrence, R (1,1) OBP: 0.263, SLG: 0.161		0-3 K		0-0 1-3				0-3 K		3	0	0	0	0	2	2				
Inning Stats	R: 0 E: 0 K: 0 S: 3	H: 1 LOB: 1 BB: 1 P: 7	R: 0 E: 0 K: 2 S: 8	H: 1 LOB: 2 BB: 1 P: 12	R: 1 E: 0 K: 1 S: 6	H: 1 LOB: 0 BB: 0 P: 6	R: 0 E: 0 K: 0 S: 4	H: 1 LOB: 1 BB: 0 P: 4	R: 0 E: 0 K: 0 S: 3	H: 0 LOB: 0 BB: 0 P: 3	R: 0 E: 0 K: 0 S: 3	H: 0 LOB: 0 BB: 0 P: 3	R: 0 E: 0 K: 2 S: 7	H: 0 LOB: 0 BB: 0 P: 7	R: 0 E: 1 K: 0 S: 4	H: 1 LOB: 1 BB: 0 P: 4	1B: 3 2B: 1 3B: 1 HR: 0	SF: 1 SAC: 0 DP: 1 HBP: 0	WP: 0 PB: 0 SB: 0 CS: 1	PA: 33
PITCHER Joey Jay, R (1,1) ERA: 2.83	IP: 9.0 WLS: L BF: 33	H: 5 R: 1 ER: 1 SO: 5	BB: 2 IBB: 0 HBP: 0 BLK: 0	WP: 0 HR: 0 S: 41 P: 49	ERA: 1.00 WHIP: 0.778	PITCHER IP: WLS: BF: H: R: ER: SO: BB: IBB: HBP: BLK: WP: HR: S: P: ERA: WHIP														

Cincinnati Redlegs @ Milwaukee Braves
Milwaukee County Stadium, Milwaukee, WI
Wed Jul 02 1958, 8:05 PM EDT
Att: 18,212 - Unknown

AB 30
R 1
H 5
RBI 1
BB 2
SO 5
LOB 15



Batter	1	2	3	4	5	6	7	8	9	AB	R	H	RBI	BB	SO	LOB	BOTTOM			
Red Schoendienst, S (1,4) OBP: 0.330, SLG: 0.309	0-0 S 1B		0-0 F5		0-0 F4			0-0 F7		4	0	1	0	0	0	3				
Eddie Mathews, L (1,5) OBP: 0.395, SLG: 0.492	0-0 F7		0-0 FC5-4 1B		0-0 F4			0-0 F9		4	0	1	0	0	0	1				
Hank Aaron, R (1,9) OBP: 0.348, SLG: 0.491	0-0 F6		0-0 F9		0-0 E5			0-0 F2		4	0	0	0	0	0	2				
Frank Torre, L (1,3) Felix Mantilla, R (9, PR) OBP: 0.403, SLG: 0.413 OBP: 0.293, SLG: 0.386	0-0 4-3		0-0 F9		0-0 F5			0-0 SH3-4 1B		4	0	1	0	0	0	3				
Joe Adcock, R (1,7) OBP: 0.310, SLG: 0.482		0-0 BB SH1-3 1B	0-0 FC5-4		0-3 K			0-0 SH3-4		3	0	1	0	0	1	2				
Johnny Logan, R (1,6) OBP: 0.325, SLG: 0.430		0-0 SH1-3		0-0 F4				0-0 F8		3	0	0	0	0	0	3				
Bill Bruton, L (1,8) Wes Covington, L (9, PH) OBP: 0.313, SLG: 0.333 OBP: 0.385, SLG: 0.667		0-0 6-3		0-0 F8				0-0 F9		3	0	0	0	0	0	1				
Del Crandall, R (1,2) OBP: 0.357, SLG: 0.518		4-0 BB IBB		0-0 F8				0-0 F6		2	0	0	0	1	0	0				
Joey Jay, S (1,1) OBP: 0.273, SLG: 0.111		4-0 1-2 2-3 BB		0-0 6-3				0-0 1-3		2	0	0	0	1	0	0				
Inning Stats	R: 0 E: 0 K: 0 S: 4	H: 1 LOB: 3 BB: 2 P: 4	R: 0 E: 0 K: 0 S: 4	H: 1 LOB: 1 BB: 0 P: 4	R: 0 E: 0 K: 0 S: 3	H: 0 LOB: 0 BB: 0 P: 3	R: 0 E: 0 K: 1 S: 6	H: 0 LOB: 1 BB: 0 P: 6	R: 0 E: 0 K: 0 S: 3	H: 0 LOB: 0 BB: 0 P: 3	R: 0 E: 0 K: 0 S: 3	H: 0 LOB: 0 BB: 0 P: 3	R: 0 E: 0 K: 0 S: 4	H: 1 LOB: 2 BB: 0 P: 4	R: 0 E: 0 K: 0 S: 4	H: 1 LOB: 2 BB: 0 P: 4	1B: 4 2B: 0 3B: 0 HR: 0	SF: 0 SAC: 2 DP: 0 HBP: 0	WP: 0 PB: 0 SB: 1 CS: 0	PA: 34
PITCHER Brooks Lawrence, R (1,1) ERA: 3.29	IP: 9.0 WLS: W BF: 34	H: 4 R: 0 ER: 0 SO: 1	BB: 1 IBB: 1 HBP: 0 BLK: 0	WP: 0 HR: 0 S: 34 P: 42	ERA: 0.00 WHIP: 0.556	PITCHER IP: WLS: BF: H: R: ER: SO: BB: IBB: HBP: BLK: WP: HR: S: P: ERA: WHIP														

Cincinnati Redlegs @ Milwaukee Braves
Milwaukee County Stadium, Milwaukee, WI
Wed Jul 02 1958, 8:05 PM EDT
Att: 18,212 - Unknown

AB 30
R 0
H 4
RBI 0
BB 2
SO 1
LOB 17



Batter	1	2	3	4	5	6	7	8	9	AB	R	H	RBI	BB	SO	LOB	TOP										
Richie Ashburn, L OBP: 0.428, SLG: 0.426	F8	6-3			6-3		FC5			4	0	0	0	1	0	3	Philadelphia Phillies @ Milwaukee Braves Milwaukee County Stadium, Milwaukee, WI Thu Jul 03 1958, 4:33 AM EDT Att: 17,624 - Unknown livebaseballscorecards.com										
Solly Hemus, L OBP: 0.412, SLG: 0.452	WP 1B BB		1-3		L4				P4	4	1	1	1	1	0	2											
Ed Bouchee, L OBP: 0.125, SLG: 0.500	K		F8		6-3				HR	4	1	1	1	0	1	1											
Harry Anderson, L OBP: 0.392, SLG: 0.529	WP 1B		K		F7				1B	4	0	2	0	0	1	0											
Carl Sawatski, L OBP: 0.288, SLG: 0.255	4-3				F2				F7	0	0	0	0	0	0	0											
Willie Jones, R OBP: 0.359, SLG: 0.418										1	1	0	0	0	0	1											
Ted Kazanski, R OBP: 0.248, SLG: 0.261										2	0	0	0	0	1	0											
Bob Bowman, R OBP: 0.349, SLG: 0.571										4	0	3	0	0	0	1											
Chico Fernandez, R OBP: 0.243, SLG: 0.241										4	0	0	1	0	1	4											
Robin Roberts, S OBP: 0.321, SLG: 0.261										4	0	1	0	0	0	2											
Inning Stats	R: 0 E: 0 K: 1 S: 6	H: 1 LOB: 2 BB: 1 P: 10	R: 1 E: 0 K: 0 S: 4	H: 1 LOB: 1 BB: 0 P: 5	R: 0 E: 0 K: 1 S: 5	H: 0 LOB: 0 BB: 0 P: 5	R: 0 E: 0 K: 0 S: 4	H: 2 LOB: 1 BB: 0 P: 4	R: 0 E: 0 K: 0 S: 3	H: 0 LOB: 0 BB: 0 P: 3	R: 0 E: 0 K: 0 S: 3	H: 1 LOB: 2 BB: 0 P: 5	R: 2 E: 0 K: 1 S: 7	H: 3 LOB: 0 BB: 0 P: 7	R: 0 E: 0 K: 1 S: 6	H: 1 LOB: 2 BB: 1 P: 10	1B: 4 2B: 3 3B: 0 HR: 2	SF: 0 SAC: 0 DP: 0 HBP: 1	WP: 1 PB: 0 SB: 0 CS: 0	PA: 38							
PITCHER	IP	WLS	BF	H	R	ER	SO	BB	IBB	HBP	BLK	WP	HR	S	P	ERA	WHIP										
Carl Willey, R ERA: 1.61	(1, 1)	8.0	L	33	8	3	3	3	1	0	1	0	2	37	42	3.38	1.125										
Bob Trowbridge, R ERA: 2.32	(9, 1)	1.0		5	1	0	0	1	1	0	0	0	0	6	10	0.00	2.000										

Batter	1	2	3	4	5	6	7	8	9	AB	R	H	RBI	BB	SO	LOB	BOTTOM										
Red Schoendienst, S OBP: 0.325, SLG: 0.303	F8		F8		4-3			L8		4	0	0	0	0	0	2	Philadelphia Phillies @ Milwaukee Braves Milwaukee County Stadium, Milwaukee, WI Thu Jul 03 1958, 4:33 AM EDT Att: 17,624 - Unknown livebaseballscorecards.com										
Eddie Mathews, L OBP: 0.360, SLG: 0.484	K		F7				F8	6-3	4	0	0	0	0	1	1												
Hank Aaron, R OBP: 0.347, SLG: 0.487					L8		6-3		F8	4	0	1	0	0	0	0											
Frank Torre, L OBP: 0.395, SLG: 0.402	F7				F9		6-3		K	4	0	0	0	0	1	1											
Joe Adcock, R OBP: 0.314, SLG: 0.497					K				K	4	0	2	0	0	2	0											
Johnny Logan, R OBP: 0.357, SLG: 0.433										3	1	1	0	1	0	2											
Bill Bruton, L OBP: 0.304, SLG: 0.323										3	0	0	0	0	0	3											
Del Crandall, R OBP: 0.356, SLG: 0.518										2	0	1	1	0	0	1											
Carl Willey, R OBP: 0.333, SLG: 0.333										2	0	1	0	0	0	1											
Harry Hanebrink, L OBP: 0.264, SLG: 0.313										1	0	0	0	0	0	0											
Bob Trowbridge, R OBP: 0.333, SLG: 0.333										0	0	0	0	0	0	0											
Inning Stats	R: 0 E: 0 K: 1 S: 6	H: 1 LOB: 0 BB: 0 P: 6	R: 0 E: 0 K: 0 S: 3	H: 1 LOB: 0 BB: 0 P: 3	R: 0 E: 0 K: 0 S: 4	H: 1 LOB: 1 BB: 0 P: 4	R: 0 E: 0 K: 1 S: 5	H: 0 LOB: 0 BB: 0 P: 5	R: 1 E: 0 K: 0 S: 5	H: 2 LOB: 1 BB: 0 P: 5	R: 0 E: 0 K: 0 S: 3	H: 0 LOB: 0 BB: 0 P: 3	R: 0 E: 0 K: 1 S: 5	H: 0 LOB: 1 BB: 1 P: 9	R: 0 E: 0 K: 0 S: 3	H: 0 LOB: 0 BB: 0 P: 3	R: 0 E: 0 K: 1 S: 6	H: 1 LOB: 1 BB: 0 P: 6	1B: 4 2B: 1 3B: 1 HR: 0	SF: 1 SAC: 0 DP: 1 HBP: 0	WP: 0 PB: 0 SB: 0 CS: 0	PA: 33					
PITCHER	IP	WLS	BF	H	R	ER	SO	BB	IBB	HBP	BLK	WP	HR	S	P	ERA	WHIP										
Robin Roberts, R ERA: 3.01	(1, 1)	9.0	W	33	6	1	1	4	1	0	0	0	0	40	44	1.00	0.778										

Batter	1	2	3	4	5	6	7	8	9	AB	R	H	RBI	BB	SO	LOB	TOP					
Richie Ashburn, L OBP: 0.422, SLG: 0.418 (1, 8)	L9		F9		F7		4-3		5-3	5	0	0	0	0	0	0						
Solly Hemus, L OBP: 0.414, SLG: 0.469 (1, 4)	F9			2B	1B		L3			4	2	2	0	0	0	0						
Ed Bouchee, L OBP: 0.333, SLG: 0.583 (1, 3)				2B	1B		F8			4	2	3	1	0	0	0						
Harry Anderson, L OBP: 0.390, SLG: 0.524 (1, 7)	F7			F3	1B		F7			4	0	1	0	0	0	3						
Carl Sawatski, L OBP: 0.333, SLG: 0.382 (1, 2)										0	1	0	0	0	0	0						
Bob Bowman, R OBP: 0.345, SLG: 0.550 (1, 9)	K			L3-6	5-3		4-3			3	0	0	0	1	1	3						
Ted Kazanski, R OBP: 0.242, SLG: 0.254 (1, 5)	G4-6-3			FC			F9			4	0	0	1	0	1	3						
Chico Fernandez, R OBP: 0.239, SLG: 0.237 (1, 6)			4-3	L3-6			1-3		5-3	4	0	0	0	0	0	3						
Curt Simmons, L OBP: 0.262, SLG: 0.268 (1, 1)							F2			3	0	0	0	0	0	0						
Turk Farrell, R OBP: 0.250, SLG: 0.200 (8, 1)	F5						L9		K	1	0	0	0	0	1	0						
Inning Stats	R: 0 E: 0 K: 0 S: 4	H: 1 LOB: 1 BB: 0 P: 4	R: 0 E: 0 K: 1 S: 5	H: 1 LOB: 0 BB: 0 P: 5	R: 0 E: 0 K: 0 S: 3	H: 0 LOB: 0 BB: 0 P: 3	R: 2 E: 0 K: 0 S: 6	H: 3 LOB: 2 BB: 1 P: 10	R: 2 E: 0 K: 1 S: 7	H: 4 LOB: 2 BB: 0 P: 7	R: 0 E: 0 K: 0 S: 5	H: 0 LOB: 0 BB: 0 P: 5	R: 0 E: 0 K: 0 S: 3	H: 0 LOB: 0 BB: 0 P: 3	R: 1 E: 0 K: 0 S: 4	H: 1 LOB: 0 BB: 0 P: 4	R: 0 E: 0 K: 1 S: 5	H: 0 LOB: 0 BB: 0 P: 5	1B: 6 2B: 4 3B: 0 HR: 1	SF: 0 SAC: 0 DP: 2 HBP: 0	WP: 0 PB: 0 SB: 0 CS: 0	PA: 37
PITCHER	IP	WLS	BF	H	R	ER	SO	BB	IBB	HBP	BLK	WP	HR	S	P	ERA	WHIP					
Bob Rush, R ERA: 3.83 (1, 1)	4.2	L	23	9	4	4	1	0	1	0	0	0	0	24	28	7.71	1.929					
Ernie Johnson, R ERA: 8.53 (5, 1)	0.1		1	0	0	0	0	0	0	0	0	0	0	1	1	0.00	0.000					
Humberto Robinson, R ERA: 4.2 (6, 1)	2.0		6	0	0	0	1	0	0	0	0	0	0	8	8	0.00	0.000					
Gene Conley, R ERA: 4.31 (8, 1)	2.0		7	1	1	1	1	0	0	0	0	0	1	9	9	4.50	0.500					

Philadelphia Phillies @ Milwaukee Braves
Milwaukee County Stadium, Milwaukee, WI
Fri Jul 04 1958, 4:33 AM EDT
Unknown

AB	32
R	5
H	6
RBI	2
BB	1
SO	3
LOB	12



Batter	1	2	3	4	5	6	7	8	9	AB	R	H	RBI	BB	SO	LOB	BOTTOM				
Red Schoendienst, S OBP: 0.319, SLG: 0.296 (1, 4)	P5		F9		FC8-4		F2		F9	5	0	0	0	0	0	2					
Eddie Mathews, L OBP: 0.362, SLG: 0.482 (1, 5)	L8			BB	3-1					3	0	1	0	1	0	1					
Hank Aaron, R OBP: 0.349, SLG: 0.486 (1, 9)	F7			BB						3	0	1	0	1	0	0					
Joe Adcock, R OBP: 0.313, SLG: 0.490 (1, 3)			F9	P6			F7		F8	4	0	1	0	0	0	5					
Mel Roach, R OBP: 0.364, SLG: 0.439 (1, 7)				F2						3	0	2	0	1	0	0					
Johnny Logan, R OBP: 0.353, SLG: 0.426 (1, 6)			1-3	L1			L6-4		K	4	0	0	0	0	1	6					
Felix Mantilla, R OBP: 0.285, SLG: 0.410 (1, 8)										3	1	1	1	0	0	1					
Wes Covington, L OBP: 0.382, SLG: 0.660 (6, PH)	F9			L7					L6	1	0	0	0	0	0	3					
Bill Bruton, L OBP: 0.304, SLG: 0.323 (9, 8)										0	0	0	0	0	0	0					
Del Rice, R OBP: 0.297, SLG: 0.322 (1, 2)			4-3		FC8-4		K		F5	3	0	0	0	1	1	0					
Bob Rush, R OBP: 0.235, SLG: 0.219 (1, 1)										1	0	1	0	0	0	0					
Ernie Johnson, R (5, PH)										0	0	0	0	0	0	0					
Harry Hanebrink, L OBP: 0.265, SLG: 0.316 (5, PH)										1	0	0	0	0	0	1					
Humberto Robinson, R OBP: 0.265, SLG: 0.316 (6, 1)										0	0	0	0	0	0	0					
Frank Torre, R OBP: 0.156, SLG: 0.400 (7, PH)										1	0	0	0	0	0	0					
Gene Conley, R OBP: 0.156, SLG: 0.154 (8, 1)										0	0	0	0	0	0	0					
Del Crandall, R OBP: 0.205, SLG: 0.515 (9, PH)										1	0	0	0	0	0	0					
Inning Stats	R: 0 E: 0 K: 0 S: 3	H: 0 LOB: 0 BB: 0 P: 3	R: 0 E: 0 K: 0 S: 4	H: 1 LOB: 1 BB: 0 P: 4	R: 0 E: 0 K: 0 S: 5	H: 2 LOB: 3 BB: 1 P: 9	R: 0 E: 0 K: 0 S: 3	H: 0 LOB: 0 BB: 0 P: 3	R: 0 E: 0 K: 0 S: 4	H: 2 LOB: 1 BB: 0 P: 4	R: 1 E: 0 K: 1 S: 6	H: 1 LOB: 0 BB: 0 P: 6	R: 0 E: 0 K: 1 S: 6	H: 1 LOB: 3 BB: 2 P: 14	R: 0 E: 0 K: 0 S: 3	H: 0 LOB: 0 BB: 0 P: 3	1B: 5 2B: 2 3B: 0 HR: 1	SF: 0 SAC: 0 DP: 1 HBP: 0	WP: 0 PB: 0 SB: 0 CS: 0	PA: 37	
PITCHER	IP	WLS	BF	H	R	ER	SO	BB	IBB	HBP	BLK	WP	HR	S	P	ERA	WHIP				
Curt Simmons, L ERA: 4.79 (1, 1)	7.0	W	30	7	1	1	1	3	0	0	0	0	0	29	41	1.29	1.429				
Turk Farrell, R ERA: 0.99 (8, 1)	2.0	S	7	0	0	0	1	1	0	0	0	0	0	8	12	0.00	0.500				

Philadelphia Phillies @ Milwaukee Braves
Milwaukee County Stadium, Milwaukee, WI
Fri Jul 04 1958, 4:33 AM EDT
Unknown

AB	33
R	1
H	7
RBI	1
BB	4
SO	2
LOB	19



Batter	1	2	3	4	5	6	7	8	9	AB	R	H	RBI	BB	SO	LOB	TOP					
Richie Ashburn, L (1, 8) OBP: 0.415, SLG: 0.411	0-0 6-3		0-0 F9		0-0 4-3		0-3 K		0-3 K	5	0	0	0	0	2	1						
Chico Fernandez, R (1, 6) OBP: 0.238, SLG: 0.237	0-0 6-3		0-3 K		0-0 P4					4	0	1	0	0	1	0						
Ed Bouchee, L (1, 3) OBP: 0.438, SLG: 0.667	4-0 BB			0-0 2B		0-0 1B FC4-6				3	2	2	0	1	0	1						
Stan Lopata, R (1, 2) OBP: 0.398, SLG: 0.462	0-0 F5			0-0 4-3 1B 2B		0-0 1B FC4-6			0-0 P4	4	1	2	1	0	0	1						
Bob Bowman, R (1, 9)		0-0 5-3		0-0 F9		0-0 F8			0-0 F9	4	0	0	0	0	0	3						
Harry Anderson, L (1, 7) OBP: 0.385, SLG: 0.516		0-3 K		0-0 4-3		0-0 FC4-6 3B			0-0 F7	4	1	0	1	0	1	2						
Ted Kazanski, R (1, 5) OBP: 0.295, SLG: 0.281									0-0 F7	4	0	3	2	0	0	0						
Solly Hemus, L (1, 4) OBP: 0.404, SLG: 0.455									0-0 3-1	4	0	0	0	0	1	3						
Jack Sanford, R (1, 1) OBP: 0.238, SLG: 0.275			0-0 L9		0-0 F8		0-0 1-3			4	0	1	0	0	0	0						
Inning Stats	R: 0 E: 0 K: 0 S: 3	H: 0 LOB: 1 BB: 1 P: 7	R: 0 E: 0 K: 1 S: 6	H: 1 LOB: 1 BB: 0 P: 6	R: 0 E: 0 K: 1 S: 5	H: 0 LOB: 0 BB: 0 P: 5	R: 2 E: 0 K: 1 S: 8	H: 3 LOB: 1 BB: 0 P: 8	R: 0 E: 0 K: 0 S: 3	H: 0 LOB: 0 BB: 0 P: 3	R: 2 E: 0 K: 0 S: 6	H: 3 LOB: 1 BB: 0 P: 6	R: 0 E: 0 K: 1 S: 6	H: 1 LOB: 1 BB: 0 P: 6	R: 0 E: 0 K: 0 S: 3	H: 0 LOB: 0 BB: 0 P: 3	R: 0 E: 0 K: 1 S: 6	H: 1 LOB: 1 BB: 0 P: 6	1B: 6 2B: 2 3B: 1 HR: 0	SF: 0 SAC: 0 DP: 0 HBP: 0	WP: 0 PB: 0 SB: 0 CS: 0	PA: 37
PITCHER Warren Spahn, L (1, 1) ERA: 3.05	IP: 9.0 WLS: L BF: 37 H: 9 R: 4 ER: 4 SO: 5 BB: 1 IBB: 0 HBP: 0 BLK: 0 WP: 0 HR: 0 S: 46 P: 50 ERA: 4.00 WHIP: 1.111																					

Philadelphia Phillies @ Milwaukee Braves
 Milwaukee County Stadium, Milwaukee, WI
 Fri Jul 04, 1958, 4:38 AM EDT
 Att: 23,706 - Unknown

AB 36
 R 4
 H 9
 RBI 4
 BB 1
 SO 5
 LOB 11



Batter	1	2	3	4	5	6	7	8	9	AB	R	H	RBI	BB	SO	LOB	BOTTOM					
Mel Roach, R (1, 4) OBP: 0.354, SLG: 0.422	0-0 4-3		0-0 L4-3			0-0 6-3				4	0	1	0	0	0	1						
Frank Torre, L (1, 3) OBP: 0.395, SLG: 0.399	0-0 1-6-3			4-0 BB G6-3		0-0 4-3				3	0	1	0	1	0	0						
Eddie Mathews, L (1, 5) OBP: 0.361, SLG: 0.477	0-0 6-3			0-0 G6-3		0-3 K				3	0	0	0	1	1	1						
Hank Aaron, R (1, 9) OBP: 0.354, SLG: 0.495		0-0 6-3 2B		4-0 BB		0-0 3-1 2B			0-0 L9	3	0	2	0	1	0	3						
Wes Covington, L (1, 7) OBP: 0.368, SLG: 0.635		0-0 6-3		0-0 F5		0-0 3-1			0-0 E4	4	0	0	0	0	0	3						
Harry Hanebrink, L (9, PR) OBP: 0.261, SLG: 0.310		2-3							0-0 G6-4-3	0	0	0	0	0	0	0						
Johnny Logan, R (1, 6) OBP: 0.348, SLG: 0.420						0-0 F7			0-0 G6-4-3	4	0	0	0	0	1	3						
Bill Bruton, L (1, 8) OBP: 0.302, SLG: 0.320						0-0 L8			0-0 F8	4	0	1	0	0	0	3						
Del Crandall, R (1, 2) OBP: 0.350, SLG: 0.508						0-0 F9			0-0 F8	3	0	0	0	0	1	1						
Warren Spahn, L (1, 1) OBP: 0.438, SLG: 0.544						4-0 L4-3 BB			0-3 K	2	0	0	0	1	1	1						
Inning Stats	R: 0 E: 0 K: 0 S: 3	H: 0 LOB: 0 BB: 0 P: 3	R: 0 E: 0 K: 1 S: 6	H: 1 LOB: 1 BB: 0 P: 6	R: 0 E: 0 K: 0 S: 2	H: 0 LOB: 0 BB: 1 P: 6	R: 0 E: 0 K: 0 S: 2	H: 0 LOB: 1 BB: 2 P: 10	R: 0 E: 0 K: 1 S: 6	H: 1 LOB: 1 BB: 0 P: 6	R: 0 E: 0 K: 1 S: 5	H: 0 LOB: 0 BB: 0 P: 5	R: 0 E: 0 K: 0 S: 4	H: 1 LOB: 1 BB: 0 P: 4	R: 0 E: 0 K: 1 S: 7	H: 2 LOB: 3 BB: 1 P: 11	R: 0 E: 1 K: 0 S: 3	H: 0 LOB: 1 BB: 0 P: 3	1B: 3 2B: 3 3B: 0 HR: 0	SF: 0 SAC: 0 DP: 3 HBP: 0	WP: 0 PB: 0 SB: 0 CS: 0	PA: 34
PITCHER Jack Sanford, R (1, 1) ERA: 3.9	IP: 9.0 WLS: W BF: 34 H: 5 R: 0 ER: 0 SO: 4 BB: 4 IBB: 0 HBP: 0 BLK: 0 WP: 0 HR: 0 S: 38 P: 54 ERA: 0.00 WHIP: 1.000																					

Philadelphia Phillies @ Milwaukee Braves
 Milwaukee County Stadium, Milwaukee, WI
 Fri Jul 04, 1958, 4:38 AM EDT
 Att: 23,706 - Unknown

AB 30
 R 0
 H 5
 RBI 0
 BB 4
 SO 4
 LOB 16



Batter	1	2	3	4	5	6	7	8	9	AB	R	H	RBI	BB	SO	LOB	TOP					
Bill Virdon, L OBP: 0.347, SLG: 0.427 (1, 8)										4	0	0	0	0	2	3	Pittsburgh Pirates @ Milwaukee Braves Milwaukee County Stadium, Milwaukee, WI Sun Jul 06 1958, 4:33 AM EDT Att: 26,288 - Unknown livebaseballscorecards.com					
Gene Baker, R OBP: 0.382, SLG: 0.390 (1, 5)										4	0	0	0	0	0	0						
Ted Kluszewski, L OBP: 0.362, SLG: 0.404 (1, 3)										4	0	1	0	0	1	1						
Frank Thomas, R OBP: 0.339, SLG: 0.572 (1, 7)										4	0	0	0	0	1	2						
John Powers, L OBP: 0.339, SLG: 0.313 (1, 9)										4	0	0	0	0	1	3						
Bill Mazerowski, R OBP: 0.308, SLG: 0.428 (1, 4)										3	0	0	0	0	1	0						
Dick Groat, R OBP: 0.297, SLG: 0.379 (1, 6)										3	0	1	0	0	1	0						
Bill Hall, L OBP: 0.259, SLG: 0.240 (1, 2)										2	0	1	0	0	0	0						
Bob Skinner, L OBP: 0.408, SLG: 0.463 (8, PH)										1	0	1	0	0	0	0						
Hank Foiles, R OBP: 0.306, SLG: 0.280 (8, 2)										0	0	0	0	0	0	0						
Curt Raydon, R OBP: 0.332, SLG: 0.354 (1, 1)										2	0	0	0	0	1	1						
Roberto Clemente, R OBP: 0.332, SLG: 0.354 (8, PH)										1	0	0	0	0	1	2						
Roy Face, R OBP: 0.306, SLG: 0.280 (8, 1)										0	0	0	0	0	0	0						
Inning Stats	R: 0 E: 0 K: 2 S: 7	H: 0 LOB: 0 BB: 0 P: 7	R: 0 E: 0 K: 0 S: 3	H: 0 LOB: 0 BB: 0 P: 3	R: 0 E: 0 K: 2 S: 8	H: 1 LOB: 1 BB: 0 P: 8	R: 0 E: 0 K: 0 S: 4	H: 1 LOB: 1 BB: 0 P: 4	R: 0 E: 0 K: 0 S: 3	H: 0 LOB: 0 BB: 0 P: 3	R: 0 E: 0 K: 1 S: 5	H: 0 LOB: 0 BB: 0 P: 5	R: 0 E: 0 K: 2 S: 7	H: 0 LOB: 0 BB: 0 P: 7	R: 0 E: 0 K: 0 S: 9	H: 2 LOB: 2 BB: 0 P: 9	R: 0 E: 2 K: 0 S: 4	H: 0 LOB: 1 BB: 0 P: 4	1B: 4 2B: 0 3B: 0 HR: 0	SF: 0 SAC: 0 DP: 1 HBP: 0	WP: 0 PB: 0 SB: 0 CS: 0	PA: 32
PITCHER Joey Jay, R ERA: 2.25 (1, 1)	IP: 9.0 WLS: W BF: 32 H: 4 R: 0 ER: 0 SO: 9 BB: 0 IBB: 0 HBP: 0 BLK: 0 WP: 0 HR: 0 S: 50 P: 50 ERA: 0.00 WHIP: 0.444															PITCHER Joey Jay, R ERA: 2.25 (1, 1)	IP: 9.0 WLS: W BF: 32 H: 4 R: 0 ER: 0 SO: 9 BB: 0 IBB: 0 HBP: 0 BLK: 0 WP: 0 HR: 0 S: 50 P: 50 ERA: 0.00 WHIP: 0.444					

Batter	1	2	3	4	5	6	7	8	9	AB	R	H	RBI	BB	SO	LOB	BOTTOM			
Felix Mantilla, R OBP: 0.283, SLG: 0.413 (1, 8)										4	0	1	0	0	0	2	Pittsburgh Pirates @ Milwaukee Braves Milwaukee County Stadium, Milwaukee, WI Sun Jul 06 1958, 4:33 AM EDT Att: 26,288 - Unknown livebaseballscorecards.com			
Frank Torre, L OBP: 0.387, SLG: 0.386 (1, 3)										4	0	0	0	0	0	1				
Eddie Mathews, L OBP: 0.355, SLG: 0.464 (1, 5)										4	0	0	0	0	0	1				
Hank Aaron, R OBP: 0.357, SLG: 0.495 (1, 9)										4	1	1	0	0	1	1				
Wes Covington, L OBP: 0.372, SLG: 0.676 (1, 7)										3	1	2	2	0	0	0				
Mel Roach, R OBP: 0.385, SLG: 0.449 (1, 4)										3	0	2	0	0	0	0				
Johnny Logan, R OBP: 0.340, SLG: 0.409 (1, 6)										3	0	0	0	0	0	3				
Del Crandall, R OBP: 0.357, SLG: 0.502 (1, 2)										1	0	0	0	2	1	0				
Joey Jay, S OBP: 0.214, SLG: 0.083 (1, 1)										3	0	0	0	0	1	5				
Inning Stats	R: 0 E: 0 K: 0 S: 3	H: 0 LOB: 0 BB: 0 P: 3	R: 0 E: 0 K: 1 S: 5	H: 0 LOB: 0 BB: 0 P: 5	R: 0 E: 0 K: 2 S: 7	H: 0 LOB: 0 BB: 0 P: 7	R: 0 E: 0 K: 0 S: 3	H: 0 LOB: 0 BB: 0 P: 3	R: 1 E: 1 K: 0 S: 5	H: 3 LOB: 2 BB: 1 P: 9	R: 0 E: 0 K: 0 S: 4	H: 1 LOB: 1 BB: 0 P: 4	R: 1 E: 0 K: 0 S: 5	H: 2 LOB: 2 BB: 1 P: 9	R: 0 E: 0 K: 0 S: 3	H: 0 LOB: 0 BB: 0 P: 3		1B: 3 2B: 2 3B: 0 HR: 1	SF: 0 SAC: 0 DP: 1 HBP: 0	WP: 0 PB: 0 SB: 0 CS: 0
PITCHER Curt Raydon, R ERA: 2.5 (1, 1)	IP: 7.0 WLS: L BF: 28 H: 6 R: 2 ER: 2 SO: 3 BB: 0 IBB: 2 HBP: 0 BLK: 0 WP: 0 HR: 1 S: 32 P: 40 ERA: 2.57 WHIP: 0.857															PITCHER Roy Face, R ERA: 3.09 (8, 1)	IP: 1.0 WLS: L BF: 3 H: 0 R: 0 ER: 0 SO: 0 BB: 0 IBB: 0 HBP: 0 BLK: 0 WP: 0 HR: 0 S: 3 P: 3 ERA: 0.00 WHIP: 0.000			

Batter	1	2	3	4	5	6	7	8	9	AB	R	H	RBI	BB	SO	LOB	TOP	
Red Schoendienst, S OBP: 0.311, SLG: 0.286	(1, 4) 3-3 K		(1, 1) 6-3		(1, 2) SF8 BB BB		(1, 3) F9			3	0	0	0	1	1	0	Milwaukee Braves @ Los Angeles Dodgers Los Angeles Memorial Coliseum, Los Angeles, CA Wed Jul 09 1958, 10:05 PM EDT Att: 32,337 - Unknown livebaseballscorecards.com	
Frank Torre, L OBP: 0.389, SLG: 0.382	(1, 3) 2-2 4-3		(1, 2) F7		(1, 2) S BB			(1, 2) G5-4-3 BB BB		2	0	0	0	2	0			
Eddie Mathews, L OBP: 0.353, SLG: 0.461	(1, 5) 1-0 6-3		(1, 1) G3		(1, 2) SF8			(1, 2) G5-4-3 BB		2	0	0	1	1	0			
Hank Aaron, R OBP: 0.356, SLG: 0.491		(1, 9) 0-0 F4		(1, 2) E6 4-3 1B	(1, 3) F7			(1, 2) G5-4-3 BB		4	0	1	0	0	0	4		
Wes Covington, L OBP: 0.360, SLG: 0.652		(1, 7) 1-1 4-1		(1, 1) 4-3		(1, 1) G3		(1, 1) 4-3		4	0	0	0	0	0	2		
Bill Bruton, L OBP: 0.286, SLG: 0.324		(1, 8) 1-0 2B		(1, 2) 5-3		(1, 2) B1-3			(1, 1) K	4	1	1	0	0	1			
Johnny Logan, R OBP: 0.339, SLG: 0.411		(1, 6) 1-0 1B 2B		(1, 3) K		(1, 6) L8			(1, 2) K	4	1	1	1	0	2			
Del Crandall, R OBP: 0.359, SLG: 0.500		(1, 2) 1-0 1B			(1, 1) BB SF8 BB		(1, 1) 6-3		(1, 3) 5-3	3	1	1	1	1	0	0		
Carl Willey, R OBP: 0.333, SLG: 0.333	(1, 1) 1-0 F8				(1, 3) K		(1, 2) F9			0	0	0	0	0	0			
Harry Heinrichs, L OBP: 0.265, SLG: 0.324	(2, 1) 1-0									1	0	0	0	0	0	1		
Gene Conley, R OBP: 0.147, SLG: 0.154	(2, 1) 1-0									0	0	0	0	0	0	0		
Bob Trowbridge, R OBP: 0.299, SLG: 0.327	(2, 1) 1-0									1	0	0	0	0	1	1		
Andy Patko, R OBP: 0.299, SLG: 0.327	(7, 1) 1-0									1	0	0	0	0	0	0		
Ernie Johnson, R OBP: 0.299, SLG: 0.327	(7, 1) 1-0									0	0	0	0	0	0	0		
Inning Stats	R: 0 H: 0 E: 0 LOB: 0 K: 1 BB: 0 S: 8 P: 14	R: 2 H: 3 E: 0 LOB: 1 K: 0 BB: 0 S: 7 P: 12	R: 0 H: 0 E: 0 LOB: 0 K: 0 BB: 0 S: 5 P: 7	R: 0 H: 1 E: 1 LOB: 1 K: 1 BB: 0 S: 10 P: 13	R: 1 H: 0 E: 0 LOB: 2 K: 1 BB: 3 S: 8 P: 22	R: 0 H: 0 E: 0 LOB: 0 K: 0 BB: 0 S: 4 P: 5	R: 0 H: 0 E: 0 LOB: 0 K: 0 BB: 0 S: 5 P: 7	R: 0 H: 0 E: 0 LOB: 1 K: 2 BB: 2 S: 8 P: 19	R: 0 H: 0 E: 0 LOB: 0 K: 2 BB: 0 S: 8 P: 10	1B: 2 SF: 1 2B: 2 SAC: 0 3B: 0 DP: 1 HR: 0 HBP: 0	WP: 0 PA: 35 PB: 0 SB: 1 CS: 0							
PITCHER Stan Williams, R ERA: 3.43	(1, 1) 9.0 WLS BF H R ER SO BB IBB HBP BLK WP HR S P ERA WHIP																	

Batter	1	2	3	4	5	6	7	8	9	AB	R	H	RBI	BB	SO	LOB	BOTTOM	
Pee Wee Reese, R OBP: 0.355, SLG: 0.473	(1, 6) 4-2 FC4-6 BB 1B BB	(1, 6) 4-2 2B 1B BB	(1, 6) 4-0 1B 1B BB		(1, 2) 6-3			(1, 2) F9 2B		2	3	1	0	3	0	0	Milwaukee Braves @ Los Angeles Dodgers Los Angeles Memorial Coliseum, Los Angeles, CA Wed Jul 09 1958, 10:05 PM EDT Att: 32,337 - Unknown livebaseballscorecards.com	
Norm Larker, L OBP: 0.387, SLG: 0.488	(1, 7) 4-2 FC4-6 BB 1-2	(1, 7) 2-0 1B 1B 2B	(1, 7) 0-0 1B 1B		(1, 2) 1-2 1B			(1, 1) 6-3		4	2	3	0	1	0	1		
Duke Snider, L OBP: 0.365, SLG: 0.414	(1, 8) 0-0 F6	(1, 8) 4-0 1B 1B IBB	(1, 8) 2-2 1B 1B		(1, 6) K			(1, 2) F9		4	1	1	2	1	1	4		
Carl Furillo, R OBP: 0.347, SLG: 0.440	(1, 9) 0-1 FC4-6 HR 1-2 2-3	(1, 9) 3-2 1B 1B	(1, 9) 2-2 L7					(1, 3) 3-1		5	1	1	1	0	0	4		
John Roseboro, L OBP: 0.347, SLG: 0.472	(1, 2) 3-2 HR 1-3 3-H	(1, 2) 0-0 1B 1B		(1, 2) 2-2 SF7 3B		(1, 2) K2-3				4	2	3	3	0	1	0		
Steve Bilko, R OBP: 0.333, SLG: 0.495	(1, 3) 2-1 1-H HR	(1, 3) 0-3 K		(1, 3) SF7		(1, 3) F5				3	1	1	4	0	1	2		
Randy Jackson, R OBP: 0.250, SLG: 0.255	(1, 5) 3-1 E5 FC6-4	(1, 5) 2-3 K		(1, 2) K				(1, 1) 6-3		4	0	0	0	0	2	2		
Charlie Neal, R OBP: 0.340, SLG: 0.458	(1, 4) 2-0 FC6-4 1-2		(1, 4) 6-3	(1, 4) 6-3				(1, 2) 5-3		4	0	0	0	0	0	1		
Stan Williams, R OBP: 0.340, SLG: 0.458	(1, 1) 0-0 F3		(1, 1) K		(1, 1) K			(1, 3) F9		4	0	0	0	0	2	0		
Inning Stats	R: 4 H: 2 E: 1 LOB: 1 K: 0 BB: 2 S: 16 P: 34	R: 3 H: 3 E: 0 LOB: 2 K: 2 BB: 2 S: 14 P: 29	R: 2 H: 2 E: 0 LOB: 1 K: 1 BB: 1 S: 17 P: 27	R: 1 H: 1 E: 0 LOB: 0 K: 1 BB: 0 S: 9 P: 12	R: 0 H: 1 E: 0 LOB: 1 K: 2 BB: 0 S: 12 P: 21	R: 0 H: 0 E: 0 LOB: 0 K: 1 BB: 0 S: 8 P: 12	R: 0 H: 0 E: 0 LOB: 0 K: 0 BB: 0 S: 8 P: 12	R: 0 H: 1 E: 0 LOB: 1 K: 0 BB: 0 S: 8 P: 13	1B: 6 SF: 1 2B: 2 SAC: 0 3B: 1 DP: 0 HR: 1 HBP: 0	WP: 0 PA: 40 PB: 0 SB: 0 CS: 0								
PITCHER Carl Willey, R ERA: 2.79	(1, 1) 1.0 WLS BF H R ER SO BB IBB HBP BLK WP HR S P ERA WHIP																	
Gene Conley, R ERA: 4.79	(2, 1) 0.1 5 2 3 3 0 1 1 0 0 0 0 0 7 20 81.00 9.000																	
Bob Trowbridge, R ERA: 2.63	(2, 1) 4.2 20 5 3 3 7 1 0 0 0 0 0 0 53 81 5.79 1.286																	
Ernie Johnson, R ERA: 7.71	(7, 1) 2.0 7 1 0 0 0 0 0 0 0 0 0 0 16 25 0.00 0.500																	




Batter	1	2	3	4	5	6	7	8	9	AB	R	H	RBI	BB	SO	LOB	TOP					
Felix Mantilla, R OBP: 0.277, SLG: 0.423	5-3		1-3		1-3		G4-6-3		G3	4	0	0	0	0	0	4	Milwaukee Braves @ San Francisco Giants Seals Stadium, San Francisco, CA Sat Jul 12 1958, 6:33 AM EDT Att: 22,806 - Unknown					
Bill Bruton, L OBP: 0.303, SLG: 0.321										0	0	0	0	0	0							
Wes Covington, L OBP: 0.377, SLG: 0.667										1	0	0	0	0	2							
Mel Roach, R OBP: 0.379, SLG: 0.426	K		6-3							4	0	1	0	0	1	2						
Eddie Mathews, L OBP: 0.361, SLG: 0.477					3-1		FC3-6			4	1	2	0	0	0	1						
Hank Aaron, R OBP: 0.356, SLG: 0.493	FC6-4				5-3				FC6-4	4	1	1	2	0	0	2						
Joe Adcock, R OBP: 0.306, SLG: 0.494					F4				G4-3	4	1	1	1	0	0	1						
Johnny Logan, R OBP: 0.336, SLG: 0.408					F3		F7			4	0	1	0	0	1	0						
Andy Pafko, R OBP: 0.319, SLG: 0.330					F9		FC6-4			2	0	0	0	2	0	1						
Del Crandall, R OBP: 0.359, SLG: 0.491					F8					4	0	2	0	0	0	1						
Warren Spahn, L OBP: 0.439, SLG: 0.542			K							2	0	1	0	0	1	0						
Bob Ruick, R OBP: 0.236, SLG: 0.219										0	0	0	0	0	0	0						
Frank Torre, R OBP: 0.302, SLG: 0.387										1	0	0	0	0	0	0						
Lew Burdette, R OBP: 0.322, SLG: 0.328										0	0	0	0	0	0	0						
Gene Conley, R OBP: 0.154, SLG: 0.154										0	0	0	0	0	0	0						
Del Rice, R OBP: 0.292, SLG: 0.317										1	0	0	0	0	1	2						
Inning Stats	R: 0 E: 0 K: 1 S: 6	H: 1 LOB: 1 BB: 0 P: 6	R: 1 E: 0 K: 0 S: 4	H: 1 LOB: 0 BB: 0 P: 4	R: 0 E: 0 K: 1 S: 5	H: 0 LOB: 0 BB: 0 P: 5	R: 0 E: 0 K: 0 S: 3	H: 0 LOB: 0 BB: 0 P: 3	R: 0 E: 0 K: 0 S: 4	H: 1 LOB: 2 BB: 1 P: 8	R: 2 E: 0 K: 0 S: 6	H: 3 LOB: 1 BB: 0 P: 6	R: 0 E: 0 K: 0 S: 4	H: 2 LOB: 2 BB: 0 P: 4	R: 0 E: 0 K: 0 S: 3	H: 1 LOB: 0 BB: 0 P: 3	R: 0 E: 0 K: 2 S: 8	H: 1 LOB: 2 BB: 1 P: 12	1B: 8 2B: 0 3B: 0 HR: 2	SF: 0 SAC: 0 DP: 2 HBP: 0	WP: 0 PB: 0 CS: 0	PA: 37
PITCHER Johnny Antonelli, L ERA: 3.3	IP: 9.0 WLS: W BF: 37 H: 10 R: 3 ER: 3 SO: 4 BB: 2 IBB: 0 HBP: 0 BLK: 0 WP: 0 HR: 2 S: 43 P: 51 ERA: 3.00 WHIP: 1.333																					



Batter	1	2	3	4	5	6	7	8	9	AB	R	H	RBI	BB	SO	LOB	BOTTOM			
Felipe Alou, R OBP: 0.318, SLG: 0.429			1-3							4	0	1	0	0	1	2	Milwaukee Braves @ San Francisco Giants Seals Stadium, San Francisco, CA Sat Jul 12 1958, 6:33 AM EDT Att: 22,806 - Unknown			
Daryl Spencer, R OBP: 0.354, SLG: 0.484					F8					3	1	1	0	1	0	1				
Willie Mays, R OBP: 0.403, SLG: 0.603					6-3					2	0	0	1	1	0	1				
Ray Jablonski, R OBP: 0.288, SLG: 0.500					E5					3	1	1	1	0	1	1				
Jim Davenport, R OBP: 0.317, SLG: 0.386					K					1	0	0	0	0	0	1				
Orlando Cepeda, R OBP: 0.337, SLG: 0.544					F5					4	1	2	3	0	1	1				
Hank Sauer, R OBP: 0.386, SLG: 0.467					F7					2	0	0	0	2	0	0				
Whitey Lockman, L OBP: 0.357, SLG: 0.381					F7					0	0	0	0	0	0	0				
Bob Schmidt, R OBP: 0.323, SLG: 0.487					1-3					4	0	0	0	0	2	4				
Danny O'Connell, R OBP: 0.353, SLG: 0.367					6-3					4	1	1	0	0	0	0				
Johnny Antonelli, L OBP: 0.216, SLG: 0.240					1-3					3	1	1	0	0	0	0				
Inning Stats	R: 0 E: 0 K: 1 S: 5	H: 1 LOB: 1 BB: 1 P: 9	R: 0 E: 0 K: 0 S: 3	H: 0 LOB: 0 BB: 0 P: 3	R: 0 E: 0 K: 0 S: 3	H: 0 LOB: 0 BB: 0 P: 3	R: 0 E: 1 K: 0 S: 5	H: 1 LOB: 3 BB: 1 P: 9	R: 5 E: 0 K: 2 S: 11	H: 4 LOB: 1 BB: 2 P: 19	R: 0 E: 0 K: 0 S: 3	H: 0 LOB: 0 BB: 0 P: 3	R: 0 E: 0 K: 1 S: 6	H: 1 LOB: 1 BB: 0 P: 6	R: 0 E: 0 K: 1 S: 5	H: 0 LOB: 0 BB: 0 P: 5	1B: 6 2B: 0 3B: 0 HR: 1	SF: 1 SAC: 0 DP: 1 HBP: 0	WP: 0 PB: 0 CS: 0	PA: 35
PITCHER Warren Spahn, L ERA: 3.25	IP: 4.2 WLS: L BF: 23 H: 6 R: 5 ER: 5 SO: 2 BB: 3 IBB: 0 HBP: 0 BLK: 0 WP: 0 HR: 1 S: 24 P: 36 ERA: 9.64 WHIP: 1.929																			
Bob Rush, R ERA: 3.78	IP: 1.1 WLS: L BF: 5 H: 0 R: 0 ER: 0 SO: 1 BB: 1 IBB: 0 HBP: 0 BLK: 0 WP: 0 HR: 0 S: 6 P: 10 ERA: 0.00 WHIP: 0.750																			
Gene Conley, R ERA: 4.6	IP: 2.0 WLS: L BF: 7 H: 1 R: 0 ER: 0 SO: 2 BB: 0 IBB: 0 HBP: 0 BLK: 0 WP: 0 HR: 0 S: 11 P: 11 ERA: 0.00 WHIP: 0.500																			



Batter	1	2	3	4	5	6	7	8	9	AB	R	H	RBI	BB	SO	LOB	TOP					
Red Schoendienst, S OBP: 0.319, SLG: 0.292 Mel Roach, R OBP: 0.330, SLG: 0.446	(1,4) 4-0 6-3 1B BB	(2) 0-0 F8		(2) 0-0 F5		(2) 0-0 HR 2B	(2) 0-0 1B WP 4-3 1B	(2) 0-0 SF7		1 1 0 0 1 0 1 3 2 2 1 0 0 1												
Johnny Logan, R OBP: 0.336, SLG: 0.421	(1,6) 0-0 6-3 1B 1B	(3) 0-0 F4		(3) 0-0 F9		(3) 0-0 HR	(3) 0-0 4-3 1B	(3) 0-0 F8		6 2 3 3 0 0 4												
Eddie Mathews, L OBP: 0.349, SLG: 0.459	(1,5) 0-0 F4		(1) 0-0 4-3		(1) 0-0 G3	(1) 0-0 F6	(2) 0-0 4-3		(1) 0-0 6-3	6 0 0 1 0 0 3												
Hank Aaron, R OBP: 0.346, SLG: 0.478	(1,9) 0-0 6-3 1-2 2-3		(2) 0-0 6-3		(2) 0-0 E5 BB	(2) 0-3 K	(3) 0-0 6-3		(2) 0-0 1-3	6 1 0 0 0 1 3												
Wes Covington, L OBP: 0.399, SLG: 0.693 Andy Pafko, R OBP: 0.316, SLG: 0.327	(1,7) 0-0 1B 2-H 3-H				(8,7) 4-0 E 1B BB				(3) 0-0 HBP BB FC5-2 1B	4 2 4 3 1 0 0 1 0 0 0 0 0 0												
Joe Adcock, R OBP: 0.326, SLG: 0.509 Frank Torre, L OBP: 0.394, SLG: 0.387	(1,3) 0-0 1B 1-3				(6,3) 0-0 1B 1-3				(4,0) 4-0 FC5-2 HBP 1-2 BB BB	4 0 3 1 0 0 1 0 1 0 0 1 0 0												
Bill Bruton, L OBP: 0.310, SLG: 0.322	(1,8) 0-0 F9		(3) 0-0 4-3		(1,8) 0-0 1B 1-2				(1,0) 1-0 BB FC5-2 SF7 HBP	4 1 1 0 0 0 3												
Del Crandall, R OBP: 0.362, SLG: 0.484		(1,2) 0-0 6-3			(1,2) 0-0 SH1-4 1B				(1) 0-0 FC5-2 SF7 BB	4 1 1 0 1 0 5												
Lew Burdette, R OBP: 0.260, SLG: 0.354	(1,1) 0-0 1B				(1,1) 0-0 SH1-4 1-2 2-H				(4,0) 4-0 WP 1B 1-2 HBP	2 1 2 1 1 0 0												
Inning Stats	R: 2 E: 0 K: 0 S: 6	H: 3 LOB: 2 BB: 1 P: 10	R: 0 E: 0 K: 0 S: 4	H: 1 LOB: 1 BB: 0 P: 4	R: 1 E: 0 K: 0 S: 5	H: 2 LOB: 1 BB: 0 P: 5	R: 0 E: 0 K: 0 S: 4	H: 1 LOB: 1 BB: 0 P: 4	R: 2 E: 1 K: 1 S: 6	H: 3 LOB: 2 BB: 1 P: 10	R: 2 E: 0 K: 1 S: 8	H: 3 LOB: 1 BB: 0 P: 8	R: 3 E: 0 K: 0 S: 5	H: 2 LOB: 1 BB: 1 P: 10	R: 2 E: 0 K: 0 S: 4	H: 1 LOB: 0 BB: 2 P: 13	R: 0 E: 0 K: 0 S: 3	H: 0 LOB: 0 BB: 0 P: 3	1B: 13 2B: 1 3B: 0 HR: 2	SF: 1 SAC: 1 DP: 0 HBP: 2	WP: 1 PB: 0 SB: 1 CS: 0	PA: 50
PITCHER	IP WLS BF H R ER SO BB IBB HBP BLK WP HR S P ERA WHIP																					
Al Worthington, R ERA: 3.06	(1,1) 4.1 L 24 8 5 4 0 2 0 0 0 0 0 1 22 30 8.31 2.308																					
Ray Crone, R ERA: 5.75	(5,1) 1.2 9 5 2 2 1 0 0 0 0 0 1 11 11 10.80 3.000																					
Joe Shipley, R ERA: 33.75	(7,1) 1.1 12 3 5 5 0 3 0 2 0 1 0 7 21 33.75 4.500																					
Ramon Monzant, R ERA: 4.65	(8,1) 1.2 5 0 0 0 0 0 0 0 0 0 0 5 5 0.00 0.000																					

Milwaukee Braves @ San Francisco Giants
Seals Stadium, San Francisco, CA
Mon Jul 14 1958, 6:33 AM EDT
Att: 22,864 - Unknown

AB 41
R 12
H 16
RBI 10
BB 5
SO 1
LOB 21

Batter	1	2	3	4	5	6	7	8	9	AB	R	H	RBI	BB	SO	LOB	BOTTOM					
Danny O'Connell, R OBP: 0.348, SLG: 0.358	(1,4) 0-0 F4		(2) 0-0 F3			(1) 0-0 FC3-6 2B		(2) 0-0 4-3		4 1 0 0 0 0 1												
Daryl Spencer, R OBP: 0.348, SLG: 0.473	(1,6) 0-0 F5		(3) 0-0 F7			(2) 0-0 F9		(3) 0-0 F8		4 0 0 0 0 0 1												
Willie Mays, R OBP: 0.399, SLG: 0.594	(1,8) 0-0 F3			(1) 0-0 3-1		(1) 0-0 2B			(1) 0-0 F3	4 0 1 1 0 0 0												
Ray Jablonski, R OBP: 0.299, SLG: 0.521					(1,5) 4-0 FC4-6 BB				(1,5) 0-0 1B 2B	3 0 1 0 1 0 1												
Orlando Cepeda, R OBP: 0.337, SLG: 0.546	(1,3) 0-0 F7		(1) 0-0 F8						(2) 0-0 F7	4 0 0 0 0 0 2												
Leon Wagner, L OBP: 0.346, SLG: 0.538	(1,7) 0-0 FC4-6 1B				(1,7) 0-3 K				(1,7) 0-0 HR	4 2 2 1 0 1 1												
Willie Kirkland, L OBP: 0.309, SLG: 0.391 Ramon Monzant, R OBP: 0.242, SLG: 0.242 Bob Speake, L OBP: 0.345, SLG: 0.388	(1,9) 0-0 E6 1B				(1,9) 4-0 G6-4-3 BB				(2) 0-3 K	2 0 0 0 1 1 1 0 0 0 0 0 0 0 1 0 0 0 0 0 2												
Bob Schmidt, R OBP: 0.322, SLG: 0.485	(1,2) 0-0 1B				(1,2) 0-0 G6-4-3 1-2 2-H				(3) 0-0 F3	3 0 1 1 0 0 1												
Al Worthington, R OBP: 0.226, SLG: 0.214 Ray Crone, R	(1,1) 0-0 5-3								(1) 0-3 K	1 0 0 0 0 0 0 0 0 0 0 0 0 0 0 0 0 0 1 0 0 0 0 0 0 0 0 0 1 0 0 0 0 1 0												
Whitey Lockman, L OBP: 0.361, SLG: 0.375 Joe Shipley, R OBP: 0.321, SLG: 0.430	(6,PH) 0-0 FC3-6 BB									1B: 2 2B: 2 3B: 0 HR: 1	SF: 0 SAC: 0 DP: 1 HBP: 0	WP: 0 PB: 0 SB: 0 CS: 0	PA: 34									
Inning Stats	R: 0 E: 0 K: 0 S: 3	H: 0 LOB: 0 BB: 0 P: 3	R: 1 E: 1 K: 0 S: 4	H: 1 LOB: 2 BB: 1 P: 8	R: 0 E: 0 K: 0 S: 3	H: 0 LOB: 0 BB: 0 P: 3	R: 0 E: 0 K: 0 S: 3	H: 0 LOB: 0 BB: 0 P: 3	R: 0 E: 0 K: 1 S: 4	H: 0 LOB: 1 BB: 1 P: 8	R: 1 E: 0 K: 0 S: 4	H: 1 LOB: 1 BB: 1 P: 8	R: 1 E: 0 K: 1 S: 6	H: 1 LOB: 0 BB: 0 P: 6	R: 0 E: 0 K: 1 S: 5	H: 0 LOB: 0 BB: 0 P: 5	R: 0 E: 0 K: 0 S: 5	H: 2 LOB: 2 BB: 0 P: 5	1B: 2 2B: 2 3B: 0 HR: 1	SF: 0 SAC: 0 DP: 1 HBP: 0	WP: 0 PB: 0 SB: 0 CS: 0	PA: 34
PITCHER	IP WLS BF H R ER SO BB IBB HBP BLK WP HR S P ERA WHIP																					
Lew Burdette, R ERA: 3.54	(1,1) 9.0 W 34 5 3 2 3 3 0 0 0 0 1 37 49 2.00 0.889																					

Milwaukee Braves @ San Francisco Giants
Seals Stadium, San Francisco, CA
Mon Jul 14 1958, 6:33 AM EDT
Att: 22,864 - Unknown

AB 31
R 3
H 5
RBI 3
BB 3
SO 3
LOB 10

Batter	1	2	3	4	5	6	7	8	9	AB	R	H	RBI	BB	SO	LOB	TOP										
Mel Roach, R OBP: 0.373, SLG: 0.426 (1, 4)	1-3		L6				E4 FC5			3	1	0	0	1	0	1	Milwaukee Braves @ St. Louis Cardinals Sportsman's Park, St. Louis, MO Tue Jul 15 1958, 4:33 AM EDT Att: 22,269 - Unknown										
Johnny Logan, R OBP: 0.337, SLG: 0.422 (1, 6)	P6		K				FC5 PO			4	0	1	0	0	1	2											
Eddie Mathews, L OBP: 0.348, SLG: 0.454 (1, 5)	K		K				K			3	0	0	0	1	3	2											
Hank Aaron, R OBP: 0.348, SLG: 0.498 (1, 9)							PO	1-3		3	2	2	3	0	0	0											
Wes Covington, L OBP: 0.401, SLG: 0.710 Andy Pafko, R OBP: 0.316, SLG: 0.327 (8, 7)								4-3		4	1	2	1	0	0	2											
Joe Adcock, R OBP: 0.319, SLG: 0.497 Frank Torre, L OBP: 0.394, SLG: 0.387 (8, 3)								4-3		0	0	0	0	0	0	0											
Bill Bruton, L OBP: 0.308, SLG: 0.315 (1, 8)										4	0	0	0	0	0	1											
Del Crandall, R OBP: 0.357, SLG: 0.476 (1, 2)										0	0	0	0	0	0	0											
Joey Jay, S OBP: 0.227, SLG: 0.105 (1, 1)										4	0	1	0	0	2	2											
Inning Stats	R: 0 E: 0 K: 1 S: 5	H: 0 LOB: 0 BB: 0 P: 5	R: 1 E: 0 K: 1 S: 7	H: 2 LOB: 2 BB: 1 P: 11	R: 0 E: 0 K: 2 S: 7	H: 0 LOB: 0 BB: 0 P: 7	R: 2 E: 0 K: 0 S: 5	H: 2 LOB: 0 BB: 0 P: 5	R: 1 E: 0 K: 1 S: 6	H: 1 LOB: 2 BB: 2 P: 14	R: 0 E: 0 K: 0 S: 3	H: 0 LOB: 0 BB: 0 P: 3	R: 0 E: 1 K: 1 S: 6	H: 1 LOB: 1 BB: 0 P: 6	R: 0 E: 0 K: 0 S: 3	H: 0 LOB: 0 BB: 0 P: 3		R: 0 E: 0 K: 1 S: 5	H: 0 LOB: 0 BB: 0 P: 5	1B: 2 2B: 1 3B: 0 HR: 3	SF: 1 SAC: 0 DP: 0 HBP: 0	WP: 0 PB: 0 CS: 0	PA: 37				
PITCHER	IP	WLS	BF	H	R	ER	SO	BB	IBB	HBP	BLK	WP	HR	S	P	ERA	WHIP										
Sal Maglie, R ERA: 4.18 (1, 1)	5.0	L	23	5	4	4	5	2	1	0	0	0	3	30	42	7.20	1.400										
Chuck Stobbs, L ERA: 5.07 (6, 1)	1.2		7	1	0	0	1	0	0	0	0	0	0	9	9	0.00	0.600										
Phil Paine, R ERA: 1.54 (7, 1)	0.1		0	0	0	0	0	0	0	0	0	0	0	0	0	0.00	0.000										
Bob Mabe, R ERA: 3.18 (8, 1)	2.0		6	0	0	0	1	0	0	0	0	0	0	8	8	0.00	0.000										

Batter	1	2	3	4	5	6	7	8	9	AB	R	H	RBI	BB	SO	LOB	BOTTOM										
Don Blasingame, L OBP: 0.366, SLG: 0.381 (1, 4)	FC6 BB		4-3				G3			3	0	0	0	1	0	0	Milwaukee Braves @ St. Louis Cardinals Sportsman's Park, St. Louis, MO Tue Jul 15 1958, 4:33 AM EDT Att: 22,269 - Unknown										
Irv Noren, L OBP: 0.340, SLG: 0.372 (1, 7)	K		F8				F9			4	0	0	0	0	1	1											
Stan Musial, L OBP: 0.448, SLG: 0.597 (1, 3)	FC6 1-2						G3			4	1	1	0	0	0	1											
Ken Boyer, R OBP: 0.345, SLG: 0.517 (1, 5)	K						L4 1B			3	0	0	0	1	1	2											
Joe Cunningham, L OBP: 0.435, SLG: 0.441 (1, 9)										2	0	2	0	2	0	0											
Curt Flood, R OBP: 0.397, SLG: 0.473 (1, 8)										3	0	1	1	1	1	3											
Hobie Landrith, L OBP: 0.354, SLG: 0.358 (1, 2)										4	0	0	0	0	2	5											
Ruben Amaro, R (1, 6)										2	0	0	0	0	0	3											
Wally Moon, L OBP: 0.384, SLG: 0.323 (7, PH) Eddie Kasko, R OBP: 0.268, SLG: 0.236 (8, 6)										1	0	0	0	0	0	0											
Sal Maglie, R OBP: 0.199, SLG: 0.316 (5, PH) Joe Blanton, R OBP: 0.333, SLG: 0.444 (8, 1) Phil Paine, R OBP: 0.440, SLG: 0.400 (7, PH) Del Ennis, R OBP: 0.342, SLG: 0.374 (8, 1) Bob Mabe, R OBP: 0.290, SLG: 0.280 (9, PH)										1	0	0	0	0	0	0											
Inning Stats	R: 0 E: 0 K: 2 S: 7	H: 0 LOB: 1 BB: 1 P: 11	R: 0 E: 0 K: 0 S: 4	H: 1 LOB: 1 BB: 0 P: 4	R: 0 E: 0 K: 0 S: 3	H: 0 LOB: 0 BB: 0 P: 3	R: 1 E: 0 K: 1 S: 7	H: 2 LOB: 2 BB: 1 P: 11	R: 0 E: 0 K: 0 S: 3	H: 0 LOB: 0 BB: 0 P: 3	R: 0 E: 0 K: 0 S: 3	H: 0 LOB: 2 BB: 2 P: 11	R: 0 E: 1 K: 1 S: 5	H: 0 LOB: 0 BB: 0 P: 5	R: 0 E: 0 K: 1 S: 6	H: 1 LOB: 1 BB: 1 P: 10	R: 0 E: 0 K: 3 S: 9	H: 0 LOB: 0 BB: 0 P: 9	1B: 3 2B: 1 3B: 0 HR: 0	SF: 0 SAC: 0 DP: 0 HBP: 0	WP: 0 PB: 0 CS: 0	PA: 36					
PITCHER	IP	WLS	BF	H	R	ER	SO	BB	IBB	HBP	BLK	WP	HR	S	P	ERA	WHIP										
Joey Jay, R ERA: 2.21 (1, 1)	9.0	W	36	4	1	1	8	5	0	0	0	0	0	47	67	1.00	1.000										

Batter	1	2	3	4	5	6	7	8	9	AB	R	H	RBI	BB	SO	LOB	TOP								
Bill Bruton, L OBP: 0.312, SLG: 0.349 (1, 8)										5	1	2	2	0	0	2									
Mel Roach, R OBP: 0.350, SLG: 0.397 (1, 4)										5	0	0	0	0	1	2									
Eddie Mathews, L OBP: 0.390, SLG: 0.475 (1, 5)										4	2	2	2	0	0	0									
Hank Aaron, R OBP: 0.349, SLG: 0.506 (1, 9)										3	1	1	1	1	0	0									
Wes Covington, L OBP: 0.390, SLG: 0.689 Andy Pafko, R OBP: 0.316, SLG: 0.327 (1, 7) (8, 7)										4	0	0	0	0	1	1									
Frank Torre, L OBP: 0.392, SLG: 0.381 (1, 3)										3	0	0	0	1	2	0									
Felix Mantilla, R OBP: 0.277, SLG: 0.418 (1, 6)										4	1	1	0	0	2	2									
Del Crandall, R OBP: 0.355, SLG: 0.476 (1, 2)										4	1	1	1	0	0	0									
Warren Spahn, L OBP: 0.435, SLG: 0.532 Don McMahon, R OBP: 0.375, SLG: 0.167 (1, 1) (8, 1)										3	0	1	0	0	1	1									
Inning Stats	R: 2 E: 0 K: 1 S: 7	H: 2 LOB: 0 BB: 0 P: 7	R: 2 E: 0 K: 2 S: 10	H: 3 LOB: 1 BB: 0 P: 10	R: 0 E: 0 K: 1 S: 5	H: 0 LOB: 0 BB: 0 P: 13	R: 0 E: 0 K: 1 S: 5	H: 0 LOB: 0 BB: 0 P: 5	R: 2 E: 0 K: 0 S: 7	H: 2 LOB: 0 BB: 0 P: 7	R: 0 E: 0 K: 0 S: 4	H: 1 LOB: 1 BB: 0 P: 4	R: 0 E: 0 K: 0 S: 3	H: 0 LOB: 0 BB: 0 P: 3	R: 0 E: 0 K: 1 S: 5	H: 0 LOB: 0 BB: 0 P: 5	R: 0 E: 0 K: 0 S: 4	H: 1 LOB: 1 BB: 0 P: 4	1B: 3 2B: 2 3B: 0 HR: 4	SF: 0 SAC: 0 DP: 0 HBP: 0	WP: 0 PB: 0 SB: 0 CS: 0	PA: 38			
PITCHER	IP	WLS	BF	H	R	ER	SO	BB	IBB	HBP	BLK	WP	HR	S	P	ERA	WHIP								
Sam Jones, R ERA: 3.12 (1, 1)	3.0		16	5	4	4	4	2	0	0	0	0	2	22	30	12.00	2.333								
Chuck Stobbs, L ERA: 5.97 (4, 1)	4.0	L	15	3	2	2	2	0	0	0	0	0	2	19	19	4.50	0.750								
Larry Jackson, R ERA: 3.69 (8, 1)	1.0		3	0	0	0	1	0	0	0	0	0	0	5	5	0.00	0.000								
Phil Paine, R ERA: 1.51 (9, 1)	1.0		4	1	0	0	0	0	0	0	0	0	0	4	4	0.00	1.000								

Milwaukee Braves @ St. Louis Cardinals
Sportsman's Park, St. Louis, MO
Wed Jul 16 1958, 4:33 AM EDT
Att: 24,595 - Unknown

AB 36
R 6
H 9
RBI 6
BB 2
SO 7
LOB 8


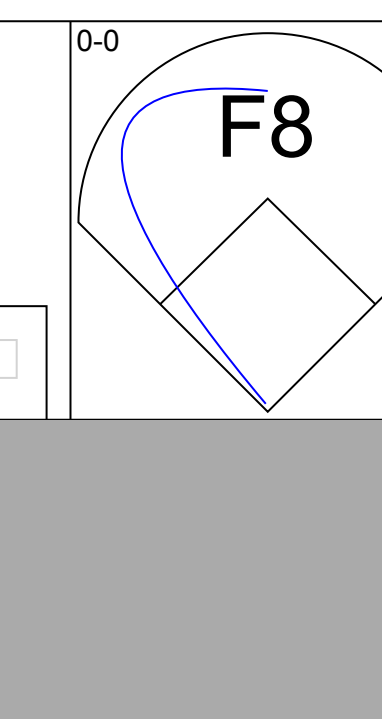
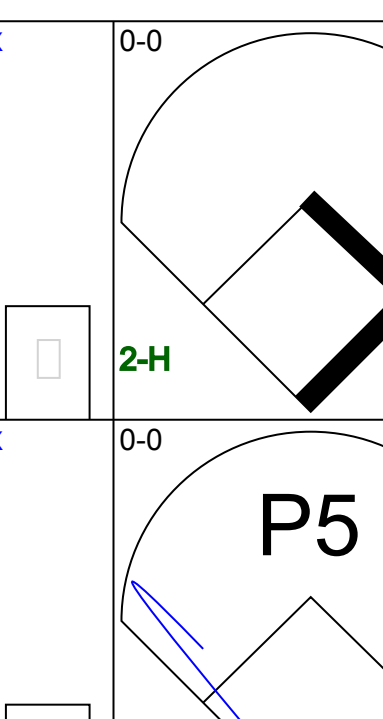
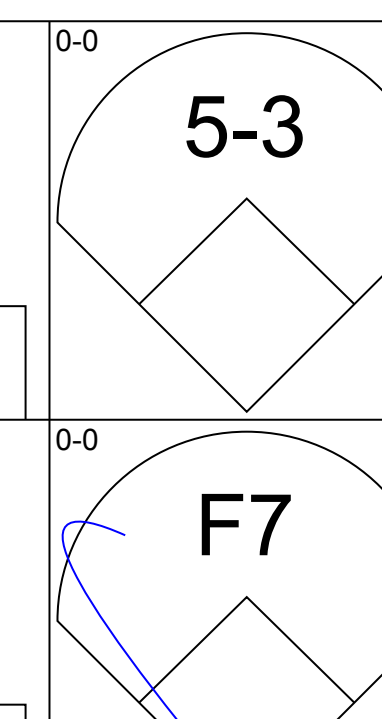
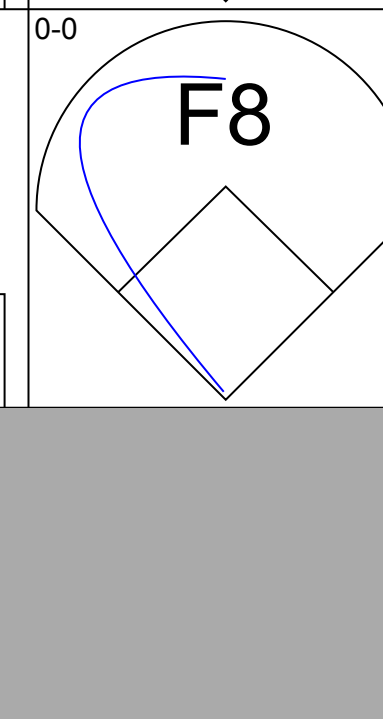
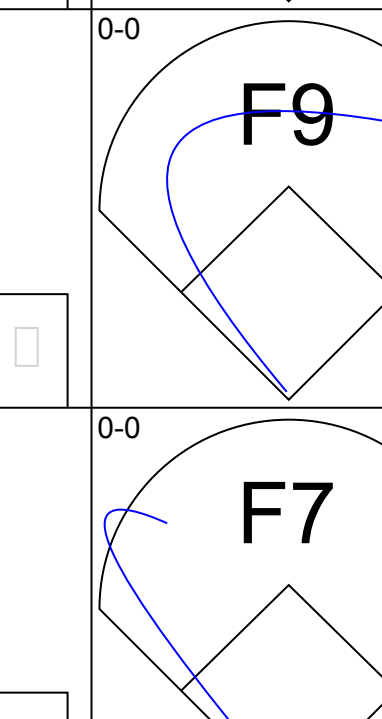

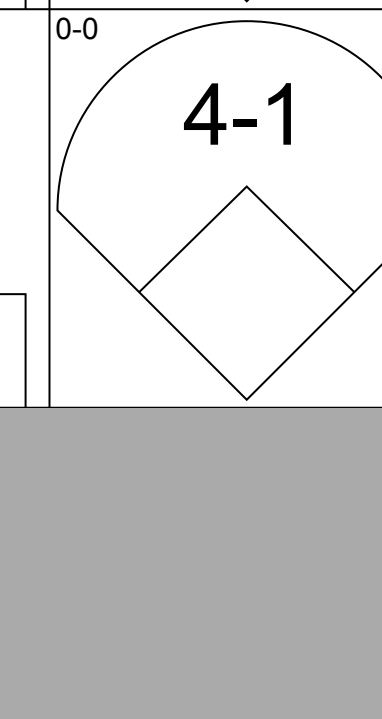

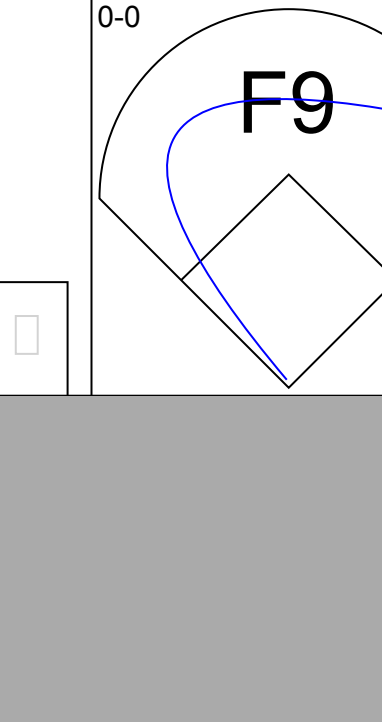

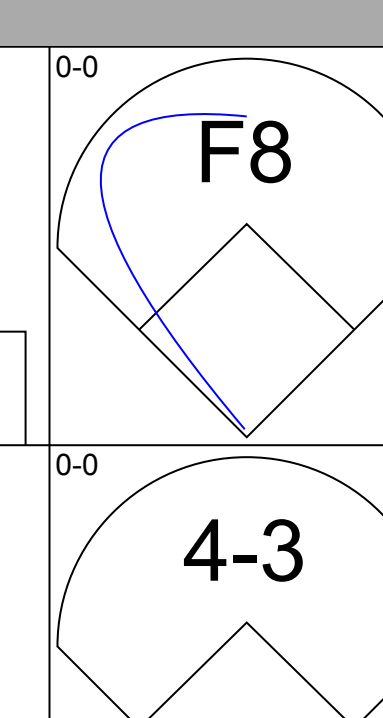
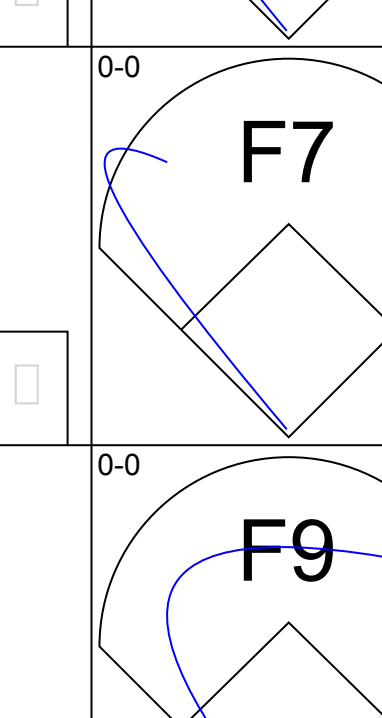
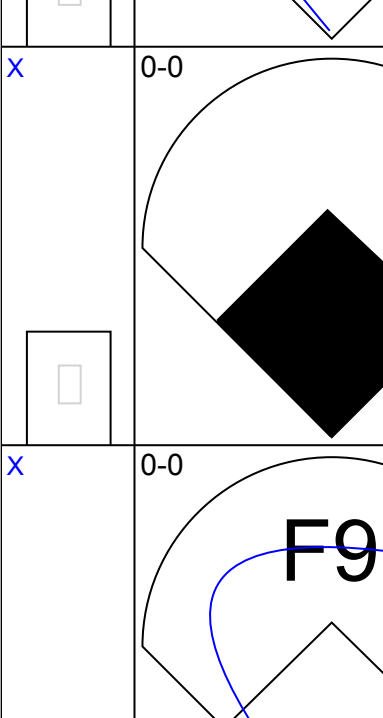
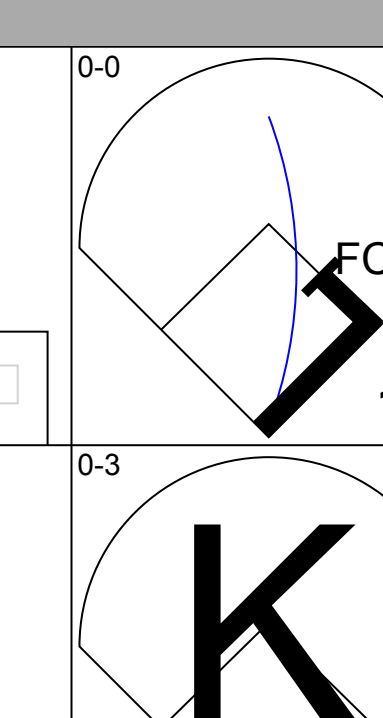
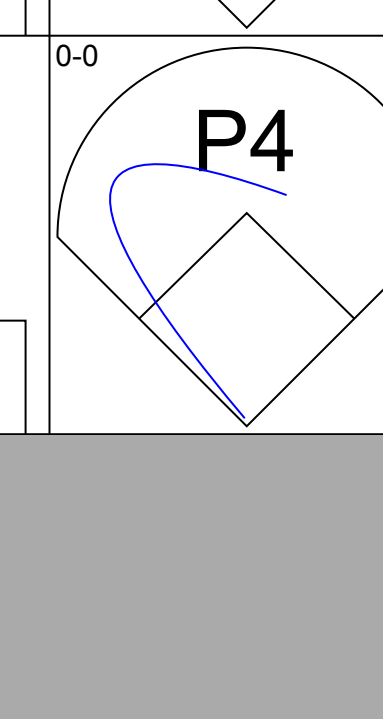

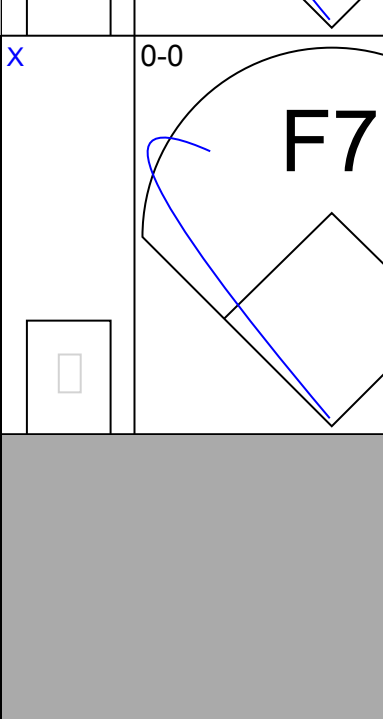
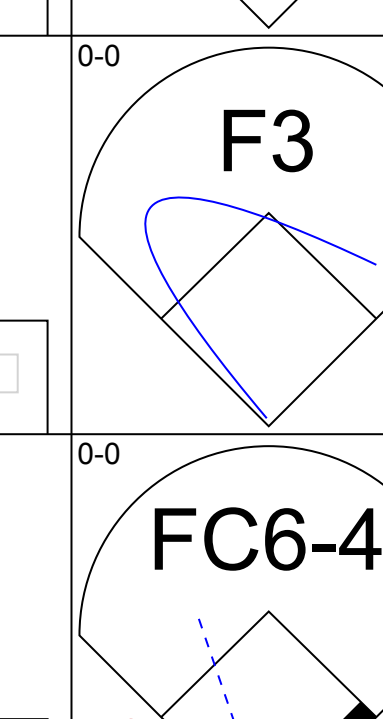

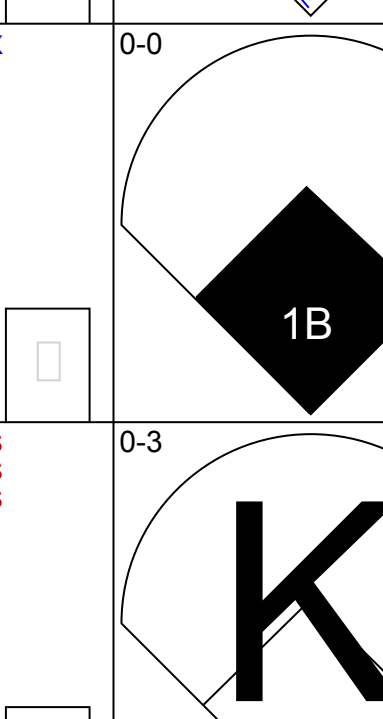

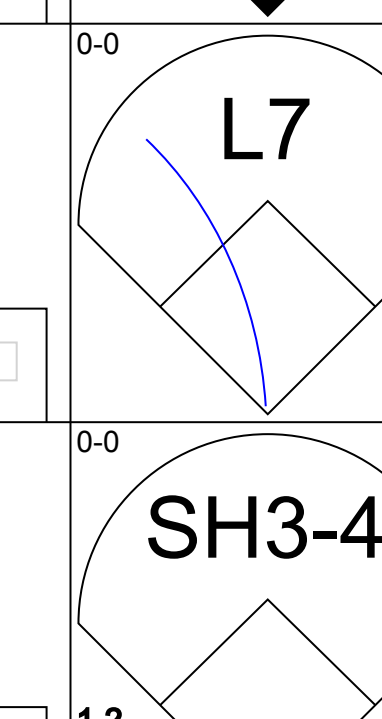
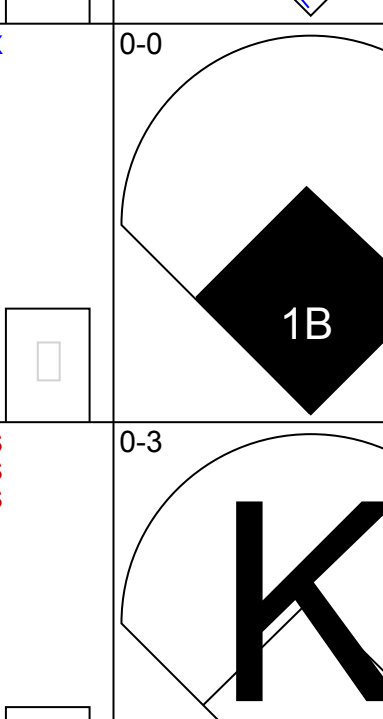
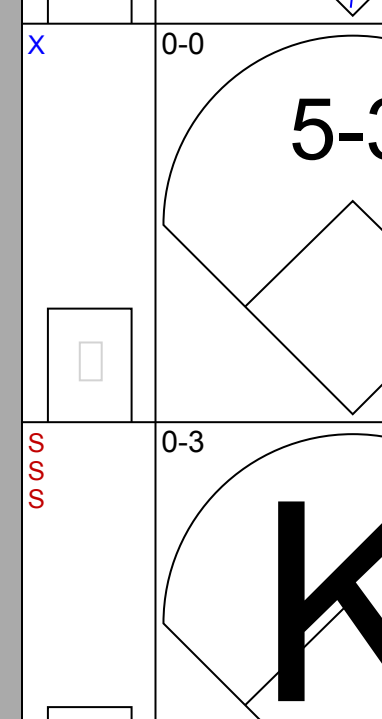
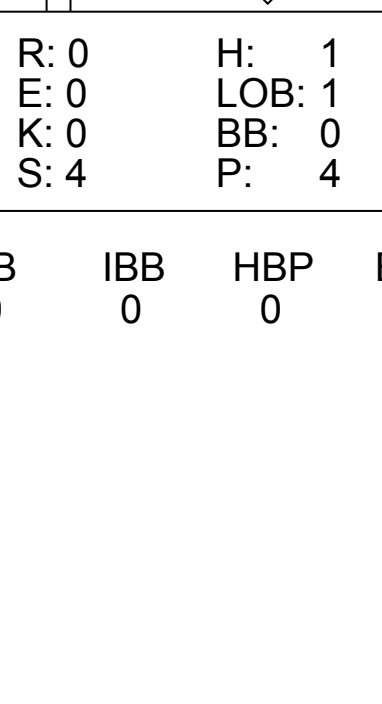
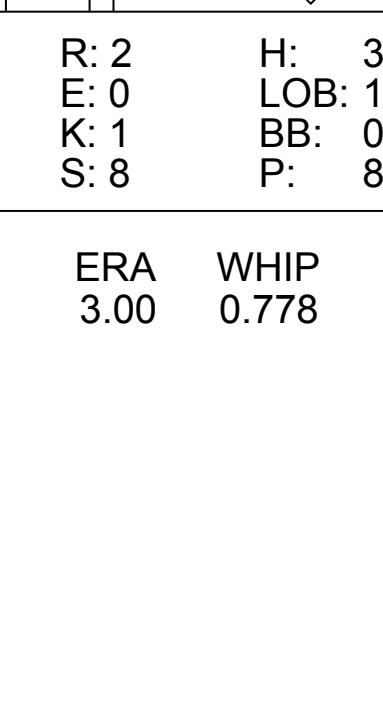
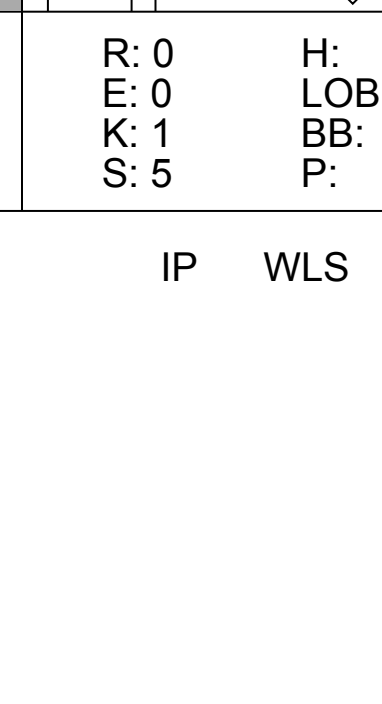
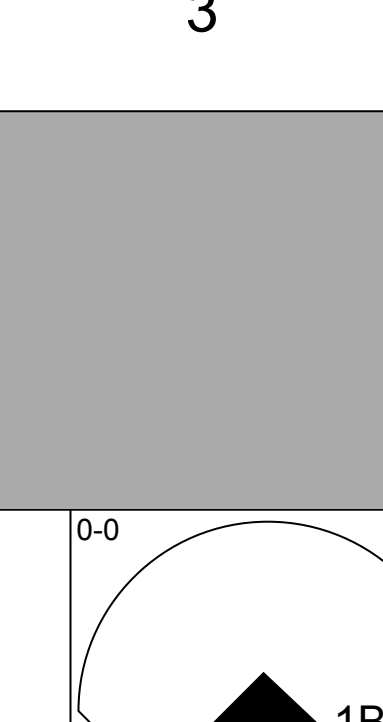

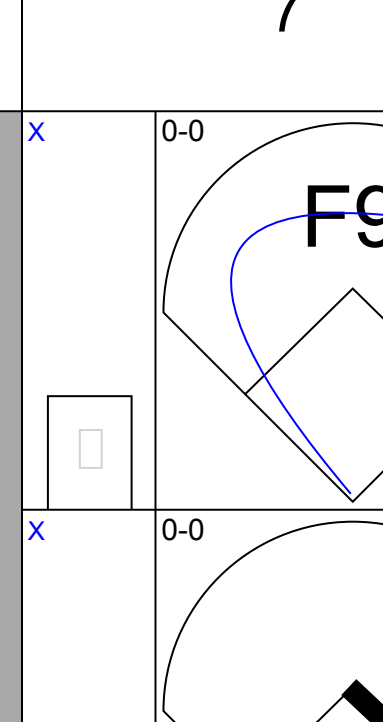


Batter	1	2	3	4	5	6	7	8	9	AB	R	H	RBI	BB	SO	LOB	BOTTOM								
Don Blasingame, L OBP: 0.363, SLG: 0.378 (1, 4)										5	0	1	0	0	0	4									
Curt Flood, R OBP: 0.372, SLG: 0.476 (1, 8)										5	1	3	0	0	0	0									
Stan Musial, L OBP: 0.450, SLG: 0.596 (1, 3)										4	1	2	0	1	0	1									
Ken Boyer, R OBP: 0.346, SLG: 0.526 (1, 5)										5	1	2	4	0	1	3									
Del Ennis, R OBP: 0.311, SLG: 0.374 (1, 7)										5	0	1	0	0	0	1									
Joe Taylor, R OBP: 0.320, SLG: 0.409 (1, 9)										4	0	1	0	0	0	1									
Hal Smith, R OBP: 0.287, SLG: 0.286 Eddie Kasko, R OBP: 0.268, SLG: 0.236 (1, 2) (8, 6)										4	1	1	0	0	0	2									
Ruben Amaro, R OBP: 0.200, SLG: 0.400 Joe Cunningham, L OBP: 0.435, SLG: 0.441 Hobie Landrith, L OBP: 0.354, SLG: 0.358 (1, 6) (8, 6) (9, 2)										3	0	1	0	0	0	2									
Sam Jones, R OBP: 0.288, SLG: 0.070 Gene Freese, R OBP: 0.276, SLG: 0.308 Chuck Stobbs, L OBP: 0.312, SLG: 0.167 Gene Green, R OBP: 0.292, SLG: 0.459 Larry Jackson, R OBP: 0.375, SLG: 0.167 Wally Moon, R OBP: 0.323, SLG: 0.323 Phil Paine, R OBP: 0.400, SLG: 0.400 (1, 1) (3, PH) (4, 1) (7, PH) (8, 1) (8, PH) (9, 1)										0	0	0	0	0	0	0									
Inning Stats	R: 0 E: 0 K: 0 S: 3	H: 0 LOB: 0 BB: 0 P: 3	R: 0 E: 0 K: 0 S: 3	H: 0 LOB: 0 BB: 0 P: 3	R: 5 E: 0 K: 0 S: 7	H: 4 LOB: 0 BB: 1 P: 11	R: 0 E: 0 K: 1 S: 6	H: 1 LOB: 1 BB: 0 P: 6	R: 0 E: 0 K: 0 S: 4	H: 2 LOB: 1 BB: 0 P: 4	R: 0 E: 0 K: 0 S: 5	H: 2 LOB: 2 BB: 0 P: 5	R: 0 E: 0 K: 0 S: 4	H: 1 LOB: 3 BB: 2 P: 12	R: 0 E: 0 K: 0 S: 4	H: 2 LOB: 1 BB: 0 P: 4	1B: 9 2B: 3 3B: 0 HR: 1	SF: 0 SAC: 0 DP: 0 HBP: 0	WP: 0 PB: 0 SB: 0 CS: 0	PA: 41					
PITCHER	IP	WLS	BF	H	R	ER	SO	BB	IBB	HBP	BLK	WP	HR	S	P	ERA	WHIP								
Warren Spahn, L ERA: 3.37 (1, 1)	7.2		36	11	1	5	2	3	0	0	0	0	1	37	49	5.87	1.826								
Don McMahon, R ERA: 3.18 (8, 1)	1.1	S	5	2	0	0	0	0	0	0	0	0	0	5	5	0.00	1.500								

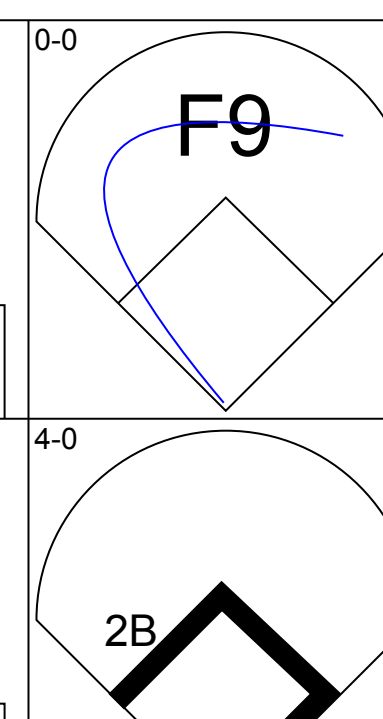
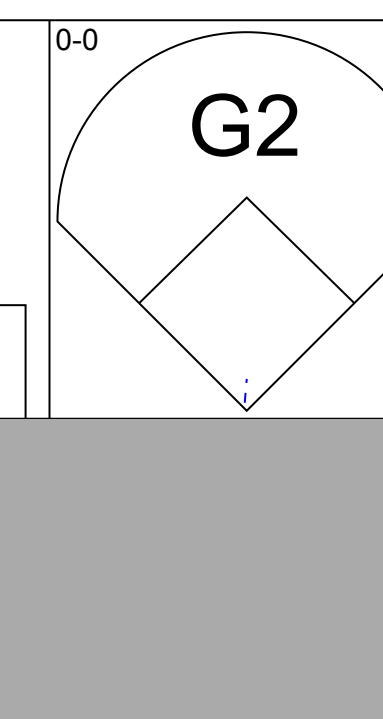
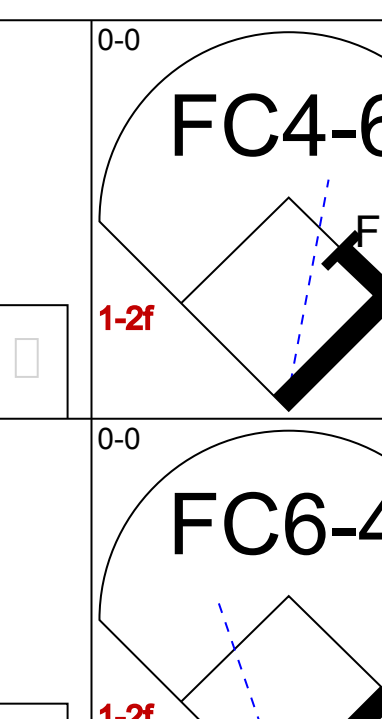
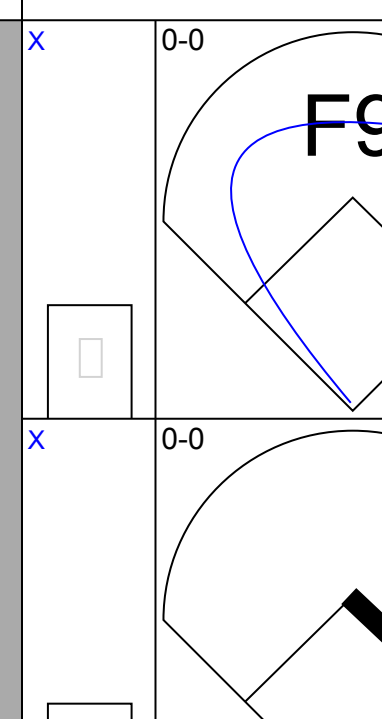
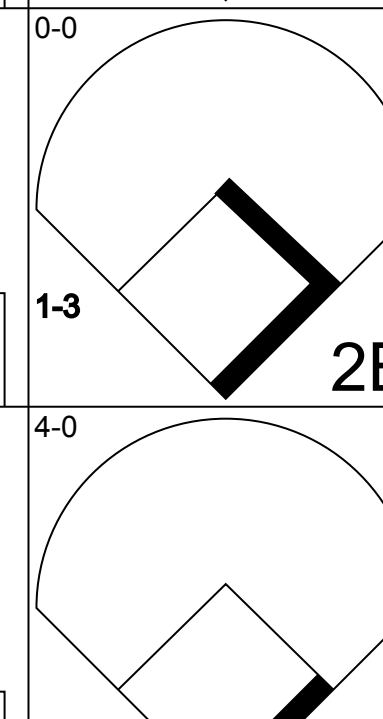
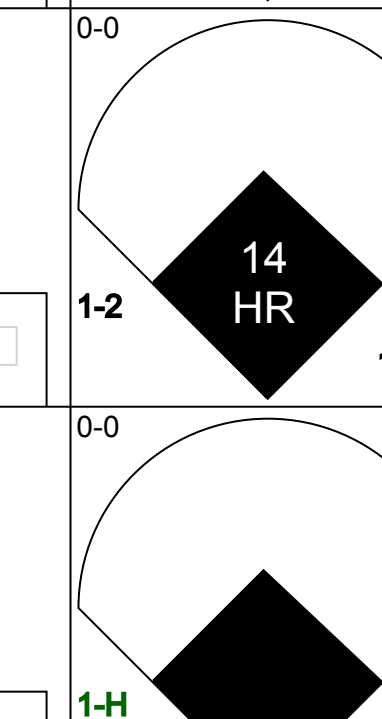

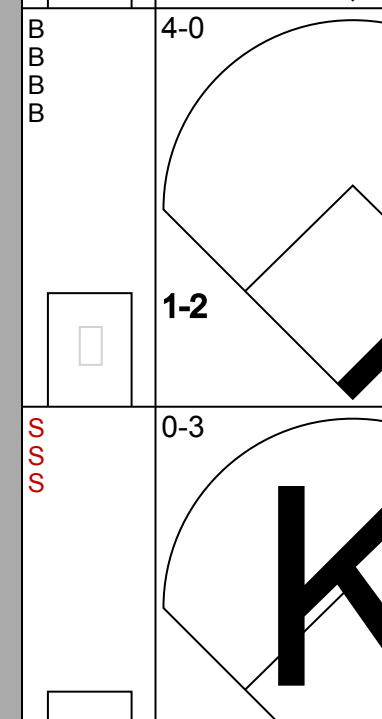
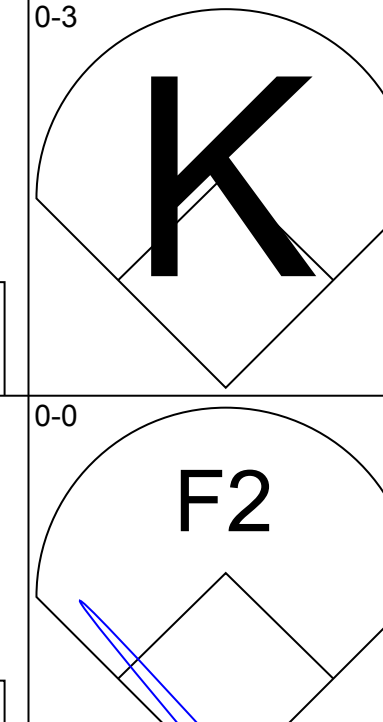
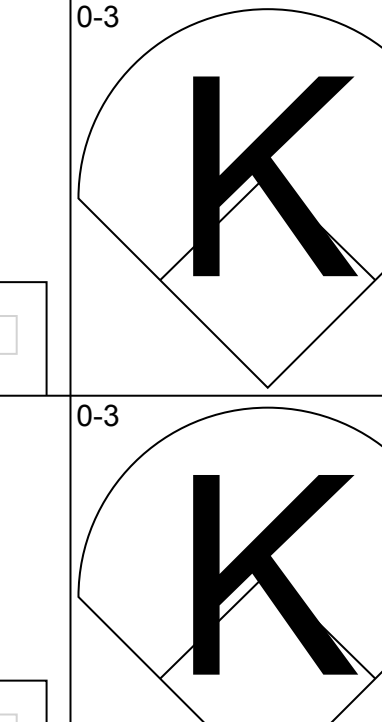

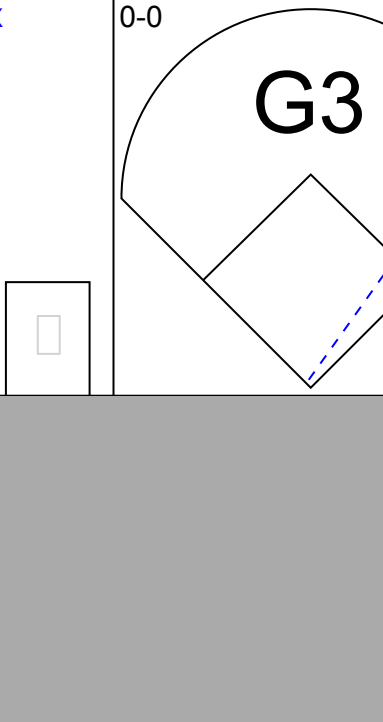


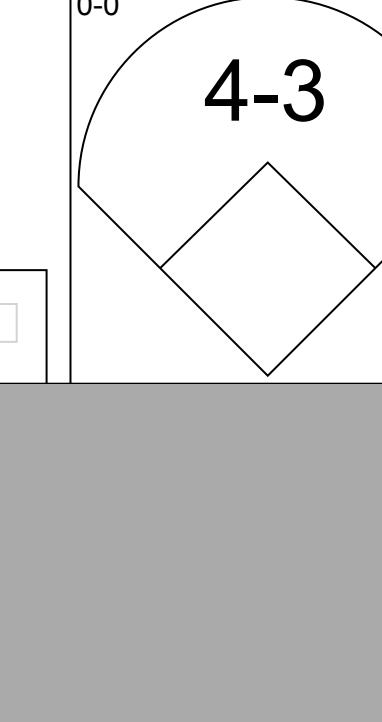
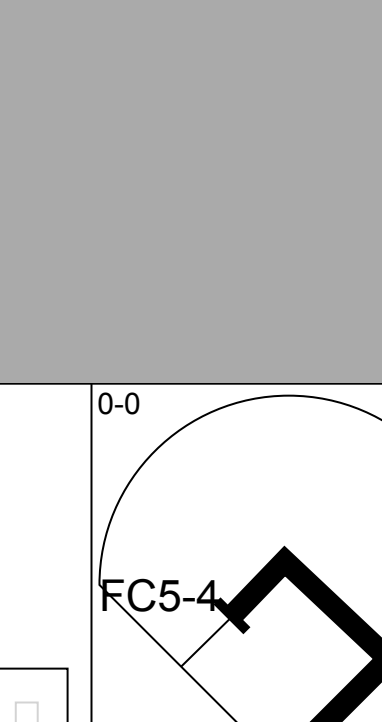


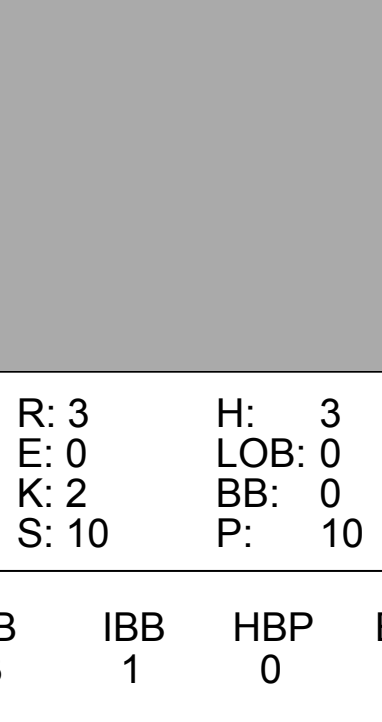
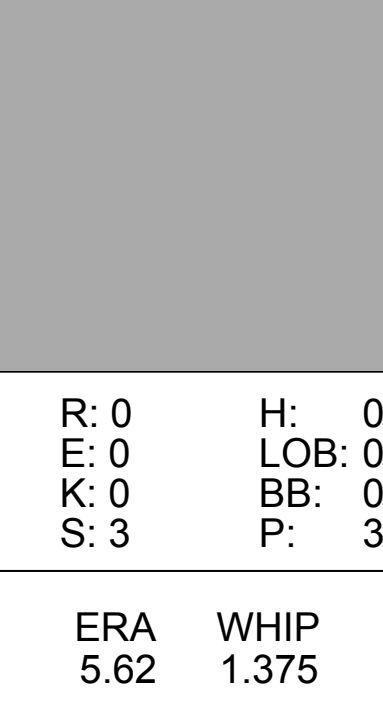
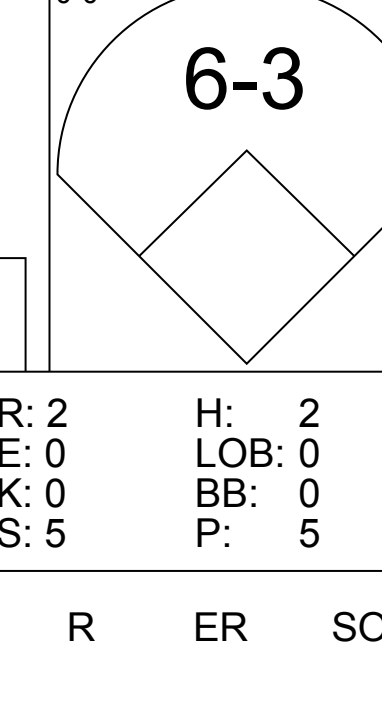








Milwaukee Braves @ St. Louis Cardinals
Sportsman's Park, St. Louis, MO
Wed Jul 16 1958, 4:33 AM EDT
Att: 24,595 - Unknown

AB 38
R 5
H 13
RBI 5
BB 3
SO 2
LOB 15



Batter	1	2	3	4	5	6	7	8	9	AB	R	H	RBI	BB	SO	LOB	TOP					
Bill Bruton, L OBP: 0.327, SLG: 0.358 (1, 8)										4	0	1	1	0	1	1	Milwaukee Braves @ Chicago Cubs Wrigley Field, Chicago, IL Fri Jul 18, 1958, 3:33 AM CDT Att: 27,257 - Unknown					
Mel Roach, R OBP: 0.341, SLG: 0.383 (1, 4)										4	0	1	0	0	0	1						
Harry Hanebrink, L OBP: 0.270, SLG: 0.333 (1, 5)										4	0	0	0	0	0	1						
Hank Aaron, R OBP: 0.354, SLG: 0.520 (1, 9)										4	1	2	1	0	0	1						
Wes Covington, L OBP: 0.387, SLG: 0.685 (1, 7)										4	0	0	0	0	1	2						
Joe Adcock, R OBP: 0.314, SLG: 0.500 (1, 3)										4	1	1	1	0	0	1						
Johnny Logan, R OBP: 0.336, SLG: 0.420 (1, 6)										4	0	1	0	0	0	1						
Del Crandall, R OBP: 0.356, SLG: 0.490 (1, 2)										3	1	1	0	0	0	1						
Carl Willey, R OBP: 0.214, SLG: 0.214 (1, 1)										2	0	0	0	0	2	1						
Inning Stats	R: 0 E: 0 K: 1 S: 5	H: 0 LOB: 0 BB: 0 P: 5	R: 0 E: 0 K: 0 S: 3	H: 0 LOB: 0 BB: 0 P: 3	R: 0 E: 0 K: 0 S: 4	H: 1 LOB: 1 BB: 0 P: 4	R: 0 E: 0 K: 0 S: 4	H: 1 LOB: 1 BB: 0 P: 4	R: 2 E: 0 K: 1 S: 8	H: 3 LOB: 1 BB: 0 P: 8	R: 1 E: 0 K: 0 S: 4	H: 1 LOB: 0 BB: 0 P: 4	R: 0 E: 0 K: 1 S: 5	H: 0 LOB: 0 BB: 0 P: 5	R: 0 E: 0 K: 0 S: 3	H: 0 LOB: 0 BB: 0 P: 3	R: 0 E: 0 K: 1 S: 6	H: 1 LOB: 1 BB: 0 P: 6	1B: 4 2B: 1 3B: 0 HR: 2	SF: 0 SAC: 1 DP: 0 HBP: 0	WP: 0 PB: 0 SB: 0 CS: 0	PA: 34
PITCHER John Briggs, R ERA: 2.42 (1, 1)	IP: 9.0 WLS: W BF: 34 H: 7 R: 3 ER: 3 SO: 4 BB: 0 IBB: 0 HBP: 0 BLK: 0 WP: 0 HR: 2 S: 42 P: 42 ERA: 3.00 WHIP: 0.778															PITCHER						



Batter	1	2	3	4	5	6	7	8	9	AB	R	H	RBI	BB	SO	LOB	BOTTOM			
Tony Taylor, R OBP: 0.309, SLG: 0.312 (1, 4)										4	0	0	0	0	0	2	Milwaukee Braves @ Chicago Cubs Wrigley Field, Chicago, IL Fri Jul 18, 1958, 3:33 AM CDT Att: 27,257 - Unknown			
Alvin Dark, R OBP: 0.369, SLG: 0.424 (1, 5)									3	1	2	0	1	0	1					
Lee Walls, R OBP: 0.384, SLG: 0.564 (1, 9)										3	1	2	0	1	0	0				
14 Ernie Banks, R OBP: 0.360, SLG: 0.611 (1, 6)									3	1	1	3	1	1	2					
Sammy Taylor, L OBP: 0.360, SLG: 0.426 (1, 2)										4	1	1	0	0	2	3				
Walt Moryn, L OBP: 0.347, SLG: 0.507 (1, 7)										4	1	1	2	0	1	3				
Dale Long, L OBP: 0.369, SLG: 0.456 (1, 3)										4	0	0	0	0	0	0				
Bobby Thomson, R OBP: 0.359, SLG: 0.468 (1, 8)										3	0	1	0	1	1	0				
John Briggs, R OBP: 0.105, SLG: 0.105 (1, 1)										4	0	0	0	0	1	2				
Inning Stats	R: 0 E: 0 K: 1 S: 6	H: 1 LOB: 3 BB: 2 P: 14	R: 0 E: 0 K: 0 S: 3	H: 0 LOB: 1 BB: 1 P: 7	R: 3 E: 0 K: 2 S: 10	H: 3 LOB: 0 BB: 0 P: 10	R: 0 E: 0 K: 0 S: 4	H: 1 LOB: 1 BB: 0 P: 4	R: 0 E: 0 K: 0 S: 3	H: 0 LOB: 0 BB: 0 P: 3	R: 0 E: 0 K: 1 S: 5	H: 0 LOB: 0 BB: 0 P: 5	R: 0 E: 0 K: 2 S: 8	H: 1 LOB: 2 BB: 1 P: 12	R: 2 E: 0 K: 0 S: 5	H: 2 LOB: 0 BB: 0 P: 5	1B: 3 2B: 3 3B: 0 HR: 2	SF: 0 SAC: 0 DP: 0 HBP: 0	WP: 0 PB: 0 SB: 0 CS: 0	PA: 36
PITCHER Carl Willey, R ERA: 3.38 (1, 1)	IP: 8.0 WLS: L BF: 36 H: 8 R: 5 ER: 5 SO: 6 BB: 3 IBB: 1 HBP: 0 BLK: 0 WP: 0 HR: 2 S: 44 P: 60 ERA: 5.62 WHIP: 1.375															PITCHER				



Batter	1	2	3	4	5	6	7	8	9	AB	R	H	RBI	BB	SO	LOB	TOP											
Casey Wise, S OBP: 0.111, SLG: 0.111										4	0	1	0	0	0	1												
Mel Roach, R OBP: 0.333, SLG: 0.382										4	1	1	0	0	1	2												
Felix Mantilla, R OBP: 0.286, SLG: 0.407										4	1	2	0	0	0	1												
Hank Aaron, R OBP: 0.355, SLG: 0.525										4	1	1	0	0	2	2												
Joe Adcock, R OBP: 0.313, SLG: 0.508										3	1	1	1	0	0	2												
Frank Torre, L OBP: 0.404, SLG: 0.392										1	0	1	1	0	0	0												
Del Crandall, R OBP: 0.347, SLG: 0.478										3	0	0	1	0	0	2												
Johnny Logan, R OBP: 0.334, SLG: 0.414										3	0	1	1	1	0	0												
Andy Pafko, R OBP: 0.322, SLG: 0.321										2	0	0	0	2	0	0												
Warren Spahn, L OBP: 0.405, SLG: 0.493										4	0	0	0	0	0	4												
Inning Stats	R: 0 E: 0 K: 1 S: 5	H: 1 LOB: 0 BB: 0 P: 5	R: 1 E: 0 K: 0 S: 4	H: 1 LOB: 0 BB: 0 P: 4	R: 0 E: 0 K: 0 S: 3	H: 0 LOB: 1 BB: 1 P: 7	R: 1 E: 0 K: 0 S: 5	H: 3 LOB: 2 BB: 0 P: 5	R: 0 E: 0 K: 0 S: 3	H: 0 LOB: 0 BB: 0 P: 3	R: 0 E: 0 K: 0 S: 3	H: 0 LOB: 0 BB: 0 P: 3	R: 0 E: 0 K: 1 S: 5	H: 0 LOB: 0 BB: 0 P: 3	R: 2 E: 0 K: 1 S: 8	H: 3 LOB: 3 BB: 2 P: 16	1B: 7 2B: 0 3B: 0 HR: 1	SF: 1 SAC: 0 DP: 1 HBP: 0	WP: 1 PB: 0 SB: 0 CS: 0	PA: 36								
PITCHER	IP	WLS	BF	H	R	ER	SO	BB	IBB	HBP	BLK	WP	HR	S	P	ERA	WHIP											
Taylor Phillips, L ERA: 4.2	(1, 1)	8.0	L	30	7	4	4	2	1	0	0	0	1	33	37	4.50	1.000											
Don Elston, R ERA: 3.21	(9, 1)	0.2		4	1	0	0	1	0	1	0	0	1	0	5	9	0.00	1.500										
Bill Henry, L ERA: 1.61	(9, 1)	0.1		2	0	0	0	0	0	1	0	0	0	0	1	5	0.00	0.000										

Milwaukee Braves @ Chicago Cubs
Wrigley Field, Chicago, IL
Sun Jul 20 1958, 3:33 AM CDT
Att: 35,328 - Unknown

AB 32
R 4
H 8
RBI 4
BB 3
SO 3
LOB 14



Batter	1	2	3	4	5	6	7	8	9	AB	R	H	RBI	BB	SO	LOB	BOTTOM										
Tony Taylor, R OBP: 0.311, SLG: 0.311										4	0	1	0	0	1	0											
Alvin Dark, R OBP: 0.360, SLG: 0.413										4	0	0	0	0	1	1											
Lee Walls, R OBP: 0.376, SLG: 0.552										4	0	0	0	0	0	1											
14 Ernie Banks, R OBP: 0.358, SLG: 0.611										4	0	1	0	0	1	0											
Bobby Thomson, R OBP: 0.357, SLG: 0.462										3	0	1	0	0	2	0											
Walt Moryn, L OBP: 0.340, SLG: 0.495										3	0	0	0	0	3	2											
Dale Long, L OBP: 0.370, SLG: 0.474										3	1	1	1	0	1	2											
Cal Neeman, R OBP: 0.351, SLG: 0.595										3	1	1	1	0	0	0											
Taylor Phillips, L OBP: 0.087, SLG: 0.045										3	0	0	0	0	2	0											
Don Elston, R OBP: 0.111, SLG: 0.111										0	0	0	0	0	0	0											
Bill Henry, L OBP: 0.500, SLG: 0.571										0	0	0	0	0	0	0											
Inning Stats	R: 0 E: 0 K: 2 S: 7	H: 0 LOB: 0 BB: 0 P: 7	R: 0 E: 0 K: 2 S: 8	H: 1 LOB: 1 BB: 0 P: 8	R: 1 E: 0 K: 0 S: 5	H: 2 LOB: 1 BB: 0 P: 5	R: 0 E: 0 K: 1 S: 6	H: 1 LOB: 1 BB: 0 P: 6	R: 0 E: 0 K: 1 S: 5	H: 0 LOB: 0 BB: 0 P: 5	R: 0 E: 0 K: 0 S: 3	H: 0 LOB: 0 BB: 0 P: 3	R: 1 E: 0 K: 2 S: 8	H: 1 LOB: 0 BB: 0 P: 8	R: 0 E: 0 K: 1 S: 5	H: 0 LOB: 0 BB: 0 P: 5	R: 0 E: 0 K: 2 S: 7	H: 0 LOB: 0 BB: 0 P: 7	1B: 3 2B: 0 3B: 0 HR: 2	SF: 0 SAC: 1 DP: 0 HBP: 0	WP: 0 PB: 0 SB: 0 CS: 0	PA: 32					
PITCHER	IP	WLS	BF	H	R	ER	SO	BB	IBB	HBP	BLK	WP	HR	S	P	ERA	WHIP										
Warren Spahn, L ERA: 3.3	(1, 1)	9.0	W	32	5	2	2	11	0	0	0	0	2	54	54	2.00	0.556										

Milwaukee Braves @ Chicago Cubs
Wrigley Field, Chicago, IL
Sun Jul 20 1958, 3:33 AM CDT
Att: 35,328 - Unknown

AB 31
R 2
H 5
RBI 2
BB 0
SO 11
LOB 6



Batter	1	2	3	4	5	6	7	8	9	10	11	12	13	14	AB	R	H	RBI	BB	SO	LOB	TOP												
Don Blasingame, L OBP: 0.362, SLG: 0.374 (1, 4)															6	0	1	0	0	1	2													
Joe Cunningham, L OBP: 0.440, SLG: 0.444 (1, 9)															4	1	1	1	1	1	0	1												
Stan Musial, L OBP: 0.443, SLG: 0.594 (1, 3)															5	0	1	0	1	0	2													
Irv Noren, L OBP: 0.333, SLG: 0.364 (14, 9)															0	0	0	0	0	0	0													
Ken Boyer, R OBP: 0.344, SLG: 0.521 (1, 5)															2	0	0	0	0	0	2													
Gene Freese, R OBP: 0.303, SLG: 0.333 (3, 5)															4	0	2	0	0	0	1													
Eddie Kasko, R OBP: 0.288, SLG: 0.236 (13, 5)															0	0	0	0	0	0	0													
Wally Moon, L OBP: 0.355, SLG: 0.353 (1, 7)															5	1	2	2	1	0	3													
Curt Flood, R OBP: 0.361, SLG: 0.464 (1, 8)															6	1	1	1	0	1	2													
Hobie Landrith, L OBP: 0.320, SLG: 0.321 (1, 2)															5	0	0	0	1	1	1													
Ruben Amaro, R OBP: 0.321, SLG: 0.385 (1, 6)															6	1	1	0	0	1	1													
Lindy McDaniel, R OBP: 0.397, SLG: 0.607 (1, 1)															0	0	0	0	0	0	0													
Jim Brosnan, R OBP: 0.152, SLG: 0.163 (1, 1)															1	1	1	0	0	0	0													
Del Ennis, R OBP: 0.294, SLG: 0.354 (5, PH)															1	0	0	0	0	0	0													
Phil Paine, R OBP: 0.333, SLG: 0.333 (5, 1)															1	0	0	0	0	0	0													
Bill Wright, L OBP: 0.333, SLG: 0.200 (8, 1)															2	0	0	0	1	1	0													
Inning Stats	R: 0 E: 0 K: 1 S: 4	H: 0 LOB: 0 BB: 1 P: 8	R: 0 E: 0 K: 0 S: 3	H: 0 LOB: 1 BB: 1 P: 7	R: 1 E: 0 K: 0 S: 6	H: 3 LOB: 2 BB: 0 P: 6	R: 0 E: 0 K: 0 S: 3	H: 0 LOB: 0 BB: 0 P: 3	R: 0 E: 0 K: 0 S: 3	H: 0 LOB: 0 BB: 0 P: 3	R: 1 E: 0 K: 3 S: 10	H: 1 LOB: 0 BB: 2 P: 10	R: 0 E: 0 K: 1 S: 5	H: 0 LOB: 0 BB: 1 P: 6	R: 0 E: 0 K: 0 S: 3	H: 1 LOB: 0 BB: 0 P: 3	R: 1 E: 0 K: 0 S: 4	H: 1 LOB: 0 BB: 0 P: 4	R: 0 E: 0 K: 0 S: 3	H: 0 LOB: 0 BB: 0 P: 3	R: 0 E: 0 K: 0 S: 5	H: 0 LOB: 0 BB: 0 P: 5	R: 0 E: 0 K: 0 S: 5	H: 0 LOB: 0 BB: 0 P: 6	R: 0 E: 0 K: 0 S: 5	H: 0 LOB: 0 BB: 0 P: 5	R: 0 E: 0 K: 0 S: 3	H: 1 LOB: 0 BB: 0 P: 3	R: 1 E: 0 K: 0 S: 4	H: 1 LOB: 0 BB: 0 P: 4	1B: 6 2B: 1 3B: 1 HR: 2	SF: 1 SAC: 0 DP: 3 HBP: 0	WP: 0 PB: 0 SB: 0 CS: 0	PA: 54
PITCHER Lev Burdette, R ERA: 3.34 (1, 1)	IP 14.0	WLS 6	BF 54	H 10	R 5	ER 4	SO 5	BB 4	IBB 1	HBP 0	BLK 0	WP 0	HR 2	S 59	P 79	ERA 2.57	WHIP 1.000																	


St. Louis Cardinals @ Milwaukee Braves
 Milwaukee County Stadium, Milwaukee, WI
 Mon Jul 21 1958, 4:33 AM EDT
 Att: 31,025 - Unknown


AB 48
 R 5
 H 10
 RBI 4
 BB 5
 SO 5
 LOB 15

Batter	1	2	3	4	5	6	7	8	9	10	11	12	13	14	AB	R	H	RBI	BB	SO	LOB	BOTTOM								
Bill Bruton, L OBP: 0.342, SLG: 0.373 (1, 8)															5	1	4	0	0	0	1									
Felix Mantilla, R OBP: 0.288, SLG: 0.404 (10, 8)															6	0	1	0	0	1	7									
Mel Roach, R OBP: 0.324, SLG: 0.368 (1, 4)															6	1	2	0	1	0	5									
Eddie Mathews, L OBP: 0.351, SLG: 0.472 (1, 5)															6	1	2	0	1	0	5									
Hank Aaron, R OBP: 0.359, SLG: 0.528 (1, 9)															6	0	3	1	1	0	5									
Wes Covington, L OBP: 0.375, SLG: 0.662 (1, 7)															5	1	0	0	0	0	5									
Andy Pate, R OBP: 0.317, SLG: 0.315 (9, 7)															2	0	0	0	0	0	2									
Joe Adcock, R OBP: 0.322, SLG: 0.535 (1, 3)															4	1	3	2	0	1	0									
Frank Torre, L OBP: 0.398, SLG: 0.386 (8, 3)															3	0	0	0	0	1	0									
Johnny Logan, R OBP: 0.331, SLG: 0.408 (1, 6)															7	0	1	0	0	1	2									
Del Crandall, R OBP: 0.345, SLG: 0.468 (1, 2)															5	0	0	0	2	0	1									
Lev Burdette, R OBP: 0.276, SLG: 0.345 (1, 1)															5	0	2	0	1	2	5									
Inning Stats	R: 3 E: 1 K: 0 S: 7	H: 4 LOB: 1 BB: 0 P: 7	R: 0 E: 0 K: 0 S: 5	H: 1 LOB: 3 BB: 1 P: 8	R: 0 E: 0 K: 0 S: 4	H: 1 LOB: 1 BB: 0 P: 4	R: 0 E: 0 K: 2 S: 8	H: 0 LOB: 0 BB: 0 P: 7	R: 0 E: 0 K: 2 S: 8	H: 1 LOB: 3 BB: 1 P: 16	R: 1 E: 0 K: 0 S: 4	H: 1 LOB: 0 BB: 0 P: 4	R: 0 E: 0 K: 1 S: 6	H: 0 LOB: 0 BB: 0 P: 3	R: 0 E: 0 K: 1 S: 5	H: 1 LOB: 1 BB: 0 P: 6	R: 0 E: 0 K: 0 S: 3	H: 0 LOB: 0 BB: 0 P: 5	R: 0 E: 0 K: 0 S: 4	H: 1 LOB: 2 BB: 1 P: 8	R: 0 E: 0 K: 0 S: 3	H: 1 LOB: 0 BB: 0 P: 3	R: 0 E: 0 K: 0 S: 3	H: 0 LOB: 0 BB: 0 P: 3	R: 0 E: 0 K: 0 S: 3	H: 0 LOB: 0 BB: 0 P: 3	1B: 13 2B: 3 3B: 0 HR: 1	SF: 0 SAC: 1 DP: 3 HBP: 0	WP: 1 PB: 0 SB: 1 CS: 0	PA: 62
PITCHER Lindy McDaniel, R ERA: 5.92 (1, 1)	IP 0.2	WLS 6	BF 6	H 4	R 3	ER 3	SO 0	BB 0	IBB 0	HBP 0	BLK 0	WP 0	HR 0	S 6	P 6	ERA 40.50	WHIP 6.000													
Jim Brosnan, R ERA: 3.56 (1, 1)	3.1	16	4	0	0	0	1	1	0	0	1	0	14	22	0.00	1.500														
Phil Paine, R ERA: 1.9 (5, 1)	3.1	16	4	1	1	4	1	1	0	0	1	22	30	2.70	1.500															
Bill Wright, L ERA: 4.45 (8, 1)	6.2	W 24	4	0	0	2	2	0	0	0	0	0	26	34	0.00	0.900														

St. Louis Cardinals @ Milwaukee Braves
 Milwaukee County Stadium, Milwaukee, WI
 Mon Jul 21 1958, 4:33 AM EDT
 Att: 31,025 - Unknown

AB 55
 R 4
 H 16
 RBI 3
 BB 6
 SO 6
 LOB 33

Batter	1	2	3	4	5	6	7	8	9	AB	R	H	RBI	BB	SO	LOB	TOP			
Don Blasingame, L (1.4) OBP: 0.361, SLG: 0.373	0-0 4-3		0-0 4-3 1B		0-0 F2			0-0 4-3		4	0	1	0	0	0	0	St. Louis Cardinals @ Milwaukee Braves Milwaukee County Stadium, Milwaukee, WI Tue Jul 22 1958, 4:33 AM EDT Att: 30,556 - Unknown livebaseballscores.com			
Joe Cunningham, L (1.9) OBP: 0.445, SLG: 0.456	4-0 1B BB		0-0 5-3 1-2			0-0 2B 3B		4-0 BB		2	1	1	0	2	0	1				
Stan Musial, L (1.3) OBP: 0.441, SLG: 0.593	0-0 F5		0-0 4-3 2-3			0-0 2B		0-3 K		4	0	1	1	0	1	3				
Wally Moon, L (1.7) OBP: 0.352, SLG: 0.350	0-0 1-2 1B		0-0 6-3			0-3 3-H 0-3 K		0-0 4-3		4	0	1	0	0	1	3				
Gene Freese, R (1.5) OBP: 0.270, SLG: 0.294	0-0 F5			0-0 F2		0-0 5-3			0-0 5-3	4	0	0	0	0	0	3				
Curt Flood, R (1.8) OBP: 0.355, SLG: 0.456		0-0 L8		0-0 F6		0-0 5-3			0-0 F6	4	0	0	0	0	0	1				
Hobie Landrith, L (1.2) OBP: 0.317, SLG: 0.318		0-3 K		0-3 K			0-0 1-3 1B		0-0 4-3	4	0	1	0	0	2	0				
Ruben Amaro, R (1.6) OBP: 0.323, SLG: 0.357		4-0 BB			0-0 6-3		0-0 1-2 L1-3			2	0	0	0	1	0	1				
Bob Mabe, R (1.1) OBP: 0.317, SLG: 0.318		0-3 K			0-3 K		0-3 K			3	0	0	0	0	3	1				
Inning Stats	R: 0 E: 0 K: 0 S: 4	H: 1 LOB: 2 BB: 1 P: 8	R: 0 E: 0 K: 2 S: 7	H: 0 LOB: 1 BB: 1 P: 11	R: 0 E: 0 K: 0 S: 4	H: 1 LOB: 1 BB: 0 P: 4	R: 0 E: 0 K: 1 S: 5	H: 0 LOB: 0 BB: 0 P: 5	R: 0 E: 0 K: 1 S: 5	H: 2 LOB: 1 BB: 0 P: 7	R: 0 E: 0 K: 1 S: 5	H: 1 LOB: 0 BB: 0 P: 5	R: 0 E: 0 K: 1 S: 5	H: 0 LOB: 1 BB: 1 P: 9	R: 0 E: 0 K: 0 S: 3	H: 0 LOB: 0 BB: 0 P: 3	1B: 3 2B: 2 3B: 1 HR: 0	SF: 0 SAC: 0 DP: 1 HBP: 0	WP: 0 PB: 0 SB: 0 CS: 0	PA: 34
PITCHER Carl Willey, R (1.1) ERA: 2.96	IP: 9.0 WLS: W BF: 34 H: 5 R: 1 ER: 1 SO: 7 BB: 3 IBB: 0 HBP: 0 BLK: 0 WP: 0 HR: 0 S: 45 P: 57 ERA: 1.00 WHIP: 0.889															PITCHER				

Batter	1	2	3	4	5	6	7	8	9	AB	R	H	RBI	BB	SO	LOB	BOTTOM			
Mel Roach, R (1.4) OBP: 0.321, SLG: 0.364	0-0 6-3		0-0 F5		0-0 5-3		0-0 1B			4	0	1	0	0	0	0	St. Louis Cardinals @ Milwaukee Braves Milwaukee County Stadium, Milwaukee, WI Tue Jul 22 1958, 4:33 AM EDT Att: 30,556 - Unknown livebaseballscores.com			
Frank Torre, L (1.3) OBP: 0.404, SLG: 0.392	1-0 HBP		0-0 2B		0-0 HBP		0-0 4-3			2	0	1	0	0	0	1				
Wes Covington, L (1.7) OBP: 0.366, SLG: 0.645	0-0 F9		0-3 K		0-0 4-3			0-3 K		4	0	0	0	0	2	3				
Eddie Mathews, L (1.5) OBP: 0.353, SLG: 0.472	0-3 K			0-0 1B E 1B		0-0 F2		0-0 1B SF8 1B		4	2	2	0	0	1	1				
Hank Aaron, R (1.9) OBP: 0.366, SLG: 0.533		0-0 5-3 1B		0-0 FC6-4 1-2 1B		0-0 FC6-4 1B		0-0 FC4-6 1-3 1B		4	0	4	0	0	0	0				
Del Crandall, R (1.2) OBP: 0.340, SLG: 0.463		0-0 5-3 1-2		0-0 FC6-4 E 1-2 2-H 9-2		0-0 FC6-4 E 1-2		0-0 SF8 3-H 0-0		3	0	0	1	0	0	3				
Bill Bruton, L (1.8) OBP: 0.333, SLG: 0.363		0-0 F2		0-0 E3 1-3		0-0 1-6-3		0-0 FC4-6 1-2		4	0	0	0	0	0	4				
Johnny Logan, R (1.6) OBP: 0.328, SLG: 0.404		0-0 F8		0-0 9-2 3-H			0-0 F5			3	0	0	0	0	0	3				
Carl Willey, R (1.1) OBP: 0.176, SLG: 0.176			0-3 K		0-0 5-3		0-3 K			3	0	0	0	0	2	0				
Inning Stats	R: 0 E: 0 K: 1 S: 5	H: 0 LOB: 1 BB: 0 P: 6	R: 0 E: 0 K: 0 S: 4	H: 1 LOB: 0 BB: 0 P: 4	R: 0 E: 0 K: 2 S: 8	H: 1 LOB: 1 BB: 0 P: 8	R: 1 E: 2 K: 0 S: 5	H: 2 LOB: 1 BB: 0 P: 5	R: 0 E: 0 K: 0 S: 3	H: 0 LOB: 1 BB: 0 P: 4	R: 0 E: 0 K: 0 S: 4	H: 1 LOB: 1 BB: 0 P: 4	R: 0 E: 0 K: 1 S: 6	H: 1 LOB: 0 BB: 0 P: 6	R: 1 E: 0 K: 1 S: 7	H: 2 LOB: 1 BB: 0 P: 7	1B: 7 2B: 2 3B: 0 HR: 0	SF: 1 SAC: 0 DP: 1 HBP: 2	WP: 0 PB: 0 SB: 1 CS: 0	PA: 34
PITCHER Bob Mabe, R (1.1) ERA: 2.77	IP: 8.0 WLS: L BF: 34 H: 8 R: 2 ER: 2 SO: 5 BB: 0 IBB: 0 HBP: 2 BLK: 0 WP: 0 HR: 0 S: 42 P: 44 ERA: 2.25 WHIP: 1.000															PITCHER				

Batter	1	2	3	4	5	6	7	8	9	AB	R	H	RBI	BB	SO	LOB	TOP		
Don Blasingame, L (1,4) OBP: 0.360, SLG: 0.372	0-3 K			0-0 F6		0-0 3-1			0-0 1B	4	0	1	0	0	1	0			
Joe Cunningham, L (1,9) OBP: 0.435, SLG: 0.446	0-0 6-3			0-0 G3			0-0 F7		0-3 K	4	0	0	0	0	1	1			
Stan Musial, L (1,3) OBP: 0.438, SLG: 0.587	0-0 F8			0-0 3-1			0-0 G3			3	0	0	0	0	0	0			
Irv Noren, L (7,9) OBP: 0.333, SLG: 0.364										0	0	0	0	0	0	0			
Wally Moon, L (1,7) OBP: 0.345, SLG: 0.341		0-0 4-3			0-0 4-3				0-0 F8	3	0	0	0	0	0	0			
Gene Freese, R (1,5) OBP: 0.275, SLG: 0.297		0-0 5-3			0-0 1B				0-0 1-3	3	0	1	0	0	0	0			
Curt Flood, R (1,8) OBP: 0.351, SLG: 0.450		0-3 K			0-3 K				0-0 5-3	3	0	0	0	0	2	1			
Hobie Landrith, L (1,2) OBP: 0.308, SLG: 0.308			0-0 4-3		0-0 F6				0-3 K	3	0	0	0	0	1	1			
Ruben Amaro, R (1,6) OBP: 0.294, SLG: 0.323			0-3 K		0-0 F7				0-0 F7	3	0	0	0	0	1	0			
Larry Jackson, R (1,1) OBP: 0.143, SLG: 0.143			0-0 5-3		0-0 G3				0-3 K	0	0	0	0	0	0	0			
Del Ennis, R (3,PH) OBP: 0.293, SLG: 0.353										1	0	0	0	0	0	0			
Chuck Stobbs, L (3,1) OBP: 0.369, SLG: 0.447										1	0	0	0	0	0	0			
Gene Green, R (9,PH)										1	0	0	0	0	1	0			
Inning Stats	R: 0 H: 0 E: 0 K: 1 S: 5	H: 0 LOB: 0 BB: 0 P: 5	R: 0 H: 0 E: 0 K: 1 S: 5	H: 0 LOB: 0 BB: 0 P: 5	R: 0 H: 0 E: 0 K: 1 S: 5	H: 0 LOB: 0 BB: 0 P: 5	R: 0 H: 0 E: 0 K: 0 S: 3	H: 0 LOB: 0 BB: 0 P: 3	R: 0 H: 1 E: 0 K: 1 S: 6	H: 0 LOB: 1 BB: 0 P: 6	R: 0 H: 0 E: 0 K: 0 S: 3	H: 0 LOB: 0 BB: 0 P: 3	R: 0 H: 0 E: 0 K: 1 S: 5	H: 0 LOB: 0 BB: 0 P: 5	R: 0 H: 1 E: 0 K: 2 S: 8	H: 1 LOB: 1 BB: 0 P: 8	1B: 2 2B: 0 3B: 0 HR: 0	SF: 0 SAC: 0 DP: 0 HBP: 0	WP: 0 PA: 29 CS: 0
PITCHER Joey Jay, R (1,1) ERA: 1.94	IP: 9.0 WLS: W BF: 29 H: 2 R: 0 ER: 0 SO: 7 BB: 0 IBB: 0 HBP: 0 BLK: 0 WP: 0 HR: 0 S: 43 P: 43 ERA: 0.00 WHIP: 0.222															PITCHER	IP: 9.0 WLS: W BF: 29 H: 2 R: 0 ER: 0 SO: 7 BB: 0 IBB: 0 HBP: 0 BLK: 0 WP: 0 HR: 0 S: 43 P: 43 ERA: 0.00 WHIP: 0.222		

St. Louis Cardinals @ Milwaukee Braves
Milwaukee County Stadium, Milwaukee, WI
Wed Jul 23 1958, 4:33 AM EDT
Att: 30,495 - Unknown

AB 29
R 0
H 2
RBI 0
BB 0
SO 7
LOB 3



Batter	1	2	3	4	5	6	7	8	9	AB	R	H	RBI	BB	SO	LOB	BOTTOM		
Mel Roach, R (1,4) OBP: 0.324, SLG: 0.365	0-0 1B	0-0 1B		0-0 1-3		0-0 F8		0-0 L8		5	2	2	0	0	0	0			
Frank Torre, L (1,3) OBP: 0.402, SLG: 0.389	0-0 4-3	0-0 F9		0-0 1B		0-0 F8				4	0	1	0	0	0	3			
Wes Covington, L (1,7) OBP: 0.373, SLG: 0.649	0-0 1B	0-0 HR		0-3 K		0-0 5-3				2	2	2	2	0	0	0			
Andy Pafko, R (4,PH) OBP: 0.312, SLG: 0.309	0-0 2H	0-0 HR		0-0 1B						2	0	0	0	0	1	1			
Eddie Mathews, L (1,5) OBP: 0.357, SLG: 0.486	0-0 1B	0-0 HR		0-0 1B		0-0 E4				4	1	3	3	0	0	0			
Hank Aaron, R (1,9) OBP: 0.364, SLG: 0.530	0-0 F9	0-0 1B		0-0 FC6-4		0-0 FC6-4				4	0	1	0	0	0	5			
Del Crandall, R (1,2) OBP: 0.339, SLG: 0.459	0-0 1B	0-3 K		0-0 F6		0-0 FC5-4				4	0	1	1	0	1	2			
Bill Bruton, L (1,8) OBP: 0.325, SLG: 0.353	0-0 F7		0-0 F1		0-0 G3		0-3 K			4	0	0	0	0	1	3			
Johnny Logan, R (1,6) OBP: 0.330, SLG: 0.408		0-0 F9	0-0 F5		0-0 1B				0-0 F7	4	1	2	0	0	0	0			
Joey Jay, S (1,1) OBP: 0.172, SLG: 0.077		0-0 6-3	0-3 K		0-3 K				0-0 1-3	4	0	0	0	0	2	2			
Inning Stats	R: 2 H: 4 E: 0 K: 0 S: 7	H: 4 LOB: 2 BB: 0 P: 7	R: 4 H: 5 E: 0 K: 1 S: 10	H: 5 LOB: 1 BB: 0 P: 10	R: 0 H: 0 E: 0 K: 1 S: 5	H: 0 LOB: 0 BB: 0 P: 5	R: 0 H: 2 E: 0 K: 1 S: 7	H: 2 LOB: 2 BB: 0 P: 7	R: 0 H: 1 E: 0 K: 1 S: 6	H: 1 LOB: 1 BB: 0 P: 6	R: 0 H: 0 E: 0 K: 0 S: 3	H: 0 LOB: 0 BB: 0 P: 3	R: 0 H: 0 E: 1 K: 1 S: 6	H: 0 LOB: 1 BB: 0 P: 6	R: 0 H: 0 E: 0 K: 0 S: 3	H: 0 LOB: 0 BB: 0 P: 3	1B: 10 2B: 1 3B: 0 HR: 1	SF: 0 SAC: 0 DP: 0 HBP: 0	WP: 0 PA: 37 CS: 0
PITCHER Larry Jackson, R (1,1) ERA: 3.78	IP: 2.0 WLS: L BF: 15 H: 9 R: 6 ER: 6 SO: 1 BB: 0 IBB: 0 HBP: 0 BLK: 0 WP: 0 HR: 1 S: 17 P: 17 ERA: 27.00 WHIP: 4.500															PITCHER Chuck Stobbs, L (3,1) ERA: 5.6	IP: 6.0 WLS: L BF: 22 H: 3 R: 0 ER: 0 SO: 4 BB: 0 IBB: 0 HBP: 0 BLK: 0 WP: 0 HR: 0 S: 30 P: 30 ERA: 0.00 WHIP: 0.500		

St. Louis Cardinals @ Milwaukee Braves
Milwaukee County Stadium, Milwaukee, WI
Wed Jul 23 1958, 4:33 AM EDT
Att: 30,495 - Unknown

AB 37
R 6
H 12
RBI 6
BB 0
SO 5
LOB 16



Batter	1	2	3	4	5	6	7	8	9	AB	R	H	RBI	BB	SO	LOB	TOP			
Tony Taylor, R OBP: 0.305, SLG: 0.308 (1, 4)	F9	K			L4	6-3			K	5	0	0	0	0	2	2	Chicago Cubs @ Milwaukee Braves Milwaukee County Stadium, Milwaukee, WI Fri Jul 25 1958, 4:33 AM EDT Unknown			
Alvin Dark, R OBP: 0.363, SLG: 0.418 (1, 5)	14 1B		F9		2B	14 1B		1-3	5	1	3	0	0	0	0					
Lee Walls, R OBP: 0.371, SLG: 0.536 (1, 9)	K		F9		5-3		F2	K	5	0	0	0	0	2	3					
14 Ernie Banks, R OBP: 0.357, SLG: 0.612 (1, 6)	1B		K		HR		L5-3		4	1	2	2	0	1	1					
Bobby Thomson, R OBP: 0.357, SLG: 0.464 (1, 8)	5-3			1B	K			F7	4	0	1	0	0	1	2					
Dale Long, L OBP: 0.367, SLG: 0.472 (1, 3)		HR		1B		3B		4-3	3	2	2	1	1	0	0					
Sammy Taylor, L OBP: 0.354, SLG: 0.428 (1, 2)	6-3			BB	F9			HR	4	1	1	1	0	0	3					
Walt Moryn, L OBP: 0.347, SLG: 0.500 (1, 7)		FC4		1B		3B		BB	1	0	1	1	3	0	0					
Glen Hobbie, R OBP: 0.184, SLG: 0.167 Bill Henry, L OBP: 0.400, SLG: 0.444 (1, 1) (6, 1)	FC4			K		1-3		K	3	0	0	0	0	1	4					
									1	0	0	0	0	1	1					
Inning Stats	R: 0 E: 0 K: 1 S: 7	H: 2 LOB: 2 BB: 0 P: 7	R: 1 E: 1 K: 1 S: 6	H: 1 LOB: 1 BB: 1 P: 10	R: 0 E: 0 K: 1 S: 5	H: 0 LOB: 0 BB: 0 P: 5	R: 0 E: 0 K: 1 S: 5	H: 1 LOB: 2 BB: 2 P: 13	R: 2 E: 0 K: 0 S: 7	H: 2 LOB: 0 BB: 0 P: 7	R: 0 E: 0 K: 0 S: 3	H: 1 LOB: 0 BB: 0 P: 3	R: 1 E: 0 K: 1 S: 6	H: 1 LOB: 1 BB: 1 P: 10	R: 0 E: 0 K: 2 S: 7	H: 0 LOB: 0 BB: 0 P: 7	1B: 5 2B: 2 3B: 1 HR: 3	SF: 0 SAC: 0 DP: 1 HBP: 0	WP: 0 PB: 0 SB: 0 CS: 0	PA: 39
PITCHER	IP WLS BF H R ER SO BB IBB HBP BLK WP HR S P ERA WHIP																			
Bob Trowbridge, R ERA: 3.02 Warren Spahn, L ERA: 3.38 Humberto Robinson, R ERA: 4.74 (1, 1) (6, 1) (7, 1)	5.1 0.2 3.0	L 2	26 2 11	8 0 2	4 0 1	4 0 1	5 0 3	2 0 1	1 0 0	0 0 0	0 0 0	0 0 0	0 2 1	33 2 16	45 2 20	6.75 0.00 3.00	1.875 0.000 1.000			

Batter	1	2	3	4	5	6	7	8	9	AB	R	H	RBI	BB	SO	LOB	BOTTOM					
Bill Bruton, L OBP: 0.325, SLG: 0.344 Del Rice, R OBP: 0.303, SLG: 0.328 Humberto Robinson, R OBP: 1.000, SLG: 1.000 Harry Hanebrink, L OBP: 0.273, SLG: 0.328 (1, 8) (6, PH) (7, 1) (8, PH)	6-3	4-3			6-3	1-2 2H			4-3	2	0	0	0	1	0	1	Chicago Cubs @ Milwaukee Braves Milwaukee County Stadium, Milwaukee, WI Fri Jul 25 1958, 4:33 AM EDT Unknown					
Mel Roach, R OBP: 0.333, SLG: 0.382 Casey Wise, S OBP: 0.077, SLG: 0.077 (1, 4) (5, 4)	5-3		P6		6-3	K		5-3	2	0	1	0	0	0	0							
Eddie Mathews, L OBP: 0.357, SLG: 0.478 (1, 5)	5-3		G6-3		4-3		K	F9	4	0	1	0	1	1	1							
Hank Aaron, R OBP: 0.362, SLG: 0.526 (1, 9)	5-3		G6-3			K		1B	4	0	1	0	0	1	3							
Wes Covington, L OBP: 0.376, SLG: 0.675 (1, 7)				HR		HR		F7	3	2	2	2	1	0	1							
Joe Adcock, R OBP: 0.317, SLG: 0.524 (1, 3)	F8			6-3		1B		K	4	1	1	0	0	1	4							
Johnny Logan, R OBP: 0.332, SLG: 0.407 (1, 6)		P3		5-3		1B		F8	4	1	1	0	0	0	0							
Del Crandall, R OBP: 0.341, SLG: 0.459 (1, 2)		FC3-6		5-3		1B		G6-4-3	4	0	3	1	0	0	0							
Bob Trowbridge, R OBP: 0.167, SLG: 0.167 Warren Spahn, L OBP: 0.405, SLG: 0.493 Felix Mantilla, R OBP: 0.285, SLG: 0.399 (1, 1) (6, 1) (6, PH) (7, 8)		FC3-6			6-3	K		G6-4-3	2	0	0	0	0	0	1							
									0	0	0	0	0	0	0							
									2	0	0	0	0	1	3							
Inning Stats	R: 0 E: 0 K: 0 S: 4	H: 1 LOB: 3 BB: 2 P: 12	R: 0 E: 0 K: 0 S: 4	H: 1 LOB: 1 BB: 0 P: 4	R: 0 E: 0 K: 0 S: 3	H: 1 LOB: 0 BB: 0 P: 3	R: 1 E: 0 K: 0 S: 4	H: 1 LOB: 0 BB: 0 P: 4	R: 0 E: 0 K: 0 S: 3	H: 0 LOB: 1 BB: 1 P: 7	R: 3 E: 0 K: 3 S: 14	H: 5 LOB: 2 BB: 0 P: 14	R: 0 E: 0 K: 2 S: 8	H: 1 LOB: 1 BB: 0 P: 8	R: 0 E: 0 K: 0 S: 3	H: 1 LOB: 0 BB: 0 P: 3	R: 0 E: 0 K: 0 S: 3	H: 0 LOB: 0 BB: 0 P: 3	1B: 8 2B: 1 3B: 0 HR: 2	SF: 0 SAC: 0 DP: 2 HBP: 0	WP: 0 PB: 0 SB: 0 CS: 0	PA: 39
PITCHER	IP WLS BF H R ER SO BB IBB HBP BLK WP HR S P ERA WHIP																					
Glen Hobbie, R ERA: 3.75 Bill Henry, L ERA: 1.51 (1, 1) (6, 1)	5.1 3.2	W 13	26 3	8 0	4 0	4 0	4 4	5 0	0 0	0 0	0 0	0 0	0 21	25 21	37 21	6.75 0.00	1.875 0.818					



Batter	1	2	3	4	5	6	7	8	9	AB	R	H	RBI	BB	SO	LOB	TOP			
Tony Taylor, R OBP: 0.306, SLG: 0.310 (1, 4)	4-3		F9	FC6		G6-4-3 1B			3-1 1B	5	0	2	0	0	0	1				
Alvin Dark, R OBP: 0.361, SLG: 0.412 (1, 5)	FC5-4 BB		E3 BB		K	G6-4-3 1B			3-1	4	0	0	0	1	1	4				
Lee Walls, R OBP: 0.367, SLG: 0.529 (1, 9)	FC5-4 1B		F8		F9			K	F8	5	0	0	0	0	1	3				
14 Ernie Banks, R OBP: 0.360, SLG: 0.611 (1, 6)			BB					K	K	4	0	2	0	1	2	1				
Bobby Thomson, R OBP: 0.359, SLG: 0.469 (1, 8)	5-3		BB		F8					3	0	1	0	1	0	3				
Cal Neeman, R OBP: 0.388, SLG: 0.613 (1, 2)		6-3	K			1B		F8		4	1	1	0	0	1	4				
Jim Bolger, R OBP: 0.280, SLG: 0.314 (1, 7)		1B			K	F8			6-3	4	0	1	0	0	1	1	AB 36			
Dale Long, L OBP: 0.369, SLG: 0.472 (8, PH)	K							F5		2	0	1	0	1	1	1	R 1			
Johnny Goryl, R OBP: 0.317, SLG: 0.399 (8, PH)										1	0	0	0	0	0	0	H 9			
Marcelino Solis, L OBP: 0.250, SLG: 0.250 (8, 1)										0	0	0	0	0	0	0	RBI 1			
Taylor Phillips, L OBP: 0.102, SLG: 0.064 (1, 1)										3	0	1	1	0	1	2	BB 4			
Don Elston, R OBP: 0.111, SLG: 0.111 (6, PH)										0	0	0	0	0	0	0	SO 9			
Bobby Adams, R OBP: 0.310, SLG: 0.407 (8, 3)										1	0	0	0	0	1	0	LOB 20			
Inning Stats	R: 0 E: 0 K: 0 S: 4	H: 1 LOB: 2 BB: 1 P: 8	R: 0 E: 0 K: 2 S: 8	H: 1 LOB: 1 BB: 0 P: 8	R: 0 E: 1 K: 1 S: 6	H: 0 LOB: 3 BB: 2 P: 14	R: 0 E: 0 K: 1 S: 5	H: 0 LOB: 1 BB: 1 P: 9	R: 0 E: 0 K: 1 S: 6	H: 1 LOB: 1 BB: 0 P: 6	R: 0 E: 0 K: 2 S: 8	H: 1 LOB: 1 BB: 0 P: 8	R: 0 E: 0 K: 1 S: 5	H: 0 LOB: 0 BB: 0 P: 5	R: 0 E: 0 K: 1 S: 6	H: 1 LOB: 1 BB: 0 P: 6	1B: 8 2B: 0 3B: 1 HR: 0	SF: 0 SAC: 0 DP: 1 HBP: 0	WP: 0 PB: 0 SB: 0 CS: 0	PA: 40
PITCHER Juan Pizarro, L ERA: 1.0 (1, 1)	IP: 9.0 WLS: W BF: 40 H: 9 R: 1 ER: 1 SO: 9 BB: 4 IBB: 0 HBP: 0 BLK: 0 WP: 0 HR: 0 S: 54 P: 70 ERA: 1.00 WHIP: 1.444															PITCHER	IP: WLS: BF: H: R: ER: SO: BB: IBB: HBP: BLK: WP: HR: S: P: ERA: WHIP:			

Chicago Cubs @ Milwaukee Braves
Milwaukee County Stadium, Milwaukee, WI
Fri Jul 25 1958, 8:05 PM EDT
Att: 46,747 - Unknown

AB	36
R	1
H	9
RBI	1
BB	4
SO	9
LOB	20



Batter	1	2	3	4	5	6	7	8	9	AB	R	H	RBI	BB	SO	LOB	BOTTOM			
Casey Wise, S OBP: 0.056, SLG: 0.056 (1, 4)	3-1		K		1-3	F8		F9		5	0	0	0	0	1	3				
Johnny Logan, R OBP: 0.326, SLG: 0.402 (1, 6)	F8		F6		P4			F7		4	0	0	0	0	0	0				
Eddie Mathews, L OBP: 0.358, SLG: 0.477 (1, 5)	BB 1B		FC5-4 BB		F9			G3		3	1	1	0	1	0	0				
Hank Aaron, R OBP: 0.366, SLG: 0.539 (1, 9)	1B BB		FC5-4			2B		HR		3	2	2	1	1	0	1				
Joe Adcock, R OBP: 0.330, SLG: 0.541 (1, 3)					4-3 2B	SH3 1B 2B		BB		3	1	3	2	1	0	0				
Felix Mantilla, R OBP: 0.280, SLG: 0.391 (1, 8) (7, 7)	F8				4-3	SH3		F2		3	0	0	0	0	0	4				
Harry Hanebrink, L OBP: 0.277, SLG: 0.325 (6, PH)			F9			SH1-3 1B		P1		1	0	0	0	0	0	0	AB 29			
Del Crandall, R OBP: 0.343, SLG: 0.461 (6, PR)										1	0	1	1	0	0	0	R 4			
Lew Burdette, R OBP: 0.276, SLG: 0.345 (7, 8)										0	0	0	0	0	0	0	H 7			
Bill Bruton, L OBP: 0.323, SLG: 0.342 (1, 2)										1	0	0	0	0	0	0	RBI 4			
Del Rice, R OBP: 0.290, SLG: 0.313 (1, 2)			F7		K	SH1-3		6-3		3	0	0	0	0	1	2	BB 5			
Juan Pizarro, L (1, 1)			K		F4	IBB				2	0	0	0	2	1	2	SO 3			
Inning Stats	R: 1 E: 0 K: 0 S: 5	H: 2 LOB: 2 BB: 1 P: 9	R: 0 E: 0 K: 1 S: 5	H: 0 LOB: 0 BB: 0 P: 5	R: 0 E: 0 K: 1 S: 5	H: 0 LOB: 1 BB: 1 P: 9	R: 0 E: 0 K: 1 S: 6	H: 1 LOB: 2 BB: 0 P: 7	R: 0 E: 0 K: 0 S: 3	H: 0 LOB: 0 BB: 0 P: 3	R: 2 E: 0 K: 0 S: 6	H: 3 LOB: 2 BB: 1 P: 10	R: 1 E: 0 K: 0 S: 4	H: 1 LOB: 1 BB: 1 P: 8	R: 0 E: 0 K: 0 S: 3	H: 0 LOB: 1 BB: 1 P: 7	1B: 3 2B: 3 3B: 0 HR: 1	SF: 0 SAC: 2 DP: 0 HBP: 1	WP: 0 PB: 0 SB: 0 CS: 0	PA: 37
PITCHER Taylor Phillips, L ERA: 4.23 (1, 1)	IP: 5.1 WLS: L BF: 24 H: 5 R: 3 ER: 3 SO: 3 BB: 2 IBB: 0 HBP: 1 BLK: 0 WP: 0 HR: 0 S: 27 P: 36 ERA: 5.06 WHIP: 1.312															PITCHER	IP: WLS: BF: H: R: ER: SO: BB: IBB: HBP: BLK: WP: HR: S: P: ERA: WHIP:			
Don Elston, R ERA: 3.51 (6, 1)	1.2 9 2 1 1 0 1 1 0 0 0 0 1 7 15 5.40 1.800																			
Marcelino Solis, L ERA: 10.38 (8, 1)	1.0 4 0 0 0 0 1 0 0 0 0 0 0 3 7 0.00 1.000																			

Chicago Cubs @ Milwaukee Braves
Milwaukee County Stadium, Milwaukee, WI
Fri Jul 25 1958, 8:05 PM EDT
Att: 46,747 - Unknown

AB	29
R	4
H	7
RBI	4
BB	5
SO	3
LOB	12



Batter	1	2	3	4	5	6	7	8	9	AB	R	H	RBI	BB	SO	LOB	TOP										
Tony Taylor, R OBP: 0.310, SLG: 0.313 (1, 4)										6	2	3	0	0	2	4	Chicago Cubs @ Milwaukee Braves Milwaukee County Stadium, Milwaukee, WI Sat Jul 26 1958, 4:33 AM EDT Att: 31,450 - Unknown										
Alvin Dark, R OBP: 0.363, SLG: 0.414 (1, 5)										6	1	3	0	0	0	1											
Lee Walls, R OBP: 0.369, SLG: 0.528 (1, 9)										6	1	3	1	0	0	4											
14 Ernie Banks, R OBP: 0.362, SLG: 0.614 (1, 6)										6	2	3	3	0	0	5											
Walt Moryn, L OBP: 0.345, SLG: 0.495 (1, 7)										5	0	1	0	0	0	4											
Dale Long, L OBP: 0.373, SLG: 0.474 (1, 3)										5	0	3	2	0	0	0											
Sammy Taylor, L OBP: 0.355, SLG: 0.429 (1, 2)										4	0	1	0	1	1	4											
Bobby Thomson, R OBP: 0.359, SLG: 0.477 (1, 8)										5	1	2	1	0	1	2											
Dick Drott, R OBP: 0.278, SLG: 0.257 (1, 1)										1	0	0	0	0	1	0											
Marcelino Solis, L OBP: 0.250, SLG: 0.250 (3, 1)										4	0	1	0	0	1	2											
Inning Stats	R: 3 E: 0 K: 0 S: 7	H: 4 LOB: 1 BB: 0 P: 7	R: 1 E: 0 K: 1 S: 8	H: 3 LOB: 2 BB: 0 P: 8	R: 0 E: 0 K: 1 S: 6	H: 1 LOB: 1 BB: 0 P: 6	R: 1 E: 0 K: 1 S: 8	H: 2 LOB: 2 BB: 0 P: 8	R: 0 E: 0 K: 0 S: 4	H: 1 LOB: 1 BB: 0 P: 4	R: 0 E: 0 K: 1 S: 7	H: 2 LOB: 2 BB: 0 P: 7	R: 1 E: 0 K: 1 S: 8	H: 3 LOB: 2 BB: 0 P: 8	R: 1 E: 0 K: 1 S: 8	H: 3 LOB: 2 BB: 0 P: 8	1B: 17 2B: 1 3B: 1 HR: 1	SF: 0 SAC: 0 DP: 0 HBP: 0	WP: 0 PB: 0 CS: 0	PA: 49							
PITCHER	IP	WLS	BF	H	R	ER	SO	BB	IBB	HBP	BLK	WP	HR	S	P	ERA	WHIP										
Lew Burdette, R ERA: 3.53 (1, 1)	1.2		12	7	4	4	1	0	0	0	0	0	0	14	14	21.60	4.200										
Gene Conley, R ERA: 4.19 (2, 1)	7.0	L	36	13	3	2	5	1	0	0	0	0	1	45	49	2.57	2.000										
Don McMahon, R ERA: 3.15 (9, 1)	0.1		1	0	0	0	0	0	0	0	0	0	0	1	1	0.00	0.000										
Batter	1	2	3	4	5	6	7	8	9	AB	R	H	RBI	BB	SO	LOB	BOTTOM										
Casey Wise, S OBP: 0.045, SLG: 0.045 (1, 4)										4	0	0	0	0	1	1	Chicago Cubs @ Milwaukee Braves Milwaukee County Stadium, Milwaukee, WI Sat Jul 26 1958, 4:33 AM EDT Att: 31,450 - Unknown										
Bill Bruton, L OBP: 0.327, SLG: 0.352 (1, 8)										4	2	2	0	0	0	1											
Eddie Mathews, L OBP: 0.357, SLG: 0.472 (1, 5)										3	1	0	0	1	0	1											
Hank Aaron, R OBP: 0.365, SLG: 0.536 (1, 9)										4	0	1	1	0	1	2											
Wes Covington, L OBP: 0.375, SLG: 0.671 (1, 7)										4	0	2	2	0	1	0											
Joe Adcock, R OBP: 0.329, SLG: 0.535 (1, 3)										4	0	1	0	0	0	3											
Johnny Logan, R OBP: 0.327, SLG: 0.401 (1, 6)										4	0	1	0	0	1	2											
Del Crandall, R OBP: 0.342, SLG: 0.458 (1, 2)										4	0	1	0	0	1	2											
Lew Burdette, R OBP: 0.276, SLG: 0.345 (1, 1)										0	0	0	0	0	0	0											
Gene Conley, R OBP: 0.198, SLG: 0.375 (2, 1)										3	1	1	1	0	0	1											
Don McMahon, R OBP: 0.375, SLG: 0.167 (9, 1)										0	0	0	0	0	0	0											
Felix Mantilla, R OBP: 0.278, SLG: 0.388 (9, PH)										1	0	0	0	0	0	1											
Inning Stats	R: 2 E: 0 K: 1 S: 7	H: 2 LOB: 1 BB: 1 P: 11	R: 1 E: 0 K: 2 S: 8	H: 1 LOB: 0 BB: 0 P: 8	R: 1 E: 0 K: 0 S: 6	H: 3 LOB: 2 BB: 0 P: 6	R: 0 E: 0 K: 0 S: 4	H: 1 LOB: 1 BB: 0 P: 4	R: 0 E: 0 K: 1 S: 5	H: 0 LOB: 0 BB: 0 P: 5	R: 0 E: 0 K: 1 S: 5	H: 0 LOB: 0 BB: 0 P: 5	R: 0 E: 0 K: 0 S: 3	H: 0 LOB: 0 BB: 0 P: 3	R: 0 E: 0 K: 0 S: 3	H: 0 LOB: 0 BB: 0 P: 3	R: 0 E: 0 K: 0 S: 4	H: 2 LOB: 1 BB: 0 P: 4	1B: 7 2B: 1 3B: 0 HR: 1	SF: 0 SAC: 0 DP: 1 HBP: 0	WP: 2 PB: 0 CS: 0	PA: 36					
PITCHER	IP	WLS	BF	H	R	ER	SO	BB	IBB	HBP	BLK	WP	HR	S	P	ERA	WHIP										
Dick Drott, R ERA: 5.91 (1, 1)	2.1		13	5	4	4	3	1	0	0	0	0	0	18	22	15.43	2.571										
Marcelino Solis, L ERA: 5.87 (3, 1)	6.2	W	23	4	0	0	2	0	0	0	0	0	0	27	27	0.00	0.600										

Batter	1	2	3	4	5	6	7	8	9	AB	R	H	RBI	BB	SO	LOB	TOP			
Tony Taylor, R OBP: 0.308, SLG: 0.311 (1, 4)	F7		G4-6-3 BB		K			K		3	0	0	0	1	2	0	Chicago Cubs @ Milwaukee Braves Milwaukee County Stadium, Milwaukee, WI Sun Jul 27 1958, 8:05 PM EDT Att: 36,433 - Unknown			
Alvin Dark, R OBP: 0.359, SLG: 0.409 (1, 5)	G3		G4-6-3			6-3		F3		4	0	0	0	0	2					
Lee Walls, R OBP: 0.374, SLG: 0.531 (1, 9)	FC6-4 BB			3-1 1B					1B E BB	2	1	2	0	2	0					
14 Ernie Banks, R OBP: 0.359, SLG: 0.608 (1, 6)	FC6-4			K		F8		F7		4	0	0	0	1	4					
Walt Moryn, L OBP: 0.341, SLG: 0.489 (1, 7)		F9		3-1		4-3		E4 1B		4	0	0	0	0	3					
Dale Long, L OBP: 0.374, SLG: 0.475 (1, 3)	F7			1-2					1-2 2-3 1B	4	0	2	1	0	0					
Sammy Taylor, L OBP: 0.350, SLG: 0.422 (1, 2)	F6			F7		G3		G6-3		4	0	0	0	0	4					
Bobby Thomson, R OBP: 0.359, SLG: 0.475 (1, 8)			BB 1B		6-3		F7			3	0	1	0	0	0					
Dave Hillman, R OBP: 0.063, SLG: 0.125 Bill Henry, L OBP: 0.400, SLG: 0.444 Lou Jackson, L (8, PH) Glen Hobbie, R OBP: 0.184, SLG: 0.167 (8, 1)	P2				K			K2-3		2	0	0	0	0	1					
Inning Stats	R: 0 E: 0 K: 0 S: 3	H: 0 LOB: 1 BB: 1 P: 7	R: 0 E: 0 K: 0 S: 3	H: 0 LOB: 0 BB: 0 P: 3	R: 0 E: 0 K: 0 S: 3	H: 1 LOB: 1 BB: 1 P: 7	R: 1 E: 0 K: 1 S: 7	H: 2 LOB: 1 BB: 0 P: 7	R: 0 E: 0 K: 2 S: 4	H: 0 LOB: 0 BB: 0 P: 4	R: 0 E: 0 K: 0 S: 3	H: 0 LOB: 0 BB: 0 P: 3	R: 0 E: 0 K: 2 S: 7	H: 0 LOB: 0 BB: 0 P: 7	R: 0 E: 1 K: 0 S: 4	H: 1 LOB: 2 BB: 1 P: 8		1B: 5 2B: 0 3B: 0 HR: 0	SF: 0 SAC: 0 DP: 2 HBP: 0	WP: 0 PB: 0 SB: 0 CS: 0
PITCHER	IP	WLS	BF	H	R	ER	SO	BB	IBB	HBP	BLK	WP	HR	S	P	ERA	WHIP			
Carl Willey, R ERA: 2.7 Don McMahon, R ERA: 3.1	(1, 1)	8.1	W	33	5	1	5	3	0	0	0	0	0	40	52	1.08	0.960			
(9, 1)	0.2	S	1	0	0	0	0	0	0	0	0	0	0	1	1	0.00	0.000			

AB	31
R	1
H	5
RBI	1
BB	3
SO	5
LOB	14




Batter	1	2	3	4	5	6	7	8	9	AB	R	H	RBI	BB	SO	LOB	BOTTOM			
Bill Bruton, L OBP: 0.331, SLG: 0.362 (1, 8)	1B		1B 2B		K	G3				4	1	2	0	0	1	1	Chicago Cubs @ Milwaukee Braves Milwaukee County Stadium, Milwaukee, WI Sun Jul 27 1958, 8:05 PM EDT Att: 36,433 - Unknown			
Frank Torre, L OBP: 0.400, SLG: 0.385 (1, 3)	K		F3		E 1B		SH1-3 BB			3	1	1	0	1	1	2				
Eddie Mathews, L OBP: 0.357, SLG: 0.471 (1, 5)	HR 1B		K		P4		SH1-3			3	1	1	0	0	1	2				
Hank Aaron, R OBP: 0.369, SLG: 0.545 (1, 9)	HR		1B		E6 1B		FC6-4 IBB			3	1	2	3	1	0	1				
Wes Covington, L OBP: 0.376, SLG: 0.661 (1, 7)	G4-3		F2		1-2 2-H 1B		K			4	0	1	1	0	1	3				
Del Crandall, R OBP: 0.341, SLG: 0.458 (1, 2)		2B		F8	F8		FC6-4			4	0	1	0	0	0	4				
Johnny Logan, R OBP: 0.326, SLG: 0.399 (1, 6)		F2		F8		FC6-4 1B		6-3		4	0	1	0	0	0	1				
Felix Mantilla, R OBP: 0.277, SLG: 0.385 (1, 4)		P3		FC6-4 1B		FC6-4 E S		F7		4	0	1	0	0	0	2				
Carl Willey, R OBP: 0.143, SLG: 0.143 Don McMahon, R OBP: 0.375, SLG: 0.167 (9, 1)	K		FC6-4		1-3 K			1-3		4	0	0	0	0	2	3				
Inning Stats	R: 2 E: 0 K: 1 S: 7	H: 3 LOB: 0 BB: 0 P: 7	R: 0 E: 0 K: 1 S: 6	H: 1 LOB: 0 BB: 0 P: 6	R: 1 E: 0 K: 1 S: 7	H: 2 LOB: 1 BB: 0 P: 7	R: 0 E: 0 K: 0 S: 4	H: 1 LOB: 0 BB: 0 P: 4	R: 1 E: 1 K: 1 S: 8	H: 2 LOB: 2 BB: 0 P: 8	R: 0 E: 0 K: 1 S: 6	H: 1 LOB: 1 BB: 0 P: 6	R: 0 E: 0 K: 1 S: 5	H: 0 LOB: 2 BB: 2 P: 13	R: 0 E: 0 K: 0 S: 3	H: 0 LOB: 0 BB: 0 P: 3		1B: 7 2B: 2 3B: 0 HR: 1	SF: 0 SAC: 1 DP: 0 HBP: 0	WP: 0 PB: 0 SB: 1 CS: 0
PITCHER	IP	WLS	BF	H	R	ER	SO	BB	IBB	HBP	BLK	WP	HR	S	P	ERA	WHIP			
Dave Hillman, R ERA: 2.75 Bill Henry, L ERA: 1.47 Glen Hobbie, R ERA: 3.72	(1, 1)	6.0	L	29	10	4	3	5	1	0	0	0	0	5	9	0.00	0.000			
(8, 1)	1.0	3	0	0	0	0	0	0	0	0	0	0	0	3	3	0.00	0.000			




Batter	1	2	3	4	5	6	7	8	9	AB	R	H	RBI	BB	SO	LOB	TOP								
Jim Gilliam, S OBP: 0.346, SLG: 0.345 (1, 9)	1-1 1-3			2-1 4-3		4-2 2B BB	1-1 6-3			3	1	0	0	1	0	1	Los Angeles Dodgers @ Milwaukee Braves Milwaukee County Stadium, Milwaukee, WI Tue Jul 29 1958, 8:05 PM EDT Att: 31,596 - Unknown								
Pee Wee Reese, R OBP: 0.355, SLG: 0.439 (1, 5)	2-1 5-3			4-1 FC3-6 BB		1-2 6-3 2B 1-H 2-H		4-2 FC1-6 BB		2	0	1	2	2	0	0									
Norm Larker, L OBP: 0.340, SLG: 0.496 Carl Furillo, R OBP: 0.325, SLG: 0.423 (1, 7) (7, 9)	2-0 4-3			1-2 FC3-6 WP 1-2		1-1 6-3		1-1 FC1-6 1-2		3	0	0	0	0	0	2									
Gil Hodges, R OBP: 0.311, SLG: 0.427 (1, 3)		0-1 3-1		2-2 F8 1-2		2-3 K		1-3 K		4	0	0	0	0	2	3									
John Roseboro, L OBP: 0.342, SLG: 0.451 (1, 2)		0-1 4-3			1-3 K		0-2 E S 1B	0-1 4-3		4	1	1	0	0	1	1									
Don Zimmer, R OBP: 0.329, SLG: 0.463 (1, 6)		1-3 K			2-2 6-3		0-1 S 5-3 1B		0-0 6-3	4	1	1	1	0	1	0									
Charlie Neal, R OBP: 0.346, SLG: 0.474 Elmer Valo, L OBP: 0.308, SLG: 0.309 (1, 4) (6, 9) (7, 7)			4-1 G6-3 BB		2-0 G1		3-1 5-3 1-2	1-1 CS 1B		1	0	0	0	1	0	0									
Gino Cimoli, R OBP: 0.303, SLG: 0.399 (1, 8)			2-0 G6-3 1-2			2-2 SH3-4 2B 1B	1-2 2H 3B	3-3 K 1-2		4	1	2	1	0	1	2									
Don Drysdale, R OBP: 0.182, SLG: 0.406 Johnny Klippstein, R OBP: 0.352, SLG: 0.056 (1, 1) (9, 1)			1-3 K			1-2 SH3-4 1-2	1-3 K			2	0	0	0	0	2	1									
Inning Stats	R: 0 E: 0 K: 0 S: 5	H: 0 LOB: 0 BB: 0 P: 10	R: 0 E: 0 K: 1 S: 7	H: 0 LOB: 0 BB: 0 P: 8	R: 0 E: 0 K: 1 S: 5	H: 0 LOB: 0 BB: 1 P: 12	R: 0 E: 0 K: 0 S: 12	H: 0 LOB: 1 BB: 0 P: 21	R: 0 E: 0 K: 1 S: 8	H: 0 LOB: 1 BB: 0 P: 13	R: 2 E: 0 K: 1 S: 18	H: 2 LOB: 1 BB: 1 P: 29	R: 2 E: 0 K: 1 S: 16	H: 3 LOB: 1 BB: 0 P: 22	R: 0 E: 1 K: 1 S: 11	H: 0 LOB: 1 BB: 0 P: 17		R: 0 E: 0 K: 1 S: 8	H: 1 LOB: 1 BB: 0 P: 12	1B: 4 2B: 2 3B: 1 HR: 0	SF: 0 SAC: 1 DP: 2 HBP: 0	WP: 1 PB: 0 SB: 2 CS: 1	PA: 35		
PITCHER	IP	WLS	BF	H	R	ER	SO	BB	IBB	HBP	BLK	WP	HR	S	P	ERA	WHIP								
Joey Jay, R ERA: 2.03 (1, 1)	5.1	L	20	2	2	2	3	3	0	0	0	1	0	50	85	3.38	0.938								
Lew Burdette, R ERA: 3.51 (6, 1)	1.2		8	3	2	2	2	0	0	0	0	0	0	21	30	10.80	1.800								
Don McMahon, R ERA: 2.95 (8, 1)	2.0		7	1	0	0	2	1	0	0	0	0	0	19	29	0.00	1.000								

Batter	1	2	3	4	5	6	7	8	9	AB	R	H	RBI	BB	SO	LOB	BOTTOM								
Bill Bruton, L OBP: 0.326, SLG: 0.353 (1, 8)	1-2 F8		0-3 K		4-1 BB		1-2 G4-6-3 1-2		1-1 F7	4	0	0	0	1	1	4	Los Angeles Dodgers @ Milwaukee Braves Milwaukee County Stadium, Milwaukee, WI Tue Jul 29 1958, 8:05 PM EDT Att: 31,596 - Unknown								
Mel Roach, R OBP: 0.276, SLG: 0.368 (1, 4)	2-2 F7		2-0 F4		0-3 K			0-1 1-3		4	0	0	0	0	1	2									
Eddie Mathews, L OBP: 0.356, SLG: 0.467 (1, 5)	0-1 3-1			4-0 2B BB	3-2 G3			1-0 F6		3	0	0	0	1	0	1									
Hank Aaron, R OBP: 0.370, SLG: 0.550 (1, 9)		2-1 2B		0-0 1-3 2B		3-3 K		0-3 K		4	0	2	0	0	2	0									
Wes Covington, L OBP: 0.373, SLG: 0.669 (1, 7)		2-2 L8		2-2 F9		1-0 F7			0-0 HR	4	1	1	1	0	0	3									
Frank Torre, L OBP: 0.406, SLG: 0.393 Casey Wise, S OBP: 0.045, SLG: 0.045 (1, 3) (9, FR)		1-0 F7		4-0 IBB		3-2 2B			0-0 2B 1B	3	0	2	0	1	0	1									
Johnny Logan, R OBP: 0.323, SLG: 0.394 (1, 6)			0-3 K		0-3 K		1-1 F5		1-1 F5	4	0	0	0	0	2	6									
Del Crandall, R OBP: 0.340, SLG: 0.459 (1, 2)			0-0 5-3		0-3 K		1-0 F8		0-0 2B	4	0	1	1	0	1	3									
Joey Jay, S OBP: 0.194, SLG: 0.107 Lew Burdette, R OBP: 0.276, SLG: 0.345 Harry Hanebrink, L OBP: 0.282, SLG: 0.325 Don McMahon, R OBP: 0.375, SLG: 0.167 Joe Adcock, R OBP: 0.327, SLG: 0.533 (1, 1) (6, 1) (7, PH) (8, 1) (9, PH)			2-2 1B		2-3 K		4-1 G4-6-3 BB		1-3 K	2	0	1	0	0	1	0									
Inning Stats	R: 0 E: 0 K: 0 S: 9	H: 0 LOB: 0 BB: 0 P: 12	R: 0 E: 0 K: 1 S: 9	H: 1 LOB: 1 BB: 0 P: 14	R: 0 E: 0 K: 1 S: 8	H: 1 LOB: 1 BB: 0 P: 12	R: 0 E: 0 K: 2 S: 11	H: 1 LOB: 3 BB: 2 P: 21	R: 0 E: 0 K: 2 S: 11	H: 0 LOB: 1 BB: 1 P: 20	R: 0 E: 0 K: 1 S: 10	H: 1 LOB: 1 BB: 0 P: 18	R: 0 E: 0 K: 0 S: 5	H: 0 LOB: 0 BB: 1 P: 11	R: 0 E: 0 K: 1 S: 7	H: 0 LOB: 0 BB: 0 P: 8		R: 2 E: 0 K: 1 S: 10	H: 3 LOB: 2 BB: 0 P: 13	1B: 2 2B: 4 3B: 0 HR: 1	SF: 0 SAC: 0 DP: 1 HBP: 0	WP: 0 PB: 0 SB: 0 CS: 0	PA: 37		
PITCHER	IP	WLS	BF	H	R	ER	SO	BB	IBB	HBP	BLK	WP	HR	S	P	ERA	WHIP								
Don Drysdale, R ERA: 5.21 (1, 1)	8.1	W	35	7	2	2	8	3	1	0	0	0	0	75	122	2.16	1.200								
Johnny Klippstein, R ERA: 5.09 (9, 1)	0.2	S	2	0	0	0	1	0	0	0	0	0	0	5	7	0.00	0.000								



Batter	1	2	3	4	5	6	7	8	9	AB	R	H	RBI	BB	SO	LOB	TOP					
Jim Gilliam, S OBP: 0.349, SLG: 0.351 (1, 4)	L7		6-3			CS 1B		6-3 2H 2B		4	0	2	1	0	0	0	Los Angeles Dodgers @ Milwaukee Braves Milwaukee County Stadium, Milwaukee, WI Thu Jul 31 1958, 4:33 AM EDT Att: 23,000 - Unknown 					
Pee Wee Reese, R OBP: 0.375, SLG: 0.432 (1, 5)	1B BB		F9			F9		6-3		3	0	0	0	1	0	2						
Don Zimmer, R OBP: 0.327, SLG: 0.455 (1, 6)	K				F7	FC5-4 BB		5-3		3	0	0	0	1	1	2						
Gil Hodges, R OBP: 0.309, SLG: 0.420 (1, 7)	1B				6-3	FC5-4 BB				3	0	1	0	1	0	1						
Carl Furillo, R OBP: 0.316, SLG: 0.410 (1, 9)	L7				5-3		F8	F3		4	0	0	0	0	0	3						
Steve Bilko, R OBP: 0.317, SLG: 0.491 (1, 3)		K					6-3	K		4	0	0	0	0	3	1						
Gino Cimoli, R OBP: 0.292, SLG: 0.383 (1, 8)		5-3			F9			K		4	0	0	0	0	2	1						
Joe Pignatano, R OBP: 0.275, SLG: 0.380 (1, 2)			F8			2B		E3 2B		3	1	1	0	0	0	0						
Johnny Podres, L OBP: 0.140, SLG: 0.106 (8, PH)								F9		2	0	0	0	0	2	1						
Randy Jackson, R OBP: 0.243, SLG: 0.277 (8, PH)										1	0	0	0	0	0	1						
Stan Williams, R OBP: 0.034, SLG: 0.034 (8, 1)										0	0	0	0	0	0	0						
Fred Kipp, L OBP: 0.261, SLG: 0.273 (8, 1)										0	0	0	0	0	0	0						
Babe Birrer, R (8, 1)										0	0	0	0	0	0	0						
Inning Stats	R: 0 E: 0 K: 1 S: 11	H: 1 LOB: 2 BB: 1 P: 21	R: 0 E: 0 K: 1 S: 7	H: 0 LOB: 0 BB: 0 P: 15	R: 0 E: 0 K: 1 S: 9	H: 0 LOB: 0 BB: 0 P: 11	R: 0 E: 0 K: 0 S: 4	H: 0 LOB: 0 BB: 0 P: 7	R: 0 E: 0 K: 2 S: 10	H: 1 LOB: 1 BB: 0 P: 13	R: 0 E: 0 K: 1 S: 11	H: 1 LOB: 1 BB: 1 P: 16	R: 0 E: 0 K: 1 S: 11	H: 0 LOB: 0 BB: 0 P: 14	R: 1 E: 1 K: 0 S: 13	H: 1 LOB: 1 BB: 0 P: 17	R: 0 E: 0 K: 2 S: 9	H: 0 LOB: 1 BB: 1 P: 16	1B: 2 2B: 2 3B: 0 HR: 0	SF: 0 SAC: 0 DP: 0 HBP: 0	WP: 0 PB: 0 CS: 1	PA: 34
PITCHER Juan Pizarro, L ERA: 0.5 (1, 1)	IP: 9.0 WLS: W BF: 34 H: 4 R: 1 ER: 0 SO: 8 BB: 3 IBB: 0 HBP: 0 BLK: 0 WP: 0 HR: 0 S: 85 P: 130 ERA: 0.00 WHIP: 0.778															PITCHER	IP: 9.0 WLS: W BF: 34 H: 4 R: 1 ER: 0 SO: 8 BB: 3 IBB: 0 HBP: 0 BLK: 0 WP: 0 HR: 0 S: 85 P: 130 ERA: 0.00 WHIP: 0.778					


Batter	1	2	3	4	5	6	7	8	9	AB	R	H	RBI	BB	SO	LOB	BOTTOM	
Felix Mantilla, R OBP: 0.293, SLG: 0.406 (1, 8)	F9		1-2 1B			BB		1-3 SH3-4 1B BB		2	1	1	0	2	0	0	Los Angeles Dodgers @ Milwaukee Braves Milwaukee County Stadium, Milwaukee, WI Thu Jul 31 1958, 4:33 AM EDT Att: 23,000 - Unknown 	
Mel Roach, R OBP: 0.313, SLG: 0.355 (1, 4)	6-3		5-3		F3			SH3-4		3	0	0	0	0	0	4		
Eddie Mathews, L OBP: 0.356, SLG: 0.475 (1, 5)	4-3					K		1-3		4	0	0	0	0	2	1		
Hank Aaron, R OBP: 0.372, SLG: 0.553 (1, 9)		1-3			HR	6-3		1B 1B IBB		3	2	1	1	1	0	0		
Joe Adcock, R OBP: 0.324, SLG: 0.522 (8, PR)		1-4-3			6-3			1B 1B		4	0	2	1	0	0	0		
Lew Burdette, R OBP: 0.276, SLG: 0.345 (8, PR)								1B		0	1	0	0	0	0	0		
Frank Torre, L OBP: 0.406, SLG: 0.393 (9, 3)								1B 1B		0	0	0	0	0	0	0		
Wes Covington, L OBP: 0.373, SLG: 0.652 (1, 7)								1B 1B		4	0	1	1	0	2	1		
Casey Wise, S OBP: 0.045, SLG: 0.045 (8, PR)								1B		0	0	0	0	0	0	0		
Andy Pafko, R OBP: 0.312, SLG: 0.309 (9, 7)								1B		0	0	0	0	0	0	0		
Johnny Logan, R OBP: 0.322, SLG: 0.391 (1, 6)			L4			SH3-1 1B		F8		4	0	2	1	0	0	0		
Del Rice, R OBP: 0.296, SLG: 0.318 (1, 2)			FC3-6 1B			SH3-1		5-3		2	0	1	0	0	0	0		
Juan Pizarro, L (1, 1)			FC3-6 1B			K		K		3	0	0	0	0	2	2		
Inning Stats	R: 0 E: 0 K: 0 S: 8	H: 0 LOB: 0 BB: 0 P: 10	R: 0 E: 0 K: 1 S: 9	H: 0 LOB: 0 BB: 0 P: 13	R: 0 E: 0 K: 0 S: 7	H: 2 LOB: 2 BB: 0 P: 11	R: 1 E: 0 K: 1 S: 10	H: 1 LOB: 0 BB: 0 P: 12	R: 0 E: 0 K: 2 S: 8	H: 1 LOB: 1 BB: 0 P: 8	R: 0 E: 0 K: 1 S: 9	H: 0 LOB: 0 BB: 0 P: 14	R: 3 E: 0 K: 0 S: 6	H: 3 LOB: 2 BB: 2 P: 15	1B: 7 2B: 0 3B: 0 HR: 1	SF: 0 SAC: 2 DP: 0 HBP: 0	WP: 0 PB: 0 CS: 0	PA: 34
PITCHER Johnny Podres, L ERA: 3.54 (1, 1)	IP: 7.0 WLS: L BF: 27 H: 5 R: 1 ER: 1 SO: 6 BB: 1 IBB: 0 HBP: 0 BLK: 0 WP: 0 HR: 1 S: 61 P: 90 ERA: 1.29 WHIP: 0.857															PITCHER	IP: 7.0 WLS: L BF: 27 H: 5 R: 1 ER: 1 SO: 6 BB: 1 IBB: 0 HBP: 0 BLK: 0 WP: 0 HR: 1 S: 61 P: 90 ERA: 1.29 WHIP: 0.857	
Stan Williams, R ERA: 3.5 (8, 1)	0.1	L	2	0	1	1	0	1	0	0	0	2	6	27.00	3.000			
Fred Kipp, L ERA: 5.09 (8, 1)	0.1	4	2	1	1	0	0	1	0	0	3	7	27.00	6.000				
Babe Birrer, R ERA: (8, 1)	0.1	1	1	1	1	0	0	0	0	0	1	2	27.00	3.000				

Batter	1	2	3	4	5	6	7	8	9	AB	R	H	RBI	BB	SO	LOB	TOP										
Danny O'Connell, R (1,4) OBP: 0.333, SLG: 0.311 Bill White, L (7, PH)	6-3			F7	4-3		G3		F7	3	0	0	0	0	0	2	San Francisco Giants @ Milwaukee Braves Milwaukee County Stadium, Milwaukee, WI Fri Aug 01 1958, 8:05 PM EDT Att: 39,563 - Unknown										
Eddie Bressoud, R (7,4) OBP: 0.309, SLG: 0.327 Hank Sauer, R (9, PH)										1	0	0	0	0	0	1											
Willie Kirkland, L (1,9)	F9			4-3		1B				5	0	3	1	0	0	0											
Willie Mays, R (1,8)	K						F9	E5	K	5	0	1	0	0	2	4											
Ray Jablonski, R (1,5)				1-3			K	FC6-4		3	0	0	0	1	1	4											
Orlando Cepeda, R (1,3)	G1-4-3								K	4	1	2	1	0	1	1											
Leon Wagner, L (1,7)	6-3					HR			K	4	0	2	0	0	1	0											
Daryl Spencer, R (1,6)							FC6-4		K	4	0	1	0	0	1	3											
Bob Schmidt, R (1,2)				6-3					K	4	0	1	0	0	1	2											
Mike McCormick, L (1,1) Whitely Lockman, L (7, PH) Paul Giel, R (7, 1) Al Worthington, R (8, 1) Bob Speake, L (9, PH)	K			F9			5-3		2B	2	0	0	0	0	2	2											
Inning Stats	R: 0 E: 0 K: 1 S: 5	H: 0 LOB: 0 BB: 0 P: 5	R: 0 E: 0 K: 0 S: 2	H: 0 LOB: 0 BB: 1 P: 6	R: 0 E: 0 K: 1 S: 5	H: 0 LOB: 0 BB: 0 P: 5	R: 0 E: 0 K: 0 S: 4	H: 1 LOB: 1 BB: 0 P: 4	R: 1 E: 0 K: 2 S: 10	H: 3 LOB: 2 BB: 0 P: 10	R: 0 E: 0 K: 1 S: 8	H: 3 LOB: 2 BB: 0 P: 8	R: 1 E: 1 K: 0 S: 6	H: 2 LOB: 0 BB: 0 P: 6	R: 0 E: 0 K: 3 S: 9	H: 0 LOB: 0 BB: 0 P: 9	R: 0 E: 0 K: 1 S: 7	H: 2 LOB: 2 BB: 0 P: 7	1B: 9 2B: 1 3B: 0 HR: 1	SF: 0 SAC: 0 DP: 1 HBP: 0	WP: 0 PB: 0 CS: 0	PA: 39					
PITCHER	IP	WLS	BF	H	R	ER	SO	BB	IBB	HBP	BLK	WP	HR	S	P	ERA	WHIP										
Low Burdette, R (1,1) Don McMahon, R (9,1)	8.2	W	38	11	2	2	8	1	0	0	0	0	0	3	3	2.08	1.385										
	0.1	S	1	0	0	0	1	0	0	0	0	0	0	3	3	0.00	0.000										

Batter	1	2	3	4	5	6	7	8	9	AB	R	H	RBI	BB	SO	LOB	BOTTOM										
Felix Mantilla, R (1,8) OBP: 0.291, SLG: 0.396	5-3		6-3		F8			F5		4	0	0	0	1	0	4	San Francisco Giants @ Milwaukee Braves Milwaukee County Stadium, Milwaukee, WI Fri Aug 01 1958, 8:05 PM EDT Att: 39,563 - Unknown										
Mel Roach, R (1,4) OBP: 0.316, SLG: 0.384	6-3		6-3			HR				4	1	2	1	0	0	0											
Eddie Mathews, L (1,5)	4-3		K							4	1	1	0	0	1	2											
Hank Aaron, R (1,9)	6-3				G4-6-3		K	F5		4	0	1	0	0	1	1											
Joe Adcock, R (1,7) Casey Wise, S (8, PR) Bill Bruton, L (9, 8)					F8		G3			4	1	2	0	0	0	2											
Frank Torre, L (1,3)								WP		0	1	0	0	0	0	0											
Johnny Logan, R (1,6) OBP: 0.323, SLG: 0.391					G4-6-3					3	0	1	1	1	0	2											
Del Crandall, R (1,2) OBP: 0.341, SLG: 0.462										3	0	1	1	1	0	1											
Low Burdette, R (1,1) Don McMahon, R (9,1)										4	0	1	1	0	3	3											
Inning Stats	R: 0 E: 0 K: 0 S: 3	H: 2 LOB: 2 BB: 1 P: 11	R: 1 E: 0 K: 1 S: 7	H: 2 LOB: 2 BB: 1 P: 11	R: 0 E: 0 K: 1 S: 5	H: 0 LOB: 0 BB: 0 P: 5	R: 0 E: 0 K: 0 S: 3	H: 1 LOB: 0 BB: 0 P: 3	R: 0 E: 0 K: 1 S: 6	H: 1 LOB: 1 BB: 0 P: 6	R: 2 E: 0 K: 1 S: 8	H: 3 LOB: 1 BB: 0 P: 8	R: 0 E: 0 K: 1 S: 6	H: 1 LOB: 2 BB: 1 P: 10	R: 1 E: 0 K: 0 S: 5	H: 2 LOB: 3 BB: 2 P: 13		1B: 8 2B: 1 3B: 0 HR: 1	SF: 0 SAC: 0 DP: 1 HBP: 0	WP: 1 PB: 1 CS: 0	PA: 37						
PITCHER	IP	WLS	BF	H	R	ER	SO	BB	IBB	HBP	BLK	WP	HR	S	P	ERA	WHIP										
Mike McCormick, L (1,1) Paul Giel, R (7,1) Al Worthington, R (8,1)	6.0	L	25	7	3	3	4	1	2	0	0	1	0	10	22	5.40	2.400										
	0.1		1	0	0	0	0	0	0	0	0	0	0	1	1	0.00	0.000										

Batter	1	2	3	4	5	6	7	8	9	AB	R	H	RBI	BB	SO	LOB	TOP			
Danny O'Connell, R (1,4) Whitey Lockman, L (6,PH) OBP: 0.335, SLG: 0.313 OBP: 0.333, SLG: 0.342			6-3			F7		4-3		2	0	1	0	0	0	0	San Francisco Giants @ Milwaukee Braves Milwaukee County Stadium, Milwaukee, WI Sat Aug 02 1958, 4:33 AM EDT Att: 34,770 - Unknown livebaseballscorecards.com			
Willie Kirkland, L (1,9) OBP: 0.323, SLG: 0.419						F8			F2	4	0	1	0	0	0	1				
Willie Mays, R (1,8) OBP: 0.402, SLG: 0.560			4-3			5-3				4	0	1	0	0	1	1				
Leon Wagner, L (1,7) OBP: 0.385, SLG: 0.510									1B	4	0	0	0	0	0	1				
Orlando Cepeda, R (1,3) OBP: 0.344, SLG: 0.529										4	0	0	0	0	0	1				
Ray Jablonski, R (1,5) OBP: 0.282, SLG: 0.495										2	0	0	0	1	1	0				
Daryl Spencer, R (1,6) OBP: 0.348, SLG: 0.441										2	0	1	0	1	0	0				
Valmy Thomas, R (1,2) OBP: 0.340, SLG: 0.345										3	0	0	0	0	0	3				
Stu Miller, R (1,1) Bob Spivey, L (5,PH) Don Johnson, R (5,1) Ramon Monzant, R (5,1) Bill White, L (8,PH) Paul Giel, R (8,1) OBP: 0.231, SLG: 0.174 OBP: 0.320, SLG: 0.357 OBP: 0.225, SLG: 0.235 OBP: 0.188, SLG: 0.133										1	0	0	0	0	1	0				
Inning Stats	R: 0 E: 0 K: 1 S: 5	H: 1 LOB: 0 BB: 0 P: 5	R: 0 E: 0 K: 0 S: 3	H: 0 LOB: 2 BB: 2 P: 11	R: 0 E: 0 K: 1 S: 6	H: 1 LOB: 1 BB: 0 P: 6	R: 0 E: 0 K: 0 S: 3	H: 0 LOB: 0 BB: 0 P: 3	R: 0 E: 0 K: 0 S: 3	H: 0 LOB: 0 BB: 0 P: 3	R: 0 E: 0 K: 1 S: 5	H: 0 LOB: 0 BB: 0 P: 5	R: 0 E: 0 K: 0 S: 4	H: 1 LOB: 1 BB: 0 P: 4	R: 0 E: 0 K: 0 S: 4	H: 1 LOB: 1 BB: 0 P: 4		1B: 2 2B: 3 3B: 0 HR: 0	SF: 0 SAC: 0 DP: 1 HBP: 0	WP: 0 PB: 0 CS: 1
PITCHER Carl Willey, R (1,1) ERA: 2.35	IP: 9.0 WLS: W BF: 32 H: 4 R: 0 ER: 0 SO: 3 BB: 2 IBB: 0 HBP: 0 BLK: 0 WP: 0 HR: 0 S: 36 P: 44 ERA: 0.00 WHIP: 0.667																			

Batter	1	2	3	4	5	6	7	8	9	AB	R	H	RBI	BB	SO	LOB	BOTTOM			
Bill Bruton, L (1,8) OBP: 0.330, SLG: 0.355			K					6-3		5	2	2	1	0	1	0	San Francisco Giants @ Milwaukee Braves Milwaukee County Stadium, Milwaukee, WI Sat Aug 02 1958, 4:33 AM EDT Att: 34,770 - Unknown livebaseballscorecards.com			
Mel Roach, R (1,4) OBP: 0.328, SLG: 0.415								F7		5	2	3	2	0	0	1				
Eddie Mathews, L (1,5) Harry Hanebrink, L (8,5) OBP: 0.354, SLG: 0.470 OBP: 0.282, SLG: 0.325			G3							4	1	1	0	0	1	2				
Hank Aaron, R (1,9) OBP: 0.377, SLG: 0.567										4	2	4	3	0	0	0				
Wes Covington, L (1,7) Andy Pafko, R (8,7) OBP: 0.376, SLG: 0.669 OBP: 0.312, SLG: 0.309										3	2	2	3	0	0	1				
Frank Torre, L (1,3) OBP: 0.401, SLG: 0.385										4	0	0	0	0	0	2				
Johnny Logan, R (1,6) OBP: 0.320, SLG: 0.386										4	0	0	0	0	1	2				
Del Crandall, R (1,2) OBP: 0.340, SLG: 0.457										3	1	0	0	1	0	0				
Carl Willey, R (1,1) OBP: 0.160, SLG: 0.200										4	0	1	1	0	2	0				
Inning Stats	R: 1 E: 1 K: 1 S: 7	H: 1 LOB: 1 BB: 0 P: 7	R: 0 E: 0 K: 1 S: 6	H: 0 LOB: 0 BB: 0 P: 5	R: 0 E: 0 K: 1 S: 6	H: 1 LOB: 1 BB: 0 P: 6	R: 3 E: 0 K: 0 S: 6	H: 4 LOB: 2 BB: 1 P: 10	R: 2 E: 0 K: 1 S: 7	H: 2 LOB: 0 BB: 0 P: 7	R: 2 E: 0 K: 0 S: 5	H: 2 LOB: 0 BB: 0 P: 5	R: 0 E: 0 K: 1 S: 5	H: 0 LOB: 0 BB: 0 P: 5	R: 0 E: 0 K: 1 S: 5	H: 0 LOB: 0 BB: 0 P: 5		1B: 7 2B: 3 3B: 0 HR: 3	SF: 1 SAC: 0 DP: 0 HBP: 0	WP: 1 PB: 0 CS: 0
PITCHER Stu Miller, R (1,1) ERA: 2.19 Don Johnson, R (5,1) ERA: 18.69 Ramon Monzant, R (5,1) ERA: 5.03 Paul Giel, R (8,1) ERA: 3.54	IP: 4.0 WLS: L BF: 19 H: 6 R: 4 ER: 3 SO: 3 BB: 0 IBB: 0 HBP: 0 BLK: 0 WP: 0 HR: 0 S: 24 P: 28 ERA: 6.75 WHIP: 1.500																			

Batter	1	2	3	4	5	6	7	8	9	AB	R	H	RBI	BB	SO	LOB	TOP																			
Danny O'Connell, R OBP: 0.333, SLG: 0.320	F7		K	K			6-3			4	1	1	0	0	1	1	San Francisco Giants @ Milwaukee Braves Milwaukee County Stadium, Milwaukee, WI Sun Aug 03 1958, 4:33 AM EDT Unknown livebaseballscorecards.com																			
Willie Mays, R OBP: 0.401, SLG: 0.556	K		1B	1B		F9		G3		3	1	0	0	1	1	0																				
Leon Wagner, L OBP: 0.389, SLG: 0.505	HBP		1B	1B		E3		K		3	0	1	1	0	1	0																				
Willie Kirkland, L OBP: 0.322, SLG: 0.416	K		1B	1B		L3		6-3		4	0	1	1	0	1	2																				
Orlando Cepeda, R OBP: 0.344, SLG: 0.526		SH3-4 FC5 1B	F2			F8		5-3		4	0	1	0	0	0	2																				
Daryl Spencer, R OBP: 0.347, SLG: 0.439		SH3-4 E 1B	G6-4-3			F9		6-3		4	1	1	0	0	0	2																				
Jim Davenport, R OBP: 0.299, SLG: 0.368 Ray Jablonski, R OBP: 0.281, SLG: 0.492	SH3-4			F7		4-3		6-3		2	0	0	0	0	0	0		AB 30 R 3 H 5 RBI 2 BB 2 SO 6 LOB 9																		
Bob Schmidt, R OBP: 0.313, SLG: 0.458	FC5			F5		F7				3	0	0	0	0	0	1																				
Johnny Antonelli, L OBP: 0.230, SLG: 0.271	K					K				2	0	0	0	1	2	1																				
Inning Stats	R: 0 E: 0 K: 2 S: 7	H: 0 LOB: 1 BB: 0 P: 8	R: 1 E: 1 K: 1 S: 7	H: 2 LOB: 1 BB: 0 P: 7	R: 2 E: 0 K: 0 S: 5	H: 3 LOB: 1 BB: 1 P: 9	R: 0 E: 0 K: 1 S: 5	H: 0 LOB: 0 BB: 0 P: 3	R: 0 E: 1 K: 0 S: 3	H: 0 LOB: 0 BB: 0 P: 3	R: 0 E: 0 K: 1 S: 5	H: 0 LOB: 0 BB: 0 P: 5	R: 0 E: 0 K: 1 S: 3	H: 0 LOB: 0 BB: 0 P: 3	R: 0 E: 0 K: 0 S: 3	H: 0 LOB: 0 BB: 0 P: 3	1B: 4 2B: 1 3B: 1 HR: 0	SF: 0 SAC: 1 DP: 2 HBP: 1	WP: 0 PB: 0 CS: 0	PA: 34																
PITCHER	IP	WLS	BF	H	R	ER	SO	BB	IBB	HBP	BLK	WP	HR	S	P	ERA	WHIP	PITCHER		IP	WLS	BF	H	R	ER	SO	BB	IBB	HBP	BLK	WP	HR	S	P	ERA	WHIP
Gene Conley, R ERA: 4.33	(1, 1)	2.0	13	5	3	2	3	1	0	1	0	0	0	17	22	9.00	3.000																			
Bob Trowbridge, R ERA: 2.61	(3, 1)	7.0	W	21	0	0	0	3	1	0	0	0	0	26	30	0.00	0.143																			

Batter	1	2	3	4	5	6	7	8	9	AB	R	H	RBI	BB	SO	LOB	BOTTOM																			
Felix Mantilla, R OBP: 0.284, SLG: 0.387	6-3		E5			6-3		F7		4	0	0	0	0	0	2	San Francisco Giants @ Milwaukee Braves Milwaukee County Stadium, Milwaukee, WI Sun Aug 03 1958, 4:33 AM EDT Unknown livebaseballscorecards.com																			
Mel Roach, R OBP: 0.340, SLG: 0.433	F7		1B			1B		F9		4	1	3	1	0	0	0																				
Eddie Mathews, L OBP: 0.350, SLG: 0.464	K		3-1			K		F9		4	0	0	0	0	2	3																				
Hank Aaron, R OBP: 0.381, SLG: 0.571		G5-4-3 1B		5-3		HR		2B		3	1	2	0	1	0	0																				
Joe Adcock, R OBP: 0.326, SLG: 0.537		G5-4-3		K		HR		SF8-4-3		3	1	1	3	0	1	1																				
Andy Pafko, R OBP: 0.313, SLG: 0.310	F9			FC6-4 1B		F6				3	0	1	0	0	0	0																				
Johnny Logan, R OBP: 0.318, SLG: 0.383			5-3	FC6-4 1B		K				3	0	0	0	0	1	1																				
Del Rice, R OBP: 0.311, SLG: 0.333			FC3-6 1B			1B	SH3-4 1B	K		3	0	2	0	0	1	0																				
Gene Conley, R OBP: 0.188, SLG: 0.375 Bob Trowbridge, R OBP: 0.125, SLG: 0.125			FC3-6 E 1B		SH3-4		K	K		0	0	0	0	0	0	0	AB 29 R 4 H 9 RBI 4 BB 1 SO 6 LOB 8																			
Inning Stats	R: 0 E: 0 K: 1 S: 5	H: 0 LOB: 0 BB: 0 P: 5	R: 0 E: 0 K: 0 S: 3	H: 1 LOB: 0 BB: 0 P: 3	R: 1 E: 2 K: 0 S: 6	H: 2 LOB: 2 BB: 0 P: 6	R: 0 E: 0 K: 1 S: 6	H: 1 LOB: 1 BB: 0 P: 6	R: 0 E: 0 K: 0 S: 4	H: 2 LOB: 2 BB: 0 P: 4	R: 2 E: 0 K: 2 S: 9	H: 2 LOB: 0 BB: 0 P: 9	R: 0 E: 0 K: 2 S: 7	H: 0 LOB: 0 BB: 0 P: 7	R: 1 E: 0 K: 0 S: 3	H: 1 LOB: 0 BB: 1 P: 7	1B: 6 2B: 3 3B: 0 HR: 1	SF: 1 SAC: 1 DP: 2 HBP: 0	WP: 0 PB: 0 CS: 0	PA: 32																
PITCHER	IP	WLS	BF	H	R	ER	SO	BB	IBB	HBP	BLK	WP	HR	S	P	ERA	WHIP	PITCHER		IP	WLS	BF	H	R	ER	SO	BB	IBB	HBP	BLK	WP	HR	S	P	ERA	WHIP
Johnny Antonelli, L ERA: 3.05	(1, 1)	8.0	L	32	9	4	3	6	0	1	0	0	1	43	47	3.38	1.125																			



Batter	1	2	3	4	5	6	7	8	9	AB	R	H	RBI	BB	SO	LOB	TOP			
Felipe Alou, R OBP: 0.294, SLG: 0.409 (1,9)	0-0 6-3			0-3 K		0-0 6-3		0-0 4-3		4	0	0	0	0	1	1	San Francisco Giants @ Milwaukee Braves Milwaukee County Stadium, Milwaukee, WI Sun Aug 03 1958, 4:38 AM EDT Att: 41,498 - Unknown livebaseballscorecards.com			
Jim Davenport, R OBP: 0.295, SLG: 0.362 (1,5)	0-0 6-3			0-0 6-3		0-0 4-3			0-0 5-3	4	0	0	0	0	0	0				
Willie Mays, R OBP: 0.400, SLG: 0.553 (1,8)	0-0 6-3			0-0 1B		0-0 F6			0-0 F7	4	0	1	0	0	0	0				
Hank Sauer, R OBP: 0.367, SLG: 0.457 (1,7)		0-0 6-3		0-0 1B		0-0 F6			4-0 BB	3	0	1	0	1	0	0				
Orlando Cepeda, R OBP: 0.340, SLG: 0.521 (1,3)		0-0 1-3		0-0 F4		0-0 6-3			0-0 1-3	4	0	0	0	0	0	3				
Daryl Spencer, R OBP: 0.347, SLG: 0.437 (1,6)		0-0 5-3			4-0 FC6-4 BB	0-0 6-3				2	0	0	0	1	0	0				
Valmy Thomas, R OBP: 0.340, SLG: 0.345 (1,2)			0-0 G6-3 1B		0-0 FC6-4 1-2	0-0 F7				3	0	1	0	0	0	1				
Danny O'Connell, R OBP: 0.332, SLG: 0.319 (1,4)			0-0 G6-3 1-2		0-3 K	0-0 F7				1	0	0	0	0	0	1				
Leon Wagner, L OBP: 0.396, SLG: 0.500 (5, PH)					0-0 K	0-0 F7				1	0	0	0	0	1	1				
Eddie Bressoud, R OBP: 0.315, SLG: 0.353 (5,4)					0-0 K	0-0 F8				1	0	1	0	0	0	0				
Ruben Gomez, R OBP: 0.196, SLG: 0.267 (1,1)					0-0 FC6-4 1-2	0-0 F8				0	0	0	0	0	0	0				
Al Worthington, R OBP: 0.179, SLG: 0.167 (2,1)										2	0	0	0	0	1	1				
Don Johnson, R OBP: 0.315, SLG: 0.353 (6,1)										0	0	0	0	0	0	1				
Ray Jablonski, R OBP: 0.279, SLG: 0.489 (8, PH)										1	0	0	0	0	0	1				
Ramon Monzant, R OBP: 0.235, SLG: 0.235 (8,1)										0	0	0	0	0	0	0				
Inning Stats	R: 0 E: 0 K: 0 S: 3	H: 0 LOB: 0 BB: 0 P: 3	R: 0 E: 0 K: 0 S: 3	H: 0 LOB: 0 BB: 0 P: 3	R: 0 E: 0 K: 1 S: 5	H: 1 LOB: 0 BB: 0 P: 5	R: 0 E: 0 K: 1 S: 7	H: 2 LOB: 2 BB: 0 P: 7	R: 0 E: 0 K: 1 S: 5	H: 0 LOB: 1 BB: 0 P: 9	R: 0 E: 0 K: 0 S: 3	H: 0 LOB: 0 BB: 0 P: 3	R: 0 E: 0 K: 0 S: 3	H: 1 LOB: 1 BB: 0 P: 4	R: 0 E: 0 K: 0 S: 3	H: 0 LOB: 1 BB: 0 P: 7	1B: 3 2B: 0 3B: 1 HR: 0	SF: 0 SAC: 0 DP: 1 HBP: 0	WP: 0 PB: 0 SB: 0 CS: 0	PA: 32
PITCHER Warren Spahn, L ERA: 3.11 (1,1)	IP: 9.0 WLS: W BF: 32 H: 4 R: 0 ER: 0 SO: 3 BB: 2 IBB: 0 HBP: 0 BLK: 0 WP: 0 HR: 0 S: 36 P: 44 ERA: 0.00 WHIP: 0.667																			

Batter	1	2	3	4	5	6	7	8	9	AB	R	H	RBI	BB	SO	LOB	BOTTOM			
Bill Bruton, L OBP: 0.326, SLG: 0.349 (1,8)	4-0 BB E BB	0-0 G3		0-0 F6		0-0 FC4 1B				3	1	0	1	1	0	3	San Francisco Giants @ Milwaukee Braves Milwaukee County Stadium, Milwaukee, WI Sun Aug 03 1958, 4:38 AM EDT Att: 41,498 - Unknown livebaseballscorecards.com			
Mel Roach, R OBP: 0.336, SLG: 0.426 (1,4)	0-0 E5 BB BB	0-3 K			4-0 HR BB	0-0 G4-6-3 1B				2	0	0	0	0	1	2				
Red Schoendienst, S OBP: 0.324, SLG: 0.295 (3,4)	0-0 E5 BB BB	0-3 K			4-0 HR BB	0-0 G4-6-3 1B				1	1	1	0	1	0	0				
Eddie Mathews, L OBP: 0.350, SLG: 0.460 (1,5)	4-0 1-2 2-3 BB BB		0-0 4-3		0-3 K	0-0 G4-6-3				3	0	0	0	1	1	3				
Hank Aaron, R OBP: 0.382, SLG: 0.569 (1,9)	4-0 1-2 2-3 3-H BB BB		0-0 1B		0-0 F9				0-0 4-3	3	0	1	1	1	0	1				
Wes Covington, L OBP: 0.378, SLG: 0.679 (7, PR)	0-0 F6		0-0 F9		0-0 HR				4-0 G4-6-3 BB	3	1	1	2	1	0	4				
Felix Mantilla, R OBP: 0.284, SLG: 0.387 (7, PR)	0-0 F6		0-0 F9		0-0 HR				4-0 G4-6-3 BB	0	0	0	0	0	0	0				
Andy Pafko, R OBP: 0.313, SLG: 0.310 (9,7)	0-0 F6		0-0 F9		1-H HR				4-0 G4-6-3 BB	0	0	0	0	0	0	0				
Frank Torre, L OBP: 0.398, SLG: 0.396 (1,3)	0-0 G3-6-3 1-2		0-0 G3		0-0 HR				0-0 G4-6-3 1-2	4	1	1	1	0	0	5				
Johnny Logan, R OBP: 0.317, SLG: 0.382 (1,6)		0-0 6-3		0-0 FC2-6 1B		0-0 F7			0-0 F8	4	0	1	0	0	0	0				
Del Crandall, R OBP: 0.341, SLG: 0.455 (1,2)		0-0 2B 1B		0-0 FC2-6 FC3-6 1-2		1-0 1B FC4 HBP			0-0 6-3	3	2	1	0	0	0	1				
Warren Spahn, L OBP: 0.407, SLG: 0.500 (1,1)		0-0 G3 1-H 2B		0-0 FC3-6 1-2		0-0 FC4 1B			0-3 K	4	0	2	1	0	1	1				
Inning Stats	R: 1 E: 1 K: 0 S: 3	H: 0 LOB: 2 BB: 3 P: 15	R: 1 E: 0 K: 1 S: 7	H: 2 LOB: 1 BB: 0 P: 7	R: 0 E: 0 K: 0 S: 4	H: 1 LOB: 1 BB: 0 P: 4	R: 0 E: 1 K: 0 S: 4	H: 1 LOB: 1 BB: 0 P: 4	R: 3 E: 0 K: 1 S: 7	H: 2 LOB: 0 BB: 1 P: 11	R: 1 E: 0 K: 0 S: 4	H: 2 LOB: 1 BB: 0 P: 5	R: 0 E: 0 K: 0 S: 2	H: 0 LOB: 1 BB: 1 P: 6	R: 0 E: 0 K: 1 S: 5	H: 0 LOB: 0 BB: 0 P: 5	1B: 5 2B: 1 3B: 0 HR: 2	SF: 0 SAC: 0 DP: 3 HBP: 1	WP: 0 PB: 0 SB: 0 CS: 0	PA: 36
PITCHER Ruben Gomez, R ERA: 5.05 (1,1)	IP: 1.1 WLS: L BF: 9 H: 2 R: 2 ER: 1 SO: 1 BB: 3 IBB: 0 HBP: 0 BLK: 0 WP: 0 HR: 0 S: 19 P: 18 ERA: 6.75 WHIP: 3.750																			
Al Worthington, R ERA: 3.25 (2,1)	IP: 3.2 WLS: L BF: 16 H: 4 R: 3 ER: 3 SO: 2 BB: 1 IBB: 0 HBP: 0 BLK: 0 WP: 0 HR: 2 S: 19 P: 23 ERA: 7.36 WHIP: 1.364																			
Don Johnson, R ERA: 14.21 (6,1)	IP: 2.0 WLS: L BF: 8 H: 2 R: 1 ER: 1 SO: 0 BB: 1 IBB: 0 HBP: 1 BLK: 0 WP: 0 HR: 0 S: 6 P: 11 ERA: 4.50 WHIP: 1.500																			
Ramon Monzant, R ERA: 4.98 (8,1)	IP: 1.0 WLS: L BF: 3 H: 0 R: 0 ER: 0 SO: 1 BB: 0 IBB: 0 HBP: 0 BLK: 0 WP: 0 HR: 0 S: 5 P: 5 ERA: 0.00 WHIP: 0.000																			


Batter	1	2	3	4	5	6	7	8	9	AB	R	H	RBI	BB	SO	LOB	TOP			
Bill Virdon, L OBP: 0.334, SLG: 0.398 (1, 8)										5	1	1	0	0	0	3	Pittsburgh Pirates @ Milwaukee Braves Milwaukee County Stadium, Milwaukee, WI Mon Aug 04 1958, 8:05 PM EDT Att: 24,096 - Unknown			
Roberto Clemente, R OBP: 0.334, SLG: 0.382 (1, 9)										4	3	3	1	1	0	1				
Dick Stuart, R OBP: 0.314, SLG: 0.537 (1, 3)										4	0	0	0	1	0	4				
Frank Thomas, R OBP: 0.345, SLG: 0.566 (1, 5)										4	0	1	0	0	1	3				
Bob Skinner, L OBP: 0.401, SLG: 0.485 Roy Face, R (9, 1)										4	0	1	3	0	0	2				
Bill Mazerowski, R OBP: 0.307, SLG: 0.418 (1, 4)										4	0	0	0	0	0	4				
Dick Groat, R OBP: 0.312, SLG: 0.383 (1, 6)										4	0	0	0	0	0	4				
Hank Foiles, R OBP: 0.309, SLG: 0.340 (1, 2)										3	0	0	0	1	1	0				
Curt Raydon, R Roman Mejias, R (9, PH) (9, 7)										1	0	0	0	2	1	1				
										1	0	0	0	0	0	0				
Inning Stats	R: 2 E: 1 K: 1 S: 9	H: 3 LOB: 2 BB: 0 P: 9	R: 0 E: 0 K: 0 S: 3	H: 0 LOB: 2 BB: 2 P: 11	R: 0 E: 0 K: 0 S: 3	H: 0 LOB: 0 BB: 0 P: 3	R: 0 E: 0 K: 1 S: 5	H: 0 LOB: 2 BB: 1 P: 9	R: 0 E: 0 K: 0 S: 3	H: 0 LOB: 0 BB: 0 P: 3	R: 0 E: 0 K: 0 S: 3	H: 0 LOB: 0 BB: 0 P: 3	R: 0 E: 0 K: 0 S: 3	H: 0 LOB: 0 BB: 0 P: 3	R: 1 E: 0 K: 0 S: 4	H: 1 LOB: 0 BB: 0 P: 4	1B: 5 2B: 0 3B: 0 HR: 1	SF: 0 SAC: 0 DP: 0 HBP: 0	WP: 1 PB: 0 SB: 0 CS: 0	PA: 39
PITCHER Juan Pizarro, L ERA: 1.33 (1, 1)	IP: 9.0 WLS: L BF: 39 H: 6 R: 4 ER: 3 SO: 3 BB: 5 IBB: 0 HBP: 0 BLK: 0 WP: 1 HR: 1 S: 40 P: 60 ERA: 3.00 WHIP: 1.222															PITCHER				


AB	34
R	4
H	6
RBI	4
BB	5
SO	3
LOB	22



Batter	1	2	3	4	5	6	7	8	9	AB	R	H	RBI	BB	SO	LOB	BOTTOM					
Bill Bruton, L OBP: 0.326, SLG: 0.358 (1, 8)										4	0	1	1	0	0	2	Pittsburgh Pirates @ Milwaukee Braves Milwaukee County Stadium, Milwaukee, WI Mon Aug 04 1958, 8:05 PM EDT Att: 24,096 - Unknown					
Red Schoendienst, S OBP: 0.323, SLG: 0.294 (1, 4)										4	0	1	0	0	0	2						
Eddie Mathews, L OBP: 0.351, SLG: 0.458 (1, 5)										2	0	0	0	2	0	1						
Hank Aaron, R OBP: 0.380, SLG: 0.567 (1, 9)										3	0	1	1	0	1	1						
Wes Covington, L OBP: 0.376, SLG: 0.670 (1, 7)										4	0	1	0	0	0	3						
Frank Torre, L OBP: 0.396, SLG: 0.394 (1, 3)										4	1	1	0	0	0	1						
Johnny Logan, R OBP: 0.315, SLG: 0.379 Joe Adcock, R (9, PH) OBP: 0.325, SLG: 0.535										3	0	0	0	0	1	2						
Del Rice, R OBP: 0.308, SLG: 0.342 (1, 2)										4	1	1	0	0	2	1						
Juan Pizarro, L OBP: 0.400, SLG: 0.250 Del Crandall, R (9, PH) OBP: 0.340, SLG: 0.454										3	1	2	0	0	1	1						
										1	0	0	0	0	0	0						
Inning Stats	R: 0 E: 0 K: 1 S: 5	H: 0 LOB: 1 BB: 1 P: 9	R: 0 E: 0 K: 1 S: 6	H: 1 LOB: 1 BB: 0 P: 6	R: 1 E: 0 K: 0 S: 5	H: 2 LOB: 2 BB: 1 P: 9	R: 2 E: 0 K: 1 S: 8	H: 3 LOB: 1 BB: 0 P: 8	R: 0 E: 0 K: 0 S: 3	H: 1 LOB: 0 BB: 0 P: 3	R: 0 E: 0 K: 1 S: 5	H: 0 LOB: 0 BB: 0 P: 5	R: 0 E: 0 K: 0 S: 4	H: 1 LOB: 1 BB: 0 P: 4	R: 0 E: 0 K: 0 S: 3	H: 0 LOB: 0 BB: 0 P: 3	R: 0 E: 0 K: 1 S: 5	H: 0 LOB: 0 BB: 0 P: 5	1B: 6 2B: 1 3B: 1 HR: 0	SF: 1 SAC: 0 DP: 1 HBP: 0	WP: 0 PB: 0 SB: 0 CS: 0	PA: 36
PITCHER Curt Raydon, R ERA: 3.01 Roy Face, R ERA: 2.73 (9, 1)	IP: 8.0 WLS: W BF: 33 H: 8 R: 3 ER: 2 SO: 4 BB: 2 IBB: 0 HBP: 0 BLK: 1 WP: 0 HR: 0 S: 39 P: 47 ERA: 2.25 WHIP: 1.250															PITCHER						



Batter	1	2	3	4	5	6	7	8	9	AB	R	H	RBI	BB	SO	LOB	TOP					
Bill Virdon, L OBP: 0.333, SLG: 0.397 (1, 8)	0-0 3-1			0-0 L6-3 1B		0-0 F7		0-3 K		4	0	1	0	0	1	2	Pittsburgh Pirates @ Milwaukee Braves Milwaukee County Stadium, Milwaukee, WI Tue Aug 05 1958, 8:05 PM EDT Att: 25,545 - Unknown AB 33 R 1 H 10 RBI 1 BB 0 SO 4 LOB 12 					
Roberto Clemente, R OBP: 0.331, SLG: 0.387 (1, 9)	0-0 F9			0-0 L6-3 1-2		0-0 5-3		0-0 L6-4 2-3		4	0	0	0	0	0	3						
Dick Stuart, R OBP: 0.311, SLG: 0.527 (1, 3)	0-0 F5			0-0 1B		0-0 F8			0-0 F8	4	0	1	0	0	0	0						
Frank Thomas, R OBP: 0.346, SLG: 0.566 (1, 5)		0-0 F9		0-0 FC6 1B			0-0 G6-4-3 1B		0-0 6-3	4	0	2	0	0	0	0						
Bob Skinner, L OBP: 0.402, SLG: 0.485 (1, 7)		0-0 CS 1B		0-0 FC6 1-2			0-0 F7			4	0	2	0	0	0	3						
Bill Mazerowski, R OBP: 0.394, SLG: 0.414 (1, 4)		0-0 F8 1-2			0-0 F7		0-0 G6-4-3 1-2		0-3 K	4	0	0	0	0	1	3						
Dick Groat, R OBP: 0.312, SLG: 0.383 (1, 6)			0-0 F6		0-0 F7			0-0 1B 1B		3	1	1	0	0	0	0						
Hank Foiles, R OBP: 0.314, SLG: 0.345 (1, 2)			0-0 F5					0-0 L6-4 1B 1-2 1B		3	0	2	0	0	0	0						
Ron Kline, R OBP: 0.121, SLG: 0.057 (1, 1)			0-3 K			0-3 K		0-0 1-2 2-H 1B		2	0	0	0	0	2	1						
Bob Smith, R OBP: 0.111, SLG: 0.125 (7, 1)										0	0	0	0	0	0	0						
Ted Kluszewski, L OBP: 0.365, SLG: 0.403 (6, PH)										1	0	1	1	0	0	0						
Vern Law, R OBP: 0.313, SLG: 0.475 (8, PR)										0	0	0	0	0	0	0						
Ron Blackburn, R OBP: 0.333, SLG: 0.667 (8, 1)										0	0	0	0	0	0	0						
Inning Stats	R: 0 E: 0 K: 0 S: 3	H: 0 LOB: 0 BB: 0 P: 3	R: 0 E: 0 K: 0 S: 3	H: 1 LOB: 0 BB: 0 P: 3	R: 0 E: 0 K: 1 S: 5	H: 0 LOB: 0 BB: 0 P: 5	R: 0 E: 0 K: 0 S: 5	H: 3 LOB: 2 BB: 0 P: 5	R: 0 E: 0 K: 1 S: 6	H: 1 LOB: 1 BB: 0 P: 6	R: 0 E: 0 K: 0 S: 3	H: 0 LOB: 0 BB: 0 P: 3	R: 0 E: 0 K: 0 S: 3	H: 1 LOB: 0 BB: 0 P: 3	R: 1 E: 0 K: 1 S: 7	H: 3 LOB: 1 BB: 0 P: 7	R: 0 E: 0 K: 1 S: 6	H: 1 LOB: 1 BB: 0 P: 6	1B: 10 2B: 2 3B: 0 HR: 0	SF: 0 SAC: 0 DP: 3 HBP: 0	WP: 0 PB: 0 SB: 0 CS: 1	PA: 33
PITCHER Lew Burdette, R ERA: 3.4 (1, 1)	IP: 9.0 WLS: W BF: 33 H: 10 R: 1 ER: 1 SO: 4 BB: 0 IBB: 0 HBP: 0 BLK: 0 WP: 0 HR: 0 S: 41 P: 41 ERA: 1.00 WHIP: 1.111															PITCHER IP: 9.0 WLS: W BF: 33 H: 10 R: 1 ER: 1 SO: 4 BB: 0 IBB: 0 HBP: 0 BLK: 0 WP: 0 HR: 0 S: 41 P: 41 ERA: 1.00 WHIP: 1.111						

Batter	1	2	3	4	5	6	7	8	9	AB	R	H	RBI	BB	SO	LOB	BOTTOM			
Bill Bruton, L OBP: 0.320, SLG: 0.350 (1, 8)	0-0 5-3		0-0 4-3 1-2		0-0 L1 PB		0-3 K			4	0	0	0	0	1	1	Pittsburgh Pirates @ Milwaukee Braves Milwaukee County Stadium, Milwaukee, WI Tue Aug 05 1958, 8:05 PM EDT Att: 25,545 - Unknown AB 31 R 6 H 5 RBI 6 BB 2 SO 3 LOB 10 			
Red Schoendienst, S OBP: 0.322, SLG: 0.294 (1, 4)	0-0 4-3		0-0 HR 2-H 1B		0-0 F9 1-2		0-0 1-3			4	1	1	1	0	0	1				
Eddie Mathews, L OBP: 0.350, SLG: 0.464 (1, 5)	0-0 E3 FC6-4		0-0 HR 1-H		0-0 L4-1		0-0 F9			4	1	1	2	0	0	1				
Hank Aaron, R OBP: 0.377, SLG: 0.561 (1, 9)	0-0 FC6-4 1-2		0-0 F8		0-0 F9		0-0 F5			4	0	0	0	0	0	1				
Wes Covington, L OBP: 0.370, SLG: 0.660 Andy Pafko, R OBP: 0.318, SLG: 0.310 (7, 7)		0-0 L3-1		0-3 K		0-0 L3-1		1-0 FC6-4 HBP		3	0	0	0	0	1	0				
Frank Torre, L OBP: 0.398, SLG: 0.393 (1, 3)		0-0 F8		4-0 E BB		0-0 BB HR 1B		0-0 F8		3	1	1	0	1	0	1				
Johnny Logan, R OBP: 0.314, SLG: 0.376 (1, 6)		0-0 F7		0-0 L1 G6-4-3 1-2		4-0 HR BB		0-0 FC6-4 1-2		3	1	0	0	1	0	2				
Del Crandall, R OBP: 0.343, SLG: 0.466 (1, 2)			0-0 1B 4-3 1B		0-0 G6-4-3 1-2		0-0 HR 1-H 2-H			3	2	2	3	0	0	2				
Lew Burdette, R OBP: 0.262, SLG: 0.323 (1, 1)			0-3 K		0-0 L3-1		0-0 4-3			3	0	0	0	0	1	1				
Inning Stats	R: 0 E: 1 K: 0 S: 4	H: 0 LOB: 1 BB: 0 P: 4	R: 0 E: 0 K: 0 S: 3	H: 0 LOB: 0 BB: 0 P: 3	R: 3 E: 0 K: 1 S: 8	H: 3 LOB: 0 BB: 0 P: 8	R: 0 E: 1 K: 1 S: 5	H: 0 LOB: 1 BB: 1 P: 9	R: 0 E: 1 K: 0 S: 4	H: 0 LOB: 1 BB: 0 P: 4	R: 3 E: 0 K: 0 S: 5	H: 2 LOB: 0 BB: 1 P: 9	R: 0 E: 0 K: 1 S: 5	H: 0 LOB: 0 BB: 0 P: 5	R: 0 E: 0 K: 0 S: 3	H: 0 LOB: 1 BB: 0 P: 4		1B: 3 2B: 0 3B: 0 HR: 2	SF: 0 SAC: 0 DP: 1 HBP: 1	WP: 0 PB: 1 SB: 0 CS: 0
PITCHER Ron Kline, R ERA: 3.56 Bob Smith, L ERA: 3.64 Ron Blackburn, R ERA: 3.4 (1, 1)	IP: 6.0 WLS: L BF: 27 H: 5 R: 6 ER: 6 SO: 2 BB: 0 IBB: 0 HBP: 0 BLK: 0 WP: 0 HR: 2 S: 29 P: 37 ERA: 9.00 WHIP: 1.167															PITCHER IP: 6.0 WLS: L BF: 27 H: 5 R: 6 ER: 6 SO: 2 BB: 0 IBB: 0 HBP: 0 BLK: 0 WP: 0 HR: 2 S: 29 P: 37 ERA: 9.00 WHIP: 1.167				

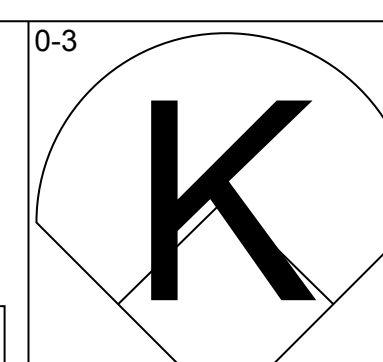
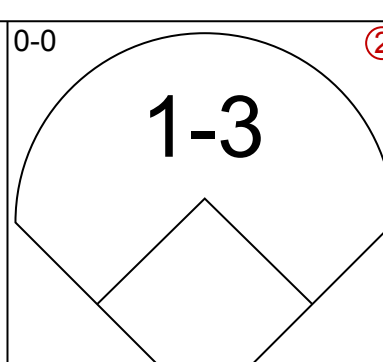
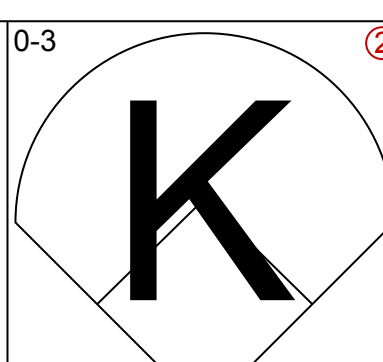
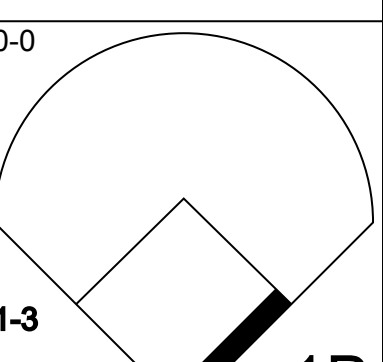
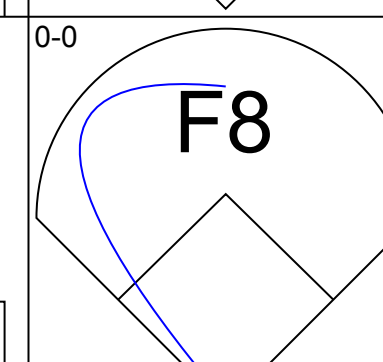
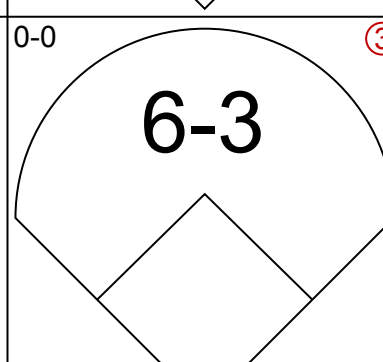
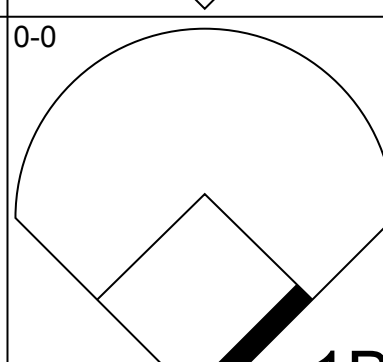
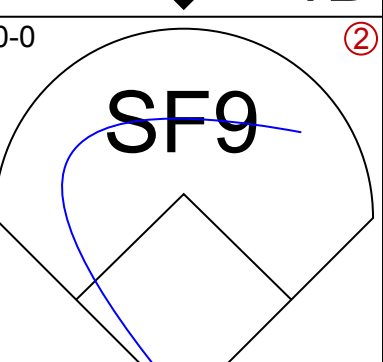
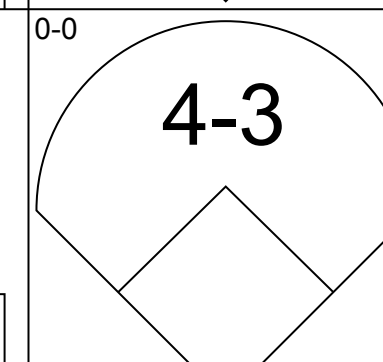
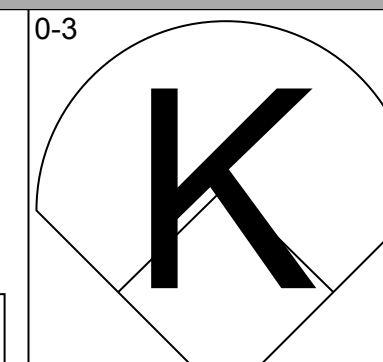
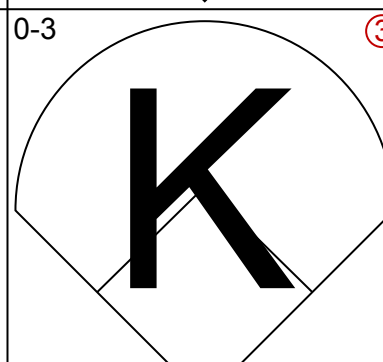
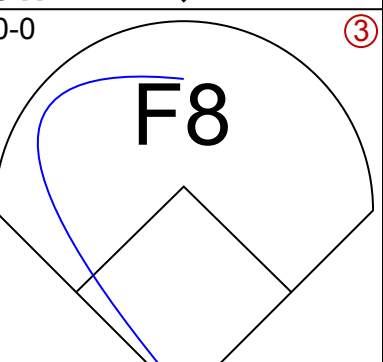
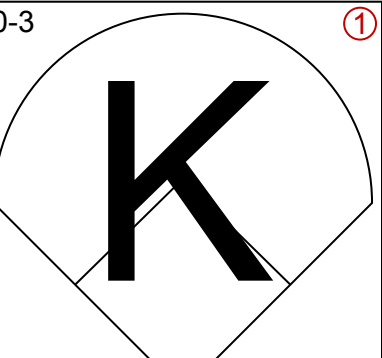
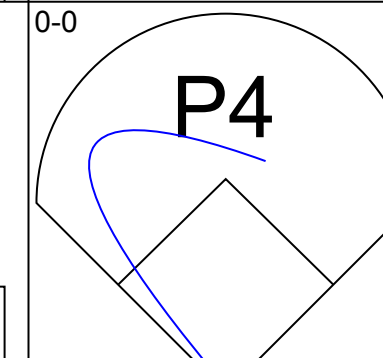
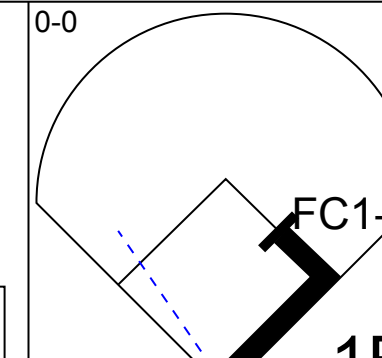
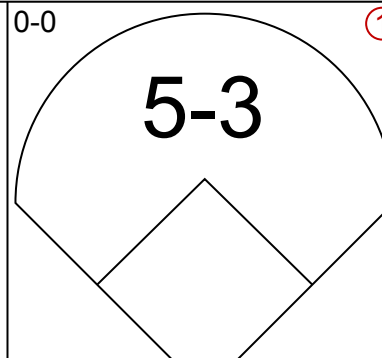
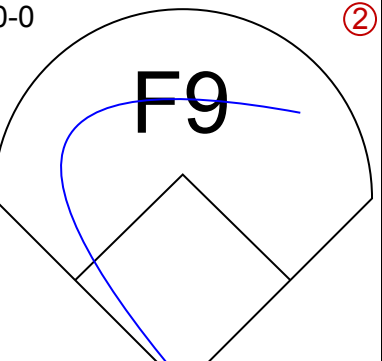
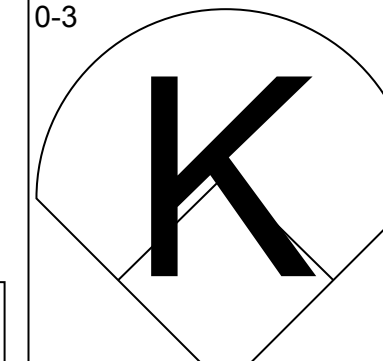
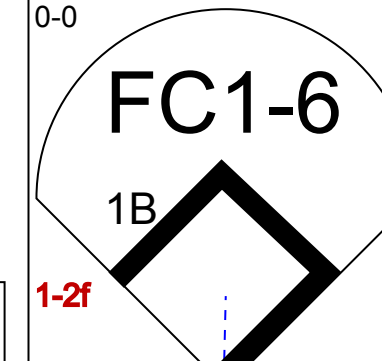
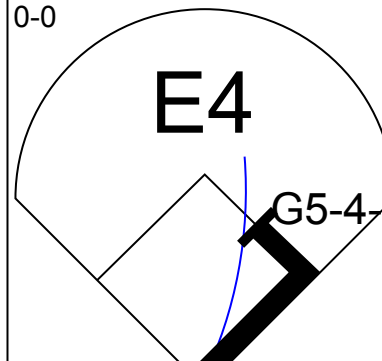
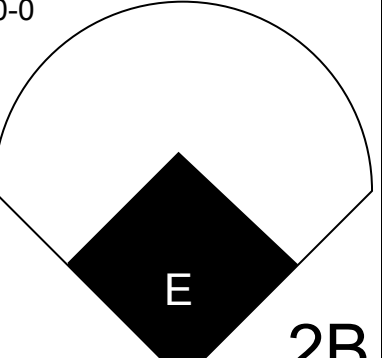
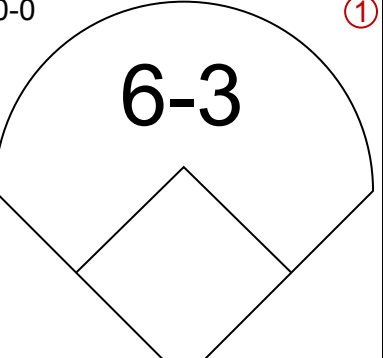
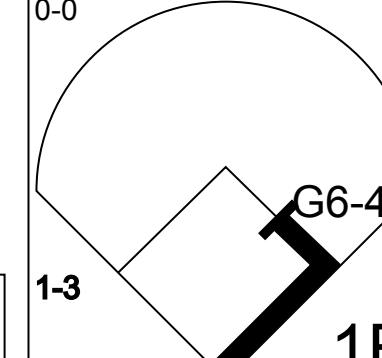
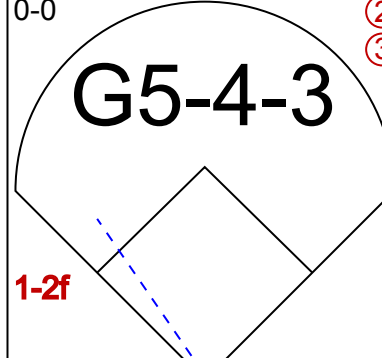
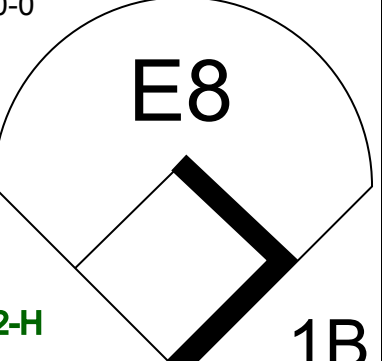
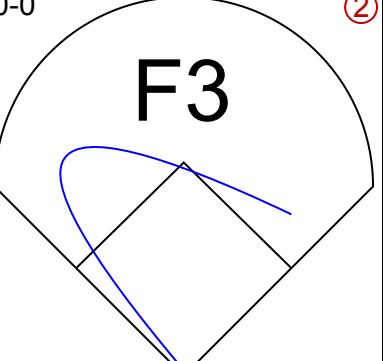
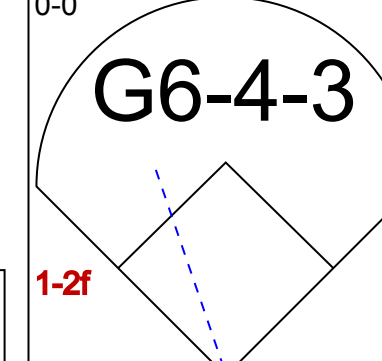

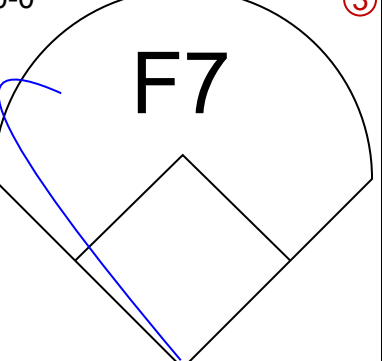
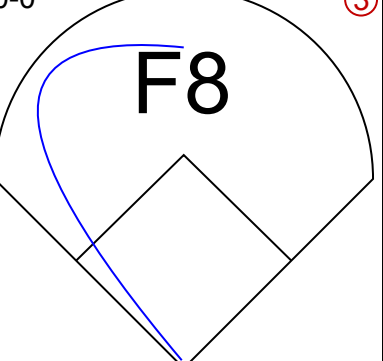
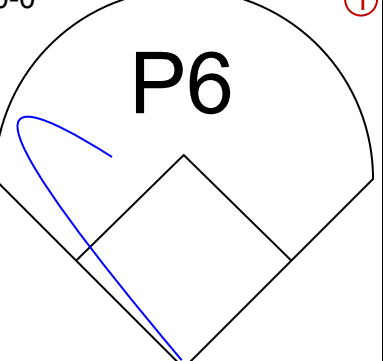
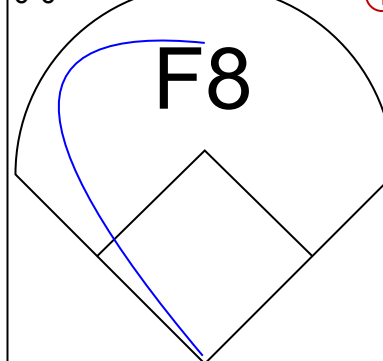
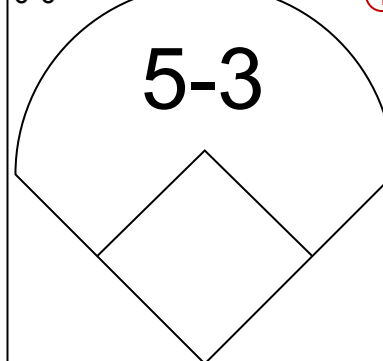
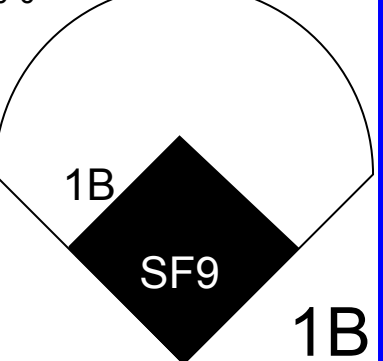
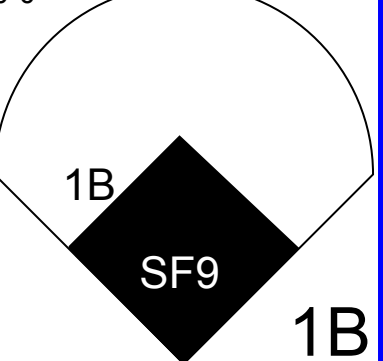
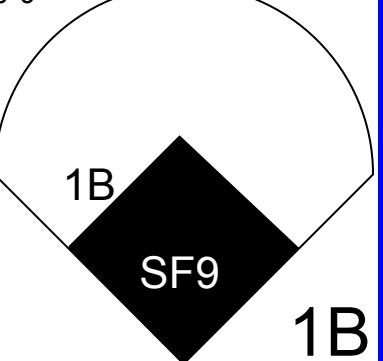
Batter	1	2	3	4	5	6	7	8	9	AB	R	H	RBI	BB	SO	LOB	TOP			
Bill Virdon, L OBP: 0.335, SLG: 0.407 (1, 8)										4	1	2	1	0	1	0	Pittsburgh Pirates @ Milwaukee Braves Milwaukee County Stadium, Milwaukee, WI Wed Aug 06 1958, 8:05 PM EDT Att: 28,760 - Unknown			
Roberto Clemente, R OBP: 0.330, SLG: 0.384 (1, 9)										3	0	0	0	1	0	1				
Dick Stuart, R OBP: 0.302, SLG: 0.509 (1, 3)										4	0	0	0	0	3	2				
Frank Thomas, R OBP: 0.345, SLG: 0.563 (1, 5)										4	0	1	0	0	2	1				
Bob Skinner, L OBP: 0.399, SLG: 0.481 (1, 7)										3	0	0	0	0	1	1				
Bill Mazerowski, R OBP: 0.301, SLG: 0.411 (1, 4)										3	0	0	0	0	0	0				
Dick Groat, R OBP: 0.310, SLG: 0.380 (1, 6)										3	0	0	0	0	0	0				
Danny Kravitz, L OBP: 0.296, SLG: 0.288 (1, 2)										3	0	0	0	0	0	0				
Vern Law, R OBP: 0.300, SLG: 0.452 (8, PH)										2	0	0	0	0	0	0				
Ted Kluszewski, L OBP: 0.363, SLG: 0.401 (8, 1)										1	0	0	0	0	0	0				
Don Gross, L OBP: 0.143, SLG: 0.077 (8, 1)										0	0	0	0	0	0	0				
Inning Stats	R: 1 E: 0 K: 1 S: 6	H: 1 LOB: 0 BB: 0 P: 6	R: 0 E: 0 K: 0 S: 3	H: 0 LOB: 0 BB: 0 P: 3	R: 0 E: 0 K: 1 S: 6	H: 1 LOB: 1 BB: 0 P: 6	R: 0 E: 0 K: 0 S: 3	H: 0 LOB: 0 BB: 0 P: 3	R: 0 E: 0 K: 2 S: 7	H: 0 LOB: 1 BB: 1 P: 11	R: 0 E: 0 K: 1 S: 5	H: 0 LOB: 0 BB: 0 P: 5	R: 0 E: 0 K: 0 S: 3	H: 0 LOB: 0 BB: 0 P: 3	R: 0 E: 0 K: 2 S: 8	H: 1 LOB: 1 BB: 0 P: 8	1B: 1 2B: 1 3B: 0 HR: 1	SF: 0 SAC: 0 DP: 0 HBP: 0	WP: 0 PB: 0 SB: 0 CS: 0	PA: 31
PITCHER Carl Willey, R ERA: 2.19 (1, 1)	IP: 9.0 WLS: W BF: 31 H: 3 R: 1 ER: 1 SO: 7 BB: 1 IBB: 0 HBP: 0 BLK: 0 WP: 0 HR: 1 S: 44 P: 48 ERA: 1.00 WHIP: 0.444															PITCHER IP: 9.0 WLS: W BF: 31 H: 3 R: 1 ER: 1 SO: 7 BB: 1 IBB: 0 HBP: 0 BLK: 0 WP: 0 HR: 1 S: 44 P: 48 ERA: 1.00 WHIP: 0.444				

AB	30
R	1
H	3
RBI	1
BB	1
SO	7
LOB	5



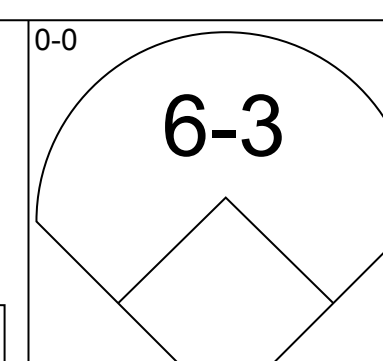
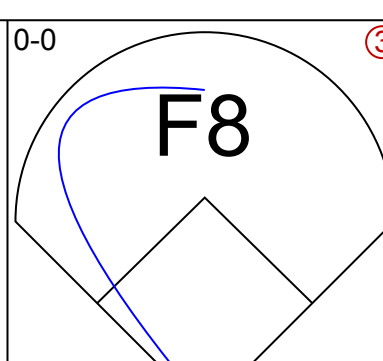
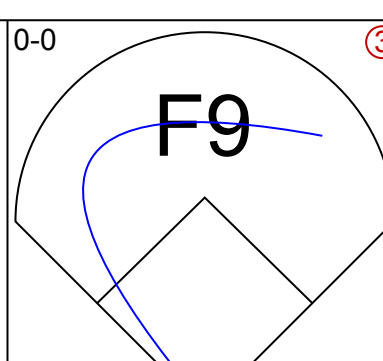
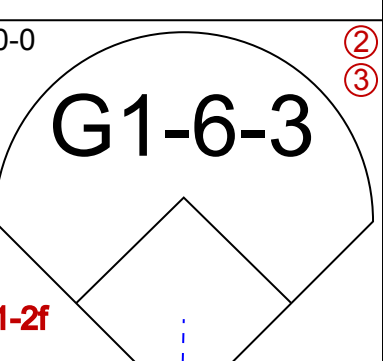
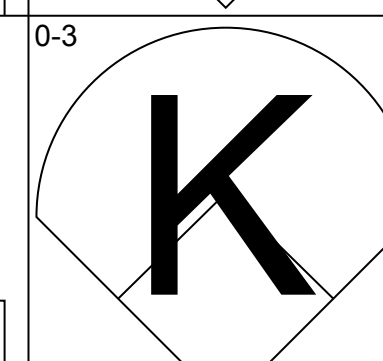
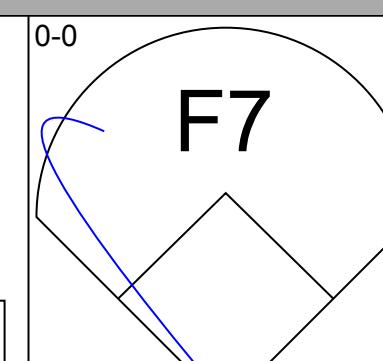
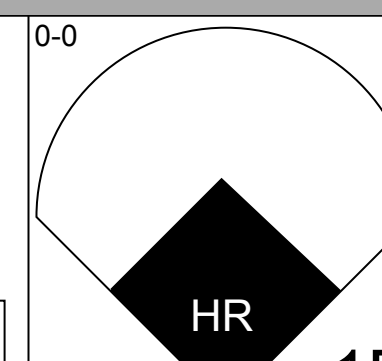
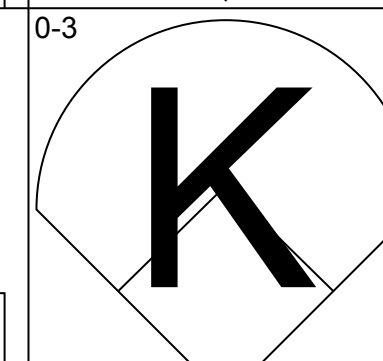
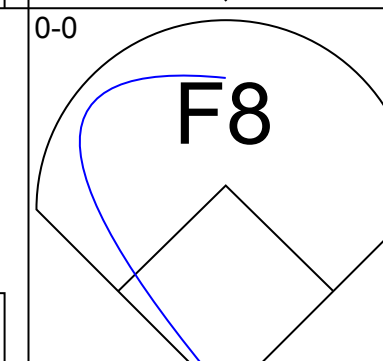
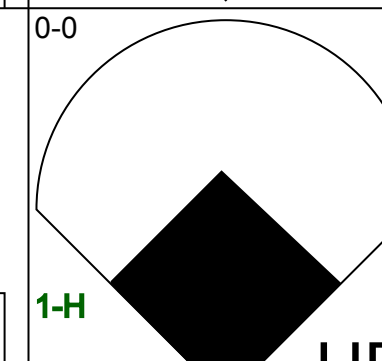
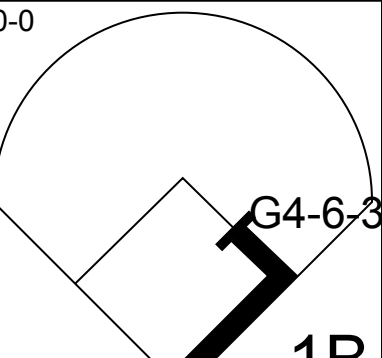
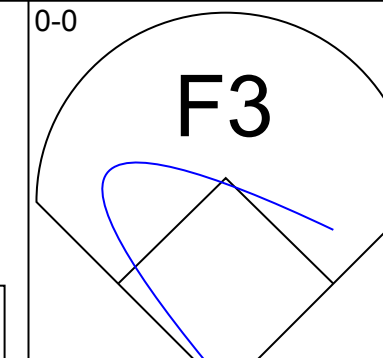
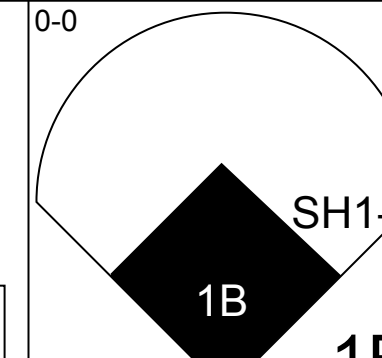

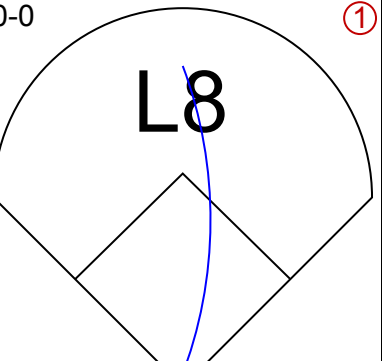
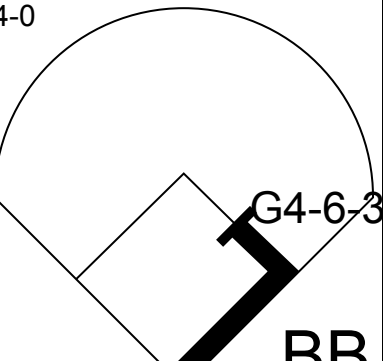
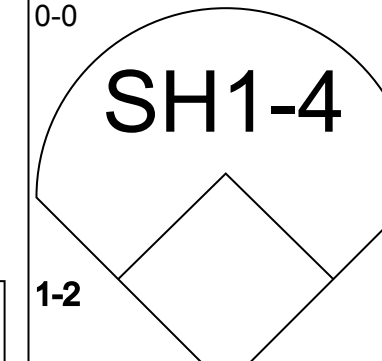
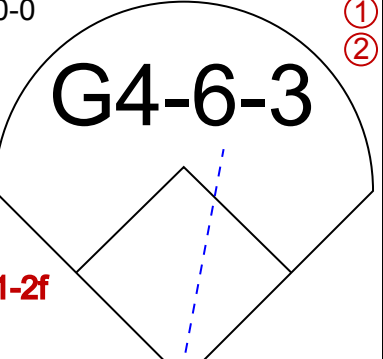
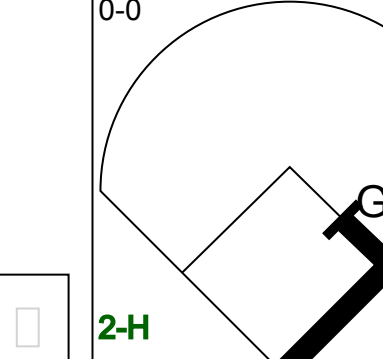

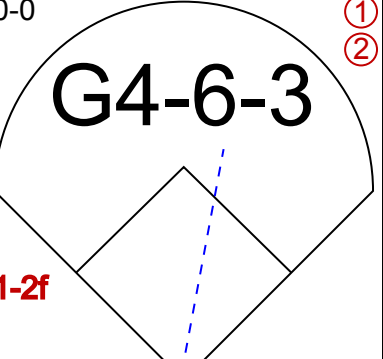
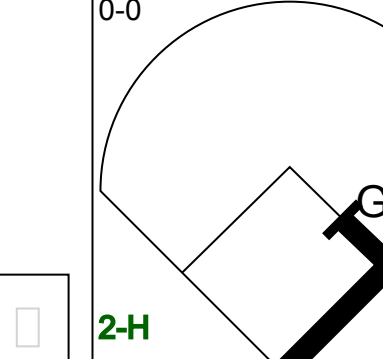

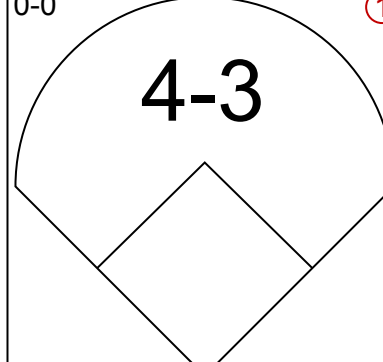
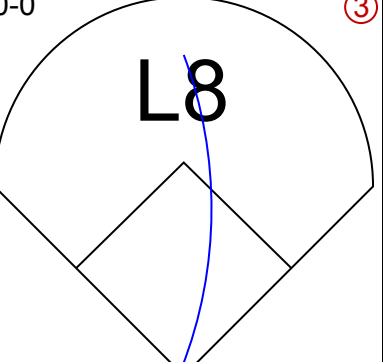
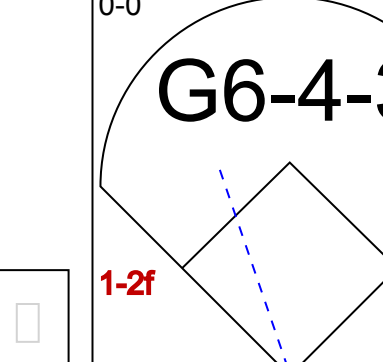

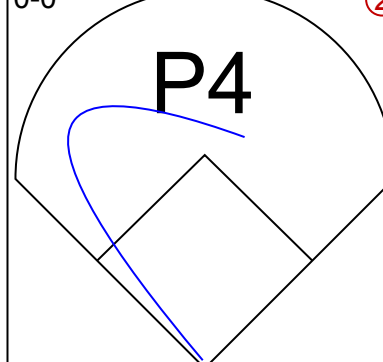
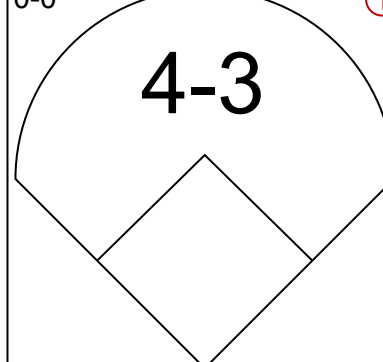
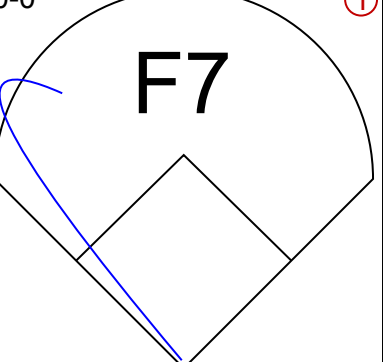
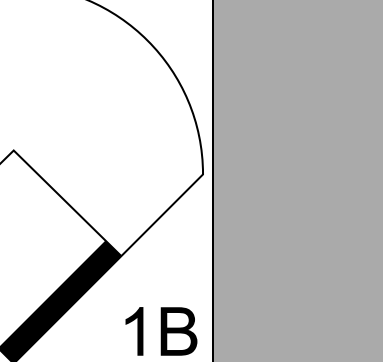
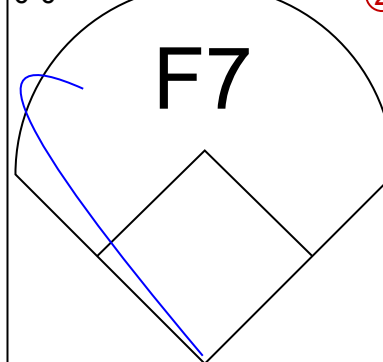
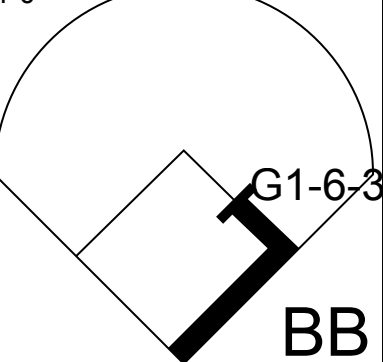
Batter	1	2	3	4	5	6	7	8	9	AB	R	H	RBI	BB	SO	LOB	BOTTOM			
Bill Bruton, L OBP: 0.323, SLG: 0.353 (1, 8)										4	0	2	0	0	0	2	Pittsburgh Pirates @ Milwaukee Braves Milwaukee County Stadium, Milwaukee, WI Wed Aug 06 1958, 8:05 PM EDT Att: 28,760 - Unknown			
Red Schoendienst, S OBP: 0.323, SLG: 0.295 (1, 4)										2	1	1	0	0	0	2				
Eddie Mathews, L OBP: 0.351, SLG: 0.465 (1, 5)										3	0	1	0	1	0	2				
Hank Aaron, R OBP: 0.376, SLG: 0.566 (1, 9)										4	1	1	2	0	0	4				
Wes Covington, L OBP: 0.373, SLG: 0.655 (1, 7)										3	0	1	0	1	0	1				
Frank Torre, L OBP: 0.392, SLG: 0.386 (1, 3)										4	0	0	0	0	0	5				
Johnny Logan, R OBP: 0.311, SLG: 0.372 (1, 6)										4	0	0	0	0	0	0				
Del Crandall, R OBP: 0.343, SLG: 0.463 (1, 2)										2	0	0	0	1	0	0				
Carl Willey, R OBP: 0.143, SLG: 0.179 (1, 1)										3	0	0	0	0	1	2				
Inning Stats	R: 2 E: 0 K: 0 S: 6	H: 3 LOB: 1 BB: 0 P: 6	R: 0 E: 0 K: 1 S: 5	H: 0 LOB: 0 BB: 0 P: 5	R: 0 E: 0 K: 0 S: 4	H: 1 LOB: 3 BB: 2 P: 12	R: 0 E: 1 K: 0 S: 4	H: 0 LOB: 2 BB: 1 P: 8	R: 0 E: 0 K: 0 S: 4	H: 1 LOB: 1 BB: 0 P: 4	R: 0 E: 0 K: 0 S: 4	H: 1 LOB: 1 BB: 0 P: 4	R: 0 E: 0 K: 0 S: 3	H: 0 LOB: 0 BB: 0 P: 3	R: 0 E: 0 K: 0 S: 3	H: 0 LOB: 0 BB: 0 P: 3		1B: 4 2B: 1 3B: 0 HR: 1	SF: 0 SAC: 2 DP: 0 HBP: 0	WP: 0 PB: 2 SB: 0 CS: 0
PITCHER Vern Law, R ERA: 4.31 Don Gross, L ERA: 2.93 (8, 1)	IP: 7.0 WLS: L BF: 31 H: 6 R: 2 ER: 2 SO: 1 BB: 2 IBB: 1 HBP: 0 BLK: 0 WP: 0 HR: 1 S: 30 P: 42 ERA: 2.57 WHIP: 1.143															PITCHER IP: 1.0 WLS: L BF: 3 H: 0 R: 0 ER: 0 SO: 0 BB: 0 IBB: 0 HBP: 0 BLK: 0 WP: 0 HR: 0 S: 3 P: 3 ERA: 0.00 WHIP: 0.000				



Batter	1	2	3	4	5	6	7	8	9	AB	R	H	RBI	BB	SO	LOB	TOP			
Bill Virdon, L (1, 8) OBP: 0.334, SLG: 0.406										4	0	1	0	0	2	0	Pittsburgh Pirates @ Milwaukee Braves Milwaukee County Stadium, Milwaukee, WI Thu Aug 07 1958, 4:33 AM EDT Att: 24,525 - Unknown			
Roberto Clemente, R (1, 9) OBP: 0.329, SLG: 0.383										3	0	1	1	0	0	0				
Dick Stuart, R (1, 3) OBP: 0.292, SLG: 0.492										4	0	0	0	0	2	2				
Frank Thomas, R (1, 5) OBP: 0.345, SLG: 0.559										4	0	1	0	0	1	0				
Bob Skinner, L (1, 7) OBP: 0.395, SLG: 0.476									4	0	0	0	0	1	1					
Bill Mazerowski, R (1, 4) OBP: 0.393, SLG: 0.414									4	1	2	0	0	0	1					
Dick Groat, R (1, 6) OBP: 0.310, SLG: 0.380									3	0	1	1	0	0	2					
Hank Foiles, R (1, 2) OBP: 0.310, SLG: 0.340									3	0	0	0	0	0	1					
Bob Friend, R (1, 1) OBP: 0.154, SLG: 0.131									2	0	0	0	0	0	0					
Harry Bright, R (8, PH) OBP: 1.000, SLG: 1.000									1	1	1	0	0	0	0					
Don Gross, L (8, 1) OBP: 0.143, SLG: 0.077									0	0	0	0	0	0	0					
Inning Stats	R: 0 E: 0 K: 1 S: 5	H: 0 LOB: 0 BB: 0 P: 5	R: 1 E: 1 K: 1 S: 7	H: 2 LOB: 1 BB: 0 P: 7	R: 0 E: 0 K: 0 S: 3	H: 0 LOB: 0 BB: 0 P: 3	R: 0 E: 0 K: 2 S: 7	H: 0 LOB: 0 BB: 0 P: 7	R: 0 E: 0 K: 0 S: 3	H: 1 LOB: 1 BB: 0 P: 8	R: 0 E: 0 K: 0 S: 4	H: 2 LOB: 1 BB: 0 P: 4	R: 1 E: 0 K: 0 S: 5	H: 2 LOB: 1 BB: 0 P: 5	R: 0 E: 1 K: 0 S: 3	H: 0 LOB: 0 BB: 0 P: 3	1B: 6 2B: 1 3B: 0 HR: 0	SF: 1 SAC: 0 DP: 2 HBP: 0	WP: 0 PB: 0 SB: 0 CS: 0	PA: 33
PITCHER Warren Spahn, L (1, 1) ERA: 3.06	IP: 9.0 WLS: W BF: 33 H: 7 R: 2 ER: 2 SO: 6 BB: 0 IBB: 0 HBP: 0 BLK: 0 WP: 0 HR: 0 S: 45 P: 45 ERA: 2.00 WHIP: 0.778															PITCHER				

AB	32
R	2
H	7
RBI	2
BB	0
SO	6
LOB	7



Batter	1	2	3	4	5	6	7	8	9	AB	R	H	RBI	BB	SO	LOB	BOTTOM			
Bill Bruton, L (1, 8) OBP: 0.317, SLG: 0.346										4	0	0	0	0	0	2	Pittsburgh Pirates @ Milwaukee Braves Milwaukee County Stadium, Milwaukee, WI Thu Aug 07 1958, 4:33 AM EDT Att: 24,525 - Unknown			
Red Schoendienst, S (1, 4) OBP: 0.323, SLG: 0.296										3	1	1	0	0	1	0				
Eddie Mathews, L (1, 5) OBP: 0.351, SLG: 0.473										3	1	1	2	0	1	0				
Hank Aaron, R (1, 9) OBP: 0.378, SLG: 0.567										3	1	2	0	0	0	0				
Joe Adcock, R (1, 7) OBP: 0.326, SLG: 0.532										1	0	0	0	1	0	1				
Andy Pafko, R (8, 7) OBP: 0.318, SLG: 0.310										0	0	0	0	0	0	0				
Frank Torre, L (1, 3) OBP: 0.391, SLG: 0.386										3	0	1	1	0	0	2				
Johnny Logan, R (1, 6) OBP: 0.309, SLG: 0.369										3	0	0	0	0	0	1				
Del Crandall, R (1, 2) OBP: 0.340, SLG: 0.458										3	0	0	0	0	0	0				
Warren Spahn, L (1, 1) OBP: 0.417, SLG: 0.500										2	0	1	0	1	0	0				
Inning Stats	R: 0 E: 0 K: 2 S: 7	H: 0 LOB: 0 BB: 0 P: 7	R: 0 E: 0 K: 0 S: 3	H: 1 LOB: 0 BB: 0 P: 3	R: 0 E: 0 K: 0 S: 4	H: 1 LOB: 1 BB: 0 P: 4	R: 0 E: 0 K: 0 S: 3	H: 0 LOB: 0 BB: 0 P: 3	R: 3 E: 0 K: 0 S: 6	H: 4 LOB: 0 BB: 0 P: 6	R: 0 E: 0 K: 0 S: 2	H: 0 LOB: 1 BB: 1 P: 6	R: 0 E: 0 K: 0 S: 2	H: 0 LOB: 0 BB: 1 P: 6	R: 0 E: 1 K: 0 S: 3	H: 0 LOB: 0 BB: 0 P: 3	1B: 5 2B: 0 3B: 0 HR: 1	SF: 0 SAC: 1 DP: 4 HBP: 0	WP: 0 PB: 0 SB: 0 CS: 0	PA: 28
PITCHER Bob Friend, R (1, 1) ERA: 3.73	IP: 7.0 WLS: L BF: 25 H: 6 R: 3 ER: 3 SO: 2 BB: 1 IBB: 0 HBP: 0 BLK: 0 WP: 0 HR: 1 S: 28 P: 32 ERA: 3.86 WHIP: 1.000															PITCHER				
Don Gross, L (8, 1) ERA: 2.89	IP: 1.0 WLS: 3 BF: 0 H: 0 R: 0 ER: 0 SO: 0 BB: 1 IBB: 0 HBP: 0 BLK: 0 WP: 0 HR: 0 S: 2 P: 6 ERA: 0.00 WHIP: 1.000															PITCHER				



Batter	1	2	3	4	5	6	7	8	9	AB	R	H	RBI	BB	SO	LOB	TOP								
Bill Bruton, L OBP: 0.324, SLG: 0.354 (1, 8)	4-0 FC5 1B BB		0-0 2B 2B		0-0 1B	0-0 F8		0-0 F8		4	1	2	0	1	0	2	Milwaukee Braves @ Philadelphia Phillies Connie Mack Stadium, Philadelphia, PA Fri Aug 08 1958, 7:05 PM EDT Att: 25,842 - Unknown livebaseballscorecards.com								
Red Schoendienst, S OBP: 0.355, SLG: 0.302 (1, 4)	0-0 FC5 1B		0-0 PB E 2B		0-0 F8		0-0 P4	0-0 L9		5	1	2	2	0	0	2									
Eddie Mathews, L OBP: 0.350, SLG: 0.472 (1, 5)	0-0 P4		0-0 G3		0-0 F8		0-0 BB 2B	0-0 F8		5	0	1	0	0	0	4									
Hank Aaron, R OBP: 0.376, SLG: 0.567 (1, 9)	0-0 FC5 1-2 2-3		0-3 K		0-0 F8		0-0 P3	0-0 1B 3B		5	1	1	0	0	1	5									
Wes Covington, L OBP: 0.382, SLG: 0.672 Casey Wise, S OBP: 0.045, SLG: 0.045 (9, PR) Andy Pafko, R OBP: 0.316, SLG: 0.310 (9, 7)	0-0 F7		0-0 E9 1B		0-0 HR		BB IBB	0-0 6-3 1B		4	1	3	3	1	0	2									
Frank Torre, L OBP: 0.391, SLG: 0.383 (1, 3)		0-0 4-3	0-0 F9		0-0 F2		1-2 2-3 BB	0-0 6-3 1B		4	0	1	0	1	0	1									
Johnny Logan, R OBP: 0.308, SLG: 0.367 (1, 6)		0-3 K		0-0 P5		0-0 1B SF9 1B		0-0 L5		5	1	1	0	0	1	5									
Del Crandall, R OBP: 0.344, SLG: 0.459 (1, 2)		0-0 F7		0-0 6-3		0-0 SF9 1B		4-0 SH3-4 1B		4	0	2	0	1	0	0									
Juan Pizarro, L OBP: 0.385, SLG: 0.300 Don McMahon, R OBP: 0.333, SLG: 0.143 (6, 1)			0-0 2B 2B 1B		0-0 6-3		0-0 SF9	0-0 SH3-4	0-3 K	2	1	1	1	0	0	0									
Inning Stats	R: 0 E: 0 K: 0 S: 4	H: 1 LOB: 2 BB: 1 P: 8	R: 0 E: 0 K: 1 S: 5	H: 0 LOB: 0 BB: 0 P: 5	R: 3 E: 1 K: 1 S: 9	H: 4 LOB: 1 BB: 0 P: 9	R: 0 E: 0 K: 0 S: 3	H: 0 LOB: 0 BB: 0 P: 3	R: 0 E: 0 K: 0 S: 4	H: 1 LOB: 1 BB: 0 P: 4	R: 2 E: 0 K: 0 S: 6	H: 3 LOB: 1 BB: 0 P: 6	R: 0 E: 0 K: 0 S: 4	H: 1 LOB: 3 BB: 2 P: 12	R: 0 E: 0 K: 0 S: 4	H: 1 LOB: 1 BB: 1 P: 4		R: 1 E: 0 K: 1 S: 8	H: 3 LOB: 3 BB: 1 P: 12	1B: 9 2B: 3 3B: 1 HR: 1	SF: 1 SAC: 1 DP: 0 HBP: 0	WP: 0 PB: 1 CS: 0	PA: 45		
PITCHER	IP	WLS	BF	H	R	ER	SO	BB	IBB	HBP	BLK	WP	HR	S	P	ERA	WHIP								
Ray Semproch, R ERA: 3.2 Jack Meyer, R ERA: 3.3 Turk Farrell, R ERA: 2.59	(1, 1)	6.0	28	9	5	5	2	1	0	0	0	0	1	31	35	7.50	1.667								

Batter	1	2	3	4	5	6	7	8	9	AB	R	H	RBI	BB	SO	LOB	BOTTOM								
Richie Ashburn, L OBP: 0.437, SLG: 0.440 (1, 8)	0-0 WP 1B		0-0 FC4-6 HR		0-0 L9 1B	4-0 CS BB		0-0 F9		4	1	2	0	1	0	2	Milwaukee Braves @ Philadelphia Phillies Connie Mack Stadium, Philadelphia, PA Fri Aug 08 1958, 7:05 PM EDT Att: 25,842 - Unknown livebaseballscorecards.com								
Solly Hemus, L OBP: 0.385, SLG: 0.434 (1, 4)	0-3 K		0-0 HR		0-0 1B	0-0 CS	0-0 HBP SH3-4 1B	4-0 BB IBB		4	1	3	2	1	1	1									
Rip Repulski, R OBP: 0.304, SLG: 0.464 Jack Meyer, R OBP: 0.333, SLG: 0.333 Harry Anderson, L OBP: 0.371, SLG: 0.497 Turk Farrell, R OBP: 0.250, SLG: 0.211 (9, 1)	0-0 F8		4-0 BB		0-0 L9		0-0 SH3-4	4-0 BB		2	0	0	0	1	0	3									
Willie Jones, R OBP: 0.351, SLG: 0.412 (1, 5)	0-0 F8		4-0 BB		0-3 K		0-0 L7	0-0 F7		4	0	0	0	1	1	6									
Ed Bouchee, L OBP: 0.358, SLG: 0.362 (1, 3)		0-3 K	0-3 K		0-0 HR 1B	4-0 HBP BB		0-0 1B 2B		4	2	2	0	1	2	2									
Wally Post, R OBP: 0.361, SLG: 0.419 (1, 9)		0-0 P3		0-0 6-3 1B		0-0 HR 1B	1-0 FC6-4 HBP	0-3 K		4	1	2	0	0	1	1									
Chico Fernandez, R OBP: 0.288, SLG: 0.311 Dave Philley, S OBP: 0.353, SLG: 0.419 (9, PH)		0-3 K		0-0 F8		0-3 K	0-0 FC6-4	0-0 4-3 1B 1B		4	0	0	0	0	2	6									
Jim Hegan, R OBP: 0.262, SLG: 0.265 Carl Sawatski, L OBP: 0.294, SLG: 0.297 (9, PH)			0-0 FC4-6 1B		0-0 6-3	0-0 1-3		0-0 F8	0-0 4-3	4	0	1	0	0	0	3									
Ray Semproch, R OBP: 0.081, SLG: 0.097 Bob Bowman, R OBP: 0.333, SLG: 0.521 (7, 7)			0-3 K		0-3 K		0-0 HR	0-0 BB 2B		2	0	0	0	0	2	2									
Inning Stats	R: 0 E: 0 K: 1 S: 6	H: 1 LOB: 0 BB: 0 P: 6	R: 0 E: 0 K: 2 S: 7	H: 0 LOB: 0 BB: 0 P: 7	R: 2 E: 0 K: 2 S: 9	H: 2 LOB: 2 BB: 2 P: 17	R: 0 E: 0 K: 1 S: 6	H: 1 LOB: 1 BB: 0 P: 6	R: 0 E: 0 K: 1 S: 6	H: 2 LOB: 1 BB: 0 P: 6	R: 3 E: 0 K: 1 S: 7	H: 3 LOB: 0 BB: 1 P: 11	R: 0 E: 0 K: 0 S: 4	H: 1 LOB: 3 BB: 1 P: 9	R: 0 E: 0 K: 0 S: 4	H: 1 LOB: 3 BB: 2 P: 12		R: 2 E: 0 K: 1 S: 7	H: 3 LOB: 1 BB: 0 P: 7	1B: 10 2B: 2 3B: 0 HR: 2	SF: 0 SAC: 1 DP: 0 HBP: 1	WP: 1 PB: 0 CS: 1	PA: 46		
PITCHER	IP	WLS	BF	H	R	ER	SO	BB	IBB	HBP	BLK	WP	HR	S	P	ERA	WHIP								
Juan Pizarro, L ERA: 2.48 Don McMahon, R ERA: 3.13	(1, 1)	5.2	28	9	5	5	8	3	0	0	0	0	2	41	53	7.94	2.118								

Batter	1	2	3	4	5	6	7	8	9	AB	R	H	RBI	BB	SO	LOB	TOP			
Red Schoendienst, S OBP: 0.331, SLG: 0.310 (1, 4)										3	2	2	0	1	0	1				
Felix Mantilla, R OBP: 0.283, SLG: 0.384 (1, 8)										4	1	1	1	0	0	2				
Eddie Mathews, L OBP: 0.349, SLG: 0.477 (1, 5)										4	1	1	2	0	1	1				
Hank Aaron, R OBP: 0.375, SLG: 0.564 (1, 9)										4	0	1	1	0	0	1				
Joe Adcock, R OBP: 0.321, SLG: 0.523 Frank Torre, L OBP: 0.391, SLG: 0.383 (9, 3)										4	0	0	0	0	3	2				
Andy Pafo, R OBP: 0.308, SLG: 0.299 (1, 7)										4	0	0	0	0	0	1				
Del Crandall, R OBP: 0.343, SLG: 0.456 Del Rice, R OBP: 0.308, SLG: 0.342 (9, 2)										4	0	1	0	0	1	0				
Joe Koppe, R OBP: 0.333, SLG: 0.333 Casey Wise, S OBP: 0.043, SLG: 0.043 (8, 6)										3	0	1	0	0	0	0				
Lew Burdette, R OBP: 0.246, SLG: 0.303 (1, 1)										4	0	0	0	0	1	2				
Inning Stats	R: 2 E: 0 K: 2 S: 10	H: 3 LOB: 1 BB: 0 P: 10	R: 0 E: 0 K: 0 S: 4	H: 1 LOB: 1 BB: 0 P: 4	R: 0 E: 1 K: 1 S: 6	H: 0 LOB: 0 BB: 0 P: 6	R: 0 E: 0 K: 1 S: 5	H: 0 LOB: 0 BB: 0 P: 5	R: 2 E: 0 K: 0 S: 5	H: 2 LOB: 0 BB: 0 P: 5	R: 0 E: 0 K: 0 S: 3	H: 0 LOB: 1 BB: 1 P: 7	R: 0 E: 0 K: 1 S: 5	H: 0 LOB: 0 BB: 0 P: 5	R: 0 E: 0 K: 1 S: 6	H: 1 LOB: 1 BB: 0 P: 6	1B: 5 2B: 1 3B: 0 HR: 1	SF: 0 SAC: 0 DP: 0 HBP: 0	WP: 0 PB: 0 SB: 0 CS: 0	PA: 36
PITCHER	IP WLS BF H R ER SO BB IBB HBP BLK WP HR S P ERA WHIP																			
Curt Simmons, L ERA: 4.83 Jim Hearn, R ERA: 3.65	(1, 1) 7.0 29 6 4 4 4 1 0 0 0 0 1 36 40 5.14 1.000																			
(8, 1) 2.0 W 7 1 0 0 2 0 0 0 0 0 0 0 11 11 0.00 0.500																				

Milwaukee Braves @ Philadelphia Phillies
 Connie Mack Stadium, Philadelphia, PA
 Sat Aug 09 1958, 7:05 PM EDT
 Att: 24,943 - Unknown

AB 35
 R 4
 H 7
 RBI 4
 BB 1
 SO 6
 LOB 11



Batter	1	2	3	4	5	6	7	8	9	AB	R	H	RBI	BB	SO	LOB	BOTTOM					
Richie Ashburn, L OBP: 0.436, SLG: 0.439 (1, 8)										4	1	1	0	1	0	0						
Solly Hemus, L OBP: 0.385, SLG: 0.430 (1, 4)										4	0	1	0	1	2	2						
Ed Bouchee, L OBP: 0.359, SLG: 0.359 (1, 3)										4	1	1	0	1	0	2						
Willie Jones, R OBP: 0.355, SLG: 0.417 (1, 5)										4	1	2	0	1	0	4						
Dave Philley, S OBP: 0.349, SLG: 0.413 (1, 9)										5	0	1	1	0	0	5						
Bob Bowman, R OBP: 0.338, SLG: 0.521 (1, 7)										4	0	2	2	0	1	2						
Chico Fernandez, R OBP: 0.288, SLG: 0.309 (1, 6)										3	0	0	0	0	0	1						
Stan Lopata, R OBP: 0.396, SLG: 0.439 (1, 2)										2	1	0	0	2	0	2						
Curt Simmons, L OBP: 0.224, SLG: 0.229 Harry Anderson, L OBP: 0.370, SLG: 0.496 Jim Hearn, R Wally Post, R OBP: 0.364, SLG: 0.436 (8, PH)										2	0	0	0	0	1	2						
1 1 1 2 0 0 0																						
Inning Stats	R: 0 E: 0 K: 1 S: 5	H: 0 LOB: 0 BB: 0 P: 5	R: 1 E: 1 K: 1 S: 7	H: 2 LOB: 2 BB: 0 P: 8	R: 0 E: 0 K: 0 S: 3	H: 0 LOB: 1 BB: 1 P: 7	R: 0 E: 0 K: 1 S: 5	H: 0 LOB: 0 BB: 0 P: 5	R: 0 E: 1 K: 1 S: 6	H: 0 LOB: 1 BB: 0 P: 6	R: 1 E: 0 K: 0 S: 4	H: 2 LOB: 1 BB: 1 P: 8	R: 0 E: 0 K: 0 S: 2	H: 0 LOB: 0 BB: 1 P: 6	R: 0 E: 0 K: 0 S: 5	H: 2 LOB: 2 BB: 0 P: 5	R: 3 E: 0 K: 0 S: 5	H: 3 LOB: 3 BB: 3 P: 17	1B: 7 2B: 1 3B: 0 HR: 1	SF: 0 SAC: 0 DP: 2 HBP: 1	WP: 0 PB: 0 SB: 1 CS: 0	PA: 41
PITCHER	IP WLS BF H R ER SO BB IBB HBP BLK WP HR S P ERA WHIP																					
Lew Burdette, R ERA: 3.48	(1, 1) 8.2 L 41 9 5 5 4 4 2 1 0 0 1 42 67 5.19 1.500																					

Milwaukee Braves @ Philadelphia Phillies
 Connie Mack Stadium, Philadelphia, PA
 Sat Aug 09 1958, 7:05 PM EDT
 Att: 24,943 - Unknown

AB 34
 R 5
 H 9
 RBI 5
 BB 6
 SO 4
 LOB 21



Batter	1	2	3	4	5	6	7	8	9	AB	R	H	RBI	BB	SO	LOB	TOP										
Bill Bruton, L OBP: 0.326, SLG: 0.355 (1, 8)										5	2	2	0	0	0	2	Milwaukee Braves @ Philadelphia Phillies Sun Aug 10 1958, 3:33 AM EDT Unknown Connie Mack Stadium, Philadelphia, PA livebaseballscorecards.com										
Red Schoendienst, S OBP: 0.329, SLG: 0.312 (1, 4)										5	0	1	1	0	0	3											
Eddie Mathews, L OBP: 0.351, SLG: 0.481 (1, 5)											5	3	3	1	0	1											
Hank Aaron, R OBP: 0.377, SLG: 0.571 (1, 9)											5	2	3	1	0	1											
Wes Covington, L OBP: 0.378, SLG: 0.660 (1, 7) Andy Pafko, R OBP: 0.308, SLG: 0.299 (9, 7)											5	1	1	1	0	2		3									
Frank Torre, L OBP: 0.393, SLG: 0.395 (1, 3)											3	0	2	4	0	0											
Del Rice, R OBP: 0.293, SLG: 0.325 (1, 2)											4	0	0	0	0	1		3									
Casey Wise, S OBP: 0.111, SLG: 0.111 (1, 6)										4	0	2	0	0	0	0											
Bob Trowbridge, R OBP: 0.111, SLG: 0.111 (1, 1) Gene Conley, R OBP: 0.198, SLG: 0.375 (2, 1) Humberto Robinson, R OBP: 0.250, SLG: 0.250 (3, 1)										1	0	0	0	0	0	0											
Inning Stats	R: 3 E: 0 K: 0 S: 7	H: 4 LOB: 1 BB: 0 P: 7	R: 0 E: 0 K: 0 S: 3	H: 0 LOB: 0 BB: 0 P: 3	R: 1 E: 0 K: 0 S: 6	H: 3 LOB: 2 BB: 0 P: 6	R: 0 E: 0 K: 0 S: 4	H: 1 LOB: 1 BB: 0 P: 4	R: 2 E: 0 K: 0 S: 5	H: 2 LOB: 0 BB: 0 P: 5	R: 1 E: 0 K: 2 S: 8	H: 1 LOB: 0 BB: 0 P: 8	R: 0 E: 0 K: 0 S: 4	H: 1 LOB: 1 BB: 0 P: 4	R: 0 E: 0 K: 1 S: 5	H: 0 LOB: 0 BB: 0 P: 5		1B: 9 2B: 3 3B: 2 HR: 0	SF: 1 SAC: 0 DP: 0 HBP: 0	WP: 1 PB: 0 SB: 1 CS: 1	PA: 41						
PITCHER	IP	WLS	BF	H	R	ER	SO	BB	IBB	HBP	BLK	WP	HR	S	P	ERA	WHIP										
Jack Sanford, R ERA: 4.54 (1, 1)	0.1		4	3	3	3	0	0	0	0	0	0	0	4	4	81.00	9.000										
Jim Hearn, R ERA: 3.95 (1, 1)	5.1		25	9	4	4	0	0	0	0	0	0	0	25	25	6.75	1.688										
Jack Meyer, R ERA: 3.27 (6, 1)	3.1	L	12	2	1	1	3	0	0	0	0	1	0	18	18	2.70	0.600										

Batter	1	2	3	4	5	6	7	8	9	AB	R	H	RBI	BB	SO	LOB	BOTTOM										
Richie Ashburn, L OBP: 0.437, SLG: 0.438 (1, 8)										3	1	1	1	1	0	0	Milwaukee Braves @ Philadelphia Phillies Sun Aug 10 1958, 3:33 AM EDT Unknown Connie Mack Stadium, Philadelphia, PA livebaseballscorecards.com										
Solly Hemus, L OBP: 0.391, SLG: 0.440 (1, 4)										4	1	3	0	0	0	0											
Ed Bouchee, L OBP: 0.356, SLG: 0.376 (1, 3)										4	1	1	2	0	0	2											
Willie Jones, R OBP: 0.351, SLG: 0.411 (1, 5)										4	0	0	0	0	0	1											
Dave Philley, S OBP: 0.346, SLG: 0.421 (1, 9)										4	0	1	0	0	0	1											
Bob Bowman, R OBP: 0.335, SLG: 0.520 (1, 7)										4	1	1	0	0	1	1											
Chico Fernandez, R OBP: 0.288, SLG: 0.317 (1, 6)										4	2	1	1	0	1	1											
Jim Hegan, R OBP: 0.263, SLG: 0.272 (1, 2) Harry Anderson, L OBP: 0.369, SLG: 0.494 (9, PH)										3	1	1	0	0	0	0											
Jack Sanford, R OBP: 0.220, SLG: 0.234 (1, 1) Jim Hearn, R OBP: 0.313, SLG: 0.313 (6, 1) Wally Post, R OBP: 0.363, SLG: 0.434 (9, PH)										2	0	0	0	0	0	2											
Inning Stats	R: 1 E: 0 K: 0 S: 3	H: 1 LOB: 0 BB: 1 P: 7	R: 3 E: 1 K: 1 S: 8	H: 3 LOB: 0 BB: 0 P: 8	R: 2 E: 0 K: 2 S: 10	H: 3 LOB: 1 BB: 0 P: 10	R: 0 E: 0 K: 1 S: 5	H: 0 LOB: 0 BB: 0 P: 5	R: 0 E: 0 K: 0 S: 4	H: 1 LOB: 1 BB: 0 P: 4	R: 1 E: 0 K: 0 S: 4	H: 1 LOB: 0 BB: 0 P: 4	R: 0 E: 0 K: 0 S: 3	H: 0 LOB: 0 BB: 0 P: 3	R: 0 E: 0 K: 0 S: 3	H: 0 LOB: 0 BB: 0 P: 3		R: 0 E: 0 K: 1 S: 5	H: 0 LOB: 0 BB: 0 P: 5	1B: 3 2B: 3 3B: 1 HR: 2	SF: 0 SAC: 0 DP: 1 HBP: 0	WP: 1 PB: 0 SB: 0 CS: 1	PA: 37				
PITCHER	IP	WLS	BF	H	R	ER	SO	BB	IBB	HBP	BLK	WP	HR	S	P	ERA	WHIP										
Bob Trowbridge, R ERA: 2.89 (1, 1)	1.1		8	4	2	0	0	1	0	0	0	0	0	7	11	13.50	3.000										
Gene Conley, R ERA: 4.52 (2, 1)	1.0		6	4	2	2	1	0	0	0	0	1	1	8	8	18.00	4.000										
Humberto Robinson, R ERA: 3.86 (3, 1)	6.2	W	22	2	1	1	4	0	0	0	0	0	1	30	30	1.35	0.300										

Batter	1	2	3	4	5	6	7	8	9	AB	R	H	RBI	BB	SO	LOB	TOP					
Bill Bruton, L OBP: 0.323, SLG: 0.351 Felix Mantilla, R OBP: 0.277, SLG: 0.375	K	F7		6-3		4-3		K	FC6-4	2	0	0	0	0	1	1	Milwaukee Braves @ Philadelphia Phillies Sun Aug 10 1958, 3:38 AM EDT Att: 32,117 - Unknown Connie Mack Stadium, Philadelphia, PA livebaseballscorecards.com					
Red Schoendienst, S OBP: 0.329, SLG: 0.317	4-3	E7		5-3		P5		E	P6	6	2	2	1	0	0	2						
Eddie Mathews, L OBP: 0.359, SLG: 0.497 Harry Hanebrink, L OBP: 0.280, SLG: 0.322	BB							E	F9	4	3	4	1	1	0	0						
Hank Aaron, R OBP: 0.380, SLG: 0.575	2B							E		4	3	2	2	1	2	2						
Wes Covington, L OBP: 0.381, SLG: 0.667 Joe Adcock, R OBP: 0.320, SLG: 0.522	3B			K				K		1	1	1	2	0	0	0						
Frank Torre, L OBP: 0.393, SLG: 0.407				F7		F9		HR		5	1	2	1	0	0	1						
Del Crandall, R OBP: 0.347, SLG: 0.478	5-3			5-3				HR		5	2	3	4	0	0	1						
Casey Wise, S OBP: 0.188, SLG: 0.219						F8		FC4-6	F8	5	1	3	0	0	0	1						
Carl Willey, R OBP: 0.129, SLG: 0.161 Juan Pizarro, L OBP: 0.429, SLG: 0.364		SH3-4		K		4-3		FC4-6		3	0	0	0	0	1	3						
Inning Stats	R: 3 E: 0 K: 1 S: 8	H: 3 LOB: 1 BB: 1 P: 12	R: 2 E: 1 K: 1 S: 8	H: 3 LOB: 1 BB: 0 P: 8	R: 0 E: 0 K: 1 S: 5	H: 0 LOB: 0 BB: 0 P: 5	R: 0 E: 0 K: 1 S: 6	H: 1 LOB: 1 BB: 0 P: 6	R: 3 E: 0 K: 0 S: 7	H: 4 LOB: 1 BB: 0 P: 7	R: 0 E: 0 K: 1 S: 6	H: 1 LOB: 1 BB: 0 P: 6	R: 1 E: 0 K: 0 S: 5	H: 2 LOB: 1 BB: 0 P: 5	R: 5 E: 1 K: 2 S: 11	H: 4 LOB: 0 BB: 1 P: 15		R: 0 E: 0 K: 0 S: 4	H: 1 LOB: 1 BB: 0 P: 4	1B: 7 2B: 7 3B: 3 HR: 2	SF: 0 SAC: 1 DP: 0 HBP: 0	WP: 0 PB: 0 CS: 0
PITCHER	IP	WLS	BF	H	R	ER	SO	BB	IBB	HBP	BLK	WP	HR	S	P	ERA	WHIP					
Robin Roberts, R ERA: 3.19	1.2	L	12	6	5	3	1	1	0	0	0	0	0	13	17	27.00	4.200					
Seth Morehead, L ERA: 8.7	3.1		15	5	3	3	3	0	0	0	0	0	0	21	21	8.10	1.500					
Bob Miller, R ERA: 11.69	3.0		17	7	6	6	3	1	0	0	0	0	2	22	26	18.00	2.667					
Jack Meyer, R ERA: 3.22	1.0		4	1	0	0	0	0	0	0	0	0	0	4	4	0.00	1.000					



Batter	1	2	3	4	5	6	7	8	9	AB	R	H	RBI	BB	SO	LOB	BOTTOM				
Richie Ashburn, L OBP: 0.432, SLG: 0.433	K		F9		G3		F7		K	5	0	0	0	0	2	3	Milwaukee Braves @ Philadelphia Phillies Sun Aug 10 1958, 3:38 AM EDT Att: 32,117 - Unknown Connie Mack Stadium, Philadelphia, PA livebaseballscorecards.com				
Solly Hemus, L OBP: 0.399, SLG: 0.445 Bobby Young, L OBP: 0.167, SLG: 0.250								BB	L3	2	0	2	0	1	0	0					
Ed Bouchee, L OBP: 0.358, SLG: 0.373								BB		4	1	1	1	1	0	4					
Willie Jones, R OBP: 0.349, SLG: 0.408 Bob Miller, R		F5			P5		K		K	2	0	0	0	0	0	2					
Rip Repulski, R OBP: 0.303, SLG: 0.462 Jack Meyer, R OBP: 0.313, SLG: 0.313 Wally Post, R OBP: 0.361, SLG: 0.432									K	1	0	0	0	0	0	0					
Harry Anderson, L OBP: 0.370, SLG: 0.500									K	1	0	0	0	0	0	1					
Dave Philley, S OBP: 0.346, SLG: 0.419 Bob Bowman, R OBP: 0.340, SLG: 0.523									K	3	0	1	0	0	0	1					
Chico Fernandez, R OBP: 0.270, SLG: 0.315									K	1	0	1	0	0	0	0					
Carl Sawatski, L OBP: 0.283, SLG: 0.296									K	4	0	1	0	0	1	5					
Robin Roberts, S OBP: 0.297, SLG: 0.284 Seth Morehead, L OBP: 0.111, SLG: 0.111 Ted Kazanski, R OBP: 0.301, SLG: 0.324									K	0	0	0	0	0	0	0					
Inning Stats	R: 0 E: 0 K: 1 S: 5	H: 1 LOB: 0 BB: 0 P: 5	R: 0 E: 0 K: 0 S: 4	H: 1 LOB: 1 BB: 0 P: 4	R: 1 E: 0 K: 0 S: 5	H: 2 LOB: 2 BB: 0 P: 6	R: 0 E: 0 K: 0 S: 4	H: 1 LOB: 1 BB: 0 P: 4	R: 0 E: 0 K: 1 S: 5	H: 0 LOB: 0 BB: 1 P: 5	R: 0 E: 0 K: 0 S: 3	H: 0 LOB: 0 BB: 1 P: 7	R: 0 E: 0 K: 2 S: 10	H: 3 LOB: 3 BB: 2 P: 18	R: 0 E: 0 K: 2 S: 8	H: 1 LOB: 1 BB: 0 P: 8	1B: 7 2B: 2 3B: 0 HR: 0	SF: 0 SAC: 0 DP: 1 HBP: 1	WP: 0 PB: 0 CS: 0	PA: 40	
PITCHER	IP	WLS	BF	H	R	ER	SO	BB	IBB	HBP	BLK	WP	HR	S	P	ERA	WHIP				
Carl Willey, R ERA: 2.32	7.1		33	8	3	3	3	3	0	1	0	0	0	35	48	3.68	1.500				
Juan Pizarro, L ERA: 2.36	1.2	S	7	1	0	0	3	1	0	0	0	0	0	12	16	0.00	1.200				



Batter	1	2	3	4	5	6	7	8	9	AB	R	H	RBI	BB	SO	LOB	TOP	
Bill Bruton, L OBP: 0.320, SLG: 0.345 (1, 8)	G3		F8			4-3		3-1	BB 1B BB	4	1	0	0	1	0	0	Milwaukee Braves @ Pittsburgh Pirates Forbes Field, Pittsburgh, PA Mon Aug 11 1958, 7:05 PM EDT Att: 38,938 - Unknown	
Red Schoendienst, S OBP: 0.330, SLG: 0.328 (1, 4)	E6 FC6-4		4-3					1B 2B 1B	BB 1B BB	5	1	2	0	0	0	3		
Eddie Mathews, L OBP: 0.357, SLG: 0.492 (1, 5)	F7					F5		P7	BB 1B BB	4	0	0	1	1	1	3		
Hank Aaron, R OBP: 0.382, SLG: 0.576 (1, 9)	FC6-4 1-2					K		2B 1B	BB 1B BB	5	0	3	2	0	1	2		
Joe Adcock, R OBP: 0.317, SLG: 0.520 (1, 7)		K				F8		2B	BB 1B BB	5	0	1	1	0	1	3		
Frank Torre, L OBP: 0.395, SLG: 0.409 (1, 3)		1B				L8		F8	BB 1B	4	0	2	0	0	0	3		
Del Crandall, R OBP: 0.348, SLG: 0.476 (1, 2)		F8				5-3		BB	FC4-6 1B	3	0	1	0	1	0	1		
Casey Wise, S OBP: 0.167, SLG: 0.194 (1, 6)	FC6 1-2					6-3		K	BB 1B BB	4	1	0	0	0	1	4		
Warren Spahn, L OBP: 0.402, SLG: 0.481 (1, 1)						6-3			BB 1B BB	3	0	0	0	0	1	2		
Joey Jay, S OBP: 0.194, SLG: 0.107 (7, 1)						F8			BB 1B BB	0	0	0	0	0	0	0		
Harry Hanebrink, L OBP: 0.286, SLG: 0.328 (9, PH)									BB 1B BB	1	1	1	0	0	0	0		
Inning Stats	R: 0 E: 1 K: 0 S: 4	H: 0 LOB: 1 BB: 0 P: 4	R: 0 E: 0 K: 1 S: 6	H: 1 LOB: 1 BB: 0 P: 6	R: 0 E: 0 K: 1 S: 3	H: 0 LOB: 0 BB: 0 P: 3	R: 0 E: 0 K: 1 S: 6	H: 1 LOB: 1 BB: 0 P: 6	R: 0 E: 0 K: 2 S: 8	H: 1 LOB: 2 BB: 1 P: 12	R: 1 E: 0 K: 0 S: 6	H: 3 LOB: 2 BB: 0 P: 6	R: 3 E: 0 K: 0 S: 6	H: 3 LOB: 2 BB: 2 P: 14	1B: 8 2B: 1 3B: 1 HR: 0	SF: 0 SAC: 0 DP: 0 HBP: 0	WP: 0 PB: 0 CS: 0	PA: 41
PITCHER	IP WLS BF H R ER SO BB IBB HBP BLK WP HR S P ERA WHIP																	
Bob Friend, R ERA: 3.75 (1, 1)	8.2 W 39 9 4 4 5 3 0 0 0 0 0 0 0 46 58 4.15 1.385																	
Roy Face, R ERA: 2.98 (9, 1)	0.1 S 2 1 0 0 0 0 0 0 0 0 0 0 0 2 2 0.00 3.000																	

Batter	1	2	3	4	5	6	7	8	9	AB	R	H	RBI	BB	SO	LOB	BOTTOM	
Bill Virdon, L OBP: 0.331, SLG: 0.406 (1, 8)	F7	3-1				6-3		F9		5	1	1	0	0	0	2	Milwaukee Braves @ Pittsburgh Pirates Forbes Field, Pittsburgh, PA Mon Aug 11 1958, 7:05 PM EDT Att: 38,938 - Unknown	
Roberto Clemente, R OBP: 0.335, SLG: 0.387 (1, 9)	F8					5-3		1B SF8	1B	4	1	2	0	0	0	1		
Ted Kluszewski, L OBP: 0.359, SLG: 0.392 (1, 3)						6-3		1B	1B	4	0	1	0	0	0	2		
Dick Schofield, S OBP: 0.331, SLG: 0.260 (7, PR)	4-3					4-3		3B	1B	0	1	0	0	0	0	0		
Dick Stuart, R OBP: 0.280, SLG: 0.462 (8, 3)								1-3	1B	0	0	0	0	0	0	0		
Bob Skinner, L OBP: 0.390, SLG: 0.473 (1, 7)						K		K	1B	4	2	2	1	0	2	3		
Frank Thomas, R OBP: 0.349, SLG: 0.558 (1, 5)						L8		SF8	1B	1	1	0	1	2	0	1		
Bill Mazerowski, R OBP: 0.310, SLG: 0.439 (1, 4)						6-3		3H	3B	4	0	3	3	0	0	0		
Dick Groat, R OBP: 0.314, SLG: 0.387 (1, 6)								3H	1B	3	0	1	0	1	0	4		
Danny Kravitz, L OBP: 0.279, SLG: 0.278 (1, 2)						4-3		1-3	F4	4	0	0	0	0	0	4		
Bob Friend, R ERA: 3.22 (1, 1)						1-3		F8		4	0	1	1	0	0	1		
Roy Face, R ERA: 2.0 (9, 1)										0	0	0	0	0	0	0		
Inning Stats	R: 2 E: 0 K: 0 S: 3	H: 3 LOB: 2 BB: 2 P: 13	R: 0 E: 0 K: 1 S: 6	H: 1 LOB: 1 BB: 0 P: 6	R: 0 E: 0 K: 0 S: 4	H: 1 LOB: 1 BB: 0 P: 4	R: 2 E: 0 K: 0 S: 6	H: 3 LOB: 2 BB: 1 P: 10	R: 0 E: 0 K: 1 S: 3	H: 0 LOB: 0 BB: 0 P: 3	R: 2 E: 0 K: 1 S: 8	H: 3 LOB: 2 BB: 0 P: 8	R: 0 E: 0 K: 0 S: 3	H: 0 LOB: 0 BB: 0 P: 3	1B: 8 2B: 1 3B: 2 HR: 0	SF: 1 SAC: 0 DP: 0 HBP: 0	WP: 0 PB: 0 CS: 0	PA: 37
PITCHER	IP WLS BF H R ER SO BB IBB HBP BLK WP HR S P ERA WHIP																	
Warren Spahn, L ERA: 3.22 (1, 1)	6.2 L 33 11 6 6 2 2 2 1 0 0 0 0 0 4 4 8.10 1.950																	
Joey Jay, R ERA: 2.0 (7, 1)	1.1 4 0 0 0 0 0 0 0 0 0 0 0 0 4 4 0.00 0.000																	

Batter	1	2	3	4	5	6	7	8	9	AB	R	H	RBI	BB	SO	LOB	TOP						
Bill Bruton, L OBP: 0.314, SLG: 0.338 (1, 8)	0-0 4-3		0-0 F8			0-0 3-1		0-3 K		4	0	0	0	0	1	0	Milwaukee Braves @ Pittsburgh Pirates Forbes Field, Pittsburgh, PA Tue Aug 12 1958, 7:05 PM EDT Att: 36,867 - Unknown						
Red Schoendienst, S OBP: 0.325, SLG: 0.321 (1, 4)	0-0 4-3		0-0 L9			0-0 F7			0-0 4-3	4	0	0	0	0	0	0							
Eddie Mathews, L OBP: 0.358, SLG: 0.490 (1, 5)	4-0 BB		0-0 F6			4-0 BB			0-0 3-1	2	0	0	0	2	0	0							
Hank Aaron, R OBP: 0.381, SLG: 0.575 (1, 9)	0-0 1-3			0-0 4-3		0-0 F4			0-0 WP 2B	4	0	1	0	0	0	2							
Joe Adcock, R OBP: 0.316, SLG: 0.513 (1, 7)		0-0 6-3		0-3 K			0-0 6-3		4-0 2-3 BB	3	0	0	0	1	1	0							
Frank Torre, L OBP: 0.393, SLG: 0.410 (1, 3)		0-0 HBP G1-2-3 2B		0-0 4-3			0-0 P8		0-0 F8	4	0	1	0	0	0	2							
Del Crandall, R OBP: 0.348, SLG: 0.473 (1, 2)		4-0 HBP BB			0-0 F6		0-0 F8			2	0	0	0	1	0	0							
Johnny Logan, R OBP: 0.308, SLG: 0.365 (1, 6)		1-0 HBP		0-3 K2-3				0-0 F8		2	0	0	0	0	1	0							
Bob Rush, R OBP: 0.216, SLG: 0.200 (8, PH)		0-0 G1-2-3		0-3 K				0-0 F7		2	0	0	0	0	1	3							
Harry Hanebrink, L OBP: 0.294, SLG: 0.325 (8, PH)										1	0	0	0	0	0	0							
Don McMahon, R OBP: 0.333, SLG: 0.143 (8, 1)										0	0	0	0	0	0	0							
Bob Trowbridge, R OBP: 0.111, SLG: 0.111 (8, 1)										0	0	0	0	0	0	0							
Inning Stats	R: 0 E: 0 K: 0 S: 3	H: 0 LOB: 1 BB: 1 P: 7	R: 0 E: 0 K: 0 S: 3	H: 1 LOB: 2 BB: 1 P: 8	R: 0 E: 0 K: 1 S: 5	H: 0 LOB: 0 BB: 0 P: 3	R: 0 E: 0 K: 1 S: 5	H: 0 LOB: 0 BB: 0 P: 5	R: 0 E: 0 K: 2 S: 7	H: 0 LOB: 1 BB: 1 P: 7	R: 0 E: 0 K: 0 S: 3	H: 0 LOB: 0 BB: 0 P: 3	R: 0 E: 0 K: 1 S: 5	H: 0 LOB: 0 BB: 0 P: 5	R: 0 E: 0 K: 0 S: 4	H: 1 LOB: 2 BB: 1 P: 8	1B: 0 2B: 2 3B: 0 HR: 0	SF: 0 SAC: 0 DP: 1 HBP: 1	WP: 1 PB: 0 CS: 0	PA: 33			
PITCHER George Witt, R ERA: 1.63 (1, 1)	IP: 9.0 WLS: W BF: 33 H: 2 R: 0 ER: 0 SO: 4 BB: 4 IBB: 0 HBP: 1 BLK: 0 WP: 1 HR: 0 S: 36 P: 53 ERA: 0.00 WHIP: 0.667											PITCHER George Witt, R ERA: 1.63 (1, 1)	IP: 9.0 WLS: W BF: 33 H: 2 R: 0 ER: 0 SO: 4 BB: 4 IBB: 0 HBP: 1 BLK: 0 WP: 1 HR: 0 S: 36 P: 53 ERA: 0.00 WHIP: 0.667										



Batter	1	2	3	4	5	6	7	8	9	AB	R	H	RBI	BB	SO	LOB	BOTTOM						
Bill Virdon, L OBP: 0.334, SLG: 0.408 (1, 8)	0-0 FC4-6 1B		0-0 1B		0-0 F9		0-0 L3	0-0 5-3 1B 1-2 2-H 2-H		5	1	3	2	0	0	0	Milwaukee Braves @ Pittsburgh Pirates Forbes Field, Pittsburgh, PA Tue Aug 12 1958, 7:05 PM EDT Att: 36,867 - Unknown						
Roberto Clemente, R OBP: 0.333, SLG: 0.384 (1, 9)	0-0 FC4-6 1-2		0-0 F3		0-0 L3		0-0 5-3	0-0 5-3 1B 1-2 2-H		5	1	1	1	0	0	2							
Ted Kluszewski, L OBP: 0.352, SLG: 0.384 (1, 3)	0-0 F9		0-0 F5		0-0 E1 HR		0-0 F9	0-0 5-3 1-2 2-3		5	1	0	0	0	0	4							
Bob Skinner, L OBP: 0.390, SLG: 0.476 (1, 7)	0-0 F7 1-3		0-0 4-3		0-0 F8		0-0 K BB	0-0 1B BB 1B 2B		4	2	1	2	1	0	2							
Frank Thomas, R OBP: 0.349, SLG: 0.566 (1, 5)		0-0 F8		0-0 4-3		0-0 HR		0-0 K 2B		5	1	2	3	0	1	1							
Bill Mazerowski, R OBP: 0.316, SLG: 0.442 (1, 4)		0-0 1B		4-0 1B BB		0-0 G3 1B		0-0 1B F9 1B		4	1	3	0	1	0	1							
Dick Groat, R OBP: 0.316, SLG: 0.388 (1, 6)		0-3 K		0-0 1B		0-0 G3		0-0 1B 1B 1B		4	1	2	1	0	1	2							
Danny Kravitz, L OBP: 0.289, SLG: 0.272 (1, 2)		0-0 F9		0-0 F2		4-0 IBB		4-0 1B 1B IBB		2	1	0	0	2	0	3							
George Witt, R OBP: 0.154, SLG: 0.154 (1, 1)			0-0 6-3		0-0 6-3		0-0 6-3	0-0 1-2 2-3 3-H 1B 1B		4	1	1	1	0	0	2							
Inning Stats	R: 0 E: 0 K: 0 S: 4	H: 1 LOB: 1 BB: 0 P: 4	R: 0 E: 0 K: 1 S: 6	H: 1 LOB: 1 BB: 0 P: 6	R: 0 E: 0 K: 0 S: 4	H: 1 LOB: 2 BB: 1 P: 8	R: 0 E: 0 K: 0 S: 4	H: 1 LOB: 2 BB: 1 P: 10	R: 0 E: 0 K: 1 S: 12	H: 7 LOB: 1 BB: 2 P: 20	1B: 10 2B: 1 3B: 1 HR: 1	SF: 0 SAC: 0 DP: 0 HBP: 0	WP: 0 PB: 0 CS: 0	PA: 42									
PITCHER Bob Rush, R ERA: 3.94 (1, 1)	IP: 7.0 WLS: L BF: 30 H: 6 R: 2 ER: 1 SO: 1 BB: 1 IBB: 1 HBP: 0 BLK: 0 WP: 0 HR: 1 S: 30 P: 38 ERA: 1.29 WHIP: 1.000											PITCHER Don McMahon, R ERA: 4.27 (8, 1)	IP: 0.1 WLS: 7 BF: 4 H: 6 R: 6 ER: 6 SO: 1 BB: 1 IBB: 0 HBP: 0 BLK: 0 WP: 0 HR: 7 S: 15 P: 15 ERA: 162.00 WHIP: 15.000										
PITCHER Bob Trowbridge, R ERA: 3.19 (8, 1)	IP: 0.2 WLS: 5 BF: 3 H: 2 R: 2 ER: 2 SO: 0 BB: 0 IBB: 0 HBP: 0 BLK: 0 WP: 0 HR: 5 S: 5 P: 5 ERA: 27.00 WHIP: 4.500											PITCHER George Witt, R ERA: 1.63 (1, 1)	IP: 0.2 WLS: 5 BF: 3 H: 2 R: 2 ER: 2 SO: 0 BB: 0 IBB: 0 HBP: 0 BLK: 0 WP: 0 HR: 5 S: 5 P: 5 ERA: 27.00 WHIP: 4.500										



Batter	1	2	3	4	5	6	7	8	9	AB	R	H	RBI	BB	SO	LOB	TOP					
Red Schoendienst, S (1.4)										4	1	1	1	0	2	2	Milwaukee Braves @ Cincinnati Redlegs Crosley Field, Cincinnati, OH Wed Aug 13 1958, 7:05 PM EDT Unknown					
Johnny Logan, R (1.6)										5	0	2	1	0	1	2						
Eddie Mathews, L (1.5)										5	1	2	1	0	0	2						
Hank Aaron, R (1.9)										5	2	3	0	0	0	0						
Joe Adcock, R (1.3)										3	1	2	2	1	0	0						
Casey Wise, S (8, PR)										0	1	0	0	0	0	0						
Frank Torre, L (8.3)										1	0	0	0	0	0	1						
Andy Pafo, R (1.7)										5	1	2	2	0	0	1						
Del Rice, R (1.2)										4	1	1	0	1	0	3						
Felix Mantilla, R (1.8)										3	0	0	0	1	1	4						
Juan Pizarro, L (1.1)										4	1	2	2	0	0	1						
Inning Stats	R: 3 E: 0 K: 0 S: 6	H: 4 LOB: 0 BB: 0 P: 6	R: 0 E: 0 K: 0 S: 3	H: 0 LOB: 1 BB: 1 P: 7	R: 0 E: 0 K: 0 S: 3	H: 0 LOB: 0 BB: 0 P: 3	R: 0 E: 0 K: 0 S: 3	H: 0 LOB: 1 BB: 1 P: 7	R: 0 E: 0 K: 1 S: 6	H: 1 LOB: 1 BB: 0 P: 6	R: 0 E: 0 K: 0 S: 4	H: 1 LOB: 1 BB: 0 P: 4	R: 0 E: 0 K: 3 S: 10	H: 1 LOB: 1 BB: 0 P: 10	R: 6 E: 0 K: 0 S: 9	H: 6 LOB: 1 BB: 1 P: 13	R: 0 E: 0 K: 0 S: 4	H: 2 LOB: 1 BB: 0 P: 4	1B: 10 2B: 4 3B: 0 HR: 1	SF: 0 SAC: 1 DP: 0 HBP: 0	WP: 0 PB: 0 SB: 0 CS: 2	PA: 43
PITCHER	IP WLS BF H R ER SO BB IBB HBP BLK WP HR S P ERA WHIP																					
Joe Nuxhall, L (1.1)	7.0 L 33 10 7 7 4 2 1 0 0 0 1 38 50 9.00 1.714																					
Hal Jeffcoat, R (8.1)	2.0 10 5 2 2 0 0 0 0 0 0 0 10 10 9.00 2.500																					

Batter	1	2	3	4	5	6	7	8	9	AB	R	H	RBI	BB	SO	LOB	BOTTOM			
Alex Grammas, R (1.5)										4	1	1	0	0	0	2	Milwaukee Braves @ Cincinnati Redlegs Crosley Field, Cincinnati, OH Wed Aug 13 1958, 7:05 PM EDT Unknown			
Pete Whisenant, R (1.9)										4	0	0	0	0	1	4				
Frank Robinson, R (1.8)										4	1	3	1	0	0	0				
Walt Dropo, R (1.3)										3	0	1	1	1	0	1				
Smoky Burgess, L (1.2)										4	0	0	0	0	1	4				
Bob Thurman, L (1.7)										3	0	1	0	0	1	3				
Roy McMillan, R (1.6)										3	0	0	0	1	1	3				
Eddie Miksis, R (1.4)										3	0	1	0	0	0	0				
Gus Bell, L (9, PH)										1	0	0	0	0	0	1				
Joe Nuxhall, L (1.1)										3	0	0	0	0	1	2				
Hal Jeffcoat, R (8.1)										0	0	0	0	0	0	0				
Don Hoak, R (9, PH)										1	0	0	0	0	1	1				
Inning Stats	R: 1 E: 1 K: 2 S: 10	H: 2 LOB: 2 BB: 0 P: 10	R: 0 E: 0 K: 1 S: 6	H: 1 LOB: 2 BB: 1 P: 10	R: 0 E: 0 K: 0 S: 4	H: 1 LOB: 1 BB: 0 P: 4	R: 0 E: 0 K: 0 S: 3	H: 0 LOB: 0 BB: 0 P: 3	R: 0 E: 0 K: 0 S: 3	H: 1 LOB: 1 BB: 1 P: 7	R: 0 E: 0 K: 0 S: 3	H: 0 LOB: 0 BB: 0 P: 3	R: 0 E: 0 K: 1 S: 6	H: 1 LOB: 0 BB: 0 P: 6	R: 0 E: 0 K: 2 S: 7	H: 0 LOB: 1 BB: 0 P: 8	1B: 5 2B: 1 3B: 0 HR: 1	SF: 0 SAC: 0 DP: 2 HBP: 1	WP: 0 PB: 0 SB: 0 CS: 0	PA: 36
PITCHER	IP WLS BF H R ER SO BB IBB HBP BLK WP HR S P ERA WHIP																			
Juan Pizarro, L (1.1)	9.0 W 36 7 2 1 6 2 0 1 0 0 1 45 54 1.00 1.000																			

Batter	1	2	3	4	5	6	7	8	9	AB	R	H	RBI	BB	SO	LOB	TOP					
Bill Bruton, L OBP: 0.316, SLG: 0.358 (1, 8)										5	1	2	1	0	0	1	Milwaukee Braves @ Cincinnati Redlegs Crosley Field, Cincinnati, OH Thu Aug 14 1958, 7:05 PM EDT Att: 13,643 - Unknown					
Casey Wise, S OBP: 0.176, SLG: 0.200 (1, 4)										5	0	2	0	0	0	1						
Eddie Mathews, L OBP: 0.360, SLG: 0.493 (1, 5)										5	0	0	0	0	1	3						
Hank Aaron, R OBP: 0.380, SLG: 0.573 (1, 9)										5	0	1	0	0	0	2						
Wes Covington, L OBP: 0.383, SLG: 0.671 (1, 7)										3	1	1	0	1	1	0						
Felix Mantilla, R OBP: 0.271, SLG: 0.361 (8, PR)										0	1	0	0	0	0	0						
Andy Pafko, R OBP: 0.310, SLG: 0.325 (8, 7)										0	0	0	0	0	0	0						
Frank Torre, L OBP: 0.393, SLG: 0.414 (1, 3)										4	0	2	0	0	0	4						
Del Crandall, R OBP: 0.351, SLG: 0.480 (1, 2)										4	0	2	1	0	0	2						
Johnny Logan, R OBP: 0.308, SLG: 0.364 (1, 6)										1	0	0	0	0	0	1						
Joe Koppe, R OBP: 0.500, SLG: 0.500 (4, PH)										3	0	2	0	0	1	1						
Joey Jay, S OBP: 0.171, SLG: 0.094 (1, 1)										4	0	0	0	0	1	7						
Warren Spahn, L OBP: 0.402, SLG: 0.481 (9, 1)										0	0	0	0	0	0	0						
Inning Stats	R: 1 E: 0 K: 0 S: 4	H: 1 LOB: 0 BB: 0 P: 4	R: 1 E: 1 K: 1 S: 7	H: 2 LOB: 1 BB: 0 P: 7	R: 0 E: 0 K: 0 S: 5	H: 2 LOB: 3 BB: 1 P: 9	R: 0 E: 0 K: 1 S: 6	H: 1 LOB: 1 BB: 0 P: 6	R: 0 E: 0 K: 1 S: 3	H: 0 LOB: 0 BB: 0 P: 3	R: 0 E: 0 K: 1 S: 7	H: 2 LOB: 2 BB: 0 P: 7	R: 0 E: 0 K: 1 S: 6	H: 1 LOB: 1 BB: 0 P: 6	R: 1 E: 1 K: 0 S: 5	H: 2 LOB: 2 BB: 0 P: 5	R: 0 E: 0 K: 0 S: 4	H: 1 LOB: 1 BB: 0 P: 4	1B: 7 2B: 3 3B: 1 HR: 1	SF: 0 SAC: 0 DP: 0 HBP: 0	WP: 0 PB: 0 SB: 0 CS: 0	PA: 40
PITCHER Don Newcombe, R ERA: 5.38 (1, 1)	IP: 9.0 WLS: L BF: 40	H: 12 R: 3 ER: 2 SO: 4	BB: 1 IBB: 0 HBP: 0 BLK: 0	WP: 0 HR: 1 S: 47 P: 51	ERA: 2.00 WHIP: 1.444	PITCHER										IP: 9.0 WLS: L BF: 40	H: 12 R: 3 ER: 2 SO: 4	BB: 1 IBB: 0 HBP: 0 BLK: 0	WP: 0 HR: 1 S: 47 P: 51	ERA: 2.00 WHIP: 1.444		

Batter	1	2	3	4	5	6	7	8	9	AB	R	H	RBI	BB	SO	LOB	BOTTOM			
Alex Grammas, R OBP: 0.283, SLG: 0.257 (1, 5)										3	0	0	0	1	0	1	Milwaukee Braves @ Cincinnati Redlegs Crosley Field, Cincinnati, OH Thu Aug 14 1958, 7:05 PM EDT Att: 13,643 - Unknown			
Jerry Lynch, L OBP: 0.298, SLG: 0.444 (1, 9)										4	0	1	0	0	0	3				
George Crowe, L OBP: 0.360, SLG: 0.432 (1, 3)										3	0	0	0	1	1	3				
Frank Robinson, R OBP: 0.339, SLG: 0.484 (1, 8)										3	0	0	0	1	0	4				
Ed Bailey, L OBP: 0.335, SLG: 0.396 (1, 2)										1	0	0	0	3	1	1				
Bob Thurman, L OBP: 0.326, SLG: 0.416 (1, 7)										2	0	0	0	1	0	3				
Pete Whisenant, R OBP: 0.275, SLG: 0.422 (9, PH)										1	0	0	0	0	0	1				
Roy McMillan, R OBP: 0.306, SLG: 0.284 (1, 6)										3	0	0	0	0	1	4				
Smoky Burgess, L OBP: 0.350, SLG: 0.401 (9, PH)										0	0	0	0	1	0	0				
Eddie Miksis, R OBP: 0.229, SLG: 0.140 (1, 4)										3	0	0	0	0	1	2				
Walt Dropo, R OBP: 0.308, SLG: 0.422 (9, PH)										1	0	0	0	0	1	1				
Don Newcombe, L OBP: 0.367, SLG: 0.409 (1, 1)										2	0	0	0	1	0	0				
Inning Stats	R: 0 E: 0 K: 0 S: 3	H: 0 LOB: 1 BB: 1 P: 7	R: 0 E: 0 K: 0 S: 3	H: 0 LOB: 1 BB: 1 P: 7	R: 0 E: 0 K: 1 S: 5	H: 0 LOB: 1 BB: 1 P: 9	R: 0 E: 0 K: 0 S: 2	H: 0 LOB: 2 BB: 2 P: 10	R: 0 E: 0 K: 1 S: 6	H: 1 LOB: 1 BB: 0 P: 6	R: 0 E: 0 K: 2 S: 6	H: 0 LOB: 1 BB: 1 P: 10	R: 0 E: 1 K: 0 S: 4	H: 0 LOB: 2 BB: 1 P: 8	R: 0 E: 0 K: 1 S: 4	H: 0 LOB: 1 BB: 2 P: 12	1B: 1 2B: 1 3B: 0 HR: 0	SF: 0 SAC: 0 DP: 3 HBP: 0	WP: 0 PB: 0 SB: 0 CS: 1	PA: 35
PITCHER Joey Jay, R ERA: 1.83 (1, 1)	IP: 8.0 WLS: W BF: 32	H: 1 R: 0 ER: 0 SO: 4	BB: 8 IBB: 0 HBP: 0 BLK: 0	WP: 0 HR: 0 S: 32 P: 64	ERA: 0.00 WHIP: 1.125	PITCHER										IP: 1.0 WLS: S BF: 3	H: 0 R: 0 ER: 0 SO: 1	BB: 1 IBB: 0 HBP: 0 BLK: 0	WP: 0 HR: 0 S: 4 P: 8	ERA: 0.00 WHIP: 1.000

Batter	1	2	3	4	5	6	7	8	9	AB	R	H	RBI	BB	SO	LOB	TOP			
Richie Ashburn, L OBP: 0.433, SLG: 0.440 (1, 8) X	0-0 6-3		0-0 E 1B 1B		0-0 CS 1B			0-0 4-3 SH1-4 1B		4	0	3	0	0	0	0	Philadelphia Phillies @ Milwaukee Braves Milwaukee County Stadium, Milwaukee, WI Fri Aug 15 1958, 8:05 PM EDT Att: 35,552 - Unknown livebaseballscorecards.com			
Bobby Young, L OBP: 0.185, SLG: 0.250 (1, 4) X	0-0 4-3		0-0 E8 1-3 1B		0-0 3-1 1-2			0-0 SH1-4 1-2		3	0	1	0	0	0	1				
Harry Anderson, L OBP: 0.365, SLG: 0.488 (1, 7) X	0-0 L9		0-3 K		0-0 4-3			0-0 4-3 2-3		4	0	0	0	0	1	3				
Wally Post, R OBP: 0.363, SLG: 0.448 (1, 9) X		0-0 4-3		0-0 F8		0-0 2B		0-0 F7		4	0	1	0	0	0	1				
Ed Bouchee, L OBP: 0.357, SLG: 0.355 (1, 3) X		4-0 BB		0-0 4-3		0-3 K		0-0 FC3-6 1B		3	0	1	0	1	1	1				
Willie Jones, R OBP: 0.351, SLG: 0.416 (9, PR) X		0-3 K		4-0 BB BB		0-0 F7		0-0 FC3-6 1-2		3	0	0	0	0	1	3				
Curt Simmons, L OBP: 0.224, SLG: 0.229 (9, PR) X				4-0 BB BB						0	0	0	0	0	0	0				
Chico Fernandez, R OBP: 0.275, SLG: 0.315 (9, PH) X				4-0 BB						2	0	0	0	1	0	1				
Solly Hemus, L OBP: 0.397, SLG: 0.439 (9, PH) X				1-2 BB						1	0	0	0	0	0	1				
Carl Sawatski, L OBP: 0.285, SLG: 0.294 (1, 2) X				0-0 F8		0-0 1-3		0-0 K		0	0	0	0	0	0	0				
Robin Roberts, S OBP: 0.286, SLG: 0.271 (1, 1) X				0-0 4-3		0-0 4-3		0-0 F5		3	0	0	0	0	0	0				
Inning Stats	R: 0 E: 0 K: 0 S: 3	H: 0 LOB: 0 BB: 0 P: 3	R: 0 E: 0 K: 1 S: 5	H: 0 LOB: 1 BB: 1 P: 9	R: 0 E: 1 K: 1 S: 7	H: 2 LOB: 2 BB: 0 P: 7	R: 0 E: 0 K: 0 S: 3	H: 0 LOB: 2 BB: 2 P: 11	R: 0 E: 0 K: 0 S: 6	H: 1 LOB: 0 BB: 0 P: 3	R: 0 E: 0 K: 1 S: 5	H: 0 LOB: 0 BB: 0 P: 5	R: 0 E: 0 K: 0 S: 4	H: 1 LOB: 1 BB: 0 P: 4	R: 0 E: 0 K: 0 S: 4	H: 1 LOB: 1 BB: 0 P: 4	1B: 5 2B: 1 3B: 0 HR: 0	SF: 0 SAC: 1 DP: 0 HBP: 0	WP: 0 PB: 0 SB: 0 CS: 1	PA: 35
PITCHER Carl Willey, R ERA: 2.1 (1, 1)	IP: 9.0 WLS: W BF: 35 H: 6 R: 0 ER: 0 SO: 4 BB: 3 IBB: 0 HBP: 0 BLK: 0 WP: 0 HR: 0 S: 40 P: 52 ERA: 0.00 WHIP: 1.000																			

Batter	1	2	3	4	5	6	7	8	9	AB	R	H	RBI	BB	SO	LOB	BOTTOM			
Bill Bruton, L OBP: 0.319, SLG: 0.361 (1, 8) X	0-0 1B		0-0 1B		0-0 6-3			0-0 5-3		4	0	2	0	0	0	0	Philadelphia Phillies @ Milwaukee Braves Milwaukee County Stadium, Milwaukee, WI Fri Aug 15 1958, 8:05 PM EDT Att: 35,552 - Unknown livebaseballscorecards.com			
Red Schoendienst, S OBP: 0.323, SLG: 0.322 (1, 4) X	0-0 L8		0-0 F8			0-0 FC1-6 1B		0-0 P6		4	0	1	0	0	0	2				
Eddie Mathews, L OBP: 0.359, SLG: 0.489 (1, 5) X	0-0 F2		0-3 K			0-0 FC1-6 1-2		4-0 1B S BB		3	1	0	0	1	1	3				
Hank Aaron, R OBP: 0.381, SLG: 0.572 (1, 9) X	0-0 1-3 1B				0-0 P5		0-0 P6		0-0 1B 1-3 1B		4	0	2	0	0	1				
Wes Covington, L OBP: 0.385, SLG: 0.668 (8, PR) X	0-0 6-3				0-0 PB 1B 1B		0-0 5-3		0-0 1-3 3-H 1B		4	0	2	1	0	0				
Felix Mantilla, R OBP: 0.271, SLG: 0.361 (9, 7) X										0	0	0	0	0	0	0				
Andy Pafko, R OBP: 0.310, SLG: 0.325 (9, 7) X										0	0	0	0	0	0	0				
Frank Torre, L OBP: 0.391, SLG: 0.411 (1, 3) X		0-0 F7		0-0 FC6-4 1B 1-H		0-0 F7		0-0 4-3		4	0	1	0	0	0	2				
Del Crandall, R OBP: 0.349, SLG: 0.476 (1, 2) X		0-3 K		0-0 FC6-4 1-2		0-0 F7				3	0	0	0	0	1	1				
Johnny Logan, R OBP: 0.308, SLG: 0.366 (1, 6) X		0-0 P3			0-3 K		0-0 2B			3	0	1	0	0	1	0				
Carl Willey, R OBP: 0.118, SLG: 0.147 (1, 1) X			0-3 K		0-3 K		0-0 P4			3	0	0	0	0	2	1				
Inning Stats	R: 0 E: 0 K: 0 S: 5	H: 2 LOB: 2 BB: 0 P: 5	R: 0 E: 0 K: 1 S: 5	H: 0 LOB: 0 BB: 0 P: 5	R: 0 E: 0 K: 2 S: 8	H: 1 LOB: 1 BB: 0 P: 8	R: 0 E: 0 K: 0 S: 4	H: 2 LOB: 1 BB: 0 P: 4	R: 0 E: 0 K: 2 S: 7	H: 0 LOB: 0 BB: 0 P: 7	R: 0 E: 0 K: 0 S: 4	H: 1 LOB: 1 BB: 0 P: 4	R: 0 E: 0 K: 0 S: 4	H: 1 LOB: 1 BB: 0 P: 4	R: 1 E: 0 K: 0 S: 5	H: 2 LOB: 2 BB: 1 P: 9	1B: 8 2B: 1 3B: 0 HR: 0	SF: 0 SAC: 0 DP: 0 HBP: 0	WP: 0 PB: 1 SB: 1 CS: 0	PA: 33
PITCHER Robin Roberts, R ERA: 3.11 (1, 1)	IP: 8.0 WLS: L BF: 33 H: 9 R: 1 ER: 1 SO: 5 BB: 1 IBB: 0 HBP: 0 BLK: 0 WP: 0 HR: 0 S: 42 P: 46 ERA: 1.12 WHIP: 1.250																			

Batter	1	2	3	4	5	6	7	8	9	AB	R	H	RBI	BB	SO	LOB	TOP			
Richie Ashburn, L OBP: 0.434, SLG: 0.440										4	1	2	0	0	0	1				
Bobby Young, L OBP: 0.200, SLG: 0.350										4	0	1	1	0	1	2				
Bob Bowman, R OBP: 0.339, SLG: 0.535										4	0	1	0	0	0	1				
Wally Post, R OBP: 0.365, SLG: 0.458										4	0	2	0	0	0	3				
Ed Bouchee, L OBP: 0.350, SLG: 0.347										4	0	0	0	0	3	3				
Willie Jones, R OBP: 0.216, SLG: 0.412										3	0	0	0	1	0	0				
Chico Fernandez, R OBP: 0.274, SLG: 0.314										4	0	1	0	0	0	2				
Stan Lopata, R OBP: 0.398, SLG: 0.433										4	0	1	0	0	1	1				
Curt Simmons, L OBP: 0.216, SLG: 0.220										3	0	0	0	0	1	1				
Rip Repulski, R OBP: 0.305, SLG: 0.477										1	0	0	0	0	0	1				
Inning Stats	R: 1 E: 0 K: 1 S: 7	H: 2 LOB: 1 BB: 0 P: 7	R: 0 E: 0 K: 1 S: 5	H: 0 LOB: 0 BB: 0 P: 5	R: 0 E: 0 K: 1 S: 7	H: 2 LOB: 2 BB: 0 P: 7	R: 0 E: 0 K: 1 S: 5	H: 0 LOB: 0 BB: 0 P: 5	R: 0 E: 1 K: 1 S: 6	H: 1 LOB: 1 BB: 0 P: 6	R: 0 E: 0 K: 0 S: 3	H: 0 LOB: 0 BB: 0 P: 3	R: 0 E: 0 K: 0 S: 4	H: 1 LOB: 1 BB: 0 P: 4	R: 0 E: 0 K: 0 S: 4	H: 1 LOB: 1 BB: 0 P: 4	1B: 6 2B: 0 3B: 2 HR: 0	SF: 0 SAC: 1 DP: 0 HBP: 0	WP: 0 PB: 0 SB: 0 CS: 0	PA: 36
PITCHER Warren Spahn, L ERA: 3.11	IP: 9.0 WLS: W BF: 36 H: 8 R: 1 ER: 1 SO: 6 BB: 1 IBB: 0 HBP: 0 BLK: 0 WP: 0 HR: 0 S: 47 P: 51 ERA: 1.00 WHIP: 1.000																			

Philadelphia Phillies @ Milwaukee Braves
Milwaukee County Stadium, Milwaukee, WI
Sat Aug 16 1958, 4:33 AM EDT
Att: 31,869 - Unknown

AB 35
R 1
H 8
RBI 1
BB 1
SO 6
LOB 15





Batter	1	2	3	4	5	6	7	8	9	AB	R	H	RBI	BB	SO	LOB	BOTTOM			
Felix Mantilla, R OBP: 0.276, SLG: 0.360										3	1	1	0	1	1	3				
Casey Wise, S OBP: 0.188, SLG: 0.208										3	0	1	0	0	0	2				
Eddie Mathews, L OBP: 0.358, SLG: 0.486										4	0	1	0	0	1	2				
Hank Aaron, R OBP: 0.384, SLG: 0.573										3	1	2	1	1	1	1				
Joe Adcock, R OBP: 0.317, SLG: 0.521										4	0	1	0	0	1	4				
Frank Torre, L OBP: 0.391, SLG: 0.411										0	0	0	0	0	0	0				
Andy Pafko, R OBP: 0.303, SLG: 0.320										2	0	0	1	0	0	0				
Del Crandall, R OBP: 0.349, SLG: 0.473										2	0	0	0	1	0	0				
Johnny Logan, R OBP: 0.306, SLG: 0.363										3	0	0	0	0	1	2				
Warren Spahn, L OBP: 0.411, SLG: 0.475										1	0	0	0	1	0	0				
Inning Stats	R: 0 E: 0 K: 1 S: 5	H: 0 LOB: 0 BB: 0 P: 5	R: 1 E: 0 K: 1 S: 7	H: 2 LOB: 3 BB: 1 P: 12	R: 0 E: 0 K: 2 S: 8	H: 1 LOB: 1 BB: 0 P: 8	R: 0 E: 0 K: 1 S: 5	H: 0 LOB: 0 BB: 0 P: 5	R: 0 E: 0 K: 0 S: 2	H: 0 LOB: 1 BB: 2 P: 10	R: 0 E: 0 K: 0 S: 2	H: 0 LOB: 0 BB: 1 P: 6	R: 0 E: 0 K: 0 S: 3	H: 0 LOB: 0 BB: 0 P: 3	R: 1 E: 0 K: 0 S: 5	H: 3 LOB: 1 BB: 0 P: 5	1B: 5 2B: 2 3B: 0 HR: 0	SF: 1 SAC: 1 DP: 3 HBP: 1	WP: 0 PB: 0 SB: 0 CS: 0	PA: 32
PITCHER Curt Simmons, L ERA: 4.68	IP: 8.0 WLS: L BF: 32 H: 6 R: 2 ER: 2 SO: 5 BB: 4 IBB: 0 HBP: 1 BLK: 0 WP: 0 HR: 0 S: 37 P: 54 ERA: 2.25 WHIP: 1.250																			

Philadelphia Phillies @ Milwaukee Braves
Milwaukee County Stadium, Milwaukee, WI
Sat Aug 16 1958, 4:33 AM EDT
Att: 31,869 - Unknown

AB 25
R 2
H 6
RBI 2
BB 4
SO 5
LOB 14



Batter	1	2	3	4	5	6	7	8	9	AB	R	H	RBI	BB	SO	LOB	TOP					
Richie Ashburn, L (1, 8) OBP: 0.436, SLG: 0.441	4-0 G3-6 BB		0-0 4-3 2-3			0-0 FC6-4 1B		4-0 BB		2	0	1	0	2	0	1	Philadelphia Phillies @ Milwaukee Braves Milwaukee County Stadium, Milwaukee, WI Sun Aug 17 1958, 4:33 AM EDT Unknown 					
Bobby Young, L (1, 4) OBP: 0.208, SLG: 0.304	0-0 G3-6 1-2		4-0 BB			0-3 K		0-0 F8		3	0	0	0	1	1	3						
Bob Bowman, R (1, 7) OBP: 0.331, SLG: 0.522	0-3 K		0-3 K			0-0 P5		0-0 P4		4	0	0	0	0	2	4						
Wally Post, R (1, 9) OBP: 0.359, SLG: 0.450		0-0 F7		0-0 6-3		0-0 FC6-4 1-2		0-0 F8		4	0	0	0	0	0	1						
Ed Bouchee, L (1, 3) OBP: 0.358, SLG: 0.370		0-0 BLK WP 1B		4-0 G6-4-3 BB		0-3 K		0-0 HR		3	1	2	1	1	1	0						
Willie Jones, R (1, 5) OBP: 0.348, SLG: 0.410	0-0 5-3 1-3		0-0 G6-4-3 1-2			0-0 WP 5-3 1B		0-0 4-3		4	0	1	0	0	0	2						
Chico Fernandez, R (1, 6) OBP: 0.274, SLG: 0.311	0-3 K				0-0 F7		0-0 5-3 1-2	4-0 BB		3	0	0	0	1	1	2						
Stan Lopata, R (1, 2) OBP: 0.395, SLG: 0.426			4-0 4-3 SH2-4 BB		0-0 F9		0-3 K	0-3 K		3	0	0	0	1	2	2						
Don Cardwell, R (1, 1) OBP: 0.190, SLG: 0.238			0-0 SH2-4		0-3 K		0-0 F9			1	0	0	0	0	1	0						
Rip Repulski, R (8, PH) OBP: 0.303, SLG: 0.474			1-2							1	0	0	0	0	0	0						
John Anderson, R (8, 1)										0	0	0	0	0	0	0						
Inning Stats	R: 0 E: 0 K: 1 S: 4	H: 0 LOB: 0 BB: 1 P: 8	R: 0 E: 0 K: 1 S: 6	H: 1 LOB: 1 BB: 0 P: 6	R: 0 E: 0 K: 1 S: 5	H: 0 LOB: 2 BB: 2 P: 13	R: 0 E: 0 K: 0 S: 2	H: 0 LOB: 0 BB: 1 P: 6	R: 0 E: 0 K: 1 S: 5	H: 0 LOB: 0 BB: 0 P: 5	R: 0 E: 0 K: 1 S: 6	H: 1 LOB: 1 BB: 0 P: 6	R: 0 E: 0 K: 2 S: 8	H: 1 LOB: 1 BB: 0 P: 8	R: 0 E: 0 K: 0 S: 3	H: 0 LOB: 1 BB: 1 P: 7	R: 1 E: 0 K: 1 S: 6	H: 1 LOB: 1 BB: 1 P: 10	1B: 3 2B: 0 3B: 0 HR: 1	SF: 0 SAC: 1 DP: 2 HBP: 0	WP: 2 PB: 0 SB: 0 CS: 0	PA: 35
PITCHER Juan Pizarro, L (1, 1) ERA: 1.89	IP: 9.0 WLS: W BF: 35 H: 4 R: 1 ER: 1 SO: 8 BB: 6 IBB: 0 HBP: 0 BLK: 1 WP: 2 HR: 1 S: 45 P: 69 ERA: 1.00 WHIP: 1.111															PITCHER						

Batter	1	2	3	4	5	6	7	8	9	AB	R	H	RBI	BB	SO	LOB	BOTTOM					
Bill Bruton, L (1, 8) OBP: 0.318, SLG: 0.359	0-0 1B 1B	0-0 F7		0-3 K		0-0 E4				4	1	1	0	0	1	0	Philadelphia Phillies @ Milwaukee Braves Milwaukee County Stadium, Milwaukee, WI Sun Aug 17 1958, 4:33 AM EDT Unknown 					
Red Schoendienst, S (1, 4) OBP: 0.322, SLG: 0.321	0-0 1B 1-3		0-0 4-3	0-0 G3		0-0 F7				4	0	1	0	0	0	1						
Eddie Mathews, L (1, 5) OBP: 0.360, SLG: 0.485	0-0 F3		4-0 HBP HR BB	0-0 1B		0-0 F9				3	1	1	0	1	0	2						
Hank Aaron, R (1, 9) OBP: 0.385, SLG: 0.571	0-0 1B		4-0 HBP HR BB	0-3 K		0-0 5-3				3	1	1	1	1	1	1						
Wes Covington, L (1, 7) OBP: 0.295, SLG: 0.668	4-0 IBB		1-0 HR HBP		0-0 F8		0-0 F7			0	1	0	0	1	0	0						
Andy Pafko, R (4, 7) OBP: 0.299, SLG: 0.315			1-2 2-3 HR HBP		0-0 F8					2	0	0	0	0	0	0						
Frank Torre, L (1, 3) OBP: 0.392, SLG: 0.428	0-0 P6		0-0 HR		0-0 F8			0-0 1-3 2B		4	1	2	4	0	0	3						
Del Rice, R (1, 2) OBP: 0.317, SLG: 0.317	0-3 K		0-0 5-3		0-3 K			0-0 1-3		1	0	0	0	0	1	3						
Del Crandall, R (2, 2) OBP: 0.346, SLG: 0.469								0-0 2-3		3	0	0	0	0	1	1						
Johnny Logan, R (1, 6) OBP: 0.305, SLG: 0.362		0-0 F5		0-0 1B		0-0 F8		0-0 F3		4	0	1	0	0	0	1						
Juan Pizarro, L (1, 1) OBP: 0.364, SLG: 0.368		0-0 G3		0-3 K		0-0 P4		0-3 K2-3		4	0	0	0	0	2	2						
Inning Stats	R: 1 E: 0 K: 1 S: 8	H: 3 LOB: 3 BB: 1 P: 12	R: 0 E: 0 K: 0 S: 3	H: 0 LOB: 0 BB: 0 P: 3	R: 4 E: 0 K: 1 S: 7	H: 2 LOB: 1 BB: 2 P: 16	R: 0 E: 0 K: 2 S: 8	H: 1 LOB: 1 BB: 0 P: 8	R: 0 E: 0 K: 1 S: 5	H: 0 LOB: 0 BB: 0 P: 5	R: 0 E: 1 K: 0 S: 4	H: 0 LOB: 1 BB: 0 P: 4	R: 0 E: 0 K: 0 S: 3	H: 0 LOB: 0 BB: 0 P: 3	R: 0 E: 0 K: 1 S: 6	H: 1 LOB: 1 BB: 0 P: 6	R: 0 E: 0 K: 1 S: 6	H: 1 LOB: 1 BB: 0 P: 6	1B: 5 2B: 1 3B: 0 HR: 1	SF: 0 SAC: 0 DP: 0 HBP: 1	WP: 0 PB: 0 SB: 0 CS: 0	PA: 36
PITCHER Don Cardwell, R (1, 1) ERA: 3.97	IP: 7.0 WLS: L BF: 32 H: 6 R: 5 ER: 5 SO: 5 BB: 2 IBB: 1 HBP: 1 BLK: 0 WP: 0 HR: 1 S: 38 P: 51 ERA: 6.43 WHIP: 1.143															PITCHER						
John Anderson, R (8, 1)	IP: 1.0 WLS: L BF: 4 H: 1 R: 0 ER: 0 SO: 1 BB: 0 IBB: 0 HBP: 0 BLK: 0 WP: 0 HR: 0 S: 6 P: 6 ERA: 0.00 WHIP: 1.000															PITCHER						

Batter	1	2	3	4	5	6	7	8	9	AB	R	H	RBI	BB	SO	LOB	TOP			
Richie Ashburn, L OBP: 0.436, SLG: 0.440 (1, 8)										3	0	1	0	1	0	2				
Bobby Young, L OBP: 0.173, SLG: 0.259 (1, 4)										4	0	0	0	0	1	4				
Harry Anderson, L OBP: 0.361, SLG: 0.483 (1, 7)										4	0	0	0	0	0	1				
Wally Post, R OBP: 0.357, SLG: 0.451 (1, 9)										4	1	1	0	0	0	0				
Ed Bouchee, L OBP: 0.356, SLG: 0.364 (1, 3)										3	0	0	0	1	0	0				
Willie Jones, R OBP: 0.350, SLG: 0.411 (1, 5)										4	0	2	1	0	1	0				
Chico Fernandez, R OBP: 0.271, SLG: 0.308 (1, 6)										4	0	0	0	0	1	3				
Carl Sawatski, L OBP: 0.286, SLG: 0.290 (1, 2)										0	0	0	0	0	0	0				
Ray Semproch, R OBP: 0.104, SLG: 0.119 (1, 1)										3	0	1	0	0	0	0				
Inning Stats	R: 0 E: 0 K: 0 S: 2	H: 0 LOB: 0 BB: 1 P: 6	R: 0 E: 0 K: 0 S: 3	H: 0 LOB: 0 BB: 0 P: 3	R: 0 E: 0 K: 1 S: 6	H: 1 LOB: 2 BB: 1 P: 10	R: 1 E: 0 K: 0 S: 5	H: 2 LOB: 2 BB: 1 P: 9	R: 0 E: 0 K: 0 S: 4	H: 1 LOB: 1 BB: 0 P: 4	R: 0 E: 0 K: 1 S: 5	H: 0 LOB: 0 BB: 0 P: 5	R: 0 E: 0 K: 0 S: 3	H: 0 LOB: 0 BB: 0 P: 3	R: 0 E: 0 K: 1 S: 4	H: 1 LOB: 1 BB: 0 P: 4	1B: 4 2B: 1 3B: 0 HR: 0	SF: 0 SAC: 0 DP: 1 HBP: 0	WP: 0 PB: 0 SB: 0 CS: 0	PA: 34
PITCHER LeW Burdette, R ERA: 3.31 (1, 1)	IP: 9.0 WLS: W BF: 34 H: 5 R: 1 ER: 1 SO: 3 BB: 3 IBB: 0 HBP: 0 BLK: 0 WP: 0 HR: 0 S: 37 P: 49 ERA: 1.00 WHIP: 0.889															PITCHER				

Philadelphia Phillies @ Milwaukee Braves
Milwaukee County Stadium, Milwaukee, WI
Sun Aug 17 1958, 4:38 AM EDT
Att: 39,807 - Unknown

AB	29
R	1
H	5
RBI	1
BB	2
SO	3
LOB	10



Batter	1	2	3	4	5	6	7	8	9	AB	R	H	RBI	BB	SO	LOB	BOTTOM			
Bill Bruton, L OBP: 0.317, SLG: 0.357 (1, 8)										4	1	1	0	0	0	0				
Red Schoendienst, S OBP: 0.319, SLG: 0.317 (1, 4)										4	0	0	0	0	0	2				
Eddie Mathews, L OBP: 0.363, SLG: 0.490 (1, 5)										4	0	3	2	0	0	0				
Hank Aaron, R OBP: 0.382, SLG: 0.566 (1, 9)										4	0	0	0	0	1	3				
Wes Covington, L OBP: 0.392, SLG: 0.678 Andy Pafko, R OBP: 0.299, SLG: 0.315 (1, 7) (9, 7)										3	2	1	1	0	0	0				
Frank Torre, L OBP: 0.397, SLG: 0.434 (1, 3)										3	0	2	0	0	0	0				
Del Crandall, R OBP: 0.343, SLG: 0.464 (1, 2)										3	0	0	0	0	0	2				
Johnny Logan, R OBP: 0.306, SLG: 0.363 (1, 6)										2	0	1	1	0	0	1				
LeW Burdette, R OBP: 0.240, SLG: 0.292 (1, 1)										3	1	0	0	0	1	3				
Inning Stats	R: 0 E: 0 K: 0 S: 4	H: 1 LOB: 1 BB: 0 P: 4	R: 1 E: 0 K: 0 S: 5	H: 2 LOB: 1 BB: 0 P: 5	R: 0 E: 0 K: 1 S: 6	H: 1 LOB: 0 BB: 0 P: 6	R: 1 E: 0 K: 1 S: 5	H: 0 LOB: 1 BB: 0 P: 7	R: 0 E: 0 K: 0 S: 3	H: 0 LOB: 0 BB: 0 P: 3	R: 0 E: 0 K: 0 S: 4	H: 1 LOB: 1 BB: 0 P: 4	R: 2 E: 0 K: 0 S: 6	H: 3 LOB: 1 BB: 0 P: 6	R: 0 E: 0 K: 0 S: 3	H: 0 LOB: 0 BB: 0 P: 3	1B: 5 2B: 2 3B: 0 HR: 1	SF: 0 SAC: 2 DP: 0 HBP: 2	WP: 0 PB: 0 SB: 0 CS: 0	PA: 34
PITCHER Ray Semproch, R ERA: 3.32 (1, 1)	IP: 8.0 WLS: L BF: 34 H: 8 R: 4 ER: 4 SO: 2 BB: 0 IBB: 0 HBP: 2 BLK: 0 WP: 0 HR: 1 S: 36 P: 38 ERA: 4.50 WHIP: 1.000															PITCHER				

Philadelphia Phillies @ Milwaukee Braves
Milwaukee County Stadium, Milwaukee, WI
Sun Aug 17 1958, 4:38 AM EDT
Att: 39,807 - Unknown

AB	30
R	4
H	8
RBI	4
BB	0
SO	2
LOB	11



Batter	1	2	3	4	5	6	7	8	9	AB	R	H	RBI	BB	SO	LOB	TOP					
Bill Bruton, L OBP: 0.316, SLG: 0.368 (1, 8)	F8		HR			F9		K		4	1	1	1	0	1	1	Milwaukee Braves @ Los Angeles Dodgers Los Angeles Memorial Coliseum, Los Angeles, CA Tue Aug 19 1958, 10:05 PM EDT Unknown livebaseballscorecards.com					
Red Schoendienst, S OBP: 0.317, SLG: 0.316 (1, 4)	FC6-4 1B		F8			L6		5-3		4	0	1	0	0	0	1						
Eddie Mathews, L OBP: 0.362, SLG: 0.490 (1, 5)	K					F9			B1-3	4	0	1	0	0	1	1						
Hank Aaron, R OBP: 0.381, SLG: 0.563 (1, 9)	FC6-4 1-2					2-3			F5	4	0	1	0	0	0	2						
Wes Covington, L OBP: 0.390, SLG: 0.670 (1, 7)						4-3			1B	4	0	1	0	0	0	2						
Joe Adcock, R OBP: 0.312, SLG: 0.512 (1, 3)						F9			1B	4	0	0	0	0	1	3						
Del Crandall, R OBP: 0.340, SLG: 0.460 (1, 2)						B1-3				3	0	0	0	0	0	1						
Johnny Logan, R OBP: 0.304, SLG: 0.360 (1, 6)						K			F3	3	0	0	0	0	1	0						
Carl Willey, R OBP: 0.111, SLG: 0.139 (1, 1)						4-3			E3	2	0	0	0	0	1	0						
Harry Hanebrink, L (& PH) OBP: 0.281, SLG: 0.322 (8, PH)										1	0	0	0	0	0	0						
Don McMahon, R OBP: 0.333, SLG: 0.143 (8, 1)										0	0	0	0	0	0	0						
Inning Stats	R: 0 E: 0 K: 1 S: 9	H: 1 LOB: 1 BB: 0 P: 13	R: 0 E: 0 K: 1 S: 6	H: 0 LOB: 0 BB: 0 P: 9	R: 1 E: 0 K: 0 S: 9	H: 1 LOB: 0 BB: 0 P: 15	R: 0 E: 0 K: 0 S: 8	H: 1 LOB: 1 BB: 0 P: 12	R: 0 E: 0 K: 2 S: 8	H: 0 LOB: 0 BB: 0 P: 10	R: 0 E: 0 K: 0 S: 7	H: 0 LOB: 0 BB: 0 P: 10	R: 0 E: 0 K: 0 S: 6	H: 1 LOB: 1 BB: 0 P: 9	R: 0 E: 1 K: 1 S: 11	H: 0 LOB: 1 BB: 0 P: 15	R: 0 E: 0 K: 0 S: 6	H: 1 LOB: 1 BB: 0 P: 9	1B: 3 2B: 1 3B: 0 HR: 1	SF: 0 SAC: 0 DP: 0 HBP: 0	WP: 0 PB: 0 SB: 0 CS: 0	PA: 33
PITCHER Don Drysdale, R ERA: 4.71 (1, 1)	IP: 9.0 WLS: W BF: 33 H: 5 R: 1 ER: 1 SO: 5 BB: 0 IBB: 0 HBP: 0 BLK: 0 WP: 0 HR: 1 S: 70 P: 102 ERA: 1.00 WHIP: 0.556															PITCHER IP: WLS: BF: H: R: ER: SO: BB: IBB: HBP: BLK: WP: HR: S: P: ERA: WHIP:						

Batter	1	2	3	4	5	6	7	8	9	AB	R	H	RBI	BB	SO	LOB	BOTTOM					
Jim Gilliam, S OBP: 0.357, SLG: 0.360 (1, 4)	F9									4	0	1	0	0	0	1	Milwaukee Braves @ Los Angeles Dodgers Los Angeles Memorial Coliseum, Los Angeles, CA Tue Aug 19 1958, 10:05 PM EDT Unknown livebaseballscorecards.com					
John Roseboro, L OBP: 0.331, SLG: 0.443 (1, 7)	F4		1-3					SH3-4 1B		3	0	0	0	0	0	0						
Duke Snider, L OBP: 0.369, SLG: 0.473 (1, 8)	F9		F9						IBB	3	0	0	0	1	1	0						
Norm Larker, L OBP: 0.391, SLG: 0.465 (1, 3)			4-3							4	1	1	0	0	1	2						
Gil Hodges, R OBP: 0.329, SLG: 0.434 (1, 5)			HR							4	1	1	0	0	1	2						
Charlie Neal, R OBP: 0.344, SLG: 0.466 (1, 6)			HR							3	1	1	3	0	0	0						
Gino Cimoli, R OBP: 0.289, SLG: 0.365 (1, 9)			4-3							3	0	0	0	0	0	1						
Joe Pignatano, R OBP: 0.295, SLG: 0.404 (1, 2)										2	0	1	0	1	0	0						
Don Drysdale, R OBP: 0.244, SLG: 0.614 (1, 1)			F8							3	1	1	1	0	0	2						
Inning Stats	R: 0 E: 0 K: 0 S: 6	H: 0 LOB: 0 BB: 0 P: 9	R: 3 E: 0 K: 0 S: 17	H: 4 LOB: 1 BB: 0 P: 27	R: 0 E: 0 K: 0 S: 7	H: 0 LOB: 0 BB: 0 P: 11	R: 0 E: 0 K: 1 S: 8	H: 0 LOB: 0 BB: 0 P: 10	R: 1 E: 0 K: 0 S: 8	H: 1 LOB: 0 BB: 0 P: 11	R: 0 E: 0 K: 1 S: 9	H: 0 LOB: 0 BB: 0 P: 14	R: 0 E: 1 K: 0 S: 10	H: 0 LOB: 1 BB: 1 P: 17	R: 0 E: 0 K: 1 S: 11	H: 1 LOB: 2 BB: 1 P: 21		R: 0 E: 0 K: 1 S: 6	H: 0 LOB: 1 BB: 0 P: 9	1B: 3 2B: 1 3B: 0 HR: 2	SF: 0 SAC: 1 DP: 0 HBP: 0	WP: 0 PB: 0 SB: 1 CS: 1
PITCHER Carl Willey, R ERA: 2.31 (1, 1)	IP: 7.0 WLS: L BF: 27 H: 5 R: 4 ER: 4 SO: 2 BB: 1 IBB: 0 HBP: 0 BLK: 0 WP: 0 HR: 2 S: 65 P: 99 ERA: 5.14 WHIP: 0.857															PITCHER IP: WLS: BF: H: R: ER: SO: BB: IBB: HBP: BLK: WP: HR: S: P: ERA: WHIP:						
Don McMahon, R ERA: 4.16 (8, 1)	1.0 5 1 0 0 1 0 1 0 0 0 0 0 11 21 0.00 1.000															PITCHER IP: WLS: BF: H: R: ER: SO: BB: IBB: HBP: BLK: WP: HR: S: P: ERA: WHIP:						



Batter	1	2	3	4	5	6	7	8	9	AB	R	H	RBI	BB	SO	LOB	TOP			
Felix Mantilla, R OBP: 0.279, SLG: 0.354 (1, 8)	4-2 1B BB	2-3 K		4-2 FC6-4 BB			1-2 F8		0-3 K	3	0	0	0	2	2	3				
Casey Wise, S OBP: 0.189, SLG: 0.208 (1, 4)	1-1 BB	1-2 FC5		0-0 FC6-4			0-0 6-3		0-2 G1-4-3	5	0	1	0	0	0	5				
Eddie Mathews, L OBP: 0.361, SLG: 0.487 (1, 5)	1-1 F5			2-1 F9			1-1 E3 G5-4-3		4-0 HR BB	3	1	0	0	1	0	2				
Hank Aaron, R OBP: 0.384, SLG: 0.570 (1, 9)	4-0 BB			4-2 BB			0-0 G5-4-3		1-2 HR	2	1	1	2	2	0	1				
Joe Adcock, R OBP: 0.308, SLG: 0.504 (1, 3)	2-0 F9			0-0 L7			0-1 6-3		1-1 F8	4	0	0	0	0	0	4				
Andy Paiko, R OBP: 0.297, SLG: 0.313 Harry Hanebrink, L OBP: 0.275, SLG: 0.315 (1, 7)	3-3 K			2-2 F8			0-1 F4		3-2 F2	1	0	0	0	0	1	3				
Del Rice, R OBP: 0.293, SLG: 0.314 (1, 2)				1-2 FC5 BB 1B			0-2 5-3		1-1 5-3	4	0	1	0	0	0	0				
Johnny Logan, R OBP: 0.306, SLG: 0.360 (1, 6)				1-2 F8			4-1 BB BB		1-0 F5	3	0	1	0	1	0	1				
Joey Jay, S OBP: 0.194, SLG: 0.094 Bob Rush, R OBP: 0.217, SLG: 0.196 Red Schenckel, S OBP: 0.316, SLG: 0.315 Gene Conley, R OBP: 0.262, SLG: 0.379 Humberto Robinson, R OBP: 0.260, SLG: 0.325 Joe Koppe, R OBP: 0.171, SLG: 0.500 (1, 1) (2, 1) (6, PH) (6, 1) (6, 1) (6, PH)				4-2 BB			1-3 K		0-3 K	0	0	0	0	1	0	0				
Inning Stats	R: 0 E: 0 K: 1 S: 10	H: 1 LOB: 3 BB: 2 P: 25	R: 0 E: 0 K: 1 S: 18	H: 1 LOB: 2 BB: 1 P: 27	R: 0 E: 0 K: 0 S: 8	H: 0 LOB: 1 BB: 1 P: 16	R: 0 E: 0 K: 1 S: 10	H: 0 LOB: 0 BB: 2 P: 20	R: 0 E: 1 K: 0 S: 5	H: 1 LOB: 0 BB: 0 P: 6	R: 2 E: 0 K: 0 S: 9	H: 1 LOB: 0 BB: 1 P: 16	R: 0 E: 0 K: 0 S: 6	H: 0 LOB: 0 BB: 1 P: 11	R: 0 E: 0 K: 1 S: 9	H: 0 LOB: 0 BB: 1 P: 13	1B: 3 2B: 0 3B: 0 HR: 1	SF: 0 SAC: 0 DP: 2 HBP: 0	WP: 0 PB: 0 SB: 0 CS: 0	PA: 38
PITCHER Johnny Podres, L ERA: 3.59 (1, 1)	IP: 9.0 WLS: W BF: 38 H: 4 R: 2 ER: 2 SO: 5 BB: 8 IBB: 0 HBP: 0 BLK: 0 WP: 0 HR: 1 S: 85 P: 146 ERA: 2.00 WHIP: 1.333											PITCHER	IP: 9.0 WLS: W BF: 38 H: 4 R: 2 ER: 2 SO: 5 BB: 8 IBB: 0 HBP: 0 BLK: 0 WP: 0 HR: 1 S: 85 P: 146 ERA: 2.00 WHIP: 1.333							

Milwaukee Braves @ Los Angeles Dodgers
Los Angeles Memorial Coliseum, Los Angeles, CA
Tue Aug 19 1958, 10:05 PM EDT
Att: 42,409 - Unknown

AB	30
R	2
H	4
RBI	2
BB	8
SO	5
LOB	22



Batter	1	2	3	4	5	6	7	8	9	AB	R	H	RBI	BB	SO	LOB	BOTTOM			
Jim Gilliam, S OBP: 0.358, SLG: 0.360 (1, 4)	3-2 4-3	3-2 FC4-6 1B		1-3 K			3-1 HR 1B		0-1 F9	5	1	2	1	0	1	1				
John Roseboro, L OBP: 0.329, SLG: 0.449 (1, 7)	2-2 F7	1-0 FC4-6 HR		0-0 F6			2-2 HR		0-0 F9	5	2	1	3	0	0	2				
Norm Larker, L OBP: 0.395, SLG: 0.487 (1, 3)	4-2 BB BB	4-2 HR		1-1 F8			0-1 2B		0-1 F5	4	1	2	2	1	0	1				
Gil Hodges, R OBP: 0.328, SLG: 0.432 (1, 5)	2-1 BB 1B	0-0 6-3					0-0 F8		0-3 K	4	0	1	0	0	1	1				
Charlie Neal, R OBP: 0.343, SLG: 0.463 (1, 6)	4-2 FC4-6 BB			2-3 K			1-3 K		2-0 F8	3	0	0	0	1	2	1				
Gino Cimoli, R OBP: 0.286, SLG: 0.363 (1, 9)	1-2 FC4-6			1-2 K			2-2 1B		1-1 5-3	4	0	1	0	0	1	3				
Don Demeter, R OBP: 0.167, SLG: 0.189 (1, 8)		1-2 1B 2B		2-2 1B			1-3 K		2-3 K	4	1	2	0	0	2	1				
Joe Pignatano, R OBP: 0.293, SLG: 0.398 (1, 2)		3-3 K		3-3 K			0-0 K		1-1 E6	4	1	1	0	0	2	2				
Johnny Podres, L OBP: 0.153, SLG: 0.125 (1, 1)		1-0 1B FC4-6 1B		0-2 1B			0-0 SH3-4		2-1 4-3	3	1	2	1	0	0	1				
Inning Stats	R: 0 E: 0 K: 0 S: 17	H: 1 LOB: 3 BB: 2 P: 33	R: 4 E: 0 K: 1 S: 17	H: 4 LOB: 0 BB: 0 P: 29	R: 0 E: 0 K: 3 S: 13	H: 1 LOB: 0 BB: 0 P: 22	R: 0 E: 0 K: 1 S: 9	H: 1 LOB: 1 BB: 0 P: 11	R: 0 E: 0 K: 2 S: 10	H: 1 LOB: 0 BB: 0 P: 14	R: 3 E: 0 K: 1 S: 13	H: 4 LOB: 1 BB: 0 P: 20	R: 0 E: 1 K: 1 S: 9	H: 0 LOB: 1 BB: 0 P: 15	R: 0 E: 0 K: 0 S: 5	H: 0 LOB: 0 BB: 0 P: 5	1B: 8 2B: 2 3B: 0 HR: 2	SF: 0 SAC: 1 DP: 0 HBP: 0	WP: 0 PB: 0 SB: 3 CS: 0	PA: 39
PITCHER Joey Jay, R ERA: 2.17 Bob Rush, R ERA: 3.82 Gene Conley, R ERA: 4.88 Humberto Robinson, R ERA: 3.49 (1, 1) (2, 1) (6, 1) (6, 1)	IP: 1.2 WLS: L BF: 12 H: 5 R: 4 ER: 4 SO: 4 BB: 2 IBB: 0 HBP: 0 BLK: 0 WP: 0 HR: 1 S: 33 P: 61 ERA: 21.60 WHIP: 4.200											PITCHER	IP: 1.2 WLS: L BF: 12 H: 5 R: 4 ER: 4 SO: 4 BB: 2 IBB: 0 HBP: 0 BLK: 0 WP: 0 HR: 1 S: 33 P: 61 ERA: 21.60 WHIP: 4.200							

Milwaukee Braves @ Los Angeles Dodgers
Los Angeles Memorial Coliseum, Los Angeles, CA
Tue Aug 19 1958, 10:05 PM EDT
Att: 42,409 - Unknown


AB	36
R	7
H	12
RBI	7
BB	2
SO	9
LOB	13




Batter	1	2	3	4	5	6	7	8	9	AB	R	H	RBI	BB	SO	LOB	TOP					
Bill Bruton, L OBP: 0.315, SLG: 0.366 (1, 8)										4	0	1	0	0	1	1	Milwaukee Braves @ Los Angeles Dodgers Los Angeles Memorial Coliseum, Los Angeles, CA Wed Aug 20 1958, 10:05 PM EDT Att: 27,341 - Unknown livebaseballscorecards.com					
Red Schoendienst, S OBP: 0.322, SLG: 0.316 (1, 4)										2	0	1	0	2	0	1						
Eddie Mathews, L OBP: 0.358, SLG: 0.482 (1, 5)										4	1	0	0	0	1	4						
Hank Aaron, R OBP: 0.385, SLG: 0.571 (1, 9)										4	0	2	1	0	0	0						
Wes Covington, L OBP: 0.384, SLG: 0.658 (1, 7)										4	0	0	0	0	0	2						
Frank Torre, L OBP: 0.395, SLG: 0.429 (1, 3)										3	0	0	0	1	0	0						
Felix Mantilla, R OBP: 0.279, SLG: 0.354 (9, PR)										0	0	0	0	0	0	0						
Johnny Logan, R OBP: 0.308, SLG: 0.361 (1, 6)										4	0	2	0	0	0	0						
Del Rice, R OBP: 0.281, SLG: 0.300 (1, 2)										4	0	0	0	0	2	3						
Warren Spahn, L OBP: 0.402, SLG: 0.463 (1, 1)										2	0	0	0	0	0	1						
Joe Adcock, R OBP: 0.307, SLG: 0.502 (8, PH)										1	0	0	0	0	0	0						
Don McMahon, R OBP: 0.333, SLG: 0.143 (8, 1)										0	0	0	0	0	0	0						
Inning Stats	R: 1 E: 0 K: 1 S: 7	H: 1 LOB: 1 BB: 1 P: 16	R: 0 E: 0 K: 1 S: 10	H: 0 LOB: 0 BB: 0 P: 14	R: 0 E: 0 K: 1 S: 7	H: 0 LOB: 1 BB: 1 P: 16	R: 0 E: 0 K: 0 S: 3	H: 0 LOB: 0 BB: 0 P: 5	R: 0 E: 0 K: 0 S: 7	H: 1 LOB: 1 BB: 0 P: 10	R: 0 E: 0 K: 0 S: 6	H: 2 LOB: 1 BB: 0 P: 11	R: 0 E: 0 K: 0 S: 7	H: 0 LOB: 0 BB: 0 P: 9	R: 0 E: 0 K: 0 S: 6	H: 1 LOB: 1 BB: 0 P: 10	R: 0 E: 0 K: 1 S: 10	H: 1 LOB: 2 BB: 1 P: 17	1B: 5 2B: 1 3B: 0 HR: 0	SF: 0 SAC: 0 DP: 1 HBP: 0	WP: 0 PB: 0 CS: 0	PA: 35
PITCHER	IP WLS BF H R ER SO BB IBB HBP BLK WP HR S P ERA WHIP																					
Stan Williams, R ERA: 3.77 (1, 1)	8.2 W 34 6 1 1 3 3 0 0 0 0 0 0 59 103 1.04 1.038																					
Johnny Klippstein, R ERA: 4.63 (9, 1)	0.1 S 1 0 0 0 1 0 0 0 0 0 0 0 4 5 0.00 0.000																					

Batter	1	2	3	4	5	6	7	8	9	AB	R	H	RBI	BB	SO	LOB	BOTTOM	
Jim Gilliam, S OBP: 0.359, SLG: 0.360 (1, 4)										3	1	1	0	1	0	0	Milwaukee Braves @ Los Angeles Dodgers Los Angeles Memorial Coliseum, Los Angeles, CA Wed Aug 20 1958, 10:05 PM EDT Att: 27,341 - Unknown livebaseballscorecards.com	
Norm Larker, L OBP: 0.397, SLG: 0.495 (1, 3)										3	0	1	1	1	0	1		
Charlie Neal, R OBP: 0.340, SLG: 0.458 (1, 6)										4	0	0	0	0	1	3		
Carl Furillo, R OBP: 0.337, SLG: 0.448 (1, 9)										4	0	0	0	0	0	3		
Gil Hodges, R OBP: 0.325, SLG: 0.427 (1, 5)										4	0	0	0	0	1	3		
Gino Cimoli, R OBP: 0.285, SLG: 0.367 (1, 7)										3	0	1	0	0	0	0		
Don Demeter, R OBP: 0.158, SLG: 0.179 (1, 8)										3	0	0	0	0	1	1		
Joe Pignatano, R OBP: 0.294, SLG: 0.425 (1, 2)										3	1	1	1	0	0	1		
Stan Williams, R OBP: 0.050, SLG: 0.125 (1, 1)										3	0	0	0	0	2	1		
Johnny Klippstein, R OBP: 0.091, SLG: 0.091 (9, 1)										0	0	0	0	0	0	0		
Inning Stats	R: 0 E: 1 K: 0 S: 8	H: 1 LOB: 2 BB: 0 P: 10	R: 0 E: 0 K: 1 S: 10	H: 1 LOB: 0 BB: 0 P: 16	R: 0 E: 0 K: 2 S: 8	H: 0 LOB: 0 BB: 0 P: 15	R: 2 E: 0 K: 1 S: 13	H: 2 LOB: 1 BB: 1 P: 23	R: 0 E: 0 K: 0 S: 6	H: 0 LOB: 0 BB: 0 P: 7	R: 0 E: 0 K: 1 S: 6	H: 0 LOB: 0 BB: 0 P: 11	R: 0 E: 1 K: 0 S: 8	H: 0 LOB: 1 BB: 0 P: 10	1B: 1 2B: 1 3B: 1 HR: 1	SF: 0 SAC: 0 DP: 0 HBP: 0	WP: 0 PB: 0 CS: 0	PA: 32
PITCHER	IP WLS BF H R ER SO BB IBB HBP BLK WP HR S P ERA WHIP																	
Warren Spahn, L ERA: 3.1 (1, 1)	7.0 L 28 4 2 2 5 2 0 0 0 0 0 1 62 99 2.57 0.857																	
Don McMahon, R ERA: 4.1 (8, 1)	1.0 4 0 0 0 0 0 0 0 0 0 0 0 8 10 0.00 0.000																	



Batter	1	2	3	4	5	6	7	8	9	AB	R	H	RBI	BB	SO	LOB	TOP										
Felix Mantilla, R OBP: 0.282, SLG: 0.356 (1, 8)	F8		0-0 1B	6-3		2-2 1B			F9	5	0	2	0	0	0	0	Milwaukee Braves @ Los Angeles Dodgers Los Angeles Memorial Coliseum, Los Angeles, CA Thu Aug 21 1958, 10:05 PM EDT Att: 30,619 - Unknown AB 35 R 4 H 9 RBI 4 BB 2 SO 5 LOB 16 										
Red Schoendienst, S OBP: 0.300, SLG: 0.314 (1, 4)	F9		0-3 K		1-0 1B	1-0 1B			5-3	5	0	1	0	0	1	4											
Eddie Mathews, L OBP: 0.355, SLG: 0.478 (1, 5)	F3		0-0 G3		3-2 L9			1-2 F8		4	0	0	0	0	0	3											
Hank Aaron, R OBP: 0.385, SLG: 0.577 (1, 9)		1-2 WP 1B		0-0 HR	1-0 F9			0-2 F9		4	1	2	1	0	0	1											
Joe Adcock, R OBP: 0.306, SLG: 0.498 Frank Torre, L OBP: 0.395, SLG: 0.429 (1, 3) (8, 3)	K		0-3 K	1-1 E8 2B	2-1 FC6-4 1B			0-3 K		4	1	1	0	0	2	1											
Andy Pafko, R OBP: 0.296, SLG: 0.319 (1, 7)	F4		3-1 K	1-1 HR 2B	0-1 FC6-4 1B			2-1 L5		4	1	1	1	0	0	3											
Johnny Logan, R OBP: 0.307, SLG: 0.359 (1, 6)	F5		1-3 K		2-1 5-3			4-2 CS BB		3	0	0	0	1	1	2											
Del Rice, R OBP: 0.280, SLG: 0.290 (1, 2)		4-2 1B SH3-4 BB		2-1 F8	0-1 F9			3-3 K		3	0	0	0	1	1	2											
Lew Burdette, R OBP: 0.256, SLG: 0.347 (1, 1)		0-1 SH3-4		1-2 HR	2-2 1B			1-1 6-3		3	1	2	2	0	0	0											
Inning Stats	R: 0 E: 0 K: 0 S: 6	H: 0 LOB: 0 BB: 0 P: 10	R: 0 E: 0 K: 1 S: 11	H: 1 LOB: 1 BB: 0 P: 17	R: 0 E: 0 K: 1 S: 9	H: 1 LOB: 2 BB: 1 P: 13	R: 4 E: 1 K: 1 S: 17	H: 3 LOB: 0 BB: 0 P: 24	R: 0 E: 0 K: 0 S: 10	H: 2 LOB: 2 BB: 0 P: 17	R: 0 E: 0 K: 0 S: 11	H: 2 LOB: 0 BB: 0 P: 18	R: 0 E: 0 K: 1 S: 9	H: 0 LOB: 0 BB: 0 P: 10	R: 0 E: 0 K: 1 S: 7	H: 0 LOB: 1 BB: 1 P: 16	R: 0 E: 0 K: 0 S: 7	H: 0 LOB: 0 BB: 0 P: 9	1B: 6 2B: 2 3B: 0 HR: 2	SF: 0 SAC: 1 DP: 1 HBP: 0	WP: 1 PB: 0 CS: 1	PA: 38					
PITCHER	IP	WLS	BF	H	R	ER	SO	BB	IBB	HBP	BLK	WP	HR	S	P	ERA	WHIP										
Sandy Koufax, L ERA: 4.36 (1, 1)	4.1	L	21	6	4	1	3	1	0	0	0	1	2	48	73	2.08	1.615										
Johnny Klippstein, R ERA: 4.45 (5, 1)	3.2		14	3	0	0	2	1	0	0	0	0	0	32	52	0.00	1.091										
Clem Labine, R ERA: 3.86 (9, 1)	1.0		3	0	0	0	0	0	0	0	0	0	0	7	9	0.00	0.000										

Batter	1	2	3	4	5	6	7	8	9	AB	R	H	RBI	BB	SO	LOB	BOTTOM										
Jim Gilliam, S OBP: 0.358, SLG: 0.359 (1, 4)	4-3 6-3 1B		1-2 6-3		2-0 L3			2-2 F5		4	0	1	0	0	0	0	Milwaukee Braves @ Los Angeles Dodgers Los Angeles Memorial Coliseum, Los Angeles, CA Thu Aug 21 1958, 10:05 PM EDT Att: 30,619 - Unknown AB 31 R 0 H 4 RBI 0 BB 0 SO 5 LOB 7 										
John Roseboro, L OBP: 0.325, SLG: 0.443 (1, 7)	6-3		2-3 K		0-3 K			0-0 F8		4	0	0	0	0	2	1											
Duke Snider, L OBP: 0.364, SLG: 0.466 (1, 8)	4-3		1-2 6-3		1-1 F6			1-3 K		4	0	0	0	0	1	1											
Carl Furillo, R OBP: 0.333, SLG: 0.442 (1, 9)	6-3		3-2 F8		2-2 6-3			0-0 F5		4	0	0	0	0	0	1											
Norm Larker, L OBP: 0.396, SLG: 0.492 (1, 3)		2-3 K		0-0 1B				2-2 4-3		3	0	1	0	0	1	0											
Gil Hodges, R OBP: 0.327, SLG: 0.432 (1, 5)		2-1 5-3 2B		0-1 1B				0-0 F5		3	0	2	0	0	0	0											
Charlie Neal, R OBP: 0.338, SLG: 0.455 (1, 6)		1-0 5-3		0-2 F8				1-2 L5		3	0	0	0	0	0	3											
Joe Pignatano, R OBP: 0.287, SLG: 0.413 (1, 2)		0-0 5-3		0-0 B1-3				0-1 G3		3	0	0	0	0	0	1											
Sandy Koufax, R OBP: 0.154, SLG: 0.158 Johnny Klippstein, R OBP: 0.057, SLG: 0.067 Elmer Valo, L OBP: 0.333, SLG: 0.341 Clem Labine, R OBP: 0.125, SLG: 0.067 (1, 1) (5, 1) (8, PH) (9, 1)		2-2 6-3		2-3 K2-3				3-2 F7		1	0	0	0	0	0	0											
Inning Stats	R: 0 E: 0 K: 0 S: 7	H: 1 LOB: 1 BB: 0 P: 10	R: 0 E: 0 K: 1 S: 7	H: 1 LOB: 0 BB: 0 P: 12	R: 0 E: 0 K: 1 S: 10	H: 0 LOB: 0 BB: 0 P: 15	R: 0 E: 0 K: 0 S: 14	H: 2 LOB: 2 BB: 0 P: 18	R: 0 E: 0 K: 1 S: 7	H: 0 LOB: 0 BB: 0 P: 11	R: 0 E: 0 K: 1 S: 9	H: 0 LOB: 0 BB: 0 P: 12	R: 0 E: 0 K: 0 S: 9	H: 0 LOB: 0 BB: 0 P: 12	R: 0 E: 0 K: 0 S: 8	H: 0 LOB: 0 BB: 0 P: 13	R: 0 E: 0 K: 1 S: 5	H: 0 LOB: 0 BB: 0 P: 6	1B: 3 2B: 1 3B: 0 HR: 0	SF: 0 SAC: 0 DP: 0 HBP: 0	WP: 0 PB: 0 CS: 0	PA: 31					
PITCHER	IP	WLS	BF	H	R	ER	SO	BB	IBB	HBP	BLK	WP	HR	S	P	ERA	WHIP										
Lew Burdette, R ERA: 3.17 (1, 1)	9.0	W	31	4	0	0	5	0	0	0	0	0	0	76	109	0.00	0.444										

Batter	1	2	3	4	5	6	7	8	9	AB	R	H	RBI	BB	SO	LOB	TOP					
Bill Bruton, L (1, 8) OBP: 0.314, SLG: 0.361	2-3 K			4-2 G1-6-3 BB		0-1 F4			1-2 L7	3	0	0	0	1	1	1	Milwaukee Braves @ Los Angeles Dodgers Los Angeles Memorial Coliseum, Los Angeles, CA Sat Aug 23 1958, 6:33 AM EDT Att: 20,731 - Unknown livebaseballscorecards.com					
Red Schoendienst, S (1, 4) OBP: 0.316, SLG: 0.310	2-1 F6			1-0 G1-6-3 1-2f			1-0 4-3		0-0 5-3	4	0	0	0	0	0	1						
Eddie Mathews, L (1, 5) OBP: 0.352, SLG: 0.473	2-2 1-3			0-0 F9			1-1 6-3		1-1 F8	4	0	0	0	0	0	0						
Hank Aaron, R (1, 9) OBP: 0.385, SLG: 0.577		0-2 F2			1-2 6-3			0-0 2B		3	0	1	0	0	0	0						
Wes Covington, L (1, 7) OBP: 0.383, SLG: 0.653		0-0 3-1			0-0 L3 1B			1-3 K		3	0	1	0	0	1	1						
Frank Torre, L (1, 3) OBP: 0.391, SLG: 0.424		3-2 F8			1-1 L3 1-2			0-0 1-3		3	0	0	0	0	0	1						
Del Crandall, R (1, 2) OBP: 0.345, SLG: 0.472			2-2 FC4-6 1B			4-0 G6-4-3 BB		0-0 HR		2	1	2	1	1	0	0						
Casey Wise, S (1, 6) OBP: 0.179, SLG: 0.196			1-0 FC4-6 1-2f G1-6-3			1-2 G6-4-3 1-2f		0-0 6-3		3	0	0	0	0	0	2						
Juan Pizarro, L (1, 1) OBP: 0.375, SLG: 0.350			2-2 G1-6-3 1-2f			4-0 BB		3-3 K		1	0	0	0	1	0	1						
Humberto Robinson, R (6, 1) OBP: 0.250, SLG: 0.250										0	0	0	0	0	0	0						
Harry Hanebrink, L (8, PH) OBP: 0.273, SLG: 0.312										1	0	0	0	0	1	0						
Bob Trowbridge, R (8, 1) OBP: 0.111, SLG: 0.111										0	0	0	0	0	0	0						
Inning Stats	R: 0 E: 0 K: 1 S: 8	H: 0 LOB: 0 BB: 0 P: 14	R: 0 E: 0 K: 0 S: 10	H: 0 LOB: 0 BB: 0 P: 13	R: 0 E: 0 K: 0 S: 8	H: 1 LOB: 0 BB: 0 P: 13	R: 0 E: 0 K: 0 S: 4	H: 0 LOB: 0 BB: 1 P: 9	R: 0 E: 0 K: 0 S: 8	H: 1 LOB: 0 BB: 0 P: 10	R: 0 E: 0 K: 0 S: 5	H: 0 LOB: 1 BB: 2 P: 14	R: 0 E: 0 K: 1 S: 8	H: 1 LOB: 1 BB: 0 P: 11	R: 1 E: 0 K: 1 S: 6	H: 1 LOB: 0 BB: 0 P: 9	R: 0 E: 0 K: 0 S: 6	H: 0 LOB: 0 BB: 0 P: 8	1B: 2 2B: 2 3B: 0 HR: 1	SF: 0 SAC: 0 DP: 4 HBP: 0	WP: 0 PB: 0 CS: 0	PA: 30
PITCHER Don Drysdale, R (1, 1) ERA: 4.51	IP: 9.0 WLS: W BF: 30 H: 4 R: 1 ER: 1 SO: 3 BB: 3 IBB: 0 HBP: 0 BLK: 0 WP: 0 HR: 1 S: 63 P: 101 ERA: 1.00 WHIP: 0.778															PITCHER	IP: 9.0 WLS: W BF: 30 H: 4 R: 1 ER: 1 SO: 3 BB: 3 IBB: 0 HBP: 0 BLK: 0 WP: 0 HR: 1 S: 63 P: 101 ERA: 1.00 WHIP: 0.778					

Batter	1	2	3	4	5	6	7	8	9	AB	R	H	RBI	BB	SO	LOB	BOTTOM			
Jim Gilliam, S (1, 5) OBP: 0.359, SLG: 0.360	1-0 F6	0-2 F9		0-0 F4		1-2 3-1 S 1B		0-0 S 1B HR		5	1	2	0	0	0	2	Milwaukee Braves @ Los Angeles Dodgers Los Angeles Memorial Coliseum, Los Angeles, CA Sat Aug 23 1958, 6:33 AM EDT Att: 20,731 - Unknown livebaseballscorecards.com			
Norm Larker, L (1, 7) OBP: 0.390, SLG: 0.482	2-0 F2		0-1 4-3	0-0 F7		0-1 3-1 1-3		0-0 S 1B HR		4	0	0	0	0	0	1				
Don Demeter, R (7, 8) OBP: 0.172, SLG: 0.193								1-2 S 1B HR		1	1	1	0	0	0	0				
Carl Furillo, R (1, 9) OBP: 0.337, SLG: 0.447	4-2 WP BB		2-2 3B		0-0 F2	1-2 1-3		4-2 1-2 2-3 HR BB		3	1	1	0	2	0	1				
Gil Hodges, R (1, 3) OBP: 0.330, SLG: 0.440	4-1 WP BB		1-2 1-3		0-2 1B S 1B	0-3 K		2-1 1-2 2-3 HR		4	1	2	4	1	1	2				
Charlie Neal, R (1, 4) OBP: 0.336, SLG: 0.452	2-3 K		2-1 5-3		1-3 K		0-2 6-3 SH5-3 1B	2-2 F8		5	1	1	0	0	2	4				
Don Zimmer, R (1, 6) OBP: 0.312, SLG: 0.428		2-3 K		1-0 SH2-4 HR 2B	1-2 FC6-4 1B		0-0 SH5-3 1B	3-3 K		4	1	2	0	0	2	0				
Gino Cimoli, R (1, 8) OBP: 0.287, SLG: 0.361		1-3 K		4-2 SH2-4 HR BB	2-1 FC6-4 1-2f		0-0 6-3	0-0 F9		4	1	0	0	1	1	3				
Joe Pignatano, R (1, 2) OBP: 0.304, SLG: 0.450		4-2 BB BB		0-0 SH2-4		3-1 HR	2-0 FC5-4 1B			2	1	2	2	1	0	0				
Don Drysdale, R (1, 1) OBP: 0.286, SLG: 0.745		4-2 BB		3-2 HR		0-0 HR	3-H FC5-4 1B			3	2	2	4	1	0	1				
Inning Stats	R: 0 E: 0 K: 1 S: 9	H: 0 LOB: 2 BB: 2 P: 22	R: 0 E: 0 K: 2 S: 15	H: 0 LOB: 2 BB: 2 P: 26	R: 0 E: 0 K: 0 S: 10	H: 1 LOB: 0 BB: 0 P: 15	R: 3 E: 0 K: 0 S: 10	H: 2 LOB: 0 BB: 1 P: 18	R: 0 E: 0 K: 1 S: 13	H: 2 LOB: 2 BB: 0 P: 17	R: 2 E: 0 K: 1 S: 14	H: 3 LOB: 1 BB: 0 P: 19	R: 1 E: 0 K: 0 S: 8	H: 2 LOB: 1 BB: 0 P: 10	R: 4 E: 0 K: 1 S: 14	H: 3 LOB: 0 BB: 1 P: 25	1B: 7 2B: 1 3B: 1 HR: 4	SF: 0 SAC: 2 DP: 0 HBP: 0	WP: 1 PB: 0 SB: 4 CS: 0	PA: 43
PITCHER Juan Pizarro, L (1, 1) ERA: 2.51	IP: 5.0 WLS: L BF: 28 H: 5 R: 5 ER: 5 SO: 4 BB: 5 IBB: 0 HBP: 0 BLK: 0 WP: 0 HR: 3 S: 63 P: 108 ERA: 4.50 WHIP: 2.600															PITCHER Humberto Robinson, R (6, 1) ERA: 3.56	IP: 2.0 WLS: 8 BF: 2 H: 2 R: 1 ER: 1 SO: 1 BB: 0 IBB: 0 HBP: 0 BLK: 0 WP: 0 HR: 1 S: 16 P: 19 ERA: 4.50 WHIP: 1.000			
PITCHER Bob Trowbridge, R (8, 1) ERA: 3.79	IP: 1.0 WLS: 7 BF: 3 H: 4 R: 4 ER: 4 SO: 1 BB: 1 IBB: 0 HBP: 0 BLK: 0 WP: 0 HR: 1 S: 14 P: 25 ERA: 36.00 WHIP: 4.000															PITCHER	IP: 1.0 WLS: 7 BF: 3 H: 4 R: 4 ER: 4 SO: 1 BB: 1 IBB: 0 HBP: 0 BLK: 0 WP: 0 HR: 1 S: 14 P: 25 ERA: 36.00 WHIP: 4.000			



Batter	1	2	3	4	5	6	7	8	9	AB	R	H	RBI	BB	SO	LOB	TOP								
Felix Mantilla, R OBP: 0.290, SLG: 0.358 (1, 8)	F9	1B		6-3					WP SF8 1B	5	1	3	1	0	0	0	Milwaukee Braves @ San Francisco Giants Seals Stadium, San Francisco, CA Mon Aug 25 1958, 10:05 PM EDT Att: 21,433 - Unknown livebaseballscorecards.com								
Red Schoendienst, S OBP: 0.313, SLG: 0.310 (1, 4)	F3	1B		F8					E4 WP	5	0	1	0	0	0	4									
Eddie Mathews, L OBP: 0.355, SLG: 0.473 (1, 5)	4-3	1B							SF8	3	0	1	2	1	0	0									
Hank Aaron, R OBP: 0.384, SLG: 0.578 (1, 9)		1B							F8	5	1	1	0	0	0	5									
Joe Adcock, R OBP: 0.311, SLG: 0.504 Frank Torre, L OBP: 0.389, SLG: 0.421 (1, 3) (5, 3)		1B								3	1	1	0	0	0	3									
Andy Pafo, R OBP: 0.306, SLG: 0.329 (1, 7)	E7 FC5-4 FC	1B		K						4	1	2	1	0	1	0									
Del Crandall, R OBP: 0.348, SLG: 0.476 (1, 2)	FC5-4 HBP	1B		6-3						2	0	0	0	1	0	0									
Johnny Logan, R OBP: 0.303, SLG: 0.354 (1, 6)	FC5-4 FC	1B		5-3						4	1	0	0	0	1	4									
Warren Spahn, L OBP: 0.385, SLG: 0.442 (1, 1)	FC	1B		4-3						4	1	0	1	0	1	3									
Inning Stats	R: 0 E: 0 K: 0 S: 3	H: 0 LOB: 0 BB: 0 P: 3	R: 5 E: 1 K: 0 S: 10	H: 6 LOB: 3 BB: 0 P: 11	R: 0 E: 0 K: 1 S: 5	H: 0 LOB: 0 BB: 0 P: 5	R: 0 E: 0 K: 0 S: 3	H: 0 LOB: 0 BB: 1 P: 6	R: 0 E: 0 K: 2 S: 9	H: 2 LOB: 3 BB: 1 P: 13	R: 0 E: 0 K: 0 S: 3	H: 0 LOB: 0 BB: 0 P: 3	R: 0 E: 0 K: 0 S: 3	H: 0 LOB: 0 BB: 0 P: 3	R: 1 E: 1 K: 0 S: 5	H: 1 LOB: 1 BB: 0 P: 5	1B: 8 2B: 1 3B: 0 HR: 0	SF: 1 SAC: 0 DP: 1 HBP: 1	WP: 1 PB: 0 SB: 0 CS: 0	PA: 40					
PITCHER	IP	WLS	BF	H	R	ER	SO	BB	IBB	HBP	BLK	WP	HR	S	P	ERA	WHIP								
Mike McCormick, L ERA: 4.64 (1, 1)	1.1	L	10	4	5	5	0	0	0	1	0	0	0	9	10	33.75	3.000								
Gordon Jones, R ERA: 0.56 (2, 1)	3.2		13	2	0	0	1	1	0	0	0	0	0	14	18	0.00	0.818								
Stu Miller, R ERA: 2.79 (6, 1)	2.0		9	2	0	0	2	1	0	0	0	0	0	12	16	0.00	1.500								
Don Johnson, R ERA: 9.69 (8, 1)	2.0		8	1	1	0	0	0	0	0	0	1	0	8	8	0.00	0.500								

Batter	1	2	3	4	5	6	7	8	9	AB	R	H	RBI	BB	SO	LOB	BOTTOM								
Eddie Bressoud, R OBP: 0.321, SLG: 0.344 (1, 4)	F6									3	0	0	0	1	0	1	Milwaukee Braves @ San Francisco Giants Seals Stadium, San Francisco, CA Mon Aug 25 1958, 10:05 PM EDT Att: 21,433 - Unknown livebaseballscorecards.com								
Felipe Alou, R OBP: 0.291, SLG: 0.381 (9, PH)										0	0	0	0	1	0	0									
Willie Kirkland, L OBP: 0.330, SLG: 0.441 (1, 9)										3	0	1	0	0	1	3									
Stu Miller, R OBP: 0.219, SLG: 0.172 (6, 1)										0	0	0	0	0	0	0									
Hank Sauer, R OBP: 0.349, SLG: 0.452 (7, PH)										1	0	0	0	0	1	1									
Don Johnson, R OBP: 0.313, SLG: 0.399 (9, PH)										1	0	0	0	0	0	2									
Willie Mays, R OBP: 0.395, SLG: 0.552 (1, 8)	F4									4	0	1	1	0	0	1									
Leon Wagner, L OBP: 0.387, SLG: 0.547 (1, 7)	E4									4	0	0	0	0	0	4									
Orlando Cepeda, R OBP: 0.338, SLG: 0.514 (1, 3)	K									3	0	1	0	1	1	2									
Ray Jablonski, R OBP: 0.283, SLG: 0.478 (1, 5)										4	0	0	0	0	1	2									
Daryl Spencer, R OBP: 0.363, SLG: 0.440 (1, 6)										4	1	1	0	0	0	0									
Valmy Thomas, R OBP: 0.340, SLG: 0.388 (1, 2)										2	0	0	0	1	2	0									
Bob Schmidt, R OBP: 0.303, SLG: 0.435 (9, PH)										1	0	0	0	0	1	0									
Mike McCormick, L OBP: 0.265, SLG: 0.239 (2, 1)										0	0	0	0	0	0	0									
Gordon Jones, R OBP: 0.303, SLG: 0.435 (9, PH)										1	0	0	0	0	0	0									
Jackie Brandt, R OBP: 0.667, SLG: 0.500 (5, PH) (6, 9)										2	0	1	0	1	0	2									
Inning Stats	R: 0 E: 1 K: 1 S: 7	H: 1 LOB: 2 BB: 0 P: 7	R: 0 E: 0 K: 1 S: 5	H: 0 LOB: 0 BB: 0 P: 5	R: 0 E: 0 K: 0 S: 3	H: 0 LOB: 1 BB: 1 P: 7	R: 0 E: 0 K: 0 S: 3	H: 0 LOB: 0 BB: 0 P: 3	R: 0 E: 0 K: 2 S: 7	H: 0 LOB: 1 BB: 1 P: 11	R: 0 E: 0 K: 1 S: 6	H: 1 LOB: 1 BB: 0 P: 6	R: 0 E: 0 K: 1 S: 6	H: 1 LOB: 2 BB: 1 P: 10	1B: 5 2B: 0 3B: 0 HR: 0	SF: 0 SAC: 0 DP: 0 HBP: 0	WP: 0 PB: 0 SB: 0 CS: 0	PA: 38							
PITCHER	IP	WLS	BF	H	R	ER	SO	BB	IBB	HBP	BLK	WP	HR	S	P	ERA	WHIP								
Warren Spahn, L ERA: 3.02 (1, 1)	9.0	W	38	5	1	1	7	5	0	0	0	0	0	47	67	1.00	1.111								



Batter	1	2	3	4	5	6	7	8	9	AB	R	H	RBI	BB	SO	LOB	TOP			
Bill Bruton, L OBP: 0.308, SLG: 0.354 (1, 8)	F7	F3		F3		G3				5	0	1	0	0	0	3	Milwaukee Braves @ San Francisco Giants Seals Stadium, San Francisco, CA Tue Aug 26 1958, 6:33 AM EDT Att: 20,297 - Unknown livebaseballscorecards.com			
Red Schoendienst, S OBP: 0.314, SLG: 0.314 (1, 4)	1B	2B	F5		1B		6-3	F7		5	1	2	0	0	0	2				
Eddie Mathews, L OBP: 0.356, SLG: 0.485 (1, 5)	F9		3-1		F8		HR		HR	5	2	2	2	0	0	2				
Hank Aaron, R OBP: 0.386, SLG: 0.577 (1, 9)	2B	1B			F4		G4-6-3		4-3	4	1	2	1	1	0	1				
Wes Covington, L OBP: 0.389, SLG: 0.664 Andy Pafko, R OBP: 0.306, SLG: 0.329 (1, 7) (9, 7)	2B	1B	K		FC6		G4-6-3			5	1	3	2	0	1	2				
Frank Torre, L OBP: 0.386, SLG: 0.418 (1, 3)	G3				F7	FC6				0	0	0	0	0	0	0				
Del Crandall, R OBP: 0.351, SLG: 0.489 (1, 2)					F7	FC6		F8	1B	5	0	1	0	0	0	3				
Johnny Logan, R OBP: 0.302, SLG: 0.351 (1, 6)					E6	SF8		F8	HR	5	2	3	1	0	0	0				
Lew Burdette, R OBP: 0.280, SLG: 0.367 (1, 1)					G6-4-3	SF8		4-3	F4	3	0	0	1	1	0	3				
						SH3		SH3	F9	4	0	3	0	0	0	2				
Inning Stats	R: 2 E: 0 K: 0 S: 6	H: 3 LOB: 1 BB: 0 P: 6	R: 0 E: 1 K: 0 S: 4	H: 1 LOB: 1 BB: 0 P: 4	R: 0 E: 0 K: 1 S: 6	H: 1 LOB: 1 BB: 0 P: 6	R: 1 E: 1 K: 0 S: 5	H: 2 LOB: 1 BB: 0 P: 5	R: 0 E: 0 K: 0 S: 3	H: 0 LOB: 1 BB: 1 P: 7	R: 1 E: 0 K: 0 S: 3	H: 1 LOB: 0 BB: 1 P: 7	R: 1 E: 0 K: 0 S: 6	H: 3 LOB: 2 BB: 0 P: 6	R: 2 E: 0 K: 0 S: 7	H: 4 LOB: 2 BB: 0 P: 7	1B: 10 2B: 3 3B: 0 HR: 4	SF: 1 SAC: 1 DP: 2 HBP: 0	WP: 0 PB: 0 SB: 0 CS: 0	PA: 45
PITCHER	IP WLS BF H R ER SO BB IBB HBP BLK WP HR S P ERA WHIP																			
Ruben Gomez, R ERA: 4.85 (1, 1)	7.0 L 32 10 4 4 1 2 0 0 0 0 1 32 40 5.14 1.714																			
Mary Grissom, R ERA: 3.71 (8, 1)	1.1 9 5 3 3 0 0 0 0 0 0 3 9 9 20.25 3.750																			
Ramon Monzant, R ERA: 5.17 (9, 1)	0.2 4 2 0 0 0 0 0 0 0 0 0 4 4 0.00 3.000																			

Batter	1	2	3	4	5	6	7	8	9	AB	R	H	RBI	BB	SO	LOB	BOTTOM			
Jim Davenport, R OBP: 0.313, SLG: 0.398 (1, 5)	F6		FC6-4			HR	F9			3	1	1	0	0	0	2	Milwaukee Braves @ San Francisco Giants Seals Stadium, San Francisco, CA Tue Aug 26 1958, 6:33 AM EDT Att: 20,297 - Unknown livebaseballscorecards.com			
Hank Sauer, R OBP: 0.348, SLG: 0.450 (7, PH)			1-2 2-3			1B				1	0	0	0	0	0	2				
Mary Grissom, R (8, 1)	K		1-3			F8		6-3		0	0	0	0	0	0	0				
Ramon Monzant, R OBP: 0.222, SLG: 0.222 (9, 1)	K					HR				0	0	0	0	0	0	0				
Whitey Lockman, L OBP: 0.304, SLG: 0.304 (1, 4)	K					F8		6-3		4	0	0	0	0	1	3				
Willie Mays, R OBP: 0.396, SLG: 0.558 (1, 8)	K				F3	HR				4	1	2	2	0	1	0				
Leon Wagner, L OBP: 0.379, SLG: 0.534 (1, 7)					K		1-3	F8		4	0	0	0	0	1	1				
Orlando Cepeda, R OBP: 0.335, SLG: 0.509 (1, 3)					6-3		6-3	F7		4	0	0	0	0	0	1				
Willie Kirkland, L OBP: 0.332, SLG: 0.449 (1, 9)	K				HR	FC6-4	BB	4-3		3	1	1	1	1	1	0				
Daryl Spencer, R OBP: 0.360, SLG: 0.436 (1, 6)					F9	F6		F3		4	0	0	0	0	0	1				
Valmy Thomas, R OBP: 0.342, SLG: 0.385 (1, 2)										1	0	0	0	1	0	0				
Bob Speake, L OBP: 0.246, SLG: 0.409 (7, PH)					5-6-3					0	0	0	0	1	0	0				
Bob Schmidt, R OBP: 0.305, SLG: 0.437 (8, 2)					FC6-4	1B	BB	FC6-4		1	0	1	0	0	0	0				
Ruben Gomez, R OBP: 0.179, SLG: 0.236 (1, 1)										2	0	1	0	0	0	0				
Ray Jablonski, R OBP: 0.252, SLG: 0.476 (7, PH)					F9			F9		1	0	0	0	0	0	2				
Johanny Antonelli, L OBP: 0.239, SLG: 0.319 (7, PH)										0	0	0	0	0	0	0				
Danny O'Connell, R OBP: 0.339, SLG: 0.316 (8, 5)					FC6-4					0	0	0	0	0	0	0				
Jackie Brandt, R OBP: 0.290, SLG: 0.333 (9, PH)					1-2	1B				1	0	0	0	0	0	1				
Inning Stats	R: 0 E: 0 K: 2 S: 7	H: 0 LOB: 0 BB: 0 P: 7	R: 0 E: 0 K: 1 S: 5	H: 0 LOB: 0 BB: 0 P: 5	R: 0 E: 0 K: 1 S: 5	H: 0 LOB: 0 BB: 0 P: 5	R: 1 E: 0 K: 0 S: 4	H: 1 LOB: 0 BB: 0 P: 4	R: 2 E: 0 K: 0 S: 5	H: 2 LOB: 0 BB: 0 P: 5	R: 0 E: 0 K: 0 S: 3	H: 0 LOB: 2 BB: 2 P: 11	R: 0 E: 0 K: 0 S: 4	H: 1 LOB: 1 BB: 0 P: 4	R: 0 E: 0 K: 0 S: 4	H: 1 LOB: 1 BB: 0 P: 4	1B: 4 2B: 0 3B: 0 HR: 2	SF: 0 SAC: 0 DP: 0 HBP: 0	WP: 0 PB: 0 SB: 0 CS: 0	PA: 36
PITCHER	IP WLS BF H R ER SO BB IBB HBP BLK WP HR S P ERA WHIP																			
Lew Burdette, R ERA: 3.16 (1, 1)	9.0 W 36 6 3 3 4 3 0 0 0 0 2 41 53 3.00 1.000																			



Batter	1	2	3	4	5	6	7	8	9	10	11	12	AB	R	H	RBI	BB	SO	LOB	TOP
Bill Bruton, L OBP: 0.301, SLG: 0.345 (1.8)	F7		6-3		6-3		F6	F3			5-3		6	0	0	0	0	0	1	
Red Schoendienst, S OBP: 0.314, SLG: 0.313 (1.4)	1B		4-3				G3			F7	6-3		5	1	1	0	1	0	0	
Eddie Mathews, L OBP: 0.356, SLG: 0.481 (1.5)	F6		1B	BB	F8					G3		6-3	4	0	0	0	2	0	2	
Hank Aaron, R OBP: 0.391, SLG: 0.580 (1.9)	1B		1B	1B			G6-4-3	1B	E	1B	1B	1-3	6	0	5	0	0	0	0	
Wes Covington, L OBP: 0.362, SLG: 0.658 (1.7) Joe Koppe, R OBP: 0.571, SLG: 0.500 (12, PH) Bob Trowbridge, R OBP: 0.111, SLG: 0.111 (12, 1)			G3							FC6	1B		5	0	2	1	1	0	5	
Frank Torre, L OBP: 0.242, SLG: 0.242 (1.3) Humberto Robinson, R OBP: 0.226, SLG: 0.256 (10, PH) Henry Rodriguez, L OBP: 0.219, SLG: 0.219 (10, 1) Don McMahon, R OBP: 0.219, SLG: 0.219 (12, PH) Andy Palco, R OBP: 0.226, SLG: 0.226 (12, 7)	F8				G3		G6-4-3	1B	1-2	2-3	F2		4	0	0	0	0	0	7	
Del Crandall, R OBP: 0.349, SLG: 0.483 (1.2)		5-3		F9						6-3	K		4	0	0	0	1	1	0	
Johnny Logan, R OBP: 0.289, SLG: 0.347 (1.6)	F8		1-3				4-3			4-3	F1		5	0	0	0	0	0	2	
Juan Pizarro, L OBP: 0.346, SLG: 0.318 (1.1) Joe Adcock, R OBP: 0.315, SLG: 0.515 (7, PH)	1-3		1-3		4-3			HR				K	2	0	0	0	0	0	0	
Inning Stats	R: 1 E: 0 K: 1 S: 6	H: 3 LOB: 2 BB: 0 P: 6	R: 0 E: 0 K: 3 S: 3	H: 0 LOB: 0 BB: 0 P: 3	R: 0 E: 0 K: 0 P: 8	H: 1 LOB: 2 BB: 1 P: 8	R: 0 E: 0 K: 0 S: 3	H: 0 LOB: 0 BB: 1 P: 3	R: 0 E: 0 K: 0 S: 3	H: 1 LOB: 1 BB: 1 P: 7	R: 0 E: 0 K: 0 S: 4	H: 0 LOB: 0 BB: 0 P: 5	R: 0 E: 0 K: 1 S: 5	H: 0 LOB: 0 BB: 0 P: 5	R: 0 E: 0 K: 1 S: 5	H: 0 LOB: 1 BB: 1 P: 9	1B: 8 2B: 0 3B: 0 HR: 1	SF: 0 SAC: 0 DP: 1 HBP: 0	WP: 0 PB: 0 SB: 0 CS: 0	PA: 51
PITCHER	IP WLS BF H R ER SO BB IBB HBP BLK WP HR S P ERA WHIP	IP WLS BF H R ER SO BB IBB HBP BLK WP HR S P ERA WHIP																		
Stu Miller, R ERA: 2.73 (1.1)	9.0	W	10	0	0	0	3	1	0	0	0	0	0	0	15	19	0.00	0.333		
Al Worthington, R ERA: 3.38 (10, 1)	3.0	W	10	0	0	0	3	1	0	0	0	0	0	0	15	19	0.00	0.333		

Milwaukee Braves @ San Francisco Giants
Seals Stadium, San Francisco, CA
Wed Aug 27 1958, 10:05 PM EDT
Att. 21,389 - Unknown

AB 45
R 2
H 9
RBI 2
BB 6
SO 3
LOB 18



Batter	1	2	3	4	5	6	7	8	9	10	11	12	AB	R	H	RBI	BB	SO	LOB	BOTTOM		
Felipe Alou, R OBP: 0.299, SLG: 0.378 (1.9)	F4		BB	1B			F4					6-3	4	0	1	0	2	0	0			
Jim Davenport, R OBP: 0.315, SLG: 0.397 (1.5) Willie Kirkland, L OBP: 0.331, SLG: 0.448 (9, PH) Al Worthington, R OBP: 0.200, SLG: 0.195 (10, 1)	1B		BB	K			K			F4		1B	3	0	1	0	1	2	2			
Willie Mays, R OBP: 0.597, SLG: 0.556 (1.8)	F8		BB				1B			F6		BB	4	0	1	0	2	0	2			
Jackie Brandt, R OBP: 0.400, SLG: 0.333 (1.7)	K		F9		4-3		1B					BB	6	0	2	0	0	2	4			
Orlando Cepeda, R OBP: 0.337, SLG: 0.510 (1.3)		K		HR	2B		F3			K		BB	5	1	2	1	1	2	2			
Daryl Spencer, R OBP: 0.358, SLG: 0.440 (1.6)	K			HR						F2		BB	5	1	1	2	0	3	1			
Bob Schmidt, R OBP: 0.300, SLG: 0.430 (1.2)		5-3		E4			F3			5-3		F7	5	0	0	0	0	0	0			
Danny O'Connell, R OBP: 0.336, SLG: 0.312 (1.4)			F9	BB			4-3			F3		F9	4	0	0	0	1	0	0			
Stu Miller, R OBP: 0.200, SLG: 0.156 (1.1) Leon Wagner, L OBP: 0.376, SLG: 0.530 (9, PH) Eddie Bressoud, R OBP: 0.319, SLG: 0.341 (10, 5)	K		K	F4			F8			F5		K	3	0	0	0	0	1	2			
Inning Stats	R: 0 E: 0 K: 1 S: 6	H: 1 LOB: 1 BB: 0 P: 6	R: 0 E: 0 K: 2 S: 7	H: 0 LOB: 0 BB: 0 P: 7	R: 0 E: 0 K: 1 S: 7	H: 1 LOB: 3 BB: 2 P: 14	R: 0 E: 0 K: 1 S: 6	H: 1 LOB: 1 BB: 0 P: 6	R: 0 E: 0 K: 0 S: 3	H: 0 LOB: 0 BB: 0 P: 3	R: 0 E: 0 K: 1 S: 7	H: 2 LOB: 2 BB: 0 P: 5	R: 0 E: 0 K: 2 S: 7	H: 0 LOB: 1 BB: 1 P: 7	R: 0 E: 0 K: 1 S: 5	H: 0 LOB: 0 BB: 0 P: 5	R: 1 E: 0 K: 0 S: 3	H: 2 LOB: 3 BB: 2 P: 11	1B: 7 2B: 1 3B: 0 HR: 1	SF: 0 SAC: 0 DP: 0 HBP: 0	WP: 0 PB: 0 SB: 0 CS: 0	PA: 50
PITCHER	IP WLS BF H R ER SO BB IBB HBP BLK WP HR S P ERA WHIP	IP WLS BF H R ER SO BB IBB HBP BLK WP HR S P ERA WHIP																				
Juan Pizarro, L ERA: 2.56 (1.1)	6.0	W	27	5	2	2	6	4	0	0	0	0	0	1	35	51	3.00	1.500				
Humberto Robinson, R ERA: 3.24 (7, 1)	3.0	L	12	2	0	0	2	1	0	0	0	0	0	15	19	0.00	1.000					
Don McMahon, R ERA: 3.78 (10, 1)	2.0	L	6	0	0	0	3	0	0	0	0	0	0	12	12	0.00	0.000					
Bob Trowbridge, R ERA: 3.95 (12, 1)	0.1	L	5	2	1	1	0	2	0	0	0	0	0	3	11	27.00	12.000					

Milwaukee Braves @ San Francisco Giants
Seals Stadium, San Francisco, CA
Wed Aug 27 1958, 10:05 PM EDT
Att. 21,389 - Unknown

AB 43
R 3
H 9
RBI 3
BB 7
SO 11
LOB 14



Batter	1	2	3	4	5	6	7	8	9	AB	R	H	RBI	BB	SO	LOB	TOP									
Felix Mantilla, R OBP: 0.289, SLG: 0.356 (1, 8)										4	1	1	0	0	0	1										
Red Schoendienst, S OBP: 0.321, SLG: 0.323 (1, 4)										5	0	4	1	0	0	0										
Eddie Mathews, L OBP: 0.355, SLG: 0.478 (1, 5)										3	0	0	0	1	0	3										
Hank Aaron, R OBP: 0.391, SLG: 0.578 (1, 9)										2	0	0	0	2	0	1										
Joe Adcock, R OBP: 0.311, SLG: 0.507 (1, 3)										4	0	0	0	0	0	6										
Frank Torre, L OBP: 0.381, SLG: 0.412 (8, 3)										0	0	0	0	0	0	0										
Del Crandall, R OBP: 0.350, SLG: 0.481 (1, 2)										2	1	0	1	2	0	3										
Andy Pafko, R OBP: 0.296, SLG: 0.317 (1, 7)										4	0	0	0	0	1	3										
Johnny Logan, R OBP: 0.297, SLG: 0.344 (1, 6)										4	0	0	0	0	0	0										
Bob Rush, R OBP: 0.250, SLG: 0.244 (1, 1)										3	1	1	0	1	1	0										
Inning Stats	R: 0 E: 0 K: 0 S: 3	H: 0 LOB: 0 BB: 0 P: 3	R: 0 E: 0 K: 0 S: 3	H: 0 LOB: 0 BB: 0 P: 3	R: 0 E: 0 K: 2 S: 7	H: 0 LOB: 0 BB: 0 P: 7	R: 0 E: 0 K: 0 S: 4	H: 1 LOB: 1 BB: 0 P: 4	R: 1 E: 0 K: 0 S: 3	H: 0 LOB: 0 BB: 1 P: 7	R: 1 E: 0 K: 0 S: 5	H: 2 LOB: 3 BB: 2 P: 13	R: 0 E: 0 K: 0 S: 3	H: 0 LOB: 0 BB: 0 P: 3	R: 1 E: 0 K: 0 S: 5	H: 2 LOB: 2 BB: 2 P: 13	R: 0 E: 0 K: 0 S: 4	H: 1 LOB: 2 BB: 1 P: 8	1B: 5 2B: 1 3B: 0 HR: 0	SF: 0 SAC: 2 DP: 0 HBP: 0	WP: 0 PB: 0 CS: 1	PA: 39				
PITCHER Johnny Antonelli, L ERA: 3.15 (1, 1)	IP: 9.0 WLS: L BF: 39	H: 6 R: 3 ER: 2 SO: 2	BB: 5 IBB: 1 HBP: 0 BLK: 0	WP: 0 HR: 0 S: 37 P: 61	ERA: 2.00 WHIP: 1.222											ERA: 2.00 WHIP: 1.222										

Milwaukee Braves @ San Francisco Giants
Seals Stadium, San Francisco, CA
Thu Aug 28 1958, 6:33 AM EDT
Att: 19,018 - Unknown

AB 31
R 3
H 6
RBI 2
BB 6
SO 2
LOB 17





Batter	1	2	3	4	5	6	7	8	9	AB	R	H	RBI	BB	SO	LOB	BOTTOM									
Jim Davenport, R OBP: 0.315, SLG: 0.397 (1, 5)										3	0	1	0	0	0	0										
Bob Speake, L OBP: 0.342, SLG: 0.403 (7, PH)										1	0	0	0	0	1	1										
Eddie Bressoud, R OBP: 0.319, SLG: 0.341 (8, 5)										0	0	0	0	0	0	0										
Ray Jablonski, R OBP: 0.281, SLG: 0.474 (9, PH)										1	0	0	0	0	1	1										
Whitey Lockman, L OBP: 0.308, SLG: 0.309 (1, 4)										5	0	2	0	0	0	2										
Willie Mays, R OBP: 0.397, SLG: 0.554 (1, 8)										3	0	1	0	1	0	3										
Willie Kirkland, L OBP: 0.327, SLG: 0.443 (1, 9)										4	0	0	0	0	1	3										
Orlando Cepeda, R OBP: 0.340, SLG: 0.518 (1, 3)										4	0	3	0	0	1	0										
Jackie Brandt, R OBP: 0.286, SLG: 0.231 (1, 7)										4	0	0	0	0	1	3										
Daryl Spencer, R OBP: 0.358, SLG: 0.438 (1, 6)										4	0	1	0	0	2	4										
Bob Schmidt, R OBP: 0.300, SLG: 0.428 (1, 2)										4	0	1	0	0	0	2										
Johnny Antonelli, L OBP: 0.243, SLG: 0.319 (1, 1)										3	0	1	0	0	0	0										
Leon Wagner, L OBP: 0.374, SLG: 0.527 (9, PH)										1	0	0	0	0	0	1										
Inning Stats	R: 0 E: 0 K: 1 S: 5	H: 0 LOB: 1 BB: 1 P: 9	R: 0 E: 0 K: 1 S: 6	H: 1 LOB: 0 BB: 0 P: 6	R: 0 E: 0 K: 0 S: 5	H: 2 LOB: 2 BB: 0 P: 5	R: 0 E: 1 K: 0 S: 4	H: 1 LOB: 1 BB: 0 P: 4	R: 0 E: 0 K: 0 S: 4	H: 1 LOB: 1 BB: 0 P: 4	R: 0 E: 0 K: 1 S: 6	H: 1 LOB: 2 BB: 0 P: 6	R: 0 E: 0 K: 2 S: 8	H: 1 LOB: 1 BB: 0 P: 8	R: 0 E: 0 K: 1 S: 6	H: 1 LOB: 1 BB: 0 P: 6	1B: 8 2B: 1 3B: 1 HR: 0	SF: 0 SAC: 0 DP: 0 HBP: 0	WP: 0 PB: 0 CS: 0	PA: 38						
PITCHER Bob Rush, R ERA: 3.38 (1, 1)	IP: 9.0 WLS: W BF: 38	H: 10 R: 0 ER: 0 SO: 7	BB: 1 IBB: 0 HBP: 0 BLK: 0	WP: 0 HR: 0 S: 51 P: 55	ERA: 0.00 WHIP: 1.222											ERA: 0.00 WHIP: 1.222										

Milwaukee Braves @ San Francisco Giants
Seals Stadium, San Francisco, CA
Thu Aug 28 1958, 6:33 AM EDT
Att: 19,018 - Unknown

AB 37
R 0
H 10
RBI 0
BB 1
SO 7
LOB 20



Batter	1	2	3	4	5	6	7	8	9	AB	R	H	RBI	BB	SO	LOB	TOP	
Bill Virdon, L (1, 8) OBP: 0.336, SLG: 0.402										0	0	0	0	0	0	0	Pittsburgh Pirates @ Milwaukee Braves Milwaukee County Stadium, Milwaukee, WI Fri Aug 29 1958, 4:33 AM EDT Att: 35,642 - Unknown livebaseballscorecards.com	
Roberto Clemente, R (1, 9) OBP: 0.329, SLG: 0.399										0	0	0	0	0	0	0		
Dick Stuart, R (1, 3) OBP: 0.318, SLG: 0.570										0	0	0	0	0	0	0		
Bob Skinner, L (1, 7) OBP: 0.383, SLG: 0.469										0	0	0	0	0	0	0		
Frank Thomas, R (1, 5) OBP: 0.352, SLG: 0.576										0	0	0	0	0	0	0		
Bill Mazerowski, R (1, 4) OBP: 0.315, SLG: 0.444										0	0	0	0	0	0	0		
Dick Groat, R (1, 6) OBP: 0.317, SLG: 0.385										0	0	0	0	0	0	0		
Hank Foiles, R (1, 2) OBP: 0.319, SLG: 0.343										0	0	0	0	0	0	0		
Bob Friend, R (1, 1) OBP: 0.173, SLG: 0.169										0	0	0	0	0	0	0		
Inning Stats																		WP: 0 PA: 0 FB: 0 SB: 0 CS: 0
PITCHER Warren Spahn, L (1, 1) ERA: 3.02	IP	WLS	BF	H	R	ER	SO	BB	IBB	HBP	BLK	WP	HR	S	P	ERA	WHIP	PITCHER IP WLS BF H R ER SO BB IBB HBP BLK WP HR S P ERA WHIP

Batter	1	2	3	4	5	6	7	8	9	AB	R	H	RBI	BB	SO	LOB	BOTTOM	
Bill Bruton, L (1, 8) OBP: 0.301, SLG: 0.345										0	0	0	0	0	0	0	Pittsburgh Pirates @ Milwaukee Braves Milwaukee County Stadium, Milwaukee, WI Fri Aug 29 1958, 4:33 AM EDT Att: 35,642 - Unknown livebaseballscorecards.com	
Red Schoendienst, S (1, 4) OBP: 0.321, SLG: 0.323										0	0	0	0	0	0	0		
Eddie Mathews, L (1, 5) OBP: 0.355, SLG: 0.478										0	0	0	0	0	0	0		
Hank Aaron, R (1, 9) OBP: 0.391, SLG: 0.578										0	0	0	0	0	0	0		
Wes Covington, L (1, 7) OBP: 0.392, SLG: 0.658										0	0	0	0	0	0	0		
Frank Torre, L (1, 3) OBP: 0.381, SLG: 0.412										0	0	0	0	0	0	0		
Del Crandall, R (1, 2) OBP: 0.350, SLG: 0.481										0	0	0	0	0	0	0		
Johnny Logan, R (1, 6) OBP: 0.297, SLG: 0.344										0	0	0	0	0	0	0		
Warren Spahn, L (1, 1) OBP: 0.385, SLG: 0.442										0	0	0	0	0	0	0		
Inning Stats																		WP: 0 PA: 0 FB: 0 SB: 0 CS: 0
PITCHER Bob Friend, R (1, 1) ERA: 3.92	IP	WLS	BF	H	R	ER	SO	BB	IBB	HBP	BLK	WP	HR	S	P	ERA	WHIP	PITCHER IP WLS BF H R ER SO BB IBB HBP BLK WP HR S P ERA WHIP

Batter	1	2	3	4	5	6	7	8	9	AB	R	H	RBI	BB	SO	LOB	TOP			
Bill Virdon, L OBP: 0.335, SLG: 0.399 (1, 8)										4	0	2	0	0	1	3	Pittsburgh Pirates @ Milwaukee Braves Milwaukee County Stadium, Milwaukee, WI Sat Aug 30 1958, 4:33 AM EDT Att: 28,648 - Unknown			
Roberto Clemente, R OBP: 0.323, SLG: 0.382 (1, 9)										4	1	0	0	0	0	2				
Dick Stuart, R OBP: 0.330, SLG: 0.588 (1, 3)										4	0	3	0	0	0	1				
Bob Skinner, L OBP: 0.385, SLG: 0.479 Ron Blackburn, R OBP: 0.326, SLG: 0.571 (5, 1)										3	0	1	1	0	1	2				
Frank Thomas, R OBP: 0.352, SLG: 0.571 (1, 5)										4	0	0	0	0	0	0				
Bill Mazerowski, R OBP: 0.314, SLG: 0.441 (1, 4)										4	0	2	0	0	0	0				
Dick Groat, R OBP: 0.320, SLG: 0.394 (1, 6)										4	0	2	0	0	0	1				
Hank Foiles, R OBP: 0.317, SLG: 0.335 (1, 2)										3	0	0	0	1	0	2				
Curt Raydon, R (1, 1) Bob Smith, R OBP: 0.091, SLG: 0.100 Dick Schofield, S OBP: 0.327, SLG: 0.256 John Powers, L OBP: 0.286, SLG: 0.261 (5, 7)										1	0	0	0	0	1	3				
Inning Stats	R: 0 E: 0 K: 2 S: 8	H: 1 LOB: 1 BB: 0 P: 8	R: 0 E: 0 K: 1 S: 7	H: 2 LOB: 3 BB: 1 P: 11	R: 0 E: 0 K: 0 S: 3	H: 1 LOB: 0 BB: 0 P: 3	R: 0 E: 0 K: 0 S: 4	H: 1 LOB: 1 BB: 0 P: 4	R: 1 E: 0 K: 1 S: 7	H: 3 LOB: 2 BB: 0 P: 7	R: 0 E: 0 K: 0 S: 4	H: 1 LOB: 1 BB: 0 P: 4	R: 0 E: 0 K: 0 S: 3	H: 0 LOB: 0 BB: 0 P: 3	R: 0 E: 0 K: 0 S: 3	H: 0 LOB: 0 BB: 0 P: 3		1B: 8 2B: 2 3B: 0 HR: 0	SF: 0 SAC: 0 DP: 1 HBP: 0	WP: 0 PB: 0 SB: 0 CS: 0
PITCHER Lew Burdette, R ERA: 3.08 (1, 1)	IP: 9.0 WLS: W BF: 36 H: 10 R: 1 ER: 1 SO: 4 BB: 1 IBB: 0 HBP: 0 BLK: 0 WP: 0 HR: 0 S: 43 P: 47 ERA: 1.00 WHIP: 1.222															PITCHER				

AB	35
R	1
H	10
RBI	1
BB	1
SO	4
LOB	14



Batter	1	2	3	4	5	6	7	8	9	AB	R	H	RBI	BB	SO	LOB	BOTTOM			
Red Schoendienst, S OBP: 0.316, SLG: 0.317 (1, 4)										5	0	1	1	0	0	1	Pittsburgh Pirates @ Milwaukee Braves Milwaukee County Stadium, Milwaukee, WI Sat Aug 30 1958, 4:33 AM EDT Att: 28,648 - Unknown			
Johnny Logan, R OBP: 0.295, SLG: 0.343 (1, 6)										2	1	0	0	1	0	1				
Eddie Mathews, L OBP: 0.355, SLG: 0.488 (1, 5)										4	1	1	2	0	0	1				
Hank Aaron, R OBP: 0.395, SLG: 0.578 (1, 9)										3	1	0	0	1	1	1				
Wes Covington, L OBP: 0.387, SLG: 0.650 Andy Pafko, R OBP: 0.299, SLG: 0.327 (4, PH) (5, 7)										2	0	0	0	0	0	1				
Frank Torre, L OBP: 0.378, SLG: 0.418 (1, 3)										4	1	2	2	0	0	1				
Del Crandall, R OBP: 0.352, SLG: 0.478 (1, 2)										3	2	1	0	1	0	1				
Bill Bruton, L OBP: 0.297, SLG: 0.340 (1, 8)										4	1	1	0	0	0	1				
Lew Burdette, R OBP: 0.291, SLG: 0.410 (1, 1)										4	1	2	4	0	0	0				
Inning Stats	R: 0 E: 1 K: 0 S: 3	H: 0 LOB: 1 BB: 0 P: 4	R: 2 E: 0 K: 0 S: 6	H: 3 LOB: 1 BB: 0 P: 6	R: 6 E: 0 K: 0 S: 7	H: 4 LOB: 1 BB: 3 P: 19	R: 1 E: 0 K: 0 S: 5	H: 2 LOB: 1 BB: 0 P: 5	R: 0 E: 0 K: 1 S: 5	H: 0 LOB: 0 BB: 0 P: 5	R: 0 E: 0 K: 0 S: 3	H: 0 LOB: 0 BB: 0 P: 3	R: 0 E: 0 K: 0 S: 3	H: 0 LOB: 0 BB: 0 P: 3	R: 0 E: 0 K: 0 S: 3	H: 0 LOB: 0 BB: 0 P: 3		1B: 4 2B: 2 3B: 1 HR: 2	SF: 0 SAC: 0 DP: 0 HBP: 1	WP: 0 PB: 0 SB: 0 CS: 0
PITCHER Curt Raydon, R ERA: 3.7 Bob Smith, L ERA: 4.25 Ron Blackburn, R ERA: 3.62 (5, 1)	IP: 2.0 WLS: L BF: 13 H: 5 R: 4 ER: 4 SO: 0 BB: 0 IBB: 1 HBP: 0 BLK: 0 WP: 0 HR: 2 S: 10 P: 19 ERA: 22.50 WHIP: 3.000															PITCHER				



Batter	1	2	3	4	5	6	7	8	9	AB	R	H	RBI	BB	SO	LOB	TOP
Bill Virdon, L OBP: 0.336, SLG: 0.400 (1, 8)	0-0 4-3			0-0 4-3		0-0 2B 1B		0-0 BB 1B		4	0	2	0	0	0	0	Pittsburgh Pirates @ Milwaukee Braves Milwaukee County Stadium, Milwaukee, WI Sun Aug 31 1958, 4:33 AM EDT Att: 32,870 - Unknown
Roberto Clemente, R OBP: 0.326, SLG: 0.450 (1, 9)	0-0 F3			0-0		0-0		4-0 G5-3 BB		3	0	2	0	1	0	0	
Dick Stuart, R OBP: 0.324, SLG: 0.576 (1, 3)	0-0 F9			0-3 K		0-3 K		0-3 K		4	0	0	0	0	3	5	
Bob Skinner, L OBP: 0.386, SLG: 0.476 (8, PR) Roman Mejias, R OBP: 0.299, SLG: 0.451 (8, 7)		0-0 6-3		0-0 F4		4-0 IBB		4-0 1-2 2-3 BB		2	0	0	0	2	0	1	
Frank Thomas, R OBP: 0.349, SLG: 0.567 (1, 5)		0-0 5-3			0-0 F7	0-0 P3		0-0 G5-3		4	0	0	0	0	0	6	
Bill Mazerowski, R OBP: 0.312, SLG: 0.438 (1, 4)		0-3 K			0-0 5-3	0-0 F8			0-3 K	4	0	0	0	0	2	3	
Dick Groat, R OBP: 0.319, SLG: 0.395 (1, 6)			0-0 F9		0-0 2B		0-0 F7		0-0 F9	4	0	1	0	0	0	0	
Bill Hall, L OBP: 0.374, SLG: 0.375 (7, PH) John Powers, L OBP: 0.292, SLG: 0.257 (7, 2) Hank Foiles, R OBP: 0.316, SLG: 0.333 (7, 2)			0-0 4-3		4-0 BB		0-3 K		0-3 K	1	0	0	0	1	0	0	
Ron Kline, R OBP: 0.104, SLG: 0.048 (1, 1)			0-3 K		0-0 L1-3		0-3 K			3	0	0	0	0	2	2	
Inning Stats	R: 0 E: 0 K: 0 S: 3	H: 0 LOB: 0 BB: 0 P: 3	R: 0 E: 0 K: 1 S: 5	H: 0 LOB: 0 BB: 0 P: 5	R: 0 E: 0 K: 1 S: 5	H: 0 LOB: 1 BB: 0 P: 6	R: 0 E: 0 K: 0 S: 4	H: 1 LOB: 2 BB: 1 P: 8	R: 0 E: 0 K: 1 S: 7	H: 0 LOB: 3 BB: 1 P: 11	R: 0 E: 0 K: 2 S: 5	H: 1 LOB: 2 BB: 2 P: 13	R: 0 E: 0 K: 2 S: 7	H: 0 LOB: 0 BB: 0 P: 7	1B: 2 2B: 2 3B: 1 HR: 0	SF: 0 SAC: 0 DP: 1 HBP: 0	
PITCHER Carl Willey, R ERA: 2.48 (1, 1)	IP: 9.0 WLS: W BF: 35 H: 5 R: 0 ER: 0 SO: 9 BB: 3 IBB: 1 HBP: 0 BLK: 0 WP: 0 HR: 0 S: 49 P: 65 ERA: 0.00 WHIP: 0.889											PITCHER	IP: 9.0 WLS: W BF: 35 H: 5 R: 0 ER: 0 SO: 9 BB: 3 IBB: 1 HBP: 0 BLK: 0 WP: 0 HR: 0 S: 49 P: 65 ERA: 0.00 WHIP: 0.889				

AB	31
R	0
H	5
RBI	0
BB	4
SO	9
LOB	17



Batter	1	2	3	4	5	6	7	8	9	AB	R	H	RBI	BB	SO	LOB	BOTTOM
Red Schoendienst, S OBP: 0.320, SLG: 0.322 (1, 4)	0-0 WP 5-3 4-3 1B		0-0 L1-3		0-0 E8 2B		0-0 9	4-0 L3-1 BB		4	1	2	0	1	0	0	Pittsburgh Pirates @ Milwaukee Braves Milwaukee County Stadium, Milwaukee, WI Sun Aug 31 1958, 4:33 AM EDT Att: 32,870 - Unknown
Johnny Logan, R OBP: 0.286, SLG: 0.340 (1, 6)	0-0 5-3 1-2		0-0 5-3		0-0 F3		4-0 1B E BB	0-0 L3-1 1-2 2-3		4	1	0	0	1	0	4	
Eddie Mathews, L OBP: 0.355, SLG: 0.485 (1, 5)	0-0 4-3 2H		4-0 BB		0-0 F5		0-0 F7	4-0 FC6-4 IBB		3	0	0	1	2	0	2	
Hank Aaron, R OBP: 0.395, SLG: 0.575 (1, 9)	4-0 BB		0-0 F3		0-0 F9		0-0 E 1B	0-0 FC6-4 1-2		4	0	1	0	1	0	5	
Wes Covington, L OBP: 0.388, SLG: 0.648 (1, 7)	0-0 F7			0-0 F9		0-0 2B SH1-3 1B	0-0 E9 1-3 2H 1B		4	0	2	1	0	0	1		
Frank Torre, L OBP: 0.381, SLG: 0.418 (1, 3)		0-0 F3		0-0 6-3 1B		0-0 SH1-3 1-2	4-0 FC6-4 IBB		2	0	1	0	1	0	0		
Del Crandall, R OBP: 0.351, SLG: 0.478 (1, 2)		0-0 5-3		0-0 6-3 1-2		0-0 2B 2-3	0-0 FC6-4 1-2		4	0	1	0	0	0	4		
Bill Bruton, L OBP: 0.307, SLG: 0.345 (1, 8)		0-0 1B		4-0 IBB		4-0 G4-6-3 IBB		0-0 L3-1 SH3-4 1B		2	0	2	0	2	0	0	
Carl Willey, R OBP: 0.100, SLG: 0.125 (1, 1)		0-3 K		0-0 4-3		0-0 G4-6-3 1-2		0-0 SH3-4 1-2		3	0	0	0	0	1	6	
Inning Stats	R: 1 E: 0 K: 0 S: 4	H: 1 LOB: 1 BB: 1 P: 8	R: 0 E: 0 K: 1 S: 6	H: 1 LOB: 1 BB: 0 P: 6	R: 0 E: 0 K: 0 S: 3	H: 0 LOB: 1 BB: 1 P: 7	R: 0 E: 0 K: 0 S: 4	H: 1 LOB: 2 BB: 1 P: 8	R: 0 E: 0 K: 0 S: 4	H: 2 LOB: 2 BB: 1 P: 8	R: 1 E: 1 K: 0 S: 5	H: 2 LOB: 3 BB: 2 P: 13	R: 0 E: 0 K: 0 S: 4	H: 1 LOB: 3 BB: 2 P: 12	1B: 7 2B: 2 3B: 0 HR: 0	SF: 0 SAC: 2 DP: 1 HBP: 0	
PITCHER Ron Kline, R ERA: 3.61 (1, 1)	IP: 8.0 WLS: L BF: 40 H: 9 R: 2 ER: 2 SO: 1 BB: 4 IBB: 4 HBP: 0 BLK: 0 WP: 1 HR: 0 S: 34 P: 66 ERA: 2.25 WHIP: 1.625											PITCHER	IP: 8.0 WLS: L BF: 40 H: 9 R: 2 ER: 2 SO: 1 BB: 4 IBB: 4 HBP: 0 BLK: 0 WP: 1 HR: 0 S: 34 P: 66 ERA: 2.25 WHIP: 1.625				



Batter	1	2	3	4	5	6	7	8	9	AB	R	H	RBI	BB	SO	LOB	TOP					
Tony Taylor, R OBP: 0.294, SLG: 0.309	6-3	FC6-4			F9					3	0	0	0	1	0	1	Chicago Cubs @ Milwaukee Braves Milwaukee County Stadium, Milwaukee, WI Mon Sep 01 1958, 4:33 AM EDT Unknown livebaseballscorecards.com					
Alvin Dark, R OBP: 0.344, SLG: 0.368	14 1B 2B		F8		F7		F9			4	1	1	0	0	0	1						
Jim Marshall, L OBP: 0.276, SLG: 0.376	9		F8		F8			F9		4	0	0	0	0	0	1						
14 Ernie Banks, R OBP: 0.366, SLG: 0.627	1B 2H 1B			1B	F7			F7		4	0	2	1	0	0	0						
Walt Moryn, L OBP: 0.345, SLG: 0.490	1-2 1B		F6		4-3			K		4	0	1	0	0	1	1						
Lee Walls, R OBP: 0.369, SLG: 0.495	F7			F8	E7 1B				K	4	0	1	0	0	1	2						
Bobby Thomson, R OBP: 0.351, SLG: 0.467		FC5-2 3B		1B	6-3				5-3	4	0	2	0	0	0	1						
Sammy Taylor, L OBP: 0.334, SLG: 0.395		4-3					3-1		4-3	4	0	1	0	0	0	1						
Bob Anderson, R OBP: 0.429, SLG: 0.417		FC5-2 3H		K			1-3			3	0	0	0	0	1	2						
Bill Henry, L										0	0	0	0	0	0	0						
Inning Stats	R: 1 E: 0 K: 0 S: 6	H: 3 LOB: 2 BB: 0 P: 6	R: 0 E: 0 K: 0 S: 4	H: 1 LOB: 1 BB: 0 P: 4	R: 0 E: 0 K: 0 S: 4	H: 1 LOB: 1 BB: 0 P: 4	R: 0 E: 0 K: 1 S: 6	H: 2 LOB: 1 BB: 0 P: 6	R: 0 E: 0 K: 0 S: 3	H: 0 LOB: 0 BB: 0 P: 3	R: 0 E: 1 K: 0 S: 4	H: 1 LOB: 1 BB: 0 P: 4	R: 0 E: 0 K: 0 S: 3	H: 0 LOB: 1 BB: 1 P: 7	R: 0 E: 0 K: 1 S: 5	H: 0 LOB: 0 BB: 0 P: 5	R: 0 E: 0 K: 1 S: 5	H: 0 LOB: 0 BB: 0 P: 5	1B: 6 2B: 1 3B: 1 HR: 0	SF: 0 SAC: 0 DP: 0 HBP: 0	WP: 0 PB: 0 SB: 0 CS: 0	PA: 35
PITCHER Bob Buhl, R ERA: 3.15	IP: 9.0 WLS: W BF: 35 H: 8 R: 1 ER: 1 SO: 3 BB: 1 IBB: 0 HBP: 0 BLK: 0 WP: 0 HR: 0 S: 40 P: 44 ERA: 1.00 WHIP: 1.000															PITCHER						

Batter	1	2	3	4	5	6	7	8	9	AB	R	H	RBI	BB	SO	LOB	BOTTOM			
Red Schoendienst, S OBP: 0.316, SLG: 0.319	4-3		F8		G3		F9			4	0	0	0	0	0	0	Chicago Cubs @ Milwaukee Braves Milwaukee County Stadium, Milwaukee, WI Mon Sep 01 1958, 4:33 AM EDT Unknown livebaseballscorecards.com			
Johnny Logan, R OBP: 0.295, SLG: 0.337	6-3			K	F7		F6			4	0	0	0	0	1	0				
Eddie Mathews, L OBP: 0.358, SLG: 0.487	FC4-6 1B			E8 1B	4-3			1B 1B		4	1	3	0	0	0	0				
Hank Aaron, R OBP: 0.397, SLG: 0.577	FC4-6 1-2			BB 1B 1B			1B FC3-2 1B	1B 1B		4	1	3	1	0	0	1				
Wes Covington, L OBP: 0.386, SLG: 0.641		F7		1B BB 1-2 1B		F5		F6		4	0	1	0	0	0	3				
Frank Torre, L OBP: 0.382, SLG: 0.417	4-3			1-2 2-3 BB			FC3-2 1B	F3		3	0	1	0	1	0	2				
Bill Bruton, L OBP: 0.307, SLG: 0.345	4-3			1-2 2-3 3H 1B		FC3-2				3	0	1	1	0	0	2				
Andy Pafko, R OBP: 0.303, SLG: 0.327										0	0	0	0	1	0	0				
Felix Mantilla, R OBP: 0.289, SLG: 0.356										0	0	0	0	0	0	0				
Del Rice, R OBP: 0.269, SLG: 0.278			F4		K		K		F3	4	0	0	0	0	2	8				
Bob Buhl, R OBP: 0.100, SLG: 0.100			6-3		5-3		K			3	0	0	0	0	1	3				
Inning Stats	R: 0 E: 0 K: 0 S: 4	H: 1 LOB: 1 BB: 0 P: 4	R: 0 E: 0 K: 0 S: 3	H: 0 LOB: 0 BB: 0 P: 3	R: 0 E: 0 K: 0 S: 3	H: 0 LOB: 0 BB: 0 P: 3	R: 2 E: 1 K: 2 S: 11	H: 4 LOB: 3 BB: 1 P: 15	R: 0 E: 0 K: 0 S: 3	H: 0 LOB: 0 BB: 0 P: 3	R: 0 E: 0 K: 1 S: 7	H: 2 LOB: 2 BB: 0 P: 7	R: 0 E: 0 K: 1 S: 5	H: 0 LOB: 0 BB: 0 P: 5	R: 0 E: 0 K: 0 S: 5	H: 2 LOB: 3 BB: 1 P: 9	1B: 9 2B: 0 3B: 0 HR: 0	SF: 0 SAC: 0 DP: 0 HBP: 0	WP: 0 PB: 0 SB: 0 CS: 0	PA: 35
PITCHER Bob Anderson, R ERA: 3.15	IP: 7.0 WLS: L BF: 31 H: 9 R: 2 ER: 2 SO: 4 BB: 1 IBB: 0 HBP: 0 BLK: 0 WP: 0 HR: 0 S: 38 P: 42 ERA: 2.57 WHIP: 1.429															PITCHER				
Bill Henry, L ERA: 2.4	IP: 1.0 WLS: L BF: 4 H: 0 R: 0 ER: 0 SO: 0 BB: 1 IBB: 0 HBP: 0 BLK: 0 WP: 0 HR: 0 S: 3 P: 7 ERA: 0.00 WHIP: 1.000															PITCHER				



Batter	1	2	3	4	5	6	7	8	9	AB	R	H	RBI	BB	SO	LOB	TOP										
Tony Taylor, R OBP: 0.293, SLG: 0.308 (1, 4)	1-3		1B 14 1B	K		6-3		1-3		5	1	1	0	0	1	0	Chicago Cubs @ Milwaukee Braves Milwaukee County Stadium, Milwaukee, WI Mon Sep 01 1958, 4:38 AM EDT Att: 41,402 - Unknown										
Alvin Dark, R OBP: 0.345, SLG: 0.369 (1, 5)	6-3		BB 14 1B G4-6-3	6-3		E6		BB 14 1B BB		5	2	2	0	0	0	0											
14 Ernie Banks, R OBP: 0.368, SLG: 0.626 (1, 6)			G4-6-3 BB 1-2 3-H 1B			E5 HR		BB BB 1B		5	2	3	1	0	1	1											
Walt Moryn, L OBP: 0.352, SLG: 0.499 Jim Bolger, R OBP: 0.271, SLG: 0.317 (9, 7)	CS		E 4-3 1B	G4-6-3 BB		HR		FC5-4 BB		2	2	2	2	3	0	0											
Lee Walls, R OBP: 0.369, SLG: 0.493 (1, 9)			E8 4-3 2B 1B	G4-6-3		K		FC5-4 1-3		4	1	1	1	1	1	3											
Dale Long, L OBP: 0.360, SLG: 0.455 (1, 3)	4-3		2-3 3-H 1B WP HBP			BB		1-3		3	1	0	1	1	0	5											
Bobby Thomson, R OBP: 0.349, SLG: 0.464 (1, 8)	1-3		1B			F8		F3		5	0	1	2	0	0	6											
Cal Neeman, R OBP: 0.327, SLG: 0.531 (1, 2)			F9			K		F6		5	0	1	1	0	2	5											
Glen Hobbie, R OBP: 0.143, SLG: 0.128 Don Elston, R OBP: 0.273, SLG: 0.273 (8, 1)	K		3-H 2B	6-3		5-3		K		4	0	0	0	0	2	1											
										0	0	0	0	0	0	0											
Inning Stats	R: 0 E: 0 K: 0 S: 3	H: 1 LOB: 0 BB: 0 P: 3	R: 2 E: 1 K: 1 S: 8	H: 3 LOB: 1 BB: 0 P: 8	R: 4 E: 0 K: 0 S: 6	H: 4 LOB: 1 BB: 1 P: 11	R: 0 E: 0 K: 1 S: 5	H: 0 LOB: 0 BB: 0 P: 5	R: 2 E: 1 K: 2 S: 9	H: 1 LOB: 1 BB: 1 P: 13	R: 0 E: 0 K: 0 S: 3	H: 0 LOB: 1 BB: 0 P: 7	R: 0 E: 0 K: 1 S: 5	H: 0 LOB: 0 BB: 0 P: 5	R: 1 E: 0 K: 1 S: 7	H: 2 LOB: 2 BB: 2 P: 15	1B: 9 2B: 1 3B: 0 HR: 1	SF: 0 SAC: 0 DP: 1 HBP: 1	WP: 1 PB: 0 SB: 0 CS: 1	PA: 45							
PITCHER	IP	WLS	BF	H	R	ER	SO	BB	IBB	HBP	BLK	WP	HR	S	P	ERA	WHIP										
Bob Rush, R ERA: 3.68 (1, 1)	2.0	L	12	7	5	5	1	0	0	0	0	0	0	14	14	22.50	3.500										
Juan Pizarro, L ERA: 2.67 (3, 1)	4.0		18	2	3	2	4	2	0	1	0	1	1	23	32	4.50	1.000										
Humberto Robinson, R ERA: 3.22 (7, 1)	3.0		14	2	1	1	2	3	0	0	0	0	0	15	27	3.00	1.667										

Batter	1	2	3	4	5	6	7	8	9	AB	R	H	RBI	BB	SO	LOB	BOTTOM										
Red Schoendienst, S OBP: 0.317, SLG: 0.318 (1, 4)	1B BB			1-4-3		1-6-3			3-1	4	0	1	1	1	0	3	Chicago Cubs @ Milwaukee Braves Milwaukee County Stadium, Milwaukee, WI Mon Sep 01 1958, 4:38 AM EDT Att: 41,402 - Unknown										
Johnny Logan, R OBP: 0.286, SLG: 0.337 (1, 6)	F4		F9		1B FC4 1B		G4-6-3 BB	E BB		3	1	1	0	2	0	3											
Eddie Mathews, L OBP: 0.359, SLG: 0.486 (1, 5)	G4-6-3 1B		6-3		FC4 1B		G4-6-3	E4		5	0	2	0	0	0	2											
Hank Aaron, R OBP: 0.394, SLG: 0.571 (1, 9)	G4-6-3		1-3		K		6-3	K		5	0	0	0	0	2	6											
Frank Torre, L OBP: 0.384, SLG: 0.416 (1, 3)			F6		FC4			C6-4-3 BB BB		3	1	1	1	1	0	1											
Joe Adcock, R OBP: 0.309, SLG: 0.500 (1, 7)	F8		5-3		K			G6-4-3 BB		3	0	0	0	1	1	2											
Del Crandall, R OBP: 0.352, SLG: 0.476 (1, 2)			1B FC1-2 BB		5-3 BB BB		E5 G3-6-1 1B	G6-4-3 1-2 2-3		2	0	0	0	2	0	2											
Bill Bruton, L OBP: 0.314, SLG: 0.348 (1, 8)			FC1-2 1B 1B		5-3 BB		G3-6-1 1B	K		3	1	2	1	1	1	1											
Bob Rush, R OBP: 0.244, SLG: 0.238 Juan Pizarro, L OBP: 0.333, SLG: 0.304 Harry Hanebrink, L OBP: 0.270, SLG: 0.307 Humberto Robinson, R OBP: 0.250, SLG: 0.250 Casey Wise, S OBP: 0.175, SLG: 0.193 (1, 1) (3, 1) (6, PH) (7, 1) (9, PH)	FC1-2 1B		5-3		5-3		G3-6-1	F9		1	0	0	0	0	0	2											
										1	0	0	0	0	0	2											
Inning Stats	R: 0 E: 0 K: 0 S: 3	H: 1 LOB: 1 BB: 1 P: 7	R: 2 E: 0 K: 0 S: 6	H: 3 LOB: 2 BB: 1 P: 10	R: 0 E: 0 K: 0 S: 3	H: 0 LOB: 0 BB: 0 P: 3	R: 0 E: 0 K: 0 S: 3	H: 0 LOB: 2 BB: 2 P: 11	R: 1 E: 0 K: 2 S: 9	H: 2 LOB: 1 BB: 0 P: 9	R: 0 E: 1 K: 0 S: 4	H: 1 LOB: 1 BB: 0 P: 4	R: 0 E: 0 K: 0 S: 2	H: 0 LOB: 0 BB: 1 P: 6	R: 0 E: 0 K: 1 S: 4	H: 0 LOB: 1 BB: 2 P: 12	R: 0 E: 1 K: 1 S: 6	H: 0 LOB: 2 BB: 1 P: 10	1B: 7 2B: 0 3B: 0 HR: 0	SF: 0 SAC: 0 DP: 4 HBP: 0	WP: 0 PB: 0 SB: 0 CS: 0	PA: 40					
PITCHER	IP	WLS	BF	H	R	ER	SO	BB	IBB	HBP	BLK	WP	HR	S	P	ERA	WHIP										
Glen Hobbie, R ERA: 3.85 (1, 1)	7.0	W	33	7	3	3	2	7	0	0	0	0	0	30	58	3.86	2.000										
Don Elston, R ERA: 3.21 (8, 1)	2.0	S	7	0	0	0	2	1	0	0	0	0	0	10	14	0.00	0.500										



Batter	1	2	3	4	5	6	7	8	9	10	AB	R	H	RBI	BB	SO	LOB				
Red Schoendienst, S OBP: 0.319, SLG: 0.317 (1, 4)	4-3	1-3 1B		L9		F7			F7		5	0	1	0	0	0	2				
Johnny Logan, R OBP: 0.296, SLG: 0.334 Casey Wise, S OBP: 0.183, SLG: 0.200 (1, 6) (3, 6)	4-3	L3			4-3		F2			WP 1B 1B	2	0	0	0	0	0	2				
Eddie Mathews, L OBP: 0.358, SLG: 0.480 (1, 5)							P4			K	4	1	1	0	1	1	1				
Hank Aaron, R OBP: 0.392, SLG: 0.566 (1, 9)	1-3									WP 1B	5	2	2	0	0	0	1				
Wes Covington, L OBP: 0.397, SLG: 0.647 Andy Paiko, R OBP: 0.306, SLG: 0.329 (1, 7) (10, PR) (10, 7)		K		4-3					K	1B 3B IBB	4	1	1	3	1	2	0				
Frank Torre, L OBP: 0.390, SLG: 0.427 (1, 3)		2B 3B		4-3		L9			P6	1-2 2-3 3B 1B	5	2	2	2	0	0	0				
Del Crandall, R OBP: 0.353, SLG: 0.475 (1, 2)		1B 2B		F9 BB 1B		F7			F8	F9	5	1	2	1	0	0	2				
Bill Bruton, L OBP: 0.321, SLG: 0.360 (1, 8)		1B 1B							F7	4-3	4	0	2	3	1	0	0				
Lew Burdette, R OBP: 0.284, SLG: 0.400 Juan Pizarro, L OBP: 0.300, SLG: 0.269 (1, 1) (5, 1)		F8							1-3		2	0	0	0	0	0	3				
Inning Stats	R: 0 E: 0 K: 0 S: 4	H: 1 LOB: 1 BB: 0 P: 4	R: 2 E: 0 K: 1 S: 9	H: 4 LOB: 2 BB: 0 P: 9	R: 0 E: 0 K: 0 S: 3	H: 0 LOB: 0 BB: 0 P: 3	R: 0 E: 0 K: 0 S: 4	H: 1 LOB: 2 BB: 1 P: 8	R: 3 E: 0 K: 0 S: 5	H: 2 LOB: 0 BB: 1 P: 9	R: 0 E: 0 K: 0 S: 3	H: 0 LOB: 0 BB: 0 P: 3	R: 0 E: 0 K: 1 S: 5	H: 0 LOB: 0 BB: 0 P: 5	R: 0 E: 0 K: 1 S: 5	H: 0 LOB: 0 BB: 0 P: 5	R: 4 E: 0 K: 2 S: 11	H: 4 LOB: 2 BB: 1 P: 15	1B: 8 2B: 1 3B: 2 HR: 1	SF: 0 SAC: 0 DP: 0 HBP: 0	
PITCHER	IP WLS BF H R ER SO ERA WHIP	IP WLS BF H R ER SO ERA WHIP	IP WLS BF H R ER SO ERA WHIP	IP WLS BF H R ER SO ERA WHIP	IP WLS BF H R ER SO ERA WHIP	IP WLS BF H R ER SO ERA WHIP	IP WLS BF H R ER SO ERA WHIP	IP WLS BF H R ER SO ERA WHIP	IP WLS BF H R ER SO ERA WHIP	IP WLS BF H R ER SO ERA WHIP	IP WLS BF H R ER SO ERA WHIP	IP WLS BF H R ER SO ERA WHIP	IP WLS BF H R ER SO ERA WHIP	IP WLS BF H R ER SO ERA WHIP	IP WLS BF H R ER SO ERA WHIP	IP WLS BF H R ER SO ERA WHIP	IP WLS BF H R ER SO ERA WHIP	IP WLS BF H R ER SO ERA WHIP	IP WLS BF H R ER SO ERA WHIP	IP WLS BF H R ER SO ERA WHIP	
Ray Semproch, R ERA: 3.48 Turk Farrell, R ERA: 3.46 (1, 1) (9, 1)	8.0 L 11 4 4 4 3 0 1 0 0 1 0 16 20 18.00 2.000																				

Milwaukee Braves @ Philadelphia Phillies
 Connie Mack Stadium, Philadelphia, PA
 Thu Sep 04 1958, 7:05 PM EDT
 Att. 14,989 - Unknown

AB 42
 R 9
 H 12
 RBI 9
 BB 3
 SO 5
 LOB 13

WP: 1 PA: 45
 PB: 0
 SB: 0
 CS: 0



Batter	1	2	3	4	5	6	7	8	9	10	AB	R	H	RBI	BB	SO	LOB					
Richie Ashburn, L OBP: 0.438, SLG: 0.433 (1, 8)	G4-6-3 1B		FC4-6 1B		1B 2B 1B	K			P1-4 BB		4	1	3	1	1	1	0					
Solly Hemus, L OBP: 0.402, SLG: 0.435 (1, 4)	G4-6-3 1-2f		FC4-6 FC1-6		1B 2B 1B		F7		P1-4 1-2f		5	1	1	0	0	0	4					
Ed Bouchee, L OBP: 0.351, SLG: 0.385 (1, 3)	K		FC1-6 1-2f		1B 2B 2B				K		4	1	1	2	1	2	2					
Wally Post, R OBP: 0.355, SLG: 0.476 (1, 9)		5-3		SH5-4 1B	6-3					P4	5	0	1	0	0	1	2					
Harry Anderson, L OBP: 0.370, SLG: 0.505 (1, 7)				SH5-4 1B	WP 1B 2B		6-3			F9	5	1	3	1	0	0	1					
Willie Jones, R OBP: 0.360, SLG: 0.435 (1, 5)		G5-4-3 1B		SH5-4 1-2 2-3	WP 1B 2B					K	4	0	2	1	0	1	1					
Chico Fernandez, R OBP: 0.267, SLG: 0.306 (1, 6)				6-3	G6-4-3 1B						3	1	1	0	0	0	3					
Carl Sawatski, L OBP: 0.285, SLG: 0.316 Rip Repulski, R OBP: 0.300, SLG: 0.496 Jim Hegan, R OBP: 0.264, SLG: 0.268 (1, 2) (6, PH) (7, 2)				1B 1B							1	0	1	0	1	0	0					
Ray Semproch, R OBP: 0.096, SLG: 0.110 Bob Bowman, R OBP: 0.350, SLG: 0.512 Turk Farrell, R OBP: 0.250, SLG: 0.217 (1, 1) (8, PH) (9, 1)				1B	F8						3	0	0	0	0	1	5					
Inning Stats	R: 0 E: 0 K: 1 S: 5	H: 1 LOB: 0 BB: 0 P: 5	R: 0 E: 0 K: 0 S: 3	H: 1 LOB: 0 BB: 0 P: 3	R: 1 E: 0 K: 0 S: 6	H: 3 LOB: 2 BB: 0 P: 6	R: 0 E: 0 K: 0 S: 5	H: 2 LOB: 3 BB: 1 P: 9	R: 4 E: 0 K: 0 S: 7	H: 5 LOB: 0 BB: 0 P: 7	R: 0 E: 0 K: 2 S: 7	H: 0 LOB: 0 BB: 0 P: 7	R: 0 E: 0 K: 1 S: 5	H: 0 LOB: 1 BB: 0 P: 9	R: 0 E: 0 K: 1 S: 6	H: 1 LOB: 1 BB: 0 P: 6	R: 0 E: 0 K: 1 S: 4	H: 0 LOB: 0 BB: 1 P: 8	R: 0 E: 0 K: 1 S: 5	H: 0 LOB: 0 BB: 0 P: 5	1B: 11 2B: 3 3B: 0 HR: 0	SF: 0 SAC: 2 DP: 4 HBP: 0
PITCHER	IP WLS BF H R ER SO ERA WHIP	IP WLS BF H R ER SO ERA WHIP	IP WLS BF H R ER SO ERA WHIP	IP WLS BF H R ER SO ERA WHIP	IP WLS BF H R ER SO ERA WHIP	IP WLS BF H R ER SO ERA WHIP	IP WLS BF H R ER SO ERA WHIP	IP WLS BF H R ER SO ERA WHIP	IP WLS BF H R ER SO ERA WHIP	IP WLS BF H R ER SO ERA WHIP	IP WLS BF H R ER SO ERA WHIP	IP WLS BF H R ER SO ERA WHIP	IP WLS BF H R ER SO ERA WHIP	IP WLS BF H R ER SO ERA WHIP	IP WLS BF H R ER SO ERA WHIP	IP WLS BF H R ER SO ERA WHIP	IP WLS BF H R ER SO ERA WHIP	IP WLS BF H R ER SO ERA WHIP	IP WLS BF H R ER SO ERA WHIP	IP WLS BF H R ER SO ERA WHIP		
Lew Burdette, R ERA: 3.21 Juan Pizarro, L ERA: 2.47 (1, 1) (5, 1)	4.1 W 18 1 0 0 6 2 0 0 0 0 0 0 28 36 0.00 0.529																					

Milwaukee Braves @ Philadelphia Phillies
 Connie Mack Stadium, Philadelphia, PA
 Thu Sep 04 1958, 7:05 PM EDT
 Att. 14,989 - Unknown

AB 37
 R 5
 H 13
 RBI 5
 BB 3
 SO 7
 LOB 20

WP: 1 PA: 42
 PB: 0
 SB: 0
 CS: 0



Batter	1	2	3	4	5	6	7	8	9	10	AB	R	H	RBI	BB	SO	LOB	TOP		
Red Schoendienst, S OBP: 0.317, SLG: 0.316 (1, 4)	F7		1-3 1B		F9			6-3		L3	5	0	1	0	0	0	2	Milwaukee Braves @ Pittsburgh Pirates Forbes Field, Pittsburgh, PA Fri Sep 05 1958, 7:05 PM EDT Att: 30,319 - Unknown livebaseballscorecards.com		
Johnny Logan, R OBP: 0.293, SLG: 0.331 (1, 6)	6-3		1-3			K		F6		F7	5	0	0	0	0	1	2			
Eddie Mathews, L OBP: 0.357, SLG: 0.477 (1, 5)			F9			F8		F8			3	0	0	0	1	0	1			
Hank Aaron, R OBP: 0.389, SLG: 0.562 (1, 9)	F4				F3			6-3		F8	4	0	0	0	0	0	1			
Wes Covington, L OBP: 0.365, SLG: 0.641 (1, 7)		F3			6-3					4-3	4	0	1	0	0	0	0			
Frank Torre, L OBP: 0.388, SLG: 0.428 (1, 3)		F9			F8			G4-6-3 1B			4	0	1	0	0	0	1			
Joe Koppe, R OBP: 0.571, SLG: 0.500 (9, PR)								G4-6-3 1-2			0	0	0	0	0	0	0			
Joe Adcock, R OBP: 0.311, SLG: 0.511 (9, 3)										2B	0	0	0	0	0	0	0			
Del Crandall, R OBP: 0.355, SLG: 0.474 (1, 2)					F6					6-3	3	0	1	0	1	0	1			
Bill Bruton, L OBP: 0.327, SLG: 0.361 (1, 8)			1B					S BB			2	0	1	0	2	0	1			
Carl Willey, R OBP: 0.093, SLG: 0.116 (1, 1)			1-3			K				SH9 BB	3	0	0	0	0	2	3			
Inning Stats	R: 0 E: 0 K: 0 S: 3	H: 0 LOB: 1 BB: 1 P: 7	R: 0 E: 0 K: 0 S: 4	H: 1 LOB: 1 BB: 0 P: 4	R: 0 E: 0 K: 0 S: 3	H: 1 LOB: 1 BB: 0 P: 4	R: 0 E: 0 K: 1 S: 6	H: 0 LOB: 0 BB: 0 P: 5	R: 0 E: 0 K: 1 S: 5	H: 1 LOB: 2 BB: 2 P: 13	R: 0 E: 0 K: 0 S: 3	H: 0 LOB: 0 BB: 0 P: 3	R: 0 E: 0 K: 0 S: 4	H: 1 LOB: 1 BB: 0 P: 4	R: 0 E: 0 K: 0 S: 3	H: 0 LOB: 1 BB: 1 P: 7	1B: 4 2B: 1 3B: 0 HR: 0	SF: 0 SAC: 1 DP: 1 HBP: 0	WP: 0 PB: 0 SB: 2 CS: 0	PA: 38
PITCHER George Witt, R ERA: 1.68 (1, 1)	IP: 10.0 W: 10 L: 0 S: 3	WLS: 0 BF: 38 H: 5 R: 0 ER: 0 SO: 3	H: 1 R: 0 ER: 0 SO: 4	BB: 3 IBB: 1 HBP: 0 BLK: 0	WP: 0 HR: 0 S: 40 P: 56	ERA: 0.00 WHIP: 0.800	PITCHER IP: 0 WLS: 0 BF: 0 H: 0 R: 0 ER: 0 SO: 0 BB: 0 IBB: 0 HBP: 0 BLK: 0 WP: 0 HR: 0 S: 0 P: 0 ERA: 0.00 WHIP: 0.000													

Milwaukee Braves @ Pittsburgh Pirates
 Forbes Field, Pittsburgh, PA
 Fri Sep 05 1958, 7:05 PM EDT
 Att: 30,319 - Unknown

AB 33
 R 0
 H 5
 RBI 0
 BB 4
 SO 3
 LOB 12



Batter	1	2	3	4	5	6	7	8	9	10	AB	R	H	RBI	BB	SO	LOB	BOTTOM		
Bill Virdon, L OBP: 0.332, SLG: 0.406 (1, 8)	F8		F8		4-3		F9				5	1	1	1	0	0	0	Milwaukee Braves @ Pittsburgh Pirates Forbes Field, Pittsburgh, PA Fri Sep 05 1958, 7:05 PM EDT Att: 30,319 - Unknown livebaseballscorecards.com		
Roberto Clemente, R OBP: 0.325, SLG: 0.399 (1, 9)	4-3							FC5 SH9 1B			3	0	2	0	1	0	0			
Ted Kluszewski, L OBP: 0.345, SLG: 0.394 (1, 3)			1B		F9			SH9			3	0	1	0	0	0	2			
Bob Skinner, L OBP: 0.386, SLG: 0.474 (1, 7)	F4		F9		4-3						3	0	0	0	1	0	2			
Frank Thomas, R OBP: 0.347, SLG: 0.562 (1, 5)		F8			5-3			E8 1B		F7	4	0	1	0	0	0	2			
Bill Mazaroski, R OBP: 0.307, SLG: 0.427 (1, 4)		P1			K			G4-6-3 BB		FC5	3	0	0	0	1	1	2			
Dick Groat, R OBP: 0.323, SLG: 0.405 (1, 6)								G4-6-3 1-2			4	0	2	0	0	0	2			
Bill Hall, L OBP: 0.375, SLG: 0.374 (1, 2)		2B			1-3					F2	2	0	0	0	1	0	1			
Dick Stuart, R OBP: 0.315, SLG: 0.559 (9, PH)										F6	1	0	0	0	0	0	0			
Hank Folles, R OBP: 0.316, SLG: 0.337 (10, 2)		IBB									0	0	0	0	0	0	0			
George Witt, R OBP: 0.135, SLG: 0.135 (1, 1)			K			K				K	4	0	0	0	0	4	2			
Inning Stats	R: 0 E: 0 K: 0 S: 4	H: 1 LOB: 2 BB: 1 P: 10	R: 0 E: 0 K: 0 S: 6	H: 1 LOB: 1 BB: 0 P: 4	R: 0 E: 0 K: 1 S: 6	H: 1 LOB: 1 BB: 0 P: 6	R: 0 E: 1 K: 3 S: 5	H: 0 LOB: 0 BB: 1 P: 7	R: 0 E: 0 K: 1 S: 5	H: 0 LOB: 0 BB: 0 P: 5	R: 0 E: 0 K: 0 S: 4	H: 1 LOB: 2 BB: 1 P: 8	R: 0 E: 0 K: 1 S: 5	H: 0 LOB: 0 BB: 0 P: 5	R: 1 E: 0 K: 0 S: 1	H: 1 LOB: 0 BB: 0 P: 1	1B: 4 2B: 2 3B: 0 HR: 1	SF: 0 SAC: 1 DP: 1 HBP: 0	WP: 0 PB: 0 SB: 0 CS: 0	PA: 37
PITCHER Carl Willey, R ERA: 2.37 (1, 1)	IP: 9.0 W: 9 L: 0 S: 3	WLS: 0 BF: 37 H: 7 R: 1 ER: 1 SO: 5	H: 1 R: 1 ER: 1 SO: 5	BB: 2 IBB: 2 HBP: 0 BLK: 0	WP: 0 HR: 1 S: 43 P: 59	ERA: 1.00 WHIP: 1.000	PITCHER IP: 0 WLS: 0 BF: 0 H: 0 R: 0 ER: 0 SO: 0 BB: 0 IBB: 0 HBP: 0 BLK: 0 WP: 0 HR: 0 S: 0 P: 0 ERA: 0.00 WHIP: 0.000													

Milwaukee Braves @ Pittsburgh Pirates
 Forbes Field, Pittsburgh, PA
 Fri Sep 05 1958, 7:05 PM EDT
 Att: 30,319 - Unknown

AB 32
 R 1
 H 7
 RBI 1
 BB 4
 SO 5
 LOB 13



Batter	1	2	3	4	5	6	7	8	9	AB	R	H	RBI	BB	SO	LOB	TOP										
Red Schoendienst, S OBP: 0.316, SLG: 0.314										5	0	1	0	0	0	3	Milwaukee Braves @ Pittsburgh Pirates Forbes Field, Pittsburgh, PA Sat Sep 06 1958, 3:33 AM EDT Att: 23,392 - Unknown										
Johnny Logan, R OBP: 0.294, SLG: 0.337										3	1	1	2	0	0	0											
Eddie Mathews, L OBP: 0.356, SLG: 0.481										4	1	1	2	0	1	1											
Hank Aaron, R OBP: 0.390, SLG: 0.561										3	0	1	0	1	0	2											
Wes Covington, L OBP: 0.383, SLG: 0.635										4	0	1	0	0	0	2											
Frank Torre, L OBP: 0.388, SLG: 0.430										3	1	1	0	0	0	2											
Joe Adcock, R OBP: 0.310, SLG: 0.509									1	0	0	0	0	0	0												
Bill Bruton, L Andy Patko, R OBP: 0.304, SLG: 0.327										3	0	2	1	0	0	0											
Del Rice, R OBP: 0.269, SLG: 0.307										4	1	1	1	0	1	2											
Bob Buhl, R Humberto Robinson, R OBP: 0.333, SLG: 0.250										2	2	2	0	0	0	0											
Inning Stats	R: 0 E: 0 K: 0 S: 4	H: 1 LOB: 1 BB: 0 P: 4	R: 0 E: 0 K: 0 S: 4	H: 2 LOB: 1 BB: 0 P: 4	R: 1 E: 2 K: 0 S: 5	H: 1 LOB: 1 BB: 0 P: 5	R: 1 E: 0 K: 1 S: 6	H: 2 LOB: 2 BB: 0 P: 6	R: 3 E: 0 K: 0 S: 7	H: 4 LOB: 1 BB: 0 P: 7	R: 0 E: 0 K: 0 S: 3	H: 0 LOB: 1 BB: 1 P: 7	R: 0 E: 0 K: 0 S: 3	H: 0 LOB: 1 BB: 1 P: 7	R: 1 E: 0 K: 1 S: 6	H: 1 LOB: 0 BB: 0 P: 6	R: 0 E: 0 K: 1 S: 5	H: 0 LOB: 0 BB: 0 P: 5	1B: 7 2B: 1 3B: 0 HR: 3	SF: 1 SAC: 2 DP: 1 HBP: 0	WP: 0 PB: 0 CS: 0	PA: 39					
PITCHER	IP	WLS	BF	H	R	ER	SO	BB	IBB	HBP	BLK	WP	HR	S	P	ERA	WHIP										
Bob Friend, R ERA: 3.87	4.1		22	10	5	4	1	0	0	0	0	0	2	24	24	8.31	2.308										
Bob Smith, L ERA: 4.35	3.2	W	14	1	1	1	1	2	0	0	0	0	1	14	22	2.46	0.818										
Roy Face, R ERA: 2.73	1.0	S	3	0	0	0	1	0	0	0	0	0	0	5	5	0.00	0.000										

Batter	1	2	3	4	5	6	7	8	9	AB	R	H	RBI	BB	SO	LOB	BOTTOM											
Bill Virdon, L OBP: 0.332, SLG: 0.407										4	0	2	1	0	0	0	Milwaukee Braves @ Pittsburgh Pirates Forbes Field, Pittsburgh, PA Sat Sep 06 1958, 3:33 AM EDT Att: 23,392 - Unknown											
Roberto Clemente, R OBP: 0.322, SLG: 0.396										4	0	0	0	0	0	5												
Ted Kluszewski, L OBP: 0.347, SLG: 0.395										4	0	2	0	0	0	1												
Bob Skinner, L OBP: 0.385, SLG: 0.470										4	1	0	0	0	0	2												
Frank Thomas, R OBP: 0.346, SLG: 0.559										3	1	0	0	1	0	1												
Bill Mazeroski, R OBP: 0.310, SLG: 0.432										3	2	2	0	1	1	0												
Dick Groat, R OBP: 0.324, SLG: 0.405										4	2	2	1	0	0	1												
Bill Hall, L OBP: 0.383, SLG: 0.383										3	0	2	2	0	0	1												
Dick Stuart, R OBP: 0.314, SLG: 0.556										1	0	0	0	0	1	0												
Hank Foiles, R OBP: 0.316, SLG: 0.337										0	0	0	0	0	0	0												
Bob Friend, R OBP: 0.167, SLG: 0.152										1	0	0	0	1	0	3												
Bob Smith, R OBP: 0.063, SLG: 0.091										1	0	0	0	0	1	0												
John Powers, L OBP: 0.288, SLG: 0.306										1	1	1	1	0	0	0												
Roy Face, R										0	0	0	0	0	0	0												
Inning Stats	R: 2 E: 0 K: 0 S: 4	H: 2 LOB: 2 BB: 2 P: 13	R: 0 E: 0 K: 0 S: 3	H: 0 LOB: 0 BB: 0 P: 3	R: 1 E: 0 K: 0 S: 5	H: 2 LOB: 2 BB: 1 P: 9	R: 3 E: 1 K: 1 S: 6	H: 4 LOB: 1 BB: 0 P: 6	R: 0 E: 0 K: 1 S: 5	H: 1 LOB: 0 BB: 0 P: 5	R: 0 E: 0 K: 1 S: 5	H: 0 LOB: 0 BB: 0 P: 5	R: 1 E: 0 K: 1 S: 6	H: 1 LOB: 0 BB: 0 P: 6	R: 0 E: 0 K: 1 S: 5	H: 0 LOB: 0 BB: 0 P: 5	1B: 9 2B: 0 3B: 1 HR: 1	SF: 1 SAC: 0 DP: 0 HBP: 0	WP: 0 PB: 0 CS: 0	PA: 37								
PITCHER	IP	WLS	BF	H	R	ER	SO	BB	IBB	HBP	BLK	WP	HR	S	P	ERA	WHIP											
Bob Buhl, R ERA: 3.62	4.2		25	8	6	5	0	3	0	0	0	0	1	0	22	34	9.64	2.357										
Humberto Robinson, R ERA: 3.18	3.1	L	12	3	1	1	3	0	0	0	0	0	0	1	18	18	2.70	0.900										

Batter	1	2	3	4	5	6	7	8	9	AB	R	H	RBI	BB	SO	LOB	TOP	
Red Schoendienst, S (1, 4) OBP: 0.314, SLG: 0.313										5	1	1	0	0	0	3	Milwaukee Braves @ Pittsburgh Pirates Forbes Field, Pittsburgh, PA Sun Sep 07 1958, 3:33 AM EDT Unknown	
Johnny Logan, R (1, 6) OBP: 0.294, SLG: 0.337										3	0	1	0	0	1	0		
Eddie Mathews, L (1, 5) OBP: 0.358, SLG: 0.482										2	1	1	0	2	0	0		
Hank Aaron, R (1, 9) OBP: 0.389, SLG: 0.558										4	1	1	0	0	1	3		
Wes Covington, L (1, 7) OBP: 0.384, SLG: 0.637										4	0	2	3	0	1	0		
Joe Koppe, R (8, PR) OBP: 0.371, SLG: 0.500										0	0	0	0	0	0	0		
Andy Pafko, R (8, 7) OBP: 0.304, SLG: 0.327										0	0	0	0	0	0	0		
Frank Torre, L (1, 3) OBP: 0.386, SLG: 0.431										4	0	1	0	0	0	3		
Del Crandall, R (1, 2) OBP: 0.358, SLG: 0.477										4	0	3	0	0	0	1		
Bill Bruton, L (1, 8) OBP: 0.327, SLG: 0.361										3	0	0	0	0	0	3		
Warren Spahn, L (1, 1) OBP: 0.355, SLG: 0.402										4	0	1	0	0	1	3		
Inning Stats	R: 1 E: 0 K: 1 S: 7	H: 2 LOB: 2 BB: 1 P: 11	R: 0 E: 0 K: 0 S: 4	H: 1 LOB: 1 BB: 0 P: 4	R: 0 E: 0 K: 1 S: 5	H: 0 LOB: 0 BB: 0 P: 5	R: 0 E: 0 K: 0 S: 4	H: 1 LOB: 1 BB: 0 P: 4	R: 0 E: 0 K: 0 S: 5	H: 1 LOB: 0 BB: 0 P: 5	R: 0 E: 0 K: 0 S: 4	H: 1 LOB: 1 BB: 1 P: 9	R: 0 E: 0 K: 1 S: 6	H: 1 LOB: 1 BB: 0 P: 6	1B: 9 2B: 2 3B: 0 HR: 0	SF: 0 SAC: 2 DP: 2 HBP: 0	WP: 0 PB: 0 CS: 0	PA: 37
PITCHER Ron Kline, R (1, 1) ERA: 3.58	IP: 9.0 WLS: L BF: 37 H: 11 R: 3 ER: 3 SO: 4 BB: 2 IBB: 0 HBP: 0 BLK: 0 WP: 0 HR: 0 S: 43 P: 51 ERA: 3.00 WHIP: 1.444											PITCHER	IP: 9.0 WLS: W BF: 31 H: 5 R: 1 ER: 1 SO: 4 BB: 0 IBB: 0 HBP: 0 BLK: 0 WP: 0 HR: 0 S: 39 P: 39 ERA: 1.00 WHIP: 0.556					



Batter	1	2	3	4	5	6	7	8	9	AB	R	H	RBI	BB	SO	LOB	BOTTOM	
Bill Virdon, L (1, 8) OBP: 0.330, SLG: 0.404										4	0	0	0	0	0	1	Milwaukee Braves @ Pittsburgh Pirates Forbes Field, Pittsburgh, PA Sun Sep 07 1958, 3:33 AM EDT Unknown	
Roberto Clemente, R (1, 9) OBP: 0.321, SLG: 0.395										4	0	1	0	0	0	1		
Dick Stuart, R (1, 3) OBP: 0.550										4	0	1	0	0	0	1		
Dick Schofield, S (8, PR) OBP: 0.327, SLG: 0.256										0	0	0	0	0	0	0		
Bob Skinner, L (1, 7) OBP: 0.384, SLG: 0.468										4	1	1	0	0	1	3		
Frank Thomas, R (1, 5) OBP: 0.346, SLG: 0.558										3	0	1	0	0	0	1		
Bill Mazerowski, R (1, 4) OBP: 0.308, SLG: 0.430										3	0	0	0	0	0	1		
Dick Groat, R (1, 6) OBP: 0.323, SLG: 0.403										3	0	0	0	0	0	0		
Hank Foiles, R (1, 2) OBP: 0.313, SLG: 0.333										3	0	0	0	0	2	0		
Ron Kline, R (1, 1) OBP: 0.101, SLG: 0.047										2	0	0	0	0	1	0		
Roman Mejias, R (8, PH) OBP: 0.296, SLG: 0.442										1	0	1	0	0	0	0		
Inning Stats	R: 0 E: 0 K: 0 S: 3	H: 0 LOB: 0 BB: 0 P: 3	R: 1 E: 0 K: 0 S: 4	H: 2 LOB: 0 BB: 0 P: 4	R: 0 E: 0 K: 1 S: 5	H: 0 LOB: 0 BB: 0 P: 5	R: 0 E: 0 K: 1 S: 5	H: 0 LOB: 0 BB: 0 P: 5	R: 0 E: 0 K: 0 S: 4	H: 1 LOB: 1 BB: 0 P: 4	R: 0 E: 0 K: 1 S: 5	H: 0 LOB: 2 BB: 0 P: 5	R: 0 E: 0 K: 0 S: 5	H: 2 LOB: 2 BB: 0 P: 5	1B: 5 2B: 0 3B: 0 HR: 0	SF: 0 SAC: 0 DP: 1 HBP: 0	WP: 0 PB: 0 CS: 0	PA: 31
PITCHER Warren Spahn, L (1, 1) ERA: 3.02	IP: 9.0 WLS: W BF: 31 H: 5 R: 1 ER: 1 SO: 4 BB: 0 IBB: 0 HBP: 0 BLK: 0 WP: 0 HR: 0 S: 39 P: 39 ERA: 1.00 WHIP: 0.556											PITCHER						



Batter	1	2	3	4	5	6	7	8	9	AB	R	H	RBI	BB	SO	LOB	TOP										
Red Schoendienst, S OBP: 0.314, SLG: 0.315 (1, 4)	F7		P6			G3			1B SF8 2B	4	1	1	0	0	0	0											
Johnny Logan, R OBP: 0.293, SLG: 0.336 (1, 6)	P6			F9			F7		1B	4	0	1	0	0	0	0											
Eddie Mathews, L OBP: 0.358, SLG: 0.481 (1, 5)	4-3			4-3			1B		SF8	3	0	1	1	1	0	0											
Hank Aaron, R OBP: 0.390, SLG: 0.558 (1, 9)		G4-6-3 1B		P5			F8		3H 1-2 1B	4	0	2	0	0	0	1											
Frank Torre, L OBP: 0.382, SLG: 0.426 (1, 3)		G4-6-3 1-2			4-3		F8		1B	4	0	0	0	0	0	4											
Joe Adcock, R OBP: 0.316, SLG: 0.511 (1, 7)		BB						FC5-4 1B	F8	3	0	2	0	1	0	2											
Bill Bruton, L OBP: 0.324, SLG: 0.357 (1, 8)				F9					F8	3	0	0	0	0	1	2											
Del Rice, R OBP: 0.261, SLG: 0.298 (1, 2)			5-3			F7			F8	3	0	0	0	0	0	1											
Lew Burdette, R OBP: 0.278, SLG: 0.391 (1, 1)										2	0	0	0	0	2	0											
Harry Hanebrink, L OBP: 0.269, SLG: 0.305 (8, PH)										1	0	0	0	0	0	1											
Don McMahon, R OBP: 0.300, SLG: 0.125 (8, 1)									FC5-4 1-2	0	0	0	0	0	0	0											
Inning Stats	R: 0 E: 0 K: 0 S: 3	H: 0 LOB: 0 BB: 0 P: 3	R: 0 E: 0 K: 1 S: 5	H: 1 LOB: 1 BB: 1 P: 9	R: 0 E: 0 K: 1 S: 5	H: 0 LOB: 0 BB: 0 P: 5	R: 0 E: 0 K: 0 S: 3	H: 0 LOB: 0 BB: 0 P: 3	R: 0 E: 0 K: 0 S: 5	H: 0 LOB: 0 BB: 0 P: 5	R: 0 E: 0 K: 0 S: 4	H: 1 LOB: 1 BB: 0 P: 4	R: 0 E: 0 K: 0 S: 4	H: 1 LOB: 1 BB: 0 P: 4	R: 1 E: 0 K: 0 S: 6	H: 3 LOB: 2 BB: 0 P: 6	1B: 6 2B: 1 3B: 0 HR: 0	SF: 1 SAC: 0 DP: 1 HBP: 0	WP: 0 PB: 0 CS: 0	PA: 33							
PITCHER	IP	WLS	BF	H	R	ER	SO	BB	IBB	HBP	BLK	WP	HR	S	P	ERA	WHIP										
Vern Law, R ERA: 3.95 (1, 1)	8.1	W	31	7	1	1	3	1	0	0	0	0	0	36	40	1.08	0.960										
Roy Face, R ERA: 2.71 (9, 1)	0.2	S	2	0	0	0	0	0	0	0	0	0	0	2	2	0.00	0.000										

Milwaukee Braves @ Pittsburgh Pirates
Forbes Field, Pittsburgh, PA
Sun Sep 07 1958, 3:38 AM EDT
Att: 36,567 - Unknown

AB 31
R 1
H 7
RBI 1
BB 1
SO 3
LOB 11





Batter	1	2	3	4	5	6	7	8	9	AB	R	H	RBI	BB	SO	LOB	BOTTOM										
Bill Virdon, L OBP: 0.329, SLG: 0.403 (1, 8)	1B		4-3		F8			F8		4	0	1	0	0	0	1											
Roberto Clemente, R OBP: 0.323, SLG: 0.394 (1, 9)	F9			6-3		2-3 1B		HR BB		3	2	1	0	1	0	1											
Ted Kluszewski, L OBP: 0.349, SLG: 0.396 (1, 3)		G4-6-3 1B		1B		2-3		F9		4	0	2	0	0	0	2											
Bob Skinner, L OBP: 0.387, SLG: 0.477 (1, 7)	G4-6-3			G6-4-3 1B		6-3 S 1B		HR		4	1	3	3	0	0	2											
Frank Thomas, R OBP: 0.344, SLG: 0.553 (1, 5)		1-3		G6-4-3		6-3		5-3		4	0	0	0	0	0	3											
Bill Mazerowski, R OBP: 0.309, SLG: 0.433 (1, 4)		F8				4-3				3	1	1	0	0	0	1											
Dick Groat, R OBP: 0.321, SLG: 0.401 (1, 6)		5-3				6-3 3B		F8		3	0	0	0	0	0	1											
Bill Hall, L OBP: 0.373, SLG: 0.371 (1, 2)				F7		6-3		6-3		3	0	0	1	0	0	0											
Vern Law, R OBP: 0.303, SLG: 0.411 (1, 1)				F9		3H E6		P6		3	0	0	0	0	0	0											
Roy Face, R (9, 1)										0	0	0	0	0	0	0											
Inning Stats	R: 0 E: 0 K: 0 S: 4	H: 2 LOB: 1 BB: 0 P: 4	R: 0 E: 0 K: 0 S: 3	H: 0 LOB: 0 BB: 0 P: 3	R: 0 E: 0 K: 0 S: 3	H: 0 LOB: 0 BB: 0 P: 3	R: 0 E: 0 K: 0 S: 4	H: 2 LOB: 1 BB: 0 P: 4	R: 1 E: 1 K: 0 S: 5	H: 1 LOB: 1 BB: 0 P: 5	R: 1 E: 0 K: 0 S: 5	H: 2 LOB: 1 BB: 0 P: 5	R: 0 E: 0 K: 0 S: 3	H: 0 LOB: 0 BB: 0 P: 3	R: 2 E: 0 K: 0 S: 4	H: 1 LOB: 1 BB: 1 P: 8	1B: 6 2B: 0 3B: 1 HR: 1	SF: 0 SAC: 0 DP: 2 HBP: 0	WP: 0 PB: 0 CS: 0	PA: 32							
PITCHER	IP	WLS	BF	H	R	ER	SO	BB	IBB	HBP	BLK	WP	HR	S	P	ERA	WHIP										
Lew Burdette, R ERA: 3.19 (1, 1)	7.0	L	27	7	2	2	2	0	0	0	0	0	0	27	27	2.57	1.000										
Don McMahon, R ERA: 4.05 (8, 1)	1.0		5	1	2	2	0	1	0	0	0	0	1	4	8	18.00	2.000										

Milwaukee Braves @ Pittsburgh Pirates
Forbes Field, Pittsburgh, PA
Sun Sep 07 1958, 3:38 AM EDT
Att: 36,567 - Unknown

AB 31
R 4
H 8
RBI 4
BB 1
SO 0
LOB 11



Batter	1	2	3	4	5	6	7	8	9	AB	R	H	RBI	BB	SO	LOB	TOP										
Johnny Temple, R (1.4) OBP: 0.403, SLG: 0.397	5-3						G4-6-3			3	0	0	0	1	1	2	<p>Cincinnati Redlegs @ Milwaukee Braves Milwaukee County Stadium, Milwaukee, WI Tue Sep 09 1958, 8:05 PM EDT Att: 22,334 - Unknown</p> <p>AB 30 R 2 H 6 RBI 2 BB 3 SO 2 LOB 11</p> 										
Jerry Lynch, L (1.9) OBP: 0.328, SLG: 0.473	4-3		F8					F8		4	0	1	0	0	0	1											
Gus Bell, L (1.7) OBP: 0.306, SLG: 0.378	F7		F8					4-3		4	0	1	1	0	0	1											
Frank Robinson, R (1.8) OBP: 0.349, SLG: 0.496		1B SF8 1B		6-3	5-3			4-3		4	1	1	0	0	0	2											
Ed Bailey, L (1.2) OBP: 0.330, SLG: 0.413				F6			K		4-3	4	0	1	0	0	1	0											
George Crowe, L (1.3) OBP: 0.351, SLG: 0.405								3-1		2	0	1	1	1	0	0											
Don Hoak, R (1.5) OBP: 0.330, SLG: 0.377								G3		4	0	0	0	0	0	3											
Roy McMillan, R (1.6) OBP: 0.319, SLG: 0.302										2	0	0	0	1	0	1											
Don Newcombe, L (1.1) OBP: 0.446, SLG: 0.429				4-3						3	1	1	0	0	0	1											
Brooks Lawrence, R (9.1) OBP: 0.200, SLG: 0.125										0	0	0	0	0	0	0											
Inning Stats	R: 0 E: 0 K: 0 S: 3	H: 0 LOB: 0 BB: 0 P: 3	R: 1 E: 0 K: 0 S: 5	H: 2 LOB: 1 BB: 0 P: 5	R: 0 E: 0 K: 0 S: 3	H: 0 LOB: 1 BB: 1 P: 7	R: 0 E: 0 K: 0 S: 4	H: 1 LOB: 1 BB: 0 P: 4	R: 1 E: 0 K: 1 S: 7	H: 2 LOB: 2 BB: 1 P: 11	R: 0 E: 0 K: 0 S: 4	H: 0 LOB: 0 BB: 1 P: 8	R: 0 E: 0 K: 0 S: 3	H: 1 LOB: 0 BB: 0 P: 3	R: 0 E: 0 K: 0 S: 3	H: 0 LOB: 0 BB: 0 P: 3	R: 0 E: 0 K: 0 S: 3	H: 0 LOB: 0 BB: 0 P: 3	1B: 6 2B: 0 3B: 0 HR: 0	SF: 1 SAC: 0 DP: 2 HBP: 0	WP: 0 PB: 0 SB: 0 CS: 0	PA: 34					
PITCHER	IP	WLS	BF	H	R	ER	SO	BB	IBB	HBP	BLK	WP	HR	S	P	ERA	WHIP										
Carl Willey, R (1.1) ERA: 2.36	8.0		31	6	2	2	2	3	0	0	0	0	0	32	44	2.25	1.125										
Bob Rush, R (9.1) ERA: 3.65	1.0	W	3	0	0	0	0	0	0	0	0	0	0	3	3	0.00	0.000										

Batter	1	2	3	4	5	6	7	8	9	AB	R	H	RBI	BB	SO	LOB	BOTTOM										
Red Schoendienst, S (1.4) OBP: 0.311, SLG: 0.311	F6		F8					F5		4	0	0	0	0	0	1	<p>Cincinnati Redlegs @ Milwaukee Braves Milwaukee County Stadium, Milwaukee, WI Tue Sep 09 1958, 8:05 PM EDT Att: 22,334 - Unknown</p> <p>AB 35 R 3 H 10 RBI 2 BB 1 SO 3 LOB 18</p> 										
Johnny Logan, R (1.6) OBP: 0.283, SLG: 0.335			F6				F4	F1		4	0	1	0	0	0	1											
Eddie Mathews, L (1.5) OBP: 0.357, SLG: 0.479			F7							4	1	1	0	0	0	1											
Hank Aaron, R (1.9) OBP: 0.389, SLG: 0.556										4	1	1	0	0	0	1											
Frank Torre, L (1.3) OBP: 0.383, SLG: 0.429										4	1	2	1	0	1	0											
Joe Adcock, R (1.7) OBP: 0.323, SLG: 0.516										3	0	3	0	0	0	0											
Joe Koppe, R (7. PR) OBP: 0.571, SLG: 0.500										0	0	0	0	0	0	0											
Andy Pafko, R (8.7) OBP: 0.306, SLG: 0.327										0	0	0	0	1	0	0											
Bill Bruton, L (1.8) OBP: 0.323, SLG: 0.355										4	0	1	1	0	0	5											
Del Rice, R (1.2) OBP: 0.254, SLG: 0.290										3	0	0	0	0	2	3											
Del Crandall, R (9. PH) OBP: 0.357, SLG: 0.476										1	0	0	0	0	0	3											
Carl Willey, R (1.1) OBP: 0.111, SLG: 0.156										2	0	1	0	0	0	1											
Casey Wise, S (8. PH) OBP: 0.160, SLG: 0.197										1	0	0	0	0	0	0											
Bob Rush, R (9.1) OBP: 0.244, SLG: 0.238										0	0	0	0	0	0	0											
Wes Covington, L (9. PH) OBP: 0.383, SLG: 0.634										1	0	0	0	0	0	2											
Inning Stats	R: 0 E: 0 K: 0 S: 4	H: 1 LOB: 1 BB: 0 P: 4	R: 1 E: 0 K: 1 S: 7	H: 3 LOB: 0 BB: 0 P: 7	R: 0 E: 0 K: 0 S: 3	H: 0 LOB: 0 BB: 0 P: 3	R: 0 E: 0 K: 1 S: 6	H: 1 LOB: 1 BB: 0 P: 6	R: 0 E: 0 K: 1 S: 6	H: 1 LOB: 1 BB: 0 P: 6	R: 0 E: 0 K: 0 S: 3	H: 0 LOB: 0 BB: 0 P: 3	R: 0 E: 0 K: 0 S: 3	H: 1 LOB: 0 BB: 0 P: 3	R: 0 E: 0 K: 0 S: 3	H: 0 LOB: 0 BB: 0 P: 3	R: 2 E: 1 K: 0 S: 6	H: 3 LOB: 3 BB: 1 P: 10	1B: 8 2B: 2 3B: 0 HR: 0	SF: 0 SAC: 0 DP: 1 HBP: 0	WP: 0 PB: 0 SB: 0 CS: 0	PA: 36					
PITCHER	IP	WLS	BF	H	R	ER	SO	BB	IBB	HBP	BLK	WP	HR	S	P	ERA	WHIP										
Don Newcombe, R (1.1) ERA: 4.79	8.0	L	33	10	3	2	3	1	0	0	0	0	0	38	42	2.25	1.375										
Brooks Lawrence, R (9.1) ERA: 4.27	0.2		3	0	0	0	0	0	0	0	0	0	0	3	3	0.00	0.000										

Batter	1	2	3	4	5	6	7	8	9	AB	R	H	RBI	BB	SO	LOB	TOP			
Johnny Temple, R OBP: 0.403, SLG: 0.398 (1, 4)	F3				FC6-4												3 0 1 0 1 0 2			
Jerry Lynch, L OBP: 0.325, SLG: 0.468 (1, 9)	K		PO	4-3		4-3		G3									4 0 0 0 0 1 1			
Pete Whisenant, R OBP: 0.300, SLG: 0.471 (1, 7)	FC4-6 1B					5-3		F6									4 0 2 0 0 0 1			
Frank Robinson, R OBP: 0.346, SLG: 0.492 (1, 8)	FC4-6 1-2				K												4 0 0 0 0 2 2			
Smoky Burgess, L OBP: 0.345, SLG: 0.401 (1, 2)		K															4 0 0 0 0 2 1			
Walt Dropo, R OBP: 0.327, SLG: 0.467 (1, 3)		5-3				5-3											4 0 0 0 0 1 0			
Don Hoak, R OBP: 0.333, SLG: 0.376 (1, 5)																	1 0 0 0 2 0 0			
Roy McMillan, R OBP: 0.319, SLG: 0.301 (1, 6)					F2												2 0 0 0 1 0 1			
Bob Purkey, R OBP: 0.167, SLG: 0.156 (8, PH)																	2 0 0 0 0 1 2			
Jim Fritley, R (8, PH)																	1 0 0 0 0 1 0			
Orlando Pena, R (8, 1)																	0 0 0 0 0 0 0			
Inning Stats	R: 0 E: 0 K: 1 S: 6	H: 1 LOB: 1 BB: 0 P: 6	R: 0 E: 0 K: 1 S: 5	H: 0 LOB: 0 BB: 0 P: 5	R: 0 E: 0 K: 1 S: 4	H: 0 LOB: 0 BB: 1 P: 8	R: 0 E: 0 K: 2 S: 8	H: 1 LOB: 1 BB: 0 P: 8	R: 0 E: 0 K: 0 S: 3	H: 0 LOB: 2 BB: 2 P: 11	R: 0 E: 0 K: 1 S: 5	H: 0 LOB: 1 BB: 1 P: 9	R: 0 E: 0 K: 1 S: 6	H: 1 LOB: 1 BB: 0 P: 6	R: 0 E: 0 K: 0 S: 3	H: 0 LOB: 0 BB: 0 P: 3	1B: 2 2B: 1 3B: 0 HR: 0	SF: 0 SAC: 0 DP: 0 HBP: 0	WP: 0 PB: 0 SB: 0 CS: 0	PA: 34
PITCHER Juan Pizarro, L ERA: 2.2 (1, 1)	IP: 9.0 WLS: W BF: 33 H: 3 R: 0 ER: 0 SO: 8 BB: 4 IBB: 0 HBP: 0 BLK: 0 WP: 0 HR: 0 S: 45 P: 61 ERA: 0.00 WHIP: 0.778															PITCHER Juan Pizarro, L ERA: 2.2 (1, 1)	IP: 9.0 WLS: W BF: 33 H: 3 R: 0 ER: 0 SO: 8 BB: 4 IBB: 0 HBP: 0 BLK: 0 WP: 0 HR: 0 S: 45 P: 61 ERA: 0.00 WHIP: 0.778			

Cincinnati Redlegs @ Milwaukee Braves
Milwaukee County Stadium, Milwaukee, WI
Wed Sep 10 1958, 8:05 PM EDT
Att: 19,586 - Unknown

AB 29
R 0
H 3
RBI 0
BB 4
SO 8
LOB 10



Batter	1	2	3	4	5	6	7	8	9	AB	R	H	RBI	BB	SO	LOB	BOTTOM			
Red Schoendienst, S OBP: 0.310, SLG: 0.311 (1, 4)	F2																4 0 1 1 0 0 1			
Johnny Logan, R OBP: 0.283, SLG: 0.335 (1, 6)	F7																4 0 1 1 0 0 1			
Eddie Mathews, L OBP: 0.356, SLG: 0.477 (1, 5)	F8																4 0 1 0 0 1 1			
Hank Aaron, R OBP: 0.388, SLG: 0.553 (1, 9)																	4 0 1 0 0 0 1			
Frank Torre, L OBP: 0.385, SLG: 0.432 (1, 3)																	3 0 2 0 0 0 1			
Joe Adcock, R OBP: 0.322, SLG: 0.512 (9, 7)																	4 0 1 0 0 0 3			
Andy Pafko, R OBP: 0.308, SLG: 0.327 (9, 7)																	0 0 0 0 0 0 0			
Bill Bruton, L OBP: 0.328, SLG: 0.362 (1, 8)																	3 2 2 0 1 0 2			
Del Rice, R OBP: 0.248, SLG: 0.282 (1, 2)																	3 0 0 0 0 0 5			
Juan Pizarro, L OBP: 0.303, SLG: 0.276 (1, 1)																	3 1 1 1 0 1 1			
Inning Stats	R: 0 E: 0 K: 0 S: 3	H: 0 LOB: 0 BB: 0 P: 3	R: 0 E: 0 K: 0 S: 5	H: 2 LOB: 2 BB: 0 P: 5	R: 0 E: 0 K: 1 S: 5	H: 0 LOB: 0 BB: 0 P: 5	R: 0 E: 0 K: 1 S: 6	H: 1 LOB: 1 BB: 0 P: 6	R: 1 E: 0 K: 0 S: 5	H: 2 LOB: 1 BB: 0 P: 5	R: 0 E: 0 K: 0 S: 4	H: 1 LOB: 1 BB: 0 P: 4	R: 2 E: 0 K: 0 S: 6	H: 3 LOB: 1 BB: 0 P: 6	R: 0 E: 0 K: 0 S: 4	H: 1 LOB: 2 BB: 1 P: 8	1B: 9 2B: 1 3B: 0 HR: 0	SF: 0 SAC: 2 DP: 0 HBP: 0	WP: 0 PB: 0 SB: 0 CS: 0	PA: 35
PITCHER Bob Purkey, R ERA: 3.52 (1, 1)	IP: 7.0 WLS: L BF: 30 H: 9 R: 3 ER: 3 SO: 3 BB: 0 IBB: 0 HBP: 0 BLK: 0 WP: 0 HR: 0 S: 34 P: 34 ERA: 3.86 WHIP: 1.286															PITCHER Orlando Pena, R ERA: (8, 1)	IP: 1.0 WLS: L BF: 5 H: 1 R: 0 ER: 0 SO: 0 BB: 1 IBB: 0 HBP: 0 BLK: 0 WP: 0 HR: 0 S: 4 P: 8 ERA: 0.00 WHIP: 1.000			

Cincinnati Redlegs @ Milwaukee Braves
Milwaukee County Stadium, Milwaukee, WI
Wed Sep 10 1958, 8:05 PM EDT
Att: 19,586 - Unknown

AB 32
R 3
H 10
RBI 3
BB 1
SO 2
LOB 16



Batter	1	2	3	4	5	6	7	8	9	AB	R	H	RBI	BB	SO	LOB	TOP			
Don Blasingame, L (1.4) OBP: 0.346, SLG: 0.354	6-3			F8		FC4-6			E6	4	0	0	0	0	0	1				
Irv Noren, L (1.7) OBP: 0.305, SLG: 0.311	K2-3			F8					1-3	4	0	1	0	0	1	1				
Joe Cunningham, L (1.3) OBP: 0.456, SLG: 0.488	1-3			1-3						3	0	0	0	0	1	1				
Ken Boyer, R (1.5) OBP: 0.359, SLG: 0.495		K								3	0	1	0	0	1	0				
Wally Moon, L (1.9) OBP: 0.340, SLG: 0.376	K									3	0	0	0	0	1	1				
Gene Green, R (1.2) OBP: 0.346, SLG: 0.427										3	0	0	0	0	0	1				
Bobby Gene Smith, R (1.8) OBP: 0.278, SLG: 0.235				6-3						3	0	1	0	0	0	0				
Eddie Kasko, R (1.6) OBP: 0.267, SLG: 0.282				F4						3	0	0	0	0	1	1				
Bob Mabe, R (1.1) Benny Valenzuela, R (6. PH) Lindy McDaniel, R (6.1) Lee Tate, R (9. PH)				4-3						1	0	0	0	0	0	0				
										1	0	0	0	0	0	1				
										0	0	0	0	0	0	0				
										1	0	0	0	0	0	0				
Inning Stats	R: 0 E: 0 K: 1 S: 5	H: 0 LOB: 0 BB: 0 P: 5	R: 0 E: 0 K: 2 S: 7	H: 0 LOB: 0 BB: 0 P: 7	R: 0 E: 0 K: 0 S: 3	H: 0 LOB: 0 BB: 0 P: 3	R: 0 E: 0 K: 0 S: 3	H: 0 LOB: 0 BB: 0 P: 3	R: 0 E: 0 K: 1 S: 6	H: 1 LOB: 1 BB: 0 P: 6	R: 0 E: 0 K: 1 S: 5	H: 1 LOB: 0 BB: 0 P: 5	R: 0 E: 0 K: 0 S: 3	H: 0 LOB: 0 BB: 0 P: 3	R: 0 E: 1 K: 0 S: 4	H: 0 LOB: 1 BB: 0 P: 4	1B: 3 2B: 1 3B: 0 HR: 0	SF: 0 SAC: 0 DP: 2 HBP: 0	WP: 0 PB: 0 SB: 0 CS: 1	PA: 29
PITCHER Lew Burdette, R (1.1) ERA: 3.08	IP: 9.0 WLS: W BF: 29 H: 3 R: 0 ER: 0 SO: 5 BB: 0 IBB: 0 HBP: 0 BLK: 0 WP: 0 HR: 0 S: 39 P: 39 ERA: 0.00 WHIP: 0.333															PITCHER				

St. Louis Cardinals @ Milwaukee Braves
Milwaukee County Stadium, Milwaukee, WI
Fri Sep 12 1958, 4:33 AM EDT
Att: 32,742 - Unknown

AB	29
R	0
H	3
RBI	0
BB	0
SO	5
LOB	7





Batter	1	2	3	4	5	6	7	8	9	AB	R	H	RBI	BB	SO	LOB	BOTTOM	
Red Schoendienst, S (1.4) OBP: 0.309, SLG: 0.309	F7		E3 HR	5-3					L4	5	1	1	0	0	1	3		
Johnny Logan, R (1.6) OBP: 0.291, SLG: 0.332	F5		5-3							4	0	0	0	0	0	1		
Eddie Mathews, L (1.5) OBP: 0.357, SLG: 0.476	F6									3	2	1	0	1	0	0		
Hank Aaron, R (1.9) OBP: 0.391, SLG: 0.566										4	2	3	4	0	0	0		
Frank Torre, L (1.3) OBP: 0.387, SLG: 0.431										3	1	1	0	1	0	2		
Joe Adcock, R (1.7) OBP: 0.321, SLG: 0.509										4	0	1	1	0	0	2		
Bill Bruton, L (1.8) OBP: 0.327, SLG: 0.361										4	0	1	1	0	1	1		
Del Rice, R (1.2) OBP: 0.256, SLG: 0.283										3	0	1	0	1	1	2		
Lew Burdette, R (1.1) OBP: 0.277, SLG: 0.385										4	0	1	0	0	0	2		
Inning Stats	R: 0 E: 0 K: 0 S: 3	H: 2 LOB: 1 BB: 0 P: 7	R: 1 E: 0 K: 1 S: 7	H: 2 LOB: 1 BB: 0 P: 7	R: 3 E: 1 K: 0 S: 5	H: 2 LOB: 1 BB: 2 P: 13	R: 0 E: 0 K: 0 S: 3	H: 0 LOB: 0 BB: 1 P: 7	R: 0 E: 0 K: 0 S: 5	H: 2 LOB: 1 BB: 0 P: 5	R: 1 E: 0 K: 1 S: 7	H: 2 LOB: 1 BB: 0 P: 7	R: 0 E: 0 K: 1 S: 7	H: 2 LOB: 2 BB: 0 P: 7	1B: 7 2B: 1 3B: 1 HR: 1	SF: 0 SAC: 0 DP: 0 HBP: 0	WP: 1 PB: 0 SB: 0 CS: 0	PA: 37
PITCHER Bob Mabe, R (1.1) ERA: 4.47 Lindy McDaniel, R (6.1) ERA: 5.6	IP: 5.0 WLS: L BF: 22 H: 4 R: 4 ER: 4 SO: 4 BB: 3 IBB: 0 HBP: 0 BLK: 0 WP: 1 HR: 1 S: 21 P: 33 ERA: 7.20 WHIP: 1.400															PITCHER		

St. Louis Cardinals @ Milwaukee Braves
Milwaukee County Stadium, Milwaukee, WI
Fri Sep 12 1958, 4:33 AM EDT
Att: 32,742 - Unknown

AB	34
R	6
H	10
RBI	6
BB	3
SO	3
LOB	13




Batter	1	2	3	4	5	6	7	8	9	AB	R	H	RBI	BB	SO	LOB	TOP					
Don Blasingame, L (1,4) OBP: 0.347, SLG: 0.359	F8		FC5 1B		F9					4	0	2	0	0	0	1	St. Louis Cardinals @ Milwaukee Braves Milwaukee County Stadium, Milwaukee, WI Sat Sep 13 1958, 4:33 AM EDT Att: 36,092 - Unknown 					
Bobby Gene Smith, R (1,8) OBP: 0.300, SLG: 0.263	4-3		1B			1B FC4-6	1-3			4	1	2	0	0	0	1						
Del Ennis, R (1,7) OBP: 0.293, SLG: 0.354	5-3		FC5				F8	F7		4	0	0	0	0	0	3						
Ken Boyer, R (1,5) OBP: 0.360, SLG: 0.495		G6-4-3 1B		F9		FC4-6 1B		5-3		4	0	2	0	0	0	0						
Gene Green, R (1,2) OBP: 0.343, SLG: 0.423		G6-4-3 1-2		K		FC4-6 2B		4-3		4	1	0	1	0	1	2						
Joe Cunningham, L (1,3) OBP: 0.457, SLG: 0.490		HBP		L7					5-3	3	0	1	1	0	0	0						
Wally Moon, L (1,9) OBP: 0.339, SLG: 0.375		G3			6-3		F8			4	0	1	0	0	0	2						
Eddie Kasko, R (1,6) OBP: 0.267, SLG: 0.282			F9			FC6-4 1B		1-3		4	0	1	0	0	0	1						
Larry Jackson, R (1,1) OBP: 0.172, SLG: 0.175						FC6-4				1	0	0	0	0	1	0						
Benny Valenzuela, R (5, PH) OBP: 0.231, SLG: 0.250										1	0	0	0	0	0	1						
Nelson Chittum, R (5, 1) OBP: 0.230, SLG: 0.250										0	0	0	0	0	0	0						
Ruben Amaro, R (7, PH) OBP: 0.272, SLG: 0.276										1	0	0	0	0	0	0						
Bill Smith, L (7, 1) OBP: 0.272, SLG: 0.276										0	0	0	0	0	0	0						
Inning Stats	R: 0 E: 0 K: 0 S: 3	H: 0 LOB: 0 BB: 0 P: 3	R: 0 E: 0 K: 0 S: 3	H: 1 LOB: 1 BB: 0 P: 4	R: 0 E: 0 K: 1 S: 7	H: 2 LOB: 2 BB: 0 P: 7	R: 0 E: 0 K: 1 S: 5	H: 0 LOB: 0 BB: 0 P: 5	R: 0 E: 0 K: 0 S: 4	H: 1 LOB: 1 BB: 0 P: 4	R: 2 E: 1 K: 0 S: 6	H: 3 LOB: 1 BB: 0 P: 6	R: 0 E: 0 K: 0 S: 4	H: 1 LOB: 1 BB: 0 P: 4	R: 0 E: 0 K: 0 S: 3	H: 0 LOB: 0 BB: 0 P: 3	R: 0 E: 0 K: 0 S: 3	H: 1 LOB: 0 BB: 0 P: 3	1B: 7 2B: 1 3B: 1 HR: 0	SF: 0 SAC: 0 DP: 2 HBP: 1	WP: 0 PB: 0 SB: 0 CS: 0	PA: 35
PITCHER Warren Spahn, L (1,1) ERA: 2.98	IP: 9.0 WLS: W BF: 35 H: 9 R: 2 ER: 2 SO: 2 BB: 0 IBB: 0 HBP: 1 BLK: 0 WP: 0 HR: 0 S: 38 P: 39 ERA: 2.00 WHIP: 1.000															PITCHER	IP: 9.0 WLS: W BF: 35 H: 9 R: 2 ER: 2 SO: 2 BB: 0 IBB: 0 HBP: 1 BLK: 0 WP: 0 HR: 0 S: 38 P: 39 ERA: 2.00 WHIP: 1.000					

Batter	1	2	3	4	5	6	7	8	9	AB	R	H	RBI	BB	SO	LOB	BOTTOM			
Red Schoendienst, S (1,4) OBP: 0.307, SLG: 0.309	1-3		1B	SF8			FC3-6 F9	F3		4	0	1	1	0	0	2	St. Louis Cardinals @ Milwaukee Braves Milwaukee County Stadium, Milwaukee, WI Sat Sep 13 1958, 4:33 AM EDT Att: 36,092 - Unknown 			
Johnny Logan, R (1,6) OBP: 0.285, SLG: 0.329	F2		L6	9			F9			4	0	0	0	0	0	4				
Eddie Mathews, L (1,5) OBP: 0.356, SLG: 0.474	F8			FC E 1B	4-3		3-1			4	1	1	0	0	0	1				
Hank Aaron, R (1,9) OBP: 0.388, SLG: 0.561		F8		L7	6-3		F3			4	0	0	0	0	0	1				
Frank Torre, L (1,3) OBP: 0.383, SLG: 0.426		L3		FC E SF	F3		F3			4	1	0	0	0	0	1				
Joe Adcock, R (1,7) OBP: 0.320, SLG: 0.505				E4			L6			4	1	1	0	0	0	1				
Joe Koppe, R (8, FR) OBP: 0.571, SLG: 0.500		1-3		1B SF			L6			0	1	0	0	0	0	0				
Andy Pafko, R (9, 7) OBP: 0.306, SLG: 0.327				1B SF			L6			0	0	0	0	0	0	0				
Bill Bruton, L (1,8) OBP: 0.326, SLG: 0.360			K	SF 1B			L6			3	2	1	1	0	1	0				
Del Rice, R (1,2) OBP: 0.272, SLG: 0.308			1B	E SF8 1B			F8			4	2	3	2	0	0	0				
Warren Spahn, L (1,1) OBP: 0.369, SLG: 0.416			K	E4			FC3-6 1B			4	0	3	2	0	1	1				
Inning Stats	R: 0 E: 0 K: 0 S: 3	H: 0 LOB: 0 BB: 0 P: 3	R: 0 E: 0 K: 0 S: 3	H: 0 LOB: 0 BB: 0 P: 3	R: 0 E: 0 K: 2 S: 9	H: 2 LOB: 2 BB: 0 P: 9	R: 0 E: 0 K: 0 S: 9	H: 3 LOB: 1 BB: 0 P: 9	R: 0 E: 0 K: 0 S: 3	H: 0 LOB: 0 BB: 0 P: 3	R: 0 E: 0 K: 0 S: 3	H: 0 LOB: 0 BB: 0 P: 3	R: 0 E: 0 K: 0 S: 4	H: 1 LOB: 1 BB: 0 P: 4	R: 3 E: 0 K: 0 S: 7	H: 4 LOB: 1 BB: 0 P: 7	1B: 9 2B: 1 3B: 0 HR: 0	SF: 2 SAC: 0 DP: 0 HBP: 0	WP: 0 PB: 0 SB: 0 CS: 0	PA: 37
PITCHER Larry Jackson, R (1,1) ERA: 3.54	IP: 4.0 WLS: L BF: 20 H: 5 R: 5 ER: 0 SO: 2 BB: 0 IBB: 0 HBP: 0 BLK: 0 WP: 0 HR: 0 S: 24 P: 24 ERA: 0.00 WHIP: 1.250															PITCHER Nelson Chittum, R (5, 1) ERA: 6.16	IP: 2.0 WLS: L BF: 6 H: 0 R: 0 ER: 0 SO: 0 BB: 0 IBB: 0 HBP: 0 BLK: 0 WP: 0 HR: 0 S: 6 P: 6 ERA: 0.00 WHIP: 0.000			
PITCHER Bill Smith, L (7, 1) ERA: 13.5	IP: 2.0 WLS: L BF: 11 H: 5 R: 3 ER: 3 SO: 0 BB: 0 IBB: 0 HBP: 0 BLK: 0 WP: 0 HR: 0 S: 11 P: 11 ERA: 13.50 WHIP: 2.500															PITCHER	IP: 2.0 WLS: L BF: 11 H: 5 R: 3 ER: 3 SO: 0 BB: 0 IBB: 0 HBP: 0 BLK: 0 WP: 0 HR: 0 S: 11 P: 11 ERA: 13.50 WHIP: 2.500			

Batter	1	2	3	4	5	6	7	8	9	AB	R	H	RBI	BB	SO	LOB	TOP					
Jim Gilliam, S OBP: 0.354, SLG: 0.341 (1, 4)	L8	FC4		F3		5-3		G5-4-3 BB		4	0	0	1	1	0	7	Los Angeles Dodgers @ Milwaukee Braves Milwaukee County Stadium, Milwaukee, WI Sun Sep 14 1958, 4:33 AM EDT Att: 39,502 - Unknown livebaseballscorecards.com					
John Roseboro, L OBP: 0.318, SLG: 0.427 Gino Cimoli, R OBP: 0.295, SLG: 0.377 Joe Pignatano, R OBP: 0.299, SLG: 0.438 (1, 2)	F7		F7		K	K		G5-4-3		3	0	0	0	0	1	0						
Ron Fairly, L OBP: 0.346, SLG: 0.391 (1, 8)	F7		4-3						F7	4	1	1	0	1	0	0						
Gil Hodges, R OBP: 0.330, SLG: 0.438 (1, 3)		1B BB			F5				6-3	3	1	0	0	2	0	2						
Frank Howard, R OBP: 0.294, SLG: 0.438 Carl Furillo, R OBP: 0.345, SLG: 0.480 (1, 9)		BB 1B	5-3		K					4	0	1	0	0	2	4						
Don Zimmer, R OBP: 0.314, SLG: 0.436 (1, 5)										5	1	3	2	0	1	1						
Don Demeter, R OBP: 0.200, SLG: 0.278 (1, 7)					1-3					4	2	2	2	0	1	3						
Bob Lillis, R OBP: 0.300, SLG: 0.286 (1, 6)					1-3					3	0	1	0	1	1	1						
Don Drysdale, R OBP: 0.266, SLG: 0.623 Norm Larker, L OBP: 0.355, SLG: 0.433 Earl Robinson, R OBP: 0.290, SLG: 0.200 Johnny Klippstein, R OBP: 0.074, SLG: 0.074 (1, 1)										1	0	0	0	1	1	3						
Inning Stats	R: 0 E: 0 K: 0 S: 6	H: 0 LOB: 0 BB: 0 P: 9	R: 1 E: 0 K: 2 S: 16	H: 2 LOB: 3 BB: 2 P: 32	R: 0 E: 0 K: 0 S: 8	H: 0 LOB: 1 BB: 1 P: 14	R: 0 E: 1 K: 0 S: 9	H: 1 LOB: 2 BB: 1 P: 17	R: 0 E: 0 K: 2 S: 12	H: 1 LOB: 3 BB: 1 P: 20	R: 1 E: 0 K: 1 S: 11	H: 2 LOB: 3 BB: 1 P: 19	R: 3 E: 1 K: 2 S: 17	H: 2 LOB: 0 BB: 1 P: 27	R: 0 E: 0 K: 1 S: 7	H: 0 LOB: 0 BB: 1 P: 12		R: 0 E: 0 K: 1 S: 7	H: 1 LOB: 1 BB: 0 P: 13	1B: 6 2B: 2 3B: 0 HR: 1	SF: 0 SAC: 0 DP: 1 HBP: 0	WP: 0 PB: 0 SB: 0 CS: 0
PITCHER	IP	WLS	BF	H	R	ER	SO	BB	IBB	HBP	BLK	WP	HR	S	P	ERA	WHIP					
Bob Buhl, R ERA: 3.6 (1, 1)	5.1		27	6	2	2	4	5	0	0	0	0	0	58	107	3.38	2.062					
Juan Pizarro, L ERA: 2.15 (6, 1)	1.2	L	8	2	3	0	3	1	0	0	0	0	1	21	31	0.00	1.800					
Don McMahon, R ERA: 3.9 (8, 1)	2.0		7	1	0	0	2	1	0	0	0	0	0	14	25	0.00	1.000					

Batter	1	2	3	4	5	6	7	8	9	AB	R	H	RBI	BB	SO	LOB	BOTTOM				
Red Schoendienst, S OBP: 0.307, SLG: 0.311 (1, 4)	F7		5-3				3-1			4	0	1	0	0	0	0	Los Angeles Dodgers @ Milwaukee Braves Milwaukee County Stadium, Milwaukee, WI Sun Sep 14 1958, 4:33 AM EDT Att: 39,502 - Unknown livebaseballscorecards.com				
Johnny Logan, R OBP: 0.287, SLG: 0.327 (1, 6)	F7		F8		SH1-3 2B			F6		3	0	0	0	0	0	0					
Eddie Mathews, L OBP: 0.356, SLG: 0.473 (1, 5)			4-3					K		4	0	1	0	0	2	1					
Hank Aaron, R OBP: 0.387, SLG: 0.559 (1, 9)	F5				FC1-6 1B SF7 BB			6-3		3	1	0	0	1	0	2					
Frank Torre, L OBP: 0.384, SLG: 0.432 (1, 3)									3-1	4	1	2	0	0	0	0					
Joe Adcock, R OBP: 0.319, SLG: 0.512 (1, 7)					FC1-6 1B				F9	4	1	1	2	0	1	2					
Bill Bruton, L OBP: 0.322, SLG: 0.357 (1, 8)			4-3		SF7				3-1	3	0	0	1	0	0	0					
Del Rice, R OBP: 0.276, SLG: 0.311 Harry Hanebrink, L OBP: 0.273, SLG: 0.310 Don McMahon, R OBP: 0.300, SLG: 0.125 (1, 2)										2	0	1	0	0	1	0					
Bob Buhl, R OBP: 0.167, SLG: 0.167 Juan Pizarro, L OBP: 0.303, SLG: 0.276 Del Crandall, R OBP: 0.357, SLG: 0.474 (1, 1)										2	0	0	0	0	1	2					
Inning Stats	R: 0 E: 0 K: 0 S: 13	H: 1 LOB: 1 BB: 0 P: 18	R: 2 E: 0 K: 2 S: 12	H: 2 LOB: 0 BB: 0 P: 16	R: 0 E: 0 K: 0 S: 8	H: 0 LOB: 0 BB: 0 P: 14	R: 1 E: 0 K: 0 S: 10	H: 2 LOB: 2 BB: 1 P: 17	R: 0 E: 0 K: 1 S: 8	H: 1 LOB: 0 BB: 0 P: 11	R: 0 E: 0 K: 1 S: 6	H: 0 LOB: 0 BB: 0 P: 8	R: 0 E: 0 K: 1 S: 10	H: 0 LOB: 0 BB: 0 P: 13	R: 0 E: 0 K: 0 S: 10	H: 0 LOB: 0 BB: 0 P: 13		1B: 4 2B: 1 3B: 1 HR: 1	SF: 1 SAC: 1 DP: 1 HBP: 0	WP: 0 PB: 0 SB: 0 CS: 0	PA: 34
PITCHER	IP	WLS	BF	H	R	ER	SO	BB	IBB	HBP	BLK	WP	HR	S	P	ERA	WHIP				
Don Drysdale, R ERA: 3.54 (1, 1)	5.0		22	6	3	3	3	1	0	0	0	0	0	51	76	5.40	1.400				
Johnny Klippstein, R ERA: 3.54 (6, 1)	4.0	W	12	1	0	0	2	0	0	0	0	0	0	31	45	0.00	0.250				

Batter	1	2	3	4	5	6	7	8	9	AB	R	H	RBI	BB	SO	LOB	TOP					
Jim Davenport, R (1,5) OBP: 0.324, SLG: 0.419	K		5-3		1-3			FC4-6 1B		3	0	0	0	0	1	1	San Francisco Giants @ Milwaukee Braves Milwaukee County Stadium, Milwaukee, WI Tue Sep 16 1958, 8:05 PM EDT Att: 31,081 - Unknown livebaseballscores.com					
Willie Kirkland, L (8,PH) OBP: 0.324, SLG: 0.440										1	0	1	0	0	0	0						
Eddie Bressoud, R (8,PH) OBP: 0.327, SLG: 0.343										0	0	0	0	0	0	0						
Daryl Spencer, R (1,4) OBP: 0.347, SLG: 0.418	F3		5-3			6-3		FC4-6 1-2		4	0	0	0	0	0	1						
Willie Mays, R (1,8) OBP: 0.409, SLG: 0.571						3-1		F8		4	0	2	0	0	0	1						
Leon Wagner, L (1,7) OBP: 0.373, SLG: 0.535	K					3-1				4	0	0	0	0	1	2						
Orlando Cepeda, R (1,3) OBP: 0.346, SLG: 0.520										4	0	2	0	0	0	1						
Bill White, L (1,9) OBP: 0.400, SLG: 0.375										4	1	1	1	0	0	2						
Andre Rodgers, R (1,6) OBP: 0.229, SLG: 0.406										3	0	0	0	0	0	2	AB 33 R 1 H 7 RBI 1 BB 0 SO 4 LOB 13					
Bob Schmidt, R (1,2) OBP: 0.304, SLG: 0.422										3	0	1	0	0	1	2						
Johnny Antonelli, L (1,1) OBP: 0.229, SLG: 0.296										2	0	0	0	0	1	1						
Al Worthington, R (7,1) OBP: 0.256, SLG: 0.295										0	0	0	0	0	0	0						
Whitey Lockman, L (8,PH) OBP: 0.316, SLG: 0.333										1	0	0	0	0	0	0						
Mike McCormick, L (8,1) OBP: 0.263, SLG: 0.241										0	0	0	0	0	0	0						
Inning Stats	R: 0 E: 0 K: 2 S: 8	H: 1 LOB: 1 BB: 0 P: 8	R: 0 E: 0 K: 1 S: 6	H: 1 LOB: 1 BB: 0 P: 6	R: 0 E: 0 K: 0 S: 3	H: 0 LOB: 0 BB: 0 P: 3	R: 0 E: 0 K: 0 S: 3	H: 1 LOB: 0 BB: 0 P: 3	R: 1 E: 0 K: 1 S: 7	H: 2 LOB: 1 BB: 0 P: 7	R: 0 E: 0 K: 0 S: 3	H: 0 LOB: 0 BB: 0 P: 3	R: 0 E: 0 K: 0 S: 4	H: 1 LOB: 1 BB: 0 P: 4	R: 0 E: 0 K: 0 S: 4	H: 1 LOB: 1 BB: 0 P: 4	R: 0 E: 0 K: 0 S: 3	H: 0 LOB: 0 BB: 0 P: 3	1B: 6 2B: 0 3B: 0 HR: 1	SF: 0 SAC: 0 DP: 1 HBP: 0	WP: 0 PB: 0 SB: 0 CS: 0	PA: 33
PITCHER Lew Burdette, R (1,1) ERA: 3.01	IP: 9.0 WLS: W BF: 33 H: 7 R: 1 ER: 1 SO: 4 BB: 0 IBB: 0 HBP: 0 BLK: 0 WP: 0 HR: 1 S: 41 P: 41 ERA: 1.00 WHIP: 0.778															PITCHER	IP: 9.0 WLS: W BF: 33 H: 7 R: 1 ER: 1 SO: 4 BB: 0 IBB: 0 HBP: 0 BLK: 0 WP: 0 HR: 1 S: 41 P: 41 ERA: 1.00 WHIP: 0.778					

Batter	1	2	3	4	5	6	7	8	9	AB	R	H	RBI	BB	SO	LOB	BOTTOM					
Felix Mantilla, R (1,6) OBP: 0.286, SLG: 0.360	F4	6-3			F6		E4 3B	6-3		5	1	1	0	0	0	3	San Francisco Giants @ Milwaukee Braves Milwaukee County Stadium, Milwaukee, WI Tue Sep 16 1958, 8:05 PM EDT Att: 31,081 - Unknown livebaseballscores.com					
Casey Wise, S (1,4) OBP: 0.206, SLG: 0.209	F4						F7			3	0	1	0	1	0	0						
Eddie Mathews, L (1,5) OBP: 0.354, SLG: 0.468										4	1	0	0	0	0	2						
Hank Aaron, R (1,9) OBP: 0.390, SLG: 0.557										4	1	1	1	0	0	1						
Joe Adcock, R (1,3) OBP: 0.326, SLG: 0.524										4	1	2	0	0	1	2						
Andy Pafko, R (1,8) OBP: 0.309, SLG: 0.333										4	0	2	0	0	0	0						
Del Crandall, R (1,2) OBP: 0.357, SLG: 0.471										3	0	1	1	1	0	1						
Hawk Taylor, R (1,7) OBP: 0.331, SLG: 0.358										3	0	0	0	0	0	5						
Lew Burdette, R (1,1) OBP: 0.276, SLG: 0.372										3	0	0	0	1	1	4	AB 33 R 4 H 8 RBI 2 BB 4 SO 2 LOB 18					
Inning Stats	R: 0 E: 0 K: 0 S: 3	H: 0 LOB: 0 BB: 0 P: 3	R: 1 E: 0 K: 0 S: 6	H: 3 LOB: 3 BB: 1 P: 10	R: 0 E: 0 K: 0 S: 4	H: 1 LOB: 1 BB: 0 P: 4	R: 0 E: 0 K: 0 S: 3	H: 0 LOB: 0 BB: 0 P: 3	R: 0 E: 0 K: 1 S: 7	H: 0 LOB: 1 BB: 1 P: 7	R: 0 E: 0 K: 0 S: 7	H: 2 LOB: 3 BB: 1 P: 11	R: 3 E: 3 K: 1 S: 9	H: 2 LOB: 1 BB: 0 P: 9	R: 0 E: 0 K: 0 S: 2	H: 0 LOB: 0 BB: 1 P: 6	R: 0 E: 0 K: 0 S: 2	H: 0 LOB: 0 BB: 1 P: 6	1B: 6 2B: 1 3B: 1 HR: 0	SF: 0 SAC: 0 DP: 1 HBP: 0	WP: 0 PB: 0 SB: 1 CS: 0	PA: 37
PITCHER Johnny Antonelli, L (1,1) ERA: 3.28	IP: 0.2 WLS: L BF: 3 H: 0 R: 0 ER: 0 SO: 1 BB: 0 IBB: 0 HBP: 0 BLK: 0 WP: 0 HR: 0 S: 5 P: 5 ERA: 0.00 WHIP: 0.000															PITCHER	IP: 0.2 WLS: L BF: 3 H: 0 R: 0 ER: 0 SO: 1 BB: 0 IBB: 0 HBP: 0 BLK: 0 WP: 0 HR: 0 S: 5 P: 5 ERA: 0.00 WHIP: 0.000					
PITCHER Al Worthington, R (7,1) ERA: 3.7	IP: 1.0 WLS: L BF: 3 H: 0 R: 0 ER: 0 SO: 0 BB: 0 IBB: 0 HBP: 0 BLK: 0 WP: 0 HR: 0 S: 2 P: 6 ERA: 0.00 WHIP: 1.000															PITCHER	IP: 1.0 WLS: L BF: 3 H: 0 R: 0 ER: 0 SO: 0 BB: 0 IBB: 0 HBP: 0 BLK: 0 WP: 0 HR: 0 S: 2 P: 6 ERA: 0.00 WHIP: 1.000					

Batter	1	2	3	4	5	6	7	8	9	AB	R	H	RBI	BB	SO	LOB	TOP			
Bill Bruton, L (1, 8) OBP: 0.329, SLG: 0.355	F8		1B		1-3		G3		K	5	0	1	0	0	1	5				
Casey Wise, S (1, 4) OBP: 0.197, SLG: 0.200	F5		K		K				F9	3	0	0	0	0	2	2				
Harry Hanebrink, L (8, PH) OBP: 0.271, SLG: 0.308										1	0	0	0	0	0	0				
Johnny Logan, R (8, 6) OBP: 0.287, SLG: 0.327										0	0	0	0	0	0	0				
Eddie Mathews, L (1, 5) OBP: 0.351, SLG: 0.465	6-3				K				4-3	4	0	0	0	0	1	1				
Hank Aaron, R (1, 9) OBP: 0.389, SLG: 0.555					2B				5-3	4	1	1	0	0	0	0				
Wes Covington, L (1, 7) OBP: 0.385, SLG: 0.636					1B					4	1	2	1	0	0	0				
Joe Koppe, R (9, PR) OBP: 0.571, SLG: 0.500	F8				2B				1B	0	1	0	0	0	0	0				
Frank Torre, L (1, 3) OBP: 0.385, SLG: 0.433					2B				1B	3	0	2	1	1	1	0				
Del Crandall, R (1, 2) OBP: 0.356, SLG: 0.469					2B				1B	4	0	1	1	0	1	2				
Felix Mantilla, R (1, 6) OBP: 0.283, SLG: 0.355					F4				SH5-3	3	0	0	0	0	0	1				
Warren Spahn, L (1, 1) OBP: 0.372, SLG: 0.417									1-2	2	0	1	0	0	0	0				
Eddie Haas, L (7, PH) OBP: 0.500, SLG: 0.500	F8								K	1	0	1	0	0	0	0				
Joey Jay, S (7, 1) OBP: 0.194, SLG: 0.094										0	0	0	0	0	0	0				
Don McMahon, R (8, 1) OBP: 0.300, SLG: 0.125					WP					0	0	0	0	0	0	0				
Joe Adcock, R (9, PH) OBP: 0.325, SLG: 0.523					1B				K	1	0	0	0	0	1	3				
Inning Stats	R: 0 E: 0 K: 0 S: 3	H: 0 LOB: 0 BB: 0 P: 3	R: 0 E: 0 K: 0 S: 3	H: 0 LOB: 1 BB: 1 P: 7	R: 0 E: 0 K: 1 S: 6	H: 1 LOB: 1 BB: 0 P: 6	R: 2 E: 0 K: 1 S: 8	H: 3 LOB: 1 BB: 0 P: 8	R: 0 E: 0 K: 1 S: 6	H: 0 LOB: 0 BB: 0 P: 5	R: 0 E: 0 K: 1 S: 6	H: 1 LOB: 1 BB: 0 P: 6	R: 0 E: 0 K: 0 S: 3	H: 0 LOB: 0 BB: 0 P: 3	R: 1 E: 0 K: 2 S: 10	H: 3 LOB: 3 BB: 0 P: 10	1B: 7 2B: 2 3B: 0 HR: 0	SF: 0 SAC: 1 DP: 0 HBP: 0	WP: 1 PB: 0 SB: 0 CS: 0	PA: 37
PITCHER	IP	WLS	BF	H	R	ER	SO	BB	IBB	HBP	BLK	WP	HR	S	P	ERA	WHIP			
Larry Jackson, R (1, 1) ERA: 3.53	8.0	W	34	9	3	3	5	1	0	0	0	1	0	43	47	3.38	1.250			
Jim Brosnan, R (9, 1) ERA: 3.43	1.0	S	3	0	0	0	2	0	0	0	0	0	0	7	7	0.00	0.000			

Milwaukee Braves @ St. Louis Cardinals
Sportsman's Park, St. Louis, MO
Wed Sep 17 1958, 4:33 AM EDT
Att: 10,788 - Unknown

AB 35
R 3
H 9
RBI 3
BB 1
SO 7
LOB 14



Batter	1	2	3	4	5	6	7	8	9	AB	R	H	RBI	BB	SO	LOB	BOTTOM			
Don Blasingame, L (1, 4) OBP: 0.345, SLG: 0.358	FC4-6		F8		F8		K			4	0	1	0	0	1	0				
Bobby Gene Smith, R (1, 8) OBP: 0.304, SLG: 0.276	FC4-6				F9		K			4	1	1	0	0	1	1				
Joe Cunningham, L (1, 3) OBP: 0.455, SLG: 0.498	1B		6-3							2	1	0	0	2	0	1				
Ken Boyer, R (1, 5) OBP: 0.363, SLG: 0.503	1B									4	1	2	1	0	0	2				
Del Ennis, R (1, 7) OBP: 0.290, SLG: 0.350	FC6-4				1-3		F8			3	0	0	1	0	0	2				
Irv Noren, L (8, 7) OBP: 0.320, SLG: 0.383										1	0	0	0	0	0	0				
Gene Green, R (1, 2) OBP: 0.338, SLG: 0.427	F3									4	2	2	2	0	0	1				
Wally Moon, L (1, 9) OBP: 0.345, SLG: 0.369										3	0	1	0	1	0	0				
Eddie Kasko, R (1, 6) OBP: 0.265, SLG: 0.279										3	0	1	1	0	0	1				
Larry Jackson, R (1, 1) OBP: 0.164, SLG: 0.167										3	0	0	0	0	2	2				
Jim Brosnan, R (9, 1) OBP: 0.135, SLG: 0.143										0	0	0	0	0	0	0				
Inning Stats	R: 2 E: 0 K: 0 S: 5	H: 2 LOB: 1 BB: 1 P: 9	R: 0 E: 0 K: 1 S: 5	H: 0 LOB: 0 BB: 0 P: 5	R: 0 E: 0 K: 0 S: 4	H: 1 LOB: 1 BB: 0 P: 4	R: 1 E: 0 K: 0 S: 4	H: 2 LOB: 0 BB: 0 P: 4	R: 0 E: 0 K: 0 S: 3	H: 0 LOB: 0 BB: 0 P: 3	R: 2 E: 0 K: 1 S: 8	H: 3 LOB: 2 BB: 1 P: 12	R: 0 E: 0 K: 2 S: 7	H: 0 LOB: 1 BB: 1 P: 11	R: 0 E: 0 K: 0 S: 3	H: 0 LOB: 0 BB: 0 P: 3	1B: 6 2B: 0 3B: 1 HR: 1	SF: 0 SAC: 0 DP: 0 HBP: 0	WP: 0 PB: 0 SB: 0 CS: 1	PA: 34
PITCHER	IP	WLS	BF	H	R	ER	SO	BB	IBB	HBP	BLK	WP	HR	S	P	ERA	WHIP			
Warren Spahn, L (1, 1) ERA: 3.08	6.0	L	27	8	5	5	2	2	0	0	0	0	0	29	37	7.50	1.667			
Joey Jay, R (7, 1) ERA: 2.14	1.1		5	0	0	0	2	1	0	0	0	0	0	8	12	0.00	0.750			
Don McMahon, R (8, 1) ERA: 3.86	0.2		2	0	0	0	0	0	0	0	0	0	0	2	2	0.00	0.000			

Milwaukee Braves @ St. Louis Cardinals
Sportsman's Park, St. Louis, MO
Wed Sep 17 1958, 4:33 AM EDT
Att: 10,788 - Unknown

AB 31
R 5
H 8
RBI 5
BB 3
SO 4
LOB 10



Batter	1	2	3	4	5	6	7	8	9	AB	R	H	RBI	BB	SO	LOB	TOP			
Bill Bruton, L OBP: 0.332, SLG: 0.356 (1, 8)	4-0 1-3 BB		0-0 1B 1B		0-0 6-3			0-0 1B G6-4-3		3	1	2	0	1	0	0	Milwaukee Braves @ Cincinnati Redlegs Crosley Field, Cincinnati, OH Fri Sep 19 1958, 7:05 PM EDT Att: 12,672 - Unknown			
Red Schoendienst, S OBP: 0.311, SLG: 0.320 (1, 4)	0-0 1-3		0-0 F8		0-0 F9			0-0 G6-4-3		4	0	0	0	0	0	3				
Eddie Mathews, L OBP: 0.350, SLG: 0.460 (1, 5)	0-0 F3		0-0 1B 1-3		0-3 K			0-0 4-3		4	0	1	0	0	1	1				
Hank Aaron, R OBP: 0.389, SLG: 0.552 (1, 9)	0-0 F2		0-0 1-2 1B		0-0 G3-6-1 1B			0-0 F5		4	0	2	1	0	0	1				
Wes Covington, L OBP: 0.384, SLG: 0.632 (9, PR)		0-3 K	0-0 F2		0-0 F5			0-0 FC5 2B		4	0	1	0	0	1	3				
Joe Koppe, R OBP: 0.571, SLG: 0.500 (9, PR)										0	0	0	0	0	0	0				
Frank Torre, L OBP: 0.389, SLG: 0.440 (1, 3)		0-0 1B			0-0 G3-6-1			4-0 E BB		3	0	2	0	1	0	1				
Del Crandall, R OBP: 0.350, SLG: 0.460 (1, 2)		0-0 F4			0-0 F7			0-0 FC5 G6-4-3		4	0	0	0	0	0	4				
Johnny Logan, R OBP: 0.290, SLG: 0.333 (1, 6)		0-0 F7			0-3 K			0-0 G6-4-3		3	0	0	0	1	1	5				
Carl Willey, R OBP: 0.104, SLG: 0.146 (1, 1)			0-3 K		0-0 1-3			0-0 G1-6-3		2	0	0	0	0	1	1				
Juan Pizarro, L OBP: 0.294, SLG: 0.267 (6, 1)								0-0 1-2		1	0	0	0	0	0	1				
Inning Stats	R: 0 E: 0 K: 0 S: 3	H: 0 LOB: 1 BB: 1 P: 7	R: 0 E: 0 K: 1 S: 6	H: 1 LOB: 1 BB: 0 P: 6	R: 1 E: 0 K: 1 S: 8	H: 3 LOB: 2 BB: 0 P: 8	R: 0 E: 0 K: 1 S: 6	H: 1 LOB: 0 BB: 0 P: 6	R: 0 E: 0 K: 0 S: 5	H: 1 LOB: 0 BB: 0 P: 3	R: 0 E: 0 K: 0 S: 2	H: 0 LOB: 0 BB: 1 P: 6	R: 0 E: 0 K: 0 S: 3	H: 1 LOB: 0 BB: 1 P: 3	R: 0 E: 1 K: 0 S: 4	H: 1 LOB: 2 BB: 1 P: 8	1B: 7 2B: 1 3B: 0 HR: 0	SF: 0 SAC: 0 DP: 4 HBP: 0	WP: 0 PB: 0 SB: 0 CS: 0	PA: 35
PITCHER Don Newcombe, R ERA: 4.67 (1, 1)	IP: 9.0 WLS: W BF: 35 H: 8 R: 1 ER: 1 SO: 4 BB: 3 IBB: 0 HBP: 0 BLK: 0 WP: 0 HR: 0 S: 40 P: 52 ERA: 1.00 WHIP: 1.222															PITCHER				

AB	32
R	1
H	8
RBI	1
BB	3
SO	4
LOB	20




Batter	1	2	3	4	5	6	7	8	9	AB	R	H	RBI	BB	SO	LOB	BOTTOM			
Alex Grammas, R OBP: 0.329, SLG: 0.251 (1, 4)	0-0 F8		0-0 6-3		0-0 6-3			0-0 F3		5	0	0	0	0	0	2	Milwaukee Braves @ Cincinnati Redlegs Crosley Field, Cincinnati, OH Fri Sep 19 1958, 7:05 PM EDT Att: 12,672 - Unknown			
Jerry Lynch, L OBP: 0.337, SLG: 0.507 (1, 9)	0-0 2B			0-0 F9	0-0 HR			0-0 4-3		5	2	3	1	0	0	0				
Vada Pinson, L OBP: 0.326, SLG: 0.345 (1, 8)				4-0 1B BB	0-0 PB S 1B			0-0 G3		1	0	0	0	0	1					
Gus Bell, L OBP: 0.309, SLG: 0.378 (2, 8)	0-0 F2			0-0 1B BB	0-0 1B			0-0 G3		2	1	1	0	1	0	1				
Frank Robinson, R OBP: 0.355, SLG: 0.507 (1, 5)	0-0 4-3			0-0 F9	4-0 1-3 BB			4-0 2B BB		2	1	0	0	2	0	2				
Smoky Burgess, L OBP: 0.348, SLG: 0.419 (1, 2)		0-0 F7		0-0 1B 2B 1B				0-0 E9 WP 1B G3 1B 2B		4	3	2	2	0	0	0				
George Crowe, L OBP: 0.353, SLG: 0.404 (1, 3)		0-0 F4		0-0 2B 1B				4-0 1B BB G3		3	0	1	1	1	0	1				
Chuck Coles, L OBP: 0.590, SLG: 1.000 (1, 7)		0-3 K		0-0 1-3 2-H 1B				0-0 F2		2	0	1	1	0	1	0				
Pete Whisenant, R OBP: 0.296, SLG: 0.470 (7, 7)				1-3 3-H 2B				0-0 F2		2	0	1	1	0	0	2				
Roy McMillan, R OBP: 0.316, SLG: 0.302 (1, 6)			0-0 6-3		0-0 6-3			0-0 F8		4	0	0	0	0	0	5				
Don Newcombe, L OBP: 0.432, SLG: 0.414 (1, 1)			0-0 F8		0-0 4-3			0-0 4-3		4	0	1	1	0	0	0				
Inning Stats	R: 0 E: 0 K: 0 S: 4	H: 1 LOB: 0 BB: 0 P: 4	R: 0 E: 0 K: 1 S: 5	H: 0 LOB: 0 BB: 0 P: 5	R: 0 E: 0 K: 0 S: 3	H: 0 LOB: 0 BB: 0 P: 3	R: 2 E: 0 K: 0 S: 6	H: 3 LOB: 2 BB: 1 P: 10	R: 1 E: 0 K: 0 S: 4	H: 2 LOB: 1 BB: 1 P: 8	R: 1 E: 1 K: 0 S: 5	H: 1 LOB: 2 BB: 1 P: 9	R: 3 E: 0 K: 0 S: 6	H: 3 LOB: 1 BB: 1 P: 10	R: 0 E: 0 K: 0 S: 3	H: 0 LOB: 0 BB: 0 P: 3	1B: 5 2B: 3 3B: 1 HR: 1	SF: 0 SAC: 0 DP: 0 HBP: 0	WP: 1 PB: 1 SB: 1 CS: 0	PA: 38
PITCHER Carl Willey, R ERA: 2.63 (1, 1)	IP: 5.0 WLS: L BF: 24 H: 6 R: 4 ER: 3 SO: 1 BB: 3 IBB: 0 HBP: 0 BLK: 0 WP: 1 HR: 1 S: 23 P: 35 ERA: 5.40 WHIP: 1.800															PITCHER				
Juan Pizarro, L ERA: 2.39 (6, 1)	IP: 3.0 WLS: L BF: 14 H: 4 R: 3 ER: 3 SO: 0 BB: 1 IBB: 0 HBP: 0 BLK: 0 WP: 0 HR: 0 S: 13 P: 17 ERA: 9.00 WHIP: 1.667															PITCHER				


AB	34
R	7
H	10
RBI	7
BB	4
SO	1
LOB	14



Batter	1	2	3	4	5	6	7	8	9	AB	R	H	RBI	BB	SO	LOB	TOP																					
Bill Bruton, L OBP: 0.337, SLG: 0.362 (1, 8)	4-0 PB BB		0-0 F8 SF7 2B		0-0 FC1-6 1B	0-0 1B				3	2	2	2	1	0	1	Milwaukee Braves @ Cincinnati Redlegs Crosley Field, Cincinnati, OH Sat Sep 20 1958, 3:33 AM EDT Att: 5,295 - Unknown livebaseballscorecards.com																					
Red Schoendienst, S OBP: 0.310, SLG: 0.320 (1, 4)	0-3 K		0-0 F8		0-0 1B	0-0 F8				4	0	1	0	0	1	4																						
Eddie Mathews, L OBP: 0.350, SLG: 0.461 (1, 5)	0-0 F9		0-0 SF7		0-0 1B					2	0	1	2	0	0	1																						
Hank Aaron, R OBP: 0.389, SLG: 0.550 (1, 9)	4-0 BB		0-0 F6		0-0 G4-6-3					2	0	0	0	1	0	2																						
Wes Covington, L OBP: 0.387, SLG: 0.640 Joe Koppe, R OBP: 0.371, SLG: 0.500 (6, PR) Andy Pafko, R OBP: 0.313, SLG: 0.356 (6, 7)	0-0 F7				0-0 2B	0-0 F9 1B				3	0	2	0	0	0	2																						
Frank Torre, L OBP: 0.388, SLG: 0.440 (1, 3)		0-0 FC6-4 1B		0-0 F8		0-0 F9				3	0	1	0	0	0	2																						
Del Crandall, R OBP: 0.350, SLG: 0.459 (1, 2)		0-0 F7		0-0 5-3		0-0 SH5-4 BB 1B				3	1	1	1	0	0	2																						
Johnny Logan, R OBP: 0.290, SLG: 0.332 (1, 6)		0-0 F7		0-0 F8		0-0 SH5-4 1B BB				2	1	0	0	1	0	2																						
Lew Burdette, R OBP: 0.280, SLG: 0.375 (1, 1)		0-0 FC6-4			0-0 FC1-6 1B	0-0 SH5-4				2	0	1	0	0	0	1																						
Inning Stats	R: 0 E: 0 K: 1 S: 5	H: 0 LOB: 2 BB: 2 P: 13	R: 0 E: 0 K: 0 S: 4	H: 1 LOB: 1 BB: 0 P: 4	R: 1 E: 0 K: 0 S: 4	H: 1 LOB: 0 BB: 0 P: 4	R: 0 E: 0 K: 0 S: 4	H: 1 LOB: 1 BB: 0 P: 4	R: 1 E: 0 K: 0 S: 5	H: 3 LOB: 1 BB: 0 P: 5	R: 3 E: 0 K: 0 S: 6	H: 3 LOB: 2 BB: 1 P: 10						1B: 6 2B: 3 3B: 0 HR: 0	SF: 1 SAC: 1 DP: 1 HBP: 0	WP: 0 PB: 1 CS: 0	PA: 29																	
PITCHER	IP	WLS	BF	H	R	ER	SO	BB	IBB	HBP	BLK	WP	HR	S	P	ERA	WHIP	PITCHER				IP	WLS	BF	H	R	ER	SO	BB	IBB	HBP	BLK	WP	HR	S	P	ERA	WHIP
Bob Purkey, R ERA: 3.6 (1, 1)	5.2	L	28	9	5	5	1	3	0	0	0	0	0	27	39	7.94	2.118																					
Willard Schmidt, R ERA: 2.95 (6, 1)	0.1		1	0	0	0	0	0	0	0	0	0	0	1	1	0.00	0.000																					

Batter	1	2	3	4	5	6	7	8	9	AB	R	H	RBI	BB	SO	LOB	BOTTOM																					
Alex Grammas, R OBP: 0.331, SLG: 0.254 (1, 4)	0-0 F9		0-0 1B BB 1B		0-0 SH5-4					2	0	1	0	0	0	0	Milwaukee Braves @ Cincinnati Redlegs Crosley Field, Cincinnati, OH Sat Sep 20 1958, 3:33 AM EDT Att: 5,295 - Unknown livebaseballscorecards.com																					
Jerry Lynch, L OBP: 0.337, SLG: 0.506 (1, 9)	0-0 F8		0-0 1B BB 1B		0-0 F7					3	1	1	0	0	0	1																						
Gus Bell, L OBP: 0.311, SLG: 0.379 (1, 8)	0-0 FC6-4 1B		4-0 1B BB		0-0 4-3					2	0	1	0	1	0	1																						
Frank Robinson, R OBP: 0.355, SLG: 0.507 (1, 5)	0-0 FC6-4		0-0 1B		0-3 K					3	0	1	1	0	1	1																						
Smoky Burgess, L OBP: 0.345, SLG: 0.414 (1, 2)		0-0 6-3	0-0 1-3		0-0 F8					3	0	0	0	0	0	2																						
George Crowe, L OBP: 0.352, SLG: 0.404 (1, 3)		0-0 1B		0-0 F8		0-3 K				3	0	1	0	0	1	0																						
Chuck Coles, L OBP: 0.250, SLG: 0.500 (1, 7)		0-0 F7		0-3 K						2	0	0	0	0	1	1																						
Roy McMillan, R OBP: 0.315, SLG: 0.300 (1, 6)		0-0 1-3		0-0 F3						2	0	0	0	0	0	1																						
Bob Purkey, R OBP: 0.170, SLG: 0.173 Willard Schmidt, R OBP: 0.167, SLG: 0.091 (1, 1)			0-3 K		0-0 SH5-4 2B					2	0	1	0	0	1	0																						
Inning Stats	R: 0 E: 0 K: 0 S: 4	H: 1 LOB: 1 BB: 0 P: 4	R: 0 E: 0 K: 0 S: 4	H: 1 LOB: 0 BB: 0 P: 4	R: 1 E: 0 K: 1 S: 7	H: 3 LOB: 2 BB: 1 P: 11	R: 0 E: 0 K: 1 S: 5	H: 0 LOB: 0 BB: 0 P: 5	R: 0 E: 0 K: 0 S: 4	H: 1 LOB: 1 BB: 0 P: 4	R: 0 E: 0 K: 2 S: 7	H: 0 LOB: 0 BB: 0 P: 7						1B: 5 2B: 1 3B: 0 HR: 0	SF: 0 SAC: 1 DP: 0 HBP: 0	WP: 0 PB: 0 CS: 0	PA: 24																	
PITCHER	IP	WLS	BF	H	R	ER	SO	BB	IBB	HBP	BLK	WP	HR	S	P	ERA	WHIP	PITCHER				IP	WLS	BF	H	R	ER	SO	BB	IBB	HBP	BLK	WP	HR	S	P	ERA	WHIP
Lew Burdette, R ERA: 2.97 (1, 1)	6.0	W	24	6	1	1	4	1	0	0	0	0	0	31	35	1.50	1.167																					

Batter	1	2	3	4	5	6	7	8	9	AB	R	H	RBI	BB	SO	LOB	TOP			
Richie Ashburn, L OBP: 0.435, SLG: 0.435 (1, 8)	0-0 1B	1-0 2B HBP			6-3		0-0 1B		0-0 1-3 S	4	2	2	0	0	0	1	Philadelphia Phillies @ Milwaukee Braves Milwaukee County Stadium, Milwaukee, WI Tue Sep 23 1958, 8:05 PM EDT Att: 18,639 - Unknown AB 33 R 6 H 10 RBI 6 BB 4 SO 8 LOB 17			
Ted Kazanski, R OBP: 0.291, SLG: 0.315 (1, 4)	0-0 4-3	0-0 2B			5-3		0-0 G1-2-3		0-0 1-3	5	0	1	2	0	0	5				
Ed Bouchee, L OBP: 0.355, SLG: 0.422 (1, 3)	0-0 HR	0-3 K			K		0-0 1B		4-0 BB	4	1	2	3	1	2	1				
Wally Post, R OBP: 0.339, SLG: 0.451 (1, 9)	0-0 BB 1B				F8		0-0 F9 SF8 2B		0-3 K	5	1	3	0	0	1	2				
Harry Anderson, L OBP: 0.369, SLG: 0.524 (1, 7)	4-0 1-2 BB				G3		0-0 F9		0-0 6-3	3	0	0	0	1	0	3				
Pancho Herrera, R OBP: 0.365, SLG: 0.370 (1, 5)	0-3 K				F9		0-0 SF8		0-0 1-3	3	0	0	1	0	1	2				
Chico Fernandez, R OBP: 0.277, SLG: 0.314 (1, 6)		0-0 2B S 1B			K		0-0 1-3		0-0 G6-4-3 1B	4	1	2	0	0	1	0				
Stan Lopata, R OBP: 0.396, SLG: 0.394 (1, 2)		0-0 F7			K		4-0 1B HBP G1-2-3 BB		0-0 G6-4-3 1-2	3	0	0	0	1	1	2				
Jim Owens, R Ray Semproch, R OBP: 0.107, SLG: 0.108 (8, 1) Turk Farrell, R OBP: 0.240, SLG: 0.208 (9, 1)	0-3 K	0-3 K			K		1-0 G1-2-3 1B HBP 1-2 1B		4-0 FC5-4 BB	2	1	0	0	0	2	1				
Inning Stats	R: 1 E: 0 K: 1 S: 7	H: 3 LOB: 2 BB: 1 P: 11	R: 2 E: 0 K: 2 S: 9	H: 2 LOB: 1 BB: 0 P: 10	R: 0 E: 0 K: 3 S: 3	H: 0 LOB: 0 BB: 0 P: 3	R: 0 E: 0 K: 3 S: 9	H: 0 LOB: 0 BB: 0 P: 9	R: 0 E: 0 K: 1 S: 5	H: 1 LOB: 0 BB: 0 P: 4	R: 2 E: 0 K: 0 S: 5	H: 3 LOB: 2 BB: 1 P: 10	R: 0 E: 0 K: 0 S: 3	H: 1 LOB: 0 BB: 0 P: 3	R: 0 E: 0 K: 1 S: 5	H: 0 LOB: 2 BB: 2 P: 13		1B: 7 2B: 3 3B: 0 HR: 1	SF: 1 SAC: 0 DP: 3 HBP: 2	WP: 0 PB: 0 SB: 2 CS: 0
PITCHER Juan Pizarro, L ERA: 2.73 (1, 1)	IP: 9.0 WLS: L BF: 40 H: 10 R: 6 ER: 6 SO: 8 BB: 4 IBB: 0 HBP: 2 BLK: 0 WP: 0 HR: 1 S: 50 P: 68 ERA: 6.00 WHIP: 1.556											PITCHER	IP: 0 WLS: 0 BF: 0 H: 0 R: 0 ER: 0 SO: 0 BB: 0 IBB: 0 HBP: 0 BLK: 0 WP: 0 HR: 0 S: 0 P: 0 ERA: 0 WHIP: 0							

Batter	1	2	3	4	5	6	7	8	9	AB	R	H	RBI	BB	SO	LOB	BOTTOM			
Eddie Haas, L OBP: 0.455, SLG: 0.400 (1, 8)	4-0 FC4-6 BB	0-3 K			F7		0-0 4-3		0-0 1B	4	0	1	0	1	1	3	Philadelphia Phillies @ Milwaukee Braves Milwaukee County Stadium, Milwaukee, WI Tue Sep 23 1958, 8:05 PM EDT Att: 18,639 - Unknown AB 34 R 5 H 7 RBI 5 BB 6 SO 3 LOB 20			
Red Schoendienst, S OBP: 0.372, SLG: 0.321 (1, 4) Joe Koppe, R OBP: 0.571, SLG: 0.500 (9, PR)	0-0 FC4-6 HR	0-3 K			L7		0-0 P6		0-0 1B	5	1	1	1	0	1	3				
Eddie Mathews, L OBP: 0.351, SLG: 0.464 (1, 5) Harry Hanebrink, L OBP: 0.272, SLG: 0.303 (3, PR) (4, 5)	0-0 1-H HR				4-0 BB		4-0 FC6-4 BB		0-0 F5	1	1	1	2	1	0	0				
Hank Aaron, R OBP: 0.388, SLG: 0.553 (1, 9)	0-0 F2				0-0 P9		0-0 FC6-4 1-2		0-0 F7	5	0	0	0	0	0	4				
Wes Covington, L OBP: 0.384, SLG: 0.629 (1, 7) Hawk Taylor, R OBP: 0.386, SLG: 0.435 (8, PR) (9, 7)	0-0 FC5-4 1B				K		0-0 F7		0-0 G6-4-3 1B	4	0	2	0	0	1	1				
Joe Adcock, R OBP: 0.322, SLG: 0.516 (1, 3)	0-0 FC5-4 1-2				P6		0-0 E6 2B		0-0 F3	4	1	0	0	0	0	3				
Del Crandall, R OBP: 0.350, SLG: 0.461 (1, 2)		4-0 WP BB			F7		0-0 2B		0-0 G6-4-3 1-2	3	1	1	0	1	0	1				
Johnny Logan, R OBP: 0.286, SLG: 0.327 (1, 6)		0-0 F8			5-3		0-0 5-3		0-0 F2	4	0	0	0	0	0	3				
Juan Pizarro, L OBP: 0.324, SLG: 0.313 (1, 1) Frank Torre, L OBP: 0.386, SLG: 0.435 (9, PH) John DeMerit, R OBP: 0.339 (9, PR)	4-0 WP BB				1-3		0-0 2B		4-0 1B BB	2	0	1	2	1	0	0				
Inning Stats	R: 2 E: 0 K: 0 S: 5	H: 2 LOB: 1 BB: 1 P: 9	R: 0 E: 0 K: 2 S: 7	H: 0 LOB: 2 BB: 2 P: 15	R: 0 E: 0 K: 1 S: 5	H: 0 LOB: 1 BB: 1 P: 9	R: 0 E: 0 K: 0 S: 3	H: 0 LOB: 0 BB: 0 P: 3	R: 0 E: 0 K: 0 S: 3	H: 2 LOB: 1 BB: 0 P: 6	R: 0 E: 0 K: 0 S: 3	H: 0 LOB: 0 BB: 0 P: 3	R: 0 E: 0 K: 0 S: 3	H: 1 LOB: 1 BB: 0 P: 3	R: 1 E: 0 K: 0 S: 5	H: 2 LOB: 2 BB: 1 P: 9		1B: 4 2B: 2 3B: 0 HR: 1	SF: 0 SAC: 0 DP: 1 HBP: 0	WP: 2 PB: 0 SB: 0 CS: 0
PITCHER Jim Owens, R ERA: 2.57 (1, 1) Ray Semproch, R ERA: 3.92 (8, 1) Turk Farrell, R ERA: 3.39 (9, 1)	IP: 7.0 WLS: W BF: 31 H: 4 R: 4 ER: 2 SO: 3 BB: 5 IBB: 0 HBP: 0 BLK: 0 WP: 2 HR: 1 S: 32 P: 52 ERA: 2.57 WHIP: 1.286											PITCHER	IP: 0 WLS: 0 BF: 0 H: 0 R: 0 ER: 0 SO: 0 BB: 0 IBB: 0 HBP: 0 BLK: 0 WP: 0 HR: 0 S: 0 P: 0 ERA: 0 WHIP: 0							

Batter	1	2	3	4	5	6	7	8	9	AB	R	H	RBI	BB	SO	LOB	TOP					
Alex Grammas, R (1,4) OBP: 0.333, SLG: 0.256	0-0 6-3		0-3 K		0-0 FC4-6			0-0 1B		4	0	1	0	0	1	2						
Jerry Lynch, L (1,9) OBP: 0.336, SLG: 0.500	0-0 F3			0-0 FC5-4 1B			0-0 3-1	0-0 F6		4	0	1	0	0	0	1						
Vada Pinson, L (1,7) OBP: 0.333, SLG: 0.352	0-3 K			0-0 FC5-4 G4-6-3 1-2			0-0 1B	0-0 1B		4	0	2	0	0	1	1						
Frank Robinson, R (1,5) OBP: 0.352, SLG: 0.506		0-0 F9		0-0 G4-6-3 1-2		0-0 F8		0-0 3-1		4	0	0	0	0	0	4						
Smoky Burgess, L (1,2) OBP: 0.346, SLG: 0.414	0-0 4-3				0-0 5-3 1B		0-0 K		0-0 4-3	4	1	1	0	0	1	1						
George Crowe, L (1,3) OBP: 0.353, SLG: 0.404	0-0 1B				0-0 5-3 1-2			0-0 F6		4	0	2	0	0	0	1						
Eddie Miksis, R (9, PH) OBP: 0.211, SLG: 0.135								0-0 FC1-6 1B		0	0	0	0	0	0	0						
Chuck Coles, L (1,8) OBP: 0.250, SLG: 0.375	0-3 K				0-0 1B		0-0 K		0-0 FC1-6 1-2	4	0	1	1	0	2	2						
Roy McMillan, R (1,6) OBP: 0.314, SLG: 0.299			0-0 1-3		0-0 FC4-6 1-2 1B		0-0 6-3		0-3 K	3	0	1	0	0	0	0						
Don Newcombe, L (9, PH) OBP: 0.434, SLG: 0.417										1	0	0	0	0	1	1						
Jim O'Toole, S (1,1) OBP: 0.320, SLG: 0.382			0-3 K		0-3 K				0-3 K	2	0	0	0	0	2	2						
Bob Thurman, L (8, PH) OBP: 0.600, SLG: 0.556										1	0	0	0	0	1	0						
Hal Jeffcoat, R (8,1) OBP: 0.600, SLG: 0.556										0	0	0	0	0	0	0						
Inning Stats	R: 0 E: 0 K: 1 S: 5	H: 0 LOB: 0 BB: 0 P: 5	R: 0 E: 0 K: 1 S: 6	H: 1 LOB: 1 BB: 0 P: 6	R: 0 E: 0 K: 2 S: 7	H: 0 LOB: 0 BB: 0 P: 7	R: 0 E: 0 K: 0 S: 3	H: 1 LOB: 0 BB: 0 P: 3	R: 1 E: 0 K: 1 S: 8	H: 3 LOB: 2 BB: 0 P: 8	R: 0 E: 0 K: 1 S: 6	H: 1 LOB: 1 BB: 0 P: 6	R: 0 E: 0 K: 1 S: 5	H: 0 LOB: 0 BB: 0 P: 5	R: 0 E: 0 K: 1 S: 7	H: 2 LOB: 2 BB: 0 P: 7	R: 0 E: 0 K: 1 S: 6	H: 1 LOB: 1 BB: 0 P: 6	1B: 9 2B: 0 3B: 0 HR: 0	SF: 0 SAC: 0 DP: 1 HBP: 0	WP: 0 PB: 0 SB: 0 CS: 0	PA: 35
PITCHER Lew Burdette, R (1,1) ERA: 2.91	IP: 9.0 WLS: W BF: 35 H: 9 R: 1 ER: 1 SO: 9 BB: 0 IBB: 0 HBP: 0 BLK: 0 WP: 0 HR: 0 S: 53 P: 53 ERA: 1.00 WHIP: 1.000															PITCHER	IP: 9.0 WLS: W BF: 35 H: 9 R: 1 ER: 1 SO: 9 BB: 0 IBB: 0 HBP: 0 BLK: 0 WP: 0 HR: 0 S: 53 P: 53 ERA: 1.00 WHIP: 1.000					

Cincinnati Redlegs @ Milwaukee Braves
Milwaukee County Stadium, Milwaukee, WI
Fri Sep 26 1958, 8:05 PM EDT
Att: 20,561 - Unknown

AB 35
R 1
H 9
RBI 1
BB 0
SO 9
LOB 15



Batter	1	2	3	4	5	6	7	8	9	AB	R	H	RBI	BB	SO	LOB	BOTTOM			
Felix Mantilla, R (1,8) OBP: 0.286, SLG: 0.355	0-0 S 1B	0-0 E5 FC6-4			0-0 F9		4-0 BB BB			3	1	1	0	1	0	0				
Red Schoendienst, S (1,4) OBP: 0.309, SLG: 0.318	0-0 F8 1-2	0-0 FC6-4 1-2			0-0 5-3		0-3 K			4	0	0	0	0	1	3				
Eddie Mathews, L (1,5) OBP: 0.353, SLG: 0.464	4-0 1B BB		0-3 K		0-0 FC5-4 1B		4-0 1-2 BB			2	0	1	0	2	1	0				
Hank Aaron, R (1,9) OBP: 0.388, SLG: 0.550	0-0 F8		4-0 BB		0-0 FC5-4 1-2		0-0 F5			3	0	0	0	1	0	5				
Joe Adcock, R (1,3) OBP: 0.321, SLG: 0.513	0-0 1-3 2-H 1B		0-0 F4		0-3 K		0-3 K			4	0	1	1	0	2	1				
Andy Pafko, R (1,7) OBP: 0.306, SLG: 0.348	0-0 F4		0-0 F4		0-0 6-3		0-3 K		0-3 K	4	0	0	0	0	1	3				
Del Crandall, R (1,2) OBP: 0.351, SLG: 0.462		0-0 E 2B		0-0 F2		4-0 FC5-4 BB		0-3 K		3	1	1	0	1	1	0				
Johnny Logan, R (1,6) OBP: 0.285, SLG: 0.325		0-0 4-3		0-0 5-3		0-0 FC5-4 1-2		0-0 K		3	0	0	0	0	2					
Lew Burdette, R (1,1) OBP: 0.272, SLG: 0.364		0-0 5-3		0-0 F3		0-3 K				3	0	0	0	0	1	1				
Inning Stats	R: 1 E: 0 K: 0 S: 5	H: 2 LOB: 2 BB: 1 P: 9	R: 1 E: 1 K: 0 S: 5	H: 1 LOB: 1 BB: 0 P: 5	R: 0 E: 0 K: 1 S: 5	H: 0 LOB: 1 BB: 1 P: 9	R: 0 E: 0 K: 0 S: 3	H: 0 LOB: 0 BB: 0 P: 3	R: 0 E: 0 K: 0 S: 4	H: 1 LOB: 1 BB: 0 P: 4	R: 0 E: 0 K: 1 S: 5	H: 0 LOB: 1 BB: 1 P: 9	R: 0 E: 0 K: 2 S: 7	H: 0 LOB: 2 BB: 2 P: 15	R: 0 E: 0 K: 3 S: 9	H: 0 LOB: 0 BB: 0 P: 9	1B: 3 2B: 1 3B: 0 HR: 0	SF: 0 SAC: 0 DP: 0 HBP: 0	WP: 0 PB: 0 SB: 1 CS: 0	PA: 34
PITCHER Jim O'Toole, L (1,1) ERA: 1.29	IP: 7.0 WLS: L BF: 31 H: 4 R: 2 ER: 1 SO: 4 BB: 5 IBB: 0 HBP: 0 BLK: 0 WP: 0 HR: 0 S: 34 P: 54 ERA: 1.29 WHIP: 1.286															PITCHER Hal Jeffcoat, R (8,1) ERA: 3.72	IP: 1.0 WLS: L BF: 3 H: 0 R: 0 ER: 0 SO: 3 BB: 0 IBB: 0 HBP: 0 BLK: 0 WP: 0 HR: 0 S: 9 P: 9 ERA: 0.00 WHIP: 0.000			

Cincinnati Redlegs @ Milwaukee Braves
Milwaukee County Stadium, Milwaukee, WI
Fri Sep 26 1958, 8:05 PM EDT
Att: 20,561 - Unknown

AB 29
R 2
H 4
RBI 1
BB 5
SO 7
LOB 15



Batter	1	2	3	4	5	6	7	8	9	AB	R	H	RBI	BB	SO	LOB	TOP								
Alex Grammas, R (1,4) OBP: 0.332, SLG: 0.256 Ed Bailey, L (9,PH) OBP: 0.337, SLG: 0.411	0-0 6-3		0-0 BB BB 1B		0-0 5-3		0-0 F8		4-0 FC4 1B BB	4	0	1	0	0	0	1									
Jerry Lynch, L (1,9) OBP: 0.339, SLG: 0.500	0-3 K		4-0 BB 1-2 BB		0-0 G3		0-0 G3 1B		0-0 FC4 1B	4	0	2	0	1	1	0									
Vada Pinson, L (1,8) OBP: 0.337, SLG: 0.359	0-0 2B		4-0 1-2 2-3 BB		0-0 F3		0-0 G3 1-2 2-3		0-0 FC4 1-2 2-3	4	0	1	0	1	0	4									
Frank Robinson, R (1,5) OBP: 0.349, SLG: 0.502	0-0 1-3		0-0 6-3			0-0 6-3		0-0 F4		0-0 4-3	5	0	0	0	0	8									
Jim Fridley, R (1,7) OBP: 0.222, SLG: 0.444		0-3 K		0-0 5-3		0-0 1B 2B		0-0 F4			4	1	1	0	0	1									
Walt Dropo, R (1,3) OBP: 0.318, SLG: 0.449	0-0 6-3		0-0 1-3		0-0 5-3		0-0 6-3			4	0	0	0	0	0	1									
Dutch Dotterer, R (1,2) OBP: 0.269, SLG: 0.423	0-0 F9		0-0 E6 1B		0-0 2H 1B		0-0 2B			4	0	2	1	0	0	0									
Roy McMillan, R (1,6) OBP: 0.313, SLG: 0.298			0-0 F8 1-2 1B		0-0 F7		0-0 F7			4	0	1	0	0	0	2									
Jay Hook, L (1,1) Smoky Burgess, L (4,PH) Franklin Wieand, R (4,1) Orlando Pena, R (6,1) Gus Bell, L (7,PH) Tom Acker, R (7,1) Chuck Coles, L (9,PH) OBP: 0.333	0-0 1-3		0-0 1-3 K		0-0 G3 1B 1B		0-0 K		0-3 K	1	0	0	0	0	0	0									
Inning Stats	R: 0 E: 0 K: 1 S: 6	H: 1 LOB: 1 BB: 0 P: 6	R: 0 E: 0 K: 1 S: 5	H: 0 LOB: 0 BB: 0 P: 5	R: 0 E: 0 K: 0 S: 4	H: 1 LOB: 3 BB: 2 P: 12	R: 0 E: 1 K: 1 S: 7	H: 1 LOB: 2 BB: 0 P: 7	R: 0 E: 0 K: 0 S: 3	H: 0 LOB: 0 BB: 0 P: 3	R: 1 E: 0 K: 0 S: 5	H: 2 LOB: 1 BB: 0 P: 5	R: 0 E: 0 K: 0 S: 5	H: 2 LOB: 2 BB: 0 P: 5	R: 0 E: 0 K: 0 S: 4	H: 1 LOB: 1 BB: 0 P: 4	R: 0 E: 0 K: 1 S: 6	H: 1 LOB: 2 BB: 1 P: 10	1B: 6 2B: 3 3B: 0 HR: 0	SF: 0 SAC: 0 DP: 0 HBP: 0	WP: 0 PB: 0 SB: 0 CS: 0	PA: 40			
PITCHER	IP WLS BF H R ER SO BB IBB HBP BLK WP HR S P ERA WHIP	6.0 W 26 5 1 1 3 2 0 0 0 0 0 30 38 1.50 1.167	3.0 S 14 4 0 0 1 1 0 0 0 0 0 15 19 0.00 1.667																						

Cincinnati Redlegs @ Milwaukee Braves
Milwaukee County Stadium, Milwaukee, WI
Sat Sep 27 1958, 4:33 AM EDT
Att: 19,670 - Unknown

AB 37
R 1
H 9
RBI 1
BB 3
SO 4
LOB 18



Batter	1	2	3	4	5	6	7	8	9	AB	R	H	RBI	BB	SO	LOB	BOTTOM							
Eddie Haas, L (1,8) OBP: 0.438, SLG: 0.357	0-0 F8		0-0 HR 1B		0-0 F6		4-0 1-2 2-3 BB		0-0 4-3	4	1	1	0	1	0	2								
Red Schoendienst, S (1,4) OBP: 0.372, SLG: 0.327 Felix Mantilla, R (5,4) OBP: 0.284, SLG: 0.351	4-0 BB		0-0 1H HR		0-3 K		0-3 K			1	1	1	2	1	0	0								
Eddie Mathews, L (1,5) OBP: 0.351, SLG: 0.460	0-0 F5		0-3 K		0-0 F9		0-0 F9			4	0	0	0	0	1	1								
Hank Aaron, R (1,9) OBP: 0.386, SLG: 0.548 John DeMerit, R (4,9) OBP: 0.500, SLG: 0.500	0-3 K		0-3 K		0-0 6-3		0-0 1B			2	0	0	0	0	2	1								
Wes Covington, L (1,7) OBP: 0.381, SLG: 0.625 Hawk Taylor, R (5,7) OBP: 0.200, SLG: 0.400		0-3 K	0-3 K			0-0 1B FC5-4 2B	0-3 K			2	0	0	0	0	2	0								
Frank Torre, L (1,3) OBP: 0.387, SLG: 0.444	0-0 F8		0-0 HR		0-0 HR		0-0 FC5-4 1B		0-0 F8	4	1	2	1	0	0	1								
Del Crandall, R (1,2) OBP: 0.337, SLG: 0.459 Del Rice, R (7,2) OBP: 0.273, SLG: 0.308	0-0 F7		0-0 F9		0-0 F9		0-0 FC5-4 BB 1-2 3H		0-0 F6	3	0	0	1	0	0	1								
Casey Wise, S (1,6) OBP: 0.240, SLG: 0.211			4-0 HR BB		0-0 1B		4-0 BB BB		4-0 CS BB	1	1	1	0	3	0	0								
Warren Spahn, L (1,1) OBP: 0.381, SLG: 0.463 Bill Bruton, L (6,PH) OBP: 0.337, SLG: 0.361 Bob Buhl, R (7,1) OBP: 0.200, SLG: 0.200	0-0 1-3 HR		0-0 HR		0-3 K		0-3 K		0-0 1-2 1B	2	1	1	2	0	1	1								
Inning Stats	R: 0 E: 0 K: 1 S: 5	H: 0 LOB: 0 BB: 1 P: 9	R: 0 E: 0 K: 1 S: 5	H: 0 LOB: 0 BB: 0 P: 5	R: 4 E: 0 K: 3 S: 12	H: 3 LOB: 0 BB: 1 P: 16	R: 1 E: 0 K: 1 S: 7	H: 2 LOB: 1 BB: 0 P: 7	R: 0 E: 0 K: 1 S: 5	H: 0 LOB: 0 BB: 0 P: 5	R: 1 E: 1 K: 2 S: 9	H: 2 LOB: 3 BB: 2 P: 17	R: 0 E: 0 K: 1 S: 6	H: 1 LOB: 1 BB: 0 P: 6	R: 0 E: 0 K: 0 S: 3	H: 1 LOB: 1 BB: 1 P: 7	1B: 5 2B: 1 3B: 0 HR: 3	SF: 0 SAC: 0 DP: 0 HBP: 0	WP: 0 PB: 0 SB: 1 CS: 1	PA: 37				
PITCHER	IP WLS BF H R ER SO BB IBB HBP BLK WP HR S P ERA WHIP	3.0 L 14 3 4 4 5 3 4 4 5 0 1 14 14 9.00 2.000	2.0 L 10 4 2 2 2 0 0 0 0 0 0 1 14 14 9.00 2.000	1.0 L 5 0 0 0 2 2 0 0 0 0 0 0 7 15 0.00 2.000	2.0 L 8 2 0 0 1 1 0 0 0 0 0 0 9 13 0.00 1.500																			

Cincinnati Redlegs @ Milwaukee Braves
Milwaukee County Stadium, Milwaukee, WI
Sat Sep 27 1958, 4:33 AM EDT
Att: 19,670 - Unknown

AB 32
R 6
H 9
RBI 6
BB 5
SO 10
LOB 13



Batter	1	2	3	4	5	6	7	8	9	AB	R	H	RBI	BB	SO	LOB	TOP	
Alex Grammas, R (1,4) OBP: 0.328, SLG: 0.255	6-3		F7			WP 1-3 1B		F3	F9	5	1	1	0	0	0	0		
Jerry Lynch, L (1,9) OBP: 0.338, SLG: 0.498 Bob Thurman, L (8,9) OBP: 0.320, SLG: 0.382	F7			1-3		1-3		1B		4	1	1	0	0	0	1		
Vada Pinson, L (1,8) OBP: 0.352, SLG: 0.375				3-1		2-H 1B		2B SF8 1B		4	2	3	1	0	0	0		
Frank Robinson, R (1,5) OBP: 0.350, SLG: 0.504	K		F7			1-H 1B		1-3 2-H 2B		4	0	2	2	0	1	1		
George Crowe, L (1,3) OBP: 0.349, SLG: 0.400 Walt Dropo, R (8,3) OBP: 0.319, SLG: 0.449			F9		G1	G3		SF8		3	0	0	1	0	0	0		
Chuck Coles, L (1,7) OBP: 0.308, SLG: 0.273								3-H 4-0		2	0	0	0	2	1	0		
Dutch Dotterer, R (1,2) OBP: 0.300, SLG: 0.393										2	0	0	0	2	0	2		
Roy McMillan, R (1,6) OBP: 0.312, SLG: 0.298 Bobby Henrich, R (3,6)			6-3			K		K	F3	1	0	0	0	0	0	0		
Alex Kellner, R (1,1) OBP: 0.333, SLG: 0.308 Smoky Burgess, L (7,PH) OBP: 0.343, SLG: 0.410 Brooks Lawrence, R (7,1) OBP: 0.183, SLG: 0.113			6-3			FC6-4		F9	G3	2	0	0	0	0	2			
Inning Stats	R: 0 E: 0 K: 1 S: 6	H: 1 LOB: 1 BB: 0 P: 6	R: 0 E: 0 K: 0 S: 3	H: 0 LOB: 0 BB: 0 P: 3	R: 0 E: 0 K: 0 S: 3	H: 0 LOB: 0 BB: 0 P: 3	R: 0 E: 0 K: 0 S: 5	H: 0 LOB: 2 BB: 2 P: 13	R: 2 E: 0 K: 2 S: 5	H: 3 LOB: 1 BB: 1 P: 11	R: 0 E: 0 K: 0 S: 6	H: 3 LOB: 2 BB: 1 P: 10	R: 0 E: 0 K: 0 S: 3	H: 0 LOB: 0 BB: 0 P: 3	1B: 6 2B: 1 3B: 0 HR: 0	SF: 1 SAC: 0 DP: 0 HBP: 0	WP: 1 PB: 0 SB: 0 CS: 0	PA: 37
PITCHER	IP WLS BF H R ER SO BB IBB HBP BLK WP HR S P ERA WHIP																	
Bob Rush, R (1,1) ERA: 3.42	3.0		10	1	0	0	1	0	0	0	0	0	0	0	12	12	0.00	0.333
Carl Willey, R (4,1) ERA: 2.7	3.0	L	13	3	2	2	1	2	0	0	0	1	0	13	21	6.00	1.667	
Ernie Johnson, R (7,1) ERA: 8.1	2.0		11	3	2	2	2	2	0	0	0	0	0	13	21	9.00	2.500	
Juan Pizarro, L (9,1) ERA: 2.7	1.0		3	0	0	0	0	0	0	0	0	0	0	3	3	0.00	0.000	

Cincinnati Redlegs @ Milwaukee Braves
Milwaukee County Stadium, Milwaukee, WI
Sun Sep 28 1958, 4:33 AM EDT
Att: 41,364 - Unknown

AB 32
R 4
H 7
RBI 4
BB 4
SO 4
LOB 10



Batter	1	2	3	4	5	6	7	8	9	AB	R	H	RBI	BB	SO	LOB	BOTTOM					
Felix Mantilla, R (1,8) OBP: 0.279, SLG: 0.345	F8		F7			E5 1B		6-3		4	0	0	0	0	1							
Red Schoendienst, S (1,4) OBP: 0.313, SLG: 0.328 John DeMerit, R (4,PH) OBP: 0.667, SLG: 0.667 Bob Roselli, R (9,PH)	6-3			FC4 1B		1-2 1B		5-3		2	0	1	0	0	0	0						
Eddie Mathews, L (1,5) OBP: 0.349, SLG: 0.458 Harry Hanebrink, L (7,5) OBP: 0.270, SLG: 0.301	F9		F3			K		F9		3	0	0	0	1	3							
Hank Aaron, R (1,9) OBP: 0.386, SLG: 0.546			F7		F6	F7				3	0	0	1	0	3							
Joe Adcock, R (1,3) OBP: 0.317, SLG: 0.506			K2-3		FC4		K		F4	4	0	0	0	2	2							
Hawk Taylor, R (1,7) OBP: 0.125, SLG: 0.250			K			K		5-3		3	0	0	0	2	0							
Del Crandall, R (1,2) OBP: 0.348, SLG: 0.457 Del Rice, R (6,2) OBP: 0.271, SLG: 0.306			6-3			F7		F4		2	0	0	0	0	0							
Joe Koppe, R (1,6) OBP: 0.500, SLG: 0.444						F9		F8		3	0	1	0	0	0							
Bob Rush, R (1,1) OBP: 0.245, SLG: 0.222 Johnny L. Scott, R (3,PH) OBP: 0.296, SLG: 0.326 Carl Willey, L (4,1) OBP: 0.304, SLG: 0.146 Wes Covington, R (6,PH) OBP: 0.386, SLG: 0.622 Ernie Johnson, R (7,1) OBP: 0.330, SLG: 0.360 Bill Bruton, L (8,PH) OBP: 0.330, SLG: 0.313 Juan Pizarro, L (9,1)						1-3 1B		4-3		0	0	0	0	0	0	0						
Inning Stats	R: 0 E: 0 K: 0 S: 3	H: 0 LOB: 0 BB: 0 P: 7	R: 0 E: 0 K: 2 S: 7	H: 0 LOB: 0 BB: 0 P: 7	R: 0 E: 0 K: 0 S: 4	H: 2 LOB: 1 BB: 0 P: 4	R: 0 E: 0 K: 0 S: 4	H: 1 LOB: 1 BB: 0 P: 4	R: 0 E: 0 K: 1 S: 5	H: 0 LOB: 0 BB: 0 P: 5	R: 0 E: 0 K: 1 S: 7	H: 1 LOB: 2 BB: 0 P: 7	R: 0 E: 0 K: 1 S: 5	H: 0 LOB: 0 BB: 0 P: 5	R: 0 E: 0 K: 0 S: 3	H: 0 LOB: 0 BB: 0 P: 3	R: 0 E: 0 K: 0 S: 3	H: 0 LOB: 1 BB: 1 P: 7	1B: 4 2B: 0 3B: 0 HR: 0	SF: 0 SAC: 0 DP: 0 HBP: 0	WP: 0 PB: 0 SB: 0 CS: 0	PA: 32
PITCHER	IP WLS BF H R ER SO BB IBB HBP BLK WP HR S P ERA WHIP																					
Alex Kellner, L (1,1) ERA: 3.35	6.0	W	22	4	0	0	4	0	0	0	0	0	0	30	30	0.00	0.667					
Brooks Lawrence, R (7,1) ERA: 4.13	3.0	S	10	0	0	0	1	1	0	0	0	0	0	11	15	0.00	0.333					

Cincinnati Redlegs @ Milwaukee Braves
Milwaukee County Stadium, Milwaukee, WI
Sun Sep 28 1958, 4:33 AM EDT
Att: 41,364 - Unknown

AB 31
R 0
H 4
RBI 0
BB 1
SO 5
LOB 9



Batter	1	2	3	4	5	6	7	8	9	10	AB	R	H	RBI	BB	SO	LOB	TOP				
Hank Bauer, R OBP: 0.400, SLG: 1.000 (1, 9)											5	1	2	2	0	1	0	New York Yankees @ Milwaukee Braves Milwaukee County Stadium, Milwaukee, WI Wed Oct 01 1958, 4:33 AM EDT Att: 46,367 - Unknown				
Gil McDougald, R OBP: 0.600, SLG: 0.500 (1, 4)											4	0	2	0	1	1	0					
Mickey Mantle, S (1, 8)											3	0	0	0	2	0	2					
Elaston Howard, R (1, 7)											5	0	0	0	0	0	4					
Yogi Berra, L OBP: 0.500, SLG: 0.750 (1, 2)											4	0	2	0	0	0	0					
Bill Skowron, R OBP: 0.500, SLG: 1.250 (1, 3)											4	1	2	1	0	1	1					
Andy Carey, R (1, 5)											4	0	0	0	0	1	2					
Tony Kubek, L (1, 6)											4	0	0	0	0	1	2					
Whitey Ford, L Ryne Duren, R (8, 1)											2	1	0	0	1	1	0					
											1	0	0	0	0	0	0					
Inning Stats	R: 0 E: 0 K: 0 S: 4	H: 2 LOB: 1 BB: 0 P: 4	R: 0 E: 0 K: 1 S: 6	H: 2 LOB: 1 BB: 0 P: 6	R: 0 E: 0 K: 1 S: 5	H: 0 LOB: 1 BB: 1 P: 9	R: 1 E: 0 K: 1 S: 6	H: 1 LOB: 0 BB: 0 P: 6	R: 2 E: 0 K: 0 S: 4	H: 1 LOB: 1 BB: 2 P: 12	R: 0 E: 0 K: 1 S: 5	H: 0 LOB: 0 BB: 0 P: 5	R: 0 E: 0 K: 0 S: 3	H: 0 LOB: 0 BB: 0 P: 3	R: 0 E: 0 K: 1 S: 5	H: 0 LOB: 2 BB: 1 P: 5	R: 0 E: 0 K: 1 S: 6	H: 1 LOB: 2 BB: 1 P: 10	1B: 5 2B: 1 3B: 0 HR: 2	SF: 0 SAC: 0 DP: 0 HBP: 0	WP: 1 PB: 0 SB: 0 CS: 0	PA: 40
PITCHER Warren Spahn, L ERA: 2.7 (1, 1)	IP: 10.0	WLS: 40	H: 8	R: 3	ER: 3	SO: 6	BB: 4	IBB: 0	HBP: 0	BLK: 0	WP: 1	HR: 2	S: 48	P: 64	ERA: 2.70	WHIP: 1.200						

AB	36
R	3
H	8
RBI	3
BB	4
SO	6
LOB	11




Batter	1	2	3	4	5	6	7	8	9	10	AB	R	H	RBI	BB	SO	LOB	BOTTOM				
Red Schoendienst, S (1, 4)											4	0	0	0	1	1	2	New York Yankees @ Milwaukee Braves Milwaukee County Stadium, Milwaukee, WI Wed Oct 01 1958, 4:33 AM EDT Att: 46,367 - Unknown				
Johnny Logan, R OBP: 0.250, SLG: 0.500 Frank Torre, L (9, PH) Felix Mantilla, R (10, 6)											4	0	1	0	0	2	0					
Eddie Mathews, L (1, 5)											3	1	0	0	2	3	3					
Hank Aaron, R OBP: 0.400, SLG: 0.500 (1, 9)											4	1	1	0	1	2	2					
Joe Adcock, R OBP: 0.400, SLG: 0.400 (1, 3)											5	1	2	0	0	1	4					
Wes Covington, L (1, 7)											4	0	0	1	0	0	3					
Del Crandall, R OBP: 0.400, SLG: 0.400 (1, 2)											5	1	2	1	0	2	2					
Andy Pafko, R OBP: 0.333, SLG: 0.333 Bill Bruton, L OBP: 0.500, SLG: 0.500 (9, PH) (10, 8)											3	0	1	0	0	0	1					
Warren Spahn, L OBP: 0.500, SLG: 0.500 (1, 1)											4	0	2	1	0	1	2					
Inning Stats	R: 0 E: 0 K: 2 S: 8	H: 1 LOB: 1 BB: 0 P: 8	R: 0 E: 1 K: 2 S: 9	H: 1 LOB: 2 BB: 0 P: 9	R: 0 E: 0 K: 2 S: 7	H: 0 LOB: 0 BB: 0 P: 7	R: 2 E: 0 K: 1 S: 8	H: 3 LOB: 2 BB: 1 P: 12	R: 0 E: 0 K: 0 S: 3	H: 0 LOB: 0 BB: 0 P: 3	R: 0 E: 0 K: 1 S: 5	H: 0 LOB: 0 BB: 0 P: 5	R: 1 E: 0 K: 2 S: 8	H: 1 LOB: 1 BB: 1 P: 12	R: 0 E: 0 K: 2 S: 8	H: 1 LOB: 2 BB: 1 P: 12	R: 0 E: 0 K: 1 S: 7	H: 3 LOB: 2 BB: 0 P: 7	1B: 8 2B: 2 3B: 0 HR: 0	SF: 1 SAC: 0 DP: 0 HBP: 0	WP: 1 PB: 1 SB: 0 CS: 0	PA: 44
PITCHER Whitey Ford, L ERA: 3.86 Ryne Duren, R ERA: 3.38 (8, 1)	IP: 7.0	WLS: 31	H: 6	R: 3	ER: 3	SO: 8	BB: 3	IBB: 0	HBP: 0	BLK: 0	WP: 1	HR: 0	S: 44	P: 56	ERA: 3.86	WHIP: 1.286						

AB	39
R	4
H	10
RBI	4
BB	4
SO	13
LOB	21



Batter	1	2	3	4	5	6	7	8	9	AB	R	H	RBI	BB	SO	LOB	TOP		
Hank Bauer, R OBP: 0.444, SLG: 1.111										4	2	2	1	0	1	1	New York Yankees @ Milwaukee Braves Milwaukee County Stadium, Milwaukee, WI Thu Oct 02 1958, 4:33 AM EDT Att: 46,367 - Unknown 		
Gil McDougald, R OBP: 0.444, SLG: 0.375										4	1	1	0	0	0	1			
Mickey Mantle, S OBP: 0.556, SLG: 1.333										3	2	2	3	1	0	0			
Elston Howard, R Norm Siebern, L OBP: 0.333, SLG: 0.333										1	0	0	1	0	0	2			
Yogi Berra, L OBP: 0.250, SLG: 0.375										3	0	1	0	0	0	0			
Bill Skowron, R OBP: 0.250, SLG: 0.625										4	0	0	0	0	1	1			
Andy Carey, R Enos Slaughter, L Bobby Richardson, R										2	0	0	0	0	1	0			
Tony Kubek, L										3	0	0	0	0	1	0			
Bob Turley, R Duke Maas, R Johnny Kucks, R Jerry Lumpe, L Murry Dickson, R Marv Throneberry, L Zach Monroe, R										0	0	0	0	0	0	0			
Inning Stats	R: 1 E: 1 K: 0 S: 4	H: 1 LOB: 1 BB: 1 P: 8	R: 0 E: 0 K: 2 S: 7	H: 0 LOB: 0 BB: 0 P: 7	R: 0 E: 0 K: 0 S: 3	H: 1 LOB: 0 BB: 0 P: 3	R: 1 E: 0 K: 1 S: 6	H: 1 LOB: 0 BB: 0 P: 6	R: 0 E: 0 K: 0 S: 3	H: 0 LOB: 0 BB: 0 P: 3	R: 0 E: 0 K: 1 S: 5	H: 0 LOB: 0 BB: 0 P: 5	R: 0 E: 0 K: 0 S: 3	H: 0 LOB: 0 BB: 0 P: 3	R: 3 E: 0 K: 0 S: 7	H: 4 LOB: 1 BB: 0 P: 7		1B: 4 2B: 0 3B: 0 HR: 3	SF: 0 SAC: 0 DP: 2 HBP: 0
PITCHER Lew Burdette, R ERA: 4.0	IP: 9.0 WLS: W BF: 34 H: 7 R: 5 ER: 4 SO: 5 BB: 0 IBB: 1 HBP: 0 BLK: 0 WP: 0 HR: 3 S: 43 P: 47 ERA: 4.00 WHIP: 0.778																		

Batter	1	2	3	4	5	6	7	8	9	AB	R	H	RBI	BB	SO	LOB	BOTTOM		
Bill Bruton, L OBP: 0.714, SLG: 1.167										4	2	3	1	1	0	0	New York Yankees @ Milwaukee Braves Milwaukee County Stadium, Milwaukee, WI Thu Oct 02 1958, 4:33 AM EDT Att: 46,367 - Unknown 		
Red Schoendienst, S OBP: 0.300, SLG: 0.444										5	2	2	0	0	0	2			
Eddie Mathews, L OBP: 0.400, SLG: 0.375										5	2	2	2	0	1	2			
Hank Aaron, R OBP: 0.500, SLG: 0.500										4	2	2	0	1	0	2			
Wes Covington, L Felix Mantilla, R Andy Pafko, R										4	1	3	2	0	0	0			
Frank Torre, L OBP: 0.167, SLG: 0.167										5	0	1	1	0	0	4			
Del Crandall, R OBP: 0.333, SLG: 0.286										2	1	0	1	1	1	0			
Johnny Logan, R OBP: 0.250, SLG: 0.375										4	1	1	2	0	0	1			
Lew Burdette, R OBP: 0.250, SLG: 1.000										4	1	1	3	0	1	0			
Inning Stats	R: 7 E: 0 K: 1 S: 10	H: 5 LOB: 2 BB: 2 P: 18	R: 1 E: 0 K: 0 S: 5	H: 2 LOB: 1 BB: 0 P: 5	R: 0 E: 0 K: 0 S: 3	H: 0 LOB: 0 BB: 0 P: 3	R: 0 E: 0 K: 0 S: 4	H: 1 LOB: 1 BB: 0 P: 4	R: 0 E: 0 K: 1 S: 5	H: 0 LOB: 0 BB: 0 P: 5	R: 0 E: 0 K: 0 S: 4	H: 1 LOB: 1 BB: 0 P: 4	R: 2 E: 0 K: 0 S: 6	H: 3 LOB: 1 BB: 0 P: 6	R: 3 E: 0 K: 1 S: 8	H: 3 LOB: 1 BB: 1 P: 12		1B: 10 2B: 3 3B: 0 HR: 2	SF: 2 SAC: 0 DP: 0 HBP: 0
PITCHER Bob Turley, R ERA: 108.0 Duke Maas, R ERA: 81.0 Johnny Kucks, R ERA: 2.7 Murry Dickson, R ERA: 6.0 Zach Monroe, R ERA: 27.0	IP: 0.1 WLS: L BF: 5 H: 3 R: 4 ER: 4 SO: 1 BB: 0 IBB: 0 HBP: 0 BLK: 0 WP: 0 HR: 1 S: 6 P: 10 ERA: 108.00 WHIP: 12.000																		

Batter	1	2	3	4	5	6	7	8	9	AB	R	H	RBI	BB	SO	LOB	TOP				
Bill Bruton, L OBP: 0.583, SLG: 0.778 (1, 8)	B2-3		1B BB		F5		1-2 BB		G1-6-3	3	0	0	0	2	0	1					
Red Schoendienst, S OBP: 0.397, SLG: 0.462 (1, 4)	G3		1-3 1B			BB 1B	F8			4	0	2	0	0	0	2					
Eddie Mathews, L OBP: 0.357, SLG: 0.273 (1, 5)	K		K			K		WP BB BB		3	0	0	0	1	3	3					
Hank Aaron, R OBP: 0.429, SLG: 0.364 (1, 9)		K		F7		1B BB		F9		3	0	0	0	1	1	1					
Wes Covington, L OBP: 0.385, SLG: 0.364 (1, 7)	P5			F8		1-2 BB		WP BB		3	0	1	0	1	0	0					
Frank Torre, L OBP: 0.300, SLG: 0.300 (1, 3)						1-2 2H 1B		BB		4	0	2	0	0	0	4					
Del Crandall, R OBP: 0.308, SLG: 0.273 (1, 2)		K						BB 1B	6-3	4	0	1	0	0	2	4					
Johnny Logan, R OBP: 0.250, SLG: 0.273 (1, 6)			F6		F7			F8	G1-6-3 BB	3	0	0	0	1	0	1					
Bob Rush, R (1, 1)			K		K					2	0	0	0	0	2	0					
Harry Hanebrink, L (7, PH)										1	0	0	0	0	0	1					
Don McMahon, R (7, 1)										0	0	0	0	0	0	0					
Casey Wise, S (8, PH)										1	0	0	0	0	1	1					
Inning Stats	R: 0 E: 0 K: 1 S: 5	H: 0 LOB: 0 BB: 0 P: 5	R: 0 E: 0 K: 2 S: 8	H: 1 LOB: 1 BB: 0 P: 8	R: 0 E: 0 K: 2 S: 8	H: 1 LOB: 2 BB: 1 P: 12	R: 0 E: 0 K: 1 S: 6	H: 1 LOB: 1 BB: 0 P: 6	R: 0 E: 0 K: 1 S: 5	H: 0 LOB: 0 BB: 0 P: 5	R: 0 E: 0 K: 1 S: 6	H: 2 LOB: 2 BB: 1 P: 10	R: 0 E: 0 K: 0 S: 4	H: 1 LOB: 2 BB: 1 P: 8	R: 0 E: 0 K: 0 S: 3	H: 0 LOB: 2 BB: 2 P: 11	R: 0 E: 0 K: 1 S: 4	H: 0 LOB: 0 BB: 1 P: 8	1B: 6 2B: 0 3B: 0 HR: 0	SF: 0 SAC: 0 DP: 1 HBP: 0	WP: 1 PA: 37
PITCHER	IP WLS BF H R ER SO BB IBB HBP BLK WP HR S P ERA WHIP																				
Don Larsen, R ERA: 3.0 (1, 1)	7.0 W 29 6 0 0 8 3 0 0 0 0 0 0 42 54 0.00 1.286																				
Ryne Duren, R ERA: 1.93 (8, 1)	2.0 S 8 0 0 0 1 3 0 0 0 1 0 7 19 0.00 1.500																				

Milwaukee Braves @ New York Yankees
Yankee Stadium, Bronx, NY
Sat Oct 04 1958, 3:33 AM EDT
Att: 71,599 - Unknown

AB	31
R	0
H	6
RBI	0
BB	6
SO	9
LOB	18



Batter	1	2	3	4	5	6	7	8	9	AB	R	H	RBI	BB	SO	LOB	BOTTOM		
Hank Bauer, R OBP: 0.538, SLG: 1.231 (1, 9)	K2-3-2 1B			F3	1-3 2H 3H 1B		1-H HR			4	1	3	4	0	0	0			
Tony Kubek, L (1, 6)	K2-3-2			L6	L8		F7			4	0	0	0	0	1	3			
Mickey Mantle, S OBP: 0.538, SLG: 1.000 (1, 8)	K			BB			F7		BB	2	0	0	0	2	1	0			
Yogi Berra, L OBP: 0.167, SLG: 0.250 (1, 2)		F6		P4			F7		G1	4	0	0	0	0	2	2			
Norm Siebern, L OBP: 0.429, SLG: 0.200 (1, 7)		F7			BB 4-3 BB		1B BB		4-3	2	1	0	0	2	0	0			
Jerry Lumpe, L OBP: 0.250, SLG: 0.250 Bobby Richardson, R (8, 5)		5-3			F8		1-3 1B		4-3	3	0	1	0	0	0	1			
Bill Skowron, R OBP: 0.167, SLG: 0.417 (1, 3)			B1-3		4-3		L9		K	4	0	0	0	0	1	3			
Gil McDougald, R OBP: 0.417, SLG: 0.300 (1, 4)			G1-3			BB 1B IBB		K		2	1	0	0	1	1	0			
Don Larsen, R Enos Slaughter, L Ryne Duren, R (8, 1)		G1-3			1B BB		HR BB			1	0	0	0	1	0	0			
Inning Stats	R: 0 E: 0 K: 2 S: 7	H: 1 LOB: 0 BB: 0 P: 7	R: 0 E: 0 K: 0 S: 3	H: 0 LOB: 0 BB: 0 P: 3	R: 0 E: 0 K: 0 S: 3	H: 0 LOB: 0 BB: 0 P: 3	R: 0 E: 0 K: 0 S: 3	H: 0 LOB: 1 BB: 1 P: 7	R: 2 E: 0 K: 0 S: 4	H: 1 LOB: 2 BB: 3 P: 16	R: 0 E: 0 K: 0 S: 4	H: 1 LOB: 1 BB: 1 P: 8	R: 2 E: 0 K: 1 S: 6	H: 1 LOB: 1 BB: 2 P: 14	R: 0 E: 0 K: 1 S: 5	H: 0 LOB: 0 BB: 0 P: 5	1B: 3 2B: 1 3B: 0 HR: 1	SF: 0 SAC: 0 DP: 1 HBP: 0	WP: 0 PA: 34
PITCHER	IP WLS BF H R ER SO BB IBB HBP BLK WP HR S P ERA WHIP																		
Bob Rush, R ERA: 3.0 (1, 1)	6.0 L 25 3 2 2 2 4 1 0 0 0 0 1 24 44 3.00 1.167																		
Don McMahon, R ERA: 9.0 (7, 1)	2.0 9 1 2 2 2 2 0 0 0 0 0 1 11 19 9.00 1.500																		

Milwaukee Braves @ New York Yankees
Yankee Stadium, Bronx, NY
Sat Oct 04 1958, 3:33 AM EDT
Att: 71,599 - Unknown

AB	27
R	4
H	4
RBI	4
BB	7
SO	4
LOB	9



Batter	1	2	3	4	5	6	7	8	9	AB	R	H	RBI	BB	SO	LOB	TOP										
Red Schoendienst, S OBP: 0.316, SLG: 0.500 (1, 4)	6-3		6-3			E	G4-6-3		F2	5	1	1	0	0	0	2	Milwaukee Braves @ New York Yankees Yankee Stadium, Bronx, NY Sun Oct 05 1958, 3:33 AM EDT Att: 71,563 - Unknown livebaseballscorecards.com										
Johnny Logan, R OBP: 0.235, SLG: 0.313 (1, 6)	6-3			F3		E6			F7	5	1	1	0	0	0	0											
Eddie Mathews, L OBP: 0.333, SLG: 0.333 (1, 5)	K			P4		B1				4	0	1	1	0	1	1											
Hank Aaron, R OBP: 0.444, SLG: 0.467 (1, 8)		K				FC6-4				4	0	2	0	0	1	1											
Joe Adcock, R OBP: 0.250, SLG: 0.250 Frank Torre, L OBP: 0.273, SLG: 0.273 (8, PH)	G1-3					FC6-4				3	0	0	0	0	1	2											
Del Crandall, R OBP: 0.412, SLG: 0.357 (1, 2)										1	0	0	0	0	0	2											
Wes Covington, L Bill Bruton, L OBP: 0.583, SLG: 0.778 (8, PR)	4-3									3	0	0	0	1	1	3											
Andy Pafko, R OBP: 0.250, SLG: 0.429 (8, 7)				4-3						0	0	0	0	0	0	0											
Warren Spahn, L OBP: 0.375, SLG: 0.375 (1, 1)			K							4	0	1	1	0	2	1											
Inning Stats	R: 0 E: 0 K: 1 S: 5	H: 0 LOB: 0 BB: 0 P: 5	R: 0 E: 0 K: 1 S: 6	H: 1 LOB: 1 BB: 0 P: 6	R: 0 E: 0 K: 1 S: 5	H: 0 LOB: 0 BB: 0 P: 5	R: 0 E: 0 K: 2 S: 6	H: 1 LOB: 1 BB: 0 P: 6	R: 0 E: 0 K: 2 S: 8	H: 1 LOB: 1 BB: 0 P: 8	R: 1 E: 1 K: 0 S: 5	H: 2 LOB: 1 BB: 1 P: 8	R: 1 E: 0 K: 0 S: 6	H: 3 LOB: 3 BB: 1 P: 10	R: 0 E: 0 K: 0 S: 3	H: 0 LOB: 0 BB: 0 P: 3		1B: 4 2B: 4 3B: 1 HR: 0	SF: 0 SAC: 0 DP: 1 HBP: 0	WP: 1 PB: 0 CS: 0	PA: 38						
PITCHER	IP	WLS	BF	H	R	ER	SO	BB	IBB	HBP	BLK	WP	HR	S	P	ERA	WHIP										
Whitey Ford, L ERA: 3.21 (1, 1)	7.0	L	30	8	3	2	6	1	0	0	0	1	0	41	45	2.57	1.286										
Johnny Kucks, R ERA: 2.09 (8, 1)	1.0		5	1	0	0	0	1	0	0	0	0	0	4	8	0.00	2.000										
Murry Dickson, R ERA: 4.5 (9, 1)	1.0		3	0	0	0	0	0	0	0	0	0	0	3	3	0.00	0.000										

Batter	1	2	3	4	5	6	7	8	9	AB	R	H	RBI	BB	SO	LOB	BOTTOM										
Norm Siebern, L OBP: 0.364, SLG: 0.125 (1, 7)			FC4-6			K				3	0	0	0	1	2	1	Milwaukee Braves @ New York Yankees Yankee Stadium, Bronx, NY Sun Oct 05 1958, 3:33 AM EDT Att: 71,563 - Unknown livebaseballscorecards.com										
Gil McDougald, R OBP: 0.313, SLG: 0.214 (1, 4)	K		G1-3			F8			F8	4	0	0	0	0	1	2											
Hank Bauer, R OBP: 0.412, SLG: 0.941 (1, 9)	P3					6-3				4	0	0	0	0	0	1											
Mickey Mantle, S OBP: 0.471, SLG: 0.917 (1, 8)	FC6-4									4	0	1	0	0	1	1											
Bill Skowron, R OBP: 0.200, SLG: 0.400 (1, 3)						G1-3				3	0	1	0	0	0	1											
Yogi Berra, L OBP: 0.133, SLG: 0.200 (1, 2)			G3			L4-3				3	0	0	0	0	0	2											
Bobby Richardson, R Elston Howard, R Andy Carey, R (1, 5)										2	0	0	0	0	0	0											
										1	0	0	0	0	1	1											
										0	0	0	0	0	0	0											
										0	0	0	0	0	0	0											
Tony Kubek, L Enos Slaughter, L Murry Dickson, R (1, 6)										2	0	0	0	0	0	0											
										1	0	0	0	0	1	0											
										0	0	0	0	0	0	0											
Whitey Ford, L Johnny Kucks, R Jerry Lumpe, L OBP: 0.200, SLG: 0.200 (8, 6)										1	0	0	0	1	1	0											
										0	0	0	0	0	0	0											
										1	0	0	0	0	0	0											
Inning Stats	R: 0 E: 0 K: 1 S: 5	H: 0 LOB: 1 BB: 1 P: 9	R: 0 E: 0 K: 0 S: 3	H: 0 LOB: 0 BB: 0 P: 3	R: 0 E: 0 K: 0 S: 3	H: 0 LOB: 1 BB: 1 P: 7	R: 0 E: 0 K: 0 S: 4	H: 1 LOB: 1 BB: 0 P: 4	R: 0 E: 0 K: 1 S: 5	H: 0 LOB: 0 BB: 0 P: 5	R: 0 E: 0 K: 2 S: 8	H: 1 LOB: 1 BB: 0 P: 8	R: 0 E: 0 K: 2 S: 7	H: 0 LOB: 0 BB: 0 P: 7	R: 0 E: 0 K: 0 S: 3	H: 0 LOB: 0 BB: 0 P: 3	1B: 1 2B: 0 3B: 1 HR: 0	SF: 0 SAC: 0 DP: 0 HBP: 0	WP: 0 PB: 0 CS: 0	PA: 31							
PITCHER	IP	WLS	BF	H	R	ER	SO	BB	IBB	HBP	BLK	WP	HR	S	P	ERA	WHIP										
Warren Spahn, L ERA: 1.42 (1, 1)	9.0	W	31	2	0	0	7	2	0	0	0	0	0	43	51	0.00	0.444										



Batter	1	2	3	4	5	6	7	8	9	AB	R	H	RBI	BB	SO	LOB	TOP		
Bill Bruton, L OBP: 0.625, SLG: 0.750 (1, 8)	4-0 SH3-4 BB		0-3 K			0-0 L7-4-3 1B		0-0 1B		3	0	2	0	1	1	0	Milwaukee Braves @ New York Yankees Yankee Stadium, Bronx, NY Mon Oct 06 1958, 3:33 AM EDT Att: 65,279 - Unknown		
Red Schoendienst, S OBP: 0.318, SLG: 0.476 (1, 4)	0-0 SH3-4 1-2		0-0 1B			0-0 L7-4-3 1-2		0-0 P6		3	0	1	0	0	0	2			
Eddie Mathews, L OBP: 0.318, SLG: 0.316 (1, 5)	0-0 F9		0-3 K			0-0 1B		0-0 5-3		4	0	1	0	0	1	3			
Hank Aaron, R OBP: 0.364, SLG: 0.368 (1, 9)	0-0 F8			0-0 F7		0-3 K			0-3 K	4	0	0	0	0	2	2			
Wes Covington, L OBP: 0.333, SLG: 0.278 Casey Wise, S (9, PR)		0-0 F8		0-3 K		0-3 K			0-0 FC6-4 1B	4	0	1	0	0	2	0			
Frank Torre, L OBP: 0.287, SLG: 0.214 (1, 3)		4-0 BB		0-0 G3		0-0 G3		0-0 P4		3	0	0	0	1	0	1			
Del Crandall, R OBP: 0.381, SLG: 0.294 (1, 2)		0-3 K			0-0 5-3		4-0 BB		0-0 FC6-4 1-2	3	0	0	0	1	1	2			
Johnny Logan, R OBP: 0.200, SLG: 0.263 (1, 6)		0-3 K			0-3 K		0-0 F9			3	0	0	0	0	2	2			
Lew Burdette, R OBP: 0.167, SLG: 0.667 Juan Pizarro, L (6, 1)			0-3 K			0-0 F7			0-0 F2	2	0	0	0	0	1	0			
Harry Hanebrink, L Carl Willey, R (8, 1)										0	0	0	0	0	0	0			
Inning Stats	R: 0 E: 0 K: 0 S: 3	H: 0 LOB: 1 BB: 1 P: 7	R: 0 E: 0 K: 2 S: 7	H: 0 LOB: 1 BB: 1 P: 11	R: 0 E: 0 K: 3 S: 10	H: 1 LOB: 1 BB: 0 P: 10	R: 0 E: 0 K: 1 S: 5	H: 0 LOB: 0 BB: 0 P: 5	R: 0 E: 0 K: 1 S: 5	H: 2 LOB: 1 BB: 0 P: 6	R: 0 E: 0 K: 1 S: 5	H: 0 LOB: 1 BB: 1 P: 9	R: 0 E: 0 K: 0 S: 4	H: 1 LOB: 1 BB: 0 P: 4	R: 0 E: 0 K: 1 S: 6	H: 1 LOB: 1 BB: 0 P: 6	1B: 5 2B: 1 3B: 0 HR: 0	SF: 0 SAC: 1 DP: 1 HBP: 0	WP: 0 PA: 34
PITCHER Bob Turley, R ERA: 3.86 (1, 1)	IP: 9.0 WLS: W BF: 34 H: 5 R: 0 ER: 0 SO: 10 BB: 3 IBB: 0 HBP: 0 BLK: 0 WP: 0 HR: 0 S: 51 P: 63 ERA: 0.00 WHIP: 0.889															PITCHER Bob Turley, R ERA: 3.86 (1, 1)	IP: 9.0 WLS: W BF: 34 H: 5 R: 0 ER: 0 SO: 10 BB: 3 IBB: 0 HBP: 0 BLK: 0 WP: 0 HR: 0 S: 51 P: 63 ERA: 0.00 WHIP: 0.889		


AB	30
R	0
H	5
RBI	0
BB	3
SO	10
LOB	12




Batter	1	2	3	4	5	6	7	8	9	AB	R	H	RBI	BB	SO	LOB	BOTTOM		
Hank Bauer, R OBP: 0.381, SLG: 0.810 (1, 9)	0-3 K		0-0 6-3			0-0 1B				4	1	1	0	0	2	1	Milwaukee Braves @ New York Yankees Yankee Stadium, Bronx, NY Mon Oct 06 1958, 3:33 AM EDT Att: 65,279 - Unknown		
Jerry Lumpe, L OBP: 0.250, SLG: 0.250 Bobby Richardson, R (7, 5)	0-0 F8			0-0 G5-3 1B		0-3 K	0-0 G1-3			3	0	1	0	0	1	1			
Mickey Mantle, S OBP: 0.524, SLG: 0.867 (1, 8)	0-3 K			0-0 G5-3 1B		0-0 2B	4-0 5-3 BB			3	1	2	0	1	1	0			
Yogi Berra, L OBP: 0.158, SLG: 0.263 (1, 2)		0-0 3-1		0-0 G5-3		0-0 1B	0-0 5-3			4	1	1	1	0	0	3			
Elston Howard, R (1, 7)		0-0 F9		0-0 F8		0-0 1B	0-3 K			3	1	0	0	1	1	2			
Bill Skowron, R OBP: 0.211, SLG: 0.368 (1, 3)		0-0 6-3			0-0 F9	0-0 2B		0-3 K		4	1	1	1	0	1	0			
Gil McDougald, R OBP: 0.350, SLG: 0.500 (1, 4)					0-0 5-3	0-0 1B		0-3 K		4	2	2	3	0	1	0			
Tony Kubek, L OBP: 0.059, SLG: 0.059 (1, 6)			0-3 HR		0-0 K	0-0 K2-3		0-0 F7		4	0	1	0	0	2	2			
Bob Turley, R OBP: 0.333, SLG: 0.333 (1, 1)			0-0 4-3		0-0 6-3	0-0 1B				3	0	1	2	0	0	1			
Inning Stats	R: 0 E: 0 K: 2 S: 7	H: 0 LOB: 0 BB: 0 P: 7	R: 0 E: 0 K: 0 S: 3	H: 0 LOB: 0 BB: 0 P: 3	R: 1 E: 0 K: 1 S: 6	H: 1 LOB: 0 BB: 0 P: 6	R: 0 E: 0 K: 0 S: 4	H: 2 LOB: 1 BB: 0 P: 4	R: 0 E: 0 K: 0 S: 4	H: 1 LOB: 1 BB: 0 P: 4	R: 6 E: 0 K: 3 S: 15	H: 6 LOB: 1 BB: 1 P: 19	R: 0 E: 0 K: 1 S: 5	H: 0 LOB: 1 BB: 1 P: 9	R: 0 E: 0 K: 2 S: 7	H: 0 LOB: 0 BB: 0 P: 7		1B: 7 2B: 2 3B: 0 HR: 1	SF: 0 SAC: 0 DP: 1 HBP: 0
PITCHER Lew Burdette, R ERA: 6.28 (1, 1)	IP: 5.1 WLS: L BF: 24 H: 8 R: 6 ER: 6 SO: 4 BB: 0 IBB: 0 HBP: 0 BLK: 0 WP: 1 HR: 1 S: 31 P: 35 ERA: 10.12 WHIP: 1.500															PITCHER Lew Burdette, R ERA: 6.28 (1, 1)	IP: 5.1 WLS: L BF: 24 H: 8 R: 6 ER: 6 SO: 4 BB: 0 IBB: 0 HBP: 0 BLK: 0 WP: 1 HR: 1 S: 31 P: 35 ERA: 10.12 WHIP: 1.500		
Juan Pizarro, L ERA: 5.4 (6, 1)	1.2 8 2 1 1 3 1 0 0 0 1 0 13 17 5.40 1.800															Juan Pizarro, L ERA: 5.4 (6, 1)	1.2 8 2 1 1 3 1 0 0 0 1 0 13 17 5.40 1.800		
Carl Willey, R ERA: (8, 1)	1.0 3 0 0 0 2 0 0 0 0 0 0 7 7 0.00 0.000															Carl Willey, R ERA: (8, 1)	1.0 3 0 0 0 2 0 0 0 0 0 0 7 7 0.00 0.000		

AB	33
R	7
H	10
RBI	7
BB	2
SO	9
LOB	10



Batter	1	2	3	4	5	6	7	8	9	AB	R	H	RBI	BB	SO	LOB	TOP	
Hank Bauer, R OBP: 0.323, SLG: 0.710 (1, 9)	L9		6-3		P4		P5		K	5	0	0	0	0	1	1	New York Yankees @ Milwaukee Braves Milwaukee County Stadium, Milwaukee, WI Thu Oct 09 1958, 4:33 AM EDT Att: 46,367 - Unknown AB 34 R 6 H 8 RBI 6 BB 3 SO 5 LOB 15 	
Gil McDougald, R OBP: 0.397, SLG: 0.697 (1, 4)	6-3		2B		F9		F9		BB 1B	5	0	2	0	0	0	0		
Mickey Mantle, S OBP: 0.419, SLG: 0.583 (1, 8)	G3		5-3		4-3			K	BB 1-2	4	0	0	0	1	1	1		
Yogi Berra, L OBP: 0.241, SLG: 0.333 (1, 2)		SH FC6-4 BB	G3		F9			1B 2B	4-3	4	2	1	0	1	0	3		
Elston Howard, R OBP: 0.263, SLG: 0.222 (1, 7)		SH FC6-4 SF7		S 1B		K		1B HR		3	2	2	1	0	1	0		
Jerry Lumpe, L OBP: 0.231, SLG: 0.167 Andy Carey, R OBP: 0.083, SLG: 0.083 (6, 5)	E3 FC6-4		5-3		1-4-3			1B HR		3	0	0	0	0	0	3		
Bill Skowron, R OBP: 0.286, SLG: 0.481 (1, 3)	FC6-4		F8				SH1-4 1B	1B HR		4	1	2	4	0	0	3		
Tony Kubek, L OBP: 0.087, SLG: 0.048 (1, 6)	SF7		IBB		P6		K2-3			2	0	0	1	1	1	1		
Don Larsen, R Bob Turley, R OBP: 0.200, SLG: 0.200 (3, 1)	FC6-4		FC6-4		SH1-4			K		1	0	0	0	0	0	1		
										2	0	0	0	0	1	2		
Inning Stats	R: 0 E: 0 K: 0 S: 3	H: 0 LOB: 0 BB: 3 P: 3	R: 2 E: 2 K: 0 S: 5	H: 0 LOB: 1 BB: 1 P: 9	R: 0 E: 0 K: 0 S: 4	H: 1 LOB: 2 BB: 1 P: 8	R: 0 E: 0 K: 1 S: 5	H: 0 LOB: 0 BB: 0 P: 5	R: 0 E: 0 K: 0 S: 4	H: 1 LOB: 1 BB: 0 P: 4	R: 4 E: 0 K: 2 S: 11	H: 4 LOB: 0 BB: 0 P: 11	R: 0 E: 0 K: 2 S: 8	H: 1 LOB: 2 BB: 1 P: 12	1B: 5 2B: 2 3B: 0 HR: 1	SF: 1 SAC: 2 DP: 0 HBP: 0	WP: 0 PB: 0 SB: 1 CS: 0	PA: 40
PITCHER	IP WLS BF H R ER SO BB IBB HBP BLK WP HR S P ERA WHIP																	
Lew Burdette, R ERA: 5.64 Don McMahon, R ERA: 5.4 (9, 1)	8.0 L 35 7 6 4 3 1 1 0 0 0 0 1 39 47 4.50 1.000																	

Batter	1	2	3	4	5	6	7	8	9	AB	R	H	RBI	BB	SO	LOB	BOTTOM	
Red Schoendienst, S OBP: 0.344, SLG: 0.467 (1, 4)	SH5-4 BB G3 1B	4-3		6-3			4-3		L8	5	1	1	0	0	0	2	New York Yankees @ Milwaukee Braves Milwaukee County Stadium, Milwaukee, WI Thu Oct 09 1958, 4:33 AM EDT Att: 46,367 - Unknown AB 30 R 2 H 5 RBI 2 BB 6 SO 3 LOB 16 	
Bill Bruton, L OBP: 0.345, SLG: 0.588 (1, 8)	G3 SH5-4 BB		2-3 1B		K		G3			3	0	1	0	1	1	0		
Frank Torre, L OBP: 0.263, SLG: 0.176 (1, 3)	SH5-4		P4		G4-3 BB		4-3			2	0	0	0	1	0	1		
Hank Aaron, R OBP: 0.419, SLG: 0.407 (1, 9)	G3 BB		2-3 1B		G4-3		F7			3	0	1	0	1	0	1		
Wes Covington, L OBP: 0.310, SLG: 0.269 (1, 7)	G3		2-3		F9		P5			4	0	0	1	0	0	4		
Eddie Mathews, L OBP: 0.323, SLG: 0.240 (1, 5)	1-2 2-3 3-H		1-2 2-3		4-3			1B BB		1	0	0	0	3	0	0		
Del Crandall, R OBP: 0.310, SLG: 0.360 (1, 2)	K		1-4-3		HR		F7			4	1	1	1	0	1	7		
Johnny Logan, R OBP: 0.185, SLG: 0.200 (1, 6)			P6		F9		L7		F8	4	0	0	0	0	0	1		
Lew Burdette, R OBP: 0.111, SLG: 0.444 Don McMahon, R (9, 1)		5-3		K			6-3			3	0	0	0	0	1	0		
Joe Adcock, R OBP: 0.357, SLG: 0.308 Felix Mantilla, R (9, PR)								1-2 1B		0	0	0	0	0	0	0		
Inning Stats	R: 1 E: 0 K: 1 S: 6	H: 1 LOB: 3 BB: 3 P: 18	R: 0 E: 0 K: 0 S: 3	H: 0 LOB: 0 BB: 0 P: 3	R: 0 E: 0 K: 0 S: 5	H: 2 LOB: 3 BB: 1 P: 9	R: 0 E: 0 K: 1 S: 5	H: 0 LOB: 0 BB: 0 P: 5	R: 0 E: 0 K: 0 S: 4	H: 1 LOB: 0 BB: 0 P: 4	R: 0 E: 0 K: 0 S: 3	H: 0 LOB: 0 BB: 0 P: 3	R: 0 E: 0 K: 0 S: 3	H: 0 LOB: 2 BB: 1 P: 8	1B: 4 2B: 0 3B: 0 HR: 1	SF: 0 SAC: 1 DP: 1 HBP: 0	WP: 0 PB: 0 SB: 0 CS: 0	PA: 37
PITCHER	IP WLS BF H R ER SO BB IBB HBP BLK WP HR S P ERA WHIP																	
Don Larsen, R ERA: 0.96 Bob Turley, R ERA: 2.76 (3, 1)	2.1 W 24 2 1 1 2 2 1 0 0 0 0 1 25 37 1.35 0.600																	