

Milwaukee Braves - 1959

Batter	1	2	3	4	5	6	7	8	9	AB R H RBI BB SO LOB	TOP											
Bill Bruton, L (1, 8) OBP: 0.600, SLG: 0.600	0-0 F8		0-0 1B			0-0 HR 1B	0-0 1B	0-0 F7		5 1 3 2 0 0 2												
Eddie Mathews, L (1, 5) OBP: 0.200, SLG: 0.800	0-0 4-3		0-0 F8			0-0 HR 1B	0-0 G3	0-0 F8		5 1 1 2 0 0 5												
Hank Aaron, R (1, 9) OBP: 0.600, SLG: 1.000	0-0 F9			0-0 F9		0-0 4-3 2B		0-0 1B 2B	0-0 1B	5 1 3 0 0 0 0												
Wes Covington, L (1, 7) OBP: 0.200, SLG: 0.200		0-0 P6		0-3 K		0-0 4-3 2B		0-0 1B 2B	0-0 F8	5 1 1 0 0 1 2												
Frank Torre, L (1, 3) OBP: 0.200, SLG: 0.200		0-0 F5		0-0 P5		0-0 F9		0-0 1B 2B	0-0 F7	5 1 1 1 0 0 2												
Del Crandall, R (1, 2) OBP: 0.400, SLG: 0.600		0-0 F9			0-0 P6		0-0 4-3	0-0 1B 2B	0-0 1B	5 1 2 1 0 0 0												
Johnny Logan, R (1, 6) OBP: 0.250, SLG: 0.250			0-0 5-3		0-0 6-3		4-0 1B BB	4-0 1B BB	0-0 P3	3 1 0 0 2 0 2												
Felix Mantilla, R (1, 4) OBP: 0.250, SLG: 0.250			0-0 1-3		0-0 F8		0-0 1B	0-0 L5		4 1 1 0 0 0 3												
Warren Spahn, L (1, 1) OBP: 0.500, SLG: 0.333			4-0 1B BB		0-0 L7		0-3 K	0-0 1B		3 0 1 2 1 1 2												
Inning Stats	R: 0 E: 0 K: 0 S: 3	H: 0 LOB: 0 BB: 0 P: 3	R: 0 E: 0 K: 0 S: 3	H: 0 LOB: 0 BB: 0 P: 3	R: 0 E: 0 K: 0 S: 4	H: 1 LOB: 2 BB: 1 P: 8	R: 0 E: 0 K: 1 S: 5	H: 0 LOB: 0 BB: 0 P: 5	R: 0 E: 0 K: 0 S: 3	H: 0 LOB: 0 BB: 0 P: 3	R: 2 E: 0 K: 0 S: 6	H: 3 LOB: 1 BB: 0 P: 6	R: 2 E: 0 K: 1 S: 7	H: 2 LOB: 1 BB: 1 P: 11	R: 4 E: 0 K: 0 S: 8	H: 5 LOB: 2 BB: 1 P: 12	R: 0 E: 0 K: 0 S: 5	H: 2 LOB: 2 BB: 0 P: 5	1B: 9 2B: 3 3B: 0 HR: 1	SF: 0 SAC: 0 DP: 0 HBP: 0	WP: 0 PB: 0 SB: 1 CS: 0	PA: 43
PITCHER	IP WLS BF H R ER SO BB IBB HBP BLK WP HR S P ERA WHIP																					
Bob Friend, R (1, 1) ERA: 5.14	7.0 L 29 6 4 4 2 2 0 0 0 0 0 1 31 39 5.14 1.143																					
Don Gross, L (8, 1) ERA:	0.0 3 3 3 3 0 0 0 0 0 0 0 0 3 3 ∞ ∞																					
Bob Porterfield, R (8, 1) ERA: 3.0	2.0 11 4 1 1 0 1 0 0 0 0 0 0 10 14 4.50 2.500																					

Milwaukee Braves @ Pittsburgh Pirates
 Forbes Field, Pittsburgh, PA
 Fri Apr 10 1959, 3:33 AM EST
 Att. 33,317 - Unknown - 50 F

AB	40
R	8
H	13
RBI	8
BB	3
SO	2
LOB	18



Batter	1	2	3	4	5	6	7	8	9	AB R H RBI BB SO LOB	TOP									
Bill Bruton, L (1, 8) OBP: 0.444, SLG: 0.444	0-0 FC5-4 1B		0-0 5-3		0-0 P1		0-0 G6-3 1-2f			4 0 1 0 0 0 2										
Eddie Mathews, L (1, 5) OBP: 0.333, SLG: 1.000	0-0 F7		0-0 HR		4-0 1B 1-2 BB			0-0 4-3		3 1 1 1 1 0 1										
Hank Aaron, R (1, 9) OBP: 0.556, SLG: 1.111	0-0 FC5-4 1-2f		0-0 HR		0-0 G4-6-3 1B			0-0 6-3		4 1 2 2 0 0 1										
Wes Covington, L (1, 7) OBP: 0.222, SLG: 0.222	0-3 K		0-0 1B		0-0 G4-6-3 1-2f			0-0 E9		4 0 1 0 0 1 3										
Frank Torre, L (1, 3) OBP: 0.111, SLG: 0.111		0-0 3-1	0-0 G3		0-0 P6			0-0 3-1		4 0 0 0 0 0 2										
Del Crandall, R (1, 2) OBP: 0.333, SLG: 0.778		0-0 HR		0-0 6-3		0-0 F8		0-0 F7		4 1 1 1 0 0 0										
Johnny Logan, R (1, 6)		0-0 5-3		0-3 K		0-0 1-3		0-0 F9		4 0 0 0 0 1 0										
Felix Mantilla, R (1, 4) OBP: 0.250, SLG: 0.143		0-0 6-3		0-0 P5		4-0 BB		0-0 P3		3 0 0 0 1 0 0										
Lew Burdette, R (1, 1)			0-0 4-3		4-0 1B BB		0-3 K			2 1 0 0 1 1 1										
Inning Stats	R: 0 E: 0 K: 1 S: 6	H: 1 LOB: 1 BB: 0 P: 6	R: 1 E: 0 K: 0 S: 4	H: 1 LOB: 0 BB: 0 P: 4	R: 2 E: 0 K: 0 S: 6	H: 3 LOB: 1 BB: 0 P: 6	R: 0 E: 0 K: 1 S: 5	H: 0 LOB: 0 BB: 0 P: 5	R: 1 E: 0 K: 0 S: 3	H: 1 LOB: 1 BB: 2 P: 11	R: 0 E: 0 K: 0 S: 3	H: 0 LOB: 0 BB: 0 P: 3	R: 0 E: 1 K: 0 S: 4	H: 0 LOB: 1 BB: 0 P: 4	R: 0 E: 0 K: 0 S: 3	H: 0 LOB: 0 BB: 0 P: 3	1B: 3 2B: 0 3B: 0 HR: 3	SF: 0 SAC: 0 DP: 2 HBP: 0	WP: 0 PB: 0 SB: 0 CS: 0	PA: 35
PITCHER	IP WLS BF H R ER SO BB IBB HBP BLK WP HR S P ERA WHIP																			
Vern Law, R (1, 1) ERA: 8.31	4.1 L 21 6 4 4 2 2 0 0 0 0 3 23 31 8.31 1.846																			
Bob Smith, L (5, 1) ERA:	2.2 7 0 0 0 1 1 0 0 0 0 0 8 12 0.00 0.375																			
Roy Face, R (8, 1) ERA:	2.0 7 0 0 0 0 0 0 0 0 0 0 7 7 0.00 0.000																			

Milwaukee Braves @ Pittsburgh Pirates
 Forbes Field, Pittsburgh, PA
 Sat Apr 11 1959, 3:33 AM EST
 Att. 11,800 - Unknown

livebaseballscorecards.com

AB	32
R	4
H	6
RBI	4
BB	3
SO	3
LOB	10



Batter	1	2	3	4	5	6	7	8	9	AB R H RBI BB SO LOB
Bill Virdon, L OBP: 0.083, SLG: 0.083 (1, 8)	0-0 1B SF8 1B	0-0 6-3			0-0 G3		0-0 F8		0-0 SH1-4	4 1 1 0 0 0 3
Roberto Clemente, R OBP: 0.385, SLG: 0.462 (1, 9)	0-3 K		0-0 L5		0-0 6-3		0-0 FC3-6 1B		0-0 2-3 1B	5 0 2 0 0 1 1
Bob Skinner, L OBP: 0.077, SLG: 0.077 (1, 7)	0-0 1-3 S 1B		0-0 1-3			0-0 P6	0-0 FC3-6 FC6		0-0 7-2	5 0 1 0 0 0 4
Dick Stuart, R OBP: 0.333, SLG: 0.556 (1, 3)	0-0 SF8		4-0 BB			0-0 1B 3B	0-0 FC6			2 1 1 1 1 0 2
Don Hoak, R OBP: 0.167, SLG: 0.167 (1, 5)	0-0 6-3 1-2		0-3 K			0-3 K		0-0 5-3		4 0 0 0 0 2 3
Bill Mazeroski, R OBP: 0.273, SLG: 0.364 (1, 4)		0-0 4-3		0-0 P6		0-0 1B		0-0 F9		4 0 1 1 0 0 0
Dick Groat, R OBP: 0.273, SLG: 0.273 (1, 6)		0-0 F9		0-0 L7		0-0 4-3		0-0 FC5-4 1B		4 0 1 0 0 0 1
Hank Foiles, R OBP: 0.455, SLG: 0.800 (1, 2)		0-0 1B 1B		0-0 F8			0-0 HR	0-0 FC5-4		4 1 2 1 0 0 1
Vern Law, R OBP: 1.000, SLG: 1.000 (5, 1) Bob Smith, R (5, 1) Ted Kluszewski, L (7, PH) Dick Schofield, S (7, PR) Roy Face, R (8, 1) Smoky Burgess, L (9, PH) Roman Mejias, R (9, PR)		0-0 1-3 1B		0-3 K			0-0 FC3-6 1B		0-0 1B SH1-4 7-2 1B	1 0 1 0 0 0 0 1 0 0 0 0 0 1 1 0 1 0 0 0 0 0 0 0 0 0 0 0 0 0 0 0 0 0 0 1 0 1 0 0 0 0 0 0 0 0 0 0 0

Inning Stats	R: 1	H: 2	E: 0	K: 1	S: 7	LOB: 1	BB: 0	P: 7	R: 0	H: 2	E: 0	K: 0	S: 5	LOB: 2	BB: 0	P: 5	R: 0	H: 0	E: 0	K: 1	S: 5	LOB: 1	BB: 1	P: 9	R: 0	H: 0	E: 0	K: 0	S: 3	LOB: 0	BB: 0	P: 3	R: 0	H: 0	E: 0	K: 1	S: 5	LOB: 0	BB: 0	P: 5	R: 1	H: 2	E: 0	K: 1	S: 7	LOB: 1	BB: 0	P: 7	R: 0	H: 3	E: 0	K: 0	S: 6	LOB: 2	BB: 0	P: 6	R: 0	H: 1	E: 0	K: 0	S: 4	LOB: 1	BB: 0	P: 4	R: 0	H: 2	E: 0	K: 0	S: 4	LOB: 1	BB: 0	P: 4	R: 0	H: 2	E: 0	K: 0	S: 4	LOB: 1	BB: 0	P: 4	1B: 10	SF: 1	3B: 1	HR: 1	SAC: 1	DP: 1	HBP: 0	WP: 0	PA: 39
PITCHER Lew Burdette, R (1, 1) ERA: 3.0	IP	WLS	BF	H	R	ER	SO	BB	IBB	HBP	BLK	WP	HR	S	P	ERA	WHIP																			IP	WLS	BF	H	R	ER	SO	BB	IBB	HBP	BLK	WP	HR	S	P	ERA	WHIP																																					
																		9.0	W	39	12	3	3	4	1	0	0	0	0	1	46	50	3.00	1.444																			9.0	W	39	12	3	3	4	1	0	0	0	0	1	46	50	3.00	1.444																				

BOTTOM

Milwaukee Braves @ Pittsburgh Pirates
 Forbes Field, Pittsburgh, PA
 Sat Apr 11 1959, 3:33 AM EST
 Att. 11,800 - Unknown

livebaseballscores.com

AB	36
R	3
H	12
RBI	3
BB	1
SO	4
LOB	15



BOTTOM

Philadelphia Phillies @ Milwaukee Braves
 Milwaukee County Stadium, Milwaukee, WI

Tue Apr 14 1959, 4:33 AM EST
 Att: 42,081 - Unknown

livebaseballscorecards.com

AB	36
R	4
H	12
RBI	4
BB	3
SO	3
LOB	16



WP	0	PA	41
PB	0		
SB	0		
CS	1		

Batter	1	2	3	4	5	6	7	8	9	10	AB	R	H	RBI	BB	SO	LOB
Bill Bruton, L (1, 8) OBP: 0.357, SLG: 0.500	F8		G3			1B 3B		K	F8		5	1	1	0	0	1	2
Eddie Mathews, L (1, 5) OBP: 0.286, SLG: 0.692	F2			4-3		G1-6-3 1B		F9	F3		5	0	1	1	0	0	1
Hank Aaron, R (1, 9) OBP: 0.571, SLG: 0.929	6-3			1B 1B		G1-6-3 1-2f		2B 1B		1B 1B	5	2	3	0	0	0	1
Wes Covington, L (1, 7) OBP: 0.429, SLG: 0.462		4-0 BB BB		1-2 1B		F9		E 2B		1B 1B	4	0	3	1	1	0	0
Frank Torre, L (1, 3) OBP: 0.167, SLG: 0.167		4-3									3	0	1	0	0	0	3
Johnny O'Brien, R (7, PR) OBP: 0.500, SLG: 0.500		1-2		P4			SH1-4 1B	E6 FC6-4		1B	2	0	1	1	0	0	1
Del Crandall, R (1, 2) OBP: 0.250, SLG: 0.583		6-3		F7			SH1-4 1-2	FC6-4			3	0	0	0	0	0	4
Johnny Logan, R (1, 6) OBP: 0.231, SLG: 0.182			6-3			F7		F8		1B 2B	4	1	1	0	0	0	2
Felix Mantilla, R (1, 4) OBP: 0.200, SLG: 0.111			6-3			K					2	0	0	0	0	1	0
Mickey Vernon, L (7, PH) OBP: 1.000, SLG: 1.000							IBB		SH5-4 1B		1	0	1	1	1	0	0
Warren Spahn, L (1, 1) OBP: 0.429, SLG: 0.200											2	0	0	0	1	1	2
Joe Morgan, L (9, PH)						F4		K		SH5-4 1-2	0	0	0	0	0	0	0
Don McMahon, R (10, 1)						BB					0	0	0	0	0	0	0

Batter	1	2	3	4	5	6	7	8	9	10
Bill Bruton, L (1, 8) OBP: 0.357, SLG: 0.500	F8		G3			1B 3B		K	F8	
Eddie Mathews, L (1, 5) OBP: 0.286, SLG: 0.692	F2			4-3		G1-6-3 1B		F9	F3	
Hank Aaron, R (1, 9) OBP: 0.571, SLG: 0.929	6-3			1B 1B		G1-6-3 1-2f		2B 1B		1B 1B
Wes Covington, L (1, 7) OBP: 0.429, SLG: 0.462		4-0 BB BB		1-2 1B		F9		E 2B		1B 1B
Frank Torre, L (1, 3) OBP: 0.167, SLG: 0.167		4-3								
Johnny O'Brien, R (7, PR) OBP: 0.500, SLG: 0.500		1-2		P4			SH1-4 1B	E6 FC6-4		1B
Del Crandall, R (1, 2) OBP: 0.250, SLG: 0.583		6-3		F7			SH1-4 1-2	FC6-4		
Johnny Logan, R (1, 6) OBP: 0.231, SLG: 0.182			6-3			F7		F8		1B 2B
Felix Mantilla, R (1, 4) OBP: 0.200, SLG: 0.111			6-3			K				
Mickey Vernon, L (7, PH) OBP: 1.000, SLG: 1.000							IBB		SH5-4 1B	
Warren Spahn, L (1, 1) OBP: 0.429, SLG: 0.200										
Joe Morgan, L (9, PH)						F4		K		SH5-4 1-2
Don McMahon, R (10, 1)						BB				

Inning Stats	R: 0	H: 0	E: 0	K: 0	S: 3	P: 3	R: 0	H: 0	E: 0	K: 0	S: 2	P: 6	R: 0	H: 0	E: 0	K: 0	S: 3	P: 7	R: 0	H: 2	E: 0	K: 0	S: 5	P: 5	R: 0	H: 0	E: 0	K: 1	S: 5	P: 5	R: 1	H: 2	E: 0	K: 0	S: 4	P: 4	R: 0	H: 1	E: 0	K: 1	S: 6	P: 10	R: 1	H: 2	E: 1	K: 1	S: 8	P: 8	R: 1	H: 2	E: 0	K: 0	S: 5	P: 5	R: 1	H: 3	E: 0	K: 0	S: 3	P: 3	1B: 9	2B: 2	3B: 1	HR: 0	SF: 0	SAC: 2	DP: 1	HBP: 0	WP: 0	PA: 41
--------------	------	------	------	------	------	------	------	------	------	------	------	------	------	------	------	------	------	------	------	------	------	------	------	------	------	------	------	------	------	------	------	------	------	------	------	------	------	------	------	------	------	-------	------	------	------	------	------	------	------	------	------	------	------	------	------	------	------	------	------	------	-------	-------	-------	-------	-------	--------	-------	--------	-------	--------

PITCHER	IP	WLS	BF	H	R	ER	SO	BB	IBB	HBP	BLK	WP	HR	S	P	ERA	WHIP
Jim Owens, R (1, 1) ERA: 2.25	8.0		33	7	2	2	3	2	1	0	0	0	0	36	48	2.25	1.125
Turk Farrell, R (9, 1) ERA: 18.0	1.0	L	8	5	2	2	0	0	0	0	0	0	0	8	8	18.00	5.000

Batter	1	2	3	4	5	6	7	8	9
Bill Bruton, L (1, 8) <small>OBP: 0.294, SLG: 0.412</small> Jim Pisoni, R (7, 8)	0-0 F7			0-0 F8	0-0 F9		0-3 K	4-0 BB	
Eddie Mathews, L (1, 5) <small>OBP: 0.368, SLG: 0.824</small>	0-0 4-3			0-0 5-3 1B		0-0 HR		BB K	
Hank Aaron, R (1, 9) <small>OBP: 0.556, SLG: 0.889</small>	0-0 P6			0-0 5-3 1-2		0-0 1B 1B		0-0 BB PB 2B	
Wes Covington, L (1, 7) <small>OBP: 0.333, SLG: 0.353</small>		0-0 F5		0-0 F8		0-0 F8		0-0 1-3	
Frank Torre, L (1, 3) <small>OBP: 0.313, SLG: 0.267</small>		0-0 F9			0-0 1B E 1B	0-0 G6-3 1B		4-0 PB BB SH1-3 IBB	
Del Crandall, R (1, 2) <small>OBP: 0.313, SLG: 0.533</small>		0-0 5-3			0-0 E 1B 1B	0-0 G6-3		4-0 SH1-3 PB 1B BB	
Johnny Logan, R (1, 6) <small>OBP: 0.250, SLG: 0.154</small>			0-0 F7		0-0 F8 1-3 2-H		4-0 FC3-6 BB	0-0 SH1-3	
Felix Mantilla, R (1, 4) <small>OBP: 0.286, SLG: 0.231</small>			0-0 F8		0-0 2B 1B		0-0 FC3-6 FC1-6	0-0 BB 1B 1B	
Lew Burdette, R (1, 1) <small>OBP: 0.429, SLG: 0.500</small>			0-3 K		0-0 1-H 2B		0-0 FC1-6	0-0 BB 1B	


AB	R	H	RBI	BB	SO	LOB
3	0	0	0	0	0	1
1	0	0	0	1	1	1
4	2	2	1	1	1	3
4	1	2	0	0	0	1
4	0	0	0	0	0	4
3	2	2	0	1	0	0
3	2	1	1	1	0	2
2	0	0	1	1	0	1
4	0	2	2	0	0	1
4	0	2	0	0	1	1

BOTTOM

Philadelphia Phillies @ Milwaukee Braves
 Milwaukee County Stadium, Milwaukee, WI

Thu Apr 16 1959, 4:33 AM EST
 Att. 11,186 - Unknown

AB	32
R	7
H	11
RBI	5
BB	5
SO	3
LOB	15



Inning Stats		R: 0	H: 0	E: 0	K: 0	S: 3	R: 0	H: 0	E: 0	K: 0	S: 3	R: 0	H: 0	E: 0	K: 1	S: 5	R: 0	H: 1	E: 0	K: 0	S: 4	R: 2	H: 4	E: 1	K: 0	S: 6	R: 1	H: 3	E: 0	K: 0	S: 5	R: 0	H: 0	E: 0	K: 1	S: 5	R: 4	H: 3	E: 0	K: 1	S: 8
LOB: 0		LOB: 0		LOB: 0		LOB: 0		LOB: 0		LOB: 0		LOB: 1		LOB: 1		LOB: 1		LOB: 1		LOB: 1		LOB: 1		LOB: 1		LOB: 1		LOB: 1		LOB: 1		LOB: 1		LOB: 1		LOB: 1		LOB: 1		LOB: 3	
BB: 0		BB: 0		BB: 0		BB: 0		BB: 0		BB: 0		BB: 0		BB: 0		BB: 0		BB: 0		BB: 0		BB: 0		BB: 0		BB: 0		BB: 0		BB: 0		BB: 0		BB: 0		BB: 0		BB: 0		BB: 4	
P: 3		P: 3		P: 3		P: 3		P: 3		P: 3		P: 4		P: 4		P: 6		P: 5		P: 9		P: 24		P: 24		P: 24		P: 24		P: 24		P: 24		P: 24		P: 24		P: 24			

PITCHER		IP	WLS	BF	H	R	ER	SO	BB	IBB	HBP	BLK	WP	HR	S	P	ERA	WHIP
Robin Roberts, R (1, 1) <small>ERA: 2.51</small>	5.1			23	8	3	3	1	0	0	0	0	0	1	25	25	5.06	1.500
Ray Semproch, R (6, 1) <small>ERA:</small>	0.2		1	0	0	0	0	0	0	0	0	0	0	1	1	0.00	0.000	
Jack Meyer, R (7, 1) <small>ERA: 27.0</small>	1.1	L	9	1	4	4	1	3	1	0	0	0	0	7	23	27.00	3.000	
Jim Hearn, R (8, 1) <small>ERA:</small>	0.1		3	2	0	0	0	0	0	0	0	0	0	3	3	0.00	6.000	
Al Schroll, R (8, 1) <small>ERA:</small>	0.1		2	0	0	0	1	1	0	0	0	0	0	3	7	0.00	3.000	

WP	PA	ERA	WHIP
0	38		
1			
0			
0			

Batter	1	2	3	4	5	6	7	8	9	AB R H RBI BB SO LOB
Jim Pisoni, R (1, 8)	0-0 6-3		0-0 P4		0-0 F7		0-0 P6		0-0 FC6-4	5 0 0 0 0 0 3
Eddie Mathews, L (1, 5) OBP: 0.333, SLG: 0.682	0-0 G3		0-0 BB 1-2 2B 1B		0-3 K		0-3 K		0-3 K	5 1 1 0 0 3 2
Hank Aaron, R (1, 9) OBP: 0.591, SLG: 0.905	0-0 1B		4-0 2B 1-2 2-3 BB		0-0 1-3		0-0 4-3 2B			3 0 2 0 1 0 0
Wes Covington, L (1, 7) OBP: 0.318, SLG: 0.381	0-0 F7		0-0 1-3 2-H 3-H 2B		0-0 F6		0-0 4-3			4 0 1 2 0 0 2
Joe Adcock, R (1, 3)		0-0 E6			0-0 F9		4-0 BB BB BB BB			2 0 0 0 1 0 0
Frank Torre, L (8, PH) OBP: 0.353, SLG: 0.267		L4-3			G5-4-3		G4-6-3			0 0 0 0 1 0 0
Johnny O'Brien, R (8, PR) OBP: 0.500, SLG: 0.500		IBB					BB			0 0 0 0 0 0 0
Mickey Vernon, L (9, 3) OBP: 1.000, SLG: 1.000							BB			0 0 0 0 0 0 0
Del Crandall, R (1, 2) OBP: 0.300, SLG: 0.474		0-0 L4-3			0-0 G5-4-3		0-0 BB 1B		0-0 G4-6-3	4 0 1 0 0 0 6
Johnny Logan, R (1, 6) OBP: 0.300, SLG: 0.188		0-0 1B			0-0 5-3		4-0 1-2 BB		0-0 6-3	3 0 1 0 1 0 0
Chuck Cottier, R (1, 4)		0-0 L7			0-0 P3		0-3 K		4-0 FC6-4 1B BB	3 0 0 0 1 1 3
Bob Rush, R (1, 1) OBP: 0.333, SLG: 0.333					0-0 L3		0-3 K		0-0 FC6-4 1B	3 1 1 0 0 1 0
Don McMahon, R (8, 1)										0 0 0 0 0 0 0
Joe Morgan, L (9, PH) OBP: 1.000, SLG: 1.000										1 0 1 0 0 0 0

Inning Stats	R: 0	H: 1	E: 0	K: 0	S: 4	R: 0	H: 1	E: 1	K: 0	S: 4	R: 2	H: 3	E: 0	K: 0	S: 5	R: 0	H: 0	E: 0	K: 1	S: 5	R: 0	H: 1	E: 0	K: 2	S: 7	R: 0	H: 1	E: 0	K: 0	S: 3	R: 0	H: 1	E: 0	K: 1	S: 6	R: 0	H: 1	E: 0	K: 1	S: 6	R: 0	H: 1	E: 0	K: 1	S: 6	1B: 6	2B: 3	3B: 0	HR: 0	SF: 0	SAC: 0	DP: 3	HBP: 0	WP: 0	PB: 0	SB: 0	CS: 0	PA: 38
--------------	------	------	------	------	------	------	------	------	------	------	------	------	------	------	------	------	------	------	------	------	------	------	------	------	------	------	------	------	------	------	------	------	------	------	------	------	------	------	------	------	------	------	------	------	------	-------	-------	-------	-------	-------	--------	-------	--------	-------	-------	-------	-------	--------


PITCHER	IP	WLS	BF	H	R	ER	SO	BB	IBB	HBP	BLK	WP	HR	S	P	ERA	WHIP
Harvey Haddix, L (1, 1) ERA: 3.0	6.0		26	6	2	2	2	2	1	0	0	0	0	27	39	3.00	1.333
Roy Face, R (7, 1) ERA:	3.0		12	2	0	0	3	2	0	0	0	0	0	16	24	0.00	1.333

BOTTOM

Pittsburgh Pirates @ Milwaukee Braves
Milwaukee County Stadium, Milwaukee, WI

Fri Apr 17 1959, 4:33 AM EST
 Att. 8,562 - Unknown

AB	33
R	2
H	8
RBI	2
BB	5
SO	5
LOB	16



PITCHER	IP	WLS	BF	H	R	ER	SO	BB	IBB	HBP	BLK	WP	HR	S	P	ERA	WHIP
---------	----	-----	----	---	---	----	----	----	-----	-----	-----	----	----	---	---	-----	------

Pittsburgh Pirates @ Milwaukee Braves
 Milwaukee County Stadium, Milwaukee, WI

Sat Apr 18 1959, 4:33 AM EST
 Att: 15,703 - Unknown

livebaseballscorecards.com

AB	39
R	11
H	11
RBI	10
BB	3
SO	5
LOB	17



WP:	0	PA:	44
PB:	1		
SB:	0		
CS:	0		

AB	R	H	RBI	BB	SO	LOB
5	1	2	1	0	0	0
4	2	1	0	0	0	1
1	0	1	0	0	0	0
3	0	1	2	0	0	1
5	1	2	1	0	2	3
0	0	0	0	0	0	0
5	0	1	0	0	1	5
4	2	0	0	1	0	2
4	2	1	1	1	1	2
5	1	1	3	0	0	3
3	2	1	2	1	1	0

1B	2B	3B	SF	SAC	DP	HBP
6	3	1	0	0	1	2
3	1	2	0	0	0	0
2	1	2	0	0	0	0

Batter	1	2	3	4	5	6	7	8	9												
Bill Virdon, L (1, 8) OBP: 0.192, SLG: 0.269	0-0 4-3 1B	0-0 3B		0-0 3-1 1B	0-0 1-2 3-H 1B 1B		0-0 L4 1B														
Roberto Clemente, R (1, 9) OBP: 0.333, SLG: 0.448	0-0 E5 1B	0-0 6-3 1B		1-0 HBP HBP	0-0 1-2 2-3 1B 1B		0-0 F9 1B														
Bob Skinner, L (1, 7) OBP: 0.231, SLG: 0.200 Roman Mejias, R (2, PH) OBP: 0.250, SLG: 0.143	0-0 1B 1-3 7-2 1B	0-0 F7 1B		1-0 HBP HBP	0-0 1-3 2-H 3-H 1B		0-0 1-3 1B														
Ted Kluszewski, L (1, 3) OBP: 0.438, SLG: 0.533 Rocky Nelson, L (8, 3)	0-0 1-3 3-H 1B		0-0 HR 2B	0-3 K K	0-3 1-2 3-H K		0-0 4-3 1B														
Don Hoak, R (1, 5) OBP: 0.310, SLG: 0.407	0-0 7-2 3-H		0-3 K K	0-0 F8 1B		0-0 F3 1B		0-0 2B 2B													
Bill Mazerowski, R (1, 4) OBP: 0.250, SLG: 0.259		0-0 E8 1B	0-0 4-3 1B		4-0 F8 3-1 1B BB		0-0 F9 1B		0-0 1-3 1B												
Dick Groat, R (1, 6) OBP: 0.222, SLG: 0.308		0-0 HR 1B	4-0 HR BB		0-0 3-1 1-2 1B		0-3 K K		0-0 6-3 1B												
Smoky Burgess, L (1, 2) OBP: 0.545, SLG: 1.091		0-0 F7 1B	0-0 1-H 2-H HR		0-0 F8 2-3 1B		0-0 L9 1B		0-0 F7 1B												
Vern Law, R (1, 1) OBP: 0.600, SLG: 1.250		0-0 HR 1B	0-0 F3 1B		4-0 1B 1B 1B BB		0-3 K K														
Inning Stats	R: 1 E: 1 K: 0 S: 5	H: 2 LOB: 1 BB: 0 P: 5	R: 3 E: 1 K: 0 S: 7	H: 3 LOB: 1 BB: 0 P: 7	R: 3 E: 0 K: 1 S: 7	H: 2 LOB: 0 BB: 1 P: 11	R: 0 E: 0 K: 1 S: 5	H: 0 LOB: 2 BB: 0 P: 7	R: 4 E: 0 K: 1 S: 8	H: 3 LOB: 1 BB: 2 P: 16	R: 0 E: 0 K: 1 S: 5	H: 0 LOB: 0 BB: 0 P: 5	R: 0 E: 0 K: 1 S: 5	H: 0 LOB: 0 BB: 0 P: 5	R: 0 E: 0 K: 0 S: 3	H: 0 LOB: 0 BB: 0 P: 3	R: 0 E: 0 K: 0 S: 4	H: 1 LOB: 1 BB: 0 P: 4	1B: 6 2B: 3 3B: 1 HR: 2	SF: 0 SAC: 0 DP: 1 HBP: 2	WP: 0 PA: 44

PITCHER	IP	WLS	BF	H	R	ER	SO	BB	IBB	HBP	BLK	WP	HR	S	P	ERA	WHIP
Bob Buhl, R (1, 1) ERA: 13.5	1.1	L	10	5	4	2	0	0	0	0	0	0	1	10	10	13.50	3.750
Joey Jay, R (2, 1) ERA:	0.2		2	0	0	0	0	0	0	0	0	0	0	2	2	0.00	0.000
Juan Pizarro, L (3, 1) ERA: 20.25	2.2		17	4	7	6	2	3	0	2	0	0	1	16	30	20.25	2.625
Bob Trowbridge, R (5, 1) ERA:	2.1		8	1	0	0	3	0	0	0	0	0	0	14	14	0.00	0.429
Bob Giggie, R (8, 1) ERA:	2.0		7	1	0	0	0	0	0	0	0	0	0	7	7	0.00	0.500

Batter	1	2	3	4	5	6	7	8	9	AB R H RBI BB SO LOB
Jim Pisoni, R OBP: 0.333, SLG: 0.364 (1, 8)	0-0 1B		0-3 K		0-0 F9 2B		0-0 1-2 HR 1B		0-3 K	5 1 3 0 0 2 0
Eddie Mathews, L OBP: 0.310, SLG: 0.593 (1, 5)	0-3 K		0-0 4-3 1B 1B		0-0 F9 2-3		0-3 K	0-0 E9 FC6-4	5 1 1 0 0 2 4	
Hank Aaron, R OBP: 0.556, SLG: 0.923 (1, 9)	0-0 L7		0-0 1-2 4-3 1B		0-0 P6		0-0 1-H 2-H HR	0-0 FC6-4 1-2f	5 2 2 3 0 0 3	
Wes Covington, L OBP: 0.269, SLG: 0.320 (1, 7)	0-0 4-3		0-0 1-2 2-3 4-3		0-0 F5		0-0 F2		4 0 0 0 0 0 5	
Frank Torre, L OBP: 0.333, SLG: 0.263 (1, 3)		0-0 4-3	0-0 2-H 3-H 1B		0-0 4-3		0-0 F9		4 0 1 2 0 0 0	
Johnny Logan, R OBP: 0.250, SLG: 0.150 (1, 6)		0-0 F8	0-0 F8		0-0 2-3		0-0 5-3		4 0 0 0 0 0 1	
Del Rice, R OBP: 0.500, SLG: 0.333 (1, 2)		0-0 1B 1B		0-0 6-3		0-0 F7	0-0 BB BB BB	4-0 BB	3 0 1 0 1 0 0	
Chuck Cottier, R OBP: 0.250, SLG: 0.143 (1, 4)		0-0 1-2 1B		0-0 F7		0-0 F8	0-0 F3		4 0 1 0 0 0 1	
Bob Buhl, R Joe Morgan, L Juan Pizarro, L Bob Trowbridge, R Joe Adcock, R Johnny O'Brien, R Bob Giggie, R Mickey Vernon, L		0-0 4-3		0-3 K		0-0 1B HR 1B		0-0 F9	0 0 0 0 0 0 0 0 0 0 0 0 0 0 1 0 0 0 0 0 2 1 0 0 0 0 0 1 0 0 0 0 0 0 0 1 0 1 0 0 0 0 0 0 1 0 0 0 0 0 0 0 0 0 0 0 1 0 0 0 0 0 0	

Inning Stats	R: 0	H: 1	E: 0	LOB: 1	K: 1	BB: 0	S: 6	P: 6	R: 0	H: 2	E: 0	LOB: 2	K: 0	BB: 0	S: 5	P: 5	R: 2	H: 3	E: 0	LOB: 1	K: 1	BB: 0	S: 8	P: 8	R: 0	H: 0	E: 0	LOB: 0	K: 1	BB: 0	S: 5	P: 5	R: 0	H: 1	E: 0	LOB: 1	K: 0	BB: 0	S: 4	P: 4	R: 0	H: 0	E: 0	LOB: 0	K: 0	BB: 0	S: 3	P: 3	R: 3	H: 3	E: 0	LOB: 1	K: 1	BB: 0	S: 8	P: 8	R: 0	H: 0	E: 0	LOB: 1	K: 0	BB: 1	S: 3	P: 7	R: 0	H: 0	E: 1	LOB: 1	K: 1	BB: 0	S: 6	P: 6	1B: 8	SF: 0	2B: 1	SAC: 0	3B: 0	DP: 0	HR: 1	HBP: 0	WP: 0	PA: 39
PITCHER Vern Law, R ERA: 6.08 (1, 1)	IP	WLS	BF	H	R	ER	SO	BB	IBB	HBP	BLK	WP	HR	S	P	ERA	WHIP	IP	WLS	BF	H	R	ER	SO	BB	IBB	HBP	BLK	WP	HR	S	P	ERA	WHIP																																																


BOTTOM

Pittsburgh Pirates @ Milwaukee Braves
Milwaukee County Stadium, Milwaukee, WI

Sat Apr 18 1959, 4:33 AM EST
Att. 15,703 - Unknown

livebaseballscorecards.com

AB	38
R	5
H	10
RBI	5
BB	1
SO	5
LOB	16



Batter	1	2	3	4	5	6	7	8	9	AB R H RBI BB SO LOB	TOP
Johnny Temple, R (1, 4) OBP: 0.343, SLG: 0.452	0-0 5-3		0-0 3B 1B		0-0 F8		0-0 2B 2B		0-0 F9	5 2 2 0 0 0 3	
Vada Pinson, L (1, 8) OBP: 0.371, SLG: 0.706	0-0 G3		0-0 1-H 2-H 3B		0-0 1-3 3-H 1B		0-0 2-H 2B			4 0 3 4 0 0 0	
Pete Whisenant, R (1, 9) SS	0-3 K		0-0 5-3		0-0 P3		0-0 P5			4 0 0 0 0 1 3	
Frank Robinson, R (1, 3) OBP: 0.353, SLG: 0.567		0-3 K		0-0 6-3		0-0 F2		0-0 P6		4 0 0 0 0 1 0	
Frank Thomas, R (1, 5) OBP: 0.333, SLG: 0.333		0-0 4-3		0-0 1-3		0-0 1B		0-0 5-3		4 0 1 0 0 0 0	
Del Ennis, R (1, 7) OBP: 0.250, SLG: 0.250		0-0 1-3		0-0 1B		0-0 F8		0-3 K		4 0 1 0 0 1 1	
Ed Bailey, L (1, 2) OBP: 0.387, SLG: 0.560			0-0 4-3	0-0 F8		0-3 K		0-0 L4		4 0 0 0 0 1 2	
Roy McMillan, R (1, 6) OBP: 0.379, SLG: 0.520			0-0 5-3		0-0 1B 1B		0-0 L8		0-0 1B	4 1 2 0 0 0 0	
Bob Purkey, R (1, 1) Tom Acker, R (4, 1) Jim Pendleton, R (5, PH) Mike Cuellar, L (5, 1) Bob Thurman, L (7, PH) Willard Schmidt, R (7, 1) Walt Dropo, R (9, PH)			0-0 3B 1B		0-0 1-3 1B		0-3 K		0-3 K	1 1 1 0 0 0 0 0 0 0 0 0 0 0 1 0 1 0 0 0 0 0 0 0 0 0 0 0 1 0 0 0 0 1 0 0 0 0 0 0 0 0 1 0 0 0 0 1 1	
Inning Stats	R: 0 H: 0 E: 0 LOB: 0 K: 1 BB: 0 S: 5 P: 5	R: 0 H: 0 E: 0 LOB: 0 K: 1 BB: 0 S: 5 P: 5	R: 2 H: 3 E: 0 LOB: 1 K: 0 BB: 0 S: 6 P: 6	R: 0 H: 1 E: 0 LOB: 1 K: 0 BB: 0 S: 4 P: 4	R: 1 H: 3 E: 0 LOB: 1 K: 0 BB: 0 S: 5 P: 5	R: 0 H: 1 E: 0 LOB: 1 K: 1 BB: 0 S: 6 P: 6	R: 1 H: 2 E: 0 LOB: 1 K: 1 BB: 0 S: 7 P: 7	R: 0 H: 0 E: 0 LOB: 0 K: 1 BB: 0 S: 5 P: 5	R: 0 H: 1 E: 0 LOB: 1 K: 1 BB: 0 S: 6 P: 6	1B: 8 SF: 0 2B: 2 SAC: 0 3B: 1 DP: 0 HR: 0 HBP: 0	WP: 0 PA: 37 PB: 0 SB: 0 CS: 0
PITCHER Warren Spahn, L (1, 1) ERA: 2.33	IP WLS BF H R ER SO BB IBB HBP BLK WP HR S P ERA WHIP										
	9.0 W 37 11 4 4 6 0 0 0 0 0 0 0 49 49 4.00 1.222										

Cincinnati Redlegs @ Milwaukee Braves
 Milwaukee County Stadium, Milwaukee, WI
 Tue Apr 21 1959, 4:33 AM EST
 Att. 6,869 - Unknown

livebaseballscorecards.com

AB	37
R	4
H	11
RBI	4
BB	0
SO	6
LOB	10



Batter	1	2	3	4	5	6	7	8	9	AB R H RBI BB SO LOB	TOP	
Bill Bruton, L (1, 8) <small>OBP: 0.304, SLG: 0.522</small>	0-0 1-3		0-0 6-3			0-0 F7		0-0 HR		4 1 1 1 0 0 0	Milwaukee Braves @ Philadelphia Phillies Connie Mack Stadium, Philadelphia, PA Wed Apr 22 1959, 6:05 PM EST Att. 14,228 - Unknown	
Eddie Mathews, L (1, 5) <small>OBP: 0.270, SLG: 0.486</small>	0-0 P4		0-0 G3			0-0 1-3		0-0 4-3	4 0 0 0 0 0 0			
Hank Aaron, R (1, 9) <small>OBP: 0.514, SLG: 0.882</small>	0-3 K			0-0 P6		0-0 6-3		0-3 K	4 0 0 0 0 2 0			
Wes Covington, L (1, 7) <small>OBP: 0.235, SLG: 0.273</small>		0-0 G3		0-0 F8		0-0 1B 1B		0-0 F7	4 1 1 0 0 0 0			
Frank Torre, L (1, 3) <small>OBP: 0.321, SLG: 0.250</small> Johnny O'Brien, R (7, PR) <small>OBP: 0.500, SLG: 0.500</small> Felix Mantilla, R (7, 4) <small>OBP: 0.267, SLG: 0.214</small>		0-0 P4		0-0 F3		0-0 1B 1B		0-0 4-3	3 0 1 0 0 0 0 0 0 0 0 0 0 0 1 0 0 0 0 0 0			
Del Crandall, R (1, 2) <small>OBP: 0.393, SLG: 0.500</small>		4-0 E S BB		0-0 E4 <small>G6-4-3</small>		0-0 1-2 3-H 1B		0-0 F7	3 0 1 1 1 0 0			
Johnny Logan, R (1, 6) <small>OBP: 0.250, SLG: 0.154</small>		4-0 1-3 BB		0-0 G6-4-3 <small>1-2f</small>		0-0 P4		0-0 F5	3 0 0 0 1 0 3			
Chuck Cottier, R (1, 4) <small>OBP: 0.385, SLG: 0.364</small> Mickey Vernon, L (7, PH) <small>OBP: 0.500, SLG: 0.333</small>		0-3 K		4-0 BB BB		0-0 P4			1 0 0 0 1 1 2 1 0 0 0 0 0 2			
Lew Burdette, R (1, 1) <small>OBP: 0.300, SLG: 0.333</small>			0-0 F3		0-3 K		0-0 F8		3 0 0 0 0 1 3			
Inning Stats	R: 0 H: 0 E: 0 LOB: 0 K: 1 BB: 0 S: 5 P: 5	R: 0 H: 0 E: 0 LOB: 2 K: 1 BB: 2 S: 5 P: 13	R: 0 H: 0 E: 0 LOB: 0 K: 0 BB: 0 S: 3 P: 3	R: 0 H: 0 E: 0 LOB: 0 K: 0 BB: 0 S: 3 P: 3	R: 0 H: 0 E: 1 LOB: 1 K: 1 BB: 1 S: 5 P: 9	R: 0 H: 0 E: 0 LOB: 0 K: 0 BB: 0 S: 3 P: 3	R: 1 H: 3 E: 0 LOB: 2 K: 0 BB: 0 S: 6 P: 6	R: 1 H: 1 E: 0 LOB: 0 K: 1 BB: 0 S: 3 P: 3	R: 0 H: 0 E: 0 LOB: 0 K: 0 BB: 0 S: 3 P: 3	1B: 3 SF: 0 2B: 0 SAC: 0 3B: 0 DP: 1 HR: 1 HBP: 0		WP: 0 PA: 34 PB: 0 SB: 1 CS: 0
PITCHER Robin Roberts, R (1, 1) <small>ERA: 2.31</small>	IP 9.0 WLS L BF 34 H 4 R 2 ER 2 SO 4 BB 3 IBB 0 HBP 0 BLK 0 WP 0 HR 1 S 39 P 51 ERA 2.00 WHIP 0.778											PITCHER IP WLS BF H R ER SO BB IBB HBP BLK WP HR S P ERA WHIP

AB	31
R	2
H	4
RBI	2
BB	3
SO	4
LOB	10



Batter	1	2	3	4	5	6	7	8	9	AB	R	H	RBI	BB	SO	LOB
Richie Ashburn, L (1, 8) OBP: 0.424, SLG: 0.269	0-0 6-3		4-0 BB			0-0 CS 1B		0-0 2-3 G3		3	0	1	0	1	0	1
Sparky Anderson, R (1, 4) OBP: 0.313, SLG: 0.267 Granny Hamner, R (8, PH) (9, 6)	0-0 1B		0-0 5-3			0-3 K		0-0 4-3		3	0	1	0	0	1	2
Ed Bouchee, L (1, 3) OBP: 0.419, SLG: 0.423	0-0 1B			0-3 K			0-0 G6-3 1B		0-0 6-3	4	0	2	0	0	1	0
Harry Anderson, L (1, 7) OBP: 0.300, SLG: 0.370	0-0 5-3			0-0 F5			0-0 G6-3		0-0 5-3	4	0	0	0	0	0	2
Wally Post, R (1, 9) OBP: 0.375, SLG: 0.522		0-0 G6-4-3 1B		0-0 F8			0-0 BB 1B		0-0 6-3	4	0	2	0	0	0	0
Willie Jones, R (1, 5) OBP: 0.464, SLG: 0.524		0-0 P4			0-0 G3-6 1B		4-0 1-2 BB			2	0	1	0	1	0	1
Chico Fernandez, R (1, 6) OBP: 0.261, SLG: 0.273 Dave Philley, S (7, PH) Joe Koppe, R (8, 6) (9, 4)		0-0 G6-4-3			0-0 G3-6-1		0-0 F3			2	0	0	0	0	0	2
Jim Hegan, R (1, 2) OBP: 0.286, SLG: 0.286 Harry Hanebrink, L (8, PH) Valmy Thomas, R (9, 2) OBP: 0.400, SLG: 0.250			0-0 6-3		0-0 P3		0-0 F8		0-0 F8	2	0	0	0	0	0	0
Robin Roberts, S (1, 1) OBP: 0.250, SLG: 0.500			0-0 4-3			0-0 F8		0-0 G3 2B		3	0	1	0	0	0	0

Inning Stats	R: 0 E: 0 K: 0 S: 4	H: 2 LOB: 1 BB: 0 P: 4	R: 0 E: 0 K: 0 S: 3	H: 1 LOB: 0 BB: 0 P: 3	R: 0 E: 0 K: 0 S: 3	H: 0 LOB: 1 BB: 1 P: 7	R: 0 E: 0 K: 1 S: 5	H: 0 LOB: 0 BB: 0 P: 5	R: 0 E: 0 K: 0 S: 3	H: 1 LOB: 0 BB: 0 P: 3	R: 0 E: 0 K: 0 S: 4	H: 2 LOB: 2 BB: 1 P: 8	R: 0 E: 0 K: 0 S: 4	H: 1 LOB: 1 BB: 0 P: 4	R: 0 E: 0 K: 0 S: 3	H: 0 LOB: 0 BB: 0 P: 3	1B: 7 2B: 1 3B: 0 HR: 0	SF: 0 SAC: 0 DP: 3 HBP: 0
PITCHER Lew Burdette, R (1, 1) ERA: 2.0	IP: 9.0 WLS: W BF: 32 H: 8 R: 0 ER: 0 SO: 2 BB: 2 IBB: 0 HBP: 0 BLK: 0 WP: 0 HR: 0 S: 34 P: 42 ERA: 0.00 WHIP: 1.111															PITCHER	IP: 9.0 WLS: W BF: 32 H: 8 R: 0 ER: 0 SO: 2 BB: 2 IBB: 0 HBP: 0 BLK: 0 WP: 0 HR: 0 S: 34 P: 42 ERA: 0.00 WHIP: 1.111	

BOTTOM

Milwaukee Braves @ Philadelphia Phillies
Connie Mack Stadium, Philadelphia, PA

Wed Apr 22 1959, 6:05 PM EST
 Att. 14,228 - Unknown

AB	30
R	0
H	8
RBI	0
BB	2
SO	2
LOB	11



WP: 0	PA: 32
PB: 0	
SB: 0	
CS: 1	

Batter	1	2	3	4	5	6	7	8	9	AB R H RBI BB SO LOB	TOP											
Bill Bruton, L (1, 8) OBP: 0.286, SLG: 0.500	0-0 F7		0-0 HR 2B	0-0 FC4-6 BB		0-0 F8			0-0 6-3	5 1 1 0 0 0 2	Milwaukee Braves @ Philadelphia Phillies Connie Mack Stadium, Philadelphia, PA Thu Apr 23 1959, 6:05 PM EST Att. 8,689 - Unknown livebaseballscorecards.com											
Eddie Mathews, L (1, 5) OBP: 0.286, SLG: 0.538	0-3 K		0-0 HR	4-0 BB		0-0 F9			0-0 P5	4 1 1 2 1 1 0												
Hank Aaron, R (1, 9) OBP: 0.525, SLG: 0.947	4-0 HBP BB		0-0 6-3	0-0 F2					0-0 G3 2B	4 1 2 1 1 0 3												
Wes Covington, L (1, 7) OBP: 0.308, SLG: 0.314	1-0 1-2 HBP		0-0 4-3 2B	4-0 SH1-4 BB		0-0 F7			4-0 BB	2 0 1 0 2 0 1												
Frank Torre, L (1, 3) OBP: 0.303, SLG: 0.214	0-0 4-3		0-0 4-3	4-0 SH1-4 BB		0-0 G3			0-0 F7	4 0 0 0 1 0 5												
Del Crandall, R (1, 2) OBP: 0.355, SLG: 0.448		0-0 F8	0-0 5-3	0-0 SH1-4		0-0 6-3				3 0 0 0 0 0 2												
Johnny Logan, R (1, 6) OBP: 0.276, SLG: 0.233		0-0 2B		0-0 FC4-6 1B		0-3 K			0-0 L7	4 0 2 0 0 1 2												
Chuck Cottier, R (1, 4) OBP: 0.294, SLG: 0.267		0-0 6-3		0-3 K		0-3 K			0-3 K	4 0 0 0 0 3 4												
Juan Pizarro, L (1, 1) OBP: 0.200, SLG: 0.200		0-3 K		0-0 FC4-6 1B		0-0 5-3			0-0 L7	4 0 1 0 0 1 1												
Inning Stats	R: 0 E: 0 K: 1 S: 5	H: 0 LOB: 2 BB: 1 P: 10	R: 0 E: 0 K: 1 S: 6	H: 1 LOB: 1 BB: 0 P: 6	R: 2 E: 0 K: 0 S: 6	H: 3 LOB: 1 BB: 0 P: 6	R: 0 E: 0 K: 1 S: 7	H: 2 LOB: 3 BB: 1 P: 11	R: 0 E: 0 K: 2 S: 7	H: 0 LOB: 2 BB: 2 P: 15	R: 0 E: 0 K: 0 S: 3	H: 0 LOB: 0 BB: 0 P: 3	R: 0 E: 0 K: 0 S: 4	H: 1 LOB: 1 BB: 0 P: 4	R: 0 E: 0 K: 1 S: 5	H: 0 LOB: 0 BB: 0 P: 5	R: 1 E: 0 K: 0 S: 4	H: 1 LOB: 1 BB: 1 P: 8	1B: 2 2B: 4 3B: 0 HR: 2	SF: 0 SAC: 1 DP: 0 HBP: 1	WP: 0 PB: 0 SB: 0 CS: 0	PA: 41
PITCHER Ray Semproch, R (1, 1) ERA: 2.25	IP 9.0	WLS W	BF 41	H 8	R 3	ER 3	SO 6	BB 5	IBB 0	HBP 1	BLK 0	WP 0	HR 2	S 47	P 68	ERA 3.00	WHIP 1.444					



Batter	1	2	3	4	5	6	7	8	9	AB R H RBI BB SO LOB	TOP		
Bill Bruton, L (1, 8) OBP: 0.290, SLG: 0.484 Jim Pisoni, R (6, PH) OBP: 0.313, SLG: 0.286 (6, 8)	0-0 1-6-3		0-0 F7		0-0 1B 1B	0-0 P6		4-0 HR BB		3 1 1 0 0 0 0 1 1 0 0 1 0 0			
Eddie Mathews, L (1, 5) OBP: 0.319, SLG: 0.705	0-0 1B 2B			0-0 HR	0-0 1B SF8	0-0 F8		0-0 HR		5 4 3 5 0 0 1			
Hank Aaron, R (1, 9) OBP: 0.533, SLG: 0.930	0-0 G4-6-3 1B			0-0 5-3	0-0 1B F5 1B	0-0 F9		0-0 4-3 2B		5 1 3 2 0 0 0			
Wes Covington, L (1, 7) OBP: 0.273, SLG: 0.282	0-0 G4-6-3 1-2f			0-0 F7	0-0 SF8		0-0 1-3	0-0 4-3 2-3		4 0 0 1 0 0 2			
Joe Adcock, R (1, 3) OBP: 0.444, SLG: 0.750 Frank Torre, L (8, 3) OBP: 0.303, SLG: 0.214		0-0 6-3		0-0 HR	0-0 F5 BB 1B		0-0 F7	0-3 K		5 1 2 1 0 1 1 0 0 0 0 0 0 0			
Joe Morgan, L (1, 4) OBP: 0.429, SLG: 0.333		0-0 G6-4-3 1B		0-0 E4 BB 1B	4-0 F5 BB		0-0 F7	0-0 4-3		4 0 1 0 1 0 0			
Del Crandall, R (1, 2) OBP: 0.361, SLG: 0.441		0-0 G6-4-3 1-2f		0-0 BB 1B	0-0 F5			0-0 FC1-5 1B 1B	0-0 6-3	5 0 2 1 0 0 3			
Johnny Logan, R (1, 6) OBP: 0.341, SLG: 0.250			0-0 F7	4-0 BB 1B	4-0 IBB			0-0 BB FC1-5 HR 1B	4-0 BB	2 1 1 0 3 0 0			
Joey Jay, S (1, 1) Don McMahon, R (7, 1)			0-3 K	0-3 K	0-3 K			0-0 FC1-5 HR BB	0-3 K	3 0 0 0 0 3 6 2 1 0 0 0 1 3			
Inning Stats	R: 1 E: 0 K: 0 S: 4 H: 2 LOB: 0 BB: 0 P: 4	R: 0 E: 0 K: 0 S: 3 H: 1 LOB: 0 BB: 0 P: 3	R: 0 E: 0 K: 1 S: 5 H: 0 LOB: 0 BB: 0 P: 5	R: 2 E: 1 K: 1 S: 9 H: 3 LOB: 3 BB: 1 P: 13	R: 3 E: 1 K: 1 S: 9 H: 3 LOB: 3 BB: 2 P: 17	R: 0 E: 0 K: 0 S: 3 H: 0 LOB: 0 BB: 0 P: 3	R: 0 E: 0 K: 0 S: 3 H: 0 LOB: 0 BB: 0 P: 3	R: 4 E: 0 K: 1 S: 9 H: 4 LOB: 1 BB: 1 P: 13	R: 0 E: 0 K: 1 S: 5 H: 0 LOB: 1 BB: 1 P: 9	1B: 8 2B: 2 3B: 0 HR: 3 SF: 1 SAC: 0 DP: 2 HBP: 0	WP: 0 PB: 0 SB: 0 CS: 0 PA: 45		
PITCHER	IP WLS BF H R ER SO BB IBB HBP BLK WP HR S P ERA WHIP											PITCHER	IP WLS BF H R ER SO BB IBB HBP BLK WP HR S P ERA WHIP
Don Newcombe, R (1, 1) ERA: 3.38	3.2 L 17 6 3 3 1 1 0 0 0 0 0 2 18 22 7.36 1.909											Willard Schmidt, R (9, 1) ERA: 5.06	1.0 4 0 0 0 1 1 0 0 0 0 0 8 8 13.50 4.500
Orlando Pena, R (4, 1) ERA: 13.5	0.2 6 3 3 1 1 0 0 0 0 0 0 0 8 8 13.50 4.500												
Tom Acker, R (5, 1) ERA:	0.2 4 0 0 0 1 1 1 0 0 0 0 0 4 12 0.00 1.500												
Jim O'Toole, L (6, 1) ERA: 10.8	2.1 12 4 4 4 0 1 0 0 0 0 1 11 15 15.43 2.143												
Hal Jeffcoat, R (8, 1) ERA: 1.93	0.2 2 0 0 0 1 0 0 0 0 0 0 0 4 4 0.00 0.000												

Milwaukee Braves @ Cincinnati Redlegs
 Crosley Field, Cincinnati, OH
 Fri Apr 24 1959, 6:05 PM EST
 Att. 14,874 - Unknown

livebaseballscorecards.com

AB 39
 R 10
 H 13
 RBI 10
 BB 5
 SO 5
 LOB 16



Batter	1	2	3	4	5	6	7	8	9	AB R H RBI BB SO LOB	TOP														
Bill Bruton, L (1, 8) OBP: 0.361, SLG: 0.600	0-0 4-3	0-0 2-H 1B			0-0 HR		0-0 BB 1B		4-0 HR BB	4 2 3 2 1 0 0															
Eddie Mathews, L (1, 5) OBP: 0.365, SLG: 0.761	4-0 BB	0-0 4-1			4-0 G4-6-3 BB		4-0 1-2 2-3 BB		0-0 1-H HR	2 1 1 2 3 0 1															
Hank Aaron, R (1, 9) OBP: 0.500, SLG: 0.854	0-3 K				0-0 1B 1B		0-0 G4-6-3 1-2f		0-0 F2	5 0 1 0 0 1 5															
Wes Covington, L (1, 7) OBP: 0.286, SLG: 0.295	0-0 F8				0-0 G4-6-3 1B		0-0 G4-6-3 1-2f		0-0 5-3	5 0 2 0 0 0 4															
Joe Adcock, R (1, 3) OBP: 0.500, SLG: 0.727		0-0 1B 2B			0-0 F3		0-3 K		4-0 2B BB	3 1 1 0 2 1 3															
Felix Mantilla, R (9, PR) OBP: 0.267, SLG: 0.214									4-0 1B BB	0 0 0 0 0 0 0															
Joe Morgan, L (1, 4) OBP: 0.500, SLG: 0.545		0-0 1B SF7 1B			0-0 G4-6-3 1-2f		0-0 F5		0-0 1-3 2B	5 1 3 1 0 0 2															
Del Crandall, R (1, 2) OBP: 0.341, SLG: 0.410							0-0 6-3		0-0 1-3 F7	5 1 1 0 0 0 4															
Johnny Logan, R (1, 6) OBP: 0.311, SLG: 0.222		0-0 F9			0-0 5-3		0-0 F8		0-0 F8	4 0 0 0 0 0 4															
Warren Spahn, L (1, 1) OBP: 0.250, SLG: 0.125		0-0 SF7			0-3 K				0-0 4-3	1 0 0 1 0 1 0															
Carl Willey, R (6, 1) OBP: 0.594, SLG: 0.214										0 0 0 0 0 0 0															
Frank Torre, L (7, PH) OBP: 0.594, SLG: 0.214										0 0 0 0 0 1 0															
Johnny O'Brien, R (7, PR) OBP: 0.590, SLG: 0.500										0 0 0 0 0 0 0															
Bob Buhl, R (7, 1)										0 0 0 0 0 0 0															
Mickey Vernon, L (8, PH) OBP: 0.400, SLG: 0.250										1 0 0 0 0 0 2															
Bob Rush, R (8, 1) OBP: 0.333, SLG: 0.333										0 0 0 0 0 0 0															
Inning Stats	R: 0 E: 0 K: 1 S: 5	H: 0 LOB: 1 BB: 1 P: 9	R: 3 E: 0 K: 0 S: 7	H: 4 LOB: 1 BB: 0 P: 7	R: 0 E: 0 K: 0 S: 4	H: 2 LOB: 1 BB: 0 P: 4	R: 0 E: 0 K: 1 S: 5	H: 0 LOB: 0 BB: 0 P: 5	R: 1 E: 0 K: 1 S: 6	H: 2 LOB: 1 BB: 1 P: 10	R: 0 E: 0 K: 0 S: 3	H: 0 LOB: 0 BB: 0 P: 3	R: 0 E: 0 K: 0 S: 3	H: 1 LOB: 3 BB: 2 P: 11	R: 0 E: 0 K: 0 S: 4	H: 1 LOB: 2 BB: 1 P: 8	R: 2 E: 0 K: 0 S: 5	H: 2 LOB: 2 BB: 2 P: 13	1B: 8 2B: 2 3B: 0 HR: 2	SF: 1 SAC: 0 DP: 3 HBP: 0	WP: 0 PB: 0 SB: 0 CS: 0	PA: 43			
PITCHER	IP WLS BF H R ER SO BB IBB HBP BLK WP HR S P ERA WHIP																								
Bob Purkey, R (1, 1) ERA: 4.24	2.0		13	6	3	3	1	1	0	0	0	0	0	14	18	13.50	3.500								
Tom Acker, R (3, 1) ERA: 0.96	4.0	W	16	3	1	1	2	3	0	0	0	0	1	17	29	2.25	1.500								
Bob Mabe, R (7, 1) ERA: 2.13	3.0	S	14	3	2	2	0	3	0	0	0	0	1	11	23	6.00	2.000								

Milwaukee Braves @ Cincinnati Redlegs
Crosley Field, Cincinnati, OH
Sat Apr 25 1959, 3:33 AM EST
Att. 5,612 - Unknown

AB	35
R	6
H	12
RBI	6
BB	7
SO	3
LOB	25



WP	0	PA	43
PB	0		
SB	0		
CS	0		

1B	8	SF	1
2B	2	SAC	0
3B	0	DP	3
HR	2	HBP	0

livebaseballscorecards.com

Batter	1	2	3	4	5	6	7	8	9
Johnny Temple, R OBP: 0.345, SLG: 0.500 (1, 4)	F8		HR	F8	F9		1B		
Vada Pinson, L OBP: 0.400, SLG: 0.600 (1, 8)	F8		2B 1B	E4 FC6-4		K	F9		
Frank Robinson, R OBP: 0.365, SLG: 0.545 (1, 3)	P3		F3	SF8		1B 1B	K		
Frank Thomas, R OBP: 0.392, SLG: 0.511 (1, 5) (7, 7)		2B	2B	FC6-4		1B 1B		FC3-6 1B	
Del Ennis, R OBP: 0.385, SLG: 0.333 Eddie Kasko, R (6, PR) (7, 5)		K				F8 1B 1B	1B 1B	FC3-6 FC4-6	
Gus Bell, L OBP: 0.311, SLG: 0.537 (1, 9)		K	K			SH5-4 1B	1B	FC4-6	
Roy McMillan, R OBP: 0.348, SLG: 0.487 (1, 6)			F3	F8		F8	P6	F2	
Dutch Dotterer, R OBP: 0.750, SLG: 0.667 (1, 2)			HR BB	E SH SF8 1B		SH5-4 1B	F9		
Bob Purkey, R OBP: 0.286, SLG: 0.429 Tom Acker, R OBP: 0.500, SLG: 0.500 Bob Mabe, R (7, 1)			E4 HR	SH E		SH5-4		K	

Inning Stats	R: 0 E: 0 K: 0 S: 3	H: 0 LOB: 0 BB: 0 P: 3	R: 0 E: 0 K: 2 S: 8	H: 1 LOB: 1 BB: 0 P: 8	R: 3 E: 1 K: 1 S: 9	H: 3 LOB: 3 BB: 2 P: 17	R: 1 E: 1 K: 0 S: 6	H: 1 LOB: 2 BB: 0 P: 6	R: 1 E: 0 K: 0 S: 6	H: 3 LOB: 2 BB: 0 P: 6	R: 2 E: 0 K: 1 S: 9	H: 4 LOB: 2 BB: 0 P: 9	R: 0 E: 0 K: 2 S: 8	H: 1 LOB: 1 BB: 0 P: 8	R: 0 E: 0 K: 0 S: 4	H: 1 LOB: 1 BB: 0 P: 4
1B: 11 2B: 2 3B: 0 HR: 1	SF: 1 SAC: 2 DP: 0 HBP: 0	WP: 0 PA: 43														

PITCHER	IP	WLS	BF	H	R	ER	SO	BB	IBB	HBP	BLK	WP	HR	S	P	ERA	WHIP
Warren Spahn, L ERA: 3.34 (1, 1)	5.1	L	33	12	7	5	4	2	0	0	0	0	1	39	47	8.44	2.625
Carl Willey, R ERA: (6, 1)	0.2		2	0	0	0	0	0	0	0	0	0	0	2	2	0.00	0.000
Bob Buhl, R ERA: 7.71 (7, 1)	1.0		4	1	0	0	2	0	0	0	0	0	0	8	8	0.00	1.000
Bob Rush, R ERA: 2.25 (8, 1)	1.0		4	1	0	0	0	0	0	0	0	0	0	4	4	0.00	1.000

BOTTOM

Milwaukee Braves @ Cincinnati Redlegs
Crosley Field, Cincinnati, OH

Sat Apr 25 1959, 3:33 AM EST
Att. 5,612 - Unknown

livebaseballscorecards.com

AB	38
R	7
H	14
RBI	7
BB	2
SO	6
LOB	30



Batter	1	2	3	4	5	6	7	8	9	AB R H RBI BB SO LOB	TOP																
Jim Pisoni, R (1, 8) <small>OBP: 0.333, SLG: 0.313</small> Mickey Vernon, L (4, PH) <small>OBP: 0.333, SLG: 0.200</small> Bob Buhl, R (4, 1) Frank Torre, L (7, PH) <small>OBP: 0.343, SLG: 0.241</small> Bob Trowbridge, R (7, 1) Warren Spahn, L (7, 1) <small>OBP: 0.231, SLG: 0.111</small>	0-0 E5 1B		0-0 3B 1B	0-0 G3		0-3 K	0-0 L6-3 1B		0-0 1-3	2 2 1 0 0 0 0 1 0 0 0 0 0 1 1 0 0 0 0 0 1 1 0 1 1 0 0 0 0 0 0 0 0 0 0 1 0 0 0 0 0 1																	
Eddie Mathews, L (1, 5) <small>OBP: 0.386, SLG: 0.784</small>	0-0 G3 1B		0-0 SF8 3B	0-0 4-3		0-0 2B 6-3 1B	0-0 L6-3			5 2 3 2 0 0 2																	
Hank Aaron, R (1, 9) <small>OBP: 0.509, SLG: 0.923</small>	0-0 G3 1B		0-0 SF8	0-0 HR		0-0 2B			0-0 1-3	4 1 3 3 0 0 0																	
Joe Adcock, R (1, 3) <small>OBP: 0.474, SLG: 0.571</small>	0-3 K		4-0 BB BB	4-0 BB		0-0 6-3			0-0 1-3	3 0 0 1 2 1 3																	
Wes Covington, L (1, 7) <small>OBP: 0.296, SLG: 0.292</small>	0-0 G3		4-0 G5-4-3 BB	0-0 1-3		0-0 F8			0-0 1B	4 0 1 0 1 0 4																	
Del Crandall, R (1, 2) <small>OBP: 0.348, SLG: 0.409</small>	0-0 F9		0-0 G5-4-3			0-0 G4-6-3 1B			0-0 F8	5 1 2 0 0 0 5																	
Johnny Logan, R (1, 6) <small>OBP: 0.300, SLG: 0.220</small>		0-0 G3		0-0 BB 3B 1B		0-0 G4-6-3			0-0 B3	5 1 1 0 0 0 2																	
Felix Mantilla, R (1, 4) <small>OBP: 0.350, SLG: 0.188</small>		0-0 P4		4-0 3B BB		4-0 BB			0-3 K	2 2 0 0 3 1 0																	
Lew Burdette, R (1, 1) <small>OBP: 0.273, SLG: 0.300</small> Bob Hartman, R (3, 1) Bob Rush, R (3, 1) <small>OBP: 0.333, SLG: 0.333</small> Bill Bruton, L (4, PH) <small>OBP: 0.400, SLG: 0.692</small>		0-3 K		0-0 4-3 3B		0-0 F8			0-0 1B	1 0 0 0 0 1 0 0 0 0 0 0 0 0 0 0 0 0 0 0 0 4 1 3 3 0 0 1																	
Inning Stats	R: 1 E: 1 K: 1 S: 8	H: 2 LOB: 2 BB: 0 P: 8	R: 0 E: 0 K: 1 S: 5	H: 0 LOB: 0 BB: 0 P: 5	R: 2 E: 0 K: 0 S: 4	H: 2 LOB: 1 BB: 2 P: 12	R: 4 E: 0 K: 0 S: 6	H: 3 LOB: 1 BB: 2 P: 14	R: 0 E: 0 K: 0 S: 3	H: 1 LOB: 1 BB: 1 P: 7	R: 1 E: 0 K: 1 S: 7	H: 2 LOB: 1 BB: 0 P: 7	R: 2 E: 0 K: 0 S: 5	H: 3 LOB: 1 BB: 1 P: 9	R: 0 E: 0 K: 0 S: 4	H: 1 LOB: 1 BB: 0 P: 4	R: 0 E: 0 K: 1 S: 6	H: 1 LOB: 1 BB: 0 P: 6	1B: 10 2B: 3 3B: 2 HR: 1	SF: 1 SAC: 0 DP: 3 HBP: 0	WP: 0 PB: 0 SB: 0 CS: 0	PA: 46					
PITCHER	IP	WLS	BF	H	R	ER	SO	BB	IBB	HBP	BLK	WP	HR	S	P	ERA	WHIP										
Joe Nuxhall, L (1, 1) <small>ERA: 7.2</small>	2.1		14	4	3	2	2	2	0	0	0	0	0	16	24	7.71	2.571										
Willard Schmidt, R (3, 1) <small>ERA: 6.0</small>	0.2		2	1	1	1	0	0	0	0	0	0	0	2	2	13.50	1.500										
Orlando Pena, R (4, 1) <small>ERA: 22.5</small>	0.0		2	1	1	1	0	1	0	0	0	0	0	1	5	∞	∞										
Hal Jeffcoat, R (4, 1) <small>ERA: 2.7</small>	2.0		9	2	2	2	0	2	0	0	0	0	1	7	15	9.00	2.000										
Tom Acker, R (6, 1) <small>ERA: 3.38</small>	1.1		8	3	3	3	1	1	0	0	0	0	0	9	13	20.25	3.000										
PITCHER	IP	WLS	BF	H	R	ER	SO	BB	IBB	HBP	BLK	WP	HR	S	P	ERA	WHIP										
Bob Mabe, R (7, 1) <small>ERA: 2.13</small>	0.0		2	2	0	0	0	0	0	0	0	0	0	2	2	∞	∞										
Jim O'Toole, L (7, 1) <small>ERA: 9.82</small>	0.2		1	0	0	0	0	0	0	0	0	0	0	1	1	0.00	0.000										
Bob Purkey, R (8, 1) <small>ERA: 3.91</small>	2.0	W	8	2	0	0	1	0	0	0	0	0	0	10	10	0.00	1.000										

Milwaukee Braves @ Cincinnati Redlegs
Crosley Field, Cincinnati, OH
Sun Apr 26 1959, 3:33 AM EDT
Att. 14,925 - Unknown

AB 39
R 10
H 15
RBI 10
BB 6
SO 4
LOB 19



WP: 0 PA: 46
PB: 0
SB: 0
CS: 0

PITCHER
Joe Nuxhall, L (1, 1)
Willard Schmidt, R (3, 1)
Orlando Pena, R (4, 1)
Hal Jeffcoat, R (4, 1)
Tom Acker, R (6, 1)

Batter	1	2	3	4	5	6	7	8	9	AB R H RBI BB SO LOB	TOP																													
Don Blasingame, L (1, 4) OBP: 0.347, SLG: 0.333	0-0 1-3		0-0 6-3		0-0 L6		0-0 2-3		0-0 G1-6-3 1B	5 0 1 0 0 0 0																														
Gino Cimoli, R (1, 8) OBP: 0.414, SLG: 0.516	4-0 BB BB		0-3 K		0-0 HR		0-0 FC5-4 1B		0-0 G1-6-3 1-2f	4 1 2 1 1 1 1																														
Stan Musial, L (1, 3) OBP: 0.355, SLG: 0.283	4-0 1-2 BB		0-0 1B		0-0 1B		0-0 F8		0-0 F7	4 0 2 0 1 0 1																														
Ken Boyer, R (1, 6) OBP: 0.369, SLG: 0.424	0-0 F8		0-0 F9		0-0 P4		0-0 FC5-4 1-2f			4 0 0 0 0 0 5																														
Joe Cunningham, L (1, 9) OBP: 0.417, SLG: 0.222	0-3 K			0-0 4-3		0-3 K		0-0 4-3		4 0 0 0 0 2 2																														
Ray Jablonski, R (1, 5) OBP: 0.409, SLG: 0.579		0-0 1B 2B		0-0 FC6-4 1B		0-3 K		0-0 FC4-6 1B		4 1 3 0 0 1 0																														
Bill White, L (1, 7) OBP: 0.244, SLG: 0.439		0-0 CS 2-H 5-3 1B		0-0 P4		0-0 HR		0-0 FC4-6 BB 1-2f		4 1 2 2 0 0 2																														
Hal Smith, R (1, 2) OBP: 0.220, SLG: 0.321		0-0 5-3		0-0 FC6-4		0-0 FC6-4 1B		4-0 FC6-4 BB 1-2		3 0 1 0 0 0 2																														
Solly Hemus, L (8, PH) OBP: 0.600, SLG: 0.200										0 0 0 0 1 0 0																														
Joe Durham, R (8, PR)										0 0 0 0 0 0 0																														
Gene Green, R (8, 2) OBP: 0.313, SLG: 0.533		1-2		1-2f		0-0 FC6-4 1B		0-0 FC6-4 BB		0 0 0 0 0 0 0																														
Larry Jackson, R (1, 1) OBP: 0.111, SLG: 0.111		0-3 K			0-0 F8		0-0 FC6-4		0-0 FC6-4	1 0 0 0 0 1 1																														
Gary Blaylock, R (3, 1)										2 0 0 0 0 0 1																														
George Crowe, L (8, PH) OBP: 0.250, SLG: 0.500										1 0 0 0 0 0 2																														
Phil Clark, R (8, 1)										0 0 0 0 0 0 0																														
Bill Smith, L (8, 1)		2-3								0 0 0 0 0 0 0																														
Inning Stats	R: 0 E: 0 K: 1 S: 5	H: 0 LOB: 2 BB: 2 P: 13	R: 1 E: 0 K: 1 S: 6	H: 2 LOB: 0 BB: 0 P: 6	R: 0 E: 0 K: 1 S: 6	H: 1 LOB: 1 BB: 0 P: 6	R: 0 E: 0 K: 0 S: 4	H: 1 LOB: 1 BB: 0 P: 4	R: 1 E: 0 K: 0 S: 5	H: 2 LOB: 1 BB: 0 P: 5	R: 1 E: 0 K: 2 S: 9	H: 2 LOB: 1 BB: 0 P: 9	R: 0 E: 0 K: 0 S: 4	H: 1 LOB: 1 BB: 0 P: 4	R: 0 E: 0 K: 0 S: 4	H: 1 LOB: 2 BB: 1 P: 8	R: 0 E: 0 K: 0 S: 3	H: 1 LOB: 0 BB: 0 P: 3	1B: 8 2B: 1 3B: 0 HR: 2	SF: 0 SAC: 0 DP: 1 HBP: 0	WP: 0 PB: 0 SB: 0 CS: 1	PA: 39																		
PITCHER Lew Burdette, R (1, 1) ERA: 3.26	IP 9.0	WLS W	BF 39	H 11	R 3	ER 3	SO 5	BB 3	IBB 0	HBP 0	BLK 0	WP 0	HR 2	S 46	P 58	ERA 3.00	WHIP 1.556						PITCHER	IP 9.0	WLS W	BF 39	H 11	R 3	ER 3	SO 5	BB 3	IBB 0	HBP 0	BLK 0	WP 0	HR 2	S 46	P 58	ERA 3.00	WHIP 1.556

St. Louis Cardinals @ Milwaukee Braves
Milwaukee County Stadium, Milwaukee, WI

AB	36
R	3
H	11
RBI	3
BB	3
SO	5
LOB	17



Wed Apr 29 1959, 8:05 PM EDT
Att. 13,852 - Unknown

livebaseballscorecards.com

Batter	1	2	3	4	5	6	7	8	9	AB R H RBI BB SO LOB	TOP											
Don Blasingame, L (1, 4) OBP: 0.329, SLG: 0.314	0-0 4-3		0-0 P6			0-3 K		0-0 L9		4 0 0 0 0 1 3												
Gino Cimoli, R (1, 8) OBP: 0.419, SLG: 0.530	0-0 F8			0-0 2B		0-0 1B		0-0 F9		4 0 2 0 0 0 0												
Stan Musial, L (1, 3) OBP: 0.348, SLG: 0.281	0-0 P6			0-0 F5		0-0 1B		0-0 4-3		4 0 1 0 0 0 1												
Ken Boyer, R (1, 5) OBP: 0.348, SLG: 0.397		0-0 5-3		0-0 1-3		0-3 K		0-0 5-3		4 0 0 0 0 1 3												
Bobby Gene Smith, R (1, 7) OBP: 0.143, SLG: 0.143		0-0 5-3		0-0 L6			0-0 F7			3 0 0 0 0 0 1												
Gene Green, R (1, 9) OBP: 0.263, SLG: 0.444		0-0 1-3			0-0 5-3		0-3 K			3 0 0 0 0 1 0												
Hal Smith, R (1, 2) OBP: 0.210, SLG: 0.305			0-0 F8		0-0 5-3		0-0 6-3			3 0 0 0 0 0 0												
Alex Grammas, R (1, 6) OBP: 0.316, SLG: 0.412			0-0		0-0 F8			0-0		3 0 2 0 0 0 0												
Curt Flood, R (8, PR) OBP: 0.238, SLG: 0.381						0-0 F8				0 0 0 0 0 0 0												
Jim Brosnan, R (8, 1) OBP: 0.500, SLG: 1.500								1-3 1B		0 0 0 0 0 0 0												
Alex Kellner, R (1, 1) OBP: 0.250, SLG: 0.250			0-3 K			0-0 1B		0-0 1-3		2 0 1 0 0 1 1												
Ray Jablonski, R (8, PH) OBP: 0.391, SLG: 0.550										1 0 0 0 0 0 1												
Lee Tate, R (8, 6)										0 0 0 0 0 0 0												
Inning Stats	R: 0 E: 0 K: 0 S: 3	H: 0 LOB: 0 BB: 0 P: 3	R: 0 E: 0 K: 0 S: 3	H: 0 LOB: 0 BB: 0 P: 3	R: 0 E: 0 K: 1 S: 6	H: 1 LOB: 1 BB: 0 P: 6	R: 0 E: 0 K: 0 S: 4	H: 1 LOB: 1 BB: 0 P: 4	R: 0 E: 0 K: 0 S: 3	H: 0 LOB: 0 BB: 0 P: 3	R: 0 E: 0 K: 2 S: 9	H: 3 LOB: 2 BB: 0 P: 9	R: 0 E: 0 K: 1 S: 5	H: 0 LOB: 0 BB: 0 P: 5	R: 0 E: 0 K: 0 S: 3	H: 1 LOB: 1 BB: 0 P: 3	R: 0 E: 0 K: 0 S: 3	H: 0 LOB: 0 BB: 0 P: 3	1B: 5 2B: 1 3B: 0 HR: 0	SF: 0 SAC: 0 DP: 0 HBP: 0	WP: 0 PB: 0 SB: 0 CS: 0	PA: 31
PITCHER Warren Spahn, L (1, 1) ERA: 2.89	IP: 9.0 WLS: W BF: 31 H: 6 R: 0 ER: 0 SO: 4 BB: 0 IBB: 0 HBP: 0 BLK: 0 WP: 0 HR: 0 S: 39 P: 39 ERA: 0.00 WHIP: 0.667											PITCHER	IP: 9.0 WLS: W BF: 31 H: 6 R: 0 ER: 0 SO: 4 BB: 0 IBB: 0 HBP: 0 BLK: 0 WP: 0 HR: 0 S: 39 P: 39 ERA: 0.00 WHIP: 0.667									

St. Louis Cardinals @ Milwaukee Braves
Milwaukee County Stadium, Milwaukee, WI

Thu Apr 30 1959, 8:05 PM EDT
Att. 12,086 - Unknown

livebaseballscorecards.com

AB	31
R	0
H	6
RBI	0
BB	0
SO	4
LOB	10



Batter	1	2	3	4	5	6	7	8	9	AB R H RBI BB SO LOB	TOP									
Jim Davenport, R (1, 5) OBP: 0.360, SLG: 0.406	0-0 5-3			0-0 WP 1B	0-0 HR		0-0 6-3		0-0 FC5-2	5 1 2 1 0 0 3	San Francisco Giants @ Milwaukee Braves Milwaukee County Stadium, Milwaukee, WI Fri May 01 1959, 8:05 PM EDT Att. 16,900 - Unknown livebaseballscorecards.com									
Jackie Brandt, R (1, 7) OBP: 0.333, SLG: 0.420	0-3 K			0-0 1-3 1-2	0-0 F9		4-0 CS BB		0-0 5-3	4 0 0 0 1 1 4										
Willie Mays, R (1, 8) OBP: 0.351, SLG: 0.456	0-0 F9			0-3 K		4-0 2B BB	0-0 CS	0-0 F9		3 1 0 0 1 1 1										
Orlando Cepeda, R (1, 3) OBP: 0.316, SLG: 0.630		0-3 K		0-0 6-3		0-0 1B 2B		0-0 F8		4 1 1 1 0 1 1										
Felipe Alou, R (1, 9) OBP: 0.381, SLG: 0.633		0-0 4-3			0-0 6-3		0-0 K	4-0 CS BB		3 0 0 0 1 1 1										
Daryl Spencer, R (1, 4) OBP: 0.310, SLG: 0.242		0-0 F3			4-0 BB HR BB		0-3 K	0-0 CS	0-0 E6 SH3 1B FC5-2	3 1 0 0 1 1 1										
Andre Rodgers, R (1, 6) OBP: 0.318, SLG: 0.368			0-0 6-3		4-0 HR BB	0-0 1B			0-0 FC5-2 SH3 1B	3 1 2 1 1 0 0										
Bob Schmidt, R (1, 2) OBP: 0.346, SLG: 0.435 Bob Speake, L (9, PH) Hobie Landrith, L (9, 2) OBP: 0.286, SLG: 0.200			0-0 F2		0-0 HR	0-0 1-3			0-0 SH3	3 1 1 3 0 0 1 0 0 0 0 0 0 0 0 0 0 0 0 0 0										
Sam Jones, R (1, 1) Al Worthington, R (8, 1) Leon Wagner, L (9, PH) Stu Miller, R (9, 1) OBP: 0.500, SLG: 0.500			0-3 K		0-3 K		0-3 K		4-0 FC5-2 IBB	3 0 0 0 0 3 0 0 0 0 0 0 0 0 0 0 0 0 1 0 0 0 0 0 0 0 0 0										
Inning Stats	R: 0 E: 0 K: 1 S: 5	H: 0 LOB: 0 BB: 0 P: 5	R: 0 E: 0 K: 1 S: 5	H: 0 LOB: 0 BB: 0 P: 5	R: 0 E: 0 K: 1 S: 6	H: 1 LOB: 1 BB: 0 P: 6	R: 4 E: 0 K: 1 S: 7	H: 2 LOB: 0 BB: 2 P: 15	R: 2 E: 0 K: 2 S: 9	H: 2 LOB: 1 BB: 1 P: 13	R: 0 E: 0 K: 1 S: 4	H: 0 LOB: 0 BB: 1 P: 8	R: 0 E: 0 K: 0 S: 2	H: 0 LOB: 0 BB: 1 P: 6	R: 0 E: 1 K: 0 S: 5	H: 1 LOB: 3 BB: 1 P: 9	1B: 3 2B: 1 3B: 0 HR: 2	SF: 0 SAC: 1 DP: 0 HBP: 0	WP: 1 PB: 0 SB: 0 CS: 2	PA: 40
PITCHER	IP WLS BF H R ER SO BB IBB HBP BLK WP HR S P ERA WHIP																			
Carl Willey, R (1, 1) ERA: 6.35	5.0 L 20 3 4 4 5 2 0 0 0 1 2 28 36 7.20 1.000																			
Bob Buhl, R (6, 1) ERA: 4.32	3.0 12 2 2 2 3 3 0 0 0 0 0 15 27 6.00 1.667																			
Bob Trowbridge, R (9, 1) ERA: 2.7	1.0 6 1 0 0 0 0 0 1 0 0 0 0 5 9 0.00 1.000																			



Batter	1	2	3	4	5	6	7	8	9	AB	R	H	RBI	BB	SO	LOB	TOP										
Jim Davenport, R (1, 5) OBP: 0.346, SLG: 0.387	0-0 F8		0-0 1-3	0-0 1B	0-0 FC6-4		0-0 FC6-4		0-0 F9	6	0	1	1	0	0	5											
Willie Kirkland, L (1, 7) Jackie Brandt, R (8, 7) OBP: 0.333, SLG: 0.800 OBP: 0.329, SLG: 0.414	0-0 5-3		0-0 HR	0-0 F7		0-0 HR		0-0 F7	0-0 F3	5	2	2	2	0	0	2											
Willie Mays, R (1, 8) OBP: 0.378, SLG: 0.479	0-0 1B		0-0 2B 1B		0-0 1B HBP	0-0 6-3		0-0 1B 1B		5	2	4	0	0	0	0											
Orlando Cepeda, R (1, 3) OBP: 0.321, SLG: 0.623	0-0 F4		0-0 2B		1-0 1B HBP	0-0 5-3		0-0 F6		4	1	1	1	0	0	2											
Felipe Alou, R (1, 9) OBP: 0.382, SLG: 0.615		0-0 F2	0-0 4-3		0-0 1B SH	0-0 6-3		0-0 1B		5	0	2	1	0	0	1											
Daryl Spencer, R (1, 4) OBP: 0.320, SLG: 0.258		0-0 5-3		0-0 1B 1B	0-0 SH 1B		0-0 1B FC3-2	0-0 F4		4	1	2	0	0	0	2											
Andre Rodgers, R (1, 6) OBP: 0.367, SLG: 0.442		0-0 E4		0-0 1B 1B	0-0 FC6-4 1B		0-0 1B FC3-2		0-0 HR 2B	5	1	4	1	0	0	0											
Bob Schmidt, R (1, 2) Leon Wagner, L (5, PH) Hobie Landrith, L (5, 2) OBP: 0.333, SLG: 0.417 OBP: 0.222, SLG: 0.125 OBP: 0.333, SLG: 0.714		0-3 K		0-0 F9	0-0 F5		0-0 FC3-2 FC6-4		0-0 HR	2	0	0	0	0	1	3											
Jack Sanford, R (1, 1) Stu Miller, R (8, 1) Gordon Jones, R (9, 1) OBP: 0.333, SLG: 0.333			0-3 K	0-0 F7	0-3 K		0-3 K		0-0 F4	1	0	0	0	0	0	0											
										0	0	0	0	0	0	0											
Inning Stats	R: 0 E: 0 K: 0 S: 4	H: 1 LOB: 1 BB: 0 P: 4	R: 0 E: 1 K: 1 S: 6	H: 0 LOB: 1 BB: 0 P: 6	R: 2 E: 0 K: 1 S: 8	H: 3 LOB: 1 BB: 0 P: 8	R: 1 E: 0 K: 0 S: 6	H: 3 LOB: 2 BB: 0 P: 6	R: 2 E: 1 K: 1 S: 9	H: 3 LOB: 3 BB: 0 P: 10	R: 1 E: 0 K: 0 S: 4	H: 1 LOB: 0 BB: 0 P: 4	R: 0 E: 0 K: 1 S: 7	H: 2 LOB: 2 BB: 0 P: 7	R: 0 E: 0 K: 0 S: 5	H: 2 LOB: 2 BB: 0 P: 5	R: 2 E: 0 K: 0 S: 5	H: 2 LOB: 0 BB: 0 P: 5	1B: 12 2B: 2 3B: 0 HR: 3	SF: 0 SAC: 1 DP: 0 HBP: 1	WP: 0 PB: 0 SB: 0 CS: 0	PA: 47					
PITCHER	IP	WLS	BF	H	R	ER	SO	BB	IBB	HBP	BLK	WP	HR	S	P	ERA	WHIP										
Joey Jay, R (1, 1) ERA: 7.15	4.0	L	23	9	5	5	2	0	0	1	0	0	1	26	27	11.25	2.250										
Bob Rush, R (5, 1) ERA: 1.93	1.0		5	1	0	0	1	0	0	0	0	0	0	7	7	0.00	1.000										
Bob Trowbridge, R (6, 1) ERA: 3.38	2.0		9	3	1	1	1	0	0	0	0	0	1	11	11	4.50	1.500										
Don McMahon, R (8, 1) ERA: 4.91	2.0		10	4	2	2	0	0	0	0	0	0	1	10	10	9.00	2.000										

San Francisco Giants @ Milwaukee Braves
Milwaukee County Stadium, Milwaukee, WI

Sat May 02 1959, 4:33 AM EDT
Att: 20,127 - Unknown

AB	45
R	8
H	17
RBI	8
BB	0
SO	4
LOB	27



BOTTOM

San Francisco Giants @ Milwaukee Braves
Milwaukee County Stadium, Milwaukee, WI

Sat May 02 1959, 4:33 AM EDT
Att. 20,127 - Unknown

AB	33
R	5
H	8
RBI	5
BB	3
SO	2
LOB	12



WP	0	PA	38
PB	0		
SB	0		
CS	0		

AB R H RBI BB SO LOB

5 1 2 0 0 0 1

4 1 1 2 1 1 2

4 0 1 0 0 0 2

4 0 2 0 0 1 0

0 0 0 0 0 0 0

2 0 0 1 1 0 0

4 0 0 0 0 0 5

4 0 0 0 0 0 2

1	0	0	0	0	0	0	0
1	0	0	0	0	0	0	0
0	0	0	0	0	0	0	0
1	0	0	0	0	0	0	0
0	0	0	0	0	0	0	0
1	1	1	1	0	0	0	0

0	0	0	0	1	0	0	0
0	0	0	0	0	0	0	0
2	2	1	1	0	0	0	0

1B	5	SF	1
2B	1	SAC	0
3B	0	DP	1
HR	3	HBP	1

Batter	1	2	3	4	5	6	7	8	9
Bill Bruton, L OBP: 0.407, SLG: 0.679 (1, 8)	0-0 F5 1-2		0-0 1B 1-2		0-0 4-3 1-2			0-0 1B BB SF8 1B	0-0 F8
Eddie Mathews, L OBP: 0.400, SLG: 0.761 (1, 5)	0-0 4-3		0-0 F8		0-0 HR 2-H			4-0 1B BB 1-2	0-3 K
Hank Aaron, R OBP: 0.486, SLG: 0.897 (1, 9)	0-0 4-3			0-0 1B BB 1B	0-0 F6			0-0 F6	
Joe Adcock, R OBP: 0.444, SLG: 0.500 Jim Pisoni, R OBP: 0.273, SLG: 0.250 (8, PR) (9, 7)		0-0 F8		0-0 1B BB L6-4 1-2		0-3 K		0-0 1B 1-2 2-3	
Frank Torre, L OBP: 0.375, SLG: 0.333 (1, 3)		0-0 G3		4-0 BB 1-2 2-3		0-0 F9		0-0 SF8 3-H	
Del Crandall, R OBP: 0.270, SLG: 0.311 (1, 2)		0-0 F7		0-0 L6-4 2-3		0-0 6-3		0-0 5-3	
Johnny Logan, R OBP: 0.277, SLG: 0.241 (1, 6)			0-0 F2	0-0 F9			0-0 1-3		0-0 6-3
Chuck Cottier, R OBP: 0.222, SLG: 0.167 Joe Morgan, L OBP: 0.429, SLG: 0.462 Bob Trowbridge, R Andy Paiko, R Don McMahon, R Mickey Vernon, L OBP: 0.375, SLG: 0.714 (5, PH) (6, 1) (7, PH) (8, 1) (9, PH)			0-0 6-3		0-0 F7		0-0 5-3		0-0 HR
Joey Jay, S Bob Rush, R OBP: 0.333, SLG: 0.333 Johnny O'Brien, R OBP: 0.600, SLG: 1.250 (5, PH) (6, 4)			4-0 1B BB		1-0 HR 4-3 HBP		0-0 4-3		0-0 HR

Inning Stats	R: 0	H: 0	E: 0	K: 0	S: 3	R: 0	H: 0	E: 0	K: 0	S: 3	R: 0	H: 1	E: 0	K: 0	S: 4	R: 0	H: 2	E: 0	K: 0	S: 4	R: 2	H: 1	E: 0	K: 0	S: 4	R: 0	H: 0	E: 0	K: 1	S: 5	R: 0	H: 0	E: 0	K: 0	S: 3	R: 1	H: 2	E: 0	K: 0	S: 5	R: 2	H: 2	E: 0	K: 1	S: 7	1B: 5	2B: 1	3B: 0	HR: 3	SF: 1	SAC: 0	DP: 1	HBP: 1	WP: 0	PA: 38
	0	0	0	0	3	0	0	0	0	3	0	1	0	0	4	0	2	0	0	4	0	1	0	1	5	0	0	0	0	3	0	2	0	0	9	0	2	0	0	7	5	1	0	3	0	0	0	1	0	38					

PITCHER	IP	WLS	BF	H	R	ER	SO	BB	IBB	HBP	BLK	WP	HR	S	P	ERA	WHIP
Jack Sanford, R ERA: 2.16 (1, 1)	7.1	W	31	6	3	3	1	3	0	1	0	0	1	29	42	3.68	1.227
Stu Miller, R ERA: 2.7 (8, 1)	1.0		5	2	2	2	0	0	0	0	0	0	2	5	5	18.00	2.000
Gordon Jones, R ERA: (9, 1)	0.2	S	2	0	0	0	1	0	0	0	0	0	0	4	4	0.00	0.000

Batter	1	2	3	4	5	6	7	8	9	AB R H RBI BB SO LOB	TOP											
Jim Davenport, R (1, 5) OBP: 0.341, SLG: 0.392	0-0 F3		0-0 FC6-4 2B		0-0 F7			0-3 K		4 0 1 0 0 1 0	San Francisco Giants @ Milwaukee Braves Milwaukee County Stadium, Milwaukee, WI Sun May 03 1959, 4:33 AM EDT Att: 22,911 - Unknown livebaseballscorecards.com											
Willie Kirkland, L (1, 7) OBP: 0.318, SLG: 0.667	4-0 HR BB		0-0 FC6-4 1B 2-3			0-0 F9		0-0 5-3		3 1 0 0 1 0 1												
Willie Mays, R (1, 8) OBP: 0.384, SLG: 0.519	0-0 HR		0-0 1B			0-0 F8		0-0 F6		4 1 2 2 0 0 0												
Orlando Cepeda, R (1, 3) OBP: 0.318, SLG: 0.605	0-0 G3			0-0 F3		0-0 1B		0-0 F8		4 0 1 0 0 0 0												
Felipe Alou, R (1, 9) OBP: 0.361, SLG: 0.580	0-0 F3			0-0 6-3		0-0 F9		0-0 6-3		4 0 0 0 0 0 1												
Daryl Spencer, R (1, 4) OBP: 0.316, SLG: 0.300		0-0 6-3		0-0 HR		0-0 F3		0-0 1-3		4 1 1 1 0 0 0												
Andre Rodgers, R (1, 6) OBP: 0.365, SLG: 0.500		0-0 6-3		0-3 K		0-0 HR				3 1 1 1 0 1 0												
Bob Schmidt, R (1, 2) OBP: 0.316, SLG: 0.392		0-0 F4			0-0 6-3	0-3 K				3 0 0 0 0 1 0												
Johnny Antonelli, L (1, 1) OBP: 0.125, SLG: 0.125			0-0 4-3		0-0 6-3		0-0 F9			2 0 0 0 0 0 0												
Dom Zanni, R (5, 1)										0 0 0 0 0 0 0												
Al Worthington, R (5, 1)										0 0 0 0 0 0 0												
Bob Speake, L (7, PH)										1 0 0 0 0 0 0												
Joe Shipley, R (7, 1)										0 0 0 0 0 0 0												
Inning Stats	R: 2 E: 0 K: 0 S: 4	H: 1 LOB: 0 BB: 1 P: 8	R: 0 E: 0 K: 0 S: 3	H: 0 LOB: 0 BB: 0 P: 3	R: 0 E: 0 K: 0 S: 4	H: 2 LOB: 2 BB: 0 P: 4	R: 1 E: 0 K: 1 S: 6	H: 1 LOB: 0 BB: 0 P: 6	R: 0 E: 0 K: 0 S: 3	H: 0 LOB: 0 BB: 0 P: 3	R: 0 E: 0 K: 0 S: 4	H: 1 LOB: 1 BB: 0 P: 4	R: 1 E: 0 K: 1 S: 6	H: 1 LOB: 0 BB: 0 P: 6	R: 0 E: 0 K: 1 S: 5	H: 0 LOB: 0 BB: 0 P: 5	R: 0 E: 0 K: 0 S: 3	H: 0 LOB: 0 BB: 0 P: 3	1B: 2 2B: 1 3B: 0 HR: 3	SF: 0 SAC: 0 DP: 0 HBP: 0	WP: 0 PB: 0 SB: 0 CS: 0	PA: 33
PITCHER Lew Burdette, R (1, 1) ERA: 3.4	IP 9.0 WLS W BF 33 H 6 R 4 ER 4 SO 3 BB 1 IBB 0 HBP 0 BLK 0 WP 0 HR 3 S 38 P 42 ERA 4.00 WHIP 0.778											PITCHER	IP WLS BF H R ER SO BB IBB HBP BLK WP HR S P ERA WHIP									



Batter	1	2	3	4	5	6	7	8	9
Johnny O'Brien, R (1, 4) <small>OBP: 0.500, SLG: 0.778</small>	0-0 5-3		0-0 F8		0-0 BB BB E 1B	0-0 G6-4-3		0-0 1B 1B	
Eddie Mathews, L (1, 5) <small>OBP: 0.400, SLG: 0.732</small>	0-0 4-3		0-0 4-3		4-0 BB BB E BB		0-0 G3	0-0 1-3 2-H 1B	
Hank Aaron, R (1, 9) <small>OBP: 0.494, SLG: 0.972</small>	0-0 HR			0-0 HR	0-0 SF8		0-0 1B	0-0 F6	
Joe Adcock, R (1, 3) <small>OBP: 0.452, SLG: 0.480</small> Bill Bruton, L (9, 8) <small>OBP: 0.407, SLG: 0.679</small>	0-0 F3			0-0 1B 1B	4-0 E BB		0-0 F8		
Andy Pafko, R (1, 7) Frank Torre, L (5, PH) <small>OBP: 0.380, SLG: 0.366</small> (6, 3)		0-0 1-3		0-0 F5	0-0 E4 1B 2B		0-0 F4		
Del Crandall, R (1, 2) <small>OBP: 0.299, SLG: 0.385</small>		0-0 5-3		0-0 G6-4-3 1B	0-0 1B			0-0 HR	
Jim Pisoni, R (1, 8) <small>OBP: 0.231, SLG: 0.208</small> (9, 7)		0-3 K		0-0 G6-4-3 1-2f	0-0 F7		0-3 K		
Johnny Logan, R (1, 6) <small>OBP: 0.304, SLG: 0.263</small>			0-0 FC2-6 1B		0-0 E6 1B	4-0 G6-4-3 BB	0-0 F4		
Lew Burdette, R (1, 1) <small>OBP: 0.263, SLG: 0.294</small>			0-0 FC2-6 1-2f		0-0 E6 BB 1B SF8	0-3 K	1-0 1B HBP		

AB	R	H	RBI	BB	SO	LOB
5	1	2	0	0	0	2
4	1	1	1	1	0	1
4	2	3	3	0	0	2
3	1	1	0	1	0	1
0	0	0	0	0	0	0
2	0	0	0	0	0	1
2	1	1	3	0	0	1
4	1	3	2	0	0	0
4	0	0	0	0	2	3
3	0	2	0	1	0	0
3	2	0	0	0	1	3

BOTTOM

San Francisco Giants @ Milwaukee Braves
Milwaukee County Stadium, Milwaukee, WI
 Sun May 03 1959, 4:33 AM EDT
 Att. 22,911 - Unknown

AB	34
R	9
H	13
RBI	9
BB	3
SO	3
LOB	14



1B:	9	SF:	1
2B:	1	SAC:	0
3B:	0	DP:	2
HR:	3	HBP:	1

WP:	0	PA:	39
PB:	0		
SB:	0		
CS:	0		

Inning Stats		R: 1	H: 1	E: 0	LOB: 0	K: 0	S: 4	R: 0	H: 0	E: 0	LOB: 0	K: 1	S: 5	R: 0	H: 1	E: 0	LOB: 1	K: 0	S: 4	R: 1	H: 3	E: 0	LOB: 1	K: 0	S: 5	R: 5	H: 4	E: 2	LOB: 1	K: 0	S: 7	R: 0	H: 0	E: 0	LOB: 0	K: 1	S: 4	R: 0	H: 1	E: 0	LOB: 1	K: 0	S: 4	R: 2	H: 3	E: 0	LOB: 2	K: 1	S: 8
PITCHER		IP	WLS	BF	H	R	ER	SO	BB	IBB	HBP	BLK	WP	HR	S	P	ERA	WHIP																															
Johnny Antonelli, L (1, 1)		4.1	L	20	7	5	2	1	1	0	0	0	0	0	2	25	4.15	1.846																															
Dom Zanni, R (5, 1)		0.1		2	0	0	0	0	1	0	0	0	0	0	1	5	0.00	3.000																															
Al Worthington, R (5, 1)		1.1		6	2	2	0	1	1	0	0	0	0	0	7	11	0.00	2.250																															
Joe Shipley, R (7, 1)		2.0		11	4	2	2	1	0	0	1	0	0	0	12	13	9.00	2.000																															

PITCHER		IP	WLS	BF	H	R	ER	SO	BB	IBB	HBP	BLK	WP	HR	S	P	ERA	WHIP
Johnny Antonelli, L	(1, 1)	4.1	L	20	7	5	2	1	1	0	0	0	0	0	2	25	4.15	1.846
Dom Zanni, R	(5, 1)	0.1		2	0	0	0	0	1	0	0	0	0	0	1	5	0.00	3.000
Al Worthington, R	(5, 1)	1.1		6	2	2	0	1	1	0	0	0	0	0	7	11	0.00	2.250
Joe Shipley, R	(7, 1)	2.0		11	4	2	2	1	0	0	1	0	0	0	12	13	9.00	2.000

Batter	1	2	3	4	5	6	7	8	9	AB R H RBI BB SO LOB	TOP	
Jim Gilliam, S (1, 5) OBP: 0.353, SLG: 0.286 	2-2 5-3 		3-1 F7 		3-2 F6 		3-2 4-3 		2-2 L9 	5 0 0 0 0 0 1	Los Angeles Dodgers @ Milwaukee Braves Milwaukee County Stadium, Milwaukee, WI Mon May 04 1959, 8:05 PM EDT Att. 15,262 - Unknown livebaseballscorecards.com AB 35 R 5 H 8 RBI 5 BB 4 SO 4 LOB 14 	
Charlie Neal, R (1, 4) OBP: 0.378, SLG: 0.402 	1-0 1-3 		4-1 		0-0 4-3 		1-1 FC6-5 HR 	0-3 	4 1 0 0 1 1 1			
Don Demeter, R (1, 8) OBP: 0.365, SLG: 0.620 	1-1 6-3 		0-0 F5 		4-1 FC6-4 BB 		0-0 	1-3 	4 1 1 2 1 1 1			
Carl Furillo, R (1, 9) OBP: 0.344, SLG: 0.367 		4-0 1B BB 		0-0 4-3 		3-1 FC6-4 		0-0 6-3 	3 0 0 0 1 0 1			
Gil Hodges, R (1, 3) OBP: 0.359, SLG: 0.534 		2-2 FC6-4 1B 		0-1 2B 		2-2 		2-1 	4 3 4 2 0 0 0			
Rip Repulski, R (1, 7) OBP: 0.375, SLG: 0.308 		2-3 		1-0 		0-0 F9 		2-2 6-3 	4 0 1 1 0 1 2			
Don Zimmer, R (1, 6) OBP: 0.361, SLG: 0.425 		1-3 		1-1 F7 		1-1 F8 		0-0 5-3 	4 0 0 0 0 1 3			
Joe Pignatano, R (1, 2) OBP: 0.286, SLG: 0.222 		0-0 FC6-4 		4-0 		0-0 F7 		0-0 	3 0 1 0 1 0 2			
Johnny Podres, L (1, 1) OBP: 0.294, SLG: 0.250 Art Fowler, R (9, 1) OBP: 0.111, SLG: 0.111 		0-0 1-3 		0-2 F9 		0-1 FC6-5 4-3 1B 		1-0 F9 	4 0 1 0 0 0 3 0 0 0 0 0 0 0			
Inning Stats	R: 0 H: 0 E: 0 LOB: 0 K: 0 BB: 0 S: 6 P: 10	R: 0 H: 1 E: 0 LOB: 2 K: 2 BB: 1 S: 14 P: 23	R: 0 H: 0 E: 0 LOB: 1 K: 0 BB: 1 S: 5 P: 12	R: 1 H: 2 E: 0 LOB: 2 K: 0 BB: 1 S: 9 P: 15	R: 0 H: 0 E: 0 LOB: 1 K: 0 BB: 1 S: 7 P: 17	R: 1 H: 1 E: 0 LOB: 0 K: 0 BB: 0 S: 7 P: 10	R: 2 H: 2 E: 0 LOB: 0 K: 0 BB: 0 S: 10 P: 14	R: 1 H: 2 E: 0 LOB: 1 K: 2 BB: 0 S: 9 P: 14	R: 0 H: 0 E: 0 LOB: 0 K: 2 BB: 0 S: 11 P: 14	1B: 3 SF: 0 2B: 2 SAC: 0 3B: 0 DP: 0 HR: 3 HBP: 0	WP: 0 PA: 39 PB: 0 SB: 0 CS: 0	
PITCHER Warren Spahn, L (1, 1) ERA: 3.25	IP WLS BF H R ER SO BB IBB HBP BLK WP HR S P ERA WHIP 9.0 L 39 8 5 5 4 3 1 0 0 0 3 78 129 5.00 1.222											PITCHER IP WLS BF H R ER SO BB IBB HBP BLK WP HR S P ERA WHIP

Batter	1	2	3	4	5	6	7	8	9	AB R H RBI BB SO LOB
Johnny O'Brien, R OBP: 0.467, SLG: 0.643 (1, 4)	0-1 1B 1B		1-1 HR 1B	2-2 FC6-4 1-2f			1-2 L4		1-3 K	5 1 2 0 0 1 2
Eddie Mathews, L OBP: 0.400, SLG: 0.747 (1, 5)	2-2 F6		2-1 HR 1-H		4-0 BB G5-4-3		0-0 B2-3		1-1 F8	4 1 1 2 1 0 2
Hank Aaron, R OBP: 0.481, SLG: 0.934 (1, 9)	2-2 1B 1-2		2-0 F8		0-1 G5-4-3 1-2f		3-3 K			4 0 1 0 0 1 1
Joe Adcock, R OBP: 0.429, SLG: 0.552 (1, 7)	1-3 K2-3		2-0 L7		3-1 5-3			1-1 HR		4 1 1 1 0 1 2
Andy Pafko, R OBP: 0.143, SLG: 0.143 (1, 8)	1-0 F4		0-0 1B			0-0 L7		2-2 6-3		4 0 1 0 0 0 2
Frank Torre, L OBP: 0.370, SLG: 0.356 (1, 3)		0-1 F8	0-1 F4			1-1 1B 1B		1-3 K		4 0 1 0 0 1 1
Del Crandall, R OBP: 0.296, SLG: 0.377 (1, 2)		0-1 6-3		1-0 1B G4-6-3		1-0 F8		0-0 F3		4 0 1 0 0 0 1
Johnny Logan, R OBP: 0.329, SLG: 0.295 (1, 6)		0-0 E1 1B		0-0 G4-6-3 1-2f		3-2 1B 1B		1-1 1B		4 0 3 0 0 0 1
Warren Spahn, L OBP: 0.316, SLG: 0.267 Stan Lopata, R (9, PH) Mickey Vernon, L (9, PH)		1-3 K		0-0 FC6-4 1B		1-3 K		2-1 L9		3 0 1 0 0 2 3 0 0 0 0 0 0 0 1 0 0 0 0 0 1

Inning Stats	R: 0	H: 2	E: 0	K: 1	S: 12	LOB: 2	BB: 0	P: 18	R: 0	H: 1	E: 1	K: 1	S: 8	LOB: 1	BB: 0	P: 9	R: 2	H: 3	E: 0	K: 0	S: 9	LOB: 1	BB: 0	P: 16	R: 0	H: 2	E: 0	K: 0	S: 6	LOB: 1	BB: 1	P: 9	R: 0	H: 0	E: 0	K: 0	S: 4	LOB: 0	BB: 1	P: 11	R: 0	H: 2	E: 0	K: 1	S: 11	LOB: 2	BB: 0	P: 17	R: 0	H: 0	E: 0	K: 1	S: 7	LOB: 0	BB: 0	P: 11	R: 1	H: 1	E: 0	K: 1	S: 9	LOB: 0	BB: 0	P: 13	R: 0	H: 1	E: 0	K: 1	S: 9	LOB: 1	BB: 0	P: 14	1B: 10	SF: 0	2B: 0	SAC: 0	3B: 0	DP: 2	HR: 2	HBP: 0	WP: 0	PA: 38
--------------	------	------	------	------	-------	--------	-------	-------	------	------	------	------	------	--------	-------	------	------	------	------	------	------	--------	-------	-------	------	------	------	------	------	--------	-------	------	------	------	------	------	------	--------	-------	-------	------	------	------	------	-------	--------	-------	-------	------	------	------	------	------	--------	-------	-------	------	------	------	------	------	--------	-------	-------	------	------	------	------	------	--------	-------	-------	--------	-------	-------	--------	-------	-------	-------	--------	-------	--------

PITCHER	IP	WLS	BF	H	R	ER	SO	BB	IBB	HBP	BLK	WP	HR	S	P	ERA	WHIP
Johnny Podres, L ERA: 3.73 (1, 1)	8.0	W	35	12	3	3	5	1	0	0	0	0	2	68	107	3.38	1.625
Art Fowler, R ERA: 3.12 (9, 1)	1.0	S	3	0	0	0	1	0	0	0	0	0	0	7	11	0.00	0.000

BOTTOM

Los Angeles Dodgers @ Milwaukee Braves
Milwaukee County Stadium, Milwaukee, WI

Mon May 04 1959, 8:05 PM EDT
 Att. 15,262 - Unknown

livebaseballscorecards.com

AB	37
R	3
H	12
RBI	3
BB	1
SO	6
LOB	16



Batter	1	2	3	4	5	6	7	8	9	10	11	12	13	14	15	16	AB R H RBI BB SO LOB	TOP																		
Jim Gilliam, S OBP: 0.345, SLG: 0.271 (1, 5)	4-1 1B BB		0-0 4-3		2-2 SH1-3 1B		2-2 5-3		1-0 4-3			0-1 4-3			1-1 F3		6 2 1 0 1 0 0	Los Angeles Dodgers @ Milwaukee Braves Milwaukee County Stadium, Milwaukee, WI Tue May 05 1959, 8:05 PM EDT Att. 16,151 - Unknown livebaseballscorecards.com																		
Charlie Neal, R OBP: 0.365, SLG: 0.387 (1, 4)	0-0 L7		2-2 1B 1B		0-0 SH1-3 1-3		0-1 F7			2-3 K		0-0 F7		0-0 B1-3		6 0 1 0 0 1 1																				
Wally Moon, L OBP: 0.459, SLG: 0.535 (1, 7)	1-0 L8		2-1 1-3 1B		3-0 F5			3-1 FC6-4 SH 1B		0-0 6-3			1-3 K	0-0 F8		7 0 2 0 0 1 2																				
Duke Snider, L OBP: 0.315, SLG: 0.431 (1, 9)	1-1 1-3 1B		1-1 F8		2-0 CS 1B			0-0 SH FC6-4 1-2		2-1 F9			3-3 K		2-1 4-3	6 0 2 1 0 1 2																				
Gil Hodges, R OBP: 0.352, SLG: 0.523 (1, 3)	2-1 1-3 1B		1-3 K		2-0 CS 1-2			2-2 FC6-4 1-2 2-3			2-3 K		1-2 F4		0-0 F7	7 0 2 1 0 2 4																				
Don Demeter, R OBP: 0.348, SLG: 0.581 (1, 8)	0-1 F7			2-2 F7		0-0 6-3		3-2 FC1-2-5 1-2 3-H		0-1 E2 G3			1-2 1B		1-3 K	7 0 1 0 0 1 5																				
John Roseboro, L OBP: 0.306, SLG: 0.277 (1, 2)		0-0 3-1		1-0 E7		0-2 4-3			3-1 G3					1-3 K		6 0 0 0 0 1 5																				
Don Zimmer, R OBP: 0.337, SLG: 0.392 (1, 6)		3-3 K		1-0 F7		0-0 F9			3-2 F7					2-3 K		6 0 0 0 0 2 4																				
Don Drysdale, R OBP: 0.235, SLG: 0.375 (1, 1)		3-3 K		2-0 6-3					0-0 6-3					0-3 K		4 0 0 0 0 2 1																				
Ron Fairly, L OBP: 0.383, SLG: 0.465 (12, PH)																1 0 0 0 0 1 0																				
Art Fowler, R OBP: 0.111, SLG: 0.111 (12, 1)																0 0 0 0 0 0 0																				
Norm Larker, L OBP: 0.465, SLG: 0.478 (14, PH)																1 0 0 0 0 1 1																				
Clem Labine, R OBP: 0.478, SLG: 0.478 (14, 1)																0 0 0 0 0 0 0																				
Inning Stats	R: 1 E: 0 K: 0 S: 9	H: 2 LOB: 2 BB: 1 P: 17	R: 0 E: 0 K: 2 S: 7	H: 0 LOB: 0 BB: 0 P: 13	R: 0 E: 0 K: 1 S: 11	H: 2 LOB: 2 BB: 0 P: 17	R: 0 E: 1 K: 0 S: 6	H: 0 LOB: 1 BB: 0 P: 12	R: 1 E: 0 K: 0 S: 6	H: 2 LOB: 0 BB: 0 P: 15	R: 0 E: 0 K: 0 S: 7	H: 1 LOB: 1 BB: 0 P: 8	R: 0 E: 0 K: 1 S: 8	H: 0 LOB: 0 BB: 0 P: 11	R: 0 E: 0 K: 0 S: 11	H: 1 LOB: 2 BB: 0 P: 22	R: 0 E: 0 K: 0 S: 5		H: 0 LOB: 0 BB: 0 P: 9	R: 0 E: 0 K: 1 S: 8	H: 0 LOB: 0 BB: 0 P: 12	R: 0 E: 1 K: 1 S: 9	H: 0 LOB: 1 BB: 0 P: 12	R: 0 E: 0 K: 1 S: 6	H: 0 LOB: 0 BB: 0 P: 8	R: 0 E: 0 K: 2 S: 10	H: 0 LOB: 0 BB: 0 P: 15	R: 0 E: 0 K: 3 S: 15	H: 1 LOB: 1 BB: 0 P: 18	R: 0 E: 0 K: 0 S: 4	H: 0 LOB: 0 BB: 0 P: 5	R: 0 E: 0 K: 1 S: 6	H: 0 LOB: 0 BB: 0 P: 9	1B: 8 2B: 1 3B: 0 HR: 0	SF: 0 SAC: 2 DP: 0 HBP: 0	WP: 0 PB: 0 SB: 2 CS: 1
PITCHER	IP WLS BF H R ER SO BB IBB HBP BLK WP HR S P ERA WHIP																		IP WLS BF H R ER SO BB IBB HBP BLK WP HR S P ERA WHIP																	
Carl Willey, R ERA: 3.95	(1, 1) 8.0 34 8 2 2 4 1 0 0 0 0 0 0 0 0 2.25 1.125																																			
Don McMahon, R ERA: 2.92	(9, 1) 5.0 16 0 0 0 5 0 0 0 0 0 0 0 0 0 0.00 0.000																																			
Bob Rush, R ERA: 1.46	(14, 1) 3.0 W 10 1 0 0 4 0 0 0 0 0 0 0 0 0 0.00 0.333																																			



Batter	1	2	3	4	5	6	7	8	9	AB R H RBI BB SO LOB	TOP
Jim Gilliam, S (1, 5) OBP: 0.349, SLG: 0.269 	1-2 4-3 		0-3 K 		4-1 BB 1B 1-2 1B BB 	0-0 			3-3 K 	4 1 1 0 1 2 1	
Charlie Neal, R (1, 4) OBP: 0.367, SLG: 0.388 	0-2 		0-0 FC4 		0-0 BB 1-2 1B 	1-1 F8 			1-2 F2 	5 1 2 1 0 0 2	
Wally Moon, L (1, 7) OBP: 0.444, SLG: 0.507 	3-2 1-3 			1-3 K 	4-2 1B E BB 1-2 2-3 		0-0 F7 	1-2 F8 	4 1 0 0 1 1 1		
Don Demeter, R (1, 8) OBP: 0.354, SLG: 0.573 	3-2 F6 			1-0 	2-1 E7 		0-3 K 			3 0 1 2 0 1 1	
Ron Fairly, L (1, 9) OBP: 0.392, SLG: 0.457 		1-0 		0-3 K 	4-2 		1-3 K 			3 0 1 0 1 2 1	
Gil Hodges, R (1, 3) OBP: 0.360, SLG: 0.507 		0-0 G6-4-3 		2-2 5-3 	4-1 			4-1 1-4-3 SH3-4 BB 		2 0 0 0 2 0 2	
John Roseboro, L (1, 2) OBP: 0.293, SLG: 0.265 		1-3 K 		1-3 K 	0-1 F9 			0-0 SH3-4 		3 0 0 0 0 2 3	
Don Zimmer, R (1, 6) OBP: 0.326, SLG: 0.378 Norm Larker, L (8, PH) OBP: 0.471, SLG: 0.458 Bob Lillis, R (8, 6) OBP: 0.167, SLG: 0.167			0-0 5-3 		1-3 K 	0-1 F8 		1-0 1-4-3 		3 0 0 0 0 1 0 1 0 0 0 0 0 1 0 0 0 0 0 0 0	
Gene Snyder, R (1, 1) Johnny Klippstein, R (6, 1) Duke Snider, L (8, PH) OBP: 0.309, SLG: 0.423 Art Fowler, R (8, 1) OBP: 0.111, SLG: 0.111		4-2 		4-2 BB 1B BB 	3-2 4-3 		2-3 K 			1 1 0 0 2 0 0 0 0 0 0 0 0 0 1 0 0 0 0 1 1 0 0 0 0 0 0 0	
Inning Stats	R: 0 H: 1 E: 0 LOB: 1 K: 0 BB: 0 S: 12 P: 19	R: 0 H: 1 E: 0 LOB: 0 K: 1 BB: 0 S: 5 P: 7	R: 0 H: 0 E: 0 LOB: 1 K: 1 BB: 1 S: 7 P: 11	R: 0 H: 0 E: 0 LOB: 1 K: 2 BB: 0 S: 9 P: 13	R: 4 H: 2 E: 1 LOB: 3 K: 2 BB: 5 S: 27 P: 54	R: 0 H: 1 E: 0 LOB: 1 K: 0 BB: 0 S: 8 P: 12	R: 0 H: 0 E: 0 LOB: 0 K: 2 BB: 0 S: 9 P: 10	R: 0 H: 0 E: 0 LOB: 1 K: 1 BB: 1 S: 6 P: 13	R: 0 H: 0 E: 0 LOB: 0 K: 1 BB: 0 S: 10 P: 15	1B: 5 SF: 0 2B: 0 SAC: 1 3B: 0 DP: 1 HR: 0 HBP: 1	WP: 0 PA: 39 PB: 0 SB: 2 CS: 0
PITCHER Joey Jay, R (1, 1) ERA: 7.31 Bob Buhl, R (5, 1) ERA: 4.15 Juan Pizarro, L (6, 1) ERA: 7.3 Bob Giggie, R (7, 1) ERA: Bob Trowbridge, R (9, 1) ERA: 2.84	IP WLS BF H R ER SO BB IBB HBP BLK WP HR S P ERA WHIP 4.2 0 22 4 4 4 6 4 0 1 0 0 0 53 86 7.71 1.714 0.1 0 3 0 0 0 0 2 0 0 0 0 0 7 18 0.00 6.000 1.0 0 4 1 0 0 0 0 0 0 0 0 0 8 12 0.00 1.000 2.0 W 7 0 0 0 3 1 0 0 0 0 0 0 15 23 0.00 0.500 1.0 S 3 0 0 0 1 0 0 0 0 0 0 0 10 15 0.00 0.000				PITCHER IP WLS BF H R ER SO BB IBB HBP BLK WP HR S P ERA WHIP 0.0 0 0 0 0 0 0 0 0 0 0 0 0 0 0 0.00 0.000						

Los Angeles Dodgers @ Milwaukee Braves
 Milwaukee County Stadium, Milwaukee, WI
 Wed May 06 1959, 4:33 AM EDT
 Att: 10,882 - Unknown

AB	30
R	4
H	5
RBI	3
BB	7
SO	10
LOB	13



Batter	1	2	3	4	5	6	7	8	9
Johnny O'Brien, R (1, 4) <small>OBP: 0.380, SLG: 0.500</small> Juan Pizarro, L (6, 1) <small>OBP: 0.200, SLG: 0.200</small> Frank Torre, L (8, PH) <small>OBP: 0.368, SLG: 0.340</small> Bob Giggie, R (7, 1) <small>OBP: 0.294, SLG: 0.563</small> Mickey Vernon, L (8, PH) <small>OBP: 0.294, SLG: 0.563</small>	1-3 	1-2 			3-2 	1-0 		2-1 	
Eddie Mathews, L (1, 5) <small>OBP: 0.388, SLG: 0.705</small>	3-1 		2-1 		0-3 		0-0 	0-1 	
Hank Aaron, R (1, 9) <small>OBP: 0.521, SLG: 0.916</small>	4-0 		1-0 		1-1 		1-2 	4-0 	
Joe Adcock, R (1, 7) <small>OBP: 0.462, SLG: 0.548</small> Bill Bruton, L (7, PR) <small>OBP: 0.381, SLG: 0.629</small>	1-2 		1-3 		4-2 		4-1 	1-0 	
Stan Lopata, R (1, 3) <small>OBP: 0.362, SLG: 0.393</small> Wes Covington, L (8, PH) <small>OBP: 0.263, SLG: 0.294</small> Lew Burdette, R (8, PR) <small>OBP: 0.263, SLG: 0.294</small> Bob Trowbridge, R (9, 1)	1-1 			1-0 	1-2 		2-3 	2-2 	
Del Crandall, R (1, 2) <small>OBP: 0.280, SLG: 0.342</small>				1-0 		4-1 	1-1 	1-0 	
Johnny Logan, R (1, 6) <small>OBP: 0.381, SLG: 0.366</small>				4-1 		0-2 	1-0 		
Andy Pafko, R (1, 8) <small>OBP: 0.125, SLG: 0.125</small>				2-1 		2-3 	2-3 		
Joey Jay, S (1, 1) Bob Buhl, R (5, 1) Felix Mantilla, R (5, PH) <small>OBP: 0.391, SLG: 0.222</small>					4-2 	2-2 		2-1 	

Inning Stats	R: 0	H: 1	E: 0	K: 1	S: 10	LOB: 2	BB: 1	P: 20
	R: 1	H: 2	E: 1	K: 0	S: 13 <td>LOB: 1</td> <td>BB: 0</td> <td>P: 18</td>	LOB: 1	BB: 0	P: 18
	R: 0	H: 1	E: 0	K: 1	S: 6 <td>LOB: 0</td> <td>BB: 0</td> <td>P: 10</td>	LOB: 0	BB: 0	P: 10
	R: 0	H: 0	E: 0	K: 0	S: 5 <td>LOB: 1</td> <td>BB: 1</td> <td>P: 13</td>	LOB: 1	BB: 1	P: 13
	R: 0	H: 1	E: 0	K: 1	S: 16 <td>LOB: 3</td> <td>BB: 2</td> <td>P: 29</td>	LOB: 3	BB: 2	P: 29
	R: 0	H: 1	E: 0	K: 1	S: 12 <td>LOB: 2</td> <td>BB: 1</td> <td>P: 21</td>	LOB: 2	BB: 1	P: 21
	R: 2	H: 3	E: 0	K: 2	S: 15 <td>LOB: 2</td> <td>BB: 1</td> <td>P: 26</td>	LOB: 2	BB: 1	P: 26
	R: 2	H: 3	E: 1	K: 0	S: 12 <td>LOB: 2</td> <td>BB: 1</td> <td>P: 24</td>	LOB: 2	BB: 1	P: 24

PITCHER	IP	WLS	BF	H	R	ER	SO	BB	IBB	HBP	BLK	WP	HR	S	P	ERA	WHIP
Gene Snyder, L (1, 1) <small>ERA: 3.86</small>	5.0		25	6	1	0	3	5	0	0	0	0	0	54	98	0.00	2.200
Johnny Klippstein, R (6, 1) <small>ERA: 6.0</small>	2.0		10	3	2	2	3	1	0	0	0	0	0	23	39	9.00	2.000
Art Fowler, R (8, 1) <small>ERA: 3.41</small>	1.0	L	7	3	2	2	0	0	1	0	0	0	0	12	24	18.00	3.000

AB R H RBI BB SO LOB

3	0	0	0	0	1	2
0	0	0	0	0	0	0
1	0	0	0	0	0	2
0	0	0	0	0	0	0
1	0	0	0	0	0	1
5	2	3	1	0	1	1
3	1	2	0	2	0	1
2	0	1	0	2	1	0
1	0	0	0	0	0	2
4	0	0	0	0	1	8
1	0	1	1	0	0	0
0	0	0	0	0	0	0
0	0	0	0	0	0	0
4	0	0	0	1	0	5
3	1	3	2	1	0	0
4	0	1	0	0	2	5
1	0	0	0	0	0	1
0	0	0	0	0	0	0
2	1	1	0	1	0	2

1B: 12	SF: 0	WP: 0	PA: 42
2B: 0	SAC: 0	PB: 0	
3B: 0	DP: 1	SB: 1	
HR: 0	HBP: 0	CS: 0	
AB	35		
R	5		
H	12		
RBI	4		
BB	7		
SO	6		
LOB	30		



Los Angeles Dodgers @ Milwaukee Braves
Milwaukee County Stadium, Milwaukee, WI
 Wed May 06 1959, 4:33 AM EDT
 Att. 10,882 - Unknown

livebaseballscorecards.com

Batter	1	2	3	4	5	6	7	8	9	AB R H RBI BB SO LOB	TOP									
Johnny Temple, R (1, 4) OBP: 0.413, SLG: 0.506	0-0 E 1B 2B 1B	0-0 F8			0-0 F9		0-0 5-3			4 1 1 0 0 0 1										
Vada Pinson, L (1, 8) OBP: 0.452, SLG: 0.626	0-0 E5 1-3 2B 1B	0-0			0-0 P3			0-3 K		4 1 2 0 0 1 0										
Jerry Lynch, L (1, 7) OBP: 0.300, SLG: 0.609	0-0 P4	0-3 K			0-0 P3			0-0 P6		4 0 0 0 0 1 4										
Eddie Kasko, R (9, 5) OBP: 0.500, SLG: 0.500										0 0 0 0 0 0 0										
Frank Robinson, R (1, 3) OBP: 0.384, SLG: 0.640	0-0 1-H 3-H 3B 2B		4-0 BB BB BB		0-0 F8			4-0 FC6 BB		2 1 1 2 2 0 0										
Gus Bell, L (1, 9) OBP: 0.322, SLG: 0.456	0-0 F7		0-0 F8		0-0 P3			0-0 FC6 1-2f		4 0 0 0 0 0 3										
Frank Thomas, R (1, 5) OBP: 0.378, SLG: 0.541	0-0 2-H 3B		0-0 G6-4-3 1-2f		0-0 1B			0-0 P3		4 0 2 1 0 0 1										
Ed Bailey, L (1, 2) OBP: 0.351, SLG: 0.355	0-0 P3			0-0 F9		0-0 F8			0-0 1-3	4 0 0 0 0 0 2										
Roy McMillan, R (1, 6) OBP: 0.364, SLG: 0.486		0-0 F7		0-0 F8		0-0 P4			0-0 P4	4 0 0 0 0 0 0										
Brooks Lawrence, R (1, 1) OBP: 0.231, SLG: 0.231		0-0 1B 1B		0-0 5-3		0-0 2-1				3 0 1 0 0 0 0										
Inning Stats	R: 3 E: 1 K: 0 S: 7	H: 4 LOB: 1 BB: 0 P: 7	R: 0 E: 0 K: 1 S: 7	H: 2 LOB: 2 BB: 0 P: 7	R: 0 E: 0 K: 0 S: 2	H: 0 LOB: 0 BB: 1 P: 6	R: 0 E: 0 K: 0 S: 3	H: 0 LOB: 0 BB: 0 P: 3	R: 0 E: 0 K: 0 S: 4	H: 1 LOB: 1 BB: 0 P: 4	R: 0 E: 0 K: 0 S: 3	H: 0 LOB: 0 BB: 0 P: 3	R: 0 E: 0 K: 1 S: 5	H: 0 LOB: 1 BB: 1 P: 9	R: 0 E: 0 K: 0 S: 3	H: 0 LOB: 0 BB: 0 P: 3	1B: 5 2B: 1 3B: 1 HR: 0	SF: 0 SAC: 0 DP: 1 HBP: 0	WP: 0 PB: 0 SB: 0 CS: 0	PA: 35
PITCHER	IP WLS BF H R ER SO BB IBB HBP BLK WP HR S P ERA WHIP																			
Lew Burdette, R (1, 1) ERA: 3.46	7.0 L 28 7 3 3 1 1 0 0 0 0 0 0 29 33 3.86 1.143																			
Juan Pizarro, L (8, 1) ERA: 6.28	2.0 7 0 0 0 1 1 0 0 0 0 0 0 8 12 0.00 0.500																			

Cincinnati Redlegs @ Milwaukee Braves
Milwaukee County Stadium, Milwaukee, WI

Fri May 08 1959, 8:05 PM EDT
Att. 16,624 - Unknown

AB	33
R	3
H	7
RBI	3
BB	2
SO	2
LOB	11



WP: 0	PA: 35
PB: 0	
SB: 0	
CS: 0	

ERA	WHIP
-----	------

livebaseballscorecards.com

Batter	1	2	3	4	5	6	7	8	9	AB R H RBI BB SO LOB	TOP
Johnny Temple, R OBP: 0.422, SLG: 0.511 (1, 4) X	0-0 F9		0-0 1B			0-0 2B 1B	0-0 P3		0-0 FC4-6 1B	5 1 3 0 0 0 1	
Vada Pinson, L OBP: 0.450, SLG: 0.611 (1, 8) S S S	0-3 K		0-0 F9			4-0 2B 1-2 BB	0-0 E7 BB 1B		0-0 FC4-6 1-2f	4 0 1 0 1 1 2	
Frank Robinson, R OBP: 0.394, SLG: 0.640 (1, 3) B B B	4-0 BB				0-0 F8	0-0 1-3 2-H 2B	4-0 FC5 BB IBB		0-0 F8	3 0 1 1 2 0 1	
Frank Thomas, R OBP: 0.369, SLG: 0.517 (1, 5) X	0-0 1-3				0-0 5-3	0-0 F3	4-0 1-2 2-3 3-H BB		0-0 F5	4 0 0 1 1 0 4	
Jim Pendleton, R OBP: 0.500, SLG: 0.400 (1, 7) X					0-0 P4	0-0 6-3	4-0 IBB		0-0 FC5 2-3f	3 0 0 0 1 0 3	
Gus Bell, L OBP: 0.319, SLG: 0.446 (1, 9) X					0-0 3-1	0-0 6-3	0-3 K		0-0 G6-3 1B	4 0 1 0 0 1 3	
Roy McMillan, R OBP: 0.359, SLG: 0.513 (1, 6) X					0-0 F3	0-0 6-3			0-0 G6-3 1-2f	4 1 1 1 0 0 1	
Dutch Dotterer, R OBP: 0.588, SLG: 0.462 (1, 2) X					0-0 L5	0-0 5-3			0-0 FC1-6 1B	4 0 2 0 0 0 0	
Bob Purkey, R OBP: 0.222, SLG: 0.235 (1, 1) X					0-0 F3	0-3 K	0-0 FC1-6 1B BB 1-2f		0-3 K	4 1 0 0 0 2 2	
Inning Stats	R: 0 H: 0 E: 0 LOB: 1 K: 1 BB: 1 S: 5 P: 9	R: 0 H: 0 E: 0 LOB: 0 K: 0 BB: 0 S: 3 P: 3	R: 0 H: 1 E: 0 LOB: 1 K: 0 BB: 0 S: 4 P: 4	R: 0 H: 0 E: 0 LOB: 0 K: 0 BB: 0 S: 3 P: 3	R: 0 H: 0 E: 0 LOB: 0 K: 0 BB: 0 S: 3 P: 3	R: 1 H: 2 E: 0 LOB: 3 K: 2 BB: 2 S: 9 P: 17	R: 2 H: 3 E: 1 LOB: 3 K: 0 BB: 2 S: 6 P: 14	R: 0 H: 2 E: 0 LOB: 1 K: 1 BB: 0 S: 6 P: 6	R: 0 H: 1 E: 0 LOB: 1 K: 0 BB: 0 S: 4 P: 4	1B: 7 SF: 0 2B: 1 SAC: 0 3B: 0 DP: 1 HR: 1 HBP: 0	WP: 0 PA: 40 PB: 0 SB: 0 CS: 0
PITCHER Warren Spahn, L ERA: 3.26 (1, 1)	IP WLS BF H R ER SO BB IBB HBP BLK WP HR S P ERA WHIP	8.0 L 36 8 3 3 4 3 2 0 0 0 0 1 39 59 3.38 1.375									
Don McMahon, R ERA: 2.7 (9, 1)	IP WLS BF H R ER SO BB IBB HBP BLK WP HR S P ERA WHIP	1.0 4 1 0 0 0 0 0 0 0 0 0 0 4 4 0.00 1.000									

Cincinnati Redlegs @ Milwaukee Braves
Milwaukee County Stadium, Milwaukee, WI

Sat May 09 1959, 4:33 AM EDT
Att. 15,745 - Unknown - 56 F

livebaseballscorecards.com

AB	35
R	3
H	9
RBI	3
BB	5
SO	4
LOB	17



Batter	1	2	3	4	5	6	7	8	9	AB	R	H	RBI	BB	SO	LOB
Johnny O'Brien, R (1, 4) <small>OBP: 0.323, SLG: 0.467</small> Joe Adcock, R (8, PH) <small>OBP: 0.463, SLG: 0.545</small> Don McMahon, R (9, 1)	0-0 5-3		0-0 5-3			0-0 P4		0-0 F8		3	0	0	0	0	0	1
Eddie Mathews, L (1, 5) <small>OBP: 0.364, SLG: 0.680</small>	0-0 F7			0-3 K		0-0 P6		0-0 4-3		4	0	0	0	0	1	2
Hank Aaron, R (1, 9) <small>OBP: 0.510, SLG: 0.868</small>	0-0 1B			0-0 F7		0-0 1-3			0-0 1B	4	0	2	0	0	0	1
Wes Covington, L (1, 7) <small>OBP: 0.377, SLG: 0.397</small>	0-0 1B			0-0 G3			0-0 F7		0-0 1B	4	0	2	0	0	0	0
Frank Torre, L (1, 3) <small>OBP: 0.369, SLG: 0.389</small>		0-0 F9			0-0 4-3		0-0 P4		0-0 1-3	4	0	0	0	0	0	1
Bill Bruton, L (1, 8) <small>OBP: 0.347, SLG: 0.563</small>		0-0 6-3			0-0 F7		0-0 E4		0-0 4-3	4	0	1	0	0	0	1
Del Crandall, R (1, 2) <small>OBP: 0.281, SLG: 0.337</small>		0-0 4-3			0-0 1B		0-0 5-3			3	0	1	0	0	0	1
Johnny Logan, R (1, 6) <small>OBP: 0.374, SLG: 0.372</small>			0-0 6-3		0-0 6-3			0-0 5-3		3	0	0	0	0	0	1
Warren Spahn, L (1, 1) <small>OBP: 0.286, SLG: 0.235</small> Mickey Vernon, L (8, PH) <small>OBP: 0.368, SLG: 0.611</small> Felix Mantilla, R (9, 4) <small>OBP: 0.391, SLG: 0.222</small>			0-0 4-3			0-0 E7		0-0 1B		2	0	0	0	0	0	0

Inning Stats	R: 0 E: 0 K: 0 S: 4	H: 2 LOB: 2 BB: 0 P: 4	R: 0 E: 0 K: 0 S: 3	H: 0 LOB: 0 BB: 0 P: 3	R: 0 E: 0 K: 0 S: 3	H: 0 LOB: 0 BB: 0 P: 3	R: 0 E: 0 K: 1 S: 5	H: 0 LOB: 0 BB: 0 P: 5	R: 0 E: 0 K: 0 S: 4	H: 1 LOB: 1 BB: 0 P: 4	R: 0 E: 1 K: 0 S: 4	H: 0 LOB: 1 BB: 0 P: 4	R: 0 E: 1 K: 0 S: 4	H: 1 LOB: 1 BB: 0 P: 4	R: 0 E: 0 K: 0 S: 4	H: 2 LOB: 1 BB: 0 P: 4	R: 0 E: 0 K: 0 S: 4	H: 0 LOB: 1 BB: 0 P: 4	1B: 7 2B: 0 3B: 0 HR: 0	SF: 0 SAC: 0 DP: 0 HBP: 0	WP: 0 PB: 0 SB: 1 CS: 0	PA: 33
---------------------	------------------------------	---------------------------------	------------------------------	---------------------------------	------------------------------	---------------------------------	------------------------------	---------------------------------	------------------------------	---------------------------------	------------------------------	---------------------------------	------------------------------	---------------------------------	------------------------------	---------------------------------	------------------------------	---------------------------------	----------------------------------	------------------------------------	----------------------------------	--------

PITCHER Bob Purkey, R (1, 1) <small>ERA: 3.42</small>	IP: 9.0 WLS: W BF: 33 H: 7 R: 0 ER: 0 SO: 1 BB: 0 IBB: 0 HBP: 0 BLK: 0 WP: 0 HR: 0 S: 35 P: 35 ERA: 0.00 WHIP: 0.778	PITCHER	IP: 9.0 WLS: W BF: 33 H: 7 R: 0 ER: 0 SO: 1 BB: 0 IBB: 0 HBP: 0 BLK: 0 WP: 0 HR: 0 S: 35 P: 35 ERA: 0.00 WHIP: 0.778
---	--	----------------	--

BOTTOM

Cincinnati Redlegs @ Milwaukee Braves
 Milwaukee County Stadium, Milwaukee, WI

Sat May 09 1959, 4:33 AM EDT
 Att: 15,745 - Unknown - 56 F

livebaseballscorecards.com

AB	33
R	0
H	7
RBI	0
BB	0
SO	1
LOB	9




Batter	1	2	3	4	5	6	7	8	9	AB R H RBI BB SO LOB	TOP											
Johnny Temple, R (1, 4) OBP: 0.421, SLG: 0.505	0-0 1B 1B	0-0 F3			0-0 FC4-6 1B		0-0 F8	0-0 L8		5 1 2 0 0 0 4	Cincinnati Redlegs @ Milwaukee Braves Milwaukee County Stadium, Milwaukee, WI Sun May 10 1959, 4:33 AM EDT Unknown livebaseballscorecards.com											
Vada Pinson, L (1, 8) OBP: 0.439, SLG: 0.590	0-0 1-3 1B 1B		0-3 K		0-0 FC4-6 1-3 1-2f		0-3 K		0-3 K	5 1 1 0 0 3 1												
Jerry Lynch, L (1, 7) OBP: 0.280, SLG: 0.565	0-3 1-2 K		0-0 F7		0-0 1-3			0-0 E6 1B 1B	0-0 6-3	5 1 0 0 0 1 3												
Frank Robinson, R (1, 3) OBP: 0.394, SLG: 0.628	0-0 P4		0-0 F7		0-0 F9			0-0 1B 1-2 1B 1B	0-0 1B 1B	5 1 2 0 0 0 3												
Gus Bell, L (1, 9) OBP: 0.333, SLG: 0.455	0-0 2-H 3-H 1B			0-0 G3		0-0 F7		0-0 BB 1-3 2-H 1B 1B	0-0 1-2 1B	5 0 3 3 0 0 0												
Frank Thomas, R (1, 5) OBP: 0.370, SLG: 0.521	0-0 5-3		0-3 K		0-0 2B			0-0 BB 1-2 3-H 1B	0-0 L6	5 0 2 1 0 1 3												
Ed Bailey, L (1, 2) OBP: 0.370, SLG: 0.369		0-0 G6-4-3 1B		0-0 1B 1B		0-3 K		4-0 BB BB BB 1-2 2-3 BB		3 0 2 0 1 1 1												
Roy McMillan, R (1, 6) OBP: 0.354, SLG: 0.500		0-0 G6-4-3 1-2f		0-0 K 1-2 1B		0-0 6-3		0-3 K		4 0 1 0 0 1 5												
Don Newcombe, L (1, 1) OBP: 0.417, SLG: 0.364		0-0 1B		0-0 6-3			0-0 6-3	0-0 P3		3 0 1 0 0 0 2												
John Powers, L (8, PH) OBP: 0.500, SLG: 0.556										1 0 0 0 0 0 3												
Bob Mabe, R (8, 1)										0 0 0 0 0 0 0												
Hal Jeffcoat, R (8, 1)										0 0 0 0 0 0 0												
Inning Stats	R: 2 E: 0 K: 1 S: 8	H: 3 LOB: 1 BB: 0 P: 8	R: 0 E: 0 K: 0 S: 4	H: 2 LOB: 1 BB: 0 P: 4	R: 0 E: 0 K: 1 S: 5	H: 0 LOB: 0 BB: 0 P: 5	R: 0 E: 0 K: 1 S: 7	H: 2 LOB: 2 BB: 0 P: 7	R: 0 E: 0 K: 0 S: 4	H: 1 LOB: 1 BB: 0 P: 4	R: 0 E: 0 K: 1 S: 6	H: 1 LOB: 1 BB: 0 P: 6	R: 0 E: 0 K: 1 S: 5	H: 0 LOB: 0 BB: 0 P: 5	R: 2 E: 1 K: 1 S: 9	H: 3 LOB: 3 BB: 1 P: 13	R: 0 E: 0 K: 1 S: 7	H: 2 LOB: 2 BB: 0 P: 7	1B: 13 2B: 1 3B: 0 HR: 0	SF: 0 SAC: 0 DP: 1 HBP: 0	WP: 0 PB: 0 SB: 2 CS: 0	PA: 42
PITCHER	IP WLS BF H R ER SO BB IBB HBP BLK WP HR S P ERA WHIP																					
Bob Rush, R (1, 1) ERA: 2.33	7.0 W 32 11 4 3 5 0 0 0 0 0 0 0 42 42 3.86 1.571																					
Don McMahon, R (8, 1) ERA: 2.35	2.0 S 10 3 0 0 2 1 0 0 0 0 0 0 13 17 0.00 2.000																					



Batter	1	2	3	4	5	6	7	8	9	AB R H RBI BB SO LOB	TOP									
Johnny Temple, R (1, 4) OBP: 0.424, SLG: 0.505	0-0 L6		0-0 FC6-4 1B		0-0 G6-4-3 1-2f			0-0 BB 1B		4 0 2 0 0 0 1	Cincinnati Redlegs @ Milwaukee Braves Milwaukee County Stadium, Milwaukee, WI Sun May 10 1959, 4:38 AM EDT Att. 25,334 - Unknown livebaseballscorecards.com									
Vada Pinson, L (1, 8) OBP: 0.432, SLG: 0.577	0-0 L9		0-0 FC6-4 1B		0-0 1B			0-3 K		4 0 1 0 0 1 2										
Jerry Lynch, L (1, 7) OBP: 0.278, SLG: 0.542	0-0 L9		0-0 F9		0-0 4-3			4-0 BB 1-2		3 0 0 0 1 0 2										
Frank Robinson, R (1, 3) OBP: 0.398, SLG: 0.653		0-0 HR	0-0 1B			0-0 P3		0-0 L7		4 1 2 1 0 0 2										
Gus Bell, L (1, 9) OBP: 0.330, SLG: 0.446		0-0 1B 1B	0-0 1-3			0-0 P6		0-0 P6		4 0 1 0 0 0 4										
Frank Thomas, R (1, 5) OBP: 0.357, SLG: 0.500		0-0 F8		0-0 F7		0-0 5-3		0-0 5-3		4 0 0 0 0 0 1										
Roy McMillan, R (1, 6) OBP: 0.350, SLG: 0.488		0-0 1-2 1B		0-0 P6		0-0 F5		0-0 F7		4 0 1 0 0 0 0										
Dutch Dotterer, R (1, 2) OBP: 0.476, SLG: 0.353		0-0 F7		0-0 F7		0-0 5-3		0-0 5-3		4 0 0 0 0 0 2										
Joe Nuxhall, L (1, 1) OBP: 0.400, SLG: 0.400		0-0 F8			0-0 G6-4-3 1B		0-0 F8			3 0 1 0 0 0 2										
Inning Stats	R: 0 E: 0 K: 0 S: 3	H: 0 LOB: 0 BB: 0 P: 3	R: 1 E: 0 K: 0 S: 6	H: 3 LOB: 2 BB: 0 P: 6	R: 0 E: 0 K: 0 S: 5	H: 2 LOB: 2 BB: 0 P: 5	R: 0 E: 0 K: 0 S: 3	H: 0 LOB: 0 BB: 0 P: 3	R: 0 E: 0 K: 0 S: 4	H: 2 LOB: 1 BB: 0 P: 4	R: 0 E: 0 K: 0 S: 3	H: 0 LOB: 0 BB: 0 P: 3	R: 0 E: 0 K: 1 S: 6	H: 1 LOB: 2 BB: 1 P: 10	R: 0 E: 0 K: 0 S: 3	H: 0 LOB: 0 BB: 0 P: 3	1B: 7 2B: 0 3B: 0 HR: 1	SF: 0 SAC: 0 DP: 1 HBP: 0	WP: 0 PB: 0 SB: 0 CS: 0	PA: 35
PITCHER Carl Willey, R (1, 1) ERA: 2.78	IP 9.0 WLS W BF 35 H 8 R 1 ER 1 SO 1 BB 1 IBB 0 HBP 0 BLK 0 WP 0 HR 1 S 36 P 40 ERA 1.00 WHIP 1.000																			



Batter	1	2	3	4	5	6	7	8	9	AB R H RBI BB SO LOB	TOP											
Bill Bruton, L (1, 8) OBP: 0.354, SLG: 0.563	0-0 1-3	0-0 F9		0-0 3-1			0-0 L3	0-0 E 1B		5 0 1 0 0 0 0												
Eddie Mathews, L (1, 5) OBP: 0.369, SLG: 0.694	0-0 G3		0-0 1B 1B		0-0 HR		0-0 P5	0-0 P5		5 1 2 1 0 0 2												
Hank Aaron, R (1, 9) OBP: 0.513, SLG: 0.848	0-0 BB 3B		0-0 L7		0-0 4-3 2B		0-0 F8	4-0 1-2 BB		4 1 2 0 1 0 1												
Wes Covington, L (1, 7) OBP: 0.378, SLG: 0.425	4-0 BB BB BB		0-3 K		0-0 4-3			1B 2B K		4 1 1 0 1 2 4												
Frank Torre, L (1, 3) OBP: 0.378, SLG: 0.377	4-0 BB 1-2 BB		0-0 FC6-4 1B		0-3 K			0-0 4-3 2B 1B		4 1 2 0 1 1 1												
Del Crandall, R (1, 2) OBP: 0.303, SLG: 0.368	4-0 1-2 2-3 3-H BB		0-0 FC6-4 1-2		0-3 K			0-0 SH1-3 1B 2B 2B		4 1 2 3 1 1 3												
Johnny Logan, R (1, 6) OBP: 0.385, SLG: 0.398	0-0 F7			0-0 HR		4-0 CS BB		4-0 SH1-3 1B BB BB		2 2 1 1 3 0 3	AB 37 R 8 H 12 RBI 7 BB 7 SO 7 LOB 19											
Johnny O'Brien, R (1, 4) OBP: 0.302, SLG: 0.359		0-3 K		0-0 F5		0-0 F9		0-0 SH1-3		4 0 0 0 0 2 3												
Bob Buhl, R (1, 1)		0-0 4-3		0-0 4-3		0-0 6-3		0-0 1B E 1B		3 0 0 0 0 0 0												
Mickey Vernon, L (8, PH) OBP: 0.429, SLG: 0.650										1 1 1 2 0 0 0												
Don McMahon, R (8, 1)										0 0 0 0 0 0 0												
Joe Adcock, R (9, PH) OBP: 0.457, SLG: 0.526										1 0 0 0 0 1 2												
Bob Giggie, R (9, 1)										0 0 0 0 0 0 0												
Inning Stats	R: 1 E: 0 K: 0 S: 4	H: 1 LOB: 3 BB: 3 P: 16	R: 0 E: 0 K: 1 S: 5	H: 0 LOB: 0 BB: 0 P: 5	R: 0 E: 0 K: 1 S: 7	H: 2 LOB: 2 BB: 0 P: 7	R: 1 E: 0 K: 0 S: 4	H: 1 LOB: 0 BB: 0 P: 4	R: 1 E: 0 K: 2 S: 9	H: 2 LOB: 1 BB: 0 P: 9	R: 0 E: 0 K: 0 S: 2	H: 0 LOB: 0 BB: 1 P: 6	R: 0 E: 0 K: 0 S: 3	H: 0 LOB: 0 BB: 0 P: 3	R: 5 E: 1 K: 1 S: 10	H: 5 LOB: 2 BB: 2 P: 18	R: 0 E: 0 K: 2 S: 8	H: 1 LOB: 2 BB: 1 P: 12	1B: 5 2B: 4 3B: 1 HR: 2	SF: 0 SAC: 1 DP: 0 HBP: 0	WP: 0 PB: 0 SB: 0 CS: 1	PA: 45
PITCHER	IP WLS BF H R ER SO BB IBB HBP BLK WP HR S P ERA WHIP																					
Moe Drabowsky, R (1, 1) ERA: 4.24	7.0 L 30 6 3 2 4 4 0 0 0 0 0 2 34 50 2.57 1.429																					
Taylor Phillips, L (8, 1) ERA: 7.56	0.0 4 3 4 4 0 1 0 0 0 0 0 0 3 7 ∞ ∞																					
John Buzhardt, R (8, 1) ERA: 4.57	0.1 3 2 0 0 0 0 0 0 0 0 0 0 3 3 0.00 6.000																					
Bill Henry, L (8, 1) ERA: 2.95	1.2 8 1 1 0 3 2 0 0 0 0 0 0 12 20 0.00 1.800																					

Milwaukee Braves @ Chicago Cubs
Wrigley Field, Chicago, IL
Mon May 11 1959, 3:33 AM CDT
Att. 7,995 - Unknown

livebaseballscorecards.com

Batter	1	2	3	4	5	6	7	8	9	AB	R	H	RBI	BB	SO	LOB
Tony Taylor, R OBP: 0.348, SLG: 0.323 (1, 4)	4-0 BB 14 BB		0-0 4-3		0-0 G6-4-3 1B		0-0 FC6-4 1-2f		0-0 L8	4	0	1	0	1	0	2
Lee Walls, R OBP: 0.374, SLG: 0.429 (1, 9)	0-3 K		4-0 BB		0-0 G6-4-3 1-2f			0-0 BB 1B		3	0	1	0	1	1	2
Jim Marshall, L OBP: 0.333, SLG: 0.413 (1, 3)	0-0 F9		0-0 P6			0-3 K		0-0 F7		4	0	0	0	0	1	3
14 Ernie Banks, R OBP: 0.362, SLG: 0.545 (1, 6)	4-0 1-2 BB		0-0 F9			0-0 5-3		0-0 F8		3	0	0	0	1	0	2
Walt Moryn, L OBP: 0.342, SLG: 0.383 (1, 7)	0-3 K			0-0 F7		0-0 F7		4-0 1-2 BB		3	0	0	0	1	1	2
Bobby Thomson, R OBP: 0.259, SLG: 0.412 (1, 8)		0-0 5-3		0-0 3B		0-0 1B 2B		0-0 P3		4	1	2	0	0	0	2
Randy Jackson, R OBP: 0.350, SLG: 0.529 (1, 5)		0-0 FC6-4 1B		0-3 K		0-0 6-3		0-0 G3		4	0	1	0	0	1	2
Earl Averill, R OBP: 0.227, SLG: 0.405 (1, 2)		0-0 F8		0-0 6-3		0-0 6-3		0-0 5-3		4	0	0	0	0	0	3
Moe Drabowsky, R OBP: 0.231, SLG: 0.167 (7, PH)		0-0 FC6-4			0-0 3-1		0-0 FC6-4 2-H 1B		4-0 BB	2	0	0	0	0	0	1
Dale Long, L OBP: 0.328, SLG: 0.526 (7, PR)										1	0	1	1	0	0	0
Don Eaddy, R OBP: 0.328, SLG: 0.526 (7, PR)										0	0	0	0	0	0	0
Taylor Phillips, L OBP: 0.328, SLG: 0.526 (8, 1)										0	0	0	0	0	0	0
John Buzhardt, R OBP: 0.328, SLG: 0.526 (8, 1)										0	0	0	0	0	0	0
Bill Henry, L OBP: 0.167, SLG: 0.167 (8, 1)										0	0	0	0	0	0	0
George Altman, L OBP: 0.309, SLG: 0.388 (9, PH)										0	0	0	0	1	0	0

BOTTOM

Milwaukee Braves @ Chicago Cubs
 Wrigley Field, Chicago, IL
 Mon May 11 1959, 3:33 AM CDT
 Att. 7,995 - Unknown

livebaseballscores.com

AB	32
R	1
H	6
RBI	1
BB	5
SO	4
LOB	19



Inning Stats	R: 0	H: 0	E: 0	K: 2	S: 7	R: 0	H: 1	E: 0	K: 0	S: 4	R: 0	H: 0	E: 0	K: 1	S: 6	R: 0	H: 1	E: 0	K: 0	S: 3	R: 0	H: 0	E: 0	K: 1	S: 5	R: 1	H: 2	E: 0	K: 0	S: 5	R: 0	H: 1	E: 0	K: 0	S: 4	R: 0	H: 0	E: 0	K: 0	S: 3	1B: 4	2B: 1	3B: 1	HR: 0	SF: 0	SAC: 0	DP: 1	HBP: 0	WP: 0	PB: 0	SB: 0	CS: 0	PA: 37
--------------	------	------	------	------	------	------	------	------	------	------	------	------	------	------	------	------	------	------	------	------	------	------	------	------	------	------	------	------	------	------	------	------	------	------	------	------	------	------	------	------	-------	-------	-------	-------	-------	--------	-------	--------	-------	-------	-------	-------	--------

PITCHER	IP	WLS	BF	H	R	ER	SO	BB	IBB	HBP	BLK	WP	HR	S	P	ERA	WHIP
Bob Buhl, R ERA: 2.87 (1, 1)	7.0	W	28	5	1	1	4	3	0	0	0	0	0	33	45	1.29	1.143
Don McMahon, R ERA: 2.2 (8, 1)	1.0		5	1	0	0	0	1	0	0	0	0	0	4	8	0.00	2.000
Bob Giggie, R ERA: (9, 1)	1.0	S	4	0	0	0	0	1	0	0	0	0	0	3	7	0.00	1.000

Batter	1	2	3	4	5	6	7	8	9	AB R H RBI BB SO LOB	TOP																								
Bill Bruton, L (1, 8) OBP: 0.345, SLG: 0.541	0-3 K	0-0 FC4-6			0-0 F8		0-0 F8		0-0 1B	5 0 1 0 0 1 1																									
Eddie Mathews, L (1, 5) OBP: 0.370, SLG: 0.704	0-0 4-3		0-0 P6		0-0 HR		4-0 FC5-4 BB		0-0 P5	4 1 1 1 1 0 1																									
Hank Aaron, R (1, 9) OBP: 0.508, SLG: 0.827	0-0 BLK 1B		0-0 F9		0-0 F7		0-0 FC5-4		0-0 1B	5 0 2 0 0 0 1																									
Wes Covington, L (1, 7) OBP: 0.379, SLG: 0.417	0-0 BLK 1B		4-0 BB		0-3 K		0-0 3-1		0-0 5-3	4 0 1 0 1 1 3																									
Frank Torre, L (1, 3) OBP: 0.359, SLG: 0.354	0-0 4-3		0-0 L9		0-0 F8		0-0 F9			4 0 0 0 0 0 3																									
Del Crandall, R (1, 2) OBP: 0.311, SLG: 0.398					0-0 5-3		4-0 FC5-4 BB		0-0 5-3	3 1 1 1 1 0 0																									
Johnny Logan, R (1, 6) OBP: 0.389, SLG: 0.429					0-0 F7		0-0 FC5-4		4-0 BB	3 1 1 1 1 0 1																									
Johnny O'Brien, R (1, 4) OBP: 0.326, SLG: 0.381					0-0 5-3		0-0 1B		0-0 G3	3 0 2 0 0 0 0																									
Mickey Vernon, L (8, PH) OBP: 0.409, SLG: 0.619							1-3 1B			1 0 0 0 0 0 1																									
Felix Mantilla, R (8, 4) OBP: 0.391, SLG: 0.222										0 0 0 0 0 0 0																									
Lew Burdette, R (1, 1) OBP: 0.200, SLG: 0.217					0-0 6-3		0-3 K		0-3 K	4 0 0 0 0 2 3																									
Inning Stats	R: 0 E: 0 K: 1 S: 7	H: 2 LOB: 2 BB: 0 P: 7	R: 1 E: 0 K: 0 S: 5	H: 2 LOB: 1 BB: 0 P: 5	R: 0 E: 0 K: 0 S: 3	H: 0 LOB: 1 BB: 1 P: 7	R: 1 E: 0 K: 0 S: 4	H: 1 LOB: 0 BB: 0 P: 4	R: 1 E: 0 K: 1 S: 6	H: 1 LOB: 0 BB: 0 P: 6	R: 0 E: 0 K: 1 S: 6	H: 1 LOB: 2 BB: 1 P: 10	R: 0 E: 0 K: 0 S: 3	H: 0 LOB: 1 BB: 1 P: 7	R: 0 E: 0 K: 1 S: 7	H: 2 LOB: 2 BB: 0 P: 7	1B: 6 2B: 0 3B: 0 HR: 3	SF: 0 SAC: 0 DP: 0 HBP: 0	WP: 0 PB: 0 SB: 0 CS: 0	PA: 40															
PITCHER	IP WLS BF H R ER SO BB IBB HBP BLK WP HR S P ERA WHIP																																		
Bob Anderson, R (1, 1) ERA: 2.27	8.0	35	7	3	3	3	4	0	0	1	0	3	37	53	3.38	1.375																			
Don Elston, R (9, 1) ERA: 4.02	1.0	W	5	2	0	0	1	0	0	0	0	0	7	7	0.00	2.000																			

Milwaukee Braves @ Chicago Cubs
Wrigley Field, Chicago, IL
Tue May 12 1959, 3:33 AM CDT
Att. 8,288 - Unknown

livebaseballscorecards.com

AB 36
R 3
H 9
RBI 3
BB 4
SO 4
LOB 14



BOTTOM

Milwaukee Braves @ Chicago Cubs
Wrigley Field, Chicago, IL
Tue May 12 1959, 3:33 AM CDT
Att. 8,288 - Unknown

livebaseballscorecards.com

AB	34
R	7
H	8
RBI	7
BB	2
SO	2
LOB	13



WP:	0	PA:	36
PB:	0	SB:	0
CS:	0		

AB	3	R	1	H	1	RBI	1	BB	0	SO	1	LOB	1
	1	0	0	0	0	0	0	0	0	0	0	0	0
	0	0	0	0	0	0	0	0	0	0	0	0	0

4	0	0	0	0	0	0	0	0	0	0	1		
---	---	---	---	---	---	---	---	---	---	---	---	--	--

3	0	0	0	1	1	0	1						
---	---	---	---	---	---	---	---	--	--	--	--	--	--

4	1	2	1	0	0	0	2						
---	---	---	---	---	---	---	---	--	--	--	--	--	--

4	0	2	0	0	0	1	2						
0	0	0	0	0	0	0	0						

4	1	1	0	0	0	0	1						
---	---	---	---	---	---	---	---	--	--	--	--	--	--

3	1	0	0	1	0	1							
---	---	---	---	---	---	---	--	--	--	--	--	--	--

4	1	0	0	0	0	0	4						
---	---	---	---	---	---	---	---	--	--	--	--	--	--

2	1	1	0	0	0	0	0						
1	0	0	0	0	0	0	0						
0	0	0	0	0	0	0	0						
1	1	1	4	0	0	0	0						

1B:	3	SF:	0
2B:	2	SAC:	0
3B:	0	DP:	1
HR:	3	HBP:	0

IP	8.2	WLS	L	BF	36	H	8	R	7	ER	6	SO	2	BB	1	IBB	1	HBP	0	BLK	0	WP	0	HR	3	S	38	P	46	ERA	6.23	WHIP	1.038
----	-----	-----	---	----	----	---	---	---	---	----	---	----	---	----	---	-----	---	-----	---	-----	---	----	---	----	---	---	----	---	----	-----	------	------	-------

IP		WLS		BF		H		R		ER		SO		BB		IBB		HBP		BLK		WP		HR		S		P		ERA		WHIP	
----	--	-----	--	----	--	---	--	---	--	----	--	----	--	----	--	-----	--	-----	--	-----	--	----	--	----	--	---	--	---	--	-----	--	------	--

Batter	1	2	3	4	5	6	7	8	9
Tony Taylor, R (1, 4) OBP: 0.348, SLG: 0.353 Jim Marshall, L (8, PH) OBP: 0.328, SLG: 0.404 Johnny Goryl, R (9, 4) OBP: 0.303, SLG: 0.531	0-0 6-3			0-0 HR		0-3 K		0-0 F8	
Alvin Dark, R (1, 5) OBP: 0.350, SLG: 0.363	0-0 L7			0-0 F7		0-0 E6 FC6-4		0-0 6-3	
14 Ernie Banks, R (1, 6) OBP: 0.359, SLG: 0.530	0-0 6-3			4-0 BB		0-0 FC6-4			0-0 1-3
Walt Moryn, L (1, 7) OBP: 0.348, SLG: 0.418		0-0 1B		0-0 F8		0-0 F9			0-0 HR
Dale Long, L (1, 3) OBP: 0.338, SLG: 0.541 Chick King, R (9, PR)		0-0 G6-4-3		0-3 K			0-0 F9		0-0 1B FC6-2
Bobby Thomson, R (1, 8) OBP: 0.258, SLG: 0.400		0-0 6-3			0-0 L6		0-0 6-3		0-0 FC6-2 IBB HR 1B
Lee Walls, R (1, 9) OBP: 0.370, SLG: 0.416			0-0 F7		0-0 6-3		0-0 F9		4-0 FC6-2 IBB HR
Sammy Taylor, L (1, 2) OBP: 0.286, SLG: 0.310			0-0 L4		0-0 F9		0-0 F8		0-0 FC6-2 HR
Bob Anderson, R (1, 1) OBP: 0.167, SLG: 0.222 George Altman, L (8, PH) OBP: 0.305, SLG: 0.384 Don Elston, R (9, 1) Earl Averill, R (9, PH) OBP: 0.244, SLG: 0.488			0-0 1-3			0-0 E 14 FC6-4		0-0 P4	0-0 HR

Inning Stats	R: 0	H: 0	E: 0	K: 0	S: 3	R: 0	H: 1	E: 0	K: 0	S: 3	R: 0	H: 0	E: 0	K: 0	S: 3	R: 1	H: 1	E: 0	K: 1	S: 6	R: 0	H: 0	E: 0	K: 0	S: 3	R: 1	H: 1	E: 1	K: 1	S: 7	R: 0	H: 1	E: 0	K: 0	S: 4	R: 0	H: 0	E: 0	K: 0	S: 3	R: 5	H: 4	E: 0	K: 0	S: 6
--------------	------	------	------	------	------	------	------	------	------	------	------	------	------	------	------	------	------	------	------	------	------	------	------	------	------	------	------	------	------	------	------	------	------	------	------	------	------	------	------	------	------	------	------	------	------

PITCHER	IP	WLS	BF	H	R	ER	SO	BB	IBB	HBP	BLK	WP	HR	S	P	ERA	WHIP
---------	----	-----	----	---	---	----	----	----	-----	-----	-----	----	----	---	---	-----	------

PITCHER	IP	WLS	BF	H	R	ER	SO	BB	IBB	HBP	BLK	WP	HR	S	P	ERA	WHIP
---------	----	-----	----	---	---	----	----	----	-----	-----	-----	----	----	---	---	-----	------

Batter	1	2	3	4	5	6	7	8	9	AB R H RBI BB SO LOB	TOP									
Bill Bruton, L (1, 8) OBP: 0.341, SLG: 0.562	0-0 F7		0-0 F8		0-0 P6			0-0 HR		4 1 1 1 0 0 0										
Eddie Mathews, L (1, 5) OBP: 0.382, SLG: 0.703	0-0 G4-6-3 1B			0-0 BB 1B		4-0 BB G4-6-3		0-0 F7		3 1 2 0 1 0 0										
Mickey Vernon, L (1, 9) OBP: 0.385, SLG: 0.542 Andy Paiko, R (9, 9) OBP: 0.100, SLG: 0.100	0-0 G4-6-3 1-2f			4-0 FC6-4 1-2 SF8 BB		0-3 K		0-0 F7		3 1 0 0 1 1 2 0 0 0 0 0 0 0										
Wes Covington, L (1, 7) OBP: 0.384, SLG: 0.432		0-0 3-1 2B		0-0 FC6-4 1-2 2-H 1B		0-0 G4-6-3 1-2f		0-0 F8		4 0 2 1 0 0 1										
Frank Torre, L (1, 3) OBP: 0.341, SLG: 0.333		0-0 3-1 2-3		0-0 FC6-4 1-2f 2-3 SF8		0-0 4-3		0-0 L3		4 0 0 0 0 0 3										
Del Crandall, R (1, 2) OBP: 0.311, SLG: 0.410		0-0 6-3		0-0 SF8 1-2 3-H		0-0 L6-5 2B				2 0 1 1 0 0 1										
Johnny Logan, R (1, 6) OBP: 0.376, SLG: 0.415		0-0 6-3		0-0 F3		0-0 L6-5 2-3				3 0 0 0 0 0 3										
Johnny O'Brien, R (1, 4) OBP: 0.306, SLG: 0.356			0-0 6-3		0-0 F8			0-0 F8		3 0 0 0 0 0 0										
Warren Spahn, L (1, 1) OBP: 0.250, SLG: 0.200			0-0 6-3		0-0 F8			0-0 1-3		3 0 0 0 0 0 0										
Inning Stats	R: 0 E: 0 K: 0 S: 3	H: 1 LOB: 0 BB: 0 P: 3	R: 0 E: 0 K: 0 S: 4	H: 1 LOB: 1 BB: 0 P: 4	R: 0 E: 0 K: 0 S: 3	H: 0 LOB: 0 BB: 0 P: 3	R: 2 E: 0 K: 0 S: 5	H: 2 LOB: 1 BB: 1 P: 9	R: 0 E: 0 K: 1 S: 4	H: 0 LOB: 0 BB: 0 P: 8	R: 0 E: 0 K: 0 S: 3	H: 1 LOB: 0 BB: 0 P: 3	R: 1 E: 0 K: 0 S: 4	H: 1 LOB: 0 BB: 0 P: 4	R: 0 E: 0 K: 0 S: 3	H: 0 LOB: 0 BB: 0 P: 3	1B: 3 2B: 3 3B: 0 HR: 1	SF: 1 SAC: 0 DP: 3 HBP: 0	WP: 0 PB: 0 SB: 0 CS: 0	PA: 32
PITCHER Larry Jackson, R (1, 1) ERA: 4.02	IP: 9.0 WLS: L BF: 32 H: 6 R: 3 ER: 3 SO: 1 BB: 2 IBB: 0 HBP: 0 BLK: 0 WP: 0 HR: 1 S: 32 P: 40 ERA: 3.00 WHIP: 0.889																			
PITCHER	IP	WLS	BF	H	R	ER	SO	BB	IBB	HBP	BLK	WP	HR	S	P	ERA	WHIP			

Milwaukee Braves @ St. Louis Cardinals
Sportsman's Park, St. Louis, MO
Wed May 13 1959, 8:05 PM EDT
Att. 8,737 - Unknown

livebaseballscorecards.com

AB	29
R	3
H	6
RBI	3
BB	2
SO	1
LOB	10



Batter	1	2	3	4	5	6	7	8	9	AB	R	H	RBI	BB	SO	LOB
Don Blasingame, L OBP: 0.309, SLG: 0.293 (1, 4)	0-0 F9 2B	0-0 E6 2-3		0-0 F9			0-0 F8		4-0 BB	4	0	1	0	1	0	1
Gino Cimoli, R OBP: 0.384, SLG: 0.526 (1, 7)	0-0 F9 2-3	0-0 P4			0-0 5-3		0-0 3-1		0-0 F9	5	0	0	0	0	0	5
Stan Musial, L OBP: 0.380, SLG: 0.398 (1, 3)	4-0 BB	0-0 F9			0-0 F2			4-0 FC4-6 BB		2	0	0	0	2	0	2
Bobby Gene Smith, R OBP: 0.211, SLG: 0.289 (8, PR)										0	0	0	0	0	0	0
Ken Boyer, R OBP: 0.364, SLG: 0.517 (1, 5)	0-3 K		0-3 K		4-0 BB			0-0 FC4-6 1-2f		3	0	0	0	1	2	3
Curt Flood, R OBP: 0.297, SLG: 0.303 (1, 8)	0-0 6-3		0-3 K		0-0 P3			0-0 F8		3	0	0	0	0	1	3
Ray Jablonski, R OBP: 0.321, SLG: 0.440 (8, PH)										1	0	0	0	0	0	1
Joe Cunningham, L OBP: 0.397, SLG: 0.386 (9, 3)										0	0	0	0	0	0	0
Gene Green, R OBP: 0.258, SLG: 0.400 (1, 9)		0-0 1B 2B 1B	0-0 2B		0-0 5-3			0-0 L8		4	1	2	0	0	0	1
Hal Smith, R OBP: 0.287, SLG: 0.471 (1, 2)		0-0 1-3 2B 1B	0-0 F9		0-0 CS 1B			0-0 6-3		4	1	2	0	0	0	1
Alex Grammas, R OBP: 0.361, SLG: 0.405 (1, 6)		0-0 E 1-H 3-H 2B		0-0 6-3		0-3 K 1-2		0-0 4-3		4	0	1	2	0	1	1
Larry Jackson, R OBP: 0.263, SLG: 0.278 (1, 1)		0-3 K		0-3 K			0-0 6-3		0-0 2B	3	0	0	0	0	2	1
Chuck Essegian, R OBP: 0.222, SLG: 0.370 (9, PH)										1	0	1	0	0	0	0
Gary Blaylock, R OBP: 0.167, SLG: 0.417 (9, PR)										0	0	0	0	0	0	0

Inning Stats	R: 0	H: 1	E: 0	K: 1	S: 6	R: 2	H: 3	E: 1	K: 1	S: 9	R: 0	H: 1	E: 0	K: 2	S: 8	R: 0	H: 0	E: 0	K: 1	S: 5	R: 0	H: 0	E: 0	K: 0	S: 3	R: 0	H: 1	E: 0	K: 1	S: 5	R: 0	H: 0	E: 0	K: 0	S: 3	R: 0	H: 0	E: 0	K: 0	S: 3	R: 0	H: 0	E: 0	K: 0	S: 4	R: 0	H: 1	E: 0	K: 0	S: 4	1B: 3	2B: 5	3B: 0	HR: 0	SF: 0	SAC: 0	DP: 1	HBP: 0	WP: 0	PB: 0	SB: 0	CS: 1	PA: 38
--------------	------	------	------	------	------	------	------	------	------	------	------	------	------	------	------	------	------	------	------	------	------	------	------	------	------	------	------	------	------	------	------	------	------	------	------	------	------	------	------	------	------	------	------	------	------	------	------	------	------	------	-------	-------	-------	-------	-------	--------	-------	--------	-------	-------	-------	-------	--------

PITCHER	IP	WLS	BF	H	R	ER	SO	BB	IBB	HBP	BLK	WP	HR	S	P	ERA	WHIP
Warren Spahn, L ERA: 3.1 (1, 1)	9.0	W	38	7	2	2	6	4	0	0	0	0	0	46	62	2.00	1.222

BOTTOM

Milwaukee Braves @ St. Louis Cardinals
Sportsman's Park, St. Louis, MO

Wed May 13 1959, 8:05 PM EDT
Att. 8,737 - Unknown

AB	34
R	2
H	7
RBI	2
BB	4
SO	6
LOB	19



Batter	1	2	3	4	5	6	7	8	9	AB	R	H	RBI	BB	SO	LOB	TOP										
Bill Bruton, L (1, 8) OBP: 0.333, SLG: 0.549 Andy Pafko, R (5, PH) OBP: 0.130, SLG: 0.130 (5, 8)	0-0 4-3		0-0 4-3		0-0 5-3	0-0 FC 2B 1B	0-0 5-3			2	0	0	0	0	0	0											
Eddie Mathews, L (1, 5) OBP: 0.375, SLG: 0.707	0-0 4-3		0-0 P6		0-0 P4	0-0 FC 2B		0-0 HR		5	2	1	1	0	0	2											
Hank Aaron, R (1, 9) OBP: 0.512, SLG: 0.835	0-0 1B 1B		0-0 2B		0-0 E4 1B	0-0 1-2 2-3 2B		0-3 K		5	0	3	3	0	1	0											
Wes Covington, L (1, 7) OBP: 0.385, SLG: 0.430	0-0 1-2 1B		0-0 4-3		0-0 1-2 1B	0-0 F8		0-0 4-3		5	0	2	0	0	0	2											
Frank Torre, L (1, 3) OBP: 0.345, SLG: 0.352 Joe Adcock, R (5, PH) OBP: 0.449, SLG: 0.512 (5, 3)	0-0 F8			0-0 1B 2B	0-0 F8	0-0 L9		0-0 1B		2	1	1	0	0	0	2											
Del Crandall, R (1, 2) OBP: 0.333, SLG: 0.423		0-0 2B 9-2 1B		0-0 2-H 1B	4-0 FC1-5 1B BB	0-0 1B		0-0 4-3		4	0	3	1	1	0	1											
Johnny Logan, R (1, 6) OBP: 0.388, SLG: 0.434		0-0 9-2 WP 2B		0-3 K	0-0 1B 1B	0-0 1-2 1B		0-0 F8		5	2	3	0	0	1	1											
Johnny O'Brien, R (1, 4) OBP: 0.278, SLG: 0.320		0-0 9-2		0-3 K	0-0 FC1-5 1B	0-0 F7		0-0 6-3		5	1	0	0	0	1	7											
Juan Pizarro, L (1, 1) OBP: 0.143, SLG: 0.143 Bob Rush, R (4, 1) OBP: 0.286, SLG: 0.286 Mickey Vernon, L (6, PH) OBP: 0.457, SLG: 0.590 Bob Trowbridge, R (6, 1) Don McMahon, R (9, 1) Lew Burdette, R (9, 1) OBP: 0.200, SLG: 0.217		0-3 K		0-3 K	0-0 FC 1B 2B 1B	0-3 K		0-0 1-3		2	0	0	0	0	2	1											
Inning Stats	R: 0 E: 0 K: 0 S: 5	H: 2 LOB: 2 BB: 0 P: 5	R: 1 E: 0 K: 1 S: 6	H: 2 LOB: 0 BB: 0 P: 6	R: 0 E: 0 K: 0 S: 4	H: 1 LOB: 1 BB: 0 P: 4	R: 1 E: 0 K: 3 S: 11	H: 2 LOB: 1 BB: 0 P: 11	R: 0 E: 1 K: 0 S: 5	H: 1 LOB: 2 BB: 0 P: 5	R: 5 E: 0 K: 0 S: 8	H: 4 LOB: 1 BB: 1 P: 12	R: 0 E: 0 K: 1 S: 7	H: 2 LOB: 2 BB: 0 P: 7	R: 1 E: 0 K: 1 S: 7	H: 2 LOB: 1 BB: 0 P: 7	R: 0 E: 0 K: 0 S: 3	H: 0 LOB: 0 BB: 0 P: 3	1B: 11 2B: 5 3B: 0 HR: 1	SF: 0 SAC: 0 DP: 1 HBP: 0	WP: 1 PB: 0 SB: 0 CS: 0	PA: 45					
PITCHER	IP	WLS	BF	H	R	ER	SO	BB	IBB	HBP	BLK	WP	HR	S	P	ERA	WHIP										
Lindy McDaniel, R (1, 1) ERA: 3.48	4.0		18	7	2	2	4	0	0	0	0	1	0	26	26	4.50	1.750										
Alex Kellner, L (5, 1) ERA: 2.49	1.0		5	1	0	0	0	0	0	0	0	0	0	5	5	0.00	1.000										
Howie Nunn, R (6, 1) ERA: 8.66	0.1	L	7	4	5	5	0	1	0	0	0	0	0	6	10	135.00	15.000										
Bill Smith, L (6, 1) ERA:	1.2		7	2	0	0	1	0	0	0	0	0	0	9	9	0.00	1.200										
Jim Brosnan, R (8, 1) ERA: 5.95	2.0		8	2	1	1	1	0	0	0	0	0	1	10	10	4.50	1.000										

Milwaukee Braves @ St. Louis Cardinals
 Sportsman's Park, St. Louis, MO
 Thu May 14 1959, 8:05 PM EDT
 Att. 7,356 - Unknown

livebaseballscorecards.com

AB 44
 R 8
 H 16
 RBI 7
 BB 1
 SO 6
 LOB 23



Batter	1	2	3	4	5	6	7	8	9	AB R H RBI BB SO LOB	TOP											
Johnny O'Brien, R (1, 4) OBP: 0.271, SLG: 0.296	1-1 6-3		4-0 FC6-4 BB	0-0 FC5-4			0-0 5-3		1-2 F7	4 0 0 0 1 0 2												
Eddie Mathews, L (1, 5) OBP: 0.376, SLG: 0.693	4-0 G4-3 BB		2-2 FC6-4 HR		0-0 F8		1-2 1B		3-0 F8	4 1 1 0 1 0 2												
Hank Aaron, R (1, 9) OBP: 0.508, SLG: 0.867	1-2 G4-3		0-0 HR		1-0 F8		2-0 F6		0-1 HR	5 2 2 4 0 0 2												
Joe Adcock, R (1, 3) OBP: 0.444, SLG: 0.565		3-2 L6-3 1B	2-2 HR		0-0 1-3		0-3 K		1-2 F9	5 1 2 1 0 1 1												
Wes Covington, L (1, 7) OBP: 0.380, SLG: 0.417		2-1 L6-3	1-1 G3			1-0 G6-4-3 1B HBP		2-3 K		3 0 0 0 0 1 1												
Andy Pafko, R (1, 8) OBP: 0.222, SLG: 0.259		2-3 K		0-1 1B 1B		2-2 G6-4-3 1B		3-2 4-3 2B		4 0 3 0 0 1 0												
Del Crandall, R (1, 2) OBP: 0.339, SLG: 0.454			3-1 HR	1-2 FC5-4 1B		0-0 G6-4-3		0-0 4-3		4 1 2 1 0 0 3												
Johnny Logan, R (1, 6) OBP: 0.400, SLG: 0.436			1-2 BB HR 1B	2-2 F7		4-0 IBB		4-0 FC6-4 IBB		2 1 1 0 2 0 2												
Bob Buhl, R (1, 1)			1-3 K	2-3 K		1-2 G3		1-2 FC6-4		4 0 0 0 0 2 7												
Inning Stats	R: 0 E: 0 K: 0 S: 5	H: 0 LOB: 0 BB: 1 P: 11	R: 0 E: 0 K: 1 S: 8	H: 1 LOB: 0 BB: 0 P: 15	R: 5 E: 0 K: 1 S: 19	H: 4 LOB: 0 BB: 1 P: 33	R: 0 E: 0 K: 1 S: 12	H: 2 LOB: 2 BB: 0 P: 17	R: 0 E: 0 K: 0 S: 3	H: 0 LOB: 0 BB: 0 P: 4	R: 0 E: 0 K: 0 S: 9	H: 1 LOB: 2 BB: 1 P: 17	R: 0 E: 0 K: 1 S: 8	H: 1 LOB: 1 BB: 0 P: 11	R: 0 E: 0 K: 1 S: 15	H: 1 LOB: 2 BB: 1 P: 25	R: 1 E: 0 K: 0 S: 9	H: 1 LOB: 0 BB: 0 P: 14	1B: 6 2B: 2 3B: 0 HR: 4	SF: 0 SAC: 0 DP: 3 HBP: 1	WP: 0 PB: 0 SB: 0 CS: 0	PA: 40
PITCHER	IP WLS BF H R ER SO BB IBB HBP BLK WP HR S P ERA WHIP																					
Danny McDevitt, L (1, 1) ERA: 3.78	3.0 L 14 5 5 5 2 2 0 0 0 0 0 3 32 59 15.00 2.333																					
Johnny Klippstein, R (4, 1) ERA: 5.09	3.0 13 3 0 0 1 0 1 1 0 0 0 0 24 38 0.00 1.000																					
Carl Erskine, R (7, 1) ERA: 7.11	2.0 9 2 0 0 2 0 1 0 0 0 0 0 23 36 0.00 1.000																					
Sandy Koufax, L (9, 1) ERA: 12.0	1.0 4 1 1 1 0 0 0 0 0 0 0 1 9 14 9.00 1.000																					

Milwaukee Braves @ Los Angeles Dodgers
Los Angeles Memorial Coliseum, Los Angeles, CA

AB	35
R	6
H	11
RBI	6
BB	4
SO	5
LOB	20



Sat May 16 1959, 10:05 PM EDT
Att: 59,839 - Unknown

livebaseballscorecards.com

Batter	1	2	3	4	5	6	7	8	9	AB R H RBI BB SO LOB
Jim Gilliam, S OBP: 0.402, SLG: 0.325 (1, 5)	1-2 1-3			1-1 F8		1-1 5-3			4-2 P3-1 BB	3 0 0 0 1 0 0
Charlie Neal, R OBP: 0.347, SLG: 0.370 (1, 4)	2-1 1-3			1-1 G3 1B			0-0 F7		1-2 P3-1 1-2f	4 0 1 0 0 0 1
Wally Moon, L OBP: 0.402, SLG: 0.417 (1, 7)	2-2 F5			2-1 G3 1-2			1-3 K		0-1 FC6 1B	4 0 1 0 0 1 1
Duke Snider, L OBP: 0.293, SLG: 0.410 (1, 9)			0-1 4-3	1-3 K			1-0 G3		0-1 FC6 1-2f	4 0 0 0 0 1 2
Don Demeter, R OBP: 0.346, SLG: 0.558 (1, 8)			1-2 F6		0-1 F8			0-1 G6-3 1B		3 0 1 0 0 0 0
Norm Larker, L OBP: 0.459, SLG: 0.580 (1, 3)			2-0 G3		3-2 3-1			0-1 G6-3 1-2f		3 0 0 0 0 0 1
Joe Pignatano, R OBP: 0.342, SLG: 0.281 (1, 2)			1-1 F2		2-1 5-3			1-2 BB 1B		3 0 1 0 0 0 0
Bob Lillis, R OBP: 0.250, SLG: 0.200 (1, 6)			0-2 6-3			0-0 6-3		4-2 BB		2 0 0 0 0 0 0
Ron Fairly, L OBP: 0.406, SLG: 0.446 (8, PH)								1-2 BB		0 0 0 0 1 0 0
Don Zimmer, R OBP: 0.325, SLG: 0.327 (9, 6)								1-3 K		0 0 0 0 0 0 0
Danny McDevitt, L OBP: 0.182, SLG: 0.273 (3, PH)			0-1 4-3			1-2 F4				1 0 0 0 0 0 0
Solly Drake, S OBP: 0.429, SLG: 0.533 (4, 1)										0 0 0 0 0 0 0
Johnny Klippstein, R OBP: 0.387, SLG: 0.400 (6, PH)										1 0 0 0 0 0 0
Dick Gray, R OBP: 0.464, SLG: 0.500 (7, 1)										0 0 0 0 0 0 0
Carl Erskine, R OBP: 0.464, SLG: 0.500 (8, PH)										1 0 0 0 0 1 2
Rip Repulski, R OBP: 0.464, SLG: 0.500 (8, PH)										0 0 0 0 0 0 0
Sandy Koufax, R OBP: 0.464, SLG: 0.500 (9, 1)										0 0 0 0 0 0 0

Inning Stats	R: 0	H: 0	E: 0	LOB: 0	K: 0	BB: 0	S: 8	P: 13	R: 0	H: 0	E: 0	LOB: 0	K: 0	BB: 0	S: 8	P: 9	R: 0	H: 0	E: 0	LOB: 0	K: 0	BB: 0	S: 8	P: 12	R: 0	H: 0	E: 0	LOB: 0	K: 0	BB: 0	S: 6	P: 8	R: 0	H: 2	E: 0	LOB: 2	K: 1	BB: 1	S: 12	P: 18	R: 0	H: 1	E: 0	LOB: 1	K: 0	BB: 1	S: 9	P: 14	1B: 4	SF: 0	2B: 1	SAC: 0	3B: 0	DP: 2	HR: 0	HBP: 0	WP: 0	PA: 31
PITCHER Bob Buhl, R ERA: 1.82 (1, 1)	IP	WLS	BF	H	R	ER	SO	BB	IBB	HBP	BLK	WP	HR	S	P	ERA	WHIP	IP	WLS	BF	H	R	ER	SO	BB	IBB	HBP	BLK	WP	HR	S	P	ERA	WHIP	IP	WLS	BF	H	R	ER	SO	BB	IBB	HBP	BLK	WP	HR	S	P	ERA	WHIP							

BOTTOM

Milwaukee Braves @ Los Angeles Dodgers
Los Angeles Memorial Coliseum, Los Angeles, CA

Sat May 16 1959, 10:05 PM EDT
Att. 59,839 - Unknown

livebaseballscores.com

AB	29
R	0
H	4
RBI	0
BB	2
SO	3
LOB	7



Batter	1	2	3	4	5	6	7	8	9	AB R H RBI BB SO LOB	TOP											
Bill Bruton, L (1, 8) OBP: 0.337, SLG: 0.552	2-2 3-1 1B 2B	0-1 F8			2-2 4-3	2-1 4-3		0-0 2-H 3-H 1B		5 1 2 2 0 0 3												
Eddie Mathews, L (1, 5) OBP: 0.370, SLG: 0.674	2-2 3-1		0-1 4-3		1-2 HR 1B		0-1 3-1	1-3 K		5 1 1 0 0 1 2												
Hank Aaron, R (1, 9) OBP: 0.511, SLG: 0.879	0-3 K		4-1 G4-6-3 BB		1-0 1-H HR		2-1 4-3		1-0 E FC3-2-5 1B	4 1 2 2 1 1 1												
Wes Covington, L (1, 7) OBP: 0.372, SLG: 0.406	1-0 3-H 1B		0-0 G4-6-3 1-2f		0-0 G3		1-3 K		0-1 L5-4 FC3-2-5 1B	5 0 1 1 0 1 2												
Frank Torre, L (1, 3) OBP: 0.326, SLG: 0.329	1-0 4-3			1-2 F6	0-0 F7			1-0 1-3	1-0 FC3-2-5	5 0 0 0 0 0 3												
Del Crandall, R (1, 2) OBP: 0.358, SLG: 0.496		0-1 2B 1B		1-2 HR		1-0 5-3 1B 1B		1-2 1B 2B 1B	1-0 L5-4 2-3	5 3 4 1 0 0 2												
Johnny Logan, R (1, 6) OBP: 0.411, SLG: 0.452		1-2 1-3 2B		4-2 BB		3-2 5-3		1-0 2B 1B 1B		3 1 2 0 1 0 1	AB 40											
Johnny O'Brien, R (1, 4) OBP: 0.270, SLG: 0.310		3-1 F7		0-2 F2		0-1 5-3		1-2 1B 2B		4 1 1 1 0 0 4	R 8											
Lew Burdette, R (1, 1) OBP: 0.207, SLG: 0.222		0-3 K		2-2 F2		1-2 2-H 1B		1-3 K		4 0 1 1 0 2 5	H 14											
Inning Stats	R: 1 E: 0 K: 1 S: 13	H: 2 LOB: 1 BB: 0 P: 19	R: 0 E: 0 K: 1 S: 12	H: 2 LOB: 2 BB: 0 P: 16	R: 0 E: 0 K: 0 S: 4	H: 0 LOB: 0 BB: 1 P: 8	R: 1 E: 0 K: 0 S: 16	H: 1 LOB: 1 BB: 1 P: 24	R: 2 E: 0 K: 0 S: 9	H: 2 LOB: 0 BB: 0 P: 13	R: 1 E: 0 K: 0 S: 11	H: 2 LOB: 1 BB: 0 P: 18	R: 0 E: 0 K: 1 S: 8	H: 0 LOB: 0 BB: 0 P: 11	R: 3 E: 0 K: 2 S: 19	H: 4 LOB: 1 BB: 0 P: 25	R: 0 E: 1 K: 0 S: 5	H: 1 LOB: 1 BB: 0 P: 8	1B: 9 2B: 4 3B: 0 HR: 2	SF: 0 SAC: 0 DP: 2 HBP: 0	WP: 0 PB: 0 SB: 0 CS: 0	PA: 42
PITCHER	IP WLS BF H R ER SO BB IBB HBP BLK WP HR S P ERA WHIP																					
Don Drysdale, R (1, 1) ERA: 4.26	7.0 L 31 9 5 5 3 2 0 0 0 0 0 2 73 109 6.43 1.571																					
Art Fowler, R (8, 1) ERA: 4.63	0.2 6 4 3 3 1 0 0 0 0 0 0 0 16 21 40.50 6.000																					
Gene Snyder, L (8, 1) ERA: 3.46	1.1 5 1 0 0 0 1 0 0 0 0 0 0 8 12 0.00 0.750																					

Milwaukee Braves @ Los Angeles Dodgers
Los Angeles Memorial Coliseum, Los Angeles, CA
 Sun May 17 1959, 6:33 AM EDT
 Att: 49,347 - Unknown

AB 40
R 8
H 14
RBI 8
BB 2
SO 5
LOB 23



Batter	1	2	3	4	5	6	7	8	9	AB	R	H	RBI	BB	SO	LOB
Wally Moon, L OBP: 0.389, SLG: 0.402 (1, 7)	3-1 3-1		1-3 K		0-3 K		1-0 3-1			4	0	0	0	0	2	1
Charlie Neal, R OBP: 0.351, SLG: 0.396 (1, 4)	0-0 1-3		0-3 K		0-0 1B			0-0 HR		4	1	2	1	0	1	0
Duke Snider, L OBP: 0.279, SLG: 0.390 (1, 9)	2-1 4-3			0-0 F6	0-1 4-3			0-1 G3		4	0	0	0	0	0	1
Don Demeter, R OBP: 0.351, SLG: 0.581 (1, 8)		1-2 HR		1-1 1B		2-2 1-3		0-0 5-3		4	2	2	1	0	0	0
Norm Larker, L OBP: 0.446, SLG: 0.556 (1, 3)		0-1 1B		0-2 F7		0-0 L5		1-0 F6		4	0	1	0	0	0	1
Gil Hodges, R OBP: 0.352, SLG: 0.481 (1, 5)		1-2 F2		1-0 1B	1-3 1B		0-0 F2		0-2 F4	4	0	1	0	0	0	1
Don Zimmer, R OBP: 0.322, SLG: 0.324 (1, 6)		0-0 F9		0-0 1B			1-0 5-3		1-0 F6	4	0	1	1	0	0	1
Joe Pignatano, R OBP: 0.333, SLG: 0.278 (1, 2)		0-1 F8		0-0 F2			0-0 1B		1-2 1-3	4	0	1	0	0	0	3
Don Drysdale, R OBP: 0.192, SLG: 0.280 (1, 1)			1-0 6-3		0-0 F8			1-0 L3		2	0	0	0	0	0	0
Ron Fairly, L OBP: 0.400, SLG: 0.439 (7, PH)										1	0	0	0	0	0	1
Art Fowler, R OBP: 0.111, SLG: 0.111 (8, 1)										0	0	0	0	0	0	0
Gene Snyder, R (8, 1)										0	0	0	0	0	0	0

Inning Stats	R: 0	H: 0	E: 0	K: 0	S: 5	R: 1	H: 2	E: 0	K: 0	S: 11	R: 0	H: 0	E: 0	K: 2	S: 7	R: 1	H: 3	E: 0	K: 0	S: 9	R: 0	H: 1	E: 0	K: 1	S: 7	R: 0	H: 0	E: 0	K: 0	S: 5	R: 1	H: 1	E: 0	K: 0	S: 5	R: 0	H: 0	E: 0	K: 0	S: 12	R: 0	H: 0	E: 0	K: 0	S: 14	1B: 6	SF: 0	2B: 0	SAC: 0	3B: 0	DP: 0	HR: 2	HBP: 0	WP: 0	PA: 35
PITCHER Lew Burdette, R ERA: 3.7 (1, 1)	IP	WLS	BF	H	R	ER	SO	BB	IBB	HBP	BLK	WP	HR	S	P	ERA	WHIP																																						


BOTTOM

Milwaukee Braves @ Los Angeles Dodgers
 Los Angeles Memorial Coliseum, Los Angeles, CA

Sun May 17 1959, 6:33 AM EDT
 Att. 49,347 - Unknown

livebaseballscorecards.com

AB	35
R	3
H	8
RBI	3
BB	0
SO	3
LOB	9



Batter	1	2	3	4	5	6	7	8	9	AB R H RBI BB SO LOB	TOP											
Bill Bruton, L (1, 8) OBP: 0.340, SLG: 0.545	0-0 F9		0-0 E6		0-0 1B BB	0-0 1B 2B	0-0 F8			5 2 2 0 0 0 2	Milwaukee Braves @ San Francisco Giants Seals Stadium, San Francisco, CA Mon May 18 1959, 6:33 AM EDT Att. 17,524 - Unknown											
Eddie Mathews, L (1, 5) OBP: 0.364, SLG: 0.657	0-0 F9		0-0 F5		0-0 F7	0-0 2B 1B		0-0 G3	5 0 1 1 0 0 2													
Hank Aaron, R (1, 9) OBP: 0.507, SLG: 0.867	0-0 5-3		0-3 K		4-0 1B BB	0-0 2B		0-3 K	4 0 1 1 1 2 1													
Wes Covington, L (1, 7) OBP: 0.373, SLG: 0.400		0-0 F2	0-0 F8		0-0 1B BB	4-0 IBB		0-0 F5	4 0 1 1 1 0 1													
Frank Torre, L (1, 3) OBP: 0.330, SLG: 0.338		0-0 1-3		0-0 1B 2B	4-0 1B BB	0-0 4-3		0-0 F9	4 1 1 0 1 0 3													
Del Crandall, R (1, 2) OBP: 0.360, SLG: 0.492		0-0 1B 1B		0-0 2-3	0-0 G6-4-3		0-0 FC5-4	0-0 5-3	5 0 2 0 0 0 4													
Johnny Logan, R (1, 6) OBP: 0.411, SLG: 0.450		0-0 1B BB		0-0 SH1-3		0-0 F8	0-0 F8	0-0 F7	5 0 2 1 0 0 1													
Johnny O'Brien, R (1, 4) OBP: 0.273, SLG: 0.300		4-0 1B BB		0-0 SH1-3		0-3 K	0-0 FC5-4		2 0 0 0 1 1 1													
Warren Spahn, L (1, 1) OBP: 0.286, SLG: 0.250		0-0 F6		0-3 K		0-0 1B 1B	0-0 1B		4 1 2 0 0 1 4													
Inning Stats	R: 0 E: 0 K: 0 S: 3	H: 0 LOB: 0 BB: 0 P: 3	R: 0 E: 0 K: 0 S: 5	H: 2 LOB: 3 BB: 1 P: 9	R: 0 E: 1 K: 1 S: 6	H: 0 LOB: 1 BB: 0 P: 6	R: 1 E: 0 K: 1 S: 7	H: 2 LOB: 1 BB: 0 P: 7	R: 1 E: 0 K: 0 S: 4	H: 2 LOB: 2 BB: 2 P: 12	R: 2 E: 0 K: 1 S: 9	H: 4 LOB: 3 BB: 1 P: 13	R: 0 E: 0 K: 0 S: 5	H: 2 LOB: 2 BB: 0 P: 5	R: 0 E: 0 K: 1 S: 5	H: 0 LOB: 0 BB: 0 P: 5	R: 0 E: 0 K: 0 S: 3	H: 0 LOB: 0 BB: 0 P: 3	1B: 10 2B: 2 3B: 0 HR: 0	SF: 0 SAC: 1 DP: 1 HBP: 0	WP: 0 PB: 0 SB: 0 CS: 0	PA: 43
PITCHER	IP WLS BF H R ER SO BB IBB HBP BLK WP HR S P ERA WHIP																					
Sam Jones, R (1, 1) ERA: 4.32	5.2 L 30 10 4 4 3 3 3 0 0 0 0 0 33 45 6.35 2.294																					
Al Worthington, R (6, 1) ERA: 3.38	1.1 7 2 0 0 0 0 0 1 0 0 0 0 6 10 0.00 1.500																					
Gordon Jones, R (8, 1) ERA: 3.48	2.0 6 0 0 0 0 1 0 0 0 0 0 0 8 8 0.00 0.000																					

AB	38
R	4
H	12
RBI	4
BB	4
SO	4
LOB	19



Batter	1	2	3	4	5	6	7	8	9	AB	R	H	RBI	BB	SO	LOB
Andre Rodgers, R (1, 6) OBP: 0.381, SLG: 0.463	0-3 K		4-0 BB		0-0 F7		0-0 G3-6-3 1B			3	0	1	1	1	1	1
Leon Wagner, L (1, 7) OBP: 0.439, SLG: 0.722 Gordon Jones, R (8, 1)	0-3 K		0-3 K		0-0 F4		0-0 G3-6-3 1B			4	0	0	0	0	2	5
Willie Mays, R (1, 8) OBP: 0.393, SLG: 0.618	0-0 F3				0-0 HR		0-0 F8		0-0 F5	4	1	1	1	0	0	0
Orlando Cepeda, R (1, 3) OBP: 0.319, SLG: 0.547		0-0 F8		0-0 1B		0-0 1B		0-3 K		4	0	2	0	0	1	0
Jackie Brandt, R (1, 9) OBP: 0.316, SLG: 0.426		0-0 F3		0-0 1B		0-3 K		0-0 F9		4	0	1	0	0	1	1
Daryl Spencer, R (1, 4) OBP: 0.297, SLG: 0.323		0-3 K		4-0 G1-4-3 BB		0-0 4-3			0-0 F9	3	0	0	0	1	1	1
Bob Schmidt, R (1, 2) OBP: 0.315, SLG: 0.383			0-0 6-3	0-0 G1-4-3		0-0 5-3			0-0 4-3	4	0	0	0	0	0	2
Jim Davenport, R (1, 5) OBP: 0.271, SLG: 0.341			0-0 SH5-4 1B		0-0 F8		0-0 1B		0-0 2-3	4	1	2	0	0	0	0
Sam Jones, R (1, 1) OBP: 0.053, SLG: 0.053 Al Worthington, R (6, 1) Felipe Alou, R (7, PH) OBP: 0.351, SLG: 0.576			0-0 SH5-4		0-0 1B		0-0 1B			1	0	1	0	0	0	0
			1-2				1-2			0	0	0	0	0	0	0
										1	0	1	0	0	0	0

Inning Stats	R: 0	H: 0	E: 0	K: 2	S: 7	R: 0	H: 0	E: 0	K: 1	S: 5	R: 0	H: 1	E: 0	K: 1	S: 6	R: 1	H: 3	E: 0	K: 0	S: 4	R: 0	H: 1	E: 0	K: 0	S: 4	R: 0	H: 1	E: 0	K: 1	S: 6	R: 1	H: 3	E: 0	K: 0	S: 5	R: 0	H: 0	E: 0	K: 1	S: 5	R: 0	H: 0	E: 0	K: 0	S: 3	1B: 8	2B: 0	3B: 0	HR: 1	SF: 0	SAC: 1	DP: 2	HBP: 0	WP: 0	PA: 35
PITCHER Warren Spahn, L (1, 1) ERA: 2.97	IP	WLS	BF	H	R	ER	SO	BB	IBB	HBP	BLK	WP	HR	S	P	ERA	WHIP																																						
	9.0	W	35	9	2	2	6	2	0	0	0	0	1	45	53	2.00	1.222																																						

BOTTOM

Milwaukee Braves @ San Francisco Giants
Seals Stadium, San Francisco, CA

Mon May 18 1959, 6:33 AM EDT
Att. 17,524 - Unknown

livebaseballscorecards.com

AB	32
R	2
H	9
RBI	2
BB	2
SO	6
LOB	10



Batter	1	2	3	4	5	6	7	8	9	AB R H RBI BB SO LOB	TOP											
Bill Bruton, L (1, 8) OBP: 0.343, SLG: 0.543	0-3 K	0-0 2B		4-0 CS BB		0-0 F8	0-0 F7			4 0 1 0 1 1 3	Milwaukee Braves @ San Francisco Giants Seals Stadium, San Francisco, CA Tue May 19 1959, 10:05 PM EDT Att: 22,910 - Unknown											
Eddie Mathews, L (1, 5) OBP: 0.365, SLG: 0.648	0-0 HR 1B	0-0 F8		0-0 CS 1-2	0-0 E7 WP 1B	0-0 1B		0-0 F9		5 2 2 0 0 0 2												
Hank Aaron, R (1, 9) OBP: 0.497, SLG: 0.841	0-0 FC6 HR	0-0 F7			4-0 1B SF8 BB	0-3 K		0-3 K		4 2 0 0 1 2 5												
Wes Covington, L (1, 7) OBP: 0.390, SLG: 0.450	0-0 HR 1-H 2-H		0-0 F8		0-0 1B 1-3 3-H		4-0 SH5-3 BB 1B	0-0 2B		4 2 3 4 1 0 0												
Frank Torre, L (1, 3) OBP: 0.323, SLG: 0.325	0-0 F7		0-0 G3		0-0 SF8 3-H		4-0 SH5-3 BB 1B	0-0 F1		3 1 0 1 1 0 1												
Del Crandall, R (1, 2) OBP: 0.364, SLG: 0.516	0-0 HR		0-0 FC5-4 1B		0-0 F7		0-0 SH5-3 1-2 2-3	0-0 F8		4 1 2 1 0 0 1												
Johnny Logan, R (1, 6) OBP: 0.403, SLG: 0.439	0-0 5-3		0-0 FC5-4 1-2f		0-0 F9		0-0 WP 1B 1B 2-H 3-H	0-3 K		5 0 1 2 0 1 2												
Johnny O'Brien, R (1, 4) OBP: 0.275, SLG: 0.302 Felix Mantilla, R (7, PH) OBP: 0.360, SLG: 0.200		0-0 FC1-6 1B		0-0 1-3		0-0 6-3	0-0 F7	0-0 F7		3 0 1 0 0 0 0 2 0 0 0 0 0 1												
Joey Jay, S (1, 1) OBP: 0.333, SLG: 0.143		0-0 FC1-6 2B		0-0 4-3		4-0 1B BB	0-0 1B			3 0 1 0 1 0 1												
Inning Stats	R: 4 E: 1 K: 1 S: 9	H: 3 LOB: 0 BB: 0 P: 9	R: 0 E: 0 K: 0 S: 5	H: 2 LOB: 2 BB: 0 P: 5	R: 0 E: 0 K: 0 S: 4	H: 1 LOB: 1 BB: 0 P: 4	R: 0 E: 0 K: 0 S: 2	H: 0 LOB: 0 BB: 1 P: 6	R: 2 E: 1 K: 0 S: 5	H: 1 LOB: 1 BB: 1 P: 9	R: 0 E: 0 K: 1 S: 6	H: 1 LOB: 2 BB: 1 P: 10	R: 2 E: 0 K: 0 S: 5	H: 2 LOB: 2 BB: 2 P: 13	R: 0 E: 0 K: 1 S: 6	H: 1 LOB: 1 BB: 0 P: 6	R: 0 E: 0 K: 1 S: 5	H: 0 LOB: 0 BB: 0 P: 5	1B: 7 2B: 2 3B: 0 HR: 2	SF: 1 SAC: 1 DP: 0 HBP: 0	WP: 2 PB: 0 SB: 0 CS: 1	PA: 45
PITCHER	IP WLS BF H R ER SO BB IBB HBP BLK WP HR S P ERA WHIP																				PITCHER	IP WLS BF H R ER SO BB IBB HBP BLK WP HR S P ERA WHIP
Jack Sanford, R (1, 1) ERA: 3.0	5.0 L 25 7 6 3 1 2 0 0 0 1 2 25 33 5.40 1.800																					
Joe Shipley, R (6, 1) ERA: 7.2	2.0 12 3 2 2 1 3 0 0 0 1 0 11 23 9.00 3.000																					
Dom Zanni, R (8, 1) ERA: 6.14	2.0 7 1 0 0 0 2 0 0 0 0 0 0 11 11 0.00 0.500																					

AB	37
R	8
H	11
RBI	8
BB	5
SO	4
LOB	16



Batter	1	2	3	4	5	6	7	8	9	AB R H RBI BB SO LOB	TOP	
Felix Mantilla, R (1, 4) OBP: 0.310, SLG: 0.167 Mickey Vernon, L (9, PH) OBP: 0.393, SLG: 0.538	0-0 F7		0-0 F8		0-0 FC5-4		0-0 6-3		0-0 FC4-6	4 0 0 0 0 0 2 1 0 0 0 0 0 2	Milwaukee Braves @ San Francisco Giants Seals Stadium, San Francisco, CA Wed May 20 1959, 6:33 AM EDT Att: 17,825 - Unknown livebaseballscorecards.com	
Eddie Mathews, L (1, 5) OBP: 0.354, SLG: 0.626	0-0 F9		0-0 F8		0-0 G3		0-0 4-3		0-0 FC4-6	5 0 0 0 0 0 2		
Hank Aaron, R (1, 9) OBP: 0.490, SLG: 0.846	0-0 F5		0-0 6-3		0-0 HR		0-0 6-3			4 1 1 1 0 0 0		
Joe Adcock, R (1, 3) OBP: 0.414, SLG: 0.520		0-0 F7		0-3 K		0-0 E7 1B		0-0 5-3		4 1 0 0 0 1 0		
Wes Covington, L (1, 7) OBP: 0.366, SLG: 0.442		0-0 4-3			0-0 BB 1B	0-0 F3		0-0 F6		4 1 1 0 0 0 1		
Del Crandall, R (1, 2) OBP: 0.368, SLG: 0.512		0-0 1B			0-0 F7	4-0 IBB 1B		0-0 6-3		3 0 1 0 1 0 1		
Andy Pafko, R (1, 8) OBP: 0.290, SLG: 0.300		0-0 F9			4-0 BB 1B	0-0 IBB 1B				3 0 2 1 1 0 1		
Johnny Logan, R (1, 6) OBP: 0.413, SLG: 0.444			0-0 6-3		0-0 FC5-4 1B	4-0 IBB 1B				3 0 2 1 1 0 0		
Bob Buhl, R (1, 1) Stan Lopata, R (9, PH)			0-3 K		0-3 K	0-0 G1			0-3 K	3 0 0 0 0 2 5 1 0 0 0 0 1 2		
Inning Stats	R: 0 E: 0 K: 0 S: 3 H: 0 LOB: 0 BB: 0 P: 3	R: 0 E: 0 K: 0 S: 4 H: 1 LOB: 1 BB: 0 P: 4	R: 0 E: 0 K: 1 S: 5 H: 0 LOB: 0 BB: 0 P: 5	R: 0 E: 0 K: 1 S: 5 H: 0 LOB: 0 BB: 0 P: 5	R: 1 E: 0 K: 1 S: 7 H: 2 LOB: 2 BB: 1 P: 11	R: 2 E: 1 K: 0 S: 6 H: 2 LOB: 3 BB: 2 P: 14	R: 0 E: 0 K: 0 S: 3 H: 0 LOB: 0 BB: 0 P: 3	R: 0 E: 0 K: 0 S: 3 H: 0 LOB: 0 BB: 0 P: 3	R: 0 E: 0 K: 1 S: 7 H: 2 LOB: 2 BB: 0 P: 7	1B: 6 2B: 0 3B: 0 HR: 1 SF: 0 SAC: 0 DP: 0 HBP: 0	WP: 0 PB: 0 SB: 0 CS: 0 PA: 38	
PITCHER Mike McCormick, L (1, 1) ERA: 2.85 Sam Jones, R (9, 1) ERA: 4.25	IP WLS BF H R ER SO BB IBB HBP BLK WP HR S P ERA WHIP	8.0 W 35 7 3 2 3 1 2 0 0 0 1 38 50 2.25 1.000	1.0 S 3 0 0 0 1 0 0 0 0 0 0 5 5 0.00 0.000									ERA WHIP



Batter	1	2	3	4	5	6	7	8	9	AB	R	H	RBI	BB	SO	LOB
Andre Rodgers, R (1, 6) OBP: 0.372, SLG: 0.466	F4		2B		F7		6-3			4	0	1	0	0	0	0
Leon Wagner, L (1, 7) OBP: 0.396, SLG: 0.619 Jackie Brandt, R (7, 7) OBP: 0.311, SLG: 0.411	F8		F9			G3		S E BB		3	0	0	0	0	0	1
Willie Mays, R (1, 8) OBP: 0.386, SLG: 0.594	6-3				F8	S 2B BB		F3		3	1	0	0	1	0	1
Orlando Cepeda, R (1, 3) OBP: 0.329, SLG: 0.541		F6		HR 1B		5-3		E FC3-6 BB		3	2	1	0	1	0	1
Felipe Alou, R (1, 9) OBP: 0.366, SLG: 0.625		FC6-4 1B		1-H HR		2B		E1 FC3-6		4	2	3	3	0	0	1
Daryl Spencer, R (1, 4) OBP: 0.301, SLG: 0.333		FC6-4 1-2f		F9		2B		FC3-6		4	0	1	2	0	0	2
Bob Schmidt, R (1, 2) OBP: 0.301, SLG: 0.365		FC6-4 1-2f		5-3		F4		2-3		4	0	0	0	0	0	3
Jim Davenport, R (1, 5) OBP: 0.265, SLG: 0.331			5-3		F9		F7			3	0	0	0	0	0	0
Mike McCormick, L (1, 1) OBP: 0.364, SLG: 0.222 Sam Jones, R (9, 1) OBP: 0.053, SLG: 0.053 Hobie Landrith, L (9, 2) OBP: 0.355, SLG: 0.391			K		4-3		4-3			3	0	0	0	0	1	0

Inning Stats	R: 0	H: 0	E: 0	K: 0	S: 3	R: 0	H: 1	E: 0	K: 0	S: 4	R: 0	H: 1	E: 0	K: 1	S: 6	R: 2	H: 2	E: 0	K: 0	S: 5	R: 0	H: 0	E: 0	K: 0	S: 3	R: 2	H: 2	E: 0	K: 0	S: 5	R: 0	H: 0	E: 0	K: 0	S: 3	R: 2	H: 0	E: 1	K: 0	S: 4	R: 2	H: 0	E: 1	K: 0	S: 4
	0	0	0	0	3	0	1	0	0	4	0	1	0	1	6	0	2	0	0	5	0	0	0	0	3	0	2	0	2	0	9	0	0	0	3	0	0	0	0	12	0	0	2	0	0

BOTTOM

Milwaukee Braves @ San Francisco Giants
Seals Stadium, San Francisco, CA

Wed May 20 1959, 6:33 AM EDT
Att. 17,825 - Unknown


AB	31
R	6
H	6
RBI	5
BB	3
SO	1
LOB	9

livebaseballscores.com



WP: 0	PA: 34
PB: 0	
SB: 2	
CS: 0	

PITCHER	IP	WLS	BF	H	R	ER	SO	BB	IBB	HBP	BLK	WP	HR	S	P	ERA	WHIP
Bob Buhl, R (1, 1) ERA: 2.2	8.0	L	34	6	6	3	1	3	0	0	0	0	1	33	45	3.38	1.125

Batter	1	2	3	4	5	6	7	8	9	AB R H RBI BB SO LOB	TOP											
Bill Bruton, L (1, 8) OBP: 0.354, SLG: 0.550	4-0 HR BB	0-0 3B 2B		0-0 G3	0-0 1B 1B		0-0 F8			4 2 2 1 1 0 0												
Eddie Mathews, L (1, 5) OBP: 0.361, SLG: 0.638	0-3 K	0-0 1B 3B		0-0 2B 1B	0-0 1B			0-0 F9		5 2 3 1 0 1 1												
Hank Aaron, R (1, 9) OBP: 0.500, SLG: 0.872	0-0 HR	0-0 2B 1B		0-0 2B 2B	0-0 F8			0-0 2B 1B		5 4 4 3 0 0 2												
Wes Covington, L (1, 7) OBP: 0.386, SLG: 0.458	0-0 4-3	0-0 2B		0-0 L4		0-0 P4		0-0 2B		5 0 2 2 0 0 2												
Frank Torre, L (1, 3) OBP: 0.337, SLG: 0.356	0-0 1B 2B	0-0 L7		0-0 2B		4-0 BB		0-0 F8		4 1 2 2 1 0 2												
Del Crandall, R (1, 2) OBP: 0.362, SLG: 0.500	0-0 FC4 1B		0-3 K	0-3 K		0-0 F7		0-0 F8		5 0 1 1 0 2 3												
Johnny Logan, R (1, 6) OBP: 0.413, SLG: 0.459	0-0 FC4		0-0 2B		0-0 SH5-4 1B 2B		0-0 F9		0-0 F8	5 1 2 0 0 0 2	AB 40 R 10 H 16 RBI 10 BB 4 SO 4 LOB 13											
Felix Mantilla, R (1, 4) OBP: 0.324, SLG: 0.148		0-0 P6		4-0 FC6-4 BB	4-0 SH5-4 1B BB		0-0 5-3		0-0 P5	3 0 0 0 2 0 0												
Lew Burdette, R (1, 1) OBP: 0.182, SLG: 0.194		0-3 K		0-0 FC6-4	0-0 SH5-4		0-0 F2		0-0 G3	4 0 0 0 0 1 1												
Inning Stats	R: 3 E: 0 K: 1 S: 8	H: 3 LOB: 1 BB: 1 P: 12	R: 3 E: 0 K: 1 S: 9	H: 4 LOB: 1 BB: 0 P: 9	R: 0 E: 0 K: 1 S: 5	H: 1 LOB: 1 BB: 1 P: 9	R: 2 E: 0 K: 1 S: 8	H: 3 LOB: 1 BB: 0 P: 8	R: 1 E: 0 K: 0 S: 5	H: 3 LOB: 2 BB: 1 P: 9	R: 0 E: 0 K: 0 S: 3	H: 0 LOB: 1 BB: 1 P: 7	R: 0 E: 0 K: 0 S: 3	H: 0 LOB: 0 BB: 0 P: 3	R: 1 E: 0 K: 0 S: 5	H: 2 LOB: 1 BB: 0 P: 5	R: 0 E: 0 K: 0 S: 3	H: 0 LOB: 0 BB: 0 P: 3	1B: 6 2B: 8 3B: 1 HR: 1	SF: 0 SAC: 1 DP: 0 HBP: 0	WP: 0 PB: 0 SB: 0 CS: 0	PA: 45
PITCHER	IP WLS BF H R ER SO BB IBB HBP BLK WP HR S P ERA WHIP																					
Robin Roberts, R (1, 1) ERA: 5.36	1.2 L 12 6 6 6 2 1 0 0 0 0 1 15 19 32.40 4.200																					
Taylor Phillips, L (2, 1) ERA: 8.75	3.0 17 8 3 3 2 2 0 0 0 0 0 19 27 9.00 3.333																					
Jack Meyer, R (5, 1) ERA: 5.09	2.1 8 0 0 0 0 1 0 0 0 0 0 7 11 0.00 0.429																					
Humberto Robinson, R (8, 1) ERA: 3.86	2.0 8 2 1 1 0 0 0 0 0 0 0 8 8 4.50 1.000																					

Milwaukee Braves @ Philadelphia Phillies
 Connie Mack Stadium, Philadelphia, PA
 Fri May 22 1959, 7:05 PM EDT
 Att. 24,043 - Unknown

livebaseballscorecards.com

Batter	1	2	3	4	5	6	7	8	9	AB R H RBI BB SO LOB	TOP
Bill Bruton, L (1, 8) <small>OBP: 0.350, SLG: 0.540</small>	0-0 F5		0-3 K			0-0 FC6-5 1B		0-0 F9		4 1 1 0 0 1 0	Milwaukee Braves @ Philadelphia Phillies Connie Mack Stadium, Philadelphia, PA Sat May 23 1959, 3:33 AM EDT Att. 8,346 - Unknown
Eddie Mathews, L (1, 5) <small>OBP: 0.371, SLG: 0.636</small>	4-0 5-3 BB		0-0 4-3			0-0 FC6-5 1B		4-0 FC5-4 BB		2 0 1 0 2 0 0	
Hank Aaron, R (1, 9) <small>OBP: 0.494, SLG: 0.855</small>	0-0 5-3 1-2			0-0 1B 1B		0-0 FC6-5 G4-6-3		0-0 FC5-4 1-2f		4 0 1 1 0 0 3	
Wes Covington, L (1, 7) <small>OBP: 0.375, SLG: 0.443</small>	0-0 F7			0-3 K		0-0 G4-6-3 1-2f		0-0 4-3		4 0 0 0 0 1 3	
Frank Torre, L (1, 3) <small>OBP: 0.333, SLG: 0.352</small>		0-0 4-3		0-0 G5-4-3 1B			0-0 F8	0-0 L8		4 0 1 0 0 0 0	
Del Crandall, R (1, 2) <small>OBP: 0.352, SLG: 0.485</small>		0-3 K		0-0 G5-4-3 1-2f			0-0 P2	0-0 F8		4 0 0 0 0 1 2	
Johnny Logan, R (1, 6) <small>OBP: 0.425, SLG: 0.488</small>		0-0 HR			1-0 CS HBP		4-0 BB			1 1 1 1 1 0 0	
Felix Mantilla, R (1, 4) <small>OBP: 0.306, SLG: 0.138</small> Joe Adcock, R (7, PH) <small>OBP: 0.407, SLG: 0.510</small> Johnny O'Brien, R (7, 4) <small>OBP: 0.275, SLG: 0.302</small>	0-0 5-3			0-3 K 1-2			0-0 F2			2 0 0 0 0 1 1 1 0 0 0 0 0 1 0 0 0 0 0 0 0	
Warren Spahn, L (1, 1) <small>OBP: 0.276, SLG: 0.240</small> Bob Rush, R (4, 1) <small>OBP: 0.250, SLG: 0.250</small> Mickey Vernon, L (8, PH) <small>OBP: 0.379, SLG: 0.519</small> Don McMahon, R (8, 1)			0-0 G3		0-0 F3			0-0 G3		1 0 0 0 0 0 0 1 0 0 0 0 0 0 1 0 0 0 0 0 0 0 0 0 0 0 0 0	
Inning Stats	R: 0 H: 0 E: 0 LOB: 1 K: 0 BB: 1 S: 3 P: 7	R: 1 H: 1 E: 0 LOB: 0 K: 1 BB: 0 S: 6 P: 6	R: 0 H: 0 E: 0 LOB: 0 K: 1 BB: 0 S: 5 P: 5	R: 0 H: 2 E: 0 LOB: 1 K: 1 BB: 0 S: 6 P: 6	R: 0 H: 0 E: 0 LOB: 0 K: 1 BB: 0 S: 4 P: 5	R: 1 H: 2 E: 0 LOB: 0 K: 0 BB: 0 S: 4 P: 4	R: 0 H: 0 E: 0 LOB: 1 K: 0 BB: 1 S: 3 P: 7	R: 0 H: 0 E: 0 LOB: 1 K: 0 BB: 1 S: 3 P: 7	R: 0 H: 0 E: 0 LOB: 0 K: 0 BB: 0 S: 3 P: 3	1B: 4 SF: 0 2B: 1 SAC: 0 3B: 0 DP: 3 HR: 1 HBP: 1	
PITCHER Jim Owens, R (1, 1) <small>ERA: 3.52</small>	IP WLS BF H R ER SO BB IBB HBP BLK WP HR S P ERA WHIP 9.0 W 33 5 2 2 4 3 0 1 0 0 1 37 50 2.00 0.889										

AB	29
R	2
H	5
RBI	2
BB	3
SO	4
LOB	10



WP: 0	PA: 33
PB: 0	
SB: 0	
CS: 1	

livebaseballscorecards.com

Batter	1	2	3	4	5	6	7	8	9	AB	R	H	RBI	BB	SO	LOB
Richie Ashburn, L (1, 8) OBP: 0.376, SLG: 0.279	0-0 G4-6-3 1B		0-0 F2	0-0 1-2 2-3 1B		0-0 F7		4-0 1-2 2-3 IBB		4	0	2	0	1	0	0
Chico Fernandez, R (1, 6) OBP: 0.316, SLG: 0.356	0-0 F7		0-0 F8	0-0 4-3			0-0 6-3	0-0 5-3		5	0	0	0	0	0	7
Ed Bouchee, L (1, 3) OBP: 0.399, SLG: 0.488	0-0 G4-6-3 1-2f		0-0 1B		0-0 WP 1B 2B		0-0 2B			4	1	3	0	0	0	1
Wally Post, R (1, 9) OBP: 0.309, SLG: 0.519		0-0 5-3	0-3 K		0-3 K		0-0 P3			4	0	0	0	0	2	3
Harry Anderson, L (1, 7) OBP: 0.305, SLG: 0.421		0-3 K		0-0 G3	0-0 1B 1B		0-0 4-3			4	0	1	1	0	1	1
Willie Jones, R (1, 5) OBP: 0.372, SLG: 0.526		4-0 BB 2B BB		0-0 1B 1B	0-0 1B 1B		0-0 P4			3	2	2	0	1	0	0
Sparky Anderson, R (1, 4) OBP: 0.279, SLG: 0.230		4-0 BB 2B BB		0-0 1B 1B	0-0 6-3		0-0 BLK 1B 1B			3	1	2	0	1	0	1
Jim Hegan, R (1, 2) OBP: 0.192, SLG: 0.204		0-0 1-H 2-H 2B		0-0 1B 1B		0-0 F5		0-0 BLK 1B		4	0	3	3	0	0	0
Jim Owens, R (1, 1) OBP: 0.182, SLG: 0.100		0-0 6-3		4-0 1B BB		0-0 5-3		0-3 K		3	0	0	0	1	1	3

Inning Stats	R: 0	H: 1	E: 0	LOB: 0	K: 0	S: 3	P: 3	R: 2	H: 1	E: 0	LOB: 1	K: 1	S: 6	P: 14	R: 0	H: 1	E: 0	LOB: 1	K: 1	S: 6	R: 1	H: 4	E: 0	LOB: 3	K: 0	S: 6	P: 10	R: 1	H: 3	E: 0	LOB: 1	K: 1	S: 7	P: 7	R: 0	H: 0	E: 0	LOB: 0	K: 0	S: 3	P: 3	R: 0	H: 1	E: 0	LOB: 1	K: 0	S: 4	P: 4	R: 0	H: 2	E: 0	LOB: 3	K: 1	S: 7	P: 11
--------------	------	------	------	--------	------	------	------	------	------	------	--------	------	------	-------	------	------	------	--------	------	------	------	------	------	--------	------	------	-------	------	------	------	--------	------	------	------	------	------	------	--------	------	------	------	------	------	------	--------	------	------	------	------	------	------	--------	------	------	-------

PITCHER	IP	WLS	BF	H	R	ER	SO	BB	IBB	HBP	BLK	WP	HR	S	P	ERA	WHIP
Warren Spahn, L (1, 1) ERA: 3.17	3.2	L	19	7	3	3	2	3	0	0	0	0	0	20	32	7.36	2.727
Bob Rush, R (4, 1) ERA: 2.19	3.1		13	4	1	1	1	0	0	0	0	1	0	15	15	2.70	1.200
Don McMahon, R (8, 1) ERA: 2.6	1.0		6	2	0	0	1	0	1	0	1	0	0	7	11	0.00	2.000

BOTTOM

Milwaukee Braves @ Philadelphia Phillies
Connie Mack Stadium, Philadelphia, PA

Sat May 23 1959, 3:33 AM EDT
 Att. 8,346 - Unknown

livebaseballscorecards.com

AB	34
R	4
H	13
RBI	4
BB	4
SO	4
LOB	16



WP: 1	PA: 38
PB: 0	SB: 0
CS: 0	

Batter	1	2	3	4	5	6	7	8	9	AB R H RBI BB SO LOB	TOP									
Bill Bruton, L (1, 8) OBP: 0.364, SLG: 0.564	0-0 4-3		0-0 2B			0-0 FC1-6 1B		0-0 G3 2B		4 0 3 0 0 0 0	Milwaukee Braves @ Philadelphia Phillies Connie Mack Stadium, Philadelphia, PA Sun May 24 1959, 3:33 AM EDT Unknown									
Eddie Mathews, L (1, 5) OBP: 0.368, SLG: 0.627	0-0 1B		0-3 K			0-3 K		0-0 G3 2-3	4 0 1 0 0 2 3											
Hank Aaron, R (1, 9) OBP: 0.482, SLG: 0.832	0-0 P6			0-0 6-3		0-0 FC1-6 1-2f		0-0 F7	4 0 0 0 0 0 3											
Wes Covington, L (1, 7) OBP: 0.364, SLG: 0.429	0-0 F8			0-0 P6		0-0 P6		0-0 G3	4 0 0 0 0 0 2											
Frank Torre, L (1, 3) OBP: 0.330, SLG: 0.347		0-0 L9		0-0 1B		0-0 6-3		0-0 P4	4 0 1 0 0 0 0											
Del Crandall, R (1, 2) OBP: 0.349, SLG: 0.478		0-0 6-3		0-0 5-3		0-0 5-3		0-0 PB 1B	4 0 1 0 0 0 1											
Johnny Logan, R (1, 6) OBP: 0.420, SLG: 0.476		0-0 5-3			0-0 6-3	1-0 HBP		0-0 G3 1-2	3 0 0 0 0 0 1											
Felix Mantilla, R (1, 4) OBP: 0.289, SLG: 0.129			0-3 K		0-0 F5	0-0 1-3			2 0 0 0 0 1 0											
Joe Morgan, L (7, PH) OBP: 0.375, SLG: 0.400									1 0 0 0 0 0 1											
Joey Jay, S (1, 1) OBP: 0.333, SLG: 0.143			0-0 P6		0-3 K2-3			0-3 K	0 0 0 0 0 0 0											
Juan Pizarro, L (1, 1) OBP: 0.111, SLG: 0.111									2 0 0 0 0 1 0											
Mickey Vernon, L (8, PH) OBP: 0.367, SLG: 0.500									1 0 0 0 0 1 0											
Don McMahon, R (8, 1)									0 0 0 0 0 0 0											
Inning Stats	R: 0 E: 0 K: 0 S: 4	H: 1 LOB: 1 BB: 0 P: 4	R: 0 E: 0 K: 0 S: 3	H: 0 LOB: 0 BB: 0 P: 3	R: 0 E: 0 K: 2 S: 8	H: 1 LOB: 1 BB: 0 P: 8	R: 0 E: 0 K: 1 S: 5	H: 0 LOB: 0 BB: 0 P: 5	R: 0 E: 0 K: 1 S: 6	H: 1 LOB: 1 BB: 0 P: 6	R: 0 E: 0 K: 0 S: 3	H: 0 LOB: 1 BB: 0 P: 4	R: 0 E: 0 K: 1 S: 6	H: 1 LOB: 1 BB: 0 P: 6	R: 0 E: 0 K: 0 S: 4	H: 1 LOB: 1 BB: 0 P: 4	1B: 4 2B: 2 3B: 0 HR: 0	SF: 0 SAC: 0 DP: 0 HBP: 1	WP: 0 PB: 1 SB: 0 CS: 0	PA: 34
PITCHER Gene Conley, R (1, 1) ERA: 1.28	IP: 9.0 WLS: W BF: 34 H: 6 R: 0 ER: 0 SO: 5 BB: 0 IBB: 0 HBP: 1 BLK: 0 WP: 0 HR: 0 S: 43 P: 44 ERA: 0.00 WHIP: 0.667											PITCHER	IP: WLS: BF: H: R: ER: SO: BB: IBB: HBP: BLK: WP: HR: S: P: ERA: WHIP:							

AB	33
R	0
H	6
RBI	0
BB	0
SO	5
LOB	11



livebaseballscorecards.com

Batter	1	2	3	4	5	6	7	8	9
Richie Ashburn, L OBP: 0.373, SLG: 0.273 (1, 8)									
Chico Fernandez, R OBP: 0.310, SLG: 0.338 (1, 6)									
Ed Bouchee, L OBP: 0.405, SLG: 0.485 (1, 3)									
Wally Post, R OBP: 0.312, SLG: 0.519 (1, 9)									
Harry Anderson, L OBP: 0.316, SLG: 0.437 (1, 7)									
Willie Jones, R OBP: 0.362, SLG: 0.508 (1, 5)									
Sparky Anderson, R OBP: 0.296, SLG: 0.245 (1, 4)									
Jim Hegan, R OBP: 0.232, SLG: 0.216 (1, 2)									
Gene Conley, R OBP: 0.188, SLG: 0.188 (1, 1)									

AB	R	H	RBI	BB	SO	LOB
3	1	0	0	1	0	4
4	1	0	0	1	0	1
3	2	1	0	2	1	1
4	1	1	1	1	1	2
5	0	3	2	0	1	1
4	1	0	0	0	2	6
2	0	1	2	2	0	0
2	0	1	1	2	0	1
4	0	1	0	0	3	6

BOTTOM	
Milwaukee Braves @ Philadelphia Phillies Connie Mack Stadium, Philadelphia, PA Sun May 24 1959, 3:33 AM EDT Unknown	
AB	31
R	6
H	8
RBI	6
BB	9
SO	8
LOB	22
WP: 0	PA: 41
PB: 0	
SB: 0	
CS: 0	

Inning Stats		R: 4	H: 1	R: 0	H: 1	R: 0	H: 1	R: 0	H: 0	R: 0	H: 0	R: 1	H: 2	R: 1	H: 2
		E: 0	LOB: 3	E: 0	LOB: 2	E: 0	LOB: 1	E: 0	LOB: 0	E: 0	LOB: 1	E: 0	LOB: 1	E: 1	LOB: 2
		K: 2	BB: 6	K: 1	BB: 1	K: 1	BB: 0	K: 2	BB: 0	K: 1	BB: 1	K: 1	BB: 0	K: 0	BB: 0
		S: 8	P: 32	S: 6	P: 10	S: 6	P: 6	S: 7	P: 7	S: 5	P: 9	S: 7	P: 11	S: 5	P: 5

PITCHER														
IP	WLS	BF	H	R	ER	SO	BB	IBB	HBP	BLK	WP	HR	S	P
0.0	L	4	0	4	4	0	4	0	0	0	0	0	0	16
7.0		32	6	1	1	8	4	1	0	0	0	0	43	63
1.0		5	2	1	0	0	0	0	0	0	0	0	5	5

PITCHER														
IP	WLS	BF	H	R	ER	SO	BB	IBB	HBP	BLK	WP	HR	S	P

ERA	WHIP
∞	∞
1.29	1.429
0.00	2.000

Batter	1	2	3	4	5	6	7	8	9	AB R H RBI BB SO LOB	TOP																								
Bill Bruton, L (1, 8) OBP: 0.359, SLG: 0.532	0-3 K		0-0 P6	0-3 K		0-0 4-3			0-0 F2	5 0 0 0 0 2 1																									
Eddie Mathews, L (1, 5) OBP: 0.359, SLG: 0.619	0-0 6-3		0-0 1B 3B		0-0 2B		0-0 4-3		0-0 4-3	5 1 2 0 0 0 0																									
Hank Aaron, R (1, 9) OBP: 0.483, SLG: 0.818	0-0 1-4-3		0-0 BB 1B		0-3 K		0-0 F8		0-0 P6	5 0 1 1 0 1 1																									
Wes Covington, L (1, 7) OBP: 0.376, SLG: 0.444		0-0 2B	4-0 BB 1-2 BB		4-0 IBB		0-3 K			2 1 1 0 2 1 0																									
Joe Adcock, R (1, 3) OBP: 0.413, SLG: 0.519		0-0 FC1-5-6 2B	0-3 K		0-0 F8			4-0 BB FC1-4		3 0 1 1 1 1 4																									
Joe Morgan, L (1, 4) OBP: 0.304, SLG: 0.286		0-0 FC1-5-6 1B	0-0 F9		0-3 K			0-0 F5		4 0 0 0 0 1 6																									
Del Crandall, R (1, 2) OBP: 0.340, SLG: 0.465		0-0 F9		0-0 P6		0-0 L5		0-0 FC1-4 BB		4 0 0 0 0 0 2																									
Johnny Logan, R (1, 6) OBP: 0.437, SLG: 0.526		0-0 1-3 1B		0-0 HR		0-0 2B		4-0 BB 1-2		3 1 3 1 1 0 0																									
Bob Buhl, R (1, 1) Don McMahon, R (7, 1) Frank Torre, L (8, PH) Bob Giggie, R (8, 1)		0-3 K		0-3 K		0-3 K		0-0 F7		3 0 0 0 0 3 3 0 0 0 0 0 0 0 1 0 0 0 0 0 2 0 0 0 0 0 0 0																									
Inning Stats	R: 0 E: 0 K: 1 S: 5	H: 0 LOB: 0 BB: 0 P: 5	R: 1 E: 0 K: 1 S: 8	H: 3 LOB: 2 BB: 0 P: 8	R: 1 E: 0 K: 1 S: 7	H: 2 LOB: 2 BB: 1 P: 11	R: 1 E: 0 K: 2 S: 8	H: 1 LOB: 0 BB: 0 P: 8	R: 0 E: 0 K: 2 S: 8	H: 1 LOB: 2 BB: 1 P: 12	R: 0 E: 0 K: 1 S: 6	H: 1 LOB: 1 BB: 0 P: 6	R: 0 E: 0 K: 1 S: 5	H: 0 LOB: 0 BB: 0 P: 5	R: 0 E: 0 K: 0 S: 3	H: 0 LOB: 2 BB: 2 P: 11	R: 0 E: 0 K: 0 S: 3	H: 0 LOB: 0 BB: 0 P: 3	1B: 2 2B: 4 3B: 1 HR: 1	SF: 0 SAC: 0 DP: 0 HBP: 0	WP: 0 PB: 0 SB: 0 CS: 0	PA: 39													
PITCHER Don Cardwell, R (1, 1) ERA: 5.75 Ray Semproch, R (8, 1) ERA: 5.32	IP 7.0	WLS W	BF 31	H 8	R 3	ER 3	SO 9	BB 1	IBB 1	HBP 0	BLK 0	WP 0	HR 1	S 47	P 55	ERA 3.86	WHIP 1.286	PITCHER	IP 2.0	WLS S	BF 8	H 0	R 0	ER 0	SO 0	BB 2	IBB 0	HBP 0	BLK 0	WP 0	HR 0	S 6	P 14	ERA 0.00	WHIP 1.000

Milwaukee Braves @ Philadelphia Phillies
 Connie Mack Stadium, Philadelphia, PA
 Mon May 25 1959, 7:05 PM EDT
 Att. 16,681 - Unknown

AB	35
R	3
H	8
RBI	3
BB	4
SO	9
LOB	19



Batter	1	2	3	4	5	6	7	8	9	10	11	12	13	AB R H RBI BB SO LOB	TOP									
Dick Schofield, S OBP: 0.394, SLG: 0.500 (1, 6)	0-0 P5		0-0 1B			0-0 4-3			0-0 4-3		0-0 FC4-6 1B		0-0 1B	6 0 3 0 0 0 0										
Bill Virdon, L OBP: 0.299, SLG: 0.384 (1, 8)	0-0 2-3		0-0 F7			0-0 3-1			0-0 1B 1B		0-0 FC4-6 G3-6 1-2f		0-0 4-3	6 0 1 0 0 0 4										
Smoky Burgess, L OBP: 0.405, SLG: 0.630 (1, 2)	0-0 F7					0-0 F7			0-0 F8		0-0 G3-6 1-2f			5 0 0 0 0 0 2										
Rocky Nelson, L OBP: 0.273, SLG: 0.342 (1, 3)		0-0 G3-6-3 1B				0-0 4-3			0-0 1-3		0-0 1-3 1B		0-0 F7	5 0 2 0 0 0 0										
Bob Skinner, L OBP: 0.317, SLG: 0.395 (1, 7)		0-0 G3-6-3 1-2f				0-0 F9			0-0 1-3				0-0 L3	5 0 1 0 0 0 3										
Bill Mazerowski, R OBP: 0.267, SLG: 0.380 (1, 4)		0-3 K				0-0 F8			0-0 F8		0-0 4-3		0-0 FC6-4 1B	5 0 1 0 0 1 1										
Don Hoak, R OBP: 0.359, SLG: 0.353 (1, 5)			0-0 FC5-4 1B			0-0 6-3		0-3 K		0-0 1B		0-0 FC6-4 1-2f		5 0 2 0 0 1 1										
Roman Mejias, R OBP: 0.311, SLG: 0.288 (1, 9)			0-0 FC5-4 1B			0-0 G5-4-3 1B		0-0 5-3		0-0 F8			0-0 1-3	3 0 1 0 0 0 1										
Dick Stuart, R OBP: 0.368, SLG: 0.563 (10, PH)			0-0 1B			0-0 G5-4-3		0-0 6-3		0-0 1-3			0-0 F8	1 0 0 0 0 0 1										
Joe Christopher, R (10, 9)			0-0 1B			0-0 G5-4-3								1 0 0 0 0 0 0										
Harvey Haddix, L OBP: 0.231, SLG: 0.208 (1, 1)			0-0 1B			0-0 G5-4-3							0-0 F8	5 0 1 0 0 0 2										
Inning Stats	R: 0 E: 0 K: 0 S: 3	H: 0 LOB: 0 BB: 0 P: 3	R: 0 E: 0 K: 1 S: 5	H: 1 LOB: 0 BB: 0 P: 5	R: 0 E: 0 K: 0 S: 5	H: 3 LOB: 2 BB: 0 P: 5	R: 0 E: 0 K: 0 S: 4	H: 1 LOB: 1 BB: 0 P: 4	R: 0 E: 0 K: 0 S: 3	H: 1 LOB: 0 BB: 0 P: 3	R: 0 E: 0 K: 1 S: 5	H: 0 LOB: 0 BB: 0 P: 5	R: 0 E: 0 K: 0 S: 4	H: 1 LOB: 1 BB: 0 P: 4	R: 0 E: 0 K: 0 S: 3	H: 1 LOB: 1 BB: 0 P: 4	R: 0 E: 0 K: 0 S: 4	H: 1 LOB: 1 BB: 0 P: 4	R: 0 E: 0 K: 0 S: 4	H: 1 LOB: 1 BB: 0 P: 4	1B: 12 2B: 0 3B: 0 HR: 0	SF: 0 SAC: 0 DP: 3 HBP: 0	WP: 0 PB: 0 SB: 0 CS: 0	PA: 47
PITCHER Lew Burdette, R ERA: 3.32 (1, 1)	IP 13.0	WLS W	BF 47	H 12	R 0	ER 0	SO 2	BB 0	IBB 0	HBP 0	BLK 0	WP 0	HR 0	S 51	P 51	ERA 0.00	WHIP 0.923							

Pittsburgh Pirates @ Milwaukee Braves
 Milwaukee County Stadium, Milwaukee, WI

Tue May 26 1959, 8:05 PM EDT
 Att. 19,194 - Unknown

livebaseballscorecards.com

AB	47
R	0
H	12
RBI	0
BB	0
SO	2
LOB	15



Batter	1	2	3	4	5	6	7	8	9	10	11	12	13	AB R H RBI BB SO LOB
Johnny O'Brien, R (1, 4) OBP: 0.264, SLG: 0.288 Del Rice, R (10, PH) OBP: 0.500, SLG: 0.429 Felix Mantilla, R (11, 4) OBP: 0.275, SLG: 0.121	0-0 6-3			1-3 K			1-1 5-3			1-2 F8			1-2 E5 SH1-4 2B	3 0 0 0 0 1 0 1 0 0 0 0 0 0 1 1 0 0 0 0 0
Eddie Mathews, L (1, 5) OBP: 0.351, SLG: 0.605	3-2 L3			2-2 F8			0-3 K			0-0 F8			0-0 SH1-4	4 0 0 0 0 1 0
Hank Aaron, R (1, 9) OBP: 0.475, SLG: 0.798	1-2 F8			1-1 F8			0-1 5-3			0-0 6-3			4-0 2B IBB	4 0 0 0 1 0 0
Joe Adcock, R (1, 3) OBP: 0.397, SLG: 0.508		2-3 K			0-1 5-3		1-3 K			0-0 6-3			1-0 2B	5 0 1 1 0 2 0
Wes Covington, L (1, 7) OBP: 0.366, SLG: 0.431		1-1 4-3			0-0 F7		0-0 F7			0-1 L8				4 0 0 0 0 0 0
Del Crandall, R (1, 2) OBP: 0.331, SLG: 0.452		1-0 5-3			0-0 F7		1-0 5-3			1-1 F8				4 0 0 0 0 0 0
Andy Patko, R (1, 8) OBP: 0.257, SLG: 0.265			0-0 F9			1-1 P3			1-3 K				2-2 1-3	4 0 0 0 0 1 0
Johnny Logan, R (1, 6) OBP: 0.426, SLG: 0.511			1-1 L6			0-1 6-3			0-0 F7				2-1 F8	4 0 0 0 0 0 0
Lew Burdette, R (1, 1) OBP: 0.162, SLG: 0.171			0-3 K			0-3 K			1-3 K				0-0 5-3	4 0 0 0 0 3 0

Inning Stats	R: 0	H: 0	R: 0	H: 0	R: 0	H: 0	R: 0	H: 0	R: 0	H: 0	R: 0	H: 0	R: 0	H: 0	R: 0	H: 0	R: 1	H: 1	1B: 0	SF: 0	WP: 0	PA: 40	
	E: 0	LOB: 0	E: 0	LOB: 0	E: 0	LOB: 0	E: 0	LOB: 0	E: 0	LOB: 0	E: 0	LOB: 0	E: 0	LOB: 0	E: 0	LOB: 0	E: 1	LOB: 2	2B: 1	SAC: 1	PB: 0		
	K: 0	BB: 0	K: 1	BB: 0	K: 1	BB: 0	K: 1	BB: 0	K: 1	BB: 0	K: 2	BB: 0	K: 0	BB: 0	K: 0	BB: 0	K: 0	BB: 1	3B: 0	DP: 0	SB: 0		
	S: 8	P: 12	S: 6	P: 10	S: 6	P: 7	S: 8	P: 12	S: 4	P: 4	S: 7	P: 8	S: 5	P: 7	S: 7	P: 9	S: 5	P: 6	S: 5	P: 10	S: 5	P: 11	CS: 0


PITCHER	IP	WLS	BF	H	R	ER	SO	BB	IBB	HBP	BLK	WP	HR	S	P	ERA	WHIP
Harvey Haddix, L (1, 1) ERA: 2.16	12.2	L	40	1	1	0	8	0	1	0	0	0	0	79	110	0.00	0.079

BOTTOM

Pittsburgh Pirates @ Milwaukee Braves
 Milwaukee County Stadium, Milwaukee, WI

Tue May 26 1959, 8:05 PM EDT
 Att: 19,194 - Unknown

AB	38
R	1
H	1
RBI	1
BB	1
SO	8
LOB	0



PITCHER	IP	WLS	BF	H	R	ER	SO	BB	IBB	HBP	BLK	WP	HR	S	P	ERA	WHIP
---------	----	-----	----	---	---	----	----	----	-----	-----	-----	----	----	---	---	-----	------

Batter	1	2	3	4	5	6	7	8	9	AB R H RBI BB SO LOB	TOP	
Dick Schofield, S (1, 6) OBP: 0.368, SLG: 0.457	0-0 P3		0-0 1B 1B		0-0 6-3			0-0 4-3	0-3 K	5 0 1 0 0 1 1		
Bill Virdon, L (1, 8) OBP: 0.292, SLG: 0.374	0-3 K		0-3 K		0-0 F5			0-0 5-3		4 0 0 0 0 2 1		
Smoky Burgess, L (1, 2) OBP: 0.407, SLG: 0.642	0-0 3B		0-0 1B 1-2		0-0 L3			0-0 F7		4 0 2 0 0 0 0		
Dick Stuart, R (1, 3) OBP: 0.356, SLG: 0.540	0-3 K		0-3 K		0-0 F9			0-3 K		4 0 0 0 0 3 3		
Bob Skinner, L (1, 7) OBP: 0.308, SLG: 0.383		0-0 P6	0-0 P6		0-0 6-3			0-3 K		4 0 0 0 0 1 2		
Bill Mazeroski, R (1, 4) OBP: 0.278, SLG: 0.388		0-0 2B 1B		0-0 6-3		0-0 SH5-3 WP 1B		0-0 2B E 1B		4 1 3 0 0 0 0		
Don Hoak, R (1, 5) OBP: 0.364, SLG: 0.371		0-0 2B		0-0 6-3		0-0 SH5-3		0-0 E 2B 2B		3 1 2 0 0 0 0		
Roman Mejias, R (1, 9) OBP: 0.309, SLG: 0.277		4-0 G6-4-3 IBB		0-0 1-3		0-0 6-3		0-0 E6 2B		3 1 0 0 1 0 2		
Vern Law, R (1, 1) OBP: 0.259, SLG: 0.385		0-0 G6-4-3			0-0 F9		0-0 1-3	0-0 2B		2 0 0 0 0 0 3		
Dick Groat, R (7, PH) OBP: 0.299, SLG: 0.328										1 0 0 0 0 0 1		
Don Gross, L (7, 1)										0 0 0 0 0 0 0		
Ted Kluszewski, L (9, PH) OBP: 0.400, SLG: 0.604										1 0 1 2 0 0 0		
Joe Christopher, R (9, PR)										0 0 0 0 0 0 0		
Inning Stats	R: 0 H: 1 E: 0 LOB: 1 K: 2 BB: 0 S: 8 P: 8	R: 0 H: 2 E: 0 LOB: 2 K: 0 BB: 1 S: 4 P: 8	R: 0 H: 2 E: 0 LOB: 2 K: 2 BB: 0 S: 9 P: 9	R: 0 H: 0 E: 0 LOB: 0 K: 0 BB: 0 S: 3 P: 3	R: 0 H: 0 E: 0 LOB: 0 K: 0 BB: 0 S: 3 P: 3	R: 0 H: 0 E: 0 LOB: 0 K: 0 BB: 0 S: 3 P: 3	R: 0 H: 1 E: 0 LOB: 1 K: 0 BB: 0 S: 4 P: 4	R: 0 H: 0 E: 0 LOB: 0 K: 0 BB: 0 S: 3 P: 3	R: 3 H: 3 E: 1 LOB: 1 K: 3 BB: 0 S: 13 P: 13	1B: 5 SF: 0 2B: 3 SAC: 1 3B: 1 DP: 1 HR: 0 HBP: 0	WP: 1 PA: 37 PB: 0 SB: 0 CS: 0	
PITCHER	IP WLS BF H R ER SO BB IBB HBP BLK WP HR S P ERA WHIP											
Warren Spahn, L (1, 1) ERA: 2.87	8.2 W 36 9 3 0 6 0 1 0 0 1 0 47 51 0.00 1.038											
Don McMahon, R (9, 1) ERA: 2.37	0.1 S 1 0 0 0 1 0 0 0 0 0 0 3 3 0.00 0.000											

Pittsburgh Pirates @ Milwaukee Braves
 Milwaukee County Stadium, Milwaukee, WI

AB 35
 R 3
 H 9
 RBI 2
 BB 1
 SO 7
 LOB 13



Wed May 27 1959, 8:05 PM EDT
 Att: 17,721 - Unknown

livebaseballscorecards.com

Batter	1	2	3	4	5	6	7	8	9	AB	R	H	RBI	BB	SO	LOB
Bill Bruton, L OBP: 0.348, SLG: 0.516 (1, 8)	F9		F7		G3-6-3		F6			4	0	0	0	0	0	1
Eddie Mathews, L OBP: 0.349, SLG: 0.614 (1, 5)	P6		F2		HR		4-3			4	1	1	1	0	0	0
Hank Aaron, R OBP: 0.464, SLG: 0.778 (1, 9)	5-3		P5		5-3			F9		4	0	0	0	0	0	0
Wes Covington, L OBP: 0.376, SLG: 0.454 (1, 7)		1B		1B		4-3		F8		4	3	3	0	0	0	0
Joe Adcock, R OBP: 0.389, SLG: 0.492 (1, 3)		G4-3		K		4-3		L7		4	0	1	1	0	1	2
Del Crandall, R OBP: 0.325, SLG: 0.443 (1, 2)		G4-3		5-3		5-3				3	0	0	0	0	0	3
Johnny Logan, R OBP: 0.436, SLG: 0.521 (1, 6)		E6				E6				3	0	3	2	0	0	0
Johnny O'Brien, R OBP: 0.267, SLG: 0.279 (1, 4)		BB		K		F9				2	0	0	0	1	1	2
Warren Spahn, L OBP: 0.281, SLG: 0.250 (1, 1) Don McMahon, R (9, 1)		4-3				1-3				3	0	1	0	0	0	2

Inning Stats	R: 0	H: 0	E: 0	K: 0	S: 3	R: 1	H: 3	E: 1	K: 0	S: 5	R: 0	H: 0	E: 0	K: 0	S: 3	R: 1	H: 2	E: 0	K: 2	S: 9	R: 1	H: 2	E: 0	K: 0	S: 4	R: 1	H: 2	E: 1	K: 0	S: 5	R: 0	H: 0	E: 0	K: 0	S: 3	R: 0	H: 0	E: 0	K: 0	S: 3	
	0	0	0	0	3	1	3	1	0	5	0	0	0	0	3	1	2	0	0	2	9	1	2	0	0	4	1	2	0	1	5	0	0	0	0	3	0	0	0	0	3

BOTTOM

Pittsburgh Pirates @ Milwaukee Braves
Milwaukee County Stadium, Milwaukee, WI

Wed May 27 1959, 8:05 PM EDT
Att. 17,721 - Unknown

livebaseballscorecards.com

AB	31
R	4
H	9
RBI	4
BB	1
SO	2
LOB	10



WP: 0	PA: 32
PB: 0	
SB: 0	
CS: 0	

PITCHER	IP	WLS	BF	H	R	ER	SO	BB	IBB	HBP	BLK	WP	HR	S	P	ERA	WHIP
Vern Law, R (1, 1)	6.0	L	26	9	4	4	2	1	0	0	0	0	1	29	33	6.00	1.667
Don Gross, L (7, 1)	2.0		6	0	0	0	0	0	0	0	0	0	0	6	6	0.00	0.000

Batter	1	2	3	4	5	6	7	8	9	AB R H RBI BB SO LOB
--------	---	---	---	---	---	---	---	---	---	----------------------

Bill Bruton, L <small>OBP: 0.345, SLG: 0.508</small> (1, 8)	0-0 4-3 			0-0 		0-0 FC4-6 			0-0 P5 	4 0 1 0 0 0 1
Eddie Mathews, L <small>OBP: 0.347, SLG: 0.603</small> (1, 5)	0-0 2-3 			0-0 4-3 		0-0 FC4-6 			4-0 	3 0 0 0 1 0 2
Hank Aaron, R <small>OBP: 0.460, SLG: 0.766</small> (1, 9)	0-0 5-3 			0-0 E5 			0-0 6-3 		0-0 	4 0 1 0 0 0 1
Wes Covington, L <small>OBP: 0.373, SLG: 0.448</small> (1, 7)		0-0 		0-0 G6-4-3 			0-0 F7 		0-0 4-3 	4 0 1 0 0 0 4
Joe Adcock, R <small>OBP: 0.373, SLG: 0.470</small> (1, 3)		0-0 L6-3 			0-0 E6 			0-0 F9 		3 0 0 0 0 0 1
Del Crandall, R <small>OBP: 0.319, SLG: 0.434</small> (1, 2)			0-0 F7 		0-0 L4-3 			0-3 K 		3 0 0 0 0 1 1
Johnny Logan, R <small>OBP: 0.435, SLG: 0.514</small> (1, 6)			4-0 		0-0 5-3 			0-0 6-3 		2 0 0 0 1 0 0
Johnny O'Brien, R <small>OBP: 0.263, SLG: 0.275</small> Joe Morgan, L <small>OBP: 0.280, SLG: 0.261</small> (6, PH) (7, 4)			0-0 G1-4-3 			0-3 K 		0-3 K 		1 0 0 0 0 0 1 2 0 0 0 0 2 0
Joey Jay, S <small>OBP: 0.300, SLG: 0.125</small> Mickey Vernon, L <small>OBP: 0.333, SLG: 0.441</small> Bob Rush, R <small>OBP: 0.250, SLG: 0.250</small> Frank Torre, L <small>OBP: 0.325, SLG: 0.340</small> (9, PH)			0-3 K 			0-0 		0-3 K 		1 0 0 0 0 1 0 1 0 1 0 0 0 0 0 0 0 0 0 0 0 1 0 0 0 0 1 0

Inning Stats	R: 0	H: 0	E: 0	K: 0	S: 3	R: 0	H: 1	E: 0	K: 0	S: 3	R: 0	H: 0	E: 0	K: 1	S: 4	R: 0	H: 1	E: 1	K: 0	S: 4	R: 0	H: 0	E: 0	K: 0	S: 3	R: 0	H: 1	E: 0	K: 1	S: 6	R: 0	H: 0	E: 0	K: 0	S: 3	R: 0	H: 0	E: 0	K: 2	S: 7	R: 0	H: 1	E: 0	K: 1	S: 6	R: 0	H: 1	E: 0	K: 1	S: 6	1B: 4	2B: 2	3B: 0	HR: 0	SF: 0	SAC: 0	DP: 4	HBP: 0	WP: 0	PB: 0	SB: 0	CS: 0	PA: 31
--------------	------	------	------	------	------	------	------	------	------	------	------	------	------	------	------	------	------	------	------	------	------	------	------	------	------	------	------	------	------	------	------	------	------	------	------	------	------	------	------	------	------	------	------	------	------	------	------	------	------	------	-------	-------	-------	-------	-------	--------	-------	--------	-------	-------	-------	-------	--------

PITCHER	IP	WLS	BF	H	R	ER	SO	BB	IBB	HBP	BLK	WP	HR	S	P	ERA	WHIP
Bob Friend, R <small>ERA: 6.47</small> (1, 1)	9.0	W	31	4	0	0	5	2	0	0	0	0	0	39	47	0.00	0.667

BOTTOM

Pittsburgh Pirates @ Milwaukee Braves
 Milwaukee County Stadium, Milwaukee, WI

Thu May 28 1959, 4:33 AM EDT
 Att. 12,635 - Unknown

AB	29
R	0
H	4
RBI	0
BB	2
SO	5
LOB	11



WP	HR	S	P	ERA	WHIP
0	0	0	0	0.00	0.667

livebaseballscorecards.com

Batter	1	2	3	4	5	6	7	8	9	AB	R	H	RBI	BB	SO	LOB
Bill Bruton, L (1, 8) OBP: 0.347, SLG: 0.500	0-3 K	4-0 1B 1-2 2-3 BB		0-0 4-3			0-0 S 1B	0-0 F9		4	1	1	0	1	1	3
Eddie Mathews, L (1, 5) OBP: 0.348, SLG: 0.596	0-0 4-3	0-0 FC4 1B 1-3 2-H 3-H			0-3 K		4-0 1B 1-2 BB		0-0 F8	4	0	1	2	1	1	0
Hank Aaron, R (1, 9) OBP: 0.464, SLG: 0.778	0-0 L7	0-0 FC4 1-2f			0-0 2B		0-0 1B 1-2 2-H		0-0 FC4 3B	5	1	3	1	0	0	2
Wes Covington, L (1, 7) OBP: 0.380, SLG: 0.450		0-0 HR 1B	0-0 K 1B		0-0 F5		0-0 F9		4-0 FC4 IBB	4	1	2	0	1	0	3
Joe Adcock, R (1, 3) OBP: 0.363, SLG: 0.493		0-0 HR	0-3 K		0-0 F8		0-0 F9		0-0 FC4	5	1	1	3	0	1	5
Del Crandall, R (1, 2) OBP: 0.317, SLG: 0.429		0-0 BB 1B 1B	0-0 5-3		0-0 5-3				0-0 F2	4	1	1	0	0	0	0
Johnny Logan, R (1, 6) OBP: 0.424, SLG: 0.500		0-0 F8		0-0 P4		0-0 F2			0-0 5-3	4	0	0	0	0	0	1
Johnny O'Brien, R (1, 4) OBP: 0.288, SLG: 0.301		0-0 BB 1B		0-0 1B		0-3 K			0-0 1B 1B	4	1	3	0	0	1	0
Felix Mantilla, R (8, PR) OBP: 0.275, SLG: 0.121 (9, 4)		1-2 1B		0-0 1B						0	0	0	0	0	0	0
Carl Willey, R (1, 1) Juan Pizarro, L (3, 1) Frank Torre, L (7, PH) Don McMahon, R (8, 1) OBP: 0.200, SLG: 0.200		0-3 K		0-3 K			0-0 F7		0-0 1B	1	0	0	0	0	1	2
										1	0	0	0	0	1	1
										1	0	0	0	0	0	0
										1	0	1	0	0	0	0

Inning Stats	R: 0 E: 0 K: 1 S: 5	H: 0 LOB: 0 BB: 0 P: 5	R: 4 E: 0 K: 1 S: 10	H: 5 LOB: 2 BB: 1 P: 14	R: 0 E: 0 K: 1 S: 5	H: 1 LOB: 0 BB: 0 P: 5	R: 0 E: 0 K: 1 S: 6	H: 1 LOB: 1 BB: 0 P: 6	R: 0 E: 0 K: 1 S: 5	H: 0 LOB: 0 BB: 0 P: 5	R: 1 E: 0 K: 0 S: 5	H: 2 LOB: 2 BB: 1 P: 9	R: 0 E: 0 K: 0 S: 5	H: 2 LOB: 2 BB: 0 P: 5	R: 1 E: 0 K: 0 S: 3	H: 1 LOB: 2 BB: 1 P: 7	1B: 10 2B: 1 3B: 1 HR: 1	SF: 0 SAC: 0 DP: 0 HBP: 0	WP: 0 PB: 0 SB: 1 CS: 0	PA: 41	
PITCHER Gene Conley, R (1, 1) ERA: 2.13	IP 8.1	WLS L	BF 41	H 13	R 6	ER 6	SO 6	BB 2	IBB 1	HBP 0	BLK 0	WP 0	HR 1	S 50	P 62	ERA 6.48	WHIP 1.800				
PITCHER	IP	WLS	BF	H	R	ER	SO	BB	IBB	HBP	BLK	WP	HR	S	P	ERA	WHIP				

BOTTOM

Philadelphia Phillies @ Milwaukee Braves
Milwaukee County Stadium, Milwaukee, WI

Fri May 29 1959, 8:05 PM EDT
Att. 20,334 - Unknown

livebaseballscorecards.com

AB	38
R	6
H	13
RBI	6
BB	3
SO	6
LOB	17



Batter	1	2	3	4	5	6	7	8	9	AB R H RBI BB SO LOB	TOP
Richie Ashburn, L (1, 8) <small>OBP: 0.353, SLG: 0.260</small>	0-0 6-3	0-0 FC5		0-0 F8		0-0 3-1			0-0 4-3	5 0 0 0 0 0 4	Philadelphia Phillies @ Milwaukee Braves Milwaukee County Stadium, Milwaukee, WI Sat May 30 1959, 4:33 AM EDT Att: 18,945 - Unknown livebaseballscorecards.com
Chico Fernandez, R (1, 6) <small>OBP: 0.268, SLG: 0.282</small> Dave Philley, S (9, PH) <small>OBP: 0.341, SLG: 0.444</small>	0-0 P3		0-0 F8		0-3 K		0-0 G3	0-0 1-3	4 0 0 0 0 1 0 1 0 0 0 0 0 0		
Ed Bouchee, L (1, 3) <small>OBP: 0.411, SLG: 0.500</small>	4-0 2B BB		0-0 F7		0-0 3-1 2B		4-0 BB		2 1 1 0 2 0 0		
Wally Post, R (1, 9) <small>OBP: 0.329, SLG: 0.506</small>	0-0 2B 1-H		0-0 1B		0-0 3-1 1B		0-3 K		4 0 3 1 0 1 1		
Harry Anderson, L (1, 7) <small>OBP: 0.327, SLG: 0.477</small>	0-0 3-1		0-3 K		0-0 3-1 1-2 2-3		0-0 4-3		4 0 0 0 0 1 5		
Willie Jones, R (1, 5) <small>OBP: 0.361, SLG: 0.503</small>		0-0 P6		0-0 E 1B		0-0 L4		0-0 5-3	4 0 1 0 0 0 2		
Sparky Anderson, R (1, 4) <small>OBP: 0.283, SLG: 0.240</small>		0-0 FC5 1B		0-0 E9 1-3 1B		0-0 L4		0-3 K	4 0 2 0 0 1 0		
Carl Sawatski, L (1, 2) <small>OBP: 0.391, SLG: 0.571</small>		0-0 1-2 1B		0-0 1-3		0-0 HR		0-0 1-3	4 1 2 1 0 0 2		
Don Cardwell, R (1, 1) Gene Freese, R (9, PH) <small>OBP: 0.313, SLG: 0.714</small>		0-3 K		0-0 1-3		0-0 P4		0-3 K	3 0 0 0 0 1 4 1 0 0 0 0 1 0		
Inning Stats	R: 1 H: 1 E: 0 LOB: 1 K: 0 BB: 1 S: 4 P: 8	R: 0 H: 2 E: 0 LOB: 2 K: 1 BB: 0 S: 7 P: 7	R: 0 H: 1 E: 0 LOB: 1 K: 1 BB: 0 S: 6 P: 6	R: 0 H: 2 E: 1 LOB: 2 K: 0 BB: 0 S: 5 P: 5	R: 0 H: 2 E: 0 LOB: 2 K: 1 BB: 0 S: 7 P: 7	R: 1 H: 1 E: 0 LOB: 0 K: 0 BB: 0 S: 4 P: 4	R: 0 H: 0 E: 0 LOB: 1 K: 1 BB: 1 S: 5 P: 9	R: 0 H: 0 E: 0 LOB: 0 K: 1 BB: 0 S: 5 P: 5	R: 0 H: 0 E: 0 LOB: 0 K: 1 BB: 0 S: 5 P: 5	1B: 6 SF: 0 2B: 2 SAC: 0 3B: 0 DP: 0 HR: 1 HBP: 0	WP: 0 PA: 38 PB: 0 SB: 0 CS: 0
PITCHER Bob Buhl, R (1, 1) <small>ERA: 2.98</small>	IP WLS BF H R ER SO BB IBB HBP BLK WP HR S P ERA WHIP 9.0 W 38 9 2 2 6 2 0 0 0 0 0 1 48 56 2.00 1.222										

Batter	1	2	3	4	5	6	7	8	9
Bill Bruton, L OBP: 0.345, SLG: 0.493 (1, 8)	0-3 K		0-0 HR 1B		0-0 4-3			0-0 4-3	
Eddie Mathews, L OBP: 0.351, SLG: 0.615 (1, 5)	0-0 P4		0-0 HR 1B		0-3 K			0-0 FC3-6 1B 2B	
Hank Aaron, R OBP: 0.469, SLG: 0.793 (1, 9)	0-0 FC6-4 1B		0-0 6-3			0-0 HR		4-0 FC3-6 IBB	
Wes Covington, L OBP: 0.371, SLG: 0.438 (1, 7)	0-0 FC6-4		0-0 6-3			0-0 6-3		0-0 FC3-6 1B	
Andy Pafko, R OBP: 0.257, SLG: 0.265 (8, PR) (9, 7)	1-2f							1-2f 2-3	
Joe Adcock, R OBP: 0.369, SLG: 0.493 (1, 3)		0-0 1B		0-0 F9		0-0 6-3		0-0 1-2 3-H 1B	
Lew Burdette, R OBP: 0.162, SLG: 0.171 (8, PR)		0-0 L6		0-0 F5		0-0 5-3		0-0 P5	
Frank Torre, L OBP: 0.322, SLG: 0.337 (9, 3)									
Del Crandall, R OBP: 0.310, SLG: 0.419 (1, 2)		0-0 1B		0-0 F3			0-0 P4		
Johnny Logan, R OBP: 0.429, SLG: 0.503 (1, 6)		0-0 1B		0-0 F8			0-0 F8		
Felix Mantilla, R OBP: 0.256, SLG: 0.111 (1, 4)		0-0 P6					0-0 P4		
Bob Buhl, R (1, 1)									

AB	R	H	RBI	BB	SO	LOB
4	1	1	0	0	1	0
4	2	2	2	0	1	0
3	1	2	1	1	0	0
4	0	0	0	0	0	3
0	0	0	0	0	0	0
4	0	2	1	0	0	0
0	0	0	0	0	0	0
0	0	0	0	0	0	0
4	0	0	0	0	0	2
3	0	2	0	0	0	0
3	0	0	0	0	0	2
3	0	0	0	0	0	0

BOTTOM

Philadelphia Phillies @ Milwaukee Braves
Milwaukee County Stadium, Milwaukee, WI

Sat May 30 1959, 4:33 AM EDT
 Att. 18,945 - Unknown

livebaseballscorecards.com

AB	32
R	4
H	9
RBI	4
BB	1
SO	2
LOB	7



Inning Stats	R	H	E	K	S	P	IP	WLS	BF	H	R	ER	SO	BB	IBB	HBP	BLK	WP	HR	S	P	ERA	WHIP
Don Cardwell, R ERA: 5.4 (1, 1)	0	1	0	1	6	4	8.0	L	33	9	4	4	2	0	1	0	0	0	2	36	40	4.50	1.125

WP	PA	ERA	WHIP
0	33		

Batter	1	2	3	4	5	6	7	8	9	AB R H RBI BB SO LOB	TOP											
Richie Ashburn, L (1, 8) OBP: 0.345, SLG: 0.253	0-0 3-1		0-0 6-3		0-0 4-3			0-3 K	0-0 4-3	5 0 0 0 0 1 1	Philadelphia Phillies @ Milwaukee Braves Milwaukee County Stadium, Milwaukee, WI Sun May 31 1959, 4:33 AM EDT Unknown livebaseballscorecards.com											
Chico Fernandez, R (1, 6) OBP: 0.274, SLG: 0.287	0-0 F9			0-0 3-1	0-0 F8			0-0 1B 2B 1B	0-0 CS 1B	5 1 2 0 0 0 1												
Ed Bouchee, L (1, 3) OBP: 0.416, SLG: 0.506	4-0 2B BB			0-0 HR 2B		0-0 F8		0-0 2B 1B 1B	0-3 K	4 2 2 0 1 1 1												
Wally Post, R (1, 9) OBP: 0.339, SLG: 0.544	0-0 1-H 2B			0-0 2-H HR		0-0 5-3		0-0 1B 2B		4 2 3 3 0 0 0												
Harry Anderson, L (1, 7) OBP: 0.337, SLG: 0.481		0-0 G5-4-3 1B		0-0 1B		0-0 E4 FC6-4		4-0 1B 1B IBB		3 1 2 0 1 0 0												
Willie Jones, R (1, 5) OBP: 0.359, SLG: 0.497		0-0 G5-4-3 1-2f		0-0 F2		0-0 FC6-4 1-2f		0-0 1B 1B		4 0 1 2 0 0 3												
Sparky Anderson, R (1, 4) OBP: 0.282, SLG: 0.240		0-0 P4		0-3 K			0-0 G4-6-3 1B	0-0 F8		4 0 1 0 0 1 3												
Carl Sawatski, L (1, 2) OBP: 0.382, SLG: 0.550			0-0 4-3		0-0 F8		0-0 G4-6-3 1-2f	0-0 1-3 2-H 1B		4 0 1 1 0 0 1												
Robin Roberts, S (1, 1) OBP: 0.190, SLG: 0.300			0-0 F8		0-0 4-3 2B		0-0 1-3	0-0 5-3		4 0 1 0 0 0 2												
Inning Stats	R: 0 E: 0 K: 0 S: 3	H: 1 LOB: 2 BB: 1 P: 7	R: 0 E: 0 K: 0 S: 3	H: 1 LOB: 0 BB: 0 P: 3	R: 0 E: 0 K: 0 S: 3	H: 0 LOB: 0 BB: 0 P: 3	R: 2 E: 0 K: 1 S: 8	H: 3 LOB: 1 BB: 0 P: 8	R: 0 E: 0 K: 0 S: 4	H: 1 LOB: 1 BB: 0 P: 4	R: 0 E: 1 K: 0 S: 4	H: 0 LOB: 1 BB: 0 P: 4	R: 0 E: 0 K: 0 S: 3	H: 1 LOB: 0 BB: 0 P: 3	R: 4 E: 0 K: 1 S: 10	H: 5 LOB: 2 BB: 1 P: 14	R: 0 E: 0 K: 1 S: 5	H: 1 LOB: 1 BB: 0 P: 5	1B: 8 2B: 5 3B: 0 HR: 1	SF: 0 SAC: 0 DP: 3 HBP: 0	WP: 0 PB: 0 SB: 0 CS: 1	PA: 39
PITCHER	IP WLS BF H R ER SO BB IBB HBP BLK WP HR S P ERA WHIP																					
Lew Burdette, R (1, 1) ERA: 3.61	7.1 L 33 11 6 6 2 1 1 0 0 0 0 1 35 43 7.36 1.636																					
Don McMahon, R (8, 1) ERA: 2.08	0.2 3 1 0 0 0 0 0 0 0 0 0 0 3 3 0.00 1.500																					
Bob Giggie, R (9, 1) ERA: 1.29	1.0 3 1 0 0 0 1 0 0 0 0 0 0 5 5 0.00 1.000																					

Philadelphia Phillies @ Milwaukee Braves
 Milwaukee County Stadium, Milwaukee, WI
 Sun May 31 1959, 4:33 AM EDT
 Unknown

AB	37
R	6
H	13
RBI	6
BB	2
SO	3
LOB	12



Batter	1	2	3	4	5	6	7	8	9	AB R H RBI BB SO LOB	TOP	
Richie Ashburn, L (1, 8) OBP: 0.338, SLG: 0.247	0-0 G3		0-0 3-1		0-0 G3			0-0 6-3		4 0 0 0 0 0 1	Philadelphia Phillies @ Milwaukee Braves Milwaukee County Stadium, Milwaukee, WI Sun May 31 1959, 4:38 AM EDT Att. 28,590 - Unknown livebaseballscorecards.com	
Chico Fernandez, R (1, 6) OBP: 0.273, SLG: 0.286	0-0 4-1 1B		0-0 6-3			0-0 6-3		0-0 4-3		4 0 1 0 0 0 0		
Ed Bouchee, L (1, 3) OBP: 0.407, SLG: 0.494	0-0 4-1 1-2		0-0 4-3			0-0 4-3		0-0 4-3		4 0 0 0 0 0 1		
Wally Post, R (1, 9) OBP: 0.343, SLG: 0.537	4-0 BB			4-0 BB		0-0 L5		0-0 F8		2 0 0 0 2 0 0		
Harry Anderson, L (1, 7) OBP: 0.329, SLG: 0.469	0-0 F8			0-0 F8			0-0 G3	0-0 G3		4 0 0 0 0 0 3		
Willie Jones, R (1, 5) OBP: 0.353, SLG: 0.487		0-0 6-3		0-0 G1-4-3 1-2f			0-0 F9			3 0 0 0 0 0 1		
Sparky Anderson, R (1, 4) OBP: 0.276, SLG: 0.235		0-3 K			0-0 6-3		0-0 6-3			3 0 0 0 0 1 0		
Valmy Thomas, R (1, 2) OBP: 0.222, SLG: 0.152		0-0 1B			0-0 L6			0-0 1-3		3 0 1 0 0 0 0		
Ray Semproch, R (1, 1) OBP: 0.222, SLG: 0.222 Gene Freese, R (8, PH) OBP: 0.333, SLG: 0.828 Taylor Phillips, L (8, 1)		0-0 G3			0-0 1B			0-0 HR		2 0 1 0 0 0 1 1 1 1 1 0 0 0 0 0 0 0 0 0 0		
Inning Stats	R: 0 H: 1 E: 0 LOB: 2 K: 0 BB: 1 S: 4 P: 8	R: 0 H: 1 E: 0 LOB: 1 K: 1 BB: 0 S: 6 P: 6	R: 0 H: 0 E: 0 LOB: 0 K: 0 BB: 1 S: 3 P: 3	R: 0 H: 0 E: 0 LOB: 0 K: 0 BB: 1 S: 2 P: 6	R: 0 H: 1 E: 0 LOB: 1 K: 0 BB: 0 S: 4 P: 4	R: 0 H: 0 E: 0 LOB: 0 K: 0 BB: 0 S: 3 P: 3	R: 0 H: 0 E: 0 LOB: 0 K: 0 BB: 0 S: 3 P: 3	R: 1 H: 1 E: 0 LOB: 0 K: 0 BB: 0 S: 4 P: 4	R: 0 H: 0 E: 0 LOB: 0 K: 0 BB: 0 S: 3 P: 3	1B: 3 SF: 0 2B: 0 SAC: 0 3B: 0 DP: 1 HR: 1 HBP: 0	WP: 0 PA: 32 PB: 0 SB: 0 CS: 0	
PITCHER Warren Spahn, L (1, 1) ERA: 2.7	IP WLS BF H R ER SO BB IBB HBP BLK WP HR S P ERA WHIP	9.0 W 32 4 1 1 1 1 2 0 0 0 0 1 32 40 1.00 0.667										

Philadelphia Phillies @ Milwaukee Braves
Milwaukee County Stadium, Milwaukee, WI
 Sun May 31 1959, 4:38 AM EDT
 Att. 28,590 - Unknown

AB	30
R	1
H	4
RBI	1
BB	2
SO	1
LOB	7



Batter	1	2	3	4	5	6	7	8	9
Bill Bruton, L OBP: 0.335, SLG: 0.476 (1, 8)	0-3 K		0-0 4-3		0-0 SH1-4			0-0 FC3-8 1B	
Eddie Mathews, L OBP: 0.362, SLG: 0.613 (1, 5)	4-0 FC6-4 BB		0-0 BB 1B		0-0 P6			0-0 FC3-6 1-2f	
Hank Aaron, R OBP: 0.456, SLG: 0.763 (1, 9)	0-0 FC6-4 1-2f HR		4-0 G4-6-3 BB		0-0 5-3			0-0 P4	
Wes Covington, L OBP: 0.367, SLG: 0.450 (1, 7)	0-0 HR		0-0 G4-6-3		0-0 G3			0-0 F7	
Andy Pafko, R OBP: 0.257, SLG: 0.265 (9, 7)									
Frank Torre, L OBP: 0.331, SLG: 0.356 (1, 3)	0-0 FC6-4 1B			0-0 2B		0-0 F8			
Del Rice, R OBP: 0.357, SLG: 0.273 (1, 2)	0-0 FC6-4 1-2f			0-0 6-3		0-0 1-3			
Johnny Logan, R OBP: 0.420, SLG: 0.490 (1, 6)		0-0 4-3		0-0 F7			0-0 BB 1B		
Felix Mantilla, R OBP: 0.250, SLG: 0.100 (1, 4)		0-0 6-3		0-0 4-3			4-0 L3-6 BB		
Warren Spahn, L OBP: 0.286, SLG: 0.258 (1, 1)		0-0 4-3			0-0 SH1-4 1B		0-0 L3-6		

Inning Stats	R: 2	H: 2	E: 0	LOB: 1	K: 1	S: 7	P: 11	R: 0	H: 0	E: 0	LOB: 0	K: 0	S: 3	P: 3	R: 0	H: 1	E: 0	LOB: 1	K: 0	S: 3	P: 7	R: 0	H: 1	E: 0	LOB: 1	K: 0	S: 4	P: 4	R: 0	H: 0	E: 0	LOB: 0	K: 0	S: 3	P: 3	R: 0	H: 1	E: 0	LOB: 0	K: 0	S: 2	P: 6	R: 0	H: 1	E: 0	LOB: 1	K: 0	S: 4	P: 4
--------------	------	------	------	--------	------	------	-------	------	------	------	--------	------	------	------	------	------	------	--------	------	------	------	------	------	------	--------	------	------	------	------	------	------	--------	------	------	------	------	------	------	--------	------	------	------	------	------	------	--------	------	------	------

PITCHER	IP	WLS	BF	H	R	ER	SO	BB	IBB	HBP	BLK	WP	HR	S	P	ERA	WHIP
Ray Semproch, R ERA: 4.88 (1, 1)	7.0	L	27	6	2	2	1	3	0	0	0	0	1	26	38	2.57	1.286
Taylor Phillips, L ERA: 7.26 (8, 1)	1.0		4	1	0	0	0	0	0	0	0	0	0	4	4	0.00	1.000


BOTTOM

Philadelphia Phillies @ Milwaukee Braves
Milwaukee County Stadium, Milwaukee, WI

Sun May 31 1959, 4:38 AM EDT
Att. 28,590 - Unknown

AB	R	H	RBI	BB	SO	LOB
3	0	1	0	0	1	0
3	0	1	0	1	0	2
3	1	0	0	1	0	3
4	1	1	2	0	0	3
0	0	0	0	0	0	0
3	0	2	0	0	0	0
3	0	0	0	0	0	2
3	0	1	0	0	0	1
2	0	0	0	1	0	1
3	0	1	0	0	0	1

AB	27
R	2
H	7
RBI	2
BB	3
SO	1
LOB	13



WP	PA
0	31
PB	0
SB	0
CS	0

1B	SF	WP	PA
5	0	0	31
2B	0	PB	0
3B	0	SB	0
HR	1	CS	0

Batter	1	2	3	4	5	6	7	8	9	AB R H RBI BB SO LOB	TOP											
Jim Davenport, R (1, 5) <small>OBP: 0.266, SLG: 0.327</small>	0-0 1B 1B		0-0 1B 1B			0-3 K		0-0 6-3	0-0 F8	6 1 3 1 0 1 0												
Willie Kirkland, L (1, 9) <small>OBP: 0.371, SLG: 0.391</small>	0-0 F3		0-0 F7 1B BB			0-0 1B BB		0-3 K	0-0 F8	5 1 2 0 1 1 1												
Willie Mays, R (1, 8) Felipe Alou, R (9, 9) <small>OBP: 0.397, SLG: 0.603</small> <small>OBP: 0.336, SLG: 0.530</small>	0-0 F8		0-0 1B PB F7 1B 1-2 2-H	0-0 6-3		4-0 1B BB 1-2		0-0 2B 1B		4 2 2 1 1 0 1 0 0 0 0 0 0 0												
Orlando Cepeda, R (1, 3) <small>OBP: 0.354, SLG: 0.584</small>	0-0 1B 1-2		0-0 F7 1B 1-2 2-3	0-0 1-3		0-3 K		0-0 2B 1-H		5 1 2 1 0 1 3												
Leon Wagner, L (1, 7) Bob Schmidt, R (7, 2) <small>OBP: 0.405, SLG: 0.613</small> <small>OBP: 0.316, SLG: 0.408</small>	0-0 6-3		4-0 PB 1B 1B IBB	0-0 F7		4-0 F8 1B CI BB		4-0 2B BB		2 2 0 0 2 0 2 0 1 0 0 1 0 0												
Daryl Spencer, R (1, 4) <small>OBP: 0.335, SLG: 0.349</small>		0-0 5-3	0-0 PB 1B 1B 1-2 2-3 3-H		0-0 6-3	0-1 CI 1B K 1-2		4-0 2B BB 1-2		3 2 1 1 1 0 0												
Andre Rodgers, R (1, 6) <small>OBP: 0.331, SLG: 0.421</small>		0-3 K	0-3 K		0-3 K	0-0 F8		0-0 2B 1-H 2-H 3-H		5 0 1 3 0 3 5												
Hobie Landrith, L (1, 2) <small>OBP: 0.333, SLG: 0.314</small> Jackie Brandt, R (7, PH) <small>OBP: 0.329, SLG: 0.402</small>		4-0 BB	4-0 1B 1B IBB 1-2 2-3 3-H		0-0 1B	0-0 K 1-3 3-H		0-3 K2-3		1 1 1 0 2 0 0 2 0 1 1 0 1 1												
Sam Jones, R (1, 1) <small>OBP: 0.103, SLG: 0.103</small>		0-3 K	0-0 1B 1B 1-2 2-H 3-H		0-3 K	0-3 K 1-2 3-H			0-3 K	5 0 1 2 0 4 4												
Inning Stats	R: 0 E: 0 K: 0 S: 5	H: 2 LOB: 2 BB: 0 P: 5	R: 0 E: 0 K: 2 S: 7	H: 0 LOB: 1 BB: 1 P: 11	R: 6 E: 0 K: 1 S: 10	H: 6 LOB: 3 BB: 3 P: 22	R: 0 E: 0 K: 0 S: 3	H: 0 LOB: 0 BB: 0 P: 3	R: 0 E: 0 K: 2 S: 8	H: 1 LOB: 1 BB: 0 P: 8	R: 0 E: 0 K: 2 S: 7	H: 1 LOB: 1 BB: 1 P: 11	R: 1 E: 1 K: 1 S: 6	H: 1 LOB: 1 BB: 1 P: 10	R: 4 E: 0 K: 2 S: 10	H: 3 LOB: 1 BB: 2 P: 18	R: 0 E: 0 K: 1 S: 5	H: 0 LOB: 0 BB: 0 P: 5	1B: 12 2B: 2 3B: 0 HR: 0	SF: 0 SAC: 0 DP: 0 HBP: 0	WP: 0 PB: 1 SB: 0 CS: 0	PA: 47
PITCHER	IP WLS BF H R ER SO BB IBB HBP BLK WP HR S P ERA WHIP	IP WLS BF H R ER SO BB IBB HBP BLK WP HR S P ERA WHIP																				
Joey Jay, R (1, 1) <small>ERA: 7.22</small>	2.2 L 19 7 6 6 3 2 2 0 0 0 0 21 37 20.25 3.375	6.1 28 7 5 4 8 4 0 0 0 0 0 0 40 56 5.68 1.737																				
Juan Pizarro, L (3, 1) <small>ERA: 4.84</small>																						

San Francisco Giants @ Milwaukee Braves
 Milwaukee County Stadium, Milwaukee, WI

Mon Jun 01 1959, 8:05 PM EDT
 Att. 16,666 - Unknown

AB	38
R	11
H	14
RBI	10
BB	8
SO	11
LOB	17



WP: 0	PA: 47
-------	--------


ERA	WHIP
-----	------

ERA	WHIP
-----	------

Batter	1	2	3	4	5	6	7	8	9	AB R H RBI BB SO LOB	TOP											
Jim Davenport, R (1, 5) OBP: 0.260, SLG: 0.320	0-0 E5 FC6-4		0-3 K		0-0 6-3			0-0 6-3		4 0 0 0 0 1 1	San Francisco Giants @ Milwaukee Braves Milwaukee County Stadium, Milwaukee, WI Tue Jun 02 1959, 8:05 PM EDT Att. 20,364 - Unknown livebaseballscorecards.com											
Willie Kirkland, L (1, 9) OBP: 0.376, SLG: 0.396	0-3 K		0-0 1B		0-0 F7			0-0 1B		4 0 2 0 0 1 1												
Willie Mays, R (1, 8) OBP: 0.389, SLG: 0.590	0-0 FC6-4 1-2f		0-0 5-3		0-3 K			0-0 F3		4 0 0 0 0 1 3												
Orlando Cepeda, R (1, 3) OBP: 0.347, SLG: 0.571	0-0 F9			0-3 K	0-3 K				0-0 1-3	4 0 0 0 0 2 1												
Leon Wagner, L (1, 7) OBP: 0.385, SLG: 0.576		0-0 F3		0-3 K			0-0 F9		0-0 F6	4 0 0 0 0 1 0												
Daryl Spencer, R (1, 4) OBP: 0.338, SLG: 0.353		0-0 1B		0-0 F3			0-0 1B		0-0 1-3	4 0 2 0 0 0 0												
Andre Rodgers, R (1, 6) OBP: 0.331, SLG: 0.419		0-0 F8			0-0 1B		0-3 K			3 0 1 0 0 1 2												
Hobie Landrith, L (1, 2) OBP: 0.314, SLG: 0.289		0-0 F8			0-0 F5		0-0 4-3			3 0 0 0 0 0 3												
Stu Miller, R (1, 1) OBP: 0.071, SLG: 0.071 Dusty Rhodes, L (8, PH) OBP: 0.333, SLG: 0.200 Al Worthington, R (8, 1)			0-0 F3		0-3 K			0-0 F3		2 0 0 0 0 1 1 1 0 0 0 0 0 0 0 0 0 0 0 0 0												
Inning Stats	R: 0 E: 1 K: 1 S: 6	H: 0 LOB: 1 BB: 0 P: 6	R: 0 E: 0 K: 0 S: 4	H: 1 LOB: 1 BB: 0 P: 4	R: 0 E: 0 K: 1 S: 6	H: 1 LOB: 1 BB: 0 P: 6	R: 0 E: 0 K: 2 S: 7	H: 0 LOB: 0 BB: 0 P: 7	R: 0 E: 0 K: 1 S: 6	H: 1 LOB: 1 BB: 0 P: 6	R: 0 E: 0 K: 2 S: 7	H: 0 LOB: 0 BB: 0 P: 7	R: 0 E: 0 K: 1 S: 6	H: 1 LOB: 1 BB: 0 P: 6	R: 0 E: 0 K: 0 S: 4	H: 1 LOB: 1 BB: 0 P: 4	R: 0 E: 0 K: 0 S: 3	H: 0 LOB: 0 BB: 0 P: 3	1B: 5 2B: 0 3B: 0 HR: 0	SF: 0 SAC: 0 DP: 0 HBP: 0	WP: 0 PB: 0 SB: 0 CS: 0	PA: 33
PITCHER Bob Rush, R (1, 1) ERA: 1.47	IP: 9.0 WLS: W BF: 33 H: 5 R: 0 ER: 0 SO: 8 BB: 0 IBB: 0 HBP: 0 BLK: 0 WP: 0 HR: 0 S: 49 P: 49 ERA: 0.00 WHIP: 0.556											PITCHER	IP: 9.0 WLS: W BF: 33 H: 5 R: 0 ER: 0 SO: 8 BB: 0 IBB: 0 HBP: 0 BLK: 0 WP: 0 HR: 0 S: 49 P: 49 ERA: 0.00 WHIP: 0.556									



Batter	1	2	3	4	5	6	7	8	9	AB R H RBI BB SO LOB	TOP											
Jim Davenport, R (1, 5) OBP: 0.253, SLG: 0.311	0-0 6-3		0-0 F3			0-0 E5 3-1 WP 1B		0-0 F4	0-0 F8	5 1 0 0 0 0 0	San Francisco Giants @ Milwaukee Braves Milwaukee County Stadium, Milwaukee, WI Wed Jun 03 1959, 8:05 PM EDT Att: 23,071 - Unknown livebaseballscorecards.com											
Willie Kirkland, L (1, 9) OBP: 0.372, SLG: 0.421	0-0 F9		0-0 F8			0-0 3-1		0-0 HR		4 1 1 1 0 0 1												
Willie Mays, R (1, 8) OBP: 0.392, SLG: 0.594	0-0 F3				0-0 4-3	0-0 HR 1B		0-0 BB 2B		4 1 2 1 0 0 0												
Orlando Cepeda, R (1, 3) OBP: 0.350, SLG: 0.586		0-0 1B 1B		0-0 F3		0-0 HR 1B		0-0 6-3		4 1 2 2 0 0 1												
Leon Wagner, L (1, 7) OBP: 0.378, SLG: 0.551		0-0 F7		0-3 K		0-0 G3		4-0 BB BB		3 0 0 0 1 1 1												
Daryl Spencer, R (1, 4) OBP: 0.342, SLG: 0.352		0-0 F8			0-0 G6-4-3 1B 1B	0-0 F4		4-0 1-2 2-3 BB		3 0 1 0 1 0 1												
Andre Rodgers, R (1, 6) OBP: 0.335, SLG: 0.421		0-0 1B			0-0 G6-4-3 1B	0-3 K	0-3 K			4 0 2 0 0 2 3												
Bob Schmidt, R (1, 2) OBP: 0.310, SLG: 0.400	0-0 F2				0-0 G6-4-3		0-0 1-3		0-0 F4	2 0 0 0 0 0 4												
Dusty Rhodes, L (7, PH) OBP: 0.286, SLG: 0.167					1-2 2-3					1 0 0 0 0 0 0												
Hobie Landrith, L (7, 2) OBP: 0.308, SLG: 0.282										1 0 0 0 0 0 0												
Jack Sanford, R (1, 1) OBP: 0.152, SLG: 0.097			0-0 6-3		0-0 4-3		0-0 1-3		0-3 K	2 0 0 0 0 0 1	GIANTS											
Gordon Jones, R (6, 1)										0 0 0 0 0 0 0												
Jackie Brandt, R (7, PH) OBP: 0.327, SLG: 0.398										1 0 0 0 0 0 0												
Al Worthington, R (7, 1)										0 0 0 0 0 0 0												
Dom Zanni, R (7, 1)										0 0 0 0 0 0 0												
Felipe Alou, R (8, PH) OBP: 0.333, SLG: 0.525										1 0 0 0 0 1 0												
Inning Stats	R: 0 E: 0 K: 0 S: 3	H: 0 LOB: 0 BB: 0 P: 3	R: 0 E: 0 K: 0 S: 5	H: 2 LOB: 2 BB: 0 P: 5	R: 0 E: 0 K: 0 S: 3	H: 0 LOB: 0 BB: 0 P: 3	R: 0 E: 0 K: 1 S: 5	H: 0 LOB: 0 BB: 0 P: 5	R: 0 E: 0 K: 1 S: 4	H: 2 LOB: 1 BB: 0 P: 4	R: 3 E: 1 K: 0 S: 6	H: 2 LOB: 0 BB: 0 P: 6	R: 0 E: 0 K: 1 S: 5	H: 0 LOB: 0 BB: 0 P: 5	R: 1 E: 0 K: 1 S: 7	H: 2 LOB: 3 BB: 2 P: 15	R: 0 E: 0 K: 1 S: 5	H: 0 LOB: 0 BB: 0 P: 5	1B: 5 2B: 1 3B: 0 HR: 2	SF: 0 SAC: 0 DP: 1 HBP: 0	WP: 1 PB: 0 SB: 0 CS: 0	PA: 37
PITCHER	IP WLS BF H R ER SO BB IBB HBP BLK WP HR S P ERA WHIP																					
Bob Buhl, R (1, 1) ERA: 3.05	7.2 W 33 8 4 3 2 2 0 0 0 1 2 35 43 3.52 1.304																					
Don McMahon, R (8, 1) ERA: 1.96	1.1 S 4 0 0 0 2 0 0 0 0 0 0 0 8 8 0.00 0.000																					

Batter	1	2	3	4	5	6	7	8	9	AB R H RBI BB SO LOB	TOP											
Jim Davenport, R (1, 5) OBP: 0.267, SLG: 0.321	0-0 1B FC6-4 1B		0-0 F8		0-0 1B E	0-0 1B G4-6-3		4-0 2B BB		4 3 3 1 1 0 0	San Francisco Giants @ Milwaukee Braves Milwaukee County Stadium, Milwaukee, WI Thu Jun 04 1959, 4:33 AM EDT Att: 16,713 - Unknown											
Willie Kirkland, L (1, 9) OBP: 0.364, SLG: 0.410	0-0 1B FC6-4 1B		0-0 F8		0-0 1B HR E6	0-0 1B G4-6-3		0-3 BB K		5 1 1 0 0 1 4												
Willie Mays, R (1, 8) OBP: 0.396, SLG: 0.592	0-0 1B FC6-4 1B			0-0 1B HR	0-0 1B HR		0-0 BB F9	4-0 2B BB		4 2 2 2 1 0 1												
Orlando Cepeda, R (1, 3) OBP: 0.361, SLG: 0.628	0-0 1B 1-H			0-0 1B HR	0-0 1B HR		0-0 BB E6	0-0 2B		5 2 4 7 0 0 0												
Jackie Brandt, R (1, 7) OBP: 0.316, SLG: 0.384	0-0 F4			0-3 K	0-0 F7		0-3 K	0-0 6-3		5 0 0 0 0 2 4												
Daryl Spencer, R (1, 4) OBP: 0.343, SLG: 0.354		0-0 4-3		0-0 1B FC6-4	0-0 F7		0-0 1B	0-0 F7		5 0 2 0 0 0 0												
Andre Rodgers, R (1, 6) OBP: 0.337, SLG: 0.423		0-0 6-3		0-0 1B FC6-4		0-0 2B	0-0 F9	4-0 BB		4 1 1 0 1 0 3												
Hobie Landrith, L (1, 2) OBP: 0.316, SLG: 0.318		0-0 4-3		0-0 F7		0-0 2B SH5-4		0-0 1B FC1-6	0-0 F7	5 1 2 1 0 0 2												
Mike McCormick, L (1, 1) OBP: 0.235, SLG: 0.143			0-0 1-3		0-0 F5	0-0 SH5-4		0-0 BB FC1-6	0-0 1-3	1 0 0 0 0 0 0												
Gordon Jones, R (4, 1)								0-0 BB FC1-6		0 0 0 0 0 0 0												
Bob Speake, L (5, PH) OBP: 0.182, SLG: 0.100								1-2f BB FC1-6		1 0 0 0 0 0 0												
Stu Miller, R (5, 1) OBP: 0.063, SLG: 0.063										2 1 0 0 0 0 2												
Inning Stats	R: 1 E: 0 K: 0 S: 5	H: 3 LOB: 1 BB: 0 P: 5	R: 0 E: 0 K: 0 S: 3	H: 0 LOB: 0 BB: 0 P: 3	R: 0 E: 0 K: 0 S: 3	H: 0 LOB: 0 BB: 0 P: 3	R: 2 E: 0 K: 1 S: 8	H: 3 LOB: 1 BB: 0 P: 8	R: 4 E: 1 K: 0 S: 7	H: 3 LOB: 0 BB: 0 P: 7	R: 2 E: 0 K: 0 S: 5	H: 3 LOB: 0 BB: 0 P: 5	R: 0 E: 1 K: 1 S: 7	H: 1 LOB: 2 BB: 0 P: 7	R: 2 E: 0 K: 1 S: 7	H: 2 LOB: 2 BB: 2 P: 15	R: 0 E: 0 K: 0 S: 3	H: 0 LOB: 1 BB: 1 P: 7	1B: 10 2B: 3 3B: 0 HR: 2	SF: 0 SAC: 1 DP: 1 HBP: 0	WP: 0 PB: 0 SB: 0 CS: 0	PA: 45
PITCHER	IP WLS BF H R ER SO BB IBB HBP BLK WP HR S P ERA WHIP																					
Lev Burdette, R (1, 1) ERA: 3.97	4.1 L 22 9 7 6 1 0 0 0 0 0 0 2 24 24 12.46 2.077																					
Juan Pizarro, L (5, 1) ERA: 5.35	3.1 17 5 4 4 2 2 0 0 0 0 0 0 19 27 10.80 2.100																					
Carl Willey, R (8, 1) ERA: 3.06	1.1 6 1 0 0 0 0 1 0 0 0 0 0 5 9 0.00 1.500																					

livebaseballscorecards.com

AB	41
R	11
H	15
RBI	11
BB	3
SO	3
LOB	16

Batter	1	2	3	4	5	6	7	8	9	AB R H RBI BB SO LOB
Casey Wise, S OBP: 0.500, SLG: 0.462 (1, 4) BBB (7, 6)	4-0 BB 4-3	0-0 F7		0-0 F8			4-0 BB		0-0 1B 1B	3 0 1 0 2 0 2
Eddie Mathews, L OBP: 0.362, SLG: 0.635 (1, 5) X	0-0 4-3 1-2	0-3 K		0-0 F3			0-0 F9		0-0 FC6-4 1B	5 0 1 0 0 1 4
Hank Aaron, R OBP: 0.457, SLG: 0.769 (1, 9) X	0-0 5-3		0-0 G3		4-0 BB 5-3		0-0 F3		0-0 FC6-4	4 0 0 0 1 0 4
Joe Adcock, R OBP: 0.356, SLG: 0.463 Mel Roach, R (7, 4)	0-3 K		4-0 HR BB		0-0 5-3 1-2		0-0 F8			2 1 0 0 1 1 2 1 0 0 0 0 0 1
Wes Covington, L OBP: 0.373, SLG: 0.460 (1, 7)		4-0 HR BB	0-0 1-H HR		0-0 G3			0-3 K		3 2 1 2 1 1 1
Andy Pafko, R OBP: 0.282, SLG: 0.250 Bill Bruton, L OBP: 0.343, SLG: 0.469 (5, PH) (6, 8)		4-0 HR BB	0-3 K		0-0 4-3			0-0 G6-4-3 1B		1 1 0 0 1 1 0 2 0 1 0 0 0 1
Del Crandall, R OBP: 0.302, SLG: 0.416 (1, 2)		0-0 1-H 2-H HR	0-0 F8			0-0 F7		0-0 G6-4-3 1-2f		4 1 1 3 0 0 1
Felix Mantilla, R OBP: 0.236, SLG: 0.087 Frank Torre, L OBP: 0.333, SLG: 0.351 (6, PH) (7, 3)		0-0 F4		4-0 SH3-4 BB		0-0 F7		0-0 F7		1 0 0 0 1 0 0 2 0 0 0 0 0 0
Lew Burdette, R OBP: 0.175, SLG: 0.184 Juan Pizarro, L OBP: 0.214, SLG: 0.154 Carl Willey, R Mickey Vernon, L OBP: 0.316, SLG: 0.417 (9, PH)		0-0 1B		0-0 SH3-4 1-2		0-3 K		0-3 K		1 0 1 0 0 0 0 1 0 0 0 0 1 0 0 0 0 0 0 0 0 1 0 0 0 0 1 0

Inning Stats	R: 0	H: 0	E: 0	K: 1	S: 5	LOB: 1	BB: 1	P: 9
	R: 3	H: 2	E: 0	K: 1	S: 7	LOB: 1	BB: 2	P: 15
	R: 2	H: 1	E: 0	K: 1	S: 6	LOB: 0	BB: 1	P: 10
	R: 0	H: 0	E: 0	K: 0	S: 3	LOB: 1	BB: 1	P: 7
	R: 0	H: 0	E: 0	K: 0	S: 3	LOB: 1	BB: 1	P: 7
	R: 0	H: 0	E: 0	K: 1	S: 5	LOB: 0	BB: 0	P: 5
	R: 0	H: 0	E: 0	K: 0	S: 3	LOB: 1	BB: 1	P: 7
	R: 0	H: 1	E: 0	K: 1	S: 5	LOB: 0	BB: 0	P: 5
	R: 0	H: 2	E: 0	K: 1	S: 7	LOB: 2	BB: 0	P: 7


PITCHER	IP	WLS	BF	H	R	ER	SO	BB	IBB	HBP	BLK	WP	HR	S	P	ERA	WHIP
Mike McCormick, L ERA: 4.01 (1, 1)	3.0		16	3	5	5	3	4	0	0	0	0	2	18	34	15.00	2.333
Gordon Jones, R ERA: 2.45 (4, 1)	1.0	W	4	0	0	0	0	1	0	0	0	0	0	3	7	0.00	1.000
Stu Miller, R ERA: 2.17 (5, 1)	5.0	S	19	3	0	0	3	2	0	0	0	0	0	23	31	0.00	1.000

BOTTOM

San Francisco Giants @ Milwaukee Braves
Milwaukee County Stadium, Milwaukee, WI

Thu Jun 04 1959, 4:33 AM EDT
Att. 16,713 - Unknown

AB	31
R	5
H	6
RBI	5
BB	7
SO	6
LOB	16



WP	HR	S	P	ERA	WHIP
0	0	0	0	0	0
0	0	0	0	0	0
0	0	0	0	0	0
0	0	0	0	0	0

Batter	1	2	3	4	5	6	7	8	9	AB R H RBI BB SO LOB	TOP	
Jim Gilliam, S (1, 5) <small>OBP: 0.388, SLG: 0.322</small>	0-0 	0-1 2-3 		1-0 FC6-4 			1-0 G4-6-3 		4-1 	4 2 2 0 1 0 2		
Charlie Neal, R (1, 4) <small>OBP: 0.345, SLG: 0.424</small>	1-0 1-3 	0-1 			3-2 		2-2 G4-6-3 		1-0 	5 1 3 2 0 0 2		
Don Demeter, R (1, 8) <small>OBP: 0.326, SLG: 0.486</small>	1-3 	0-3 			2-2 F5 		0-0 5-3 		1-2 F7 	5 0 0 0 0 2 4		
Gil Hodges, R (1, 3) <small>OBP: 0.412, SLG: 0.547</small>	3-1 		3-3 		2-1 			0-0 1-3 	1-3 	5 0 2 2 0 2 1		
Rip Repulski, R (1, 7) <small>OBP: 0.380, SLG: 0.405</small>	0-0 		0-0 L8 		0-0 5-3 			2-2 F9 		4 0 1 0 0 0 1		
Ron Fairly, L (1, 9) <small>OBP: 0.385, SLG: 0.456</small>	3-2 3-1 		1-3 		0-0 G3 			4-2 		3 0 0 0 1 1 3		
Don Zimmer, R (1, 6) <small>OBP: 0.316, SLG: 0.311</small>		0-0 F9 		0-2 F3 		0-0 1-3 		1-0 		4 0 1 0 0 0 0		
Joe Pignatano, R (1, 2) <small>OBP: 0.300, SLG: 0.296</small> John Roseboro, L (8, PH) <small>OBP: 0.347, SLG: 0.385</small> (8, 2)		2-2 E5 		0-0 5-3 		1-2 E6 		2-3 		3 1 1 0 0 0 0 1 0 0 0 0 1 2		
Johnny Podres, L (1, 1) <small>OBP: 0.313, SLG: 0.214</small>		2-2 		4-2 		1-2 G4-6-3 			1-2 G3 	3 1 1 1 1 0 1		
Inning Stats	R: 1 H: 3 E: 0 LOB: 2 K: 1 BB: 0 S: 11 P: 19	R: 2 H: 3 E: 1 LOB: 1 K: 1 BB: 0 S: 14 P: 18	R: 0 H: 0 E: 0 LOB: 0 K: 2 BB: 0 S: 8 P: 12	R: 0 H: 0 E: 0 LOB: 1 K: 0 BB: 1 S: 9 P: 14	R: 1 H: 2 E: 0 LOB: 1 K: 0 BB: 0 S: 10 P: 17	R: 0 H: 0 E: 1 LOB: 0 K: 0 BB: 0 S: 7 P: 9	R: 0 H: 1 E: 0 LOB: 0 K: 0 BB: 0 S: 5 P: 8	R: 0 H: 1 E: 0 LOB: 2 K: 1 BB: 1 S: 12 P: 21	R: 1 H: 1 E: 0 LOB: 1 K: 1 BB: 1 S: 11 P: 19	1B: 7 SF: 0 2B: 4 SAC: 0 3B: 0 DP: 2 HR: 0 HBP: 0	WP: 0 PA: 40 PB: 0 SB: 0 CS: 0	
PITCHER Warren Spahn, L (1, 1) <small>ERA: 2.86</small> Joey Jay, R (8, 1) <small>ERA: 7.07</small>	IP WLS BF H R ER SO BB IBB HBP BLK WP HR S P ERA WHIP 7.0 L 30 9 4 4 4 1 0 0 0 0 0 0 64 97 5.14 1.429											IP WLS BF H R ER SO BB IBB HBP BLK WP HR S P ERA WHIP 2.0 10 2 1 1 2 2 0 0 0 0 0 0 23 40 4.50 2.000

Los Angeles Dodgers @ Milwaukee Braves
 Milwaukee County Stadium, Milwaukee, WI

Fri Jun 05 1959, 8:05 PM EDT
 Att: 30,826 - Unknown

AB	37
R	5
H	11
RBI	5
BB	3
SO	6
LOB	16



Batter	1	2	3	4	5	6	7	8	9	AB	R	H	RBI	BB	SO	LOB
Casey Wise, S OBP: 0.450, SLG: 0.471 (1, 4)	2-2 4-3 SF8 2B	3-2 G6-3 1-2f			2-2 F9			0-0 F7		4	1	1	0	0	0	2
Eddie Mathews, L OBP: 0.356, SLG: 0.623 (1, 5)	0-0 4-3 2-3		2-0 4-3		3-2 F6			0-1 4-3		4	0	0	0	0	0	1
Hank Aaron, R OBP: 0.453, SLG: 0.767 (1, 9)	0-0 SF8 3-H		0-0 F5		0-1 L7			3-1 2B		3	0	1	1	0	0	0
Joe Adcock, R OBP: 0.351, SLG: 0.452 (1, 3)	1-1 BB 1B		0-1 4-3				2-2 F9	1-3 K		4	0	1	0	0	1	1
Wes Covington, L OBP: 0.376, SLG: 0.458 (1, 7)	4-2 FC6-4 BB			2-1 1B 1B			2-3 K	2-3 K		3	0	1	0	1	2	0
Andy Pafko, R OBP: 0.256, SLG: 0.225 (1, 8)	0-1 FC6-4 1-2f		3-1 F4		0-0 6-3			3-2 F9		4	0	0	0	0	0	3
Del Crandall, R OBP: 0.301, SLG: 0.412 (1, 2)		0-1 F2		0-1 1B 1B			1-1 F9	1-0 F7		4	0	1	0	0	0	0
Felix Mantilla, R OBP: 0.241, SLG: 0.102 (1, 6)		0-1 1B 1B		0-1 F3			2-3 K			3	0	1	0	0	1	2
Warren Spahn, L OBP: 0.297, SLG: 0.273 (7, PH) Mel Roach, R Joeey Jay, S OBP: 0.300, SLG: 0.125 (8, 1)		1-0 G6-3 1B		0-3 K			1-1 F3			2	0	1	0	0	1	2

Inning Stats	R: 1 E: 0 K: 0 S: 13	H: 2 LOB: 2 BB: 1 P: 20	R: 0 E: 0 K: 0 S: 8	H: 2 LOB: 1 BB: 0 P: 12	R: 0 E: 0 K: 0 S: 4	H: 0 LOB: 0 BB: 0 P: 6	R: 0 E: 0 K: 1 S: 11	H: 2 LOB: 2 BB: 0 P: 16	R: 0 E: 0 K: 0 S: 12	H: 0 LOB: 0 BB: 0 P: 17	R: 0 E: 0 K: 1 S: 7	H: 0 LOB: 0 BB: 0 P: 11	R: 0 E: 0 K: 1 S: 8	H: 1 LOB: 1 BB: 0 P: 12	R: 0 E: 0 K: 1 S: 8	H: 0 LOB: 0 BB: 0 P: 14	1B: 5 2B: 2 3B: 0 HR: 0	SF: 1 SAC: 0 DP: 1 HBP: 0
PITCHER Johnny Podres, L ERA: 3.42 (1, 1)	IP: 9.0 WLS: W BF: 34 H: 7 R: 1 ER: 1 SO: 5 BB: 1 IBB: 0 HBP: 0 BLK: 0 WP: 0 HR: 0 S: 79 P: 120 ERA: 1.00 WHIP: 0.889																WP: 0 PB: 0 SB: 0 CS: 0	PA: 34 ERA WHIP

BOTTOM

Los Angeles Dodgers @ Milwaukee Braves
Milwaukee County Stadium, Milwaukee, WI

livebaseballscorecards.com

AB	32
R	1
H	7
RBI	1
BB	1
SO	5
LOB	11



Fri Jun 05 1959, 8:05 PM EDT
Att. 30,826 - Unknown

Batter	1	2	3	4	5	6	7	8	9	AB R H RBI BB SO LOB	TOP
Jim Gilliam, S (1, 5) <small>OBP: 0.406, SLG: 0.340</small>	0-0 		1-0 			4-1 		1-0 	3-1 	4 2 4 0 1 0 0	Los Angeles Dodgers @ Milwaukee Braves Milwaukee County Stadium, Milwaukee, WI Sat Jun 06 1959, 4:33 AM EDT Att. 26,699 - Unknown livebaseballscorecards.com
Charlie Neal, R (1, 4) <small>OBP: 0.348, SLG: 0.426</small>	2-2 		0-0 			0-0 		0-0 	1-2 	4 0 2 1 0 0 2	
Wally Moon, L (1, 7) <small>OBP: 0.393, SLG: 0.417</small>	1-3 		0-1 			3-2 		3-1 		4 0 2 2 0 1 3	
Duke Snider, L (1, 9) <small>OBP: 0.347, SLG: 0.452</small>	2-3 			0-0 		4-0 		1-3 		3 0 0 0 1 2 3	
Gil Hodges, R (1, 3) <small>OBP: 0.401, SLG: 0.530</small>		0-3 		2-1 		1-0 		2-0 		4 0 0 0 0 1 4	
Ron Fairly, L (1, 8) <small>OBP: 0.381, SLG: 0.444</small>		1-1 		0-1 			0-2 	1-0 		3 0 0 0 0 0 0	
John Roseboro, L (1, 2) <small>OBP: 0.336, SLG: 0.372</small>		1-1 			1-2 		1-1 	1-3 		4 0 0 0 0 1 4	
Maury Wills, S (1, 6) 			3-2 		3-2 		0-1 		0-0 	4 0 0 0 0 0 0	
Sandy Koufax, R (1, 1) <small>OBP: 0.154, SLG: 0.308</small> Norm Larker, L (8, PH) <small>OBP: 0.409, SLG: 0.469</small> Solly Drake, S (8, PR) <small>OBP: 0.333, SLG: 0.250</small> Clem Labine, R (8, 1)			2-3 		1-0 			1-0 	1-3 	2 0 0 0 0 1 0 1 0 1 0 0 0 0 0 1 0 0 0 0 0 1 0 0 0 0 1 0	
Inning Stats	R: 0 H: 1 E: 0 LOB: 1 K: 2 BB: 0 S: 11 P: 16	R: 0 H: 0 E: 1 LOB: 0 K: 1 BB: 0 S: 7 P: 9	R: 0 H: 2 E: 0 LOB: 2 K: 1 BB: 0 S: 10 P: 16	R: 0 H: 0 E: 0 LOB: 0 K: 0 BB: 0 S: 5 P: 7	R: 0 H: 0 E: 0 LOB: 0 K: 0 BB: 0 S: 7 P: 12	R: 1 H: 1 E: 0 LOB: 1 K: 0 BB: 2 S: 6 P: 18	R: 0 H: 0 E: 0 LOB: 0 K: 0 BB: 0 S: 7 P: 8	R: 2 H: 4 E: 0 LOB: 3 K: 2 BB: 0 S: 13 P: 23	R: 0 H: 1 E: 0 LOB: 1 K: 1 BB: 0 S: 9 P: 14	1B: 8 SF: 0 2B: 2 SAC: 1 3B: 0 DP: 2 HR: 0 HBP: 1	
PITCHER Bob Rush, R (1, 1) <small>ERA: 1.85</small> Juan Pizarro, L (8, 1) <small>ERA: 5.09</small>	IP WLS BF H R ER SO BB IBB HBP BLK WP HR S P ERA WHIP 7.0 L 29 7 3 3 4 2 0 0 0 0 0 0 56 91 3.86 1.286					PITCHER IP WLS BF H R ER SO BB IBB HBP BLK WP HR S P ERA WHIP 2.0 9 2 0 0 3 0 0 1 0 0 0 19 32 0.00 1.000					

AB	34
R	3
H	9
RBI	3
BB	2
SO	7
LOB	16



Batter	1	2	3	4	5	6	7	8	9	AB	R	H	RBI	BB	SO	LOB
Casey Wise, S OBP: 0.360, SLG: 0.364 (1, 4) (9, 6)	2-3 K	0-0 F7		2-1 F9		1-1 6-3			2-1 F8	5	0	0	0	0	1	4
Eddie Mathews, L OBP: 0.349, SLG: 0.608 (1, 5)	1-1 F4		3-2 F4		2-1 5-3		1-2 L9		0-1 6-3	5	0	0	0	0	0	0
Hank Aaron, R OBP: 0.458, SLG: 0.766 (1, 9)	4-2 BB		2-1 1B		1-2 6-3		1-0 1B			3	0	2	0	1	0	0
Joe Adcock, R OBP: 0.357, SLG: 0.448 (1, 3)	0-3 K		2-2 1B		4-1 BB		0-0 F9			3	0	1	0	1	1	1
Wes Covington, L OBP: 0.373, SLG: 0.453 (1, 7)		0-0 1B	1-3 K		2-2 F5			0-3 K		4	0	1	0	0	2	3
Andy Pafko, R OBP: 0.261, SLG: 0.233 Bill Bruton, L OBP: 0.341, SLG: 0.466 (8, PH) (9, 8)		0-0 6-3	0-0 F8			1-0 1B		1-1 1-3		3	1	1	0	0	0	3
Del Crandall, R OBP: 0.311, SLG: 0.417 (1, 2)		4-1 1B		0-0 SH1-4		0-2 E6		0-0 E6		3	1	2	0	1	0	0
Felix Mantilla, R OBP: 0.250, SLG: 0.120 Mickey Vernon, L OBP: 0.308, SLG: 0.405 Mel Roach, R (9, 4)		1-1 1B		2-1 SH1-4		0-0 SF7		1-0 F9		1	0	1	1	0	0	0
Bob Rush, R OBP: 0.133, SLG: 0.133 Juan Pizarro, L OBP: 0.214, SLG: 0.154 Frank Torre, L OBP: 0.331, SLG: 0.348 (8, 1) (9, PH)		1-2 1B		1-2 1B		3-H F9				1	0	0	0	0	0	1
		1-3 K		2-2 4-3		1-1 6-3			0-0 F7	3	0	0	0	0	1	4
				2-3						0	0	0	0	0	0	0
										1	0	0	0	0	0	0

Inning Stats	R: 0	H: 0	E: 0	K: 2	S: 12	H: 0	LOB: 1	BB: 1	P: 19	R: 0	H: 2	E: 0	K: 1	S: 9	H: 2	LOB: 3	BB: 1	P: 15	R: 0	H: 2	E: 0	K: 1	S: 13	H: 2	LOB: 2	BB: 0	P: 21	R: 0	H: 1	E: 0	K: 0	S: 8	H: 2	LOB: 1	BB: 0	P: 14	R: 0	H: 0	E: 0	K: 0	S: 9	H: 2	LOB: 0	BB: 1	P: 18	R: 2	H: 2	E: 1	K: 0	S: 9	H: 2	LOB: 0	BB: 0	P: 12	R: 0	H: 1	E: 0	K: 0	S: 6	H: 0	LOB: 0	BB: 0	P: 8	R: 0	H: 0	E: 1	K: 1	S: 7	H: 0	LOB: 1	BB: 0	P: 9	R: 0	H: 0	E: 0	K: 0	S: 5	H: 0	LOB: 0	BB: 0	P: 7	1B: 8	2B: 0	3B: 0	HR: 0	SF: 1	SAC: 1	DP: 0	HBP: 0	WP: 0	PB: 0	SB: 0	CS: 0	PA: 38
PITCHER	IP	WLS	BF	H	R	ER	SO	BB	IBB	HBP	BLK	WP	HR	S	P	ERA	WHIP																																																																													
Sandy Koufax, L ERA: 5.86 (1, 1)	7.0	W	31	8	2	0	4	3	0	0	0	0	0	66	107	0.00	1.571																																																																													
Clem Labine, R ERA: 4.54 (8, 1)	2.0	S	7	0	0	0	1	0	0	0	0	0	0	12	16	0.00	0.000																																																																													

BOTTOM

Los Angeles Dodgers @ Milwaukee Braves
Milwaukee County Stadium, Milwaukee, WI

livebaseballscores.com

AB	33
R	2
H	8
RBI	1
BB	3
SO	5
LOB	16



WP: 0	PA: 38
PB: 0	
SB: 0	
CS: 0	

Sat Jun 06 1959, 4:33 AM EDT
Att. 26,699 - Unknown

Batter	1	2	3	4	5	6	7	8	9	AB R H RBI BB SO LOB	TOP
Jim Gilliam, S (1, 5) <small>OBP: 0.397, SLG: 0.331</small>	0-2 4-3			2-2 3-1		2-2 FC5		2-2 2-3		4 0 0 0 0 0 2	Los Angeles Dodgers @ Milwaukee Braves Milwaukee County Stadium, Milwaukee, WI Sun Jun 07 1959, 4:33 AM EDT Att. 32,399 - Unknown livebaseballscorecards.com
Charlie Neal, R (1, 4) <small>OBP: 0.342, SLG: 0.418</small>	0-1 F8			3-2 5-3			0-3 K		1-1 F9	4 0 0 0 0 1 0	
Wally Moon, L (1, 7) <small>OBP: 0.390, SLG: 0.409</small>	3-1 1-3			4-0 CS BB			1-1 F7		1-0 1-3	3 0 0 0 1 0 0	
Gil Hodges, R (1, 3) <small>OBP: 0.398, SLG: 0.544</small>		1-2 F2		1-1 CS	0-3 K		1-2 HR		3-3 K	4 1 1 1 0 2 0	
John Roseboro, L (1, 2) <small>OBP: 0.328, SLG: 0.362</small>		2-3 K		1-2	2-3 K		1-0 F7			3 0 0 0 0 2 0	
Ron Fairly, L (1, 9) <small>OBP: 0.372, SLG: 0.433</small>		0-0 4-3			3-1 F6			1-3 K		3 0 0 0 0 1 0	
Don Demeter, R (1, 8) <small>OBP: 0.332, SLG: 0.505</small>			0-1 5-3			1-1 FC5 SH1-3 1B		3-1 HR		3 1 2 1 0 0 0	
Maury Wills, S (1, 6) <small>OBP: 0.167, SLG: 0.167</small>			2-1 F7			1-1 SH1-3		1-2 5-3 1B		2 0 1 0 0 0 0	
Don Drysdale, R (1, 1) <small>OBP: 0.125, SLG: 0.179</small> Danny McDevitt, L (7, 1) <small>OBP: 0.167, SLG: 0.222</small> Art Fowler, R (7, 1) <small>OBP: 0.100, SLG: 0.100</small> Norm Larker, L (8, PH) <small>OBP: 0.404, SLG: 0.463</small> Johnny Klippstein, R (8, 1)			1-0 5-3			1-2 1-3		0-0 5-3		2 0 0 0 0 0 1 0 0 0 0 0 0 0 0 0 0 0 0 0 0 1 0 0 0 0 0 1 0 0 0 0 0 0 0	
Inning Stats	R: 0 H: 0 E: 0 LOB: 0 K: 0 BB: 0 S: 7 P: 10	R: 0 H: 0 E: 0 LOB: 0 K: 1 BB: 0 S: 7 P: 10	R: 0 H: 0 E: 0 LOB: 0 K: 0 BB: 0 S: 5 P: 8	R: 0 H: 0 E: 0 LOB: 0 K: 0 BB: 1 S: 7 P: 17	R: 0 H: 0 E: 0 LOB: 0 K: 2 BB: 0 S: 8 P: 13	R: 0 H: 1 E: 0 LOB: 1 K: 0 BB: 0 S: 10 P: 15	R: 1 H: 1 E: 0 LOB: 0 K: 1 BB: 0 S: 10 P: 13	R: 1 H: 2 E: 0 LOB: 1 K: 1 BB: 0 S: 12 P: 19	R: 0 H: 0 E: 0 LOB: 0 K: 1 BB: 0 S: 6 P: 11	1B: 2 SF: 0 2B: 0 SAC: 1 3B: 0 DP: 0 HR: 2 HBP: 0	
PITCHER Bob Buhl, R (1, 1) <small>ERA: 2.91</small>	IP WLS BF H R ER SO BB IBB HBP BLK WP HR S P ERA WHIP 9.0 W 31 4 2 2 6 1 0 0 0 0 2 72 116 2.00 0.556										



Batter	1	2	3	4	5	6	7	8	9
Casey Wise, S OBP: 0.400, SLG: 0.360 (1, 4)	2-2 G3-6 1B		1-1 4-3			4-2 1B BB	4-1 1B 2B BB	1-1 1-3	
Eddie Mathews, L OBP: 0.354, SLG: 0.608 (1, 5)	0-0 G3-6 1-2f			0-0 6-3		0-0 1BB 1B	2-2 1-3 2B 1B	2-2 1B	
Hank Aaron, R OBP: 0.461, SLG: 0.764 (1, 9)	2-1 2B			1-1 5-3		4-1 1-2 IBB	1-0 1-2 2B HBP	2-2 L9	
Mickey Vernon, L OBP: 0.286, SLG: 0.375 (1, 7)	1-0 1-3			2-3 K		0-0 F5	0-0 1B 2B		
Andy Pafko, R OBP: 0.277, SLG: 0.273 (7, PH) (8, 7)									
Frank Torre, L OBP: 0.328, SLG: 0.345 (1, 3)		2-0 4-3			0-1 F2		1-0 1B 1B		
Bill Bruton, L OBP: 0.356, SLG: 0.479 (1, 8)		1-2 G4-3 1B			0-2 CS 1B		0-2 1B 1B		
Del Crandall, R OBP: 0.309, SLG: 0.413 (1, 2)		0-2 G4-3 1-2f			0-0 F6		1-0 1B 1B		
Felix Mantilla, R OBP: 0.250, SLG: 0.113 (1, 6)			2-0 1-3		2-1 CS	0-2 5-3	1-0 1B HBP		
Bob Buhl, R (1, 1)			0-3 K			1-2 F5	1-3 K	0-3 K	

Inning Stats	R: 0	H: 2	E: 0	LOB: 1	K: 0	S: 7	R: 0	H: 1	E: 0	LOB: 0	K: 0	S: 7	R: 0	H: 0	E: 0	LOB: 0	K: 1	S: 6	R: 0	H: 0	E: 0	LOB: 0	K: 1	S: 6	R: 0	H: 1	E: 0	LOB: 0	K: 0	S: 8	R: 0	H: 1	E: 0	LOB: 3	K: 0	S: 11	R: 8	H: 6	E: 1	LOB: 2	K: 1	S: 24	R: 0	H: 1	E: 0	LOB: 1	K: 1	S: 11
	0	2	0	1	0	7	0	1	0	0	0	7	0	0	0	0	1	6	0	0	0	0	0	6	0	1	0	3	0	8	1	0	0	11	8	6	1	2	1	24	0	1	0	1	11			

PITCHER	IP	WLS	BF	H	R	ER	SO	BB	IBB	HBP	BLK	WP	HR	S	P	ERA	WHIP
Don Drysdale, R ERA: 3.8 (1, 1)	6.1	L	28	8	5	5	3	2	1	1	0	0	0	55	86	7.11	1.579
Danny McDevitt, L ERA: 4.77 (7, 1)	0.0		5	3	3	3	0	0	0	1	0	0	0	7	10	∞	∞
Art Fowler, R ERA: 5.08 (7, 1)	0.2		2	0	0	0	0	0	0	0	0	0	0	7	10	0.00	0.000
Johnny Klippstein, R ERA: 4.45 (8, 1)	1.0		4	1	0	0	1	0	0	0	0	0	0	11	16	0.00	1.000

BOTTOM

Los Angeles Dodgers @ Milwaukee Braves
Milwaukee County Stadium, Milwaukee, WI

Sun Jun 07 1959, 4:33 AM EDT
Att. 32,399 - Unknown

AB	R	H	RBI	BB	SO	LOB
3	1	1	1	2	0	0
5	1	3	2	0	0	1
3	1	1	0	1	0	1
3	0	0	0	0	1	4
1	1	1	3	0	0	0
4	1	1	0	0	0	1
4	1	4	1	0	0	0
4	1	1	1	0	0	4
3	1	0	0	0	0	2
4	0	0	0	0	3	3

AB	34
R	8
H	12
RBI	8
BB	3
SO	4
LOB	16



WP: 0	PA: 40
PB: 1	
SB: 0	
CS: 1	

PITCHER	IP	WLS	BF	H	R	ER	SO	BB	IBB	HBP	BLK	WP	HR	S	P	ERA	WHIP
Don Drysdale, R ERA: 3.8 (1, 1)	6.1	L	28	8	5	5	3	2	1	1	0	0	0	55	86	7.11	1.579
Danny McDevitt, L ERA: 4.77 (7, 1)	0.0		5	3	3	3	0	0	0	1	0	0	0	7	10	∞	∞
Art Fowler, R ERA: 5.08 (7, 1)	0.2		2	0	0	0	0	0	0	0	0	0	0	7	10	0.00	0.000
Johnny Klippstein, R ERA: 4.45 (8, 1)	1.0		4	1	0	0	1	0	0	0	0	0	0	11	16	0.00	1.000

Batter	1	2	3	4	5	6	7	8	9	AB R H RBI BB SO LOB	TOP	
Tony Taylor, R (1, 4) OBP: 0.353, SLG: 0.409	0-0 F9		0-3 K			0-0 4-3 1B		0-0 P4	0-3 K	5 0 1 0 0 2 2		
Alvin Dark, R (1, 5) OBP: 0.319, SLG: 0.343	0-0 1-3		0-0 F8			0-0 4-3 1-2		0-0 14 2B	0-0 L7	5 1 1 0 0 0 2		
14 Ernie Banks, R (1, 6) OBP: 0.350, SLG: 0.551	0-0 P3				0-0 F5	0-0 5-3		0-0 1B		4 1 1 2 0 0 1		
Dale Long, L (1, 3) OBP: 0.343, SLG: 0.523		0-0 6-3			0-0 1B	0-3 K		0-0 BB 1B		4 1 2 1 0 1 1		
Bobby Thomson, R (1, 9) OBP: 0.329, SLG: 0.452		0-0 E1			0-0 F8		0-0 5-3	0-0 BB 1B		4 1 1 0 0 0 1		
Walt Moryn, L (1, 7) OBP: 0.318, SLG: 0.383		0-0 F9			0-0 F5		0-0 F8	0-0 2B		3 0 0 0 1 0 2		
George Altman, L (1, 8) OBP: 0.298, SLG: 0.373		0-3 K			0-0 5-3		0-0 6-3	0-0 1-3 2-H 3-H		4 0 1 2 0 1 1		
Sammy Taylor, L (1, 2) OBP: 0.286, SLG: 0.336			0-0 G3		0-0 F8			0-0 G3		4 0 0 0 0 0 2		
Seth Morehead, L (1, 1) OBP: 0.200, SLG: 0.400			0-0 2B		0-0 4-3			0-0 2B 14 2B 1B	0-3 K	2 0 1 0 0 0 0		
Bob Porterfield, R (5, 1)										0 0 0 0 0 0 0		
Irv Noren, L (8, PH) OBP: 0.280, SLG: 0.333										1 1 1 0 0 0 0		
Moe Drabowsky, R (8, 1) OBP: 0.231, SLG: 0.208										0 0 0 0 0 0 0		
Jim Marshall, L (9, PH) OBP: 0.326, SLG: 0.385										1 0 0 0 0 1 0		
Inning Stats	R: 0 H: 0 E: 0 LOB: 0 K: 0 BB: 0 S: 3 P: 3	R: 0 H: 0 E: 1 LOB: 1 K: 1 BB: 0 S: 6 P: 6	R: 0 H: 1 E: 0 LOB: 1 K: 1 BB: 0 S: 6 P: 6	R: 0 H: 1 E: 0 LOB: 1 K: 0 BB: 0 S: 4 P: 4	R: 0 H: 0 E: 0 LOB: 0 K: 0 BB: 0 S: 3 P: 3	R: 0 H: 1 E: 0 LOB: 1 K: 1 BB: 0 S: 6 P: 6	R: 0 H: 0 E: 0 LOB: 0 K: 0 BB: 0 S: 3 P: 3	R: 5 H: 6 E: 0 LOB: 2 K: 0 BB: 1 S: 9 P: 13	R: 0 H: 0 E: 0 LOB: 0 K: 2 BB: 0 S: 7 P: 7	1B: 5 SF: 0 2B: 4 SAC: 0 3B: 0 DP: 0 HR: 0 HBP: 0	WP: 0 PA: 38 PB: 0 SB: 0 CS: 0	
PITCHER	IP WLS BF H R ER SO BB IBB HBP BLK WP HR S P ERA WHIP											
Low Burdette, R (1, 1) ERA: 4.01	7.2 W 31 7 4 4 3 0 0 0 0 0 0 0 37 37 4.70 0.913											
Carl Willey, R (8, 1) ERA: 3.31	0.0 3 2 1 1 0 1 0 0 0 0 0 0 2 6 ∞ ∞											
Don McMahon, R (8, 1) ERA: 1.85	1.1 S 4 0 0 0 2 0 0 0 0 0 0 0 8 8 0.00 0.000											

Chicago Cubs @ Milwaukee Braves
Milwaukee County Stadium, Milwaukee, WI

Mon Jun 08 1959, 4:33 AM EDT
Att: 12,288 - Unknown

livebaseballscorecards.com

AB	37
R	5
H	9
RBI	5
BB	1
SO	5
LOB	12



Batter	1	2	3	4	5	6	7	8	9	AB	R	H	RBI	BB	SO	LOB
Casey Wise, S OBP: 0.371, SLG: 0.310 (1, 4)	0-0 F7	0-0 6-3		0-0 P4	4-0 1B BB		0-0 FC1-5 G1-6-3 1-2 2-3f			4	0	0	0	1	0	4
Eddie Mathews, L OBP: 0.359, SLG: 0.618 (1, 5)	4-0 1B BB		0-0 HR		0-0 F8		0-0 G1-6-3 1-2f			3	2	1	1	2	0	4
Hank Aaron, R OBP: 0.460, SLG: 0.756 (1, 9)	0-0 FC6-4 1-2 1B		0-0 F9		0-0 E4 1B 1B			0-0 L8		5	1	2	1	0	0	1
Joe Adcock, R OBP: 0.350, SLG: 0.435 (1, 3)	0-3 K		0-0 P6		0-0 1B 1B FC6-4			0-0 F3		5	1	1	1	0	1	4
Del Crandall, R OBP: 0.317, SLG: 0.423 (1, 2)	0-0 FC6-4 1-2f		0-0 2B		0-0 1B 1B 2B 1B 2-3 3-H	0-0 5-3		0-0 1B		5	1	3	1	0	0	2
Andy Pafko, R OBP: 0.269, SLG: 0.265 (1, 8) (6, 7)		0-0 6-3	0-0 6-3		0-0 1B 1B 2B 1B 1-2 3-H	0-0 F7		0-0 P4		5	1	1	1	0	0	2
Mel Roach, R OBP: 0.250, SLG: 0.250 (1, 7) Bill Bruton, L OBP: 0.358, SLG: 0.479 (5, PH) (6, 8)		0-0 FC8-6 1B		0-0 F9	0-0 2B 1B 1-2 2-3	0-0 4-3				2	0	1	0	0	0	0
Felix Mantilla, R OBP: 0.250, SLG: 0.123 (1, 6)		0-0 FC8-6 1-2f 2B		0-0 L9	0-0 F7		0-0 FC1-5 1B 1B			4	1	1	0	0	0	4
Lew Burdette, R OBP: 0.250, SLG: 0.310 (1, 1) Carl Willey, R (8, 1) Don McMahon, R OBP: 0.333, SLG: 0.200 (8, 1)		0-0 1-H 2B		0-0 1B	0-0 1B 2B 1-H 2-H 3-H		0-0 FC1-5 1B			4	1	4	4	0	0	0
										0	0	0	0	0	0	0
										0	0	0	0	0	0	0

Inning Stats	R: 0	H: 1	E: 0	K: 1	S: 6	LOB: 2	BB: 1	P: 10	R: 1	H: 2	E: 0	K: 0	S: 5	LOB: 1	BB: 0	P: 5	R: 1	H: 2	E: 0	K: 0	S: 5	LOB: 1	BB: 0	P: 5	R: 0	H: 1	E: 0	K: 0	S: 4	LOB: 0	BB: 0	P: 3	R: 7	H: 6	E: 1	K: 0	S: 10	LOB: 2	BB: 2	P: 18	R: 0	H: 0	E: 0	K: 0	S: 3	LOB: 0	BB: 0	P: 3	R: 0	H: 2	E: 0	K: 0	S: 4	LOB: 1	BB: 0	P: 4	R: 0	H: 1	E: 0	K: 0	S: 4	LOB: 1	BB: 0	P: 4
1B: 11	SF: 0	2B: 3	SAC: 0	3B: 0	DP: 1	HR: 1	HBP: 0	WP: 0	PA: 42																																																							

PITCHER	IP	WLS	BF	H	R	ER	SO	BB	IBB	HBP	BLK	WP	HR	S	P	ERA	WHIP
Seth Morehead, L ERA: 7.43 (1, 1)	4.0	L	23	8	6	5	1	2	0	0	0	0	1	23	31	11.25	2.500
Bob Porterfield, R ERA: 6.75 (5, 1)	3.0		15	6	3	2	0	1	0	0	0	0	0	14	18	6.00	2.333
Moe Drabowsky, R ERA: 3.92 (8, 1)	1.0		4	1	0	0	0	0	0	0	0	0	0	4	4	0.00	1.000

BOTTOM

Chicago Cubs @ Milwaukee Braves
Milwaukee County Stadium, Milwaukee, WI

Mon Jun 08 1959, 4:33 AM EDT
Att. 12,288 - Unknown


AB	39
R	9
H	15
RBI	9
BB	3
SO	1
LOB	21



WP: 0	PA: 42
PB: 0	
SB: 0	
CS: 0	

ERA	WHIP

livebaseballscores.com

Batter	1	2	3	4	5	6	7	8	9	AB R H RBI BB SO LOB	TOP											
Casey Wise, S (1, 4) OBP: 0.333, SLG: 0.273	0-0 F7			0-0 6-3		0-0 L9		0-0 6-3		4 0 0 0 0 0 1	Milwaukee Braves @ St. Louis Cardinals Sportsman's Park, St. Louis, MO Tue Jun 09 1959, 8:05 PM EDT Att: 13,014 - Unknown livebaseballscorecards.com											
Eddie Mathews, L (1, 5) OBP: 0.361, SLG: 0.620	0-0 CS 1B			0-0 2B		0-3 K		0-0 P6		4 0 2 0 0 1 1												
Hank Aaron, R (1, 9) OBP: 0.456, SLG: 0.751	0-3 K 1-2			0-0 P6		0-0 1-H 2B		0-0 6-3		4 0 1 1 0 1 2												
Wes Covington, L (1, 7) OBP: 0.371, SLG: 0.446		0-0 F8		4-0 BB		0-0 4-3		0-0 4-3		3 0 0 0 1 0 1												
Joe Adcock, R (1, 3) OBP: 0.346, SLG: 0.427		0-0 F9		0-0 F8		0-0 F8		0-0 FC5-4 1B		4 0 1 0 0 0 2												
Bill Bruton, L (1, 8) OBP: 0.350, SLG: 0.468		0-0 L9		0-0 L8		0-0 4-3		0-0 L4		4 0 0 0 0 0 1												
Del Crandall, R (1, 2) OBP: 0.315, SLG: 0.420			0-0 L8		0-0 6-3		0-0 HR 1B	0-0 FC5-4 1-2		4 1 1 0 0 0 1												
Johnny Logan, R (1, 6) OBP: 0.401, SLG: 0.464			0-0 5-3		0-3 K		0-0 1-H HR			2 0 0 0 0 1 0												
Felix Mantilla, R (6, 6) OBP: 0.261, SLG: 0.190										1 1 1 2 0 0 0												
Warren Spahn, L (1, 1) OBP: 0.289, SLG: 0.265			0-3 K			0-0 2B 1B		0-0 1-3		1 0 0 0 0 0 1 0												
Joeey Jay, S (5, 1) OBP: 0.300, SLG: 0.125										0 0 0 0 0 0 0 0												
Frank Torre, L (6, PH) OBP: 0.353, SLG: 0.350										1 1 1 0 0 0 0 0												
Bob Hartman, R (6, 1)										0 0 0 0 0 0 0 0												
Bob Giggie, R (6, 1)										0 0 0 0 0 0 0 0												
Mickey Vernon, L (7, PH) OBP: 0.279, SLG: 0.366										1 0 0 0 0 0 0 0												
Bob Trowbridge, R (7, 1)										0 0 0 0 0 0 0 0												
Inning Stats	R: 0 E: 0 K: 1 S: 5	H: 1 LOB: 1 BB: 0 P: 5	R: 0 E: 0 K: 0 S: 3	H: 0 LOB: 0 BB: 0 P: 3	R: 0 E: 0 K: 1 S: 5	H: 0 LOB: 0 BB: 0 P: 5	R: 0 E: 0 K: 0 S: 4	H: 1 LOB: 2 BB: 1 P: 8	R: 0 E: 0 K: 1 S: 5	H: 0 LOB: 0 BB: 0 P: 5	R: 1 E: 0 K: 1 S: 7	H: 2 LOB: 1 BB: 0 P: 7	R: 2 E: 0 K: 0 S: 5	H: 2 LOB: 0 BB: 0 P: 5	R: 0 E: 0 K: 0 S: 3	H: 0 LOB: 0 BB: 0 P: 3	R: 0 E: 0 K: 0 S: 4	H: 1 LOB: 1 BB: 0 P: 4	1B: 4 2B: 3 3B: 0 HR: 1	SF: 0 SAC: 0 DP: 1 HBP: 0	WP: 0 PB: 0 SB: 0 CS: 1	PA: 34
PITCHER Larry Jackson, R (1, 1) ERA: 3.65	IP 9.0	WLS W	BF 34	H 7	R 3	ER 3	SO 4	BB 1	IBB 0	HBP 0	BLK 0	WP 0	HR 1	S 41	P 45	ERA 3.00	WHIP 0.889					

Batter	1	2	3	4	5	6	7	8	9
Don Blasingame, L (1, 4) OBP: 0.369, SLG: 0.373	0-0 L7		0-0 F8		0-0 3B 1B	0-0 HR 1B		0-0 2B 1B	
Gino Cimoli, R (1, 8) OBP: 0.368, SLG: 0.500	0-3 K			0-0 6-3	0-0 3B 1B	0-0 HR		0-3 K	
Bill White, L (1, 3) OBP: 0.367, SLG: 0.539	0-0 4-3			4-0 HR BB	0-0 3B	0-0 2B		0-0 2B	
Ken Boyer, R (1, 5) OBP: 0.376, SLG: 0.550		0-0 8-4 1B 1B		0-0 HR	0-0 5-3	0-3 K		0-0 2B	
Joe Cunningham, L (1, 9) OBP: 0.442, SLG: 0.461		0-0 1-2 1B		0-0 F9		0-0 1B 1B	0-3 K	0-0 P4	
Curt Flood, R (6, PR) OBP: 0.309, SLG: 0.271				0-3 K		0-3 K	0-0 1B		
Gene Oliver, R (1, 7) OBP: 0.235, SLG: 0.438		0-3 K							
Hal Smith, R (1, 2) OBP: 0.325, SLG: 0.449		0-0 8-4			0-0 5-3	0-0 1B 1B	0-0 F9		
Alex Grammas, R (1, 6) OBP: 0.345, SLG: 0.360			0-0 P4		4-0 SH2-4 1B BB	0-0 1B 1B	0-0 4-3		
Larry Jackson, R (1, 1) OBP: 0.161, SLG: 0.167			0-0 P6		0-0 SH2-4	0-0 FC5-2-5 1B HR		0-0 1-3	

Inning Stats	R: 0	H: 0	E: 0	K: 1	S: 5	R: 0	H: 2	E: 0	K: 1	S: 6	R: 0	H: 0	E: 0	K: 0	S: 3	R: 2	H: 1	E: 0	K: 1	S: 6	R: 3	H: 3	E: 0	K: 0	S: 6	R: 5	H: 6	E: 0	K: 2	S: 13	R: 0	H: 1	E: 0	K: 1	S: 6	R: 2	H: 3	E: 0	K: 1	S: 8			
	LOB: 0	BB: 0				LOB: 1	BB: 0				LOB: 0	BB: 0				LOB: 0	BB: 1				LOB: 1	BB: 1		LOB: 2	BB: 0		LOB: 1	BB: 0		LOB: 1	BB: 0		LOB: 1	BB: 0		LOB: 1	BB: 0		LOB: 1	BB: 0		LOB: 1	BB: 0


PITCHER	IP	WLS	BF	H	R	ER	SO	BB	IBB	HBP	BLK	WP	HR	S	P	ERA	WHIP
Warren Spahn, L (1, 1) ERA: 3.14	4.2	L	21	6	5	5	3	2	0	0	0	0	1	25	33	9.64	1.714
Joey Jay, R (5, 1) ERA: 7.0	0.1		1	0	0	0	0	0	0	0	0	0	1	1	0.00	0.000	
Bob Hartman, L (6, 1) ERA: 67.5	0.2		6	4	4	4	1	0	0	0	0	0	0	8	8	54.00	6.000
Bob Giggie, R (6, 1) ERA: 2.45	0.1		3	2	1	1	1	0	0	0	0	0	1	5	5	27.00	6.000
Bob Trowbridge, R (7, 1) ERA: 4.63	2.0		10	4	2	2	2	0	0	0	0	0	0	14	14	9.00	2.000

BOTTOM

Milwaukee Braves @ St. Louis Cardinals
Sportsman's Park, St. Louis, MO

Tue Jun 09 1959, 8:05 PM EDT
Att. 13,014 - Unknown

AB	38
R	12
H	16
RBI	12
BB	2
SO	7
LOB	14



1B	2B	3B	HR	SF	SAC	DP	HBP	WP	PA
10	4	1	2	0	1	1	0	0	41

Batter	1	2	3	4	5	6	7	8	9	AB	R	H	RBI	BB	SO	LOB	TOP				
Casey Wise, S OBP: 0.302, SLG: 0.243 (1, 4) (7, 6)	0-0 F7		0-0 P4			0-0 4-3		0-0 1-3		4	0	0	0	0	0	1					
Eddie Mathews, L OBP: 0.363, SLG: 0.615 (1, 5)	0-0 3-1		0-0 F9			4-0 1B BB		4-0 1B BB		2	0	0	0	2	0	0					
Hank Aaron, R OBP: 0.457, SLG: 0.760 (1, 9)	0-0 HR			0-0 L4		0-0 1B G6-4-3		0-0 F7		4	1	2	1	0	0	2					
Joe Adcock, R OBP: 0.342, SLG: 0.420 (1, 3)	0-0 F8			0-0 5-3		0-0 1B G6-4-3		0-0 1B 1-2 2-3		4	0	1	0	0	0	2					
Del Crandall, R OBP: 0.319, SLG: 0.437 (1, 2)		0-0 HR		0-0 L7			0-0 1B	0-0 F9		4	1	2	1	0	0	3					
Wes Covington, L OBP: 0.368, SLG: 0.441 (1, 7)		0-3 K			0-0 1B 1B		0-3 K		0-0 3-1	4	0	1	0	0	2	1					
Andy Pafko, R OBP: 0.278, SLG: 0.275 Bill Bruton, L OBP: 0.346, SLG: 0.462 (7, PH) (7, 8)		0-0 5-3			0-0 1B G5-4-3		0-3 K		0-0 4-3	2	0	1	0	0	0	0					
Felix Mantilla, R OBP: 0.254, SLG: 0.183 Frank Torre, L OBP: 0.331, SLG: 0.347 Mel Roach, R OBP: 0.200, SLG: 0.200 (1, 6) (7, PH) (7, 4)		0-0 6-3			0-3 K		0-0 P6		0-0 6-3	2	0	0	0	0	1	2					
Bob Rush, R OBP: 0.118, SLG: 0.118 Joey Jay, S OBP: 0.300, SLG: 0.125 Mickey Vernon, L OBP: 0.295, SLG: 0.405 Don McMahon, R OBP: 0.333, SLG: 0.200 (1, 1) (5, 1) (8, PH) (8, 1)			0-0 P4			0-0 1B G5-4-3		0-0 2B		2	0	0	0	0	0	2					
Inning Stats	R: 1 E: 0 K: 0 S: 4	H: 1 LOB: 0 BB: 0 P: 4	R: 1 E: 0 K: 1 S: 6	H: 1 LOB: 0 BB: 0 P: 6	R: 0 E: 0 K: 0 S: 3	H: 0 LOB: 0 BB: 0 P: 3	R: 0 E: 0 K: 1 S: 6	H: 2 LOB: 1 BB: 0 P: 6	R: 0 E: 0 K: 2 S: 8	H: 1 LOB: 1 BB: 1 P: 7	R: 0 E: 0 K: 2 S: 8	H: 1 LOB: 1 BB: 0 P: 8	R: 0 E: 0 K: 0 S: 5	H: 2 LOB: 3 BB: 1 P: 9	R: 0 E: 0 K: 0 S: 3	H: 0 LOB: 0 BB: 0 P: 3	1B: 5 2B: 1 3B: 0 HR: 2	SF: 0 SAC: 0 DP: 2 HBP: 0	WP: 0 PB: 0 SB: 0 CS: 0	PA: 35	
PITCHER Alex Kellner, L ERA: 2.88 Lindy McDaniel, R ERA: 3.56 (1, 1) (6, 1)	IP 5.0 4.0	WLS W S	BF 18 17	H 4 4	R 2 0	ER 2 0	SO 2 2	BB 0 2	IBB 0 0	HBP 0 0	BLK 0 0	WP 0 0	HR 2 0	S 22 19	P 22 27	ERA 3.60 0.00	WHIP 0.800 1.500				

Milwaukee Braves @ St. Louis Cardinals
Sportsman's Park, St. Louis, MO
Wed Jun 10 1959, 8:05 PM EDT
Att. 15,195 - Unknown

livebaseballscores.com

AB	33
R	2
H	8
RBI	2
BB	2
SO	4
LOB	15



Batter	1	2	3	4	5	6	7	8	9
Don Blasingame, L OBP: 0.367, SLG: 0.371 (1, 4)	0-0 F8		0-0 F9		0-0 6-3		0-0 1B		
Gino Cimoli, R OBP: 0.366, SLG: 0.500 (1, 8) (8, 9)	0-0 6-3		0-3 K		0-0 2B		0-3 K		
Bill White, L OBP: 0.376, SLG: 0.551 (1, 3)	0-0 1B		0-0 P4		0-0 2B		0-0 1B		
Ken Boyer, R OBP: 0.378, SLG: 0.547 (1, 5)	4-0 1-2 BB			0-0 F8	0-0 P6		0-0 1B		
Joe Cunningham, L OBP: 0.437, SLG: 0.454 (1, 9)	0-0 4-3			0-0 F7		4-0 1B	0-0 SF7		
Curt Flood, R OBP: 0.309, SLG: 0.271 (8, 8)						BB	BB		
Gene Oliver, R OBP: 0.238, SLG: 0.400 (1, 7)		0-0 6-3		0-0 5-3		0-0 1B	0-0 L8		
Hal Smith, R OBP: 0.323, SLG: 0.450 (1, 2)		0-0 6-3 2B			0-0 P4	0-0 G5-4-3		0-0 P3	
Alex Grammas, R OBP: 0.342, SLG: 0.350 (1, 6)		0-0 6-3			0-0 E6	4-0 IBB		0-0 F9	
Alex Kellner, R OBP: 0.222, SLG: 0.222 (1, 1)		0-3 K			0-0 2B	0-3 K		0-0 F9	
Solly Hemus, L OBP: 0.522, SLG: 0.400 (5, PH)					0-0 2B				
Larry Jackson, R OBP: 0.161, SLG: 0.167 (5, PR)									
Lindy McDaniel, R OBP: 0.200, SLG: 0.059 (6, 1)					1-3 2B				

Inning Stats	R: 0	H: 1	R: 0	H: 1	R: 0	H: 0	R: 0	H: 0	R: 3	H: 3	R: 0	H: 1	R: 2	H: 3	R: 0	H: 0
	E: 0	LOB: 2	E: 0	LOB: 1	E: 0	LOB: 0	E: 0	LOB: 0	E: 0	LOB: 1	E: 0	LOB: 2	E: 0	LOB: 1	E: 0	LOB: 0
	K: 0	BB: 1	K: 1	BB: 0	K: 0	BB: 0	K: 0	BB: 0	K: 1	BB: 2	K: 1	BB: 2	K: 0	BB: 0	K: 0	BB: 0
	S: 4	P: 8	S: 6	P: 6	S: 5	P: 5	S: 3	P: 3	S: 7	P: 7	S: 5	P: 13	S: 8	P: 8	S: 3	P: 3

PITCHER	IP	WLS	BF	H	R	ER	SO	BB	IBB	HBP	BLK	WP	HR	S	P	ERA	WHIP
Bob Rush, R ERA: 1.68 (1, 1)	4.2	L	21	5	3	0	2	1	0	0	0	0	0	24	28	0.00	1.286
Joey Jay, R ERA: 7.04 (5, 1)	2.1		12	4	2	2	2	1	1	0	0	0	0	14	22	7.71	2.143
Don McMahon, R ERA: 1.78 (8, 1)	1.0		3	0	0	0	0	0	0	0	0	0	0	3	3	0.00	0.000

AB R H RBI BB SO LOB

4	1	1	1	0	0	1
4	1	1	1	0	2	1
4	1	3	2	0	0	0
3	0	1	0	1	0	1
2	0	0	1	1	0	2
0	0	0	0	0	0	0
4	0	1	0	0	0	1
4	0	1	0	0	0	2
3	1	0	0	1	0	1
1	0	0	0	0	1	1
1	0	1	0	0	0	0
0	1	0	0	0	0	0
2	0	0	0	0	1	2

AB	32
R	5
H	9
RBI	5
BB	3
SO	4
LOB	12



WP	PA	3B	SF	SAC	DP	HBP
0	36	0	1	0	1	0
0		0	0	0	0	0
0		0	0	0	0	0
0		0	0	0	0	0

Milwaukee Braves @ St. Louis Cardinals
Sportsman's Park, St. Louis, MO
Wed Jun 10 1959, 8:05 PM EDT
Att. 15,195 - Unknown

livebaseballscorecards.com

Batter	1	2	3	4	5	6	7	8	9	AB	R	H	RBI	BB	SO	LOB
Don Blasingame, L (1, 4) OBP: 0.361, SLG: 0.364	0-0 F8		0-3 K		0-0 P5		0-0 1-3			4	0	0	0	0	1	2
Gino Cimoli, R (1, 8) OBP: 0.364, SLG: 0.493	4-0 BB		0-3 K			0-3 K		0-0 6-3		3	0	0	0	1	2	0
Bill White, L (1, 3) OBP: 0.374, SLG: 0.549	0-0 F8		0-0 3-1			0-0 F8		0-0 2B		4	0	1	0	0	0	1
Ken Boyer, R (1, 5) OBP: 0.376, SLG: 0.541	0-0 1-3			0-0 P4		0-0 1B		0-0 P6		4	0	1	0	0	0	2
Joe Cunningham, L (1, 9) OBP: 0.444, SLG: 0.459		4-0 BB		0-0 1B		0-0 1B		0-0 1-3		3	0	2	0	1	0	1
Gene Oliver, R (1, 7) OBP: 0.200, SLG: 0.333		0-3 K		0-3 K		0-3 K		0-0 5-3		4	0	0	0	0	3	4
Hal Smith, R (1, 2) OBP: 0.318, SLG: 0.443		0-0 P4		0-0 5-3			0-0 L6		0-0 1B	3	0	0	0	0	0	2
Ray Katt, R (9, 2) OBP: 0.600, SLG: 0.800										1	0	1	0	0	0	0
Alex Grammas, R (1, 6) OBP: 0.345, SLG: 0.346		4-0 BB			0-0 F9		4-0 2-3		0-0 F3	1	0	0	0	1	0	0
Solly Hemius, L (7, PH) OBP: 0.542, SLG: 0.400										0	0	0	0	1	0	0
Larry Jackson, R (7, PR) OBP: 0.161, SLG: 0.167										0	0	0	0	0	0	0
Marv Grissom, R (8, 1) OBP: 1.000, SLG: 2.000		1-2 BB								0	0	0	0	0	0	0
Hal Jeffcoat, R (8, 1) OBP: 0.360, SLG: 0.373										0	0	0	0	0	0	0
Stan Musial, L (9, PH) OBP: 0.360, SLG: 0.373										1	0	0	0	0	0	1
Vinegar Bend Mizell, R (1, 1) OBP: 0.238, SLG: 0.293		0-3 K			0-3 K		0-0 2-3		0-0 F2	2	0	0	0	0	2	2
George Crowe, L (7, PH) OBP: 0.326, SLG: 0.537										1	0	0	0	0	0	1
Lee Tate, R (8, 6) OBP: 0.240, SLG: 0.289										1	0	0	0	0	0	1

Inning Stats	R: 0	H: 0	E: 0	K: 3	S: 3	R: 0	H: 0	E: 0	K: 2	S: 7	R: 0	H: 0	E: 0	K: 2	S: 7	R: 0	H: 1	E: 0	K: 1	S: 6	R: 0	H: 0	E: 0	K: 1	S: 5	R: 0	H: 2	E: 0	K: 2	S: 9	R: 0	H: 0	E: 0	K: 0	S: 3	R: 0	H: 1	E: 0	K: 0	S: 4	R: 0	H: 1	E: 0	K: 0	S: 4	R: 0	H: 1	E: 0	K: 0	S: 4	1B: 4	2B: 1	3B: 0	HR: 0	SF: 0	SAC: 0	DP: 0	HBP: 0	WP: 0	PB: 0	SB: 0	CS: 0	PA: 36
--------------	------	------	------	------	------	------	------	------	------	------	------	------	------	------	------	------	------	------	------	------	------	------	------	------	------	------	------	------	------	------	------	------	------	------	------	------	------	------	------	------	------	------	------	------	------	------	------	------	------	------	-------	-------	-------	-------	-------	--------	-------	--------	-------	-------	-------	-------	--------

PITCHER	IP	WLS	BF	H	R	ER	SO	BB	IBB	HBP	BLK	WP	HR	S	P	ERA	WHIP
Bob Buhl, R (1, 1) ERA: 2.55	9.0	W	36	5	0	0	8	4	0	0	0	0	0	48	64	0.00	1.000

BOTTOM

Milwaukee Braves @ St. Louis Cardinals
Sportsman's Park, St. Louis, MO

Thu Jun 11 1959, 4:33 AM EDT
Att. 11,414 - Unknown

AB	32
R	0
H	5
RBI	0
BB	4
SO	8
LOB	17



livebaseballscorecards.com

Batter	1	2	3	4	5	6	7	8	9	AB R H RBI BB SO LOB	TOP									
Casey Wise, S (1, 4) OBP: 0.302, SLG: 0.304	0-0 F8		0-0 6-3		0-0 F8		0-0 E3 1B 2B		0-0 6-3	5 1 0 0 0 0 0	<p>Milwaukee Braves @ Chicago Cubs</p> <p>Wrigley Field, Chicago, IL</p> <p>Fri Jun 12 1959, 3:33 AM CDT</p> <p>Att. 11,873 - Unknown - 86 F</p>									
Eddie Mathews, L (1, 5) OBP: 0.368, SLG: 0.633	4-0 BB		0-0 HR		0-0 4-3		0-0 1-2 2B 1B		0-0 HR	4 3 3 2 1 0 0										
Hank Aaron, R (1, 9) OBP: 0.451, SLG: 0.745	0-0 F8		0-0 6-3		0-0 5-3		0-0 FC5-6-4 1-H 2-H 2B		0-0 G4-6-3 1B	5 0 2 2 0 0 1										
Wes Covington, L (1, 7) OBP: 0.359, SLG: 0.429	0-0 1-3			0-0 4-3		0-0 G3		0-0 F7	0-0 G4-6-3 1-2f	5 0 0 0 0 0 3										
Frank Torre, L (1, 3) OBP: 0.329, SLG: 0.352		0-0 P6		0-0 FC5 2B		0-0 F9		0-0 FC5-6-4 2-3		4 0 1 0 0 0 1										
Bill Bruton, L (1, 8) OBP: 0.353, SLG: 0.469		0-0 1-3		4-0 FC5 BB		0-0 F9		0-0 1B HR 1B	0-3 K	3 1 1 0 1 1 0										
Del Crandall, R (1, 2) OBP: 0.324, SLG: 0.456		0-0 2B		0-0 FC5 1-2 2-3f		0-0 1B HR 1B		0-0 1B		4 1 3 0 0 0 2										
Johnny Logan, R (1, 6) OBP: 0.398, SLG: 0.476		0-0 6-3		0-0 P4		0-0 1B HR 1B		0-3 K		4 1 1 3 0 1 4										
Lew Burdette, R (1, 1) OBP: 0.250, SLG: 0.310			0-0 6-3		0-0 6-3		0-0 4-3		0-0 F9	0 0 0 0 0 0 0										
Bob Trowbridge, R (2, 1)										0 0 0 0 0 0 0										
Mel Roach, R (3, PH)										1 0 0 0 0 0 0										
Bob Giggie, R (3, 1)										1 0 0 0 0 0 0										
Mickey Vernon, L (7, PH)										1 0 0 0 0 0 0										
Bob Hartman, R (7, 1)										0 0 0 0 0 0 0										
Stan Lopata, R (8, PH)										1 0 0 0 0 0 1										
Don McMahon, R (8, 1)										0 0 0 0 0 0 0										
Inning Stats	R: 0 E: 0 K: 0 S: 3	H: 0 LOB: 1 BB: 1 P: 7	R: 0 E: 0 K: 0 S: 4	H: 1 LOB: 1 BB: 0 P: 4	R: 1 E: 0 K: 0 S: 4	H: 1 LOB: 0 BB: 0 P: 4	R: 0 E: 0 K: 0 S: 4	H: 1 LOB: 2 BB: 1 P: 8	R: 0 E: 0 K: 0 S: 3	H: 0 LOB: 0 BB: 0 P: 3	R: 5 E: 1 K: 0 S: 9	H: 5 LOB: 1 BB: 0 P: 9	R: 0 E: 0 K: 2 S: 8	H: 1 LOB: 1 BB: 0 P: 8	R: 1 E: 0 K: 0 S: 4	H: 2 LOB: 0 BB: 0 P: 4	1B: 5 2B: 3 3B: 0 HR: 3	SF: 0 SAC: 0 DP: 1 HBP: 0	WP: 0 PB: 0 SB: 0 CS: 0	PA: 40
PITCHER	IP WLS BF H R ER SO BB IBB HBP BLK WP HR S P ERA WHIP																			
John Buzhardt, R (1, 1) ERA: 4.21	6.1 W 28 6 5 5 0 2 0 0 0 0 0 2 26 34 7.11 1.263																			
Bill Henry, L (7, 1) ERA: 2.96	2.2 S 12 5 2 1 2 0 0 0 0 0 0 1 16 16 3.38 1.875																			



livebaseballscorecards.com

AB	38
R	7
H	11
RBI	7
BB	2
SO	2
LOB	12

Batter	1	2	3	4	5	6	7	8	9
Tony Taylor, R OBP: 0.353, SLG: 0.409 (1, 4)	0-0 5-3	0-0 G2-3 1B		0-0 14 1B		0-0 SH1-3		0-0 F8	
Alvin Dark, R OBP: 0.311, SLG: 0.347 (1, 5)	0-0 F7	0-0 G2-3 14 1B		0-0 P4		0-0 3B 1B		0-0 F8	
Lee Walls, R OBP: 0.351, SLG: 0.407 (1, 9)	0-0 HR	0-0 G2-3		0-0 F5		0-0 3B			
14 Ernie Banks, R OBP: 0.355, SLG: 0.581 (1, 6)	0-0 HR	0-0 1B		0-0 1B		0-3 K			
Dale Long, L OBP: 0.333, SLG: 0.507 (1, 3)	0-0 WP 2B 1B	0-0 F8			4-0 G6-4-3 BB		0-0 P6		
Bobby Thomson, R OBP: 0.331, SLG: 0.470 (1, 7)	0-0 1-H 2B		0-0 G4-6-3 1B		0-0 G6-4-3		0-0 F8		
George Altman, L OBP: 0.318, SLG: 0.390 (1, 8)	0-0 4-3		0-0 F5		0-0 L3		4-0 BB		
Sammy Taylor, L OBP: 0.298, SLG: 0.362 (1, 2)		0-0 P5		0-0 G4-6-3		0-0 FC1-6 1B		0-0 4-3	
John Buzhardt, R OBP: 0.200, SLG: 0.214 (1, 1)		0-0 1B 1B		0-0 1B 14 1B		0-0 FC1-6 SH1-3 1B		0-3 K	
Bill Henry, L OBP: 0.214, SLG: 0.154 (7, 1)									

AB	R	H	RBI	BB	SO	LOB
4	1	2	0	0	0	0
5	2	2	2	0	0	2
4	1	2	3	0	0	3
4	1	3	3	0	1	1
3	1	1	0	1	0	1
4	0	2	1	0	0	1
3	0	0	0	1	0	2
4	0	1	0	0	0	2
3	3	2	0	0	0	1
1	0	0	0	0	1	0

BOTTOM	
Milwaukee Braves @ Chicago Cubs	
Wrigley Field, Chicago, IL	
Fri Jun 12 1959, 3:33 AM CDT	
Att: 11,873 - Unknown - 86 F	
	livebaseballscorecards.com
AB	35
R	9
H	15
RBI	9
BB	2
SO	2
LOB	13
	
WP: 1	PA: 38
PB: 0	
SB: 0	
CS: 0	

Inning Stats		R	H	E	K	S	H	LOB	BB	P	R	H	E	K	S	R	H	E	K	S	R	H	E	K	S	R	H	E	K	S
		3	4	0	7	7	4	1	0	7	0	1	0	0	3	0	0	0	0	5	0	0	0	0	3	0	0	0	6	
		3	4	0	7	7	4	1	0	7	0	1	0	0	3	0	0	0	0	5	0	0	0	3	0	0	0	6		
		3	4	0	7	7	4	1	0	7	0	1	0	0	3	0	0	0	0	5	0	0	0	3	0	0	0	6		
		3	4	0	7	7	4	1	0	7	0	1	0	0	3	0	0	0	0	5	0	0	0	3	0	0	0	6		
		3	4	0	7	7	4	1	0	7	0	1	0	0	3	0	0	0	0	5	0	0	0	3	0	0	0	6		
		3	4	0	7	7	4	1	0	7	0	1	0	0	3	0	0	0	0	5	0	0	0	3	0	0	0	6		
		3	4	0	7	7	4	1	0	7	0	1	0	0	3	0	0	0	0	5	0	0	0	3	0	0	0	6		
		3	4	0	7	7	4	1	0	7	0	1	0	0	3	0	0	0	0	5	0	0	0	3	0	0	0	6		
		3	4	0	7	7	4	1	0	7	0	1	0	0	3	0	0	0	0	5	0	0	0	3	0	0	0	6		
		3	4	0	7	7	4	1	0	7	0	1	0	0	3	0	0	0	0	5	0	0	0	3	0	0	0	6		
		3	4	0	7	7	4	1	0	7	0	1	0	0	3	0	0	0	0	5	0	0	0	3	0	0	0	6		
		3	4	0	7	7	4	1	0	7	0	1	0	0	3	0	0	0	0	5	0	0	0	3	0	0	0	6		
		3	4	0	7	7	4	1	0	7	0	1	0	0	3	0	0	0	0	5	0	0	0	3	0	0	0	6		
		3	4	0	7	7	4	1	0	7	0	1	0	0	3	0	0	0	0	5	0	0	0	3	0	0	0	6		
		3	4	0	7	7	4	1	0	7	0	1	0	0	3	0	0	0	0	5	0	0	0	3	0	0	0	6		
		3	4	0	7	7	4	1	0	7	0	1	0	0	3	0	0	0	0	5	0	0	0	3	0	0	0	6		
		3	4	0	7	7	4	1	0	7	0	1	0	0	3	0	0	0	0	5	0	0	0	3	0	0	0	6		
		3	4	0	7	7	4	1	0	7	0	1	0	0	3	0	0	0	0	5	0	0	0	3	0	0	0	6		
		3	4	0	7	7	4	1	0	7	0	1	0	0	3	0	0	0	0	5	0	0	0	3	0	0	0	6		
		3	4	0	7	7	4	1	0	7	0	1	0	0	3	0	0	0	0	5	0	0	0	3	0	0	0	6		
		3	4	0	7	7	4	1	0	7	0	1	0	0	3	0	0	0	0	5	0	0	0	3	0	0	0	6		
		3	4	0	7	7	4	1	0	7	0	1	0	0	3	0	0	0	0	5	0	0	0	3	0	0	0	6		
		3	4	0	7	7	4	1	0	7	0	1	0	0	3	0	0	0	0	5	0	0	0	3	0	0	0	6		
		3	4	0	7	7	4	1	0	7	0	1	0	0	3	0	0	0	0	5	0	0	0	3	0	0	0	6		
		3	4	0	7	7	4	1	0	7	0	1	0	0	3	0	0	0	0	5	0	0	0	3	0	0	0	6		
		3	4	0	7	7	4	1	0	7	0	1	0	0	3	0	0	0	0	5	0	0	0	3	0	0	0	6		
		3	4	0	7	7	4	1	0	7	0	1	0	0	3	0	0	0	0	5	0	0	0	3	0	0	0	6		
		3	4	0	7	7	4	1	0	7	0	1	0	0	3	0	0	0	0	5	0	0	0	3	0	0	0	6		
		3	4	0	7	7	4	1	0	7	0	1	0	0	3	0	0	0	0	5	0	0	0	3	0	0	0	6		
		3	4	0	7	7	4	1	0	7	0	1	0	0	3	0	0	0	0	5	0	0	0	3	0	0	0	6		
		3	4	0	7	7	4	1	0	7	0	1	0	0	3	0	0	0	0	5	0	0	0	3	0	0	0	6		
		3	4	0	7	7	4	1	0	7	0	1	0	0	3	0	0	0	0	5	0	0	0	3	0	0	0	6		
		3	4	0	7	7	4	1	0	7	0	1	0	0	3	0	0	0	0	5	0	0	0	3	0	0	0	6		
		3	4	0	7	7	4	1	0	7	0	1	0	0	3	0	0	0	0	5	0	0	0	3	0	0	0	6		
		3	4	0	7	7	4	1	0	7	0	1	0	0	3	0	0	0	0	5	0	0	0	3	0	0	0	6		
		3	4	0	7	7	4	1	0	7	0	1	0	0	3	0	0	0	0	5	0	0	0	3	0	0	0	6		
		3	4	0	7	7	4	1	0	7	0	1	0	0	3	0	0	0	0	5	0	0	0	3	0	0	0	6		
		3	4	0	7	7	4	1	0	7	0	1	0	0	3	0	0	0	0	5	0	0	0	3	0	0	0	6		
		3	4	0	7	7	4	1	0	7	0	1	0	0	3	0	0	0	0	5	0	0	0	3	0	0	0	6		
		3	4	0	7	7	4	1	0	7	0	1	0	0	3	0	0	0	0	5	0	0	0	3	0	0	0	6		
		3	4	0	7	7	4	1	0	7	0	1	0	0	3	0	0	0	0	5	0	0	0	3	0	0	0	6		
		3	4	0	7	7	4	1	0	7	0	1	0	0	3	0	0	0	0	5	0	0	0	3	0	0	0	6		
		3	4	0	7	7	4	1	0	7	0	1	0	0	3	0	0	0	0	5	0	0	0	3	0	0	0	6		
		3	4	0	7	7	4	1	0	7	0	1	0	0	3	0	0	0	0	5	0	0	0	3	0	0	0	6		
		3	4	0	7	7	4	1	0	7	0	1	0	0	3	0	0	0	0	5	0	0	0	3	0	0	0	6		
		3	4	0	7	7	4	1	0	7	0	1	0	0	3	0	0	0	0	5	0	0	0	3	0	0	0</			

Batter	1	2	3	4	5	6	7	8	9	AB R H RBI BB SO LOB	TOP		
Casey Wise, S (1, 4) OBP: 0.310, SLG: 0.300	4-0 1B 2B BB		0-0 7-4 BB 1B	0-0 L7		0-0 F8		0-0 FC4-6 1-2f		4 1 1 0 1 0 5			
Eddie Mathews, L (1, 5) OBP: 0.373, SLG: 0.631	0-0 2B 1-2 6-3 1B		4-0 1B 1-2 BB		0-0 L9		0-0 G5-4-3 1B		0-0 3-1	4 1 2 0 1 0 0			
Hank Aaron, R (1, 9) OBP: 0.450, SLG: 0.742	0-0 4-3 1-3 2-H 2B		0-0 7-4 2-3f		0-0 BB FC3-6 1B		0-0 G5-4-3 1-2f		0-0 6-3	5 1 2 1 0 0 3			
Wes Covington, L (1, 7) OBP: 0.360, SLG: 0.428	0-0 6-3 3-H		0-0 1-2 1B		0-0 1-2 BB E 1B		0-0 F7		0-0 4-1	5 1 2 1 0 0 1			
Frank Torre, L (1, 3) OBP: 0.333, SLG: 0.352	0-0 4-3 2-3		0-0 4-3		4-0 BB 1-2 2-3 FC3-6 BB				0-0 E SH1-4 1B	3 0 1 0 1 0 3			
Bill Bruton, L (1, 8) OBP: 0.353, SLG: 0.464	0-0 6-3			4-0 SH1-3 BB		0-0 FC3-6 1-2f 2-H 3-H			0-0 SH1-4 1-2	2 0 0 1 1 0 2			
Del Crandall, R (1, 2) OBP: 0.320, SLG: 0.450		0-0 6-3		0-0 SH1-3 1-2		0-0 F8			0-0 E9 2-3	3 0 0 0 0 0 2			
Johnny Logan, R (1, 6) OBP: 0.400, SLG: 0.471			0-0 F8		4-0 BB		0-0 F8		4-0 FC4-6 IBB	2 0 0 0 2 0 0			
Warren Spahn, L (1, 1) OBP: 0.262, SLG: 0.237			0-0 4-3		0-3 K		0-0 4-3		0-0 F7	4 0 0 0 0 1 5			
Don McMahon, R (9, 1) OBP: 0.333, SLG: 0.200										0 0 0 0 0 0 0			
Inning Stats	R: 2 E: 0 K: 0 S: 5 H: 2 LOB: 1 BB: 1 P: 9	R: 0 E: 0 K: 0 S: 3 H: 0 LOB: 0 BB: 0 P: 3	R: 0 E: 0 K: 0 S: 4 H: 2 LOB: 2 BB: 1 P: 8	R: 0 E: 0 K: 1 S: 5 H: 0 LOB: 2 BB: 2 P: 13	R: 2 E: 1 K: 0 S: 5 H: 2 LOB: 1 BB: 1 P: 9	R: 0 E: 0 K: 0 S: 3 H: 0 LOB: 0 BB: 0 P: 3	R: 0 E: 0 K: 0 S: 3 H: 1 LOB: 0 BB: 0 P: 3	R: 0 E: 1 K: 0 S: 5 H: 1 LOB: 3 BB: 1 P: 9	R: 0 E: 0 K: 0 S: 3 H: 0 LOB: 0 BB: 0 P: 3	1B: 7 2B: 2 3B: 0 HR: 0 SF: 0 SAC: 2 DP: 2 HBP: 0	WP: 0 PB: 0 SB: 0 CS: 0 PA: 40		
PITCHER	IP WLS BF H R ER SO BB IBB HBP BLK WP HR S P ERA WHIP											PITCHER	IP WLS BF H R ER SO BB IBB HBP BLK WP HR S P ERA WHIP
Bob Anderson, R (1, 1) ERA: 3.57	4.1 L 23 6 4 3 1 5 0 0 0 0 0 0 20 40 6.23 2.538												
Dave Hillman, R (5, 1) ERA: 3.78	2.2 8 1 0 0 0 0 0 0 0 0 0 0 8 8 0.00 0.375												
Elmer Singleton, R (8, 1) ERA: 1.37	2.0 9 1 0 0 0 0 0 1 0 0 0 0 8 12 0.00 0.500												

Milwaukee Braves @ Chicago Cubs
Wrigley Field, Chicago, IL
Sat Jun 13 1959, 3:33 AM CDT
Att. 23,583 - Sunny

livebaseballscorecards.com

AB 32
R 4
H 8
RBI 3
BB 6
SO 1
LOB 21



Batter	1	2	3	4	5	6	7	8	9	AB R H RBI BB SO LOB	TOP											
Casey Wise, S (1, 4) OBP: 0.306, SLG: 0.283	0-0 F5		0-0 F8		4-0 FC3-6 BB		0-0 F9			3 0 0 0 1 0 1												
Eddie Mathews, L (1, 5) OBP: 0.371, SLG: 0.625	0-0 G3		0-0 FC5-4 1B		0-0 FC3-6 1-2f 2-3			0-0 P3		4 0 1 0 0 0 2												
Hank Aaron, R (1, 9) OBP: 0.447, SLG: 0.733	0-0 F8		0-0 FC5-4 1-2f		0-0 F3			0-0 1B		4 0 1 0 0 0 4												
Wes Covington, L (1, 7) OBP: 0.358, SLG: 0.429		0-0 F9 FC5-2 2B		0-0 F6		0-0 4-3		0-0 P3		4 0 1 0 0 0 1												
Frank Torre, L (1, 3) OBP: 0.325, SLG: 0.341		0-0 F9 2-3		0-0 F8		0-0 F4		0-0 F5		4 0 0 0 0 0 2												
Bill Bruton, L (1, 8) OBP: 0.356, SLG: 0.470		0-0 FC5-2 3-H		0-0 1B		0-0 2B		0-3 K		4 0 2 0 0 1 1												
Del Crandall, R (1, 2) OBP: 0.318, SLG: 0.443		0-0 F8		0-0 F5		0-3 K		4-0 FC6 BB		3 0 0 0 1 1 3												
Johnny Logan, R (1, 6) OBP: 0.397, SLG: 0.466			0-0 1B G3 1B		0-3 K		0-0 F7		0-0 F8	4 0 1 0 0 1 1												
Bob Rush, R (1, 1) OBP: 0.158, SLG: 0.158			0-0 G3		0-0 FC3-6 BB 1B		0-0 F8		0-0 FC6 1-2f	2 0 1 0 0 0 1												
Mel Roach, R (7, PH) OBP: 0.143, SLG: 0.143										1 0 0 0 0 0 0												
Carl Willey, R (7, 1)										0 0 0 0 0 0 0												
Mickey Vernon, L (9, PH) OBP: 0.283, SLG: 0.386										1 0 0 0 0 0 1												
Inning Stats	R: 0 E: 0 K: 0 S: 3	H: 0 LOB: 0 BB: 0 P: 3	R: 0 E: 0 K: 0 S: 4	H: 1 LOB: 1 BB: 0 P: 4	R: 0 E: 0 K: 0 S: 5	H: 2 LOB: 2 BB: 0 P: 5	R: 0 E: 0 K: 0 S: 4	H: 1 LOB: 1 BB: 0 P: 4	R: 0 E: 0 K: 1 S: 6	H: 1 LOB: 2 BB: 1 P: 10	R: 0 E: 0 K: 1 S: 6	H: 1 LOB: 1 BB: 0 P: 6	R: 0 E: 0 K: 0 S: 3	H: 0 LOB: 0 BB: 0 P: 3	R: 0 E: 0 K: 0 S: 4	H: 1 LOB: 1 BB: 0 P: 4	R: 0 E: 0 K: 1 S: 5	H: 0 LOB: 1 BB: 1 P: 9	1B: 5 2B: 2 3B: 0 HR: 0	SF: 0 SAC: 0 DP: 0 HBP: 0	WP: 0 PB: 0 SB: 0 CS: 0	PA: 36
PITCHER Dick Drott, R (1, 1) ERA: 4.12	IP: 9.0 WLS: W BF: 36 H: 7 R: 0 ER: 0 SO: 3 BB: 2 IBB: 0 HBP: 0 BLK: 0 WP: 0 HR: 0 S: 40 P: 48 ERA: 0.00 WHIP: 1.000																					

Milwaukee Braves @ Chicago Cubs
Wrigley Field, Chicago, IL
Sun Jun 14 1959, 3:33 AM CDT
Att: 36,895 - Unknown

livebaseballscorecards.com

AB	34
R	0
H	7
RBI	0
BB	2
SO	3
LOB	17



Batter	1	2	3	4	5	6	7	8	9	AB	R	H	RBI	BB	SO	LOB
Tony Taylor, R OBP: 0.360, SLG: 0.421 (1, 4)	0-0 G3 FC5-3 2B		4-0 FC1-6 BB		0-0 FC6-4 1B		0-0 SH1-4 1B			3	1	3	0	1	0	0
Alvin Dark, R OBP: 0.310, SLG: 0.345 (1, 5)	0-0 G3 2-3		0-0 FC1-6 2B 1-2f 2-3		0-0 FC6-4 1B 1-2		0-0 SH1-4 1-2			3	1	1	0	0	0	3
Lee Walls, R OBP: 0.356, SLG: 0.412 (1, 9)	0-0 FC5-3 3-3		0-0 2B 1-H 3-H		0-0 FC6-4 1-2f 2-3		0-0 14 HR 1B 2-H			4	1	2	3	0	0	3
14 Ernie Banks, R OBP: 0.355, SLG: 0.587 (1, 6)		0-0 F4	0-3 K		0-0 1-3		0-0 HR 1-H			4	1	1	2	0	1	3
Dale Long, L OBP: 0.341, SLG: 0.530 (1, 3)		0-0 2B		0-0 HR		0-0 3-1	0-0 F8			4	1	2	1	0	0	0
Bobby Thomson, R OBP: 0.318, SLG: 0.449 (1, 7)		0-0 5-3	0-3 K		0-0 5-3		0-0 5-3			4	0	0	0	0	1	1
George Altman, L OBP: 0.311, SLG: 0.385 (1, 8)		0-0 F7	0-3 F5		0-0 2B		0-3 K			4	0	1	0	0	1	1
Sammy Taylor, L OBP: 0.303, SLG: 0.369 (1, 2)			0-0 FC1-6 2B 2B	0-0 F6		4-0 IBB	0-0 4-3			3	1	1	0	1	0	0
Dick Drott, R (1, 1)			0-3 K		0-0 P3		0-0 F2			4	0	0	0	0	2	3

Inning Stats	R: 0	H: 1	E: 0	LOB: 0	K: 0	BB: 0	S: 3	P: 3	R: 0	H: 1	E: 0	LOB: 1	K: 0	BB: 0	S: 4	P: 4	R: 2	H: 2	E: 0	LOB: 1	K: 2	BB: 1	S: 9	P: 13	R: 1	H: 1	E: 0	LOB: 0	K: 1	BB: 0	S: 6	P: 6	R: 0	H: 2	E: 0	LOB: 2	K: 0	BB: 0	S: 5	P: 5	R: 0	H: 1	E: 0	LOB: 2	K: 1	BB: 1	S: 6	P: 10	R: 3	H: 3	E: 0	LOB: 0	K: 0	BB: 0	S: 6	P: 6	R: 0	H: 0	E: 0	LOB: 0	K: 1	BB: 0	S: 5	P: 5	R: 0	H: 0	E: 0	LOB: 0	K: 1	BB: 0	S: 5	P: 5
1B: 4	SF: 0	2B: 6	SAC: 1	3B: 0	DP: 1	HR: 2	HBP: 0	WP: 0	PA: 36																																																															

PITCHER	IP	WLS	BF	H	R	ER	SO	BB	IBB	HBP	BLK	WP	HR	S	P	ERA	WHIP
Bob Rush, R ERA: 1.99 (1, 1)	6.0	L	27	8	3	3	4	1	1	0	0	0	1	33	41	4.50	1.500
Carl Willey, R ERA: 3.86 (7, 1)	2.0		9	3	3	3	1	0	0	0	0	0	1	11	11	13.50	1.500

Milwaukee Braves @ Chicago Cubs
Wrigley Field, Chicago, IL
Sun Jun 14 1959, 3:33 AM CDT
Att. 36,895 - Unknown

AB	33
R	6
H	11
RBI	6
BB	2
SO	5
LOB	14

Batter	1	2	3	4	5	6	7	8	9	AB R H RBI BB SO LOB	TOP											
Casey Wise, S (1, 4) OBP: 0.303, SLG: 0.281	3-3 K		0-1 1-3			2-1 1B		0-2 4-3		4 0 1 0 0 1 0	Milwaukee Braves @ Los Angeles Dodgers Los Angeles Memorial Coliseum, Los Angeles, CA Mon Jun 15 1959, 10:05 PM EDT Att. 24,792 - Unknown livebaseballscorecards.com											
Eddie Mathews, L (1, 5) OBP: 0.369, SLG: 0.619	0-3 K			2-1 F5		1-2 L9		1-0 1B	4 0 1 0 0 1 1													
Hank Aaron, R (1, 9) OBP: 0.440, SLG: 0.721	1-3 K			0-3 K		0-0 F2		3-2 5-3	4 0 0 0 0 2 2													
Wes Covington, L (1, 7) OBP: 0.357, SLG: 0.426		1-1 G1-6-3 1B		1-3 K		3-3 K		2-3 K	4 0 1 0 0 3 2													
Frank Torre, L (1, 3) OBP: 0.329, SLG: 0.341		0-0 G1-6-3 1B			4-2 FC1-6 BB		1-1 4-3	1-0 F7	3 0 1 0 1 0 1													
Bill Bruton, L (1, 8) OBP: 0.350, SLG: 0.462		2-2 G1-6-3		1-1 FC1-6		1-3 K			3 0 0 0 0 1 3													
Del Crandall, R (1, 2) OBP: 0.314, SLG: 0.437		1-3 K		3-3 K		0-2 5-3			3 0 0 0 0 2 2													
Johnny Logan, R (1, 6) OBP: 0.396, SLG: 0.461			2-1 F3		4-0 IBB		0-3 K		2 0 0 0 1 1 0													
Bob Buhl, R (1, 1) OBP: 0.067, SLG: 0.067			0-3 K		0-3 K		2-0 L7		2 0 0 0 0 2 2													
Mickey Vernon, L (8, PH) OBP: 0.277, SLG: 0.378									1 0 0 0 0 0 0													
Don McMahon, R (8, 1) OBP: 0.333, SLG: 0.200									0 0 0 0 0 0 0													
Inning Stats	R: 0 E: 0 K: 3 S: 9	H: 0 LOB: 0 BB: 0 P: 13	R: 0 E: 0 K: 1 S: 11	H: 2 LOB: 1 BB: 0 P: 15	R: 0 E: 0 K: 1 S: 7	H: 0 LOB: 0 BB: 0 P: 9	R: 0 E: 0 K: 2 S: 8	H: 0 LOB: 0 BB: 0 P: 11	R: 0 E: 0 K: 2 S: 11	H: 0 LOB: 2 BB: 2 P: 23	R: 0 E: 0 K: 1 S: 10	H: 1 LOB: 1 BB: 0 P: 16	R: 0 E: 0 K: 1 S: 8	H: 0 LOB: 0 BB: 0 P: 10	R: 0 E: 0 K: 1 S: 7	H: 0 LOB: 0 BB: 0 P: 9	R: 0 E: 0 K: 1 S: 8	H: 1 LOB: 1 BB: 0 P: 15	1B: 4 2B: 0 3B: 0 HR: 0	SF: 0 SAC: 0 DP: 1 HBP: 0	WP: 0 PB: 0 SB: 1 CS: 0	PA: 32
PITCHER Don Drysdale, R (1, 1) ERA: 3.59	IP: 9.0 WLS: W BF: 32 H: 4 R: 0 ER: 0 SO: 13 BB: 1 IBB: 1 HBP: 0 BLK: 0 WP: 0 HR: 0 S: 79 P: 121 ERA: 0.00 WHIP: 0.556											PITCHER IP: WLS: BF: H: R: ER: SO: BB: IBB: HBP: BLK: WP: HR: S: P: ERA: WHIP:										



Batter	1	2	3	4	5	6	7	8	9
Jim Gilliam, S <small>OBP: 0.412, SLG: 0.361</small> <small>(1, 5)</small>	 <small>1-2</small>		 <small>2-3</small>				 <small>3-2</small>		
Charlie Neal, R <small>OBP: 0.343, SLG: 0.423</small> <small>(1, 4)</small>	 <small>2-1</small>			 <small>0-1</small>	 <small>1-0</small>		 <small>0-3</small>		
Wally Moon, L <small>OBP: 0.404, SLG: 0.444</small> <small>(1, 7)</small>	 <small>0-0</small>			 <small>0-0</small>	 <small>2-3</small>		 <small>3-0</small>		
Gil Hodges, R <small>OBP: 0.389, SLG: 0.500</small> <small>(1, 3)</small>		 <small>2-2</small>		 <small>4-1</small>		 <small>2-0</small>	 <small>1-1</small>		
Frank Howard, R <small>OBP: 0.250, SLG: 0.250</small> <small>(1, 9)</small>		 <small>0-1</small>		 <small>1-3</small>		 <small>1-3</small>	 <small>0-0</small>		
Ron Fairly, L <small>OBP: 0.357, SLG: 0.390</small> <small>(8, 9)</small>		 <small>1-2</small>		 <small>1-3</small>		 <small>1-3</small>	 <small>0-0</small>		
Don Demeter, R <small>OBP: 0.341, SLG: 0.546</small> <small>(1, 8)</small>		 <small>0-0</small>	 <small>1-1</small>		 <small>0-1</small>		 <small>4-2</small>		
John Roseboro, L <small>OBP: 0.331, SLG: 0.364</small> <small>(1, 2)</small>		 <small>3-2</small>		 <small>2-2</small>			 <small>1-2</small>	 <small>0-1</small>	
Don Zimmer, R <small>OBP: 0.299, SLG: 0.289</small> <small>(1, 6)</small>			 <small>0-0</small>		 <small>1-3</small>		 <small>4-2</small>	 <small>0-3</small>	
Don Drysdale, R <small>OBP: 0.116, SLG: 0.167</small> <small>(1, 1)</small>			 <small>0-1</small>		 <small>1-2</small>		 <small>0-0</small>		

Inning Stats	R: 0	H: 0	E: 0	K: 0	S: 6	R: 0	H: 2	E: 0	K: 0	S: 10	R: 0	H: 1	E: 0	K: 1	S: 6	R: 0	H: 1	E: 0	K: 1	S: 9	R: 0	H: 1	E: 1	K: 2	S: 16	R: 0	H: 0	E: 0	K: 1	S: 6	R: 4	H: 3	E: 1	K: 1	S: 16	R: 0	H: 0	E: 0	K: 1	S: 8
	0	0	0	0	6	0	2	0	0	10	0	1	0	1	9	0	1	0	1	15	0	0	1	3	27	0	0	0	0	9	4	3	1	1	16	0	0	0	1	12

PITCHER	IP	WLS	BF	H	R	ER	SO	BB	IBB	HBP	BLK	WP	HR	S	P	ERA	WHIP
Bob Buhl, R <small>ERA: 2.44</small> <small>(1, 1)</small>	7.0	L	32	8	4	1	6	3	0	0	0	0	1	69	111	1.29	1.571
Don McMahon, R <small>ERA: 1.61</small> <small>(8, 1)</small>	1.0		3	0	0	0	1	1	0	0	0	0	0	8	12	0.00	1.000

BOTTOM

Milwaukee Braves @ Los Angeles Dodgers
Los Angeles Memorial Coliseum, Los Angeles, CA

Mon Jun 15 1959, 10:05 PM EDT
Att. 24,792 - Unknown

AB	30
R	4
H	8
RBI	4
BB	4
SO	7
LOB	21

WP	PA	3B	SF	SAC	DP	HBP
0	35	0	0	1	2	0

Batter	1	2	3	4	5	6	7	8	9	AB R H RBI BB SO LOB	
Casey Wise, S (1, 4) OBP: 0.310, SLG: 0.279	4-2 BB BB BB	2-1 6-3			2-2 5-3		1-0 BB BB 1B	0-1 B2		4 2 1 0 1 0 1	
Eddie Mathews, L (1, 5) OBP: 0.366, SLG: 0.609	0-2 F8		0-0 B5		1-1 L9		4-2 BB BB 1B 2B BB		3-2 4-3	4 1 0 0 1 0 1	
Hank Aaron, R (1, 9) OBP: 0.436, SLG: 0.711	1-1 F7		1-3 K		0-1 F8		0-0 BB BB 2B 1B		1-2 F5	5 1 1 1 0 1 1	
Del Crandall, R (1, 2) OBP: 0.316, SLG: 0.441	0-1 BB BB 1B		1-1 5-3			2-2 F8	1-2 BB BB 1B 2B		1-0 3-1	5 1 2 2 0 0 0	
Frank Torre, L (1, 3) OBP: 0.333, SLG: 0.341	4-0 BB BB			0-0 4-3		3-1 BB BB 1B	3-2 BB BB 1B			3 0 1 1 1 0 0	
Andy Pafko, R (1, 8) OBP: 0.306, SLG: 0.298	4-2 BB BB BB			4-1 BB BB 1B BB		2-0 WP BB 2B	0-1 F4			2 0 1 1 2 0 1	
Mel Roach, R (1, 7) OBP: 0.100, SLG: 0.100	0-3 K			0-2 F9		2-2 BB BB 1-6-3		3-2 F5		3 0 0 0 0 1 5	
Bill Bruton, L (7, 8) OBP: 0.348, SLG: 0.460										1 0 0 0 0 0 0	
Johnny Logan, R (1, 6) OBP: 0.398, SLG: 0.462		1-2 F8		2-2 BB BB 1B			1-2 BB BB F4	0-1 BB BB 1B		4 0 2 0 0 0 0	
Lew Burdette, R (1, 1) OBP: 0.229, SLG: 0.283			1-3 K		2-3 K2-3		1-2 BB BB 5-3	1-3 BB BB K		4 0 0 0 0 3 3	
Don McMahon, R (9, 1) OBP: 0.333, SLG: 0.200										0 0 0 0 0 0 0	
Inning Stats	R: 1 H: 1 E: 0 LOB: 3 K: 1 BB: 3 S: 14 P: 27	R: 0 H: 0 E: 0 LOB: 0 K: 1 BB: 0 S: 8 P: 12	R: 0 H: 0 E: 0 LOB: 0 K: 1 BB: 0 S: 7 P: 9	R: 0 H: 1 E: 0 LOB: 2 K: 1 BB: 1 S: 11 P: 19	R: 0 H: 0 E: 0 LOB: 0 K: 0 BB: 0 S: 7 P: 10	R: 0 H: 1 E: 0 LOB: 1 K: 0 BB: 0 S: 9 P: 18	R: 4 H: 4 E: 0 LOB: 1 K: 0 BB: 1 S: 22 P: 33	R: 0 H: 1 E: 0 LOB: 1 K: 1 BB: 0 S: 10 P: 14	R: 0 H: 0 E: 0 LOB: 0 K: 0 BB: 0 S: 8 P: 13	1B: 6 SF: 0 2B: 2 SAC: 0 3B: 0 DP: 0 HR: 0 HBP: 0	WP: 1 PA: 40 PB: 0 SB: 0 CS: 0
PITCHER	IP WLS BF H R ER SO BB IBB HBP BLK WP HR S P ERA WHIP										
Johnny Podres, L (1, 1) ERA: 3.33	6.2 L 32 7 5 5 4 5 0 0 0 1 0 76 126 6.75 1.800										
Clem Labine, R (7, 1) ERA: 4.29	0.1 1 0 0 0 0 0 0 0 0 0 0 2 2 0.00 0.000										
Art Fowler, R (8, 1) ERA: 4.91	2.0 7 1 0 0 1 0 0 0 0 0 0 18 27 0.00 0.500										

Milwaukee Braves @ Los Angeles Dodgers
Los Angeles Memorial Coliseum, Los Angeles, CA

AB	35
R	5
H	8
RBI	5
BB	5
SO	5
LOB	12



Tue Jun 16 1959, 10:05 PM EDT
Att: 31,366 - Unknown

livebaseballscorecards.com

Batter	1	2	3	4	5	6	7	8	9	AB R H RBI BB SO LOB
Jim Gilliam, S OBP: 0.412, SLG: 0.362 (1, 5)	1-2 6-3		0-0 F9			1-2 G6-4-3 1B		0-1 4-3 3B 1B	2-3 K	5 1 2 0 0 1 3
Charlie Neal, R OBP: 0.341, SLG: 0.422 (1, 4)	1-1 5-3			0-2 5-3		0-0 G6-4-3 1-2f		0-0 4-3 1-2	0-0 K 1-3 2-H 3-H 2B	5 0 1 2 0 0 2
Wally Moon, L OBP: 0.413, SLG: 0.469 (1, 7)	1-1 1B			1-2 FC4-6 1B		1-0 2B		2-1 4-3 2-H 3B	0-2 F3	5 1 4 1 0 0 3
Gil Hodges, R OBP: 0.381, SLG: 0.488 (1, 3)	1-1 F3			0-0 FC4-6 1-2f		1-2 6-3		0-1 4-3 3-H		4 0 0 1 0 0 3
Frank Howard, R OBP: 0.125, SLG: 0.125 (1, 9)				1-0 5-3			0-0 6-3	1-1 5-3		4 0 0 0 0 1 1
Don Demeter, R OBP: 0.340, SLG: 0.540 (1, 8)				0-0 CS 1B		0-1 G3		0-0 G3	2-1 5-3	4 0 1 0 0 0 0
John Roseboro, L OBP: 0.341, SLG: 0.382 (1, 2)				1-3 K 1-2		0-2 1B		1-2 1B 1B	1-2 1B 2B	4 1 3 0 0 1 1
Don Zimmer, R OBP: 0.295, SLG: 0.286 (1, 6)				0-0 F8		1-0 F9		0-1 1B	4-0 1B 2B	2 0 0 0 0 0 1
Norm Larker, L OBP: 0.402, SLG: 0.456 (7, PH)										1 0 1 0 0 0 0
Maury Wills, S OBP: 0.154, SLG: 0.231 (8, 6)										0 0 0 0 0 0 0
Ron Fairly, L OBP: 0.361, SLG: 0.390 (9, PH)										0 1 0 0 1 0 0
Johnny Podres, L OBP: 0.342, SLG: 0.285 (1, 1)				1-3 K		0-3 K		0-0 3-1	2-0 2B 1B	2 0 0 0 0 0 2 1
Clem Labine, R OBP: 0.354, SLG: 0.448 (7, 1)										0 0 0 0 0 0 0 0
Duke Snider, L OBP: 0.091, SLG: 0.091 (8, 1)										1 0 0 0 0 0 0 2
Art Fowler, R OBP: 0.372, SLG: 0.372 (9, PH)										0 0 0 0 0 0 0 0
Carl Furillo, R OBP: 0.321, SLG: 0.301 (9, PR)										1 0 1 0 0 0 0 0
Joe Pignatano, R OBP: 0.321, SLG: 0.301 (9, PR)										0 0 0 0 0 0 0 0

Inning Stats	R: 0	H: 1	E: 0	LOB: 1	K: 0	BB: 0	S: 9	P: 13	R: 0	H: 1	E: 0	LOB: 1	K: 2	BB: 0	S: 8	P: 10	R: 0	H: 0	E: 0	LOB: 0	K: 1	BB: 0	S: 6	P: 7	R: 0	H: 1	E: 0	LOB: 1	K: 0	BB: 0	S: 8	P: 10	R: 0	H: 1	E: 0	LOB: 1	K: 1	BB: 0	S: 10	P: 11	R: 0	H: 2	E: 0	LOB: 1	K: 0	BB: 0	S: 8	P: 11	R: 0	H: 2	E: 0	LOB: 2	K: 0	BB: 0	S: 8	P: 9	R: 2	H: 2	E: 0	LOB: 0	K: 0	BB: 0	S: 9	P: 12	R: 2	H: 3	E: 0	LOB: 3	K: 1	BB: 1	S: 15	P: 26	1B: 9	2B: 4	3B: 1	HR: 0	SF: 0	SAC: 0	DP: 2	HBP: 0	WP: 0	PA: 39
PITCHER	IP	WLS	BF	H	R	ER	SO	BB	IBB	HBP	BLK	WP	HR	S	P	ERA	WHIP																																																																	
Lew Burdette, R ERA: 4.43 (1, 1)	8.1	W	35	11	4	4	4	1	0	0	0	0	0	73	97	4.32	1.440																																																																	
Don McMahon, R ERA: 1.57 (9, 1)	0.2	S	4	2	0	0	1	0	0	0	0	0	0	8	12	0.00	3.000																																																																	

BOTTOM

Milwaukee Braves @ Los Angeles Dodgers
 Los Angeles Memorial Coliseum, Los Angeles, CA

Tue Jun 16 1959, 10:05 PM EDT
 Att. 31,366 - Unknown

livebaseballscorecards.com

AB	38
R	4
H	13
RBI	4
BB	1
SO	5
LOB	17



Batter	1	2	3	4	5	6	7	8	9	AB R H RBI BB SO LOB	TOP											
Casey Wise, S (1, 4) OBP: 0.303, SLG: 0.273	0-1 L7		0-2 F9		3-3 K		0-1 1-2 2-H 1B		0-0 F8	5 0 1 1 0 1 2	Milwaukee Braves @ Los Angeles Dodgers Los Angeles Memorial Coliseum, Los Angeles, CA Wed Jun 17 1959, 10:05 PM EDT Unknown											
Eddie Mathews, L (1, 5) OBP: 0.365, SLG: 0.602	1-3 K		1-1 1-3			4-2 BB	1-0 3-1			3 0 0 0 1 1 3												
Hank Aaron, R (1, 9) OBP: 0.437, SLG: 0.706	0-1 L7			4-2 FC6-4 BB		0-0 F7		0-1 1B		3 0 1 0 1 0 1												
Stan Lopata, R (1, 2)		4-2 G5-4-3 BB BB		2-2 F7		0-3 K		1-2 F7		3 0 0 0 1 1 3												
Frank Torre, L (1, 3) OBP: 0.331, SLG: 0.333		4-2 G5-4-3 BB		0-0 FC6-4		1-0 G3		2-3 K		3 0 0 0 1 1 3												
Andy Pafko, R (1, 8) OBP: 0.303, SLG: 0.295		3-2 G5-4-3		0-1 F8		0-0 FC6-4 1B		1-1 L6		4 0 1 0 0 0 4												
Mel Roach, R (1, 7) OBP: 0.071, SLG: 0.071		0-0 4-3		3-2 5-3		2-2 FC6-4 BB 1B		2-2 F8		4 1 0 0 0 0 2												
Johnny Logan, R (1, 6) OBP: 0.405, SLG: 0.486			1-1 E 2B		0-2 HR		4-1 1B BB		2-2 5-3	3 1 2 1 1 0 0												
Warren Spahn, L (1, 1) OBP: 0.262, SLG: 0.237			0-3 K		0-3 K		1-3 K		4-2 BB	0 0 0 0 0 0 0												
Carl Willey, R (1, 1)										2 0 0 0 0 2 1												
Del Crandall, R (7, PH) OBP: 0.315, SLG: 0.439										1 0 0 0 0 1 2												
Bob Giggie, R (7, 1)										0 0 0 0 0 0 0												
Felix Mantilla, R (9, PH) OBP: 0.250, SLG: 0.172										0 0 0 0 1 0 0												
Inning Stats	R: 0 E: 0 K: 1 S: 7	H: 0 LOB: 0 BB: 0 P: 8	R: 0 E: 0 K: 0 S: 10	H: 0 LOB: 1 BB: 2 P: 21	R: 0 E: 1 K: 1 S: 11	H: 1 LOB: 1 BB: 0 P: 13	R: 0 E: 0 K: 0 S: 9	H: 0 LOB: 1 BB: 1 P: 15	R: 1 E: 0 K: 2 S: 14	H: 1 LOB: 0 BB: 0 P: 20	R: 0 E: 0 K: 1 S: 9	H: 0 LOB: 1 BB: 1 P: 14	R: 1 E: 0 K: 1 S: 11	H: 2 LOB: 2 BB: 1 P: 19	R: 0 E: 0 K: 1 S: 12	H: 1 LOB: 1 BB: 0 P: 16	R: 0 E: 0 K: 0 S: 11	H: 0 LOB: 1 BB: 1 P: 19	1B: 3 2B: 1 3B: 0 HR: 1	SF: 0 SAC: 0 DP: 1 HBP: 0	WP: 0 PB: 0 SB: 0 CS: 0	PA: 37
PITCHER Sandy Koufax, L (1, 1) ERA: 4.85	IP: 9.0 WLS: W BF: 37 H: 5 R: 2 ER: 2 SO: 7 BB: 6 IBB: 0 HBP: 0 BLK: 0 WP: 0 HR: 1 S: 94 P: 145 ERA: 2.00 WHIP: 1.222											PITCHER	IP: 9.0 WLS: W BF: 37 H: 5 R: 2 ER: 2 SO: 7 BB: 6 IBB: 0 HBP: 0 BLK: 0 WP: 0 HR: 1 S: 94 P: 145 ERA: 2.00 WHIP: 1.222									



Batter	1	2	3	4	5	6	7	8	9
Jim Gilliam, S <small>OBP: 0.416, SLG: 0.389</small> (1, 5) X	0-0 HR	1-1 L7		2-1 FC1-6 FC6-4 1-2f		2-1 1B 2B		1-1 1B BB	
Charlie Neal, R <small>OBP: 0.345, SLG: 0.424</small> (1, 4) B C X	1-1 FC3-6 1B	1-3 K		0-1 FC6-4 1-2f		1-0 1B 2B		4-0 1B BB	
Don Demeter, R <small>OBP: 0.336, SLG: 0.532</small> (1, 8) X	0-0 FC3-6 1B BB 1-2f 3B		1-2 1-3		1-1 F5		0-1 E7 2B 1B	1-1 F8	
Gil Hodges, R <small>OBP: 0.391, SLG: 0.506</small> (1, 3) B B B	4-0 1B 3B BB		2-1 F9		1-0 2B		0-0 4-3 2B 2B	2-0 G6-3 1B	
Carl Furillo, R <small>OBP: 0.360, SLG: 0.375</small> (1, 9) F B B X	3-1 3B 1B		2-1 FC5 BB 1B		0-1 6-3		2-1 4-3	0-0 G6-3	
Frank Howard, R <small>OBP: 0.250, SLG: 0.364</small> (1, 7) C X	0-1 1B 3B		4-2 1-2 BB		0-1 F5		2-3 K		
Don Zimmer, R <small>OBP: 0.300, SLG: 0.297</small> (1, 6) B X	1-0 1B		1-0 FC5			1-2 F7	1-0 2B		
Joe Pignatano, R <small>OBP: 0.341, SLG: 0.307</small> (1, 2) B X	1-0 F4			3-1 FC3-6 1B		4-2 S 2B BB	4-0 BB		
Sandy Koufax, R <small>OBP: 0.158, SLG: 0.263</small> (1, 1)		0-3 K		0-0 FC3-6 FC1-6 1-2f		0-0 L9	1-3 K		

AB	R	H	RBI	BB	SO	LOB
5	3	3	2	0	0	1
4	0	2	1	1	1	1
5	2	1	0	0	0	3
4	2	3	2	1	0	0
5	1	2	0	0	0	4
3	1	1	3	1	1	2
4	0	2	2	0	0	2
2	1	1	0	2	0	0
4	0	0	0	0	2	4

BOTTOM															
Milwaukee Braves @ Los Angeles Dodgers Los Angeles Memorial Coliseum, Los Angeles, CA Wed Jun 17 1959, 10:05 PM EDT Unknown	<table border="1"> <tr> <td>AB</td> <td>36</td> </tr> <tr> <td>R</td> <td>10</td> </tr> <tr> <td>H</td> <td>15</td> </tr> <tr> <td>RBI</td> <td>10</td> </tr> <tr> <td>BB</td> <td>5</td> </tr> <tr> <td>SO</td> <td>4</td> </tr> <tr> <td>LOB</td> <td>17</td> </tr> </table>	AB	36	R	10	H	15	RBI	10	BB	5	SO	4	LOB	17
AB	36														
R	10														
H	15														
RBI	10														
BB	5														
SO	4														
LOB	17														

Inning Stats		R	H	E	K	S	Pitcher	
1	5	5	0	10	20	5	Warren Spahn, L	0.1
2	0	0	0	9	11	0	Carl Willey, R	5.2
3	0	1	2	13	23	0	Bob Giggie, R	2.0
4	0	1	1	7	12	0		
5	0	1	1	7	9	0		
6	2	2	1	9	17	0		
7	2	3	2	12	22	0		
8	1	2	1	6	14	0		
9								

PITCHER		IP	WLS	BF	H	R	ER	SO	BB	IBB	HBP	BLK	WP	HR	S	P	ERA	WHIP
Warren Spahn, L	(1, 1)	0.1	L	6	4	5	5	0	1	0	0	0	0	1	8	16	135.00	15.000
Carl Willey, R	(1, 1)	5.2		23	6	2	2	2	2	0	0	0	0	0	47	76	3.18	1.412
Bob Giggie, R	(7, 1)	2.0		12	5	3	3	2	2	0	0	0	0	0	18	36	13.50	3.500

Batter	1	2	3	4	5	6	7	8	9
Jim Gilliam, S <small>OBP: 0.417, SLG: 0.388</small> (1, 5) BB	4-2 		2-1 1-3 			2-2 1B 		1-2 1-3 	
Charlie Neal, R <small>OBP: 0.344, SLG: 0.421</small> (1, 4) K	2-3 			1-0 F9 		0-0 1-3 		1-1 1B 	
Wally Moon, L <small>OBP: 0.414, SLG: 0.469</small> (1, 9) (8, 7) L7	2-2 			1-1 FC3-6 1B 			1-1 1B SH FC5-2 1B 	3-2 1-3 	
Duke Snider, L <small>OBP: 0.349, SLG: 0.441</small> Don Demeter, R <small>OBP: 0.339, SLG: 0.534</small> (1, 8) (8, 8) K	1-3 			1-1 FC3-6 			2-1 SH FC5-2 1B BB 	0-2 2B WP 	
Gil Hodges, R <small>OBP: 0.393, SLG: 0.511</small> (1, 3)		0-0 F2 		0-1 5-3 			1-1 BB FC5-2 	1-0 	
Frank Howard, R <small>OBP: 0.200, SLG: 0.286</small> Ron Fairly, L <small>OBP: 0.358, SLG: 0.387</small> (1, 7) (8, 9)		0-0 5-3 			0-2 5-3 		1-2 FC5-2 FC6-4 BB 	0-2 5-3 	
John Roseboro, L <small>OBP: 0.341, SLG: 0.377</small> (1, 2)		3-2 4-3 			0-1 L9 		4-0 FC6-4 BB 		
Don Zimmer, R <small>OBP: 0.295, SLG: 0.292</small> (1, 6)			1-2 F4 		0-0 5-3 		0-1 FC6-4 		
Danny McDevitt, L <small>OBP: 0.130, SLG: 0.174</small> (1, 1)			3-2 F8 			0-1 F4 	1-2 G3 		

AB	R	H	RBI	BB	SO	LOB
3	0	1	0	1	0	0
4	1	1	0	0	1	1
4	0	2	0	0	0	2
2	1	0	0	0	1	2
1	1	1	1	0	0	0
4	1	2	1	0	0	1
3	0	0	0	0	0	3
1	0	0	0	0	0	1
2	0	0	1	1	0	0
3	0	0	1	0	0	2
3	0	0	0	0	0	2

Milwaukee Braves @ Los Angeles Dodgers
 Los Angeles Memorial Coliseum, Los Angeles, CA
 Wed Jun 17 1959, 10:05 PM EDT
 Att. 54,999 - Unknown

AB	30
R	4
H	7
RBI	4
BB	2
SO	2
LOB	14



Inning	R	H	E	K	S	I	BB	IBB	HBP	BLK	WP	HR	S	P	ERA	WHIP
1	0	0	0	2	16	0	0	0	0	0	0	0	64	96	2.57	0.857
2	0	0	0	0	6	0	0	0	0	0	1	0	16	22	18.00	3.000
3	0	0	0	0	0	0	0	0	0	0	0	0	0	0	0	0
4	1	1	0	0	7	0	0	0	0	0	0	0	10	7	0	0
5	0	0	0	0	7	0	0	0	0	0	0	0	0	0	0	0
6	0	1	0	0	6	0	0	0	0	0	0	0	8	8	0	0
7	2	2	0	0	14	0	0	0	0	0	0	0	24	24	0	0
8	2	3	0	0	16	0	0	0	0	0	0	0	22	22	0	0
9	0	0	0	0	0	0	0	0	0	0	0	0	0	0	0	0

PITCHER	IP	WLS	BF	H	R	ER	SO	BB	IBB	HBP	BLK	WP	HR	S	P	ERA	WHIP
Joey Jay, R <small>ERA: 6.35</small>	7.0	L	27	4	2	2	2	2	0	0	0	0	0	64	96	2.57	0.857
Bob Trowbridge, R <small>ERA: 5.4</small>	1.0		6	3	2	2	0	0	0	0	0	1	0	16	22	18.00	3.000

WP	PA
1	33
PB	0
SB	0
CS	0

Milwaukee Braves @ Los Angeles Dodgers
 Los Angeles Memorial Coliseum, Los Angeles, CA

Thu Jun 18 1959, 10:05 PM EDT
 Att: 52,278 - Unknown

AB	38
R	7
H	10
RBI	7
BB	10
SO	3
LOB	25



AB R H RBI BB SO LOB

4	0	0	1	2	0	0
4	0	1	1	2	0	4
5	1	1	0	1	0	6
5	2	2	0	0	0	2
5	2	2	3	0	0	1
4	1	1	2	1	0	1
3	0	2	0	2	1	0
3	1	0	0	2	0	4
3	0	1	0	0	2	4
1	0	0	0	0	0	3
0	0	0	0	0	0	0
1	0	0	0	0	0	0

Batter	1	2	3	4	5	6	7	8	9
Bill Bruton, L (1, 8) OBP: 0.348, SLG: 0.450	0-1 F8	4-1 BB	4-2 BB		2-1 E6		0-0 F8		1-2 F8
Eddie Mathews, L (1, 5) OBP: 0.369, SLG: 0.592	1-1 F2	2-1 F9	4-0 BB		0-2 F9		4-1 BB		1-0 FC4
Hank Aaron, R (1, 9) OBP: 0.436, SLG: 0.693	4-2 BB		1-2 HR		0-0 G6-4-3		1-2 F7		0-0 FC4
Wes Covington, L (1, 7) OBP: 0.356, SLG: 0.423	0-0 1-3		1-1 HR		2-1 HR		0-1 F5		
Mickey Vernon, L (1, 3) OBP: 0.288, SLG: 0.440		2-2 FC4	0-0 HR		2-2 L7		0-1 4-3		1-0 F8
Del Crandall, R (1, 2) OBP: 0.313, SLG: 0.443		3-2 1-3	3-2 5-3		0-2 HR		4-0 BB		2-0 4-3
Johnny Logan, R (1, 6) OBP: 0.408, SLG: 0.482		4-2 BB	2-3 K		4-1 E		0-1 BB		1-1 BB
Johnny O'Brien, R (1, 4) OBP: 0.294, SLG: 0.289		1-0 FC4	4-1 WP		1-2 F8		4-0 BB		2-0 6-3
Bob Rush, R (1, 1) OBP: 0.182, SLG: 0.182		2-3 K	3-2 WP		2-3 K		1-2 G3		0-0 6-3
Bob Trowbridge, R (4, 1)									
Don McMahon, R (8, 1) OBP: 0.333, SLG: 0.200									
Casey Wise, S (8, 4) OBP: 0.284, SLG: 0.254									

Inning Stats	R: 0	H: 0	E: 0	K: 0	S: 7	P: 12	R: 1	H: 1	E: 1	K: 1	S: 19	P: 37	R: 4	H: 4	E: 0	K: 1	S: 19	P: 40	R: 2	H: 2	E: 1	K: 1	S: 15	P: 26	R: 0	H: 0	E: 1	K: 0	S: 7	P: 9	R: 0	H: 1	E: 0	K: 0	S: 9	P: 19	R: 0	H: 0	E: 0	K: 0	S: 8	P: 13	R: 0	H: 1	E: 0	K: 0	S: 5	P: 11	R: 0	H: 1	E: 0	K: 0	S: 6	P: 8	1B: 8	2B: 0	3B: 0	HR: 2	SF: 0	SAC: 0	DP: 1	HBP: 0	WP: 1	PA: 48
--------------	------	------	------	------	------	-------	------	------	------	------	-------	-------	------	------	------	------	-------	-------	------	------	------	------	-------	-------	------	------	------	------	------	------	------	------	------	------	------	-------	------	------	------	------	------	-------	------	------	------	------	------	-------	------	------	------	------	------	------	-------	-------	-------	-------	-------	--------	-------	--------	-------	--------

PITCHER	IP	WLS	BF	H	R	ER	SO	BB	IBB	HBP	BLK	WP	HR	S	P	ERA	WHIP
Stan Williams, R (1, 1) ERA: 4.46	2.2	L	18	5	5	4	2	4	0	0	0	0	1	41	77	13.50	3.375
Gene Snyder, L (3, 1) ERA: 3.09	0.0		2	0	0	0	0	2	0	0	0	1	0	2	10	∞	∞
Johnny Klippstein, R (3, 1) ERA: 4.89	4.1		20	3	2	2	1	4	0	0	0	0	1	41	69	4.15	1.615
Clem Labine, R (8, 1) ERA: 4.09	2.0		8	2	0	0	0	0	0	0	0	0	0	11	19	0.00	1.000

PITCHER	IP	WLS	BF	H	R	ER	SO	BB	IBB	HBP	BLK	WP	HR	S	P	ERA	WHIP
---------	----	-----	----	---	---	----	----	----	-----	-----	-----	----	----	---	---	-----	------

Batter	1	2	3	4	5	6	7	8	9	AB	R	H	RBI	BB	SO	LOB
Jim Gilliam, S OBP: 0.417, SLG: 0.385 (1, 5)	1-0 4-3			4-1 3B BB	0-2 FC5-4 1B		0-0 F7		1-2 4-3	4	1	1	0	1	0	1
Charlie Neal, R OBP: 0.348, SLG: 0.430 (1, 4)	1-2 F9			1-1 1B 3B	1-2 FC5-4			0-0 2B 4-3 1B	4-2 BB	4	2	2	1	1	0	1
Wally Moon, L OBP: 0.418, SLG: 0.478 (1, 9)	2-0 4-3			0-0 1B 1B E 1B		1-1 HR 1B		3-1 4-3 FC5 2B	0-3 K	5	2	3	1	0	1	2
Duke Snider, L OBP: 0.353, SLG: 0.464 (1, 8)		1-2 F6		0-0 E 1B		3-2 HR		0-0 4-3		4	1	2	3	0	0	1
Gil Hodges, R OBP: 0.390, SLG: 0.506 (1, 3)		1-1 6-3		1-1 E7 G4-6-3 1B		0-1 F6		3-2 FC5 BB		4	0	1	0	0	0	1
Frank Howard, R OBP: 0.211, SLG: 0.235 (1, 7)		1-3 K		0-3 K		0-3 K		4-1 1-2 BB		3	0	0	0	1	3	2
John Roseboro, L OBP: 0.333, SLG: 0.367 (1, 2)			0-1 4-3	0-0 G4-6-3 1-2f		1-2 F6		1-3 K		4	0	0	0	0	1	4
Don Zimmer, R OBP: 0.292, SLG: 0.288 (1, 6)			3-2 F2		1-1 B3		3-3 K		1-2 4-3 HBP	2	0	0	0	0	0	0
Ron Fairly, L OBP: 0.356, SLG: 0.384 (7, PH)										1	0	0	0	0	1	0
Maury Wills, S OBP: 0.154, SLG: 0.231 (8, 6)										0	0	0	0	0	0	0
Don Demeter, R OBP: 0.342, SLG: 0.534 (9, PH)										0	0	0	0	0	0	0
Stan Williams, R OBP: 0.222, SLG: 0.160 (1, 1)			1-1 1-3		3-3 K		2-3 K		1-1 B1	0	0	0	0	0	0	0
Gene Snyder, R OBP: 0.167, SLG: 0.167 (3, 1)										2	0	0	0	0	1	0
Johnny Klippstein, R OBP: 0.353, SLG: 0.367 (7, PH)										1	0	0	0	0	1	0
Carl Furillo, R OBP: 0.396, SLG: 0.451 (8, 1)										0	0	0	0	0	0	0
Norm Larker, L OBP: 0.386, SLG: 0.451 (9, PH)										1	0	0	0	0	0	1

Inning Stats	R: 0	H: 0	E: 0	LOB: 0	K: 0	S: 6	P: 10	R: 0	H: 0	E: 0	LOB: 0	K: 1	S: 8	P: 11	R: 0	H: 0	E: 0	LOB: 0	K: 0	S: 7	P: 11	R: 3	H: 4	E: 1	LOB: 1	K: 1	S: 11	P: 17	R: 0	H: 1	E: 0	LOB: 1	K: 1	S: 11	P: 16	R: 2	H: 2	E: 0	LOB: 0	K: 1	S: 15	P: 20	R: 0	H: 0	E: 0	LOB: 0	K: 2	S: 7	P: 12	R: 1	H: 2	E: 0	LOB: 2	K: 1	S: 11	P: 22	R: 0	H: 0	E: 0	LOB: 2	K: 1	S: 15	P: 22	1B: 6	SF: 0	2B: 1	SAC: 0	3B: 1	DP: 1	HR: 1	HBP: 1	WP: 0	PA: 39	PB: 0	SB: 0	CS: 0	ERA	WHIP
PITCHER	IP	WLS	BF	H	R	ER	SO	BB	IBB	HBP	BLK	WP	HR	S	P	ERA	WHIP																																																													
Bob Rush, R ERA: 2.2 (1, 1)	3.0		14	4	3	2	1	1	0	0	0	0	0	28	45	6.00	1.667																																																													
Bob Trowbridge, R ERA: 5.71 (4, 1)	4.0	W	16	5	3	3	5	0	0	0	0	0	0	40	58	6.75	1.250																																																													
Don McMahon, R ERA: 1.47 (8, 1)	2.0	S	9	0	0	0	2	2	0	1	0	0	0	23	38	0.00	1.000																																																													

BOTTOM

Milwaukee Braves @ Los Angeles Dodgers
Los Angeles Memorial Coliseum, Los Angeles, CA

Thu Jun 18 1959, 10:05 PM EDT
Att. 52,278 - Unknown

livebaseballscorecards.com

AB	35
R	6
H	9
RBI	5
BB	3
SO	8
LOB	13



Batter	1	2	3	4	5	6	7	8	9	10	AB R H RBI BB SO LOB
Bill Bruton, L (1, 8) OBP: 0.354, SLG: 0.469	0-0 F2		0-0 FC6-4 1B SF9 1B		0-0 F9			0-0 4-3 1B		0-0 HR	5 2 3 1 0 0 0
Eddie Mathews, L (1, 5) OBP: 0.370, SLG: 0.589	0-3 K		0-0 FC6-4 1B		0-0 F9			0-3 K		0-0 1B	5 0 2 0 0 2 1
Hank Aaron, R (1, 9) OBP: 0.432, SLG: 0.688	0-0 WP 1B 2B		0-0 FC6-4 HBP		0-0 5-3			0-0 4-3		0-0 F8	5 1 1 0 0 0 4
Wes Covington, L (1, 7) OBP: 0.361, SLG: 0.424	0-0 1B		0-0 SF9			4-0 F8-3 BB		4-0 IBB		0-0 F7	2 0 1 2 2 0 1
Mickey Vernon, L (1, 3) OBP: 0.286, SLG: 0.415	0-0 F9		1-0 HBP		1-0 F8			0-0 4-3			3 0 0 0 0 0 4
Del Crandall, R (1, 2) OBP: 0.311, SLG: 0.440		0-0 1B	0-0 F4		0-0 F8-3			0-0 5-3			4 0 1 0 0 0 3
Johnny Logan, R (1, 6) OBP: 0.401, SLG: 0.472		0-0 F8		0-3 K		0-3 K		0-0 F7			4 0 0 0 0 2 1
Casey Wise, S (1, 4) OBP: 0.271, SLG: 0.240		0-3 K		0-0 1-3		0-3 K		0-0 F7			4 0 0 0 0 2 1
Bob Buhl, R (1, 1) OBP: 0.059, SLG: 0.059		0-3 K		0-0 4-3		0-3 K				0-3 K	4 0 0 0 0 3 1 0 0 0 0 0 0 0
Don McMahon, R (10, 1) OBP: 0.333, SLG: 0.200											

Inning Stats	R: 1 E: 0 K: 1 S: 7	H: 2 LOB: 1 BB: 0 P: 7	R: 0 E: 0 K: 2 S: 8	H: 1 LOB: 1 BB: 0 P: 8	R: 1 E: 0 K: 0 S: 5	H: 2 LOB: 2 BB: 0 P: 6	R: 0 E: 0 K: 1 S: 5	H: 0 LOB: 0 BB: 0 P: 5	R: 0 E: 0 K: 0 S: 3	H: 0 LOB: 0 BB: 0 P: 3	R: 0 E: 0 K: 0 S: 2	H: 0 LOB: 0 BB: 1 P: 6	R: 0 E: 0 K: 3 S: 9	H: 0 LOB: 0 BB: 0 P: 9	R: 0 E: 0 K: 1 S: 6	H: 1 LOB: 2 BB: 1 P: 10	R: 0 E: 0 K: 0 S: 3	H: 0 LOB: 0 BB: 0 P: 3	R: 1 E: 0 K: 1 S: 7	H: 2 LOB: 1 BB: 0 P: 7	1B: 6 2B: 2 3B: 0 HR: 1	SF: 1 SAC: 0 DP: 1 HBP: 1
---------------------	------------------------------	---------------------------------	------------------------------	---------------------------------	------------------------------	---------------------------------	------------------------------	---------------------------------	------------------------------	---------------------------------	------------------------------	---------------------------------	------------------------------	---------------------------------	------------------------------	----------------------------------	------------------------------	---------------------------------	------------------------------	---------------------------------	----------------------------------	------------------------------------

PITCHER Sam Jones, R (1, 1) ERA: 3.58	IP 10.0 WLS W BF 40 H 8 R 3 ER 3 SO 9 BB 1 IBB 1 HBP 1 BLK 0 WP 1 HR 1 S 55 P 64 ERA 2.70 WHIP 0.900	PITCHER	IP WLS BF H R ER SO BB IBB HBP BLK WP HR S P ERA WHIP
--	--	----------------	---

TOP

Milwaukee Braves @ San Francisco Giants
Seals Stadium, San Francisco, CA

Fri Jun 19 1959, 10:05 PM EDT
Att. 22,984 - Unknown

livebaseballscorecards.com

AB	36
R	3
H	8
RBI	3
BB	2
SO	9
LOB	16



WP	1	PA	40
PB	0		
SB	0		
CS	0		

Batter	1	2	3	4	5	6	7	8	9	AB R H RBI BB SO LOB	TOP
Andy Pafko, R (1, 8) OBP: 0.270, SLG: 0.261 (8, 7)	0-3 		0-0 	0-0 		0-0 			0-0 	5 0 0 0 0 1 3	Milwaukee Braves @ San Francisco Giants Seals Stadium, San Francisco, CA Sat Jun 20 1959, 6:33 AM EDT Att. 22,905 - Unknown livebaseballscorecards.com
Eddie Mathews, L (1, 5) OBP: 0.370, SLG: 0.584	0-0 		4-0 	0-0 		0-0 			0-0 	4 1 1 0 1 0 1	
Hank Aaron, R (1, 9) OBP: 0.429, SLG: 0.681	0-0 		0-0 		0-0 		0-3 			4 0 1 0 0 1 1	
Joe Adcock, R (1, 3) OBP: 0.342, SLG: 0.454		0-0 	0-0 		0-0 		0-0 			3 1 1 2 0 0 2	
Del Crandall, R (1, 2) OBP: 0.315, SLG: 0.443		0-0 	4-0 		0-0 		0-0 			3 1 1 0 1 0 0	
Wes Covington, L (1, 7) OBP: 0.355, SLG: 0.416 Bill Bruton, L (8, 8) OBP: 0.354, SLG: 0.469		0-0 	0-0 		0-0 			0-0 		4 0 0 0 0 0 4 0 0 0 0 0 0 0	
Johnny Logan, R (1, 6) OBP: 0.403, SLG: 0.472		0-0 		0-0 		0-0 		0-0 		4 1 2 1 0 0 0	
Felix Mantilla, R (1, 4) OBP: 0.256, SLG: 0.174		0-0 		0-3 		0-0 		0-3 		3 0 1 0 0 2 1	
Lew Burdette, R (1, 1) OBP: 0.231, SLG: 0.280		0-0 		0-0 		0-3 		0-0 		4 0 1 1 0 1 3	
Inning Stats	R: 0 H: 0 E: 0 LOB: 0 K: 1 BB: 0 S: 5 P: 5	R: 1 H: 3 E: 0 LOB: 2 K: 0 BB: 0 S: 6 P: 6	R: 0 H: 1 E: 0 LOB: 3 K: 0 BB: 2 S: 4 P: 12	R: 1 H: 1 E: 1 LOB: 1 K: 1 BB: 0 S: 7 P: 7	R: 1 H: 1 E: 0 LOB: 0 K: 0 BB: 0 S: 4 P: 4	R: 0 H: 1 E: 0 LOB: 1 K: 1 BB: 0 S: 6 P: 6	R: 1 H: 1 E: 1 LOB: 0 K: 1 BB: 0 S: 6 P: 6	R: 0 H: 0 E: 0 LOB: 0 K: 1 BB: 0 S: 5 P: 5	R: 0 H: 0 E: 1 LOB: 0 K: 0 BB: 0 S: 3 P: 3	1B: 6 SF: 1 2B: 2 SAC: 1 3B: 0 DP: 1 HR: 1 HBP: 0	WP: 1 PA: 38 PB: 0 SB: 1 CS: 0
PITCHER Mike McCormick, L (1, 1) ERA: 4.19 Billy Muffett, R (8, 1) ERA:	IP WLS BF H R ER SO BB IBB HBP BLK WP HR S P ERA WHIP 7.0 L 32 8 4 2 4 1 1 0 0 1 1 38 46 2.57 1.286 2.0 6 0 0 0 1 0 0 0 0 0 0 8 8 0.00 0.000	PITCHER IP WLS BF H R ER SO BB IBB HBP BLK WP HR S P ERA WHIP									



Batter	1	2	3	4	5	6	7	8	9	AB	R	H	RBI	BB	SO	LOB
Jim Davenport, R (1, 5) OBP: 0.279, SLG: 0.336	0-0 5-3		0-0 5-3		0-0 F4			0-0 F7		4	0	0	0	0	0	0
Willie Kirkland, L (1, 9) OBP: 0.379, SLG: 0.538	0-0 F8		0-0 1B		0-0 F5			4-0 2B		3	1	1	0	1	0	0
Willie Mays, R (1, 8) OBP: 0.369, SLG: 0.545	0-0 6-3		0-0 1B		0-0 5-3			0-0 2B		4	0	2	1	0	0	0
Orlando Cepeda, R (1, 3) OBP: 0.372, SLG: 0.605		0-0 6-3	0-0 F2		0-0 F3			0-0 F8		4	0	0	0	0	0	3
Daryl Spencer, R (1, 4) OBP: 0.360, SLG: 0.387		4-0 1B	0-0 FC6-4		0-0 4-3			0-0 1-3		3	0	0	0	1	0	3
Jackie Brandt, R (1, 7) OBP: 0.311, SLG: 0.371		0-0 1B		0-0 E4		0-0 4-3		0-0 1B		4	0	2	0	0	0	0
Hobie Landrith, L (1, 2) OBP: 0.340, SLG: 0.358		0-0 F8		0-0 G3		0-0 G3		0-0 FC5-4		3	0	0	0	0	0	3
Dusty Rhodes, L (9, PH) OBP: 0.231, SLG: 0.167					1-2			1-2f		1	0	0	0	0	0	1
Eddie Bressoud, R (9, PR) OBP: 0.297, SLG: 0.250										0	0	0	0	0	0	0
Andre Rodgers, R (1, 6) OBP: 0.349, SLG: 0.409		4-0 1B		0-0 6-3		0-0 6-3		0-0 FC6-4		2	0	0	0	1	0	1
Leon Wagner, L (9, PH) OBP: 0.359, SLG: 0.500								1-2f		1	0	0	0	0	0	1
Mike McCormick, L (1, 1) OBP: 0.160, SLG: 0.091		0-0 FC1-2		0-3 K		0-3 K		0-0 1-3		2	0	0	0	0	1	4
Hank Sauer, R (7, PH)										1	0	0	0	0	1	0
Billy Muffett, R (8, 1)										0	0	0	0	0	0	0
Felipe Alou, R (9, PH) OBP: 0.319, SLG: 0.493										1	0	0	0	0	0	1


Inning Stats	R: 0	H: 0	E: 0	K: 0	S: 3	R: 0	H: 1	E: 0	K: 0	S: 4	R: 0	H: 2	E: 0	K: 0	S: 5	R: 0	H: 0	E: 1	K: 1	S: 6	R: 0	H: 0	E: 0	K: 0	S: 3	R: 0	H: 0	E: 0	K: 0	S: 3	R: 0	H: 0	E: 0	K: 1	S: 5	R: 1	H: 1	E: 0	K: 0	S: 4	R: 0	H: 1	E: 0	K: 0	S: 4	1B: 4	SF: 0	2B: 1	SAC: 0	3B: 0	DP: 0	HR: 0	HBP: 0	WP: 0	PA: 36
PITCHER Lew Burdette, R (1, 1) ERA: 4.2	IP	WLS	BF	H	R	ER	SO	BB	IBB	HBP	BLK	WP	HR	S	P	ERA	WHIP																			IP	WLS	BF	H	R	ER	SO	BB	IBB	HBP	BLK	WP	HR	S	P	ERA	WHIP			

BOTTOM

Milwaukee Braves @ San Francisco Giants
Seals Stadium, San Francisco, CA

Sat Jun 20 1959, 6:33 AM EDT
Att. 22,905 - Unknown

AB	33
R	1
H	5
RBI	1
BB	3
SO	2
LOB	17



Batter	1	2	3	4	5	6	7	8	9	AB R H RBI BB SO LOB	TOP
Andy Pafko, R (1, 8) OBP: 0.276, SLG: 0.296 Bill Bruton, L (2, 8) OBP: 0.354, SLG: 0.472	 					 1B 2B	 SH1-3		 4-3	2 1 1 0 0 0 2 3 1 1 0 0 0 0	Milwaukee Braves @ San Francisco Giants Seals Stadium, San Francisco, CA Sun Jun 21 1959, 6:33 AM EDT Att: 22,934 - Unknown livebaseballscorecards.com
Eddie Mathews, L (1, 5) OBP: 0.373, SLG: 0.581	 F4	 4-3		 BB		 HR 1B	 HR 1B		 4-3	5 2 2 2 1 0 1	
Hank Aaron, R (1, 9) OBP: 0.430, SLG: 0.710	 HR	 K		 F2		 HR	 HR		 F8	6 3 3 6 0 1 1	
Joe Adcock, R (1, 3) OBP: 0.339, SLG: 0.441 Frank Torre, L (6, 3) OBP: 0.321, SLG: 0.322	 HR BB	 K		 F4		 K	 F7			3 1 0 0 1 2 1 1 0 0 0 0 0 0	
Del Crandall, R (1, 2) OBP: 0.320, SLG: 0.456	 HR 1B		 6-3		 HR	 1B FC6-4 BB	 F7			4 3 2 1 1 0 0	
Wes Covington, L (1, 7) OBP: 0.352, SLG: 0.412	 F9		 F7		 G3	 FC6-4 1B		 4-3		5 0 1 0 0 0 2	
Johnny Logan, R (1, 6) OBP: 0.407, SLG: 0.488	 HR		 HBP BB		 F8	 FC6-4		 1B		4 1 2 4 1 0 1	
Felix Mantilla, R (1, 4) OBP: 0.276, SLG: 0.192	 E 1B		 HBP		 1B	 F5		 K		4 0 2 0 0 1 2	
Warren Spahn, L (1, 1) OBP: 0.255, SLG: 0.233	 E4		 4-3		 1-3		 SH1-3 1B	 K		5 1 1 0 0 1 5	
Inning Stats	R: 5 H: 5 E: 1 LOB: 2 K: 0 BB: 1 S: 9 P: 13	R: 0 H: 0 E: 0 LOB: 0 K: 2 BB: 0 S: 7 P: 7	R: 0 H: 0 E: 0 LOB: 2 K: 0 BB: 1 S: 3 P: 8	R: 0 H: 0 E: 0 LOB: 1 K: 0 BB: 1 S: 3 P: 7	R: 1 H: 2 E: 0 LOB: 1 K: 0 BB: 0 S: 5 P: 5	R: 4 H: 4 E: 0 LOB: 1 K: 1 BB: 1 S: 9 P: 13	R: 3 H: 3 E: 0 LOB: 0 K: 0 BB: 0 S: 6 P: 6	R: 0 H: 1 E: 0 LOB: 1 K: 2 BB: 0 S: 8 P: 8	R: 0 H: 0 E: 0 LOB: 0 K: 0 BB: 0 S: 3 P: 3	1B: 8 SF: 0 2B: 1 SAC: 1 3B: 1 DP: 0 HR: 5 HBP: 1	WP: 0 PA: 48 PB: 0 SB: 0 CS: 0
PITCHER	IP WLS BF H R ER SO BB IBB HBP BLK WP HR S P ERA WHIP Johnny Antonelli, L (1, 1) ERA: 3.07 0.2 L 8 5 5 5 0 1 0 0 0 0 0 2 7 11 67.50 9.000 Stu Miller, R (1, 1) ERA: 2.84 4.1 22 5 4 4 2 2 0 1 0 0 0 2 23 32 8.31 1.615 Gordon Jones, R (6, 1) ERA: 3.68 2.0 11 4 4 4 1 1 0 0 0 0 0 1 12 16 18.00 2.500 Joe Shipley, R (8, 1) ERA: 4.0 2.0 7 1 0 0 2 0 0 0 0 0 0 0 11 11 0.00 0.500	PITCHER IP WLS BF H R ER SO BB IBB HBP BLK WP HR S P ERA WHIP									



Batter	1	2	3	4	5	6	7	8	9	AB R H RBI BB SO LOB	TOP
Don Blasingame, L (1, 4) OBP: 0.364, SLG: 0.362	0-0 2B		0-0 6-3		0-0 F8		0-0 1-3		0-0 FC6-4 1B	5 1 2 1 0 0 0	
Gino Cimoli, R (1, 8) OBP: 0.374, SLG: 0.506	0-3 K		0-0 FC4-6 1B		0-0 6-3		0-0 6-3		0-0 FC6-4 1-2f	5 0 1 0 0 1 2	
Bill White, L (1, 7) OBP: 0.397, SLG: 0.570	0-0 2B		0-0 FC4-6 HR		0-3 K					4 1 1 1 0 2 1	
Ken Boyer, R (1, 5) OBP: 0.388, SLG: 0.569	0-0 FC6-5-6-5-6 BB		0-0 HR		0-0 1B 1B					4 1 2 2 0 0 1	
Joe Cunningham, L (1, 9) OBP: 0.450, SLG: 0.457	4-0 1-2 BB		0-0 F7		0-0 F8					3 0 0 0 1 0 1	
Stan Musial, L (1, 3) OBP: 0.355, SLG: 0.398	0-0 4-3				0-0 F8					4 0 1 0 0 0 2	
Hal Smith, R (1, 2) OBP: 0.307, SLG: 0.446		0-0 6-3			0-0 4-3 1B					4 0 2 0 0 0 2	
Larry Jackson, R (9, PR) OBP: 0.128, SLG: 0.132										0 1 0 0 0 0 0	
Alex Grammas, R (1, 6) OBP: 0.338, SLG: 0.345		0-0 L7			0-0 4-3					2 0 0 0 0 0 1	
Gene Oliver, R (6, PH) OBP: 0.226, SLG: 0.294										1 0 0 0 0 0 2	
Lee Tate, R (6, 6) OBP: 0.240, SLG: 0.289					1-2					0 0 0 0 0 0 0	
George Crowe, L (9, PH) OBP: 0.354, SLG: 0.591										1 1 1 0 0 0 0	
Alex Kellner, R (1, 1) OBP: 0.222, SLG: 0.222		0-3 K			0-3 K					0 0 0 0 0 0 0	
Hal Jeffcoat, R (1, 1) OBP: 0.500, SLG: 0.667										2 0 0 0 0 2 1	
Tom Cheney, R (6, 1) OBP: 0.097, SLG: 0.304										0 0 0 0 0 0 0	
Bobby Gene Smith, R (7, PH) OBP: 0.211, SLG: 0.304										1 0 0 0 0 0 0	
Gary Blaylock, R (7, 1) OBP: 0.097, SLG: 0.290										0 0 0 0 0 0 0	
Ray Jablonski, R (9, PH) OBP: 0.361, SLG: 0.484										1 0 0 1 0 0 2	
Inning Stats	R: 1 H: 2 E: 0 LOB: 2 K: 1 BB: 1 S: 7 P: 11	R: 0 H: 0 E: 0 LOB: 0 K: 1 BB: 0 S: 5 P: 5	R: 2 H: 2 E: 0 LOB: 0 K: 0 BB: 0 S: 5 P: 5	R: 0 H: 1 E: 0 LOB: 1 K: 1 BB: 0 S: 6 P: 6	R: 0 H: 0 E: 0 LOB: 0 K: 1 BB: 0 S: 5 P: 5	R: 0 H: 2 E: 0 LOB: 2 K: 0 BB: 0 S: 5 P: 5	R: 0 H: 0 E: 0 LOB: 0 K: 0 BB: 0 S: 3 P: 3	R: 0 H: 0 E: 0 LOB: 0 K: 1 BB: 0 S: 5 P: 5	R: 2 H: 3 E: 0 LOB: 1 K: 0 BB: 0 S: 6 P: 6	1B: 6 SF: 0 2B: 3 SAC: 0 3B: 0 DP: 0 HR: 1 HBP: 0	WP: 0 PA: 38 PB: 0 SB: 0 CS: 0
PITCHER Carl Willey, R (1, 1) ERA: 3.98	IP WLS BF H R ER SO BB IBB HBP BLK WP HR S P ERA WHIP										
	9.0 W 38 10 5 5 5 1 0 0 0 0 0 1 47 51 5.00 1.222										

St. Louis Cardinals @ Milwaukee Braves
Milwaukee County Stadium, Milwaukee, WI

Tue Jun 23 1959, 8:05 PM EDT
Att. 24,839 - Unknown

AB	37
R	5
H	10
RBI	5
BB	1
SO	5
LOB	15




WP: 0	PA: 38
PB: 0	
SB: 0	
CS: 0	

livebaseballscores.com

Batter	1	2	3	4	5	6	7	8	9
Andy Paiko, R (1, 8) <small>OBP: 0.291, SLG: 0.311</small> Bill Bruton, L (6, 8) <small>OBP: 0.355, SLG: 0.473</small>	0-0 F9	0-0 1B		0-0 G4-6-3		0-0 4-3		0-0 SF9	
Eddie Mathews, L (1, 5) <small>OBP: 0.376, SLG: 0.580</small>	0-0 F9	0-0 BB		0-0 G4-6-3		0-0 BB		4-0 CS	
Hank Aaron, R (1, 9) <small>OBP: 0.433, SLG: 0.708</small>	4-0 1B	4-0 FC5-4			0-0 5-3	4-0 1B		0-0 SF9	
Joe Adcock, R (1, 3) <small>OBP: 0.349, SLG: 0.443</small>	0-0 2B	0-0 FC5-4			4-0 HR	0-0 1B		0-3 K	
Del Crandall, R (1, 2) <small>OBP: 0.323, SLG: 0.473</small>	0-0 1B		0-0 F5		0-0 HR	0-0 P3		0-0 CS	
Wes Covington, L (1, 7) <small>OBP: 0.354, SLG: 0.426</small>	0-0 FC4-6		0-0 L6		0-0 HR		0-0 F7		
Johnny Logan, R (1, 6) <small>OBP: 0.404, SLG: 0.483</small>	0-0 FC4-6		0-0 6-3		0-0 F2	0-0 G4-3		0-0 1B	
Felix Mantilla, R (1, 4) <small>OBP: 0.275, SLG: 0.195</small>		0-3 K		0-0 1B	0-0 6-3		0-0 G4-3		
Carl Willey, R (1, 1) <small>OBP: 0.059, SLG: 0.118</small>		0-0 4-3		0-3 K		0-0 6-3		0-0 SF9	

AB	R	H	RBI	BB	SO	LOB
3	0	2	0	0	0	0
2	1	1	0	0	0	0
4	1	2	0	1	0	2
1	1	0	2	3	0	0
4	2	2	1	1	1	4
4	2	2	4	0	0	2
4	1	2	2	0	0	0
4	0	1	0	0	0	1
4	0	1	0	0	1	1
4	1	1	0	0	1	1

BOTTOM	
AB 34 R 9 H 14 RBI 9 BB 5 SO 3 LOB 11	

Inning Stats	R: 3	H: 3	E: 0	K: 0	S: 6	L: 1	LOB: 1	BB: 1	P: 10								
R: 0 H: 2 E: 0 K: 1 S: 7 L: 0 LOB: 3 BB: 1 P: 11	R: 0 H: 0 E: 0 K: 0 S: 3 L: 0 LOB: 0 BB: 0 P: 3	R: 0 H: 2 E: 0 K: 1 S: 6 L: 0 LOB: 1 BB: 0 P: 6	R: 3 H: 2 E: 0 K: 0 S: 5 L: 0 LOB: 0 BB: 1 P: 9	R: 1 H: 2 E: 0 K: 0 S: 5 L: 0 LOB: 2 BB: 1 P: 9	R: 0 H: 1 E: 0 K: 0 S: 3 L: 0 LOB: 0 BB: 0 P: 3	R: 2 H: 2 E: 0 K: 1 S: 6 L: 0 LOB: 0 BB: 1 P: 10											
PITCHER	IP	WLS	BF	H	R	ER	SO	BB	IBB	HBP	BLK	WP	HR	S	P	ERA	WHIP
Alex Kellner, L (1, 1) <small>ERA: 2.92</small>	0.2		2	0	0	0	0	0	0	0	0	0	0	2	2	0.00	0.000
Hal Jeffcoat, R (1, 1) <small>ERA: 5.02</small>	5.0	L	29	11	7	7	2	4	0	0	0	1	2	29	45	12.60	3.000
Tom Cheney, R (6, 1) <small>ERA: 8.22</small>	0.1		1	0	0	0	0	0	0	0	0	0	0	1	1	0.00	0.000
Gary Blaylock, R (7, 1) <small>ERA: 4.16</small>	2.0		8	3	2	2	1	1	0	0	0	0	0	9	13	9.00	2.000

St. Louis Cardinals @ Milwaukee Braves
 Milwaukee County Stadium, Milwaukee, WI
 Tue Jun 23 1959, 8:05 PM EDT
 Att. 24,839 - Unknown

livebaseballscores.com

Batter	1	2	3	4	5	6	7	8	9	AB R H RBI BB SO LOB	TOP
Don Blasingame, L (1, 4) <small>B B B</small> OBP: 0.365, SLG: 0.361	4-0 		0-0 1-3 		0-0 1-3 		0-0 FC4-6 1B 			3 0 1 0 1 0 0	St. Louis Cardinals @ Milwaukee Braves Milwaukee County Stadium, Milwaukee, WI Wed Jun 24 1959, 8:05 PM EDT Att. 19,166 - Unknown
Joe Cunningham, L (1, 9) <small>B B B B</small> OBP: 0.451, SLG: 0.455	0-0 3-1 1-2 		0-0 1B 1B 		4-0 BB 		0-0 FC4-6 1B 1-2f 			3 0 1 0 1 0 2	
Bill White, L (1, 7) OBP: 0.395, SLG: 0.564	0-0 1-3 		0-0 1-2 1B 		0-0 1-3 		0-0 F7 			4 0 1 0 0 0 3	
Ken Boyer, R (1, 5) OBP: 0.390, SLG: 0.566	0-0 5-3 		0-0 G3 			4-0 BB 	0-0 1-2 1B 			3 0 1 0 1 0 3	
Gino Cimoli, R (1, 8) OBP: 0.372, SLG: 0.502		0-0 G3-6-3 1B 		0-3 K 		0-0 E5 1-2 	0-0 F9 			4 0 1 0 0 1 3	
Stan Musial, L (1, 3) OBP: 0.354, SLG: 0.397		0-0 G3-6-3 1-2f 		0-0 1B 1B 		0-0 F9 				3 0 1 0 0 0 3	
Hal Smith, R (1, 2) OBP: 0.311, SLG: 0.449		0-0 FC5-4 1B 		0-0 1-2 G6-3 1B 		0-0 L7 				3 0 2 0 0 0 2	
Alex Grammas, R (1, 6) OBP: 0.333, SLG: 0.340 Gene Oliver, R (6, PH) OBP: 0.222, SLG: 0.288 Tom Cheney, R (6, 1)		0-0 FC5-4 1-2f 		0-0 G6-3 1-2f 		0-0 E6 1-2 2-3 				2 0 0 0 0 0 3 1 0 0 0 0 0 2 0 0 0 0 0 0 0	
Dick Ricketts, L (1, 1) George Crowe, L (6, PH) OBP: 0.347, SLG: 0.578 Lee Tate, R (6, 6) OBP: 0.240, SLG: 0.289			0-0 4-3 		0-3 K 	0-0 F9 				2 0 0 0 0 1 0 1 0 0 0 0 0 3 0 0 0 0 0 0 0	
Inning Stats	R: 0 H: 0 E: 0 LOB: 1 K: 0 BB: 1 S: 3 P: 7	R: 0 H: 2 E: 0 LOB: 1 K: 0 BB: 0 S: 4 P: 4	R: 0 H: 2 E: 0 LOB: 2 K: 0 BB: 0 S: 5 P: 5	R: 0 H: 2 E: 0 LOB: 1 K: 1 BB: 0 S: 6 P: 6	R: 0 H: 0 E: 0 LOB: 1 K: 1 BB: 1 S: 5 P: 9	R: 0 H: 0 E: 2 LOB: 3 K: 0 BB: 1 S: 5 P: 9	R: 0 H: 2 E: 0 LOB: 2 K: 0 BB: 0 S: 5 P: 5			1B: 8 SF: 0 2B: 0 SAC: 0 3B: 0 DP: 2 HR: 0 HBP: 0	
PITCHER Joey Jay, R (1, 1) ERA: 5.5	IP 7.0 WLS W BF 32 H 8 R 0 ER 0 SO 2 BB 3 IBB 0 HBP 0 BLK 0 WP 0 HR 0 S 33 P 45 ERA 0.00 WHIP 1.571	PITCHER IP WLS BF H R ER SO BB IBB HBP BLK WP HR S P ERA WHIP									

AB	29
R	0
H	8
RBI	0
BB	3
SO	2
LOB	24



livebaseballscorecards.com

Batter	1	2	3	4	5	6	7	8	9	AB R H RBI BB SO LOB	TOP	
Don Blasingame, L (1, 4) OBP: 0.369, SLG: 0.367	0-0 3-1 2B		0-3 K		0-0 G6-4-3 1B		4-0 CS BB		0-0 6-3	4 0 2 0 1 1 1	St. Louis Cardinals @ Milwaukee Braves Milwaukee County Stadium, Milwaukee, WI Thu Jun 25 1959, 4:33 AM EDT Att: 19,977 - Unknown livebaseballscorecards.com	
Joe Cunningham, L (1, 9) OBP: 0.445, SLG: 0.448	0-3 K		0-3 K		0-0 G6-4-3 1-2f		0-0 E9 1B 1B	0-0 P6	5 1 1 0 0 2 3			
Bill White, L (1, 7) OBP: 0.392, SLG: 0.556 (8, 3)	0-0 3-1 2-3		4-0 1-2 BB				0-0 3-1	0-0 P6	3 0 0 0 1 0 2			
Ken Boyer, R (1, 5) OBP: 0.392, SLG: 0.565	0-0 G3		0-0 F3				0-0 FC4-6 1B	0-0 2-H 1B	4 0 2 1 0 0 3			
Gino Cimoli, R (1, 8) OBP: 0.371, SLG: 0.498 (8, 7)		0-0 L9		0-0 FC6-4 1B			0-0 FC4-6 1B	0-0 L9	4 1 1 0 0 0 2			
Stan Musial, L (1, 3) OBP: 0.348, SLG: 0.388 Curt Flood, R (8, 8) OBP: 0.305, SLG: 0.255		0-0 5-3		0-0 F3			0-0 E4 1B 2B	0-0 P4	4 1 0 0 0 0 2 0 0 0 0 0 0 0			
Hal Smith, R (1, 2) OBP: 0.313, SLG: 0.450 George Crowe, L (6, PH) OBP: 0.360, SLG: 0.587 Larry Jackson, R (6, PR) OBP: 0.128, SLG: 0.132 Ray Katt, R (6, 2) OBP: 0.357, SLG: 0.500		0-0 1B		0-0 FC6-4 1-2f			0-0 2B 1B	0-0 F8	2 0 1 0 0 0 1 1 0 1 1 0 0 0 0 0 0 0 0 0 0 1 0 0 0 0 0 0			
Alex Grammas, R (1, 6) OBP: 0.329, SLG: 0.336 Ray Jablonski, R (6, PH) OBP: 0.370, SLG: 0.508 Lee Tate, R (6, PR) (6, 6)		0-3 K		0-3 K			0-0 2B	0-0 F9	2 0 0 0 0 2 2 1 0 1 1 0 0 0 1 0 0 0 0 0 0			
Vinegar Bend Mizell, R (1, 1) OBP: 0.235, SLG: 0.280 Gene Oliver, R (6, PH) OBP: 0.218, SLG: 0.283 Lindy McDaniel, R (6, 1) OBP: 0.190, SLG: 0.056			0-0 BB 1B		0-0 P4		0-0 F2	0-0 6-3	2 0 1 0 0 0 0 1 0 0 0 0 0 3 1 0 0 0 0 0 0			
Inning Stats	R: 0 H: 1 E: 0 LOB: 1 K: 1 BB: 0 S: 6 P: 6	R: 0 H: 1 E: 0 LOB: 1 K: 1 BB: 0 S: 6 P: 6	R: 0 H: 1 E: 0 LOB: 2 K: 2 BB: 1 S: 8 P: 12	R: 0 H: 1 E: 0 LOB: 1 K: 1 BB: 0 S: 6 P: 6	R: 0 H: 1 E: 0 LOB: 0 K: 0 BB: 0 S: 3 P: 3	R: 2 H: 3 E: 1 LOB: 3 K: 0 BB: 0 S: 7 P: 7	R: 1 H: 2 E: 1 LOB: 1 K: 0 BB: 1 S: 4 P: 8	R: 0 H: 0 E: 0 LOB: 0 K: 0 BB: 0 S: 3 P: 3	R: 0 H: 0 E: 0 LOB: 0 K: 0 BB: 0 S: 3 P: 3	1B: 8 SF: 0 2B: 2 SAC: 0 3B: 0 DP: 1 HR: 0 HBP: 0		WP: 0 PA: 38 PB: 0 SB: 0 CS: 1
PITCHER Lew Burdette, R (1, 1) ERA: 3.93	IP WLS BF H R ER SO BB IBB HBP BLK WP HR S P ERA WHIP											PITCHER IP WLS BF H R ER SO BB IBB HBP BLK WP HR S P ERA WHIP

St. Louis Cardinals @ Milwaukee Braves
Milwaukee County Stadium, Milwaukee, WI
 Thu Jun 25 1959, 4:33 AM EDT
 Att: 19,977 - Unknown

AB	36
R	3
H	10
RBI	3
BB	2
SO	5
LOB	19



Batter	1	2	3	4	5	6	7	8	9
Bill Bruton, L OBP: 0.353, SLG: 0.469 (1, 8) X	0-0 6-3 ① X	0-0 4-3 ②		0-0 1-2 1B 1B ②		0-0 1B 2B X	0-0 5-3 ③		
Eddie Mathews, L OBP: 0.378, SLG: 0.577 (1, 5) X	0-0 FC6-4 1B	4-0 BB		0-0 G3 1-2 2-3 ②		0-0 2B 1B ②		0-0 P3 ①	
Hank Aaron, R OBP: 0.436, SLG: 0.721 (1, 9) X	0-0 FC6-4 1B 1-2f	0-0 P6		4-0 1B IBB		0-0 1-3 2B		0-0 1B 1B	
Wes Covington, L OBP: 0.353, SLG: 0.419 (1, 7) X	0-0 1B 2B 1B ②		0-0 F8 ① X	0-0 1-2 2-H 3-H 1B ③		0-0 P3 ①		0-0 E 1B 1B 1B	
Joe Adcock, R OBP: 0.340, SLG: 0.425 (1, 3) X	0-0 1-2 2B 1B		0-0 P4 ② X	0-0 F8 ③		0-3 K ②		0-0 E9 1B 1B ③	
Del Crandall, R OBP: 0.320, SLG: 0.465 (1, 2) X	0-0 1-H 2-H 2B		0-0 6-3 ③		0-3 K ① X	0-0 F8 ③		0-0 1-3 ②	
Johnny Logan, R OBP: 0.409, SLG: 0.484 (1, 6) X	0-0 P5 ③			0-0 1B 5-3 1B ①	0-0 FC6 1B		0-0 P3 ① X	0-0 2-H 3-H 1B 1B	
Felix Mantilla, R OBP: 0.265, SLG: 0.193 (1, 4) X		0-0 4-3 S 1B		0-0 5-3 ① S	0-3 K ②		0-0 F7 ② X	0-0 1-2 1B	
Warren Spahn, L OBP: 0.269, SLG: 0.313 (1, 1) X		0-3 K ①		0-0 G3 1B 1B ②	0-0 FC6 1-2f		0-0 HR	0-0 P4 ③	

Inning Stats	R: 3	H: 4	E: 1	LOB: 1	K: 0	P: 7	R: 0	H: 1	E: 0	LOB: 2	K: 1	P: 10	R: 0	H: 0	E: 0	LOB: 0	K: 0	P: 3	R: 3	H: 4	E: 0	LOB: 2	K: 0	P: 11	R: 0	H: 1	E: 0	LOB: 1	K: 2	P: 8	R: 1	H: 3	E: 0	LOB: 2	K: 1	P: 8	R: 1	H: 1	E: 0	LOB: 0	K: 0	P: 4	R: 3	H: 5	E: 1	LOB: 2	K: 0	P: 8
	S: 7	BB: 0	S: 6	BB: 1	S: 3	S: 7	BB: 1	S: 11	S: 8	S: 8	S: 4	S: 8	S: 8	S: 4	S: 8	S: 8	S: 8	S: 8	S: 8	S: 8	S: 8	S: 8	S: 8	S: 8	S: 8	S: 8	S: 8	S: 8	S: 8	S: 8	S: 8	S: 8	S: 8	S: 8	S: 8	S: 8	S: 8	S: 8	S: 8	S: 8	S: 8	S: 8	S: 8	S: 8	S: 8	S: 8	S: 8	

PITCHER	IP	WLS	BF	H	R	ER	SO	BB	IBB	HBP	BLK	WP	HR	S	P	ERA	WHIP
John Buzhardt, R ERA: 4.03 (1, 1)	3.1	L	19	8	6	6	1	1	0	0	0	0	0	20	24	16.20	2.700
Seth Morehead, L ERA: 6.91 (4, 1)	0.1		3	1	0	0	0	0	1	0	0	0	0	2	6	0.00	3.000
Moe Drabowsky, R ERA: 4.07 (4, 1)	1.1		5	1	0	0	2	0	0	0	0	0	0	9	9	0.00	0.750
Elmer Singleton, R ERA: 2.83 (6, 1)	3.0		18	9	5	5	1	0	0	0	0	0	1	20	20	15.00	3.000

BOTTOM

AB R H RBI BB SO LOB

5 2 2 1 0 0 1

4 0 2 1 1 0 2

4 2 2 0 1 0 3

5 2 3 3 0 0 2

5 2 2 1 0 1 4


5 0 1 2 0 1 4

5 1 3 2 0 0 1

5 0 2 0 0 1 2

5 2 2 1 0 1 4

AB 43
R 11
H 19
RBI 11
BB 2
SO 4
LOB 23



WP: 0 PA: 45
PB: 0
SB: 1
CS: 0

Chicago Cubs @ Milwaukee Braves
Milwaukee County Stadium, Milwaukee, WI

Fri Jun 26 1959, 8:05 PM EDT
Att. 35,262 - Unknown

livebaseballscorecards.com

Batter	1	2	3	4	5	6	7	8	9	AB R H RBI BB SO LOB	TOP	
Tony Taylor, R (1, 4) OBP: 0.364, SLG: 0.426	0-0 5-3		0-0 BB 14 SF8 1B		0-0 F3	0-0 1-2 2-H 1B		0-0 L5-4 2B		5 1 3 2 0 0 0		
Alvin Dark, R (1, 5) OBP: 0.316, SLG: 0.353	0-0 E7 1B		0-0 1-2 BB 1B		0-0 F7	0-0 F6		0-0 L5-4 2B		5 0 2 0 0 0 3		
Lee Walls, R (1, 9) OBP: 0.340, SLG: 0.386	0-3 K		4-0 1-2 2-3 BB			0-0 HR 1B	0-0 F8		0-0 F8	4 1 1 0 1 1 1		
14 Ernie Banks, R (1, 6) OBP: 0.365, SLG: 0.601	0-0 F5		0-0 3-H SF8		0-0 F2	0-0 HR	0-0 F8		0-0 F8	4 1 1 2 0 0 2		
Dale Long, L (1, 3) OBP: 0.332, SLG: 0.489		0-0 4-3	0-0 3-1		0-0 1-H HR	0-0 F8		0-0 4-3		5 1 1 2 0 0 2		
Walt Moryn, L (1, 7) George Altman, L (7, 8) OBP: 0.305, SLG: 0.367 OBP: 0.288, SLG: 0.347		0-0 4-3		0-0 F3		0-0 4-3	4-0 BB			3 0 0 0 1 0 0 0 0 0 0 0 0 0		
Bobby Thomson, R (1, 8) (7, 7) OBP: 0.315, SLG: 0.435		0-0 2B		0-0 F6		0-0 1B 2B	0-0 F8			4 1 2 0 0 0 1		
Sammy Taylor, L (1, 2) OBP: 0.312, SLG: 0.373		0-0 4-3		0-0 1B		4-0 1B IBB		0-0 FC3-6 1B		3 1 2 0 1 0 1		
Glen Hobbie, R (1, 1) OBP: 0.158, SLG: 0.162			0-0 5-3		0-3 K	0-0 1-2 2-H 1B		0-0 FC3-6 WP 2B		4 1 1 1 0 1 1		
Inning Stats	R: 0 H: 1 E: 1 LOB: 1 K: 1 BB: 0 S: 6 P: 6	R: 0 H: 1 E: 0 LOB: 1 K: 0 BB: 0 S: 4 P: 4	R: 1 H: 2 E: 0 LOB: 2 K: 0 BB: 1 S: 5 P: 9	R: 0 H: 1 E: 0 LOB: 1 K: 0 BB: 0 S: 3 P: 3	R: 0 H: 0 E: 0 LOB: 0 K: 1 BB: 0 S: 5 P: 5	R: 4 H: 5 E: 0 LOB: 2 K: 0 BB: 1 S: 8 P: 12	R: 1 H: 1 E: 0 LOB: 1 K: 0 BB: 1 S: 4 P: 8	R: 1 H: 2 E: 0 LOB: 0 K: 0 BB: 0 S: 4 P: 4	R: 0 H: 0 E: 0 LOB: 0 K: 0 BB: 0 S: 3 P: 3	1B: 8 SF: 1 2B: 4 SAC: 0 3B: 0 DP: 1 HR: 2 HBP: 0	WP: 1 PA: 41 PB: 0 SB: 0 CS: 0	
PITCHER	IP WLS BF H R ER SO BB IBB HBP BLK WP HR S P ERA WHIP											
Carl Willey, R (1, 1) ERA: 4.37	5.2 L 28 10 5 5 2 1 1 0 0 0 1 30 38 7.94 1.941											
Joey Jay, R (6, 1) ERA: 5.6	2.1 10 3 2 2 0 1 0 0 0 1 1 9 13 7.71 1.714											
Don McMahon, R (9, 1) ERA: 1.42	1.0 3 0 0 0 0 0 0 0 0 0 0 0 3 3 0.00 0.000											


Chicago Cubs @ Milwaukee Braves
Milwaukee County Stadium, Milwaukee, WI

Sat Jun 27 1959, 4:33 AM EDT
Att: 26,881 - Unknown

livebaseballscorecards.com

AB	37
R	7
H	13
RBI	7
BB	3
SO	2
LOB	11



Batter	1	2	3	4	5	6	7	8	9	AB R H RBI BB SO LOB	TOP													
Tony Taylor, R OBP: 0.366, SLG: 0.431 (1, 4) X	0-0 CS 1B		0-0 E6 S 1-2	0-0 P4			0-0 5-3 2B			4 0 2 0 0 0 4														
Alvin Dark, R OBP: 0.315, SLG: 0.349 (1, 5) S S S	0-3 K 1-2		0-3 K 2-3		4-0 FC5-4 BB		0-0 5-3 2-3			3 0 0 0 1 2 4														
Lee Walls, R OBP: 0.343, SLG: 0.382 (1, 9) B B B	4-0 14 PB BB		0-0 L8 1-2		0-0 FC5-4 1-2f			4-0 1B BB		2 0 0 0 2 0 2														
14 Ernie Banks, R OBP: 0.363, SLG: 0.594 (1, 6) B B B	4-0 1-2 BB			0-0 F8	0-3 K			0-0 F8		3 0 0 0 1 1 2														
Bobby Thomson, R OBP: 0.318, SLG: 0.433 (1, 8) X	0-0 L4			4-0 1B 1B BB	0-0 4-3			0-0 G6-4-3 1-2 1B		3 1 1 0 1 0 3														
Earl Averill, R OBP: 0.289, SLG: 0.442 (1, 7) (5, 2)		0-3 K		0-0 BB 1B 1B		0-0 F8		0-0 G6-4-3 1-2f		4 0 1 0 0 1 2														
Cal Neeman, R OBP: 0.240, SLG: 0.239 Walt Moryn, L OBP: 0.303, SLG: 0.363 (1, 2) (5, 7)		0-3 K		0-0 BB 1B		0-0 F7			0-3 K	2 0 1 1 0 1 0 2 0 0 0 0 1 0	AB 29 R 1 H 5 RBI 1 BB 7 SO 7 LOB 19													
Dale Long, L OBP: 0.325, SLG: 0.479 (1, 3)		0-0 5-3		0-0 F8		0-0 G3			0-3 K	4 0 0 0 0 1 2														
Dave Hillman, R OBP: 0.229, SLG: 0.069 Don Elston, R OBP: 0.167, SLG: 0.167 Johnny Goryl, R OBP: 0.260, SLG: 0.370 Bill Henry, L OBP: 0.188, SLG: 0.133 Randy Jackson, R OBP: 0.333, SLG: 0.389 (1, 1) (4, 1) (7, PH) (7, 1) (9, PH)			4-0 K E BB	4-0 BB BB BB		0-0 L4			0-0 F7	0 0 0 0 2 0 0 0 0 0 0 0 0 0 1 0 0 0 0 0 0 0 0 0 0 0 0 0 1 0 0 0 0 0 0														
Inning Stats	R: 0 E: 0 K: 1 S: 5	H: 1 LOB: 2 BB: 2 P: 13	R: 0 E: 0 K: 2 S: 7	H: 0 LOB: 0 BB: 0 P: 7	R: 0 E: 1 K: 1 S: 5	H: 0 LOB: 1 BB: 1 P: 9	R: 1 E: 0 K: 0 S: 5	H: 2 LOB: 3 BB: 2 P: 13	R: 0 E: 0 K: 1 S: 5	H: 0 LOB: 1 BB: 1 P: 9	R: 0 E: 0 K: 0 S: 3	H: 0 LOB: 0 BB: 0 P: 3	R: 0 E: 0 K: 0 S: 3	H: 1 LOB: 0 BB: 0 P: 3	R: 0 E: 0 K: 0 S: 3	H: 1 LOB: 1 BB: 1 P: 7	R: 0 E: 0 K: 2 S: 7	H: 0 LOB: 0 BB: 0 P: 7	1B: 4 2B: 2 3B: 0 HR: 0	SF: 0 SAC: 0 DP: 2 HBP: 0	WP: 0 PB: 1 SB: 1 CS: 1	PA: 36		
PITCHER Juan Pizarro, L ERA: 4.35 (1, 1)	IP 9.0 WLS W BF 36 H 5 R 1 ER 1 SO 7 BB 7 IBB 0 HBP 0 BLK 0 WP 0 HR 0 S 43 P 71 ERA 1.00 WHIP 1.333																							

Chicago Cubs @ Milwaukee Braves
Milwaukee County Stadium, Milwaukee, WI

Sun Jun 28 1959, 4:33 AM EDT
Att. 32,884 - Unknown

livebaseballscorecards.com

Batter	1	2	3	4	5	6	7	8	9	AB	R	H	RBI	BB	SO	LOB
Bill Bruton, L OBP: 0.345, SLG: 0.454 (1, 8)	0-0 3-1			0-0 4-3	4-0 BB		0-3 K			3	0	0	0	1	1	0
Eddie Mathews, L OBP: 0.375, SLG: 0.578 (1, 5)	0-0 F9			0-0 HR	0-0 F9			0-0 G1-4-3 1B		4	1	2	1	0	0	1
Hank Aaron, R OBP: 0.428, SLG: 0.704 (1, 9)	0-0 F7			0-0 F7	0-3 K			0-0 G1-4-3 1-2f		4	0	0	0	0	1	2
Wes Covington, L OBP: 0.352, SLG: 0.413 (1, 7)		0-0 F8		0-0 BB 1B		4-0 BB		0-0 P3		2	1	1	0	1	0	0
Andy Pafko, R OBP: 0.301, SLG: 0.325 (8, PH) (9, 7)										1	0	0	0	0	0	0
Joe Adcock, R OBP: 0.345, SLG: 0.421 (1, 3)		0-0 G6-4-3 1B		4-0 BB 1B BB		0-0 F3				2	0	1	0	1	0	1
Del Crandall, R OBP: 0.322, SLG: 0.459 (1, 2)		0-0 G6-4-3 1-2f		0-0 BB 1B		0-0 F7				3	0	1	1	0	0	2
Johnny Logan, R OBP: 0.414, SLG: 0.502 (1, 6)			0-0 5-3	4-0 BB BB		0-0 1-3				0	0	0	0	0	0	0
Mel Roach, R OBP: 0.118, SLG: 0.063 (3, 4)				1-2 2-3 BB						2	0	0	0	1	0	1
Felix Mantilla, R OBP: 0.262, SLG: 0.194 (1, 4) (3, 6)			0-0 F9	0-0 4-3			0-0 F6			3	0	0	0	0	0	3
Juan Pizarro, L OBP: 0.176, SLG: 0.125 (1, 1)			0-0 4-3		0-3 K		0-3 K			3	0	0	0	0	2	0

Inning Stats	R: 0	H: 0	E: 0	K: 0	S: 3	R: 0	H: 1	E: 0	K: 0	S: 3	R: 0	H: 0	E: 0	K: 0	S: 3	R: 2	H: 3	E: 0	K: 0	S: 6	R: 0	H: 0	E: 0	K: 2	S: 7	R: 0	H: 0	E: 0	K: 2	S: 7	R: 0	H: 1	E: 0	K: 0	S: 3	R: 0	H: 0	E: 0	K: 2	S: 7	R: 0	H: 1	E: 0	K: 0	S: 3
	LOB: 0	BB: 0	P: 3	LOB: 0	BB: 0	P: 3	LOB: 0	BB: 0	P: 3	LOB: 3	BB: 2	LOB: 1	BB: 1	P: 7	LOB: 0	BB: 0	P: 3	SF: 0	SAC: 0	DP: 2	HBP: 0	WP: 0	HR: 1	S: 14	P: 22	ERA: 2.46	WHIP: 1.636	IP: 3.2	WLS: L	BF: 16	H: 4	R: 2	ER: 1	SO: 0	BB: 2	IBB: 0	HBP: 0	BLK: 0	WP: 0	HR: 1	S: 14	P: 22	ERA: 2.46	WHIP: 1.636	


PITCHER	IP	WLS	BF	H	R	ER	SO	BB	IBB	HBP	BLK	WP	HR	S	P	ERA	WHIP
Dave Hillman, R ERA: 3.46 (1, 1)	3.2	L	16	4	2	1	0	2	0	0	0	0	1	14	22	2.46	1.636
Don Elston, R ERA: 2.88 (4, 1)	2.1		9	0	0	0	2	2	0	0	0	0	0	11	19	0.00	0.857
Bill Henry, L ERA: 2.51 (7, 1)	2.0		6	1	0	0	2	0	0	0	0	0	0	10	10	0.00	0.500

BOTTOM


Chicago Cubs @ Milwaukee Braves
Milwaukee County Stadium, Milwaukee, WI

Sun Jun 28 1959, 4:33 AM EDT
Att. 32,884 - Unknown

AB	27
R	2
H	5
RBI	2
BB	4
SO	4
LOB	10




WP	HR	S	P	ERA	WHIP
0	1	14	22	2.46	1.636

Batter	1	2	3	4	5	6	7	8	9	AB R H RBI BB SO LOB	TOP											
Bill Bruton, L (1, 8) OBP: 0.346, SLG: 0.457	0-0 F7		0-0 HR 2B		0-0 F2		0-0 4-3		0-0 1B	5 1 2 0 0 0 0												
Eddie Mathews, L (1, 5) OBP: 0.375, SLG: 0.585	0-0 P6		0-0 HR		0-0 1B		0-0 F8		0-0 5-3	5 1 2 3 0 0 1												
Hank Aaron, R (1, 9) OBP: 0.426, SLG: 0.701	0-0 F7		0-0 2B		0-0 P5			0-0 1-3		4 0 1 0 0 0 1												
Wes Covington, L (1, 7) OBP: 0.354, SLG: 0.414		0-3 K	0-0 F7		0-0 HR 1B			0-0 1B 1B		4 1 2 0 0 1 1												
Joe Adcock, R (1, 3) OBP: 0.349, SLG: 0.445		0-0 5-3		0-0 5-3		0-0 HR 1B		0-0 1-2 1B		4 1 2 2 0 0 0												
Del Crandall, R (1, 2) OBP: 0.321, SLG: 0.456		0-0 1-3		0-0 FC5-4 1B		0-0 F5		0-0 F5		4 0 1 0 0 0 2												
Mel Roach, R (1, 4) OBP: 0.095, SLG: 0.050			0-0 6-3		0-0 F7		0-0 F7		0-0 F8	4 0 0 0 0 0 3												
Felix Mantilla, R (1, 6) OBP: 0.261, SLG: 0.196			0-0 HR 2B 1B		0-0 FC5-4		0-0 F7		0-0 F8	4 1 1 0 0 0 1												
Lew Burdette, R (1, 1) OBP: 0.211, SLG: 0.255			0-0 F4		0-3 K		0-3 K		0-3 K	2 0 0 0 0 1 1												
Mickey Vernon, L (7, PH) OBP: 0.288, SLG: 0.429										1 0 0 0 0 1 0												
Don McMahon, R (7, 1) OBP: 0.333, SLG: 0.200										0 0 0 0 0 0 0												
Frank Torre, L (9, PH) OBP: 0.320, SLG: 0.320										1 0 0 0 0 1 0												
Inning Stats	R: 0 E: 0 K: 0 S: 3	H: 0 LOB: 0 BB: 0 P: 3	R: 0 E: 0 K: 1 S: 5	H: 0 LOB: 0 BB: 0 P: 5	R: 3 E: 0 K: 0 S: 7	H: 4 LOB: 1 BB: 0 P: 7	R: 0 E: 0 K: 0 S: 4	H: 1 LOB: 1 BB: 0 P: 4	R: 0 E: 0 K: 1 S: 6	H: 1 LOB: 1 BB: 0 P: 6	R: 2 E: 0 K: 0 S: 5	H: 2 LOB: 0 BB: 0 P: 5	R: 0 E: 0 K: 1 S: 5	H: 0 LOB: 0 BB: 0 P: 5	R: 0 E: 0 K: 0 S: 5	H: 2 LOB: 2 BB: 0 P: 5	R: 0 E: 0 K: 1 S: 6	H: 1 LOB: 1 BB: 0 P: 6	1B: 7 2B: 2 3B: 0 HR: 2	SF: 0 SAC: 0 DP: 0 HBP: 0	WP: 0 PB: 0 SB: 0 CS: 0	PA: 38
PITCHER	IP WLS BF H R ER SO BB IBB HBP BLK WP HR S P ERA WHIP																					
Bob Purkey, R (1, 1) ERA: 4.95	5.0 W 23 8 5 5 2 0 0 0 0 0 0 2 27 27 9.00 1.600																					
Orlando Pena, R (6, 1) ERA: 5.84	4.0 S 15 3 0 0 2 0 0 0 0 0 0 0 19 19 0.00 0.750																					

Milwaukee Braves @ Cincinnati Redlegs
 Crosley Field, Cincinnati, OH
 Tue Jun 30 1959, 7:05 PM EDT
 Att. 14,990 - Unknown

AB	38
R	5
H	11
RBI	5
BB	0
SO	4
LOB	10

WP: 0	PA: 38
PB: 0	
SB: 0	
CS: 0	

Batter	1	2	3	4	5	6	7	8	9	10	AB R H RBI BB SO LOB	TOP
Bill Bruton, L (1, 8) OBP: 0.343, SLG: 0.449	0-0 3-1		0-0 4-3			0-0 3-1		0-0 1B WP BB		0-0 1-3	4 1 0 0 1 0 1	Milwaukee Braves @ Pittsburgh Pirates Forbes Field, Pittsburgh, PA Thu Jul 02 1959, 7:05 PM EDT Att. 28,282 - Unknown
Eddie Mathews, L (1, 5) OBP: 0.376, SLG: 0.594	0-0 2B		0-0 2-H 3B			0-0 F9		0-0 P3			4 0 2 1 0 0 2	
Hank Aaron, R (1, 9) OBP: 0.424, SLG: 0.695	0-0 5-3		0-3 K			0-0 6-3		0-0 2-H 3-H 1B			4 0 1 2 0 1 2	
Wes Covington, L (1, 7) OBP: 0.349, SLG: 0.408	0-0 4-3			0-0 F9			0-0 F9	0-0 4-3			4 0 0 0 0 0 2	
Joe Adcock, R (1, 3) OBP: 0.346, SLG: 0.440		0-0 P6		0-0 P5			0-0 1B		0-3 K		4 0 1 0 0 1 0	
Del Crandall, R (1, 2) OBP: 0.317, SLG: 0.449		0-0 P4		0-0 P5			0-0 F8		0-0 1-3		4 0 0 0 0 0 1	
Johnny O'Brien, R (1, 4) OBP: 0.292, SLG: 0.288		0-0 1-3			0-0 G6-4-3 1B		0-3 K		0-0 6-3		4 0 1 0 0 1 1	
Felix Mantilla, R (1, 6) OBP: 0.257, SLG: 0.192			0-0 F7		0-0 P4			0-0 F9		0-3 K	2 0 0 0 0 0 1	
Mickey Vernon, L (8, PH) OBP: 0.283, SLG: 0.421										S S S	1 0 0 0 0 0 0	
Don McMahon, R (8, 1) OBP: 0.286, SLG: 0.167											1 0 0 0 0 1 0	
Warren Spahn, L (1, 1) OBP: 0.278, SLG: 0.320			0-0 F7		0-0 P4			0-0 F9		0-0 P6	2 1 1 0 0 0 1	
Frank Torre, L (8, PH) OBP: 0.324, SLG: 0.325											1 0 1 0 0 0 0	
Casey Wise, S (8, PR) OBP: 0.267, SLG: 0.237			4-3 3B 1B		0-0 G6-4-3 1-2f			WP BB 1B 1B			1 1 0 0 0 0 0	
Inning Stats	R: 0 H: 1 E: 0 LOB: 1 K: 0 BB: 0 S: 4 P: 4	R: 0 H: 0 E: 0 LOB: 0 K: 0 BB: 0 S: 3 P: 3	R: 1 H: 2 E: 0 LOB: 1 K: 1 BB: 0 S: 7 P: 7	R: 0 H: 0 E: 0 LOB: 0 K: 0 BB: 0 S: 3 P: 3	R: 0 H: 1 E: 0 LOB: 0 K: 0 BB: 0 S: 3 P: 3	R: 0 H: 0 E: 0 LOB: 0 K: 0 BB: 0 S: 3 P: 3	R: 0 H: 1 E: 0 LOB: 1 K: 1 BB: 0 S: 6 P: 6	R: 2 H: 2 E: 0 LOB: 1 K: 0 BB: 1 S: 5 P: 9	R: 0 H: 0 E: 0 LOB: 0 K: 1 BB: 0 S: 5 P: 5	R: 0 H: 0 E: 0 LOB: 0 K: 1 BB: 0 S: 5 P: 5	1B: 5 SF: 0 2B: 1 SAC: 0 3B: 1 DP: 1 HR: 0 HBP: 0	WP: 1 PA: 37 PB: 0 SB: 0 CS: 0
PITCHER Vern Law, R (1, 1) ERA: 3.78	IP 10.0 WLS W BF 37 H 7 R 3 ER 3 SO 4 BB 1 IBB 0 HBP 0 BLK 0 WP 1 HR 0 S 44 P 48 ERA 2.70 WHIP 0.800											

livebaseballscorecards.com

AB 36
R 3
H 7
RBI 3
BB 1
SO 4
LOB 11

Batter	1	2	3	4	5	6	7	8	9	AB R H RBI BB SO LOB	TOP		
Bill Bruton, L (1, 8) OBP: 0.348, SLG: 0.448	4-0 L3-6 BB		4-0 S BB		0-0 6-3			0-0 F7	0-0 2-3 1B	3 0 1 0 2 0 1			
Eddie Mathews, L (1, 5) OBP: 0.380, SLG: 0.603	0-0 L3-6 1-2		0-0 F7 1-2			0-0 HR		0-0 HR 1B	0-0 1-2 3-H 1B	5 2 3 2 0 0 2			
Hank Aaron, R (1, 9) OBP: 0.421, SLG: 0.697	0-0 6-3			0-0 F9		0-0 F8		0-0 HR 1B	0-0 F5	5 1 1 2 0 0 2			
Wes Covington, L (1, 7) OBP: 0.347, SLG: 0.405		0-0 5-3		0-0 4-3		0-3 K		0-0 HR 1B		4 1 1 0 0 1 0			
Joe Adcock, R (1, 3) OBP: 0.350, SLG: 0.462		0-0 P6		0-0 1B		0-0 F8		0-0 HR 1B		4 1 2 2 0 0 0			
Del Crandall, R (1, 2) OBP: 0.316, SLG: 0.450		0-0 2B		0-0 P3			0-0 P6	0-0 5-3		4 0 1 0 0 0 1			
Johnny O'Brien, R (1, 4) OBP: 0.280, SLG: 0.274		0-0 P4			0-0 F7		0-0 5-3		0-0 E5 1B SH1-3 1B	4 1 0 0 0 0 1			
Felix Mantilla, R (1, 6) OBP: 0.256, SLG: 0.194			0-3 K		0-0 SH1-3 1B		0-0 L7		0-3 K	4 0 1 0 0 2 1			
Juan Pizarro, L (1, 1) OBP: 0.158, SLG: 0.111			0-3 K		0-0 SH1-3 1-2			0-3 K	0-0 SH1-3 1-2	2 0 0 0 0 2 0			
Inning Stats	R: 0 E: 0 K: 0 S: 2 H: 0 LOB: 0 BB: 1 P: 6	R: 0 E: 0 K: 0 S: 4 H: 1 LOB: 1 BB: 0 P: 4	R: 0 E: 0 K: 2 S: 7 H: 0 LOB: 1 BB: 1 P: 11	R: 0 E: 0 K: 0 S: 4 H: 1 LOB: 1 BB: 0 P: 4	R: 0 E: 0 K: 0 S: 4 H: 1 LOB: 1 BB: 0 P: 4	R: 1 E: 0 K: 1 S: 6 H: 1 LOB: 0 BB: 0 P: 6	R: 0 E: 0 K: 0 S: 3 H: 0 LOB: 0 BB: 0 P: 3	R: 4 E: 0 K: 1 S: 9 H: 4 LOB: 0 BB: 0 P: 9	R: 1 E: 1 K: 1 S: 8 H: 2 LOB: 2 BB: 0 P: 8	1B: 6 2B: 2 3B: 0 HR: 3 SF: 0 SAC: 2 DP: 1 HBP: 0	WP: 0 PB: 0 SB: 1 CS: 0 PA: 39		
PITCHER George Witt, R (1, 1) ERA: 7.36 Bob Porterfield, R (9, 1) ERA: 6.0	IP WLS BF H R ER SO BB IBB HBP BLK WP HR S P ERA WHIP	8.0 L 33 8 5 5 4 2 0 0 0 0 0 3 39 47 5.62 1.250	1.0 6 2 1 0 1 0 0 0 0 0 0 0 8 8 0.00 2.000										

Milwaukee Braves @ Pittsburgh Pirates
 Forbes Field, Pittsburgh, PA
 Fri Jul 03 1959, 7:05 PM EDT
 Att. 34,093 - Unknown

livebaseballscorecards.com

AB 35
 R 6
 H 10
 RBI 6
 BB 2
 SO 5
 LOB 8



Batter	1	2	3	4	5	6	7	8	9	AB R H RBI BB SO LOB
Bill Virdon, L OBP: 0.298, SLG: 0.344 (1, 8) X	0-0 G3 ①		0-0 G4-6-3 ②			0-3 K ③			0-3 K ②	4 0 0 0 0 2 1
Dick Groat, R OBP: 0.306, SLG: 0.348 (1, 6) X	0-0 P4 ②			0-0 4-3 ①			0-0 F8 ①		0-0 4-3 ③	4 0 0 0 0 0 0
Roman Mejias, R OBP: 0.290, SLG: 0.302 (1, 9) X	0-0 F8 ③			0-3 K ②			0-0 4-3 ②			3 0 0 0 0 1 0
Dick Stuart, R OBP: 0.405, SLG: 0.603 (1, 3) X		0-0 P3 ①		0-3 K ③			0-3 K ③			3 0 0 0 0 2 0
Bob Skinner, L OBP: 0.360, SLG: 0.444 (1, 7) X		0-0 1B ②			0-0 1B ②			4-0 BB ①		2 0 2 0 1 0 0
Bill Mazaroski, R OBP: 0.294, SLG: 0.374 (1, 4) X		0-3 K ②			0-0 P3 ②			0-0 F9 ①		3 0 0 0 0 1 3
Don Hoak, R OBP: 0.383, SLG: 0.441 (1, 5) X		0-3 K ③			0-0 L4 ③			0-0 F3 ②		3 0 0 0 0 1 2
Danny Kravitz, L OBP: 0.343, SLG: 0.500 (1, 2) X			0-0 G3 ①			0-3 K ①		0-3 K ③		3 0 0 0 0 2 1
George Witt, R (1, 1)			4-0 BB ②			0-3 K ②			0-3 K ①	1 0 0 0 1 1 0
Bob Porterfield, R (9, 1)										0 0 0 0 0 0 0
Harry Bright, R (9, PH)			G4-6-3 BB							1 0 0 0 0 1 0

Inning Stats	R: 0 E: 0 K: 0 S: 3	H: 0 LOB: 0 BB: 0 P: 3	R: 0 E: 0 K: 2 S: 8	H: 1 LOB: 1 BB: 0 P: 8	R: 0 E: 0 K: 0 S: 2	H: 0 LOB: 0 BB: 1 P: 6	R: 0 E: 0 K: 2 S: 7	H: 0 LOB: 0 BB: 0 P: 7	R: 0 E: 0 K: 0 S: 3	H: 1 LOB: 0 BB: 0 P: 3	R: 0 E: 0 K: 3 S: 9	H: 0 LOB: 0 BB: 0 P: 9	R: 0 E: 0 K: 1 S: 5	H: 0 LOB: 0 BB: 0 P: 5	R: 0 E: 0 K: 1 S: 5	H: 0 LOB: 1 BB: 1 P: 9	R: 0 E: 0 K: 2 S: 7	H: 0 LOB: 0 BB: 0 P: 7	1B: 2 2B: 0 3B: 0 HR: 0	SF: 0 SAC: 0 DP: 1 HBP: 0
PITCHER Juan Pizarro, L (1, 1) ERA: 3.68	IP 9.0 WLS W BF 29 H 2 R 0 ER 0 SO 11 BB 2 IBB 0 HBP 0 BLK 0 WP 0 HR 0 S 49 P 57 ERA 0.00 WHIP 0.444																		WP: 0 PB: 0 SB: 1 CS: 1	PA: 29 ERA WHIP

Milwaukee Braves @ Pittsburgh Pirates
Forbes Field, Pittsburgh, PA
 Fri Jul 03 1959, 7:05 PM EDT
 Att. 34,093 - Unknown

AB	27
R	0
H	2
RBI	0
BB	2
SO	11
LOB	7



WP: 0	PA: 29
PB: 0	ERA
SB: 1	WHIP
CS: 1	

Batter	1	2	3	4	5	6	7	8	9	AB R H RBI BB SO LOB	TOP																			
Bill Bruton, L (1, 8) OBP: 0.347, SLG: 0.444	0-0 F7		0-3 K		0-3 K			0-0 1-3 1B		4 0 1 0 0 2 0	Milwaukee Braves @ Philadelphia Phillies Connie Mack Stadium, Philadelphia, PA Sat Jul 04 1959, 7:05 PM EDT Att: 16,775 - Unknown livebaseballscorecards.com																			
Eddie Mathews, L (1, 5) OBP: 0.381, SLG: 0.602	0-0 F2		0-0 F7			0-0 G6-4-3 1B		0-0 FC6-4 1B	4 0 2 0 0 0 0																					
Hank Aaron, R (1, 9) OBP: 0.419, SLG: 0.691	0-0 P4		0-0 1B			0-0 G6-4-3 1-2f		0-0 FC6-4 1-2f	4 0 1 0 0 0 2																					
Wes Covington, L (1, 7) OBP: 0.343, SLG: 0.399		0-0 3-1	0-0 F9			0-0 5-3		0-3 K	4 0 0 0 0 1 2																					
Joe Adcock, R (1, 3) OBP: 0.348, SLG: 0.456		0-0 1B 2B 1B		0-3 K		0-3 K		0-0 F8	4 1 1 0 0 2 1																					
Del Crandall, R (1, 2) OBP: 0.316, SLG: 0.449		0-0 2B 1-2 1B		0-0 F2		0-0 F7			3 0 1 0 0 0 0																					
Johnny O'Brien, R (1, 4) OBP: 0.281, SLG: 0.287		0-0 1-3 2-H 2B		0-0 1-3		0-0 5-3			3 0 1 1 0 0 0																					
Felix Mantilla, R (1, 6) OBP: 0.252, SLG: 0.190		0-0 P6			0-0 P3		0-3 K		2 0 0 0 0 0 2																					
Mickey Vernon, L (8, PH) OBP: 0.279, SLG: 0.414							0-0 K		1 0 0 0 0 1 0																					
Don McMahon, R (8, 1) OBP: 0.286, SLG: 0.167							0-0 1B		0 0 0 0 0 0 0																					
Lew Burdette, R (1, 1) OBP: 0.203, SLG: 0.246		0-3 K			0-0 P3			0-0 1B	2 0 0 0 0 1 2																					
Frank Torre, L (8, PH) OBP: 0.328, SLG: 0.329									1 0 1 0 0 0 0																					
Casey Wise, S (8, PR) OBP: 0.267, SLG: 0.237									0 0 0 0 0 0 0																					
Inning Stats	R: 0 E: 0 K: 0 S: 3	H: 0 LOB: 0 BB: 0 P: 3	R: 1 E: 0 K: 1 S: 8	H: 3 LOB: 2 BB: 0 P: 8	R: 0 E: 0 K: 1 S: 6	H: 1 LOB: 1 BB: 0 P: 6	R: 0 E: 0 K: 1 S: 5	H: 0 LOB: 0 BB: 0 P: 5	R: 0 E: 0 K: 1 S: 5	H: 1 LOB: 0 BB: 0 P: 3	R: 0 E: 0 K: 1 S: 5	H: 0 LOB: 0 BB: 0 P: 5	R: 0 E: 0 K: 1 S: 5	H: 2 LOB: 2 BB: 0 P: 5	R: 0 E: 0 K: 1 S: 6	H: 1 LOB: 1 BB: 0 P: 6	1B: 7 2B: 1 3B: 0 HR: 0	SF: 0 SAC: 0 DP: 1 HBP: 0	WP: 0 PB: 0 SB: 0 CS: 0	PA: 32										
PITCHER Robin Roberts, R (1, 1) ERA: 4.66	IP 9.0	WLS W	BF 32	H 8	R 1	ER 1	SO 7	BB 0	IBB 0	HBP 0	BLK 0	WP 0	HR 0	S 46	P 46	ERA 1.00	WHIP 0.889													
											PITCHER	IP	WLS	BF	H	R	ER	SO	BB	IBB	HBP	BLK	WP	HR	S	P	ERA	WHIP		



Batter	1	2	3	4	5	6	7	8	9
Joe Koppe, R OBP: 0.333, SLG: 0.368 (1, 6)	0-0 5-3 G3 1B		0-0 6-3		0-0 5-3			0-0 5-3	
Richie Ashburn, L OBP: 0.348, SLG: 0.301 (1, 8)	0-0 G3 1-2		0-0 F8			0-0 6-3			
Ed Bouchee, L OBP: 0.391, SLG: 0.476 (1, 3)	0-0 5-3 2-3			0-0 HR		0-0 F7			
Wally Post, R OBP: 0.299, SLG: 0.453 (1, 9) Bob Bowman, R OBP: 0.173, SLG: 0.200 (9, 9)	0-0 6-3			0-0 5-3		0-0 F7			
Harry Anderson, L OBP: 0.325, SLG: 0.444 (1, 7) Solly Drake, S OBP: 0.200, SLG: 0.111 (9, 7)		0-0 L5		0-0 1-3			0-0 FC1-6 1B		
Gene Freese, R OBP: 0.314, SLG: 0.511 (1, 5)		0-3 K		0-0 L8		0-0 FC1-6 L3			
Sparky Anderson, R OBP: 0.251, SLG: 0.222 (1, 4)		0-0 E6			0-0 1B G6-3 1B		0-0 L3		
Carl Sawatski, L OBP: 0.378, SLG: 0.452 (1, 2)		0-0 F7			0-0 G6-3 1B		4-0 BB BB BB G3-6-3 BB		
Robin Roberts, S OBP: 0.220, SLG: 0.243 (1, 1)			0-3 K		0-0 G6-3		0-0 G3-6-3		

Inning Stats	R: 0	H: 1	E: 0	LOB: 1	K: 0	BB: 0	S: 4	P: 4
	R: 0	H: 0	E: 1	LOB: 1	K: 1	BB: 0	S: 6	P: 6
	R: 0	H: 0	E: 0	LOB: 0	K: 1	BB: 0	S: 5	P: 5
	R: 1	H: 1	E: 0	LOB: 0	K: 0	BB: 0	S: 4	P: 4
	R: 1	H: 2	E: 0	LOB: 0	K: 0	BB: 0	S: 4	P: 4
	R: 0	H: 0	E: 0	LOB: 0	K: 0	BB: 0	S: 3	P: 3
	R: 0	H: 1	E: 0	LOB: 0	K: 0	BB: 0	S: 3	P: 3
	R: 0	H: 0	E: 0	LOB: 0	K: 0	BB: 1	S: 2	P: 6

PITCHER	IP	WLS	BF	H	R	ER	SO	BB	IBB	HBP	BLK	WP	HR	S	P	ERA	WHIP
Lew Burdette, R ERA: 4.01 (1, 1)	7.0	L	25	5	2	2	2	0	0	0	0	0	1	29	29	2.57	0.714
Don McMahon, R ERA: 1.72 (8, 1)	1.0		3	0	0	0	0	1	0	0	0	0	0	2	6	0.00	1.000

BOTTOM

Milwaukee Braves @ Philadelphia Phillies
Connie Mack Stadium, Philadelphia, PA

Sat Jul 04 1959, 7:05 PM EDT
 Att. 16,775 - Unknown

livebaseballscorecards.com

AB	27
R	2
H	5
RBI	1
BB	1
SO	2
LOB	8



1B: 4	SF: 0	WP: 0	PA: 28
2B: 1	SAC: 0	PB: 0	
3B: 0	DP: 3	SB: 0	
HR: 1	HBP: 0	CS: 0	

Batter	1	2	3	4	5	6	7	8	9	AB R H RBI BB SO LOB	TOP		
Bill Bruton, L (1, 8) OBP: 0.352, SLG: 0.448	0-0 FC4-6 1B		0-0 4-3		0-0 FC1-6 E S FC2 1-2f		0-0 WP 2B 1B		0-0 3-1 1B	5 2 3 0 0 0 1	Milwaukee Braves @ Philadelphia Phillies Connie Mack Stadium, Philadelphia, PA Sun Jul 05 1959, 3:33 AM EDT Att. 9,768 - Unknown livebaseballscorecards.com		
Eddie Mathews, L (1, 5) OBP: 0.378, SLG: 0.599	0-0 FC4-6 2B 1-2f 1B		0-0 4-3		0-0 FC2 1-H		0-0 1-H 2B		0-0 3-1 1-2	5 1 1 2 0 0 2			
Hank Aaron, R (1, 9) OBP: 0.415, SLG: 0.687	0-0 F7		0-0 2B		0-0 P3		0-0 6-3		0-0 F8	5 0 1 0 0 0 4			
Wes Covington, L (1, 7) OBP: 0.345, SLG: 0.404	0-0 1-3 1B 2B		0-3 K		0-0 P5			0-0 2B 1B		4 2 2 0 0 1 2			
Joe Adcock, R (1, 3) OBP: 0.351, SLG: 0.464	0-0 2-H 3-H 1B				0-0 F8		0-0 6-3		0-0 1B 1-3 2B	4 0 2 2 0 0 0			
Del Crandall, R (1, 2) OBP: 0.315, SLG: 0.446	0-0 F9				0-0 P6		0-0 1B		0-3 K	4 0 1 0 0 1 3			
Johnny O'Brien, R (1, 4) OBP: 0.290, SLG: 0.297					0-0 E6 1B		0-0 6-3		0-0 2-3 3-H G4-6-3 1B	4 0 2 1 0 0 0			
Felix Mantilla, R (1, 6) OBP: 0.252, SLG: 0.202					0-0 F9				0-0 1-3 G4-6-3 1-2f	4 0 1 0 0 0 3			
Carl Willey, R (1, 1) OBP: 0.087, SLG: 0.130					0-0 FC1-6 1B		0-3 K		0-3 K	4 0 1 0 0 3 0			
Inning Stats	R: 2 H: 3 E: 0 LOB: 1 K: 0 BB: 0 S: 6 P: 6	R: 0 H: 1 E: 0 LOB: 0 K: 1 BB: 0 S: 5 P: 5	R: 0 H: 1 E: 0 LOB: 1 K: 1 BB: 0 S: 6 P: 6	R: 0 H: 1 E: 1 LOB: 1 K: 0 BB: 0 S: 4 P: 4	R: 1 H: 1 E: 0 LOB: 1 K: 0 BB: 0 S: 5 P: 5	R: 0 H: 1 E: 0 LOB: 0 K: 0 BB: 0 S: 3 P: 3	R: 1 H: 2 E: 0 LOB: 1 K: 1 BB: 0 S: 7 P: 7	R: 1 H: 3 E: 0 LOB: 1 K: 1 BB: 0 S: 7 P: 7	R: 0 H: 1 E: 0 LOB: 1 K: 1 BB: 0 S: 6 P: 6	1B: 9 SF: 0 2B: 5 SAC: 0 3B: 0 DP: 1 HR: 0 HBP: 0	WP: 1 PA: 39 PB: 0 SB: 1 CS: 0		
PITCHER	IP WLS BF H R ER SO BB IBB HBP BLK WP HR S P ERA WHIP											PITCHER	IP WLS BF H R ER SO BB IBB HBP BLK WP HR S P ERA WHIP
Gene Conley, R (1, 1) ERA: 2.93	8.0 L 35 13 5 4 4 0 0 0 0 0 1 0 43 43 4.50 1.625												
Turk Farrell, R (9, 1) ERA: 4.76	1.0 4 1 0 0 1 0 0 0 0 0 0 0 6 6 0.00 1.000												



Batter	1	2	3	4	5	6	7	8	9	10	11	12	13	AB R H RBI BB SO LOB	TOP	
Jim Gilliam, S (1, 5) OBP: 0.457, SLG: 0.424														6 0 1 0 0 1 0	Los Angeles Dodgers @ Milwaukee Braves Milwaukee County Stadium, Milwaukee, WI Thu Jul 09 1959, 8:05 PM EDT Att. 33,449 - Unknown livebaseballscorecards.com	
Charlie Neal, R (1, 4) OBP: 0.361, SLG: 0.476														5 0 1 0 0 1 0		
Wally Moon, L (1, 7) OBP: 0.384, SLG: 0.446														6 1 4 0 0 1 0		
Duke Snider, L (1, 9) OBP: 0.336, SLG: 0.500 Rip Repulski, R (8, PH) OBP: 0.382, SLG: 0.386 (8, 9)														3 0 1 0 0 0 0 3 0 1 1 0 1 4		
Gil Hodges, R (1, 3) OBP: 0.402, SLG: 0.560														5 0 1 0 1 1 3 1-2f		
Ron Fairly, L (1, 8) OBP: 0.344, SLG: 0.358 Don Demeter, R (9, PH) OBP: 0.318, SLG: 0.500 (9, 8)														3 0 0 0 0 2 1 3 0 0 0 0 0 2		
John Roseboro, L (1, 2) OBP: 0.338, SLG: 0.398														5 1 3 0 0 1 1		
Maury Wills, S (1, 6) OBP: 0.196, SLG: 0.205														4 1 0 0 1 1 2		
Danny McDevitt, L (1, 1) OBP: 0.143, SLG: 0.171 Norm Larker, L (3, PH) OBP: 0.375, SLG: 0.450 Roger Craig, R (3, 1) OBP: 0.133, SLG: 0.071														0 0 0 0 0 0 0 1 1 1 3 0 0 0 4 0 0 0 0 4 0		
Inning Stats	R: 0 H: 0 E: 0 LOB: 0 K: 2 BB: 0 S: 11 P: 14	R: 0 H: 0 E: 0 LOB: 0 K: 1 BB: 0 S: 5 P: 10	R: 3 H: 4 E: 0 LOB: 2 K: 0 BB: 1 S: 18 P: 28	R: 0 H: 1 E: 0 LOB: 0 K: 0 BB: 0 S: 5 P: 6	R: 0 H: 0 E: 0 LOB: 0 K: 1 BB: 0 S: 6 P: 11	R: 0 H: 0 E: 0 LOB: 1 K: 2 BB: 1 S: 8 P: 14	R: 0 H: 1 E: 0 LOB: 0 K: 2 BB: 0 S: 7 P: 10	R: 0 H: 2 E: 0 LOB: 1 K: 0 BB: 0 S: 5 P: 6	R: 0 H: 1 E: 0 LOB: 1 K: 1 BB: 0 S: 10 P: 14	R: 0 H: 2 E: 0 LOB: 2 K: 2 BB: 0 S: 11 P: 16	R: 0 H: 0 E: 0 LOB: 0 K: 1 BB: 0 S: 8 P: 11	R: 0 H: 0 E: 0 LOB: 0 K: 1 BB: 0 S: 7 P: 10	R: 1 H: 2 E: 0 LOB: 1 K: 0 BB: 0 S: 9 P: 16	1B: 10 SF: 0 2B: 3 SAC: 1 3B: 1 DP: 2 HR: 1 HBP: 0		WP: 0 PA: 51 PB: 0 SB: 0 CS: 0
PITCHER Joey Jay, R (1, 1) ERA: 5.37 Warren Spahn, L (8, 1) ERA: 3.1	IP WLS BF H R ER SO BB IBB HBP BLK WP HR S P ERA WHIP 7.1 30 8 3 3 8 2 0 0 0 0 1 64 97 3.68 1.364 5.2 L 21 5 1 1 5 0 0 0 0 0 0 46 69 1.59 0.882															PITCHER IP WLS BF H R ER SO BB IBB HBP BLK WP HR S P ERA WHIP



Batter	1	2	3	4	5	6	7	8	9	AB R H RBI BB SO LOB	TOP	
Jim Gilliam, S (1, 5) <small>OBP: 0.450, SLG: 0.416</small>	0-2 F8		1-0 1-3	1-1 F3		2-2 F8		1-3 K		5 0 0 0 0 1 1	Los Angeles Dodgers @ Milwaukee Braves Milwaukee County Stadium, Milwaukee, WI Sat Jul 11 1959, 4:33 AM EDT Att: 34,009 - Unknown	
Charlie Neal, R (1, 4) <small>OBP: 0.367, SLG: 0.493</small>	1-0 L8			0-0 HR	3-1 SH5-4 1B		1-1 BB HBP 1B	0-1 2B		5 3 4 1 0 0 0		
Wally Moon, L (1, 7) <small>OBP: 0.381, SLG: 0.442</small>	2-2 4-3			1-1 F7	0-0 SF9 SH5-4 1B		0-3 K	0-1 4-3		5 0 1 0 0 1 2		
Duke Snider, L (1, 9) <small>OBP: 0.343, SLG: 0.508</small> Rip Repulski, R (7, PH) <small>OBP: 0.386, SLG: 0.390</small>		4-0 FC5 BB		0-0 1B 2B	0-0 SH5-4		1-0 HBP BB 1B	2-3 K	1 1 1 0 1 0 0 2 0 1 0 0 1 0			
Gil Hodges, R (1, 3) <small>OBP: 0.409, SLG: 0.562</small>		3-1 FC5 G5-4-3 1-2		2-0 HR 1B	4-0 IBB		4-2 HBP BB	2-1 1B 1B	3 1 2 1 2 0 1			
John Roseboro, L (1, 2) <small>OBP: 0.335, SLG: 0.393</small>		3-1 F5		0-1 F5	3-2 SF9		2-0 HBP	0-1 F8	3 0 0 2 0 0 4			
Don Demeter, R (1, 8) <small>OBP: 0.319, SLG: 0.509</small>		1-2 G5-4-3 1-2f		0-0 HR	3-1 L8		1-2 2-3 3-H HBP	0-1 F8	5 1 2 2 0 1 7			
Maury Wills, S (1, 6) <small>OBP: 0.204, SLG: 0.234</small> Norm Larker, L (7, PH) <small>OBP: 0.372, SLG: 0.446</small> Don Zimmer, R (7, 6) <small>OBP: 0.276, SLG: 0.255</small>		1-0 6-3		1-1 E 2B		1-3 K	1-0 F6	2-3 K	3 1 1 0 0 1 0 1 0 0 0 0 0 3 1 0 0 0 0 1 2			
Sandy Koufax, R (1, 1) <small>OBP: 0.129, SLG: 0.194</small> Don Drysdale, R (4, PH) <small>OBP: 0.186, SLG: 0.351</small>		1-1 F7		1-2 E7		0-0 G3		1-3 K	1 0 0 0 0 0 0 3 0 0 0 0 1 0			
Inning Stats	R: 0 H: 0 E: 0 LOB: 0 K: 0 BB: 0 S: 7 P: 10	R: 0 H: 0 E: 0 LOB: 1 K: 0 BB: 1 S: 10 P: 21	R: 0 H: 0 E: 0 LOB: 0 K: 0 BB: 0 S: 4 P: 7	R: 5 H: 5 E: 1 LOB: 1 K: 0 BB: 0 S: 15 P: 21	R: 1 H: 2 E: 0 LOB: 2 K: 0 BB: 1 S: 9 P: 22	R: 0 H: 0 E: 0 LOB: 0 K: 1 BB: 0 S: 7 P: 10	R: 1 H: 2 E: 0 LOB: 3 K: 2 BB: 1 S: 14 P: 24	R: 0 H: 1 E: 0 LOB: 1 K: 2 BB: 0 S: 10 P: 12	R: 0 H: 2 E: 0 LOB: 2 K: 2 BB: 0 S: 12 P: 18	1B: 7 SF: 1 2B: 3 SAC: 1 3B: 0 DP: 1 HR: 2 HBP: 1		WP: 0 PA: 44 PB: 0 SB: 0 CS: 0
PITCHER Carl Willey, R (1, 1) <small>ERA: 4.09</small> Juan Pizarro, L (4, 1) <small>ERA: 3.82</small> Bob Rush, R (7, 1) <small>ERA: 2.1</small>	IP WLS BF H R ER SO BB IBB HBP BLK WP HR S P ERA WHIP											PITCHER IP WLS BF H R ER SO BB IBB HBP BLK WP HR S P ERA WHIP

livebaseballscorecards.com



Batter	1	2	3	4	5	6	7	8	9	AB R H RBI BB SO LOB
Johnny O'Brien, R (1, 4) OBP: 0.280, SLG: 0.281 Mickey Vernon, L (4, PH) OBP: 0.286, SLG: 0.417 Felix Mantilla, R (4, PR) OBP: 0.246, SLG: 0.198 (5, 4)	2-3 		4-1 	2-2 			2-2 		0-0 	1 1 0 0 1 1 0 1 0 1 1 0 0 0 2 0 0 0 0 0 0
Eddie Mathews, L (1, 5) OBP: 0.375, SLG: 0.586	4-2 		2-2 	2-3 			1-1 		4-2 	3 0 0 0 2 1 3
Hank Aaron, R (1, 9) OBP: 0.412, SLG: 0.689	1-1 		0-1 		2-2 		0-1 		0-1 	5 2 2 2 0 0 2
Joe Adcock, R (1, 3) OBP: 0.345, SLG: 0.460	2-1 		0-0 		2-3 		2-3 			3 0 0 1 0 2 1
Del Crandall, R (1, 2) OBP: 0.313, SLG: 0.439		2-1 	0-0 		0-0 			0-1 		4 1 1 0 0 0 0
Mel Roach, R (1, 7) OBP: 0.136, SLG: 0.095 Wes Covington, L (4, PH) OBP: 0.346, SLG: 0.407 (5, 7)		1-2 		0-0 		1-0 		1-2 		1 0 1 0 0 0 0 3 0 2 0 0 0 0
Johnny Logan, R (1, 6) OBP: 0.415, SLG: 0.507		1-2 		2-2 		0-0 		2-2 		4 1 2 1 0 0 2
Andy Pafko, R (1, 8) OBP: 0.299, SLG: 0.321 Bill Bruton, L (4, PH) OBP: 0.345, SLG: 0.439 (5, 8)		3-3 		2-3 		3-3 		3-3 		1 0 0 0 0 1 2 3 0 0 0 0 3 3
Carl Willey, R (1, 1) OBP: 0.083, SLG: 0.125 Juan Pizarro, L (4, 1) OBP: 0.190, SLG: 0.105 Bob Rush, R (7, 1) OBP: 0.182, SLG: 0.182 Frank Torre, L (9, PH) OBP: 0.326, SLG: 0.327		1-3 		4-0 		2-2 		2-3 		1 0 0 0 0 1 1 1 0 0 0 1 0 1 0 0 0 0 0 0 0 1 0 0 0 0 1 0

BOTTOM

Los Angeles Dodgers @ Milwaukee Braves
 Milwaukee County Stadium, Milwaukee, WI

AB	34
R	5
H	9
RBI	5
BB	4
SO	10
LOB	15



WP: 0	PA: 39
PB: 0	
SB: 0	
CS: 0	

Sat Jul 11 1959, 4:33 AM EDT
 Att. 34,009 - Unknown

Inning Stats	R: 0	H: 0	E: 0	K: 1	S: 10	LOB: 1	BB: 1	P: 19
	R: 1	H: 3	E: 0	K: 2	S: 16	LOB: 1	BB: 0	P: 24
	R: 2	H: 1	E: 0	K: 0	S: 8	LOB: 0	BB: 1	P: 14
	R: 1	H: 2	E: 0	K: 2	S: 17	LOB: 2	BB: 1	P: 29
	R: 0	H: 0	E: 0	K: 1	S: 9	LOB: 0	BB: 0	P: 13
	R: 0	H: 1	E: 0	K: 1	S: 9	LOB: 1	BB: 0	P: 15
	R: 1	H: 1	E: 0	K: 1	S: 11	LOB: 0	BB: 0	P: 16
	R: 0	H: 1	E: 1	K: 1	S: 15	LOB: 1	BB: 0	P: 21
	R: 0	H: 0	E: 0	K: 1	S: 9	LOB: 1	BB: 1	P: 15

PITCHER	IP	WLS	BF	H	R	ER	SO	BB	IBB	HBP	BLK	WP	HR	S	P	ERA	WHIP
Sandy Koufax, L (1, 1) ERA: 3.53	3.0		14	4	3	3	3	2	0	0	0	0	0	34	57	9.00	2.000
Don Drysdale, R (4, 1) ERA: 3.23	6.0	W	25	5	2	2	7	2	0	0	0	0	1	70	109	3.00	1.167

Batter	1	2	3	4	5	6	7	8	9	AB R H RBI BB SO LOB	TOP
Jim Davenport, R (1, 5) <small>OBP: 0.280, SLG: 0.340</small>	0-0 F2			0-0 E5 <small>G5-4-3</small>		0-0 FC6-4 <small>1B</small>		0-0 F9		4 0 1 0 0 0 0	San Francisco Giants @ Milwaukee Braves Milwaukee County Stadium, Milwaukee, WI Sun Jul 12 1959, 4:33 AM EDT Att: 40,953 - Unknown livebaseballscorecards.com
Willie Kirkland, L (1, 9) <small>OBP: 0.367, SLG: 0.540</small>	0-0 4-3			0-0 F5		0-0 FC6-4 <small>1-2f</small>		0-0 F5	4 0 0 0 0 0 2		
Willie Mays, R (1, 8) <small>OBP: 0.368, SLG: 0.543</small>	0-0 F7			0-0 G5-4-3 <small>1-2f</small>		0-0 1-3		0-0 1-3	4 0 0 0 0 0 2		
Orlando Cepeda, R (1, 3) <small>OBP: 0.369, SLG: 0.571</small>		0-0 F8			0-0 HR <small>1B</small>		0-0 1-3		0-0 1B <small>1B</small>	4 1 2 0 0 0 0	
Daryl Spencer, R (1, 4) <small>OBP: 0.349, SLG: 0.397</small>		0-0 5-3		0-3 K		0-0 4-3		0-0 FC6-4 <small>1-2</small> 1B	4 0 1 0 0 1 1		
Jackie Brandt, R (1, 7) <small>OBP: 0.310, SLG: 0.413</small>		0-0 F4		0-0 HR <small>1-H</small>		0-0 1B		0-0 FC6-4 <small>1-2f</small>	4 1 2 2 0 0 2		
Hobie Landrith, L (1, 2) <small>OBP: 0.353, SLG: 0.354</small>			0-0 6-3		0-0 5-3		0-0 1-3			3 0 0 0 0 0 1	
Eddie Bressoud, R (1, 6) <small>OBP: 0.318, SLG: 0.395</small>			0-0 G1-6-3 <small>1B</small>		0-0 F8			0-0 F8		3 0 1 0 0 0 0	
Jack Sanford, R (1, 1) <small>OBP: 0.146, SLG: 0.079</small> Dusty Rhodes, L (6, PH) <small>OBP: 0.348, SLG: 0.211</small> Stu Miller, R (6, 1) <small>OBP: 0.088, SLG: 0.061</small> Leon Wagner, L (8, PH) <small>OBP: 0.358, SLG: 0.471</small> Eddie Fisher, R (8, 1)			0-0 G1-6-3 <small>1-2f</small>		0-0 G3		0-0 F6			1 0 0 0 0 0 1 1 0 0 0 0 0 0 0 0 0 0 0 0 0 1 0 0 0 0 0 0 0 0 0 0 0 0 0	
Inning Stats	R: 0 E: 0 K: 0 S: 3 H: 0 LOB: 0 BB: 0 P: 3	R: 0 E: 0 K: 0 S: 3 H: 0 LOB: 0 BB: 0 P: 3	R: 0 E: 0 K: 0 S: 3 H: 1 LOB: 0 BB: 0 P: 3	R: 0 E: 1 K: 0 S: 3 H: 0 LOB: 0 BB: 0 P: 3	R: 2 E: 0 K: 1 S: 7 H: 2 LOB: 0 BB: 0 P: 7	R: 0 E: 0 K: 0 S: 4 H: 1 LOB: 1 BB: 0 P: 4	R: 0 E: 0 K: 0 S: 4 H: 1 LOB: 1 BB: 0 P: 4	R: 0 E: 0 K: 0 S: 3 H: 0 LOB: 0 BB: 0 P: 3	R: 0 E: 0 K: 0 S: 5 H: 2 LOB: 2 BB: 0 P: 5	1B: 6 2B: 0 3B: 0 HR: 1 SF: 0 SAC: 0 DP: 2 HBP: 0	
PITCHER Lew Burdette, R (1, 1) <small>ERA: 3.9</small>	IP: 9.0 WLS: W BF: 33 H: 7 R: 2 ER: 2 SO: 1 BB: 0 IBB: 0 HBP: 0 BLK: 0 WP: 0 HR: 1 S: 35 P: 35 ERA: 2.00 WHIP: 0.778										



Batter	1	2	3	4	5	6	7	8	9
Bill Bruton, L OBP: 0.341, SLG: 0.433 (1, 8)	0-3 K		0-0 F8		0-0 SH3-4		0-0 G4-6-3		
Eddie Mathews, L OBP: 0.374, SLG: 0.592 (1, 5)	0-0 6-3		0-0 HR		0-0 SF8			0-0 F8	
Hank Aaron, R OBP: 0.410, SLG: 0.684 (1, 9)	0-0 6-3		0-3 K		0-0 1B			0-0 5-3	
Wes Covington, L OBP: 0.344, SLG: 0.405 (1, 7)		0-0 6-3		0-0 6-3	0-0 4-3			0-0 1B	
Frank Torre, L OBP: 0.324, SLG: 0.325 (1, 3)		0-0 4-3		0-0 1B		0-0 F7		0-0 F4	
Del Crandall, R OBP: 0.313, SLG: 0.438 (1, 2)		0-3 K		0-0 FC6-4		0-3 K			
Johnny Logan, R OBP: 0.411, SLG: 0.500 (1, 6)			0-0 F7	0-3 K		0-0 F6			
Johnny O'Brien, R OBP: 0.282, SLG: 0.283 (1, 4)			0-0 SH	0-0 FC6-4		0-0 1-3			
Lew Burdette, R OBP: 0.230, SLG: 0.259 (1, 1)			0-0 SH		4-0 WP		0-0 G4-6-3		

Inning Stats	R: 0	H: 0	E: 0	K: 1	S: 5	R: 0	H: 0	E: 0	K: 1	S: 5	R: 3	H: 2	E: 1	K: 1	S: 8	R: 0	H: 2	E: 0	K: 1	S: 7	R: 1	H: 1	E: 0	K: 0	S: 4	R: 0	H: 0	E: 0	K: 1	S: 5	R: 0	H: 1	E: 0	K: 0	S: 3	R: 0	H: 1	E: 0	K: 0	S: 4
	LOB: 0	BB: 0	P: 5	LOB: 0	BB: 0	P: 5	LOB: 0	BB: 0	P: 5	LOB: 0	BB: 0	LOB: 2	BB: 0	P: 7	LOB: 1	BB: 1	P: 8	LOB: 0	BB: 0	P: 5	LOB: 0	BB: 0	P: 3	LOB: 1	BB: 0	P: 4	LOB: 1	BB: 0	P: 4	LOB: 0	BB: 0	P: 4	LOB: 0	BB: 0	P: 4	LOB: 1	BB: 0	P: 4		

										PITCHER										PITCHER																							
										IP	WLS	BF	H	R	ER	SO	BB	IBB	HBP	BLK	WP	HR	S	P	ERA	WHIP	IP	WLS	BF	H	R	ER	SO	BB	IBB	HBP	BLK	WP	HR	S	P	ERA	WHIP
Jack Sanford, R ERA: 3.23 (1, 1)										5.0	L	22	5	4	1	4	1	0	0	0	1	0	29	33	1.80	1.200																	
Stu Miller, R ERA: 2.77 (6, 1)										2.0		6	1	0	0	1	0	0	0	0	0	8	8	0.00	0.500																		
Eddie Fisher, R ERA: 5.71 (8, 1)										1.0		4	1	0	0	0	0	0	0	0	0	4	4	0.00	1.000																		

AB R H RBI BB SO LOB

3	0	0	0	0	1	3
3	1	1	4	0	0	0
4	0	1	0	0	1	0
4	0	1	0	0	0	1
4	0	1	0	0	0	1
3	0	1	0	0	2	0
3	0	0	0	0	1	2
3	1	1	0	0	0	2
1	2	1	0	1	0	0

1B: 6	SF: 1	WP: 1	PA: 32
2B: 0	SAC: 2	PB: 0	
3B: 0	DP: 1	SB: 0	
HR: 1	HBP: 0	CS: 0	

San Francisco Giants @ Milwaukee Braves
 Milwaukee County Stadium, Milwaukee, WI
 Sun Jul 12 1959, 4:33 AM EDT
 Att. 40,953 - Unknown

AB	28
R	4
H	7
RBI	4
BB	1
SO	5
LOB	9



Batter	1	2	3	4	5	6	7	8	9	AB R H RBI BB SO LOB	TOP	
Jim Davenport, R (1, 5) <small>OBP: 0.283, SLG: 0.342</small>	0-3 			0-0 		0-0 		0-0 		4 0 2 0 0 1 0	San Francisco Giants @ Milwaukee Braves Milwaukee County Stadium, Milwaukee, WI Mon Jul 13 1959, 8:05 PM EDT Att: 35,386 - Unknown livebaseballscorecards.com	
Willie Kirkland, L (1, 9) <small>OBP: 0.365, SLG: 0.535</small>	0-0 			0-0 			0-0 	0-0 	4 0 1 0 0 0 3			
Willie Mays, R (1, 8) <small>OBP: 0.364, SLG: 0.537</small>	0-0 			0-0 			0-0 	0-0 	4 0 0 0 0 0 2			
Orlando Cepeda, R (1, 3) <small>OBP: 0.365, SLG: 0.564</small>		0-0 		0-0 			0-0 	0-0 	4 0 0 0 0 0 2			
Daryl Spencer, R (1, 4) <small>OBP: 0.351, SLG: 0.398</small>		0-0 			0-0 		0-0 	0-0 	4 0 2 0 0 0 0			
Jackie Brandt, R (1, 7) <small>OBP: 0.306, SLG: 0.407</small>		0-0 			0-0 		0-3 	0-0 	4 0 0 0 0 1 3			
Eddie Bressoud, R (1, 6) <small>OBP: 0.308, SLG: 0.381</small>			0-0 		0-0 			0-0 	3 0 0 0 0 0 0			
Bob Schmidt, R (1, 2) <small>OBP: 0.288, SLG: 0.385</small> Felipe Alou, R (8, PH) <small>OBP: 0.333, SLG: 0.497</small> Hobie Landrith, L (8, 2) <small>OBP: 0.353, SLG: 0.354</small>			0-3 			0-0 		0-0 	2 0 0 0 0 1 0 1 0 0 0 0 0 0 0 0 0 0 0 0 0			
Sam Jones, R (1, 1) <small>OBP: 0.113, SLG: 0.118</small> Andre Rodgers, R (8, PH) <small>OBP: 0.349, SLG: 0.399</small> Stu Miller, R (8, 1) <small>OBP: 0.088, SLG: 0.061</small>			0-0 			0-3 		0-0 	2 0 0 0 0 1 0 1 0 1 0 0 0 0 0 0 0 0 0 0 0			
Inning Stats	R: 0 H: 0 E: 0 LOB: 0 K: 1 BB: 0 S: 5 P: 5	R: 0 H: 0 E: 0 LOB: 0 K: 0 BB: 0 S: 3 P: 3	R: 0 H: 0 E: 0 LOB: 0 K: 1 BB: 0 S: 5 P: 5	R: 0 H: 1 E: 0 LOB: 1 K: 0 BB: 0 S: 4 P: 4	R: 0 H: 0 E: 0 LOB: 0 K: 0 BB: 0 S: 3 P: 3	R: 0 H: 0 E: 0 LOB: 0 K: 1 BB: 0 S: 5 P: 5	R: 0 H: 2 E: 0 LOB: 2 K: 1 BB: 0 S: 7 P: 7	R: 0 H: 2 E: 0 LOB: 2 K: 0 BB: 0 S: 5 P: 5	R: 0 H: 1 E: 0 LOB: 1 K: 0 BB: 0 S: 4 P: 4	1B: 6 SF: 0 2B: 0 SAC: 0 3B: 0 DP: 0 HR: 0 HBP: 0	WP: 0 PA: 33 PB: 0 SB: 0 CS: 0	
PITCHER Warren Spahn, L (1, 1) <small>ERA: 2.93</small>	IP WLS BF H R ER SO BB IBB HBP BLK WP HR S P ERA WHIP 9.0 W 33 6 0 0 4 0 0 0 0 0 0 0 41 41 0.00 0.667											PITCHER IP WLS BF H R ER SO BB IBB HBP BLK WP HR S P ERA WHIP



Batter	1	2	3	4	5	6	7	8	9
Bill Bruton, L (1, 8) OBP: 0.340, SLG: 0.428	0-3 K		0-0 F2		4-0 BB			0-0 6-3	
Eddie Mathews, L (1, 5) OBP: 0.375, SLG: 0.599	0-3 K		0-0 HR		0-0 G3			4-0 2B SF9 BB	
Hank Aaron, R (1, 9) OBP: 0.414, SLG: 0.687	0-0 FC4-6 1B		4-0 BB		0-0 F4			0-0 SF9 2B	
Wes Covington, L (1, 7) OBP: 0.346, SLG: 0.404 Felix Mantilla, R (8, PR) OBP: 0.246, SLG: 0.198 Andy Paiko, R (9, 7) OBP: 0.299, SLG: 0.321	0-0 FC4-6 1-2f		0-0 F8		0-0 FC5-4 1B			4-0 IBB	
Frank Torre, L (1, 3) OBP: 0.317, SLG: 0.319		0-0 F8		0-0 F5		0-0 F9		0-0 SF9	
Del Crandall, R (1, 2) OBP: 0.309, SLG: 0.432		0-0 F8		0-0 1-3		0-0 FC5-4 1-2f		0-0 5-3	
Johnny Logan, R (1, 6) OBP: 0.406, SLG: 0.494		0-0 5-3		0-0 6-3			0-3 K		
Johnny O'Brien, R (1, 4) OBP: 0.283, SLG: 0.277			4-0 HR BB		0-0 F9		0-0 F9		
Warren Spahn, L (1, 1) OBP: 0.259, SLG: 0.296			0-3 K		0-0 1-3		0-0 G3		

Inning Stats	R: 0	H: 1	E: 0	K: 2	S: 8	LOB: 1	BB: 0	P: 8
	R: 0	H: 0	E: 0	K: 0	S: 3	LOB: 0	BB: 0	P: 3
	R: 2	H: 1	E: 0	K: 1	S: 6	LOB: 1	BB: 2	P: 14
	R: 0	H: 0	E: 0	K: 0	S: 3	LOB: 0	BB: 0	P: 3
	R: 0	H: 0	E: 0	K: 0	S: 3	LOB: 1	BB: 1	P: 7
	R: 0	H: 1	E: 0	K: 0	S: 4	LOB: 1	BB: 0	P: 4
	R: 0	H: 0	E: 0	K: 1	S: 5	LOB: 0	BB: 0	P: 5
	R: 1	H: 1	E: 0	K: 0	S: 4	LOB: 2	BB: 2	P: 12

PITCHER	IP	WLS	BF	H	R	ER	SO	BB	IBB	HBP	BLK	WP	HR	S	P	ERA	WHIP
Sam Jones, R (1, 1) ERA: 3.22	7.0	L	27	3	2	2	4	3	0	0	0	0	1	32	44	2.57	0.857
Stu Miller, R (8, 1) ERA: 2.82	1.0		6	1	1	1	0	1	1	0	0	0	0	4	12	9.00	2.000

BOTTOM

San Francisco Giants @ Milwaukee Braves
Milwaukee County Stadium, Milwaukee, WI

Mon Jul 13 1959, 8:05 PM EDT
 Att. 35,386 - Unknown

AB	R	H	RBI	BB	SO	LOB
3	0	0	0	1	1	1
3	2	1	2	1	1	1
3	0	2	0	1	0	0
3	0	1	0	1	0	2
0	0	0	0	0	0	0
0	0	0	0	0	0	0
3	0	0	1	0	0	1
4	0	0	0	0	0	3
3	0	0	0	0	1	0
2	1	0	0	1	0	0
3	0	0	0	0	1	1

AB	27
R	3
H	4
RBI	3
BB	5
SO	4
LOB	9



WP	PA
0	33
PB	0
SB	0
CS	0

1B	2B	3B	HR	SF	SAC	DP	HBP
2	1	0	1	1	0	0	0

Batter	1	2	3	4	5	6	7	8	9	AB R H RBI BB SO LOB	TOP												
Bill Bruton, L (1, 8) <small>OBP: 0.338, SLG: 0.425</small> Mel Roach, R (8, PH) <small>OBP: 0.130, SLG: 0.091</small> Bob Giggie, R (8, 1)	0-0 FC1-4-6 BB FC1 1B	0-0 E3 BB 1-3 2-H	0-0 FC4-6 1-2f		0-3 K			0-0 F2		4 1 1 0 0 1 4 1 0 0 0 0 0 0 0 0 0 0 0 0 0													
Eddie Mathews, L (1, 5) <small>OBP: 0.376, SLG: 0.594</small>	4-0 FC1-4-6 BB 1-2	4-0 BB 1-2		0-0 3-1		0-3 K		0-0		3 0 0 0 2 1 0													
Hank Aaron, R (1, 9) <small>OBP: 0.411, SLG: 0.688</small>	0-0 FC1-4-6 FC1 1-2f 2-3	0-0 F8		0-0 5-3		0-0 HR		0-0		5 1 1 1 0 0 5													
Wes Covington, L (1, 7) <small>OBP: 0.345, SLG: 0.409</small> Joe Adcock, R (9, PH) <small>OBP: 0.343, SLG: 0.457</small>	0-0 FC1 G4-6-3 1-2 3-H		0-0 4-3	0-0 3B		0-0 F5		0-3 K		4 0 1 1 0 0 1 1 0 0 0 0 1 0													
Frank Torre, L (1, 3) <small>OBP: 0.321, SLG: 0.319</small> Andy Paiko, R (9, PH) <small>OBP: 0.307, SLG: 0.321</small>	0-0 G4-6-3 1-2f		0-0 1B 1B	4-0 BB		0-0 P6		4-0 BB		3 1 1 0 1 0 2 0 0 0 0 1 0 0													
Del Crandall, R (1, 2) <small>OBP: 0.307, SLG: 0.428</small>		0-0 1B FC5-2 1B	0-3 K	0-0 4-3		0-0 F8		0-0		5 0 1 0 0 1 4													
Johnny Logan, R (1, 6) <small>OBP: 0.407, SLG: 0.494</small>		0-0 FC5-2 E 1B	0-0 1B E 1B		0-0 F8		0-0 6-3			4 2 2 0 0 0 0													
Johnny O'Brien, R (1, 4) <small>OBP: 0.291, SLG: 0.286</small>		0-3 K	0-0 E 1B 1-3 2-H		0-0 FC5-6 1B		0-0 F9			4 0 2 1 0 1 2													
Juan Pizarro, L (1, 1) <small>OBP: 0.167, SLG: 0.091</small> Joey Jay, S (6, 1) <small>OBP: 0.294, SLG: 0.200</small> Don McMahon, R (7, 1) <small>OBP: 0.286, SLG: 0.167</small> Felix Mantilla, R (8, PH) <small>OBP: 0.244, SLG: 0.197</small> (8, 8)		0-0 FC5-2 E	0-0 E4 FC4-6 1-3 3-H		0-0 FC5-6 1-2f		0-0 F7			3 0 0 0 0 0 4 0 0 0 0 0 0 0 0 0 0 0 0 0 0 1 0 0 0 0 0 0													
Inning Stats	R: 1 E: 0 K: 0 S: 4	H: 1 LOB: 1 BB: 1 P: 8	R: 1 E: 1 K: 1 S: 8	H: 2 LOB: 3 BB: 1 P: 12	R: 2 E: 1 K: 1 S: 9	H: 3 LOB: 2 BB: 0 P: 9	R: 0 E: 0 K: 0 S: 4	H: 1 LOB: 2 BB: 1 P: 8	R: 0 E: 0 K: 1 S: 6	H: 1 LOB: 1 BB: 0 P: 6	R: 1 E: 0 K: 1 S: 6	H: 1 LOB: 0 BB: 0 P: 6	R: 0 E: 0 K: 0 S: 3	H: 0 LOB: 0 BB: 0 P: 3	R: 0 E: 0 K: 0 S: 3	H: 0 LOB: 0 BB: 0 P: 3	R: 0 E: 0 K: 1 S: 5	H: 0 LOB: 1 BB: 1 P: 9	1B: 7 2B: 0 3B: 1 HR: 1	SF: 0 SAC: 0 DP: 1 HBP: 0	WP: 0 PB: 0 SB: 0 CS: 0	PA: 42	
PITCHER Bob Anderson, R (1, 1) <small>ERA: 3.67</small> Bill Henry, L (4, 1) <small>ERA: 2.55</small>	IP WLS BF H R ER SO BB IBB HBP BLK WP HR S P ERA WHIP	3.2 0 22 7 4 2 2 2 0 0 0 0 0 24 32 4.91 2.455	5.1 W 20 2 1 1 3 2 0 0 0 0 0 1 24 32 1.69 0.750																				

Milwaukee Braves @ Chicago Cubs
 Wrigley Field, Chicago, IL
 Tue Jul 14 1959, 3:33 AM CDT
 Att: 21,157 - Unknown

AB	38
R	5
H	9
RBI	3
BB	4
SO	5
LOB	22



livebaseballscorecards.com

Batter	1	2	3	4	5	6	7	8	9	AB	R	H	RBI	BB	SO	LOB
Tony Taylor, R OBP: 0.341, SLG: 0.388 (1, 4)	4-0 HR BB	0-0 4-3		0-0 2-1-4 1-2	4-0 SH5-4 5-3 BB	0-0 5-3 1-2	0-0 G3			3	2	0	0	2	0	3
Alvin Dark, R OBP: 0.322, SLG: 0.351 (1, 5)	0-0 F7		0-0 1B 1B		4-0 5-3 SH5-4 1-2 BB		0-0 SH 14 2B 1B	0-0 E5 1B 14 G6-4-3		4	2	2	0	1	0	1
Lee Walls, R OBP: 0.344, SLG: 0.407 (1, 9)	0-0 1-H HR		0-0 P6		0-0 SH5-4 1-2 2-3		0-0 SH 14 2B G3	0-0 14 G6-4-3 1B		3	2	2	2	0	0	1
14 Ernie Banks, R OBP: 0.359, SLG: 0.587 (1, 6)	0-0 2B 2B		0-0 P6		4-0 5-3 IBB		0-0 G3 1B 2B	0-0 G6-4-3 1-2f		4	2	2	1	1	0	2
Bobby Thomson, R OBP: 0.320, SLG: 0.409 (1, 7)	0-0 F3		0-0 1B		0-0 5-3 1-2 2-3 3-H		1-0 G3 1B HBP	0-0 1B 1B		4	1	2	1	0	0	3
Art Schult, R OBP: 0.333, SLG: 0.667 (1, 3)	0-0 2B		0-3 K		0-0 5-3		0-0 G3	0-0 1B		3	0	1	1	0	1	4
Dale Long, L OBP: 0.325, SLG: 0.475 (7, PH) (8, 3)	2-H 2B				0-0 5-3		1-2 2-3 3-H G3	1-2 1B		2	0	1	1	0	0	2
Earl Averill, R OBP: 0.298, SLG: 0.484 (1, 2)	0-3 K				0-0 K		0-0 HR	0-3 K		3	1	1	1	0	2	1
Irv Noren, L OBP: 0.333, SLG: 0.346 (7, PH)					0-0 K					1	0	0	0	0	0	2
Sammy Taylor, L OBP: 0.307, SLG: 0.367 (8, 2)					0-0 K					1	0	0	0	0	1	2
George Altman, L OBP: 0.300, SLG: 0.342 (1, 8)		0-0 1-3		0-0 FC2-6 1B		4-0 5-3 BB	4-0 E 1B IBB			2	0	1	0	2	0	0
Bob Anderson, R OBP: 0.140, SLG: 0.143 (1, 1)		0-3 K		0-0 FC2-6 1-2f		0-0 P6	0-0 E8 1B			1	0	0	0	0	1	0
Bill Henry, L OBP: 0.200, SLG: 0.158 (4, 1)							1-3 2-H 3-H			3	0	1	2	0	0	2

Inning Stats	R: 3	H: 3	E: 0	K: 1	S: 8	LOB: 1	BB: 1	P: 12	R: 0	H: 0	E: 0	K: 1	S: 5	LOB: 0	BB: 0	P: 5	R: 0	H: 2	E: 0	K: 1	S: 7	LOB: 2	BB: 0	P: 7	R: 0	H: 1	E: 0	K: 1	S: 5	LOB: 1	BB: 0	P: 5	R: 1	H: 0	E: 0	K: 0	S: 3	LOB: 2	BB: 3	P: 15	R: 1	H: 1	E: 0	K: 0	S: 3	LOB: 0	BB: 1	P: 7	R: 4	H: 3	E: 2	K: 0	S: 7	LOB: 2	BB: 1	P: 12	R: 1	H: 3	E: 1	K: 1	S: 8	LOB: 2	BB: 0	P: 8
--------------	------	------	------	------	------	--------	-------	-------	------	------	------	------	------	--------	-------	------	------	------	------	------	------	--------	-------	------	------	------	------	------	------	--------	-------	------	------	------	------	------	------	--------	-------	-------	------	------	------	------	------	--------	-------	------	------	------	------	------	------	--------	-------	-------	------	------	------	------	------	--------	-------	------

PITCHER	IP	WLS	BF	H	R	ER	SO	BB	IBB	HBP	BLK	WP	HR	S	P	ERA	WHIP
Juan Pizarro, L ERA: 4.21 (1, 1)	5.0		27	7	5	5	4	4	1	0	0	0	2	29	49	9.00	2.200
Joey Jay, R ERA: 5.43 (6, 1)	1.0	L	6	2	4	1	0	0	0	1	0	0	0	5	6	9.00	2.000
Don McMahon, R ERA: 1.67 (7, 1)	1.0		5	1	0	0	0	0	1	0	0	0	0	4	8	0.00	1.000
Bob Giggie, R ERA: 5.02 (8, 1)	1.0		6	3	1	0	1	0	0	0	0	0	0	8	8	0.00	3.000

BOTTOM

Milwaukee Braves @ Chicago Cubs
 Wrigley Field, Chicago, IL
 Tue Jul 14 1959, 3:33 AM CDT
 Att. 21,157 - Unknown

AB	34
R	10
H	13
RBI	9
BB	6
SO	5
LOB	23

WP: 0 PA: 43
 PB: 0
 SB: 0
 CS: 0



livebaseballscores.com

Batter	1	2	3	4	5	6	7	8	9	AB R H RBI BB SO LOB	TOP									
Bill Bruton, L (1, 8) OBP: 0.337, SLG: 0.420	0-0 L4		4-0 G6-3 BB		0-0 F7		0-0 P6			3 0 0 0 1 0 1										
Eddie Mathews, L (1, 5) OBP: 0.377, SLG: 0.591	0-0 1B		0-0 G6-3		0-0 G1			4-0 2B BB		3 1 1 0 1 0 1										
Hank Aaron, R (1, 9) OBP: 0.412, SLG: 0.692	0-0 F4			0-0 3-1 2B		0-0 P5		0-0 1-H 2B		4 1 2 1 0 0 1										
Mickey Vernon, L (1, 3) OBP: 0.284, SLG: 0.406	0-3 K			0-0 F7		0-0 1B		0-0 F8		4 0 1 0 0 1 3										
Joe Adcock, R (1, 7) OBP: 0.341, SLG: 0.448		0-0 P4		4-0 3-1 BB		0-3 K		0-0 L7		3 0 0 0 1 1 2										
Andy Paiko, R (8, 7) OBP: 0.307, SLG: 0.321				2-3 BB						0 0 0 0 0 0 0										
Stan Lopata, R (1, 2)		0-0 5-3		0-0 3-1		0-0 F9		0-0 6-3		4 0 0 1 0 0 3										
Johnny Logan, R (1, 6) OBP: 0.409, SLG: 0.492		0-0 1B		1-2 3-H			0-0 P4		0-0 6-3	3 0 1 0 1 0 0										
Johnny O'Brien, R (1, 4) OBP: 0.281, SLG: 0.275		0-0 F9		4-0 BB			0-3 K		0-0 4-3	4 0 0 0 0 1 3										
Carl Willey, R (1, 1) OBP: 0.080, SLG: 0.120			0-0 5-3		0-0 F8		4-0 BB		0-0 G3	1 0 0 0 0 0 0										
Frank Torre, L (5, PH) OBP: 0.319, SLG: 0.317										1 0 0 0 0 0 0										
Bob Rush, R (5, 1) OBP: 0.192, SLG: 0.192										0 0 0 0 0 0 0										
Mel Roach, R (7, PH) OBP: 0.167, SLG: 0.091										0 0 0 0 0 1 0 0										
Don McMahon, R (7, 1) OBP: 0.286, SLG: 0.167										0 0 0 0 0 0 0 0										
Wes Covington, L (9, PH) OBP: 0.344, SLG: 0.408										1 0 0 0 0 0 0 0										
Inning Stats	R: 0 E: 0 K: 1 S: 6	H: 1 LOB: 1 BB: 0 P: 6	R: 0 E: 0 K: 0 S: 4	H: 1 LOB: 1 BB: 0 P: 4	R: 0 E: 0 K: 0 S: 2	H: 0 LOB: 0 BB: 1 P: 6	R: 1 E: 0 K: 0 S: 4	H: 1 LOB: 2 BB: 2 P: 12	R: 0 E: 0 K: 1 S: 6	H: 0 LOB: 0 BB: 0 P: 3	R: 0 E: 0 K: 1 S: 5	H: 0 LOB: 1 BB: 1 P: 9	R: 1 E: 0 K: 0 S: 4	H: 1 LOB: 1 BB: 1 P: 8	R: 0 E: 0 K: 0 S: 3	H: 0 LOB: 0 BB: 0 P: 3	1B: 3 2B: 2 3B: 0 HR: 0	SF: 0 SAC: 0 DP: 1 HBP: 0	WP: 0 PB: 0 SB: 1 CS: 0	PA: 36
PITCHER Glen Hobbie, R (1, 1) ERA: 3.42	IP: 9.0 WLS: W BF: 36 H: 5 R: 2 ER: 2 SO: 3 BB: 5 IBB: 0 HBP: 0 BLK: 0 WP: 0 HR: 0 S: 37 P: 57 ERA: 2.00 WHIP: 1.111																			

Milwaukee Braves @ Chicago Cubs
Wrigley Field, Chicago, IL
Wed Jul 15 1959, 3:33 AM CDT
Att: 22,206 - Unknown

livebaseballscorecards.com

AB	31
R	2
H	5
RBI	2
BB	5
SO	3
LOB	14



Batter	1	2	3	4	5	6	7	8	9
Tony Taylor, R OBP: 0.339, SLG: 0.383 (1, 4)	0-0 1-3		4-0 FC5 S BB	0-0 F8			0-0 FC3-6 1B	0-0 F7	
Alvin Dark, R OBP: 0.325, SLG: 0.350 (1, 5)	0-0 F8		4-0 BB		0-3 K		0-0 1B 14 SF7 1B		
Lee Walls, R OBP: 0.343, SLG: 0.404 (1, 9)	0-0 6-3		0-0 FC5		0-0 6-3		0-0 2-3 1B		
14 Ernie Banks, R OBP: 0.358, SLG: 0.583 (1, 6)		0-0 6-3		4-0 1B SF8 BB	0-3 K		0-0 SF7		
Bobby Thomson, R OBP: 0.319, SLG: 0.406 (1, 7)		0-0 5-3		0-0 1-3 1B SF8		0-0 3-1	0-0 5-3		
Art Schult, R OBP: 0.167, SLG: 0.400 (1, 3)		0-0 6-3		0-0 SF8		0-0 L6		4-0 FC4-6 BB	
Dale Long, L OBP: 0.327, SLG: 0.475 (8, 3)				1-2 3-H					
George Altman, L OBP: 0.299, SLG: 0.340 (1, 8)			0-0 P6	0-3 K		0-0 1B		0-0 F5	
Sammy Taylor, L OBP: 0.311, SLG: 0.382 (1, 2)			0-0 HR	4-0 1B IBB		0-0 F8		0-0 FC4-6 1B	
Glen Hobbie, R OBP: 0.196, SLG: 0.182 (1, 1)			0-3 K	0-0 1-2 2-H 1B			4-0 FC3-6 BB	0-0 E7 1-3 1B	

Inning Stats	R: 0	H: 0	E: 0	K: 0	S: 3	LOB: 0	BB: 0	P: 3
	R: 0	H: 0	E: 0	K: 0	S: 3	LOB: 0	BB: 0	P: 3
	R: 1	H: 1	E: 0	K: 1	S: 6	LOB: 2	BB: 2	P: 14
	R: 2	H: 2	E: 0	K: 1	S: 7	LOB: 2	BB: 2	P: 15
	R: 0	H: 0	E: 0	K: 2	S: 7	LOB: 0	BB: 0	P: 7
	R: 0	H: 1	E: 0	K: 0	S: 4	LOB: 1	BB: 0	P: 4
	R: 2	H: 2	E: 0	K: 0	S: 5	LOB: 1	BB: 1	P: 9
	R: 0	H: 1	E: 1	K: 0	S: 4	LOB: 2	BB: 1	P: 8

PITCHER	IP	WLS	BF	H	R	ER	SO	BB	IBB	HBP	BLK	WP	HR	S	P	ERA	WHIP
Carl Willey, R ERA: 4.24 (1, 1)	4.0	L	19	3	3	3	2	3	1	0	0	0	1	19	35	6.75	1.500
Bob Rush, R ERA: 2.03 (5, 1)	2.0		7	1	0	0	2	0	0	0	0	0	0	11	11	0.00	0.500
Don McMahon, R ERA: 2.04 (7, 1)	2.0		11	3	2	2	0	2	0	0	0	0	0	9	17	9.00	2.500

AB R H RBI BB SO LOB

4	1	0	0	1	0	5
3	1	1	1	1	1	0
4	0	1	0	0	0	2
2	1	0	1	1	1	0
4	1	1	0	0	0	1
2	0	0	1	0	0	0
0	0	0	0	1	0	0
4	0	1	0	0	1	2
3	1	1	1	1	0	2
3	0	2	1	1	1	0

1B: 6	SF: 2	WP: 0	PA: 37
2B: 0	SAC: 0	PB: 0	
3B: 0	DP: 0	SB: 2	
HR: 1	HBP: 0	CS: 0	
WP: 0	PA: 37	ERA	WHIP

Milwaukee Braves @ Chicago Cubs
Wrigley Field, Chicago, IL
Wed Jul 15 1959, 3:33 AM CDT
Att. 22,206 - Unknown

livebaseballscorecards.com

AB	29
R	5
H	7
RBI	5
BB	6
SO	4
LOB	12



Batter	1	2	3	4	5	6	7	8	9	AB R H RBI BB SO LOB	TOP	
Bill Bruton, L (1, 8) OBP: 0.339, SLG: 0.421	0-0 1B		0-0 4-3		0-0 1-3 1B			0-0 3-1		4 0 2 0 0 0 0	Milwaukee Braves @ Chicago Cubs Wrigley Field, Chicago, IL Thu Jul 16 1959, 3:33 AM CDT Att. 23,678 - Unknown	
Eddie Mathews, L (1, 5) OBP: 0.376, SLG: 0.587	0-0 F8		0-0 F5		0-0 G3			0-0 2B 3-1 1B		4 1 1 0 0 0 3		
Hank Aaron, R (1, 9) OBP: 0.411, SLG: 0.690	0-0 L8		0-0 6-3					0-0 3-1 1-3 2B		4 0 1 0 0 0 1		
Wes Covington, L (1, 7) OBP: 0.340, SLG: 0.402	0-0 F8							0-0 3-1 2B		4 0 0 1 0 0 2		
Frank Torre, L (1, 3) OBP: 0.323, SLG: 0.339		0-0 1B 3B		0-0 F7				0-0 6-3 2B		4 1 2 0 0 0 1		
Stan Lopata, R (1, 2) OBP: 0.077, SLG: 0.040		0-0 5 1B 1B		0-0 F3				0-0 6-3		4 0 1 1 0 0 1		
Johnny Logan, R (1, 6) OBP: 0.410, SLG: 0.492		0-0 3-H 1-2 1B			0-0 1B 1B			0-0 6-3		4 0 2 0 0 0 0		
Johnny O'Brien, R (1, 4) OBP: 0.274, SLG: 0.268		0-0 F8			0-0 F9			0-0 F9		3 0 0 0 0 0 3		
Del Crandall, R (9, PH) OBP: 0.306, SLG: 0.427										1 0 0 0 0 0 0		
Lew Burdette, R (1, 1) OBP: 0.222, SLG: 0.250		0-0 5			0-0 F8			0-0 F7		2 0 0 0 0 0 3		
Mickey Vernon, L (7, PH) OBP: 0.279, SLG: 0.400										1 0 0 0 0 0 0		
Bob Trowbridge, R (7, 1)										0 0 0 0 0 0 0		
Inning Stats	R: 0 H: 1 E: 0 LOB: 1 K: 0 BB: 0 S: 4 P: 4	R: 1 H: 3 E: 0 LOB: 1 K: 0 BB: 0 S: 5 P: 5	R: 0 H: 0 E: 0 LOB: 0 K: 0 BB: 0 S: 3 P: 3	R: 0 H: 0 E: 0 LOB: 0 K: 0 BB: 0 S: 3 P: 3	R: 0 H: 2 E: 0 LOB: 2 K: 0 BB: 0 S: 5 P: 5	R: 0 H: 1 E: 0 LOB: 1 K: 0 BB: 0 S: 4 P: 4	R: 0 H: 0 E: 0 LOB: 0 K: 0 BB: 0 S: 3 P: 3	R: 1 H: 2 E: 0 LOB: 1 K: 0 BB: 0 S: 5 P: 5	R: 0 H: 0 E: 0 LOB: 0 K: 0 BB: 0 S: 3 P: 3	1B: 6 SF: 0 2B: 3 SAC: 0 3B: 1 DP: 1 HR: 0 HBP: 0	WP: 0 PA: 35 PB: 0 SB: 0 CS: 0	
PITCHER Dave Hillman, R (1, 1) ERA: 3.17	IP WLS BF H R ER SO BB IBB HBP BLK WP HR S P ERA WHIP	9.0 W 35 9 2 2 0 0 0 0 0 0 0 0 35 35 2.00 1.000										

AB	35
R	2
H	9
RBI	2
BB	0
SO	0
LOB	14



livebaseballscorecards.com

Batter	1	2	3	4	5	6	7	8	9
Tony Taylor, R OBP: 0.338, SLG: 0.382 (1, 4)	0-0 1B E 1B		0-0 F3 1		0-0 B1-3 1		0-3 K 3		
Alvin Dark, R OBP: 0.324, SLG: 0.349 (1, 5)	0-0 E3 14 1B SF7 1B		0-0 L6 2		0-0 F7 2			0-0 F2 1	
Lee Walls, R OBP: 0.339, SLG: 0.399 (1, 9)	0-3 K 1		0-0 5-3 3		0-0 6-3 3			0-0 6-3 2	
14 Ernie Banks, R OBP: 0.360, SLG: 0.591 (1, 6)	0-0 FC6 2-3 1B			0-0 HR		0-0 F3 1		0-3 K 3	
Bobby Thomson, R OBP: 0.319, SLG: 0.404 (1, 7)	0-0 SF7 3-H			4-0 F7 1B BB		0-0 L8 2			
Dale Long, L OBP: 0.323, SLG: 0.469 (1, 3)	0-0 FC6 1-2f			0-0 F7 1-2		0-0 1-3 3			
George Altman, L OBP: 0.304, SLG: 0.345 (1, 8)		0-0 4-3 1		0-0 2-H 1B		0-0 PB 1B			
Sammy Taylor, L OBP: 0.306, SLG: 0.376 (1, 2)		0-0 4-3 2		0-0 F8 2		0-0 F9 1-2			
Dave Hillman, R OBP: 0.205, SLG: 0.079 (1, 1)		0-0 4-3 3		0-3 K 3		0-3 K 2			

Inning Stats	R: 2	H: 3	E: 1	LOB: 1	K: 1	P: 8	R: 0	H: 0	E: 0	LOB: 0	K: 0	P: 3	R: 0	H: 0	E: 0	LOB: 0	K: 0	P: 3	R: 0	H: 0	E: 0	LOB: 0	K: 0	P: 3	R: 0	H: 0	E: 0	LOB: 0	K: 1	P: 8	R: 0	H: 0	E: 0	LOB: 0	K: 1	P: 5
	S: 8	BB: 0	S: 3	BB: 0	S: 3	BB: 0	S: 3	BB: 0	S: 7	BB: 1	S: 3	BB: 0	S: 3	BB: 0	S: 3	BB: 0	S: 3	BB: 0	S: 8	BB: 1	S: 5	BB: 0	S: 8	BB: 0	S: 8	BB: 0	S: 5	BB: 0	S: 5	BB: 0	S: 5	BB: 0	S: 5	BB: 0	S: 5	BB: 0

PITCHER	IP	WLS	BF	H	R	ER	SO	BB	IBB	HBP	BLK	WP	HR	S	P	ERA	WHIP
Lew Burdette, R ERA: 3.92 (1, 1)	6.0	L	24	5	4	3	2	1	0	0	0	0	1	27	31	4.50	1.000
Bob Trowbridge, R ERA: 5.12 (7, 1)	2.0		7	1	0	0	3	0	0	0	0	0	0	13	13	0.00	0.500

BOTTOM

AB	R	H	RBI	BB	SO	LOB
4	1	1	0	0	1	1
4	1	1	0	0	0	0
4	0	0	0	0	1	1
4	1	2	1	0	1	0
1	1	0	1	1	0	0
3	0	0	0	0	0	2
3	0	2	1	0	0	0
3	0	0	0	0	0	2
3	0	0	0	0	2	2

AB	29
R	4
H	6
RBI	3
BB	1
SO	5
LOB	8



WP	HR	S	P	ERA	WHIP
0	1	0	0	0	0

Milwaukee Braves @ Chicago Cubs
 Wrigley Field, Chicago, IL
 Thu Jul 16 1959, 3:33 AM CDT
 Att. 23,678 - Unknown

livebaseballscorecards.com

Batter	1	2	3	4	5	6	7	8	9	AB R H RBI BB SO LOB	TOP
Bill Bruton, L (1, 8) OBP: 0.337, SLG: 0.417	0-0 F7	0-0 G3		0-0 6-3		0-0 4-3		0-0 1B		5 0 1 0 0 0 2	
Eddie Mathews, L (1, 5) OBP: 0.381, SLG: 0.595	4-0 1B BB		0-0 2B 3B		0-0 1B		0-0 1B	0-3 K		4 1 3 0 1 1 1	
Lee Maye, L (1, 7) OBP: 0.400, SLG: 0.400	0-0 1B		0-3 K		0-0 F8		0-0 1B		0-3 K	5 0 2 0 0 2 2	
Hank Aaron, R (1, 9) OBP: 0.410, SLG: 0.689	0-3 K		0-0 2B		0-0 1B		0-0 G6-4-3		0-3 K	5 1 2 1 0 2 4	
Frank Torre, L (1, 3) OBP: 0.325, SLG: 0.343	0-0 G3		0-0 2B		0-0 F8		4-0 HBP IBB		0-0 6-3	4 0 1 1 1 0 4	
Del Crandall, R (1, 2) OBP: 0.305, SLG: 0.422		0-3 K	0-0 4-3		0-0 F9		1-0 1B			3 0 0 0 0 1 3	
Johnny Logan, R (1, 6) OBP: 0.408, SLG: 0.488		0-0 6-3	0-0 L6			0-0 1B	0-3 K			4 0 1 0 0 1 4	
Johnny O'Brien, R (1, 4) OBP: 0.270, SLG: 0.263		0-0 E1		0-0 L8		0-0 SH2-4		0-3 K		2 1 0 0 0 0 0	AB 37
Wes Covington, L (8, PH) OBP: 0.339, SLG: 0.401										1 0 0 0 0 1 0	R 3
Felix Mantilla, R (8, 4) OBP: 0.244, SLG: 0.197		0-0 E								0 0 0 0 0 0 0	H 10
Warren Spahn, L (1, 1) OBP: 0.242, SLG: 0.276		0-0 E4		0-3 K		0-0 4-3		0-0 F8		4 0 0 0 0 1 1	RBI 2
Don McMahon, R (8, 1) OBP: 0.286, SLG: 0.167										0 0 0 0 0 0 0	BB 2
											SO 9
											LOB 21
Inning Stats	R: 0 H: 1 E: 0 LOB: 2 K: 1 BB: 1 S: 6 P: 10	R: 1 H: 0 E: 2 LOB: 1 K: 1 BB: 0 S: 7 P: 7	R: 2 H: 3 E: 0 LOB: 1 K: 1 BB: 0 S: 8 P: 8	R: 0 H: 0 E: 0 LOB: 0 K: 1 BB: 0 S: 5 P: 5	R: 0 H: 2 E: 0 LOB: 2 K: 0 BB: 0 S: 5 P: 5	R: 0 H: 1 E: 0 LOB: 1 K: 0 BB: 0 S: 4 P: 4	R: 0 H: 2 E: 0 LOB: 3 K: 1 BB: 1 S: 6 P: 11	R: 0 H: 1 E: 0 LOB: 1 K: 2 BB: 0 S: 8 P: 8	R: 0 H: 0 E: 0 LOB: 0 K: 2 BB: 0 S: 7 P: 7	1B: 7 SF: 0 2B: 2 SAC: 1 3B: 1 DP: 1 HR: 0 HBP: 1	WP: 0 PA: 41 PB: 0 SB: 1 CS: 0
PITCHER Larry Jackson, R (1, 1) ERA: 3.47	IP 7.0 WLS 34 BF 9 R 3 ER 2 SO 5 BB 1 IBB 1 HBP 1 BLK 0 WP 0 HR 0 S 41 P 50 ERA 2.57 WHIP 1.429										
Lindy McDaniel, R (8, 1) ERA: 2.67	IP 2.0 WLS 7 BF 1 R 0 ER 0 SO 4 BB 0 IBB 0 HBP 0 BLK 0 WP 0 HR 0 S 15 P 15 ERA 0.00 WHIP 0.500										

Milwaukee Braves @ St. Louis Cardinals
Sportsman's Park, St. Louis, MO
Fri Jul 17 1959, 8:05 PM EDT
Att. 22,612 - Unknown

livebaseballscorecards.com



BOTTOM

Milwaukee Braves @ St. Louis Cardinals
Sportsman's Park, St. Louis, MO

livebaseballscorecards.com

AB 35
R 6
H 11
RBI 4
BB 4
SO 4
LOB 14



WP: 0 PA: 41
PB: 0
SB: 0
CS: 1

Sat Jul 18 1959, 8:05 PM EDT
Att. 27,406 - Unknown

AB R H RBI BB SO LOB

5 0 0 0 0 0 3

2 2 2 1 3 0 0

5 1 4 2 0 0 1

5 1 2 1 0 0 5

4 0 1 0 0 1 0

3 0 0 0 1 0 1

2 0 0 0 0 1 1

1 0 0 0 0 0 1

0 0 0 0 0 0 0

1 0 0 0 0 0 1

0 0 0 0 0 0 0

0-0

4-0

0-0

0-0

0-0

4-0

0-0

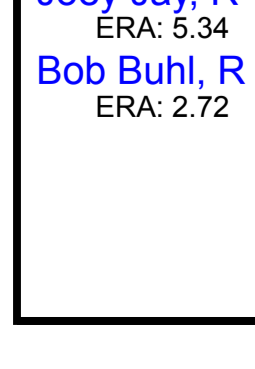
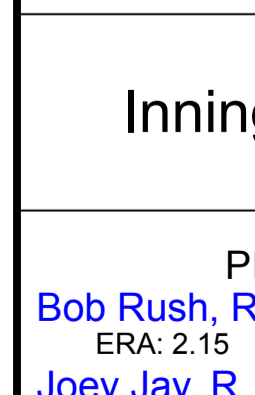
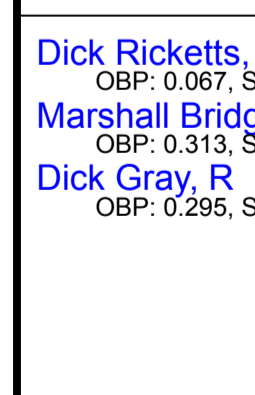
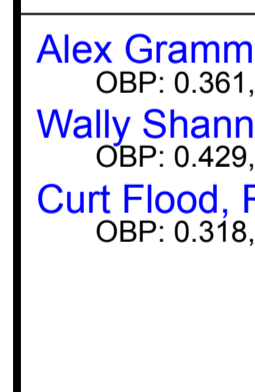
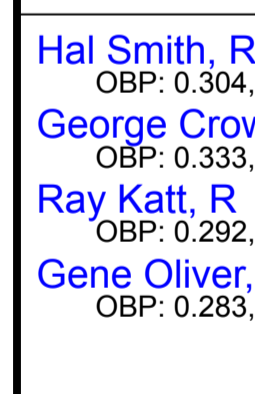


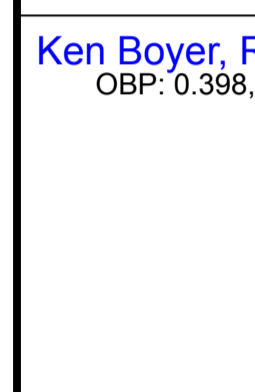

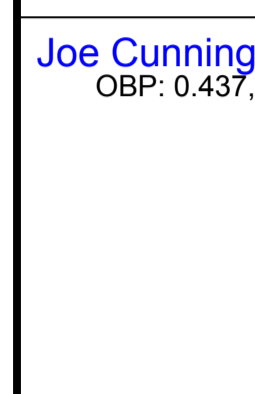
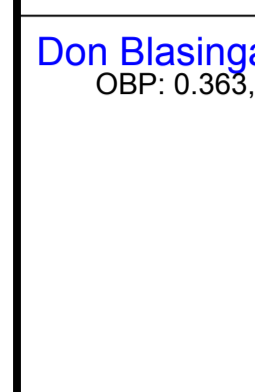

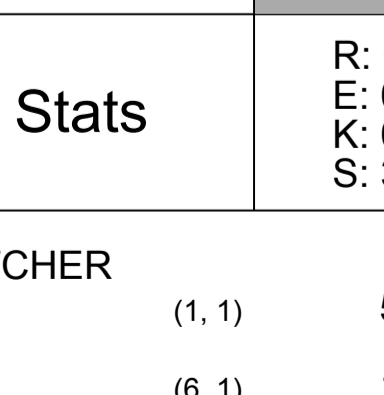
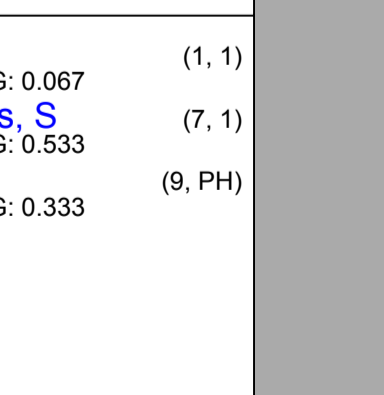
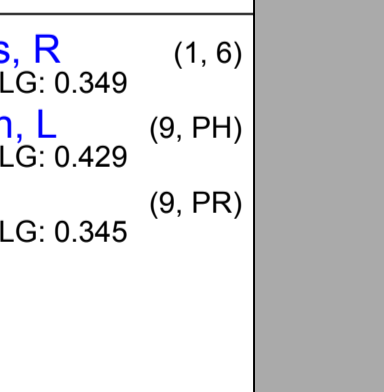
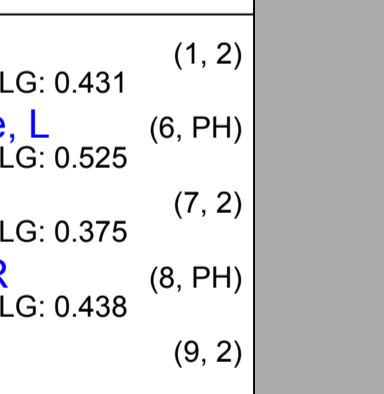


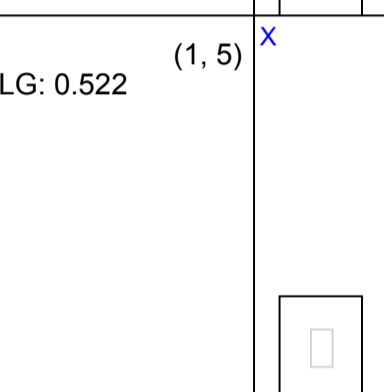
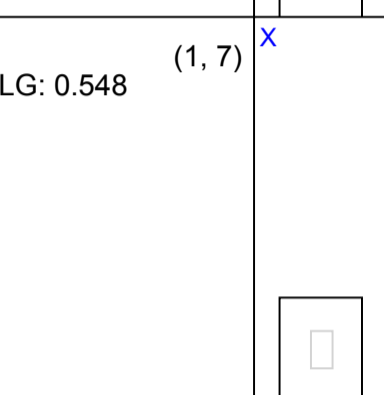
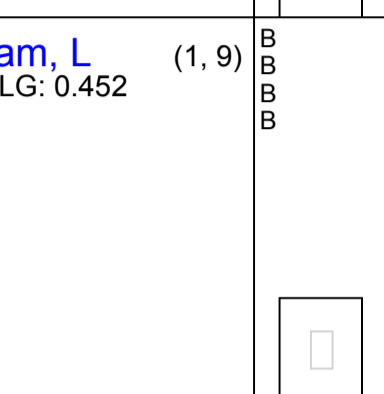
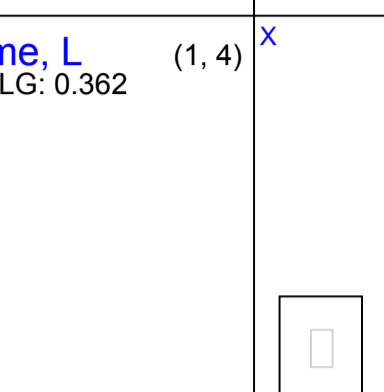
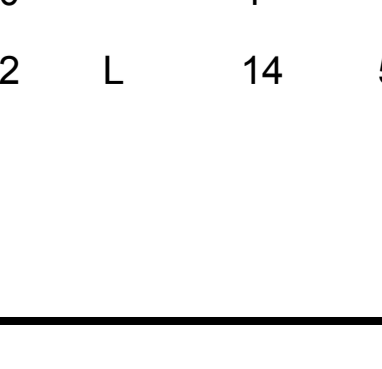
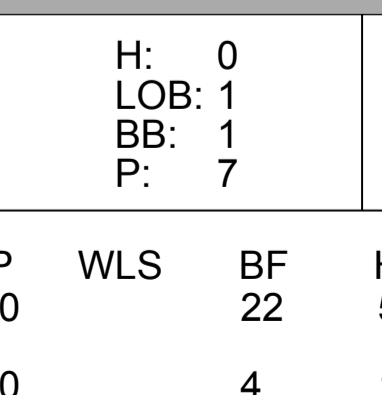





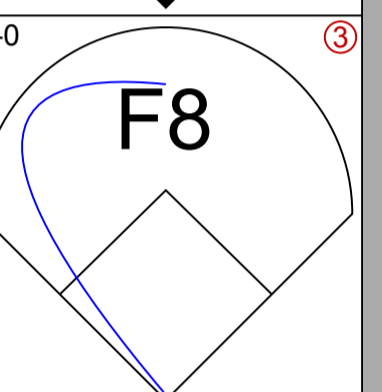
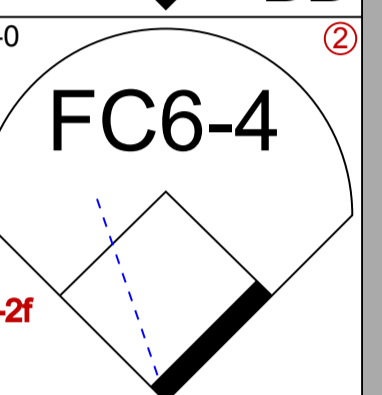
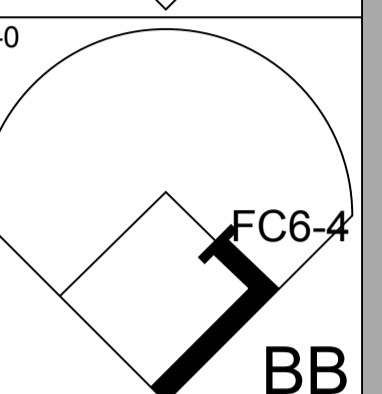
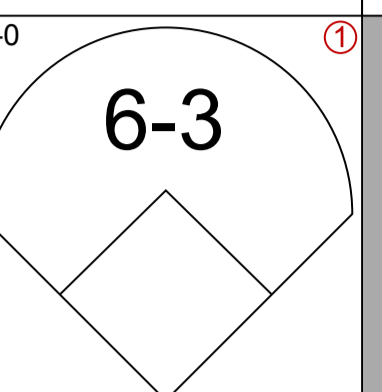
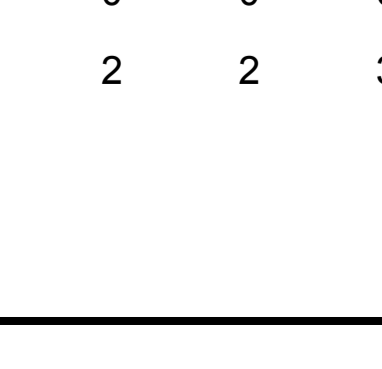
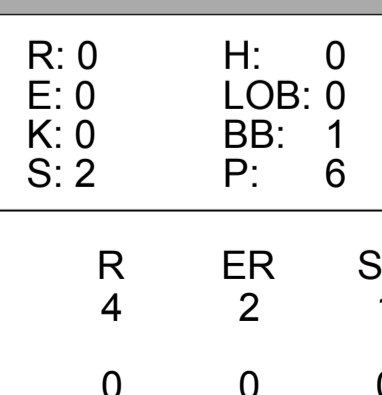

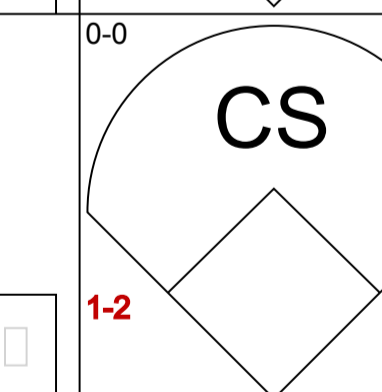
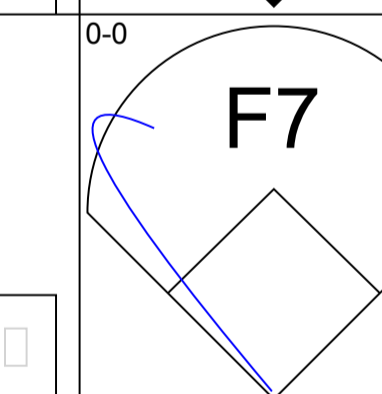
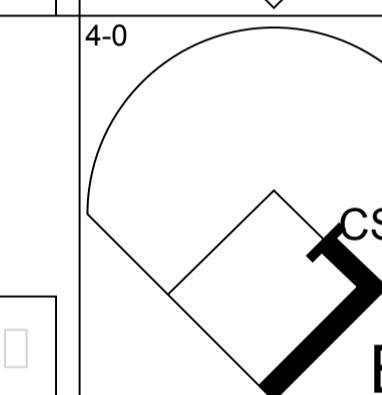
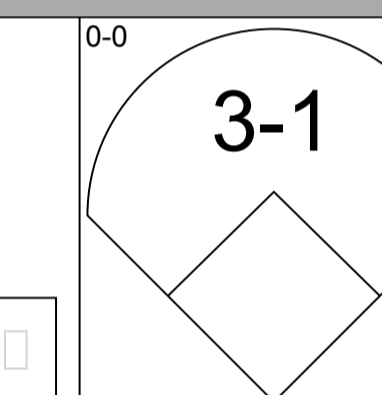

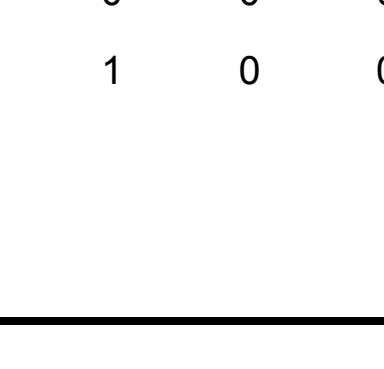
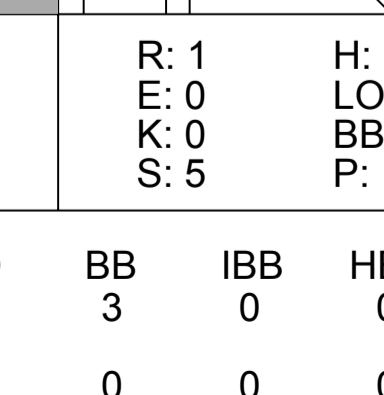
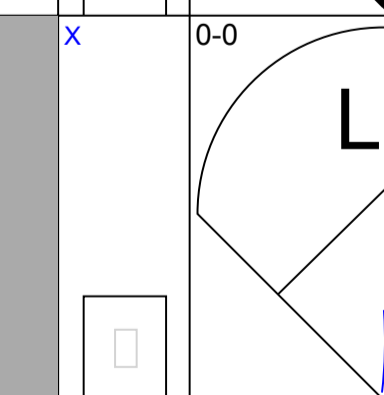
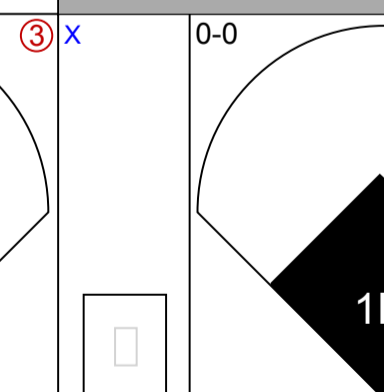
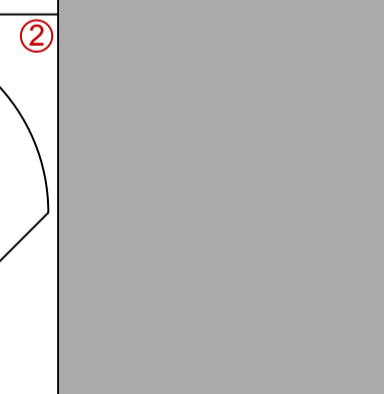
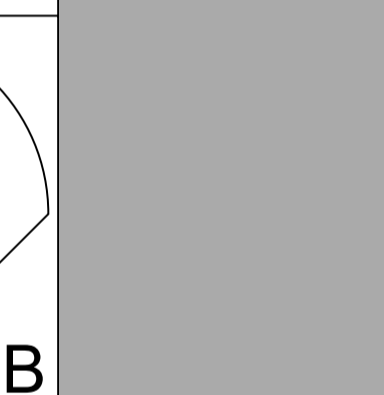
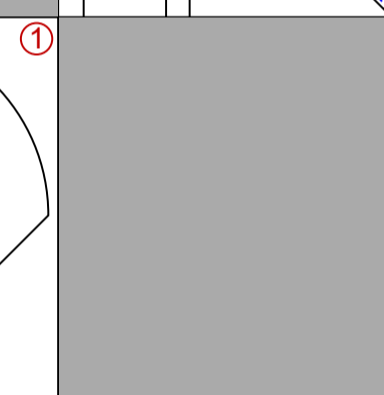
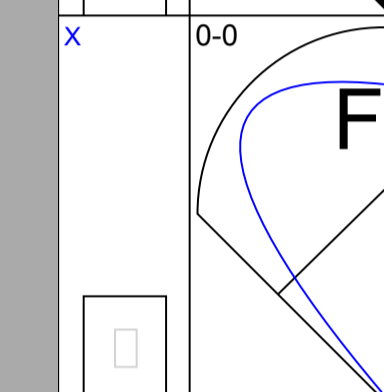
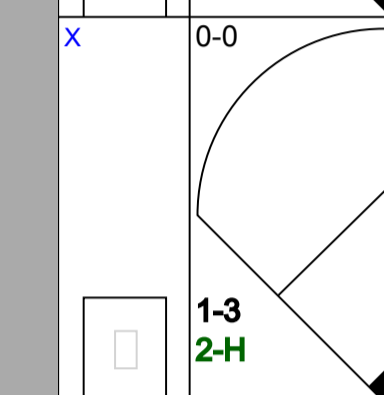
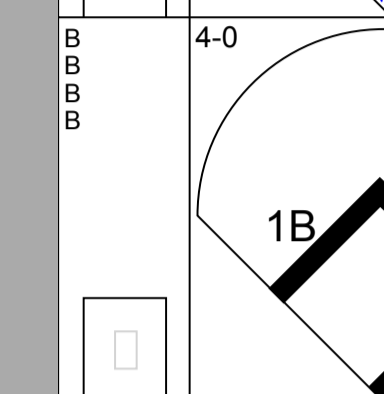
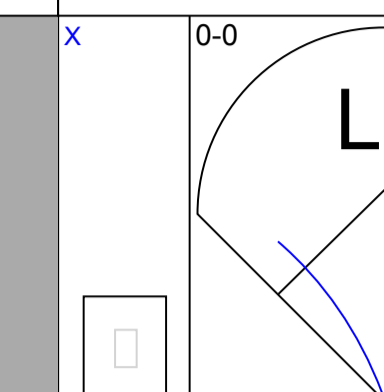
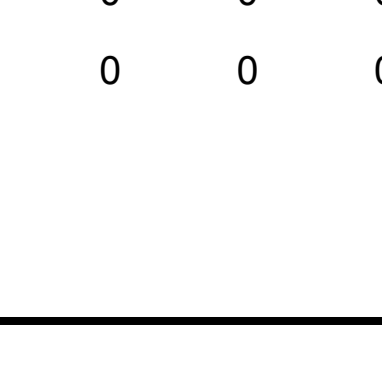
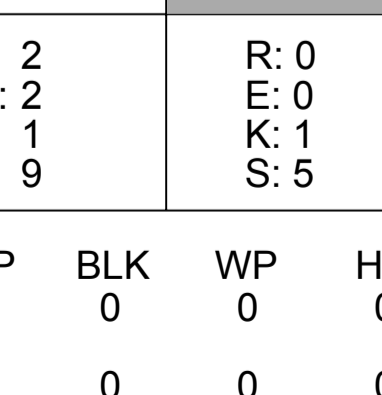
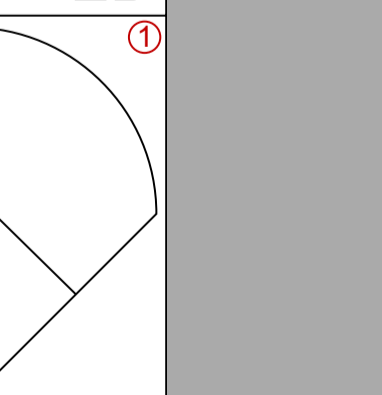
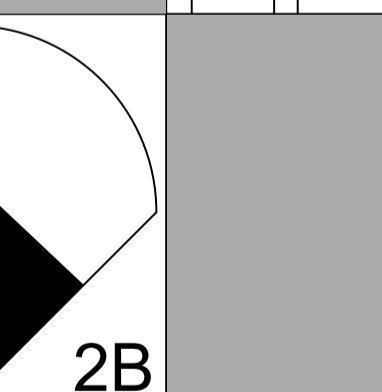
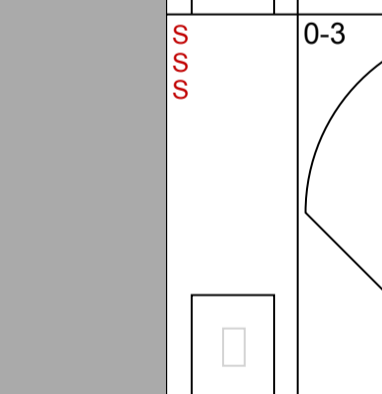
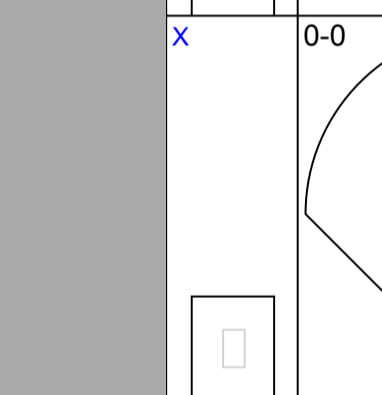
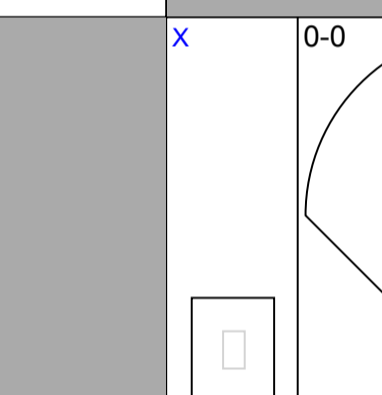
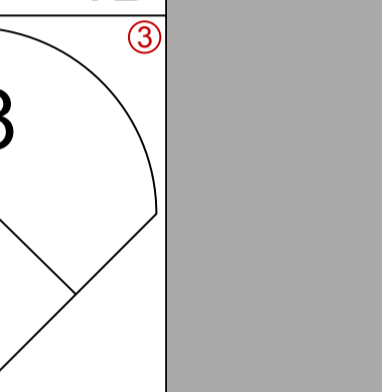
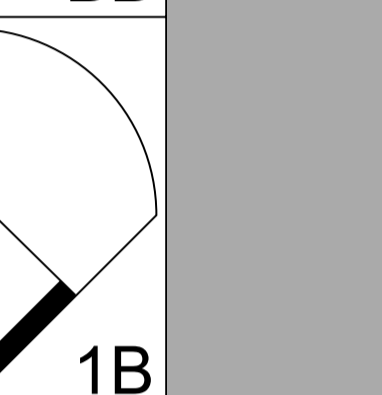
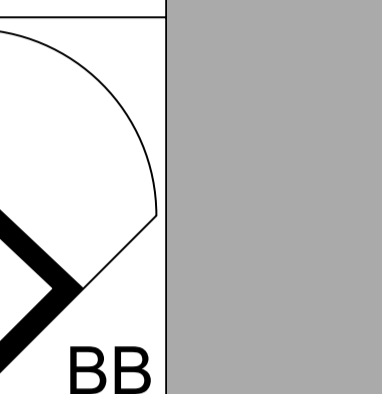
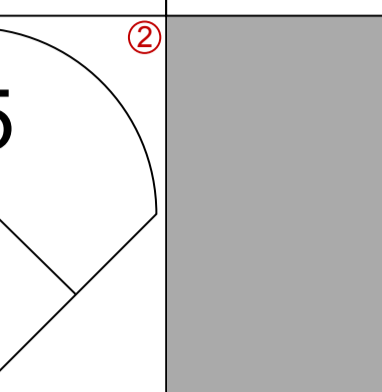
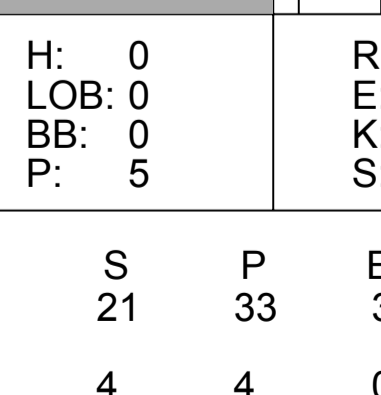
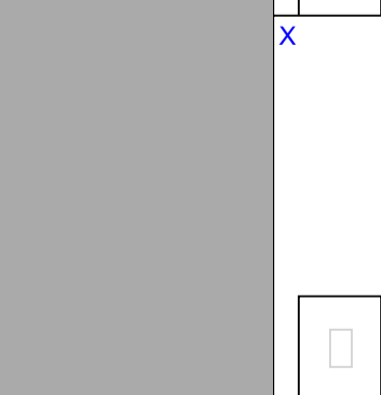

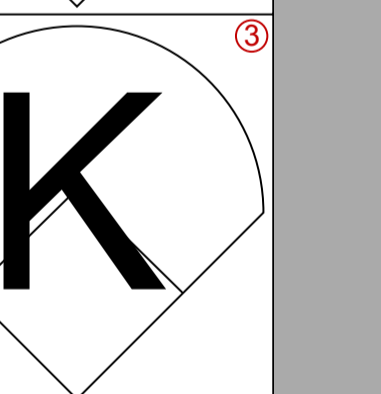
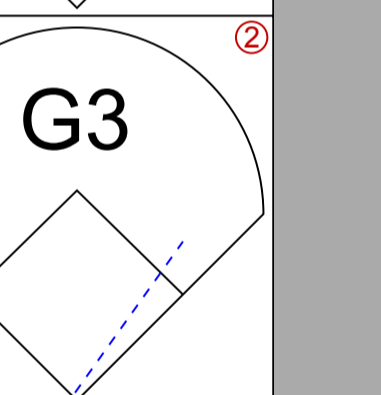
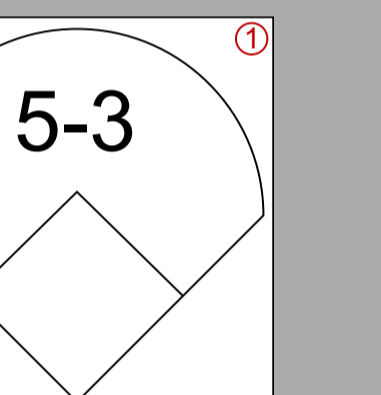



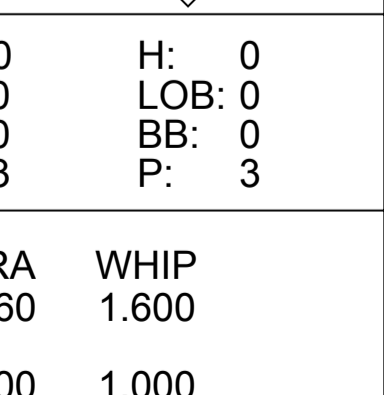
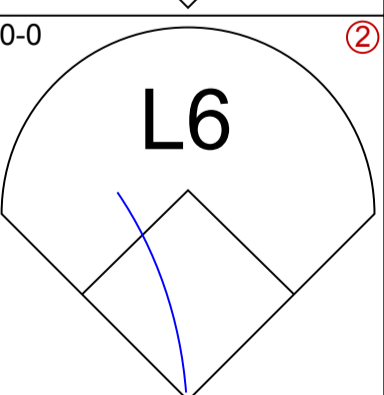
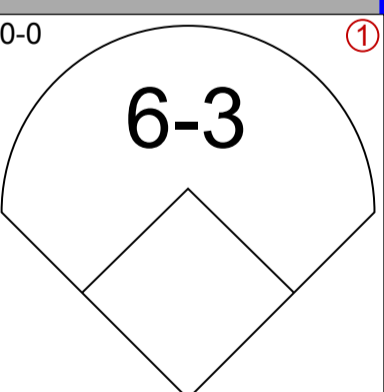

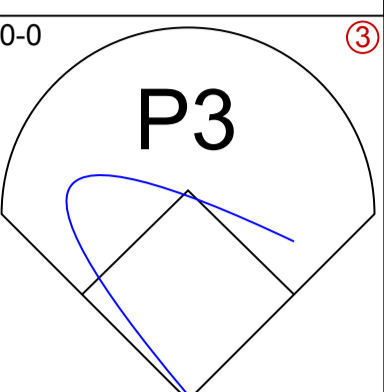
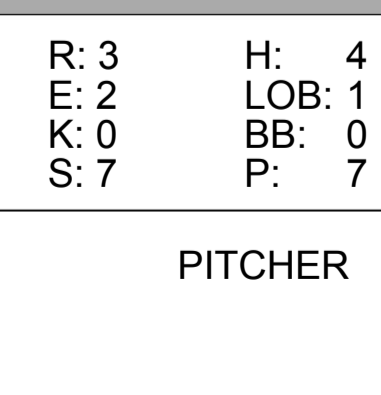

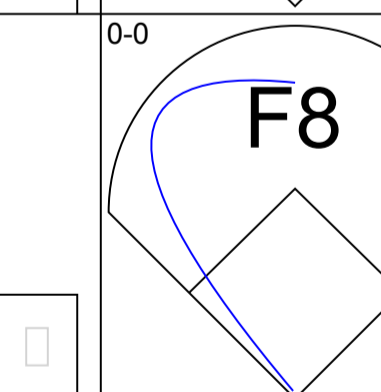
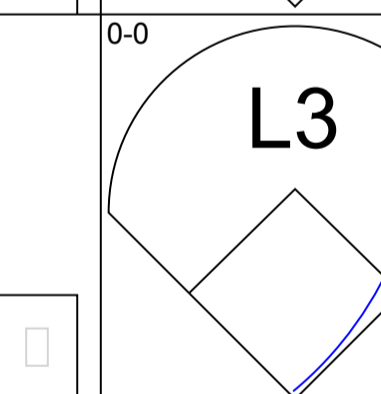
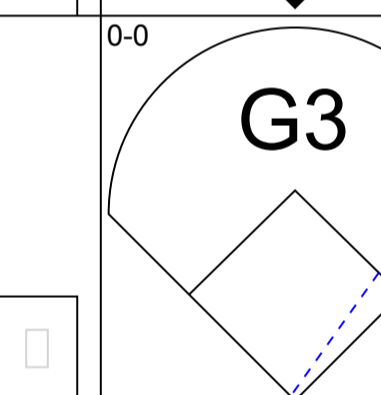
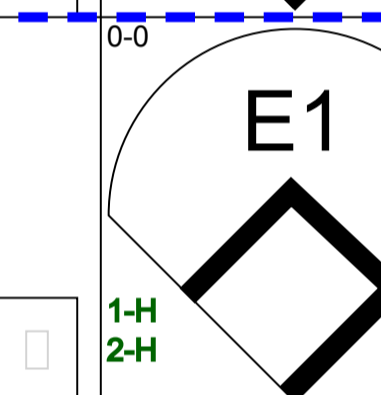
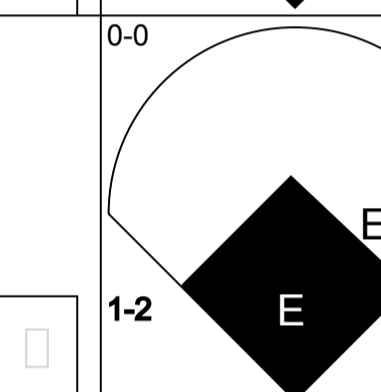
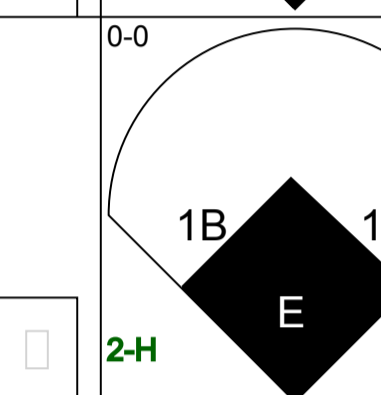
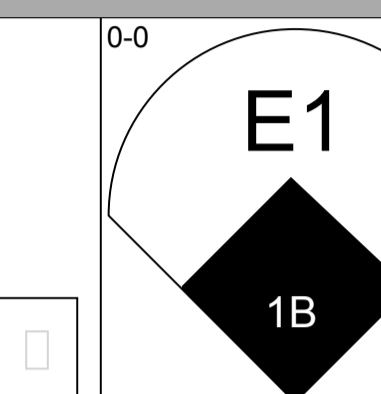


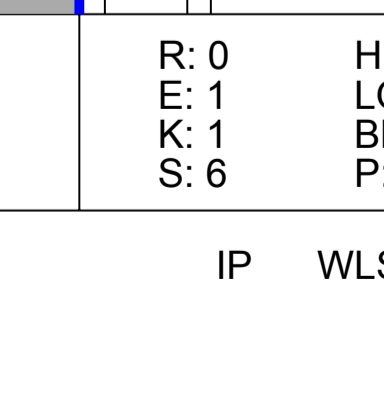
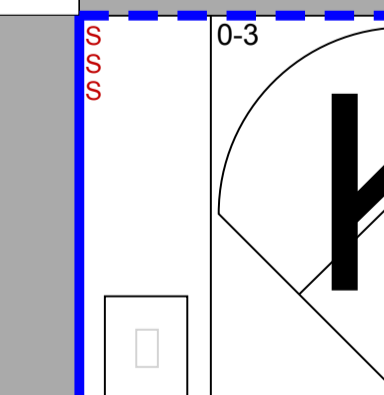
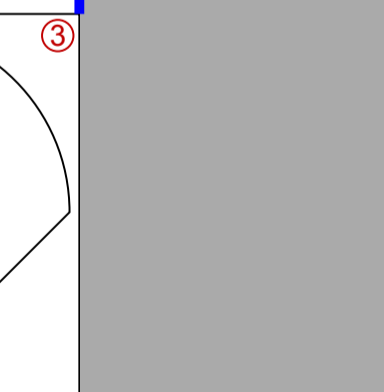
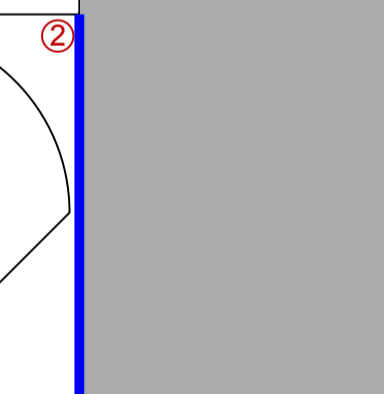
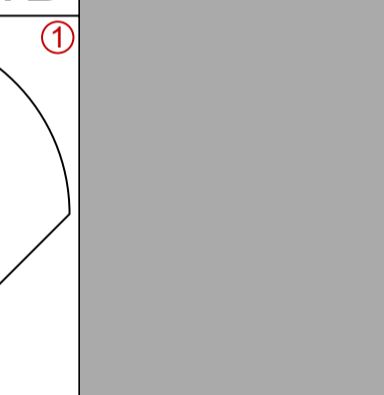
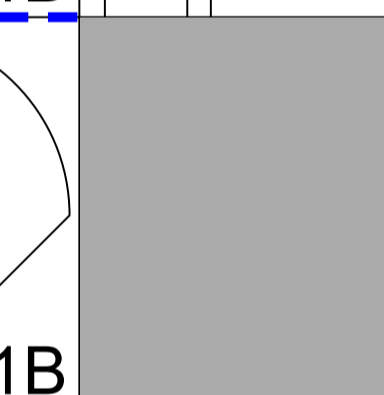
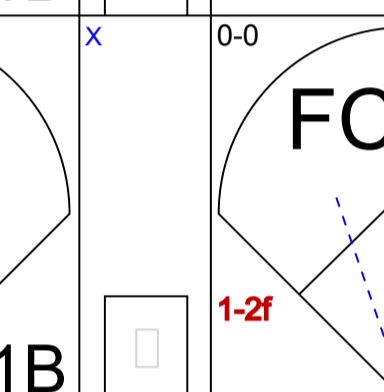
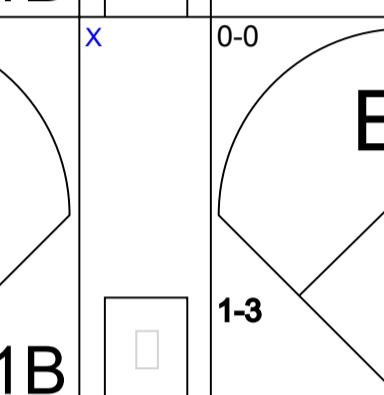
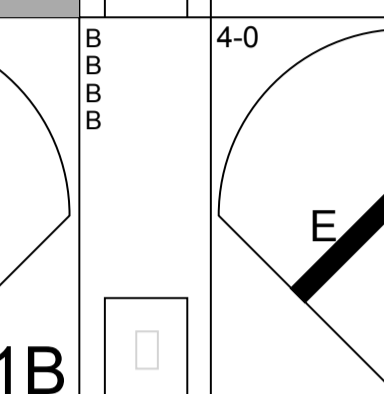
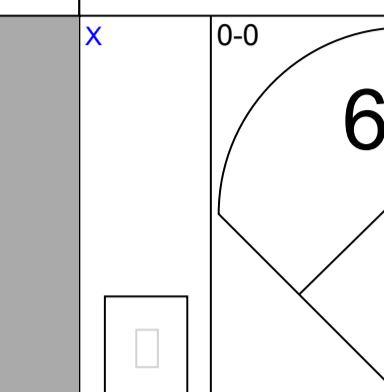

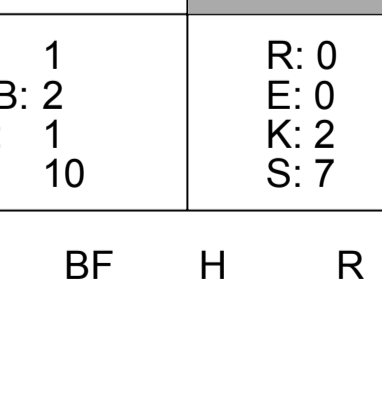
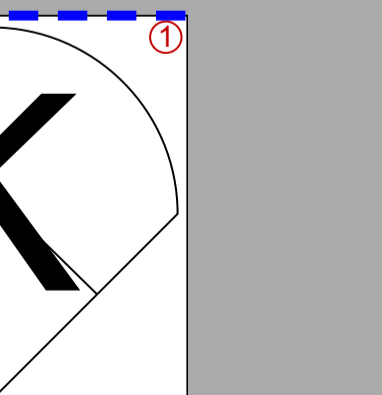

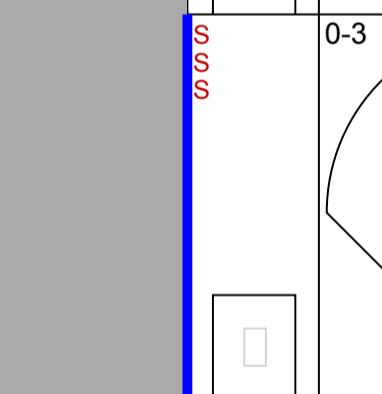
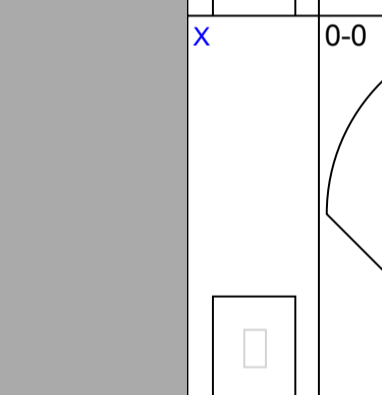
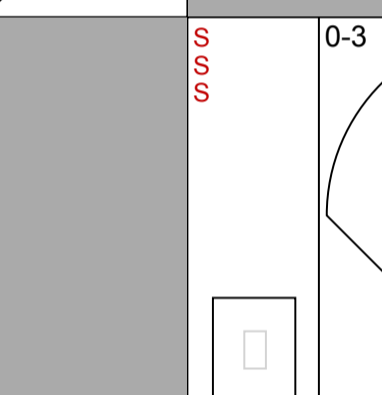
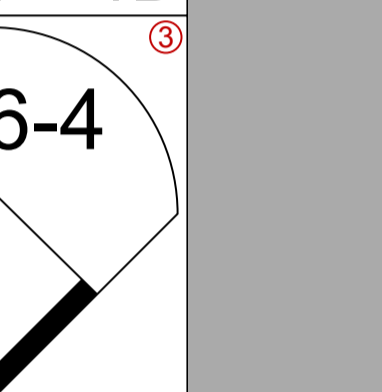
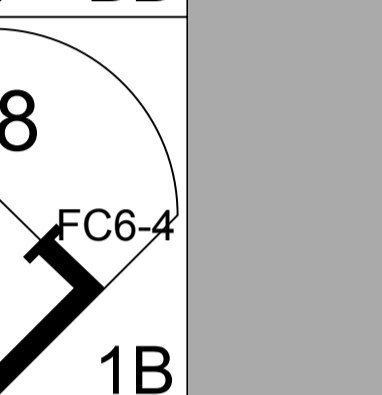
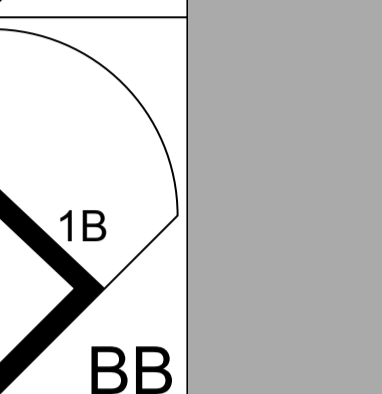
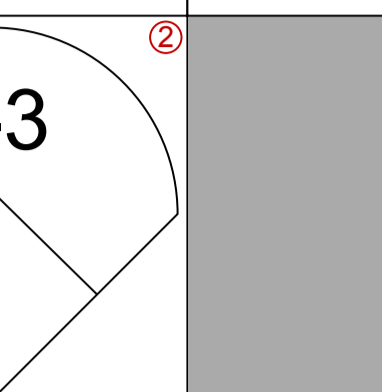

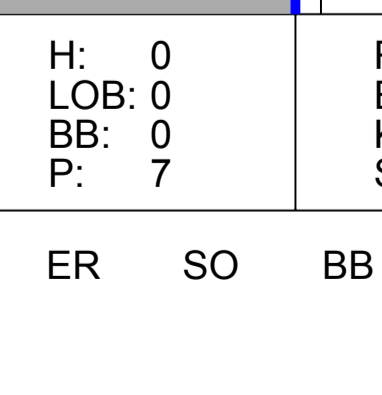
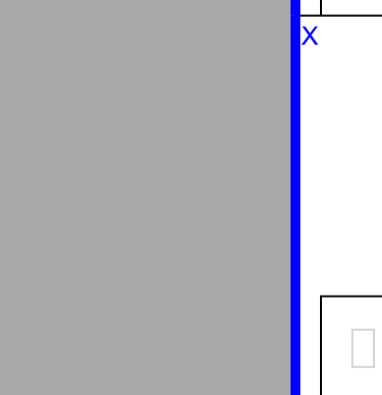
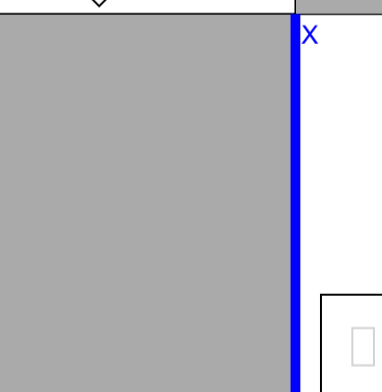
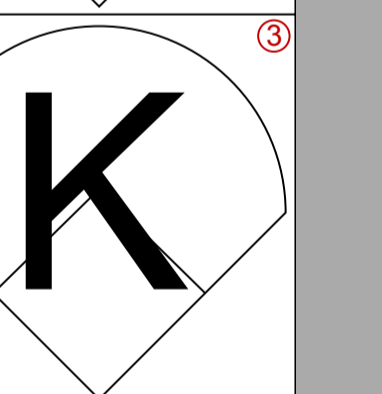
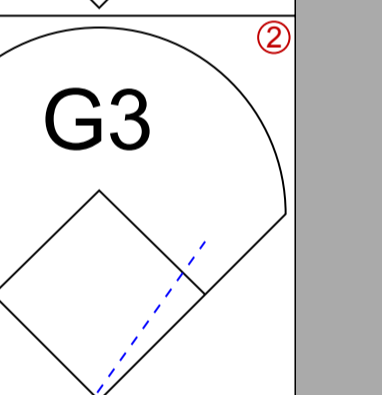
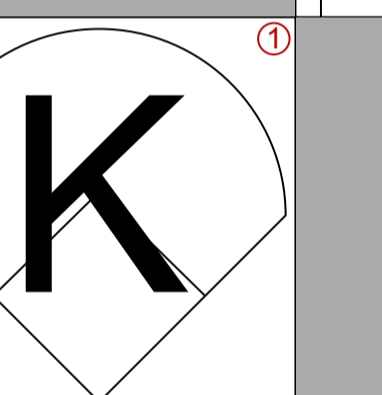
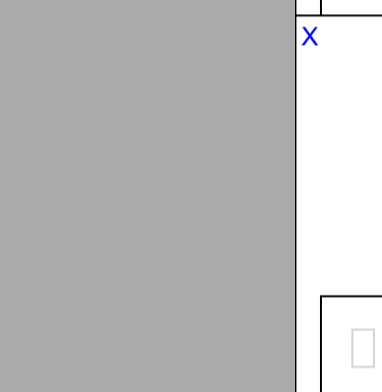
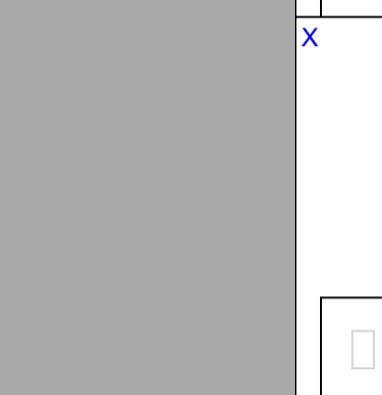
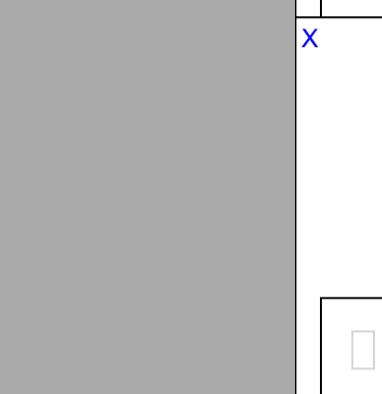
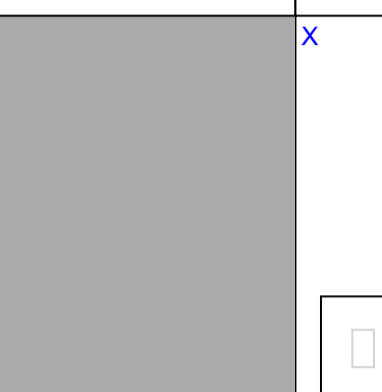

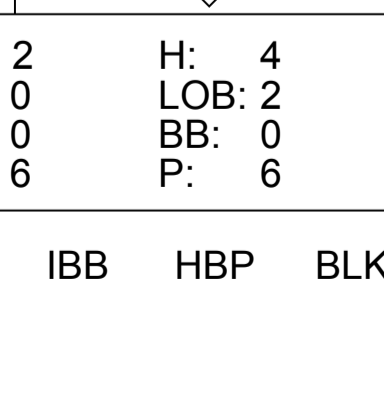
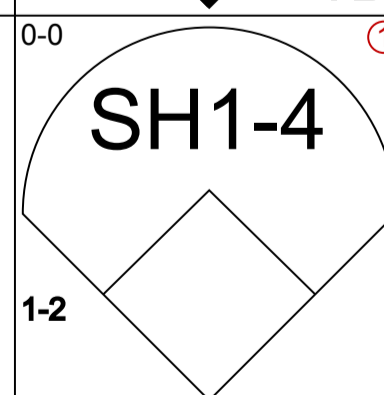
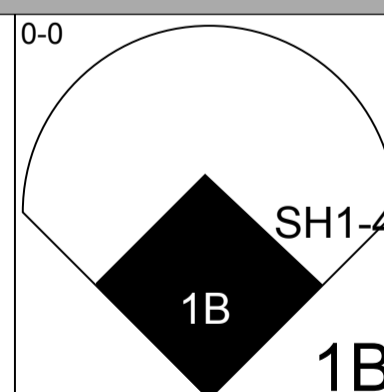


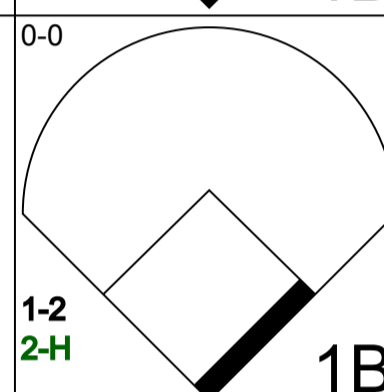
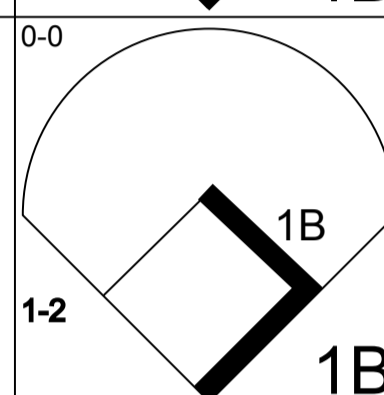
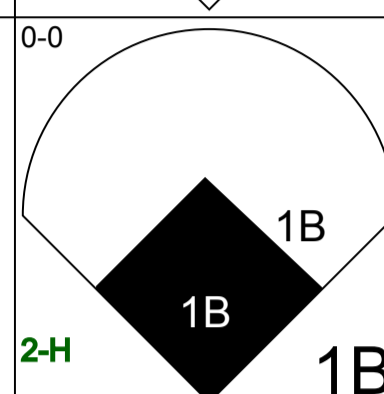
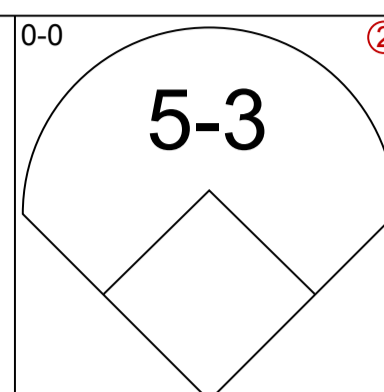
0-0

0-0

0-0

0-0

0-0



Batter

Don Blasingame, L (1, 4)
OBP: 0.363, SLG: 0.362

Joe Cunningham, L (1, 9)
OBP: 0.437, SLG: 0.452

Bill White, L (1, 7)
OBP: 0.388, SLG: 0.548

Ken Boyer, R (1, 5)
OBP: 0.398, SLG: 0.522

Gino Cimoli, R (1, 8)
OBP: 0.356, SLG: 0.487

Stan Musial, L (1, 3)
OBP: 0.377, SLG: 0.437

Hal Smith, R (1, 2)
OBP: 0.304, SLG: 0.431

George Crowe, L (6, PH)
OBP: 0.333, SLG: 0.525

Ray Katt, R (7, 2)
OBP: 0.292, SLG: 0.375

Gene Oliver, R (8, PH)
OBP: 0.283, SLG: 0.438

Alex Grammas, R (1, 6)
OBP: 0.361, SLG: 0.349

Wally Shannon, L (9, PH)
OBP: 0.429, SLG: 0.429

Curt Flood, R (9, PR)
OBP: 0.318, SLG: 0.345

Dick Ricketts, L (1, 1)
OBP: 0.067, SLG: 0.067

Marshall Bridges, S (7, 1)
OBP: 0.313, SLG: 0.533

Batter	1	2	3	4	5	6	7	8	9	AB R H RBI BB SO LOB	TOP									
Felix Mantilla, R OBP: 0.248, SLG: 0.211 (1, 8) X	0-0 E3 2B		0-3 K		0-0 FC6-4 1B 1B	0-0 F3		0-0 L7		5 1 2 0 0 1 1										
Eddie Mathews, L OBP: 0.385, SLG: 0.609 (1, 5) SSS	0-3 K		0-0 F8		0-0 FC6-4 1B		0-0 1B 1B		0-0 HR	5 1 3 2 0 1 1										
Hank Aaron, R OBP: 0.406, SLG: 0.676 (1, 9) X	0-0 F7		0-0 F9		0-0 FC6-4 BB 1B 1-2f 2-3		0-0 F9		0-0 F2	5 1 0 0 0 0 4										
Joe Adcock, R OBP: 0.351, SLG: 0.485 (1, 7) BBBB	4-0 BB			0-0 L6	4-0 1B BB 1-2		0-0 F8		0-0 HR	3 1 1 1 2 0 1										
Del Crandall, R OBP: 0.303, SLG: 0.417 (1, 2) X	0-0 P6			0-3 K	0-0 FC6-4 1B 1-2 2-H 3-H		0-0 FC6-4 1B 1-2		0-0 5-3	5 0 2 2 0 1 2										
Johnny Logan, R OBP: 0.409, SLG: 0.482 (1, 6)		4-0 BB		4-0 1B BB	0-0 F8		0-0 FC6-4 1-2f		0-0 1B	3 0 1 0 2 0 4										
Stan Lopata, R OBP: 0.097, SLG: 0.067 (1, 3)			0-0 F3	0-0 1B	0-0 FC6-4 1-2f		0-0 F7	0-0 F7	5 0 1 0 0 0 4											
Mel Roach, R OBP: 0.143, SLG: 0.077 (1, 4)		0-3 K		0-0 F7		0-0 P4		0-0 F7	4 0 0 0 0 1 3											
Juan Pizarro, L OBP: 0.160, SLG: 0.087 (1, 1) Johnny O'Brien, R OBP: 0.271, SLG: 0.259 (5, PH) Carl Willey, R OBP: 0.077, SLG: 0.115 (5, 1) Bob Trowbridge, R (6, 1) Andy Pafko, R OBP: 0.311, SLG: 0.317 (8, PH) Don McViator, R OBP: 0.286, SLG: 0.167 (8, 1)		0-0 G3		4-0 1B BB	0-3 K		4-0 BB BB		0-0 BB	1 0 0 0 0 0 1 0 1 0 0 1 0 0 1 0 0 0 0 1 0 0 0 0 0 0 0 0 0 0 0 0 1 0 0 0 0 0 0 0 0 0										
Inning Stats	R: 0 E: 1 K: 1 S: 6	H: 1 LOB: 2 BB: 1 P: 10	R: 0 E: 0 K: 1 S: 5	H: 0 LOB: 1 BB: 1 P: 9	R: 0 E: 0 K: 1 S: 5	H: 1 LOB: 2 BB: 1 P: 10	R: 3 E: 0 K: 0 S: 6	H: 3 LOB: 2 BB: 2 P: 14	R: 0 E: 0 K: 1 S: 5	H: 0 LOB: 0 BB: 0 P: 5	R: 0 E: 0 K: 0 S: 5	H: 2 LOB: 2 BB: 0 P: 5	R: 0 E: 0 K: 0 S: 3	H: 0 LOB: 1 BB: 1 P: 7	R: 2 E: 0 K: 0 S: 6	H: 3 LOB: 1 BB: 0 P: 6	1B: 7 2B: 1 3B: 0 HR: 2	SF: 0 SAC: 0 DP: 0 HBP: 0	WP: 0 PB: 0 SB: 0 CS: 0	PA: 43
PITCHER	IP WLS BF H R ER SO BB IBB HBP BLK WP HR S P ERA WHIP																			
Vinegar Bend Mizell, L ERA: 3.49 (1, 1)	7.0 W 33 7 3 3 5 5 0 0 0 0 0 0 38 58 3.86 1.714																			
Marshall Bridges, L ERA: 4.14 (8, 1)	2.0 S 10 3 2 2 0 1 0 0 0 0 0 2 9 13 9.00 2.000																			

Milwaukee Braves @ St. Louis Cardinals
Sportsman's Park, St. Louis, MO
Sun Jul 19 1959, 4:33 AM EDT
Att: 27,559 - Unknown

AB	37
R	5
H	10
RBI	5
BB	6
SO	5
LOB	21



Batter	1	2	3	4	5	6	7	8	9	AB	R	H	RBI	BB	SO	LOB
Don Blasingame, L (1, 4) OBP: 0.369, SLG: 0.368	0-3 K		0-0 E7 1B		0-0 SF8 1B WP	0-0 1B 2B	0-0 1B 1-2			5	2	4	0	0	1	0
Gino Cimoli, R (1, 7) OBP: 0.356, SLG: 0.486	0-3 K		0-0 F3		0-0 FC5 1B WP	0-0 2B 1B	0-0 6-3			5	0	2	1	0	1	3
Bill White, L (1, 3) OBP: 0.391, SLG: 0.556	4-0 S BB BB		0-0 F9		0-0 SF8 3-H	0-0 2B 1-3 2-H		0-0 WP 1B 2B		3	1	2	2	1	0	1
Ken Boyer, R (1, 5) OBP: 0.398, SLG: 0.528	4-0 S 1-2 BB			0-0 HR	0-3 K 1-2	0-0 F8		0-3 K		4	1	1	1	1	2	4
Joe Cunningham, L (1, 9) OBP: 0.443, SLG: 0.458	0-3 K 1-2 2-3			1-0 FC4-6 HBP	4-0 IBB		0-0 SH2-4 2B	0-0 S 1B 1B		3	1	2	1	1	1	2
Alex Grammas, R (1, 6) OBP: 0.359, SLG: 0.347		0-3 K		0-0 FC4-6 1-2f HR	0-0 FC5 2-3f		0-0 SH2-4 2-3	0-0 1B 1H 1B		4	1	1	0	0	1	3
Curt Flood, R (1, 8) OBP: 0.338, SLG: 0.419		0-0 P5		0-0 HR 1-H		0-0 F9	0-0 1B 2B	4-0 BB BB BB		4	2	2	3	1	0	0
Hal Smith, R (1, 2) OBP: 0.302, SLG: 0.428		0-3 K		0-0 5-3		0-0 1B 1B	0-0 F2	0-0 L7		5	1	1	0	0	1	3
Vinegar Bend Mizell, R (1, 1) OBP: 0.220, SLG: 0.259			0-3 K		0-0 6-3		0-0 1B 2-H			3	0	0	0	0	2	1
George Crowe, L (7, PH) OBP: 0.344, SLG: 0.533										1	0	1	1	0	0	0
Gary Blaylock, R (7, PR) OBP: 0.118, SLG: 0.294										0	0	0	0	0	0	0
Marshall Bridges, S (8, 1) OBP: 0.313, SLG: 0.533										0	0	0	0	0	0	0

Inning Stats	R: 0	H: 0	E: 0	K: 3	S: 9	LOB: 2	BB: 2	P: 17	R: 0	H: 0	E: 0	K: 2	S: 7	LOB: 0	BB: 0	P: 7	R: 0	H: 1	E: 1	K: 1	S: 6	LOB: 1	BB: 0	P: 6	R: 3	H: 2	E: 0	K: 0	S: 5	LOB: 0	BB: 0	P: 6	R: 1	H: 2	E: 0	K: 1	S: 7	LOB: 2	BB: 1	P: 11	R: 2	H: 4	E: 0	K: 1	S: 9	LOB: 2	BB: 0	P: 9	R: 2	H: 4	E: 0	K: 0	S: 7	LOB: 2	BB: 0	P: 7	R: 1	H: 3	E: 0	K: 1	S: 7	LOB: 2	BB: 1	P: 11
--------------	------	------	------	------	------	--------	-------	-------	------	------	------	------	------	--------	-------	------	------	------	------	------	------	--------	-------	------	------	------	------	------	------	--------	-------	------	------	------	------	------	------	--------	-------	-------	------	------	------	------	------	--------	-------	------	------	------	------	------	------	--------	-------	------	------	------	------	------	------	--------	-------	-------


PITCHER	IP	WLS	BF	H	R	ER	SO	BB	IBB	HBP	BLK	WP	HR	S	P	ERA	WHIP
Juan Pizarro, L (1, 1) ERA: 4.35	4.0		18	3	3	3	6	2	0	0	0	0	2	27	36	6.75	1.250
Carl Willey, R (5, 1) ERA: 4.5	1.2	L	12	6	3	3	2	0	1	0	0	2	0	15	19	16.20	3.600
Bob Trowbridge, R (6, 1) ERA: 5.66	1.1		8	4	2	2	0	0	0	0	0	0	0	8	8	13.50	3.000
Don McMahon, R (8, 1) ERA: 2.2	1.0		6	3	1	1	1	1	0	0	0	1	0	7	11	9.00	4.000

BOTTOM

Milwaukee Braves @ St. Louis Cardinals
Sportsman's Park, St. Louis, MO

Sun Jul 19 1959, 4:33 AM EDT
Att. 27,559 - Unknown

AB	37
R	9
H	16
RBI	9
BB	4
SO	9
LOB	17



1B	2B	3B	HR	SF	SAC	DP	HBP	WP	HR	S	P	ERA	WHIP
10	4	0	2	1	1	0	1	3	3	11			

Batter	1	2	3	4	5	6	7	8	9	AB R H RBI BB SO LOB
Johnny Temple, R (1, 4) OBP: 0.398, SLG: 0.442 Roy McMillan, R (8, 6) OBP: 0.339, SLG: 0.478	0-0 E 1B	0-0 F9			0-0 HR 1B		0-0 1B WP 2B		0-0 5-3	5 3 3 2 0 0 2 1 0 0 0 0 0 0
Vada Pinson, L (1, 8) OBP: 0.379, SLG: 0.521	0-0 E 1B		0-0 F7		0-0 HR 1B	4-0 BB	4-0 WP 1B BB		0-0 E2	4 2 2 0 2 0 0
Gus Bell, L (1, 9) OBP: 0.321, SLG: 0.450	0-0 E4 FC4-6 1B 1-3 2-H		0-0 4-3		0-0 HR	0-0 F7	0-0 WP 1B		0-0 F8	6 2 2 3 0 0 3
Frank Robinson, R (1, 3) OBP: 0.418, SLG: 0.628	0-0 FC4-6 1B 1-2 3-H		0-0 6-3		0-0 S 1B 2B	0-0 G5-4-3	0-0 F8			5 1 2 1 0 0 3
Jerry Lynch, L (1, 7) OBP: 0.325, SLG: 0.447	0-0 FC4-6 FC6-4 1B 1-2f 2-3			0-0 FC4-6 1B	0-3 K		0-0 4-3	0-0 4-3		5 0 1 0 0 1 3
Ed Bailey, L (1, 2) OBP: 0.363, SLG: 0.405	0-0 FC6-4 1B 1-2f 3-H			0-0 FC4-6 1B 1-2f	4-0 S 1B BB		0-0 E4 1B 1B	0-0 F5		4 2 0 1 1 0 2
Willie Jones, R (1, 5) OBP: 0.341, SLG: 0.437	0-0 6-3			0-3 K	0-0 1B 1B 1-2 2-3		0-0 1B 2B 1B	4-0 BB		4 1 2 0 1 1 2
Eddie Kasko, R (1, 6) OBP: 0.280, SLG: 0.277		0-0 5-3		0-0 1B	0-0 P6		0-3 K	0-3 K		5 0 1 0 0 2 6
Don Newcombe, L (1, 1) OBP: 0.412, SLG: 0.432		0-0 1-3		0-0 6-3	0-0 1B 1-3 2-H 3-H		0-0 2B 1B 1-3 2-H	0-3 K		5 1 2 3 0 1 2

Inning Stats	R: 3 E: 1 K: 0 S: 7	H: 3 LOB: 1 BB: 0 P: 7	R: 0 E: 0 K: 0 S: 3	H: 0 LOB: 0 BB: 0 P: 3	R: 0 E: 0 K: 0 S: 3	H: 0 LOB: 0 BB: 0 P: 3	R: 0 E: 0 K: 1 S: 7	H: 2 LOB: 2 BB: 0 P: 7	R: 5 E: 0 K: 1 S: 11	H: 6 LOB: 2 BB: 1 P: 15	R: 0 E: 0 K: 0 S: 2	H: 0 LOB: 0 BB: 1 P: 6	R: 4 E: 1 K: 1 S: 10	H: 4 LOB: 2 BB: 1 P: 14	R: 0 E: 0 K: 1 S: 5	H: 0 LOB: 1 BB: 1 P: 9	R: 0 E: 1 K: 1 S: 6	H: 0 LOB: 1 BB: 0 P: 6	1B: 12 2B: 2 3B: 0 HR: 1	SF: 0 SAC: 0 DP: 1 HBP: 0	WP: 1 PB: 0 SB: 2 CS: 0	PA: 48
--------------	------------------------------	---------------------------------	------------------------------	---------------------------------	------------------------------	---------------------------------	------------------------------	---------------------------------	-------------------------------	----------------------------------	------------------------------	---------------------------------	-------------------------------	----------------------------------	------------------------------	---------------------------------	------------------------------	---------------------------------	-----------------------------------	------------------------------------	----------------------------------	--------

PITCHER	IP	WLS	BF	H	R	ER	SO	BB	IBB	HBP	BLK	WP	HR	S	P	ERA	WHIP
Lew Burdette, R (1, 1) ERA: 4.09	4.0	L	22	9	7	5	1	0	0	0	0	0	1	24	24	11.25	2.250
Bob Rush, R (5, 1) ERA: 2.25	1.0		6	2	1	1	1	1	0	0	0	0	0	7	11	9.00	3.000
Bob Trowbridge, R (6, 1) ERA: 5.16	2.0		12	4	4	0	1	2	0	0	0	1	0	12	20	0.00	3.000
Bob Giggie, R (8, 1) ERA: 4.41	2.0		8	0	0	0	2	1	0	0	0	0	0	11	15	0.00	0.500

TOP

Cincinnati Redlegs @ Milwaukee Braves
Milwaukee County Stadium, Milwaukee, WI

Tue Jul 21 1959, 8:05 PM EDT
Att. 24,447 - Unknown

AB	44
R	12
H	15
RBI	10
BB	4
SO	5
LOB	23



livebaseballscorecards.com

Batter	1	2	3	4	5	6	7	8	9	AB	R	H	RBI	BB	SO	LOB									
Bill Bruton, L OBP: 0.337, SLG: 0.415 (1, 8)	0-0 1B 1B		0-0 4-3		0-0 1-2 1B		0-0 F2			4	0	2	0	0	0	1									
Eddie Mathews, L OBP: 0.381, SLG: 0.603 (1, 5)	0-0 F7		0-0 F9		0-0 F9			0-0 F2		4	0	0	0	0	0	3									
Hank Aaron, R OBP: 0.407, SLG: 0.677 (1, 9)	0-0 1-3 1B			0-0 F7 2B		0-0 F8		0-0 F8		4	1	2	0	0	0	0									
Wes Covington, L OBP: 0.337, SLG: 0.399 (1, 7)	0-0 F5			0-0 F7 2-3		0-0 FC4-6 1B		0-0 4-3		4	0	1	0	0	0	3									
Frank Torre, L OBP: 0.324, SLG: 0.341 (1, 3) Bob Giggie, R (8, 1) Mickey Vernon, L OBP: 0.286, SLG: 0.403 (9, PH)	0-0 F9			0-0 F7 3-H		0-0 FC4-6 1-2f			0-3 K	3	0	0	1	0	0	3									
Del Crandall, R OBP: 0.299, SLG: 0.411 (1, 2)		0-3 K		0-3 K		0-0 F9			0-0 F7	4	0	0	0	0	2	1									
Johnny Logan, R OBP: 0.407, SLG: 0.490 (1, 6)		0-0 6-3			0-0 5-3		0-0 3-1		0-0 HR	4	1	1	1	0	0	0									
Mel Roach, R OBP: 0.156, SLG: 0.100 (1, 4)		0-3 K			0-3 K		0-0 1B		0-0 F7	4	0	1	0	0	2	0									
Lew Burdette, R OBP: 0.219, SLG: 0.246 (1, 1) Bob Rush, R OBP: 0.167, SLG: 0.167 (5, 1) Lee Maye, L OBP: 0.556, SLG: 0.500 (5, PH) Bob Trowbridge, R (8, 1) Stan Lopata, R OBP: 0.094, SLG: 0.065 (7, PH) (8, 3)			0-3 K		0-0 1B 1B		0-0 F8			1	0	0	0	0	1	0									
Inning Stats	R: 0 E: 0 K: 0 S: 5	H: 2 LOB: 2 BB: 0 P: 5	R: 0 E: 0 K: 2 S: 7	H: 0 LOB: 0 BB: 0 P: 7	R: 0 E: 0 K: 1 S: 5	H: 0 LOB: 0 BB: 0 P: 5	R: 1 E: 0 K: 1 S: 6	H: 1 LOB: 0 BB: 0 P: 6	R: 0 E: 0 K: 0 S: 4	H: 1 LOB: 1 BB: 0 P: 4	R: 0 E: 0 K: 0 S: 4	H: 1 LOB: 1 BB: 0 P: 4	R: 0 E: 0 K: 0 S: 3	H: 0 LOB: 0 BB: 0 P: 3	R: 1 E: 0 K: 1 S: 6	H: 1 LOB: 0 BB: 0 P: 6	1B: 6 2B: 1 3B: 0 HR: 1	SF: 0 SAC: 0 DP: 0 HBP: 0	WP: 0 PB: 0 SB: 0 CS: 0	PA: 35					
PITCHER Don Newcombe, R ERA: 3.09 (1, 1)	IP 9.0	WLS W	BF 35	H 8	R 2	ER 2	SO 6	BB 0	IBB 0	HBP 0	BLK 0	WP 0	HR 1	S 47	P 47	ERA 2.00	WHIP 0.889								

BOTTOM

Cincinnati Redlegs @ Milwaukee Braves
Milwaukee County Stadium, Milwaukee, WI

Tue Jul 21 1959, 8:05 PM EDT
Att. 24,447 - Unknown

livebaseballscorecards.com

AB 35
R 2
H 8
RBI 2
BB 0
SO 6
LOB 12



Batter	1	2	3	4	5	6	7	8	9	AB R H RBI BB SO LOB	TOP									
Johnny Temple, R OBP: 0.394, SLG: 0.437 (1, 4) X	0-0 F8 ① X	0-0 P4 ③			0-0 5-3 ③ X			0-0 F8 ① X		4 0 0 0 0 0 2	Cincinnati Redlegs @ Milwaukee Braves Milwaukee County Stadium, Milwaukee, WI Wed Jul 22 1959, 8:05 PM EDT Att. 18,843 - Unknown livebaseballscorecards.com									
Vada Pinson, L OBP: 0.376, SLG: 0.516 (1, 8) X	0-0 G3 ② X		0-0 B4 ① X			0-0 4-3 ① X		0-0 4-3 ② X		4 0 0 0 0 0 0										
Gus Bell, L OBP: 0.323, SLG: 0.454 (1, 9) X	0-0 P6 ③ X		0-0 F3 ② X			0-0 HR 1B X		0-0 2B X		4 1 2 0 0 0 0										
Frank Robinson, R OBP: 0.419, SLG: 0.628 (1, 3) X		0-0 HR 2B X	0-3 K ③ S S			0-3 K ② S S		4-0 BB X		3 1 1 0 1 2 1										
Frank Thomas, R OBP: 0.283, SLG: 0.378 (1, 7) X		0-3 K ① S S		0-0 1-3 ① X		0-0 HR X		0-0 5-3 ③ X		4 1 1 2 0 1 3										
Willie Jones, R OBP: 0.344, SLG: 0.455 (1, 5) X		0-0 HR 2-H X		0-0 P6 ② X		0-0 F7 ③ X		0-0 4-3 CS 2B X		4 1 2 2 0 0 0										
Dutch Dotterer, R OBP: 0.366, SLG: 0.409 (1, 2) X		0-0 5-3 1B 1B X		0-0 L9 ③ X		0-0 5-3 ① X		0-0 4-3 ① X		4 0 1 0 0 0 1										
Eddie Kasko, R OBP: 0.292, SLG: 0.285 (1, 6) X		0-0 5-3 1B 1-2 X			0-0 B3-4 1B X		0-0 5-3 ② X		4-0 IBB X	3 0 2 0 1 0 0										
Jim O'Toole, S OBP: 0.353, SLG: 0.154 (1, 1) X		0-0 5-3 ② X			0-0 B3-4 ① ② X		0-3 K ③ X		0-0 P3 ② ③ X	4 0 0 0 0 1 5										
Inning Stats	R: 0 E: 0 K: 0 S: 3	H: 0 LOB: 0 BB: 0 P: 3	R: 2 E: 0 K: 1 S: 9	H: 4 LOB: 2 BB: 0 P: 9	R: 0 E: 0 K: 1 S: 5	H: 0 LOB: 0 BB: 0 P: 5	R: 0 E: 0 K: 0 S: 3	H: 0 LOB: 0 BB: 0 P: 3	R: 2 E: 0 K: 1 S: 7	H: 2 LOB: 0 BB: 0 P: 7	R: 0 E: 0 K: 1 S: 5	H: 0 LOB: 0 BB: 0 P: 5	R: 0 E: 0 K: 1 S: 4	H: 1 LOB: 2 BB: 1 P: 8	R: 0 E: 0 K: 0 S: 3	H: 1 LOB: 1 BB: 1 P: 7	1B: 4 2B: 4 3B: 0 HR: 2	SF: 0 SAC: 0 DP: 1 HBP: 0	WP: 0 PB: 0 SB: 0 CS: 1	PA: 36
PITCHER Warren Spahn, L ERA: 3.01 (1, 1)	IP 9.0 WLS W BF 36 H 9 R 4 ER 4 SO 4 BB 1 IBB 1 HBP 0 BLK 0 WP 0 HR 2 S 42 P 50 ERA 4.00 WHIP 1.111																			

Batter	1	2	3	4	5	6	7	8	9	AB	R	H	RBI	BB	SO	LOB
Bobby Avila, R OBP: 0.308, SLG: 0.340 (1, 4)	4-0 FC6-4 BB		0-0 G3		4-0 1B BB		4-0 G1-6-3 BB		0-0 1-H HR	2	1	1	2	3	0	0
Eddie Mathews, L OBP: 0.380, SLG: 0.599 (1, 5)	0-0 F9		0-0 1-3		0-0 FC6-4 1B		0-0 G1-6-3			4	0	1	1	0	0	2
Bill Bruton, L OBP: 0.337, SLG: 0.415 (8, 8)										0	0	0	0	0	0	0
Hank Aaron, R OBP: 0.405, SLG: 0.672 (1, 9)	0-0 FC6-4 1-2f			0-0 5-3	0-0 P6		0-0 FC6-4 1B			4	0	1	0	0	0	3
Joe Adcock, R OBP: 0.344, SLG: 0.474 (1, 3)	0-0 F7			0-3 K	0-0 FC6-4		0-0 FC6-4			4	0	0	0	0	1	4
Del Crandall, R OBP: 0.296, SLG: 0.406 (1, 2)		0-0 P3		0-0 E6 BB		0-3 K		0-0 F7		4	0	0	0	0	1	0
Johnny Logan, R OBP: 0.408, SLG: 0.489 (1, 6)		0-0 L7		4-0 1-2 BB		0-0 WP 1B 1B		0-0 F8		3	1	1	0	1	0	0
Lee Maye, L OBP: 0.462, SLG: 0.417 (1, 7)		0-0 P5		0-0 6-3		0-0 FC5-4 1B 1-H		0-0 6-3		4	0	1	1	0	0	2
Felix Mantilla, R OBP: 0.243, SLG: 0.206 (1, 8)		0-3 K		0-0 6-3	0-0 FC5-4		0-0 FC5-4		4-0 HR BB	3	0	0	0	0	1	1
Stan Lopata, R OBP: 0.121, SLG: 0.065 (9, PH)										0	0	0	0	1	0	0
Lew Burdette, R OBP: 0.219, SLG: 0.246 (9, PR)										0	1	0	0	0	0	0
Warren Spahn, L OBP: 0.258, SLG: 0.339 (1, 1)		0-0 HR		0-0 1B 1B		0-0 G3		0-3 K		4	2	2	1	0	1	2

Inning Stats	R: 0	H: 0	E: 0	K: 0	S: 3	R: 0	H: 0	E: 0	K: 0	S: 3	R: 0	H: 0	E: 0	K: 1	S: 6	R: 1	H: 1	E: 0	K: 1	S: 6	R: 0	H: 0	E: 1	K: 1	S: 6	R: 1	H: 2	E: 0	K: 0	S: 5	R: 1	H: 2	E: 0	K: 1	S: 7	R: 0	H: 1	E: 0	K: 0	S: 3	R: 0	H: 0	E: 0	K: 0	S: 3	R: 2	H: 1	E: 0	K: 1	S: 4	1B: 5	2B: 0	3B: 0	HR: 2	SF: 0	SAC: 0	DP: 1	HBP: 0	WP: 1	PB: 0	SB: 0	CS: 0	PA: 37
--------------	------	------	------	------	------	------	------	------	------	------	------	------	------	------	------	------	------	------	------	------	------	------	------	------	------	------	------	------	------	------	------	------	------	------	------	------	------	------	------	------	------	------	------	------	------	------	------	------	------	------	-------	-------	-------	-------	-------	--------	-------	--------	-------	-------	-------	-------	--------

PITCHER	IP	WLS	BF	H	R	ER	SO	BB	IBB	HBP	BLK	WP	HR	S	P	ERA	WHIP
Jim O'Toole, L ERA: 5.93 (1, 1)	8.1	L	37	7	5	5	4	5	0	0	0	1	2	40	60	5.40	1.440


BOTTOM

Cincinnati Redlegs @ Milwaukee Braves
Milwaukee County Stadium, Milwaukee, WI
 Wed Jul 22 1959, 8:05 PM EDT
 Att. 18,843 - Unknown

livebaseballscorecards.com

AB	32
R	5
H	7
RBI	5
BB	5
SO	4
LOB	14



Batter	1	2	3	4	5	6	7	8	9	AB R H RBI BB SO LOB	TOP											
Johnny Temple, R (1, 4) OBP: 0.394, SLG: 0.437	0-3 K		0-0 FC3-6 1B		0-0 FC4-6		0-0 G5-4-3		0-0 1B 1B	5 1 2 0 0 1 3												
Vada Pinson, L (1, 8) OBP: 0.374, SLG: 0.512	0-0 F7		0-0 FC3-6		0-0 F9			0-3 K	0-0 1B 6-3 1B	5 1 1 0 0 1 2												
Gus Bell, L (1, 9) OBP: 0.324, SLG: 0.453	0-0 1B		0-0 P6			0-0 G3		0-0 4-3	0-0 1B 6-3 1B	5 0 2 1 0 0 1												
Frank Robinson, R (1, 3) OBP: 0.419, SLG: 0.624	0-0 P6			0-0 F9		4-0 S BB		0-0 E 1B HR 1B	0-0 6-3	4 1 1 1 1 0 2												
Jerry Lynch, L (1, 7) OBP: 0.324, SLG: 0.444		0-0 G3		0-3 K		0-3 K		0-0 E HR 1B	0-0 6-3	4 1 1 0 0 2 1												
Jim Pendleton, R (8, 7) OBP: 0.310, SLG: 0.358						1-2 K		1-2 HR 1B		1 0 0 0 0 0 1												
Ed Bailey, L (1, 2) OBP: 0.362, SLG: 0.399		0-0 F9		4-0 FC6-4 BB		0-0 3-1		0-0 E4 HR		3 1 0 0 1 0 3												
Willie Jones, R (1, 5) OBP: 0.346, SLG: 0.466		4-0 BB		0-0 FC6-4			0-0 F7	0-0 1H 2-H 3-H HR		3 1 1 4 1 0 1												
Eddie Kasko, R (1, 6) OBP: 0.291, SLG: 0.284		0-0 P6		0-0 F5			0-0 BB 1B	0-0 P5		4 0 1 0 0 0 1												
Bob Purkey, R (1, 1) OBP: 0.292, SLG: 0.262			0-3 K		0-0 FC4-6 1B		4-0 BB BB		0-3 K	2 0 1 0 0 1 0												
Whitey Lockman, L (7, PH) OBP: 0.297, SLG: 0.256										0 0 0 0 1 0 0												
Brooks Lawrence, R (7, 1) OBP: 0.158, SLG: 0.184										1 0 0 0 0 1 0												
Inning Stats	R: 0 E: 0 K: 1 S: 6	H: 1 LOB: 1 BB: 0 P: 6	R: 0 E: 0 K: 0 S: 3	H: 0 LOB: 1 BB: 1 P: 7	R: 0 E: 0 K: 1 S: 6	H: 1 LOB: 1 BB: 0 P: 6	R: 0 E: 0 K: 1 S: 5	H: 0 LOB: 1 BB: 1 P: 9	R: 0 E: 0 K: 0 S: 4	H: 1 LOB: 1 BB: 0 P: 4	R: 0 E: 0 K: 1 S: 5	H: 0 LOB: 1 BB: 1 P: 9	R: 0 E: 0 K: 0 S: 3	H: 1 LOB: 1 BB: 1 P: 7	R: 4 E: 1 K: 1 S: 9	H: 3 LOB: 0 BB: 0 P: 9	R: 2 E: 0 K: 1 S: 8	H: 3 LOB: 1 BB: 0 P: 8	1B: 9 2B: 0 3B: 0 HR: 1	SF: 0 SAC: 0 DP: 1 HBP: 0	WP: 0 PB: 0 SB: 1 CS: 0	PA: 41
PITCHER	IP WLS BF H R ER SO BB IBB HBP BLK WP HR S P ERA WHIP												PITCHER	IP WLS BF H R ER SO BB IBB HBP BLK WP HR S P ERA WHIP								
Joey Jay, R (1, 1) ERA: 4.75	8.0 L 35 7 4 0 5 4 0 0 0 0 1 41 57 0.00 1.375																					
Don McMahon, R (9, 1) ERA: 2.57	1.0 6 3 2 2 1 0 0 0 0 0 0 0 8 8 18.00 3.000																					

Cincinnati Redlegs @ Milwaukee Braves
Milwaukee County Stadium, Milwaukee, WI

Thu Jul 23 1959, 8:05 PM EDT
Att. 16,423 - Unknown

AB	37
R	6
H	10
RBI	6
BB	4
SO	6
LOB	15

WP: 0	PA: 41
PB: 0	
SB: 1	
CS: 0	

1B: 9	SF: 0
2B: 0	SAC: 0
3B: 0	DP: 1
HR: 1	HBP: 0

Batter	1	2	3	4	5	6	7	8	9	AB	R	H	RBI	BB	SO	LOB
Bobby Avila, R (1, 4) OBP: 0.306, SLG: 0.330	0-0 6-3			4-0 2B FC6-5 BB		0-0 5-3		0-0 6-3	3 1 0 0 1 0 0							
Bill Bruton, L (1, 8) OBP: 0.336, SLG: 0.416	0-0 L3			0-0 FC6-5 1-3 2B		0-0 1-3		0-0 1-3	4 0 1 0 0 0 0							
Hank Aaron, R (1, 9) OBP: 0.404, SLG: 0.667	0-0 5-3			4-0 FC6-5 1B IBB		0-0 F8		0-0 5-3	3 1 0 0 1 0 0							
Joe Adcock, R (1, 3) OBP: 0.344, SLG: 0.472		0-0 6-3		0-0 FC6-5 1B		0-0 FC4-6 1B		0-0 FC4-6 1B	3 0 1 1 0 0 2							
Lew Burdette, R (7, PR) OBP: 0.219, SLG: 0.246				1-2 2-3 3-H					0 0 0 0 0 0 0							
Frank Torre, L (8, 3) OBP: 0.324, SLG: 0.341									0 0 0 0 0 0 0							
Lee Maye, L (1, 7) OBP: 0.438, SLG: 0.400		0-0 G3		0-0 G6-4-3 1B		0-0 FC4-6 G6-4-3		0-0 FC4-6 G6-4-3	3 0 1 1 0 0 1							
Johnny Logan, R (1, 6) OBP: 0.404, SLG: 0.483				1-2 2-H		1-2f		1-2f	3 0 0 0 0 0 3							
Del Crandall, R (1, 2) OBP: 0.293, SLG: 0.402			0-3 K		0-0 6-3		0-0 G2		3 0 0 0 0 1 0							
Felix Mantilla, R (1, 5) OBP: 0.239, SLG: 0.203			0-0 L8		0-0 P5		0-0 1-3		2 0 0 0 0 0 0							
Mickey Vernon, L (8, PH) OBP: 0.282, SLG: 0.397									1 0 0 0 0 0 0							
Mel Roach, R (9, 5) OBP: 0.156, SLG: 0.100									0 0 0 0 0 0 0							
Joey Jay, S (1, 1) OBP: 0.263, SLG: 0.176			0-3 K		0-0 6-3		0-0 P6		2 0 0 0 0 1 0							
Wes Covington, L (8, PH) OBP: 0.336, SLG: 0.397									1 0 0 0 0 0 0							
Don McMahon, R (9, 1) OBP: 0.286, SLG: 0.167									0 0 0 0 0 0 0							

Inning Stats	R: 0	H: 0	E: 0	LOB: 0	K: 0	BB: 0	S: 3	P: 3	R: 0	H: 0	E: 0	LOB: 0	K: 0	BB: 0	S: 3	P: 3	R: 0	H: 0	E: 0	LOB: 0	K: 0	BB: 0	S: 3	P: 3	R: 0	H: 0	E: 0	LOB: 0	K: 0	BB: 0	S: 3	P: 3	R: 0	H: 0	E: 0	LOB: 0	K: 0	BB: 0	S: 3	P: 3	1B: 2	SF: 0	2B: 1	SAC: 0	3B: 0	DP: 2	HR: 0	HBP: 0	WP: 0	PA: 30
Bob Purkey, R (1, 1) ERA: 4.62	6.0	WLS	BF	H	R	ER	SO	BB	IBB	HBP	BLK	WP	HR	S	P	ERA	WHIP																																	
Brooks Lawrence, R (7, 1) ERA: 4.95	3.0	W	9	1	0	0	0	0	0	0	0	0	0	9	9	0.00	0.333																																	

BOTTOM

Cincinnati Redlegs @ Milwaukee Braves
Milwaukee County Stadium, Milwaukee, WI

Thu Jul 23 1959, 8:05 PM EDT
Att. 16,423 - Unknown

livebaseballscorecards.com

AB	28
R	2
H	3
RBI	2
BB	2
SO	2
LOB	6



Batter	1	2	3	4	5	6	7	8	9	AB R H RBI BB SO LOB	TOP	
Roberto Clemente, R (1, 9) OBP: 0.302, SLG: 0.386	0-0 4-3		0-0 1-3 1B			0-0 4-3		0-0 6-4-5-3		4 0 1 0 0 0 1	Pittsburgh Pirates @ Milwaukee Braves Milwaukee County Stadium, Milwaukee, WI Sat Jul 25 1959, 4:33 AM EDT Att: 25,295 - Unknown livebaseballscorecards.com	
Dick Groat, R (1, 6) OBP: 0.314, SLG: 0.370	0-0 F7		0-0 5-3			0-0 P3		0-0 5-3		4 0 0 0 0 0 3		
Bob Skinner, L (1, 7) OBP: 0.343, SLG: 0.414	0-0 2-3			4-0 6-3 BB		0-0 4-3			0-3 K	3 0 0 0 1 1 0		
Dick Stuart, R (1, 3) OBP: 0.382, SLG: 0.550		0-0 4-3		0-0 6-3		0-0 L6			0-0 F7	4 0 0 0 0 0 1		
Danny Kravitz, L (1, 2) OBP: 0.325, SLG: 0.429		0-0 6-3		0-0 F3		0-0 3-1			0-0 F9	4 0 0 0 0 0 1		
Bill Mazerowski, R (1, 4) OBP: 0.301, SLG: 0.370		0-0 6-3		0-0 5-3		0-0 FC6-4 1B				3 0 1 0 0 0 1		
Don Hoak, R (1, 5) OBP: 0.365, SLG: 0.426			0-3 K		0-0 F7		0-0 FC6-4			3 0 0 0 0 1 1		
Bill Virdon, L (1, 8) OBP: 0.286, SLG: 0.322			0-0 F8		0-0 4-3			0-0 F2		3 0 0 0 0 0 0		
Vern Law, R (1, 1) OBP: 0.203, SLG: 0.258 Rocky Nelson, L (8, PH) OBP: 0.365, SLG: 0.424 Bob Porterfield, R (8, 1)			0-0 1B		0-0 F8			0-0 2B		2 0 1 0 0 0 0 1 0 1 0 0 0 0 0 0 0 0 0 0 0		
Inning Stats	R: 0 H: 0 E: 0 LOB: 0 K: 0 BB: 0 S: 3 P: 3	R: 0 H: 0 E: 0 LOB: 0 K: 0 BB: 0 S: 3 P: 3	R: 0 H: 2 E: 0 LOB: 2 K: 1 BB: 0 S: 7 P: 7	R: 0 H: 0 E: 0 LOB: 1 K: 0 BB: 1 S: 3 P: 7	R: 0 H: 0 E: 0 LOB: 0 K: 0 BB: 0 S: 3 P: 3	R: 0 H: 0 E: 0 LOB: 0 K: 0 BB: 0 S: 3 P: 3	R: 0 H: 1 E: 0 LOB: 1 K: 0 BB: 0 S: 4 P: 4	R: 0 H: 1 E: 0 LOB: 1 K: 0 BB: 0 S: 4 P: 4	R: 0 H: 0 E: 0 LOB: 0 K: 1 BB: 0 S: 5 P: 5	1B: 3 SF: 0 2B: 1 SAC: 0 3B: 0 DP: 0 HR: 0 HBP: 0	WP: 0 PA: 32 PB: 0 SB: 0 CS: 0	
PITCHER Lew Burdette, R (1, 1) ERA: 3.89	IP WLS BF H R ER SO BB IBB HBP BLK WP HR S P ERA WHIP											PITCHER IP WLS BF H R ER SO BB IBB HBP BLK WP HR S P ERA WHIP



Batter	1	2	3	4	5	6	7	8	9	AB R H RBI BB SO LOB	TOP									
Roberto Clemente, R (1, 9) OBP: 0.297, SLG: 0.378	0-0 1-3		0-0 5-3			0-0 5-3		0-0 1-3		4 0 0 0 0 0 0	Pittsburgh Pirates @ Milwaukee Braves Milwaukee County Stadium, Milwaukee, WI Sun Jul 26 1959, 4:33 AM EDT Unknown livebaseballscorecards.com									
Dick Groat, R (1, 6) OBP: 0.313, SLG: 0.371	0-0 F6		0-0 6-3			0-0 F7		0-0 2B		4 0 1 0 0 0 0										
Bob Skinner, L (1, 7) OBP: 0.342, SLG: 0.410	4-0 FC5-4 BB			0-0 4-3		0-0 1-3		0-0 L4		3 0 0 0 1 0 1										
Dick Stuart, R (1, 3) OBP: 0.381, SLG: 0.543	0-0 FC5-4 1-2f			0-3 K			0-0 F8		4-0 FC1-4 BB	3 0 0 0 1 1 1										
Smoky Burgess, L (1, 2) OBP: 0.351, SLG: 0.517		0-0 1-3		0-0 L3			0-0 3-1		0-3 K	4 0 0 0 0 1 1										
Bill Mazaroski, R (1, 4) OBP: 0.303, SLG: 0.372		0-0 1B			0-3 K		0-0 1B		0-0 FC1-4 FC6-4 1-2f	4 0 2 0 0 1 1										
Don Hoak, R (1, 5) OBP: 0.369, SLG: 0.428		4-0 BB			0-0 FC3-6 1B		0-0 1B		0-0 FC6-4 1-2f	3 0 2 0 1 0 1										
Bill Virdon, L (1, 8) OBP: 0.284, SLG: 0.320		0-0 F9			0-0 FC3-6 1-2f		0-0 F7			2 0 0 0 0 0 2										
Harry Bright, R (7, PH) OBP: 0.317, SLG: 0.514										1 0 0 0 0 0 2										
Roman Mejias, R (7, 8) OBP: 0.302, SLG: 0.311										0 0 0 0 0 0 0										
Bob Friend, R (1, 1) OBP: 0.234, SLG: 0.200			0-3 K					0-0 F9		2 0 0 0 0 1 1										
Dick Schofield, S (8, PH) OBP: 0.276, SLG: 0.269										1 0 0 0 0 0 0										
Bob Porterfield, R (8, 1)										0 0 0 0 0 0 0										
Inning Stats	R: 0 E: 0 K: 0 S: 3	H: 0 LOB: 1 BB: 1 P: 7	R: 0 E: 0 K: 0 S: 3	H: 1 LOB: 1 BB: 1 P: 7	R: 0 E: 0 K: 1 S: 5	H: 0 LOB: 0 BB: 0 P: 5	R: 0 E: 0 K: 1 S: 6	H: 1 LOB: 1 BB: 0 P: 6	R: 0 E: 0 K: 0 S: 3	H: 0 LOB: 0 BB: 0 P: 3	R: 0 E: 0 K: 0 S: 5	H: 2 LOB: 2 BB: 0 P: 5	R: 0 E: 0 K: 0 S: 4	H: 1 LOB: 1 BB: 0 P: 4	R: 0 E: 0 K: 1 S: 5	H: 0 LOB: 1 BB: 1 P: 9	1B: 4 2B: 1 3B: 0 HR: 0	SF: 0 SAC: 0 DP: 0 HBP: 0	WP: 0 PB: 0 SB: 0 CS: 0	PA: 34
PITCHER Warren Spahn, L (1, 1) ERA: 2.86	IP: 9.0 WLS: W BF: 34 H: 5 R: 0 ER: 0 SO: 4 BB: 3 IBB: 0 HBP: 0 BLK: 0 WP: 0 HR: 0 S: 39 P: 51 ERA: 0.00 WHIP: 0.889																			

Pittsburgh Pirates @ Milwaukee Braves
Milwaukee County Stadium, Milwaukee, WI
 Sun Jul 26 1959, 4:33 AM EDT
 Unknown

AB	31
R	0
H	5
RBI	0
BB	3
SO	4
LOB	10



Batter	1	2	3	4	5	6	7	8	9
Bobby Avila, R OBP: 0.306, SLG: 0.321 (1, 4)	0-0 5-3	0-0 1B			0-0 4-3		0-0 6-3		
Bill Bruton, L OBP: 0.335, SLG: 0.414 (1, 8)	0-0 1B	0-0 F7			0-0 1B		0-0 3-1		
Hank Aaron, R OBP: 0.408, SLG: 0.666 (1, 5)	0-0 5-3		0-0 L5		0-0 P8		0-0 SH1		
Joe Adcock, R OBP: 0.345, SLG: 0.481 (1, 3)	0-0 1B		0-0 F8		0-0 4-3		0-0 SH1		
Wes Covington, L OBP: 0.332, SLG: 0.391 (1, 7)	0-0 F6		0-0 F7		0-0 E5		0-0 3-1		
Lee Mays, L OBP: 0.304, SLG: 0.273 (1, 9)		0-0 4-3		0-0 F8	0-0 FC4-5-6		0-0 F7		
Johnny Logan, R OBP: 0.410, SLG: 0.509 (1, 6)		4-0 1B		0-0 5-3	0-0 HR		0-0 HR		
Stan Lopata, R OBP: 0.111, SLG: 0.059 (1, 2)		0-0 F9		0-3 K	0-0 F8				
Warren Spahn, L OBP: 0.261, SLG: 0.328 (1, 1)		4-0 1B			0-0 6-3		0-0 4-3		

Inning Stats	R: 1	H: 2	E: 0	LOB: 1	K: 0	P: 5	R: 1	H: 1	E: 0	LOB: 2	K: 0	P: 12	R: 0	H: 0	E: 0	LOB: 0	K: 0	P: 3	R: 0	H: 0	E: 0	LOB: 0	K: 1	P: 5	R: 0	H: 1	E: 0	LOB: 1	K: 0	P: 4	R: 2	H: 1	E: 1	LOB: 0	K: 0	P: 5	R: 0	H: 0	E: 0	LOB: 0	K: 0	P: 3	R: 0	H: 1	E: 0	LOB: 1	K: 0	P: 4
	S: 5		S: 4		S: 3		S: 5		S: 4		S: 5		S: 4		S: 5		S: 3		S: 4		S: 3		S: 4		S: 3		S: 4		S: 3		S: 4		S: 3		S: 4		S: 3		S: 4		S: 3		S: 4		S: 3		S: 4	

PITCHER	IP	WLS	BF	H	R	ER	SO	BB	IBB	HBP	BLK	WP	HR	S	P	ERA	WHIP
Bob Friend, R ERA: 4.73 (1, 1)	7.0	L	29	5	4	2	1	2	0	0	0	0	1	29	37	2.57	1.000
Bob Porterfield, R ERA: 6.39 (8, 1)	1.0		4	1	0	0	0	0	0	0	0	0	0	4	4	0.00	1.000

BOTTOM

AB	R	H	RBI	BB	SO	LOB
4	0	1	1	0	0	0
4	1	2	0	0	0	2
4	0	1	0	0	0	2
3	0	1	1	0	0	0
4	0	0	0	0	0	2
4	1	0	0	0	0	2
2	2	1	2	1	0	0
3	0	0	0	0	1	1
2	0	0	0	1	0	0

AB	30
R	4
H	6
RBI	4
BB	2
SO	1
LOB	9



WP	PA	ERA	WHIP
0	33		

Pittsburgh Pirates @ Milwaukee Braves
Milwaukee County Stadium, Milwaukee, WI
 Sun Jul 26 1959, 4:33 AM EDT
 Unknown

livebaseballscorecards.com

Batter	1	2	3	4	5	6	7	8	9	AB R H RBI BB SO LOB	TOP
Dick Schofield, S (1, 4) OBP: 0.275, SLG: 0.259	4-0 FC6-4 BB		0-3 K		0-0 3-1		0-0 5-3			3 0 0 0 1 1 1	
Roberto Clemente, R (1, 9) OBP: 0.291, SLG: 0.371	0-0 FC6-4 CS 1-2f		0-0 4-3		0-0 F8			0-0 L1		4 0 0 0 0 0 2	
Rocky Nelson, L (1, 7) OBP: 0.359, SLG: 0.413 (8, 3)	0-0 F8 1-2			0-0 G3	0-0 FC4-6 1B			0-0 E4 FC3-6		4 0 1 0 0 0 1	
Ted Kluszewski, L (1, 3) OBP: 0.297, SLG: 0.430 Roman Mejias, R (8, PR) OBP: 0.302, SLG: 0.311 (8, 7)		0-0 3-1		0-3 K	0-0 FC4-6			0-0 FC3-6		4 0 0 0 0 1 2 0 0 0 0 0 0 0	
Danny Kravitz, L (1, 2) OBP: 0.323, SLG: 0.418		0-0 F8		4-0 E 1B E BB		0-0 L9		0-0 F2		3 1 0 0 1 0 1	
Dick Groat, R (1, 6) OBP: 0.315, SLG: 0.373		0-0 1B 1B		0-0 E9 E 1B 1-3		0-0 6-3		0-0 6-3		4 0 2 0 0 0 0	
Don Hoak, R (1, 5) OBP: 0.368, SLG: 0.426		0-0 1B		0-0 FC 1-3 3-H		0-0 4-3		0-3 K		4 0 1 0 0 1 1	
Bill Virdon, L (1, 8) OBP: 0.286, SLG: 0.320			0-0 SH1-4 1B	0-0 IBB		0-3 K		0-0 G3		3 0 1 0 1 1 0	
George Witt, R (1, 1) Bob Skinner, L (7, PH) OBP: 0.341, SLG: 0.409 Roy Face, R (7, 1) OBP: 0.273, SLG: 0.273			0-0 SH1-4 1-2	0-0 1-3		0-0 4-3				1 0 0 0 0 0 3 1 0 0 0 0 0 0 0 0 0 0 0 0 0	
Inning Stats	R: 0 H: 0 E: 0 LOB: 0 K: 0 BB: 1 S: 2 P: 6	R: 0 H: 2 E: 0 LOB: 2 K: 0 BB: 0 S: 4 P: 4	R: 0 H: 1 E: 0 LOB: 1 K: 1 BB: 0 S: 6 P: 6	R: 1 H: 1 E: 2 LOB: 3 K: 1 BB: 2 S: 7 P: 15	R: 0 H: 1 E: 0 LOB: 1 K: 0 BB: 0 S: 4 P: 4	R: 0 H: 0 E: 0 LOB: 0 K: 0 BB: 0 S: 3 P: 3	R: 0 H: 0 E: 0 LOB: 0 K: 1 BB: 0 S: 5 P: 5	R: 0 H: 0 E: 1 LOB: 1 K: 0 BB: 0 S: 4 P: 4	R: 0 H: 0 E: 0 LOB: 0 K: 1 BB: 0 S: 5 P: 5	1B: 5 SF: 0 2B: 0 SAC: 1 3B: 0 DP: 0 HR: 0 HBP: 0	WP: 0 PA: 35 PB: 0 SB: 0 CS: 1
PITCHER	IP WLS BF H R ER SO BB IBB HBP BLK WP HR S P ERA WHIP										
Bob Buhl, R (1, 1) ERA: 2.53	7.0 W 28 5 1 0 3 2 1 0 0 0 0 0 31 43 0.00 1.000										
Don McMahon, R (8, 1) ERA: 2.45	2.0 S 7 0 0 0 1 0 0 0 0 0 0 0 9 9 0.00 0.000										

Pittsburgh Pirates @ Milwaukee Braves
Milwaukee County Stadium, Milwaukee, WI

Sun Jul 26 1959, 4:38 AM EDT
Att: 39,420 - Unknown

livebaseballscorecards.com

AB 31
R 1
H 5
RBI 0
BB 3
SO 4
LOB 11



Batter	1	2	3	4	5	6	7	8	9
Bobby Avila, R OBP: 0.305, SLG: 0.319 (1, 4)	0-0 F8		0-3 K		0-0 1B		0-3 K		
Bill Bruton, L OBP: 0.338, SLG: 0.413 (1, 8)	0-0 5-3			4-0 4-3 BB	0-0 F8		0-0 FC5 WP 1-2 1B		
Hank Aaron, R OBP: 0.411, SLG: 0.666 (1, 5) (9, 9)	0-0 L7			0-0 E7 1-3 1B		0-0 S 1B	4-0 1-2 2-3 IBB		
Joe Adcock, R OBP: 0.343, SLG: 0.492 (1, 3)		0-0 HR		0-0 4-3		0-0 F9 1-2	0-0 FC5 2-3f		
Wes Covington, L OBP: 0.328, SLG: 0.386 (1, 7)		0-0 G3		0-0 P8		0-0 F8		0-0 6-3	
Lee Mays, L OBP: 0.370, SLG: 0.261 (1, 9)		4-0 CS BB		4-0 BB		4-0 FC6-4 BB		0-3 K	
Felix Mantilla, R OBP: 0.240, SLG: 0.198 (9, 5)									
Johnny Logan, R OBP: 0.405, SLG: 0.502 (1, 6)		0-0 F7 1-2		0-0 F6		0-0 FC6-4 1-2f		0-3 K	
Del Crandall, R OBP: 0.288, SLG: 0.396 (1, 2)			0-0 F6		0-0 5-3		0-0 L6		
Bob Buhl, R OBP: 0.054, SLG: 0.054 (1, 1)			0-3 K		0-3 K		4-0 WP 1B BB		
Mickey Vernon, L OBP: 0.292, SLG: 0.397 (7, PH)									
Don McMahon, R OBP: 0.286, SLG: 0.167 (8, 1)									

Inning Stats	R: 0	H: 0	E: 0	K: 0	S: 3	R: 1	H: 1	E: 0	K: 0	S: 3	R: 0	H: 0	E: 0	K: 2	S: 7	R: 1	H: 1	E: 1	K: 0	S: 4	R: 0	H: 1	E: 0	K: 1	S: 6	R: 0	H: 1	E: 0	K: 0	S: 4	R: 0	H: 1	E: 0	K: 1	S: 6	R: 0	H: 0	E: 0	K: 2	S: 7	R: 0	H: 0	E: 0	K: 1	S: 6	R: 0	H: 0	E: 0	K: 2	S: 7
	LOB: 0	BB: 0	P: 3	LOB: 0	BB: 1	P: 7	LOB: 0	BB: 0	P: 7	LOB: 2	BB: 2	LOB: 1	BB: 0	P: 6	LOB: 2	BB: 1	LOB: 3	BB: 2	P: 14	LOB: 0	BB: 0	LOB: 0	BB: 0	P: 7	LOB: 0	BB: 0	LOB: 0	BB: 0	P: 7	LOB: 0	BB: 0	LOB: 0	BB: 0	P: 7	LOB: 0	BB: 0	LOB: 0	BB: 0	P: 7	LOB: 0	BB: 0	LOB: 0	BB: 0	P: 7	LOB: 0	BB: 0	LOB: 0	BB: 0	P: 7	

PITCHER	IP	WLS	BF	H	R	ER	SO	BB	IBB	HBP	BLK	WP	HR	S	P	ERA	WHIP
George Witt, R ERA: 6.0 (1, 1)	6.0	L	25	4	2	2	3	4	0	0	0	0	1	27	43	3.00	1.333
Roy Face, R ERA: 1.52 (7, 1)	2.0		9	1	0	0	3	1	1	0	0	1	0	13	21	0.00	1.000

BOTTOM

Pittsburgh Pirates @ Milwaukee Braves
Milwaukee County Stadium, Milwaukee, WI

Sun Jul 26 1959, 4:38 AM EDT
Att. 39,420 - Unknown

AB	28
R	2
H	5
RBI	2
BB	6
SO	6
LOB	14



PITCHER	IP	WLS	BF	H	R	ER	SO	BB	IBB	HBP	BLK	WP	HR	S	P	ERA	WHIP
George Witt, R ERA: 6.0 (1, 1)	6.0	L	25	4	2	2	3	4	0	0	0	0	1	27	43	3.00	1.333
Roy Face, R ERA: 1.52 (7, 1)	2.0		9	1	0	0	3	1	1	0	0	1	0	13	21	0.00	1.000

Batter	1	2	3	4	5	6	7	8	9	AB R H RBI BB SO LOB	TOP
Roberto Clemente, R (1, 9) OBP: 0.295, SLG: 0.378	0-0 P5		0-0 1B 2B			0-0 SH1-4 1B		0-0 F9		4 2 2 0 0 0 0	Pittsburgh Pirates @ Milwaukee Braves Milwaukee County Stadium, Milwaukee, WI Mon Jul 27 1959, 4:33 AM EDT Att: 15,817 - Unknown livebaseballscorecards.com
Dick Groat, R (1, 6) OBP: 0.315, SLG: 0.372	0-0 4-3		0-0 2-H 1B			0-0 SH1-4 1-2		0-0 5-3		3 0 1 1 0 0 0	
Bob Skinner, L (1, 7) OBP: 0.343, SLG: 0.408	0-0 1B				0-0 G3	4-0 1B IBB			0-0 P6	3 0 1 0 1 0 0	
Dick Stuart, R (1, 3) OBP: 0.379, SLG: 0.539	0-3 K				0-0 1-3	0-0 L3 1B			0-0 F8	4 0 1 1 0 1 1	
Smoky Burgess, L (1, 2) OBP: 0.345, SLG: 0.508		0-0 F9			0-0 4-3	0-0 L3			0-0 F8	4 0 0 0 0 0 2	
Bill Mazeroski, R (1, 4) OBP: 0.301, SLG: 0.369		0-0 6-3			0-0 6-3		0-0 P4			3 0 0 0 0 0 0	
Don Hoak, R (1, 5) OBP: 0.365, SLG: 0.423		0-0 L8			0-0 6-3		0-3 K			3 0 0 0 0 1 0	
Bill Virdon, L (1, 8) OBP: 0.287, SLG: 0.319			0-0 3-1		4-0 BB		0-0 P6			2 0 0 0 1 0 0	
Ron Kline, R (1, 1) OBP: 0.163, SLG: 0.163 Rocky Nelson, L (8, PH) OBP: 0.354, SLG: 0.406 Harvey Haddix, L (8, 1) OBP: 0.211, SLG: 0.222			0-0 L4-3		0-3 K		0-0 F7			2 0 0 0 0 1 1 1 0 0 0 0 0 0 0 0 0 0 0 0 0	
Inning Stats	R: 0 H: 1 E: 0 LOB: 1 K: 1 BB: 0 S: 6 P: 6	R: 0 H: 0 E: 0 LOB: 0 K: 0 BB: 0 S: 3 P: 3	R: 1 H: 2 E: 0 LOB: 1 K: 0 BB: 0 S: 4 P: 4	R: 0 H: 0 E: 0 LOB: 0 K: 0 BB: 0 S: 3 P: 3	R: 0 H: 0 E: 0 LOB: 1 K: 1 BB: 1 S: 5 P: 9	R: 1 H: 2 E: 0 LOB: 1 K: 0 BB: 1 S: 4 P: 8	R: 0 H: 0 E: 0 LOB: 0 K: 1 BB: 0 S: 5 P: 5	R: 0 H: 0 E: 0 LOB: 0 K: 0 BB: 0 S: 3 P: 3	R: 0 H: 0 E: 0 LOB: 0 K: 0 BB: 0 S: 3 P: 3	1B: 4 SF: 0 2B: 2 SAC: 1 3B: 0 DP: 1 HR: 0 HBP: 0	WP: 0 PA: 32 PB: 0 SB: 0 CS: 0
PITCHER Joey Jay, R (1, 1) ERA: 4.44	IP WLS BF H R ER SO BB IBB HBP BLK WP HR S P ERA WHIP										

Pittsburgh Pirates @ Milwaukee Braves
Milwaukee County Stadium, Milwaukee, WI
 Mon Jul 27 1959, 4:33 AM EDT
 Att: 15,817 - Unknown

AB	29
R	2
H	5
RBI	2
BB	2
SO	3
LOB	4



Batter	1	2	3	4	5	6	7	8	9	AB R H RBI BB SO LOB	TOP														
Tony Taylor, R OBP: 0.325, SLG: 0.369 (1, 4)	0-0 HR	4-0 BB		0-0 F9		0-0 G6-4-3			0-3 K	4 1 1 1 1 1 2															
Alvin Dark, R OBP: 0.318, SLG: 0.343 (1, 5)	0-0 F7	0-0 F9			0-0 L8		0-0 4-3		0-0 6-3	5 0 0 0 0 0 3															
Art Schult, R OBP: 0.355, SLG: 0.370 (1, 3) (3, 7)	0-0 14 1B 2B		0-0 F8		0-0 F9		0-0 F5		0-0 14 FC5-4 1B	5 1 2 0 0 0 0															
14 Ernie Banks, R OBP: 0.366, SLG: 0.589 (1, 6)	0-0 1B		0-0 BB 1B		0-0 F8		0-0 L7		0-0 FC5-4	5 1 2 1 0 0 1															
Bobby Thomson, R OBP: 0.333, SLG: 0.416 (1, 7) (3, 9)	0-3 K		4-0 1B P9-2 BB			0-0 2B 1B		0-0 FC6-4 1B		3 1 2 0 1 1 1															
Earl Averill, R OBP: 0.308, SLG: 0.514 Sammy Taylor, L OBP: 0.315, SLG: 0.376 (1, 2) (6, PH) (6, 2)		0-0 P8	0-0 1B		0-0 P9			0-0 FC6-4 1-3 1B		2 0 1 1 0 0 0 2 0 0 0 0 0 2															
Lee Walls, R OBP: 0.339, SLG: 0.388 Jim Marshall, L OBP: 0.331, SLG: 0.404 (1, 9) (3, PH) (3, 3)		0-0 WP BB 1B	0-0 P9-2		0-0 1B 2B		0-0 1-3 1B		0-0 1-3 1B	1 0 1 0 0 0 0 3 1 2 1 0 0 2															
George Altman, L OBP: 0.310, SLG: 0.349 (1, 8)		4-0 WP BB		0-3 K		0-0 SH 1B		0-0 1-3		3 0 1 1 1 1 2															
Glen Hobbie, R OBP: 0.176, SLG: 0.163 Bill Henry, L OBP: 0.190, SLG: 0.150 (1, 1) (6, 1)		0-3 K		0-3 K		0-0 SH G6-4-3		0-0 F7		2 0 0 0 0 2 2 1 0 0 0 0 0 2															
Inning Stats	R: 2 E: 0 K: 1 S: 7	H: 3 LOB: 0 BB: 0 P: 7	R: 0 E: 0 K: 1 S: 6	H: 1 LOB: 3 BB: 2 P: 14	R: 1 E: 0 K: 0 S: 4	H: 2 LOB: 1 BB: 1 P: 8	R: 0 E: 0 K: 2 S: 7	H: 0 LOB: 0 BB: 0 P: 7	R: 0 E: 0 K: 0 S: 3	H: 0 LOB: 0 BB: 0 P: 3	R: 2 E: 1 K: 0 S: 6	H: 3 LOB: 1 BB: 0 P: 6	R: 0 E: 0 K: 0 S: 3	H: 0 LOB: 0 BB: 0 P: 3	R: 0 E: 0 K: 0 S: 5	H: 2 LOB: 2 BB: 0 P: 5	R: 0 E: 0 K: 1 S: 6	H: 1 LOB: 1 BB: 0 P: 6	1B: 9 2B: 3 3B: 0 HR: 1	SF: 0 SAC: 1 DP: 2 HBP: 0	WP: 1 PB: 0 SB: 0 CS: 0	PA: 40			
PITCHER	IP WLS BF H R ER SO BB IBB HBP BLK WP HR S P ERA WHIP																								
Juan Pizarro, L ERA: 4.08 (1, 1)	2.1		15	6	3	3	2	3	0	0	0	1	1	16	28	11.57	3.857								
Carl Willey, R ERA: 4.52 (3, 1)	3.2	L	13	3	2	2	2	0	0	0	0	0	0	17	17	4.91	0.818								
Bob Trowbridge, R ERA: 4.56 (7, 1)	3.0		12	3	0	0	1	0	0	0	0	0	0	14	14	0.00	1.000								

Chicago Cubs @ Milwaukee Braves
Milwaukee County Stadium, Milwaukee, WI

Tue Jul 28 1959, 8:05 PM EDT
Att. 28,940 - Unknown

livebaseballscorecards.com

AB	36
R	5
H	12
RBI	5
BB	3
SO	5
LOB	17



Batter	1	2	3	4	5	6	7	8	9	AB	R	H	RBI	BB	SO	LOB
Bobby Avila, R OBP: 0.292, SLG: 0.320 (1, 4)	0-0 F5		0-0 6-3		0-0 F6		0-0 L7		0-0 F4	5	0	0	0	0	0	0
Bill Bruton, L OBP: 0.339, SLG: 0.410 (1, 8) Stan Lopata, R OBP: 0.108, SLG: 0.057 (9, PH)	4-0 E 1B BB		0-3 K		0-0 FC6-4 1B		0-0 1B		0-0 F6	3	1	2	0	1	1	0
Hank Aaron, R OBP: 0.406, SLG: 0.655 (1, 5) (9, 9)	0-0 F8		0-0 1B		0-0 FC6-4 1-2f		0-0 F6			4	0	1	0	0	0	3
Joe Adcock, R OBP: 0.339, SLG: 0.482 (1, 3)	0-0 1B		0-0 F8		0-0 F7		0-0 F9			4	0	1	1	0	0	3
Wes Covington, L OBP: 0.329, SLG: 0.389 (1, 7) Felix Mantilla, R OBP: 0.240, SLG: 0.198 (8, PR) (9, 5)	0-0 4-3			0-0 1B 2B		0-3 K		0-3 K FC3-8		4	1	1	0	0	2	1
Lee Maye, L OBP: 0.382, SLG: 0.333 (1, 9) Andy Pafko, R OBP: 0.305, SLG: 0.322 (8, PH) (9, 7)		0-0 F7		0-0 FC6-4 1B		0-0 1B 2B		0-0 FC3-6 FC6-4 1-2f		3	1	2	1	0	0	0
Johnny Logan, R OBP: 0.399, SLG: 0.491 (1, 6)		0-0 5-3		0-3 K		0-0 6-3		0-0 F7		4	0	0	0	0	1	3
Del Crandall, R OBP: 0.296, SLG: 0.399 (1, 2)		4-0 BB		0-0 FC6-4 1B		0-0 FC4 1B		0-0 FC6-4 1-2f		3	1	1	1	1	0	2
Juan Pizarro, L OBP: 0.167, SLG: 0.107 (1, 1) Carl Willey, R OBP: 0.111, SLG: 0.148 (3, 1) Frank Torre, L OBP: 0.320, SLG: 0.337 (6, PH) Bob Trowbridge, R (7, 1) Mel Roach, R OBP: 0.152, SLG: 0.097 (9, PH)		0-0 1-3		0-0 1B		0-0 FC4 1-2f			0-0 1-3	1	0	0	0	0	0	1

Inning Stats	R: 1	H: 1	E: 0	K: 0	S: 4	H: 1	LOB: 1	BB: 1	P: 8	R: 0	H: 0	E: 0	K: 0	S: 3	R: 0	H: 1	E: 0	K: 1	S: 6	R: 2	H: 3	E: 1	K: 1	S: 7	R: 0	H: 1	E: 0	K: 0	S: 4	R: 1	H: 2	E: 0	K: 1	S: 7	R: 0	H: 1	E: 0	K: 0	S: 4	R: 0	H: 0	E: 0	K: 0	S: 3	1B: 7	2B: 2	3B: 0	HR: 0	SF: 0	SAC: 0	DP: 0	HBP: 0	WP: 0	PB: 1	SB: 0	CS: 0	PA: 38
--------------	------	------	------	------	------	------	--------	-------	------	------	------	------	------	------	------	------	------	------	------	------	------	------	------	------	------	------	------	------	------	------	------	------	------	------	------	------	------	------	------	------	------	------	------	------	-------	-------	-------	-------	-------	--------	-------	--------	-------	-------	-------	-------	--------

PITCHER	IP	WLS	BF	H	R	ER	SO	BB	IBB	HBP	BLK	WP	HR	S	P	ERA	WHIP
Glen Hobbie, R ERA: 3.22 (1, 1)	5.2	W	26	8	4	2	3	2	0	0	0	0	0	30	38	3.18	1.765
Bill Henry, L ERA: 2.55 (6, 1)	3.1	S	12	1	0	0	1	0	0	0	0	0	0	14	14	0.00	0.300

BOTTOM

Chicago Cubs @ Milwaukee Braves
Milwaukee County Stadium, Milwaukee, WI

Tue Jul 28 1959, 8:05 PM EDT
Att. 28,940 - Unknown

AB	36
R	4
H	9
RBI	4
BB	2
SO	4
LOB	15



WP : 0	PA : 38
PB : 1	
SB : 0	
CS : 0	

PITCHER	IP	WLS	BF	H	R	ER	SO	BB	IBB	HBP	BLK	WP	HR	S	P	ERA	WHIP
---------	----	-----	----	---	---	----	----	----	-----	-----	-----	----	----	---	---	-----	------

Batter	1	2	3	4	5	6	7	8	9	AB R H RBI BB SO LOB	TOP											
Tony Taylor, R (1, 4) OBP: 0.325, SLG: 0.368	0-3 K		0-0 F9			0-0 14 HR 1B	0-0 F9			4 1 1 0 0 1 2	Chicago Cubs @ Milwaukee Braves Milwaukee County Stadium, Milwaukee, WI Wed Jul 29 1959, 8:05 PM EDT Att: 21,236 - Unknown livebaseballscorecards.com											
Alvin Dark, R (1, 5) OBP: 0.317, SLG: 0.342	0-0 F3			0-0 6-3		0-0 14 HR 1B	0-0 F9			4 1 1 0 0 0 1												
Jim Marshall, L (1, 3) OBP: 0.324, SLG: 0.393	0-0 F3			0-0 F7		0-0 F4		0-0 F7		4 0 0 0 0 0 2												
14 Ernie Banks, R (1, 6) OBP: 0.370, SLG: 0.605		0-0 F8		0-0 HR		0-0 1-H 2-H HR		4-0 FC4-6 BB		3 2 2 4 1 0 0												
Walt Moryn, L (1, 7) OBP: 0.312, SLG: 0.362		0-0 F7		0-0 1B		0-0 4-3		0-0 FC4-6 1-2f		4 0 1 0 0 0 1												
Bobby Thomson, R (1, 9) OBP: 0.329, SLG: 0.409		0-0 6-3		0-0 P6		0-0 5-3		0-0 F4		4 0 0 0 0 0 2												
Sammy Taylor, L (1, 2) OBP: 0.313, SLG: 0.387			0-0 F3		0-0 F3		0-0 HR		0-0 F9	4 1 1 1 0 0 0												
George Altman, L (1, 8) OBP: 0.309, SLG: 0.347			0-0 4-3		0-0 3-1		0-0 1B		0-0 4-1	4 0 1 0 0 0 0												
Dave Hillman, R (1, 1) OBP: 0.265, SLG: 0.163 Art Schult, R (5, PH) OBP: 0.344, SLG: 0.357 Moe Drabowsky, R (5, 1) OBP: 0.198, SLG: 0.167 Irv Noren, L (7, PH) OBP: 0.338, SLG: 0.339 Elmer Singleton, R (7, 1) Dale Long, L (9, PH) OBP: 0.319, SLG: 0.460			0-0 1B		0-0 F8		0-3 K		0-3 K	1 0 1 0 0 0 0 1 0 0 0 0 0 0 0 0 0 0 0 0 0 1 0 0 0 0 1 1 0 0 0 0 0 0 0 1 0 0 0 0 1 0												
Inning Stats	R: 0 E: 0 K: 1 S: 5	H: 0 LOB: 0 BB: 0 P: 5	R: 0 E: 0 K: 0 S: 3	H: 0 LOB: 0 BB: 0 P: 3	R: 0 E: 0 K: 0 S: 4	H: 1 LOB: 1 BB: 0 P: 4	R: 1 E: 0 K: 0 S: 5	H: 2 LOB: 1 BB: 0 P: 5	R: 0 E: 0 K: 0 S: 3	H: 0 LOB: 0 BB: 0 P: 3	R: 3 E: 0 K: 0 S: 6	H: 3 LOB: 0 BB: 0 P: 6	R: 1 E: 0 K: 1 S: 7	H: 2 LOB: 1 BB: 0 P: 7	R: 0 E: 0 K: 0 S: 3	H: 0 LOB: 1 BB: 1 P: 7	R: 0 E: 0 K: 1 S: 5	H: 0 LOB: 0 BB: 0 P: 5	1B: 5 2B: 0 3B: 0 HR: 3	SF: 0 SAC: 0 DP: 0 HBP: 0	WP: 0 PB: 0 SB: 0 CS: 0	PA: 36
PITCHER	IP WLS BF H R ER SO BB IBB HBP BLK WP HR S P ERA WHIP																					
Lev Burdette, R (1, 1) ERA: 4.0	6.0 W 26 8 5 5 1 0 0 0 0 0 0 3 28 28 7.50 1.333																					
Don McMahon, R (7, 1) ERA: 2.3	3.0 S 10 0 0 0 0 2 1 0 0 0 0 0 0 13 17 0.00 0.333																					



Batter	1	2	3	4	5	6	7	8	9	AB	R	H	RBI	BB	SO	LOB
Bobby Avila, R (1, 4) OBP: 0.291, SLG: 0.312	4-0 HR BB		0-0 F5	0-0 1-3		0-0 F3		0-0 SH1-4		3	1	0	0	1	0	1
Eddie Mathews, L (1, 5) OBP: 0.381, SLG: 0.596	0-0 F8		0-0 1-3		4-0 1B BB		4-0 2B BB	0-0 F2		2	2	0	0	2	0	1
Frank Torre, L (8, 3) OBP: 0.319, SLG: 0.335										1	0	0	0	0	0	1
Hank Aaron, R (1, 9) OBP: 0.409, SLG: 0.671	0-0 HR		0-0 HR		0-0 1B E 1B		0-0 4-3			4	3	3	3	0	0	1
Joe Adcock, R (1, 3) OBP: 0.342, SLG: 0.498	0-0 5-3		0-0		0-0 F7		0-0 1B 2B			4	0	2	1	0	0	2
Felix Mantilla, R (7, PR) OBP: 0.240, SLG: 0.198										0	1	0	0	0	0	0
Wes Covington, L (1, 7) OBP: 0.331, SLG: 0.391	0-3 K		0-3 K		0-0 E 1B		0-0 1B			4	0	2	2	0	2	1
Johnny Logan, R (1, 6) OBP: 0.394, SLG: 0.484		0-0 F7		0-0 F3	0-0 E2 G6-4-3		0-0 F4			4	0	0	0	0	0	3
Bill Bruton, L (1, 8) OBP: 0.340, SLG: 0.411		0-0 1B		0-0 1B S	0-0 G6-4-3		0-0 4-3			4	1	2	0	0	0	4
Del Crandall, R (1, 2) OBP: 0.293, SLG: 0.394		0-0 F4		0-0 F5		0-0 6-3		0-0 F7		4	0	0	0	0	0	2
Lew Burdette, R (1, 1) OBP: 0.214, SLG: 0.239		0-3 K		0-0 1B		0-0 F9		0-0 SH1-4 1B		3	0	1	1	0	1	1
Don McMahon, R (7, 1) OBP: 0.375, SLG: 0.286										1	0	1	0	0	0	0

Inning Stats		R: 2	H: 1	E: 0	LOB: 0	K: 1	BB: 1	S: 6	R: 0	H: 1	E: 0	LOB: 1	K: 1	BB: 0	S: 6	R: 1	H: 2	E: 0	LOB: 1	K: 1	BB: 0	S: 7	R: 1	H: 2	E: 0	LOB: 1	K: 0	BB: 0	S: 5	R: 2	H: 2	E: 1	LOB: 1	K: 0	BB: 1	S: 5	R: 0	H: 0	E: 0	LOB: 0	K: 0	BB: 0	S: 3	R: 2	H: 2	E: 0	LOB: 2	K: 0	BB: 1	S: 5	R: 0	H: 1	E: 0	LOB: 1	K: 0	BB: 0	S: 4
PITCHER	IP	WLS	BF	H	R	ER	SO	BB	IBB	HBP	BLK	WP	HR	S	P	ERA	WHIP																																								
Dave Hillman, R (1, 1) ERA: 3.38	4.0	L	19	6	4	4	3	1	0	0	0	0	0	24	28	9.00	1.750																																								
Moe Drabowsky, R (5, 1) ERA: 4.39	2.0		9	2	2	1	0	1	0	0	0	0	0	8	12	4.50	1.500																																								
Elmer Singleton, R (7, 1) ERA: 2.79	2.0		10	3	2	2	0	1	0	0	0	0	0	9	13	9.00	2.000																																								

BOTTOM

Chicago Cubs @ Milwaukee Braves
Milwaukee County Stadium, Milwaukee, WI

Wed Jul 29 1959, 8:05 PM EDT
Att. 21,236 - Unknown

livebaseballscorecards.com

AB	34
R	8
H	11
RBI	7
BB	3
SO	3
LOB	17



WP: 0	PA: 38
PB: 0	
SB: 1	
CS: 0	

Batter	1	2	3	4	5	6	7	8	9	AB R H RBI BB SO LOB	TOP											
Tony Taylor, R OBP: 0.326, SLG: 0.369 (1, 4) X	0-0 ① 1-3		0-0 ③ 1-3			0-0 1B G4-3-6-1		0-0 1B	0-0 1B	4 1 2 0 0 0 0												
Alvin Dark, R OBP: 0.317, SLG: 0.340 (1, 5) X	0-0 ② L9			0-0 ① 1-3		0-0 1B G4-3-6-1		0-0 1B	0-0 ① F7	4 0 1 0 0 0 1												
Art Schult, R OBP: 0.306, SLG: 0.313 (1, 3) X	0-0 ③ F2			0-0 ② 1-3		0-0 ② ③ G4-3-6-1 1-2f 3-H		0-0 ② ③ G4-3-6-1	0-0 ② F9	4 0 0 0 0 0 2												
14 Ernie Banks, R OBP: 0.367, SLG: 0.599 (1, 6) X		0-0 ① 6-3		0-0 ③ 4-3				0-0 ① F8	0-0 ③ 1-3	4 0 0 0 0 0 1												
Bobby Thomson, R OBP: 0.329, SLG: 0.420 (1, 7) X		0-0 ② F8			0-0 HR			0-0 ② 2-3		3 1 1 1 0 0 0												
Earl Averill, R OBP: 0.309, SLG: 0.509 (1, 2) X		0-0 1B			0-3 K			0-0 ③ F5		3 0 1 0 0 1 0												
Lee Walls, R OBP: 0.336, SLG: 0.384 (1, 9) X		0-0 ③ F7			0-0 ② 6-3			0-0 ① 6-3		3 0 0 0 0 0 1												
George Altman, L OBP: 0.306, SLG: 0.343 (1, 8) X			0-0 ① G3		0-3 ③ K			0-3 ② K		3 0 0 0 0 2 0												
Art Ceccarelli, R OBP: 0.067, SLG: 0.067 (1, 1) X John Duzard, R OBP: 0.115, SLG: 0.120 (5, 1) X Cal Neeman, R OBP: 0.211, SLG: 0.208 (6, PH) Moe Drabowsky, R OBP: 0.198, SLG: 0.167 (6, 1) X Randy Jackson, R OBP: 0.329, SLG: 0.359 (8, PH) Don Eiston, R OBP: 0.200, SLG: 0.200 (8, 1) X			0-3 ② K			0-0 ① F7		0-0 ③ F8		1 0 0 0 0 1 0 0 0 0 0 0 0 0 1 0 0 0 0 0 0 0 0 0 0 0 0 0 1 0 0 0 0 0 0 0 0 0 0 0 0 0												
Inning Stats	R: 0 E: 0 K: 0 S: 3	H: 0 LOB: 0 BB: 0 P: 3	R: 0 E: 0 K: 0 S: 4	H: 1 LOB: 1 BB: 0 P: 4	R: 0 E: 0 K: 1 S: 5	H: 0 LOB: 0 BB: 0 P: 5	R: 0 E: 0 K: 0 S: 3	H: 0 LOB: 0 BB: 0 P: 3	R: 1 E: 0 K: 2 S: 8	H: 1 LOB: 0 BB: 0 P: 8	R: 1 E: 0 K: 0 S: 4	H: 2 LOB: 0 BB: 0 P: 4	R: 0 E: 0 K: 0 S: 3	H: 0 LOB: 0 BB: 0 P: 3	R: 0 E: 0 K: 1 S: 5	H: 0 LOB: 0 BB: 0 P: 5	R: 0 E: 0 K: 0 S: 4	H: 1 LOB: 1 BB: 0 P: 4	1B: 4 2B: 0 3B: 0 HR: 1	SF: 0 SAC: 0 DP: 1 HBP: 0	WP: 0 PB: 0 SB: 0 CS: 0	PA: 31
PITCHER Warren Spahn, L ERA: 2.82 (1, 1)	IP: 9.0 WLS: W BF: 31 H: 5 R: 2 ER: 2 SO: 4 BB: 0 IBB: 0 HBP: 0 BLK: 0 WP: 0 HR: 1 S: 39 P: 39 ERA: 2.00 WHIP: 0.556											PITCHER	IP: 9.0 WLS: W BF: 31 H: 5 R: 2 ER: 2 SO: 4 BB: 0 IBB: 0 HBP: 0 BLK: 0 WP: 0 HR: 1 S: 39 P: 39 ERA: 2.00 WHIP: 0.556									

Chicago Cubs @ Milwaukee Braves
Milwaukee County Stadium, Milwaukee, WI

Thu Jul 30 1959, 8:05 PM EDT
Att: 29,170 - Unknown

livebaseballscorecards.com

AB	31
R	2
H	5
RBI	1
BB	0
SO	4
LOB	5



Batter	1	2	3	4	5	6	7	8	9	AB R H RBI BB SO LOB	TOP									
Don Blasingame, L (1, 4) OBP: 0.361, SLG: 0.365	0-0 4-3			0-0 4-3 1B		0-0 E5 4-3 1B			0-0 6-3	4 0 2 0 0 0 0	St. Louis Cardinals @ Milwaukee Braves Milwaukee County Stadium, Milwaukee, WI Fri Jul 31 1959, 8:05 PM EDT Att: 29,287 - Unknown livebaseballscorecards.com									
Joe Cunningham, L (1, 9) OBP: 0.438, SLG: 0.455	0-0 F8			0-0 4-3 1-2		0-0 4-3 2-3			0-0 4-3	4 0 0 0 0 0 2										
Bill White, L (1, 7) OBP: 0.373, SLG: 0.518	0-0 CS 1B			0-0 P6		0-0 1-3			0-0 4-3	4 0 1 0 0 0 2										
Ken Boyer, R (1, 5) OBP: 0.384, SLG: 0.493	0-0 CS 1-2	0-0 5-3		0-3 K					4-0 G6-4-3 BB	2 0 0 0 1 1 1										
Gino Cimoli, R (1, 8) OBP: 0.340, SLG: 0.461		0-3 K			0-0 4-3				0-0 G6-4-3 1-2f	3 0 0 0 0 1 1										
Stan Musial, L (1, 3) OBP: 0.374, SLG: 0.418		0-0 F7			0-3 K				0-0 F8	3 0 0 0 0 1 0										
Hal Smith, R (1, 2) OBP: 0.312, SLG: 0.426			0-0 P6		0-0 E5				0-3 K	2 0 0 0 0 0 0										
Wally Shannon, L (8, PH) OBP: 0.444, SLG: 0.444										1 0 0 0 0 1 0										
Alex Grammas, R (1, 6) OBP: 0.345, SLG: 0.328			0-0 4-3		0-0 4-3				0-0 F9	2 0 0 0 0 0 1										
George Crowe, L (8, PH) OBP: 0.365, SLG: 0.574										1 0 0 0 0 0 0										
Jay Porter, R (8, 2) OBP: 0.304, SLG: 0.297										0 0 0 0 0 0 0										
Dean Stone, L (1, 1) OBP: 0.330, SLG: 0.427			0-3 K			0-0 4-3			0-0 6-3	2 0 0 0 0 1 0										
Ray Jablonski, R (8, PH) OBP: 0.400, SLG: 0.500										1 0 0 0 0 0 0										
Hal Jeffcoat, R (8, 1) OBP: 0.400, SLG: 0.500										0 0 0 0 0 0 0										
Inning Stats	R: 0 E: 0 K: 0 S: 3	H: 1 LOB: 0 BB: 0 P: 3	R: 0 E: 0 K: 1 S: 5	H: 0 LOB: 0 BB: 0 P: 5	R: 0 E: 0 K: 1 S: 5	H: 0 LOB: 0 BB: 0 P: 5	R: 0 E: 0 K: 1 S: 6	H: 1 LOB: 1 BB: 0 P: 6	R: 0 E: 1 K: 1 S: 6	H: 0 LOB: 1 BB: 0 P: 6	R: 0 E: 0 K: 0 S: 2	H: 0 LOB: 0 BB: 1 P: 6	R: 0 E: 0 K: 1 S: 5	H: 0 LOB: 0 BB: 0 P: 5	R: 0 E: 0 K: 0 S: 3	H: 0 LOB: 0 BB: 0 P: 3	1B: 3 2B: 0 3B: 0 HR: 0	SF: 0 SAC: 0 DP: 1 HBP: 0	WP: 0 PB: 0 SB: 0 CS: 1	PA: 31
PITCHER Bob Buhl, R (1, 1) ERA: 2.32	IP: 9.0 WLS: W BF: 30 H: 3 R: 0 ER: 0 SO: 5 BB: 1 IBB: 0 HBP: 0 BLK: 0 WP: 0 HR: 0 S: 39 P: 43 ERA: 0.00 WHIP: 0.444																			

St. Louis Cardinals @ Milwaukee Braves
Milwaukee County Stadium, Milwaukee, WI
 Fri Jul 31 1959, 8:05 PM EDT
 Att: 29,287 - Unknown

AB	29
R	0
H	3
RBI	0
BB	1
SO	5
LOB	7



Batter	1	2	3	4	5	6	7	8	9
Bobby Avila, R OBP: 0.295, SLG: 0.305 (1, 4) X	0-0 L3 ①			0-0 6-3 ①		4-0 1B BB	0-0 P6 ③		
Felix Mantilla, R OBP: 0.240, SLG: 0.223 (1, 5) X	0-0 1-3 ②			0-0 L8 ②		0-0 1B HR 1B		0-0 6-3 ①	
Hank Aaron, R OBP: 0.409, SLG: 0.680 (1, 9) X	0-0 6-3 ③			0-0 F8 ③		0-0 1B HR 1B		0-0 HR	
Joe Adcock, R OBP: 0.348, SLG: 0.512 (1, 3)		0-0 5-3 ①			0-0 F8 ①	0-0 1B HR		0-0 G6-4-3 1B	
Lew Burdette, R OBP: 0.214, SLG: 0.239 (8, PR)						1-H 2-H			
Frank Torre, L OBP: 0.319, SLG: 0.335 (9, 3)									
Johnny Logan, R OBP: 0.391, SLG: 0.486 (1, 6)		0-0 F8 ②			4-0 FC5-4 BB	0-0 5-3 ②		0-0 G6-4-3 ② ③	
Andy Pafko, R OBP: 0.294, SLG: 0.340 (1, 7)		0-0 F9 ③			0-0 FC5-4 1-2f	0-0 P6 ③		0-0 1-2f	
Bill Bruton, L OBP: 0.339, SLG: 0.408 (1, 8)			0-0 4-3 ①		0-0 P5 ③		0-0 F8 ①		
Del Crandall, R OBP: 0.295, SLG: 0.396 (1, 2)			0-0 6-3 ②			0-0 1B 2B	0-0 SH3-4 1B		
Bob Buhl, R OBP: 0.051, SLG: 0.051 (1, 1)			0-3 K ③		0-3 K ③	0-3 K ① X	0-0 SH3-4 ②		

AB	R	H	RBI	BB	SO	LOB
3	1	0	0	1	0	1
4	1	1	1	0	0	0
4	2	2	2	0	0	0
4	1	2	3	0	0	0
0	0	0	0	0	0	0
0	0	0	0	0	0	0
3	0	0	0	1	0	1
3	0	0	0	0	0	1
3	0	0	0	0	0	1
3	1	2	0	0	0	0
2	0	0	0	0	2	1

BOTTOM

St. Louis Cardinals @ Milwaukee Braves
Milwaukee County Stadium, Milwaukee, WI
 Fri Jul 31 1959, 8:05 PM EDT
 Att. 29,287 - Unknown

livebaseballscorecards.com

AB	29
R	6
H	7
RBI	6
BB	2
SO	2
LOB	5



1B: 4	SF: 0
2B: 1	SAC: 1
3B: 0	DP: 1
HR: 2	HBP: 0

WP: 0	PA: 32
PB: 0	
SB: 0	
CS: 0	

Inning Stats		R: 0	H: 0	E: 0	LOB: 0	K: 0	BB: 0	S: 3	P: 3								
Dean Stone, L ERA: 3.32 (1, 1)	IP: 7.0	WLS: L	BF: 28	H: 5	R: 5	ER: 5	SO: 2	BB: 2	IBB: 0	HBP: 0	BLK: 0	WP: 0	HR: 1	S: 30	P: 38	ERA: 6.43	WHIP: 1.000
Hal Jeffcoat, R ERA: 5.12 (8, 1)	IP: 1.0		BF: 4	H: 2	R: 1	ER: 1	SO: 0	BB: 0	IBB: 0	HBP: 0	BLK: 0	WP: 0	HR: 1	S: 4	P: 4	ERA: 9.00	WHIP: 2.000

PITCHER		IP	WLS	BF	H	R	ER	SO	BB	IBB	HBP	BLK	WP	HR	S	P	ERA	WHIP
Dean Stone, L ERA: 3.32 (1, 1)	IP: 7.0	WLS: L	BF: 28	H: 5	R: 5	ER: 5	SO: 2	BB: 2	IBB: 0	HBP: 0	BLK: 0	WP: 0	HR: 1	S: 30	P: 38	ERA: 6.43	WHIP: 1.000	
Hal Jeffcoat, R ERA: 5.12 (8, 1)	IP: 1.0		BF: 4	H: 2	R: 1	ER: 1	SO: 0	BB: 0	IBB: 0	HBP: 0	BLK: 0	WP: 0	HR: 1	S: 4	P: 4	ERA: 9.00	WHIP: 2.000	

Batter	1	2	3	4	5	6	7	8	9	AB R H RBI BB SO LOB	TOP											
Don Blasingame, L (1, 4) OBP: 0.358, SLG: 0.362	0-0 1-3		0-0 6-3		0-0 4-3			0-0 5-3		4 0 0 0 0 0 0	St. Louis Cardinals @ Milwaukee Braves Milwaukee County Stadium, Milwaukee, WI Sat Aug 01 1959, 4:33 AM EDT Att: 26,812 - Unknown livebaseballscorecards.com											
Alex Grammas, R (1, 6) OBP: 0.343, SLG: 0.326	0-0 F8			0-0 E7 4-3 1B		0-0 F9		0-0 F9		4 1 1 0 0 0 0												
Gino Cimoli, R (1, 8) OBP: 0.337, SLG: 0.456 (7, 7)	0-3 K			0-0 4-3		0-0 P4		0-0 F8		4 0 0 0 0 1 1												
Ken Boyer, R (1, 5) OBP: 0.383, SLG: 0.489		0-3 K		0-3 K		4-0 CS BB		0-3 K		3 0 0 0 1 3 1												
Joe Cunningham, L (1, 9) OBP: 0.439, SLG: 0.456		0-0 4-3		0-0 1B 1B		0-0 CS 1-2	0-0 F7	0-0 1B 1B		4 0 2 1 0 0 0												
Bill White, L (1, 3) OBP: 0.377, SLG: 0.519		0-0 WP 1B		0-0 1-2 1B		4-0 E BB		0-0 F5		3 0 2 0 1 0 1												
Gene Oliver, R (1, 7) OBP: 0.284, SLG: 0.396 Ray Jablonski, R (7, PH) OBP: 0.326, SLG: 0.422 Curt Flood, R (7, PR) OBP: 0.349, SLG: 0.432 (7, 8)		0-0 F8		0-0 P6		0-0 E5 1-2		0-0 FC6-4 1B		2 0 0 0 0 0 3 1 0 0 0 0 0 1 1 0 1 0 0 0 0												
Hal Smith, R (1, 2) OBP: 0.308, SLG: 0.421			0-0 F9		0-0 G3		0-3 K	0-0 FC6-4		4 0 0 0 0 1 4												
Ernie Broglio, R (1, 1) OBP: 0.163, SLG: 0.100 Dick Gray, R (7, PH) OBP: 0.304, SLG: 0.333 Marshall Bridges, S (7, 1) OBP: 0.313, SLG: 0.533 Jack Urban, R (7, 1)			0-0 4-3		0-0 4-3		0-0 P4			2 0 0 0 0 0 0 1 0 0 0 0 0 2 0 0 0 0 0 0 0 0 0 0 0 0 0 0												
Inning Stats	R: 0 E: 0 K: 1 S: 5	H: 0 LOB: 0 BB: 0 P: 5	R: 0 E: 0 K: 1 S: 6	H: 1 LOB: 1 BB: 0 P: 6	R: 0 E: 0 K: 0 S: 3	H: 0 LOB: 0 BB: 0 P: 3	R: 1 E: 1 K: 1 S: 8	H: 3 LOB: 2 BB: 0 P: 8	R: 0 E: 0 K: 0 S: 3	H: 0 LOB: 0 BB: 0 P: 3		R: 0 E: 0 K: 0 S: 2	H: 0 LOB: 0 BB: 1 P: 6	R: 0 E: 1 K: 1 S: 6	H: 0 LOB: 2 BB: 1 P: 10	R: 0 E: 0 K: 0 S: 3	H: 0 LOB: 0 BB: 0 P: 3	R: 0 E: 0 K: 1 S: 7	H: 2 LOB: 2 BB: 0 P: 7	1B: 6 2B: 0 3B: 0 HR: 0	SF: 0 SAC: 0 DP: 0 HBP: 0	WP: 1 PB: 0 SB: 0 CS: 1
PITCHER Juan Pizarro, L (1, 1) ERA: 3.77	IP 9.0	WLS W	BF 35	H 6	R 1	ER 1	SO 5	BB 2	IBB 0	HBP 0	BLK 0	WP 1	HR 0	S 43	P 51	ERA 1.00	WHIP 0.889					



Batter	1	2	3	4	5	6	7	8	9	AB	R	H	RBI	BB	SO	LOB	TOP								
Don Blasingame, L (1, 4) OBP: 0.360, SLG: 0.368	1-0 1B HBP	0-0 2B		0-0 4-3			0-0 G3	0-0 2B		4	1	2	0	0	0	0									
Gino Cimoli, R (1, 8) OBP: 0.338, SLG: 0.455 Curt Flood, R (8, 8) OBP: 0.349, SLG: 0.432	0-0 1B 1-3	0-0 1-3		0-0 4-3			0-0 E 1B	0-0 F8		5	1	2	0	0	0	2									
Bill White, L (1, 7) OBP: 0.374, SLG: 0.515	0-0 F9 1B 1-3 3-H		0-0 E4 1B			0-0 F9	0-0 E4 1B 1-2		0-0 L8	5	1	1	1	0	0	1									
Ken Boyer, R (1, 5) OBP: 0.387, SLG: 0.493	0-0 F9 1-2		0-0 1B 1-2			0-0 1B 1B	0-0 FC4-6 1B 1-3 2-H		0-0 E9 1B	5	1	4	1	0	0	2									
Joe Cunningham, L (1, 9) OBP: 0.438, SLG: 0.455	0-0 P6		0-0 F7			0-0 1B 1-2	0-0 FC4-6 1B 1-2		0-0 F7 2-H	5	0	2	1	0	0	4									
Stan Musial, L (1, 3) OBP: 0.371, SLG: 0.411 Gene Oliver, R (9, 7) OBP: 0.264, SLG: 0.396	4-0 IBB		0-0 F8			0-0 1B 6-3	0-0 FC4-6 1B 1-2 3-H		0-0 L7	4	0	0	0	1	0	6									
Jay Porter, R (1, 2) OBP: 0.297, SLG: 0.289 George Crowe, L (7, PH) OBP: 0.360, SLG: 0.565 Hal Smith, R (7, 2) OBP: 0.308, SLG: 0.421	0-3 K		0-0 P5			0-0 F3	0-3 K			3	0	0	0	0	1	5									
Alex Grammas, R (1, 6) OBP: 0.338, SLG: 0.321		0-0 6-3		0-0 4-3		0-0 F8		0-0 5-3		4	0	0	0	0	0	0									
Larry Jackson, R (1, 1) OBP: 0.133, SLG: 0.136 Lindy McDaniel, R (9, 1) OBP: 0.138, SLG: 0.038		0-3 K		0-0 G3		0-3 K		0-3 K		4	0	0	0	0	3	0									
Inning Stats	R: 1 E: 0 K: 1 S: 7	H: 2 LOB: 3 BB: 1 P: 12	R: 0 E: 0 K: 1 S: 6	H: 1 LOB: 1 BB: 0 P: 6	R: 0 E: 1 K: 0 S: 5	H: 1 LOB: 2 BB: 0 P: 5	R: 0 E: 0 K: 0 S: 3	H: 0 LOB: 0 BB: 0 P: 3	R: 0 E: 0 K: 0 S: 5	H: 2 LOB: 2 BB: 0 P: 5	R: 0 E: 0 K: 1 S: 5	H: 0 LOB: 0 BB: 0 P: 5	R: 2 E: 1 K: 1 S: 9	H: 3 LOB: 2 BB: 0 P: 9	R: 0 E: 0 K: 1 S: 6	H: 1 LOB: 1 BB: 0 P: 6	R: 1 E: 2 K: 0 S: 4	H: 1 LOB: 0 BB: 0 P: 4	1B: 9 2B: 2 3B: 0 HR: 0	SF: 0 SAC: 0 DP: 0 HBP: 1	WP: 0 PB: 0 SB: 0 CS: 0	PA: 42			
PITCHER	IP	WLS	BF	H	R	ER	SO	BB	IBB	HBP	BLK	WP	HR	S	P	ERA	WHIP								
Joey Jay, R (1, 1) ERA: 4.25	8.0	L	38	10	3	2	5	0	1	1	0	0	0	46	51	2.25	1.250								
Don McMahon, R (9, 1) ERA: 2.25	1.0		4	1	1	0	0	0	0	0	0	0	0	4	4	0.00	1.000								

St. Louis Cardinals @ Milwaukee Braves
Milwaukee County Stadium, Milwaukee, WI

Sun Aug 02 1959, 4:33 AM EDT
Unknown

livebaseballscorecards.com

AB 40
R 4
H 11
RBI 3
BB 1
SO 5
LOB 22



Batter	1	2	3	4	5	6	7	8	9
Bobby Avila, R (1, 4) OBP: 0.295, SLG: 0.304 Mickey Vernon, L (8, PH) OBP: 0.288, SLG: 0.391 Felix Mantilla, R (9, 4) OBP: 0.240, SLG: 0.223	0-0 PB WP SF9 1B		0-3 K		0-0 F3			0-0 P5	
Eddie Mathews, L (1, 5) OBP: 0.379, SLG: 0.596	0-0 P5		0-0 P4			0-0 L9		0-0 F5	
Hank Aaron, R (1, 9) OBP: 0.412, SLG: 0.685	4-0 1-3 BB			4-0 6-3 BB		0-0 F2		0-0 1B 1B	
Joe Adcock, R (1, 3) OBP: 0.349, SLG: 0.523	0-0 SF9			0-0 F9		0-0 HR		0-0 F7	
Wes Covington, L (1, 7) OBP: 0.331, SLG: 0.387 Lew Burdette, R (9, PR) OBP: 0.214, SLG: 0.239	0-3 K2-3			0-0 6-3		0-0 F3		0-0 1B 1B	
Bill Bruton, L (1, 8) OBP: 0.334, SLG: 0.401		0-0 4-3		0-0 F9		0-3 K		0-0 1B 1B	
Johnny Logan, R (1, 6) OBP: 0.386, SLG: 0.478		0-0 6-3			0-0 P3		0-0 G3	0-0 G5-4-3 1B	
Del Crandall, R (1, 2) OBP: 0.296, SLG: 0.391		0-0 6-3			4-0 BB		0-3 K	0-0 1-2 2-H	
Joey Jay, S (1, 1) OBP: 0.217, SLG: 0.143 Lee Maye, L (8, PH) OBP: 0.389, SLG: 0.344 Don McMahon, R (9, 1) OBP: 0.375, SLG: 0.286			0-0 L5		0-3 K			0-0 4-3	

AB	R	H	RBI	BB	SO	LOB
3	1	1	0	0	1	1
1	0	0	0	0	0	0
0	0	0	0	0	0	0

4	0	0	0	0	0	1
---	---	---	---	---	---	---

2	1	1	0	2	0	0
---	---	---	---	---	---	---

3	1	1	2	0	0	2
---	---	---	---	---	---	---

4	0	1	0	0	1	2
0	0	0	0	0	0	0

4	0	1	1	0	1	1
---	---	---	---	---	---	---

4	0	0	0	0	0	2
---	---	---	---	---	---	---

2	0	0	0	1	1	0
---	---	---	---	---	---	---

2	0	0	0	0	1	1
1	0	0	0	0	0	0
0	0	0	0	0	0	0

BOTTOM

St. Louis Cardinals @ Milwaukee Braves
Milwaukee County Stadium, Milwaukee, WI
Sun Aug 02 1959, 4:33 AM EDT
Unknown

livebaseballscores.com

AB	30
R	3
H	5
RBI	3
BB	3
SO	5
LOB	10



Inning Stats	R: 1	H: 1	E: 0	K: 1	S: 6	LOB: 1	BB: 1	P: 10	R: 0	H: 0	E: 0	K: 0	S: 3	LOB: 0	BB: 0	P: 3	R: 0	H: 0	E: 0	K: 1	S: 5	LOB: 0	BB: 0	P: 5	R: 0	H: 0	E: 0	K: 0	S: 3	LOB: 1	BB: 1	P: 7	R: 0	H: 0	E: 0	K: 1	S: 5	LOB: 1	BB: 1	P: 9	R: 1	H: 1	E: 0	K: 0	S: 4	LOB: 0	BB: 0	P: 4	R: 0	H: 0	E: 0	K: 2	S: 7	LOB: 0	BB: 0	P: 7	R: 0	H: 0	E: 0	K: 0	S: 3	LOB: 0	BB: 0	P: 3	R: 1	H: 3	E: 0	K: 0	S: 5	LOB: 2	BB: 0	P: 5	1B: 4	2B: 0	3B: 0	HR: 1	SF: 1	SAC: 0	DP: 1	HBP: 0	WP: 1	PB: 1	SB: 0	CS: 0	PA: 34
--------------	------	------	------	------	------	--------	-------	-------	------	------	------	------	------	--------	-------	------	------	------	------	------	------	--------	-------	------	------	------	------	------	------	--------	-------	------	------	------	------	------	------	--------	-------	------	------	------	------	------	------	--------	-------	------	------	------	------	------	------	--------	-------	------	------	------	------	------	------	--------	-------	------	------	------	------	------	------	--------	-------	------	-------	-------	-------	-------	-------	--------	-------	--------	-------	-------	-------	-------	--------

PITCHER	IP	WLS	BF	H	R	ER	SO	BB	IBB	HBP	BLK	WP	HR	S	P	ERA	WHIP
Larry Jackson, R (1, 1) ERA: 3.47	8.1	W	33	5	3	2	5	3	0	0	0	1	1	40	52	2.16	0.960
Lindy McDaniel, R (9, 1) ERA: 2.96	0.2	S	1	0	0	0	0	0	0	0	0	0	0	1	1	0.00	0.000

PITCHER	IP	WLS	BF	H	R	ER	SO	BB	IBB	HBP	BLK	WP	HR	S	P	ERA	WHIP
---------	----	-----	----	---	---	----	----	----	-----	-----	-----	----	----	---	---	-----	------

Batter	1	2	3	4	5	6	7	8	9	AB R H RBI BB SO LOB	TOP	
Don Blasingame, L (1, 4) <small>B</small> <small>B</small> <small>B</small> OBP: 0.361, SLG: 0.368 Bob Miller, R (7, 1) Stan Musial, L (9, PH) OBP: 0.370, SLG: 0.409	4-0 BB		0-0 1B		0-0 F8		0-0 1-3		0-0 F5	3 0 1 0 1 0 1 0 0 0 0 0 0 0 1 0 0 0 0 0 0	St. Louis Cardinals @ Milwaukee Braves Milwaukee County Stadium, Milwaukee, WI Sun Aug 02 1959, 4:38 AM EDT Att: 42,732 - Unknown livebaseballscorecards.com	
Gino Cimoli, R (1, 8) OBP: 0.338, SLG: 0.457 Curt Flood, R (7, 8) OBP: 0.345, SLG: 0.427	0-0 FC6-4 FC4-6 1-2f		0-0 F7		0-0 E9 2B 1-H			0-0 E5 FC6		3 0 1 0 0 0 2 1 0 0 0 0 0 0		
Bill White, L (1, 7) OBP: 0.371, SLG: 0.509	0-0 FC4-6 E 1-2f		0-0 G3		0-0 L3			0-0 FC6 HR 1-2f		4 1 0 0 0 0 4		
Ken Boyer, R (1, 5) OBP: 0.386, SLG: 0.499	0-0 E5 FC6 1-2			0-0 6-3		0-0 4-3		0-0 HR 1-H		4 1 1 2 0 0 2		
Joe Cunningham, L (1, 9) OBP: 0.441, SLG: 0.459	0-0 FC6 1-2f			0-0 HR 1B		0-0 G4-6-3 1B 1-2f		0-0 FC6-4 1B		4 1 3 0 0 0 2		
George Crowe, L (1, 3) OBP: 0.354, SLG: 0.589		0-0 F3		0-0 HR 1-H		0-0 G4-6-3 1-2f		0-0 F7		4 1 1 2 0 0 2		
Hal Smith, R (1, 2) OBP: 0.305, SLG: 0.416		0-0 F9		0-0 6-3		0-0 P3		0-0 FC6-4 1-2f		4 0 0 0 0 0 1		
Alex Grammas, R (1, 6) OBP: 0.338, SLG: 0.321 Wally Shannon, L (2, PH) OBP: 0.409, SLG: 0.409 (2, 6)		0-0 L8		0-0 4-3			0-0 F8		0-0 G5-4-3 1B	0 0 0 0 0 0 0 4 0 1 0 0 0 0		AB 36 R 5 H 9 RBI 4 BB 1 SO 2 LOB 15
Vinegar Bend Mizell, R (1, 1) OBP: 0.226, SLG: 0.262 Dean Stone, L (6, 1) Dick Gray, R (7, PH) OBP: 0.298, SLG: 0.325 (7, 4)			0-3 K		0-0 2B E 1B		0-3 K		0-0 G5-4-3 1-2f	2 1 1 0 0 1 0 0 0 0 0 0 0 0 2 0 0 0 0 1 1		
Inning Stats	R: 0 H: 0 E: 1 LOB: 2 K: 0 BB: 1 S: 4 P: 8	R: 0 H: 0 E: 0 LOB: 0 K: 0 BB: 0 S: 3 P: 3	R: 0 H: 1 E: 0 LOB: 1 K: 1 BB: 0 S: 6 P: 6	R: 2 H: 2 E: 0 LOB: 0 K: 0 BB: 0 S: 5 P: 5	R: 1 H: 2 E: 1 LOB: 1 K: 0 BB: 0 S: 5 P: 5	R: 0 H: 1 E: 0 LOB: 0 K: 0 BB: 0 S: 3 P: 3	R: 0 H: 0 E: 0 LOB: 0 K: 1 BB: 0 S: 5 P: 5	R: 2 H: 2 E: 1 LOB: 1 K: 0 BB: 0 S: 6 P: 6	R: 0 H: 1 E: 0 LOB: 0 K: 0 BB: 0 S: 3 P: 3	1B: 6 SF: 0 2B: 1 SAC: 0 3B: 0 DP: 2 HR: 2 HBP: 0		WP: 0 PA: 37 PB: 0 SB: 0 CS: 0
PITCHER Lew Burdette, R (1, 1) ERA: 3.95	IP WLS BF H R ER SO BB IBB HBP BLK WP HR S P ERA WHIP 9.0 W 37 9 5 3 2 1 0 0 0 0 2 40 44 3.00 1.111					PITCHER IP WLS BF H R ER SO BB IBB HBP BLK WP HR S P ERA WHIP						

Batter	1	2	3	4	5	6	7	8	9	AB	R	H	RBI	BB	SO	LOB
--------	---	---	---	---	---	---	---	---	---	----	---	---	-----	----	----	-----

Felix Mantilla, R OBP: 0.258, SLG: 0.259 (1, 4)	0-0 1B 1B	4-0 HBP BB		0-0 WP 1B	0-0 1-H 2-H HR	0-0 3-1				4	2	3	3	1	0	1
Eddie Mathews, L OBP: 0.379, SLG: 0.593 (1, 5)	0-0 1B 1-2 FC5-2 1B	1-0 HBP		0-0 F2	0-0 F8		0-0 F9			4	0	1	0	0	0	2
Hank Aaron, R OBP: 0.414, SLG: 0.683 (1, 9)	0-0 FC5-2 1-3 2-H 3B 1B	0-0 F9		4-0 WP IBB		0-0 SH5-4 1B 3B 1B	0-0 5-3			4	2	2	1	1	0	2
Joe Adcock, R OBP: 0.351, SLG: 0.520 (1, 3)	0-0 FC5-2 1-3 3-H 3B 5-3	0-0 L7		4-0 IBB		0-0 SH5-4 3B 1B	0-0 6-3			3	2	1	0	1	0	4
Frank Torre, L OBP: 0.317, SLG: 0.333 (7, 3)				1-2 2-3 IBB						1	0	0	0	0	0	0
Johnny Logan, R OBP: 0.382, SLG: 0.472 (1, 6)	0-0 5-3 1-2		0-0 F3	0-0 P4		0-0 SH5-4 1-2 2-3		0-0 L8		4	0	0	0	0	0	5
Andy Pafko, R OBP: 0.308, SLG: 0.340 (1, 7)	4-0 3B IBB		0-0 6-3		0-0 5-3	4-0 3B BB		0-0 FC1-6 1B		3	2	1	0	2	0	0
Bill Bruton, L OBP: 0.338, SLG: 0.415 (1, 8)	0-0 1-H 2-H 3-H 3B		4-0 FC6-4 BB		0-0 F8	0-0 1-H 2-H 3-H SF7 3B		0-0 FC1-6 1-2f		4	1	2	6	1	0	1
Del Rice, R OBP: 0.300, SLG: 0.235 (1, 2)	0-0 5-3		0-0 FC6-4		0-0 BB HR 1B	0-0 SF7		0-0 F8		3	0	1	0	0	0	2
Del Crandall, R OBP: 0.294, SLG: 0.390 (5, PR) (6, 2)			1-2f							1	1	0	1	0	0	1
Lew Burdette, R OBP: 0.230, SLG: 0.257 (1, 1)		0-3 K		0-0 6-3	4-0 1-2 HR BB	0-0 2B				3	1	1	0	1	1	0

Inning Stats	R: 4	H: 4	E: 0	LOB: 1	K: 0	BB: 1	S: 7	P: 11	R: 0	H: 0	E: 0	LOB: 2	K: 1	BB: 1	S: 5	P: 10	R: 0	H: 0	E: 0	LOB: 1	K: 0	BB: 1	S: 3	P: 7	R: 0	H: 1	E: 1	LOB: 3	K: 0	BB: 2	S: 4	P: 12	R: 3	H: 2	E: 0	LOB: 1	K: 0	BB: 1	S: 5	P: 9	R: 4	H: 4	E: 0	LOB: 1	K: 0	BB: 1	S: 7	P: 11	R: 0	H: 0	E: 0	LOB: 0	K: 0	BB: 0	S: 3	P: 3	R: 0	H: 1	E: 0	LOB: 1	K: 0	BB: 0	S: 4	P: 4
--------------	------	------	------	--------	------	-------	------	-------	------	------	------	--------	------	-------	------	-------	------	------	------	--------	------	-------	------	------	------	------	------	--------	------	-------	------	-------	------	------	------	--------	------	-------	------	------	------	------	------	--------	------	-------	------	-------	------	------	------	--------	------	-------	------	------	------	------	------	--------	------	-------	------	------

PITCHER	IP	WLS	BF	H	R	ER	SO	BB	IBB	HBP	BLK	WP	HR	S	P	ERA	WHIP
Vinegar Bend Mizell, L ERA: 4.07 (1, 1)	5.1	L	33	9	10	10	1	4	3	1	0	1	1	27	56	16.88	2.438
Dean Stone, L ERA: 3.66 (6, 1)	0.2		4	2	1	1	0	0	0	0	0	0	0	4	4	13.50	3.000
Bob Miller, R ERA: (7, 1)	2.0		7	1	0	0	0	0	0	0	0	0	0	7	7	0.00	0.500

BOTTOM

St. Louis Cardinals @ Milwaukee Braves
Milwaukee County Stadium, Milwaukee, WI

AB	34
R	11
H	12
RBI	11
BB	7
SO	1
LOB	18



WP	PA
1	44

Sun Aug 02 1959, 4:38 AM EDT
Att. 42,732 - Unknown

livebaseballscores.com

Batter	1	2	3	4	5	6	7	8	9	AB R H RBI BB SO LOB	TOP											
Felix Mantilla, R (1, 4) OBP: 0.268, SLG: 0.265	0-0 SH 1B	0-0 1-2 1B		0-0 F8		0-0 5-3		4-0 S BB		4 1 2 0 1 0 0												
Eddie Mathews, L (1, 5) OBP: 0.380, SLG: 0.592	0-0 SH 1B	0-3 K			0-0 1B 1B		0-0 1B 1B	0-3 K		4 1 2 0 0 2 3												
Hank Aaron, R (1, 9) OBP: 0.416, SLG: 0.682	0-0 S 1B		0-0 F9		0-0 1B SF8 1B		0-0 1-2 FC6-4 1B	0-0 6-3		5 1 3 1 0 0 1												
Joe Adcock, R (1, 3) OBP: 0.348, SLG: 0.513	0-3 K		0-0 E5 SH FC6-4		0-0 1-3 2-H 1B		0-0 F2	0-0 F6		5 1 1 1 0 1 4												
Johnny Logan, R (1, 6) OBP: 0.377, SLG: 0.468	0-3 K		0-0 SH FC6-4		0-0 SF8		0-0 F8	0-0 6-3		3 0 0 1 0 1 4												
Andy Pafko, R (1, 7) OBP: 0.295, SLG: 0.324	0-0 F4		0-0 FC6-4		0-0 F9		0-0 FC6-4	0-0 6-3		5 0 0 1 0 0 6												
Bill Bruton, L (1, 8) OBP: 0.337, SLG: 0.413		0-3 K	0-0 F9		0-0 4-3			0-0 HR 1B		4 1 1 0 0 1 2												
Del Crandall, R (1, 2) OBP: 0.294, SLG: 0.397		0-0 E6 1B		0-0 F7		0-0 F6		0-0 1-H HR		4 1 1 2 0 0 0												
Warren Spahn, L (1, 1) OBP: 0.247, SLG: 0.306		0-0 F2		0-3 K		0-0 F4		0-3 K		4 0 0 0 0 2 1												
Inning Stats	R: 1 E: 1 K: 2 S: 10	H: 2 LOB: 2 BB: 0 P: 10	R: 0 E: 1 K: 2 S: 9	H: 1 LOB: 2 BB: 0 P: 9	R: 1 E: 2 K: 0 S: 5	H: 0 LOB: 1 BB: 0 P: 5	R: 0 E: 0 K: 1 S: 5	H: 0 LOB: 0 BB: 0 P: 5	R: 2 E: 0 K: 0 S: 6	H: 3 LOB: 1 BB: 0 P: 6	R: 0 E: 0 K: 0 S: 3	H: 0 LOB: 0 BB: 0 P: 3	R: 0 E: 0 K: 0 S: 5	H: 2 LOB: 2 BB: 0 P: 5	R: 2 E: 0 K: 2 S: 9	H: 2 LOB: 1 BB: 1 P: 13	R: 0 E: 0 K: 0 S: 3	H: 0 LOB: 0 BB: 0 P: 3	1B: 9 2B: 0 3B: 0 HR: 1	SF: 1 SAC: 2 DP: 0 HBP: 0	WP: 0 PB: 0 SB: 2 CS: 0	PA: 42
PITCHER	IP WLS BF H R ER SO BB IBB HBP BLK WP HR S P ERA WHIP																					
Mike McCormick, L (1, 1) ERA: 3.43	6.0 L 28 6 4 2 5 0 0 0 0 0 0 0 38 38 3.00 1.000																					
Eddie Fisher, R (7, 1) ERA: 4.75	1.0 7 4 2 2 0 0 0 0 0 0 0 1 7 7 18.00 4.000																					
Gordon Jones, R (8, 1) ERA: 4.02	1.0 4 0 0 0 2 1 0 0 0 0 0 0 7 11 0.00 1.000																					
Bud Byerly, R (9, 1) ERA:	1.0 3 0 0 0 0 0 0 0 0 0 0 0 3 3 0.00 0.000																					

Milwaukee Braves @ San Francisco Giants
Seals Stadium, San Francisco, CA
 Tue Aug 04 1959, 10:05 PM EDT
 Att: 22,959 - Unknown

AB	38
R	6
H	10
RBI	6
BB	1
SO	7
LOB	21



WP: 0	PA: 42
-------	--------

Batter	1	2	3	4	5	6	7	8	9	AB R H RBI BB SO LOB	TOP
Felix Mantilla, R (1, 4) OBP: 0.268, SLG: 0.265	0-0 6-3		0-0 F6		0-3 K			0-0 1B		4 0 1 0 0 1 1	
Eddie Mathews, L (1, 5) OBP: 0.381, SLG: 0.591	0-0 1B		0-0 F8			0-0 FC4-6 1B		0-0 F5		4 0 2 0 0 0 1	
Hank Aaron, R (1, 9) OBP: 0.413, SLG: 0.675	0-0 F9		0-0 6-3			0-0 F4		0-0 F7		4 0 0 0 0 0 3	
Joe Adcock, R (1, 3) OBP: 0.347, SLG: 0.509 Lew Burdette, R (9, PR) OBP: 0.230, SLG: 0.257	0-0 F8			0-3 K		0-0 FC4-6 1-2f		0-0 1-3 BB 1B		4 0 1 0 0 1 2 0 0 0 0 0 0 0	
Lee Maye, L (1, 7) OBP: 0.375, SLG: 0.333		0-0 1B 1B		0-3 K		0-3 K		0-0 F7		4 1 1 0 0 2 2	
Johnny Logan, R (1, 6) OBP: 0.379, SLG: 0.466		0-0 1B 1-2 FC5-2 1B		0-3 K2-3			0-0 F2	4-0 1-2 BB		3 0 1 0 1 1 0	
Bill Bruton, L (1, 8) OBP: 0.339, SLG: 0.414		0-0 FC5-2 1-3 2-H 1B			0-0 S 1B		0-0 F7	0-0 1-3		4 0 2 1 0 0 2	
Del Crandall, R (1, 2) OBP: 0.291, SLG: 0.393		0-0 FC5-2 G4-3			0-0 F6		0-3 K	0-0 6-3		4 0 0 0 0 1 6	
Bob Buhl, R (1, 1) OBP: 0.048, SLG: 0.048		0-0 G4-3			0-3 K			0-3 K		3 0 0 0 0 2 3	
Inning Stats	R: 0 E: 0 K: 0 S: 4 H: 1 LOB: 1 BB: 0 P: 4	R: 1 E: 0 K: 0 S: 5 H: 3 LOB: 1 BB: 0 P: 5	R: 0 E: 0 K: 0 S: 3 H: 0 LOB: 0 BB: 0 P: 3	R: 0 E: 0 K: 3 S: 9 H: 0 LOB: 0 BB: 0 P: 9	R: 0 E: 0 K: 2 S: 8 H: 1 LOB: 1 BB: 0 P: 8	R: 0 E: 0 K: 1 S: 6 H: 1 LOB: 1 BB: 0 P: 6	R: 0 E: 0 K: 1 S: 5 H: 0 LOB: 0 BB: 0 P: 5	R: 0 E: 0 K: 1 S: 6 H: 1 LOB: 1 BB: 0 P: 6	R: 0 E: 0 K: 0 S: 4 H: 1 LOB: 3 BB: 1 P: 8	1B: 8 2B: 0 3B: 0 HR: 0 SF: 0 SAC: 0 DP: 1 HBP: 0	WP: 0 PB: 0 SB: 1 CS: 0 PA: 35
PITCHER Jack Sanford, R (1, 1) ERA: 2.97	IP 9.0 WLS W BF 35 H 8 R 1 ER 1 SO 8 BB 1 IBB 0 HBP 0 BLK 0 WP 0 HR 0 S 50 P 54 ERA 1.00 WHIP 1.000										

Milwaukee Braves @ San Francisco Giants
Seals Stadium, San Francisco, CA
 Wed Aug 05 1959, 6:33 AM EDT
 Att: 22,807 - Unknown

AB	34
R	1
H	8
RBI	1
BB	1
SO	8
LOB	20



Batter	1	2	3	4	5	6	7	8	9	AB R H RBI BB SO LOB	TOP											
Felix Mantilla, R (1, 4) OBP: 0.267, SLG: 0.271	0-0 5-3		0-0 1B 2B		0-0 5-3		0-0 F9			4 0 1 0 0 0 0	Milwaukee Braves @ San Francisco Giants Seals Stadium, San Francisco, CA Thu Aug 06 1959, 6:33 AM EDT Att: 22,923 - Unknown livebaseballscorecards.com											
Eddie Mathews, L (1, 5) OBP: 0.380, SLG: 0.587	0-0 1B 1B		0-0 F9		0-0 G3		0-0 6-3			4 0 1 0 0 0 1												
Hank Aaron, R (1, 9) OBP: 0.414, SLG: 0.676	0-3 K		0-0 FC6 1B		0-0 2B			0-0 6-3		4 0 2 0 0 1 1												
Wes Covington, L (1, 7) OBP: 0.332, SLG: 0.388	0-0 1-2 1B		0-3 K		0-0 2B 4-3 1B			0-0 F9		4 1 2 0 0 1 2												
Frank Torre, L (1, 3) OBP: 0.316, SLG: 0.337	0-0 4-3		0-0 FC6 1-2f		0-0 4-3 2B			0-0 F9		4 0 1 0 0 0 4												
Johnny Logan, R (1, 6) OBP: 0.374, SLG: 0.460		0-0 5-3		0-0 F7		0-0 F8		0-0 5-3		4 0 0 0 0 0 2												
Bill Bruton, L (1, 8) OBP: 0.338, SLG: 0.415		0-0 4-3		0-0 2B		0-0 4-3		0-0 F3		4 0 1 1 0 0 1												
Del Crandall, R (1, 2) OBP: 0.293, SLG: 0.391		4-0 BB		0-0 F6		0-0 5-3		4-0 BB		2 0 0 0 2 0 2												
Lew Burdette, R (1, 1) OBP: 0.224, SLG: 0.250 Mickey Vernon, L (7, PH) OBP: 0.284, SLG: 0.386 Juan Pizarro, L (7, 1) OBP: 0.152, SLG: 0.100 Lee Maye, L (9, PH) OBP: 0.366, SLG: 0.324		0-3 K		0-3 K			0-3 K		0-3 K	2 0 0 0 0 2 2 1 0 0 0 0 1 0 0 0 0 0 0 0 0 1 0 0 0 0 1 1												
Inning Stats	R: 0 E: 0 K: 1 S: 7	H: 2 LOB: 2 BB: 0 P: 7	R: 0 E: 0 K: 1 S: 5	H: 0 LOB: 1 BB: 1 P: 9	R: 0 E: 0 K: 1 S: 7	H: 2 LOB: 2 BB: 0 P: 7	R: 0 E: 0 K: 1 S: 6	H: 1 LOB: 1 BB: 0 P: 6	R: 0 E: 0 K: 0 S: 3	H: 1 LOB: 1 BB: 0 P: 3	R: 1 E: 0 K: 0 S: 5	H: 2 LOB: 1 BB: 0 P: 5	R: 0 E: 0 K: 1 S: 5	H: 0 LOB: 0 BB: 0 P: 5	R: 0 E: 0 K: 0 S: 3	H: 0 LOB: 0 BB: 0 P: 3	R: 0 E: 0 K: 1 S: 5	H: 0 LOB: 1 BB: 1 P: 9	1B: 4 2B: 4 3B: 0 HR: 0	SF: 0 SAC: 0 DP: 0 HBP: 0	WP: 0 PB: 0 SB: 0 CS: 0	PA: 36
PITCHER Sam Jones, R (1, 1) ERA: 3.01	IP: 9.0 WLS: W BF: 36 H: 8 R: 1 ER: 1 SO: 6 BB: 2 IBB: 0 HBP: 0 BLK: 0 WP: 0 HR: 0 S: 46 P: 54 ERA: 1.00 WHIP: 1.111											PITCHER IP: WLS: BF: H: R: ER: SO: BB: IBB: HBP: BLK: WP: HR: S: P: ERA: WHIP:										



Batter	1	2	3	4	5	6	7	8	9	AB	R	H	RBI	BB	SO	LOB
Jim Davenport, R (1, 5) OBP: 0.286, SLG: 0.329	0-0 1B 1B		0-0 F8	0-0 F8			0-0 F9			4	1	1	0	0	0	0
Willie Mays, R (1, 8) OBP: 0.354, SLG: 0.523	0-0 1B 1-2 SF8 1B		0-0 4-3 1B	0-0 F7			0-0 HR			4	2	3	1	0	0	0
Willie McCovey, L (1, 3) OBP: 0.467, SLG: 0.967	0-0 1-3 2-H 1B		0-0 4-3		0-3 K		0-0 G6-4-3 1B			4	0	2	1	0	1	1
Orlando Cepeda, R (1, 7) OBP: 0.388, SLG: 0.547	0-0 SF8		0-0 6-3		0-0 F8		0-0 G6-4-3			3	0	0	1	0	0	2
Jackie Brandt, R (8, 7) OBP: 0.309, SLG: 0.388	0-0 3-H						1-2f			0	0	0	0	0	0	0
Willie Kirkland, L (1, 9) OBP: 0.342, SLG: 0.495	0-0 F7			0-0 1B FC6 1B		0-0 G3		0-0 F2		4	1	1	0	0	0	1
Daryl Spencer, R (1, 4) OBP: 0.336, SLG: 0.382	0-0 F4			0-0 FC6 1-3 HR 1B		0-0 F8		0-0 F8		4	1	1	0	0	0	1
Hobie Landrith, L (1, 2) OBP: 0.338, SLG: 0.326		0-0 F7		0-0 FC6 HR		0-0 1-3		0-0 F7		4	1	0	1	0	0	1
Eddie Bressoud, R (1, 6) OBP: 0.325, SLG: 0.434		0-0 6-3		0-0 HR		0-0 2B				3	1	2	3	0	0	0
Sam Jones, R (1, 1) OBP: 0.109, SLG: 0.113		0-0 4-3		0-0 6-3		0-0 6-3				3	0	0	0	0	0	1

Inning Stats	R: 2	H: 3	E: 0	LOB: 1	K: 0	BB: 0	S: 6	P: 6	R: 0	H: 0	E: 0	LOB: 0	K: 0	BB: 0	S: 3	P: 3	R: 0	H: 1	E: 0	LOB: 1	K: 0	BB: 0	S: 4	P: 4	R: 4	H: 3	E: 1	LOB: 0	K: 0	BB: 0	S: 7	P: 7	R: 0	H: 0	E: 0	LOB: 0	K: 1	BB: 0	S: 5	P: 5	R: 0	H: 1	E: 0	LOB: 1	K: 0	BB: 0	S: 4	P: 4	R: 1	H: 2	E: 0	LOB: 0	K: 0	BB: 0	S: 4	P: 4	R: 0	H: 0	E: 0	LOB: 0	K: 0	BB: 0	S: 3	P: 3
--------------	------	------	------	--------	------	-------	------	------	------	------	------	--------	------	-------	------	------	------	------	------	--------	------	-------	------	------	------	------	------	--------	------	-------	------	------	------	------	------	--------	------	-------	------	------	------	------	------	--------	------	-------	------	------	------	------	------	--------	------	-------	------	------	------	------	------	--------	------	-------	------	------

PITCHER	IP	WLS	BF	H	R	ER	SO	BB	IBB	HBP	BLK	WP	HR	S	P	ERA	WHIP
Lew Burdette, R (1, 1) ERA: 4.1	6.0	L	27	8	6	6	1	0	0	0	0	0	1	29	29	9.00	1.333
Juan Pizarro, L (7, 1) ERA: 3.79	2.0		7	2	1	1	0	0	0	0	0	0	1	7	7	4.50	1.000

BOTTOM

Milwaukee Braves @ San Francisco Giants
Seals Stadium, San Francisco, CA

Thu Aug 06 1959, 6:33 AM EDT
Att. 22,923 - Unknown

AB	33
R	7
H	10
RBI	7
BB	0
SO	1
LOB	7

WP: 0	PA: 34
PB: 0	SB: 0
CS: 0	

Batter	1	2	3	4	5	6	7	8	9	AB R H RBI BB SO LOB	TOP													
Felix Mantilla, R (1, 4) OBP: 0.261, SLG: 0.264	0-0 5-3		0-0 6-3		1-1 F3			0-3 K		4 0 0 0 0 1 1														
Eddie Mathews, L (1, 5) OBP: 0.381, SLG: 0.585	4-2 BB			0-0 L4		0-1 1B		1-3 K		3 0 1 0 1 1 0														
Hank Aaron, R (1, 9) OBP: 0.412, SLG: 0.674	0-3 K			2-1 1B 2B		2-3 K			0-0 5-3	4 1 1 0 0 2 2														
Wes Covington, L (1, 7) OBP: 0.334, SLG: 0.395	0-1 F8			0-0 6-3 1B		2-3 K			0-2 4-3 3B	4 1 2 1 0 1 2														
Frank Torre, L (1, 3) OBP: 0.310, SLG: 0.330		1-2 4-3		1-0 6-3 1-2		1-1 L8			0-0 4-3	4 0 0 1 0 0 2														
Johnny Logan, R (1, 6) OBP: 0.370, SLG: 0.455		0-1 F8		1-1 1-3			0-3 K		3-3 K	4 0 0 0 0 2 1														
Bill Bruton, L (1, 8) OBP: 0.338, SLG: 0.414		0-1 4-3			2-2 SH3-4 1B		1-2 4-3			3 0 1 0 0 0 0														
Del Crandall, R (1, 2) OBP: 0.291, SLG: 0.387			1-3 K		0-0 F8		2-2 F3			3 0 0 0 0 1 1														
Joey Jay, S (1, 1) OBP: 0.217, SLG: 0.143								1-2 F8		0 0 0 0 0 0 0														
Bob Rush, R (1, 1) OBP: 0.160, SLG: 0.160										1 0 0 0 0 1 0														
Mickey Vernon, L (8, PH) OBP: 0.280, SLG: 0.380										1 0 0 0 0 0 0														
Don McMahon, R (8, 1) OBP: 0.375, SLG: 0.286										0 0 0 0 0 0 0														
Inning Stats	R: 0 E: 0 K: 1 S: 8	H: 0 LOB: 1 BB: 1 P: 12	R: 0 E: 0 K: 0 S: 7	H: 0 LOB: 0 BB: 0 P: 8	R: 0 E: 0 K: 2 S: 7	H: 0 LOB: 0 BB: 0 P: 9	R: 1 E: 0 K: 0 S: 7	H: 2 LOB: 1 BB: 0 P: 11	R: 0 E: 0 K: 0 S: 8	H: 1 LOB: 1 BB: 0 P: 11	R: 0 E: 0 K: 2 S: 10	H: 1 LOB: 1 BB: 0 P: 15	R: 0 E: 0 K: 1 S: 9	H: 0 LOB: 0 BB: 0 P: 12	R: 0 E: 0 K: 2 S: 9	H: 0 LOB: 0 BB: 0 P: 11	R: 1 E: 0 K: 1 S: 9	H: 1 LOB: 0 BB: 0 P: 12	1B: 3 2B: 1 3B: 1 HR: 0	SF: 0 SAC: 1 DP: 0 HBP: 0	WP: 0 PB: 0 SB: 0 CS: 0	PA: 33		
PITCHER Don Drysdale, R (1, 1) ERA: 2.85	IP: 9.0 WLS: W BF: 33 H: 5 R: 2 ER: 2 SO: 9 BB: 1 IBB: 0 HBP: 0 BLK: 0 WP: 0 HR: 0 S: 74 P: 101 ERA: 2.00 WHIP: 0.667																							

Milwaukee Braves @ Los Angeles Dodgers
Los Angeles Memorial Coliseum, Los Angeles, CA

Sat Aug 08 1959, 10:05 PM EDT
Att: 67,312 - Unknown

AB	31
R	2
H	5
RBI	2
BB	1
SO	9
LOB	9



Batter	1	2	3	4	5	6	7	8	9	AB R H RBI BB SO LOB	TOP												
Bill Bruton, L (1, 8) OBP: 0.339, SLG: 0.414	0-2 4-3		3-2 1B WP	1-1 HR		0-3 K			1-3 K	5 2 2 1 0 2 0	Milwaukee Braves @ Los Angeles Dodgers Los Angeles Memorial Coliseum, Los Angeles, CA Sun Aug 09 1959, 6:33 AM EDT Att: 29,234 - Unknown livebaseballscorecards.com												
Eddie Mathews, L (1, 5) OBP: 0.381, SLG: 0.590	2-1 4-3		4-2 1B BB	3-2 HR		2-3 K			3-3 K	4 1 1 2 1 2 0													
Hank Aaron, R (1, 9) OBP: 0.414, SLG: 0.673	3-3 K		0-1 HR E	1-1 1B					3-3 K	4 1 2 2 1 2 0													
Wes Covington, L (1, 7) OBP: 0.331, SLG: 0.391		0-0 4-3	0-1 HR E5	2-2 1-3					0-2 F7	4 1 0 0 0 0 3													
Joe Adcock, R (1, 3) OBP: 0.345, SLG: 0.517		3-2 E5 G6-4-3	3-2 HR		3-2 F3				1-0 F9	4 1 1 3 0 0 1													
Johnny Logan, R (1, 6) Bobby Avila, R (7, 4) OBP: 0.369, SLG: 0.452 OBP: 0.295, SLG: 0.304		3-2 G6-4-3	1-1 1B		0-1 F3				3-3 K	4 0 1 0 0 1 2 0 0 0 0 0 0 0													
Felix Mantilla, R (1, 4) OBP: 0.267, SLG: 0.270			6-3		1-1 1B				0-0 CS 1B	4 0 2 0 0 0 1													
Del Rice, R (1, 2) Del Crandall, R (8, 2) OBP: 0.292, SLG: 0.238 OBP: 0.291, SLG: 0.387			3-2 1B 1B	3-3 K	1-0 6-3				1-3 K	4 1 1 0 0 2 2 0 0 0 0 0 0 0													
Bob Buhl, R (1, 1) Don McMahon, R (9, 1) OBP: 0.065, SLG: 0.065 OBP: 0.375, SLG: 0.286			0-1 WP 1B 1B	0-0 F9		0-3 K			1-3 K	4 1 1 0 0 2 1 0 0 0 0 0 0 0													
Inning Stats	R: 0 H: 0 E: 0 LOB: 0 K: 1 BB: 0 S: 8 P: 13	R: 0 H: 0 E: 1 LOB: 0 K: 0 BB: 0 S: 7 P: 13	R: 6 H: 6 E: 1 LOB: 1 K: 0 BB: 1 S: 25 P: 40	R: 2 H: 3 E: 0 LOB: 1 K: 1 BB: 0 S: 14 P: 24	R: 0 H: 1 E: 0 LOB: 1 K: 0 BB: 0 S: 9 P: 14	R: 0 H: 0 E: 0 LOB: 0 K: 3 BB: 0 S: 10 P: 12	R: 0 H: 0 E: 0 LOB: 1 K: 1 BB: 1 S: 11 P: 19	R: 0 H: 1 E: 0 LOB: 0 K: 2 BB: 0 S: 9 P: 11	R: 0 H: 0 E: 0 LOB: 0 K: 3 BB: 0 S: 10 P: 17	1B: 9 SF: 0 2B: 0 SAC: 0 3B: 0 DP: 1 HR: 2 HBP: 0		WP: 1 PA: 39 PB: 0 SB: 2 CS: 1											
PITCHER Roger Craig, R (1, 1) ERA: 1.85 Art Fowler, R (3, 1) ERA: 5.19 Danny McDevitt, L (5, 1) ERA: 4.04 Stan Williams, R (7, 1) ERA: 3.95 Sandy Koufax, L (9, 1) ERA: 3.53	IP	WLS	BF	H	R	ER	SO	BB	IBB	HBP	BLK	WP	HR	S	P	ERA	WHIP					ERA	WHIP
	2.2	L	15	6	6	3	1	1	0	0	0	1	1	38	64	10.12	2.625						
	1.1		7	3	2	2	1	0	0	0	0	0	1	16	26	13.50	2.250						
	2.0		7	1	0	0	3	0	0	0	0	0	0	19	26	0.00	0.500						
	2.0		7	1	0	0	3	1	0	0	0	0	0	20	30	0.00	1.000						
	1.0		3	0	0	0	3	0	0	0	0	0	0	10	17	0.00	0.000						



Batter	1	2	3	4	5	6	7	8	9	AB	R	H	RBI	BB	SO	LOB
Jim Gilliam, S OBP: 0.430, SLG: 0.379 (1, 5)	1-0 4-3		4-2 BB	4-2 BB		0-2 1B		3-2 G3		3	0	1	2	2	0	0
Charlie Neal, R OBP: 0.346, SLG: 0.470 (1, 4)	2-1 4-3		1-1 L7	0-1 F9		4-2 BB			2-1 5-3	4	0	0	0	1	0	4
Wally Moon, L OBP: 0.387, SLG: 0.455 (1, 7)	1-0 WP 2B		1-3 K		1-2 SF8 3B	0-0 G3			1-1 HR 2B	5	2	3	0	0	1	3
Duke Snider, L OBP: 0.386, SLG: 0.558 (1, 9)	4-0 WP BB			1-0 1-3	1-2 SF8		2-2 4-3 WP 2B		0-1 HR	3	2	2	3	1	0	0
Norm Larker, L OBP: 0.342, SLG: 0.424 (1, 3)	1-1 F9			0-0 BB HBP SF4 1B	0-1 L9		3-1 4-3		0-1 F4	5	1	1	0	0	0	3
Don Demeter, R OBP: 0.294, SLG: 0.456 (1, 8)		1-2 F5		3-1 BB BB HBP	1-3 K		2-3 K		1-1 WP 1B	4	1	1	0	0	2	0
John Roseboro, L OBP: 0.328, SLG: 0.367 (1, 2)		0-1 F9		4-1 BB BB BB		3-3 K		1-2 F8		3	0	0	0	2	1	0
Maury Wills, S OBP: 0.252, SLG: 0.254 (1, 6)		2-2 L9		1-0 SF4		3-2 F5		0-0 5-3		1	0	0	0	0	0	0
Gil Hodges, R OBP: 0.390, SLG: 0.558 (4, PH)				3-1 BB BB BB		0-0 E5 1B		0-2 FC6-4		0	0	0	1	0	0	0
Don Zimmer, R OBP: 0.277, SLG: 0.252 (5, 6)				4-2 BB				1-2 4-3		3	0	0	0	0	0	2
Roger Craig, R OBP: 0.000, SLG: 0.000 (0, 0)			0-3 K		4-2 BB					0	0	0	0	0	0	0
Art Fowler, R OBP: 0.000, SLG: 0.000 (0, 0)										0	0	0	0	0	0	0
Carl Furillo, R OBP: 0.000, SLG: 0.000 (0, 0)										0	0	0	0	0	0	0
Danny McDevitt, L OBP: 0.000, SLG: 0.000 (0, 0)										0	0	0	0	0	0	0
Chuck Essegian, R OBP: 0.000, SLG: 0.000 (0, 0)										0	0	0	0	0	0	0
Stan Williams, R OBP: 0.000, SLG: 0.000 (0, 0)										0	0	0	0	0	0	0
Ron Farris, L OBP: 0.000, SLG: 0.000 (0, 0)										0	0	0	0	0	0	0
Sandy Kousser, R OBP: 0.000, SLG: 0.000 (0, 0)										0	0	0	0	0	0	0

Inning Stats	R: 0	H: 1	E: 0	K: 0	S: 6	H: 0	LOB: 2	BB: 1	P: 15	R: 0	H: 0	E: 0	K: 0	S: 9	H: 0	LOB: 0	BB: 0	P: 12	R: 0	H: 0	E: 0	K: 2	S: 10	H: 0	LOB: 1	BB: 1	P: 16	R: 2	H: 1	E: 0	K: 0	S: 12	H: 1	LOB: 3	BB: 3	P: 29	R: 1	H: 1	E: 0	K: 1	S: 11	H: 1	LOB: 0	BB: 0	P: 14	R: 1	H: 1	E: 1	K: 1	S: 13	H: 1	LOB: 2	BB: 1	P: 23	R: 1	H: 1	E: 0	K: 1	S: 11	H: 1	LOB: 0	BB: 0	P: 19	R: 0	H: 0	E: 0	K: 0	S: 7	H: 0	LOB: 0	BB: 0	P: 11	R: 2	H: 3	E: 0	K: 0	S: 13	H: 3	LOB: 2	BB: 1	P: 21	1B: 3	2B: 3	3B: 1	SF: 2	SAC: 0	DP: 0	HBP: 1	WP: 4	PB: 0	SB: 0	CS: 0	PA: 44
--------------	------	------	------	------	------	------	--------	-------	-------	------	------	------	------	------	------	--------	-------	-------	------	------	------	------	-------	------	--------	-------	-------	------	------	------	------	-------	------	--------	-------	-------	------	------	------	------	-------	------	--------	-------	-------	------	------	------	------	-------	------	--------	-------	-------	------	------	------	------	-------	------	--------	-------	-------	------	------	------	------	------	------	--------	-------	-------	------	------	------	------	-------	------	--------	-------	-------	-------	-------	-------	-------	--------	-------	--------	-------	-------	-------	-------	--------

PITCHER	IP	WLS	BF	H	R	ER	SO	BB	IBB	HBP	BLK	WP	HR	S	P	ERA	WHIP
Bob Buhl, R ERA: 2.74 (1, 1)	8.1	W	40	7	7	6	5	6	0	1	0	2	1	85	148	6.48	1.560
Don McMahon, R ERA: 2.36 (9, 1)	0.2	S	4	1	0	0	0	1	0	0	0	1	0	7	12	0.00	3.000

BOTTOM


Milwaukee Braves @ Los Angeles Dodgers
Los Angeles Memorial Coliseum, Los Angeles, CA

Sun Aug 09 1959, 6:33 AM EDT
Att. 29,234 - Unknown

livebaseballscores.com

AB	34
R	7
H	8
RBI	6
BB	7
SO	5
LOB	12



Batter	1	2	3	4	5	6	7	8	9	AB R H RBI BB SO LOB	TOP												
Felix Mantilla, R OBP: 0.272, SLG: 0.275 (1, 4) (7, 8)	0-0 F9		0-0 L8			0-0 PB 1B	0-0 2-H 1B			4 0 2 1 0 0 1													
Eddie Mathews, L OBP: 0.378, SLG: 0.584 (1, 5)	0-0 F9			0-3 K		0-3 K	0-0 4-3			4 0 0 0 0 2 2													
Hank Aaron, R OBP: 0.415, SLG: 0.671 (1, 9)	0-3 K			0-0 E 1B		0-0 PB 1B		0-0 L6		4 1 2 0 0 1 0													
Joe Adcock, R OBP: 0.344, SLG: 0.525 (1, 3)		0-0 F2		0-0 F9		0-3 K		0-0 HR		4 1 1 1 0 1 3													
Del Crandall, R OBP: 0.290, SLG: 0.386 (1, 2)		0-0 P3		0-0 E8 1B		0-3 K		0-0 F9		4 0 1 0 0 1 2													
Johnny Logan, R OBP: 0.368, SLG: 0.448 (1, 6)		4-0 CS BB		0-0 F8		0-3 K		0-0 F8		3 0 0 0 1 1 4													
Bill Bruton, L OBP: 0.340, SLG: 0.414 Bobby Avila, R OBP: 0.291, SLG: 0.300 (7, PH) (7, 4)	0-0 CS	0-0 1B		0-3 K			0-0 L4		0-0 L5	2 0 1 0 0 1 0 2 0 0 0 0 0 0	AB 34 R 3 H 8 RBI 2 BB 2 SO 10 LOB 16												
Andy Pafko, R OBP: 0.302, SLG: 0.333 (1, 7)			0-0 F7		0-0 P4		0-0 1B 2B		4-0 G6-4-3 BB	3 1 1 0 1 0 1													
Warren Spahn, L OBP: 0.241, SLG: 0.297 Stan Lopata, R OBP: 0.105, SLG: 0.056 Carl Willey, R OBP: 0.111, SLG: 0.148 Del Rice, R OBP: 0.280, SLG: 0.227 (9, PH)			0-3 K		0-3 K		0-3 K		0-0 G6-4-3	2 0 0 0 0 2 1 1 0 0 0 0 1 1 0 0 0 0 0 0 0 1 0 0 0 0 0 1													
Inning Stats	R: 0 E: 0 K: 1 S: 5	H: 0 LOB: 0 BB: 0 P: 5	R: 0 E: 0 K: 0 S: 2	H: 0 LOB: 0 BB: 1 P: 6	R: 0 E: 0 K: 1 S: 6	H: 1 LOB: 1 BB: 0 P: 6	R: 1 E: 1 K: 1 S: 7	H: 2 LOB: 1 BB: 0 P: 7	R: 0 E: 0 K: 2 S: 7	H: 0 LOB: 0 BB: 0 P: 7	R: 0 E: 0 K: 4 S: 14	H: 2 LOB: 3 BB: 0 P: 14	R: 1 E: 0 K: 1 S: 7	H: 2 LOB: 1 BB: 0 P: 7	R: 1 E: 0 K: 0 S: 4	H: 1 LOB: 0 BB: 0 P: 4	R: 0 E: 0 K: 0 S: 2	H: 0 LOB: 0 BB: 1 P: 6	1B: 6 2B: 1 3B: 0 HR: 1	SF: 0 SAC: 0 DP: 1 HBP: 0	WP: 0 PB: 1 SB: 0 CS: 1	PA: 37	
PITCHER Joe Nuxhall, L ERA: 4.26 (1, 1)	IP 9.0	WLS W	BF 36	H 8	R 3	ER 2	SO 10	BB 2	IBB 0	HBP 0	BLK 0	WP 0	HR 1	S 54	P 62	ERA 2.00	WHIP 1.111						PITCHER IP WLS BF H R ER SO BB IBB HBP BLK WP HR S P ERA WHIP

Milwaukee Braves @ Cincinnati Redlegs
Crosley Field, Cincinnati, OH
Tue Aug 11 1959, 7:05 PM EDT
Unknown

livebaseballscorecards.com

Batter	1	2	3	4	5	6	7	8	9	AB R H RBI BB SO LOB	TOP											
Bill Bruton, L (1, 8) OBP: 0.341, SLG: 0.422	0-0 P5		0-1 CI		0-0 F5		0-0 HR	4-0 IBB		3 1 1 1 1 0 1												
Bobby Avila, R (1, 4) OBP: 0.288, SLG: 0.299	0-0 5-3		0-0 1-3		0-0 1B		0-0 G3	0-0 SF9		4 0 1 1 0 0 1												
Eddie Mathews, L (1, 5) OBP: 0.376, SLG: 0.578	4-0 BB				0-0 B1-3		0-0 F2	0-0 L3		4 0 0 0 1 0 4												
Hank Aaron, R (1, 9) OBP: 0.417, SLG: 0.670	0-0 6-3				0-0 1B		0-0 F7	4-0 BB		4 1 2 1 1 0 1												
Wes Covington, L (1, 7) OBP: 0.329, SLG: 0.386		0-0 4-3			0-0 F8		0-0 G3	4-0 2B		4 1 0 0 1 0 4												
Joe Adcock, R (1, 3) OBP: 0.354, SLG: 0.554		0-0			0-0 1B		0-0 HR	0-0 2B		4 1 4 2 0 0 0												
Lee Maye, L (8, PR) OBP: 0.366, SLG: 0.324		2B			1-3 1B			1-H 2B		0 1 0 0 0 0 0												
Del Crandall, R (8, 2) OBP: 0.290, SLG: 0.385					1-3 1B			1-3		1 0 0 0 0 0 1												
Johnny Logan, R (1, 6) OBP: 0.371, SLG: 0.452		0-0 F8			0-0		0-0 F8	4-0 BB		4 1 2 2 1 0 1												
Del Rice, R (1, 2) OBP: 0.250, SLG: 0.200		0-0 F3			1-3 1B		0-0 F2	SH5-4 2B		3 0 0 0 0 0 3												
Frank Torre, L (8, PH) OBP: 0.312, SLG: 0.328					0-0 P3		0-0 F2	SH5-4 BB		1 0 0 0 1 1 2												
Lew Burdette, R (1, 1) OBP: 0.228, SLG: 0.253			0-0 L9		0-0 1B		0-0 L5	SH5-4		3 1 1 0 0 0 0												
Inning Stats	R: 0 E: 0 K: 0 S: 3	H: 0 LOB: 1 BB: 1 P: 7	R: 0 E: 0 K: 0 S: 4	H: 1 LOB: 1 BB: 0 P: 4	R: 0 E: 1 K: 0 S: 3	H: 0 LOB: 0 BB: 0 P: 3	R: 1 E: 0 K: 0 S: 6	H: 3 LOB: 2 BB: 0 P: 6	R: 1 E: 0 K: 0 S: 6	H: 3 LOB: 2 BB: 0 P: 6	R: 1 E: 0 K: 0 S: 4	H: 1 LOB: 0 BB: 0 P: 4	R: 1 E: 0 K: 0 S: 4	H: 1 LOB: 0 BB: 0 P: 4	R: 3 E: 0 K: 0 S: 5	H: 2 LOB: 2 BB: 3 P: 17	R: 0 E: 0 K: 1 S: 5	H: 0 LOB: 2 BB: 2 P: 13	1B: 6 2B: 3 3B: 0 HR: 2	SF: 1 SAC: 1 DP: 0 HBP: 0	WP: 0 PB: 0 SB: 1 CS: 1	PA: 44
PITCHER	IP WLS BF H R ER SO BB IBB HBP BLK WP HR S P ERA WHIP																					
Jay Hook, R (1, 1) ERA: 2.89	7.0 L 31 9 4 4 0 1 0 0 0 0 0 2 30 34 5.14 1.429																					
Willard Schmidt, R (8, 1) ERA: 3.81	0.0 4 2 3 3 0 2 0 0 0 0 0 0 2 10 ∞ ∞																					
Orlando Pena, R (8, 1) ERA: 5.18	2.0 9 0 0 0 0 1 2 1 0 0 0 0 8 20 0.00 1.000																					

Milwaukee Braves @ Cincinnati Redlegs
 Crosley Field, Cincinnati, OH
 Tue Aug 11 1959, 7:05 PM EDT
 Att: 29,896 - Unknown

AB	35
R	7
H	11
RBI	7
BB	6
SO	1
LOB	18



Batter	1	2	3	4	5	6	7	8	9	AB R H RBI BB SO LOB
--------	---	---	---	---	---	---	---	---	---	----------------------

Johnny Temple, R (1, 4) <small>OBP: 0.395, SLG: 0.435</small>	4-0 		0-0 6-3 		0-0 F9 			0-0 		3 1 1 0 1 0 0
Vada Pinson, L (1, 8) <small>OBP: 0.376, SLG: 0.518</small>	4-0 		0-0 		0-0 F7 			0-3 K 		3 1 1 0 1 1 1
Gus Bell, L (1, 9) <small>OBP: 0.307, SLG: 0.430</small>	0-0 SF8-6-4-3 		0-0 		0-0 F9 			0-0 F7 		3 0 1 2 0 0 1
Frank Robinson, R (1, 3) <small>OBP: 0.396, SLG: 0.573</small>	0-3 K 		0-0 G6-4-3 		0-0 			0-0 		4 0 2 0 0 1 1
Jerry Lynch, L (1, 7) <small>OBP: 0.320, SLG: 0.460</small>		0-0 F8 		0-0 F2 		0-0 G3 		0-0 G3 		4 0 0 0 0 0 3
Ed Bailey, L (1, 2) <small>OBP: 0.377, SLG: 0.403</small>		0-0 		0-0 		0-0 5-3 		0-3 K 		4 1 2 1 0 1 1
Roy McMillan, R (1, 6) <small>OBP: 0.345, SLG: 0.447</small>		0-0 5-3 		0-0 F8 			0-0 6-3 		0-0 5-3 	1 0 0 0 0 0 1
Willie Jones, R (3, 5) <small>OBP: 0.342, SLG: 0.432</small>		1-2 							0-0 6-3 	3 0 0 0 0 0 0
Eddie Kasko, R (1, 5) <small>OBP: 0.296, SLG: 0.295</small> (3, 6)		4-0 		0-0 F8 			0-0 5-3 		0-0 6-3 	3 0 0 0 1 0 0
Jay Hook, L (1, 1) John Powers, L (7, PH) <small>OBP: 0.303, SLG: 0.531</small> Willard Schmidt, R (8, 1) <small>OBP: 0.417, SLG: 0.125</small> Orlando Pena, R (8, 1) <small>OBP: 0.217, SLG: 0.150</small>		0-0 FC6-4 			0-3 K 		0-0 L4 			2 0 0 0 0 1 2


Inning Stats	R: 1	H: 0	E: 0	K: 1	S: 4	R: 0	H: 1	E: 0	K: 0	S: 4	R: 0	H: 2	E: 0	K: 0	S: 4	R: 1	H: 1	E: 0	K: 0	S: 4	R: 0	H: 0	E: 0	K: 1	S: 5	R: 0	H: 1	E: 0	K: 0	S: 4	R: 0	H: 0	E: 0	K: 0	S: 3	R: 0	H: 2	E: 0	K: 1	S: 7	R: 0	H: 0	E: 0	K: 1	S: 5	1B: 3	SF: 1	2B: 4	SAC: 0	3B: 0	DP: 2	HR: 1	HBP: 0	WP: 0	PA: 35
--------------	------	------	------	------	------	------	------	------	------	------	------	------	------	------	------	------	------	------	------	------	------	------	------	------	------	------	------	------	------	------	------	------	------	------	------	------	------	------	------	------	------	------	------	------	------	-------	-------	-------	--------	-------	-------	-------	--------	-------	--------

PITCHER	IP	WLS	BF	H	R	ER	SO	BB	IBB	HBP	BLK	WP	HR	S	P	ERA	WHIP	PITCHER	IP	WLS	BF	H	R	ER	SO	BB	IBB	HBP	BLK	WP	HR	S	P	ERA	WHIP														
Lew Burdette, R (1, 1) <small>ERA: 4.01</small>	9.0	W	35	7	3	2	4	3	0	0	0	0	1	40	52	2.00	1.111																																

BOTTOM

Milwaukee Braves @ Cincinnati Redlegs
 Crosley Field, Cincinnati, OH
 Tue Aug 11 1959, 7:05 PM EDT
 Att. 29,896 - Unknown

AB	31
R	3
H	7
RBI	3
BB	3
SO	4
LOB	10



WP	0	PA	35
PB	0		
SB	1		
CS	0		

Batter	1	2	3	4	5	6	7	8	9	AB R H RBI BB SO LOB	TOP											
Bobby Avila, R (1, 4) OBP: 0.292, SLG: 0.297	0-0 HR 1B		0-0 P6		4-0 BB G3-6-3		0-3 K		0-0 6-3	4 1 1 0 1 1 3												
Eddie Mathews, L (1, 5) OBP: 0.377, SLG: 0.592	0-0 HR		0-0 HR		0-0 G3-6-3		0-0 3-1			4 2 2 4 0 0 2												
Hank Aaron, R (1, 9) OBP: 0.418, SLG: 0.679	0-0 4-3		0-3 K		0-0 HR			0-0 SF4 3B		4 2 2 1 0 1 0												
Joe Adcock, R (1, 3) OBP: 0.352, SLG: 0.551	0-0 F2		0-0 1B		0-3 K			0-0 SF4		3 0 1 1 0 1 0												
Del Crandall, R (1, 2) OBP: 0.287, SLG: 0.381	0-3 K		0-3 K			0-0 5-3		0-3 K		4 0 0 0 0 3 1												
Johnny Logan, R (1, 6) OBP: 0.369, SLG: 0.449		0-0 4-3		0-0 SH1-4 1B		0-0 F8		0-0 F9		4 0 1 0 0 0 0												
Bill Bruton, L (1, 8) OBP: 0.344, SLG: 0.423		4-0 BB G5-4-3		0-0 SH1-4		0-0 F2			0-0 SH1-4 1B	2 0 1 0 1 0 0	AB 32											
Andy Pafko, R (1, 7) OBP: 0.294, SLG: 0.324		0-0 G5-4-3		0-3 K			0-0 L7		0-0 SH1-4	3 0 0 0 0 1 2	R 6											
Juan Pizarro, L (1, 1) OBP: 0.152, SLG: 0.100			0-0 HR 1B		0-3 K				0-3 K	0 0 0 0 0 0 0	H 10											
Bob Rush, R (2, 1) OBP: 0.207, SLG: 0.207										4 1 2 0 0 2 2	RBI 6											
Inning Stats	R: 2 E: 0 K: 1 S: 7	H: 2 LOB: 0 BB: 0 P: 7	R: 0 E: 0 K: 0 S: 2	H: 0 LOB: 0 BB: 1 P: 6	R: 2 E: 0 K: 2 S: 10	H: 3 LOB: 1 BB: 0 P: 10	R: 0 E: 0 K: 2 S: 8	H: 1 LOB: 1 BB: 0 P: 8	R: 1 E: 0 K: 1 S: 5	H: 1 LOB: 0 BB: 1 P: 9	R: 0 E: 0 K: 0 S: 3	H: 0 LOB: 0 BB: 0 P: 3	R: 0 E: 0 K: 1 S: 6	H: 1 LOB: 1 BB: 0 P: 6	R: 1 E: 0 K: 1 S: 6	H: 1 LOB: 0 BB: 0 P: 6	R: 0 E: 0 K: 1 S: 6	H: 1 LOB: 1 BB: 0 P: 6	1B: 6 2B: 0 3B: 1 HR: 3	SF: 1 SAC: 2 DP: 2 HBP: 0	WP: 1 PB: 0 SB: 0 CS: 0	PA: 37
PITCHER	IP WLS BF H R ER SO BB IBB HBP BLK WP HR S P ERA WHIP																					
Jim O'Toole, L (1, 1) ERA: 5.51	8.1 L 35 10 6 6 8 2 0 0 0 1 3 49 57 6.48 1.440																					
Brooks Lawrence, R (9, 1) ERA: 4.5	0.2 2 0 0 0 1 0 0 0 0 0 0 4 4 0.00 0.000																					

Milwaukee Braves @ Cincinnati Redlegs
 Crosley Field, Cincinnati, OH
 Wed Aug 12 1959, 7:05 PM EDT
 Att: 13,221 - Unknown

AB	32
R	6
H	10
RBI	6
BB	2
SO	9
LOB	10



Batter	1	2	3	4	5	6	7	8	9	AB	R	H	RBI	BB	SO	LOB
Johnny Temple, R (1, 4) OBP: 0.397, SLG: 0.435	0-0 1B 2B 1B	4-0 1B BB		0-0 F8		0-0 6-3			0-0 FC4-6 1B	4	2	2	0	1	0	0
Vada Pinson, L (1, 8) OBP: 0.379, SLG: 0.519	0-0 1-2 2B 1B	0-0 1-2 1B 1B		0-0 1B 1B			0-0 5-3		0-0 FC4-6 1-2f	5	2	3	0	0	0	1
Gus Bell, L (1, 9) OBP: 0.313, SLG: 0.437	0-0 1-H 2-H 2B	0-0 1-2 2-H 1B 1B		0-0 1-2 G6-4-3 1B			0-0 1B		0-0 4-3	5	0	4	3	0	0	1
Frank Robinson, R (1, 3) OBP: 0.395, SLG: 0.570	0-0 P6	0-0 1-3 2-H 1B		0-0 G6-4-3 1-2f			0-0 P3			4	0	1	1	0	0	4
Frank Thomas, R (1, 7) OBP: 0.278, SLG: 0.371	0-0 F8	0-3 K			0-0 L8			0-0 1-3		3	0	0	0	0	1	3
Jerry Lynch, L (7, PH) OBP: 0.319, SLG: 0.458 (8, 7)										1	0	0	0	0	0	1
Willie Jones, R (1, 5) OBP: 0.340, SLG: 0.427	4-0 BB		0-3 K		0-0 F8			0-0 F7		3	0	0	0	1	1	0
Ed Bailey, L (1, 2) OBP: 0.375, SLG: 0.404	0-3 K		0-0 G3 2B		0-0 3-4-1			0-0 F8		4	0	1	0	0	1	2
Eddie Kasko, R (1, 6) OBP: 0.289, SLG: 0.288		0-3 K	0-0 G3 2-3			0-0 F7		0-0 4-3		4	0	0	0	0	1	1
Jim O'Toole, S (1, 1) OBP: 0.280, SLG: 0.143		0-0 4-3	0-3 K			0-0 F8			0-0 F8	3	0	0	0	0	1	1
Brooks Lawrence, R (9, 1) OBP: 0.150, SLG: 0.175										0	0	0	0	0	0	0
Whitey Lockman, L (9, PH) OBP: 0.279, SLG: 0.250										1	0	0	0	0	0	0

Inning Stats	R: 2	H: 3	E: 0	LOB: 2	K: 1	BB: 1	S: 8	P: 12	R: 2	H: 3	E: 0	LOB: 2	K: 2	BB: 1	S: 10	P: 14	R: 0	H: 1	E: 0	LOB: 1	K: 2	BB: 0	S: 8	P: 8	R: 0	H: 2	E: 0	LOB: 1	K: 0	BB: 0	S: 4	P: 4	R: 0	H: 0	E: 0	LOB: 0	K: 0	BB: 0	S: 3	P: 3	R: 0	H: 1	E: 0	LOB: 1	K: 0	BB: 0	S: 4	P: 4	R: 0	H: 0	E: 0	LOB: 0	K: 0	BB: 0	S: 3	P: 3	R: 0	H: 0	E: 0	LOB: 0	K: 0	BB: 0	S: 3	P: 3	R: 0	H: 1	E: 0	LOB: 1	K: 0	BB: 0	S: 4	P: 4	R: 0	H: 1	E: 0	LOB: 1	K: 0	BB: 0	S: 4	P: 4
PITCHER	IP	WLS	BF	H	R	ER	SO	BB	IBB	HBP	BLK	WP	HR	S	P	ERA	WHIP																																																															
Juan Pizarro, L (1, 1) ERA: 4.1	1.2		12	5	4	4	2	2	0	0	0	0	0	14	22	21.60	4.200																																																															
Bob Rush, R (2, 1) ERA: 1.98	7.1	W	27	6	0	0	3	0	0	0	0	0	0	33	33	0.00	0.818																																																															

BOTTOM

Milwaukee Braves @ Cincinnati Redlegs
Crosley Field, Cincinnati, OH

Wed Aug 12 1959, 7:05 PM EDT
Att. 13,221 - Unknown

livebaseballscorecards.com

AB	37
R	4
H	11
RBI	4
BB	2
SO	5
LOB	14



WP: 0	PA: 39
PB: 0	
SB: 0	
CS: 0	

Batter	1	2	3	4	5	6	7	8	9	AB R H RBI BB SO LOB	TOP									
Bobby Avila, R (1, 4) OBP: 0.310, SLG: 0.314	0-0 G3 1B		0-0 FC4-6 1B		0-0 G1-2-3 HR 1B	0-0 1-2 2-H 1B		0-0 1-2 2-H 1B	4-0 BB BB BB BB BB	5 1 4 2 1 0 0										
Eddie Mathews, L (1, 5) OBP: 0.376, SLG: 0.587	0-0 FC4-6 1B		0-0 P6		4-0 G1-2-3 HR BB	0-3 K		0-0 3-1	0-0 F2	5 1 1 0 1 1 8										
Hank Aaron, R (1, 9) OBP: 0.415, SLG: 0.674	0-0 P6		0-0 F8		0-0 G1-2-3		0-0 6-3		0-0 E 1B 1B	5 1 1 0 0 0 5										
Wes Covington, L (1, 7) OBP: 0.327, SLG: 0.392	0-0 FC4-6 1-2f		0-0 FC4-6 1-2f		0-0 HR		0-0 4-3		0-3 K	5 1 1 3 0 1 3										
Joe Adcock, R (1, 3) OBP: 0.353, SLG: 0.548		0-0 BB 1B		0-0 L9	0-0 F8		0-0 6-3		0-0 E7 1B 1B	5 1 2 0 0 0 0										
Johnny Logan, R (1, 6) OBP: 0.370, SLG: 0.448		0-3 K		0-0 F3		0-0 1B 1B		0-0 F8	0-0 1B 2B 1B	5 2 2 1 0 1 1										
Bill Bruton, L (1, 8) OBP: 0.348, SLG: 0.431		4-0 FC6-4 BB		0-0 2B		0-0 F7		0-0 E 1B 2B	0-0 F3	3 1 2 0 1 0 1 1 0 0 0 0 0 2										
Del Crandall, R (9, PH) OBP: 0.286, SLG: 0.380																				
Del Rice, R (1, 2) OBP: 0.250, SLG: 0.207		0-0 F9		0-0 1-3		0-0 1B 1B		0-0 6-3	0-0 2B 1B	4 0 1 0 0 0 4 1 0 1 1 0 0 0 0 0 0 0 0 0 0										
Stan Lopata, R (9, PH) OBP: 0.128, SLG: 0.081																				
Lew Burdette, R (9, PR) OBP: 0.228, SLG: 0.253																				
Bob Buhl, R (9, P) W: 1, L: 0, ERA: 1.00		0-0 FC6-4 1-2f			0-0 BB 1B G1-2-3 1B	0-0 F7		4-0 BB BB BB	0-0 1-3 3-H 2B	1 0 0 0 0 0 0 2 0 0 0 0 0 0 0 0 1 0 0 0 0 0 0 0 0 0 0 0 0 0 0 0 1 0 1 0 0 1 1 0 0 0 0										
Inning Stats	R: 0 E: 0 K: 0 S: 4	H: 1 LOB: 1 BB: 0 P: 4	R: 0 E: 0 K: 1 S: 6	H: 1 LOB: 2 BB: 1 P: 10	R: 0 E: 0 K: 0 S: 4	H: 1 LOB: 1 BB: 0 P: 4	R: 3 E: 0 K: 0 S: 5	H: 3 LOB: 0 BB: 1 P: 9	R: 1 E: 0 K: 1 S: 8	H: 3 LOB: 2 BB: 0 P: 8	R: 0 E: 0 K: 0 S: 3	H: 0 LOB: 0 BB: 0 P: 3	R: 1 E: 1 K: 0 S: 5	H: 2 LOB: 2 BB: 1 P: 9	R: 3 E: 1 K: 1 S: 10	H: 5 LOB: 3 BB: 1 P: 14	1B: 13 2B: 3 3B: 0 HR: 1	SF: 0 SAC: 0 DP: 1 HBP: 0	WP: 0 PA: 47 PB: 0 SB: 0 CS: 0	
PITCHER	IP WLS BF H R ER SO BB IBB HBP BLK WP HR S P ERA WHIP																			
Jim Brosnan, R (1, 1) ERA: 4.38	5.2 W 28 10 4 4 1 2 0 0 0 0 1 28 36 6.35 2.118																			
Orlando Pena, R (6, 1) ERA: 5.42	2.2 14 5 4 4 2 1 0 0 0 0 0 0 17 21 13.50 2.250																			
Joe Nuxhall, L (9, 1) ERA: 4.25	0.1 3 2 0 0 0 0 0 0 0 0 0 0 3 3 0.00 6.000																			
Brooks Lawrence, R (9, 1) ERA: 4.49	0.1 S 2 0 0 0 0 1 0 0 0 0 0 0 1 5 0.00 3.000																			

Milwaukee Braves @ Cincinnati Redlegs
Crosley Field, Cincinnati, OH
Thu Aug 13 1959, 7:05 PM EDT
Att. 9,174 - Unknown

AB	43
R	8
H	17
RBI	8
BB	4
SO	3
LOB	28



WP: 0	PA: 47
PB: 0	
SB: 0	
CS: 0	

Batter	1	2	3	4	5	6	7	8	9
Johnny Temple, R (1, 4) <small>OBP: 0.397, SLG: 0.434</small>	0-0 		0-0 	4-0 	0-0 		0-3 		
Vada Pinson, L (1, 8) <small>OBP: 0.383, SLG: 0.527</small>	0-0 		0-0 	4-0 	0-0 		0-3 		
Gus Bell, L (1, 9) <small>OBP: 0.314, SLG: 0.437</small>	0-0 		0-0 	0-0 	0-0 		0-3 		
Frank Robinson, R (1, 3) <small>OBP: 0.393, SLG: 0.574</small>	0-0 		0-0 	0-0 		0-3 	0-0 		
Jerry Lynch, L (1, 7) <small>OBP: 0.322, SLG: 0.460</small> Frank Thomas, R (6, PH) <small>OBP: 0.276, SLG: 0.369</small> (7, 7)		0-0 	0-0 	0-0 		0-3 	0-3 		
Ed Bailey, L (1, 2) <small>OBP: 0.377, SLG: 0.404</small>		4-0 	0-0 	0-0 		0-3 			
Willie Jones, R (1, 5) <small>OBP: 0.345, SLG: 0.433</small>		0-0 	0-0 	0-0 		4-0 			
Eddie Kasko, R (1, 6) <small>OBP: 0.284, SLG: 0.282</small>		0-0 	0-0 	0-3 		0-0 			
Jim Brosnan, R (1, 1) <small>OBP: 0.160, SLG: 0.208</small> Orlando Pena, R (6, 1) <small>OBP: 0.208, SLG: 0.143</small> Joe Nuxhall, L (9, 1) <small>OBP: 0.244, SLG: 0.256</small> Brooks Lawrence, R (9, 1) <small>OBP: 0.150, SLG: 0.175</small>		0-0 		0-0 	0-0 		0-0 		

Inning Stats	R: 0	H: 1	E: 0	LOB: 1	K: 0	BB: 0	S: 4	P: 4
	R: 0	H: 1	E: 0	LOB: 2	K: 0	BB: 1	S: 4	P: 8
	R: 4	H: 5	E: 0	LOB: 1	K: 0	BB: 0	S: 8	P: 8
	R: 4	H: 4	E: 0	LOB: 2	K: 1	BB: 2	S: 9	P: 17
	R: 1	H: 1	E: 0	LOB: 0	K: 0	BB: 0	S: 4	P: 4
	R: 0	H: 0	E: 0	LOB: 0	K: 3	BB: 0	S: 9	P: 9
	R: 0	H: 0	E: 1	LOB: 2	K: 2	BB: 1	S: 8	P: 12
	R: 0	H: 0	E: 0	LOB: 0	K: 2	BB: 0	S: 7	P: 7

AB	R	H	RBI	BB	SO	LOB	
4	2	1	0	1	1	2	
4	3	3	1	1	1	2	
5	2	2	1	0	1	1	
4	1	1	5	0	1	1	
3	1	2	0	0	0	0	
2	0	0	0	0	2	0	
3	0	1	1	1	1	0	
3	0	2	1	1	0	2	
4	0	0	0	0	1	6	
3	0	0	0	0	0	2	
1	0	0	0	0	0	2	
0	0	0	0	0	0	0	
0	0	0	0	0	0	0	
1B: 9	SF: 1	2B: 1	SAC: 0	3B: 0	DP: 0	HR: 2	HBP: 0

BOTTOM


Milwaukee Braves @ Cincinnati Redlegs
 Crosley Field, Cincinnati, OH

Thu Aug 13 1959, 7:05 PM EDT
 Att. 9,174 - Unknown

AB	36
R	9
H	12
RBI	9
BB	4
SO	8
LOB	18

WP: 0	PA: 41
PB: 0	
SB: 0	
CS: 0	

PITCHER	IP	WLS	BF	H	R	ER	SO	BB	IBB	HBP	BLK	WP	HR	S	P	ERA	WHIP
Bob Buhl, R (1, 1) <small>ERA: 3.16</small>	3.1	L	21	8	7	7	0	3	0	0	0	0	1	18	30	18.90	3.300
Carl Willey, R (4, 1) <small>ERA: 4.48</small>	0.2		5	3	1	1	1	0	0	0	0	0	0	7	7	13.50	4.500
Bob Giggie, R (5, 1) <small>ERA: 4.67</small>	1.0		4	1	1	1	0	0	0	0	0	0	1	4	4	9.00	1.000
Juan Pizarro, L (6, 1) <small>ERA: 4.02</small>	2.0		8	0	0	0	5	1	0	0	0	0	0	17	21	0.00	0.500
Don McMahon, R (8, 1) <small>ERA: 2.31</small>	1.0		3	0	0	0	2	0	0	0	0	0	0	7	7	0.00	0.000

Batter	1	2	3	4	5	6	7	8	9	AB	R	H	RBI	BB	SO	LOB	TOP																															
Bobby Avila, R (1, 4) OBP: 0.310, SLG: 0.314																	0	0	0	0	0	0	0	0	0	0	0	0	Milwaukee Braves @ Pittsburgh Pirates Forbes Field, Pittsburgh, PA Fri Aug 14 1959, 7:05 PM EDT Att. 26,873 - Unknown livebaseballscorecards.com																			
Eddie Mathews, L (1, 5) OBP: 0.376, SLG: 0.587																	0	0	0	0	0	0	0	0	0	0	0	0		0	0	0	0															
Hank Aaron, R (1, 9) OBP: 0.415, SLG: 0.674																	0	0	0	0	0	0	0	0	0	0	0	0		0	0	0	0															
Joe Adcock, R (1, 3) OBP: 0.353, SLG: 0.548																	0	0	0	0	0	0	0	0	0	0	0	0		0	0	0	0															
Lee Maye, L (1, 7) OBP: 0.381, SLG: 0.342																	0	0	0	0	0	0	0	0	0	0	0	0		0	0	0	0															
Johnny Logan, R (1, 6) OBP: 0.370, SLG: 0.448																	0	0	0	0	0	0	0	0	0	0	0	0		0	0	0	0															
Bill Bruton, L (1, 8) OBP: 0.348, SLG: 0.431																	0	0	0	0	0	0	0	0	0	0	0	0		0	0	0	0															
Del Crandall, R (1, 2) OBP: 0.286, SLG: 0.380																	0	0	0	0	0	0	0	0	0	0	0	0		0	0	0	0															
Joey Jay, S (1, 1) OBP: 0.217, SLG: 0.143	0	0	0	0	0	0	0	0	0	0	0	0	0	0	0	0																																
Inning Stats	1B: 0	SF: 0	2B: 0	SAC: 0	3B: 0	DP: 0	HR: 0	HBP: 0	WP: 0	PA: 0	PB: 0	SB: 0	CS: 0																																			
PITCHER Vern Law, R (1, 1) ERA: 3.34	IP	WLS	BF	H	R	ER	SO	BB	IBB	HBP	BLK	WP	HR	S	P	ERA	WHIP	0.0	W	0	0	0	0	0	0	0	0	0	∞	∞	PITCHER	IP	WLS	BF	H	R	ER	SO	BB	IBB	HBP	BLK	WP	HR	S	P	ERA	WHIP

Batter	1	2	3	4	5	6	7	8	9	AB R H RBI BB SO LOB	TOP											
Bobby Avila, R (1, 4) OBP: 0.308, SLG: 0.317	0-0 FC3-6 1B		0-0 4-3		0-0 F8		0-3 K	0-0 2B		5 0 2 0 0 1 1												
Eddie Mathews, L (1, 5) OBP: 0.373, SLG: 0.578	0-0 FC3-6 1-2f 2B		0-0 4-3			0-0 F7	0-3 K	0-3 K		5 1 0 0 0 2 4												
Hank Aaron, R (1, 9) OBP: 0.414, SLG: 0.670	0-3 K			0-0 1B		0-0 2B	0-0 5-3		0-0 F9	5 0 2 0 0 1 2												
Joe Adcock, R (1, 3) OBP: 0.349, SLG: 0.541	0-0 1-H 2B			0-0 1-2 G5-4-3 1B		0-0 5-3		0-0 5-3	0-0 P4	5 0 2 1 0 0 1												
Lee Maye, L (1, 7) OBP: 0.388, SLG: 0.356 Andy Paiko, R (9, PH) OBP: 0.298, SLG: 0.336	0-0 4-3			0-0 L9		0-0 F8		0-0 1B	0-0 F9	4 1 1 0 0 0 4 1 0 0 0 0 0 0												
Johnny Logan, R (1, 6) OBP: 0.368, SLG: 0.445		0-0 6-3		0-0 G5-4-3 1-2f			0-0 E 1B	0-0 1B FC1-6 1B		4 2 2 0 0 0 2												
Bill Bruton, L (1, 8) OBP: 0.347, SLG: 0.428		0-0 F7			0-0 4-3		0-0 E7 1B	0-0 1B BB E 1B		4 2 2 1 0 0 0												
Del Crandall, R (1, 2) OBP: 0.291, SLG: 0.391		0-0 F9			0-0 HR		4-0 E BB 1B	4-0 FC1-6 BB		2 2 1 1 2 0 0												
Lew Burdette, R (1, 1) OBP: 0.228, SLG: 0.253 Mickey Vernon, L (3, PH) OBP: 0.282, SLG: 0.370 Bob Trowbridge, R (3, 1) Bob Giggie, R (6, 1) Wes Covington, L (7, PH) OBP: 0.328, SLG: 0.393 Don McWilliam, R (7, 1) OBP: 0.375, SLG: 0.286 Frank Torre, L (8, PH) OBP: 0.308, SLG: 0.325 Bob Buhl, R (8, 1) OBP: 0.084, SLG: 0.064			0-0 G3		0-3 K		0-0 E9 1B	0-0 FC1-6 2B		0 0 0 0 0 0 0 1 0 0 0 0 0 0 1 0 0 0 0 0 1 0 0 0 0 0 0 0 1 0 1 2 0 0 0 0 0 0 0 0 0 0 1 0 0 1 0 0 1 0 0 0 0 0 0 0												
Inning Stats	R: 1 E: 0 K: 1 S: 7	H: 2 LOB: 1 BB: 0 P: 7	R: 0 E: 0 K: 0 S: 3	H: 0 LOB: 0 BB: 0 P: 3	R: 0 E: 0 K: 0 S: 3	H: 0 LOB: 0 BB: 0 P: 3	R: 0 E: 0 K: 0 S: 4	H: 2 LOB: 1 BB: 0 P: 4	R: 1 E: 0 K: 1 S: 6	H: 1 LOB: 0 BB: 0 P: 6	R: 0 E: 0 K: 0 S: 4	H: 1 LOB: 1 BB: 0 P: 4	R: 3 E: 2 K: 2 S: 10	H: 3 LOB: 1 BB: 1 P: 14	R: 3 E: 1 K: 1 S: 9	H: 4 LOB: 2 BB: 1 P: 13	R: 0 E: 0 K: 0 S: 3	H: 0 LOB: 0 BB: 0 P: 3	1B: 9 2B: 3 3B: 0 HR: 1	SF: 0 SAC: 0 DP: 1 HBP: 0	WP: 0 PB: 0 SB: 0 CS: 0	PA: 41
PITCHER	IP WLS BF H R ER SO BB IBB HBP BLK WP HR S P ERA WHIP																					
Ron Kline, R (1, 1) ERA: 4.28	6.0 W 26 8 5 4 2 1 0 0 0 0 0 1 29 33 6.00 1.500																					
Roy Face, R (7, 1) ERA: 2.5	1.1 9 4 3 3 2 1 0 0 0 0 0 0 12 16 20.25 3.750																					
Fred Green, L (8, 1) ERA: 2.92	1.2 S 6 1 0 0 1 0 0 0 0 0 0 0 8 8 0.00 0.600																					

Milwaukee Braves @ Pittsburgh Pirates
 Forbes Field, Pittsburgh, PA
 Sat Aug 15 1959, 3:33 AM EDT
 Att: 14,470 - Unknown

livebaseballscorecards.com

AB	39
R	8
H	13
RBI	6
BB	2
SO	5
LOB	15



Batter	1	2	3	4	5	6	7	8	9	AB	R	H	RBI	BB	SO	LOB
Bob Skinner, L OBP: 0.363, SLG: 0.414 (1, 7)	0-0 L5	0-0 P4		0-0 F8		4-0 SH2-4 1B BB	0-0 P5			4	1	0	0	1	0	0
Dick Groat, R OBP: 0.302, SLG: 0.352 (1, 6)	0-0 2B FC3 1B	0-3 K		0-0 L7		0-0 SH2-4 1-2	0-0 4-3			4	1	1	0	0	1	0
Roberto Clemente, R OBP: 0.323, SLG: 0.404 (1, 9)	0-0 FC3 1-3 1B 2B	0-0 1B 1B			0-0 SH1-3 1B 1B	0-0 1B 2-H 1B	0-0 F8			5	3	4	1	0	0	0
Rocky Nelson, L OBP: 0.388, SLG: 0.410 (1, 3)	4-0 FC3 1B IBB	0-0 1-2 1B			0-0 SH1-3 1-2 1B 1B	0-0 1B 1-2 1B		0-0 FC6-5 SH3-4 1B		4	3	4	0	1	0	0
Smoky Burgess, L OBP: 0.358, SLG: 0.513 (1, 2)	0-0 FC3 1B	0-3 K			0-0 SH1-3	0-0 BB 1B 1B		0-0 SH3-4		3	1	1	2	0	1	4
Hank Foiles, R OBP: 0.254, SLG: 0.309 (7, 2)	1-2 2-3 3-H 1B				1-2 2-3	1-3 2-H 1B		1-2		0	0	0	0	0	0	0
Don Hoak, R OBP: 0.365, SLG: 0.413 (1, 5)	0-0 FC3-6 1-2 2-H 3-H 1B 1B		0-0 5-3		0-0 1B 2-H 3-H 1B	0-3 K		0-0 FC6-5 2-3 1B		5	1	2	4	0	1	3
Dick Schofield, S OBP: 0.299, SLG: 0.287 (1, 4)	0-0 FC3-6 1-2 2-H 1B		0-3 K		0-0 1-3 1B	0-0 BB 1B		0-0 1-2 1B		5	0	4	2	0	1	0
Bill Virdon, L OBP: 0.291, SLG: 0.326 (1, 8)	0-0 FC3-6 1B		0-0 F8		0-3 K	4-0 BB 1-2 2-3 BB		0-0 4-3		4	0	0	0	1	1	6
Ron Kline, R OBP: 0.160, SLG: 0.160 (1, 1)	0-0 1-2 2-3 3-H 1B			0-0 L9		0-3 K				4	0	1	1	0	1	5
Roy Face, R OBP: 0.273, SLG: 0.273 (7, 1)					0-0 L3					0	0	0	0	0	0	0
Fred Green, R (8, 1)										0	0	0	0	0	0	0

Inning Stats	R: 5	H: 5	E: 0	LOB: 2	K: 0	BB: 1	S: 8	R: 0	H: 2	E: 0	LOB: 2	K: 2	BB: 0	S: 9	R: 0	H: 0	E: 0	LOB: 0	K: 1	BB: 0	S: 5	R: 0	H: 0	E: 0	LOB: 0	K: 0	BB: 0	S: 3	R: 2	H: 4	E: 0	LOB: 2	K: 1	BB: 0	S: 9	R: 3	H: 4	E: 0	LOB: 3	K: 2	BB: 2	S: 11	R: 0	H: 0	E: 0	LOB: 0	K: 0	BB: 0	S: 3	R: 0	H: 2	E: 0	LOB: 2	K: 0	BB: 0	S: 5
--------------	------	------	------	--------	------	-------	------	------	------	------	--------	------	-------	------	------	------	------	--------	------	-------	------	------	------	------	--------	------	-------	------	------	------	------	--------	------	-------	------	------	------	------	--------	------	-------	-------	------	------	------	--------	------	-------	------	------	------	------	--------	------	-------	------

PITCHER	IP	WLS	BF	H	R	ER	SO	BB	IBB	HBP	BLK	WP	HR	S	P	ERA	WHIP
Lew Burdette, R ERA: 4.19 (1, 1)	2.0	L	14	7	5	5	2	0	1	0	0	0	0	17	21	22.50	3.500
Bob Trowbridge, R ERA: 5.59 (3, 1)	3.1		18	7	5	5	2	1	0	0	0	0	0	21	25	13.50	2.400
Bob Giggie, R ERA: 4.5 (6, 1)	0.2		4	1	0	0	2	1	0	0	0	0	0	7	11	0.00	3.000
Don McMahon, R ERA: 2.22 (7, 1)	1.0		3	0	0	0	0	0	0	0	0	0	0	3	3	0.00	0.000
Bob Buhl, R ERA: 3.13 (8, 1)	1.0		5	2	0	0	0	0	0	0	0	0	0	5	5	0.00	2.000

BOTTOM

Milwaukee Braves @ Pittsburgh Pirates
Forbes Field, Pittsburgh, PA
 Sat Aug 15 1959, 3:33 AM EDT
 Att. 14,470 - Unknown

AB	38
R	10
H	17
RBI	10
BB	3
SO	6
LOB	18



WP	HR	S	P	ERA	WHIP
0	0	0	0	0	0

Batter	1	2	3	4	5	6	7	8	9	AB	R	H	RBI	BB	SO	LOB	TOP																			
Bobby Avila, R (1, 4) OBP: 0.308, SLG: 0.317																	0	0	0	0	0	0	0	0	0	0	0									
Eddie Mathews, L (1, 5) OBP: 0.373, SLG: 0.578																	0	0	0	0	0	0	0	0	0	0	0									
Wes Covington, L (1, 7) OBP: 0.328, SLG: 0.393																	0	0	0	0	0	0	0	0	0	0	0									
Joe Adcock, R (1, 3) OBP: 0.349, SLG: 0.541																	0	0	0	0	0	0	0	0	0	0	0									
Lee Maye, L (1, 9) OBP: 0.388, SLG: 0.356																	0	0	0	0	0	0	0	0	0	0	0									
Johnny Logan, R (1, 6) OBP: 0.368, SLG: 0.445																	0	0	0	0	0	0	0	0	0	0	0									
Bill Bruton, L (1, 8) OBP: 0.347, SLG: 0.428																	0	0	0	0	0	0	0	0	0	0	0									
Del Crandall, R (1, 2) OBP: 0.291, SLG: 0.391																	0	0	0	0	0	0	0	0	0	0	0									
Juan Pizarro, L (1, 1) OBP: 0.152, SLG: 0.100	0	0	0	0	0	0	0	0	0	0	0																									
Inning Stats																	1B: 0	SF: 0	WP: 0	PA: 0																
																	2B: 0	SAC: 0	PB: 0																	
																	3B: 0	DP: 0	SB: 0																	
																	HR: 0	HBP: 0	CS: 0																	
PITCHER	IP	WLS	BF	H	R	ER	SO	BB	IBB	HBP	BLK	WP	HR	S	P	ERA	WHIP	PITCHER	IP	WLS	BF	H	R	ER	SO	BB	IBB	HBP	BLK	WP	HR	S	P	ERA	WHIP	
Bob Friend, R (1, 1) ERA: 4.52	0.0	W	0	0	0	0	0	0	0	0	0	0	0	0	0	∞	∞																			

Milwaukee Braves @ Pittsburgh Pirates
 Forbes Field, Pittsburgh, PA
 Sun Aug 16 1959, 7:05 PM EDT
 Unknown

AB 0
R 0
H 0
RBI 0
BB 0
SO 0
LOB 0



Batter	1	2	3	4	5	6	7	8	9	AB R H RBI BB SO LOB	TOP	
Jim Gilliam, S (1, 5) OBP: 0.425, SLG: 0.370 BB C B C C X	3-1 1-3 		1-1 4-3 			4-2 BB 		3-1 L5 		3 0 0 0 1 0 2	Los Angeles Dodgers @ Milwaukee Braves Milwaukee County Stadium, Milwaukee, WI Mon Aug 17 1959, 8:05 PM EDT Unknown livebaseballscorecards.com	
Charlie Neal, R (1, 4) OBP: 0.346, SLG: 0.466 C X	0-1 F8 			1-2 F8 		3-2 F8 		0-1 1-3 1B 		4 0 1 0 0 0 1		
Wally Moon, L (1, 7) OBP: 0.379, SLG: 0.448 B B C T C C X	2-3 			2-2 4-3 			1-0 HR 	2-1 1-3 	1-2 2-3 			4 1 1 1 0 1 2
Duke Snider, L (1, 8) OBP: 0.400, SLG: 0.571 B X		1-0 4-3 		2-1 CS 1B 			0-0 FC5 BB 1B 	4-2 BB 		3 0 2 0 1 0 0		
Norm Larker, L (1, 3) OBP: 0.335, SLG: 0.422 C B B B B X		4-2 G4-6-3 BB 		2-0 CS 	0-0 G3 		1-2 F8 	0-0 F7 		3 0 0 0 1 0 4		
Ron Fairly, L (1, 9) OBP: 0.325, SLG: 0.337 C T B C X	1-2 G4-6-3 			1-1 4-3 			0-0 F8 		1-1 3-1 			4 0 0 0 0 0 2
John Roseboro, L (1, 2) OBP: 0.332, SLG: 0.373 B S B F X			2-2 E 1B 		1-2 4-3 		4-2 1-2 BB 	2-1 1B 		3 0 2 0 1 0 0		
Don Zimmer, R (1, 6) OBP: 0.288, SLG: 0.240 Rip Repulski, R (9, PH) OBP: 0.330, SLG: 0.309 S B T B C C X			2-3 K 			3-2 F5 	1-1 FC5 		0-3 	0-3 		3 0 0 0 0 1 3 1 0 0 0 0 1 1
Sandy Koufax, R (1, 1) OBP: 0.162, SLG: 0.222 Johnny Klippstein, R (2, 1) OBP: 0.143, SLG: 0.143 Chuck Churn, R (4, 1) Chuck Essegian, R (8, PH) OBP: 0.298, SLG: 0.298 Clem Labine, R (8, 1) Don Demeter, R (9, PH) OBP: 0.293, SLG: 0.445 X			0-0 L7 			0-2 6-3 		2-1 1-3 2B 	0-3 	0 0 0 0 0 0 0 1 0 0 0 0 0 1 1 0 0 0 0 0 0 1 0 1 0 0 0 0 0 0 0 0 0 0 0 1 0 0 0 0 1 1		
Inning Stats	R: 0 H: 0 E: 0 LOB: 0 K: 1 BB: 0 S: 8 P: 13	R: 0 H: 0 E: 0 LOB: 0 K: 0 BB: 1 S: 6 P: 12	R: 0 H: 1 E: 1 LOB: 1 K: 1 BB: 0 S: 10 P: 15	R: 0 H: 1 E: 0 LOB: 0 K: 0 BB: 0 S: 8 P: 15	R: 0 H: 0 E: 0 LOB: 0 K: 0 BB: 0 S: 6 P: 8	R: 0 H: 0 E: 0 LOB: 1 K: 0 BB: 1 S: 11 P: 21	R: 1 H: 2 E: 0 LOB: 2 K: 0 BB: 1 S: 10 P: 17	R: 0 H: 2 E: 0 LOB: 3 K: 0 BB: 1 S: 12 P: 23	R: 0 H: 1 E: 0 LOB: 1 K: 2 BB: 0 S: 10 P: 13	1B: 5 SF: 0 2B: 1 SAC: 0 3B: 0 DP: 1 HR: 1 HBP: 0	WP: 0 PA: 37 PB: 0 SB: 0 CS: 1	
PITCHER Bob Buhl, R (1, 1) ERA: 2.99	IP WLS BF H R ER SO BB IBB HBP BLK WP HR S P ERA WHIP 9.0 W 36 7 1 1 4 4 0 0 0 0 0 1 81 137 1.00 1.222											

AB	32
R	1
H	7
RBI	1
BB	4
SO	4
LOB	17



Batter	1	2	3	4	5	6	7	8	9
Bobby Avila, R OBP: 0.305, SLG: 0.305 (1, 4)	4-2 E G3 1B BB	1-3 K		4-2 1B BB	3-3 K			0-1 1-3	
Eddie Mathews, L OBP: 0.371, SLG: 0.575 (1, 5)	2-2 G3 1-3	1-0 HR		3-2 E 1B 1B 1-3		2-3 K		2-1 4-3	
Hank Aaron, R OBP: 0.418, SLG: 0.677 Lee Maye, L OBP: 0.397, SLG: 0.389 (1, 9) (9, 9)	2-2 HR 1B	0-0 G6-4-3 1B		1-1 E3 1B 1-3		2-2 F7		1-0 HR	
Joe Adcock, R OBP: 0.348, SLG: 0.547 (1, 3)	0-0 HR 1-H	2-0 G6-4-3 1-2f		4-0 G6-4-3 1B IBB		0-1 1-3		0-0 1-3	
Andy Pafko, R OBP: 0.312, SLG: 0.339 (1, 7)	4-1 4-3 BB BB		4-1 F8 1B BB	3-1 G6-4-3 1B 1-2 2-H 3-H		1-2 6-3			
Johnny Logan, R OBP: 0.372, SLG: 0.447 (1, 6)	4-0 4-3 1-2 BB		0-2 1B	2-2 G6-4-3 1-2f 2-3		3-1 2B			
Bill Bruton, L OBP: 0.343, SLG: 0.419 (1, 8)	1-2 4-3 1-2 2-3 BB		3-2 F8 2-3	3-2 F7		4-0 IBB			
Del Crandall, R OBP: 0.290, SLG: 0.386 (1, 2)	4-0 IBB		2-3 K		0-0 5-3		1-0 F2		
Bob Buhl, R OBP: 0.059, SLG: 0.059 (1, 1)	0-3 K		2-2 P5		0-3 K		3-2 4-3		

AB	R	H	RBI	BB	SO	LOB
3	2	0	0	2	2	0
5	2	2	1	0	1	1
5	3	4	3	0	0	0
0	0	0	0	0	0	0
4	1	1	2	1	0	1
2	0	1	2	2	0	0
3	0	2	0	1	0	2
3	0	0	0	1	0	5
3	0	0	0	1	1	4
4	0	0	0	0	2	7

Inning	R	H	E	K	S	LOB	BB	P
1	3	2	1	1	2	3	4	41
2	1	2	0	1	10	0	0	10
3	0	1	0	1	24	2	1	24
4	3	3	1	2	43	1	2	43
5	0	0	0	2	10	0	0	10
6	0	0	0	1	12	0	0	12
7	0	1	0	0	21	2	1	21
8	1	1	0	0	9	0	0	9

PITCHER	IP	WLS	BF	H	R	ER	SO	BB	IBB	HBP	BLK	WP	HR	S	P	ERA	WHIP
Sandy Koufax, L ERA: 3.98	1.1	L	12	4	4	3	2	3	3	0	0	0	2	25	48	20.25	5.250
Johnny Klippstein, R ERA: 6.04	2.1		10	3	3	3	1	2	1	0	0	0	0	25	50	16.20	3.000
Chuck Churn, R ERA:	4.1		14	2	0	0	3	0	1	0	0	0	0	36	63	0.00	0.500
Clem Labine, R ERA: 3.78	8.1		4	1	1	1	0	0	0	0	0	0	1	6	9	9.00	1.000

BOTTOM

Los Angeles Dodgers @ Milwaukee Braves
Milwaukee County Stadium, Milwaukee, WI

Mon Aug 17 1959, 8:05 PM EDT
Unknown

AB	32
R	8
H	10
RBI	8
BB	8
SO	6
LOB	20



WP	HR	S	P	ERA	WHIP
0	0	2	7	0.00	0.500
0	0	0	0	9.00	1.000

Batter	1	2	3	4	5	6	7	8	9	AB R H RBI BB SO LOB	TOP
Jose Pagan, R (1, 5) <small>OBP: 0.250, SLG: 0.250</small> Leon Wagner, L (8, PH) <small>OBP: 0.364, SLG: 0.439</small> Gordon Jones, R (8, 1)	0-3 K		0-0 F3		0-0 4-3			0-0 FC4-6		3 0 0 0 0 1 0 1 0 0 0 0 0 1 0 0 0 0 0 0 0	San Francisco Giants @ Milwaukee Braves Milwaukee County Stadium, Milwaukee, WI Wed Aug 19 1959, 8:05 PM EDT Att: 32,966 - Unknown livebaseballscorecards.com
Willie Mays, R (1, 8) <small>OBP: 0.366, SLG: 0.542</small>	0-0 1-3		0-0 F9		0-0 F9			0-0 F8		4 0 0 0 0 0 1	
Willie McCovey, L (1, 3) <small>OBP: 0.464, SLG: 0.790</small>	0-0 3-1		0-0 FC6-4 1B					0-3 K		4 0 2 0 0 1 1	
Orlando Cepeda, R (1, 7) <small>OBP: 0.357, SLG: 0.551</small>		0-0 HR	0-0 FC6-4				0-0 G1-4-3 1B		0-0 HR	4 2 2 2 0 0 2	
Willie Kirkland, L (1, 9) <small>OBP: 0.328, SLG: 0.485</small>				0-0 F7		0-0 F7		0-3 K		4 0 0 0 0 1 0	
Daryl Spencer, R (1, 4) <small>OBP: 0.331, SLG: 0.376</small>		4-0 1B BB		4-0 BB			0-0 F8		0-0 6-3	2 0 0 0 2 0 0	
Hobie Landrith, L (1, 2) <small>OBP: 0.346, SLG: 0.325</small> Dusty Rhodes, L (9, PH) <small>OBP: 0.297, SLG: 0.273</small>			0-0 1-2 1B		0-0 F9		0-0 F3		0-0 E6	3 0 1 0 0 0 1 1 0 0 0 0 0 0	
Eddie Bressoud, R (1, 6) <small>OBP: 0.324, SLG: 0.404</small> Felipe Alou, R (9, PH) <small>OBP: 0.319, SLG: 0.472</small>		0-0 F7		0-0 5-3			0-0 4-3		0-0 F8	3 0 0 0 0 0 3 1 0 0 0 0 0 1	
Jack Sanford, R (1, 1) <small>OBP: 0.183, SLG: 0.109</small> Jackie Brandt, R (8, PH) <small>OBP: 0.318, SLG: 0.404</small> (8, 5)		0-3 K			0-0 F9			0-0 FC4-6 1B		2 0 0 0 0 1 2 1 0 1 0 0 0 0	
Inning Stats	R: 0 H: 0 E: 0 LOB: 0 K: 1 BB: 0 S: 5 P: 5	R: 1 H: 2 E: 0 LOB: 2 K: 1 BB: 1 S: 7 P: 11	R: 0 H: 1 E: 0 LOB: 1 K: 0 BB: 0 S: 4 P: 4	R: 0 H: 0 E: 0 LOB: 1 K: 0 BB: 1 S: 3 P: 7	R: 0 H: 0 E: 0 LOB: 0 K: 0 BB: 0 S: 3 P: 3	R: 0 H: 1 E: 0 LOB: 0 K: 0 BB: 0 S: 3 P: 3	R: 0 H: 0 E: 0 LOB: 0 K: 0 BB: 0 S: 3 P: 3	R: 0 H: 1 E: 0 LOB: 1 K: 1 BB: 0 S: 6 P: 6	R: 1 H: 1 E: 1 LOB: 1 K: 1 BB: 0 S: 7 P: 7	1B: 4 SF: 0 2B: 0 SAC: 0 3B: 0 DP: 1 HR: 2 HBP: 0	WP: 0 PA: 35 PB: 0 SB: 0 CS: 0
PITCHER Lew Burdette, R (1, 1) <small>ERA: 4.08</small>	IP WLS BF H R ER SO BB IBB HBP BLK WP HR S P ERA WHIP 9.0 W 35 6 2 2 4 2 0 0 0 0 0 2 41 49 2.00 0.889	PITCHER IP WLS BF H R ER SO BB IBB HBP BLK WP HR S P ERA WHIP									



Batter	1	2	3	4	5	6	7	8	9	AB R H RBI BB SO LOB	TOP											
Jackie Brandt, R OBP: 0.319, SLG: 0.407 (1, 5) (9, 7)	0-0 F3		0-0 6-3		0-0 1B 2-H 1B		0-0 1B 2B		0-0 6-3	5 1 2 1 0 0 0	San Francisco Giants @ Milwaukee Braves Milwaukee County Stadium, Milwaukee, WI Thu Aug 20 1959, 8:05 PM EDT Att: 33,846 - Unknown livebaseballscorecards.com											
Willie Mays, R OBP: 0.369, SLG: 0.543 (1, 8)	0-0 F7		0-0 1B		0-0 1B 1-2 FC5-4-2 1B		0-0 6-3		0-0 HR 1B	5 1 3 0 0 0 1												
Willie McCovey, L OBP: 0.473, SLG: 0.821 Danny O'Connell, R OBP: 0.229, SLG: 0.229 (1, 3) (9, 5)	0-0 G3		0-0 1B		0-0 1B 1-3 2-H FC5-4-2 1B		0-0 F4		0-0 HR 1-H	5 1 3 3 0 0 1 0 0 0 0 0 0 0												
Orlando Cepeda, R OBP: 0.357, SLG: 0.550 (1, 7) (9, 3)		0-3 K	0-3 K		0-0 FC5-4-2 1-2 3-H		0-0 FC6-4 2-3 1B		0-0 1B	5 0 2 0 0 2 4												
Daryl Spencer, R OBP: 0.327, SLG: 0.372 (1, 4)		0-0 F8		0-0 F9		0-0 F7		0-0 FC6-4 1-2f	0-0 F3	5 0 0 0 0 0 3												
Felipe Alou, R OBP: 0.318, SLG: 0.467 (1, 9)		0-0 1B 1B		0-0 6-3		0-0 4-3		0-0 F9		4 0 1 0 0 0 0												
Bob Schmidt, R OBP: 0.282, SLG: 0.366 (1, 2)		0-0 1-2 1B		0-3 K		0-0 3B 1B		0-3 K		4 1 2 0 0 2 0												
Eddie Bressoud, R OBP: 0.327, SLG: 0.422 (1, 6)		0-0 F8			0-0 1B 2B		0-0 1-H 3B		0-3 K	4 1 2 1 0 1 2												
Sam Jones, R OBP: 0.137, SLG: 0.129 (1, 1)			0-3 K		0-0 F2		0-0 4-3		0-3 K	4 0 0 0 0 2 2												
Inning Stats	R: 0 E: 0 K: 0 S: 3	H: 0 LOB: 0 BB: 0 P: 3	R: 0 E: 0 K: 1 S: 7	H: 2 LOB: 2 BB: 0 P: 7	R: 0 E: 0 K: 2 S: 9	H: 2 LOB: 2 BB: 0 P: 9	R: 0 E: 0 K: 1 S: 5	H: 0 LOB: 0 BB: 0 P: 5	R: 2 E: 0 K: 0 S: 6	H: 4 LOB: 1 BB: 0 P: 6	R: 1 E: 0 K: 0 S: 5	H: 2 LOB: 1 BB: 0 P: 5	R: 0 E: 0 K: 0 S: 5	H: 2 LOB: 2 BB: 0 P: 5	R: 0 E: 0 K: 2 S: 7	H: 0 LOB: 0 BB: 0 P: 7	R: 2 E: 0 K: 1 S: 8	H: 3 LOB: 1 BB: 0 P: 8	1B: 11 2B: 3 3B: 1 HR: 1	SF: 0 SAC: 0 DP: 1 HBP: 0	WP: 0 PB: 0 SB: 0 CS: 0	PA: 41
PITCHER Warren Spahn, L ERA: 2.93 (1, 1)	IP 9.0	WLS L	BF 41	H 15	R 5	ER 5	SO 7	BB 0	IBB 0	HBP 0	BLK 0	WP 0	HR 1	S 55	P 55	ERA 5.00	WHIP 1.667					



Batter	1	2	3	4	5	6	7	8	9	AB R H RBI BB SO LOB
Bobby Avila, R OBP: 0.299, SLG: 0.294 (1, 4)	0-0 E5 2B	0-0 FC5-4			0-0 5-3		0-0 SH1-4		0-0 1B	4 1 1 0 0 0 1
Eddie Mathews, L OBP: 0.375, SLG: 0.570 (1, 5)	0-0 F4		0-0 1B		0-0 1B		0-0 3-1		0-0 1B	5 0 3 2 0 0 2
Hank Aaron, R OBP: 0.420, SLG: 0.681 (1, 8) (4, 9)	0-0 2B		0-0 F7		0-0 1B		0-0 F6		0-0 FC5-4	5 0 2 0 0 0 4
Wes Covington, L OBP: 0.329, SLG: 0.397 Bill Bruton, L OBP: 0.342, SLG: 0.411 (1, 7) (4, 8)	0-0 F3		0-0 1B		0-3 K			0-3 K		2 0 1 0 0 0 2 2 0 0 0 0 2 2
Joe Adcock, R OBP: 0.341, SLG: 0.542 Frank Torre, L OBP: 0.330, SLG: 0.337 (1, 3) (1, 3)	0-0 2B		0-0 G6-4-3		0-0 F7		0-0 F7			0 0 0 0 0 0 0 4 0 1 1 0 0 2
Lee Maye, L OBP: 0.358, SLG: 0.349 (1, 9) (4, 7)	0-3 K			0-0 G3		0-0 F3		0-3 K		4 0 0 0 0 2 2
Johnny Logan, R OBP: 0.379, SLG: 0.447 (1, 6)		0-0 5-3		0-3 K2-3		0-0 F8			0-0 1B	4 1 1 0 0 1 0
Del Crandall, R OBP: 0.294, SLG: 0.390 (1, 2)			0-0 FC5-4		0-0 F7		4-0 SH1-4		0-0 F8	3 1 1 0 1 0 1
Warren Spahn, L OBP: 0.230, SLG: 0.284 Mickey Vernon, L OBP: 0.272, SLG: 0.355 (1, 1) (9, PH)		0-0 F7			0-0 5-3		0-0 3-1		0-0 G3	3 0 1 0 0 0 1 1 0 0 0 0 0 1

Inning Stats	R: 1	H: 2	E: 1	K: 1	S: 8	LOB: 2	BB: 0	P: 8	R: 0	H: 1	E: 0	K: 0	S: 4	LOB: 1	BB: 0	P: 4	R: 0	H: 2	E: 0	K: 0	S: 4	LOB: 1	BB: 0	P: 4	R: 0	H: 0	E: 0	K: 1	S: 5	LOB: 0	BB: 0	P: 5	R: 0	H: 2	E: 0	K: 1	S: 7	LOB: 2	BB: 0	P: 7	R: 0	H: 0	E: 0	K: 0	S: 3	LOB: 0	BB: 0	P: 3	R: 1	H: 1	E: 0	K: 0	S: 4	LOB: 1	BB: 1	P: 8	R: 0	H: 0	E: 0	K: 2	S: 7	LOB: 0	BB: 0	P: 7	R: 1	H: 3	E: 0	K: 0	S: 6	LOB: 2	BB: 0	P: 6	1B: 10	SF: 0	2B: 1	SAC: 1	3B: 0	DP: 1	HR: 0	HBP: 0	WP: 0	PA: 39
PITCHER Sam Jones, R ERA: 3.05 (1, 1)	IP	WLS	BF	H	R	ER	SO	BB	IBB	HBP	BLK	WP	HR	S	P	ERA	WHIP																																																																	
	9.0	W	39	11	3	2	5	1	0	0	0	0	0	48	52	2.00	1.333																																																																	

BOTTOM

San Francisco Giants @ Milwaukee Braves
Milwaukee County Stadium, Milwaukee, WI

Thu Aug 20 1959, 8:05 PM EDT
Att. 33,846 - Unknown

livebaseballscorecards.com

AB	37
R	3
H	11
RBI	3
BB	1
SO	5
LOB	18



Batter	1	2	3	4	5	6	7	8	9	AB R H RBI BB SO LOB	TOP									
Tony Taylor, R (1, 4) OBP: 0.334, SLG: 0.396	0-0 F3		0-0 S 1B		0-0 1-2 1B			0-0 F7		4 0 2 0 0 0 0	<p>Chicago Cubs @ Milwaukee Braves</p> <p>Milwaukee County Stadium, Milwaukee, WI</p> <p>Sat Aug 22 1959, 4:33 AM EDT</p> <p>Unknown</p>									
George Altman, L (1, 8) OBP: 0.324, SLG: 0.381	0-0 1B		0-3 K		0-3 K			0-0 5-3		4 0 1 0 0 2 3										
Jim Marshall, L (1, 3) OBP: 0.335, SLG: 0.436	0-0 F8		0-0 4-3			0-3 K		0-0 P3		4 0 0 0 0 1 2										
14 Ernie Banks, R (1, 6) OBP: 0.377, SLG: 0.614	0-0 F7			0-0 F8		0-0 P6		0-0 F7		4 0 0 0 0 0 1										
Art Schult, R (1, 7) OBP: 0.371, SLG: 0.473		0-0 5-3		0-0 F3		0-0 5-3		0-0 1B		4 0 1 0 0 0 0										
Earl Averill, R (1, 2) OBP: 0.299, SLG: 0.475		0-0 F3		0-3 K			0-0 F9	0-0 F5		4 0 0 0 0 1 1										
Bobby Thomson, R (1, 9) OBP: 0.316, SLG: 0.403		0-0 1B			0-0 1B 1B		0-0 F7	0-3 K		4 0 2 0 0 1 1										
Alvin Dark, R (1, 5) OBP: 0.317, SLG: 0.354		0-0 F8			0-0 L5		4-0 BB			2 0 0 0 1 0 2										
Glen Hobbie, R (1, 1) OBP: 0.169, SLG: 0.158			0-0 F9		0-3 K		0-3 K			2 0 0 0 0 1 1										
Ed Donnelly, R (5, 1)										0 0 0 0 0 0 0										
Irv Noren, L (7, PH) OBP: 0.392, SLG: 0.417										1 0 0 0 0 1 1										
Moe Drabowsky, R (7, 1) OBP: 0.163, SLG: 0.146										0 0 0 0 0 0 0										
Inning Stats	R: 0 E: 0 K: 0 S: 4	H: 1 LOB: 1 BB: 0 P: 4	R: 0 E: 0 K: 0 S: 4	H: 1 LOB: 1 BB: 0 P: 4	R: 0 E: 0 K: 1 S: 6	H: 1 LOB: 1 BB: 0 P: 6	R: 0 E: 0 K: 1 S: 5	H: 0 LOB: 0 BB: 0 P: 5	R: 0 E: 0 K: 1 S: 5	H: 0 LOB: 0 BB: 0 P: 5	R: 0 E: 0 K: 1 S: 5	H: 0 LOB: 1 BB: 1 P: 9	R: 0 E: 0 K: 1 S: 3	H: 0 LOB: 0 BB: 0 P: 3	R: 0 E: 0 K: 1 S: 6	H: 1 LOB: 1 BB: 0 P: 6	1B: 6 2B: 0 3B: 0 HR: 0	SF: 0 SAC: 0 DP: 0 HBP: 0	WP: 0 PB: 0 SB: 1 CS: 0	PA: 34
PITCHER Carl Willey, R (1, 1) ERA: 3.94	IP: 9.0 WLS: W BF: 34 H: 6 R: 0 ER: 0 SO: 7 BB: 1 IBB: 0 HBP: 0 BLK: 0 WP: 0 HR: 0 S: 47 P: 51 ERA: 0.00 WHIP: 0.778																			

livebaseballscorecards.com

AB	33
R	0
H	6
RBI	0
BB	1
SO	7
LOB	12



Batter	1	2	3	4	5	6	7	8	9
Bill Bruton, L OBP: 0.345, SLG: 0.413 (1, 8) X	0-0 4-3		X 0-0 S 1B	X 0-0 1B 1-2 2-H	X 0-0 1B 1-2			X 0-0 F8	
Eddie Mathews, L OBP: 0.377, SLG: 0.572 (1, 5) S S S	0-3 K		X 0-0 F7 1-2	X 0-0 1B 1-3 2-H	X 0-0 1B 1-2 2-H			X 0-0 E9 2B	
Hank Aaron, R OBP: 0.418, SLG: 0.676 (1, 9) B B B B	4-0 BB BB BB		S S S 0-3 K	S S S 0-3 K	S S S 0-0 5-3			X 0-0 F8	
Joe Adcock, R OBP: 0.343, SLG: 0.538 (1, 7) B B B B	4-0 BB 1-2		B B B B 4-0 BB		S S S 0-3 K	X 0-0 5-3		X 0-0 6-3	
Andy Pafko, R OBP: 0.305, SLG: 0.330 (7, 7) B B B B	4-0 BB 1-2		B B B B 4-0 BB		S S S 0-0 HR 1B	X 0-0 F9		X 0-0 F8	
Frank Torre, L OBP: 0.333, SLG: 0.337 (1, 3) B B B B	4-0 BB 1-2 2-3		X 0-0 F7		X 0-0 F9	X 0-0 F8			
Johnny Logan, R OBP: 0.377, SLG: 0.448 (1, 6) X	0-0 F9			X 0-0 1B 2B	X 0-0 F9	X 0-0 F8			
Bobby Avila, R OBP: 0.313, SLG: 0.298 (1, 4) X		X 0-0 G5-4-3 1B		B B B B 4-0 1B 1B BB	B B B B 4-0 1B HR BB		B B B B 4-0 G5-4-3 BB		
Del Crandall, R OBP: 0.293, SLG: 0.396 (1, 2) X		X 0-0 G5-4-3 1-2f		X 0-0 F8	X 0-0 HR 1-H 2-H		X 0-0 G5-4-3 1-2f		
Carl Willey, R OBP: 0.121, SLG: 0.125 (1, 1) X		X 0-0 4-3		S S S 0-3 K	B B B B 4-0 1B BB		X 0-0 3-1		

Inning Stats	R: 0 E: 0 K: 1 S: 5	H: 0 LOB: 3 BB: 3 P: 17	R: 0 E: 0 K: 0 S: 3	H: 1 LOB: 0 BB: 0 P: 3	R: 0 E: 0 K: 1 S: 6	H: 1 LOB: 2 BB: 1 P: 10	R: 2 E: 0 K: 2 S: 10	H: 3 LOB: 2 BB: 1 P: 14	R: 4 E: 0 K: 1 S: 9	H: 4 LOB: 2 BB: 2 P: 17	R: 0 E: 0 K: 0 S: 3	H: 0 LOB: 0 BB: 0 P: 3	R: 0 E: 0 K: 0 S: 2	H: 0 LOB: 0 BB: 1 P: 6	R: 1 E: 1 K: 0 S: 4	H: 1 LOB: 0 BB: 0 P: 4
--------------	------------------------------	----------------------------------	------------------------------	---------------------------------	------------------------------	----------------------------------	-------------------------------	----------------------------------	------------------------------	----------------------------------	------------------------------	---------------------------------	------------------------------	---------------------------------	------------------------------	---------------------------------

PITCHER	IP	WLS	BF	H	R	ER	SO	BB	IBB	HBP	BLK	WP	HR	S	P	ERA	WHIP
Glen Hobbie, R ERA: 3.89 (1, 1)	4.2	L	27	7	6	6	5	7	0	0	0	0	1	30	58	11.57	3.000
Ed Donnelly, R ERA: 2.53 (5, 1)	1.1		6	2	0	0	0	0	0	0	0	0	0	6	6	0.00	1.500
Moe Drabowsky, R ERA: 4.03 (7, 1)	2.0		7	1	1	0	0	1	0	0	0	0	0	6	10	0.00	1.000

BOTTOM

AB	R	H	RBI	BB	SO	LOB
5	0	3	1	0	0	0
5	1	3	2	0	1	1
4	0	0	0	1	2	5
2	0	0	0	2	1	0
1	0	0	0	0	0	0
3	1	1	0	1	0	2
4	1	1	0	0	0	4
1	2	1	0	3	0	0
4	1	1	3	0	0	4
3	1	0	0	1	1	2

AB	32
R	7
H	10
RBI	6
BB	8
SO	5
LOB	18



WP	PA
0	40

Chicago Cubs @ Milwaukee Braves
Milwaukee County Stadium, Milwaukee, WI
 Sat Aug 22 1959, 4:33 AM EDT
 Unknown

livebaseballscorecards.com

Batter	1	2	3	4	5	6	7	8	9	AB R H RBI BB SO LOB	TOP						
Tony Taylor, R (1, 4) OBP: 0.333, SLG: 0.395	0-3 K		0-3 K		0-0 1-3			0-0 FC1-6 1B		4 0 1 0 0 2 1	Chicago Cubs @ Milwaukee Braves Milwaukee County Stadium, Milwaukee, WI Sat Aug 22 1959, 4:38 AM EDT Att: 36,211 - Unknown						
George Altman, L (1, 8) OBP: 0.320, SLG: 0.376	0-0 4-3		0-0 G3			0-3 K		0-0 FC1-6 BB		4 0 0 0 0 1 1							
Jim Marshall, L (1, 3) OBP: 0.337, SLG: 0.434	0-0 P6					0-0 P3		4-0 BB 1-2 BB		3 0 1 0 1 0 0							
14 Ernie Banks, R (1, 6) OBP: 0.374, SLG: 0.608		0-0 L6				0-0 G1-4-3 1B		0-0 P3		4 0 0 0 0 0 3							
Art Schult, R (1, 7) OBP: 0.379, SLG: 0.475 Bobby Thomson, R (8, 7) OBP: 0.316, SLG: 0.403		0-0 2B 1B				0-3 K		0-0 P4		4 1 2 0 0 1 2 0 0 0 0 0 0 0							
Irv Noren, L (1, 9) OBP: 0.396, SLG: 0.432 Lee Walls, R (9, 9) OBP: 0.335, SLG: 0.391		0-0 1-H 2B				0-0 1-3 1B 1B		0-0 F7		4 1 2 1 0 0 1 0 0 0 0 0 0 0							
Sammy Taylor, L (1, 2) OBP: 0.315, SLG: 0.385		0-0 6-3				0-0 1-3		0-0 F7		4 0 0 0 0 0 3							
Alvin Dark, R (1, 5) OBP: 0.322, SLG: 0.355		0-0 4-3				0-0 SH5-3 1B		4-0 BB IBB BB		2 0 1 1 2 0 1							
Dave Hillman, R (1, 1) OBP: 0.228, SLG: 0.137 Don Elston, R (8, 1) OBP: 0.222, SLG: 0.222 Bill Henry, L (9, 1) OBP: 0.160, SLG: 0.125			0-3 K			0-0 SH5-3		0-3 K		2 0 0 0 0 2 2 1 0 0 0 0 0 1 0 0 0 0 0 0 0							
Inning Stats	R: 0 H: 0 E: 0 LOB: 0 K: 1 BB: 0 S: 5 P: 5	R: 1 H: 2 E: 0 LOB: 1 K: 0 BB: 0 S: 5 P: 5	R: 0 H: 0 E: 0 LOB: 0 K: 2 BB: 0 S: 7 P: 7	R: 0 H: 1 E: 0 LOB: 0 K: 1 BB: 0 S: 5 P: 5	R: 1 H: 2 E: 0 LOB: 1 K: 0 BB: 0 S: 5 P: 5	R: 0 H: 0 E: 0 LOB: 0 K: 1 BB: 0 S: 5 P: 5	R: 0 H: 1 E: 0 LOB: 2 K: 1 BB: 1 S: 6 P: 10	R: 0 H: 1 E: 0 LOB: 2 K: 0 BB: 1 S: 4 P: 8	R: 0 H: 0 E: 0 LOB: 1 K: 0 BB: 1 S: 3 P: 7	1B: 6 SF: 0 2B: 1 SAC: 1 3B: 0 DP: 1 HR: 0 HBP: 0		WP: 0 PA: 36 PB: 0 SB: 0 CS: 0					
PITCHER	IP WLS BF H R ER SO BB IBB HBP BLK WP HR S P ERA WHIP																
Joey Jay, R (1, 1) ERA: 4.27	7.0	27	6	2	2	6	0	1	0	0	0	0	0	38	42	2.57	0.857
Don McMahon, R (8, 1) ERA: 2.03	2.0	W	9	1	0	0	0	2	0	0	0	0	0	7	15	0.00	1.500

livebaseballscorecards.com

AB	32
R	2
H	7
RBI	2
BB	3
SO	6
LOB	15



Batter	1	2	3	4	5	6	7	8	9	AB	R	H	RBI	BB	SO	LOB
Bill Bruton, L (1, 8) OBP: 0.347, SLG: 0.418 Lee Maye, L (3, 9) OBP: 0.343, SLG: 0.333 Stan Lopata, R (9, PH) OBP: 0.143, SLG: 0.087	0-0 2B		0-0 F9		0-3 K		0-0		0-0 WP	1	0	1	0	0	0	0
Eddie Mathews, L (1, 5) OBP: 0.378, SLG: 0.573	0-0 6-3		4-0 G6-4-3 BB		0-0 2B		0-0 4-3			3	0	1	0	1	0	1
Hank Aaron, R (1, 9) OBP: 0.415, SLG: 0.670 (3, 8)	0-0 F9		0-0 G6-4-3 1-2f		0-0 P4			0-0 6-3		4	0	0	0	0	0	3
Joe Adcock, R (1, 7) OBP: 0.342, SLG: 0.534 (9, 3)	0-0 5-3			0-0 G6-4-3 1B		0-0 6-3		0-0 F8		4	0	1	0	0	0	1
Frank Torre, L (1, 3) OBP: 0.332, SLG: 0.340 Felix Mantilla, R (8, PR) OBP: 0.275, SLG: 0.278 Andy Pafko, R (9, 7) OBP: 0.305, SLG: 0.330		0-0 3-1		0-0 G6-4-3 1-2f		0-0 4-3		0-0 2B		4	0	1	0	0	0	1
Johnny Logan, R (1, 6) OBP: 0.381, SLG: 0.451		0-0 4-3 1B		0-0 1B 1B		0-0 2B 1B		0-0 6-3		4	1	3	0	0	0	1
Bobby Avila, R (1, 4) OBP: 0.316, SLG: 0.308		0-0 4-3 1-2		0-0 1B 1-2		0-0 2B		0-0 E5 1B WP		4	1	2	1	0	0	1
Del Crandall, R (1, 2) OBP: 0.295, SLG: 0.396		4-0 IBB		0-0 P6		0-0 F7		0-0 WP BB 1B		3	0	1	0	1	0	2
Joey Jay, S (1, 1) OBP: 0.179, SLG: 0.115 Mickey Vernon, L (7, PH) OBP: 0.280, SLG: 0.403 Don McMahon, R (8, 1) OBP: 0.375, SLG: 0.286 Ray Boone, R (9, PH) OBP: 0.400, SLG: 0.366		0-0 F7		0-0 1-3		0-0 HR		4-0 WP BB		2	0	0	0	0	0	2


Inning Stats	R: 0	H: 1	E: 0	LOB: 1	K: 0	BB: 0	S: 4	P: 4
	R: 0	H: 1	E: 0	LOB: 2	K: 0	BB: 1	S: 4	P: 8
	R: 0	H: 0	E: 0	LOB: 0	K: 0	BB: 1	S: 2	P: 6
	R: 0	H: 3	E: 0	LOB: 2	K: 0	BB: 0	S: 5	P: 5
	R: 0	H: 1	E: 0	LOB: 1	K: 1	BB: 0	S: 6	P: 6
	R: 1	H: 2	E: 0	LOB: 1	K: 0	BB: 0	S: 4	P: 4
	R: 1	H: 1	E: 0	LOB: 0	K: 0	BB: 0	S: 4	P: 4
	R: 0	H: 1	E: 0	LOB: 1	K: 0	BB: 0	S: 4	P: 4
	R: 1	H: 1	E: 1	LOB: 2	K: 0	BB: 1	S: 2	P: 6
	1B: 6	SF: 0	2B: 4	SAC: 0	3B: 0	DP: 2	HR: 1	HBP: 0

BOTTOM

Chicago Cubs @ Milwaukee Braves
 Milwaukee County Stadium, Milwaukee, WI

Sat Aug 22 1959, 4:38 AM EDT
 Att. 36,211 - Unknown

AB	34
R	3
H	11
RBI	2
BB	3
SO	1
LOB	14



PITCHER	IP	WLS	BF	H	R	ER	SO	BB	IBB	HBP	BLK	WP	HR	S	P	ERA	WHIP
Dave Hillman, R (1, 1) ERA: 3.34	7.2		32	10	2	2	1	1	1	0	0	0	0	32	40	2.35	1.435
Don Elston, R (8, 1) ERA: 3.05	0.1	L	4	1	1	0	0	1	0	0	0	0	0	3	7	0.00	6.000
Bill Henry, L (9, 1) ERA: 2.49	0.0		1	0	0	0	0	0	0	0	0	1	0	0	0	∞	∞

Batter	1	2	3	4	5	6	7	8	9	AB R H RBI BB SO LOB	TOP											
Tony Taylor, R (1, 4) OBP: 0.333, SLG: 0.393	4-0 BB 1B		0-0 K			0-0 L1		0-0 1-3		3 0 0 0 1 0 0												
George Altman, L (1, 8) OBP: 0.322, SLG: 0.378	0-0 1-2 1B		0-3 K			0-0 1B 1B		0-0 3-1		4 0 2 0 0 1 0												
Art Schult, R (1, 7) OBP: 0.371, SLG: 0.460	0-0 1-2 5-3				0-0 5-3	0-0 1-2 14 G6-4-3 1B		0-0 5-3		4 0 1 0 0 0 1												
14 Ernie Banks, R (1, 6) OBP: 0.375, SLG: 0.607	0-0 6-3				0-0 G4-6-3 1B	0-0 G6-4-3 1-2f			0-0 BB 1B	4 0 2 0 0 0 3												
Walt Moryn, L (1, 9) OBP: 0.310, SLG: 0.360		0-0 1-3			0-0 G4-6-3 1-2f		0-0 4-3		0-0 F5	4 0 0 0 0 0 2												
Dale Long, L (1, 3) OBP: 0.322, SLG: 0.468		0-0 F9			0-0 5-3		4-0 2B BB		0-3 K	3 0 0 0 1 1 1												
Earl Averill, R (1, 5) OBP: 0.309, SLG: 0.472		1-0 HBP			4-0 FC6-4 BB		0-3 K		4-0 1-2 BB	1 0 0 0 2 1 1												
Billy Williams, L (9, PR) OBP: 0.222, SLG: 0.269										0 0 0 0 0 0 0												
Cal Neeman, R (1, 2) OBP: 0.222, SLG: 0.212		0-0 F7			0-0 FC6-4 1-2f		0-0 1-3 2B		0-0 3-1	3 0 1 0 0 0 2												
Jim Marshall, L (9, PH) OBP: 0.336, SLG: 0.432										1 0 0 0 0 0 2												
Art Ceccarelli, R (1, 1) OBP: 0.091, SLG: 0.091			0-3 K				0-0 F4			2 0 0 0 0 2 1												
Irv Noren, L (7, PH) OBP: 0.392, SLG: 0.427										1 0 0 0 0 0 2												
Don Elston, R (7, 1) OBP: 0.222, SLG: 0.222										0 0 0 0 0 0 0												
Inning Stats	R: 0 E: 0 K: 0 S: 3	H: 1 LOB: 1 BB: 1 P: 7	R: 0 E: 0 K: 0 S: 3	H: 0 LOB: 1 BB: 0 P: 4	R: 0 E: 0 K: 2 S: 7	H: 0 LOB: 0 BB: 0 P: 7	R: 0 E: 0 K: 0 S: 3	H: 1 LOB: 0 BB: 0 P: 3	R: 0 E: 0 K: 1 S: 5	H: 0 LOB: 1 BB: 1 P: 9	R: 0 E: 0 K: 1 S: 4	H: 2 LOB: 1 BB: 0 P: 4	R: 0 E: 0 K: 1 S: 6	H: 1 LOB: 2 BB: 1 P: 10	R: 0 E: 0 K: 0 S: 3	H: 0 LOB: 0 BB: 0 P: 3	R: 0 E: 0 K: 1 S: 6	H: 1 LOB: 2 BB: 1 P: 10	1B: 5 2B: 1 3B: 0 HR: 0	SF: 0 SAC: 0 DP: 2 HBP: 1	WP: 0 PB: 0 SB: 0 CS: 0	PA: 35
PITCHER Bob Buhl, R (1, 1) ERA: 2.81	IP: 9.0 WLS: W BF: 35 H: 6 R: 0 ER: 0 SO: 5 BB: 4 IBB: 0 HBP: 1 BLK: 0 WP: 0 HR: 0 S: 40 P: 57 ERA: 0.00 WHIP: 1.111																					

Chicago Cubs @ Milwaukee Braves
Milwaukee County Stadium, Milwaukee, WI

Sun Aug 23 1959, 8:05 PM EDT
Att: 33,464 - Unknown

livebaseballscorecards.com

AB	30
R	0
H	6
RBI	0
BB	4
SO	5
LOB	15



Batter	1	2	3	4	5	6	7	8	9	AB R H RBI BB SO LOB	TOP		
Tony Taylor, R (1, 4) OBP: 0.334, SLG: 0.398	4-0 FC4-6 BB		0-0 HR		0-0 6-3			0-0 F9		3 1 1 1 1 0 2			
George Altman, L (1, 8) OBP: 0.321, SLG: 0.376	0-0 FC4-6 1B 1-2f 14 E		0-0 6-3			0-0 F8		0-0 1B 1B		4 1 1 1 0 0 1			
Jim Marshall, L (1, 3) OBP: 0.339, SLG: 0.434	0-0 14 E 1-3 1B		0-0 3-1			0-0 4-3		0-0 1-3 1B		4 0 2 0 0 0 0			
14 Ernie Banks, R (1, 6) OBP: 0.372, SLG: 0.602	0-0 FC4 G6-4-3 1-2 3-H			0-3 K		0-0 F7		0-0 F4		4 0 0 1 0 1 3			
Art Schult, R (1, 7) OBP: 0.351, SLG: 0.433	0-0 G6-4-3 1-2f			0-0 5-3			0-0 F8		0-0 F7	4 0 0 0 0 0 2			
Lee Walls, R (1, 9) OBP: 0.331, SLG: 0.386		0-0 F9		0-0 F4			0-3 K		0-0 F4	4 0 0 0 0 1 0			
Alvin Dark, R (1, 5) OBP: 0.323, SLG: 0.362					0-0 6-3 2B		0-0 F7		0-0 2B	4 0 2 0 0 0 0			
Cal Neeman, R (1, 2) OBP: 0.237, SLG: 0.217					0-0 6-3			0-0 F9 SH2-4 1B 1B	4-0 IBB	3 1 1 0 1 0 1			
Bob Anderson, R (1, 1) OBP: 0.127, SLG: 0.103			0-0 6-3		0-0 6-3			0-0 SH2-4	0-3 K	3 0 0 0 0 1 3			
Inning Stats	R: 1 E: 1 K: 0 S: 4 H: 1 LOB: 1 BB: 1 P: 8	R: 0 E: 0 K: 0 S: 3 H: 0 LOB: 0 BB: 0 P: 3	R: 1 E: 0 K: 0 S: 4 H: 1 LOB: 0 BB: 0 P: 4	R: 0 E: 0 K: 1 S: 5 H: 0 LOB: 0 BB: 0 P: 5	R: 0 E: 0 K: 0 S: 4 H: 1 LOB: 1 BB: 0 P: 4	R: 0 E: 0 K: 0 S: 3 H: 0 LOB: 0 BB: 0 P: 3	R: 0 E: 0 K: 1 S: 5 H: 0 LOB: 0 BB: 0 P: 5	R: 1 E: 0 K: 0 S: 6 H: 3 LOB: 2 BB: 0 P: 6	R: 0 E: 0 K: 1 S: 6 H: 1 LOB: 2 BB: 1 P: 10	1B: 4 2B: 2 3B: 0 HR: 1 SF: 0 SAC: 1 DP: 1 HBP: 0	WP: 0 PB: 0 SB: 0 CS: 0 PA: 36		
PITCHER	IP WLS BF H R ER SO BB IBB HBP BLK WP HR S P ERA WHIP											PITCHER	IP WLS BF H R ER SO BB IBB HBP BLK WP HR S P ERA WHIP
Lew Burdette, R (1, 1) ERA: 4.06	8.0 L 31 6 3 3 2 1 0 0 0 0 0 1 34 38 3.38 0.875												
Don McMahon, R (9, 1) ERA: 1.99	1.0 5 1 0 0 1 0 1 0 0 0 0 0 6 10 0.00 1.000												

Chicago Cubs @ Milwaukee Braves
Milwaukee County Stadium, Milwaukee, WI

Mon Aug 24 1959, 8:05 PM EDT
Att: 27,381 - Unknown

livebaseballscorecards.com

AB	33
R	3
H	7
RBI	3
BB	2
SO	3
LOB	12



Batter	1	2	3	4	5	6	7	8	9	AB	R	H	RBI	BB	SO	LOB
Felix Mantilla, R (1, 4) OBP: 0.265, SLG: 0.268 Mickey Vernon, L (8, PH) OBP: 0.277, SLG: 0.397 Don McMahon, R (9, 1) OBP: 0.375, SLG: 0.286	0-0 F3		0-0 F9		0-0 F6			0-3 K		3	0	0	0	0	0	3
Eddie Mathews, L (1, 5) OBP: 0.375, SLG: 0.566	0-0 F6		4-0 BB			0-0 F6		0-0 F3		3	0	0	0	1	0	0
Hank Aaron, R (1, 8) OBP: 0.411, SLG: 0.663	0-0 F3		0-0 F9			0-0 G6-4-3 1B			0-0 5-3	4	0	1	0	0	0	3
Joe Adcock, R (1, 7) OBP: 0.334, SLG: 0.521		0-0 4-3		0-3 K		0-0 G6-4-3 1B			0-3 K	4	0	0	0	0	2	1
Frank Torre, L (1, 3) OBP: 0.327, SLG: 0.333		0-0 4-3		0-0 F8			0-0 6-3		0-0 4-3	4	0	0	0	0	0	0
Lee Maye, L (1, 9) OBP: 0.342, SLG: 0.333		0-3 K		0-0 6-3			0-0 1B			3	0	1	0	0	1	0
Johnny Logan, R (1, 6) OBP: 0.382, SLG: 0.456			0-0 F6		0-0 FC5-4 1B		0-0 1B			3	0	2	0	0	0	0
Del Crandall, R (1, 2) OBP: 0.293, SLG: 0.392			0-0 BB 1B		0-0 F8		0-0 G5-4-3 1B			3	0	1	0	0	0	3
Lew Burdette, R (1, 1) OBP: 0.238, SLG: 0.263 Bobby Avila, R (8, PH) OBP: 0.315, SLG: 0.306			0-0 BB 1B		0-0 FC5-4			0-3 K		2	0	1	0	0	0	1
			1-2 BB 1B		1-2					1	0	0	0	0	1	0

Inning Stats	R: 0 E: 0 K: 0 S: 3	H: 0 LOB: 0 BB: 0 P: 3	R: 0 E: 0 K: 1 S: 5	H: 0 LOB: 0 BB: 0 P: 5	R: 0 E: 0 K: 0 S: 5	H: 2 LOB: 3 BB: 1 P: 9	R: 0 E: 0 K: 1 S: 5	H: 0 LOB: 0 BB: 0 P: 5	R: 0 E: 0 K: 0 S: 4	H: 1 LOB: 1 BB: 0 P: 4	R: 0 E: 0 K: 0 S: 3	H: 2 LOB: 1 BB: 0 P: 4	R: 0 E: 0 K: 2 S: 7	H: 0 LOB: 0 BB: 0 P: 7	R: 0 E: 0 K: 1 S: 5	H: 0 LOB: 0 BB: 0 P: 5	1B: 6 2B: 0 3B: 0 HR: 0	SF: 0 SAC: 0 DP: 2 HBP: 0	WP: 0 PB: 0 SB: 0 CS: 0	PA: 32
PITCHER Bob Anderson, R (1, 1) ERA: 3.57	IP: 9.0 WLS: W BF: 32 H: 6 R: 0 ER: 0 SO: 5	BB: 1 IBB: 0 HBP: 0 BLK: 0	WP: 0 HR: 0 S: 41 P: 45	ERA: 0.00 WHIP: 0.778	PITCHER	IP: 9.0 WLS: W BF: 32 H: 6 R: 0 ER: 0 SO: 5	BB: 1 IBB: 0 HBP: 0 BLK: 0	WP: 0 HR: 0 S: 41 P: 45	ERA: 0.00 WHIP: 0.778											

BOTTOM

Chicago Cubs @ Milwaukee Braves
Milwaukee County Stadium, Milwaukee, WI

Mon Aug 24 1959, 8:05 PM EDT
Att. 27,381 - Unknown

AB	31
R	0
H	6
RBI	0
BB	1
SO	5
LOB	11



Batter	1	2	3	4	5	6	7	8	9	10	AB R H RBI BB SO LOB	TOP				
Bobby Avila, R (1, 4) OBP: 0.326, SLG: 0.312	0-0 1B		0-0 P4		0-0 E1 FC5-4 1B		4-0 BB		4-0 BB		3 0 2 0 2 0 0	Milwaukee Braves @ St. Louis Cardinals Sportsman's Park, St. Louis, MO Tue Aug 25 1959, 8:05 PM EDT Att. 17,311 - Unknown				
Eddie Mathews, L (1, 5) OBP: 0.377, SLG: 0.568	0-0 WP 1B		0-0 1B		0-0 L6		0-0 F9		0-0 2-6 BB	0-0 1B 2B	5 1 3 0 0 0 3					
Hank Aaron, R (1, 8) OBP: 0.408, SLG: 0.656 (9, 9)	0-3 K		0-0 4-3		0-0 FC5-4 1-2f			0-0 F8		0-0 6-3	5 0 0 0 0 1 6					
Joe Adcock, R (1, 7) OBP: 0.342, SLG: 0.524 Andy Paiko, R (10, 7) OBP: 0.305, SLG: 0.331	4-0 G6-4-3 1-2 BB			0-0 1B		0-0 SH1-4 1B		0-3 K		0-0 PB 1B 1B	4 1 3 1 1 1 0 0 0 0 0 0 0 0					
Frank Torre, L (1, 3) OBP: 0.325, SLG: 0.329	0-0 G6-4-3 1-2f			0-3 K		0-0 SH1-4 1-2		0-0 4-3		4-0 1B PB IBB	3 0 0 0 1 1 4					
Lee Maye, L (1, 9) OBP: 0.329, SLG: 0.319 Mickey Vernon, L (9, PH) OBP: 0.286, SLG: 0.397 Felix Mantilla, R (9, PR) OBP: 0.269, SLG: 0.272 (9, 8)		0-3 K		0-3 K		0-3 K			4-0 SH1-3 1B BB	0-0 1-3 2-H 1B	3 0 0 0 0 3 2 0 0 0 0 1 0 0 1 1 1 1 0 0 0					
Johnny Logan, R (1, 6) OBP: 0.379, SLG: 0.451		0-0 5-3		0-0 P4		0-0 F8			0-0 SH1-3 1-2	0-3 K	4 0 0 0 0 1 4					
Del Crandall, R (1, 2) OBP: 0.292, SLG: 0.388		0-0 5-3			0-0 F7		4-0 G1-6-3 BB		0-0 L7	0-0 F7	4 0 0 0 1 0 4					
Warren Spahn, L (1, 1) OBP: 0.233, SLG: 0.286 Ray Boone, R (9, PH) OBP: 0.402, SLG: 0.365 Don McMahon, R (9, 1) OBP: 0.375, SLG: 0.286			0-3 K		0-0 E 1B 1B		0-0 G1-6-3 1-2f		0-0 BB 1B		3 0 1 0 0 1 1 1 0 1 1 0 0 0 0 0 0 0 0 0 0					
Inning Stats	R: 0 H: 2 E: 0 LOB: 2 K: 1 BB: 1 S: 6 P: 10	R: 0 H: 0 E: 0 LOB: 0 K: 1 BB: 0 S: 5 P: 5	R: 0 H: 1 E: 0 LOB: 1 K: 1 BB: 0 S: 6 P: 6	R: 0 H: 1 E: 0 LOB: 1 K: 2 BB: 0 S: 8 P: 8	R: 0 H: 2 E: 1 LOB: 2 K: 0 BB: 2 S: 5 P: 5	R: 0 H: 1 E: 0 LOB: 1 K: 1 BB: 0 S: 6 P: 6	R: 0 H: 0 E: 0 LOB: 1 K: 0 BB: 2 S: 2 P: 10	R: 0 H: 0 E: 0 LOB: 0 K: 1 BB: 0 S: 5 P: 5	R: 1 H: 1 E: 0 LOB: 2 K: 0 BB: 2 S: 3 P: 11	R: 2 H: 3 E: 0 LOB: 2 K: 1 BB: 1 S: 8 P: 12	1B: 10 SF: 0 2B: 1 SAC: 2 3B: 0 DP: 2 HR: 0 HBP: 0		WP: 1 PA: 44 PB: 1 SB: 0 CS: 0			
PITCHER	IP WLS BF H R ER SO BB IBB HBP BLK WP HR S P ERA WHIP															
Bob Gibson, R (1, 1) ERA: 3.12	9.1	41	10	3	2	7	5	0	0	0	0	0	0	0	1.93	1.607
Lindy McDaniel, R (10, 1) ERA: 3.4	0.2	4	1	0	0	1	0	1	0	0	0	0	0	0	0.00	1.500

AB	36
R	3
H	11
RBI	3
BB	6
SO	8
LOB	24



BOTTOM

Milwaukee Braves @ St. Louis Cardinals
Sportsman's Park, St. Louis, MO

Tue Aug 25 1959, 8:05 PM EDT
Att: 17,311 - Unknown

livebaseballscorecards.com

AB	36
R	1
H	6
RBI	1
BB	4
SO	5
LOB	19



WP:	0	PA:	40
PB:	1		
SB:	0		
CS:	0		

AB R H RBI BB SO LOB

5 0 1 0 0 1 1

4 0 0 0 0 0 1

1 0 0 0 0 0 1

3 0 0 0 2 0 0

5 0 1 0 0 1 4

3 1 1 0 1 0 2

3 0 0 0 1 0 1

3 0 2 1 0 1 0

1 0 0 0 0 1 3

0 0 0 0 0 0 0

3 0 0 0 0 0 2

1 0 0 0 0 0 3

0 0 0 0 0 0 0

3 0 0 0 0 1 1

0 0 0 0 0 0 0

1 0 1 0 0 0 0

1B: 2 SF: 0

2B: 3 SAC: 0

3B: 1 DP: 0

HR: 0 HBP: 0

WP: 0 PA: 40

PB: 1

SB: 0

CS: 0

1B: 2 SF: 0

2B: 3 SAC: 0

3B: 1 DP: 0

HR: 0 HBP: 0

WP: 0 PA: 40

PB: 1

SB: 0

CS: 0

1B: 2 SF: 0

2B: 3 SAC: 0

3B: 1 DP: 0

HR: 0 HBP: 0

WP: 0 PA: 40

PB: 1

SB: 0

CS: 0

1B: 2 SF: 0

2B: 3 SAC: 0

3B: 1 DP: 0

HR: 0 HBP: 0

WP: 0 PA: 40

PB: 1

SB: 0

CS: 0

1B: 2 SF: 0

2B: 3 SAC: 0

3B: 1 DP: 0

HR: 0 HBP: 0

WP: 0 PA: 40

PB: 1

SB: 0

CS: 0

1B: 2 SF: 0

2B: 3 SAC: 0

3B: 1 DP: 0

HR: 0 HBP: 0

WP: 0 PA: 40

PB: 1

SB: 0

CS: 0

1B: 2 SF: 0

2B: 3 SAC: 0

3B: 1 DP: 0

HR: 0 HBP: 0

WP: 0 PA: 40

PB: 1

SB: 0

CS: 0

1B: 2 SF: 0

2B: 3 SAC: 0

3B: 1 DP: 0

HR: 0 HBP: 0

WP: 0 PA: 40

PB: 1

SB: 0

CS: 0

1B: 2 SF: 0

2B: 3 SAC: 0

3B: 1 DP: 0

HR: 0 HBP: 0

WP: 0 PA: 40

PB: 1

SB: 0

CS: 0

1B: 2 SF: 0

2B: 3 SAC: 0

3B: 1 DP: 0

HR: 0 HBP: 0

WP: 0 PA: 40

PB: 1

SB: 0

CS: 0

1B: 2 SF: 0

2B: 3 SAC: 0

3B: 1 DP: 0

HR: 0 HBP: 0

WP: 0 PA: 40

PB: 1

SB: 0

CS: 0

1B: 2 SF: 0

2B: 3 SAC: 0

3B: 1 DP: 0

HR: 0 HBP: 0

WP: 0 PA: 40

PB: 1

SB: 0

CS: 0

1B: 2 SF: 0

2B: 3 SAC: 0

3B: 1 DP: 0

HR: 0 HBP: 0

WP: 0 PA: 40

PB: 1

SB: 0

CS: 0

1B: 2 SF: 0

2B: 3 SAC: 0

3B: 1 DP: 0

HR: 0 HBP: 0

WP: 0 PA: 40

PB: 1

SB: 0

CS: 0

1B: 2 SF: 0

2B: 3 SAC: 0

3B: 1 DP: 0

HR: 0 HBP: 0

WP: 0 PA: 40

PB: 1

SB: 0

CS: 0

1B: 2 SF: 0

2B: 3 SAC: 0

3B: 1 DP: 0

HR: 0 HBP: 0

WP: 0 PA: 40

PB: 1

SB: 0

CS: 0

1B: 2 SF: 0

2B: 3 SAC: 0

3B: 1 DP: 0

HR: 0 HBP: 0

WP: 0 PA: 40

PB: 1

SB: 0

CS: 0

1B: 2 SF: 0

2B: 3 SAC: 0

3B: 1 DP: 0

HR: 0 HBP: 0

WP: 0 PA: 40

PB: 1

SB: 0

CS: 0

1B: 2 SF: 0

2B: 3 SAC: 0

3B: 1 DP: 0

HR: 0 HBP: 0

WP: 0 PA: 40

PB: 1

SB: 0

CS: 0

1B: 2 SF: 0

2B: 3 SAC: 0

3B: 1 DP: 0

HR: 0 HBP: 0

WP: 0 PA: 40

PB: 1

SB: 0

CS: 0

1B: 2 SF: 0

2B: 3 SAC: 0

3B: 1 DP: 0

HR: 0 HBP: 0

WP: 0 PA: 40

PB: 1

SB: 0

CS: 0

1B: 2 SF: 0

2B: 3 SAC: 0

3B: 1 DP: 0

HR: 0 HBP: 0

WP: 0 PA: 40

PB: 1

SB: 0

CS: 0

1B: 2 SF: 0

2B: 3 SAC: 0

3B: 1 DP: 0

HR: 0 HBP: 0

WP: 0 PA: 40

PB: 1

SB: 0

CS: 0

1B: 2 SF: 0

2B: 3 SAC: 0

3B: 1 DP: 0

HR: 0 HBP: 0

WP: 0 PA: 40

PB: 1

SB: 0

CS: 0

1B: 2 SF: 0

2B: 3 SAC: 0

3B: 1 DP: 0

HR: 0 HBP: 0

WP: 0 PA: 40

PB: 1

SB: 0

CS: 0

1B: 2 SF: 0

2B: 3 SAC: 0

3B: 1 DP: 0

HR: 0 HBP: 0

WP: 0 PA: 40

PB: 1

SB: 0

CS: 0

1B: 2 SF: 0

2B: 3 SAC: 0

3B: 1 DP: 0

HR: 0 HBP: 0

WP: 0 PA: 40

PB: 1

SB: 0

CS: 0

WP: 0 PA: 40

PB: 1

SB: 0

CS: 0

WP: 0 PA: 40

PB: 1

SB: 0

CS: 0

WP: 0 PA: 40

PB: 1

SB: 0

CS: 0

WP: 0 PA: 40

PB: 1

SB: 0

CS: 0

WP: 0 PA: 40

PB: 1

SB: 0

CS: 0

WP: 0 PA: 40

PB: 1

SB: 0

CS: 0

WP: 0 PA: 40

PB: 1

SB: 0

CS: 0

WP: 0 PA: 40

PB: 1

SB: 0

CS: 0

WP: 0 PA: 40

PB: 1

SB: 0

CS: 0

WP: 0 PA: 40

PB: 1

SB: 0

CS: 0

Batter	1	2	3	4	5	6	7	8	9	AB R H RBI BB SO LOB	TOP											
Bobby Avila, R (1, 4) OBP: 0.333, SLG: 0.321	0-0 2B SF7 1B		0-0 F7		0-0 1-2 1B			0-0 FC6-5 WP 1B		4 1 3 0 0 0 0	Milwaukee Braves @ St. Louis Cardinals Sportsman's Park, St. Louis, MO Wed Aug 26 1959, 8:05 PM EDT Att: 13,759 - Unknown											
Eddie Mathews, L (1, 5) OBP: 0.376, SLG: 0.568	0-0 1-3 2B		0-0 4-3		0-3 K			0-0 FC6-5 1-3 1B		4 0 1 0 0 1 3												
Hank Aaron, R (1, 8) OBP: 0.406, SLG: 0.653	0-0 SF7 3-H		0-3 K			4-0 BB BB BB G1-6-3 BB		0-0 1-3 1-2 1B		2 0 0 1 1 1 1												
Joe Adcock, R (1, 7) OBP: 0.340, SLG: 0.519	0-0 5-3			0-0 L8		4-0 BB BB BB G1-6-3 BB		0-0 F7		3 0 0 0 1 0 2												
Frank Torre, L (1, 3) OBP: 0.324, SLG: 0.327 Felix Mantilla, R (9, PR) OBP: 0.269, SLG: 0.272	0-0 3-1			0-0 1-4-3		0-0 G1-6-3 1-2 2-3		0-0 5-3 1B 5-3 1B		4 0 1 0 0 0 3 0 1 0 0 0 0 0												
Lee Maye, L (1, 9) OBP: 0.321, SLG: 0.311 Mickey Vernon, L (6, PH) OBP: 0.291, SLG: 0.400 (6, 9)		0-0 P6		0-0 P6		0-3 K		0-0 5-3 1B 1-2 1B		2 0 0 0 0 0 0 2 0 1 0 0 1 1												
Johnny Logan, R (1, 6) OBP: 0.376, SLG: 0.446		0-0 6-3			0-0 P3		0-0 5-3	0-0 5-3		4 0 0 0 0 0 2												
Del Crandall, R (1, 2) OBP: 0.294, SLG: 0.388		4-0 BB 1B			0-0 1B 1B		0-3 K	0-0 5-3		3 0 1 1 1 1 2												
Carl Willey, R (1, 1) OBP: 0.114, SLG: 0.118 Bob Rush, R (5, 1) OBP: 0.200, SLG: 0.200 Ray Boone, R (7, PH) OBP: 0.400, SLG: 0.363 Joey Jay, S (7, 1) OBP: 0.179, SLG: 0.115 Andy Pafko, R (9, PH) OBP: 0.303, SLG: 0.328		0-3 K			0-3 K		0-3 K	0-0 6-3		2 0 0 0 0 2 2 0 0 0 0 0 0 0 1 0 0 0 0 1 0 0 0 0 0 0 0 0 1 0 0 0 0 0 2												
Inning Stats	R: 1 E: 0 K: 0 S: 5	H: 2 LOB: 1 BB: 0 P: 5	R: 0 E: 0 K: 1 S: 5	H: 0 LOB: 1 BB: 1 P: 9	R: 0 E: 0 K: 1 S: 5	H: 0 LOB: 0 BB: 0 P: 5	R: 0 E: 0 K: 1 S: 3	H: 0 LOB: 0 BB: 0 P: 3	R: 0 E: 0 K: 2 S: 9	H: 2 LOB: 2 BB: 0 P: 9		R: 0 E: 0 K: 1 S: 4	H: 0 LOB: 1 BB: 2 P: 12	R: 0 E: 0 K: 2 S: 7	H: 0 LOB: 0 BB: 0 P: 7	R: 0 E: 0 K: 0 S: 4	H: 1 LOB: 1 BB: 0 P: 4	R: 1 E: 0 K: 0 S: 5	H: 2 LOB: 2 BB: 0 P: 5	1B: 6 2B: 1 3B: 0 HR: 0	SF: 1 SAC: 0 DP: 1 HBP: 0	WP: 1 PB: 0 SB: 0 CS: 0
PITCHER Larry Jackson, R (1, 1) ERA: 3.41	IP: 9.0 WLS: W BF: 36 H: 7 R: 2 ER: 2 SO: 7 BB: 3 IBB: 0 HBP: 0 BLK: 0 WP: 1 HR: 0 S: 47 P: 59 ERA: 2.00 WHIP: 1.111											PITCHER	IP: 9.0 WLS: W BF: 36 H: 7 R: 2 ER: 2 SO: 7 BB: 3 IBB: 0 HBP: 0 BLK: 0 WP: 1 HR: 0 S: 47 P: 59 ERA: 2.00 WHIP: 1.111									

AB	32
R	2
H	7
RBI	2
BB	3
SO	7
LOB	18



WP: 1	PA: 36
PB: 0	
SB: 0	
CS: 0	

ERA: 2.00	WHIP: 1.111
-----------	-------------

Batter	1	2	3	4	5	6	7	8	9	AB R H RBI BB SO LOB	TOP																									
Bobby Avila, R (1, 4) OBP: 0.330, SLG: 0.333	0-3 K		0-0 HR		0-0 F7		0-3 K		0-0 6-3	5 1 1 1 0 2 2																										
Eddie Mathews, L (1, 5) OBP: 0.381, SLG: 0.568	4-0 1B BB		1-0 HR HBP		4-0 FC5-4 BB		0-0 1B			1 2 1 0 2 0 0																										
Hank Aaron, R (1, 8) OBP: 0.405, SLG: 0.650	0-0 1B 1-2 1B		0-0 F7		0-0 FC5-4 1-2f			0-0 6-3		4 0 1 0 0 0 2																										
Joe Adcock, R (1, 7) OBP: 0.342, SLG: 0.528	0-0 1B G4-6-3 1-3 2-H 1B		0-0 HR 1-H		0-0 1-3			0-0 F8		4 1 2 3 0 0 1																										
Ray Boone, R (1, 3) OBP: 0.401, SLG: 0.361	0-0 G4-6-3 1-2f		4-0 BB		0-0 6-3			0-0 F8		1 0 0 0 1 0 2																										
Frank Torre, L (6, PH) OBP: 0.322, SLG: 0.324										2 0 0 0 0 0 0																										
Andy Pafo, R (1, 9) OBP: 0.301, SLG: 0.325		0-0 P4	0-0 F7		0-0 1B			0-0 L1		4 0 1 0 0 0 1																										
Johnny Logan, R (1, 6) OBP: 0.374, SLG: 0.444		0-0 5-3		0-0 L6		0-0 P6		0-0 1B 1B		4 0 1 0 0 0 1																										
Del Crandall, R (1, 2) OBP: 0.292, SLG: 0.384		0-0 5-3		0-0 F8		0-3 K		0-0 F8		4 0 0 0 0 1 2																										
Bob Buhl, R (1, 1) OBP: 0.055, SLG: 0.055			0-3 K	0-3 K		0-3 K		0-0 1B		2 0 0 0 0 0 2 0																										
Bob Rush, R (5, 1) OBP: 0.200, SLG: 0.200										0 0 0 0 0 0 0 0																										
Mickey Vernon, L (7, PH) OBP: 0.297, SLG: 0.395										1 0 0 0 0 0 1 0																										
Don McMahon, R (7, 1) OBP: 0.375, SLG: 0.286										0 0 0 0 0 0 0 0																										
Stan Lopata, R (9, PH) OBP: 0.180, SLG: 0.106										1 0 1 0 0 0 0 0																										
Felix Mantilla, R (9, PR) OBP: 0.269, SLG: 0.272										0 0 0 0 0 0 0 0																										
Inning Stats	R: 1 E: 0 K: 1 S: 6	H: 2 LOB: 1 BB: 1 P: 10	R: 0 E: 0 K: 0 S: 3	H: 0 LOB: 0 BB: 0 P: 3	R: 3 E: 0 K: 1 S: 7	H: 2 LOB: 1 BB: 1 P: 12	R: 0 E: 0 K: 1 S: 5	H: 0 LOB: 0 BB: 0 P: 5	R: 0 E: 0 K: 0 S: 3	H: 0 LOB: 1 BB: 1 P: 7	R: 0 E: 0 K: 2 S: 7	H: 1 LOB: 1 BB: 0 P: 7	R: 0 E: 0 K: 0 S: 3	H: 0 LOB: 0 BB: 0 P: 3	R: 0 E: 0 K: 0 S: 5	H: 2 LOB: 2 BB: 0 P: 5	1B: 6 2B: 0 3B: 0 HR: 2	SF: 0 SAC: 0 DP: 1 HBP: 1	WP: 0 PB: 0 SB: 0 CS: 0	PA: 37																
PITCHER	IP WLS BF H R ER SO BB IBB HBP BLK WP HR S P ERA WHIP																																			
Vinegar Bend Mizell, L (1, 1) ERA: 4.32	3.0		15	4	4	4	2	2	0	1	0	0	2	16	25	12.00	2.000																			
Bob Duliba, R (4, 1) ERA: 1.13	1.0		3	0	0	0	1	0	0	0	0	0	0	5	5	0.00	0.000																			
Dean Stone, L (5, 1) ERA: 4.23	1.0		4	0	0	0	0	1	0	0	0	0	0	3	7	0.00	1.000																			
Lindy McDaniel, R (6, 1) ERA: 3.29	4.0	W	15	4	0	0	3	0	0	0	0	0	0	21	21	0.00	1.000																			

Milwaukee Braves @ St. Louis Cardinals
Sportsman's Park, St. Louis, MO
 Thu Aug 27 1959, 4:33 AM EDT
 Att: 13,772 - Unknown

AB	33
R	4
H	8
RBI	4
BB	3
SO	6
LOB	11



Batter	1	2	3	4	5	6	7	8	9	AB	R	H	RBI	BB	SO	LOB
Don Blasingame, L (1, 4) OBP: 0.355, SLG: 0.357	4-0 BB		0-0 G1-6-3	0-0 P4		0-0 5-3	0-0 1-3			4	0	0	0	1	0	5
Joe Cunningham, L (1, 9) OBP: 0.448, SLG: 0.477	0-3 K		0-0 1B		0-0 1B HR	0-0 3B		0-0 SF8		5	3	4	0	0	1	1
Bill White, L (1, 7) OBP: 0.350, SLG: 0.486	0-0 G3		0-0 BB		0-0 1B HR	0-0 3B		0-0 P5		5	1	3	1	0	0	2
Ken Boyer, R (1, 5) OBP: 0.396, SLG: 0.521	0-3 K		4-0 BB		0-0 1B HR	0-0 FC1-2-5		0-0 SF8		3	1	1	4	1	1	2
Stan Musial, L (1, 3) OBP: 0.361, SLG: 0.416		0-0 L9	0-0 G3		0-0 P4	0-0 P4		0-0 BB		5	0	1	0	0	0	4
Gino Cimoli, R (8, PR) OBP: 0.323, SLG: 0.429								0-0 1B		0	0	0	0	0	0	0
Curt Flood, R (1, 8) OBP: 0.352, SLG: 0.463		0-0 2B		0-0 1B	0-0 1B	0-0 FC6-4		0-0 L8	4-0 BB	4	0	3	0	1	0	0
Hal Smith, R (1, 2) OBP: 0.293, SLG: 0.391		0-0 F7		0-0 P5	0-0 1B	0-0 FC6-4		0-0 FC1-5	0-0 BB	5	0	1	0	0	0	5
Alex Grammas, R (1, 6) OBP: 0.341, SLG: 0.337		0-3 K		0-0 1B	0-0 1B	0-0 1B		0-0 FC1-5		4	0	3	0	0	1	1
Vinegar Bend Mizell, R (1, 1) OBP: 0.211, SLG: 0.232			0-0 G1-6-3	0-0 F9	0-0 F9		0-0 FC1-5			0	0	0	0	0	0	0
Dick Gray, R (3, PH) OBP: 0.306, SLG: 0.323										1	0	1	0	0	0	0
Bob Duilio, R (4, 1) OBP: 0.311, SLG: 0.361										0	0	0	0	0	0	0
Wally Shannon, L (4, PH) OBP: 0.311, SLG: 0.361										1	0	0	0	0	0	2
Dean Stone, L (5, 1) OBP: 0.347, SLG: 0.641										0	0	0	0	0	0	0
George Crowe, L (5, PH) OBP: 0.129, SLG: 0.036										1	0	0	0	0	0	2
Lindy McDaniel, R (6, 1) OBP: 0.129, SLG: 0.036										1	0	0	0	0	0	2

Inning Stats	R: 0	H: 0	E: 0	K: 2	S: 7	R: 0	H: 1	E: 0	K: 1	S: 6	R: 0	H: 3	E: 0	K: 0	S: 5	R: 0	H: 2	E: 0	K: 0	S: 5	R: 3	H: 5	E: 0	K: 0	S: 8	R: 1	H: 2	E: 0	K: 0	S: 5	R: 0	H: 2	E: 0	K: 0	S: 5	R: 1	H: 2	E: 0	K: 0	S: 5
	LOB: 1	BB: 1	LOB: 1	BB: 0	P: 6	LOB: 3	BB: 1	LOB: 2	BB: 0	P: 5	LOB: 2	BB: 0	P: 8	LOB: 1	BB: 0	LOB: 2	BB: 0	P: 5	LOB: 2	BB: 1	P: 9	LOB: 2	BB: 1	P: 9	LOB: 2	BB: 0	LOB: 2	BB: 0	P: 5	LOB: 2	BB: 0	P: 5	LOB: 2	BB: 1	P: 9	LOB: 2	BB: 1	P: 9		


PITCHER	IP	WLS	BF	H	R	ER	SO	BB	IBB	HBP	BLK	WP	HR	S	P	ERA	WHIP
Bob Buhl, R (1, 1) ERA: 2.9	4.2		26	11	3	3	3	2	0	0	0	0	1	30	38	5.79	2.786
Bob Rush, R (5, 1) ERA: 2.02	1.1		6	2	1	1	0	0	0	0	0	0	0	6	6	6.75	1.500
Don McMahon, R (7, 1) ERA: 2.01	2.0	L	11	4	1	1	0	1	0	0	0	0	0	10	14	4.50	2.500

BOTTOM

Milwaukee Braves @ St. Louis Cardinals
Sportsman's Park, St. Louis, MO

Thu Aug 27 1959, 4:33 AM EDT
Att. 13,772 - Unknown

AB	39
R	5
H	17
RBI	5
BB	3
SO	3
LOB	26



WP	PA	1B	2B	3B	HR	SF	SAC	DP	HBP
0	43	12	2	2	1	1	0	1	0

Batter	1	2	3	4	5	6	7	8	9	AB R H RBI BB SO LOB
Bobby Avila, R (1, 4) OBP: 0.336, SLG: 0.340	0-0 FC6-4 1B	0-0 2B	0-0 F2			0-0 1B SF8		0-0 F8		5 3 3 0 0 0 1
Eddie Mathews, L (1, 5) OBP: 0.385, SLG: 0.572	4-0 FC6-4 BB	0-0 1-H 2B			0-0 P6	0-0 1-3 3-H 1B		0-0 G6-4-3 1B		4 0 3 2 1 0 0
Hank Aaron, R (1, 8) OBP: 0.404, SLG: 0.652	0-0 FC6-4 1B	0-0 F7			0-0 HR	0-0 L5		0-0 G6-4-3		5 2 1 1 0 0 6
Joe Adcock, R (1, 7) OBP: 0.340, SLG: 0.534 Felix Mantilla, R (9, 7) OBP: 0.269, SLG: 0.272	0-3 K		0-0 HR		0-0 F8	0-0 SF8		0-0 F7		4 1 1 2 0 1 2 0 0 0 0 0 0 0
Frank Torre, L (1, 3) OBP: 0.323, SLG: 0.323	0-0 2B 2-H 3-H 1B		0-0 G3		0-0 4-3	0-0 F8		4-0 BB		4 0 1 2 1 0 1
Lee Maye, L (1, 9) OBP: 0.317, SLG: 0.321 Andy Pafko, R (7, 9) OBP: 0.299, SLG: 0.323	0-0 1-3 2B		0-0 3-1		0-0 P3		0-0 6-3	0-0 F9		4 0 1 0 0 0 0 1 0 0 0 0 0 1
Johnny Logan, R (1, 6) OBP: 0.373, SLG: 0.441	0-0 P5		0-0 HR 1B		0-0 5-3		0-0 F2	0-0 F9		5 1 1 0 0 0 3
Del Crandall, R (1, 2) OBP: 0.283, SLG: 0.391		0-0 6-3	0-0 1-H HR		0-0 5-3		4-0 BB			3 1 1 2 1 0 0
Lew Burdette, R (1, 1) OBP: 0.250, SLG: 0.286		0-0 F8	0-0 1B			0-0 1B 2B		0-0 1-3		4 1 2 0 0 0 1


Inning Stats	R: 2 E: 0 K: 1 S: 8	H: 3 LOB: 2 BB: 1 P: 12	R: 1 E: 0 K: 0 S: 5	H: 2 LOB: 1 BB: 0 P: 5	R: 3 E: 0 K: 0 S: 7	H: 4 LOB: 1 BB: 0 P: 7	R: 1 E: 0 K: 0 S: 4	H: 1 LOB: 0 BB: 0 P: 4	R: 0 E: 0 K: 0 S: 3	H: 0 LOB: 0 BB: 0 P: 3	R: 2 E: 0 K: 0 S: 6	H: 3 LOB: 1 BB: 0 P: 6	R: 0 E: 0 K: 0 S: 3	H: 0 LOB: 1 BB: 1 P: 7	R: 0 E: 0 K: 0 S: 3	H: 1 LOB: 0 BB: 0 P: 3	R: 0 E: 0 K: 0 S: 3	H: 0 LOB: 1 BB: 1 P: 7	1B: 8 2B: 3 3B: 0 HR: 3	SF: 1 SAC: 0 DP: 1 HBP: 0	WP: 0 PB: 0 SB: 2 CS: 0	PA: 43
--------------	------------------------------	----------------------------------	------------------------------	---------------------------------	------------------------------	---------------------------------	------------------------------	---------------------------------	------------------------------	---------------------------------	------------------------------	---------------------------------	------------------------------	---------------------------------	------------------------------	---------------------------------	------------------------------	---------------------------------	----------------------------------	------------------------------------	----------------------------------	--------

PITCHER	IP	WLS	BF	H	R	ER	SO	BB	IBB	HBP	BLK	WP	HR	S	P	ERA	WHIP
Bob Anderson, R (1, 1) ERA: 3.8	2.2	L	17	8	6	6	1	1	0	0	0	0	2	18	22	20.25	3.375
John Buzhardt, R (3, 1) ERA: 4.81	3.1		15	5	3	3	0	0	0	0	0	0	1	15	15	8.10	1.500
Ed Donnelly, R (7, 1) ERA: 2.31	1.0		4	0	0	0	0	1	0	0	0	0	0	3	7	0.00	1.000
Don Eiston, R (8, 1) ERA: 3.04	2.0		7	1	0	0	0	1	0	0	0	0	0	6	10	0.00	1.000

Milwaukee Braves @ Chicago Cubs
Wrigley Field, Chicago, IL

Fri Aug 28 1959, 3:33 AM CDT
Att: 15,929 - Unknown

AB	39
R	9
H	14
RBI	9
BB	3
SO	1
LOB	15



BOTTOM

Milwaukee Braves @ Chicago Cubs
Wrigley Field, Chicago, IL
Fri Aug 28 1959, 3:33 AM CDT
Att. 15,929 - Unknown

livebaseballscores.com

AB	34
R	3
H	8
RBI	3
BB	0
SO	4
LOB	8



WP:	0	PA:	34
PB:	0	SB:	1
CS:	0		

AB	R	H	RBI	BB	SO	LOB
4	1	2	0	0	1	0
4	1	3	2	0	0	1
4	0	0	0	0	1	2
4	0	0	0	0	0	2
4	0	0	0	0	1	0
4	1	2	0	0	0	0
4	0	0	0	0	0	2
2	0	0	0	0	0	0
1	0	1	1	0	0	0
0	0	0	0	0	0	0
0	0	0	0	0	0	0
0	0	0	0	0	0	0
1	0	0	0	0	1	1
0	0	0	0	0	0	0

Batter	1	2	3	4	5	6	7	8	9
Tony Taylor, R OBP: 0.339, SLG: 0.413 (1, 4)	0-3 K ①		0-0 3B			0-0 HR 2B		0-0 L6 ①	
George Altman, L OBP: 0.331, SLG: 0.398 (1, 8)	0-0 1B		0-0 F7			0-0 HR 2B		0-0 F8 2B	
Jim Marshall, L OBP: 0.336, SLG: 0.423 (1, 3)	0-0 F9 ②			0-3 K ①		0-0 F9 ②		0-0 F8 ②	
14 Ernie Banks, R OBP: 0.369, SLG: 0.594 (1, 6)	0-0 L8 ③			0-0 L7 ②		0-0 6-3		0-0 P4 ③	
Art Schult, R OBP: 0.315, SLG: 0.369 (1, 9)		0-0 L4 ①		0-3 K ③		0-0 5-3		0-0 5-3	
Irv Noren, L OBP: 0.400, SLG: 0.480 (1, 7)		0-0 3-3 1B			0-0 F9 ①	0-0 4-3 S 1B		0-0 F8 ②	
Alvin Dark, R OBP: 0.320, SLG: 0.357 (1, 5)		0-0 8-3 ② ③			0-0 F7 ②	0-0 4-3 1-3		0-0 F8 ③	
Cal Neeman, R OBP: 0.242, SLG: 0.253 (1, 2)			0-0 F9 ①		0-0 F2 ③	0-0 3-H 1B			
Walt Moryn, L OBP: 0.312, SLG: 0.362 (7, PH)						0-3 6-3			
Sammy Taylor, L OBP: 0.315, SLG: 0.385 (8, 2)						0-3 K ③			
Bob Anderson, R OBP: 0.127, SLG: 0.103 (1, 1)									
John Buchardt, R OBP: 0.103, SLG: 0.107 (3, 1)									
Billy Williams, L OBP: 0.207, SLG: 0.250 (6, PH)									
Ed Donnelly, R OBP: 0.207, SLG: 0.250 (7, 1)									
Dale Long, L OBP: 0.207, SLG: 0.250 (7, PH)									
Don Elston, R OBP: 0.211, SLG: 0.211 (8, 1)									

Inning	R	H	E	K	S	P	R	H	E	K	S	P	R	H	E	K	S	P	R	H	E	K	S	P	R	H	E	K	S	P	R	H	E	K	S	P					
1	0	1	0	1	0	6	0	0	0	2	0	7	1	2	0	1	0	4	0	0	0	0	7	0	0	0	0	0	0	0	0	0	0	0	0	0	0	0	0		
2	0	1	0	0	0	6	0	0	0	0	0	0	0	0	0	0	0	0	0	0	0	0	0	0	0	0	0	0	0	0	0	0	0	0	0	0	0	0	0	0	
3	0	1	0	0	0	3	0	0	0	0	0	0	0	0	0	0	0	0	0	0	0	0	0	0	0	0	0	0	0	0	0	0	0	0	0	0	0	0	0	0	0
4	0	0	0	2	0	7	0	0	0	0	0	0	0	0	0	0	0	0	0	0	0	0	0	0	0	0	0	0	0	0	0	0	0	0	0	0	0	0	0	0	0
5	0	0	0	0	0	3	0	0	0	0	0	0	0	0	0	0	0	0	0	0	0	0	0	0	0	0	0	0	0	0	0	0	0	0	0	0	0	0	0	0	0
6	2	2	0	0	0	5	0	0	0	0	0	0	0	0	0	0	0	0	0	0	0	0	0	0	0	0	0	0	0	0	0	0	0	0	0	0	0	0	0	0	0
7	1	2	0	1	0	7	0	0	0	0	0	0	0	0	0	0	0	0	0	0	0	0	0	0	0	0	0	0	0	0	0	0	0	0	0	0	0	0	0	0	0
8	0	1	0	0	0	4	0	0	0	0	0	0	0	0	0	0	0	0	0	0	0	0	0	0	0	0	0	0	0	0	0	0	0	0	0	0	0	0	0	0	0
9	0	0	0	0	0	3	0	0	0	0	0	0	0	0	0	0	0	0	0	0	0	0	0	0	0	0	0	0	0	0	0	0	0	0	0	0	0	0	0	0	0

PITCHER	IP	WLS	BF	H	R	ER	SO	BB	IBB	HBP	BLK	WP	HR	S	P	ERA	WHIP
Lew Burdette, R ERA: 4.02 (1, 1)	9.0	W	34	8	3	3	4	0	0	0	0	0	1	42	42	3.00	0.889

Batter	1	2	3	4	5	6	7	8	9	AB	R	H	RBI	BB	SO	LOB	TOP								
Bobby Avila, R OBP: 0.333, SLG: 0.337 (1, 4)	0-0 5-3	0-0 F9		0-0 G4-6-3 1B		0-0 F9		0-0 SH1-4	0-0 E5 2B	5	1	1	0	0	0	1									
Eddie Mathews, L OBP: 0.388, SLG: 0.574 (1, 5)	0-0 FC5-4 1B		0-0 E FC3-6 1B	0-0 G4-6-3		4-0 BB		0-0 3-1	0-0 2B	5	1	3	1	1	0	2									
Hank Aaron, R OBP: 0.405, SLG: 0.662 (1, 8)	0-0 FC5-4 1B		0-0 E1 FC3-6 1B	0-0 HR		0-0 P6			0-0 HR	6	3	3	2	0	1	3									
Joe Adcock, R OBP: 0.344, SLG: 0.544 (1, 7)	0-0 1B		0-0 F8	4-0 BB			0-0 HR		0-0 6-3	4	1	2	1	1	0	2									
Frank Torre, L OBP: 0.328, SLG: 0.326 (1, 3)	0-0 1B		4-0 FC3-6 IBB	0-0 F8			0-0 F8		0-0 HBP 1B	4	1	2	1	1	0	1									
Lee Maye, L OBP: 0.310, SLG: 0.313 Andy Pafko, R OBP: 0.300, SLG: 0.317 (1, 9) (5, PH) (5, 9)	0-0 F9		0-0 FC3-6 FC5-4 BB		0-3 K		0-3 K		1-0 1B HBP	2	0	0	1	0	0	4									
Johnny Logan, R OBP: 0.375, SLG: 0.441 (1, 6)		0-0 F5	4-0 BB	4-0 G6-4-3 BB		0-0 6-3		0-0 6-3	0-0 3B HBP	3	1	1	1	2	0	0									
Del Crandall, R OBP: 0.285, SLG: 0.396 (1, 2)		0-0 FC1-6 1B	0-0 FC5	0-0 G6-4-3		0-0 G6-4-3		0-0 F7	0-0 3B	5	1	2	2	0	0	4									
Warren Spahn, L OBP: 0.242, SLG: 0.307 (1, 1)		0-0 FC1-6		0-0 1B G4-6-3 2B		0-0 6-3		0-0 SH1-4 1B	0-0 SF9	4	1	2	1	0	0	1									
Inning Stats	R: 1 E: 0 K: 0 S: 6	H: 3 LOB: 2 BB: 0 P: 6	R: 0 E: 0 K: 0 S: 4	H: 1 LOB: 1 BB: 0 P: 4	R: 1 E: 1 K: 0 S: 5	H: 2 LOB: 3 BB: 2 P: 13	R: 2 E: 0 K: 0 S: 5	H: 3 LOB: 1 BB: 1 P: 9	R: 0 E: 0 K: 1 S: 4	H: 0 LOB: 0 BB: 1 P: 8	R: 0 E: 0 K: 0 S: 3	H: 0 LOB: 1 BB: 1 P: 7	R: 1 E: 0 K: 1 S: 6	H: 1 LOB: 0 BB: 0 P: 6	R: 0 E: 0 K: 0 S: 4	H: 1 LOB: 1 BB: 0 P: 4	R: 6 E: 1 K: 1 S: 11	H: 5 LOB: 1 BB: 0 P: 12	1B: 10 2B: 2 3B: 1 HR: 3	SF: 1 SAC: 1 DP: 2 HBP: 1	WP: 0 PB: 0 SB: 0 CS: 0	PA: 48			
PITCHER	IP	WLS	BF	H	R	ER	SO	BB	IBB	HBP	BLK	WP	HR	S	P	ERA	WHIP								
Moe Drabowsky, R ERA: 4.12 (1, 1)	3.0		19	8	4	4	0	1	1	0	0	0	0	17	25	12.00	3.000								
Bill Henry, L ERA: 2.52 (4, 1)	4.0	L	15	2	1	1	2	3	0	0	0	0	2	16	28	2.25	1.250								
Don Elston, R ERA: 3.43 (8, 1)	1.1		9	4	4	4	0	0	0	1	0	0	1	8	9	27.00	3.000								
Dave Hillman, R ERA: 3.26 (9, 1)	0.2		5	2	2	1	1	0	0	0	0	0	0	7	7	13.50	3.000								

Milwaukee Braves @ Chicago Cubs
Wrigley Field, Chicago, IL
 Sat Aug 29 1959, 3:33 AM CDT
 Att: 20,277 - Unknown

AB	40
R	11
H	16
RBI	10
BB	5
SO	3
LOB	18



Batter	1	2	3	4	5	6	7	8	9	AB R H RBI BB SO LOB	TOP							
Bobby Avila, R (1, 4) OBP: 0.331, SLG: 0.330	0-0 F3		4-0 FC4-6 BB		0-0 F6		0-3 K		0-0 F3	4 0 0 0 1 1 3								
Eddie Mathews, L (1, 5) OBP: 0.387, SLG: 0.578	0-0 F7		0-0 FC4-6 3B			0-0 HR		0-0 F7		4 2 1 1 0 0 1								
Hank Aaron, R (1, 8) OBP: 0.407, SLG: 0.666	0-0 BB 1B		0-0 1-H 3B			0-0 E1		0-0 S 1B		4 0 3 1 0 0 0								
Joe Adcock, R (1, 7) OBP: 0.343, SLG: 0.538	4-0 1-2 BB		0-0 F9			0-3 K		0-0 F9		3 0 0 0 1 1 2								
Frank Torre, L (1, 3) OBP: 0.327, SLG: 0.322	0-0 4-3			0-0 F9		0-0 F4		4-0 BB		3 0 0 0 1 0 2								
Lee Maye, L (1, 9) OBP: 0.310, SLG: 0.313		0-0 F3		0-0 4-3		0-0 S BB 1B		0-0 F8		3 0 1 0 0 0 0								
Andy Pafko, R (7, 9) OBP: 0.298, SLG: 0.315										1 0 0 0 0 0 2								
Johnny Logan, R (1, 6) OBP: 0.372, SLG: 0.436		0-0 5-3		0-0 6-3		0-0 F8		0-0 F7		4 0 0 0 0 0 1								
Del Crandall, R (1, 2) OBP: 0.296, SLG: 0.398		0-0 F2			0-0 F9		4-0 S BB		0-0 2B	3 0 1 0 1 0 0								
Carl Willey, R (1, 1) OBP: 0.105, SLG: 0.108			0-0 F8		0-0 4-3		0-3 K		0-0 6-3	3 0 0 0 0 1 2								
Don McMahon, R (8, 1) OBP: 0.375, SLG: 0.286							1-2 2-3			0 0 0 0 0 0 0								
Ray Boone, R (9, PH) OBP: 0.399, SLG: 0.358										1 0 0 0 0 0 1								
Inning Stats	R: 0 E: 0 K: 0 S: 4	H: 1 LOB: 2 BB: 1 P: 8	R: 0 E: 0 K: 0 S: 3	H: 0 LOB: 0 BB: 0 P: 3	R: 1 E: 0 K: 0 S: 4	H: 1 LOB: 1 BB: 1 P: 8	R: 0 E: 0 K: 0 S: 3	H: 0 LOB: 0 BB: 0 P: 3	R: 0 E: 0 K: 2 S: 8	H: 1 LOB: 2 BB: 1 P: 12	R: 0 E: 0 K: 0 S: 4	H: 1 LOB: 2 BB: 1 P: 8	R: 0 E: 0 K: 0 S: 4	H: 1 LOB: 1 BB: 0 P: 4	1B: 3 2B: 1 3B: 1 HR: 1	SF: 0 SAC: 0 DP: 0 HBP: 0	WP: 0 PB: 0 SB: 3 CS: 0	PA: 37
PITCHER Glen Hobbie, R (1, 1) ERA: 4.01 Bill Henry, L (9, 1) ERA: 2.5	IP: 8.0 WLS: W BF: 33 H: 5 R: 2 ER: 2 SO: 3 BB: 4 IBB: 0 HBP: 0 BLK: 0 WP: 0 HR: 1 S: 35 P: 51 ERA: 2.25 WHIP: 1.125	IP: 1.0 WLS: S BF: 4 H: 1 R: 0 ER: 0 SO: 0 BB: 0 IBB: 0 HBP: 0 BLK: 0 WP: 0 HR: 0 S: 4 P: 4 ERA: 0.00 WHIP: 1.000															PITCHER IP: 0 WLS: 0 BF: 0 H: 0 R: 0 ER: 0 SO: 0 BB: 0 IBB: 0 HBP: 0 BLK: 0 WP: 0 HR: 0 S: 4 P: 4 ERA: 0.00 WHIP: 1.000	

Milwaukee Braves @ Chicago Cubs
Wrigley Field, Chicago, IL
Sun Aug 30 1959, 3:33 AM CDT
Att: 28,158 - Unknown

livebaseballscorecards.com

AB	33
R	2
H	6
RBI	2
BB	4
SO	3
LOB	14



Batter	1	2	3	4	5	6	7	8	9	AB	R	H	RBI	BB	SO	LOB				
Tony Taylor, R (1, 4) OBP: 0.340, SLG: 0.412	0-0 6-3		0-0 5-3			0-0 F9		0-0 FC2-5 2B 1B		4	1	1	0	0	0	0				
George Altman, L (1, 8) OBP: 0.327, SLG: 0.393	0-0 F7		0-0 4-3			0-0 2-3		0-0 FC2-5 2B 1B		4	1	0	0	0	0	2				
Jim Marshall, L (1, 3) OBP: 0.335, SLG: 0.424	0-0 F8			0-0 F3		0-0 4-3		0-0 1B 2B		4	1	1	1	0	0	0				
14 Ernie Banks, R (1, 6) OBP: 0.369, SLG: 0.596		0-0 FC7-4 1B		0-0 F8		0-3 K		4-0 1B 1B		3	1	1	0	1	1	0				
Irv Noren, L (1, 9) OBP: 0.403, SLG: 0.481		0-0 FC7-4 BB		0-0 4-3		0-0 3B 1B		0-0 1B 1B		4	1	2	2	0	0	1				
Bobby Thomson, R (8, PR) OBP: 0.312, SLG: 0.396		1-2f						1-2 2-H 3-H		0	1	0	0	0	0	0				
Walt Moryn, L (1, 7) OBP: 0.314, SLG: 0.370		0-0 F7			0-0 FC6-4 1B		0-0 1B 3B	0-0 F5		4	0	2	1	0	0	3				
Billy Williams, L (9, 7) OBP: 0.207, SLG: 0.250										0	0	0	0	0	0	0				
Alvin Dark, R (1, 5) OBP: 0.321, SLG: 0.355		4-0 BB 1-2 BB		0-0 F2		0-0 F3		0-0 1B 1B		3	0	1	1	1	0	2				
Sammy Taylor, L (1, 2) OBP: 0.315, SLG: 0.384		0-0 F5		0-0 F8		0-0 4-3		0-0 1B		4	0	1	1	0	0	4				
Glen Hobbie, R (1, 1) OBP: 0.161, SLG: 0.150			0-0 6-3		0-0 FC6-4			0-0 FC2-5 1B		2	0	0	0	0	0	1				
Dale Long, L (8, PH) OBP: 0.323, SLG: 0.469								0-0 K		1	0	1	0	0	0	0				
Don Eaddy, R (8, PR)										0	0	0	0	0	0	0				
Earl Averill, R (8, PH) OBP: 0.304, SLG: 0.463										1	0	0	0	0	1	2				
Bill Henry, L (9, 1) OBP: 0.214, SLG: 0.185										0	0	0	0	0	0	0				
Inning Stats	R: 0 E: 0 K: 0 S: 3	H: 0 LOB: 0 BB: 0 P: 3	R: 0 E: 0 K: 0 S: 4	H: 1 LOB: 2 BB: 1 P: 8	R: 0 E: 0 K: 0 S: 3	H: 0 LOB: 0 BB: 0 P: 3	R: 0 E: 0 K: 0 S: 3	H: 0 LOB: 0 BB: 0 P: 3	R: 0 E: 0 K: 0 S: 4	H: 1 LOB: 1 BB: 0 P: 4	R: 0 E: 0 K: 0 S: 3	H: 0 LOB: 0 BB: 0 P: 3	R: 1 E: 0 K: 1 S: 7	H: 2 LOB: 1 BB: 0 P: 7	R: 5 E: 0 K: 1 S: 11	H: 6 LOB: 2 BB: 1 P: 15	1B: 8 2B: 1 3B: 1 HR: 0	SF: 0 SAC: 0 DP: 0 HBP: 0	WP: 0 PB: 0 SB: 0 CS: 0	PA: 36
PITCHER	IP WLS BF H R ER SO	IP WLS BF H R ER SO	IP WLS BF H R ER SO	IP WLS BF H R ER SO	IP WLS BF H R ER SO	IP WLS BF H R ER SO	IP WLS BF H R ER SO	IP WLS BF H R ER SO	IP WLS BF H R ER SO	ERA WHIP	IP WLS BF H R ER SO	IP WLS BF H R ER SO	IP WLS BF H R ER SO	IP WLS BF H R ER SO	IP WLS BF H R ER SO	IP WLS BF H R ER SO	ERA WHIP	ERA WHIP		
Carl Willey, R (1, 1) ERA: 4.17	7.1 L	32	8	6	6	1	1	1	1	7.36	1.227									
Don McMahon, R (8, 1) ERA: 1.99	0.2	4	2	0	0	1	0	0	0	0.00	3.000									

BOTTOM

Milwaukee Braves @ Chicago Cubs
Wrigley Field, Chicago, IL
Sun Aug 30 1959, 3:33 AM CDT
Att. 28,158 - Unknown

livebaseballscorecards.com

AB	34
R	6
H	10
RBI	6
BB	2
SO	2
LOB	15



Batter	1	2	3	4	5	6	7	8	9	AB R H RBI BB SO LOB	TOP
Richie Ashburn, L (1, 8) OBP: 0.364, SLG: 0.310	0-0 5-3		0-3 K			0-0 5-3	4-0 BB		4-0 CS BB	3 0 0 0 2 1 1	
Joe Koppe, R (1, 6) OBP: 0.322, SLG: 0.384	0-0 F8			0-0 FC1-6 E 1B		0-0 1B 1B	0-0 L9		0-3 K 1-2	5 1 2 0 0 1 2	
Ed Bouchee, L (1, 3) OBP: 0.373, SLG: 0.451	0-3 K			0-0 F2		0-0 F8 1B 3B 1B		0-0 L9		4 1 1 0 0 1 1	
Wally Post, R (1, 9) OBP: 0.315, SLG: 0.466		0-3 K		0-0 E3 FC1-6 1-2		0-0 3B 1B		0-3 K		4 1 1 1 0 2 1	
Harry Anderson, L (1, 7) OBP: 0.322, SLG: 0.432		0-3 K		0-0 FC1-6 1-2f 2-3		0-0 F8		0-0 1B		4 0 1 0 0 1 4	
Gene Freese, R (1, 5) OBP: 0.345, SLG: 0.509		0-0 L4		0-0 P6		0-0 3B		0-0 5-3		4 0 1 2 0 0 3	
Sparky Anderson, R (1, 4) OBP: 0.277, SLG: 0.242			0-0 F7		0-0 F2	0-0 F8			0-0 SH1-3 HR 1B	4 1 1 0 0 0 1	
Carl Sawatski, L (1, 2) OBP: 0.364, SLG: 0.428			0-0 1B		0-3 K		0-0 L9		0-0 SH1-3 1-2	3 0 1 0 0 1 0	
Don Cardwell, R (1, 1) OBP: 0.067, SLG: 0.114			0-0 F8		0-0 P4		0-3 K		0-0 HR 2-H	4 1 1 2 0 1 1	
Inning Stats	R: 0 E: 0 K: 1 S: 5 H: 0 LOB: 0 BB: 0 P: 5	R: 0 E: 0 K: 2 S: 7 H: 0 LOB: 0 BB: 0 P: 7	R: 0 E: 0 K: 1 S: 6 H: 1 LOB: 1 BB: 0 P: 6	R: 0 E: 1 K: 0 S: 5 H: 1 LOB: 2 BB: 0 P: 5	R: 0 E: 0 K: 1 S: 5 H: 0 LOB: 0 BB: 0 P: 5	R: 3 E: 0 K: 0 S: 7 H: 4 LOB: 1 BB: 0 P: 7	R: 0 E: 0 K: 1 S: 5 H: 0 LOB: 1 BB: 1 P: 9	R: 0 E: 0 K: 1 S: 6 H: 1 LOB: 1 BB: 0 P: 6	R: 2 E: 0 K: 1 S: 6 H: 2 LOB: 0 BB: 1 P: 10	1B: 7 2B: 0 3B: 1 HR: 1 SF: 0 SAC: 1 DP: 0 HBP: 0	WP: 0 PB: 0 SB: 0 CS: 1 PA: 38
PITCHER Bob Buhl, R (1, 1) ERA: 3.02	IP: 9.0 WLS: L BF: 38 H: 9 R: 5 ER: 5 SO: 8 BB: 2 IBB: 0 HBP: 0 BLK: 0 WP: 0 HR: 1 S: 52 P: 60 ERA: 5.00 WHIP: 1.222										

Philadelphia Phillies @ Milwaukee Braves
 Milwaukee County Stadium, Milwaukee, WI

Tue Sep 01 1959, 8:05 PM EDT
 Att. 20,522 - Unknown

AB	35
R	5
H	9
RBI	5
BB	2
SO	8
LOB	14



Batter	1	2	3	4	5	6	7	8	9	AB	R	H	RBI	BB	SO	LOB
Bobby Avila, R OBP: 0.329, SLG: 0.329 (1, 4)	0-0 1B SF4 1B		0-0 6-3		0-0 6-3		0-0 F7			4	1	1	0	0	0	2
Eddie Mathews, L OBP: 0.391, SLG: 0.586 (1, 5)	0-0 G6-4-3 1-3 1B		0-0 HR		4-0 FC5-4 IBB		4-0 FC6-4 BB			2	1	2	1	2	0	0
Hank Aaron, R OBP: 0.404, SLG: 0.662 (1, 8)	0-0 SF4		0-0 6-3		0-0 FC5-4 1-2f		0-0 FC6-4 1-2f			3	0	0	1	0	0	4
Joe Adcock, R OBP: 0.342, SLG: 0.544 (1, 7)	0-0 G6-4-3 1-2f			0-0 5-3		0-0 HR		0-3 K		4	1	1	1	0	1	1
Frank Torre, L OBP: 0.326, SLG: 0.318 (1, 3)		4-0 WP SH1-4 7-2 BB		0-0 F9		0-0 L6		0-0 F9		3	0	0	0	1	0	0
Lee Maye, L OBP: 0.311, SLG: 0.314 (1, 9)		0-0 SH1-4 1-2		0-0 1B		0-0 1-3		0-0 4-3		3	0	1	0	0	0	0
Johnny Logan, R OBP: 0.373, SLG: 0.434 (1, 6)		4-0 BB		0-0 L4		0-0 F8		4-0 G5-4-3 BB		2	0	0	0	2	0	1
Del Crandall, R OBP: 0.296, SLG: 0.396 (1, 2)		0-0 7-2 3-Hf			0-0 6-3 1B		0-3 K		0-0 G5-4-3 1-2f	4	0	1	0	0	1	3
Bob Buhl, R OBP: 0.069, SLG: 0.053 (1, 1)			0-0 1-3		0-0 F3		4-0 BB BB		0-0 P5	2	0	0	0	1	0	1
Mickey Vernon, L OBP: 0.284, SLG: 0.390 (9, PH)										1	0	0	0	0	0	0

Inning Stats	R: 1 E: 0 K: 0 S: 4	H: 2 LOB: 0 BB: 0 P: 4	R: 0 E: 0 K: 0 S: 2	H: 0 LOB: 1 BB: 2 P: 10	R: 1 E: 0 K: 0 S: 4	H: 1 LOB: 0 BB: 0 P: 4	R: 0 E: 0 K: 0 S: 4	H: 1 LOB: 1 BB: 0 P: 4	R: 0 E: 0 K: 0 S: 4	H: 1 LOB: 2 BB: 1 P: 8	R: 1 E: 0 K: 0 S: 4	H: 1 LOB: 0 BB: 0 P: 4	R: 0 E: 0 K: 1 S: 5	H: 0 LOB: 2 BB: 2 P: 13	R: 0 E: 0 K: 1 S: 5	H: 0 LOB: 0 BB: 0 P: 5	R: 0 E: 0 K: 0 S: 2	H: 0 LOB: 0 BB: 1 P: 6	1B: 4 2B: 1 3B: 0 HR: 2	SF: 1 SAC: 1 DP: 3 HBP: 0
---------------------	------------------------------	---------------------------------	------------------------------	----------------------------------	------------------------------	---------------------------------	------------------------------	---------------------------------	------------------------------	---------------------------------	------------------------------	---------------------------------	------------------------------	----------------------------------	------------------------------	---------------------------------	------------------------------	---------------------------------	----------------------------------	------------------------------------

PITCHER Don Cardwell, R ERA: 3.66 (1, 1)	IP 9.0	WLS W	BF 36	H 6	R 3	ER 3	SO 2	BB 5	IBB 1	HBP 0	BLK 0	WP 1	HR 2	S 34	P 58	ERA 3.00	WHIP 1.222
PITCHER	IP	WLS	BF	H	R	ER	SO	BB	IBB	HBP	BLK	WP	HR	S	P	ERA	WHIP

BOTTOM

Philadelphia Phillies @ Milwaukee Braves
Milwaukee County Stadium, Milwaukee, WI

AB	28
R	3
H	6
RBI	3
BB	6
SO	2
LOB	12



WP: 1	PA: 36
PB: 0	
SB: 0	
CS: 0	

Tue Sep 01 1959, 8:05 PM EDT
Att. 20,522 - Unknown

livebaseballscores.com

Batter	1	2	3	4	5	6	7	8	9	AB	R	H	RBI	BB	SO	LOB
Bill Bruton, L (1, 8) OBP: 0.346, SLG: 0.417	0-0 F7		0-0 SF7			0-0 L8		0-0 1B 2B 1B		3	1	1	1	0	0	0
Bobby Avila, R (1, 4) OBP: 0.328, SLG: 0.327	0-0 6-3		0-0 F7			0-0 F8		0-0 1-2 2B 1B		4	0	1	0	0	0	0
Eddie Mathews, L (1, 5) OBP: 0.392, SLG: 0.585	0-0 1B			0-0 P6		0-0 HR 1B		0-0 F9		4	1	2	0	0	0	2
Hank Aaron, R (1, 9) OBP: 0.403, SLG: 0.665	0-0 F7			0-0 P6		0-0 HR		0-0 P6		4	1	1	2	0	0	3
Joe Adcock, R (1, 7) OBP: 0.341, SLG: 0.544		0-3 K		0-3 K		0-0 6-3		0-0 1-3 2-H 2B		4	0	1	1	0	2	0
Frank Torre, L (1, 3) OBP: 0.325, SLG: 0.321		0-3 K			0-0 1B 2B		0-0 3-1	0-0 F9		4	1	1	0	0	1	2
Johnny Logan, R (1, 6) OBP: 0.370, SLG: 0.430		0-0 4-3			0-0 6-3		0-0 F7		0-0 P6	4	0	0	0	0	0	1
Del Crandall, R (1, 2) OBP: 0.298, SLG: 0.400			0-0 L7		0-0 1B		0-0 2B	0-0 F7		4	0	2	1	0	0	0
Lew Burdette, R (1, 1) OBP: 0.286, SLG: 0.314 Juan Pizarro, L (6, 1) OBP: 0.143, SLG: 0.094 Red Schoendienst, S (7, PH) Don McMahon, R (8, 1) OBP: 0.375, SLG: 0.286 Joey Jay, S (8, 1) OBP: 0.179, SLG: 0.115 Mickey Vernon, L (9, PH) OBP: 0.281, SLG: 0.388			0-0 SF7 3B		0-3 K		0-0 1-3		0-3 K	2	1	1	0	0	1	0

Inning Stats	R: 0	H: 1	E: 0	LOB: 1	K: 0	BB: 0	S: 4	P: 4	R: 0	H: 0	E: 0	LOB: 0	K: 2	BB: 0	S: 7	P: 7	R: 1	H: 1	E: 0	LOB: 0	K: 0	BB: 0	S: 4	P: 4	R: 0	H: 0	E: 0	LOB: 0	K: 1	BB: 0	S: 5	P: 5	R: 1	H: 2	E: 0	LOB: 0	K: 1	BB: 0	S: 6	P: 6	R: 2	H: 2	E: 0	LOB: 0	K: 0	BB: 0	S: 5	P: 5	R: 0	H: 1	E: 0	LOB: 1	K: 0	BB: 0	S: 4	P: 4	R: 1	H: 3	E: 0	LOB: 2	K: 0	BB: 0	S: 6	P: 6	R: 0	H: 0	E: 0	LOB: 0	K: 1	BB: 0	S: 5	P: 5
PITCHER Robin Roberts, R (1, 1) ERA: 4.63	IP	WLS	BF	H	R	ER	SO	BB	IBB	HBP	BLK	WP	HR	S	P	ERA	WHIP	IP	WLS	BF	H	R	ER	SO	BB	IBB	HBP	BLK	WP	HR	S	P	ERA	WHIP	IP	WLS	BF	H	R	ER	SO	BB	IBB	HBP	BLK	WP	HR	S	P	ERA	WHIP																					

BOTTOM

Philadelphia Phillies @ Milwaukee Braves
Milwaukee County Stadium, Milwaukee, WI

Wed Sep 02 1959, 8:05 PM EDT
 Att. 18,047 - Unknown

livebaseballscorecards.com

AB	35
R	5
H	10
RBI	5
BB	0
SO	5
LOB	9



WP: 0	PA: 36
PB: 0	
SB: 0	
CS: 0	

Batter	1	2	3	4	5	6	7	8	9	AB R H RBI BB SO LOB	TOP											
Bill Bruton, L (1, 8) OBP: 0.344, SLG: 0.414	0-0 F9			0-0 5-3		0-0 1B 1-2 2-H	0-0 F9		0-0 3-1	5 1 1 0 0 0 3												
Eddie Mathews, L (1, 5) OBP: 0.395, SLG: 0.585	0-0 L9			4-0 G6-3 BB		0-0 1B 1-3 2-H		0-0 2B 1B	4-0 2B BB	3 1 2 1 2 0 0												
Hank Aaron, R (1, 9) OBP: 0.405, SLG: 0.668	0-0 5-3			0-0 G6-3 1-2f		0-0 1B 1-2 3-H		0-0 2B 1-3	0-0 2B 1-H 3-H	5 0 3 3 0 0 1												
Joe Adcock, R (1, 7) OBP: 0.340, SLG: 0.540			0-0 F8		0-0 6-3	0-0 1B 1-2 2-3		0-0 F2	0-0 F7	4 0 1 0 0 0 2												
Andy Paiko, R (8, 7) OBP: 0.296, SLG: 0.313										1 0 0 0 0 0 1												
Frank Torre, L (1, 3) OBP: 0.327, SLG: 0.321			0-0 1-3		0-0 1B L5-3	0-0 L8		4-0 1B		3 0 1 0 1 0 3												
Johnny Logan, R (1, 6) OBP: 0.367, SLG: 0.426			0-0 6-3		0-0 L5-3 1-2		0-0 P3	0-0 P3		4 0 0 0 0 0 4												
Bobby Avila, R (1, 4) OBP: 0.327, SLG: 0.323				0-0 F2		4-0 1B SH1-3 BB	0-0 P6	0-0 G3		3 0 0 0 1 0 3												
Del Crandall, R (1, 2) OBP: 0.300, SLG: 0.404			0-3 K		0-3 K	0-0 SH1-3 1-2	0-0 1B 1B		0-0 3-1 2B 2B	3 1 2 0 0 1 0												
Warren Spahn, L (1, 1) OBP: 0.253, SLG: 0.315			0-3 K		0-3 K	0-0 1B 1B	0-0 1B 1-2		0-0 P6	4 1 2 0 0 1 1												
Inning Stats	R: 0 E: 0 K: 0 S: 3	H: 0 LOB: 0 BB: 0 P: 3	R: 0 E: 0 K: 0 S: 3	H: 0 LOB: 0 BB: 0 P: 3	R: 0 E: 0 K: 2 S: 7	H: 0 LOB: 0 BB: 0 P: 7	R: 0 E: 0 K: 0 S: 2	H: 0 LOB: 0 BB: 1 P: 6	R: 0 E: 0 K: 0 S: 3	H: 1 LOB: 0 BB: 0 P: 3	R: 2 E: 0 K: 0 S: 7	H: 5 LOB: 3 BB: 1 P: 11	R: 0 E: 0 K: 0 S: 5	H: 2 LOB: 2 BB: 0 P: 5	R: 0 E: 0 K: 0 S: 5	H: 2 LOB: 3 BB: 1 P: 9	R: 2 E: 0 K: 0 S: 5	H: 2 LOB: 1 BB: 1 P: 9	1B: 9 2B: 4 3B: 0 HR: 0	SF: 0 SAC: 1 DP: 2 HBP: 0	WP: 0 PB: 0 SB: 0 CS: 0	PA: 40
PITCHER	IP WLS BF H R ER SO BB IBB HBP BLK WP HR S P ERA WHIP																					
Bob Purkey, R (1, 1) ERA: 4.6	7.0 L 30 10 2 2 2 2 2 0 0 0 0 0 32 40 2.57 1.714																					
Brooks Lawrence, R (8, 1) ERA: 4.83	1.0 4 0 0 0 0 0 0 0 1 0 0 0 0 3 7 0.00 0.000																					
Orlando Pena, R (9, 1) ERA: 4.97	1.0 6 2 2 2 0 1 0 0 0 0 0 0 0 5 9 18.00 3.000																					

Milwaukee Braves @ Cincinnati Redlegs
Crosley Field, Cincinnati, OH
Fri Sep 04 1959, 7:05 PM EDT
Att: 19,524 - Unknown

AB	35
R	4
H	12
RBI	4
BB	4
SO	2
LOB	18



WP: 0	PA: 40
PB: 0	
SB: 0	
CS: 0	

ERA	WHIP

livebaseballscorecards.com

Batter	1	2	3	4	5	6	7	8	9	AB R H RBI BB SO LOB	TOP
Bill Bruton, L (1, 8) OBP: 0.343, SLG: 0.418	0-3 			0-0 		0-3 			0-0 	4 1 1 0 0 2 0	Milwaukee Braves @ Cincinnati Redlegs Crosley Field, Cincinnati, OH Sat Sep 05 1959, 3:33 AM EDT Att. 7,359 - Unknown livebaseballscorecards.com AB 31 R 1 H 4 RBI 1 BB 1 SO 5 LOB 8
Eddie Mathews, L (1, 5) OBP: 0.396, SLG: 0.584	0-0 			0-0 		0-0 		4-0 	3 0 1 1 1 0 0		
Hank Aaron, R (1, 9) OBP: 0.404, SLG: 0.665	0-0 			0-0 			0-0 	0-0 	4 0 1 0 0 0 1		
Joe Adcock, R (1, 7) OBP: 0.336, SLG: 0.534		0-0 		0-3 			0-0 	0-0 	4 0 0 0 0 1 3		
Frank Torre, L (1, 3) OBP: 0.323, SLG: 0.316		0-0 		0-0 			0-0 	0-0 	4 0 0 0 0 0 3		
Johnny Logan, R (1, 6) OBP: 0.364, SLG: 0.423		0-0 			0-0 			0-0 	3 0 0 0 0 0 0		
Bobby Avila, R (1, 4) OBP: 0.323, SLG: 0.319			0-3 		0-0 			0-0 	3 0 0 0 0 1 0		
Del Crandall, R (1, 2) OBP: 0.300, SLG: 0.405			0-0 		0-0 			0-0 	3 0 1 0 0 0 0		
Bob Rush, R (1, 1) OBP: 0.194, SLG: 0.194 Joey Jay, S (3, 1) OBP: 0.172, SLG: 0.111 Mickey Vernon, L (8, PH) OBP: 0.278, SLG: 0.381 Don McMahon, R (8, 1) OBP: 0.375, SLG: 0.286			0-3 			0-0 		0-0 	1 0 0 0 0 1 0 1 0 0 0 0 0 0 1 0 0 0 0 0 1 0 0 0 0 0 0 0		
Inning Stats	R: 0 H: 0 E: 0 LOB: 0 K: 1 BB: 0 S: 5 P: 5	R: 0 H: 0 E: 0 LOB: 0 K: 0 BB: 0 S: 3 P: 3	R: 0 H: 0 E: 0 LOB: 0 K: 2 BB: 0 S: 7 P: 7	R: 1 H: 2 E: 0 LOB: 1 K: 1 BB: 0 S: 7 P: 7	R: 0 H: 0 E: 0 LOB: 0 K: 0 BB: 0 S: 3 P: 3	R: 0 H: 0 E: 0 LOB: 0 K: 1 BB: 0 S: 5 P: 5	R: 0 H: 0 E: 0 LOB: 0 K: 0 BB: 0 S: 3 P: 3	R: 0 H: 1 E: 0 LOB: 1 K: 0 BB: 0 S: 4 P: 4	R: 0 H: 1 E: 0 LOB: 2 K: 0 BB: 1 S: 4 P: 8	1B: 2 SF: 0 2B: 1 SAC: 0 3B: 1 DP: 0 HR: 0 HBP: 0	
PITCHER Jay Hook, R (1, 1) ERA: 3.41	IP WLS BF H R ER SO BB IBB HBP BLK WP HR S P ERA WHIP 9.0 W 32 4 1 1 5 1 0 0 0 0 0 0 41 45 1.00 0.556										

Milwaukee Braves @ Cincinnati Redlegs
 Crosley Field, Cincinnati, OH

Sun Sep 06 1959, 3:33 AM EDT
 Att: 21,123 - Unknown

AB	34
R	6
H	10
RBI	5
BB	6
SO	2
LOB	17



Batter	1	2	3	4	5	6	7	8	9	AB	R	H	RBI	BB	SO	LOB
Felix Mantilla, R (1, 4) OBP: 0.267, SLG: 0.270	0-3 K	0-0 F9		0-0 F8		0-0 1B		0-0 1-3		5	0	1	1	0	1	2
Eddie Mathews, L (1, 5) OBP: 0.396, SLG: 0.582	0-0 1B		0-3 K		0-0 F2	0-0 1B		0-0 F2		5	0	2	1	0	1	0
Hank Aaron, R (1, 8) OBP: 0.402, SLG: 0.661	0-0 1B		0-0 F8		0-0 F2	0-0 G6-4-3				5	0	1	0	0	0	2
Joe Adcock, R (1, 7) OBP: 0.339, SLG: 0.536	0-0 G6-4-3		0-0		4-0 FC6-4		0-0 FC5		0-0 L3	2	0	1	0	1	0	2
Bill Bruton, L (6, 8) OBP: 0.344, SLG: 0.418	0-0 1B		0-0		BB		SH1-4			2	0	1	0	0	0	0
Ray Boone, R (1, 3) OBP: 0.401, SLG: 0.377		0-0 F6	4-0 BB		0-0 FC6-4		0-0 SH1-4		0-0 HR	3	1	1	1	1	0	1
Andy Pafo, R (1, 9) OBP: 0.299, SLG: 0.311		0-0 BB	0-0 5-3			4-0 SH	0-0 F3		0-0 5-3	4	2	1	0	1	0	3
Johnny Logan, R (1, 6) OBP: 0.367, SLG: 0.423		4-0 BB		0-0 F7		0-0 E	4-0 SH			2	2	1	0	2	0	0
Del Crandall, R (1, 2) OBP: 0.300, SLG: 0.404		0-0 F7		4-0 BB		0-0 SH	0-0 FC5			2	1	0	0	1	0	4
Juan Pizarro, L (1, 1) OBP: 0.154, SLG: 0.139		0-0 2B		0-0 F2		0-0 L3		0-0 4-3		4	0	1	2	0	0	3

Inning Stats	R: 0	H: 2	R: 2	H: 2	R: 0	H: 1	R: 0	H: 0	R: 3	H: 3	R: 0	H: 1	R: 0	H: 0	R: 1	H: 1	1B: 7	SF: 0	WP: 0	PA: 42
	E: 0	LOB: 1	E: 0	LOB: 1	E: 0	LOB: 2	E: 0	LOB: 1	E: 1	LOB: 1	E: 0	LOB: 2	E: 0	LOB: 0	E: 0	LOB: 0	2B: 2	SAC: 2	PB: 0	
	K: 1	BB: 0	K: 0	BB: 1	K: 1	BB: 1	K: 0	BB: 1	K: 0	BB: 1	K: 0	BB: 1	K: 0	BB: 0	K: 0	BB: 0	3B: 0	DP: 2	SB: 0	
	S: 6	P: 6	S: 5	P: 9	S: 6	P: 10	S: 3	P: 7	S: 6	P: 10	S: 4	P: 8	S: 3	P: 3	S: 4	P: 4	HR: 1	HBP: 0	CS: 0	

PITCHER	IP	WLS	BF	H	R	ER	SO	BB	IBB	HBP	BLK	WP	HR	S	P	ERA	WHIP
Jim O'Toole, L (1, 1) ERA: 4.9	5.1	L	29	8	5	5	2	5	0	0	0	0	0	28	48	8.44	2.438
Jim Brosnan, R (6, 1) ERA: 3.93	2.2		9	1	0	0	0	1	0	0	0	0	0	8	12	0.00	0.750
Willard Schmidt, R (9, 1) ERA: 4.14	1.0		4	1	1	1	0	0	0	0	0	0	1	4	4	9.00	1.000

WP: 0	PA: 42
PB: 0	
SB: 0	
CS: 0	

PITCHER	IP	WLS	BF	H	R	ER	SO	BB	IBB	HBP	BLK	WP	HR	S	P	ERA	WHIP
---------	----	-----	----	---	---	----	----	----	-----	-----	-----	----	----	---	---	-----	------

Batter	1	2	3	4	5	6	7	8	9	AB	R	H	RBI	BB	SO	LOB
Johnny Temple, R (1, 4) OBP: 0.391, SLG: 0.432	1-0 FC4-6 HBP		0-0 F8			0-0 P5		0-0 L7		3	0	0	0	0	0	1
Vada Pinson, L (1, 8) OBP: 0.383, SLG: 0.525	0-0 FC4-6 1-2f			0-0 5-3		0-0 P5		0-0 1B		4	0	1	0	0	0	1
Gus Bell, L (1, 9) OBP: 0.324, SLG: 0.451	0-0 F8			0-0 F7		0-0 L3		0-0 3-1		4	0	0	0	0	0	3
Frank Robinson, R (1, 7) OBP: 0.396, SLG: 0.594	0-0 F9			0-0 1B			0-3 K		0-0 HR	4	1	2	1	0	1	1
Frank Thomas, R (1, 3) OBP: 0.275, SLG: 0.368		0-0 F9		0-0 F3			0-0 6-3		0-0 F7	4	0	0	0	0	0	1
Willie Jones, R (1, 5) OBP: 0.341, SLG: 0.429		0-0 F7			4-0 BB BB BB	4-0 G4-6-3 BB		0-0 5-3	4-0 BB BB BB	2	0	0	0	2	0	0
Ed Bailey, L (1, 2) OBP: 0.365, SLG: 0.382		0-0 G3			0-0 G4-6-3 1-2f	0-0 G4-6-3		0-0 1B 2B	0-0 F9	4	1	1	0	0	0	2
Eddie Kasko, R (1, 6) OBP: 0.295, SLG: 0.340			0-3 K		0-0 2B	0-0 2B		0-0 1B 1B	0-0 2B	4	0	3	1	0	1	0
Jim O'Toole, S (1, 1) OBP: 0.231, SLG: 0.143			0-3 K		0-0 F9			0-0 F2	0-3 K	2	0	0	0	0	1	1
Jim Brosnan, R (6, 1) OBP: 0.154, SLG: 0.200										0	0	0	0	0	0	0
Jim Pendleton, R (8, PH) OBP: 0.304, SLG: 0.356										1	0	0	0	0	0	1
Willard Schmidt, R (9, 1) OBP: 0.333, SLG: 0.091										0	0	0	0	0	0	0
Pete Whisenant, R (9, PH) OBP: 0.321, SLG: 0.486										1	0	0	0	0	1	2

Inning Stats	R: 0	H: 0	E: 0	K: 0	S: 3	R: 0	H: 0	E: 0	K: 0	S: 3	R: 0	H: 0	E: 0	K: 2	S: 7	R: 0	H: 1	E: 0	K: 0	S: 4	R: 0	H: 1	E: 0	K: 0	S: 3	R: 0	H: 0	E: 0	K: 1	S: 5	R: 1	H: 3	E: 0	K: 0	S: 6	R: 1	H: 2	E: 0	K: 1	S: 7	1B: 3	SF: 0	2B: 3	SAC: 0	3B: 0	DP: 1	HR: 1	HBP: 1	WP: 0	PA: 36
PITCHER Juan Pizarro, L (1, 1) ERA: 3.8	IP	WLS	BF	H	R	ER	SO	BB	IBB	HBP	BLK	WP	HR	S	P	ERA	WHIP	IP	WLS	BF	H	R	ER	SO	BB	IBB	HBP	BLK	WP	HR	S	P	ERA	WHIP																

BOTTOM

Milwaukee Braves @ Cincinnati Redlegs
Crosley Field, Cincinnati, OH
Sun Sep 06 1959, 3:33 AM EDT
Att. 21,123 - Unknown

AB	33
R	2
H	7
RBI	2
BB	2
SO	4
LOB	13



WP: 0	PA: 36
PB: 0	
SB: 0	
CS: 0	

livebaseballscorecards.com

Batter	1	2	3	4	5	6	7	8	9	AB R H RBI BB SO LOB	TOP	
Bob Skinner, L (1, 7) OBP: 0.353, SLG: 0.395	0-0 4-3 1B 2B		0-0 F9		0-0 3-1			0-0 F8		4 1 1 0 0 0 1	Pittsburgh Pirates @ Milwaukee Braves Milwaukee County Stadium, Milwaukee, WI Mon Sep 07 1959, 4:33 AM EDT Unknown livebaseballscorecards.com	
Dick Groat, R (1, 6) OBP: 0.309, SLG: 0.360	0-0 1-3		0-0 4-3			0-0 F6		0-0 5-3		4 0 0 0 0 0 1		
Roberto Clemente, R (1, 9) OBP: 0.317, SLG: 0.393	0-0 4-3 2-3			0-0 F2		0-0 6-3			0-0 5-3	4 0 0 0 0 0 1		
Dick Stuart, R (1, 3) OBP: 0.381, SLG: 0.571	0-0 FC6 1B 3-H			0-0 F8		0-0 1B			0-0 F3	4 0 2 1 0 0 0		
Smoky Burgess, L (1, 2) OBP: 0.357, SLG: 0.506	0-0 FC6 1-2f			0-0 1B		0-0 6-3			4-0 BB	3 0 1 0 1 0 2		
Don Hoak, R (1, 5) OBP: 0.375, SLG: 0.410		0-0 G1-6-3 1B		0-3 K			0-0 6-3		0-0 G3	4 0 1 0 0 1 2		
Bill Mazerowski, R (1, 4) OBP: 0.284, SLG: 0.337		0-0 L9			0-0 1B		0-0 F8			3 0 1 0 0 0 1		
Bill Virdon, L (1, 8) OBP: 0.319, SLG: 0.333		0-0 G1-6-3 1-2f			0-0 P7		0-0 F9			3 0 0 0 0 0 2		
Bob Friend, R (1, 1) OBP: 0.176, SLG: 0.167 Bob Porterfield, R (3, 1) Harry Simpson, L (5, PH) Ron Kline, R (5, 1) Dick Schofield, S (8, PH) Don Gross, L (8, 1)			0-0 F6		0-3 K			0-0 3-1		1 0 0 0 0 0 0 0 0 0 0 0 0 0 0 0 1 0 0 0 0 0 1 1 0 0 0 0 0 0 0 0 1 0 0 0 0 0 0 0 0 0 0 0 0 0 0 0		
Inning Stats	R: 1 H: 2 E: 0 LOB: 1 K: 0 BB: 0 S: 5 P: 5	R: 0 H: 1 E: 0 LOB: 0 K: 0 BB: 0 S: 3 P: 3	R: 0 H: 0 E: 0 LOB: 0 K: 0 BB: 0 S: 3 P: 3	R: 0 H: 1 E: 0 LOB: 1 K: 1 BB: 0 S: 6 P: 6	R: 0 H: 1 E: 0 LOB: 1 K: 1 BB: 0 S: 6 P: 6	R: 0 H: 1 E: 0 LOB: 1 K: 0 BB: 0 S: 4 P: 4	R: 0 H: 0 E: 0 LOB: 0 K: 0 BB: 0 S: 3 P: 3	R: 0 H: 0 E: 0 LOB: 0 K: 0 BB: 0 S: 3 P: 3	R: 0 H: 0 E: 0 LOB: 1 K: 0 BB: 1 S: 3 P: 7	1B: 5 SF: 0 2B: 1 SAC: 0 3B: 0 DP: 1 HR: 0 HBP: 0	WP: 0 PA: 33 PB: 0 SB: 0 CS: 0	
PITCHER Lew Burdette, R (1, 1) ERA: 4.01	IP WLS BF H R ER SO BB IBB HBP BLK WP HR S P ERA WHIP											PITCHER IP WLS BF H R ER SO BB IBB HBP BLK WP HR S P ERA WHIP
	9.0 W 33 6 1 1 2 1 0 0 0 0 0 0 36 40 1.00 0.778											

Pittsburgh Pirates @ Milwaukee Braves
Milwaukee County Stadium, Milwaukee, WI
 Mon Sep 07 1959, 4:33 AM EDT
 Unknown

AB	32
R	1
H	6
RBI	1
BB	1
SO	2
LOB	11



Batter	1	2	3	4	5	6	7	8	9
Bill Bruton, L OBP: 0.345, SLG: 0.418 (1, 8) X	0-0 6-3	0-0 2B 2-H 1B		0-0 6-3	0-0 1B E 1B		0-0 4-3		
Eddie Mathews, L OBP: 0.398, SLG: 0.584 (1, 5) X	0-0 HR 1B	0-0 1-3 2B		0-0 1B 1B 1B	0-0 E3 1B 1-2			0-3 K	
Hank Aaron, R OBP: 0.404, SLG: 0.665 (1, 9) X	0-0 1-H HR	4-0 IBB		0-3 K	0-0 1-2 2-3 1B			0-0 F5	
Joe Adcock, R OBP: 0.342, SLG: 0.540 (1, 3) X John DeMerit, R (8, PR) Frank Torre, L OBP: 0.323, SLG: 0.316 (9, 3) X	0-0 FC5-4 2B	0-3 K		0-0 1-2 1B 1B	0-0 F8			0-0 1B	
Lee Maye, L OBP: 0.316, SLG: 0.352 (1, 7) X	0-0 5-3			0-0 HR 1-2 2-3 1B				0-0 F9	
Johnny Logan, R OBP: 0.366, SLG: 0.422 (1, 6) X	0-0 FC5-4 2-3			0-0 FC6-4 1B	0-0 F6			0-0 4-3	
Del Crandall, R OBP: 0.302, SLG: 0.410 (1, 2) X		0-3 K		0-0 F5				4-0 HR CS BB	
Felix Mantilla, R OBP: 0.267, SLG: 0.269 (1, 4) X		0-0 S 1B		0-0 F7	0-0 L1-3			0-0 CS 1-2	0-0 F4
Lew Burdette, R OBP: 0.245, SLG: 0.300 (1, 1) X		0-0 F3		0-0 FC6-4 1-2f	0-3 K			0-0 F3	

Inning Stats	R: 2	H: 3	E: 0	LOB: 1	K: 0	P: 6	R: 1	H: 3	E: 0	LOB: 3	K: 2	P: 6	R: 1	H: 2	E: 0	LOB: 1	K: 0	P: 5	R: 0	H: 3	E: 0	LOB: 3	K: 1	P: 8	R: 1	H: 3	E: 1	LOB: 3	K: 1	P: 9	R: 0	H: 0	E: 0	LOB: 0	K: 0	P: 6	R: 0	H: 0	E: 0	LOB: 0	K: 0	P: 3	R: 0	H: 1	E: 0	LOB: 1	K: 1	P: 6
	S: 6	BB: 0	S: 10	BB: 1	S: 10	BB: 1	S: 10	BB: 1	S: 10	BB: 1	S: 10	BB: 1	S: 10	BB: 1	S: 10	BB: 1	S: 10	BB: 1	S: 10	BB: 1	S: 10	BB: 1	S: 10	BB: 1	S: 10	BB: 1	S: 10	BB: 1	S: 10	BB: 1	S: 10	BB: 1	S: 10	BB: 1	S: 10	BB: 1	S: 10	BB: 1	S: 10	BB: 1	S: 10	BB: 1	S: 10	BB: 1	S: 10	BB: 1	S: 10	BB: 1

AB	R	H	RBI	BB	SO	LOB	
5	0	2	1	0	0	0	
5	1	3	0	0	1	1	
4	1	2	2	1	1	1	
5	0	3	0	0	1	6	
0	0	0	0	0	0	0	
0	0	0	0	0	0	0	
5	1	2	1	0	0	2	
4	0	1	0	0	0	4	
3	1	1	1	1	1	1	
4	1	1	0	0	0	1	
4	0	0	0	0	1	2	
1B: 10	SF: 0	2B: 2	SAC: 0	3B: 0	DP: 0	HR: 3	HBP: 0

BOTTOM

Pittsburgh Pirates @ Milwaukee Braves
Milwaukee County Stadium, Milwaukee, WI

Mon Sep 07 1959, 4:33 AM EDT
Unknown

livebaseballscorecards.com

AB	39
R	5
H	15
RBI	5
BB	2
SO	5
LOB	18



WP: 0	PA: 42
PB: 0	
SB: 1	
CS: 1	

PITCHER	IP	WLS	BF	H	R	ER	SO	BB	IBB	HBP	BLK	WP	HR	S	P	ERA	WHIP
Bob Friend, R ERA: 3.89 (1, 1)	2.0	L	15	8	4	4	2	0	0	0	0	0	2	18	22	18.00	4.000
Bob Porterfield, R ERA: 5.48 (3, 1)	2.0		9	3	0	0	1	0	0	0	0	0	0	11	11	0.00	1.500
Ron Kline, R ERA: 4.37 (5, 1)	3.0		13	3	1	1	1	1	0	0	0	0	1	14	18	3.00	1.333
Don Gross, L ERA: 3.81 (8, 1)	1.0		4	1	0	0	1	0	0	0	0	0	0	6	6	0.00	1.000

Batter	1	2	3	4	5	6	7	8	9	AB R H RBI BB SO LOB	TOP											
Dick Schofield, S (1, 6) OBP: 0.306, SLG: 0.333	0-3 K	0-0 4-1			0-0 P8			0-3 K		4 0 0 0 0 2 1	Pittsburgh Pirates @ Milwaukee Braves Milwaukee County Stadium, Milwaukee, WI Mon Sep 07 1959, 4:38 AM EDT Att: 26,910 - Unknown											
Bob Skinner, L (1, 7) OBP: 0.353, SLG: 0.394	0-0 1B		0-0 F4		0-0 P9		0-0 4-3		4 1 1 0 0 0 0													
Harry Simpson, L (1, 9) OBP: 0.252, SLG: 0.384	0-3 K		0-0 6-3		0-0 E4		0-0 2B		4 0 1 0 0 1 1													
Dick Stuart, R (1, 3) OBP: 0.380, SLG: 0.567	0-0 1B		0-0 5-3		0-0 F7		0-0 F6		4 0 1 0 0 0 2													
Bill Mazeroski, R (1, 4) OBP: 0.291, SLG: 0.340	0-0 1B		0-0 CS		4-0 BB		4-0 1B		2 0 2 1 2 0 0													
Don Hoak, R (1, 5) OBP: 0.375, SLG: 0.409	0-0 4-3		0-3 K		0-0 F9		0-0 G4-6-3		4 0 1 0 0 1 5													
Roman Mejias, R (1, 8) OBP: 0.310, SLG: 0.333		0-3 K		0-0 F7		0-0 5-3		0-0 F8	4 0 0 0 0 1 2													
Hank Foiles, R (1, 2) OBP: 0.257, SLG: 0.303		0-0 1B		0-0 K		0-0 F8		0-0 G4-6-3	3 0 1 0 0 1 0													
Smoky Burgess, L (9, PH) OBP: 0.356, SLG: 0.504		0-3 K		0-3 K		0-0 6-3		1-2f	1 0 0 0 0 0 2													
Bennie Daniels, L (1, 1) OBP: 0.412, SLG: 0.552									0 0 0 0 0 0 0													
Fred Green, R (1, 1)									2 0 0 0 0 2 1													
Rocky Nelson, L (7, PH) OBP: 0.373, SLG: 0.452									1 0 0 0 0 0 0													
Roy Face, R (7, 1) OBP: 0.250, SLG: 0.250									0 0 0 0 0 0 0													
Inning Stats	R: 1 E: 0 K: 2 S: 10	H: 3 LOB: 2 BB: 0 P: 10	R: 0 E: 0 K: 2 S: 8	H: 1 LOB: 1 BB: 0 P: 8	R: 0 E: 0 K: 0 S: 3	H: 0 LOB: 0 BB: 0 P: 3	R: 0 E: 0 K: 1 S: 5	H: 1 LOB: 0 BB: 0 P: 5	R: 0 E: 0 K: 0 S: 7	H: 0 LOB: 0 BB: 0 P: 7	R: 0 E: 1 K: 0 S: 4	H: 0 LOB: 2 BB: 1 P: 8	R: 0 E: 0 K: 0 S: 3	H: 0 LOB: 0 BB: 0 P: 3	R: 0 E: 0 K: 1 S: 6	H: 1 LOB: 1 BB: 0 P: 6	R: 0 E: 0 K: 0 S: 3	H: 1 LOB: 1 BB: 1 P: 7	1B: 6 2B: 2 3B: 0 HR: 0	SF: 0 SAC: 0 DP: 2 HBP: 0	WP: 0 PB: 0 SB: 0 CS: 1	PA: 35
PITCHER Bob Buhl, R (1, 1) ERA: 2.91	IP: 9.0 WLS: W BF: 35 H: 7 R: 1 ER: 1 SO: 8 BB: 2 IBB: 0 HBP: 0 BLK: 0 WP: 0 HR: 0 S: 49 P: 57 ERA: 1.00 WHIP: 1.000																					

AB	33
R	1
H	7
RBI	1
BB	2
SO	8
LOB	14



Batter	1	2	3	4	5	6	7	8	9	AB	R	H	RBI	BB	SO	LOB
Bill Bruton, L OBP: 0.346, SLG: 0.417 (1, 8)	0-0 1B WP 1B PB	0-0 F2			4-0 CS BB		0-0 6-3			3	1	1	0	1	0	0
Eddie Mathews, L OBP: 0.397, SLG: 0.581 (1, 5)	4-0 WP 1B 1B BB	0-0 3-1			0-0 P9		0-0 F3			3	1	0	0	1	0	1
Hank Aaron, R OBP: 0.403, SLG: 0.662 (1, 9)	0-0 1B WP 1B		0-0 4-3		0-0 F9		0-0 3-1			4	1	1	0	0	0	0
Joe Adcock, R OBP: 0.347, SLG: 0.544 (1, 3)	0-0 2B 1B		0-0 G6-3 BB		0-0 1B 2B		0-0 5-3			3	1	2	2	1	0	0
Lee Maye, L OBP: 0.313, SLG: 0.358 (1, 7)	0-0 1-3 2B		0-0 G6-3		0-0 F6		0-3 K			4	0	1	0	0	1	2
Johnny Logan, R OBP: 0.368, SLG: 0.420 (1, 6)	0-3 K			4-0 5-3 BB		4-0 1B IBB		0-0 F8		2	0	0	0	2	1	2
Del Crandall, R OBP: 0.302, SLG: 0.408 (1, 2)	4-0 L6-3 IBB			0-0 5-3		0-0 F3				2	0	0	0	1	0	3
Felix Mantilla, R OBP: 0.268, SLG: 0.270 (1, 4)	0-0 L6-3			0-0 4-3		0-0 1B				3	0	1	1	0	0	4
Bob Buhl, R OBP: 0.066, SLG: 0.050 (1, 1)		0-0 1-3		0-0 F7		0-0 4-3				3	0	0	0	0	0	3

Inning Stats	R: 3	H: 4	E: 0	K: 1	S: 8	LOB: 2	BB: 2	P: 16	R: 0	H: 0	E: 0	K: 0	S: 3	LOB: 0	BB: 0	P: 3	R: 0	H: 0	E: 0	K: 0	S: 2	LOB: 0	BB: 1	P: 6	R: 0	H: 0	E: 0	K: 0	S: 3	LOB: 1	BB: 1	P: 7	R: 0	H: 2	E: 0	K: 0	S: 5	LOB: 2	BB: 1	P: 9	R: 0	H: 0	E: 0	K: 0	S: 3	LOB: 0	BB: 0	P: 3	R: 0	H: 0	E: 0	K: 1	S: 5	LOB: 0	BB: 0	P: 5
--------------	------	------	------	------	------	--------	-------	-------	------	------	------	------	------	--------	-------	------	------	------	------	------	------	--------	-------	------	------	------	------	------	------	--------	-------	------	------	------	------	------	------	--------	-------	------	------	------	------	------	------	--------	-------	------	------	------	------	------	------	--------	-------	------

PITCHER	IP	WLS	BF	H	R	ER	SO	BB	IBB	HBP	BLK	WP	HR	S	P	ERA	WHIP
Bennie Daniels, R ERA: 5.46 (1, 1)	0.0	L	4	3	3	3	0	1	0	0	0	1	0	3	7	∞	∞
Fred Green, L ERA: 2.67 (1, 1)	6.0		23	3	1	1	1	3	2	0	0	0	0	20	40	1.50	1.000
Roy Face, R ERA: 2.5 (7, 1)	2.0		6	0	0	0	1	0	0	0	0	0	0	8	8	0.00	0.000

BOTTOM

Pittsburgh Pirates @ Milwaukee Braves
Milwaukee County Stadium, Milwaukee, WI

Mon Sep 07 1959, 4:38 AM EDT
 Att. 26,910 - Unknown

livebaseballscores.com

AB	27
R	4
H	6
RBI	3
BB	6
SO	2
LOB	15



1B: 4	SF: 0	WP: 1	PA: 33
2B: 3	SAC: 0	PB: 1	
3B: 0	DP: 2	SB: 0	
HR: 0	HBP: 0	CS: 1	

Batter	1	2	3	4	5	6	7	8	9	AB R H RBI BB SO LOB	TOP
Don Blasingame, L (1, 4) OBP: 0.361, SLG: 0.360	0-0 G6-3 1B	0-0 FC6-4			0-0 4-3		0-0 1-3		0-0 1B	5 0 2 0 0 0 3	
Gino Cimoli, R (1, 9) OBP: 0.326, SLG: 0.431	0-3 K		0-0 5-3		0-0 F8		0-0 P4		0-0 L9	5 0 0 0 0 1 3	
Bill White, L (1, 3) OBP: 0.343, SLG: 0.470	0-0 G6-3		0-0 G3		0-0 F8			0-0 FC1-4 1B	0-0 L7	5 0 1 0 0 0 2	
Ken Boyer, R (1, 5) OBP: 0.391, SLG: 0.520		0-0 1-6-3 BB 1B	0-0 6-3		0-0 SH1-3 1B			0-0 FC1-4 1B		4 2 2 0 0 0 1	
Joe Cunningham, L (1, 7) OBP: 0.449, SLG: 0.484		4-0 1-6-3 BB 1B		0-3 K	0-0 SH1-3			0-0 1B		2 1 1 0 1 1 0	
Gene Green, R (1, 2) OBP: 0.275, SLG: 0.362		0-0 1-6-3		0-0 2B	0-3 K			0-0 F9		4 0 1 0 0 1 5	
Curt Flood, R (1, 8) OBP: 0.327, SLG: 0.445		0-0 F3		4-0 BB	0-0 P6			0-0 1B		3 0 1 1 1 0 3	
Alex Grammas, R (1, 6) OBP: 0.333, SLG: 0.336		4-0 1B IBB		0-0 F9	0-0 6-3			0-0 2-3		3 0 0 0 1 0 4	
Ernie Broglio, R (1, 1) OBP: 0.150, SLG: 0.105		0-0 FC6-4 1B		0-3 K	0-0 1-3 1B				0-0 F8	4 0 2 2 0 1 2	
Inning Stats	R: 0 E: 0 K: 1 S: 5 H: 1 LOB: 0 BB: 0 P: 5	R: 2 E: 0 K: 0 S: 5 H: 2 LOB: 2 BB: 2 P: 13	R: 0 E: 0 K: 0 S: 3 H: 0 LOB: 0 BB: 0 P: 3	R: 0 E: 0 K: 2 S: 8 H: 1 LOB: 2 BB: 1 P: 12	R: 0 E: 0 K: 0 S: 3 H: 0 LOB: 0 BB: 0 P: 3	R: 0 E: 0 K: 1 S: 6 H: 1 LOB: 1 BB: 0 P: 6	R: 0 E: 0 K: 0 S: 4 H: 1 LOB: 1 BB: 0 P: 4	R: 1 E: 0 K: 0 S: 6 H: 3 LOB: 2 BB: 0 P: 6	R: 0 E: 0 K: 0 S: 4 H: 1 LOB: 1 BB: 0 P: 4	1B: 9 2B: 1 3B: 0 HR: 0 SF: 0 SAC: 1 DP: 1 HBP: 0	WP: 0 PB: 0 SB: 0 CS: 0 PA: 39
PITCHER Warren Spahn, L (1, 1) ERA: 2.81	IP WLS BF H R ER SO BB IBB HBP BLK WP HR S P ERA WHIP										
	9.0 W 39 10 3 3 4 2 1 0 0 0 0 44 56 3.00 1.333										

St. Louis Cardinals @ Milwaukee Braves
 Milwaukee County Stadium, Milwaukee, WI
 Wed Sep 09 1959, 8:05 PM EDT
 Att: 19,888 - Unknown

livebaseballscorecards.com

AB	35
R	3
H	10
RBI	3
BB	3
SO	4
LOB	23



Batter	1	2	3	4	5	6	7	8	9	AB	R	H	RBI	BB	SO	LOB
Bill Bruton, L OBP: 0.343, SLG: 0.413 (1, 8)	0-0 4-3	0-3 K			0-0 L5			0-3 K		4	0	0	0	0	2	3
Eddie Mathews, L OBP: 0.394, SLG: 0.576 (1, 5)	0-0 4-3		0-3 K		0-0 4-1			0-0 F3		4	0	0	0	0	1	0
Hank Aaron, R OBP: 0.402, SLG: 0.658 (1, 9)	0-3 K		4-0 S BB		0-0 F7			0-3 K2-3		3	0	0	0	1	2	0
Joe Adcock, R OBP: 0.348, SLG: 0.553 (1, 3) John DeMerit, R (9, PR)		0-0 HR	0-3 K		0-3 K			0-0 1B HR 1B		4	1	2	1	0	2	1
Lee Maye, L OBP: 0.304, SLG: 0.347 (1, 7) Frank Torre, L (9, PH) OBP: 0.322, SLG: 0.315		0-3 K	0-0 6-3		0-0 1-3			0-0 P4		3	0	0	0	0	1	1
Johnny Logan, R OBP: 0.389, SLG: 0.419 (1, 6)		4-0 1B BB BB		0-0 P4			0-3 K	0-0 1B HR 1B		3	1	1	0	1	1	0
Del Crandall, R OBP: 0.306, SLG: 0.408 (1, 2)		4-0 1B BB		0-0 F8			4-0 BB	0-0 1B HR 1B		2	1	1	0	2	0	0
Felix Mantilla, R OBP: 0.265, SLG: 0.268 (1, 4) Mickey Vernon, L (7, PH) OBP: 0.275, SLG: 0.376 Bobby Avila, R (8, 4) OBP: 0.326, SLG: 0.335		0-0 F8		0-0 5-3			0-0 P6	0-0 1B HR		2	0	0	0	0	0	2
Warren Spahn, L OBP: 0.255, SLG: 0.316 (1, 1)		0-0 1B		0-3 K			0-0 P6			1	0	0	0	0	0	1

Inning Stats	R: 0	H: 0	E: 0	K: 1	S: 5	R: 1	H: 2	E: 0	K: 2	S: 9	R: 0	H: 0	E: 0	K: 2	S: 7	R: 0	H: 0	E: 0	K: 0	S: 3	R: 0	H: 0	E: 0	K: 1	S: 5	R: 0	H: 0	E: 0	K: 1	S: 5	R: 0	H: 0	E: 0	K: 2	S: 7	R: 4	H: 4	E: 0	K: 0	S: 5	R: 0	H: 1	E: 0	K: 0	S: 5	1B: 4	2B: 0	3B: 0	HR: 2	SF: 0	SAC: 0	DP: 0	HBP: 0	WP: 0	PB: 0	SB: 1	CS: 0	PA: 35
--------------	------	------	------	------	------	------	------	------	------	------	------	------	------	------	------	------	------	------	------	------	------	------	------	------	------	------	------	------	------	------	------	------	------	------	------	------	------	------	------	------	------	------	------	------	------	-------	-------	-------	-------	-------	--------	-------	--------	-------	-------	-------	-------	--------

PITCHER	IP	WLS	BF	H	R	ER	SO	BB	IBB	HBP	BLK	WP	HR	S	P	ERA	WHIP
Ernie Broglio, R ERA: 4.54 (1, 1)	8.1	L	35	6	5	5	10	4	0	0	0	0	2	51	67	5.40	1.200


BOTTOM

St. Louis Cardinals @ Milwaukee Braves
Milwaukee County Stadium, Milwaukee, WI

Wed Sep 09 1959, 8:05 PM EDT
 Att. 19,888 - Unknown

livebaseballscorecards.com

AB	31
R	5
H	6
RBI	5
BB	4
SO	10
LOB	10



Batter	1	2	3	4	5	6	7	8	9	AB R H RBI BB SO LOB	TOP																
Don Blasingame, L (1, 4) OBP: 0.364, SLG: 0.361	0-0 CS 1B		0-0 P5		4-0 1-2 BB		0-0 1-2 1B HBP	4-0 1-2 BB		3 1 2 0 2 0 0	St. Louis Cardinals @ Milwaukee Braves Milwaukee County Stadium, Milwaukee, WI Thu Sep 10 1959, 4:33 AM EDT Att. 1,695 - Unknown livebaseballscorecards.com																
Curt Flood, R (1, 8) OBP: 0.322, SLG: 0.438 Gino Cimoli, R (7, PH) OBP: 0.327, SLG: 0.430 (7, 9)	0-3 1-2 K			0-0 F7	0-3 K		0-3 K	0-0 6-3		3 0 0 0 0 2 3 2 0 0 0 0 1 4																	
Bill White, L (1, 3) OBP: 0.344, SLG: 0.469	0-0 G3			0-3 K	0-0 P3		1-0 1-2 2-3 1B HBP		0-0 6-3 1B	4 1 1 0 0 1 2																	
Ken Boyer, R (1, 5) OBP: 0.393, SLG: 0.520		4-0 FC3-6 BB		0-0 BB 1B		0-0 3-1	0-0 1-3 2-H 3-H 1B		0-0 L9	4 0 2 2 1 0 1																	
Joe Cunningham, L (1, 9) OBP: 0.450, SLG: 0.483 (7, 7)		0-0 FC3-6		4-0 BB 1-2 BB		4-0 WP SF8 BB	0-0 1-3 3-H 1B		0-0 6-3	3 1 1 1 2 0 2																	
Gene Oliver, R (1, 7) OBP: 0.265, SLG: 0.400 George Crowe, L (7, PH) OBP: 0.337, SLG: 0.612 Lindy McDaniel, R (7, 1) OBP: 0.125, SLG: 0.034 Marshall Bridges, S (7, 1) OBP: 0.238, SLG: 0.400 Tim McCarver, L (9, PH)		0-0 F7		4-0 1-2 2-3 BB		0-0 SF8 1-H	0-0 4-3		0-0 F9	1 0 0 1 1 0 1 1 0 0 0 0 0 2 0 0 0 0 0 0 0 0 0 0 0 0 0 0 1 0 0 0 0 0 1																	
Gene Green, R (1, 2) OBP: 0.259, SLG: 0.340 Duke Carmel, L (7, 8)		0-3 K		0-0 5-3		0-3 K		0-3 K		3 0 0 0 0 2 4 1 0 0 0 0 1 0																	
Alex Grammas, R (1, 6) OBP: 0.333, SLG: 0.336 Wally Shannon, L (8, PH) OBP: 0.319, SLG: 0.377 (8, 6)			0-0 P4		0-0 4-3		0-0 HBP 1B 1B		0-0 P6	3 1 1 0 0 0 0 1 0 0 0 0 0 0																	
Larry Jackson, R (1, 1) OBP: 0.125, SLG: 0.115 Jay Porter, R (7, PH) OBP: 0.292, SLG: 0.319 Hal Smith, R (7, 2) OBP: 0.294, SLG: 0.388			0-0 P4		4-0 BB BB		0-0 F9		4-0 BB BB	1 0 0 0 1 0 0 1 0 0 0 0 0 1 0 0 0 0 1 0 0																	
Inning Stats	R: 0 E: 0 K: 1 S: 5	H: 1 LOB: 0 BB: 0 P: 5	R: 0 E: 0 K: 1 S: 5	H: 0 LOB: 1 BB: 1 P: 9	R: 0 E: 0 K: 0 S: 3	H: 0 LOB: 0 BB: 0 P: 3	R: 0 E: 0 K: 1 S: 6	H: 1 LOB: 3 BB: 2 P: 14	R: 0 E: 0 K: 1 S: 5	H: 0 LOB: 2 BB: 2 P: 13		R: 1 E: 0 K: 1 S: 5	H: 0 LOB: 0 BB: 1 P: 9	R: 3 E: 0 K: 1 S: 9	H: 4 LOB: 2 BB: 0 P: 10	R: 0 E: 0 K: 1 S: 5	H: 0 LOB: 2 BB: 2 P: 13	R: 0 E: 0 K: 0 S: 4	H: 1 LOB: 1 BB: 0 P: 4	1B: 7 2B: 1 3B: 0 HR: 0	SF: 1 SAC: 0 DP: 1 HBP: 1	WP: 2 PB: 0 SB: 0 CS: 1	PA: 42				
PITCHER	IP WLS BF H R ER SO BB IBB HBP BLK WP HR S P ERA WHIP																										
Juan Pizarro, L (1, 1) ERA: 3.89	6.2		30	4	4	4	6	6	0	1	0	1	0	35	60	5.40	1.500										
Bob Rush, R (7, 1) ERA: 2.26	0.1		3	2	0	0	0	0	0	0	0	0	0	3	3	0.00	6.000										
Don McMahon, R (8, 1) ERA: 2.43	2.0	W	9	1	0	0	1	2	0	0	0	0	0	9	17	0.00	1.500										



Batter	1	2	3	4	5	6	7	8	9
Bill Bruton, L OBP: 0.344, SLG: 0.410 (1, 8)	4-0 1B E BB	0-0 F5		0-0 1-3			4-0 BB E BB	0-3 K	
Eddie Mathews, L OBP: 0.393, SLG: 0.573 (1, 5)	0-0 P5	0-0 FC1-6			0-3 K		4-0 BB E BB		
Hank Aaron, R OBP: 0.402, SLG: 0.659 (1, 9)	0-0 E 1B 1B	0-0 L7			0-0 F9		0-0 E7 1B 2B		
Joe Adcock, R OBP: 0.350, SLG: 0.559 (1, 3)	0-0 E6 WP 1B		0-0 HR		0-0 F3		0-0 1B IBB		
Lee Maye, L OBP: 0.295, SLG: 0.337 (1, 7)	0-3 K		0-3 K		0-0 G3		0-3 K		
Ray Boone, R OBP: 0.399, SLG: 0.374 (7, PH)									
Don McMahon, R OBP: 0.375, SLG: 0.286 (8, 1)									
Johnny Logan, R OBP: 0.372, SLG: 0.422 (1, 6)	0-0 WP 1B		0-0 1-3		0-0 L4-3 1B		0-0 1B		
Del Crandall, R OBP: 0.303, SLG: 0.405 (1, 2)	0-0 P4		0-0 6-3		0-0 L4-3		0-3 K		
Felix Mantilla, R OBP: 0.265, SLG: 0.267 (1, 4)		0-0 FC1-6 E 1B		0-0 F5		0-0 4-3	0-3 K		
Juan Pizarro, L OBP: 0.146, SLG: 0.132 (1, 1)		0-0 E6		0-0 4-3		4-0 BB E BB	0-0 P3		
Bob Rush, R OBP: 0.194, SLG: 0.194 (7, 1)		0-0 FC1-6							
Frank Torre, L OBP: 0.324, SLG: 0.315 (7, PH)		1-2							
John DeMerit, R (7, PR)									
Andy Pafko, R OBP: 0.297, SLG: 0.308 (8, 7)									

AB	R	H	RBI	BB	SO	LOB
3	2	0	0	2	1	2
3	1	0	0	1	1	3
4	2	2	3	0	0	2
3	1	1	1	1	0	1
3	0	0	0	0	2	2
1	0	0	0	0	1	2
0	0	0	0	0	0	0
4	0	3	2	0	0	0
4	0	0	0	0	1	5
4	0	1	0	0	1	0
2	0	0	0	0	0	1
0	0	0	0	0	0	0
0	0	0	0	1	0	0
0	1	0	0	0	0	0
1	0	0	0	0	0	0

AB	32
R	7
H	7
RBI	6
BB	5
SO	7
LOB	18

1B: 5	SF: 0
2B: 2	SAC: 0
3B: 0	DP: 1
HR: 1	HBP: 0

WP: 1	PA: 37
PB: 0	
SB: 0	
CS: 0	

PITCHER	IP	WLS	BF	H	R	ER	SO	BB	IBB	HBP	BLK	WP	HR	S	P	ERA	WHIP
Larry Jackson, R ERA: 3.18 (1, 1)	6.0		25	5	3	3	3	1	0	0	0	1	1	30	34	4.50	1.000
Lindy McDaniel, R ERA: 3.69 (7, 1)	0.1	L	5	1	4	4	0	3	0	0	0	0	0	2	14	108.00	12.000
Marshall Bridges, L ERA: 4.17 (7, 1)	1.2		7	1	0	0	4	0	1	0	0	0	0	14	18	0.00	0.600

St. Louis Cardinals @ Milwaukee Braves
Milwaukee County Stadium, Milwaukee, WI
 Thu Sep 10 1959, 4:33 AM EDT
 Att. 1,695 - Unknown

livebaseballscores.com



Batter	1	2	3	4	5	6	7	8	9	AB R H RBI BB SO LOB	TOP									
Johnny Temple, R (1, 4) OBP: 0.385, SLG: 0.423	0-0 BB S BB 1B	4-0 BB			0-0 F7		0-0 F7			3 1 1 0 1 0 0										
Vada Pinson, L (1, 8) OBP: 0.375, SLG: 0.519	0-3 K	0-0 6-3			0-0 HR			0-3 K		4 1 1 1 0 2 2										
Gus Bell, L (1, 7) OBP: 0.328, SLG: 0.454	4-0 BB BB 1-2 BB				0-0 F5		0-0 1-6-3	0-0 3-1		3 0 0 0 1 0 0										
Frank Robinson, R (1, 3) OBP: 0.394, SLG: 0.593	0-0 F7				0-0 5-3			4-0 PO S BB		3 0 0 0 1 1 2										
Buddy Gilbert, L (1, 9) OBP: 0.286, SLG: 0.091	4-0 BB 1-2 2-3 BB				0-0 L3		0-0 P6	0-0 PO	0-0 4-3	3 0 0 0 1 0 0										
Ed Bailey, L (1, 2) OBP: 0.368, SLG: 0.392	4-0 BB 1-2 2-3 3-H BB				0-0 G3		0-0 BB 1B		0-3 K	3 0 1 1 1 1 0										
Willie Jones, R (1, 5) OBP: 0.338, SLG: 0.430	0-0 P6				0-0 6-3		0-0 F5		0-0 1B	4 0 1 0 0 0 4										
Eddie Kasko, R (1, 6) OBP: 0.292, SLG: 0.337		0-3 K			0-0 6-3		0-0 F9		0-0 F8	4 0 0 0 0 1 1										
Jay Hook, L (1, 1) OBP: 0.167, SLG: 0.130		0-3 K			0-0 1-3		0-0 1-3			0 0 0 0 0 0 0										
Orlando Pena, R (1, 1) OBP: 0.212, SLG: 0.138										1 0 0 0 0 1 0										
Willard Schmidt, R (2, 1) OBP: 0.313, SLG: 0.083										1 0 0 0 0 0 0										
Whitey Lockman, L (7, PH) OBP: 0.288, SLG: 0.286										1 0 0 0 0 0 0										
Tom Acker, R (7, 1) OBP: 0.200, SLG: 0.111										0 0 0 0 0 0 0										
Inning Stats	R: 1 E: 0 K: 1 S: 6	H: 1 LOB: 3 BB: 3 P: 18	R: 0 E: 0 K: 2 S: 7	H: 0 LOB: 1 BB: 1 P: 11	R: 0 E: 0 K: 0 S: 3	H: 0 LOB: 0 BB: 0 P: 3	R: 0 E: 0 K: 0 S: 3	H: 0 LOB: 0 BB: 0 P: 3	R: 1 E: 0 K: 1 S: 6	H: 1 LOB: 1 BB: 0 P: 6	R: 0 E: 0 K: 0 S: 3	H: 0 LOB: 0 BB: 0 P: 3	R: 0 E: 0 K: 1 S: 4	H: 0 LOB: 0 BB: 1 P: 8	R: 0 E: 0 K: 1 S: 6	H: 1 LOB: 1 BB: 0 P: 6	1B: 3 2B: 0 3B: 0 HR: 1	SF: 0 SAC: 0 DP: 0 HBP: 0	WP: 0 PB: 0 SB: 2 CS: 0	PA: 36
PITCHER Joey Jay, R (1, 1) ERA: 3.96	IP: 9.0 WLS: W BF: 35 H: 4 R: 2 ER: 2 SO: 6 BB: 5 IBB: 0 HBP: 0 BLK: 0 WP: 0 HR: 1 S: 42 P: 62 ERA: 2.00 WHIP: 1.000											PITCHER	IP: WLS: BF: H: R: ER: SO: BB: IBB: HBP: BLK: WP: HR: S: P: ERA: WHIP:							

Cincinnati Redlegs @ Milwaukee Braves
Milwaukee County Stadium, Milwaukee, WI


Fri Sep 11 1959, 8:05 PM EDT
Att. 25,817 - Unknown

AB	30
R	2
H	4
RBI	2
BB	5
SO	6
LOB	9



Batter	1	2	3	4	5	6	7	8	9
Bill Bruton, L OBP: 0.342, SLG: 0.410 (1, 8)	0-3 K	0-0 E5 4-3 2B	0-0 2B			0-0 F7		0-0 4-3	
Eddie Mathews, L OBP: 0.395, SLG: 0.571 (1, 5)	1-0 WP 2B HBP	0-3 K	0-0 P3			4-0 FC1-6 BB		4-0 1B HR BB	
Hank Aaron, R OBP: 0.402, SLG: 0.656 (1, 9)	4-0 2B BB	0-0 4-3				0-0 FC1-6 1-2f		0-0 1B HR	
Joe Adcock, R OBP: 0.351, SLG: 0.563 (1, 3)	0-0 1B 2B	0-0 1B 2B				0-0 P4		0-3 K	
Lee Maye, L OBP: 0.309, SLG: 0.390 (1, 7)	0-0 F8	4-0 1B BB				0-0 3B		0-0 1B HR	
Johnny Logan, R OBP: 0.374, SLG: 0.423 (1, 6)	0-0 1B 1B	0-0 1B 1B				0-0 6-3		0-3 K	
Del Crandall, R OBP: 0.305, SLG: 0.404 (1, 2)	0-0 1B 1B	0-3 K				0-0 P6		4-0 5-3 BB	
Felix Mantilla, R OBP: 0.265, SLG: 0.267 (1, 4)	0-0 1B					0-0 5-3		0-0 5-3	
Joey Jay, S OBP: 0.152, SLG: 0.097 (1, 1)	0-0 G3					0-3 K		0-3 K	

AB	R	H	RBI	BB	SO	LOB
5	1	1	0	0	1	0
2	2	0	0	2	1	2
4	2	1	0	1	1	2
5	2	2	3	0	1	3
4	1	2	3	1	1	1
4	1	2	2	1	1	1
3	1	1	1	1	1	2
4	0	1	1	0	1	2
4	0	0	0	0	2	3

BOTTOM	
AB	35
R	10
H	10
RBI	10
BB	6
SO	10
LOB	16
	
WP: 1	PA: 42
PB: 0	
SB: 0	
CS: 0	

Inning Stats		R	H	E	K	S	P	BB	IBB	HBP	BLK	WP	HR	S	P	ERA	WHIP
Jay Hook, R ERA: 4.17 (1, 1)	0.2	0	0	0	1	1	1	0	0	0	0	1	0	7	12	67.50	6.000
Orlando Pena, R ERA: 4.94 (1, 1)	1.0	0	3	0	1	1	0	0	0	0	0	0	0	9	13	0.00	4.000
Willard Schmidt, R ERA: 3.88 (2, 1)	4.1	0	2	0	0	4	1	0	0	0	0	0	0	23	27	0.00	0.692
Tom Acker, R ERA: 3.96 (7, 1)	2.0	0	3	0	3	4	3	0	0	0	0	0	1	16	28	13.50	2.500

Cincinnati Redlegs @ Milwaukee Braves
Milwaukee County Stadium, Milwaukee, WI
 Fri Sep 11 1959, 8:05 PM EDT
 Att. 25,817 - Unknown

livebaseballscorecards.com

Batter	1	2	3	4	5	6	7	8	9	AB R H RBI BB SO LOB	TOP	
Johnny Temple, R (1, 4) OBP: 0.384, SLG: 0.425	0-0 2B		0-0 SF7		0-3 K		0-0 SF9			2 0 1 2 0 1 1		
Vada Pinson, L (1, 8) OBP: 0.373, SLG: 0.516	0-0 5-3		0-3 K		0-3 K		0-0 6-3			4 0 0 0 0 2 5		
Gus Bell, L (1, 9) OBP: 0.326, SLG: 0.450	0-0 5-3		0-0 FC4-6		0-0 1-3			0-0 F8		4 0 0 0 0 0 3		
Frank Robinson, R (1, 3) OBP: 0.391, SLG: 0.589 (8, 7)	0-0 4-3			0-0 F9		0-0 6-3		0-0 F9		4 0 0 0 0 0 1		
Jerry Lynch, L (1, 7) OBP: 0.325, SLG: 0.475 Whitey Lockman, L (8, 3) OBP: 0.288, SLG: 0.286		0-0 6-3		0-0 2B		0-0 G4-6-3 1B		0-3 K		4 1 2 0 0 1 0 0 0 0 0 0 0 0		
Ed Bailey, L (1, 2) OBP: 0.367, SLG: 0.393		0-0 P4		0-0 2B		0-0 G4-6-3			0-0 1-3	4 0 1 1 0 0 1		
Willie Jones, R (1, 5) OBP: 0.338, SLG: 0.429 Cliff Cook, R (7, PR) OBP: 0.500, SLG: 0.750 (7, 5)		0-0 F7		0-0 6-3			0-0 SH1-4 1B SF9 1B		0-0 5-3	3 0 1 0 0 0 1 1 1 0 0 0 0 0	AB 32 R 3 H 9 RBI 3 BB 0 SO 5 LOB 13	
Eddie Kasko, R (1, 6) OBP: 0.296, SLG: 0.340 John Powers, L (9, PH) OBP: 0.333, SLG: 0.512			0-0 1B SF7 1B	0-3 K			0-0 SF9 SH1-4 1B		0-0 4-3	3 1 2 0 0 1 1 1 0 0 0 0 0 0		
Don Newcombe, L (1, 1) OBP: 0.410, SLG: 0.420			0-0 FC4-6 1B		0-0 1B		0-0 SH1-4			2 0 2 0 0 0 0		
Inning Stats	R: 0 H: 1 E: 0 LOB: 1 K: 0 BB: 0 S: 4 P: 4	R: 0 H: 0 E: 0 LOB: 0 K: 0 BB: 0 S: 3 P: 3	R: 1 H: 2 E: 0 LOB: 1 K: 1 BB: 0 S: 7 P: 7	R: 1 H: 2 E: 0 LOB: 1 K: 1 BB: 0 S: 7 P: 7	R: 0 H: 1 E: 0 LOB: 1 K: 2 BB: 0 S: 8 P: 8	R: 0 H: 1 E: 0 LOB: 0 K: 0 BB: 0 S: 3 P: 3	R: 1 H: 2 E: 0 LOB: 2 K: 0 BB: 0 S: 5 P: 5	R: 0 H: 0 E: 0 LOB: 0 K: 1 BB: 0 S: 5 P: 5	R: 0 H: 0 E: 0 LOB: 0 K: 0 BB: 0 S: 3 P: 3	1B: 6 SF: 2 2B: 3 SAC: 1 3B: 0 DP: 1 HR: 0 HBP: 0	WP: 0 PA: 35 PB: 0 SB: 0 CS: 0	
PITCHER Lew Burdette, R (1, 1) ERA: 3.97	IP WLS BF H R ER SO BB IBB HBP BLK WP HR S P ERA WHIP	9.0 W 35 9 3 3 5 0 0 0 0 0 0 0 45 45 3.00 1.000										

Cincinnati Redlegs @ Milwaukee Braves
Milwaukee County Stadium, Milwaukee, WI

Sat Sep 12 1959, 4:33 AM EDT
Att: 25,598 - Unknown

livebaseballscorecards.com



Batter	1	2	3	4	5	6	7	8	9
Bill Bruton, L OBP: 0.339, SLG: 0.406 (1, 8) X	0-0 F5			0-3 K		0-0 4-3		0-0 F2	
Eddie Mathews, L OBP: 0.396, SLG: 0.578 (1, 5) X	0-0 F9			0-0 1B 2B		0-0 4-3		0-0 1-H HR	
Hank Aaron, R OBP: 0.403, SLG: 0.655 (1, 9) X	0-0 F8			0-0 2-H 1B		0-0 FC4-6 1B		0-0 L8	
Joe Adcock, R OBP: 0.348, SLG: 0.558 (1, 3) X		0-0 F8		0-3 K		0-0 FC4-6			
Lee Mays, L OBP: 0.304, SLG: 0.383 (1, 7) X		0-0 F5		0-3 K			0-0 F7		
Frank Torre, L OBP: 0.323, SLG: 0.313 (7, PH) X									
Andy Pafko, R OBP: 0.297, SLG: 0.308 (8, 7) X									
Johnny Logan, R OBP: 0.372, SLG: 0.420 (1, 6) X		0-3 K		0-3 K		0-3 K			
Del Crandall, R OBP: 0.303, SLG: 0.402 (1, 2) X			0-0 5-3	0-3 K		0-3 K			
Felix Mantilla, R OBP: 0.262, SLG: 0.264 (1, 4) X			0-0 F9	0-0 F9			4-0 FC3-6 BB		
Mickey Vernon, L OBP: 0.263, SLG: 0.376 (8, PH) X									
John DeMerit, R OBP: 0.263, SLG: 0.376 (8, PR) X									
Red Schoendienst, S OBP: 0.263, SLG: 0.376 (9, 4) X									
Lew Burdette, R OBP: 0.247, SLG: 0.312 (1, 1) X			0-0 F8			0-0 4-3 1B 2B		0-0 FC3-6 1-2f HR	

Inning Stats	R: 0	H: 0	E: 0	LOB: 0	K: 0	BB: 0	S: 3	P: 3	R: 0	H: 0	E: 0	LOB: 0	K: 1	BB: 0	S: 5	P: 5	R: 0	H: 0	E: 0	LOB: 0	K: 0	BB: 0	S: 3	P: 3	R: 1	H: 2	E: 0	LOB: 1	K: 3	BB: 0	S: 11	P: 11	R: 0	H: 0	E: 0	LOB: 0	K: 2	BB: 0	S: 7	P: 7	R: 1	H: 2	E: 0	LOB: 1	K: 0	BB: 0	S: 5	P: 5	R: 0	H: 0	E: 0	LOB: 0	K: 2	BB: 0	S: 7	P: 7	R: 2	H: 1	E: 0	LOB: 1	K: 0	BB: 1	S: 4	P: 8	R: 3	H: 2	E: 0	LOB: 0	K: 2	BB: 0	S: 7	P: 7	R: 0	H: 0	E: 0	LOB: 0	K: 2	BB: 0	S: 7	P: 7	R: 0	H: 1	E: 0	LOB: 1	K: 0	BB: 1	S: 4	P: 8
1B: 2	2B: 2	3B: 0	HR: 1	SF: 0	SAC: 0	DP: 0	HBP: 0	WP: 0	PA: 30																																																																															

PITCHER	IP	WLS	BF	H	R	ER	SO	BB	IBB	HBP	BLK	WP	HR	S	P	ERA	WHIP
Don Newcombe, R ERA: 3.25 (1, 1)	8.0	L	30	5	4	4	8	1	0	0	0	0	1	45	49	4.50	0.750


BOTTOM

Cincinnati Redlegs @ Milwaukee Braves
Milwaukee County Stadium, Milwaukee, WI

Sat Sep 12 1959, 4:33 AM EDT
Att. 25,598 - Unknown

livebaseballscorecards.com

AB	29
R	4
H	5
RBI	4
BB	1
SO	8
LOB	8



Batter	1	2	3	4	5	6	7	8	9	AB R H RBI BB SO LOB	TOP
Johnny Temple, R (1, 4) OBP: 0.384, SLG: 0.426	0-0 E1 2B 1B	0-0 FC6-4 1-2f			0-0 4-3 2B		0-0 E6 L6 1B		0-0 F9	5 1 2 0 0 0 3	Cincinnati Redlegs @ Milwaukee Braves Milwaukee County Stadium, Milwaukee, WI Sun Sep 13 1959, 4:33 AM EDT Att: 35,084 - Unknown livebaseballscorecards.com
Vada Pinson, L (1, 8) OBP: 0.371, SLG: 0.513	0-0 F7		0-0 1-3		0-0 4-3 2-3		0-0 1-2 2-H 1B	0-3 K	5 0 1 1 0 1 2		
Gus Bell, L (1, 9) OBP: 0.325, SLG: 0.450	0-0 4-3 2-H 2B		0-0 E4 FC3-6		0-3 K		0-0 L6 2-3	0-0 1-3	5 0 1 1 0 1 3		
Frank Robinson, R (1, 7) OBP: 0.391, SLG: 0.586	0-0 4-3 2-3		0-0 FC3-6 1-2f		0-0 1-3			0-0 1B 1B	4 1 1 0 0 0 3		
Frank Thomas, R (1, 3) Whitey Lockman, L (8, 3) OBP: 0.275, SLG: 0.364 OBP: 0.288, SLG: 0.286	0-0 F7		0-0 4-3		0-0 G5-4-3 1B			0-0 L7	4 0 1 0 0 0 3 0 0 0 0 0 0 0		
Willie Jones, R (1, 5) OBP: 0.335, SLG: 0.425		0-0 F8		0-0 5-3		0-0 G5-4-3 1-2f		0-0 F9	4 0 0 0 0 0 2		
Ed Bailey, L (1, 2) OBP: 0.368, SLG: 0.392		4-0 1B BB		0-0 F5		0-0 G3		0-0 1-3 1B	3 0 1 0 1 0 0		
Eddie Kasko, R (1, 6) OBP: 0.305, SLG: 0.349		0-0 FC6-4 1-2 1B		0-0 1B		0-0 SH3-4-3 1B		0-0 1-2 3-H 1B	4 1 4 1 0 0 0		
Bob Purkey, R (1, 1) OBP: 0.261, SLG: 0.290		0-3 K		0-0 F7		0-0 SH3-4-3 1-2		0-3 K	3 0 0 0 0 2 5		
Inning Stats	R: 1 E: 1 K: 0 S: 5 H: 2 LOB: 1 BB: 0 P: 5	R: 0 E: 0 K: 1 S: 6 H: 1 LOB: 2 BB: 1 P: 10	R: 0 E: 1 K: 0 S: 4 H: 0 LOB: 1 BB: 0 P: 4	R: 0 E: 0 K: 0 S: 4 H: 1 LOB: 1 BB: 0 P: 4	R: 0 E: 0 K: 1 S: 6 H: 1 LOB: 1 BB: 0 P: 6	R: 0 E: 0 K: 0 S: 3 H: 1 LOB: 0 BB: 0 P: 3	R: 1 E: 1 K: 0 S: 5 H: 2 LOB: 1 BB: 0 P: 5	R: 1 E: 0 K: 1 S: 8 H: 3 LOB: 2 BB: 0 P: 8	R: 0 E: 0 K: 1 S: 5 H: 0 LOB: 0 BB: 0 P: 5	1B: 9 2B: 3 3B: 0 HR: 0 SF: 0 SAC: 1 DP: 2 HBP: 0	
PITCHER Warren Spahn, L (1, 1) ERA: 2.79	IP WLS BF H R ER SO BB IBB HBP BLK WP HR S P ERA WHIP										

Batter	1	2	3	4	5	6	7	8	9	AB	R	H	RBI	BB	SO	LOB							
Bill Bruton, L OBP: 0.341, SLG: 0.409 (1, 8)	0-0 G5-4-3 1B		0-0 F7				0-0 4-3 2-H 2B		0-0 F5								4	0	2	1	0	0	1
Eddie Mathews, L OBP: 0.395, SLG: 0.581 (1, 5)	0-0 F7				0-0 HR		0-0 4-3		0-0 B3-1								4	1	1	1	0	0	2
Hank Aaron, R OBP: 0.404, SLG: 0.654 (1, 9)	0-0 G5-4-3 1-2f			0-0 1B 1B			0-0 F7		0-0 1B								4	0	2	0	0	0	2
Joe Adcock, R OBP: 0.347, SLG: 0.555 (1, 3)		0-0 F8		0-0 P6			0-0 SH3-4 1B		0-0 F8								4	0	1	0	0	0	2
Lee Maye, L OBP: 0.298, SLG: 0.376 (1, 7)		0-0 3-1		0-0 F8			0-0 SH3-4 1-2		0-3 K								2	0	0	0	0	0	1
Mickey Vernon, L OBP: 0.280, SLG: 0.372 (8, PH)																	1	0	0	0	0	1	1
Andy Paiko, R OBP: 0.297, SLG: 0.308 (9, 7)																	0	0	0	0	0	0	0
Johnny Logan, R OBP: 0.371, SLG: 0.418 (1, 6)		0-0 L3		0-0 1B			0-0 P3		0-0 L5								4	0	1	0	0	0	1
Del Crandall, R OBP: 0.303, SLG: 0.400 (1, 2)			4-0 FC3-6 BB		0-0 3-1		0-0 F5		0-0 3-1								2	0	0	0	1	0	3
Frank Torre, L OBP: 0.322, SLG: 0.312 (9, PH)																	1	0	0	0	0	0	0
Felix Mantilla, R OBP: 0.263, SLG: 0.265 (1, 4)			0-0 FC3-6 1-2f				0-0 SH1-4 2B 1B		0-0 6-3								3	1	1	0	0	0	1
Enos Slaughter, L OBP: 0.272, SLG: 0.380 (9, PH)																	1	0	1	0	0	0	0
John DeMerit, R (9, PR)																	0	0	0	0	0	0	0
Warren Spahn, L OBP: 0.250, SLG: 0.309 (1, 1)			0-0 4-6-3				0-0 SH1-4		0-0 6-3								2	0	0	0	0	0	1
Ray Boone, R OBP: 0.397, SLG: 0.372 (9, PH)																	1	0	0	0	0	0	1

Inning Stats	R: 0	H: 1	E: 0	K: 0	S: 3	R: 0	H: 0	E: 0	K: 0	S: 3	R: 0	H: 0	E: 0	K: 0	S: 3	R: 1	H: 3	E: 0	K: 0	S: 6	R: 1	H: 2	E: 0	K: 0	S: 5	R: 0	H: 1	E: 0	K: 0	S: 4	R: 0	H: 0	E: 0	K: 1	S: 6	R: 0	H: 1	E: 0	K: 1	S: 6	R: 0	H: 1	E: 0	K: 0	S: 4	R: 0	H: 1	E: 0	K: 0	S: 4	1B: 7	2B: 1	3B: 0	HR: 1	SF: 0	SAC: 2	DP: 1	HBP: 0	WP: 0	PB: 0	SB: 0	CS: 0	PA: 36
--------------	------	------	------	------	------	------	------	------	------	------	------	------	------	------	------	------	------	------	------	------	------	------	------	------	------	------	------	------	------	------	------	------	------	------	------	------	------	------	------	------	------	------	------	------	------	------	------	------	------	------	-------	-------	-------	-------	-------	--------	-------	--------	-------	-------	-------	-------	--------

PITCHER	IP	WLS	BF	H	R	ER	SO	BB	IBB	HBP	BLK	WP	HR	S	P	ERA	WHIP
Bob Purkey, R ERA: 4.37 (1, 1)	9.0	W	36	9	2	2	1	1	0	0	0	0	1	37	41	2.00	1.111

BOTTOM

Cincinnati Redlegs @ Milwaukee Braves
Milwaukee County Stadium, Milwaukee, WI

Sun Sep 13 1959, 4:33 AM EDT
Att. 35,084 - Unknown

livebaseballscorecards.com

AB	33
R	2
H	9
RBI	2
BB	1
SO	1
LOB	16



Batter	1	2	3	4	5	6	7	8	9	AB R H RBI BB SO LOB	TOP			
Bill Bruton, L (1, 8) OBP: 0.341, SLG: 0.409	0-0 L9		0-0 6-3		1-1 F9		1-2 BB 1B		0-0 WP 1B	5 0 2 2 0 0 2	Milwaukee Braves @ Los Angeles Dodgers Los Angeles Memorial Coliseum, Los Angeles, CA Mon Sep 14 1959, 10:05 PM EDT Att: 53,765 - Unknown livebaseballscorecards.com			
Eddie Mathews, L (1, 5) OBP: 0.395, SLG: 0.578	0-0 L3		0-0 F8		1-2 F2		1-2 BB G6-4-3	4-1 FC6 BB	3 0 0 0 2 0 2					
Hank Aaron, R (1, 9) OBP: 0.400, SLG: 0.648	3-3 K			0-1 F8		1-3 K	0-0 G6-4-3 1-2f	1-2 FC6 1-2f	5 0 0 0 0 2 6					
Enos Slaughter, L (1, 7) OBP: 0.271, SLG: 0.375 Andy Paiko, R (8, 7) OBP: 0.297, SLG: 0.308		3-2 F7		2-0 1B		1-0 F7		1-0 4-3	4 0 1 0 0 0 0 0 0 0 0 0 0 0					
Frank Torre, L (1, 3) OBP: 0.321, SLG: 0.311 Mickey Vernon, L (8, 3) OBP: 0.280, SLG: 0.372		1-1 HR 1B		2-3 K		1-0 3-1		1-1 6-3	4 1 1 0 0 1 1 0 0 0 0 0 0 0					
Johnny Logan, R (1, 6) OBP: 0.370, SLG: 0.416		0-1 F2		2-2 4-3			2-1 SH 1B HBP	0-2 5-3	3 1 0 0 0 0 2					
Del Crandall, R (1, 2) OBP: 0.307, SLG: 0.407		0-1 HR			4-1 F9 1B BB		4-0 SH 1B BB	2-3 K	2 2 1 2 2 1 0					
Felix Mantilla, R (1, 4) OBP: 0.264, SLG: 0.266		2-1 1-3			1-3 K		0-1 SH 1B	1-0 FC3-6 1B	3 0 1 0 0 1 1					
Bob Buhl, R (1, 1) OBP: 0.077, SLG: 0.063 Don McMahon, R (9, 1) OBP: 0.375, SLG: 0.286			3-3 K		0-2 1B		1-3 K	1-2 FC3-6 1B	4 0 1 0 0 2 4 0 0 0 0 0 0 0					
Inning Stats	R: 0 E: 0 K: 1 S: 5 H: 0 LOB: 0 BB: 0 P: 8	R: 2 E: 0 K: 0 S: 11 H: 2 LOB: 0 BB: 0 P: 17	R: 0 E: 0 K: 1 S: 5 H: 0 LOB: 0 BB: 0 P: 8	R: 0 E: 0 K: 1 S: 10 H: 1 LOB: 1 BB: 0 P: 16	R: 0 E: 0 K: 1 S: 13 H: 1 LOB: 2 BB: 1 P: 20	R: 0 E: 0 K: 1 S: 7 H: 0 LOB: 0 BB: 0 P: 10	R: 2 E: 0 K: 1 S: 12 H: 1 LOB: 2 BB: 2 P: 24	R: 0 E: 0 K: 0 S: 6 H: 0 LOB: 0 BB: 0 P: 8	R: 0 E: 0 K: 1 S: 12 H: 2 LOB: 3 BB: 1 P: 21	1B: 6 2B: 0 3B: 0 HR: 1 SF: 0 SAC: 1 DP: 1 HBP: 1		WP: 1 PB: 0 SB: 0 CS: 0 PA: 39		
PITCHER	IP WLS BF H R ER SO BB IBB HBP BLK WP HR S P ERA WHIP												PITCHER	IP WLS BF H R ER SO BB IBB HBP BLK WP HR S P ERA WHIP
Don Drysdale, R (1, 1) ERA: 3.47	6.1 L 28 5 4 4 6 2 0 1 0 0 0 1 60 96 5.68 1.105													
Danny McDevitt, L (7, 1) ERA: 4.05	0.0 1 0 0 0 0 1 0 0 0 0 0 0 2 6 ∞ ∞													
Larry Sherry, R (7, 1) ERA: 2.21	1.2 4 0 0 0 0 0 0 0 0 0 0 0 7 9 0.00 0.000													
Stan Williams, R (9, 1) ERA: 3.98	1.0 6 2 0 0 0 1 1 0 0 0 0 1 0 12 21 0.00 3.000													



Batter	1	2	3	4	5	6	7	8	9	AB	R	H	RBI	BB	SO	LOB
Jim Gilliam, S OBP: 0.395, SLG: 0.349 (1, 5)	0-1 4-3			4-1 BB CS		2-2 F9		1-3 K		3	0	0	0	1	1	0
Charlie Neal, R OBP: 0.334, SLG: 0.444 (1, 4) Bob Lillis, R OBP: 0.275, SLG: 0.271 (9, PR)	1-2 1-3			3-3 K 1-2		1-1 F7		4-1 1B 1B BB		3	0	0	0	1	1	1
Wally Moon, L OBP: 0.395, SLG: 0.499 (1, 9)	0-0 G3			3-1 HR		1-2 6-3		1-2 1B 1B		4	1	2	1	0	0	0
Duke Snider, L OBP: 0.402, SLG: 0.541 (1, 8) Don Demeter, R OBP: 0.269, SLG: 0.436 (9, PR)			4-1 FC4-6 BB	1-3 K		0-1 5-3		2-2 1B 1B		3	0	1	0	1	1	0
Norm Larker, L OBP: 0.320, SLG: 0.410 (1, 7)			1-1 FC4-6 G6-4-3 1-2f		1-0 4-3		0-0 1-3		0-0 F4		4	0	0	0	0	4
Gil Hodges, R OBP: 0.381, SLG: 0.540 (1, 3)			2-0 G6-4-3 1-2f		4-0 FC3-6 BB		4-1 BB		2-3 K		2	0	0	0	2	1
John Roseboro, L OBP: 0.333, SLG: 0.380 (1, 2)			0-0 F5		4-1 FC3-6 BB		0-0 4-3		3-3 K		3	0	0	0	1	1
Maury Wills, S OBP: 0.284, SLG: 0.270 (1, 6)			1-3 K		0-0 FC3-6 1-2f 2-3		0-1 F5				3	0	0	0	0	1
Don Drysdale, R OBP: 0.189, SLG: 0.326 (1, 1) Danny McDevitt, L OBP: 0.143, SLG: 0.146 (7, 1) Larry Sherry, R OBP: 0.207, SLG: 0.414 (7, 1) Sandy Amoros, L (8, PH) Stan Williams, R OBP: 0.270, SLG: 0.206 (9, 1)			3-3 K		0-0 F8		0-1 3-1				2	0	0	0	0	1

Inning Stats	R: 0	H: 0	E: 0	LOB: 0	K: 0	BB: 0	S: 6	P: 7	R: 0	H: 0	E: 0	LOB: 0	K: 0	BB: 1	S: 4	P: 11	R: 0	H: 0	E: 0	LOB: 0	K: 2	BB: 0	S: 7	P: 11	R: 1	H: 1	E: 0	LOB: 0	K: 2	BB: 1	S: 9	P: 20	R: 0	H: 0	E: 0	LOB: 2	K: 0	BB: 2	S: 4	P: 13	R: 0	H: 0	E: 0	LOB: 0	K: 0	BB: 0	S: 9	P: 13	R: 0	H: 0	E: 0	LOB: 1	K: 0	BB: 1	S: 5	P: 9	R: 0	H: 0	E: 0	LOB: 0	K: 1	BB: 0	S: 7	P: 8	R: 0	H: 2	E: 0	LOB: 3	K: 2	BB: 1	S: 15	P: 27	1B: 2	SF: 0	2B: 1	SAC: 0	3B: 0	DP: 2	HR: 1	HBP: 0
--------------	------	------	------	--------	------	-------	------	------	------	------	------	--------	------	-------	------	-------	------	------	------	--------	------	-------	------	-------	------	------	------	--------	------	-------	------	-------	------	------	------	--------	------	-------	------	-------	------	------	------	--------	------	-------	------	-------	------	------	------	--------	------	-------	------	------	------	------	------	--------	------	-------	------	------	------	------	------	--------	------	-------	-------	-------	-------	-------	-------	--------	-------	-------	-------	--------

PITCHER	IP	WLS	BF	H	R	ER	SO	BB	IBB	HBP	BLK	WP	HR	S	P	ERA	WHIP
Bob Buhl, R ERA: 2.83 (1, 1)	8.0	W	31	3	1	1	5	6	0	0	0	0	1	59	107	1.12	1.125
Don McMahon, R ERA: 2.39 (9, 1)	1.0	S	3	0	0	0	2	0	0	0	0	0	0	7	12	0.00	0.000

BOTTOM

Milwaukee Braves @ Los Angeles Dodgers
Los Angeles Memorial Coliseum, Los Angeles, CA

livebaseballscores.com

AB	28
R	1
H	3
RBI	1
BB	6
SO	7
LOB	17



WP	PA	ERA	WHIP
0	34		
0			
0			

Mon Sep 14 1959, 10:05 PM EDT
 Att. 53,765 - Unknown

BOTTOM

Milwaukee Braves @ Los Angeles Dodgers
Los Angeles Memorial Coliseum, Los Angeles, CA

Tue Sep 15 1959, 10:05 PM EDT
Att: 17,347 - Unknown

livebaseballscorecards.com

AB 40
R 8
H 16
RBI 8
BB 6
SO 5
LOB 20



WP: 0 PA: 49
PB: 0
SB: 0
CS: 0

AB R H RBI BB SO LOB

3	1	2	1	2	0	0
6	0	3	1	0	1	3
4	0	1	1	2	1	3
1	0	0	0	0	1	0
4	1	2	1	1	0	4
3	1	1	1	1	0	1
0	0	0	0	0	0	0
1	0	0	0	0	0	2
5	0	0	0	0	1	5
5	1	1	0	0	1	0
5	3	5	1	0	0	0
1	0	0	0	0	0	1
1	0	0	1	0	0	1
0	0	0	1	0	0	0
0	0	0	0	0	0	0
0	0	0	0	0	0	0
0	0	0	0	0	0	0
1	0	1	0	0	0	0
0	1	0	0	0	0	0

Batter	1	2	3	4	5	6	7	8	9	10
Jim Gilliam, S OBP: 0.398, SLG: 0.351 (1, 5)	0-0 4-3		3-2 E 1B	4-1 1B BB		4-2 F4 BB		2-2 2-H 1B		0-0 SF8
Charlie Neal, R OBP: 0.336, SLG: 0.445 (1, 4)	0-3 K		0-0 E5	1-2 1B		0-1 F4		1-2 FC1-5 BB 1B	1-2 BB BB 1B	2-2 3-H BB BB 1B
Wally Moon, L OBP: 0.396, SLG: 0.497 (1, 9) (8, 7)	1-1 4-3		0-2 F7	2-1 1B			3-3 K	4-0 FC1-5 BB 1B	4-2 BB BB	4-2 1-2 2-3 BB BB
Duke Snider, L OBP: 0.401, SLG: 0.539 (1, 8)		2-3 K		1-2 1B 2B			1-2 2B	0-1 FC1-5	4-1 BB BB	4-1 1-2 2-3 3-H BB
Ron Fairly, L OBP: 0.333, SLG: 0.356 (3, 8) (8, 9) (10, 8)										
Norm Larker, L OBP: 0.323, SLG: 0.409 (1, 7)		3-2 G3		1-1 1B 1B		4-0 F8 BB		0-0 L9		1-0 F6
Don Demeter, R OBP: 0.289, SLG: 0.436 (8, 8)				2-H 1B						
Carl Furillo, R OBP: 0.315, SLG: 0.301 (9, PH) (10, 9)										
Gil Hodges, R OBP: 0.376, SLG: 0.533 (1, 3)			3-2 F3	0-3 K		3-2 F8		2-1 F5	3-1 L7	
John Roseboro, L OBP: 0.331, SLG: 0.377 (1, 2)			2-2 F2	2-1 1B 4-3 1B		0-1 F7		1-3 K		1-2 F9
Maury Wills, S OBP: 0.301, SLG: 0.299 (1, 6)			1-1 FC6-4 1B	1-1 4-3 1B		1-2 SF9 3B		2-2 SH1-4 1B		0-1 1B SF8 1B
Roger Craig, R OBP: 0.047, SLG: 0.024 (1, 1)										
Sandy Amoros, L OBP: 0.303, SLG: 0.267 (4, PH)										
Johnny Podres, L OBP: 0.207, SLG: 0.414 (5, 1)			FC6-4 E 1B	4-3						
Larry Sherry, R OBP: 0.207, SLG: 0.414 (8, 1)										
Fred Kipp, L OBP: 0.227, SLG: 0.252 (9, 1)										
Chuck Churn, R OBP: 0.291, SLG: 0.395 (10, PH)										
Chuck Essegian, R OBP: 0.291, SLG: 0.395 (10, PH)										
Joe Pignatano, R OBP: 0.327, SLG: 0.292 (10, PR)										

Inning Stats	R: 0 H: 0 E: 0 K: 1 S: 6	H: 0 LOB: 0 BB: 0 P: 7	R: 0 H: 0 E: 0 K: 1 S: 10	H: 0 LOB: 0 BB: 0 P: 18	R: 0 H: 2 E: 1 K: 0 S: 19	H: 2 LOB: 3 BB: 0 P: 27	R: 5 H: 6 E: 0 K: 1 S: 25	H: 2 LOB: 1 BB: 1 P: 40	R: 0 H: 0 E: 0 K: 0 S: 5	H: 0 LOB: 0 BB: 1 P: 12	R: 1 H: 1 E: 0 K: 0 S: 9	H: 1 LOB: 0 BB: 1 P: 14	R: 0 H: 1 E: 0 K: 1 S: 9	H: 1 LOB: 1 BB: 0 P: 15	R: 0 H: 2 E: 0 K: 1 S: 12	H: 2 LOB: 2 BB: 0 P: 17	R: 0 H: 1 E: 0 K: 0 S: 8	H: 1 LOB: 2 BB: 1 P: 17	R: 2 H: 3 E: 0 K: 0 S: 13	H: 3 LOB: 3 BB: 2 P: 24	1B: 13 SF: 2 2B: 2 SAC: 1 3B: 1 DP: 0 HR: 0 HBP: 0
--------------	--------------------------	------------------------	---------------------------	-------------------------	---------------------------	-------------------------	---------------------------	-------------------------	--------------------------	-------------------------	--------------------------	-------------------------	--------------------------	-------------------------	---------------------------	-------------------------	--------------------------	-------------------------	---------------------------	-------------------------	---

PITCHER	IP	WLS	BF	H	R	ER	SO	BB	IBB	HBP	BLK	WP	HR	S	P	ERA	WHIP
Joey Jay, R ERA: 4.2 (1, 1)	3.2		20	7	5	5	3	1	0	0	0	0	0	56	86	12.27	2.182
Juan Pizarro, L ERA: 3.85 (4, 1)	1.1		5	1	0	0	0	1	0	0	0	0	0	9	18	0.00	1.500
Bob Rush, R ERA: 2.31 (6, 1)	2.0		8	2	1	1	1	1	0	0	0	0	0	18	29	4.50	1.500
Don McMahon, R ERA: 2.56 (8, 1)	2.2	L	16	6	2	2	1	3	0	0	0	0	0	33	58	6.75	3.375

PITCHER	IP	WLS	BF	H	R	ER	SO	BB	IBB	HBP	BLK	WP	HR	S	P	ERA	WHIP
Joe Mauer, R ERA: 2.56 (1, 1)	3.2		20	7	5	5	3	1	0	0	0	0	0	56	86	12.27	2.182
Juan Pizarro, L ERA: 3.85 (4, 1)	1.1		5	1	0	0	0	1	0	0	0	0	0	9	18	0.00	1.500
Bob Rush, R ERA: 2.31 (6, 1)	2.0		8	2	1	1	1	1	0	0	0	0	0	18	29	4.50	1.500
Don McMahon, R ERA: 2.56 (8, 1)	2.2	L	16	6	2	2	1	3	0	0	0	0	0	33	58	6.75	3.375

Batter	1	2	3	4	5	6	7	8	9	AB R H RBI BB SO LOB	TOP									
Bill Bruton, L (1, 8) OBP: 0.340, SLG: 0.404	0-0 F6		0-0 F8		0-0 F8			0-0 4-3	0-0 1-3	5 0 0 0 0 0 1										
Eddie Mathews, L (1, 5) OBP: 0.395, SLG: 0.573	0-0 E8 1B		0-3 K		0-0 F8			0-0 F3		4 0 0 0 0 1 0										
Hank Aaron, R (1, 9) OBP: 0.403, SLG: 0.649	0-0 1-2 1B			0-0 3-1		0-0 6-3		0-0 1B 1B		4 1 2 0 0 0 0										
Joe Adcock, R (1, 3) OBP: 0.353, SLG: 0.566 Al Spangler, L (8, PR) Frank Torre, L (8, 3) OBP: 0.321, SLG: 0.311	0-3 K			0-0 BB 1B		0-0 5-3		0-0 1B 1B		4 1 2 0 0 1 2 0 0 0 0 0 0 0 0 0 0 0 0 0 0										
Enos Slaughter, L (1, 7) OBP: 0.274, SLG: 0.367 Andy Paiko, R (8, 7) OBP: 0.293, SLG: 0.304	0-0 6-3			4-0 1-2 1B BB		0-0 G3		0-0 1-2 2-H 1B		3 0 1 1 1 0 2 0 0 0 0 0 0 0										
Bobby Avila, R (1, 4) OBP: 0.324, SLG: 0.330		0-0 F3		0-3 K		4-0 BB G5-4-3 BB		0-0 4-3		3 0 0 0 1 1 4										
Del Crandall, R (1, 2) OBP: 0.310, SLG: 0.410		0-0 F6		0-0 FC6-4 1-2 2-H 1B		0-0 G5-4-3			0-0 FC1-6 1B	4 0 2 1 0 0 1										
Felix Mantilla, R (1, 6) OBP: 0.270, SLG: 0.274		0-0 5-3		0-0 FC6-4 1-2f		0-0 2B			0-0 FC1-6 1-2f	4 0 1 0 0 0 3										
Lew Burdette, R (1, 1) OBP: 0.238, SLG: 0.299			0-0 F3		0-0 5-3		0-3 K		0-3 K	4 0 0 0 0 2 2										
Inning Stats	R: 0 E: 1 K: 1 S: 7	H: 1 LOB: 2 BB: 0 P: 7	R: 0 E: 0 K: 0 S: 3	H: 0 LOB: 0 BB: 0 P: 3	R: 0 E: 0 K: 1 S: 5	H: 0 LOB: 0 BB: 0 P: 5	R: 1 E: 0 K: 1 S: 7	H: 2 LOB: 2 BB: 1 P: 11	R: 0 E: 0 K: 0 S: 3	H: 0 LOB: 0 BB: 0 P: 3	R: 0 E: 0 K: 1 S: 5	H: 1 LOB: 1 BB: 1 P: 9	R: 1 E: 0 K: 0 S: 6	H: 3 LOB: 2 BB: 0 P: 6	R: 0 E: 0 K: 1 S: 6	H: 1 LOB: 1 BB: 0 P: 6	1B: 7 2B: 1 3B: 0 HR: 0	SF: 0 SAC: 0 DP: 1 HBP: 0	WP: 0 PB: 0 SB: 0 CS: 0	PA: 37
PITCHER	IP WLS BF H R ER SO BB IBB HBP BLK WP HR S P ERA WHIP																			
Sam Jones, R (1, 1) ERA: 2.81	8.0 L 33 7 2 2 4 2 0 0 0 0 0 0 39 47 2.25 1.125																			
Stu Miller, R (9, 1) ERA: 2.84	1.0 4 1 0 0 1 0 0 0 0 0 0 0 6 6 0.00 1.000																			

Milwaukee Braves @ San Francisco Giants
 Seals Stadium, San Francisco, CA
 Wed Sep 16 1959, 6:33 AM EDT
 Att: 22,721 - Unknown

AB	35
R	2
H	8
RBI	2
BB	2
SO	5
LOB	15



livebaseballscorecards.com

Batter	1	2	3	4	5	6	7	8	9	AB R H RBI BB SO LOB
Eddie Bressoud, R OBP: 0.314, SLG: 0.411 (1, 6)	0-0 6-3		0-0 5-3		0-0 FC6-4			0-0 F8		4 0 0 0 0 0 2
Willie McCovey, L OBP: 0.418, SLG: 0.660 (1, 3)	0-3 K			0-0 F9		0-0 F6		0-0 1-3		4 0 0 0 0 1 0
Willie Mays, R OBP: 0.367, SLG: 0.558 (1, 8)	0-0 F9			0-0 6-3		0-3 K		0-0 F4		4 0 0 0 0 1 0
Orlando Cepeda, R OBP: 0.359, SLG: 0.532 (1, 7)		0-0 G1		0-0 1B		0-0 1B		0-0 F8		4 0 2 0 0 0 0
Felipe Alou, R OBP: 0.331, SLG: 0.484 (1, 9)		0-3 K		0-3 K		0-0 1-3		0-0 2B		4 0 1 0 0 2 2
Daryl Spencer, R OBP: 0.331, SLG: 0.380 (1, 4)		0-0 1B			4-0 1B BB		0-3 K	0-0 5-3		3 0 1 0 1 1 1
Hobie Landrith, L OBP: 0.344, SLG: 0.340 (1, 2)		0-0 F7			0-0 F8		0-0 3-1			3 0 0 0 0 0 2
Jim Davenport, R OBP: 0.296, SLG: 0.334 (1, 5)			0-0 4-3		0-0 FC6-4 1B		0-0 6-3			3 0 1 0 0 0 0
Sam Jones, R OBP: 0.163, SLG: 0.146 (1, 1)			0-3 K		0-3 K			0-0 F9		2 0 0 0 0 2 2
Jackie Brandt, R OBP: 0.322, SLG: 0.413 (8, PH)										1 0 0 0 0 0 0
Stu Miller, R OBP: 0.085, SLG: 0.044 (9, 1)										0 0 0 0 0 0 0

Inning Stats	R: 0 E: 0 K: 1 S: 5	H: 0 LOB: 0 BB: 0 P: 5	R: 0 E: 0 K: 1 S: 6	H: 1 LOB: 1 BB: 0 P: 6	R: 0 E: 0 K: 1 S: 5	H: 0 LOB: 0 BB: 0 P: 5	R: 0 E: 0 K: 1 S: 6	H: 1 LOB: 1 BB: 0 P: 6	R: 0 E: 0 K: 1 S: 6	H: 1 LOB: 2 BB: 1 P: 10	R: 0 E: 0 K: 1 S: 6	H: 1 LOB: 1 BB: 0 P: 6	R: 0 E: 0 K: 1 S: 5	H: 0 LOB: 0 BB: 0 P: 5	R: 0 E: 0 K: 0 S: 3	H: 0 LOB: 0 BB: 0 P: 3	R: 0 E: 0 K: 0 S: 4	H: 1 LOB: 1 BB: 0 P: 4	1B: 4 2B: 1 3B: 0 HR: 0	SF: 0 SAC: 0 DP: 0 HBP: 0
PITCHER Lew Burdette, R ERA: 3.84 (1, 1)	IP: 9.0 WLS: W BF: 33 H: 5 R: 0 ER: 0 SO: 7 BB: 1 IBB: 0 HBP: 0 BLK: 0 WP: 0 HR: 0 S: 46 P: 50 ERA: 0.00 WHIP: 0.667																			
PITCHER	IP: 0 WLS: 0 BF: 0 H: 0 R: 0 ER: 0 SO: 0 BB: 0 IBB: 0 HBP: 0 BLK: 0 WP: 0 HR: 0 S: 0 P: 0 ERA: 0.00 WHIP: 0.00																			


BOTTOM

Milwaukee Braves @ San Francisco Giants
Seals Stadium, San Francisco, CA

Wed Sep 16 1959, 6:33 AM EDT
Att. 22,721 - Unknown

AB	32
R	0
H	5
RBI	0
BB	1
SO	7
LOB	9

WP: 0 PA: 33
PB: 0
SB: 0
CS: 0



WP: 0	PA: 33
PB: 0	
SB: 0	
CS: 0	

Batter	1	2	3	4	5	6	7	8	9	AB R H RBI BB SO LOB	TOP	
Bill Bruton, L (1, 8) OBP: 0.344, SLG: 0.409	0-0 2-3		0-0 1-2 1B		0-0 1-3 HR 1B		0-0 HR 1B		0-0 1-3 G6-4-3 1B	5 2 4 0 0 0 0	Milwaukee Braves @ San Francisco Giants Seals Stadium, San Francisco, CA Thu Sep 17 1959, 6:33 AM EDT Att: 21,617 - Unknown livebaseballscorecards.com	
Eddie Mathews, L (1, 5) OBP: 0.395, SLG: 0.583	0-0 F9		0-3 K		0-0 1-H 3-H HR		0-0 1-H HR	0-0 SF8	4 2 2 6 0 1 2			
Hank Aaron, R (1, 9) OBP: 0.402, SLG: 0.645	1-0 HBP		0-0 F2		0-3 K		0-0 6-3	0-0 G6-4-3 1-2f	4 0 0 0 0 1 3			
Joe Adcock, R (1, 3) OBP: 0.350, SLG: 0.559	0-3 K		0-0 1-3		0-3 K		0-0 F8		4 0 0 0 0 2 3			
Enos Slaughter, L (1, 7) OBP: 0.266, SLG: 0.354		0-0 4-3		0-3 K	0-0 F4		0-3 K		4 0 0 0 0 2 0			
Bobby Avila, R (1, 4) OBP: 0.323, SLG: 0.329		0-0 CI 1B		0-0 E4		0-0 5-3		0-0 F2	4 0 1 0 0 0 0			
Del Crandall, R (1, 2) OBP: 0.311, SLG: 0.409		0-1 CI G6-4-3 1-2		0-0 F7		0-0 6-3		0-0 G5-4-3 1B	3 0 1 0 0 0 1			
Felix Mantilla, R (1, 6) OBP: 0.269, SLG: 0.273		0-0 G6-4-3 1-2f		0-3 K		0-0 1B		0-0 G5-4-3 1-2f	4 0 1 0 0 1 4			
Warren Spahn, L Carl Willey, L Al Spangler, L Bob Rush, R Lee Maye, L Jony Jay, S Ray Boone, L Juan Pizarro, L Don McMahon, R Mickey Vernon, L			0-0 1B 1B		0-0 1B HR 1B		0-0 5-3		4-0 1B WP SF8 BB	0 0 0 0 0 0 0 0 0 0 0 0 0 0 0 0 1 0 0 1 0 1 0 0 0 0 0 0 0 0 0 0 0 0 0 0 0 1 0 1 0 0 0 1 0 0		
Inning Stats	R: 0 E: 0 K: 1 S: 5 H: 0 LOB: 1 BB: 0 P: 6	R: 0 E: 1 K: 0 S: 4 H: 1 LOB: 1 BB: 0 P: 4	R: 0 E: 0 K: 1 S: 7 H: 2 LOB: 2 BB: 0 P: 7	R: 0 E: 1 K: 2 S: 8 H: 0 LOB: 1 BB: 0 P: 8	R: 3 E: 0 K: 2 S: 10 H: 3 LOB: 0 BB: 0 P: 10	R: 0 E: 0 K: 0 S: 4 H: 1 LOB: 1 BB: 0 P: 4	R: 2 E: 0 K: 1 S: 7 H: 2 LOB: 0 BB: 0 P: 7	R: 0 E: 0 K: 0 S: 3 H: 1 LOB: 0 BB: 0 P: 3	R: 1 E: 0 K: 0 S: 3 H: 1 LOB: 0 BB: 1 P: 7	1B: 9 2B: 0 3B: 0 HR: 2 SF: 1 SAC: 0 DP: 3 HBP: 1		WP: 1 PB: 0 SB: 0 CS: 0 PA: 39
PITCHER Jack Sanford, R (1, 1) ERA: 3.13 Sam Jones, R (8, 1) ERA: 2.82	IP WLS BF H R ER SO BB IBB HBP BLK WP HR S P ERA WHIP	7.0 W 32 9 5 5 7 0 0 1 0 0 2 45 46 6.43 1.286	2.0 S 7 2 1 1 0 1 0 0 0 0 1 0 6 10 4.50 1.500	PITCHER								IP WLS BF H R ER SO BB IBB HBP BLK WP HR S P ERA WHIP



BOTTOM

Milwaukee Braves @ San Francisco Giants
Seals Stadium, San Francisco, CA

AB	37
R	13
H	14
RBI	13
BB	7
SO	5
LOB	14



WP	1	PA	45
PB	0		
SB	0		
CS	0		

ERA	13.50	WHIP	2.250
-----	-------	------	-------

Thu Sep 17 1959, 6:33 AM EDT
 Att. 21,617 - Unknown

AB	4	R	4	H	3	RBI	1	BB	1	SO	0	LOB	0
	3	2	1	2	2	0	1						
	0	1	0	0	0	0	0						
	0	0	0	0	0	0	0						
	4	2	4	5	1	0	0						
	5	0	2	1	0	1	3						
	3	1	1	0	2	0	2						
	4	1	1	0	1	1	5						
	4	1	2	4	0	0	0						
	3	0	0	0	0	2	3						
	2	0	0	0	0	1	0						
	3	0	0	0	0	0	0						
	1	1	0	0	0	0	0						
	1	0	0	0	0	0	0						
1B	10	SF	1										
2B	1	SAC	0										
3B	0	DP	2										
HR	3	HBP	0										

Batter	1	2	3	4	5	6	7	8	9							
Eddie Bressoud, R OBP: 0.322, SLG: 0.426 (1, 6)	0-0 BB 1B	0-0 HR		0-0 E4 BB HR		4-0 G3-6-3 BB	0-0 2B 1B									
Willie McCovey, L OBP: 0.422, SLG: 0.661 Andre Rodgers, R OBP: 0.347, SLG: 0.397 Sam Jones, R OBP: 0.163, SLG: 0.146 (1, 3)	4-0 1B BB	0-0 4-3		4-0 1-2 HR BB		0-0 G3-6-3 1-2f	0-0 1B 2B									
Willie Mays, R OBP: 0.372, SLG: 0.567 (1, 8)	0-0 F9 1-3 2-H 1B	0-0 1B		0-0 1-H 2-H HR		4-0 1B BB	0-0 FC6-4 2-H 1B									
Orlando Cepeda, R OBP: 0.359, SLG: 0.530 (1, 7)	0-0 SF7 BB 1B	0-3 K		0-0 F3		0-0 BB 1B	0-0 FC6-4 1-2f									
Jackie Brandt, R OBP: 0.325, SLG: 0.413 (1, 9)	0-0 F9 2-3		4-0 WP 1B BB	0-0 1B		4-0 1-2 BB	0-0 F5									
Daryl Spencer, R OBP: 0.332, SLG: 0.379 (1, 4)	4-0 1-2 BB		0-3 K	0-0 5-3		0-0 F8	0-0 HR 1B									
Jim Davenport, R OBP: 0.297, SLG: 0.342 (1, 5)	0-0 SF7 2-3 3-H		0-0 G6-4-3 2-H 1B		0-0 6-3		0-0 F9 1-H HR									
Jim Hegan, R OBP: 0.209, SLG: 0.200 Felipe Alou, R OBP: 0.328, SLG: 0.480 (1, 2)	0-3 K		0-0 G6-4-3 1-2f		0-3 K		0-0 F6 K									
Jack Sanford, R OBP: 0.203, SLG: 0.113 Jose Pagan, R OBP: 0.185, SLG: 0.154 Hobie Landrith, L OBP: 0.343, SLG: 0.338 (1, 1)		0-0 6-3		0-0 F9		0-0 1-3	0-0 E4 1B 2B		0-0 F7							
Inning Stats	R: 3 E: 0 K: 1 S: 8	H: 3 LOB: 2 BB: 2 P: 16	R: 1 E: 0 K: 1 S: 7	H: 2 LOB: 1 BB: 0 P: 7	R: 1 E: 0 K: 1 S: 5	H: 1 LOB: 0 BB: 1 P: 9	R: 3 E: 1 K: 0 S: 6	H: 2 LOB: 1 BB: 1 P: 10	R: 0 E: 0 K: 1 S: 5	H: 0 LOB: 0 BB: 0 P: 5	R: 0 E: 0 K: 0 S: 3	H: 1 LOB: 3 BB: 3 P: 15	R: 3 E: 1 K: 0 S: 7	H: 3 LOB: 2 BB: 0 P: 7	R: 2 E: 0 K: 1 S: 7	H: 2 LOB: 0 BB: 0 P: 7
PITCHER	IP WLS L	BF H R	ER S SO	BB IBB HBP BLK	WP HR S P	ERA WHIP	PITCHER	IP WLS L	BF H R	ER S SO	BB IBB HBP BLK	WP HR S P	ERA WHIP			
Warren Spahn, L ERA: 2.88 (1, 1)	0.0	4	3	0	0	∞	Don McMahon, R ERA: 2.76 (7, 1)	1.1	7	2	0	0	13.50			
Carl Willey, R ERA: 4.17 (1, 1)	2.0	9	2	1	2	1.500							2.250			
Bob Rush, R ERA: 2.54 (3, 1)	2.0	11	3	4	3	2.500										
Joey Jay, R ERA: 4.17 (5, 1)	1.0	3	0	0	1	0.000										
Juan Pizarro, L ERA: 3.8 (6, 1)	1.2	11	3	3	0	3.600										

Batter	1	2	3	4	5	6	7	8	9	AB R H RBI BB SO LOB	TOP											
Bill Bruton, L (1, 8) OBP: 0.347, SLG: 0.411	4-0 BB		0-0 F7		0-3 K	0-0 2B		1-0 FC6 HBP		3 0 1 0 1 1 1												
Eddie Mathews, L (1, 5) OBP: 0.393, SLG: 0.579	0-0 F5		4-0 FC6-4 BB		0-0 F9	0-0 F8		0-0 FC6		4 0 0 0 1 0 4												
Hank Aaron, R (1, 9) OBP: 0.402, SLG: 0.643	0-0 F3		0-0 FC6-4			0-0 2B 1B	0-0 G3 HR 1B	0-0 4-3		5 2 2 0 0 0 5												
Joe Adcock, R (1, 3) OBP: 0.352, SLG: 0.568	0-3 K			0-0 1B		0-0 1B HR	0-0 G3	0-0 4-3		3 2 2 0 0 1 1												
Frank Torre, L (6, 3) OBP: 0.319, SLG: 0.309				3B		2B				2 0 0 0 0 0 1												
Enos Slaughter, L (1, 7) OBP: 0.264, SLG: 0.351		0-3 K		0-0 E SH5-3 SF8 1B		0-0 HR 1B	0-0 HR	4-0 E BB		1 0 0 0 0 1 0												
Lee Maye, L (2, 7) OBP: 0.328, SLG: 0.425				1B		1B				3 3 3 4 1 0 0												
Bobby Avila, R (1, 4) OBP: 0.322, SLG: 0.325		0-0 6-3		0-0 SH5-3		0-0 HR BB	0-0 F5	0-0 G3		3 1 0 0 1 0 1												
Del Crandall, R (1, 2) OBP: 0.310, SLG: 0.414				1-2		BB				4 1 1 5 0 0 1												
		0-0 6-3		0-0 SF8		HR	0-0 F8	0-0 5-3														
Felix Mantilla, R (1, 6) OBP: 0.269, SLG: 0.277			0-0	0-0 6-3		0-0 K		0-0 F7		4 0 1 0 0 1 0												
			0-0	2B																		
Bob Buhl, R (1, 1) OBP: 0.087, SLG: 0.060			0-3 K		0-3 K	0-0 6-3		4-0 FC6 HBP BB		3 0 0 0 1 2 1												
Inning Stats	R: 0 E: 0 K: 1 S: 5	H: 0 LOB: 1 BB: 1 P: 9	R: 0 E: 0 K: 1 S: 5	H: 0 LOB: 0 BB: 0 P: 5	R: 0 E: 0 K: 1 S: 6	H: 1 LOB: 2 BB: 1 P: 10	R: 2 E: 1 K: 0 S: 5	H: 2 LOB: 0 BB: 0 P: 5	R: 0 E: 0 K: 2 S: 7	H: 0 LOB: 0 BB: 0 P: 7	R: 5 E: 0 K: 1 S: 10	H: 5 LOB: 1 BB: 1 P: 14	R: 2 E: 0 K: 0 S: 5	H: 2 LOB: 0 BB: 0 P: 5	R: 0 E: 0 K: 0 S: 3	H: 0 LOB: 2 BB: 1 P: 8	R: 0 E: 1 K: 0 S: 3	H: 0 LOB: 1 BB: 1 P: 7	1B: 4 2B: 3 3B: 1 HR: 2	SF: 1 SAC: 1 DP: 0 HBP: 1	WP: 0 PB: 0 SB: 0 CS: 0	PA: 43
PITCHER	IP WLS BF H R ER SO BB IBB HBP BLK WP HR S P ERA WHIP																					
Don Cardwell, R (1, 1) ERA: 3.97	5.0 L 25 7 7 6 5 3 0 0 0 0 0 1 32 44 10.80 2.000																					
Humberto Robinson, R (6, 1) ERA: 3.59	2.0 9 3 2 2 1 0 0 0 0 0 0 1 11 11 9.00 1.500																					
Taylor Phillips, L (8, 1) ERA: 5.54	2.0 9 0 0 0 0 2 0 1 0 0 0 0 6 15 0.00 1.000																					

Milwaukee Braves @ Philadelphia Phillies
 Connie Mack Stadium, Philadelphia, PA
 Sat Sep 19 1959, 7:05 PM EDT
 Att: 17,216 - Unknown

AB	35
R	9
H	10
RBI	9
BB	5
SO	6
LOB	15



Batter	1	2	3	4	5	6	7	8	9	AB	R	H	RBI	BB	SO	LOB
Richie Ashburn, L OBP: 0.358, SLG: 0.307 (1, 8) X	0-0 G3 ①		0-0 FC4-6 ② 1-2f 2-3		4-0 2B BB	0-3 K ③			0-0 5-3 ①	4	1	0	0	1	1	4
Joe Koppe, R OBP: 0.325, SLG: 0.384 (1, 6) X	0-0 5-3 ②		0-0 L6 ③		0-0 2B 1-H			0-0 P3 ①	0-3 K ②	5	0	1	1	0	1	2
Dave Philley, S OBP: 0.342, SLG: 0.466 (1, 3) X	0-0 4-3 ③			0-0 1B 2B	0-0 F9 ①			0-0 P6 ②	0-0 F8 ③	5	1	1	0	0	0	1
Wally Post, R OBP: 0.312, SLG: 0.456 (1, 9)		0-0 E6 G6-4-3		0-0 2B SF9 1B	0-3 K ②			0-3 K ③		4	1	1	0	0	2	1
Gene Freese, R OBP: 0.342, SLG: 0.492 (1, 5)		0-0 L8 ①		0-3 K ①	0-0 F7 ③			0-0 F7 ①		4	0	0	0	0	1	4
Harry Anderson, L OBP: 0.308, SLG: 0.404 (1, 7)		0-0 G6-4-3 ② ③ 1-2f		0-0 2B 1-3 3-H	0-3 K ③			0-0 F3 ②		4	0	1	1	0	1	1
Sparky Anderson, R OBP: 0.282, SLG: 0.247 (1, 4)			0-0 FC4-6 1B	0-0 SF9 ②	0-0 1B	0-0 1B		4-0 HR BB		2	1	2	1	1	0	0
Carl Sawatski, L OBP: 0.386, SLG: 0.457 (1, 2)			0-0 F8 ①	4-0 BB	0-0 1B	0-0 1B		0-0 HR 1-H		3	1	2	2	1	0	1
Robin Roberts, S OBP: 0.239, SLG: 0.244 (1, 1)			0-0 FC4-6 1B	0-3 K ③	0-3 K ②			0-3 K ③		4	0	1	0	0	3	4
Turk Farrell, R OBP: 0.167, SLG: 0.167 (9, 1)			1-2 1B							0	0	0	0	0	0	0

Inning Stats	R: 0	H: 0	E: 0	K: 0	S: 3	P: 3	R: 0	H: 0	E: 1	K: 0	S: 3	P: 3	R: 0	H: 2	E: 0	K: 0	S: 5	R: 2	H: 3	E: 0	K: 2	S: 10	R: 1	H: 1	E: 0	K: 1	S: 6	R: 0	H: 2	E: 0	K: 3	S: 11	R: 0	H: 0	E: 0	K: 1	S: 5	R: 2	H: 1	E: 0	K: 1	S: 6	R: 0	H: 0	E: 0	K: 1	S: 5	R: 0	H: 0	E: 0	K: 1	S: 5	1B: 5	2B: 3	3B: 0	HR: 1	SF: 1	SAC: 0	DP: 1	HBP: 0	WP: 0	PA: 39
--------------	------	------	------	------	------	------	------	------	------	------	------	------	------	------	------	------	------	------	------	------	------	-------	------	------	------	------	------	------	------	------	------	-------	------	------	------	------	------	------	------	------	------	------	------	------	------	------	------	------	------	------	------	------	-------	-------	-------	-------	-------	--------	-------	--------	-------	--------

PITCHER	IP	WLS	BF	H	R	ER	SO	BB	IBB	HBP	BLK	WP	HR	S	P	ERA	WHIP
Lew Burdette, R ERA: 3.87 (1, 1)	5.1		26	8	3	3	4	2	0	0	0	0	0	32	40	5.06	1.875
Joey Jay, R ERA: 4.19 (6, 1)	3.2	W	13	1	2	2	5	1	0	0	0	0	1	22	26	4.91	0.545

Milwaukee Braves @ Philadelphia Phillies
Connie Mack Stadium, Philadelphia, PA
 Sun Sep 20 1959, 3:33 AM EDT
 Att. 13,202 - Unknown

AB	35
R	5
H	9
RBI	5
BB	3
SO	9
LOB	18



Batter	1	2	3	4	5	6	7	8	9	AB R H RBI BB SO LOB	TOP
Bill Bruton, L (1, 8) OBP: 0.346, SLG: 0.409 Al Spangler, L (5, PH) OBP: 0.667, SLG: 0.667 (5, 8)	0-0 	0-0 4-3			0-0 1-2 	0-0 4-3			0-0 SH3-4 1-2	2 1 1 0 0 0 1 2 1 1 0 0 0 1	
Eddie Mathews, L (1, 5) OBP: 0.395, SLG: 0.595	0-0 		0-0 4-3		0-0 1-H 2-H 		0-3 	0-0 2-H 	0-0 	5 2 2 5 0 1 1	
Hank Aaron, R (1, 9) OBP: 0.405, SLG: 0.649	0-0 		0-0 L5		0-0 		0-0 	0-0 	0-0 	5 1 3 1 0 0 0	
Joe Adcock, R (1, 3) OBP: 0.344, SLG: 0.555 Frank Torre, L (9, 3) OBP: 0.318, SLG: 0.307	0-3 		0-0 6-3		0-3 		0-0 	0-3 	0-3 	5 0 0 0 0 3 3 0 0 0 0 0 0 0	
Lee Maye, L (1, 7) OBP: 0.328, SLG: 0.418	0-0 			0-0 4-3	0-0 			0-0 	0-0 1-2 	5 0 3 1 0 0 1	
Bobby Avila, R (1, 4) OBP: 0.321, SLG: 0.324 Red Schoendienst, S (8, 4)	0-0 1-3			0-3 		0-0 1-3		0-0 	0-0 	3 0 0 0 0 1 1 1 0 0 0 0 0 2	
Del Crandall, R (1, 2) OBP: 0.314, SLG: 0.416		0-0 		0-0 5-3		1-0 		0-0 		3 1 1 0 0 0 1	
Felix Mantilla, R (1, 6) OBP: 0.271, SLG: 0.279		0-0 6-3			0-0 	0-0 		0-0 6-3		4 0 1 0 0 0 3	
Warren Spahn, L (1, 1) OBP: 0.250, SLG: 0.307 Don McMahon, R (9, 1) OBP: 0.333, SLG: 0.250		0-0 1-3			0-0 1-2f 	0-0 		0-0 		4 2 1 0 0 0 2 0 0 0 0 0 0 0	
Inning Stats	R: 2 H: 3 E: 0 LOB: 1 K: 1 BB: 0 S: 8 P: 8	R: 0 H: 1 E: 0 LOB: 1 K: 0 BB: 0 S: 4 P: 4	R: 0 H: 0 E: 0 LOB: 0 K: 0 BB: 0 S: 3 P: 3	R: 0 H: 0 E: 0 LOB: 0 K: 1 BB: 0 S: 5 P: 5	R: 3 H: 4 E: 0 LOB: 1 K: 1 BB: 0 S: 9 P: 9	R: 1 H: 1 E: 1 LOB: 1 K: 0 BB: 0 S: 4 P: 5	R: 0 H: 0 E: 0 LOB: 0 K: 1 BB: 0 S: 5 P: 5	R: 0 H: 1 E: 0 LOB: 1 K: 0 BB: 0 S: 4 P: 4	R: 2 H: 3 E: 1 LOB: 2 K: 1 BB: 0 S: 9 P: 9	1B: 9 SF: 0 2B: 1 SAC: 2 3B: 1 DP: 0 HR: 2 HBP: 1	WP: 0 PA: 42 PB: 0 SB: 1 CS: 0
PITCHER Bob Friend, R (1, 1) ERA: 4.03 Bob Porterfield, R (5, 1) ERA: 5.25 Don Gross, L (6, 1) ERA: 3.45 Bennie Daniels, R (8, 1) ERA: 5.33	IP WLS BF H R ER SO BB IBB HBP BLK WP HR S P ERA WHIP 4.1 L 21 8 5 5 2 0 0 0 0 0 0 1 25 25 10.38 1.846 0.2 2 0 0 0 1 0 0 0 0 0 0 0 4 4 0.00 0.000 2.0 8 1 1 0 1 0 0 1 0 0 0 0 9 10 0.00 0.500 2.0 11 4 2 1 1 0 0 0 0 0 0 1 13 13 4.50 2.000	PITCHER IP WLS BF H R ER SO BB IBB HBP BLK WP HR S P ERA WHIP									

Milwaukee Braves @ Pittsburgh Pirates
 Forbes Field, Pittsburgh, PA
 Mon Sep 21 1959, 7:05 PM EDT
 Att: 17,205 - Unknown

AB	39
R	8
H	13
RBI	7
BB	0
SO	5
LOB	16



livebaseballscorecards.com

BOTTOM

Milwaukee Braves @ Pittsburgh Pirates
Forbes Field, Pittsburgh, PA
Mon Sep 21 1959, 7:05 PM EDT
Att. 17,205 - Unknown

livebaseballscorecards.com

AB	40
R	6
H	13
RBI	6
BB	1
SO	4
LOB	17



WP:	0	PA:	42
PB:	0	SB:	0
CS:	0		

AB R H RBI BB SO LOB

4	1	2	1	1	0	0
5	1	2	1	0	0	1
5	0	2	1	0	0	3
5	2	1	0	0	0	5
4	0	0	1	0	1	2
5	0	2	0	0	2	1
4	0	2	2	0	0	1
4	0	0	0	0	1	4
1	1	1	0	0	0	0
0	0	0	0	0	0	0
1	0	0	0	0	0	0
0	0	0	0	0	0	0
1	0	0	0	0	0	0
0	0	0	0	0	0	0
1	1	1	0	0	0	0

1B:	10	SF:	1
2B:	3	SAC:	0
3B:	0	DP:	0
HR:	0	HBP:	0

Batter	1	2	3	4	5	6	7	8	9
Bob Skinner, L (1, 7) OBP: 0.357, SLG: 0.401	0-0 1-3 1B		0-0 2-H 1B		0-0 F3		4-0 FC6-4 1B BB		0-0 2B 1B
Dick Groat, R (1, 6) OBP: 0.315, SLG: 0.364	0-0 G3		0-0 F8		0-0 E4 FC6		0-0 FC6-4 1B		0-0 1B SF9 2B
Roberto Clemente, R (1, 9) OBP: 0.321, SLG: 0.390	0-0 4-3				0-0 FC6		0-0 FC6-4 1-2f 2-3		0-0 2-3 2-H 1B
Dick Stuart, R (1, 3) OBP: 0.364, SLG: 0.545			0-0 F8		0-0 FC5-4 1B 1-2f		0-0 FC6-4 1B 1-2f		0-0 P6
Smoky Burgess, L (1, 2) OBP: 0.344, SLG: 0.478			0-0 F2		0-3 K		0-0 4-3		0-0 SF9
Don Hoak, R (1, 5) OBP: 0.375, SLG: 0.403			0-3 K		0-0 1B 1-2		0-0 FC6-4 1B 2-3		0-3 3-H K
Bill Mazerowski, R (1, 4) OBP: 0.283, SLG: 0.342			0-0 6-3		0-0 1-3 2-H 1B		0-0 FC6-4 1-2f 3-H		0-0 2B
Roman Mejias, R (1, 8) OBP: 0.305, SLG: 0.349			0-0 6-3		0-0 2-3		0-0 F9		0-3 K
Bob Friend, R (1, 1) OBP: 0.197, SLG: 0.192			0-0 1B				0-0 F9		0-0 1B
Bob Porterfield, R (5, 1)									0-0 2B 1B
Harry Bright, R (5, PH) OBP: 0.314, SLG: 0.457									
Don Gross, L (6, 1)									
R C Stevens, R (7, PH)									
Bennie Daniels, L (8, 1) OBP: 0.412, SLG: 0.552									
Dick Schofield, S (9, PH) OBP: 0.311, SLG: 0.338									

Inning Stats	R: 0 E: 0 K: 0 S: 3	H: 0 LOB: 0 BB: 0 P: 3	R: 0 E: 0 K: 1 S: 5	H: 0 LOB: 0 BB: 0 P: 5	R: 1 E: 0 K: 0 S: 5	H: 2 LOB: 1 BB: 0 P: 5	R: 1 E: 0 K: 1 S: 8	H: 3 LOB: 2 BB: 0 P: 8	R: 0 E: 1 K: 0 S: 4	H: 0 LOB: 1 BB: 0 P: 4	R: 1 E: 0 K: 0 S: 5	H: 2 LOB: 1 BB: 0 P: 5	R: 0 E: 0 K: 0 S: 4	H: 1 LOB: 2 BB: 1 P: 8	R: 0 E: 0 K: 1 S: 6	H: 1 LOB: 1 BB: 0 P: 6	R: 3 E: 0 K: 1 S: 9	H: 4 LOB: 1 BB: 0 P: 9	1B: 10 2B: 3 3B: 0 HR: 0	SF: 1 SAC: 0 DP: 0 HBP: 0
---------------------	------------------------------	---------------------------------	------------------------------	---------------------------------	------------------------------	---------------------------------	------------------------------	---------------------------------	------------------------------	---------------------------------	------------------------------	---------------------------------	------------------------------	---------------------------------	------------------------------	---------------------------------	------------------------------	---------------------------------	-----------------------------------	------------------------------------

PITCHER	IP	WLS	BF	H	R	ER	SO	BB	IBB	HBP	BLK	WP	HR	S	P	ERA	WHIP
Warren Spahn, L (1, 1) ERA: 2.99	8.0	W	38	12	6	6	3	1	0	0	0	0	0	43	47	6.75	1.625
Don McMahon, R (9, 1) ERA: 2.72	1.0	S	4	1	0	0	1	0	0	0	0	0	0	6	6	0.00	1.000

WP:	0	PA:	42
PB:	0	SB:	0
CS:	0		

Batter	1	2	3	4	5	6	7	8	9	AB	R	H	RBI	BB	SO	LOB	TOP																		
Bobby Avila, R (1, 4) OBP: 0.321, SLG: 0.324											0	0	0	0	0	0	0																		
Eddie Mathews, L (1, 5) OBP: 0.395, SLG: 0.595											0	0	0	0	0	0	0	0																	
Hank Aaron, R (1, 9) OBP: 0.405, SLG: 0.649											0	0	0	0	0	0	0	0																	
Joe Adcock, R (1, 3) OBP: 0.344, SLG: 0.555											0	0	0	0	0	0	0	0																	
Andy Pafko, R (1, 7) OBP: 0.293, SLG: 0.304											0	0	0	0	0	0	0	0																	
John DeMerit, R (1, 8)											0	0	0	0	0	0	0	0																	
Del Crandall, R (1, 2) OBP: 0.314, SLG: 0.416											0	0	0	0	0	0	0	0																	
Felix Mantilla, R (1, 6) OBP: 0.271, SLG: 0.279											0	0	0	0	0	0	0	0																	
Juan Pizarro, L (1, 1) OBP: 0.146, SLG: 0.132	0	0	0	0	0	0	0	0																											
Inning Stats											1B: 0	SF: 0	WP: 0	PA: 0																					
	2B: 0	SAC: 0	PB: 0																																
	3B: 0	DP: 0	SB: 0																																
	HR: 0	HBP: 0	CS: 0																																
PITCHER (1, 1) Harvey Haddix, L ERA: 3.04	IP	WLS	BF	H	R	ER	SO	BB	IBB	HBP	BLK	WP	HR	S	P	ERA	WHIP																		
	0.0	L	0	0	0	0	0	0	0	0	0	0	0	0	0	0	∞	∞																	
PITCHER	IP	WLS	BF	H	R	ER	SO	BB	IBB	HBP	BLK	WP	HR	S	P	ERA	WHIP																		

Milwaukee Braves @ Pittsburgh Pirates
Forbes Field, Pittsburgh, PA
 Tue Sep 22 1959, 7:05 PM EDT
 Att. 17,658 - Unknown

AB 0
R 0
H 0
RBI 0
BB 0
SO 0
LOB 0



WP: 0 PA: 0
 PB: 0
 SB: 0
 CS: 0

livebaseballscorecards.com

Batter	1	2	3	4	5	6	7	8	9	AB R H RBI BB SO LOB	TOP											
Al Spangler, L (1, 8) OBP: 0.714, SLG: 1.000	0-0 F8		0-0 S 1B			0-0 SF7 3B		0-0 HR 1B		4 2 3 0 0 0 0	Milwaukee Braves @ Pittsburgh Pirates Forbes Field, Pittsburgh, PA Wed Sep 23 1959, 7:05 PM EDT Att: 20,502 - Unknown											
Eddie Mathews, L (1, 5) OBP: 0.392, SLG: 0.594	0-3 K		0-0 F8 1-2			0-0 P6		0-0 HR		4 1 1 2 0 1 2												
Hank Aaron, R (1, 9) OBP: 0.401, SLG: 0.646	0-0 F9				0-0 E5 1B 2B		0-0 SF7		0-0 E6	3 1 1 1 0 0 0												
Joe Adcock, R (1, 3) OBP: 0.340, SLG: 0.546		0-3 K			0-0 G6-4-3 1B		0-3 K		0-3 K	4 0 1 1 0 3 1												
Joey Jay, S (8, 1) OBP: 0.139, SLG: 0.088										0 0 0 0 0 0 0												
Lee Maye, L (1, 7) OBP: 0.318, SLG: 0.405		0-0 F8			0-0 F7				0-0 4-3	4 0 0 0 0 0 1												
Bobby Avila, R (1, 4) OBP: 0.324, SLG: 0.332		4-0 BB			0-0 G6-4-3 1-2f				0-0 L9	2 0 0 0 1 1 1												
Red Schoendienst, S (7, 4)										0 0 0 0 0 0 0												
Ray Boone, R (9, PH) OBP: 0.396, SLG: 0.371										1 0 0 0 0 0 0												
Del Crandall, R (1, 2) OBP: 0.315, SLG: 0.422		0-0 F7				0-0 6-3			0-0 E7 1B	4 0 1 0 0 0 1												
Felix Mantilla, R (1, 6) OBP: 0.269, SLG: 0.273			0-0 P5			0-0 P6			0-0 6-3	2 0 0 0 0 0 0												
Frank Torre, L (8, PH) OBP: 0.315, SLG: 0.305									0-0 6-3	2 0 0 0 0 0 1												
Bob Buhl, R (1, 1) OBP: 0.086, SLG: 0.059		0-3 K				0-0 4-3			0-0 G3	1 0 0 0 0 1 0												
Enos Slaughter, L (5, PH) OBP: 0.262, SLG: 0.348										1 0 0 0 0 0 0												
Bob Rush, R (5, 1) OBP: 0.194, SLG: 0.194										0 0 0 0 0 0 0												
Mickey Vernon, L (8, PH) OBP: 0.289, SLG: 0.371										1 0 0 0 0 0 0												
Johnny Logan, R (8, 6) OBP: 0.368, SLG: 0.412										0 0 0 0 0 0 0												
Inning Stats	R: 0 E: 0 K: 1 S: 5	H: 0 LOB: 0 BB: 0 P: 5	R: 0 E: 0 K: 1 S: 5	H: 0 LOB: 1 BB: 1 P: 9	R: 0 E: 0 K: 1 S: 6	H: 1 LOB: 1 BB: 0 P: 6	R: 1 E: 1 K: 0 S: 4	H: 2 LOB: 0 BB: 0 P: 4	R: 0 E: 0 K: 0 S: 3	H: 0 LOB: 0 BB: 0 P: 3	R: 1 E: 0 K: 1 S: 6	H: 1 LOB: 0 BB: 0 P: 6	R: 0 E: 0 K: 1 S: 5	H: 0 LOB: 0 BB: 0 P: 5	R: 2 E: 1 K: 1 S: 8	H: 2 LOB: 1 BB: 0 P: 8	R: 0 E: 1 K: 0 S: 4	H: 1 LOB: 1 BB: 0 P: 4	1B: 4 2B: 1 3B: 1 HR: 1	SF: 1 SAC: 0 DP: 1 HBP: 0	WP: 0 PB: 0 SB: 1 CS: 0	PA: 35
PITCHER	IP WLS BF H R ER SO BB IBB HBP BLK WP HR S P ERA WHIP																					
Ron Kline, R (1, 1) ERA: 4.26	8.0 W 31 6 4 3 6 1 0 0 0 0 0 1 42 46 3.38 0.875																					
Roy Face, R (9, 1) ERA: 2.6	1.0 S 4 1 0 0 0 0 0 0 0 0 0 0 4 4 0.00 1.000																					

livebaseballscorecards.com

AB	33
R	4
H	7
RBI	4
BB	1
SO	6
LOB	7



BOTTOM

Milwaukee Braves @ Pittsburgh Pirates
Forbes Field, Pittsburgh, PA
Wed Sep 23 1959, 7:05 PM EDT
Att. 20,502 - Unknown

livebaseballscorecards.com

AB	32
R	5
H	9
RBI	5
BB	5
SO	5
LOB	19



WP:	0	PA:	38
PB:	0	SB:	0
CS:	0		

AB R H RBI BB SO LOB

5	1	2	2	0	0	2
4	0	0	0	1	0	5
4	0	2	1	0	1	1
4	0	0	0	0	1	4
2	2	1	1	2	0	0
3	1	0	0	1	0	3
3	0	0	0	1	1	2
4	1	3	0	0	1	0
2	0	0	1	0	1	2
1	0	1	0	0	0	0
0	0	0	0	0	0	0
0	0	0	0	0	0	0

1B:	8	SF:	0
2B:	0	SAC:	1
3B:	0	DP:	1
HR:	1	HBP:	0

WP:	0	PA:	38
PB:	0	SB:	0
CS:	0		

Batter	1	2	3	4	5	6	7	8	9
Bob Skinner, L (1, 7) OBP: 0.357, SLG: 0.399	0-0 F7 ①		0-0 F9 4-3 1B	0-0 FC6-4 ②			0-0 E4 1B	0-0 F7 1B	
Dick Groat, R (1, 6) OBP: 0.313, SLG: 0.361	0-0 F7 ②		0-0 4-3 1-2	0-0 FC6-4 ③			4-0 1B BB	0-0 F7 ② ③	
Roberto Clemente, R (1, 9) OBP: 0.320, SLG: 0.388	0-0 1B		0-0 F9 2-3		0-3 K ①		0-0 1-3 2-H 1B		
Dick Stuart, R (1, 3) OBP: 0.362, SLG: 0.539	0-0 5-3 ③		0-0 F9 ③		0-3 K ②		0-0 6-3 ②		
Smoky Burgess, L (1, 2) OBP: 0.348, SLG: 0.487		0-0 HR		4-0 1B SH BB		0-0 F7 ③	4-0 IBB		
Don Hoak, R (1, 5) OBP: 0.375, SLG: 0.401		0-0 6-3 ①		4-0 SH 1B FC6-4 BB		0-0 F8 ①	0-0 F9 ③		
Bill Mazaroski, R (1, 4) OBP: 0.283, SLG: 0.340		4-0 1B BB		0-3 K ①		0-0 L8 ②		0-0 P4 ①	
Bill Virdon, L (1, 8) OBP: 0.325, SLG: 0.346		0-0 L6-3 1B		0-0 FC6-4 SH 1-2 2-3 1B		0-3 K ③		0-0 1B 1B	
Ron Kline, R (1, 1) OBP: 0.150, SLG: 0.136		0-0 L6-3 ② ③		0-0 SH FC6-4		0-3 K ①		0-0 1B 1B	
Rocky Nelson, L (8, PH) OBP: 0.379, SLG: 0.457				1-2 2-3 3-H					
Roman Mejias, R (8, PR) OBP: 0.302, SLG: 0.346									
Roy Face, R (9, 1) OBP: 0.231, SLG: 0.231									

Inning Stats	R: 0	H: 1	E: 0	K: 0	S: 4	R: 1	H: 2	E: 0	K: 0	S: 4	R: 0	H: 1	E: 0	K: 0	S: 4	R: 2	H: 1	E: 0	K: 1	S: 7	R: 0	H: 0	E: 0	K: 2	S: 7	R: 1	H: 1	E: 1	K: 1	S: 7	R: 1	H: 3	E: 0	K: 0	S: 5
--------------	------	------	------	------	------	------	------	------	------	------	------	------	------	------	------	------	------	------	------	------	------	------	------	------	------	------	------	------	------	------	------	------	------	------	------

PITCHER	IP	WLS	BF	H	R	ER	SO	BB	IBB	HBP	BLK	WP	HR	S	P	ERA	WHIP
Bob Buhl, R (1, 1) ERA: 2.92	4.0		20	5	3	3	1	3	0	0	0	0	1	19	31	6.75	2.000
Bob Rush, R (5, 1) ERA: 2.46	3.0		13	1	1	0	4	1	1	0	0	0	0	19	27	0.00	0.667
Joey Jay, R (8, 1) ERA: 4.23	1.0	L	5	3	1	1	0	0	0	0	0	0	0	5	5	9.00	3.000

Batter	1	2	3	4	5	6	7	8	9	AB R H RBI BB SO LOB	TOP									
Richie Ashburn, L (1, 8) OBP: 0.361, SLG: 0.308	0-0 FC4-6 1B		4-0 1B BB	0-0 F7			4-0 FC2-6 BB		0-3 K	3 2 1 0 2 1 1	Philadelphia Phillies @ Milwaukee Braves Milwaukee County Stadium, Milwaukee, WI Fri Sep 25 1959, 8:05 PM EDT Att. 24,912 - Unknown livebaseballscorecards.com									
Joe Koppe, R (1, 6) OBP: 0.326, SLG: 0.384	0-0 FC4-6 1B		0-0 1B HR	0-0 FC6-4			0-0 FC2-6		0-0 1-3	5 1 2 0 0 0 2										
Ed Bouchee, L (1, 3) OBP: 0.376, SLG: 0.451	0-0 FC4-6 WP SF7		0-0 1B HR				0-3 K		0-0 6-3	5 2 1 2 0 1 2										
Wally Post, R (1, 9) OBP: 0.311, SLG: 0.452	0-0 WP 1B		0-3 K				4-0 BB			3 0 1 0 1 2 2										
Gene Freese, R (1, 5) OBP: 0.340, SLG: 0.496	0-0 SF7		0-0 HR				0-3 K			3 1 1 4 0 1 2										
Harry Anderson, L (1, 7) OBP: 0.306, SLG: 0.405	0-3 K		0-0 F8				0-3 K		0-0 P6	4 0 0 0 0 2 1										
Solly Drake, S (8, 7) OBP: 0.253, SLG: 0.171										0 0 0 0 0 0 0										
Sparky Anderson, R (1, 4) OBP: 0.285, SLG: 0.253		0-0 5-3	0-0 1-3				4-0 BB		0-0 4-3	3 0 0 0 1 0 0										
Carl Sawatski, L (1, 2) OBP: 0.390, SLG: 0.459		0-3 K		0-0 FC6-4 1B			0-0 F7		4-0 BB	3 0 1 0 1 1 1										
Don Cardwell, R (1, 1) OBP: 0.088, SLG: 0.109		0-0 5-3		0-3 K			0-3 K		0-0 F2	2 0 0 0 0 1 1										
Jack Meyer, R (4, 1) OBP: 0.071, SLG: 0.071										2 0 0 0 0 1 2										
Inning Stats	R: 2 E: 0 K: 1 S: 8	H: 3 LOB: 1 BB: 0 P: 8	R: 0 E: 0 K: 1 S: 5	H: 0 LOB: 0 BB: 0 P: 5	R: 4 E: 0 K: 1 S: 8	H: 3 LOB: 0 BB: 1 P: 12	R: 0 E: 0 K: 1 S: 6	H: 1 LOB: 1 BB: 0 P: 6	R: 0 E: 0 K: 2 S: 7	H: 0 LOB: 1 BB: 1 P: 11	R: 0 E: 0 K: 2 S: 7	H: 0 LOB: 2 BB: 2 P: 15	R: 0 E: 0 K: 0 S: 3	H: 0 LOB: 1 BB: 1 P: 7	R: 0 E: 0 K: 1 S: 5	H: 0 LOB: 0 BB: 0 P: 5	1B: 6 2B: 0 3B: 0 HR: 1	SF: 1 SAC: 0 DP: 0 HBP: 0	WP: 1 PB: 0 SB: 1 CS: 0	PA: 39
PITCHER	IP WLS BF H R ER SO BB IBB HBP BLK WP HR S P ERA WHIP																			
Lew Burdette, R (1, 1) ERA: 4.03	2.1 L 14 6 6 6 3 1 0 0 0 1 1 19 23 23.14 3.000																			
Bob Rush, R (3, 1) ERA: 2.42	1.2 6 1 0 0 1 0 0 0 0 0 0 8 8 0.00 0.600																			
Joey Jay, R (5, 1) ERA: 4.16	2.0 7 0 0 0 3 1 0 0 0 0 0 12 16 0.00 0.500																			
Don McMahon, R (7, 1) ERA: 2.62	2.0 9 0 0 0 2 3 0 0 0 0 0 10 22 0.00 1.500																			
Carl Willey, R (9, 1) ERA: 4.14	1.0 3 0 0 0 1 0 0 0 0 0 0 5 5 0.00 0.000																			

Philadelphia Phillies @ Milwaukee Braves
Milwaukee County Stadium, Milwaukee, WI
 Fri Sep 25 1959, 8:05 PM EDT
 Att. 24,912 - Unknown
livebaseballscorecards.com

AB	33
R	6
H	7
RBI	6
BB	5
SO	10
LOB	14



Batter	1	2	3	4	5	6	7	8	9	AB	R	H	RBI	BB	SO	LOB
Al Spangler, L OBP: 0.417, SLG: 0.583 (1, 8)	0-3 K		0-0 4-3	0-0 F9		0-0 4-3			0-0 4-3	5	0	0	0	0	1	4
Eddie Mathews, L OBP: 0.390, SLG: 0.596 (1, 5)	0-0 HR		0-0 4-3	0-0 F5			0-0 F4		0-0 P4	5	1	1	1	0	0	3
Hank Aaron, R OBP: 0.399, SLG: 0.641 (1, 9)	0-0 5-3		0-0 6-3		0-0 6-3		0-0 F8		0-0 4-3	5	0	0	0	0	0	0
Joe Adcock, R OBP: 0.344, SLG: 0.547 (1, 3)	0-0 1B			0-0 IHR 1B	0-0 6-3		4-0 BB			3	1	2	0	1	0	0
Lee Maye, L OBP: 0.324, SLG: 0.431 (1, 7)	0-3 K			0-0 IHR 1B	0-0 1B		0-0 F8			4	1	2	2	0	1	2
Johnny Logan, R OBP: 0.367, SLG: 0.410 (1, 6)		0-0 6-3		0-0 6-3	0-0 F8			0-0 1B 1B		4	0	1	0	0	0	1
Del Crandall, R OBP: 0.318, SLG: 0.423 (1, 2)		0-0 6-3		4-0 BB BB BB		0-0 E6 1B		0-0 L6 1B		3	0	2	0	1	0	0
Felix Mantilla, R OBP: 0.268, SLG: 0.272 (1, 4)		0-0 E6		4-0 BB BB	1-2 BB BB	0-3 K		0-3 K		1	0	0	0	0	0	0
Bobby Avila, R OBP: 0.324, SLG: 0.329 (3, 4)		0-3 K		4-0 BB BB	1-2 2-3 BB	0-3 K		0-0 L6		2	0	0	0	1	2	3
Lew Burdette, R Bob Rush, R Enos Slaughter, L John Dillinger, R Jimmy S. Mickey Vernon, L Don McMahon, R Ray Boone, R Carl Willey, R		0-3 K		1-2 2-3 BB		0-3 K		0-0 L6		1	0	0	0	0	0	1

Inning Stats	R: 1	H: 2	E: 0	K: 2	S: 9	LOB: 1	BB: 0	P: 9	R: 0	H: 0	E: 1	K: 1	S: 6	LOB: 1	BB: 0	P: 6	R: 0	H: 0	E: 0	K: 0	S: 3	LOB: 0	BB: 0	P: 3	R: 2	H: 2	E: 0	K: 0	S: 5	LOB: 3	BB: 3	P: 17	R: 0	H: 1	E: 0	K: 0	S: 4	LOB: 1	BB: 0	P: 4	R: 0	H: 1	E: 1	K: 2	S: 8	LOB: 1	BB: 0	P: 8	R: 0	H: 0	E: 0	K: 0	S: 3	LOB: 1	BB: 1	P: 7	R: 0	H: 2	E: 0	K: 1	S: 6	LOB: 1	BB: 0	P: 6	R: 0	H: 0	E: 0	K: 0	S: 3	LOB: 0	BB: 0	P: 3	R: 0	H: 0	E: 0	K: 0	S: 3	LOB: 0	BB: 0	P: 3	1B: 6	SF: 0	2B: 1	SAC: 0	3B: 0	DP: 1	HR: 2	HBP: 0	WP: 0	PA: 39
--------------	------	------	------	------	------	--------	-------	------	------	------	------	------	------	--------	-------	------	------	------	------	------	------	--------	-------	------	------	------	------	------	------	--------	-------	-------	------	------	------	------	------	--------	-------	------	------	------	------	------	------	--------	-------	------	------	------	------	------	------	--------	-------	------	------	------	------	------	------	--------	-------	------	------	------	------	------	------	--------	-------	------	------	------	------	------	------	--------	-------	------	-------	-------	-------	--------	-------	-------	-------	--------	-------	--------


PITCHER	IP	WLS	BF	H	R	ER	SO	BB	IBB	HBP	BLK	WP	HR	S	P	ERA	WHIP
Don Cardwell, R ERA: 4.06 (1, 1)	3.1		17	4	3	3	3	2	0	0	0	0	1	21	29	8.10	1.800
Jack Meyer, R ERA: 3.36 (4, 1)	5.2	W	22	4	0	0	3	2	0	0	0	0	0	26	34	0.00	1.059

BOTTOM

Philadelphia Phillies @ Milwaukee Braves
Milwaukee County Stadium, Milwaukee, WI

livebaseballscorecards.com

AB	35
R	3
H	8
RBI	3
BB	4
SO	6
LOB	17



Fri Sep 25 1959, 8:05 PM EDT
Att. 24,912 - Unknown

Batter	1	2	3	4	5	6	7	8	9	AB R H RBI BB SO LOB	TOP	
Richie Ashburn, L (1, 8) OBP: 0.359, SLG: 0.305	0-0 F7		0-0 F8			0-0 6-3		0-0 F9		4 0 0 0 0 0 1		
Joe Koppe, R (1, 6) OBP: 0.325, SLG: 0.383	0-0 L9			0-3 K		0-0 1B		0-0 FC6-4		4 0 1 0 0 1 1		
Ed Bouchee, L (1, 3) OBP: 0.373, SLG: 0.448	0-0 F9			0-0 P6		0-0 4-3			0-3 K	4 0 0 0 0 1 1		
Wally Post, R (1, 7) OBP: 0.312, SLG: 0.461		0-3 K		0-0 HR		0-0 P3 2B			0-3 K	4 1 2 1 0 2 0		
Gene Freese, R (1, 5) OBP: 0.342, SLG: 0.503		0-0 HR		0-0 5-3		4-0 BB			0-0 F7	3 1 1 1 1 0 0		
Dave Philley, S (1, 9) OBP: 0.337, SLG: 0.458		0-3 K		0-0 6-3		0-0 P3 2-3				3 0 0 0 0 1 2		
Sparky Anderson, R (1, 4) OBP: 0.283, SLG: 0.251		0-0 F9		0-0 4-3		0-0 L7				3 0 0 0 0 0 1		
Joe Lonnett, R (1, 2) OBP: 0.284, SLG: 0.215			0-3 K		0-0 F8			0-0 5-3		3 0 0 0 0 1 0		
Robin Roberts, S (1, 1) OBP: 0.242, SLG: 0.247			0-3 K		0-0 F3			0-0 FC6-4 1B		3 0 1 0 0 1 0		
Inning Stats	R: 0 E: 0 K: 0 S: 3 H: 0 LOB: 0 BB: 0 P: 3	R: 1 E: 0 K: 2 S: 8 H: 1 LOB: 0 BB: 0 P: 8	R: 0 E: 0 K: 2 S: 7 H: 0 LOB: 0 BB: 0 P: 7	R: 1 E: 0 K: 1 S: 6 H: 1 LOB: 0 BB: 0 P: 6	R: 0 E: 0 K: 0 S: 3 H: 0 LOB: 0 BB: 0 P: 3	R: 0 E: 0 K: 0 S: 4 H: 1 LOB: 1 BB: 0 P: 4	R: 0 E: 0 K: 0 S: 3 H: 1 LOB: 1 BB: 1 P: 7	R: 0 E: 0 K: 0 S: 4 H: 1 LOB: 1 BB: 0 P: 4	R: 0 E: 0 K: 2 S: 7 H: 0 LOB: 0 BB: 0 P: 7	1B: 2 2B: 1 3B: 0 HR: 2 SF: 0 SAC: 0 DP: 0 HBP: 0	WP: 0 PB: 0 SB: 0 CS: 0 PA: 32	
PITCHER Warren Spahn, L (1, 1) ERA: 2.96	IP: 9.0 WLS: W BF: 32 H: 5 R: 2 ER: 2 SO: 7 BB: 1 IBB: 0 HBP: 0 BLK: 0 WP: 0 HR: 2 S: 45 P: 49 ERA: 2.00 WHIP: 0.667											PITCHER IP: WLS: BF: H: R: ER: SO: BB: IBB: HBP: BLK: WP: HR: S: P: ERA: WHIP

Philadelphia Phillies @ Milwaukee Braves
 Milwaukee County Stadium, Milwaukee, WI
 Sat Sep 26 1959, 4:33 AM EDT
 Att: 23,763 - Unknown

AB	31
R	2
H	5
RBI	2
BB	1
SO	7
LOB	6



Batter	1	2	3	4	5	6	7	8	9
Bill Bruton, L OBP: 0.343, SLG: 0.405 (1, 8)	0-0 F8		0-0 6-3		0-0 F7		0-0 G3		
Eddie Mathews, L OBP: 0.391, SLG: 0.595 (1, 5)	0-0 F3		0-0 1B		0-0 P6			0-0 SH1-4 1B FC6-4 1B	
Hank Aaron, R OBP: 0.399, SLG: 0.640 (1, 9)	0-0 1B		0-0 F8		0-0 6-3			0-0 FC6-4 SH1-4 1-2 1B	
Joe Adcock, R OBP: 0.342, SLG: 0.543 (1, 3)	0-3 K		0-0 L8		0-3 K			0-0 SH1-4 1-2 2-3	
Lee Maye, L OBP: 0.336, SLG: 0.444 (1, 7)		0-0 SH1 1B 2B		0-0 F9		0-0 1B		4-0 FC6-4 IBB	
Bobby Avila, R OBP: 0.324, SLG: 0.333 (1, 4)		0-0 SH1 2-3		0-0 E 2B		0-0 L9		0-0 FC6-4 1-2f 2-3 3-H	
Del Crandall, R OBP: 0.315, SLG: 0.420 (1, 2)		0-0 P4		0-0 E5 2-H		0-3 K		0-0 F5 1-2	
Johnny Logan, R OBP: 0.366, SLG: 0.410 (1, 6)		0-0 1B 3-H		0-0 L9			0-0 F8		
Warren Spahn, L OBP: 0.243, SLG: 0.298 (1, 1)		0-3 K		0-3 K			0-0 P4		

Inning Stats	R: 0	H: 1	E: 0	LOB: 1	K: 1	BB: 0	S: 6	P: 6
	R: 1	H: 2	E: 0	LOB: 1	K: 1	BB: 0	S: 7	P: 7
	R: 0	H: 1	E: 0	LOB: 1	K: 0	BB: 0	S: 4	P: 4
	R: 1	H: 1	E: 1	LOB: 1	K: 1	BB: 0	S: 7	P: 7
	R: 0	H: 0	E: 0	LOB: 0	K: 0	BB: 0	S: 3	P: 3
	R: 0	H: 1	E: 0	LOB: 1	K: 2	BB: 0	S: 8	P: 8
	R: 0	H: 0	E: 0	LOB: 0	K: 0	BB: 0	S: 3	P: 3
	R: 1	H: 2	E: 0	LOB: 2	K: 0	BB: 1	S: 5	P: 9

PITCHER	IP	WLS	BF	H	R	ER	SO	BB	IBB	HBP	BLK	WP	HR	S	P	ERA	WHIP
Robin Roberts, R ERA: 4.27 (1, 1)	8.0	L	34	8	3	2	5	0	1	0	0	0	0	43	47	2.25	1.000

AB R H RBI BB SO LOB

4	0	0	0	0	0	0
4	1	2	0	0	0	0
4	0	2	0	0	0	1
3	0	0	0	0	2	2
3	1	2	0	1	0	0
3	1	1	1	0	0	3
4	0	0	0	0	1	4
3	0	1	1	0	0	1
3	0	0	0	0	2	2

AB	R	H	RBI	BB	SO	LOB
31	3	8	2	1	5	13



Philadelphia Phillies @ Milwaukee Braves
Milwaukee County Stadium, Milwaukee, WI
 Sat Sep 26 1959, 4:33 AM EDT
 Att. 23,763 - Unknown

WP	PA	3B	HR	S	P	ERA	WHIP
0	34	0	0	1	0	0	0

Batter	1	2	3	4	5	6	7	8	9	AB R H RBI BB SO LOB	TOP		
Richie Ashburn, L (1, 8) OBP: 0.360, SLG: 0.307	0-0 F9		0-0 1B		0-0 G1-6-3 1B			0-0 E5 1B		4 0 2 0 0 0 0	Philadelphia Phillies @ Milwaukee Braves Milwaukee County Stadium, Milwaukee, WI Sun Sep 27 1959, 4:33 AM EDT Att: 48,642 - Unknown livebaseballscorecards.com		
Joe Koppe, R (1, 6) OBP: 0.327, SLG: 0.386	0-0 BB 2B		0-0 1B		0-0 G1-6-3 1-2f			0-3 K		4 0 2 0 0 1 2			
Ed Bouchee, L (1, 3) OBP: 0.376, SLG: 0.449	4-0 BB BB		0-0 1-3					0-0 G6-4-3 1B		3 0 2 0 1 0 1			
Wally Post, R (1, 9) OBP: 0.310, SLG: 0.457	0-0 P6		0-3 K					0-0 G6-4-3 1-2f		4 0 0 0 0 1 6			
Gene Freese, R (1, 5) OBP: 0.343, SLG: 0.500	4-0 1-2 2-3 BB				4-0 G3-6-3 BB			0-0 P6		2 0 0 0 2 0 1			
Harry Anderson, L (1, 7) OBP: 0.304, SLG: 0.402	0-0 F8				0-0 G3-6-3 1-2f			0-0 F7		4 0 0 0 0 0 5			
Sparky Anderson, R (1, 4) OBP: 0.282, SLG: 0.249 Dave Philley, S (9, PH) OBP: 0.339, SLG: 0.461 Solly Drake, S (9, PR) OBP: 0.253, SLG: 0.171					0-0 6-3			0-0 1-6-3		3 0 0 0 0 0 0 1 0 1 0 0 0 0 0 1 0 0 0 0 0			
Carl Sawatski, L (1, 2) OBP: 0.392, SLG: 0.480 Curt Simmons, L (9, PR)								0-0 4-3		4 1 2 2 0 0 1 0 0 0 0 0 0 0			
Jim Owens, R (1, 1) OBP: 0.185, SLG: 0.133 Humberto Robinson, R (7, 1) OBP: 0.313, SLG: 0.308 Harry Hanebrink, L (9, PH) OBP: 0.273, SLG: 0.340								0-3 K		3 0 0 0 0 3 1 0 0 0 0 0 0 0 1 0 0 0 0 0 2			
Inning Stats	R: 0 E: 0 K: 0 S: 4 H: 1 LOB: 3 BB: 2 P: 12	R: 0 E: 1 K: 1 S: 5 H: 0 LOB: 0 BB: 0 P: 5	R: 0 E: 0 K: 1 S: 6 H: 2 LOB: 1 BB: 0 P: 6	R: 0 E: 0 K: 0 S: 2 H: 0 LOB: 0 BB: 1 P: 6	R: 1 E: 0 K: 1 S: 6 H: 2 LOB: 0 BB: 0 P: 6	R: 0 E: 0 K: 0 S: 4 H: 1 LOB: 1 BB: 0 P: 4	R: 0 E: 0 K: 1 S: 5 H: 0 LOB: 0 BB: 0 P: 5	R: 0 E: 1 K: 1 S: 6 H: 1 LOB: 1 BB: 0 P: 6	R: 1 E: 0 K: 0 S: 5 H: 2 LOB: 2 BB: 0 P: 5	1B: 6 2B: 2 3B: 0 HR: 1 SF: 0 SAC: 0 DP: 3 HBP: 0		WP: 0 PB: 0 SB: 0 CS: 1 PA: 36	
PITCHER	IP WLS BF H R ER SO BB IBB HBP BLK WP HR S P ERA WHIP											PITCHER	IP WLS BF H R ER SO BB IBB HBP BLK WP HR S P ERA WHIP
Bob Buhl, R (1, 1) ERA: 2.86 Don McMahon, R (8, 1) ERA: 2.67	7.0 W 27 6 1 1 4 3 0 0 0 0 1 32 44 1.29 1.286												

Philadelphia Phillies @ Milwaukee Braves
Milwaukee County Stadium, Milwaukee, WI
 Sun Sep 27 1959, 4:33 AM EDT
 Att: 48,642 - Unknown

AB 33
R 2
H 9
RBI 2
BB 3
SO 5
LOB 19



Batter	1	2	3	4	5	6	7	8	9	AB	R	H	RBI	BB	SO	LOB
Bill Bruton, L (1, 8) OBP: 0.343, SLG: 0.404	0-0 F7		0-0 E S 1B		0-0 4-3		0-0 E6 FC4-6			4	0	1	0	0	0	2
Eddie Mathews, L (1, 5) OBP: 0.390, SLG: 0.592	0-0 4-3		4-0 1-3 BB		0-0 P6		0-0 FC4-6 BLK PB 1B			3	1	0	1	1	0	2
Hank Aaron, R (1, 9) OBP: 0.398, SLG: 0.637	0-0 F2		0-0 4-3		0-0 L8		0-0 FC6-4 1B			4	0	1	1	0	0	2
Joe Adcock, R (1, 3) OBP: 0.341, SLG: 0.540		0-0 1B		0-0 E6 4-3 1B WP		0-3 K	0-0 FC6-4 1-2f			4	1	1	0	0	1	1
Lee Maye, L (1, 7) OBP: 0.340, SLG: 0.441		0-3 K		0-0 WP 4-3 1B		1-0 CS HBP		0-0 G3		3	0	1	0	0	1	1
Andy Pafko, R (9, 7) OBP: 0.289, SLG: 0.331										0	0	0	0	0	0	0
Bobby Avila, R (1, 4) OBP: 0.320, SLG: 0.328		0-3 K		0-0 4-3 1-2 2-3		0-3 K 1-2		0-0 F7		4	0	0	0	0	2	4
Del Crandall, R (1, 2) OBP: 0.319, SLG: 0.421		0-0 F5		4-0 WP IBB				0-0 SH1-4 FC4-6 1B	0-0 1B E 1B	3	2	2	0	1	0	1
Johnny Logan, R (1, 6) OBP: 0.366, SLG: 0.409			0-0 L4	0-0 F8 1-2 2-3 3-H		0-0 SH1-4 1-2		0-0 S 1B		3	0	1	0	0	0	2
Bob Buhl, R (1, 1) OBP: 0.083, SLG: 0.057			0-3 K	0-0 G3		4-0 FC4-6 E BLK BB		0-3 K 1-3 3-H		2	0	0	0	0	1	2
Enos Slaughter, L (7, PH) OBP: 0.273, SLG: 0.348										0	0	0	0	1	0	0
John DeMerit, R (7, PR) OBP: 0.200, SLG: 0.200										0	1	0	0	0	0	0
Don McMahon, R (8, 1) OBP: 0.300, SLG: 0.222										1	0	0	0	0	1	1

Inning Stats	R: 0	H: 0	E: 0	K: 0	S: 3	R: 0	H: 1	E: 0	K: 2	S: 8	R: 0	H: 1	E: 0	K: 1	S: 6	R: 1	H: 1	E: 1	K: 0	S: 5	R: 0	H: 0	E: 0	K: 0	S: 3	R: 0	H: 0	E: 0	K: 2	S: 6	R: 3	H: 2	E: 1	K: 0	S: 6	R: 1	H: 2	E: 0	K: 1	S: 7
	0	0	0	0	3	0	1	0	2	8	0	1	0	1	6	1	0	1	0	2	5	0	0	0	0	3	0	0	0	0	7	3	1	2	1	0	1	0	2	7

PITCHER	IP	WLS	BF	H	R	ER	SO	BB	IBB	HBP	BLK	WP	HR	S	P	ERA	WHIP
Jim Owens, R (1, 1) ERA: 3.21	6.0	L	25	4	2	0	5	1	1	1	0	1	0	32	41	0.00	0.833
Humberto Robinson, R (7, 1) ERA: 3.42	2.0		11	3	3	0	1	1	0	0	1	0	0	12	16	0.00	2.000

BOTTOM

Philadelphia Phillies @ Milwaukee Braves
Milwaukee County Stadium, Milwaukee, WI

Sun Sep 27 1959, 4:33 AM EDT
 Att. 48,642 - Unknown

AB	31
R	5
H	7
RBI	2
BB	3
SO	6
LOB	18



WP	PA
1	36

Batter	1	2	3	4	5	6	7	8	9	AB R H RBI BB SO LOB	TOP	
Jim Gilliam, S (1, 5) OBP: 0.387, SLG: 0.347 B C F B X	2-2 F5 		1-0 F9 	1-0 F5 		1-1 F7 			4-1 G5-4-3 BB 	4 0 0 0 1 0 1		
Charlie Neal, R (1, 4) OBP: 0.337, SLG: 0.457 B X	1-0 1B 		2-1 FC4-6 1B 	0-0 F7 			0-0 1B 		1-0 G5-4-3 1-2f 	5 1 3 0 0 0 2		
Wally Moon, L (1, 7) OBP: 0.393, SLG: 0.495 B X	1-0 1-3 		0-0 FC4-6 1B 1-2f 		2-2 FC6-4 1B 		2-1 B1 			4 1 1 0 0 0 3		
Norm Larker, L (1, 9) OBP: 0.342, SLG: 0.417 Bob Lillis, R (7, PR) OBP: 0.275, SLG: 0.271 Ron Fairly, L (7, 9) OBP: 0.326, SLG: 0.347 B S C B B F B X	3-2 BB 1B 2-H 		0-0 1B 1B 1-2 		0-0 F8 		1-2 G5-4-3 1B 		4 0 3 1 0 0 1 0 0 0 0 0 0 0 0 0 0 0 0 0 0			
Gil Hodges, R (1, 3) OBP: 0.365, SLG: 0.515 B C F B B	4-2 1-2 BB 		0-0 1B 1B 1-2 2-H 		0-1 FC6-4 FC6-4 1-2f 		1-2 G5-4-3 1-2f 			3 0 1 1 1 0 3		
Don Demeter, R (1, 8) OBP: 0.295, SLG: 0.438 X	0-0 F8 		2-2 1B 1-2 2-3 		0-0 FC6-4 1-2f 			1-3 K 		4 0 1 0 0 1 3		
John Roseboro, L (1, 2) OBP: 0.325, SLG: 0.381 B C S B F C		2-3 K 	0-0 F9 		2-1 HR 		1-2 F9 			4 1 1 1 0 1 3		
Maury Wills, S (1, 6) OBP: 0.300, SLG: 0.300 C O S B F		1-3 K 		0-0 F8 		0-2 6-3 		0-3 K 		4 0 0 0 0 2 0		
Danny McDevitt, L (1, 1) OBP: 0.128, SLG: 0.130 Larry Sherry, R (2, 1) OBP: 0.242, SLG: 0.406 C O S B F		0-3 K 		4-2 BB 		0-1 F8 		0-0 5-3 		1 0 0 0 0 1 0 2 0 0 0 1 0 0		
Inning Stats	R: 1 H: 2 E: 0 LOB: 2 K: 0 BB: 1 S: 12 P: 23	R: 0 H: 0 E: 0 LOB: 0 K: 3 BB: 0 S: 9 P: 12	R: 1 H: 4 E: 0 LOB: 3 K: 0 BB: 1 S: 13 P: 18	R: 0 H: 0 E: 0 LOB: 1 K: 0 BB: 1 S: 11 P: 16	R: 0 H: 1 E: 0 LOB: 1 K: 0 BB: 0 S: 7 P: 9	R: 1 H: 1 E: 0 LOB: 0 K: 0 BB: 0 S: 10 P: 13	R: 0 H: 2 E: 0 LOB: 2 K: 0 BB: 0 S: 13 P: 16	R: 0 H: 0 E: 0 LOB: 0 K: 2 BB: 0 S: 9 P: 11	R: 0 H: 0 E: 0 LOB: 0 K: 0 BB: 1 S: 3 P: 8	1B: 9 SF: 0 2B: 0 SAC: 0 3B: 0 DP: 2 HR: 1 HBP: 0	WP: 0 PA: 38 PB: 0 SB: 0 CS: 0	
PITCHER Carl Willey, R (1, 1) ERA: 4.15 Don McMahon, R (7, 1) ERA: 2.57	IP WLS BF H R ER SO BB IBB HBP BLK WP HR S P ERA WHIP 6.0 L 28 8 3 3 3 2 0 0 0 0 1 62 91 4.50 1.667 3.0 10 2 0 0 2 1 0 0 0 0 0 25 35 0.00 1.000											PITCHER IP WLS BF H R ER SO BB IBB HBP BLK WP HR S P ERA WHIP

Los Angeles Dodgers @ Milwaukee Braves
 Milwaukee County Stadium, Milwaukee, WI
 Mon Sep 28 1959, 4:33 AM EDT
 Att: 18,297 - Unknown

AB	35
R	3
H	10
RBI	3
BB	3
SO	5
LOB	16



Batter	1	2	3	4	5	6	7	8	9	10	11	12	AB	R	H	RBI	BB	SO	LOB	TOP					
Bill Bruton, L OBP: 0.338, SLG: 0.397 (1, 8)	0-2 1-3	3-2 6-3			0-2 F6		1-0 F6		1-3 K		2-1 G3		6	0	0	0	0	1	1						
Eddie Mathews, L OBP: 0.390, SLG: 0.593 (1, 5)	4-2 2B 1B BB			1-0 E4	3-1 HR		3-2 1B 1B		2-0 5-3		4-2 FC6-4 BB		4	2	2	1	2	0	0						
Hank Aaron, R OBP: 0.401, SLG: 0.636 (1, 9)	0-0 1B 2B			1-2 F5	4-2 BB		1-2 WP 1B		4-2 BB BB		0-0 FC6-4 BB PB 1-2f		4	1	2	0	2	0	2						
Frank Torre, L OBP: 0.321, SLG: 0.304 (1, 3)	0-0 2H 3H 1B			1-2 F8	2-1 F9		4-0 2B BB		4-2 BB BB		4-1 BB IBB		3	0	1	2	3	0	2						
Lee Mayo, L OBP: 0.338, SLG: 0.438 (5, PH)	3-2 G6-4-3			0-1 L1	0-0 F9		1-0 F5		4-2 BB		4-2 FC6-4 BB		2	0	0	0	0	0	2						
Andy Palko, R OBP: 0.299, SLG: 0.324 (5, PH)													1	0	0	0	0	0	1						
Enos Slaughter, L OBP: 0.335, SLG: 0.342 (7, PH)													1	0	0	0	0	0	2						
John DeMerit, R OBP: 0.335, SLG: 0.200 (11, PH)													0	0	0	0	1	0	0						
Al Spangler, R OBP: 0.462, SLG: 0.583 (11, PH)													0	0	0	0	1	0	0						
Johnny Logan, R OBP: 0.389, SLG: 0.411 (7, 4)		3-2 1B E 1B		2-1 1B		1-1 L7		1-2 4-3	2-3 K		0-1 FC6-4		3	1	2	0	0	0	0						
Red Schoendienst, S OBP: 0.283, SLG: 0.363 (9, PH)													1	0	0	0	0	0	0						
Mickey Vernon, L OBP: 0.222, SLG: 0.167 (9, 4)													1	0	0	0	0	1	3						
Chuck Cottler, R OBP: 0.222, SLG: 0.167 (11, PH)													0	0	0	0	0	0	0						
Joe Adcock, R OBP: 0.333, SLG: 0.535 (11, 4)													1	0	0	0	0	1	0						
Bobby Avila, R OBP: 0.314, SLG: 0.322 (11, 4)													0	0	0	0	0	0	0						
Del Crandall, R OBP: 0.318, SLG: 0.423 (1, 2)		0-3 K		1-3 K		2-1 5-3		0-0 SF7 3B		1-1 F8		1-1 6-3	6	1	1	0	0	2	2	AB 44					
Felix Mantilla, R OBP: 0.266, SLG: 0.271 (7, 6)		0-0 F9		1-3 K		1-0 1B		0-0 SF7		1-3 K		0-0 F5	5	0	1	1	0	2	2	R 5					
Lew Burdette, R OBP: 0.231, SLG: 0.288 (1, 1)		0-0 E8 1B		2-1 5-3		0-3 K2-3		1-1 1-3		2-3 K		2-3 K	4	0	1	0	0	1	2	H 10					
Don McMahon, R OBP: 0.300, SLG: 0.222 (9, 1)													0	0	0	0	0	0	0	RBI 4					
Warren Spahn, L OBP: 0.243, SLG: 0.298 (9, 1)													0	0	0	0	0	0	0	BB 9					
Joey Jay, S OBP: 0.135, SLG: 0.086 (9, 1)													1	0	0	0	0	1	0	SO 9					
Bob Rush, R OBP: 0.188, SLG: 0.188 (11, 1)													1	0	0	0	0	1	0	LOB 22					
Inning Stats	R: 2 E: 0 K: 0 S: 11	H: 2 LOB: 0 BB: 1 P: 18	R: 1 E: 1 K: 1 S: 14	H: 2 LOB: 1 BB: 0 P: 20	R: 0 E: 1 K: 0 S: 11	H: 0 LOB: 1 BB: 0 P: 14	R: 0 E: 0 K: 2 S: 11	H: 1 LOB: 1 BB: 0 P: 17	R: 1 E: 0 K: 1 S: 12	H: 1 LOB: 1 BB: 1 P: 21	R: 0 E: 0 K: 1 S: 8	H: 1 LOB: 0 BB: 0 P: 9	R: 0 E: 0 K: 2 S: 14	H: 0 LOB: 3 BB: 3 P: 30	R: 0 E: 0 K: 2 S: 8	H: 0 LOB: 0 BB: 0 P: 12	R: 0 E: 0 K: 1 S: 10	H: 0 LOB: 3 BB: 3 P: 24	R: 0 E: 0 K: 1 S: 6	H: 0 LOB: 0 BB: 0 P: 9	1B: 7 2B: 1 3B: 1 HR: 1	SF: 1 SAC: 0 DP: 1 HBP: 0	WP: 1 PB: 1 SB: 0 CS: 0	PA: 54	
PITCHER	IP WLS BF H R ER SO P ERA WHIP	IP WLS BF H R ER SO P ERA WHIP	IP WLS BF H R ER SO P ERA WHIP	IP WLS BF H R ER SO P ERA WHIP	IP WLS BF H R ER SO P ERA WHIP	IP WLS BF H R ER SO P ERA WHIP	IP WLS BF H R ER SO P ERA WHIP	IP WLS BF H R ER SO P ERA WHIP	IP WLS BF H R ER SO P ERA WHIP	IP WLS BF H R ER SO P ERA WHIP	IP WLS BF H R ER SO P ERA WHIP	IP WLS BF H R ER SO P ERA WHIP	IP WLS BF H R ER SO P ERA WHIP	IP WLS BF H R ER SO P ERA WHIP	IP WLS BF H R ER SO P ERA WHIP	IP WLS BF H R ER SO P ERA WHIP	IP WLS BF H R ER SO P ERA WHIP	IP WLS BF H R ER SO P ERA WHIP	IP WLS BF H R ER SO P ERA WHIP	IP WLS BF H R ER SO P ERA WHIP	IP WLS BF H R ER SO P ERA WHIP	IP WLS BF H R ER SO P ERA WHIP	IP WLS BF H R ER SO P ERA WHIP	IP WLS BF H R ER SO P ERA WHIP	IP WLS BF H R ER SO P ERA WHIP
Don Drysdale, R ERA: 3.46 (1, 1)	4.1	3	6	4	3	0	0	0	0	0	0	0	3	0	0	0	0	0	0	6.23	1.846				
Johnny Podres, L ERA: 4.11 (5, 1)	2.1	10	3	0	0	1	1	0	0	0	0	0	1	0	0	0	0	0	0	0.00	1.714				
Chuck Churn, R ERA: 4.99 (7, 1)	1.1	5	1	1	1	0	0	0	0	0	0	0	0	0	0	0	0	0	0	6.75	0.750				
Sandy Koufax, L ERA: 4.05 (9, 1)	0.2	5	0	0	0	0	1	3	0	0	0	0	0	0	0	0	0	0	0	0.00	4.500				
Clem Labine, R ERA: 3.93 (9, 1)	0.1	1	0	0	0	0	1	0	0	0	0	0	0	0	0	0	0	0	0	0.00	0.000				

Milwaukee Braves @ Los Angeles Dodgers
Los Angeles Memorial Coliseum, Los Angeles, CA

Tue Sep 29 1959, 7:33 AM EDT
Att. 36,528 - Unknown

AB 44
R 5
H 10
RBI 4
BB 9
SO 9
LOB 22



Batter	1	2	3	4	5	6	7	8	9	10	11	12	AB	R	H	RBI	BB	SO	LOB
Jim Gilliam, S OBP: 0.387, SLG: 0.345 (1, 5)	1-1 5-3		0-0 F7		0-0 1B			0-2 L8	0-2 F9		4-0 BB		5	0	1	0	1	0	2
Charlie Neal, R OBP: 0.337, SLG: 0.464 (1, 4)	1-2 1B			0-0 HR	3-2 6-3			0-0 1-3		0-2 F5	0-0 5-3		6	2	2	1	0	0	4
Wally Moon, L OBP: 0.394, SLG: 0.495 (1, 9) (10, 7)	1-1 CS 1B			0-0 1B		0-0 F7			1-0 1B	3-2 E6		1-2 F4	6	1	3	1	0	0	0
Duke Snider, L OBP: 0.400, SLG: 0.535 (1, 8)	2-3 K			1-3 K		1-0 F8			1-1 1B	2-3 K		0-0 F7	4	0	1	0	0	2	2
Bob Lillis, R OBP: 0.275, SLG: 0.271 (9, PR)									1-2 1B				0	1	0	0	0	0	0
Stan Williams, R OBP: 0.256, SLG: 0.194 (10, 1)	1-2 K								1-2 1B				2	0	0	0	0	1	1
Gil Hodges, R OBP: 0.367, SLG: 0.513 (1, 3)		0-0 6-3		0-0 1B		1-3 K			2-2 1B	1-2 F5		4-1 1B	5	2	2	0	1	1	1
Norm Larker, L OBP: 0.344, SLG: 0.418 (1, 7)		1-1 6-3		1-2 F2		1-0 G3-6-3			1-1 FC3-6		1-1 BB	2-0 E	4	0	2	2	0	0	2
Joe Pignatano, R OBP: 0.346, SLG: 0.302 (9, PR) (10, 2)									1-3 2-H 3-H		1-2 HBP	1-2 E	1	0	1	0	0	0	0
John Roseboro, L OBP: 0.322, SLG: 0.378 (1, 2)		0-0 F7		0-0 6-3		0-0 G3-6-3			1-0 SF9		1-1 BB	1-2 E6	3	0	0	0	0	0	3
Carl Furillo, R OBP: 0.333, SLG: 0.333 (9, PH) (10, 9)							1-2 K		3-H		1-2 1B	1-2 E6	2	0	2	1	0	0	0
Maury Wills, S OBP: 0.298, SLG: 0.298 (1, 6)			0-2 4-3		1-1 1-3		0-3 K		0-0 FC3-6		1-2 F7		5	0	1	0	0	1	2
Don Drysdale, R OBP: 0.298, SLG: 0.298 (1, 6)									1-2 1B		1-2 F7		1	0	0	0	0	0	0
Johnny Podres, L OBP: 0.298, SLG: 0.298 (1, 6)									0-0 L7		1-1 F7		0	0	0	0	0	0	0
Chuck Churn, L OBP: 0.298, SLG: 0.298 (1, 6)									1-0 FC3-6				1	0	0	0	0	0	0
Don DeGrier, L OBP: 0.298, SLG: 0.298 (1, 6)									1-2 2-3				0	0	0	0	0	0	0
Sandy Kousser, L OBP: 0.298, SLG: 0.298 (1, 6)													0	0	0	0	0	0	0
Clem Labine, R OBP: 0.298, SLG: 0.298 (1, 6)													0	0	0	0	0	0	0
Chuck Essegian, R OBP: 0.298, SLG: 0.298 (1, 6)													0	0	0	0	0	0	0
Ron Perry, L OBP: 0.298, SLG: 0.298 (1, 6)													0	0	0	0	0	0	0

Inning Stats	R: 1	H: 2	E: 0	K: 1	S: 10	R: 0	H: 0	E: 0	K: 0	S: 4	R: 0	H: 0	E: 0	K: 0	S: 9	R: 1	H: 3	E: 0	K: 1	S: 10	R: 0	H: 1	E: 0	K: 0	S: 11	R: 0	H: 0	E: 0	K: 1	S: 5	R: 0	H: 1	E: 0	K: 1	S: 5	R: 0	H: 0	E: 0	K: 0	S: 5	R: 3	H: 5	E: 0	K: 0	S: 14	R: 0	H: 0	E: 1	K: 1	S: 12	R: 0	H: 1	E: 0	K: 0	S: 11	R: 1	H: 2	E: 1	K: 0	S: 9	1B: 13	2B: 0	3B: 1	HR: 1	SF: 1	SAC: 0	DP: 1	HBP: 1	WP: 0	PA: 52
PITCHER	IP	WLS	BF	H	R	ER	SO	BB	IBB	HBP	BLK	WP	HR	S	P	ERA	WHIP																			ERA	WHIP																																	
Lew Burdette, R ERA: 4.07	(1, 1)	8.0		32	10	5	5	4	0	0	0	0	0	1	65	87	5.62	1.250																																																				
Don McMahon, R ERA: 2.57	(9, 1)	0.0		1	1	0	0	0	0	0	0	0	0	2	3	∞	∞																																																					
Warren Spahn, L ERA: 2.96	(9, 1)	0.1		2	1	0	0	0	0	0	0	0	0	2	3	0.00	3.000																																																					
Joey Jay, R ERA: 4.09	(9, 1)	2.1		11	1	0	0	1	1	0	1	0	0	26	41	0.00	0.857																																																					
Bob Rush, R ERA: 2.4	(11, 1)	1.0	L	6	2	1	0	0	1	0	0	0	0	10	18	0.00	3.000																																																					

Milwaukee Braves @ Los Angeles Dodgers
Los Angeles Memorial Coliseum, Los Angeles, CA

Tue Sep 29 1959, 7:33 AM EDT
Att: 36,528 - Unknown

livebaseballscorecards.com

AB	48
R	6
H	15
RBI	5
BB	2
SO	5
LOB	21

