

Milwaukee Braves - 1959

Batter	1	2	3	4	5	6	7	8	9	AB	R	H	RBI	BB	SO	LOB	TOP										
Bill Bruton, L OBP: 0.600, SLG: 0.600 (1, 8)										5	1	3	2	0	0	2	Milwaukee Braves @ Pittsburgh Pirates Forbes Field, Pittsburgh, PA Fri Apr 10 1959, 3:33 AM EST Att: 33,317 - Unknown - 50 F										
Eddie Mathews, L OBP: 0.200, SLG: 0.800 (1, 5)										5	1	1	2	0	0	5											
Hank Aaron, R OBP: 0.600, SLG: 1.000 (1, 9)										5	1	3	0	0	0	0											
Wes Covington, L OBP: 0.200, SLG: 0.200 (1, 7)										5	1	1	0	0	1	2											
Frank Torre, L OBP: 0.200, SLG: 0.200 (1, 3)										5	1	1	1	0	0	2											
Del Crandall, R OBP: 0.400, SLG: 0.600 (1, 2)										5	1	2	1	0	0	0											
Johnny Logan, R (1, 6)										3	1	0	0	2	0	2											
Felix Mantilla, R OBP: 0.250, SLG: 0.250 (1, 4)										4	1	1	0	0	0	3											
Warren Spahn, L OBP: 0.500, SLG: 0.333 (1, 1)										3	0	1	2	1	1	2											
Inning Stats	R: 0 E: 0 K: 0 S: 3	H: 0 LOB: 0 BB: 0 P: 3	R: 0 E: 0 K: 0 S: 3	H: 0 LOB: 0 BB: 0 P: 3	R: 0 E: 0 K: 0 S: 4	H: 1 LOB: 2 BB: 1 P: 8	R: 0 E: 0 K: 1 S: 5	H: 0 LOB: 0 BB: 0 P: 5	R: 0 E: 0 K: 0 S: 3	H: 0 LOB: 0 BB: 0 P: 3	R: 2 E: 0 K: 0 S: 6	H: 3 LOB: 1 BB: 0 P: 6	R: 2 E: 0 K: 1 S: 7	H: 2 LOB: 1 BB: 1 P: 11	R: 4 E: 0 K: 0 S: 8	H: 5 LOB: 2 BB: 1 P: 12	R: 0 E: 0 K: 0 S: 5	H: 2 LOB: 2 BB: 0 P: 5	1B: 9 2B: 3 3B: 0 HR: 1	SF: 0 SAC: 0 DP: 0 HBP: 0	WP: 0 PB: 0 CS: 1	PA: 43					
PITCHER	IP	WLS	BF	H	R	ER	SO	BB	IBB	HBP	BLK	WP	HR	S	P	ERA	WHIP										
Bob Friend, R ERA: 5.14 (1, 1)	7.0	L	29	6	4	4	2	2	0	0	0	0	1	31	39	5.14	1.143										
Don Gross, L ERA: (8, 1)	0.0		3	3	3	3	0	0	0	0	0	0	0	3	3	∞	∞										
Bob Porterfield, R ERA: 3.0 (8, 1)	2.0		11	4	1	1	0	1	0	0	0	0	0	10	14	4.50	2.500										



Batter	1	2	3	4	5	6	7	8	9	AB	R	H	RBI	BB	SO	LOB	BOTTOM										
Bill Virdon, L (1, 8)										4	0	0	0	0	2	5	Milwaukee Braves @ Pittsburgh Pirates Forbes Field, Pittsburgh, PA Fri Apr 10 1959, 3:33 AM EST Att: 33,317 - Unknown - 50 F										
Roberto Clemente, R OBP: 0.375, SLG: 0.500 (1, 9)										4	0	2	0	0	0	2											
Bob Skinner, L (1, 7)										4	0	0	0	0	2	2											
Dick Stuart, R OBP: 0.250, SLG: 0.286 (1, 3)										4	0	1	0	0	1	2											
Don Hoak, R OBP: 0.250, SLG: 0.250 (1, 5)										4	0	1	0	0	0	1											
Bill Mazerowski, R OBP: 0.286, SLG: 0.429 (1, 4)										4	0	1	0	0	1	3											
Dick Groat, R OBP: 0.286, SLG: 0.286 (1, 6)										4	0	1	0	0	0	0											
Hank Foiles, R OBP: 0.429, SLG: 0.500 (1, 2)										3	0	1	0	1	0	0											
Bob Friend, R Ted Kluszewski, L Dick Schofield, S Don Gross, L Bob Porterfield, R Harry Bright, R (1, 1) (7, PH) (7, PH) (8, 1) (8, 1) (8, PH)										2	0	0	0	0	0	3											
Inning Stats	R: 0 E: 0 K: 2 S: 8	H: 1 LOB: 1 BB: 0 P: 8	R: 0 E: 0 K: 1 S: 7	H: 2 LOB: 3 BB: 1 P: 11	R: 0 E: 0 K: 2 S: 9	H: 2 LOB: 0 BB: 0 P: 9	R: 0 E: 0 K: 0 S: 3	H: 0 LOB: 0 BB: 0 P: 3	R: 0 E: 0 K: 0 S: 3	H: 0 LOB: 0 BB: 0 P: 3	R: 0 E: 0 K: 0 S: 4	H: 1 LOB: 2 BB: 1 P: 8	R: 0 E: 0 K: 1 S: 6	H: 1 LOB: 1 BB: 0 P: 6	R: 0 E: 0 K: 0 S: 3	H: 0 LOB: 0 BB: 0 P: 3	1B: 4 2B: 3 3B: 0 HR: 0	SF: 0 SAC: 0 DP: 0 HBP: 0	WP: 0 PB: 0 CS: 0	PA: 36							
PITCHER	IP	WLS	BF	H	R	ER	SO	BB	IBB	HBP	BLK	WP	HR	S	P	ERA	WHIP										
Warren Spahn, L ERA: (1, 1)	9.0	W	36	7	0	0	6	1	1	0	0	0	0	46	54	0.00	0.889										





Batter	1	2	3	4	5	6	7	8	9	AB	R	H	RBI	BB	SO	LOB	TOP		
Bill Bruton, L OBP: 0.444, SLG: 0.444 (1, 8)	FC5-4 1B		5-3		P1		G6-3			4	0	1	0	0	0	2	Milwaukee Braves @ Pittsburgh Pirates Forbes Field, Pittsburgh, PA Sat Apr 11 1959, 3:33 AM EST Att: 11,800 - Unknown		
Eddie Mathews, L OBP: 0.333, SLG: 1.000 (1, 5)	F7		HR		1B			4-3		3	1	1	1	1	0	1			
Hank Aaron, R OBP: 0.556, SLG: 1.111 (1, 9)	FC5-4		HR		G4-6-3			6-3		4	1	2	2	0	0	1			
Wes Covington, L OBP: 0.222, SLG: 0.222 (1, 7)	K				G4-6-3			E9		4	0	1	0	0	1	3			
Frank Torre, L OBP: 0.111, SLG: 0.111 (1, 3)		3-1	G3				P6			4	0	0	0	0	0	2			
Del Crandall, R OBP: 0.333, SLG: 0.778 (1, 2)		HR			6-3		F8			4	1	1	1	0	0	0			
Johnny Logan, R (1, 6)		5-3			K		1-3			4	0	0	0	0	1	0			
Felix Mantilla, R OBP: 0.250, SLG: 0.143 (1, 4)		6-3			P5			P3		3	0	0	0	1	0	0			
Lew Burdette, R (1, 1)			4-3					K		2	1	0	0	1	1	1			
Inning Stats	R: 0 E: 0 K: 1 S: 6	H: 1 LOB: 1 BB: 0 P: 6	R: 1 E: 0 K: 0 S: 4	H: 1 LOB: 0 BB: 0 P: 4	R: 2 E: 0 K: 0 S: 6	H: 3 LOB: 1 BB: 0 P: 6	R: 0 E: 0 K: 1 S: 5	H: 0 LOB: 0 BB: 0 P: 5	R: 1 E: 0 K: 0 S: 3	H: 1 LOB: 1 BB: 2 P: 11	R: 0 E: 0 K: 0 S: 3	H: 0 LOB: 0 BB: 0 P: 3	R: 0 E: 1 K: 0 S: 4	H: 0 LOB: 1 BB: 0 P: 4	R: 0 E: 0 K: 0 S: 3	H: 0 LOB: 0 BB: 0 P: 3		1B: 3 2B: 0 3B: 0 HR: 3	SF: 0 SAC: 0 DP: 2 HBP: 0
PITCHER	IP WLS BF H R ER SO BB IBB HBP BLK WP HR S P ERA WHIP																		
Vern Law, R ERA: 8.31 (1, 1)	4.1 L 21 6 4 4 2 2 0 0 0 0 3 23 31 8.31 1.846																		
Bob Smith, L ERA: (5, 1)	2.2 7 0 0 0 1 1 0 0 0 0 0 8 12 0.00 0.375																		
Roy Face, R ERA: (8, 1)	2.0 7 0 0 0 0 0 0 0 0 0 0 7 7 0.00 0.000																		



Batter	1	2	3	4	5	6	7	8	9	AB	R	H	RBI	BB	SO	LOB	BOTTOM		
Bill Virdon, L OBP: 0.083, SLG: 0.083 (1, 8)	1B SF8	6-3			G3		F8		SH1-4	4	1	1	0	0	0	3	Milwaukee Braves @ Pittsburgh Pirates Forbes Field, Pittsburgh, PA Sat Apr 11 1959, 3:33 AM EST Att: 11,800 - Unknown		
Roberto Clemente, R OBP: 0.385, SLG: 0.462 (1, 9)	K		L5		6-3					5	0	2	0	0	1	1			
Bob Skinner, L OBP: 0.077, SLG: 0.077 (1, 7)	1B		1-3				P6		FC3-6	5	0	1	0	0	0	4			
Dick Stuart, R OBP: 0.333, SLG: 0.556 (1, 3)	SF8								FC6	2	1	1	1	1	0	2			
Don Hoak, R OBP: 0.167, SLG: 0.167 (1, 5)	6-3				K				7-2	4	0	0	0	0	2	3			
Bill Mazeroski, R OBP: 0.273, SLG: 0.364 (1, 4)		4-3			P6				F9	4	0	1	1	0	0	0			
Dick Groat, R OBP: 0.273, SLG: 0.273 (1, 6)		F9			L7		4-3			4	0	1	0	0	0	1			
Hank Foiles, R OBP: 0.455, SLG: 0.800 (1, 2)	1B	1B			F8				FC5-4	4	1	2	1	0	0	1			
Vern Law, R OBP: 1.000, SLG: 1.000 (1, 1) Bob Smith, R (5, 1) Ted Kluszewski, L OBP: 1.000, SLG: 1.000 (7, PH) Dick Schofield, S (7, PH) Roy Face, R (8, 1) Smoky Burgess, L OBP: 1.000, SLG: 1.000 (8, PH) Roman Mejias, R (8, PH)					K				FC3-6	1	0	1	0	0	0	0			
Inning Stats	R: 1 E: 0 K: 1 S: 7	H: 2 LOB: 1 BB: 0 P: 7	R: 0 E: 0 K: 0 S: 5	H: 2 LOB: 2 BB: 0 P: 5	R: 0 E: 0 K: 1 S: 5	H: 0 LOB: 1 BB: 1 P: 9	R: 0 E: 0 K: 0 S: 3	H: 0 LOB: 0 BB: 0 P: 3	R: 0 E: 0 K: 1 S: 7	H: 2 LOB: 1 BB: 0 P: 7	R: 1 E: 0 K: 0 S: 6	H: 3 LOB: 2 BB: 0 P: 6	R: 0 E: 0 K: 0 S: 4	H: 1 LOB: 1 BB: 0 P: 4	R: 0 E: 0 K: 0 S: 4	H: 2 LOB: 1 BB: 0 P: 4		1B: 10 2B: 1 3B: 1 HR: 1	SF: 1 SAC: 1 DP: 1 HBP: 0
PITCHER	IP WLS BF H R ER SO BB IBB HBP BLK WP HR S P ERA WHIP																		
Lew Burdette, R ERA: 3.0 (1, 1)	9.0 W 39 12 3 3 4 1 0 0 0 0 1 46 50 3.00 1.444																		



Batter	1	2	3	4	5	6	7	8	9	10	AB	R	H	RBI	BB	SO	LOB	TOP	
Sparky Anderson, R OBP: 0.333, SLG: 0.333 (1, 4)	G4-3 1B		BB 1B		FC6-4 1-2r		F9		F9		5	0	2	0	0	0	3	Philadelphia Phillies @ Milwaukee Braves Milwaukee County Stadium, Milwaukee, WI Tue Apr 14 1959, 4:33 AM EST Att: 42,081 - Unknown AB 34 R 3 H 8 RBI 3 BB 5 SO 6 LOB 16 	
Richie Ashburn, L OBP: 0.333, SLG: 0.143 (1, 8)	G4-3 1-2r		BB 1B			1B 1B		P5		F8	4	1	1	0	1	0	1		
Ed Bouchee, L (1, 3)					F3			F2		CS BB	3	0	0	0	2	1	3		
Bob Bowman, R (1, 9)	4-3				5-3			K		K	5	0	0	0	0	2	3		
Harry Anderson, L OBP: 0.429, SLG: 0.333 (1, 7)											3	1	2	0	1	1	0		
Willie Jones, R OBP: 0.286, SLG: 0.167 Gene Freese, R (9, PR) (9, 5)										SH5-4 BB 1B	3	0	1	1	1	1	1		
Chico Fernandez, R OBP: 0.333, SLG: 0.200 (1, 6)										SH5-4 BB	0	1	0	0	0	0	0		
Jim Hegan, R OBP: 0.200, SLG: 0.200 Granny Hamner, R (9, PH) Valmy Thomas, R (9, 2)											3	0	0	0	0	0	0		
Jim Owens, R OBP: 0.333, SLG: 0.333 Wally Post, R OBP: 1.000, SLG: 3.000 Turk Farrell, R (9, 1)											1	0	1	2	0	0	0		
											0	0	0	0	0	0	0		
Inning Stats	R: 0 E: 0 K: 0 S: 3	H: 1 LOB: 1 BB: 1 P: 7	R: 0 E: 0 K: 1 S: 4	H: 0 LOB: 0 BB: 1 P: 8	R: 0 E: 0 K: 1 S: 6	H: 1 LOB: 2 BB: 1 P: 10	R: 0 E: 0 K: 0 S: 5	H: 0 LOB: 0 BB: 0 P: 5	R: 0 E: 0 K: 1 S: 5	H: 0 LOB: 0 BB: 0 P: 5	R: 0 E: 0 K: 0 S: 3	H: 0 LOB: 0 BB: 0 P: 3	R: 0 E: 0 K: 0 S: 5	H: 2 LOB: 2 BB: 1 P: 9	R: 0 E: 0 K: 1 S: 4	H: 0 LOB: 1 BB: 1 P: 8	1B: 7 2B: 1 3B: 1 HR: 0	SF: 0 SAC: 1 DP: 2 HBP: 0	WP: 0 PA: 40 PB: 0 SB: 0 CS: 1
PITCHER	IP 9.0	WLS 37	BF 8	H 3	R 3	ER 3	SO 5	BB 4	IBB 0	HBP 0	BLK 0	WP 0	HR 0	S 43	P 59	ERA 3.00	WHIP 1.333		
Warren Spahn, L ERA: 1.5 Don McMahon, R ERA:	(1, 1)	(10, 1)	1.0	W	3	0	0	0	1	1	0	0	0	0	0	0	0	0	0

Batter	1	2	3	4	5	6	7	8	9	10	AB	R	H	RBI	BB	SO	LOB	BOTTOM					
Bill Bruton, L OBP: 0.357, SLG: 0.500 (1, 8)	F8		G3			1B 3B		K		F8	5	1	1	0	0	1	2	Philadelphia Phillies @ Milwaukee Braves Milwaukee County Stadium, Milwaukee, WI Tue Apr 14 1959, 4:33 AM EST Att: 42,081 - Unknown AB 36 R 4 H 12 RBI 4 BB 3 SO 3 LOB 16 					
Eddie Mathews, L OBP: 0.286, SLG: 0.692 (1, 5)	F2				4-3	G1-6-3 1B		F9		F3	5	0	1	1	0	0	1						
Hank Aaron, R OBP: 0.571, SLG: 0.929 (1, 9)	6-3					G1-6-3 1B					5	2	3	0	0	0	1						
Wes Covington, L OBP: 0.429, SLG: 0.462 (1, 7)											4	0	3	1	1	0	0						
Frank Torre, L OBP: 0.167, SLG: 0.167 Johnny O'Brien, R OBP: 0.500, SLG: 0.500 (7, PR) (8, 4)											3	0	1	0	0	0	3						
Del Crandall, R OBP: 0.250, SLG: 0.583 (1, 2)											2	0	1	1	0	0	1						
Johnny Logan, R OBP: 0.251, SLG: 0.182 (1, 6)											3	0	0	0	0	0	4						
											4	1	1	0	0	0	2						
Felix Mantilla, R OBP: 0.200, SLG: 0.111 Mickey Vernon, L OBP: 1.000, SLG: 1.000 (8, 3)											2	0	0	0	0	1	0						
Warren Spahn, L OBP: 0.429, SLG: 0.200 Joe Morgan, L (9, PH) Don McMahon, R (10, 1)											1	0	1	1	1	0	0						
											2	0	0	0	1	1	2						
Inning Stats	R: 0 E: 0 K: 0 S: 3	H: 0 LOB: 0 BB: 0 P: 3	R: 0 E: 0 K: 0 S: 2	H: 0 LOB: 0 BB: 1 P: 6	R: 0 E: 0 K: 0 S: 3	H: 0 LOB: 1 BB: 1 P: 7	R: 0 E: 0 K: 0 S: 5	H: 2 LOB: 2 BB: 0 P: 5	R: 0 E: 0 K: 1 S: 5	H: 0 LOB: 0 BB: 0 P: 5	R: 1 E: 0 K: 0 S: 4	H: 2 LOB: 0 BB: 0 P: 4	R: 0 E: 0 K: 1 S: 6	H: 1 LOB: 2 BB: 1 P: 10	R: 1 E: 1 K: 1 S: 8	H: 2 LOB: 2 BB: 0 P: 8	R: 1 E: 0 K: 0 S: 5	H: 2 LOB: 1 BB: 0 P: 5	R: 1 E: 0 K: 0 S: 3	H: 3 LOB: 2 BB: 0 P: 3	1B: 9 2B: 2 3B: 1 HR: 0	SF: 0 SAC: 2 DP: 1 HBP: 0	WP: 0 PA: 41 PB: 0 SB: 0 CS: 1
PITCHER	IP 8.0	WLS 33	BF 7	H 2	R 2	ER 2	SO 3	BB 2	IBB 1	HBP 0	BLK 0	WP 0	HR 0	S 36	P 48	ERA 2.25	WHIP 1.125						
Jim Owens, R ERA: 2.25 Turk Farrell, R ERA: 18.0	(1, 1)	(9, 1)	1.0	L	8	5	2	2	0	0	0	0	0	0	8	8	18.00	5.000					

Batter	1	2	3	4	5	6	7	8	9	AB	R	H	RBI	BB	SO	LOB	TOP					
Sparky Anderson, R (1.4) OBP: 0.231, SLG: 0.231	F7	FC6-4			F8			F7		4	0	0	0	0	0	2	Philadelphia Phillies @ Milwaukee Braves Milwaukee County Stadium, Milwaukee, WI Thu Apr 16 1959, 4:33 AM EST Att: 11,186 - Unknown					
Richie Ashburn, L (1.8) OBP: 0.308, SLG: 0.100	K		6-3			G6-3 BB		6-3		3	0	0	0	1	1	0						
Ed Bouchee, L (1.3) OBP: 0.250, SLG: 0.400	HR		6-3			G6-3		4-3		4	1	1	1	0	0	1						
Harry Anderson, L (1.7) OBP: 0.273, SLG: 0.200	L6		K			F8			4-3	4	0	0	0	0	1	0						
Wally Post, R (1.9) OBP: 0.400, SLG: 0.800		P3			F8			F8		4	1	1	0	0	0	0						
Willie Jones, R (1.5) OBP: 0.394, SLG: 0.222		1B BB			L5			K		3	1	1	0	1	1	1						
Chico Fernandez, R (1.6) OBP: 0.300, SLG: 0.222		1B 1B			P4			F8		4	0	1	0	0	0	2						
Jim Hegan, R (1.2) OBP: 0.286, SLG: 0.286					F8					2	0	1	1	0	0	0						
Dave Philley, S (7. PH) OBP: 1.000, SLG: 2.000										1	0	1	1	0	0	0						
Valmy Thomas, R (7.2)										0	0	0	0	0	0	0						
Robin Roberts, S (1.1) OBP: 0.200, SLG: 0.400		K			K			G1		2	0	0	0	0	2	2						
Ray Semproch, R (6.1)										0	0	0	0	0	0	0						
Harry Hanebrink, L (7. PH)										1	0	0	0	0	0	1						
Jack Meyer, R (7.1)										0	0	0	0	0	0	0						
Jim Hearn, R (8.1)										0	0	0	0	0	0	0						
Al Schroll, R (8.1)										0	0	0	0	0	0	0						
Inning Stats	R: 1 E: 0 K: 1 S: 6	H: 1 LOB: 0 BB: 0 P: 6	R: 1 E: 0 K: 1 S: 7	H: 2 LOB: 2 BB: 1 P: 11	R: 0 E: 0 K: 1 S: 5	H: 0 LOB: 0 BB: 0 P: 5	R: 0 E: 0 K: 0 S: 3	H: 0 LOB: 0 BB: 0 P: 3	R: 0 E: 0 K: 1 S: 5	H: 0 LOB: 0 BB: 0 P: 5	R: 0 E: 0 K: 0 S: 2	H: 0 LOB: 0 BB: 0 P: 6	R: 1 E: 0 K: 1 S: 7	H: 2 LOB: 1 BB: 0 P: 7	R: 0 E: 0 K: 0 S: 3	H: 0 LOB: 1 BB: 0 P: 3	R: 0 E: 0 K: 0 S: 4	H: 1 LOB: 1 BB: 0 P: 4	1B: 4 2B: 1 3B: 0 HR: 1	SF: 0 SAC: 0 DP: 1 HBP: 0	WP: 0 PB: 0 CS: 0	PA: 34
PITCHER Lew Burdette, R (1.1) ERA: 3.0	IP: 9.0 WLS: W BF: 34 H: 6 R: 3 ER: 3 SO: 5 BB: 2 IBB: 0 HBP: 0 BLK: 0 WP: 0 HR: 1 S: 42 P: 50 ERA: 3.00 WHIP: 0.889															PITCHER	IP: 9.0 WLS: W BF: 34 H: 6 R: 3 ER: 3 SO: 5 BB: 2 IBB: 0 HBP: 0 BLK: 0 WP: 0 HR: 1 S: 42 P: 50 ERA: 3.00 WHIP: 0.889					



Batter	1	2	3	4	5	6	7	8	9	AB	R	H	RBI	BB	SO	LOB	BOTTOM					
Bill Bruton, L (1.8) OBP: 0.294, SLG: 0.412	F7			F8	F9			K		3	0	0	0	0	0	1	Philadelphia Phillies @ Milwaukee Braves Milwaukee County Stadium, Milwaukee, WI Thu Apr 16 1959, 4:33 AM EST Att: 11,186 - Unknown					
Jim Pisoni, R (7.8)										1	0	0	0	1	1	1						
Eddie Mathews, L (1.5) OBP: 0.305, SLG: 0.824	4-3			5-3 1B		HR				4	2	2	1	1	1	3						
Hank Aaron, R (1.9) OBP: 0.556, SLG: 0.889	P6			5-3		1B		1B		4	1	2	0	0	0	1						
Wes Covington, L (1.7) OBP: 0.333, SLG: 0.353		F5		F8		F8		1-3		4	0	0	0	0	0	4						
Frank Torre, L (1.3) OBP: 0.313, SLG: 0.267		F9			1B E	1B		1B		3	2	2	0	1	0	0						
Del Crandall, R (1.2) OBP: 0.313, SLG: 0.533		5-3			E	1B		G6-3		3	2	1	1	1	0	2						
Johnny Logan, R (1.6) OBP: 0.250, SLG: 0.154				F7		F8		SH1-3		2	0	0	1	1	0	1						
Felix Mantilla, R (1.4) OBP: 0.286, SLG: 0.231				F8				FC3-6 BB		4	0	2	2	0	0	1						
Lew Burdette, R (1.1) OBP: 0.429, SLG: 0.500				K				FC1-6		4	0	2	0	0	1	1						
Inning Stats	R: 0 E: 0 K: 0 S: 3	H: 0 LOB: 0 BB: 0 P: 3	R: 0 E: 0 K: 0 S: 3	H: 0 LOB: 0 BB: 0 P: 3	R: 0 E: 0 K: 1 S: 5	H: 0 LOB: 0 BB: 0 P: 5	R: 0 E: 0 K: 0 S: 4	H: 1 LOB: 1 BB: 0 P: 4	R: 2 E: 1 K: 0 S: 6	H: 4 LOB: 1 BB: 0 P: 6	R: 1 E: 0 K: 0 S: 5	H: 3 LOB: 1 BB: 0 P: 5	R: 0 E: 0 K: 1 S: 5	H: 0 LOB: 1 BB: 1 P: 9	R: 4 E: 0 K: 1 S: 8	H: 3 LOB: 3 BB: 4 P: 24	R: 4 E: 0 K: 1 S: 8	H: 3 LOB: 3 BB: 4 P: 24	1B: 8 2B: 2 3B: 0 HR: 1	SF: 0 SAC: 1 DP: 1 HBP: 0	WP: 0 PB: 1 CS: 0	PA: 38
PITCHER Robin Roberts, R (1.1) ERA: 2.51	IP: 5.1 WLS: 23 BF: 8 H: 3 R: 3 ER: 3 SO: 1 BB: 0 IBB: 0 HBP: 0 BLK: 0 WP: 0 HR: 1 S: 25 P: 25 ERA: 5.06 WHIP: 1.500															PITCHER	IP: 5.1 WLS: 23 BF: 8 H: 3 R: 3 ER: 3 SO: 1 BB: 0 IBB: 0 HBP: 0 BLK: 0 WP: 0 HR: 1 S: 25 P: 25 ERA: 5.06 WHIP: 1.500					
Ray Semproch, R (6.1)	0.2	1	0	0	0	0	0	0	0	0	0	1	1	0.00	0.000							
Jack Meyer, R (7.1)	1.1	L	9	1	4	4	1	3	1	0	0	0	0	0	0	7	23.00	3.000				
Jim Hearn, R (8.1)	0.1	3	2	0	0	0	0	0	0	0	0	3	3	0.00	6.000							
Al Schroll, R (8.1)	0.1	2	0	0	0	1	1	0	0	0	0	3	7	0.00	3.000							




Batter	1	2	3	4	5	6	7	8	9	AB	R	H	RBI	BB	SO	LOB	TOP																			
Bill Virdon, L OBP: 0.143, SLG: 0.143 (1, 8)	G3		G4-6-3 1B		F8		5-3		3-4-1	5	0	1	0	0	0	3	Pittsburgh Pirates @ Milwaukee Braves Milwaukee County Stadium, Milwaukee, WI Fri Apr 17 1959, 4:33 AM EST Att: 8,562 - Unknown																			
Roberto Clemente, R OBP: 0.320, SLG: 0.480 (1, 9)	4-3		G4-6-3 1-2		K			HR		4	1	1	1	0	1	3																				
Bob Skinner, L OBP: 0.200, SLG: 0.167 (1, 7)	BB				F8			1B		3	0	1	0	1	0	0																				
Ted Kluszewski, L OBP: 0.455, SLG: 0.500 (8, PR) Vern Law, R OBP: 1.000, SLG: 1.000 Rocky Nelson, L (8, 3)	4-3				4-3		FC1-4 1B	1B		4	0	2	0	0	0	1																				
Don Hoak, R OBP: 0.333, SLG: 0.409 (1, 5)					4-0		FC1-4 1B	1B		3	0	0	0	1	0	3																				
Bill Mazerowski, R OBP: 0.281, SLG: 0.304 (1, 4)	F8				K		4-3			4	0	0	0	0	1	4																				
Dick Groat, R OBP: 0.182, SLG: 0.318 (1, 6)	4-3				HR		F9		F5	4	1	1	1	0	0	0																				
Smoky Burgess, L OBP: 0.833, SLG: 1.333 Dick Schofield, S (7, PR) Hank Foiles, R OBP: 0.278, SLG: 0.471 (7, 2)					F9			2B	1-3	3	0	2	0	0	0	0																				
Harvey Haddix, L OBP: 0.500, SLG: 1.000 Dick Stuart, R OBP: 0.412, SLG: 0.615 Roy Face, R OBP: 1.000, SLG: 1.000 (7, 1)					K					2	0	1	0	0	1	1																				
							F7			1	0	0	0	0	0	1																				
									1B	1	0	1	0	0	0	0																				
Inning Stats	R: 0 E: 0 K: 0 S: 3	H: 0 LOB: 1 BB: 1 P: 7	R: 0 E: 0 K: 0 S: 3	H: 0 LOB: 0 BB: 0 P: 3	R: 0 E: 0 K: 1 S: 6	H: 2 LOB: 1 BB: 0 P: 6	R: 0 E: 0 K: 1 S: 5	H: 0 LOB: 1 BB: 1 P: 9	R: 1 E: 0 K: 1 S: 7	H: 2 LOB: 1 BB: 0 P: 7	R: 0 E: 0 K: 0 S: 4	H: 1 LOB: 1 BB: 0 P: 4	R: 0 E: 0 K: 0 S: 4	H: 1 LOB: 1 BB: 0 P: 4	R: 1 E: 0 K: 0 S: 5	H: 3 LOB: 2 BB: 0 P: 5	R: 0 E: 0 K: 0 S: 4	H: 1 LOB: 1 BB: 0 P: 4	1B: 6 2B: 3 3B: 0 HR: 2	SF: 0 SAC: 0 DP: 2 HBP: 0	WP: 0 PB: 0 SB: 0 CS: 0	PA: 37														
PITCHER	IP	WLS	BF	H	R	ER	SO	BB	IBB	HBP	BLK	WP	HR	S	P	ERA	WHIP	PITCHER		IP	WLS	BF	H	R	ER	SO	BB	IBB	HBP	BLK	WP	HR	S	P	ERA	WHIP
Bob Rush, R ERA: 2.57 (1, 1)	7.0		31	9	2	2	3	2	0	0	0	0	2	35	43	2.57	1.571																			
Don McMahon, R ERA: (8, 1)	2.0		6	1	0	0	0	0	0	0	0	0	0	6	6	0.00	0.500																			


AB	35
R	2
H	10
RBI	2
BB	2
SO	3
LOB	16



Batter	1	2	3	4	5	6	7	8	9	AB	R	H	RBI	BB	SO	LOB	BOTTOM																			
Jim Pisoni, R (1, 8)	6-3		P4		F7		P6		FC6-4	5	0	0	0	0	0	3	Pittsburgh Pirates @ Milwaukee Braves Milwaukee County Stadium, Milwaukee, WI Fri Apr 17 1959, 4:33 AM EST Att: 8,562 - Unknown																			
Eddie Mathews, L OBP: 0.333, SLG: 0.682 (1, 5)	G3		BB 2B 1B		K		K		K	5	1	1	0	0	3	2																				
Hank Aaron, R OBP: 0.591, SLG: 0.905 (1, 9)					1-3					3	0	2	0	1	0	0																				
Wes Covington, L OBP: 0.318, SLG: 0.381 (1, 7)	F7						F6		4-3	4	0	1	2	0	0	2																				
Joe Adcock, R (8, 3) Frank Torre, L OBP: 0.353, SLG: 0.267 (8, PH) Johnny O'Brien, R OBP: 0.500, SLG: 0.500 (8, PR) Mickey Vernon, L OBP: 1.000, SLG: 1.000 (9, 3)					1-3		F9		4-0	2	0	0	0	1	0	0																				
Del Crandall, R OBP: 0.300, SLG: 0.474 (1, 2)	L4-3		G5-4-3 IBB				F9		G4-6-3 BB	0	0	0	0	0	0	0																				
Johnny Logan, R OBP: 0.300, SLG: 0.188 (1, 6)	L4-3		G5-4-3 1-2						G4-6-3	4	0	1	0	0	0	6																				
Johnny Logan, R OBP: 0.300, SLG: 0.188 (1, 6)					5-3				6-3	3	0	1	0	1	0	0																				
Chuck Cottier, R (1, 4)	L7				P3		K		FC6-4 1B BB	3	0	0	0	1	1	3																				
Bob Rush, R OBP: 0.333, SLG: 0.333 Don McMahon, R (8, 1) Joe Morgan, L OBP: 1.000, SLG: 1.000 (9, PH)					L3					3	1	1	0	0	1	0																				
									FC6-4 1B	1	0	1	0	0	0	0																				
Inning Stats	R: 0 E: 0 K: 0 S: 4	H: 1 LOB: 1 BB: 0 P: 4	R: 0 E: 1 K: 0 S: 4	H: 1 LOB: 1 BB: 0 P: 4	R: 2 E: 0 K: 0 S: 5	H: 3 LOB: 2 BB: 2 P: 13	R: 0 E: 0 K: 0 S: 3	H: 0 LOB: 0 BB: 0 P: 3	R: 0 E: 0 K: 1 S: 5	H: 0 LOB: 0 BB: 0 P: 5	R: 0 E: 0 K: 1 S: 6	H: 1 LOB: 2 BB: 1 P: 10	R: 0 E: 0 K: 2 S: 7	H: 0 LOB: 0 BB: 0 P: 7	R: 0 E: 0 K: 0 S: 3	H: 1 LOB: 2 BB: 1 P: 7	R: 0 E: 0 K: 1 S: 6	H: 1 LOB: 2 BB: 1 P: 10	1B: 6 2B: 3 3B: 0 HR: 0	SF: 0 SAC: 0 DP: 3 HBP: 0	WP: 0 PB: 0 SB: 0 CS: 0	PA: 38														
PITCHER	IP	WLS	BF	H	R	ER	SO	BB	IBB	HBP	BLK	WP	HR	S	P	ERA	WHIP	PITCHER		IP	WLS	BF	H	R	ER	SO	BB	IBB	HBP	BLK	WP	HR	S	P	ERA	WHIP
Harvey Haddix, L ERA: 3.0 (1, 1)			26	6	2	2	2	2	1	0	0	0	0	27	39	3.00	1.333																			
Roy Face, R ERA: (7, 1)	3.0		12	2	0	0	3	2	0	0	0	0	0	16	24	0.00	1.333																			



Batter	1	2	3	4	5	6	7	8	9	AB	R	H	RBI	BB	SO	LOB	TOP										
Johnny Temple, R (1,4) OBP: 0.343, SLG: 0.452	5-3		1-2 3B 1B		F8		2B		F9	5	2	2	0	0	0	3	Cincinnati Redlegs @ Milwaukee Braves Milwaukee County Stadium, Milwaukee, WI Tue Apr 21 1959, 4:33 AM EST Att: 6,869 - Unknown										
Vada Pinson, L (1,8) OBP: 0.371, SLG: 0.706	G3		1-H 2-H 3B		1-3 1B		2B			4	0	3	4	0	0	0											
Pete Whisenant, R (1,9) OBP: 0.350, SLG: 0.500	K		5-3		P3		P5			4	0	0	0	0	1	3											
Frank Robinson, R (1,3) OBP: 0.353, SLG: 0.567		K		6-3		F2		P6		4	0	0	0	0	1	0											
Frank Thomas, R (1,5) OBP: 0.333, SLG: 0.333		4-3		1-3		1B		5-3		4	0	1	0	0	0	0											
Del Ennis, R (1,7) OBP: 0.250, SLG: 0.250		1-3		1B		F8		K		4	0	1	0	0	1	1											
Ed Bailey, L (1,2) OBP: 0.387, SLG: 0.560			4-3	F8		K		L4		4	0	0	0	0	1	2											
Roy McMillan, R (1,6) OBP: 0.379, SLG: 0.520			5-3		1B 1B		L8			4	1	2	0	0	0	0											
Bob Purkey, R (1,1) Tom Acker, R (4,1) Jim Pandolfi, R (5,PH) Mike Cuellar, L (5,1) Bob Thurman, L (7,PH) Willard Schmidt, R (7,1) Walt Dropo, R (9,PH)			1B 3B 1B		1B 1-3 1B		K		K	1	1	1	0	0	0	0											
Inning Stats	R: 0 E: 0 K: 1 S: 5	H: 0 LOB: 0 BB: 0 P: 5	R: 0 E: 0 K: 1 S: 5	H: 0 LOB: 0 BB: 0 P: 5	R: 2 E: 0 K: 0 S: 6	H: 3 LOB: 1 BB: 0 P: 6	R: 0 E: 0 K: 0 S: 4	H: 1 LOB: 1 BB: 0 P: 4	R: 1 E: 0 K: 0 S: 5	H: 3 LOB: 1 BB: 0 P: 5	R: 0 E: 0 K: 1 S: 6	H: 1 LOB: 1 BB: 0 P: 6	R: 1 E: 0 K: 1 S: 7	H: 2 LOB: 1 BB: 0 P: 7	R: 0 E: 0 K: 1 S: 5	H: 0 LOB: 0 BB: 0 P: 5		R: 0 E: 0 K: 1 S: 6	H: 1 LOB: 1 BB: 0 P: 6	1B: 8 2B: 2 3B: 1 HR: 0	SF: 0 SAC: 0 DP: 0 HBP: 0	WP: 0 PB: 0 SB: 0 CS: 0	PA: 37				
PITCHER Warren Spahn, L (1,1) ERA: 2.33	IP	WLS	BF	H	R	ER	SO	BB	IBB	HBP	BLK	WP	HR	S	P	ERA	WHIP										

Batter	1	2	3	4	5	6	7	8	9	AB	R	H	RBI	BB	SO	LOB	BOTTOM										
Bill Bruton, L (1,8) OBP: 0.316, SLG: 0.421	G3		1-2 3B 1B	K		4-3				2	1	1	0	0	0	0	Cincinnati Redlegs @ Milwaukee Braves Milwaukee County Stadium, Milwaukee, WI Tue Apr 21 1959, 4:33 AM EST Att: 6,869 - Unknown										
Jim Pisoni, R (4,8) OBP: 0.286, SLG: 0.308										2	0	0	0	0	1	1											
Eddie Mathews, L (1,5) OBP: 0.303, SLG: 0.548	4-3		F7		2B SF9 1B		K			4	1	1	0	0	1	2											
Hank Aaron, R (1,9) OBP: 0.581, SLG: 1.000	5-3		1-H 2-H 3B		SF9 1B 2B		G4-6-3 1B			4	1	3	2	0	0	0											
Wes Covington, L (1,7) OBP: 0.233, SLG: 0.276		F8	P6		F3		G4-6-3 1-2			4	0	0	0	0	0	4											
Frank Torre, L (1,3) OBP: 0.320, SLG: 0.238	L3		1B SF9 BB		SF9		G3			2	1	0	1	1	0	0											
Del Crandall, R (1,2) OBP: 0.375, SLG: 0.522	L6		SF9 2B 1B		FC6-4 1B		B1-6-3 1B			4	1	3	1	0	0	0											
Johnny Logan, R (1,6) OBP: 0.250, SLG: 0.174			1B SF7 1B		SF9 FC6-4		B1-6-3 1-2			3	1	1	1	0	0	2											
Chuck Cottler, R (1,4) OBP: 0.364, SLG: 0.400			1B 3B 1B		P6					3	1	2	1	0	0	0											
Warren Spahn, L (1,1) OBP: 0.300, SLG: 0.143			SF7		K		K			2	0	0	1	0	2	1											
Inning Stats	R: 0 E: 0 K: 0 S: 3	H: 0 LOB: 0 BB: 0 P: 3	R: 0 E: 0 K: 0 S: 3	H: 0 LOB: 0 BB: 0 P: 3	R: 3 E: 0 K: 0 S: 7	H: 4 LOB: 1 BB: 0 P: 7	R: 2 E: 0 K: 2 S: 9	H: 2 LOB: 1 BB: 1 P: 13	R: 2 E: 0 K: 0 S: 6	H: 3 LOB: 1 BB: 0 P: 6	R: 0 E: 0 K: 1 S: 5	H: 0 LOB: 0 BB: 0 P: 5	R: 0 E: 0 K: 1 S: 5	H: 1 LOB: 0 BB: 0 P: 5	R: 0 E: 0 K: 0 S: 3	H: 1 LOB: 0 BB: 0 P: 3		1B: 8 2B: 2 3B: 1 HR: 0	SF: 3 SAC: 0 DP: 2 HBP: 0	WP: 0 PB: 0 SB: 0 CS: 0	PA: 34						
PITCHER Bob Purkey, R (1,1) Tom Acker, R (4,1) Mike Cuellar, L (5,1) Willard Schmidt, R (7,1)	IP	WLS	BF	H	R	ER	SO	BB	IBB	HBP	BLK	WP	HR	S	P	ERA	WHIP										

Batter	1	2	3	4	5	6	7	8	9	AB	R	H	RBI	BB	SO	LOB	TOP			
Bill Bruton, L OBP: 0.304, SLG: 0.522 (1, 8)	0-0 1-3		0-0 6-3			0-0 F7		0-0 HR		4	1	1	1	0	0	0	Milwaukee Braves @ Philadelphia Phillies Connie Mack Stadium, Philadelphia, PA Wed Apr 22 1959, 6:05 PM EST Att: 14,228 - Unknown livebaseballscorecards.com			
Eddie Mathews, L OBP: 0.270, SLG: 0.486 (1, 5)	0-0 P4		0-0 G3			0-0 1-3		0-0 4-3		4	0	0	0	0	0	0				
Hank Aaron, R OBP: 0.514, SLG: 0.882 (1, 9)	0-3 K			0-0 P6		0-0 6-3		0-3 K		4	0	0	0	0	2	0				
Wes Covington, L OBP: 0.235, SLG: 0.273 (1, 7)		0-0 G3		0-0 F8			0-0 1B	0-0 F7		4	1	1	0	0	0	0				
Frank Torre, L OBP: 0.321, SLG: 0.250 (1, 3)		0-0 P4		0-0 F3			0-0 1B		0-0 4-3	3	0	1	0	0	0	0				
Johnny O'Brien, R OBP: 0.500, SLG: 0.500 (7, PR)										0	0	0	0	0	0	0				
Felix Mantilla, R OBP: 0.267, SLG: 0.214 (7, 4)										1	0	0	0	0	0	0				
Del Crandall, R OBP: 0.393, SLG: 0.500 (1, 2)		4-0 E S BB			0-0 E4				0-0 F7	3	0	1	1	1	0	0				
Johnny Logan, R OBP: 0.250, SLG: 0.154 (1, 6)		4-0 BB			0-0 G6-4-3				0-0 F5	3	0	0	0	1	0	3				
Chuck Cottier, R OBP: 0.385, SLG: 0.364 (1, 4)		0-3 K			4-0 BB					1	0	0	0	1	1	2				
Mickey Vernon, L OBP: 0.500, SLG: 0.333 (7, PH)							0-0 P4			1	0	0	0	0	0	2				
Lew Burdette, R OBP: 0.300, SLG: 0.333 (1, 1)			0-0 F3		0-3 K		0-0 F8			3	0	0	0	0	1	3				
Inning Stats	R: 0 E: 0 K: 1 S: 5	H: 0 LOB: 0 BB: 0 P: 5	R: 0 E: 0 K: 1 S: 5	H: 0 LOB: 2 BB: 2 P: 13	R: 0 E: 0 K: 0 S: 3	H: 0 LOB: 0 BB: 0 P: 3	R: 0 E: 0 K: 0 S: 3	H: 0 LOB: 0 BB: 0 P: 3	R: 0 E: 0 K: 0 S: 3	H: 0 LOB: 0 BB: 0 P: 3	R: 1 E: 0 K: 0 S: 6	H: 3 LOB: 2 BB: 0 P: 6	R: 1 E: 0 K: 1 S: 6	H: 1 LOB: 0 BB: 0 P: 6	R: 0 E: 0 K: 0 S: 3	H: 0 LOB: 0 BB: 0 P: 3	1B: 3 2B: 0 3B: 0 HR: 1	SF: 0 SAC: 0 DP: 1 HBP: 0	WP: 0 PB: 0 SB: 1 CS: 0	PA: 34
PITCHER Robin Roberts, R ERA: 2.31 (1, 1)	IP: 9.0 WLS: L BF: 34	H: 4 R: 2 ER: 2 SO: 4	BB: 3 IBB: 0 HBP: 0 BLK: 0	WP: 0 HR: 1 S: 39 P: 51	ERA: 2.00 WHIP: 0.778	PITCHER														

Batter	1	2	3	4	5	6	7	8	9	AB	R	H	RBI	BB	SO	LOB	BOTTOM			
Richie Ashburn, L OBP: 0.424, SLG: 0.269 (1, 8)	0-0 6-3		4-0 BB			0-0 CS 1B		0-0 G3		3	0	1	0	1	0	1	Milwaukee Braves @ Philadelphia Phillies Connie Mack Stadium, Philadelphia, PA Wed Apr 22 1959, 6:05 PM EST Att: 14,228 - Unknown livebaseballscorecards.com			
Sparky Anderson, R OBP: 0.313, SLG: 0.267 (1, 4)	0-0		0-0 BB			0-3 K		0-0 4-3		3	0	1	0	0	1	2				
Granny Hamner, R (8, PH)						0-0 K				1	0	0	0	0	0	1				
Ed Bouchee, L OBP: 0.419, SLG: 0.423 (1, 3)	0-0			0-3 K		0-0 G6-3 1B		0-0 6-3		4	0	2	0	0	1	0				
Harry Anderson, L OBP: 0.300, SLG: 0.370 (1, 7)	0-0 5-3			0-0 F5		0-0 G6-3		0-0 5-3		4	0	0	0	0	0	2				
Wally Post, R OBP: 0.375, SLG: 0.522 (1, 9)		0-0 G6-4-3 1B		0-0 F8		0-0 BB 1B		0-0 6-3		4	0	2	0	0	0	0				
Willie Jones, R OBP: 0.494, SLG: 0.524 (1, 5)		0-0 P4			0-0 G3-6-1 1B		4-0 1-2 BB			2	0	1	0	1	0	1				
Chico Fernandez, R OBP: 0.281, SLG: 0.273 (1, 6)					0-0 G3-6-1					2	0	0	0	0	0	2				
Dave Philley, S OBP: 0.333, SLG: 1.000 (7, PH)					0-0 G6-4-3		0-0 F3			1	0	0	0	0	0	2				
Joe Koppe, R (8, 6)					0-0 1-2					0	0	0	0	0	0	0				
Jim Hegan, R OBP: 0.286, SLG: 0.286 (1, 2)			0-0 6-3		0-0 P3			0-0 F8		2	0	0	0	0	0	0				
Harry Hanebrink, L (8, PH)										1	0	0	0	0	0	0				
Valmy Thomas, R OBP: 0.400, SLG: 0.250 (9, 2)										0	0	0	0	0	0	0				
Robin Roberts, S OBP: 0.250, SLG: 0.500 (1, 1)			0-0 4-3			0-0 F8		0-0 G3 2B		3	0	1	0	0	0	0				
Inning Stats	R: 0 E: 0 K: 0 S: 4	H: 2 LOB: 1 BB: 0 P: 4	R: 0 E: 0 K: 0 S: 3	H: 1 LOB: 0 BB: 0 P: 3	R: 0 E: 0 K: 0 S: 3	H: 0 LOB: 1 BB: 1 P: 7	R: 0 E: 0 K: 1 S: 5	H: 0 LOB: 0 BB: 0 P: 5	R: 0 E: 0 K: 0 S: 3	H: 1 LOB: 0 BB: 0 P: 3	R: 0 E: 0 K: 1 S: 4	H: 2 LOB: 2 BB: 1 P: 8	R: 0 E: 0 K: 0 S: 4	H: 1 LOB: 1 BB: 0 P: 4	R: 0 E: 0 K: 0 S: 3	H: 0 LOB: 0 BB: 0 P: 3	1B: 7 2B: 1 3B: 0 HR: 0	SF: 0 SAC: 0 DP: 3 HBP: 0	WP: 0 PB: 0 SB: 0 CS: 1	PA: 32
PITCHER Lew Burdette, R ERA: 2.0 (1, 1)	IP: 9.0 WLS: W BF: 32	H: 8 R: 0 ER: 0 SO: 2	BB: 2 IBB: 0 HBP: 0 BLK: 0	WP: 0 HR: 0 S: 34 P: 42	ERA: 0.00 WHIP: 1.111	PITCHER														

Batter	1	2	3	4	5	6	7	8	9	AB	R	H	RBI	BB	SO	LOB	TOP
Bill Bruton, L OBP: 0.286, SLG: 0.500 (1, 8)	F7		FC4-6 BB			F8			6-3	5	1	1	0	0	0	2	
Eddie Mathews, L OBP: 0.296, SLG: 0.538 (1, 5)	K		HR 2B			F9			P5	4	1	1	2	1	1	0	
Hank Aaron, R OBP: 0.525, SLG: 0.947 (1, 9)	HBP BB		6-3 HR			F2			HR	4	1	2	1	1	0	3	
Wes Covington, L OBP: 0.308, SLG: 0.314 (1, 7)	HBP		4-3 2B			SH1-4 BB			BB	2	0	1	0	2	0	1	
Frank Torre, L OBP: 0.303, SLG: 0.214 (1, 3)	4-3		4-3			SH1-4 BB			F7	4	0	0	0	1	0	5	
Del Crandall, R OBP: 0.355, SLG: 0.448 (1, 2)			5-3			SH1-4			6-3	3	0	0	0	0	0	2	
Johnny Logan, R OBP: 0.278, SLG: 0.233 (1, 6)			FC4-6 1B			K			L7	4	0	2	0	0	1	2	
Chuck Cottier, R OBP: 0.294, SLG: 0.267 (1, 4)	6-3		K			K			K	4	0	0	0	0	3	4	
Juan Pizarro, L OBP: 0.200, SLG: 0.200 (1, 1)	K		FC4-6 1B			5-3			L7	4	0	1	0	0	1	1	
Inning Stats	R: 0 E: 0 K: 1 S: 5	H: 0 LOB: 2 BB: 1 P: 10	R: 2 E: 0 K: 0 S: 6	H: 3 LOB: 1 BB: 0 P: 6	R: 0 E: 0 K: 1 S: 7	H: 2 LOB: 3 BB: 1 P: 11	R: 0 E: 0 K: 2 S: 6	H: 0 LOB: 0 BB: 2 P: 15	R: 0 E: 0 K: 1 S: 4	H: 1 LOB: 1 BB: 0 P: 4	R: 0 E: 0 K: 1 S: 5	H: 0 LOB: 0 BB: 1 P: 5	R: 1 E: 0 K: 0 S: 4	H: 1 LOB: 1 BB: 1 P: 8	1B: 2 2B: 4 3B: 0 HR: 2	SF: 0 SAC: 1 DP: 0 HBP: 1	WP: 0 PA: 41 CS: 0
PITCHER Ray Semproch, R ERA: 2.25 (1, 1)	IP: 9.0 WLS: W BF: 41	H: 8 R: 3 ER: 3 SO: 6	BB: 5 IBB: 0 HBP: 1 BLK: 0	WP: 0 HR: 2 S: 47 P: 68	ERA: 3.00 WHIP: 1.444												

Milwaukee Braves @ Philadelphia Phillies
 Connie Mack Stadium, Philadelphia, PA
 Thu Apr 23 1959, 6:05 PM EST
 Att: 8,689 - Unknown

AB	34
R	3
H	8
RBI	3
BB	5
SO	6
LOB	20



Batter	1	2	3	4	5	6	7	8	9	AB	R	H	RBI	BB	SO	LOB	BOTTOM
Richie Ashburn, L OBP: 0.395, SLG: 0.233 (1, 8)	5-3		L5			CS BB			L7	4	0	0	0	1	1	3	
Granny Hamner, R OBP: 0.375, SLG: 0.667 (1, 6)	BB BB		4-3			K			HR	4	1	1	1	1	1	1	
Ed Bouchee, L OBP: 0.457, SLG: 0.407 (1, 3)	1-2 BB		1-3 HBP			K			BB BB	1	0	0	0	2	1	0	
Wally Post, R OBP: 0.321, SLG: 0.444 (1, 9)	F3		1-3			6-3			K	4	0	0	0	0	1	4	
Bob Bowman, R OBP: 0.167, SLG: 0.364 (1, 7)	F8		5-3			HR			BB	3	1	1	1	1	0	3	
Willie Jones, R OBP: 0.438, SLG: 0.480 (1, 5)			FC1-6 1B			F8			K	4	0	1	0	0	1	2	
Joe Koppe, R (1, 4)			FC1-6 1B			K			HR BB	3	1	0	0	1	1	1	
Valmy Thomas, R OBP: 0.375, SLG: 0.286 (1, 2)			E5			K			HR	3	0	1	0	0	2	0	
Gene Freese, R OBP: 1.000, SLG: 4.000 (9, PH)			1-3 1B			K			HR	1	1	1	2	0	0	0	
Ray Semproch, R OBP: 0.167, SLG: 0.167 (1, 1)			K			K			K	3	0	1	0	0	2	2	
John Easton, R (9, PH)						K			K	1	0	0	0	0	1	0	
Inning Stats	R: 0 E: 0 K: 0 S: 3	H: 2 LOB: 2 BB: 0 P: 7	R: 0 E: 0 K: 0 S: 3	H: 0 LOB: 1 BB: 0 P: 4	R: 0 E: 0 K: 2 S: 7	H: 0 LOB: 0 BB: 0 P: 7	R: 0 E: 0 K: 2 S: 6	H: 0 LOB: 1 BB: 1 P: 10	R: 1 E: 0 K: 1 S: 6	H: 1 LOB: 0 BB: 0 P: 6	R: 0 E: 0 K: 2 S: 8	H: 1 LOB: 2 BB: 2 P: 15	R: 3 E: 0 K: 1 S: 6	H: 2 LOB: 0 BB: 1 P: 10	1B: 3 2B: 1 3B: 0 HR: 3	SF: 0 SAC: 0 DP: 1 HBP: 1	WP: 0 PA: 38 CS: 1
PITCHER Juan Pizarro, L ERA: 7.94 (1, 1)	IP: 8.2 WLS: L BF: 38	H: 6 R: 4 ER: 4 SO: 11	BB: 6 IBB: 0 HBP: 1 BLK: 0	WP: 0 HR: 3 S: 53 P: 78	ERA: 4.15 WHIP: 1.385												

Milwaukee Braves @ Philadelphia Phillies
 Connie Mack Stadium, Philadelphia, PA
 Thu Apr 23 1959, 6:05 PM EST
 Att: 8,689 - Unknown

AB	31
R	4
H	6
RBI	4
BB	6
SO	11
LOB	16



Batter	1	2	3	4	5	6	7	8	9	AB	R	H	RBI	BB	SO	LOB	TOP																
Bill Bruton, L (1, 8) OBP: 0.361, SLG: 0.600	4-3																4 2 3 2 1 0 0																
Eddie Mathews, L (1, 5) OBP: 0.365, SLG: 0.761		4-1															2 1 1 2 3 0 1																
Hank Aaron, R (1, 9) OBP: 0.500, SLG: 0.854	K																5 0 1 0 0 1 5																
Wes Covington, L (1, 7) OBP: 0.286, SLG: 0.295	F8																5 0 2 0 0 0 4																
Joe Adcock, R (1, 3) OBP: 0.500, SLG: 0.727 Felix Mantilla, R (9, PR) OBP: 0.267, SLG: 0.214																	3 1 1 0 2 1 3 0 0 0 0 0 0 0																
Joe Morgan, L (1, 4) OBP: 0.500, SLG: 0.545																	5 1 3 1 0 0 2																
Del Crandall, R (1, 2) OBP: 0.341, SLG: 0.410																	5 1 1 0 0 0 4																
Johnny Logan, R (1, 6) OBP: 0.311, SLG: 0.222																	4 0 0 0 0 0 4																
Warren Spahn, L (1, 1) Carl Willey, R (6, 1) Frank Torre, L (7, PR) Johnny O'Brien, R (7, PR) Bob Buhl, R (7, 1) Mickey Vernon, L (8, PR) Bob Rush, R (8, 1)																	1 0 0 0 1 0 1 0 0 0 0 0 0 0 0 0 0 0 0 0 0 1 0 1 0 0 0 0 0 0 0 2 0 0 0 0 0 0 0 0 0																
Inning Stats	R: 0 E: 0 K: 1 S: 5	H: 0 LOB: 1 BB: 1 P: 9	R: 3 E: 0 K: 0 S: 7	H: 4 LOB: 1 BB: 0 P: 7	R: 0 E: 0 K: 0 S: 4	H: 2 LOB: 1 BB: 0 P: 4	R: 0 E: 0 K: 1 S: 5	H: 0 LOB: 0 BB: 1 P: 5	R: 1 E: 0 K: 1 S: 6	H: 2 LOB: 1 BB: 1 P: 10	R: 0 E: 0 K: 0 S: 3	H: 0 LOB: 0 BB: 2 P: 3	R: 0 E: 0 K: 0 S: 3	H: 1 LOB: 3 BB: 2 P: 11	R: 0 E: 0 K: 0 S: 4	H: 1 LOB: 2 BB: 1 P: 8	R: 2 E: 0 K: 0 S: 5	H: 2 LOB: 2 BB: 2 P: 13	1B: 8 2B: 2 3B: 0 HR: 2	SF: 1 SAC: 0 DP: 3 HBP: 0	WP: 0 PB: 0 SB: 0 CS: 0	PA: 43											
PITCHER	IP WLS BF H R ER SO BB IBB HBP BLK WP HR S P ERA WHIP																																
Bob Purkey, R (1, 1) ERA: 4.24	2.0	13	6	3	3	1	1	0	0	0	0	0	0	14	18	13.50	3.500																
Tom Acker, R (3, 1) ERA: 0.96	4.0	W 16	3	1	1	2	3	0	0	0	0	1	17	29	2.25	1.500																	
Bob Mabe, R (7, 1) ERA: 2.13	3.0	S 14	3	2	2	0	3	0	0	0	0	1	11	23	6.00	2.000																	

Milwaukee Braves @ Cincinnati Redlegs
Crosley Field, Cincinnati, OH
Sat Apr 25 1959, 3:33 AM EST
Att: 5,612 - Unknown

AB 35
R 6
H 12
RBI 6
BB 7
SO 3
LOB 25





Batter	1	2	3	4	5	6	7	8	9	AB	R	H	RBI	BB	SO	LOB	BOTTOM															
Johnny Temple, R (1, 4) OBP: 0.345, SLG: 0.500	F8																5 1 2 3 0 0 4															
Vada Pinson, L (1, 8) OBP: 0.400, SLG: 0.600	F8																5 0 1 0 0 1 3															
Frank Robinson, R (1, 3) OBP: 0.365, SLG: 0.545	P3																4 1 1 1 0 1 2															
Frank Thomas, R (1, 5) OBP: 0.392, SLG: 0.511																	5 1 4 0 0 0 2															
Del Ennis, R (1, 7) OBP: 0.385, SLG: 0.333 Eddie Kasko, R (6, PR) (7, 5)																	3 1 2 1 1 1 1 1 0 0 0 0 0 1															
Gus Bell, L (1, 9) OBP: 0.311, SLG: 0.537																	5 0 2 1 0 2 5															
Roy McMillan, R (1, 6) OBP: 0.348, SLG: 0.487																	5 0 0 0 0 0 9															
Dutch Dotterer, R (1, 2) OBP: 0.750, SLG: 0.667																	3 2 2 1 1 0 2															
Bob Purkey, R (1, 1) OBP: 0.286, SLG: 0.429 Tom Acker, R (3, 1) OBP: 0.500, SLG: 0.500 Bob Mabe, R (7, 1)																	0 0 0 0 0 0 0 1 1 0 0 0 0 1 1 0 0 0 0 1 0															
Inning Stats	R: 0 E: 0 K: 0 S: 3	H: 0 LOB: 0 BB: 0 P: 3	R: 0 E: 0 K: 2 S: 8	H: 1 LOB: 1 BB: 0 P: 8	R: 3 E: 1 K: 1 S: 9	H: 3 LOB: 3 BB: 2 P: 17	R: 1 E: 1 K: 0 S: 6	H: 1 LOB: 2 BB: 0 P: 6	R: 1 E: 0 K: 0 S: 6	H: 3 LOB: 2 BB: 0 P: 6	R: 2 E: 0 K: 1 S: 9	H: 4 LOB: 0 BB: 0 P: 9	R: 0 E: 0 K: 2 S: 8	H: 1 LOB: 1 BB: 0 P: 8	R: 0 E: 0 K: 0 S: 4	H: 1 LOB: 1 BB: 0 P: 4	1B: 11 2B: 2 3B: 0 HR: 1	SF: 1 SAC: 2 DP: 0 HBP: 0	WP: 0 PB: 0 SB: 0 CS: 0	PA: 43												
PITCHER	IP WLS BF H R ER SO BB IBB HBP BLK WP HR S P ERA WHIP																															
Warren Spahn, L (1, 1) ERA: 3.34	5.1	L 33	12	7	5	4	2	0	0	0	0	0	2	2	0.00	0.000																
Carl Willey, R (6, 1) ERA:	0.2	2	0	0	0	0	0	0	0	0	0	0	2	2	0.00	0.000																
Bob Buhl, R (7, 1) ERA: 7.71	1.0	4	1	0	0	2	0	0	0	0	0	8	8	0.00	1.000																	
Bob Rush, R (8, 1) ERA: 2.25	1.0	4	1	0	0	0	0	0	0	0	0	4	4	0.00	1.000																	

Milwaukee Braves @ Cincinnati Redlegs
Crosley Field, Cincinnati, OH
Sat Apr 25 1959, 3:33 AM EST
Att: 5,612 - Unknown

AB 38
R 7
H 14
RBI 7
BB 2
SO 6
LOB 30



Batter	1	2	3	4	5	6	7	8	9	AB	R	H	RBI	BB	SO	LOB	TOP			
Don Blasingame, L (1,4) OBP: 0.347, SLG: 0.333	0-0 1-3		0-0 6-3		0-0 L6		0-0 2-3		0-0 G1-6-3 1B	5	0	1	0	0	0	0	St. Louis Cardinals @ Milwaukee Braves Milwaukee County Stadium, Milwaukee, WI Wed Apr 29 1959, 8:05 PM EDT Att: 13,852 - Unknown AB 36 R 3 H 11 RBI 3 BB 3 SO 5 LOB 17 			
Gino Cimoli, R (1,8) OBP: 0.414, SLG: 0.516	4-0 BB BB		0-3 K		0-0 HR		0-0 FC5-4 1B		0-0 G1-6-3 1-2	4	1	2	1	1	1	1				
Stan Musial, L (1,3) OBP: 0.355, SLG: 0.283	4-0 1-2 BB		0-0 1B		0-0 1B		0-0 F8		0-0 F7	4	0	2	0	1	0	1				
Ken Boyer, R (1,6) OBP: 0.369, SLG: 0.424	0-0 F8		0-0 F9		0-0 P4		0-0 FC5-4 1-2			4	0	0	0	0	0	5				
Joe Cunningham, L (1,9) OBP: 0.417, SLG: 0.222	0-3 K		0-0 4-3		0-0 K		0-0 4-3		0-0 4-3	4	0	0	0	0	2	2				
Ray Jablonski, R (1,5) OBP: 0.408, SLG: 0.579		0-0 1B 2B		0-0 FC6-4 1B		0-3 K		0-0 FC4-6 1B		4	1	3	0	0	1	0				
Bill White, L (1,7) OBP: 0.244, SLG: 0.439		0-0 CS 2-H 5-3 1B		0-0 P4		0-0 HR		0-0 FC4-6 1-2 BB		4	1	2	2	0	0	2				
Hal Smith, R (1,2) OBP: 0.220, SLG: 0.321		0-0 5-3		0-0 FC6-4		0-0 HR		4-0 FC6-4 BB		3	0	1	0	0	0	2				
Solly Hemus, L (8, PH) OBP: 0.600, SLG: 0.200		0-0 5-3		0-0 FC6-4		0-0 FC6-4 1B		0-0 FC6-4 1-2 BB		0	0	0	0	1	0	0				
Joe Durham, R (8, FR) OBP: 0.313, SLG: 0.533		1-2		1-2		0-0 FC6-4 1B		0-0 FC6-4 1-2 BB		0	0	0	0	0	0	0				
Gene Green, R (8, 2) OBP: 0.313, SLG: 0.533		1-2		1-2		0-0 FC6-4 1B		0-0 FC6-4 1-2 BB		0	0	0	0	0	0	0				
Larry Jackson, R (1,1) OBP: 0.111, SLG: 0.111		0-3 K		0-0 F8		0-0 FC6-4		0-0 FC6-4		1	0	0	0	0	1	1				
Gary Blaylock, R (3,1) OBP: 0.250, SLG: 0.500		2-3		0-0 F8		0-0 FC6-4		0-0 FC6-4		2	0	0	0	0	0	1				
George Crowe, L (8, PH) OBP: 0.250, SLG: 0.500		2-3		0-0 F8		0-0 FC6-4		0-0 FC6-4		1	0	0	0	0	0	2				
Phil Clark, R (8,1) OBP: 0.250, SLG: 0.500		2-3		0-0 F8		0-0 FC6-4		0-0 FC6-4		0	0	0	0	0	0	0				
Bill Smith, L (8,1) OBP: 0.250, SLG: 0.500		2-3		0-0 F8		0-0 FC6-4		0-0 FC6-4		0	0	0	0	0	0	0				
Inning Stats	R: 0 E: 0 K: 1 S: 5	H: 0 LOB: 2 BB: 2 P: 13	R: 1 E: 0 K: 1 S: 6	H: 2 LOB: 0 BB: 0 P: 6	R: 0 E: 0 K: 1 S: 6	H: 1 LOB: 1 BB: 0 P: 6	R: 0 E: 0 K: 0 S: 4	H: 1 LOB: 1 BB: 0 P: 4	R: 1 E: 0 K: 2 S: 5	H: 2 LOB: 1 BB: 0 P: 5	R: 0 E: 0 K: 0 S: 4	H: 1 LOB: 1 BB: 0 P: 4	R: 0 E: 0 K: 0 S: 4	H: 1 LOB: 2 BB: 1 P: 8	R: 0 E: 0 K: 0 S: 3	H: 1 LOB: 0 BB: 0 P: 3	1B: 8 2B: 1 3B: 0 HR: 2	SF: 0 SAC: 0 DP: 1 HBP: 0	WP: 0 PB: 0 SB: 0 CS: 1	PA: 39
PITCHER Lew Burdette, R (1,1) ERA: 3.26	IP: 9.0 WLS: W BF: 39	H: 11 R: 3 ER: 3 SO: 5	BB: 3 IBB: 0 HBP: 0 BLK: 0	WP: 0 HR: 2 S: 46 P: 58	ERA: 3.00 WHIP: 1.556	PITCHER														

Batter	1	2	3	4	5	6	7	8	9	AB	R	H	RBI	BB	SO	LOB	BOTTOM				
Bill Bruton, L (1,8) OBP: 0.400, SLG: 0.727	0-0 F7		0-0 K		0-3 K		0-0 HR		0-0 F9	5	1	2	2	0	1	0	St. Louis Cardinals @ Milwaukee Braves Milwaukee County Stadium, Milwaukee, WI Wed Apr 29 1959, 8:05 PM EDT Att: 13,852 - Unknown AB 38 R 9 H 15 RBI 9 BB 4 SO 5 LOB 16 				
Eddie Mathews, L (1,5) OBP: 0.387, SLG: 0.745	0-0 1B	2-H 1B	0-0 F9		0-3 K		0-0 3-1		4-0 1B BB	4	1	1	0	1	1	1					
Hank Aaron, R (1,9) OBP: 0.533, SLG: 0.965	0-0 F8		0-0 HR 1B		0-0 BB 1B		0-0 HR		0-0 1B 1-2 1B	5	3	4	1	0	0	1					
Wes Covington, L (1,7) OBP: 0.322, SLG: 0.365	0-0 F9		0-0 1-H HR		4-0 BB		0-0 4-3		0-0 1-3 2-H 1B	4	1	2	3	1	0	1					
Frank Torre, L (1,3) OBP: 0.375, SLG: 0.324		0-0 L3		0-0 F7		0-0 FC1-6-5 2B		0-0 G5-4-3 1B		5	0	3	1	0	0	2					
Del Crandall, R (1,2) OBP: 0.333, SLG: 0.388		0-0 HR 1B		0-0 P6		0-0 F9		0-0 FC1-6-5 2-3		5	1	1	0	0	0	4					
Johnny Logan, R (1,6) OBP: 0.315, SLG: 0.295		0-0 1-H HR		0-3 K		0-0 F8		4-0 IBB		3	1	1	2	1	1	1					
Chuck Cottier, R (1,4) OBP: 0.286, SLG: 0.222		0-3 K		4-0 1-2 BB		0-0 F9		0-0 P3		3	0	0	0	1	1	2					
Lew Burdette, R (1,1) OBP: 0.267, SLG: 0.357		0-0 1B 2B		0-0 P6		0-0 6-3		0-3 K		4	1	1	0	0	1	4					
Inning Stats	R: 0 E: 0 K: 0 S: 4	H: 1 LOB: 1 BB: 0 P: 4	R: 3 E: 0 K: 1 S: 9	H: 4 LOB: 1 BB: 0 P: 9	R: 2 E: 0 K: 1 S: 8	H: 3 LOB: 2 BB: 1 P: 12	R: 0 E: 0 K: 2 S: 8	H: 1 LOB: 2 BB: 1 P: 12	R: 0 E: 0 K: 0 S: 3	H: 0 LOB: 0 BB: 0 P: 3	R: 2 E: 0 K: 0 S: 5	H: 2 LOB: 0 BB: 0 P: 5	R: 0 E: 0 K: 1 S: 6	H: 1 LOB: 2 BB: 1 P: 10	R: 2 E: 0 K: 0 S: 5	H: 3 LOB: 1 BB: 1 P: 9		1B: 9 2B: 2 3B: 0 HR: 4	SF: 0 SAC: 0 DP: 1 HBP: 0	WP: 0 PB: 0 SB: 0 CS: 0	PA: 42
PITCHER Larry Jackson, R (1,1) ERA: 4.85	IP: 2.2 WLS: L BF: 17	H: 8 R: 5 ER: 5 SO: 2	BB: 1 IBB: 0 HBP: 0 BLK: 0	WP: 0 HR: 2 S: 20 P: 24	ERA: 16.88 WHIP: 3.375	PITCHER															
Gary Blaylock, R (3,1) ERA: 3.6	4.1 BF: 19	4 R: 2 ER: 2 SO: 3	1 BB: 1 IBB: 0 HBP: 0 BLK: 0	0 WP: 0 HR: 2 S: 23 P: 31	4.15 1.154																
Phil Clark, R (8,1) ERA: 11.57	0.1 BF: 3	1 R: 2 ER: 2 SO: 0	1 BB: 0 IBB: 0 HBP: 0 BLK: 0	0 WP: 0 HR: 2 S: 6 P: 6	54.00 6.000																
Bill Smith, L (8,1) ERA:	0.2 BF: 3	2 R: 0 ER: 0 SO: 0	0 BB: 0 IBB: 0 HBP: 0 BLK: 0	0 WP: 0 HR: 3 S: 3 P: 3	0.00 3.000																

Batter	1	2	3	4	5	6	7	8	9	AB	R	H	RBI	BB	SO	LOB	TOP					
Don Blasingame, L (1,4) OBP: 0.328, SLG: 0.314	4-3		P6			K		L9		4	0	0	0	0	1	3						
Gino Cimoli, R (1,8) OBP: 0.419, SLG: 0.530	F8					1B		F9		4	0	2	0	0	0	0						
Stan Musial, L (1,3) OBP: 0.348, SLG: 0.281	P6			F5		1B		4-3		4	0	1	0	0	0	1						
Ken Boyer, R (1,5) OBP: 0.348, SLG: 0.397		5-3		1-3		K		5-3		4	0	0	0	0	1	3						
Bobby Gene Smith, R (1,7) OBP: 0.143, SLG: 0.143	5-3			L6				F7		3	0	0	0	0	0	1						
Gene Green, R (1,9) OBP: 0.283, SLG: 0.444	1-3				5-3			K		3	0	0	0	0	1	0						
Hal Smith, R (1,2) OBP: 0.210, SLG: 0.305			F8		5-3			6-3		3	0	0	0	0	0	0						
Alex Grammas, R (1,6) OBP: 0.316, SLG: 0.412										3	0	2	0	0	0	0						
Curt Flood, R (8, PR) OBP: 0.238, SLG: 0.381						F8				0	0	0	0	0	0	0						
Jim Brosnan, R (8, 1) OBP: 0.500, SLG: 1.500								1-3		0	0	0	0	0	0	0						
Alex Kellner, R (1, 1) OBP: 0.250, SLG: 0.250								1-3		2	0	1	0	0	1	1						
Ray Jablonski, R (8, PH) OBP: 0.391, SLG: 0.550								1-3		1	0	0	0	0	0	1						
Lee Tate, R (8, 6)								1-2		0	0	0	0	0	0	0						
Inning Stats	R: 0 E: 0 K: 0 S: 3	H: 0 LOB: 0 BB: 0 P: 3	R: 0 E: 0 K: 0 S: 3	H: 0 LOB: 0 BB: 0 P: 3	R: 0 E: 0 K: 1 S: 6	H: 1 LOB: 1 BB: 0 P: 6	R: 0 E: 0 K: 0 S: 4	H: 1 LOB: 1 BB: 0 P: 4	R: 0 E: 0 K: 0 S: 3	H: 0 LOB: 0 BB: 0 P: 3	R: 0 E: 0 K: 2 S: 9	H: 3 LOB: 2 BB: 0 P: 9	R: 0 E: 0 K: 1 S: 5	H: 0 LOB: 0 BB: 0 P: 5	R: 0 E: 0 K: 0 S: 3	H: 1 LOB: 1 BB: 0 P: 3	R: 0 E: 0 K: 0 S: 3	H: 0 LOB: 0 BB: 0 P: 3	1B: 5 2B: 1 3B: 0 HR: 0	SF: 0 SAC: 0 DP: 0 HBP: 0	WP: 0 PB: 0 SB: 0 CS: 0	PA: 31
PITCHER Warren Spahn, L (1, 1) ERA: 2.89	IP: 9.0 WLS: W BF: 31 H: 6 R: 0 ER: 0 SO: 4 BB: 0 IBB: 0 HBP: 0 BLK: 0 WP: 0 HR: 0 S: 39 P: 39 ERA: 0.00 WHIP: 0.667															PITCHER						

St. Louis Cardinals @ Milwaukee Braves
Milwaukee County Stadium, Milwaukee, WI
Thu Apr 30 1959, 8:05 PM EDT
Att: 12,086 - Unknown

AB 31
R 0
H 6
RBI 0
BB 0
SO 4
LOB 10



Batter	1	2	3	4	5	6	7	8	9	AB	R	H	RBI	BB	SO	LOB	BOTTOM					
Jim Pisoni, R (1,8) OBP: 0.273, SLG: 0.250	F9		P6		F3		FC6-4			4	0	0	0	0	0	3						
Eddie Mathews, L (1,5) OBP: 0.394, SLG: 0.729	P6		F8			FC4-6		FC14-6		4	0	2	0	0	0	1						
Hank Aaron, R (1,9) OBP: 0.516, SLG: 0.967	F7			HR		P6		4-3		4	1	1	1	0	0	2						
Joe Adcock, R (1,3) OBP: 0.435, SLG: 0.500					F2					4	0	1	0	0	0	2						
Johnny O'Brien, R (8, PR) OBP: 0.500, SLG: 0.500						FC4-6		FC1-6-5		0	0	0	0	0	0	0						
Frank Torre, L (9, 3) OBP: 0.375, SLG: 0.324		1B				1-2		2-3		0	0	0	0	0	0	0						
Wes Covington, L (1,7) OBP: 0.348, SLG: 0.382					F9					3	0	2	0	1	0	0						
Del Crandall, R (1,2) OBP: 0.309, SLG: 0.358					F5					4	0	0	0	0	0	5						
Johnny Logan, R (1,6) OBP: 0.316, SLG: 0.283					P6					2	0	0	0	1	0	1						
Chuck Cottler, R (1,4) OBP: 0.261, SLG: 0.200					F9					2	0	0	0	0	1	0						
Warren Spahn, L (1, 1) OBP: 0.313, SLG: 0.250										3	0	2	0	0	0	1						
Inning Stats	R: 0 E: 0 K: 0 S: 3	H: 0 LOB: 0 BB: 0 P: 3	R: 0 E: 0 K: 0 S: 4	H: 2 LOB: 1 BB: 0 P: 4	R: 0 E: 0 K: 0 S: 4	H: 1 LOB: 1 BB: 0 P: 4	R: 1 E: 0 K: 0 S: 4	H: 1 LOB: 0 BB: 0 P: 4	R: 0 E: 0 K: 0 S: 3	H: 0 LOB: 1 BB: 1 P: 7	R: 0 E: 0 K: 0 S: 5	H: 2 LOB: 2 BB: 0 P: 5	R: 0 E: 0 K: 1 S: 6	H: 1 LOB: 1 BB: 0 P: 6	R: 0 E: 0 K: 0 S: 4	H: 1 LOB: 2 BB: 1 P: 8	R: 0 E: 0 K: 0 S: 4	H: 1 LOB: 2 BB: 1 P: 8	1B: 7 2B: 0 3B: 0 HR: 1	SF: 0 SAC: 1 DP: 0 HBP: 0	WP: 0 PB: 0 SB: 0 CS: 0	PA: 33
PITCHER Alex Kellner, L (1, 1) ERA: 0.75	IP: 7.0 WLS: L BF: 28 H: 7 R: 1 ER: 1 SO: 1 BB: 1 IBB: 0 HBP: 0 BLK: 0 WP: 0 HR: 1 S: 29 P: 33 ERA: 1.29 WHIP: 1.143															PITCHER						
Jim Brosnan, R (8, 1) ERA: 5.4	IP: 1.0 WLS: L BF: 5 H: 1 R: 0 ER: 0 SO: 0 BB: 0 IBB: 1 HBP: 0 BLK: 0 WP: 0 HR: 0 S: 4 P: 8 ERA: 0.00 WHIP: 1.000															PITCHER						

St. Louis Cardinals @ Milwaukee Braves
Milwaukee County Stadium, Milwaukee, WI
Thu Apr 30 1959, 8:05 PM EDT
Att: 12,086 - Unknown


AB 30
R 1
H 8
RBI 1
BB 2
SO 1
LOB 15

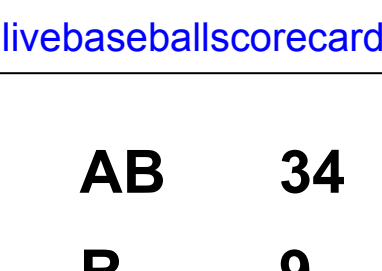



Batter	1	2	3	4	5	6	7	8	9	AB	R	H	RBI	BB	SO	LOB	TOP							
Jim Davenport, R (1.5) OBP: 0.346, SLG: 0.387	F8		1-3	FC6-4	FC6-4		FC6-4	F9		6	0	1	1	0	0	5	San Francisco Giants @ Milwaukee Braves Milwaukee County Stadium, Milwaukee, WI Sat May 02 1959, 4:33 AM EDT Att: 20,127 - Unknown livebaseballscorecards.com							
Willie Kirkland, L (1.7) OBP: 0.333, SLG: 0.800 Jackie Brandt, R (8.7) OBP: 0.329, SLG: 0.414	5-3		HR	F7			F7	F3		5	2	2	2	0	0	2								
Willie Mays, R (1.8) OBP: 0.378, SLG: 0.479			HR							5	2	4	0	0	0	0								
Orlando Cepeda, R (1.3) OBP: 0.321, SLG: 0.623	F4									4	1	1	1	0	0	2								
Felipe Alou, R (1.9) OBP: 0.382, SLG: 0.615		F2	4-3							5	0	2	1	0	0	1								
Daryl Spencer, R (1.4) OBP: 0.320, SLG: 0.258	5-3									4	1	2	0	0	0	2								
Andre Rodgers, R (1.6) OBP: 0.367, SLG: 0.442		E4								5	1	4	1	0	0	0								
Bob Schmidt, R (1.2) OBP: 0.333, SLG: 0.417 Leon Wagner, L (5, PH) OBP: 0.222, SLG: 0.125 Hobie Landrith, L (5.2) OBP: 0.333, SLG: 0.714	K									2	0	0	0	0	1	3								
Jack Sanford, R (1.1) Stu Miller, R (8.1) Gordon Jones, R (9.1)			K							2	1	1	2	0	0	2								
										4	0	0	0	0	3	7								
Inning Stats	R: 0 E: 0 K: 0 S: 4	H: 1 LOB: 1 BB: 0 P: 4	R: 0 E: 1 K: 1 S: 6	H: 0 LOB: 1 BB: 0 P: 6	R: 2 E: 0 K: 1 S: 8	H: 3 LOB: 1 BB: 0 P: 8	R: 1 E: 0 K: 0 S: 6	H: 3 LOB: 2 BB: 0 P: 6	R: 2 E: 1 K: 1 S: 9	H: 3 LOB: 3 BB: 0 P: 10	R: 1 E: 0 K: 0 S: 4	H: 1 LOB: 0 BB: 0 P: 4	R: 0 E: 0 K: 1 S: 7	H: 2 LOB: 2 BB: 0 P: 7	R: 0 E: 0 K: 0 S: 5	H: 2 LOB: 2 BB: 0 P: 5	R: 2 E: 0 K: 0 S: 5	H: 2 LOB: 0 BB: 0 P: 5	R: 2 E: 0 K: 0 S: 5	H: 2 LOB: 0 BB: 0 P: 5	1B: 12 2B: 2 3B: 0 HR: 3	SF: 0 SAC: 1 DP: 0 HBP: 1	WP: 0 PB: 0 CS: 0	PA: 47
PITCHER	IP WLS BF H R ER SO BB IBB HBP BLK WP HR S P ERA WHIP																							
Joey Jay, R (1.1) ERA: 7.15	4.0 L 23 9 5 5 2 0 0 0 0 0 0 1 26 27 11.25 2.250																							
Bob Rush, R (5.1) ERA: 1.93	1.0 5 1 0 0 1 0 0 0 0 0 0 0 7 7 0.00 1.000																							
Bob Trowbridge, R (6.1) ERA: 3.38	2.0 9 3 1 1 1 0 0 0 0 0 0 1 11 11 4.50 1.500																							
Don McMahon, R (8.1) ERA: 4.91	2.0 10 4 2 2 0 0 0 0 0 0 0 1 10 10 9.00 2.000																							


Batter	1	2	3	4	5	6	7	8	9	AB	R	H	RBI	BB	SO	LOB	BOTTOM							
Bill Bruton, L (1.8) OBP: 0.407, SLG: 0.679	F5									5	1	2	0	0	0	1	San Francisco Giants @ Milwaukee Braves Milwaukee County Stadium, Milwaukee, WI Sat May 02 1959, 4:33 AM EDT Att: 20,127 - Unknown livebaseballscorecards.com							
Eddie Mathews, L (1.5) OBP: 0.400, SLG: 0.761	4-3		F8							4	1	1	2	1	1	2								
Hank Aaron, R (1.9) OBP: 0.486, SLG: 0.897	4-3									4	0	1	0	0	0	2								
Joe Adcock, R (1.7) OBP: 0.444, SLG: 0.500 Jim Pisoni, R (8, PR) OBP: 0.275, SLG: 0.250	F8									4	0	2	0	0	1	0								
Frank Torre, L (1.3) OBP: 0.375, SLG: 0.333	G3									2	0	0	1	1	0	0								
Del Crandall, R (1.2) OBP: 0.270, SLG: 0.311	F7									4	0	0	0	0	0	5								
Johnny Logan, R (1.6) OBP: 0.277, SLG: 0.241			F2							4	0	0	0	0	0	2								
Chuck Cottler, R (1.4) OBP: 0.222, SLG: 0.157 Joe Morgan, L (5, PH) OBP: 0.429, SLG: 0.642 Bob Trowbridge, R (8.1) Andy Panko, R (7, PH) Don McMahon, R (8.1) Mickey Vernon, L (9, PH) OBP: 0.375, SLG: 0.714	6-3									1	0	0	0	0	0	0								
Joey Jay, S (1.1) Bob Rush, R (5.1) Johnny O'Brien, R (5, PH) Gordon Jones, R (6.4)										0	0	0	0	1	0	0								
										2	2	1	1	0	0	0								
Inning Stats	R: 0 E: 0 K: 0 S: 3	H: 0 LOB: 0 BB: 0 P: 3	R: 0 E: 0 K: 0 S: 3	H: 0 LOB: 0 BB: 0 P: 3	R: 0 E: 0 K: 0 S: 4	H: 1 LOB: 1 BB: 1 P: 8	R: 0 E: 0 K: 0 S: 4	H: 2 LOB: 2 BB: 1 P: 8	R: 2 E: 0 K: 0 S: 4	H: 1 LOB: 0 BB: 0 P: 5	R: 0 E: 0 K: 1 S: 5	H: 0 LOB: 0 BB: 0 P: 5	R: 0 E: 0 K: 0 S: 3	H: 0 LOB: 0 BB: 0 P: 3	R: 1 E: 0 K: 0 S: 5	H: 2 LOB: 2 BB: 1 P: 9	R: 2 E: 0 K: 1 S: 7	H: 2 LOB: 0 BB: 0 P: 7	R: 2 E: 0 K: 0 S: 7	H: 2 LOB: 0 BB: 0 P: 7	1B: 5 2B: 1 3B: 0 HR: 3	SF: 1 SAC: 0 DP: 1 HBP: 1	WP: 0 PB: 0 CS: 0	PA: 38
PITCHER	IP WLS BF H R ER SO BB IBB HBP BLK WP HR S P ERA WHIP																							
Jack Sanford, R (1.1) ERA: 2.16	7.1 W 31 6 3 3 3 1 0 0 0 0 0 1 29 42 3.68 1.227																							
Stu Miller, R (8.1) ERA: 2.7	1.0 5 2 2 2 0 0 0 0 0 0 0 2 5 5 18.00 2.000																							
Gordon Jones, R (9.1) ERA:	0.2 S 2 0 0 0 1 0 0 0 0 0 0 0 4 4 0.00 0.000																							



Batter	1	2	3	4	5	6	7	8	9	AB	R	H	RBI	BB	SO	LOB	TOP
Jim Davenport, R (1.5) OBP: 0.341, SLG: 0.392	F3		FC6-4 2B		F7			K		4	0	1	0	0	1	0	San Francisco Giants @ Milwaukee Braves Milwaukee County Stadium, Milwaukee, WI Sun May 03 1959, 4:33 AM EDT Att: 22,911 - Unknown
Willie Kirkland, L (1.7) OBP: 0.318, SLG: 0.667	HR BB		FC6-4 1B 2-3		F9			5-3		3	1	0	0	1	0	1	
Willie Mays, R (1.8) OBP: 0.384, SLG: 0.519	1-H HR				F8			F6		4	1	2	2	0	0	0	
Orlando Cepeda, R (1.3) OBP: 0.318, SLG: 0.605	G3				F3					4	0	1	0	0	0	0	
Felipe Alou, R (1.9) OBP: 0.361, SLG: 0.580	F3				6-3					4	0	0	0	0	0	1	
Daryl Spencer, R (1.4) OBP: 0.316, SLG: 0.300					6-3 HR					4	1	1	1	0	0	0	
Andre Rodgers, R (1.6) OBP: 0.365, SLG: 0.500					6-3 K					3	1	1	1	0	1	0	
Bob Schmidt, R (1.2) OBP: 0.316, SLG: 0.392					F4					3	0	0	0	0	1	0	
Johnny Antonelli, L (1.1) OBP: 0.125, SLG: 0.125					4-3					2	0	0	0	0	0	0	
Dom Zanni, R (5.1)					6-3				0	0	0	0	0	0	0	0	
Al Worthington, R (5.1)					6-3				0	0	0	0	0	0	0	0	
Bob Speake, L (7. PH)									1	0	0	0	0	0	0	0	
Joe Shipley, R (7.1)									0	0	0	0	0	0	0	0	
Inning Stats	R: 2 E: 0 K: 0 S: 4	H: 1 LOB: 0 BB: 1 P: 8	R: 0 E: 0 K: 0 S: 3	H: 0 LOB: 0 BB: 0 P: 3	R: 0 E: 0 K: 0 S: 4	H: 2 LOB: 2 BB: 0 P: 4	R: 1 E: 0 K: 1 S: 6	H: 1 LOB: 0 BB: 0 P: 6	R: 0 E: 0 K: 0 S: 3	H: 0 LOB: 0 BB: 0 P: 3	R: 0 E: 0 K: 1 S: 5	H: 0 LOB: 0 BB: 0 P: 5	R: 0 E: 0 K: 0 S: 3	H: 0 LOB: 0 BB: 0 P: 3	1B: 2 2B: 1 3B: 0 HR: 3	SF: 0 SAC: 0 DP: 0 HBP: 0	WP: 0 PA: 33 CS: 0
PITCHER Lew Burdette, R (1.1) ERA: 3.4	IP: 9.0 WLS: W BF: 33 H: 6 R: 4 ER: 4 SO: 3 BB: 1 IBB: 0 HBP: 0 BLK: 0 WP: 0 HR: 3 S: 38 P: 42 ERA: 4.00 WHIP: 0.778																

Batter	1	2	3	4	5	6	7	8	9	AB	R	H	RBI	BB	SO	LOB	BOTTOM		
Johnny O'Brien, R (1.4) OBP: 0.500, SLG: 0.778	5-3		F8		BB E 1B	G6-4-3		1B		5	1	2	0	0	0	2	San Francisco Giants @ Milwaukee Braves Milwaukee County Stadium, Milwaukee, WI Sun May 03 1959, 4:33 AM EDT Att: 22,911 - Unknown		
Eddie Mathews, L (1.5) OBP: 0.400, SLG: 0.732	4-3		4-3		BB E BB		G3	1B		4	1	1	1	1	0	1			
Hank Aaron, R (1.9) OBP: 0.494, SLG: 0.972	HR				HR	SF8		F6		4	2	3	3	0	0	2			
Joe Adcock, R (1.3) OBP: 0.452, SLG: 0.480	F3				HR					3	1	1	0	1	0	1			
Bill Bruton, L (9.8) OBP: 0.407, SLG: 0.679					1B E BB		F8			0	0	0	0	0	0	0			
Andy Pafko, R (1.7)					1B					2	0	0	0	0	0	1			
Frank Torre, L (5. PH) OBP: 0.380, SLG: 0.366					F5			F4		2	1	1	3	0	0	1			
Del Crandall, R (1.2) OBP: 0.299, SLG: 0.385					G6-4-3 1B					4	1	3	2	0	0	0			
Jim Pisoni, R (1.8) OBP: 0.231, SLG: 0.208					G6-4-3 1B					4	0	0	0	0	2	3			
Johnny Logan, R (1.6) OBP: 0.304, SLG: 0.263					FC2-6 1B			F4		3	0	2	0	1	0	0			
Lew Burdette, R (1.1) OBP: 0.263, SLG: 0.294					FC2-6 1-2			1B HBP		3	2	0	0	1	3				
Inning Stats	R: 1 E: 0 K: 0 S: 4	H: 1 LOB: 0 BB: 0 P: 4	R: 0 E: 0 K: 1 S: 5	H: 0 LOB: 0 BB: 0 P: 5	R: 0 E: 0 K: 0 S: 4	H: 1 LOB: 1 BB: 0 P: 4	R: 1 E: 0 K: 0 S: 5	H: 3 LOB: 1 BB: 0 P: 5	R: 5 E: 2 K: 0 S: 7	H: 4 LOB: 2 BB: 2 P: 15	R: 0 E: 0 K: 1 S: 4	H: 0 LOB: 0 BB: 1 P: 8	R: 0 E: 0 K: 0 S: 4	H: 1 LOB: 1 BB: 0 P: 4	R: 2 E: 0 K: 1 S: 8	H: 3 LOB: 2 BB: 0 P: 9		1B: 9 2B: 1 3B: 0 HR: 3	SF: 1 SAC: 0 DP: 2 HBP: 1
PITCHER Johnny Antonelli, L (1.1) ERA: 2.6	IP: 4.1 WLS: L BF: 20 H: 7 R: 5 ER: 2 SO: 1 BB: 1 IBB: 0 HBP: 0 BLK: 0 WP: 0 HR: 2 S: 21 P: 25 ERA: 4.15 WHIP: 1.846																		
Dom Zanni, R (5.1) ERA: 8.44	0.1	2	0	0	0	0	1	0	0	0	0	1	5	0.00	3.000				
Al Worthington, R (5.1) ERA: 9.65	1.1	6	2	2	0	1	1	0	0	0	0	7	11	0.00	2.250				
Joe Shipley, R (7.1) ERA: 7.71	2.0	11	4	2	2	1	0	0	1	0	0	1	12	9.00	2.000				

Batter	1	2	3	4	5	6	7	8	9	AB	R	H	RBI	BB	SO	LOB	TOP					
Jim Gilliam, S OBP: 0.353, SLG: 0.286	5-3		F7		F6		4-3		L9	5	0	0	0	0	0	1	Los Angeles Dodgers @ Milwaukee Braves Milwaukee County Stadium, Milwaukee, WI Mon May 04 1959, 8:05 PM EDT Att: 15,262 - Unknown					
Charlie Neal, R OBP: 0.378, SLG: 0.402	1-3				4-3		FC6-5 HR		K	4	1	0	0	1	1							
Don Demeter, R OBP: 0.365, SLG: 0.620	6-3		F5						K	4	1	1	2	1	1							
Carl Furillo, R OBP: 0.344, SLG: 0.367					4-3					3	0	0	0	1	0							
Gil Hodges, R OBP: 0.359, SLG: 0.534										4	3	4	2	0	0							
Rip Repulski, R OBP: 0.375, SLG: 0.308										4	0	1	1	0	1	2						
Don Zimmer, R OBP: 0.361, SLG: 0.425										4	0	0	0	0	1	3						
Joe Pignatano, R OBP: 0.286, SLG: 0.222										3	0	1	0	1	0	2						
Johnny Podres, L OBP: 0.294, SLG: 0.250										4	0	1	0	0	0	3						
Art Fowler, R OBP: 0.111, SLG: 0.111										0	0	0	0	0	0	0						
Inning Stats	R: 0 E: 0 K: 0 S: 6	H: 0 LOB: 0 BB: 0 P: 10	R: 0 E: 0 K: 2 S: 14	H: 1 LOB: 2 BB: 1 P: 23	R: 0 E: 0 K: 0 S: 5	H: 0 LOB: 1 BB: 1 P: 12	R: 1 E: 0 K: 0 S: 9	H: 2 LOB: 2 BB: 1 P: 15	R: 0 E: 0 K: 0 S: 7	H: 0 LOB: 0 BB: 0 P: 17	R: 1 E: 0 K: 0 S: 7	H: 1 LOB: 0 BB: 0 P: 10	R: 2 E: 0 K: 0 S: 10	H: 2 LOB: 0 BB: 0 P: 14	R: 1 E: 0 K: 0 S: 9	H: 2 LOB: 1 BB: 0 P: 14	R: 0 E: 0 K: 2 S: 11	H: 0 LOB: 0 BB: 0 P: 14	1B: 3 2B: 2 3B: 0 HR: 3	SF: 0 SAC: 0 DP: 0 HBP: 0	WP: 0 PB: 0 CS: 0	PA: 39
PITCHER Warren Spahn, L ERA: 3.25	IP: 9.0 WLS: L BF: 39 H: 8 R: 5 ER: 5 SO: 4 BB: 3 IBB: 1 HBP: 0 BLK: 0 WP: 0 HR: 3 S: 78 P: 129 ERA: 5.00 WHIP: 1.222															PITCHER						

Batter	1	2	3	4	5	6	7	8	9	AB	R	H	RBI	BB	SO	LOB	BOTTOM					
Johnny O'Brien, R OBP: 0.467, SLG: 0.643										5	1	2	0	0	1	2	Los Angeles Dodgers @ Milwaukee Braves Milwaukee County Stadium, Milwaukee, WI Mon May 04 1959, 8:05 PM EDT Att: 15,262 - Unknown					
Eddie Mathews, L OBP: 0.400, SLG: 0.747										4	1	1	2	1	0	2						
Hank Aaron, R OBP: 0.481, SLG: 0.934										4	0	1	0	0	1	1						
Joe Adcock, R OBP: 0.429, SLG: 0.552										4	1	1	1	0	1	2						
Andy Patko, R OBP: 0.143, SLG: 0.143										4	0	1	0	0	0	2						
Frank Torre, L OBP: 0.370, SLG: 0.356										4	0	1	0	0	1	1						
Del Crandall, R OBP: 0.296, SLG: 0.377										4	0	1	0	0	0	1						
Johnny Logan, R OBP: 0.329, SLG: 0.295										4	0	3	0	0	0	1						
Warren Spahn, L OBP: 0.316, SLG: 0.267										3	0	1	0	0	2	3						
Stan Lopata, R (9, PH)										0	0	0	0	0	0	0						
Mickey Vernon, L OBP: 0.333, SLG: 0.625										1	0	0	0	0	0	1						
Inning Stats	R: 0 E: 0 K: 1 S: 12	H: 2 LOB: 2 BB: 0 P: 18	R: 0 E: 1 K: 1 S: 8	H: 1 LOB: 1 BB: 0 P: 9	R: 2 E: 0 K: 0 S: 9	H: 3 LOB: 1 BB: 0 P: 16	R: 0 E: 0 K: 0 S: 6	H: 2 LOB: 1 BB: 0 P: 9	R: 0 E: 0 K: 0 S: 4	H: 0 LOB: 0 BB: 1 P: 11	R: 0 E: 0 K: 1 S: 11	H: 2 LOB: 2 BB: 0 P: 17	R: 0 E: 0 K: 1 S: 7	H: 0 LOB: 0 BB: 0 P: 11	R: 1 E: 0 K: 1 S: 9	H: 1 LOB: 1 BB: 0 P: 13	R: 0 E: 0 K: 1 S: 9	H: 1 LOB: 1 BB: 0 P: 14	1B: 10 2B: 0 3B: 0 HR: 2	SF: 0 SAC: 0 DP: 2 HBP: 0	WP: 0 PB: 0 CS: 0	PA: 38
PITCHER Johnny Podres, L ERA: 3.73	IP: 8.0 WLS: W BF: 35 H: 12 R: 3 ER: 3 SO: 5 BB: 1 IBB: 0 HBP: 0 BLK: 0 WP: 0 HR: 2 S: 68 P: 107 ERA: 3.38 WHIP: 1.625															PITCHER						
Art Fowler, R ERA: 3.12	IP: 1.0 WLS: S BF: 3 H: 0 R: 0 ER: 0 SO: 1 BB: 0 IBB: 0 HBP: 0 BLK: 0 WP: 0 HR: 0 S: 7 P: 11 ERA: 0.00 WHIP: 0.000															PITCHER						

Batter	1	2	3	4	5	6	7	8	9	10	11	12	13	14	15	16	AB	R	H	RBI	BB	SO	LOB	TOP						
Jim Gilliam, S OBP: 0.345, SLG: 0.271 (1.6)			4-3		SH1-3 1B		5-3		4-3			4-3			F3		6	2	1	0	1	0	0							
Charlie Neal, R OBP: 0.366, SLG: 0.387 (1.4)	L7		1B		SH1-3		F7			K		F7			B1-3		6	0	1	0	0	1	1							
Wally Moon, L OBP: 0.459, SLG: 0.535 (1.7)	L8		1B		F5					6-3					F8		7	0	2	0	0	1	2							
Duke Snider, L OBP: 0.315, SLG: 0.431 (1.9)	1B		F8		1B		FC6-4 1B			SH					K		6	0	2	1	0	1	2							
Gil Hodges, R OBP: 0.352, SLG: 0.523 (1.3)	1B		1B		CS		1B			FC6-4					K		7	0	2	1	0	2	4							
Don Demeter, R OBP: 0.348, SLG: 0.581 (1.8)	F7				CS		2B			FC6-4					F4		7	0	1	0	0	1	5							
John Roseboro, L OBP: 0.306, SLG: 0.277 (1.2)							6-3			FC1-2-5					E2		6	0	0	0	0	1	5							
Don Zimmer, R OBP: 0.337, SLG: 0.392 (1.6)							4-3			G3					G3		6	0	0	0	0	1	5							
Don Drysdale, R OBP: 0.295, SLG: 0.375 (1.1)							F7			F7					1B		6	0	0	0	0	2	4							
Ron Fairly, L OBP: 0.383, SLG: 0.465 (1.2, PH)							6-3			6-3					K		4	0	0	0	0	2	1							
Art Fowler, R OBP: 0.111, SLG: 0.111 (1.4, PH)							K			K					K		1	0	0	0	0	0	0							
Norm Larker, L OBP: 0.485, SLG: 0.478 (1.4, PH)							K			6-3					K		0	0	0	0	0	1	1							
Clem Labine, R OBP: 0.485, SLG: 0.478 (1.4, PH)							K			6-3					K		0	0	0	0	0	0	0							
Inning Stats	R: 1 E: 0 K: 0 S: 9	H: 2 LOB: 2 BB: 1 P: 17	R: 0 E: 0 K: 2 S: 7	H: 0 LOB: 0 BB: 0 P: 13	R: 0 E: 0 K: 1 S: 11	H: 2 LOB: 2 BB: 0 P: 17	R: 0 E: 0 K: 0 S: 6	H: 1 LOB: 1 BB: 0 P: 12	R: 0 E: 0 K: 0 S: 6	H: 0 LOB: 0 BB: 0 P: 11	R: 0 E: 0 K: 1 S: 8	H: 0 LOB: 0 BB: 0 P: 11	R: 0 E: 0 K: 0 S: 5	H: 0 LOB: 0 BB: 0 P: 9	R: 0 E: 0 K: 1 S: 9	H: 0 LOB: 0 BB: 0 P: 12	R: 0 E: 0 K: 1 S: 6	H: 0 LOB: 0 BB: 0 P: 8	R: 0 E: 0 K: 2 S: 10	H: 0 LOB: 0 BB: 0 P: 15	R: 0 E: 0 K: 3 S: 15	H: 1 LOB: 1 BB: 0 P: 18	R: 0 E: 0 K: 0 S: 4	H: 0 LOB: 0 BB: 0 P: 5	R: 0 E: 0 K: 1 S: 6	H: 0 LOB: 0 BB: 0 P: 9	1B: 8 2B: 1 3B: 0 HR: 0	SF: 0 SAC: 2 DP: 0 HBP: 0	WP: 0 PB: 0 CS: 2	PA: 61
PITCHER	IP WLS BF ERA WHIP	H R ER SO	BB IBB HBP BLK	WP HR S P	ERA WHIP	PITCHER											IP WLS BF H R ER SO BB IBB HBP BLK WP HR S P ERA WHIP	AB R H RBI BB SO LOB	PA: 61											
Carl Willey, R ERA: 3.65 (1.1)	8.0 34	2 8	2 2	0 4	5 5	0 0	0 0	0 0	0 0	0 0	38 56	0.00 0.000																		
Don McMahon, R ERA: 2.92 (9.1)	5.0 16	0 0	0 0	5 5	0 0	0 0	0 0	0 0	0 0	38 56	0.00 0.000																			
Bob Rush, R ERA: 1.46 (14.1)	3.0 10	1 0	0 0	4 4	0 0	0 0	0 0	0 0	0 0	25 32	0.00 0.333																			

Los Angeles Dodgers @ Milwaukee Braves
 Milwaukee County Stadium, Milwaukee, WI
 Tue May 05 1959, 8:05 PM EDT
 Att. 16,151 - Unknown

AB 57
 R 9
 H 2
 RBI 2
 BB 1
 SO 13
 LOB 25

Batter	1	2	3	4	5	6	7	8	9	10	11	12	13	14	15	16	AB	R	H	RBI	BB	SO	LOB	BOTTOM		
Bill Bruton, L OBP: 0.387, SLG: 0.639 (1.6)	B1-3		BB		6-3		1B		4-3			F6		3-1		K	8	1	2	0	0	1	1			
Eddie Mathews, L OBP: 0.376, SLG: 0.711 (1.5)	3B		F8		4-3		F7		G3			L9		4-3		FC4-6 2B	8	1	1	0	0	0	3			
Hank Aaron, R OBP: 0.506, SLG: 0.925 (1.9)	K		BB		2B		1B		K			BB		2B		2B	4	0	2	2	4	2	1			
Mickey Vernon, L OBP: 0.313, SLG: 0.600 (1.7)	6-3		5-3		BB		1B		K			F4		BB		2B	7	0	2	0	0	2	5			
Frank Tomis, L OBP: 0.375, SLG: 0.348 (1.3)					2B		1B							2B		2B	1	0	0	0	0	0	0			
Andy Pafko, R OBP: 0.083, SLG: 0.083 (5.7)					2B		1B							2B		2B	5	0	0	0	0	0	5			
Del Crandall, R OBP: 0.286, SLG: 0.360 (1.2)					2B		1B							2B		2B	1	0	0	0	0	0	0			
Johnny Logan, R OBP: 0.350, SLG: 0.338 (1.6)					2B		1B							2B		2B	7	1	4	0	0	1	0			
Johnny O'Brien, R OBP: 0.409, SLG: 0.571 (1.4)					2B		1B							2B		2B	7	0	2	1	0	0	5			
Carl Willey, R OBP: 0.393, SLG: 0.383 (8. PH)					2B		1B							2B		2B	3	0	0	0	0	1	2			
Wes Covington, L OBP: 0.400, SLG: 0.429 (13. PH)					2B		1B							2B		2B	1	0	0	0	0	1	2			
Joe Morgan, L OBP: 0.500, SLG: 0.920 (14.1)					2B		1B							2B		2B	1	0	0	0	0	1	2			
Inning Stats	R: 0 E: 0 K: 1 S: 12	H: 1 LOB: 1 BB: 0 P: 18	R: 0 E: 0 K: 0 S: 9	H: 1 LOB: 1 BB: 0 P: 12	R: 0 E: 0 K: 0 S: 10	H: 2 LOB: 2 BB: 1 P: 18	R: 0 E: 0 K: 0 S: 10	H: 2 LOB: 1 BB: 0 P: 11	R: 0 E: 0 K: 1 S: 10	H: 0 LOB: 0 BB: 0 P: 14	R: 0 E: 0 K: 2 S: 10	H: 0 LOB: 0 BB: 0 P: 16	R: 0 E: 0 K: 2 S: 7	H: 0 LOB: 0 BB: 0 P: 10	R: 0 E: 0 K: 1 S: 11	H: 2 LOB: 2 BB: 0 P: 20	R: 0 E: 0 K: 0 S: 8	H: 1 LOB: 1 BB: 1 P: 17	R: 0 E: 0 K: 0 S: 5	H: 0 LOB: 0 BB: 0 P: 9	R: 0 E: 0 K: 1 S: 10	H: 2 LOB: 2 BB: 0 P: 16	1B: 8 2B: 6 3B: 1 HR: 0	SF: 0 SAC: 1 DP: 1 HBP: 1	WP: 0 PB: 0 CS: 0	PA: 66
PITCHER	IP WLS BF ERA WHIP	H R ER SO	BB IBB HBP BLK	WP HR S P	ERA WHIP	PITCHER											IP WLS BF H R ER SO BB IBB HBP BLK WP HR S P ERA WHIP	AB R H RBI BB SO LOB	PA: 66							
Don Drysdale, R ERA: 3.03 (1.1)	11.0 45	10 2	2 0	1 1	1 1	0 0	0 0	0 0	0 0	15 32	0.00 1.500															
Art Fowler, R ERA: 2.89 (12.1)	2.0 9	2 0	0 0	1 1	1 1	0 0	0 0	0 0	0 0	15 32	0.00 1.500															
Clem Labine, R ERA: 4.91 (14.1)	2.2 12	3 1	1 1	1 1	1 1	0 0	0 0	0 0	0 0	23 42	3.38 1.500															

Los Angeles Dodgers @ Milwaukee Braves
 Milwaukee County Stadium, Milwaukee, WI
 Tue May 05 1959, 8:05 PM EDT
 Att. 16,151 - Unknown

AB 60
 R 13
 H 5
 RBI 3
 BB 4
 SO 11
 LOB 25

Batter	1	2	3	4	5	6	7	8	9	AB	R	H	RBI	BB	SO	LOB	TOP			
Johnny Temple, R OBP: 0.413, SLG: 0.506 (1, 4)										4	1	1	0	0	0	1				
Vada Pinson, L OBP: 0.452, SLG: 0.626 (1, 8)										4	1	2	0	0	1	0				
Jerry Lynch, L OBP: 0.300, SLG: 0.609 Eddie Kasko, R OBP: 0.500, SLG: 0.500 (1, 7) (9, 5)										4	0	0	0	0	1	4				
Frank Robinson, R OBP: 0.384, SLG: 0.640 (1, 3)										2	1	1	2	2	0	0				
Gus Bell, L OBP: 0.322, SLG: 0.456 (1, 9)										4	0	0	0	0	0	3				
Frank Thomas, R OBP: 0.376, SLG: 0.541 (1, 5) (9, 7)										4	0	2	1	0	0	1				
Ed Bailey, L OBP: 0.351, SLG: 0.355 (1, 2)										4	0	0	0	0	2					
Roy McMillan, R OBP: 0.364, SLG: 0.486 (1, 6)										4	0	0	0	0	0					
Brooks Lawrence, R OBP: 0.231, SLG: 0.231 (1, 1)										3	0	1	0	0	0					
Inning Stats	R: 3 E: 1 K: 0 S: 7	H: 4 LOB: 1 BB: 0 P: 7	R: 0 E: 0 K: 1 S: 7	H: 2 LOB: 2 BB: 0 P: 7	R: 0 E: 0 K: 0 S: 2	H: 0 LOB: 0 BB: 1 P: 6	R: 0 E: 0 K: 0 S: 3	H: 0 LOB: 0 BB: 0 P: 3	R: 0 E: 0 K: 0 S: 4	H: 1 LOB: 1 BB: 0 P: 4	R: 0 E: 0 K: 0 S: 3	H: 0 LOB: 0 BB: 0 P: 3	R: 0 E: 0 K: 1 S: 5	H: 0 LOB: 1 BB: 1 P: 9	R: 0 E: 0 K: 0 S: 3	H: 0 LOB: 0 BB: 0 P: 3	1B: 5 2B: 1 3B: 1 HR: 0	SF: 0 SAC: 0 DP: 1 HBP: 0	WP: 0 PB: 0 SB: 0 CS: 0	PA: 35
PITCHER	IP WLS BF H R ER SO BB IBB HBP BLK WP HR S P ERA WHIP																			
Lew Burdette, R ERA: 3.46 (1, 1)	7.0 L 28 7 3 3 1 1 0 0 0 0 0 29 33 3.86 1.143																			
Juan Pizarro, L ERA: 6.29 (8, 1)	2.0 7 0 0 0 1 1 0 0 0 0 0 8 12 0.00 0.500																			

Cincinnati Redlegs @ Milwaukee Braves
Milwaukee County Stadium, Milwaukee, WI
Fri May 08 1959, 8:05 PM EDT
Att: 16,624 - Unknown

AB 33
R 3
H 7
RBI 3
BB 2
SO 2
LOB 11





Batter	1	2	3	4	5	6	7	8	9	AB	R	H	RBI	BB	SO	LOB	BOTTOM					
Bill Bruton, L OBP: 0.353, SLG: 0.582 (1, 8)										5	0	0	0	0	1	5						
Eddie Mathews, L OBP: 0.475, SLG: 0.710 (1, 5)										5	1	1	1	0	1	3						
Hank Aaron, R OBP: 0.510, SLG: 0.885 (1, 9)										4	0	1	0	0	0	0						
Wes Covington, L OBP: 0.370, SLG: 0.391 (1, 7)										3	0	1	0	0	1	0						
Frank Torre, L OBP: 0.393, SLG: 0.420 (1, 3)										3	1	2	1	1	0	2						
Del Crandall, R OBP: 0.279, SLG: 0.337 (1, 2)										4	0	1	0	0	0	4						
Johnny Logan, R OBP: 0.386, SLG: 0.387 (1, 6)										4	0	2	0	0	0	3						
Johnny O'Brien, R OBP: 0.357, SLG: 0.519 (1, 4)										3	0	1	0	0	1	2						
Lew Burdette, R OBP: 0.238, SLG: 0.263 Joe Adcock, R OBP: 0.475, SLG: 0.563 Felix Mantilla, R OBP: 0.391, SLG: 0.222 Juan Pizarro, L OBP: 0.200, SLG: 0.200 Mickey Vernon, L OBP: 0.333, SLG: 0.588 (1, 1) (7, PH) (7, PR) (8, 1) (9, PH)										2	0	0	0	0	0	2						
Inning Stats	R: 0 E: 0 K: 0 S: 4	H: 1 LOB: 2 BB: 0 P: 5	R: 0 E: 0 K: 0 S: 4	H: 1 LOB: 1 BB: 0 P: 4	R: 0 E: 0 K: 1 S: 5	H: 0 LOB: 0 BB: 0 P: 5	R: 0 E: 0 K: 0 S: 3	H: 1 LOB: 1 BB: 1 P: 7	R: 0 E: 0 K: 0 S: 4	H: 1 LOB: 1 BB: 0 P: 4	R: 0 E: 1 K: 0 S: 4	H: 1 LOB: 1 BB: 0 P: 4	R: 0 E: 0 K: 1 S: 6	H: 2 LOB: 2 BB: 0 P: 6	R: 2 E: 0 K: 1 S: 7	H: 2 LOB: 0 BB: 0 P: 7	R: 0 E: 0 K: 1 S: 7	H: 2 LOB: 2 BB: 0 P: 7	1B: 7 2B: 3 3B: 0 HR: 2	SF: 0 SAC: 1 DP: 3 HBP: 1	WP: 2 PB: 0 SB: 0 CS: 0	PA: 38
PITCHER	IP WLS BF H R ER SO BB IBB HBP BLK WP HR S P ERA WHIP																					
Brooks Lawrence, R ERA: 4.76 (1, 1)	9.0 W 38 11 2 2 4 1 0 1 0 2 2 44 49 2.00 1.333																					

Cincinnati Redlegs @ Milwaukee Braves
Milwaukee County Stadium, Milwaukee, WI
Fri May 08 1959, 8:05 PM EDT
Att: 16,624 - Unknown

AB 35
R 2
H 11
RBI 2
BB 1
SO 4
LOB 21



Batter	1	2	3	4	5	6	7	8	9	AB	R	H	RBI	BB	SO	LOB	TOP								
Johnny Temple, R (1,4) OBP: 0.422, SLG: 0.511	F9		1B			BB 2B 1B	P3		FC4-6 1B	5	1	3	0	0	0	1	<p>Cincinnati Redlegs @ Milwaukee Braves Milwaukee County Stadium, Milwaukee, WI</p> <p>Sat May 09 1959, 4:33 AM EDT Att: 15,745 - Unknown - 56 F</p> <p>livebaseballscorecards.com</p> <p>AB 35 R 3 H 9 RBI 3 BB 5 SO 4 LOB 17</p> 								
Vada Pinson, L (1,8) OBP: 0.450, SLG: 0.611	K		F9			BB 2B BB	E7		FC4-6 1-2	4	0	1	0	1	1	2									
Frank Robinson, R (1,3) OBP: 0.394, SLG: 0.640	BB				F8				F8	3	0	1	1	2	0	1									
Frank Thomas, R (1,5) OBP: 0.369, SLG: 0.517	1-3				5-3		F3		F5	4	0	0	1	1	0	4									
Jim Pendleton, R (1,7) OBP: 0.500, SLG: 0.400		P4			6-3				FC5 2-3 3-H	3	0	0	0	1	0	3									
Gus Bell, L (1,9) OBP: 0.319, SLG: 0.446	3-1				6-3		K		G6-3 1B	4	0	1	0	0	1	3									
Roy McMillan, R (1,6) OBP: 0.359, SLG: 0.513	F3				6-3				G6-3 1-2	4	1	1	1	0	0	1									
Dutch Dotterer, R (1,2) OBP: 0.588, SLG: 0.462			L5		5-3				FC1-6 1B	4	0	2	0	0	0	0									
Bob Purkey, R (1,1) OBP: 0.222, SLG: 0.235	F3						K		FC1-6 E 1B BB	4	1	0	0	0	2	2									
Inning Stats	R: 0 E: 0 K: 1 S: 5	H: 0 LOB: 1 BB: 1 P: 9	R: 0 E: 0 K: 0 S: 3	H: 0 LOB: 0 BB: 0 P: 3	R: 0 E: 0 K: 0 S: 4	H: 1 LOB: 1 BB: 0 P: 4	R: 0 E: 0 K: 0 S: 3	H: 0 LOB: 0 BB: 0 P: 3	R: 0 E: 0 K: 0 S: 3	H: 0 LOB: 0 BB: 0 P: 3	R: 1 E: 0 K: 2 S: 9	H: 2 LOB: 3 BB: 2 P: 17	R: 2 E: 1 K: 0 S: 6	H: 3 LOB: 3 BB: 2 P: 14	R: 0 E: 0 K: 1 S: 6	H: 2 LOB: 1 BB: 0 P: 6	R: 0 E: 0 K: 0 S: 4	H: 1 LOB: 1 BB: 0 P: 4	1B: 7 2B: 1 3B: 0 HR: 1	SF: 0 SAC: 0 DP: 1 HBP: 0	WP: 0 PB: 0 SB: 0 CS: 0	PA: 40			
PITCHER	IP	WLS	BF	H	R	ER	SO	BB	IBB	HBP	BLK	WP	HR	S	P	ERA	WHIP								
Warren Spahn, L (1,1) ERA: 3.26	8.0	L	36	8	3	3	4	3	2	0	0	0	1	39	59	3.38	1.375								
Don McMahon, R (9,1) ERA: 2.7	1.0		4	1	0	0	0	0	0	0	0	0	0	4	4	0.00	1.000								

Batter	1	2	3	4	5	6	7	8	9	AB	R	H	RBI	BB	SO	LOB	BOTTOM								
Johnny O'Brien, R (1,4) OBP: 0.323, SLG: 0.467	5-3		5-3			P4		F8		3	0	0	0	0	0	1	<p>Cincinnati Redlegs @ Milwaukee Braves Milwaukee County Stadium, Milwaukee, WI</p> <p>Sat May 09 1959, 4:33 AM EDT Att: 15,745 - Unknown - 56 F</p> <p>livebaseballscorecards.com</p> <p>AB 33 R 0 H 7 RBI 0 BB 0 SO 1 LOB 9</p> 								
Joe Adcock, R (8,PH) OBP: 0.463, SLG: 0.545										1	0	0	0	0	0	1									
Don McMahon, R (9,1) ERA: 2.7										0	0	0	0	0	0	0									
Eddie Mathews, L (1,5) OBP: 0.394, SLG: 0.680	F7			K		P6		4-3		4	0	0	0	0	1	2									
Hank Aaron, R (1,9) OBP: 0.510, SLG: 0.868	1B 1B			F7		1-3			1B 1B	4	0	2	0	0	0	1									
Wes Covington, L (1,7) OBP: 0.377, SLG: 0.397	1-2 1B			G3					1B	4	0	2	0	0	0	0									
Frank Torre, L (1,3) OBP: 0.369, SLG: 0.389					4-3		P4		1-3 1B	4	0	0	0	0	0	1									
Bill Bruton, L (1,8) OBP: 0.347, SLG: 0.563					6-3		F7		4-3	4	0	1	0	0	0	1									
Del Crandall, R (1,2) OBP: 0.281, SLG: 0.337					4-3		S 1B			3	0	1	0	0	0	1									
Johnny Logan, R (1,6) OBP: 0.374, SLG: 0.372					6-3				5-3	3	0	0	0	0	0	1									
Warren Spahn, L (1,1) ERA: 3.26										2	0	0	0	0	0	0									
Mickey Vernon, L (8,PH) OBP: 0.368, SLG: 0.611										1	0	1	0	0	0	0									
Felix Mantilla, R (9,4) OBP: 0.391, SLG: 0.222										0	0	0	0	0	0	0									
Inning Stats	R: 0 E: 0 K: 0 S: 4	H: 2 LOB: 2 BB: 0 P: 4	R: 0 E: 0 K: 0 S: 3	H: 0 LOB: 0 BB: 0 P: 3	R: 0 E: 0 K: 1 S: 5	H: 0 LOB: 0 BB: 0 P: 5	R: 0 E: 0 K: 0 S: 4	H: 1 LOB: 1 BB: 0 P: 4	R: 0 E: 1 K: 0 S: 4	H: 0 LOB: 1 BB: 0 P: 4	R: 0 E: 0 K: 0 S: 4	H: 1 LOB: 1 BB: 0 P: 4	R: 0 E: 0 K: 0 S: 4	H: 1 LOB: 1 BB: 0 P: 4	R: 0 E: 0 K: 0 S: 4	H: 2 LOB: 1 BB: 0 P: 4	1B: 7 2B: 0 3B: 0 HR: 0	SF: 0 SAC: 0 DP: 0 HBP: 0	WP: 0 PB: 0 SB: 1 CS: 0	PA: 33					
PITCHER	IP	WLS	BF	H	R	ER	SO	BB	IBB	HBP	BLK	WP	HR	S	P	ERA	WHIP								
Bob Purkey, R (1,1) ERA: 3.42	9.0	W	33	7	0	0	1	0	0	0	0	0	0	35	35	0.00	0.778								

Batter	1	2	3	4	5	6	7	8	9	AB	R	H	RBI	BB	SO	LOB	TOP					
Johnny Temple, R OBP: 0.421, SLG: 0.505 (1, 4)										5	1	2	0	0	0	4	<p>Cincinnati Redlegs @ Milwaukee Braves Milwaukee County Stadium, Milwaukee, WI</p> <p>Sun May 10 1959, 4:33 AM EDT Unknown</p>					
Vada Pinson, L OBP: 0.439, SLG: 0.590 (1, 8)										5	1	1	0	0	3	1						
Jerry Lynch, L OBP: 0.280, SLG: 0.565 (1, 7)										5	1	0	0	0	1	3						
Frank Robinson, R OBP: 0.394, SLG: 0.628 (1, 3)										5	1	2	0	0	0	3						
Gus Bell, L OBP: 0.333, SLG: 0.455 (1, 9)										5	0	3	3	0	0	0						
Frank Thomas, R OBP: 0.370, SLG: 0.521 (1, 5)										5	0	2	1	0	1	3						
Ed Bailey, L OBP: 0.370, SLG: 0.369 (1, 2)										3	0	2	0	1	1	1						
Roy McMillan, R OBP: 0.354, SLG: 0.500 (1, 6)										4	0	1	0	0	1	5						
Don Newcombe, L OBP: 0.417, SLG: 0.364 (8, PH)										3	0	1	0	0	0	2						
John Powers, L OBP: 0.500, SLG: 0.556 (8, PH)										1	0	0	0	0	0	3						
Bob Mabe, R (8, 1)										0	0	0	0	0	0	0						
Hal Jeffcoat, R (8, 1)										0	0	0	0	0	0	0						
Inning Stats	R: 2 E: 0 K: 1 S: 8	H: 3 LOB: 1 BB: 0 P: 8	R: 0 E: 0 K: 0 S: 4	H: 2 LOB: 1 BB: 0 P: 4	R: 0 E: 0 K: 1 S: 5	H: 0 LOB: 0 BB: 0 P: 5	R: 0 E: 0 K: 1 S: 7	H: 2 LOB: 2 BB: 0 P: 7	R: 0 E: 0 K: 0 S: 4	H: 1 LOB: 1 BB: 0 P: 4	R: 0 E: 0 K: 1 S: 6	H: 1 LOB: 1 BB: 0 P: 6	R: 0 E: 0 K: 1 S: 5	H: 0 LOB: 0 BB: 0 P: 5	R: 2 E: 1 K: 1 S: 9	H: 3 LOB: 3 BB: 1 P: 13	R: 0 E: 0 K: 1 S: 7	H: 2 LOB: 2 BB: 0 P: 7	1B: 13 2B: 1 3B: 0 HR: 0	SF: 0 SAC: 0 DP: 1 HBP: 0	WP: 0 PB: 0 SB: 0 CS: 0	PA: 42
PITCHER	IP WLS BF H R ER SO BB IBB HBP BLK WP HR S P ERA WHIP																					
Bob Rush, R ERA: 2.33 (1, 1)	7.0 W 32 11 4 3 5 0 0 0 0 0 0 0 42 42 3.86 1.571																					
Don McMahon, R ERA: 2.35 (8, 1)	2.0 S 10 3 0 0 2 1 0 0 0 0 0 0 13 17 0.00 2.000																					

Batter	1	2	3	4	5	6	7	8	9	AB	R	H	RBI	BB	SO	LOB	BOTTOM					
Bill Bruton, L OBP: 0.364, SLG: 0.587 (1, 8)										4	3	2	1	1	0	0	<p>Cincinnati Redlegs @ Milwaukee Braves Milwaukee County Stadium, Milwaukee, WI</p> <p>Sun May 10 1959, 4:33 AM EDT Unknown</p>					
Eddie Mathews, L OBP: 0.394, SLG: 0.713 (1, 5)										4	3	3	3	1	0	0						
Hank Aaron, R OBP: 0.514, SLG: 0.854 (1, 9)										5	1	3	2	0	0	0						
Wes Covington, L OBP: 0.370, SLG: 0.417 (1, 7)										4	1	1	0	0	1	4						
Frank Torre, L OBP: 0.362, SLG: 0.368 (1, 3)										3	1	0	1	1	0	2						
Johnny Logan, R OBP: 0.388, SLG: 0.366 (1, 6)										4	0	1	1	0	0	4						
Stan Lopata, R (1, 2)										3	0	0	0	0	1	1						
Del Crandall, R OBP: 0.278, SLG: 0.333 (8, 2)										1	1	0	0	0	0	2						
Johnny O'Brien, R OBP: 0.294, SLG: 0.424 (8, PH)										3	0	0	0	0	0	0						
Mickey Vernon, L OBP: 0.400, SLG: 0.632 (8, FR)										1	0	1	2	0	0	0						
Felix Mantilla, R OBP: 0.391, SLG: 0.222 (9, 4)										0	1	0	0	0	0	0						
Bob Rush, R OBP: 0.286, SLG: 0.286 (8, 1)										3	0	0	0	0	3	0						
Don McMahon, R (8, 1)										1	1	0	0	0	0	2						
Inning Stats	R: 2 E: 0 K: 0 S: 5	H: 2 LOB: 1 BB: 1 P: 9	R: 0 E: 0 K: 1 S: 5	H: 0 LOB: 0 BB: 0 P: 5	R: 2 E: 0 K: 0 S: 5	H: 2 LOB: 0 BB: 0 P: 5	R: 0 E: 0 K: 1 S: 5	H: 0 LOB: 0 BB: 0 P: 5	R: 1 E: 1 K: 0 S: 5	H: 2 LOB: 1 BB: 0 P: 5	R: 0 E: 0 K: 1 S: 5	H: 0 LOB: 0 BB: 0 P: 5	R: 0 E: 0 K: 1 S: 5	H: 0 LOB: 0 BB: 0 P: 5	R: 7 E: 2 K: 1 S: 12	H: 5 LOB: 2 BB: 2 P: 20	R: 0 E: 0 K: 1 S: 7	H: 1 LOB: 1 BB: 0 P: 7	1B: 8 2B: 0 3B: 2 HR: 1	SF: 0 SAC: 1 DP: 0 HBP: 0	WP: 1 PB: 0 SB: 0 CS: 0	PA: 40
PITCHER	IP WLS BF H R ER SO BB IBB HBP BLK WP HR S P ERA WHIP																					
Don Newcombe, R ERA: 3.88 (1, 1)	7.0 L 28 6 5 5 4 1 1 0 0 0 0 0 35 39 6.43 1.000																					
Bob Mabe, R ERA: 1.93 (8, 1)	0.2 9 3 7 0 0 1 1 0 0 0 0 0 7 15 0.00 6.000																					
Hal Jeffcoat, R ERA: 1.86 (8, 1)	0.1 3 2 0 0 0 1 0 0 0 0 0 0 5 5 0.00 6.000																					

AB 41
R 4
H 14
RBI 4
BB 1
SO 7
LOB 25



AB 36
R 12
H 11
RBI 10
BB 3
SO 5
LOB 15



Batter	1	2	3	4	5	6	7	8	9	AB	R	H	RBI	BB	SO	LOB	TOP	
Johnny Temple, R (1.4) OBP: 0.424, SLG: 0.505	L6		FC6-4 1B		G6-4-3			BB 1B		4	0	2	0	0	0	1	Cincinnati Redlegs @ Milwaukee Braves Milwaukee County Stadium, Milwaukee, WI Sun May 10 1959, 4:38 AM EDT Att: 25,334 - Unknown	
Vada Pinson, L (1.8) OBP: 0.432, SLG: 0.577	L9		FC6-4 1B					K		4	0	1	0	0	1	2		
Jerry Lynch, L (1.7) OBP: 0.278, SLG: 0.542	L9		F9		4-3			BB		3	0	0	0	1	0	2		
Frank Robinson, R (1.3)		HR	1B					L7		4	1	2	1	0	0	2		
Gus Bell, L (1.9) OBP: 0.330, SLG: 0.446	1B		1-3					P6		4	0	1	0	0	0	4		
Frank Thomas, R (1.5) OBP: 0.357, SLG: 0.500					F7			5-3		4	0	0	0	0	0	1		
Roy McMillan, R (1.6) OBP: 0.350, SLG: 0.488					P6			F5		4	0	1	0	0	0	0		
Dutch Dotterer, R (1.2) OBP: 0.476, SLG: 0.353					F7			5-3		4	0	0	0	0	0	2		
Joe Nuxhall, L (1.1) OBP: 0.400, SLG: 0.400								F8		3	0	1	0	0	0	2		
Inning Stats	R: 0 E: 0 K: 0 S: 3	H: 0 LOB: 0 BB: 0 P: 3	R: 1 E: 0 K: 0 S: 6	H: 3 LOB: 2 BB: 0 P: 6	R: 0 E: 0 K: 0 S: 5	H: 2 LOB: 2 BB: 0 P: 5	R: 0 E: 0 K: 0 S: 3	H: 0 LOB: 0 BB: 0 P: 3	R: 0 E: 0 K: 0 S: 3	H: 0 LOB: 0 BB: 0 P: 3	R: 0 E: 0 K: 1 S: 6	H: 1 LOB: 2 BB: 1 P: 10	R: 0 E: 0 K: 0 S: 3	H: 0 LOB: 0 BB: 0 P: 3	1B: 7 2B: 0 3B: 0 HR: 1	SF: 0 SAC: 0 DP: 1 HBP: 0	WP: 0 PB: 0 SB: 0 CS: 0	PA: 35
PITCHER Carl Willey, R (1.1) ERA: 2.78	IP: 9.0 WLS: W BF: 35 H: 8 R: 1 ER: 1 SO: 1 BB: 1 IBB: 0 HBP: 0 BLK: 0 WP: 0 HR: 1 S: 36 P: 40 ERA: 1.00 WHIP: 1.000															PITCHER		

Batter	1	2	3	4	5	6	7	8	9	AB	R	H	RBI	BB	SO	LOB	BOTTOM			
Johnny O'Brien, R (1.4) OBP: 0.333, SLG: 0.400	1-3 BB		1B 1B BB		F8			K		2	1	0	0	3	1	0	Cincinnati Redlegs @ Milwaukee Braves Milwaukee County Stadium, Milwaukee, WI Sun May 10 1959, 4:38 AM EDT Att: 25,334 - Unknown			
Eddie Mathews, L (1.5) OBP: 0.395, SLG: 0.679	1-3		K		4-3			3-1		5	0	0	0	0	1	5				
Hank Aaron, R (1.9) OBP: 0.509, SLG: 0.832	1-3		1B		P4			F8		5	0	2	1	0	0	1				
Joe Adcock, R (1.3) OBP: 0.467, SLG: 0.541	5-3									4	0	2	1	0	1	1				
Felix Mantilla, R (8, PR) OBP: 0.391, SLG: 0.222										0	0	0	0	0	0	0				
Frank Torre, L (9, PR) OBP: 0.362, SLG: 0.368										0	0	0	0	0	0	0				
Wes Covington, L (1.7) OBP: 0.376, SLG: 0.421										4	0	2	0	0	0	3				
Andy Pafo, R (1.8) OBP: 0.100, SLG: 0.100										4	0	0	0	0	0	3				
Del Crandall, R (1.2) OBP: 0.287, SLG: 0.341										4	0	2	0	0	0	2				
Johnny Logan, R (1.6) OBP: 0.364, SLG: 0.360										4	1	1	0	0	0	4				
Carl Willey, R (1.1) Del Rice, R (8, PH) Lew Burdette, R (9, PR)										3	0	0	0	0	2	1				
Inning Stats	R: 0 E: 0 K: 0 S: 3	H: 0 LOB: 1 BB: 1 P: 7	R: 0 E: 0 K: 0 S: 4	H: 2 LOB: 1 BB: 0 P: 4	R: 1 E: 0 K: 2 S: 9	H: 2 LOB: 2 BB: 1 P: 13	R: 0 E: 0 K: 1 S: 6	H: 1 LOB: 1 BB: 0 P: 6	R: 0 E: 0 K: 1 S: 7	H: 0 LOB: 2 BB: 0 P: 7	R: 0 E: 0 K: 1 S: 5	H: 0 LOB: 0 BB: 0 P: 5	R: 0 E: 0 K: 0 S: 4	H: 1 LOB: 1 BB: 0 P: 4	R: 1 E: 0 K: 0 S: 5	H: 3 LOB: 3 BB: 1 P: 9	1B: 10 2B: 0 3B: 0 HR: 0	SF: 0 SAC: 0 DP: 1 HBP: 0	WP: 0 PB: 0 SB: 0 CS: 0	PA: 39
PITCHER Joe Nuxhall, L (1.1) ERA: 5.65	IP: 8.2 WLS: L BF: 39 H: 10 R: 2 ER: 2 SO: 5 BB: 2 IBB: 1 HBP: 0 BLK: 0 WP: 0 HR: 0 S: 46 P: 58 ERA: 2.08 WHIP: 1.385															PITCHER				

Batter	1	2	3	4	5	6	7	8	9	AB	R	H	RBI	BB	SO	LOB	TOP					
Bill Bruton, L OBP: 0.354, SLG: 0.563 (1, 8)	1-3	F9		3-1			L3	E 1B		5	0	1	0	0	0	0	Milwaukee Braves @ Chicago Cubs Wrigley Field, Chicago, IL Mon May 11 1959, 3:33 AM CDT Att: 7,995 - Unknown					
Eddie Mathews, L OBP: 0.369, SLG: 0.694 (1, 5)	G3			1B			P5	P5		5	1	2	1	0	0	2						
Hank Aaron, R OBP: 0.513, SLG: 0.848 (1, 9)	BB			L7			F8	4-0 1-2 BB		4	1	2	0	1	0	1						
Wes Covington, L OBP: 0.378, SLG: 0.425 (1, 7)	BB			K			4-3	2-3 BB		4	1	1	0	1	2	4						
Frank Torre, L OBP: 0.378, SLG: 0.377 (1, 3)	BB			FC6-4 1B			K	2-3 BB		4	1	2	0	1	1	1						
Del Crandall, R OBP: 0.303, SLG: 0.368 (1, 2)	1-2 2-3 3-H BB			FC6-4 1-2			K	SH1-3 1-H 3-H BB		4	1	2	3	1	1	3						
Johnny Logan, R OBP: 0.385, SLG: 0.398 (1, 6)	F7			HR			CS BB	SH1-3 BB		2	2	1	1	3	0	3						
Johnny O'Brien, R OBP: 0.302, SLG: 0.359 (1, 4)		K		F5			F9	SH1-3 BB		4	0	0	0	0	2	3						
Bob Buhl, R (1, 1)		4-3		4-3			6-3	1B E 1B		3	0	0	0	0	0	0						
Mickey Vernon, L OBP: 0.429, SLG: 0.650 (8, PH)										1	1	1	2	0	0	0						
Don McMahon, R (8, PH)										0	0	0	0	0	0	0						
Joe Adcock, R OBP: 0.457, SLG: 0.526 (9, PH)										1	0	0	0	0	1	2						
Bob Giggle, R (9, 1)										0	0	0	0	0	0	0						
Inning Stats	R: 1 E: 0 K: 0 S: 4	H: 1 LOB: 3 BB: 3 P: 16	R: 0 E: 0 K: 1 S: 5	H: 0 LOB: 0 BB: 0 P: 5	R: 0 E: 0 K: 1 S: 7	H: 2 LOB: 2 BB: 0 P: 7	R: 1 E: 0 K: 0 S: 4	H: 1 LOB: 0 BB: 0 P: 4	R: 1 E: 0 K: 2 S: 9	H: 2 LOB: 1 BB: 0 P: 9	R: 0 E: 0 K: 0 S: 2	H: 0 LOB: 0 BB: 1 P: 6	R: 0 E: 0 K: 0 S: 3	H: 0 LOB: 0 BB: 0 P: 3	R: 5 E: 1 K: 1 S: 10	H: 5 LOB: 2 BB: 2 P: 18	R: 0 E: 0 K: 2 S: 8	H: 1 LOB: 2 BB: 1 P: 12	1B: 5 2B: 4 3B: 1 HR: 2	SF: 0 SAC: 1 DP: 0 HBP: 0	WP: 0 PB: 0 SB: 0 CS: 1	PA: 45
PITCHER	IP WLS BF H R ER SO BB IBB HBP BLK WP HR S P ERA WHIP																					
Moe Drabowsky, R ERA: 4.24	(1, 1)	7.0 L 30 6 3 2 4 4 0 0 0 0 0 2 34 50 2.57 1.429																				
Taylor Phillips, L ERA: 7.59	(8, 1)	0.0 4 3 4 4 0 1 0 0 0 0 0 0 3 7 ∞ ∞																				
John Buzhardt, R ERA: 4.57	(8, 1)	0.1 3 2 0 0 0 0 0 0 0 0 0 0 3 3 0.00 6.000																				
Bill Henry, L ERA: 2.95	(8, 1)	1.2 8 1 1 0 3 2 0 0 0 0 0 0 12 20 0.00 1.800																				



Batter	1	2	3	4	5	6	7	8	9	AB	R	H	RBI	BB	SO	LOB	BOTTOM					
Tony Taylor, R OBP: 0.348, SLG: 0.323 (1, 4)	14 BB BB		4-3		G6-4-3 1B		FC6-4 1-2		L8	4	0	1	0	1	0	2	Milwaukee Braves @ Chicago Cubs Wrigley Field, Chicago, IL Mon May 11 1959, 3:33 AM CDT Att: 7,995 - Unknown					
Lee Walls, R OBP: 0.374, SLG: 0.429 (1, 9)	K			BB	G6-4-3 1-2			BB 1B		3	0	1	0	1	1	2						
Jim Marshall, L OBP: 0.333, SLG: 0.413 (1, 3)	F9		P6				K	F7		4	0	0	0	0	1	3						
14 Ernie Banks, R OBP: 0.362, SLG: 0.545 (1, 6)	1-2 BB		F9				5-3	F8		3	0	0	0	1	0	2						
Walt Moryn, L OBP: 0.342, SLG: 0.383 (1, 7)	K			F7			F7	1-2 BB		3	0	0	0	1	1	2						
Bobby Thomson, R OBP: 0.299, SLG: 0.412 (1, 8)		5-3		3B			1B 2B	P3		4	1	2	0	0	0	2						
Randy Jackson, R OBP: 0.350, SLG: 0.529 (1, 5)		FC6-4 1B		K			6-3			4	0	1	0	0	1	2						
Earl Averill, R OBP: 0.227, SLG: 0.405 (1, 2)		F8		6-3			6-3			4	0	0	0	0	0	3						
Moe Drabowsky, R OBP: 0.231, SLG: 0.167 (7, PH)		FC6-4					3-1			2	0	0	0	0	0	1						
Dale Long, L OBP: 0.209, SLG: 0.526 (7, PH)										1	0	1	0	0	0	0						
Don Eschby, R (7, PH)										0	0	0	0	0	0	0						
Taylor Phillips, L (8, 1)										0	0	0	0	0	0	0						
John Buzhardt, R (8, 1)										0	0	0	0	0	0	0						
Bill Henry, L OBP: 0.167, SLG: 0.167 (8, 1)										0	0	0	0	0	0	0						
George Altman, R OBP: 0.206, SLG: 0.388 (9, PH)										0	0	0	0	1	0	0						
Inning Stats	R: 0 E: 0 K: 2 S: 7	H: 0 LOB: 2 BB: 2 P: 15	R: 0 E: 0 K: 0 S: 4	H: 1 LOB: 1 BB: 0 P: 4	R: 0 E: 0 K: 0 S: 3	H: 0 LOB: 1 BB: 1 P: 7	R: 0 E: 0 K: 1 S: 6	H: 1 LOB: 1 BB: 0 P: 6	R: 0 E: 0 K: 0 S: 3	H: 1 LOB: 0 BB: 0 P: 3	R: 0 E: 0 K: 1 S: 5	H: 0 LOB: 0 BB: 0 P: 5	R: 1 E: 0 K: 0 S: 5	H: 2 LOB: 1 BB: 0 P: 5	R: 0 E: 0 K: 0 S: 4	H: 1 LOB: 2 BB: 1 P: 8	R: 0 E: 0 K: 0 S: 3	H: 0 LOB: 1 BB: 1 P: 7	1B: 4 2B: 1 3B: 1 HR: 0	SF: 0 SAC: 0 DP: 1 HBP: 0	WP: 0 PB: 0 SB: 0 CS: 0	PA: 37
PITCHER	IP WLS BF H R ER SO BB IBB HBP BLK WP HR S P ERA WHIP																					
Bob Buhl, R ERA: 2.87	(1, 1)	7.0 W 28 5 1 1 4 3 0 0 0 0 0 0 33 45 1.29 1.143																				
Don McMahon, R ERA: 2.2	(8, 1)	1.0 5 1 0 0 0 1 0 0 0 0 0 0 4 8 0.00 2.000																				
Bob Giggle, R ERA:	(9, 1)	1.0 S 4 0 0 0 0 1 0 0 0 0 0 0 3 7 0.00 1.000																				



Batter	1	2	3	4	5	6	7	8	9	AB	R	H	RBI	BB	SO	LOB	TOP			
Bill Bruton, L (1, 8) OBP: 0.345, SLG: 0.541	K	FC4-6			F8		F8		1B	5	0	1	0	0	1	1	Milwaukee Braves @ Chicago Cubs Wrigley Field, Chicago, IL Tue May 12 1959, 3:33 AM CDT Att: 8,288 - Unknown livebaseballscorecards.com			
Eddie Mathews, L (1, 5) OBP: 0.370, SLG: 0.704	4-3		P6		HR		FC5-4 BB		P5	4	1	1	1	1	0	1				
Hank Aaron, R (1, 9) OBP: 0.508, SLG: 0.827	1B		F9		F7		FC5-4		1B	5	0	2	0	0	0	1				
Wes Covington, L (1, 7) OBP: 0.379, SLG: 0.417	1B				K		3-1		5-3	4	0	1	0	1	1	3				
Frank Torre, L (1, 3) OBP: 0.359, SLG: 0.354	4-3		L9		F8		F9			4	0	0	0	0	0	3				
Del Crandall, R (1, 2) OBP: 0.311, SLG: 0.398		HR			5-3		FC5-4 BB		5-3	3	1	1	1	1	0	0				
Johnny Logan, R (1, 6) OBP: 0.389, SLG: 0.429		F7			HR		FC5-4 1B			3	1	1	1	1	0	1				
Johnny O'Brien, R (1, 4) OBP: 0.326, SLG: 0.381					5-3				BB	3	0	2	0	0	0	0				
Mickey Vernon, L (8, PH) OBP: 0.409, SLG: 0.619									G3	1	0	0	0	0	0	1				
Felix Mantilla, R (8, 4) OBP: 0.391, SLG: 0.222		1B								0	0	0	0	0	0	0				
Lew Burdette, R (1, 1) OBP: 0.200, SLG: 0.217		B3			6-3		K		K	4	0	0	0	0	2	3				
Inning Stats	R: 0 E: 0 K: 1 S: 7	H: 2 LOB: 2 BB: 0 P: 7	R: 1 E: 0 K: 0 S: 5	H: 2 LOB: 1 BB: 0 P: 5	R: 0 E: 0 K: 0 S: 3	H: 0 LOB: 1 BB: 1 P: 7	R: 1 E: 0 K: 0 S: 4	H: 1 LOB: 0 BB: 0 P: 4	R: 1 E: 0 K: 1 S: 6	H: 1 LOB: 0 BB: 0 P: 6	R: 0 E: 0 K: 0 S: 3	H: 0 LOB: 1 BB: 1 P: 7	R: 0 E: 0 K: 0 S: 3	H: 0 LOB: 1 BB: 0 P: 7	R: 0 E: 0 K: 1 S: 7	H: 2 LOB: 2 BB: 0 P: 7	1B: 6 2B: 0 3B: 0 HR: 3	SF: 0 SAC: 0 DP: 0 HBP: 0	WP: 0 PB: 0 SB: 0 CS: 0	PA: 40
PITCHER	IP WLS BF H R ER SO BB IBB HBP BLK WP HR S P ERA WHIP																			
Bob Anderson, R (1, 1) ERA: 2.27	8.0	35	7	3	3	3	4	0	0	0	1	0	0	0	0	0	0	3.38	1.375	
Don Elston, R (9, 1) ERA: 4.02	1.0	5	2	0	0	1	0	0	0	0	0	0	0	0	7	7	0.00	2.000		



Batter	1	2	3	4	5	6	7	8	9	AB	R	H	RBI	BB	SO	LOB	BOTTOM					
Tony Taylor, R (1, 4) OBP: 0.348, SLG: 0.353	6-3					K		F8		3	1	1	1	0	1	1	Milwaukee Braves @ Chicago Cubs Wrigley Field, Chicago, IL Tue May 12 1959, 3:33 AM CDT Att: 8,288 - Unknown livebaseballscorecards.com					
Jim Marshall, L (8, PH) OBP: 0.328, SLG: 0.404				HR						1	0	0	0	0	0	0						
Johnny Goryl, R (9, 4) OBP: 0.303, SLG: 0.531										0	0	0	0	0	0	0						
Alvin Dark, R (1, 5) OBP: 0.350, SLG: 0.363	L7			F7		E6 FC6-4		6-3		4	0	0	0	0	0	1						
14 Ernie Banks, R (1, 6) OBP: 0.359, SLG: 0.530	6-3					FC6-4			1-3	3	0	0	1	1	0	1						
Walt Moryn, L (1, 7) OBP: 0.348, SLG: 0.418				F8		F9			HR	4	1	2	1	0	0	2						
Dale Long, L (1, 3) OBP: 0.338, SLG: 0.541									HR	4	0	2	0	0	1	2						
Chick King, R (9, PR)	G6-4-3			K					1B	0	0	0	0	0	0	0						
Bobby Thomson, R (1, 8) OBP: 0.298, SLG: 0.400	6-3					L6		6-3	1B	4	1	1	0	0	0	1						
Lee Walls, R (1, 9) OBP: 0.370, SLG: 0.416				F7		6-3		F9	HR	3	1	0	0	1	0	1						
Sammy Taylor, L (1, 2) OBP: 0.286, SLG: 0.310				L4		F9		F8	FC6-2 HR	4	1	0	0	0	0	4						
Bob Anderson, R (1, 1) OBP: 0.167, SLG: 0.222				1-3					HR	2	1	1	0	0	0	0						
George Altman, L (8, PH) OBP: 0.305, SLG: 0.384										1	0	0	0	0	0	0						
Don Elston, R (9, 1) OBP: 0.244, SLG: 0.488						E FC6-4		P4	HR	0	0	0	0	0	0	0						
Earl Averill, R (9, PH)										1	1	1	4	0	0	0						
Inning Stats	R: 0 E: 0 K: 0 S: 3	H: 0 LOB: 0 BB: 0 P: 3	R: 0 E: 0 K: 0 S: 3	H: 1 LOB: 0 BB: 0 P: 3	R: 0 E: 0 K: 0 S: 3	H: 0 LOB: 0 BB: 0 P: 3	R: 1 E: 0 K: 1 S: 6	H: 1 LOB: 1 BB: 1 P: 10	R: 0 E: 0 K: 0 S: 3	H: 0 LOB: 0 BB: 0 P: 3	R: 1 E: 1 K: 1 S: 7	H: 1 LOB: 1 BB: 0 P: 7	R: 0 E: 0 K: 0 S: 4	H: 1 LOB: 1 BB: 0 P: 4	R: 0 E: 0 K: 0 S: 3	H: 0 LOB: 0 BB: 0 P: 3	R: 5 E: 0 K: 0 S: 6	H: 4 LOB: 1 BB: 1 P: 10	1B: 3 2B: 2 3B: 0 HR: 3	SF: 0 SAC: 0 DP: 1 HBP: 0	WP: 0 PB: 0 SB: 0 CS: 0	PA: 36
PITCHER	IP WLS BF H R ER SO BB IBB HBP BLK WP HR S P ERA WHIP																					
Lew Burdette, R (1, 1) ERA: 3.84	8.2	36	8	7	6	2	1	1	0	0	0	3	38	46	6.23	1.038						



Batter	1	2	3	4	5	6	7	8	9	AB	R	H	RBI	BB	SO	LOB	TOP		
Bill Bruton, L OBP: 0.341, SLG: 0.562 (1, 8)	F7		F8		P6			HR		4	1	1	1	0	0	0	Milwaukee Braves @ St. Louis Cardinals Sportsman's Park, St. Louis, MO Wed May 13 1959, 8:05 PM EDT Att: 8,737 - Unknown		
Eddie Mathews, L OBP: 0.382, SLG: 0.703 (1, 5)	G4-6-3 1B			BB 1B		G4-6-3 BB		F7		3	1	2	0	1	0	0			
Mickey Vernon, L OBP: 0.385, SLG: 0.542 (1, 9) Andy Patko, R OBP: 0.100, SLG: 0.100 (9, 9)	G4-6-3 1-2			FC6-4 1B SF8 BB		K		F7		3	1	0	0	1	1	2			
Wes Covington, L OBP: 0.384, SLG: 0.432 (1, 7)		3-1 2B		FC6-4 1B		G4-6-3 1-2		F8		4	0	2	1	0	0	1			
Frank Torre, L OBP: 0.341, SLG: 0.333 (1, 3)	3-1 2-3			FC6-4 SF8		4-3		L3		4	0	0	0	0	0	3			
Del Crandall, R OBP: 0.311, SLG: 0.410 (1, 2)	6-3			SF8		L6-5 2B				2	0	1	1	0	0	1			
Johnny Logan, R OBP: 0.378, SLG: 0.415 (1, 6)	6-3			F3		L6-5 2-3				3	0	0	0	0	0	3			
Johnny O'Brien, R OBP: 0.306, SLG: 0.356 (1, 4)			6-3		F8			F8		3	0	0	0	0	0	0			
Warren Spahn, L OBP: 0.250, SLG: 0.200 (1, 1)	6-3			F8				1-3		3	0	0	0	0	0	0			
Inning Stats	R: 0 E: 0 K: 0 S: 3	H: 1 LOB: 0 BB: 0 P: 3	R: 0 E: 0 K: 0 S: 4	H: 1 LOB: 1 BB: 0 P: 4	R: 0 E: 0 K: 0 S: 3	H: 0 LOB: 0 BB: 0 P: 3	R: 2 E: 0 K: 0 S: 5	H: 2 LOB: 1 BB: 1 P: 9	R: 0 E: 0 K: 1 S: 4	H: 0 LOB: 0 BB: 0 P: 3	R: 0 E: 0 K: 0 S: 3	H: 1 LOB: 0 BB: 0 P: 3	R: 1 E: 0 K: 0 S: 4	H: 1 LOB: 0 BB: 0 P: 4	R: 0 E: 0 K: 0 S: 3	H: 0 LOB: 0 BB: 0 P: 3	1B: 3 2B: 3 3B: 0 HR: 1	SF: 1 SAC: 0 DP: 3 HBP: 0	WP: 0 PA: 32 CS: 0
PITCHER Larry Jackson, R ERA: 4.02 (1, 1)	IP: 9.0 WLS: L BF: 32	H: 6 R: 3 ER: 3 SO: 1	BB: 2 IBB: 0 HBP: 0 BLK: 0	WP: 0 HR: 1 S: 32 P: 40	ERA: 3.00 WHIP: 0.889	PITCHER	IP: 9.0 WLS: L BF: 32	H: 6 R: 3 ER: 3 SO: 1	BB: 2 IBB: 0 HBP: 0 BLK: 0	WP: 0 HR: 1 S: 32 P: 40	ERA: 3.00 WHIP: 0.889	PITCHER	IP: 9.0 WLS: L BF: 32	H: 6 R: 3 ER: 3 SO: 1	BB: 2 IBB: 0 HBP: 0 BLK: 0	WP: 0 HR: 1 S: 32 P: 40	ERA: 3.00 WHIP: 0.889		



Batter	1	2	3	4	5	6	7	8	9	AB	R	H	RBI	BB	SO	LOB	BOTTOM		
Don Blasingame, L OBP: 0.308, SLG: 0.293 (1, 4)	F9 2B	E6 2-3		F9			F8		4-0 BB	4	0	1	0	1	0	1	Milwaukee Braves @ St. Louis Cardinals Sportsman's Park, St. Louis, MO Wed May 13 1959, 8:05 PM EDT Att: 8,737 - Unknown		
Gino Cimoli, R OBP: 0.384, SLG: 0.526 (1, 7)	F9 2-3	P4			5-3		3-1		F9	5	0	0	0	0	0	5			
Stan Mustaj, L OBP: 0.380, SLG: 0.398 (1, 3) Bobby Gene Smith, R OBP: 0.211, SLG: 0.289 (8, PR) (9, 8)	4-0 BB	F9			F2			4-0 FC4-6 BB		2	0	0	0	2	0	2			
Ken Boyer, R OBP: 0.364, SLG: 0.517 (1, 5)	K			K		4-0 BB		FC4-6 1-2		3	0	0	0	1	2	3			
Curt Flood, R OBP: 0.297, SLG: 0.303 (1, 8) Ray Jablonski, R OBP: 0.321, SLG: 0.440 (8, PH) Joe Cunningham, L OBP: 0.397, SLG: 0.386 (9, 3)	6-3			K		P3		F8		3	0	0	0	0	1	3			
Gene Green, R OBP: 0.258, SLG: 0.400 (1, 9)		1B 2B 1B				5-3		L8		4	1	2	0	0	0	1			
Hal Smith, R OBP: 0.287, SLG: 0.471 (1, 2)		1-3 2B 1B		F9				CS 1B		4	1	2	0	0	0	1			
Alex Grammas, R OBP: 0.361, SLG: 0.405 (1, 6)		1-1 3-H 2B		6-3		K		1-2		4	0	1	2	0	1	1			
Larry Jackson, R OBP: 0.263, SLG: 0.278 (1, 1) Chuck Essegian, R OBP: 0.222, SLG: 0.370 (9, PH) Gary Blaylock, R OBP: 0.167, SLG: 0.417 (9, PR)	K			K			6-3			3	0	0	0	0	2	1			
Inning Stats	R: 0 E: 0 K: 1 S: 6	H: 1 LOB: 2 BB: 1 P: 10	R: 2 E: 1 K: 1 S: 9	H: 3 LOB: 2 BB: 0 P: 9	R: 0 E: 0 K: 2 S: 8	H: 1 LOB: 1 BB: 0 P: 8	R: 0 E: 0 K: 1 S: 5	H: 0 LOB: 0 BB: 0 P: 5	R: 0 E: 0 K: 0 S: 3	H: 1 LOB: 1 BB: 0 P: 5	R: 0 E: 0 K: 0 S: 3	H: 0 LOB: 0 BB: 0 P: 3	R: 0 E: 0 K: 0 S: 3	H: 0 LOB: 1 BB: 1 P: 7	R: 0 E: 0 K: 0 S: 4	H: 1 LOB: 2 BB: 1 P: 8	1B: 3 2B: 5 3B: 0 HR: 0	SF: 0 SAC: 0 DP: 1 HBP: 0	WP: 0 PA: 38 CS: 1
PITCHER Warren Spahn, L ERA: 3.1 (1, 1)	IP: 9.0 WLS: W BF: 38	H: 7 R: 2 ER: 2 SO: 6	BB: 4 IBB: 0 HBP: 0 BLK: 0	WP: 0 HR: 0 S: 46 P: 62	ERA: 2.00 WHIP: 1.222	PITCHER	IP: 9.0 WLS: W BF: 38	H: 7 R: 2 ER: 2 SO: 6	BB: 4 IBB: 0 HBP: 0 BLK: 0	WP: 0 HR: 0 S: 46 P: 62	ERA: 2.00 WHIP: 1.222	PITCHER	IP: 9.0 WLS: W BF: 38	H: 7 R: 2 ER: 2 SO: 6	BB: 4 IBB: 0 HBP: 0 BLK: 0	WP: 0 HR: 0 S: 46 P: 62	ERA: 2.00 WHIP: 1.222		



Batter	1	2	3	4	5	6	7	8	9	AB	R	H	RBI	BB	SO	LOB	TOP					
Bill Bruton, L OBP: 0.333, SLG: 0.549 Andy Pafko, R OBP: 0.130, SLG: 0.130	4-3		4-3		5-3	FC 2B 1B	5-3			2	0	0	0	0	0	0	Milwaukee Braves @ St. Louis Cardinals Sportsman's Park, St. Louis, MO Thu May 14 1959, 8:05 PM EDT Att: 7,356 - Unknown					
Eddie Mathews, L OBP: 0.375, SLG: 0.707	4-3		P6		P4	FC 2B		HR		5	2	1	1	0	0	2						
Hank Aaron, R OBP: 0.512, SLG: 0.835	1B 1B		2B		E4 1B	2B		K		5	0	3	3	0	1	0						
Wes Covington, L OBP: 0.385, SLG: 0.430	1B		4-3		1B	F8		4-3		5	0	2	0	0	0	2						
Frank Torre, L OBP: 0.345, SLG: 0.352 Joe Adcock, R OBP: 0.449, SLG: 0.512	F8			1B 2B	F8	L9		1B		2	1	1	0	0	0	2						
Del Crandall, R OBP: 0.333, SLG: 0.423		2B 9-2 1B		1B		FC1-5 1B BB	1B	4-3		4	0	3	1	1	0	1						
Johnny Logan, R OBP: 0.388, SLG: 0.434		9-2 WP 2B		K		FC1-5 1B 1B	1B	F8		5	2	3	0	0	1	1						
Johnny O'Brien, R OBP: 0.278, SLG: 0.320		9-2 2-3 3-H		K		FC1-5 1B 1B	F7	6-3		5	1	0	0	0	1	7						
Juan Pizarro, L OBP: 0.143, SLG: 0.143 Bob Rush, R OBP: 0.290, SLG: 0.290 Mickey Vernon, R OBP: 0.237, SLG: 0.237 Bob Trowbridge, R OBP: 0.237, SLG: 0.237 Don McMahon, R OBP: 0.237, SLG: 0.237 Lew Burdette, R OBP: 0.237, SLG: 0.237	K		K		K	FC 2B 1B	K	1-3		2	0	0	0	0	0	2						
Inning Stats	R: 0 E: 0 K: 0 S: 5	H: 2 LOB: 2 BB: 0 P: 5	R: 1 E: 0 K: 1 S: 6	H: 2 LOB: 0 BB: 0 P: 6	R: 0 E: 0 K: 0 S: 4	H: 1 LOB: 1 BB: 0 P: 4	R: 1 E: 0 K: 3 S: 11	H: 2 LOB: 3 BB: 0 P: 11	R: 0 E: 1 K: 0 S: 5	H: 1 LOB: 2 BB: 0 P: 5	R: 5 E: 0 K: 0 S: 8	H: 4 LOB: 1 BB: 1 P: 12	R: 0 E: 0 K: 1 S: 7	H: 2 LOB: 2 BB: 0 P: 7	R: 1 E: 0 K: 1 S: 7	H: 2 LOB: 1 BB: 0 P: 7		R: 0 E: 0 K: 0 S: 3	H: 0 LOB: 0 BB: 0 P: 3	1B: 11 2B: 5 3B: 0 HR: 1	SF: 0 SAC: 0 DP: 1 HBP: 0	WP: 1 PB: 0 SB: 0 CS: 0
PITCHER	IP WLS BF H R ER SO BB IBB HBP BLK WP HR S P ERA WHIP	4.0 18 7 2 2 4 0 0 0 0 0 0 0 0 26 26 4.50 1.750	1.0 5 1 0 0 0 0 0 0 0 0 0 0 0 5 5 0.00 1.000	0.1 L 7 4 5 5 0 1 0 0 0 0 0 6 10 135.00 15.000	1.2 7 2 0 0 1 0 0 0 0 0 0 0 9 9 0.00 1.200	2.0 8 2 1 1 1 0 0 0 0 0 0 1 10 10 4.50 1.000	PITCHER	IP WLS BF H R ER SO BB IBB HBP BLK WP HR S P ERA WHIP	4.0 18 7 2 2 4 0 0 0 0 0 0 0 0 26 26 4.50 1.750	1.0 5 1 0 0 0 0 0 0 0 0 0 0 5 5 0.00 1.000	0.1 L 7 4 5 5 0 1 0 0 0 0 0 6 10 135.00 15.000	1.2 7 2 0 0 1 0 0 0 0 0 0 0 9 9 0.00 1.200	2.0 8 2 1 1 1 0 0 0 0 0 0 1 10 10 4.50 1.000									

Batter	1	2	3	4	5	6	7	8	9	AB	R	H	RBI	BB	SO	LOB	BOTTOM					
Don Blasingame, L OBP: 0.310, SLG: 0.297	3-1		1B 2B	5-3		F5		E4	BB	5	0	1	1	1	0	4	Milwaukee Braves @ St. Louis Cardinals Sportsman's Park, St. Louis, MO Thu May 14 1959, 8:05 PM EDT Att: 7,356 - Unknown					
Gino Cimoli, R OBP: 0.382, SLG: 0.521	1-3		K	K		2B		K	BB	5	0	1	1	1	3	5						
Stan Musial, L OBP: 0.377, SLG: 0.385	F3		K	FC1-6 BB		2B		SF9	G4-6-3 BB	3	0	0	1	2	1	4						
Ken Boyer, R OBP: 0.366, SLG: 0.512		G6-3 1B	2-3 1B	FC1-6 1-2		FC6 1-2		L3		5	0	2	0	0	0	7						
Chuck Essegian, R OBP: 0.207, SLG: 0.345 Alex Kellner, R OBP: 0.167, SLG: 0.167 Solly Herberts, R OBP: 0.238, SLG: 0.400 Howie Nunn, R OBP: 0.237, SLG: 0.237 Bill Smith, L OBP: 0.237, SLG: 0.237 Irv Noren, L OBP: 0.237, SLG: 0.237 Lee Tate, R OBP: 0.237, SLG: 0.237 Ray Jablonski, R OBP: 0.237, SLG: 0.237	G6-3		1-3		F2		4-3		K	2	0	0	0	0	0	3						
Gene Green, R OBP: 0.306, SLG: 0.375	1B BB			WP 2B BB		3-1		F8	1B BB BB	2	3	0	0	3	0	0						
Hal Smith, R OBP: 0.310, SLG: 0.477 Bobby Gene Smith, R OBP: 0.211, SLG: 0.289	1B 1B			WP 2B 1B		K		BB	BB BB BB	3	1	2	0	2	1	0						
Alex Grammas, R OBP: 0.372, SLG: 0.408 Bill White, L OBP: 0.309, SLG: 0.460 Jim Brosnan, R OBP: 0.250, SLG: 0.750 George Crowe, L OBP: 0.407, SLG: 0.600 Larry Jackson, R OBP: 0.263, SLG: 0.278				2B BB		F8		4-3	BB BB BB	2	0	1	1	1	0	0						
Lindy McDaniel, R OBP: 0.431, SLG: 0.424	K			1-3 2-H 3-H		2B 1B		E SF9 BB	BB BB BB	1	0	0	0	0	1	2						
Inning Stats	R: 0 E: 0 K: 0 S: 3	H: 0 LOB: 0 BB: 0 P: 3	R: 1 E: 0 K: 1 S: 7	H: 3 LOB: 1 BB: 1 P: 11	R: 0 E: 0 K: 2 S: 9	H: 2 LOB: 0 BB: 0 P: 9	R: 2 E: 0 K: 1 S: 7	H: 2 LOB: 3 BB: 3 P: 19	R: 0 E: 0 K: 1 S: 5	H: 0 LOB: 0 BB: 0 P: 5	R: 0 E: 0 K: 0 S: 5	H: 2 LOB: 1 BB: 1 P: 9	R: 0 E: 0 K: 0 S: 3	H: 0 LOB: 1 BB: 1 P: 7	R: 1 E: 1 K: 1 S: 6	H: 0 LOB: 1 BB: 1 P: 10		R: 3 E: 0 K: 1 S: 5	H: 1 LOB: 3 BB: 5 P: 25	1B: 7 2B: 3 3B: 0 HR: 0	SF: 1 SAC: 0 DP: 2 HBP: 0	WP: 1 PB: 0 SB: 0 CS: 0
PITCHER	IP WLS BF H R ER SO BB IBB HBP BLK WP HR S P ERA WHIP	3.0 17 6 0 0 3 3 0 0 0 0 0 0 11 15 9.00 3.000	2.0 W 8 1 0 0 2 1 0 0 0 0 0 11 15 0.00 1.000	3.1 18 2 3 2 2 5 0 0 0 0 0 0 17 37 5.40 2.100	0.0 3 1 0 0 0 2 0 0 0 0 0 0 1 9 ∞ ∞	0.2 S 2 0 1 1 0 1 0 0 0 0 0 1 5 13.50 1.500	PITCHER	IP WLS BF H R ER SO BB IBB HBP BLK WP HR S P ERA WHIP	3.0 17 6 0 0 3 3 0 0 0 0 0 0 11 15 9.00 3.000	2.0 W 8 1 0 0 2 1 0 0 0 0 0 11 15 0.00 1.000	3.1 18 2 3 2 2 5 0 0 0 0 0 0 17 37 5.40 2.100	0.0 3 1 0 0 0 2 0 0 0 0 0 0 1 9 ∞ ∞	0.2 S 2 0 1 1 0 1 0 0 0 0 0 1 5 13.50 1.500									

Batter	1	2	3	4	5	6	7	8	9	AB	R	H	RBI	BB	SO	LOB	TOP								
Johnny O'Brien, R (1,4) OBP: 0.271, SLG: 0.296	6-3		FC5-4	FC5-4			5-3		F7	4	0	0	0	1	0	2									
Eddie Mathews, L (1,5) OBP: 0.376, SLG: 0.693	G4-3		FC6-4	FC6-4			F8		F8	4	1	1	0	1	0	2									
Hank Aaron, R (1,9) OBP: 0.508, SLG: 0.867	G4-3		HR	HR			F8		F6	5	2	2	4	0	0	2									
Joe Adcock, R (1,3)		L6-3	HR	HR			1-3		K	5	1	2	1	0	1	1									
Wes Covington, L (1,7) OBP: 0.380, SLG: 0.417	L6-3		G3				G6-4-3		K	3	0	0	0	0	1	1									
Andy Pafo, R (1,8) OBP: 0.222, SLG: 0.259	K						G6-4-3		4-3	4	0	3	0	0	1	0									
Del Crandall, R (1,2) OBP: 0.339, SLG: 0.454			HR	HR			G6-4-3		4-3	4	1	2	1	0	0	3									
Johnny Logan, R (1,6) OBP: 0.400, SLG: 0.436			HR	HR			F7		FC6-4	2	1	1	0	2	0	2									
Bob Buhl, R (1,1)			K	K			G3		FC6-4	4	0	0	0	0	2	7									
Inning Stats	R: 0 H: 0 E: 0 K: 0 S: 5	H: 0 LOB: 0 BB: 1 P: 11	R: 0 H: 1 E: 0 K: 1 S: 8	LOB: 0 BB: 0 P: 15	R: 5 H: 4 E: 0 K: 1 S: 19	LOB: 0 BB: 1 P: 33	R: 0 H: 2 E: 0 K: 1 S: 12	LOB: 2 BB: 0 P: 17	R: 0 H: 0 E: 0 K: 0 S: 3	H: 0 LOB: 0 BB: 0 P: 4	R: 0 H: 1 E: 0 K: 1 S: 9	LOB: 2 BB: 1 P: 17	R: 0 H: 1 E: 0 K: 1 S: 8	LOB: 1 BB: 0 P: 11	R: 0 H: 1 E: 0 K: 1 S: 15	LOB: 2 BB: 1 P: 25	R: 1 H: 1 E: 0 K: 0 S: 9	H: 1 LOB: 0 BB: 0 P: 14	1B: 6 2B: 2 3B: 0 HR: 4	SF: 0 SAC: 0 DP: 3 HBP: 1	WP: 0 PB: 0 CS: 0	PA: 40			
PITCHER	IP	WLS	BF	H	R	ER	SO	BB	IBB	HBP	BLK	WP	HR	S	P	ERA	WHIP								
Danny McDevitt, L (1,1) ERA: 3.78	3.0	L	14	5	5	5	2	0	0	0	0	0	3	32	59	15.00	2.333								
Johnny Kippstein, R (4,1) ERA: 5.09	3.0		13	3	0	0	1	0	1	1	0	0	0	24	38	0.00	1.000								
Carl Erskine, R (7,1) ERA: 7.15	2.0		9	2	0	0	2	0	1	0	0	0	0	23	36	0.00	1.000								
Sandy Koufax, L (9,1) ERA: 12.0	1.0		4	1	1	1	0	0	0	0	0	0	1	9	14	9.00	1.000								

Milwaukee Braves @ Los Angeles Dodgers
Los Angeles Memorial Coliseum, Los Angeles, CA

AB 35
R 6
H 11
RBI 6
BB 4
SO 5
LOB 20



Sat May 16 1959, 10:05 PM EDT
Att: 59,839 - Unknown


Batter	1	2	3	4	5	6	7	8	9	AB	R	H	RBI	BB	SO	LOB	BOTTOM								
Jim Gilliam, S (1,5) OBP: 0.402, SLG: 0.325	1-3			F8		5-3			P3-1	3	0	0	0	1	0	0									
Charlie Neal, R (1,4) OBP: 0.347, SLG: 0.370	1-3			G3					P3-1	4	0	1	0	0	0	1									
Wally Moon, L (1,7) OBP: 0.402, SLG: 0.417	F5			G3					FC6	4	0	1	0	0	1	1									
Duke Snider, L (1,9) OBP: 0.293, SLG: 0.410		4-3		K					FC6	4	0	0	0	0	1	2									
Don Demeter, R (1,8) OBP: 0.346, SLG: 0.558		F6				F8			G6-3	3	0	1	0	0	0	0									
Norm Larker, L (1,3) OBP: 0.459, SLG: 0.580		G3				3-1			G6-3	3	0	0	0	0	0	1									
Joe Pignatano, R (1,2) OBP: 0.342, SLG: 0.281				F2		5-3			BB	3	0	1	0	0	0	0									
Bob Lillis, R (1,6) OBP: 0.250, SLG: 0.200				6-3					BB	2	0	0	0	0	0	0									
Ron Fairly, L (8, PH) OBP: 0.406, SLG: 0.446				6-3					BB	0	0	0	0	1	0	0									
Don Zimmer, R (9,6) OBP: 0.325, SLG: 0.327				4-3					BB	0	0	0	0	0	0	0									
Danny McDevitt, L (1,1) Solly Drake, S (3, PH) Johnny Kippstein, R (4,1) Dick Gray, R (6, PH) Carl Erskine, R (7,1) Rip Repulski, R (8, PH) Sandy Koufax, R (9,1)				4-3					K	0	0	0	0	0	0	0									
Inning Stats	R: 0 H: 0 E: 0 K: 0 S: 8	H: 0 LOB: 0 BB: 0 P: 13	R: 0 H: 0 E: 0 K: 0 S: 6	LOB: 0 BB: 0 P: 9	R: 0 H: 0 E: 0 K: 0 S: 8	LOB: 0 BB: 0 P: 9	R: 0 H: 1 E: 0 K: 1 S: 10	LOB: 1 BB: 0 P: 15	R: 0 H: 0 E: 0 K: 0 S: 7	H: 0 LOB: 0 BB: 0 P: 12	R: 0 H: 0 E: 0 K: 0 S: 6	LOB: 0 BB: 0 P: 8	R: 0 H: 0 E: 0 K: 1 S: 6	LOB: 0 BB: 0 P: 8	R: 0 H: 2 E: 0 K: 1 S: 12	LOB: 2 BB: 1 P: 18	R: 0 H: 1 E: 0 K: 0 S: 9	H: 1 LOB: 1 BB: 1 P: 14	1B: 4 2B: 1 3B: 0 HR: 0	SF: 0 SAC: 0 DP: 2 HBP: 0	WP: 0 PB: 0 CS: 0	PA: 31			
PITCHER	IP	WLS	BF	H	R	ER	SO	BB	IBB	HBP	BLK	WP	HR	S	P	ERA	WHIP								
Bob Buhl, R (1,1) ERA: 1.82	9.0	W	31	4	0	0	3	2	0	0	0	0	0	72	106	0.00	0.667								

Milwaukee Braves @ Los Angeles Dodgers
Los Angeles Memorial Coliseum, Los Angeles, CA

AB 29
R 0
H 4
RBI 0
BB 2
SO 3
LOB 7



Sat May 16 1959, 10:05 PM EDT
Att: 59,839 - Unknown

Batter	1	2	3	4	5	6	7	8	9	AB	R	H	RBI	BB	SO	LOB	TOP					
Bill Bruton, L OBP: 0.337, SLG: 0.552 (1, 8)	2-2 3-1 1B 2B	0-1 F8			2-2 4-3	2-1 4-3		0-0 2-H 3-H 1B		5	1	2	2	0	0	3						
Eddie Mathews, L OBP: 0.370, SLG: 0.674 (1, 5)	2-2 3-1		0-1 4-3		1-2 HR 1B		0-1 3-1	1-3 K		5	1	1	0	0	1	2						
Hank Aaron, R OBP: 0.511, SLG: 0.879 (1, 9)	0-3 K		4-1 G4-6-3 BB		1-0 HR 1B		2-1 4-3		1-0 E FC3-2-5 1B	4	1	2	2	1	1	1						
Wes Covington, L OBP: 0.372, SLG: 0.406 (1, 7)	1-0 3-H 1B		0-0 G4-6-3 1-2		0-0 G3		1-3 K		0-1 L5-4 FC3-2-5 1B	5	0	1	1	0	1	2						
Frank Torre, L OBP: 0.326, SLG: 0.329 (1, 3)	1-0 4-3			1-2 F6	0-0 F7			1-0 1-3 1B	1-0 FC3-2-5 1B	5	0	0	0	0	0	3						
Del Crandall, R OBP: 0.358, SLG: 0.496 (1, 2)		0-1 2B 1B		1-2 HR		1-0 5-3 1B		1-2 1B 2B 1B	1-0 L5-4 2-3	5	3	4	1	0	0	2						
Johnny Logan, R OBP: 0.411, SLG: 0.452 (1, 6)		1-2 2B		4-2 BB		3-2 5-3		1-0 2B 1B 1B		3	1	2	0	1	0	1						
Johnny O'Brien, R OBP: 0.270, SLG: 0.310 (1, 4)		3-1 F7		0-2 F2		0-1 5-3		1-2 1B 2B		4	1	1	1	0	0	4						
Lew Burdette, R OBP: 0.207, SLG: 0.222 (1, 1)		0-3 K		2-2 F2		1-2 2-H 1B		1-3 K		4	0	1	1	0	2	5						
Inning Stats	R: 1 E: 0 K: 1 S: 13	H: 2 LOB: 1 BB: 0 P: 19	R: 0 E: 0 K: 1 S: 12	H: 2 LOB: 2 BB: 0 P: 16	R: 0 E: 0 K: 0 S: 4	H: 0 LOB: 0 BB: 1 P: 8	R: 1 E: 0 K: 0 S: 16	H: 1 LOB: 1 BB: 1 P: 24	R: 2 E: 0 K: 0 S: 9	H: 2 LOB: 0 BB: 0 P: 13	R: 0 E: 0 K: 1 S: 8	H: 0 LOB: 0 BB: 0 P: 11	R: 3 E: 0 K: 2 S: 19	H: 4 LOB: 1 BB: 0 P: 25	R: 0 E: 1 K: 0 S: 5	H: 1 LOB: 1 BB: 0 P: 8	1B: 9 2B: 4 3B: 0 HR: 2	SF: 0 SAC: 0 DP: 2 HBP: 0	WP: 0 PB: 0 CS: 0	PA: 42		
PITCHER	IP WLS BF H R ER SO BB IBB HBP BLK WP HR S P ERA WHIP	IP WLS BF H R ER SO BB IBB HBP BLK WP HR S P ERA WHIP	IP WLS BF H R ER SO BB IBB HBP BLK WP HR S P ERA WHIP	IP WLS BF H R ER SO BB IBB HBP BLK WP HR S P ERA WHIP	IP WLS BF H R ER SO BB IBB HBP BLK WP HR S P ERA WHIP	IP WLS BF H R ER SO BB IBB HBP BLK WP HR S P ERA WHIP	IP WLS BF H R ER SO BB IBB HBP BLK WP HR S P ERA WHIP	IP WLS BF H R ER SO BB IBB HBP BLK WP HR S P ERA WHIP	IP WLS BF H R ER SO BB IBB HBP BLK WP HR S P ERA WHIP	IP WLS BF H R ER SO BB IBB HBP BLK WP HR S P ERA WHIP	IP WLS BF H R ER SO BB IBB HBP BLK WP HR S P ERA WHIP	IP WLS BF H R ER SO BB IBB HBP BLK WP HR S P ERA WHIP	IP WLS BF H R ER SO BB IBB HBP BLK WP HR S P ERA WHIP	IP WLS BF H R ER SO BB IBB HBP BLK WP HR S P ERA WHIP	IP WLS BF H R ER SO BB IBB HBP BLK WP HR S P ERA WHIP	IP WLS BF H R ER SO BB IBB HBP BLK WP HR S P ERA WHIP	IP WLS BF H R ER SO BB IBB HBP BLK WP HR S P ERA WHIP	IP WLS BF H R ER SO BB IBB HBP BLK WP HR S P ERA WHIP	IP WLS BF H R ER SO BB IBB HBP BLK WP HR S P ERA WHIP	IP WLS BF H R ER SO BB IBB HBP BLK WP HR S P ERA WHIP	IP WLS BF H R ER SO BB IBB HBP BLK WP HR S P ERA WHIP	IP WLS BF H R ER SO BB IBB HBP BLK WP HR S P ERA WHIP

Milwaukee Braves @ Los Angeles Dodgers
Los Angeles Memorial Coliseum, Los Angeles, CA
Sun May 17 1959, 6:33 AM EDT
Att: 49,347 - Unknown

AB 40
R 8
H 14
RBI 8
BB 2
SO 5
LOB 23



Batter	1	2	3	4	5	6	7	8	9	AB	R	H	RBI	BB	SO	LOB	BOTTOM					
Wally Moon, L OBP: 0.389, SLG: 0.402 (1, 7)	3-1 K		1-3 K		0-3 K		1-0 3-1			4	0	0	0	0	2	1						
Charlie Neal, R OBP: 0.351, SLG: 0.396 (1, 4)	0-0 1-3		0-3 K		0-0 1B			0-0 HR		4	1	2	1	0	1	0						
Duke Snider, L OBP: 0.279, SLG: 0.390 (1, 9)	2-1 4-3			0-0 F6	0-1 4-3			0-1 G3		4	0	0	0	0	0	1						
Don Demeter, R OBP: 0.351, SLG: 0.581 (1, 8)		1-2 HR		1-1 1B 1B		2-2 1-3		0-0 5-3		4	2	2	1	0	0	0						
Norm Larker, L OBP: 0.446, SLG: 0.556 (1, 3)		0-1 1B		0-2 F7		0-0 L5		1-0 F6		4	0	1	0	0	0	1						
Gil Hodges, R OBP: 0.352, SLG: 0.481 (1, 5)		1-2 F2		1-0 1B 1B		0-0 F2			0-2 F4	4	0	1	0	0	0	1						
Don Zimmer, R OBP: 0.322, SLG: 0.324 (1, 6)		0-0 F9		0-0 1B 1B		1-0 5-3		1-0 F6		4	0	1	1	0	0	1						
Joe Pignatano, R OBP: 0.333, SLG: 0.278 (1, 2)		0-1 F8		0-0 F2		0-0 1B			1-2 1-3	4	0	1	0	0	0	3						
Don Drysdale, R OBP: 0.192, SLG: 0.280 (1, 1)			1-0 6-3		0-0 F8			1-0 L3		2	0	0	0	0	0	0						
Ron Fairly, L OBP: 0.400, SLG: 0.439 (7, PH)										1	0	0	0	0	0	1						
Art Fowler, R OBP: 0.111, SLG: 0.111 (8, 1)										0	0	0	0	0	0	0						
Gene Snyder, R (8, 1)										0	0	0	0	0	0	0						
Inning Stats	R: 0 E: 0 K: 0 S: 5	H: 0 LOB: 0 BB: 0 P: 10	R: 1 E: 0 K: 0 S: 11	H: 2 LOB: 1 BB: 0 P: 13	R: 0 E: 0 K: 2 S: 7	H: 0 LOB: 0 BB: 0 P: 9	R: 1 E: 0 K: 0 S: 9	H: 3 LOB: 2 BB: 0 P: 11	R: 0 E: 0 K: 1 S: 7	H: 1 LOB: 1 BB: 0 P: 7	R: 0 E: 0 K: 0 S: 5	H: 0 LOB: 0 BB: 0 P: 7	R: 0 E: 0 K: 0 S: 4	H: 1 LOB: 1 BB: 0 P: 7	R: 1 E: 0 K: 0 S: 5	H: 1 LOB: 0 BB: 0 P: 6	R: 0 E: 0 K: 0 S: 12	H: 0 LOB: 0 BB: 0 P: 14	1B: 6 2B: 0 3B: 0 HR: 2	SF: 0 SAC: 0 DP: 0 HBP: 0	WP: 0 PB: 0 CS: 0	PA: 35
PITCHER	IP WLS BF H R ER SO BB IBB HBP BLK WP HR S P ERA WHIP	IP WLS BF H R ER SO BB IBB HBP BLK WP HR S P ERA WHIP	IP WLS BF H R ER SO BB IBB HBP BLK WP HR S P ERA WHIP	IP WLS BF H R ER SO BB IBB HBP BLK WP HR S P ERA WHIP	IP WLS BF H R ER SO BB IBB HBP BLK WP HR S P ERA WHIP	IP WLS BF H R ER SO BB IBB HBP BLK WP HR S P ERA WHIP	IP WLS BF H R ER SO BB IBB HBP BLK WP HR S P ERA WHIP	IP WLS BF H R ER SO BB IBB HBP BLK WP HR S P ERA WHIP	IP WLS BF H R ER SO BB IBB HBP BLK WP HR S P ERA WHIP	IP WLS BF H R ER SO BB IBB HBP BLK WP HR S P ERA WHIP	IP WLS BF H R ER SO BB IBB HBP BLK WP HR S P ERA WHIP	IP WLS BF H R ER SO BB IBB HBP BLK WP HR S P ERA WHIP	IP WLS BF H R ER SO BB IBB HBP BLK WP HR S P ERA WHIP	IP WLS BF H R ER SO BB IBB HBP BLK WP HR S P ERA WHIP	IP WLS BF H R ER SO BB IBB HBP BLK WP HR S P ERA WHIP	IP WLS BF H R ER SO BB IBB HBP BLK WP HR S P ERA WHIP	IP WLS BF H R ER SO BB IBB HBP BLK WP HR S P ERA WHIP	IP WLS BF H R ER SO BB IBB HBP BLK WP HR S P ERA WHIP	IP WLS BF H R ER SO BB IBB HBP BLK WP HR S P ERA WHIP	IP WLS BF H R ER SO BB IBB HBP BLK WP HR S P ERA WHIP	IP WLS BF H R ER SO BB IBB HBP BLK WP HR S P ERA WHIP	IP WLS BF H R ER SO BB IBB HBP BLK WP HR S P ERA WHIP

Milwaukee Braves @ Los Angeles Dodgers
Los Angeles Memorial Coliseum, Los Angeles, CA
Sun May 17 1959, 6:33 AM EDT
Att: 49,347 - Unknown

AB 35
R 3
H 8
RBI 3
BB 0
SO 3
LOB 9



Batter	1	2	3	4	5	6	7	8	9	AB	R	H	RBI	BB	SO	LOB	TOP				
Bill Bruton, L OBP: 0.340, SLG: 0.545 (1.8)	F9		E6		BB 1B	BB 1B	F8			5	2	2	0	0	0	2	Milwaukee Braves @ San Francisco Giants Seals Stadium, San Francisco, CA Mon May 18 1959, 6:33 AM EDT Att: 17,524 - Unknown livebaseballscorecards.com				
Eddie Mathews, L OBP: 0.364, SLG: 0.657 (1.5)	F9		F5		F7	2B 1B	G3			5	0	1	1	0	0	2					
Hank Aaron, R OBP: 0.507, SLG: 0.867 (1.9)	5-3		K		BB 1B	BB 1B	K			4	0	1	1	1	2	1					
Wes Covington, L OBP: 0.373, SLG: 0.400 (1.7)		F2	F8		BB 1B	BB 1B	F5			4	0	1	1	1	0	1					
Frank Torre, L OBP: 0.330, SLG: 0.338 (1.3)	1-3			4-3 1B	BB 1B	BB 1B	4-3		F9	4	1	1	0	1	0	3					
Del Crandall, R OBP: 0.380, SLG: 0.492 (1.2)	1B			4-3	G6-4-3			5-3		5	0	2	0	0	0	4					
Johnny Logan, R OBP: 0.411, SLG: 0.450 (1.6)	BB 1B			SH1-3 1B		F8	F8	F7		5	0	2	1	0	0	1					
Johnny O'Brien, R OBP: 0.273, SLG: 0.300 (1.4)	BB 1B			SH1-3		K	FC5-4			2	0	0	0	1	1	1					
Warren Spahn, L OBP: 0.286, SLG: 0.250 (1.1)	F6			K		BB 1B				4	1	2	0	0	1	4					
Inning Stats	R: 0 E: 0 K: 0 S: 3	H: 0 LOB: 0 BB: 0 P: 3	R: 0 E: 0 K: 0 S: 5	H: 2 LOB: 3 BB: 1 P: 9	R: 0 E: 1 K: 1 S: 6	H: 0 LOB: 1 BB: 0 P: 6	R: 1 E: 0 K: 1 S: 7	H: 2 LOB: 2 BB: 2 P: 7	R: 1 E: 0 K: 0 S: 4	H: 2 LOB: 3 BB: 1 P: 13	R: 0 E: 0 K: 0 S: 5	H: 2 LOB: 0 BB: 0 P: 5	R: 0 E: 0 K: 0 S: 3	H: 0 LOB: 0 BB: 0 P: 3	R: 0 E: 0 K: 0 S: 3	H: 0 LOB: 0 BB: 0 P: 3	1B: 10 2B: 2 3B: 0 HR: 0	SF: 0 SAC: 1 DP: 1 HBP: 0	WP: 0 PB: 0 SB: 0 CS: 0	PA: 43	
PITCHER	IP	WLS	BF	H	R	ER	SO	BB	IBB	HBP	BLK	WP	HR	S	P	ERA	WHIP				
Sam Jones, R ERA: 4.32 (1.1)	5.2	L	30	10	4	4	3	3	0	0	0	0	0	33	45	6.35	2.294				
Al Worthington, R ERA: 3.39 (6.1)	1.1		7	2	0	0	0	0	1	0	0	0	0	6	10	0.00	1.500				
Gordon Jones, R ERA: 3.48 (8.1)	2.0		6	0	0	0	1	0	0	0	0	0	0	8	8	0.00	0.000				



Batter	1	2	3	4	5	6	7	8	9	AB	R	H	RBI	BB	SO	LOB	BOTTOM					
Andre Rodgers, R OBP: 0.361, SLG: 0.463 (1.6)	K				F7		G3-6-3			3	0	1	1	1	1	1	Milwaukee Braves @ San Francisco Giants Seals Stadium, San Francisco, CA Mon May 18 1959, 6:33 AM EDT Att: 17,524 - Unknown livebaseballscorecards.com					
Leon Wagner, L OBP: 0.435, SLG: 0.722 (1.7)	K			BB	F4		G3-6-3			4	0	0	0	0	2	5						
Gordon Jones, R OBP: 0.393, SLG: 0.618 (8.1)	K									0	0	0	0	0	0	0						
Willie Mays, R OBP: 0.393, SLG: 0.618 (1.8)	F3			HR		F8		F5		4	1	1	1	0	0	0						
Orlando Cepeda, R OBP: 0.319, SLG: 0.547 (1.3)		F8		1B				K		4	0	2	0	0	1	0						
Jackie Brandt, R OBP: 0.316, SLG: 0.426 (8.7)	F3			1B		K		F9		4	0	1	0	0	1	1						
Daryl Spencer, R OBP: 0.297, SLG: 0.323 (1.4)	K			G1-4-3		4-3		F9		3	0	0	0	1	1	1						
Bob Schmidt, R OBP: 0.315, SLG: 0.383 (1.2)			6-3	G1-4-3				4-3		4	0	0	0	0	0	2						
Jim Davenport, R OBP: 0.271, SLG: 0.341 (1.5)			SH5-4		F8		1B	2-3		4	1	2	0	0	0	0						
Sam Jones, R OBP: 0.053, SLG: 0.053 (1.1)			SH5-4				1B			1	0	1	0	0	0	0						
Al Worthington, R OBP: 0.351, SLG: 0.576 (7. PH)							1B			0	0	0	0	0	0	0						
Felipe Alou, R OBP: 0.351, SLG: 0.576 (8.9)							1B			1	0	1	0	0	0	0						
Inning Stats	R: 0 E: 0 K: 2 S: 7	H: 0 LOB: 0 BB: 0 P: 7	R: 0 E: 0 K: 1 S: 5	H: 0 LOB: 0 BB: 0 P: 5	R: 0 E: 0 K: 1 S: 6	H: 1 LOB: 2 BB: 1 P: 10	R: 1 E: 0 K: 0 S: 4	H: 3 LOB: 1 BB: 1 P: 8	R: 0 E: 0 K: 0 S: 4	H: 1 LOB: 1 BB: 0 P: 4	R: 0 E: 0 K: 1 S: 6	H: 1 LOB: 1 BB: 0 P: 6	R: 1 E: 0 K: 0 S: 5	H: 3 LOB: 1 BB: 0 P: 5	R: 0 E: 0 K: 1 S: 5	H: 0 LOB: 0 BB: 0 P: 5	R: 0 E: 0 K: 0 S: 3	H: 0 LOB: 0 BB: 0 P: 3	1B: 8 2B: 0 3B: 0 HR: 1	SF: 0 SAC: 1 DP: 2 HBP: 0	WP: 0 PB: 0 SB: 0 CS: 0	PA: 35
PITCHER	IP	WLS	BF	H	R	ER	SO	BB	IBB	HBP	BLK	WP	HR	S	P	ERA	WHIP					
Warren Spahn, L ERA: 2.97 (1.1)	9.0	W	35	9	2	2	6	2	0	0	0	0	1	45	53	2.00	1.222					



Batter	1	2	3	4	5	6	7	8	9	AB	R	H	RBI	BB	SO	LOB	TOP			
Bill Bruton, L (1, 8) OBP: 0.343, SLG: 0.543	0-3 K	0-0 2B		4-0 CS BB		0-0 F8	0-0 F7			4	0	1	0	1	1	3	Milwaukee Braves @ San Francisco Giants Seals Stadium, San Francisco, CA Tue May 19 1959, 10:05 PM EDT Att: 22,910 - Unknown livebaseballscorecards.com			
Eddie Mathews, L (1, 5) OBP: 0.365, SLG: 0.648	0-0 E HR 1B	0-0 F8		0-0 CS 1-2	0-0 E7 WP 1B	0-0	0-0 1B	0-0 F9		5	2	2	0	0	0	2				
Hank Aaron, R (1, 9) OBP: 0.497, SLG: 0.841	0-0 FC6 HR 1-2	0-0 F7			4-0 1B SF8 BB 2-3	0-3 K		0-3 K		4	2	0	0	1	2	5				
Wes Covington, L (1, 7) OBP: 0.390, SLG: 0.450	0-0 HR 1-2 2H		0-0 F8		0-0 1B 1-3		4-0 SH5-3 BB 1B BB	0-0 2B		4	2	3	4	1	0	0				
Frank Torre, L (1, 3) OBP: 0.323, SLG: 0.325	0-0 F7		0-0 G3		0-0 SF8 3-H		4-0 SH5-3 1B BB 1-2	0-0 F1		3	1	0	1	1	0	1				
Del Crandall, R (1, 2) OBP: 0.384, SLG: 0.516	0-0 HR		0-0 FC5-4 1B		0-0 F7 3-H		0-0 SH5-3 1-2 2-3	0-0 F8		4	1	2	1	0	0	1				
Johnny Logan, R (1, 6) OBP: 0.403, SLG: 0.439	0-0 5-3		0-0 FC5-4 1-2		0-0 F9		0-0 WP 1B 1B	0-3 K		5	0	1	2	0	1	2				
Johnny O'Brien, R (1, 4) OBP: 0.275, SLG: 0.302 Felix Mantilla, R (7, PH) OBP: 0.360, SLG: 0.200		0-0 FC1-6 1B		0-0 1-3		0-0 6-3	0-0 F7	0-0 F7		3	0	1	0	0	0	0				
Joey Jay, S (1, 1) OBP: 0.333, SLG: 0.143		0-0 FC1-6 2B 1-2		0-0 4-3		4-0 1B BB	0-0 1-2 1B			3	0	1	0	1	0	1				
Inning Stats	R: 4 E: 1 K: 1 S: 9	H: 3 LOB: 0 BB: 0 P: 9	R: 0 E: 0 K: 0 S: 5	H: 2 LOB: 2 BB: 0 P: 5	R: 0 E: 0 K: 0 S: 4	H: 1 LOB: 1 BB: 0 P: 4	R: 0 E: 0 K: 0 S: 2	H: 0 LOB: 0 BB: 1 P: 6	R: 2 E: 1 K: 0 S: 5	H: 1 LOB: 1 BB: 1 P: 9	R: 0 E: 0 K: 1 S: 6	H: 1 LOB: 2 BB: 1 P: 10	R: 2 E: 0 K: 0 S: 5	H: 2 LOB: 2 BB: 2 P: 13	R: 0 E: 0 K: 1 S: 6	H: 1 LOB: 0 BB: 0 P: 5		1B: 7 2B: 2 3B: 0 HR: 2	SF: 1 SAC: 1 DP: 0 HBP: 0	WP: 2 PB: 0 SB: 0 CS: 1
PITCHER	IP WLS BF H R ER SO BB IBB HBP BLK WP HR S P ERA WHIP																			
Jack Sanford, R (1, 1) ERA: 3.0	5.0 L 25 7 6 3 1 2 0 0 0 0 1 2 25 33 5.40 1.800																			
Joe Shipley, R (6, 1) ERA: 7.2	2.0 12 3 2 2 1 3 0 0 0 0 1 0 11 23 9.00 3.000																			
Dom Zanni, R (8, 1) ERA: 6.14	2.0 7 1 0 0 2 0 0 0 0 0 0 0 11 11 0.00 0.500																			

Batter	1	2	3	4	5	6	7	8	9	AB	R	H	RBI	BB	SO	LOB	BOTTOM					
Andre Rodgers, R (1, 6) OBP: 0.376, SLG: 0.465	0-0 5-3		0-0 F5		0-0 F8			0-0 2B		4	0	1	0	0	0	0	Milwaukee Braves @ San Francisco Giants Seals Stadium, San Francisco, CA Tue May 19 1959, 10:05 PM EDT Att: 22,910 - Unknown livebaseballscorecards.com					
Leon Wagner, L (1, 7) OBP: 0.422, SLG: 0.667	4-0 FC5-4 BB		0-0 F7		0-0 3-1		0-0 F4			3	0	0	0	1	0	1						
Willie Mays, R (1, 8) OBP: 0.390, SLG: 0.607	0-0 FC5-4 1-2			0-0 1B FC5-4 1B		0-0 6-3		0-0 F7		4	1	1	0	0	0	2						
Orlando Cepeda, R (1, 3) OBP: 0.324, SLG: 0.545	0-3 K		0-0 FC5-4 1B		0-0 FC5-4 1B		0-0 F4		0-0 F5		4	0	2	0	0	1		2				
Jackie Brandt, R (1, 9) OBP: 0.306, SLG: 0.411		0-3 K		0-0 FC5-4 1-2 3-H		0-0 F4		0-0 6-3		4	0	0	1	0	1	2						
Daryl Spencer, R (1, 4) OBP: 0.303, SLG: 0.328		0-3 K		0-3 K		0-0 G6-3 1B		0-0 FC6-4 1B		4	0	2	0	0	2	1						
Hobie Landrith, L (1, 2) OBP: 0.355, SLG: 0.391		4-0 BB		0-0 4-3		0-0 G6-3 1-2		0-0 F5		3	0	0	0	1	0	3						
Jim Davenport, R (1, 5) OBP: 0.270, SLG: 0.338		0-3 K		0-0 6-3		0-0 1B		0-0 FC6-4		4	0	1	0	0	1	2						
Jack Sanford, R (1, 1) OBP: 0.200, SLG: 0.130 Dusty Rhodes, L (5, PH) OBP: 0.333, SLG: 0.333 Joe Shipley, R (6, 1) Willie Kirkland, L (7, PH) OBP: 0.385, SLG: 0.462 Dom Zanni, R (8, 1)			0-3 K		0-3 K		0-3 K			1	0	0	0	0	1	0						
Inning Stats	R: 0 E: 0 K: 1 S: 5	H: 0 LOB: 1 BB: 1 P: 9	R: 0 E: 0 K: 3 S: 9	H: 0 LOB: 1 BB: 1 P: 13	R: 0 E: 0 K: 1 S: 5	H: 0 LOB: 0 BB: 0 P: 5	R: 1 E: 0 K: 1 S: 7	H: 2 LOB: 1 BB: 0 P: 7	R: 0 E: 0 K: 1 S: 5	H: 0 LOB: 0 BB: 0 P: 5	R: 0 E: 0 K: 0 S: 4	H: 1 LOB: 1 BB: 0 P: 4	R: 0 E: 0 K: 1 S: 6	H: 2 LOB: 1 BB: 0 P: 6	R: 0 E: 0 K: 0 S: 4	H: 1 LOB: 1 BB: 0 P: 4		R: 0 E: 0 K: 0 S: 4	H: 1 LOB: 1 BB: 0 P: 4	1B: 6 2B: 1 3B: 0 HR: 0	SF: 0 SAC: 0 DP: 1 HBP: 0	WP: 0 PB: 0 SB: 0 CS: 0
PITCHER	IP WLS BF H R ER SO BB IBB HBP BLK WP HR S P ERA WHIP																					
Joey Jay, R (1, 1) ERA: 5.04	9.0 W 35 7 1 1 8 2 0 0 0 0 0 0 49 57 1.00 1.000																					

Batter	1	2	3	4	5	6	7	8	9	AB	R	H	RBI	BB	SO	LOB	TOP										
Felix Mantilla, R (1,4) OBP: 0.310, SLG: 0.167										4	0	0	0	0	0	2	Milwaukee Braves @ San Francisco Giants Seals Stadium, San Francisco, CA Wed May 20 1959, 6:33 AM EDT Att: 17,825 - Unknown livebaseballscorecards.com										
Mickey Vernon, L (9,PH) OBP: 0.393, SLG: 0.538										1	0	0	0	0	0	2											
Eddie Mathews, L (1,5) OBP: 0.354, SLG: 0.626										5	0	0	0	0	0	2											
Hank Aaron, R (1,9) OBP: 0.490, SLG: 0.846										4	1	1	1	0	0	0											
Joe Adcock, R (1,3) OBP: 0.414, SLG: 0.520										4	1	0	0	0	1	0											
Wes Covington, L (1,7) OBP: 0.388, SLG: 0.442										4	1	1	0	0	0	1											
Del Crandall, R (1,2) OBP: 0.388, SLG: 0.512										3	0	1	0	1	0	1											
Andy Pafko, R (1,8) OBP: 0.290, SLG: 0.300										3	0	2	1	1	0	1											
Johnny Logan, R (1,6) OBP: 0.413, SLG: 0.444										3	0	2	1	1	0	0											
Bob Buhl, R (1,1) Stan Lopata, R (9,PH)										3	0	0	0	0	2	5											
Inning Stats	R: 0 E: 0 K: 0 S: 3	H: 0 LOB: 0 BB: 0 P: 3	R: 0 E: 0 K: 0 S: 4	H: 1 LOB: 1 BB: 0 P: 4	R: 0 E: 0 K: 1 S: 5	H: 0 LOB: 0 BB: 0 P: 5	R: 0 E: 0 K: 1 S: 5	H: 0 LOB: 0 BB: 0 P: 5	R: 1 E: 0 K: 1 S: 7	H: 2 LOB: 2 BB: 1 P: 11	R: 2 E: 1 K: 0 S: 6	H: 2 LOB: 3 BB: 2 P: 14	R: 0 E: 0 K: 0 S: 3	H: 0 LOB: 0 BB: 0 P: 3	R: 0 E: 0 K: 1 S: 7	H: 2 LOB: 2 BB: 0 P: 7		1B: 6 2B: 0 3B: 0 HR: 1	SF: 0 SAC: 0 DP: 0 HBP: 0	WP: 0 PB: 0 SB: 0 CS: 0	PA: 38						
PITCHER	IP	WLS	BF	H	R	ER	SO	BB	IBB	HBP	BLK	WP	HR	S	P	ERA	WHIP										
Mike McCormick, L (1,1) ERA: 2.85	8.0	W	35	7	3	2	3	1	2	0	0	0	1	38	50	2.25	1.000										
Sam Jones, R (9,1) ERA: 4.25	1.0	S	3	0	0	0	1	0	0	0	0	0	0	5	5	0.00	0.000										

Batter	1	2	3	4	5	6	7	8	9	AB	R	H	RBI	BB	SO	LOB	BOTTOM										
Andre Rodgers, R (1,6) OBP: 0.372, SLG: 0.466										4	0	1	0	0	0	0	Milwaukee Braves @ San Francisco Giants Seals Stadium, San Francisco, CA Wed May 20 1959, 6:33 AM EDT Att: 17,825 - Unknown livebaseballscorecards.com										
Leon Wagner, L (1,7) OBP: 0.396, SLG: 0.619										3	0	0	0	0	0	1											
Jackie Brandt, R (7,7) OBP: 0.311, SLG: 0.411										0	1	0	0	1	0	0											
Willie Mays, R (1,8) OBP: 0.386, SLG: 0.594										3	1	0	0	1	0	1											
Orlando Cepeda, R (1,3) OBP: 0.329, SLG: 0.541										3	2	1	0	1	0	1											
Felipe Alou, R (1,9) OBP: 0.366, SLG: 0.625										4	2	3	3	0	0	1											
Daryl Spencer, R (1,4) OBP: 0.301, SLG: 0.333										4	0	1	2	0	0	2											
Bob Schmidt, R (1,2) OBP: 0.301, SLG: 0.365										4	0	0	0	0	0	3											
Jim Davenport, R (1,5) OBP: 0.265, SLG: 0.331										3	0	0	0	0	0	0											
Mike McCormick, L (1,1) OBP: 0.364, SLG: 0.222										3	0	0	0	0	1	0											
Sam Jones, R (9,1) OBP: 0.053, SLG: 0.053										0	0	0	0	0	0	0											
Hobie Landrith, L (9,2) OBP: 0.355, SLG: 0.391										0	0	0	0	0	0	0											
Inning Stats	R: 0 E: 0 K: 0 S: 3	H: 0 LOB: 0 BB: 0 P: 3	R: 0 E: 0 K: 0 S: 4	H: 1 LOB: 1 BB: 0 P: 4	R: 0 E: 0 K: 1 S: 6	H: 1 LOB: 1 BB: 0 P: 6	R: 2 E: 0 K: 0 S: 5	H: 2 LOB: 2 BB: 0 P: 5	R: 0 E: 0 K: 0 S: 3	H: 0 LOB: 0 BB: 0 P: 3	R: 2 E: 0 K: 0 S: 5	H: 2 LOB: 1 BB: 1 P: 9	R: 0 E: 0 K: 0 S: 3	H: 0 LOB: 0 BB: 0 P: 3	R: 2 E: 1 K: 0 S: 4	H: 0 LOB: 1 BB: 2 P: 12	1B: 2 2B: 3 3B: 0 HR: 1	SF: 0 SAC: 0 DP: 0 HBP: 0	WP: 0 PB: 0 SB: 0 CS: 0	PA: 34							
PITCHER	IP	WLS	BF	H	R	ER	SO	BB	IBB	HBP	BLK	WP	HR	S	P	ERA	WHIP										
Bob Buhl, R (1,1) ERA: 2.2	8.0	L	34	6	6	3	1	3	0	0	0	0	1	33	45	3.38	1.125										

Batter	1	2	3	4	5	6	7	8	9	AB	R	H	RBI	BB	SO	LOB	TOP									
Bill Bruton, L OBP: 0.350, SLG: 0.540 (1, 8)	F5		K			1B FC6-5		F9		4	1	1	0	0	1	0	Milwaukee Braves @ Philadelphia Phillies Connie Mack Stadium, Philadelphia, PA Sat May 23 1959, 3:33 AM EDT Att: 8,346 - Unknown livebaseballscorecards.com									
Eddie Mathews, L OBP: 0.371, SLG: 0.636 (1, 5)	5-3 BB		4-3			FC6-5 1B		FC5-4 BB		2	0	1	0	2	0	0										
Hank Aaron, R OBP: 0.494, SLG: 0.855 (1, 9)	5-3					FC6-5 G4-6-3		FC5-4		4	0	1	1	0	0	3										
Wes Covington, L OBP: 0.375, SLG: 0.443 (1, 7)	F7					G4-6-3				4	0	0	0	0	1	3										
Frank Torre, L OBP: 0.333, SLG: 0.352 (1, 3)		4-3						F8		4	0	1	0	0	0	0										
Del Crandall, R OBP: 0.352, SLG: 0.485 (1, 2)		K				G5-4-3		P2		4	0	0	0	0	1	2										
Johnny Logan, R OBP: 0.425, SLG: 0.488 (1, 6)		HR						BB		1	1	1	1	1	0	0										
Felix Mantilla, R OBP: 0.306, SLG: 0.138 (7, PH)	5-3							F2		2	0	0	0	0	1	1										
Joe Adcock, R OBP: 0.407, SLG: 0.510 (7, PH)										1	0	0	0	0	0	1										
Johnny O'Brien, R OBP: 0.275, SLG: 0.302 (7, 4)										0	0	0	0	0	0	0										
Warren Spahn, L OBP: 0.276, SLG: 0.240 (1, 1)								G3		1	0	0	0	0	0	0										
Bob Rush, R OBP: 0.250, SLG: 0.250 (4, 1)								F3		1	0	0	0	0	0	0										
Mickey Vernon, L OBP: 0.379, SLG: 0.519 (6, PH)										1	0	0	0	0	0	0										
Don McMahon, R (8, 1)										0	0	0	0	0	0	0										
Inning Stats	R: 0 E: 0 K: 0 S: 3	H: 0 LOB: 1 BB: 1 P: 7	R: 1 E: 0 K: 1 S: 6	H: 1 LOB: 0 BB: 0 P: 6	R: 0 E: 0 K: 1 S: 5	H: 0 LOB: 0 BB: 0 P: 5	R: 0 E: 0 K: 1 S: 6	H: 2 LOB: 1 BB: 0 P: 6	R: 0 E: 0 K: 1 S: 4	H: 0 LOB: 0 BB: 0 P: 5	R: 1 E: 0 K: 0 S: 4	H: 2 LOB: 0 BB: 0 P: 4	R: 0 E: 0 K: 0 S: 3	H: 0 LOB: 1 BB: 1 P: 7	R: 0 E: 0 K: 0 S: 3	H: 0 LOB: 0 BB: 0 P: 3	1B: 4 2B: 1 3B: 0 HR: 1	SF: 0 SAC: 0 DP: 3 HBP: 1	WP: 0 PB: 0 SB: 0 CS: 1	PA: 33						
PITCHER Jim Owens, R ERA: 3.52 (1, 1)	IP: 9.0 WLS: W BF: 33	H: 5 R: 2 ER: 2 SO: 4	BB: 3 IBB: 0 HBP: 1 BLK: 0	WP: 0 HR: 1 S: 37 P: 50	ERA: 2.00 WHIP: 0.889											ERA: 2.00 WHIP: 0.889										

Batter	1	2	3	4	5	6	7	8	9	AB	R	H	RBI	BB	SO	LOB	BOTTOM									
Richie Ashburn, L OBP: 0.376, SLG: 0.279 (1, 8)	G4-6-3 1B		F2			F7				4	0	2	0	1	0	0	Milwaukee Braves @ Philadelphia Phillies Connie Mack Stadium, Philadelphia, PA Sat May 23 1959, 3:33 AM EDT Att: 8,346 - Unknown livebaseballscorecards.com									
Chico Fernandez, R OBP: 0.316, SLG: 0.356 (1, 6)	F7		F8			1B		5-3 IBB		5	0	0	0	0	0	7										
Ed Bouchee, L OBP: 0.399, SLG: 0.488 (1, 3)	G4-6-3									4	1	3	0	0	0	1										
Wally Post, R OBP: 0.309, SLG: 0.519 (1, 9)		5-3	K							4	0	0	0	0	2	3										
Harry Anderson, L OBP: 0.305, SLG: 0.421 (1, 7)		K								4	0	1	1	0	1	1										
Willie Jones, R OBP: 0.372, SLG: 0.526 (1, 5)		BB 2B BB								3	2	2	0	1	0	0										
Sparky Anderson, R OBP: 0.279, SLG: 0.230 (1, 4)		BB 2B BB								3	1	2	0	1	0	1										
Jim Hegan, R OBP: 0.192, SLG: 0.204 (1, 2)										4	0	3	3	0	0	0										
Jim Owens, R OBP: 0.182, SLG: 0.100 (1, 1)		6-3								3	0	0	0	1	1	3										
Inning Stats	R: 0 E: 0 K: 0 S: 3	H: 1 LOB: 0 BB: 0 P: 3	R: 2 E: 0 K: 1 S: 6	H: 1 LOB: 2 BB: 2 P: 14	R: 0 E: 0 K: 1 S: 6	H: 1 LOB: 1 BB: 0 P: 6	R: 1 E: 0 K: 0 S: 6	H: 4 LOB: 3 BB: 1 P: 10	R: 1 E: 0 K: 1 S: 7	H: 3 LOB: 1 BB: 0 P: 7	R: 0 E: 0 K: 0 S: 3	H: 0 LOB: 0 BB: 0 P: 3	R: 0 E: 0 K: 0 S: 4	H: 1 LOB: 1 BB: 0 P: 4	R: 0 E: 0 K: 1 S: 7	H: 2 LOB: 3 BB: 1 P: 11		1B: 10 2B: 3 3B: 0 HR: 0	SF: 0 SAC: 0 DP: 1 HBP: 0	WP: 1 PB: 0 SB: 0 CS: 0	PA: 38					
PITCHER Warren Spahn, L ERA: 3.17 (1, 1)	IP: 3.2 WLS: L BF: 19	H: 7 R: 3 ER: 3 SO: 2	BB: 3 IBB: 0 HBP: 0 BLK: 0	WP: 0 HR: 0 S: 20 P: 32	ERA: 7.36 WHIP: 2.727											ERA: 7.36 WHIP: 2.727										
Bob Rush, R ERA: 2.19 (4, 1)	IP: 3.1 WLS: L BF: 13	H: 4 R: 1 ER: 1 SO: 1	BB: 0 IBB: 0 HBP: 0 BLK: 0	WP: 1 HR: 0 S: 15 P: 15	ERA: 2.70 WHIP: 1.200											ERA: 2.70 WHIP: 1.200										
Don McMahon, R ERA: 2.6 (8, 1)	IP: 1.0 WLS: L BF: 6	H: 2 R: 0 ER: 0 SO: 1	BB: 1 IBB: 0 HBP: 0 BLK: 1	WP: 0 HR: 0 S: 7 P: 11	ERA: 0.00 WHIP: 2.000											ERA: 0.00 WHIP: 2.000										

Batter	1	2	3	4	5	6	7	8	9	AB	R	H	RBI	BB	SO	LOB	TOP					
Bill Bruton, L OBP: 0.364, SLG: 0.564 (1, 8)	0-0 4-3		0-0 2B			0-0 FC1-6 1B		0-0 G3 2B		4	0	3	0	0	0	0						
Eddie Mathews, L OBP: 0.366, SLG: 0.627 (1, 5)	0-0 1B		0-3 K			0-3 K		0-0 G3		4	0	1	0	0	2	3						
Hank Aaron, R OBP: 0.482, SLG: 0.832 (1, 9)	0-0 P6			0-0 6-3		0-0 FC1-6 1-2		0-0 F7		4	0	0	0	0	0	3						
Wes Covington, L OBP: 0.364, SLG: 0.429 (1, 7)	0-0 F8			0-0 P6		0-0 P6			0-0 G3	4	0	0	0	0	2							
Frank Torre, L OBP: 0.330, SLG: 0.347 (1, 3)		0-0 L9		0-0 1B		0-0 6-3		0-0 P4		4	0	1	0	0	0							
Del Crandall, R OBP: 0.349, SLG: 0.478 (1, 2)		0-0 6-3		0-0 5-3		0-0 5-3		0-0 PB 1B		4	0	1	0	0	1							
Johnny Logan, R OBP: 0.420, SLG: 0.476 (1, 6)		0-0 5-3			0-0 6-3		1-0 HBP	0-0 G3		3	0	0	0	0	1							
Felix Mantilla, R OBP: 0.289, SLG: 0.129 (1, 4)			0-3 K		0-0 F5		0-0 1-3			2	0	0	0	0	1	0						
Joe Morgan, L OBP: 0.375, SLG: 0.400 (7, PH) (7, 4)					0-0 F5					1	0	0	0	0	1							
Joey Jay, S OBP: 0.333, SLG: 0.143 (1, 1)					0-0 P6					0	0	0	0	0	0							
Juan Pizarro, L OBP: 0.111, SLG: 0.111 (1, 1)					0-3 K2-3					2	0	0	0	0	1	0						
Mickey Vernon, L OBP: 0.367, SLG: 0.500 (8, PH) (8, 1)								0-3 K		1	0	0	0	0	1	0						
Don McMahon, R (8, 1)										0	0	0	0	0	0							
Inning Stats	R: 0 E: 0 K: 0 S: 4	H: 1 LOB: 1 BB: 0 P: 4	R: 0 E: 0 K: 0 S: 3	H: 0 LOB: 0 BB: 0 P: 3	R: 0 E: 0 K: 2 S: 8	H: 1 LOB: 1 BB: 0 P: 8	R: 0 E: 0 K: 0 S: 4	H: 1 LOB: 0 BB: 0 P: 4	R: 0 E: 0 K: 1 S: 5	H: 0 LOB: 0 BB: 0 P: 5	R: 0 E: 0 K: 0 S: 6	H: 1 LOB: 1 BB: 0 P: 6	R: 0 E: 0 K: 0 S: 3	H: 0 LOB: 1 BB: 0 P: 4	R: 0 E: 0 K: 1 S: 6	H: 1 LOB: 1 BB: 0 P: 6	R: 0 E: 0 K: 0 S: 4	H: 1 LOB: 1 BB: 0 P: 4	1B: 4 2B: 2 3B: 0 HR: 0	SF: 0 SAC: 0 DP: 0 HBP: 1	WP: 0 PB: 1 SB: 0 CS: 0	PA: 34
PITCHER Gene Conley, R ERA: 1.28 (1, 1)	IP: 9.0 WLS: W BF: 34 H: 6 R: 0 ER: 0 SO: 5 BB: 0 IBB: 0 HBP: 1 BLK: 0 WP: 0 HR: 0 S: 43 P: 44 ERA: 0.00 WHIP: 0.667																					

Milwaukee Braves @ Philadelphia Phillies
 Connie Mack Stadium, Philadelphia, PA
 Sun May 24 1959, 3:33 AM EDT
 Unknown

AB 33
 R 0
 H 6
 RBI 0
 BB 0
 SO 5
 LOB 11



Batter	1	2	3	4	5	6	7	8	9	AB	R	H	RBI	BB	SO	LOB	BOTTOM			
Richie Ashburn, L OBP: 0.373, SLG: 0.273 (1, 8)	0-0 FC6-4		0-0 F5			0-0 SH5-3 1-2		0-0 5-3		3	1	0	0	1	0	4				
Chico Fernandez, R OBP: 0.310, SLG: 0.338 (1, 6)	4-0 1B BB	0-0 P3		0-0 6-3		0-0 FC6-5 2-3		0-0 5-3		4	1	0	0	1	0	1				
Ed Bouchee, L OBP: 0.405, SLG: 0.485 (1, 3)	4-0 1B BB	4-0 2B BB		0-3 K		0-0 6-3		0-0 E 1B		3	2	1	0	2	1	1				
Wally Post, R OBP: 0.312, SLG: 0.519 (1, 9)	4-0 BB 1B BB	0-0 P4		0-3 K		0-0 FC1-5 2B		0-0 E6 1B		4	1	1	1	1	1	2				
Harry Anderson, L OBP: 0.316, SLG: 0.437 (1, 7)	0-0 BB 1B	0-0 2B			0-3 K		0-0 P6	0-0 1B		5	0	3	2	0	1	1				
Willie Jones, R OBP: 0.362, SLG: 0.508 (1, 5)	1-2 2-3 3-H K	0-3 K			0-0 F9		0-0 FC1-5 2B			4	1	0	0	0	2	6				
Sparky Anderson, R OBP: 0.296, SLG: 0.245 (1, 4)	4-0 BB 1B BB		0-0 5-3		4-0 BB		0-0 2B			2	0	1	2	2	0	0				
Jim Hegan, R OBP: 0.232, SLG: 0.216 (1, 2)	4-0 FC6-4 BB		0-0 1B		4-0 4-3		4-0 2B			2	0	1	1	2	0	1				
Gene Conley, R OBP: 0.188, SLG: 0.188 (1, 1)	0-3 K		0-3 K			0-0 FC6-5 SH5-3 1B		0-3 K		4	0	1	0	0	3	6				
Inning Stats	R: 4 E: 0 K: 2 S: 8	H: 1 LOB: 3 BB: 6 P: 32	R: 0 E: 0 K: 1 S: 6	H: 1 LOB: 2 BB: 1 P: 10	R: 0 E: 0 K: 1 S: 6	H: 1 LOB: 1 BB: 0 P: 6	R: 0 E: 0 K: 2 S: 7	H: 0 LOB: 0 BB: 0 P: 7	R: 0 E: 0 K: 1 S: 5	H: 0 LOB: 1 BB: 1 P: 9	R: 0 E: 0 K: 0 S: 4	H: 1 LOB: 1 BB: 0 P: 4	R: 1 E: 0 K: 1 S: 7	H: 2 LOB: 2 BB: 1 P: 11	R: 1 E: 1 K: 0 S: 5	H: 2 LOB: 2 BB: 0 P: 5	1B: 5 2B: 3 3B: 0 HR: 0	SF: 0 SAC: 1 DP: 0 HBP: 0	WP: 0 PB: 0 SB: 0 CS: 0	PA: 41
PITCHER Joey Jay, R ERA: 6.48 (1, 1)	IP: 0.0 WLS: L BF: 4 H: 4 R: 4 ER: 4 SO: 4 BB: 4 IBB: 0 HBP: 0 BLK: 0 WP: 0 HR: 0 S: 0 P: 16 ERA: ∞ WHIP: ∞																			
Juan Pizarro, L ERA: 5.19 (1, 1)	IP: 7.0 WLS: L BF: 32 H: 6 R: 1 ER: 1 SO: 8 BB: 4 IBB: 1 HBP: 0 BLK: 0 WP: 0 HR: 0 S: 43 P: 63 ERA: 1.29 WHIP: 1.429																			
Don McMahon, R ERA: 2.45 (8, 1)	IP: 1.0 WLS: L BF: 5 H: 2 R: 1 ER: 0 SO: 0 BB: 0 IBB: 0 HBP: 0 BLK: 0 WP: 0 HR: 0 S: 5 P: 5 ERA: 0.00 WHIP: 2.000																			

Milwaukee Braves @ Philadelphia Phillies
 Connie Mack Stadium, Philadelphia, PA
 Sun May 24 1959, 3:33 AM EDT
 Unknown

AB 31
 R 6
 H 8
 RBI 6
 BB 9
 SO 8
 LOB 22

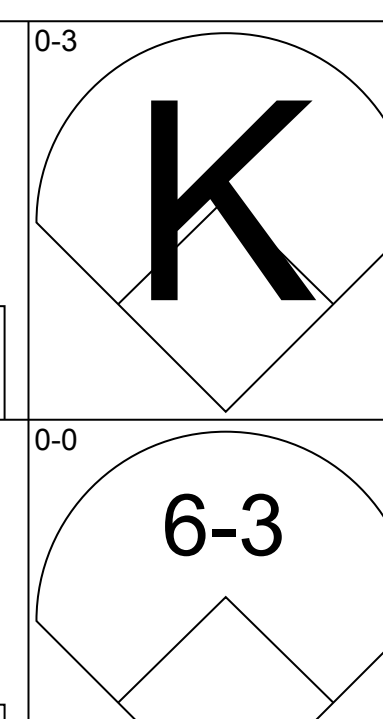
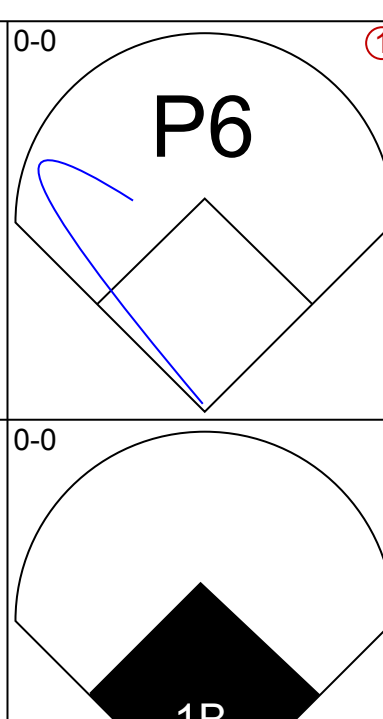

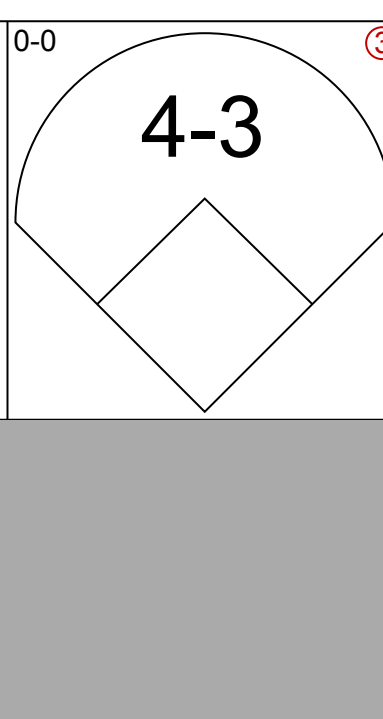
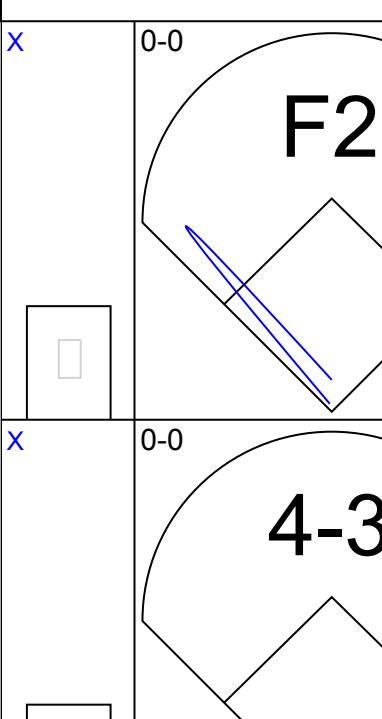
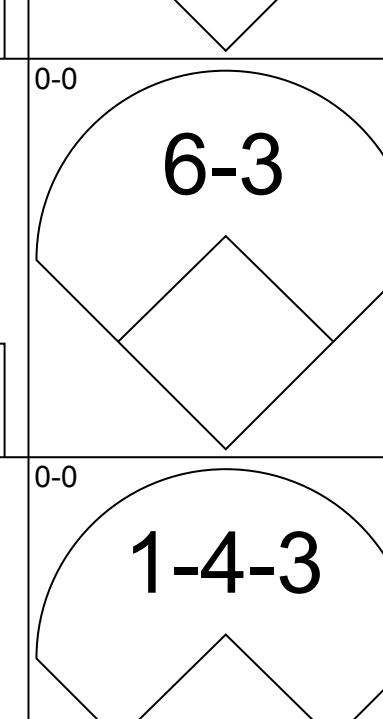
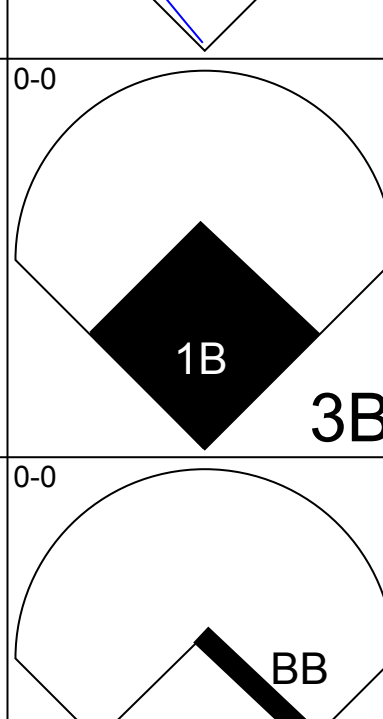
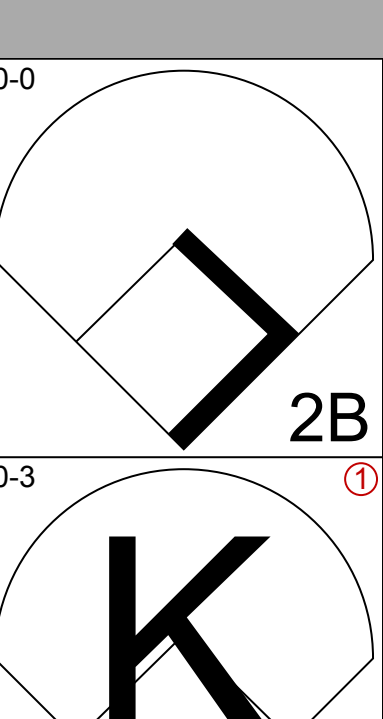
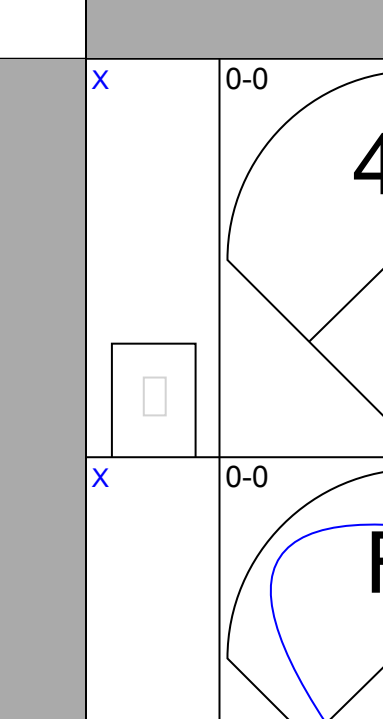
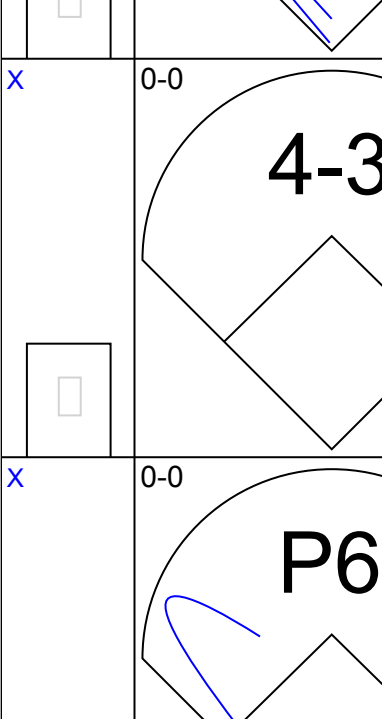
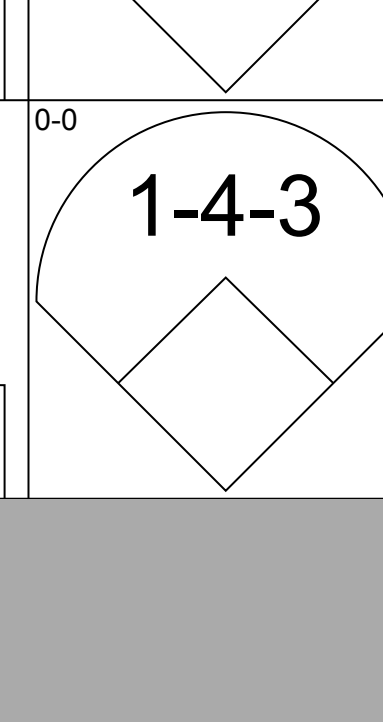
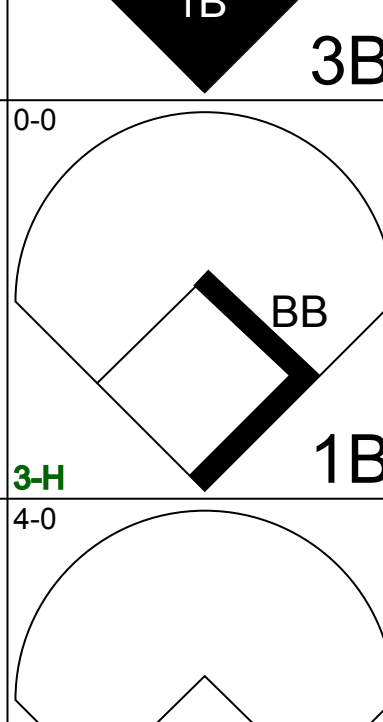
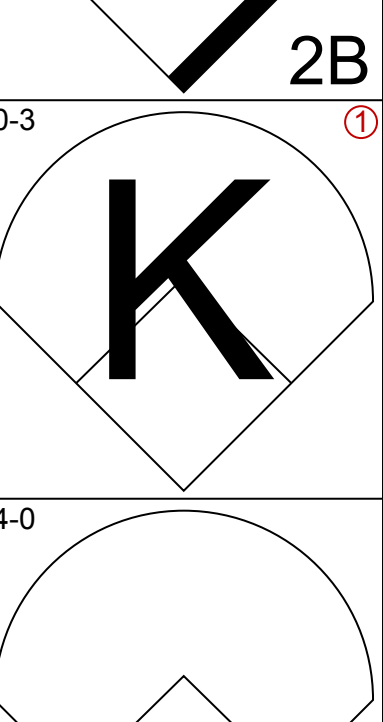
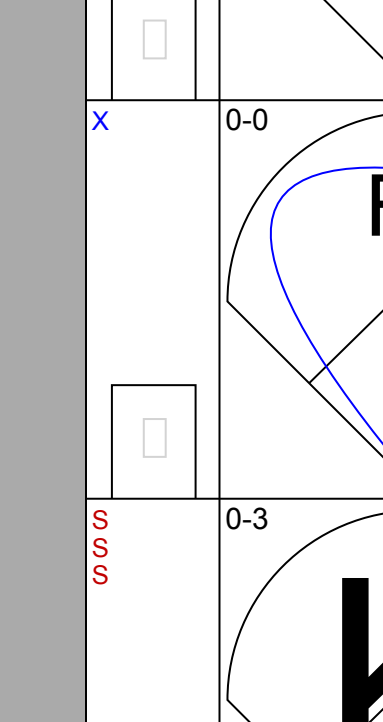
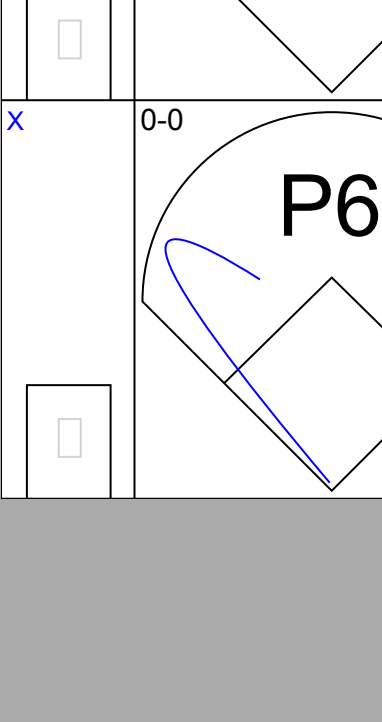
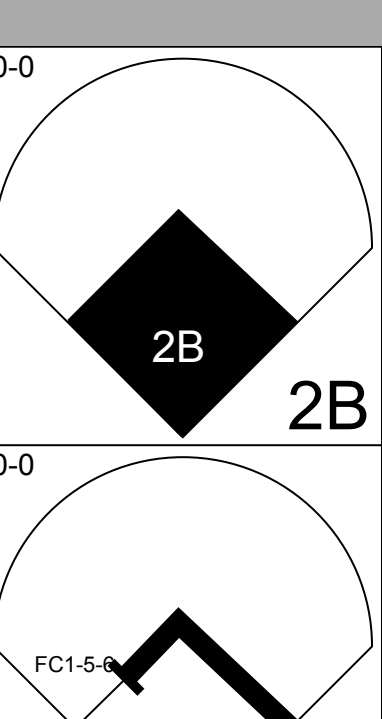
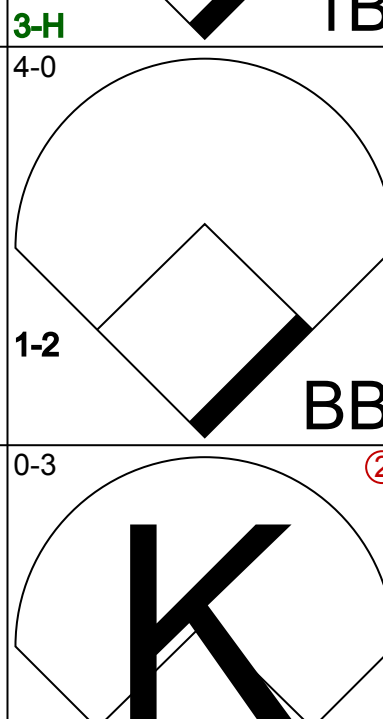
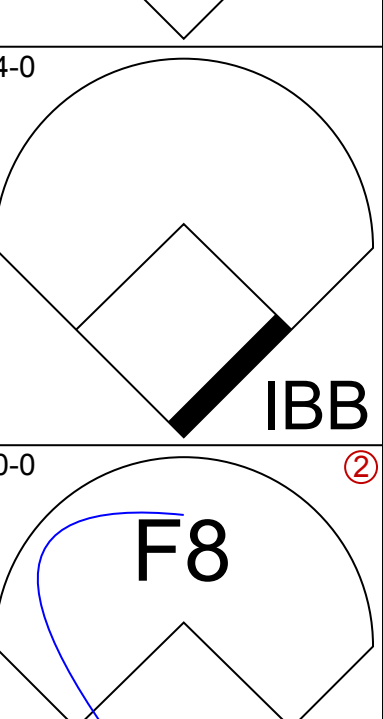
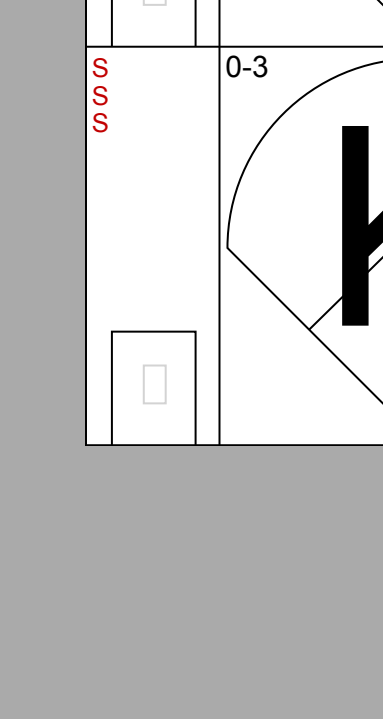
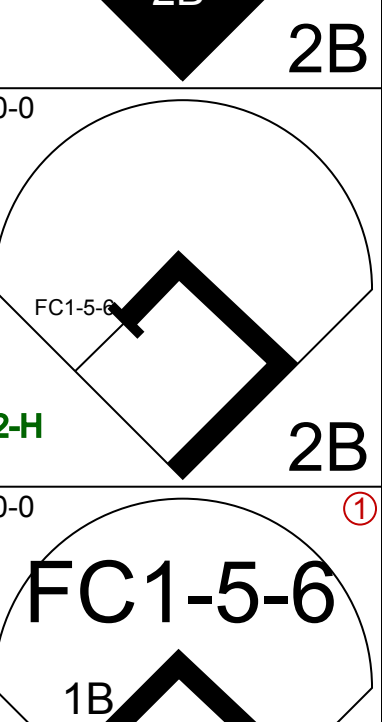
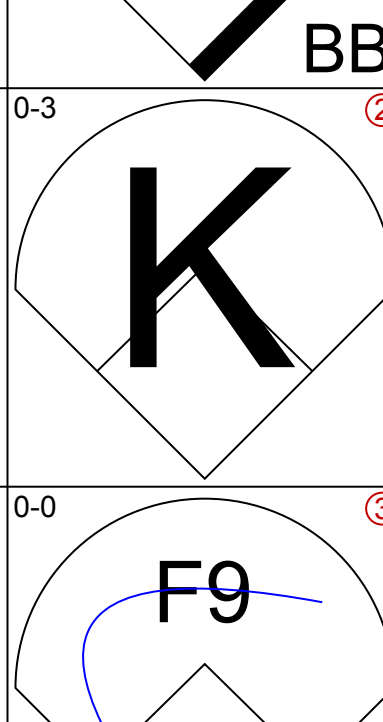
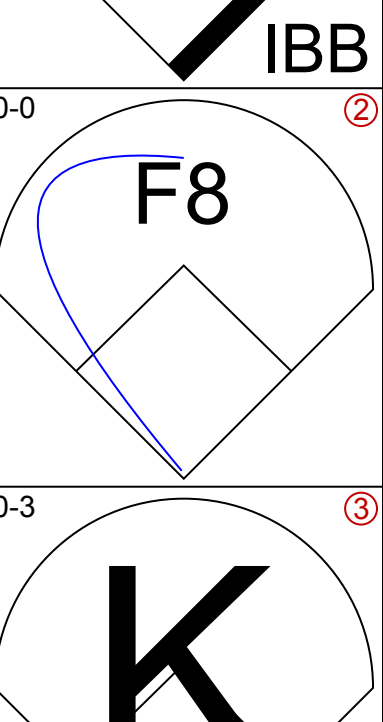
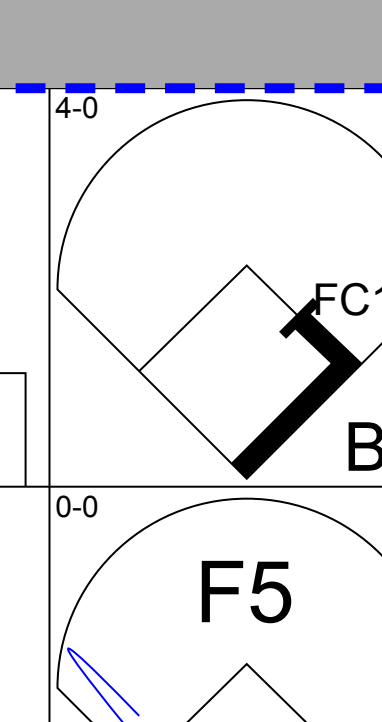
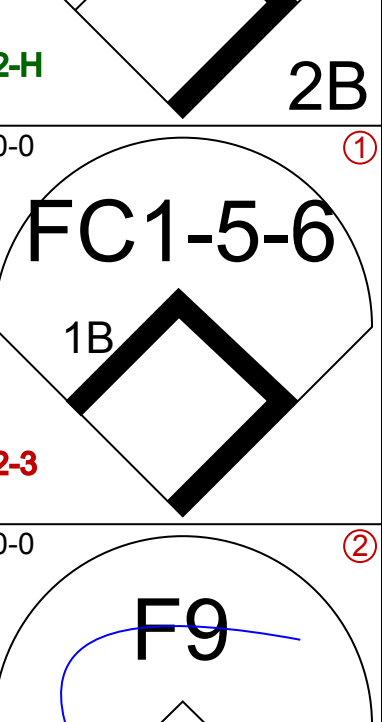
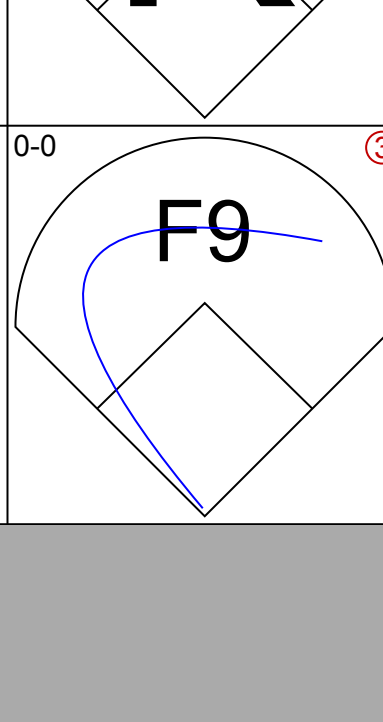
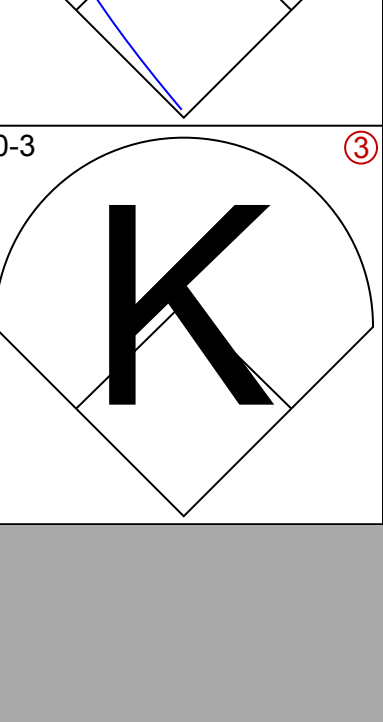
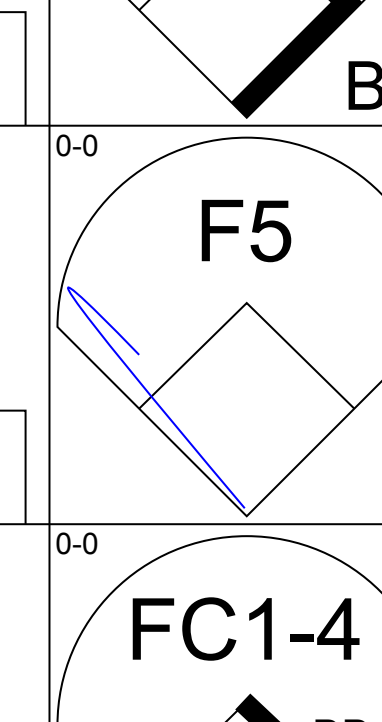
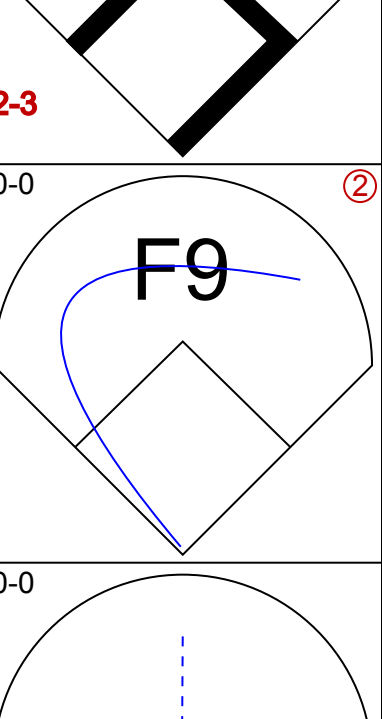
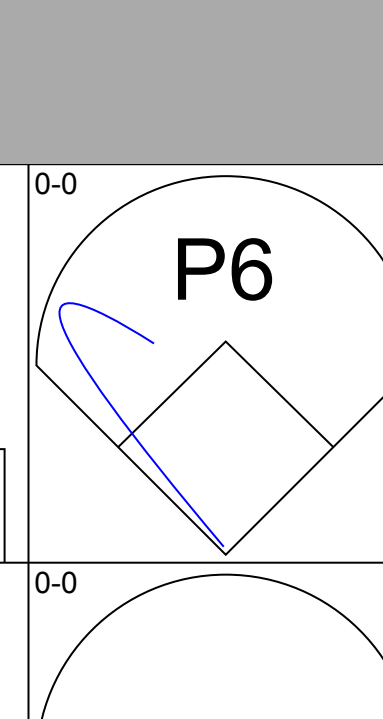
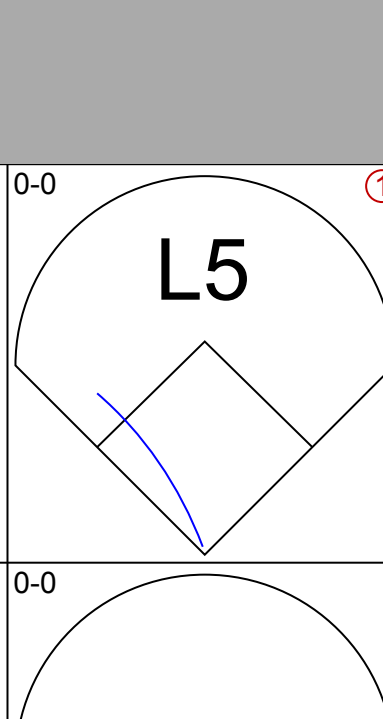
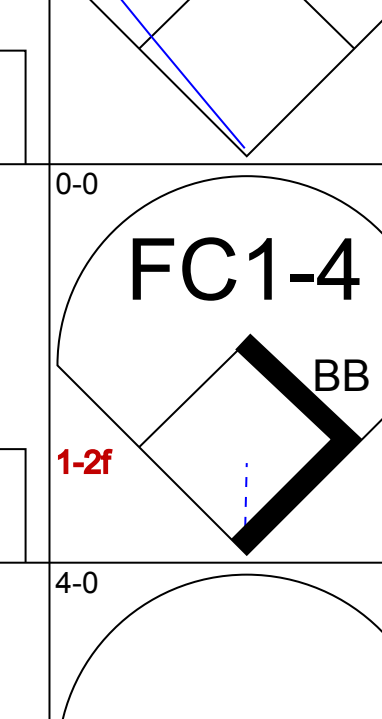
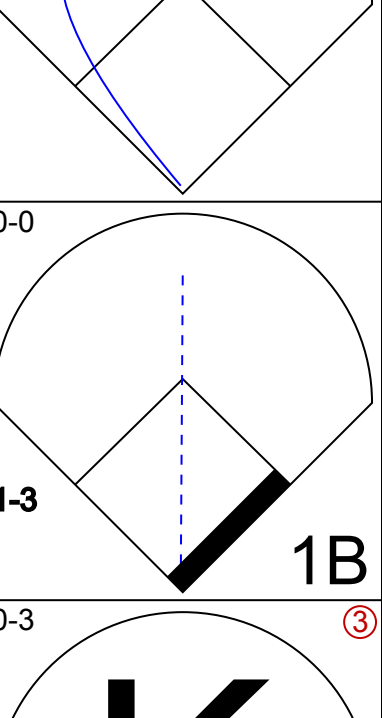
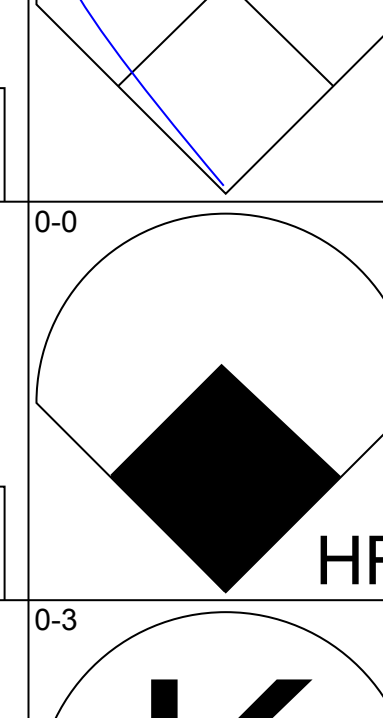
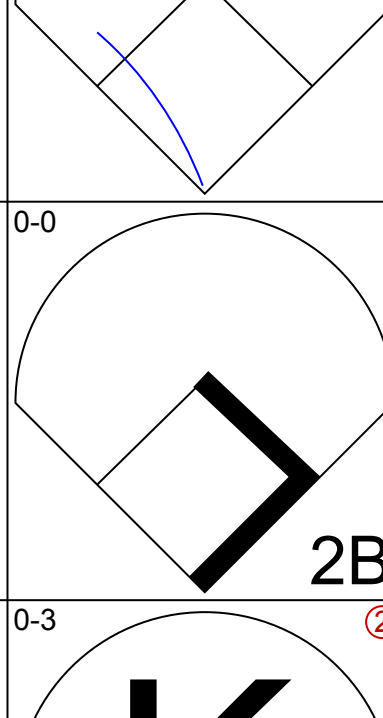
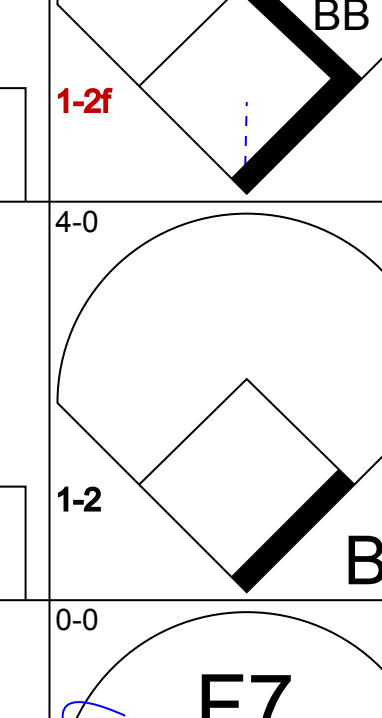
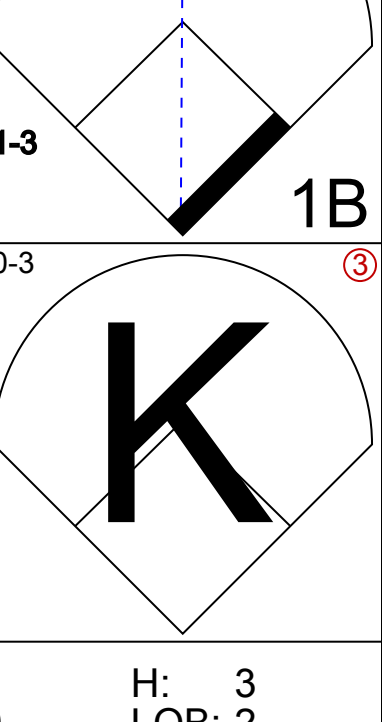
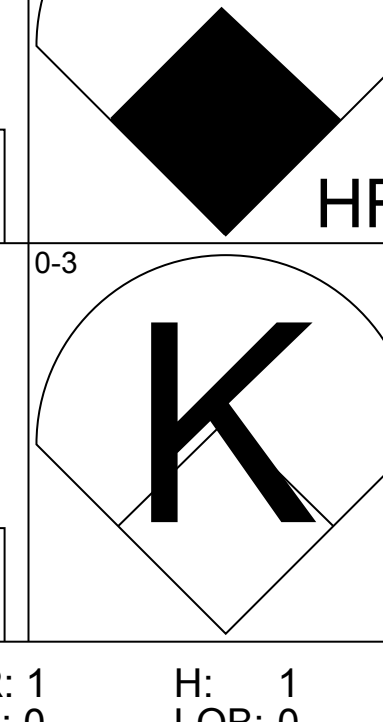
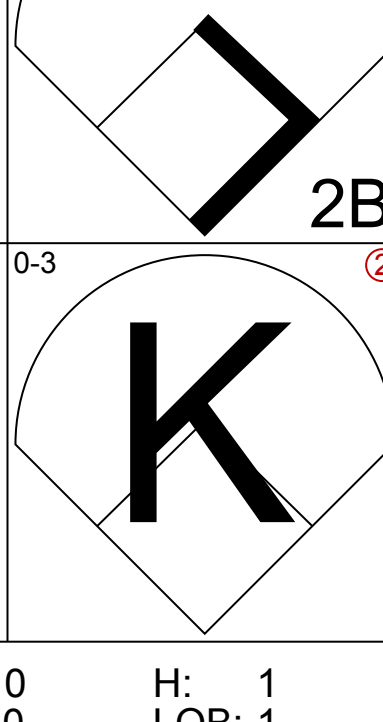
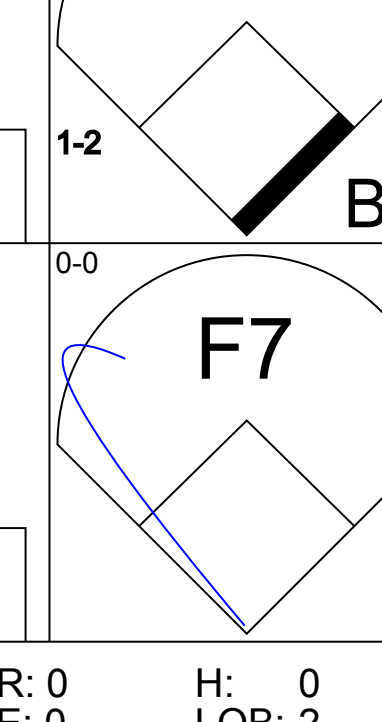


Batter	1	2	3	4	5	6	7	8	9	AB	R	H	RBI	BB	SO	LOB	TOP																	
Bill Bruton, L OBP: 0.373, SLG: 0.555 (1, 8)	4-3		3-1 1B BB		L3		3-H BB		1B E BB	2	2	0	0	3	0	0	Milwaukee Braves @ Philadelphia Phillies Sun May 24 1959, 3:38 AM EDT Att: 26,646 - Unknown Connie Mack Stadium, Philadelphia, PA livebaseballscorecards.com																	
Eddie Mathews, L OBP: 0.356, SLG: 0.607 (1, 5)	G3		3-1		L3		K		F2	5	0	0	0	0	1	5																		
Hank Aaron, R OBP: 0.491, SLG: 0.838 (1, 9)	2B		2B 1B		5-3				1B E 1B	5	2	4	3	0	0	0																		
Wes Covington, L OBP: 0.366, SLG: 0.435 (1, 7)	F7		2B						F7 E 1B	5	0	2	1	0	0	2																		
Mickey Vernon, L OBP: 0.314, SLG: 0.424 (1, 3)		F8	1-3			K			E5 4-3	5	0	0	1	0	1	4																		
Joe Morgan, L OBP: 0.368, SLG: 0.353 (1, 4)		F8			1B SF9 BB					2	1	0	0	1	0	0																		
Felix Mantilla, R OBP: 0.282, SLG: 0.125 (7, 4)						F8			F7	1	0	0	0	0	2																			
Johnny Logan, R OBP: 0.422, SLG: 0.485 (1, 6)		P4							4-3	4	1	2	0	0	0	2																		
Del Rice, R OBP: 0.556, SLG: 0.500 (1, 2)			3-1 1B 1B		SF9				SH3-4 1B BB	2	2	1	1	1	0	1																		
Carl Willey, R (1, 1)			K		G6-3				SH3-4	3	0	0	0	0	2	3																		
Inning Stats	R: 0 E: 0 K: 0 S: 4	H: 1 LOB: 1 BB: 0 P: 4	R: 0 E: 0 K: 0 S: 3	H: 0 LOB: 0 BB: 0 P: 3	R: 3 E: 0 K: 1 S: 8	H: 3 LOB: 1 BB: 1 P: 12	R: 1 E: 0 K: 0 S: 3	H: 1 LOB: 0 BB: 1 P: 7	R: 0 E: 0 K: 0 S: 3	H: 0 LOB: 0 BB: 0 P: 3	R: 0 E: 0 K: 1 S: 5	H: 0 LOB: 0 BB: 0 P: 5	R: 1 E: 0 K: 2 S: 8	H: 1 LOB: 1 BB: 1 P: 12	R: 1 E: 1 K: 0 S: 5	H: 2 LOB: 1 BB: 0 P: 5	R: 2 E: 1 K: 0 S: 5	H: 1 LOB: 2 BB: 2 P: 13	1B: 6 2B: 3 3B: 0 HR: 0	SF: 1 SAC: 1 DP: 1 HBP: 0	WP: 1 PB: 0 SB: 0 CS: 0	PA: 41												
PITCHER	IP WLS BF H R ER SO BB IBB HBP BLK WP HR S P ERA WHIP																																	
Ray Semproch, R (1, 1)	2.2		13	4	3	3	1	1	0	0	0	0	0	0	14	18	10.12	1.875																
Taylor Phillips, L (3, 1)	4.1	L	16	2	2	2	3	2	0	0	0	1	0	20	28	4.15	0.923																	
Jack Meyer, R (8, 1)	2.0		12	3	3	2	0	2	0	0	0	0	0	10	18	9.00	2.500																	



Batter	1	2	3	4	5	6	7	8	9	AB	R	H	RBI	BB	SO	LOB	BOTTOM																
Richie Ashburn, L OBP: 0.370, SLG: 0.273 (1, 8)	1B 2B 1B	P3		L9			F7			4	1	1	0	0	0	3	Milwaukee Braves @ Philadelphia Phillies Sun May 24 1959, 3:38 AM EDT Att: 26,646 - Unknown Connie Mack Stadium, Philadelphia, PA livebaseballscorecards.com																
Harry Hanebrink, L OBP: 0.269, SLG: 0.385 (1, 5)	2B 1B	K				1-3	L7			4	1	1	0	0	1	3																	
Ed Bouchee, L OBP: 0.395, SLG: 0.470 (1, 3)	F7			F6		G3			P6	4	0	0	0	0	0	2																	
Dave Philley, S (1, 9)	L6 1-H 2-H			2B 1B		K			F8	4	0	2	2	0	1	0																	
Harry Anderson, L (1, 7)	L6						F7		F8	4	0	1	0	0	0	1																	
Chico Fernandez, R (1, 6)		1B BB		K			B1		6-3	3	1	0	0	1	1	2																	
Sparky Anderson, R (1, 4)							F8		6-3	3	0	1	0	0	0	2																	
Gene Freese, R (9, PH)		1B 1B		6-3						1	0	0	0	0	0	0																	
Carl Sawatski, L (1, 2)							F9		F5	3	0	0	0	0	1	2																	
Joe Koppe, R (7, PR)										0	0	0	0	0	0	0																	
Valmy Thomas, R (8, 2)										0	0	0	0	0	0	0																	
Willie Jones, R (9, PH)										1	0	0	0	0	0	0																	
Ray Semproch, R (1, 1)										1	0	1	1	0	0	0																	
Taylor Phillips, L (3, 1)										1	0	0	0	0	1	0																	
Wally Post, R (7, PH)										1	0	0	0	0	0	1																	
Jack Meyer, R (8, 1)		1-2 2-H								0	0	0	0	0	0	0																	
Inning Stats	R: 2 E: 0 K: 0 S: 5	H: 3 LOB: 0 BB: 0 P: 5	R: 1 E: 0 K: 2 S: 9	H: 2 LOB: 1 BB: 1 P: 13	R: 0 E: 0 K: 1 S: 7	H: 2 LOB: 2 BB: 0 P: 7	R: 0 E: 0 K: 1 S: 5	H: 0 LOB: 0 BB: 0 P: 5	R: 0 E: 0 K: 0 S: 3	H: 0 LOB: 0 BB: 0 P: 3	R: 0 E: 0 K: 0 S: 4	H: 0 LOB: 1 BB: 0 P: 4	R: 0 E: 0 K: 0 S: 3	H: 0 LOB: 0 BB: 0 P: 3	R: 0 E: 0 K: 0 S: 3	H: 0 LOB: 0 BB: 0 P: 3	1B: 5 2B: 3 3B: 0 HR: 0	SF: 0 SAC: 0 DP: 1 HBP: 0	WP: 0 PB: 0 SB: 0 CS: 0	PA: 35													
PITCHER	IP WLS BF H R ER SO BB IBB HBP BLK WP HR S P ERA WHIP																																
Carl Willey, R (1, 1)	9.0	W	35	7	3	3	5	1	0	0	0	0	0	44	48	3.00	0.889																

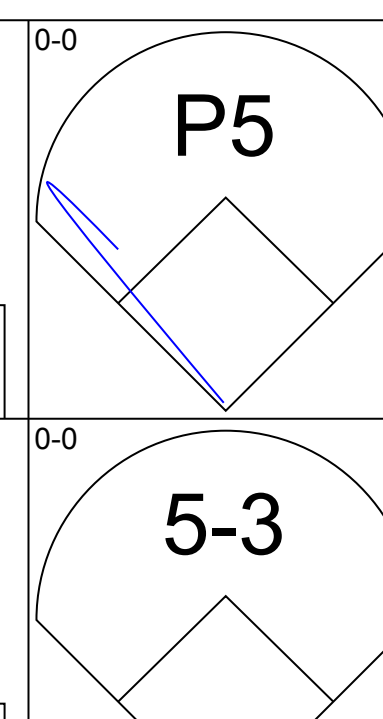
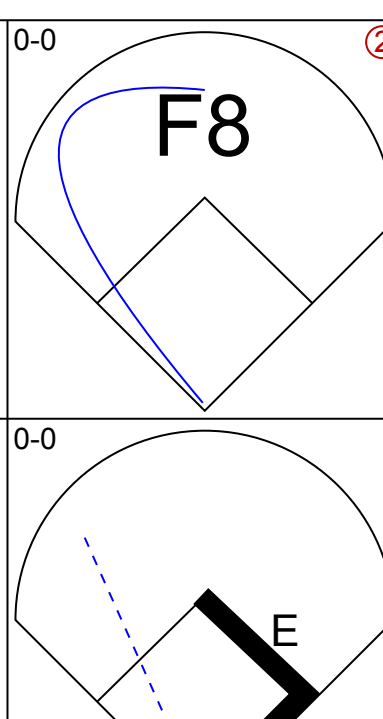
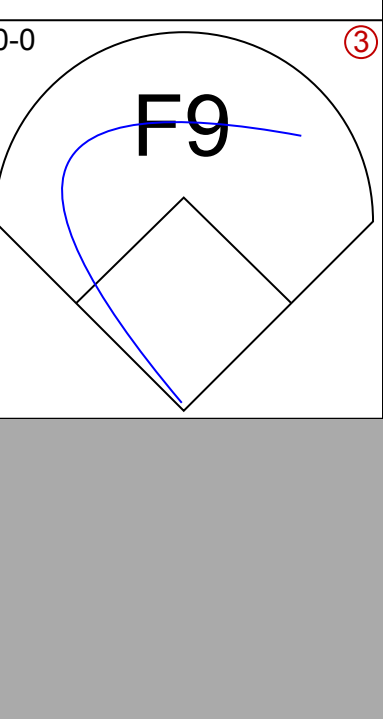
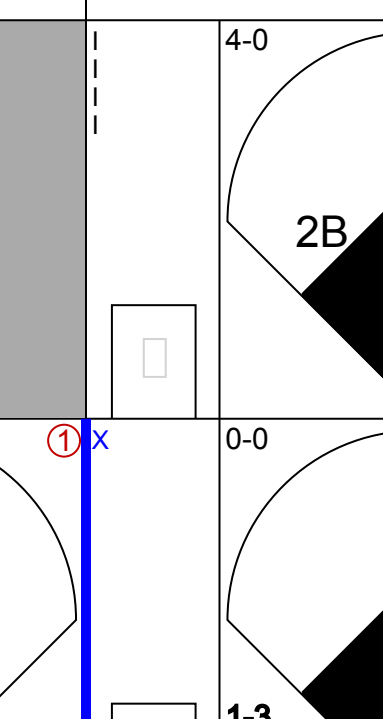
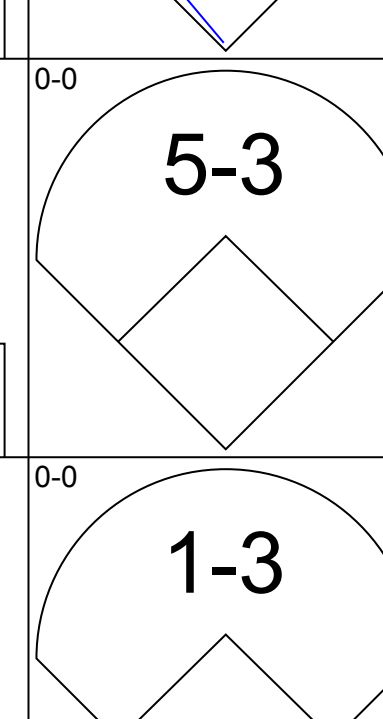
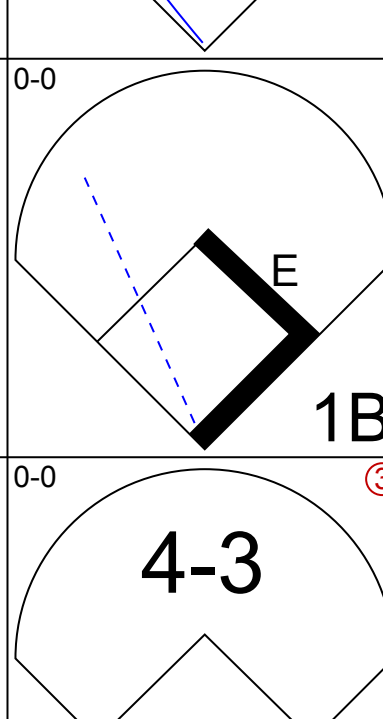
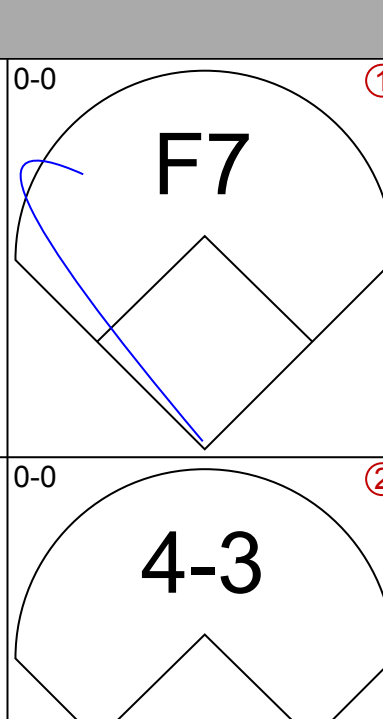
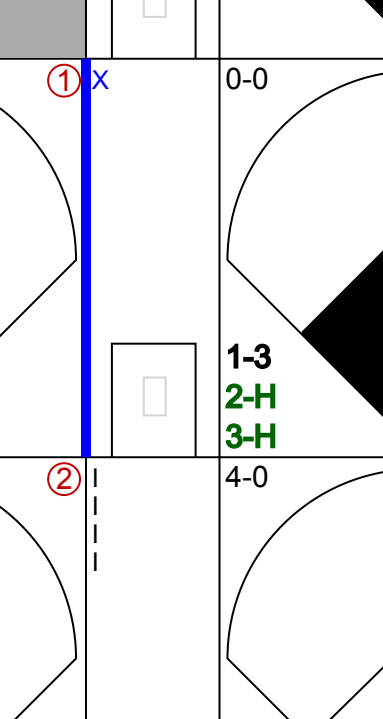
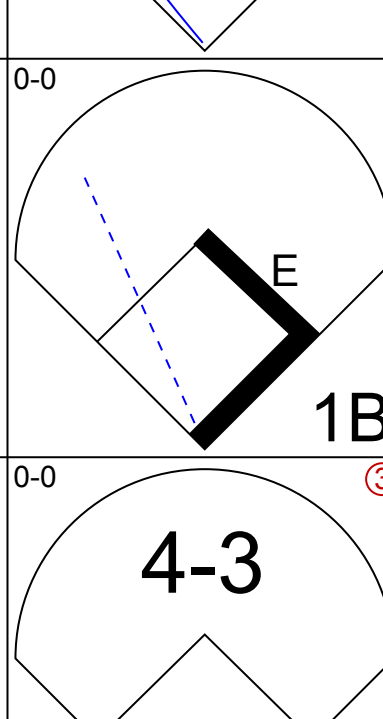
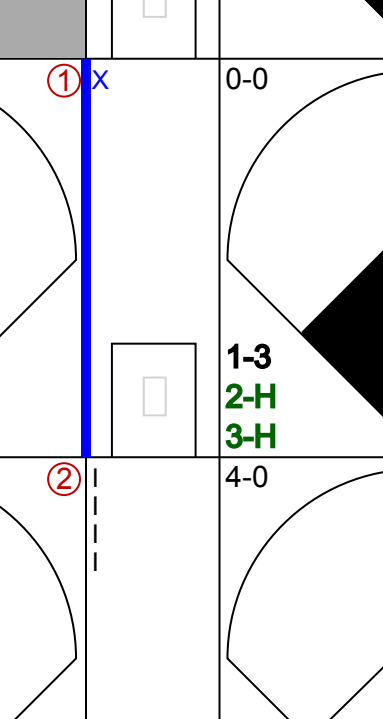
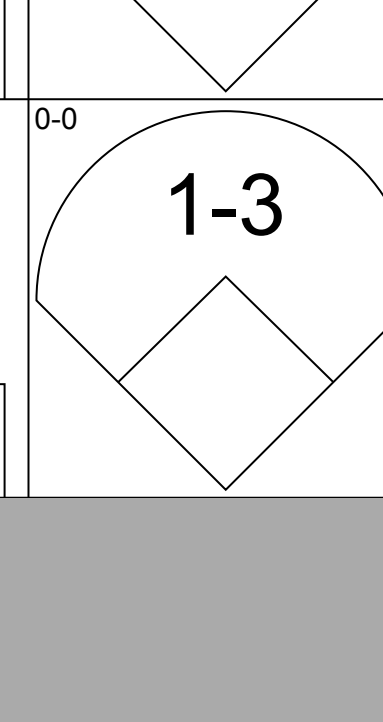
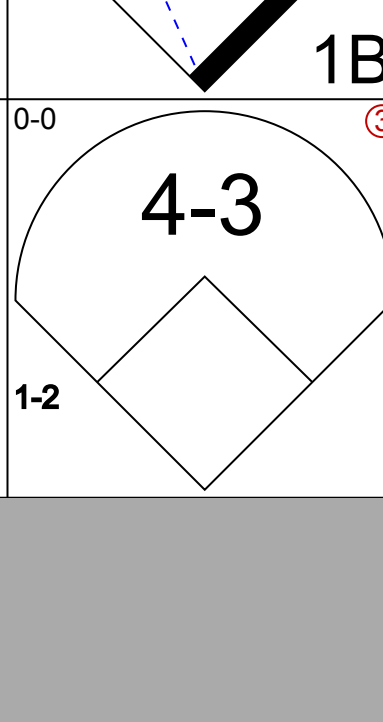
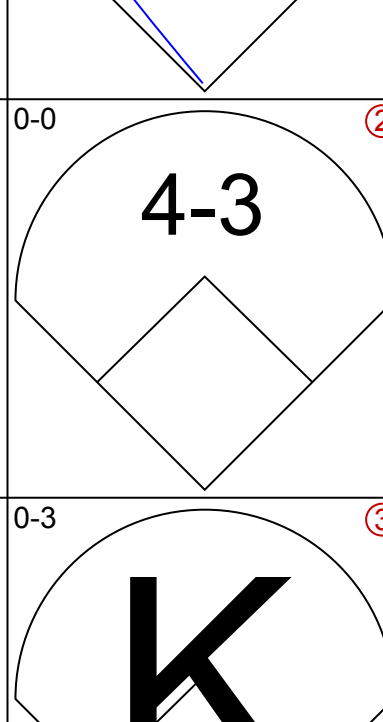
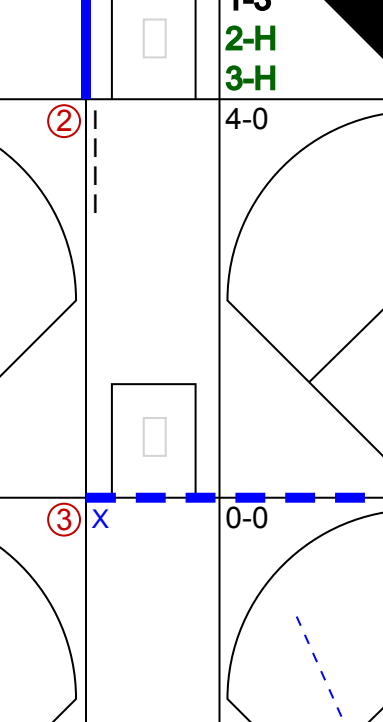
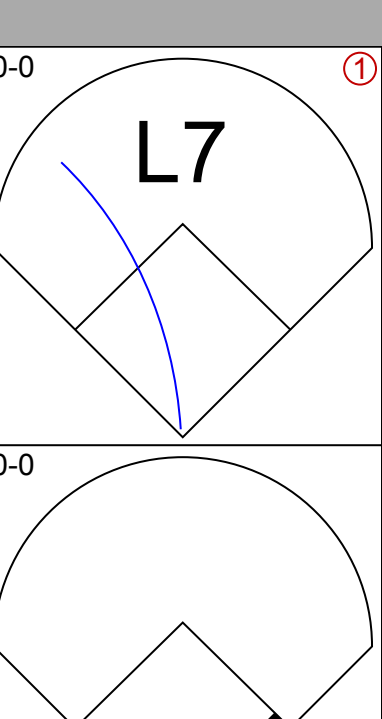
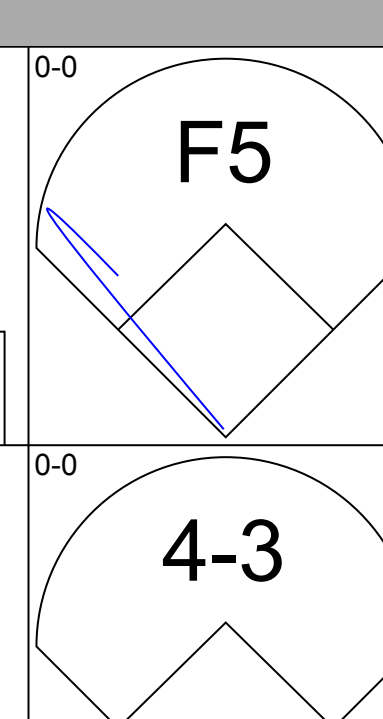

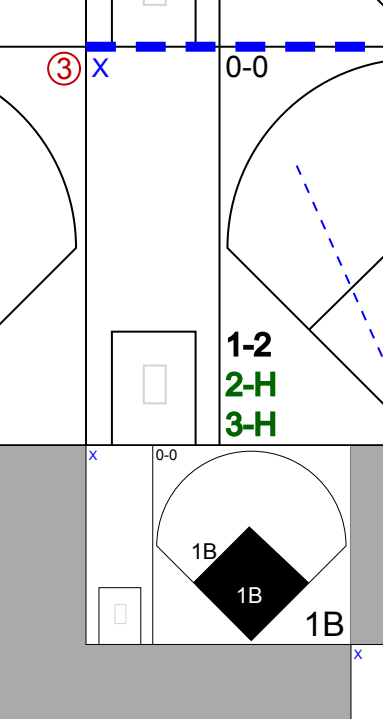
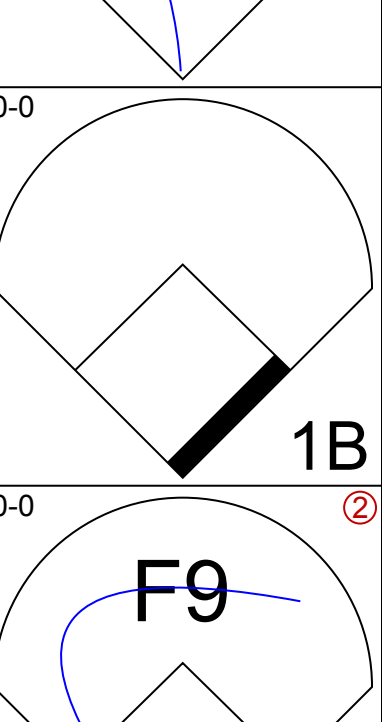
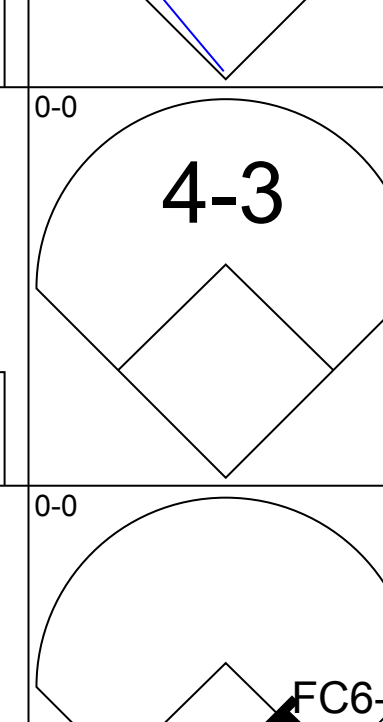

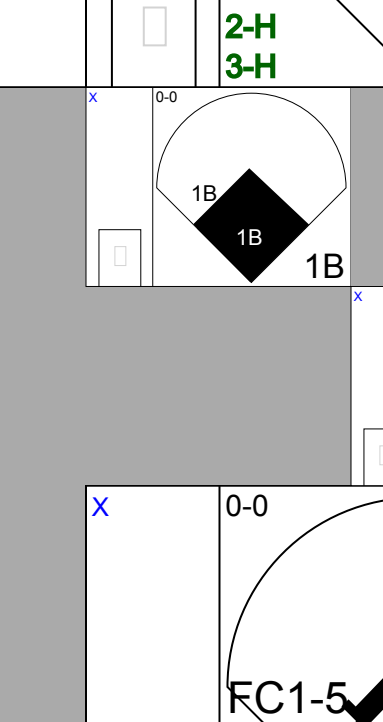
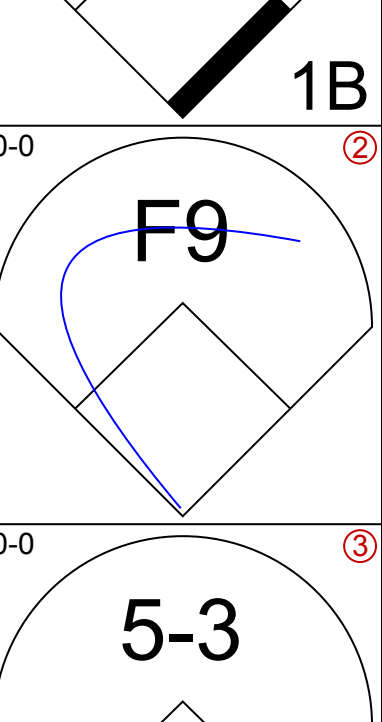
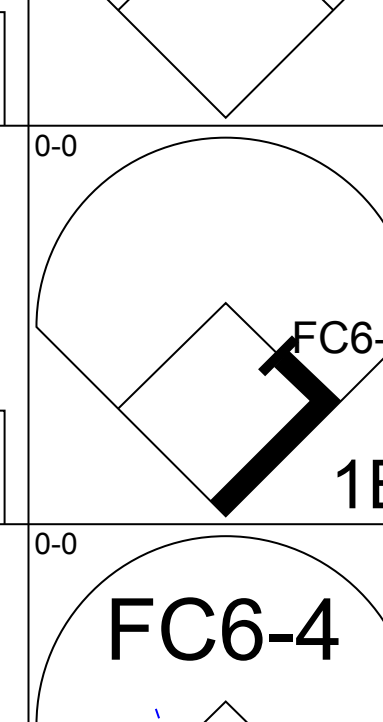

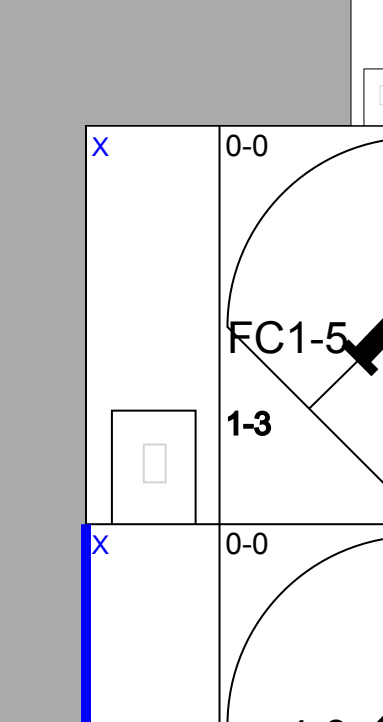
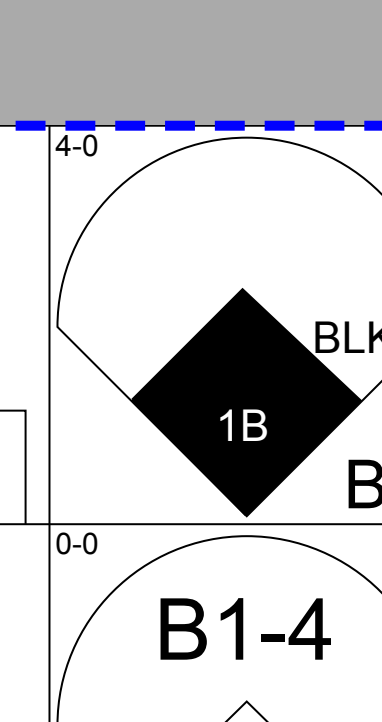



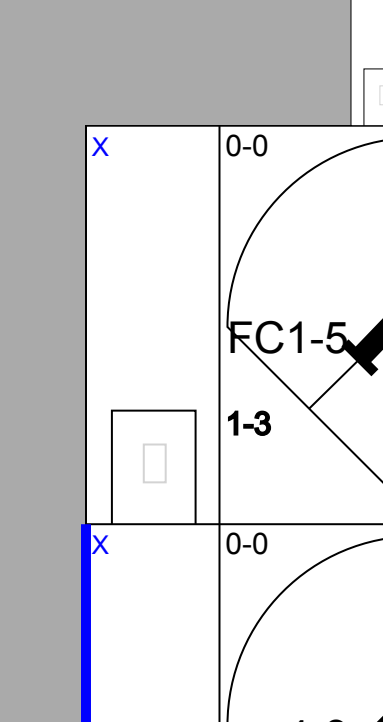
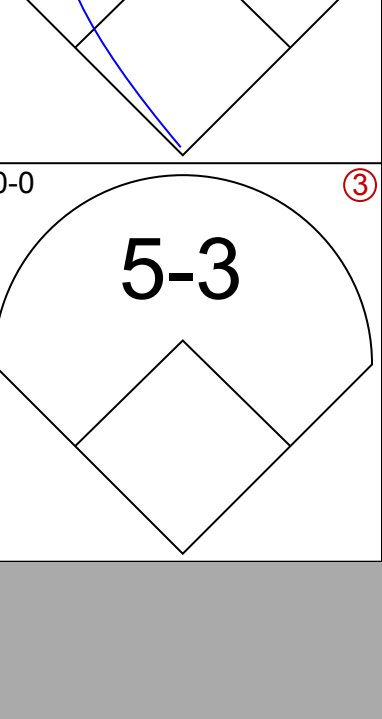
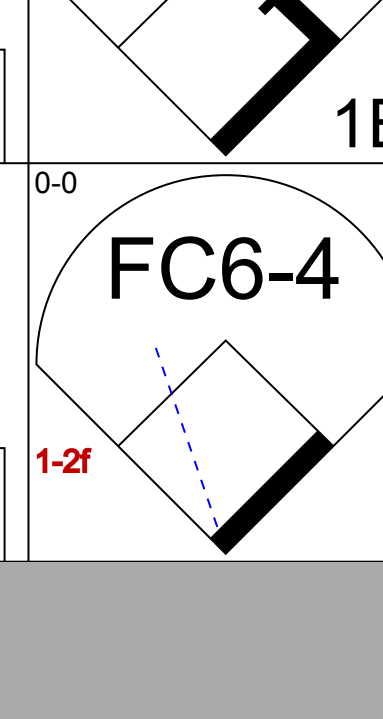

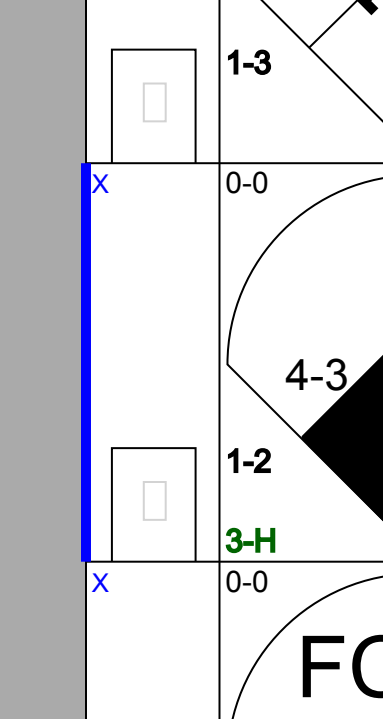
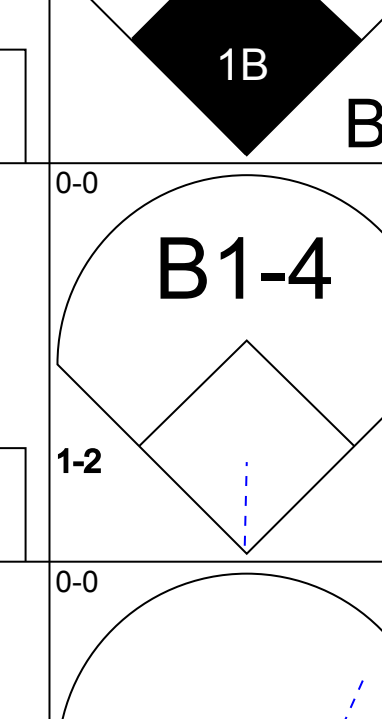



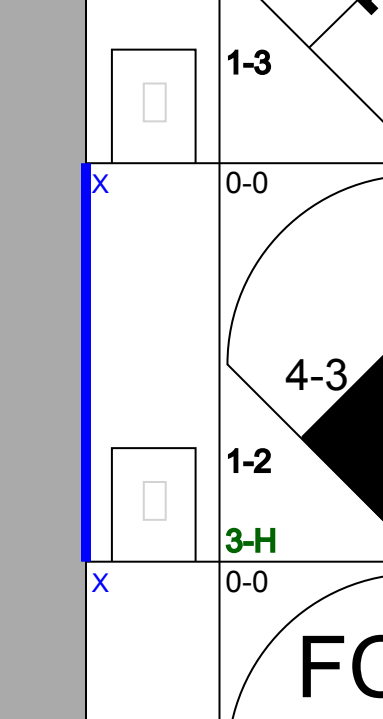



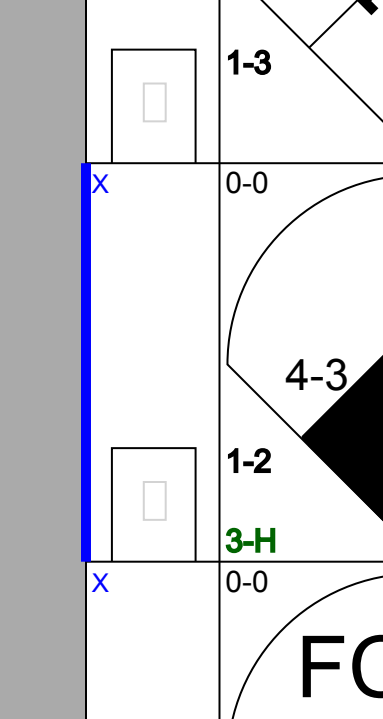
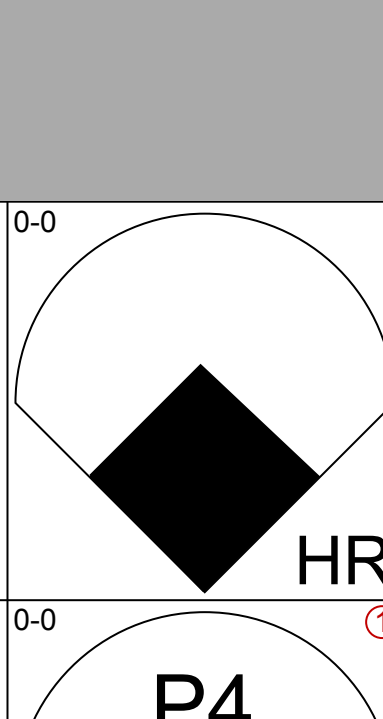
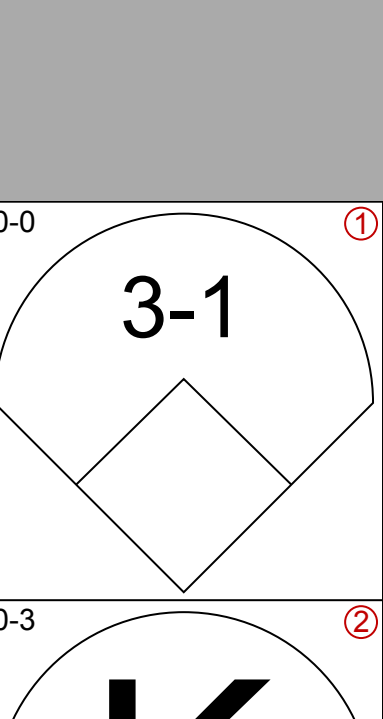

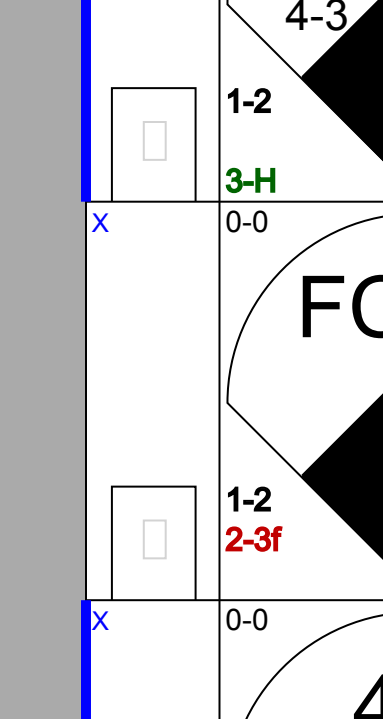
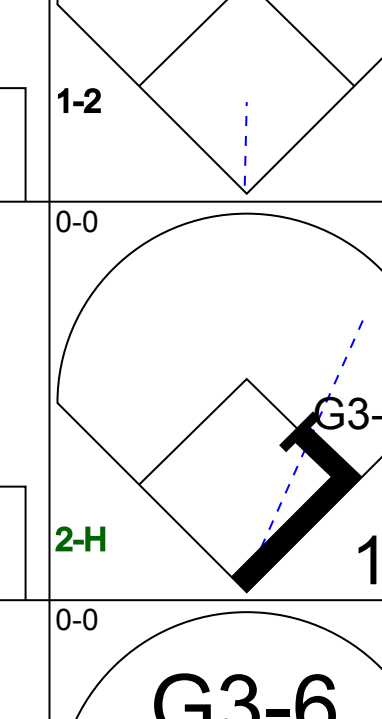
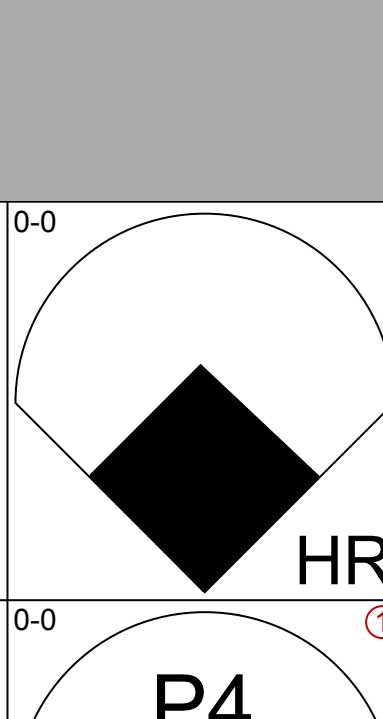


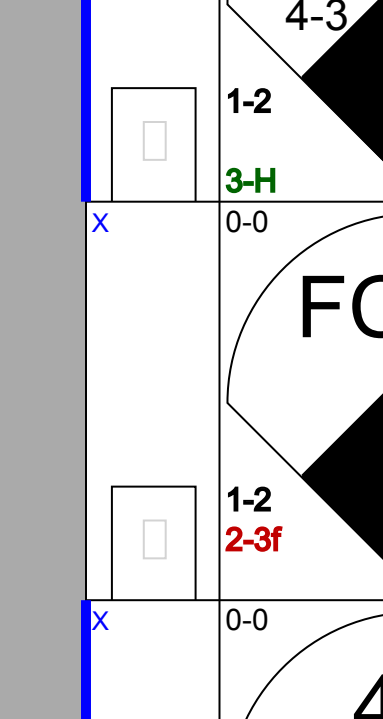
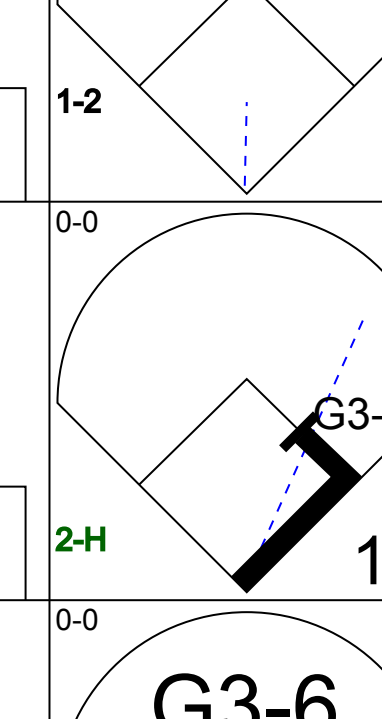
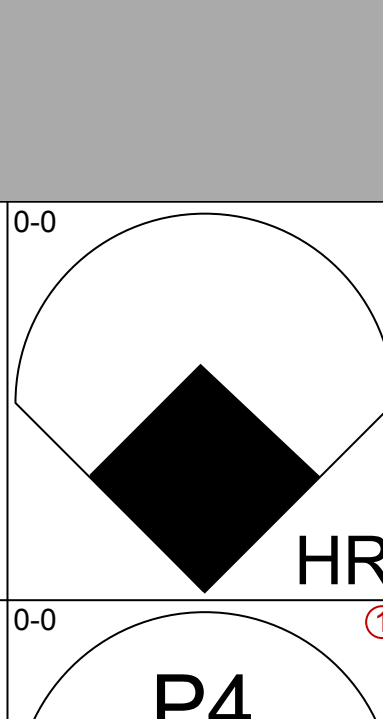


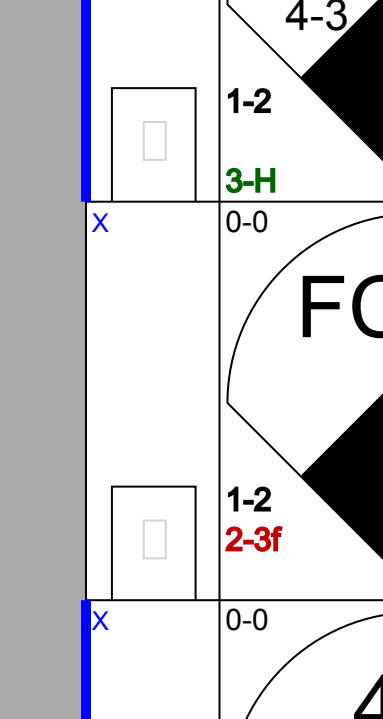


Batter	1	2	3	4	5	6	7	8	9	AB	R	H	RBI	BB	SO	LOB	TOP		
Bill Bruton, L OBP: 0.359, SLG: 0.532 (1, 8)										5	0	0	0	0	2	1			
Eddie Mathews, L OBP: 0.359, SLG: 0.619 (1, 5)										5	1	2	0	0	0	0			
Hank Aaron, R OBP: 0.483, SLG: 0.818 (1, 9)										5	0	1	1	0	1	1			
Wes Covington, L OBP: 0.376, SLG: 0.444 (1, 7)										2	1	1	0	2	1	0			
Joe Adcock, R OBP: 0.413, SLG: 0.519 (1, 3)										3	0	1	1	1	1	4			
Joe Morgan, L OBP: 0.304, SLG: 0.286 (1, 4)										4	0	0	0	0	1	6			
Del Crandall, R OBP: 0.340, SLG: 0.465 (1, 2)										4	0	0	0	0	0	2			
Johnny Logan, R OBP: 0.437, SLG: 0.526 (1, 6)										3	1	3	1	1	0	0			
Bob Buhl, R (1, 1)										3	0	0	0	0	3	3			
Don McMahon, R (7, 1)										0	0	0	0	0	0	0			
Frank Torre, L OBP: 0.327, SLG: 0.344 (8, PH)										1	0	0	0	0	0	2			
Bob Giggie, R (8, 1)										0	0	0	0	0	0	0			
Inning Stats	R: 0 E: 0 K: 1 S: 5	H: 0 LOB: 0 BB: 0 P: 5	R: 1 E: 0 K: 1 S: 8	H: 3 LOB: 2 BB: 0 P: 8	R: 1 E: 0 K: 1 S: 7	H: 2 LOB: 2 BB: 1 P: 11	R: 1 E: 0 K: 2 S: 8	H: 1 LOB: 0 BB: 0 P: 8	R: 0 E: 0 K: 1 S: 6	H: 1 LOB: 2 BB: 1 P: 12	R: 0 E: 0 K: 1 S: 5	H: 0 LOB: 0 BB: 0 P: 5	R: 0 E: 0 K: 0 S: 3	H: 0 LOB: 2 BB: 2 P: 11	R: 0 E: 0 K: 0 S: 3	H: 0 LOB: 0 BB: 0 P: 3	1B: 2 2B: 4 3B: 1 HR: 1	SF: 0 SAC: 0 DP: 0 HBP: 0	WP: 0 PA: 39 PB: 0 SB: 0 CS: 0
PITCHER	IP	WLS	BF	H	R	ER	SO	BB	IBB	HBP	BLK	WP	HR	S	P	ERA	WHIP		
Don Cardwell, R ERA: 5.75 (1, 1)	7.0	W	31	8	3	3	9	1	1	0	0	0	1	47	55	3.86	1.286		
Ray Semproch, R ERA: 5.32 (8, 1)	2.0	S	8	0	0	0	0	2	0	0	0	0	0	6	14	0.00	1.000		

Milwaukee Braves @ Philadelphia Phillies
 Connie Mack Stadium, Philadelphia, PA
 Mon May 25 1959, 7:05 PM EDT
 Att: 16,681 - Unknown

AB	35
R	3
H	8
RBI	3
BB	4
SO	9
LOB	19





Batter	1	2	3	4	5	6	7	8	9	AB	R	H	RBI	BB	SO	LOB	BOTTOM		
Richie Ashburn, L OBP: 0.367, SLG: 0.267 (1, 8)										3	1	0	0	1	0	0			
Chico Fernandez, R OBP: 0.308, SLG: 0.325 (1, 6)										3	0	1	0	0	0	0			
Gene Freese, R OBP: 0.333, SLG: 0.769 (7, PH) (8, 4)										1	1	1	2	0	0	0			
Dave Philley, S OBP: 0.316, SLG: 0.441 (1, 3)										3	0	0	0	1	0	1			
Wally Post, R OBP: 0.308, SLG: 0.507 (1, 9)										4	0	1	2	0	1	0			
Harry Anderson, L OBP: 0.319, SLG: 0.440 (1, 7)										4	1	2	0	0	0	2			
Willie Jones, R OBP: 0.396, SLG: 0.508 (1, 5)										3	0	2	0	0	0	1			
Joe Koppe, R OBP: 0.350, SLG: 0.133 (7, FR) (8, 6)										0	1	0	0	1	0	0			
Sparky Anderson, R OBP: 0.292, SLG: 0.243 (1, 4)										2	0	0	0	0	0	2			
Ed Bouchee, L OBP: 0.399, SLG: 0.474 (7, PH) (8, 1)										1	1	1	1	0	0	0			
Ray Semproch, R OBP: 0.188, SLG: 0.188 (8, 1)										1	0	0	0	0	0	1			
Carl Sawatski, L OBP: 0.396, SLG: 0.595 (1, 2)										4	2	2	2	0	0	2			
Don Cardwell, R (1, 1)										2	0	0	0	0	1	0			
Harry Hanebrink, L OBP: 0.250, SLG: 0.357 (7, PH) (8, 5)										2	0	0	0	0	0	3			
Inning Stats	R: 0 E: 0 K: 0 S: 3	H: 0 LOB: 0 BB: 0 P: 3	R: 0 E: 0 K: 0 S: 4	H: 1 LOB: 1 BB: 0 P: 4	R: 1 E: 1 K: 0 S: 5	H: 2 LOB: 1 BB: 0 P: 5	R: 0 E: 0 K: 0 S: 4	H: 1 LOB: 1 BB: 0 P: 4	R: 0 E: 0 K: 1 S: 5	H: 0 LOB: 0 BB: 0 P: 5	R: 0 E: 0 K: 1 S: 5	H: 0 LOB: 0 BB: 0 P: 5	R: 5 E: 0 K: 0 S: 8	H: 5 LOB: 2 BB: 2 P: 16	R: 0 E: 0 K: 0 S: 3	H: 1 LOB: 0 BB: 1 P: 7	1B: 8 2B: 1 3B: 0 HR: 1	SF: 0 SAC: 0 DP: 1 HBP: 0	WP: 0 PA: 36 PB: 0 SB: 0 CS: 0
PITCHER	IP	WLS	BF	H	R	ER	SO	BB	IBB	HBP	BLK	WP	HR	S	P	ERA	WHIP		
Bob Buhl, R ERA: 3.2 (1, 1)	6.2	L	30	8	6	6	2	0	0	0	0	0	0	2	2	0.00	3.000		
Don McMahon, R ERA: 2.41 (7, 1)	0.1		2	1	0	0	0	0	0	0	0	0	0	2	2	0.00	3.000		
Bob Giggie, R ERA: 1.5 (8, 1)	1.0		4	1	1	1	0	1	0	0	1	0	0	3	7	9.00	2.000		

Milwaukee Braves @ Philadelphia Phillies
 Connie Mack Stadium, Philadelphia, PA
 Mon May 25 1959, 7:05 PM EDT
 Att: 16,681 - Unknown

AB	33
R	7
H	10
RBI	7
BB	3
SO	2
LOB	12



Batter	1	2	3	4	5	6	7	8	9	10	11	12	13	AB R H RBI BB SO LOB	TOP								
Dick Schofield, S OBP: 0.394, SLG: 0.500 (1, 6)	P5					4-3			4-3					6 0 3 0 0 0 0	Pittsburgh Pirates @ Milwaukee Braves Milwaukee County Stadium, Milwaukee, WI Tue May 26 1959, 8:05 PM EDT Att. 19,194 - Unknown AB 47 R 0 H 12 RBI 0 BB 0 SO 2 LOB 15 								
Bill Virdon, L OBP: 0.290, SLG: 0.384 (1, 8)	2-3			F7		3-1			1B		FC4-6		4-3	6 0 1 0 0 0 4									
Smoky Burgess, L OBP: 0.405, SLG: 0.630 (1, 2)	F7					F7			F8		G3-6			5 0 0 0 0 0 2									
Rocky Nelson, L OBP: 0.273, SLG: 0.342 (1, 3)														5 0 2 0 0 0 0									
Bob Skinner, L OBP: 0.317, SLG: 0.395 (1, 7)														5 0 1 0 0 0 3									
Bill Mazerowski, R OBP: 0.267, SLG: 0.380 (1, 4)														5 0 1 0 0 1 1									
Don Hoak, R OBP: 0.359, SLG: 0.353 (1, 5)														5 0 2 0 0 1 1									
Roman Mejias, R OBP: 0.371, SLG: 0.288 (1, 9)														3 0 1 0 0 0 1									
Dick Stuart, R OBP: 0.369, SLG: 0.563 (10, PH)														1 0 0 0 0 0 1									
Joe Christopher, R OBP: 0.369, SLG: 0.563 (10, 9)														1 0 0 0 0 0 0									
Harvey Haddix, L OBP: 0.231, SLG: 0.208 (1, 1)														5 0 1 0 0 0 2									
Inning Stats	R: 0 E: 0 K: 0 S: 3	H: 0 LOB: 0 BB: 0 P: 3	R: 0 E: 0 K: 1 S: 5	H: 1 LOB: 0 BB: 0 P: 5	R: 0 E: 0 K: 0 S: 5	H: 3 LOB: 2 BB: 0 P: 5	R: 0 E: 0 K: 0 S: 4	H: 1 LOB: 1 BB: 0 P: 4	R: 0 E: 0 K: 0 S: 3	H: 0 LOB: 0 BB: 0 P: 3	R: 0 E: 0 K: 0 S: 5	H: 2 LOB: 2 BB: 0 P: 5	R: 0 E: 0 K: 0 S: 4	H: 1 LOB: 1 BB: 0 P: 4		R: 0 E: 0 K: 0 S: 4	H: 1 LOB: 1 BB: 0 P: 4	R: 0 E: 0 K: 0 S: 4	H: 1 LOB: 1 BB: 0 P: 4	1B: 12 2B: 0 3B: 0 HR: 0	SF: 0 SAC: 0 DP: 3 HBP: 0	W/P: 0 P/B: 0 S/B: 0 C/S: 0	PA: 47
PITCHER Lew Burdette, R ERA: 3.32 (1, 1)	IP 13.0 WLS 47 BF 12 H 0 R 0 ER 0 SO 2 BB 0 IBB 0 HBP 0 BLK 0 WP 0 HR 0 S 51 P 51 ERA 0.00 WHIP 0.923	PITCHER														IP WLS BF H R ER SO BB IBB HBP BLK WP HR S P ERA WHIP							

Batter	1	2	3	4	5	6	7	8	9	10	11	12	13	AB R H RBI BB SO LOB	BOTTOM												
Johnny O'Brien, R OBP: 0.294, SLG: 0.288 (1, 4)	6-3													3 0 0 0 0 1 0	Pittsburgh Pirates @ Milwaukee Braves Milwaukee County Stadium, Milwaukee, WI Tue May 26 1959, 8:05 PM EDT Att. 19,194 - Unknown AB 38 R 1 H 1 RBI 1 BB 1 SO 8 LOB 0 												
Del Rice, R OBP: 0.200, SLG: 0.429 (10, PH)														1 0 0 0 0 0 0													
Felix Mantilla, R OBP: 0.275, SLG: 0.121 (11, 4)														1 1 0 0 0 0 0													
Eddie Mathews, L OBP: 0.351, SLG: 0.605 (1, 5)	L3													4 0 0 0 0 1 0													
Hank Aaron, R OBP: 0.475, SLG: 0.798 (1, 9)	F8													4 0 0 0 1 0 0													
Joe Adcock, R OBP: 0.397, SLG: 0.508 (1, 3)														5 0 1 1 0 2 0													
Wes Covington, L OBP: 0.368, SLG: 0.431 (1, 7)														4 0 0 0 0 0 0													
Del Crandall, R OBP: 0.331, SLG: 0.452 (1, 2)														4 0 0 0 0 0 0													
Andy Pafko, R OBP: 0.257, SLG: 0.265 (1, 8)														4 0 0 0 0 1 0													
Johnny Logan, R OBP: 0.426, SLG: 0.511 (1, 6)														4 0 0 0 0 0 0													
Lew Burdette, R OBP: 0.162, SLG: 0.171 (1, 1)														4 0 0 0 0 3 0													
Inning Stats	R: 0 E: 0 K: 0 S: 8	H: 0 LOB: 0 BB: 0 P: 12	R: 0 E: 0 K: 1 S: 6	H: 0 LOB: 0 BB: 0 P: 10	R: 0 E: 0 K: 1 S: 6	H: 0 LOB: 0 BB: 0 P: 7	R: 0 E: 0 K: 1 S: 8	H: 0 LOB: 0 BB: 0 P: 12	R: 0 E: 0 K: 0 S: 4	H: 0 LOB: 0 BB: 0 P: 4	R: 0 E: 0 K: 1 S: 7	H: 0 LOB: 0 BB: 0 P: 8	R: 0 E: 0 K: 2 S: 7	H: 0 LOB: 0 BB: 0 P: 9		R: 0 E: 0 K: 0 S: 5	H: 0 LOB: 0 BB: 0 P: 6	R: 0 E: 0 K: 0 S: 6	H: 0 LOB: 0 BB: 0 P: 6	R: 0 E: 0 K: 0 S: 6	H: 0 LOB: 0 BB: 0 P: 10	R: 1 E: 1 K: 0 S: 5	H: 1 LOB: 2 BB: 1 P: 11	1B: 0 2B: 1 3B: 0 HR: 0	SF: 0 SAC: 1 DP: 0 HBP: 0	W/P: 0 P/B: 0 S/B: 0 C/S: 0	PA: 40
PITCHER Harvey Haddix, L ERA: 2.16 (1, 1)	IP 12.2 WLS 40 BF 1 H 1 R 1 ER 0 SO 8 BB 0 IBB 1 HBP 0 BLK 0 WP 0 HR 0 S 79 P 110 ERA 0.00 WHIP 0.079	PITCHER														IP WLS BF H R ER SO BB IBB HBP BLK WP HR S P ERA WHIP											

Batter	1	2	3	4	5	6	7	8	9	AB	R	H	RBI	BB	SO	LOB	TOP		
Dick Schofield, S (1,6) OBP: 0.368, SLG: 0.457	P3		1B		6-3			4-3	K	5	0	1	0	0	1	1	Pittsburgh Pirates @ Milwaukee Braves Milwaukee County Stadium, Milwaukee, WI Wed May 27 1959, 8:05 PM EDT Att: 17,721 - Unknown		
Bill Virdon, L (1,8) OBP: 0.292, SLG: 0.374	K		K		F5			5-3		4	0	0	0	0	2	1			
Smoky Burgess, L (1,2) OBP: 0.407, SLG: 0.642	3B		1B		L3			F7		4	0	2	0	0	0	0			
Dick Stuart, R (1,3) OBP: 0.356, SLG: 0.540	K		K		F9			K		4	0	0	0	0	3	3			
Bob Skinner, L (1,7) OBP: 0.308, SLG: 0.383		P6	P6		6-3			K		4	0	0	0	0	1	2			
Bill Mazerowski, R (1,4) OBP: 0.278, SLG: 0.388		2B			6-3		SH5-3	2B	E	4	1	3	0	0	0	0			
Don Hoak, R (1,5) OBP: 0.364, SLG: 0.371		1B			6-3		SH5-3	E	2B	3	1	2	0	0	0	0			
Roman Mejias, R (1,9) OBP: 0.309, SLG: 0.277					1-3		6-3	E6	2B	3	1	0	0	1	0	2			
Vern Law, R (1,1) OBP: 0.259, SLG: 0.385					F9		1-3	2B	2B	2	0	0	0	0	0	3			
Dick Groat, R (7, PH) OBP: 0.299, SLG: 0.328	G6-4-3							1-3		1	0	0	0	0	0	1			
Don Gross, L (7, PH)										0	0	0	0	0	0	0			
Ted Kluszewski, L (9, PH)										1	0	1	2	0	0	0			
Joe Christopher, R (9, PR)										0	0	0	0	0	0	0			
Inning Stats	R: 0 E: 0 K: 2 S: 8	H: 1 LOB: 1 BB: 0 P: 8	R: 0 E: 0 K: 0 S: 4	H: 2 LOB: 2 BB: 1 P: 8	R: 0 E: 0 K: 2 S: 9	H: 2 LOB: 0 BB: 0 P: 9	R: 0 E: 0 K: 0 S: 3	H: 0 LOB: 0 BB: 0 P: 3	R: 0 E: 0 K: 0 S: 3	H: 0 LOB: 0 BB: 0 P: 3	R: 0 E: 0 K: 0 S: 4	H: 1 LOB: 1 BB: 0 P: 4	R: 0 E: 0 K: 0 S: 3	H: 0 LOB: 0 BB: 0 P: 3	R: 3 E: 1 K: 3 S: 13	H: 3 LOB: 1 BB: 0 P: 13	1B: 5 2B: 3 3B: 1 HR: 0	SF: 0 SAC: 1 DP: 1 HBP: 0	WP: 1 PA: 37
PITCHER	IP WLS BF H R ER SO BB IBB HBP BLK WP HR S P ERA WHIP																		
Warren Spahn, L (1,1) ERA: 2.87	8.2 W 36 9 3 0 6 0 1 0 0 0 1 0 0 47 51 0.00 1.038																		
Don McMahon, R (9,1) ERA: 2.37	0.1 S 1 0 0 0 1 0 0 0 0 0 0 0 0 3 3 0.00 0.000																		

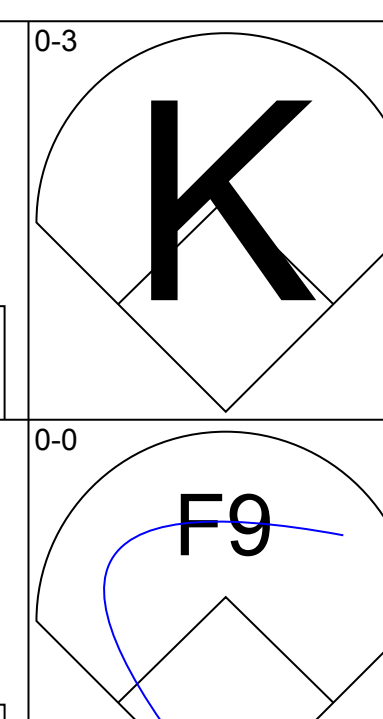
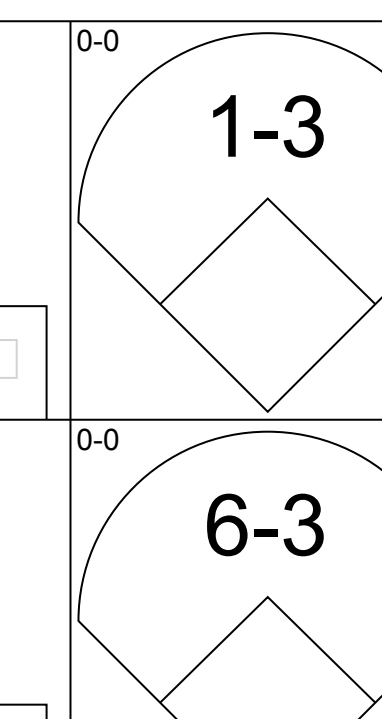
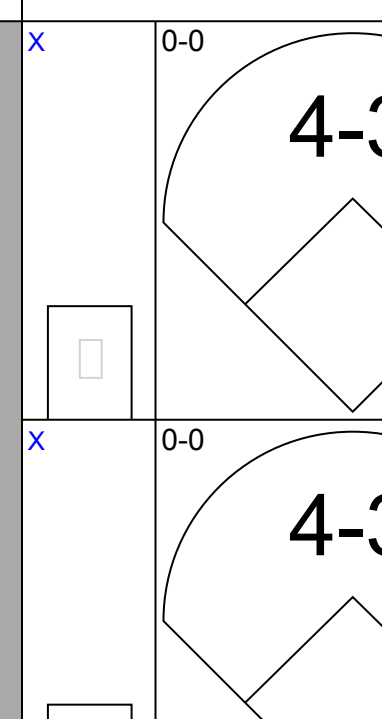
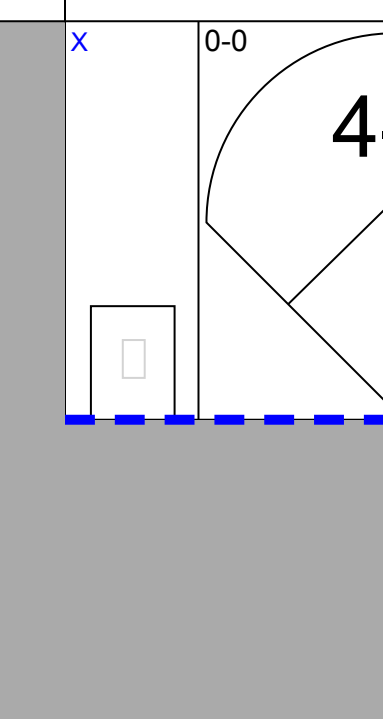
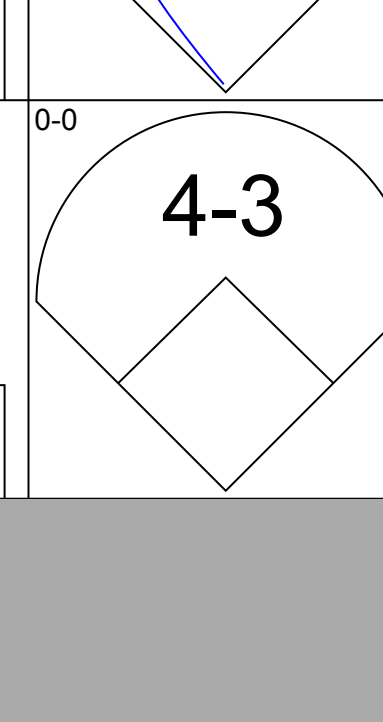



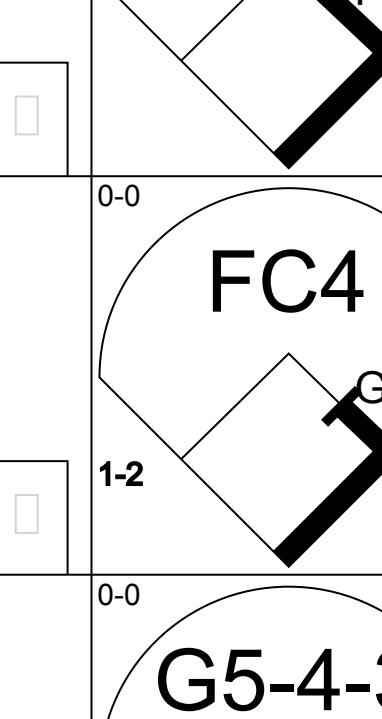
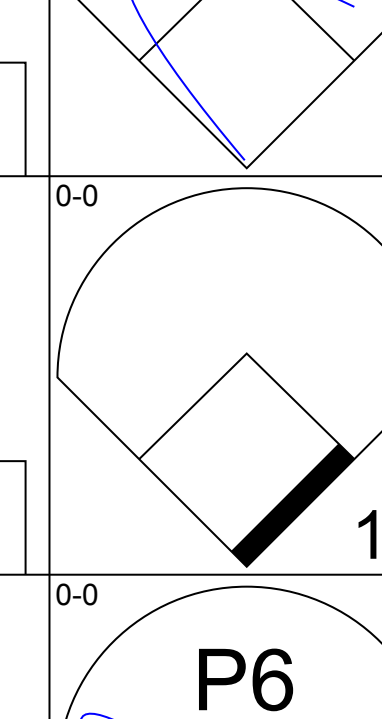
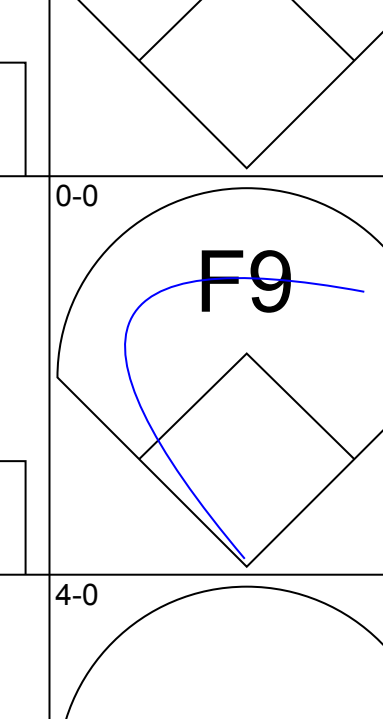
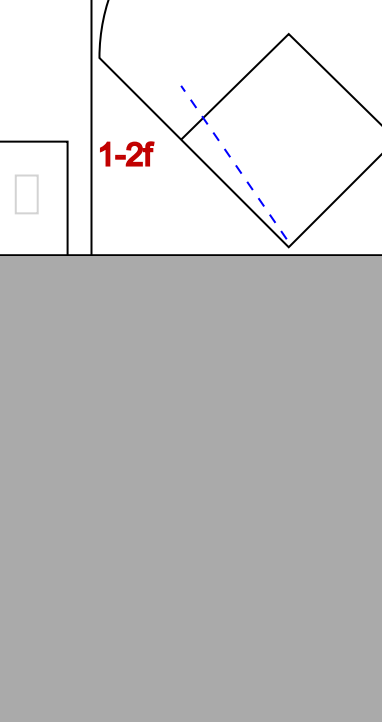
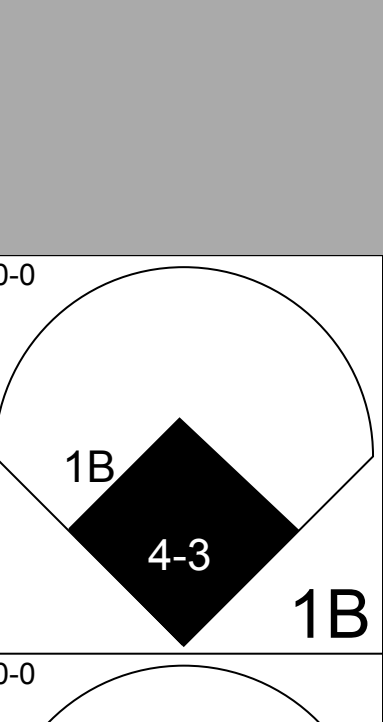
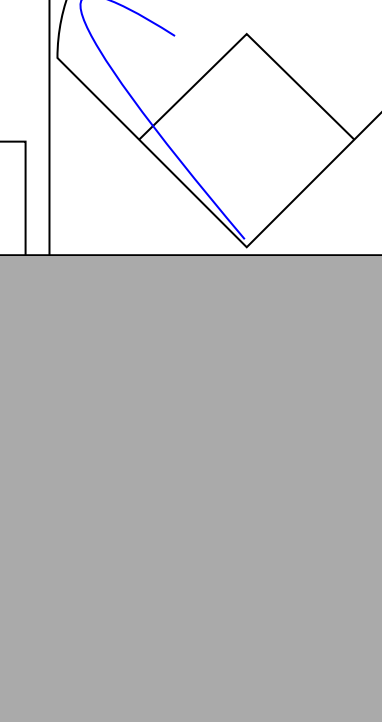


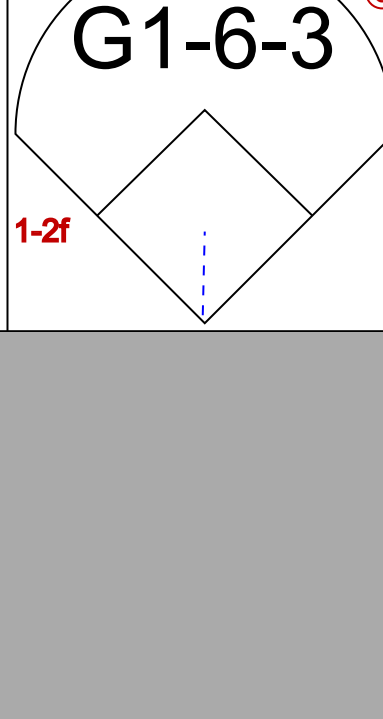


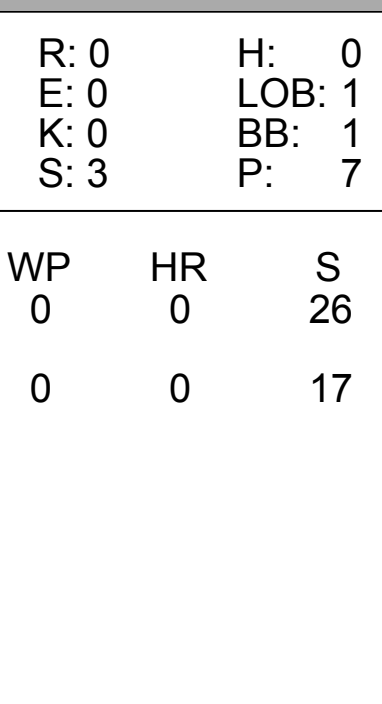
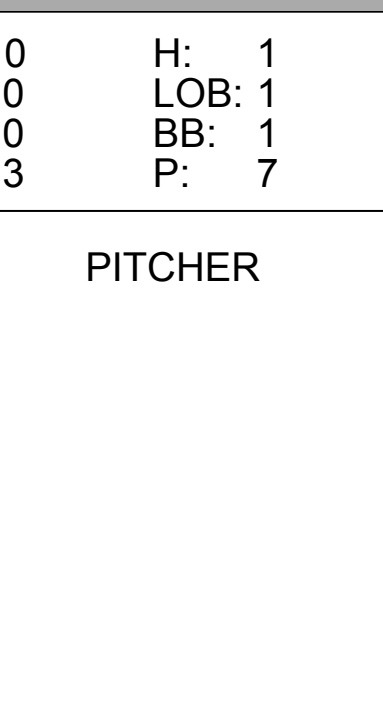
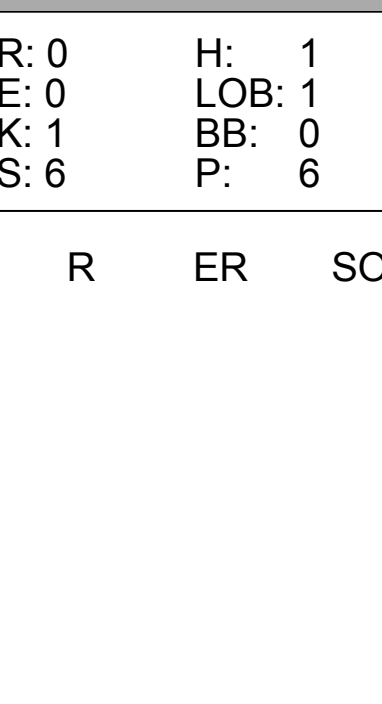


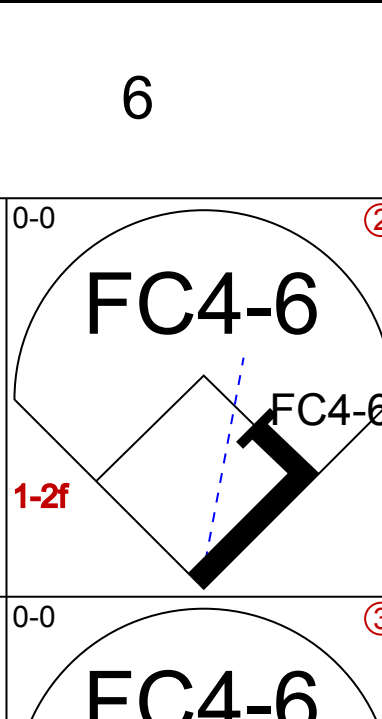
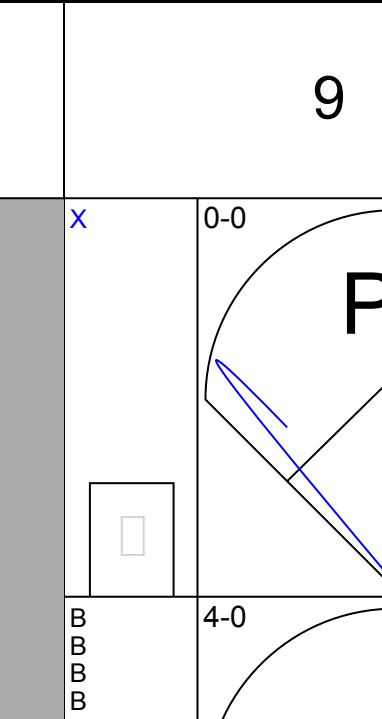


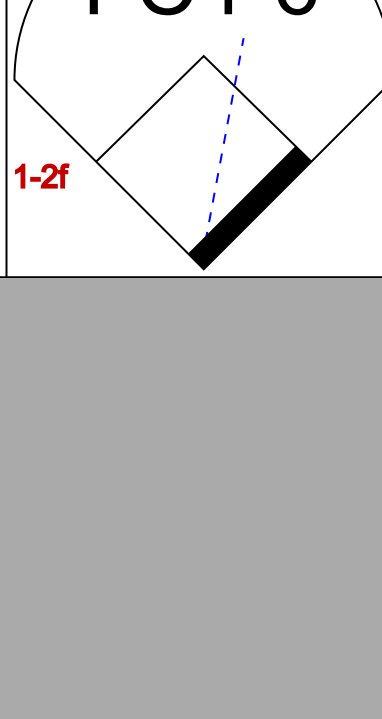
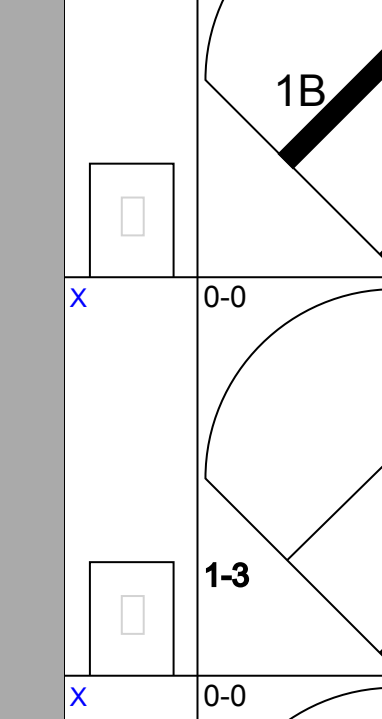

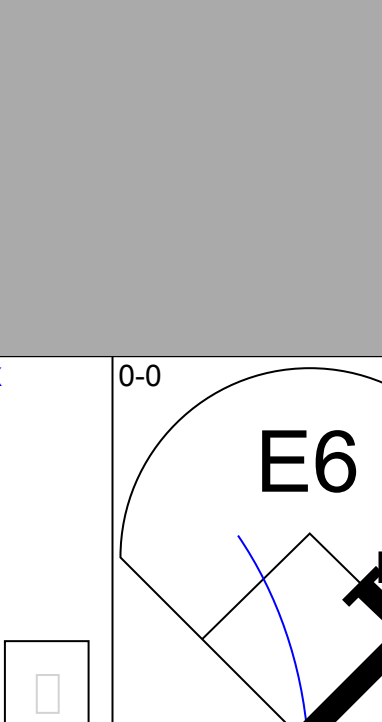
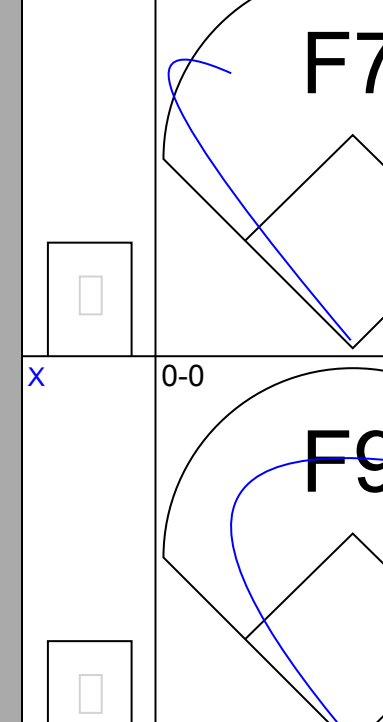
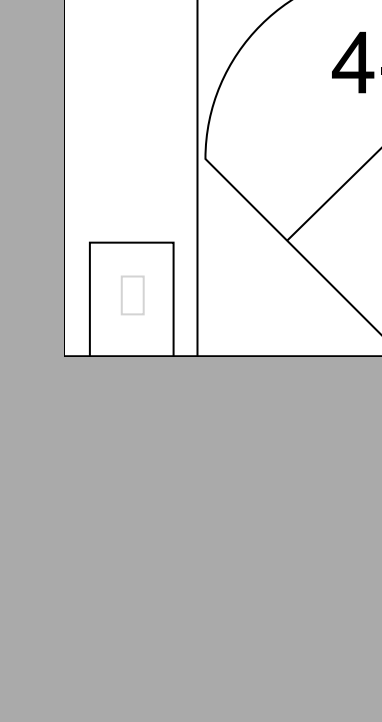
AB	35
R	3
H	9
RBI	2
BB	1
SO	7
LOB	13



Batter	1	2	3	4	5	6	7	8	9	AB	R	H	RBI	BB	SO	LOB	BOTTOM		
Bill Bruton, L (1,8) OBP: 0.348, SLG: 0.516	F9		F7		G3-6-3		F6			4	0	0	0	0	0	1	Pittsburgh Pirates @ Milwaukee Braves Milwaukee County Stadium, Milwaukee, WI Wed May 27 1959, 8:05 PM EDT Att: 17,721 - Unknown		
Eddie Mathews, L (1,5) OBP: 0.345, SLG: 0.614	P6		F2		HR		4-3			4	1	1	1	0	0	0			
Hank Aaron, R (1,9) OBP: 0.464, SLG: 0.778	5-3		P5		5-3			F9		4	0	0	0	0	0	0			
Wes Covington, L (1,7) OBP: 0.376, SLG: 0.454		1B			5-3		E	F8		4	3	3	0	0	0	0			
Joe Adcock, R (1,3) OBP: 0.389, SLG: 0.492		G4-3			K		4-3	L7		4	0	1	1	0	1	2			
Del Crandall, R (1,2) OBP: 0.325, SLG: 0.443		2H			5-3		5-3			3	0	0	0	0	0	3			
Johnny Logan, R (1,6) OBP: 0.436, SLG: 0.521		G4-3			1-2		5-3	E6		3	0	3	2	0	0	0			
Johnny O'Brien, R (1,4) OBP: 0.267, SLG: 0.279		E6			2H		1B	E6		2	0	0	0	1	1	2			
Warren Spahn, L (1,1) OBP: 0.281, SLG: 0.250		BB			K		F9			3	0	1	0	0	0	2			
Don McMahon, R (9,1) ERA: 2.37		4-3			G3-6-3		1B	1-3		0	0	0	0	0	0	0			
Inning Stats	R: 0 E: 0 K: 0 S: 3	H: 0 LOB: 0 BB: 0 P: 3	R: 1 E: 1 K: 0 S: 5	H: 3 LOB: 2 BB: 1 P: 9	R: 0 E: 0 K: 2 S: 9	H: 0 LOB: 0 BB: 0 P: 3	R: 1 E: 0 K: 2 S: 9	H: 2 LOB: 1 BB: 0 P: 9	R: 1 E: 0 K: 0 S: 4	H: 2 LOB: 1 BB: 0 P: 4	R: 1 E: 1 K: 0 S: 5	H: 2 LOB: 1 BB: 0 P: 5	R: 0 E: 0 K: 0 S: 3	H: 0 LOB: 0 BB: 0 P: 3	R: 0 E: 0 K: 0 S: 3	H: 0 LOB: 0 BB: 0 P: 3	1B: 6 2B: 2 3B: 0 HR: 1	SF: 0 SAC: 0 DP: 2 HBP: 0	WP: 0 PA: 32
PITCHER	IP WLS BF H R ER SO BB IBB HBP BLK WP HR S P ERA WHIP																		
Vern Law, R (1,1) ERA: 4.21	6.0 L 26 9 4 4 2 1 0 0 0 0 0 0 0 29 33 6.00 1.667																		
Don Gross, L (7,1) ERA: 7.5	2.0 6 0 0 0 0 0 0 0 0 0 0 0 6 6 0.00 0.000																		

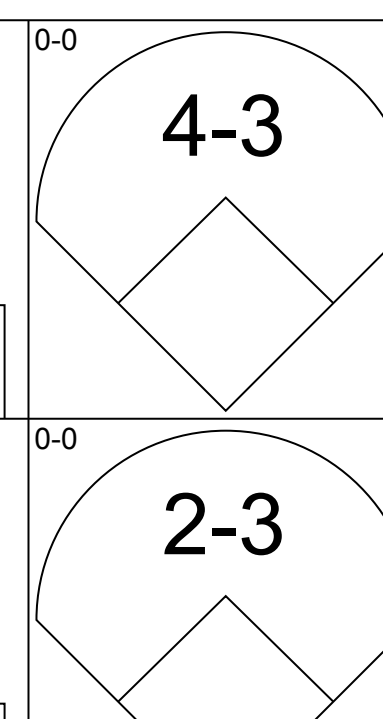
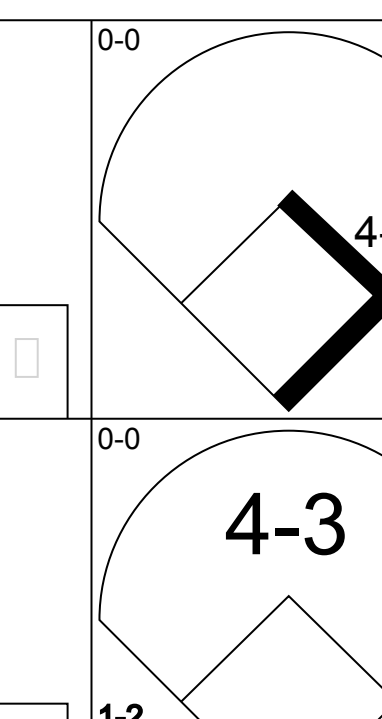
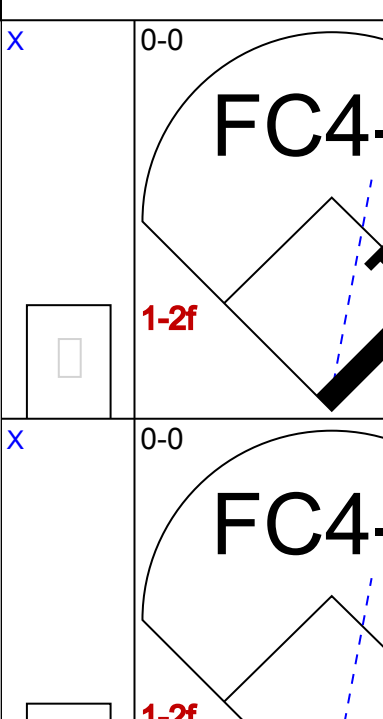
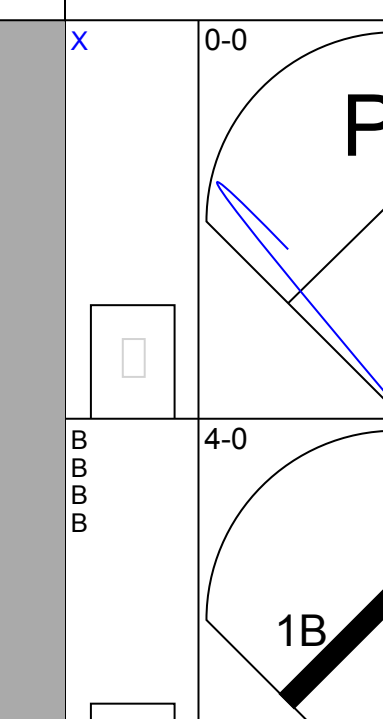
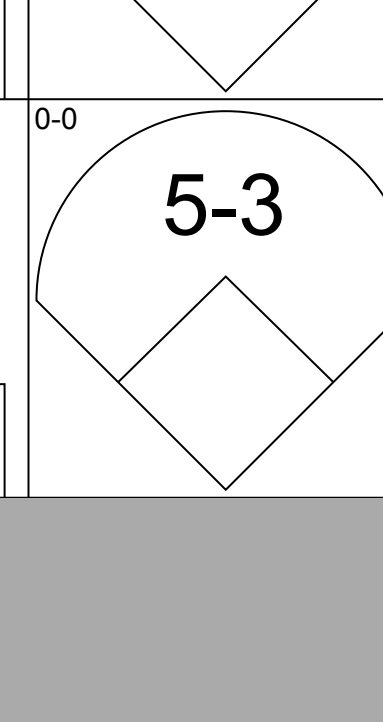
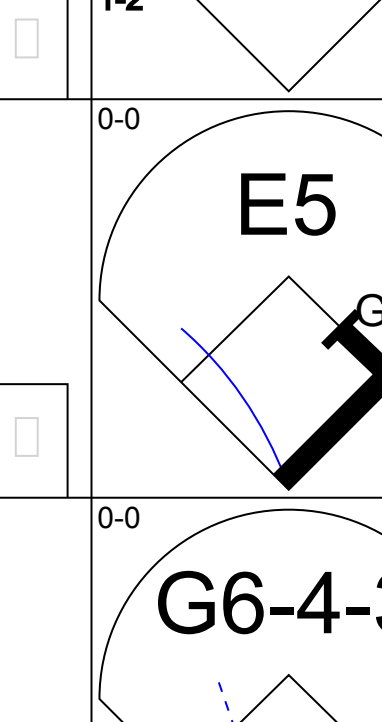

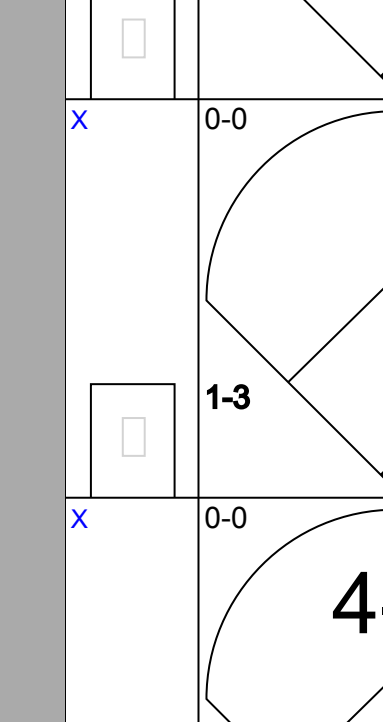


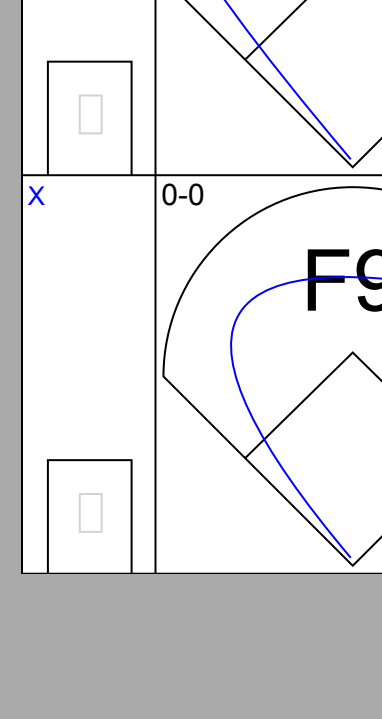

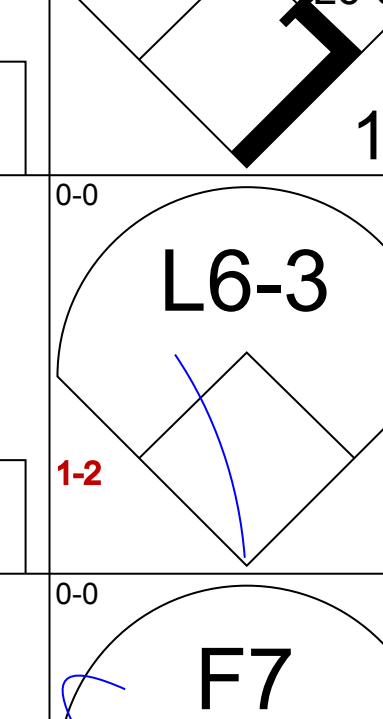


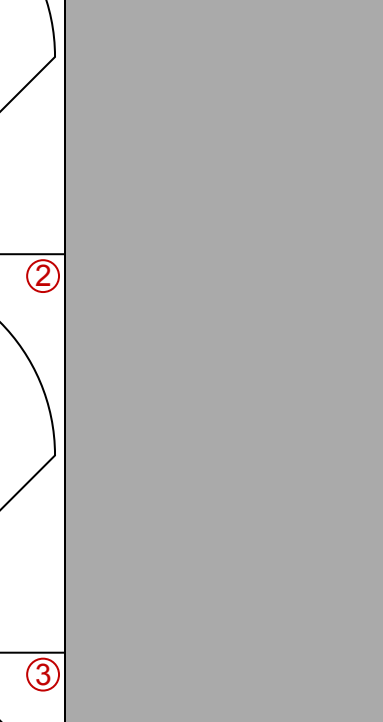
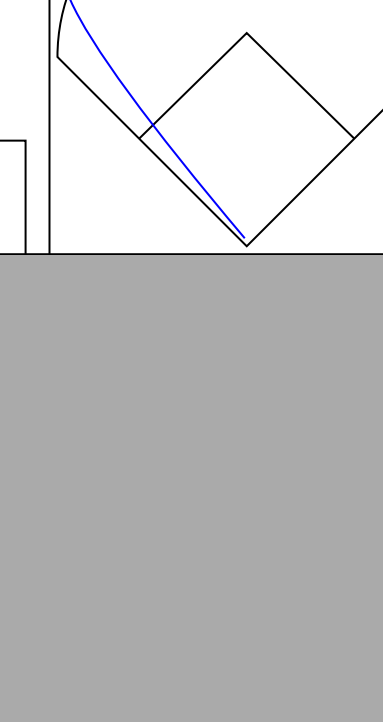
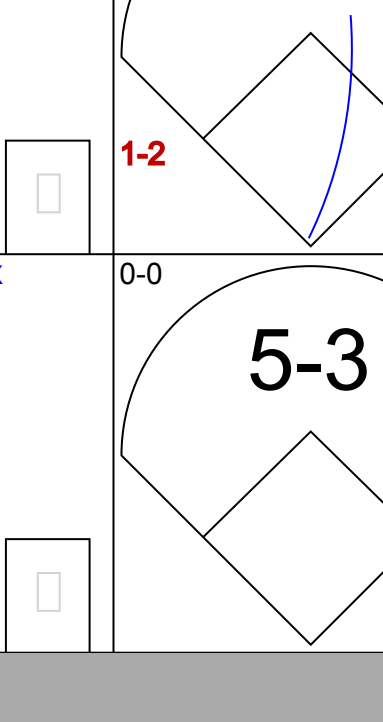



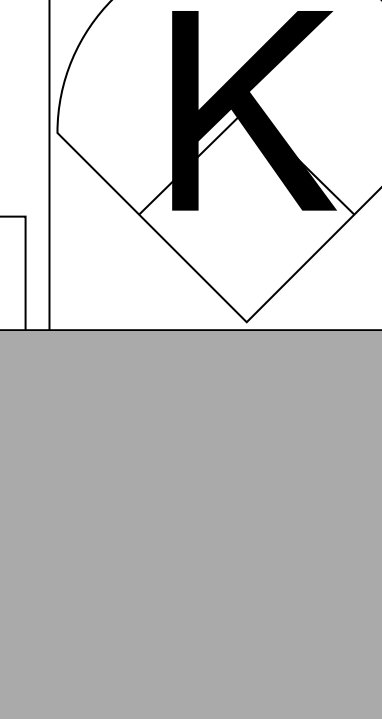
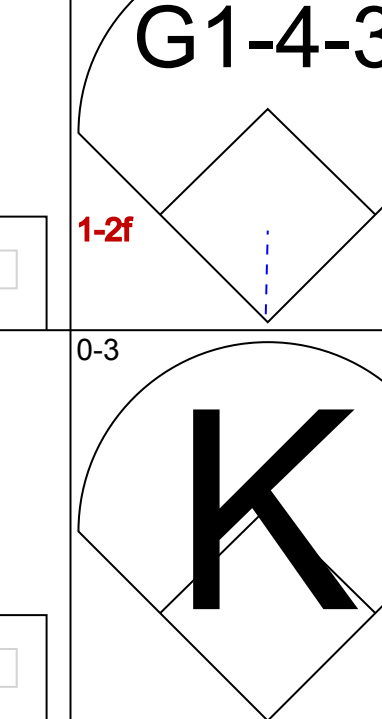
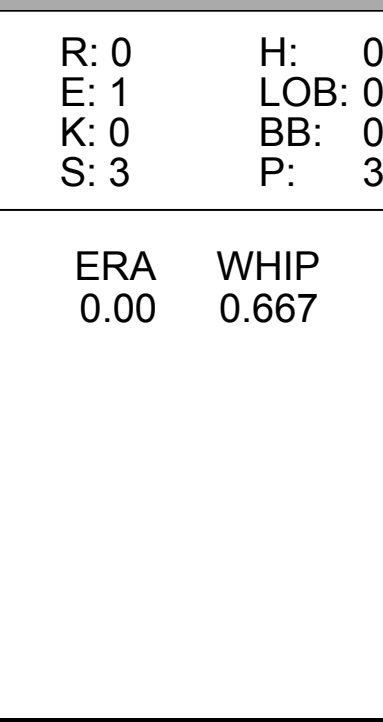
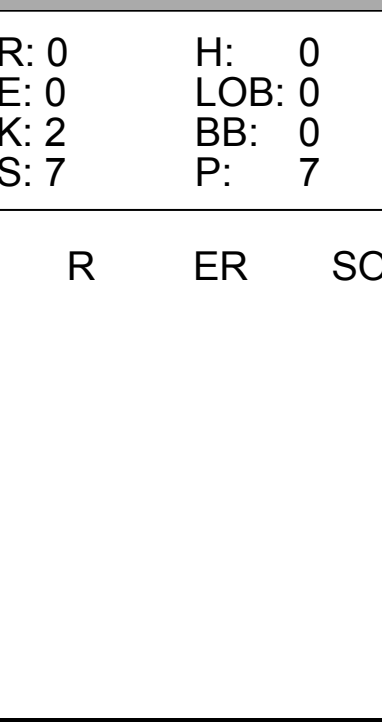
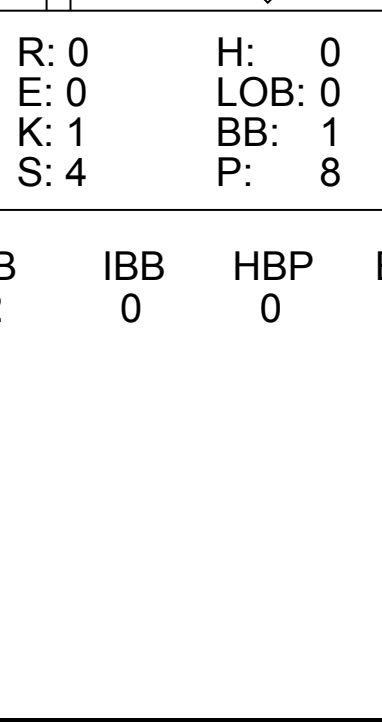
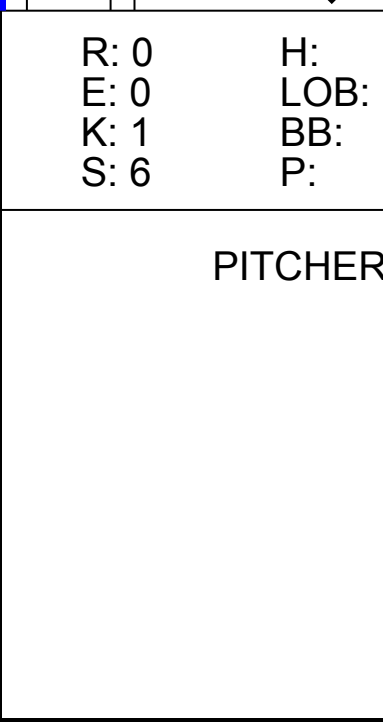
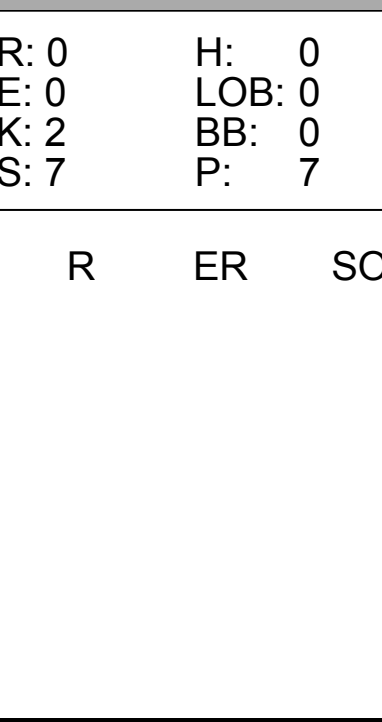
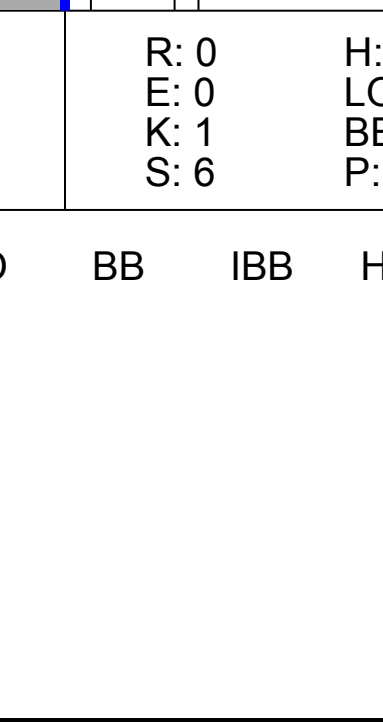
AB	31
R	4
H	9
RBI	4
BB	1
SO	2
LOB	10



Batter	1	2	3	4	5	6	7	8	9	AB	R	H	RBI	BB	SO	LOB	TOP					
Joe Christopher, R (1, 9)										4	1	0	0	1	1	2	Pittsburgh Pirates @ Milwaukee Braves Milwaukee County Stadium, Milwaukee, WI Thu May 28 1959, 4:33 AM EDT Att: 12,635 - Unknown					
Bill Virdon, L (1, 8) OBP: 0.285, SLG: 0.365									4	0	0	1	0	0	3							
Danny Kravitz, L (1, 2) OBP: 0.533, SLG: 0.643									4	0	1	2	0	1	0							
Rocky Nelson, L (1, 3) OBP: 0.271, SLG: 0.317									3	0	0	0	1	0	1							
Bob Skinner, L (1, 7) OBP: 0.313, SLG: 0.387									4	0	2	0	0	0	1							
Bill Mazerowski, R (1, 4) OBP: 0.278, SLG: 0.382									3	0	0	0	1	0	4							
Don Hoak, R (1, 5) OBP: 0.372, SLG: 0.377									3	1	2	0	1	0	1							
Dick Groat, R (1, 6) OBP: 0.304, SLG: 0.333									4	1	2	0	0	0	3							
Bob Friend, R (1, 1) OBP: 0.318, SLG: 0.286									3	0	0	0	0	3	3							
Inning Stats	R: 0 E: 0 K: 1 S: 5	H: 0 LOB: 0 BB: 0 P: 5	R: 0 E: 0 K: 0 S: 3	H: 0 LOB: 1 BB: 1 P: 7	R: 0 E: 0 K: 0 S: 4	H: 1 LOB: 1 BB: 0 P: 4	R: 0 E: 0 K: 0 S: 3	H: 0 LOB: 1 BB: 1 P: 7	R: 3 E: 0 K: 1 S: 8	H: 3 LOB: 1 BB: 1 P: 12	R: 0 E: 0 K: 0 S: 3	H: 1 LOB: 0 BB: 0 P: 7	R: 0 E: 0 K: 1 S: 5	H: 0 LOB: 0 BB: 0 P: 5	R: 0 E: 0 K: 1 S: 6	H: 1 LOB: 1 BB: 0 P: 6	R: 0 E: 0 K: 1 S: 6	H: 1 LOB: 1 BB: 0 P: 6	1B: 7 2B: 0 3B: 0 HR: 0	SF: 0 SAC: 1 DP: 2 HBP: 0	WP: 0 PB: 0 SB: 1 CS: 0	PA: 37
PITCHER	IP WLS BF H R ER SO BB IBB HBP BLK WP HR S P ERA WHIP																					
Joey Jay, R (1, 1) ERA: 6.1	6.0 L 26 5 3 3 2 4 0 0 0 0 0 0 26 42 4.50 1.500																					
Bob Rush, R (7, 1) ERA: 1.95	3.0 11 2 0 0 3 0 0 0 0 0 0 0 17 17 0.00 0.667																					

AB	32
R	3
H	7
RBI	3
BB	4
SO	5
LOB	18



Batter	1	2	3	4	5	6	7	8	9	AB	R	H	RBI	BB	SO	LOB	BOTTOM			
Bill Bruton, L (1, 8) OBP: 0.345, SLG: 0.508										4	0	1	0	0	0	1	Pittsburgh Pirates @ Milwaukee Braves Milwaukee County Stadium, Milwaukee, WI Thu May 28 1959, 4:33 AM EDT Att: 12,635 - Unknown			
Eddie Mathews, L (1, 5) OBP: 0.347, SLG: 0.603									3	0	0	0	1	0	2					
Hank Aaron, R (1, 9) OBP: 0.460, SLG: 0.766									4	0	1	0	0	0	1					
Wes Covington, L (1, 7) OBP: 0.373, SLG: 0.448									4	0	1	0	0	0	4					
Joe Adcock, R (1, 3) OBP: 0.373, SLG: 0.470									3	0	0	0	0	0	1					
Del Crandall, R (1, 2) OBP: 0.319, SLG: 0.434									3	0	0	0	0	1	1					
Johnny Logan, R (1, 6) OBP: 0.435, SLG: 0.514									2	0	0	0	1	0	0					
Johnny O'Brien, R (1, 4) OBP: 0.263, SLG: 0.275									1	0	0	0	0	0	1					
Joe Morgan, L (6, PH) OBP: 0.260, SLG: 0.261									2	0	0	0	0	2	0					
Joey Jay, S (1, 1) OBP: 0.300, SLG: 0.125									1	0	0	0	0	1	0					
Mickey Vernon, L (6, PH) OBP: 0.333, SLG: 0.441									1	0	1	0	0	0	0					
Bob Rush, R (7, 1) OBP: 0.250, SLG: 0.250									0	0	0	0	0	0	0					
Frank Torre, L (8, PH) OBP: 0.325, SLG: 0.340									1	0	0	0	0	1	0					
Inning Stats	R: 0 E: 0 K: 0 S: 3	H: 0 LOB: 0 BB: 0 P: 3	R: 0 E: 0 K: 0 S: 3	H: 1 LOB: 0 BB: 0 P: 3	R: 0 E: 0 K: 1 S: 4	H: 0 LOB: 0 BB: 1 P: 8	R: 0 E: 1 K: 0 S: 4	H: 1 LOB: 1 BB: 0 P: 4	R: 0 E: 0 K: 0 S: 3	H: 0 LOB: 0 BB: 0 P: 3	R: 0 E: 0 K: 1 S: 6	H: 1 LOB: 1 BB: 0 P: 6	R: 0 E: 0 K: 2 S: 7	H: 0 LOB: 0 BB: 0 P: 7	R: 0 E: 0 K: 1 S: 6	H: 1 LOB: 2 BB: 1 P: 10	1B: 4 2B: 2 3B: 0 HR: 0	SF: 0 SAC: 0 DP: 4 HBP: 0	WP: 0 PB: 0 SB: 0 CS: 0	PA: 31
PITCHER	IP WLS BF H R ER SO BB IBB HBP BLK WP HR S P ERA WHIP																			
Bob Friend, R (1, 1) ERA: 6.47	9.0 W 31 4 0 0 5 2 0 0 0 0 0 0 39 47 0.00 0.667																			

AB	29
R	0
H	4
RBI	0
BB	2
SO	5
LOB	11



Batter	1	2	3	4	5	6	7	8	9	AB	R	H	RBI	BB	SO	LOB	TOP																					
Richie Ashburn, L (1, 8) OBP: 0.362, SLG: 0.268										4	1	2	0	1	1	0	Philadelphia Phillies @ Milwaukee Braves Milwaukee County Stadium, Milwaukee, WI Fri May 29 1959, 8:05 PM EDT Att: 20,334 - Unknown																					
Chico Fernandez, R (1, 6) OBP: 0.278, SLG: 0.293										5	3	1	0	0	0	4																						
Ed Bouchee, L (1, 3) OBP: 0.403, SLG: 0.493										5	1	2	3	0	0	2																						
Wally Post, R (1, 9) OBP: 0.319, SLG: 0.493										3	0	1	2	0	2	1																						
Harry Anderson, L (1, 7) OBP: 0.335, SLG: 0.490										4	0	1	0	0	0	1																						
Willie Jones, R (1, 5) OBP: 0.394, SLG: 0.511										4	0	0	0	0	1	2																						
Sparky Anderson, R (1, 4) OBP: 0.276, SLG: 0.231										4	0	1	0	0	1	2																						
Carl Sawatski, L (1, 2) OBP: 0.383, SLG: 0.519										3	0	0	0	1	2	1																						
Gene Conley, R (1, 1) OBP: 0.200, SLG: 0.250										4	0	1	0	0	0	3																						
Inning Stats	R: 2 E: 1 K: 0 S: 4	H: 1 LOB: 0 BB: 1 P: 8	R: 0 E: 0 K: 0 S: 4	H: 1 LOB: 1 BB: 0 P: 4	R: 2 E: 0 K: 1 S: 8	H: 3 LOB: 2 BB: 0 P: 9	R: 0 E: 0 K: 1 S: 6	H: 2 LOB: 1 BB: 0 P: 6	R: 0 E: 0 K: 1 S: 5	H: 0 LOB: 0 BB: 0 P: 5	R: 0 E: 0 K: 2 S: 7	H: 0 LOB: 0 BB: 0 P: 7	R: 1 E: 0 K: 0 S: 9	H: 2 LOB: 1 BB: 0 P: 9	R: 0 E: 1 K: 0 S: 4	H: 0 LOB: 2 BB: 1 P: 8	R: 0 E: 0 K: 0 S: 3	H: 0 LOB: 0 BB: 0 P: 3	1B: 5 2B: 3 3B: 0 HR: 1	SF: 0 SAC: 0 DP: 2 HBP: 1	WP: 0 PB: 0 SB: 0 CS: 0	PA: 39																
PITCHER	IP	WLS	BF	H	R	ER	SO	BB	IBB	HBP	BLK	WP	HR	S	P	ERA	WHIP	PITCHER				IP	WLS	BF	H	R	ER	SO	BB	IBB	HBP	BLK	WP	HR	S	P	ERA	WHIP
Carl Willey, R (1, 1) ERA: 3.18	2.1		14	5	4	2	0	1	0	1	0	0	1	12	17	7.71	2.571																					
Juan Pizarro, L (3, 1) ERA: 4.99	4.2		17	4	1	1	7	0	0	0	0	0	0	31	31	1.93	0.857																					
Don McMahon, R (8, 1) ERA: 2.14	2.0	W	8	0	0	0	0	0	1	0	0	0	0	7	11	0.00	0.000																					

AB	36
R	5
H	9
RBI	5
BB	2
SO	7
LOB	16



Batter	1	2	3	4	5	6	7	8	9	AB	R	H	RBI	BB	SO	LOB	BOTTOM																					
Bill Bruton, L (1, 8) OBP: 0.347, SLG: 0.500										4	1	1	0	1	1	3	Philadelphia Phillies @ Milwaukee Braves Milwaukee County Stadium, Milwaukee, WI Fri May 29 1959, 8:05 PM EDT Att: 20,334 - Unknown																					
Eddie Mathews, L (1, 5) OBP: 0.345, SLG: 0.596										4	0	1	2	1	1	0																						
Hank Aaron, R (1, 9) OBP: 0.464, SLG: 0.778										5	1	3	1	0	0	2																						
Wes Covington, L (1, 7) OBP: 0.380, SLG: 0.450										4	1	2	0	1	0	3																						
Joe Adcock, R (1, 3) OBP: 0.363, SLG: 0.493										5	1	1	3	0	1	5																						
Del Crandall, R (1, 2) OBP: 0.317, SLG: 0.429										4	1	1	0	0	0	0																						
Johnny Logan, R (1, 6) OBP: 0.424, SLG: 0.500										4	0	0	0	0	0	1																						
Johnny O'Brien, R (1, 4) OBP: 0.288, SLG: 0.301										4	1	3	0	0	1	0																						
Felix Mantilla, R (8, PR) OBP: 0.275, SLG: 0.121										0	0	0	0	0	0	0																						
Carl Willey, R (1, 1) OBP: 0.100, SLG: 0.100										1	0	0	0	0	1	2																						
Juan Pizarro, L (3, 1) OBP: 0.322, SLG: 0.337										1	0	0	0	0	1	1																						
Frank Torre, L (7, PH) OBP: 0.322, SLG: 0.337										1	0	0	0	0	0	0																						
Don McMahon, R (8, 1) OBP: 0.200, SLG: 0.200										1	0	1	0	0	0	0																						
Inning Stats	R: 0 E: 0 K: 1 S: 5	H: 5 LOB: 2 BB: 1 P: 14	R: 0 E: 0 K: 1 S: 5	H: 1 LOB: 0 BB: 0 P: 5	R: 0 E: 0 K: 1 S: 6	H: 1 LOB: 1 BB: 0 P: 6	R: 0 E: 0 K: 1 S: 5	H: 0 LOB: 0 BB: 0 P: 5	R: 1 E: 0 K: 0 S: 5	H: 2 LOB: 2 BB: 1 P: 9	R: 0 E: 0 K: 0 S: 5	H: 2 LOB: 2 BB: 0 P: 5	R: 1 E: 0 K: 0 S: 3	H: 1 LOB: 2 BB: 1 P: 7	1B: 10 2B: 1 3B: 1 HR: 1	SF: 0 SAC: 0 DP: 0 HBP: 0	WP: 0 PB: 0 SB: 1 CS: 0	PA: 41																				
PITCHER	IP	WLS	BF	H	R	ER	SO	BB	IBB	HBP	BLK	WP	HR	S	P	ERA	WHIP	PITCHER				IP	WLS	BF	H	R	ER	SO	BB	IBB	HBP	BLK	WP	HR	S	P	ERA	WHIP
Gene Conley, R (1, 1) ERA: 2.13	8.1	L	41	13	6	6	6	2	1	0	0	0	1	50	62	6.48	1.800																					

AB	38
R	6
H	13
RBI	6
BB	3
SO	6
LOB	17



Batter	1	2	3	4	5	6	7	8	9	AB	R	H	RBI	BB	SO	LOB	TOP			
Richie Ashburn, L OBP: 0.353, SLG: 0.260 (1, 8)	6-3	FC5		F8		3-1			4-3	5	0	0	0	0	0	4				
Chico Fernandez, R OBP: 0.288, SLG: 0.282 (1, 6)	P3		F8		K		G3		1-3	4	0	0	0	0	1	0				
Dave Philley, S OBP: 0.341, SLG: 0.444 (9, PH)										1	0	0	0	0	0	0				
Ed Bouchee, L OBP: 0.411, SLG: 0.500 (1, 3)	2B		F7		3-1					2	1	1	0	2	0	0				
Wally Post, R OBP: 0.329, SLG: 0.506 (1, 9)										4	0	3	1	0	1	1				
Harry Anderson, L OBP: 0.327, SLG: 0.477 (1, 7)	3-1				3-1					4	0	0	0	0	1	5				
Willie Jones, R OBP: 0.361, SLG: 0.503 (1, 5)		P6			L4				5-3	4	0	1	0	0	0	2				
Sparky Anderson, R OBP: 0.283, SLG: 0.240 (1, 4)		FC5		E9		L4			K	4	0	2	0	0	1	0				
Carl Sawatski, L OBP: 0.391, SLG: 0.571 (1, 2)				1-3					1-3	4	1	2	1	0	0	2				
Don Cardwell, R OBP: 0.313, SLG: 0.714 (1, 1)										3	0	0	0	0	1	4				
Gene Freese, R OBP: 0.313, SLG: 0.714 (9, PH)		K		1-3		P4			K	1	0	0	0	0	1	0				
Inning Stats	R: 1 E: 0 K: 0 S: 4	H: 1 LOB: 1 BB: 1 P: 8	R: 0 E: 0 K: 1 S: 7	H: 2 LOB: 2 BB: 0 P: 7	R: 0 E: 0 K: 1 S: 6	H: 1 LOB: 1 BB: 0 P: 6	R: 0 E: 1 K: 0 S: 5	H: 2 LOB: 2 BB: 0 P: 5	R: 0 E: 0 K: 0 S: 7	H: 2 LOB: 0 BB: 0 P: 7	R: 0 E: 0 K: 1 S: 5	H: 0 LOB: 1 BB: 1 P: 9	R: 0 E: 0 K: 1 S: 5	H: 0 LOB: 0 BB: 0 P: 5	R: 0 E: 0 K: 1 S: 5	H: 0 LOB: 0 BB: 0 P: 5	1B: 6 2B: 2 3B: 0 HR: 1	SF: 0 SAC: 0 DP: 0 HBP: 0	WP: 0 PB: 0 SB: 0 CS: 0	PA: 38
PITCHER Bob Buhl, R ERA: 2.98 (1, 1)	IP: 9.0 WLS: W BF: 38 H: 9 R: 2 ER: 2 SO: 6 BB: 2 IBB: 0 HBP: 0 BLK: 0 WP: 0 HR: 1 S: 48 P: 56 ERA: 2.00 WHIP: 1.222															PITCHER Bob Buhl, R ERA: 2.98 (1, 1)	IP: 9.0 WLS: W BF: 38 H: 9 R: 2 ER: 2 SO: 6 BB: 2 IBB: 0 HBP: 0 BLK: 0 WP: 0 HR: 1 S: 48 P: 56 ERA: 2.00 WHIP: 1.222			

Philadelphia Phillies @ Milwaukee Braves
Milwaukee County Stadium, Milwaukee, WI
Sat May 30 1959, 4:33 AM EDT
Att: 18,945 - Unknown

AB	36
R	2
H	9
RBI	2
BB	2
SO	6
LOB	18



Batter	1	2	3	4	5	6	7	8	9	AB	R	H	RBI	BB	SO	LOB	BOTTOM			
Bill Bruton, L OBP: 0.345, SLG: 0.493 (1, 8)	K		HR		4-3			4-3		4	1	1	0	0	1	0				
Eddie Mathews, L OBP: 0.351, SLG: 0.615 (1, 5)	P4		HR		K			FC3-6		4	2	2	2	0	1	0				
Hank Aaron, R OBP: 0.469, SLG: 0.793 (1, 9)	FC6-4		6-3			HR		FC3-6		3	1	2	1	1	0	0				
Wes Covington, L OBP: 0.371, SLG: 0.438 (1, 7)	FC6-4		6-3		6-3			FC3-6		4	0	0	0	0	0	3				
Andy Paiko, R OBP: 0.257, SLG: 0.265 (9, 7)			6-3					1B		0	0	0	0	0	0	0				
Joe Adcock, R OBP: 0.369, SLG: 0.493 (1, 3)					F9					4	0	2	1	0	0	0				
Lew Burdette, R OBP: 0.162, SLG: 0.171 (8, PR)					6-3					0	0	0	0	0	0	0				
Frank Torre, L OBP: 0.322, SLG: 0.337 (9, 3)										0	0	0	0	0	0	0				
Del Crandall, R OBP: 0.310, SLG: 0.419 (1, 2)		L6			F5			1B		4	0	0	0	0	0	2				
Johnny Logan, R OBP: 0.429, SLG: 0.503 (1, 6)										3	0	2	0	0	0	0				
Felix Mantilla, R OBP: 0.256, SLG: 0.111 (1, 4)		P6			F3					3	0	0	0	0	0	2				
Bob Buhl, R OBP: 0.429, SLG: 0.503 (1, 1)					F8					3	0	0	0	0	0	0				
Inning Stats	R: 0 E: 0 K: 1 S: 6	H: 1 LOB: 1 BB: 0 P: 6	R: 0 E: 0 K: 0 S: 4	H: 2 LOB: 1 BB: 0 P: 4	R: 2 E: 0 K: 0 S: 5	H: 2 LOB: 0 BB: 0 P: 5	R: 0 E: 0 K: 0 S: 4	H: 1 LOB: 1 BB: 0 P: 4	R: 0 E: 0 K: 1 S: 5	H: 0 LOB: 0 BB: 0 P: 5	R: 1 E: 0 K: 0 S: 4	H: 1 LOB: 0 BB: 0 P: 4	R: 0 E: 0 K: 0 S: 3	H: 0 LOB: 0 BB: 0 P: 3	R: 1 E: 0 K: 0 S: 5	H: 2 LOB: 2 BB: 1 P: 9	1B: 6 2B: 1 3B: 0 HR: 2	SF: 0 SAC: 0 DP: 0 HBP: 0	WP: 0 PB: 0 SB: 0 CS: 0	PA: 33
PITCHER Don Cardwell, R ERA: 5.4 (1, 1)	IP: 8.0 WLS: L BF: 33 H: 9 R: 4 ER: 4 SO: 2 BB: 0 IBB: 1 HBP: 0 BLK: 0 WP: 0 HR: 2 S: 36 P: 40 ERA: 4.50 WHIP: 1.125															PITCHER Don Cardwell, R ERA: 5.4 (1, 1)	IP: 8.0 WLS: L BF: 33 H: 9 R: 4 ER: 4 SO: 2 BB: 0 IBB: 1 HBP: 0 BLK: 0 WP: 0 HR: 2 S: 36 P: 40 ERA: 4.50 WHIP: 1.125			

Philadelphia Phillies @ Milwaukee Braves
Milwaukee County Stadium, Milwaukee, WI
Sat May 30 1959, 4:33 AM EDT
Att: 18,945 - Unknown

AB	32
R	4
H	9
RBI	4
BB	1
SO	2
LOB	7



Batter	1	2	3	4	5	6	7	8	9	AB	R	H	RBI	BB	SO	LOB	TOP				
Richie Ashburn, L OBP: 0.345, SLG: 0.253 (1, 8)	0-0 3-1		0-0 6-3		0-0 4-3			0-3 K	0-0 4-3	5	0	0	0	0	1	1	Philadelphia Phillies @ Milwaukee Braves Milwaukee County Stadium, Milwaukee, WI Sun May 31 1959, 4:33 AM EDT Unknown livebaseballscorecards.com				
Chico Fernandez, R OBP: 0.274, SLG: 0.287 (1, 6)	0-0 F9			0-0 3-1	0-0 F8			0-0 1B 2B	0-0 CS 1B	5	1	2	0	0	0	1					
Ed Bouchee, L OBP: 0.416, SLG: 0.506 (1, 3)	4-0 2B BB			0-0 HR 2B		0-0 F8		0-0 2B 1B	0-3 K	4	2	2	0	1	1	1					
Wally Post, R OBP: 0.339, SLG: 0.544 (1, 9)	0-0 1-H 2B			0-0 HR		0-0 5-3		0-0 1B 2B		4	2	3	3	0	0	0					
Harry Anderson, L OBP: 0.337, SLG: 0.481 (1, 7)		0-0 G5-4-3 1B		0-0 1B		0-0 E4 FC6-4		0-0 1B 1B		3	1	2	0	1	0	0					
Willie Jones, R OBP: 0.359, SLG: 0.497 (1, 5)		0-0 G5-4-3 1-2		0-0 F2		0-0 FC6-4 1-2		0-0 1B 1B		4	0	1	2	0	0	3					
Sparky Anderson, R OBP: 0.282, SLG: 0.240 (1, 4)		0-0 P4		0-3 K			0-0 G4-6-3 1B	0-0 F8		4	0	1	0	0	1	3					
Carl Sawatski, L OBP: 0.382, SLG: 0.550 (1, 2)			0-0 4-3		0-0 F8		0-0 G4-6-3 1-2	0-0 1B		4	0	1	1	0	0	1					
Robin Roberts, S OBP: 0.190, SLG: 0.300 (1, 1)			0-0 F8		0-0 4-3 2B		0-0 1-3	0-0 5-3		4	0	1	0	0	0	2					
Inning Stats	R: 0 E: 0 K: 0 S: 3	H: 1 LOB: 2 BB: 1 P: 7	R: 0 E: 0 K: 0 S: 3	H: 1 LOB: 0 BB: 0 P: 3	R: 0 E: 0 K: 0 S: 3	H: 0 LOB: 0 BB: 0 P: 3	R: 2 E: 0 K: 1 S: 8	H: 3 LOB: 1 BB: 0 P: 8	R: 0 E: 1 K: 0 S: 4	H: 0 LOB: 1 BB: 0 P: 4	R: 0 E: 0 K: 0 S: 3	H: 1 LOB: 0 BB: 0 P: 3	R: 4 E: 0 K: 1 S: 10	H: 5 LOB: 2 BB: 1 P: 14	R: 0 E: 0 K: 1 S: 5	H: 1 LOB: 1 BB: 0 P: 5	1B: 8 2B: 5 3B: 0 HR: 1	SF: 0 SAC: 0 DP: 3 HBP: 0	WP: 0 PB: 0 SB: 0 CS: 1	PA: 39	
PITCHER	IP	WLS	BF	H	R	ER	SO	BB	IBB	HBP	BLK	WP	HR	S	P	ERA	WHIP				
Lew Burdette, R ERA: 3.61 (1, 1)	7.1	L	33	11	6	6	2	1	1	0	0	0	1	35	43	7.36	1.636				
Don McMahon, R ERA: 2.08 (8, 1)	0.2		3	1	0	0	0	0	0	0	0	0	0	3	3	0.00	1.500				
Bob Giggie, R ERA: 1.29 (9, 1)	1.0		3	1	0	0	1	0	0	0	0	0	0	5	5	0.00	1.000				

Batter	1	2	3	4	5	6	7	8	9	AB	R	H	RBI	BB	SO	LOB	BOTTOM				
Bill Bruton, L OBP: 0.336, SLG: 0.479 (1, 8)	0-0 F8		0-0 4-3			0-0 3-1			0-0 4-3	4	0	0	0	0	0	0	Philadelphia Phillies @ Milwaukee Braves Milwaukee County Stadium, Milwaukee, WI Sun May 31 1959, 4:33 AM EDT Unknown livebaseballscorecards.com				
Eddie Mathews, L OBP: 0.355, SLG: 0.618 (1, 5)	0-0 1B			0-0 1B		0-0 E8 1B			0-0 4-1	4	0	3	0	0	0	0					
Hank Aaron, R OBP: 0.460, SLG: 0.776 (1, 9)	0-0 F9			0-0 F7		0-0 6-3			0-0 P4	4	0	0	0	0	0	3					
Wes Covington, L OBP: 0.370, SLG: 0.436 (1, 7)	0-0 4-3			0-0 F9		0-0 9-3 1B				3	0	1	0	0	0	2					
Joe Adcock, R OBP: 0.356, SLG: 0.474 (1, 3)		0-0 F7		0-0 P4		0-0 9-3				3	0	0	0	0	0	2					
Del Crandall, R OBP: 0.304, SLG: 0.411 (1, 2)		0-0 F8			0-0 5-3		0-0 F8			3	0	0	0	0	0	0					
Johnny Logan, R OBP: 0.421, SLG: 0.493 (1, 6)		0-0 F7			0-0 5-3			0-0 5-3		3	0	0	0	0	0	0					
Felix Mantilla, R OBP: 0.244, SLG: 0.105 (8, PH)			0-0 6-3		0-0 F2			0-3 K		2	0	0	0	0	0	0					
Del Rice, R OBP: 0.455, SLG: 0.375 (9, 4)						0-0 F7		0-0 6-3		1	0	0	0	0	1	0					
Joe Morgan, L OBP: 0.280, SLG: 0.261 (9, 4)										0	0	0	0	0	0	0					
Lew Burdette, R OBP: 0.154, SLG: 0.162 (8, 1)			0-3 K			0-0 F7				2	0	0	0	0	1	0					
Don McMahon, R OBP: 0.200, SLG: 0.200 (8, PH)										0	0	0	0	0	0	0					
Stan Lopata, R (8, PH)										1	0	0	0	0	0	0					
Bob Giggie, R (9, 1)										0	0	0	0	0	0	0					
Inning Stats	R: 0 E: 0 K: 0 S: 4	H: 1 LOB: 1 BB: 0 P: 4	R: 0 E: 0 K: 0 S: 3	H: 0 LOB: 0 BB: 0 P: 3	R: 0 E: 0 K: 1 S: 5	H: 0 LOB: 0 BB: 0 P: 5	R: 0 E: 0 K: 0 S: 4	H: 1 LOB: 1 BB: 0 P: 4	R: 0 E: 1 K: 0 S: 3	H: 0 LOB: 1 BB: 0 P: 4	R: 0 E: 0 K: 0 S: 3	H: 1 LOB: 0 BB: 0 P: 3	R: 0 E: 0 K: 1 S: 5	H: 0 LOB: 0 BB: 0 P: 5	R: 0 E: 0 K: 0 S: 3	H: 0 LOB: 0 BB: 0 P: 3	1B: 4 2B: 1 3B: 0 HR: 0	SF: 0 SAC: 0 DP: 1 HBP: 0	WP: 0 PB: 0 SB: 0 CS: 0	PA: 30	
PITCHER	IP	WLS	BF	H	R	ER	SO	BB	IBB	HBP	BLK	WP	HR	S	P	ERA	WHIP				
Robin Roberts, R ERA: 5.19 (1, 1)	9.0	W	30	4	0	0	2	0	0	0	0	0	0	34	34	0.00	0.444				

Batter	1	2	3	4	5	6	7	8	9	AB	R	H	RBI	BB	SO	LOB	TOP					
Richie Ashburn, L OBP: 0.338, SLG: 0.247 (1, 8)	G3		3-1		G3			6-3		4	0	0	0	0	0	1	Philadelphia Phillies @ Milwaukee Braves Milwaukee County Stadium, Milwaukee, WI Sun May 31 1959, 4:38 AM EDT Att: 28,590 - Unknown livebaseballscorecards.com					
Chico Fernandez, R OBP: 0.273, SLG: 0.286 (1, 6)	4-1 1B		6-3				6-3	4-3		4	0	1	0	0	0	0						
Ed Bouchee, L OBP: 0.407, SLG: 0.494 (1, 3)	4-1 1-2		4-3				4-3		4	0	0	0	0	0	1							
Wally Post, R OBP: 0.343, SLG: 0.537 (1, 9)	BB				G1-4-3 BB		L5		F8	2	0	0	0	2	0	0						
Harry Anderson, L OBP: 0.329, SLG: 0.469 (1, 7)	F8				F8			G3	G3	4	0	0	0	0	3							
Willie Jones, R OBP: 0.353, SLG: 0.487 (1, 5)			6-3		G1-4-3 1-2			F9		3	0	0	0	0	1							
Sparky Anderson, R OBP: 0.276, SLG: 0.235 (1, 4)			K					6-3	6-3	3	0	0	0	0	1	0						
Valmy Thomas, R OBP: 0.222, SLG: 0.152 (1, 2)							L6		1-3	3	0	1	0	0	0	0						
Ray Semproch, R OBP: 0.222, SLG: 0.222 (8, PH) Gene Freese, R OBP: 0.333, SLG: 0.628 Taylor Phillips, L (8, 1)			G3						HR	2	0	1	0	0	0	1						
Inning Stats	R: 0 E: 0 K: 0 S: 4	H: 1 LOB: 2 BB: 1 P: 8	R: 0 E: 0 K: 1 S: 6	H: 1 LOB: 1 BB: 0 P: 6	R: 0 E: 0 K: 0 S: 3	H: 0 LOB: 0 BB: 0 P: 3	R: 0 E: 0 K: 0 S: 2	H: 0 LOB: 0 BB: 1 P: 6	R: 0 E: 0 K: 0 S: 4	H: 1 LOB: 1 BB: 0 P: 4	R: 0 E: 0 K: 0 S: 3	H: 0 LOB: 0 BB: 0 P: 3	R: 0 E: 0 K: 0 S: 3	H: 0 LOB: 0 BB: 0 P: 3	R: 1 E: 0 K: 0 S: 4	H: 1 LOB: 0 BB: 0 P: 4	R: 0 E: 0 K: 0 S: 3	H: 0 LOB: 0 BB: 0 P: 3	1B: 3 2B: 0 3B: 0 HR: 1	SF: 0 SAC: 0 DP: 1 HBP: 0	WP: 0 PB: 0 SB: 0 CS: 0	PA: 32
PITCHER Warren Spahn, L ERA: 2.7 (1, 1)	IP: 9.0 WLS: W BF: 32 H: 4 R: 1 ER: 1 SO: 1 BB: 2 IBB: 0 HBP: 0 BLK: 0 WP: 0 HR: 1 S: 32 P: 40 ERA: 1.00 WHIP: 0.667															PITCHER						

Batter	1	2	3	4	5	6	7	8	9	AB	R	H	RBI	BB	SO	LOB	BOTTOM			
Bill Bruton, L OBP: 0.335, SLG: 0.476 (1, 8)	K		4-3		SH1-4 1-2			FC3-6 1B		3	0	1	0	0	1	0	Philadelphia Phillies @ Milwaukee Braves Milwaukee County Stadium, Milwaukee, WI Sun May 31 1959, 4:38 AM EDT Att: 28,590 - Unknown livebaseballscorecards.com			
Eddie Mathews, L OBP: 0.362, SLG: 0.613 (1, 5)	FC6-4 BB		BB 1B		P6			FC3-6 1-2		3	0	1	0	1	0	2				
Hank Aaron, R OBP: 0.456, SLG: 0.763 (1, 9)	FC6-4 HR		G4-6-3 BB		5-3			P4		3	1	0	0	1	0	3				
Wes Covington, L OBP: 0.367, SLG: 0.450 Andy Paiko, R OBP: 0.257, SLG: 0.265 (9, 7)	HR		G4-6-3 1-2				G3	F7		4	1	1	2	0	0	3				
Frank Torre, L OBP: 0.331, SLG: 0.356 (1, 3)	FC6-4 1B						F8			3	0	2	0	0	0	0				
Del Rice, R OBP: 0.357, SLG: 0.273 (1, 2)	FC6-4 1-2						6-3	1-3		3	0	0	0	0	0	2				
Johnny Logan, R OBP: 0.420, SLG: 0.490 (1, 6)			4-3		F7			BB 1B		3	0	1	0	0	0	1				
Felix Mantilla, R OBP: 0.250, SLG: 0.100 (1, 4)			6-3		4-3			L3-6 BB		2	0	0	0	1	0	1				
Warren Spahn, L OBP: 0.286, SLG: 0.258 (1, 1)			4-3				SH1-4 1B	L3-6 1-2		3	0	1	0	0	0	1				
Inning Stats	R: 2 E: 0 K: 1 S: 7	H: 2 LOB: 1 BB: 1 P: 11	R: 0 E: 0 K: 0 S: 3	H: 0 LOB: 0 BB: 0 P: 3	R: 0 E: 0 K: 0 S: 3	H: 1 LOB: 1 BB: 1 P: 7	R: 0 E: 0 K: 0 S: 4	H: 1 LOB: 1 BB: 0 P: 4	R: 0 E: 0 K: 0 S: 4	H: 1 LOB: 1 BB: 0 P: 4	R: 0 E: 0 K: 0 S: 3	H: 0 LOB: 0 BB: 0 P: 3	R: 0 E: 0 K: 0 S: 2	H: 1 LOB: 1 BB: 1 P: 6	R: 0 E: 0 K: 0 S: 4	H: 1 LOB: 1 BB: 0 P: 4	1B: 5 2B: 2 3B: 0 HR: 1	SF: 0 SAC: 1 DP: 2 HBP: 0	WP: 0 PB: 0 SB: 0 CS: 0	PA: 31
PITCHER Ray Semproch, R ERA: 4.88 Taylor Phillips, L ERA: 7.25 (8, 1)	IP: 7.0 WLS: L BF: 27 H: 6 R: 2 ER: 2 SO: 1 BB: 3 IBB: 0 HBP: 0 BLK: 0 WP: 0 HR: 1 S: 26 P: 38 ERA: 2.57 WHIP: 1.286															PITCHER				

Batter	1	2	3	4	5	6	7	8	9	AB	R	H	RBI	BB	SO	LOB	TOP								
Jim Davenport, R (1,5) OBP: 0.266, SLG: 0.327	0-0 1B		0-0 1B			0-3 K		0-0 6-3	0-0 F8	6	1	3	1	0	1	0	San Francisco Giants @ Milwaukee Braves Milwaukee County Stadium, Milwaukee, WI Mon Jun 01 1959, 8:05 PM EDT Att: 16,666 - Unknown livebaseballscorecards.com								
Willie Kirkland, L (1,9) OBP: 0.371, SLG: 0.391	0-0 F3		0-0 1B			0-0 1B		0-3 K	0-0 F8	5	1	2	0	1	1	1									
Willie Mays, R (1,8) OBP: 0.397, SLG: 0.603 Felipe Alou, R (9,9) OBP: 0.336, SLG: 0.530	0-0 F8		0-0 1B	0-0 6-3		4-0 1B		0-0 2B		4	2	2	1	1	0	1									
Orlando Cepeda, R (1,3) OBP: 0.354, SLG: 0.584	0-0 1B		0-0 F7	0-0 1-3		0-3 K		0-0 2B		5	1	2	1	0	1	3									
Leon Wagner, L (1,7) OBP: 0.305, SLG: 0.613 Bob Schmidt, R (7,2) OBP: 0.316, SLG: 0.408	0-0 6-3		4-0 1B	0-0 F7				4-0 F8	4-0 2B	2	2	0	0	2	0	2									
Daryl Spencer, R (1,4) OBP: 0.335, SLG: 0.349		0-0 5-3	0-0 1B	0-0 6-3				0-1 CI	4-0 2B	3	2	1	1	1	0	0									
Andre Rodgers, R (1,6) OBP: 0.331, SLG: 0.421		0-3 K	0-3 K	0-3 K				0-0 F8	0-0 2B	5	0	1	3	0	3	5									
Hobie Landrith, L (1,2) OBP: 0.333, SLG: 0.314 Jackie Brandt, R (7,7) OBP: 0.326, SLG: 0.402		4-0 BB	4-0 1B	0-0 1B				0-0 K	0-3 K2-3	1	1	1	0	2	0	0									
Sam Jones, R (1,1) OBP: 0.103, SLG: 0.103		0-3 K	0-0 1B	0-3 K				1-2 3-H	0-3 K	2	0	1	1	0	1	1									
Inning Stats	R: 0 E: 0 K: 0 S: 5	H: 2 LOB: 2 BB: 0 P: 5	R: 0 E: 0 K: 2 S: 7	H: 0 LOB: 1 BB: 1 P: 11	R: 6 E: 0 K: 1 S: 10	H: 6 LOB: 3 BB: 3 P: 22	R: 0 E: 0 K: 0 S: 3	H: 0 LOB: 0 BB: 0 P: 3	R: 0 E: 0 K: 2 S: 8	H: 1 LOB: 1 BB: 0 P: 8	R: 0 E: 0 K: 2 S: 7	H: 1 LOB: 1 BB: 1 P: 11	R: 1 E: 1 K: 1 S: 6	H: 1 LOB: 1 BB: 1 P: 10	R: 4 E: 0 K: 2 S: 10	H: 3 LOB: 1 BB: 2 P: 18		R: 0 E: 0 K: 1 S: 5	H: 0 LOB: 0 BB: 0 P: 5	1B: 12 2B: 2 3B: 0 HR: 0	SF: 0 SAC: 0 DP: 0 HBP: 0	WP: 0 PB: 1 CS: 0	PA: 47		
PITCHER	IP WLS BF H R ER SO BB IBB HBP BLK WP HR S P ERA WHIP	2.2 L 19 7 6 6 3 2 2 0 0 0 0 21 37 20.25 3.375	6.1 L 28 7 5 4 8 4 0 0 0 0 0 40 56 5.68 1.737																						

Batter	1	2	3	4	5	6	7	8	9	AB	R	H	RBI	BB	SO	LOB	BOTTOM								
Bill Bruton, L (1,8) OBP: 0.333, SLG: 0.470	0-0 1B		0-0 F7		0-0 F9		0-0 G3			4	0	1	0	0	0	2	San Francisco Giants @ Milwaukee Braves Milwaukee County Stadium, Milwaukee, WI Mon Jun 01 1959, 8:05 PM EDT Att: 16,666 - Unknown livebaseballscorecards.com								
Eddie Mathews, L (1,5) OBP: 0.355, SLG: 0.604	0-0 F8			0-0 F8		0-3 K		4-0 1B	WP BB	3	0	0	0	1	1	1									
Hank Aaron, R (1,9) OBP: 0.451, SLG: 0.755 Andy Pafko, R (5,9) OBP: 0.270, SLG: 0.257	0-0 G5-4-3			0-0 F8		4-0 PB		0-3 K		2	0	0	0	0	0	1									
Wes Covington, L (1,7) OBP: 0.376, SLG: 0.457		0-0 1-3		0-0 1B		0-0 PB		0-0 1B		4	1	3	0	0	0	0									
Frank Torre, L (1,3) OBP: 0.344, SLG: 0.371		0-0 1B		0-0 1B		1-2 1B		0-0 F9		4	0	3	2	0	0	2									
Del Rice, R (1,2) OBP: 0.294, SLG: 0.214 Stan Lopata, R (8,2)	0-0 F8		0-0 F9		0-0 F9		0-0 G6-4-3		0-0 1-3	3	0	0	0	0	0	4									
Johnny Logan, R (1,6) OBP: 0.411, SLG: 0.478	0-0 F8			0-3 K				0-0 F6		4	0	0	0	0	1	1									
Felix Mantilla, R (1,4) OBP: 0.240, SLG: 0.095 Casey Wise, S (7,7) OBP: 0.324, SLG: 0.429			0-3 K		0-3 K			0-0 6-3		2	0	0	0	0	2	0									
Joey Jay, S (1,1) OBP: 0.300, SLG: 0.125 Juan Pizarro, L (3,1) OBP: 0.231, SLG: 0.167 Mickey Vernon, L (9,7) OBP: 0.324, SLG: 0.429			0-0 5-3		0-0 1B			4-0 BB		0	0	0	0	0	0	0									
Inning Stats	R: 0 E: 0 K: 0 S: 3	H: 1 LOB: 0 BB: 0 P: 3	R: 0 E: 0 K: 0 S: 4	H: 1 LOB: 1 BB: 0 P: 4	R: 0 E: 0 K: 1 S: 5	H: 0 LOB: 0 BB: 0 P: 5	R: 0 E: 0 K: 0 S: 5	H: 2 LOB: 2 BB: 0 P: 5	R: 0 E: 0 K: 2 S: 8	H: 1 LOB: 1 BB: 0 P: 8	R: 2 E: 0 K: 1 S: 6	H: 2 LOB: 0 BB: 1 P: 10	R: 0 E: 0 K: 0 S: 3	H: 0 LOB: 1 BB: 1 P: 7	R: 0 E: 0 K: 1 S: 6	H: 1 LOB: 2 BB: 1 P: 10		R: 0 E: 0 K: 0 S: 3	H: 0 LOB: 0 BB: 0 P: 3	1B: 8 2B: 0 3B: 0 HR: 0	SF: 0 SAC: 0 DP: 2 HBP: 0	WP: 1 PB: 1 CS: 0	PA: 36		
PITCHER	IP WLS BF H R ER SO BB IBB HBP BLK WP HR S P ERA WHIP	9.0 W 36 8 2 1 5 3 0 0 0 1 0 43 55 1.00 1.222																							



Batter	1	2	3	4	5	6	7	8	9	AB	R	H	RBI	BB	SO	LOB	TOP			
Jim Davenport, R (1.5) X OBP: 0.260, SLG: 0.320	E5 FC6-4		K		6-3			6-3		4	0	0	0	0	1	1	San Francisco Giants @ Milwaukee Braves Milwaukee County Stadium, Milwaukee, WI Tue Jun 02 1959, 8:05 PM EDT Att: 20,364 - Unknown livebaseballscores.com			
Willie Kirkland, L (1.9) S OBP: 0.376, SLG: 0.396	K					F7				4	0	2	0	0	1	1				
Willie Mays, R (1.8) X OBP: 0.389, SLG: 0.590	FC6-4 1-2		5-3			K		F3		4	0	0	0	0	1	3				
Orlando Cepeda, R (1.3) X OBP: 0.347, SLG: 0.571	F9				K			K		4	0	0	0	0	2	1				
Leon Wagner, L (1.7) X OBP: 0.385, SLG: 0.576		F3			K			F9		4	0	0	0	0	1	0				
Daryl Spencer, R (1.4) X OBP: 0.338, SLG: 0.353					F3					4	0	2	0	0	0	0				
Andre Rodgers, R (1.6) X OBP: 0.331, SLG: 0.419										3	0	1	0	0	1	2				
Hobie Landrith, L (1.2) X OBP: 0.314, SLG: 0.289										3	0	0	0	0	0	3				
Stu Miller, R (1.1) X OBP: 0.071, SLG: 0.071 (8, PH)										2	0	0	0	0	1	1				
Dusty Rhodes, L (8, PH) X OBP: 0.333, SLG: 0.200										1	0	0	0	0	0	0				
Al Worthington, R (8, 1) X OBP: 0.333, SLG: 0.200										0	0	0	0	0	0	0				
Inning Stats	R: 0 E: 1 K: 1 S: 6	H: 0 LOB: 1 BB: 0 P: 6	R: 0 E: 0 K: 0 S: 4	H: 1 LOB: 1 BB: 0 P: 4	R: 0 E: 0 K: 1 S: 6	H: 1 LOB: 1 BB: 0 P: 6	R: 0 E: 0 K: 2 S: 7	H: 0 LOB: 0 BB: 0 P: 7	R: 0 E: 0 K: 1 S: 6	H: 1 LOB: 1 BB: 0 P: 6	R: 0 E: 0 K: 1 S: 6	H: 1 LOB: 1 BB: 0 P: 6	R: 0 E: 0 K: 0 S: 4	H: 1 LOB: 1 BB: 0 P: 4	R: 0 E: 0 K: 0 S: 3	H: 0 LOB: 0 BB: 0 P: 3	1B: 5 2B: 0 3B: 0 HR: 0	SF: 0 SAC: 0 DP: 0 HBP: 0	WP: 0 PB: 0 CS: 0	PA: 33
PITCHER Bob Rush, R (1.1) ERA: 1.47	IP: 9.0 WLS: W BF: 33 H: 5 R: 0 ER: 0 SO: 8 BB: 0 IBB: 0 HBP: 0 BLK: 0 WP: 0 HR: 0 S: 49 P: 49 ERA: 0.00 WHIP: 0.556															PITCHER				

Batter	1	2	3	4	5	6	7	8	9	AB	R	H	RBI	BB	SO	LOB	BOTTOM			
Casey Wise, S (1.4) X OBP: 0.333, SLG: 0.333	6-3		4-3		2B 1B		SH2-3 1B			4	1	2	0	0	0	0	San Francisco Giants @ Milwaukee Braves Milwaukee County Stadium, Milwaukee, WI Tue Jun 02 1959, 8:05 PM EDT Att: 20,364 - Unknown livebaseballscores.com			
Eddie Mathews, L (1.5) X OBP: 0.394, SLG: 0.618			1B BB		K		SH2-3 1-2			2	1	1	1	1	1	1				
Hank Aaron, R (1.9) X OBP: 0.462, SLG: 0.770	4-3 2B		1-2 1B		1B E 2B		IBB			3	1	3	0	1	0	0				
Wes Covington, L (1.7) X OBP: 0.373, SLG: 0.449	4-3 2-3		6-3		E IBB		K			3	0	0	0	1	1	5				
Frank Torre, L (1.3) X OBP: 0.341, SLG: 0.367	4-3				G3		E6			4	0	1	1	0	0	3				
Bill Bruton, L (1.8) X OBP: 0.344, SLG: 0.474					1-2 2H 3H		1B			3	0	2	0	1	0	2				
Del Crandall, R (1.2) X OBP: 0.299, SLG: 0.404			G6-4-3 1-2		5-3					3	0	0	0	0	0	2				
Johnny Logan, R (1.6) X OBP: 0.402, SLG: 0.466			5-3		K					4	0	0	0	0	1	2				
Bob Rush, R (1.1) X OBP: 0.167, SLG: 0.167			K							4	0	0	0	0	1	1				
Inning Stats	R: 1 E: 0 K: 0 S: 5	H: 2 LOB: 1 BB: 0 P: 5	R: 0 E: 0 K: 0 S: 3	H: 1 LOB: 0 BB: 0 P: 3	R: 0 E: 0 K: 1 S: 6	H: 1 LOB: 2 BB: 1 P: 10	R: 0 E: 0 K: 1 S: 6	H: 1 LOB: 1 BB: 0 P: 6	R: 2 E: 1 K: 1 S: 8	H: 3 LOB: 2 BB: 1 P: 12	R: 0 E: 0 K: 0 S: 3	H: 0 LOB: 0 BB: 0 P: 3	R: 0 E: 0 K: 1 S: 6	H: 1 LOB: 2 BB: 1 P: 10	R: 0 E: 0 K: 0 S: 3	H: 0 LOB: 1 BB: 1 P: 7	1B: 6 2B: 2 3B: 0 HR: 1	SF: 0 SAC: 2 DP: 1 HBP: 0	WP: 0 PB: 0 CS: 0	PA: 36
PITCHER Stu Miller, R (1.1) ERA: 2.38	IP: 7.0 WLS: L BF: 32 H: 9 R: 3 ER: 2 SO: 4 BB: 1 IBB: 2 HBP: 0 BLK: 0 WP: 1 HR: 1 S: 37 P: 49 ERA: 2.57 WHIP: 1.429															PITCHER				
Al Worthington, R (8, 1) X ERA: 2.7	IP: 1.0 WLS: L BF: 4 H: 0 R: 0 ER: 0 SO: 0 BB: 1 IBB: 0 HBP: 0 BLK: 0 WP: 0 HR: 0 S: 3 P: 7 ERA: 0.00 WHIP: 1.000															PITCHER				

Batter	1	2	3	4	5	6	7	8	9	AB	R	H	RBI	BB	SO	LOB	TOP					
Jim Davenport, R (1, 5) OBP: 0.253, SLG: 0.311	0-0 6-3		0-0 F3			0-0 E5 3-1 WP 1B		0-0 F4	0-0 F8	5	1	0	0	0	0	0	San Francisco Giants @ Milwaukee Braves Milwaukee County Stadium, Milwaukee, WI Wed Jun 03 1959, 8:05 PM EDT Att: 23,071 - Unknown AB 35 R 4 H 8 RBI 4 BB 2 SO 4 LOB 12					
Willie Kirkland, L (1, 9) OBP: 0.372, SLG: 0.421	0-0 F9		0-0 F8			0-0 3-1		0-0 HR		4	1	1	1	0	0	1						
Willie Mays, R (1, 8) OBP: 0.392, SLG: 0.594	0-0 F3			0-0 4-3		0-0 HR 1B		0-0 BB 2B		4	1	2	1	0	0	0						
Orlando Cepeda, R (1, 3) OBP: 0.350, SLG: 0.586		0-0 1B 1B		0-0 F3		0-0 HR 1B		0-0 6-3		4	1	2	2	0	0	1						
Leon Wagner, L (1, 7) OBP: 0.378, SLG: 0.551		0-0 F7		0-3 K		0-0 G3		4-0 BB BB		3	0	0	0	1	1	1						
Daryl Spencer, R (1, 4) OBP: 0.342, SLG: 0.352		0-0 F8			0-0 G6-4-3 1B 1B	0-0 F4		4-0 BB BB		3	0	1	0	1	0	1						
Andre Rodgers, R (1, 6) OBP: 0.335, SLG: 0.421		0-0 1-2 1B			0-0 G6-4-3 1B 1B		0-3 K	0-3 K		4	0	2	0	0	2	3						
Bob Schmidt, R (1, 2) OBP: 0.310, SLG: 0.400		0-0 F2			0-0 G6-4-3 1-2 2-3		0-0 1-3		0-0 F4	2	0	0	0	0	0	4						
Dusty Rhodes, L (7, PH) OBP: 0.296, SLG: 0.167										1	0	0	0	0	0	0						
Hobie Landrith, L (7, 2) OBP: 0.308, SLG: 0.282										1	0	0	0	0	0	0						
Jack Sanford, R (1, 1) OBP: 0.152, SLG: 0.097			0-0 6-3			0-0 4-3			0-3 K	2	0	0	0	0	0	1						
Gordon Jones, R (6, 1) OBP: 0.227, SLG: 0.398										0	0	0	0	0	0	0						
Jackie Brandt, R (7, PH) OBP: 0.227, SLG: 0.398										0	0	0	0	0	0	0						
Al Worthington, R (7, 1) OBP: 0.226, SLG: 0.089										0	0	0	0	0	0	0						
Dom Zanni, R (7, 1) OBP: 0.226, SLG: 0.089										0	0	0	0	0	0	0						
Felipe Alou, R (6, PH) OBP: 0.333, SLG: 0.525										1	0	0	0	0	1	0						
Inning Stats	R: 0 E: 0 K: 0 S: 3	H: 0 LOB: 0 BB: 0 P: 3	R: 0 E: 0 K: 0 S: 5	H: 2 LOB: 2 BB: 0 P: 5	R: 0 E: 0 K: 0 S: 3	H: 0 LOB: 0 BB: 0 P: 3	R: 0 E: 0 K: 1 S: 5	H: 0 LOB: 0 BB: 0 P: 5	R: 0 E: 0 K: 0 S: 4	H: 2 LOB: 1 BB: 0 P: 4	R: 3 E: 1 K: 0 S: 6	H: 2 LOB: 0 BB: 0 P: 6	R: 0 E: 0 K: 1 S: 5	H: 0 LOB: 0 BB: 0 P: 5	R: 1 E: 0 K: 1 S: 7	H: 2 LOB: 2 BB: 2 P: 15	R: 0 E: 0 K: 1 S: 5	H: 0 LOB: 0 BB: 0 P: 5	1B: 5 2B: 1 3B: 0 HR: 2	SF: 0 SAC: 0 DP: 1 HBP: 0	WP: 1 PB: 0 SB: 0 CS: 0	PA: 37
PITCHER	IP WLS BF H R ER SO BB IBB HBP BLK WP HR S P ERA WHIP																					
Bob Buhl, R (1, 1) ERA: 3.05	7.2 W 33 8 4 3 2 2 0 0 0 1 2 35 43 3.52 1.304																					
Don McMahon, R (8, 1) ERA: 1.96	1.1 S 4 0 0 0 2 0 0 0 0 0 0 8 8 0.00 0.000																					

Batter	1	2	3	4	5	6	7	8	9	AB	R	H	RBI	BB	SO	LOB	BOTTOM			
Casey Wise, S (1, 4) OBP: 0.455, SLG: 0.500	0-0 4-3		0-0 1-1 2B			4-0 HR BB	0-0 HR 1B	0-0 1-3		4	2	2	1	1	0	2	San Francisco Giants @ Milwaukee Braves Milwaukee County Stadium, Milwaukee, WI Wed Jun 03 1959, 8:05 PM EDT Att: 23,071 - Unknown AB 33 R 7 H 10 RBI 7 BB 4 SO 6 LOB 13			
Eddie Mathews, L (1, 5) OBP: 0.366, SLG: 0.645	0-0 4-3		0-3 K			0-0 1-1 HR	0-0 1-1 HR			4	2	2	4	0	1	1				
Hank Aaron, R (1, 9) OBP: 0.463, SLG: 0.785	0-3 K			0-0 F8		0-0 1B 2B	0-0 HR			4	2	2	1	0	1	0				
Wes Covington, L (1, 7) OBP: 0.370, SLG: 0.444		0-0 4-3		0-0 F8		0-0 1B 1B	0-3 K			4	0	1	1	0	1	0				
Frank Torre, L (1, 3) OBP: 0.338, SLG: 0.357		4-0 BB BB		0-0 G3		0-0 2H 1B	0-0 F5	0-0 3-1		3	0	0	0	1	0	1				
Bill Bruton, L (1, 8) OBP: 0.341, SLG: 0.468		0-0 G6-3 1-2			0-0 F7	0-0 1-2 1B		0-0 1-3		4	0	1	0	0	0	1				
Del Crandall, R (1, 2) OBP: 0.303, SLG: 0.402			0-0 5-3		0-0 4-3 1B	0-0 F7		4-0 S G3 BB		3	0	1	0	1	0	2				
Johnny Logan, R (1, 6) OBP: 0.405, SLG: 0.470			0-0 BLK 2B 1B		0-0 4-3 1-2	0-3 K		0-0 G3		1	1	1	0	0	0	0				
Felix Mantilla, R (6, PH) OBP: 0.226, SLG: 0.089										3	0	0	0	0	1	4				
Bob Buhl, R (1, 1) ERA: 3.05					0-0 F9					3	0	0	0	0	2	2				
Don McMahon, R (8, 1) ERA: 1.96										0	0	0	0	1	0	0				
Inning Stats	R: 0 E: 0 K: 1 S: 5	H: 0 LOB: 0 BB: 0 P: 5	R: 0 E: 0 K: 0 S: 2	H: 0 LOB: 1 BB: 1 P: 6	R: 1 E: 0 K: 2 S: 9	H: 2 LOB: 1 BB: 0 P: 9	R: 0 E: 0 K: 0 S: 3	H: 0 LOB: 0 BB: 0 P: 3	R: 0 E: 0 K: 0 S: 4	H: 1 LOB: 1 BB: 0 P: 4	R: 3 E: 0 K: 1 S: 9	H: 4 LOB: 2 BB: 1 P: 13	R: 3 E: 0 K: 2 S: 10	H: 3 LOB: 0 BB: 0 P: 10	R: 0 E: 0 K: 0 S: 3	H: 0 LOB: 2 BB: 2 P: 11	1B: 5 2B: 2 3B: 0 HR: 3	SF: 0 SAC: 0 DP: 1 HBP: 0	WP: 0 PB: 0 SB: 1 CS: 0	PA: 37
PITCHER	IP WLS BF H R ER SO BB IBB HBP BLK WP HR S P ERA WHIP																			
Jack Sanford, R (1, 1) ERA: 3.16	5.0 L 22 6 4 4 3 2 0 0 0 0 0 1 26 34 7.20 1.600																			
Gordon Jones, R (6, 1) ERA: 2.63	1.0 4 1 0 0 1 0 0 0 0 0 0 6 6 0.00 1.000																			
Al Worthington, R (7, 1) ERA: 3.56	0.1 4 3 3 3 1 0 0 0 0 0 2 6 6 81.00 9.000																			
Dom Zanni, R (7, 1) ERA: 5.0	1.2 7 0 0 0 1 2 0 0 0 0 0 7 15 0.00 1.200																			



Batter	1	2	3	4	5	6	7	8	9	AB	R	H	RBI	BB	SO	LOB	TOP					
Jim Davenport, R (1,5) OBP: 0.267, SLG: 0.321										4	3	3	1	1	0	0	San Francisco Giants @ Milwaukee Braves Milwaukee County Stadium, Milwaukee, WI Thu Jun 04 1959, 4:33 AM EDT Att: 16,713 - Unknown					
Willie Kirkland, L (1,9) OBP: 0.384, SLG: 0.410										5	1	1	0	0	1	4						
Willie Mays, R (1,8) OBP: 0.396, SLG: 0.592										4	2	2	2	1	0	1						
Orlando Cepeda, R (1,3) OBP: 0.361, SLG: 0.628										5	2	4	7	0	0	0						
Jackie Brandt, R (1,7) OBP: 0.316, SLG: 0.384										5	0	0	0	0	2	4						
Daryl Spencer, R (1,4) OBP: 0.343, SLG: 0.354										5	0	2	0	0	0	0						
Andre Rodgers, R (1,6) OBP: 0.337, SLG: 0.423										4	1	1	0	1	0	3						
Hobie Landrith, L (1,2) OBP: 0.316, SLG: 0.318										5	1	2	1	0	0	2						
Mike McCormick, L (1,1) OBP: 0.235, SLG: 0.143 Gordon Jones, R (4,1)										1	0	0	0	0	0	0						
Bob Speake, L (5, PH) OBP: 0.182, SLG: 0.100 Stu Miller, R (5,1) OBP: 0.063, SLG: 0.063										0	0	0	0	0	0	0						
Inning Stats	R: 1 E: 0 K: 0 S: 5	H: 3 LOB: 1 BB: 0 P: 5	R: 0 E: 0 K: 0 S: 3	H: 0 LOB: 0 BB: 0 P: 3	R: 0 E: 0 K: 1 S: 3	H: 0 LOB: 0 BB: 0 P: 3	R: 2 E: 0 K: 1 S: 8	H: 3 LOB: 1 BB: 0 P: 8	R: 4 E: 1 K: 0 S: 7	H: 3 LOB: 0 BB: 0 P: 7	R: 2 E: 0 K: 1 S: 5	H: 3 LOB: 2 BB: 0 P: 5	R: 0 E: 1 K: 1 S: 7	H: 1 LOB: 2 BB: 0 P: 7	R: 2 E: 0 K: 1 S: 7	H: 2 LOB: 2 BB: 2 P: 15	R: 0 E: 0 K: 0 S: 3	H: 0 LOB: 1 BB: 1 P: 7	1B: 10 2B: 3 HR: 2	SF: 0 SAC: 1 DP: 1 HBP: 0	WP: 0 PB: 0 SB: 0 CS: 0	PA: 45
PITCHER	IP WLS BF H R ER SO BB IBB HBP BLK WP HR S P ERA WHIP																					
Lew Burdette, R (1,1) ERA: 3.97	4.1 L 22 9 7 6 1 0 0 0 0 0 0 2 24 24 12.46 2.077																					
Juan Pizarro, L (5,1) ERA: 5.35	3.1 17 5 4 4 2 2 0 0 0 0 0 0 19 27 10.80 2.100																					
Carl Willey, R (8,1) ERA: 3.06	1.1 6 1 0 0 0 1 0 0 0 0 0 0 5 9 0.00 1.500																					

Batter	1	2	3	4	5	6	7	8	9	AB	R	H	RBI	BB	SO	LOB	BOTTOM			
Casey Wise, S (1,4) OBP: 0.500, SLG: 0.462										3	0	1	0	2	0	2	San Francisco Giants @ Milwaukee Braves Milwaukee County Stadium, Milwaukee, WI Thu Jun 04 1959, 4:33 AM EDT Att: 16,713 - Unknown			
Eddie Mathews, L (1,5) OBP: 0.362, SLG: 0.635										5	0	1	0	0	1	4				
Hank Aaron, R (1,9) OBP: 0.457, SLG: 0.769										4	0	0	0	1	0	4				
Joe Adcock, R (1,3) OBP: 0.356, SLG: 0.463 Mel Roach, R (7,4)										2	1	0	0	1	1	2				
Wes Covington, L (1,7) OBP: 0.373, SLG: 0.460										3	2	1	2	1	1	1				
Andy Pafo, R (1,8) OBP: 0.282, SLG: 0.250 Bill Bruton, L (5, PH) OBP: 0.343, SLG: 0.469										1	1	0	0	1	1	0				
Del Crandall, R (1,2) OBP: 0.302, SLG: 0.416										4	1	1	3	0	0	1				
Felix Mantilla, R (1,6) OBP: 0.236, SLG: 0.087 Frank Torre, L (6, PH) OBP: 0.333, SLG: 0.351										1	0	0	0	1	0	0				
Lew Burdette, R (1,1) OBP: 0.175, SLG: 0.184 Juan Pizarro, L (5,1) OBP: 0.214, SLG: 0.154 Carl Willey, R (8,1) Mickey Vernon, L (8, PH) OBP: 0.316, SLG: 0.417										1	0	0	0	0	0	0				
Inning Stats	R: 0 E: 0 K: 1 S: 5	H: 0 LOB: 1 BB: 2 P: 9	R: 3 E: 0 K: 1 S: 7	H: 2 LOB: 1 BB: 2 P: 15	R: 2 E: 0 K: 1 S: 6	H: 1 LOB: 0 BB: 1 P: 10	R: 0 E: 0 K: 0 S: 3	H: 0 LOB: 1 BB: 1 P: 7	R: 0 E: 0 K: 1 S: 5	H: 0 LOB: 0 BB: 0 P: 5	R: 0 E: 0 K: 0 S: 3	H: 0 LOB: 1 BB: 1 P: 7	R: 0 E: 0 K: 1 S: 5	H: 1 LOB: 2 BB: 0 P: 5	R: 0 E: 0 K: 1 S: 7	H: 2 LOB: 2 BB: 0 P: 7		1B: 4 2B: 0 HR: 2	SF: 0 SAC: 1 DP: 1 HBP: 0	WP: 0 PB: 0 SB: 0 CS: 0
PITCHER	IP WLS BF H R ER SO BB IBB HBP BLK WP HR S P ERA WHIP																			
Mike McCormick, L (1,1) ERA: 4.01	3.0 W 16 3 5 0 0 4 0 0 0 0 0 2 18 34 15.00 2.333																			
Gordon Jones, R (4,1) ERA: 2.45	1.0 W 4 0 0 0 0 1 0 0 0 0 0 0 3 7 0.00 1.000																			
Stu Miller, R (5,1) ERA: 2.17	5.0 S 19 3 0 0 3 2 0 0 0 0 0 0 23 31 0.00 1.000																			

Batter	1	2	3	4	5	6	7	8	9	AB	R	H	RBI	BB	SO	LOB	TOP				
Jim Gilliam, S OBP: 0.388, SLG: 0.322 (1, 5)										4	2	2	0	1	0	2	Los Angeles Dodgers @ Milwaukee Braves Milwaukee County Stadium, Milwaukee, WI Fri Jun 05 1959, 8:05 PM EDT Att: 30,826 - Unknown livebaseballscorecards.com				
Charlie Neal, R OBP: 0.345, SLG: 0.424 (1, 4)										5	1	3	2	0	0	2					
Don Demeter, R OBP: 0.326, SLG: 0.486 (1, 8)										5	0	0	0	0	2	4					
Gil Hodges, R OBP: 0.412, SLG: 0.547 (1, 3)										5	0	2	2	0	2	1					
Rip Repuski, R OBP: 0.380, SLG: 0.405 (1, 7)										4	0	1	0	0	0	1					
Ron Fairly, L OBP: 0.385, SLG: 0.456 (1, 9)										3	0	0	0	1	1	3					
Don Zimmer, R OBP: 0.316, SLG: 0.311 (1, 6)										4	0	1	0	0	0	0					
Joe Pignatano, R OBP: 0.300, SLG: 0.296 (8, PH)										3	1	1	0	0	0	0					
John Roseboro, L OBP: 0.347, SLG: 0.385 (8, 2)										1	0	0	0	0	1	2					
Johnny Podres, L OBP: 0.313, SLG: 0.214 (1, 1)										3	1	1	1	1	0	1					
Inning Stats	R: 1 H: 3 E: 0 K: 1 S: 11	H: 3 R: 4 ER: 1 LOB: 1 BB: 0 P: 19	R: 2 H: 3 E: 1 K: 1 S: 14	H: 3 R: 4 ER: 1 LOB: 1 BB: 0 P: 18	R: 0 H: 0 E: 0 K: 2 S: 8	H: 0 R: 0 ER: 0 LOB: 0 BB: 0 P: 12	R: 0 H: 0 E: 0 K: 0 S: 9	H: 2 R: 0 ER: 0 LOB: 1 BB: 0 P: 14	R: 1 H: 2 E: 0 K: 0 S: 10	H: 0 R: 0 ER: 0 LOB: 0 BB: 0 P: 17	R: 0 H: 1 E: 0 K: 0 S: 5	H: 1 R: 0 ER: 0 LOB: 0 BB: 0 P: 8	R: 0 H: 1 E: 0 K: 1 S: 12	H: 1 R: 0 ER: 0 LOB: 1 BB: 1 P: 21	R: 1 H: 1 E: 0 K: 1 S: 11	H: 1 R: 0 ER: 0 LOB: 1 BB: 1 P: 19	1B: 7 2B: 4 3B: 0 HR: 0	SF: 0 SAC: 0 DP: 2 HBP: 0	WP: 0 PB: 0 CS: 0	PA: 40	
PITCHER	IP	WLS	BF	H	R	ER	SO	BB	IBB	HBP	BLK	WP	HR	S	P	ERA	WHIP				
Warren Spahn, L ERA: 2.86 (1, 1)	7.0	L	30	9	4	4	4	1	0	0	0	0	0	64	97	5.14	1.429				
Joey Jay, R ERA: 7.07 (8, 1)	2.0		10	2	1	1	2	2	0	0	0	0	0	23	40	4.50	2.000				

Batter	1	2	3	4	5	6	7	8	9	AB	R	H	RBI	BB	SO	LOB	BOTTOM					
Casey Wise, S OBP: 0.450, SLG: 0.471 (1, 4)										4	1	1	0	0	0	2	Los Angeles Dodgers @ Milwaukee Braves Milwaukee County Stadium, Milwaukee, WI Fri Jun 05 1959, 8:05 PM EDT Att: 30,826 - Unknown livebaseballscorecards.com					
Eddie Mathews, L OBP: 0.356, SLG: 0.623 (1, 5)										4	0	0	0	0	0	1						
Hank Aaron, R OBP: 0.453, SLG: 0.767 (1, 9)										3	0	1	1	0	0	0						
Joe Adcock, R OBP: 0.351, SLG: 0.452 (1, 3)										4	0	1	0	0	1	1						
Wes Covington, L OBP: 0.376, SLG: 0.458 (1, 7)										3	0	1	0	1	2	0						
Andy Pafko, R OBP: 0.256, SLG: 0.225 (1, 8)										4	0	0	0	0	0	3						
Del Crandall, R OBP: 0.301, SLG: 0.412 (1, 2)										4	0	1	0	0	0	0						
Felix Mantilla, R OBP: 0.241, SLG: 0.102 (1, 6)										3	0	1	0	0	1	2						
Warren Spahn, L OBP: 0.297, SLG: 0.273 (7, PH)										2	0	1	0	0	1	2						
Mei Roach, R (8, 1)										1	0	0	0	0	0	0						
Joey Jay, S OBP: 0.300, SLG: 0.125 (8, 1)										0	0	0	0	0	0	0						
Inning Stats	R: 1 H: 2 E: 0 K: 0 S: 13	H: 2 R: 1 ER: 0 LOB: 1 BB: 0 P: 20	R: 0 H: 2 E: 0 K: 0 S: 8	H: 2 R: 1 ER: 0 LOB: 1 BB: 0 P: 12	R: 0 H: 0 E: 0 K: 0 S: 4	H: 0 R: 0 ER: 0 LOB: 0 BB: 0 P: 6	R: 0 H: 2 E: 0 K: 1 S: 11	H: 2 R: 0 ER: 0 LOB: 2 BB: 0 P: 16	R: 0 H: 0 E: 0 K: 0 S: 12	H: 0 R: 0 ER: 0 LOB: 0 BB: 0 P: 17	R: 0 H: 0 E: 0 K: 1 S: 7	H: 0 R: 0 ER: 0 LOB: 0 BB: 0 P: 11	R: 0 H: 0 E: 0 K: 1 S: 8	H: 0 R: 0 ER: 0 LOB: 0 BB: 0 P: 12	R: 0 H: 1 E: 0 K: 1 S: 8	H: 1 R: 0 ER: 0 LOB: 1 BB: 0 P: 12	R: 0 H: 0 E: 0 K: 1 S: 8	H: 0 R: 0 ER: 0 LOB: 0 BB: 0 P: 14	1B: 5 2B: 2 3B: 0 HR: 0	SF: 1 SAC: 0 DP: 1 HBP: 0	WP: 0 PB: 0 CS: 0	PA: 34
PITCHER	IP	WLS	BF	H	R	ER	SO	BB	IBB	HBP	BLK	WP	HR	S	P	ERA	WHIP					
Johnny Podres, L ERA: 3.42 (1, 1)	9.0	W	34	7	1	1	5	1	0	0	0	0	0	79	120	1.00	0.889					



Batter	1	2	3	4	5	6	7	8	9	AB	R	H	RBI	BB	SO	LOB	TOP						
Tony Taylor, R OBP: 0.353, SLG: 0.409 (1, 4)	F9		K			4-3 1B		P4	K	5	0	1	0	0	2	2	Chicago Cubs @ Milwaukee Braves Milwaukee County Stadium, Milwaukee, WI Mon Jun 08 1959, 4:33 AM EDT Att: 12,288 - Unknown AB 37 R 5 H 9 RBI 5 BB 1 SO 5 LOB 12						
Alvin Dark, R OBP: 0.319, SLG: 0.343 (1, 5)	1-3		F8			4-3 1-2		14 2B	L7	5	1	1	0	0	0	2							
14 Ernie Banks, R OBP: 0.350, SLG: 0.551 (1, 6)	P3			F5		5-3		1B		4	1	1	2	0	0	1							
Dale Long, L OBP: 0.343, SLG: 0.523 (1, 3)		6-3			1B	K		2B		4	1	2	1	0	1	1							
Bobby Thomson, R OBP: 0.329, SLG: 0.452 (1, 9)		E1		F8			5-3	BB 2B	1B	4	1	1	0	0	0	1							
Walt Moryn, L OBP: 0.318, SLG: 0.383 (1, 7)		F9		F5			F8	2B	BB	3	0	0	0	1	0	2							
George Altman, L OBP: 0.298, SLG: 0.373 (1, 8)		K			5-3		6-3	1-3 2-H 3-H	2B	4	0	1	2	0	1	1							
Sammy Taylor, L OBP: 0.286, SLG: 0.336 (1, 2)			G3		F8			G3	F8	4	0	0	0	0	0	2							
Seth Morehead, L OBP: 0.200, SLG: 0.400 Bob Porterfield, R (5, 1)					4-3			2B	14 2B	2	0	1	0	0	0	0							
Irv Noren, L OBP: 0.280, SLG: 0.333 Moe Drabowsky, R OBP: 0.231, SLG: 0.208 Jim Marshall, L OBP: 0.326, SLG: 0.385 (9, PH)									K	1	1	1	0	0	0	0							
										1	0	0	0	0	1	0							
Inning Stats	R: 0 E: 0 K: 0 S: 3	H: 0 LOB: 0 BB: 0 P: 3	R: 0 E: 1 K: 1 S: 6	H: 0 LOB: 1 BB: 0 P: 6	R: 0 E: 0 K: 1 S: 6	H: 1 LOB: 1 BB: 0 P: 6	R: 0 E: 0 K: 0 S: 4	H: 1 LOB: 1 BB: 0 P: 4	R: 0 E: 0 K: 0 S: 3	H: 0 LOB: 0 BB: 0 P: 3	R: 0 E: 0 K: 1 S: 6	H: 1 LOB: 1 BB: 0 P: 6	R: 0 E: 0 K: 0 S: 3	H: 0 LOB: 0 BB: 0 P: 3	R: 5 E: 0 K: 0 S: 9	H: 6 LOB: 2 BB: 1 P: 13		R: 0 E: 0 K: 2 S: 7	H: 0 LOB: 0 BB: 0 P: 7	1B: 5 2B: 4 3B: 0 HR: 0	SF: 0 SAC: 0 DP: 0 HBP: 0	WP: 0 PB: 0 SB: 0 CS: 0	PA: 38
PITCHER	IP WLS BF H R ER SO BB IBB HBP BLK WP HR S P ERA WHIP																						
Lew Burdette, R ERA: 4.01 (1, 1)	7.2 W 31 7 4 4 3 0 0 0 0 0 0 0 0 37 37 4.70 0.913																						
Carl Willey, R ERA: 3.51 (8, 1)	0.0 3 2 1 1 0 1 0 0 0 0 0 0 2 6 ∞ ∞																						
Don McMahon, R ERA: 1.85 (8, 1)	1.1 S 4 0 0 0 2 0 0 0 0 0 0 0 8 8 0.00 0.000																						

Batter	1	2	3	4	5	6	7	8	9	AB	R	H	RBI	BB	SO	LOB	BOTTOM				
Casey Wise, S OBP: 0.371, SLG: 0.310 (1, 4)	F7	6-3		P4	1B		FC1-5			4	0	0	0	1	0	4	Chicago Cubs @ Milwaukee Braves Milwaukee County Stadium, Milwaukee, WI Mon Jun 08 1959, 4:33 AM EDT Att: 12,288 - Unknown AB 39 R 9 H 15 RBI 9 BB 3 SO 1 LOB 21				
Eddie Mathews, L OBP: 0.355, SLG: 0.618 (1, 5)	1B				BB		G1-6-3			3	2	1	1	2	0	4					
Hank Aaron, R OBP: 0.460, SLG: 0.756 (1, 9)	FC6-4		F9		E4			L8		5	1	2	1	0	0	1					
Joe Adcock, R OBP: 0.350, SLG: 0.435 (1, 3)	K		P6				FC6-4	F3		5	1	1	1	0	1	4					
Del Crandall, R OBP: 0.317, SLG: 0.423 (1, 2)	FC6-4				1B	5-3		1B		5	1	3	1	0	0	2					
Andy Pafo, R OBP: 0.265, SLG: 0.265 (6, 7)		6-3	6-3		2B		F7	P4		5	1	1	1	0	0	2					
Mel Roach, R OBP: 0.250, SLG: 0.250 Bill Bruton, L OBP: 0.358, SLG: 0.479 (5, PH) (6, 8)				F9			4-3			2	0	1	0	0	0	0					
Felix Mantilla, R OBP: 0.250, SLG: 0.123 (1, 6)		FC8-6		L9				FC1-5	1B	4	1	1	0	0	0	4					
Lew Burdette, R OBP: 0.250, SLG: 0.310 Carl Willey, R (8, 1)										4	1	4	4	0	0	0					
Don McMahon, R OBP: 0.333, SLG: 0.200 (8, 1)					1B			FC1-5	1B	0	0	0	0	0	0	0					
										0	0	0	0	0	0	0					
Inning Stats	R: 0 E: 0 K: 1 S: 6	H: 1 LOB: 2 BB: 1 P: 10	R: 1 E: 0 K: 0 S: 5	H: 2 LOB: 1 BB: 0 P: 5	R: 1 E: 0 K: 0 S: 5	H: 2 LOB: 1 BB: 0 P: 5	R: 0 E: 0 K: 0 S: 4	H: 1 LOB: 1 BB: 0 P: 4	R: 7 E: 1 K: 0 S: 10	H: 6 LOB: 2 BB: 2 P: 18	R: 0 E: 0 K: 0 S: 3	H: 0 LOB: 0 BB: 0 P: 3	R: 0 E: 0 K: 0 S: 4	H: 2 LOB: 1 BB: 0 P: 4	R: 0 E: 0 K: 0 S: 4	H: 1 LOB: 1 BB: 0 P: 4		1B: 11 2B: 3 3B: 0 HR: 1	SF: 0 SAC: 0 DP: 1 HBP: 0	WP: 0 PB: 0 SB: 0 CS: 0	PA: 42
PITCHER	IP WLS BF H R ER SO BB IBB HBP BLK WP HR S P ERA WHIP																				
Seth Morehead, L ERA: 7.43 (1, 1)	4.0 L 23 8 6 3 2 0 2 0 0 0 0 0 1 23 31 11.25 2.500																				
Bob Porterfield, R ERA: 6.75 (5, 1)	3.0 15 6 3 2 0 1 0 0 0 0 0 0 14 18 6.00 2.333																				
Moe Drabowsky, R ERA: 3.92 (8, 1)	1.0 4 1 0 0 0 0 0 0 0 0 0 0 4 4 0.00 1.000																				

Batter	1	2	3	4	5	6	7	8	9	AB	R	H	RBI	BB	SO	LOB	TOP					
Casey Wise, S OBP: 0.333, SLG: 0.273	F7			6-3		L9		6-3		4	0	0	0	0	0	1	Milwaukee Braves @ St. Louis Cardinals Sportsman's Park, St. Louis, MO Tue Jun 09 1959, 8:05 PM EDT Att: 13,014 - Unknown					
Eddie Mathews, L OBP: 0.361, SLG: 0.620	CS 1B			2B		K		P6		4	0	2	0	0	1	1						
Hank Aaron, R OBP: 0.456, SLG: 0.751	K			P6		2B		6-3		4	0	1	1	0	1	2						
Wes Covington, L OBP: 0.371, SLG: 0.446		F8		BB		4-3			4-3	3	0	0	0	1	0	1						
Joe Adcock, R OBP: 0.346, SLG: 0.427	F9			F8			F8	FC5-4 1B		4	0	1	0	0	0	2						
Bill Bruton, L OBP: 0.350, SLG: 0.468	L9				L8		4-3	L4		4	0	0	0	0	0	1						
Del Crandall, R OBP: 0.315, SLG: 0.420			L8		6-3		HR 1B	FC5-4 1-2		4	1	1	0	0	0	1						
Johnny Logan, R OBP: 0.401, SLG: 0.464			5-3		K		HR			2	0	0	0	0	1	0						
Felix Mantilla, R OBP: 0.291, SLG: 0.190			K				HR			1	1	1	2	0	0	0						
Warren Spahn, L OBP: 0.289, SLG: 0.265			K				2B 1B	1-3		1	0	0	0	0	0	0						
Joe Judge, S OBP: 0.300, SLG: 0.125										0	0	0	0	0	0	0						
Frank Torre, S OBP: 0.333, SLG: 0.350										0	0	0	0	0	0	0						
Bob Hartman, R OBP: 0.333, SLG: 0.350										0	0	0	0	0	0	0						
Bob Giggie, R OBP: 0.279, SLG: 0.268										0	0	0	0	0	0	0						
Mickey Vernon, L OBP: 0.279, SLG: 0.268										0	0	0	0	0	0	0						
Bob Trowbridge, R OBP: 0.279, SLG: 0.268										0	0	0	0	0	0	0						
Inning Stats	R: 0 E: 0 K: 1 S: 5	H: 1 LOB: 1 BB: 0 P: 5	R: 0 E: 0 K: 0 S: 3	H: 0 LOB: 0 BB: 0 P: 3	R: 0 E: 0 K: 1 S: 5	H: 0 LOB: 2 BB: 1 P: 5	R: 0 E: 0 K: 0 S: 4	H: 1 LOB: 0 BB: 1 P: 8	R: 0 E: 0 K: 1 S: 5	H: 0 LOB: 0 BB: 0 P: 5	R: 1 E: 0 K: 1 S: 7	H: 2 LOB: 1 BB: 0 P: 7	R: 2 E: 0 K: 0 S: 5	H: 2 LOB: 0 BB: 0 P: 5	R: 0 E: 0 K: 0 S: 3	H: 0 LOB: 0 BB: 0 P: 3	R: 0 E: 0 K: 0 S: 4	H: 1 LOB: 1 BB: 0 P: 4	1B: 4 2B: 3 3B: 0 HR: 1	SF: 0 SAC: 0 DP: 1 HBP: 0	WP: 0 PB: 0 SB: 0 CS: 1	PA: 34
PITCHER Larry Jackson, R ERA: 3.65	IP: 9.0 WLS: W BF: 34 H: 7 R: 3 ER: 3 SO: 4 BB: 1 IBB: 0 HBP: 0 BLK: 0 WP: 0 HR: 1 S: 41 P: 45 ERA: 3.00 WHIP: 0.889											PITCHER	IP: 0 WLS: 0 BF: 0 H: 0 R: 0 ER: 0 SO: 0 BB: 0 IBB: 0 HBP: 0 BLK: 0 WP: 0 HR: 0 S: 0 P: 0 ERA: 0 WHIP: 0									

Batter	1	2	3	4	5	6	7	8	9	AB	R	H	RBI	BB	SO	LOB	BOTTOM			
Don Blasingame, L OBP: 0.368, SLG: 0.373	L7		F8			1B 3B 2H		2B 2B 1B		5	3	3	2	0	0	0	Milwaukee Braves @ St. Louis Cardinals Sportsman's Park, St. Louis, MO Tue Jun 09 1959, 8:05 PM EDT Att: 13,014 - Unknown			
Gino Cimoli, R OBP: 0.368, SLG: 0.500	K			6-3		1B 3B 1-2		K		5	2	2	3	0	2	1				
Bill White, L OBP: 0.367, SLG: 0.539	4-3			HR BB		HR BB 1-2		2B 2B 1-3		4	2	3	2	1	0	0				
Ken Boyer, R OBP: 0.376, SLG: 0.550		8-4 1B 1B		HR 1-2		5-3		K		5	1	3	4	0	1	3				
Joe Cunningham, L OBP: 0.442, SLG: 0.461								2B 2B 2H 3-H		3	0	2	0	0	0	0				
Curt Flood, R OBP: 0.309, SLG: 0.271	1-2 1B			F9		1B 1B		P4		2	1	0	0	0	1	1				
Gene Oliver, R OBP: 0.235, SLG: 0.438	K			K		K				4	0	1	0	0	3	3				
Hal Smith, R OBP: 0.325, SLG: 0.449	8-4 2-2				5-3	1B 1B FC5-2-5		F9		4	0	1	0	0	0	3				
Alex Grammas, R OBP: 0.345, SLG: 0.360			P4		SH2-4 1B BB	SH2-4 1B BB		4-3		3	2	1	1	1	0	1				
Larry Jackson, R OBP: 0.161, SLG: 0.167			P6		SH2-4 1-2	FC5-2-5 1B HR 3-H		1-3		3	1	0	0	0	0	2				
Inning Stats	R: 0 E: 0 K: 1 S: 5	H: 0 LOB: 0 BB: 0 P: 5	R: 0 E: 0 K: 1 S: 6	H: 2 LOB: 1 BB: 0 P: 6	R: 0 E: 0 K: 0 S: 3	H: 0 LOB: 0 BB: 0 P: 3	R: 2 E: 0 K: 1 S: 6	H: 1 LOB: 1 BB: 1 P: 10	R: 3 E: 0 K: 0 S: 6	H: 3 LOB: 1 BB: 1 P: 10	R: 5 E: 0 K: 2 S: 13	H: 6 LOB: 2 BB: 0 P: 13	R: 0 E: 0 K: 1 S: 6	H: 1 LOB: 0 BB: 0 P: 6	R: 2 E: 0 K: 1 S: 8	H: 3 LOB: 1 BB: 0 P: 8	1B: 10 2B: 4 3B: 1 HR: 2	SF: 0 SAC: 1 DP: 1 HBP: 0	WP: 0 PB: 0 SB: 0 CS: 0	PA: 41
PITCHER Warren Spahn, L ERA: 3.14	IP: 0.1 WLS: L BF: 1 H: 0 R: 0 ER: 0 SO: 0 BB: 0 IBB: 0 HBP: 0 BLK: 0 WP: 0 HR: 0 S: 1 P: 1 ERA: 0.00 WHIP: 0.000											PITCHER	IP: 0 WLS: 0 BF: 0 H: 0 R: 0 ER: 0 SO: 0 BB: 0 IBB: 0 HBP: 0 BLK: 0 WP: 0 HR: 0 S: 0 P: 0 ERA: 0 WHIP: 0							
Joey Jay, R ERA: 7.0	0.1	1	0	0	0	0	0	0	0	0	0	1	1	0	0	0				
Bob Hartman, L ERA: 67.5	0.2	6	4	4	4	1	0	0	0	0	0	8	8	54.00	6.000					
Bob Giggie, R ERA: 2.45	0.1	3	2	1	1	1	0	0	0	0	1	5	5	27.00	6.000					
Bob Trowbridge, R ERA: 4.63	2.0	10	4	2	2	2	0	0	0	0	0	14	14	9.00	2.000					



AB	33
R	3
H	7
RBI	3
BB	1
SO	4
LOB	9

AB	38
R	12
H	16
RBI	12
BB	2
SO	7
LOB	14

Batter	1	2	3	4	5	6	7	8	9	AB	R	H	RBI	BB	SO	LOB	TOP			
Casey Wise, S OBP: 0.302, SLG: 0.243 (1, 4)	F7		P4			4-3		1-3		4	0	0	0	0	0	1	Milwaukee Braves @ St. Louis Cardinals Sportsman's Park, St. Louis, MO Wed Jun 10 1959, 8:05 PM EDT Att: 15,195 - Unknown			
Eddie Mathews, L OBP: 0.363, SLG: 0.615 (1, 5)	3-1		F9			1B BB		1B BB		2	0	0	0	2	0					
Hank Aaron, R OBP: 0.457, SLG: 0.760 (1, 9)	HR			L4		1B G6-4-3		F7		4	1	2	1	0	2					
Joe Adcock, R OBP: 0.342, SLG: 0.420 (1, 3)	F8			5-3		1B G6-4-3		1B		4	0	1	0	0	2					
Del Crandall, R OBP: 0.319, SLG: 0.437 (1, 2)	HR			L7				F9		4	1	2	1	0	3					
Wes Covington, L OBP: 0.368, SLG: 0.441 (1, 7)	K					1B		3-1		4	0	1	0	0	2	1				
Andy Pafko, R OBP: 0.276, SLG: 0.275 (7, PH)	5-3					1B		4-3		2	0	1	0	0	0	0				
Bill Bruton, L OBP: 0.346, SLG: 0.462 (7, 8)						1B G5-4-3		K		2	0	0	0	0	1	1				
Felix Mantilla, R OBP: 0.254, SLG: 0.183 (7, PH)	6-3					K		6-3		2	0	0	0	0	1	2				
Frank Torre, L OBP: 0.331, SLG: 0.347 (7, 4)						K				1	0	0	0	0	0	1				
Mel Roach, R OBP: 0.200, SLG: 0.200 (8, 1)										1	0	0	0	0	0	0				
Bob Rush, R OBP: 0.118, SLG: 0.118 (5, 1)										0	0	0	0	0	0	0				
Joey Jay, S OBP: 0.300, SLG: 0.125 (6, PH)										1	0	1	0	0	0	0				
Mickey Vernon, L OBP: 0.295, SLG: 0.405 (8, 1)										0	0	0	0	0	0	0				
Don McMahon, R OBP: 0.333, SLG: 0.200 (8, 1)										0	0	0	0	0	0	0				
Inning Stats	R: 1 E: 0 K: 0 S: 4	H: 1 LOB: 0 BB: 0 P: 4	R: 1 E: 0 K: 1 S: 6	H: 1 LOB: 0 BB: 0 P: 6	R: 0 E: 0 K: 0 S: 3	H: 0 LOB: 0 BB: 0 P: 3	R: 0 E: 0 K: 0 S: 3	H: 2 LOB: 1 BB: 0 P: 6	R: 0 E: 0 K: 1 S: 6	H: 1 LOB: 1 BB: 1 P: 7	R: 0 E: 0 K: 2 S: 8	H: 1 LOB: 1 BB: 0 P: 8	R: 0 E: 0 K: 0 S: 5	H: 2 LOB: 3 BB: 1 P: 9	R: 0 E: 0 K: 0 S: 3	H: 0 LOB: 0 BB: 0 P: 3	1B: 5 2B: 1 3B: 0 HR: 2	SF: 0 SAC: 0 DP: 2 HBP: 0	WP: 0 PB: 0 SB: 0 CS: 0	PA: 35
PITCHER	IP WLS BF H R ER SO BB IBB HBP BLK WP HR S P ERA WHIP	5.0 W 18 4 2 2 2 0 0 0 0 0 2 22 22 3.60 0.800	4.0 S 17 4 0 0 2 2 0 0 0 0 0 19 27 0.00 1.500																	




Batter	1	2	3	4	5	6	7	8	9	AB	R	H	RBI	BB	SO	LOB	BOTTOM			
Don Blasingame, L OBP: 0.367, SLG: 0.371 (1, 4)	F8		F9		6-3		S 1B			4	1	1	1	0	0	1	Milwaukee Braves @ St. Louis Cardinals Sportsman's Park, St. Louis, MO Wed Jun 10 1959, 8:05 PM EDT Att: 15,195 - Unknown			
Gino Cimoli, R OBP: 0.366, SLG: 0.500 (8, 9)	6-3		K		2B		K			4	1	1	1	0	2	1				
Bill White, L OBP: 0.376, SLG: 0.551 (1, 3)	1B		P4		2B		1B SF7			4	1	3	2	0	0	0				
Ken Boyer, R OBP: 0.378, SLG: 0.547 (1, 5)	1B			F8	P6		1B			3	0	1	0	1	0	1				
Joe Cunningham, L OBP: 0.437, SLG: 0.454 (8, 8)	4-3			F7		1B BB	SF7			2	0	0	1	1	0	2				
Curt Flood, R OBP: 0.309, SLG: 0.271 (8, 8)						1B BB	1B			0	0	0	0	0	0	0				
Gene Oliver, R OBP: 0.238, SLG: 0.400 (1, 7)	6-3			5-3		1B	L8			4	0	1	0	0	0	1				
Hal Smith, R OBP: 0.323, SLG: 0.450 (1, 2)	2B				P4	G5-4-3	P3			4	0	1	0	0	0	2				
Alex Grammas, R OBP: 0.342, SLG: 0.350 (1, 6)	6-3				E6		F9			3	1	0	0	1	0	1				
Alex Kellner, R OBP: 0.222, SLG: 0.222 (5, PH)	K				2B		F9			1	0	0	0	0	1	1				
Solly Hemus, L OBP: 0.522, SLG: 0.400 (5, PR)					2B					1	0	1	0	0	0	0				
Larry Jackson, R OBP: 0.161, SLG: 0.167 (6, 1)					2B					0	1	0	0	0	0	0				
Lindy McDaniel, R OBP: 0.200, SLG: 0.059 (6, 1)					2B					2	0	0	0	0	1	2				
Inning Stats	R: 0 E: 0 K: 0 S: 4	H: 1 LOB: 2 BB: 1 P: 8	R: 0 E: 0 K: 1 S: 6	H: 1 LOB: 1 BB: 0 P: 6	R: 0 E: 0 K: 1 S: 5	H: 0 LOB: 0 BB: 0 P: 5	R: 0 E: 0 K: 0 S: 3	H: 0 LOB: 0 BB: 0 P: 3	R: 3 E: 1 K: 0 S: 7	H: 3 LOB: 1 BB: 0 P: 7	R: 0 E: 0 K: 1 S: 5	H: 1 LOB: 2 BB: 2 P: 13	R: 2 E: 0 K: 1 S: 8	H: 3 LOB: 1 BB: 0 P: 8	R: 0 E: 0 K: 0 S: 3	H: 0 LOB: 0 BB: 0 P: 3	1B: 5 2B: 4 3B: 0 HR: 0	SF: 1 SAC: 0 DP: 1 HBP: 0	WP: 0 PB: 0 SB: 1 CS: 0	PA: 36
PITCHER	IP WLS BF H R ER SO BB IBB HBP BLK WP HR S P ERA WHIP	4.2 L 21 5 3 2 2 1 1 0 0 0 0 14 22 7.71 2.143	2.1 12 4 2 2 2 1 1 0 0 0 0 0 3 3 0.00 0.000																	



Batter	1	2	3	4	5	6	7	8	9	AB	R	H	RBI	BB	SO	LOB	TOP					
Casey Wise, S OBP: 0.333, SLG: 0.341 (1, 4)	F3		FC6-4 1B		1-H HR		G4-6-3 1-2	1-2 BB		4	1	2	2	1	0	1	Milwaukee Braves @ St. Louis Cardinals Sportsman's Park, St. Louis, MO Thu Jun 11 1959, 4:33 AM EDT Att: 11,414 - Unknown					
Eddie Mathews, L OBP: 0.360, SLG: 0.606 (1, 5)	P5		F7		P2			1B 3-1		5	1	1	0	0	0	3						
Hank Aaron, R OBP: 0.452, SLG: 0.748 (1, 9)	K		FC6-4 1-2		P5			1B HR 1B	F3	5	1	1	0	0	1	1						
Joe Adcock, R OBP: 0.345, SLG: 0.429 (1, 3)		E 5-3 2B		5-3	L8			1B HR 1B	K	5	2	2	1	0	1	0						
Del Crandall, R OBP: 0.316, SLG: 0.446 (1, 2)		E3 5-3 2-3		6-3			F8	1B HR	4-3	5	1	1	3	0	0	1						
Wes Covington, L OBP: 0.398, SLG: 0.440 Bill Bruton, L OBP: 0.350, SLG: 0.471 (6, 8)	F9		E 1B				K	1B FC5-4 2B		3	0	1	0	0	1	2						
Andy Pafko, R OBP: 0.276, SLG: 0.273 (6, 7)	5-3		E5 FC5-4 1B		4-3			2-3 1B		4	0	1	1	0	0	2						
Felix Mantilla, R OBP: 0.240, SLG: 0.172 (1, 6)	4-3		FC5-4 1-2				F8	FC5-4 BB		4	0	0	1	0	0	4						
Bob Buhl, R OBP: 0.071, SLG: 0.071 (1, 1)			1-3		HR 1B		G4-6-3 1B	F7		4	1	2	0	0	0	1						
Inning Stats	R: 0 E: 0 K: 1 S: 5	H: 0 LOB: 0 BB: 0 P: 5	R: 1 E: 1 K: 0 S: 5	H: 1 LOB: 1 BB: 0 P: 5	R: 0 E: 0 K: 0 S: 4	H: 1 LOB: 1 BB: 0 P: 4	R: 0 E: 1 K: 0 S: 5	H: 1 LOB: 2 BB: 0 P: 5	R: 2 E: 0 K: 0 S: 5	H: 2 LOB: 0 BB: 0 P: 5	R: 0 E: 0 K: 1 S: 5	H: 0 LOB: 0 BB: 0 P: 5	R: 0 E: 0 K: 0 S: 3	H: 1 LOB: 0 BB: 0 P: 3	R: 5 E: 0 K: 0 S: 9	H: 6 LOB: 2 BB: 1 P: 13		R: 0 E: 0 K: 1 S: 5	H: 0 LOB: 0 BB: 0 P: 5	1B: 8 2B: 2 3B: 0 HR: 2	SF: 0 SAC: 0 DP: 1 HBP: 0	WP: 0 PB: 0 CS: 0
PITCHER	IP	WLS	BF	H	R	ER	SO	BB	IBB	HBP	BLK	WP	HR	S	P	ERA	WHIP					
Vinegar Bend Mizell, L ERA: 3.21 Marv Grissom, R ERA: 22.5 Hal Jeffcoat, R ERA: 3.42 (8, 1)	7.0	L	28	6	3	2	2	0	0	0	0	0	1	32	32	2.57	0.857					

Batter	1	2	3	4	5	6	7	8	9	AB	R	H	RBI	BB	SO	LOB	BOTTOM					
Don Blasingame, L OBP: 0.361, SLG: 0.364 (1, 4)	F8		K		P5		1-3			4	0	0	0	0	1	2	Milwaukee Braves @ St. Louis Cardinals Sportsman's Park, St. Louis, MO Thu Jun 11 1959, 4:33 AM EDT Att: 11,414 - Unknown					
Gino Cimoli, R OBP: 0.364, SLG: 0.493 (1, 8)	BB		K				K	6-3		3	0	0	0	1	2	0						
Bill White, L OBP: 0.374, SLG: 0.549 (1, 3)	F8		3-1				F8	2B		4	0	1	0	0	0	1						
Ken Boyer, R OBP: 0.376, SLG: 0.541 (1, 5)	1-3				P4		1B	1B	P6	4	0	1	0	0	0	2						
Joe Cunningham, L OBP: 0.444, SLG: 0.459 (1, 9)		BB BB			1B		1-3 1B	1-3		3	0	2	0	1	0	1						
Gene Oliver, R OBP: 0.200, SLG: 0.333 (1, 7)	K		K		K		K		5-3	4	0	0	0	0	3	4						
Hal Smith, R OBP: 0.318, SLG: 0.443 Ray Katt, R OBP: 0.600, SLG: 0.800 (9, 2)		P4		5-3			L6	1B		3	0	0	0	0	0	2						
Alex Grammas, R OBP: 0.142, SLG: 0.167 Solly Hemus, L OBP: 0.400, SLG: 0.400 Larry Jackson, R OBP: 0.142, SLG: 0.167 Marv Grissom, R OBP: 0.350, SLG: 0.471 Hal Jeffcoat, R OBP: 0.200, SLG: 0.200 Stan Musial, R OBP: 0.360, SLG: 0.373 (8, 1)		BB BB BB BB			F9		2-3 BB		F3	1	0	0	0	1	0	0						
Vinegar Bend Mizell, R OBP: 0.238, SLG: 0.293 George Crowe, L OBP: 0.326, SLG: 0.537 Lee Tate, R OBP: 0.240, SLG: 0.289 (8, 6)		BB			K		2-3		F2	2	0	0	0	0	2	2						
Inning Stats	R: 0 E: 0 K: 0 S: 3	H: 0 LOB: 1 BB: 1 P: 7	R: 0 E: 0 K: 2 S: 7	H: 0 LOB: 2 BB: 2 P: 15	R: 0 E: 0 K: 2 S: 7	H: 0 LOB: 0 BB: 0 P: 7	R: 0 E: 0 K: 1 S: 6	H: 1 LOB: 1 BB: 0 P: 6	R: 0 E: 0 K: 1 S: 5	H: 0 LOB: 0 BB: 0 P: 5	R: 0 E: 0 K: 2 S: 9	H: 2 LOB: 2 BB: 0 P: 9	R: 0 E: 0 K: 0 S: 3	H: 0 LOB: 2 BB: 1 P: 7	R: 0 E: 0 K: 0 S: 4	H: 1 LOB: 1 BB: 0 P: 4		R: 0 E: 0 K: 0 S: 4	H: 1 LOB: 1 BB: 0 P: 4	1B: 4 2B: 1 3B: 0 HR: 0	SF: 0 SAC: 0 DP: 0 HBP: 0	WP: 0 PB: 0 CS: 0
PITCHER	IP	WLS	BF	H	R	ER	SO	BB	IBB	HBP	BLK	WP	HR	S	P	ERA	WHIP					
Bob Buhl, R ERA: 2.55 (1, 1)	9.0	W	36	5	0	0	8	4	0	0	0	0	0	48	64	0.00	1.000					

Batter	1	2	3	4	5	6	7	8	9	AB	R	H	RBI	BB	SO	LOB	TOP			
Casey Wise, S OBP: 0.302, SLG: 0.304 (1, 4)	F8		6-3		F8		E3 1B 2B		6-3	5	1	0	0	0	0	0	Milwaukee Braves @ Chicago Cubs Wrigley Field, Chicago, IL Fri Jun 12 1959, 3:33 AM CDT Att: 11,873 - Unknown - 86 F			
Eddie Mathews, L OBP: 0.366, SLG: 0.633 (1, 5)	BB		HR		4-3		2B 1B		HR	4	3	3	2	1	0	0				
Hank Aaron, R OBP: 0.451, SLG: 0.745 (1, 9)	F8		6-3		5-3		2B 1B		1B	5	0	2	2	0	0	1				
Wes Covington, L OBP: 0.359, SLG: 0.429 (1, 7)	1-3				4-3		G3 F7		G4-6-3 1B	5	0	0	0	0	0	3				
Frank Torre, L OBP: 0.329, SLG: 0.352 (1, 3)			P6		FC5 2B		F9 FC5-6-4			4	0	1	0	0	0	1				
Bill Bruton, L OBP: 0.353, SLG: 0.469 (1, 8)	1-3				FC5 BB		1B HR 1B		K	3	1	1	0	1	1	0				
Del Crandall, R OBP: 0.324, SLG: 0.456 (1, 2)					FC5 1-2 2-3		HR 1B		1B	4	1	3	0	0	0	2				
Johnny Logan, R OBP: 0.396, SLG: 0.476 (1, 6)	6-3				P4		HR 1B		K	4	1	1	3	0	1	4				
Lew Burdette, R OBP: 0.296, SLG: 0.310 Bob Trowbridge, R OBP: 0.167, SLG: 0.167 Mel Roach, R OBP: 0.309, SLG: 0.395 Bob Giggie, R OBP: 0.333, SLG: 0.200 (1, 1) (2, 1) (3, PH) (3, 1) (7, PH) (7, 1) (8, PH) (8, 1)	6-3		6-3		6-3		4-3		F9	0	0	0	0	0	0	0				
Inning Stats	R: 0 E: 0 K: 0 S: 3	H: 0 LOB: 1 BB: 1 P: 7	R: 0 E: 0 K: 0 S: 4	H: 1 LOB: 1 BB: 0 P: 4	R: 1 E: 0 K: 0 S: 4	H: 1 LOB: 0 BB: 1 P: 4	R: 0 E: 0 K: 0 S: 4	H: 1 LOB: 2 BB: 1 P: 8	R: 0 E: 0 K: 0 S: 3	H: 0 LOB: 0 BB: 0 P: 3	R: 5 E: 1 K: 0 S: 9	H: 5 LOB: 1 BB: 0 P: 9	R: 0 E: 0 K: 2 S: 8	H: 1 LOB: 1 BB: 0 P: 8	R: 1 E: 0 K: 0 S: 4	H: 2 LOB: 0 BB: 0 P: 4			1B: 5 2B: 3 3B: 0 HR: 3	SF: 0 SAC: 0 DP: 1 HBP: 0
PITCHER	IP WLS BF H R ER SO BB IBB HBP BLK WP HR S P ERA WHIP																			
John Buzhardt, R ERA: 4.21 (1, 1)	6.1 W 28 6 5 5 0 2 0 0 0 0 0 2 26 34 7.11 1.263																			
Bill Henry, L ERA: 2.96 (7, 1)	2.2 S 12 5 2 1 2 0 0 0 0 0 0 1 16 16 3.38 1.875																			

Batter	1	2	3	4	5	6	7	8	9	AB	R	H	RBI	BB	SO	LOB	BOTTOM			
Tony Taylor, R OBP: 0.353, SLG: 0.409 (1, 4)	5-3	1B G2-3 1B		14 1B 1B		SH1-3		F8		4	1	2	0	0	0	0	Milwaukee Braves @ Chicago Cubs Wrigley Field, Chicago, IL Fri Jun 12 1959, 3:33 AM CDT Att: 11,873 - Unknown - 86 F			
Alvin Dark, R OBP: 0.311, SLG: 0.347 (1, 5)	F7	G2-3 14 1B 1B		P4		3B 1B		F8		5	2	2	2	0	0	2				
Lee Walls, R OBP: 0.351, SLG: 0.407 (1, 9)	HR	G2-3		F5		3B				4	1	2	3	0	0	3				
14 Ernie Banks, R OBP: 0.355, SLG: 0.581 (1, 6)	HR	1B		1B		K				4	1	3	3	0	1	1				
Dale Long, L OBP: 0.333, SLG: 0.507 (1, 3)	WP 2B 1B	F8		G6-4-3 BB		P6				3	1	1	0	1	0	1				
Bobby Thomson, R OBP: 0.331, SLG: 0.470 (1, 7)	1B			G6-4-3		F8				4	0	2	1	0	0	1				
George Altman, L OBP: 0.318, SLG: 0.390 (1, 8)	4-3			F5		L3		BB		3	0	0	0	1	0	2				
Sammy Taylor, L OBP: 0.298, SLG: 0.362 (1, 2)		P5		G4-6-3		4-3				4	0	1	0	0	0	2				
John Buzhardt, R OBP: 0.200, SLG: 0.214 Bill Henry, L OBP: 0.214, SLG: 0.154 (1, 1) (7, 1)	1B 1B 2B			1B 14 1B 1B		FC1-6 SH1-3 1B		K		3	3	2	0	0	0	1				
Inning Stats	R: 3 E: 0 K: 0 S: 7	H: 4 LOB: 1 BB: 0 P: 7	R: 3 E: 0 K: 0 S: 7	H: 4 LOB: 1 BB: 0 P: 7	R: 0 E: 0 K: 0 S: 3	H: 1 LOB: 0 BB: 0 P: 3	R: 1 E: 0 K: 0 S: 5	H: 3 LOB: 2 BB: 0 P: 5	R: 0 E: 0 K: 0 S: 2	H: 0 LOB: 1 BB: 1 P: 6	R: 2 E: 0 K: 1 S: 8	H: 3 LOB: 1 BB: 0 P: 8	R: 0 E: 0 K: 0 S: 3	H: 0 LOB: 1 BB: 1 P: 7	R: 0 E: 0 K: 1 S: 5	H: 0 LOB: 0 BB: 0 P: 5		1B: 10 2B: 2 3B: 1 HR: 2	SF: 0 SAC: 1 DP: 2 HBP: 0	WP: 1 PB: 0 SB: 0 CS: 0
PITCHER	IP WLS BF H R ER SO BB IBB HBP BLK WP HR S P ERA WHIP																			
Lew Burdette, R ERA: 4.44 (2, 1)	1.1 L 11 7 6 0 0 0 0 0 0 0 0 0 3 3 0.00 1.500																			
Bob Trowbridge, R ERA: 4.39 (3, 1)	4.0 17 7 3 3 1 1 0 0 0 0 0 0 18 22 6.75 2.000																			
Bob Giggie, R ERA: 3.97 (7, 1)	1.0 4 0 0 0 0 0 1 0 0 0 0 0 0 3 7 0.00 1.000																			
Bob Hartman, L ERA: 27.0 Don McMahon, R ERA: 1.71 (8, 1)	1.0 3 0 0 0 0 1 0 0 0 0 0 0 0 5 5 0.00 0.000																			

Batter	1	2	3	4	5	6	7	8	9	AB	R	H	RBI	BB	SO	LOB	TOP			
Casey Wise, S OBP: 0.310, SLG: 0.300	4-0 1B 2B BB		0-0 7-4 BB 1B	0-0 L7		0-0 F8		0-0 FC4-6		4	1	1	0	1	0	5				
Eddie Mathews, L OBP: 0.375, SLG: 0.631	0-0 2B 6-3 1B		4-0 1B BB		0-0 L9		0-0 G5-4-3 1B		0-0 3-1	4	1	2	0	1	0	0				
Hank Aaron, R OBP: 0.450, SLG: 0.742	0-0 4-3 1-3 2-H 2B		0-0 7-4		0-0 BB FC3-6 1B		0-0 G5-4-3 1-2		0-0 6-3	5	1	2	1	0	0	3				
Wes Covington, L OBP: 0.360, SLG: 0.428	0-0 6-3		0-0 1-2 1B		0-0 BB E 1B		0-0 F7		0-0 4-1	5	1	2	1	0	0	1				
Frank Torre, L OBP: 0.333, SLG: 0.352	0-0 4-3 2-3		0-0 4-3		4-0 FC3-6 BB 1-2 2-3 1B				0-0 E SH1-4 1B	3	0	1	0	1	0	3				
Bill Bruton, L OBP: 0.353, SLG: 0.464	0-0 6-3			4-0 SH1-3 BB		0-0 FC3-6 1-2 2-3 1B		0-0 SH1-4		2	0	0	1	1	0	2				
Del Crandall, R OBP: 0.320, SLG: 0.450		0-0 6-3		0-0 SH1-3 BB 1-2		0-0 F8		0-0 E9		3	0	0	0	0	0	2				
Johnny Logan, R OBP: 0.400, SLG: 0.471		0-0 F8		4-0 BB		0-0 F8		4-0 FC4-6 IBB		2	0	0	0	2	0	0				
Warren Spahn, L OBP: 0.262, SLG: 0.237		0-0 4-3		0-3 K		0-0 4-3		0-0 F7		4	0	0	0	0	1	5				
Don McMahon, R OBP: 0.333, SLG: 0.200										0	0	0	0	0	0	0				
Inning Stats	R: 2 E: 0 K: 0 S: 5	H: 2 LOB: 1 BB: 1 P: 9	R: 0 E: 0 K: 0 S: 3	H: 0 LOB: 0 BB: 0 P: 3	R: 0 E: 0 K: 0 S: 4	H: 2 LOB: 2 BB: 1 P: 8	R: 0 E: 0 K: 1 S: 5	H: 0 LOB: 2 BB: 2 P: 13	R: 2 E: 0 K: 0 S: 3	H: 2 LOB: 0 BB: 0 P: 3	R: 0 E: 0 K: 0 S: 3	H: 1 LOB: 0 BB: 0 P: 3	R: 0 E: 1 K: 0 S: 5	H: 1 LOB: 3 BB: 1 P: 9	R: 0 E: 0 K: 0 S: 3	H: 0 LOB: 0 BB: 0 P: 3	1B: 7 2B: 2 3B: 0 HR: 0	SF: 0 SAC: 2 DP: 2 HBP: 0	WP: 0 PA: 40 PB: 0 SB: 0 CS: 0	
PITCHER	IP WLS BF H R ER SO BB IBB HBP BLK WP HR S P ERA WHIP																			
Bob Anderson, R ERA: 3.57	4.1 L 23 6 4 3 1																			
Dave Hillman, R ERA: 3.79	2.2 8 1 0 0 0																			
Elmer Singleton, R ERA: 1.37	2.0 9 1 0 0 0																			

Milwaukee Braves @ Chicago Cubs
Wrigley Field, Chicago, IL
Sat Jun 13 1959, 3:33 AM CDT
Att: 23,583 - Sunny

AB 32
R 4
H 8
RBI 3
BB 6
SO 1
LOB 21



Batter	1	2	3	4	5	6	7	8	9	AB	R	H	RBI	BB	SO	LOB	BOTTOM				
Tony Taylor, R OBP: 0.350, SLG: 0.409	0-0 F7		0-3 K		0-0 E1 FC4-6		0-0 4-3		0-0 1-3 2B	5	0	1	1	0	1	1					
Alvin Dark, R OBP: 0.310, SLG: 0.345	0-0 F7		0-0 14 FC6-4 1B		0-0 FC4-6 BB		0-0 G3		0-0 3-H P5	4	0	1	0	0	0	2					
Jim Marshall, L OBP: 0.316, SLG: 0.370										1	0	0	0	0	0	2					
Lee Walls, R OBP: 0.353, SLG: 0.404	0-3 K		0-0 14 FC6-4 1B		4-0 1-2 14 FC6-4 BB				0-0 P6	4	0	1	0	1	1	2					
14 Ernie Banks, R OBP: 0.357, SLG: 0.580		0-0 1B 1B	0-0 FC6-4 FC6-4		0-0 FC6-4				0-0 SH5-3 1B	4	1	2	0	0	0	4					
Bobby Thomson, R OBP: 0.326, SLG: 0.461		0-3 K	0-0 FC6-4						0-0 L6	3	0	0	0	0	1	3					
Cal Neaman, R OBP: 0.194, SLG: 0.121		0-0 1B 1-2 1B		0-3 K		0-0 K		0-0 F9		4	0	2	0	0	1	1					
Dale Long, L OBP: 0.337, SLG: 0.503		0-0 FC6-4 1-2 2-H 1B		0-3 K		0-0 K		0-0 G4-6-3		3	1	1	1	1	1	1					
George Altman, L OBP: 0.313, SLG: 0.382		0-0 P2		0-3 K					0-0 B1	3	0	0	0	0	1	2					
Earl Averitt, R OBP: 0.276, SLG: 0.443									0-0 2B 1-2 1B	1	0	1	0	0	0	0					
Bob Anderson, R OBP: 0.194, SLG: 0.200		0-0 FC6-4							0-0 F8	1	0	0	0	0	0	2					
Dave Hillman, R OBP: 0.172, SLG: 0.077										1	0	0	0	0	1	0					
Randy Jackson, R OBP: 0.333, SLG: 0.393										0	0	0	0	1	0	0					
Elmer Singleton, R OBP: 0.315, SLG: 0.379		1-2							0-0 BB	0	0	0	0	0	0	0					
Walt Moryn, L OBP: 0.315, SLG: 0.379									0-0 2-3	1	0	0	0	0	0	2					
Inning Stats	R: 0 E: 0 K: 1 S: 5	H: 0 LOB: 0 BB: 0 P: 5	R: 1 E: 0 K: 1 S: 8	H: 3 LOB: 2 BB: 0 P: 8	R: 0 E: 0 K: 1 S: 7	H: 2 LOB: 2 BB: 0 P: 7	R: 0 E: 0 K: 3 S: 9	H: 0 LOB: 0 BB: 0 P: 9	R: 0 E: 0 K: 1 S: 6	H: 0 LOB: 2 BB: 1 P: 10	R: 0 E: 0 K: 0 S: 3	H: 1 LOB: 0 BB: 0 P: 3	R: 0 E: 0 K: 0 S: 3	H: 0 LOB: 1 BB: 1 P: 7	R: 0 E: 0 K: 0 S: 4	H: 1 LOB: 1 BB: 0 P: 4	R: 0 E: 0 K: 0 S: 5	H: 2 LOB: 2 BB: 1 P: 9	1B: 8 2B: 1 3B: 0 HR: 0	SF: 0 SAC: 1 DP: 1 HBP: 0	WP: 0 PA: 39 PB: 0 SB: 0 CS: 0
PITCHER	IP WLS BF H R ER SO BB IBB HBP BLK WP HR S P ERA WHIP																				
Warren Spahn, L ERA: 3.08	8.1 W 37 9 2 2 2																				
Don McMahon, R ERA: 1.07	0.2 S 2 0 0 0																				

Milwaukee Braves @ Chicago Cubs
Wrigley Field, Chicago, IL
Sat Jun 13 1959, 3:33 AM CDT
Att: 23,583 - Sunny

AB 35
R 2
H 9
RBI 2
BB 3
SO 7
LOB 22



Batter	1	2	3	4	5	6	7	8	9	AB	R	H	RBI	BB	SO	LOB	TOP			
Casey Wise, S OBP: 0.306, SLG: 0.283 (1, 4)	F5		F8				F9			3	0	0	0	1	0	1	Milwaukee Braves @ Chicago Cubs Wrigley Field, Chicago, IL Sun Jun 14 1959, 3:33 AM CDT Att: 36,895 - Unknown			
Eddie Mathews, L OBP: 0.371, SLG: 0.625 (1, 5)	G3				FC3-6 BB			P3		4	0	1	0	0	0	2				
Hank Aaron, R OBP: 0.447, SLG: 0.733 (1, 9)	F8		FC5-4 1B							4	0	1	0	0	0	4				
Wes Covington, L OBP: 0.358, SLG: 0.429 (1, 7)		F9 FC5-2 2B		F6				P3		4	0	1	0	0	0	1				
Frank Torre, L OBP: 0.325, SLG: 0.341 (1, 3)		F9		F8			F4		F5	4	0	0	0	0	0	2				
Bill Bruton, L OBP: 0.356, SLG: 0.470 (1, 8)		FC5-2								4	0	2	0	0	1	1				
Del Crandall, R OBP: 0.318, SLG: 0.443 (1, 2)		F8		F5			K			3	0	0	0	1	1	3				
Johnny Logan, R OBP: 0.397, SLG: 0.466 (1, 6)			1B G3 1B				F7		F8	4	0	1	0	0	1	1				
Bob Rush, R OBP: 0.158, SLG: 0.158 (1, 1)			G3							2	0	1	0	0	0	1				
Mel Roach, R OBP: 0.143, SLG: 0.143 (7, PH)							F8		FC6	1	0	0	0	0	0	0				
Carl Willey, R (7, 1)										0	0	0	0	0	0	0				
Mickey Vernon, L OBP: 0.283, SLG: 0.386 (8, PH)										1	0	0	0	0	0	1				
Inning Stats	R: 0 E: 0 K: 0 S: 3	H: 0 LOB: 0 BB: 0 P: 3	R: 0 E: 0 K: 0 S: 4	H: 1 LOB: 1 BB: 0 P: 4	R: 0 E: 0 K: 0 S: 5	H: 2 LOB: 2 BB: 0 P: 5	R: 0 E: 0 K: 0 S: 4	H: 1 LOB: 1 BB: 0 P: 4	R: 0 E: 0 K: 1 S: 6	H: 1 LOB: 1 BB: 0 P: 6	R: 0 E: 0 K: 0 S: 3	H: 0 LOB: 0 BB: 0 P: 3	R: 0 E: 0 K: 0 S: 4	H: 1 LOB: 1 BB: 0 P: 4	R: 0 E: 0 K: 1 S: 5	H: 0 LOB: 1 BB: 1 P: 9	1B: 5 2B: 2 3B: 0 HR: 0	SF: 0 SAC: 0 DP: 0 HBP: 0	WP: 0 PB: 0 SB: 0 CS: 0	PA: 36
PITCHER Dick Drott, R ERA: 4.12 (1, 1)	IP: 9.0 WLS: W BF: 36 H: 7 R: 0 ER: 0 SO: 3 BB: 2 IBB: 0 HBP: 0 BLK: 0 WP: 0 HR: 0 S: 40 P: 48 ERA: 0.00 WHIP: 1.000															PITCHER				

Batter	1	2	3	4	5	6	7	8	9	AB	R	H	RBI	BB	SO	LOB	BOTTOM			
Tony Taylor, R OBP: 0.360, SLG: 0.421 (1, 4)	G3 FC5-3 2B		FC1-6 BB		FC6-4 1B		SH1-4 1B			3	1	3	0	1	0	0	Milwaukee Braves @ Chicago Cubs Wrigley Field, Chicago, IL Sun Jun 14 1959, 3:33 AM CDT Att: 36,895 - Unknown			
Alvin Dark, R OBP: 0.310, SLG: 0.345 (1, 5)	G3		FC1-6 2B		FC6-4 1B		SH1-4			3	1	1	0	0	0	3				
Lee Walls, R OBP: 0.356, SLG: 0.412 (1, 9)	FC5-3				FC6-4					4	1	2	3	0	0	3				
14 Ernie Banks, R OBP: 0.355, SLG: 0.587 (1, 6)		F4	K		1-3		14 HR			4	1	1	2	0	1	3				
Dale Long, L OBP: 0.341, SLG: 0.530 (1, 3)							HR			4	1	2	1	0	0	0				
Bobby Thomson, R OBP: 0.318, SLG: 0.449 (1, 7)		5-3								4	0	0	0	0	1	1				
George Altman, L OBP: 0.311, SLG: 0.385 (1, 8)					F5					4	0	1	0	0	1	1				
Sammy Taylor, L OBP: 0.303, SLG: 0.369 (1, 2)			FC1-6 2B		F6					3	1	1	0	1	0	0				
Dick Drott, R (1, 1)			K				P3			4	0	0	0	0	2	3				
Inning Stats	R: 0 E: 0 K: 0 S: 3	H: 1 LOB: 0 BB: 0 P: 3	R: 0 E: 0 K: 0 S: 4	H: 1 LOB: 1 BB: 0 P: 4	R: 2 E: 0 K: 2 S: 9	H: 2 LOB: 1 BB: 1 P: 13	R: 1 E: 0 K: 1 S: 6	H: 1 LOB: 0 BB: 0 P: 6	R: 0 E: 0 K: 0 S: 5	H: 2 LOB: 2 BB: 0 P: 5	R: 0 E: 0 K: 1 S: 6	H: 1 LOB: 1 BB: 1 P: 10	R: 3 E: 0 K: 0 S: 6	H: 3 LOB: 0 BB: 0 P: 6	R: 0 E: 0 K: 1 S: 5	H: 0 LOB: 0 BB: 0 P: 5		1B: 4 2B: 6 3B: 0 HR: 2	SF: 0 SAC: 1 DP: 1 HBP: 0	WP: 0 PB: 0 SB: 0 CS: 0
PITCHER Bob Rush, R ERA: 1.99 Carl Willey, R ERA: 3.66 (1, 1) (7, 1)	IP: 6.0 WLS: L BF: 27 H: 8 R: 3 ER: 3 SO: 4 BB: 1 IBB: 0 HBP: 0 BLK: 0 WP: 0 HR: 1 S: 33 P: 41 ERA: 4.50 WHIP: 1.500															PITCHER				



Batter	1	2	3	4	5	6	7	8	9	AB	R	H	RBI	BB	SO	LOB	TOP							
Casey Wise, S OBP: 0.303, SLG: 0.281	(1,4) 3-3 K		(1) 0-1 1-3			(1) 2-1 1B		(1) 0-2 4-3		4	0	1	0	0	1	0								
Eddie Mathews, L OBP: 0.369, SLG: 0.619	(1,5) 0-3 K			(1) 2-1 F5		(1) 1-2 L9			(1) 1-0 1B	4	0	1	0	0	1	1								
Hank Aaron, R OBP: 0.440, SLG: 0.721	(1,9) 1-3 K			(2) 0-3 K		(2) 0-0 F2			(1) 3-2 1B	4	0	0	0	0	2	2								
Wes Covington, L OBP: 0.357, SLG: 0.426		(1,7) 1-1 G1-6-3 1B				(3) 3-3 K			(2) 2-3 K	4	0	1	0	0	3	2								
Frank Torre, L OBP: 0.329, SLG: 0.341	(1,3) 0-0 G1-6-3 1B					(1) 4-2 FC1-6 BB			(3) 1-0 F7	3	0	1	0	1	0	1								
Bill Bruton, L OBP: 0.350, SLG: 0.462	(1,8) 2-2 G1-6-3					(1) 1-1 FC1-6 S				3	0	0	0	0	1	3								
Del Crandall, R OBP: 0.314, SLG: 0.437	(1,2) 1-3 K					(2) 3-3 K				3	0	0	0	0	2	2								
Johnny Logan, R OBP: 0.386, SLG: 0.461	(1,6) 2-1 F3					(1) 4-0 IBB			(1) 0-3 K	2	0	0	0	1	1	0								
Bob Buhl, R OBP: 0.067, SLG: 0.067	(1,1) 0-3 K					(3) 0-3 K			(2) 2-0 L7	2	0	0	0	0	2	2								
Mickey Vernon, L OBP: 0.277, SLG: 0.378	(8, PH)									1	0	0	0	0	0	0								
Don McMahon, R OBP: 0.333, SLG: 0.200	(8, 1)									0	0	0	0	0	0	0								
Inning Stats	R: 0 E: 0 K: 3 S: 9	H: 0 LOB: 0 BB: 0 P: 13	R: 0 E: 0 K: 1 S: 11	H: 2 LOB: 1 BB: 0 P: 15	R: 0 E: 0 K: 1 S: 7	H: 0 LOB: 0 BB: 0 P: 9	R: 0 E: 0 K: 2 S: 8	H: 0 LOB: 0 BB: 0 P: 11	R: 0 E: 0 K: 2 S: 11	H: 0 LOB: 2 BB: 2 P: 23	R: 0 E: 0 K: 1 S: 10	H: 1 LOB: 1 BB: 0 P: 16	R: 0 E: 0 K: 1 S: 8	H: 0 LOB: 0 BB: 0 P: 10	R: 0 E: 0 K: 1 S: 7	H: 0 LOB: 0 BB: 0 P: 9	R: 0 E: 0 K: 1 S: 8	H: 1 LOB: 1 BB: 0 P: 15	1B: 4 2B: 0 3B: 0 HR: 0	SF: 0 SAC: 0 DP: 1 HBP: 0	WP: 0 PB: 0 SB: 1 CS: 1	PA: 32		
PITCHER Don Drysdale, R ERA: 3.59	(1,1)	IP: 9.0 WLS: W BF: 32	H: 4 R: 0 ER: 0 SO: 13	BB: 1 IBB: 1 HBP: 0 BLK: 0	WP: 0 HR: 0 S: 79 P: 121	ERA: 0.00 WHIP: 0.556		PITCHER	IP: 9.0 WLS: W BF: 32	H: 4 R: 0 ER: 0 SO: 13	BB: 1 IBB: 1 HBP: 0 BLK: 0	WP: 0 HR: 0 S: 79 P: 121	ERA: 0.00 WHIP: 0.556											

Milwaukee Braves @ Los Angeles Dodgers
Los Angeles Memorial Coliseum, Los Angeles, CA

AB 30
R 0
H 4
RBI 0
BB 2
SO 13
LOB 13



Mon Jun 15 1959, 10:05 PM EDT
Att: 24,792 - Unknown

Batter	1	2	3	4	5	6	7	8	9	AB	R	H	RBI	BB	SO	LOB	BOTTOM						
Jim Gilliam, S OBP: 0.412, SLG: 0.361	(1,5) 1-2 F6		(2) 2-3 K							3	1	1	1	1	1	1							
Charlie Neal, R OBP: 0.343, SLG: 0.423	(1,4) 2-1 5-3									4	0	0	0	0	1	5							
Wally Moon, L OBP: 0.404, SLG: 0.444	(1,7) 0-0 G3									4	1	2	3	0	1	3							
Gil Hodges, R OBP: 0.389, SLG: 0.500	(1,3) 2-2 G1-4-3 1B									3	0	2	0	1	0	0							
Frank Howard, R OBP: 0.250, SLG: 0.250	(1,9) 0-1 5-3									4	0	1	0	0	2	3							
Ron Fairly, L OBP: 0.357, SLG: 0.390	(8, 9) 1-2 G1-4-3 1B									0	0	0	0	0	0	0							
Don Demeter, R OBP: 0.341, SLG: 0.546	(1,8) 0-0 G1-4-3									3	0	0	0	1	0	4							
John Roseboro, L OBP: 0.331, SLG: 0.364	(1,2) 3-2 3-1									4	0	1	0	0	0	2							
Don Zimmer, R OBP: 0.299, SLG: 0.289	(1,6) 0-0 FC3-6 1B									3	1	1	0	1	2	1							
Don Drysdale, R OBP: 0.116, SLG: 0.167	(1,1) 0-1 FC3-6 CS									2	1	0	0	0	0	2							
Inning Stats	R: 0 E: 0 K: 0 S: 6	H: 0 LOB: 0 BB: 0 P: 9	R: 0 E: 0 K: 0 S: 10	H: 2 LOB: 1 BB: 0 P: 15	R: 0 E: 0 K: 1 S: 6	H: 1 LOB: 0 BB: 0 P: 8	R: 0 E: 0 K: 1 S: 9	H: 1 LOB: 2 BB: 1 P: 15	R: 0 E: 0 K: 1 S: 16	H: 1 LOB: 3 BB: 1 P: 27	R: 0 E: 0 K: 1 S: 6	H: 0 LOB: 0 BB: 0 P: 9	R: 4 E: 1 K: 1 S: 16	H: 3 LOB: 1 BB: 1 P: 28	R: 0 E: 0 K: 1 S: 8	H: 0 LOB: 0 BB: 1 P: 12	1B: 6 2B: 2 3B: 0 HR: 1	SF: 0 SAC: 1 DP: 2 HBP: 0	WP: 0 PB: 0 SB: 0 CS: 1	PA: 35			
PITCHER Bob Buhl, R ERA: 2.44	(1,1)	IP: 7.0 WLS: L BF: 32	H: 8 R: 4 ER: 1 SO: 6	BB: 3 IBB: 0 HBP: 0 BLK: 0	WP: 0 HR: 1 S: 69 P: 111	ERA: 1.29 WHIP: 1.571		PITCHER	IP: 7.0 WLS: L BF: 32	H: 8 R: 4 ER: 1 SO: 6	BB: 3 IBB: 0 HBP: 0 BLK: 0	WP: 0 HR: 1 S: 69 P: 111	ERA: 1.29 WHIP: 1.571										
Don McMahon, R ERA: 1.61	(8, 1)	IP: 1.0 WLS: L BF: 3	H: 0 R: 0 ER: 0 SO: 1	BB: 1 IBB: 0 HBP: 0 BLK: 0	WP: 0 HR: 0 S: 8 P: 12	ERA: 0.00 WHIP: 1.000																	

Milwaukee Braves @ Los Angeles Dodgers
Los Angeles Memorial Coliseum, Los Angeles, CA

AB 30
R 4
H 8
RBI 4
BB 4
SO 7
LOB 21



Mon Jun 15 1959, 10:05 PM EDT
Att: 24,792 - Unknown

Batter	1	2	3	4	5	6	7	8	9	AB	R	H	RBI	BB	SO	LOB	TOP							
Casey Wise, S OBP: 0.310, SLG: 0.279	4-2 BB 1B BB	2-1 6-3			2-2 5-3		1-0 BB 1B	0-1 B2		4	2	1	0	1	0	1								
Eddie Mathews, L OBP: 0.366, SLG: 0.609	0-2 F8		0-0 B5		1-1 L9		4-2 1B 2B BB		3-2 4-3	4	1	0	0	1	0	1								
Hank Aaron, R OBP: 0.436, SLG: 0.711	1-1 F7		1-3 K		0-1 F8		0-0 2B 1B		1-2 F5	5	1	1	1	0	1	1								
Del Crandall, R OBP: 0.316, SLG: 0.441	0-1 BB BB 1B		1-1 5-3		2-2 F8		1-2 1B 2B		1-0 3-1	5	1	2	2	0	0	0								
Frank Torre, L OBP: 0.333, SLG: 0.341	4-0 BB BB			0-0 4-3		3-1 1-3	3-2 1B			3	0	1	1	1	0	0								
Andy Pafo, R OBP: 0.306, SLG: 0.298	4-2 BB			4-1 1B BB		2-0 WP 2B	0-1 F4			2	0	1	1	2	0	1								
Mel Roach, R OBP: 0.100, SLG: 0.100	0-3 K			0-2 F9		2-2 1-6-3		3-2 F5		3	0	0	0	0	1	5								
Bill Bruton, L OBP: 0.348, SLG: 0.460										1	0	0	0	0	0	0								
Johnny Logan, R OBP: 0.388, SLG: 0.462		1-2 F8		2-2 1B			1-2 F4	0-1 1B		4	0	2	0	0	0	0								
Lew Burdette, R OBP: 0.229, SLG: 0.283		1-3 K		2-3 K2-3			1-2 5-3	1-3 K		4	0	0	0	0	3	3								
Don McMahon, R OBP: 0.333, SLG: 0.200										0	0	0	0	0	0	0								
Inning Stats	R: 1 E: 0 K: 1 S: 14	H: 1 LOB: 3 BB: 3 P: 27	R: 0 E: 0 K: 1 S: 8	H: 0 LOB: 0 BB: 0 P: 12	R: 0 E: 0 K: 1 S: 7	H: 0 LOB: 0 BB: 0 P: 9	R: 0 E: 0 K: 1 S: 11	H: 1 LOB: 2 BB: 1 P: 19	R: 0 E: 0 K: 0 S: 7	H: 0 LOB: 0 BB: 0 P: 10	R: 0 E: 0 K: 0 S: 9	H: 1 LOB: 1 BB: 0 P: 18	R: 4 E: 0 K: 0 S: 22	H: 4 LOB: 1 BB: 1 P: 33	R: 0 E: 0 K: 1 S: 10	H: 1 LOB: 1 BB: 0 P: 14	R: 0 E: 0 K: 0 S: 8	H: 0 LOB: 0 BB: 0 P: 13	1B: 6 2B: 2 3B: 0 HR: 0	SF: 0 SAC: 0 DP: 0 HBP: 0	WP: 1 PB: 0 CS: 0	PA: 40		
PITCHER	IP WLS BF H R ER SO BB IBB HBP BLK WP HR S P ERA WHIP	6.2 L 32 7 5 5 4 5 0 0 0 1 0 76 126 6.75 1.800	0.1 1 0 0 0 0 0 0 0 0 0 0 0 2 2 0.00 0.000	2.0 7 1 0 0 0 1 0 0 0 0 0 0 18 27 0.00 0.500																				

Milwaukee Braves @ Los Angeles Dodgers
Los Angeles Memorial Coliseum, Los Angeles, CA

AB 35
R 5
H 8
RBI 5
BB 5
SO 5
LOB 12



Tue Jun 16 1959, 10:05 PM EDT
Att: 31,366 - Unknown

Batter	1	2	3	4	5	6	7	8	9	AB	R	H	RBI	BB	SO	LOB	BOTTOM						
Jim Gilliam, S OBP: 0.412, SLG: 0.362	1-2 6-3		0-0 F9			1-2 G6-4-3 1B		0-1 4-3 3B 1B	2-3 K	5	1	2	0	0	1	3							
Charlie Neal, R OBP: 0.341, SLG: 0.422	1-1 5-3			0-2 5-3		0-0 G6-4-3 1B		0-0 4-3 1B	0-0 2B	5	0	1	2	0	0	2							
Wally Moon, L OBP: 0.413, SLG: 0.469	1-1 1B			1-2 FC4-6 1B		1-0 2B		2-1 4-3 3B	1-3 2H 3H 0-2 F3	5	1	4	1	0	0	3							
Gil Hodges, R OBP: 0.381, SLG: 0.488	1-1 F3			0-0 FC4-6 1B		1-2 6-3		0-1 4-3		4	0	0	1	0	0	3							
Frank Howard, R OBP: 0.125, SLG: 0.125		1-3 K		1-0 5-3			0-0 6-3	1-1 5-3		4	0	0	0	0	1	1							
Don Demeter, R OBP: 0.340, SLG: 0.540		0-0 CS 1B			0-1 G3		0-0 G3		2-1 5-3	4	0	1	0	0	0	0							
John Roseboro, L OBP: 0.341, SLG: 0.382		1-3 K			0-2 1B		1-2 1B		1-2 1B 2B	4	1	3	0	0	1	1							
Don Zimmer, R OBP: 0.295, SLG: 0.286			0-0 F8		1-0 F9		0-1 1B		4-0 1B 2B BB	2	0	0	0	0	0	1							
Norm Larker, L OBP: 0.402, SLG: 0.456										1	0	1	0	0	0	0							
Maury Wills, S OBP: 0.154, SLG: 0.231										0	0	0	0	0	0	0							
Ron Fairly, L OBP: 0.361, SLG: 0.390										0	1	0	0	1	0	0							
Johnny Podres, L OBP: 0.342, SLG: 0.265			1-3 K						2-0 2B 1B	2	0	0	0	0	2	1							
Clem Labine, R OBP: 0.342, SLG: 0.265										0	0	0	0	0	0	0							
Duke Snider, L OBP: 0.342, SLG: 0.448										1	0	0	0	0	0	2							
Art Fowler, R OBP: 0.342, SLG: 0.448										0	0	0	0	0	0	0							
Carl Furillo, R OBP: 0.342, SLG: 0.352										1	0	1	0	0	0	0							
Joe Pignatano, R OBP: 0.321, SLG: 0.321										0	0	0	0	0	0	0							
Inning Stats	R: 0 E: 0 K: 0 S: 9	H: 1 LOB: 1 BB: 0 P: 13	R: 0 E: 0 K: 2 S: 8	H: 1 LOB: 0 BB: 0 P: 10	R: 0 E: 0 K: 1 S: 6	H: 0 LOB: 0 BB: 0 P: 7	R: 0 E: 0 K: 0 S: 8	H: 1 LOB: 1 BB: 0 P: 10	R: 0 E: 0 K: 0 S: 10	H: 1 LOB: 1 BB: 0 P: 11	R: 0 E: 0 K: 0 S: 8	H: 2 LOB: 1 BB: 0 P: 11	R: 0 E: 0 K: 0 S: 8	H: 2 LOB: 2 BB: 0 P: 9	R: 2 E: 0 K: 0 S: 9	H: 2 LOB: 0 BB: 0 P: 12	R: 2 E: 0 K: 1 S: 15	H: 3 LOB: 3 BB: 1 P: 26	1B: 9 2B: 4 3B: 1 HR: 0	SF: 0 SAC: 0 DP: 2 HBP: 0	WP: 0 PB: 0 CS: 1	PA: 39	
PITCHER	IP WLS BF H R ER SO BB IBB HBP BLK WP HR S P ERA WHIP	8.1 W 35 11 4 4 4 11 0 0 0 0 0 73 97 4.32 1.440	0.2 S 4 2 0 0 1 0 0 0 0 0 0 8 12 0.00 3.000																				

Milwaukee Braves @ Los Angeles Dodgers
Los Angeles Memorial Coliseum, Los Angeles, CA

AB 38
R 4
H 13
RBI 4
BB 1
SO 5
LOB 17



Tue Jun 16 1959, 10:05 PM EDT
Att: 31,366 - Unknown

Batter	1	2	3	4	5	6	7	8	9	AB	R	H	RBI	BB	SO	LOB	TOP					
Casey Wise, S OBP: 0.303, SLG: 0.273	L7		F9		K		1B		F8	5	0	1	1	0	1	2						
Eddie Mathews, L OBP: 0.365, SLG: 0.602	K		1-3			BB	3-1			3	0	0	0	1	1	3						
Hank Aaron, R OBP: 0.437, SLG: 0.706	L7			FC6-4 BB		F7		1B		3	0	1	0	1	0	1						
Stan Lopata, R (1, 2)		G5-4-3 BB BB		F7		K		F7		3	0	0	0	1	1	3						
Frank Torre, L OBP: 0.331, SLG: 0.333		G5-4-3 BB		FC6-4		G3		K		3	0	0	0	1	1	3						
Andy Pafo, R OBP: 0.303, SLG: 0.295		G5-4-3		F8				L6		4	0	1	0	0	0	4						
Mel Roach, R OBP: 0.071, SLG: 0.071		4-3			5-3		FC6-4 BB 1B		F8	4	1	0	0	0	0	2						
Johnny Logan, R OBP: 0.405, SLG: 0.486			E 2B			HR		5-3		3	1	2	1	1	0	0						
Warren Spahn, L OBP: 0.262, SLG: 0.237										0	0	0	0	0	0	0						
Carl Willey, R (1, 1)										2	0	0	0	0	2	1						
Del Crandall, R OBP: 0.315, SLG: 0.439										1	0	0	0	0	1	2						
Bob Giggle, R (7, 1)										0	0	0	0	0	0	0						
Felix Mantilla, R (9, PH)										0	0	0	0	1	0	0						
Inning Stats	R: 0 E: 0 K: 1 S: 7	H: 0 LOB: 0 BB: 0 P: 8	R: 0 E: 0 K: 0 S: 10	H: 0 LOB: 1 BB: 2 P: 21	R: 0 E: 1 K: 1 S: 11	H: 1 LOB: 1 BB: 0 P: 13	R: 0 E: 0 K: 0 S: 9	H: 0 LOB: 1 BB: 1 P: 15	R: 1 E: 0 K: 2 S: 14	H: 1 LOB: 0 BB: 0 P: 20	R: 0 E: 0 K: 1 S: 9	H: 0 LOB: 1 BB: 1 P: 14	R: 1 E: 0 K: 1 S: 11	H: 2 LOB: 2 BB: 1 P: 19	R: 0 E: 1 K: 1 S: 12	H: 1 LOB: 1 BB: 0 P: 16	R: 0 E: 0 K: 0 S: 11	H: 0 LOB: 1 BB: 1 P: 19	1B: 3 2B: 1 3B: 0 HR: 1	SF: 0 SAC: 0 DP: 1 HBP: 0	WP: 0 PB: 0 SB: 0 CS: 0	PA: 37
PITCHER Sandy Koufax, L ERA: 4.85	IP: 9.0 WLS: W BF: 37 H: 5 R: 2 ER: 2 SO: 7 BB: 6 IBB: 0 HBP: 0 BLK: 0 WP: 0 HR: 1 S: 94 P: 145 ERA: 2.00 WHIP: 1.222															PITCHER						

Milwaukee Braves @ Los Angeles Dodgers
Los Angeles Memorial Coliseum, Los Angeles, CA
Wed Jun 17 1959, 10:05 PM EDT
Unknown

AB 31
R 2
H 5
RBI 2
BB 6
SO 7
LOB 21



Batter	1	2	3	4	5	6	7	8	9	AB	R	H	RBI	BB	SO	LOB	BOTTOM			
Jim Gilliam, S OBP: 0.416, SLG: 0.389	HR	L7		FC1-6 FC6-4		1B 2B		BB 1B		5	3	3	2	0	0	1				
Charlie Neal, R OBP: 0.345, SLG: 0.424	FC3-6 1B	K		FC6-4		1B		BB 1B		4	0	2	1	1	1	1				
Don Demeter, R OBP: 0.336, SLG: 0.532	FC3-6 1B BB 3B		1-3		F5		E7 1B	F8		5	2	1	0	0	0	3				
Gil Hodges, R OBP: 0.391, SLG: 0.506	1B BB 3B	1B	F9		2B		4-3 2B 2B	G6-3 1B		4	2	3	2	1	0	0				
Carl Furillo, R OBP: 0.360, SLG: 0.375	3B 1B		FC5 BB 1B		6-3		4-3	G6-3		5	1	2	0	0	0	4				
Frank Howard, R OBP: 0.250, SLG: 0.364	1B 3B		1-2 BB		F5		K			3	1	1	3	1	1	2				
Don Zimmer, R OBP: 0.300, SLG: 0.297	1B		FC5		F7		2B			4	0	2	2	0	0	2				
Joe Pignatano, R OBP: 0.341, SLG: 0.307	F4			FC3-6 1B		2B BB				2	1	1	0	2	0	0				
Sandy Koufax, R OBP: 0.158, SLG: 0.263	K			FC3-6 FC1-6		L9		K		4	0	0	0	0	2	4				
Inning Stats	R: 5 E: 0 K: 0 S: 10	H: 5 LOB: 0 BB: 1 P: 20	R: 0 E: 0 K: 2 S: 9	H: 0 LOB: 0 BB: 0 P: 11	R: 0 E: 0 K: 0 S: 13	H: 1 LOB: 2 BB: 1 P: 23	R: 0 E: 0 K: 0 S: 7	H: 1 LOB: 1 BB: 0 P: 12	R: 0 E: 0 K: 0 S: 7	H: 1 LOB: 1 BB: 0 P: 9	R: 2 E: 0 K: 0 S: 9	H: 2 LOB: 1 BB: 1 P: 17	R: 2 E: 1 K: 2 S: 12	H: 3 LOB: 2 BB: 1 P: 22	R: 1 E: 0 K: 0 S: 6	H: 2 LOB: 1 BB: 1 P: 14	1B: 9 2B: 4 3B: 1 HR: 1	SF: 0 SAC: 0 DP: 1 HBP: 0	WP: 0 PB: 0 SB: 1 CS: 0	PA: 41
PITCHER Warren Spahn, L ERA: 3.44	IP: 0.1 WLS: L BF: 4 H: 4 R: 5 ER: 5 SO: 0 BB: 1 IBB: 0 HBP: 0 BLK: 0 WP: 0 HR: 1 S: 8 P: 16 ERA: 135.00 WHIP: 15.000															PITCHER				
Carl Willey, R ERA: 3.77	5.2	23	6	2	2	2	2	0	0	0	0	47	76	3.18	1.412					
Bob Giggle, R ERA: 5.4	2.0	12	5	3	3	2	2	0	0	0	0	18	36	13.50	3.500					

Milwaukee Braves @ Los Angeles Dodgers
Los Angeles Memorial Coliseum, Los Angeles, CA
Wed Jun 17 1959, 10:05 PM EDT
Unknown

AB 36
R 10
H 15
RBI 10
BB 5
SO 4
LOB 17



Batter	1	2	3	4	5	6	7	8	9	AB	R	H	RBI	BB	SO	LOB	TOP			
Casey Wise, S (1.4) OBP: 0.288, SLG: 0.257	0-1 4-3			1-2 F8		1-0 5-3		0-0 G6-4-3		4	0	0	0	0	0	2				
Eddie Mathews, L (1.5) OBP: 0.366, SLG: 0.598	1-0 3-1			4-2 G3 1B BB		1-1 L6			4-0 FC5-4 BB	2	0	0	0	2	0	0				
Hank Aaron, R (1.9) OBP: 0.438, SLG: 0.703	2-2 4-3			2-0 G3 1B			0-1 SH1-3 1B		2-2 FC5-4	4	0	2	0	0	0	1				
Del Crandall, R (1.2)		2-1 6-3		0-0 G3			0-1 SH1-3		1-1 F7	3	0	0	0	0	0	3				
Frank Torre, L (1.3) OBP: 0.323, SLG: 0.324		2-1 4-3		0-1 4-3			0-3 K		0-1 4-3	4	0	0	0	0	1	4				
Andy Pafo, R (1.7) OBP: 0.290, SLG: 0.281		0-0 6-3			2-1 5-3					3	0	0	0	0	1	1				
Felix Mantilla, R (1.8) OBP: 0.253, SLG: 0.167			0-2 4-3		2-1 F9			4-1 E G3 BB		2	0	0	0	1	0	0				
Johnny Logan, R (1.6) OBP: 0.389, SLG: 0.479			2-0 1-3		2-2 5-3			0-0 G3		3	0	0	0	0	0	1				
Joey Jay, S (1.1) OBP: 0.250, SLG: 0.100			3-2 4-3			2-1 6-3				2	0	0	0	0	0	0				
Wes Covington, L (8, PH) OBP: 0.355, SLG: 0.424								0-1 E4		1	0	0	0	0	0	1				
Johnny O'Brien, R (8, PR) OBP: 0.288, SLG: 0.301								2-3 G6-4-3		0	0	0	0	0	0	0				
Bob Trowbridge, R (8.1)										0	0	0	0	0	0	0				
Inning Stats	R: 0 E: 0 K: 0 S: 7	H: 0 LOB: 0 BB: 0 P: 10	R: 0 E: 0 K: 0 S: 5	H: 0 LOB: 0 BB: 0 P: 9	R: 0 E: 0 K: 0 S: 7	H: 0 LOB: 0 BB: 0 P: 12	R: 0 E: 0 K: 0 S: 9	H: 1 LOB: 2 BB: 1 P: 16	R: 0 E: 0 K: 0 S: 7	H: 0 LOB: 0 BB: 0 P: 13	R: 0 E: 0 K: 2 S: 10	H: 1 LOB: 1 BB: 0 P: 11	R: 0 E: 1 K: 0 S: 5	H: 0 LOB: 2 BB: 1 P: 9	R: 0 E: 0 K: 0 S: 7	H: 0 LOB: 1 BB: 1 P: 14	1B: 2 2B: 0 3B: 0 HR: 0	SF: 0 SAC: 1 DP: 1 HBP: 0	WP: 0 PB: 0 CS: 0	PA: 32
PITCHER Danny McDevitt, L (1.1) ERA: 3.77	IP: 9.0 WLS: W BF: 32 H: 2 R: 0 ER: 0 SO: 2 BB: 3 IBB: 0 HBP: 0 BLK: 0 WP: 0 HR: 0 S: 62 P: 103 ERA: 0.00 WHIP: 0.556															PITCHER				

Milwaukee Braves @ Los Angeles Dodgers
Los Angeles Memorial Coliseum, Los Angeles, CA
Wed Jun 17 1959, 10:05 PM EDT
Att: 54,999 - Unknown

AB 28
R 0
H 2
RBI 0
BB 3
SO 2
LOB 13



Batter	1	2	3	4	5	6	7	8	9	AB	R	H	RBI	BB	SO	LOB	BOTTOM	
Jim Gilliam, S (1.5) OBP: 0.417, SLG: 0.388	4-2 BB		2-1 1-3			2-2 1B		1-2 1-3		3	0	1	0	1	0	0		
Charlie Neal, R (1.4) OBP: 0.344, SLG: 0.421	2-3 K			1-0 F9		0-0 1-3		1-1 1B		4	1	1	0	0	1	1		
Wally Moon, L (1.9) OBP: 0.414, SLG: 0.469	2-2 L7			1-1 FC3-6 1B			1-1 1B SH FC5-2 1B	3-2 1-3		4	0	2	0	0	0	2		
Duke Snider, L (1.8) OBP: 0.349, SLG: 0.441	1-3 K			1-1 FC3-6			2-1 SH FC5-2 1B BB	0-2 1B		2	1	0	0	0	1	2		
Don Demeter, R (8.8) OBP: 0.339, SLG: 0.534				1-2 1-2			1-2 BB	2B 1B		1	1	1	1	0	0	0		
Gil Hodges, R (1.3) OBP: 0.393, SLG: 0.511		0-0 F2		0-1 5-3			1-1 BB FC5-2	1-0 2B 1B		4	1	2	1	0	0	1		
Frank Howard, R (1.7) OBP: 0.200, SLG: 0.286		0-0 5-3			0-2 5-3		1-2 FC6-4 1B	1-H 2B		3	0	0	0	0	0	3		
Ron Fairly, L (8.9) OBP: 0.358, SLG: 0.387							1-2 FC5-2 FC6-4 BB	5-3		1	0	0	0	0	0	1		
John Roseboro, L (1.2) OBP: 0.341, SLG: 0.377		3-2 4-3			0-1 L9		1-2 2-3 3-H 4-0	FC6-4 BB		2	0	0	1	1	0	0		
Don Zimmer, R (1.6) OBP: 0.295, SLG: 0.292			1-2 F4		0-0 5-3		1-2 FC6-4	0-1 G3		3	0	0	1	0	0	2		
Danny McDevitt, L (1.1) OBP: 0.130, SLG: 0.174			3-2 F8			0-1 F4		1-2 G3		3	0	0	0	0	0	2		
Inning Stats	R: 0 E: 0 K: 2 S: 16	H: 0 LOB: 1 BB: 1 P: 24	R: 0 E: 0 K: 0 S: 6	H: 0 LOB: 0 BB: 0 P: 9	R: 0 E: 0 K: 0 S: 8	H: 0 LOB: 0 BB: 0 P: 14	R: 0 E: 0 K: 0 S: 7	H: 1 LOB: 1 BB: 0 P: 10	R: 0 E: 0 K: 0 S: 6	H: 0 LOB: 0 BB: 0 P: 7	R: 2 E: 0 K: 0 S: 14	H: 2 LOB: 2 BB: 1 P: 24	R: 2 E: 0 K: 0 S: 16	H: 3 LOB: 1 BB: 0 P: 22	1B: 6 2B: 1 3B: 0 HR: 0	SF: 0 SAC: 1 DP: 0 HBP: 0	WP: 1 PB: 0 CS: 0	PA: 33
PITCHER Joey Jay, R (1.1) ERA: 6.35	IP: 7.0 WLS: L BF: 27 H: 4 R: 2 ER: 2 SO: 2 BB: 2 IBB: 0 HBP: 0 BLK: 0 WP: 0 HR: 0 S: 64 P: 96 ERA: 2.57 WHIP: 0.857															PITCHER		
Bob Trowbridge, R (8.1) ERA: 5.4	IP: 1.0 WLS: L BF: 6 H: 3 R: 2 ER: 2 SO: 0 BB: 0 IBB: 0 HBP: 0 BLK: 0 WP: 1 HR: 0 S: 16 P: 22 ERA: 18.00 WHIP: 3.000															PITCHER		

Milwaukee Braves @ Los Angeles Dodgers
Los Angeles Memorial Coliseum, Los Angeles, CA
Wed Jun 17 1959, 10:05 PM EDT
Att: 54,999 - Unknown

AB 30
R 4
H 7
RBI 4
BB 2
SO 2
LOB 14



Batter	1	2	3	4	5	6	7	8	9	AB	R	H	RBI	BB	SO	LOB	TOP					
Bill Bruton, L OBP: 0.348, SLG: 0.450 (1, 8)	F8		BB			E6		F8	F8	4	0	0	1	2	0	0	Milwaukee Braves @ Los Angeles Dodgers Los Angeles Memorial Coliseum, Los Angeles, CA Thu Jun 18 1959, 10:05 PM EDT Att: 52,278 - Unknown					
Eddie Mathews, L OBP: 0.369, SLG: 0.592 (1, 5)	F2	F9	BB	BB	F9				BB	4	0	1	1	2	0	4						
Hank Aaron, R OBP: 0.436, SLG: 0.693 (1, 9)			BB	FC5-4	G6-4-3		F7		FC4	5	1	1	0	1	0	6						
Wes Covington, L OBP: 0.356, SLG: 0.423 (1, 7)	1-3		HR	1B	HR		F5			5	2	2	0	0	0	2						
Mickey Vernon, L OBP: 0.288, SLG: 0.440 (1, 3)		FC4	1-3	1B	L7				F8	5	2	3	0	0	1							
Del Crandall, R OBP: 0.313, SLG: 0.443 (1, 2)	1-3	1-3	5-3	HR	HR		1B		4-3	4	1	1	2	1	0	1						
Johnny Logan, R OBP: 0.408, SLG: 0.482 (1, 6)		BB	K		BB		BB			3	0	2	0	2	1	0						
Johnny O'Brien, R OBP: 0.294, SLG: 0.289 (1, 4)	FC4	BB	WP	1B	BB		F8		6-3	3	1	0	0	2	0	4						
Bob Rush, R OBP: 0.182, SLG: 0.182 (1, 1)										3	0	1	0	0	2	4						
Bob Trowbridge, R (4, 1)										1	0	0	0	0	0	3						
Don McMahon, R OBP: 0.333, SLG: 0.200 (8, 1)										0	0	0	0	0	0	0						
Casey Wise, S OBP: 0.284, SLG: 0.254 (8, 4)										1	0	0	0	0	0	0						
Inning Stats	R: 0 E: 0 K: 0 S: 7	H: 0 LOB: 1 BB: 1 P: 12	R: 1 E: 1 K: 1 S: 19	H: 1 LOB: 3 BB: 2 P: 37	R: 4 E: 0 K: 1 S: 19	H: 4 LOB: 3 BB: 3 P: 40	R: 2 E: 1 K: 1 S: 15	H: 2 LOB: 1 BB: 1 P: 26	R: 0 E: 1 K: 0 S: 7	H: 0 LOB: 0 BB: 0 P: 9	R: 0 E: 0 K: 0 S: 9	H: 1 LOB: 3 BB: 2 P: 19	R: 0 E: 0 K: 0 S: 8	H: 0 LOB: 1 BB: 1 P: 13	R: 0 E: 0 K: 0 S: 5	H: 1 LOB: 1 BB: 0 P: 11	R: 0 E: 0 K: 0 S: 6	H: 1 LOB: 1 BB: 0 P: 8	1B: 8 2B: 0 3B: 0 HR: 2	SF: 0 SAC: 0 DP: 1 HBP: 0	WP: 1 PB: 0 CS: 0	PA: 48
PITCHER	IP	WLS	BF	H	R	ER	SO	BB	IBB	HBP	BLK	WP	HR	S	P	ERA	WHIP					
Stan Williams, R ERA: 4.48 (1, 1)	2.2	L	18	5	5	4	2	4	0	0	0	0	1	41	77	13.50	3.375					
Gene Snyder, L ERA: 3.09 (3, 1)	0.0		0	0	0	0	0	2	0	0	0	1	0	2	10	∞	∞					
Johnny Klippstein, R ERA: 4.89 (3, 1)	4.1		20	3	2	2	1	4	0	0	0	0	1	41	69	4.15	1.615					
Clem Labine, R ERA: 4.09 (8, 1)	2.0		8	2	0	0	0	0	0	0	0	0	0	11	19	0.00	1.000					



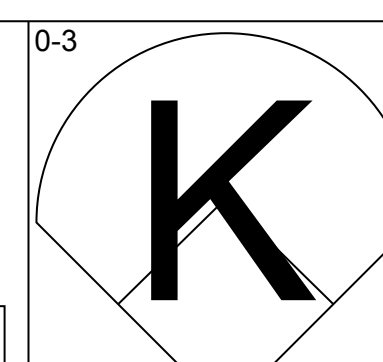
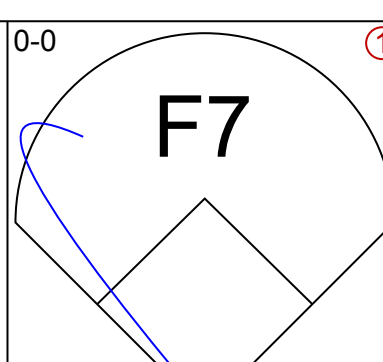
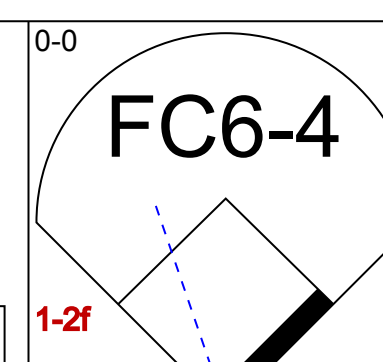
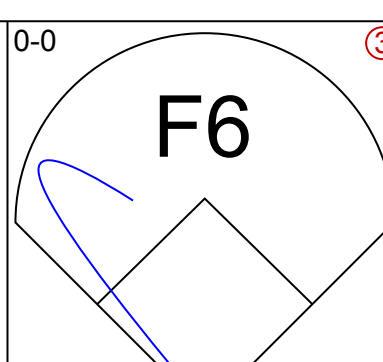
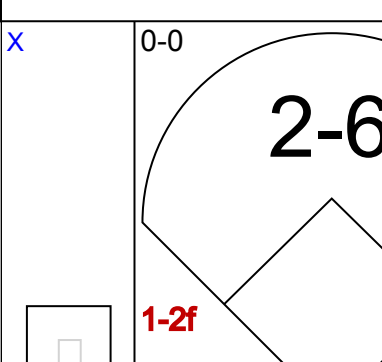
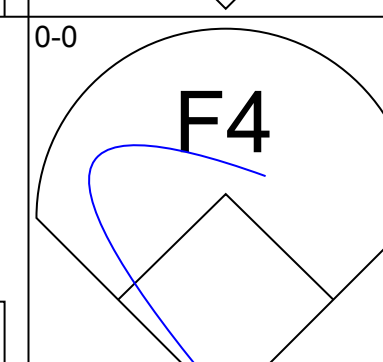
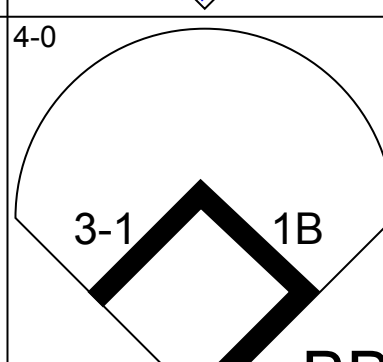
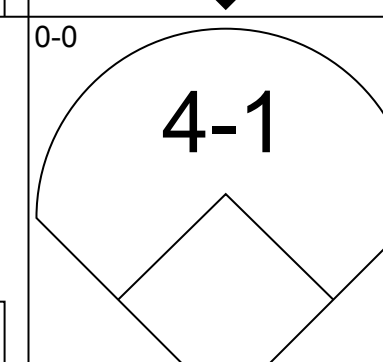
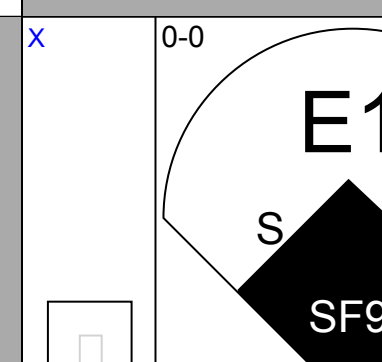
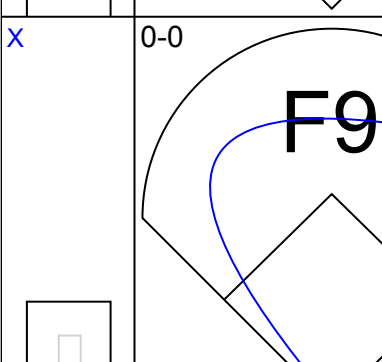
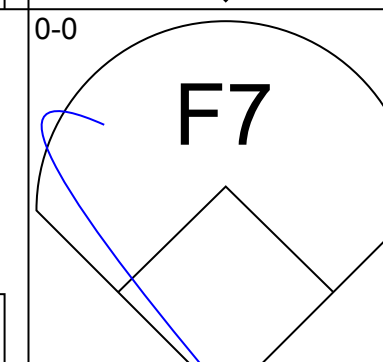
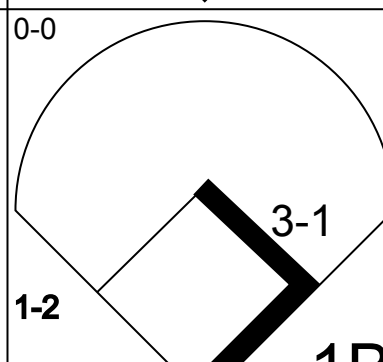

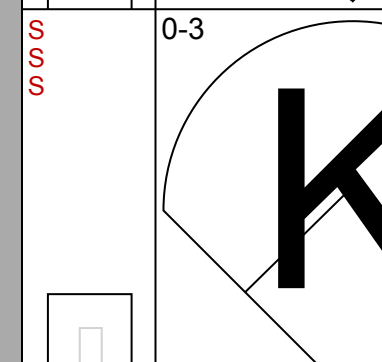
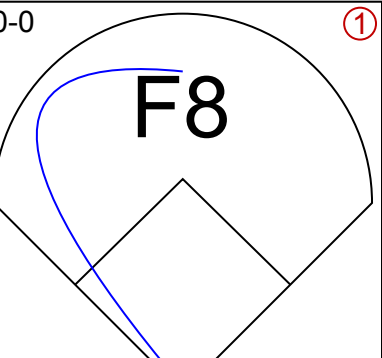
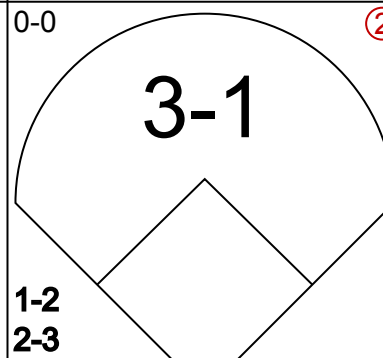
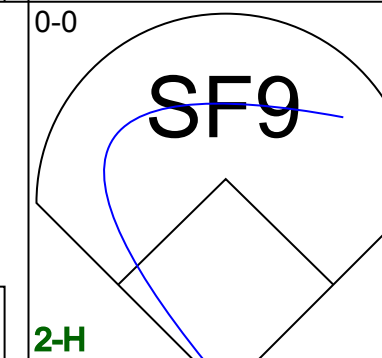
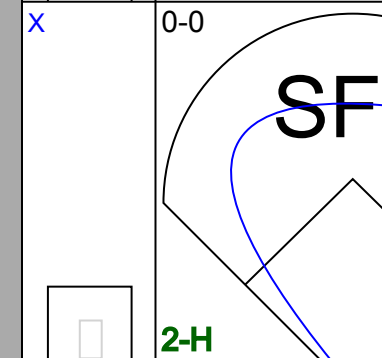
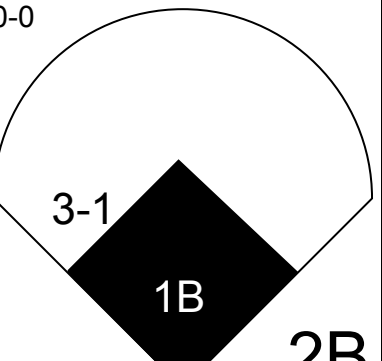
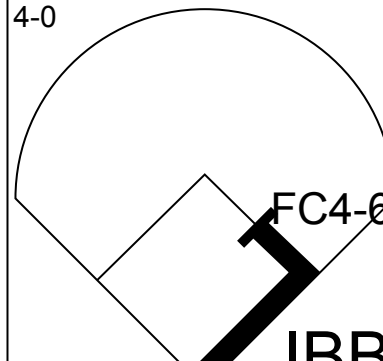
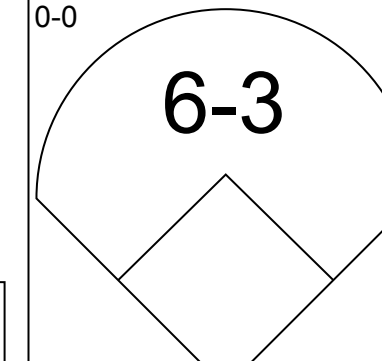
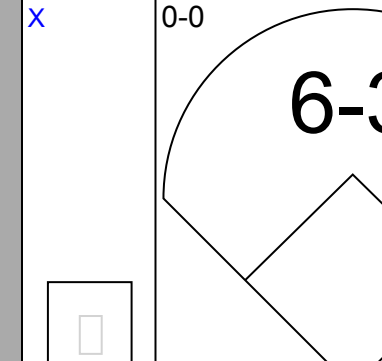
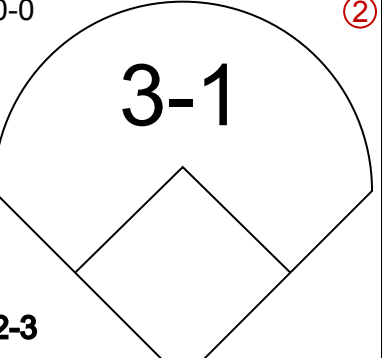
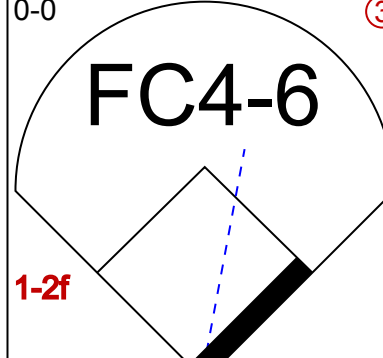
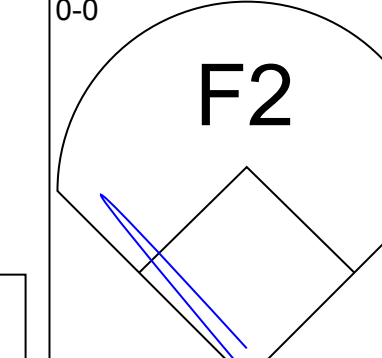
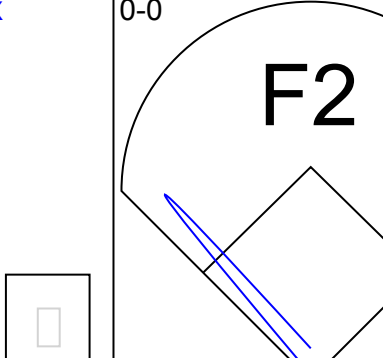
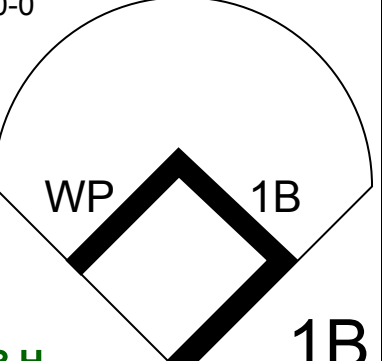
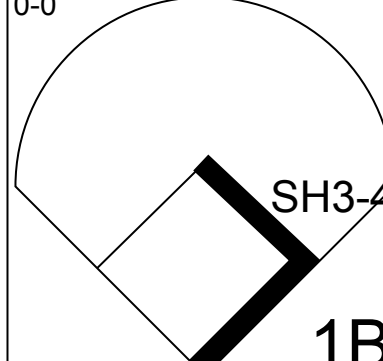
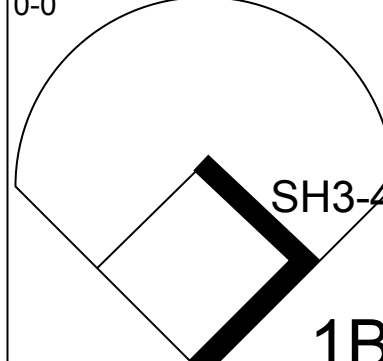
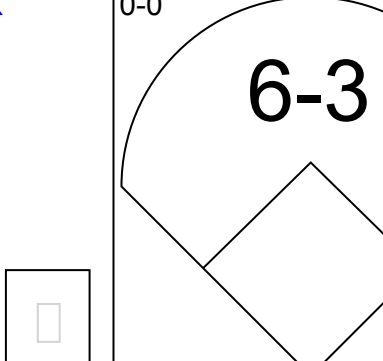
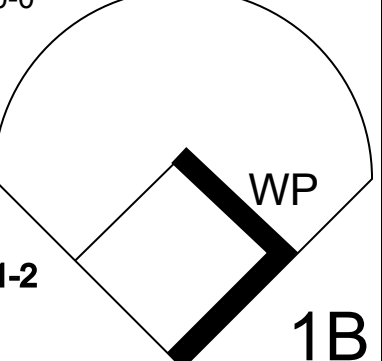
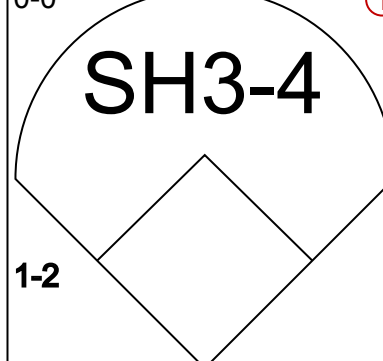
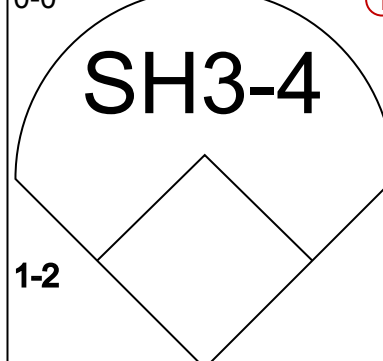
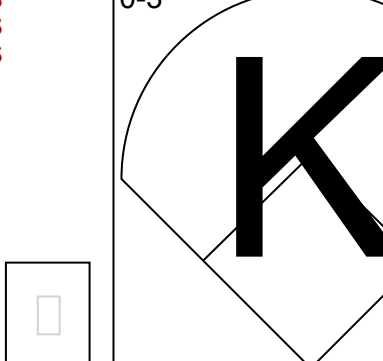
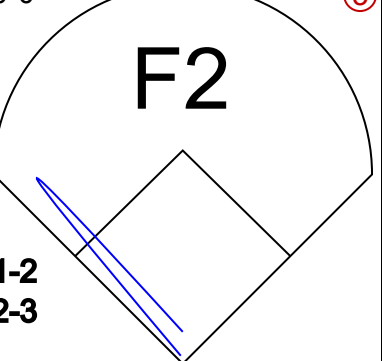


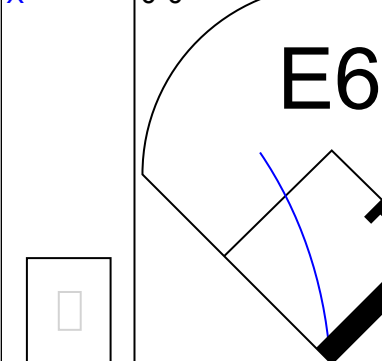
Batter	1	2	3	4	5	6	7	8	9	AB	R	H	RBI	BB	SO	LOB	BOTTOM					
Jim Gilliam, S OBP: 0.417, SLG: 0.385 (1, 5)	4-3			3B	BB		F7		4-3	4	1	1	0	1	0	1	Milwaukee Braves @ Los Angeles Dodgers Los Angeles Memorial Coliseum, Los Angeles, CA Thu Jun 18 1959, 10:05 PM EDT Att: 52,278 - Unknown					
Charlie Neal, R OBP: 0.348, SLG: 0.430 (1, 4)	F9			1B	3B		FC5-4		2B	4	2	2	1	1	0	1						
Wally Moon, L OBP: 0.418, SLG: 0.478 (1, 9)	4-3			1B	E		HR		K	5	2	3	1	0	1	2						
Duke Snider, L OBP: 0.353, SLG: 0.464 (1, 8)		F6		E	1B		HR		4-3	4	1	2	3	0	0	1						
Gil Hodges, R OBP: 0.390, SLG: 0.506 (1, 3)		6-3		1B	HR		HR		4-3	4	0	1	0	0	0	1						
Frank Howard, R OBP: 0.211, SLG: 0.235 (1, 7)		6-3		E7	1B		F6		FC5	4	0	1	0	0	0	1						
John Roseboro, L OBP: 0.333, SLG: 0.367 (1, 2)				K	K		K		BB	3	0	0	0	1	3	2						
John Roseboro, L OBP: 0.333, SLG: 0.367 (1, 2)				4-3	G4-6-3		F6		K	4	0	0	0	0	1	4						
Don Zimmer, R OBP: 0.292, SLG: 0.288 (1, 6)										2	0	0	0	0	0	0						
Ron Fairly, L OBP: 0.356, SLG: 0.384 (7, PH)				F2			B3			1	0	0	0	0	1	0						
Maury Wills, S OBP: 0.154, SLG: 0.231 (8, 6)							K			0	0	0	0	0	0	0						
Don Demeter, R OBP: 0.342, SLG: 0.534 (9, PH)							K		4-3	0	0	0	0	0	0	0						
Stan Williams, R ERA: 4.48 (1, 1)										0	0	0	0	0	0	0						
Gene Snyder, R (3, 1)										0	0	0	0	0	0	0						
Johnny Klippstein, R ERA: 4.89 (3, 1)										2	0	0	0	0	1	0						
Carl Furillo, R OBP: 0.363, SLG: 0.387 (7, PH)										1	0	0	0	0	1	0						
Clem Labine, R (8, 1)										0	0	0	0	0	0	0						
Norm Larker, L OBP: 0.296, SLG: 0.451 (9, PH)										1	0	0	0	0	0	1						
Inning Stats	R: 0 E: 0 K: 0 S: 6	H: 0 LOB: 0 BB: 0 P: 10	R: 0 E: 0 K: 1 S: 8	H: 0 LOB: 0 BB: 0 P: 11	R: 0 E: 0 K: 0 S: 7	H: 0 LOB: 0 BB: 0 P: 11	R: 3 E: 1 K: 1 S: 11	H: 4 LOB: 1 BB: 1 P: 17	R: 0 E: 0 K: 1 S: 11	H: 1 LOB: 1 BB: 0 P: 16	R: 2 E: 0 K: 1 S: 15	H: 2 LOB: 0 BB: 0 P: 20	R: 0 E: 0 K: 2 S: 7	H: 0 LOB: 0 BB: 0 P: 12	R: 1 E: 0 K: 1 S: 11	H: 2 LOB: 2 BB: 1 P: 22	R: 0 E: 0 K: 1 S: 15	H: 0 LOB: 2 BB: 1 P: 22	1B: 6 2B: 1 3B: 1 HR: 1	SF: 0 SAC: 0 DP: 1 HBP: 1	WP: 0 PB: 0 CS: 0	PA: 39
PITCHER	IP	WLS	BF	H	R	ER	SO	BB	IBB	HBP	BLK	WP	HR	S	P	ERA	WHIP					
Bob Rush, R ERA: 2.2 (1, 1)	3.0		14	4	3	2	1	1	0	0	0	0	0	28	45	6.00	1.667					
Bob Trowbridge, R ERA: 5.71 (4, 1)	4.0	W	16	5	3	3	5	0	0	0	0	0	1	40	58	6.75	1.250					
Don McMahon, R ERA: 1.47 (8, 1)	2.0	S	9	0	0	0	2	2	0	1	0	0	0	23	38	0.00	1.000					



Batter	1	2	3	4	5	6	7	8	9	10	AB	R	H	RBI	BB	SO	LOB	TOP								
Bill Bruton, L OBP: 0.354, SLG: 0.469 (1, 8)	F2		FC6-4 SF9 1B		F9			4-3 1B		HR	5	2	3	1	0	0	0	Milwaukee Braves @ San Francisco Giants Seals Stadium, San Francisco, CA Fri Jun 19 1959, 10:05 PM EDT Att: 22,984 - Unknown livebaseballscorecards.com								
Eddie Mathews, L OBP: 0.370, SLG: 0.589 (1, 5)	K		FC6-4 1B		F9			K		1B	5	0	2	0	0	2	1									
Hank Aaron, R OBP: 0.432, SLG: 0.688 (1, 9)	WP 1B 2B		FC6-4 HBP		5-3			4-3		F8	5	1	1	0	0	0	4									
Wes Covington, L OBP: 0.361, SLG: 0.424 (1, 7)	1B		SF9					4-0 F8-3 BB		F7	2	0	1	2	2	0	1									
Mickey Vernon, L OBP: 0.296, SLG: 0.415 (1, 3)	F9		HBP					4-0 F8		4-3	3	0	0	0	0	0	4									
Del Crandall, R OBP: 0.311, SLG: 0.440 (1, 2)			F4					4-0 F8-3		5-3	4	0	1	0	0	0	3									
Johnny Logan, R OBP: 0.401, SLG: 0.472 (1, 6)	F8		1B		K			0-3 K		F7	4	0	0	0	0	2	1									
Casey Wise, S OBP: 0.271, SLG: 0.240 (1, 4)	K		K		1-3			0-3 K		F7	4	0	0	0	0	2	1									
Bob Buhl, R OBP: 0.059, SLG: 0.059 Don McMahon, R OBP: 0.333, SLG: 0.200 (10, 1)	K		K		4-3			0-3 K		K	4	0	0	0	0	3	1									
Inning Stats	R: 1 E: 0 K: 1 S: 7	H: 2 LOB: 1 BB: 0 P: 7	R: 0 E: 0 K: 2 S: 8	H: 1 LOB: 1 BB: 0 P: 8	R: 1 E: 0 K: 1 S: 5	H: 2 LOB: 2 BB: 0 P: 6	R: 0 E: 0 K: 1 S: 5	H: 0 LOB: 0 BB: 0 P: 5	R: 0 E: 0 K: 0 S: 2	H: 0 LOB: 0 BB: 1 P: 6	R: 0 E: 0 K: 3 S: 9	H: 0 LOB: 0 BB: 0 P: 9	R: 0 E: 0 K: 1 S: 6	H: 1 LOB: 2 BB: 1 P: 10	R: 0 E: 0 K: 0 S: 3	H: 0 LOB: 0 BB: 0 P: 3	R: 1 E: 0 K: 1 S: 7		H: 2 LOB: 1 BB: 0 P: 7	1B: 6 2B: 2 3B: 0 HR: 1	SF: 1 SAC: 0 DP: 1 HBP: 1	WP: 1 PB: 0 SB: 0 CS: 0	PA: 40			
PITCHER Sam Jones, R ERA: 3.58 (1, 1)	IP 10.0	WLS W 40	H 8	R 3	ER 3	SO 9	BB 1	IBB 1	HBP 1	BLK 0	WP 1	HR 1	S 55	P 64	ERA 2.70	WHIP 0.900										


Batter	1	2	3	4	5	6	7	8	9	10	AB	R	H	RBI	BB	SO	LOB	BOTTOM								
Jim Davenport, R OBP: 0.283, SLG: 0.341 (1, 5)	G3		E6 1B		FC4-6 BB FC4-6 1B		F3		6-3		5	1	1	0	0	0	2	Milwaukee Braves @ San Francisco Giants Seals Stadium, San Francisco, CA Fri Jun 19 1959, 10:05 PM EDT Att: 22,984 - Unknown livebaseballscorecards.com								
Willie Kirkland, L OBP: 0.377, SLG: 0.542 (1, 9)	G6-4-3 1B		1-3 1B		FC4-6 BB		4-3		K		4	0	2	1	1	1	1									
Willie Mays, R OBP: 0.367, SLG: 0.542 (1, 8)	G6-4-3		F5		FC4-6 FC4-6		K		1B BB		4	1	0	0	1	1	5									
Orlando Cepeda, R OBP: 0.377, SLG: 0.615 (1, 3)			1-3 F8		FC4-6 FC6-4		5-3		1B BB		5	1	1	1	0	0	3									
Daryl Spencer, R OBP: 0.361, SLG: 0.392 (1, 4)			1-3		FC6-4		FC6-4		1B 1B		4	0	1	0	1	0	1									
Jackie Brandt, R OBP: 0.307, SLG: 0.368 (1, 7)			1B		F6 F8		5-3		1B 1B		5	0	3	2	0	0	0									
Hobie Landrith, L OBP: 0.351, SLG: 0.372 Leon Wagner, L OBP: 0.363, SLG: 0.506 Jim Hegan, R OBP: 0.232, SLG: 0.216 (8, PH) (9, 2)	K		K		BB 1B		F8		G3		3	0	1	0	0	1	1									
Andre Rodgers, R OBP: 0.349, SLG: 0.413 (1, 6)			SH2-4 1B		FC6-4 BB		1-3		F8		3	1	1	0	1	0	0									
Sam Jones, R OBP: 0.143, SLG: 0.150 (1, 1)			SH2-4		FC6-4		1-3		2B		3	0	1	0	0	0	2									
Inning Stats	R: 0 E: 0 K: 0 S: 3	H: 1 LOB: 0 BB: 0 P: 3	R: 0 E: 0 K: 1 S: 6	H: 1 LOB: 1 BB: 0 P: 6	R: 1 E: 1 K: 0 S: 6	H: 2 LOB: 2 BB: 0 P: 6	R: 0 E: 0 K: 0 S: 4	H: 1 LOB: 2 BB: 1 P: 8	R: 1 E: 0 K: 0 S: 4	H: 1 LOB: 1 BB: 1 P: 8	R: 0 E: 0 K: 0 S: 3	H: 0 LOB: 0 BB: 0 P: 3	R: 0 E: 0 K: 1 S: 7	H: 2 LOB: 2 BB: 0 P: 7	R: 0 E: 0 K: 1 S: 6	H: 1 LOB: 1 BB: 0 P: 6	R: 2 E: 0 K: 0 S: 2		H: 2 LOB: 2 BB: 2 P: 10	1B: 10 2B: 1 3B: 0 HR: 0	SF: 0 SAC: 1 DP: 1 HBP: 0	WP: 0 PB: 0 SB: 0 CS: 0	PA: 42			
PITCHER Bob Buhl, R ERA: 2.6 Don McMahon, R ERA: 1.47 (10, 1)	IP 9.0	WLS L 40	H 10	R 4	ER 4	SO 3	BB 3	IBB 0	HBP 0	BLK 0	WP 0	HR 0	S 43	P 55	ERA 4.00	WHIP 1.444										

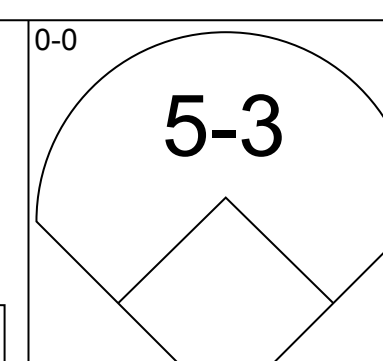
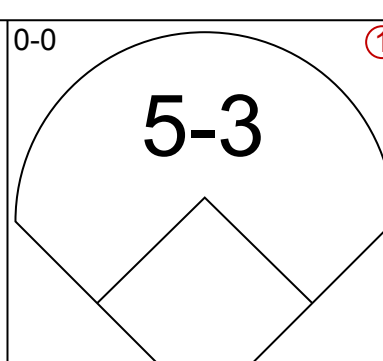
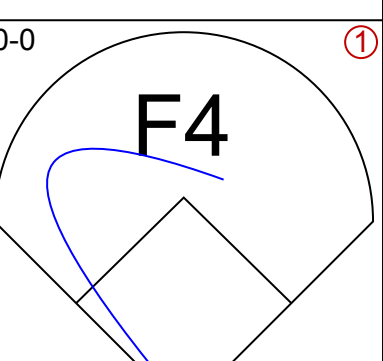
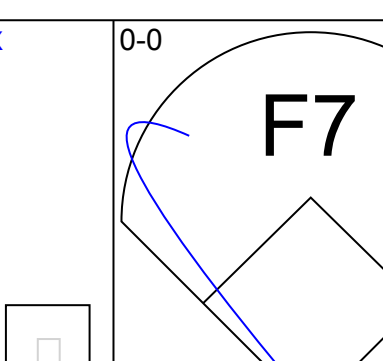
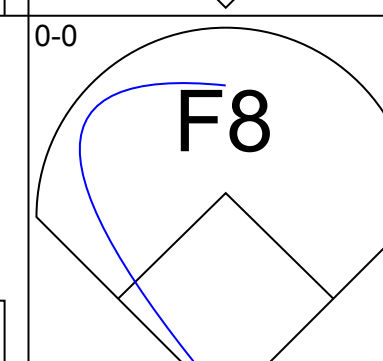
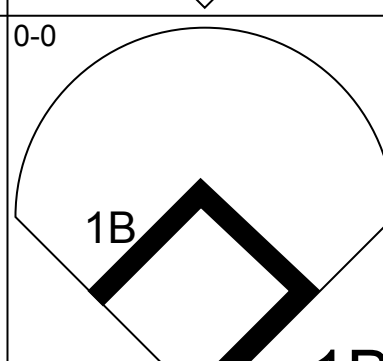
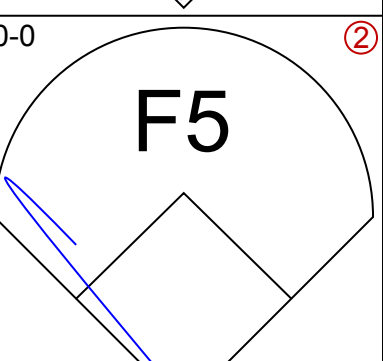
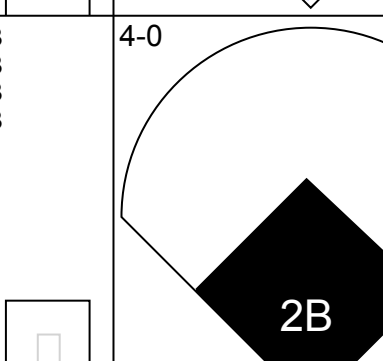
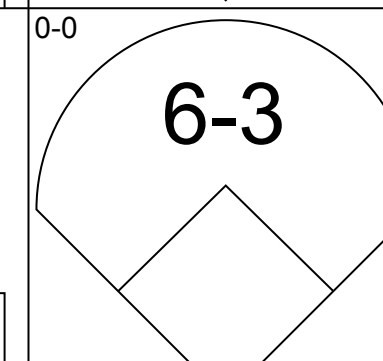
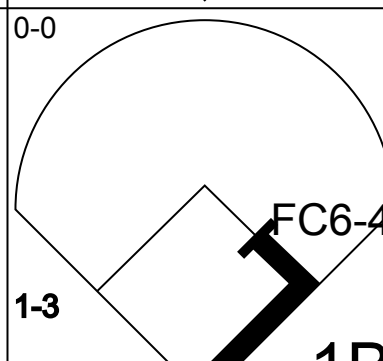
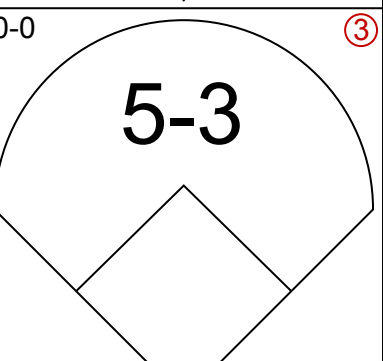
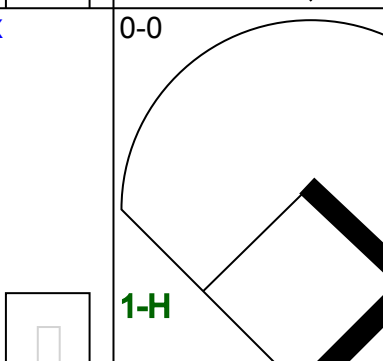
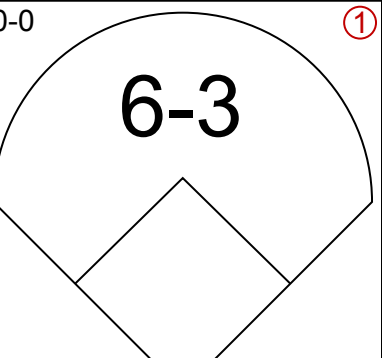
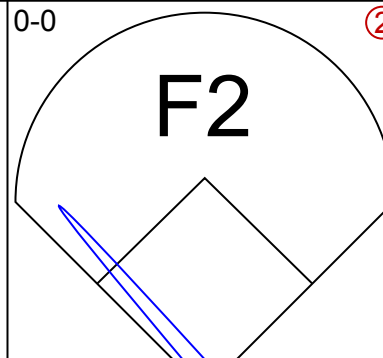
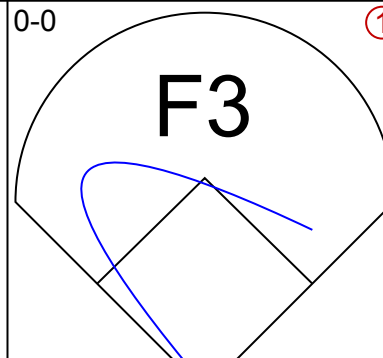
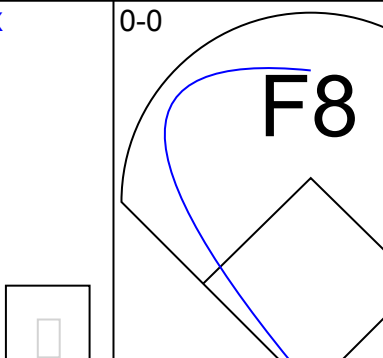
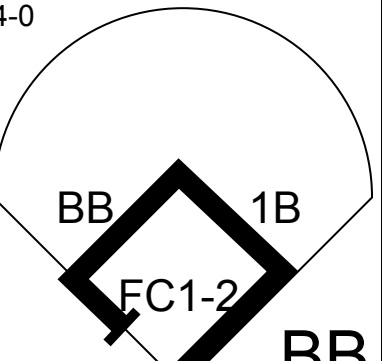
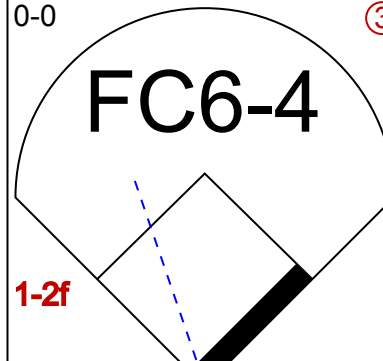
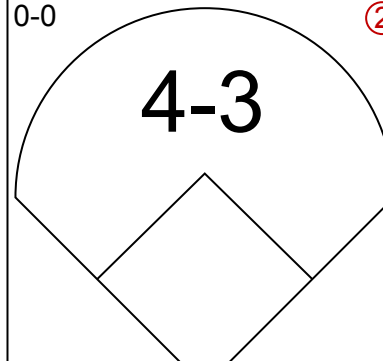
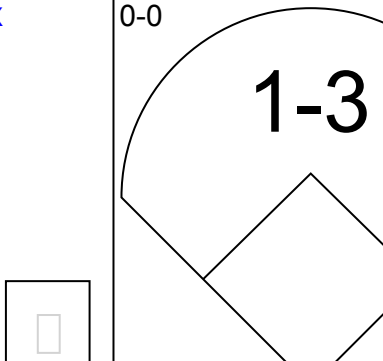
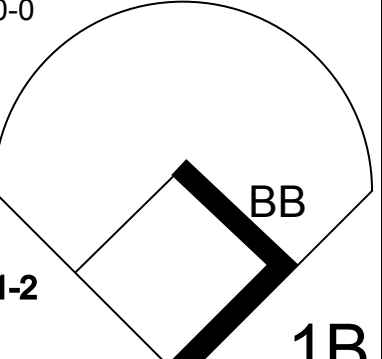
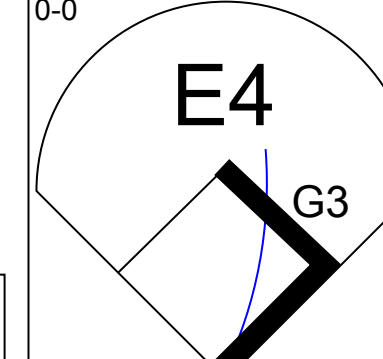
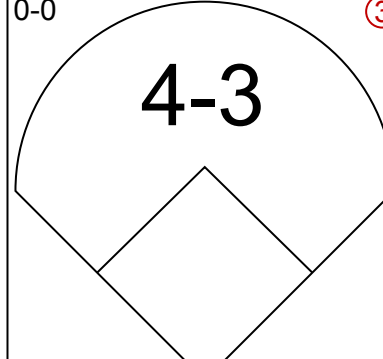
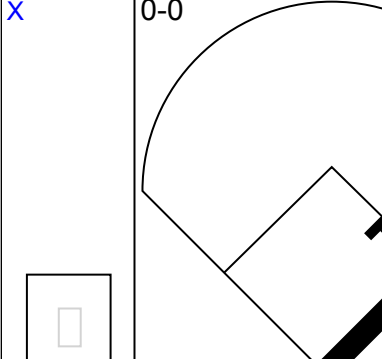
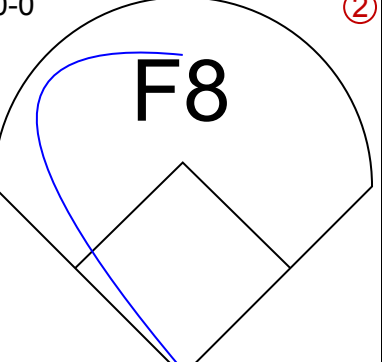
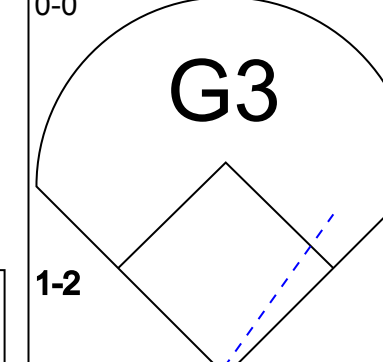

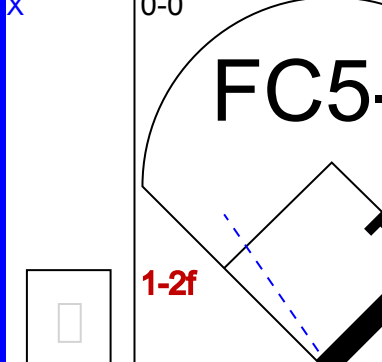
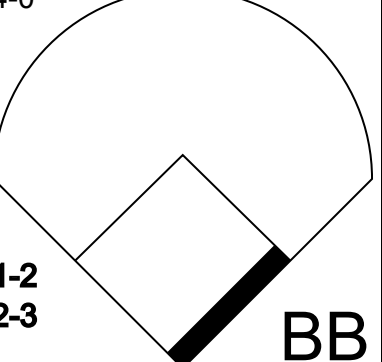
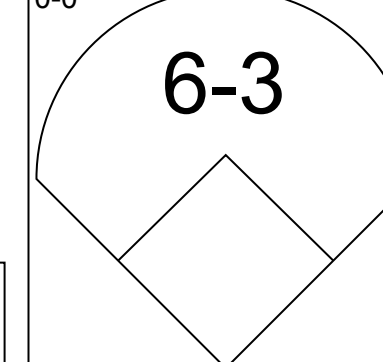

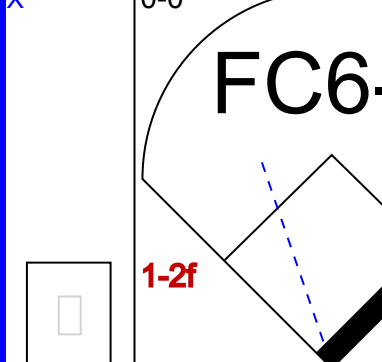
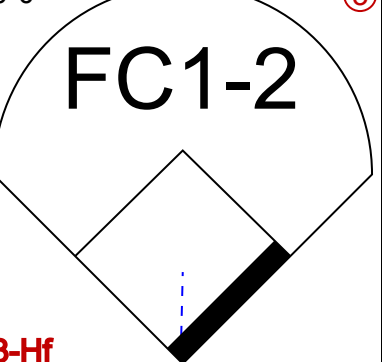
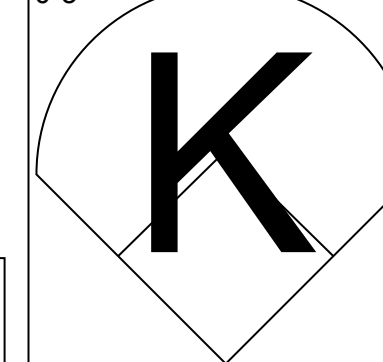

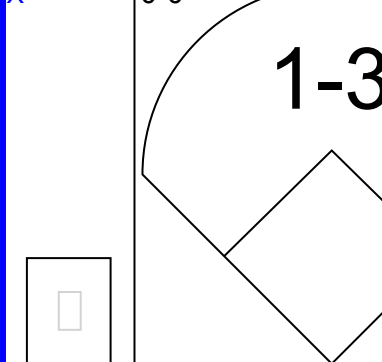


Batter	1	2	3	4	5	6	7	8	9	AB	R	H	RBI	BB	SO	LOB	TOP								
Andy Pafko, R OBP: 0.270, SLG: 0.261 (1, 8)										5	0	0	0	0	1	3									
Eddie Mathews, L OBP: 0.370, SLG: 0.584 (1, 5)										4	1	1	0	1	0	1									
Hank Aaron, R OBP: 0.429, SLG: 0.681 (1, 9)										4	0	1	0	0	1	1									
Joe Adcock, R OBP: 0.342, SLG: 0.454 (1, 3)										3	1	1	2	0	0	2									
Del Crandall, R OBP: 0.315, SLG: 0.443 (1, 2)										3	1	1	0	1	0	0									
Wes Covington, L OBP: 0.385, SLG: 0.416 Bill Bruton, L OBP: 0.354, SLG: 0.469 (8, 8)										4	0	0	0	0	0	4									
Johnny Logan, R OBP: 0.403, SLG: 0.472 (1, 6)										4	1	2	1	0	0	0									
Felix Mantilla, R OBP: 0.256, SLG: 0.174 (1, 4)										3	0	1	0	0	2	1									
Lew Burdette, R OBP: 0.231, SLG: 0.280 (1, 1)										4	0	1	1	0	1	3									
Inning Stats	R: 0 E: 0 K: 1 S: 5	H: 0 LOB: 0 BB: 0 P: 5	R: 1 E: 0 K: 0 S: 6	H: 3 LOB: 2 BB: 0 P: 6	R: 0 E: 0 K: 0 S: 4	H: 1 LOB: 3 BB: 2 P: 12	R: 1 E: 1 K: 1 S: 7	H: 1 LOB: 1 BB: 0 P: 7	R: 1 E: 0 K: 0 S: 4	H: 1 LOB: 0 BB: 0 P: 4	R: 0 E: 0 K: 1 S: 6	H: 1 LOB: 1 BB: 0 P: 6	R: 1 E: 1 K: 1 S: 6	H: 1 LOB: 0 BB: 0 P: 6	R: 0 E: 0 K: 1 S: 5	H: 0 LOB: 0 BB: 0 P: 5	R: 0 E: 1 K: 0 S: 3	H: 0 LOB: 0 BB: 0 P: 3	1B: 6 2B: 2 3B: 0 HR: 1	SF: 1 SAC: 1 DP: 1 HBP: 0	WP: 1 PB: 0 SB: 1 CS: 0	PA: 38			
PITCHER	IP	WLS	BF	H	R	ER	SO	BB	IBB	HBP	BLK	WP	HR	S	P	ERA	WHIP								
Mike McCormick, L ERA: 4.19 Billy Muffett, R ERA:	7.0	L	32	8	4	2	4	1	1	0	0	1	1	38	46	2.57	1.286								
	2.0		6	0	0	0	1	0	0	0	0	0	0	8	8	0.00	0.000								

Milwaukee Braves @ San Francisco Giants
Seals Stadium, San Francisco, CA
Sat Jun 20 1959, 6:33 AM EDT
Att: 22,905 - Unknown


AB 34
R 4
H 8
RBI 4
BB 2
SO 5
LOB 15



Batter	1	2	3	4	5	6	7	8	9	AB	R	H	RBI	BB	SO	LOB	BOTTOM								
Jim Davenport, R OBP: 0.279, SLG: 0.336 (1, 5)										4	0	0	0	0	0	0									
Willie Kirkland, L OBP: 0.379, SLG: 0.538 (1, 9)										3	1	1	0	1	0	0									
Willie Mays, R OBP: 0.369, SLG: 0.545 (1, 8)										4	0	2	1	0	0	0									
Orlando Cepeda, R OBP: 0.372, SLG: 0.605 (1, 3)										4	0	0	0	0	0	3									
Daryl Spencer, R OBP: 0.360, SLG: 0.387 (1, 4)										3	0	0	0	1	0	3									
Jackie Brandt, R OBP: 0.311, SLG: 0.371 (1, 7)										4	0	2	0	0	0	0									
Hobie Landrith, L OBP: 0.340, SLG: 0.358 Dusty Rhodes, L OBP: 0.231, SLG: 0.167 Eddie Bressoud, R OBP: 0.297, SLG: 0.250 (9, PH) (9, PR)										3	0	0	0	0	0	3									
Andre Rodgers, R OBP: 0.349, SLG: 0.409 Leon Wagner, L OBP: 0.359, SLG: 0.500 (9, PH)										2	0	0	0	1	0	1									
Mike McCormick, L OBP: 0.160, SLG: 0.091 Hank Sauer, R (7, PH) Billy Muffett, R (8, 1) Felipe Alou, R OBP: 0.319, SLG: 0.493 (9, PH)										2	0	0	0	0	1	4									
Inning Stats	R: 0 E: 0 K: 0 S: 3	H: 0 LOB: 0 BB: 0 P: 3	R: 0 E: 0 K: 0 S: 4	H: 1 LOB: 3 BB: 2 P: 12	R: 0 E: 0 K: 1 S: 5	H: 2 LOB: 2 BB: 0 P: 5	R: 0 E: 1 K: 1 S: 6	H: 0 LOB: 1 BB: 0 P: 6	R: 0 E: 0 K: 0 S: 3	H: 0 LOB: 0 BB: 0 P: 3	R: 0 E: 0 K: 1 S: 5	H: 0 LOB: 0 BB: 0 P: 5	R: 1 E: 0 K: 0 S: 4	H: 1 LOB: 1 BB: 1 P: 8	R: 0 E: 0 K: 0 S: 4	H: 1 LOB: 1 BB: 0 P: 4	1B: 4 2B: 1 3B: 0 HR: 0	SF: 0 SAC: 0 DP: 0 HBP: 0	WP: 0 PB: 0 SB: 0 CS: 0	PA: 36					
PITCHER	IP	WLS	BF	H	R	ER	SO	BB	IBB	HBP	BLK	WP	HR	S	P	ERA	WHIP								
Lew Burdette, R ERA: 4.2	9.0	W	36	5	1	1	2	3	0	0	0	0	0	37	49	1.00	0.889								

Milwaukee Braves @ San Francisco Giants
Seals Stadium, San Francisco, CA
Sat Jun 20 1959, 6:33 AM EDT
Att: 22,905 - Unknown

AB 33
R 1
H 5
RBI 1
BB 3
SO 2
LOB 17



Batter	1	2	3	4	5	6	7	8	9	AB	R	H	RBI	BB	SO	LOB	TOP										
Andy Pafko, R OBP: 0.276, SLG: 0.296 Bill Bruton, L OBP: 0.354, SLG: 0.472					6-3		SH1-3		4-3	2	1	1	0	0	0	2	Milwaukee Braves @ San Francisco Giants Seals Stadium, San Francisco, CA Sun Jun 21 1959, 6:33 AM EDT Att: 22,934 - Unknown livebaseballscorecards.com										
Eddie Mathews, L OBP: 0.375, SLG: 0.581	F4	4-3		BB		1B		4-3	5	2	2	2	1	0	1												
Hank Aaron, R OBP: 0.430, SLG: 0.710	HR	K		F2		HR		HR	6	3	3	6	0	1	1												
Joe Adcock, R OBP: 0.339, SLG: 0.441 Frank Torre, L OBP: 0.321, SLG: 0.322	HR	K		F4		K		F7	3	1	0	0	1	2	1												
Del Crandall, R OBP: 0.320, SLG: 0.456	HR			6-3		HR		F7	4	3	2	1	1	0	0												
Wes Covington, L OBP: 0.352, SLG: 0.412	F9			F7		G3		4-3	5	0	1	0	0	0	2												
Johnny Logan, R OBP: 0.407, SLG: 0.488	HR			HBP		F8		1B	4	1	2	4	1	0	1												
Felix Mantilla, R OBP: 0.276, SLG: 0.192	E			BB		FC6-4		K	4	0	2	0	0	1	2												
Warren Spahn, L OBP: 0.255, SLG: 0.233	E4			HBP		1-3		K	5	1	1	0	0	1	5												
Inning Stats	R: 5 E: 1 K: 0 S: 9	H: 5 LOB: 2 BB: 1 P: 13	R: 0 E: 0 K: 2 S: 7	H: 0 LOB: 0 BB: 0 P: 7	R: 0 E: 0 K: 0 S: 3	H: 0 LOB: 1 BB: 1 P: 8	R: 0 E: 0 K: 0 S: 3	H: 0 LOB: 1 BB: 0 P: 7	R: 1 E: 0 K: 0 S: 5	H: 2 LOB: 1 BB: 0 P: 5	R: 4 E: 0 K: 1 S: 9	H: 4 LOB: 1 BB: 1 P: 13	R: 3 E: 0 K: 0 S: 6	H: 3 LOB: 0 BB: 0 P: 6	R: 0 E: 0 K: 2 S: 8		H: 1 LOB: 1 BB: 0 P: 8	R: 0 E: 0 K: 0 S: 3	H: 0 LOB: 0 BB: 0 P: 3	1B: 8 2B: 1 3B: 1 HR: 5	SF: 0 SAC: 1 DP: 0 HBP: 1	WP: 0 PB: 0 CS: 0	PA: 48				
PITCHER	IP	WLS	BF	H	R	ER	SO	BB	IBB	HBP	BLK	WP	HR	S	P	ERA	WHIP										
Johnny Antonelli, L ERA: 3.07 Stu Miller, R ERA: 2.84 Gordon Jones, R ERA: 3.68 Joe Shipley, R ERA: 4.0	0.2	L	8	5	5	5	0	1	0	0	0	0	2	7	11	67.50	9.000										

Batter	1	2	3	4	5	6	7	8	9	AB	R	H	RBI	BB	SO	LOB	BOTTOM										
Jim Davenport, R OBP: 0.281, SLG: 0.335	F9				5-3				1B	4	0	1	1	1	0	2	Milwaukee Braves @ San Francisco Giants Seals Stadium, San Francisco, CA Sun Jun 21 1959, 6:33 AM EDT Att: 22,934 - Unknown livebaseballscorecards.com										
Willie Kirkland, L OBP: 0.380, SLG: 0.534	F7					FC6-4		4-3	5	0	2	1	0	0	3												
Willie Mays, R OBP: 0.366, SLG: 0.538	F3				F3			FC6-4	5	0	1	0	0	0	3												
Orlando Cepeda, R OBP: 0.370, SLG: 0.600		K			FC6-4			FC6-4	4	0	1	0	0	1	2												
Daryl Spencer, R OBP: 0.358, SLG: 0.397		HR			F3			FC1-4	4	1	1	1	0	0	3												
Jackie Brandt, R OBP: 0.305, SLG: 0.364		K			FC6-4			FC4-6	4	0	0	0	0	1	2												
Bob Schmidt, R OBP: 0.309, SLG: 0.416		1-3			F4			F8	4	0	0	0	0	0	0												
Andre Rodgers, R OBP: 0.356, SLG: 0.415					5-3			1B	4	2	3	0	0	0	0												
Johnny Antonelli, L ERA: 3.07 Stu Miller, R ERA: 2.84 Gordon Jones, R ERA: 3.68 Felipe Alou, R OBP: 0.322, SLG: 0.497 Joe Shipley, R ERA: 4.0 Hank Sauer, R						F8		1B	0	0	0	0	0	0	0	0											
Inning Stats	R: 0 E: 0 K: 0 S: 3	H: 0 LOB: 0 BB: 0 P: 3	R: 1 E: 0 K: 2 S: 8	H: 1 LOB: 0 BB: 0 P: 8	R: 0 E: 0 K: 0 S: 4	H: 1 LOB: 1 BB: 0 P: 4	R: 0 E: 0 K: 0 S: 4	H: 1 LOB: 1 BB: 0 P: 4	R: 0 E: 0 K: 0 S: 4	H: 1 LOB: 1 BB: 0 P: 4	R: 1 E: 0 K: 0 S: 6	H: 3 LOB: 2 BB: 0 P: 6	R: 0 E: 0 K: 0 S: 4	H: 1 LOB: 1 BB: 0 P: 4	R: 1 E: 0 K: 0 S: 5	H: 2 LOB: 2 BB: 1 P: 9		1B: 10 2B: 0 3B: 0 HR: 1	SF: 0 SAC: 0 DP: 0 HBP: 0	WP: 0 PB: 0 CS: 0	PA: 39						
PITCHER	IP	WLS	BF	H	R	ER	SO	BB	IBB	HBP	BLK	WP	HR	S	P	ERA	WHIP										
Warren Spahn, L ERA: 3.41	9.0	W	39	11	3	3	2	1	0	0	0	0	1	42	46	3.00	1.333										

Batter	1	2	3	4	5	6	7	8	9	AB	R	H	RBI	BB	SO	LOB	TOP			
Don Blasingame, L (1,4) X OBP: 0.364, SLG: 0.362	0-0 2B		0-0 6-3		0-0 F8		0-0 1-3		0-0 FC6-4 1B	5	1	2	1	0	0	0	St. Louis Cardinals @ Milwaukee Braves Milwaukee County Stadium, Milwaukee, WI Tue Jun 23 1959, 8:05 PM EDT Att: 24,839 - Unknown livebaseballscorecards.com			
Gino Cimoli, R (1,8) S OBP: 0.374, SLG: 0.506	0-3 K		0-0 FC4-6 1B		0-0 6-3		0-0 6-3		0-0 FC6-4 1-2 1B	5	0	1	0	0	1	2				
Bill White, L (1,7) X OBP: 0.397, SLG: 0.570	0-0 2B		0-0 FC4-6 HR		0-3 K			0-3 K		4	1	1	1	0	2	1				
Ken Boyer, R (1,5) X OBP: 0.388, SLG: 0.569	0-0 FC6-5-6-5-6 BB		0-0 HR		0-0 1B			0-0 5-3		4	1	2	2	0	0	1				
Joe Cunningham, L (1,9) B OBP: 0.450, SLG: 0.457	4-0 1-2 BB		0-0 F7		0-0 F8			0-0 2-3		3	0	0	0	1	0	1				
Stan Musial, L (1,3) X OBP: 0.355, SLG: 0.398	0-0 4-3			0-0 F8		0-0 1-2 1B			0-0 G3	4	0	1	0	0	0	2				
Hal Smith, R (1,2) X Larry Jackson, R (9, PR) OBP: 0.307, SLG: 0.446 OBP: 0.128, SLG: 0.132		0-0 6-3		0-0 4-3 1B		0-0 P4			0-0 2B 5-3 1B	4	0	2	0	0	0	2				
Alex Grammas, R (1,6) X Gene Oliver, R (6, PH) OBP: 0.226, SLG: 0.294 Lee Tate, R (6, 6) OBP: 0.240, SLG: 0.289 George Crowe, L (9, PH) OBP: 0.354, SLG: 0.591		0-0 L7		0-0 4-3		0-0 5-3			0-0 1B 2B	2	0	0	0	0	0	1				
Alex Kellner, R (1,1) X Hal Jeffcoat, R (1,1) OBP: 0.227, SLG: 0.222 Tom Cheney, R (6, 1) OBP: 0.200, SLG: 0.687 Bobby Gene Smith, R (7, PH) OBP: 0.291, SLG: 0.354 Gary Blaylock, R (7, 1) OBP: 0.307, SLG: 0.230 Ray Jablonski, R (9, PH) OBP: 0.301, SLG: 0.494		0-3 K		0-3 K			0-0 6-3		0-0 5-3	0	0	0	0	0	0	2				
Inning Stats	R: 1 E: 0 K: 1 S: 7	H: 2 LOB: 2 BB: 1 P: 11	R: 0 E: 0 K: 1 S: 5	H: 0 LOB: 0 BB: 0 P: 5	R: 2 E: 0 K: 0 S: 5	H: 2 LOB: 0 BB: 0 P: 5	R: 0 E: 0 K: 1 S: 6	H: 1 LOB: 1 BB: 0 P: 6	R: 0 E: 0 K: 0 S: 5	H: 2 LOB: 2 BB: 0 P: 5	R: 0 E: 0 K: 0 S: 3	H: 0 LOB: 0 BB: 0 P: 3	R: 0 E: 0 K: 1 S: 5	H: 0 LOB: 0 BB: 0 P: 5	R: 2 E: 0 K: 0 S: 6	H: 3 LOB: 1 BB: 0 P: 6		1B: 6 2B: 3 3B: 0 HR: 1	SF: 0 SAC: 0 DP: 0 HBP: 0	WP: 0 PB: 0 CS: 0
PITCHER Carl Willey, R (1,1) ERA: 3.98	IP: 9.0 WLS: W BF: 38 H: 10 R: 5 ER: 5 SO: 5 BB: 1 IBB: 0 HBP: 0 BLK: 0 WP: 0 HR: 1 S: 47 P: 51 ERA: 5.00 WHIP: 1.222											PITCHER	IP: WLS: BF: H: R: ER: SO: BB: IBB: HBP: BLK: WP: HR: S: P: ERA: WHIP:							

AB 37
R 5
H 10
RBI 5
BB 1
SO 5
LOB 15



Batter	1	2	3	4	5	6	7	8	9	AB	R	H	RBI	BB	SO	LOB	BOTTOM	
Andy Pafko, R (1,8) X OBP: 0.291, SLG: 0.311	0-0 F9			0-0 G4-6-3 1B		0-0 4-3			0-0 PB SF9 1B	3	0	2	0	0	0	0	St. Louis Cardinals @ Milwaukee Braves Milwaukee County Stadium, Milwaukee, WI Tue Jun 23 1959, 8:05 PM EDT Att: 24,839 - Unknown livebaseballscorecards.com	
Bill Bruton, L (6,8) X OBP: 0.355, SLG: 0.473		0-0 1B		0-0 1B		0-0 4-3			0-0 CS BB 1B	2	1	1	0	0	0	0		
Eddie Mathews, L (1,5) X OBP: 0.376, SLG: 0.580	0-0 F9		0-0 BB 1B		0-0 G4-6-3 1-2 1B		0-0 BB 1B		0-0 CS BB	4	1	2	0	1	0	2		
Hank Aaron, R (1,9) B OBP: 0.433, SLG: 0.708	4-0 1B BB		4-0 FC5-4 BB		0-0 5-3		4-0 1-2 BB		0-0 SF9	1	1	0	2	3	0	0		
Joe Adcock, R (1,3) X OBP: 0.349, SLG: 0.443	0-0 2B 1B		0-0 FC5-4		4-0 HR BB		0-0 1-2 2H 1B		0-3 K	4	2	2	1	1	1	4		
Del Crandall, R (1,2) X OBP: 0.323, SLG: 0.473	0-0 1B 2B		0-0 F5		0-0 HR		0-0 P3		0-0 CS	4	2	2	4	0	0	2		
Wes Covington, L (1,7) X OBP: 0.354, SLG: 0.426	0-0 FC4-6 1B		0-0 L6		0-0 HR		0-0 F7			4	1	2	2	0	0	0		
Johnny Logan, R (1,6) X OBP: 0.404, SLG: 0.483	0-0 FC4-6		0-0 6-3		0-0 F2		0-0 G4-3 1B			4	0	1	0	0	0	1		
Felix Mantilla, R (1,4) X OBP: 0.275, SLG: 0.195		0-3 K		0-0 1B WP 1B		0-0 6-3		0-0 G4-3		4	0	1	0	0	1	1		
Carl Willey, R (1,1) X OBP: 0.059, SLG: 0.118		0-0 4-3		0-3 K		0-0 6-3		0-0 1B SF9 2B		4	1	1	0	0	1	1		
Inning Stats	R: 3 E: 0 K: 0 S: 6	H: 3 LOB: 1 BB: 1 P: 10	R: 0 E: 0 K: 1 S: 7	H: 2 LOB: 3 BB: 1 P: 11	R: 0 E: 0 K: 0 S: 3	H: 0 LOB: 0 BB: 0 P: 3	R: 0 E: 0 K: 1 S: 6	H: 2 LOB: 1 BB: 0 P: 6	R: 3 E: 0 K: 0 S: 5	H: 2 LOB: 2 BB: 1 P: 9	R: 0 E: 0 K: 0 S: 3	H: 1 LOB: 0 BB: 0 P: 3	R: 2 E: 0 K: 1 S: 6	H: 2 LOB: 0 BB: 1 P: 10	1B: 10 2B: 2 3B: 0 HR: 2	SF: 1 SAC: 0 DP: 2 HBP: 0	WP: 1 PB: 1 CS: 1	PA: 41
PITCHER Alex Kellner, L (1,1) ERA: 2.92 Hal Jeffcoat, R (1,1) ERA: 5.02 Tom Cheney, R (6,1) ERA: 8.22 Gary Blaylock, R (7,1) ERA: 4.16	IP: 0.2 WLS: L BF: 29 H: 11 R: 7 ER: 7 SO: 2 BB: 4 IBB: 0 HBP: 0 BLK: 0 WP: 1 HR: 2 S: 29 P: 45 ERA: 12.60 WHIP: 3.000											PITCHER	IP: WLS: BF: H: R: ER: SO: BB: IBB: HBP: BLK: WP: HR: S: P: ERA: WHIP:					


AB 34
R 9
H 14
RBI 9
BB 5
SO 3
LOB 11




Batter	1	2	3	4	5	6	7	8	9	AB	R	H	RBI	BB	SO	LOB	TOP			
Don Blasingame, L (1,4) OBP: 0.365, SLG: 0.361	4-0 3-1 BB		0-0 1-3		0-0 1-3		0-0 1-3 FC4-6 1B			3	0	1	0	1	0	0	St. Louis Cardinals @ Milwaukee Braves Milwaukee County Stadium, Milwaukee, WI Wed Jun 24 1959, 8:05 PM EDT Att: 19,166 - Unknown livebaseballscorecards.com			
Joe Cunningham, L (1,9) OBP: 0.451, SLG: 0.455	0-0 3-1 1-2		0-0 1B		4-0 1B BB		0-0 FC4-6 1B 1-2			3	0	1	0	1	0	2				
Bill White, L (1,7) OBP: 0.395, SLG: 0.564	0-0 1-3		0-0 1-2 1B		0-0 1-3		0-0 F7			4	0	1	0	0	0	3				
Ken Boyer, R (1,5) OBP: 0.390, SLG: 0.566	0-0 5-3		0-0 G3			4-0 E E BB	0-0 1-2 1B			3	0	1	0	1	0	3				
Gino Cimoli, R (1,8) OBP: 0.372, SLG: 0.502		0-0 G3-6-3 1B		0-3 K		0-0 E5 E	0-0 F9			4	0	1	0	0	1	3				
Stan Musial, L (1,3) OBP: 0.354, SLG: 0.397		0-0 G3-6-3 1-2		0-0 1B 1B		0-0 F9				3	0	1	0	0	0	3				
Hal Smith, R (1,2) OBP: 0.311, SLG: 0.449		0-0 FC5-4 1B		0-0 1-2 G6-3 1B		0-0 L7				3	0	2	0	0	0	2				
Alex Grammas, R (1,6) OBP: 0.333, SLG: 0.340		0-0 FC5-4		0-0 G6-3		0-0 E6				2	0	0	0	0	0	3				
Gene Oliver, R (6,PH) OBP: 0.222, SLG: 0.288		0-0 FC5-4 1-2		0-0 G6-3 1-2		0-0 E6 1-2 2-3				1	0	0	0	0	0	2				
Tom Cheney, R (6,1)										0	0	0	0	0	0	0				
Dick Ricketts, L (1,1)			0-0 4-3		0-3 K		0-0 F9			2	0	0	0	0	1	0				
George Crowe, L (6,PH) OBP: 0.347, SLG: 0.578										1	0	0	0	0	0	3				
Lee Tate, R (6,6) OBP: 0.240, SLG: 0.289										0	0	0	0	0	0	0				
Inning Stats	R: 0 E: 0 K: 0 S: 3	H: 0 LOB: 1 BB: 1 P: 7	R: 0 E: 0 K: 0 S: 4	H: 2 LOB: 1 BB: 0 P: 4	R: 0 E: 0 K: 0 S: 5	H: 2 LOB: 2 BB: 0 P: 5	R: 0 E: 0 K: 1 S: 6	H: 0 LOB: 1 BB: 1 P: 9	R: 0 E: 2 K: 0 S: 5	H: 0 LOB: 3 BB: 1 P: 9	R: 0 E: 0 K: 0 S: 5	H: 2 LOB: 2 BB: 0 P: 5					1B: 8 2B: 0 3B: 0 HR: 0	SF: 0 SAC: 0 DP: 2 HBP: 0	WP: 0 PB: 0 CS: 0	PA: 32
PITCHER Joey Jay, R (1,1) ERA: 5.5	IP: 7.0 WLS: W BF: 32 H: 8 R: 0 ER: 0 SO: 2 BB: 3 IBB: 0 HBP: 0 BLK: 0 WP: 0 HR: 0 S: 33 P: 45 ERA: 0.00 WHIP: 1.571															PITCHER	IP: WLS: BF: H: R: ER: SO: BB: IBB: HBP: BLK: WP: HR: S: P: ERA: WHIP:			

Batter	1	2	3	4	5	6	7	8	9	AB	R	H	RBI	BB	SO	LOB	BOTTOM					
Bill Bruton, L (1,8) OBP: 0.355, SLG: 0.471	0-0 BB HR 1B			0-0 FC6 1-2			0-0 SH1-3 1-2			3	1	1	0	0	0	1	St. Louis Cardinals @ Milwaukee Braves Milwaukee County Stadium, Milwaukee, WI Wed Jun 24 1959, 8:05 PM EDT Att: 19,166 - Unknown livebaseballscorecards.com					
Eddie Mathews, L (1,5) OBP: 0.375, SLG: 0.586	4-0 1-2 HR BB	0-0 3B			0-0 4-3		0-0 PO 2-3			2	1	1	0	1	0	0						
Hank Aaron, R (1,9) OBP: 0.432, SLG: 0.714	0-0 1-H 2-H HR		0-0 F2		0-0 F7		0-0 F7			3	1	1	3	0	0	1						
Wes Covington, L (1,7) OBP: 0.350, SLG: 0.421	0-0 5-3		0-0 F8		0-0 F7					3	0	0	0	0	0	0						
Joe Adcock, R (1,3) OBP: 0.341, SLG: 0.432	0-0 E6 FC6-4		0-0 5-3			0-0 5-3				3	0	0	0	0	0	0						
Del Crandall, R (1,2) OBP: 0.323, SLG: 0.469	0-0 FC6-4 1B 1-2 E		0-0 L7			4-0 1B BB				2	1	0	0	1	0	1						
Johnny Logan, R (1,6) OBP: 0.407, SLG: 0.486	0-0 S 1-3 1B			0-0 6-3		0-0 G6-4-3 1-2 1B				3	0	2	0	0	0	0						
Felix Mantilla, R (1,4) OBP: 0.266, SLG: 0.188	0-0 4-3 1-3 3-H			0-0 6-3		0-0 G6-4-3 1-2				3	0	0	0	0	0	3						
Joey Jay, S (1,1) OBP: 0.286, SLG: 0.167		0-0 P4								2	0	1	0	0	0	0						
Frank Torre, L (7,PH) OBP: 0.325, SLG: 0.327				0-0 FC6 1B			0-0 PO SH1-3 1B			1	0	1	0	0	0	0						
Inning Stats	R: 4 E: 1 K: 0 S: 7	H: 3 LOB: 1 BB: 1 P: 11	R: 0 E: 0 K: 0 S: 4	H: 1 LOB: 0 BB: 0 P: 4	R: 0 E: 0 K: 0 S: 3	H: 0 LOB: 0 BB: 0 P: 3	R: 0 E: 0 K: 0 S: 4	H: 1 LOB: 1 BB: 0 P: 4	R: 0 E: 0 K: 0 S: 3	H: 0 LOB: 0 BB: 0 P: 3	R: 0 E: 0 K: 0 S: 3	H: 1 LOB: 1 BB: 1 P: 7	R: 0 E: 0 K: 0 S: 2	H: 1 LOB: 0 BB: 0 P: 2					1B: 5 2B: 0 3B: 1 HR: 1	SF: 0 SAC: 1 DP: 1 HBP: 0	WP: 0 PB: 0 CS: 0	PA: 29
PITCHER Dick Ricketts, R (1,1) ERA: 3.72	IP: 5.0 WLS: L BF: 22 H: 5 R: 4 ER: 3 SO: 3 BB: 1 IBB: 0 HBP: 0 BLK: 0 WP: 1 HR: 1 S: 21 P: 25 ERA: 5.40 WHIP: 1.200															PITCHER	IP: WLS: BF: H: R: ER: SO: BB: IBB: HBP: BLK: WP: HR: S: P: ERA: WHIP:					
PITCHER Tom Cheney, R (6,1) ERA: 6.75	IP: 1.2 WLS: L BF: 6 H: 2 R: 0 ER: 0 SO: 0 BB: 1 IBB: 0 HBP: 0 BLK: 0 WP: 0 HR: 0 S: 5 P: 9 ERA: 0.00 WHIP: 1.800															PITCHER	IP: WLS: BF: H: R: ER: SO: BB: IBB: HBP: BLK: WP: HR: S: P: ERA: WHIP:					

AB 29
R 0
H 8
RBI 0
BB 3
SO 2
LOB 24




AB 25
R 4
H 7
RBI 3
BB 2
SO 0
LOB 6




Batter	1	2	3	4	5	6	7	8	9	AB	R	H	RBI	BB	SO	LOB	TOP					
Don Blasingame, L (1,4) OBP: 0.368, SLG: 0.367	0-0 3-1 2B		0-3 K		0-0 G6-4-3 1B		4-0 CS BB		0-0 6-3	4	0	2	0	1	1	1	St. Louis Cardinals @ Milwaukee Braves Milwaukee County Stadium, Milwaukee, WI Thu Jun 25 1959, 4:33 AM EDT Att: 19,977 - Unknown livebaseballscorecards.com					
Joe Cunningham, L (1,9) OBP: 0.445, SLG: 0.448	0-3 K		0-3 K		0-0 G6-4-3 1-2		0-0 E9 1B		0-0 P6	5	1	1	0	0	2	3						
Bill White, L (1,7) OBP: 0.392, SLG: 0.556	0-0 3-1 2-3		4-0 1-2 BB		0-0 3-1		0-0 P6			3	0	0	0	1	0	2						
Ken Boyer, R (1,5)	0-0 G3		0-0 F3		0-0 FC4-6 1B		0-0 2H 1B			4	0	2	1	0	0	3						
Gino Cimoli, R (1,8) OBP: 0.371, SLG: 0.498		0-0 L9		0-0 FC6-4 1B		0-0 FC4-6 E 1B		0-0 L9		4	1	1	0	0	0	2						
Stan Musial, L (1,3) OBP: 0.348, SLG: 0.388		0-0 5-3		0-0 F3		0-0 E4 1B		0-0 P4		4	1	0	0	0	0	2						
Curt Flood, R (8,8) OBP: 0.305, SLG: 0.255						1-2 2B				0	0	0	0	0	0	0						
Hal Smith, R (1,2) OBP: 0.313, SLG: 0.450						1-3 2H 1B				2	0	1	0	0	0	1						
George Crowe, L (6, PH) OBP: 0.360, SLG: 0.587						1-3 2H 1B				1	0	1	1	0	0	0						
Larry Jackson, R (6, FR) OBP: 0.128, SLG: 0.132						1-3 2H 1B				0	0	0	0	0	0	0						
Ray Katt, R (6,2) OBP: 0.357, SLG: 0.500						1-3 3H 2B				1	0	0	0	0	0	0						
Alex Grammas, R (1,6) OBP: 0.329, SLG: 0.336										2	0	0	0	0	2	2						
Ray Jablonski, R (6, PH) OBP: 0.370, SLG: 0.508										1	0	1	1	0	0	0						
Lee Tate, R (6, FR) OBP: 0.235, SLG: 0.283										1	0	0	0	0	0	0						
Vinegar Bend Mizell, R (1,1) OBP: 0.235, SLG: 0.280										2	0	1	0	0	0	0						
Gene Oliver, R (6, PH) OBP: 0.216, SLG: 0.283										1	0	0	0	0	0	3						
Lindy McDaniel, R (6,1) OBP: 0.190, SLG: 0.056										1	0	0	0	0	0	0						
Inning Stats	R: 0 E: 0 K: 1 S: 6	H: 1 LOB: 1 BB: 0 P: 6	R: 0 E: 0 K: 1 S: 6	H: 1 LOB: 1 BB: 0 P: 6	R: 0 E: 0 K: 2 S: 8	H: 1 LOB: 2 BB: 1 P: 12	R: 0 E: 0 K: 1 S: 6	H: 1 LOB: 1 BB: 0 P: 6	R: 0 E: 0 K: 0 S: 3	H: 1 LOB: 0 BB: 0 P: 3	R: 2 E: 1 K: 0 S: 7	H: 3 LOB: 3 BB: 0 P: 7	R: 1 E: 1 K: 0 S: 4	H: 2 LOB: 1 BB: 1 P: 8	R: 0 E: 0 K: 0 S: 3	H: 0 LOB: 0 BB: 0 P: 3	R: 0 E: 0 K: 0 S: 3	H: 0 LOB: 0 BB: 0 P: 3	1B: 8 2B: 2 3B: 0 HR: 0	SF: 0 SAC: 0 DP: 1 HBP: 0	WP: 0 PB: 0 SB: 0 CS: 1	PA: 38
PITCHER Lew Burdette, R (1,1) ERA: 3.93	IP: 9.0 WLS: L BF: 38	H: 10 R: 3 ER: 0 SO: 5	BB: 2 IBB: 0 HBP: 0 BLK: 0	WP: 0 HR: 0 S: 46 P: 54	ERA: 0.00 WHIP: 1.333	PITCHER																

Batter	1	2	3	4	5	6	7	8	9	AB	R	H	RBI	BB	SO	LOB	BOTTOM						
Andy Pafko, R (1,8) OBP: 0.305, SLG: 0.329	0-0 E5 1B		4-0 HR BB		0-0 2B		0-3 K		0-0 4-3	2	1	1	0	1	0	0	St. Louis Cardinals @ Milwaukee Braves Milwaukee County Stadium, Milwaukee, WI Thu Jun 25 1959, 4:33 AM EDT Att: 19,977 - Unknown livebaseballscorecards.com						
Bill Bruton, L (7, PH) OBP: 0.352, SLG: 0.466										2	0	0	0	0	1	0							
Eddie Mathews, L (1,5) OBP: 0.374, SLG: 0.578	0-0 F2		0-3 K		0-0 F8		0-0 E4 FC5-4			4	0	0	0	0	1	3							
Hank Aaron, R (1,9) OBP: 0.433, SLG: 0.721	0-0 F5		0-0 1H HR		4-0 IBB		0-0 FC5-4 1-2			3	1	1	2	1	0	2							
Joe Adcock, R (1,3) OBP: 0.338, SLG: 0.426	0-0 1-2 1B		0-0 P4		0-0 L7		0-0 5-3			4	0	1	0	0	0	3							
Del Crandall, R (1,2) OBP: 0.322, SLG: 0.466	0-0 F9				0-0 G4-6-3 1B		0-0 5-3		0-0 1-3	4	0	1	0	0	0	2							
Wes Covington, L (1,7) OBP: 0.348, SLG: 0.415		0-0 F5		0-0 G4-6-3 1-2		4-0 FC6-4 BB		0-0 5-3		3	0	0	0	1	0	1							
Johnny Logan, R (1,6) OBP: 0.405, SLG: 0.481		0-3 K		0-0 1B		0-0 FC6-4 E 1-2		0-0 F9		4	0	1	0	0	1	1							
Felix Mantilla, R (1,4) OBP: 0.258, SLG: 0.181		0-0 P4		0-0 F8		0-0 E6 1-2		0-0 4-3		3	0	0	0	0	0	2							
Mickey Vernon, L (9, PH) OBP: 0.291, SLG: 0.407										1	0	0	0	0	0	0							
Lew Burdette, R (1,1) OBP: 0.218, SLG: 0.264										3	0	0	0	0	1	2							
Frank Torre, L (9, PH) OBP: 0.324, SLG: 0.324										1	0	0	0	0	0	0							
Inning Stats	R: 0 E: 1 K: 0 S: 5	H: 1 LOB: 2 BB: 0 P: 5	R: 0 E: 0 K: 1 S: 5	H: 0 LOB: 0 BB: 0 P: 5	R: 2 E: 0 K: 1 S: 6	H: 1 LOB: 0 BB: 1 P: 10	R: 0 E: 0 K: 0 S: 4	H: 2 LOB: 1 BB: 0 P: 4	R: 0 E: 0 K: 0 S: 4	H: 1 LOB: 2 BB: 1 P: 8	R: 0 E: 1 K: 1 S: 6	H: 0 LOB: 2 BB: 1 P: 10	R: 0 E: 1 K: 1 S: 6	H: 0 LOB: 1 BB: 0 P: 6	R: 0 E: 0 K: 0 S: 3	H: 0 LOB: 0 BB: 0 P: 3		R: 0 E: 0 K: 0 S: 3	H: 0 LOB: 0 BB: 0 P: 3	1B: 3 2B: 1 3B: 0 HR: 1	SF: 0 SAC: 0 DP: 1 HBP: 0	WP: 0 PB: 0 SB: 0 CS: 0	PA: 37
PITCHER Vinegar Bend Mizell, L (1,1) ERA: 3.08	IP: 5.0 WLS: W BF: 15	H: 5 R: 2 ER: 2 SO: 2	BB: 1 IBB: 0 HBP: 0 BLK: 0	WP: 0 HR: 1 S: 24 P: 32	ERA: 0.00 WHIP: 1.200	PITCHER																	
Lindy McDaniel, R (6,1) ERA: 2.87	IP: 4.0 WLS: W BF: 15	H: 0 R: 0 ER: 0 SO: 2	BB: 1 IBB: 0 HBP: 0 BLK: 0	WP: 0 HR: 0 S: 18 P: 22	ERA: 0.00 WHIP: 0.250	PITCHER																	



Batter	1	2	3	4	5	6	7	8	9	AB	R	H	RBI	BB	SO	LOB	TOP										
Tony Taylor, R OBP: 0.360, SLG: 0.419 (1, 4)	F7		14 1B		4-3		4-3		F2	5	0	1	0	0	0	1	Chicago Cubs @ Milwaukee Braves Milwaukee County Stadium, Milwaukee, WI Fri Jun 26 1959, 8:05 PM EDT Att: 35,262 - Unknown 										
Alvin Dark, R OBP: 0.315, SLG: 0.352 (1, 5)	FC5 1B		P3		1B FC4-6		14 FC6-4 1B		F9	5	1	3	0	0	0	2											
Lee Walls, R OBP: 0.339, SLG: 0.389 (1, 9)	E4 1-2		F9		14 FC4-6 1B		F9		1-3	5	0	1	0	0	0	4											
14 Ernie Banks, R OBP: 0.368, SLG: 0.595 (1, 6)	K				FC4-6 FC6-4 1-2		FC6-4 1-2			4	0	1	1	0	1	4											
Bobby Thomson, R OBP: 0.311, SLG: 0.422 (1, 8)	FC5 2-3f		F8		FC6-4 1-2				1B 1B	4	0	1	0	0	0	5											
Cal Neeman, R OBP: 0.229, SLG: 0.227 (1, 2)		P3		K					F9	4	0	1	0	0	1	1											
Walt Moryn, L OBP: 0.306, SLG: 0.372 (1, 7)		FC3-6 BB		4-3					1B G4-3 1B	3	0	1	0	1	1	1											
Dale Long, L OBP: 0.335, SLG: 0.481 (1, 3)		FC3-6 1-2f			FC5-4 1B				G4-3 1-2f	4	0	1	0	0	1	4											
John Buzhardt, R Seth Morehead, L Moe Drabowsky, R Randy Janssen, R Elmer Singleton, R Earl Averill, R	P3			FC5-4 1-2f			5-3		WP 1B	2	0	0	0	0	0	2											
Inning Stats	R: 0 E: 1 K: 1 S: 7	H: 1 LOB: 2 BB: 0 P: 7	R: 0 E: 0 K: 0 S: 3	H: 0 LOB: 1 BB: 1 P: 7	R: 0 E: 0 K: 0 S: 5	H: 2 LOB: 2 BB: 0 P: 5	R: 0 E: 0 K: 1 S: 6	H: 1 LOB: 1 BB: 0 P: 6	R: 1 E: 0 K: 0 S: 5	H: 2 LOB: 1 BB: 0 P: 5	R: 0 E: 0 K: 2 S: 8	H: 1 LOB: 1 BB: 0 P: 8	R: 0 E: 0 K: 0 S: 4	H: 1 LOB: 1 BB: 0 P: 4	R: 0 E: 0 K: 0 S: 4	H: 2 LOB: 1 BB: 0 P: 4	R: 0 E: 0 K: 0 S: 4	H: 1 LOB: 1 BB: 0 P: 4	1B: 10 2B: 1 3B: 0 HR: 0	SF: 0 SAC: 0 DP: 1 HBP: 0	WP: 1 PA: 39						
PITCHER Warren Spahn, L ERA: 3.25 (1, 1)	IP 9.0	WLS W	BF 39	H 11	R 1	ER 1	SO 4	BB 1	IBB 0	HBP 0	BLK 0	WP 1	HR 0	S 46	P 50	ERA 1.00	WHIP 1.333										

Batter	1	2	3	4	5	6	7	8	9	AB	R	H	RBI	BB	SO	LOB	BOTTOM										
Bill Bruton, L OBP: 0.353, SLG: 0.469 (1, 8)	6-3	4-3		G3 1B		1B 2B			5-3	5	2	2	1	0	0	1	Chicago Cubs @ Milwaukee Braves Milwaukee County Stadium, Milwaukee, WI Fri Jun 26 1959, 8:05 PM EDT Att: 35,262 - Unknown 										
Eddie Mathews, L OBP: 0.376, SLG: 0.577 (1, 5)		FC6-4 1B		G3		2B 1B			P3	4	0	2	1	1	0	2											
Hank Aaron, R OBP: 0.436, SLG: 0.721 (1, 9)	FC6-4 1B	P6		1B IBB		1B 2B			1B 1B	4	2	2	0	1	0	3											
Wes Covington, L OBP: 0.353, SLG: 0.419 (1, 7)		1B 2B		F8		P3			E 1B 1B	5	2	3	3	0	0	2											
Joe Adcock, R OBP: 0.340, SLG: 0.425 (1, 3)		2B 1B		P4		K			E9 1B 1B	5	2	2	1	0	1	4											
Del Crandall, R OBP: 0.320, SLG: 0.465 (1, 2)		1H 2H		6-3		F8			1-3	5	0	1	2	0	1	4											
Johnny Logan, R OBP: 0.409, SLG: 0.484 (1, 6)	P5			1B 5-3 1B		FC6 1B			P3 2H 3H	5	1	3	2	0	0	1											
Felix Mantilla, R OBP: 0.265, SLG: 0.193 (1, 4)		4-3 1B		5-3		K			F7	5	0	2	0	0	1	2											
Warren Spahn, L OBP: 0.269, SLG: 0.313 (1, 1)		K		G3 1B 1B		FC6 1-2f			P4	5	2	2	1	0	1	4											
Inning Stats	R: 3 E: 1 K: 0 S: 7	H: 4 LOB: 1 BB: 0 P: 7	R: 0 E: 0 K: 1 S: 6	H: 1 LOB: 2 BB: 1 P: 10	R: 0 E: 0 K: 0 S: 3	H: 0 LOB: 0 BB: 0 P: 3	R: 3 E: 0 K: 0 S: 7	H: 4 LOB: 2 BB: 1 P: 11	R: 0 E: 0 K: 2 S: 8	H: 1 LOB: 1 BB: 0 P: 8	R: 1 E: 0 K: 1 S: 8	H: 3 LOB: 2 BB: 0 P: 8	R: 1 E: 0 K: 0 S: 4	H: 1 LOB: 0 BB: 0 P: 4	R: 3 E: 1 K: 0 S: 8	H: 5 LOB: 2 BB: 0 P: 8	R: 3 E: 1 K: 0 S: 8	H: 5 LOB: 2 BB: 0 P: 8	1B: 15 2B: 3 3B: 0 HR: 1	SF: 0 SAC: 0 DP: 0 HBP: 0	WP: 0 PA: 45						
PITCHER John Buzhardt, R ERA: 4.03 Seth Morehead, L ERA: 6.91 Moe Drabowsky, R ERA: 4.07 Elmer Singleton, R ERA: 2.83	IP 3.1	WLS L	BF 19	H 8	R 6	ER 6	SO 1	BB 1	IBB 0	HBP 0	BLK 0	WP 0	HR 0	S 20	P 24	ERA 16.20	WHIP 2.700										

Batter	1	2	3	4	5	6	7	8	9	AB	R	H	RBI	BB	SO	LOB	TOP					
Tony Taylor, R OBP: 0.364, SLG: 0.426 (1, 4)	5-3		BB 14 SF8 1B		F3			L5-4 1-H 2B		5	1	3	2	0	0	0	Chicago Cubs @ Milwaukee Braves Milwaukee County Stadium, Milwaukee, WI Sat Jun 27 1959, 4:33 AM EDT Att: 26,881 - Unknown					
Alvin Dark, R OBP: 0.316, SLG: 0.353 (1, 5)	E7 1B		1-2 BB 1B		F7	F6		L5-4 2-2		5	0	2	0	0	0	3						
Lee Walls, R OBP: 0.340, SLG: 0.386 (1, 9)	K		1-2 2-3 BB			F8		F8		4	1	1	0	1	1	1						
14 Ernie Banks, R OBP: 0.365, SLG: 0.601 (1, 6)	F5		SF8			F2	HR	F8		4	1	1	2	0	0	2						
Dale Long, L OBP: 0.332, SLG: 0.489 (1, 3)		4-3	3-1			HR		F8		5	1	1	2	0	0	2						
Walt Moryn, L OBP: 0.305, SLG: 0.367 George Altman, L OBP: 0.288, SLG: 0.347 (7, 8)	4-3				F3	4-3		BB		3	0	0	0	1	0	0						
Bobby Thomson, R OBP: 0.315, SLG: 0.435 (7, 7)					F6			F8		4	1	2	0	0	0	1						
Sammy Taylor, L OBP: 0.312, SLG: 0.373 (1, 2)	4-3					1B		FC3-6 1B		3	1	2	0	1	0	1						
Glen Hobbie, R OBP: 0.158, SLG: 0.162 (1, 1)			5-3		K	1-2 2-H 1B		FC3-6 WP 2B		4	1	1	1	0	1	1						
Inning Stats	R: 0 E: 1 K: 1 S: 6	H: 1 LOB: 1 BB: 0 P: 6	R: 0 E: 0 K: 0 S: 4	H: 1 LOB: 1 BB: 0 P: 4	R: 1 E: 0 K: 0 S: 5	H: 2 LOB: 2 BB: 1 P: 9	R: 0 E: 0 K: 0 S: 3	H: 1 LOB: 1 BB: 0 P: 3	R: 0 E: 0 K: 1 S: 5	H: 0 LOB: 0 BB: 0 P: 5	R: 4 E: 0 K: 0 S: 8	H: 5 LOB: 2 BB: 1 P: 12	R: 1 E: 0 K: 0 S: 4	H: 1 LOB: 1 BB: 1 P: 8	R: 1 E: 0 K: 0 S: 4	H: 2 LOB: 0 BB: 0 P: 4	R: 0 E: 0 K: 0 S: 3	H: 0 LOB: 0 BB: 0 P: 3	1B: 8 2B: 4 3B: 0 HR: 2	SF: 1 SAC: 0 DP: 1 HBP: 0	WP: 1 PB: 0 SB: 0 CS: 0	PA: 41
PITCHER	IP WLS BF H R ER SO BB IBB HBP BLK WP HR S P ERA WHIP																					
Carl Willey, R ERA: 4.37 (1, 1)	5.2 L 28 10 5 5 2 1 1 0 0 0 1 1 30 38 7.94 1.941																					
Joey Jay, R ERA: 5.5 (6, 1)	2.1 10 3 2 2 0 1 0 0 0 1 1 9 13 7.71 1.714																					
Don McMahon, R ERA: 1.42 (9, 1)	1.0 3 0 0 0 0 0 0 0 0 0 0 0 3 3 0.00 0.000																					

AB	37
R	7
H	13
RBI	7
BB	3
SO	2
LOB	11



Batter	1	2	3	4	5	6	7	8	9	AB	R	H	RBI	BB	SO	LOB	BOTTOM					
Bill Bruton, L OBP: 0.346, SLG: 0.460 (1, 8)	6-3		F3			F8		F5		4	0	0	0	0	0	1	Chicago Cubs @ Milwaukee Braves Milwaukee County Stadium, Milwaukee, WI Sat Jun 27 1959, 4:33 AM EDT Att: 26,881 - Unknown					
Eddie Mathews, L OBP: 0.373, SLG: 0.569 (1, 5)	6-3		4-3			1-3		K		4	0	0	0	0	1	1						
Hank Aaron, R OBP: 0.433, SLG: 0.714 (1, 9)	6-3		F3			F7		BB BB		3	0	0	0	1	0	0						
Wes Covington, L OBP: 0.348, SLG: 0.412 (1, 7)		5-3			F8			F8		4	0	0	0	0	0	1						
Joe Adcock, R OBP: 0.338, SLG: 0.420 (1, 3)		5-3			6-3			F9		4	0	1	0	0	0	1						
Del Crandall, R OBP: 0.322, SLG: 0.461 (1, 2)		1B 1B BB			6-3			G5-4-3 1B		2	0	0	0	2	0	1						
Johnny Logan, R OBP: 0.414, SLG: 0.502 (1, 6)		1B 1B				G4-6-3 1B		HR		4	1	3	1	0	0	2						
Felix Mantilla, R OBP: 0.269, SLG: 0.200 Frank Torre, L OBP: 0.322, SLG: 0.322 Mel Roach, R OBP: 0.071, SLG: 0.071 (1, 4) (6, PH) (9, 4)		1-2 2-3 1B				G4-6-3		4-3		2	0	1	0	0	0	1						
Carl Willey, R OBP: 0.053, SLG: 0.105 Joey Jay, S OBP: 0.286, SLG: 0.167 Mickey Vernon, L OBP: 0.293, SLG: 0.436 Don McMahon, R OBP: 0.333, SLG: 0.200 (1, 1) (6, 1) (6, PH) (9, 1)		K				K		2B		2	0	0	0	0	2	3						
Inning Stats	R: 0 E: 0 K: 0 S: 3	H: 0 LOB: 0 BB: 0 P: 3	R: 0 E: 0 K: 1 S: 7	H: 2 LOB: 3 BB: 1 P: 11	R: 0 E: 0 K: 0 S: 3	H: 0 LOB: 0 BB: 0 P: 3	R: 0 E: 0 K: 0 S: 3	H: 0 LOB: 0 BB: 0 P: 3	R: 0 E: 0 K: 1 S: 5	H: 1 LOB: 0 BB: 0 P: 5	R: 0 E: 0 K: 0 S: 3	H: 0 LOB: 0 BB: 0 P: 3	R: 0 E: 0 K: 0 S: 3	H: 1 LOB: 0 BB: 0 P: 3	R: 1 E: 0 K: 1 S: 7	H: 2 LOB: 1 BB: 0 P: 7	R: 0 E: 0 K: 0 S: 3	H: 0 LOB: 2 BB: 2 P: 11	1B: 4 2B: 1 3B: 0 HR: 1	SF: 0 SAC: 0 DP: 2 HBP: 0	WP: 0 PB: 0 SB: 0 CS: 0	PA: 34
PITCHER	IP WLS BF H R ER SO BB IBB HBP BLK WP HR S P ERA WHIP																					
Glen Hobbie, R ERA: 3.43 (1, 1)	9.0 W 34 6 1 1 3 3 0 0 0 0 1 37 49 1.00 1.000																					

AB	31
R	1
H	6
RBI	1
BB	3
SO	3
LOB	11



Batter	1	2	3	4	5	6	7	8	9	AB	R	H	RBI	BB	SO	LOB	TOP				
Tony Taylor, R OBP: 0.366, SLG: 0.431 (1, 4)										4	0	2	0	0	0	4	Chicago Cubs @ Milwaukee Braves Milwaukee County Stadium, Milwaukee, WI Sun Jun 28 1959, 4:33 AM EDT Att: 32,884 - Unknown				
Alvin Dark, R OBP: 0.315, SLG: 0.349 (1, 5)										3	0	0	0	1	2	4					
Lee Walls, R OBP: 0.343, SLG: 0.382 (1, 9)										2	0	0	0	2	0	2					
14 Ernie Banks, R OBP: 0.363, SLG: 0.594 (1, 6)										3	0	0	0	1	1	2					
Bobby Thomson, R OBP: 0.318, SLG: 0.433 (1, 8)										3	1	1	0	1	0	3					
Earl Averill, R OBP: 0.289, SLG: 0.442 (1, 7) (5, 2)										4	0	1	0	0	1	2					
Cal Neeman, R OBP: 0.240, SLG: 0.239 Walt Moryn, L OBP: 0.303, SLG: 0.363 (1, 2) (5, 7)										2	0	1	1	0	1	0					
Dale Long, L OBP: 0.325, SLG: 0.479 (1, 3)										4	0	0	0	0	1	2					
Dave Hillman, R OBP: 0.229, SLG: 0.069 Don Elston, R OBP: 0.167, SLG: 0.167 Johnny Gonyea, R OBP: 0.260, SLG: 0.370 Bill Henry, L OBP: 0.188, SLG: 0.133 Randy Jackson, R OBP: 0.333, SLG: 0.389 (1, 1) (4, 1) (7, PH) (7, 1) (9, PH)										0	0	0	0	2	0	0					
Inning Stats	R: 0 E: 0 S: 5	H: 1 LOB: 2 BB: 2 P: 13	R: 0 E: 0 S: 7	H: 0 LOB: 0 BB: 0 P: 7	R: 0 E: 1 S: 5	H: 0 LOB: 1 BB: 1 P: 9	R: 1 E: 0 S: 5	H: 2 LOB: 3 BB: 2 P: 13	R: 0 E: 0 S: 3	H: 0 LOB: 0 BB: 0 P: 3	R: 0 E: 0 S: 3	H: 1 LOB: 0 BB: 0 P: 3	R: 0 E: 0 S: 3	H: 1 LOB: 1 BB: 1 P: 7	R: 0 E: 0 S: 7	H: 0 LOB: 0 BB: 0 P: 7		1B: 4 2B: 2 3B: 0 HR: 0	SF: 0 SAC: 0 DP: 2 HBP: 0	WP: 0 PB: 1 SB: 1 CS: 1	PA: 36
PITCHER Juan Pizarro, L ERA: 4.35 (1, 1)	IP: 9.0 WLS: W BF: 36 H: 5 R: 1 ER: 1 SO: 7 BB: 7 IBB: 0 HBP: 0 BLK: 0 WP: 0 HR: 0 S: 43 P: 71 ERA: 1.00 WHIP: 1.333															PITCHER					

AB	29
R	1
H	5
RBI	1
BB	7
SO	7
LOB	19



Batter	1	2	3	4	5	6	7	8	9	AB	R	H	RBI	BB	SO	LOB	BOTTOM				
Bill Bruton, L OBP: 0.345, SLG: 0.454 (1, 8)										3	0	0	0	1	1	0	Chicago Cubs @ Milwaukee Braves Milwaukee County Stadium, Milwaukee, WI Sun Jun 28 1959, 4:33 AM EDT Att: 32,884 - Unknown				
Eddie Mathews, L OBP: 0.375, SLG: 0.578 (1, 5)										4	1	2	1	0	0	1					
Hank Aaron, R OBP: 0.428, SLG: 0.704 (1, 9)										4	0	0	0	0	1	2					
Wes Covington, L OBP: 0.352, SLG: 0.413 Andy Pafko, R OBP: 0.301, SLG: 0.325 (1, 7) (9, PH) (9, 7)										2	1	1	0	1	0	0					
Joe Adcock, R OBP: 0.345, SLG: 0.421 (1, 3)										2	0	1	0	1	0	1					
Del Crandall, R OBP: 0.322, SLG: 0.459 (1, 2)										3	0	1	1	0	0	2					
Johnny Logan, R OBP: 0.414, SLG: 0.502 Mel Roach, R OBP: 0.118, SLG: 0.063 (1, 6) (3, 4)										0	0	0	0	0	0	0					
Felix Mantilla, R OBP: 0.262, SLG: 0.194 (1, 4) (3, 6)										3	0	0	0	0	0	3					
Juan Pizarro, L OBP: 0.176, SLG: 0.125 (1, 1)										3	0	0	0	0	2	0					
Inning Stats	R: 0 E: 0 S: 3	H: 0 LOB: 0 BB: 0 P: 3	R: 0 E: 0 S: 3	H: 1 LOB: 0 BB: 0 P: 3	R: 0 E: 0 S: 3	H: 0 LOB: 0 BB: 0 P: 3	R: 2 E: 0 S: 6	H: 3 LOB: 3 BB: 2 P: 14	R: 0 E: 0 S: 7	H: 0 LOB: 1 BB: 1 P: 11	R: 0 E: 0 S: 3	H: 0 LOB: 1 BB: 1 P: 7	R: 0 E: 0 S: 7	H: 0 LOB: 0 BB: 0 P: 7	R: 0 E: 0 S: 3	H: 1 LOB: 0 BB: 0 P: 3		1B: 4 2B: 0 3B: 0 HR: 1	SF: 0 SAC: 0 DP: 2 HBP: 0	WP: 0 PB: 0 SB: 0 CS: 0	PA: 31
PITCHER Dave Hillman, R ERA: 3.46 Don Elston, R ERA: 2.98 Bill Henry, L ERA: 2.51 (1, 1) (4, 1) (7, 1)	IP: 3.2 WLS: L BF: 16 H: 4 R: 2 ER: 1 SO: 1 BB: 2 IBB: 0 HBP: 0 BLK: 0 WP: 0 HR: 1 S: 14 P: 22 ERA: 2.46 WHIP: 1.636															PITCHER					



Batter	1	2	3	4	5	6	7	8	9	AB	R	H	RBI	BB	SO	LOB	TOP								
Bill Bruton, L OBP: 0.346, SLG: 0.457 (1, 8)	F7		HR		F2		4-3			5	1	2	0	0	0	0	Milwaukee Braves @ Cincinnati Redlegs Crosley Field, Cincinnati, OH Tue Jun 30 1959, 7:05 PM EDT Att: 14,990 - Unknown								
Eddie Mathews, L OBP: 0.375, SLG: 0.585 (1, 5)	P6		HR				F8		5-3	5	1	2	3	0	0	1									
Hank Aaron, R OBP: 0.426, SLG: 0.701 (1, 9)	F7		HR		P5				1-3	4	0	1	0	0	0	1									
Wes Covington, L OBP: 0.354, SLG: 0.414 (1, 7)		K	F7			HR		1B	1B	4	1	2	0	0	1	1									
Joe Adcock, R OBP: 0.349, SLG: 0.445 (1, 3)	5-3			5-3		HR		1B	1B	4	1	2	2	0	0	0									
Del Crandall, R OBP: 0.321, SLG: 0.456 (1, 2)	1-3			FC5-4		F5		F5		4	0	1	0	0	0	2									
Mel Roach, R OBP: 0.095, SLG: 0.050 (1, 4)			6-3	F7		F7		F8		4	0	0	0	0	0	3									
Felix Mantilla, R OBP: 0.261, SLG: 0.196 (1, 6)			HR	FC5-4		F7			F8	4	1	1	0	0	0	1									
Lew Burdette, R OBP: 0.211, SLG: 0.255 (1, 1)										2	0	0	0	0	1	1									
Mickey Vernon, L OBP: 0.298, SLG: 0.429 (7, PH)										1	0	0	0	0	1	0									
Don McMahon, R OBP: 0.333, SLG: 0.200 (7, 1)										0	0	0	0	0	0	0									
Frank Torre, L OBP: 0.320, SLG: 0.320 (9, PH)										1	0	0	0	0	1	0									
Inning Stats	R: 0 E: 0 K: 0 S: 3	H: 0 LOB: 0 BB: 0 P: 3	R: 0 E: 0 K: 1 S: 5	H: 0 LOB: 0 BB: 0 P: 5	R: 3 E: 0 K: 0 S: 7	H: 4 LOB: 1 BB: 0 P: 7	R: 0 E: 0 K: 0 S: 4	H: 1 LOB: 1 BB: 0 P: 4	R: 0 E: 0 K: 1 S: 6	H: 1 LOB: 1 BB: 0 P: 6	R: 2 E: 0 K: 0 S: 5	H: 2 LOB: 0 BB: 0 P: 5	R: 0 E: 0 K: 0 S: 5	H: 0 LOB: 0 BB: 0 P: 5	R: 0 E: 0 K: 0 S: 5	H: 2 LOB: 2 BB: 0 P: 5	R: 0 E: 0 K: 1 S: 6	H: 1 LOB: 1 BB: 0 P: 6	1B: 7 2B: 2 3B: 0 HR: 2	SF: 0 SAC: 0 DP: 0 HBP: 0	WP: 0 PB: 0 SB: 0 CS: 0	PA: 38			
PITCHER	IP	WLS	BF	H	R	ER	SO	BB	IBB	HBP	BLK	WP	HR	S	P	ERA	WHIP								
Bob Purkey, R ERA: 4.95 (1, 1)	5.0	W	23	8	5	5	2	0	0	0	0	0	2	27	27	9.00	1.600								
Orlando Pena, R ERA: 5.64 (6, 1)	4.0	S	15	3	0	0	2	0	0	0	0	0	0	19	19	0.00	0.750								




Batter	1	2	3	4	5	6	7	8	9	AB	R	H	RBI	BB	SO	LOB	BOTTOM								
Johnny Temple, R OBP: 0.405, SLG: 0.460 (1, 4)	4-3	F9		HR						5	2	4	1	0	0	2	Milwaukee Braves @ Cincinnati Redlegs Crosley Field, Cincinnati, OH Tue Jun 30 1959, 7:05 PM EDT Att: 14,990 - Unknown								
Vada Pinson, L OBP: 0.375, SLG: 0.544 (1, 8)	6-3		HR	HR		F8		F5		5	2	2	2	0	0	3									
Jerry Lynch, L OBP: 0.321, SLG: 0.455 (1, 7)	4-3									4	1	1	1	0	0	2									
Whitey Lockman, L OBP: 0.304, SLG: 0.265 (8, 3)										0	0	0	0	0	0	0									
Frank Robinson, R OBP: 0.403, SLG: 0.585 (1, 3)			E	HR						4	1	2	1	0	0	1									
Gus Bell, L OBP: 0.299, SLG: 0.399 (1, 9)	6-3		HR			F9		F8		4	1	1	3	0	0	2									
Jim Pendleton, R OBP: 0.348, SLG: 0.414 (1, 5)		6-3		L1-3		6-3		K		4	0	1	0	0	1	1									
Dutch Dotterer, R OBP: 0.402, SLG: 0.463 (1, 2)		1B		L1-3		6-3		F7		4	0	1	0	0	0	2									
Eddie Kasko, R OBP: 0.313, SLG: 0.329 (1, 6)					3-1			SH3-4		4	1	2	0	0	0	0									
Bob Purkey, R OBP: 0.263, SLG: 0.265 (1, 1)										2	0	0	0	0	1	2									
Orlando Pena, R OBP: 0.158, SLG: 0.059 (6, 1)		K			5-3			SH3-4		1	0	0	0	0	0	0									
Inning Stats	R: 1 E: 0 K: 0 S: 5	H: 2 LOB: 1 BB: 0 P: 5	R: 0 E: 0 K: 1 S: 7	H: 2 LOB: 2 BB: 0 P: 7	R: 3 E: 1 K: 0 S: 6	H: 3 LOB: 0 BB: 0 P: 6	R: 2 E: 0 K: 0 S: 5	H: 2 LOB: 0 BB: 0 P: 5	R: 0 E: 0 K: 0 S: 4	H: 1 LOB: 1 BB: 0 P: 4	R: 1 E: 0 K: 1 S: 6	H: 1 LOB: 0 BB: 0 P: 6	R: 1 E: 0 K: 0 S: 5	H: 2 LOB: 1 BB: 0 P: 5	R: 1 E: 0 K: 0 S: 5	H: 2 LOB: 1 BB: 0 P: 5	1B: 9 2B: 3 3B: 0 HR: 3	SF: 0 SAC: 1 DP: 1 HBP: 0	WP: 0 PB: 0 SB: 0 CS: 0	PA: 38					
PITCHER	IP	WLS	BF	H	R	ER	SO	BB	IBB	HBP	BLK	WP	HR	S	P	ERA	WHIP								
Lew Burdette, R ERA: 4.07 (1, 1)	6.0	L	29	11	6	5	1	0	0	0	0	0	1	31	31	7.50	1.833								
Don McMahon, R ERA: 1.87 (7, 1)	2.0		9	3	2	2	1	0	0	0	0	0	1	11	11	9.00	1.500								




Batter	1	2	3	4	5	6	7	8	9	10	AB	R	H	RBI	BB	SO	LOB	TOP	
Bill Bruton, L OBP: 0.343, SLG: 0.449 (1, 8)	3-1		4-3			3-1		1B WP BB		1-3	4	1	0	0	1	0	1	Milwaukee Braves @ Pittsburgh Pirates Forbes Field, Pittsburgh, PA Thu Jul 02 1959, 7:05 PM EDT Att: 28,282 - Unknown	
Eddie Mathews, L OBP: 0.376, SLG: 0.594 (1, 5)	2B		3B			F9		P3			4	0	2	1	0	0	2		
Hank Aaron, R OBP: 0.424, SLG: 0.695 (1, 9)	5-3		K			6-3		1B			4	0	1	2	0	1	2		
Wes Covington, L OBP: 0.349, SLG: 0.408 (1, 7)	4-3		F9			F9		4-3			4	0	0	0	0	0	2		
Joe Adcock, R OBP: 0.346, SLG: 0.440 (1, 3)		P6				P5		1B		K	4	0	1	0	0	1	0		
Del Crandall, R OBP: 0.317, SLG: 0.449 (1, 2)		P4				P5		F8		1-3	4	0	0	0	0	0	1		
Johnny O'Brien, R OBP: 0.292, SLG: 0.288 (1, 4)		1-3				G6-4-3 1B		K		6-3	4	0	1	0	0	1	1		
Felix Mantilla, R OBP: 0.257, SLG: 0.192 Mickey Vernon, L OBP: 0.283, SLG: 0.421 Don McMahon, R OBP: 0.286, SLG: 0.167 (8, PH) (8, 1)			F7			P4		F9		K	2	0	0	0	0	0	1		
Warren Spahn, L OBP: 0.278, SLG: 0.320 Frank Torre, L OBP: 0.324, SLG: 0.325 Casey Wise, S OBP: 0.267, SLG: 0.237 (8, PH) (8, PR) (8, 6)			G6-4-3 1B			G6-4-3		WP BB 1B		P6	2	1	1	0	0	0	1		
Inning Stats	R: 0 E: 0 K: 0 S: 4	H: 1 LOB: 1 BB: 0 P: 4	R: 0 E: 0 K: 0 S: 3	H: 0 LOB: 0 BB: 0 P: 3	R: 1 E: 0 K: 1 S: 7	H: 2 LOB: 1 BB: 0 P: 7	R: 0 E: 0 K: 0 S: 3	H: 0 LOB: 0 BB: 0 P: 3	R: 0 E: 0 K: 1 S: 6	H: 1 LOB: 1 BB: 0 P: 6	R: 2 E: 0 K: 0 S: 5	H: 2 LOB: 1 BB: 1 P: 9	R: 0 E: 0 K: 1 S: 5	H: 0 LOB: 0 BB: 0 P: 5	R: 0 E: 0 K: 1 S: 5	H: 0 LOB: 0 BB: 0 P: 5	1B: 5 2B: 1 3B: 1 HR: 0		SF: 0 SAC: 0 DP: 1 HBP: 0
PITCHER Vern Law, R ERA: 3.78 (1, 1)	IP 10.0	WLS W 37	BF H 7	R R 3	ER ER 3	SO S 4	BB BB 1	IBB IBB 0	HBP HBP 0	BLK BLK 0	WP WP 1	HR HR 0	S S 44	P P 48	ERA 2.70	WHIP 0.800			

AB	36
R	3
H	7
RBI	3
BB	1
SO	4
LOB	11



Batter	1	2	3	4	5	6	7	8	9	10	AB	R	H	RBI	BB	SO	LOB	BOTTOM	
Bill Virdon, L OBP: 0.301, SLG: 0.348 (1, 8)	4-3					4-3		F7		1B	5	0	2	0	0	0	0	Milwaukee Braves @ Pittsburgh Pirates Forbes Field, Pittsburgh, PA Thu Jul 02 1959, 7:05 PM EDT Att: 28,282 - Unknown	
Dick Groat, R OBP: 0.310, SLG: 0.353 (1, 6)	P3					6-3		K		1B	5	0	1	1	0	1	2		
Smoky Burgess, L OBP: 0.351, SLG: 0.535 Dick Schofield, S OBP: 0.286, SLG: 0.280 Hank Foiles, R OBP: 0.241, SLG: 0.296 (1, 2) (8, PR) (9, 2)	4-3					3-1		1B			4	0	1	0	0	0	0		
Dick Stuart, R OBP: 0.410, SLG: 0.612 (1, 3)		BB 1B E BB				F9		F9			3	1	0	0	1	0	1		
Bob Skinner, L OBP: 0.353, SLG: 0.440 (1, 7)		P3				6-3					3	0	1	0	1	0	1		
Bill Mazerowski, R OBP: 0.297, SLG: 0.378 (1, 4)						6-3		BB		G6-4-3 1B	4	1	1	0	0	1	2		
Don Hoak, R OBP: 0.386, SLG: 0.446 (1, 5)						6-3		F9			3	1	1	0	1	0	1		
Roman Mejias, R OBP: 0.294, SLG: 0.307 Ted Kluszewski, L OBP: 0.330, SLG: 0.469 Joe Christopher, R (10, PR) (10, PR)						F8		1B		K	3	0	0	1	0	0	3		
Vern Law, R OBP: 0.212, SLG: 0.280 (1, 1)						F8		L1-3 1B		G6-4-3	3	0	0	1	0	1	1		
Inning Stats	R: 0 E: 0 K: 0 S: 3	H: 0 LOB: 0 BB: 0 P: 3	R: 3 E: 2 K: 0 S: 6	H: 2 LOB: 2 BB: 2 P: 14	R: 0 E: 0 K: 0 S: 3	H: 0 LOB: 0 BB: 0 P: 3	R: 0 E: 0 K: 0 S: 3	H: 0 LOB: 0 BB: 0 P: 3	R: 0 E: 0 K: 1 S: 5	H: 1 LOB: 1 BB: 0 P: 6	R: 0 E: 0 K: 1 S: 6	H: 1 LOB: 1 BB: 0 P: 6	R: 0 E: 0 K: 1 S: 5	H: 1 LOB: 0 BB: 0 P: 5	R: 1 E: 2 K: 0 S: 4	H: 2 LOB: 3 BB: 0 P: 4	1B: 7 2B: 1 3B: 0 HR: 0		SF: 0 SAC: 1 DP: 2 HBP: 0
PITCHER Warren Spahn, L ERA: 3.16 Don McMahon, R ERA: 1.77 (8, 1)	IP 7.0	WLS L 27	BF H 4	R R 3	ER ER 1	SO S 1	BB BB 3	IBB IBB 0	HBP HBP 0	BLK BLK 0	WP WP 0	HR HR 0	S S 26	P P 38	ERA 1.29	WHIP 0.857			

AB	34
R	4
H	7
RBI	3
BB	3
SO	3
LOB	11



Batter	1	2	3	4	5	6	7	8	9	AB	R	H	RBI	BB	SO	LOB	TOP				
Bill Bruton, L OBP: 0.348, SLG: 0.448 (1, 8)	4-0 BB L3-6		4-0 BB S		0-0 6-3			0-0 F7	0-0 1B 1B	3	0	1	0	2	0	1					
Eddie Mathews, L OBP: 0.390, SLG: 0.603 (1, 5)	0-0 L3-6 1-2		0-0 F7 1-2			0-0 HR		0-0 HR 1B	0-0 1B 1-2 3-H	5	2	3	2	0	0	2					
Hank Aaron, R OBP: 0.421, SLG: 0.697 (1, 9)	0-0 6-3			0-0 F9		0-0 F8		0-0 HR 1-H	0-0 F5	5	1	1	2	0	0	2					
Wes Covington, L OBP: 0.347, SLG: 0.405 (1, 7)		0-0 5-3		0-0 4-3		0-3 K		0-0 HR 1B		4	1	1	0	0	1	0					
Joe Adcock, R OBP: 0.350, SLG: 0.462 (1, 3)		0-0 P6		0-0 1B		0-0 F8		0-0 HR 1-H		4	1	2	2	0	0	0					
Del Crandall, R OBP: 0.316, SLG: 0.450 (1, 2)		0-0 2B		0-0 P3			0-0 P6	0-0 5-3		4	0	1	0	0	0	1					
Johanny O'Brien, R OBP: 0.274 (1, 4)		0-0 P4			0-0 F7		0-0 5-3		0-0 E5 1B SH1-3 1B	4	1	0	0	0	0	1					
Felix Mantilla, R OBP: 0.256, SLG: 0.194 (1, 6)			0-3 K		0-0 SH1-3 1B		0-0 L7		0-3 K	4	0	1	0	0	2	1					
Juan Pizarro, L OBP: 0.158, SLG: 0.111 (1, 1)			0-3 K		0-0 SH1-3 1-2			0-3 K	0-0 SH1-3 1-2	2	0	0	0	0	2	0					
Inning Stats	R: 0 E: 0 K: 0 S: 2	H: 0 LOB: 0 BB: 1 P: 6	R: 0 E: 0 K: 0 S: 4	H: 1 LOB: 1 BB: 0 P: 4	R: 0 E: 0 K: 2 S: 7	H: 0 LOB: 1 BB: 1 P: 11	R: 0 E: 0 K: 0 S: 4	H: 1 LOB: 1 BB: 0 P: 4	R: 1 E: 0 K: 1 S: 6	H: 1 LOB: 0 BB: 0 P: 6	R: 0 E: 0 K: 0 S: 3	H: 0 LOB: 0 BB: 0 P: 3	R: 4 E: 0 K: 1 S: 9	H: 4 LOB: 0 BB: 0 P: 9	R: 1 E: 1 K: 1 S: 8	H: 2 LOB: 2 BB: 0 P: 8	1B: 6 2B: 2 3B: 0 HR: 3	SF: 0 SAC: 2 DP: 1 HBP: 0	WP: 0 PB: 0 SB: 1 CS: 0	PA: 39	
PITCHER	IP	WLS	BF	H	R	ER	SO	BB	IBB	HBP	BLK	WP	HR	S	P	ERA	WHIP				
George Witt, R ERA: 7.36 (1, 1)	8.0	L	33	8	5	5	4	2	0	0	0	0	3	39	47	5.62	1.250				
Bob Porterfield, R ERA: 6.0 (9, 1)	1.0		6	2	1	0	1	0	0	0	0	0	0	8	8	0.00	2.000				

Milwaukee Braves @ Pittsburgh Pirates
Forbes Field, Pittsburgh, PA
Fri Jul 03 1959, 7:05 PM EDT
Att: 34,093 - Unknown

AB 35
R 6
H 10
RBI 6
BB 2
SO 5
LOB 8



Batter	1	2	3	4	5	6	7	8	9	AB	R	H	RBI	BB	SO	LOB	BOTTOM				
Bill Virdon, L OBP: 0.298, SLG: 0.344 (1, 8)	0-0 G3		0-0 G4-6-3 1-2			0-3 K			0-3 K	4	0	0	0	0	2	1					
Dick Groat, R OBP: 0.306, SLG: 0.348 (1, 6)	0-0 P4			0-0 4-3			0-0 F8		0-0 4-3	4	0	0	0	0	0	0					
Roman Mejias, R OBP: 0.290, SLG: 0.302 (1, 9)	0-0 F8			0-3 K		0-3 K				3	0	0	0	0	1	0					
Dick Stuart, R OBP: 0.405, SLG: 0.603 (1, 3)		0-0 P3		0-3 K			0-3 K			3	0	0	0	0	2	0					
Bob Skinner, L OBP: 0.360, SLG: 0.444 (1, 7)		0-0 S 1B			0-0 CS 1B			4-0 BB		2	0	2	0	1	0	0					
Bill Mazaroski, R OBP: 0.294, SLG: 0.374 (1, 4)		0-3 K 1-2		0-0 P3 1-2		0-0 P3		0-0 F9		3	0	0	0	0	1	3					
Don Hoak, R OBP: 0.383, SLG: 0.441 (1, 5)		0-3 K		0-0 L4			0-0 F3			3	0	0	0	0	1	2					
Danny Kravitz, L OBP: 0.343, SLG: 0.500 (1, 2)			0-0 G3			0-3 K		0-3 K		3	0	0	0	0	2	1					
George Witt, R ERA: 7.36 (1, 1)			4-0 BB			0-3 K			0-3 K	1	0	0	0	1	1	0					
Bob Porterfield, R ERA: 6.0 (9, 1)										0	0	0	0	0	0	0					
Harry Bright, R OBP: 0.353, SLG: 0.600 (9, PH)			4-0 BB							1	0	0	0	0	1	0					
Inning Stats	R: 0 E: 0 K: 0 S: 3	H: 0 LOB: 0 BB: 0 P: 3	R: 0 E: 0 K: 2 S: 8	H: 1 LOB: 1 BB: 0 P: 8	R: 0 E: 0 K: 2 S: 7	H: 0 LOB: 0 BB: 0 P: 7	R: 0 E: 0 K: 0 S: 3	H: 1 LOB: 0 BB: 0 P: 3	R: 0 E: 0 K: 3 S: 9	H: 0 LOB: 0 BB: 0 P: 9	R: 0 E: 0 K: 1 S: 5	H: 0 LOB: 0 BB: 0 P: 5	R: 0 E: 0 K: 1 S: 5	H: 0 LOB: 1 BB: 1 P: 9	R: 0 E: 0 K: 2 S: 7	H: 0 LOB: 0 BB: 0 P: 7	1B: 2 2B: 0 3B: 0 HR: 0	SF: 0 SAC: 0 DP: 1 HBP: 0	WP: 0 PB: 0 SB: 1 CS: 1	PA: 29	
PITCHER	IP	WLS	BF	H	R	ER	SO	BB	IBB	HBP	BLK	WP	HR	S	P	ERA	WHIP				
Juan Pizarro, L ERA: 3.68 (1, 1)	9.0	W	29	2	0	0	11	2	0	0	0	0	0	49	57	0.00	0.444				

Milwaukee Braves @ Pittsburgh Pirates
Forbes Field, Pittsburgh, PA
Fri Jul 03 1959, 7:05 PM EDT
Att: 34,093 - Unknown

AB 27
R 0
H 2
RBI 0
BB 2
SO 11
LOB 7



Batter	1	2	3	4	5	6	7	8	9	AB	R	H	RBI	BB	SO	LOB	TOP			
Bill Bruton, L OBP: 0.347, SLG: 0.444 (1, 8)										4	0	1	0	0	2	0	Milwaukee Braves @ Philadelphia Phillies Connie Mack Stadium, Philadelphia, PA Sat Jul 04 1959, 7:05 PM EDT Att: 16,775 - Unknown livebaseballscorecards.com			
Eddie Mathews, L OBP: 0.391, SLG: 0.602 (1, 5)										4	0	2	0	0	0	0				
Hank Aaron, R OBP: 0.419, SLG: 0.691 (1, 9)										4	0	1	0	0	0	2				
Wes Covington, L OBP: 0.343, SLG: 0.399 (1, 7)										4	0	0	0	0	1	2				
Joe Adcock, R OBP: 0.348, SLG: 0.456 (1, 3)											4	1	1	0	0	2				
Del Crandall, R OBP: 0.316, SLG: 0.449 (1, 2)										3	0	1	0	0	0	0				
Johnny O'Brien, R OBP: 0.281, SLG: 0.287 (1, 4)										3	0	1	1	0	0	0				
Felix Mantilla, R OBP: 0.252, SLG: 0.190 (8, PH)										2	0	0	0	0	0	2				
Mickey Vernon, L OBP: 0.329, SLG: 0.414 (8, PH)										1	0	0	0	0	1	0				
Don McMahon, R OBP: 0.286, SLG: 0.167 (8, 1)										0	0	0	0	0	0	0				
Lew Burdette, R OBP: 0.203, SLG: 0.246 (8, PH)										2	0	0	0	0	1	2				
Frank Torre, L OBP: 0.329, SLG: 0.329 (8, PR)										1	0	1	0	0	0	0				
Casey Wise, S OBP: 0.267, SLG: 0.237 (8, 6)										0	0	0	0	0	0	0				
Inning Stats	R: 0 E: 0 K: 0 S: 3	H: 0 LOB: 0 BB: 0 P: 3	R: 1 E: 0 K: 1 S: 8	H: 3 LOB: 2 BB: 0 P: 8	R: 0 E: 0 K: 1 S: 6	H: 1 LOB: 1 BB: 0 P: 6	R: 0 E: 0 K: 1 S: 5	H: 0 LOB: 0 BB: 0 P: 5	R: 0 E: 0 K: 1 S: 5	H: 1 LOB: 0 BB: 0 P: 3	R: 0 E: 0 K: 1 S: 5	H: 0 LOB: 0 BB: 0 P: 5	R: 0 E: 0 K: 1 S: 5	H: 2 LOB: 2 BB: 0 P: 5	R: 0 E: 0 K: 1 S: 6	H: 1 LOB: 1 BB: 0 P: 6	1B: 7 2B: 1 3B: 0 HR: 0	SF: 0 SAC: 0 DP: 1 HBP: 0	WP: 0 PB: 0 SB: 0 CS: 0	PA: 32
PITCHER Robin Roberts, R ERA: 4.66 (1, 1)	IP: 9.0 WLS: W BF: 32	H: 8 R: 1 ER: 1 SO: 7	BB: 0 IBB: 0 HBP: 0 BLK: 0	WP: 0 HR: 0 S: 46 P: 46	ERA: 1.00 WHIP: 0.889															

Batter	1	2	3	4	5	6	7	8	9	AB	R	H	RBI	BB	SO	LOB	BOTTOM			
Joe Koppe, R OBP: 0.333, SLG: 0.368 (1, 6)										4	0	1	0	0	0	0	Milwaukee Braves @ Philadelphia Phillies Connie Mack Stadium, Philadelphia, PA Sat Jul 04 1959, 7:05 PM EDT Att: 16,775 - Unknown livebaseballscorecards.com			
Richie Ashburn, L OBP: 0.348, SLG: 0.301 (1, 8)										3	0	0	0	0	0	1				
Ed Bouchee, L OBP: 0.391, SLG: 0.476 (1, 3)										3	1	1	1	0	0	1				
Wally Post, R OBP: 0.299, SLG: 0.453 (1, 9)										3	0	0	0	0	0	1				
Bob Bowman, R OBP: 0.173, SLG: 0.200 (9, 9)										0	0	0	0	0	0	0				
Harry Anderson, L OBP: 0.325, SLG: 0.444 (1, 7)										3	0	1	0	0	0	0				
Solly Drake, S OBP: 0.200, SLG: 0.111 (9, 7)										0	0	0	0	0	0	0				
Gene Freese, R OBP: 0.314, SLG: 0.511 (1, 5)										3	0	0	0	0	1	1				
Sparky Anderson, R OBP: 0.251, SLG: 0.222 (1, 4)										3	1	1	0	0	0	1				
Carl Sawatski, L OBP: 0.378, SLG: 0.452 (1, 2)										2	0	1	0	1	0	1				
Robin Roberts, S OBP: 0.220, SLG: 0.243 (1, 1)										3	0	0	0	0	1	2				
Inning Stats	R: 0 E: 0 K: 0 S: 4	H: 1 LOB: 1 BB: 0 P: 4	R: 0 E: 1 K: 1 S: 6	H: 0 LOB: 1 BB: 0 P: 6	R: 0 E: 0 K: 1 S: 5	H: 0 LOB: 0 BB: 0 P: 5	R: 1 E: 0 K: 0 S: 4	H: 1 LOB: 0 BB: 0 P: 4	R: 1 E: 0 K: 0 S: 4	H: 2 LOB: 0 BB: 0 P: 4	R: 0 E: 0 K: 0 S: 3	H: 0 LOB: 0 BB: 0 P: 3	R: 0 E: 0 K: 0 S: 3	H: 1 LOB: 0 BB: 0 P: 3	R: 0 E: 0 K: 0 S: 2	H: 0 LOB: 0 BB: 1 P: 6	1B: 4 2B: 1 3B: 0 HR: 1	SF: 0 SAC: 0 DP: 3 HBP: 0	WP: 0 PB: 0 SB: 0 CS: 0	PA: 28
PITCHER Lew Burdette, R ERA: 4.01 (1, 1)	IP: 7.0 WLS: L BF: 25	H: 5 R: 2 ER: 2 SO: 2	BB: 0 IBB: 0 HBP: 0 BLK: 0	WP: 0 HR: 1 S: 29 P: 29	ERA: 2.57 WHIP: 0.714															
Don McMahon, R ERA: 1.72 (8, 1)	IP: 1.0 WLS: L BF: 3	H: 0 R: 0 ER: 0 SO: 0	BB: 1 IBB: 0 HBP: 0 BLK: 0	WP: 0 HR: 0 S: 2 P: 6	ERA: 0.00 WHIP: 1.000															

Batter	1	2	3	4	5	6	7	8	9	AB	R	H	RBI	BB	SO	LOB	TOP										
Bill Bruton, L OBP: 0.352, SLG: 0.448 (1, 8)										5	2	3	0	0	0	1											
Eddie Mathews, L OBP: 0.376, SLG: 0.599 (1, 5)										5	1	1	2	0	0	2											
Hank Aaron, R OBP: 0.415, SLG: 0.687 (1, 9)										5	0	1	0	0	0	4											
Wes Covington, L OBP: 0.345, SLG: 0.404 (1, 7)										4	2	2	0	0	1	2											
Joe Adcock, R OBP: 0.351, SLG: 0.464 (1, 3)										4	0	2	2	0	0	0											
Del Crandall, R OBP: 0.315, SLG: 0.446 (1, 2)										4	0	1	0	0	1	3											
Johnny O'Brien, R OBP: 0.290, SLG: 0.297 (1, 4)										4	0	2	1	0	0	0											
Felix Mantilla, R OBP: 0.252, SLG: 0.202 (1, 6)										4	0	1	0	0	0	3											
Carl Willey, R OBP: 0.087, SLG: 0.130 (1, 1)										4	0	1	0	0	3	0											
Inning Stats	R: 2 E: 0 K: 0 S: 6	H: 3 LOB: 1 BB: 0 P: 6	R: 0 E: 0 K: 1 S: 5	H: 1 LOB: 0 BB: 0 P: 5	R: 0 E: 0 K: 1 S: 6	H: 1 LOB: 1 BB: 0 P: 6	R: 0 E: 1 K: 0 S: 4	H: 1 LOB: 1 BB: 0 P: 4	R: 1 E: 0 K: 0 S: 5	H: 1 LOB: 1 BB: 0 P: 5	R: 0 E: 0 K: 0 S: 3	H: 1 LOB: 0 BB: 0 P: 3	R: 1 E: 0 K: 1 S: 7	H: 2 LOB: 1 BB: 0 P: 7	R: 1 E: 0 K: 1 S: 7	H: 3 LOB: 1 BB: 0 P: 7	R: 0 E: 0 K: 1 S: 6	H: 1 LOB: 1 BB: 0 P: 6	1B: 9 2B: 5 3B: 0 HR: 0	SF: 0 SAC: 0 DP: 1 HBP: 0	WP: 1 PB: 0 SB: 1 CS: 0	PA: 39					
PITCHER	IP	WLS	BF	H	R	ER	SO	BB	IBB	HBP	BLK	WP	HR	S	P	ERA	WHIP										
Gene Conley, R ERA: 2.93 (1, 1)	8.0	L	35	13	5	4	4	0	0	0	0	1	0	43	43	4.50	1.625										
Turk Farrell, R ERA: 4.76 (9, 1)	1.0		4	1	0	0	1	0	0	0	0	0	0	6	6	0.00	1.000										

Milwaukee Braves @ Philadelphia Phillies
 Connie Mack Stadium, Philadelphia, PA
 Sun Jul 05 1959, 3:33 AM EDT
 Att: 9,768 - Unknown

AB 39
 R 5
 H 14
 RBI 5
 BB 0
 SO 5
 LOB 15



Batter	1	2	3	4	5	6	7	8	9	AB	R	H	RBI	BB	SO	LOB	BOTTOM										
Joe Koppe, R OBP: 0.323, SLG: 0.356 (1, 6)										4	0	0	0	0	0	1											
Richie Ashburn, L OBP: 0.350, SLG: 0.307 (1, 8)										4	0	2	0	0	0	0											
Ed Bouchee, L OBP: 0.389, SLG: 0.470 (1, 3)										3	0	0	0	1	0	2											
Wally Post, R OBP: 0.302, SLG: 0.452 (1, 9)										3	0	1	0	1	1	1											
Harry Anderson, L OBP: 0.321, SLG: 0.438 (1, 7)										4	0	0	0	0	0	5											
Gene Freese, R OBP: 0.312, SLG: 0.500 (1, 5)										3	0	0	0	1	1	4											
Sparky Anderson, R OBP: 0.249, SLG: 0.220 (1, 4)										2	0	0	0	0	0	1											
Harry Hanebrink, L OBP: 0.309, SLG: 0.382 (7, PH) (8, 4)										2	0	0	0	0	0	2											
Carl Sawatski, L OBP: 0.377, SLG: 0.449 (1, 2)										3	0	1	0	0	0	0											
Gene Conley, R OBP: 0.200, SLG: 0.225 (1, 1)										2	0	0	0	0	0	1											
Solly Drake, S OBP: 0.199, SLG: 0.105 (8, PH)										1	0	0	0	0	0	0											
Turk Farrell, R ERA: 4.76 (9, 1)										0	0	0	0	0	0	0											
Inning Stats	R: 0 E: 0 K: 0 S: 3	H: 0 LOB: 0 BB: 0 P: 3	R: 0 E: 0 K: 1 S: 5	H: 0 LOB: 1 BB: 1 P: 9	R: 0 E: 0 K: 0 S: 3	H: 0 LOB: 0 BB: 0 P: 3	R: 0 E: 1 K: 1 S: 6	H: 1 LOB: 2 BB: 1 P: 10	R: 0 E: 0 K: 0 S: 4	H: 1 LOB: 1 BB: 0 P: 4	R: 0 E: 0 K: 0 S: 4	H: 1 LOB: 1 BB: 0 P: 4	R: 0 E: 0 K: 0 S: 3	H: 0 LOB: 0 BB: 0 P: 3	R: 0 E: 0 K: 0 S: 3	H: 0 LOB: 0 BB: 0 P: 3	R: 0 E: 0 K: 0 S: 4	H: 1 LOB: 2 BB: 1 P: 8	1B: 3 2B: 1 3B: 0 HR: 0	SF: 0 SAC: 0 DP: 0 HBP: 0	WP: 0 PB: 0 SB: 0 CS: 0	PA: 34					
PITCHER	IP	WLS	BF	H	R	ER	SO	BB	IBB	HBP	BLK	WP	HR	S	P	ERA	WHIP										
Carl Willey, R ERA: 3.78 (1, 1)	9.0	W	34	4	0	0	2	3	0	0	0	0	0	35	47	0.00	0.778										

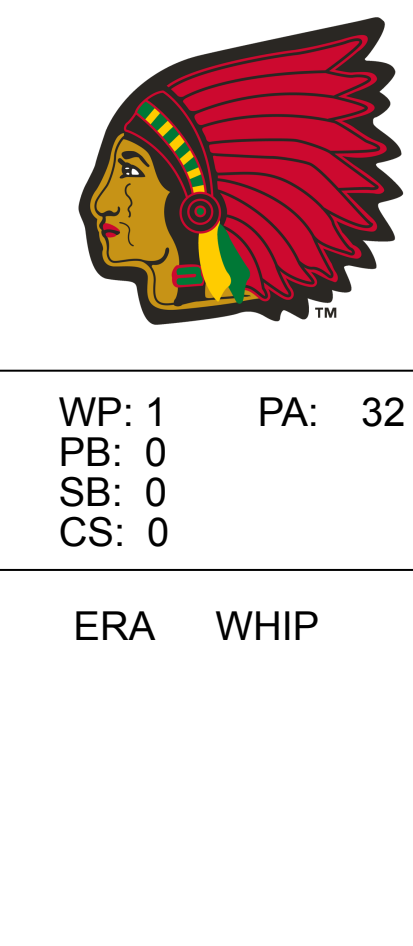
Milwaukee Braves @ Philadelphia Phillies
 Connie Mack Stadium, Philadelphia, PA
 Sun Jul 05 1959, 3:33 AM EDT
 Att: 9,768 - Unknown

AB 31
 R 0
 H 4
 RBI 0
 BB 3
 SO 2
 LOB 17



Batter	1	2	3	4	5	6	7	8	9	AB	R	H	RBI	BB	SO	LOB	TOP			
Jim Davenport, R (1,5) OBP: 0.280, SLG: 0.340	F2			E5		F9				4	0	1	0	0	0	0	San Francisco Giants @ Milwaukee Braves Milwaukee County Stadium, Milwaukee, WI Sun Jul 12 1959, 4:33 AM EDT Att: 40,953 - Unknown livebaseballscorecards.com			
Willie Kirkland, L (1,9) OBP: 0.387, SLG: 0.540	4-3			F5		FC6-4			F5	4	0	0	0	0	2					
Willie Mays, R (1,8) OBP: 0.368, SLG: 0.543	F7			G5-4-3		1-3			1-3	4	0	0	0	0	2					
Orlando Cepeda, R (1,3) OBP: 0.369, SLG: 0.571		F8			HR		1-3		1B	4	1	2	0	0	0					
Daryl Spencer, R (1,4) OBP: 0.349, SLG: 0.397		5-3			K		4-3		1B	4	0	1	0	0	1					
Jackie Brandt, R (1,7) OBP: 0.310, SLG: 0.413		F4			HR				FC6-4	4	1	2	2	0	2					
Hobie Landrith, L (1,2) OBP: 0.353, SLG: 0.354			6-3		5-3		1-3			3	0	0	0	0	1					
Eddie Bressoud, R (1,6) OBP: 0.318, SLG: 0.395					F8			F8		3	0	1	0	0	0					
Jack Sanford, R (1,1) OBP: 0.146, SLG: 0.079										1	0	0	0	0	1					
Dusty Rhodes, L (6,PH) OBP: 0.348, SLG: 0.211				G1-6-3		G3		F6		1	0	0	0	0	0					
Stu Miller, R (6,PH) OBP: 0.088, SLG: 0.061										0	0	0	0	0	0					
Leon Wagner, L (8,PH) OBP: 0.358, SLG: 0.471										1	0	0	0	0	0					
Eddie Fisher, R (8,1)										0	0	0	0	0	0					
Inning Stats	R: 0 E: 0 K: 0 S: 3	H: 0 LOB: 0 BB: 0 P: 3	R: 0 E: 0 K: 0 S: 3	H: 0 LOB: 0 BB: 0 P: 3	R: 0 E: 0 K: 0 S: 3	H: 1 LOB: 0 BB: 0 P: 3	R: 0 E: 1 K: 0 S: 3	H: 0 LOB: 0 BB: 0 P: 3	R: 2 E: 0 K: 1 S: 7	H: 2 LOB: 1 BB: 0 P: 7	R: 0 E: 0 K: 0 S: 4	H: 1 LOB: 1 BB: 0 P: 4	R: 0 E: 0 K: 0 S: 3	H: 0 LOB: 0 BB: 0 P: 3	R: 0 E: 0 K: 0 S: 5	H: 2 LOB: 2 BB: 0 P: 5	1B: 6 2B: 0 3B: 0 HR: 1	SF: 0 SAC: 0 DP: 2 HBP: 0	WP: 0 PB: 0 CS: 0	PA: 33
PITCHER Lew Burdette, R (1,1) ERA: 3.9	IP: 9.0 WLS: W BF: 33 H: 7 R: 2 ER: 2 SO: 1 BB: 0 IBB: 0 HBP: 0 BLK: 0 WP: 0 HR: 1 S: 35 P: 35 ERA: 2.00 WHIP: 0.778																			

Batter	1	2	3	4	5	6	7	8	9	AB	R	H	RBI	BB	SO	LOB	BOTTOM			
Bill Bruton, L (1,8) OBP: 0.341, SLG: 0.433	K		F8		SH3-4		G4-6-3			3	0	0	0	0	1	3	San Francisco Giants @ Milwaukee Braves Milwaukee County Stadium, Milwaukee, WI Sun Jul 12 1959, 4:33 AM EDT Att: 40,953 - Unknown livebaseballscorecards.com			
Eddie Mathews, L (1,5) OBP: 0.374, SLG: 0.592	6-3			HR	SF8			F8		3	1	1	4	0	0					
Hank Aaron, R (1,9) OBP: 0.410, SLG: 0.684	6-3			K				5-3		4	0	1	0	0	1					
Wes Covington, L (1,7) OBP: 0.344, SLG: 0.405		6-3			6-3		4-3			4	0	1	0	0	1					
Frank Torre, L (1,3) OBP: 0.324, SLG: 0.325		4-3			1B			F7		4	0	1	0	0	1					
Del Crandall, R (1,2) OBP: 0.313, SLG: 0.438			K					F4		3	0	1	0	0	2					
Johnny Logan, R (1,6) OBP: 0.411, SLG: 0.500					F7				F6	3	0	0	0	0	1					
Johnny O'Brien, R (1,4) OBP: 0.282, SLG: 0.283									1-3	3	1	1	0	0	2					
Lew Burdette, R (1,1) OBP: 0.230, SLG: 0.259					SH					1	2	1	0	1	0					
Inning Stats	R: 0 E: 0 K: 1 S: 5	H: 0 LOB: 0 BB: 0 P: 5	R: 0 E: 0 K: 1 S: 5	H: 0 LOB: 0 BB: 0 P: 5	R: 3 E: 1 K: 1 S: 8	H: 2 LOB: 0 BB: 0 P: 8	R: 0 E: 0 K: 1 S: 7	H: 2 LOB: 2 BB: 0 P: 7	R: 1 E: 0 K: 0 S: 4	H: 1 LOB: 1 BB: 1 P: 8	R: 0 E: 0 K: 1 S: 5	H: 0 LOB: 0 BB: 0 P: 5	R: 0 E: 0 K: 0 S: 3	H: 1 LOB: 0 BB: 0 P: 3	R: 0 E: 0 K: 0 S: 4	H: 1 LOB: 1 BB: 0 P: 4		1B: 6 2B: 0 3B: 0 HR: 1	SF: 1 SAC: 2 DP: 1 HBP: 0	WP: 1 PB: 0 CS: 0
PITCHER Jack Sanford, R (1,1) ERA: 3.23 Stu Miller, R (6,1) ERA: 2.77 Eddie Fisher, R (8,1) ERA: 5.71	IP: 5.0 WLS: L BF: 22 H: 5 R: 4 ER: 1 SO: 4 BB: 1 IBB: 0 HBP: 0 BLK: 0 WP: 1 HR: 1 S: 29 P: 33 ERA: 1.80 WHIP: 1.200																			



Batter	1	2	3	4	5	6	7	8	9	AB	R	H	RBI	BB	SO	LOB	TOP					
Jim Davenport, R (1,5) OBP: 0.283, SLG: 0.342										4	0	2	0	0	1	0	San Francisco Giants @ Milwaukee Braves Milwaukee County Stadium, Milwaukee, WI Mon Jul 13 1959, 8:05 PM EDT Att: 35,386 - Unknown livebaseballscorecards.com					
Willie Kirkland, L (1,9) OBP: 0.385, SLG: 0.535										4	0	1	0	0	0	3						
Willie Mays, R (1,8) OBP: 0.364, SLG: 0.537										4	0	0	0	0	2							
Orlando Cepeda, R (1,3)										4	0	0	0	0	2							
Daryl Spencer, R (1,4) OBP: 0.351, SLG: 0.398										4	0	2	0	0	0	0						
Jackie Brandt, R (1,7) OBP: 0.306, SLG: 0.407										4	0	0	0	0	1	3						
Eddie Bressoud, R (1,6) OBP: 0.308, SLG: 0.381										3	0	0	0	0	0	0						
Bob Schmidt, R (1,2) OBP: 0.288, SLG: 0.385										2	0	0	0	0	1	0						
Felipe Alou, R (8, PH) OBP: 0.333, SLG: 0.497										1	0	0	0	0	0	0						
Hobie Landrith, L (8,2) OBP: 0.353, SLG: 0.354										0	0	0	0	0	0	0						
Sam Jones, R (1,1) OBP: 0.113, SLG: 0.118										2	0	0	0	0	1	0						
Andre Rodgers, R (8, PH) OBP: 0.349, SLG: 0.399										1	0	1	0	0	0	0						
Stu Miller, R (8,1) OBP: 0.088, SLG: 0.061										0	0	0	0	0	0	0						
Inning Stats	R: 0 E: 0 K: 1 S: 5	H: 0 LOB: 0 BB: 0 P: 5	R: 0 E: 0 K: 0 S: 3	H: 0 LOB: 0 BB: 0 P: 3	R: 0 E: 0 K: 1 S: 5	H: 0 LOB: 0 BB: 0 P: 5	R: 0 E: 0 K: 0 S: 4	H: 1 LOB: 1 BB: 0 P: 4	R: 0 E: 0 K: 0 S: 3	H: 0 LOB: 0 BB: 0 P: 3	R: 0 E: 0 K: 1 S: 5	H: 0 LOB: 0 BB: 0 P: 5	R: 0 E: 0 K: 1 S: 7	H: 2 LOB: 2 BB: 0 P: 7	R: 0 E: 0 K: 0 S: 5	H: 2 LOB: 2 BB: 0 P: 5	R: 0 E: 0 K: 0 S: 4	H: 1 LOB: 1 BB: 0 P: 4	1B: 6 2B: 0 3B: 0 HR: 0	SF: 0 SAC: 0 DP: 0 HBP: 0	WP: 0 PB: 0 CS: 0	PA: 33
PITCHER Warren Spahn, L (1,1) ERA: 2.93	IP: 9.0 WLS: W BF: 33 H: 6 R: 0 ER: 0 SO: 4 BB: 0 IBB: 0 HBP: 0 BLK: 0 WP: 0 HR: 0 S: 41 P: 41 ERA: 0.00 WHIP: 0.667															PITCHER	IP: 9.0 WLS: W BF: 33 H: 6 R: 0 ER: 0 SO: 4 BB: 0 IBB: 0 HBP: 0 BLK: 0 WP: 0 HR: 0 S: 41 P: 41 ERA: 0.00 WHIP: 0.667					

Batter	1	2	3	4	5	6	7	8	9	AB	R	H	RBI	BB	SO	LOB	BOTTOM			
Bill Bruton, L (1,8) OBP: 0.340, SLG: 0.428										3	0	0	0	1	1	1	San Francisco Giants @ Milwaukee Braves Milwaukee County Stadium, Milwaukee, WI Mon Jul 13 1959, 8:05 PM EDT Att: 35,386 - Unknown livebaseballscorecards.com			
Eddie Mathews, L (1,5) OBP: 0.375, SLG: 0.599										3	2	1	2	1	1	1				
Hank Aaron, R (1,9) OBP: 0.414, SLG: 0.687										3	0	2	0	1	0	0				
Wes Covington, L (1,7) OBP: 0.346, SLG: 0.404										3	0	1	0	1	0	2				
Felix Mantilla, R (8, PR) OBP: 0.246, SLG: 0.198										0	0	0	0	0	0	0				
Andy Pafko, R (9,7) OBP: 0.299, SLG: 0.321										0	0	0	0	0	0	0				
Frank Torre, L (1,3) OBP: 0.317, SLG: 0.319										3	0	0	1	0	0	1				
Del Crandall, R (1,2) OBP: 0.309, SLG: 0.432										4	0	0	0	0	0	3				
Johnny Logan, R (1,6) OBP: 0.406, SLG: 0.494										3	0	0	0	0	1	0				
Johnny O'Brien, R (1,4) OBP: 0.283, SLG: 0.277										2	1	0	0	1	0	0				
Warren Spahn, L (1,1) OBP: 0.259, SLG: 0.296										3	0	0	0	0	1	1				
Inning Stats	R: 0 E: 0 K: 2 S: 8	H: 1 LOB: 1 BB: 0 P: 8	R: 0 E: 0 K: 0 S: 3	H: 0 LOB: 0 BB: 0 P: 3	R: 2 E: 0 K: 1 S: 6	H: 1 LOB: 1 BB: 2 P: 14	R: 0 E: 0 K: 0 S: 3	H: 0 LOB: 0 BB: 0 P: 3	R: 0 E: 0 K: 0 S: 4	H: 1 LOB: 1 BB: 0 P: 4	R: 0 E: 0 K: 1 S: 5	H: 0 LOB: 0 BB: 0 P: 5	R: 1 E: 0 K: 0 S: 4	H: 1 LOB: 2 BB: 2 P: 12	R: 0 E: 0 K: 0 S: 4	H: 1 LOB: 2 BB: 2 P: 12	1B: 2 2B: 1 3B: 0 HR: 1	SF: 1 SAC: 0 DP: 0 HBP: 0	WP: 0 PB: 0 CS: 0	PA: 33
PITCHER Sam Jones, R (1,1) ERA: 3.22	IP: 7.0 WLS: L BF: 27 H: 3 R: 2 ER: 2 SO: 4 BB: 3 IBB: 0 HBP: 0 BLK: 0 WP: 0 HR: 1 S: 32 P: 44 ERA: 2.57 WHIP: 0.857															PITCHER	IP: 7.0 WLS: L BF: 27 H: 3 R: 2 ER: 2 SO: 4 BB: 3 IBB: 0 HBP: 0 BLK: 0 WP: 0 HR: 1 S: 32 P: 44 ERA: 2.57 WHIP: 0.857			
PITCHER Stu Miller, R (8,1) ERA: 2.82	IP: 1.0 WLS: L BF: 6 H: 1 R: 1 ER: 1 SO: 0 BB: 1 IBB: 0 HBP: 0 BLK: 0 WP: 0 HR: 0 S: 4 P: 12 ERA: 9.00 WHIP: 2.000															PITCHER	IP: 1.0 WLS: L BF: 6 H: 1 R: 1 ER: 1 SO: 0 BB: 1 IBB: 0 HBP: 0 BLK: 0 WP: 0 HR: 0 S: 4 P: 12 ERA: 9.00 WHIP: 2.000			



Batter	1	2	3	4	5	6	7	8	9	AB	R	H	RBI	BB	SO	LOB	TOP				
Bill Bruton, L OBP: 0.338, SLG: 0.425 Mel Roach, R OBP: 0.130, SLG: 0.091 Bob Giggle, R (8, 1)	0-0 FC1-4-4 BB FC1 1B	0-0 E3 BB	0-0 FC4-6 1-2		0-3 K			0-0 F2		4	1	1	0	0	1	4					
Eddie Mathews, L OBP: 0.376, SLG: 0.594	4-0 FC1-4-4 BB 1-2	4-0 BB 1-2		0-0 3-1		0-3 K		0-0		3	0	0	0	2	1	0					
Hank Aaron, R OBP: 0.411, SLG: 0.688	0-0 FC1-4-6 FC1 1-2 2-3	0-0 F8		0-0 5-3		0-0 HR				5	1	1	1	0	0	5					
Wes Covington, L OBP: 0.345, SLG: 0.409 Joe Adcock, R OBP: 0.343, SLG: 0.457	0-0 FC1 G4-6-3 1-2 3-H		0-0 4-3	0-0 3B		0-0 F5				4	0	1	1	0	0	1					
Frank Torre, L OBP: 0.321, SLG: 0.319 Andy Pafko, R OBP: 0.307, SLG: 0.321	0-0 G4-6-3 1-2		0-0 1B 1B	0-0 BB		0-0 P6				3	1	1	0	1	0	2					
Del Crandall, R OBP: 0.307, SLG: 0.428		0-0 1B FC5-2 1B	0-3 K	0-0 4-3				0-0 F8		5	0	1	0	0	1	4					
Johnny Logan, R OBP: 0.407, SLG: 0.494		0-0 FC5-2 1B 1-3	0-0 1B E 1B		0-0 F8			0-0 6-3		4	2	2	0	0	0	0					
Johnny O'Brien, R OBP: 0.291, SLG: 0.286		0-3 K	0-0 E 1-3 2-H 1B		0-0 FC5-6 1B			0-0 F9		4	0	2	1	0	1	2					
Juan Pizarro, L OBP: 0.167, SLG: 0.091 Joey Jay, S OBP: 0.294, SLG: 0.200 Don McMahon, R OBP: 0.286, SLG: 0.167 Felix Mantilla, R OBP: 0.244, SLG: 0.197		0-0 FC5-2 E 1-2 3-H	0-0 E4 FC4-6 1-3 3-H		0-0 FC5-6 1-2			0-0 F7		3	0	0	0	0	0	4					
Inning Stats	R: 1 E: 0 K: 0 S: 4	H: 1 LOB: 1 BB: 1 P: 8	R: 1 E: 1 K: 1 S: 8	H: 2 LOB: 3 BB: 1 P: 12	R: 2 E: 1 K: 1 S: 9	H: 3 LOB: 2 BB: 0 P: 9	R: 0 E: 0 K: 0 S: 4	H: 1 LOB: 2 BB: 1 P: 8	R: 0 E: 0 K: 1 S: 6	H: 1 LOB: 1 BB: 0 P: 6	R: 1 E: 0 K: 1 S: 6	H: 1 LOB: 0 BB: 0 P: 6	R: 0 E: 0 K: 0 S: 3	H: 0 LOB: 0 BB: 0 P: 3	R: 0 E: 0 K: 0 S: 3	H: 0 LOB: 1 BB: 1 P: 9	1B: 7 2B: 0 3B: 1 HR: 1	SF: 0 SAC: 0 DP: 1 HBP: 0	WP: 0 PB: 0 SB: 0 CS: 0	PA: 42	
PITCHER	IP WLS BF H R ER SO BB IBB HBP BLK WP HR S P ERA WHIP	IP WLS BF H R ER SO BB IBB HBP BLK WP HR S P ERA WHIP	IP WLS BF H R ER SO BB IBB HBP BLK WP HR S P ERA WHIP	IP WLS BF H R ER SO BB IBB HBP BLK WP HR S P ERA WHIP	IP WLS BF H R ER SO BB IBB HBP BLK WP HR S P ERA WHIP	IP WLS BF H R ER SO BB IBB HBP BLK WP HR S P ERA WHIP	IP WLS BF H R ER SO BB IBB HBP BLK WP HR S P ERA WHIP	IP WLS BF H R ER SO BB IBB HBP BLK WP HR S P ERA WHIP	IP WLS BF H R ER SO BB IBB HBP BLK WP HR S P ERA WHIP	IP WLS BF H R ER SO BB IBB HBP BLK WP HR S P ERA WHIP	IP WLS BF H R ER SO BB IBB HBP BLK WP HR S P ERA WHIP	IP WLS BF H R ER SO BB IBB HBP BLK WP HR S P ERA WHIP	IP WLS BF H R ER SO BB IBB HBP BLK WP HR S P ERA WHIP	IP WLS BF H R ER SO BB IBB HBP BLK WP HR S P ERA WHIP	IP WLS BF H R ER SO BB IBB HBP BLK WP HR S P ERA WHIP	IP WLS BF H R ER SO BB IBB HBP BLK WP HR S P ERA WHIP	IP WLS BF H R ER SO BB IBB HBP BLK WP HR S P ERA WHIP	IP WLS BF H R ER SO BB IBB HBP BLK WP HR S P ERA WHIP	IP WLS BF H R ER SO BB IBB HBP BLK WP HR S P ERA WHIP	IP WLS BF H R ER SO BB IBB HBP BLK WP HR S P ERA WHIP	IP WLS BF H R ER SO BB IBB HBP BLK WP HR S P ERA WHIP

Milwaukee Braves @ Chicago Cubs
Wrigley Field, Chicago, IL
Tue Jul 14 1959, 3:33 AM CDT
Att: 21,157 - Unknown

AB 38
R 5
H 9
RBI 3
BB 4
SO 5
LOB 22



Batter	1	2	3	4	5	6	7	8	9	AB	R	H	RBI	BB	SO	LOB	BOTTOM				
Tony Taylor, R OBP: 0.341, SLG: 0.388	4-0 HR BB	0-0 4-3		0-0 2-1-4 1-2	4-0 SH5-4 BB 5-3 BB	0-0 5-3	0-0 G3			3	2	0	0	2	0	3					
Alvin Dark, R OBP: 0.322, SLG: 0.351	0-0 F7		0-0 1B		4-0 5-3 SH5-4 BB 1-2		0-0 SH 14 2B 1B	0-0 E5 1B 14 G6-4-3		4	2	2	0	1	0	1					
Lee Walls, R OBP: 0.344, SLG: 0.407	0-0 HR		0-0 P6		0-0 SH5-4 1-2 2-3		0-0 SH 14 2B G3	0-0 1B 14 G6-4-3		3	2	2	2	0	0	1					
14 Ernie Banks, R OBP: 0.359, SLG: 0.587	0-0 2B 2B		0-0 P6		4-0 5-3 IBB		0-0 G3 1B 2B	0-0 G6-4-3 1-2 3-H		4	2	2	1	1	0	2					
Bobby Thomson, R OBP: 0.320, SLG: 0.409	0-0 F3		0-0 1B		0-0 5-3 1-2 2-3 3-H		0-0 1B HBP G3	0-0 1B		4	1	2	1	0	0	3					
Art Schult, R OBP: 0.333, SLG: 0.667 Dale Long, L OBP: 0.325, SLG: 0.475	0-0 2B		0-3 K		0-0 5-3		0-0 G3	0-0 1B		3	0	1	1	0	1	4					
Earl Averill, R OBP: 0.256, SLG: 0.484 Irv Noren, L OBP: 0.333, SLG: 0.346 Sammy Taylor, L OBP: 0.307, SLG: 0.367	0-3 K			0-0 K		0-0 HR	0-0 L8	0-3 K		3	1	1	1	0	2	1					
George Altman, L OBP: 0.300, SLG: 0.342		0-0 1-3		0-0 FC2-6 1B		4-0 5-3 BB	4-0 E 1B IBB			2	0	1	0	2	0	0					
Bob Anderson, R OBP: 0.140, SLG: 0.143 Bill Henry, L OBP: 0.200, SLG: 0.158		0-3 K		0-0 FC2-6 2-1-4		0-0 P6	0-0 E8 1B			1	0	0	0	0	1	0					
Inning Stats	R: 3 E: 0 K: 1 S: 8	H: 3 LOB: 1 BB: 1 P: 12	R: 0 E: 0 K: 1 S: 5	H: 0 LOB: 0 BB: 0 P: 5	R: 0 E: 0 K: 1 S: 7	H: 2 LOB: 2 BB: 0 P: 7	R: 0 E: 0 K: 1 S: 5	H: 1 LOB: 1 BB: 0 P: 5	R: 1 E: 0 K: 0 S: 3	H: 0 LOB: 3 BB: 3 P: 15	R: 1 E: 0 K: 0 S: 3	H: 1 LOB: 0 BB: 1 P: 7	R: 4 E: 2 K: 0 S: 7	H: 3 LOB: 2 BB: 1 P: 12	R: 1 E: 1 K: 1 S: 8	H: 3 LOB: 2 BB: 0 P: 8	1B: 8 2B: 3 3B: 0 HR: 2	SF: 0 SAC: 2 DP: 1 HBP: 1	WP: 0 PB: 0 SB: 0 CS: 0	PA: 43	
PITCHER	IP WLS BF H R ER SO BB IBB HBP BLK WP HR S P ERA WHIP	IP WLS BF H R ER SO BB IBB HBP BLK WP HR S P ERA WHIP	IP WLS BF H R ER SO BB IBB HBP BLK WP HR S P ERA WHIP	IP WLS BF H R ER SO BB IBB HBP BLK WP HR S P ERA WHIP	IP WLS BF H R ER SO BB IBB HBP BLK WP HR S P ERA WHIP	IP WLS BF H R ER SO BB IBB HBP BLK WP HR S P ERA WHIP	IP WLS BF H R ER SO BB IBB HBP BLK WP HR S P ERA WHIP	IP WLS BF H R ER SO BB IBB HBP BLK WP HR S P ERA WHIP	IP WLS BF H R ER SO BB IBB HBP BLK WP HR S P ERA WHIP	IP WLS BF H R ER SO BB IBB HBP BLK WP HR S P ERA WHIP	IP WLS BF H R ER SO BB IBB HBP BLK WP HR S P ERA WHIP	IP WLS BF H R ER SO BB IBB HBP BLK WP HR S P ERA WHIP	IP WLS BF H R ER SO BB IBB HBP BLK WP HR S P ERA WHIP	IP WLS BF H R ER SO BB IBB HBP BLK WP HR S P ERA WHIP	IP WLS BF H R ER SO BB IBB HBP BLK WP HR S P ERA WHIP	IP WLS BF H R ER SO BB IBB HBP BLK WP HR S P ERA WHIP	IP WLS BF H R ER SO BB IBB HBP BLK WP HR S P ERA WHIP	IP WLS BF H R ER SO BB IBB HBP BLK WP HR S P ERA WHIP	IP WLS BF H R ER SO BB IBB HBP BLK WP HR S P ERA WHIP	IP WLS BF H R ER SO BB IBB HBP BLK WP HR S P ERA WHIP	IP WLS BF H R ER SO BB IBB HBP BLK WP HR S P ERA WHIP

Milwaukee Braves @ Chicago Cubs
Wrigley Field, Chicago, IL
Tue Jul 14 1959, 3:33 AM CDT
Att: 21,157 - Unknown

AB 34
R 10
H 13
RBI 9
BB 6
SO 5
LOB 23




Batter	1	2	3	4	5	6	7	8	9	AB	R	H	RBI	BB	SO	LOB	TOP					
Bill Bruton, L OBP: 0.337, SLG: 0.420 (1, 8)	L4		G6-3 BB		F7		P6			3	0	0	0	1	0	1	Milwaukee Braves @ Chicago Cubs Wrigley Field, Chicago, IL Wed Jul 15 1959, 3:33 AM CDT Att: 22,206 - Unknown					
Eddie Mathews, L OBP: 0.377, SLG: 0.591 (1, 5)	1B		G6-3 1-2		G1			2B BB		3	1	1	0	1	0	1						
Hank Aaron, R OBP: 0.412, SLG: 0.692 (1, 9)	F4			3-1 2B		P5		2B		4	1	2	1	0	0	1						
Mickey Vernon, L OBP: 0.284, SLG: 0.406 (1, 3)	K			F7		1B		F8		4	0	1	0	0	1	3						
Joe Adcock, R OBP: 0.341, SLG: 0.448 Andy Pafko, R OBP: 0.307, SLG: 0.321 (8, 7)		P4		3-1 2B		K		L7		3	0	0	0	1	1	2						
Stan Lopata, R (1, 2)	5-3			3-1 2B		F9		6-3		4	0	0	1	0	0	3						
Johnny Logan, R OBP: 0.409, SLG: 0.492 (1, 6)	1B						P4		6-3	3	0	1	0	1	0	0						
Johnny O'Brien, R OBP: 0.281, SLG: 0.275 (1, 4)	F9						K		4-3	4	0	0	0	0	1	3						
Carl Willey, R OBP: 0.286, SLG: 0.120 Frank Torpe, L OBP: 0.319, SLG: 0.317 Bob Rush, R OBP: 0.142, SLG: 0.182 Mel Roach, L OBP: 0.096, SLG: 0.097 Don McMahon, R OBP: 0.258, SLG: 0.127 Wes Covington, L OBP: 0.234, SLG: 0.408 (11, 1)	5-3					F8		G3		1	0	0	0	0	0	0						
Inning Stats	R: 0 E: 0 K: 1 S: 6	H: 1 LOB: 1 BB: 0 P: 6	R: 0 E: 0 K: 0 S: 4	H: 1 LOB: 1 BB: 0 P: 4	R: 0 E: 0 K: 0 S: 2	H: 0 LOB: 0 BB: 1 P: 6	R: 1 E: 0 K: 0 S: 4	H: 1 LOB: 2 BB: 2 P: 12	R: 0 E: 0 K: 1 S: 3	H: 0 LOB: 0 BB: 0 P: 3	R: 0 E: 0 K: 1 S: 6	H: 1 LOB: 1 BB: 0 P: 6	R: 0 E: 0 K: 1 S: 5	H: 0 LOB: 1 BB: 1 P: 9	R: 1 E: 0 K: 0 S: 4	H: 1 LOB: 1 BB: 1 P: 8		R: 0 E: 0 K: 0 S: 3	H: 0 LOB: 0 BB: 0 P: 3	1B: 3 2B: 2 3B: 0 HR: 0	SF: 0 SAC: 0 DP: 1 HBP: 0	WP: 0 PB: 0 SB: 1 CS: 0
PITCHER Glen Hobbie, R ERA: 3.42 (1, 1)	IP: 9.0 WLS: W BF: 36 H: 5 R: 2 ER: 2 SO: 3 BB: 5 IBB: 0 HBP: 0 BLK: 0 WP: 0 HR: 0 S: 37 P: 57 ERA: 2.00 WHIP: 1.111															PITCHER						

Batter	1	2	3	4	5	6	7	8	9	AB	R	H	RBI	BB	SO	LOB	BOTTOM			
Tony Taylor, R OBP: 0.339, SLG: 0.383 (1, 4)	1-3		FC5 S BB		F8		FC3-6 S 1B	F7		4	1	0	0	1	0	5	Milwaukee Braves @ Chicago Cubs Wrigley Field, Chicago, IL Wed Jul 15 1959, 3:33 AM CDT Att: 22,206 - Unknown			
Alvin Dark, R OBP: 0.325, SLG: 0.350 (1, 5)	F8				K		1B 14 SF7 1B			3	1	1	1	1	1	0				
Lee Walls, R OBP: 0.343, SLG: 0.404 (1, 9)	6-3		FC5 2-3f		6-3		1B			4	0	1	0	0	0	2				
14 Ernie Banks, R OBP: 0.358, SLG: 0.583 (1, 6)	6-3			1B SF8 BB		K	SF7			2	1	0	1	1	1	0				
Bobby Thomson, R OBP: 0.319, SLG: 0.406 (1, 7)	5-3			SF8 1B 1B		3-1	5-3			4	1	1	0	0	0	1				
Art Schult, R OBP: 0.167, SLG: 0.400 Dale Long, L OBP: 0.327, SLG: 0.475 (8, 3)	6-3			SF8 1-2 3-H 2-H		L6	FC4-6 BB			2	0	0	1	0	0	0				
George Altman, L OBP: 0.299, SLG: 0.340 (1, 8)			P6		K		1B			4	0	1	0	0	1	2				
Sammy Taylor, L OBP: 0.311, SLG: 0.382 (1, 2)				HR	1B IBB		F8	FC4-6 E 1B 1-2		3	1	1	1	1	0	2				
Glen Hobbie, R OBP: 0.196, SLG: 0.182 (1, 1)			K				FC3-6 BB	E7		3	0	2	1	1	1	0				
Inning Stats	R: 0 E: 0 K: 0 S: 3	H: 0 LOB: 0 BB: 0 P: 3	R: 0 E: 0 K: 0 S: 3	H: 0 LOB: 0 BB: 0 P: 3	R: 1 E: 0 K: 1 S: 6	H: 1 LOB: 2 BB: 2 P: 14	R: 2 E: 0 K: 1 S: 7	H: 2 LOB: 2 BB: 2 P: 15	R: 0 E: 0 K: 2 S: 7	H: 0 LOB: 0 BB: 0 P: 7	R: 0 E: 0 K: 0 S: 4	H: 1 LOB: 1 BB: 0 P: 4	R: 2 E: 0 K: 0 S: 5	H: 2 LOB: 1 BB: 1 P: 9	R: 0 E: 1 K: 0 S: 4	H: 1 LOB: 2 BB: 1 P: 8		1B: 6 2B: 0 3B: 0 HR: 1	SF: 2 SAC: 0 DP: 0 HBP: 0	WP: 0 PB: 0 SB: 2 CS: 0
PITCHER Carl Willey, R ERA: 4.24 Bob Rush, R ERA: 2.03 Don McMahon, R ERA: 2.04 (7, 1)	IP: 4.0 WLS: L BF: 19 H: 3 R: 3 ER: 3 SO: 2 BB: 3 IBB: 0 HBP: 0 BLK: 0 WP: 0 HR: 1 S: 19 P: 35 ERA: 6.75 WHIP: 1.500															PITCHER				



Batter	1	2	3	4	5	6	7	8	9	AB	R	H	RBI	BB	SO	LOB	TOP					
Bill Bruton, L OBP: 0.339, SLG: 0.421 (1, 8)										4	0	2	0	0	0	0	Milwaukee Braves @ Chicago Cubs Wrigley Field, Chicago, IL Thu Jul 16 1959, 3:33 AM CDT Att: 23,678 - Unknown					
Eddie Mathews, L OBP: 0.376, SLG: 0.587 (1, 5)										4	1	1	0	0	0	3						
Hank Aaron, R OBP: 0.411, SLG: 0.690 (1, 9)										4	0	1	0	0	0	1						
Wes Covington, L OBP: 0.340, SLG: 0.402 (1, 7)										4	0	0	1	0	0	2						
Frank Torre, L OBP: 0.323, SLG: 0.339 (1, 3)										4	1	2	0	0	0	1						
Stan Lopata, R OBP: 0.077, SLG: 0.040 (1, 2)										4	0	1	1	0	0	1						
Johnny Logan, R OBP: 0.410, SLG: 0.492 (1, 6)										4	0	2	0	0	0	0						
Johnny O'Brien, R OBP: 0.274, SLG: 0.268 (1, 4)										3	0	0	0	0	0	3						
Del Crandall, R OBP: 0.306, SLG: 0.427 (9, PH)										1	0	0	0	0	0	0						
Lew Burdette, R OBP: 0.222, SLG: 0.250 (1, 1)										2	0	0	0	0	0	3						
Mickey Vernon, L OBP: 0.279, SLG: 0.400 (7, PH)										1	0	0	0	0	0	0						
Bob Trowbridge, R (7, 1)										0	0	0	0	0	0	0						
Inning Stats	R: 0 E: 0 K: 0 S: 4	H: 1 LOB: 1 BB: 0 P: 4	R: 1 E: 0 K: 0 S: 5	H: 3 LOB: 1 BB: 0 P: 5	R: 0 E: 0 K: 0 S: 3	H: 0 LOB: 0 BB: 0 P: 3	R: 0 E: 0 K: 0 S: 3	H: 0 LOB: 0 BB: 0 P: 3	R: 0 E: 0 K: 0 S: 5	H: 2 LOB: 2 BB: 0 P: 5	R: 0 E: 0 K: 0 S: 4	H: 1 LOB: 1 BB: 0 P: 4	R: 0 E: 0 K: 0 S: 3	H: 0 LOB: 0 BB: 0 P: 3	R: 1 E: 0 K: 0 S: 5	H: 2 LOB: 1 BB: 0 P: 5	R: 0 E: 0 K: 0 S: 3	H: 0 LOB: 0 BB: 0 P: 3	1B: 6 2B: 3 3B: 1 HR: 0	SF: 0 SAC: 0 DP: 1 HBP: 0	WP: 0 PB: 0 SB: 0 CS: 0	PA: 35
PITCHER Dave Hillman, R ERA: 3.17 (1, 1)	IP: 9.0 WLS: W BF: 35 H: 9 R: 2 ER: 2 SO: 0 BB: 0 IBB: 0 HBP: 0 BLK: 0 WP: 0 HR: 0 S: 35 P: 35 ERA: 2.00 WHIP: 1.000																					

Batter	1	2	3	4	5	6	7	8	9	AB	R	H	RBI	BB	SO	LOB	BOTTOM			
Tony Taylor, R OBP: 0.338, SLG: 0.382 (1, 4)										4	1	1	0	0	1	1	Milwaukee Braves @ Chicago Cubs Wrigley Field, Chicago, IL Thu Jul 16 1959, 3:33 AM CDT Att: 23,678 - Unknown			
Alvin Dark, R OBP: 0.324, SLG: 0.349 (1, 5)										4	1	1	0	0	0	0				
Lee Walls, R OBP: 0.339, SLG: 0.399 (1, 9)										4	0	0	0	0	1	1				
14 Ernie Banks, R OBP: 0.360, SLG: 0.591 (1, 6)										4	1	2	1	0	1	0				
Bobby Thomson, R OBP: 0.319, SLG: 0.404 (1, 7)										1	1	0	1	1	0	0				
Dale Long, L OBP: 0.323, SLG: 0.469 (1, 3)										3	0	0	0	0	0	2				
George Altman, L OBP: 0.304, SLG: 0.345 (1, 8)										3	0	2	1	0	0	0				
Sammy Taylor, L OBP: 0.306, SLG: 0.376 (1, 2)										3	0	0	0	0	0	2				
Dave Hillman, R OBP: 0.205, SLG: 0.079 (1, 1)										3	0	0	0	0	2	2				
Inning Stats	R: 2 E: 1 K: 1 S: 8	H: 3 LOB: 1 BB: 0 P: 8	R: 0 E: 0 K: 0 S: 3	H: 0 LOB: 0 BB: 0 P: 3	R: 0 E: 0 K: 0 S: 3	H: 0 LOB: 0 BB: 0 P: 3	R: 2 E: 0 K: 1 S: 7	H: 2 LOB: 1 BB: 1 P: 11	R: 0 E: 0 K: 0 S: 3	H: 0 LOB: 0 BB: 0 P: 3	R: 0 E: 0 K: 2 S: 8	H: 1 LOB: 1 BB: 0 P: 8	R: 0 E: 0 K: 1 S: 5	H: 0 LOB: 0 BB: 0 P: 5	R: 0 E: 0 K: 1 S: 5	H: 0 LOB: 0 BB: 0 P: 5		1B: 5 2B: 0 3B: 0 HR: 1	SF: 1 SAC: 0 DP: 0 HBP: 0	WP: 0 PB: 1 SB: 0 CS: 0
PITCHER Lew Burdette, R ERA: 3.92 (1, 1)	IP: 6.0 WLS: L BF: 24 H: 5 R: 4 ER: 3 SO: 2 BB: 1 IBB: 0 HBP: 0 BLK: 0 WP: 0 HR: 1 S: 27 P: 31 ERA: 4.50 WHIP: 1.000																			
Bob Trowbridge, R ERA: 5.12 (7, 1)	IP: 2.0 WLS: L BF: 7 H: 1 R: 0 ER: 0 SO: 3 BB: 0 IBB: 0 HBP: 0 BLK: 0 WP: 0 HR: 0 S: 13 P: 13 ERA: 0.00 WHIP: 0.500																			



Batter	1	2	3	4	5	6	7	8	9	AB	R	H	RBI	BB	SO	LOB	TOP				
Bill Bruton, L OBP: 0.337, SLG: 0.417 (1, 8)	F7	G3		6-3		4-3		1B		5	0	1	0	0	0	2	Milwaukee Braves @ St. Louis Cardinals Sportsman's Park, St. Louis, MO Fri Jul 17 1959, 8:05 PM EDT Att: 22,612 - Unknown livebaseballscorecards.com				
Eddie Mathews, L OBP: 0.391, SLG: 0.595 (1, 5)	1B		2B	3B	1B	G6-4-3	1B	K		4	1	3	0	1	1						
Lee Maye, L OBP: 0.400, SLG: 0.400 (1, 7)	1B		K		F8				K	5	0	2	0	0	2						
Hank Aaron, R OBP: 0.410, SLG: 0.689 (1, 9)	K		2B	2B	1B	G6-4-3		K		5	1	2	1	0	2						
Frank Torre, L OBP: 0.325, SLG: 0.343 (1, 3)	G3		2B	2B	F8		HBP		6-3	4	0	1	1	1	0						
Del Crandall, R OBP: 0.305, SLG: 0.422 (1, 2)		K	4-3		F9		HBP			3	0	0	0	0	1						
Johnny Logan, R OBP: 0.408, SLG: 0.488 (1, 6)		6-3	L6			SH2-4	K			4	0	1	0	0	1						
Johnny O'Brien, R OBP: 0.270, SLG: 0.263 (1, 4)		E1		L8		SH2-4		K		2	1	0	0	0	0						
Wes Covington, L OBP: 0.339, SLG: 0.401 (8, PH)		E								1	0	0	0	0	1						
Felix Mantilla, R OBP: 0.244, SLG: 0.197 (8, 4)										0	0	0	0	0	0						
Warren Spahn, L OBP: 0.242, SLG: 0.276 (1, 1)		E4		K		4-3		F8		4	0	0	0	0	1						
Don McMahon, R OBP: 0.286, SLG: 0.167 (8, 1)										0	0	0	0	0	0						
Inning Stats	R: 0 E: 0 K: 1 S: 6	H: 1 LOB: 2 BB: 1 P: 10	R: 1 E: 2 K: 1 S: 7	H: 0 LOB: 1 BB: 0 P: 7	R: 2 E: 0 K: 1 S: 8	H: 3 LOB: 1 BB: 0 P: 8	R: 0 E: 0 K: 1 S: 5	H: 0 LOB: 0 BB: 0 P: 5	R: 0 E: 0 K: 0 S: 4	H: 2 LOB: 2 BB: 0 P: 5	R: 0 E: 0 K: 1 S: 6	H: 2 LOB: 3 BB: 1 P: 11	R: 0 E: 0 K: 2 S: 8	H: 1 LOB: 1 BB: 0 P: 8	R: 0 E: 0 K: 2 S: 7	H: 0 LOB: 0 BB: 0 P: 7	1B: 7 2B: 2 3B: 1 HR: 0	SF: 0 SAC: 1 DP: 1 HBP: 1	WP: 0 PB: 0 SB: 1 CS: 0	PA: 41	
PITCHER	IP	WLS	BF	H	R	ER	SO	BB	IBB	HBP	BLK	WP	HR	S	P	ERA	WHIP				
Larry Jackson, R ERA: 3.47 (1, 1)	7.0		34	9	3	2	5	1	1	1	0	0	0	41	50	2.57	1.429				
Lindy McDaniel, R ERA: 2.67 (8, 1)	2.0	W	7	1	0	0	4	0	0	0	0	0	0	15	15	0.00	0.500				

Batter	1	2	3	4	5	6	7	8	9	AB	R	H	RBI	BB	SO	LOB	BOTTOM				
Don Blasingame, L OBP: 0.368, SLG: 0.367 (1, 4)	2B	4-3			SH2-3		1-3			3	1	1	0	0	0	1	Milwaukee Braves @ St. Louis Cardinals Sportsman's Park, St. Louis, MO Fri Jul 17 1959, 8:05 PM EDT Att: 22,612 - Unknown livebaseballscorecards.com				
Gino Cimoli, R OBP: 0.357, SLG: 0.490 (1, 8)	3B		E1		P6			1-3		4	1	0	0	0	0	2					
Bill White, L OBP: 0.382, SLG: 0.544 (1, 3)	BB		1B		4-3			F8		4	0	2	1	0	0	1					
Ken Boyer, R OBP: 0.398, SLG: 0.524 (1, 5)	BB		P3			6-3		2B	1B	3	1	1	0	1	0	2					
Joe Cunningham, L OBP: 0.428, SLG: 0.447 (1, 9)	BB		9-4-3-6-2			BB		1B	2B	2	1	1	2	2	0	1					
Gene Oliver, R OBP: 0.286, SLG: 0.443 (1, 7)					P6					4	0	1	1	0	1	4					
Curt Flood, R OBP: 0.318, SLG: 0.345 (8, FR)	G5-3					K		BB	1B	0	0	0	0	0	0	0					
Hal Smith, R OBP: 0.306, SLG: 0.434 (1, 2)		4-3		6-3		5-3		BB	BB	3	0	0	0	1	0	1					
Alex Grammas, R OBP: 0.361, SLG: 0.344 (1, 6)			SH2-4		1-3			F9	BB	2	0	0	0	2	0	0					
Larry Jackson, R OBP: 0.160, SLG: 0.163 (1, 1)										1	0	1	0	0	0	0					
Dick Gray, R OBP: 0.295, SLG: 0.333 (7, PH)			SH2-4					G3	K	1	0	0	0	0	0	0					
Lindy McDaniel, R OBP: 0.148, SLG: 0.042 (8, 1)					SH2-3					1	0	0	0	0	1	3					
Inning Stats	R: 1 E: 0 K: 0 S: 4	H: 2 LOB: 2 BB: 2 P: 12	R: 0 E: 0 K: 0 S: 3	H: 0 LOB: 1 BB: 1 P: 7	R: 1 E: 1 K: 0 S: 4	H: 1 LOB: 0 BB: 0 P: 4	R: 0 E: 0 K: 0 S: 3	H: 0 LOB: 0 BB: 0 P: 3	R: 0 E: 0 K: 1 S: 5	H: 1 LOB: 1 BB: 0 P: 4	R: 0 E: 0 K: 1 S: 3	H: 0 LOB: 0 BB: 0 P: 3	R: 0 E: 0 K: 1 S: 8	H: 3 LOB: 3 BB: 2 P: 16	R: 2 E: 0 K: 1 S: 8	H: 3 LOB: 3 BB: 2 P: 16	1B: 4 2B: 3 3B: 1 HR: 0	SF: 0 SAC: 2 DP: 2 HBP: 0	WP: 0 PB: 0 SB: 0 CS: 0	PA: 36	
PITCHER	IP	WLS	BF	H	R	ER	SO	BB	IBB	HBP	BLK	WP	HR	S	P	ERA	WHIP				
Warren Spahn, L ERA: 2.95 (1, 1)	7.2	L	34	7	4	3	1	5	0	0	0	0	0	31	51	3.52	1.565				
Don McMahon, R ERA: 2.03 (8, 1)	0.1		2	0	0	0	1	1	0	0	0	0	0	3	7	0.00	3.000				

Batter	1	2	3	4	5	6	7	8	9	AB	R	H	RBI	BB	SO	LOB	TOP										
Bill Bruton, L OBP: 0.334, SLG: 0.413 (1, 8)	F9		4-3			4-3	E9		P4	5	0	1	0	0	0	0	Milwaukee Braves @ St. Louis Cardinals Sportsman's Park, St. Louis, MO Sat Jul 18 1959, 8:05 PM EDT Att: 27,406 - Unknown livebaseballscorecards.com										
Eddie Mathews, L OBP: 0.392, SLG: 0.601 (1, 5)	HR		P6			1B BB	K			3	2	1	1	1	1	2											
Hank Aaron, R OBP: 0.411, SLG: 0.686 (1, 9)	F3			4-3		1B E	1B			3	1	1	0	1	0	0											
Frank Torre, L OBP: 0.328, SLG: 0.347 (1, 3)	L7			1B		1B E9	P6			4	0	2	1	0	0	3											
Lee Maye, L OBP: 0.500, SLG: 0.429 Andy Pafko, R OBP: 0.303, SLG: 0.317 (8, PH) (8, 7)	4-3 1B			F7		FC6-4 1B		F7		2	0	1	0	1	0	0											
Del Crandall, R OBP: 0.302, SLG: 0.417 (1, 2)	4-3 1-2f			P6		FC6-4 1-2f		F7		4	0	0	0	0	0	3											
Johnny Logan, R OBP: 0.406, SLG: 0.484 (1, 6)	1B			K			F7	K		4	0	1	0	0	2	0											
Johnny O'Brien, R OBP: 0.266, SLG: 0.259 Mickey Vernon, L OBP: 0.290, SLG: 0.409 Felix Mantilla, R OBP: 0.242, SLG: 0.195 (7, FR) (7, 4)	F9			P5		E1 HR	1B	L8		2	0	0	0	0	0	1											
Bob Rush, R OBP: 0.167, SLG: 0.167 Joey Jay, S OBP: 0.294, SLG: 0.200 Wes Covington, L OBP: 0.338, SLG: 0.401 Joe Adcock, R OBP: 0.344, SLG: 0.470 Bob Buhl, R OBP: 0.057, SLG: 0.057 (7, 1)	K			F9		HR		K		0	0	0	0	0	0	0											
Inning Stats	R: 1 E: 0 K: 0 S: 4	H: 1 LOB: 0 BB: 0 P: 4	R: 0 E: 0 K: 0 S: 4	H: 2 LOB: 1 BB: 0 P: 4	R: 0 E: 0 K: 1 S: 5	H: 0 LOB: 0 BB: 0 P: 5	R: 0 E: 0 K: 0 S: 3	H: 1 LOB: 0 BB: 0 P: 3	R: 0 E: 0 K: 1 S: 5	H: 0 LOB: 0 BB: 0 P: 5	R: 2 E: 1 K: 0 S: 5	H: 2 LOB: 2 BB: 2 P: 13	R: 2 E: 2 K: 1 S: 8	H: 3 LOB: 3 BB: 1 P: 12	R: 0 E: 0 K: 1 S: 5	H: 0 LOB: 0 BB: 0 P: 5		R: 0 E: 0 K: 1 S: 5	H: 0 LOB: 0 BB: 0 P: 5	1B: 7 2B: 1 3B: 0 HR: 2	SF: 0 SAC: 0 DP: 1 HBP: 0	WP: 0 PB: 0 SB: 0 CS: 0	PA: 37				
PITCHER	IP	WLS	BF	H	R	ER	SO	BB	IBB	HBP	BLK	WP	HR	S	P	ERA	WHIP										
Dick Ricketts, R ERA: 4.92 Marshall Bridges, L ERA: 3.89	(1, 1)	6.1	26	7	4	3	2	1	1	0	0	0	1	28	36	4.26	1.263										
(7, 1)	2.2	W	11	2	1	1	3	0	1	0	0	0	1	16	20	3.38	0.750										

Batter	1	2	3	4	5	6	7	8	9	AB	R	H	RBI	BB	SO	LOB	BOTTOM										
Don Blasingame, L OBP: 0.363, SLG: 0.362 (1, 4)	6-3		L5			P3		6-3		5	0	0	0	0	0	3	Milwaukee Braves @ St. Louis Cardinals Sportsman's Park, St. Louis, MO Sat Jul 18 1959, 8:05 PM EDT Att: 27,406 - Unknown livebaseballscorecards.com										
Joe Cunningham, L OBP: 0.437, SLG: 0.452 (1, 9)	FC6-4 BB		1B BB			E1 1B	E 1B BB	1B BB	1B 1B	2	2	2	1	3	0	0											
Bill White, L OBP: 0.388, SLG: 0.548 (1, 7)	FC6-4 1-2f		1-3 2-H			1B E 1B	E8 FC6-4	1B 1B	1B 1B	5	1	4	2	0	0	1											
Ken Boyer, R OBP: 0.398, SLG: 0.522 (1, 5)	F8		F8			1B E 1B	FC6-4	1B 1B	1B 1B	5	1	2	1	0	0	5											
Gino Cimoli, R OBP: 0.356, SLG: 0.487 (1, 8)		3-1		5-3		E1 1-H 2-H		K		4	0	1	0	0	1	0											
Stan Musial, L OBP: 0.377, SLG: 0.437 (1, 3)		CS BB		G3		G3		G3		3	0	0	0	1	0	1											
Hal Smith, R OBP: 0.304, SLG: 0.431 George Crowe, L OBP: 0.333, SLG: 0.525 Ray Katt, R OBP: 0.292, SLG: 0.375 Gene Oliver, R OBP: 0.283, SLG: 0.438 (9, 2)	F7		K			L3		K		2	0	0	0	0	1	1											
Alex Grammas, R OBP: 0.361, SLG: 0.349 Wally Shannon, L OBP: 0.429, SLG: 0.429 Curt Flood, R OBP: 0.318, SLG: 0.345 (9, PH) (9, FR)	CS 1-2		1B 2B			6-3		F8		3	1	1	0	0	0	1											
Dick Ricketts, L OBP: 0.067, SLG: 0.067 Marshall Bridges, S OBP: 0.313, SLG: 0.333 Dick Gray, R OBP: 0.295, SLG: 0.333 (9, PH)	L1		L6			K		SH1-4 1B		2	0	0	0	0	0	1											
Inning Stats	R: 0 E: 0 K: 0 S: 3	H: 0 LOB: 1 BB: 1 P: 7	R: 0 E: 0 K: 0 S: 2	H: 0 LOB: 0 BB: 1 P: 6	R: 1 E: 0 K: 0 S: 5	H: 2 LOB: 2 BB: 1 P: 9	R: 0 E: 0 K: 1 S: 5	H: 0 LOB: 0 BB: 0 P: 5	R: 0 E: 0 K: 0 S: 3	H: 0 LOB: 0 BB: 0 P: 3	R: 3 E: 2 K: 0 S: 7	H: 4 LOB: 1 BB: 0 P: 7	R: 0 E: 1 K: 1 S: 6	H: 1 LOB: 2 BB: 1 P: 10	R: 0 E: 0 K: 2 S: 7	H: 0 LOB: 0 BB: 0 P: 7		R: 0 E: 0 K: 0 S: 6	H: 4 LOB: 2 BB: 0 P: 6	1B: 10 2B: 1 3B: 0 HR: 0	SF: 0 SAC: 1 DP: 0 HBP: 0	WP: 0 PB: 0 SB: 0 CS: 1	PA: 41				
PITCHER	IP	WLS	BF	H	R	ER	SO	BB	IBB	HBP	BLK	WP	HR	S	P	ERA	WHIP										
Bob Rush, R ERA: 2.15 Joey Jay, R ERA: 5.34 Bob Buhl, R ERA: 2.72	(1, 1)	5.0	22	5	4	2	1	3	0	0	0	0	0	21	33	3.60	1.600										
(6, 1)	1.0	4	1	0	0	0	0	0	0	0	0	0	0	4	4	0.00	1.000										
(7, 1)	2.2	L	14	5	2	2	3	1	0	0	0	0	0	19	23	6.75	2.250										



Batter	1	2	3	4	5	6	7	8	9	AB	R	H	RBI	BB	SO	LOB	TOP																				
Felix Mantilla, R OBP: 0.248, SLG: 0.211 (1, 8)	E3 2B		K			F3		L7		5	1	2	0	0	1	1	Milwaukee Braves @ St. Louis Cardinals Sportsman's Park, St. Louis, MO Sun Jul 19 1959, 4:33 AM EDT Att: 27,559 - Unknown																				
Eddie Mathews, L OBP: 0.365, SLG: 0.609 (1, 5)	K		F8							5	1	3	2	0	1	1																					
Hank Aaron, R OBP: 0.406, SLG: 0.676 (1, 9)	F7		F9							5	1	0	0	0	4																						
Joe Adcock, R OBP: 0.351, SLG: 0.485 (1, 7)										3	1	1	1	2	0	1																					
Del Crandall, R OBP: 0.303, SLG: 0.417 (1, 2)	P6									5	0	2	2	0	1	2																					
Johnny Logan, R OBP: 0.409, SLG: 0.482 (1, 6)										3	0	1	0	2	0	4																					
Stan Lopata, R OBP: 0.097, SLG: 0.067 (1, 3)										5	0	1	0	0	0	4																					
Mel Roach, R OBP: 0.143, SLG: 0.077 (1, 4)										4	0	0	0	0	1	3																					
Juan Pizarro, L OBP: 0.180, SLG: 0.087 (5, PH) Johnny C. Brown, R OBP: 0.271, SLG: 0.259 (5, 1) Carl Willey, R OBP: 0.118, SLG: 0.294 (8, 1) Bob Trowbridge, R OBP: 0.211, SLG: 0.317 (8, PH) Andy Patko, R OBP: 0.296, SLG: 0.187 (8, 1)										1	0	0	0	0	0	1																					
Inning Stats	R: 0 E: 1 K: 1 S: 6	H: 1 LOB: 2 BB: 1 P: 10	R: 0 E: 0 K: 1 S: 5	H: 0 LOB: 1 BB: 1 P: 9	R: 0 E: 0 K: 1 S: 5	H: 0 LOB: 0 BB: 0 P: 5	R: 0 E: 0 K: 1 S: 6	H: 1 LOB: 2 BB: 1 P: 10	R: 3 E: 0 K: 0 S: 6	H: 3 LOB: 2 BB: 2 P: 14	R: 0 E: 0 K: 1 S: 5	H: 0 LOB: 0 BB: 0 P: 5	R: 0 E: 0 K: 0 S: 5	H: 2 LOB: 2 BB: 0 P: 5	R: 0 E: 0 K: 0 S: 3	H: 0 LOB: 1 BB: 1 P: 7		R: 2 E: 0 K: 0 S: 6	H: 3 LOB: 1 BB: 0 P: 6	1B: 7 2B: 1 3B: 0 HR: 2	SF: 0 SAC: 0 DP: 0 HBP: 0	WP: 0 PB: 0 CS: 0	PA: 43														
PITCHER	IP	WLS	BF	H	R	ER	SO	BB	IBB	HBP	BLK	WP	HR	S	P	ERA	WHIP	PITCHER		IP	WLS	BF	H	R	ER	SO	BB	IBB	HBP	BLK	WP	HR	S	P	ERA	WHIP	
Vinegar Bend Mizell, L ERA: 3.49	(1, 1)	7.0	W	33	7	3	3	5	5	0	0	0	0	0	38	58	3.86	1.714																			
Marshall Bridges, L ERA: 4.14	(8, 1)	2.0	S	10	3	2	2	0	1	0	0	0	0	2	9	13	9.00	2.000																			

AB	37
R	5
H	10
RBI	5
BB	6
SO	5
LOB	21



Batter	1	2	3	4	5	6	7	8	9	AB	R	H	RBI	BB	SO	LOB	BOTTOM																				
Don Blasingame, L OBP: 0.369, SLG: 0.368 (1, 4)	K		E7 1B							5	2	4	0	0	1	0	Milwaukee Braves @ St. Louis Cardinals Sportsman's Park, St. Louis, MO Sun Jul 19 1959, 4:33 AM EDT Att: 27,559 - Unknown																				
Gino Cimoli, R OBP: 0.356, SLG: 0.486 (1, 7)	K		F3							5	0	2	1	0	1	3																					
Bill White, L OBP: 0.391, SLG: 0.556 (1, 3)	S BB		F9							3	1	2	2	1	0	1																					
Ken Boyer, R OBP: 0.398, SLG: 0.528 (1, 5)	S BB									4	1	1	1	1	2	4																					
Joe Cunningham, L OBP: 0.443, SLG: 0.458 (1, 9)	K									3	1	2	1	1	1	2																					
Alex Grammas, R OBP: 0.359, SLG: 0.347 (1, 6)			K							4	1	1	0	0	1	3																					
Curt Flood, R OBP: 0.338, SLG: 0.419 (1, 8)	P5									4	2	2	3	1	0	0																					
Hal Smith, R OBP: 0.302, SLG: 0.428 (1, 2)	K									5	1	1	0	0	1	3																					
Vinegar Bend Mizell, R OBP: 0.220, SLG: 0.259 (1, 1) George Crowe, L OBP: 0.344, SLG: 0.533 (7, PH) Gary Blaylock, R OBP: 0.118, SLG: 0.294 (7, PH) Marshall Bridges, S OBP: 0.313, SLG: 0.533 (8, 1)										3	0	0	0	0	2	1																					
Inning Stats	R: 0 E: 0 K: 3 S: 9	H: 0 LOB: 2 BB: 2 P: 17	R: 0 E: 0 K: 2 S: 7	H: 0 LOB: 0 BB: 0 P: 7	R: 0 E: 1 K: 1 S: 6	H: 1 LOB: 1 BB: 0 P: 6	R: 3 E: 0 K: 0 S: 5	H: 2 LOB: 0 BB: 0 P: 6	R: 1 E: 0 K: 1 S: 7	H: 2 LOB: 2 BB: 1 P: 11	R: 2 E: 0 K: 1 S: 9	H: 4 LOB: 0 BB: 0 P: 9	R: 2 E: 0 K: 0 S: 7	H: 4 LOB: 2 BB: 0 P: 7	R: 1 E: 0 K: 1 S: 7	H: 3 LOB: 2 BB: 1 P: 11		1B: 10 2B: 4 3B: 0 HR: 2	SF: 1 SAC: 1 DP: 0 HBP: 1	WP: 3 PB: 0 SB: 3 CS: 0	PA: 44																
PITCHER	IP	WLS	BF	H	R	ER	SO	BB	IBB	HBP	BLK	WP	HR	S	P	ERA	WHIP	PITCHER		IP	WLS	BF	H	R	ER	SO	BB	IBB	HBP	BLK	WP	HR	S	P	ERA	WHIP	
Juan Pizarro, L ERA: 4.35	(1, 1)	4.0	L	18	3	3	3	6	2	0	1	0	0	2	27	36	6.75	1.250																			
Carl Willey, R ERA: 4.5	(5, 1)	1.2	L	12	6	3	3	2	0	1	0	0	2	0	15	19	16.20	3.600																			
Bob Trowbridge, R ERA: 5.66	(6, 1)	1.1		8	4	2	2	0	0	0	0	0	0	0	8	8	13.50	3.000																			
Don McMahon, R ERA: 2.2	(8, 1)	1.0		6	3	1	1	1	1	0	0	0	1	0	7	11	9.00	4.000																			

AB	37
R	9
H	16
RBI	9
BB	4
SO	9
LOB	17



Batter	1	2	3	4	5	6	7	8	9	AB	R	H	RBI	BB	SO	LOB	TOP			
Johnny Temple, R OBP: 0.398, SLG: 0.442 Roy McMillan, R OBP: 0.339, SLG: 0.478										5	3	2	0	0	2	2				
Vada Pinson, L OBP: 0.379, SLG: 0.521										4	2	2	0	2	0	0				
Gus Bell, L OBP: 0.321, SLG: 0.450										6	2	2	3	0	0	3				
Frank Robinson, R OBP: 0.418, SLG: 0.628										5	1	2	1	0	0	3				
Jerry Lynch, L OBP: 0.325, SLG: 0.447										5	0	1	0	0	1	3				
Ed Bailey, L OBP: 0.363, SLG: 0.405										4	2	0	1	1	0	2				
Willie Jones, R OBP: 0.341, SLG: 0.437										4	1	2	0	1	1	2				
Eddie Kasko, R OBP: 0.280, SLG: 0.277										5	0	1	0	0	2	6				
Don Newcombe, L OBP: 0.412, SLG: 0.432										5	1	2	3	0	1	2				
Inning Stats	R: 3 E: 1 K: 0 S: 7	H: 3 LOB: 1 BB: 0 P: 7	R: 0 E: 0 K: 0 S: 3	H: 0 LOB: 0 BB: 0 P: 3	R: 0 E: 0 K: 1 S: 7	H: 2 LOB: 2 BB: 0 P: 7	R: 5 E: 0 K: 1 S: 11	H: 6 LOB: 2 BB: 1 P: 15	R: 0 E: 0 K: 0 S: 2	H: 0 LOB: 0 BB: 1 P: 6	R: 4 E: 1 K: 1 S: 10	H: 4 LOB: 2 BB: 1 P: 14	R: 0 E: 0 K: 1 S: 5	H: 0 LOB: 1 BB: 1 P: 9	R: 0 E: 1 K: 1 S: 6	H: 0 LOB: 1 BB: 0 P: 6	1B: 12 2B: 2 3B: 0 HR: 1	SF: 0 SAC: 0 DP: 1 HBP: 0	WP: 1 PB: 0 SB: 2 CS: 0	PA: 48
PITCHER	IP WLS BF H R ER SO BB IBB HBP BLK WP HR S P ERA WHIP																			
Lew Burdette, R ERA: 4.09	(1, 1) 4.0 L 22 9 7 5 1 0 0 0 0 0 0 1 24 24 11.25 2.250																			
Bob Rush, R ERA: 2.25	(5, 1) 1.0 6 2 1 1 1 1 0 0 0 0 0 0 7 11 9.00 3.000																			
Bob Trowbridge, R ERA: 5.16	(6, 1) 2.0 12 4 4 0 1 2 0 0 0 0 1 0 12 20 0.00 3.000																			
Bob Giggie, R ERA: 4.41	(8, 1) 2.0 8 0 0 0 2 1 0 0 0 0 0 0 11 15 0.00 0.500																			

Cincinnati Redlegs @ Milwaukee Braves
Milwaukee County Stadium, Milwaukee, WI
Tue Jul 21 1959, 8:05 PM EDT
Att: 24,447 - Unknown

AB	44
R	12
H	15
RBI	10
BB	4
SO	5
LOB	23



Batter	1	2	3	4	5	6	7	8	9	AB	R	H	RBI	BB	SO	LOB	BOTTOM					
Bill Bruton, L OBP: 0.337, SLG: 0.415										4	0	2	0	0	0	1						
Eddie Mathews, L OBP: 0.381, SLG: 0.603										4	0	0	0	0	0	3						
Hank Aaron, R OBP: 0.407, SLG: 0.677										4	1	2	0	0	0	0						
Wes Covington, L OBP: 0.337, SLG: 0.399										4	0	1	0	0	0	3						
Frank Torre, L OBP: 0.324, SLG: 0.341 Bob Giggie, R OBP: 0.286, SLG: 0.403										3	0	0	1	0	0	3						
Mickey Vernon, L OBP: 0.286, SLG: 0.403										0	0	0	0	0	0	0						
Del Crandall, R OBP: 0.299, SLG: 0.411										4	0	0	0	0	2	1						
Johnny Logan, R OBP: 0.407, SLG: 0.490										4	1	1	1	0	0	0						
Mel Roach, R OBP: 0.156, SLG: 0.100										4	0	1	0	0	2	0						
Lew Burdette, R ERA: 4.09 Bob Rush, R ERA: 2.25 Lee Maye, L OBP: 0.358, SLG: 0.520 Bob Trowbridge, R ERA: 5.16 Stan Lopata, R OBP: 0.094, SLG: 0.095	(1, 1) 9.0 W 35 8 2 2 6 0 0 0 0 0 0 1 47 47 2.00 0.889																					
Inning Stats	R: 0 E: 0 K: 0 S: 5	H: 2 LOB: 2 BB: 0 P: 5	R: 0 E: 0 K: 2 S: 7	H: 0 LOB: 0 BB: 0 P: 7	R: 0 E: 0 K: 1 S: 5	H: 0 LOB: 0 BB: 0 P: 5	R: 1 E: 0 K: 1 S: 6	H: 1 LOB: 0 BB: 0 P: 6	R: 0 E: 0 K: 1 S: 7	H: 2 LOB: 2 BB: 0 P: 7	R: 0 E: 0 K: 0 S: 4	H: 1 LOB: 1 BB: 0 P: 4	R: 0 E: 0 K: 0 S: 4	H: 1 LOB: 1 BB: 0 P: 4	R: 0 E: 0 K: 0 S: 3	H: 0 LOB: 0 BB: 0 P: 3	R: 1 E: 0 K: 1 S: 6	H: 1 LOB: 0 BB: 0 P: 6	1B: 6 2B: 1 3B: 0 HR: 1	SF: 0 SAC: 0 DP: 0 HBP: 0	WP: 0 PB: 0 SB: 0 CS: 0	PA: 35
PITCHER	IP WLS BF H R ER SO BB IBB HBP BLK WP HR S P ERA WHIP																					
Don Newcombe, R ERA: 3.09	(1, 1) 9.0 W 35 8 2 2 6 0 0 0 0 0 0 1 47 47 2.00 0.889																					

Cincinnati Redlegs @ Milwaukee Braves
Milwaukee County Stadium, Milwaukee, WI
Tue Jul 21 1959, 8:05 PM EDT
Att: 24,447 - Unknown

AB	35
R	2
H	8
RBI	2
BB	0
SO	6
LOB	12



Batter	1	2	3	4	5	6	7	8	9	AB	R	H	RBI	BB	SO	LOB	TOP			
Johnny Temple, R OBP: 0.394, SLG: 0.437	F8	P4			5-3			F8		4	0	0	0	0	0	2				
Vada Pinson, L OBP: 0.376, SLG: 0.516	G3		B4			4-3		4-3		4	0	0	0	0	0	0				
Gus Bell, L OBP: 0.323, SLG: 0.454	P6		F3			HR	1B		2B	4	1	2	0	0	0	0				
Frank Robinson, R OBP: 0.419, SLG: 0.628		HR	K			K			BB	3	1	1	0	1	2	1				
Frank Thomas, R OBP: 0.283, SLG: 0.378		K		1-3		HR		5-3		4	1	1	2	0	1	3				
Willie Jones, R OBP: 0.344, SLG: 0.455		HR		P6		F7			CS	4	1	2	2	0	0	0				
Dutch Dotterer, R OBP: 0.366, SLG: 0.409		5-3	1B	L9		5-3		4-3		4	0	1	0	0	0	1				
Eddie Kasko, R OBP: 0.292, SLG: 0.285						5-3			IBB	3	0	2	0	1	0	0				
Jim O'Toole, S OBP: 0.353, SLG: 0.154		5-3		B3-4		K		P3		4	0	0	0	0	1	5				
Inning Stats	R: 0 E: 0 K: 0 S: 3	H: 0 LOB: 0 BB: 0 P: 3	R: 2 E: 0 K: 1 S: 9	H: 4 LOB: 2 BB: 0 P: 9	R: 0 E: 0 K: 1 S: 5	H: 0 LOB: 0 BB: 0 P: 5	R: 0 E: 0 K: 0 S: 3	H: 0 LOB: 0 BB: 0 P: 3	R: 0 E: 0 K: 1 S: 7	H: 2 LOB: 0 BB: 0 P: 7	R: 0 E: 0 K: 1 S: 5	H: 0 LOB: 0 BB: 0 P: 5	R: 0 E: 0 K: 0 S: 4	H: 1 LOB: 2 BB: 1 P: 8	R: 0 E: 0 K: 0 S: 3	H: 1 LOB: 1 BB: 1 P: 7	1B: 4 2B: 4 3B: 0 HR: 2	SF: 0 SAC: 0 DP: 1 HBP: 0	WP: 0 PB: 0 CS: 1	PA: 36
PITCHER Warren Spahn, L ERA: 3.01	IP: 9.0 WLS: W BF: 36 H: 9 R: 4 ER: 4 SO: 4 BB: 1 IBB: 1 HBP: 0 BLK: 0 WP: 0 HR: 2 S: 42 P: 50 ERA: 4.00 WHIP: 1.111															PITCHER				

Cincinnati Redlegs @ Milwaukee Braves
Milwaukee County Stadium, Milwaukee, WI
Wed Jul 22 1959, 8:05 PM EDT
Att: 18,843 - Unknown

AB 34
R 4
H 9
RBI 4
BB 2
SO 4
LOB 12

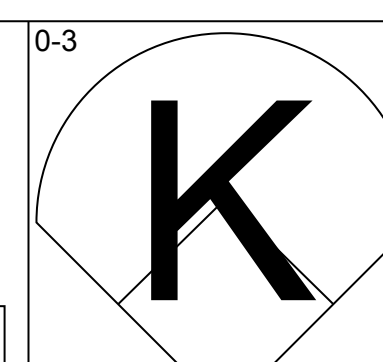
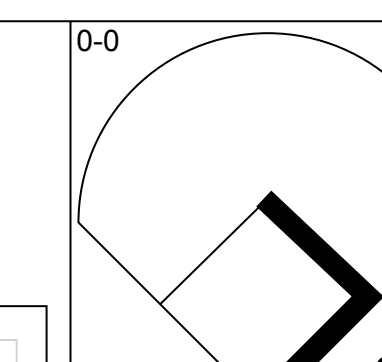
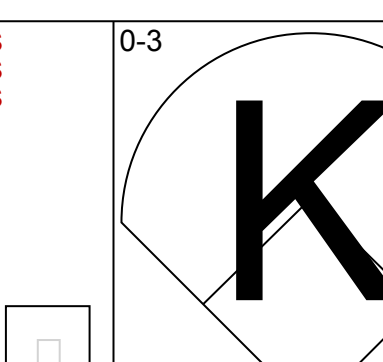
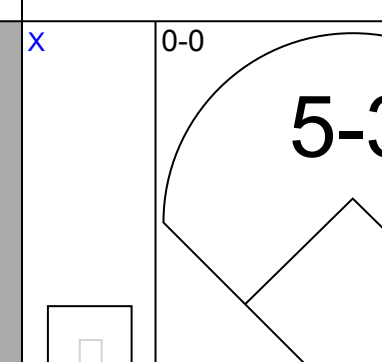

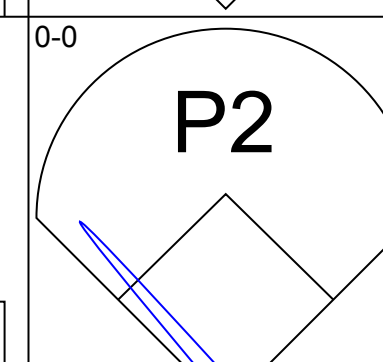
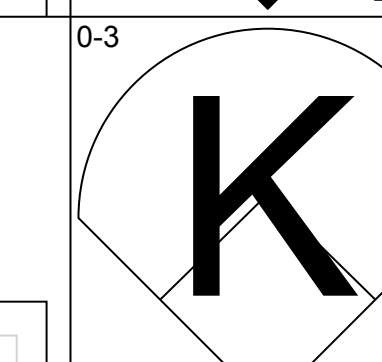
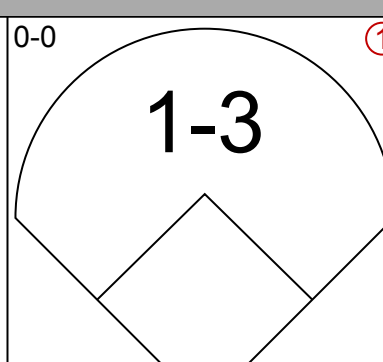
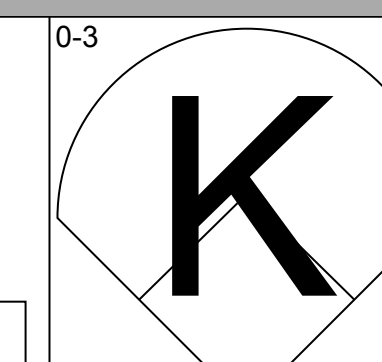
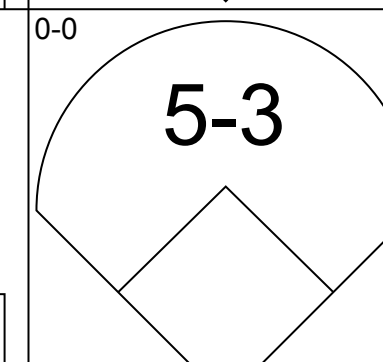
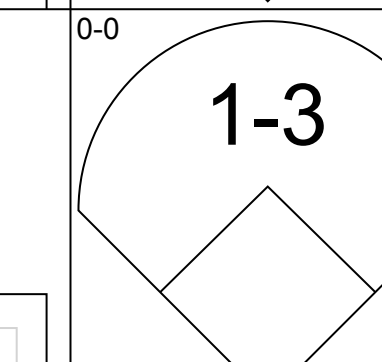
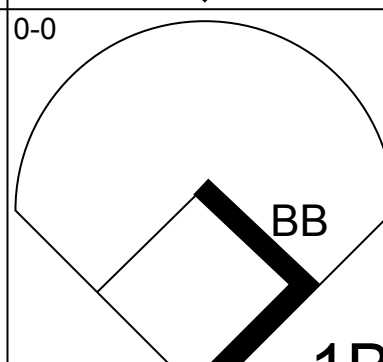
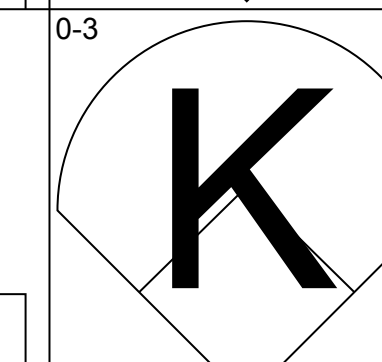
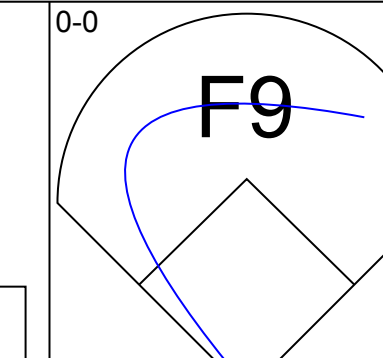
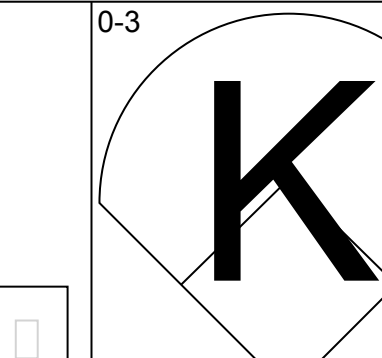
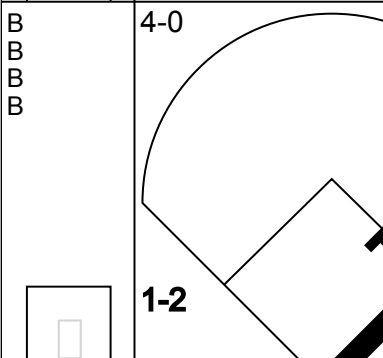
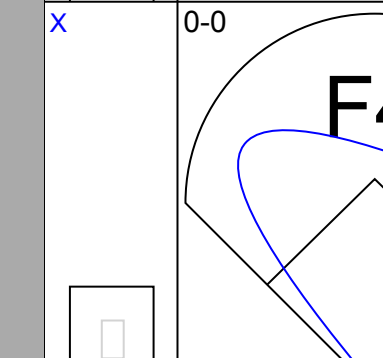
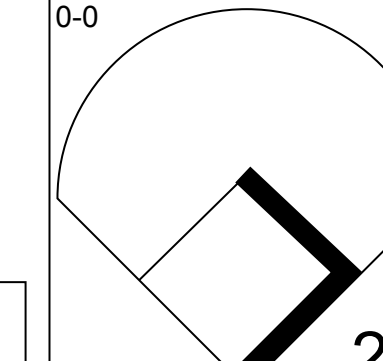
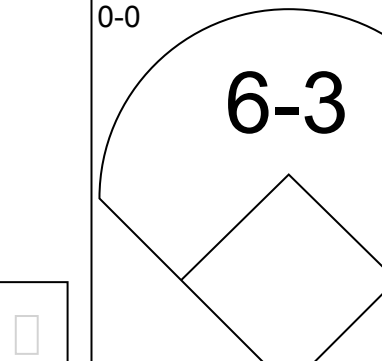
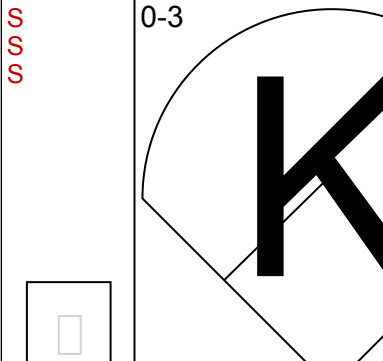
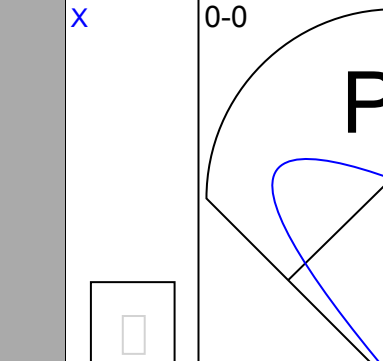
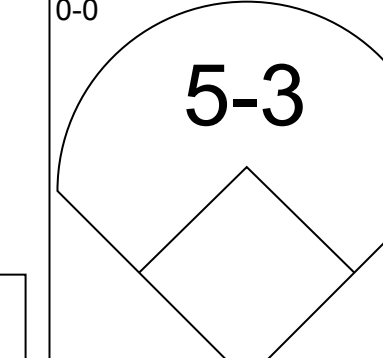
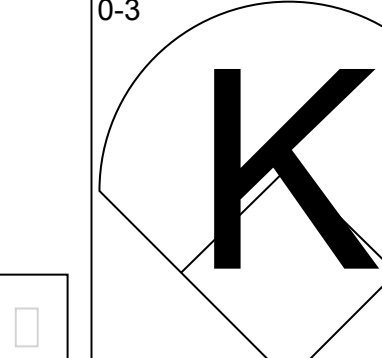
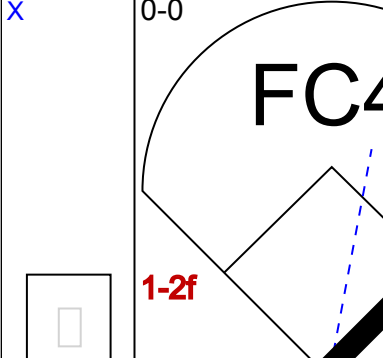
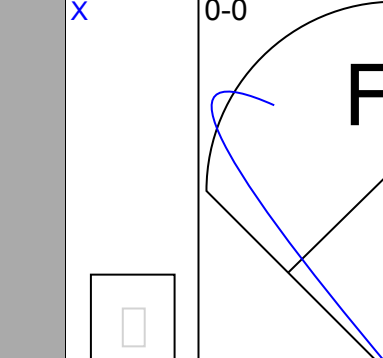
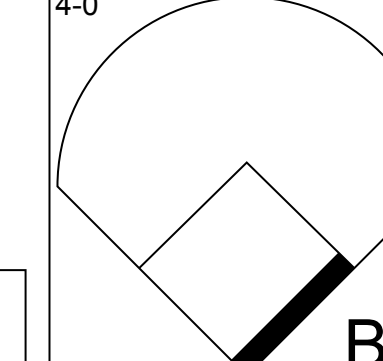
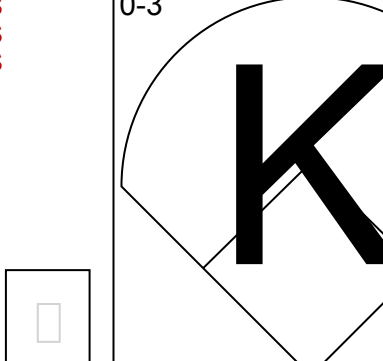

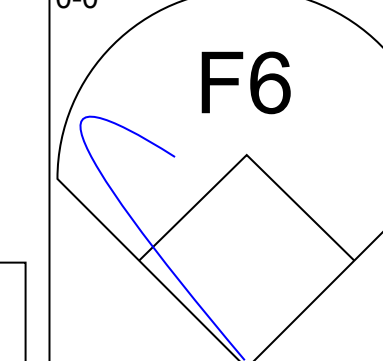
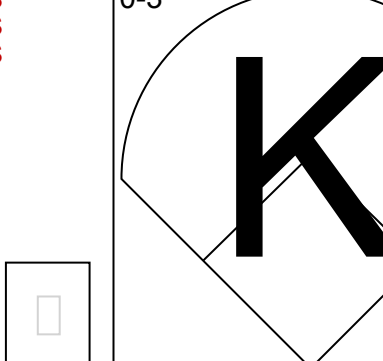
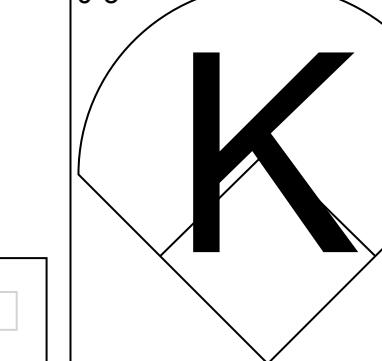
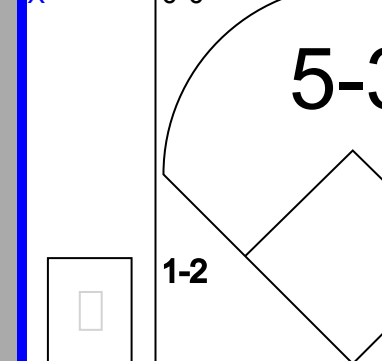


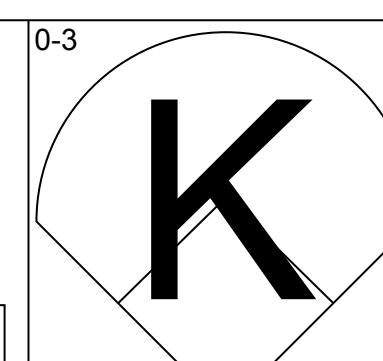
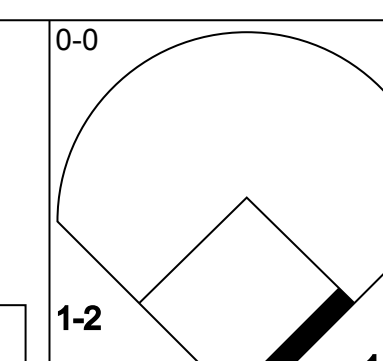
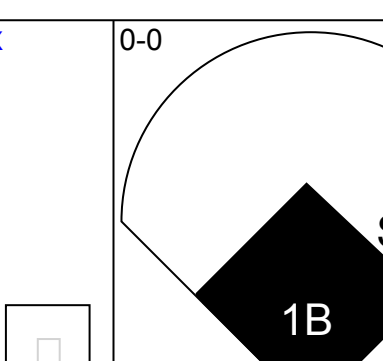
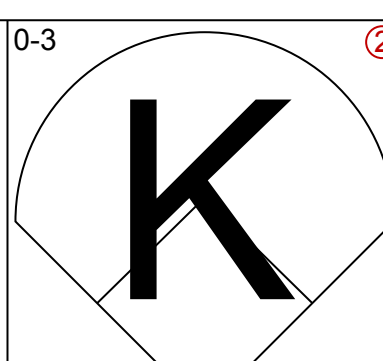
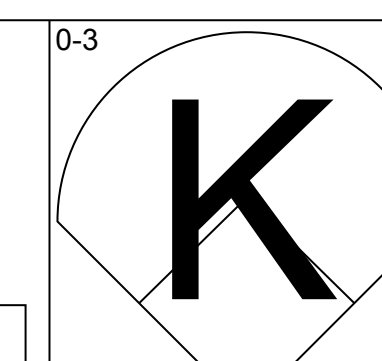
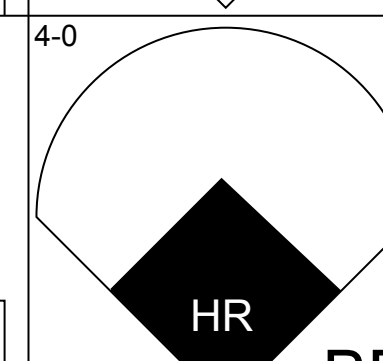
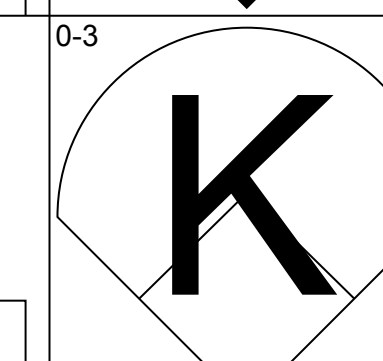
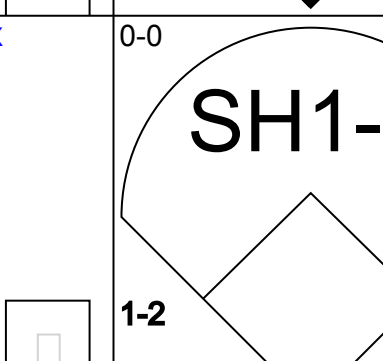
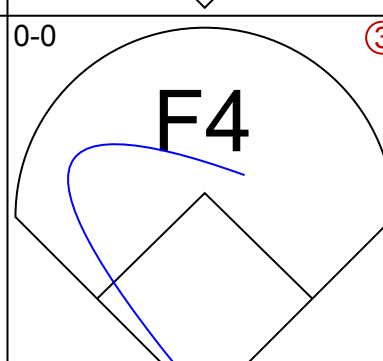
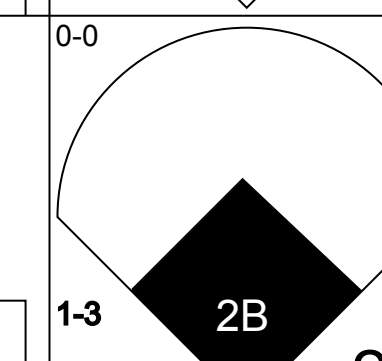
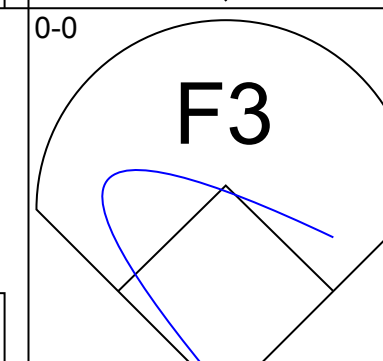
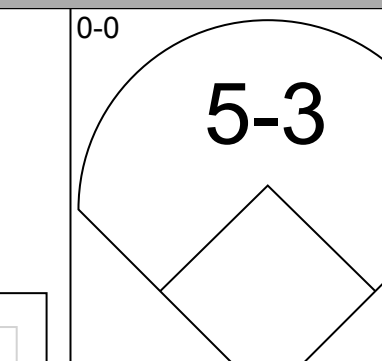
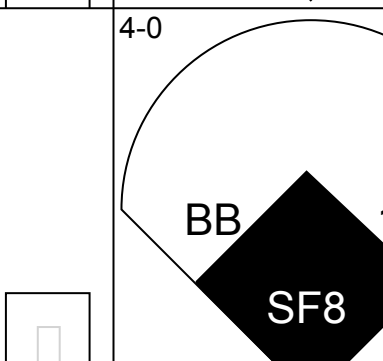

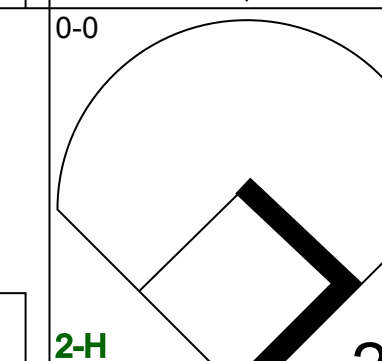
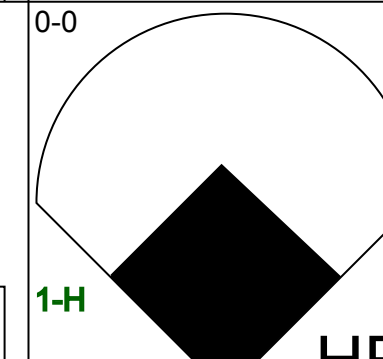
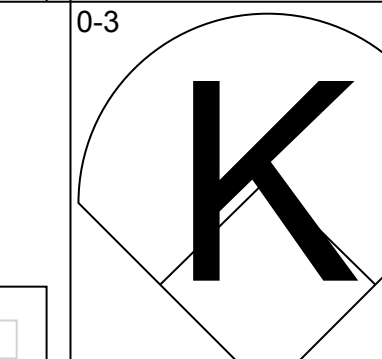
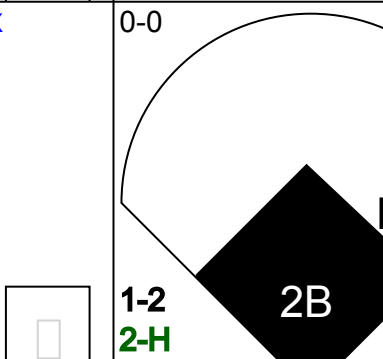

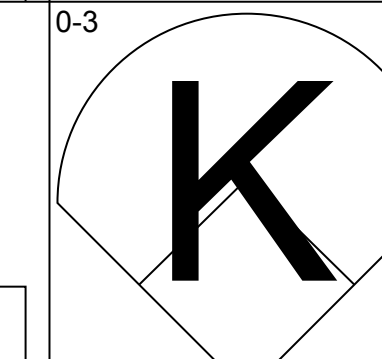
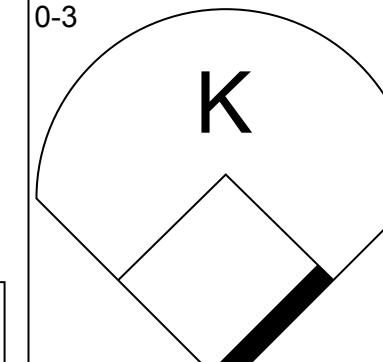
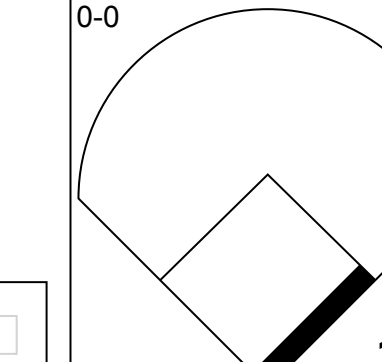
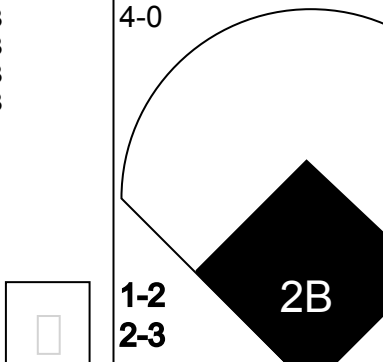


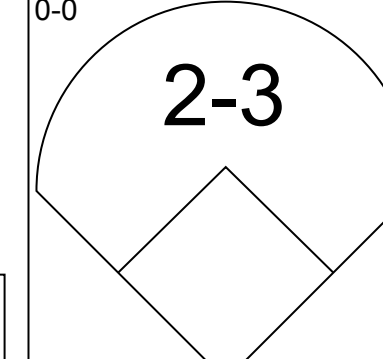
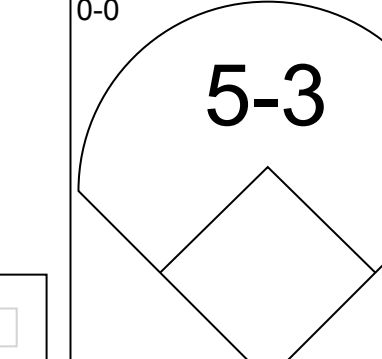
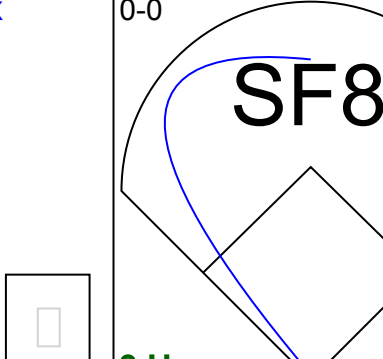




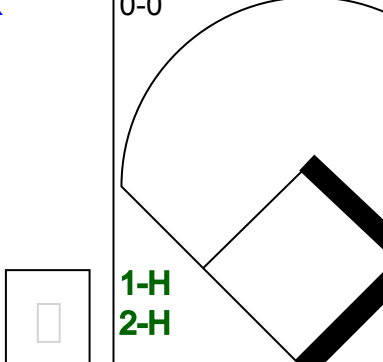


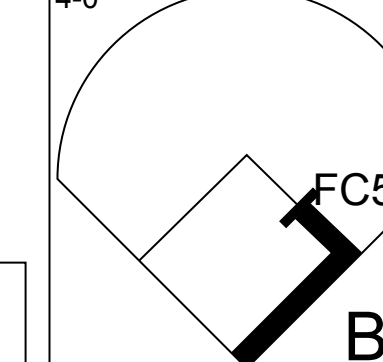
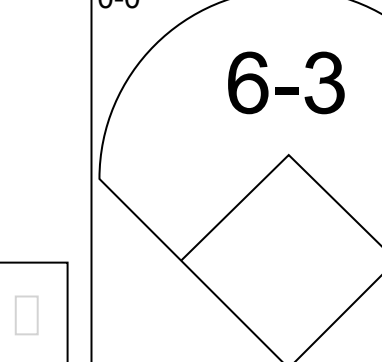
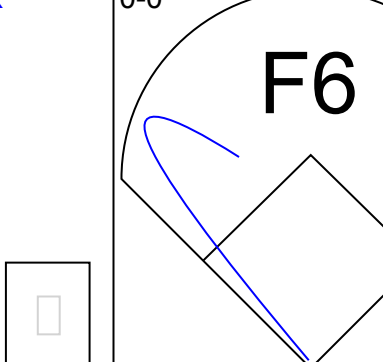

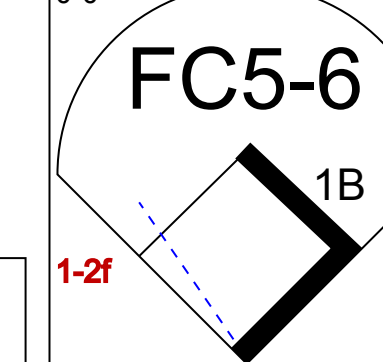
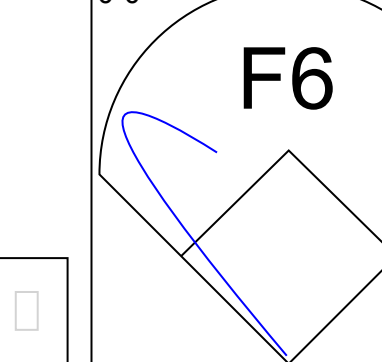

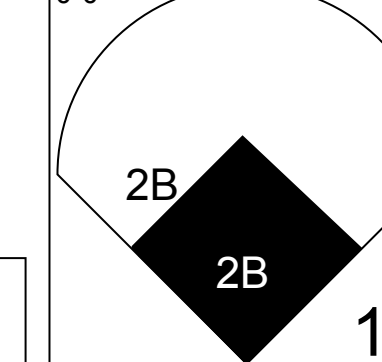
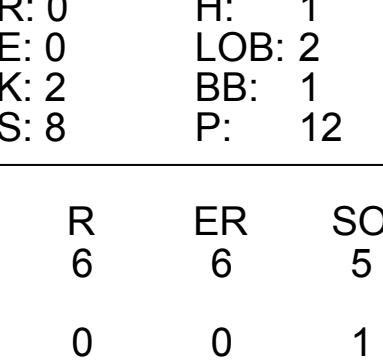
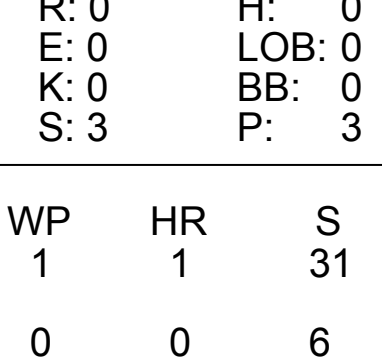
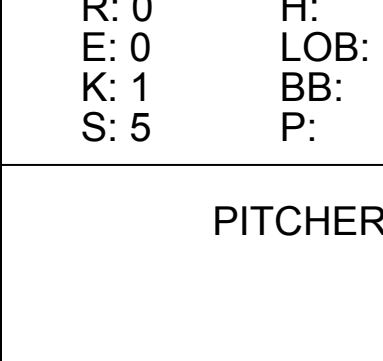
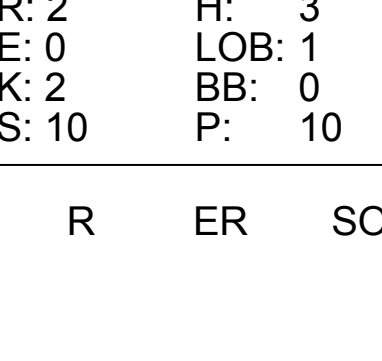
Batter	1	2	3	4	5	6	7	8	9	AB	R	H	RBI	BB	SO	LOB	BOTTOM			
Bobby Avila, R OBP: 0.308, SLG: 0.340	FC6-4		G3		1B		G1-6-3		HR	2	1	1	2	3	0	0				
Eddie Mathews, L OBP: 0.380, SLG: 0.599	F9		1-3		FC6-4		G1-6-3			4	0	1	1	0	0	2				
Bill Bruton, L OBP: 0.337, SLG: 0.415					1B					0	0	0	0	0	0	0				
Hank Aaron, R OBP: 0.405, SLG: 0.672	FC6-4			5-3	P6		FC6-4			4	0	1	0	0	0	3				
Joe Adcock, R OBP: 0.344, SLG: 0.474	F7			K	FC6-4		FC6-4			4	0	0	0	0	1	4				
Del Crandall, R OBP: 0.296, SLG: 0.406		P3		E6		K		F7		4	0	0	0	0	1	0				
Johnny Logan, R OBP: 0.408, SLG: 0.489		L7			WP	1B		F8		3	1	1	0	1	0	0				
Lee Maye, L OBP: 0.462, SLG: 0.417		P5			BB	1B		6-3		4	0	1	1	0	0	2				
Felix Mantilla, R OBP: 0.243, SLG: 0.206			K		6-3	FC5-4			HR	3	0	0	0	0	1	1				
Stan Lopata, R OBP: 0.121, SLG: 0.065									BB	0	0	0	0	1	0	0				
Lew Burdette, R OBP: 0.219, SLG: 0.246										0	1	0	0	0	0	0				
Warren Spahn, L OBP: 0.258, SLG: 0.339			HR		1B	G3			K	4	2	2	1	0	1	2				
Inning Stats	R: 0 E: 0 K: 0 S: 3	H: 0 LOB: 1 BB: 1 P: 7	R: 0 E: 0 K: 0 S: 3	H: 0 LOB: 0 BB: 0 P: 3	R: 1 E: 0 K: 1 S: 6	H: 1 LOB: 0 BB: 0 P: 6	R: 0 E: 1 K: 1 S: 6	H: 0 LOB: 2 BB: 1 P: 10	R: 1 E: 0 K: 0 S: 5	H: 2 LOB: 1 BB: 0 P: 7	R: 0 E: 0 K: 0 S: 3	H: 1 LOB: 1 BB: 1 P: 7	R: 0 E: 0 K: 0 S: 3	H: 0 LOB: 0 BB: 0 P: 3	R: 2 E: 0 K: 1 S: 4	H: 1 LOB: 1 BB: 1 P: 8	1B: 5 2B: 0 3B: 0 HR: 2	SF: 0 SAC: 0 DP: 1 HBP: 0	WP: 1 PB: 0 CS: 0	PA: 37
PITCHER Jim O'Toole, L ERA: 5.93	IP: 8.1 WLS: L BF: 37 H: 7 R: 5 ER: 5 SO: 4 BB: 5 IBB: 0 HBP: 0 BLK: 0 WP: 1 HR: 2 S: 40 P: 60 ERA: 5.40 WHIP: 1.440															PITCHER				

Cincinnati Redlegs @ Milwaukee Braves
Milwaukee County Stadium, Milwaukee, WI
Wed Jul 22 1959, 8:05 PM EDT
Att: 18,843 - Unknown

AB 32
R 5
H 7
RBI 5
BB 5
SO 4
LOB 14



Batter	1	2	3	4	5	6	7	8	9	AB	R	H	RBI	BB	SO	LOB	TOP				
Roberto Clemente, R OBP: 0.303, SLG: 0.389 (1, 9)			 2B					 5-3		4	0	1	0	0	2	2	Pittsburgh Pirates @ Milwaukee Braves Milwaukee County Stadium, Milwaukee, WI Fri Jul 24, 1959, 8:05 PM EDT Att: 27,708 - Unknown				
Dick Groat, R OBP: 0.317, SLG: 0.374 (1, 6)	 P2					 1-3				4	0	0	0	0	2	1					
Bob Skinner, L OBP: 0.344, SLG: 0.417 (1, 7)	 5-3		 1-3			 BB				4	0	1	0	0	1	1					
Dick Stuart, R OBP: 0.387, SLG: 0.558 (1, 3)		 F9				 FC4		 F4		3	0	0	0	1	1	0					
Don Hoak, R OBP: 0.368, SLG: 0.430 (1, 5)		 2B		 6-3		 BB			 P3	4	0	1	0	0	1	2					
Bill Mazaroski, R OBP: 0.301, SLG: 0.371 (1, 4)		 5-3				 FC4			 F7	4	0	0	0	0	1	3					
Roman Mejias, R OBP: 0.302, SLG: 0.311 (1, 8)		 BB						 F9		3	0	0	0	1	2	0					
Danny Kravitz, L OBP: 0.336, SLG: 0.443 (1, 2)		 F6								3	0	1	0	0	1	2					
Harvey Haddix, L OBP: 0.211, SLG: 0.222 (1, 1)										1	0	0	0	1	1	0					
Ron Blackburn, R OBP: 0.200, SLG: 0.800 (5, 1)										0	0	0	0	0	0	0					
Harry Bright, R OBP: 0.325, SLG: 0.528 (7, PH)										1	0	0	0	0	0	1					
Bennie Daniels, L OBP: 0.400, SLG: 0.412 (7, 1)							 BB			0	0	0	0	0	0	0					
Inning Stats	R: 0 E: 0 K: 1 S: 5	H: 0 LOB: 0 BB: 0 P: 5	R: 0 E: 0 K: 0 S: 4	H: 1 LOB: 2 BB: 1 P: 8	R: 0 E: 0 K: 2 S: 8	H: 1 LOB: 1 BB: 0 P: 8	R: 0 E: 0 K: 2 S: 7	H: 0 LOB: 0 BB: 0 P: 7	R: 0 E: 0 K: 3 S: 9	H: 0 LOB: 1 BB: 1 P: 13	R: 0 E: 0 K: 1 S: 6	H: 1 LOB: 2 BB: 1 P: 10	R: 0 E: 0 K: 0 S: 4	H: 1 LOB: 1 BB: 0 P: 4	R: 0 E: 0 K: 2 S: 7	H: 0 LOB: 0 BB: 0 P: 7	R: 0 E: 0 K: 1 S: 5	H: 0 LOB: 0 BB: 0 P: 5	1B: 2 2B: 2 3B: 0 HR: 0	SF: 0 SAC: 0 DP: 0 HBP: 0	WP: 0 PA: 34
PITCHER Juan Pizarro, L ERA: 3.86 (1, 1)	IP: 9.0 WLS: W BF: 34 H: 4 R: 0 ER: 0 SO: 12 BB: 3 IBB: 0 HBP: 0 BLK: 0 WP: 0 HR: 0 S: 55 P: 67 ERA: 0.00 WHIP: 0.778															PITCHER					

Batter	1	2	3	4	5	6	7	8	9	AB	R	H	RBI	BB	SO	LOB	BOTTOM		
Bobby Avila, R OBP: 0.310, SLG: 0.333 (1, 4)		 1B			 SH1-4					5	1	2	0	0	3	1	Pittsburgh Pirates @ Milwaukee Braves Milwaukee County Stadium, Milwaukee, WI Fri Jul 24, 1959, 8:05 PM EDT Att: 27,708 - Unknown		
Bill Bruton, L OBP: 0.338, SLG: 0.418 (1, 8)	 HR				 SH1-4	 F4		 2B		3	2	1	0	1	1	2			
Hank Aaron, R OBP: 0.406, SLG: 0.668 (1, 9)	 F3		 5-3		 BB	 IBB		 2B		4	1	2	2	1	0	1			
Joe Adcock, R OBP: 0.347, SLG: 0.489 (1, 3)					 BB	 1B		 2B		4	2	2	3	0	1	1			
Frank Torre, L OBP: 0.322, SLG: 0.339 (8, 3)	 HR				 2B	 1B				1	0	0	0	0	1	1			
Johnny Logan, R OBP: 0.405, SLG: 0.481 (1, 6)			 1B		 2B	 BB		 FC6-2		3	1	1	0	1	1	1			
Del Crandall, R OBP: 0.293, SLG: 0.402 (1, 2)	 2-3		 5-3		 SF8	 1B		 FC6-4		3	0	1	1	0	0	2			
Andy Pafko, R OBP: 0.309, SLG: 0.326 (1, 7)				 F9	 2B		 FC6-4			4	0	1	2	0	1	2			
Felix Mantilla, R OBP: 0.240, SLG: 0.198 (1, 5)		 FC5-8		 6-3	 F6			 F8		3	0	0	0	1	0	1			
Juan Pizarro, L OBP: 0.172, SLG: 0.111 (1, 1)		 FC5-6		 F6		 F8		 2B		4	1	1	0	0	0	1			
Inning Stats	R: 2 E: 0 K: 2 S: 9	H: 1 LOB: 1 BB: 1 P: 13	R: 0 E: 0 K: 2 S: 8	H: 1 LOB: 2 BB: 1 P: 12	R: 0 E: 0 K: 1 S: 6	H: 1 LOB: 0 BB: 0 P: 6	R: 0 E: 0 K: 0 S: 3	H: 0 LOB: 0 BB: 0 P: 3	R: 4 E: 0 K: 0 S: 6	H: 3 LOB: 1 BB: 2 P: 14	R: 0 E: 0 K: 1 S: 5	H: 0 LOB: 0 BB: 0 P: 5	R: 0 E: 0 K: 0 S: 5	H: 2 LOB: 2 BB: 0 P: 5	R: 2 E: 0 K: 2 S: 10	H: 3 LOB: 1 BB: 0 P: 10	1B: 7 2B: 3 3B: 0 HR: 1	SF: 1 SAC: 1 DP: 0 HBP: 0	WP: 2 PA: 40
PITCHER Harvey Haddix, L ERA: 3.12 (1, 1)	IP: 4.2 WLS: L BF: 25 H: 6 R: 6 ER: 6 SO: 5 BB: 3 IBB: 0 HBP: 0 BLK: 0 WP: 1 HR: 1 S: 31 P: 47 ERA: 11.57 WHIP: 1.929															PITCHER			
Ron Blackburn, R ERA: 3.56 (5, 1)	IP: 1.1 WLS: 4 BF: 0 H: 0 R: 0 ER: 0 SO: 1 BB: 0 IBB: 0 HBP: 0 BLK: 0 WP: 0 HR: 6 S: 6 P: 6 ERA: 0.00 WHIP: 0.000																		
Bennie Daniels, R ERA: 5.74 (7, 1)	IP: 2.0 WLS: 11 BF: 5 H: 2 R: 2 ER: 2 SO: 2 BB: 0 IBB: 0 HBP: 0 BLK: 0 WP: 1 HR: 15 S: 15 P: 15 ERA: 9.00 WHIP: 2.500																		

Batter	1	2	3	4	5	6	7	8	9	AB	R	H	RBI	BB	SO	LOB	TOP			
Roberto Clemente, R OBP: 0.302, SLG: 0.386 (1, 9)	0-0 4-3		0-0 1-3 1B			0-0 4-3		0-0 6-4-5-3		4	0	1	0	0	0	1				
Dick Groat, R OBP: 0.314, SLG: 0.370 (1, 6)	0-0 F7		0-0 5-3			0-0 P3		0-0 5-3		4	0	0	0	0	0	3				
Bob Skinner, L OBP: 0.343, SLG: 0.414 (1, 7)	0-0 2-3			4-0 6-3 BB		0-0 4-3			0-3 K	3	0	0	0	1	1	0				
Dick Stuart, R OBP: 0.382, SLG: 0.550 (1, 3)		0-0 4-3		0-0 6-3			0-0 L6		0-0 F7	4	0	0	0	0	0	1				
Danny Kravitz, L OBP: 0.325, SLG: 0.429 (1, 2)		0-0 6-3		0-0 F3			0-0 3-1		0-0 F9	4	0	0	0	0	0	1				
Bill Mazerowski, R OBP: 0.301, SLG: 0.370 (1, 4)		0-0 6-3		0-0 5-3			0-0 FC6-4 1B			3	0	1	0	0	0	1				
Don Hoak, R OBP: 0.365, SLG: 0.426 (1, 5)			0-3 K		0-0 F7		0-0 FC6-4 1-2			3	0	0	0	0	1	1				
Bill Virdon, L OBP: 0.286, SLG: 0.322 (1, 8)			0-0 F8		0-0 4-3			0-0 F2		3	0	0	0	0	0	0				
Vern Law, R OBP: 0.203, SLG: 0.258 (1, 1)			0-0 1B		0-0 F8			0-0 2B		2	0	1	0	0	0	0				
Rocky Nelson, L OBP: 0.365, SLG: 0.424 (8, PH)										1	0	1	0	0	0	0				
Bob Porterfield, R (8, 1)										0	0	0	0	0	0	0				
Inning Stats	R: 0 E: 0 K: 0 S: 3	H: 0 LOB: 0 BB: 0 P: 3	R: 0 E: 0 K: 0 S: 3	H: 0 LOB: 0 BB: 0 P: 3	R: 0 E: 0 K: 1 S: 7	H: 2 LOB: 2 BB: 0 P: 7	R: 0 E: 0 K: 0 S: 3	H: 0 LOB: 1 BB: 1 P: 7	R: 0 E: 0 K: 0 S: 3	H: 0 LOB: 0 BB: 0 P: 3	R: 0 E: 0 K: 0 S: 4	H: 1 LOB: 1 BB: 0 P: 4	R: 0 E: 0 K: 0 S: 4	H: 1 LOB: 1 BB: 0 P: 4	R: 0 E: 0 K: 1 S: 5	H: 0 LOB: 0 BB: 0 P: 5	1B: 3 2B: 1 3B: 0 HR: 0	SF: 0 SAC: 0 DP: 0 HBP: 0	WP: 0 PB: 0 SB: 0 CS: 0	PA: 32
PITCHER Lew Burdette, R ERA: 3.89 (1, 1)	IP: 9.0 WLS: W BF: 32 H: 4 R: 0 ER: 0 SO: 2 BB: 1 IBB: 0 HBP: 0 BLK: 0 WP: 0 HR: 0 S: 35 P: 39 ERA: 0.00 WHIP: 0.556															PITCHER				

Pittsburgh Pirates @ Milwaukee Braves
Milwaukee County Stadium, Milwaukee, WI

AB 31
R 0
H 4
RBI 0
BB 1
SO 2
LOB 8



WP: 0
PB: 0
SB: 0
CS: 0

Sat Jul 25 1959, 4:33 AM EDT
Att: 25,295 - Unknown

Batter	1	2	3	4	5	6	7	8	9	AB	R	H	RBI	BB	SO	LOB	BOTTOM			
Bobby Avila, R OBP: 0.308, SLG: 0.324 (1, 4)	0-0 F8		4-0 BB		0-0 F9			0-0 F8		3	0	0	0	1	0	0				
Bill Bruton, L OBP: 0.333, SLG: 0.413 (1, 8)	0-0 F8		0-0 F5			0-0 F9		0-3 K		4	0	0	0	0	1	2				
Hank Aaron, R OBP: 0.410, SLG: 0.670 (1, 5)	0-0 F9			0-0 1B G6-4-3		1-0 G4-6-3 HBP		0-0 2B		3	1	2	0	0	0	0				
Joe Adcock, R OBP: 0.345, SLG: 0.484 (1, 3)		0-0 6-3		0-0 G6-4-3 1B		0-0 G4-6-3 1-2		0-0 F9		4	0	1	0	0	0	2				
Wes Covington, L OBP: 0.336, SLG: 0.397 (1, 7)		0-0 P4		0-0 G6-4-3 1-2 3-H			0-0 SF9 1B			3	1	1	0	0	0	1				
Lee Maye, L OBP: 0.368, SLG: 0.333 (1, 9)		0-0 F9		0-0 P6			0-3 K			3	0	0	0	0	1	1				
Johnny Logan, R OBP: 0.408, SLG: 0.498 (1, 6)			0-0 2B		0-0 HR		0-0 E1			3	1	2	1	0	0	1				
Del Crandall, R OBP: 0.290, SLG: 0.399 (1, 2)			0-0 6-3		0-0 6-3		0-0 SF9			2	0	0	1	0	0	1				
Lew Burdette, R OBP: 0.209, SLG: 0.234 (1, 1)			0-0 1-3		0-0 F7		0-0 P4			3	0	0	0	0	0	2				
Inning Stats	R: 0 E: 0 K: 0 S: 3	H: 0 LOB: 0 BB: 0 P: 3	R: 0 E: 0 K: 0 S: 3	H: 0 LOB: 0 BB: 0 P: 3	R: 0 E: 0 K: 0 S: 4	H: 1 LOB: 2 BB: 1 P: 8	R: 1 E: 0 K: 0 S: 4	H: 2 LOB: 0 BB: 0 P: 4	R: 1 E: 0 K: 0 S: 4	H: 1 LOB: 0 BB: 0 P: 4	R: 0 E: 0 K: 0 S: 2	H: 0 LOB: 0 BB: 0 P: 3	R: 1 E: 2 K: 1 S: 7	H: 1 LOB: 1 BB: 0 P: 7	R: 0 E: 0 K: 1 S: 6	H: 1 LOB: 1 BB: 0 P: 6	1B: 3 2B: 2 3B: 0 HR: 1	SF: 1 SAC: 0 DP: 2 HBP: 1	WP: 0 PB: 0 SB: 0 CS: 0	PA: 31
PITCHER Vern Law, R ERA: 3.44 Bob Porterfield, R ERA: 6.6 (8, 1)	IP: 7.0 WLS: L BF: 27 H: 5 R: 3 ER: 2 SO: 1 BB: 1 IBB: 0 HBP: 1 BLK: 0 WP: 0 HR: 1 S: 27 P: 32 ERA: 2.57 WHIP: 0.857															PITCHER				

Pittsburgh Pirates @ Milwaukee Braves
Milwaukee County Stadium, Milwaukee, WI

AB 28
R 3
H 6
RBI 2
BB 1
SO 2
LOB 10



WP: 0
PB: 0
SB: 0
CS: 0

Sat Jul 25 1959, 4:33 AM EDT
Att: 25,295 - Unknown

Batter	1	2	3	4	5	6	7	8	9	AB	R	H	RBI	BB	SO	LOB	TOP			
Roberto Clemente, R OBP: 0.297, SLG: 0.378 (1, 9)	1-3		5-3			5-3		1-3		4	0	0	0	0	0	0	Pittsburgh Pirates @ Milwaukee Braves Milwaukee County Stadium, Milwaukee, WI Sun Jul 26 1959, 4:33 AM EDT Unknown			
Dick Groat, R OBP: 0.313, SLG: 0.371 (1, 6)	F6		6-3			F7		2B		4	0	1	0	0	0	0				
Bob Skinner, L OBP: 0.342, SLG: 0.410 (1, 7)	FC5-4 BB			4-3		1-3		L4		3	0	0	0	1	0	1				
Dick Stuart, R OBP: 0.381, SLG: 0.543 (1, 3)	FC5-4 1-2			K				F8	FC1-4 BB	3	0	0	0	1	1	1				
Smoky Burgess, L OBP: 0.351, SLG: 0.517 (1, 2)		1-3		L3				3-1	K	4	0	0	0	0	1	1				
Bill Mazerowski, R OBP: 0.303, SLG: 0.372 (1, 4)					K				FC1-4 FC6-4 1-2	4	0	2	0	0	1	1				
Don Hoak, R OBP: 0.369, SLG: 0.428 (1, 5)									FC6-4 1-2	3	0	2	0	1	0	1				
Bill Virdon, L OBP: 0.284, SLG: 0.320 (7, PH) Harry Bright, R OBP: 0.317, SLG: 0.514 (7, PH) Roman Mejias, R OBP: 0.302, SLG: 0.311 (7, 8)										2	0	0	0	0	0	2				
Bob Friend, R OBP: 0.234, SLG: 0.200 (8, PH) Dick Schofield, S OBP: 0.276, SLG: 0.269 (8, PH) Bob Porterfield, R OBP: 0.302, SLG: 0.311 (8, 1)										1	0	0	0	0	0	2				
										0	0	0	0	0	0	0				
Inning Stats	R: 0 E: 0 K: 0 S: 3	H: 0 LOB: 1 BB: 1 P: 7	R: 0 E: 0 K: 0 S: 3	H: 1 LOB: 1 BB: 1 P: 7	R: 0 E: 0 K: 1 S: 5	H: 0 LOB: 0 BB: 0 P: 5	R: 0 E: 0 K: 1 S: 5	H: 0 LOB: 0 BB: 0 P: 5	R: 0 E: 0 K: 1 S: 6	H: 1 LOB: 1 BB: 0 P: 6	R: 0 E: 0 K: 0 S: 3	H: 2 LOB: 2 BB: 0 P: 5	R: 0 E: 0 K: 0 S: 4	H: 1 LOB: 1 BB: 0 P: 4	R: 0 E: 0 K: 1 S: 5	H: 0 LOB: 1 BB: 1 P: 9	1B: 4 2B: 1 3B: 0 HR: 0	SF: 0 SAC: 0 DP: 0 HBP: 0	WP: 0 PB: 0 CS: 0	PA: 34
PITCHER Warren Spahn, L ERA: 2.86 (1, 1)	IP: 9.0 WLS: W BF: 34 H: 5 R: 0 ER: 0 SO: 4 BB: 3 IBB: 0 HBP: 0 BLK: 0 WP: 0 HR: 0 S: 39 P: 51 ERA: 0.00 WHIP: 0.889																			

Batter	1	2	3	4	5	6	7	8	9	AB	R	H	RBI	BB	SO	LOB	BOTTOM			
Bobby Avila, R OBP: 0.306, SLG: 0.321 (1, 4)	5-3				4-3			6-3		4	0	1	1	0	0	0	Pittsburgh Pirates @ Milwaukee Braves Milwaukee County Stadium, Milwaukee, WI Sun Jul 26 1959, 4:33 AM EDT Unknown			
Bill Bruton, L OBP: 0.335, SLG: 0.414 (1, 8)		1-2 2-H 1B						3-1		4	1	2	0	0	0	2				
Hank Aaron, R OBP: 0.408, SLG: 0.666 (1, 5)	5-3				L5			3-1 SH1 1B		4	0	1	0	0	0	2				
Joe Adcock, R OBP: 0.345, SLG: 0.481 (1, 3)					F8			SH1	1-2	3	0	1	1	0	0	0				
Wes Covington, L OBP: 0.332, SLG: 0.391 (1, 7)	F6				F7			3-1	2-3	4	0	0	0	0	0	2				
Lee Maye, L OBP: 0.304, SLG: 0.273 (1, 9)					F8			F7		4	1	0	0	0	0	2				
Johnny Logan, R OBP: 0.410, SLG: 0.509 (1, 6)					5-3					2	2	1	2	1	0	0				
Stan Lopata, R OBP: 0.111, SLG: 0.059 (1, 2)										3	0	0	0	0	1	1				
Warren Spahn, L OBP: 0.261, SLG: 0.328 (1, 1)					6-3			4-3		2	0	0	0	1	0	0				
Inning Stats	R: 1 E: 0 K: 0 S: 5	H: 2 LOB: 1 BB: 0 P: 5	R: 1 E: 0 K: 0 S: 4	H: 1 LOB: 2 BB: 2 P: 12	R: 0 E: 0 K: 1 S: 3	H: 0 LOB: 0 BB: 0 P: 3	R: 0 E: 0 K: 1 S: 5	H: 0 LOB: 0 BB: 0 P: 5	R: 0 E: 1 K: 0 S: 5	H: 1 LOB: 0 BB: 0 P: 5	R: 0 E: 0 K: 0 S: 3	H: 0 LOB: 0 BB: 0 P: 3	R: 0 E: 0 K: 0 S: 4	H: 1 LOB: 1 BB: 0 P: 4	R: 0 E: 0 K: 0 S: 4	H: 1 LOB: 1 BB: 0 P: 4	1B: 5 2B: 0 3B: 0 HR: 1	SF: 0 SAC: 1 DP: 0 HBP: 0	WP: 0 PB: 0 CS: 0	PA: 33
PITCHER Bob Friend, R ERA: 4.73 (1, 1) Bob Porterfield, R ERA: 6.39 (8, 1)	IP: 7.0 WLS: L BF: 29 H: 5 R: 4 ER: 2 SO: 1 BB: 2 IBB: 0 HBP: 0 BLK: 0 WP: 0 HR: 1 S: 29 P: 37 ERA: 2.57 WHIP: 1.000																			

Batter	1	2	3	4	5	6	7	8	9	AB	R	H	RBI	BB	SO	LOB	TOP		
Dick Schofield, S OBP: 0.275, SLG: 0.259 (1, 4)	4-0 FC6-4 BB		0-3 K		0-0 3-1		0-0 5-3			3	0	0	0	1	1	1	Pittsburgh Pirates @ Milwaukee Braves Milwaukee County Stadium, Milwaukee, WI Sun Jul 26 1959, 4:38 AM EDT Att: 39,420 - Unknown		
Roberto Clemente, R OBP: 0.291, SLG: 0.371 (1, 9)	0-0 FC6-4 CS		0-0 4-3		0-0 F8			0-0 L1		4	0	0	0	0	0	2			
Rocky Nelson, L OBP: 0.359, SLG: 0.413 (1, 7) (8, 3)	0-0 F8			0-0 G3	0-0 FC4-6 1B			0-0 E4 FC3-6		4	0	1	0	0	0	1			
Ted Kluszewski, L OBP: 0.297, SLG: 0.430 Roman Mejias, R OBP: 0.302, SLG: 0.311 (8, PR) (8, 7)		0-0 3-1		0-3 K	0-0 FC4-6			0-0 FC3-6		4	0	0	0	0	1	2			
Danny Kravitz, L OBP: 0.323, SLG: 0.418 (1, 2)		0-0 F8		4-0 E 1B BB			0-0 L9		0-0 F2	3	1	0	0	1	0	1			
Dick Groat, R OBP: 0.315, SLG: 0.373 (1, 6)		0-0 1B		0-0 E9 E 1B			0-0 6-3		0-0 6-3	4	0	2	0	0	0	0			
Don Hoak, R OBP: 0.368, SLG: 0.426 (1, 5)		0-0 1B		0-0 FC 1-3 3-H 4-0			0-0 4-3		0-3 K	4	0	1	0	0	1	1			
Bill Virdon, L OBP: 0.286, SLG: 0.320 (1, 8)			0-0 SH1-4 1B				0-3 K		0-0 G3	3	0	1	0	1	1	0			
George Witt, R Bob Skinner, L Roy Face, R (7, PH) (7, 1) OBP: 0.273, SLG: 0.273			0-0 SH1-4 1-2		0-0 1-3		0-0 4-3			1	0	0	0	0	0	3			
Inning Stats	R: 0 E: 0 K: 0 S: 2	H: 0 LOB: 0 BB: 1 P: 6	R: 0 E: 0 K: 0 S: 4	H: 2 LOB: 2 BB: 0 P: 4	R: 0 E: 0 K: 1 S: 6	H: 1 LOB: 1 BB: 0 P: 6	R: 1 E: 2 K: 1 S: 7	H: 1 LOB: 3 BB: 2 P: 15	R: 0 E: 0 K: 0 S: 4	H: 0 LOB: 0 BB: 0 P: 3	R: 0 E: 0 K: 1 S: 5	H: 0 LOB: 1 BB: 0 P: 5	R: 0 E: 1 K: 0 S: 4	H: 0 LOB: 1 BB: 0 P: 4	R: 0 E: 0 K: 1 S: 5	H: 0 LOB: 0 BB: 0 P: 5		1B: 5 2B: 0 3B: 0 HR: 0	SF: 0 SAC: 1 DP: 0 HBP: 0
PITCHER	IP WLS BF H R ER SO BB IBB HBP BLK WP HR S P ERA WHIP	7.0 W 28 5 1 0 3 2 1 0 0 0 0 0 31 43 0.00 1.000	2.0 S 7 0 0 0 1 0 0 0 0 0 0 9 9 0.00 0.000																

AB 31
R 1
H 5
RBI 0
BB 3
SO 4
LOB 11



Batter	1	2	3	4	5	6	7	8	9	AB	R	H	RBI	BB	SO	LOB	BOTTOM		
Bobby Avila, R OBP: 0.305, SLG: 0.319 (1, 4)	0-0 F8		0-3 K		0-0 1B		0-3 K			4	0	1	0	0	2	1	Pittsburgh Pirates @ Milwaukee Braves Milwaukee County Stadium, Milwaukee, WI Sun Jul 26 1959, 4:38 AM EDT Att: 39,420 - Unknown		
Bill Bruton, L OBP: 0.338, SLG: 0.413 (1, 8)	0-0 5-3			4-0 E 4-3 BB	0-0 F8		0-0 FC5 WP 1-2 1B			3	1	1	0	1	0	1			
Hank Aaron, R OBP: 0.411, SLG: 0.666 (1, 5) (9, 9)	0-0 L7			0-0 E7 1-3 1B			0-0 S 1B 1-2 2-3 IBB			3	0	2	0	1	0	0			
Joe Adcock, R OBP: 0.343, SLG: 0.492 (1, 3)		0-0 HR		0-0 4-3	0-0 F9 1-2		0-0 FC5 2-3			4	1	1	2	0	0	5			
Wes Covington, L OBP: 0.328, SLG: 0.386 (1, 7)		0-0 G3		0-0 P8 3-H		0-0 F8		0-0 6-3		4	0	0	0	0	0	2			
Lee Maye, L Felix Mantilla, R OBP: 0.370, SLG: 0.261 OBP: 0.240, SLG: 0.198 (1, 9) (9, 5)		4-0 CS BB		4-0 BB		4-0 FC6-4 BB		0-3 K		1	0	0	0	3	1	0			
Johnny Logan, R OBP: 0.405, SLG: 0.502 (1, 6)		0-0 F7 1-2		0-0 F6		0-0 FC6-4 1-2		0-3 K		4	0	0	0	0	1	5			
Del Crandall, R OBP: 0.288, SLG: 0.396 (1, 2)			0-0 F6		0-0 5-3		0-0 L6			3	0	0	0	0	0	0			
Bob Buhl, R Mickey Vernon, L Don McMahon, R (1, 1) (7, PH) (8, 1) OBP: 0.054, SLG: 0.054 OBP: 0.292, SLG: 0.397 OBP: 0.286, SLG: 0.167			0-3 K		0-3 K		4-0 WP 1B BB			2	0	0	0	0	2	0			
Inning Stats	R: 0 E: 0 K: 0 S: 3	H: 0 LOB: 0 BB: 0 P: 3	R: 1 E: 0 K: 0 S: 3	H: 1 LOB: 1 BB: 1 P: 7	R: 0 E: 0 K: 2 S: 7	H: 0 LOB: 0 BB: 0 P: 7	R: 1 E: 1 K: 0 S: 4	H: 1 LOB: 2 BB: 2 P: 12	R: 0 E: 0 K: 1 S: 6	H: 1 LOB: 1 BB: 0 P: 6	R: 0 E: 0 K: 0 S: 4	H: 1 LOB: 2 BB: 1 P: 8	R: 0 E: 0 K: 1 S: 6	H: 1 LOB: 3 BB: 2 P: 14	R: 0 E: 0 K: 2 S: 7	H: 0 LOB: 0 BB: 0 P: 7		1B: 4 2B: 0 3B: 0 HR: 1	SF: 0 SAC: 0 DP: 0 HBP: 0
PITCHER	IP WLS BF H R ER SO BB IBB HBP BLK WP HR S P ERA WHIP	6.0 L 25 4 2 2 3 4 0 0 0 1 0 27 43 3.00 1.333	2.0 9 1 0 0 3 1 1 0 0 1 0 13 21 0.00 1.000																

AB 28
R 2
H 5
RBI 2
BB 6
SO 6
LOB 14



Batter	1	2	3	4	5	6	7	8	9	AB	R	H	RBI	BB	SO	LOB	TOP							
Tony Taylor, R OBP: 0.325, SLG: 0.369 (1, 4)										4	1	1	1	1	1	2	Chicago Cubs @ Milwaukee Braves Milwaukee County Stadium, Milwaukee, WI Tue Jul 28 1959, 8:05 PM EDT Att: 28,940 - Unknown livebaseballscorecards.com							
Alvin Dark, R OBP: 0.316, SLG: 0.343 (1, 5)										5	0	0	0	0	0	3								
Art Schult, R OBP: 0.355, SLG: 0.370 (1, 3) (3, 7)										5	1	2	0	0	0	0								
14 Ernie Banks, R OBP: 0.366, SLG: 0.589 (1, 6)										5	1	2	1	0	0	1								
Bobby Thomson, R OBP: 0.333, SLG: 0.416 (1, 7) (3, 9)										3	1	2	0	1	1	1								
Earl Averill, R OBP: 0.308, SLG: 0.514 Sammy Taylor, L OBP: 0.315, SLG: 0.376 (6, PH) (6, 2)										2	0	1	1	0	0	0								
Lee Walls, R OBP: 0.339, SLG: 0.388 Jim Marshall, L OBP: 0.331, SLG: 0.404 (3, PH) (3, 3)										1	0	1	0	0	0	0								
George Altman, L OBP: 0.310, SLG: 0.349 (1, 8)										3	0	1	1	1	1	2								
Glen Hobbie, R OBP: 0.176, SLG: 0.163 Bill Henry, L OBP: 0.190, SLG: 0.150 (6, 1) (6, 1)										2	0	0	0	0	2	2								
										1	0	0	0	0	2									
Inning Stats	R: 2 E: 0 K: 1 S: 7	H: 3 LOB: 0 BB: 7	R: 0 E: 0 K: 1 S: 6	H: 1 LOB: 3 BB: 14	R: 1 E: 0 K: 0 S: 4	H: 2 LOB: 1 BB: 8	R: 0 E: 0 K: 2 S: 7	H: 0 LOB: 0 BB: 0	R: 0 E: 0 K: 0 S: 3	H: 0 LOB: 0 BB: 3	R: 2 E: 1 K: 0 S: 6	H: 3 LOB: 1 BB: 0 P: 6	R: 0 E: 0 K: 0 S: 3	H: 0 LOB: 0 BB: 0	R: 0 E: 0 K: 0 S: 5	H: 2 LOB: 2 BB: 5	R: 0 E: 0 K: 1 S: 6	H: 1 LOB: 1 BB: 6	1B: 9 2B: 3 3B: 0 HR: 1	SF: 0 SAC: 1 DP: 2 HBP: 0	WP: 1 PB: 0 SB: 0 CS: 0	PA: 40		
PITCHER	IP WLS BF H R ER SO BB IBB HBP BLK WP HR S P ERA WHIP																							
Juan Pizarro, L ERA: 4.08 Carl Willey, R ERA: 4.52 Bob Trowbridge, R ERA: 4.56	(1, 1) (3, 1) (7, 1)	2.1 3.2 3.0	L	15 13 12	6 3 3	3 2 0	2 2 0	2 2 1	3 0 0	0 0 0	0 0 0	0 0 0	0 0 0	1 17 14	16 17 14	28 17 14	11.57 4.91 0.00	3.857 0.818 1.000						

Batter	1	2	3	4	5	6	7	8	9	AB	R	H	RBI	BB	SO	LOB	BOTTOM							
Bobby Avila, R OBP: 0.292, SLG: 0.320 (1, 4)										5	0	0	0	0	0	0	Chicago Cubs @ Milwaukee Braves Milwaukee County Stadium, Milwaukee, WI Tue Jul 28 1959, 8:05 PM EDT Att: 28,940 - Unknown livebaseballscorecards.com							
Bill Bruton, L OBP: 0.339, SLG: 0.410 Stan Lopata, R OBP: 0.108, SLG: 0.057 (8, PH) (8, 8)										3	1	2	0	1	1	0								
Hank Aaron, R OBP: 0.406, SLG: 0.655 (9, 9)										4	0	1	0	0	0	3								
Joe Adcock, R OBP: 0.339, SLG: 0.482 (1, 3)										4	0	1	1	0	0	3								
Wes Covington, L OBP: 0.325, SLG: 0.389 Felix Mantilla, R OBP: 0.240, SLG: 0.198 (8, PR) (9, 5)										4	1	1	0	0	2	1								
Lee Maye, L OBP: 0.382, SLG: 0.333 Andy Pafko, R OBP: 0.305, SLG: 0.322 (8, PH) (9, 7)										3	1	2	1	0	0	0								
Johnny Logan, R OBP: 0.399, SLG: 0.491 (1, 6)										4	0	0	0	0	1	3								
Del Crandall, R OBP: 0.296, SLG: 0.399 (1, 2)										3	1	1	1	1	0	2								
Juan Pizarro, L OBP: 0.167, SLG: 0.107 Carl Willey, R OBP: 0.111, SLG: 0.148 Frank Torre, L OBP: 0.320, SLG: 0.337 Bob Trowbridge, R (7, 1) Mel Roach, R OBP: 0.152, SLG: 0.097 (8, PH)										1	0	0	0	0	0	1								
										1	0	1	1	0	0	0								
										1	0	0	0	0	0	0								
										1	0	0	0	0	0	0								
Inning Stats	R: 1 E: 0 K: 0 S: 4	H: 1 LOB: 1 BB: 1 P: 8	R: 0 E: 0 K: 0 S: 3	H: 0 LOB: 1 BB: 1 P: 7	R: 0 E: 0 K: 1 S: 6	H: 1 LOB: 1 BB: 0 P: 6	R: 2 E: 1 K: 1 S: 7	H: 3 LOB: 1 BB: 0 P: 7	R: 0 E: 0 K: 0 S: 4	H: 1 LOB: 1 BB: 0 P: 4	R: 1 E: 0 K: 1 S: 7	H: 2 LOB: 1 BB: 0 P: 7	R: 0 E: 0 K: 0 S: 4	H: 1 LOB: 1 BB: 0 P: 4	R: 0 E: 0 K: 1 S: 6	H: 0 LOB: 0 BB: 0 P: 6	R: 0 E: 0 K: 0 S: 3	H: 0 LOB: 0 BB: 0 P: 3	1B: 7 2B: 2 3B: 0 HR: 0	SF: 0 SAC: 0 DP: 0 HBP: 0	WP: 0 PB: 1 SB: 0 CS: 0	PA: 38		
PITCHER	IP WLS BF H R ER SO BB IBB HBP BLK WP HR S P ERA WHIP																							
Glen Hobbie, R ERA: 3.22 Bill Henry, L ERA: 2.55	(1, 1) (6, 1)	5.2 3.1	W S	26 12	8 1	4 0	2 0	3 1	0 0	0 0	0 1	0 0	0 1	0 1	0 1	0 1	0.00 0.300	1.765 0.300						

Batter	1	2	3	4	5	6	7	8	9	AB	R	H	RBI	BB	SO	LOB	TOP										
Tony Taylor, R OBP: 0.325, SLG: 0.368 (1, 4)										4	1	1	0	0	1	2	Chicago Cubs @ Milwaukee Braves Milwaukee County Stadium, Milwaukee, WI Wed Jul 29 1959, 8:05 PM EDT Att: 21,236 - Unknown										
Alvin Dark, R OBP: 0.317, SLG: 0.342 (1, 5)										4	1	1	0	0	0	1											
Jim Marshall, L OBP: 0.324, SLG: 0.393 (1, 3)										4	0	0	0	0	0	2											
14 Ernie Banks, R OBP: 0.370, SLG: 0.605 (1, 6)										3	2	2	4	1	0	0											
Walt Moryn, L OBP: 0.312, SLG: 0.362 (1, 7)										4	0	1	0	0	0	1											
Bobby Thomson, R OBP: 0.329, SLG: 0.409 (1, 9)										4	0	0	0	0	0	2											
Sammy Taylor, L OBP: 0.313, SLG: 0.387 (1, 2)										4	1	1	1	0	0	0											
George Altman, L OBP: 0.309, SLG: 0.347 (1, 8)										4	0	1	0	0	0	0											
Dave Hillman, R Art Schull, R Moe Drabowsky, R Irv Noren, L Elmer Singleton, R Dale Long, L OBP: 0.285, SLG: 0.163 (5, PH) OBP: 0.344, SLG: 0.307 (5, PH) OBP: 0.198, SLG: 0.167 (7, PH) OBP: 0.315, SLG: 0.328 (7, PH) OBP: 0.370, SLG: 0.490 (9, PH)										1	0	1	0	0	0	0											
Inning Stats	R: 0 E: 0 K: 1 S: 5	H: 0 LOB: 0 BB: 0 P: 5	R: 0 E: 0 K: 0 S: 3	H: 0 LOB: 0 BB: 0 P: 3	R: 0 E: 0 K: 0 S: 4	H: 1 LOB: 1 BB: 0 P: 4	R: 1 E: 0 K: 0 S: 5	H: 2 LOB: 1 BB: 0 P: 5	R: 0 E: 0 K: 0 S: 3	H: 0 LOB: 0 BB: 0 P: 3	R: 3 E: 0 K: 0 S: 6	H: 3 LOB: 0 BB: 0 P: 6	R: 1 E: 0 K: 1 S: 7	H: 2 LOB: 1 BB: 0 P: 7	R: 0 E: 0 K: 0 S: 3	H: 0 LOB: 1 BB: 1 P: 7	R: 0 E: 0 K: 1 S: 5	H: 0 LOB: 0 BB: 0 P: 5	1B: 5 2B: 0 3B: 0 HR: 3	SF: 0 SAC: 0 DP: 0 HBP: 0	WP: 0 PB: 0 SB: 0 CS: 0	PA: 36					
PITCHER	IP	WLS	BF	H	R	ER	SO	BB	IBB	HBP	BLK	WP	HR	S	P	ERA	WHIP										
Lew Burdette, R ERA: 4.0 (1, 1)	6.0	W	26	8	5	5	1	0	0	0	0	0	3	28	28	7.50	1.333										
Don McMahon, R ERA: 2.3 (7, 1)	3.0	S	10	0	0	0	2	1	0	0	0	0	0	13	17	0.00	0.333										

Batter	1	2	3	4	5	6	7	8	9	AB	R	H	RBI	BB	SO	LOB	BOTTOM										
Bobby Avila, R OBP: 0.291, SLG: 0.312 (1, 4)										3	1	0	0	1	0	1	Chicago Cubs @ Milwaukee Braves Milwaukee County Stadium, Milwaukee, WI Wed Jul 29 1959, 8:05 PM EDT Att: 21,236 - Unknown										
Eddie Mathews, L OBP: 0.381, SLG: 0.596 Frank Torre, L OBP: 0.319, SLG: 0.335 (1, 5) (8, 3)										2	2	0	0	2	0	1											
Hank Aaron, R OBP: 0.409, SLG: 0.671 (1, 9)										4	3	3	3	0	0	1											
Joe Adcock, R OBP: 0.342, SLG: 0.498 Felix Mantilla, R OBP: 0.240, SLG: 0.198 (1, 3) (7, PR) (8, 5)										4	0	2	1	0	0	2											
Wes Covington, L OBP: 0.331, SLG: 0.391 (1, 7)										4	0	2	2	0	2	1											
Johnny Logan, R OBP: 0.394, SLG: 0.484 (1, 6)										4	0	0	0	0	0	3											
Bill Bruton, L OBP: 0.340, SLG: 0.411 (1, 8)										4	1	2	0	0	0	4											
Del Crandall, R OBP: 0.293, SLG: 0.394 (1, 2)										4	0	0	0	0	0	2											
Lew Burdette, R OBP: 0.214, SLG: 0.239 Don McMahon, R OBP: 0.375, SLG: 0.286 (1, 1) (7, 1)										3	0	1	1	0	1	1											
Inning Stats	R: 2 E: 0 K: 1 S: 6	H: 1 LOB: 1 BB: 1 P: 10	R: 0 E: 0 K: 1 S: 6	H: 1 LOB: 0 BB: 0 P: 6	R: 1 E: 0 K: 1 S: 7	H: 2 LOB: 1 BB: 0 P: 7	R: 1 E: 0 K: 0 S: 5	H: 2 LOB: 1 BB: 0 P: 5	R: 2 E: 1 K: 0 S: 5	H: 2 LOB: 1 BB: 1 P: 9	R: 0 E: 0 K: 0 S: 3	H: 0 LOB: 0 BB: 0 P: 3	R: 2 E: 0 K: 0 S: 5	H: 2 LOB: 2 BB: 1 P: 9	R: 0 E: 0 K: 0 S: 4	H: 1 LOB: 1 BB: 0 P: 4	1B: 7 2B: 1 3B: 1 HR: 2	SF: 0 SAC: 1 DP: 1 HBP: 0	WP: 0 PB: 0 SB: 1 CS: 0	PA: 38							
PITCHER	IP	WLS	BF	H	R	ER	SO	BB	IBB	HBP	BLK	WP	HR	S	P	ERA	WHIP										
Dave Hillman, R ERA: 3.38 (5, 1)	4.0	L	19	6	4	4	3	1	0	0	0	0	2	24	28	9.00	1.750										
Moe Drabowsky, R ERA: 4.39 (7, 1)	2.0		9	2	2	1	0	1	0	0	0	0	0	8	12	4.50	1.500										
Elmer Singleton, R ERA: 2.79 (7, 1)	2.0		10	3	2	2	0	1	0	0	0	0	0	9	13	9.00	2.000										



Batter	1	2	3	4	5	6	7	8	9	AB	R	H	RBI	BB	SO	LOB	TOP					
Tony Taylor, R OBP: 0.326, SLG: 0.369 (1, 4)	1-3		1-3							4	1	2	0	0	0	0	Chicago Cubs @ Milwaukee Braves Milwaukee County Stadium, Milwaukee, WI Thu Jul 30 1959, 8:05 PM EDT Att: 29,170 - Unknown					
Alvin Dark, R OBP: 0.317, SLG: 0.340 (1, 5)	L9			1-3						4	0	1	0	0	0	1						
Art Schult, R OBP: 0.306, SLG: 0.313 (1, 3)	F2			1-3						4	0	0	0	0	0	2						
14 Ernie Banks, R OBP: 0.367, SLG: 0.599 (1, 6)		6-3		4-3						4	0	0	0	0	0	1						
Bobby Thomson, R OBP: 0.329, SLG: 0.420 (1, 7)		F8								3	1	1	1	0	0	0						
Earl Averill, R OBP: 0.309, SLG: 0.509 (1, 2)					HR					3	0	1	0	0	1	0						
Lee Walls, R OBP: 0.336, SLG: 0.384 (1, 9)										3	0	0	0	0	0	1						
George Altman, L OBP: 0.306, SLG: 0.343 (1, 8)			G3							3	0	0	0	0	2	0						
Art Ceccarelli, R John Buzhardt, R Cal Nierman, R Moe Drabowsky, R Randy Jackson, R Don Elston, R (1, 1) (5, 1) (6, PH) (6, 1) (8, PH) (8, 1)			K							1	0	0	0	0	1	0						
Inning Stats	R: 0 E: 0 K: 0 S: 3	H: 0 LOB: 0 BB: 0 P: 3	R: 0 E: 0 K: 0 S: 4	H: 1 LOB: 1 BB: 0 P: 4	R: 0 E: 0 K: 1 S: 5	H: 0 LOB: 0 BB: 0 P: 5	R: 0 E: 0 K: 0 S: 3	H: 0 LOB: 0 BB: 0 P: 3	R: 1 E: 0 K: 2 S: 8	H: 1 LOB: 0 BB: 0 P: 8	R: 1 E: 0 K: 0 S: 4	H: 2 LOB: 0 BB: 0 P: 4	R: 0 E: 0 K: 0 S: 3	H: 0 LOB: 0 BB: 0 P: 3	R: 0 E: 0 K: 1 S: 5	H: 0 LOB: 0 BB: 0 P: 5	R: 0 E: 0 K: 0 S: 4	H: 1 LOB: 1 BB: 0 P: 4	1B: 4 2B: 0 3B: 0 HR: 1	SF: 0 SAC: 0 DP: 1 HBP: 0	WP: 0 PB: 0 SB: 0 CS: 0	PA: 31
PITCHER Warren Spahn, L ERA: 2.82 (1, 1)	IP: 9.0 WLS: W BF: 31 H: 5 R: 2 ER: 2 SO: 4 BB: 0 IBB: 0 HBP: 0 BLK: 0 WP: 0 HR: 1 S: 39 P: 39 ERA: 2.00 WHIP: 0.556																					

AB	31
R	2
H	5
RBI	1
BB	0
SO	4
LOB	5



Batter	1	2	3	4	5	6	7	8	9	AB	R	H	RBI	BB	SO	LOB	BOTTOM					
Bobby Avila, R OBP: 0.297, SLG: 0.313 (1, 4)	F9 1B BB		6-3	E5						3	1	1	0	1	0	1	Chicago Cubs @ Milwaukee Braves Milwaukee County Stadium, Milwaukee, WI Thu Jul 30 1959, 8:05 PM EDT Att: 29,170 - Unknown					
Felix Mantilla, R OBP: 0.240, SLG: 0.222 (1, 5)	E4 1B			F2						4	1	1	1	0	0	4						
Hank Aaron, R OBP: 0.408, SLG: 0.674 (1, 9)	F9			HR						4	1	1	1	0	0	2						
Joe Adcock, R OBP: 0.345, SLG: 0.498 (1, 3)	G5-4-3 1B			1B						4	0	2	1	0	1	0						
Johnny Logan, R OBP: 0.393, SLG: 0.491 (1, 6)	G5-4-3			L7						4	1	1	1	0	0	3						
Andy Pafko, R OBP: 0.303, SLG: 0.352 (1, 7)		5-3			F9					4	1	1	1	0	0	0						
Bill Bruton, L OBP: 0.342, SLG: 0.412 (1, 8)			K							4	0	2	0	0	2	0						
Del Crandall, R OBP: 0.292, SLG: 0.391 (1, 2)			F6							3	1	0	0	1	0	2						
Warren Spahn, L OBP: 0.260, SLG: 0.324 (1, 1)				4-3						4	0	1	0	0	2	1						
Inning Stats	R: 1 E: 1 K: 0 S: 4	H: 1 LOB: 1 BB: 1 P: 8	R: 0 E: 0 K: 1 S: 5	H: 0 LOB: 0 BB: 0 P: 5	R: 2 E: 0 K: 0 S: 6	H: 3 LOB: 1 BB: 0 P: 6	R: 1 E: 1 K: 1 S: 7	H: 1 LOB: 2 BB: 1 P: 11	R: 2 E: 0 K: 0 S: 6	H: 3 LOB: 1 BB: 0 P: 6	R: 0 E: 0 K: 1 S: 5	H: 1 LOB: 0 BB: 0 P: 5	R: 0 E: 0 K: 1 S: 5	H: 0 LOB: 0 BB: 0 P: 5	R: 0 E: 0 K: 1 S: 6	H: 1 LOB: 1 BB: 0 P: 6	R: 0 E: 0 K: 0 S: 3	H: 0 LOB: 0 BB: 0 P: 6	1B: 6 2B: 0 3B: 0 HR: 4	SF: 0 SAC: 0 DP: 2 HBP: 0	WP: 0 PB: 0 SB: 0 CS: 0	PA: 36
PITCHER Art Ceccarelli, L ERA: 3.26 John Buzhardt, R ERA: 4.2 Moe Drabowsky, R ERA: 4.29 Don Elston, R ERA: 3.15 (1, 1) (5, 1) (6, 1) (8, 1)	IP: 4.2 WLS: L BF: 25 H: 8 R: 6 ER: 4 SO: 2 BB: 2 IBB: 0 HBP: 0 BLK: 0 WP: 0 HR: 4 S: 27 P: 35 ERA: 7.71 WHIP: 2.143																					

AB	34
R	6
H	10
RBI	5
BB	2
SO	5
LOB	13



Batter	1	2	3	4	5	6	7	8	9	AB	R	H	RBI	BB	SO	LOB	TOP			
Don Blasingame, L (1,4) OBP: 0.361, SLG: 0.365	4-3			4-3 1B		E5 4-3 1B			6-3	4	0	2	0	0	0	0	St. Louis Cardinals @ Milwaukee Braves Milwaukee County Stadium, Milwaukee, WI Fri Jul 31 1959, 8:05 PM EDT Att: 29,287 - Unknown livebaseballscorecards.com			
Joe Cunningham, L (1,9) OBP: 0.435, SLG: 0.455	F8			4-3 1-2		4-3 2-3			4-3	4	0	0	0	0	0	2				
Bill White, L (1,7) OBP: 0.373, SLG: 0.518	CS 1B			P6		1-3			4-3	4	0	1	0	0	0	2				
Ken Boyer, R (1,5) OBP: 0.384, SLG: 0.493	CS 1-2	5-3		K					G6-4-3 BB	2	0	0	0	1	1	1				
Gino Cimoli, R (1,8) OBP: 0.340, SLG: 0.461				K		4-3			G6-4-3 1-2	3	0	0	0	0	1	1				
Stan Musial, L (1,3) OBP: 0.374, SLG: 0.418				F7		K			F8	3	0	0	0	0	1	0				
Hal Smith, R (1,2) Wally Shannon, L (8, PH) OBP: 0.444, SLG: 0.444				P6		E5			K	2	0	0	0	0	0	0				
Alex Grammas, R (1,6) George Crowe, L (8, PH) Jay Porter, R (8, 2) OBP: 0.304, SLG: 0.297				4-3		4-3			F9	2	0	0	0	0	0	1				
Dean Stone, L (1,1) Ray Jablonski, R (8, PH) Hal Jeffcoat, R (8, 1) OBP: 0.400, SLG: 0.500				K		4-3			6-3	3	0	0	0	0	0	0				
Inning Stats	R: 0 E: 0 K: 0 S: 3	H: 1 LOB: 0 BB: 0 P: 3	R: 0 E: 0 K: 1 S: 5	H: 0 LOB: 0 BB: 0 P: 5	R: 0 E: 0 K: 1 S: 5	H: 0 LOB: 0 BB: 0 P: 5	R: 0 E: 0 K: 1 S: 6	H: 1 LOB: 1 BB: 0 P: 6	R: 0 E: 0 K: 0 S: 4	H: 0 LOB: 0 BB: 1 P: 4	R: 0 E: 0 K: 0 S: 2	H: 0 LOB: 0 BB: 1 P: 6	R: 0 E: 0 K: 1 S: 5	H: 0 LOB: 0 BB: 0 P: 5	R: 0 E: 0 K: 0 S: 3	H: 0 LOB: 0 BB: 0 P: 3		1B: 3 2B: 0 3B: 0 HR: 0	SF: 0 SAC: 0 DP: 1 HBP: 0	WP: 0 PB: 0 SB: 0 CS: 1
PITCHER Bob Buhl, R (1,1) ERA: 2.32	IP: 9.0 WLS: W BF: 30 H: 3 R: 0 ER: 0 SO: 5 BB: 1 IBB: 0 HBP: 0 BLK: 0 WP: 0 HR: 0 S: 39 P: 43 ERA: 0.00 WHIP: 0.444																			

Batter	1	2	3	4	5	6	7	8	9	AB	R	H	RBI	BB	SO	LOB	BOTTOM			
Bobby Avila, R (1,4) OBP: 0.295, SLG: 0.305	L3			6-3		1B 1B BB			P6	3	1	0	0	1	0	1	St. Louis Cardinals @ Milwaukee Braves Milwaukee County Stadium, Milwaukee, WI Fri Jul 31 1959, 8:05 PM EDT Att: 29,287 - Unknown livebaseballscorecards.com			
Felix Mantilla, R (1,5) OBP: 0.240, SLG: 0.223	1-3			L8		1B HR			6-3	4	1	1	1	0	0	0				
Hank Aaron, R (1,9) OBP: 0.409, SLG: 0.680	6-3			F8		HR 1B			HR	4	2	2	2	0	0	0				
Joe Adcock, R (1,3) Lew Burdette, R (8, PR) Frank Torre, L (9, 3) OBP: 0.319, SLG: 0.335				5-3		HR 1B			G6-4-3 1B	4	1	2	3	0	0	0				
Johnny Logan, R (1,6) OBP: 0.391, SLG: 0.486				F8		HR 1B			G6-4-3	0	0	0	0	0	0	0				
Andy Pafo, R (1,7) OBP: 0.294, SLG: 0.340				F9		HR 1B			G6-4-3	0	0	0	0	0	0	0				
Bill Bruton, L (1,8) OBP: 0.339, SLG: 0.408				4-3		HR 1B			F8	3	0	0	0	0	0	1				
Del Crandall, R (1,2) OBP: 0.295, SLG: 0.396				6-3		HR 1B			SH3-4 1B	3	1	2	0	0	0	0				
Bob Buhl, R (1,1) OBP: 0.051, SLG: 0.051				K		K			SH3-4	2	0	0	0	0	2	1				
Inning Stats	R: 0 E: 0 K: 0 S: 3	H: 0 LOB: 0 BB: 0 P: 3	R: 0 E: 0 K: 0 S: 3	H: 0 LOB: 0 BB: 0 P: 3	R: 0 E: 0 K: 1 S: 5	H: 0 LOB: 0 BB: 0 P: 5	R: 0 E: 0 K: 0 S: 3	H: 0 LOB: 0 BB: 0 P: 3	R: 0 E: 0 K: 0 S: 9	H: 4 LOB: 0 BB: 1 P: 13	R: 0 E: 0 K: 0 S: 4	H: 1 LOB: 1 BB: 0 P: 4	R: 1 E: 0 K: 0 S: 4	H: 2 LOB: 1 BB: 0 P: 4	R: 0 E: 0 K: 0 S: 3	H: 0 LOB: 0 BB: 0 P: 3		1B: 4 2B: 1 3B: 0 HR: 2	SF: 0 SAC: 1 DP: 1 HBP: 0	WP: 0 PB: 0 SB: 0 CS: 0
PITCHER Dean Stone, L (1,1) ERA: 3.32 Hal Jeffcoat, R (8, 1) ERA: 5.12	IP: 7.0 WLS: L BF: 28 H: 5 R: 5 ER: 5 SO: 2 BB: 2 IBB: 0 HBP: 0 BLK: 0 WP: 0 HR: 1 S: 30 P: 38 ERA: 6.43 WHIP: 1.000																			

Batter	1	2	3	4	5	6	7	8	9	AB	R	H	RBI	BB	SO	LOB	TOP		
Don Blasingame, L (1,4) OBP: 0.358, SLG: 0.362	1-3		6-3		4-3			5-3		4	0	0	0	0	0	0			
Alex Grammas, R (1,6) OBP: 0.343, SLG: 0.326	F8			E7 4-3 1B		F9		F9		4	1	1	0	0	0	0			
Gino Cimoli, R (1,8) OBP: 0.337, SLG: 0.456	K			4-3		P4		F8		4	0	0	0	0	1	1			
Ken Boyer, R (1,5) OBP: 0.383, SLG: 0.489		K		K		CS BB		K		3	0	0	0	1	3	1			
Joe Cunningham, L (1,9) OBP: 0.439, SLG: 0.456	4-3			1B 1B		CS	F7	1B 1B		4	0	2	1	0	0	0			
Bill White, L (1,3) OBP: 0.377, SLG: 0.519	WP 1B			3H 1-2 1B			E BB	F5		3	0	2	0	1	0	1			
Gene Oliver, R (1,7) OBP: 0.254, SLG: 0.396	F8			P6			E5 1-2	FC6-4 1B		2	0	0	0	0	0	3			
Ray Jablonski, R (7, PH) OBP: 0.326, SLG: 0.422										1	0	0	0	0	1				
Curt Flood, R (7, PR) OBP: 0.349, SLG: 0.432										1	0	1	0	0	0	0			
Hal Smith, R (1,2) OBP: 0.308, SLG: 0.421			F9		G3		K	FC6-4		4	0	0	0	0	1	4			
Ernie Broglio, R (1,1) OBP: 0.163, SLG: 0.100			4-3		4-3		P4			2	0	0	0	0	0	0			
Dick Gray, R (7, PH) OBP: 0.204, SLG: 0.333										1	0	0	0	0	0	2			
Marshall Bridges, S (7,1) OBP: 0.313, SLG: 0.533										0	0	0	0	0	0	0			
Jack Urban, R (7,1)										0	0	0	0	0	0	0			
Inning Stats	R: 0 E: 0 K: 1 S: 5	H: 0 LOB: 0 BB: 0 P: 5	R: 0 E: 0 K: 1 S: 6	H: 1 LOB: 1 BB: 0 P: 6	R: 0 E: 0 K: 0 S: 3	H: 0 LOB: 0 BB: 0 P: 3	R: 1 E: 1 K: 1 S: 8	H: 3 LOB: 2 BB: 0 P: 8	R: 0 E: 0 K: 0 S: 3	H: 0 LOB: 0 BB: 1 P: 3	R: 0 E: 0 K: 1 S: 6	H: 0 LOB: 2 BB: 1 P: 10	R: 0 E: 0 K: 0 S: 3	H: 0 LOB: 0 BB: 0 P: 3	R: 0 E: 0 K: 1 S: 7	H: 2 LOB: 2 BB: 0 P: 7	1B: 6 2B: 0 3B: 0 HR: 0	SF: 0 SAC: 0 DP: 0 HBP: 0	WP: 1 PA: 36
PITCHER	IP WLS BF H R ER SO BB IBB HBP BLK WP HR S P ERA WHIP																		
Juan Pizarro, L (1,1) ERA: 3.77	9.0 W 35 6 1 1 5 2 0 0 0 1 0 43 51 1.00 0.889																		

St. Louis Cardinals @ Milwaukee Braves
Milwaukee County Stadium, Milwaukee, WI
Sat Aug 01 1959, 4:33 AM EDT
Att: 26,812 - Unknown

AB 33
R 1
H 6
RBI 1
BB 2
SO 5
LOB 13



Batter	1	2	3	4	5	6	7	8	9	AB	R	H	RBI	BB	SO	LOB	BOTTOM		
Bobby Avila, R (1,4) OBP: 0.294, SLG: 0.304	F9		5-3			K	HR 1B			4	1	1	1	0	1	0			
Eddie Mathews, L (1,5) OBP: 0.382, SLG: 0.603	E S 1B		5-3			F8	HR 1B			4	2	2	3	0	0	0			
Hank Aaron, R (1,9) OBP: 0.409, SLG: 0.686	K			1B G4-6-3 1B		HR	4-3			4	2	2	1	0	1	2			
Joe Adcock, R (1,3) OBP: 0.350, SLG: 0.512				G4-6-3 1B		6-3		F8		4	0	2	1	0	0	0			
Wes Covington, L (1,7) OBP: 0.331, SLG: 0.388	F7			G4-6-3 1-2 3H 1B			FC3-6 BB	G6-4-3 1B		2	0	0	0	1	0	2			
Lee Maye, L (7, PR) OBP: 0.400, SLG: 0.355				1-2 3H 1B			FC3-6 BB	G6-4-3 1B		1	0	1	0	0	0	0			
Bill Bruton, L (1,8) OBP: 0.335, SLG: 0.403	K			P6			FC3-6 1B SF9	G6-4-3 1-2		4	1	0	0	0	1	2			
Johnny Logan, R (1,6) OBP: 0.391, SLG: 0.485	F8						SF9 1B 1B			3	1	1	0	0	0	0			
Del Crandall, R (1,2) OBP: 0.296, SLG: 0.394	4-3						1B HR IBB			2	1	0	0	1	0	0			
Del Rice, R (8,2) OBP: 0.294, SLG: 0.214										0	0	0	0	0	0	0			
Juan Pizarro, L (1,1) OBP: 0.152, SLG: 0.100			K		K		SF9			2	0	0	1	0	2	0			
Inning Stats	R: 1 E: 1 K: 1 S: 7	H: 2 LOB: 1 BB: 0 P: 7	R: 0 E: 0 K: 1 S: 5	H: 0 LOB: 0 BB: 0 P: 5	R: 0 E: 0 K: 1 S: 5	H: 0 LOB: 0 BB: 0 P: 5	R: 1 E: 0 K: 0 S: 4	H: 2 LOB: 0 BB: 0 P: 4	R: 0 E: 0 K: 1 S: 5	H: 0 LOB: 0 BB: 0 P: 5	R: 1 E: 0 K: 1 S: 6	H: 1 LOB: 1 BB: 0 P: 6	R: 5 E: 0 K: 0 S: 6	H: 3 LOB: 1 BB: 2 P: 14	R: 0 E: 0 K: 0 S: 3	H: 1 LOB: 0 BB: 0 P: 3	1B: 7 2B: 0 3B: 0 HR: 2	SF: 1 SAC: 0 DP: 2 HBP: 0	WP: 0 PA: 33
PITCHER	IP WLS BF H R ER SO BB IBB HBP BLK WP HR S P ERA WHIP																		
Ernie Broglio, R (1,1) ERA: 5.88	6.0 L 22 3 3 3 5 0 0 0 0 0 1 32 32 4.50 0.833																		
Marshall Bridges, L (7,1) ERA: 5.44	0.2 7 3 5 5 0 1 1 0 0 0 1 5 13 67.50 6.000																		
Jack Urban, R (7,1) ERA: 5.23	1.1 4 1 0 0 0 0 0 0 0 0 0 4 4 0.00 0.750																		

St. Louis Cardinals @ Milwaukee Braves
Milwaukee County Stadium, Milwaukee, WI
Sat Aug 01 1959, 4:33 AM EDT
Att: 26,812 - Unknown

AB 30
R 8
H 9
RBI 7
BB 2
SO 5
LOB 6




Batter	1	2	3	4	5	6	7	8	9	AB	R	H	RBI	BB	SO	LOB	TOP			
Don Blasingame, L (1,4) OBP: 0.360, SLG: 0.368										4	1	2	0	0	0	0	St. Louis Cardinals @ Milwaukee Braves Milwaukee County Stadium, Milwaukee, WI Sun Aug 02 1959, 4:33 AM EDT Unknown livebaseballscorecards.com			
Gino Cimoli, R (1,8) OBP: 0.338, SLG: 0.455										5	1	2	0	0	0	2				
Curt Flood, R (8,8) OBP: 0.349, SLG: 0.432										0	0	0	0	0	0	0				
Bill White, L (1,7) OBP: 0.374, SLG: 0.515										5	1	1	1	0	0	1				
Ken Boyer, R (1,5) OBP: 0.387, SLG: 0.493										5	1	4	1	0	0	2				
Joe Cunningham, L (1,9) OBP: 0.438, SLG: 0.455										5	0	2	1	0	0	4				
Stan Musial, L (1,3) OBP: 0.371, SLG: 0.411										4	0	0	0	1	0	6				
Gene Oliver, R (9,7) OBP: 0.264, SLG: 0.396										0	0	0	0	0	0	0				
Jay Porter, R (1,2) OBP: 0.289, SLG: 0.289										3	0	0	0	0	1	5				
George Crowe, L (7,PH) OBP: 0.360, SLG: 0.565										1	0	0	0	1	2					
Hal Smith, R (7,2) OBP: 0.308, SLG: 0.421										0	0	0	0	0	0	0				
Alex Grammas, R (1,6) OBP: 0.338, SLG: 0.321										4	0	0	0	0	0	0				
Larry Jackson, R (1,1) OBP: 0.133, SLG: 0.136										4	0	0	0	0	3	0				
Lindy McDaniel, R (9,1) OBP: 0.138, SLG: 0.038										0	0	0	0	0	0	0				
Inning Stats	R: 1 E: 0 K: 1 S: 7	H: 2 LOB: 3 BB: 1 P: 12	R: 0 E: 0 K: 1 S: 6	H: 1 LOB: 1 BB: 0 P: 6	R: 0 E: 1 K: 0 S: 5	H: 1 LOB: 2 BB: 0 P: 5	R: 0 E: 0 K: 0 S: 3	H: 0 LOB: 0 BB: 0 P: 3	R: 0 E: 0 K: 1 S: 5	H: 2 LOB: 2 BB: 0 P: 5	R: 0 E: 0 K: 1 S: 9	H: 3 LOB: 2 BB: 0 P: 9	R: 0 E: 0 K: 1 S: 6	H: 1 LOB: 0 BB: 0 P: 6	R: 1 E: 2 K: 0 S: 4	H: 1 LOB: 0 BB: 0 P: 4	1B: 9 2B: 2 3B: 0 HR: 0	SF: 0 SAC: 0 DP: 0 HBP: 1	WP: 0 PB: 0 CS: 0	PA: 42
PITCHER	IP WLS BF H R ER SO BB IBB HBP BLK WP HR S P ERA WHIP																			
Joey Jay, R (1,1) ERA: 4.25	8.0 L 38 10 3 2 5 0 0 1 1 0 0 0 0 46 51 2.25 1.250																			
Don McMahon, R (9,1) ERA: 2.25	1.0 4 1 1 0 0 0 0 0 0 0 0 0 0 4 4 0.00 1.000																			

Batter	1	2	3	4	5	6	7	8	9	AB	R	H	RBI	BB	SO	LOB	BOTTOM			
Bobby Avila, R (1,4) OBP: 0.295, SLG: 0.304										3	1	1	0	0	1	1	St. Louis Cardinals @ Milwaukee Braves Milwaukee County Stadium, Milwaukee, WI Sun Aug 02 1959, 4:33 AM EDT Unknown livebaseballscorecards.com			
Mickey Vernon, L (8,PH) OBP: 0.288, SLG: 0.391										1	0	0	0	0	0	0				
Felix Mantilla, R (9,4) OBP: 0.240, SLG: 0.223										0	0	0	0	0	0	0				
Eddie Mathews, L (1,5) OBP: 0.375, SLG: 0.596										4	0	0	0	0	0	1				
Hank Aaron, R (1,9) OBP: 0.412, SLG: 0.685										2	1	1	0	2	0	0				
Joe Adcock, R (1,3) OBP: 0.349, SLG: 0.523										3	1	1	2	0	0	2				
Wes Covington, L (1,7) OBP: 0.331, SLG: 0.387										4	0	1	0	0	1	2				
Lew Burdette, R (9,PR) OBP: 0.214, SLG: 0.239										0	0	0	0	0	0	0				
Bill Bruton, L (1,8) OBP: 0.334, SLG: 0.401										4	0	1	1	0	1	1				
Johnny Logan, R (1,6) OBP: 0.386, SLG: 0.478										4	0	0	0	0	0	2				
Del Crandall, R (1,2) OBP: 0.296, SLG: 0.391										2	0	0	0	1	1	0				
Joey Jay, S (1,1) OBP: 0.217, SLG: 0.143										2	0	0	0	0	1	1				
Lee Maye, L (8,PH) OBP: 0.369, SLG: 0.344										1	0	0	0	0	0	0				
Don McMahon, R (9,1) OBP: 0.375, SLG: 0.286										0	0	0	0	0	0	0				
Inning Stats	R: 1 E: 0 K: 1 S: 6	H: 1 LOB: 1 BB: 1 P: 10	R: 0 E: 0 K: 0 S: 3	H: 0 LOB: 0 BB: 0 P: 3	R: 0 E: 0 K: 1 S: 5	H: 0 LOB: 0 BB: 0 P: 5	R: 0 E: 0 K: 0 S: 3	H: 0 LOB: 1 BB: 1 P: 7	R: 0 E: 0 K: 0 S: 4	H: 0 LOB: 0 BB: 0 P: 4	R: 0 E: 0 K: 2 S: 7	H: 0 LOB: 0 BB: 0 P: 7	R: 0 E: 0 K: 0 S: 3	H: 0 LOB: 0 BB: 0 P: 3	R: 1 E: 0 K: 0 S: 5	H: 3 LOB: 2 BB: 0 P: 5	1B: 4 2B: 0 3B: 0 HR: 1	SF: 1 SAC: 0 DP: 1 HBP: 0	WP: 1 PB: 1 CS: 0	PA: 34
PITCHER	IP WLS BF H R ER SO BB IBB HBP BLK WP HR S P ERA WHIP																			
Larry Jackson, R (1,1) ERA: 3.47	8.1 W 33 5 3 2 5 3 0 0 0 0 0 0 0 40 52 2.16 0.960																			
Lindy McDaniel, R (9,1) ERA: 2.99	0.2 S 1 0 0 0 0 0 0 0 0 0 0 0 0 1 1 0.00 0.000																			

Batter	1	2	3	4	5	6	7	8	9	AB	R	H	RBI	BB	SO	LOB	TOP					
Don Blasingame, L (1,4) OBP: 0.361, SLG: 0.368 Bob Miller, R (7,1)	FC6-4 BB		1B		F8		1-3		F5	3	0	1	0	1	0	1	St. Louis Cardinals @ Milwaukee Braves Milwaukee County Stadium, Milwaukee, WI Sun Aug 02 1959, 4:38 AM EDT Att: 42,732 - Unknown livebaseballscorecards.com					
Gino Cimoli, R (1,8) OBP: 0.338, SLG: 0.457 Curt Flood, R (7,8)	FC6-4 FC4-6 1-2f		F7		E9			E5		3	0	1	0	0	0	2						
Bill White, L (1,7) OBP: 0.371, SLG: 0.509	FC4-6 E 1-2f		G3		L3			FC6		4	1	0	0	0	0	4						
Ken Boyer, R (1,5) OBP: 0.386, SLG: 0.499	E5 FC6 1-2			6-3	4-3			HR		4	1	1	2	0	0	2						
Joe Cunningham, L (1,9)	FC6 1-2f			HR	1B			FC6-4		4	1	3	0	0	0	2						
George Crowe, L (1,3) OBP: 0.354, SLG: 0.589		F3		HR	HR		G4-6-3	F7		4	1	1	2	0	0	2						
Hal Smith, R (1,2) OBP: 0.305, SLG: 0.416		F9		6-3			P3	FC6-4		4	0	0	0	0	0	1						
Alex Grammas, R (1,6) OBP: 0.338, SLG: 0.321 Wally Shannon, L (2,PH) OBP: 0.409, SLG: 0.409		L8		4-3				F8		0	0	0	0	0	0	0						
Vinegar Bend Mizell, R (1,1) OBP: 0.226, SLG: 0.262 Dean Stone, L (6,1) Dick Gray, R (7,PH) OBP: 0.298, SLG: 0.325			K		2B		K	G5-4-3		2	1	1	0	0	1	0						
Inning Stats	R: 0 E: 1 K: 0 S: 4	H: 0 LOB: 2 BB: 1 P: 8	R: 0 E: 0 K: 0 S: 3	H: 0 LOB: 0 BB: 0 P: 3	R: 0 E: 0 K: 1 S: 6	H: 1 LOB: 1 BB: 0 P: 6	R: 2 E: 0 K: 0 S: 5	H: 2 LOB: 0 BB: 0 P: 5	R: 1 E: 1 K: 0 S: 5	H: 2 LOB: 1 BB: 0 P: 5	R: 0 E: 0 K: 0 S: 3	H: 1 LOB: 0 BB: 0 P: 3	R: 0 E: 0 K: 1 S: 5	H: 0 LOB: 0 BB: 0 P: 5	R: 2 E: 1 K: 0 S: 6	H: 2 LOB: 1 BB: 0 P: 6		R: 0 E: 0 K: 0 S: 3	H: 1 LOB: 0 BB: 0 P: 3	1B: 6 2B: 1 3B: 0 HR: 2	SF: 0 SAC: 0 DP: 2 HBP: 0	WP: 0 PB: 0 SB: 0 CS: 0
PITCHER Lew Burdette, R (1,1) ERA: 3.95	IP: 9.0 WLS: W BF: 37 H: 9 R: 5 ER: 3 SO: 2 BB: 1 IBB: 0 HBP: 0 BLK: 0 WP: 0 HR: 2 S: 40 P: 44 ERA: 3.00 WHIP: 1.11															PITCHER						

Batter	1	2	3	4	5	6	7	8	9	AB	R	H	RBI	BB	SO	LOB	BOTTOM			
Felix Mantilla, R (1,4) OBP: 0.258, SLG: 0.259	1B 1B	HBP BB		E1 WP 1B	HR	3-1				4	2	3	3	1	0	1	St. Louis Cardinals @ Milwaukee Braves Milwaukee County Stadium, Milwaukee, WI Sun Aug 02 1959, 4:38 AM EDT Att: 42,732 - Unknown livebaseballscorecards.com			
Eddie Mathews, L (1,5) OBP: 0.375, SLG: 0.593	1B FC5-2 1-2	HBP		F2	F8		F9			4	0	1	0	0	0	2				
Hank Aaron, R (1,9) OBP: 0.414, SLG: 0.683	FC5-2 1-3 2-H 3B	F9		WP IBB	SH5-4 1B	5-3				4	2	2	1	1	0	2				
Joe Adcock, R (1,3) OBP: 0.351, SLG: 0.520 Frank Torre, L (7,3) OBP: 0.317, SLG: 0.333	FC5-2 1-3 3-H 3B	L7		IBB	SH5-4 3B	6-3				3	2	1	0	1	0	4				
Johnny Logan, R (1,6) OBP: 0.382, SLG: 0.472	5-3		F3	P4	SH5-4		L8			4	0	0	0	0	0	5				
Andy Pafko, R (1,7) OBP: 0.306, SLG: 0.340	3B IBB	6-3		5-3	5-3	3B BB	FC1-6 1B			3	2	1	0	2	0	0				
Bill Bruton, L (1,8) OBP: 0.336, SLG: 0.415	3B	FC6-4 BB		F8	SF7 3B		FC1-6 1-2f			4	1	2	6	1	0	1				
Del Rice, R (1,2) OBP: 0.300, SLG: 0.235 Del Crandall, R (5,PR) OBP: 0.234, SLG: 0.350	5-3	FC6-4		FC6-4 BB	HR	BB	SF7	F8		3	0	1	0	0	0	2				
Lew Burdette, R (1,1) OBP: 0.230, SLG: 0.257		K		6-3	HR	BB				3	1	1	0	1	1	0				
Inning Stats	R: 4 E: 0 K: 0 S: 7	H: 4 LOB: 1 BB: 1 P: 11	R: 0 E: 0 K: 1 S: 5	H: 0 LOB: 2 BB: 1 P: 10	R: 0 E: 0 K: 0 S: 3	H: 0 LOB: 1 BB: 1 P: 7	R: 0 E: 1 K: 0 S: 4	H: 1 LOB: 3 BB: 2 P: 12	R: 3 E: 0 K: 0 S: 5	H: 2 LOB: 1 BB: 1 P: 9	R: 4 E: 0 K: 0 S: 7	H: 4 LOB: 1 BB: 1 P: 11	R: 0 E: 0 K: 0 S: 3	H: 0 LOB: 0 BB: 0 P: 3	R: 0 E: 0 K: 0 S: 4	H: 1 LOB: 1 BB: 0 P: 4		1B: 8 2B: 1 3B: 2 HR: 1	SF: 1 SAC: 1 DP: 0 HBP: 1	WP: 1 PB: 0 SB: 0 CS: 0
PITCHER Vinegar Bend Mizell, L (1,1) ERA: 4.07 Dean Stone, L (6,1) ERA: 3.66 Bob Miller, R (7,1) ERA:	IP: 5.1 WLS: L BF: 33 H: 9 R: 10 ER: 10 SO: 10 BB: 4 IBB: 3 HBP: 0 BLK: 0 WP: 0 HR: 1 S: 27 P: 56 ERA: 16.88 WHIP: 2.438															PITCHER				

Batter	1	2	3	4	5	6	7	8	9	AB	R	H	RBI	BB	SO	LOB	TOP										
Felix Mantilla, R OBP: 0.268, SLG: 0.265 (1, 4)	0-0 SH 1B	0-0 1-2 1B		0-0 F8		0-0 5-3		4-0 S BB		4	1	2	0	1	0	0											
Eddie Mathews, L OBP: 0.390, SLG: 0.592 (1, 5)	0-0 SH 1B	0-3 K			0-0 1B		0-0 1B	0-3 K		4	1	2	0	0	2	3											
Hank Aaron, R OBP: 0.416, SLG: 0.682 (1, 9)	0-0 S 1B		0-0 F9		0-0 1B		0-0 FC6-4 1B	0-0 6-3		5	1	3	1	0	0	1											
Joe Adcock, R OBP: 0.348, SLG: 0.513 (1, 3)	0-3 K		0-0 E5 SH FC6-4		0-0 1B		0-0 F2		0-0 F6	5	1	1	1	0	1	4											
Johnny Logan, R OBP: 0.377, SLG: 0.468 (1, 6)	0-3 K		0-0 SH FC6-4		0-0 SF8		0-0 F8		0-0 6-3	3	0	0	1	0	1	4											
Andy Pafo, R OBP: 0.295, SLG: 0.324 (1, 7)	0-0 F4		0-0 FC6-4		0-0 F9		0-0 FC6-4		0-0 6-3	5	0	0	1	0	0	6											
Bill Bruton, L OBP: 0.337, SLG: 0.413 (1, 8)		0-3 K		0-0 F9		0-0 4-3		0-0 HR 1B		4	1	1	0	0	1	2											
Del Crandall, R OBP: 0.294, SLG: 0.397 (1, 2)		0-0 E6 1B		0-0 F7		0-0 F6		0-0 HR		4	1	1	2	0	0	0											
Warren Spahn, L OBP: 0.247, SLG: 0.306 (1, 1)		0-0 F2		0-3 K		0-0 F4		0-3 K		4	0	0	0	0	2	1											
Inning Stats	R: 1 E: 1 K: 2 S: 10	H: 2 LOB: 2 BB: 0 P: 10	R: 0 E: 1 K: 2 S: 9	H: 1 LOB: 2 BB: 0 P: 9	R: 1 E: 2 K: 0 S: 5	H: 0 LOB: 1 BB: 0 P: 5	R: 0 E: 0 K: 1 S: 5	H: 0 LOB: 0 BB: 0 P: 5	R: 2 E: 0 K: 0 S: 6	H: 3 LOB: 1 BB: 0 P: 6	R: 0 E: 0 K: 0 S: 3	H: 0 LOB: 0 BB: 0 P: 3	R: 0 E: 0 K: 0 S: 5	H: 2 LOB: 2 BB: 0 P: 5	R: 2 E: 0 K: 2 S: 9	H: 2 LOB: 1 BB: 1 P: 13	R: 0 E: 0 K: 0 S: 3	H: 0 LOB: 0 BB: 0 P: 3	1B: 9 2B: 0 3B: 0 HR: 1	SF: 1 SAC: 2 DP: 0 HBP: 0	WP: 0 PB: 0 SB: 2 CS: 0	PA: 42					
PITCHER	IP	WLS	BF	H	R	ER	SO	BB	IBB	HBP	BLK	WP	HR	S	P	ERA	WHIP										
Mike McCormick, L ERA: 3.43 (1, 1)	6.0	L	28	6	4	2	5	0	0	0	0	0	0	38	38	3.00	1.000										
Eddie Fisher, R ERA: 4.75 (7, 1)	1.0		7	4	2	2	0	0	0	0	0	0	1	7	7	18.00	4.000										
Gordon Jones, R ERA: 4.02 (8, 1)	1.0		4	0	0	0	2	1	0	0	0	0	0	7	11	0.00	1.000										
Bud Byerly, R ERA: (9, 1)	1.0		3	0	0	0	0	0	0	0	0	0	0	3	3	0.00	0.000										

Milwaukee Braves @ San Francisco Giants
Seals Stadium, San Francisco, CA
Tue Aug 04 1959, 10:05 PM EDT
Att: 22,959 - Unknown

AB 38
R 6
H 10
RBI 6
BB 1
SO 7
LOB 21

Batter	1	2	3	4	5	6	7	8	9	AB	R	H	RBI	BB	SO	LOB	BOTTOM										
Felipe Alou, R OBP: 0.320, SLG: 0.461 (1, 7)	0-0 6-3		0-0 F9			0-0 F3		4-0 BB 2B BB		3	1	0	0	1	0	0											
Willie Mays, R OBP: 0.351, SLG: 0.513 (1, 8)	0-0 5-3			4-0 G3 BB		0-0 6-3		0-0 F9		3	0	0	0	1	0	1											
Willie McCovey, L OBP: 0.455, SLG: 0.864 (1, 3)	0-0 1B			0-0 G3		0-0 F2		0-0 F8		4	0	1	0	0	0	2											
Orlando Cepeda, R OBP: 0.364, SLG: 0.556 (1, 5)	0-3 K			0-0 F7		0-0 5-3		4-0 2B BB		3	0	0	0	1	1	2											
Willie Kirkland, L OBP: 0.346, SLG: 0.503 (1, 9)		0-0 F9		0-0 4-3		0-0 1-3		0-0 2B		4	0	1	1	0	0	1											
Daryl Spencer, R OBP: 0.336, SLG: 0.381 (1, 4)		0-0 5-3			0-0 F8		0-0 5-3		0-0 F8	4	0	0	0	0	0	2											
Eddie Bressoud, R OBP: 0.318, SLG: 0.403 (1, 6)		0-0 6-3			0-0 F8		0-0 6-3			3	0	0	0	0	0	0											
Jim Hegan, R OBP: 0.254, SLG: 0.246 (1, 2)			0-0 4-3		0-0 F4					3	0	1	0	0	0	0											
Mike McCormick, L OBP: 0.188, SLG: 0.159 (5, PH)			0-3 K			0-0 5-3		0-3 K		1	0	0	0	0	1	0											
Jose Papantzi, R (6, PH)										0	0	0	0	0	0	0											
Eddie Fisher, R (7, 1)										0	0	0	0	0	0	0											
Gordon Jones, R (8, 1)										0	0	0	0	0	0	0											
Jim Davenport, R OBP: 0.306, SLG: 0.333 (8, PH)										1	0	0	0	0	1	1											
Bud Byerly, R (9, 1)										0	0	0	0	0	0	0											
Inning Stats	R: 0 E: 0 K: 1 S: 6	H: 1 LOB: 1 BB: 0 P: 6	R: 0 E: 0 K: 0 S: 3	H: 0 LOB: 0 BB: 0 P: 3	R: 0 E: 0 K: 1 S: 5	H: 0 LOB: 0 BB: 0 P: 5	R: 0 E: 0 K: 0 S: 3	H: 0 LOB: 1 BB: 1 P: 7	R: 0 E: 0 K: 0 S: 3	H: 0 LOB: 0 BB: 0 P: 3	R: 0 E: 0 K: 0 S: 3	H: 0 LOB: 0 BB: 0 P: 3	R: 0 E: 0 K: 1 S: 6	H: 1 LOB: 1 BB: 0 P: 6	R: 1 E: 0 K: 0 S: 4	H: 1 LOB: 2 BB: 2 P: 12	1B: 2 2B: 1 3B: 0 HR: 0	SF: 0 SAC: 0 DP: 0 HBP: 0	WP: 0 PB: 0 SB: 0 CS: 0	PA: 33							
PITCHER	IP	WLS	BF	H	R	ER	SO	BB	IBB	HBP	BLK	WP	HR	S	P	ERA	WHIP										
Warren Spahn, L ERA: 2.74 (1, 1)	9.0	W	33	3	1	1	3	3	0	0	0	0	0	36	48	1.00	0.667										

Milwaukee Braves @ San Francisco Giants
Seals Stadium, San Francisco, CA
Tue Aug 04 1959, 10:05 PM EDT
Att: 22,959 - Unknown

AB 30
R 1
H 3
RBI 1
BB 3
SO 3
LOB 9



Batter	1	2	3	4	5	6	7	8	9	AB	R	H	RBI	BB	SO	LOB	TOP					
Felix Mantilla, R OBP: 0.267, SLG: 0.271 (1, 4)	0-0 5-3		0-0 1B 2B		0-0 5-3		0-0 F9			4	0	1	0	0	0	0	Milwaukee Braves @ San Francisco Giants Seals Stadium, San Francisco, CA Thu Aug 06 1959, 6:33 AM EDT Att: 22,923 - Unknown livebaseballscorecards.com					
Eddie Mathews, L OBP: 0.380, SLG: 0.587 (1, 5)	0-0 1B 1B		0-0 F9		0-0 G3		0-0 6-3			4	0	1	0	0	0	1						
Hank Aaron, R OBP: 0.414, SLG: 0.676 (1, 9)	0-3 K		0-0 FC6 1B		0-0 2B			0-0 6-3		4	0	2	0	0	1	1						
Wes Covington, L OBP: 0.332, SLG: 0.388 (1, 7)	0-0 1-2 1B		0-3 K			0-0 2B 4-3 1B		0-0 F9		4	1	2	0	0	1	2						
Frank Torre, L OBP: 0.316, SLG: 0.337 (1, 3)	0-0 4-3		0-0 FC6			0-0 4-3 1-3 2B		0-0 F9		4	0	1	0	0	0	4						
Johnny Logan, R OBP: 0.374, SLG: 0.460 (1, 6)		0-0 5-3		0-0 F7		0-0 F8			0-0 5-3	4	0	0	0	0	0	2						
Bill Bruton, L OBP: 0.338, SLG: 0.415 (1, 8)		0-0 4-3		0-0 2B		0-0 4-3			0-0 F3	4	0	1	1	0	0	1						
Del Crandall, R OBP: 0.293, SLG: 0.391 (1, 2)		4-0 BB		0-0 F6		0-0 5-3			4-0 BB	2	0	0	0	2	0	2						
Lew Burdette, R OBP: 0.224, SLG: 0.250 (1, 1)		0-3 K		0-3 K					0-3 K	2	0	0	0	0	2	2						
Mickey Vernon, L OBP: 0.294, SLG: 0.386 (7, PH)										1	0	0	0	0	1	0						
Juan Pizarro, L OBP: 0.152, SLG: 0.100 (7, PH)										0	0	0	0	0	0	0						
Lee Maye, L OBP: 0.366, SLG: 0.324 (9, PH)										1	0	0	0	0	1	1						
Inning Stats	R: 0 E: 0 K: 1 S: 7	H: 2 LOB: 2 BB: 0 P: 7	R: 0 E: 0 K: 1 S: 5	H: 0 LOB: 1 BB: 1 P: 9	R: 0 E: 0 K: 1 S: 7	H: 2 LOB: 2 BB: 0 P: 7	R: 0 E: 0 K: 1 S: 6	H: 1 LOB: 1 BB: 0 P: 6	R: 0 E: 0 K: 0 S: 3	H: 1 LOB: 1 BB: 0 P: 3	R: 1 E: 0 K: 0 S: 5	H: 2 LOB: 1 BB: 0 P: 5	R: 0 E: 0 K: 1 S: 5	H: 0 LOB: 0 BB: 0 P: 5	R: 0 E: 0 K: 0 S: 3	H: 0 LOB: 0 BB: 0 P: 3	R: 0 E: 0 K: 1 S: 5	H: 0 LOB: 1 BB: 1 P: 9	1B: 4 2B: 4 3B: 0 HR: 0	SF: 0 SAC: 0 DP: 0 HBP: 0	WP: 0 PB: 0 SB: 0 CS: 0	PA: 36
PITCHER Sam Jones, R ERA: 3.01 (1, 1)	IP: 9.0 WLS: W BF: 36 H: 8 R: 1 ER: 1 SO: 6 BB: 2 IBB: 0 HBP: 0 BLK: 0 WP: 0 HR: 0 S: 46 P: 54 ERA: 1.00 WHIP: 1.111															PITCHER Sam Jones, R ERA: 3.01 (1, 1)	IP: 9.0 WLS: W BF: 36 H: 8 R: 1 ER: 1 SO: 6 BB: 2 IBB: 0 HBP: 0 BLK: 0 WP: 0 HR: 0 S: 46 P: 54 ERA: 1.00 WHIP: 1.111					

Batter	1	2	3	4	5	6	7	8	9	AB	R	H	RBI	BB	SO	LOB	BOTTOM					
Jim Davenport, R OBP: 0.286, SLG: 0.329 (1, 5)	0-0 1B 1B		0-0 F8	0-0 F8			0-0 F9			4	1	1	0	0	0	0	Milwaukee Braves @ San Francisco Giants Seals Stadium, San Francisco, CA Thu Aug 06 1959, 6:33 AM EDT Att: 22,923 - Unknown livebaseballscorecards.com					
Willie Mays, R OBP: 0.354, SLG: 0.523 (1, 8)	0-0 1B SF8		0-0 4-3 1B	0-0 F7			0-0 HR			4	2	3	1	0	0	0						
Willie McCovey, L OBP: 0.467, SLG: 0.967 (1, 3)	0-0 1-3 2H 1B		0-0 4-3	0-3 K		0-3 K	0-0 G6-4-3 1B			4	0	2	1	0	1	1						
Orlando Cepeda, R OBP: 0.358, SLG: 0.547 (1, 7)	0-0 SF8		0-0 6-3	0-0 F8		0-0 F8	0-0 G6-4-3			3	0	0	1	0	0	2						
Jackie Brandt, R OBP: 0.309, SLG: 0.388 (8, 7)	0-0 3H 1B					0-0 1-2 1B				0	0	0	0	0	0	0						
Willie Kirkland, L OBP: 0.342, SLG: 0.495 (1, 9)	0-0 F7		0-0 F7	0-0 1B FC6 1B	0-0 G3		0-0 F2			4	1	1	0	0	0	1						
Daryl Spencer, R OBP: 0.336, SLG: 0.382 (1, 4)	0-0 F4		0-0 FC6 HR 1B	0-0 FC6 HR 1B		0-0 F8	0-0 F8			4	1	1	0	0	0	1						
Hobie Landrith, L OBP: 0.338, SLG: 0.326 (1, 2)		0-0 F7	0-0 FC6 HR	0-0 FC6 HR	0-0 1-3		0-0 F7			4	1	0	1	0	0	1						
Eddie Bressoud, R OBP: 0.325, SLG: 0.434 (1, 6)		0-0 6-3	0-0 2H 3H HR	0-0 2H 3H HR		0-0 2B				3	1	2	3	0	0	0						
Sam Jones, R OBP: 0.109, SLG: 0.113 (1, 1)		0-0 4-3	0-0 6-3	0-0 6-3		0-0 6-3				3	0	0	0	0	0	1						
Inning Stats	R: 2 E: 0 K: 0 S: 6	H: 3 LOB: 1 BB: 0 P: 6	R: 0 E: 0 K: 0 S: 3	H: 0 LOB: 0 BB: 0 P: 3	R: 0 E: 0 K: 0 S: 4	H: 1 LOB: 1 BB: 0 P: 4	R: 4 E: 1 K: 0 S: 7	H: 3 LOB: 0 BB: 0 P: 7	R: 0 E: 0 K: 1 S: 5	H: 0 LOB: 0 BB: 0 P: 5	R: 0 E: 0 K: 0 S: 4	H: 1 LOB: 1 BB: 0 P: 4	R: 1 E: 0 K: 0 S: 4	H: 2 LOB: 0 BB: 0 P: 4	R: 0 E: 0 K: 0 S: 3	H: 0 LOB: 0 BB: 0 P: 3	R: 0 E: 0 K: 0 S: 3	H: 0 LOB: 0 BB: 0 P: 3	1B: 7 2B: 1 3B: 0 HR: 2	SF: 1 SAC: 0 DP: 1 HBP: 0	WP: 0 PB: 0 SB: 0 CS: 0	PA: 34
PITCHER Lew Burdette, R ERA: 4.1 (1, 1)	IP: 6.0 WLS: L BF: 27 H: 8 R: 6 ER: 6 SO: 1 BB: 0 IBB: 0 HBP: 0 BLK: 0 WP: 0 HR: 1 S: 29 P: 29 ERA: 9.00 WHIP: 1.333															PITCHER Juan Pizarro, L ERA: 3.79 (7, 1)	IP: 2.0 WLS: 7 BF: 2 H: 1 R: 1 ER: 1 SO: 0 BB: 0 IBB: 0 HBP: 0 BLK: 0 WP: 0 HR: 1 S: 7 P: 7 ERA: 4.50 WHIP: 1.000					



Batter	1	2	3	4	5	6	7	8	9	AB	R	H	RBI	BB	SO	LOB	TOP			
Felix Mantilla, R OBP: 0.261, SLG: 0.264 (1,4)	0-0 5-3		0-0 6-3		1-1 F3			0-3 K		4	0	0	0	0	1	1	Milwaukee Braves @ Los Angeles Dodgers Los Angeles Memorial Coliseum, Los Angeles, CA Sat Aug 08 1959, 10:05 PM EDT Att: 67,312 - Unknown			
Eddie Mathews, L OBP: 0.391, SLG: 0.585 (1,5)	4-2 BB		0-0 L4		0-1 1B			1-3 K		3	0	1	0	1	1	0				
Hank Aaron, R OBP: 0.412, SLG: 0.674 (1,9)	0-3 K		2-1 1B		2-3 K			0-0 5-3		4	1	1	0	0	2	2				
Wes Covington, L OBP: 0.334, SLG: 0.395 (1,7)	0-1 F8		0-0 1B		2-3 K			0-2 4-3		4	1	2	1	0	1	2				
Frank Torre, L OBP: 0.310, SLG: 0.330 (1,3)	1-2 4-3		1-0 6-3		1-1 L8			0-0 4-3		4	0	0	1	0	0	2				
Johnny Logan, R OBP: 0.370, SLG: 0.455 (1,6)	0-1 F8		1-1 1-3		0-3 K			3-H 3-3 K		4	0	0	0	0	2	1				
Bill Bruton, L OBP: 0.338, SLG: 0.414 (1,8)	0-1 4-3		2-2 SH3-4 1B		1-2 4-3					3	0	1	0	0	0	0				
Del Crandall, R OBP: 0.291, SLG: 0.387 (1,2)			1-3 K		0-0 F8			2-2 F3		3	0	0	0	0	1	1				
Joey Jay, S OBP: 0.217, SLG: 0.143 (1,1)			1-3 K		0-1 SH3-4			1-2 F8		0	0	0	0	0	0	0				
Bob Rush, R OBP: 0.160, SLG: 0.160 (6, PH)					1-2 1B					1	0	0	0	0	1	0				
Mickey Vernon, L OBP: 0.280, SLG: 0.380 (8, PH)										1	0	0	0	0	0	0				
Don McMahon, R OBP: 0.375, SLG: 0.286 (8,1)										0	0	0	0	0	0	0				
Inning Stats	R: 0 E: 0 K: 1 S: 8	H: 0 LOB: 1 BB: 1 P: 12	R: 0 E: 0 K: 0 S: 7	H: 0 LOB: 0 BB: 0 P: 8	R: 0 E: 0 K: 2 S: 7	H: 0 LOB: 0 BB: 0 P: 9	R: 1 E: 0 K: 0 S: 7	H: 2 LOB: 1 BB: 0 P: 11	R: 0 E: 0 K: 0 S: 10	H: 1 LOB: 1 BB: 0 P: 15	R: 0 E: 0 K: 1 S: 9	H: 0 LOB: 0 BB: 0 P: 12	R: 0 E: 0 K: 2 S: 9	H: 0 LOB: 0 BB: 0 P: 11	R: 1 E: 0 K: 1 S: 9	H: 1 LOB: 0 BB: 0 P: 12	1B: 3 2B: 1 3B: 1 HR: 0	SF: 0 SAC: 1 DP: 0 HBP: 0	WP: 0 PB: 0 SB: 0 CS: 0	PA: 33
PITCHER Don Drysdale, R ERA: 2.85 (1,1)	IP: 9.0 WLS: W BF: 33 H: 5 R: 2 ER: 2 SO: 9 BB: 1 IBB: 0 HBP: 0 BLK: 0 WP: 0 HR: 0 S: 74 P: 101 ERA: 2.00 WHIP: 0.667															PITCHER	IP: 9.0 WLS: W BF: 33 H: 5 R: 2 ER: 2 SO: 9 BB: 1 IBB: 0 HBP: 0 BLK: 0 WP: 0 HR: 0 S: 74 P: 101 ERA: 2.00 WHIP: 0.667			

Batter	1	2	3	4	5	6	7	8	9	AB	R	H	RBI	BB	SO	LOB	BOTTOM			
Jim Gilliam, S OBP: 0.428, SLG: 0.379 (1,5)	4-2 1B	4-2 S		1-2 F8		0-1 4-3		4-0 BB		2	2	0	0	3	0	1	Milwaukee Braves @ Los Angeles Dodgers Los Angeles Memorial Coliseum, Los Angeles, CA Sat Aug 08 1959, 10:05 PM EDT Att: 67,312 - Unknown			
Charlie Neal, R OBP: 0.348, SLG: 0.475 (1,4)	2-0 1B	1-1 F6		0-0 6-3		2-3 B3		2-1 F8		5	1	1	0	0	0	4				
Wally Moon, L OBP: 0.384, SLG: 0.442 (1,7)	0-0 SF8	4-1 1B		0-0 1B		4-0 G4-6-3 BB				2	0	2	0	2	0	0				
Duke Snider, L OBP: 0.382, SLG: 0.542 (1,9)	1-1 BB	2-2 1B		0-3 K		1-1 G4-6-3		1-2 G3		4	0	2	2	0	1	2				
Norm Larker, L OBP: 0.346, SLG: 0.431 (1,3)	0-2 SF8	0-1 F6		0-0 G3		0-1 G3				3	0	0	1	0	0	2				
Don Demeter, R OBP: 0.293, SLG: 0.458 (1,8)	4-2 BB		0-1 F5		3-2 5-3		0-0 HR			3	1	1	1	1	0	0				
John Roseboro, L OBP: 0.327, SLG: 0.371 (1,2)	0-3 K		1-3 K		0-0 CS		3-3 K			4	0	1	0	0	3	3				
Maury Wills, S OBP: 0.254, SLG: 0.256 (1,6)	0-0 4-3		2-2 S		3-1 CS		0-0 SH3-4		1-3 K	4	0	2	0	0	1	3				
Don Drysdale, R OBP: 0.211, SLG: 0.384 (1,1)			3-3 K		0-0 SH3-4		1-1 BB			3	0	1	0	0	2	1				
Inning Stats	R: 2 E: 0 K: 1 S: 15	H: 3 LOB: 3 BB: 2 P: 26	R: 1 E: 0 K: 1 S: 13	H: 1 LOB: 2 BB: 2 P: 27	R: 0 E: 0 K: 2 S: 11	H: 1 LOB: 1 BB: 0 P: 14	R: 0 E: 0 K: 1 S: 9	H: 1 LOB: 0 BB: 0 P: 10	R: 0 E: 0 K: 0 S: 6	H: 1 LOB: 1 BB: 0 P: 6	R: 0 E: 0 K: 0 S: 4	H: 0 LOB: 0 BB: 1 P: 9	R: 1 E: 0 K: 2 S: 12	H: 2 LOB: 2 BB: 1 P: 23	R: 0 E: 0 K: 2 S: 12	H: 0 LOB: 0 BB: 1 P: 9		1B: 9 2B: 0 3B: 0 HR: 1	SF: 1 SAC: 1 DP: 1 HBP: 0	WP: 0 PB: 0 SB: 2 CS: 1
PITCHER Joey Jay, R ERA: 4.43 (1,1)	IP: 0.1 WLS: L BF: 6 H: 3 R: 2 ER: 2 SO: 0 BB: 2 IBB: 0 HBP: 0 BLK: 0 WP: 0 HR: 0 S: 11 P: 22 ERA: 54.00 WHIP: 15.000															PITCHER	IP: 0.1 WLS: L BF: 6 H: 3 R: 2 ER: 2 SO: 0 BB: 2 IBB: 0 HBP: 0 BLK: 0 WP: 0 HR: 0 S: 11 P: 22 ERA: 54.00 WHIP: 15.000			
Bob Rush, R ERA: 2.17 (1,1)	6.2 WLS: L BF: 26 H: 5 R: 1 ER: 1 SO: 5 BB: 3 IBB: 0 HBP: 0 BLK: 0 WP: 0 HR: 0 S: 54 P: 83 ERA: 1.35 WHIP: 1.200															PITCHER	IP: 6.2 WLS: L BF: 26 H: 5 R: 1 ER: 1 SO: 5 BB: 3 IBB: 0 HBP: 0 BLK: 0 WP: 0 HR: 0 S: 54 P: 83 ERA: 1.35 WHIP: 1.200			
Don McMahon, R ERA: 2.39 (8,1)	1.0 WLS: L BF: 6 H: 2 R: 1 ER: 1 SO: 2 BB: 1 IBB: 0 HBP: 0 BLK: 0 WP: 0 HR: 1 S: 12 P: 23 ERA: 9.00 WHIP: 3.000															PITCHER	IP: 1.0 WLS: L BF: 6 H: 2 R: 1 ER: 1 SO: 2 BB: 1 IBB: 0 HBP: 0 BLK: 0 WP: 0 HR: 1 S: 12 P: 23 ERA: 9.00 WHIP: 3.000			



Batter	1	2	3	4	5	6	7	8	9	AB	R	H	RBI	BB	SO	LOB	TOP					
Felix Mantilla, R OBP: 0.272, SLG: 0.275 (1, 4)	F9		L8														4 0 2 1 0 0 1					
Eddie Mathews, L OBP: 0.376, SLG: 0.584 (1, 5)	F9			K		K	4-3										4 0 0 0 0 2 2					
Hank Aaron, R OBP: 0.415, SLG: 0.671 (1, 9)	K			E				L6									4 1 2 0 0 1 0					
Joe Adcock, R OBP: 0.344, SLG: 0.525 (1, 3)		F2		F9		K											4 1 1 1 0 1 3					
Del Crandall, R OBP: 0.290, SLG: 0.386 (1, 2)	P3			E8		K		F9									4 0 1 0 0 1 2					
Johnny Logan, R OBP: 0.388, SLG: 0.448 (1, 6)				F8		K		F8									3 0 0 0 1 1 4					
Bill Bruton, L OBP: 0.340, SLG: 0.414 Bobby Avila, R OBP: 0.291, SLG: 0.300 (7, PH) (7, 4)	CS					K		L4									2 0 1 0 0 1 0 2 0 0 0 0 0 0					
Andy Pafko, R OBP: 0.302, SLG: 0.333 (1, 7)			F7		P4												3 1 1 0 1 0 1					
Warren Spahn, L OBP: 0.241, SLG: 0.297 Stan Lopata, R OBP: 0.105, SLG: 0.056 Carl Willey, R OBP: 0.111, SLG: 0.148 Del Rice, R OBP: 0.280, SLG: 0.227 (1, 1) (7, PH) (7, 1) (8, PH)			K		K												2 0 0 0 0 2 1 1 0 0 0 0 1 1 0 0 0 0 0 0 0 1 0 0 0 0 0 1					
Inning Stats	R: 0 E: 0 K: 1 S: 5	H: 0 LOB: 0 BB: 0 P: 5	R: 0 E: 0 K: 0 S: 2	H: 0 LOB: 0 BB: 1 P: 6	R: 0 E: 0 K: 1 S: 6	H: 1 LOB: 1 BB: 0 P: 6	R: 1 E: 1 K: 1 S: 7	H: 2 LOB: 1 BB: 0 P: 7	R: 0 E: 0 K: 2 S: 7	H: 0 LOB: 0 BB: 0 P: 7	R: 0 E: 0 K: 4 S: 14	H: 2 LOB: 3 BB: 0 P: 14	R: 1 E: 0 K: 1 S: 7	H: 2 LOB: 1 BB: 0 P: 7	R: 1 E: 0 K: 0 S: 4	H: 1 LOB: 0 BB: 0 P: 4	R: 0 E: 0 K: 0 S: 2	H: 0 LOB: 0 BB: 1 P: 6	1B: 6 2B: 1 3B: 0 HR: 1	SF: 0 SAC: 0 DP: 1 HBP: 0	WP: 0 PB: 1 SB: 0 CS: 1	PA: 37
PITCHER Joe Nuxhall, L ERA: 4.26 (1, 1)	IP: 9.0 WLS: W BF: 36 H: 8 R: 3 ER: 2 SO: 10 BB: 2 IBB: 0 HBP: 0 BLK: 0 WP: 0 HR: 1 S: 54 P: 62 ERA: 2.00 WHIP: 1.111											PITCHER Joe Nuxhall, L ERA: 4.26 (1, 1)	IP: 9.0 WLS: W BF: 36 H: 8 R: 3 ER: 2 SO: 10 BB: 2 IBB: 0 HBP: 0 BLK: 0 WP: 0 HR: 1 S: 54 P: 62 ERA: 2.00 WHIP: 1.111									

Milwaukee Braves @ Cincinnati Redlegs
Crosley Field, Cincinnati, OH
Tue Aug 11 1959, 7:05 PM EDT
Unknown

AB	34
R	3
H	8
RBI	2
BB	2
SO	10
LOB	16



Batter	1	2	3	4	5	6	7	8	9	AB	R	H	RBI	BB	SO	LOB	BOTTOM			
Johnny Temple, R OBP: 0.395, SLG: 0.435 (1, 4)	5-3		P4				F8										4 0 0 0 0 0 0			
Vada Pinson, L OBP: 0.375, SLG: 0.517 (1, 8)	K			F8				F2									4 1 2 0 0 1 0			
Gus Bell, L OBP: 0.308, SLG: 0.431 (1, 9)				F7		F8		F8									4 1 1 1 0 0 2			
Frank Robinson, R OBP: 0.395, SLG: 0.569 (1, 3)	F8																3 1 1 2 1 0 0			
Frank Thomas, R OBP: 0.280, SLG: 0.375 (1, 7)		P6		F8		F7		5-3									4 0 0 0 0 0 2			
Willie Jones, R OBP: 0.345, SLG: 0.436 (1, 5)		5-3															2 1 1 0 1 0 0			
Roy McMillan, R OBP: 0.347, SLG: 0.449 (1, 6)		6-3		F9													3 0 1 0 0 0 3			
Dutch Dotterer, R OBP: 0.340, SLG: 0.373 Ed Bailey, L OBP: 0.375, SLG: 0.390 (1, 2) (9, 2)			5-3				F9										4 0 1 1 0 1 2 0 0 0 0 0 0 0			
Joe Nuxhall, L OBP: 0.244, SLG: 0.256 (1, 1)			5-3				G3										3 0 0 0 0 0 2			
Inning Stats	R: 1 E: 0 K: 1 S: 6	H: 1 LOB: 0 BB: 0 P: 6	R: 0 E: 0 K: 0 S: 3	H: 0 LOB: 0 BB: 0 P: 3	R: 0 E: 0 K: 0 S: 3	H: 0 LOB: 0 BB: 0 P: 3	R: 0 E: 0 K: 0 S: 4	H: 1 LOB: 3 BB: 2 P: 12	R: 0 E: 0 K: 0 S: 3	H: 0 LOB: 0 BB: 0 P: 3	R: 3 E: 0 K: 0 S: 7	H: 4 LOB: 2 BB: 0 P: 8	R: 0 E: 0 K: 0 S: 3	H: 0 LOB: 0 BB: 0 P: 3	R: 0 E: 0 K: 1 S: 6	H: 1 LOB: 2 BB: 0 P: 7	1B: 5 2B: 0 3B: 0 HR: 2	SF: 0 SAC: 0 DP: 0 HBP: 2	WP: 0 PB: 0 SB: 1 CS: 0	PA: 35
PITCHER Warren Spahn, L ERA: 2.83 Carl Willey, R ERA: 4.41 (1, 1) (7, 1)	IP: 6.0 WLS: L BF: 27 H: 6 R: 4 ER: 4 SO: 4 BB: 2 IBB: 0 HBP: 1 BLK: 0 WP: 0 HR: 2 S: 26 P: 35 ERA: 6.00 WHIP: 1.333											PITCHER Carl Willey, R ERA: 4.41 (7, 1)	IP: 2.0 WLS: L BF: 8 H: 1 R: 0 ER: 0 SO: 1 BB: 0 IBB: 0 HBP: 1 BLK: 0 WP: 0 HR: 0 S: 9 P: 10 ERA: 0.00 WHIP: 0.500							

Milwaukee Braves @ Cincinnati Redlegs
Crosley Field, Cincinnati, OH
Tue Aug 11 1959, 7:05 PM EDT
Unknown

AB	31
R	4
H	7
RBI	4
BB	2
SO	2
LOB	11



Batter	1	2	3	4	5	6	7	8	9	AB	R	H	RBI	BB	SO	LOB	TOP			
Bill Bruton, L OBP: 0.341, SLG: 0.422 (1, 8)										3	1	1	1	1	0	1	Milwaukee Braves @ Cincinnati Redlegs Crosley Field, Cincinnati, OH Tue Aug 11 1959, 7:05 PM EDT Att: 29,896 - Unknown			
Bobby Avila, R OBP: 0.288, SLG: 0.299 (1, 4)										4	0	1	1	0	0	1				
Eddie Mathews, L OBP: 0.376, SLG: 0.578 (1, 5)										4	0	0	0	1	0	4				
Hank Aaron, R OBP: 0.417, SLG: 0.670 (1, 9)										4	1	2	1	1	0	1				
Wes Covington, L OBP: 0.328, SLG: 0.386 (1, 7)										4	1	0	0	1	0	4				
Joe Adcock, R OBP: 0.354, SLG: 0.554 (8, PR)										4	1	4	2	0	0	0				
Lee Maye, L OBP: 0.366, SLG: 0.324 (8, PH)										0	1	0	0	0	0	0				
Del Crandall, R OBP: 0.290, SLG: 0.385 (8, 2)										1	0	0	0	0	0	1				
Johnny Logan, R OBP: 0.371, SLG: 0.452 (1, 6)										4	1	2	2	1	0	1				
Del Rice, R OBP: 0.250, SLG: 0.200 (8, PH)										3	0	0	0	0	0	3				
Frank Torre, L OBP: 0.312, SLG: 0.328 (8, 3)										1	0	0	0	1	1	2				
Lew Burdette, R OBP: 0.228, SLG: 0.253 (1, 1)										3	1	1	0	0	0	0				
Inning Stats	R: 0 E: 0 K: 0 S: 3	H: 0 LOB: 1 BB: 1 P: 7	R: 0 E: 0 K: 0 S: 4	H: 1 LOB: 1 BB: 0 P: 4	R: 0 E: 1 K: 0 S: 3	H: 0 LOB: 0 BB: 0 P: 3	R: 1 E: 0 K: 0 S: 6	H: 3 LOB: 2 BB: 0 P: 6	R: 1 E: 0 K: 0 S: 6	H: 1 LOB: 0 BB: 0 P: 4	R: 1 E: 0 K: 0 S: 4	H: 1 LOB: 0 BB: 0 P: 4	R: 1 E: 0 K: 0 S: 5	H: 2 LOB: 2 BB: 3 P: 17	R: 0 E: 0 K: 1 S: 5	H: 0 LOB: 2 BB: 2 P: 13	1B: 6 2B: 3 3B: 0 HR: 2	SF: 1 SAC: 1 DP: 0 HBP: 0	WP: 0 PB: 0 SB: 1 CS: 1	PA: 44
PITCHER	IP WLS BF H R ER SO BB IBB HBP BLK WP HR S P ERA WHIP																			
Jay Hook, R ERA: 2.89 (1, 1)	7.0 L 31 9 4 4 0 1 0 0 0 0 0 2 30 34 5.14 1.429																			
Willard Schmidt, R ERA: 3.81 (8, 1)	0.0 4 2 3 3 0 2 0 0 0 0 0 0 2 10 ∞ ∞																			
Orlando Pena, R ERA: 5.18 (8, 1)	2.0 9 0 0 0 1 2 1 0 0 0 0 0 8 20 0.00 1.000																			

AB	35
R	7
H	11
RBI	7
BB	6
SO	1
LOB	18



Batter	1	2	3	4	5	6	7	8	9	AB	R	H	RBI	BB	SO	LOB	BOTTOM			
Johnny Temple, R OBP: 0.395, SLG: 0.435 (1, 4)										3	1	1	0	1	0	0	Milwaukee Braves @ Cincinnati Redlegs Crosley Field, Cincinnati, OH Tue Aug 11 1959, 7:05 PM EDT Att: 29,896 - Unknown			
Vada Pinson, L OBP: 0.376, SLG: 0.518 (1, 8)										3	1	1	0	1	1	1				
Gus Bell, L OBP: 0.307, SLG: 0.430 (1, 9)										3	0	1	2	0	0	1				
Frank Robinson, R OBP: 0.396, SLG: 0.573 (1, 3)										4	0	2	0	0	1	1				
Jerry Lynch, L OBP: 0.320, SLG: 0.460 (1, 7)										4	0	0	0	0	0	3				
Ed Bailey, L OBP: 0.377, SLG: 0.403 (1, 2)										4	1	2	1	0	1	1				
Roy McMillan, R OBP: 0.345, SLG: 0.447 (1, 6)										1	0	0	0	0	0	1				
Willie Jones, R OBP: 0.342, SLG: 0.432 (3, 5)										3	0	0	0	0	0	0				
Eddie Kasko, R OBP: 0.296, SLG: 0.295 (1, 5)										3	0	0	0	1	0	0				
Jay Hook, L John Powers, L Willard Schmidt, R Orlando Pena, R										2	0	0	0	0	1	2				
Inning Stats	R: 1 E: 0 K: 1 S: 4	H: 0 LOB: 2 BB: 2 P: 12	R: 0 E: 0 K: 0 S: 4	H: 1 LOB: 2 BB: 1 P: 8	R: 1 E: 0 K: 0 S: 4	H: 2 LOB: 0 BB: 0 P: 4	R: 1 E: 0 K: 0 S: 4	H: 1 LOB: 0 BB: 0 P: 4	R: 0 E: 0 K: 1 S: 5	H: 0 LOB: 1 BB: 0 P: 4	R: 0 E: 0 K: 0 S: 3	H: 0 LOB: 0 BB: 0 P: 3	R: 0 E: 0 K: 1 S: 7	H: 2 LOB: 2 BB: 0 P: 7	R: 0 E: 0 K: 1 S: 5	H: 0 LOB: 0 BB: 0 P: 5	1B: 3 2B: 4 3B: 0 HR: 1	SF: 1 SAC: 0 DP: 2 HBP: 0	WP: 0 PB: 0 SB: 1 CS: 0	PA: 35
PITCHER	IP WLS BF H R ER SO BB IBB HBP BLK WP HR S P ERA WHIP																			
Lew Burdette, R ERA: 4.01 (1, 1)	9.0 W 35 7 3 2 4 3 0 0 0 0 0 1 40 52 2.00 1.111																			

AB	31
R	3
H	7
RBI	3
BB	3
SO	4
LOB	10



Batter	1	2	3	4	5	6	7	8	9	AB	R	H	RBI	BB	SO	LOB	TOP										
Bobby Avila, R OBP: 0.292, SLG: 0.297 (1, 4)	 1B		 P6		 BB		 1-2		 6-3	4	1	1	0	1	1	3	Milwaukee Braves @ Cincinnati Redlegs Crosley Field, Cincinnati, OH Wed Aug 12 1959, 7:05 PM EDT Att: 13,221 - Unknown										
Eddie Mathews, L OBP: 0.377, SLG: 0.592 (1, 5)	 HR		 HR		 1-2		 3-1			4	2	2	4	0	0	2											
Hank Aaron, R OBP: 0.418, SLG: 0.679 (1, 9)	 4-3		 K		 HR			 3B		4	2	2	1	0	1	0											
Joe Adcock, R OBP: 0.352, SLG: 0.551 (1, 3)	 F2		 1B		 K			 3-H		3	0	1	1	0	1	0											
Del Crandall, R OBP: 0.287, SLG: 0.381 (1, 2)	 K		 K		 5-3			 0-3		4	0	0	0	0	3	1											
Johnny Logan, R OBP: 0.385, SLG: 0.449 (1, 6)		 4-3		 1B		 F8		 F9		4	0	1	0	0	0	0											
Bill Bruton, L OBP: 0.344, SLG: 0.423 (1, 8)	 BB		 1-2		 F2			 1B		2	0	1	0	1	0	0											
Andy Pafko, R OBP: 0.294, SLG: 0.324 (1, 7)	 1-2		 K				 L7	 1-2		3	0	0	0	0	1	2											
Juan Pizarro, L OBP: 0.152, SLG: 0.100 (1, 1)			 1B		 K			 0-3		0	0	0	0	0	0	0											
Bob Rush, R OBP: 0.207, SLG: 0.207 (2, 1)							 1B		 0-3	4	1	2	0	0	2	2											
Inning Stats	R: 2 E: 0 K: 1 S: 7	H: 2 LOB: 0 BB: 0 P: 7	R: 0 E: 0 K: 0 S: 2	H: 0 LOB: 0 BB: 1 P: 6	R: 2 E: 0 K: 2 S: 10	H: 3 LOB: 1 BB: 0 P: 10	R: 0 E: 0 K: 2 S: 8	H: 1 LOB: 1 BB: 0 P: 8	R: 1 E: 0 K: 1 S: 5	H: 1 LOB: 0 BB: 1 P: 9	R: 0 E: 0 K: 0 S: 3	H: 0 LOB: 0 BB: 0 P: 3	R: 0 E: 0 K: 1 S: 6	H: 1 LOB: 1 BB: 0 P: 6	R: 1 E: 0 K: 1 S: 6	H: 1 LOB: 0 BB: 0 P: 6	R: 0 E: 0 K: 1 S: 6	H: 1 LOB: 1 BB: 0 P: 6	1B: 6 2B: 0 3B: 1 HR: 3	SF: 1 SAC: 2 DP: 2 HBP: 0	WP: 1 PB: 0 CS: 0	PA: 37					
PITCHER	IP	WLS	BF	H	R	ER	SO	BB	IBB	HBP	BLK	WP	HR	S	P	ERA	WHIP										
Jim O'Toole, L ERA: 5.51 (1, 1)	8.1	L	35	10	6	6	8	2	0	0	0	1	3	49	57	6.48	1.440										
Brooks Lawrence, R ERA: 4.5 (9, 1)	0.2		2	0	0	0	1	0	0	0	0	0	0	4	4	0.00	0.000										

Batter	1	2	3	4	5	6	7	8	9	AB	R	H	RBI	BB	SO	LOB	BOTTOM										
Johnny Temple, R OBP: 0.397, SLG: 0.435 (1, 4)	 2B	 1B		 F8		 6-3			 1B	4	2	2	0	1	0	0	Milwaukee Braves @ Cincinnati Redlegs Crosley Field, Cincinnati, OH Wed Aug 12 1959, 7:05 PM EDT Att: 13,221 - Unknown										
Vada Pinson, L OBP: 0.375, SLG: 0.519 (1, 8)	 2B	 1B		 1B			 5-3		 1-2	5	2	3	0	0	0	1											
Gus Bell, L OBP: 0.313, SLG: 0.437 (1, 9)	 2B	 1B		 1B			 1B		 4-3	5	0	4	3	0	0	1											
Frank Robinson, R OBP: 0.395, SLG: 0.570 (1, 3)	 P6	 1B		 1-2			 P3			4	0	1	1	0	0	4											
Frank Thomas, R OBP: 0.278, SLG: 0.371 (7, PH) (8, 7)	 F8	 K			 L8		 1-3			3	0	0	0	0	1	3											
Willie Jones, R OBP: 0.340, SLG: 0.427 (1, 5)	 BB		 K		 F8			 F7		3	0	0	0	1	1	0											
Ed Bailey, L OBP: 0.375, SLG: 0.404 (1, 2)	 K		 2B		 3-4-1			 F8		4	0	1	0	0	1	2											
Eddie Kasko, R OBP: 0.289, SLG: 0.288 (1, 6)		 K	 2-3		 F7			 4-3		4	0	0	0	0	1	1											
Jim O'Toole, S OBP: 0.280, SLG: 0.143 (1, 1)		 4-3		 K		 F8			 F8	3	0	0	0	0	1	1											
Brooks Lawrence, R OBP: 0.150, SLG: 0.175 (9, PH)										0	0	0	0	0	0	0											
Whitey Lockman, L OBP: 0.279, SLG: 0.250 (9, PH)										1	0	0	0	0	0	0											
Inning Stats	R: 2 E: 0 K: 1 S: 8	H: 3 LOB: 2 BB: 1 P: 12	R: 2 E: 0 K: 2 S: 10	H: 3 LOB: 2 BB: 1 P: 14	R: 0 E: 0 K: 2 S: 8	H: 1 LOB: 1 BB: 0 P: 8	R: 0 E: 0 K: 0 S: 4	H: 2 LOB: 1 BB: 0 P: 4	R: 0 E: 0 K: 0 S: 3	H: 0 LOB: 0 BB: 0 P: 3	R: 0 E: 0 K: 0 S: 4	H: 1 LOB: 1 BB: 0 P: 4	R: 0 E: 0 K: 0 S: 3	H: 0 LOB: 0 BB: 0 P: 3	R: 0 E: 0 K: 1 S: 4	H: 1 LOB: 1 BB: 0 P: 4	R: 0 E: 0 K: 0 S: 4	H: 1 LOB: 1 BB: 0 P: 4	1B: 9 2B: 2 3B: 0 HR: 0	SF: 0 SAC: 0 DP: 1 HBP: 0	WP: 0 PB: 0 CS: 0	PA: 39					
PITCHER	IP	WLS	BF	H	R	ER	SO	BB	IBB	HBP	BLK	WP	HR	S	P	ERA	WHIP										
Juan Pizarro, L ERA: 4.1 (1, 1)	1.2		12	5	4	4	2	2	0	0	0	0	0	14	22	21.60	4.200										
Bob Rush, R ERA: 1.95 (2, 1)	7.1	W	27	6	0	0	3	0	0	0	0	0	0	33	33	0.00	0.818										

Batter	1	2	3	4	5	6	7	8	9	AB	R	H	RBI	BB	SO	LOB	TOP										
Bobby Avila, R OBP: 0.310, SLG: 0.314 (1,4)	G3		FC4-6 1B		G1-2-3 1-2 HR 1B	1-2 2-H 1B		1-2 2-H 1B		5	1	4	2	1	0	0	Milwaukee Braves @ Cincinnati Redlegs Crosley Field, Cincinnati, OH Thu Aug 13 1959, 7:05 PM EDT Att: 9,174 - Unknown										
Eddie Mathews, L OBP: 0.376, SLG: 0.587 (1,5)	FC4-6 1B		P6		G1-2-3 HR BB	K		3-1	F2	5	1	1	0	1	1	8											
Hank Aaron, R OBP: 0.415, SLG: 0.674 (1,9)	P6		F8		G1-2-3			6-3	E 1B 1B	5	1	1	0	0	0	5											
Wes Covington, L OBP: 0.327, SLG: 0.392 (1,7)	FC4-6 1-2		FC4-6 1-2		1-2 2-3 3-H HR			4-3	K	5	1	1	3	0	1	3											
Joe Adcock, R OBP: 0.353, SLG: 0.548 (1,3)				L9	F8			6-3	E7 1B 1B	5	1	2	0	0	0	0											
Johnny Logan, R OBP: 0.370, SLG: 0.448 (1,6)			K	F3		1B 1B			F8 1B 2B 1B	5	2	2	1	0	1	1											
Bill Bruton, L OBP: 0.340, SLG: 0.431 (9, PH)			FC6-4 BB			F7 1B			F3 1B 2B	3	1	2	0	1	0	1											
Del Crandall, R OBP: 0.286, SLG: 0.380 (9, PH)				2B					F3	1	0	0	0	0	0	2											
Del Rice, R OBP: 0.250, SLG: 0.207 (9, PH)			F9	1-3		1B			2B 1B	4	0	1	0	0	0	4											
Stan Lopata, R OBP: 0.129, SLG: 0.081 (9, FR)						1-2 1B			2B 1B	1	0	1	1	0	0	0											
Lew Burdette, R OBP: 0.228, SLG: 0.253 (9, FR)								2-2	1-3 2-H 1B	0	0	0	0	0	0	0											
Bob Buhl, R ERA: 3.16 Carl Willey, R ERA: 4.49 Bob Giggie, R ERA: 4.67 Juan Pizarro, L ERA: 4.02 Don McMahon, R ERA: 2.31			FC6-4 1-2			BB G1-2-3 1B			1-3 3-H 2B	1	0	0	0	0	0	0											
Inning Stats	R: 0 E: 0 K: 0 S: 4	H: 1 LOB: 1 BB: 0 P: 4	R: 0 E: 0 K: 1 S: 6	H: 1 LOB: 2 BB: 1 P: 10	R: 0 E: 0 K: 0 S: 4	H: 1 LOB: 1 BB: 0 P: 4	R: 0 E: 0 K: 0 S: 4	H: 1 LOB: 1 BB: 0 P: 4	R: 3 E: 0 K: 0 S: 5	H: 3 LOB: 0 BB: 1 P: 9	R: 1 E: 0 K: 1 S: 8	H: 3 LOB: 2 BB: 0 P: 8	R: 0 E: 0 K: 0 S: 3	H: 0 LOB: 0 BB: 0 P: 3	R: 1 E: 1 K: 0 S: 5	H: 2 LOB: 2 BB: 1 P: 9	R: 3 E: 1 K: 1 S: 10	H: 5 LOB: 3 BB: 1 P: 14	1B: 13 2B: 3 3B: 0 HR: 1	SF: 0 SAC: 0 DP: 1 HBP: 0	WP: 0 PB: 0 SB: 0 CS: 0	PA: 47					
PITCHER	IP	WLS	BF	H	R	ER	SO	BB	IBB	HBP	BLK	WP	HR	S	P	ERA	WHIP										
Jim Brosnan, R ERA: 4.38 Orlando Pena, R ERA: 5.42 Joe Nuxhall, L ERA: 4.25 Brooks Lawrence, R ERA: 4.49	(1,1)	5.2	W	28	10	4	4	1	2	0	0	0	0	0	1	28	36	6.35	2.118								
	(6,1)	2.2		14	5	4	4	2	1	0	0	0	0	0	0	17	21	13.50	2.250								
	(9,1)	0.1		3	2	0	0	0	0	0	0	0	0	0	3	3	0.00	6.000									
	(9,1)	0.1	S	2	0	0	0	0	1	0	0	0	0	0	1	5	0.00	3.000									

AB	43
R	8
H	17
RBI	8
BB	4
SO	3
LOB	28



Batter	1	2	3	4	5	6	7	8	9	AB	R	H	RBI	BB	SO	LOB	BOTTOM										
Johnny Temple, R OBP: 0.397, SLG: 0.434 (1,4)	L8		1B 1B HR 1B	BB 1B BB	4-3					4	2	1	0	1	1	2	Milwaukee Braves @ Cincinnati Redlegs Crosley Field, Cincinnati, OH Thu Aug 13 1959, 7:05 PM EDT Att: 9,174 - Unknown										
Vada Pinson, L OBP: 0.383, SLG: 0.527 (1,8)	FC6-4 1B		1B HR 1B	1B SF8 BB	HR					4	3	3	1	1	1	2											
Gus Bell, L OBP: 0.314, SLG: 0.437 (1,9)	P4		1-2 2-3 HR 1B	1-3 2-H 1B 1B	4-3					5	2	2	1	0	1	1											
Frank Robinson, R OBP: 0.393, SLG: 0.574 (1,3)	FC6-4 1-2		HR	SF8						4	1	1	5	0	1	1											
Jerry Lynch, L OBP: 0.322, SLG: 0.460 Frank Thomas, R OBP: 0.276, SLG: 0.369 (7,7)			BB 1B	F7	1B 1B					3	1	2	0	0	0	0											
Ed Bailey, L OBP: 0.377, SLG: 0.404 (1,2)			1-2 BB	F7	1-2 3-H 1B					2	0	0	0	0	2	0											
Willie Jones, R OBP: 0.345, SLG: 0.433 (1,5)			F3	2B	1-2 2-H 1B					3	0	2	1	1	0	2											
Eddie Kasko, R OBP: 0.284, SLG: 0.282 (1,6)			L8	5-3	K					4	0	0	0	0	1	6											
Jim Brosnan, R OBP: 0.160, SLG: 0.208 Orlando Pena, R OBP: 0.209, SLG: 0.143 Joe Nuxhall, L OBP: 0.244, SLG: 0.256 Brooks Lawrence, R OBP: 0.150, SLG: 0.175 (9,1)			F7	6-3	1-3					3	0	0	0	0	0	2											
Inning Stats	R: 0 E: 0 K: 0 S: 4	H: 1 LOB: 1 BB: 0 P: 4	R: 0 E: 0 K: 0 S: 4	H: 1 LOB: 1 BB: 1 P: 8	R: 4 E: 0 K: 0 S: 8	H: 5 LOB: 1 BB: 0 P: 8	R: 4 E: 0 K: 1 S: 9	H: 4 LOB: 2 BB: 2 P: 17	R: 1 E: 0 K: 0 S: 4	H: 1 LOB: 0 BB: 0 P: 4	R: 0 E: 0 K: 3 S: 9	H: 0 LOB: 0 BB: 0 P: 9	R: 0 E: 1 K: 2 S: 8	H: 0 LOB: 2 BB: 1 P: 12	R: 0 E: 0 K: 2 S: 7	H: 0 LOB: 0 BB: 0 P: 7		R: 0 E: 0 K: 2 S: 7	H: 0 LOB: 0 BB: 0 P: 7	1B: 9 2B: 1 3B: 0 HR: 2	SF: 1 SAC: 0 DP: 0 HBP: 0	WP: 0 PB: 0 SB: 0 CS: 0	PA: 41				
PITCHER	IP	WLS	BF	H	R	ER	SO	BB	IBB	HBP	BLK	WP	HR	S	P	ERA	WHIP										
Bob Buhl, R ERA: 3.16 Carl Willey, R ERA: 4.49 Bob Giggie, R ERA: 4.67 Juan Pizarro, L ERA: 4.02 Don McMahon, R ERA: 2.31	(1,1)	3.1	L	21	8	7	7	0	3	0	0	0	0	0	1	18	30	18.90	3.300								
	(4,1)	0.2		5	3	1	1	1	0	0	0	0	0	0	7	7	13.50	4.500									
	(5,1)	1.0		4	1	1	1	0	0	0	0	0	0	1	4	4	9.00	1.000									
	(6,1)	2.0		8	0	0	0	5	1	0	0	0	0	0	17	21	0.00	0.500									
	(8,1)	1.0		3	0	0	0	2	0	0	0	0	0	0	7	7	0.00	0.000									



Batter	1	2	3	4	5	6	7	8	9	AB	R	H	RBI	BB	SO	LOB	TOP			
Bobby Avila, R OBP: 0.308, SLG: 0.317 (1, 4)										5	0	2	0	0	1	1	Milwaukee Braves @ Pittsburgh Pirates Forbes Field, Pittsburgh, PA Sat Aug 15 1959, 3:33 AM EDT Att: 14,470 - Unknown			
Eddie Mathews, L OBP: 0.375, SLG: 0.578 (1, 5)										5	1	0	0	0	2	4				
Hank Aaron, R OBP: 0.414, SLG: 0.670 (1, 9)										5	0	2	0	0	1	2				
Joe Adcock, R OBP: 0.349, SLG: 0.541 (1, 3)										5	0	2	1	0	0	1				
Lee Maye, L OBP: 0.388, SLG: 0.356 Andy Pafko, R (9, PH) OBP: 0.298, SLG: 0.336 (1, 7)										4	1	1	0	0	0	4				
Johnny Logan, R OBP: 0.388, SLG: 0.445 (1, 6)										4	2	2	0	0	0	2				
Bill Bruton, L OBP: 0.347, SLG: 0.428 (1, 8)										4	2	2	1	0	0	0				
Del Crandall, R OBP: 0.291, SLG: 0.391 (1, 2)										2	2	1	1	2	0	0				
Lew Burdette, R OBP: 0.228, SLG: 0.253 Mickey Vernon, L OBP: 0.287, SLG: 0.370 Bob Trowbridge, R (3, 1) Bob Giggie, R (6, 1) Wes Covington, R OBP: 0.276, SLG: 0.353 Don McMahon, R OBP: 0.276, SLG: 0.286 Frank Torre, R OBP: 0.325 Bob Buhl, R OBP: 0.264, SLG: 0.264 (8, 1)										0	0	0	0	0	0	0				
Inning Stats	R: 1 E: 0 K: 1 S: 7	H: 2 LOB: 1 BB: 0 P: 7	R: 0 E: 0 K: 0 S: 3	H: 0 LOB: 0 BB: 0 P: 3	R: 0 E: 0 K: 0 S: 4	H: 2 LOB: 1 BB: 0 P: 4	R: 1 E: 0 K: 1 S: 6	H: 1 LOB: 0 BB: 0 P: 6	R: 0 E: 0 K: 0 S: 4	H: 1 LOB: 1 BB: 0 P: 4	R: 3 E: 2 K: 2 S: 10	H: 3 LOB: 1 BB: 1 P: 14	R: 3 E: 1 K: 1 S: 9	H: 4 LOB: 2 BB: 1 P: 13	R: 0 E: 0 K: 0 S: 3	H: 0 LOB: 0 BB: 0 P: 3		1B: 9 2B: 3 3B: 0 HR: 1	SF: 0 SAC: 0 DP: 1 HBP: 0	WP: 0 PB: 0 CS: 0
PITCHER	IP WLS BF H R ER SO BB IBB HBP BLK WP HR S P ERA WHIP																			
Ron Kline, R ERA: 4.28 (1, 1)	6.0 W 26 8 5 4 2 1 0 0 0 0 1 29 33 6.00 1.500																			
Roy Face, R ERA: 2.5 (7, 1)	1.1 9 4 3 3 2 1 0 0 0 0 0 12 16 20.25 3.750																			
Fred Green, L ERA: 2.92 (8, 1)	1.2 S 6 1 0 0 1 0 0 0 0 0 0 8 8 0.00 0.600																			


AB	39
R	8
H	13
RBI	6
BB	2
SO	5
LOB	15




Batter	1	2	3	4	5	6	7	8	9	AB	R	H	RBI	BB	SO	LOB	BOTTOM			
Bob Skinner, L OBP: 0.363, SLG: 0.414 (1, 7)										4	1	0	0	1	0	0	Milwaukee Braves @ Pittsburgh Pirates Forbes Field, Pittsburgh, PA Sat Aug 15 1959, 3:33 AM EDT Att: 14,470 - Unknown			
Dick Groat, R OBP: 0.302, SLG: 0.352 (1, 6)										4	1	1	0	0	1	0				
Roberto Clemente, R OBP: 0.323, SLG: 0.404 (1, 9)										5	3	4	1	0	0	0				
Rocky Nelson, L OBP: 0.388, SLG: 0.410 (1, 3)										4	3	4	0	1	0	0				
Smoky Burgess, L OBP: 0.358, SLG: 0.513 Hank Foiles, R OBP: 0.254, SLG: 0.309 (1, 2)										3	1	1	2	0	1	4				
Don Hoak, R OBP: 0.365, SLG: 0.413 (1, 5)										5	1	2	4	0	1	3				
Dick Schofield, S OBP: 0.299, SLG: 0.287 (1, 4)										5	0	4	2	0	1	0				
Bill Virdon, L OBP: 0.291, SLG: 0.326 (1, 8)										4	0	0	0	1	1	6				
Ron Kline, R OBP: 0.160, SLG: 0.160 Roy Face, R OBP: 0.273, SLG: 0.273 Fred Green, R (8, 1)										4	0	1	1	0	1	5				
Inning Stats	R: 5 E: 0 K: 0 S: 8	H: 5 LOB: 2 BB: 1 P: 12	R: 0 E: 0 K: 2 S: 9	H: 2 LOB: 0 BB: 0 P: 9	R: 0 E: 0 K: 1 S: 5	H: 0 LOB: 0 BB: 0 P: 5	R: 2 E: 0 K: 1 S: 9	H: 4 LOB: 2 BB: 0 P: 9	R: 3 E: 0 K: 2 S: 11	H: 4 LOB: 3 BB: 2 P: 19	R: 0 E: 0 K: 0 S: 3	H: 0 LOB: 0 BB: 0 P: 3	R: 0 E: 0 K: 0 S: 5	H: 2 LOB: 2 BB: 0 P: 5	R: 0 E: 0 K: 0 S: 3	H: 0 LOB: 0 BB: 0 P: 3		1B: 16 2B: 1 3B: 0 HR: 0	SF: 0 SAC: 3 DP: 0 HBP: 0	WP: 0 PB: 0 CS: 0
PITCHER	IP WLS BF H R ER SO BB IBB HBP BLK WP HR S P ERA WHIP																			
Lew Burdette, R ERA: 4.19 (3, 1)	3.1 18 7 5 5 2 1 0 0 0 0 0 21 25 13.50 2.400																			
Bob Trowbridge, R ERA: 5.59 (6, 1)	0.2 4 1 0 0 2 1 0 0 0 0 0 7 11 0.00 3.000																			
Don McMahon, R ERA: 2.22 Bob Buhl, R ERA: 3.13 (8, 1)	1.0 3 0 0 0 0 0 0 0 0 0 0 3 3 0.00 0.000																			
Bob Buhl, R ERA: 3.13 (8, 1)	1.0 5 2 0 0 0 0 0 0 0 0 0 5 5 0.00 2.000																			

AB	38
R	10
H	17
RBI	10
BB	3
SO	6
LOB	18



Batter	1	2	3	4	5	6	7	8	9	AB	R	H	RBI	BB	SO	LOB	TOP	
Jim Gilliam, S OBP: 0.425, SLG: 0.370 (1, 5)	3-1 1-3		1-1 4-3			4-2 BB		3-1 L5		3	0	0	0	1	0	2	Los Angeles Dodgers @ Milwaukee Braves Milwaukee County Stadium, Milwaukee, WI Mon Aug 17 1959, 8:05 PM EDT Unknown 	
Charlie Neal, R OBP: 0.346, SLG: 0.466 (1, 4)	0-1 F8			1-2 F8		3-2 F8		0-1 1-3 1B		4	0	1	0	0	0	1		
Wally Moon, L OBP: 0.379, SLG: 0.448 (1, 7)	2-3 K			2-2 4-3			1-0 HR	2-1 1-3		4	1	1	1	0	1	2		
Duke Snider, L OBP: 0.400, SLG: 0.571 (1, 8)		1-0 4-3		2-1 1B			0-0 FC5 BB	4-2 1B		3	0	2	0	1	0	0		
Norm Larker, L OBP: 0.335, SLG: 0.422 (1, 3)		4-2 G4-6-3 BB		2-0 CS	0-0 G3		1-2 F8	0-0 F7		3	0	0	0	1	0	4		
Ron Fairly, L OBP: 0.325, SLG: 0.337 (1, 9)		1-2 G4-6-3		1-1 4-3			0-0 F8		1-1 3-1	4	0	0	0	0	0	2		
John Roseboro, L OBP: 0.332, SLG: 0.373 (1, 2)			2-2 E 1B		1-2 4-3		4-2 1-2 BB	2-1 1B		3	0	2	0	1	0	0		
Don Zimmer, R OBP: 0.268, SLG: 0.240 (1, 6)			2-3 K			3-2 F5	1-1 FC5	0-3 K		3	0	0	0	0	1	3		
Rip Repulski, R OBP: 0.330, SLG: 0.309 (9, PH)									0-3 K	1	0	0	0	0	1	1		
Sandy Koufax, R OBP: 0.162, SLG: 0.222 (2, 1) Johnny Klippstein, R OBP: 0.145, SLG: 0.143 (4, 1) Chuck Churn, R OBP: 0.267, SLG: 0.288 (8, PH) Clem Labine, R OBP: 0.293, SLG: 0.445 (9, PH)			0-0 L7			0-2 6-3		2-1 1-3 2B	0-3 K	0	0	0	0	0	0	0		
Inning Stats	R: 0 E: 0 K: 1 S: 8	H: 0 LOB: 0 BB: 0 P: 13	R: 0 E: 0 K: 0 S: 6	H: 0 LOB: 0 BB: 1 P: 12	R: 0 E: 1 K: 1 S: 10	H: 1 LOB: 1 BB: 0 P: 15	R: 0 E: 0 K: 0 S: 8	H: 0 LOB: 0 BB: 0 P: 8	R: 1 E: 0 K: 0 S: 10	H: 2 LOB: 2 BB: 1 P: 17	R: 0 E: 0 K: 2 S: 12	H: 2 LOB: 3 BB: 1 P: 23	R: 0 E: 0 K: 2 S: 10	H: 1 LOB: 1 BB: 0 P: 13	1B: 5 2B: 1 3B: 0 HR: 1	SF: 0 SAC: 0 DP: 1 HBP: 0	WP: 0 PB: 0 SB: 0 CS: 1	PA: 37
PITCHER Bob Buhl, R ERA: 2.99 (1, 1)	IP: 9.0 WLS: W BF: 36 H: 7 R: 1 ER: 1 SO: 4 BB: 4 IBB: 0 HBP: 0 BLK: 0 WP: 0 HR: 1 S: 81 P: 137 ERA: 1.00 WHIP: 1.222															PITCHER Bob Buhl, R ERA: 2.99 (1, 1)	IP: 9.0 WLS: W BF: 36 H: 7 R: 1 ER: 1 SO: 4 BB: 4 IBB: 0 HBP: 0 BLK: 0 WP: 0 HR: 1 S: 81 P: 137 ERA: 1.00 WHIP: 1.222	

Batter	1	2	3	4	5	6	7	8	9	AB	R	H	RBI	BB	SO	LOB	BOTTOM			
Bobby Avila, R OBP: 0.305, SLG: 0.305 (1, 4)	4-2 E 1B	1-3 K		4-2 1B BB	3-3 K			0-1 1-3		3	2	0	0	2	2	0	Los Angeles Dodgers @ Milwaukee Braves Milwaukee County Stadium, Milwaukee, WI Mon Aug 17 1959, 8:05 PM EDT Unknown 			
Eddie Mathews, L OBP: 0.371, SLG: 0.575 (1, 5)	2-2 G3	1-0 HR		3-2 E 1B		2-3 K		2-1 4-3		5	2	2	1	0	1	1				
Hank Aaron, R OBP: 0.418, SLG: 0.677 (1, 9)	2-2 HR	0-0 1B		1-1 E3 1B		2-2 F7		1-0 HR		5	3	4	3	0	0	0				
Lee Maye, L OBP: 0.397, SLG: 0.389 (9, 9)	3-H HR	G6-4-3 1B		1-3 3-H 1B		0-1 1-3		0-0 1-3		0	0	0	0	0	0	0				
Joe Adcock, R OBP: 0.348, SLG: 0.547 (1, 3)	0-0 HR	2-0 G6-4-3		4-0 G6-4-3 1B		0-1 1-3		0-0 1-3		4	1	1	2	1	0	1				
Andy Pafko, R OBP: 0.312, SLG: 0.339 (1, 7)	4-1 4-3 BB			3-1 F8 1B			1-2 G6-4-3 1B	6-3		2	0	1	2	2	0	0				
Johnny Logan, R OBP: 0.372, SLG: 0.447 (1, 6)	4-0 4-3 BB			0-2 G6-4-3			3-1 2B			3	0	2	0	1	0	2				
Bill Bruton, L OBP: 0.343, SLG: 0.419 (1, 8)	1-2 4-3			3-2 F8		3-2 F7		4-0 IBB		3	0	0	0	1	0	5				
Del Crandall, R OBP: 0.290, SLG: 0.386 (1, 2)	4-0 IBB			2-3 K		0-0 5-3		1-0 F2		3	0	0	0	1	1	4				
Bob Buhl, R OBP: 0.059, SLG: 0.059 (1, 1)	0-3 K			2-2 P5		0-3 K		3-2 4-3		4	0	0	0	0	2	7				
Inning Stats	R: 3 E: 1 K: 1 S: 20	H: 2 LOB: 3 BB: 4 P: 41	R: 1 E: 0 K: 1 S: 6	H: 2 LOB: 0 BB: 0 P: 10	R: 0 E: 0 K: 1 S: 13	H: 1 LOB: 1 BB: 1 P: 24	R: 3 E: 1 K: 0 S: 23	H: 3 LOB: 1 BB: 2 P: 43	R: 0 E: 0 K: 2 S: 7	H: 0 LOB: 0 BB: 0 P: 10	R: 0 E: 0 K: 1 S: 8	H: 0 LOB: 0 BB: 0 P: 12	R: 0 E: 0 K: 0 S: 9	H: 1 LOB: 2 BB: 1 P: 21	R: 1 E: 0 K: 0 S: 6	H: 1 LOB: 0 BB: 0 P: 9	1B: 6 2B: 1 3B: 0 HR: 3	SF: 0 SAC: 0 DP: 2 HBP: 0	WP: 0 PB: 0 SB: 0 CS: 0	PA: 40
PITCHER Sandy Koufax, L ERA: 3.98 (1, 1) Johnny Klippstein, R ERA: 6.04 (2, 1) Chuck Churn, R ERA: 4.0 (4, 1) Clem Labine, R ERA: 3.78 (8, 1)	IP: 1.1 WLS: L BF: 12 H: 4 R: 4 ER: 3 SO: 2 BB: 3 IBB: 0 HBP: 0 BLK: 0 WP: 0 HR: 2 S: 25 P: 48 ERA: 20.25 WHIP: 5.250															PITCHER Sandy Koufax, L ERA: 3.98 (1, 1) Johnny Klippstein, R ERA: 6.04 (2, 1) Chuck Churn, R ERA: 4.0 (4, 1) Clem Labine, R ERA: 3.78 (8, 1)	IP: 1.1 WLS: L BF: 12 H: 4 R: 4 ER: 3 SO: 2 BB: 3 IBB: 0 HBP: 0 BLK: 0 WP: 0 HR: 2 S: 25 P: 48 ERA: 20.25 WHIP: 5.250			

Batter	1	2	3	4	5	6	7	8	9	AB	R	H	RBI	BB	SO	LOB	TOP								
Jim Gilliam, S OBP: 0.421, SLG: 0.366 (1, 5)	F7			6-3	G3		L9			4	0	0	0	0	0	2	Los Angeles Dodgers @ Milwaukee Braves Milwaukee County Stadium, Milwaukee, WI Mon Aug 17 1959, 8:05 PM EDT Att: 40,265 - Unknown livebaseballscorecards.com								
Charlie Neal, R OBP: 0.348, SLG: 0.466 (1, 4)	F8			1B	1B		F8			4	0	2	2	0	0	0									
Wally Moon, L OBP: 0.380, SLG: 0.448 (1, 7)	1-3			1B	1B			B3-1		3	0	1	0	1	0	0									
Duke Snider, L OBP: 0.395, SLG: 0.564 Don Demeter, R OBP: 0.293, SLG: 0.445 (8, 8)	K			F7	F5			4-3		4	0	0	0	0	1	4									
Norm Larker, L OBP: 0.329, SLG: 0.414 (1, 3)	F5			F9			F4			4	0	0	0	0	0	2									
Ron Fairly, L OBP: 0.328, SLG: 0.341 (1, 9)	F8				WP		F9			3	1	1	0	1	0	0									
John Roseboro, L OBP: 0.328, SLG: 0.368 (1, 2)				F8	F8		L9			4	0	0	0	0	0	2									
Don Zimmer, R OBP: 0.273, SLG: 0.255 (1, 6)				5-3	G3					3	2	1	1	1	1	1									
Stan Williams, R OBP: 0.250, SLG: 0.182 Roger Craig, R OBP: 0.099, SLG: 0.030 Chuck Essegian, R OBP: 0.204, SLG: 0.292 Johnny Podres, L OBP: 0.291, SLG: 0.255 (5, 1)	1-3			1-3	E6		3-1			0	0	0	0	0	0	0									
Inning Stats	R: 0 E: 0 K: 0 S: 8	H: 0 LOB: 0 BB: 0 P: 12	R: 0 E: 0 K: 1 S: 5	H: 0 LOB: 0 BB: 0 P: 10	R: 0 E: 0 K: 0 S: 8	H: 0 LOB: 0 BB: 0 P: 11	R: 0 E: 0 K: 0 S: 9	H: 2 LOB: 2 BB: 0 P: 15	R: 3 E: 1 K: 0 S: 13	H: 1 LOB: 2 BB: 3 P: 29	R: 0 E: 0 K: 0 S: 6	H: 0 LOB: 0 BB: 0 P: 9	R: 1 E: 0 K: 0 S: 12	H: 1 LOB: 0 BB: 0 P: 17	R: 0 E: 0 K: 0 S: 7	H: 0 LOB: 0 BB: 0 P: 10		R: 0 E: 0 K: 1 S: 9	H: 1 LOB: 1 BB: 0 P: 14	1B: 3 2B: 1 3B: 0 HR: 1	SF: 0 SAC: 0 DP: 0 HBP: 0	WP: 1 PB: 0 SB: 1 CS: 0	PA: 36		
PITCHER	IP	WLS	BF	H	R	ER	SO	BB	IBB	HBP	BLK	WP	HR	S	P	ERA	WHIP								
Carl Willey, R ERA: 4.34 (1, 1)	4.2		21	3	3	1	1	3	0	0	0	1	0	42	74	1.93	1.286								
Bob Rush, R ERA: 2.0 (5, 1)	3.1	L	11	1	1	1	0	0	0	0	0	0	1	26	39	2.70	0.300								
Don McMahon, R ERA: 2.18 (9, 1)	1.0		4	1	0	0	1	0	0	0	0	0	0	9	14	0.00	1.000								

Batter	1	2	3	4	5	6	7	8	9	AB	R	H	RBI	BB	SO	LOB	BOTTOM								
Bill Bruton, L OBP: 0.342, SLG: 0.416 (8, PH)	1B	6-3		K		L4		F5		3	1	0	0	1	1	1	Los Angeles Dodgers @ Milwaukee Braves Milwaukee County Stadium, Milwaukee, WI Mon Aug 17 1959, 8:05 PM EDT Att: 40,265 - Unknown livebaseballscorecards.com								
Del Crandall, R OBP: 0.289, SLG: 0.385 Don McMahon, R OBP: 0.375, SLG: 0.286 (9, 1)	1B	BB								1	0	0	0	0	0	1									
Eddie Mathews, L OBP: 0.377, SLG: 0.580 (1, 5)	WP	1B		2B						3	1	3	0	2	0	0									
Hank Aaron, R OBP: 0.417, SLG: 0.674 (1, 9)	4-3	WP		F2		1-3				4	1	1	0	1	0	4									
Wes Covington, L OBP: 0.332, SLG: 0.396 (1, 7)	4-3	F4				2B				5	0	2	1	0	1	4									
Joe Adcock, R OBP: 0.342, SLG: 0.539 (1, 3)	SF8			L4		K		G6-4-3		4	0	0	1	0	1	3									
Stan Lopata, R OBP: 0.148, SLG: 0.091 (1, 2)	1B			F2		K		K		3	0	0	0	1	2	1									
Johnny Logan, R OBP: 0.376, SLG: 0.448 (1, 6)	1B			B1-3						3	0	2	0	1	0	0									
Felix Mantilla, R OBP: 0.276, SLG: 0.280 (1, 4)	F8			1B		K		FC3-6		4	0	1	0	0	1	5									
Carl Willey, R OBP: 0.103, SLG: 0.138 Bob Rush, R OBP: 0.200, SLG: 0.200 Andy Pafko, R OBP: 0.310, SLG: 0.336 (9, 8)	F8			K				F3		2	0	0	0	0	1	1									
Inning Stats	R: 3 E: 0 K: 0 S: 12	H: 2 LOB: 2 BB: 3 P: 33	R: 0 E: 0 K: 0 S: 7	H: 1 LOB: 1 BB: 1 P: 16	R: 0 E: 0 K: 2 S: 15	H: 0 LOB: 0 BB: 0 P: 9	R: 0 E: 0 K: 2 S: 15	H: 2 LOB: 2 BB: 0 P: 24	R: 0 E: 0 K: 3 S: 13	H: 1 LOB: 2 BB: 1 P: 22	R: 0 E: 0 K: 1 S: 6	H: 1 LOB: 1 BB: 0 P: 13	R: 0 E: 0 K: 1 S: 7	H: 1 LOB: 0 BB: 0 P: 10	R: 0 E: 0 K: 0 S: 8	H: 1 LOB: 1 BB: 0 P: 13	R: 0 E: 0 K: 1 S: 10	H: 0 LOB: 1 BB: 1 P: 15	1B: 7 2B: 2 3B: 0 HR: 0	SF: 1 SAC: 0 DP: 1 HBP: 0	WP: 1 PB: 0 SB: 0 CS: 0	PA: 41			
PITCHER	IP	WLS	BF	H	R	ER	SO	BB	IBB	HBP	BLK	WP	HR	S	P	ERA	WHIP								
Stan Williams, R ERA: 4.12 (1, 1)	0.2		6	1	3	3	0	3	0	0	0	1	0	8	25	40.50	6.000								
Roger Craig, R ERA: 2.33 (1, 1)	3.1		15	4	0	0	2	0	1	0	0	0	0	33	57	0.00	1.200								
Johnny Podres, L ERA: 4.07 (5, 1)	5.0	W	20	4	0	0	6	1	1	0	0	0	0	44	73	0.00	1.000								



Batter	1	2	3	4	5	6	7	8	9	AB	R	H	RBI	BB	SO	LOB	TOP		
Jose Pagan, R (1, 5) OBP: 0.250, SLG: 0.250 Leon Wagner, L (8, PH) OBP: 0.364, SLG: 0.439 Gordon Jones, R (8, 1)	K		F3		4-3			FC4-6		3	0	0	0	0	1	0	San Francisco Giants @ Milwaukee Braves Milwaukee County Stadium, Milwaukee, WI Wed Aug 19 1959, 8:05 PM EDT Att: 32,966 - Unknown		
Willie Mays, R (1, 8) OBP: 0.366, SLG: 0.542	1-3		F9		F9			F8		4	0	0	0	0	0	1			
Willie McCovey, L (1, 3)	3-1		FC6-4 1B		G1-4-3 1B			K		4	0	2	0	0	1	1			
Orlando Cepeda, R (1, 7) OBP: 0.357, SLG: 0.551		HR	FC6-4		G1-4-3			HR		4	2	2	2	0	0	2			
Willie Kirkland, L (1, 9) OBP: 0.328, SLG: 0.485	4-3			F7		F7		K		4	0	0	0	0	1	0			
Daryl Spencer, R (1, 4) OBP: 0.331, SLG: 0.376		1B BB					F8	6-3		2	0	0	0	2	0	0			
Hobie Landrith, L (1, 2) OBP: 0.346, SLG: 0.325 Dusty Rhodes, L (9, PH) OBP: 0.297, SLG: 0.273				F9			F3	E6		3	0	1	0	0	0	1			
Eddie Bressoud, R (1, 6) OBP: 0.324, SLG: 0.404 Felipe Alou, R (9, PH) OBP: 0.319, SLG: 0.472				F7	5-3		4-3	F8		3	0	0	0	0	0	3			
Jack Sanford, R (1, 1) OBP: 0.183, SLG: 0.109 Jackie Brandt, R (8, PH) OBP: 0.318, SLG: 0.404	K				F9			FC4-6 1B		2	0	0	0	0	1	2			
Jackie Brandt, R (8, 5)										1	0	1	0	0	0	0			
Inning Stats	R: 0 E: 0 K: 1 S: 5	H: 0 LOB: 0 BB: 0 P: 5	R: 1 E: 0 K: 1 S: 7	H: 2 LOB: 2 BB: 1 P: 11	R: 0 E: 0 K: 0 S: 4	H: 1 LOB: 1 BB: 0 P: 4	R: 0 E: 0 K: 0 S: 3	H: 0 LOB: 0 BB: 0 P: 7	R: 0 E: 0 K: 0 S: 3	H: 1 LOB: 0 BB: 0 P: 3	R: 0 E: 0 K: 0 S: 3	H: 0 LOB: 0 BB: 0 P: 3	R: 0 E: 0 K: 1 S: 6	H: 1 LOB: 1 BB: 0 P: 6	R: 1 E: 1 K: 1 S: 7	H: 1 LOB: 1 BB: 0 P: 7	1B: 4 2B: 0 3B: 0 HR: 2	SF: 0 SAC: 0 DP: 1 HBP: 0	WP: 0 PA: 35 CS: 0
PITCHER Lew Burdette, R (1, 1) ERA: 4.08	IP: 9.0 WLS: W BF: 35 H: 6 R: 2 ER: 2 SO: 4 BB: 2 IBB: 0 HBP: 0 BLK: 0 WP: 0 HR: 2 S: 41 P: 49 ERA: 2.00 WHIP: 0.889																		

Batter	1	2	3	4	5	6	7	8	9	AB	R	H	RBI	BB	SO	LOB	BOTTOM
Bobby Avila, R (1, 4) OBP: 0.300, SLG: 0.295	F8			K		FC4-6 1B WP	F1			4	0	1	0	0	1	2	San Francisco Giants @ Milwaukee Braves Milwaukee County Stadium, Milwaukee, WI Wed Aug 19 1959, 8:05 PM EDT Att: 32,966 - Unknown
Eddie Mathews, L (1, 5) OBP: 0.373, SLG: 0.570	6-3			2B 4-3 BB		F5		1-3 1B		3	1	1	1	1	0	1	
Hank Aaron, R (1, 8) OBP: 0.420, SLG: 0.684	F3			4-3 1-3 2B		FC4-6 1-2 IBB	5-3			3	0	1	0	1	0	2	
Wes Covington, L (1, 7) OBP: 0.328, SLG: 0.396		F5		4-3		FC4-6		F5		4	0	0	1	0	0	3	
Joe Adcock, R (1, 3) OBP: 0.341, SLG: 0.542		4-3		F8		K		HR		4	1	1	1	0	1	3	
Lee Maye, L (1, 9) OBP: 0.381, SLG: 0.373 Bill Bruton, L (9, 8) OBP: 0.344, SLG: 0.413		F5			F7		1B 1B	F8		4	1	1	0	0	0	0	
Johnny Logan, R (1, 6) OBP: 0.380, SLG: 0.450			6-3		F6		1B 1B			4	1	2	0	0	0	0	
Del Crandall, R (1, 2) OBP: 0.292, SLG: 0.390			K				F2	K		4	1	1	1	0	2	3	
Lew Burdette, R (1, 1) OBP: 0.232, SLG: 0.256			K		5-3		1B 1-3 2H 1B			3	0	1	1	0	1	0	
Inning Stats	R: 0 E: 0 K: 0 S: 3	H: 0 LOB: 0 BB: 0 P: 3	R: 0 E: 0 K: 2 S: 7	H: 0 LOB: 0 BB: 0 P: 7	R: 1 E: 0 K: 1 S: 6	H: 1 LOB: 1 BB: 1 P: 10	R: 1 E: 0 K: 0 S: 4	H: 1 LOB: 0 BB: 0 P: 4	R: 0 E: 0 K: 1 S: 6	H: 1 LOB: 2 BB: 1 P: 10	R: 2 E: 0 K: 0 S: 7	H: 4 LOB: 2 BB: 0 P: 7	R: 1 E: 0 K: 1 S: 7	H: 2 LOB: 1 BB: 0 P: 7	1B: 6 2B: 1 3B: 0 HR: 2	SF: 0 SAC: 0 DP: 0 HBP: 0	
PITCHER Jack Sanford, R (1, 1) ERA: 3.24 Gordon Jones, R (8, 1) ERA: 4.14	IP: 7.0 WLS: L BF: 30 H: 7 R: 4 ER: 4 SO: 4 BB: 1 IBB: 0 HBP: 0 BLK: 0 WP: 1 HR: 1 S: 36 P: 44 ERA: 5.14 WHIP: 1.143																

Batter	1	2	3	4	5	6	7	8	9	AB	R	H	RBI	BB	SO	LOB	TOP					
Jackie Brandt, R OBP: 0.319, SLG: 0.407 (1, 5)	F3		6-3		1B		1B		6-3	5	1	2	1	0	0	0	San Francisco Giants @ Milwaukee Braves Milwaukee County Stadium, Milwaukee, WI Thu Aug 20 1959, 8:05 PM EDT Att: 33,846 - Unknown					
Willie Mays, R OBP: 0.369, SLG: 0.543 (1, 8)	F7		1B		1B		6-3		HR	5	1	3	0	0	0	1						
Willie McCovey, L OBP: 0.473, SLG: 0.821 Danny O'Connell, R OBP: 0.229, SLG: 0.229 (1, 3)	G3		1B		1B		F4		HR	5	1	3	3	0	0	1						
Orlando Cepeda, R OBP: 0.357, SLG: 0.550 (9, 3)	K		K		FC5-4-2		1B		1B	5	0	2	0	0	2	4						
Daryl Spencer, R OBP: 0.327, SLG: 0.372 (1, 4)	F8				F9		F7		F3	5	0	0	0	0	0	3						
Felipe Alou, R OBP: 0.318, SLG: 0.467 (1, 9)	1B				6-3		4-3		F9	4	0	1	0	0	0	0						
Bob Schmidt, R OBP: 0.282, SLG: 0.366 (1, 2)	1B				K		3B		K	4	1	2	0	0	2	0						
Eddie Bressoud, R OBP: 0.327, SLG: 0.422 (1, 6)	F8				1B		1B		K	4	1	2	1	0	1	2						
Sam Jones, R OBP: 0.137, SLG: 0.129 (1, 1)			K		F2		4-3		K	4	0	0	0	0	2	2						
Inning Stats	R: 0 E: 0 K: 0 S: 3	H: 0 LOB: 0 BB: 0 P: 3	R: 0 E: 0 K: 1 S: 7	H: 2 LOB: 2 BB: 0 P: 7	R: 0 E: 0 K: 2 S: 9	H: 2 LOB: 2 BB: 0 P: 9	R: 0 E: 0 K: 1 S: 5	H: 0 LOB: 0 BB: 0 P: 5	R: 2 E: 0 K: 0 S: 6	H: 4 LOB: 1 BB: 0 P: 6	R: 1 E: 0 K: 0 S: 5	H: 2 LOB: 1 BB: 0 P: 5	R: 0 E: 0 K: 0 S: 5	H: 2 LOB: 0 BB: 0 P: 5	R: 0 E: 0 K: 2 S: 7	H: 0 LOB: 0 BB: 0 P: 7	R: 2 E: 0 K: 1 S: 8	H: 3 LOB: 1 BB: 0 P: 8	1B: 11 2B: 3 3B: 1 HR: 1	SF: 0 SAC: 0 DP: 1 HBP: 0	WP: 0 PB: 0 CS: 0	PA: 41
PITCHER Warren Spahn, L ERA: 2.93 (1, 1)	IP: 9.0 WLS: L BF: 41 H: 15 R: 5 ER: 5 SO: 7 BB: 0 IBB: 0 HBP: 0 BLK: 0 WP: 0 HR: 1 S: 55 P: 55 ERA: 5.00 WHIP: 1.667															PITCHER	IP: 9.0 WLS: W BF: 39 H: 11 R: 3 ER: 2 SO: 5 BB: 1 IBB: 0 HBP: 0 BLK: 0 WP: 0 HR: 0 S: 48 P: 52 ERA: 2.00 WHIP: 1.333					

Batter	1	2	3	4	5	6	7	8	9	AB	R	H	RBI	BB	SO	LOB	BOTTOM			
Bobby Avila, R OBP: 0.299, SLG: 0.294 (1, 4)	E5	FC5-4			5-3		SH1-4		1B	4	1	1	0	0	0	1	San Francisco Giants @ Milwaukee Braves Milwaukee County Stadium, Milwaukee, WI Thu Aug 20 1959, 8:05 PM EDT Att: 33,846 - Unknown			
Eddie Mathews, L OBP: 0.375, SLG: 0.570 (1, 5)	F4				1B		3-1		1B	5	0	3	2	0	0	2				
Hank Aaron, R OBP: 0.420, SLG: 0.681 (1, 8)	2B				F7		F6		FC5-4	5	0	2	0	0	0	4				
Wes Covington, L OBP: 0.329, SLG: 0.397 Bill Bruton, L OBP: 0.342, SLG: 0.411 (1, 7)	F3				K		K		K	2	0	1	0	0	0	2				
Joe Adcock, R OBP: 0.341, SLG: 0.542 Frank Torre, L OBP: 0.330, SLG: 0.337 (1, 3)	2B				G6-4-3		F7		F7	0	0	0	0	0	0	0				
Lee Maye, L OBP: 0.358, SLG: 0.349 (1, 9)	K				G3		F3		K	4	0	0	0	0	2	2				
Johnny Logan, R OBP: 0.379, SLG: 0.447 (1, 6)					5-3		F8		1B	4	1	1	0	0	1	0				
Del Crandall, R OBP: 0.294, SLG: 0.390 (1, 2)					K2-3		SH1-4		F8	3	1	1	0	1	0	1				
Warren Spahn, L OBP: 0.230, SLG: 0.284 Mickey Vernon, L OBP: 0.272, SLG: 0.355 (9, PH)	F7				5-3		3-1		G3	3	0	1	0	0	0	1				
Inning Stats	R: 1 E: 1 K: 1 S: 8	H: 2 LOB: 2 BB: 0 P: 8	R: 0 E: 0 K: 0 S: 4	H: 1 LOB: 1 BB: 0 P: 4	R: 0 E: 0 K: 0 S: 4	H: 2 LOB: 1 BB: 0 P: 4	R: 0 E: 0 K: 1 S: 5	H: 0 LOB: 0 BB: 0 P: 5	R: 0 E: 0 K: 0 S: 3	H: 0 LOB: 0 BB: 0 P: 3	R: 1 E: 0 K: 0 S: 4	H: 1 LOB: 1 BB: 1 P: 8	R: 0 E: 0 K: 2 S: 7	H: 0 LOB: 0 BB: 0 P: 7	R: 0 E: 0 K: 0 S: 6	H: 3 LOB: 2 BB: 0 P: 6	1B: 10 2B: 1 3B: 0 HR: 0	SF: 0 SAC: 1 DP: 1 HBP: 0	WP: 0 PB: 0 CS: 0	PA: 39
PITCHER Sam Jones, R ERA: 3.05 (1, 1)	IP: 9.0 WLS: W BF: 39 H: 11 R: 3 ER: 2 SO: 5 BB: 1 IBB: 0 HBP: 0 BLK: 0 WP: 0 HR: 0 S: 48 P: 52 ERA: 2.00 WHIP: 1.333															PITCHER	IP: 9.0 WLS: W BF: 39 H: 11 R: 3 ER: 2 SO: 5 BB: 1 IBB: 0 HBP: 0 BLK: 0 WP: 0 HR: 0 S: 48 P: 52 ERA: 2.00 WHIP: 1.333			

Batter	1	2	3	4	5	6	7	8	9	AB	R	H	RBI	BB	SO	LOB	TOP			
Tony Taylor, R OBP: 0.334, SLG: 0.396 (1, 4)	F3		S 1B		1-2 1B			F7		4	0	2	0	0	0	0	Chicago Cubs @ Milwaukee Braves Milwaukee County Stadium, Milwaukee, WI Sat Aug 22 1959, 4:33 AM EDT Unknown			
George Altman, L OBP: 0.324, SLG: 0.381 (1, 8)	1B		K		K			5-3		4	0	1	0	0	2	3				
Jim Marshall, L OBP: 0.335, SLG: 0.436 (1, 3)	F8		4-3					P3		4	0	0	0	0	1	2				
14 Ernie Banks, R OBP: 0.377, SLG: 0.614 (1, 6)	F7				F8			P6		4	0	0	0	0	0	1				
Art Schult, R OBP: 0.371, SLG: 0.473 (1, 7)			5-3		F3			5-3		4	0	1	0	0	0	0				
Earl Averill, R OBP: 0.299, SLG: 0.475 (1, 2)	F3				K			F9		4	0	0	0	0	1	1				
Bobby Thomson, R OBP: 0.316, SLG: 0.403 (1, 9)								F7		4	0	2	0	0	1	1				
Alvin Dark, R OBP: 0.317, SLG: 0.354 (1, 5)	F8				L5					2	0	0	0	1	0	2				
Glen Hobbie, R OBP: 0.169, SLG: 0.158 Ed Donnelly, R (5, 1)					F9			K		2	0	0	0	0	1	1				
Irv Noren, L OBP: 0.392, SLG: 0.417 Moe Drabowsky, R OBP: 0.163, SLG: 0.146 (7, PH) (7, 1)					K			K		0	0	0	0	0	0	0				
Inning Stats	R: 0 E: 0 K: 0 S: 4	H: 1 LOB: 1 BB: 0 P: 4	R: 0 E: 0 K: 0 S: 4	H: 1 LOB: 1 BB: 0 P: 4	R: 0 E: 0 K: 1 S: 6	H: 1 LOB: 1 BB: 0 P: 6	R: 0 E: 0 K: 1 S: 5	H: 0 LOB: 0 BB: 0 P: 5	R: 0 E: 0 K: 2 S: 9	H: 2 LOB: 2 BB: 0 P: 9	R: 0 E: 0 K: 1 S: 5	H: 0 LOB: 1 BB: 1 P: 9	R: 0 E: 0 K: 0 S: 3	H: 0 LOB: 0 BB: 0 P: 3	R: 0 E: 0 K: 1 S: 6	H: 1 LOB: 1 BB: 0 P: 6	1B: 6 2B: 0 3B: 0 HR: 0	SF: 0 SAC: 0 DP: 0 HBP: 0	WP: 0 PB: 0 SB: 1 CS: 0	PA: 34
PITCHER Carl Willey, R ERA: 3.94 (1, 1)	IP: 9.0 WLS: W BF: 34 H: 6 R: 0 ER: 0 SO: 7 BB: 1 IBB: 0 HBP: 0 BLK: 0 WP: 0 HR: 0 S: 47 P: 51 ERA: 0.00 WHIP: 0.778															PITCHER				

AB	33
R	0
H	6
RBI	0
BB	1
SO	7
LOB	12



Batter	1	2	3	4	5	6	7	8	9	AB	R	H	RBI	BB	SO	LOB	BOTTOM			
Bill Bruton, L OBP: 0.345, SLG: 0.413 (1, 8)	4-3		S 1B	1-2 2H 1B	1-2 1B			F8		5	0	3	1	0	0	0	Chicago Cubs @ Milwaukee Braves Milwaukee County Stadium, Milwaukee, WI Sat Aug 22 1959, 4:33 AM EDT Unknown			
Eddie Mathews, L OBP: 0.377, SLG: 0.572 (1, 5)	K		F7	1-2 2H 1B	1-2 2H 1B			E9 2B		5	1	3	2	0	1	1				
Hank Aaron, R OBP: 0.418, SLG: 0.676 (1, 9)	BB BB BB		K	K	5-3			F8		4	0	0	0	1	2	5				
Joe Adcock, R OBP: 0.343, SLG: 0.538 Andy Pafko, R OBP: 0.305, SLG: 0.330 (7, 7)	BB BB BB				K			5-3		2	0	0	0	2	1	0				
Frank Torre, L OBP: 0.333, SLG: 0.337 (1, 3)	1-2 BB			BB	K			5-3		1	0	0	0	0	0	0				
Frank Torre, L OBP: 0.333, SLG: 0.337 (1, 3)	1-2 2-3 BB		F7					F9		3	1	1	0	1	0	2				
Johnny Logan, R OBP: 0.377, SLG: 0.448 (1, 6)	F9				F9			F8		4	1	1	0	0	0	4				
Bobby Avila, R OBP: 0.313, SLG: 0.298 (1, 4)					1B 2B					1	2	1	0	3	0	0				
Del Crandall, R OBP: 0.293, SLG: 0.396 (1, 2)			G5-4-3 1B		1B BB			G5-4-3 BB		4	1	1	3	0	0	4				
Carl Willey, R OBP: 0.121, SLG: 0.125 (1, 1)			4-3		K			3-1		3	1	0	0	1	1	2				
Inning Stats	R: 0 E: 0 K: 1 S: 5	H: 0 LOB: 3 BB: 3 P: 17	R: 0 E: 0 K: 0 S: 3	H: 1 LOB: 0 BB: 0 P: 3	R: 0 E: 0 K: 1 S: 6	H: 1 LOB: 2 BB: 1 P: 10	R: 2 E: 0 K: 2 S: 10	H: 3 LOB: 2 BB: 1 P: 14	R: 4 E: 0 K: 1 S: 9	H: 4 LOB: 2 BB: 2 P: 17	R: 0 E: 0 K: 0 S: 3	H: 0 LOB: 0 BB: 0 P: 3	R: 0 E: 0 K: 0 S: 2	H: 0 LOB: 1 BB: 1 P: 6	R: 1 E: 1 K: 0 S: 4	H: 1 LOB: 0 BB: 0 P: 4	1B: 7 2B: 2 3B: 0 HR: 1	SF: 0 SAC: 0 DP: 2 HBP: 0	WP: 0 PB: 0 SB: 1 CS: 0	PA: 40
PITCHER Glen Hobbie, R ERA: 3.89 Ed Donnelly, R ERA: 2.53 Moe Drabowsky, R ERA: 4.03	IP: 4.2 WLS: L BF: 27 H: 7 R: 6 ER: 6 SO: 5 BB: 7 IBB: 0 HBP: 0 BLK: 0 WP: 0 HR: 1 S: 30 P: 58 ERA: 11.57 WHIP: 3.000															PITCHER				



Batter	1	2	3	4	5	6	7	8	9	AB	R	H	RBI	BB	SO	LOB	TOP									
Tony Taylor, R (1,4) OBP: 0.333, SLG: 0.395										4	0	1	0	0	2	1	Chicago Cubs @ Milwaukee Braves Milwaukee County Stadium, Milwaukee, WI Sat Aug 22 1959, 4:38 AM EDT Att: 36,211 - Unknown									
George Altman, L (1,8) OBP: 0.320, SLG: 0.376										4	0	0	0	0	1	1										
Jim Marshall, L (1,3) OBP: 0.337, SLG: 0.434										3	0	1	0	1	0	0										
14 Ernie Banks, R (1,6) OBP: 0.374, SLG: 0.608										4	0	0	0	0	0	3										
Art Schult, R (1,7) OBP: 0.379, SLG: 0.475											4	1	2	0	0	1		2								
Bobby Thomson, R (8,7) OBP: 0.316, SLG: 0.403										0	0	0	0	0	0	0										
Irv Noren, L (1,9) OBP: 0.396, SLG: 0.432											4	1	2	1	0	0		1								
Lee Walls, R (9,9) OBP: 0.335, SLG: 0.391										0	0	0	0	0	0	0										
Sammy Taylor, L (1,2) OBP: 0.315, SLG: 0.385										4	0	0	0	0	0	3										
Alvin Dark, R (1,5) OBP: 0.322, SLG: 0.355										2	0	1	1	2	0	1										
Dave Hillman, R (1,1) OBP: 0.228, SLG: 0.137										2	0	0	0	0	2	2										
Don Elston, R (8,1) OBP: 0.222, SLG: 0.222										1	0	0	0	0	0	1										
Bill Henry, L (9,1) OBP: 0.160, SLG: 0.125										0	0	0	0	0	0	0										
Inning Stats	R: 0 E: 0 K: 1 S: 5	H: 0 LOB: 0 BB: 0 P: 5	R: 1 E: 0 K: 0 S: 5	H: 2 LOB: 1 BB: 0 P: 5	R: 0 E: 0 K: 2 S: 7	H: 0 LOB: 0 BB: 0 P: 7	R: 0 E: 0 K: 1 S: 5	H: 1 LOB: 0 BB: 0 P: 5	R: 1 E: 0 K: 0 S: 5	H: 2 LOB: 1 BB: 0 P: 5	R: 0 E: 0 K: 1 S: 5	H: 0 LOB: 0 BB: 0 P: 5	R: 0 E: 0 K: 1 S: 6	H: 1 LOB: 2 BB: 1 P: 10	R: 0 E: 0 K: 0 S: 4	H: 1 LOB: 2 BB: 1 P: 8	R: 0 E: 0 K: 0 S: 3	H: 0 LOB: 1 BB: 1 P: 7	1B: 6 2B: 1 3B: 0 HR: 0	SF: 0 SAC: 1 DP: 1 HBP: 0	WP: 0 PB: 0 SB: 0 CS: 0	PA: 36				
PITCHER	IP WLS BF H R ER SO BB IBB HBP BLK WP HR S P ERA WHIP																									
Joey Jay, R (1,1) ERA: 4.27	7.0		27	6	2	2	6	0	1	0	0	0	0	0	0	38	42	2.57	0.857							
Don McMahon, R (8,1) ERA: 2.03	2.0	W	9	1	0	0	0	2	0	0	0	0	0	0	0	7	15	0.00	1.500							


AB	32
R	2
H	7
RBI	2
BB	3
SO	6
LOB	15




Batter	1	2	3	4	5	6	7	8	9	AB	R	H	RBI	BB	SO	LOB	BOTTOM								
Bill Bruton, L (1,8) OBP: 0.347, SLG: 0.418										1	0	1	0	0	0	0	Chicago Cubs @ Milwaukee Braves Milwaukee County Stadium, Milwaukee, WI Sat Aug 22 1959, 4:38 AM EDT Att: 36,211 - Unknown								
Lee Maye, L (3,9) OBP: 0.343, SLG: 0.333										3	0	0	0	0	1	0									
Stan Lopata, R (9,PH) OBP: 0.143, SLG: 0.087										1	0	0	0	0	0	2									
Eddie Mathews, L (1,5) OBP: 0.376, SLG: 0.573										3	0	1	0	1	0	1									
Hank Aaron, R (1,9) OBP: 0.415, SLG: 0.670										4	0	0	0	0	0	3									
Joe Adcock, R (1,7) OBP: 0.342, SLG: 0.534										4	0	1	0	0	0	1									
Frank Torre, L (1,3) OBP: 0.332, SLG: 0.340										4	0	1	0	0	0	1									
Felix Mantilla, R (8,PR) OBP: 0.275, SLG: 0.278										0	0	0	0	0	0	0									
Andy Pafko, R (9,7) OBP: 0.305, SLG: 0.330										0	0	0	0	0	0	0									
Johnny Logan, R (1,6) OBP: 0.381, SLG: 0.451										4	1	3	0	0	0	1									
Bobby Avila, R (1,4) OBP: 0.316, SLG: 0.308										4	1	2	1	0	0	1									
Del Crandall, R (1,2) OBP: 0.295, SLG: 0.396										3	0	1	0	1	0	2									
Joey Jay, S (1,1) OBP: 0.179, SLG: 0.115										2	0	0	0	0	0	2									
Mickey Vernon, L (7,PH) OBP: 0.280, SLG: 0.403										1	1	1	1	0	0	0									
Don McMahon, R (8,1) OBP: 0.375, SLG: 0.286										0	0	0	0	0	0	0									
Ray Boone, R (9,PH) OBP: 0.400, SLG: 0.366										0	0	0	0	1	0	0									
Inning Stats	R: 0 E: 0 K: 0 S: 4	H: 1 LOB: 1 BB: 0 P: 4	R: 0 E: 0 K: 0 S: 4	H: 1 LOB: 2 BB: 1 P: 8	R: 0 E: 0 K: 0 S: 2	H: 0 LOB: 0 BB: 1 P: 6	R: 0 E: 0 K: 0 S: 5	H: 3 LOB: 2 BB: 0 P: 5	R: 0 E: 0 K: 1 S: 6	H: 1 LOB: 1 BB: 0 P: 6	R: 1 E: 0 K: 0 S: 4	H: 2 LOB: 1 BB: 0 P: 4	R: 1 E: 0 K: 0 S: 4	H: 1 LOB: 0 BB: 0 P: 4	R: 0 E: 0 K: 0 S: 4	H: 1 LOB: 1 BB: 0 P: 4	R: 1 E: 1 K: 0 S: 2	H: 1 LOB: 2 BB: 1 P: 6	1B: 6 2B: 4 3B: 0 HR: 1	SF: 0 SAC: 0 DP: 2 HBP: 0	WP: 1 PB: 0 SB: 0 CS: 0	PA: 37			
PITCHER	IP WLS BF H R ER SO BB IBB HBP BLK WP HR S P ERA WHIP																								
Dave Hillman, R (1,1) ERA: 3.34	7.2		32	10	2	2	1	1	0	0	0	0	0	0	3	7	0.00	6.000							
Don Elston, R (8,1) ERA: 3.05	0.1	L	4	1	1	0	0	1	0	0	0	0	0	0	3	7	0.00	6.000							
Bill Henry, L (9,1) ERA: 2.49	0.0		1	0	0	0	0	0	0	0	0	0	0	0	0	0	∞	∞							

AB	34
R	3
H	11
RBI	2
BB	3
SO	1
LOB	14



Batter	1	2	3	4	5	6	7	8	9	AB	R	H	RBI	BB	SO	LOB	TOP					
Tony Taylor, R (1, 4) OBP: 0.333, SLG: 0.393	4-0 1B BB		0-0 6-3			0-0 L1		0-0 1-3		3	0	0	0	1	0	0	Chicago Cubs @ Milwaukee Braves Milwaukee County Stadium, Milwaukee, WI Sun Aug 23 1959, 8:05 PM EDT Att: 33,464 - Unknown livebaseballscores.com AB 30 R 0 H 6 RBI 0 BB 4 SO 5 LOB 15 					
George Altman, L (1, 8) OBP: 0.322, SLG: 0.378	0-0 5-3 1B		0-3 K			0-0 1B 1B		0-0 3-1		4	0	2	0	0	1	0						
Art Schult, R (1, 7) OBP: 0.371, SLG: 0.460	0-0 5-3 1-2				0-0 5-3		0-0 1B 14 G6-4-3		0-0 5-3		4	0	1	0	0	1						
14 Ernie Banks, R (1, 6) OBP: 0.375, SLG: 0.607	0-0 6-3				0-0 1B G4-6-3		0-0 1B 1-2		0-0 BB 1B		4	0	2	0	0	3						
Walt Moryn, L (1, 9) OBP: 0.310, SLG: 0.360		0-0 1-3			0-0 1B G4-6-3 1-2				0-0 F5		4	0	0	0	0	2						
Dale Long, L (1, 3) OBP: 0.322, SLG: 0.468		0-0 F9				0-0 5-3		4-0 2B BB		0-3 K		3	0	0	0	1						
Earl Averill, R (1, 5) OBP: 0.309, SLG: 0.472 Billy Williams, L (9, PR) OBP: 0.222, SLG: 0.269		1-0 HBP			4-0 BB FC6-4		0-3 K		4-0 BB 1-2		1	0	0	0	2	1						
Cal Neeman, R (1, 2) OBP: 0.222, SLG: 0.212 Jim Marshall, L (9, PH) OBP: 0.336, SLG: 0.432		0-0 F7			0-0 FC6-4 1-2		0-0 K		0-0 3-1		3	0	1	0	0	2						
Art Ceccarelli, R (1, 1) OBP: 0.091, SLG: 0.091 Irv Noren, L (7, PH) OBP: 0.392, SLG: 0.427 Don Elston, R (7, 1) OBP: 0.222, SLG: 0.222			0-3 K		0-3 K		0-0 F4				2	0	0	0	0	2						
											1	0	0	0	0	2						
											0	0	0	0	0	0						
Inning Stats	R: 0 E: 0 K: 0 S: 3	H: 1 LOB: 1 BB: 1 P: 7	R: 0 E: 0 K: 0 S: 3	H: 0 LOB: 1 BB: 0 P: 4	R: 0 E: 0 K: 2 S: 7	H: 0 LOB: 0 BB: 0 P: 7	R: 0 E: 0 K: 0 S: 3	H: 1 LOB: 0 BB: 0 P: 3	R: 0 E: 0 K: 1 S: 5	H: 0 LOB: 1 BB: 1 P: 9	R: 0 E: 0 K: 0 S: 4	H: 2 LOB: 1 BB: 0 P: 4	R: 0 E: 0 K: 1 S: 6	H: 1 LOB: 2 BB: 1 P: 10	R: 0 E: 0 K: 0 S: 3	H: 0 LOB: 0 BB: 0 P: 3	R: 0 E: 0 K: 1 S: 6	H: 1 LOB: 2 BB: 1 P: 10	1B: 5 2B: 1 3B: 0 HR: 0	SF: 0 SAC: 0 DP: 2 HBP: 1	WP: 0 PB: 0 SB: 0 CS: 0	PA: 35
PITCHER Bob Buhl, R (1, 1) ERA: 2.81	IP: 9.0 WLS: W BF: 35 H: 6 R: 0 ER: 0 SO: 5 BB: 4 IBB: 0 HBP: 1 BLK: 0 WP: 0 HR: 0 S: 40 P: 57 ERA: 0.00 WHIP: 1.111															PITCHER	IP: 9.0 WLS: W BF: 35 H: 6 R: 0 ER: 0 SO: 5 BB: 4 IBB: 0 HBP: 1 BLK: 0 WP: 0 HR: 0 S: 40 P: 57 ERA: 0.00 WHIP: 1.111					

Batter	1	2	3	4	5	6	7	8	9	AB	R	H	RBI	BB	SO	LOB	BOTTOM
Felix Mantilla, R (1, 4) OBP: 0.269, SLG: 0.272	0-0 5-3			0-3 K		0-0 6-3		0-0 6-3		4	0	0	0	0	1	0	Chicago Cubs @ Milwaukee Braves Milwaukee County Stadium, Milwaukee, WI Sun Aug 23 1959, 8:05 PM EDT Att: 33,464 - Unknown livebaseballscores.com AB 25 R 2 H 2 RBI 2 BB 1 SO 6 LOB 3 
Eddie Mathews, L (1, 5) OBP: 0.376, SLG: 0.569	0-0 F8			0-3 K		0-3 K				3	0	0	0	0	2	0	
Hank Aaron, R (1, 8) OBP: 0.413, SLG: 0.666	0-0 6-3			0-0 5-3			0-0 F7			3	0	0	0	0	0	0	
Joe Adcock, R (1, 7) OBP: 0.339, SLG: 0.528 (8, 3)		0-0 F7		0-3 K		0-0 5-3				3	0	0	0	0	1	0	
Ray Boone, R (1, 3) OBP: 0.399, SLG: 0.361 Lee Maye, L (7, PR) OBP: 0.343, SLG: 0.333 (8, 9)		0-0 F7		0-0 E5 1B SF8		4-0 BB				2	1	0	0	1	0	0	
Andy Pafko, R (1, 9) OBP: 0.305, SLG: 0.331 (8, 7)		0-3 K		0-0 FC6-4 1B		0-0 F9				3	0	1	0	0	1	1	
Johnny Logan, R (1, 6) OBP: 0.381, SLG: 0.454			0-0 F8		0-0 SF8			0-0 F9 SH3 2B		2	1	1	1	0	0	0	
Del Crandall, R (1, 2) OBP: 0.293, SLG: 0.393			0-0 5-3		0-0 FC6-4 1-2			0-0 F9 2-3		3	0	0	0	0	2	2	
Bob Buhl, R (1, 1) OBP: 0.057, SLG: 0.057			0-3 K		0-0 6-3			0-0 SH3		2	0	0	1	0	1	0	
											1B: 1 2B: 1 3B: 0 HR: 0	SF: 1 SAC: 1 DP: 0 HBP: 0	WP: 0 PB: 0 SB: 0 CS: 0	PA: 28			
PITCHER Art Ceccarelli, L (1, 1) ERA: 4.18 Don Elston, R (7, 1) ERA: 3.09	IP: 6.0 WLS: L BF: 20 H: 1 R: 1 ER: 1 SO: 0 BB: 1 IBB: 0 HBP: 0 BLK: 0 WP: 0 HR: 0 S: 32 P: 32 ERA: 0.00 WHIP: 0.167															PITCHER	IP: 2.0 WLS: 8 BF: 1 H: 1 R: 1 ER: 1 SO: 0 BB: 1 IBB: 0 HBP: 0 BLK: 0 WP: 0 HR: 0 S: 7 P: 11 ERA: 4.50 WHIP: 1.000

Batter	1	2	3	4	5	6	7	8	9	AB	R	H	RBI	BB	SO	LOB	TOP					
Tony Taylor, R (1,4) OBP: 0.334, SLG: 0.398	4-0 FC4-6 BB		0-0 HR		0-0 6-3			0-0 F9		3	1	1	1	1	0	2	Chicago Cubs @ Milwaukee Braves Milwaukee County Stadium, Milwaukee, WI Mon Aug 24 1959, 8:05 PM EDT Att: 27,381 - Unknown					
George Altman, L (1,8) OBP: 0.321, SLG: 0.376	0-0 FC4-6 1B 14 E		0-0 6-3				0-0 F8		0-0 1B	4	1	1	1	0	0	1						
Jim Marshall, L (1,3) OBP: 0.339, SLG: 0.434	0-0 14 E 1B		0-0 3-1				0-0 4-3		0-0 1B	4	0	2	0	0	0	0						
14 Ernie Banks, R (1,6) OBP: 0.372, SLG: 0.602	0-0 FC4 G6-4-3			0-3 K			0-0 F7		0-0 F4	4	0	0	1	0	1	3						
Art Schult, R (1,7) OBP: 0.351, SLG: 0.433	0-0 G6-4-3			0-0 5-3			0-0 F8		0-0 F7	4	0	0	0	0	0	2						
Lee Walls, R (1,9) OBP: 0.331, SLG: 0.386		0-0 F9		0-0 F4			0-3 K		0-0 F4	4	0	0	0	0	1	0						
Alvin Dark, R (1,5) OBP: 0.323, SLG: 0.362		0-0 F9			0-0 6-3 2B		0-0 F7			4	0	2	0	0	0	0						
Cal Neeman, R (1,2) OBP: 0.237, SLG: 0.217		0-0 5-3			0-0 6-3			0-0 F9 SH2-4 1B	4-0 1B	3	1	1	0	1	0	1						
Bob Anderson, R (1,1) OBP: 0.127, SLG: 0.103			0-0 6-3		0-0 6-3			0-0 SH2-4 1-2	0-3 K	3	0	0	0	0	1	3						
Inning Stats	R: 1 E: 1 K: 0 S: 4	H: 1 LOB: 1 BB: 1 P: 8	R: 0 E: 0 K: 0 S: 3	H: 0 LOB: 0 BB: 0 P: 3	R: 1 E: 0 K: 0 S: 4	H: 1 LOB: 0 BB: 0 P: 4	R: 0 E: 0 K: 1 S: 5	H: 0 LOB: 0 BB: 0 P: 5	R: 0 E: 0 K: 0 S: 4	H: 1 LOB: 1 BB: 0 P: 4	R: 0 E: 0 K: 0 S: 3	H: 0 LOB: 0 BB: 0 P: 3	R: 0 E: 0 K: 1 S: 5	H: 0 LOB: 0 BB: 0 P: 5	R: 1 E: 0 K: 0 S: 6	H: 3 LOB: 3 BB: 0 P: 6	R: 0 E: 0 K: 1 S: 6	H: 1 LOB: 2 BB: 1 P: 10	1B: 4 2B: 2 3B: 0 HR: 1	SF: 0 SAC: 1 DP: 1 HBP: 0	WP: 0 PB: 0 SB: 0 CS: 0	PA: 36
PITCHER	IP WLS BF H R ER SO BB IBB HBP BLK WP HR S P ERA WHIP																					
Lew Burdette, R (1,1) ERA: 4.06	8.0 L 31 6 3 3 2 1 0 0 0 0 1 34 38 3.38 0.875																					
Don McMahon, R (9,1) ERA: 1.99	1.0 5 1 0 0 1 0 1 0 0 0 0 6 10 0.00 1.000																					

AB	33
R	3
H	7
RBI	3
BB	2
SO	3
LOB	12



Batter	1	2	3	4	5	6	7	8	9	AB	R	H	RBI	BB	SO	LOB	BOTTOM			
Felix Mantilla, R (1,4) OBP: 0.265, SLG: 0.268	0-0 F3		0-0 F9		0-0 F6			0-3 K		3	0	0	0	0	0	3	Chicago Cubs @ Milwaukee Braves Milwaukee County Stadium, Milwaukee, WI Mon Aug 24 1959, 8:05 PM EDT Att: 27,381 - Unknown			
Mickey Vernon, L (8,PH) OBP: 0.277, SLG: 0.397										1	0	0	0	0	1	0				
Don McMahon, R (9,1) OBP: 0.375, SLG: 0.286										0	0	0	0	0	0	0				
Eddie Mathews, L (1,5) OBP: 0.375, SLG: 0.566	0-0 F6		4-0 BB		0-0 F6			0-0 F3		3	0	0	0	1	0	0				
Hank Aaron, R (1,8) OBP: 0.411, SLG: 0.663	0-0 F3		0-0 F9		0-0 G6-4-3 1B				0-0 5-3	4	0	1	0	0	0	3				
Joe Adcock, R (1,7) OBP: 0.334, SLG: 0.521		0-0 4-3		0-3 K		0-0 G6-4-3			0-3 K	4	0	0	0	0	2	1				
Frank Torre, L (1,3) OBP: 0.327, SLG: 0.333		0-0 4-3		0-0 F8			0-0 6-3		0-0 4-3	4	0	0	0	0	0	0				
Lee Maye, L (1,9) OBP: 0.342, SLG: 0.333		0-3 K		0-0 6-3			0-0 1B			3	0	1	0	0	1	0				
Johnny Logan, R (1,6) OBP: 0.382, SLG: 0.456			0-0 F6		0-0 FC5-4 1B		0-0 1B		0-0 1B	3	0	2	0	0	0	0				
Del Crandall, R (1,2) OBP: 0.293, SLG: 0.392			0-0 BB 1B		0-0 F8		0-0 G5-4-3			3	0	1	0	0	0	3				
Lew Burdette, R (1,1) OBP: 0.238, SLG: 0.263			0-0 BB 1B		0-0 FC5-4			0-3 K		2	0	1	0	0	0	1				
Bobby Avila, R (8,PH) OBP: 0.315, SLG: 0.306			1-2 BB 1B							1	0	0	0	0	1	0				
Inning Stats	R: 0 E: 0 K: 0 S: 3	H: 0 LOB: 0 BB: 0 P: 3	R: 0 E: 0 K: 1 S: 5	H: 0 LOB: 0 BB: 0 P: 5	R: 0 E: 0 K: 0 S: 5	H: 2 LOB: 3 BB: 1 P: 9	R: 0 E: 0 K: 1 S: 5	H: 0 LOB: 0 BB: 0 P: 5	R: 0 E: 0 K: 0 S: 4	H: 1 LOB: 1 BB: 0 P: 4	R: 0 E: 0 K: 0 S: 3	H: 1 LOB: 1 BB: 0 P: 3	R: 0 E: 0 K: 2 S: 7	H: 0 LOB: 0 BB: 0 P: 7	R: 0 E: 0 K: 1 S: 5	H: 0 LOB: 0 BB: 0 P: 5	1B: 6 2B: 0 3B: 0 HR: 0	SF: 0 SAC: 0 DP: 2 HBP: 0	WP: 0 PB: 0 SB: 0 CS: 0	PA: 32
PITCHER	IP WLS BF H R ER SO BB IBB HBP BLK WP HR S P ERA WHIP																			
Bob Anderson, R (1,1) ERA: 3.57	9.0 W 32 6 0 0 5 1 0 0 0 0 0 41 45 0.00 0.778																			


AB	31
R	0
H	6
RBI	0
BB	1
SO	5
LOB	11



Batter	1	2	3	4	5	6	7	8	9	10	AB	R	H	RBI	BB	SO	LOB					
Bobby Avila, R OBP: 0.326, SLG: 0.312 (1, 4)	0-0 1B		0-0 P4		0-0 E1		4-0 BB		4-0 BB		3	0	2	0	2	0	0					
Eddie Mathews, L OBP: 0.377, SLG: 0.568 (1, 5)	0-0 1B		0-0 1B		0-0 L6		0-0 F9		0-0 2-6		5	1	3	0	0	0	3					
Hank Aaron, R OBP: 0.408, SLG: 0.656 (1, 8)	0-3 K		0-0 4-3		0-0 FC5-4				0-0 F8		5	0	0	0	0	1	6					
Joe Adcock, R OBP: 0.342, SLG: 0.524 Andy Pafko, R OBP: 0.305, SLG: 0.331 (1, 7)	4-0 BB				0-0 1B		0-0 SH1-4		0-0 K		4	1	3	1	1	1	0					
Frank Torre, L OBP: 0.325, SLG: 0.329 (1, 3)	0-0 BB				0-0 K		0-0 SH1-4		0-0 4-3		3	0	0	0	1	1	4					
Les Maye, L OBP: 0.329, SLG: 0.319 Mickey Vernon, L OBP: 0.286, SLG: 0.397 Felix Mantilla, R OBP: 0.269, SLG: 0.272 (1, 9)		0-3 K			0-3 K		0-3 K		4-0 BB		3	0	0	0	0	3	2					
Johnny Logan, R OBP: 0.379, SLG: 0.451 (1, 6)	0-0 5-3				0-0 P4		0-0 F8		0-0 SH1-3		4	0	0	0	0	1	4					
Del Crandall, R OBP: 0.292, SLG: 0.388 (1, 2)	0-0 5-3				0-0 F7		4-0 BB		0-0 L7		4	0	0	0	1	0	4					
Warren Spahn, L OBP: 0.233, SLG: 0.286 Ray Boone, R OBP: 0.402, SLG: 0.365 Don McMahon, R OBP: 0.375, SLG: 0.286 (1, 1)		0-3 K			0-0 E1		0-0 G1-6-3		0-0 BB		3	0	1	0	0	1	1					
Inning Stats	R: 0 E: 0 K: 1 S: 6	H: 2 LOB: 2 BB: 1 P: 10	R: 0 E: 0 K: 1 S: 5	H: 0 LOB: 0 BB: 0 P: 5	R: 0 E: 0 K: 1 S: 6	H: 1 LOB: 1 BB: 0 P: 6	R: 0 E: 0 K: 0 S: 5	H: 2 LOB: 2 BB: 0 P: 5	R: 0 E: 0 K: 1 S: 6	H: 1 LOB: 1 BB: 0 P: 6	R: 0 E: 0 K: 0 S: 2	H: 0 LOB: 1 BB: 2 P: 10	R: 0 E: 0 K: 1 S: 5	H: 0 LOB: 0 BB: 0 P: 5	R: 1 E: 0 K: 0 S: 3	H: 1 LOB: 2 BB: 2 P: 11	R: 2 E: 0 K: 1 S: 8	H: 3 LOB: 2 BB: 1 P: 12	1B: 10 2B: 1 3B: 0 HR: 0	SF: 0 SAC: 2 DP: 2 HBP: 0	WP: 1 PB: 1 SB: 0 CS: 0	PA: 44
PITCHER	IP 9.1	WLS L	BF 41	H 10	R 3	ER 2	SO 7	BB 5	IBB 0	HBP 0	BLK 0	WP 1	HR 0	S 49	P 69	ERA 1.93	WHIP 1.607					
Lindy McDaniel, R ERA: 3.4 (10, 1)	0.2		4	1	0	0	1	0	1	0	0	0	0	5	9	0.00	1.500					

Milwaukee Braves @ St. Louis Cardinals
Sportsman's Park, St. Louis, MO
Tue Aug 25 1959, 8:05 PM EDT
Att. 17,311 - Unknown


AB 36
R 3
H 11
RBI 3
BB 6
SO 8
LOB 24



Batter	1	2	3	4	5	6	7	8	9	10	AB	R	H	RBI	BB	SO	LOB					
Don Blasingame, L OBP: 0.356, SLG: 0.359 (1, 4)	0-0 F7				0-0 6-3				0-0 L6		5	0	1	0	0	1	1					
Alex Grammas, R OBP: 0.334, SLG: 0.329 Dick Gray, R OBP: 0.299, SLG: 0.316 (1, 6)	0-0 F3				0-0 6-3				0-0 F8		4	0	0	0	0	0	1					
Joe Cunningham, L OBP: 0.444, SLG: 0.465 (1, 9)	0-0 F7				4-0 BB				0-0 3-1		3	0	0	0	2	0	0					
Ken Boyer, R OBP: 0.395, SLG: 0.512 (1, 5)		0-0 L7			0-0 L4				0-0 1-3		5	0	1	0	0	1	4					
Bill White, L OBP: 0.350, SLG: 0.485 (1, 3)	0-0 F7				0-0 F9				0-0 2B		3	1	1	0	1	0	2					
Gino Cimoli, R OBP: 0.323, SLG: 0.429 (1, 7)	0-0 F9				0-0 6-3				0-0 P3		3	0	0	0	1	0	1					
Curt Flood, R OBP: 0.327, SLG: 0.417 George Crowe, L OBP: 0.351, SLG: 0.648 Gene Oliver, R OBP: 0.266, SLG: 0.406 (1, 8)		0-0 F7			0-0 F9				4-0 IBB		3	1	1	0	1	0	2					
Hal Smith, R OBP: 0.294, SLG: 0.395 Stan Musial, L OBP: 0.362, SLG: 0.418 Jay Porter, R OBP: 0.294, SLG: 0.321 (1, 2)		0-0 K			0-0 PB				0-0 K		3	0	0	0	0	0	0					
Bob Gibson, R OBP: 0.067, SLG: 0.133 Lindy McDaniel, R OBP: 0.153, SLG: 0.037 Wally Shannon, L OBP: 0.317, SLG: 0.367 (1, 1)		0-0 K			0-0 1B				0-0 2B		3	0	0	0	0	0	0					
Inning Stats	R: 0 E: 0 K: 0 S: 3	H: 0 LOB: 0 BB: 0 P: 3	R: 0 E: 0 K: 0 S: 3	H: 0 LOB: 0 BB: 0 P: 3	R: 0 E: 0 K: 1 S: 5	H: 1 LOB: 2 BB: 1 P: 8	R: 0 E: 0 K: 0 S: 4	H: 1 LOB: 1 BB: 0 P: 6	R: 0 E: 0 K: 0 S: 3	H: 0 LOB: 0 BB: 0 P: 3	R: 1 E: 0 K: 0 S: 5	H: 2 LOB: 1 BB: 0 P: 5	R: 0 E: 0 K: 0 S: 3	H: 0 LOB: 0 BB: 0 P: 3	R: 0 E: 0 K: 1 S: 6	H: 1 LOB: 3 BB: 2 P: 14	R: 0 E: 0 K: 2 S: 8	H: 1 LOB: 2 BB: 1 P: 12	1B: 2 2B: 3 3B: 1 HR: 0	SF: 0 SAC: 0 DP: 0 HBP: 0	WP: 0 PB: 1 SB: 0 CS: 0	PA: 40
PITCHER	IP 8.0	WLS W	BF 29	H 4	R 1	ER 1	SO 2	BB 1	IBB 0	HBP 0	BLK 0	WP 0	HR 0	S 32	P 36	ERA 1.12	WHIP 0.625					
Don McMahon, R ERA: 1.93 (9, 1)	2.0		11	2	0	0	3	1	2	0	0	0	0	14	26	0.00	1.500					

Milwaukee Braves @ St. Louis Cardinals
Sportsman's Park, St. Louis, MO
Tue Aug 25 1959, 8:05 PM EDT
Att. 17,311 - Unknown

AB 36
R 1
H 6
RBI 1
BB 4
SO 5
LOB 19



Batter	1	2	3	4	5	6	7	8	9	AB	R	H	RBI	BB	SO	LOB	TOP					
Bobby Avila, R OBP: 0.333, SLG: 0.321 (1, 4)										4	1	3	0	0	0	0						
Eddie Mathews, L OBP: 0.376, SLG: 0.568 (1, 5)										4	0	1	0	0	1	3						
Hank Aaron, R OBP: 0.406, SLG: 0.653 (1, 8)										2	0	0	1	1	1							
Joe Adcock, R OBP: 0.340, SLG: 0.519 (1, 7)										3	0	0	0	1	0	2						
Frank Torre, L OBP: 0.324, SLG: 0.327 (1, 3)										4	0	1	0	0	0	3						
Felix Mantilla, R OBP: 0.269, SLG: 0.272 (9, PR)										0	1	0	0	0	0	0						
Lee Maye, L OBP: 0.321, SLG: 0.311 (1, 9)										2	0	0	0	0	0	0						
Mickey Vernon, L OBP: 0.291, SLG: 0.400 (6, PH) (6, 9)										2	0	1	0	0	1	1						
Johnny Logan, R OBP: 0.376, SLG: 0.446 (1, 6)										4	0	0	0	0	0	2						
Del Crandall, R OBP: 0.294, SLG: 0.388 (1, 2)										3	0	1	1	1	1	2						
Carl Willey, R OBP: 0.114, SLG: 0.118 (1, 1)										2	0	0	0	0	2	2						
Bob Rush, R OBP: 0.200, SLG: 0.200 (5, 1)										0	0	0	0	0	0	0						
Ray Boone, R OBP: 0.400, SLG: 0.363 (7, PH)										1	0	0	0	0	1	0						
Joey Jay, S OBP: 0.179, SLG: 0.115 (7, 1)										0	0	0	0	0	0	0						
Andy Paiko, R OBP: 0.303, SLG: 0.328 (9, PH)										1	0	0	0	0	0	2						
Inning Stats	R: 1 E: 0 K: 0 S: 5	H: 2 LOB: 1 BB: 0 P: 5	R: 0 E: 0 K: 1 S: 5	H: 0 LOB: 1 BB: 1 P: 9	R: 0 E: 0 K: 1 S: 5	H: 0 LOB: 0 BB: 0 P: 5	R: 0 E: 0 K: 0 S: 3	H: 0 LOB: 0 BB: 0 P: 3	R: 0 E: 0 K: 2 S: 9	H: 2 LOB: 2 BB: 0 P: 9	R: 0 E: 0 K: 1 S: 4	H: 0 LOB: 1 BB: 2 P: 12	R: 0 E: 0 K: 2 S: 7	H: 0 LOB: 0 BB: 0 P: 7	R: 0 E: 0 K: 0 S: 4	H: 1 LOB: 1 BB: 0 P: 4	R: 1 E: 0 K: 0 S: 5	H: 2 LOB: 2 BB: 0 P: 5	1B: 6 2B: 1 3B: 0 HR: 0	SF: 1 SAC: 0 DP: 1 HBP: 0	WP: 1 PB: 0 SB: 0 CS: 0	PA: 36
PITCHER Larry Jackson, R ERA: 3.41 (1, 1)	IP: 9.0 WLS: W BF: 36 H: 7 R: 2 ER: 2 SO: 7 BB: 3 IBB: 0 HBP: 0 BLK: 0 WP: 1 HR: 0 S: 47 P: 59 ERA: 2.00 WHIP: 1.111															PITCHER						

Milwaukee Braves @ St. Louis Cardinals
Sportsman's Park, St. Louis, MO
Wed Aug 26 1959, 8:05 PM EDT
Att: 13,759 - Unknown

AB 32
R 2
H 7
RBI 2
BB 3
SO 7
LOB 18



Batter	1	2	3	4	5	6	7	8	9	AB	R	H	RBI	BB	SO	LOB	BOTTOM			
Don Blasingame, L OBP: 0.356, SLG: 0.360 (1, 4)										5	1	2	1	0	0	3				
Joe Cunningham, L OBP: 0.444, SLG: 0.464 (1, 9)										5	2	2	0	0	0	2				
Bill White, L OBP: 0.347, SLG: 0.481 (1, 7) (9, 3)										4	0	0	0	0	0	3				
Ken Boyer, R OBP: 0.396, SLG: 0.516 (1, 5)										4	0	2	1	0	0	2				
Stan Musial, L OBP: 0.364, SLG: 0.419 (1, 3)										4	0	2	1	0	0	1				
Gino Cimoli, R OBP: 0.323, SLG: 0.429 (9, 7)										0	0	0	0	0	0	0				
Curt Flood, R OBP: 0.336, SLG: 0.448 (1, 8)										4	1	3	1	0	0	1				
Hal Smith, R OBP: 0.294, SLG: 0.393 (1, 2)										4	0	1	0	0	0	3				
Alex Grammas, R OBP: 0.336, SLG: 0.331 (1, 6)										4	1	2	0	0	1	1				
Larry Jackson, R OBP: 0.125, SLG: 0.127 (1, 1)										3	0	1	0	0	1	1				
Inning Stats	R: 2 E: 1 K: 0 S: 6	H: 3 LOB: 1 BB: 0 P: 6	R: 0 E: 0 K: 0 S: 4	H: 1 LOB: 1 BB: 0 P: 4	R: 0 E: 0 K: 0 S: 4	H: 1 LOB: 1 BB: 0 P: 4	R: 0 E: 0 K: 0 S: 5	H: 2 LOB: 2 BB: 0 P: 5	R: 1 E: 0 K: 0 S: 6	H: 4 LOB: 2 BB: 0 P: 6	R: 0 E: 0 K: 2 S: 7	H: 0 LOB: 0 BB: 0 P: 7	R: 0 E: 0 K: 0 S: 3	H: 0 LOB: 0 BB: 0 P: 3	R: 2 E: 0 K: 0 S: 7	H: 4 LOB: 2 BB: 0 P: 7	1B: 12 2B: 2 3B: 0 HR: 1	SF: 0 SAC: 1 DP: 0 HBP: 0	WP: 0 PB: 0 SB: 0 CS: 1	PA: 38
PITCHER Carl Willey, R ERA: 3.93 (1, 1)	IP: 4.2 WLS: L BF: 24 H: 11 R: 3 ER: 3 SO: 3 BB: 0 IBB: 0 HBP: 0 BLK: 0 WP: 0 HR: 0 S: 24 P: 24 ERA: 3.86 WHIP: 2.357															PITCHER				
Bob Rush, R ERA: 1.95 (5, 1)	IP: 1.1 WLS: L BF: 4 H: 0 R: 0 ER: 0 SO: 2 BB: 0 IBB: 0 HBP: 0 BLK: 0 WP: 0 HR: 0 S: 8 P: 8 ERA: 0.00 WHIP: 0.000															PITCHER				
Joey Jay, R ERA: 4.36 (7, 1)	IP: 2.0 WLS: L BF: 10 H: 4 R: 2 ER: 2 SO: 0 BB: 0 IBB: 0 HBP: 0 BLK: 0 WP: 0 HR: 1 S: 10 P: 10 ERA: 9.00 WHIP: 2.000															PITCHER				

Milwaukee Braves @ St. Louis Cardinals
Sportsman's Park, St. Louis, MO
Wed Aug 26 1959, 8:05 PM EDT
Att: 13,759 - Unknown

AB 37
R 5
H 15
RBI 4
BB 0
SO 2
LOB 17



Batter	1	2	3	4	5	6	7	8	9	AB	R	H	RBI	BB	SO	LOB	TOP										
Bobby Avila, R OBP: 0.330, SLG: 0.333 (1, 4)										5	1	1	1	0	2	2	Milwaukee Braves @ St. Louis Cardinals Sportsman's Park, St. Louis, MO Thu Aug 27 1959, 4:33 AM EDT Att: 13,772 - Unknown										
Eddie Mathews, L OBP: 0.391, SLG: 0.568 (1, 5)										1	2	1	0	2	0	0											
Hank Aaron, R OBP: 0.405, SLG: 0.650 (1, 8)										4	0	1	0	0	0	2											
Joe Adcock, R OBP: 0.342, SLG: 0.528 (1, 7)										4	1	2	3	0	0	1											
Ray Boone, R OBP: 0.401, SLG: 0.361 Frank Torre, L OBP: 0.322, SLG: 0.324 (6, PH) (6, 3)										1	0	0	0	1	0	2											
Andy Pafko, R OBP: 0.301, SLG: 0.325 (1, 9)										4	0	1	0	0	0	1											
Johnny Logan, R OBP: 0.374, SLG: 0.444 (1, 6)										4	0	1	0	0	0	1											
Del Crandall, R OBP: 0.292, SLG: 0.384 (1, 2)										4	0	0	0	0	1	2											
Bob Buhl, R OBP: 0.095, SLG: 0.055 (5, 1)										2	0	0	0	0	2	0											
Inning Stats	R: 1 E: 0 K: 1 S: 6	H: 2 LOB: 1 BB: 1 P: 10	R: 0 E: 0 K: 0 S: 3	H: 0 LOB: 0 BB: 0 P: 3	R: 3 E: 0 K: 1 S: 7	H: 2 LOB: 1 BB: 1 P: 12	R: 0 E: 0 K: 1 S: 5	H: 0 LOB: 0 BB: 0 P: 5	R: 0 E: 0 K: 1 S: 6	H: 1 LOB: 1 BB: 0 P: 6	R: 0 E: 0 K: 2 S: 7	H: 1 LOB: 1 BB: 0 P: 7	R: 0 E: 0 K: 0 S: 3	H: 0 LOB: 0 BB: 0 P: 3	R: 0 E: 0 K: 0 S: 5	H: 2 LOB: 2 BB: 0 P: 5		1B: 6 2B: 0 3B: 0 HR: 2	SF: 0 SAC: 0 DP: 1 HBP: 1	WP: 0 PB: 0 SB: 0 CS: 0	PA: 37						
PITCHER	IP	WLS	BF	H	R	ER	SO	BB	IBB	HBP	BLK	WP	HR	S	P	ERA	WHIP										
Vinegar Bend Mizell, L ERA: 4.32 (1, 1)	3.0		15	4	4	4	2	2	0	1	0	0	2	16	25	12.00	2.000										
Bob Dulliba, R ERA: 1.13 (4, 1)	1.0		3	0	0	0	1	0	0	0	0	0	0	5	5	0.00	0.000										
Dean Stone, L ERA: 4.23 (5, 1)	1.0		4	0	0	0	0	1	0	0	0	0	0	3	7	0.00	1.000										
Lindy McDaniel, R ERA: 3.29 (6, 1)	4.0	W	15	4	0	0	3	0	0	0	0	0	0	21	21	0.00	1.000										

Batter	1	2	3	4	5	6	7	8	9	AB	R	H	RBI	BB	SO	LOB	BOTTOM										
Don Blasingame, L OBP: 0.355, SLG: 0.357 (1, 4)										4	0	0	0	1	0	5	Milwaukee Braves @ St. Louis Cardinals Sportsman's Park, St. Louis, MO Thu Aug 27 1959, 4:33 AM EDT Att: 13,772 - Unknown										
Joe Cunningham, L OBP: 0.445, SLG: 0.477 (1, 9)										5	3	4	0	0	1	1											
Bill White, L OBP: 0.350, SLG: 0.486 (1, 7) (9, 3)										5	1	3	1	0	0	2											
Ken Boyer, R OBP: 0.396, SLG: 0.521 (1, 5)										3	1	1	4	1	1	2											
Stan Musial, L OBP: 0.361, SLG: 0.416 Gino Cimoli, R OBP: 0.323, SLG: 0.429 (8, FR) (9, 7)										5	0	1	0	0	0	4											
Curt Flood, R OBP: 0.352, SLG: 0.463 (1, 8)										4	0	3	0	1	0	0											
Hal Smith, R OBP: 0.293, SLG: 0.391 (1, 2)										5	0	1	0	0	0	5											
Alex Grammas, R OBP: 0.341, SLG: 0.337 (1, 6)										4	0	3	0	0	1	1											
Vinegar Bend Mizell, R ERA: 2.11, SLG: 0.232 Dick Gray, R ERA: 3.39, SLG: 0.323 Bob Dulliba, R ERA: 1.13 (4, PH) (4, 1)										0	0	0	0	0	0	0											
Inning Stats	R: 0 E: 0 K: 2 S: 7	H: 0 LOB: 1 BB: 1 P: 11	R: 0 E: 0 K: 1 S: 6	H: 1 LOB: 0 BB: 0 P: 6	R: 0 E: 0 K: 0 S: 5	H: 3 LOB: 3 BB: 1 P: 9	R: 0 E: 0 K: 0 S: 5	H: 2 LOB: 2 BB: 0 P: 5	R: 3 E: 0 K: 0 S: 8	H: 5 LOB: 2 BB: 0 P: 8	R: 1 E: 0 K: 0 S: 5	H: 2 LOB: 1 BB: 0 P: 5	R: 0 E: 0 K: 0 S: 5	H: 2 LOB: 2 BB: 0 P: 5	R: 1 E: 0 K: 0 S: 5	H: 2 LOB: 2 BB: 1 P: 9		1B: 12 2B: 2 3B: 2 HR: 1	SF: 1 SAC: 0 DP: 1 HBP: 0	WP: 0 PB: 0 SB: 0 CS: 0	PA: 43						
PITCHER	IP	WLS	BF	H	R	ER	SO	BB	IBB	HBP	BLK	WP	HR	S	P	ERA	WHIP										
Bob Buhl, R ERA: 2.9 (1, 1)	4.2		26	11	3	3	3	2	0	0	0	0	1	30	38	5.79	2.786										
Bob Rush, R ERA: 2.02 (5, 1)	1.1		6	2	1	1	0	0	0	0	0	0	0	6	6	6.75	1.500										
Don McMahon, R ERA: 2.01 (7, 1)	2.0	L	11	4	1	1	0	1	0	0	0	0	0	10	14	4.50	2.500										

Batter	1	2	3	4	5	6	7	8	9	AB	R	H	RBI	BB	SO	LOB	TOP					
Bobby Avila, R OBP: 0.336, SLG: 0.340 (1, 4)										5	3	3	0	0	0	1						
Eddie Mathews, L OBP: 0.395, SLG: 0.572 (1, 5)										4	0	3	2	1	0	0						
Hank Aaron, R OBP: 0.404, SLG: 0.652 (1, 8)										5	2	1	1	0	0	6						
Joe Adcock, R OBP: 0.340, SLG: 0.534 Felix Mantilla, R OBP: 0.299, SLG: 0.272 (9, 7)											4	1	1	2	0	1	2					
Frank Torre, L OBP: 0.323, SLG: 0.323 (1, 3)											4	0	1	2	1	0	1					
Lee Maye, L OBP: 0.317, SLG: 0.321 Andy Paiko, R OBP: 0.299, SLG: 0.323 (7, 9)											4	0	1	0	0	0	0					
Johnny Logan, R OBP: 0.373, SLG: 0.441 (1, 6)											5	1	1	0	0	0	3					
Del Crandall, R OBP: 0.293, SLG: 0.391 (1, 2)											3	1	1	2	1	0	0					
Lew Burdette, R OBP: 0.250, SLG: 0.286 (1, 1)										4	1	2	0	0	0	1						
Inning Stats	R: 2 E: 0 K: 1 S: 8	H: 3 LOB: 2 BB: 1 P: 12	R: 1 E: 0 K: 0 S: 5	H: 2 LOB: 1 BB: 0 P: 5	R: 3 E: 0 K: 0 S: 7	H: 4 LOB: 1 BB: 0 P: 7	R: 1 E: 0 K: 0 S: 4	H: 1 LOB: 0 BB: 0 P: 4	R: 0 E: 0 K: 0 S: 3	H: 0 LOB: 0 BB: 0 P: 3	R: 2 E: 0 K: 0 S: 6	H: 3 LOB: 1 BB: 0 P: 6	R: 0 E: 0 K: 0 S: 3	H: 0 LOB: 1 BB: 1 P: 7	R: 0 E: 0 K: 0 S: 3	H: 1 LOB: 0 BB: 0 P: 3	R: 0 E: 0 K: 0 S: 3	H: 0 LOB: 1 BB: 1 P: 7	1B: 8 2B: 3 3B: 0 HR: 3	SF: 1 SAC: 0 DP: 1 HBP: 0	WP: 0 PB: 0 SB: 2 CS: 0	PA: 43
PITCHER	IP WLS BF H R ER SO BB IBB HBP BLK WP HR S P ERA WHIP																					
Bob Anderson, R ERA: 3.8 (1, 1)	2.2 L 17 8 6 6 1 1 0 0 0 0 2 18 22 20.25 3.375																					
John Buzhardt, R ERA: 4.51 (3, 1)	3.1 15 5 3 3 0 0 0 0 0 0 1 15 15 8.10 1.500																					
Ed Donnelly, R ERA: 2.31 (7, 1)	1.0 4 0 0 0 0 1 0 0 0 0 0 0 3 7 0.00 1.000																					
Don Elston, R ERA: 3.04 (8, 1)	2.0 7 1 0 0 0 1 0 0 0 0 0 0 6 10 0.00 1.000																					

Milwaukee Braves @ Chicago Cubs
Wrigley Field, Chicago, IL
Fri Aug 28 1959, 3:33 AM CDT
Att: 15,929 - Unknown

AB 39
R 9
H 14
RBI 9
BB 3
SO 1
LOB 15



Batter	1	2	3	4	5	6	7	8	9	AB	R	H	RBI	BB	SO	LOB	BOTTOM					
Tony Taylor, R OBP: 0.339, SLG: 0.413 (1, 4)										4	1	2	0	0	1	0						
George Altman, L OBP: 0.331, SLG: 0.398 (1, 8)										4	1	3	2	0	0	1						
Jim Marshall, L OBP: 0.336, SLG: 0.423 (1, 3)										4	0	0	0	0	1	2						
14 Ernie Banks, R OBP: 0.369, SLG: 0.594 (1, 6)										4	0	0	0	0	0	2						
Art Schult, R OBP: 0.315, SLG: 0.369 (1, 9)											4	0	0	0	0	1	0					
Irv Noren, L OBP: 0.400, SLG: 0.480 (1, 7)											4	1	2	0	0	0						
Alvin Dark, R OBP: 0.320, SLG: 0.357 (1, 5)											4	0	0	0	0	2						
Cal Neeman, R OBP: 0.242, SLG: 0.253 Watt Moryn, L OBP: 0.312, SLG: 0.362 Sammy Taylor, L OBP: 0.315, SLG: 0.385 (7, PH) (8, 2)											2	0	0	0	0	0						
Bob Anderson, R OBP: 0.127, SLG: 0.103 John Buzhardt, R OBP: 0.103, SLG: 0.107 Billy Williams, R OBP: 0.207, SLG: 0.290 Ed Donnelly, R OBP: 0.237, SLG: 0.467 Dale Long, L OBP: 0.271, SLG: 0.211 (1, 1) (3, 1) (6, PH) (7, 1) (8, 1)										0	0	0	0	0	0	0						
Inning Stats	R: 0 E: 0 K: 1 S: 6	H: 1 LOB: 1 BB: 0 P: 6	R: 0 E: 0 K: 0 S: 3	H: 1 LOB: 0 BB: 0 P: 3	R: 0 E: 0 K: 0 S: 4	H: 1 LOB: 1 BB: 0 P: 4	R: 0 E: 0 K: 2 S: 7	H: 0 LOB: 0 BB: 0 P: 7	R: 0 E: 0 K: 0 S: 3	H: 0 LOB: 0 BB: 0 P: 3	R: 2 E: 0 K: 0 S: 5	H: 2 LOB: 0 BB: 0 P: 5	R: 1 E: 0 K: 1 S: 7	H: 2 LOB: 1 BB: 0 P: 7	R: 0 E: 0 K: 0 S: 4	H: 1 LOB: 1 BB: 0 P: 4	R: 0 E: 0 K: 0 S: 3	H: 0 LOB: 0 BB: 0 P: 3	1B: 4 2B: 3 3B: 1 HR: 1	SF: 0 SAC: 0 DP: 1 HBP: 0	WP: 0 PB: 0 SB: 1 CS: 0	PA: 34
PITCHER	IP WLS BF H R ER SO BB IBB HBP BLK WP HR S P ERA WHIP																					
Lew Burdette, R ERA: 4.02 (1, 1)	9.0 W 34 8 3 3 4 0 0 0 0 0 1 42 42 3.00 0.889																					

Milwaukee Braves @ Chicago Cubs
Wrigley Field, Chicago, IL
Fri Aug 28 1959, 3:33 AM CDT
Att: 15,929 - Unknown

AB 34
R 3
H 8
RBI 3
BB 0
SO 4
LOB 8



Batter	1	2	3	4	5	6	7	8	9	AB	R	H	RBI	BB	SO	LOB	TOP								
Bobby Avila, R OBP: 0.333, SLG: 0.337 (1, 4)	5-3 1B	F9 1B		G4-6-3 1B		F9 1B		SH1-4 1B	E5 2B	5	1	1	0	0	0	1									
Eddie Mathews, L OBP: 0.398, SLG: 0.574 (1, 5)	FC5-4 1B		F FC3-6 1B	G4-6-3 1B				3-1 1B		5	1	3	1	1	0	2									
Hank Aaron, R OBP: 0.405, SLG: 0.662 (1, 8)	FC5-4 1B		E1 FC3-6 1B							6	3	3	2	0	1	3									
Joe Adcock, R OBP: 0.344, SLG: 0.544 (1, 7)	1B		F8 1B							4	1	2	1	1	0	2									
Frank Torre, L OBP: 0.328, SLG: 0.326 (1, 3)	1B		FC3-6 1B							4	1	2	1	1	0	1									
Lee Maye, L OBP: 0.310, SLG: 0.313 Andy Paiko, R OBP: 0.300, SLG: 0.317 (5, PH) (5, 9)	F9 1B		FC3-6 FC5 BB 1B							2	0	0	1	0	0	4									
Johnny Logan, R OBP: 0.375, SLG: 0.441 (1, 6)			F5 1B							2	1	0	0	0	2	0									
Del Crandall, R OBP: 0.295, SLG: 0.396 (1, 2)			FC1-6 1B							5	1	2	2	0	0	4									
Warren Spahn, L OBP: 0.242, SLG: 0.307 (1, 1)	FC1-6 1B									4	1	2	1	0	0	1									
Inning Stats	R: 1 E: 0 K: 0 S: 6	H: 3 LOB: 2 BB: 0 P: 6	R: 0 E: 0 K: 0 S: 4	H: 1 LOB: 1 BB: 0 P: 4	R: 1 E: 1 K: 0 S: 5	H: 2 LOB: 3 BB: 2 P: 13	R: 2 E: 0 K: 0 S: 5	H: 3 LOB: 1 BB: 1 P: 9	R: 0 E: 0 K: 1 S: 4	H: 0 LOB: 0 BB: 1 P: 8	R: 0 E: 0 K: 0 S: 3	H: 0 LOB: 1 BB: 1 P: 7	R: 1 E: 0 K: 1 S: 6	H: 1 LOB: 0 BB: 0 P: 6	R: 0 E: 0 K: 0 S: 4	H: 1 LOB: 0 BB: 0 P: 4	R: 6 E: 1 K: 1 S: 11	H: 5 LOB: 1 BB: 0 P: 12	1B: 10 2B: 2 HR: 3	SF: 1 SAC: 1 DP: 2 HBP: 1	WP: 0 PB: 0 SB: 0 CS: 0	PA: 48			
PITCHER	IP	WLS	BF	H	R	ER	SO	BB	IBB	HBP	BLK	WP	HR	S	P	ERA	WHIP								
Moe Drabowsky, R ERA: 4.12 (1, 1)	3.0		19	8	4	4	0	1	1	0	0	0	0	17	25	12.00	3.000								
Bill Henry, L ERA: 2.52 (4, 1)	4.0	L	15	2	1	1	2	3	0	0	0	0	2	16	28	2.25	1.250								
Don Elston, R ERA: 3.43 (8, 1)	1.1		9	4	4	4	0	0	0	1	0	0	1	8	9	27.00	3.000								
Dave Hillman, R ERA: 3.26 (9, 1)	0.2		5	2	2	1	1	0	0	0	0	0	0	7	7	13.50	3.000								

Milwaukee Braves @ Chicago Cubs
Wrigley Field, Chicago, IL
Sat Aug 29 1959, 3:33 AM CDT
Att: 20,277 - Unknown

AB 40
R 11
H 16
RBI 10
BB 5
SO 3
LOB 18



Batter	1	2	3	4	5	6	7	8	9	AB	R	H	RBI	BB	SO	LOB	BOTTOM								
Tony Taylor, R OBP: 0.340, SLG: 0.413 (1, 4)	K		BB 14 HR 1B					SH5-4 1B		4	1	2	0	0	1	0									
George Altman, L OBP: 0.331, SLG: 0.398 (1, 8)	K		BB 14 HR 1B					SH5-4 1B		3	1	1	0	0	1	0									
Lee Walls, R OBP: 0.335, SLG: 0.387 (1, 9)	FC6-4 1B		BB 14 HR BB					14 G6-4-3 1B		3	1	2	0	1	1	0									
14 Ernie Banks, R OBP: 0.368, SLG: 0.597 (1, 6)	FC6-4 1B		BB HR					G6-4-3 1B		4	1	1	4	0	0	3									
Art Schult, R OBP: 0.302, SLG: 0.352 (1, 3)			6-3							4	0	0	0	0	0	0									
Bobby Thomson, R OBP: 0.312, SLG: 0.396 (1, 7)			6-3							4	0	1	0	0	0	0									
Alvin Dark, R OBP: 0.319, SLG: 0.356 (1, 5)			6-3							4	0	1	0	0	0	1									
Cal Neeman, R OBP: 0.237, SLG: 0.247 Earl Averill, R OBP: 0.305, SLG: 0.466 (7, PH) (8, 2)			BB 14 HR BB							2	0	0	0	0	1	1									
Moe Drabowsky, R OBP: 0.159, SLG: 0.143 Bill Henry, L OBP: 0.214, SLG: 0.185 Randy Jackson, R OBP: 0.308, SLG: 0.333 Don Elston, R OBP: 0.211, SLG: 0.211 Dave Hillman, R OBP: 0.220, SLG: 0.132 (1, 1) (4, 1) (7, PH) (8, 1) (9, 1)			BB 14 HR BB							1	0	0	0	0	0	0									
Inning Stats	R: 0 E: 0 K: 2 S: 8	H: 1 LOB: 1 BB: 0 P: 8	R: 0 E: 0 K: 0 S: 3	H: 0 LOB: 0 BB: 0 P: 3	R: 4 E: 0 K: 1 S: 8	H: 3 LOB: 0 BB: 1 P: 12	R: 0 E: 0 K: 0 S: 4	H: 1 LOB: 0 BB: 0 P: 4	R: 0 E: 0 K: 1 S: 5	H: 0 LOB: 0 BB: 0 P: 5	R: 0 E: 0 K: 0 S: 3	H: 0 LOB: 0 BB: 0 P: 3	R: 0 E: 0 K: 0 S: 4	H: 2 LOB: 1 BB: 0 P: 4	R: 0 E: 0 K: 0 S: 4	H: 1 LOB: 1 BB: 0 P: 4	1B: 7 2B: 0 HR: 1	SF: 0 SAC: 1 DP: 1 HBP: 0	WP: 0 PB: 0 SB: 0 CS: 0	PA: 35					
PITCHER	IP	WLS	BF	H	R	ER	SO	BB	IBB	HBP	BLK	WP	HR	S	P	ERA	WHIP								
Warren Spahn, L ERA: 2.91 (1, 1)	9.0	W	35	8	4	4	4	1	0	0	0	0	1	42	46	4.00	1.000								

Milwaukee Braves @ Chicago Cubs
Wrigley Field, Chicago, IL
Sat Aug 29 1959, 3:33 AM CDT
Att: 20,277 - Unknown

AB 33
R 4
H 8
RBI 4
BB 1
SO 4
LOB 7



Batter	1	2	3	4	5	6	7	8	9	AB	R	H	RBI	BB	SO	LOB	TOP	
Bobby Avila, R (1,4) OBP: 0.331, SLG: 0.330	F3		FC4-6 BB		F6		K		F3	4	0	0	0	1	1	3	Milwaukee Braves @ Chicago Cubs Wrigley Field, Chicago, IL Sun Aug 30 1959, 3:33 AM CDT Att: 28,158 - Unknown	
Eddie Mathews, L (1,5) OBP: 0.397, SLG: 0.578	F7		FC4-6 3B 1-2			HR		F7	4	2	1	1	0	0	1			
Hank Aaron, R (1,8) OBP: 0.407, SLG: 0.666	BB 1B		1-H 3B			E1		1B	4	0	3	1	0	0	0			
Joe Adcock, R (1,7) OBP: 0.343, SLG: 0.538	BB 1-2		F9			K		F9	3	0	0	0	1	1	2			
Frank Torre, L (1,3) OBP: 0.327, SLG: 0.322	4-3				F9	F4		BB	3	0	0	0	1	0	2			
Lee Maye, L (1,9) OBP: 0.310, SLG: 0.313		F3			4-3				3	0	1	0	0	0	0			
Andy Paiko, R (7,9) OBP: 0.298, SLG: 0.315							S BB 1B	F8	1	0	0	0	0	0	2			
Johnny Logan, R (1,6) OBP: 0.372, SLG: 0.436		5-3			6-3		F8		4	0	0	0	0	0	1			
Del Crandall, R (1,2) OBP: 0.296, SLG: 0.398		F2				F9	S BB 1-2	2B	3	0	1	0	1	0	0			
Carl Willey, R (1,1) OBP: 0.105, SLG: 0.108					F8				3	0	0	0	0	1	2			
Don McMahon, R (8,1) OBP: 0.375, SLG: 0.286						4-3			0	0	0	0	0	0	0			
Ray Boone, R (9,PH) OBP: 0.399, SLG: 0.358							1-2 2-3	K	1	0	0	0	0	0	1			
Inning Stats	R: 0 E: 0 K: 0 S: 4	H: 1 LOB: 2 BB: 1 P: 8	R: 0 E: 0 K: 0 S: 3	H: 0 LOB: 0 BB: 0 P: 3	R: 1 E: 0 K: 0 S: 4	H: 1 LOB: 1 BB: 1 P: 8	R: 0 E: 0 K: 0 S: 3	H: 0 LOB: 0 BB: 0 P: 3	R: 0 E: 0 K: 2 S: 8	H: 1 LOB: 2 BB: 1 P: 12	R: 0 E: 0 K: 0 S: 4	H: 1 LOB: 1 BB: 0 P: 4	R: 0 E: 0 K: 0 S: 4	H: 1 LOB: 1 BB: 0 P: 4	1B: 3 2B: 1 3B: 1 HR: 1	SF: 0 SAC: 0 DP: 0 HBP: 0	WP: 0 PA: 37 PB: 0 SB: 3 CS: 0	
PITCHER	IP WLS BF H R ER SO BB IBB HBP BLK WP HR S P ERA WHIP	IP WLS BF H R ER SO BB IBB HBP BLK WP HR S P ERA WHIP																
Glen Hobbie, R (1,1) ERA: 4.01	8.0	W	33	5	2	2	3	4	0	0	0	0	0	0	0	0	2.25	1.125
Bill Henry, L (9,1) ERA: 2.5	1.0	S	4	1	0	0	0	0	0	0	0	0	0	0	4	4	0.00	1.000

Batter	1	2	3	4	5	6	7	8	9	AB	R	H	RBI	BB	SO	LOB	BOTTOM	
Tony Taylor, R (1,4) OBP: 0.340, SLG: 0.412	6-3		5-3			F9		FC2-5 2B 1B	4	1	1	0	0	0	0	Milwaukee Braves @ Chicago Cubs Wrigley Field, Chicago, IL Sun Aug 30 1959, 3:33 AM CDT Att: 28,158 - Unknown		
George Altman, L (1,8) OBP: 0.327, SLG: 0.393	F7		4-3			2-3		FC2-5 2B 1B 1-2 2-3	4	1	0	0	0	2				
Jim Marshall, L (1,3) OBP: 0.335, SLG: 0.424	F8				F3	4-3		1-3 2-H 1B 2B	4	1	1	1	0	0				
14 Ernie Banks, R (1,6) OBP: 0.369, SLG: 0.596					F8		K	1B 1B IBB	3	1	1	0	1	1				
Irv Noren, L (1,9) OBP: 0.403, SLG: 0.481									4	1	2	2	0	0				
Bobby Thomson, R (8,PR) OBP: 0.312, SLG: 0.396					4-3			1B 1B 1B	0	1	0	0	0	0				
Walt Moryn, L (1,7) OBP: 0.314, SLG: 0.370								1-2 2-H 3-H 1B 1B	4	0	2	1	0	0				
Billy Williams, L (9,7) OBP: 0.207, SLG: 0.250							1-H	3B	0	0	0	0	0	0				
Alvin Dark, R (1,5) OBP: 0.321, SLG: 0.355								F2	3	0	1	1	1	0				
Sammy Taylor, L (1,2) OBP: 0.315, SLG: 0.384								1-2 BB	4	0	1	1	0	0				
Glen Hobbie, R (1,1) OBP: 0.161, SLG: 0.150									2	0	0	0	0	0				
Dale Long, L (8,PH) OBP: 0.323, SLG: 0.469									1	0	1	0	0	0				
Don Eaddy, R (8,PR)									0	0	0	0	0	0				
Earl Averill, R (8,PH) OBP: 0.304, SLG: 0.463									1	0	0	0	0	1				
Bill Henry, L (9,1) OBP: 0.214, SLG: 0.185									0	0	0	0	0	0				
Inning Stats	R: 0 E: 0 K: 0 S: 3	H: 0 LOB: 0 BB: 0 P: 3	R: 0 E: 0 K: 0 S: 4	H: 1 LOB: 2 BB: 1 P: 8	R: 0 E: 0 K: 0 S: 3	H: 0 LOB: 0 BB: 0 P: 3	R: 0 E: 0 K: 0 S: 3	H: 0 LOB: 0 BB: 0 P: 3	R: 0 E: 0 K: 1 S: 7	H: 2 LOB: 1 BB: 0 P: 7	R: 5 E: 0 K: 1 S: 11	H: 6 LOB: 2 BB: 1 P: 15	1B: 8 2B: 1 3B: 1 HR: 0	SF: 0 SAC: 0 DP: 0 HBP: 0	WP: 0 PA: 36 PB: 0 SB: 0 CS: 0			
PITCHER	IP WLS BF H R ER SO BB IBB HBP BLK WP HR S P ERA WHIP	IP WLS BF H R ER SO BB IBB HBP BLK WP HR S P ERA WHIP																
Carl Willey, R (1,1) ERA: 4.17	7.1	L	32	8	6	6	1	1	1	0	0	0	0	0	0	0	7.36	1.227
Don McMahon, R (8,1) ERA: 1.99	0.2		4	2	0	0	1	0	0	0	0	0	6	6	0.00	3.000		



Batter	1	2	3	4	5	6	7	8	9	AB	R	H	RBI	BB	SO	LOB	TOP					
Richie Ashburn, L OBP: 0.364, SLG: 0.310 (1, 8)	5-3		K			5-3	BB		CS BB	3	0	0	0	2	1	1	Philadelphia Phillies @ Milwaukee Braves Milwaukee County Stadium, Milwaukee, WI Tue Sep 01 1959, 8:05 PM EDT Att: 20,522 - Unknown livebaseballscorecards.com					
Joe Koppe, R OBP: 0.322, SLG: 0.384 (1, 6)	F8			FC1-6 E 1B		1B 1B	L9		K 1-2	5	1	2	0	0	1	2						
Ed Bouchee, L OBP: 0.373, SLG: 0.451 (1, 3)	K			F2		F8 1B 3B 1B		L9		4	1	1	0	0	1	1						
Wally Post, R OBP: 0.315, SLG: 0.466 (1, 9)		K		E3 FC1-6		3B 1B		K		4	1	1	1	0	2	1						
Harry Anderson, L OBP: 0.322, SLG: 0.432 (1, 7)	K			FC1-6		F8				4	0	1	0	0	1	4						
Gene Freese, R OBP: 0.345, SLG: 0.509 (1, 5)	L4			P6		3B		5-3		4	0	1	2	0	0	3						
Sparky Anderson, R OBP: 0.277, SLG: 0.242 (1, 4)			F7		F2	F8			SH1-3 HR 1B	4	1	1	0	0	0	1						
Carl Sawatski, L OBP: 0.364, SLG: 0.428 (1, 2)					K		L9		SH1-3	3	0	1	0	0	1	0						
Don Cardwell, R OBP: 0.067, SLG: 0.114 (1, 1)	F8				P4		K		HR	4	1	1	2	0	1	1						
Inning Stats	R: 0 E: 0 K: 1 S: 5	H: 0 LOB: 0 BB: 0 P: 5	R: 0 E: 0 K: 2 S: 7	H: 0 LOB: 0 BB: 0 P: 7	R: 0 E: 0 K: 1 S: 6	H: 1 LOB: 1 BB: 0 P: 6	R: 0 E: 1 K: 0 S: 5	H: 1 LOB: 2 BB: 0 P: 5	R: 0 E: 0 K: 1 S: 5	H: 0 LOB: 0 BB: 0 P: 5	R: 3 E: 0 K: 0 S: 7	H: 4 LOB: 1 BB: 0 P: 7	R: 0 E: 0 K: 1 S: 5	H: 0 LOB: 1 BB: 1 P: 9	R: 0 E: 0 K: 1 S: 6	H: 1 LOB: 1 BB: 0 P: 6	R: 2 E: 0 K: 1 S: 6	H: 2 LOB: 0 BB: 1 P: 10	1B: 7 2B: 0 3B: 1 HR: 1	SF: 0 SAC: 1 DP: 0 HBP: 0	WP: 0 PB: 0 CS: 1	PA: 38
PITCHER Bob Buhl, R ERA: 3.02 (1, 1)	IP: 9.0 WLS: L BF: 38	H: 9 R: 5 ER: 5 SO: 8	BB: 2 IBB: 0 HBP: 0 BLK: 0	WP: 0 HR: 1 S: 52 P: 60	ERA: 5.00 WHIP: 1.222											PITCHER Don Cardwell, R ERA: 3.66 (1, 1)	IP: 9.0 WLS: W BF: 36	H: 6 R: 3 ER: 3 SO: 2	BB: 5 IBB: 1 HBP: 0 BLK: 0	WP: 1 HR: 2 S: 34 P: 58	ERA: 3.00 WHIP: 1.222	

Batter	1	2	3	4	5	6	7	8	9	AB	R	H	RBI	BB	SO	LOB	BOTTOM					
Bobby Avila, R OBP: 0.329, SLG: 0.329 (1, 4)	1B SF4 1B		6-3		6-3		F7			4	1	1	0	0	0	2	Philadelphia Phillies @ Milwaukee Braves Milwaukee County Stadium, Milwaukee, WI Tue Sep 01 1959, 8:05 PM EDT Att: 20,522 - Unknown livebaseballscorecards.com					
Eddie Mathews, L OBP: 0.391, SLG: 0.586 (1, 5)	G6-4-3 1B		HR		FC5-4 IBB		FC6-4 BB			2	1	2	1	2	0	0						
Hank Aaron, R OBP: 0.404, SLG: 0.662 (1, 8)	SF4		6-3		FC5-4		FC6-4			3	0	0	1	0	0	4						
Joe Adcock, R OBP: 0.342, SLG: 0.544 (1, 7)	G6-4-3				5-3		HR		K	4	1	1	1	0	1	1						
Frank Torre, L OBP: 0.326, SLG: 0.318 (1, 3)		WP SH1-4 7-2 BB		F9		L6		F9		3	0	0	0	1	0	0						
Lee Maye, L OBP: 0.311, SLG: 0.314 (1, 9)		SH1-4				1-3		4-3		3	0	1	0	0	0	0						
Johnny Logan, R OBP: 0.373, SLG: 0.434 (1, 6)					L4		F8		G5-4-3 BB	2	0	0	0	2	0	1						
Del Crandall, R OBP: 0.296, SLG: 0.396 (1, 2)		7-2							G5-4-3	4	0	1	0	0	1	3						
Bob Buhl, R OBP: 0.069, SLG: 0.053 (1, 1)					1-3				P5	2	0	0	0	1	0	1						
Mickey Vernon, L OBP: 0.284, SLG: 0.390 (9, PH)					F3					1	0	0	0	0	0	0						
Inning Stats	R: 1 E: 0 K: 0 S: 4	H: 2 LOB: 0 BB: 0 P: 4	R: 0 E: 0 K: 0 S: 2	H: 0 LOB: 1 BB: 2 P: 10	R: 1 E: 0 K: 0 S: 4	H: 1 LOB: 0 BB: 0 P: 4	R: 0 E: 0 K: 0 S: 4	H: 1 LOB: 1 BB: 0 P: 4	R: 0 E: 0 K: 0 S: 4	H: 1 LOB: 2 BB: 1 P: 8	R: 1 E: 0 K: 0 S: 4	H: 1 LOB: 0 BB: 0 P: 4	R: 0 E: 0 K: 1 S: 5	H: 0 LOB: 2 BB: 2 P: 13	R: 0 E: 0 K: 1 S: 5	H: 0 LOB: 0 BB: 0 P: 5	R: 0 E: 0 K: 0 S: 2	H: 0 LOB: 0 BB: 1 P: 6	1B: 4 2B: 1 3B: 0 HR: 2	SF: 1 SAC: 1 DP: 3 HBP: 0	WP: 1 PB: 0 SB: 0 CS: 0	PA: 36
PITCHER Don Cardwell, R ERA: 3.66 (1, 1)	IP: 9.0 WLS: W BF: 36	H: 6 R: 3 ER: 3 SO: 2	BB: 5 IBB: 1 HBP: 0 BLK: 0	WP: 1 HR: 2 S: 34 P: 58	ERA: 3.00 WHIP: 1.222											PITCHER Bob Buhl, R ERA: 3.02 (1, 1)	IP: 9.0 WLS: L BF: 38	H: 9 R: 5 ER: 5 SO: 8	BB: 2 IBB: 0 HBP: 0 BLK: 0	WP: 0 HR: 1 S: 52 P: 60	ERA: 5.00 WHIP: 1.222	

Batter	1	2	3	4	5	6	7	8	9	AB	R	H	RBI	BB	SO	LOB	TOP						
Richie Ashburn, L OBP: 0.366, SLG: 0.315 (1, 8)	6-3		E7 3B	FC4 1-2		FC5-6 1B		SH3-4 2B BB	5-3	5	2	0	1	0	2		Philadelphia Phillies @ Milwaukee Braves Milwaukee County Stadium, Milwaukee, WI Wed Sep 02 1959, 8:05 PM EDT Att: 18,047 - Unknown livebaseballscorecards.com						
Joe Koppe, R OBP: 0.323, SLG: 0.383 (1, 6)	F3		2B 1B		K	FC5-6 BB		SH3-4 BB	F8 BB	4	1	1	0	1	1	2							
Ed Bouchee, L OBP: 0.377, SLG: 0.456 (1, 3)	BB		1B 2B		4-3	K		2B 2B	BB	4	2	2	2	2	1	2							
Wally Post, R OBP: 0.320, SLG: 0.473 (1, 9)	F3		1B		2B	BB		1B 2B	F8	5	1	3	2	1	0	3							
Harry Anderson, L OBP: 0.320, SLG: 0.428 (1, 7)		4-3	K		F7	F7		BB 1B	P4	6	1	1	1	0	1	7							
Gene Freese, R OBP: 0.351, SLG: 0.521 (1, 5)	5-3				CS 1B	E HR 1B		1B BB		4	2	3	1	1	0	0							
Sparky Anderson, R OBP: 0.276, SLG: 0.241 (1, 4)	K		5-3		1-2	E3 HR		G6-3 1B	K	5	1	1	0	0	2	4							
Carl Sawatski, L OBP: 0.370, SLG: 0.451 (1, 2)			K		1B 1B	HR		G6-3 1-2 2H	1B	5	1	3	4	0	1	1							
Robin Roberts, S OBP: 0.231, SLG: 0.247 (1, 1)			P5		FC4 1B	FC5-6 1B		K	F7	5	0	2	0	0	1	2							
Inning Stats	R: 0 E: 0 K: 0 S: 3	H: 0 LOB: 1 BB: 1 P: 7	R: 0 E: 0 K: 1 S: 5	H: 0 LOB: 0 BB: 0 P: 5	R: 3 E: 1 K: 2 S: 11	H: 4 LOB: 1 BB: 0 P: 11	R: 0 E: 0 K: 0 S: 5	H: 3 LOB: 2 BB: 0 P: 5	R: 0 E: 0 K: 1 S: 6	H: 1 LOB: 1 BB: 0 P: 6	R: 3 E: 1 K: 1 S: 10	H: 4 LOB: 3 BB: 1 P: 14	R: 1 E: 0 K: 1 S: 6	H: 2 LOB: 0 BB: 0 P: 6	R: 4 E: 0 K: 1 S: 9	H: 4 LOB: 2 BB: 2 P: 17	R: 0 E: 0 K: 0 S: 3	H: 0 LOB: 2 BB: 2 P: 11	1B: 11 2B: 4 3B: 1 HR: 2	SF: 0 SAC: 1 DP: 1 HBP: 0	WP: 0 PB: 0 SB: 0 CS: 1	PA: 50	
PITCHER	IP	WLS	BF	H	R	ER	SO	BB	IBB	HBP	BLK	WP	HR	S	P	ERA	WHIP						
Lew Burdette, R ERA: 4.12 (1, 1)	5.0	L	27	11	6	5	4	1	0	0	0	0	1	34	38	9.00	2.400						
Juan Pizarro, L ERA: 3.95 (6, 1)	2.0		9	3	1	1	2	1	0	0	0	0	1	12	16	4.50	2.000						
Don McMahon, R ERA: 2.54 (8, 1)	0.1		5	3	4	4	0	1	0	0	0	0	0	8	8	108.00	12.000						
Joey Jay, R ERA: 4.29 (8, 1)	1.2		9	1	0	0	1	3	0	0	0	0	0	8	20	0.00	2.400						

Batter	1	2	3	4	5	6	7	8	9	AB	R	H	RBI	BB	SO	LOB	BOTTOM						
Bill Bruton, L OBP: 0.346, SLG: 0.417 (1, 8)	F7		SF7			L8		1B 2B		3	1	1	1	0	0	0	Philadelphia Phillies @ Milwaukee Braves Milwaukee County Stadium, Milwaukee, WI Wed Sep 02 1959, 8:05 PM EDT Att: 18,047 - Unknown livebaseballscorecards.com						
Bobby Avila, R OBP: 0.328, SLG: 0.327 (1, 4)	6-3		F7			F8		2B 1B		4	0	1	0	0	0	0							
Eddie Mathews, L OBP: 0.392, SLG: 0.585 (1, 5)	1B				P6	HR 1B		F9		4	1	2	0	0	0	2							
Hank Aaron, R OBP: 0.403, SLG: 0.665 (1, 9)	F7				P6	HR		P6		4	1	1	2	0	0	3							
Joe Adcock, R OBP: 0.341, SLG: 0.544 (1, 7)		K			K	6-3		1-3 2H	2B	4	0	1	1	0	2	0							
Frank Torre, L OBP: 0.325, SLG: 0.321 (1, 3)	K				1B 2B			F9		4	1	1	0	0	1	2							
Johnny Logan, R OBP: 0.370, SLG: 0.430 (1, 6)	4-3				6-3			F7		4	0	0	0	0	0	1							
Del Crandall, R OBP: 0.298, SLG: 0.400 (1, 2)			L7		2H 1B			F7		4	0	2	1	0	0	0							
Lew Burdette, R OBP: 0.286, SLG: 0.354 (6, 1) Juan Pizarro, L OBP: 0.143, SLG: 0.096 (7, PH) Red Schoendienst, S (8, PH) Don McMahon, R OBP: 0.285, SLG: 0.288 (8, PH) Joey Jay, S OBP: 0.172, SLG: 0.115 (8, PH) Mickey Vernon, L OBP: 0.201, SLG: 0.288 (8, PH)			SF7 3B		K			K		2	1	1	0	0	1	0							
Inning Stats	R: 0 E: 0 K: 0 S: 4	H: 1 LOB: 1 BB: 0 P: 4	R: 0 E: 0 K: 2 S: 7	H: 0 LOB: 0 BB: 0 P: 7	R: 1 E: 0 K: 0 S: 4	H: 1 LOB: 0 BB: 0 P: 4	R: 0 E: 0 K: 1 S: 5	H: 0 LOB: 0 BB: 0 P: 5	R: 1 E: 0 K: 0 S: 6	H: 3 LOB: 2 BB: 0 P: 6	R: 0 E: 0 K: 0 S: 4	H: 1 LOB: 1 BB: 0 P: 4	R: 1 E: 0 K: 0 S: 6	H: 3 LOB: 2 BB: 0 P: 6	R: 0 E: 0 K: 1 S: 5	H: 0 LOB: 0 BB: 0 P: 5	1B: 5 2B: 3 3B: 1 HR: 1	SF: 1 SAC: 0 DP: 0 HBP: 0	WP: 0 PB: 0 SB: 0 CS: 0	PA: 36			
PITCHER	IP	WLS	BF	H	R	ER	SO	BB	IBB	HBP	BLK	WP	HR	S	P	ERA	WHIP						
Robin Roberts, R ERA: 4.63 (1, 1)	9.0	W	36	10	5	5	5	0	0	0	0	0	1	46	46	5.00	1.111						

Batter	1	2	3	4	5	6	7	8	9	AB	R	H	RBI	BB	SO	LOB	TOP					
Bill Bruton, L OBP: 0.344, SLG: 0.414 (1, 8)	F9			5-3		1B 1-2 2-H	F9		3-1	5	1	1	0	0	0	3	Milwaukee Braves @ Cincinnati Redlegs Crosley Field, Cincinnati, OH Fri Sep 04 1959, 7:05 PM EDT Att: 19,524 - Unknown					
Eddie Mathews, L OBP: 0.395, SLG: 0.585 (1, 5)	L9			G6-3 BB		1B 1-3 2-H		2B 1B	2B BB	3	1	2	1	2	0	0						
Hank Aaron, R OBP: 0.405, SLG: 0.668 (1, 9)	5-3			G6-3 1-2		1B 1-2 3-H		2B 1-3	2B 1-H 3-H	5	0	3	3	0	0	1						
Joe Adcock, R OBP: 0.340, SLG: 0.540 Andy Pafko, R OBP: 0.296, SLG: 0.313 (8, 7)	F8				6-3	1B 1-2 2-3		F2	F7	4	0	1	0	0	0	2						
Frank Torre, L OBP: 0.327, SLG: 0.321 (1, 3)	1-3				L5-3 1B	1B				3	0	1	0	1	0	3						
Johnny Logan, R OBP: 0.397, SLG: 0.426 (1, 6)	6-3				L5-3 1-2			P3	P3	4	0	0	0	0	0	4						
Bobby Avila, R OBP: 0.327, SLG: 0.323 (1, 4)				F2		SH1-3 1B BB	P6	G3		3	0	0	0	1	0	3						
Del Crandall, R OBP: 0.300, SLG: 0.404 (1, 2)				K		SH1-3			3-1 2B	3	1	2	0	0	1	0						
Warren Spahn, L OBP: 0.253, SLG: 0.315 (1, 1)				K		1B 1B			P6	4	1	2	0	0	1	1						
Inning Stats	R: 0 E: 0 K: 0 S: 3	H: 0 LOB: 0 BB: 0 P: 3	R: 0 E: 0 K: 0 S: 3	H: 0 LOB: 0 BB: 0 P: 3	R: 0 E: 0 K: 2 S: 7	H: 0 LOB: 0 BB: 1 P: 7	R: 0 E: 0 K: 0 S: 2	H: 0 LOB: 0 BB: 1 P: 6	R: 0 E: 0 K: 0 S: 3	H: 1 LOB: 0 BB: 0 P: 3	R: 2 E: 0 K: 0 S: 7	H: 5 LOB: 3 BB: 1 P: 11	R: 0 E: 0 K: 0 S: 5	H: 2 LOB: 2 BB: 0 P: 5	R: 0 E: 0 K: 0 S: 5	H: 2 LOB: 3 BB: 1 P: 9		R: 2 E: 0 K: 0 S: 5	H: 2 LOB: 1 BB: 1 P: 9	1B: 9 2B: 4 3B: 0 HR: 0	SF: 0 SAC: 1 DP: 2 HBP: 0	WP: 0 PB: 0 CS: 0
PITCHER	IP	WLS	BF	H	R	ER	SO	BB	IBB	HBP	BLK	WP	HR	S	P	ERA	WHIP					
Bob Purkey, R ERA: 4.6 (1, 1)	7.0	L	30	10	2	2	2	2	0	0	0	0	0	32	40	2.57	1.714					
Brooks Lawrence, R ERA: 4.53 (8, 1)	1.0		4	0	0	0	0	0	1	0	0	0	0	3	7	0.00	0.000					
Orlando Pena, R ERA: 4.97 (9, 1)	1.0		6	2	2	2	0	1	0	0	0	0	0	5	9	18.00	3.000					

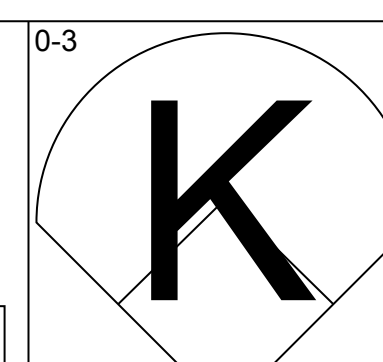
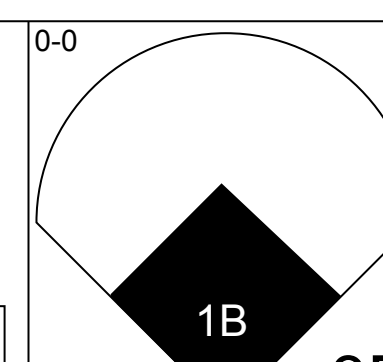
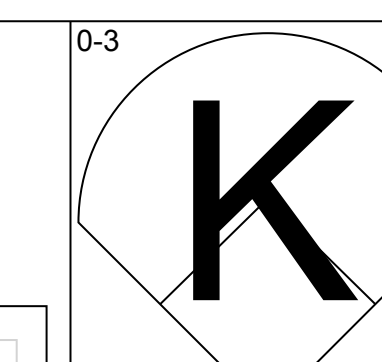
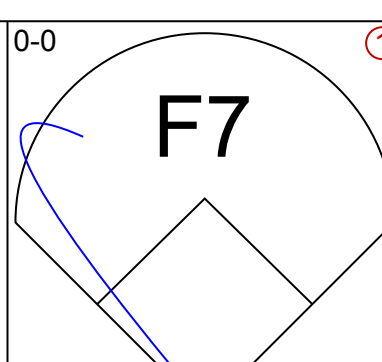
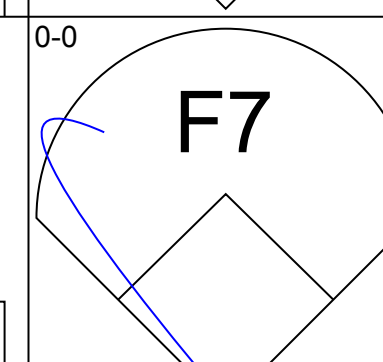
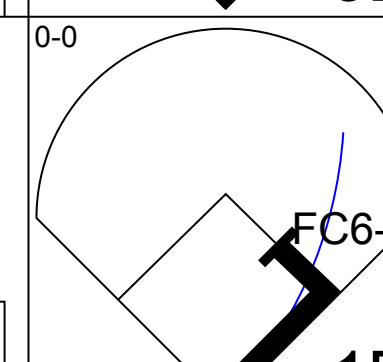
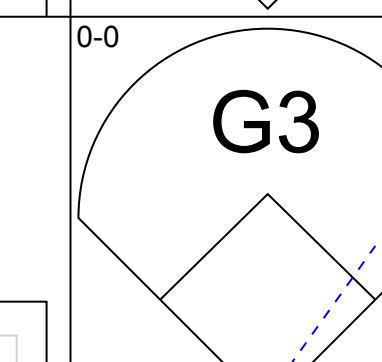
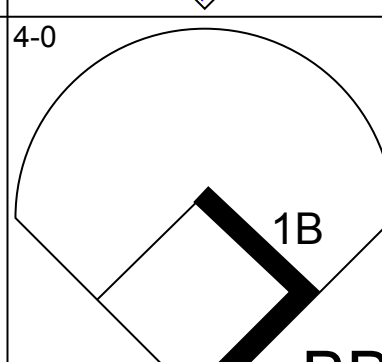
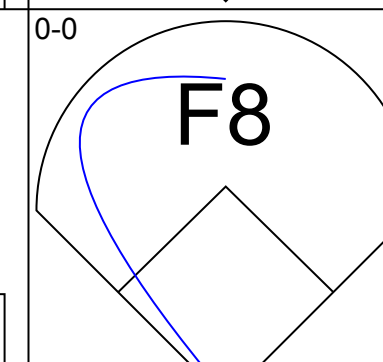
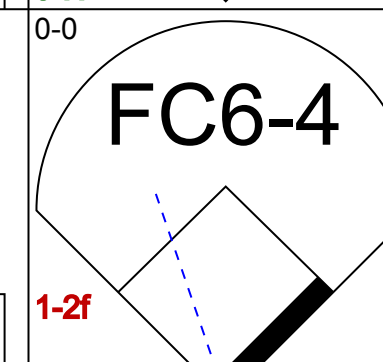
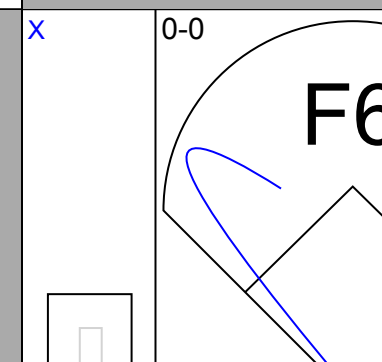
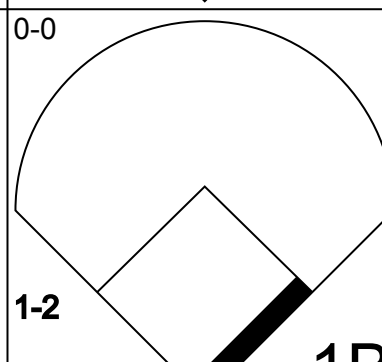
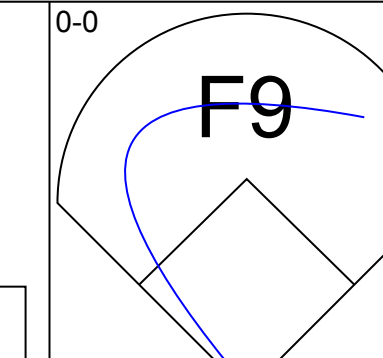
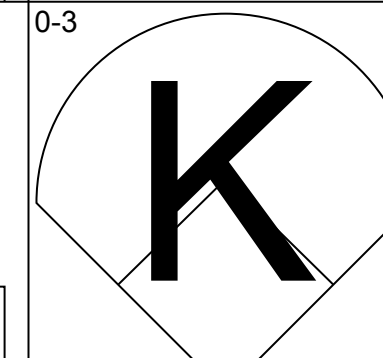
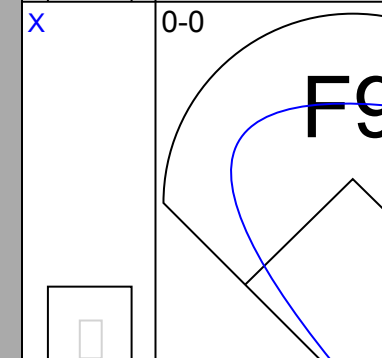
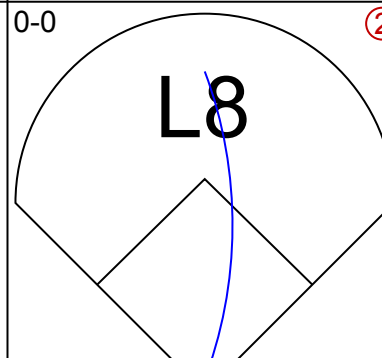
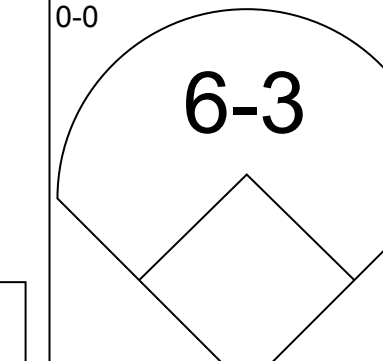
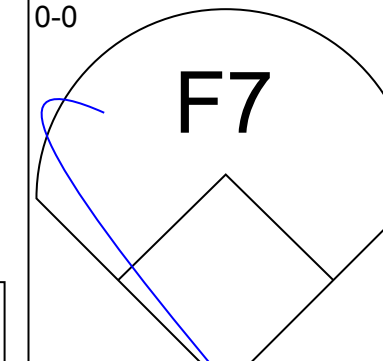
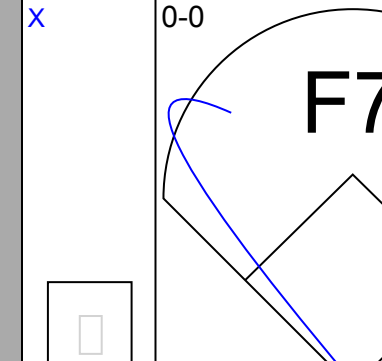
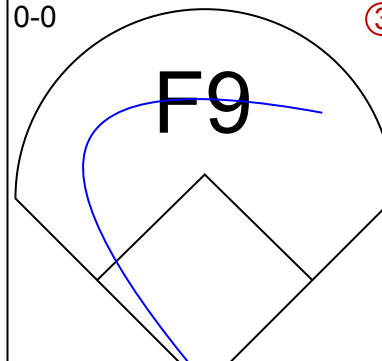
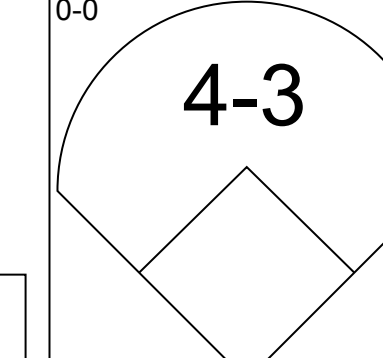
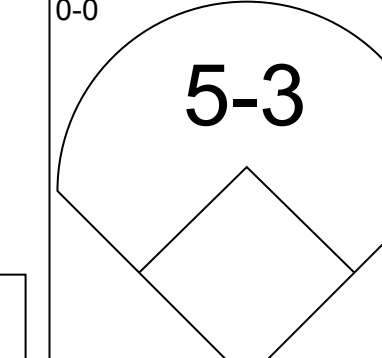
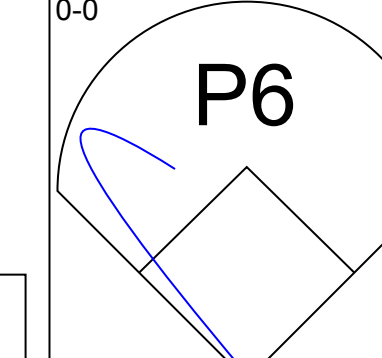
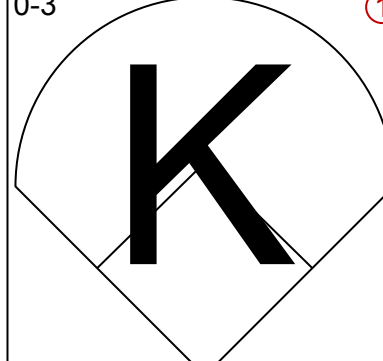
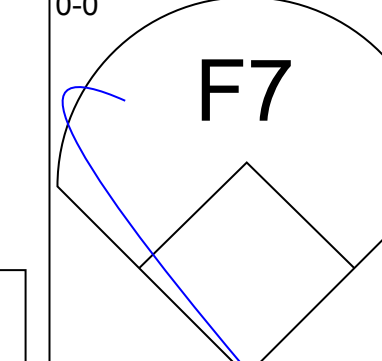
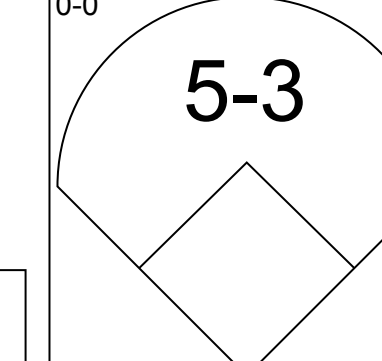
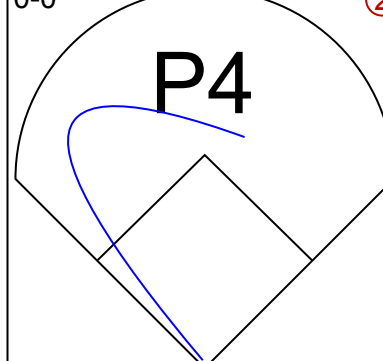
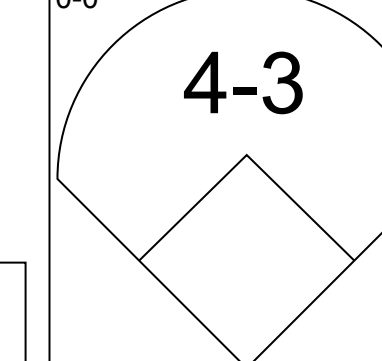
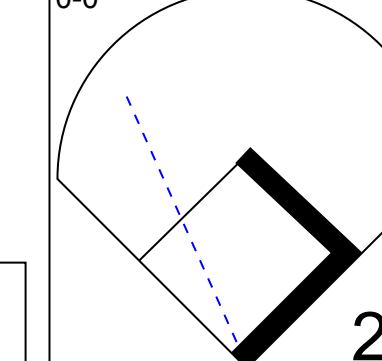

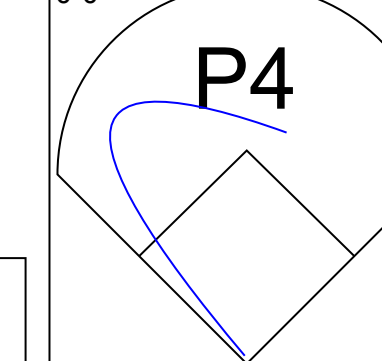
AB	35
R	4
H	12
RBI	4
BB	4
SO	2
LOB	18



Batter	1	2	3	4	5	6	7	8	9	AB	R	H	RBI	BB	SO	LOB	BOTTOM					
Johnny Temple, R OBP: 0.393, SLG: 0.436 (1, 4)	F3					F9			FC6-4 1B	3	0	1	0	1	0	0	Milwaukee Braves @ Cincinnati Redlegs Crosley Field, Cincinnati, OH Fri Sep 04 1959, 7:05 PM EDT Att: 19,524 - Unknown					
Vada Pinson, L OBP: 0.397, SLG: 0.531 (1, 8)	E7 1B			F5		1B			FC6-4 1-2	4	1	1	0	0	0	2						
Gus Bell, L OBP: 0.325, SLG: 0.456 (1, 9)				4-3		F7			F9	4	0	1	1	0	0	2						
Frank Robinson, R OBP: 0.396, SLG: 0.591 (1, 7)	G6-4-3 2-H 1B			F9		6-3			3-1	4	0	0	0	0	0	2						
Frank Thomas, R OBP: 0.278, SLG: 0.373 (1, 3)				G3		P4				3	0	0	0	0	0	0						
Willie Jones, R OBP: 0.338, SLG: 0.431 (1, 5)				1-3		1-3			P6	3	0	0	0	0	0	0						
Eddie Kasko, R OBP: 0.289, SLG: 0.327 (1, 6)				K		F8			6-3	3	0	0	0	0	1	0						
Dutch Dotterer, R OBP: 0.331, SLG: 0.364 (1, 2)				K		F8			4-3	3	0	0	0	0	1	0						
Bob Purkey, R OBP: 0.286, SLG: 0.321 (1, 1) Brooks Lawrence, R OBP: 0.150, SLG: 0.175 (8, 1) Pete Whisenant, R OBP: 0.325, SLG: 0.493 (6, PH) Orlando Pena, R OBP: 0.226, SLG: 0.148 (9, 1)				K		6-3			K	2	0	0	0	0	1	0						
Inning Stats	R: 1 E: 1 K: 0 S: 4	H: 1 LOB: 0 BB: 0 P: 4	R: 0 E: 0 K: 1 S: 5	H: 0 LOB: 0 BB: 0 P: 5	R: 0 E: 0 K: 2 S: 7	H: 0 LOB: 1 BB: 1 P: 11	R: 0 E: 0 K: 0 S: 3	H: 0 LOB: 0 BB: 0 P: 3	R: 0 E: 0 K: 0 S: 3	H: 0 LOB: 0 BB: 0 P: 3	R: 0 E: 0 K: 0 S: 4	H: 1 LOB: 1 BB: 0 P: 4	R: 0 E: 0 K: 0 S: 3	H: 0 LOB: 0 BB: 0 P: 3	R: 0 E: 0 K: 1 S: 5	H: 0 LOB: 0 BB: 0 P: 5		R: 0 E: 0 K: 0 S: 4	H: 1 LOB: 1 BB: 0 P: 4	1B: 3 2B: 0 3B: 0 HR: 0	SF: 0 SAC: 0 DP: 1 HBP: 0	WP: 0 PB: 0 CS: 0
PITCHER	IP	WLS	BF	H	R	ER	SO	BB	IBB	HBP	BLK	WP	HR	S	P	ERA	WHIP					
Warren Spahn, L ERA: 2.81 (1, 1)	9.0	W	31	3	1	0	4	1	0	0	0	0	0	38	42	0.00	0.444					

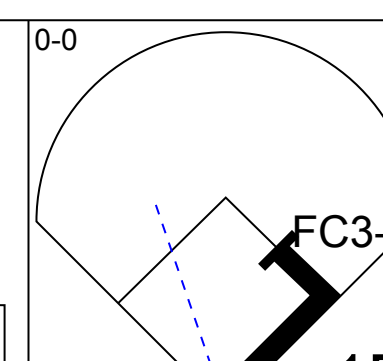
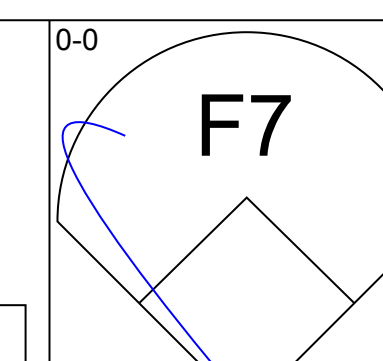
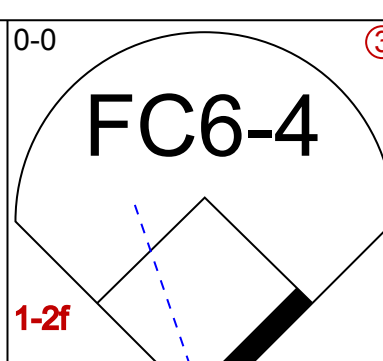
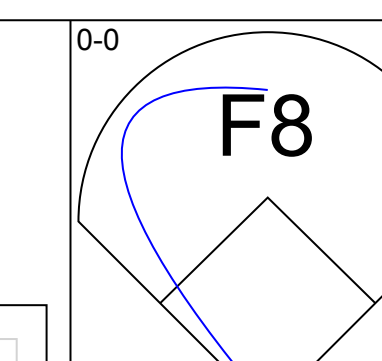
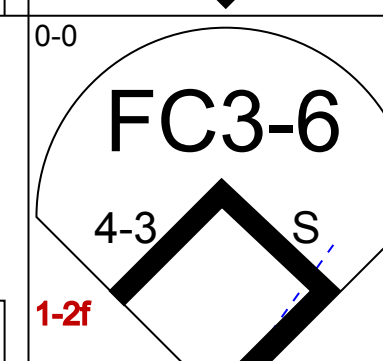
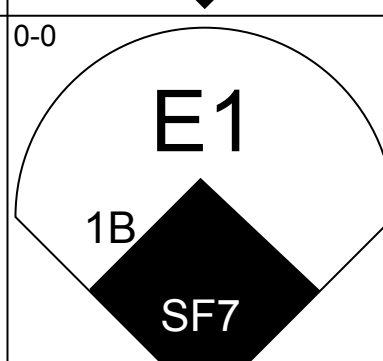
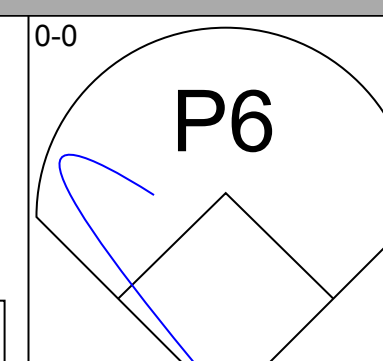
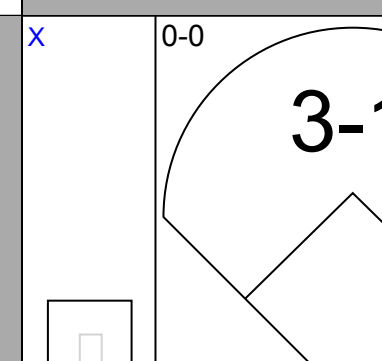
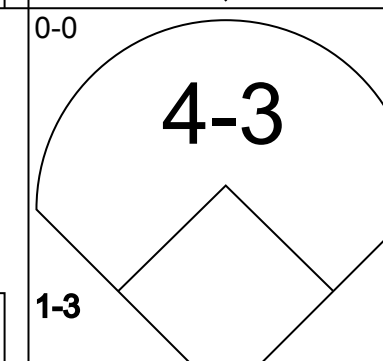
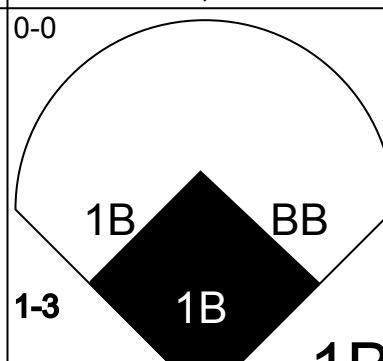
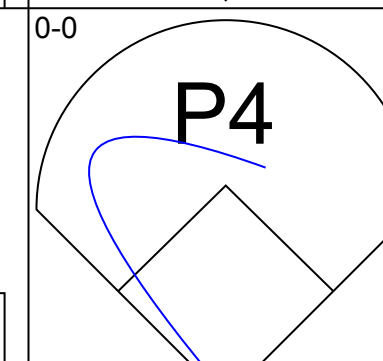
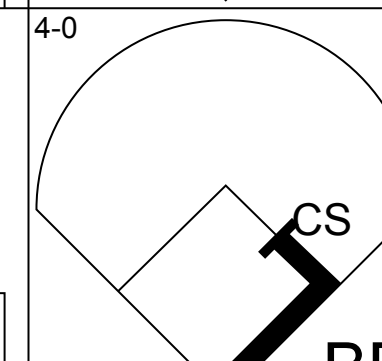

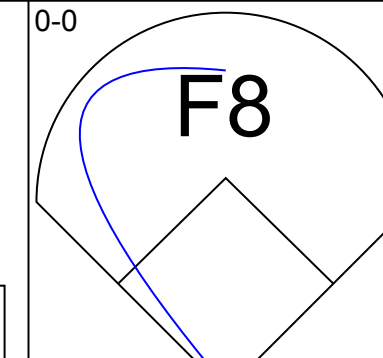
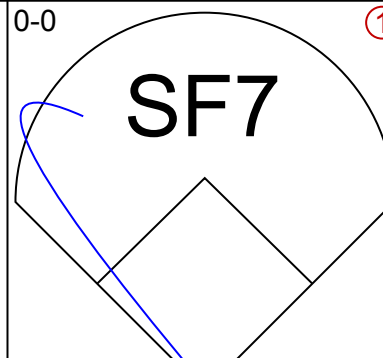
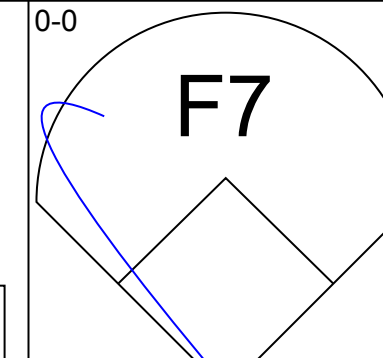
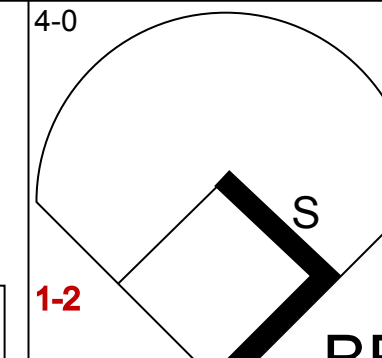

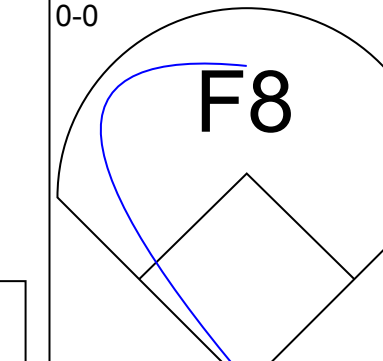
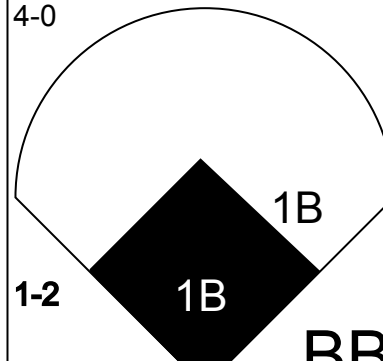

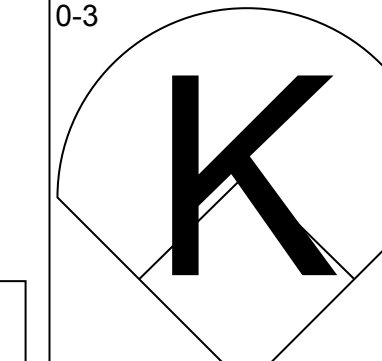
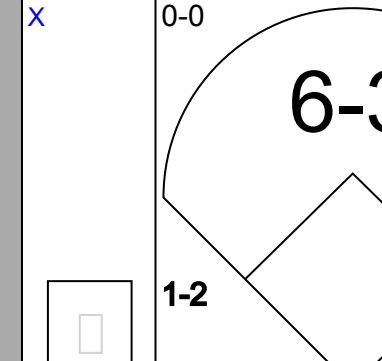
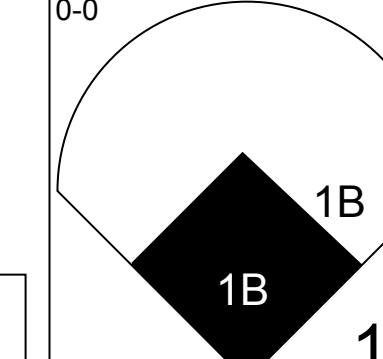
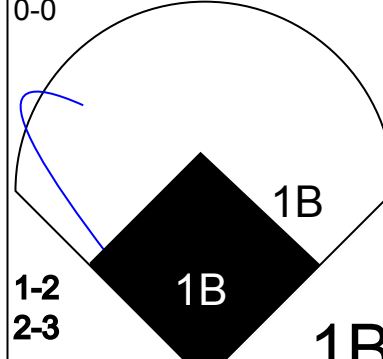

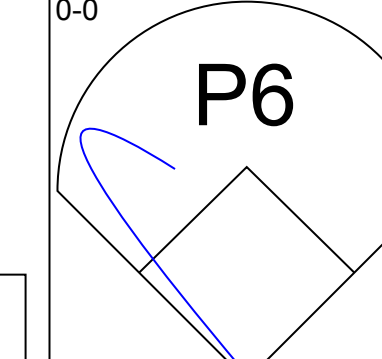
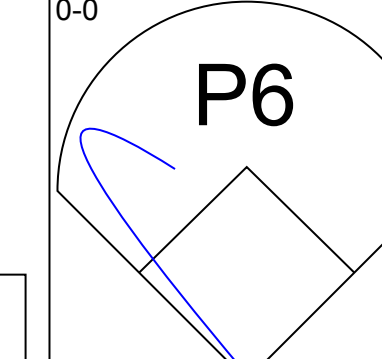
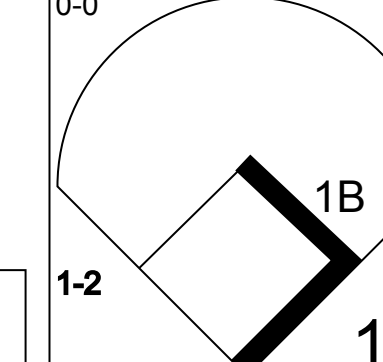
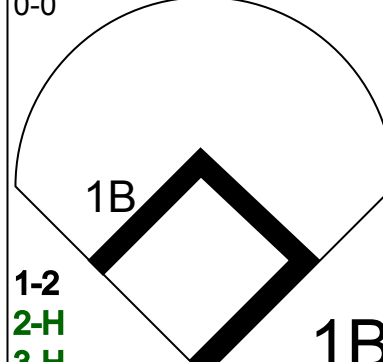

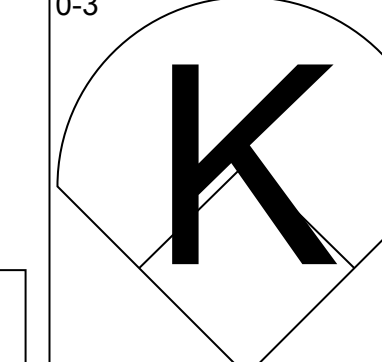
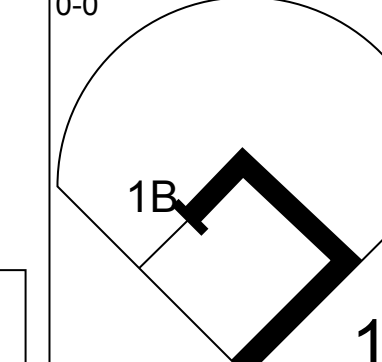
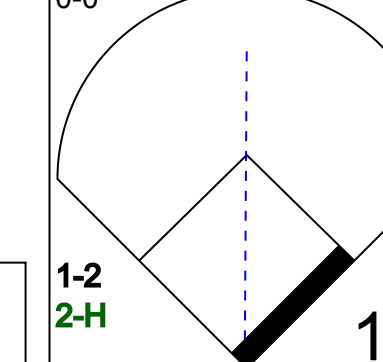
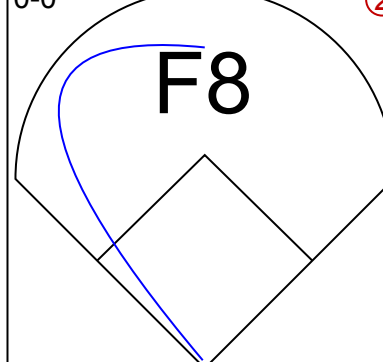
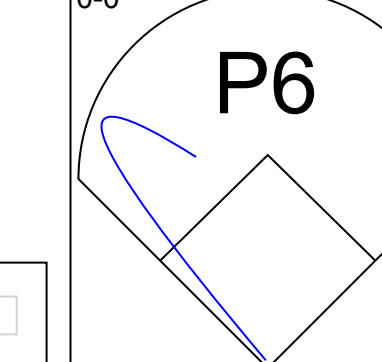
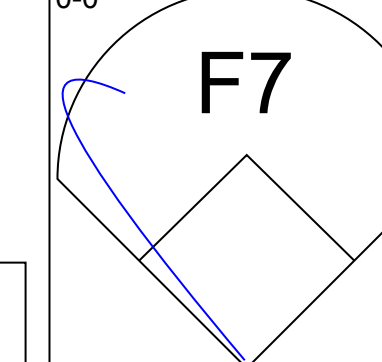

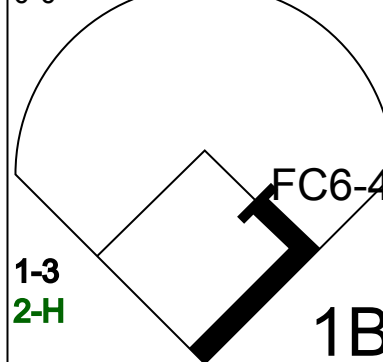
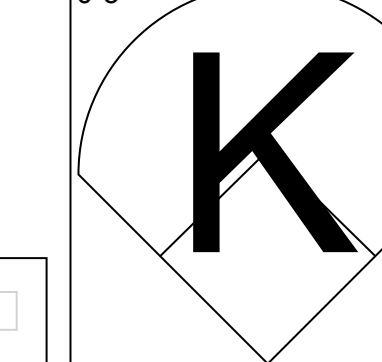
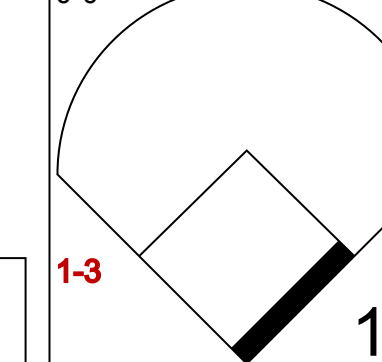
AB	30
R	1
H	3
RBI	1
BB	1
SO	4
LOB	6



Batter	1	2	3	4	5	6	7	8	9	AB	R	H	RBI	BB	SO	LOB	TOP					
Bill Bruton, L OBP: 0.343, SLG: 0.418 (1, 8)										4	1	1	0	0	2	0	Milwaukee Braves @ Cincinnati Redlegs Crosley Field, Cincinnati, OH Sat Sep 05 1959, 3:33 AM EDT Att: 7,359 - Unknown					
Eddie Mathews, L OBP: 0.396, SLG: 0.584 (1, 5)										3	0	1	1	1	0	0						
Hank Aaron, R OBP: 0.404, SLG: 0.665 (1, 9)										4	0	1	0	0	0	1						
Joe Adcock, R OBP: 0.336, SLG: 0.534 (1, 7)										4	0	0	0	0	1	3						
Frank Torre, L OBP: 0.323, SLG: 0.316 (1, 3)										4	0	0	0	0	0	3						
Johnny Logan, R OBP: 0.394, SLG: 0.423 (1, 6)										3	0	0	0	0	0	0						
Bobby Avila, R OBP: 0.323, SLG: 0.319 (1, 4)										3	0	0	0	0	1	0						
Del Crandall, R OBP: 0.300, SLG: 0.405 (1, 2)										3	0	1	0	0	0	0						
Bob Rush, R OBP: 0.194, SLG: 0.194 (1, 1)										1	0	0	0	0	1	0						
Joey Jay, S OBP: 0.172, SLG: 0.111 (3, 1)										1	0	0	0	0	0	0						
Mickey Vernon, L OBP: 0.278, SLG: 0.381 (8, PH)										1	0	0	0	0	0	1						
Don McMahon, R OBP: 0.375, SLG: 0.286 (8, 1)										0	0	0	0	0	0	0						
Inning Stats	R: 0 E: 0 K: 1 S: 5	H: 0 LOB: 0 BB: 0 P: 5	R: 0 E: 0 K: 0 S: 3	H: 0 LOB: 0 BB: 0 P: 3	R: 0 E: 0 K: 2 S: 7	H: 0 LOB: 0 BB: 0 P: 7	R: 1 E: 0 K: 1 S: 7	H: 2 LOB: 1 BB: 0 P: 7	R: 0 E: 0 K: 0 S: 3	H: 0 LOB: 0 BB: 0 P: 3	R: 0 E: 0 K: 1 S: 5	H: 0 LOB: 0 BB: 0 P: 5	R: 0 E: 0 K: 0 S: 3	H: 0 LOB: 0 BB: 0 P: 3	R: 0 E: 0 K: 0 S: 4	H: 1 LOB: 1 BB: 0 P: 4	R: 0 E: 0 K: 0 S: 4	H: 1 LOB: 2 BB: 1 P: 8	1B: 2 2B: 1 3B: 1 HR: 0	SF: 0 SAC: 0 DP: 0 HBP: 0	WP: 0 PB: 0 CS: 0	PA: 32
PITCHER Jay Hook, R ERA: 3.41 (1, 1)	IP: 9.0 WLS: W BF: 32 H: 4 R: 1 ER: 1 SO: 5 BB: 1 IBB: 0 HBP: 0 BLK: 0 WP: 0 HR: 0 S: 41 P: 45 ERA: 1.00 WHIP: 0.556															PITCHER						

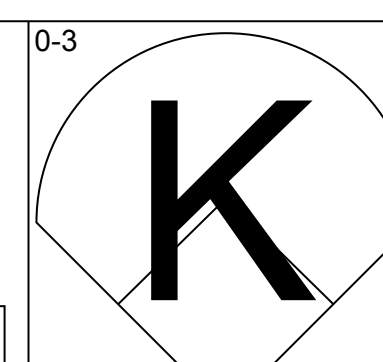
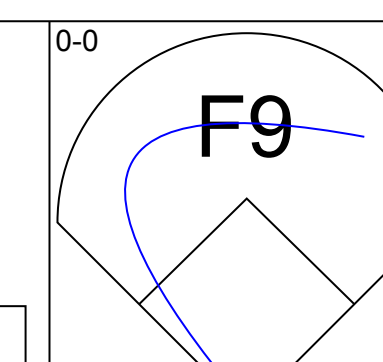
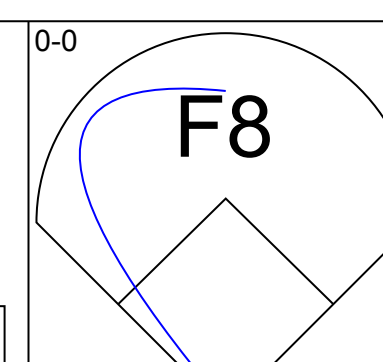
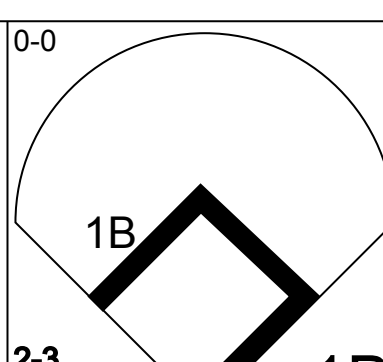
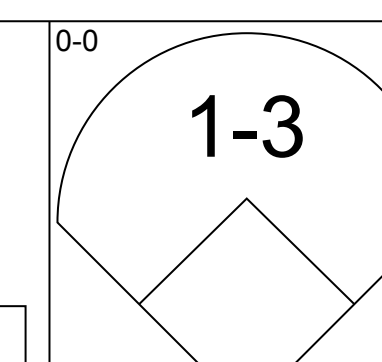
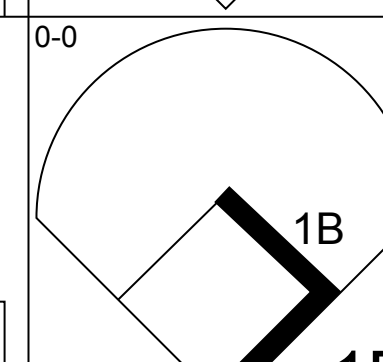
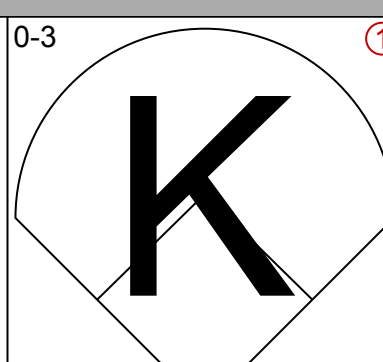
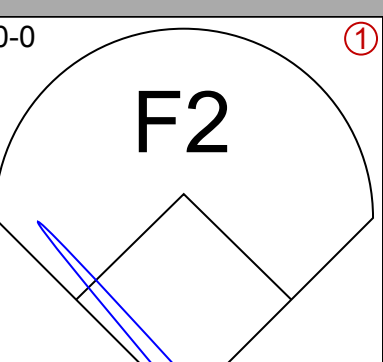
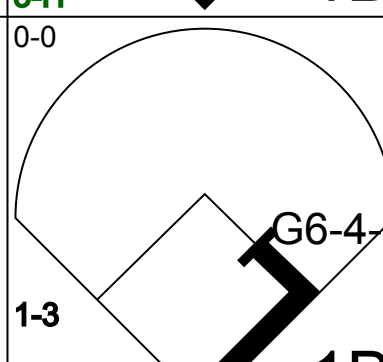
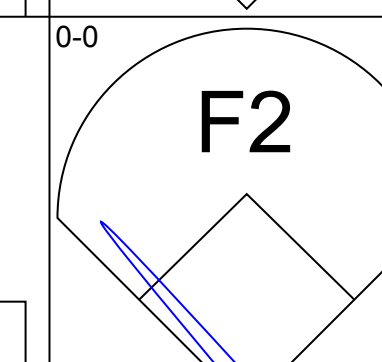
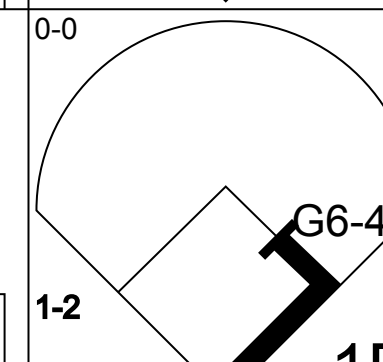
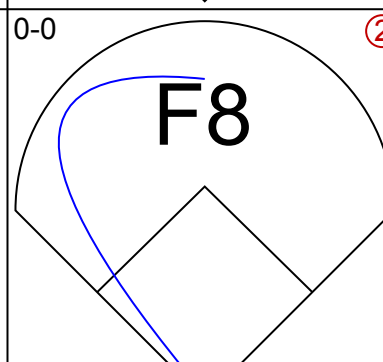
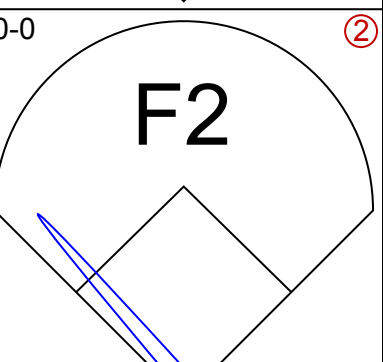
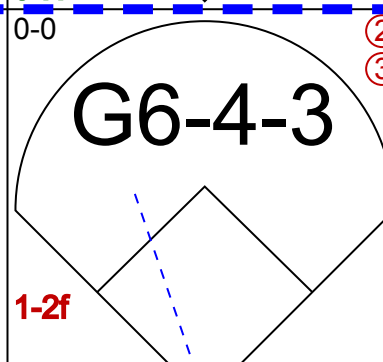

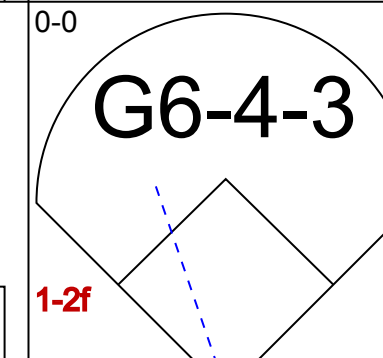
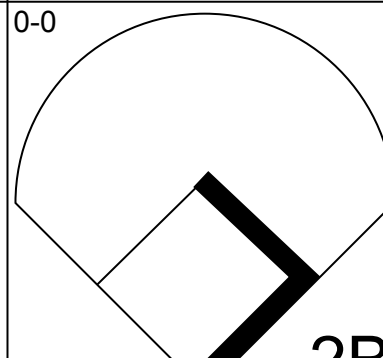
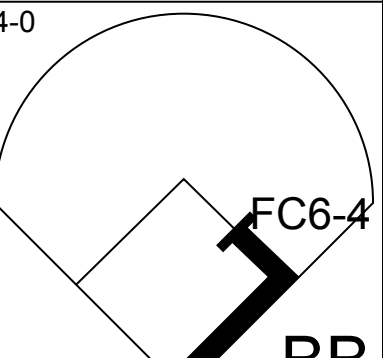
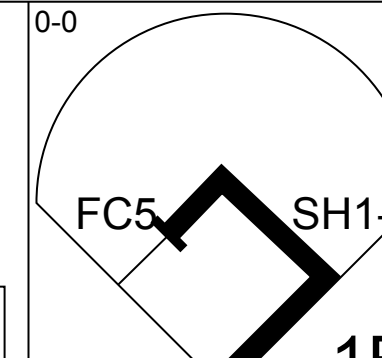
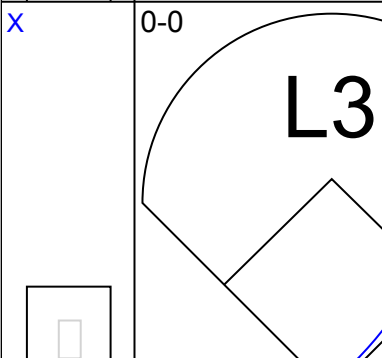
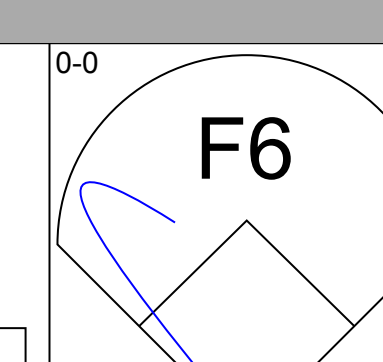
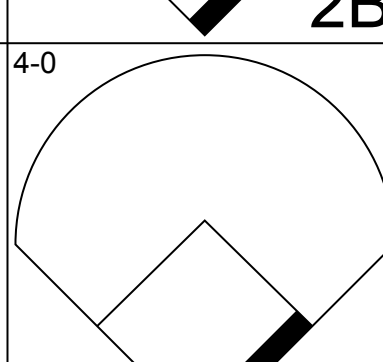
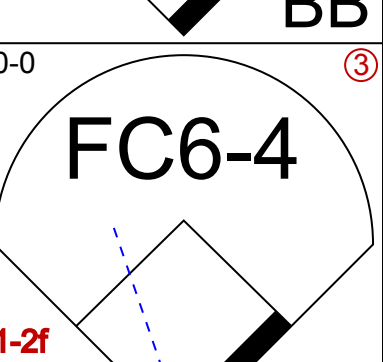
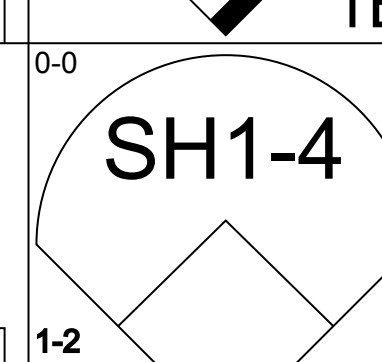
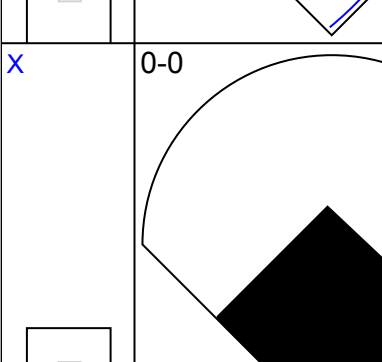

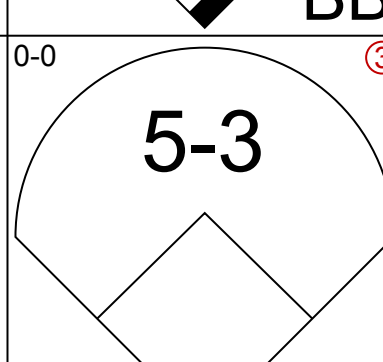
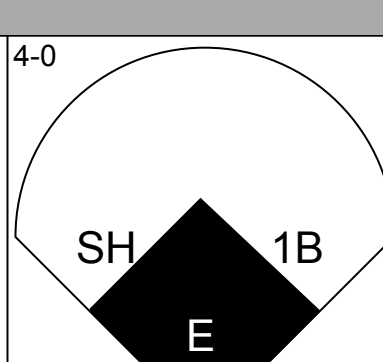
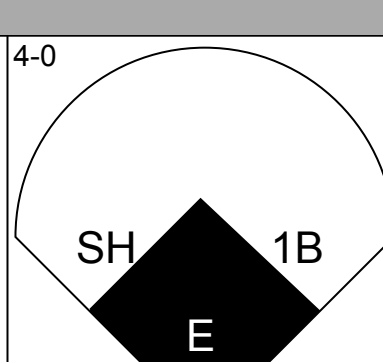
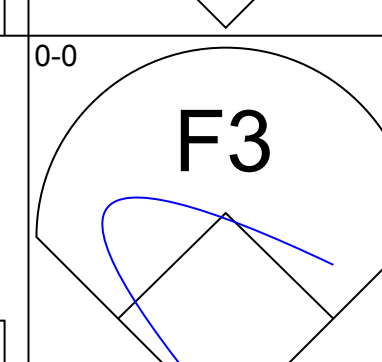
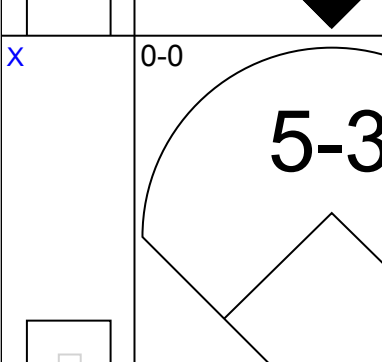

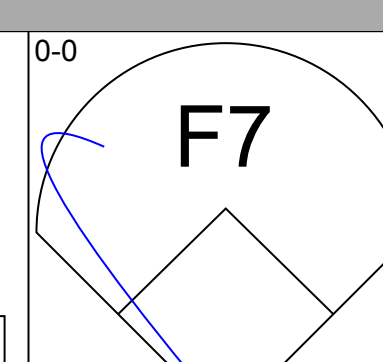
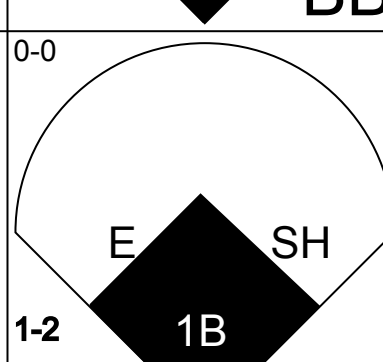
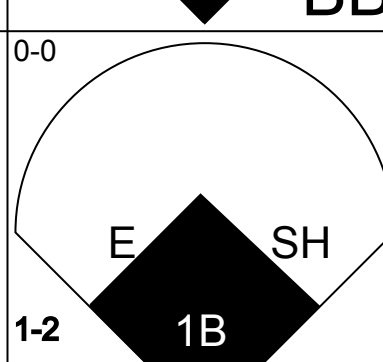
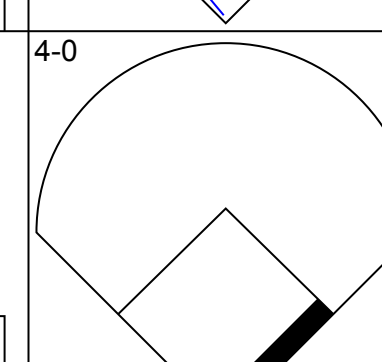
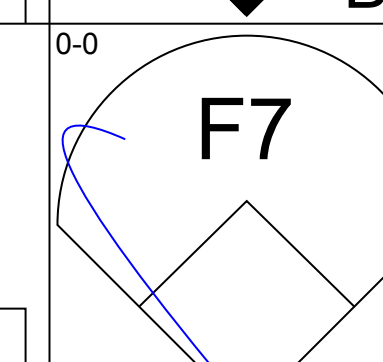
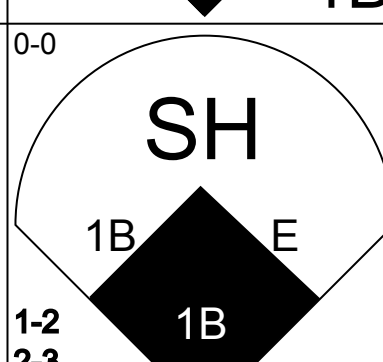
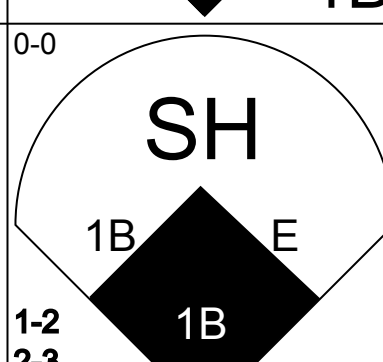
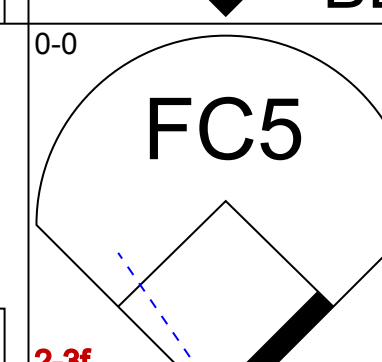

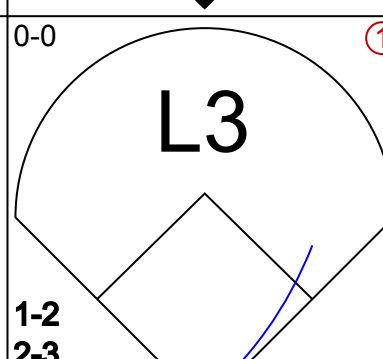
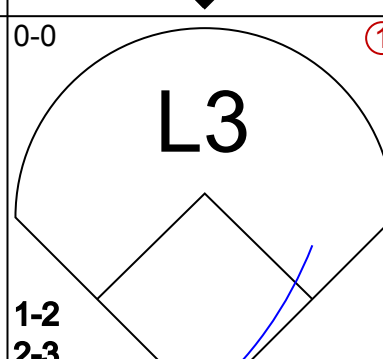
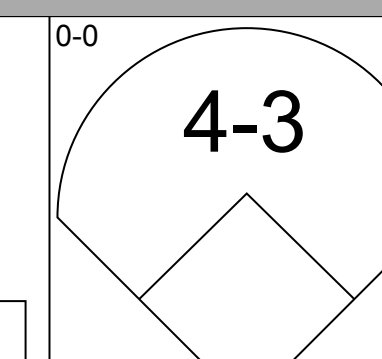
AB	31
R	1
H	4
RBI	1
BB	1
SO	5
LOB	8

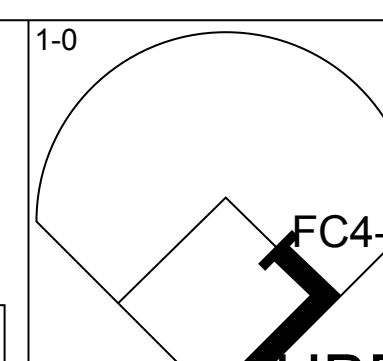
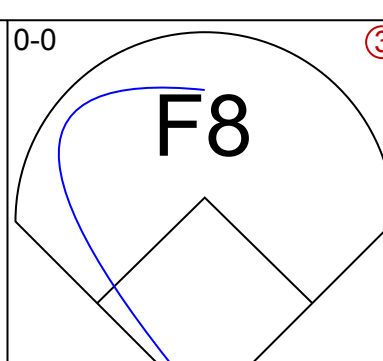
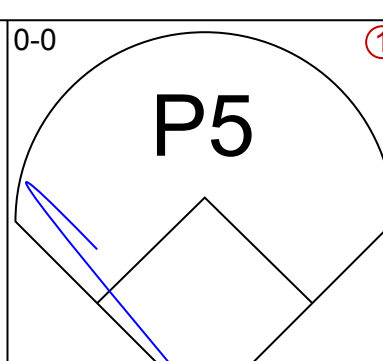
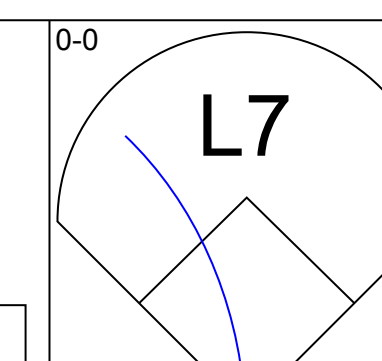
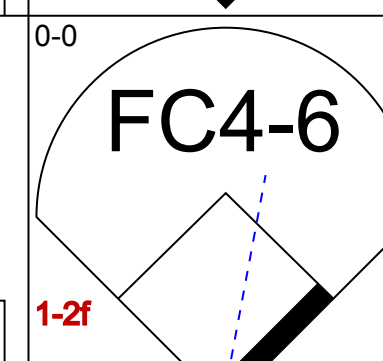
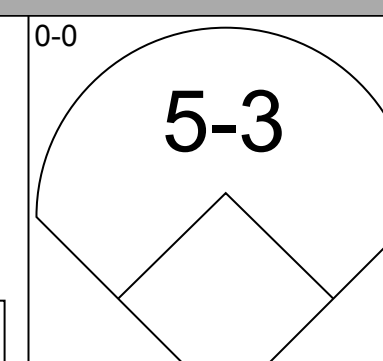
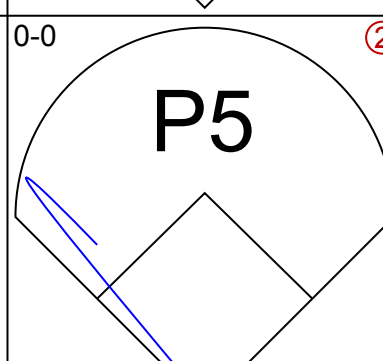
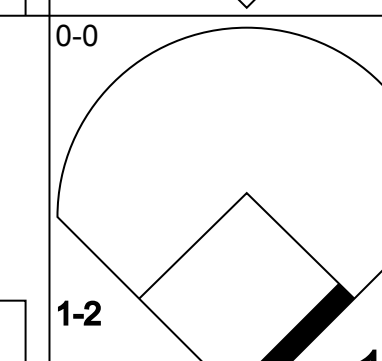
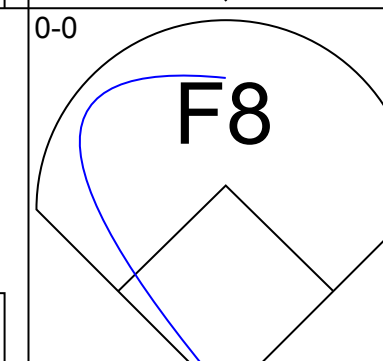
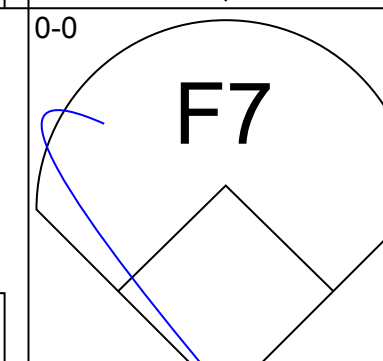
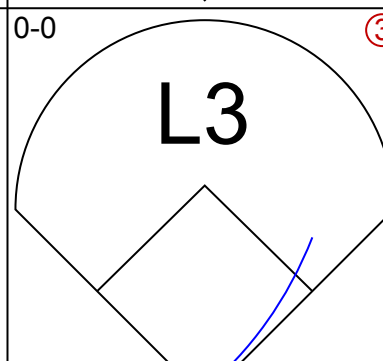
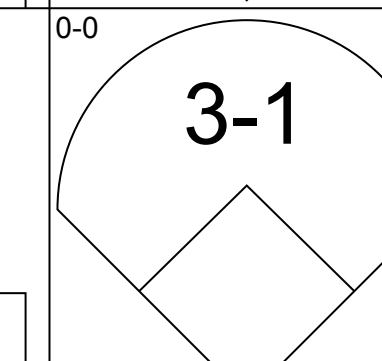
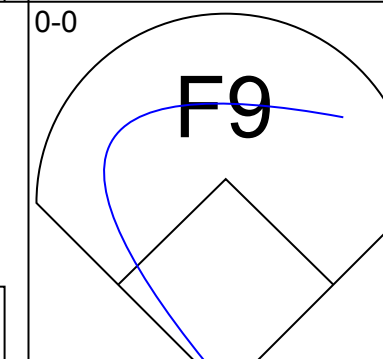
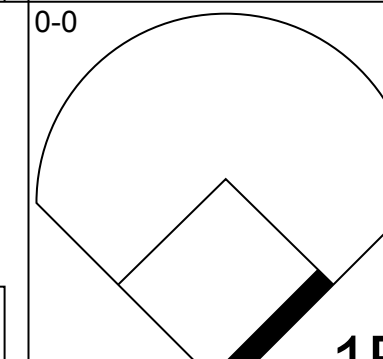
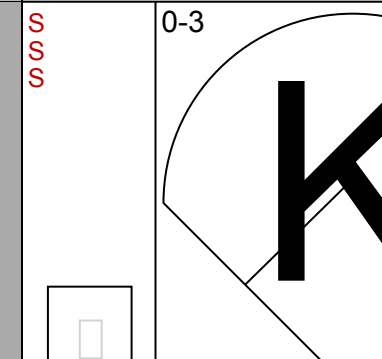
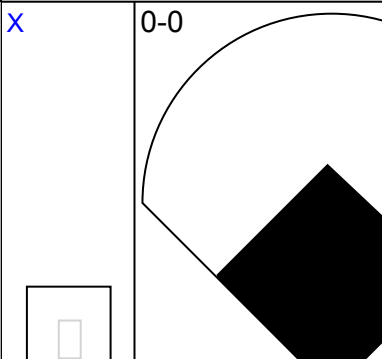
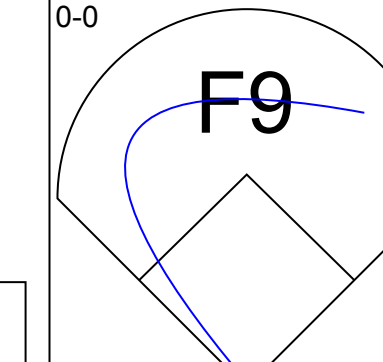
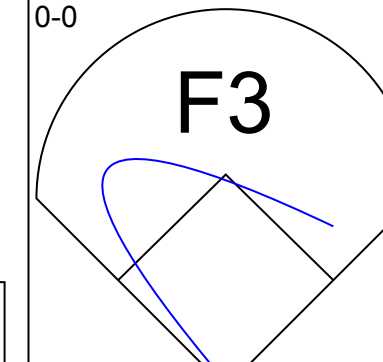
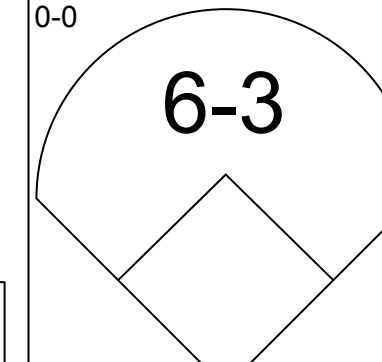
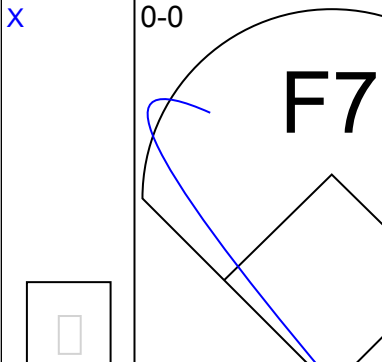
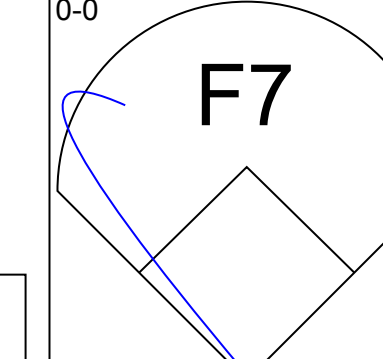
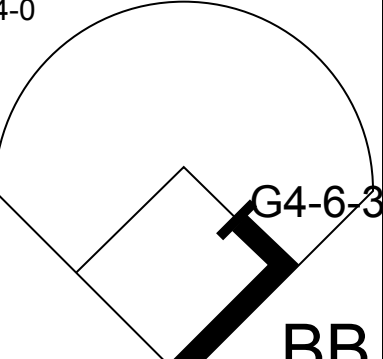
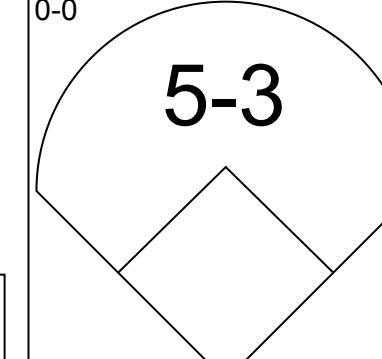
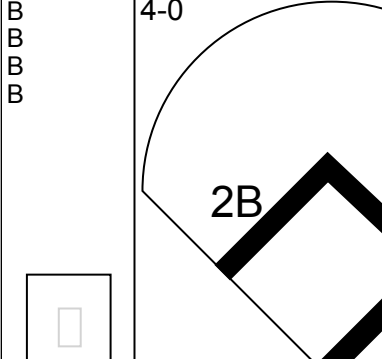
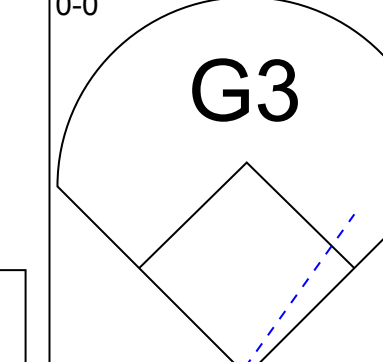
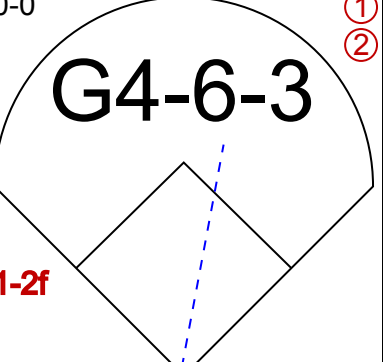
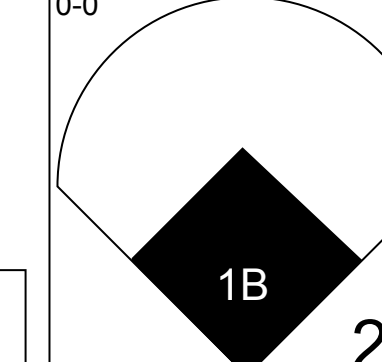
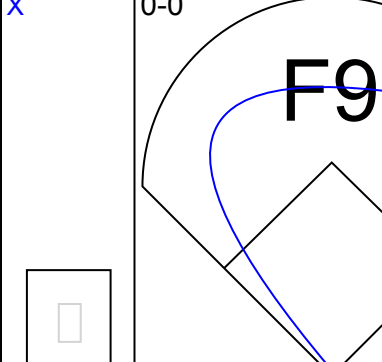
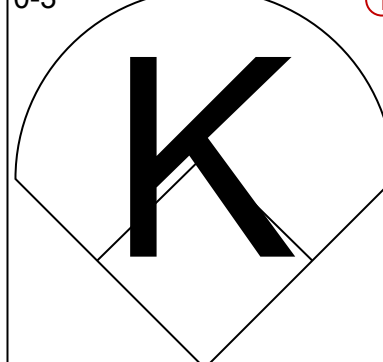
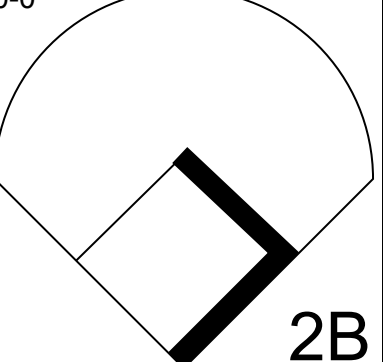
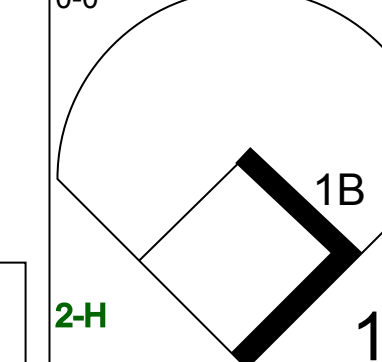
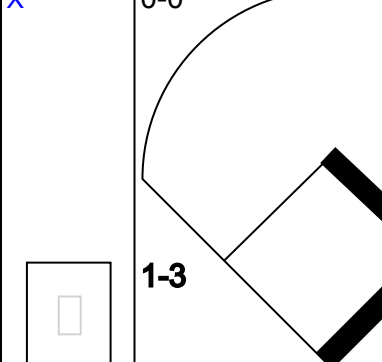
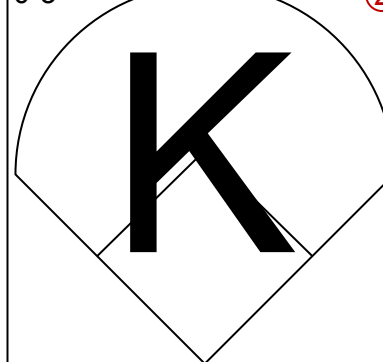
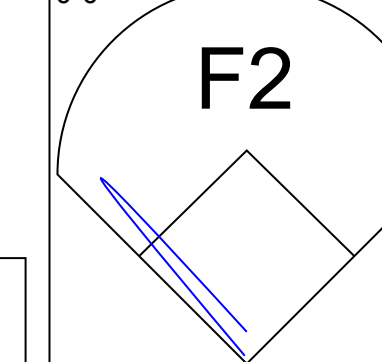
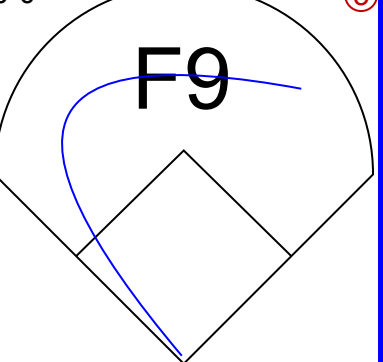
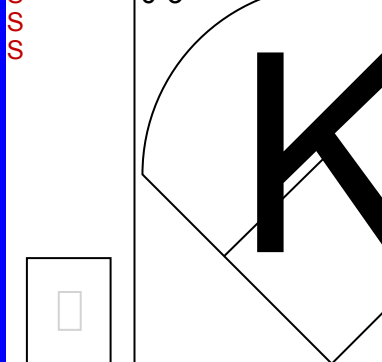


Batter	1	2	3	4	5	6	7	8	9	AB	R	H	RBI	BB	SO	LOB	BOTTOM			
Johnny Temple, R OBP: 0.392, SLG: 0.435 (1, 4)										4	0	1	0	0	0	4	Milwaukee Braves @ Cincinnati Redlegs Crosley Field, Cincinnati, OH Sat Sep 05 1959, 3:33 AM EDT Att: 7,359 - Unknown			
Vada Pinson, L OBP: 0.394, SLG: 0.527 (1, 8)										4	1	0	0	0	1	1				
Gus Bell, L OBP: 0.326, SLG: 0.455 (1, 9)										3	1	1	0	1	0	1				
Frank Robinson, R OBP: 0.395, SLG: 0.589 (1, 7)										2	0	0	1	1	0	1				
Whitey Lockman, L OBP: 0.297, SLG: 0.296 (1, 3)										3	1	0	0	1	1	1				
Willie Jones, R OBP: 0.340, SLG: 0.431 (1, 5)										4	2	2	0	0	0	0				
Ed Bailey, L OBP: 0.366, SLG: 0.381 (1, 2)										4	0	3	2	0	1	0				
Eddie Kasko, R OBP: 0.288, SLG: 0.326 (1, 6)										4	0	1	1	0	0	3				
Jay Hook, L OBP: 0.174, SLG: 0.136 (1, 1)										4	0	2	1	0	1	2				
Inning Stats	R: 0 E: 0 K: 0 S: 4	H: 1 LOB: 1 BB: 0 P: 4	R: 1 E: 0 K: 0 S: 6	H: 3 LOB: 2 BB: 0 P: 6	R: 4 E: 1 K: 0 S: 8	H: 4 LOB: 2 BB: 1 P: 12	R: 0 E: 0 K: 0 S: 3	H: 0 LOB: 0 BB: 0 P: 3	R: 0 E: 0 K: 2 S: 7	H: 0 LOB: 0 BB: 0 P: 7	R: 0 E: 0 K: 1 S: 5	H: 0 LOB: 0 BB: 0 P: 5	R: 0 E: 0 K: 0 S: 2	H: 0 LOB: 1 BB: 2 P: 10	R: 0 E: 0 K: 0 S: 4	H: 2 LOB: 2 BB: 0 P: 4		1B: 10 2B: 0 3B: 0 HR: 0	SF: 1 SAC: 0 DP: 0 HBP: 0	WP: 0 PB: 0 CS: 1
PITCHER Bob Rush, R ERA: 2.27 (1, 1)	IP: 2.1 WLS: L BF: 16 H: 7 R: 5 ER: 3 SO: 0 BB: 1 IBB: 0 HBP: 0 BLK: 0 WP: 0 HR: 0 S: 15 P: 19 ERA: 11.57 WHIP: 3.429															PITCHER				
Joey Jay, R ERA: 4.12 (3, 1)	4.2 16 1 0 0 3 2 0 0 0 0 0 20 28 0.00 0.643																			
Don McMahon, R ERA: 2.51 (8, 1)	1.0 4 2 0 0 0 0 0 0 0 0 0 4 4 0.00 2.000																			

AB	32
R	5
H	10
RBI	5
BB	3
SO	3
LOB	13



Batter	1	2	3	4	5	6	7	8	9	AB	R	H	RBI	BB	SO	LOB	TOP					
Felix Mantilla, R OBP: 0.267, SLG: 0.270 (1, 4)										5	0	1	1	0	1	2	Milwaukee Braves @ Cincinnati Redlegs Crosley Field, Cincinnati, OH Sun Sep 06 1959, 3:33 AM EDT Att: 21,123 - Unknown livebaseballscorecards.com					
Eddie Mathews, L OBP: 0.396, SLG: 0.582 (1, 5)										5	0	2	1	0	1	0						
Hank Aaron, R OBP: 0.402, SLG: 0.661 (1, 8) (6, 9)										5	0	1	0	0	0	2						
Joe Adcock, R OBP: 0.339, SLG: 0.536 Bill Bruton, L OBP: 0.344, SLG: 0.418 (1, 7) (6, 8)										2	0	1	0	1	0	2						
Ray Boone, R OBP: 0.401, SLG: 0.377 (1, 3)										3	1	1	1	1	0	1						
Andy Pafo, R OBP: 0.299, SLG: 0.311 (1, 9) (6, 7)										4	2	1	0	1	0	3						
Johnny Logan, R OBP: 0.367, SLG: 0.423 (1, 6)										2	2	1	0	2	0	0						
Del Crandall, R OBP: 0.300, SLG: 0.404 (1, 2)										2	1	0	0	1	0	4						
Juan Pizarro, L OBP: 0.154, SLG: 0.139 (1, 1)										4	0	1	2	0	0	3						
Inning Stats	R: 0 E: 0 K: 1 S: 6	H: 2 LOB: 1 BB: 0 P: 6	R: 2 E: 0 K: 0 S: 5	H: 2 LOB: 1 BB: 1 P: 9	R: 0 E: 0 K: 1 S: 6	H: 1 LOB: 2 BB: 1 P: 10	R: 0 E: 0 K: 0 S: 3	H: 0 LOB: 1 BB: 1 P: 7	R: 0 E: 0 K: 0 S: 3	H: 0 LOB: 1 BB: 1 P: 7	R: 3 E: 1 K: 0 S: 6	H: 3 LOB: 1 BB: 1 P: 10	R: 0 E: 0 K: 0 S: 4	H: 1 LOB: 2 BB: 1 P: 8	R: 0 E: 0 K: 0 S: 3	H: 0 LOB: 0 BB: 0 P: 3		R: 1 E: 0 K: 0 S: 4	H: 1 LOB: 0 BB: 0 P: 4	1B: 7 2B: 2 3B: 0 HR: 1	SF: 0 SAC: 0 DP: 2 HBP: 0	WP: 0 PB: 0 CS: 0
PITCHER	IP	WLS	BF	H	R	ER	SO	BB	IBB	HBP	BLK	WP	HR	S	P	ERA	WHIP					
Jim O'Toole, L ERA: 4.9 (1, 1)	5.1	L	29	8	5	5	2	5	0	0	0	0	0	28	48	8.44	2.438					
Jim Brosnan, R ERA: 3.93 (6, 1)	2.2		9	1	0	0	0	1	0	0	0	0	0	8	12	0.00	0.750					
Willard Schmidt, R ERA: 4.14 (9, 1)	1.0		4	1	1	1	0	0	0	0	0	0	1	4	4	9.00	1.000					

Batter	1	2	3	4	5	6	7	8	9	AB	R	H	RBI	BB	SO	LOB	BOTTOM					
Johnny Temple, R OBP: 0.391, SLG: 0.432 (1, 4)										3	0	0	0	0	0	1	Milwaukee Braves @ Cincinnati Redlegs Crosley Field, Cincinnati, OH Sun Sep 06 1959, 3:33 AM EDT Att: 21,123 - Unknown livebaseballscorecards.com					
Vada Pinson, L OBP: 0.383, SLG: 0.525 (1, 8)										4	0	1	0	0	0	1						
Gus Bell, L OBP: 0.324, SLG: 0.451 (1, 9)										4	0	0	0	0	0	3						
Frank Robinson, R OBP: 0.396, SLG: 0.594 (1, 7)										4	1	2	1	0	1	1						
Frank Thomas, R OBP: 0.275, SLG: 0.368 (1, 3)										4	0	0	0	0	0	1						
Willie Jones, R OBP: 0.341, SLG: 0.429 (1, 5)										2	0	0	0	2	0	0						
Ed Bailey, L OBP: 0.365, SLG: 0.382 (1, 2)										4	1	1	0	0	0	2						
Eddie Kasko, R OBP: 0.295, SLG: 0.340 (1, 6)										4	0	3	1	0	1	0						
Jim O'Toole, S OBP: 0.231, SLG: 0.143 (1, 1)										2	0	0	0	0	1	1						
Jim Brosnan, R OBP: 0.154, SLG: 0.200 (6, PH)										0	0	0	0	0	0	0						
Willard Schmidt, R OBP: 0.333, SLG: 0.091 (9, PH)										1	0	0	0	0	0	0						
Pete Whisenant, R OBP: 0.321, SLG: 0.486 (9, PH)										1	0	0	0	0	1	2						
Inning Stats	R: 0 E: 0 K: 0 S: 3	H: 0 LOB: 0 BB: 0 P: 4	R: 0 E: 0 K: 0 S: 3	H: 0 LOB: 0 BB: 0 P: 3	R: 0 E: 0 K: 2 S: 7	H: 0 LOB: 0 BB: 0 P: 7	R: 0 E: 0 K: 0 S: 4	H: 1 LOB: 1 BB: 0 P: 4	R: 0 E: 0 K: 0 S: 3	H: 1 LOB: 1 BB: 1 P: 7	R: 0 E: 0 K: 0 S: 3	H: 0 LOB: 0 BB: 0 P: 3	R: 0 E: 0 K: 1 S: 5	H: 0 LOB: 0 BB: 0 P: 5	R: 1 E: 0 K: 0 S: 6	H: 3 LOB: 2 BB: 0 P: 6	R: 1 E: 0 K: 1 S: 7	H: 2 LOB: 2 BB: 1 P: 11	1B: 3 2B: 3 3B: 0 HR: 1	SF: 0 SAC: 0 DP: 1 HBP: 1	WP: 0 PB: 0 CS: 0	PA: 36
PITCHER	IP	WLS	BF	H	R	ER	SO	BB	IBB	HBP	BLK	WP	HR	S	P	ERA	WHIP					
Juan Pizarro, L ERA: 3.8 (1, 1)	9.0	W	36	7	2	2	4	2	0	1	0	0	1	41	50	2.00	1.000					

Batter	1	2	3	4	5	6	7	8	9	AB	R	H	RBI	BB	SO	LOB	TOP	
Bob Skinner, L (1, 7) OBP: 0.353, SLG: 0.395										4	1	1	0	0	0	1	Pittsburgh Pirates @ Milwaukee Braves Milwaukee County Stadium, Milwaukee, WI Mon Sep 07 1959, 4:33 AM EDT Unknown	
Dick Groat, R (1, 6) OBP: 0.309, SLG: 0.360										4	0	0	0	0	0	1		
Roberto Clemente, R (1, 9) OBP: 0.317, SLG: 0.393										4	0	0	0	0	0	1		
Dick Stuart, R (1, 3) OBP: 0.381, SLG: 0.571										4	0	2	1	0	0	0		
Smoky Burgess, L (1, 2) OBP: 0.357, SLG: 0.506										3	0	1	0	1	0	2		
Don Hoak, R (1, 5) OBP: 0.375, SLG: 0.410											4	0	1	0	0	1		2
Bill Mazerolski, R (1, 4) OBP: 0.284, SLG: 0.337										3	0	1	0	0	0	1		
Bill Virdon, L (1, 8) OBP: 0.319, SLG: 0.333										3	0	0	0	0	0	2		
Bob Friend, R (1, 1) Bob Porterfield, R (3, 1) Harry Simpson, L (5, PH) Ron Kline, R (5, 1) Dick Schofield, S (8, PH) Don Gross, L (8, 1)										1	0	0	0	0	0	0	P	
Inning Stats	R: 1 E: 0 K: 0 S: 5	H: 2 LOB: 1 BB: 0 P: 5	R: 0 E: 0 K: 0 S: 3	H: 1 LOB: 3 BB: 0 P: 3	R: 0 E: 0 K: 1 S: 6	H: 1 LOB: 1 BB: 0 P: 6	R: 0 E: 0 K: 1 S: 4	H: 1 LOB: 1 BB: 0 P: 4	R: 0 E: 0 K: 0 S: 3	H: 0 LOB: 0 BB: 0 P: 3	R: 0 E: 0 K: 0 S: 3	H: 0 LOB: 1 BB: 1 P: 7	1B: 5 2B: 1 3B: 0 HR: 0	SF: 0 SAC: 0 DP: 1 HBP: 0	WP: 0 PB: 0 SB: 0 CS: 0	PA: 33		
PITCHER Lew Burdette, R (1, 1) ERA: 4.01	IP: 9.0 WLS: W BF: 33 H: 6 R: 1 ER: 1 SO: 2 BB: 1 IBB: 0 HBP: 0 BLK: 0 WP: 0 HR: 0 S: 36 P: 40 ERA: 1.00 WHIP: 0.778											PITCHER	IP: WLS: BF: H: R: ER: SO: BB: IBB: HBP: BLK: WP: HR: S: P: ERA: WHIP:					

Batter	1	2	3	4	5	6	7	8	9	AB	R	H	RBI	BB	SO	LOB	BOTTOM			
Bill Bruton, L (1, 8) OBP: 0.345, SLG: 0.418										5	0	2	1	0	0	0	Pittsburgh Pirates @ Milwaukee Braves Milwaukee County Stadium, Milwaukee, WI Mon Sep 07 1959, 4:33 AM EDT Unknown			
Eddie Mathews, L (1, 5) OBP: 0.395, SLG: 0.584										5	1	3	0	0	1	1				
Hank Aaron, R (1, 9) OBP: 0.404, SLG: 0.665										4	1	2	2	1	1	1				
Joe Adcock, R (1, 3) OBP: 0.342, SLG: 0.540										5	0	3	0	0	1	6				
John DeMerit, R (8, PR) Frank Torre, L (9, 3) OBP: 0.323, SLG: 0.316										0	0	0	0	0	0	0				
Lee Maye, L (1, 7) OBP: 0.316, SLG: 0.352										5	1	2	1	0	0	2				
Johnny Logan, R (1, 6) OBP: 0.326, SLG: 0.422										4	0	1	0	0	0	4				
Del Crandall, R (1, 2) OBP: 0.302, SLG: 0.410										3	1	1	1	1	1	1				
Felix Mantilla, R (1, 4) OBP: 0.267, SLG: 0.269										4	1	1	0	0	0	1				
Lew Burdette, R (1, 1) OBP: 0.245, SLG: 0.300										4	0	0	0	0	1	2				
Inning Stats	R: 2 E: 0 K: 0 S: 6	H: 3 LOB: 3 BB: 1 P: 14	R: 1 E: 0 K: 2 S: 10	H: 3 LOB: 1 BB: 0 P: 14	R: 1 E: 0 K: 1 S: 5	H: 2 LOB: 1 BB: 0 P: 5	R: 0 E: 0 K: 1 S: 8	H: 3 LOB: 3 BB: 0 P: 8	R: 1 E: 0 K: 1 S: 9	H: 3 LOB: 3 BB: 0 P: 9	R: 0 E: 0 K: 0 S: 2	H: 0 LOB: 0 BB: 1 P: 6	R: 0 E: 0 K: 0 S: 3	H: 0 LOB: 0 BB: 0 P: 3	R: 0 E: 0 K: 1 S: 6	H: 1 LOB: 1 BB: 0 P: 6	1B: 10 2B: 2 3B: 0 HR: 3	SF: 0 SAC: 0 DP: 0 HBP: 0	WP: 0 PB: 0 SB: 1 CS: 1	PA: 42
PITCHER Bob Friend, R (1, 1) ERA: 3.89 Bob Porterfield, R (3, 1) ERA: 5.49 Ron Kline, R (5, 1) ERA: 4.37 Don Gross, L (8, 1) ERA: 3.81	IP: 2.0 WLS: L BF: 15 H: 8 R: 4 ER: 4 SO: 2 BB: 0 IBB: 0 HBP: 0 BLK: 0 WP: 0 HR: 2 S: 18 P: 22 ERA: 18.00 WHIP: 4.000											PITCHER	IP: WLS: BF: H: R: ER: SO: BB: IBB: HBP: BLK: WP: HR: S: P: ERA: WHIP:							

Batter	1	2	3	4	5	6	7	8	9	AB	R	H	RBI	BB	SO	LOB	TOP			
Dick Schofield, S OBP: 0.306, SLG: 0.333		4-1								4	0	0	0	0	2	1	Pittsburgh Pirates @ Milwaukee Braves Milwaukee County Stadium, Milwaukee, WI Mon Sep 07 1959, 4:38 AM EDT Att: 26,910 - Unknown			
Bob Skinner, L OBP: 0.353, SLG: 0.394								4-3		4	1	1	0	0	0					
Harry Simpson, L OBP: 0.252, SLG: 0.384				6-3						4	0	1	0	0	1					
Dick Stuart, R OBP: 0.380, SLG: 0.567				5-3						4	0	1	0	0	2					
Bill Mazerowski, R OBP: 0.291, SLG: 0.340										2	0	2	1	2	0					
Don Hoak, R OBP: 0.375, SLG: 0.409	4-3									4	0	1	0	0	1					
Roman Mejias, R OBP: 0.310, SLG: 0.333										4	0	0	0	0	1					
Hank Foiles, R OBP: 0.257, SLG: 0.303										3	0	1	0	0	1					
Smoky Burgess, L OBP: 0.356, SLG: 0.504										1	0	0	0	0	2					
Bennie Daniels, L OBP: 0.412, SLG: 0.552										0	0	0	0	0	0					
Fred Green, R OBP: 0.373, SLG: 0.452										2	0	0	0	2	1					
Roy Face, R OBP: 0.250, SLG: 0.250										0	0	0	0	0	0					
Inning Stats	R: 1 E: 0 K: 2 S: 10	H: 3 LOB: 2 BB: 0 P: 10	R: 0 E: 0 K: 2 S: 8	H: 1 LOB: 1 BB: 0 P: 8	R: 0 E: 0 K: 1 S: 3	H: 0 LOB: 0 BB: 0 P: 3	R: 0 E: 0 K: 1 S: 5	H: 1 LOB: 0 BB: 0 P: 5	R: 0 E: 0 K: 0 S: 4	H: 0 LOB: 0 BB: 1 P: 8	R: 0 E: 1 K: 0 S: 3	H: 0 LOB: 2 BB: 1 P: 8	R: 0 E: 0 K: 1 S: 6	H: 1 LOB: 1 BB: 0 P: 6	R: 0 E: 0 K: 0 S: 3	H: 1 LOB: 1 BB: 1 P: 7	1B: 6 2B: 2 3B: 0 HR: 0	SF: 0 SAC: 0 DP: 2 HBP: 0	WP: 0 PB: 0 CS: 1	PA: 35
PITCHER Bob Buhl, R ERA: 2.91	IP: 9.0 WLS: W BF: 35 H: 7 R: 1 ER: 1 SO: 8 BB: 2 IBB: 0 HBP: 0 BLK: 0 WP: 0 HR: 0 S: 49 P: 57 ERA: 1.00 WHIP: 1.000															PITCHER				

Batter	1	2	3	4	5	6	7	8	9	AB	R	H	RBI	BB	SO	LOB	BOTTOM			
Bill Bruton, L OBP: 0.346, SLG: 0.417										3	1	1	0	1	0		Pittsburgh Pirates @ Milwaukee Braves Milwaukee County Stadium, Milwaukee, WI Mon Sep 07 1959, 4:38 AM EDT Att: 26,910 - Unknown			
Eddie Mathews, L OBP: 0.397, SLG: 0.581		3-1								3	1	0	0	1	0					
Hank Aaron, R OBP: 0.403, SLG: 0.662				4-3						4	1	1	0	0	0					
Joe Adcock, R OBP: 0.347, SLG: 0.544										3	1	2	2	1	0					
Lee Maye, L OBP: 0.313, SLG: 0.358										4	0	1	0	0	1					
Johnny Logan, R OBP: 0.388, SLG: 0.420										2	0	0	0	2	1					
Del Crandall, R OBP: 0.302, SLG: 0.498										2	0	0	0	1	0					
Felix Mantilla, R OBP: 0.268, SLG: 0.270										3	0	1	1	0	0					
Bob Buhl, R OBP: 0.066, SLG: 0.050		1-3								3	0	0	0	0	3					
Inning Stats	R: 3 E: 0 K: 1 S: 8	H: 4 LOB: 2 BB: 2 P: 16	R: 0 E: 0 K: 0 S: 3	H: 0 LOB: 0 BB: 0 P: 3	R: 0 E: 0 K: 0 S: 2	H: 0 LOB: 1 BB: 1 P: 6	R: 0 E: 0 K: 0 S: 3	H: 0 LOB: 1 BB: 1 P: 7	R: 0 E: 0 K: 0 S: 2	H: 2 LOB: 2 BB: 1 P: 9	R: 0 E: 0 K: 0 S: 3	H: 0 LOB: 0 BB: 0 P: 3	R: 0 E: 0 K: 1 S: 5	H: 0 LOB: 0 BB: 0 P: 5	R: 0 E: 0 K: 0 S: 3	H: 0 LOB: 0 BB: 0 P: 5		1B: 4 2B: 3 3B: 0 HR: 0	SF: 0 SAC: 0 DP: 2 HBP: 0	WP: 1 PB: 1 CS: 1
PITCHER Bennie Daniels, R ERA: 5.46	IP: 0.0 WLS: L BF: 4 H: 3 R: 3 ER: 3 SO: 0 BB: 1 IBB: 0 HBP: 0 BLK: 0 WP: 1 HR: 0 S: 3 P: 7 ERA: ∞ WHIP: ∞															PITCHER				
Fred Green, L ERA: 2.67	IP: 6.0 WLS: L BF: 23 H: 3 R: 1 ER: 1 SO: 1 BB: 3 IBB: 2 HBP: 0 BLK: 0 WP: 0 HR: 0 S: 20 P: 40 ERA: 1.50 WHIP: 1.000															PITCHER				
Roy Face, R ERA: 2.5	IP: 2.0 WLS: L BF: 6 H: 0 R: 0 ER: 0 SO: 1 BB: 0 IBB: 0 HBP: 0 BLK: 0 WP: 0 HR: 0 S: 8 P: 8 ERA: 0.00 WHIP: 0.000															PITCHER				

Batter	1	2	3	4	5	6	7	8	9	AB	R	H	RBI	BB	SO	LOB	TOP					
Don Blasingame, L (1,4) OBP: 0.361, SLG: 0.360										5	0	2	0	0	0	3	St. Louis Cardinals @ Milwaukee Braves Milwaukee County Stadium, Milwaukee, WI Wed Sep 09 1959, 8:05 PM EDT Att: 19,888 - Unknown livebaseballscores.com					
Gino Cimoli, R (1,9) OBP: 0.326, SLG: 0.431										5	0	0	0	0	1	3						
Bill White, L (1,3) OBP: 0.343, SLG: 0.470										5	0	1	0	0	0	2						
Ken Boyer, R (1,5) OBP: 0.391, SLG: 0.520										4	2	2	0	0	0	1						
Joe Cunningham, L (1,7) OBP: 0.449, SLG: 0.484										2	1	1	0	1	1	0						
Gene Green, R (1,2) OBP: 0.275, SLG: 0.362										4	0	1	0	0	1	5						
Curt Flood, R (1,8) OBP: 0.327, SLG: 0.445										3	0	1	1	1	0	3						
Alex Grammas, R (1,6) OBP: 0.333, SLG: 0.336										3	0	0	0	1	0	4						
Ernie Broglio, R (1,1) OBP: 0.150, SLG: 0.105										4	0	2	2	0	1	2						
Inning Stats	R: 0 E: 0 K: 1 S: 5	H: 1 LOB: 0 BB: 0 P: 5	R: 2 E: 0 K: 0 S: 5	H: 2 LOB: 2 BB: 2 P: 13	R: 0 E: 0 K: 0 S: 3	H: 0 LOB: 0 BB: 0 P: 3	R: 0 E: 0 K: 2 S: 8	H: 1 LOB: 2 BB: 1 P: 12	R: 0 E: 0 K: 0 S: 3	H: 0 LOB: 0 BB: 0 P: 3	R: 0 E: 0 K: 1 S: 6	H: 1 LOB: 1 BB: 0 P: 6	R: 0 E: 0 K: 0 S: 4	H: 1 LOB: 1 BB: 0 P: 4	R: 1 E: 0 K: 0 S: 6	H: 3 LOB: 2 BB: 0 P: 6	R: 0 E: 0 K: 0 S: 4	H: 1 LOB: 1 BB: 0 P: 4	1B: 9 2B: 1 3B: 0 HR: 0	SF: 0 SAC: 1 DP: 1 HBP: 0	WP: 0 PB: 0 SB: 0 CS: 0	PA: 39
PITCHER Warren Spahn, L (1,1) ERA: 2.81	IP: 9.0 WLS: W BF: 39 H: 10 R: 3 ER: 3 SO: 4 BB: 2 IBB: 1 HBP: 0 BLK: 0 WP: 0 HR: 0 S: 44 P: 56 ERA: 3.00 WHIP: 1.333															PITCHER						

Batter	1	2	3	4	5	6	7	8	9	AB	R	H	RBI	BB	SO	LOB	BOTTOM			
Bill Bruton, L (1,8) OBP: 0.343, SLG: 0.413										4	0	0	0	0	2	3	St. Louis Cardinals @ Milwaukee Braves Milwaukee County Stadium, Milwaukee, WI Wed Sep 09 1959, 8:05 PM EDT Att: 19,888 - Unknown livebaseballscores.com			
Eddie Mathews, L (1,5) OBP: 0.394, SLG: 0.576										4	0	0	0	0	1	0				
Hank Aaron, R (1,9) OBP: 0.402, SLG: 0.658										3	0	0	0	1	2	0				
Joe Adcock, R (1,3) OBP: 0.348, SLG: 0.553										4	1	2	1	0	2	1				
John DeMerit, R (9, PR)										0	1	0	0	0	0	0				
Lee Maye, L (1,7) OBP: 0.304, SLG: 0.347										3	0	0	0	0	1	1				
Frank Torre, L (9, PH) OBP: 0.322, SLG: 0.315										1	0	0	0	0	0	1				
Johnny Logan, R (1,6) OBP: 0.286, SLG: 0.419										3	1	1	0	1	1	0				
Del Crandall, R (1,2) OBP: 0.306, SLG: 0.408										2	1	1	0	2	0	0				
Felix Mantilla, R (1,4) OBP: 0.265, SLG: 0.268										2	0	0	0	0	0	2				
Mickey Vernon, L (7, PH) OBP: 0.275, SLG: 0.376										1	0	0	0	0	0	1				
Bobby Avila, R (8,4) OBP: 0.326, SLG: 0.335										1	1	1	4	0	0	0				
Warren Spahn, L (1,1) OBP: 0.255, SLG: 0.316										3	0	1	0	0	1	1				
Inning Stats	R: 0 E: 0 K: 1 S: 5	H: 0 LOB: 0 BB: 0 P: 5	R: 1 E: 0 K: 2 S: 9	H: 2 LOB: 3 BB: 2 P: 17	R: 0 E: 0 K: 2 S: 7	H: 0 LOB: 1 BB: 1 P: 11	R: 0 E: 0 K: 0 S: 3	H: 0 LOB: 0 BB: 0 P: 3	R: 0 E: 0 K: 1 S: 5	H: 0 LOB: 0 BB: 0 P: 5	R: 0 E: 0 K: 1 S: 5	H: 0 LOB: 0 BB: 0 P: 5	R: 0 E: 0 K: 1 S: 7	H: 0 LOB: 1 BB: 1 P: 7	R: 4 E: 0 K: 0 S: 5	H: 4 LOB: 1 BB: 0 P: 5	1B: 4 2B: 0 3B: 0 HR: 2	SF: 0 SAC: 0 DP: 0 HBP: 0	WP: 0 PB: 0 SB: 1 CS: 0	PA: 35
PITCHER Ernie Broglio, R (1,1) ERA: 4.54	IP: 8.1 WLS: L BF: 35 H: 6 R: 5 ER: 5 SO: 10 BB: 4 IBB: 0 HBP: 0 BLK: 0 WP: 0 HR: 2 S: 51 P: 67 ERA: 5.40 WHIP: 1.200															PITCHER				



Batter	1	2	3	4	5	6	7	8	9	AB	R	H	RBI	BB	SO	LOB	TOP			
Johnny Temple, R OBP: 0.385, SLG: 0.423	0-0 BB S BB 1B	4-0 BB BB			0-0 F7		0-0 F7			3	1	1	0	1	0	0	Cincinnati Redlegs @ Milwaukee Braves Milwaukee County Stadium, Milwaukee, WI Fri Sep 11 1959, 8:05 PM EDT Att: 25,817 - Unknown			
Vada Pinson, L OBP: 0.375, SLG: 0.519	0-3 K	0-0 6-3			0-0 HR			0-3 K		4	1	1	1	0	2	2				
Gus Bell, L OBP: 0.328, SLG: 0.454	4-0 BB 1-2 BB		0-0 F5		0-0 1-6-3			0-0 3-1		3	0	0	0	1	0	0				
Frank Robinson, R OBP: 0.394, SLG: 0.593	0-0 F7		0-0 5-3			0-3 K		4-0 PO S BB		3	0	0	0	1	1	2				
Buddy Gilbert, L OBP: 0.286, SLG: 0.091	4-0 BB 1-2 2-3 BB		0-0 L3			0-0 P6		0-0 PO	0-0 4-3	3	0	0	0	1	0	0				
Ed Bailey, L OBP: 0.368, SLG: 0.392	4-0 BB 1-2 2-3 3-H BB		0-0 G3			0-0 1B			0-3 K	3	0	1	1	1	1	0				
Willie Jones, R OBP: 0.338, SLG: 0.430	0-0 P6		0-0 6-3			0-0 F5			0-0 1B	4	0	1	0	0	0	4				
Eddie Kasko, R OBP: 0.292, SLG: 0.337		0-3 K		0-0 6-3			0-0 F9		0-0 F8	4	0	0	0	0	1	1				
Jay Hook, L OBP: 0.167, SLG: 0.130		0-3 K			0-0 1-3					0	0	0	0	0	0	0				
Orlando Pena, R OBP: 0.212, SLG: 0.138										1	0	0	0	0	1	0				
Willard Schmidt, R OBP: 0.313, SLG: 0.083										1	0	0	0	0	0	0				
Whitey Lockman, L (7, FH) OBP: 0.288, SLG: 0.286										1	0	0	0	0	0	0				
Tom Acker, R OBP: 0.200, SLG: 0.111										0	0	0	0	0	0	0				
Inning Stats	R: 1 E: 0 K: 1 S: 6	H: 1 LOB: 3 BB: 3 P: 18	R: 0 E: 0 K: 2 S: 7	H: 0 LOB: 1 BB: 1 P: 11	R: 0 E: 0 K: 0 S: 3	H: 0 LOB: 0 BB: 0 P: 3	R: 0 E: 0 K: 0 S: 3	H: 0 LOB: 0 BB: 0 P: 3	R: 1 E: 0 K: 0 S: 4	H: 1 LOB: 0 BB: 0 P: 4	R: 0 E: 0 K: 0 S: 3	H: 0 LOB: 0 BB: 0 P: 3	R: 0 E: 0 K: 1 S: 4	H: 0 LOB: 0 BB: 1 P: 8	R: 0 E: 0 K: 1 S: 6	H: 1 LOB: 1 BB: 0 P: 6	1B: 3 2B: 0 3B: 0 HR: 1	SF: 0 SAC: 0 DP: 0 HBP: 0	WP: 0 PB: 0 SB: 2 CS: 0	PA: 36
PITCHER Joey Jay, R ERA: 3.96	IP: 9.0 WLS: W BF: 35 H: 4 R: 2 ER: 2 SO: 6 BB: 5 IBB: 0 HBP: 0 BLK: 0 WP: 0 HR: 1 S: 42 P: 62 ERA: 2.00 WHIP: 1.000																			

Batter	1	2	3	4	5	6	7	8	9	AB	R	H	RBI	BB	SO	LOB	BOTTOM		
Bill Bruton, L OBP: 0.342, SLG: 0.410	0-3 K	0-0 E5 4-3 2B	0-0 2B			0-0 F7		0-0 4-3		5	1	1	0	0	1	0	Cincinnati Redlegs @ Milwaukee Braves Milwaukee County Stadium, Milwaukee, WI Fri Sep 11 1959, 8:05 PM EDT Att: 25,817 - Unknown		
Eddie Mathews, L OBP: 0.395, SLG: 0.571	1-0 WP 2B HBP	0-3 K	0-0 P3			4-0 FC1-6 BB		4-0 1B HR BB		2	2	0	0	2	1	2			
Hank Aaron, R OBP: 0.402, SLG: 0.656	4-0 2B 1-2 BB	0-0 4-3		0-3 K		0-0 FC1-6 1-2 BB		0-0 1B HR		4	2	1	0	1	1	2			
Joe Adcock, R OBP: 0.351, SLG: 0.563	0-0 1B 2B	0-0 1B 2B			0-0 P4		0-0 4-3		0-3 K	5	2	2	3	0	1	3			
Lee Maye, L OBP: 0.309, SLG: 0.390	0-0 F8	4-0 1B BB						0-0 1B HR		4	1	2	3	1	1	1			
Johnny Logan, R OBP: 0.374, SLG: 0.423	0-0 1B	0-0 1B		0-0 6-3			4-0 5-3 BB BB	0-3 K		4	1	2	2	1	1	1			
Del Crandall, R OBP: 0.305, SLG: 0.404	0-0 1B	0-3 K			0-0 P6		4-0 5-3 BB			3	1	1	1	1	1	2			
Felix Mantilla, R OBP: 0.265, SLG: 0.267			0-3 K			0-0 5-3		0-0 5-3		4	0	1	1	0	1	2			
Joey Jay, S OBP: 0.152, SLG: 0.097	0-0 G3		0-0 L8			0-0 K		0-3 K		4	0	0	0	0	2	3			
Inning Stats	R: 5 E: 0 K: 1 S: 9	H: 4 LOB: 1 BB: 1 P: 14	R: 2 E: 1 K: 2 S: 10	H: 2 LOB: 2 BB: 1 P: 14	R: 0 E: 0 K: 1 S: 6	H: 1 LOB: 1 BB: 0 P: 6	R: 0 E: 0 K: 1 S: 6	H: 1 LOB: 0 BB: 0 P: 6	R: 0 E: 0 K: 0 S: 3	H: 0 LOB: 1 BB: 1 P: 7	R: 0 E: 0 K: 2 S: 7	H: 0 LOB: 2 BB: 2 P: 15	R: 3 E: 0 K: 2 S: 9	H: 2 LOB: 0 BB: 1 P: 13	1B: 5 2B: 3 3B: 1 HR: 1	SF: 0 SAC: 0 DP: 0 HBP: 1		WP: 1 PB: 0 SB: 0 CS: 0	PA: 42
PITCHER Jay Hook, R ERA: 4.17	IP: 0.2 WLS: L BF: 7 H: 3 R: 5 ER: 5 SO: 1 BB: 1 IBB: 0 HBP: 0 BLK: 0 WP: 0 HR: 0 S: 7 P: 12 ERA: 67.50 WHIP: 6.000																		
PITCHER Orlando Pena, R ERA: 4.94	IP: 1.0 WLS: BF: 8 H: 3 R: 2 ER: 0 SO: 1 BB: 1 IBB: 0 HBP: 0 BLK: 0 WP: 0 HR: 0 S: 9 P: 13 ERA: 0.00 WHIP: 4.000																		
PITCHER Willard Schmidt, R ERA: 3.88	IP: 4.1 WLS: BF: 16 H: 2 R: 0 ER: 0 SO: 4 BB: 1 IBB: 0 HBP: 0 BLK: 0 WP: 0 HR: 0 S: 23 P: 27 ERA: 0.00 WHIP: 0.692																		
PITCHER Tom Acker, R ERA: 3.96	IP: 2.0 WLS: BF: 11 H: 2 R: 3 ER: 3 SO: 4 BB: 3 IBB: 0 HBP: 0 BLK: 0 WP: 1 HR: 16 S: 28 P: 28 ERA: 13.50 WHIP: 2.500																		

AB 30
R 2
H 4
RBI 2
BB 5
SO 6
LOB 9



AB 35
R 10
H 10
RBI 10
BB 6
SO 10
LOB 16



Batter	1	2	3	4	5	6	7	8	9	AB	R	H	RBI	BB	SO	LOB	TOP			
Johnny Temple, R (1,4) OBP: 0.384, SLG: 0.425			SF7		K		SF9			2	0	1	2	0	1	1	Cincinnati Redlegs @ Milwaukee Braves Milwaukee County Stadium, Milwaukee, WI Sat Sep 12 1959, 4:33 AM EDT Att: 25,598 - Unknown			
Vada Pinson, L (1,8) OBP: 0.373, SLG: 0.516	5-3		K		K		6-3			4	0	0	0	0	2	5				
Gus Bell, L (1,9) OBP: 0.326, SLG: 0.450	5-3		FC4-6		1-3			F8		4	0	0	0	0	0	3				
Frank Robinson, R (1,3) OBP: 0.391, SLG: 0.589	4-3			F9		6-3		F9		4	0	0	0	0	0	1				
Jerry Lynch, L (1,7) OBP: 0.325, SLG: 0.475		6-3								4	1	2	0	0	1	0				
Whitey Lockman, L (8,3) OBP: 0.288, SLG: 0.286				2B		G4-6-3		K		0	0	0	0	0	0	0				
Ed Bailey, L (1,2) OBP: 0.367, SLG: 0.393	P4			2B		G4-6-3				4	0	1	1	0	0	1				
Willie Jones, R (1,5) OBP: 0.338, SLG: 0.429										3	0	1	0	0	0	1				
Cliff Cook, R (7, PR) OBP: 0.500, SLG: 0.750	F7			6-3			SH1-4	1B		1	1	0	0	0	0	0				
Eddie Kasko, R (1,6) OBP: 0.296, SLG: 0.340										3	1	2	0	0	1	1				
John Powers, L (9, PH) OBP: 0.333, SLG: 0.512			1B	SF7	1B		SF9	SH1-4		1	0	0	0	0	0	0				
Don Newcombe, L (1,1) OBP: 0.410, SLG: 0.420							SH1-4			2	0	2	0	0	0	0				
Inning Stats	R: 0 E: 0 K: 0 S: 4	H: 1 LOB: 1 BB: 0 P: 4	R: 0 E: 0 K: 0 S: 3	H: 0 LOB: 0 BB: 0 P: 3	R: 1 E: 0 K: 1 S: 7	H: 2 LOB: 1 BB: 0 P: 7	R: 1 E: 0 K: 1 S: 7	H: 2 LOB: 1 BB: 0 P: 7	R: 0 E: 0 K: 0 S: 3	H: 1 LOB: 0 BB: 0 P: 3	R: 1 E: 0 K: 0 S: 5	H: 2 LOB: 2 BB: 0 P: 5	R: 0 E: 0 K: 0 S: 5	H: 0 LOB: 0 BB: 0 P: 5	R: 0 E: 0 K: 0 S: 3	H: 0 LOB: 0 BB: 0 P: 3		1B: 6 2B: 3 3B: 0 HR: 0	SF: 2 SAC: 1 DP: 1 HBP: 0	WP: 0 PB: 0 SB: 0 CS: 0
PITCHER Lew Burdette, R (1,1) ERA: 3.97	IP: 9.0 WLS: W BF: 35 H: 9 R: 3 ER: 3 SO: 5 BB: 0 IBB: 0 HBP: 0 BLK: 0 WP: 0 HR: 0 S: 45 P: 45 ERA: 3.00 WHIP: 1.000															PITCHER				

Batter	1	2	3	4	5	6	7	8	9	AB	R	H	RBI	BB	SO	LOB	BOTTOM			
Bill Bruton, L (1,8) OBP: 0.339, SLG: 0.406	F5			K		4-3		F2		4	0	0	0	0	1	2	Cincinnati Redlegs @ Milwaukee Braves Milwaukee County Stadium, Milwaukee, WI Sat Sep 12 1959, 4:33 AM EDT Att: 25,598 - Unknown			
Eddie Mathews, L (1,5) OBP: 0.396, SLG: 0.578	F9			1B	2B	4-3		HR		4	2	2	2	0	0	1				
Hank Aaron, R (1,9) OBP: 0.403, SLG: 0.655	F8				1B	FC4-6		L8		4	0	2	2	0	0	1				
Joe Adcock, R (1,3) OBP: 0.348, SLG: 0.558		F8		K		FC4-6				3	0	0	0	0	1	2				
Lee Maye, L (1,7) OBP: 0.304, SLG: 0.383										2	0	0	0	0	1	1				
Frank Torre, L (7, PH) OBP: 0.323, SLG: 0.313	F5			K						1	0	0	0	0	0	0				
Andy Patko, R (8,7) OBP: 0.297, SLG: 0.308							F7			0	0	0	0	0	0	0				
Johnny Logan, R (1,6) OBP: 0.372, SLG: 0.420					K		K			3	0	0	0	0	3	0				
Del Crandall, R (1,2) OBP: 0.303, SLG: 0.402			5-3		K		K			3	0	0	0	0	2	0				
Felix Mantilla, R (1,4) OBP: 0.262, SLG: 0.264										2	0	0	0	0	0	0				
Mickey Vernon, L (8, PH) OBP: 0.283, SLG: 0.376			F9							0	0	0	0	1	0	0				
John DeMerit, R (8, PR) OBP: 0.297, SLG: 0.308										0	0	0	0	0	0	0				
Red Schoendienst, S (9,4)								FC3-8	BB	0	0	0	0	0	0	0				
Lew Burdette, R (1,1) OBP: 0.247, SLG: 0.312			F8			4-3	1B	2B	HR	3	2	1	0	0	0	1				
Inning Stats	R: 0 E: 0 K: 0 S: 3	H: 0 LOB: 0 BB: 0 P: 3	R: 0 E: 0 K: 1 S: 5	H: 0 LOB: 0 BB: 0 P: 5	R: 0 E: 0 K: 0 S: 3	H: 0 LOB: 0 BB: 0 P: 3	R: 1 E: 0 K: 3 S: 11	H: 2 LOB: 1 BB: 0 P: 11	R: 0 E: 0 K: 2 S: 7	H: 0 LOB: 0 BB: 0 P: 7	R: 1 E: 0 K: 0 S: 5	H: 2 LOB: 1 BB: 0 P: 5	R: 0 E: 0 K: 2 S: 7	H: 0 LOB: 0 BB: 0 P: 7	R: 2 E: 0 K: 0 S: 4	H: 1 LOB: 1 BB: 1 P: 8	1B: 2 2B: 2 3B: 0 HR: 1	SF: 0 SAC: 0 DP: 0 HBP: 0	WP: 0 PB: 0 SB: 0 CS: 0	PA: 30
PITCHER Don Newcombe, R (1,1) ERA: 3.25	IP: 8.0 WLS: L BF: 30 H: 5 R: 4 ER: 4 SO: 8 BB: 1 IBB: 0 HBP: 0 BLK: 0 WP: 0 HR: 1 S: 45 P: 49 ERA: 4.50 WHIP: 0.750															PITCHER				

Batter	1	2	3	4	5	6	7	8	9	AB	R	H	RBI	BB	SO	LOB	TOP			
Johnny Temple, R (1, 4) OBP: 0.384, SLG: 0.426	E1 2B 1B	FC6-4 1-2					E6 L6 1B		F9	5	1	2	0	0	0	3	Cincinnati Redlegs @ Milwaukee Braves Milwaukee County Stadium, Milwaukee, WI Sun Sep 13 1959, 4:33 AM EDT Att: 35,084 - Unknown livebaseballscorecards.com			
Vada Pinson, L (1, 8) OBP: 0.371, SLG: 0.513	F7		1-3		4-3 2B				K	5	0	1	1	0	1	2				
Gus Bell, L (1, 9) OBP: 0.325, SLG: 0.450	4-3 2H 2B		E4 FC3-6		K		L6 2-3		1-3	5	0	1	1	0	1	3				
Frank Robinson, R (1, 7) OBP: 0.391, SLG: 0.586	4-3 2-3		FC3-6 1-2		1-3				1B 1B 1B	4	1	1	0	0	0	3				
Frank Thomas, R (1, 3) OBP: 0.275, SLG: 0.364	F7		4-3						L7	4	0	1	0	0	0	3				
Whitley Lockman, L (8, 3) OBP: 0.288, SLG: 0.286							G5-4-3 1B			0	0	0	0	0	0	0				
Willie Jones, R (1, 5) OBP: 0.335, SLG: 0.425		F8			5-3		G5-4-3 1-2		F9	4	0	0	0	0	0	2				
Ed Bailey, L (1, 2) OBP: 0.368, SLG: 0.392		1B BB			F5		G3		1B 1B	3	0	1	0	1	0	0				
Eddie Kasko, R (1, 6) OBP: 0.305, SLG: 0.349									1B 1B 1B	4	1	4	1	0	0	0				
Bob Purkey, R (1, 1) OBP: 0.261, SLG: 0.290			K		F7		SH3-4-3 1-2		K	3	0	0	0	0	2	5				
Inning Stats	R: 1 E: 1 K: 0 S: 5	H: 2 LOB: 1 BB: 0 P: 5	R: 0 E: 0 K: 1 S: 6	H: 1 LOB: 2 BB: 1 P: 10	R: 0 E: 1 K: 0 S: 4	H: 0 LOB: 1 BB: 0 P: 4	R: 0 E: 0 K: 0 S: 4	H: 1 LOB: 1 BB: 0 P: 4	R: 0 E: 0 K: 0 S: 3	H: 1 LOB: 0 BB: 0 P: 3	R: 1 E: 1 K: 0 S: 5	H: 2 LOB: 1 BB: 0 P: 5	R: 1 E: 0 K: 1 S: 8	H: 3 LOB: 2 BB: 0 P: 8	R: 0 E: 0 K: 1 S: 5	H: 0 LOB: 0 BB: 0 P: 5	1B: 9 2B: 3 3B: 0 HR: 0	SF: 0 SAC: 1 DP: 2 HBP: 0	WP: 0 PB: 0 SB: 0 CS: 0	PA: 39
PITCHER Warren Spahn, L (1, 1) ERA: 2.79	IP: 9.0 WLS: L BF: 39	H: 11 R: 3 ER: 2 SO: 4	BB: 1 IBB: 0 HBP: 0 BLK: 0	WP: 0 HR: 0 S: 46 P: 50	ERA: 2.00 WHIP: 1.333	PITCHER										ERA: 2.00 WHIP: 1.111				

Batter	1	2	3	4	5	6	7	8	9	AB	R	H	RBI	BB	SO	LOB	BOTTOM			
Bill Bruton, L (1, 8) OBP: 0.341, SLG: 0.409	G5-4-3 1B		F7				F5			4	0	2	1	0	0	1	Cincinnati Redlegs @ Milwaukee Braves Milwaukee County Stadium, Milwaukee, WI Sun Sep 13 1959, 4:33 AM EDT Att: 35,084 - Unknown livebaseballscorecards.com			
Eddie Mathews, L (1, 5) OBP: 0.395, SLG: 0.581	F7				4-3 2B				B3-1	4	1	1	1	0	0	2				
Hank Aaron, R (1, 9) OBP: 0.404, SLG: 0.654	G5-4-3 1-2				1B 1B		F7		1B 1B	4	0	2	0	0	0	2				
Joe Adcock, R (1, 3) OBP: 0.347, SLG: 0.555		F8			P6		SH3-4 1B		F8	4	0	1	0	0	0	2				
Lee Maye, L (1, 7) OBP: 0.298, SLG: 0.376		3-1			F8		SH3-4		K	2	0	0	0	0	0	1				
Mickey Vernon, L (8, PH) OBP: 0.280, SLG: 0.372							1-2			1	0	0	0	0	1	1				
Andy Pafko, R (9, 7) OBP: 0.297, SLG: 0.308										0	0	0	0	0	0	0				
Johnny Logan, R (1, 6) OBP: 0.371, SLG: 0.418		L3			1B		P3		L5	4	0	1	0	0	0	1				
Del Crandall, R (1, 2) OBP: 0.303, SLG: 0.490							F5		3-1	2	0	0	0	1	0	3				
Frank Torre, L (9, PH) OBP: 0.322, SLG: 0.312					3-1					1	0	0	0	0	0	0				
Felix Mantilla, R (1, 4) OBP: 0.263, SLG: 0.265					FC3-6				6-3	3	1	1	0	0	0	1				
Enos Slaughter, L (9, PH) OBP: 0.272, SLG: 0.380					FC3-6 4-6-3		SH1-4 2B 1B		FC6-4 1B	1	0	1	0	0	0	0				
John DeMerit, R (9, FR)										0	0	0	0	0	0	0				
Warren Spahn, L (1, 1) OBP: 0.250, SLG: 0.309					4-6-3		SH1-4		FC6-4	2	0	0	0	0	0	1				
Ray Boone, R (9, PH) OBP: 0.397, SLG: 0.372										1	0	0	0	0	0	1				
Inning Stats	R: 0 E: 0 K: 0 S: 3	H: 1 LOB: 0 BB: 0 P: 3	R: 0 E: 0 K: 0 S: 3	H: 0 LOB: 0 BB: 0 P: 3	R: 0 E: 0 K: 0 S: 3	H: 0 LOB: 1 BB: 1 P: 7	R: 1 E: 0 K: 0 S: 6	H: 3 LOB: 2 BB: 0 P: 6	R: 1 E: 0 K: 0 S: 5	H: 2 LOB: 1 BB: 0 P: 5	R: 0 E: 0 K: 0 S: 4	H: 1 LOB: 1 BB: 0 P: 4	R: 0 E: 0 K: 1 S: 6	H: 1 LOB: 1 BB: 0 P: 6	R: 0 E: 0 K: 0 S: 4	H: 1 LOB: 1 BB: 0 P: 4	1B: 7 2B: 1 3B: 0 HR: 1	SF: 0 SAC: 2 DP: 1 HBP: 0	WP: 0 PB: 0 SB: 0 CS: 0	PA: 36
PITCHER Bob Purkey, R (1, 1) ERA: 4.37	IP: 9.0 WLS: W BF: 36	H: 9 R: 2 ER: 2 SO: 1	BB: 1 IBB: 0 HBP: 0 BLK: 0	WP: 0 HR: 1 S: 37 P: 41	ERA: 2.00 WHIP: 1.111	PITCHER										ERA: 2.00 WHIP: 1.111				



Batter	1	2	3	4	5	6	7	8	9	AB	R	H	RBI	BB	SO	LOB	TOP								
Bill Bruton, L OBP: 0.341, SLG: 0.409 (1, 8)	L9		6-3		F9		BB 1B		WP 1B	5	0	2	2	0	0	2									
Eddie Mathews, L OBP: 0.395, SLG: 0.578 (1, 5)	L3		F8		F2		G6-4-3 BB		FC6 BB	3	0	0	0	2	0	2									
Hank Aaron, R OBP: 0.400, SLG: 0.648 (1, 9)	K		F8		K		G6-4-3		FC6	5	0	0	0	0	2	6									
Enos Slaughter, L OBP: 0.271, SLG: 0.375 (1, 7)		F7			F7				4-3	4	0	1	0	0	0	0									
Andy Pafko, R OBP: 0.297, SLG: 0.308 (8, 7)										0	0	0	0	0	0	0									
Frank Torre, L OBP: 0.321, SLG: 0.311 (1, 3)										4	1	1	0	0	1	1									
Mickey Vernon, L OBP: 0.280, SLG: 0.372 (8, 3)										0	0	0	0	0	0	0									
Johnny Logan, R OBP: 0.370, SLG: 0.416 (1, 6)										3	1	0	0	0	0	2									
Del Crandall, R OBP: 0.307, SLG: 0.407 (1, 2)										2	2	1	2	2	1	0									
Felix Mantilla, R OBP: 0.264, SLG: 0.266 (1, 4)										3	0	1	0	0	1	1									
Bob Buhl, R OBP: 0.077, SLG: 0.063 (1, 1)										4	0	1	0	0	2	4									
Don McMahon, R OBP: 0.375, SLG: 0.286 (9, 1)										0	0	0	0	0	0	0									
Inning Stats	R: 0 E: 0 K: 1 S: 5	H: 0 LOB: 0 BB: 0 P: 8	R: 2 E: 0 K: 0 S: 11	H: 2 LOB: 0 BB: 0 P: 17	R: 0 E: 0 K: 1 S: 5	H: 0 LOB: 0 BB: 0 P: 8	R: 0 E: 0 K: 1 S: 10	H: 1 LOB: 1 BB: 0 P: 16	R: 0 E: 0 K: 1 S: 13	H: 1 LOB: 2 BB: 1 P: 20	R: 0 E: 0 K: 1 S: 7	H: 0 LOB: 0 BB: 0 P: 10	R: 2 E: 0 K: 1 S: 12	H: 1 LOB: 2 BB: 2 P: 24	R: 0 E: 0 K: 0 S: 6	H: 0 LOB: 0 BB: 0 P: 8	R: 0 E: 0 K: 1 S: 12	H: 2 LOB: 3 BB: 1 P: 21	1B: 6 2B: 0 3B: 0 HR: 1	SF: 0 SAC: 1 DP: 1 HBP: 1	WP: 1 PB: 0 SB: 0 CS: 0	PA: 39			
PITCHER	IP	WLS	BF	H	R	ER	SO	BB	IBB	HBP	BLK	WP	HR	S	P	ERA	WHIP								
Don Drysdale, R ERA: 3.47 (1, 1)	6.1	L	28	5	4	4	6	2	0	1	0	0	1	60	96	5.68	1.105								
Danny McDevitt, L ERA: 4.05 (7, 1)	0.0		1	0	0	0	0	1	0	0	0	0	0	2	6	∞	∞								
Larry Sherry, R ERA: 2.21 (7, 1)	1.2		4	0	0	0	0	0	0	0	0	0	0	7	9	0.00	0.000								
Stan Williams, R ERA: 3.98 (9, 1)	1.0		6	2	0	0	1	1	0	0	0	1	0	12	21	0.00	3.000								

Milwaukee Braves @ Los Angeles Dodgers
Los Angeles Memorial Coliseum, Los Angeles, CA
Mon Sep 14 1959, 10:05 PM EDT
Att: 53,765 - Unknown

AB 33
R 4
H 7
RBI 4
BB 4
SO 7
LOB 18



Batter	1	2	3	4	5	6	7	8	9	AB	R	H	RBI	BB	SO	LOB	BOTTOM								
Jim Gilliam, S OBP: 0.395, SLG: 0.349 (1, 5)	4-3									3	0	0	0	1	1	0									
Charlie Neal, R OBP: 0.334, SLG: 0.444 (1, 4)	1-3									3	0	0	0	1	1	1									
Bob Lillis, R OBP: 0.275, SLG: 0.271 (9, FR)										0	0	0	0	0	0	0									
Wally Moon, L OBP: 0.395, SLG: 0.499 (1, 9)	G3									4	1	2	1	0	0	0									
Duke Snider, L OBP: 0.402, SLG: 0.541 (1, 8)										3	0	1	0	1	1	0									
Don Demeter, R OBP: 0.269, SLG: 0.436 (9, FR)										0	0	0	0	0	0	0									
Norm Larker, L OBP: 0.320, SLG: 0.410 (1, 7)										4	0	0	0	0	0	4									
Gil Hodges, R OBP: 0.381, SLG: 0.540 (1, 3)										2	0	0	0	2	1	4									
John Roseboro, L OBP: 0.333, SLG: 0.380 (1, 2)										3	0	0	0	1	1	4									
Maury Wills, S OBP: 0.284, SLG: 0.270 (1, 6)										3	0	0	0	0	1	2									
Don Drysdale, R OBP: 0.189, SLG: 0.326 (1, 1)										2	0	0	0	0	1	2									
Danny McDevitt, L OBP: 0.143, SLG: 0.146 (7, 1)										0	0	0	0	0	0	0									
Larry Sherry, R OBP: 0.207, SLG: 0.414 (7, 1)										0	0	0	0	0	0	0									
Sandy Amoros, L (8, PH)										1	0	0	0	0	0	0									
Stan Williams, R OBP: 0.270, SLG: 0.206 (9, 1)										0	0	0	0	0	0	0									
Inning Stats	R: 0 E: 0 K: 0 S: 6	H: 0 LOB: 0 BB: 0 P: 7	R: 0 E: 0 K: 0 S: 4	H: 0 LOB: 0 BB: 1 P: 11	R: 0 E: 0 K: 2 S: 7	H: 0 LOB: 0 BB: 0 P: 11	R: 1 E: 0 K: 2 S: 9	H: 1 LOB: 0 BB: 1 P: 20	R: 0 E: 0 K: 0 S: 4	H: 0 LOB: 2 BB: 2 P: 13	R: 0 E: 0 K: 0 S: 9	H: 0 LOB: 0 BB: 0 P: 13	R: 0 E: 0 K: 0 S: 5	H: 0 LOB: 1 BB: 1 P: 9	R: 0 E: 0 K: 1 S: 7	H: 0 LOB: 0 BB: 0 P: 8	R: 0 E: 0 K: 2 S: 15	H: 2 LOB: 3 BB: 1 P: 27	1B: 2 2B: 1 3B: 0 HR: 1	SF: 0 SAC: 0 DP: 2 HBP: 0	WP: 0 PB: 0 SB: 0 CS: 1	PA: 34			
PITCHER	IP	WLS	BF	H	R	ER	SO	BB	IBB	HBP	BLK	WP	HR	S	P	ERA	WHIP								
Bob Buhl, R ERA: 2.83 (1, 1)	8.0	W	31	3	1	1	5	6	0	0	0	0	0	7	12	0.00	1.125								
Don McMahon, R ERA: 2.39 (9, 1)	1.0	S	3	0	0	0	2	0	0	0	0	0	0	7	12	0.00	0.000								

Milwaukee Braves @ Los Angeles Dodgers
Los Angeles Memorial Coliseum, Los Angeles, CA
Mon Sep 14 1959, 10:05 PM EDT
Att: 53,765 - Unknown

AB 28
R 1
H 3
RBI 1
BB 6
SO 7
LOB 17



Batter	1	2	3	4	5	6	7	8	9	AB	R	H	RBI	BB	SO	LOB	TOP				
Bill Bruton, L OBP: 0.340, SLG: 0.404 (1, 8)	F6		F8		F8			4-3	1-3	5	0	0	0	0	0	1					
Eddie Mathews, L OBP: 0.395, SLG: 0.573 (1, 5)	E8		K		F8			F3		4	0	0	0	0	1	0					
Hank Aaron, R OBP: 0.403, SLG: 0.649 (1, 9)				3-1		6-3				4	1	2	0	0	0	0					
Joe Adcock, R OBP: 0.353, SLG: 0.566 (8, PR)										4	1	2	0	0	1	2					
Al Spangler, L OBP: 0.321, SLG: 0.311 (8, 3)	K			BB		5-3				0	0	0	0	0	0	0					
Frank Torre, L OBP: 0.321, SLG: 0.311 (8, 3)	K			1B						0	0	0	0	0	0	0					
Enos Slaughter, L OBP: 0.274, SLG: 0.367 (1, 7)										3	0	1	1	1	0	2					
Andy Pafko, R OBP: 0.293, SLG: 0.304 (8, 7)	6-3			1B		G3				0	0	0	0	0	0	0					
Bobby Avila, R OBP: 0.324, SLG: 0.330 (1, 4)										3	0	0	0	1	1	4					
Del Crandall, R OBP: 0.310, SLG: 0.410 (1, 2)				K						4	0	2	1	0	0	1					
Felix Mantilla, R OBP: 0.270, SLG: 0.274 (1, 6)										4	0	1	0	0	0	3					
Lew Burdette, R OBP: 0.238, SLG: 0.299 (1, 1)										4	0	0	0	0	2	2					
Inning Stats	R: 0 E: 1 K: 1 S: 7	H: 1 LOB: 2 BB: 0 P: 7	R: 0 E: 0 K: 0 S: 3	H: 0 LOB: 0 BB: 0 P: 3	R: 0 E: 0 K: 1 S: 5	H: 0 LOB: 0 BB: 0 P: 5	R: 1 E: 0 K: 1 S: 7	H: 2 LOB: 2 BB: 1 P: 11	R: 0 E: 0 K: 0 S: 3	H: 0 LOB: 0 BB: 0 P: 3	R: 0 E: 0 K: 1 S: 5	H: 1 LOB: 1 BB: 1 P: 9	R: 1 E: 0 K: 0 S: 6	H: 3 LOB: 3 BB: 0 P: 6	R: 0 E: 0 K: 1 S: 6	H: 1 LOB: 1 BB: 0 P: 6	1B: 7 2B: 1 3B: 0 HR: 0	SF: 0 SAC: 0 DP: 1 HBP: 0	WP: 0 PB: 0 CS: 0	PA: 37	
PITCHER	IP	WLS	BF	H	R	ER	SO	BB	IBB	HBP	BLK	WP	HR	S	P	ERA	WHIP				
Sam Jones, R ERA: 2.81 (1, 1)	8.0	L	33	7	2	2	4	2	0	0	0	0	0	39	47	2.25	1.125				
Stu Miller, R ERA: 2.54 (9, 1)	1.0		4	1	0	0	1	0	0	0	0	0	0	6	6	0.00	1.000				

Milwaukee Braves @ San Francisco Giants
Seals Stadium, San Francisco, CA
Wed Sep 16 1959, 6:33 AM EDT
Att: 22,721 - Unknown

AB 35
R 2
H 8
RBI 2
BB 2
SO 5
LOB 15



Batter	1	2	3	4	5	6	7	8	9	AB	R	H	RBI	BB	SO	LOB	BOTTOM		
Eddie Bressoud, R OBP: 0.314, SLG: 0.411 (1, 6)	6-3		5-3		FC6-4			F8		4	0	0	0	0	0	2			
Willie McCovey, L OBP: 0.418, SLG: 0.660 (1, 3)	K							1-3		4	0	0	0	0	1	0			
Willie Mays, R OBP: 0.367, SLG: 0.558 (1, 8)	F9			6-3		K				4	0	0	0	0	1	0			
Orlando Cepeda, R OBP: 0.359, SLG: 0.532 (1, 7)										4	0	2	0	0	0	0			
Felipe Alou, R OBP: 0.331, SLG: 0.484 (1, 9)	K									4	0	1	0	0	2	2			
Daryl Spencer, R OBP: 0.331, SLG: 0.380 (1, 4)										3	0	1	0	1	1	1			
Hobie Landrith, L OBP: 0.344, SLG: 0.340 (1, 2)										3	0	0	0	0	0	2			
Jim Davenport, R OBP: 0.296, SLG: 0.334 (1, 5)										3	0	1	0	0	0	0			
Sam Jones, R OBP: 0.163, SLG: 0.146 (1, 1)										2	0	0	0	0	2	2			
Jackie Brandt, R OBP: 0.322, SLG: 0.413 (8, PH)										1	0	0	0	0	0	0			
Stu Miller, R OBP: 0.085, SLG: 0.044 (9, 1)										0	0	0	0	0	0	0			
Inning Stats	R: 0 E: 0 K: 1 S: 5	H: 0 LOB: 0 BB: 0 P: 5	R: 0 E: 0 K: 1 S: 6	H: 1 LOB: 1 BB: 0 P: 6	R: 0 E: 0 K: 1 S: 6	H: 0 LOB: 0 BB: 0 P: 5	R: 0 E: 0 K: 1 S: 6	H: 1 LOB: 1 BB: 0 P: 6	R: 0 E: 0 K: 1 S: 5	H: 0 LOB: 0 BB: 0 P: 5	R: 0 E: 0 K: 0 S: 3	H: 0 LOB: 0 BB: 0 P: 3	R: 0 E: 0 K: 0 S: 4	H: 1 LOB: 1 BB: 0 P: 4	1B: 4 2B: 1 3B: 0 HR: 0	SF: 0 SAC: 0 DP: 0 HBP: 0	WP: 0 PB: 0 CS: 0	PA: 33	
PITCHER	IP	WLS	BF	H	R	ER	SO	BB	IBB	HBP	BLK	WP	HR	S	P	ERA	WHIP		
Lew Burdette, R ERA: 3.84 (1, 1)	9.0	W	33	5	0	0	7	1	0	0	0	0	0	46	50	0.00	0.667		

Milwaukee Braves @ San Francisco Giants
Seals Stadium, San Francisco, CA
Wed Sep 16 1959, 6:33 AM EDT
Att: 22,721 - Unknown

AB 32
R 0
H 5
RBI 0
BB 1
SO 7
LOB 9



Batter	1	2	3	4	5	6	7	8	9	AB	R	H	RBI	BB	SO	LOB	TOP								
Bill Bruton, L OBP: 0.347, SLG: 0.411 (1, 8)	4-0 BB		0-0 F7		0-3 K	0-0 2B		1-0 FC6 HBP		3	0	1	0	1	1	1	Milwaukee Braves @ Philadelphia Phillies Connie Mack Stadium, Philadelphia, PA Sat Sep 19 1959, 7:05 PM EDT Att: 17,216 - Unknown								
Eddie Mathews, L OBP: 0.395, SLG: 0.579 (1, 5)	0-0 F5		4-0 FC6-4 BB		0-0 F9	0-0 F8		0-0 FC6		4	0	0	0	1	0	4									
Hank Aaron, R OBP: 0.402, SLG: 0.643 (1, 9)	0-0 F3		0-0 FC6-4 1-2			2B 1B		0-0 4-3		5	2	2	0	0	0	5									
Joe Adcock, R OBP: 0.352, SLG: 0.568 Frank Torre, L OBP: 0.319, SLG: 0.309 (6, 3)	0-3 K				0-0 1B	0-0 1B		0-0 G3		3	2	2	0	0	1	1									
Enos Slaughter, L OBP: 0.284, SLG: 0.351 Lee Maye, L OBP: 0.328, SLG: 0.425 (2, 7)		0-3 K			0-0 SH5-3 1B	0-0 SH5-3 1B		0-0 BB HR		1	0	0	0	0	1	0									
Bobby Avila, R OBP: 0.322, SLG: 0.325 (1, 4)		0-0 6-3			0-0 SH5-3 1B	0-0 SH5-3 1B		0-0 F5		3	1	0	0	1	0	1									
Del Crandall, R OBP: 0.310, SLG: 0.414 (1, 2)		0-0 6-3			0-0 SF8	0-0 SF8		0-0 F8		4	1	1	5	0	0	1									
Felix Mantilla, R OBP: 0.269, SLG: 0.277 (1, 6)					0-0 6-3	0-0 6-3		0-0 F7		4	0	1	0	0	1	0									
Bob Buhl, R OBP: 0.087, SLG: 0.060 (1, 1)					0-3 K	0-3 K		4-0 FC6 HBP BB		3	0	0	0	1	2	1									
Inning Stats	R: 0 E: 0 K: 1 S: 5	H: 0 LOB: 1 BB: 1 P: 9	R: 0 E: 0 K: 1 S: 5	H: 0 LOB: 0 BB: 0 P: 5	R: 0 E: 0 K: 1 S: 6	H: 1 LOB: 2 BB: 1 P: 10	R: 2 E: 1 K: 0 S: 5	H: 2 LOB: 0 BB: 0 P: 5	R: 0 E: 0 K: 2 S: 7	H: 0 LOB: 0 BB: 0 P: 7	R: 5 E: 0 K: 1 S: 10	H: 5 LOB: 1 BB: 1 P: 14	R: 2 E: 0 K: 0 S: 5	H: 2 LOB: 0 BB: 0 P: 5	R: 0 E: 0 K: 0 S: 3	H: 0 LOB: 2 BB: 1 P: 8		R: 0 E: 1 K: 0 S: 3	H: 0 LOB: 1 BB: 1 P: 7	1B: 4 2B: 3 3B: 1 HR: 2	SF: 1 SAC: 1 DP: 0 HBP: 1	WP: 0 PB: 0 CS: 0	PA: 43		
PITCHER	IP WLS BF H R ER SO BB IBB HBP BLK WP HR S P ERA WHIP	IP WLS BF H R ER SO BB IBB HBP BLK WP HR S P ERA WHIP	IP WLS BF H R ER SO BB IBB HBP BLK WP HR S P ERA WHIP	IP WLS BF H R ER SO BB IBB HBP BLK WP HR S P ERA WHIP	IP WLS BF H R ER SO BB IBB HBP BLK WP HR S P ERA WHIP	IP WLS BF H R ER SO BB IBB HBP BLK WP HR S P ERA WHIP	IP WLS BF H R ER SO BB IBB HBP BLK WP HR S P ERA WHIP	IP WLS BF H R ER SO BB IBB HBP BLK WP HR S P ERA WHIP	IP WLS BF H R ER SO BB IBB HBP BLK WP HR S P ERA WHIP	IP WLS BF H R ER SO BB IBB HBP BLK WP HR S P ERA WHIP	IP WLS BF H R ER SO BB IBB HBP BLK WP HR S P ERA WHIP	IP WLS BF H R ER SO BB IBB HBP BLK WP HR S P ERA WHIP	IP WLS BF H R ER SO BB IBB HBP BLK WP HR S P ERA WHIP	IP WLS BF H R ER SO BB IBB HBP BLK WP HR S P ERA WHIP	IP WLS BF H R ER SO BB IBB HBP BLK WP HR S P ERA WHIP	IP WLS BF H R ER SO BB IBB HBP BLK WP HR S P ERA WHIP	IP WLS BF H R ER SO BB IBB HBP BLK WP HR S P ERA WHIP	IP WLS BF H R ER SO BB IBB HBP BLK WP HR S P ERA WHIP	IP WLS BF H R ER SO BB IBB HBP BLK WP HR S P ERA WHIP	IP WLS BF H R ER SO BB IBB HBP BLK WP HR S P ERA WHIP	IP WLS BF H R ER SO BB IBB HBP BLK WP HR S P ERA WHIP	IP WLS BF H R ER SO BB IBB HBP BLK WP HR S P ERA WHIP	IP WLS BF H R ER SO BB IBB HBP BLK WP HR S P ERA WHIP	IP WLS BF H R ER SO BB IBB HBP BLK WP HR S P ERA WHIP	IP WLS BF H R ER SO BB IBB HBP BLK WP HR S P ERA WHIP



Batter	1	2	3	4	5	6	7	8	9	AB	R	H	RBI	BB	SO	LOB	BOTTOM								
Richie Ashburn, L OBP: 0.359, SLG: 0.309 (1, 8)	0-0 L9		0-0 6-3		0-0 6-3		0-0 1B G3 1B		0-0 6-3	5	1	1	0	0	0	0	Milwaukee Braves @ Philadelphia Phillies Connie Mack Stadium, Philadelphia, PA Sat Sep 19 1959, 7:05 PM EDT Att: 17,216 - Unknown								
Joe Koppe, R OBP: 0.327, SLG: 0.384 (1, 6)	0-0 6-3		0-0 4-3		0-0 1B		0-0 G3 1B			4	0	2	1	0	0	0									
Dave Philley, S OBP: 0.345, SLG: 0.467 (1, 3)	0-0 1B 2B		0-0 4-3		0-0 L9		0-0 G3			4	1	1	1	0	0	2									
Wally Post, R OBP: 0.313, SLG: 0.457 (1, 9)	0-0 FC4-8 2H 1B		0-0 F9		0-0 F8		0-0 6-3			4	0	1	1	0	0	1									
Harry Anderson, L OBP: 0.308, SLG: 0.404 (1, 7)	0-0 FC4-6 1-2		0-0 BB 1B 1B		0-0 3-1		0-0 F5			4	0	1	0	0	0	1									
Gene Freese, R OBP: 0.345, SLG: 0.497 (1, 5)		0-0 6-3		0-3 K		0-0 FC6-4 1B		0-0 F8		4	0	1	0	0	1	1									
Sparky Anderson, R OBP: 0.278, SLG: 0.244 (1, 4)		0-0 1B		4-0 1B BB		0-0 FC6-4 1-2		0-3 K		3	0	1	0	1	1	1									
Carl Sawatski, L OBP: 0.380, SLG: 0.438 (1, 2)		0-0 F8		0-0 1-2 2H 1B		0-0 6-3		0-0 F2		4	0	1	0	0	0	1									
Don Cardwell, R OBP: 0.091, SLG: 0.113 Humberto Robinson, R OBP: 0.256, SLG: 0.152 Harry Hanebrink, L OBP: 0.257, SLG: 0.359 Taylor Phillips, L OBP: 0.067, SLG: 0.067 Solly Drake, S OBP: 0.240, SLG: 0.136 (9, PH)		0-0 F3		0-3 K		0-0 1B 1B		0-0 G3		2	0	0	0	0	1	1									
Inning Stats	R: 1 E: 0 K: 0 S: 5	H: 2 LOB: 1 BB: 0 P: 5	R: 0 E: 0 K: 0 S: 4	H: 1 LOB: 0 BB: 0 P: 4	R: 0 E: 0 K: 1 S: 6	H: 0 LOB: 0 BB: 0 P: 3	R: 0 E: 0 K: 1 S: 6	H: 2 LOB: 2 BB: 1 P: 10	R: 0 E: 0 K: 1 S: 4	H: 1 LOB: 1 BB: 0 P: 4	R: 2 E: 0 K: 0 S: 6	H: 3 LOB: 1 BB: 0 P: 6	R: 0 E: 0 K: 1 S: 5	H: 0 LOB: 0 BB: 0 P: 5	R: 0 E: 0 K: 0 S: 3	H: 0 LOB: 0 BB: 0 P: 3		1B: 9 2B: 1 3B: 0 HR: 0	SF: 0 SAC: 0 DP: 0 HBP: 0	WP: 0 PB: 0 CS: 0	PA: 37				
PITCHER	IP WLS BF H R ER SO BB IBB HBP BLK WP HR S P ERA WHIP	IP WLS BF H R ER SO BB IBB HBP BLK WP HR S P ERA WHIP	IP WLS BF H R ER SO BB IBB HBP BLK WP HR S P ERA WHIP	IP WLS BF H R ER SO BB IBB HBP BLK WP HR S P ERA WHIP	IP WLS BF H R ER SO BB IBB HBP BLK WP HR S P ERA WHIP	IP WLS BF H R ER SO BB IBB HBP BLK WP HR S P ERA WHIP	IP WLS BF H R ER SO BB IBB HBP BLK WP HR S P ERA WHIP	IP WLS BF H R ER SO BB IBB HBP BLK WP HR S P ERA WHIP	IP WLS BF H R ER SO BB IBB HBP BLK WP HR S P ERA WHIP	IP WLS BF H R ER SO BB IBB HBP BLK WP HR S P ERA WHIP	IP WLS BF H R ER SO BB IBB HBP BLK WP HR S P ERA WHIP	IP WLS BF H R ER SO BB IBB HBP BLK WP HR S P ERA WHIP	IP WLS BF H R ER SO BB IBB HBP BLK WP HR S P ERA WHIP	IP WLS BF H R ER SO BB IBB HBP BLK WP HR S P ERA WHIP	IP WLS BF H R ER SO BB IBB HBP BLK WP HR S P ERA WHIP	IP WLS BF H R ER SO BB IBB HBP BLK WP HR S P ERA WHIP	IP WLS BF H R ER SO BB IBB HBP BLK WP HR S P ERA WHIP	IP WLS BF H R ER SO BB IBB HBP BLK WP HR S P ERA WHIP	IP WLS BF H R ER SO BB IBB HBP BLK WP HR S P ERA WHIP	IP WLS BF H R ER SO BB IBB HBP BLK WP HR S P ERA WHIP	IP WLS BF H R ER SO BB IBB HBP BLK WP HR S P ERA WHIP	IP WLS BF H R ER SO BB IBB HBP BLK WP HR S P ERA WHIP	IP WLS BF H R ER SO BB IBB HBP BLK WP HR S P ERA WHIP	IP WLS BF H R ER SO BB IBB HBP BLK WP HR S P ERA WHIP	IP WLS BF H R ER SO BB IBB HBP BLK WP HR S P ERA WHIP



Batter	1	2	3	4	5	6	7	8	9	AB	R	H	RBI	BB	SO	LOB	TOP					
Bill Bruton, L OBP: 0.346, SLG: 0.409 Al Spangler, L OBP: 0.667, SLG: 0.667	F8 3B	4-3			HR	4-3		SH3-4	2 1 1 0 0 0 1 2 1 1 0 0 0 1								Milwaukee Braves @ Pittsburgh Pirates Forbes Field, Pittsburgh, PA Mon Sep 21 1959, 7:05 PM EDT Att: 17,205 - Unknown					
Eddie Mathews, L OBP: 0.395, SLG: 0.595	F8		4-3		HR		K	5 2 2 5 0 1 1														
Hank Aaron, R OBP: 0.405, SLG: 0.649	1B		L5		1B		F8	5 1 3 1 0 0 0														
Joe Adcock, R OBP: 0.344, SLG: 0.555 Frank Torre, L OBP: 0.316, SLG: 0.307	K		6-3		K		P4	5 0 0 0 0 3 3 0 0 0 0 0 0 0														
Lee Maye, L OBP: 0.328, SLG: 0.418	1B		4-3		F9		SH3-4	5 0 3 1 0 0 1														
Bobby Avila, R OBP: 0.321, SLG: 0.324 Red Schoendienst, S	1-3		K		1-3		SH3-4	3 0 0 0 0 1 1 1 0 0 0 0 0 2														
Del Crandall, R OBP: 0.314, SLG: 0.416			5-3		1B		F7	3 1 1 0 0 0 1														
Felix Mantilla, R OBP: 0.271, SLG: 0.279	6-3		FC1-8		P3		6-3	4 0 1 0 0 0 3														
Warren Spahn, L OBP: 0.250, SLG: 0.307 Don McMahon, R OBP: 0.333, SLG: 0.250	1-3		FC1-6		E8		E3	4 2 1 0 0 0 2 0 0 0 0 0 0 0														
Inning Stats	R: 2 E: 0 K: 1 S: 8	H: 3 LOB: 1 BB: 0 P: 8	R: 0 E: 0 K: 0 S: 4	H: 1 LOB: 1 BB: 0 P: 4	R: 0 E: 0 K: 0 S: 3	H: 0 LOB: 0 BB: 0 P: 3	R: 0 E: 0 K: 1 S: 5	H: 0 LOB: 0 BB: 0 P: 5	R: 3 E: 0 K: 1 S: 9	H: 4 LOB: 1 BB: 0 P: 9	R: 1 E: 1 K: 0 S: 4	H: 1 LOB: 1 BB: 0 P: 5	R: 0 E: 0 K: 1 S: 5	H: 0 LOB: 0 BB: 0 P: 5	R: 0 E: 0 K: 0 S: 4	H: 1 LOB: 1 BB: 0 P: 4	R: 2 E: 1 K: 1 S: 9	H: 3 LOB: 2 BB: 0 P: 9	1B: 9 2B: 1 3B: 1 HR: 2	SF: 0 SAC: 2 DP: 0 HBP: 1	WP: 0 PB: 0 SB: 1 CS: 0	PA: 42
PITCHER	IP WLS BF H R ER SO BB IBB HBP BLK WP HR S P ERA WHIP																					
Bob Friend, R ERA: 4.03	(1, 1) 4.1 L 21 8 5 5 2 0 0 0 0 0 0 1 25 25 10.38 1.846																					
Bob Porterfield, R ERA: 5.25	(5, 1) 0.2 2 0 0 0 1 0 0 0 0 0 0 0 4 4 0.00 0.000																					
Don Gross, L ERA: 3.45	(6, 1) 2.0 8 1 1 0 1 0 0 0 1 0 0 0 9 10 0.00 0.500																					
Bennie Daniels, R ERA: 5.33	(8, 1) 2.0 11 4 2 1 1 0 0 0 0 0 0 1 13 13 4.50 2.000																					



Batter	1	2	3	4	5	6	7	8	9	AB	R	H	RBI	BB	SO	LOB	BOTTOM					
Bob Skinner, L OBP: 0.357, SLG: 0.401	1-3		2H		F3		FC6-4		2B	4 1 2 1 1 0 0							Milwaukee Braves @ Pittsburgh Pirates Forbes Field, Pittsburgh, PA Mon Sep 21 1959, 7:05 PM EDT Att: 17,205 - Unknown					
Dick Groat, R OBP: 0.315, SLG: 0.364	G3		F8		E4		FC6-4		1B	5 1 2 1 0 0 1												
Roberto Clemente, R OBP: 0.321, SLG: 0.390	4-3		FC5-4		FC6		FC6-4		1B	5 0 2 1 0 0 3												
Dick Stuart, R OBP: 0.364, SLG: 0.545	F8		FC5-4		FC6-4		FC6-4		P6	5 2 1 0 0 0 5												
Smoky Burgess, L OBP: 0.344, SLG: 0.478	F2		K		4-3				SF9	4 0 0 1 0 1 2												
Don Hoak, R OBP: 0.375, SLG: 0.403	K		1B		1B		G3		K	5 0 2 0 0 2 1												
Bill Mazerowski, R OBP: 0.283, SLG: 0.342			6-3		1B		FC6-4		2B	4 0 2 2 0 0 1												
Roman Mejias, R OBP: 0.305, SLG: 0.349			6-3		2-3		F9		K	4 0 0 0 0 1 4												
Bob Friend, R ERA: 4.19 Bob Porterfield, R ERA: 5.19 Harry Bright, R OBP: 0.314, SLG: 0.457 Don Gross, L ERA: 3.45 R C Stevens, R OBP: 0.345, SLG: 0.522 Dick Schofield, S OBP: 0.311, SLG: 0.338			1B		F9		6-3		1B	1 1 1 0 0 0 0 0 0 0 0 0 0 0 1 0 0 0 0 0 0 0 0 0 0 0 0 0 1 0 0 0 0 0 0 0 0 0 0 0 0 0 1 1 1 0 0 0 0												
Inning Stats	R: 0 E: 0 K: 0 S: 3	H: 0 LOB: 0 BB: 0 P: 3	R: 0 E: 0 K: 1 S: 5	H: 0 LOB: 0 BB: 0 P: 5	R: 1 E: 0 K: 0 S: 5	H: 2 LOB: 1 BB: 0 P: 5	R: 1 E: 0 K: 1 S: 8	H: 3 LOB: 2 BB: 0 P: 8	R: 0 E: 1 K: 0 S: 4	H: 0 LOB: 1 BB: 0 P: 4	R: 1 E: 0 K: 0 S: 5	H: 2 LOB: 1 BB: 0 P: 5	R: 0 E: 0 K: 0 S: 4	H: 1 LOB: 2 BB: 1 P: 8	R: 0 E: 0 K: 1 S: 6	H: 1 LOB: 1 BB: 0 P: 6	R: 3 E: 0 K: 1 S: 9	H: 4 LOB: 1 BB: 0 P: 9	1B: 10 2B: 3 3B: 0 HR: 0	SF: 1 SAC: 0 DP: 0 HBP: 0	WP: 0 PB: 0 SB: 0 CS: 0	PA: 42
PITCHER	IP WLS BF H R ER SO BB IBB HBP BLK WP HR S P ERA WHIP																					
Warren Spahn, L ERA: 2.99	(1, 1) 8.0 W 38 12 6 6 3 1 0 0 0 0 0 0 0 43 47 6.75 1.625																					
Don McMahon, R ERA: 2.72	(9, 1) 1.0 S 4 1 0 0 1 0 0 0 0 0 0 0 6 6 0.00 1.000																					



Batter	1	2	3	4	5	6	7	8	9	AB	R	H	RBI	BB	SO	LOB	TOP								
Al Spangler, L OBP: 0.714, SLG: 1.000 (1, 8)										4	2	3	0	0	0	0	Milwaukee Braves @ Pittsburgh Pirates Forbes Field, Pittsburgh, PA Wed Sep 23 1959, 7:05 PM EDT Att: 20,502 - Unknown								
Eddie Mathews, L OBP: 0.392, SLG: 0.594 (1, 5)										4	1	1	2	0	1	2									
Hank Aaron, R OBP: 0.401, SLG: 0.646 (1, 9)										3	1	1	1	0	0	0									
Joe Adcock, R OBP: 0.340, SLG: 0.546 (1, 3)										4	0	1	1	0	3	1									
Joey Jay, S OBP: 0.139, SLG: 0.088 (8, 1)										0	0	0	0	0	0	0									
Lee Maye, L OBP: 0.318, SLG: 0.405 (1, 7)										4	0	0	0	0	0	1									
Bobby Avila, R OBP: 0.324, SLG: 0.332 (1, 4)										2	0	0	0	0	1	1									
Red Schoendienst, S OBP: 0.315, SLG: 0.371 (7, 4)										0	0	0	0	0	0	0									
Ray Boone, R OBP: 0.396, SLG: 0.371 (8, PH)										1	0	0	0	0	0	0									
Del Crandall, R OBP: 0.315, SLG: 0.422 (1, 2)										4	0	1	0	0	0	1									
Felix Mantilla, R OBP: 0.269, SLG: 0.273 (1, 6)										2	0	0	0	0	0	0									
Frank Torre, L OBP: 0.315, SLG: 0.305 (8, PH)										2	0	0	0	0	0	1									
Bob Buhl, R OBP: 0.086, SLG: 0.059 (1, 1)										1	0	0	0	0	1	0									
Enos Slaughter, L OBP: 0.262, SLG: 0.348 (5, PH)										1	0	0	0	0	0	0									
Bob Rush, R OBP: 0.194, SLG: 0.194 (5, 1)										0	0	0	0	0	0	0									
Mickey Vernon, L OBP: 0.289, SLG: 0.371 (8, PH)										1	0	0	0	0	0	0									
Johnny Logan, R OBP: 0.365, SLG: 0.412 (8, 6)										0	0	0	0	0	0	0									
Inning Stats	R: 0 E: 0 K: 1 S: 5	H: 0 LOB: 0 BB: 0 P: 5	R: 0 E: 0 K: 1 S: 5	H: 0 LOB: 1 BB: 1 P: 9	R: 0 E: 0 K: 1 S: 6	H: 1 LOB: 1 BB: 0 P: 6	R: 1 E: 0 K: 0 S: 4	H: 2 LOB: 0 BB: 0 P: 4	R: 0 E: 0 K: 0 S: 3	H: 0 LOB: 0 BB: 0 P: 3	R: 1 E: 0 K: 1 S: 6	H: 1 LOB: 0 BB: 0 P: 6	R: 0 E: 0 K: 1 S: 5	H: 0 LOB: 0 BB: 0 P: 5	R: 2 E: 1 K: 1 S: 8	H: 2 LOB: 1 BB: 0 P: 8	R: 0 E: 1 K: 0 S: 4	H: 1 LOB: 1 BB: 0 P: 4	1B: 4 2B: 1 3B: 1 HR: 1	SF: 1 SAC: 0 DP: 1 HBP: 0	WP: 0 PB: 0 SB: 1 CS: 0	PA: 35			
PITCHER	IP	WLS	BF	H	R	ER	SO	BB	IBB	HBP	BLK	WP	HR	S	P	ERA	WHIP								
Ron Kline, R ERA: 4.26 (1, 1)	8.0	W	31	6	4	3	6	1	0	0	0	0	1	42	46	3.38	0.875								
Roy Face, R ERA: 2.6 (9, 1)	1.0	S	4	1	0	0	0	0	0	0	0	0	0	4	4	0.00	1.000								

Batter	1	2	3	4	5	6	7	8	9	AB	R	H	RBI	BB	SO	LOB	BOTTOM								
Bob Skinner, L OBP: 0.357, SLG: 0.399 (1, 7)										5	1	2	2	0	0	2	Milwaukee Braves @ Pittsburgh Pirates Forbes Field, Pittsburgh, PA Wed Sep 23 1959, 7:05 PM EDT Att: 20,502 - Unknown								
Dick Groat, R OBP: 0.313, SLG: 0.361 (1, 6)										4	0	0	0	1	0	5									
Roberto Clemente, R OBP: 0.320, SLG: 0.388 (1, 9)										4	0	2	1	0	1	1									
Dick Stuart, R OBP: 0.362, SLG: 0.539 (1, 3)										4	0	0	0	0	1	4									
Smoky Burgess, L OBP: 0.348, SLG: 0.487 (1, 2)										2	2	1	1	2	0	0									
Don Hoak, R OBP: 0.375, SLG: 0.401 (1, 5)										3	1	0	0	1	0	3									
Bill Mazerolski, R OBP: 0.283, SLG: 0.340 (1, 4)										3	0	0	0	1	1	2									
Bill Virdon, L OBP: 0.325, SLG: 0.346 (1, 8)										4	1	3	0	0	1	0									
Ron Kline, R OBP: 0.150, SLG: 0.136 (1, 1)										2	0	1	0	1	2	2									
Rocky Nelson, L OBP: 0.379, SLG: 0.457 (8, PH)										1	0	1	0	0	0	0									
Roman Mejias, R OBP: 0.302, SLG: 0.346 (8, PR)										0	0	0	0	0	0	0									
Roy Face, R OBP: 0.231, SLG: 0.231 (9, 1)										0	0	0	0	0	0	0									
Inning Stats	R: 0 E: 0 K: 0 S: 4	H: 1 LOB: 1 BB: 0 P: 4	R: 1 E: 0 K: 0 S: 4	H: 2 LOB: 1 BB: 1 P: 8	R: 0 E: 0 K: 0 S: 4	H: 1 LOB: 1 BB: 0 P: 4	R: 2 E: 0 K: 1 S: 7	H: 1 LOB: 2 BB: 2 P: 15	R: 0 E: 0 K: 2 S: 7	H: 0 LOB: 0 BB: 0 P: 7	R: 0 E: 0 K: 1 S: 5	H: 0 LOB: 0 BB: 0 P: 5	R: 1 E: 1 K: 1 S: 7	H: 1 LOB: 3 BB: 2 P: 15	R: 1 E: 0 K: 0 S: 5	H: 3 LOB: 2 BB: 0 P: 5	1B: 8 2B: 0 3B: 0 HR: 1	SF: 0 SAC: 1 DP: 1 HBP: 0	WP: 0 PB: 0 SB: 0 CS: 0	PA: 38					
PITCHER	IP	WLS	BF	H	R	ER	SO	BB	IBB	HBP	BLK	WP	HR	S	P	ERA	WHIP								
Bob Buhl, R ERA: 2.92 (1, 1)	4.0		20	5	3	3	1	3	0	0	0	0	1	19	31	6.75	2.000								
Bob Rush, R ERA: 2.46 (5, 1)	3.0	L	13	1	1	0	4	1	1	0	0	0	0	19	27	0.00	0.667								
Joey Jay, R ERA: 4.23 (8, 1)	1.0	L	5	3	1	1	0	0	0	0	0	0	0	5	5	9.00	3.000								



Batter	1	2	3	4	5	6	7	8	9	AB R H RBI BB SO LOB	TOP									
Richie Ashburn, L OBP: 0.361, SLG: 0.308	0-0 1B FC4-6 1B		4-0 1B 1B BB	0-0 F7			4-0 FC2-6 BB		0-3 K	3 2 1 0 2 1 1	Philadelphia Phillies @ Milwaukee Braves Milwaukee County Stadium, Milwaukee, WI Fri Sep 25 1959, 8:05 PM EDT Att: 24,912 - Unknown livebaseballscorecards.com									
Joe Koppe, R OBP: 0.326, SLG: 0.384	0-0 FC4-6 1B		0-0 1B HR 1B	0-0 FC6-4			0-0 FC2-6 S 1-2		0-0 1-3	5 1 2 0 0 0 2										
Ed Bouchee, L OBP: 0.376, SLG: 0.451	0-0 FC4-6 WP 1B SF7 1-2 3-H		0-0 HR 1B		0-0 4-3		0-3 K		0-0 6-3	5 2 1 2 0 1 2										
Wally Post, R OBP: 0.311, SLG: 0.452	0-0 WP 1B		0-0 K		0-3 K		4-0 BB			3 0 1 0 1 2 2										
Gene Freese, R OBP: 0.340, SLG: 0.496	0-0 SF7		0-0 HR		0-0 3-1		0-3 K			3 1 1 4 0 1 2										
Harry Anderson, L OBP: 0.306, SLG: 0.405	0-3 K		0-0 F8			0-3 K		0-0 P6		4 0 0 0 0 2 1										
Solly Drake, S OBP: 0.253, SLG: 0.171										0 0 0 0 0 0 0										
Sparky Anderson, R OBP: 0.285, SLG: 0.253		0-0 5-3	0-0 1-3			4-0 BB		0-0 4-3		3 0 0 0 1 0 0										
Carl Sawatski, L OBP: 0.390, SLG: 0.459		0-3 K		0-0 FC6-4 1B		0-0 F7		4-0 BB		3 0 1 0 1 1 1										
Don Cardwell, R OBP: 0.088, SLG: 0.109		0-0 5-3		0-3 K		0-3 K		0-0 F2		2 0 0 0 0 1 1										
Jack Meyer, R OBP: 0.071, SLG: 0.071										2 0 0 0 0 1 2										
Inning Stats	R: 2 E: 0 K: 1 S: 8	H: 3 LOB: 1 BB: 0 P: 8	R: 0 E: 0 K: 1 S: 5	H: 0 LOB: 0 BB: 0 P: 5	R: 4 E: 0 K: 1 S: 8	H: 3 LOB: 0 BB: 1 P: 12	R: 0 E: 0 K: 1 S: 6	H: 1 LOB: 1 BB: 0 P: 6	R: 0 E: 0 K: 2 S: 7	H: 0 LOB: 1 BB: 1 P: 11	R: 0 E: 0 K: 0 S: 7	H: 0 LOB: 2 BB: 2 P: 15	R: 0 E: 0 K: 0 S: 3	H: 0 LOB: 1 BB: 1 P: 7	R: 0 E: 0 K: 1 S: 5	H: 0 LOB: 0 BB: 0 P: 5	1B: 6 2B: 0 3B: 0 HR: 1	SF: 1 SAC: 0 DP: 0 HBP: 0	WP: 1 PB: 0 SB: 1 CS: 0	PA: 39
PITCHER	IP WLS BF H R ER SO BB IBB HBP BLK WP HR S P ERA WHIP											PITCHER	IP WLS BF H R ER SO BB IBB HBP BLK WP HR S P ERA WHIP							
Lew Burdette, R ERA: 4.03	(1, 1) 2.1 L 14 6 6 6 3 1 0 0 0 0 1 1 19 23 23.14 3.000																			
Bob Rush, R ERA: 2.42	(3, 1) 1.2 6 1 0 0 1 0 0 0 0 0 0 0 8 8 0.00 0.600																			
Joey Jay, R ERA: 4.16	(5, 1) 2.0 7 0 0 0 3 1 0 0 0 0 0 0 12 16 0.00 0.500																			
Don McMahon, R ERA: 2.62	(7, 1) 2.0 9 0 0 0 2 3 0 0 0 0 0 0 10 22 0.00 1.500																			
Carl Willey, R ERA: 4.14	(9, 1) 1.0 3 0 0 0 1 0 0 0 0 0 0 0 5 5 0.00 0.000																			

Batter	1	2	3	4	5	6	7	8	9	AB R H RBI BB SO LOB	BOTTOM											
Al Spangler, L OBP: 0.417, SLG: 0.583	0-3 K		0-0 4-3	0-0 F9		0-0 4-3			0-0 4-3	5 0 0 0 0 1 4	Philadelphia Phillies @ Milwaukee Braves Milwaukee County Stadium, Milwaukee, WI Fri Sep 25 1959, 8:05 PM EDT Att: 24,912 - Unknown livebaseballscorecards.com											
Eddie Mathews, L OBP: 0.390, SLG: 0.596	0-0 HR		0-0 4-3	0-0 F5			0-0 F4		0-0 P4	5 1 1 1 0 0 3												
Hank Aaron, R OBP: 0.399, SLG: 0.641	0-0 5-3		0-0 6-3		0-0 6-3		0-0 F8		0-0 4-3	5 0 0 0 0 0 0												
Joe Adcock, R OBP: 0.344, SLG: 0.547	0-0 1B			0-0 IHR 1B	0-0 6-3		4-0 BB			3 1 2 0 1 0 0												
Lee Maye, L OBP: 0.324, SLG: 0.431	0-3 K			0-0 IHR 1B	0-0 1B		0-0 F8			4 1 2 2 0 1 2												
Johnny Logan, R OBP: 0.367, SLG: 0.410		0-0 6-3	0-0 6-3	0-0 F8				0-0 1B 1B		4 0 1 0 0 0 1												
Del Crandall, R OBP: 0.318, SLG: 0.423		0-0 6-3		4-0 BB BB BB		0-0 E6 1B		0-0 L6 1B		3 0 2 0 1 0 0												
Felix Mantilla, R OBP: 0.268, SLG: 0.272		0-0 E6		4-0 BB BB		0-3 K		0-3 K		1 0 0 0 0 0 0												
Bobby Avila, R OBP: 0.324, SLG: 0.329		0-0 K		1-2 BB BB		0-3 K		0-0 L6		2 0 0 0 1 2 3												
Inning Stats	R: 1 E: 0 K: 2 S: 9	H: 2 LOB: 1 BB: 0 P: 9	R: 0 E: 1 K: 1 S: 6	H: 0 LOB: 1 BB: 0 P: 6	R: 0 E: 0 K: 0 S: 3	H: 0 LOB: 0 BB: 0 P: 3	R: 2 E: 0 K: 0 S: 5	H: 2 LOB: 3 BB: 3 P: 17	R: 0 E: 0 K: 0 S: 4	H: 1 LOB: 1 BB: 0 P: 4		R: 0 E: 1 K: 2 S: 8	H: 1 LOB: 1 BB: 0 P: 8	R: 0 E: 0 K: 0 S: 3	H: 0 LOB: 1 BB: 1 P: 7	R: 0 E: 0 K: 1 S: 6	H: 2 LOB: 0 BB: 0 P: 6	R: 0 E: 0 K: 0 S: 3	H: 0 LOB: 0 BB: 0 P: 3	1B: 6 2B: 1 3B: 0 HR: 2	SF: 0 SAC: 0 DP: 1 HBP: 0	WP: 0 PB: 0 SB: 1 CS: 0
PITCHER	IP WLS BF H R ER SO BB IBB HBP BLK WP HR S P ERA WHIP											PITCHER	IP WLS BF H R ER SO BB IBB HBP BLK WP HR S P ERA WHIP									
Don Cardwell, R ERA: 4.06	(1, 1) 3.1 W 17 4 3 3 3 2 0 0 0 0 0 0 21 29 8.10 1.800																					
Jack Meyer, R ERA: 3.36	(4, 1) 5.2 W 22 4 0 0 3 2 0 0 0 0 0 0 26 34 0.00 1.059																					

Batter	1	2	3	4	5	6	7	8	9	AB	R	H	RBI	BB	SO	LOB	TOP								
Richie Ashburn, L OBP: 0.359, SLG: 0.305										4	0	0	0	0	0	1									
Joe Koppe, R OBP: 0.325, SLG: 0.383										4	0	1	0	0	1	1									
Ed Bouchee, L OBP: 0.373, SLG: 0.448										4	0	0	0	0	1	1									
Wally Post, R OBP: 0.312, SLG: 0.461										4	1	2	1	0	2	0									
Gene Freese, R OBP: 0.342, SLG: 0.503										3	1	1	1	1	0	0									
Dave Philley, S OBP: 0.337, SLG: 0.458										3	0	0	0	0	1	2									
Sparky Anderson, R OBP: 0.283, SLG: 0.251										3	0	0	0	0	0	1									
Joe Lonnett, R OBP: 0.284, SLG: 0.215										3	0	0	0	0	1	0									
Robin Roberts, S OBP: 0.242, SLG: 0.247										3	0	1	0	0	1	0									
Inning Stats	R: 0 E: 0 K: 0 S: 3	H: 0 LOB: 0 BB: 0 P: 3	R: 1 E: 0 K: 2 S: 8	H: 1 LOB: 0 BB: 0 P: 8	R: 0 E: 0 K: 2 S: 7	H: 0 LOB: 0 BB: 0 P: 7	R: 1 E: 0 K: 1 S: 6	H: 1 LOB: 0 BB: 0 P: 6	R: 0 E: 0 K: 0 S: 3	H: 0 LOB: 0 BB: 0 P: 3	R: 0 E: 0 K: 0 S: 4	H: 1 LOB: 1 BB: 0 P: 4	R: 0 E: 0 K: 0 S: 3	H: 1 LOB: 1 BB: 1 P: 7	R: 0 E: 0 K: 0 S: 4	H: 1 LOB: 0 BB: 0 P: 4	R: 0 E: 0 K: 0 S: 7	H: 0 LOB: 0 BB: 0 P: 7	1B: 2 2B: 1 3B: 0 HR: 2	SF: 0 SAC: 0 DP: 0 HBP: 0	WP: 0 PB: 0 CS: 0	PA: 32			
PITCHER Warren Spahn, L ERA: 2.96	IP: 9.0 WLS: W BF: 32	H: 5 R: 2 ER: 2 SO: 7	BB: 1 IBB: 0 HBP: 0 BLK: 0	WP: 0 HR: 2 S: 45 P: 49	ERA: 2.00 WHIP: 0.667																				

Philadelphia Phillies @ Milwaukee Braves
Milwaukee County Stadium, Milwaukee, WI
Sat Sep 26 1959, 4:33 AM EDT
Att: 23,763 - Unknown

AB 31
R 2
H 5
RBI 2
BB 1
SO 7
LOB 6



Batter	1	2	3	4	5	6	7	8	9	AB	R	H	RBI	BB	SO	LOB	BOTTOM								
Bill Bruton, L OBP: 0.343, SLG: 0.405										4	0	0	0	0	0	0									
Eddie Mathews, L OBP: 0.391, SLG: 0.595										4	1	2	0	0	0	0									
Hank Aaron, R OBP: 0.399, SLG: 0.640										4	0	2	0	0	0	1									
Joe Adcock, R OBP: 0.342, SLG: 0.543										3	0	0	0	0	2	2									
Lee Maye, L OBP: 0.336, SLG: 0.444										3	1	2	0	1	0	0									
Bobby Avila, R OBP: 0.324, SLG: 0.333										3	1	1	1	0	0	3									
Del Crandall, R OBP: 0.315, SLG: 0.420										4	0	0	0	0	1	4									
Johnny Logan, R OBP: 0.366, SLG: 0.410										3	0	1	1	0	0	1									
Warren Spahn, L OBP: 0.243, SLG: 0.298										3	0	0	0	0	2	2									
Inning Stats	R: 0 E: 0 K: 1 S: 6	H: 1 LOB: 1 BB: 0 P: 6	R: 1 E: 0 K: 1 S: 7	H: 2 LOB: 1 BB: 0 P: 7	R: 0 E: 0 K: 0 S: 4	H: 1 LOB: 1 BB: 0 P: 4	R: 1 E: 1 K: 1 S: 7	H: 1 LOB: 1 BB: 0 P: 7	R: 0 E: 0 K: 0 S: 3	H: 0 LOB: 0 BB: 0 P: 3	R: 0 E: 0 K: 2 S: 8	H: 1 LOB: 1 BB: 0 P: 8	R: 0 E: 0 K: 0 S: 3	H: 0 LOB: 0 BB: 0 P: 3	R: 1 E: 0 K: 0 S: 5	H: 2 LOB: 2 BB: 1 P: 9	1B: 6 2B: 2 3B: 0 HR: 0	SF: 0 SAC: 2 DP: 0 HBP: 0	WP: 0 PB: 0 CS: 0	PA: 34					
PITCHER Robin Roberts, R ERA: 4.27	IP: 8.0 WLS: L BF: 34	H: 8 R: 3 ER: 2 SO: 5	BB: 0 IBB: 1 HBP: 0 BLK: 0	WP: 0 HR: 0 S: 43 P: 47	ERA: 2.25 WHIP: 1.000																				

Philadelphia Phillies @ Milwaukee Braves
Milwaukee County Stadium, Milwaukee, WI
Sat Sep 26 1959, 4:33 AM EDT
Att: 23,763 - Unknown

AB 31
R 3
H 8
RBI 2
BB 1
SO 5
LOB 13



Batter	1	2	3	4	5	6	7	8	9	AB	R	H	RBI	BB	SO	LOB	TOP										
Richie Ashburn, L (1, 8) OBP: 0.360, SLG: 0.307	F9		1B		G1-6-3			E5		4	0	2	0	0	0	0	Philadelphia Phillies @ Milwaukee Braves Milwaukee County Stadium, Milwaukee, WI Sun Sep 27 1959, 4:33 AM EDT Att: 48,642 - Unknown livebaseballscorecards.com										
Joe Koppe, R (1, 6) OBP: 0.327, SLG: 0.386	BB		1B		G1-6-3			K		4	0	2	0	0	1	2											
Ed Bouchee, L (1, 3) OBP: 0.376, SLG: 0.449	BB		1-3					1B		3	0	2	0	1	0	1											
Wally Post, R (1, 9) OBP: 0.310, SLG: 0.457	P6		K					L7		4	0	0	0	0	1	6											
Gene Freese, R (1, 5) OBP: 0.343, SLG: 0.500	BB							P6		2	0	0	0	2	0	1											
Harry Anderson, L (1, 7) OBP: 0.304, SLG: 0.402	F8		G3-6-3					4-3		4	0	0	0	0	0	5											
Sparky Anderson, R (1, 4) OBP: 0.282, SLG: 0.249			E6					1-6-3		3	0	0	0	0	0	0											
Dave Philley, S (9, PH) OBP: 0.339, SLG: 0.461			CS							1	0	1	0	0	0	0											
Solly Drake, S (9, PR) OBP: 0.253, SLG: 0.171								2B		0	1	0	0	0	0	0											
Carl Sawatski, L (1, 2) OBP: 0.392, SLG: 0.480	F2							4-3		4	1	2	2	0	0	1											
Curt Simmons, L (9, PR)								HR		0	0	0	0	0	0	0											
Jim Owens, R (1, 1) OBP: 0.185, SLG: 0.133			K					K		3	0	0	0	0	3	1											
Humberto Robinson, R (7, 1) OBP: 0.313, SLG: 0.356										0	0	0	0	0	0	0											
Harry Hanebrink, L (9, PH) OBP: 0.273, SLG: 0.340			1-2					F9		1	0	0	0	0	0	2											
Inning Stats	R: 0 E: 0 K: 0 S: 4	H: 1 LOB: 3 BB: 2 P: 12	R: 0 E: 1 K: 1 S: 5	H: 0 LOB: 0 BB: 0 P: 5	R: 0 E: 0 K: 1 S: 6	H: 2 LOB: 1 BB: 0 P: 6	R: 0 E: 0 K: 0 S: 2	H: 0 LOB: 0 BB: 1 P: 6	R: 1 E: 0 K: 0 S: 6	H: 2 LOB: 0 BB: 0 P: 6	R: 0 E: 0 K: 0 S: 4	H: 1 LOB: 1 BB: 0 P: 4	R: 0 E: 0 K: 1 S: 5	H: 0 LOB: 0 BB: 0 P: 5	R: 0 E: 1 K: 1 S: 6	H: 1 LOB: 1 BB: 0 P: 6	R: 1 E: 0 K: 0 S: 5	H: 2 LOB: 2 BB: 0 P: 5	R: 1 E: 0 K: 0 S: 5	H: 2 LOB: 2 BB: 0 P: 5	1B: 6 2B: 2 3B: 0 HR: 1	SF: 0 SAC: 0 DP: 3 HBP: 0	WP: 0 PB: 0 SB: 0 CS: 1	PA: 36			
PITCHER	IP	WLS	BF	H	R	ER	SO	BB	IBB	HBP	BLK	WP	HR	S	P	ERA	WHIP										
Bob Buhl, R (1, 1) ERA: 2.86	7.0	W	27	6	1	1	4	3	0	0	0	0	1	32	44	1.29	1.286										
Don McMahon, R (8, 1) ERA: 2.67	2.0	S	9	3	1	1	1	0	0	0	0	0	0	11	11	4.50	1.500										

Batter	1	2	3	4	5	6	7	8	9	AB	R	H	RBI	BB	SO	LOB	BOTTOM										
Bill Bruton, L (1, 8) OBP: 0.343, SLG: 0.404	F7		E		4-3			E6		4	0	1	0	0	0	2	Philadelphia Phillies @ Milwaukee Braves Milwaukee County Stadium, Milwaukee, WI Sun Sep 27 1959, 4:33 AM EDT Att: 48,642 - Unknown livebaseballscorecards.com										
Eddie Mathews, L (1, 5) OBP: 0.390, SLG: 0.592	4-3		1B		P6			FC4-6		3	1	0	1	1	0	2											
Hank Aaron, R (1, 9) OBP: 0.398, SLG: 0.637	F2		BB		L8			1B		4	0	1	1	0	0	2											
Joe Adcock, R (1, 3) OBP: 0.341, SLG: 0.540			1B		E6			FC6-4		4	1	1	0	0	1	1											
Lee Maye, L (1, 7) OBP: 0.340, SLG: 0.441			K							3	0	1	0	0	1	1											
Andy Pafko, R (9, 7) OBP: 0.299, SLG: 0.331					WP			G3		0	0	0	0	0	0	0											
Bobby Avila, R (1, 4) OBP: 0.320, SLG: 0.328			K		1B			F7		4	0	0	0	0	2	4											
Del Crandall, R (1, 2) OBP: 0.319, SLG: 0.421			F5							3	2	2	0	1	0	1											
Johnny Logan, R (1, 6) OBP: 0.366, SLG: 0.409			L4		F8			SH1-4		3	0	1	0	0	0	2											
Bob Buhl, R (1, 1) OBP: 0.083, SLG: 0.057					G3			K		2	0	0	0	0	1	2											
Enos Slaughter, L (7, PH) OBP: 0.273, SLG: 0.348			K							0	0	0	0	1	0	0											
John DeMerit, R (7, PR) OBP: 0.200, SLG: 0.200										0	1	0	0	0	0	0											
Don McMahon, R (8, 1) OBP: 0.300, SLG: 0.222										1	0	0	0	0	1	1											
Inning Stats	R: 0 E: 0 K: 0 S: 3	H: 0 LOB: 0 BB: 0 P: 3	R: 0 E: 0 K: 2 S: 8	H: 1 LOB: 1 BB: 0 P: 8	R: 0 E: 0 K: 1 S: 6	H: 1 LOB: 2 BB: 1 P: 10	R: 1 E: 1 K: 0 S: 5	H: 1 LOB: 2 BB: 1 P: 9	R: 0 E: 0 K: 0 S: 3	H: 0 LOB: 0 BB: 0 P: 3	R: 0 E: 0 K: 2 S: 6	H: 0 LOB: 0 BB: 0 P: 7	R: 3 E: 1 K: 0 S: 6	H: 2 LOB: 1 BB: 1 P: 10	R: 0 E: 0 K: 1 S: 7	H: 2 LOB: 1 BB: 0 P: 7	R: 1 E: 0 K: 1 S: 7	H: 2 LOB: 1 BB: 0 P: 7	1B: 7 2B: 0 3B: 0 HR: 0	SF: 0 SAC: 1 DP: 0 HBP: 1	WP: 1 PB: 1 SB: 3 CS: 1	PA: 36					
PITCHER	IP	WLS	BF	H	R	ER	SO	BB	IBB	HBP	BLK	WP	HR	S	P	ERA	WHIP										
Jim Owens, R (1, 1) ERA: 3.21	6.0	L	25	4	2	0	5	1	1	1	0	0	0	32	41	0.00	0.833										
Humberto Robinson, R (7, 1) ERA: 3.42	2.0		11	3	3	0	1	1	0	0	0	1	0	12	16	0.00	2.000										



Batter	1	2	3	4	5	6	7	8	9	10	11	12	AB	R	H	RBI	BB	SO	LOB	TOP				
Bill Bruton, L OBP: 0.336, SLG: 0.397 (1.8)	1-3	6-3			F6		F6		K		G3		6	0	0	0	0	1	1					
Eddie Mathews, L OBP: 0.390, SLG: 0.593 (1.5)	2B 1B BB			E4	HR		1B		5-3		FC6-4 BB		4	2	2	1	2	0	0					
Hank Aaron, R OBP: 0.401, SLG: 0.636 (1.9)	1B 2B		F5		BB		WP 1B		BB BB		FC6-4 BB PB		4	1	2	0	2	0	2					
Frank Torre, L OBP: 0.321, SLG: 0.304 (1.3)	G6-4-3 2H 3H 1B		F8		F9		BB		BB		BB		3	0	1	2	3	0	2					
Lee Maye, L Andy Park, R Enos Slaughter, L Jim Thompson, R Al Scavroni, L (1.7) (5. Ph) (5. Ph) (7. Ph) (7. Ph) (11. Ph)	G6-4-3 1-2		L1		F9		F5		BB		FC6-4 BB		2	0	0	0	0	0	2					
Johnny Logan, R Rex Stedman, R Mickey Vernon, L Chuck Cobble, R Joe Adcock, R Bobby Avila, R (1.6) (8.4) (8.4) (7.7) (11. Ph) (11.4)	1B E 1B			1B			L7		4-3		FC6-4 1-2		3	1	2	0	0	0	0					
Del Crandall, R OBP: 0.318, SLG: 0.423 (1.2)		K		K			5-3		SF7 3B		F8		6	1	1	0	0	2	2	AB 44				
Felix Mantilla, R OBP: 0.266, SLG: 0.271 (7.6)		F9		K			1B		SF7		K		5	0	1	1	0	2	2	R 5				
Lew Burdette, R Don McMahon, R Warren Spahn, L Joey Jay, S Bob Rush, R (1.1) (9.1) (9.1) (9.1) (11.1)	E8 1B		5-3		5-3		K2-3		1-3		K		4	0	1	0	0	1	2	H 10				
Inning Stats	R: 2 E: 0 K: 1 S: 11	H: 2 LOB: 0 BB: 1 P: 16	R: 1 E: 1 K: 1 S: 14	H: 2 LOB: 1 BB: 0 P: 20	R: 0 E: 1 K: 0 S: 11	H: 0 LOB: 1 BB: 0 P: 14	R: 0 E: 0 K: 2 S: 11	H: 1 LOB: 1 BB: 0 P: 17	R: 0 E: 0 K: 1 S: 8	H: 1 LOB: 1 BB: 0 P: 12	R: 1 E: 0 K: 2 S: 7	H: 0 LOB: 0 BB: 0 P: 9	R: 0 E: 0 K: 2 S: 14	H: 0 LOB: 3 BB: 3 P: 30	R: 0 E: 0 K: 2 S: 8	H: 0 LOB: 0 BB: 0 P: 12	R: 0 E: 0 K: 0 S: 10	H: 0 LOB: 3 BB: 3 P: 24	R: 0 E: 0 K: 1 S: 6	H: 0 LOB: 0 BB: 0 P: 9	1B: 7 2B: 1 3B: 1 HR: 1	SF: 1 SAC: 0 DP: 1 HBP: 0	WP: 1 PB: 1 SB: 0 CS: 0	PA: 54
PITCHER	IP	WLS	BF	H	R	ER	SO	BB	IBB	HBP	BLK	WP	HR	S	P	ERA	WHIP							
Don Drysdale, R ERA: 3.49	(1.1)	4.1	21	6	4	3	3	2	0	0	0	0	0	1	56	6.23	1.846							
Johnny Podres, L ERA: 4.11	(5.1)	2.1	10	3	0	0	1	1	0	0	0	1	0	18	33	0.00	1.714							
Chuck Churn, R ERA: 4.99	(7.1)	1.1	5	1	1	1	0	0	0	0	0	0	0	8	11	6.75	0.750							
Sandy Koufax, L ERA: 4.05	(9.1)	0.2	5	0	0	0	1	3	0	0	0	0	0	10	25	0.00	4.500							
Clem Labine, R ERA: 3.93	(9.1)	0.1	1	0	0	0	1	0	0	0	0	0	0	4	5	0.00	0.000							

Milwaukee Braves @ Los Angeles Dodgers
Los Angeles Memorial Coliseum, Los Angeles, CA
Tue Sep 29 1959, 7:33 AM EDT
Att. 36,528 - Unknown

AB 44
R 5
H 10
RBI 4
BB 9
SO 9
LOB 22



Batter	1	2	3	4	5	6	7	8	9	10	11	12	AB	R	H	RBI	BB	SO	LOB	BOTTOM		
Jim Gilliam, S OBP: 0.387, SLG: 0.345 (1.5)	5-3		F7		1B			L8	F9		BB		5	0	1	0	1	0	2			
Charlie Neal, R OBP: 0.337, SLG: 0.464 (1.4)	1B 3B		6-3		HR			1-3		F5	5-3		6	2	2	1	0	0	4			
Wally Moon, L OBP: 0.394, SLG: 0.495 (10.7)	CS 1B			1B			F7		1B 1B	E6		F4	6	1	3	1	0	0	0			
Duke Snider, L OBP: 0.400, SLG: 0.535 Bob Lillis, R Stan Williams, R (1.8) (9. PR) (10.1)	K			K			F8		1B 1B	K		F7	4	0	1	0	0	2	2			
Gil Hodges, R OBP: 0.367, SLG: 0.513 (1.3)		6-3		1B			K		1B 1B	F5		1B E BB	5	2	2	0	1	1	1			
Norm Lanier, L OBP: 0.344, SLG: 0.418 Joe Pignatano, R OBP: 0.346, SLG: 0.302 (1.7) (9. PR) (10.2)	6-3			F2			G3-6-3 1B		FC3-6 1B		BB 1B	E	4	0	2	2	0	0	2			
John Roseboro, L OBP: 0.322, SLG: 0.378 Carl Furillo, R OBP: 0.333, SLG: 0.333 (1.2) (9. PH) (10.9)	F7			6-3			G3-6-3 1-2		SF9		HBP 1B	E6	3	0	0	0	0	3				
Maury Wills, S OBP: 0.298, SLG: 0.298 (1.6)			4-3		1-3		K		FC3-6 1B		F7		5	0	1	0	0	1	2			
Don Drysdale, R Johnny Podres, L Chuck Churn, R Warren Spahn, L Joey Jay, R Bob Rush, R Norm Lanier, L (1.8) (5.1) (7.1) (9. PR) (9.1) (11.1) (11.4)	F7			F9			L7		FC3-6 1-2 2-3		F7		1	0	0	0	0	0	0			
Inning Stats	R: 1 E: 0 K: 1 S: 10	H: 2 LOB: 0 BB: 0 P: 15	R: 0 E: 0 K: 0 S: 4	H: 0 LOB: 0 BB: 0 P: 5	R: 0 E: 0 K: 0 S: 10	H: 0 LOB: 0 BB: 0 P: 12	R: 0 E: 0 K: 1 S: 10	H: 3 LOB: 1 BB: 0 P: 12	R: 0 E: 0 K: 0 S: 11	H: 1 LOB: 1 BB: 0 P: 15	R: 0 E: 0 K: 1 S: 5	H: 0 LOB: 0 BB: 0 P: 5	R: 0 E: 0 K: 0 S: 12	H: 0 LOB: 1 BB: 0 P: 18	R: 0 E: 0 K: 0 S: 11	H: 1 LOB: 3 BB: 1 P: 19	R: 1 E: 1 K: 0 S: 9	H: 2 LOB: 2 BB: 1 P: 17	1B: 13 2B: 0 3B: 1 HR: 1	SF: 1 SAC: 0 DP: 1 HBP: 1	WP: 0 PB: 0 SB: 0 CS: 1	PA: 52
PITCHER	IP	WLS	BF	H	R	ER	SO	BB	IBB	HBP	BLK	WP	HR	S	P	ERA	WHIP					
Lew Burdette, R ERA: 4.07	(1.1)	8.0	32	10	5	5	4	0	0	0	0	0	1	65	87	5.62	1.250					
Don McMahon, R ERA: 2.57	(9.1)	0.0	1	1	0	0	0	0	0	0	0	0	0	2	3	=	=					
Warren Spahn, L ERA: 2.98	(9.1)	0.1	2	1	0	0	0	0	0	0	0	0	0	2	3	0.00	3.000					
Joey Jay, R ERA: 4.09	(9.1)	2.1	11	1	0	0	1	1	0	1	0	0	0	26	41	0.00	0.857					
Bob Rush, R ERA: 2.4	(11.1)	1.0	L 6	2	1	0	0	1	0	0	0	0	0	10	18	0.00	3.000					

Milwaukee Braves @ Los Angeles Dodgers
Los Angeles Memorial Coliseum, Los Angeles, CA
Tue Sep 29 1959, 7:33 AM EDT
Att. 36,528 - Unknown

AB 48
R 6
H 15
RBI 5
BB 2
SO 5
LOB 21

