

Milwaukee Braves - 1960

Batter	1	2	3	4	5	6	7	8	9	AB R H RBI BB SO LOB	TOP																	
Bob Skinner, L (1, 7) OBP: 0.200, SLG: 0.400	0-3 K		0-0 L5			0-0 4-3		0-0 1B 2B	0-0 1-3	5 1 1 1 0 1 2																		
Dick Groat, R (1, 6) OBP: 0.500, SLG: 0.500	0-0 G6-4-3 1B			0-0 P6		0-0 L7		0-0 1B 1B		4 0 2 0 0 0 0																		
Roberto Clemente, R (1, 9) OBP: 0.500, SLG: 0.500	0-0 G6-4-3 1-2f			0-0 E 1B 1B		0-0 P4		0-0 1-3 3-H 1B 1B		4 0 2 1 0 0 1																		
Dick Stuart, R (1, 3) OBP: 0.750, SLG: 0.750		0-3 K		0-0 E 1B		0-0 1B		0-0 1-2 1B		4 0 3 0 0 1 0																		
Don Hoak, R (1, 5)		0-0 6-3		4-0 G6-4-3 1-2 2-3 BB		4-0 FC6-4 BB		0-3 K		2 0 0 0 2 1 2																		
Gino Cimoli, R (1, 8) OBP: 0.250, SLG: 0.500		0-0 6-3		0-0 G6-4-3 1-2f		0-0 FC6-4 1-2f		0-0 2B 2B		4 1 1 0 0 0 4																		
Bill Mazeroski, R (1, 4) Smoky Burgess, L (9, PH)			0-0 5-3		0-0 F7		0-0 F7		0-0 5-3	3 0 0 0 0 0 1 1 0 0 0 0 0 1	AB 33 R 3 H 11																	
Hal Smith, R (1, 2) Dick Schofield, S (9, PR)			4-0 SH1-3 BB		0-0 5-3			0-0 2B 2B	0-0 2B 2B	3 1 2 1 1 0 0 0 0 0 0 0 0 0	RBI 3 BB 3 SO 3 LOB 13																	
Bob Friend, R (1, 1) Joe Christopher, R (8, PH) Roy Face, R (8, 1) Rocky Nelson, L (9, PH)			0-0 SH1-3		0-0 P3			0-0 5-3	0-0 6-3	1 0 0 0 0 0 0 1 0 0 0 0 0 1 0 0 0 0 0 0 0 1 0 0 0 0 0 1																		
Inning Stats	R: 0 E: 0 K: 1 S: 5	H: 1 LOB: 0 BB: 0 P: 5	R: 0 E: 0 K: 1 S: 5	H: 0 LOB: 0 BB: 0 P: 5	R: 0 E: 0 K: 0 S: 3	H: 0 LOB: 1 BB: 1 P: 7	R: 0 E: 1 K: 0 S: 4	H: 2 LOB: 2 BB: 1 P: 8	R: 0 E: 0 K: 0 S: 3	H: 0 LOB: 0 BB: 0 P: 3	R: 0 E: 0 K: 0 S: 3	H: 0 LOB: 0 BB: 0 P: 3	R: 0 E: 0 K: 0 S: 3	H: 1 LOB: 1 BB: 1 P: 7	R: 2 E: 0 K: 1 S: 9	H: 5 LOB: 2 BB: 0 P: 9	R: 1 E: 0 K: 0 S: 5	H: 2 LOB: 1 BB: 0 P: 5	1B: 7 2B: 4 3B: 0 HR: 0	SF: 0 SAC: 1 DP: 2 HBP: 0	WP: 0 PB: 0 SB: 0 CS: 0	PA: 37						
PITCHER	IP WLS BF H R ER SO BB IBB HBP BLK WP HR S P ERA WHIP																											
Warren Spahn, L (1, 1) ERA: 2.45	7.1		29	7	2	2	2	3	0	0	0	0	0	0	30	42	2.46	1.364										
Don McMahon, R (8, 1) ERA: 9.0	1.0	W	6	4	1	1	1	0	0	0	0	0	0	8	8	9.00	4.000											
Lew Burdette, R (9, 1) ERA:	0.2	S	2	0	0	0	0	0	0	0	0	0	0	2	2	0.00	0.000											

Pittsburgh Pirates @ Milwaukee Braves
 Milwaukee County Stadium, Milwaukee, WI
 Tue Apr 12 1960, 4:33 AM EST
 Att: 39,888 - Unknown

livebaseballscorecards.com



Batter	1	2	3	4	5	6	7	8	9	AB	R	H	RBI	BB	SO	LOB
Bill Bruton, L OBP: 0.250, SLG: 0.250 (1, 8)	0-0 4-3		0-3 K		0-0 K 1B		0-0 3-1			4	0	1	0	0	1	0
Red Schoendienst, S (1, 4)	4-0 1B 1B BB		0-0 6-3		0-3 K		0-0 F8			3	1	0	0	1	1	1
Eddie Mathews, L OBP: 0.500, SLG: 0.500 (1, 5)	0-0 1B 1-2 1B		0-0 1B		0-0 F7		0-0 P6			4	0	2	0	0	0	1
Hank Aaron, R OBP: 0.250, SLG: 0.250 (1, 9)	0-0 F3		0-0 F9		0-3 K		0-0 E5 HR 1B			4	1	1	0	0	1	3
Joe Adcock, R OBP: 0.750, SLG: 1.500 (1, 3)	0-0 1B 1-2 2-H		0-3 K		0-0 FC6-4 1B		0-0 HR 2-H			4	1	3	3	0	1	0
Al Spangler, L (1, 7)	0-0 G1		0-0 6-3		0-0 FC6-4 E S 1-2f		0-0 1-3			4	0	0	0	0	0	3
Johnny Logan, R OBP: 0.500, SLG: 0.333 (1, 6)		0-0 5-3		0-0 1B		4-0 FC6-4 1-3 BB		0-0 5-3		3	0	1	0	1	0	0
Del Crandall, R (1, 2)		0-3 K		0-3 K		0-0 FC6-4 1-2f		0-0 P5		4	0	0	0	0	2	3
Warren Spahn, L OBP: 0.333, SLG: 1.333 (1, 1)		0-0 4-3			0-3 K		0-0 HR			3	1	1	1	0	1	0
Don McMahon, R (8, 1)										0	0	0	0	0	0	0
Lew Burdette, R (9, 1)										0	0	0	0	0	0	0

Inning Stats	R: 1	H: 2	E: 0	K: 5	S: 5	LOB: 2	BB: 1	P: 9	R: 0	H: 0	E: 0	K: 1	S: 5	LOB: 0	BB: 0	P: 5	R: 0	H: 1	E: 0	K: 1	S: 6	LOB: 1	BB: 0	P: 6	R: 0	H: 1	E: 0	K: 2	S: 8	LOB: 1	BB: 0	P: 8	R: 0	H: 1	E: 0	K: 2	S: 8	LOB: 2	BB: 1	P: 10	R: 1	H: 1	E: 0	K: 0	S: 4	LOB: 0	BB: 0	P: 4	R: 2	H: 2	E: 1	K: 0	S: 5	LOB: 0	BB: 0	P: 5
--------------	------	------	------	------	------	--------	-------	------	------	------	------	------	------	--------	-------	------	------	------	------	------	------	--------	-------	------	------	------	------	------	------	--------	-------	------	------	------	------	------	------	--------	-------	-------	------	------	------	------	------	--------	-------	------	------	------	------	------	------	--------	-------	------

PITCHER	IP	WLS	BF	H	R	ER	SO	BB	IBB	HBP	BLK	WP	HR	S	P	ERA	WHIP
Bob Friend, R ERA: 2.57 (1, 1)	7.0		30	7	2	2	7	2	0	0	0	0	1	42	50	2.57	1.286
Roy Face, R ERA: 18.0 (8, 1)	1.0	L	5	2	2	2	0	0	0	0	0	0	1	5	5	18.00	2.000

BOTTOM

Pittsburgh Pirates @ Milwaukee Braves
Milwaukee County Stadium, Milwaukee, WI
 Tue Apr 12 1960, 4:33 AM EST
 Att. 39,888 - Unknown

livebaseballscores.com

AB	33
R	4
H	9
RBI	4
BB	2
SO	7
LOB	11



WP: 0	PA: 35
PB: 0	CS: 0
SB: 1	

Batter	1	2	3	4	5	6	7	8	9	10	AB R H RBI BB SO LOB	TOP														
Felix Mantilla, R (1, 8) Bill Bruton, L (5, PH) OBP: 0.143, SLG: 0.143 (5, 8)	0-0 3-1	0-0 F2			0-0 4-3		0-0 F7		0-0 FC4-6		2 0 0 0 0 0 2 3 0 0 0 0 0 1															
Johnny Logan, R (1, 6) OBP: 0.444, SLG: 0.286	4-0 HR	0-0 F9			0-0 3B 1B		0-3 K		0-0 F8		4 2 1 0 1 1 2															
Eddie Mathews, L (1, 5) OBP: 0.222, SLG: 0.222	0-3 K				0-0 F5		0-0 F5		0-0 1-3		5 0 0 0 0 1 2															
Hank Aaron, R (1, 9) OBP: 0.556, SLG: 1.111	0-0 1-H HR				0-3 K		0-0 1-H 3B		0-0 S 1B		5 1 4 3 0 1 0															
Joe Adcock, R (1, 3) OBP: 0.556, SLG: 1.222	0-0 HR				0-0 F8		0-3 K		0-3 K		5 1 2 1 0 2 2															
Mel Roach, R (1, 7) OBP: 0.200, SLG: 0.400	0-0 F3				0-0 4-3 2B		0-0 1-3		0-0 6-3		5 0 1 0 0 1 3															
Stan Lopata, R (1, 2) Wes Covington, L (9, PH) Del Crandall, R (9, 2)		0-0 E5 1B			0-3 K		0-3 K		0-0 F5		3 0 0 0 0 2 1 1 0 0 0 0 0 0 0 0 0 0 0 0 0															
Red Schoendienst, S (1, 4) Chuck Cottier, R (9, PR) (9, 4)		0-0 SH2-4 1B			0-0 4-3		0-3 K		0-0 FC4-6 1B		4 0 2 0 0 1 1 0 0 0 0 0 0 0															
Carl Willey, R (1, 1) Don McMahon, R (6, 1) Lee Maye, L (9, PH) Juan Pizarro, L (9, 1) Bob Giggie, R (10, 1)		0-0 SH2-4			0-3 K		0-0 1-3		0-0 F5		1 0 0 0 0 1 1 1 0 0 0 0 0 0 1 0 0 0 0 0 1 0 0 0 0 0 0 0 0 0 0 0 0 0 0															
Inning Stats	R: 3 E: 0 K: 1 S: 7	H: 2 LOB: 0 BB: 1 P: 11	R: 0 E: 1 K: 0 S: 5	H: 1 LOB: 2 BB: 0 P: 5	R: 0 E: 0 K: 1 S: 5	H: 0 LOB: 0 BB: 0 P: 5	R: 0 E: 0 K: 2 S: 8	H: 1 LOB: 1 BB: 0 P: 8	R: 1 E: 0 K: 1 S: 7	H: 2 LOB: 1 BB: 0 P: 7	R: 0 E: 0 K: 2 S: 7	H: 0 LOB: 0 BB: 0 P: 7	R: 0 E: 0 K: 1 S: 6	H: 1 LOB: 1 BB: 0 P: 6	R: 0 E: 0 K: 1 S: 4	H: 1 LOB: 1 BB: 0 P: 4	R: 0 E: 0 K: 1 S: 7	H: 2 LOB: 2 BB: 0 P: 7	1B: 6 2B: 1 3B: 1 HR: 2	SF: 0 SAC: 1 DP: 0 HBP: 0	WP: 0 PB: 0 SB: 1 CS: 0	PA: 42				
PITCHER	IP WLS BF H R ER SO BB IBB HBP BLK WP HR S P ERA WHIP																									
Curt Simmons, L (1, 1) ERA: 27.0	1.0																									
Ruben Gomez, R (2, 1) ERA:	3.0																									
Don Cardwell, R (5, 1) ERA: 1.5	6.0	W	24	6	1	1	6	0	0	0	0	0	0	36	36	1.50	1.000									

Milwaukee Braves @ Philadelphia Phillies
 Connie Mack Stadium, Philadelphia, PA
 Thu Apr 14 1960, 6:05 PM EST
 Att. 32,038 - Unknown

AB	40
R	4
H	10
RBI	4
BB	1
SO	10
LOB	16



Batter	1	2	3	4	5	6	7	8	9	AB R H RBI BB SO LOB	TOP		
Bill Bruton, L (1, 8) OBP: 0.308, SLG: 0.333 BB 	4-0 	0-0 		0-0 		0-0 	0-0 		0-0 	5 3 2 2 1 0 1			
Red Schoendienst, S (1, 4) OBP: 0.583, SLG: 0.818 Chuck Cottier, R (6, PR) OBP: 0.500, SLG: 0.500 BB 	0-0 	0-0 		0-0 		0-0 	0-0 		0-0 	4 2 4 3 0 0 0 2 1 1 1 0 0 1			
Eddie Mathews, L (1, 5) OBP: 0.400, SLG: 0.250 BB 	4-0 	0-0 		4-0 		4-0 	0-0 		0-0 	3 1 1 0 3 0 2			
Hank Aaron, R (1, 9) OBP: 0.400, SLG: 1.000 	0-0 	0-0 		0-0 		0-0 	0-3 		0-0 	5 1 1 4 0 1 5			
Joe Adcock, R (1, 3) OBP: 0.429, SLG: 0.929 	0-0 	0-0 			0-0 	0-0 		0-0 		5 1 1 0 0 0 1			
Al Spangler, L (1, 7) OBP: 0.333, SLG: 0.444 		0-0 	0-0 		0-0 	0-0 		0-0 		5 1 3 1 0 0 0			
Johnny Logan, R (1, 6) OBP: 0.500, SLG: 0.364 		0-0 	0-0 		4-0 	0-0 		0-0 		4 0 2 0 1 0 2			
Del Crandall, R (1, 2) OBP: 0.222, SLG: 0.222 		0-0 	0-0 		0-0 	0-0 		0-3 		5 1 2 1 0 1 5			
Lew Burdette, R (1, 1) OBP: 0.200, SLG: 0.400 		0-0 	0-0 	0-0 		0-0 	0-3 	0-3 		5 2 1 0 0 2 4			
Inning Stats	R: 2 H: 1 E: 0 LOB: 0 K: 0 BB: 2 S: 3 P: 11	R: 5 H: 6 E: 0 LOB: 1 K: 0 BB: 0 S: 9 P: 9	R: 0 H: 1 E: 0 LOB: 0 K: 0 BB: 0 S: 3 P: 3	R: 0 H: 1 E: 0 LOB: 2 K: 0 BB: 1 S: 4 P: 8	R: 0 H: 0 E: 0 LOB: 1 K: 0 BB: 1 S: 3 P: 7	R: 5 H: 5 E: 0 LOB: 2 K: 2 BB: 1 S: 8 P: 12	R: 1 H: 1 E: 2 LOB: 1 K: 2 BB: 0 S: 9 P: 9	R: 0 H: 2 E: 0 LOB: 2 K: 2 BB: 0 S: 9 P: 9	R: 0 H: 1 E: 0 LOB: 1 K: 0 BB: 0 S: 4 P: 4	1B: 11 SF: 1 2B: 5 SAC: 0 3B: 1 DP: 1 HR: 1 HBP: 0	WP: 0 PA: 50 PB: 0 SB: 1 CS: 0		
PITCHER	IP WLS BF H R ER SO BB IBB HBP BLK WP HR S P ERA WHIP											PITCHER	IP WLS BF H R ER SO BB IBB HBP BLK WP HR S P ERA WHIP
John Buzhardt, R (1, 1) ERA: 40.5	1.1 L 10 5 6 6 0 2 0 0 0 0 0 0 8 16 40.50 5.250												
Ruben Gomez, R (2, 1) ERA: 6.75	4.0 23 9 6 6 0 3 0 0 0 0 0 1 20 32 13.50 3.000												
Humberto Robinson, R (6, 1) ERA:	1.2 7 1 1 0 2 0 0 0 0 0 0 0 11 11 0.00 0.600												
Hank Mason, R (8, 1) ERA:	2.0 9 3 0 0 0 2 0 0 0 0 0 0 13 13 0.00 1.500												

Milwaukee Braves @ Philadelphia Phillies
 Connie Mack Stadium, Philadelphia, PA
 Sat Apr 16 1960, 3:33 AM EST
 Att. 9,077 - Unknown

AB	43
R	13
H	18
RBI	12
BB	5
SO	4
LOB	21



Batter	1	2	3	4	5	6	7	8	9	AB	R	H	RBI	BB	SO	LOB
Joe Koppe, R OBP: 0.333, SLG: 0.357 (1, 6)	0-0 1-3		0-0 F9			0-0 6-3 1B 2B		0-0 6-3		4	1	1	0	0	0	0
Alvin Dark, R OBP: 0.385, SLG: 0.111 (1, 5)	0-0 F3		0-0 1-3			0-0 6-3 2-3		0-0 L6		4	0	0	0	0	0	1
Tony Curry, L OBP: 0.500, SLG: 0.375 (1, 9)	4-0 BB		0-3 K			0-0 2B 3-H		0-0 1B		3	1	2	1	1	1	0
Ed Bouchee, L OBP: 0.308, SLG: 0.333 (1, 3)	0-0 F5			0-0 1-3		0-0 2B 1-H		0-0 F8		4	0	1	1	0	0	2
Pancho Herrera, R OBP: 0.308, SLG: 0.500 (1, 4)		0-0 HR		0-0 F3		0-0 5-3		0-0 1B		4	1	2	1	0	0	1
Harry Anderson, L OBP: 0.545, SLG: 0.375 (1, 7)		0-0 1-3 1B		0-0 L9		0-0 1-3		0-0 L7		4	0	1	0	0	0	2
Bobby Del Greco, R OBP: 0.462, SLG: 0.667 (1, 8)		0-0 1-3 1-2			4-0 9-3 BB		0-3 K		0-0 F9	3	0	0	0	1	1	2
Jimmie Coker, R OBP: 0.077, SLG: 0.231 (1, 2)		0-0 1-3		0-0 9-3 1-2f		0-0 5-3		0-0 F7		4	0	0	0	0	0	3
John Buzhardt, R (1, 1) Ruben Gomez, R (2, 1) Humberto Robinson, R (6, 1) Johnny Callison, L (7, PH) Hank Mason, R (8, 1)		0-0 3-1		0-0 F8		0-0 F7				0	0	0	0	0	0	0

Inning Stats	R: 0 E: 0 K: 0 S: 3	H: 0 LOB: 1 BB: 1 P: 7	R: 1 E: 0 K: 0 S: 5	H: 2 LOB: 1 BB: 0 P: 5	R: 0 E: 0 K: 1 S: 5	H: 0 LOB: 0 BB: 0 P: 5	R: 0 E: 0 K: 0 S: 3	H: 0 LOB: 0 BB: 0 P: 3	R: 0 E: 0 K: 0 S: 2	H: 0 LOB: 0 BB: 1 P: 6	R: 2 E: 0 K: 0 S: 6	H: 3 LOB: 1 BB: 0 P: 6	R: 0 E: 0 K: 1 S: 5	H: 0 LOB: 0 BB: 0 P: 5	R: 0 E: 0 K: 0 S: 4	H: 1 LOB: 1 BB: 0 P: 4	R: 0 E: 0 K: 0 S: 4	H: 1 LOB: 1 BB: 0 P: 4	1B: 4 2B: 3 3B: 0 HR: 1	SF: 0 SAC: 0 DP: 1 HBP: 0	WP: 0 PB: 0 SB: 0 CS: 0	PA: 35
---------------------	------------------------------	---------------------------------	------------------------------	---------------------------------	------------------------------	---------------------------------	------------------------------	---------------------------------	------------------------------	---------------------------------	------------------------------	---------------------------------	------------------------------	---------------------------------	------------------------------	---------------------------------	------------------------------	---------------------------------	----------------------------------	------------------------------------	----------------------------------	--------

PITCHER Lew Burdette, R (1, 1) ERA: 2.79	IP: 9.0 WLS: W BF: 35 H: 7 R: 3 ER: 3 SO: 2 BB: 2 IBB: 0 HBP: 0 BLK: 0 WP: 0 HR: 1 S: 37 P: 45 ERA: 3.00 WHIP: 1.000	PITCHER	IP: 9.0 WLS: W BF: 35 H: 7 R: 3 ER: 3 SO: 2 BB: 2 IBB: 0 HBP: 0 BLK: 0 WP: 0 HR: 1 S: 37 P: 45 ERA: 3.00 WHIP: 1.000
---	--	----------------	--

BOTTOM

Milwaukee Braves @ Philadelphia Phillies
Connie Mack Stadium, Philadelphia, PA
 Sat Apr 16 1960, 3:33 AM EST
 Att. 9,077 - Unknown

livebaseballscores.com

AB	33
R	3
H	7
RBI	3
BB	2
SO	2
LOB	12



Batter	1	2	3	4	5	6	7	8	9	AB R H RBI BB SO LOB	TOP											
Bill Bruton, L (1, 8) OBP: 0.333, SLG: 0.412	0-0 G3		0-0 F7		0-0 F6		0-0 HR 1B		0-0 1B SF8 2B	5 2 2 0 0 0 1	Milwaukee Braves @ Philadelphia Phillies Connie Mack Stadium, Philadelphia, PA Sun Apr 17 1960, 3:33 AM EST Att. 6,632 - Unknown livebaseballscorecards.com											
Red Schoendienst, S (1, 4) OBP: 0.529, SLG: 0.688 Chuck Cottier, R (9, PR) OBP: 0.500, SLG: 0.500	0-0 4-3			0-0 1-3		0-0 2B 2B 1B	0-0 F3	0-0 FC4-6 1B	5 1 2 0 0 0 1 0 0 0 0 0 0 0													
Eddie Mathews, L (1, 5) OBP: 0.450, SLG: 0.706	0-3 K			0-0 1B 3B		0-0 2B 2B	0-0 HR	0-3 K	5 3 3 2 0 2 2													
Hank Aaron, R (1, 9) OBP: 0.300, SLG: 0.778		0-0 F8		0-0 F4		0-0 5-3	0-0 F4	0-0 SF8	4 0 0 1 0 0 3													
Al Spangler, L (1, 7) OBP: 0.357, SLG: 0.385		0-0 F7		0-0 S 1B		4-0 2B IBB	0-0 3-1	0-0 FC4-6	4 1 1 1 1 0 1													
Ray Boone, R (1, 3) OBP: 0.500, SLG: 0.667		0-0 F8		4-0 1-2 BB		0-0 1B 2B		0-0 6-3	3 1 1 3 1 0 0													
Johnny Logan, R (1, 6) OBP: 0.444, SLG: 0.400			0-0 2B	0-0 L8		0-0 5-3		0-0 F3	4 0 1 0 0 0 3													
Del Crandall, R (1, 2) OBP: 0.231, SLG: 0.231			0-0 F9		0-0 F5	0-0 2B 1B		0-0 E5	4 0 1 1 0 0 1													
Bob Buhl, R (1, 1)			0-3 K		0-0 L8	0-0 F8		0-0 4-3	4 0 0 0 0 1 3													
Inning Stats	R: 0 E: 0 K: 1 S: 5	H: 0 LOB: 0 BB: 0 P: 5	R: 0 E: 0 K: 0 S: 3	H: 0 LOB: 0 BB: 0 P: 3	R: 0 E: 0 K: 1 S: 6	H: 1 LOB: 1 BB: 0 P: 6	R: 1 E: 0 K: 0 S: 5	H: 2 LOB: 2 BB: 1 P: 9	R: 0 E: 0 K: 0 S: 3	H: 0 LOB: 0 BB: 0 P: 3	R: 4 E: 0 K: 0 S: 7	H: 4 LOB: 1 BB: 1 P: 11	R: 2 E: 0 K: 0 S: 5	H: 2 LOB: 0 BB: 0 P: 5	R: 0 E: 1 K: 0 S: 4	H: 0 LOB: 1 BB: 0 P: 4	R: 1 E: 0 K: 1 S: 7	H: 2 LOB: 1 BB: 0 P: 7	1B: 5 2B: 4 3B: 1 HR: 1	SF: 1 SAC: 0 DP: 0 HBP: 0	WP: 0 PB: 0 SB: 1 CS: 0	PA: 41
PITCHER	IP WLS BF H R ER SO BB IBB HBP BLK WP HR S P ERA WHIP																					
Robin Roberts, R (1, 1) ERA: 12.66	6.1 L 30 9 7 7 2 1 1 0 0 0 0 1 32 40 9.95 1.579																					
Turk Farrell, R (7, 1) ERA:	1.2 6 0 0 0 0 0 0 0 0 0 0 0 6 6 0.00 0.000																					
Jack Meyer, R (9, 1) ERA: 9.0	1.0 5 2 1 1 1 0 0 0 0 0 0 0 7 7 9.00 2.000																					



Batter	1	2	3	4	5	6	7	8	9	10	AB R H RBI BB SO LOB	TOP										
Roy McMillan, R (1, 6) OBP: 0.357, SLG: 0.720	0-0 HBP 1B		0-0 HR		0-0 F7			0-0 HR	0-0 1B	0-0 1B	6 3 5 5 0 0 0	Cincinnati Reds @ Milwaukee Braves Milwaukee County Stadium, Milwaukee, WI Wed Apr 20 1960, 4:33 AM EST Att. 17,807 - Unknown										
Vada Pinson, L (1, 8) OBP: 0.321, SLG: 0.174	1-0 HBP		0-3 K		0-0 4-3			4-0 G6-4-3 1B BB	0-0 1-2 1B	0-0 1-2 2-H 2-H 1B	4 1 2 1 1 1 0											
Gus Bell, L (1, 7) OBP: 0.357, SLG: 0.429	0-0 F9		0-0 G5-4-3 1B		0-0 1-3			0-0 1-2 1B	0-0 F9	0-0 1-3 2-H 1B	6 0 3 1 0 0 4											
Frank Robinson, R (1, 3) OBP: 0.286, SLG: 0.280	0-0 F8		0-0 G5-4-3 1-2f		0-3 K			0-0 G6-4-3 1-2f 2-3	0-0 F3	0-0 1-2 3-H 1B	6 0 1 1 0 1 7											
Lee Walls, R (1, 9) OBP: 0.500, SLG: 0.750	0-3 K			4-0 FC5-4 BB	0-3 K			0-0 6-3		0-0 SH3-4 1B 2B	5 1 1 0 1 2 5											
Brooks Lawrence, R (10, 1)						0-3 K				0-0 F7	0 0 0 0 0 0 0											
Ed Bailey, L (1, 2) OBP: 0.440, SLG: 0.429		0-0 1-3		4-0 FC5-4 BB	0-3 K				4-0 BB 1B	0-0 SH3-4	2 0 0 0 2 1 0											
Whitey Lockman, L (9, PR)				1-2 BB						2-3	0 1 0 0 0 0 0											
Dutch Dotterer, R (9, 2)											0 0 0 0 0 0 0											
Billy Martin, R (1, 4) OBP: 0.348, SLG: 0.476		0-3 K		0-0 F9			0-0 F8		4-0 SH1-4 1-2 1B BB	0-0 F2	3 0 0 0 0 1 2											
Elio Chacon, R (7, 4)											1 1 0 0 1 0 1											
Eddie Kasko, R (1, 5) OBP: 0.417, SLG: 0.350		4-0 BB		0-0 FC5-4 1-2f 2-3			0-0 F9		0-0 SH1-4 1-2 2-H 1B 1B	4-0 1B BB	3 2 1 1 2 0 2											
Jim Brosnan, R (1, 1)				0-0 1-3			0-0 5-3		0-0 SH1-4	0-0 1-2 3-H 1B 1B	1 0 0 0 0 0 0 1											
Joe Nuchall, L (1, 1)											0 0 0 0 0 0 0 0											
Willie Jones, R (1, 1)											0 0 0 0 0 0 0 0											
Bob Purkey, R (1, 1)											0 0 0 0 0 0 0 0											
Pete Whisenant, R (1, 1)											0 0 0 0 0 0 0 0											
Franklin Wiseland, R (1, 1)											0 0 0 0 0 0 0 0											
Jerry Lynch, L (1, 1)											0 0 0 0 0 0 0 0											
Bill Henry, L (1, 1)											0 0 0 0 0 0 0 0											
Raul Sanchez, R (1, 1)											0 0 0 0 0 0 0 0											
Tony Gonzalez, L (1, 1)											1 1 1 1 0 0 0 0											
Inning Stats	R: 0 E: 0 K: 1 S: 6	H: 1 LOB: 2 BB: 0 P: 7	R: 0 E: 0 K: 1 S: 5	H: 0 LOB: 1 BB: 1 P: 9	R: 1 E: 0 K: 1 S: 6	H: 2 LOB: 0 BB: 0 P: 6	R: 0 E: 0 K: 0 S: 3	H: 0 LOB: 2 BB: 2 P: 11	R: 0 E: 0 K: 3 S: 9	H: 0 LOB: 0 BB: 0 P: 3	R: 0 E: 0 K: 0 S: 3	H: 0 LOB: 0 BB: 0 P: 9	R: 1 E: 0 K: 0 S: 4	H: 2 LOB: 1 BB: 1 P: 8	R: 3 E: 0 K: 0 S: 6	H: 3 LOB: 2 BB: 2 P: 14	R: 5 E: 0 K: 0 S: 9	H: 6 LOB: 2 BB: 1 P: 13	1B: 11 2B: 1 3B: 0 HR: 2	SF: 0 SAC: 2 DP: 2 HBP: 1	WP: 0 PB: 0 SB: 0 CS: 0	PA: 50
PITCHER	IP WLS BF H R ER SO BB IBB HBP BLK WP HR S P ERA WHIP																					
Warren Spahn, L (1, 1) ERA: 3.52	8.0																					
Lew Burdette, R (9, 1) ERA: 3.38	1.0	L																				
Don McMahon, R (10, 1) ERA: 12.46	0.2																					
Bob Rush, R (10, 1) ERA:	0.1																					

livebaseballscorecards.com

AB 40
R 10
H 14
RBI 10
BB 7
SO 6
LOB 24



BOTTOM

Cincinnati Reds @ Milwaukee Braves
Milwaukee County Stadium, Milwaukee, WI

Wed Apr 20 1960, 4:33 AM EST
Att: 17,807 - Unknown

livebaseballscorecards.com



AB R H RBI BB SO LOB

5 1 2 0 0 1 3
3 1 1 1 1 0 1
0 0 0 0 0 0 0
1 0 1 1 0 0 0
0 0 0 0 0 0 0
0 0 0 0 0 0 0

4 2 2 2 1 2 4

4 0 1 0 1 0 2

5 0 1 1 0 0 5

1 0 0 0 0 0 0
4 0 2 0 0 0 2

5 0 0 0 0 0 2

4 0 1 0 0 0 0
0 1 0 0 0 0 0
0 0 0 0 0 0 0
1 0 0 0 0 0 1

3 0 1 0 0 0 0
0 0 0 0 0 0 0
1 0 1 0 0 0 0

AB 41
R 5
H 13
RBI 5
BB 3
SO 3
LOB 20

WP: 0 PA: 44
PB: 0
SB: 0
CS: 0

1B: 11 SF: 0
2B: 1 SAC: 0
3B: 0 DP: 2
HR: 1 HBP: 0

Batter	1	2	3	4	5	6	7	8	9	10
Bill Bruton, L (1, 8) OBP: 0.348, SLG: 0.409	0-0 2B 1B	0-3 K			0-0 E1 1B		0-0 P4		0-0 FC6-4 1B 1-2f 2-3	
Red Schoendienst, S (1, 4) OBP: 0.500, SLG: 0.884 Chuck Cottier, R (7, PR) OBP: 0.500, SLG: 0.500	0-0 HR 2B		0-0 6-3		0-0 P6		4-0 BB		0-0 1B 1-3 3-H	
Ray Boone, R (9, PH) OBP: 0.600, SLG: 0.750 Don McMahon, R (10, 1) Bob Rush, R (10, 1)	0-0 HR		0-0 1B 1B		4-0 FC6-4 BB		0-3 K		0-3 K	
Eddie Mathews, L (1, 5) OBP: 0.480, SLG: 0.810	0-0 HR		0-0 1B 1B		4-0 P6		0-0 P4		4-0 IBB	
Hank Aaron, R (1, 9) OBP: 0.320, SLG: 0.682	0-0 6-3		0-0 1B 1B		0-0 P6		0-0 P4		0-0 IBB	
Joe Adcock, R (1, 3) OBP: 0.368, SLG: 0.737	0-0 6-3		0-0 1B 1B 1-3 2-H		0-0 FC6-4		0-0 5-3		0-0 6-3	
Al Spangler, L (1, 7) OBP: 0.333, SLG: 0.357 Mel Roach, R (3, PH) OBP: 0.333, SLG: 0.444	0-0 P6		0-0 G6-3 1B 1-2f		0-0 P5		0-0 1B		0-0 G4-6-3 1B	
Johnny Logan, R (1, 6) OBP: 0.348, SLG: 0.300		0-0 6-3		0-0 P6		0-0 G3		0-0 F9		0-0 F9
Del Crandall, R (1, 2) OBP: 0.235, SLG: 0.235 Lee Mays, L (9, PR) Stan Lopata, R (10, 2) Wes Covington, L (10, PH)		0-0 F9		0-0 F7		0-0 F8			0-0 FC6-4 1B 1B	0-0 G4-6-3 1B 1-2f
Warren Spahn, L (1, 1) OBP: 0.333, SLG: 0.833 Lew Burdette, R (9, 1) OBP: 0.200, SLG: 0.400 Felix Mantilla, R (9, PH) OBP: 0.333, SLG: 0.333		0-0 1B		0-0 P3		0-0 G3			0-0 FC6-4 1B 1-2	

Inning Stats	R: 3	H: 3	E: 0	K: 0	S: 6	LOB: 0	BB: 0	P: 6	R: 0	H: 1	E: 0	K: 1	S: 6	LOB: 1	BB: 0	P: 6	R: 1	H: 3	E: 0	K: 0	S: 5	LOB: 1	BB: 0	P: 5	R: 0	H: 0	E: 0	K: 0	S: 3	LOB: 0	BB: 0	P: 3	R: 0	H: 1	E: 1	K: 0	S: 4	LOB: 2	BB: 1	P: 8	R: 0	H: 0	E: 0	K: 0	S: 3	LOB: 0	BB: 0	P: 3	R: 0	H: 0	E: 0	K: 1	S: 5	LOB: 1	BB: 1	P: 9	R: 0	H: 1	E: 0	K: 0	S: 4	LOB: 1	BB: 0	P: 4	R: 1	H: 3	E: 0	K: 1	S: 8	LOB: 3	BB: 1	P: 12	R: 0	H: 1	E: 0	K: 0	S: 3	LOB: 0	BB: 0	P: 3	1B: 11	SF: 0	2B: 1	SAC: 0	3B: 0	DP: 2	HR: 1	HBP: 0
--------------	------	------	------	------	------	--------	-------	------	------	------	------	------	------	--------	-------	------	------	------	------	------	------	--------	-------	------	------	------	------	------	------	--------	-------	------	------	------	------	------	------	--------	-------	------	------	------	------	------	------	--------	-------	------	------	------	------	------	------	--------	-------	------	------	------	------	------	------	--------	-------	------	------	------	------	------	------	--------	-------	-------	------	------	------	------	------	--------	-------	------	--------	-------	-------	--------	-------	-------	-------	--------

PITCHER	IP	WLS	BF	H	R	ER	SO	BB	IBB	HBP	BLK	WP	HR	S	P	ERA	WHIP
Jim Brosnan, R (1, 1) ERA: 18.0	2.1		14	7	4	4	1	0	0	0	0	0	1	16	16	15.43	3.000
Joe Nuxhall, L (3, 1) ERA: 7.71	0.2		1	0	0	0	0	0	0	0	0	0	0	1	1	0.00	0.000
Bob Purkey, R (4, 1) ERA:	3.0		11	1	0	0	0	1	0	0	0	0	0	10	14	0.00	0.667
Franklin Wieand, R (7, 1) ERA: 5.4	2.0		8	1	0	0	1	1	0	0	0	0	0	9	13	0.00	1.000
Bill Henry, L (9, 1) ERA: 22.5	0.2		5	3	1	1	1	0	0	0	0	0	0	7	7	13.50	4.500

PITCHER	IP	WLS	BF	H	R	ER	SO	BB	IBB	HBP	BLK	WP	HR	S	P	ERA	WHIP
Raul Sanchez, R (9, 1) ERA: 2.84	0.1		2	0	0	0	0	0	1	0	0	0	0	1	5	0.00	0.000
Brooks Lawrence, R (10, 1) ERA: 18.0	1.0	S	3	1	0	0	0	0	0	0	0	0	0	3	3	0.00	1.000

Batter	1	2	3	4	5	6	7	8	9	AB R H RBI BB SO LOB	TOP	
Roy McMillan, R (1, 6) OBP: 0.344, SLG: 0.655	0-0 4-3 1-3 1B		0-3 K			0-0 P6		0-0 F7		4 0 1 0 0 1 0		
Vada Pinson, L (1, 8) OBP: 0.281, SLG: 0.148	0-0 1-3 1-2		0-0 4-3			0-0 G3			0-3 K	4 0 0 0 0 1 1		
Gus Bell, L (1, 7) OBP: 0.406, SLG: 0.452	0-0 4-3 2-3			0-0 1B		0-0 1B			4-0 WP BB BB	3 0 2 0 1 0 1		
Frank Robinson, R (1, 3) OBP: 0.281, SLG: 0.250	0-3 K			0-0 P6		0-0 F5			4-0 BB	3 0 0 0 1 1 3		
Lee Walls, R (1, 9) OBP: 0.458, SLG: 0.650		0-0 G6-4-3 BB 1B		0-3 K			0-0 5-3		0-3 K	4 0 1 0 0 2 3		
Ed Bailey, L (1, 2) OBP: 0.414, SLG: 0.375		4-0 G6-4-3 1-2 BB		0-3 K			0-3 K		0-0 P4	3 0 0 0 1 2 3		
Billy Martin, R (1, 4) OBP: 0.308, SLG: 0.417		0-0 G6-4-3 1-2 2-3			0-0 4-3		0-0 L7			3 0 0 0 0 0 2		
Eddie Kasko, R (1, 5) OBP: 0.370, SLG: 0.304		0-0 6-3			0-0 5-3			0-0 F7		3 0 0 0 0 0 1		
Jim O'Toole, S (1, 1)			0-3 K		0-3 K			0-3 K2-3		2 0 0 0 0 2 0		
Jerry Lynch, L (8, PH) OBP: 0.333, SLG: 0.667										1 0 0 0 0 1 0		
Bob Purkey, R (8, 1)										0 0 0 0 0 0 0		
Inning Stats	R: 0 H: 1 E: 0 LOB: 1 K: 1 BB: 0 S: 6 P: 6	R: 0 H: 1 E: 0 LOB: 1 K: 0 BB: 1 S: 3 P: 7	R: 0 H: 0 E: 0 LOB: 0 K: 2 BB: 0 S: 7 P: 7	R: 0 H: 1 E: 0 LOB: 1 K: 2 BB: 0 S: 8 P: 8	R: 0 H: 0 E: 0 LOB: 0 K: 1 BB: 0 S: 5 P: 5	R: 0 H: 1 E: 0 LOB: 1 K: 0 BB: 0 S: 4 P: 4	R: 0 H: 0 E: 0 LOB: 0 K: 1 BB: 0 S: 5 P: 5	R: 0 H: 0 E: 0 LOB: 0 K: 1 BB: 0 S: 5 P: 5	R: 0 H: 0 E: 0 LOB: 2 K: 2 BB: 2 S: 7 P: 15	1B: 4 SF: 0 2B: 0 SAC: 0 3B: 0 DP: 1 HR: 0 HBP: 0	WP: 1 PA: 33 PB: 0 SB: 0 CS: 0	
PITCHER Carl Willey, R (1, 1) ERA: 2.51	IP WLS BF H R ER SO BB IBB HBP BLK WP HR S P ERA WHIP											
	9.0 W 33 4 0 0 10 3 0 0 0 1 0 50 62 0.00 0.778											
PITCHER	IP WLS BF H R ER SO BB IBB HBP BLK WP HR S P ERA WHIP											

Cincinnati Reds @ Milwaukee Braves
 Milwaukee County Stadium, Milwaukee, WI
 Thu Apr 21 1960, 4:33 AM EST
 Att. 14,562 - Unknown

livebaseballscorecards.com

AB 30
 R 0
 H 4
 RBI 0
 BB 3
 SO 10
 LOB 14



Batter	1	2	3	4	5	6	7	8	9	AB	R	H	RBI	BB	SO	LOB
Felix Mantilla, R OBP: 0.143, SLG: 0.143 (1, 8)	0-0 P5		0-0 4-3			0-0 P5		0-0 FC1-6		4	0	0	0	0	0	1
Red Schoendienst, S OBP: 0.520, SLG: 0.636 Chuck Cottier, R OBP: 0.500, SLG: 0.500 (1, 4) (9, 4)	4-0 BB			0-0 1-3			0-0 BB 1B	0-0 L9		3	1	1	0	1	0	1
Eddie Mathews, L OBP: 0.464, SLG: 0.739 (1, 5)	0-3 K			0-0 F9			4-0 E 1B SF7 BB			2	1	0	0	1	1	1
Hank Aaron, R OBP: 0.321, SLG: 0.640 (1, 9)	0-3 K			0-0 5-3			0-0 E7 FC6-5 1B			3	0	1	1	0	1	1
Joe Adcock, R OBP: 0.364, SLG: 0.667 (1, 3)		0-0 6-3			0-0 5-3		4-0 FC6-5 IBB			2	0	0	0	1	0	0
Mel Roach, R OBP: 0.333, SLG: 0.455 (1, 7) Al Spangler, L OBP: 0.333, SLG: 0.357 (8, 7)		0-0 G1-6-3 1B		0-0 4-3			0-0 SF7			2	0	1	1	0	0	0
Johnny Logan, R OBP: 0.308, SLG: 0.261 (1, 6)		0-0 G1-6-3		0-0 F3			0-0 FC6-5			3	0	0	0	0	0	3
Del Crandall, R OBP: 0.200, SLG: 0.200 (1, 2)			0-0 F3			0-0 L6		0-0 F7		3	0	0	0	0	0	2
Carl Willey, R (1, 1)			0-3 K2-3			0-3 K		4-0 FC1-6 BB		2	0	0	0	1	2	0
Inning Stats	R: 0 E: 0 K: 2 S: 7	H: 0 LOB: 1 BB: 1 P: 11	R: 0 E: 0 K: 0 S: 3	H: 1 LOB: 0 BB: 0 P: 3	R: 0 E: 0 K: 1 S: 5	H: 0 LOB: 0 BB: 0 P: 5	R: 0 E: 0 K: 0 S: 3	H: 0 LOB: 0 BB: 0 P: 3	R: 0 E: 0 K: 1 S: 5	H: 0 LOB: 0 BB: 0 P: 5	R: 2 E: 1 K: 0 S: 5	H: 2 LOB: 2 BB: 2 P: 13	R: 0 E: 0 K: 0 S: 2	H: 0 LOB: 0 BB: 1 P: 6	1B: 3 2B: 0 3B: 0 HR: 0	SF: 1 SAC: 0 DP: 1 HBP: 0

BOTTOM

Cincinnati Reds @ Milwaukee Braves
Milwaukee County Stadium, Milwaukee, WI
 Thu Apr 21 1960, 4:33 AM EST
 Att. 14,562 - Unknown

livebaseballscorecards.com

AB	24
R	2
H	3
RBI	2
BB	4
SO	4
LOB	9



PITCHER	IP	WLS	BF	H	R	ER	SO	BB	IBB	HBP	BLK	WP	HR	S	P	ERA	WHIP
Jim O'Toole, L ERA: 1.38 (1, 1)	7.0	L	26	3	2	2	4	2	1	0	0	0	0	31	43	2.57	0.714
Bob Purkey, R ERA: (8, 1)	1.0		3	0	0	0	0	1	0	0	0	0	0	2	6	0.00	1.000

WP: 0	PA: 29
PB: 0	
SB: 0	
CS: 1	

Batter	1	2	3	4	5	6	7	8	9	AB R H RBI BB SO LOB	TOP
Bill Bruton, L (1, 8) OBP: 0.370, SLG: 0.500	0-0 1B 1B		0-0 4-3 3B		0-0 4-3		0-0 F8			4 1 2 0 0 0 1	
Red Schoendienst, S (1, 4) OBP: 0.483, SLG: 0.577	0-3 K		0-0 4-3		0-0 6-3			0-0 1B		4 0 1 1 0 1 1	
Eddie Mathews, L (1, 5) OBP: 0.438, SLG: 0.667	0-0 FC5-4 1-2 1B		0-3 K		0-3 K			0-0 P5		4 0 1 0 0 2 1	
Hank Aaron, R (1, 9) OBP: 0.313, SLG: 0.690	0-0 F9		0-0 HR		0-0 6-3			0-0 F2		4 1 1 1 0 0 3	
Joe Adcock, R (1, 3) OBP: 0.308, SLG: 0.560	0-0 FC5-4 1-2f		0-3 K		0-0 F8			0-3 K		4 0 0 0 0 2 3	
Al Spangler, L (1, 7) OBP: 0.316, SLG: 0.333		0-0 F7		0-0 1B		0-0 F8		0-0 6-3		4 0 1 0 0 0 0	
Johnny Logan, R (1, 6) OBP: 0.300, SLG: 0.259		0-3 K		0-0 P2		0-0 4-3 1B		0-0 F9		4 0 1 0 0 1 1	
Stan Lopata, R (1, 2) Charlie Lau, L (7, PH) (7, 2)		4-0 BB		0-3 K		0-0 4-3 1-2 1B		0-0 4-3		1 0 0 0 1 1 1 2 0 0 0 0 0 1	
Juan Pizarro, L (1, 1) Joey Jay, S (1, 1) Bob Giggie, R (4, 1) Lee Maye, L (7, PH) Don McMahon, R (7, 1)		0-3 K		0-0 P6		0-0 1-3				0 0 0 0 0 0 0 2 0 0 0 0 1 2 0 0 0 0 0 0 0 1 0 0 0 0 0 1 0 0 0 0 0 0 0	
Inning Stats	R: 0 H: 2 E: 0 LOB: 2 K: 1 BB: 0 S: 7 P: 7	R: 0 H: 0 E: 0 LOB: 1 K: 2 BB: 1 S: 7 P: 11	R: 2 H: 2 E: 0 LOB: 0 K: 2 BB: 0 S: 9 P: 9	R: 0 H: 1 E: 0 LOB: 1 K: 1 BB: 0 S: 6 P: 6	R: 0 H: 0 E: 0 LOB: 0 K: 1 BB: 0 S: 5 P: 5	R: 0 H: 0 E: 0 LOB: 0 K: 0 BB: 0 S: 3 P: 3	R: 0 H: 1 E: 0 LOB: 1 K: 0 BB: 0 S: 4 P: 4	R: 0 H: 1 E: 0 LOB: 1 K: 1 BB: 0 S: 6 P: 6	R: 0 H: 0 E: 0 LOB: 0 K: 0 BB: 0 S: 3 P: 3	1B: 5 SF: 0 2B: 0 SAC: 0 3B: 1 DP: 0 HR: 1 HBP: 0	WP: 0 PA: 35 PB: 0 SB: 0 CS: 0
PITCHER Bob Friend, R (1, 1) ERA: 1.44	IP WLS BF H R ER SO BB IBB HBP BLK WP HR S P ERA WHIP										
	9.0 W 35 7 2 2 8 1 0 0 0 0 0 1 50 54 2.00 0.889										

Milwaukee Braves @ Pittsburgh Pirates
 Forbes Field, Pittsburgh, PA
 Fri Apr 22 1960, 6:05 PM EST
 Att. 29,895 - Unknown

livebaseballscorecards.com

AB 34
 R 2
 H 7
 RBI 2
 BB 1
 SO 8
 LOB 15



Batter	1	2	3	4	5	6	7	8	9	AB	R	H	RBI	BB	SO	LOB
Bob Skinner, L OBP: 0.488, SLG: 0.824 (1, 7)	0-0 BB 1B SF7 1B	0-0 2B		0-0 4-3 2B	4-0 BB			4-0 BB		3	1	2	0	2	0	0
Dick Groat, R OBP: 0.447, SLG: 0.514 (1, 6)	0-3 K	0-0 F7		0-0 PB HR 2B	0-0 6-3			0-0 1-3 1-2		5	1	1	0	0	1	4
Roberto Clemente, R OBP: 0.342, SLG: 0.622 (1, 9)	0-0 BB 1-2 BB 1B	0-0 4-3		0-0 2-H HR				0-0 4-3		5	2	2	2	0	0	2
Dick Stuart, R OBP: 0.342, SLG: 0.353 (1, 3)	4-0 BB 1-2 2-3 BB		0-3 K	0-0 1B 2B 1B				0-3 K		3	1	1	0	1	2	0
Don Hoak, R OBP: 0.474, SLG: 0.462 (1, 5)	0-0 SF7		1-0 3B HBP	0-0 2B 1-2 1B				0-0 6-3		2	1	1	1	0	0	0
Hal Smith, R OBP: 0.471, SLG: 1.214 (1, 2)	4-0 BB 1-2 2-3 BB		0-0 1-H 3B	0-0 1-3 2-H 2B				0-0 F8		3	0	2	2	1	0	0
Gino Cimoli, R OBP: 0.263, SLG: 0.250 (1, 8)	4-0 BB		0-3 K	0-0 F8				4-0 BB G4-6-3 BB		2	0	0	1	2	1	3
Bill Virdon, L OBP: 0.313, SLG: 0.214 (8, 8)	1-2 2-3 3-H BB		0-3 K	0-0 F8				0-0 G4-6-3 1-2f		0	0	0	0	0	0	0
Bill Mazaroski, R OBP: 0.118, SLG: 0.242 (1, 4)	0-0 F9		0-0 F8		0-0 1-4-3			0-0 G4-6-3		4	0	0	0	0	0	5
Bob Friend, R (1, 1)		0-0 4-3		0-0 F7	0-0 5-3			0-0 4-3		4	0	0	0	0	0	0

Inning Stats	R: 2	H: 2	E: 0	K: 1	S: 7	LOB: 3	BB: 3	P: 19	R: 0	H: 1	E: 0	K: 0	S: 4	LOB: 1	BB: 0	P: 4	R: 1	H: 1	E: 0	K: 2	S: 8	LOB: 1	BB: 0	P: 9	R: 3	H: 5	E: 0	K: 0	S: 8	LOB: 2	BB: 0	P: 8	R: 0	H: 0	E: 0	K: 0	S: 3	LOB: 1	BB: 1	P: 7	R: 0	H: 0	E: 0	K: 1	S: 5	LOB: 0	BB: 0	P: 5	R: 0	H: 0	E: 0	K: 0	S: 2	LOB: 0	BB: 1	P: 6	R: 0	H: 0	E: 1	K: 0	S: 3	LOB: 1	BB: 1	P: 7
--------------	------	------	------	------	------	--------	-------	-------	------	------	------	------	------	--------	-------	------	------	------	------	------	------	--------	-------	------	------	------	------	------	------	--------	-------	------	------	------	------	------	------	--------	-------	------	------	------	------	------	------	--------	-------	------	------	------	------	------	------	--------	-------	------	------	------	------	------	------	--------	-------	------

PITCHER	IP	WLS	BF	H	R	ER	SO	BB	IBB	HBP	BLK	WP	HR	S	P	ERA	WHIP
Juan Pizarro, L ERA: 13.5 (1, 1)	0.2		7	2	2	2	1	3	0	0	0	0	0	6	18	27.00	7.500
Joey Jay, R ERA: 12.0 (1, 1)	3.0	L	16	6	4	4	2	0	0	1	0	0	1	19	20	12.00	2.000
Bob Giggie, R ERA: (4, 1)	2.1		9	1	0	0	1	1	0	0	0	0	0	10	14	0.00	0.857
Don McMahon, R ERA: 8.53 (7, 1)	2.0		7	0	0	0	0	2	0	0	0	0	0	5	13	0.00	1.000

BOTTOM

Milwaukee Braves @ Pittsburgh Pirates
Forbes Field, Pittsburgh, PA
 Fri Apr 22 1960, 6:05 PM EST
 Att. 29,895 - Unknown

AB	31
R	6
H	9
RBI	6
BB	6
SO	4
LOB	14



1B:	4	SF:	1	WP:	0	PA:	39
2B:	3	SAC:	0	PB:	1	SB:	0
3B:	1	DP:	1	CS:	0		
HR:	1	HBP:	1				

PITCHER	IP	WLS	BF	H	R	ER	SO	BB	IBB	HBP	BLK	WP	HR	S	P	ERA	WHIP
---------	----	-----	----	---	---	----	----	----	-----	-----	-----	----	----	---	---	-----	------

Batter	1	2	3	4	5	6	7	8	9	AB R H RBI BB SO LOB	TOP																
Bill Bruton, L (1, 8) OBP: 0.344, SLG: 0.452	0-0 4-3 2B 1B		0-0 F8		0-3 K		0-0 6-3		0-0 4-3	5 1 1 0 0 1 1																	
Red Schoendienst, S (1, 4) OBP: 0.455, SLG: 0.533 Chuck Cottier, R (7, PR) OBP: 0.500, SLG: 0.500 Stan Lopata, R (9, PH) OBP: 0.333, SLG: 0.200 Lee Maye, L (9, PR)	0-0 4-3 1-2		0-0 4-3			0-0 4-3	0-0 BB 1B		0-0 1B	4 0 1 0 0 0 1 0 0 0 0 0 0 0 1 0 1 0 0 0 0 0 0 0 0 0 0 0																	
Eddie Mathews, L (1, 5) OBP: 0.486, SLG: 0.800	0-0 2B 2-H			0-0 HR		4-0 2B BB	4-0 1-2 BB		0-0 G3	3 2 2 2 2 0 1																	
Hank Aaron, R (1, 9) OBP: 0.306, SLG: 0.667	0-0 6-3			0-0 5-3		0-0 WP 1B 2B	0-0 F9			4 1 1 1 0 0 3																	
Joe Adcock, R (1, 3) OBP: 0.300, SLG: 0.517	0-0 F8			0-3 K		0-0 WP 1B 2-H		0-3 K		4 0 1 1 0 2 1																	
Al Spangler, L (1, 7) OBP: 0.318, SLG: 0.300 Mike Krsnich, R (8, PH) (8, 7)		0-0 4-3		0-0 5-3		4-0 1-2 BB		0-0 F8		2 0 0 0 1 0 0 1 0 0 0 0 0 0																	
Johnny Logan, R (1, 6) OBP: 0.324, SLG: 0.355 Felix Mantilla, R (8, PR) (8, 6)		0-0 F8			0-0 3B	0-0 F9		0-0 1B		4 0 2 0 0 0 2 0 0 0 0 0 0 0																	
Del Crandall, R (1, 2) OBP: 0.167, SLG: 0.167		0-3 K		0-0 5-3		0-0 L7		0-0 F8		4 0 0 0 0 1 4																	
Lew Burdette, R (1, 1) OBP: 0.125, SLG: 0.250 Ray Boone, R (9, PH) OBP: 0.500, SLG: 0.600			0-0 5-3		0-0 F5		0-3 K		0-0 F4	3 0 0 0 0 1 1 1 0 0 0 0 0 0																	
Inning Stats	R: 1 E: 0 K: 0 S: 5	H: 2 LOB: 1 BB: 0 P: 5	R: 0 E: 0 K: 1 S: 5	H: 0 LOB: 0 BB: 0 P: 5	R: 0 E: 0 K: 0 S: 3	H: 0 LOB: 0 BB: 0 P: 3	R: 1 E: 0 K: 1 S: 6	H: 1 LOB: 0 BB: 0 P: 6	R: 0 E: 0 K: 1 S: 6	H: 1 LOB: 1 BB: 0 P: 6	R: 2 E: 0 K: 0 S: 5	H: 2 LOB: 2 BB: 2 P: 13	R: 0 E: 0 K: 1 S: 6	H: 1 LOB: 2 BB: 1 P: 10	R: 0 E: 0 K: 1 S: 6	H: 1 LOB: 1 BB: 0 P: 6	R: 0 E: 0 K: 0 S: 4	H: 1 LOB: 1 BB: 0 P: 4	1B: 5 2B: 2 3B: 1 HR: 1	SF: 0 SAC: 0 DP: 0 HBP: 0	WP: 2 PB: 0 SB: 0 CS: 0	PA: 39					
PITCHER	IP WLS BF H R ER SO BB IBB HBP BLK WP HR S P ERA WHIP																										
Bennie Daniels, R (1, 1) ERA: 8.59	5.1		24	6	4	4	3	2	0	0	0	2	1	28	36	6.75	1.500										
Paul Giel, R (6, 1) ERA: 4.5	0.2		2	0	0	0	0	0	0	0	0	0	0	2	2	0.00	0.000										
Joe Gibbon, L (7, 1) ERA:	3.0	W	13	3	0	0	2	1	0	0	0	0	0	16	20	0.00	1.333										

Milwaukee Braves @ Pittsburgh Pirates
 Forbes Field, Pittsburgh, PA
 Sat Apr 23 1960, 3:33 AM EST
 Att. 15,502 - Unknown

livebaseballscorecards.com

AB 36
 R 4
 H 9
 RBI 4
 BB 3
 SO 5
 LOB 14



Batter	1	2	3	4	5	6	7	8	9	AB	R	H	RBI	BB	SO	LOB				
Don Hoak, R (1, 5) OBP: 0.429, SLG: 0.400	0-0 F8	0-0 F8		0-3 K			0-0 E6 SH1-4 1B			4	1	0	0	0	1	2				
Dick Groat, R (1, 6) OBP: 0.415, SLG: 0.474	0-0 E6 BB		0-0 L9		0-0 F2		0-0 SH1-4 1-2			3	0	0	0	0	0	0				
Bob Skinner, L (1, 7) OBP: 0.489, SLG: 0.778	4-0 G5-4-3 1-2 BB		0-0 4-3		0-0 6-3		4-0 FC4-6 1B IBB			2	0	0	0	2	0	0				
Dick Stuart, R (1, 3) OBP: 0.357, SLG: 0.368	0-0 G5-4-3 1-2		0-0 1B 1B		0-0 F9		0-0 FC4-6 1-2 2-H 1B			4	1	2	1	0	0	2				
Roberto Clemente, R (1, 9) OBP: 0.333, SLG: 0.585		0-3 K	0-0 1B 1B		0-3 K		0-0 FC4-6 1-2 2-3			4	0	1	0	0	2	2				
Smoky Burgess, L (1, 2) OBP: 0.391, SLG: 0.524		0-0 1B 1B	0-0 1B 1B		0-0 HR		0-0 4-3			4	2	3	2	0	0	2				
Bob Oldis, R (8, 2)			1-H 2-H 1B							0	0	0	0	0	0	0				
Bill Virdon, L (1, 8) OBP: 0.400, SLG: 0.333		0-0 1B 1B	0-0 S 1B		0-0 1B		0-0 4-3			4	1	3	0	0	0	0				
Bill Mazeroski, R (1, 4) OBP: 0.105, SLG: 0.216		0-0 F9	0-3 K		0-0 F4		0-0 L8			4	0	0	0	0	1	4				
Bennie Daniels, L (1, 1) OBP: 0.333, SLG: 0.333		0-0 E9	0-0 F9		0-0 F6		0-0 F9			2	0	1	1	0	0	1				
Paul Giel, R (6, 1)										0	0	0	0	0	0	0				
Danny Kravitz, L (6, PH)										1	0	0	0	0	0	1				
Joe Gibbon, R (7, 1)		1-H 2-H 1B								1	0	0	0	0	0	0				
Inning Stats	R: 0 E: 1 K: 0 S: 3	H: 0 LOB: 1 BB: 1 P: 7	R: 2 E: 1 K: 1 S: 8	H: 3 LOB: 1 BB: 0 P: 8	R: 1 E: 0 K: 0 S: 5	H: 3 LOB: 2 BB: 0 P: 5	R: 0 E: 0 K: 2 S: 8	H: 1 LOB: 1 BB: 0 P: 8	R: 0 E: 0 K: 0 S: 3	H: 0 LOB: 0 BB: 0 P: 3	R: 1 E: 0 K: 1 S: 7	H: 2 LOB: 1 BB: 0 P: 7	R: 1 E: 1 K: 0 S: 5	H: 1 LOB: 2 BB: 1 P: 9	R: 0 E: 0 K: 0 S: 3	H: 0 LOB: 0 BB: 0 P: 3	1B: 9 2B: 0 3B: 0 HR: 1	SF: 0 SAC: 1 DP: 1 HBP: 0	WP: 0 PB: 0 SB: 1 CS: 0	PA: 36
PITCHER Lew Burdette, R (1, 1) ERA: 3.38	IP: 8.0 WLS: L BF: 36 H: 10 R: 5 ER: 3 SO: 4 BB: 1 IBB: 1 HBP: 0 BLK: 0 WP: 0 HR: 1 S: 42 P: 50 ERA: 3.38 WHIP: 1.375															PITCHER	IP: 8.0 WLS: L BF: 36 H: 10 R: 5 ER: 3 SO: 4 BB: 1 IBB: 1 HBP: 0 BLK: 0 WP: 0 HR: 1 S: 42 P: 50 ERA: 3.38 WHIP: 1.375			

BOTTOM

Milwaukee Braves @ Pittsburgh Pirates
Forbes Field, Pittsburgh, PA
 Sat Apr 23 1960, 3:33 AM EST
 Att. 15,502 - Unknown

livebaseballscores.com

AB	33
R	5
H	10
RBI	4
BB	2
SO	4
LOB	14




Batter	1	2	3	4	5	6	7	8	9	AB R H RBI BB SO LOB	TOP		
Felix Mantilla, R (1, 8) OBP: 0.182, SLG: 0.182 Charlie Lau, L (9, PH)	0-0 E6 SH5-3 1B		0-0 F8		0-0 FC5-4			0-0 FC5-6 1B	0-3 K	4 0 1 0 0 0 1 1 0 0 0 0 1 1			
Red Schoendienst, S (1, 4)	0-0 SH5-3 1B		0-0 F8			0-0 1-6-3		0-0 F7	0-0 4-3	5 0 1 0 0 0 2			
Eddie Mathews, L (1, 5)	0-0 SH5-3		0-0 1-3			0-0 F9		0-0 FC5-8 1B		3 0 1 0 0 0 0			
Hank Aaron, R (1, 9)	4-0 IBB			0-3 K		0-0 FC6-4 1B		0-0 FC5-6		3 0 1 0 1 1 2			
Joe Adcock, R (1, 3)	0-0 F4		0-0 F8		0-0 FC6-4				0-0 2B	4 1 1 0 0 0 4			
Mel Roach, R (1, 7)	0-0 F9		0-0 F7			0-0 F9		4-0 2B SF7 BB		3 1 0 0 1 0 3			
Johnny Logan, R (1, 6)		0-0 5-3			0-0 G5-4-3 1B		0-0 FC5-4 1B		0-0 2B 2B	4 1 3 1 0 0 0			
Del Crandall, R (1, 2)		0-0 F8			0-0 G5-4-3		0-0 F7		0-0 SF7	3 0 0 1 0 0 2			
Bob Buhl, R (1, 1) Ray Boone, R (7, PH) Bob Giggie, R (7, 1) Mike Krsnich, R (9, PH)		0-3 K			0-0 FC5-4 1B		0-0 FC5-4		0-0 2B	2 0 1 0 0 1 0 1 0 0 0 0 0 1 0 0 0 0 0 0 0 1 0 1 1 0 0 0			
Inning Stats	R: 0 H: 1 E: 1 LOB: 3 K: 0 BB: 1 S: 5 P: 9	R: 0 H: 0 E: 0 LOB: 0 K: 1 BB: 0 S: 5 P: 5	R: 0 H: 0 E: 0 LOB: 0 K: 0 BB: 0 S: 3 P: 3	R: 0 H: 0 E: 0 LOB: 0 K: 1 BB: 0 S: 5 P: 5	R: 0 H: 2 E: 0 LOB: 1 K: 0 BB: 0 S: 4 P: 4	R: 0 H: 1 E: 0 LOB: 1 K: 0 BB: 0 S: 4 P: 4	R: 0 H: 1 E: 0 LOB: 1 K: 0 BB: 0 S: 4 P: 4	R: 0 H: 2 E: 0 LOB: 1 K: 0 BB: 0 S: 4 P: 4	R: 3 H: 3 E: 0 LOB: 1 K: 1 BB: 1 S: 8 P: 12	1B: 7 SF: 1 2B: 3 SAC: 1 3B: 0 DP: 2 HR: 0 HBP: 0	WP: 0 PA: 38 PB: 0 SB: 0 CS: 0		
PITCHER	IP WLS BF H R ER SO BB IBB HBP BLK WP HR S P ERA WHIP											PITCHER	IP WLS BF H R ER SO BB IBB HBP BLK WP HR S P ERA WHIP
Harvey Haddix, L (1, 1) ERA: 5.73	8.1 W 36 10 3 3 2 1 1 0 0 0 0 0 38 46 3.24 1.320												
Roy Face, R (9, 1) ERA: 2.7	0.2 S 2 0 0 0 1 0 0 0 0 0 0 0 4 4 0.00 0.000												

Milwaukee Braves @ Pittsburgh Pirates
 Forbes Field, Pittsburgh, PA
 Sun Apr 24 1960, 3:33 AM EDT
 Att. 24,758 - Unknown

AB	34
R	3
H	10
RBI	3
BB	2
SO	3
LOB	16



Batter	1	2	3	4	5	6	7	8	9	10	11	AB R H RBI BB SO LOB	TOP													
Bill Bruton, L OBP: 0.324, SLG: 0.417 (1, 8)	0-0 FC5-2 1B	0-0 F9			0-3 K		0-0 4-3			0-0 F3		5 0 1 0 0 1 0														
Red Schoendienst, S OBP: 0.405, SLG: 0.462 (1, 4) Chuck Cottier, R OBP: 0.333, SLG: 0.333 (8, 4)	0-0 FC5-2 1-3 SF7 1B	0-3 K			0-0 F8			0-0 1-3		0-0 5-3		4 1 1 0 0 1 0 1 0 0 0 0 0 0														
Eddie Mathews, L OBP: 0.489, SLG: 0.714 (1, 5)	4-0 FC5-2 1-2 1B BB			4-0 G6-4-3 BB	0-3 K			0-0 4-3		4-0 1B BB		2 1 0 0 3 1 0														
Hank Aaron, R OBP: 0.333, SLG: 0.610 (1, 9)	0-0 FC5-2 1B 1-2 2-3 3-H			0-0 F4	0-0 F9			0-0 1B 1B		0-0 1-2 1B		5 1 2 0 0 0 4														
Joe Adcock, R OBP: 0.308, SLG: 0.514 (1, 3)	0-0 SF7			0-0 G6-4-3 1-2f	0-0 1B 1B			0-0 1-3 1B		0-0 F9		4 0 2 1 0 0 3														
Mike Krsnich, R OBP: 0.500, SLG: 0.667 (1, 7) Al Spangler, L OBP: 0.318, SLG: 0.300 (8, 7) Mel Roach, R OBP: 0.294, SLG: 0.333 (11, PH) Felix Mantilla, R OBP: 0.182, SLG: 0.182 (11, 7)	0-0 FC5 1-3 2-H 1B			0-0 6-3	0-0 1B 1-3 1B			0-0 FC6-4 1-2f		0-3 K		4 0 2 1 0 0 2 0 0 0 0 0 0 0 1 0 0 0 0 1 0 0 0 0 0 0 0 0														
Johnny Logan, R OBP: 0.349, SLG: 0.400 (1, 6)	0-0 1-2 3-H 1B			0-0 F8	0-0 4-3			0-0 5-3		0-0 F8		5 0 1 1 0 0 1	AB 41 R 4 H 11 RBI 4 BB 3 SO 4 LOB 13													
Del Crandall, R OBP: 0.182, SLG: 0.281 (1, 2)	0-0 FC5 2-3f			0-0 1B	0-0 F8			0-0 F9		0-0 HR		5 1 2 1 0 0 2														
Warren Spahn, L OBP: 0.182, SLG: 0.455 (1, 1)		0-0 F8		0-0 4-3	0-0 F5			0-0 F8		0-0 4-3		5 0 0 0 0 0 1														
Inning Stats	R: 3 E: 0 K: 0 S: 7	H: 4 LOB: 2 BB: 1 P: 11	R: 0 E: 0 K: 1 S: 5	H: 0 LOB: 0 BB: 0 P: 5	R: 0 E: 0 K: 0 S: 2	H: 0 LOB: 0 BB: 1 P: 6	R: 0 E: 0 K: 0 S: 4	H: 1 LOB: 1 BB: 0 P: 4	R: 0 E: 0 K: 2 S: 7	H: 0 LOB: 0 BB: 0 P: 7	R: 0 E: 0 K: 0 S: 4	H: 2 LOB: 1 BB: 0 P: 4	R: 0 E: 0 K: 0 S: 3	H: 0 LOB: 0 BB: 0 P: 3	R: 0 E: 0 K: 0 S: 5	H: 2 LOB: 2 BB: 0 P: 5	R: 0 E: 0 K: 0 S: 3	H: 0 LOB: 0 BB: 0 P: 3	R: 0 E: 0 K: 0 S: 4	H: 1 LOB: 2 BB: 1 P: 8	R: 1 E: 0 K: 1 S: 6	H: 1 LOB: 0 BB: 0 P: 6	1B: 10 2B: 0 3B: 0 HR: 1	SF: 1 SAC: 0 DP: 1 HBP: 0	WP: 0 PB: 0 SB: 0 CS: 0	PA: 45
PITCHER Jim O'Toole, L ERA: 2.25 (1, 1)	IP 11.0 WLS L BF 45 H 11 R 4 ER 4 SO 4 BB 3 IBB 0 HBP 0 BLK 0 WP 0 HR 1 S 50 P 62 ERA 3.27 WHIP 1.273																									

Milwaukee Braves @ Cincinnati Reds
Crosley Field, Cincinnati, OH
Tue Apr 26 1960, 7:05 PM EDT
Att: 9,061 - Unknown

livebaseballscorecards.com

Batter	1	2	3	4	5	6	7	8	9	AB R H RBI BB SO LOB	TOP	
Bill Bruton, L (1, 8) OBP: 0.349, SLG: 0.400	4-0 FC6-4 BB 2B BB		0-3 K	0-0 S 1B		0-0 6-3	4-0 IBB		0-0 1-3	4 1 1 2 2 1 0		
Red Schoendienst, S (1, 4) OBP: 0.400, SLG: 0.439 Chuck Cottier, R (5, 4) OBP: 0.333, SLG: 0.200	4-0 FC6-4 BB 1-2 BB		0-0 F9	0-0 F5		1-0 1B HBP	0-0 F5		0-0 6-3	2 0 0 0 1 0 1 2 0 0 0 0 0 3		
Eddie Mathews, L (1, 5) OBP: 0.471, SLG: 0.650	0-0 F3		0-0 F5		0-0 F9	0-3 K		4-0 SH5-4 E FC6-4 BB	0-0 1B 1B	5 1 1 0 1 1 3		
Hank Aaron, R (1, 9) OBP: 0.373, SLG: 0.681	0-0 FC6-4 2B 1-2f 2-3			0-0 S 1B HBP 1B	0-0 HR	0-0 1B		0-0 E6 FC6-4 SH5-4 1-2	0-0 1B 1B	6 2 4 1 0 0 3		
Joe Adcock, R (1, 3) OBP: 0.326, SLG: 0.537 Frank Torre, L (6, 3)	0-0 2B			0-0 F7	0-0 1B 2B 1B	0-0 F9		0-0 SH5-4 1-2 2-3	0-3 K	4 1 2 1 0 0 3 1 0 0 0 0 1 2		
Lee Maye, L (1, 7) OBP: 0.571, SLG: 0.600	0-0 F9			1-0 S 1B HBP 1B	0-0 2B B1-2-4 1B		0-0 F8 2B	4-0 FC6-4 IBB		3 1 2 0 1 0 2		
Johnny Logan, R (1, 6) OBP: 0.375, SLG: 0.419		0-0 F7		4-0 SH1-4 1B BB 1-2 2-3	0-0 2B		4-0 F9 BB	0-0 FC6-4 BB 1-2f 2-3 3-H		3 1 1 2 2 0 2		
Del Crandall, R (1, 2) OBP: 0.237, SLG: 0.286		0-3 K		0-0 SH1-4 1B 1-2 2-H 3-H	4-0 IBB		0-0 F8 2-3	4-0 BB		3 1 1 2 2 1 2		
Carl Willey, R (1, 1) Don McMahon, R (6, 1) Charlie Lau, L (7, PH) Lew Burdette, R (7, 1) OBP: 0.111, SLG: 0.222		0-3 K		0-0 SH1-4 1-2 2-3	0-0 B1-2-4		0-0 F9 1-2	0-0 6-3		2 0 0 0 0 1 3 0 0 0 0 0 0 0 1 0 0 0 0 0 2 1 0 0 0 0 0 3		
Inning Stats	R: 1 H: 1 E: 0 LOB: 2 K: 0 BB: 2 S: 4 P: 12	R: 0 H: 0 E: 0 LOB: 0 K: 2 BB: 0 S: 7 P: 7	R: 0 H: 0 E: 0 LOB: 0 K: 1 BB: 0 S: 5 P: 5	R: 4 H: 3 E: 0 LOB: 1 K: 0 BB: 1 S: 6 P: 11	R: 2 H: 4 E: 0 LOB: 2 K: 0 BB: 1 S: 6 P: 10	R: 0 H: 1 E: 0 LOB: 2 K: 1 BB: 0 S: 6 P: 7	R: 0 H: 1 E: 0 LOB: 3 K: 0 BB: 2 S: 4 P: 12	R: 1 H: 0 E: 1 LOB: 3 K: 0 BB: 3 S: 4 P: 16	R: 0 H: 2 E: 0 LOB: 2 K: 1 BB: 0 S: 7 P: 7	1B: 8 SF: 0 2B: 3 SAC: 2 3B: 0 DP: 1 HR: 1 HBP: 2	WP: 0 PA: 50 PB: 0 SB: 3 CS: 0	
PITCHER	IP WLS BF H R ER SO BB IBB HBP BLK WP HR S P ERA WHIP	IP WLS BF H R ER SO BB IBB HBP BLK WP HR S P ERA WHIP										
Jay Hook, R (1, 1) ERA: 9.45	4.1 L 23 6 7 7 3 3 0 1 0 0 0 1 25 38 14.54 2.077											
Bob Purkey, R (5, 1) ERA: 3.77	0.2 4 2 0 0 0 0 0 1 0 0 0 0 3 7 0.00 3.000											
Joe Nuxhall, L (6, 1) ERA: 7.0	1.0 5 1 0 0 1 0 0 0 1 0 0 0 6 7 0.00 1.000											
Brooks Lawrence, R (7, 1) ERA: 13.5	0.0 2 1 0 0 0 1 0 0 0 0 0 0 1 5 ∞ ∞											
Raul Sanchez, R (7, 1) ERA: 1.74	2.0 11 0 1 0 0 2 2 0 0 0 0 0 7 23 0.00 1.000											
PITCHER	IP WLS BF H R ER SO BB IBB HBP BLK WP HR S P ERA WHIP	IP WLS BF H R ER SO BB IBB HBP BLK WP HR S P ERA WHIP										
Bill Henry, L (9, 1) ERA: 9.53	1.0 5 2 0 0 1 0 0 0 0 0 0 0 7 7 0.00 2.000											

Milwaukee Braves @ Cincinnati Reds
 Crosley Field, Cincinnati, OH
 Wed Apr 27 1960, 7:05 PM EDT
 Att. 6,917 - Unknown

AB	37
R	8
H	12
RBI	8
BB	9
SO	5
LOB	29



WP	0	PA	50
PB	0		
SB	3		
CS	0		

Batter	1	2	3	4	5	6	7	8	9	AB R H RBI BB SO LOB	TOP					
Tony Curry, L (1, 9) OBP: 0.400, SLG: 0.333 Jimmie Coker, R (8, 2) OBP: 0.286, SLG: 0.467	0-0 1B PB 1B		0-3 K			0-0 L9			4-0 FC9-6 BB	3 1 1 0 0 1 0 0 0 0 0 1 0 0						
Alvin Dark, R (1, 5) OBP: 0.302, SLG: 0.218	0-0 1-3 PB 1B		0-0 F5			0-3 K			0-0 FC9-6 1-2f	4 1 1 0 0 1 1						
Johnny Callison, L (1, 8) OBP: 0.405, SLG: 0.545 Dave Philley, S (9, PH) OBP: 0.111, SLG: 0.111	0-0 4-3 1-H 3-H SF7 2B		0-0 F9			0-3 K			0-3 K	3 1 1 1 0 1 0 1 0 0 0 0 1 1						
Ed Bouchee, L (1, 3) OBP: 0.370, SLG: 0.366 Ted Lepcio, R (7, PH) OBP: 0.167, SLG: 0.250	0-0 4-3 2-3			0-3 K			0-3 K		0-3 K	2 0 0 0 0 1 1 2 0 0 0 0 2 1						
Pancho Herrera, R (1, 4) OBP: 0.317, SLG: 0.415	0-0 SF7 3-H			0-3 K			0-0 F8			2 0 0 1 0 1 0						
Harry Anderson, L (1, 7) OBP: 0.333, SLG: 0.389 Bobby Gene Smith, R (7, PH) OBP: 0.400, SLG: 0.400	0-0 G3			0-0 F8			0-0 4-3			2 0 0 0 0 0 0 1 0 0 0 0 0 0						
Clay Dalrymple, L (1, 2) OBP: 0.500, SLG: 0.833 Wally Post, R (8, PH) OBP: 0.154, SLG: 0.250		0-0 0-3 1B			0-3 K			0-0 F9		2 0 1 0 0 1 0 1 0 0 0 0 0 0						
Joe Koppe, R (1, 6) OBP: 0.255, SLG: 0.188		0-0 9-3 1-2f			4-0 B2-6-4 BB			0-3 K		2 0 0 0 1 1 1						
Jim Owens, R (1, 1) Chris Short, R (6, 1) Bobby Del Greco, R (8, PH) OBP: 0.379, SLG: 0.488 Humberto Robinson, R (8, 1) OBP: 0.500, SLG: 0.500		0-0 1-3			0-0 B2-6-4 1-2f			0-3 K		2 0 0 0 0 0 1 0 0 0 0 0 0 0 1 0 0 0 0 1 0 0 0 0 0 0 0 0						
Inning Stats	R: 3 H: 3 E: 0 LOB: 0 K: 0 BB: 0 S: 6 P: 6	R: 0 H: 1 E: 0 LOB: 0 K: 0 BB: 0 S: 3 P: 3	R: 0 H: 0 E: 0 LOB: 0 K: 1 BB: 0 S: 5 P: 5	R: 0 H: 0 E: 0 LOB: 0 K: 2 BB: 0 S: 7 P: 7	R: 0 H: 0 E: 0 LOB: 0 K: 1 BB: 1 S: 4 P: 8	R: 0 H: 0 E: 0 LOB: 0 K: 2 BB: 0 S: 7 P: 7	R: 0 H: 0 E: 0 LOB: 0 K: 1 BB: 0 S: 5 P: 5	R: 0 H: 0 E: 0 LOB: 1 K: 2 BB: 1 S: 7 P: 11	1B: 3 SF: 1 2B: 2 SAC: 0 3B: 0 DP: 2 HR: 0 HBP: 0	WP: 0 PA: 31 PB: 1 SB: 0 CS: 0						
PITCHER	IP WLS BF H R ER SO BB IBB HBP BLK WP HR S P ERA WHIP															
Bob Buhl, R (1, 1) ERA: 6.35	2.0	9	4	3	3	0	0	0	0	0	0	0	9	9	13.50	2.000
Juan Pizarro, L (3, 1) ERA: 3.38	6.0	W	19	0	0	0	9	2	0	0	0	0	35	43	0.00	0.333
Warren Spahn, L (9, 1) ERA: 2.63	1.0	S	3	0	0	0	2	0	0	0	0	0	7	7	0.00	0.000

Philadelphia Phillies @ Milwaukee Braves
Milwaukee County Stadium, Milwaukee, WI

Fri Apr 29 1960, 8:05 PM EDT
Att. 12,480 - Unknown

livebaseballscorecards.com



Batter	1	2	3	4	5	6	7	8	9
Bill Bruton, L <small>OBP: 0.333, SLG: 0.364</small> (1, 8)	0-0 1-3	0-0 L7		0-0 F7		0-0 FC3-6 1B		4-0 BB	
Red Schoendienst, S <small>OBP: 0.388, SLG: 0.422</small> Chuck Cottier, R <small>OBP: 0.286, SLG: 0.167</small> (6, PR) (7, 4)	0-0 3-1	0-0 4-3			0-0 P6	0-0 1B		0-0 FC5	
Eddie Mathews, L <small>OBP: 0.455, SLG: 0.605</small> (1, 5)	4-0 WP BB			0-0 F9		0-0 G3		0-0 P3	
Hank Aaron, R <small>OBP: 0.400, SLG: 0.680</small> (1, 9)	4-0 1-2 BB			0-0 1B		0-0 E S 1B		0-0 1-3	
Frank Torre, L (1, 3)	0-0 4-3			0-0 F7		0-0 P6		0-3 K	
Lee Maye, L <small>OBP: 0.455, SLG: 0.444</small> (1, 7)		0-0 1B SF8 1B		0-0 F8		0-0 4-3		0-0 F5	
Johnny Logan, R <small>OBP: 0.385, SLG: 0.426</small> (1, 6)		0-0 BB 1B		0-0 F9		0-0 E E 1B		0-0 P6	
Del Crandall, R <small>OBP: 0.262, SLG: 0.395</small> (1, 2)		0-0 SF8		0-0 HR		0-0 E9 1B		0-0 F6	
Bob Buhl, R <small>OBP: 0.167, SLG: 0.167</small> Al Spangler, L <small>OBP: 0.348, SLG: 0.300</small> (2, PH) Juan Pizarro, L <small>OBP: 0.667, SLG: 0.667</small> (3, 1) Warren Spahn, L <small>OBP: 0.182, SLG: 0.455</small> (9, 1)		4-0 BB		0-3 K		0-0 FC3-6 1B		0-0 FC5 BB 1B	

AB	R	H	RBI	BB	SO	LOB
4	1	0	0	1	0	3
4	0	1	1	0	0	2
1	0	0	0	0	0	2
3	0	0	0	1	0	1
3	0	2	0	1	0	0
4	0	0	0	0	1	4
4	1	1	0	0	0	1
4	1	2	0	0	0	0
3	2	2	2	0	0	0
0	0	0	0	0	0	0
0	0	0	0	1	0	0
3	0	2	1	0	1	0
0	0	0	0	0	0	0

BOTTOM

Philadelphia Phillies @ Milwaukee Braves
Milwaukee County Stadium, Milwaukee, WI
 Fri Apr 29 1960, 8:05 PM EDT
 Att. 12,480 - Unknown

AB	33
R	5
H	10
RBI	4
BB	4
SO	2
LOB	13



1B:	9	SF:	1
2B:	0	SAC:	0
3B:	0	DP:	0
HR:	1	HBP:	0

WP:	1	PA:	38
PB:	0		
SB:	2		
CS:	0		

Inning Stats	R	H	E	K	S	R	H	E	K	S	R	H	E	K	S	R	H	E	K	S	R	H	E	K	S	R	H	E	K	S	ERA	WHIP
	0	0	0	3	6	0	0	0	0	4	0	0	0	0	4	0	0	0	0	0	0	0	0	0	0	0	0	0	0	0	8.44	2.062
	0	0	0	0	6	0	0	0	0	4	0	0	0	0	4	0	0	0	0	0	0	0	0	0	0	0	0	0	0	0.00	0.600	
	0	0	0	1	4	0	0	0	0	5	0	0	0	0	5	0	0	0	0	0	0	0	0	0	0	0	0	0	0	0.00	2.000	

IP	WLS	BF	H	R	ER	SO	BB	IBB	HBP	BLK	WP	HR	S	P	ERA	WHIP
5.1	L	27	8	5	5	1	3	0	0	0	1	1	26	38	8.44	2.062
1.2		6	1	0	0	1	0	0	0	0	0	0	8	8	0.00	0.600
1.0		5	1	0	0	0	1	0	0	0	0	0	4	8	0.00	2.000

Batter	1	2	3	4	5	6	7	8	9	AB R H RBI BB SO LOB	TOP										
Tony Curry, L (1, 9) OBP: 0.433, SLG: 0.423	0-0 FC1-6 1B 2B	0-0 F8			0-0 F9			0-0 1B 1-2	0-0 1B 2-H	5 1 3 1 0 0 2											
Alvin Dark, R (1, 5) OBP: 0.309, SLG: 0.233	0-0 FC1-6 2-3 1B		0-3 K		0-0 P4			0-0 1B 1-2 2-3	0-0 5-3	5 0 2 0 0 1 1											
Johnny Callison, L (1, 8) OBP: 0.390, SLG: 0.514	0-3 K		0-0 4-3					0-0 L9		4 0 1 0 0 1 5											
Ed Bouchee, L (1, 3) Chris Short, R (8, 1)	0-0 FC1-6 FC6-4 1-2f 3-H		0-0 4-3					0-0 F7		4 0 0 1 0 0 5 0 0 0 0 0 0 0											
Pancho Herrera, R (1, 4) OBP: 0.297, SLG: 0.386	0-0 FC6-4 1-2f			0-0 5-3				0-0 G5-4-3 1-2f		4 0 0 0 0 1 2											
Wally Post, R (1, 7) OBP: 0.235, SLG: 0.375			0-0 F8		0-0 G3 2B			0-0 F9		4 1 2 0 0 0 0											
Jimmie Coker, R (1, 2) OBP: 0.302, SLG: 0.458			0-0 SH1-4 1B 1B		0-0 G3 2-3			0-0 6-3		3 0 1 0 1 0 1											
Joe Koppe, R (1, 6) OBP: 0.254, SLG: 0.192			0-0 SH1-4 1-2 1B		0-0 5-3			0-0 P4		4 1 1 0 0 0 2											
Don Cardwell, R (1, 1) Curt Simmons, L (7, 1) Turk Farrell, R (7, 1) Dave Philley, S (8, PH) (8, 3)			0-0 SH1-4		0-3 K			0-0 1B 1B	0-0 1B 2B	1 0 0 0 0 1 0 0 0 0 0 0 0 0 0 0 0 0 0 0 0 2 1 2 1 0 0 0											
Inning Stats	R: 1 E: 0 K: 1 S: 7	H: 2 LOB: 1 BB: 0 P: 7	R: 0 E: 0 K: 0 S: 5	H: 2 LOB: 2 BB: 0 P: 5	R: 0 E: 0 K: 1 S: 5	H: 0 LOB: 0 BB: 0 P: 5	R: 0 E: 0 K: 0 S: 4	H: 1 LOB: 1 BB: 0 P: 4	R: 0 E: 0 K: 1 S: 5	H: 0 LOB: 0 BB: 0 P: 5	R: 0 E: 0 K: 0 S: 3	H: 1 LOB: 0 BB: 0 P: 3	R: 0 E: 0 K: 0 S: 3	H: 0 LOB: 0 BB: 0 P: 3	R: 0 E: 0 K: 0 S: 5	H: 3 LOB: 2 BB: 0 P: 5	R: 3 E: 1 K: 1 S: 8	H: 3 LOB: 1 BB: 1 P: 12	1B: 9 2B: 3 3B: 0 HR: 0	SF: 0 SAC: 1 DP: 2 HBP: 0	WP: 0 PA: 38 PB: 0 SB: 0 CS: 0
PITCHER	IP WLS BF H R ER SO BB IBB HBP BLK WP HR S P ERA WHIP																				
Low Burdette, R (1, 1) ERA: 3.26	8.2 W 37 12 4 4 4 1 0 0 0 0 0 0 44 48 4.15 1.500																				
Don McMahon, R (9, 1) ERA: 7.71	0.1 S 1 0 0 0 0 0 0 0 0 0 0 0 1 1 0.00 0.000																				

Philadelphia Phillies @ Milwaukee Braves
 Milwaukee County Stadium, Milwaukee, WI
 Sun May 01 1960, 4:33 AM EDT
 Att. 17,884 - Unknown

AB	36
R	4
H	12
RBI	3
BB	1
SO	4
LOB	18



Batter	1	2	3	4	5	6	7	8	9
Bill Bruton, L (1, 8) <small>OBP: 0.396, SLG: 0.510</small>	0-0 2B		0-0 FC1-5 2B 1B		0-0 HR		0-0 1B 1B 1B	0-0 G1-6-3 1B	
Red Schoendienst, S (1, 4) <small>OBP: 0.377, SLG: 0.408</small> Chuck Cottier, R (7, PR) <small>OBP: 0.250, SLG: 0.143</small> (8, 4)	0-0 P6		0-0 FC1-5 2B 1-2 2-3		0-0 P5		0-0 1B 1B 1-2	0-3 K	
Eddie Mathews, L (1, 5) <small>OBP: 0.450, SLG: 0.574</small>	0-0 F7		0-3 K		4-0 1B BB		0-0 1B 2B 1B 1-2 2-3	0-0 G1-6-3 1-2f	
Hank Aaron, R (1, 9) <small>OBP: 0.441, SLG: 0.717</small>	4-0 BB		0-0 1-3 2-H 2B		0-0 1-2 1B G6-4-3		0-0 2B 1B 1-2 2-H 3-H		
Frank Torre, L (1, 3) <small>OBP: 0.111, SLG: 0.222</small>	0-0 P5		0-0 F7		0-0 G6-4-3 1-2f		0-0 1-3 2-H 2B		
Lee Maye, L (1, 7) <small>OBP: 0.533, SLG: 0.583</small>		0-0 F7		0-0 E FC6-2-6 2B		0-0 WP 5-3 1B	4-0 G5-4-3 BB		
Johnny Logan, R (1, 6) <small>OBP: 0.364, SLG: 0.400</small> Felix Mantilla, R (7, PH) <small>OBP: 0.167, SLG: 0.167</small> (8, 6)		0-3 K		0-0 L3 2-3		0-0 F3	0-3 K		
Del Crandall, R (1, 2) <small>OBP: 0.239, SLG: 0.357</small>		0-0 5-3		0-0 FC6-2-6 WP 3-H		0-0 5-3 1-2	0-0 G5-4-3 1-2f		
Lew Burdette, R (1, 1) <small>OBP: 0.231, SLG: 0.182</small> Don McMahon, R (9, 1)			4-0 FC1-5 1B BB		0-3 K 2-3	0-0 3-1 2-3		1-0 1B HBP	

Inning Stats	R: 0	H: 1	E: 0	LOB: 2	K: 0	BB: 1	S: 4	P: 8
	R: 0	H: 0	E: 0	LOB: 0	K: 1	BB: 0	S: 5	P: 5
	R: 1	H: 2	E: 0	LOB: 2	K: 1	BB: 1	S: 7	P: 11
	R: 0	H: 1	E: 1	LOB: 1	K: 1	BB: 0	S: 6	P: 6
	R: 1	H: 2	E: 0	LOB: 1	K: 0	BB: 1	S: 4	P: 8
	R: 0	H: 1	E: 0	LOB: 1	K: 0	BB: 0	S: 4	P: 4
	R: 3	H: 5	E: 0	LOB: 3	K: 1	BB: 1	S: 9	P: 13
	R: 0	H: 1	E: 0	LOB: 1	K: 1	BB: 0	S: 5	P: 6

PITCHER	IP	WLS	BF	H	R	ER	SO	BB	IBB	HBP	BLK	WP	HR	S	P	ERA	WHIP
Don Cardwell, R (1, 1) <small>ERA: 5.24</small>	6.0	L	29	9	4	4	3	3	0	0	0	2	1	32	44	6.00	2.000
Curt Simmons, L (7, 1) <small>ERA: 18.0</small>	0.0		4	3	1	1	0	1	0	0	0	0	0	3	7	∞	∞
Turk Farrell, R (7, 1) <small>ERA: 1.08</small>	1.0		2	0	0	0	1	0	0	0	0	0	0	4	4	0.00	0.000
Chris Short, L (8, 1) <small>ERA:</small>	1.0		4	1	0	0	1	0	0	1	0	0	0	5	6	0.00	1.000

BOTTOM

Philadelphia Phillies @ Milwaukee Braves
Milwaukee County Stadium, Milwaukee, WI

Sun May 01 1960, 4:33 AM EDT
 Att. 17,884 - Unknown

AB	R	H	RBI	BB	SO	LOB
5	3	5	1	0	0	0
4	0	1	0	0	0	3
1	1	0	0	0	1	2
4	1	1	0	1	1	5
3	0	3	3	1	0	0
4	0	1	1	0	0	6
3	0	2	0	1	0	0
3	0	0	0	0	1	2
1	0	0	0	0	1	3
4	0	0	0	0	0	5
2	0	0	0	1	1	2
0	0	0	0	0	0	0

AB	34
R	5
H	13
RBI	5
BB	4
SO	5
LOB	28



WP	PA
2	39
PB: 0	
SB: 0	
CS: 0	

1B	2B	3B	HR	SF	SAC	DP	HBP
8	4	0	1	0	3	3	1

Batter	1	2	3	4	5	6	7	8	9	AB R H RBI BB SO LOB	TOP							
Bill Bruton, L (1, 8) OBP: 0.386, SLG: 0.491	0-0 1-6-3		0-0 F6			0-0 1B		0-0 4-3		4 0 1 0 0 0 1	Milwaukee Braves @ San Francisco Giants Candlestick Park, San Francisco, CA Mon May 02 1960, 10:05 PM EDT Att: 41,943 - Unknown livebaseballscorecards.com							
Red Schoendienst, S (1, 4) OBP: 0.351, SLG: 0.377	0-0 4-3			0-0 5-3		0-0 F9		0-0 F9		4 0 0 0 0 0 1								
Eddie Mathews, L (1, 5) OBP: 0.438, SLG: 0.549	0-3 K			0-0 4-3		0-0 FC6-4 1B			0-0 G3	4 0 1 0 0 1 0								
Hank Aaron, R (1, 9) OBP: 0.444, SLG: 0.696		0-0 G1-6-3 1B		4-0 BB		0-0 FC6-4 1-2f			0-0 F8	3 0 1 0 1 0 2								
Ray Boone, R (1, 3) OBP: 0.273, SLG: 0.300		0-0 F9		0-0 1-3			0-3 K		0-0 5-3	4 0 0 0 0 1 2								
Mike Krsnich, R (1, 7) OBP: 0.333, SLG: 0.444		0-0 G1-6-3 1-2f			0-0 6-3		0-0 5-3			3 0 0 0 0 0 1								
Johnny Logan, R (1, 6) OBP: 0.379, SLG: 0.404			4-0 SH1-4 BB		0-0 6-3		0-0 FC5-4 1B			2 0 1 0 1 0 0								
Del Crandall, R (1, 2) OBP: 0.224, SLG: 0.333			0-0 F6		0-0 5-3		0-0 FC5-4 1-2f			3 0 0 0 0 0 2								
Carl Willey, R (1, 1)			0-0 SH1-4			0-0 F9		0-0 6-3		1 0 0 0 0 0 0								
Stan Lopata, R (8, PH) OBP: 0.286, SLG: 0.167			1-2							1 0 0 0 0 0 0								
Don McMahon, R (8, 1)										0 0 0 0 0 0 0								
Ken MacKenzie, R (8, 1)										0 0 0 0 0 0 0								
Inning Stats	R: 0 E: 0 K: 1 S: 5	H: 0 LOB: 0 BB: 0 P: 5	R: 0 E: 0 K: 0 S: 3	H: 1 LOB: 0 BB: 0 P: 3	R: 0 E: 0 K: 0 S: 3	H: 0 LOB: 1 BB: 1 P: 7	R: 0 E: 0 K: 0 S: 3	H: 0 LOB: 1 BB: 1 P: 7	R: 0 E: 0 K: 0 S: 3	H: 0 LOB: 0 BB: 0 P: 3	R: 0 E: 0 K: 0 S: 3	H: 0 LOB: 0 BB: 0 P: 3	R: 0 E: 0 K: 0 S: 3	H: 0 LOB: 0 BB: 0 P: 3	1B: 4 2B: 0 3B: 0 HR: 0	SF: 0 SAC: 1 DP: 1 HBP: 0	WP: 0 PB: 0 SB: 0 CS: 0	PA: 32
PITCHER Mike McCormick, L (1, 1) ERA: 2.12	IP: 9.0 WLS: W BF: 32 H: 4 R: 0 ER: 0 SO: 2 BB: 2 IBB: 0 HBP: 0 BLK: 0 WP: 0 HR: 0 S: 34 P: 42 ERA: 0.00 WHIP: 0.667											PITCHER	IP: 9.0 WLS: W BF: 32 H: 4 R: 0 ER: 0 SO: 2 BB: 2 IBB: 0 HBP: 0 BLK: 0 WP: 0 HR: 0 S: 34 P: 42 ERA: 0.00 WHIP: 0.667					



Batter	1	2	3	4	5	6	7	8	9	AB R H RBI BB SO LOB	TOP
Bill Bruton, L (1, 8) OBP: 0.371, SLG: 0.466 BB C F X	2-2 1-3 	1-1 F8 		3-2 CS 1B 			1-1 F7 		1-0 F5 	5 0 1 0 0 0 2	Milwaukee Braves @ Los Angeles Dodgers Los Angeles Memorial Coliseum, Los Angeles, CA Wed May 04 1960, 10:05 PM EDT Att: 29,232 - Unknown livebaseballscorecards.com
Red Schoendienst, S (1, 4) OBP: 0.361, SLG: 0.421 C X	0-1 4-3 2B 		0-0 4-3 	0-2 CS 1-2 	2-2 2B 		0-0 F7 			4 0 2 0 0 0 0	
Eddie Mathews, L (1, 5) OBP: 0.441, SLG: 0.537 B B X	2-0 4-3 2-3 		0-0 G3 E 1B 		4-0 BB 		0-2 F9 			3 0 1 0 1 0 1	
Hank Aaron, R (1, 9) OBP: 0.418, SLG: 0.650 C F B B X	2-2 5-3 		0-1 E5 G3 1-2 		1-2 F8 			0-0 F2 		4 0 0 0 0 0 4	
Wes Covington, L (1, 7) Al Spangler, L (9, 7) OBP: 0.348, SLG: 0.300		0-0 F8 	1-1 G3 1-2 2-3 		0-2 F3 		0-2 F8 			4 0 0 0 0 0 4	
Frank Torre, L (1, 3) OBP: 0.231, SLG: 0.250 F F X		0-2 1B 1B 	4-1 BB 		1-0 F8 		1-0 F9 			0 0 0 0 0 0 0	
Johnny Logan, R (1, 6) OBP: 0.371, SLG: 0.393 B C X		1-1 1B 1-2 1B 	2-0 F9 		0-1 F4 			0-2 3-1 		4 0 1 0 0 0 3	
Del Crandall, R (1, 2) OBP: 0.245, SLG: 0.408 X		0-0 1-3 2-H 1B 		1-0 F7 		3-2 5-3 		1-1 HR 		4 1 2 2 0 0 0	
Bob Buhl, R (1, 1) OBP: 0.100, SLG: 0.100 B C C X		2-3 K 		2-3 K 		2-3 K 		2-3 K 		4 0 0 0 0 4 2	
Inning Stats	R: 0 H: 1 E: 0 LOB: 1 K: 0 BB: 0 S: 9 P: 15	R: 1 H: 3 E: 0 LOB: 2 K: 1 BB: 0 S: 12 P: 16	R: 0 H: 1 E: 1 LOB: 3 K: 0 BB: 1 S: 8 P: 15	R: 0 H: 1 E: 0 LOB: 0 K: 1 BB: 0 S: 9 P: 15	R: 0 H: 1 E: 0 LOB: 2 K: 0 BB: 1 S: 13 P: 21	R: 0 H: 0 E: 0 LOB: 0 K: 1 BB: 0 S: 10 P: 15	R: 0 H: 0 E: 0 LOB: 0 K: 0 BB: 0 S: 7 P: 8	R: 0 H: 0 E: 0 LOB: 0 K: 0 BB: 0 S: 6 P: 7	R: 1 H: 1 E: 0 LOB: 0 K: 1 BB: 0 S: 9 P: 13	1B: 5 SF: 0 2B: 2 SAC: 0 3B: 0 DP: 0 HR: 1 HBP: 0	WP: 0 PA: 38 PB: 0 SB: 0 CS: 1
PITCHER Don Drysdale, R (1, 1) ERA: 2.29	IP WLS BF H R ER SO BB IBB HBP BLK WP HR S P ERA WHIP 9.0 L 37 8 2 2 4 2 0 0 0 0 0 1 83 125 2.00 1.111					PITCHER IP WLS BF H R ER SO BB IBB HBP BLK WP HR S P ERA WHIP					

Milwaukee Braves @ Los Angeles Dodgers
Los Angeles Memorial Coliseum, Los Angeles, CA

AB 35
R 2
H 8
RBI 2
BB 2
SO 4
LOB 18



Batter	1	2	3	4	5	6	7	8	9	AB R H RBI BB SO LOB
Jim Gilliam, S OBP: 0.398, SLG: 0.313 (1, 4) B C X	2-1 4-3 ①		2-1 6-3 ③		3-2 4-3 ③		3-2 CS 1B			4 0 1 0 0 0 1
Wally Moon, L OBP: 0.405, SLG: 0.529 (1, 7) B B X	3-0 B3 ②			0-0 1-3 ①		2-2 4-3 ①	2-2 CS ③	3-1 4-3 ①		4 0 0 0 0 0 0
Norm Larker, L OBP: 0.563, SLG: 0.300 (1, 3) B C B B	4-1 BB			4-2 2B 4-3 BB		4-1 BB E BB		3-1 4-3 ②		1 1 0 0 3 0 0
Duke Snider, L OBP: 0.417, SLG: 0.514 (1, 9) X	0-0 G3 ③			1-1 4-3 1-3 2B		3-1 FC3 BB		2-1 F9 ③		4 0 1 0 0 0 2
John Roseboro, L OBP: 0.382, SLG: 0.491 (1, 2) C C C		0-3 K ①		2-2 4-3 ②		4-2 FC6-4 BB		2-3 K ①		3 0 0 1 1 2 1
Gil Hodges, R OBP: 0.289, SLG: 0.403 (1, 5) B B X		2-0 F3 ②		2-3 3-H 3-1 F8 ③		1-0 F5 ②		1-3 K ②		4 0 0 0 0 1 4
Don Demeter, R OBP: 0.302, SLG: 0.525 (1, 8) Maury Wills, S OBP: 0.314, SLG: 0.304 (9, PR)		3-3 K ③			0-0 G4-6-3 1B	1-0 FC6-4 1-2f		4-0 BB		3 0 1 0 1 1 3 0 0 0 0 0 0 0
Bob Aspromonte, R OBP: 0.077, SLG: 0.077 (1, 6) Chuck Essegian, R OBP: 0.188, SLG: 0.375 (9, PH)		2-2 5-3 ①		1-2 G4-6-3 1-2f		0-0 F8 ①		2-2 F4 ③		3 0 0 0 0 0 1 1 0 0 0 0 0 1
Don Drysdale, R OBP: 0.313, SLG: 0.467 (1, 1) S C C		1-3 K ②		4-2 BB		1-0 6-3 ②				2 0 0 0 1 1 0

Inning Stats	R: 0 E: 0 K: 0 S: 5	H: 0 LOB: 1 BB: 1 P: 14	R: 0 E: 0 K: 2 S: 8	H: 0 LOB: 0 BB: 0 P: 13	R: 0 E: 0 K: 1 S: 8	H: 0 LOB: 0 BB: 0 P: 13	R: 1 E: 0 K: 0 S: 10	H: 1 LOB: 1 BB: 1 P: 20	R: 0 E: 0 K: 0 S: 12	H: 1 LOB: 1 BB: 1 P: 20	R: 0 E: 1 K: 0 S: 10	H: 0 LOB: 3 BB: 2 P: 25	R: 0 E: 0 K: 0 S: 7	H: 1 LOB: 0 BB: 0 P: 13	R: 0 E: 0 K: 0 S: 6	H: 0 LOB: 0 BB: 0 P: 14	R: 0 E: 0 K: 2 S: 10	H: 0 LOB: 1 BB: 1 P: 19	1B: 2 2B: 1 3B: 0 HR: 0	SF: 0 SAC: 0 DP: 1 HBP: 0	WP: 0 PB: 0 SB: 0 CS: 1	PA: 36											
PITCHER Bob Buhl, R ERA: 4.5 (1, 1)	IP 9.0	WLS W	BF 35	H 3	R 1	ER 1	SO 5	BB 6	IBB 0	HBP 0	BLK 0	WP 0	HR 0	S 76	P 151	ERA 1.00	WHIP 1.000																
											PITCHER	IP 9.0	WLS W	BF 35	H 3	R 1	ER 1	SO 5	BB 6	IBB 0	HBP 0	BLK 0	WP 0	HR 0	S 76	P 151	ERA 1.00	WHIP 1.000					

BOTTOM

Milwaukee Braves @ Los Angeles Dodgers
Los Angeles Memorial Coliseum, Los Angeles, CA

livebaseballscorecards.com

AB	29
R	1
H	3
RBI	1
BB	6
SO	5
LOB	13



Wed May 04 1960, 10:05 PM EDT
Att. 29,232 - Unknown

Batter	1	2	3	4	5	6	7	8	9	10	AB R H RBI BB SO LOB	TOP												
Bill Bruton, L (1, 8) OBP: 0.343, SLG: 0.429	0-1 1-3		0-1 5-3		0-0 1-6-3		0-1 4-1		1-3 K		5 0 0 0 0 1 1	Milwaukee Braves @ Los Angeles Dodgers Los Angeles Memorial Coliseum, Los Angeles, CA Thu May 05 1960, 6:33 AM EDT Att. 17,866 - Unknown												
Red Schoendienst, S (1, 4) OBP: 0.364, SLG: 0.419	1-1 FC6-4 1B		0-1 4-3		0-1 1B		2-2 3-1		0-1 1-3		5 0 2 0 0 0 1													
Eddie Mathews, L (1, 5) OBP: 0.438, SLG: 0.517	0-3 K		1-1 1B		2-2 4-3		4-2 1B BB		1-0 F5		4 0 1 0 1 1 2													
Hank Aaron, R (1, 9) OBP: 0.417, SLG: 0.677	0-0 FC6-4 1-2f		0-1 5-3		1-0 HR		2-2 1-3 1B		1-3 K		5 1 2 1 0 1 2													
Ray Boone, R (1, 3) OBP: 0.429, SLG: 0.364		4-2 HR BB		4-1 G4-6-3 BB		2-0 B1-3 1B		2-1 F8		4-1 FC6-4 BB	1 1 1 0 2 0 0 1 0 0 0 1 0 2													
Frank Torre, L (8, PH) OBP: 0.267, SLG: 0.231																								
Mel Roach, R (1, 7) OBP: 0.300, SLG: 0.500		1-0 HR		1-0 G4-6-3		0-0 B1-3		4-0 FC6-4 IBB		2-2 FC6-4	3 1 1 2 0 0 2 0 0 0 0 1 0 0 1 0 0 0 0 0 1													
Lee Mays, L (8, PH) OBP: 0.563, SLG: 0.583																								
Al Spangler, L (8, 7) OBP: 0.333, SLG: 0.286																								
Johnny Logan, R (1, 6) OBP: 0.364, SLG: 0.383		1-2 5-3		0-1 FC6-4 1B		1-2 5-3		1-2 FC6-4			4 0 1 0 0 0 3													
Del Crandall, R (1, 2) OBP: 0.263, SLG: 0.404		4-1 G6-4-3 BB		0-1 FC6-4		1-2 6-3		2-1 1B			3 0 1 0 1 0 1													
Lew Burdette, R (1, 1) OBP: 0.188, SLG: 0.143		1-2 G6-4-3		2-3 K2-3		2-3 K		0-3 K			3 0 0 0 0 2 1 1 0 0 0 0 1 1 0 0 0 0 0 0 0													
Don McMahon, R (8, 1)																								
Bob Rush, R (10, 1)																								
Inning Stats	R: 0 E: 0 K: 1 S: 8	H: 1 LOB: 1 BB: 0 P: 9	R: 2 E: 0 K: 0 S: 11	H: 1 LOB: 0 BB: 2 P: 22	R: 0 E: 0 K: 0 S: 8	H: 1 LOB: 1 BB: 0 P: 9	R: 0 E: 0 K: 0 S: 6	H: 1 LOB: 1 BB: 1 P: 11	R: 0 E: 0 K: 1 S: 9	H: 1 LOB: 1 BB: 0 P: 13	R: 1 E: 0 K: 0 S: 6	H: 2 LOB: 0 BB: 0 P: 10	R: 0 E: 0 K: 1 S: 8	H: 0 LOB: 0 BB: 0 P: 11	R: 0 E: 0 K: 0 S: 18	H: 1 LOB: 3 BB: 2 P: 33	R: 0 E: 0 K: 2 S: 11	H: 1 LOB: 1 BB: 0 P: 14	R: 0 E: 0 K: 1 S: 9	H: 0 LOB: 1 BB: 1 P: 17	1B: 7 2B: 1 3B: 0 HR: 2	SF: 0 SAC: 0 DP: 3 HBP: 0	WP: 0 PB: 0 SB: 0 CS: 0	PA: 42
PITCHER	IP WLS BF H R ER SO BB IBB HBP BLK WP HR S P ERA WHIP																							
Johnny Podres, L (1, 1) ERA: 2.21	6.0	25	7	3	3	2	3	0	0	0	0	0	0	0	46	74	4.50	1.667						
Larry Sherry, R (7, 1) ERA: 5.68	4.0	17	2	0	0	4	2	1	0	0	0	0	0	46	75	0.00	1.000							

AB	36
R	3
H	9
RBI	3
BB	6
SO	6
LOB	17



Batter	1	2	3	4	5	6	7	8	9	10	AB	R	H	RBI	BB	SO	LOB
Jim Gilliam, S OBP: 0.386, SLG: 0.294 (1, 4)	4-2 G4-6-3 BB		1-0 F7			1-2 FC4-6 1-2f		1-0 B1-4 1-2f	0-1 F9		4	0	0	0	1	0	4
Wally Moon, L OBP: 0.405, SLG: 0.514 (1, 7)	0-2 G4-6-3 1-2f		3-1 F8			1-0 FC6-4 1-2f		4-0 1B 1B BB		0-0 2B 1B	4	2	1	0	1	0	3
Norm Larker, L OBP: 0.619, SLG: 0.533 (1, 3)	0-1 1B			0-0 G4-6-3 1B		2-2 4-3		2-2 1B 1-3 1B		2-2 1B 1-3 2B	5	0	4	0	0	0	1
Duke Snider, L OBP: 0.415, SLG: 0.475 (1, 9)	2-0 G3			1-2 G4-6-3 1-2f			0-0 F5	4-2 1B 1-2 BB		4-0 1B IBB	3	0	0	0	2	0	2
Don Demeter, R OBP: 0.313, SLG: 0.578 (1, 8)		2-2 6-3		0-0 F8			1-2 HR	1-2 1B		1-2 F4	5	1	2	2	0	0	3
John Roseboro, L OBP: 0.356, SLG: 0.450 (1, 2)		0-0 F9		1-2 F9			0-1 F9	1-3 K		3-2 F5	5	0	0	0	0	1	6
Bob Aspromonte, R OBP: 0.278, SLG: 0.444 (1, 5)		3-1 F8		1-1 G5-4-3 1B			0-0 HR		2-0 6-3 SH3-4 1B	1-2 1B 1-2 3-H	5	1	4	2	0	0	0
Maury Wills, S OBP: 0.315, SLG: 0.306 (1, 6)			2-2 SH1-4 1B		1-0 G5-4-3 1-2f		0-1 1-3		2-1 SH3-4 1-2		3	0	1	0	0	0	1
Johnny Podres, L OBP: 0.250, SLG: 0.100 (1, 1)			1-1 SH1-4			1-0 FC4-6 1B		1-0 B1-4 1B	0-1 6-3		0	0	0	0	0	0	0
Tommy Davis, R OBP: 0.250, SLG: 0.241 (6, PH)											1	0	1	0	0	0	0
Larry Sherry, R OBP: 0.167, SLG: 0.091 (7, 1)											2	0	1	0	0	0	1

Inning Stats	R: 0	H: 1	E: 0	K: 0	S: 8	R: 0	H: 0	E: 0	K: 0	S: 6	R: 0	H: 1	E: 0	K: 0	S: 8	R: 0	H: 1	E: 0	K: 0	S: 5	R: 0	H: 1	E: 0	K: 0	S: 6	R: 0	H: 1	E: 0	K: 0	S: 9	R: 2	H: 2	E: 0	K: 0	S: 10	R: 1	H: 3	E: 0	K: 1	S: 16	R: 0	H: 1	E: 0	K: 0	S: 7	R: 1	H: 3	E: 0	K: 0	S: 13	1B: 11	SF: 0	2B: 2	SAC: 2	3B: 0	DP: 4	HR: 2	HBP: 0	WP: 0	PA: 43
PITCHER	IP	WLS	BF	H	R	ER	SO	BB	IBB	HBP	BLK	WP	HR	S	P	ERA	WHIP																																											
Lew Burdette, R ERA: 3.32 (1, 1)	7.2		30	9	3	3	0	2	0	0	0	0	2	57	93	3.52	1.435																																											
Don McMahon, R ERA: 9.72 (8, 1)	1.1	L	9	4	1	1	1	1	0	0	0	0	0	22	34	6.75	3.750																																											
Bob Rush, R ERA: (10, 1)	0.2		4	1	0	0	0	0	1	0	0	0	0	9	18	0.00	1.500																																											

Milwaukee Braves @ Los Angeles Dodgers
Los Angeles Memorial Coliseum, Los Angeles, CA

Thu May 05 1960, 6:33 AM EDT
Att: 17,866 - Unknown

livebaseballscorecards.com

AB	37
R	4
H	14
RBI	4
BB	4
SO	1
LOB	21



Batter	1	2	3	4	5	6	7	8	9	AB R H RBI BB SO LOB	TOP			
Joe Cunningham, L (1, 9) OBP: 0.418, SLG: 0.403	0-0 G4-6-3 2B	0-0 F9		0-0 P3			0-0 1B BB 1B	0-0 L4	0-3 K	6 1 2 0 0 1 3				
Alex Grammas, R (1, 6) Wally Shannon, L (8, PH) OBP: 0.279, SLG: 0.281 OBP: 0.400, SLG: 0.250	4-0 G4-6-3 BB		0-0 5-3		0-0 1B		4-0 1-2 1B BB	0-0 5-3		2 1 1 0 2 0 0 1 0 0 0 0 0 0				
Bill White, L (1, 8) OBP: 0.355, SLG: 0.483	0-0 G4-6-3 1-2f 2-3		0-0 4-3		0-0 F2		0-0 1-2 2-3 1B BB 1B	0-0 E6 1B BB		5 2 1 0 0 0 3				
Ken Boyer, R (1, 5) OBP: 0.337, SLG: 0.562	0-0 F3		0-0 1B PB 1B		0-0 F9		0-0 P5 1-2 2-3 1B BB 1B	4-0 E 1B 1B BB		4 2 1 0 1 0 5				
Stan Musial, L (1, 3) Curt Flood, R (8, PR) OBP: 0.411, SLG: 0.492 OBP: 0.429, SLG: 0.200		0-3 K	0-0 PB 1B		0-0 F3		0-0 BB FC4-6 1B	0-0 E9 1B 1B		5 1 3 3 0 1 1 0 0 0 0 0 0 0				
Daryl Spencer, R (1, 4) OBP: 0.422, SLG: 0.615		0-0 FC1-6 1B	0-0 6-3			0-0 4-3 1B	4-0 FC4-6 1-2 BB	0-0 1-3 3-H 1B		4 0 3 1 1 0 1				
Leon Wagner, L (1, 7) OBP: 0.400, SLG: 0.516		0-0 FC1-6 1B E		0-0 G5-4-3 1B		0-0 4-3 1-2 1B	4-0 1-2 2-3 3-H FC4-6 BB	0-0 F2		4 1 1 1 1 0 4				
Hal Smith, R (1, 2) Carl Sawatski, L (7, PH) OBP: 0.200, SLG: 0.143 OBP: 0.366, SLG: 0.514		0-0 E 1B	0-0 G5-4-3		0-0 K		0-3 1-2f 2-3 3-H FC4-6		0-0 6-3	3 0 1 0 0 1 2 2 0 0 1 0 0 2				
Lindy McDaniel, R Marshall Bridges, S Ernie Broglio, R Dick Gray, R Bob Dillig, R George Crowell, L Bob Gibson, R Larry Jackson, R Bob Nieman, R		0-0 E5		0-0 1B		0-0 4-3	0-3 K		0-3 K	2 0 0 1 0 0 0 1 0 0 0 0 0 0 0 0 0 0 0 0 0 0 0 0 1 0 0 0 0 0 0 1 0 1 0 0 0 0 0 0 0				
Inning Stats	R: 0 H: 1 E: 0 LOB: 1 K: 0 BB: 1 S: 3 P: 7	R: 1 H: 2 E: 1 LOB: 2 K: 1 BB: 0 S: 8 P: 8	R: 1 H: 2 E: 0 LOB: 1 K: 0 BB: 0 S: 5 P: 5	R: 0 H: 2 E: 0 LOB: 1 K: 0 BB: 0 S: 4 P: 4	R: 0 H: 1 E: 0 LOB: 1 K: 0 BB: 0 S: 4 P: 4	R: 0 H: 1 E: 0 LOB: 1 K: 1 BB: 0 S: 6 P: 6	R: 4 H: 3 E: 0 LOB: 2 K: 1 BB: 3 S: 8 P: 20	R: 2 H: 2 E: 2 LOB: 2 K: 0 BB: 1 S: 6 P: 10	R: 0 H: 0 E: 0 LOB: 0 K: 2 BB: 0 S: 7 P: 7	1B: 13 SF: 0 2B: 1 SAC: 0 3B: 0 DP: 2 HR: 0 HBP: 0	WP: 0 PA: 46 PB: 1 SB: 0 CS: 0			
PITCHER	IP WLS BF H R ER SO BB IBB HBP BLK WP HR S P ERA WHIP												PITCHER	IP WLS BF H R ER SO BB IBB HBP BLK WP HR S P ERA WHIP
Warren Spahn, L (1, 1) ERA: 3.21	6.1 W 33 12 6 4 2 3 0 0 0 0 0 0 34 46 5.68 2.368													
Don McMahon, R (7, 1) ERA: 8.38	1.1 8 1 2 0 1 2 0 0 0 0 0 0 8 16 0.00 2.250													
Lew Burdette, R (8, 1) ERA: 3.2	1.1 S 5 1 0 0 2 0 0 0 0 0 0 0 9 9 0.00 0.750													

St. Louis Cardinals @ Milwaukee Braves
 Milwaukee County Stadium, Milwaukee, WI
 Wed May 11 1960, 8:05 PM EDT
 Att. 9,472 - Unknown

livebaseballscorecards.com

AB	41
R	8
H	14
RBI	6
BB	5
SO	5
LOB	25



Batter	1	2	3	4	5	6	7	8	9
Bill Bruton, L OBP: 0.361, SLG: 0.433 (1, 8)	0-0 E4 CS		0-3 K		0-0 1B E 1B	0-0 CS 1B		4-0 BB 1B BB	
Red Schoendienst, S OBP: 0.371, SLG: 0.415 Chuck Cottier, R OBP: 0.333, SLG: 0.250 (1, 4) (7, 4)	4-0 WP 5-3 BB 1-2		0-0 1-3		0-0 E SF8 1B 1-2 2-3	0-3 K 1-2		0-0 BB 1B 1B 1-2 2-3	
Eddie Mathews, L OBP: 0.449, SLG: 0.629 (1, 5)	0-0 5-3 1-2		0-0 HR		0-0 E9 2B 1B 1-3 2-H 3-H	0-0 HR		0-0 SF8 3-H	
Hank Aaron, R OBP: 0.416, SLG: 0.647 (1, 9)	0-0 5-3 2-3		0-3 K		4-0 2B IBB	0-0 L7		4-0 1B BB 1-2 2-3	
Frank Torre, L OBP: 0.250, SLG: 0.235 (1, 3)		0-0 4-3		0-0 4-3	0-0 SF8 3-H		0-0 F9	0-0 FC4-6 1B 1-3 2-H 3-H	
Wes Covington, L OBP: 0.182, SLG: 0.545 Al Spangler, L OBP: 0.333, SLG: 0.286 (1, 7) (9, 7)		0-0 HR		0-3 K	0-0 FC6-4 1-H 2-H		0-3 K	0-0 FC4-6 1-2f	
Felix Mantilla, R OBP: 0.250, SLG: 0.200 (1, 6)		0-0 S 1B		0-0 6-3	4-0 FC6-4 BB		0-0 F9		
Del Crandall, R OBP: 0.262, SLG: 0.446 (1, 2)		0-3 K			HR FC6-4			0-3 K	
Warren Spahn, L OBP: 0.214, SLG: 0.385 Don McMahon, R Lew Burdette, R OBP: 0.235, SLG: 0.200 (1, 1) (7, 1) (8, 1)		0-3 K			1B E BB 4-3			0-0 1B BB SF8 1B	

Inning Stats	R: 0	H: 0	E: 1	LOB: 1	K: 0	S: 3	P: 7
	R: 1	H: 2	E: 0	LOB: 1	K: 2	S: 9	P: 9
	R: 1	H: 1	E: 0	LOB: 0	K: 2	S: 8	P: 8
	R: 0	H: 0	E: 0	LOB: 0	K: 1	S: 5	P: 5
	R: 6	H: 5	E: 1	LOB: 2	K: 0	S: 8	P: 20
	R: 1	H: 2	E: 0	LOB: 0	K: 1	S: 6	P: 6
	R: 0	H: 0	E: 0	LOB: 0	K: 1	S: 5	P: 5
	R: 3	H: 3	E: 0	LOB: 2	K: 1	S: 8	P: 16

PITCHER	IP	WLS	BF	H	R	ER	SO	BB	IBB	HBP	BLK	WP	HR	S	P	ERA	WHIP
Lindy McDaniel, R ERA: 4.08 (1, 1)	4.0	L	22	7	8	8	5	2	1	0	0	1	3	29	41	18.00	2.250
Marshall Bridges, L ERA: 4.32 (5, 1)	0.1		3	1	0	0	0	1	0	0	0	0	0	2	6	0.00	6.000
Ernie Broglio, R ERA: 2.6 (5, 1)	0.2		2	0	0	0	0	0	0	0	0	0	0	2	2	0.00	0.000
Bob Duliba, R ERA: 5.79 (6, 1)	1.0		4	2	1	1	1	0	0	0	0	0	1	6	6	9.00	2.000
Bob Gibson, R ERA: 9.72 (7, 1)	1.1		7	2	3	3	2	1	0	0	0	0	0	10	14	20.25	2.250

BOTTOM

AB	R	H	RBI	BB	SO	LOB
4	2	2	0	1	1	0
3	1	1	0	1	1	1
1	1	1	0	0	0	0
4	3	3	5	0	0	1
3	1	0	0	2	1	1
4	0	1	3	0	0	0
5	1	2	3	0	2	2
0	0	0	0	0	0	0
3	0	1	0	1	0	0
4	1	1	1	0	2	3
2	1	0	0	1	1	3
0	0	0	0	0	0	0
1	1	1	0	0	0	0

AB 34
R 12
H 13
RBI 12
BB 6
SO 8
LOB 11



St. Louis Cardinals @ Milwaukee Braves
Milwaukee County Stadium, Milwaukee, WI

Wed May 11 1960, 8:05 PM EDT
Att. 9,472 - Unknown

PITCHER	IP	WLS	BF	H	R	ER	SO	BB	IBB	HBP	BLK	WP	HR	S	P	ERA	WHIP
Larry Jackson, R ERA: 4.0 (8, 1)	0.2		4	1	0	0	0	1	0	0	0	0	0	3	7	0.00	3.000

Batter	1	2	3	4	5	6	7	8	9	AB R H RBI BB SO LOB	TOP						
Joe Cunningham, L (1, 9) OBP: 0.440, SLG: 0.429	0-0 L9		0-0 2B 1B		0-0 2B		4-0 2B BB	4-0 1-2 2-3 BB		3 1 2 0 2 0 0							
Daryl Spencer, R (1, 4) (7, 6) OBP: 0.411, SLG: 0.602	0-0 2B		0-0 F8		0-0 P4		0-0 F9	0-0 5-3		5 0 1 0 0 0 7							
Bill White, L (1, 8) OBP: 0.357, SLG: 0.500	0-0 L6		0-0 1-H 2B			0-0 F9	0-0 1-3 2-H 2B		0-3 K	5 0 2 2 0 1 1							
Ken Boyer, R (1, 5) OBP: 0.330, SLG: 0.532	4-0 BB		0-0 5-3			0-0 G2	0-3 K		0-0 6-3	4 0 0 0 1 1 4							
Stan Musial, L (1, 3) OBP: 0.397, SLG: 0.462	0-0 1-3			0-0 G3		4-0 WP BB		0-0 1-3	0-0 F8	4 0 0 0 1 0 2							
Leon Wagner, L (1, 7) OBP: 0.405, SLG: 0.500		0-0 P6		0-0 F9		4-0 1-2 BB		4-0 BB BB SF8 BB		2 1 0 0 2 0 0							
Hal Smith, R (1, 2) OBP: 0.188, SLG: 0.133		0-0 2-3		0-0 5-3		0-3 K		4-0 BB BB		2 0 0 0 0 0 0							
Carl Sawatski, L (6, PH) OBP: 0.372, SLG: 0.500										1 0 0 0 1 1 2	AB 32						
Dick Gray, R (8, PR) (8, 4)										0 0 0 0 0 0 0	R 3						
Alex Grammas, R (1, 6) OBP: 0.271, SLG: 0.273		0-0 6-3								0 0 0 0 0 0 0	H 6						
Wally Shannon, L (7, PH) OBP: 0.381, SLG: 0.235										2 0 0 0 0 0 0	RBI 3						
Bob Nieman, R (8, PH) OBP: 0.286, SLG: 0.167										1 0 0 0 0 0 0	BB 8						
Darrell Johnson, R (8, 2)										0 0 0 0 1 0 0	SO 3						
Vinegar Bend Mizell, R (1, 1) OBP: 0.154, SLG: 0.167			0-0 G3							0 0 0 0 0 0 0	LOB 16						
George Crowe, L (7, PH) OBP: 0.231, SLG: 0.182										2 0 0 0 0 0 0							
Bob Miller, R (7, PR) OBP: 0.450, SLG: 0.250										1 0 0 0 0 0 0							
Ernie Broglio, R (7, 1)										0 0 0 0 0 0 0							
Curt Flood, R (8, PH) OBP: 0.375, SLG: 0.200										0 0 0 0 1 0 0							
Larry Jackson, R (8, 1) OBP: 0.133, SLG: 0.071										0 0 0 0 0 0 0							
Inning Stats	R: 0 H: 1 E: 0 LOB: 2 K: 0 BB: 1 S: 4 P: 8	R: 0 H: 0 E: 0 LOB: 0 K: 0 BB: 0 S: 3 P: 3	R: 1 H: 2 E: 0 LOB: 1 K: 0 BB: 0 S: 5 P: 5	R: 0 H: 0 E: 0 LOB: 0 K: 0 BB: 0 S: 3 P: 3	R: 0 H: 1 E: 0 LOB: 1 K: 0 BB: 0 S: 4 P: 4	R: 0 H: 0 E: 0 LOB: 2 K: 1 BB: 2 S: 5 P: 13	R: 1 H: 2 E: 0 LOB: 3 K: 1 BB: 1 S: 7 P: 11	R: 1 H: 0 E: 0 LOB: 3 K: 1 BB: 4 S: 3 P: 19	R: 0 H: 0 E: 0 LOB: 0 K: 1 BB: 0 S: 5 P: 5	1B: 2 SF: 1 2B: 4 SAC: 0 3B: 0 DP: 0 HR: 0 HBP: 0	WP: 1 PA: 41 PB: 0 SB: 0 CS: 0						
PITCHER	IP WLS BF H R ER SO BB IBB HBP BLK WP HR S P ERA WHIP																
Bob Buhl, R (1, 1) ERA: 4.32	7.1		35	6	3	3	2	7	0	0	0	1	0	32	60	3.68	1.773
Ken MacKenzie, L (8, 1) ERA:	0.1		2	0	0	0	0	1	0	0	0	0	0	1	5	0.00	3.000
Bob Rush, R (8, 1) ERA:	1.1	W	4	0	0	0	1	0	0	0	0	0	0	6	6	0.00	0.000

St. Louis Cardinals @ Milwaukee Braves
 Milwaukee County Stadium, Milwaukee, WI
 Thu May 12 1960, 4:33 AM EDT
 Att. 9,919 - Unknown

livebaseballscorecards.com



Batter	1	2	3	4	5	6	7	8	9	AB	R	H	RBI	BB	SO	LOB
Bill Bruton, L OBP: 0.342, SLG: 0.408 (1, 8)	0-3 K	0-0 4-3			0-3 K		0-3 K			4	0	0	0	0	3	0
Red Schoendienst, S OBP: 0.365, SLG: 0.397 (1, 4)	4-0 1B BB	0-0 L9			0-0 6-3			0-0 4-3		3	1	0	0	1	0	0
Eddie Mathews, L OBP: 0.463, SLG: 0.682 (1, 5)	0-0 1B BB	0-0 PO 1B			0-3 K			0-0 HR		4	2	3	1	0	1	0
Hank Aaron, R OBP: 0.395, SLG: 0.611 (1, 9)	0-0 P6	0-0 PO 1B	0-0 6-3			0-0 F7		0-0 6-3		4	0	0	0	0	0	2
Ray Boone, R OBP: 0.471, SLG: 0.333 (1, 3)	4-0 1B 2B BB			0-0 F7		4-0 1-4-3 BB				1	1	0	0	2	0	0
Frank Torre, L OBP: 0.286, SLG: 0.278 (8, 3)	1-2 2B BB									1	0	1	0	0	0	0
Wes Covington, L OBP: 0.200, SLG: 0.467 (1, 7)	0-0 2B 1B			0-3 K				0-3 K		4	0	1	2	0	2	2
Al Spangler, L OBP: 0.333, SLG: 0.286 (9, 7)	1-3 2B 1B									0	0	0	0	0	0	0
Felix Mantilla, R OBP: 0.263, SLG: 0.278 (1, 6)	0-0 2B			0-0 P4			0-0 5-3			3	0	1	1	0	0	1
Del Crandall, R OBP: 0.266, SLG: 0.431 (1, 2)	4-0 IBB			0-0 6-3				0-0 F2		2	0	0	0	1	0	0
Bob Buhl, R OBP: 0.077, SLG: 0.077 (1, 1)	0-3 K			0-0 P4				0-0 6-3		3	0	0	0	0	1	3
Ken MacKenzie, R (8, 1)										0	0	0	0	0	0	0
Bob Rush, R (8, 1)										0	0	0	0	0	0	0

Inning Stats	R: 3	H: 3	LOB: 3	K: 2	S: 10	P: 22	R: 0	H: 1	LOB: 0	K: 0	S: 3	R: 0	H: 0	LOB: 0	K: 1	S: 5	R: 0	H: 0	LOB: 0	K: 0	S: 3	R: 0	H: 0	LOB: 0	K: 2	S: 7	R: 0	H: 0	LOB: 1	K: 0	S: 3	R: 0	H: 0	LOB: 0	K: 1	S: 5	R: 1	H: 2	LOB: 1	K: 1	S: 7
--------------	------	------	--------	------	-------	-------	------	------	--------	------	------	------	------	--------	------	------	------	------	--------	------	------	------	------	--------	------	------	------	------	--------	------	------	------	------	--------	------	------	------	------	--------	------	------

PITCHER	IP	WLS	BF	H	R	ER	SO	BB	IBB	HBP	BLK	WP	HR	S	P	ERA	WHIP
Vinegar Bend Mizell, L ERA: 5.3 (1, 1)	6.0		25	4	3	3	5	3	1	0	0	0	0	31	47	4.50	1.167
Ernie Broglio, R ERA: 2.45 (7, 1)	1.0		3	0	0	0	1	0	0	0	0	0	0	5	5	0.00	0.000
Larry Jackson, R ERA: 4.11 (8, 1)	1.0	L	5	2	1	1	1	0	0	0	0	0	1	7	7	9.00	2.000

BOTTOM

St. Louis Cardinals @ Milwaukee Braves
Milwaukee County Stadium, Milwaukee, WI

Thu May 12 1960, 4:33 AM EDT
 Att. 9,919 - Unknown

AB	29
R	4
H	6
RBI	4
BB	4
SO	7
LOB	8



WP	PA	ERA	WHIP
0	34		

Batter	1	2	3	4	5	6	7	8	9	AB R H RBI BB SO LOB	TOP											
Don Hoak, R (1, 5) OBP: 0.330, SLG: 0.238	0-0 5-3		0-0 2B 1-3 1B	0-0 P3		0-0 6-3	0-3 K 2B 1B		0-3 K	6 1 1 0 0 2 3												
Dick Groat, R (1, 6) OBP: 0.354, SLG: 0.402	0-0 7-4 2B		0-0 1-3 3-H 2B		0-0 WP 1B		0-0 HR 1B		0-0 1-3 1B	6 2 6 0 0 0 0												
Bob Skinner, L (1, 7) OBP: 0.456, SLG: 0.618	0-0 7-4 2-3f		4-0 IBB		0-0 F8		0-0 F7		0-0 G2-3	5 0 1 2 1 0 5												
Dick Stuart, R (1, 3) Rocky Nelson, L (7, 3) OBP: 0.316, SLG: 0.367 OBP: 0.200, SLG: 0.143		0-3 K	0-3 K		0-0 WP 1B		0-0 HR			5 1 2 2 0 2 4 0 0 0 0 0 0 0												
Roberto Clemente, R (1, 9) OBP: 0.407, SLG: 0.640		0-0 1B 2B	0-0 5-3		0-0 F8		4-0 2B BB		0-0 3-1	4 1 1 0 1 0 5												
Hal Smith, R (1, 2) OBP: 0.346, SLG: 0.688		0-0 F9		0-0 PB 2B	4-0 BB BB		0-0 1-H HR 2B		0-3 K	4 1 2 1 1 1 1												
Gino Cimoli, R (1, 8) OBP: 0.362, SLG: 0.333		0-0 WP 1B		4-0 2-3 BB	0-3 K		0-0 HR 1B		0-0 F9	4 1 2 0 1 1 3												
Bill Mazeroski, R (1, 4) Dick Schofield, S (9, 4) OBP: 0.260, SLG: 0.473 OBP: 0.500, SLG: 0.500		0-0 P4		0-0 F5		0-0 5-3	0-0 1-H 2-H HR		0-0 FC2-6 1B	5 1 2 3 0 0 4 0 0 0 0 0 0 0												
Bob Friend, R (1, 1) OBP: 0.095, SLG: 0.050			4-0 1B 2B BB	0-3 K		0-0 L8	0-0 F8		0-0 FC2-6 1B	4 0 0 0 1 1 3												
Inning Stats	R: 0 E: 0 K: 0 S: 3	H: 1 LOB: 0 BB: 0 P: 3	R: 0 E: 0 K: 1 S: 7	H: 2 LOB: 2 BB: 0 P: 7	R: 0 E: 0 K: 1 S: 6	H: 2 LOB: 3 BB: 2 P: 14	R: 0 E: 0 K: 1 S: 6	H: 1 LOB: 2 BB: 1 P: 10	R: 0 E: 0 K: 1 S: 7	H: 2 LOB: 3 BB: 1 P: 11	R: 0 E: 0 K: 0 S: 3	H: 0 LOB: 0 BB: 0 P: 3	R: 8 E: 0 K: 1 S: 13	H: 7 LOB: 1 BB: 1 P: 17	R: 0 E: 0 K: 1 S: 5	H: 0 LOB: 0 BB: 0 P: 5	R: 0 E: 0 K: 1 S: 7	H: 2 LOB: 2 BB: 0 P: 7	1B: 9 2B: 7 3B: 0 HR: 2	SF: 0 SAC: 0 DP: 1 HBP: 0	WP: 2 PB: 2 SB: 0 CS: 0	PA: 48
PITCHER	IP WLS BF H R ER SO BB IBB HBP BLK WP HR S P ERA WHIP																					
Carl Willey, R (1, 1) ERA: 3.51	6.1 L 32 10 3 3 4 4 1 0 0 2 1 35 55 4.26 2.211																					
Bob Rush, R (7, 1) ERA: 10.13	0.1 6 4 3 3 1 0 0 0 0 0 1 8 8 81.00 12.000																					
Joey Jay, R (7, 1) ERA: 8.31	1.1 5 1 2 0 1 0 0 0 0 0 0 7 7 0.00 0.750																					
Ken MacKenzie, L (9, 1) ERA:	1.0 5 2 0 0 1 0 0 0 0 0 0 7 7 0.00 2.000																					

Pittsburgh Pirates @ Milwaukee Braves
Milwaukee County Stadium, Milwaukee, WI

Fri May 13 1960, 8:05 PM EDT
Att. 15,823 - Unknown

livebaseballscorecards.com

AB	43
R	8
H	17
RBI	8
BB	5
SO	7
LOB	28



Batter	1	2	3	4	5	6	7	8	9	AB	R	H	RBI	BB	SO	LOB
Bill Bruton, L (1, 8) OBP: 0.338, SLG: 0.400	0-0 6-3		0-0 1B		0-0 4-3			0-0 F8		4	1	1	0	0	0	0
Red Schoendienst, S (1, 4) OBP: 0.359, SLG: 0.389	0-0 6-3		0-0 1B		0-0 L6			0-0 5-3		4	0	1	1	0	0	0
Eddie Mathews, L (1, 5) OBP: 0.442, SLG: 0.643	0-0 4-3		0-0 F4				0-0 1-3		0-0 4-3	4	0	0	0	0	0	1
Hank Aaron, R (1, 9) OBP: 0.388, SLG: 0.632		0-3 K		0-0 HR		0-0 F9		0-0 F9	0-0 F9	4	1	1	1	0	1	0
Frank Torre, L (1, 3) OBP: 0.280, SLG: 0.273		0-0 1B		0-0 L9		0-0 F9		0-0 F7	0-0 F7	4	0	1	0	0	0	0
Wes Covington, L (1, 7) OBP: 0.222, SLG: 0.444		0-0 P6		0-0 FC6-4 1B			0-3 K			3	0	1	0	0	1	1
Felix Mantilla, R (1, 6) OBP: 0.227, SLG: 0.238		0-3 K		0-0 FC6-4 1-2f			0-3 K			3	0	0	0	0	2	2
Del Crandall, R (1, 2) OBP: 0.254, SLG: 0.410			0-0 F8	0-0 6-3			0-3 K			3	0	0	0	0	1	1
Carl Willey, R (1, 1)			0-3 K		0-0 G3			0-0 4-3		2	0	0	0	0	1	0
Bob Rush, R (7, 1)										0	0	0	0	0	0	0
Joey Jay, S (7, 1)										0	0	0	0	0	0	0
Charlie Lau, L (8, PH)										1	0	0	0	0	0	0
Ken MacKenzie, R (9, 1)										0	0	0	0	0	0	0

Inning Stats	R: 0	H: 0	E: 0	K: 0	S: 3	H: 0	LOB: 0	BB: 0	P: 3	R: 0	H: 1	E: 0	K: 2	S: 8	H: 2	LOB: 1	BB: 0	P: 8	R: 1	H: 2	E: 0	K: 1	S: 7	H: 2	LOB: 1	BB: 0	P: 7	R: 1	H: 2	E: 0	K: 0	S: 5	R: 0	H: 0	E: 0	K: 0	S: 3	R: 0	H: 0	E: 0	K: 3	S: 9	R: 0	H: 0	E: 0	K: 0	S: 3	R: 0	H: 0	E: 0	K: 0	S: 3	R: 0	H: 0	E: 0	K: 0	S: 3	R: 0	H: 0	E: 0	K: 0	S: 3	1B: 4	2B: 0	3B: 0	HR: 1	SF: 0	SAC: 0	DP: 0	HBP: 0	WP: 0	PB: 0	SB: 1	CS: 0	PA: 32
--------------	------	------	------	------	------	------	--------	-------	------	------	------	------	------	------	------	--------	-------	------	------	------	------	------	------	------	--------	-------	------	------	------	------	------	------	------	------	------	------	------	------	------	------	------	------	------	------	------	------	------	------	------	------	------	------	------	------	------	------	------	------	------	------	------	------	-------	-------	-------	-------	-------	--------	-------	--------	-------	-------	-------	-------	--------

PITCHER	IP	WLS	BF	H	R	ER	SO	BB	IBB	HBP	BLK	WP	HR	S	P	ERA	WHIP
Bob Friend, R (1, 1) ERA: 1.58	9.0	W	32	5	2	2	6	0	0	0	0	0	1	44	44	2.00	0.556

PITCHER	IP	WLS	BF	H	R	ER	SO	BB	IBB	HBP	BLK	WP	HR	S	P	ERA	WHIP

BOTTOM

Pittsburgh Pirates @ Milwaukee Braves
Milwaukee County Stadium, Milwaukee, WI
 Fri May 13 1960, 8:05 PM EDT
 Att. 15,823 - Unknown

livebaseballscorecards.com

AB	32
R	2
H	5
RBI	2
BB	0
SO	6
LOB	5



Batter	1	2	3	4	5	6	7	8	9	10	11	AB R H RBI BB SO LOB	TOP				
Don Hoak, R OBP: 0.330, SLG: 0.256 (1, 5)												6 1 2 0 0 1 2	Pittsburgh Pirates @ Milwaukee Braves Milwaukee County Stadium, Milwaukee, WI Sat May 14 1960, 4:33 AM EDT Att. 16,865 - Unknown				
Dick Groat, R OBP: 0.353, SLG: 0.398 (1, 6)												6 0 2 0 0 0 3					
Bob Skinner, L OBP: 0.458, SLG: 0.606 (1, 7)												5 2 2 0 1 0 3					
Dick Stuart, R OBP: 0.298, SLG: 0.344 (1, 3)												6 0 0 0 0 0 5					
Roberto Clemente, R OBP: 0.404, SLG: 0.642 (1, 9)												6 0 2 2 0 0 3					
Smoky Burgess, L OBP: 0.438, SLG: 0.585 (1, 2)												5 1 3 0 0 0 0 0 0 0 0 0 0 0 1 0 0 0 0 1 1					
Bill Virdon, L OBP: 0.352, SLG: 0.279 (10, PR)																	
Bob Oldis, R (10, 2)																	
Gino Cimoli, R OBP: 0.365, SLG: 0.362 (1, 8)												5 1 2 0 0 0 3					
Dick Schofield, S OBP: 0.400, SLG: 0.333 (1, 4)												3 1 0 0 1 1 4					
Vern Law, R OBP: 0.192, SLG: 0.200 (1, 1)												4 0 1 2 0 0 1 1 0 0 0 0 0 2 0 0 0 0 0 0 0					
Rocky Nelson, L OBP: 0.188, SLG: 0.133 (10, PH)																	
Roy Face, R (10, 1)																	
Inning Stats	R: 0 H: 2 E: 0 LOB: 2 K: 0 BB: 0 S: 5 P: 5	R: 3 H: 4 E: 0 LOB: 1 K: 0 BB: 1 S: 6 P: 10	R: 0 H: 2 E: 0 LOB: 2 K: 1 BB: 0 S: 7 P: 7	R: 0 H: 0 E: 0 LOB: 0 K: 0 BB: 0 S: 3 P: 3	R: 1 H: 1 E: 1 LOB: 1 K: 0 BB: 0 S: 5 P: 5	R: 0 H: 1 E: 1 LOB: 2 K: 1 BB: 0 S: 7 P: 7	R: 0 H: 0 E: 0 LOB: 0 K: 0 BB: 0 S: 3 P: 3	R: 0 H: 0 E: 1 LOB: 1 K: 0 BB: 0 S: 4 P: 4	R: 0 H: 0 E: 0 LOB: 0 K: 0 BB: 0 S: 3 P: 3	R: 0 H: 0 E: 0 LOB: 0 K: 0 BB: 0 S: 3 P: 3	R: 0 H: 2 E: 0 LOB: 2 K: 0 BB: 0 S: 5 P: 5	R: 2 H: 2 E: 0 LOB: 1 K: 1 BB: 1 S: 7 P: 11	1B: 11 SF: 0 2B: 2 SAC: 1 3B: 1 DP: 1 HR: 0 HBP: 0	WP: 1 PA: 51 PB: 0 SB: 1 CS: 0			
PITCHER	IP WLS BF H R ER SO BB IBB HBP BLK WP HR S P ERA WHIP																
Lew Burdette, R ERA: 3.23 (1, 1)	8.0	37	10	4	3	2	1	0	0	0	0	1	0	40	44	3.38	1.375
Don McMahon, R ERA: 7.82 (9, 1)	3.0	L	14	4	2	2	1	0	1	0	0	0	0	15	19	6.00	1.333

AB	48
R	6
H	14
RBI	4
BB	2
SO	3
LOB	27



livebaseballscorecards.com

Batter	1	2	3	4	5	6	7	8	9	10	11	AB	R	H	RBI	BB	SO	LOB	BOTTOM																
Bill Bruton, L (1, 8) OBP: 0.318, SLG: 0.375	0-3 K ①		x 0-0 P5 ②			x 0-0 F7 ①		x 0-0 P3 ①			s 0-3 K ①	5	0	0	0	0	2	0																	
Red Schoendienst, S (1, 4) OBP: 0.349, SLG: 0.377	0-0 1B		x 0-0 L3 ③			x 0-0 4-3 ②		x 0-0 G3 ②			x 0-0 4-3 ②	5	0	1	0	0	0	0																	
Eddie Mathews, L (1, 5) OBP: 0.429, SLG: 0.613	0-0 P3 ②			x 0-0 P6 ①		s 0-3 K ③		x 0-0 3-1 ③			x 0-0 FC5-4 1B	5	0	1	0	0	1	1																	
Hank Aaron, R (1, 9) OBP: 0.367, SLG: 0.593	0-3 K ③			x 0-0 6-3 ②			x 0-0 F8 ①		x 0-0 6-3 ①		x 0-0 FC5-4 1-2f	5	0	0	0	0	1	2																	
Frank Torre, L (1, 3) OBP: 0.241, SLG: 0.231		x 0-0 4-3 ①		x 0-0 3-1 ③			x 0-0 F9 ②		x 0-0 1-3 ②			4	0	0	0	0	0	0																	
Wes Covington, L (1, 7) OBP: 0.227, SLG: 0.545		x 0-0 P4 ②			x 0-0 3-1 ①		x 0-0 HR		x 0-0 F7 ③			4	1	1	1	0	0	0																	
Felix Mantilla, R (1, 6) OBP: 0.269, SLG: 0.440		x 0-0 2B			x 0-0 F2 ②		x 0-0 HR			x 0-0 P6 ①		4	1	2	1	0	0	0																	
Del Crandall, R (1, 2) OBP: 0.254, SLG: 0.446		x 0-0 6-3 ③			x 0-0 HR		x 0-0 L4 ③			x 0-0 F7 ②		4	1	1	1	0	0	1																	
Lew Burdette, R (1, 1) OBP: 0.211, SLG: 0.176			s 0-3 K ①					x 0-0 HR				2	0	0	0	0	1	0																	
Joe Adcock, R (8, PH) OBP: 0.341, SLG: 0.619					x 0-0 P4 ③							1	1	1	1	0	0	0																	
Don McMahon, R (9, 1)												1	0	0	0	0	1	0																	
Inning Stats	R: 0 H: 1 E: 0 LOB: 1 K: 2 BB: 0 S: 8 P: 8	R: 0 H: 1 E: 0 LOB: 1 K: 0 BB: 0 S: 4 P: 4	R: 0 H: 0 E: 0 LOB: 0 K: 1 BB: 0 S: 5 P: 5	R: 0 H: 0 E: 0 LOB: 0 K: 0 BB: 0 S: 3 P: 3	R: 1 H: 1 E: 0 LOB: 0 K: 0 BB: 0 S: 4 P: 4	R: 0 H: 0 E: 0 LOB: 0 K: 1 BB: 0 S: 5 P: 5	R: 2 H: 2 E: 0 LOB: 0 K: 0 BB: 0 S: 5 P: 5	R: 1 H: 1 E: 0 LOB: 0 K: 0 BB: 0 S: 4 P: 4	R: 0 H: 0 E: 0 LOB: 0 K: 0 BB: 0 S: 3 P: 3	R: 0 H: 0 E: 0 LOB: 0 K: 1 BB: 0 S: 5 P: 6	R: 0 H: 1 E: 0 LOB: 1 K: 1 BB: 0 S: 6 P: 6	1B: 2 SF: 0 2B: 1 SAC: 0 3B: 0 DP: 0 HR: 4 HBP: 0	WP: 0 PA: 40 PB: 0 SB: 0 CS: 0																						
PITCHER	IP WLS BF H R ER SO BB IBB HBP BLK WP HR S P ERA WHIP																																		
Vern Law, R (1, 1) ERA: 2.36	9.0	33	6	4	4	4	0	0	0	0	0	4	41	41	4.00	0.667																			
Roy Face, R (10, 1) ERA: 4.42	2.0	7	1	0	0	2	0	0	0	0	0	0	11	11	0.00	0.500																			

Pittsburgh Pirates @ Milwaukee Braves
 Milwaukee County Stadium, Milwaukee, WI
 Sat May 14 1960, 4:33 AM EDT
 Att. 16,865 - Unknown

AB 40
 R 4
 H 7
 RBI 4
 BB 0
 SO 6
 LOB 4



Batter	1	2	3	4	5	6	7	8	9	AB R H RBI BB SO LOB	TOP											
Bob Skinner, L (1, 7) OBP: 0.456, SLG: 0.626										5 1 2 1 0 1 5												
Dick Groat, R (1, 6) OBP: 0.355, SLG: 0.398										5 0 2 0 0 0 2												
Roberto Clemente, R (1, 9) OBP: 0.403, SLG: 0.631										5 2 2 0 0 0 2												
Dick Stuart, R (1, 3) OBP: 0.303, SLG: 0.376										5 1 2 2 0 1 3												
Gene Baker, R (9, PR) OBP: 0.231, SLG: 0.167										0 0 0 0 0 0 0												
Rocky Nelson, L (9, 3) OBP: 0.188, SLG: 0.133										0 0 0 0 0 0 0												
Don Hoak, R (1, 5) OBP: 0.333, SLG: 0.308										5 2 2 2 0 0 1												
Smoky Burgess, L (1, 2) OBP: 0.435, SLG: 0.561										4 0 1 0 1 1 1												
Gino Cimoli, R (1, 8) OBP: 0.351, SLG: 0.365										5 0 1 1 0 0 4												
Dick Schofield, S (1, 4) OBP: 0.500, SLG: 0.417										3 0 2 0 1 0 1												
Harvey Haddix, L (1, 1) OBP: 0.286, SLG: 0.273										3 0 1 0 0 0 2												
Roy Face, R (7, 1)										0 0 0 0 0 0 0												
Fred Green, R (8, 1) OBP: 0.667, SLG: 1.667										0 0 0 0 0 0 0												
Jim Umbricht, R (8, 1) OBP: 0.333, SLG: 0.333										0 0 0 0 0 0 0												
Inning Stats	R: 4 E: 1 K: 1 S: 11	H: 5 LOB: 3 BB: 1 P: 15	R: 0 E: 0 K: 1 S: 6	H: 1 LOB: 1 BB: 0 P: 6	R: 0 E: 0 K: 0 S: 4	H: 1 LOB: 1 BB: 0 P: 4	R: 0 E: 0 K: 0 S: 4	H: 2 LOB: 1 BB: 0 P: 4	R: 0 E: 0 K: 0 S: 3	H: 0 LOB: 0 BB: 0 P: 3	R: 0 E: 0 K: 0 S: 4	H: 1 LOB: 1 BB: 0 P: 4	R: 2 E: 0 K: 1 S: 7	H: 2 LOB: 0 BB: 0 P: 7	R: 0 E: 0 K: 0 S: 4	H: 1 LOB: 1 BB: 0 P: 4	R: 0 E: 0 K: 0 S: 4	H: 2 LOB: 2 BB: 1 P: 8	1B: 10 2B: 2 3B: 0 HR: 3	SF: 0 SAC: 1 DP: 1 HBP: 0	WP: 0 PB: 0 SB: 0 CS: 1	PA: 43
PITCHER	IP WLS BF H R ER SO BB IBB HBP BLK WP HR S P ERA WHIP																					
Warren Spahn, L (1, 1) ERA: 3.67	8.0 L 38 13 6 5 3 0 1 0 0 0 0 3 43 47 5.62 1.625																					
Bob Rush, R (9, 1) ERA: 7.36	1.0 5 2 0 0 0 0 1 0 0 0 0 0 4 8 0.00 2.000																					

Pittsburgh Pirates @ Milwaukee Braves
 Milwaukee County Stadium, Milwaukee, WI
 Sun May 15 1960, 4:33 AM EDT
 Unknown

livebaseballscorecards.com

AB	40
R	6
H	15
RBI	6
BB	2
SO	3
LOB	21



Batter	1	2	3	4	5	6	7	8	9	AB	R	H	RBI	BB	SO	LOB
Bill Bruton, L OBP: 0.326, SLG: 0.393 (1, 8)	0-0 6-3 2B		0-0 F2			0-0 1-3		0-0 BB 1B		4	0	2	0	0	0	0
Red Schoendienst, S OBP: 0.345, SLG: 0.363 (1, 4)	0-0 6-3 2-3		0-0 6-3			0-0 F7		4-0 BB 1-2 BB		3	0	0	0	1	0	1
Eddie Mathews, L OBP: 0.411, SLG: 0.582 (1, 5)	0-0 1-3				0-0 F5		0-3 K	0-0 F9		4	0	0	0	0	1	4
Hank Aaron, R OBP: 0.372, SLG: 0.631 (1, 9)	0-0 F9				0-0 1B		0-0 HR	0-0 SF7		3	1	2	2	0	0	1
Joe Adcock, R OBP: 0.313, SLG: 0.565 (1, 3)		0-0 L9			0-0 L9		0-3 K	0-0 F5		4	0	0	0	0	1	3
Mel Roach, R OBP: 0.292, SLG: 0.455 (1, 7)		0-0 F9			0-0 P4		0-0 FC5-4 1B	0-3 K		4	0	1	0	0	1	1
Felix Mantilla, R OBP: 0.233, SLG: 0.379 (1, 6)		0-0 6-3			0-0 F3		0-0 FC5-4 1-2f 1B	0-0 P5		4	0	0	0	0	0	1
Del Crandall, R OBP: 0.267, SLG: 0.536 (1, 2)			0-0 HR		0-0 F8		0-0 L4	0-0 HR		4	2	2	2	0	0	1
Warren Spahn, L OBP: 0.188, SLG: 0.333 (1, 1)			0-0 4-3		0-0 1-3			4-0 1B SF7 BB		2	0	0	0	0	0	0
Wes Covington, L OBP: 0.261, SLG: 0.545 (8, PH)										0	0	0	0	1	0	0
Chuck Cottier, R OBP: 0.333, SLG: 0.250 (8, PR)										0	1	0	0	0	0	0
Bob Rush, R (9, 1)										0	0	0	0	0	0	0
Frank Torre, L OBP: 0.233, SLG: 0.222 (9, PH)										1	0	0	0	0	0	0

Inning Stats	R: 0	H: 1	E: 0	K: 0	S: 4	H: 0	LOB: 1	BB: 0	P: 4	R: 0	H: 0	E: 0	K: 0	S: 3	H: 0	LOB: 0	BB: 0	P: 3	R: 0	H: 1	E: 0	K: 0	S: 4	H: 0	LOB: 1	BB: 0	P: 4	R: 0	H: 0	E: 0	K: 1	S: 5	H: 0	LOB: 0	BB: 0	P: 5	R: 1	H: 2	E: 0	K: 1	S: 7	H: 2	LOB: 1	BB: 0	P: 7	R: 1	H: 1	E: 0	K: 0	S: 4	H: 1	LOB: 2	BB: 2	P: 12	R: 1	H: 1	E: 0	K: 1	S: 6	H: 1	LOB: 0	BB: 0	P: 6	1B: 3	SF: 1	2B: 1	SAC: 0	3B: 0	DP: 0	HR: 3	HBP: 0	WP: 0	PA: 36
--------------	------	------	------	------	------	------	--------	-------	------	------	------	------	------	------	------	--------	-------	------	------	------	------	------	------	------	--------	-------	------	------	------	------	------	------	------	--------	-------	------	------	------	------	------	------	------	--------	-------	------	------	------	------	------	------	------	--------	-------	-------	------	------	------	------	------	------	--------	-------	------	-------	-------	-------	--------	-------	-------	-------	--------	-------	--------

PITCHER	IP	WLS	BF	H	R	ER	SO	BB	IBB	HBP	BLK	WP	HR	S	P	ERA	WHIP
Harvey Haddix, L ERA: 5.04 (1, 1)	6.1	W	24	5	2	2	2	0	0	0	0	0	2	28	28	2.84	0.789
Roy Face, R ERA: 4.74 (7, 1)	0.2		5	1	1	1	0	2	0	0	0	0	0	3	11	13.50	4.500
Fred Green, L ERA: 3.72 (8, 1)	0.1		1	0	0	0	0	0	0	0	0	0	0	1	1	0.00	0.000
Jim Umbricht, R ERA: 6.46 (8, 1)	1.2	S	6	1	1	1	1	0	0	0	0	0	1	8	8	5.40	0.600

BOTTOM

Pittsburgh Pirates @ Milwaukee Braves
Milwaukee County Stadium, Milwaukee, WI

Sun May 15 1960, 4:33 AM EDT
Unknown

AB	33
R	4
H	7
RBI	4
BB	2
SO	3
LOB	12



Batter	1	2	3	4	5	6	7	8	9	AB R H RBI BB SO LOB	TOP											
Bob Skinner, L (1, 7) OBP: 0.462, SLG: 0.654	0-0 1B 2B	0-0 L7			0-0 4-3 E 1B		0-0 1B 3B	0-0 F7		5 2 3 0 0 0 4												
Dick Groat, R (1, 6) OBP: 0.364, SLG: 0.402	0-0 L8		0-0 6-3		4-0 1-2 4-3 BB 1B		0-0 G6-4-3 BB 1B		0-0 1B 1B	4 0 2 1 1 0 1												
Roberto Clemente, R (1, 9) OBP: 0.403, SLG: 0.617	0-0 2-H 1B		0-0 4-3		0-0 1-2 2-3 4-3		0-0 1-2 G6-4-3 BB		0-3 K	4 0 1 1 1 1 3												
Dick Stuart, R (1, 3) OBP: 0.307, SLG: 0.381	0-3 K		0-0 2B		4-0 BB		0-0 G6-4-3 1-2f 2-3		0-3 K	4 0 1 0 1 2 4												
Don Hoak, R (1, 5) OBP: 0.328, SLG: 0.302	0-0 1-3		0-0 F8		0-3 K		0-3 K		0-0 1-2 1B	5 0 1 0 0 2 6												
Hal Smith, R (1, 2) OBP: 0.333, SLG: 0.660		0-0 1B 2B		0-0 F5		0-0 L9		0-0 F3	0-0 P6	5 0 1 0 0 0 2												
Gino Cimoli, R (1, 8) OBP: 0.377, SLG: 0.400		0-0 2-3 1B		0-0 4-3		0-0 2B		4-0 E BB		3 0 2 0 1 0 0												
Dick Schofield, S (1, 4) OBP: 0.412, SLG: 0.333		0-3 K		0-0 P4		0-3 K		0-0 F8		3 0 0 0 0 2 3												
Smoky Burgess, L (8, PH) OBP: 0.428, SLG: 0.552										1 0 0 0 0 0 1												
Gene Baker, R (8, 4) OBP: 0.231, SLG: 0.167										0 0 0 0 0 0 0												
Bennie Daniels, L (1, 1) OBP: 0.222, SLG: 0.222		0-3 K		0-3 K		0-0 L3		0-0 E4		3 0 0 0 0 2 3												
Bill Virdon, L (8, PH) OBP: 0.345, SLG: 0.273										1 0 0 0 0 0 1												
Paul Giel, R (8, 1)										0 0 0 0 0 0 0												
Inning Stats	R: 1 E: 0 K: 1 S: 7	H: 2 LOB: 1 BB: 0 P: 7	R: 0 E: 0 K: 2 S: 9	H: 2 LOB: 2 BB: 0 P: 9	R: 0 E: 0 K: 0 S: 4	H: 1 LOB: 1 BB: 0 P: 4	R: 0 E: 0 K: 0 S: 3	H: 0 LOB: 0 BB: 0 P: 3	R: 0 E: 1 K: 2 S: 8	H: 1 LOB: 3 BB: 2 P: 16	R: 0 E: 0 K: 1 S: 6	H: 1 LOB: 1 BB: 0 P: 6	R: 1 E: 0 K: 1 S: 6	H: 2 LOB: 1 BB: 1 P: 10	R: 0 E: 1 K: 0 S: 4	H: 0 LOB: 2 BB: 1 P: 8	R: 0 E: 0 K: 2 S: 9	H: 2 LOB: 2 BB: 0 P: 9	1B: 6 2B: 4 3B: 1 HR: 0	SF: 0 SAC: 0 DP: 1 HBP: 0	WP: 0 PB: 0 SB: 0 CS: 0	PA: 42
PITCHER	IP WLS BF H R ER SO BB IBB HBP BLK WP HR S P ERA WHIP																					
Juan Pizarro, L (1, 1) ERA: 3.21	6.0 W 30 9 2 2 6 3 0 0 0 0 0 0 39 51 3.00 2.000																					
Don McMahon, R (7, 1) ERA: 6.32	3.0 S 12 2 0 0 3 1 0 0 0 0 0 0 17 21 0.00 1.000																					

Pittsburgh Pirates @ Milwaukee Braves
 Milwaukee County Stadium, Milwaukee, WI
 Sun May 15 1960, 4:38 AM EDT
 Att: 29,757 - Unknown

livebaseballscorecards.com

AB	38
R	2
H	11
RBI	2
BB	4
SO	9
LOB	28



Batter	1	2	3	4	5	6	7	8	9	AB	R	H	RBI	BB	SO	LOB	BOTTOM
Bill Bruton, L <small>(1, 8)</small> <small>OBP: 0.323, SLG: 0.386</small>	<small>0-0</small> FC5-4 1B	<small>0-0</small> 4-3		<small>0-0</small> 4-3			<small>0-0</small> G3			4	0	1	0	0	0	1	Pittsburgh Pirates @ Milwaukee Braves Milwaukee County Stadium, Milwaukee, WI <small>Sun May 15 1960, 4:38 AM EDT</small> <small>Att. 29,757 - Unknown</small>
Johnny Logan, R <small>(1, 6)</small> <small>OBP: 0.343, SLG: 0.359</small>	<small>0-0</small> FC5-4 PB HR <small>1-2f</small>		<small>0-0</small> L8		<small>0-0</small> 1-3		<small>0-0</small> F8			4	1	0	0	0	0	1	
Eddie Mathews, L <small>(1, 5)</small> <small>OBP: 0.414, SLG: 0.573</small>	<small>4-0</small> HR BB		<small>0-0</small> L8		<small>0-0</small> 5-3		<small>0-0</small> 1B			3	1	1	0	1	0	0	
Hank Aaron, R <small>(1, 9)</small> <small>OBP: 0.378, SLG: 0.659</small>	<small>0-0</small> HR		<small>0-0</small> 1B S 1B		<small>0-0</small> 1-3		<small>0-0</small> 5-3			4	1	2	3	0	0	1	
Joe Adcock, R <small>(1, 3)</small> <small>OBP: 0.346, SLG: 0.571</small>	<small>0-0</small> F8		<small>0-0</small> 1B 1-3 1B		<small>0-0</small> SH 1B G6-4-3 1B		<small>4-0</small> SH3-4 BB			3	1	2	0	1	0	0	
Al Spangler, L <small>(1, 7)</small> <small>OBP: 0.370, SLG: 0.417</small>	<small>0-0</small> 3B		<small>0-0</small> G3		<small>0-0</small> G6-4-3 SH 1B 1-2		<small>0-0</small> SH3-4			3	0	2	0	0	0	2	
Charlie Lau, L <small>(1, 2)</small> <small>OBP: 0.125, SLG: 0.125</small>	<small>0-0</small> 4-3			<small>0-0</small> 6-3 SH1-3 1B		<small>0-0</small> SH		<small>0-0</small> F8		3	0	1	0	0	0	2	
Chuck Cottier, R <small>(1, 4)</small> <small>OBP: 0.417, SLG: 0.300</small>		<small>0-0</small> B3-4 1B		<small>0-0</small> SH1-3		<small>0-0</small> G6-4-3		<small>4-0</small> IBB		2	0	1	0	1	0	2	
Juan Pizarro, L <small>(1, 1)</small> <small>OBP: 0.333, SLG: 0.333</small> Don McMahon, R <small>(7, 1)</small>		<small>0-0</small> B3-4		<small>0-0</small> 6-3		<small>0-3</small> K		<small>0-0</small> F8		3	0	0	0	0	1	3	
	<small>1-2f</small> 1-2f		<small>0-0</small> 2-3		<small>0-3</small> S		<small>0-0</small> F8			1	0	0	0	0	0	2	
Inning Stats	R: 3 H: 3 E: 0 LOB: 1 K: 0 BB: 1 S: 6 P: 10	R: 0 H: 1 E: 0 LOB: 0 K: 0 BB: 0 S: 3 P: 3	R: 0 H: 2 E: 0 LOB: 2 K: 0 BB: 0 S: 5 P: 5	R: 0 H: 1 E: 0 LOB: 1 K: 0 BB: 0 S: 4 P: 4	R: 0 H: 0 E: 0 LOB: 0 K: 0 BB: 0 S: 3 P: 3	R: 1 H: 2 E: 1 LOB: 1 K: 1 BB: 0 S: 7 P: 7	R: 0 H: 1 E: 0 LOB: 1 K: 0 BB: 0 S: 4 P: 4	R: 0 H: 0 E: 0 LOB: 2 K: 0 BB: 2 S: 3 P: 11	R: 0 H: 0 E: 0 LOB: 0 K: 0 BB: 0 S: 0 P: 0	1B: 8 SF: 0 2B: 1 SAC: 3 3B: 1 DP: 2 HR: 1 HBP: 0	WP: 0 PA: 36 PB: 1 SB: 1 CS: 0						
PITCHER Bennie Daniels, R <small>(1, 1)</small> <small>ERA: 7.91</small> Paul Giel, R <small>(8, 1)</small> <small>ERA: 6.28</small>	IP WLS BF H R ER SO 7.0 L 31 10 4 4 1	IP WLS BF H R ER SO 1.0 5 0 0 0 0	IP WLS BF H R ER SO 0.0 0 0 0 0 0	IP WLS BF H R ER SO 0.0 0 0 0 0 0	IP WLS BF H R ER SO 0.0 0 0 0 0 0	IP WLS BF H R ER SO 0.0 0 0 0 0 0	IP WLS BF H R ER SO 0.0 0 0 0 0 0	IP WLS BF H R ER SO 0.0 0 0 0 0 0	IP WLS BF H R ER SO 0.0 0 0 0 0 0	ERA WHIP 5.14 1.571	ERA WHIP 0.00 1.000	ERA WHIP 0.00 1.000					

livebaseballscorecards.com

AB	30
R	4
H	10
RBI	3
BB	3
SO	1
LOB	14



Batter	1	2	3	4	5	6	7	8	9	AB	R	H	RBI	BB	SO	LOB
Bill Bruton, L OBP: 0.320, SLG: 0.391 (1, 8)	0-3 K		0-1 4-3			0-1 HR 2B	1-1 FC4-6 CS 1-2f			4	1	1	0	0	1	1
Red Schoendienst, S OBP: 0.330, SLG: 0.345 (1, 4)	1-2 1-3			0-3 K		0-0 F8	2-1 CS 1-2	0-1 6-3		4	0	0	0	0	1	1
Eddie Mathews, L OBP: 0.417, SLG: 0.605 (1, 5)	3-3 K			0-2 G3		1-2 HR 2-H		0-0 G6-4-3 1B		4	1	2	2	0	1	0
Hank Aaron, R OBP: 0.373, SLG: 0.674 (1, 9)				0-0 1-3		1-0 4-3		2-2 G6-4-3 1-2f		4	1	1	1	0	0	1
Joe Adcock, R OBP: 0.357, SLG: 0.558 (1, 3)		0-2 1-3			0-1 5-3	4-2 FC4-6 BB		1-2 G5-4-3 1B		3	0	1	0	1	0	0
Juan Pizarro, L OBP: 0.333, SLG: 0.333 (9, PR)										0	0	0	0	0	0	0
Al Spangler, L OBP: 0.355, SLG: 0.370 (1, 7)			1-1 1-3		4-0 1B BB	1-1 FC4-6 1-2f		1-0 F7		3	0	0	0	1	0	2
Felix Mantilla, R OBP: 0.242, SLG: 0.406 (1, 6)			0-3 K		2-2 F8		1-1 1B 2B		1-1 G5-4-3 1-2f	3	1	1	0	0	1	1
Wes Covington, L OBP: 0.250, SLG: 0.522 (9, PH)										1	0	0	0	0	0	1
Charlie Lau, L OBP: 0.182, SLG: 0.182 (1, 2)			1-3 K		2-0 K 1-2 1B		1-0 F3			3	0	1	0	0	1	1
Bob Buhl, R OBP: 0.125, SLG: 0.125 (1, 1)			0-3 K		0-3 K		0-1 FC4-6 2-H			3	0	1	1	0	2	2
Joey Jay, S (9, 1)										0	0	0	0	0	0	0

BOTTOM

Los Angeles Dodgers @ Milwaukee Braves
Milwaukee County Stadium, Milwaukee, WI
Tue May 17 1960, 8:05 PM EDT
Att. 14,809 - Unknown

livebaseballscorecards.com

AB	32
R	4
H	8
RBI	4
BB	2
SO	7
LOB	10



Inning Stats		R	H	E	K	S	R	H	E	K	S	R	H	E	K	S	R	H	E	K	S	R	H	E	K	S	R	H	E	K	S	R	H	E	K	S	R	H	E	K	S																					
R: 0 H: 0 E: 0 K: 2 S: 11		0	0	0	2	11	R: 1 H: 1 E: 0 K: 1 S: 12	1	1	0	1	12	R: 0 H: 0 E: 0 K: 2 S: 8	0	0	0	2	8	R: 0 H: 0 E: 0 K: 1 S: 7	0	0	0	1	7	R: 0 H: 1 E: 0 K: 1 S: 10	0	1	0	1	10	R: 2 H: 2 E: 0 K: 0 S: 11	2	2	0	0	11	R: 1 H: 2 E: 0 K: 0 S: 8	1	2	0	0	8	R: 0 H: 1 E: 0 K: 0 S: 6	0	1	0	0	8	R: 0 H: 1 E: 0 K: 0 S: 6	0	1	0	0	9	1B: 4 2B: 2 3B: 0 HR: 2 SF: 0 SAC: 0 DP: 2 HBP: 0	WP: 0 PB: 0 SB: 0 CS: 1	PA: 35					
PITCHER		IP	WLS	BF	H	R	ER	SO	BB	IBB	HBP	BLK	WP	HR	S	P	ERA	WHIP	PITCHER																			IP	WLS	BF	H	R	ER	SO	BB	IBB	HBP	BLK	WP	HR	S	P	ERA	WHIP								
Don Drysdale, R ERA: 2.65 (1, 1)		6.0		24	4	3	3	7	2	0	0	0	0	0	59	81	4.50	1.000	Larry Sherry, R ERA: 5.48 (7, 1)																			3.0	W	10	4	1	1	0	0	0	0	0	20	30	3.00	1.333										

Batter	1	2	3	4	5	6	7	8	9	AB R H RBI BB SO LOB	TOP																
Jim Davenport, R (1, 5) <small>OBP: 0.358, SLG: 0.443</small>	0-0 4-3		0-0 2-3 1B		0-0 1-2 FC6-4 1B		0-0 3-1		0-0 BB 1B 1B	5 0 3 0 0 0 0	San Francisco Giants @ Milwaukee Braves Milwaukee County Stadium, Milwaukee, WI Wed May 18 1960, 8:05 PM EDT Att: 16,412 - Unknown livebaseballscorecards.com																
Joey Amalfitano, R (1, 4) <small>OBP: 0.300, SLG: 0.421</small> Dale Long, L (9, PH) <small>OBP: 0.250, SLG: 0.294</small> Don Blasingame, L (9, PR) <small>OBP: 0.281, SLG: 0.226</small>	0-0 1-3		0-0 3-H SF8		0-0 1-2 2-3 FC6-4 BB		0-0 1B 1B	0-0 1-2 1B BB 1B	3 0 1 1 0 0 2 1 0 1 0 0 0 0 0 0 0 0 0 0 0																		
Willie Mays, R (1, 8) <small>OBP: 0.462, SLG: 0.573</small>	4-0 BB		0-0 F4		0-0 F3		0-0 1-2 1B	4-0 1-2 2-3 BB	3 0 1 0 2 0 3																		
Willie McCovey, L (1, 3) <small>OBP: 0.446, SLG: 0.659</small>	0-0 F7		0-0 F9		4-0 1-2 BB		0-0 3-1	0-0 F8	4 0 0 0 1 0 7																		
Orlando Cepeda, R (1, 7) <small>OBP: 0.324, SLG: 0.535</small>		0-0 1-3		0-0 F8 2B		0-0 F4		0-0 6-3	4 0 1 0 0 0 3																		
Willie Kirkland, L (1, 9) <small>OBP: 0.364, SLG: 0.541</small>		0-3 K		0-0 F2		0-0 G3		0-0 G3	4 0 0 0 0 1 1																		
Hobie Landrith, L (1, 2) <small>OBP: 0.297, SLG: 0.219</small>		0-0 1B		0-0 F8 2-3		0-0 F9		0-0 G3	4 0 1 0 0 0 1																		
Eddie Bressoud, R (1, 6) <small>OBP: 0.299, SLG: 0.371</small> Jim Marshall, L (9, PH) <small>OBP: 0.235, SLG: 0.333</small>		0-0 F8		0-0 F9		0-0 F8		0-0 G3	3 0 0 0 0 0 2 1 0 0 0 0 0 0																		
Mike McCormick, L (1, 1) <small>OBP: 0.333, SLG: 0.368</small> Dave Philley, S (9, PH) <small>OBP: 0.421, SLG: 0.438</small>			0-0 1B SF8 2B		0-0 FC6-4 1B 1B		0-3 K	0-3 K	3 1 2 0 0 1 0 1 0 0 0 0 1 0																		
Inning Stats	R: 0 E: 0 K: 0 S: 3	H: 0 LOB: 1 BB: 1 P: 7	R: 0 E: 0 K: 1 S: 6	H: 1 LOB: 1 BB: 0 P: 6	R: 1 E: 0 K: 0 S: 5	H: 2 LOB: 1 BB: 0 P: 5	R: 0 E: 0 K: 0 S: 4	H: 1 LOB: 1 BB: 0 P: 4	R: 0 E: 0 K: 0 S: 5	H: 2 LOB: 3 BB: 1 P: 9		R: 0 E: 0 K: 1 S: 7	H: 0 LOB: 0 BB: 0 P: 3	R: 0 E: 0 K: 1 S: 7	H: 2 LOB: 2 BB: 0 P: 7	R: 0 E: 0 K: 0 S: 3	H: 0 LOB: 0 BB: 0 P: 3	R: 0 E: 0 K: 1 S: 7	H: 2 LOB: 3 BB: 1 P: 11	1B: 8 2B: 2 3B: 0 HR: 0	SF: 1 SAC: 0 DP: 0 HBP: 0	WP: 0 PB: 0 SB: 0 CS: 0	PA: 40				
PITCHER	IP WLS BF H R ER SO BB IBB HBP BLK WP HR S P ERA WHIP																										
Carl Willey, R (1, 1) <small>ERA: 3.31</small>	2.0	8	1	0	0	1	1	0	0	0	0	0	0	9	13	0.00	1.000										
Bob Rush, R (3, 1) <small>ERA: 3.48</small>	6.2	W	31	9	1	1	2	2	0	0	0	0	0	33	41	1.35	1.650										
Don McMahon, R (9, 1) <small>ERA: 6.19</small>	0.1	S	1	0	0	0	0	0	0	0	0	0	0	1	1	0.00	0.000										



Batter	1	2	3	4	5	6	7	8	9	AB	R	H	RBI	BB	SO	LOB
Bill Bruton, L (1, 8) OBP: 0.327, SLG: 0.406	0-0 4-3 1B		0-0 F7		0-0 F9		0-0 F9 1-3 2B			4	0	2	0	0	0	1
Red Schoendienst, S (1, 4) OBP: 0.326, SLG: 0.341	0-0 4-3 1-2		0-0 5-3		0-0 1-2 1B		0-0 F9 2-3 3-H			4	0	1	0	0	0	2
Eddie Mathews, L (1, 5) OBP: 0.411, SLG: 0.600	0-0 F4		0-0 2B		0-0 F5		0-0 F9			4	0	1	0	0	0	3
Hank Aaron, R (1, 9) OBP: 0.368, SLG: 0.653		4-0 2B BB	0-0 F9		0-0 F2		0-0 6-3			3	1	0	0	1	0	1
Joe Adcock, R (1, 3) OBP: 0.367, SLG: 0.571		0-0 1-H 2B		0-0 1-3		0-0 F9		0-0 1B 1B		4	0	2	1	0	0	0
Al Spangler, L (8, PR) OBP: 0.355, SLG: 0.370 (9, 7)										0	1	0	0	0	0	0
Mel Roach, R (1, 7) OBP: 0.250, SLG: 0.385		0-0 F6		0-0 F4		0-0 E6		0-0 F7		4	0	0	0	0	0	2
Frank Torre, L (9, 3) OBP: 0.233, SLG: 0.222										0	0	0	0	0	0	0
Johnny Logan, R (1, 6) OBP: 0.351, SLG: 0.368		0-0 1B		0-0 F8		0-0 F8		0-0 1B 1-3 1B		4	0	2	0	0	0	1
Del Crandall, R (1, 2) OBP: 0.266, SLG: 0.521		0-0 F4			0-0 6-3		0-0 6-3	0-0 1-2 3-H 1B		4	0	1	1	0	0	2
Carl Willey, R (1, 1) OBP: 0.235, SLG: 0.394		0-3 K			4-0 1B BB		0-0 2B E 1B	0-3 K		0	0	0	0	0	0	0
Felix Mantilla, R (2, PH) OBP: 0.667, SLG: 0.500										1	0	0	0	0	1	2
Bob Rush, R (3, 1) OBP: 0.667, SLG: 0.500										2	1	1	0	1	1	2
Don McMahon, R (9, 1)										0	0	0	0	0	0	0

Inning Stats	R: 0	H: 1	E: 0	LOB: 0	K: 0	BB: 0	S: 3	P: 3	R: 1	H: 2	E: 0	LOB: 2	K: 1	BB: 1	S: 7	P: 11	R: 0	H: 1	E: 0	LOB: 1	K: 0	BB: 0	S: 4	P: 4	R: 0	H: 0	E: 0	LOB: 0	K: 0	BB: 0	S: 3	P: 3	R: 0	H: 1	E: 0	LOB: 2	K: 0	BB: 1	S: 4	P: 8	R: 0	H: 0	E: 1	LOB: 1	K: 0	BB: 0	S: 4	P: 4	R: 1	H: 2	E: 1	LOB: 1	K: 0	BB: 0	S: 5	P: 5	R: 1	H: 3	E: 0	LOB: 2	K: 1	BB: 0	S: 8	P: 8
PITCHER Mike McCormick, L (1, 1) ERA: 1.61	IP	WLS	BF	H	R	ER	SO	BB	IBB	HBP	BLK	WP	HR	S	P	ERA	WHIP	IP	WLS	BF	H	R	ER	SO	BB	IBB	HBP	BLK	WP	HR	S	P	ERA	WHIP	IP	WLS	BF	H	R	ER	SO	BB	IBB	HBP	BLK	WP	HR	S	P	ERA	WHIP													
	8.0	L	36	10	3	2	2	2	0	0	0	0	0	38	46	2.25	1.500																																															

BOTTOM

San Francisco Giants @ Milwaukee Braves
Milwaukee County Stadium, Milwaukee, WI

Wed May 18 1960, 8:05 PM EDT
Att. 16,412 - Unknown

AB	34
R	3
H	10
RBI	2
BB	2
SO	2
LOB	16



WP: 0	PA: 36
PB: 0	CS: 0
SB: 0	
1B: 7	SF: 0
2B: 3	SAC: 0
3B: 0	DP: 0
HR: 0	HBP: 0

Batter	1	2	3	4	5	6	7	8	9	AB R H RBI BB SO LOB	TOP																
Richie Ashburn, L (1, 8) OBP: 0.445, SLG: 0.381	0-0 BB BB 1B	0-0 F3			0-0 F7		0-0 5-3			4 0 1 0 0 0 2																	
Bob Will, L (1, 9) OBP: 0.308, SLG: 0.347	4-0 BB BB 1-2 BB		0-0 3-1		4-0 1B BB			0-0 4-3		2 0 0 0 2 0 0																	
Ed Bouchee, L (1, 3) OBP: 0.340, SLG: 0.299	4-0 BB BB		0-0 1-3		0-0 14 L6-3 1B			0-0 F7		2 0 1 1 1 0 0																	
Don Zimmer, R (5, PR) OBP: 0.267, SLG: 0.279	1-2 2-3 BB				1-3 2-H					0 0 0 0 0 0 0																	
Dick Drott, R (5, 1) OBP: 0.167, SLG: 0.167										0 0 0 0 0 0 0																	
George Altman, L (8, PH) OBP: 0.288, SLG: 0.346										1 0 0 0 0 0 0																	
Don Elston, R (8, 1)										0 0 0 0 0 0 0																	
14 Ernie Banks, R (1, 6) OBP: 0.357, SLG: 0.563	0-0 F5		0-0 HR		0-0 L6-3			0-0 L6		4 1 1 1 0 0 5																	
Walt Moryn, L (1, 7) OBP: 0.397, SLG: 0.451	0-0 F9		0-0 F9			0-0 FC1-6 1B			0-0 G4-6-3 1B	4 0 2 0 0 0 3																	
Frank Thomas, R (1, 5) OBP: 0.272, SLG: 0.438	0-0 F2			0-0 6-3		0-0 F9			0-0 F8	4 0 0 0 0 0 5																	
Sammy Taylor, L (1, 2) OBP: 0.316, SLG: 0.324		0-0 SH3-4 1B		0-3 K		0-0 FC1-6 PO			0-0 G4-6-3	4 0 1 0 0 1 2																	
Jerry Kindall, R (1, 4) OBP: 0.200, SLG: 0.333		0-3 K		0-0 4-3		0-0 PO		0-0 F8		3 0 0 0 0 1 1																	
Dick Ellsworth, L (1, 1)										0 0 0 0 0 0 0																	
Ben Johnson, R (1, 1)										0 0 0 0 0 0 0																	
Art Schult, R (5, PH) OBP: 0.222, SLG: 0.125		0-0 SH3-4				0-0 BB 1B				1 0 1 0 0 0 0																	
Dick Gemert, R (5, PR) OBP: 0.333, SLG: 0.320		1-2								1 1 0 0 0 0 0																	
Inning Stats	R: 0 H: 1 E: 0 LOB: 3 K: 0 BB: 2 S: 4 P: 12	R: 0 H: 1 E: 0 LOB: 1 K: 1 BB: 0 S: 6 P: 6	R: 1 H: 1 E: 0 LOB: 0 K: 0 BB: 0 S: 4 P: 4	R: 0 H: 0 E: 0 LOB: 0 K: 1 BB: 0 S: 5 P: 5	R: 1 H: 2 E: 0 LOB: 2 K: 0 BB: 1 S: 4 P: 8	R: 0 H: 1 E: 0 LOB: 0 K: 0 BB: 0 S: 3 P: 3	R: 0 H: 0 E: 0 LOB: 0 K: 0 BB: 0 S: 3 P: 3	R: 0 H: 0 E: 0 LOB: 0 K: 0 BB: 0 S: 3 P: 3	R: 0 H: 1 E: 0 LOB: 0 K: 0 BB: 0 S: 3 P: 3	1B: 6 SF: 0 2B: 1 SAC: 1 3B: 0 DP: 2 HR: 1 HBP: 0	WP: 0 PA: 35 PB: 0 SB: 0 CS: 0																
PITCHER	IP WLS BF H R ER SO BB IBB HBP BLK WP HR S P ERA WHIP											PITCHER	IP WLS BF H R ER SO BB IBB HBP BLK WP HR S P ERA WHIP														
Joey Jay, R (1, 1) ERA: 5.59	4.1	W	21	5	2	2	2	3	0	0	0	0	1	22	34	4.15	1.846										
Lew Burdette, R (5, 1) ERA: 2.94	4.2	W	13	2	0	0	0	0	0	0	0	0	0	13	13	0.00	0.429										

Chicago Cubs @ Milwaukee Braves
Milwaukee County Stadium, Milwaukee, WI

Sat May 21 1960, 4:33 AM EDT
Att. 14,220 - Overcast

livebaseballscorecards.com

AB 30
R 2
H 7
RBI 2
BB 3
SO 2
LOB 18



Batter	1	2	3	4	5	6	7	8	9	AB	R	H	RBI	BB	SO	LOB
Bill Bruton, L OBP: 0.333, SLG: 0.430 (1, 8)	0-0 2B 1B	0-0 4-3		0-0 P4			0-0 3B			4	1	2	0	0	0	3
Red Schoendienst, S OBP: 0.323, SLG: 0.330 (1, 4)	0-0 F9		0-0 4-3		0-0 F9		4-0 BB			3	0	0	0	1	0	1
Eddie Mathews, L OBP: 0.405, SLG: 0.596 (1, 5)	0-0 1B 2B		0-0 F4		0-0 4-3		0-3 K			4	1	1	1	0	1	2
Hank Aaron, R OBP: 0.364, SLG: 0.636 (1, 9)	0-0 1B		0-0 5-3		0-3 K		0-0 F8			4	0	1	1	0	1	2
Joe Adcock, R OBP: 0.391, SLG: 0.627 Al Spangler, L OBP: 0.355, SLG: 0.370 (1, 3) (8, PR) (9, 7)	0-0 G1-4-3 1-2f 1B			0-0 HR		0-0 E8 SH1-4 1B		4-0 SH5-4 BB		3	1	2	1	1	0	1
Mel Roach, R OBP: 0.267, SLG: 0.429 Frank Torre, L OBP: 0.233, SLG: 0.222 (1, 7) (9, 3)		0-0 SH3 SF9 2B		0-3 K		0-0 SH1-4 2-3		0-0 SH5-4 1-2		2	1	1	0	0	1	0
Johnny Logan, R OBP: 0.351, SLG: 0.366 (1, 6)		0-0 SH3 2-3 1B 1B		0-0 1B 1B		0-0 B5-4		0-0 F7		3	0	1	0	0	0	3
Del Crandall, R OBP: 0.265, SLG: 0.507 (1, 2)		0-0 SF9 3-H 1B		0-0 F9		0-0 5-3		4-0 FC6-4 IBB		2	0	0	1	1	0	2
Joey Jay, S OBP: 0.500, SLG: 0.333 Lew Burdette, R OBP: 0.190, SLG: 0.158 (1, 1) (5, 1)		4-0 BB		0-0 1-2 1B			0-0 P6	0-0 FC6-4 1-2f		1	0	1	0	1	0	0
										2	0	0	0	0	0	2

Inning Stats	R: 2	H: 3	E: 0	K: 0	S: 5	H: 3	LOB: 0	BB: 0	P: 5	R: 1	H: 1	E: 0	K: 0	S: 4	R: 0	H: 0	E: 0	K: 0	S: 3	R: 1	H: 3	E: 0	K: 1	S: 8	R: 0	H: 0	E: 0	K: 1	S: 5	R: 0	H: 1	E: 1	K: 0	S: 4	R: 0	H: 1	E: 0	K: 1	S: 6	R: 0	H: 0	E: 0	K: 0	S: 3
--------------	------	------	------	------	------	------	--------	-------	------	------	------	------	------	------	------	------	------	------	------	------	------	------	------	------	------	------	------	------	------	------	------	------	------	------	------	------	------	------	------	------	------	------	------	------

PITCHER	IP	WLS	BF	H	R	ER	SO	BB	IBB	HBP	BLK	WP	HR	S	P	ERA	WHIP
Dick Ellsworth, L ERA: 1.65 (1, 1)	0.1	L	4	3	2	2	0	0	0	0	0	0	0	4	4	54.00	9.000
Ben Johnson, R ERA: 3.98 (1, 1)	3.2		15	4	2	2	1	1	0	0	0	0	1	16	20	4.91	1.364
Dick Drott, R ERA: 4.78 (5, 1)	3.0		12	2	0	0	2	1	0	0	0	0	0	15	19	0.00	1.000
Don Elston, R ERA: 4.07 (8, 1)	1.0		5	0	0	0	0	1	1	0	0	0	0	3	11	0.00	1.000

BOTTOM

Chicago Cubs @ Milwaukee Braves
Milwaukee County Stadium, Milwaukee, WI

Sat May 21 1960, 4:33 AM EDT
Att. 14,220 - Overcast

AB	28
R	4
H	9
RBI	4
BB	4
SO	3
LOB	16



WP	HR	S	P	ERA	WHIP
0	0	0	0	0	0

Batter	1	2	3	4	5	6	7	8	9	AB R H RBI BB SO LOB	TOP
Richie Ashburn, L (1, 8) OBP: 0.444, SLG: 0.382	0-0 6-3		0-0 14 BB 1B	0-3 K			0-0 FC5-4 1B		0-0 P4	5 0 2 0 0 1 2	Chicago Cubs @ Milwaukee Braves Milwaukee County Stadium, Milwaukee, WI Sun May 22 1960, 4:33 AM EDT Att. 25,798 - Sunny
Jerry Kindall, R (1, 4) Earl Averill, R (9, PH) OBP: 0.172, SLG: 0.286 OBP: 0.375, SLG: 0.714	0-0 P4		0-0 F7			0-0 F7	0-0 FC5-4 1B FC5 1-2f		0-0 F3	4 0 0 0 0 0 2 1 0 0 0 0 0 0	
Ed Bouchee, L (1, 3) OBP: 0.365, SLG: 0.356	0-0 HR		0-0 14 BB 1B			4-0 BB	0-0 1-2 1B			3 1 3 1 1 0 0	
14 Ernie Banks, R (1, 6) OBP: 0.361, SLG: 0.556	0-0 1B		4-0 1-2 2-3 BB			0-3 K	0-0 F7			3 0 1 0 1 1 3	
Frank Thomas, R (1, 5) OBP: 0.262, SLG: 0.420	0-0 5-3		0-3 K			0-0 L7	0-0 FC5 2-3f			4 0 0 0 0 1 7	
Art Schult, R (1, 7) OBP: 0.231, SLG: 0.250		0-3 K		0-0 2B		0-0 6-3		0-0 F8		4 0 1 0 0 1 0	
Bob Will, L (1, 9) OBP: 0.317, SLG: 0.338		4-0 7-5-2 BB		4-0 BB		0-0 6-3		0-0 F9		2 0 0 0 2 0 0	
Del Rice, R (1, 2) OBP: 0.271, SLG: 0.311		0-0 7-5-2 1-Hf		0-0 F9		4-0 BB		0-0 F8		3 0 0 0 1 0 3	
Glen Hobbie, R (1, 1) Dick Gernert, R (9, PH) OBP: 0.235, SLG: 0.071 OBP: 0.321, SLG: 0.308		0-0 1-3		0-0 F7		0-3 K		0-3 K		3 0 0 0 0 1 3 1 0 0 0 0 1 0	
Inning Stats	R: 1 H: 2 E: 0 LOB: 1 K: 0 BB: 0 S: 5 P: 5	R: 0 H: 0 E: 1 LOB: 0 K: 1 BB: 1 S: 4 P: 8	R: 0 H: 2 E: 0 LOB: 3 K: 1 BB: 1 S: 7 P: 11	R: 0 H: 1 E: 0 LOB: 2 K: 1 BB: 1 S: 6 P: 10	R: 0 H: 0 E: 0 LOB: 1 K: 1 BB: 1 S: 5 P: 9	R: 0 H: 0 E: 0 LOB: 1 K: 1 BB: 1 S: 5 P: 9	R: 0 H: 2 E: 0 LOB: 2 K: 0 BB: 0 S: 5 P: 5	R: 0 H: 0 E: 0 LOB: 0 K: 0 BB: 0 S: 3 P: 3	R: 0 H: 0 E: 0 LOB: 0 K: 1 BB: 0 S: 5 P: 5	1B: 5 SF: 0 2B: 2 SAC: 0 3B: 0 DP: 1 HR: 1 HBP: 0	
PITCHER Juan Pizarro, L (1, 1) ERA: 2.35	IP WLS BF H R ER SO BB IBB HBP BLK WP HR S P ERA WHIP										
	9.0 W 38 7 1 1 6 5 0 0 0 0 0 1 45 65 1.00 1.333										

livebaseballscores.com

AB	33
R	1
H	7
RBI	1
BB	5
SO	6
LOB	20



Batter	1	2	3	4	5	6	7	8	9	AB R H RBI BB SO LOB
Bill Bruton, L OBP: 0.330, SLG: 0.417 (1, 8) X	0-0 F8		0-0 F8		0-3 K		4-0 S BB			3 0 0 0 1 1 1
Red Schoendienst, S OBP: 0.320, SLG: 0.319 (1, 4) H	1-0 FC4-6 1B HBP		0-0 F2		0-0 4-3		0-0 F9 1-2			3 0 0 0 0 0 2
Eddie Mathews, L OBP: 0.417, SLG: 0.594 (1, 5) X	0-0 FC4-6 1B		4-0 1B BB		0-0 4-3		4-0 3-1 WP BB			2 0 1 0 2 0 0
Hank Aaron, R OBP: 0.368, SLG: 0.627 (1, 9) X	0-0 FC4-6 1-2 2-3		0-0 1B 1-3 2-H		0-0 E5 HR		4-0 3-1 BB			3 1 1 1 1 0 2
Joe Adcock, R OBP: 0.382, SLG: 0.651 (1, 3) X	0-0 F9		0-0 5-3		0-0 HR 1-H		0-3 K			4 1 1 2 0 1 6
Al Spangler, L OBP: 0.314, SLG: 0.323 (1, 7) X		0-0 3-1		0-0 F2		0-0 1-3		0-0 3-1 1-2 2-3		4 0 0 0 0 0 2
Johnny Logan, R OBP: 0.333, SLG: 0.347 (1, 6) X		0-0 5-3		0-0 6-3		0-0 6-3		0-3 K		4 0 0 0 0 1 2
Del Crandall, R OBP: 0.256, SLG: 0.487 (1, 2) X		0-0 1-3		0-3 K			0-0 F7			3 0 0 0 0 1 0
Juan Pizarro, L OBP: 0.333, SLG: 0.444 (1, 1) X			0-0 1B 2B		0-0 G3		0-0 F8			3 1 1 0 0 0 0

Inning Stats	R: 0 H: 1 E: 0 K: 0 S: 4	H: 1 LOB: 2 BB: 0 P: 5	R: 0 H: 0 E: 0 K: 0 S: 3	H: 0 LOB: 0 BB: 0 P: 3	R: 1 H: 2 E: 0 K: 0 S: 5	H: 2 LOB: 2 BB: 1 P: 9	R: 0 H: 0 E: 0 K: 1 S: 5	H: 0 LOB: 0 BB: 0 P: 5	R: 2 H: 1 E: 1 K: 0 S: 5	H: 1 LOB: 0 BB: 0 P: 5	R: 0 H: 0 E: 0 K: 0 S: 3	H: 0 LOB: 1 BB: 1 P: 7	R: 0 H: 0 E: 0 K: 2 S: 7	H: 0 LOB: 2 BB: 2 P: 15	1B: 2 SF: 0 2B: 1 SAC: 0 3B: 0 DP: 0 HR: 1 HBP: 1
---------------------	--------------------------	------------------------	--------------------------	------------------------	--------------------------	------------------------	--------------------------	------------------------	--------------------------	------------------------	--------------------------	------------------------	--------------------------	-------------------------	--

PITCHER Glen Hobbie, R ERA: 5.21 (1, 1)	IP 8.0 WLS L BF 34 H 4 R 3 ER 2 SO 4 BB 4 IBB 0 HBP 1 BLK 0 WP 1 HR 1 S 37 P 54 ERA 2.25 WHIP 1.000	PITCHER	IP WLS BF H R ER SO BB IBB HBP BLK WP HR S P ERA WHIP
--	---	----------------	---

BOTTOM

Chicago Cubs @ Milwaukee Braves
Milwaukee County Stadium, Milwaukee, WI
 Sun May 22 1960, 4:33 AM EDT
 Att. 25,798 - Sunny

livebaseballscorecards.com

AB	29
R	3
H	4
RBI	3
BB	4
SO	4
LOB	15



WP: 1	PA: 34
PB: 0	
SB: 1	
CS: 0	

Batter	1	2	3	4	5	6	7	8	9	AB R H RBI BB SO LOB	TOP	
Bill Bruton, L (1, 8) OBP: 0.327, SLG: 0.411	0-0 4-3		0-0 F9		0-0 4-3			0-0 E S 1B		4 0 1 0 0 0 0	Milwaukee Braves @ St. Louis Cardinals Sportsman's Park, St. Louis, MO Wed May 25 1960, 8:05 PM EDT Att. 8,173 - Unknown livebaseballscorecards.com	
Red Schoendienst, S (1, 4) OBP: 0.318, SLG: 0.316	0-0 G3		0-0 1B 2B 1B		0-0 F6			0-0 4-3 1-3		4 1 1 0 0 0 1		
Eddie Mathews, L (1, 5) OBP: 0.437, SLG: 0.606	4-0 1B E BB		0-0 1-3 2B 1B		0-0 CS 1B			0-0 1B		3 2 3 0 1 0 0		
Hank Aaron, R (1, 9) OBP: 0.364, SLG: 0.613	0-0 E8 1-H 1B		0-0 F5		0-0 CS 1-2	0-0 4-3		0-0 F2		4 0 1 0 0 0 4		
Joe Adcock, R (1, 3) OBP: 0.375, SLG: 0.642	0-3 K		0-0 1-H 3-H 2B		0-0 CS 1-2	0-3 K		0-0 6-3		4 0 1 2 0 2 3		
Johnny Logan, R (1, 6) OBP: 0.329, SLG: 0.342		0-0 F3		0-0 5-3 1B		0-0 6-3		0-3 K		4 0 1 0 0 1 0		
Al Spangler, L (1, 7) OBP: 0.308, SLG: 0.343		0-3 K		0-0 F8		0-0 F8		0-0 FC1-5 2B		4 0 1 0 0 1 1		
Del Crandall, R (1, 2) OBP: 0.256, SLG: 0.469		4-0 FC6-4 BB		0-0 5-3 1-2		0-0 6-3		0-0 FC1-5 2-3		3 0 0 0 1 0 2		
Warren Spahn, L (1, 1) OBP: 0.158, SLG: 0.278 Wes Covington, L (9, PH) OBP: 0.240, SLG: 0.500 Don McMahon, R (9, 1)		0-0 FC6-4 1-2f		0-0 4-3		0-0 3-1		0-0 3-1		3 0 0 0 0 0 2 1 0 0 0 0 0 1 0 0 0 0 0 0 0		
Inning Stats	R: 1 H: 1 E: 1 LOB: 1 K: 1 BB: 1 S: 6 P: 10	R: 0 H: 0 E: 0 LOB: 1 K: 1 BB: 1 S: 5 P: 9	R: 2 H: 3 E: 0 LOB: 1 K: 0 BB: 0 S: 5 P: 5	R: 0 H: 1 E: 0 LOB: 1 K: 0 BB: 0 S: 4 P: 4	R: 0 H: 1 E: 0 LOB: 0 K: 0 BB: 0 S: 3 P: 3	R: 0 H: 0 E: 0 LOB: 0 K: 1 BB: 0 S: 5 P: 5	R: 0 H: 0 E: 0 LOB: 0 K: 0 BB: 0 S: 3 P: 3	R: 0 H: 2 E: 0 LOB: 2 K: 0 BB: 0 S: 5 P: 5	R: 0 H: 1 E: 1 LOB: 1 K: 1 BB: 0 S: 6 P: 6	1B: 7 SF: 0 2B: 2 SAC: 0 3B: 0 DP: 0 HR: 0 HBP: 0	WP: 0 PA: 37 PB: 0 SB: 1 CS: 1	
PITCHER Larry Jackson, R (1, 1) ERA: 3.08	IP WLS BF H R ER SO BB IBB HBP BLK WP HR S P ERA WHIP	9.0 W 36 9 3 2 4 2 0 0 0 0 0 0 42 50 2.00 1.222										



Batter	1	2	3	4	5	6	7	8	9	AB	R	H	RBI	BB	SO	LOB
Joe Cunningham, L (1, 9) OBP: 0.419, SLG: 0.391	4-0 3-1 BB		0-0 F7		0-0 F4			0-3 K		3	0	0	0	1	1	0
Daryl Spencer, R (1, 4) OBP: 0.403, SLG: 0.586	0-0 3-1 1-2		0-0 2-3			0-0 4-3		0-0 F4		4	0	0	0	0	0	1
Bill White, L (1, 8) OBP: 0.392, SLG: 0.488	0-0 F9		0-0 G3			0-0 5-3		4-0 BB		3	0	0	0	1	0	1
Ken Boyer, R (1, 5) OBP: 0.314, SLG: 0.537	0-0 F8			0-0 HR		0-0 HR		0-0 F7		4	2	2	2	0	0	2
Stan Musial, L (1, 3) OBP: 0.368, SLG: 0.409		1-0 BB G4-6-3 HBP		0-0 3-1		0-0 F9			0-0 F5	3	1	0	0	0	0	0
Bob Nieman, R (1, 7) OBP: 0.404, SLG: 0.438		4-0 G4-6-3 BB		0-3 K			0-0 SH2-4 1B		0-0 HR 1B	3	1	2	0	1	1	0
Hal Smith, R (1, 2) OBP: 0.213, SLG: 0.179		4-0 G4-6-3 BB		0-0 4-3			0-0 SH2-4		0-0 F7	1	0	0	0	1	0	0
Carl Sawatski, L (9, PH) OBP: 0.351, SLG: 0.521		1-2 2-3 BB					1-2		0-0 F7	1	0	0	0	0	0	1
Alex Grammas, R (1, 6) OBP: 0.260, SLG: 0.247		0-0 G4-6-3				0-0 F7		0-0 F9		3	0	0	0	0	0	3
George Crowe, L (9, PH) OBP: 0.269, SLG: 0.375		1-2 2-3 3-H							0-0 HR	1	1	1	2	0	0	0
Larry Jackson, R (1, 1) OBP: 0.200, SLG: 0.250		0-3 K				0-0 6-3		0-0 L4		3	0	0	0	0	1	2

Inning Stats	R: 0	H: 0	E: 0	K: 0	S: 3	R: 1	H: 0	E: 0	K: 1	S: 4	R: 0	H: 0	E: 0	K: 0	S: 3	R: 1	H: 1	E: 0	K: 1	S: 6	R: 0	H: 0	E: 0	K: 0	S: 3	R: 1	H: 1	E: 0	K: 0	S: 4	R: 0	H: 1	E: 0	K: 0	S: 4	R: 0	H: 0	E: 0	K: 1	S: 5	R: 2	H: 2	E: 0	K: 0	S: 4	1B: 2	SF: 0	2B: 0	3B: 0	HR: 3	WP: 0	PA: 35
	LOB: 1	BB: 1	P: 7			LOB: 1	BB: 2	P: 13			LOB: 0	BB: 0	P: 3			LOB: 0	BB: 0	P: 3			LOB: 1	BB: 0	P: 4			LOB: 1	BB: 0	P: 4			LOB: 1	BB: 1	P: 9			LOB: 0	BB: 0	P: 4			LOB: 0	BB: 0	P: 4			SAC: 1	DP: 1	HBP: 1				


PITCHER	IP	WLS	BF	H	R	ER	SO	BB	IBB	HBP	BLK	WP	HR	S	P	ERA	WHIP
Warren Spahn, L (1, 1) ERA: 3.62	8.0		31	3	3	3	3	4	0	1	0	0	2	32	49	3.38	0.875
Don McMahon, R (9, 1) ERA: 7.02	0.2	L	4	2	2	2	0	0	0	0	0	0	1	4	4	27.00	3.000

BOTTOM

Milwaukee Braves @ St. Louis Cardinals
Sportsman's Park, St. Louis, MO

Wed May 25 1960, 8:05 PM EDT
Att. 8,173 - Unknown

AB	29
R	5
H	5
RBI	4
BB	4
SO	3
LOB	10



WP	PA	ERA	WHIP
0	35		

Batter	1	2	3	4	5	6	7	8	9	AB R H RBI BB SO LOB	TOP			
Bill Bruton, L (1, 8) OBP: 0.339, SLG: 0.420	0-0 CS 1B	0-3 K			0-0 F6		0-0 SH3-4 1B		0-0 4-3 1B	5 0 3 0 0 1 1				
Red Schoendienst, S (1, 4) OBP: 0.315, SLG: 0.314	0-0 F2		0-0 F8		0-0 1B		0-0 SH3-4		0-0 4-3	4 0 1 0 0 0 2				
Eddie Mathews, L (1, 5) OBP: 0.419, SLG: 0.577	0-3 K 1-2		0-3 K		0-0 4-3		0-0 F2		0-3 K	5 0 0 0 0 3 4				
Hank Aaron, R (1, 9) OBP: 0.385, SLG: 0.633		0-0 1B 2B	0-0 1B		0-0 1B SF7		4-0 1B IBB			3 2 3 0 1 0 0				
Joe Adcock, R (1, 3) OBP: 0.362, SLG: 0.634		0-0 E 1B 2-H	0-0 F5		0-0 2B 1B 1-3		0-0 F2			4 1 2 1 0 0 3				
Mel Roach, R (1, 7) OBP: 0.273, SLG: 0.433		0-0 E7 PB 1B 2-H		0-0 F8		0-0 SF7		0-3 K		2 1 1 1 0 0 0 1 0 0 0 0 1 0				
Al Spangler, L (8, PH) OBP: 0.300, SLG: 0.333 (8, 7)		0-3 K 1-2		0-3 K		0-0 F8		0-0 F9		4 0 0 0 0 2 2				
Johnny Logan, R (1, 6) OBP: 0.315, SLG: 0.325		0-0 F6		0-0 F5		0-0 2B		0-0 F5		4 0 1 0 0 0 1				
Del Crandall, R (1, 2) OBP: 0.255, SLG: 0.471		0-0 1B		0-3 K		0-3 K		0-0 G3		4 0 1 1 0 2 2				
Bob Buhl, R (1, 1) OBP: 0.150, SLG: 0.150														
Inning Stats	R: 0 E: 0 K: 1 S: 5 H: 1 LOB: 1 BB: 0 P: 5	R: 3 E: 1 K: 2 S: 11 H: 4 LOB: 1 BB: 0 P: 11	R: 0 E: 0 K: 1 S: 6 H: 1 LOB: 1 BB: 0 P: 6	R: 0 E: 0 K: 1 S: 5 H: 0 LOB: 0 BB: 0 P: 5	R: 0 E: 0 K: 1 S: 6 H: 1 LOB: 1 BB: 0 P: 6	R: 1 E: 0 K: 1 S: 8 H: 3 LOB: 2 BB: 0 P: 8	R: 0 E: 0 K: 0 S: 4 H: 1 LOB: 2 BB: 1 P: 8	R: 0 E: 0 K: 1 S: 5 H: 0 LOB: 0 BB: 0 P: 5	R: 0 E: 0 K: 1 S: 6 H: 1 LOB: 1 BB: 0 P: 6	1B: 10 2B: 3 3B: 0 HR: 0 SF: 1 SAC: 1 DP: 1 HBP: 0	WP: 0 PB: 1 SB: 0 CS: 1 PA: 39			
PITCHER	IP WLS BF H R ER SO BB IBB HBP BLK WP HR S P ERA WHIP												PITCHER	IP WLS BF H R ER SO BB IBB HBP BLK WP HR S P ERA WHIP
Vinegar Bend Mizell, L (1, 1) ERA: 4.55	7.0 L 32 11 4 3 7 0 1 0 0 0 0 0 45 49 3.86 1.571													
Ernie Broglio, R (8, 1) ERA: 2.64	2.0 7 1 0 0 2 0 0 0 0 0 0 0 11 11 0.00 0.500													

Milwaukee Braves @ St. Louis Cardinals
 Sportsman's Park, St. Louis, MO
 Thu May 26 1960, 8:05 PM EDT
 Att. 9,222 - Unknown

AB	36
R	4
H	12
RBI	3
BB	1
SO	9
LOB	15



livebaseballscorecards.com

Batter	1	2	3	4	5	6	7	8	9	AB	R	H	RBI	BB	SO	LOB
Joe Cunningham, L (1, 9) OBP: 0.421, SLG: 0.390	4-0 BB G6-4-3			x 0-0 BB 1B		x 0-0 F8		x 0-0 F3		3	0	1	0	1	0	0
Daryl Spencer, R (1, 4) OBP: 0.399, SLG: 0.573 (8, 6)	0-0 G6-4-3 1-2f			BB 4-0 1-2 BB		x 0-0 1-3		x 0-0 F4		3	0	0	0	1	0	1
Bill White, L (1, 8) OBP: 0.368, SLG: 0.489	0-3 K			x 0-0 F9		x 0-0 2B		S S 0-3 K		4	0	1	0	0	2	2
Ken Boyer, R (1, 5) OBP: 0.306, SLG: 0.520		S S 0-3 K		x 0-0 F8		x 0-0 5-3		x 0-0 6-3		4	0	0	0	0	1	3
Stan Musial, L (1, 3) OBP: 0.373, SLG: 0.413		x 0-0 F5		x 0-0 F8		x 0-0 G3 1B 1B		x 0-0 1B 1B		4	0	2	0	0	0	2
Bob Nieman, R (1, 7) OBP: 0.426, SLG: 0.519		S S 0-3 K		x 0-0 HR		x 0-0 G3 1B 1B		x 0-0 1-3 1B		4	1	3	1	0	1	0
Carl Sawatski, L (1, 2) OBP: 0.344, SLG: 0.490			BB BB 4-0 G4-3-6 BB		x 0-0 3-1		x 0-0 F9		S S 0-3 K	3	0	0	0	1	1	4
Alex Grammas, R (1, 6) OBP: 0.255, SLG: 0.242			x 0-0 G4-3-6		S S 0-3 K		x 0-0 G3		S S 0-3 K	2	0	0	0	0	1	1
George Crowe, L (7, PH) OBP: 0.259, SLG: 0.360			1-2f		x 0-0 K		1-2 2-3			1	0	0	0	0	0	2
Wally Shannon, L (8, 4) OBP: 0.296, SLG: 0.174					x 0-0 K		x 0-0 4-3			1	0	0	0	0	1	2
Vinegar Bend Mizell, R (1, 1) OBP: 0.158, SLG: 0.167			S S 0-3 K		S S 0-3 K					2	0	0	0	0	2	0
Leon Wagner, L (7, PH) OBP: 0.337, SLG: 0.398										1	0	0	0	0	0	2
Ernie Broglio, R (8, 1)										0	0	0	0	0	0	0

Inning Stats	R: 0 E: 0 K: 1 S: 4	H: 0 LOB: 0 BB: 1 P: 8	R: 0 E: 0 K: 2 S: 7	H: 0 LOB: 0 BB: 0 P: 7	R: 0 E: 0 K: 1 S: 4	H: 0 LOB: 0 BB: 1 P: 8	R: 0 E: 0 K: 0 S: 4	H: 1 LOB: 2 BB: 1 P: 8	R: 1 E: 0 K: 2 S: 8	H: 1 LOB: 0 BB: 0 P: 8	R: 0 E: 0 K: 0 S: 4	H: 1 LOB: 1 BB: 0 P: 4	R: 0 E: 0 K: 0 S: 5	H: 2 LOB: 2 BB: 0 P: 5	R: 0 E: 0 K: 1 S: 5	H: 0 LOB: 0 BB: 0 P: 5	R: 0 E: 0 K: 2 S: 9	H: 2 LOB: 2 BB: 0 P: 9	1B: 5 2B: 1 3B: 0 HR: 1	SF: 0 SAC: 0 DP: 2 HBP: 0	WP: 0 PB: 0 SB: 0 CS: 0	PA: 35
---------------------	------------------------------	---------------------------------	------------------------------	---------------------------------	------------------------------	---------------------------------	------------------------------	---------------------------------	------------------------------	---------------------------------	------------------------------	---------------------------------	------------------------------	---------------------------------	------------------------------	---------------------------------	------------------------------	---------------------------------	----------------------------------	------------------------------------	----------------------------------	--------

PITCHER Bob Buhl, R (1, 1) ERA: 3.75	IP 9.0	WLS W	BF 35	H 7	R 1	ER 1	SO 9	BB 3	IBB 0	HBP 0	BLK 0	WP 0	HR 1	S 50	P 62	ERA 1.00	WHIP 1.111	PITCHER	IP 9.0	WLS W	BF 35	H 7	R 1	ER 1	SO 9	BB 3	IBB 0	HBP 0	BLK 0	WP 0	HR 1	S 50	P 62	ERA 1.00	WHIP 1.111
---	-----------	----------	----------	--------	--------	---------	---------	---------	----------	----------	----------	---------	---------	---------	---------	-------------	---------------	----------------	-----------	----------	----------	--------	--------	---------	---------	---------	----------	----------	----------	---------	---------	---------	---------	-------------	---------------

BOTTOM

Milwaukee Braves @ St. Louis Cardinals
Sportsman's Park, St. Louis, MO
Thu May 26 1960, 8:05 PM EDT
Att. 9,222 - Unknown

livebaseballscorecards.com

AB	32
R	1
H	7
RBI	1
BB	3
SO	9
LOB	19



Batter	1	2	3	4	5	6	7	8	9	AB R H RBI BB SO LOB	TOP															
Bill Bruton, L (1, 8) OBP: 0.333, SLG: 0.410	0-3 K		0-0 S 1B		0-0 4-3		0-0 5-3		0-0 F8	5 1 1 0 0 1 0																
Red Schoendienst, S (1, 4) OBP: 0.322, SLG: 0.314	0-0 P6		0-0 BB 1B 1-H		4-0 HR BB		0-3 K			3 1 1 1 1 1 0																
Eddie Mathews, L (1, 5) OBP: 0.430, SLG: 0.636	0-0 HR		4-0 BB 1-2		0-0 HR		0-0 F9			3 2 2 3 1 0 0																
Hank Aaron, R (1, 9) OBP: 0.381, SLG: 0.619	0-0 F7		0-0 F7		0-0 S 1B			0-0 F3		4 0 1 0 0 0 2																
Joe Adcock, R (1, 3) OBP: 0.388, SLG: 0.635		0-0 F5		0-0 SH3 SF9 2B		0-0 F8 1-2		4-0 BB		3 1 1 0 1 0 1																
Johnny Logan, R (1, 6) OBP: 0.304, SLG: 0.314		0-0 F8		0-0 SH3 2-3		0-0 F8		0-0 F8		3 0 0 0 0 0 1																
Al Spangler, L (1, 7) OBP: 0.295, SLG: 0.359		0-0 F5		0-0 SF9 3-H		0-0 2B		0-0 4-3		3 0 1 1 0 0 1																
Del Crandall, R (1, 2) OBP: 0.245, SLG: 0.449			0-0 6-3		0-0 F7		0-0 F7		0-0 F7	4 0 0 0 0 0 1																
Lew Burdette, R (1, 1) OBP: 0.174, SLG: 0.143			0-0 F3		0-0 F7		0-0 F9		0-3 K	2 0 0 0 0 0 0																
Bob Rush, R (5, 1) OBP: 0.500, SLG: 0.333										1 0 0 0 0 0 1																
Ken MacKenzie, R (6, 1)										1 0 0 0 0 1 0																
Inning Stats	R: 1 E: 0 K: 1 S: 6	H: 1 LOB: 0 BB: 0 P: 6	R: 0 E: 0 K: 0 S: 3	H: 0 LOB: 0 BB: 0 P: 3	R: 1 E: 0 K: 0 S: 5	H: 2 LOB: 2 BB: 1 P: 9	R: 1 E: 0 K: 0 S: 4	H: 1 LOB: 0 BB: 0 P: 4	R: 2 E: 0 K: 0 S: 5	H: 2 LOB: 1 BB: 1 P: 9	R: 0 E: 0 K: 0 S: 4	H: 1 LOB: 1 BB: 0 P: 4	R: 0 E: 0 K: 1 S: 5	H: 0 LOB: 0 BB: 0 P: 5	R: 0 E: 0 K: 0 S: 3	H: 0 LOB: 1 BB: 1 P: 7	R: 0 E: 0 K: 1 S: 5	H: 0 LOB: 0 BB: 0 P: 5	1B: 3 2B: 2 3B: 0 HR: 2	SF: 1 SAC: 1 DP: 0 HBP: 0	WP: 0 PB: 0 SB: 2 CS: 0	PA: 37				
PITCHER	IP WLS BF H R ER SO BB IBB HBP BLK WP HR S P ERA WHIP																									
Bob Purkey, R (1, 1) ERA: 2.98	5.0	23	6	5	5	1	2	0	0	0	0	2	23	31	9.00	1.600										
Jim Brosnan, R (6, 1) ERA: 4.25	4.0	W	14	1	0	0	2	1	0	0	0	0	17	21	0.00	0.500										

Milwaukee Braves @ Cincinnati Reds
 Crosley Field, Cincinnati, OH
 Fri May 27 1960, 7:05 PM EDT
 Att. 11,364 - Unknown

livebaseballscorecards.com

AB	32
R	5
H	7
RBI	5
BB	3
SO	3
LOB	7



Batter	1	2	3	4	5	6	7	8	9	AB	R	H	RBI	BB	SO	LOB	BOTTOM
--------	---	---	---	---	---	---	---	---	---	----	---	---	-----	----	----	-----	--------

Eddie Kasko, R OBP: 0.410, SLG: 0.435 (1, 6)	0-0 CS 1B		0-0 F3		0-0 2B 1B	0-0 F7			0-3 K	5	1	2	0	0	1	1	Milwaukee Braves @ Cincinnati Reds Crosley Field, Cincinnati, OH Fri May 27 1960, 7:05 PM EDT Att. 11,364 - Unknown livebaseballscorecards.com AB 35 R 9 H 11 RBI 9 BB 5 SO 5 LOB 14
Vada Pinson, L OBP: 0.361, SLG: 0.497 (1, 8)	4-0 1-2 E BB		0-0 E1 BB		0-0 1-2 2B 1B	0-0 2-H 3B			0-0 HR 3B	4	2	3	1	1	0	0	
Gus Bell, L OBP: 0.316, SLG: 0.415 (1, 9)	0-0 E8 G6-4-3 1-2		4-0 FC5-4 BB		0-0 1-H 2-H 1B 2B	0-0 4-1			4-0 HR IBB IBB	3	2	1	2	2	0	2	
Frank Robinson, R OBP: 0.417, SLG: 0.625 (1, 3)	0-0 G6-4-3 1-2f		0-0 FC5-4		0-0 2-3 1B SF7 1B			0-0 F9	4-0 1-2 HR IBB	4	2	1	0	1	0	4	
Jerry Lynch, L OBP: 0.432, SLG: 0.452 (1, 7)		0-0 F5		0-3 K	0-0 1-3 3-H 1B			0-0 F8	0-3 K	5	0	1	1	0	2	3	
Ed Bailey, L OBP: 0.409, SLG: 0.543 (1, 2)		0-0 1B		0-0 F7	0-0 3-H SF7			0-0 F4	0-0 1-H 2-H 3-H HR	4	1	2	5	0	0	0	
Willie Jones, R OBP: 0.316, SLG: 0.375 (1, 5)		0-0 F6		4-0 BB	0-0 F7			0-0 F7		3	0	0	0	1	0	2	
Elio Chacon, R OBP: 0.344, SLG: 0.296 (1, 4)		0-0 P3		0-0 F7		0-0 SH2-4 3B 1B		0-0 K		4	1	1	0	0	1	2	
Bob Purkey, R OBP: 0.368, SLG: 0.200 (1, 1)			0-0 F3		0-0 1-6-3	0-0 SH2-4		0-3 K		1	0	0	0	0	0	0	
Whitey Lockman, L OBP: 0.286, SLG: 0.167 (5, PH)						1-2				1	0	0	0	0	0	0	
Jim Brosnan, R OBP: 0.333, SLG: 0.800 (6, 1)										1	0	0	0	0	1	0	

Inning Stats	R: 0	H: 1	E: 1	K: 0	S: 3	H: 1	LOB: 1	BB: 1	P: 7	R: 0	H: 1	E: 0	K: 0	S: 4	H: 0	LOB: 2	BB: 0	P: 4	R: 0	H: 0	E: 0	K: 1	S: 5	H: 0	LOB: 1	BB: 1	P: 9	R: 4	H: 5	E: 0	K: 0	S: 8	H: 2	LOB: 1	BB: 0	P: 8	R: 1	H: 2	E: 0	K: 0	S: 5	H: 2	LOB: 1	BB: 0	P: 5	R: 0	H: 0	E: 0	K: 0	S: 3	H: 0	LOB: 0	BB: 0	P: 3	R: 0	H: 0	E: 0	K: 2	S: 7	H: 0	LOB: 0	BB: 0	P: 7	R: 4	H: 2	E: 0	K: 2	S: 8	H: 2	LOB: 0	BB: 2	P: 16	1B: 7	SF: 1	2B: 1	SAC: 1	3B: 2	DP: 1	HR: 1	HBP: 0	WP: 0	PA: 42	PB: 0	SB: 0	CS: 1
--------------	------	------	------	------	------	------	--------	-------	------	------	------	------	------	------	------	--------	-------	------	------	------	------	------	------	------	--------	-------	------	------	------	------	------	------	------	--------	-------	------	------	------	------	------	------	------	--------	-------	------	------	------	------	------	------	------	--------	-------	------	------	------	------	------	------	------	--------	-------	------	------	------	------	------	------	------	--------	-------	-------	-------	-------	-------	--------	-------	-------	-------	--------	-------	--------	-------	-------	-------

PITCHER	IP	WLS	BF	H	R	ER	SO	BB	IBB	HBP	BLK	WP	HR	S	P	ERA	WHIP
Lew Burdette, R ERA: 3.36 (1, 1)	4.1		22	6	4	4	1	3	0	0	0	0	0	21	33	8.31	2.077
Bob Rush, R ERA: 3.86 (5, 1)	1.1		7	3	1	1	0	0	0	0	0	0	0	7	7	6.75	2.250
Ken MacKenzie, L ERA: 6.75 (6, 1)	3.0	L	13	2	4	4	4	0	2	0	0	0	1	19	27	12.00	0.667

Milwaukee Braves @ Cincinnati Reds
 Crosley Field, Cincinnati, OH
 Fri May 27 1960, 7:05 PM EDT
 Att. 11,364 - Unknown



Batter	1	2	3	4	5	6	7	8	9	AB R H RBI BB SO LOB	TOP	
Bill Bruton, L (1, 8) OBP: 0.346, SLG: 0.421	0-0 HR 1B		0-0 4-3		0-0 CS 1B			0-0 SH1-4 1B		4 1 3 0 0 0 0		
Red Schoendienst, S (1, 4) OBP: 0.314, SLG: 0.306	0-0 L8		0-0 4-3		0-0 CS 1-2	0-0 4-3		0-0 SH1-4 1-2		3 0 0 0 0 0 1		
Eddie Mathews, L (1, 5) OBP: 0.439, SLG: 0.661	0-0 HR 1-H		0-0 L9			4-0 FC5-4 BB		4-0 G5-4-3 IBB		2 1 1 2 2 0 0		
Hank Aaron, R (1, 9) OBP: 0.369, SLG: 0.598	0-0 F2			0-0 6-3		0-0 FC5-4 1-2f		0-0 G5-4-3 1-2f		4 0 0 0 0 0 3		
Joe Adcock, R (1, 3) OBP: 0.369, SLG: 0.603	0-0 5-3			0-0 6-3		0-0 FC5-4 1-2f			0-0 5-3	4 0 0 0 0 0 1		
Al Spangler, L (1, 7) OBP: 0.292, SLG: 0.349		0-0 F7		0-0 1B			0-0 P6		0-0 3-1	4 0 1 0 0 0 0		
Johnny Logan, R (1, 6) OBP: 0.302, SLG: 0.311		0-0 6-3		0-0 5-3			0-0 P4		0-0 1B	4 0 1 0 0 0 1		
Del Crandall, R (1, 2) OBP: 0.255, SLG: 0.446		4-0 BB			0-0 5-3		0-0 1B		0-0 L5	3 0 1 0 1 0 1		
Carl Willey, R (1, 1) OBP: 0.255, SLG: 0.446		0-3 K		0-3 K			0-3 K			3 0 0 0 0 3 2		
Inning Stats	R: 2 H: 2 E: 0 LOB: 0 K: 0 BB: 0 S: 5 P: 5	R: 0 H: 0 E: 0 LOB: 1 K: 1 BB: 1 S: 5 P: 9	R: 0 H: 0 E: 0 LOB: 0 K: 0 BB: 0 S: 3 P: 3	R: 0 H: 1 E: 0 LOB: 1 K: 0 BB: 0 S: 4 P: 4	R: 0 H: 1 E: 0 LOB: 0 K: 1 BB: 0 S: 5 P: 5	R: 0 H: 0 E: 0 LOB: 1 K: 0 BB: 1 S: 3 P: 7	R: 0 H: 1 E: 0 LOB: 1 K: 1 BB: 0 S: 6 P: 6	R: 0 H: 1 E: 0 LOB: 1 K: 0 BB: 1 S: 3 P: 7	R: 0 H: 1 E: 0 LOB: 1 K: 0 BB: 0 S: 4 P: 4	1B: 6 SF: 0 2B: 0 SAC: 1 3B: 0 DP: 1 HR: 1 HBP: 0	WP: 0 PA: 36 PB: 0 SB: 0 CS: 1	
PITCHER Jay Hook, R (1, 1) ERA: 4.91	IP WLS BF H R ER SO BB IBB HBP BLK WP HR S P ERA WHIP	9.0 W 35 7 2 2 3 2 1 0 0 0 1 38 50 2.00 1.000										

Milwaukee Braves @ Cincinnati Reds
Crosley Field, Cincinnati, OH
Sun May 29 1960, 3:33 AM EDT
Att. 16,119 - Unknown

livebaseballscorecards.com

AB 31
R 2
H 7
RBI 2
BB 3
SO 3
LOB 9



Batter	1	2	3	4	5	6	7	8	9	AB R H RBI BB SO LOB
Eddie Kasko, R OBP: 0.421, SLG: 0.450 (1, 5)	0-0 G4-6-3 2B		0-0 1-3		0-0 FC6-4 1B		4-0 1B BB 1-2		0-0 HR 1B	4 1 3 0 1 0 0
Vada Pinson, L OBP: 0.367, SLG: 0.514 (1, 8)	4-0 G4-6-3 BB		0-0 3-1		0-0 FC6-4 1-2f		0-0 1-3 1B		0-0 1-H HR	4 1 2 2 1 0 1
Gus Bell, L OBP: 0.315, SLG: 0.411 (1, 9)	0-0 G4-6-3 1-2f 2-3		0-0 1B		0-0 4-3		0-0 G3			4 0 1 0 0 0 5
Frank Robinson, R OBP: 0.413, SLG: 0.621 (1, 3)	0-0 5-3		0-3 K			0-0 F8 BB 2B		0-0 5-3		4 0 1 0 0 1 2
Jerry Lynch, L OBP: 0.439, SLG: 0.457 (1, 7)		0-0 HR 1B		0-3 K		0-0 F8 2-3		0-0 1B		4 1 2 0 0 1 1
Ed Bailey, L OBP: 0.404, SLG: 0.529 (1, 2)		0-0 F7		0-0 F7		4-0 BB		0-0 F9		3 0 0 0 1 0 2
Roy McMillan, R OBP: 0.277, SLG: 0.355 (1, 6)		0-0 1-H HR		4-0 FC6-4 BB		0-0 F7 3-H		0-0 F5		3 1 1 2 1 0 2
Elio Chacon, R OBP: 0.338, SLG: 0.293 (1, 4)		0-0 F7		0-0 FC6-4 1-2f		0-0 CS 1B		0-0 F8		4 0 1 0 0 0 1
Jay Hook, L OBP: 0.125, SLG: 0.045 (1, 1)		0-3 K			0-0 6-3		0-3 K		0-0 L9	4 0 0 0 0 2 1

Inning Stats	R: 0 E: 0 K: 0 S: 3	H: 1 LOB: 1 BB: 1 P: 7	R: 2 E: 0 K: 1 S: 7	H: 2 LOB: 0 BB: 0 P: 7	R: 0 E: 0 K: 1 S: 6	H: 1 LOB: 1 BB: 0 P: 6	R: 0 E: 0 K: 1 S: 5	H: 0 LOB: 1 BB: 1 P: 9	R: 0 E: 0 K: 0 S: 4	H: 1 LOB: 1 BB: 0 P: 4	R: 0 E: 0 K: 0 S: 3	H: 1 LOB: 1 BB: 1 P: 7	R: 0 E: 0 K: 1 S: 6	H: 2 LOB: 2 BB: 1 P: 10	R: 0 E: 0 K: 0 S: 4	H: 1 LOB: 1 BB: 0 P: 4	R: 2 E: 0 K: 0 S: 4	H: 2 LOB: 0 BB: 0 P: 4	1B: 7 2B: 2 3B: 0 HR: 2	SF: 0 SAC: 0 DP: 1 HBP: 0	WP: 0 PB: 0 SB: 0 CS: 1	PA: 38
PITCHER Carl Willey, R ERA: 3.48 (1, 1)	IP: 8.2 WLS: L BF: 38 H: 11 R: 4 ER: 4 SO: 4 BB: 4 IBB: 0 HBP: 0 BLK: 0 WP: 0 HR: 2 S: 42 P: 58 ERA: 4.15 WHIP: 1.731																					

BOTTOM

Milwaukee Braves @ Cincinnati Reds
Crosley Field, Cincinnati, OH
Sun May 29 1960, 3:33 AM EDT
Att. 16,119 - Unknown

livebaseballscores.com

AB	34
R	4
H	11
RBI	4
BB	4
SO	4
LOB	15



Batter	1	2	3	4	5	6	7	8	9	AB R H RBI BB SO LOB	TOP	
Bill Bruton, L (1, 8) OBP: 0.344, SLG: 0.416	0-0 G3 1B		0-0 F5			0-3 K		0-0 4-3		4 0 1 0 0 1 1		
Red Schoendienst, S (1, 4) Felix Mantilla, R (9, PR) OBP: 0.311, SLG: 0.304 OBP: 0.235, SLG: 0.394	0-0 F3			0-0 F8		0-0 4-3 1B		0-0 E5 BB 1B		4 0 1 0 0 0 1 0 1 0 0 0 0 0		
Eddie Mathews, L (1, 5) OBP: 0.434, SLG: 0.643	0-0 G3 1-2			0-0 4-3		0-0 4-3		4-0 BB BB BB 1-2 2B BB		3 1 0 0 1 0 3		
Hank Aaron, R (1, 9) OBP: 0.358, SLG: 0.579	0-0 4-3			0-0 6-3		0-0 6-3		0-0 F3		4 0 0 0 0 0 5		
Joe Adcock, R (1, 3) OBP: 0.386, SLG: 0.610						0-0 5-3		0-0 F6 1B		4 1 3 1 0 0 0		
Mel Roach, R (1, 7) OBP: 0.297, SLG: 0.500								0-0 F6 2B		4 0 2 2 0 0 1		
Johnny Logan, R (1, 6) OBP: 0.290, SLG: 0.298								0-0 F4 2B		4 0 0 0 0 0 4		
Del Crandall, R (1, 2) OBP: 0.245, SLG: 0.427								0-0 F5		4 0 0 0 0 1 3		
Warren Spahn, L (1, 1) Joey Jay, S (3, 1) Ron Piche, R (7, 1) Stan Lopata, R (8, PH) Ken MacKenzie, R (8, 1) OBP: 0.150, SLG: 0.263 OBP: 0.600, SLG: 0.333								0-0 6-3		1 0 0 0 0 0 0 0 0 0 0 1 0 0 0 0 0 0 0 0 0 1 0 0 0 0 0 0 0 0 0 0 0 0 0		
								0-0 6-3				
								4-0 BB BB BB 4-3 1B BB				
								0-0 6-3				
Inning Stats	R: 0 H: 1 E: 0 LOB: 1 K: 0 BB: 0 S: 4 P: 4	R: 0 H: 1 E: 0 LOB: 0 K: 0 BB: 0 S: 3 P: 3	R: 0 H: 0 E: 0 LOB: 0 K: 0 BB: 0 S: 3 P: 3	R: 0 H: 0 E: 0 LOB: 0 K: 0 BB: 0 S: 3 P: 3	R: 0 H: 1 E: 0 LOB: 1 K: 0 BB: 0 S: 4 P: 4	R: 0 H: 1 E: 0 LOB: 2 K: 1 BB: 1 S: 6 P: 10	R: 0 H: 1 E: 0 LOB: 0 K: 0 BB: 0 S: 3 P: 3	R: 0 H: 0 E: 1 LOB: 2 K: 1 BB: 0 S: 6 P: 10	R: 3 H: 2 E: 1 LOB: 2 K: 0 BB: 1 S: 6 P: 10	1B: 5 SF: 0 2B: 3 SAC: 0 3B: 0 DP: 1 HR: 0 HBP: 0	WP: 0 PA: 35 PB: 0 SB: 0 CS: 0	
PITCHER	IP WLS BF H R ER SO BB IBB HBP BLK WP HR S P ERA WHIP											
Harvey Haddix, L (1, 1) ERA: 4.08	8.1 W 33 7 3 2 2 2 0 0 0 0 0 0 35 43 2.16 1.080											
Roy Face, R (9, 1) ERA: 3.19	0.2 S 2 0 0 0 0 0 0 0 0 0 0 0 2 2 0.00 0.000											

Milwaukee Braves @ Pittsburgh Pirates
 Forbes Field, Pittsburgh, PA
 Mon May 30 1960, 3:33 AM EDT
 Att: 34,233 - Unknown

AB	33
R	3
H	7
RBI	3
BB	2
SO	2
LOB	18



Batter	1	2	3	4	5	6	7	8	9
Bob Skinner, L (1, 7) OBP: 0.441, SLG: 0.608	0-3 K	0-0 4-3	0-0 4-3			0-0 SF8		0-0 FC5-4 1B	
Dick Groat, R (1, 6) OBP: 0.348, SLG: 0.381	0-0 1B	0-0 4-3 2B		0-0 FC5-4 1B		0-0 2B 1B		0-3 K	
Roberto Clemente, R (1, 9) OBP: 0.381, SLG: 0.563	4-0 1B BB	0-0 4-3 2-3		0-0 FC5-4 1-2f		0-0 1-H 2B		0-0 FC5-4 1-2f	
Dick Stuart, R (1, 3) OBP: 0.293, SLG: 0.366	0-0 L7	0-0 F7		0-0 9-3 1-2f		0-0 F7		0-0 F7	
Don Hoak, R (1, 5) OBP: 0.353, SLG: 0.352	0-0 1B 1-3 2-H 3B 1B		4-0 1B BB		0-3 K		0-0 5-3		
Smoky Burgess, L (1, 2) OBP: 0.395, SLG: 0.468	0-0 3B 1B		0-0 FC6-4 1-3 1B 1B		0-0 F8		0-0 2B 1B		
Gino Cimoli, R (1, 8) OBP: 0.386, SLG: 0.427	0-0 1-H 3-H 3B		0-0 FC6-4 1-2 3-H 1B		0-0 F8		0-0 1-H 2B		
Bill Mazeroski, R (1, 4) OBP: 0.269, SLG: 0.452	4-0 FC4-6 IBB		0-0 FC6-4 1-2f 2-3		0-0 F2		0-3 K		
Harvey Haddix, L (1, 1) Roy Face, R (9, 1) OBP: 0.286, SLG: 0.278	0-0 FC4-6 1-2f		0-3 K		0-0 E8 SF8 1B		0-0 F7		

Inning Stats	R: 4 E: 0 K: 1 S: 9	H: 4 LOB: 2 BB: 2 P: 17	R: 0 E: 0 K: 0 S: 4	H: 1 LOB: 1 BB: 0 P: 4	R: 1 E: 0 K: 1 S: 7	H: 2 LOB: 2 BB: 1 P: 11	R: 0 E: 0 K: 0 S: 3	H: 1 LOB: 0 BB: 0 P: 3	R: 0 E: 0 K: 1 S: 5	H: 0 LOB: 0 BB: 0 P: 5	R: 2 E: 1 K: 0 S: 6	H: 3 LOB: 1 BB: 0 P: 6	R: 1 E: 0 K: 1 S: 7	H: 2 LOB: 1 BB: 0 P: 7	R: 0 E: 0 K: 1 S: 6	H: 1 LOB: 1 BB: 0 P: 6
--------------	------------------------------	----------------------------------	------------------------------	---------------------------------	------------------------------	----------------------------------	------------------------------	---------------------------------	------------------------------	---------------------------------	------------------------------	---------------------------------	------------------------------	---------------------------------	------------------------------	---------------------------------

PITCHER	IP	WLS	BF	H	R	ER	SO	BB	IBB	HBP	BLK	WP	HR	S	P	ERA	WHIP
Warren Spahn, L (1, 1) ERA: 4.35	2.0	L	15	6	5	5	1	2	1	0	0	0	0	14	26	22.50	4.000
Joey Jay, R (3, 1) ERA: 5.27	4.0		16	5	2	2	2	0	0	0	0	0	0	20	20	4.50	1.250
Ron Piche, R (7, 1) ERA: 9.0	1.0		5	2	1	1	1	0	0	0	0	0	0	7	7	9.00	2.000
Ken MacKenzie, L (8, 1) ERA: 5.68	1.0		4	1	0	0	1	0	0	0	0	0	0	6	6	0.00	1.000

BOTTOM

Milwaukee Braves @ Pittsburgh Pirates
Forbes Field, Pittsburgh, PA
 Mon May 30 1960, 3:33 AM EDT
 Att. 34,233 - Unknown

AB	R	H	RBI	BB	SO	LOB
4	0	1	1	0	1	2
5	2	4	0	0	1	1
4	1	1	1	1	0	3
5	0	0	0	0	0	6
3	2	1	1	1	1	0
4	2	3	1	0	0	0
4	0	3	4	0	0	0
3	0	0	0	1	1	3
4	1	1	0	0	1	5
0	0	0	0	0	0	0

AB	36
R	8
H	14
RBI	8
BB	3
SO	5
LOB	20

WP: 0 PA: 40
 PB: 0
 SB: 0
 CS: 0



PITCHER	IP	WLS	BF	H	R	ER	SO	BB	IBB	HBP	BLK	WP	HR	S	P	ERA	WHIP
---------	----	-----	----	---	---	----	----	----	-----	-----	-----	----	----	---	---	-----	------

Batter	1	2	3	4	5	6	7	8	9	AB	R	H	RBI	BB	SO	LOB
Tony Taylor, R OBP: 0.329, SLG: 0.387 (1, 4)	0-0 1B 1B		0-3 K		0-0 WP 1B BB	0-0 SH1-3		0-0 1-3 1B 2B 3-H		4	3	3	1	0	1	0
Alvin Dark, R OBP: 0.327, SLG: 0.341 (1, 5)	0-0 FC1-5 1-3 1B 1B		0-0 F8		4-0 1-2 1B WP BB	0-0 FC5		4-0 1B 1B IBB		3	2	1	0	2	0	1
Bobby Del Greco, R OBP: 0.393, SLG: 0.516 (1, 8)	0-0 FC1-5 1-2 3-H 1B		4-0 HR BB		0-3 K		0-0 1-3	0-0 1-3 2-H 3-H 1B 1B		4	2	2	3	1	1	2
Bobby Gene Smith, R OBP: 0.333, SLG: 0.556 Tony Curry, L OBP: 0.369, SLG: 0.536 (1, 7) (5, PH) (6, 7)	0-0 FC1-5 1-2 2-3 G5-4-3 1B		0-0 1-H HR		0-0 1-H 2-H FC6-4 1B		0-0 G3	0-3 K		2	1	1	2	0	0	2
Ken Walters, R OBP: 0.327, SLG: 0.433 (1, 9)	0-0 G5-4-3 1-2f		0-0 1-3		0-0 1-2f 3B		0-0 1B	0-0 1-2 3B 1B 3-H		5	2	2	1	0	0	3
Pancho Herrera, R OBP: 0.329, SLG: 0.432 (1, 3)		0-0 F7		0-0 F9		0-0 1-H 3B		0-0 F9	0-0 1-H 2-H 3B	5	0	2	3	0	0	1
Cal Neeman, R OBP: 0.300, SLG: 0.413 Bobby Malkmus, R OBP: 0.182, SLG: 0.244 Turk Farrell, R (8, PR) (9, 1)		4-0 BB		4-0 BB		0-0 5-3		0-0 2B 3B F9		2	0	1	0	2	0	1
Joe Koppe, R OBP: 0.261, SLG: 0.218 (1, 6)		0-3 K		0-0 L8		0-0 FC5 SH1-3 1B		0-0 F9		4	0	1	0	0	1	3
Ruben Gomez, R OBP: 0.182, SLG: 0.100 Humberto Robinson, R OBP: 0.250, SLG: 0.250 Chris Short, R (8, PH) Harry Anderson, L OBP: 0.372, SLG: 0.463 Clay Dalrymple, L OBP: 0.324, SLG: 0.489 (8, PR) (9, 2)		0-0 F9		0-0 G3		0-3 K		4-0 2B 1B BB		2	0	0	0	0	0	2

Inning Stats	R: 1	H: 3	E: 0	K: 0	S: 5	R: 0	H: 0	E: 0	K: 1	S: 5	R: 2	H: 1	E: 0	K: 1	S: 6	R: 0	H: 0	E: 0	K: 0	S: 3	R: 3	H: 3	E: 0	K: 1	S: 8	R: 0	H: 1	E: 0	K: 1	S: 6	R: 0	H: 1	E: 0	K: 0	S: 4	R: 6	H: 5	E: 0	K: 1	S: 10
	LOB: 1	BB: 0	P: 5	LOB: 1	BB: 1	P: 9	LOB: 0	BB: 1	P: 10	LOB: 1	BB: 1	P: 7	LOB: 1	BB: 1	P: 12	LOB: 1	BB: 0	P: 6	LOB: 2	BB: 2	P: 18	SF: 0	SAC: 1	DP: 1	HBP: 0	1B: 9	2B: 1	3B: 3	HR: 1	SF: 0	SAC: 1	DP: 1	HBP: 0	1B: 9	2B: 1	3B: 3	HR: 1			

BOTTOM

Milwaukee Braves @ Philadelphia Phillies
Connie Mack Stadium, Philadelphia, PA


Tue May 31 1960, 7:05 PM EDT
 Att. 8,155 - Unknown

livebaseballscores.com

AB	36
R	12
H	14
RBI	12
BB	6
SO	5
LOB	20



PITCHER	IP	WLS	BF	H	R	ER	SO	BB	IBB	HBP	BLK	WP	HR	S	P	ERA	WHIP
Juan Pizarro, L ERA: 3.62 (1, 1)	4.1		21	5	5	5	3	4	0	0	0	0	1	23	39	10.38	2.077
Lew Burdette, R ERA: 4.22 (5, 1)	3.1	L	21	9	7	7	2	1	1	0	0	1	0	23	31	18.90	3.000
Ken MacKenzie, L ERA: 5.4 (8, 1)	0.1		1	0	0	0	0	0	0	0	0	0	0	1	1	0.00	0.000

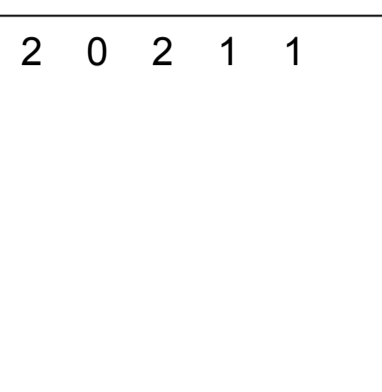
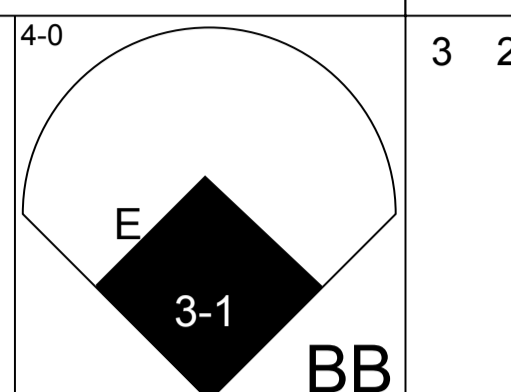


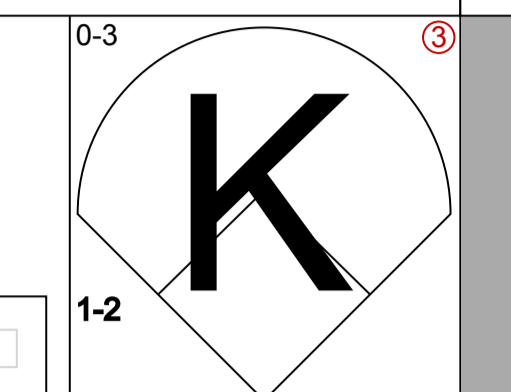
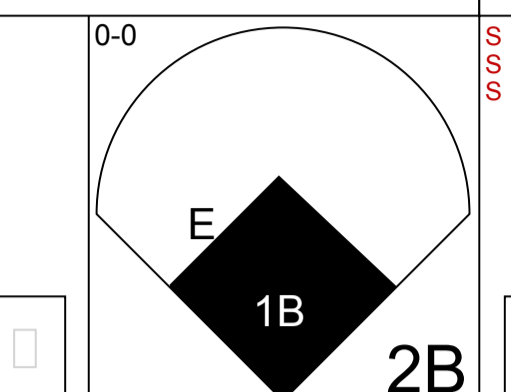

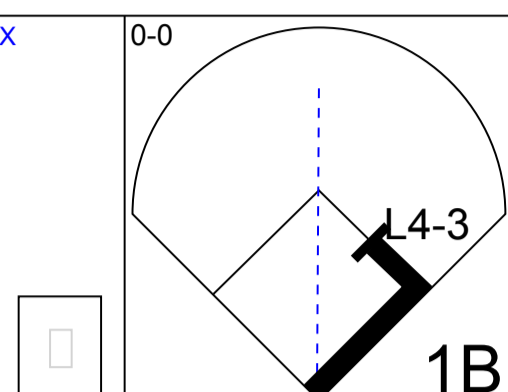

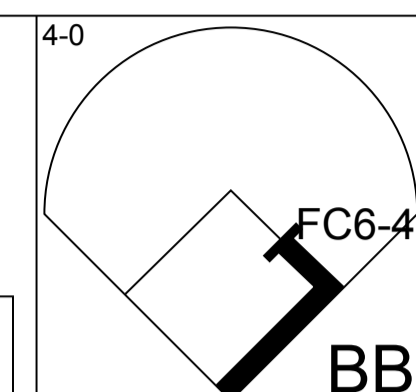
Batter	1	2	3	4	5	6	7	8	9	AB R H RBI BB SO LOB	TOP
Bill Bruton, L (1, 8) OBP: 0.340, SLG: 0.440	0-0 SF7 3B		0-0 4-3		0-0 1-3 2B		0-0 4-3		0-0 SF7	4 1 2 1 0 0 0	
Felix Mantilla, R (1, 4) OBP: 0.273, SLG: 0.429	0-0 SF7			0-0 1B 1B	0-0 5-3			0-0 SH5-3 1B	0-0 L7	4 2 2 1 0 0 3	
Eddie Mathews, L (1, 5) OBP: 0.420, SLG: 0.613	0-0 4-3			0-0 F2	0-0 G3			0-0 SH5-3 1-2		3 0 0 0 0 0 3	
Hank Aaron, R (1, 9) OBP: 0.359, SLG: 0.559	0-3 K			4-0 1B 2B BB		0-0 6-3		4-0 1B IBB		2 1 0 0 2 1 0	
Joe Adcock, R (1, 3) OBP: 0.385, SLG: 0.589		0-0 4-3		0-0 2B 1B		0-0 F8		0-0 1B		4 0 2 2 0 0 0	
Wes Covington, L (1, 7) OBP: 0.242, SLG: 0.563		0-0 4-3		0-0 2B		0-0 HR		0-0 8-3-5-3-5-2		4 1 2 2 0 0 2	
Johnny Logan, R (1, 6) OBP: 0.287, SLG: 0.294		0-0 F8		0-0 F8		0-0 F7			0-0 SH3-4 SF7 1B	4 1 1 0 0 0 1	AB 31 R 6 H 10 RBI 6 BB 2 SO 2 LOB 9
Del Crandall, R (1, 2) OBP: 0.250, SLG: 0.416			0-0 F4		0-0 F9		0-0 F8		1-0 SH3-4 HBP	3 0 0 0 0 0 0	
Bob Buhl, R (1, 1) OBP: 0.174, SLG: 0.174			0-0 L7		0-0 2B 1B		0-3 K		0-0 SH3-4	3 0 1 0 0 1 0	
Inning Stats	R: 1 E: 0 K: 1 S: 6 H: 1 LOB: 0 BB: 0 P: 6	R: 0 E: 0 K: 0 S: 3 H: 0 LOB: 0 BB: 0 P: 3	R: 0 E: 0 K: 0 S: 3 H: 0 LOB: 0 BB: 0 P: 3	R: 2 E: 0 K: 0 S: 5 H: 3 LOB: 1 BB: 1 P: 9	R: 0 E: 0 K: 0 S: 5 H: 2 LOB: 2 BB: 0 P: 5	R: 1 E: 0 K: 0 S: 4 H: 1 LOB: 0 BB: 0 P: 4	R: 0 E: 0 K: 1 S: 5 H: 0 LOB: 0 BB: 0 P: 5	R: 1 E: 0 K: 0 S: 4 H: 2 LOB: 1 BB: 1 P: 8	R: 1 E: 0 K: 0 S: 4 H: 1 LOB: 1 BB: 0 P: 5	1B: 6 2B: 3 3B: 1 HR: 1 SF: 2 SAC: 2 DP: 1 HBP: 1	WP: 0 PB: 0 SB: 0 CS: 0 PA: 38
PITCHER Robin Roberts, R (1, 1) ERA: 6.27	IP WLS BF H R ER SO BB IBB HBP BLK WP HR S P ERA WHIP										
	9.0 L 38 10 6 6 2 1 1 1 0 0 1 39 48 6.00 1.222										
PITCHER	IP WLS BF H R ER SO BB IBB HBP BLK WP HR S P ERA WHIP										

Milwaukee Braves @ Philadelphia Phillies
 Connie Mack Stadium, Philadelphia, PA
 Wed Jun 01 1960, 7:05 PM EDT
 Att: 10,682 - Unknown

livebaseballscorecards.com


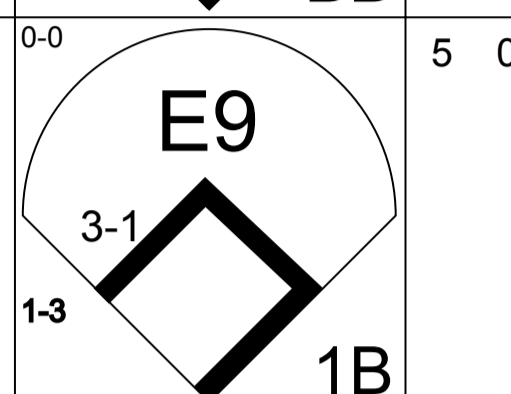

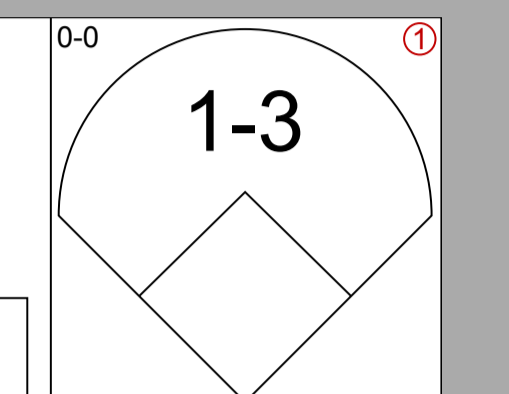

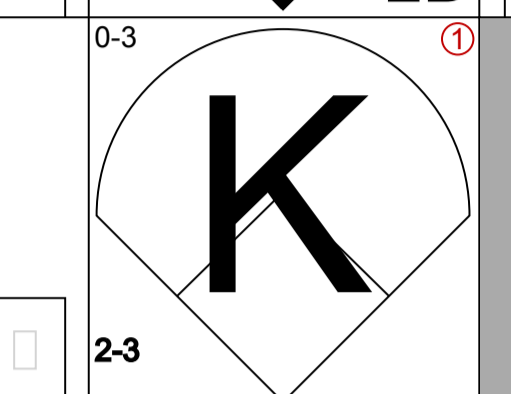
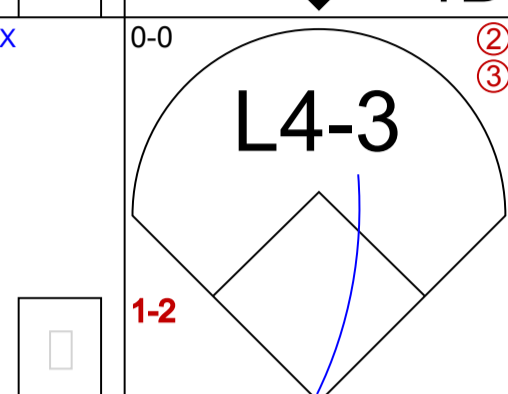
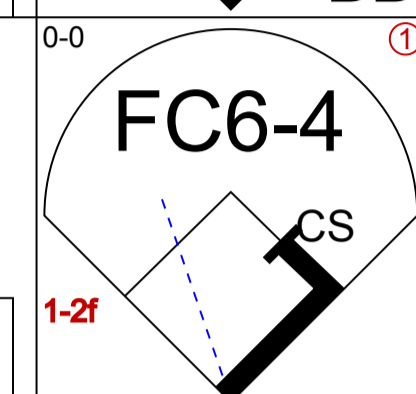
Batter 1 2 3 4 5 6 7 8 9 AB R H RBI BB SO LOB BOTTOM

Bobby Del Greco, R (1, 8)
OBP: 0.410, SLG: 0.531




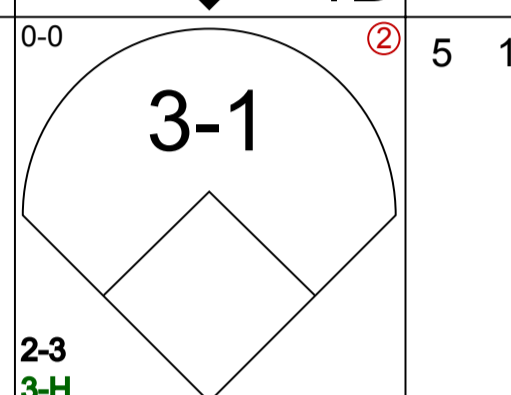

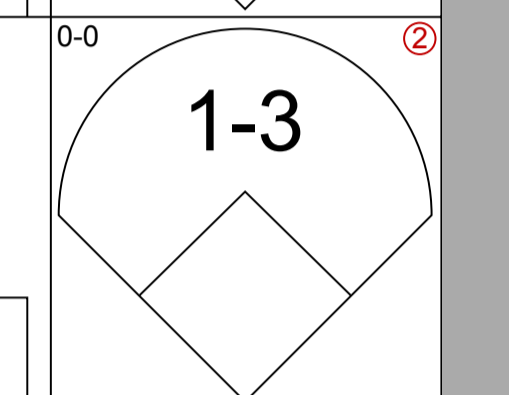
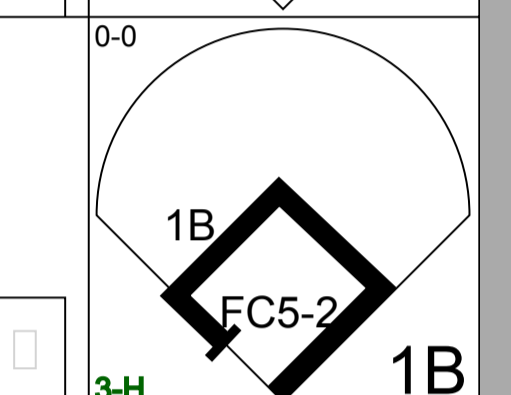
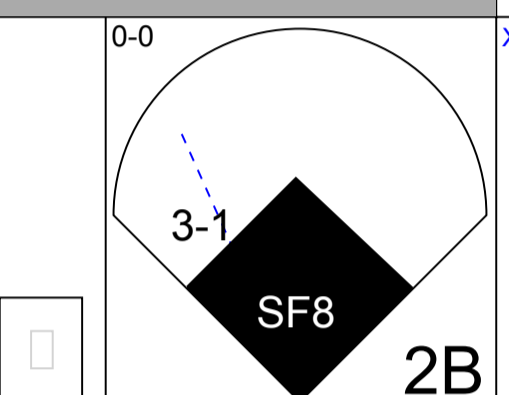


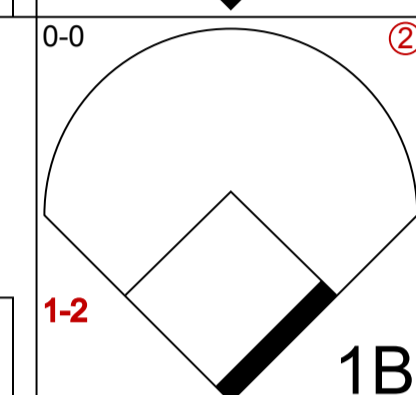
3 2 2 0 2 1 1

Tony Taylor, R (1, 4)
OBP: 0.325, SLG: 0.381




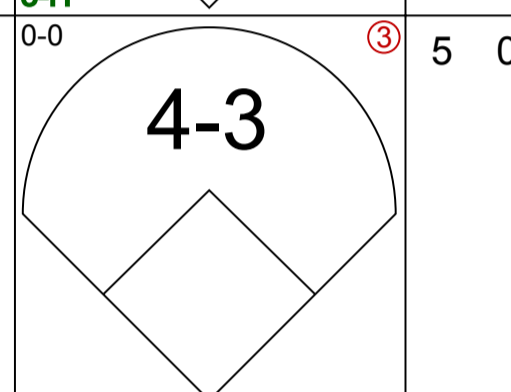

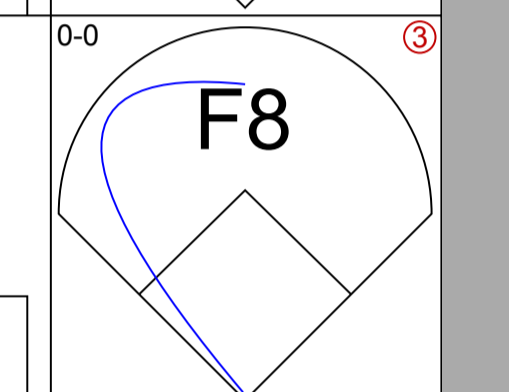
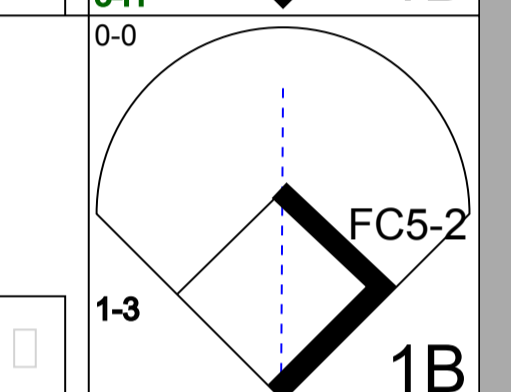
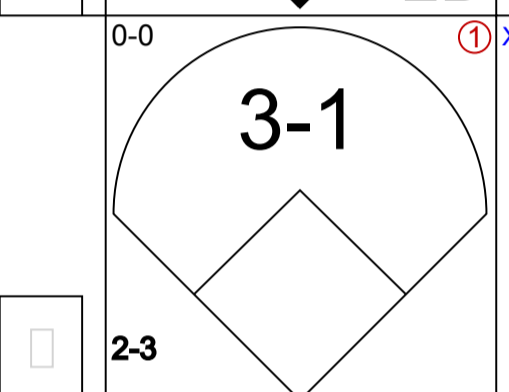
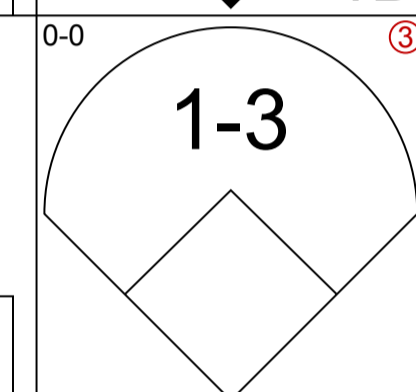
5 0 1 0 0 1 3

Tony Curry, L (1, 7)
OBP: 0.380, SLG: 0.549



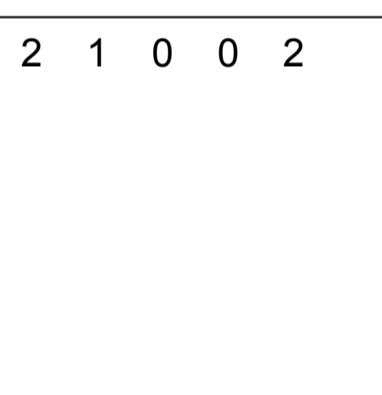

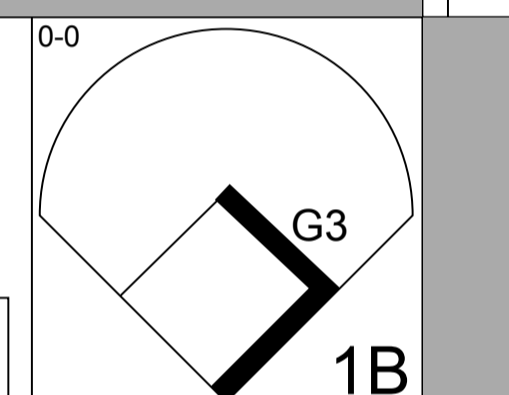
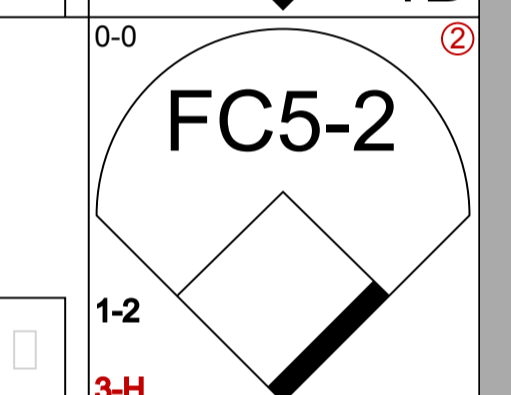
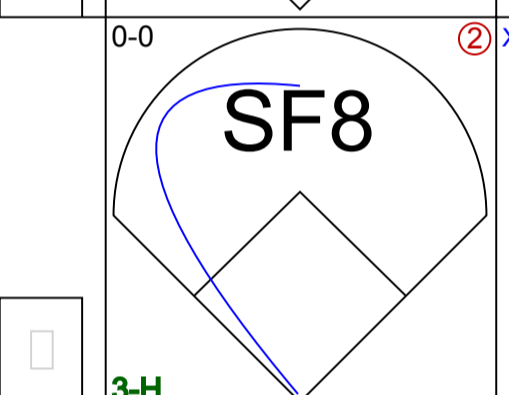
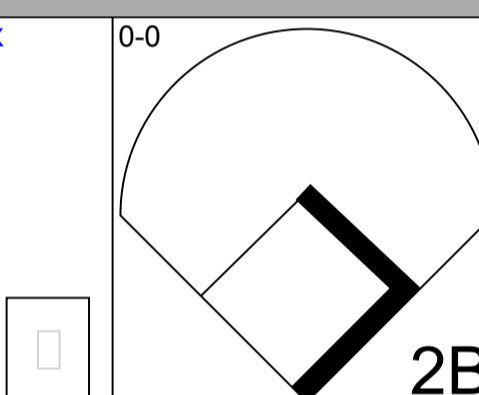

5 1 3 2 0 0 1

Harry Anderson, L (1, 3)
OBP: 0.361, SLG: 0.444




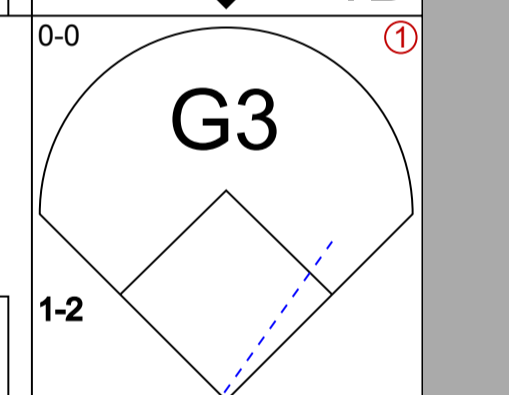
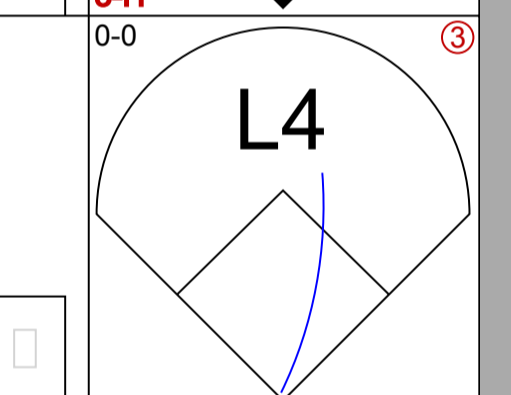
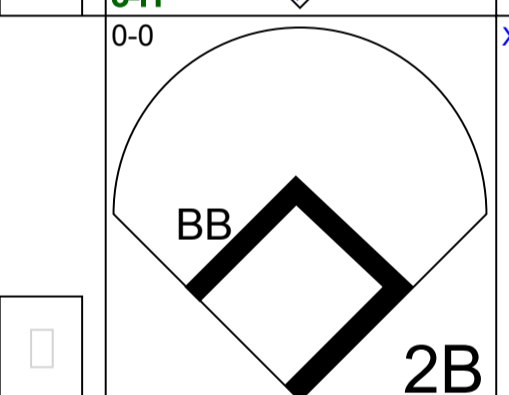
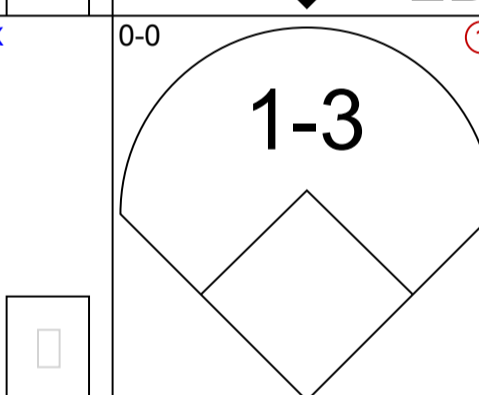
5 0 1 0 0 0 3

Ken Walters, R (1, 9)
OBP: 0.333, SLG: 0.449





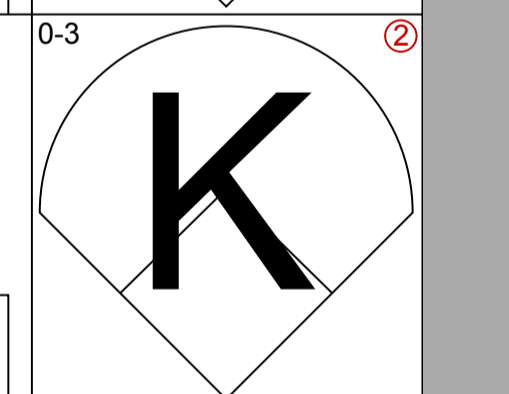
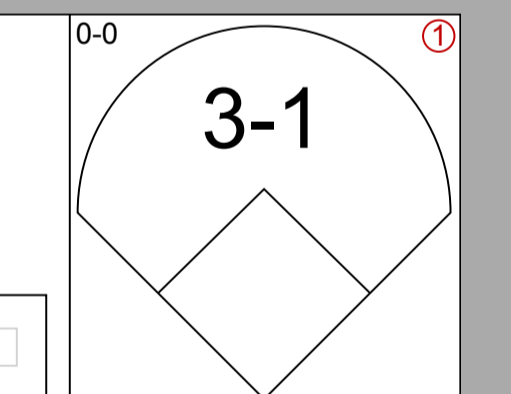

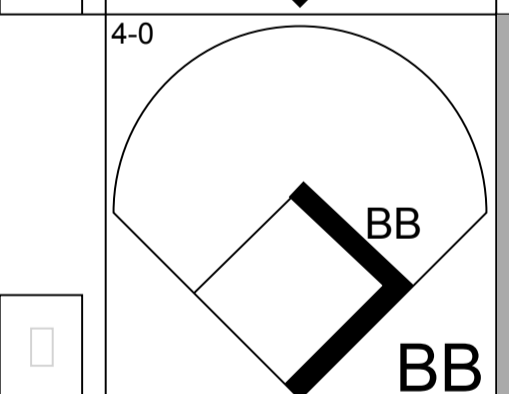
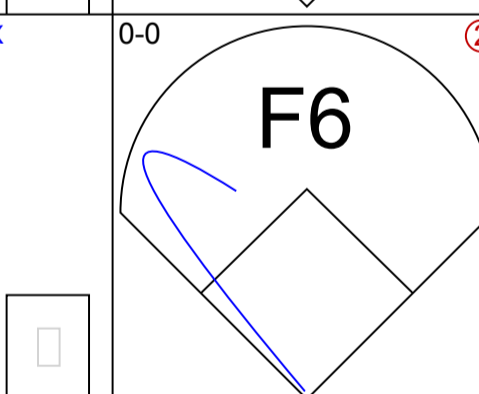
3 0 2 1 0 0 2

Alvin Dark, R (1, 5)
OBP: 0.325, SLG: 0.345





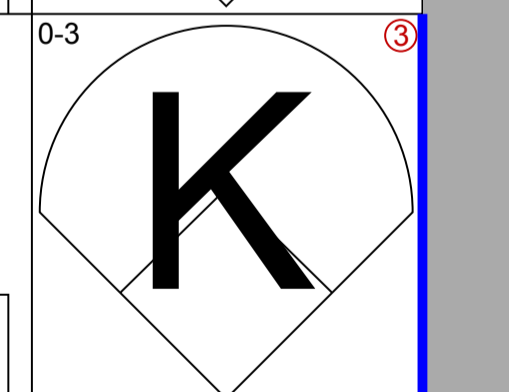

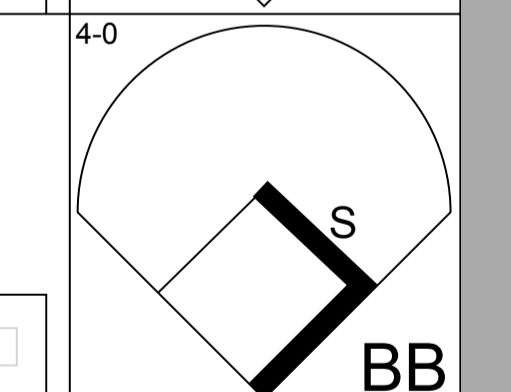
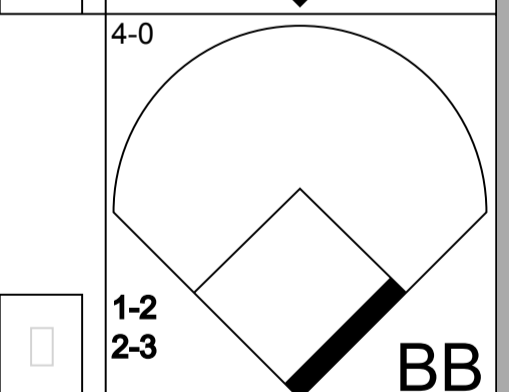
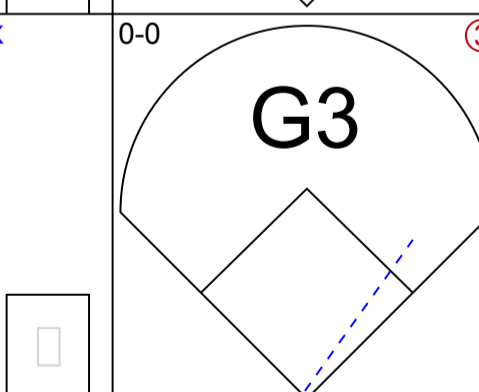
4 0 1 0 0 0 4

Clay Dalrymple, L (1, 2)
OBP: 0.316, SLG: 0.429




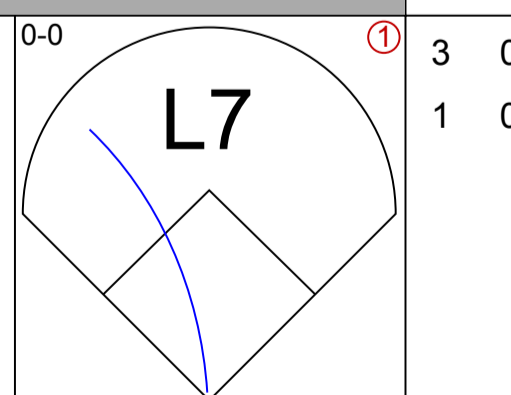
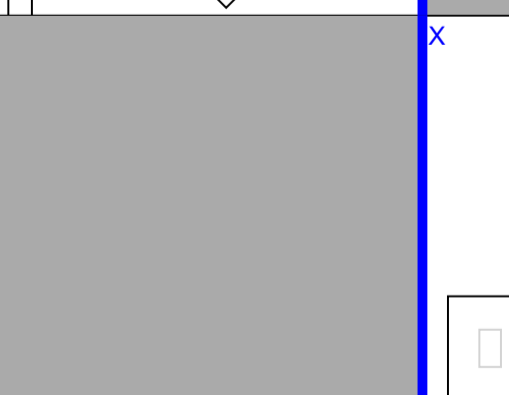
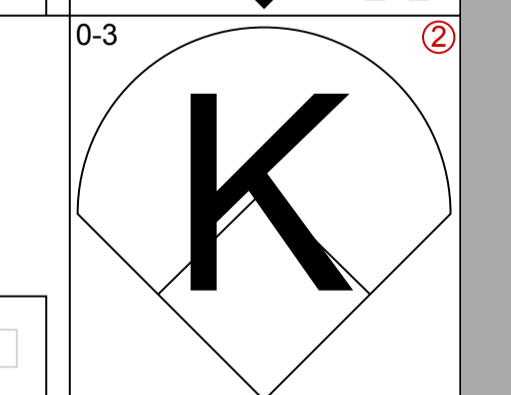
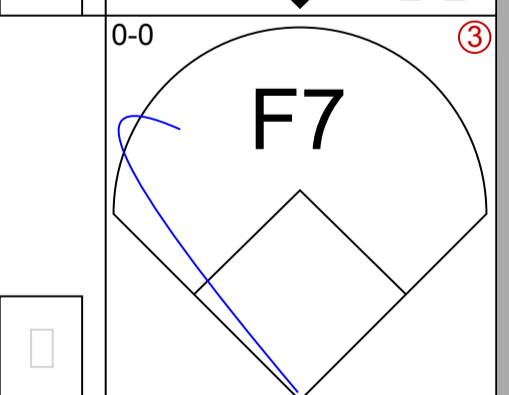
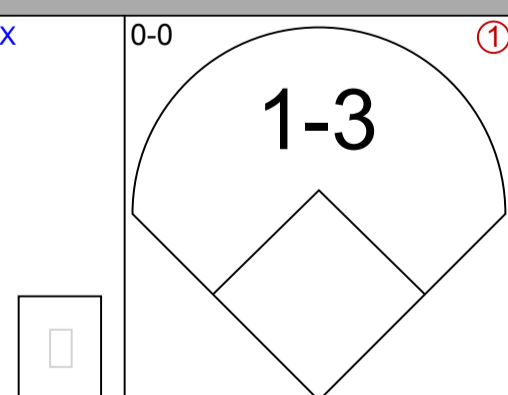

3 0 0 0 1 1 2

Joe Koppe, R (1, 6)
OBP: 0.269, SLG: 0.216



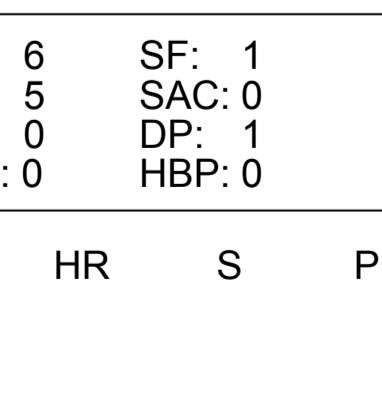
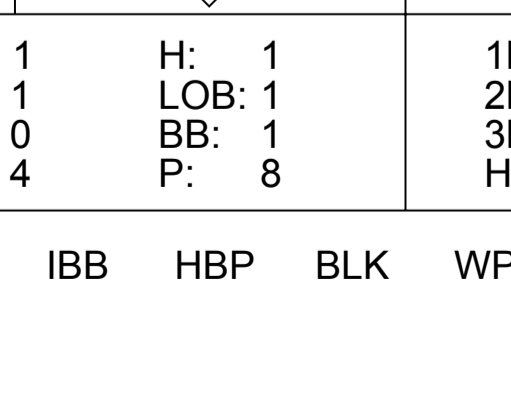
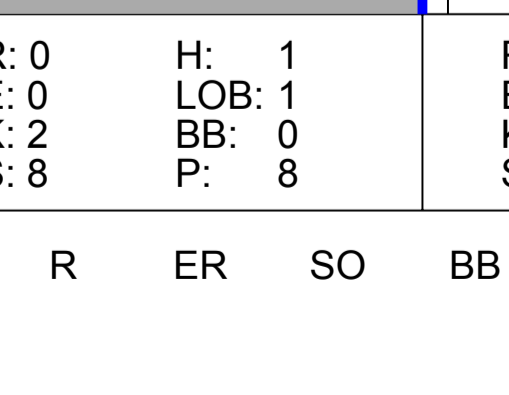
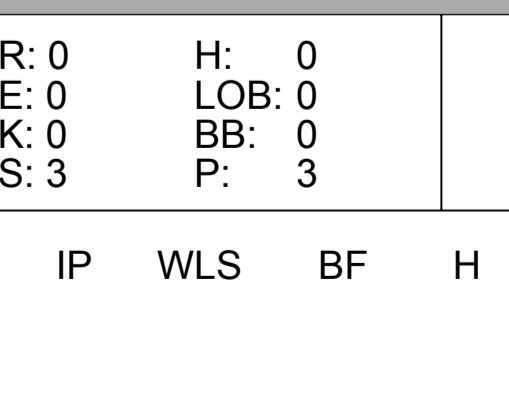
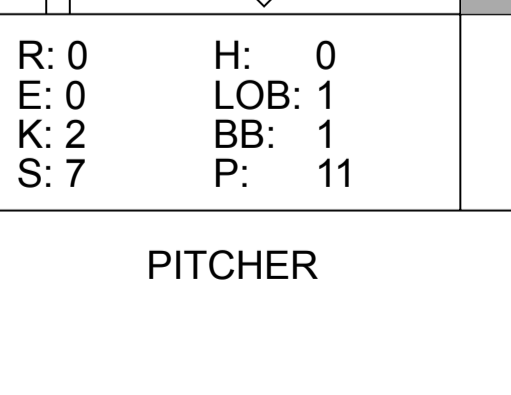
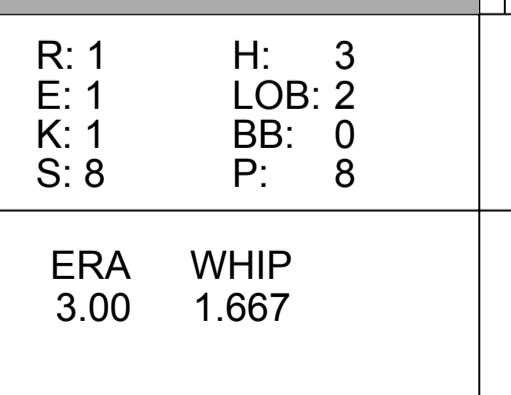
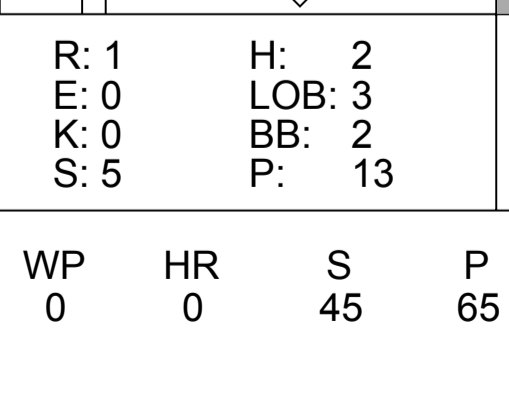
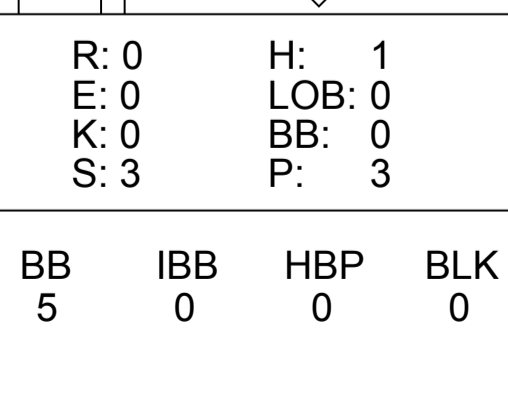
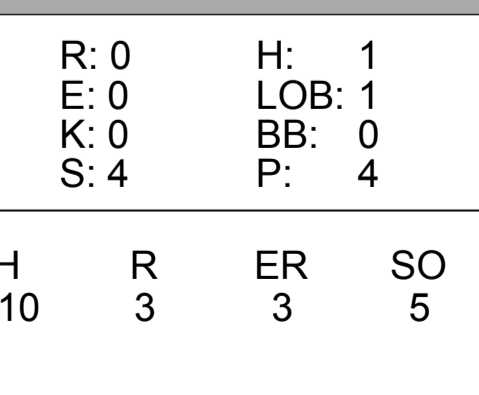
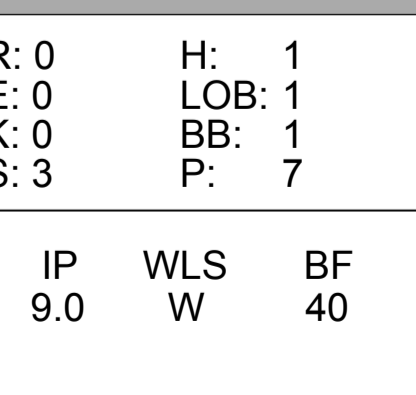
1 0 0 0 2 0 1

Pancho Herrera, R (8, PH)
OBP: 0.326, SLG: 0.429







1 0 0 0 0 1 1

Ted Lepcio, R (9, 6)
OBP: 0.250, SLG: 0.184



0 0 0 0 0 0 0

Robin Roberts, S (1, 1)
OBP: 0.182, SLG: 0.143



3 0 0 0 0 1 4

Bobby Gene Smith, R (9, PH)
OBP: 0.316, SLG: 0.526

1 0 0 0 0 0 0

Inning Stats

Table with 2 columns for R, H, E, K, S and 2 columns for H, LOB, BB, P. Includes data for each batter's performance.

PITCHER Bob Buhl, R (1, 1) ERA: 3.64

Table with 17 columns for IP, WLS, BF, H, R, ER, SO, BB, IBB, HBP, BLK, WP, HR, S, P, ERA, WHIP. Includes data for Bob Buhl's pitching performance.

Milwaukee Braves @ Philadelphia Phillies

Connie Mack Stadium, Philadelphia, PA

Wed Jun 01 1960, 7:05 PM EDT

Att. 10,682 - Unknown

Summary statistics table: AB 34, R 3, H 10, RBI 3, BB 5, SO 5, LOB 22.



Summary statistics table: WP: 0, PA: 40, PB: 0, SB: 1, CS: 1, ERA, WHIP.

Batter	1	2	3	4	5	6	7	8	9	AB R H RBI BB SO LOB	TOP									
Bill Bruton, L (1, 8) OBP: 0.347, SLG: 0.457	0-0 4-3	0-0 1B 1-2 1B	0-0 F8		0-0 2B			0-0 4-3	0-0 2B 1-H 2-H	6 1 3 2 0 0 1	Milwaukee Braves @ Philadelphia Phillies Connie Mack Stadium, Philadelphia, PA Thu Jun 02 1960, 7:05 PM EDT Att: 10,002 - Unknown									
Felix Mantilla, R (1, 4) OBP: 0.280, SLG: 0.479	0-0 F8 BB 1B	0-0 F5		0-0 HR	0-0 F3			0-0 5-3	0-0 2-3	6 2 2 1 0 0 4										
Eddie Mathews, L (1, 5) OBP: 0.426, SLG: 0.607	4-0 BB 1-2 BB	0-0 1B		0-0 L4	0-0 F3			4-0 BB		3 0 1 1 2 0 0										
Hank Aaron, R (1, 9) OBP: 0.367, SLG: 0.580	0-0 F8	0-0 1B		0-0 HR	4-0 4-3 BB			0-0 F8		4 1 2 2 1 0 3										
Joe Adcock, R (1, 3) OBP: 0.386, SLG: 0.585	4-0 BB 1-2 BB	0-0 F7		0-0 2B	0-0 4-3			0-3 K		4 0 1 0 1 1 3										
Frank Torre, L (9, 3) OBP: 0.226, SLG: 0.214	1-2 BB				1-2					0 0 0 0 0 0 0										
Mel Roach, R (1, 7) OBP: 0.317, SLG: 0.486	4-0 BB			0-0 L8	0-0 F6			0-0 1B 2B		3 1 1 1 1 0 2										
Wes Covington, L (9, PH) OBP: 0.265, SLG: 0.606	1-2 2-3 3-H BB		SH1-4 1B SF9 1B							1 0 1 0 0 0 0										
Al Spangler, L (9, PR) OBP: 0.292, SLG: 0.349	0-3 K		0-0 1B SF9 SH1-4		0-0 F9			4-0 1B 2B IBB		0 1 0 0 0 0 0										
Johnny Logan, R (1, 6) OBP: 0.292, SLG: 0.292			0-0 1B SF9 SH1-4		0-0 F4		0-0 F8			4 1 1 0 1 1 4										
Del Crandall, R (1, 2) OBP: 0.259, SLG: 0.419		0-3 K	0-0 SH1-4		0-0 F7		0-0 K 1B	0-0 2B 1B		4 1 2 1 0 1 0										
Warren Spahn, L (1, 1) OBP: 0.167, SLG: 0.238		4-0 1B BB	0-0 SF9		0-0 K		0-3 K	0-0 B1		2 1 0 1 1 1 1										
Don McMahon, R (7, 1)			2-3 3-H				1-2			1 0 0 0 0 0 2										
Bob Rush, R (9, 1) OBP: 0.500, SLG: 0.333										0 0 0 0 0 0 0										
Inning Stats	R: 1 E: 0 K: 1 S: 6	H: 1 LOB: 3 BB: 3 P: 18	R: 2 E: 0 K: 1 S: 8	H: 3 LOB: 2 BB: 1 P: 12	R: 1 E: 0 K: 0 S: 5	H: 2 LOB: 1 BB: 0 P: 5	R: 2 E: 0 K: 0 S: 6	H: 3 LOB: 1 BB: 0 P: 6	R: 0 E: 0 K: 0 S: 3	H: 0 LOB: 1 BB: 1 P: 7	R: 0 E: 0 K: 1 S: 5	H: 1 LOB: 0 BB: 0 P: 5	R: 0 E: 0 K: 0 S: 3	H: 0 LOB: 1 BB: 1 P: 7	R: 3 E: 0 K: 1 S: 8	H: 3 LOB: 1 BB: 1 P: 12	1B: 8 2B: 4 3B: 0 HR: 2	SF: 1 SAC: 1 DP: 0 HBP: 0	WP: 0 PB: 0 SB: 0 CS: 0	PA: 47
PITCHER	IP WLS BF H R ER SO BB IBB HBP BLK WP HR S P ERA WHIP																			
Taylor Phillips, L (1, 1) ERA: 18.0	2.0 L 16 6 4 4 2 4 0 0 0 0 0 0 16 32 18.00 5.000																			
Ruben Gomez, R (3, 1) ERA: 4.57	2.0 9 3 2 2 0 0 0 0 0 0 0 2 9 9 9.00 1.500																			
Humberto Robinson, R (5, 1) ERA: 3.91	2.0 8 1 0 0 0 1 0 0 0 0 0 7 11 0.00 1.000																			
Chris Short, L (7, 1) ERA: 1.53	2.0 7 1 0 0 1 1 0 0 0 0 0 8 12 0.00 1.000																			
Gene Conley, R (9, 1) ERA: 4.43	1.0 7 3 3 3 1 0 1 0 0 0 0 8 12 27.00 3.000																			

AB	38
R	9
H	14
RBI	9
BB	7
SO	4
LOB	20



WP	0
PA	47

ERA	18.00
WHIP	5.000

Batter	1	2	3	4	5	6	7	8	9	AB	R	H	RBI	BB	SO	LOB
Bobby Del Greco, R OBP: 0.418, SLG: 0.540 (1, 8)	4-0 CS BB		0-0 2B		0-0 1B 1B	0-0 F4		0-0 4-3		4	1	2	0	1	0	1
Tony Taylor, R OBP: 0.339, SLG: 0.417 (1, 4)	0-0 1-2 2B 2B		0-3 K		0-0 1-2 1B 1B		0-0 HR		4-0 E 1B WP BB	4	4	3	1	1	1	1
Alvin Dark, R OBP: 0.327, SLG: 0.354 (1, 5)	0-0 8-4 2-H 2B		0-0 F7		0-0 F8		0-0 E7 1B 1B		0-0 E4 1B 2B	5	2	2	1	0	0	4
Bobby Gene Smith, R OBP: 0.318, SLG: 0.500 Tony Curry, L OBP: 0.362, SLG: 0.548 (1, 7) (7, PH) (8, 7)	0-0 8-4 2-3f		0-0 F9		0-0 1-2 1B 1B		0-0 FC1-6 1B		0-3 K	3	0	1	1	0	0	2
Ken Walters, R OBP: 0.336, SLG: 0.446 (1, 9)		0-0 F6		0-0 F7		0-0 1-2 2-H 1B		0-0 FC1-6 CS	0-0 1-2 2B 1B	5	1	2	2	0	0	1
Pancho Herrera, R OBP: 0.326, SLG: 0.426 Harry Anderson, L OBP: 0.365, SLG: 0.459 (1, 3) (7, PH) (8, 3)		0-0 1B 1B		0-0 E5 1B		0-3 K		0-3 K	0-0 1-H 2-H 2B	3	0	1	0	0	1	2
Cal Neeman, R OBP: 0.291, SLG: 0.392 (1, 2)		0-3 K		0-0 1-2 1B		0-3 K		0-0 CS	0-0 F9	5	0	1	0	0	3	4
Joe Koppe, R OBP: 0.267, SLG: 0.216 (1, 6)		0-0 1-2 1B		0-0 F9		0-3 K		0-0 F5	0-3 K	5	0	1	0	0	2	3
Taylor Phillips, L Ruben Gomez, R Wally Pico, R Humberto Robinson, R Bobby Mackinnon, R Chris Short, R Clay Dalrymple, L John Bushardt, R Gene Conley, R		0-0 F6		0-0 F7		0-0 F3		0-0 1B		1	0	0	0	0	0	2

BOTTOM

Milwaukee Braves @ Philadelphia Phillies
Connie Mack Stadium, Philadelphia, PA

Thu Jun 02 1960, 7:05 PM EDT
 Att. 10,002 - Unknown

AB	42
R	8
H	16
RBI	8
BB	2
SO	9
LOB	25



Inning Stats	R: 1	H: 2	E: 0	K: 0	S: 3	BB: 1	P: 7	R: 0	H: 2	E: 0	K: 1	S: 7	R: 0	H: 1	E: 0	K: 1	S: 6	R: 0	H: 1	E: 1	K: 0	S: 5	R: 2	H: 4	E: 0	K: 2	S: 11	R: 0	H: 0	E: 0	K: 1	S: 5	R: 2	H: 3	E: 1	K: 1	S: 7	R: 0	H: 1	E: 0	K: 0	S: 4	R: 3	H: 2	E: 1	K: 3	S: 12	1B: 11	2B: 5	3B: 0	HR: 1	SF: 0	SAC: 0	DP: 1	HBP: 0	WP: 1	PA: 45
PITCHER	IP	WLS	BF	H	R	ER	SO	BB	IBB	HBP	BLK	WP	HR	S	P	ERA	WHIP																																								
Warren Spahn, L ERA: 4.53 (1, 1)	6.0	W	30	12	5	4	5	1	0	0	0	0	0	1	39	43	6.00	2.167																																							
Don McMahon, R ERA: 7.11 (7, 1)	2.1		12	4	3	2	2	1	0	0	0	1	0	15	19	7.71	2.143																																								
Bob Rush, R ERA: 3.65 (9, 1)	0.2	S	2	0	0	0	2	0	0	0	0	0	0	6	6	0.00	0.000																																								

Batter	1	2	3	4	5	6	7	8	9	AB R H RBI BB SO LOB	TOP							
Eddie Kasko, R (1, 5) OBP: 0.413, SLG: 0.430	0-0 F9		1-0 CS HBP		4-0 FC6-4 BB			0-0 F8		2 0 0 0 1 0 0								
Vada Pinson, L (1, 8) OBP: 0.365, SLG: 0.500	0-0 F7		4-0 BB		0-0 FC6-4			0-0 4-3		3 0 0 0 1 0 1								
Gus Bell, L (1, 9) OBP: 0.314, SLG: 0.407	0-3 K		0-0 F8						0-0 FC6-4 1B	4 0 1 0 0 1 2								
Frank Robinson, R (1, 3) OBP: 0.381, SLG: 0.578		0-0 HR	0-0 5-3						0-0 FC6-4 2B 1-2f HR	4 2 1 1 0 0 3								
Jerry Lynch, L (1, 7) OBP: 0.456, SLG: 0.500		0-3 K		0-0 F8					0-0 HR 2B	4 1 1 0 0 1 0								
Ed Bailey, L (1, 2) OBP: 0.390, SLG: 0.523		0-3 K		0-0 L3					0-0 HR	4 1 2 3 0 1 0								
Billy Martin, R (1, 4) OBP: 0.333, SLG: 0.379		0-0 1B		0-0 F8			0-0 G5-4-3 1B		0-0 2-3	4 0 1 0 0 0 1								
Roy McMillan, R (1, 6) OBP: 0.277, SLG: 0.348		0-3 K			0-3 K		0-0 F8		0-0 1B	4 0 1 0 0 2 1								
Jay Hook, L (1, 1) OBP: 0.120, SLG: 0.043			0-0 1-3		0-3 K				0-0 F7	1 0 0 0 0 0 0								
Whitey Lockman, L (5, PH) OBP: 0.222, SLG: 0.125										1 0 0 0 0 0 1								
Jim Brosnan, R (5, 1) OBP: 0.250, SLG: 0.571										0 0 0 0 0 0 0								
Tony Gonzalez, L (8, PH) OBP: 0.250, SLG: 0.378										1 0 0 0 0 0 1								
Claude Osteen, L (8, 1) OBP: 0.280, SLG: 0.455										0 0 0 0 0 0 0								
Willie Jones, R (9, PH) OBP: 0.280, SLG: 0.455										1 0 0 0 0 0 1								
Inning Stats	R: 0 E: 0 K: 1 S: 5	H: 0 LOB: 0 BB: 0 P: 5	R: 1 E: 0 K: 3 S: 11	H: 2 LOB: 1 BB: 0 P: 11	R: 0 E: 0 K: 0 S: 3	H: 0 LOB: 2 BB: 1 P: 8	R: 0 E: 0 K: 0 S: 3	H: 0 LOB: 0 BB: 0 P: 3	R: 0 E: 0 K: 0 S: 3	H: 1 LOB: 0 BB: 0 P: 3	R: 0 E: 0 K: 1 S: 5	H: 0 LOB: 0 BB: 0 P: 5	R: 3 E: 0 K: 0 S: 7	H: 4 LOB: 1 BB: 0 P: 7	1B: 4 2B: 1 3B: 0 HR: 2	SF: 0 SAC: 0 DP: 1 HBP: 1	WP: 0 PB: 0 SB: 0 CS: 1	PA: 36
PITCHER	IP WLS BF H R ER SO BB IBB HBP BLK WP HR S P ERA WHIP																	
Carl Willey, R (1, 1) ERA: 3.61	8.1 W 33 6 4 4 7 2 0 1 0 0 2 44 53 4.32 0.960																	
Don McMahon, R (9, 1) ERA: 6.86	0.2 S 3 1 0 0 0 0 0 0 0 0 0 0 3 3 0.00 1.500																	

Cincinnati Reds @ Milwaukee Braves
 Milwaukee County Stadium, Milwaukee, WI
 Fri Jun 03 1960, 8:05 PM EDT
 Att. 23,516 - Unknown

livebaseballscorecards.com

AB	33
R	4
H	7
RBI	4
BB	2
SO	7
LOB	9



Batter	1	2	3	4	5	6	7	8	9	AB	R	H	RBI	BB	SO	LOB
Bill Bruton, L (1, 8) OBP: 0.344, SLG: 0.472	0-0 F7		0-0 HR	0-0 F8			0-0 F8			4	1	1	1	0	0	0
Red Schoendienst, S (1, 4) OBP: 0.317, SLG: 0.310	0-0 F3		0-0 BB 1B		0-0 6-3		0-0 1B			4	1	2	0	0	0	0
Eddie Mathews, L (1, 5) OBP: 0.421, SLG: 0.592	0-0 F4		4-0 BB 1B E		0-0 1-3		0-3 K			3	1	0	0	1	1	1
Hank Aaron, R (1, 9) OBP: 0.364, SLG: 0.593		0-0 HR	0-0 F3		0-0 F8		0-0 F8			4	1	1	1	0	0	3
Joe Adcock, R (1, 3) OBP: 0.390, SLG: 0.582		0-0 6-3	0-0 E7 1B			0-0 FC6-4 1B		0-0 5-3		4	0	2	1	0	0	0
Wes Covington, L (1, 7) OBP: 0.263, SLG: 0.568		0-0 F3	0-0 6-3			0-0 F9		0-0 1B		4	0	1	0	0	0	2
Al Spangler, L (9, 7) OBP: 0.292, SLG: 0.349										0	0	0	0	0	0	0
Felix Mantilla, R (1, 6) OBP: 0.275, SLG: 0.469		0-0 F8			0-0 HR		0-0 FC6-4 1B		0-3 K	1	0	0	0	0	0	0
Johnny Logan, R (4, 6) OBP: 0.302, SLG: 0.330										3	1	2	1	0	1	1
Del Crandall, R (1, 2) OBP: 0.256, SLG: 0.440			0-0 HR		0-0 5-3		0-0 FC6-4		0-0 F9	4	1	1	1	0	0	3
Carl Willey, R (1, 1)			0-3 K		0-0 6-3		0-0 5-3			3	0	0	0	0	1	2
Don McMahon, R (9, 1)										0	0	0	0	0	0	0

Inning Stats	R: 0	H: 0	E: 0	K: 0	S: 3	R: 1	H: 1	E: 0	K: 0	S: 4	R: 4	H: 4	E: 1	K: 1	S: 9	R: 1	H: 1	E: 0	K: 0	S: 4	R: 0	H: 0	E: 0	K: 0	S: 3	R: 0	H: 2	E: 0	K: 0	S: 5	R: 0	H: 1	E: 0	K: 1	S: 6	R: 0	H: 1	E: 0	K: 1	S: 6	R: 0	H: 1	E: 0	K: 1	S: 6
	0	0	0	0	3	1	1	0	0	4	0	4	1	1	9	0	1	0	0	4	0	0	0	0	0	0	0	2	0	0	5	0	1	0	6	0	1	0	6	0	1	0	6		

PITCHER	IP	WLS	BF	H	R	ER	SO	BB	IBB	HBP	BLK	WP	HR	S	P	ERA	WHIP
Jay Hook, R (1, 1) ERA: 5.29	4.0	L	19	6	6	5	1	1	0	0	0	0	4	20	24	11.25	1.750
Jim Brosnan, R (5, 1) ERA: 3.2	3.0		12	3	0	0	1	0	0	0	0	0	0	14	14	0.00	1.000
Claude Osteen, L (8, 1) ERA: 6.97	1.0		4	1	0	0	1	0	0	0	0	0	0	6	6	0.00	1.000

BOTTOM

Cincinnati Reds @ Milwaukee Braves
Milwaukee County Stadium, Milwaukee, WI

Fri Jun 03 1960, 8:05 PM EDT
Att. 23,516 - Unknown

livebaseballscorecards.com

AB	34
R	6
H	10
RBI	5
BB	1
SO	3
LOB	12



WP: 0	PA: 35
PB: 0	SB: 0
CS: 0	

Batter	1	2	3	4	5	6	7	8	9	AB R H RBI BB SO LOB	TOP											
Eddie Kasko, R (1, 5) OBP: 0.410, SLG: 0.426	0-0 1-3 ①		0-0 5-3 ②		0-0 G1-6-3 1B 1-2 2-H		0-0 FC6-4 1-2f			4 0 1 1 0 0 2	Cincinnati Reds @ Milwaukee Braves Milwaukee County Stadium, Milwaukee, WI Sat Jun 04 1960, 4:33 AM EDT Att. 16,896 - Unknown											
Vada Pinson, L (1, 8) OBP: 0.363, SLG: 0.495	0-0 6-3 ②		0-0 1B		0-0 G1-6-3 1-2f		0-3 K			4 0 1 0 0 1 2												
Gus Bell, L (1, 9) OBP: 0.312, SLG: 0.403	0-0 4-3 ③		0-0 F9				0-0 F6			4 0 1 0 0 0 1												
Frank Robinson, R (1, 3) OBP: 0.379, SLG: 0.567		H 1-0 FC6-4 1B HBP		0-0 F3 ①		0-0 6-3 ②		0-0 F7 ②		3 0 0 0 0 0 1												
Jerry Lynch, L (1, 7) OBP: 0.459, SLG: 0.500		X 0-0 FC6-4 1B 1-2		X 0-0 G6-4-3 1B		X 0-0 L4 ③		X 0-0 G3 ③		4 0 2 0 0 0 1												
Ed Bailey, L (1, 2) OBP: 0.380, SLG: 0.507		X 0-0 FC6-4 FC4-6 1-2f 2-3 ①		X 0-0 G6-4-3 1-2f ② ③		X 0-0 F7 ①		X 0-0 F2 ①		4 0 0 0 0 0 3												
Billy Martin, R (1, 4) OBP: 0.339, SLG: 0.384		X 0-0 F6 ②		X 0-0 E 1B 1B		X 0-0 1-3 ②		X 0-0 1B		4 1 2 0 0 0 2												
Roy McMillan, R (1, 6) OBP: 0.277, SLG: 0.346		X 0-0 FC4-6 1-2f ③		X 0-0 F9 ①		X 0-0 FC 1B		X 0-0 F6 ②		4 0 1 0 0 0 4												
Don Newcombe, L (1, 1) OBP: 0.150, SLG: 0.056		X 0-0 1-3 ①		X 0-0 E4 1B 1-2		X 0-0 FC FC6-4 1-2		X 0-0 4-3 ③		2 0 0 0 0 0 1												
Bob Grim, R (5, 1)										0 0 0 0 0 0 0												
Frank House, L (7, PH) OBP: 0.133, SLG: 0.200										1 0 0 0 0 0 1												
Cal McLish, S (7, 1)										0 0 0 0 0 0 0												
Willie Jones, R (9, PH) OBP: 0.289, SLG: 0.435										1 0 0 0 0 0 1												
Inning Stats	R: 0 E: 0 K: 0 S: 3	H: 0 LOB: 0 BB: 0 P: 3	R: 0 E: 0 K: 0 S: 4	H: 1 LOB: 2 BB: 0 P: 5	R: 0 E: 0 K: 0 S: 4	H: 1 LOB: 1 BB: 0 P: 4	R: 0 E: 0 K: 0 S: 3	H: 1 LOB: 0 BB: 0 P: 3	R: 1 E: 1 K: 0 S: 5	H: 2 LOB: 1 BB: 0 P: 5	R: 0 E: 0 K: 0 S: 3	H: 0 LOB: 0 BB: 0 P: 3	R: 0 E: 0 K: 1 S: 5	H: 1 LOB: 2 BB: 0 P: 5	R: 0 E: 0 K: 1 S: 6	H: 1 LOB: 1 BB: 0 P: 6	R: 0 E: 0 K: 0 S: 4	H: 1 LOB: 1 BB: 0 P: 4	1B: 8 2B: 0 3B: 0 HR: 0	SF: 0 SAC: 0 DP: 2 HBP: 1	WP: 0 PB: 0 SB: 0 CS: 0	PA: 36
PITCHER Lew Burdette, R (1, 1) ERA: 3.67	IP 9.0 WLS W BF 36 H 8 R 1 ER 0 SO 1 BB 0 IBB 0 HBP 1 BLK 0 WP 0 HR 0 S 37 P 38 ERA 0.00 WHIP 0.889											PITCHER	IP WLS BF H R ER SO BB IBB HBP BLK WP HR S P ERA WHIP									

livebaseballscorecards.com

AB	35
R	1
H	8
RBI	1
BB	0
SO	1
LOB	19



Batter	1	2	3	4	5	6	7	8	9	AB	R	H	RBI	BB	SO	LOB
Bill Bruton, L OBP: 0.335, SLG: 0.463 (1, 8)	F8	F8		SF7-5-4			F1			3	0	0	1	0	0	1
Red Schoendienst, S OBP: 0.308, SLG: 0.300 (1, 4)	E9		G3		5-3		L4			4	0	0	0	0	0	0
Eddie Mathews, L OBP: 0.423, SLG: 0.609 (1, 5)	F3		HR		3-1		CS BB			3	1	1	1	1	0	1
Hank Aaron, R OBP: 0.361, SLG: 0.604 (1, 9)	F5		F7		HR		CS	F2		4	1	1	1	0	0	1
Joe Adcock, R OBP: 0.394, SLG: 0.588 (1, 3)		5-3	1B		2B			F8		4	0	2	0	0	0	0
Wes Covington, L OBP: 0.262, SLG: 0.537 (1, 7)		1B 1B	3-1		1-3			F5		4	1	1	0	0	0	2
Johnny Logan, R OBP: 0.311, SLG: 0.333 (1, 6)		1B SF8 1B		1B SF7-5-4 BB			F9			2	2	1	0	1	0	0
Del Crandall, R OBP: 0.268, SLG: 0.446 (1, 2)		S 1B		1B SF7-5-4			5-3			3	0	2	1	0	0	0
Lew Burdette, R OBP: 0.148, SLG: 0.125 (1, 1)		SF8		F3			K			2	0	0	1	0	1	2

Inning Stats	R: 0	H: 0	E: 1	LOB: 1	K: 0	BB: 0	S: 4	P: 4	R: 2	H: 3	E: 0	LOB: 1	K: 0	BB: 0	S: 6	P: 6	R: 1	H: 2	E: 0	LOB: 1	K: 0	BB: 0	S: 5	P: 5	R: 1	H: 1	E: 0	LOB: 0	K: 0	BB: 1	S: 3	P: 7	R: 1	H: 2	E: 0	LOB: 1	K: 0	BB: 0	S: 5	P: 5	R: 0	H: 0	E: 0	LOB: 0	K: 1	BB: 0	S: 5	P: 5	R: 0	H: 0	E: 0	LOB: 0	K: 0	BB: 1	S: 2	P: 6	R: 0	H: 0	E: 0	LOB: 0	K: 0	BB: 0	S: 3	P: 3
--------------	------	------	------	--------	------	-------	------	------	------	------	------	--------	------	-------	------	------	------	------	------	--------	------	-------	------	------	------	------	------	--------	------	-------	------	------	------	------	------	--------	------	-------	------	------	------	------	------	--------	------	-------	------	------	------	------	------	--------	------	-------	------	------	------	------	------	--------	------	-------	------	------

PITCHER	IP	WLS	BF	H	R	ER	SO	BB	IBB	HBP	BLK	WP	HR	S	P	ERA	WHIP
Don Newcombe, R ERA: 4.71 (1, 1)	4.2	L	23	8	5	5	0	1	0	0	0	0	2	22	26	9.64	1.929
Bob Grim, R ERA: 4.66 (5, 1)	1.1		4	0	0	0	1	0	0	0	0	0	0	6	6	0.00	0.000
Cal McLish, R ERA: 5.29 (7, 1)	2.0		6	0	0	0	0	1	0	0	0	0	0	5	9	0.00	0.500

BOTTOM

Cincinnati Reds @ Milwaukee Braves
Milwaukee County Stadium, Milwaukee, WI
 Sat Jun 04 1960, 4:33 AM EDT
 Att. 16,896 - Unknown

AB	29
R	5
H	8
RBI	5
BB	2
SO	1
LOB	7



WP: 0	PA: 34
PB: 0	
SB: 1	
CS: 1	

Batter	1	2	3	4	5	6	7	8	9	AB R H RBI BB SO LOB	TOP																				
Billy Martin, R OBP: 0.342, SLG: 0.408 (1, 4) X	0-0 HR	0-0 F6			0-0 F8		4-0 CS BB		0-3 K	4 1 1 1 1 1 2																					
Vada Pinson, L OBP: 0.359, SLG: 0.502 (1, 8) X	0-0 F8		0-3 K		0-0 HR		0-3 K		0-3 K	5 1 1 1 0 3 2																					
Eddie Kasko, R OBP: 0.407, SLG: 0.428 (1, 5) X	0-0 2B		0-0 F9		0-0 5-3		0-3 K 1-2			4 0 1 0 0 1 1																					
Frank Robinson, R OBP: 0.381, SLG: 0.560 (1, 3) X	0-0 5-3		4-0 BB		4-0 BB		0-0 F8			2 0 0 0 2 0 1																					
Lee Walls, R OBP: 0.405, SLG: 0.451 (1, 7) B B B	4-0 BB		0-0 F8		0-0 F2		0-0 3B			3 0 1 0 1 0 2																					
Gus Bell, L OBP: 0.306, SLG: 0.394 (1, 9) X	0-0 F9		0-3 K		0-0 F8		0-0 6-3			4 0 0 0 0 1 3																					
Dutch Dotterer, R OBP: 0.229, SLG: 0.382 (1, 2) X		0-0 6-3		0-0 F8		0-0 F2		0-0 F7		4 0 0 0 0 0 1																					
Roy McMillan, R OBP: 0.293, SLG: 0.369 (1, 6) B B B B		4-0 BB		0-0 HR		4-0 BB		4-0 SH1-4 BB		1 1 1 1 3 0 0																					
Bob Purkey, R OBP: 0.304, SLG: 0.158 (1, 1)		0-3 K		0-0 F6		0-0 F3		0-0 SH1-4		3 0 0 0 0 1 2																					
Bill Henry, L (9, 1)										0 0 0 0 0 0 0																					
Inning Stats	R: 1 E: 0 K: 0 S: 5	H: 2 LOB: 2 BB: 1 P: 9	R: 0 E: 0 K: 1 S: 5	H: 0 LOB: 1 BB: 1 P: 9	R: 0 E: 0 K: 1 S: 5	H: 0 LOB: 1 BB: 1 P: 9	R: 1 E: 0 K: 1 S: 6	H: 1 LOB: 0 BB: 0 P: 6	R: 1 E: 0 K: 0 S: 4	H: 1 LOB: 1 BB: 1 P: 8	R: 0 E: 0 K: 0 S: 3	H: 0 LOB: 1 BB: 1 P: 7	R: 0 E: 0 K: 2 S: 6	H: 0 LOB: 0 BB: 1 P: 10	R: 0 E: 0 K: 0 S: 4	H: 1 LOB: 1 BB: 0 P: 4	R: 0 E: 0 K: 2 S: 7	H: 0 LOB: 1 BB: 1 P: 11	1B: 0 2B: 1 3B: 1 HR: 3	SF: 0 SAC: 1 DP: 0 HBP: 0	WP: 0 PB: 0 SB: 0 CS: 1	PA: 38									
PITCHER Juan Pizarro, L ERA: 3.47 (1, 1)	IP 9.0	WLS L	BF 38	H 5	R 3	ER 3	SO 7	BB 7	IBB 0	HBP 0	BLK 0	WP 0	HR 3	S 45	P 73	ERA 3.00	WHIP 1.333														
											PITCHER	IP	WLS	BF	H	R	ER	SO	BB	IBB	HBP	BLK	WP	HR	S	P	ERA	WHIP			

Cincinnati Reds @ Milwaukee Braves
Milwaukee County Stadium, Milwaukee, WI
 Sun Jun 05 1960, 4:33 AM EDT
 Unknown

livebaseballscorecards.com

AB 30
R 3
H 5
RBI 3
BB 7
SO 7
LOB 14



Batter	1	2	3	4	5	6	7	8	9	AB R H RBI BB SO LOB
Bill Bruton, L OBP: 0.350, SLG: 0.493 (1, 8)	0-0 E7 2B		0-0 E 1B	0-0 1-3 1B			0-0 3B		0-0 F6	5 1 4 0 0 0 2
Red Schoendienst, S OBP: 0.304, SLG: 0.296 (1, 4)	0-0 F6		0-0 E8 1B	0-0 5-3			0-0 F4		0-0 L8	5 0 1 1 0 0 6
Eddie Mathews, L OBP: 0.419, SLG: 0.595 (1, 5)	4-0 BB		0-0 F4			0-0 F4	0-0 F5			3 0 0 0 1 0 2
Hank Aaron, R OBP: 0.352, SLG: 0.587 (1, 9)	0-0 F9		0-0 1-3			0-0 5-3	0-0 F8			4 0 0 0 0 0 4
Joe Adcock, R OBP: 0.381, SLG: 0.566 (1, 3)	0-0 F3		0-0 F8			0-0 5-3		0-0 F8		4 0 0 0 0 0 3
Wes Covington, L OBP: 0.261, SLG: 0.578 (1, 7)		0-0 1-3		0-0 HR		0-0 L3		0-0 F3		4 1 1 1 0 0 0
Johnny Logan, R OBP: 0.317, SLG: 0.333 (1, 6)		4-0 BB		0-0 6-3		0-0 1B		0-0 F2		3 0 1 0 1 0 0
Charlie Lau, L OBP: 0.235, SLG: 0.353 (1, 2)		0-0 F7		0-0 F7		0-0 F7		0-0 SH1-4 2B		4 0 1 0 0 0 2 0 0 0 0 0 0 0
Al Spangler, L OBP: 0.292, SLG: 0.349 (9, PR)		0-0 L6		0-0 1B 1B		0-0 F8		0-0 SH1-4 2-3		3 0 1 0 0 0 2 0 0 0 0 0 0 0
Juan Pizarro, L OBP: 0.429, SLG: 0.643 (1, 1)										
Felix Mantilla, R OBP: 0.275, SLG: 0.469 (9, PH)										

BOTTOM

Cincinnati Reds @ Milwaukee Braves
Milwaukee County Stadium, Milwaukee, WI
Sun Jun 05 1960, 4:33 AM EDT
Unknown

livebaseballscorecards.com

AB	35
R	2
H	9
RBI	2
BB	2
SO	0
LOB	21



Inning Stats	R: 0	H: 1	E: 1	K: 0	S: 4	H: 1	LOB: 2	BB: 1	P: 8	R: 0	H: 0	E: 0	K: 0	S: 3	R: 0	H: 2	E: 1	K: 0	S: 5	R: 1	H: 3	E: 0	K: 0	S: 6	R: 0	H: 0	E: 0	K: 0	S: 3	R: 0	H: 1	E: 0	K: 0	S: 4	R: 0	H: 1	E: 0	K: 0	S: 3	R: 0	H: 0	E: 0	K: 0	S: 4	R: 0	H: 1	E: 0	K: 0	S: 4	R: 0	H: 1	E: 0	K: 0	S: 3	R: 0	H: 1	E: 0	K: 0	S: 4	R: 0	H: 1	E: 0	K: 0	S: 4	R: 0	H: 1	E: 0	K: 0	S: 4	R: 0	H: 1	E: 0	K: 0	S: 4
PITCHER	IP	WLS	BF	H	R	ER	SO	BB	IBB	HBP	BLK	WP	HR	S	P	ERA	WHIP																																																									
Bob Purkey, R ERA: 3.18 (1, 1)	8.0	W	35	9	2	1	0	2	0	0	0	0	0	33	41	1.12	1.375																																																									
Bill Henry, L ERA: 4.58 (9, 1)	1.0	S	3	0	0	0	0	0	0	0	0	0	0	3	3	0.00	0.000																																																									

WP: 0	PA: 38
PB: 0	
SB: 0	
CS: 0	
ERA	WHIP

Batter	1	2	3	4	5	6	7	8	9	AB R H RBI BB SO LOB	TOP						
Eddie Kasko, R (1, 5) OBP: 0.397, SLG: 0.416	0-0 F4	0-0 5-3			0-0 6-3		0-0 1-3		0-0 F9	5 0 0 0 0 0 2							
Vada Pinson, L (1, 8) OBP: 0.360, SLG: 0.505	0-0 G3		0-0 L4-6 2B		0-0 F8 WP 1B		0-3 K		0-3 K	5 0 2 0 0 2 1							
Ed Bailey, L (1, 2) OBP: 0.383, SLG: 0.500	0-0 E1 2B		0-0 L4-6 2-3		4-0 BB 1-2			4-0 FC1-6 BB		2 0 0 0 2 0 1							
Jerry Lynch, L (1, 7) OBP: 0.446, SLG: 0.500	0-0 1-3 2B		0-0 F7		0-0 F8 2-3			0-0 F4		4 0 1 0 0 0 3							
Gus Bell, L (1, 9) OBP: 0.305, SLG: 0.391	0-0 F6				0-0 1B 1B			0-0 FC1-6 PB 1-2f		4 0 1 0 0 0 5							
Frank Robinson, R (1, 3) OBP: 0.388, SLG: 0.562		0-0 1B S SF8 1B			0-0 1-2 1B		0-0 5-3	4-0 1-2 IBB		3 1 2 0 1 0 0							
Billy Martin, R (1, 4) OBP: 0.331, SLG: 0.393		0-0 5-3 1-2			0-0 F2		0-0 F9	0-0 6-3		4 0 0 0 0 0 5							
Roy McMillan, R (1, 6) OBP: 0.292, SLG: 0.366		0-0 2-3 1B			0-3 K		0-0 F3		0-0 F9	4 0 1 0 0 1 2							
Joe Nuxhall, L (1, 1) OBP: 0.125, SLG: 0.286		0-0 SF8			0-0 F9			0-0 F2	0-0 1B	2 0 0 1 0 0 2							
Jim Brosnan, R (8, 1) OBP: 0.250, SLG: 0.571										0 0 0 0 0 0 0							
Willie Jones, R (9, PH) OBP: 0.296, SLG: 0.458		3-H								1 0 1 0 0 0 0							
Inning Stats	R: 0 H: 1 E: 1 LOB: 2 K: 0 BB: 0 S: 5 P: 5	R: 1 H: 2 E: 0 LOB: 1 K: 0 BB: 0 S: 5 P: 5	R: 0 H: 1 E: 0 LOB: 0 K: 0 BB: 0 S: 3 P: 3	R: 0 H: 2 E: 0 LOB: 2 K: 1 BB: 0 S: 7 P: 7	R: 0 H: 1 E: 0 LOB: 2 K: 0 BB: 1 S: 4 P: 8	R: 0 H: 0 E: 0 LOB: 0 K: 0 BB: 0 S: 3 P: 3	R: 0 H: 0 E: 0 LOB: 0 K: 1 BB: 0 S: 5 P: 5	R: 0 H: 0 E: 0 LOB: 2 K: 0 BB: 2 S: 3 P: 11	R: 0 H: 1 E: 0 LOB: 1 K: 1 BB: 0 S: 6 P: 6	1B: 6 SF: 1 2B: 3 SAC: 0 3B: 0 DP: 1 HR: 0 HBP: 0	WP: 1 PA: 38 PB: 1 SB: 1 CS: 0						
PITCHER	IP WLS BF H R ER SO BB IBB HBP BLK WP HR S P ERA WHIP																
Joey Jay, R (1, 1) ERA: 4.5	4.1	21	7	1	1	1	1	1	0	0	0	1	0	22	26	2.08	1.846
Warren Spahn, L (5, 1) ERA: 4.19	4.2	W	17	1	0	0	2	1	1	0	0	0	0	19	27	0.00	0.429

Cincinnati Reds @ Milwaukee Braves
Milwaukee County Stadium, Milwaukee, WI
Sun Jun 05 1960, 4:38 AM EDT
Att: 28,063 - Unknown

livebaseballscorecards.com

AB	34
R	1
H	8
RBI	1
BB	3
SO	3
LOB	21



Batter	1	2	3	4	5	6	7	8	9	AB	R	H	RBI	BB	SO	LOB	BOTTOM			
Bill Bruton, L (1, 8) <small>OBP: 0.348, SLG: 0.494</small>	0-0 		0-0 G3		0-0 F2		0-3 K			4	1	1	0	0	1	2	Cincinnati Reds @ Milwaukee Braves Milwaukee County Stadium, Milwaukee, WI Sun Jun 05 1960, 4:38 AM EDT Att. 28,063 - Unknown			
Felix Mantilla, R (1, 4) <small>OBP: 0.291, SLG: 0.491</small>	0-0 4-3		0-0 G1-6-3 1B			0-0 F3		0-0 E 2B		4	1	2	0	0	0	1				
Eddie Mathews, L (1, 5) <small>OBP: 0.421, SLG: 0.594</small>	0-0 SF8		0-0 G1-6-3 1-2f			4-0 BB		0-0 E1 2B 1B		2	1	1	1	1	0	1				
Hank Aaron, R (1, 9) <small>OBP: 0.356, SLG: 0.589</small>	4-0 E S BB			0-0 6-3		0-0 F9		0-0 1B 1B 2B		3	1	1	1	1	0	1				
Joe Adcock, R (1, 3) <small>OBP: 0.385, SLG: 0.560</small>	4-0 1-3 BB			0-0 F5		0-3 K		0-0 1B 1B		3	0	1	0	1	1	1				
Mel Roach, R (1, 7) <small>OBP: 0.341, SLG: 0.513</small> Wes Covington, L (8, PH) <small>OBP: 0.255, SLG: 0.565</small> Al Spangler, L (9, 7) <small>OBP: 0.292, SLG: 0.349</small>	0-0 5-3			0-0 2B			4-0 FC1-6 SH1-4 BB	0-0 F5		2	0	1	0	1	0	2				
Johnny Logan, R (1, 6) <small>OBP: 0.325, SLG: 0.336</small>		4-0 B5-6-4 BB		0-0 6-3			0-0 SH1-4	0-0 G5-4-3 1B		2	0	1	1	1	0	1				
Del Crandall, R (1, 2) <small>OBP: 0.268, SLG: 0.435</small>		0-0 F3			0-0 F8		4-0 FC1-6 IBB	0-0 G5-4-3		3	0	0	0	1	0	3				
Joey Jay, S (1, 1) <small>OBP: 0.500, SLG: 0.250</small> Warren Spahn, L (5, 1) <small>OBP: 0.154, SLG: 0.217</small>		0-0 B5-6-4 1-2f			0-3 K		0-0 FC1-6 1-2f 2-3		1 2	1	0	0	0	0	0	1				
Inning Stats	R: 1 E: 0 K: 0 S: 4	H: 1 LOB: 2 BB: 2 P: 12	R: 0 E: 0 K: 0 S: 2	H: 0 LOB: 0 BB: 1 P: 6	R: 0 E: 0 K: 0 S: 3	H: 1 LOB: 0 BB: 0 P: 3	R: 0 E: 0 K: 0 S: 4	H: 1 LOB: 1 BB: 0 P: 4	R: 0 E: 0 K: 1 S: 5	H: 0 LOB: 0 BB: 0 P: 5	R: 0 E: 0 K: 1 S: 5	H: 0 LOB: 1 BB: 1 P: 9	R: 0 E: 0 K: 1 S: 5	H: 0 LOB: 2 BB: 2 P: 13	R: 3 E: 1 K: 0 S: 7	H: 5 LOB: 1 BB: 0 P: 7		1B: 4 2B: 4 3B: 0 HR: 0	SF: 1 SAC: 1 DP: 3 HBP: 0	WP: 0 PB: 0 SB: 1 CS: 0
PITCHER Joe Nuxhall, L (1, 1) <small>ERA: 4.12</small> Jim Brosnan, R (8, 1) <small>ERA: 3.12</small>	IP WLS L	BF H R ER SO	H R ER SO	BB IBB HBP BLK	WP HR S P	ERA WHIP	PITCHER IP WLS BF H R ER SO BB IBB HBP BLK WP HR S P ERA WHIP													

AB	27
R	4
H	8
RBI	3
BB	6
SO	3
LOB	17



Batter	1	2	3	4	5	6	7	8	9	AB R H RBI BB SO LOB	TOP											
Bill Bruton, L (1, 8) OBP: 0.343, SLG: 0.491	0-0 F8		1-1 2B		1-3 K	0-1 B4-3		0-0 FC4		5 0 1 0 0 1 3												
Red Schoendienst, S (1, 4) OBP: 0.300, SLG: 0.292	3-3 K		3-1 1-3		1-2 E3 BB E	2-2 1B 1B		0-1 1-3		5 1 1 0 0 1 4												
Eddie Mathews, L (1, 5) OBP: 0.426, SLG: 0.588	1-0 F6		4-2 BB		4-2 E 1B BB	2-1 1-2 1B				3 1 1 1 2 0 0												
Hank Aaron, R (1, 9) OBP: 0.345, SLG: 0.570		1-1 6-3	1-2 F8		1-0 E1 1B	2-3 K		0-0 B1-3		5 1 0 0 0 1 5												
Joe Adcock, R (1, 3) OBP: 0.385, SLG: 0.545		3-0 6-3		0-0 F5	4-0 FC5-4 1B IBB		3-2 4-3		4-2 BB	3 0 0 0 2 0 0												
Juan Pizarro, L (9, PR) OBP: 0.429, SLG: 0.643										0 0 0 0 0 0 0												
Frank Torre, L (9, 3) OBP: 0.226, SLG: 0.214										0 0 0 0 0 0 0												
Mel Roach, R (1, 7) OBP: 0.347, SLG: 0.523		1-2 2B		1-0 6-3	1-1 FC5-4 1B		1-2 5-3		0-2 F8	5 0 2 2 0 0 1												
Al Spangler, L (9, 7) OBP: 0.292, SLG: 0.349					1-2 2-H 3-H					0 0 0 0 0 0 0												
Johnny Logan, R (1, 6) OBP: 0.315, SLG: 0.325		3-3 K		2-1 F8	0-2 FC5-4		0-2 6-3			4 0 0 0 0 1 3												
Del Crandall, R (1, 2) OBP: 0.282, SLG: 0.471			1-1 HR		0-0 E BB 1B	0-3 K		1-0 FC4 1B		4 2 3 1 0 0 2												
Bob Buhl, R (1, 1) OBP: 0.154, SLG: 0.154			1-3 K		0-0 FC3 BB E	0-3 K		1-3 K		3 1 0 0 0 2 1												
Don McMahon, R (7, 1)					1-2 E					1 0 0 0 0 1 1												
Inning Stats	R: 0 E: 0 K: 1 S: 6	H: 0 LOB: 0 BB: 0 P: 10	R: 0 E: 0 K: 1 S: 9	H: 1 LOB: 1 BB: 0 P: 17	R: 1 E: 0 K: 1 S: 14	H: 2 LOB: 2 BB: 1 P: 25	R: 0 E: 0 K: 0 S: 4	H: 0 LOB: 0 BB: 0 P: 7	R: 5 E: 3 K: 1 S: 21	H: 2 LOB: 2 BB: 2 P: 36	R: 0 E: 0 K: 2 S: 14	H: 2 LOB: 2 BB: 0 P: 20	R: 0 E: 0 K: 0 S: 10	H: 0 LOB: 0 BB: 0 P: 14	R: 0 E: 0 K: 1 S: 7	H: 1 LOB: 1 BB: 0 P: 9	R: 0 E: 0 K: 0 S: 9	H: 0 LOB: 1 BB: 1 P: 15	1B: 5 2B: 2 3B: 0 HR: 1	SF: 0 SAC: 0 DP: 0 HBP: 0	WP: 0 PB: 0 SB: 0 CS: 0	PA: 42
PITCHER	IP WLS BF H R ER SO BB IBB HBP BLK WP HR S P ERA WHIP																					
Johnny Podres, L (1, 1) ERA: 2.4	4.1 L 24 5 6 1 4 2 1 0 0 0 0 1 47 85 2.08 1.615																					
Ed Roebuck, R (5, 1) ERA: 2.73	2.2 10 2 0 0 2 0 0 0 0 0 0 0 31 44 0.00 0.750																					
Danny McDevitt, L (8, 1) ERA: 6.35	1.0 4 1 0 0 1 0 0 0 0 0 0 0 7 9 0.00 1.000																					
Sandy Koufax, L (9, 1) ERA: 4.16	1.0 4 0 0 0 0 1 0 0 0 0 0 0 9 15 0.00 1.000																					

Milwaukee Braves @ Los Angeles Dodgers
 Los Angeles Memorial Coliseum, Los Angeles, CA
 Tue Jun 07 1960, 10:05 PM EDT
 Att. 26,639 - Unknown

AB	38
R	6
H	8
RBI	4
BB	4
SO	7
LOB	20



livebaseballscorecards.com

Batter	1	2	3	4	5	6	7	8	9	AB R H RBI BB SO LOB
Jim Gilliam, S OBP: 0.372, SLG: 0.333 (1, 5)	0-1 F7		2-2 1-3		2-1 F9		3-2 4-3		2-2 4-3	5 0 0 0 0 0 2
Wally Moon, L OBP: 0.367, SLG: 0.413 (1, 9)	1-0 1B		3-2 2B		3-1 4-3		1-1 FC4-6 1B		1-3 K	5 0 3 2 0 1 0
Norm Larker, L OBP: 0.374, SLG: 0.404 (1, 3)	2-2 F5		3-3 K		0-0 F7		0-0 FC4-6 1B		1-2 1B	5 0 1 0 0 1 3
Duke Snider, L OBP: 0.381, SLG: 0.527 (1, 8)	1-0 4-3			4-0 1B BB		2-3 K		0-0 1-3 1B	0-3 K	4 0 1 0 1 2 2
Frank Howard, R OBP: 0.344, SLG: 0.482 (1, 7)		2-2 HR		3-2 F6		2-1 G1		0-1 F3		4 1 1 1 0 0 3
Charlie Neal, R OBP: 0.328, SLG: 0.378 (1, 4)		1-0 F9		0-1 1-2 1B		1-2 1B 1B		3-2 F8		4 1 2 0 0 0 0
Norm Sherry, R OBP: 0.364, SLG: 0.561 (1, 2)		0-0 5-3		2-3 K		0-1 1-3 1B		1-3 K		4 0 1 1 0 2 2
Maury Wills, S OBP: 0.323, SLG: 0.266 (1, 6)		0-0 G3		1-0 G3		1-3 K		0-2 1B		2 0 0 0 0 0 2
Chuck Essegian, R OBP: 0.233, SLG: 0.345 (6, PH)										1 0 0 0 0 1 1
Bob Lillis, R OBP: 0.250, SLG: 0.250 (7, 6)										0 0 0 0 0 0 0
Irv Noren, L OBP: 0.333, SLG: 0.167 (8, PH)										1 0 1 0 0 0 0
Bob Aspromonte, R OBP: 0.196, SLG: 0.255 (9, 6)										0 0 0 0 0 0 0
Johnny Podres, L OBP: 0.185, SLG: 0.083 (1, 1)			2-2 G1		0-1 F9 4-3 2B		1-2 4-3 1B 2B		1-3 K	1 0 0 0 0 0 0
Ed Roebuck, S OBP: 0.750, SLG: 1.000 (5, 1)										1 1 1 0 0 0 0
Tommy Davis, R OBP: 0.238, SLG: 0.300 (7, PH)										1 1 1 0 0 0 0
Danny McDevitt, L OBP: 0.238, SLG: 0.300 (8, 1)										0 0 0 0 0 0 0
John Roseboro, L OBP: 0.329, SLG: 0.400 (8, PH)										1 0 0 0 0 1 1
Sandy Koufax, R OBP: 0.174, SLG: 0.095 (9, 1)										0 0 0 0 0 0 0

Inning Stats	R: 0	H: 1	E: 0	K: 0	S: 8	R: 1	H: 1	E: 0	K: 0	S: 6	R: 0	H: 1	E: 0	K: 1	S: 13	R: 1	H: 1	E: 0	K: 0	S: 7	R: 1	H: 2	E: 0	K: 2	S: 13	R: 1	H: 3	E: 0	K: 0	S: 15	R: 0	H: 1	E: 0	K: 2	S: 12	R: 0	H: 1	E: 0	K: 2	S: 12	1B: 8	2B: 3	3B: 0	HR: 1	SF: 0	SAC: 0	DP: 0	HBP: 0	WP: 0	PA: 40
--------------	------	------	------	------	------	------	------	------	------	------	------	------	------	------	-------	------	------	------	------	------	------	------	------	------	-------	------	------	------	------	-------	------	------	------	------	-------	------	------	------	------	-------	-------	-------	-------	-------	-------	--------	-------	--------	-------	--------

PITCHER	IP	WLS	BF	H	R	ER	SO	BB	IBB	HBP	BLK	WP	HR	S	P	ERA	WHIP
Bob Buhl, R ERA: 3.82 (1, 1)	6.2	W	31	10	4	4	4	1	0	0	0	0	1	71	114	5.40	1.650
Don McMahon, R ERA: 6.14 (7, 1)	2.1	S	9	2	0	0	4	0	0	0	0	0	0	26	35	0.00	0.857

BOTTOM

Milwaukee Braves @ Los Angeles Dodgers
Los Angeles Memorial Coliseum, Los Angeles, CA

livebaseballscores.com

AB	39
R	4
H	12
RBI	4
BB	1
SO	8
LOB	16



Tue Jun 07 1960, 10:05 PM EDT
Att. 26,639 - Unknown

Batter	1	2	3	4	5	6	7	8	9	AB R H RBI BB SO LOB
Bill Bruton, L (1, 8) OBP: 0.341, SLG: 0.491	1-2 3-1 SF9 2B		3-3 K			2-3 K		1-0 B1-3		4 1 1 0 0 2 2
Red Schoendienst, S (1, 4) OBP: 0.292, SLG: 0.284	1-2 3-1 2-3			1-1 4-3		0-0 4-3		0-0 F8		4 0 0 0 0 0 1
Eddie Mathews, L (1, 5) OBP: 0.422, SLG: 0.583	0-2 SF9 3-H			2-3 K			1-1 3-1	1-2 1B		3 0 1 1 0 1 0
Hank Aaron, R (1, 9) OBP: 0.337, SLG: 0.555	2-2 5-3			2-1 F6			1-2 F8	1-2 F5		4 0 0 0 0 0 1
Joe Adcock, R (1, 3) OBP: 0.373, SLG: 0.526					1-1 4-3		1-2 6-3	0-3 K		4 0 0 0 0 1 1
Wes Covington, L (1, 7) OBP: 0.280, SLG: 0.571										3 0 2 0 0 0 0
Al Spangler, L (8, PR) OBP: 0.292, SLG: 0.349										0 0 0 0 0 0 0
Johnny Logan, R (1, 6) OBP: 0.308, SLG: 0.317										3 0 0 0 0 1 2
Del Crandall, R (1, 2) OBP: 0.276, SLG: 0.459										3 0 0 0 0 1 3
Carl Willey, R (1, 1) Don McMahon, R (8, 1) Bob Rush, R (8, 1) OBP: 0.500, SLG: 0.333										3 0 0 0 0 2 2

Inning Stats	R: 1 E: 0 K: 0 S: 13	H: 1 LOB: 0 BB: 0 P: 17	R: 0 E: 0 K: 1 S: 6	H: 0 LOB: 0 BB: 0 P: 8	R: 0 E: 0 K: 1 S: 8	H: 0 LOB: 0 BB: 0 P: 12	R: 0 E: 0 K: 1 S: 7	H: 0 LOB: 0 BB: 0 P: 12	R: 0 E: 0 K: 1 S: 10	H: 1 LOB: 1 BB: 0 P: 14	R: 0 E: 0 K: 2 S: 7	H: 0 LOB: 0 BB: 0 P: 10	R: 0 E: 0 K: 0 S: 10	H: 0 LOB: 0 BB: 0 P: 13	R: 0 E: 1 K: 1 S: 13	H: 1 LOB: 2 BB: 0 P: 16	R: 0 E: 0 K: 1 S: 10	H: 1 LOB: 1 BB: 0 P: 12	1B: 3 2B: 1 3B: 0 HR: 0	SF: 1 SAC: 0 DP: 0 HBP: 0
--------------	-------------------------------	----------------------------------	------------------------------	---------------------------------	------------------------------	----------------------------------	------------------------------	----------------------------------	-------------------------------	----------------------------------	------------------------------	----------------------------------	-------------------------------	----------------------------------	-------------------------------	----------------------------------	-------------------------------	----------------------------------	----------------------------------	------------------------------------

PITCHER	IP	WLS	BF	H	R	ER	SO	BB	IBB	HBP	BLK	WP	HR	S	P	ERA	WHIP
Stan Williams, R (1, 1) ERA: 3.1	8.0	W	28	3	1	1	7	0	0	0	0	0	0	74	102	1.12	0.375
Clem Labine, R (9, 1) ERA: 4.91	1.0	S	4	1	0	0	1	0	0	0	0	0	0	10	12	0.00	1.000

Milwaukee Braves @ Los Angeles Dodgers
Los Angeles Memorial Coliseum, Los Angeles, CA
 Wed Jun 08 1960, 10:05 PM EDT
 Att. 24,639 - Unknown

AB	31
R	1
H	4
RBI	1
BB	0
SO	8
LOB	12



WP: 0	PA: 32
PB: 0	
SB: 0	
CS: 0	

Batter	1	2	3	4	5	6	7	8	9
Jim Gilliam, S <small>(1, 5) OBP: 0.374, SLG: 0.333</small>	2-2 4-3 		0-0 L6-3 1B 		1-1 F7 			4-0 HR BB 	
Wally Moon, L <small>(1, 9) OBP: 0.375, SLG: 0.436</small>	4-2 BB 		2-1 L6-3 1-2 			0-2 FC2-6 1B 		2-2 1-H HR 	
Norm Larker, L <small>(1, 3) OBP: 0.369, SLG: 0.391</small> Joe Pignatano, R <small>(8, PR) OBP: 0.318, SLG: 0.333</small> Gil Hodges, R <small>(9, 3) OBP: 0.271, SLG: 0.346</small>	1-3 K 		2-1 6-3 			1-0 FC2-6 1-2f 		4-0 HR BB 	
Duke Snider, L <small>(1, 8) OBP: 0.376, SLG: 0.546</small>	2-2 4-3 			2-3 K 		1-0 L9 		3-1 1-H HR 	
Frank Howard, R <small>(1, 7) OBP: 0.340, SLG: 0.472</small> Clem Labine, R <small>(9, 1) OBP: 0.500, SLG: 1.000</small>		1-2 E 1B 		0-3 K 		1-3 K 		0-3 K 	
Charlie Neal, R <small>(1, 4) OBP: 0.326, SLG: 0.375</small>		2-1 E 1B 		1-0 5-3 			2-0 6-3 	2-2 6-3 	
Norm Sherry, R <small>(1, 2) OBP: 0.362, SLG: 0.535</small>		4-1 G6-3 BB 			1-0 5-3 		1-2 F9 		
Maury Wills, S <small>(1, 6) OBP: 0.325, SLG: 0.270</small> Chuck Essegian, R <small>(7, PH) OBP: 0.226, SLG: 0.333</small> Bob Lillis, R <small>(8, 6) OBP: 0.250, SLG: 0.250</small>		0-2 F5 			0-1 SH1-4 1B 		0-3 K 		
Stan Williams, R <small>(1, 1) OBP: 0.059, SLG: 0.059</small> Tommy Davis, R <small>(8, PH) OBP: 0.235, SLG: 0.296</small> Don Demeter, R <small>(9, 8) OBP: 0.301, SLG: 0.505</small>		2-2 G6-3 1-2f 			0-0 SH1-4 1-2 		1-3 K 		

Inning Stats	R: 0 E: 0 K: 1 S: 14	H: 0 LOB: 1 BB: 1 P: 23	R: 0 E: 1 K: 0 S: 12	H: 2 LOB: 2 BB: 1 P: 21	R: 0 E: 0 K: 0 S: 5	H: 1 LOB: 0 BB: 0 P: 9	R: 0 E: 0 K: 2 S: 7	H: 0 LOB: 0 BB: 0 P: 10	R: 0 E: 0 K: 0 S: 6	H: 1 LOB: 1 BB: 0 P: 8	R: 0 E: 0 K: 1 S: 8	H: 1 LOB: 1 BB: 0 P: 11	R: 0 E: 0 K: 1 S: 9	H: 0 LOB: 0 BB: 0 P: 12	R: 4 E: 0 K: 2 S: 16	H: 2 LOB: 1 BB: 2 P: 32
1B: 5 2B: 1 3B: 0 HR: 2	SF: 0 SAC: 1 DP: 2 HBP: 0	WP: 0 PA: 33														

PITCHER	IP	WLS	BF	H	R	ER	SO	BB	IBB	HBP	BLK	WP	HR	S	P	ERA	WHIP
Carl Willey, R <small>(1, 1) ERA: 3.32</small>	7.1		28	5	1	1	6	3	0	0	0	0	0	66	104	1.23	1.091
Don McMahon, R <small>(8, 1) ERA: 6.95</small>	0.0	L	2	1	1	1	0	1	0	0	0	0	1	3	9	∞	∞
Bob Rush, R <small>(8, 1) ERA: 4.15</small>	0.2		3	1	2	2	1	0	0	0	0	0	1	8	13	27.00	1.500

BOTTOM

Milwaukee Braves @ Los Angeles Dodgers
Los Angeles Memorial Coliseum, Los Angeles, CA

livebaseballscorecards.com

AB	28
R	4
H	7
RBI	4
BB	4
SO	7
LOB	15



WP	PA	ERA	WHIP
0	33		

Wed Jun 08 1960, 10:05 PM EDT
 Att. 24,639 - Unknown

Batter	1	2	3	4	5	6	7	8	9	AB R H RBI BB SO LOB	TOP											
Bill Bruton, L (1, 8) OBP: 0.337, SLG: 0.482	1-1 F7			0-3 K	3-2 F7		2-2 2B 1B		2-3 K	5 1 1 0 0 2 2	Milwaukee Braves @ Los Angeles Dodgers Los Angeles Memorial Coliseum, Los Angeles, CA Thu Jun 09 1960, 10:05 PM EDT Att: 29,726 - Unknown livebaseballscorecards.com											
Red Schoendienst, S (1, 4) OBP: 0.295, SLG: 0.295	2-1 5-3			0-0 1B 2B 1B		1-1 4-3	1-1 1B 2B	0-0 FC6-4 BB	5 2 2 3 0 0 1													
Eddie Mathews, L (1, 5) OBP: 0.427, SLG: 0.580	1-1 4-3			2-2 2B 1B		1-0 G3	0-1 1B	4-1 FC6-4 BB	4 0 2 1 1 0 0													
Hank Aaron, R (1, 9) OBP: 0.333, SLG: 0.550			0-0 F4	1-0 2B		2-1 F9	1-0 L7	2-0 FC6-4	5 0 1 1 0 0 3													
Joe Adcock, R (1, 3) OBP: 0.377, SLG: 0.521			3-3 K	3-3 K			3-2 1B 1B SF8	4-1 FC3-6 BB	3 1 1 0 1 2 2													
Wes Covington, L (1, 7) Al Spangler, L (8, PR) OBP: 0.292, SLG: 0.349			2-0 F7	1-3 K			1-2 1B 1B 2B 1B	1-0 FC3-6 2B 8-2	4 1 1 0 0 1 3 0 0 0 0 0 0 0													
Del Crandall, R (1, 2) OBP: 0.290, SLG: 0.472			3-3 K		4-2 G4 WP BB		2-2 2B 1B	0-0 2B	3 1 2 0 1 1 0													
Johnny Logan, R (1, 6) OBP: 0.304, SLG: 0.312 Eddie Haas, L (7, PH) Felix Mantilla, R (7, 6) OBP: 0.286, SLG: 0.481			2-2 F4		0-3 K		0-3 K	3-1 8-2	2 0 0 0 0 1 1 1 0 0 0 0 1 3 1 0 0 0 0 0 3													
Lew Burdette, R (1, 1) OBP: 0.138, SLG: 0.115 Frank Torre, L (7, PH) OBP: 0.219, SLG: 0.214 Ken MacKenzie, R (7, 1) Joey Jay, S (7, 1) OBP: 0.571, SLG: 0.400			1-3 K		1-2 G4		1-2 SF8	1-0 FC6-4 1B	2 0 0 0 0 1 1 0 0 0 1 0 0 0 0 0 0 0 0 0 0 1 0 1 0 0 0 0													
Inning Stats	R: 0 E: 0 K: 0 S: 6	H: 0 LOB: 0 BB: 0 P: 10	R: 0 E: 0 K: 1 S: 6	H: 0 LOB: 0 BB: 0 P: 11	R: 0 E: 0 K: 2 S: 11	H: 0 LOB: 0 BB: 0 P: 17	R: 1 E: 0 K: 3 S: 16	H: 3 LOB: 2 BB: 0 P: 23	R: 0 E: 0 K: 1 S: 13	H: 0 LOB: 1 BB: 1 P: 21		R: 0 E: 0 K: 0 S: 5	H: 0 LOB: 0 BB: 0 P: 9	R: 5 E: 0 K: 1 S: 26	H: 6 LOB: 1 BB: 0 P: 37	R: 0 E: 0 K: 0 S: 6	H: 1 LOB: 2 BB: 1 P: 13	R: 0 E: 0 K: 1 S: 7	H: 1 LOB: 2 BB: 1 P: 16	1B: 8 2B: 4 3B: 0 HR: 0	SF: 1 SAC: 0 DP: 1 HBP: 0	WP: 1 PB: 0 SB: 0 CS: 0
PITCHER	IP WLS BF H R ER SO BB IBB HBP BLK WP HR S P ERA WHIP												PITCHER	IP WLS BF H R ER SO BB IBB HBP BLK WP HR S P ERA WHIP								
Don Drysdale, R (1, 1) ERA: 3.71	6.2 L 28 7 5 5 8 1 0 0 0 1 0 78 121 6.75 1.200																					
Ed Roebuck, R (7, 1) ERA: 3.0	0.1 4 2 1 1 0 1 0 0 0 0 0 6 12 27.00 9.000																					
Clem Labine, R (8, 1) ERA: 4.6	1.0 3 1 0 0 0 0 0 0 0 0 0 5 8 0.00 1.000																					
Danny McDevitt, L (9, 1) ERA: 5.84	1.0 5 1 0 0 1 1 0 0 0 0 0 7 16 0.00 2.000																					



BOTTOM

Milwaukee Braves @ Los Angeles Dodgers
Los Angeles Memorial Coliseum, Los Angeles, CA

livebaseballscorecards.com

AB	35
R	5
H	10
RBI	5
BB	2
SO	2
LOB	17



WP:	0	PA:	39
PB:	0	SB:	0
CS:	0		

Thu Jun 09 1960, 10:05 PM EDT
Att. 29,726 - Unknown

AB	R	H	RBI	BB	SO	LOB
4	2	2	1	1	0	0
5	1	3	1	0	0	1
5	1	1	2	0	0	2
4	1	1	1	0	1	0
2	0	0	0	1	0	0
3	0	1	0	0	0	1
4	0	2	0	0	0	2
0	0	0	0	0	0	0
3	0	0	0	0	0	3
1	0	0	0	0	0	2
0	0	0	0	0	0	0
0	0	0	0	0	0	0
1	0	0	0	0	1	2
0	0	0	0	0	0	0

R	H	ER	SO	BB	IBB	HBP	BLK	WP	HR	S	P	ERA	WHIP
0	1	0	1	0	0	0	0	0	0	13	1	6.00	1.500
0	0	0	0	0	0	0	0	0	1	2	5	∞	∞
0	0	0	1	0	0	0	0	0	0	20	36	0.00	0.667

R	H	ER	SO	BB	IBB	HBP	BLK	WP	HR	S	P	ERA	WHIP
0	0	0	0	0	0	0	0	0	0	13	1	6.00	1.500
0	0	0	0	0	0	0	0	0	1	2	5	∞	∞
0	0	0	1	0	0	0	0	0	0	20	36	0.00	0.667

R	H	ER	SO	BB	IBB	HBP	BLK	WP	HR	S	P	ERA	WHIP
0	0	0	0	0	0	0	0	0	0	13	1	6.00	1.500
0	0	0	0	0	0	0	0	0	1	2	5	∞	∞
0	0	0	1	0	0	0	0	0	0	20	36	0.00	0.667

R	H	ER	SO	BB	IBB	HBP	BLK	WP	HR	S	P	ERA	WHIP
0	0	0	0	0	0	0	0	0	0	13	1	6.00	1.500
0	0	0	0	0	0	0	0	0	1	2	5	∞	∞
0	0	0	1	0	0	0	0	0	0	20	36	0.00	0.667

R	H	ER	SO	BB	IBB	HBP	BLK	WP	HR	S	P	ERA	WHIP
0	0	0	0	0	0	0	0	0	0	13	1	6.00	1.500
0	0	0	0	0	0	0	0	0	1	2	5	∞	∞
0	0	0	1	0	0	0	0	0	0	20	36	0.00	0.667

R	H	ER	SO	BB	IBB	HBP	BLK	WP	HR	S	P	ERA	WHIP
0	0	0	0	0	0	0	0	0	0	13	1	6.00	1.500
0	0	0	0	0	0	0	0	0	1	2	5	∞	∞
0	0	0	1	0	0	0	0	0	0	20	36	0.00	0.667

R	H	ER	SO	BB	IBB	HBP	BLK	WP	HR	S	P	ERA	WHIP
0	0	0	0	0	0	0	0	0	0	13	1	6.00	1.500
0	0	0	0	0	0	0	0	0	1	2	5	∞	∞
0	0	0	1	0	0	0	0	0	0	20	36	0.00	0.667

R	H	ER	SO	BB	IBB	HBP	BLK	WP	HR	S	P	ERA	WHIP
0	0	0	0	0	0	0	0	0	0	13	1	6.00	1.500
0	0	0	0	0	0	0	0	0	1	2	5	∞	∞
0	0	0	1	0	0	0	0	0	0	20	36	0.00	0.667

R	H	ER	SO	BB	IBB	HBP	BLK	WP	HR	S	P	ERA	WHIP
0	0	0	0	0	0	0	0	0	0	13	1	6.00	1.500
0	0	0	0	0	0	0	0	0	1	2	5	∞	∞
0	0	0	1	0	0	0	0	0	0	20	36	0.00	0.667

R	H	ER	SO	BB	IBB	HBP	BLK	WP	HR	S	P	ERA	WHIP
0	0	0	0	0	0	0	0	0	0	13	1	6.00	1.500
0	0	0	0	0	0	0	0	0	1	2	5	∞	∞
0	0	0	1	0	0	0	0	0	0	20	36	0.00	0.667

R	H	ER	SO	BB	IBB	HBP	BLK	WP	HR	S	P	ERA	WHIP
0	0	0	0	0	0	0	0	0	0	13	1	6.00	1.500
0	0	0	0	0	0	0	0	0	1	2	5	∞	∞
0	0	0	1	0	0	0	0	0	0	20	36	0.00	0.667

Batter	1	2	3	4	5	6	7	8	9
Jim Gilliam, S OBP: 0.379, SLG: 0.353 (1, 5)	4-0 BB G6-3		0-0 3B 1B		2-2 G3 HR		3-1 HR		1-2 4-3
Charlie Neal, R OBP: 0.333, SLG: 0.393 (1, 4)	1-0 G6-3 1-2f		0-2 1-H 3B		2-2 HR 1B		1-0 5-3		0-2 G6-4-3 1B
Wally Moon, L OBP: 0.371, SLG: 0.446 (1, 7)	1-0 F5		2-1 F8		3-2 1-H HR		1-2 F5		2-1 G6-4-3 1-2f
Duke Snider, L OBP: 0.372, SLG: 0.564 (1, 9)		0-1 HR		1-3 K	1-0 F8		2-0 4-3		
Don Demeter, R OBP: 0.308, SLG: 0.495 (1, 8)		2-2 FC6-4 HBP		0-0 F5	0-1 6-3			4-0 SH3-4 BB	
Gil Hodges, R OBP: 0.273, SLG: 0.346 (1, 3)		1-2 FC6-4 G4-6-3 1-2f		0-1 E 1B 1B		0-0 F7		0-0 SH3-4	
Norm Sherry, R OBP: 0.373, SLG: 0.574 (8, PR) Joe Pignatano, R OBP: 0.318, SLG: 0.333 (9, 2)		2-0 G4-6-3 1-2f		1-0 E 1B		0-1 3B		2-1 E5	
Maury Wills, S OBP: 0.318, SLG: 0.263 Norm Larker, L OBP: 0.365, SLG: 0.387 (8, PH) Bob Lillis, R OBP: 0.250, SLG: 0.250 (9, 6)			1-0 B3-1	1-2 E4		1-1 4-3		1-0 F7	
Don Drysdale, R OBP: 0.182, SLG: 0.250 (1, 1) Ed Roebuck, R OBP: 0.750, SLG: 1.000 (7, 1) Clem Labine, R OBP: 0.500, SLG: 1.000 (8, 1) Irv Noren, L OBP: 0.313, SLG: 0.154 (8, PH) Danny McDevitt, L (9, 1)			1-0 6-3	0-1 F9		1-1 4-3		2-3 K	

PITCHER	IP	WLS	BF	H	R	ER	SO	BB	IBB	HBP	BLK	WP	HR	S	P	ERA	WHIP
Lew Burdette, R ERA: 3.86 (1, 1)	6.0	W	27	8	4	4	1	1	0	0	0	0	2	57	85	6.00	1.500
Ken MacKenzie, L ERA: 6.75 (7, 1)	0.0		1	1	1	1	0	0	0	0	0	0	1	2	5	∞	∞
Joey Jay, R ERA: 3.86 (7, 1)	3.0	S	11	1	0	0	1	1	0	0	0	0	0	20	36	0.00	0.667

Batter	1	2	3	4	5	6	7	8	9	AB R H RBI BB SO LOB	TOP
Bill Bruton, L (1, 8) OBP: 0.335, SLG: 0.474	4-0 BB		0-0 F8		0-3 K		0-0 F8			3 0 0 0 1 1 3	Milwaukee Braves @ San Francisco Giants Candlestick Park, San Francisco, CA Fri Jun 10 1960, 10:05 PM EDT Att: 36,535 - Unknown
Red Schoendienst, S (1, 4) Felix Mantilla, R (6, 4) OBP: 0.289, SLG: 0.289 OBP: 0.281, SLG: 0.473	0-0 F7			0-0 F8		0-0 3-1		0-3 K		3 0 0 0 0 0 1 1 0 0 0 0 1 0	
Eddie Mathews, L (1, 5) OBP: 0.429, SLG: 0.582	0-3 K			0-0 2B		4-0 1B BB		0-0 F2		3 0 1 0 1 1 1	
Hank Aaron, R (1, 9) OBP: 0.326, SLG: 0.537	0-0 6-3			0-3 K		0-0 F9		0-0 6-3		4 0 0 0 0 1 3	
Wes Covington, L (1, 7) OBP: 0.293, SLG: 0.536		0-0 1-3		0-3 K		0-0 1B		4-0 1B BB		3 0 1 0 1 1 1	
Frank Torre, L (1, 3) OBP: 0.222, SLG: 0.219		0-0 4-3			0-0 4-1 G3 1B	0-0 F1		0-0 F8		4 0 1 0 0 0 3	
Charlie Lau, L (1, 2) OBP: 0.236, SLG: 0.333		0-3 K			0-0 G3		0-0 F7		0-0 1-2 1B	4 0 1 0 0 1 1	
Johnny Logan, R (1, 6) OBP: 0.302, SLG: 0.305			0-0 5-3		4-0 4-1 BB		0-0 F7		0-3 K	3 0 0 0 1 1 2	
Warren Spahn, L (1, 1) Eddie Haas, L (7, PH) Bob Rush, R (7, 1) Del Crandall, R (9, PH) OBP: 0.143, SLG: 0.200 OBP: 0.500, SLG: 0.500 OBP: 0.500, SLG: 0.333 OBP: 0.288, SLG: 0.468			0-3 K		0-0 4-1		0-0 1B		0-0 F2	2 0 0 0 0 1 2 1 0 1 0 0 0 0 0 0 0 0 0 0 0 1 0 0 0 0 0 2	
Inning Stats	R: 0 H: 0 E: 0 LOB: 1 K: 1 BB: 1 S: 5 P: 9	R: 0 H: 0 E: 0 LOB: 0 K: 1 BB: 0 S: 5 P: 5	R: 0 H: 0 E: 0 LOB: 0 K: 1 BB: 0 S: 5 P: 5	R: 0 H: 1 E: 0 LOB: 1 K: 2 BB: 0 S: 8 P: 8	R: 0 H: 1 E: 0 LOB: 2 K: 1 BB: 1 S: 6 P: 10	R: 0 H: 1 E: 0 LOB: 2 K: 0 BB: 1 S: 4 P: 8	R: 0 H: 1 E: 0 LOB: 1 K: 0 BB: 0 S: 4 P: 4	R: 0 H: 0 E: 0 LOB: 0 K: 1 BB: 0 S: 5 P: 5	R: 0 H: 1 E: 0 LOB: 2 K: 1 BB: 1 S: 6 P: 10	1B: 4 SF: 0 2B: 1 SAC: 0 3B: 0 DP: 0 HR: 0 HBP: 0	WP: 0 PA: 36 PB: 0 SB: 0 CS: 0
PITCHER Sam Jones, R (1, 1) ERA: 2.02	IP WLS BF H R ER SO BB IBB HBP BLK WP HR S P ERA WHIP										
	9.0 W 36 5 0 0 8 4 0 0 0 0 0 0 48 64 0.00 1.000										

AB	32
R	0
H	5
RBI	0
BB	4
SO	8
LOB	19



Batter	1	2	3	4	5	6	7	8	9	AB	R	H	RBI	BB	SO	LOB
Eddie Bressoud, R OBP: 0.311, SLG: 0.407 (1, 6)	0-0 E5 FC5-6		0-0 1-3		0-0 BB HR 1B		0-0 F9			4	1	1	0	0	0	0
Joey Amalfitano, R OBP: 0.307, SLG: 0.375 (1, 4)	0-0 FC5-6 1B 1-2f		0-0 F3		4-0 BB HR BB		0-0 F8			3	1	0	0	1	0	1
Willie Mays, R OBP: 0.405, SLG: 0.521 (1, 8)	0-0 S 1-3 1B			0-0 1B 1B	0-0 1-H 2-H HR		4-0 S BB			3	2	3	3	1	0	0
Willie McCovey, L OBP: 0.385, SLG: 0.519 (1, 3)	0-3 K 1-2		0-3 K	0-3 K	0-3 K		0-0 4-3			4	0	0	0	0	3	4
Orlando Cepeda, R OBP: 0.312, SLG: 0.506 (1, 7)	0-3 K			0-0 1B 1-3 1B		0-0 FC1-6 1B		0-3 K		4	0	2	0	0	2	2
Willie Kirkland, L OBP: 0.363, SLG: 0.549 (1, 9)		0-0 F9		0-0 G1-6-3 1B 3-H		0-0 FC1-6 S 1-2f		0-0 1B 2B		4	1	2	1	0	0	1
Andre Rodgers, R OBP: 0.359, SLG: 0.382 (1, 5)		0-0 6-3		0-0 G1-6-3 1-2f		4-0 BB BB BB 1-2		0-0 G6-4-3 1B 2-H		3	0	1	1	1	0	2
Bob Schmidt, R OBP: 0.311, SLG: 0.301 (1, 2)		0-0 6-3			0-3 K	0-0 F8		0-0 G6-4-3		4	0	0	0	0	1	3
Sam Jones, R OBP: 0.156, SLG: 0.194 (1, 1)			0-0 F7		0-3 K	0-0 F9				3	0	0	0	0	1	2

Inning Stats	R: 0	H: 1	E: 1	K: 2	S: 9	LOB: 2	BB: 0	P: 9	R: 0	H: 0	E: 0	K: 0	S: 3	LOB: 0	BB: 0	P: 3	R: 0	H: 0	E: 0	K: 0	S: 3	LOB: 0	BB: 0	P: 3	R: 1	H: 3	E: 0	K: 1	S: 7	LOB: 1	BB: 0	P: 7	R: 3	H: 2	E: 0	K: 3	S: 11	LOB: 0	BB: 1	P: 15	R: 0	H: 1	E: 0	K: 0	S: 4	LOB: 2	BB: 1	P: 8	R: 0	H: 0	E: 0	K: 0	S: 3	LOB: 1	BB: 1	P: 7	R: 1	H: 2	E: 0	K: 1	S: 6	LOB: 0	BB: 0	P: 6
1B: 7	SF: 0	2B: 1	SAC: 0	3B: 0	DP: 2	HR: 1	HBP: 0	WP: 0	PA: 35																																																							

PITCHER	IP	WLS	BF	H	R	ER	SO	BB	IBB	HBP	BLK	WP	HR	S	P	ERA	WHIP
Warren Spahn, L ERA: 4.35 (1, 1)	6.0	L	27	7	4	4	6	2	0	0	0	0	1	37	45	6.00	1.500
Bob Rush, R ERA: 4.2 (7, 1)	2.0		8	2	1	1	1	1	0	0	0	0	0	9	13	4.50	1.500

BOTTOM

Milwaukee Braves @ San Francisco Giants
Candlestick Park, San Francisco, CA

livebaseballscores.com

AB	32
R	5
H	9
RBI	5
BB	3
SO	7
LOB	15



WP: 0	PA: 35
PB: 0	
SB: 3	
CS: 0	

PITCHER	IP	WLS	BF	H	R	ER	SO	BB	IBB	HBP	BLK	WP	HR	S	P	ERA	WHIP
---------	----	-----	----	---	---	----	----	----	-----	-----	-----	----	----	---	---	-----	------

Fri Jun 10 1960, 10:05 PM EDT
Att. 36,535 - Unknown

Batter	1	2	3	4	5	6	7	8	9	AB R H RBI BB SO LOB	TOP			
Bill Bruton, L (1, 8) OBP: 0.337, SLG: 0.486	0-0 F5		0-0 HR		4-0 2B BB	0-0 4-3			0-0 G1	4 2 1 3 1 0 1	Milwaukee Braves @ San Francisco Giants Candlestick Park, San Francisco, CA Sat Jun 11 1960, 6:33 AM EDT Att: 37,611 - Unknown livebaseballscorecards.com			
Mel Roach, R (1, 4) Felix Mantilla, R (9, 4) OBP: 0.352, SLG: 0.521 OBP: 0.281, SLG: 0.473	1-0 HBP		0-0 F8		0-0 4-3		0-0 6-3	0-0 1B 2B	4 1 1 0 0 0 1 0 0 0 0 0 0 0					
Eddie Mathews, L (1, 5) OBP: 0.428, SLG: 0.583	0-3 K		0-0 F5		0-0 2B		0-0 E S 1B 1B	0-3 K	5 1 2 1 0 2 2					
Hank Aaron, R (1, 9) OBP: 0.323, SLG: 0.527	0-0 F7		0-0 F7		0-0 1-3		0-0 F4	0-0 S E 1B	5 1 1 1 0 0 3					
Joe Adcock, R (1, 3) OBP: 0.370, SLG: 0.508		0-0 6-3		0-0 E3		0-0 6-3		0-3 K	5 0 1 1 0 1 0					
Wes Covington, L (1, 7) Al Spangler, L (7, 7) OBP: 0.290, SLG: 0.508 OBP: 0.292, SLG: 0.349		4-0 BB		0-3 K		0-0 E1 S 2B	0-0 F8		3 1 0 0 1 1 2 0 0 0 0 0 0 0					
Del Crandall, R (1, 2) OBP: 0.280, SLG: 0.454		0-0 G5-4-3		0-0 6-3		0-0 6-3		0-0 F6	4 0 0 0 0 0 3					
Johnny Logan, R (1, 6) OBP: 0.308, SLG: 0.318			0-0 1B HR 1B		0-0 F8		0-0 E 2B	0-0 F4	4 2 2 1 0 0 1					
Juan Pizarro, L (1, 1) Joey Jay, S (7, 1) Don McMahon, R (8, 1) OBP: 0.412, SLG: 0.588 OBP: 0.500, SLG: 0.333			0-0 1B HR 1B		0-0 6-3		0-0 E6	0-3 K	3 1 1 0 0 0 0 1 0 0 0 0 1 0 0 0 0 0 0 0 0					
Inning Stats	R: 0 H: 0 E: 0 LOB: 1 K: 1 BB: 0 S: 5 P: 6	R: 0 H: 0 E: 0 LOB: 0 K: 0 BB: 1 S: 2 P: 6	R: 3 H: 3 E: 0 LOB: 0 K: 0 BB: 0 S: 6 P: 6	R: 0 H: 0 E: 1 LOB: 1 K: 1 BB: 0 S: 6 P: 6	R: 1 H: 1 E: 0 LOB: 1 K: 0 BB: 1 S: 4 P: 8	R: 2 H: 1 E: 2 LOB: 1 K: 0 BB: 0 S: 6 P: 6	R: 1 H: 2 E: 0 LOB: 1 K: 0 BB: 0 S: 5 P: 5	R: 0 H: 0 E: 0 LOB: 0 K: 1 BB: 0 S: 5 P: 5	R: 2 H: 2 E: 0 LOB: 0 K: 2 BB: 0 S: 9 P: 9	1B: 5 SF: 0 2B: 3 SAC: 0 3B: 0 DP: 1 HR: 1 HBP: 1		WP: 0 PA: 41 PB: 0 SB: 3 CS: 0		
PITCHER	IP WLS BF H R ER SO BB IBB HBP BLK WP HR S P ERA WHIP												PITCHER	IP WLS BF H R ER SO BB IBB HBP BLK WP HR S P ERA WHIP
Johnny Antonelli, L (1, 1) ERA: 3.94	5.0 L 22 4 4 4 2 2 0 1 0 0 1 23 32 7.20 1.200													
Stu Miller, R (6, 1) ERA: 6.29	2.0 11 3 3 1 0 0 0 0 0 0 0 11 11 4.50 1.500													
Joe Shipley, R (8, 1) ERA: 3.97	1.0 3 0 0 0 1 0 0 0 0 0 0 5 5 0.00 0.000													
Billy O'Dell, L (9, 1) ERA: 1.8	1.0 5 2 2 1 2 0 0 0 0 0 0 9 9 9.00 2.000													



Batter	1	2	3	4	5	6	7	8	9	AB	R	H	RBI	BB	SO	LOB
Eddie Bressoud, R OBP: 0.308, SLG: 0.401	0-0 FC1-6 1B	0-3 K			0-0 5-3		0-0 F8		0-0 F8	5	0	1	0	0	1	2
Joey Amalfitano, R OBP: 0.311, SLG: 0.366	0-0 FC1-6 BB 1-2f		0-0 1-3		0-0 F4		4-0 BB 1-2		4-0 BB 1B	3	1	0	0	2	0	1
Willie Mays, R OBP: 0.413, SLG: 0.526	0-0 F3		0-0 CS 1B		0-0 2B		4-0 BB 1-2 2-3		0-0 BB 1B	4	1	3	0	1	0	1
Orlando Cepeda, R OBP: 0.314, SLG: 0.505	4-0 BB 1-2		0-3 K		0-0 4-3 1-H		0-3 K		0-0 F3	4	1	1	1	1	2	6
Willie Kirkland, L OBP: 0.364, SLG: 0.561	0-0 G3		0-0 CS	0-0 F6		0-0 4-3		0-0 HR	0-0 BB 1B	5	1	2	2	0	0	3
Andre Rodgers, R OBP: 0.386, SLG: 0.395		0-0 BB E 1B		0-0 1B		0-0 4-3		4-0 BB BB	0-3 K	4	1	2	1	1	1	2
Bob Schmidt, R OBP: 0.303, SLG: 0.292		0-0 F3		0-3 K		0-3 K		4-0 BB BB		3	0	0	0	0	2	2
Willie McCovey, L OBP: 0.389, SLG: 0.519		0-0 F3		0-3 K		0-3 K		1-2 BB		0	0	0	0	1	0	0
Don Blasingame, L OBP: 0.315, SLG: 0.287		4-0 BB E 1-2		0-3 K		0-3 K		0-3 K		2	0	0	0	2	2	3
Hobie Landrith, L OBP: 0.254, SLG: 0.186		0-0 BB 1-2		0-3 K		0-3 K		0-3 K		0	0	0	0	0	0	0
Johnny Antonelli, L OBP: 0.287, SLG: 0.214		0-0 F9		0-0 5-3		0-0 5-3		0-0 F5	0-0 G4-6-3	1	0	0	0	0	0	1
Dave Philley, S OBP: 0.278, SLG: 0.289		0-0 F9		0-0 5-3		0-0 5-3		0-0 F5	0-0 G4-6-3	1	0	0	0	0	0	0
Stu Miller, R		0-0 F9		0-0 5-3		0-0 5-3		0-0 F5	0-0 G4-6-3	0	0	0	0	0	0	0
Felipe Alou, R OBP: 0.179, SLG: 0.222		0-0 F9		0-0 5-3		0-0 5-3		0-0 F5	0-0 G4-6-3	1	0	0	0	0	0	1
Joe Shipley, R		0-0 F9		0-0 5-3		0-0 5-3		0-0 F5	0-0 G4-6-3	0	0	0	0	0	0	0
Dale Long, L OBP: 0.194, SLG: 0.214		0-0 F9		0-0 5-3		0-0 5-3		0-0 F5	0-0 G4-6-3	1	0	0	0	0	0	0
Billy O'Dell, S OBP: 0.474, SLG: 0.231		0-0 F9		0-0 5-3		0-0 5-3		0-0 F5	0-0 G4-6-3	0	0	0	0	0	0	0

Inning Stats	R: 0	H: 1	E: 0	LOB: 2	K: 0	BB: 1	S: 4	P: 8	R: 1	H: 1	E: 1	LOB: 1	K: 1	BB: 1	S: 6	P: 10	R: 0	H: 1	E: 0	LOB: 0	K: 1	BB: 0	S: 5	P: 5	R: 0	H: 1	E: 0	LOB: 1	K: 2	BB: 0	S: 8	P: 8	R: 0	H: 0	E: 0	LOB: 0	K: 0	BB: 0	S: 3	P: 3	R: 2	H: 2	E: 0	LOB: 0	K: 1	BB: 0	S: 7	P: 7	R: 0	H: 0	E: 0	LOB: 3	K: 1	BB: 3	S: 5	P: 17	R: 1	H: 1	E: 0	LOB: 1	K: 1	BB: 2	S: 5	P: 13	R: 1	H: 2	E: 0	LOB: 2	K: 1	BB: 1	S: 7	P: 11	1B: 7	SF: 0	2B: 1	SAC: 0	3B: 0	DP: 1	HR: 1	HBP: 0	WP: 0	PA: 43
--------------	------	------	------	--------	------	-------	------	------	------	------	------	--------	------	-------	------	-------	------	------	------	--------	------	-------	------	------	------	------	------	--------	------	-------	------	------	------	------	------	--------	------	-------	------	------	------	------	------	--------	------	-------	------	------	------	------	------	--------	------	-------	------	-------	------	------	------	--------	------	-------	------	-------	------	------	------	--------	------	-------	------	-------	-------	-------	-------	--------	-------	-------	-------	--------	-------	--------

PITCHER	IP	WLS	BF	H	R	ER	SO	BB	IBB	HBP	BLK	WP	HR	S	P	ERA	WHIP
Juan Pizarro, L ERA: 3.35	(1, 1)	6.2	29	6	3	2	5	4	0	0	0	0	0	35	51	2.70	1.500
Joey Jay, R ERA: 4.22	(7, 1)	0.1	5	1	1	1	1	3	0	0	0	0	1	4	16	27.00	12.000
Don McMahon, R ERA: 6.75	(8, 1)	2.0	8	2	1	1	2	1	0	0	0	0	0	11	15	4.50	1.500

BOTTOM

Milwaukee Braves @ San Francisco Giants
Candlestick Park, San Francisco, CA

Sat Jun 11 1960, 6:33 AM EDT
Att. 37,611 - Unknown

AB	34
R	5
H	9
RBI	4
BB	8
SO	8
LOB	24



Batter	1	2	3	4	5	6	7	8	9	AB	R	H	RBI	BB	SO	LOB	TOP					
Bill Bruton, L (1, 8) OBP: 0.333, SLG: 0.478	0-3 K		0-0 4-3		0-0 F8		0-0 HBP 1B	0-3 K		5	0	1	0	0	2	1						
Felix Mantilla, R (1, 4) OBP: 0.274, SLG: 0.441	0-0 F2		0-0 F8		0-0 6-3		1-0 5-3 1B 3B HBP		0-3 K	4	1	0	0	0	1	0						
Eddie Mathews, L (1, 5) OBP: 0.427, SLG: 0.577	0-0 G1		0-3 K				0-0 2B 1B	0-0 5-3 3B 1B	0-3 K	5	2	2	0	0	2	0						
Hank Aaron, R (1, 9) OBP: 0.335, SLG: 0.561		4-0 1B SF8 BB		0-0 1B SH5-3 2B		0-0 1B SF8 2B	0-0 5-3	0-0 HR	0-0 HR	4	4	3	1	1	0	2						
Joe Adcock, R (1, 3) OBP: 0.393, SLG: 0.539		0-0 SF8 WP 1B		0-0 SH5-3 1B		4-0 1B IBB	0-0 3B	0-0 1B	0-0 1B	4	0	4	2	1	0	0						
Wes Covington, L (1, 7) OBP: 0.313, SLG: 0.508		4-0 BB		0-0 F6		0-0 1B	0-0 F9	0-0 1B	0-0 1B	4	0	2	1	1	0	3						
Del Crandall, R (1, 2) OBP: 0.274, SLG: 0.450		0-0 SF8		0-0 SH5-3		0-0 SF8		0-0 F2	0-0 F2	1	0	0	3	0	0	0						
Stan Lopata, R (8, 2) OBP: 0.222, SLG: 0.125		2-3 3-H		1-2 3-H		3-H				1	0	0	0	0	0	2						
Johnny Logan, R (1, 6) OBP: 0.306, SLG: 0.316		0-3 K		0-3 K		0-0 P3		0-0 1B		4	0	1	0	0	2	5						
George Brunet, R (1, 1)		0-3 K				0-3 K		0-3 K		1	0	0	0	0	1	2						
Ron Piche, R (4, 1)										2	0	0	0	0	2	2						
Ken MacKenzie, R (6, 1)										0	0	0	0	0	0	0						
Carl Willey, R (7, 1)										0	0	0	0	0	0	0						
Eddie Haas, L (8, PH)										1	0	0	0	0	0	1						
Joey Jay, S (8, 1)										0	0	0	0	0	0	0						
Inning Stats	R: 0 E: 0 K: 1 S: 5	H: 0 LOB: 0 BB: 0 P: 5	R: 1 E: 0 K: 2 S: 8	H: 1 LOB: 2 BB: 2 P: 16	R: 0 E: 0 K: 1 S: 5	H: 0 LOB: 0 BB: 0 P: 5	R: 1 E: 0 K: 1 S: 7	H: 2 LOB: 1 BB: 0 P: 7	R: 0 E: 0 K: 1 S: 5	H: 0 LOB: 0 BB: 0 P: 5	R: 2 E: 0 K: 1 S: 8	H: 3 LOB: 2 BB: 1 P: 12	R: 2 E: 0 K: 0 S: 5	H: 3 LOB: 1 BB: 0 P: 6	R: 0 E: 0 K: 1 S: 6	H: 1 LOB: 1 BB: 0 P: 6	R: 1 E: 0 K: 2 S: 10	H: 3 LOB: 2 BB: 0 P: 10	1B: 9 2B: 2 3B: 1 HR: 1	SF: 2 SAC: 1 DP: 0 HBP: 1	WP: 1 PB: 0 SB: 0 CS: 0	PA: 43
PITCHER	IP	WLS	BF	H	R	ER	SO	BB	IBB	HBP	BLK	WP	HR	S	P	ERA	WHIP					
Mike McCormick, L (1, 1) ERA: 1.68	5.0		24	6	4	4	6	2	1	0	0	1	0	33	45	7.20	1.600					
Billy Loes, R (6, 1) ERA: 9.0	1.0	W	3	0	0	0	1	0	0	0	0	0	0	5	5	0.00	0.000					
Joe Shipley, R (7, 1) ERA: 5.25	0.2		5	3	2	2	0	0	0	1	0	0	0	4	5	27.00	4.500					
Johnny Antonelli, L (7, 1) ERA: 3.91	0.1		1	0	0	0	0	0	0	0	0	0	0	1	1	0.00	0.000					
Bud Byerly, R (8, 1) ERA: 2.84	2.0	S	10	4	1	1	3	0	0	0	0	0	1	16	16	4.50	2.000					

Milwaukee Braves @ San Francisco Giants
 Candlestick Park, San Francisco, CA
 Sun Jun 12 1960, 6:33 AM EDT
 Att: 39,148 - Unknown

AB	36
R	7
H	13
RBI	7
BB	3
SO	10
LOB	18



Batter	1	2	3	4	5	6	7	8	9
Don Blasingame, L OBP: 0.325, SLG: 0.297 (1, 4) X	0-0 1B	4-0 BB		4-0 BB		0-0 FC4-6 BB 2B	0-0 E3 2B	0-0 E4 WP 2B	
Joey Amalfitano, R OBP: 0.312, SLG: 0.354 (1, 5) S S S	0-3 K	0-0 F8		0-3 K		1-0 BB 1-2 2B HBP	0-0 E6 FC5-4	4-0 WP 2B BB	
Willie Mays, R OBP: 0.420, SLG: 0.538 (1, 8) X	0-0 1-3 1B		0-0 E 2B		0-3 K	4-0 1-2 2-3 3-H 2B BB	0-0 FC5-4 1-2f 1B	0-0 1-3 1B 1-H 2-H 2B	
Orlando Cepeda, R OBP: 0.320, SLG: 0.513 (1, 7) S S S	0-3 K		0-0 E5 1B		0-0 4-3 2B	0-0 1-H 2-H 3-H 2B	0-3 K	4-0 1B BB	
Willie Kirkland, L OBP: 0.363, SLG: 0.554 (1, 9) X	0-0 F2		0-0 CS 1B		0-0 4-3	0-3 K	0-0 1B 1-2 1B	0-0 F5	
Andre Rodgers, R OBP: 0.400, SLG: 0.409 (1, 3) X		0-0 F9	0-3 K		0-0 F1		WP WP HR 1B	0-0 1-2 2-3 1B	
Eddie Bressoud, R OBP: 0.309, SLG: 0.396 (1, 6) B B B		4-0 2B BB	0-0 F3			0-3 K	WP HR 1B	0-3 K	
Bob Schmidt, R OBP: 0.333, SLG: 0.340 (1, 2) X		0-0 1-H 2B		0-0 CS SH1-4 1B		0-0 FC4-6 BB 1B	4-0 1-2 2-3 HR BB	0-0 SH1-4 E 2B	
Mike McCormick, L OBP: 0.288, SLG: 0.303 (6, 1) Billy Loes, R		0-0 F5		0-0 SH1-4		4-0 1-2 BB BB	0-0 1-H 2-H 3-H HR	0-0 SH1-4	
Johnny Antonelli, L OBP: 0.287, SLG: 0.214 (7, 1) Willie McCovey, L				1-2				2-3	
Bud Eyerly, R OBP: 0.392, SLG: 0.541 (8, 1) X									

AB	R	H	RBI	BB	SO	LOB
4	3	2	0	2	0	2
4	2	0	1	1	2	5
5	3	3	3	1	1	1
5	1	2	3	1	2	3
6	0	2	1	0	1	7
6	1	3	1	0	1	2
5	2	1	0	1	2	5
4	3	4	1	1	0	0
1	0	0	0	0	0	1
0	0	0	0	0	0	0
0	0	0	0	1	0	0
0	0	0	0	0	0	0
0	0	0	0	0	0	0
0	0	0	0	0	0	0
1	1	1	4	0	0	0
0	0	0	0	0	0	0

BOTTOM	
Milwaukee Braves @ San Francisco Giants	San Francisco Giants
Candlestick Park, San Francisco, CA	Sun Jun 12 1960, 6:33 AM EDT
	Att. 39,148 - Unknown
	livebaseballscorecards.com
AB	41
R	16
H	18
RBI	14
BB	8
SO	9
LOB	26
	
WP: 4	PA: 52
PB: 0	
SB: 1	
CS: 2	

Inning Stats		R: 0	H: 2	E: 0	K: 2	S: 9	P: 9	R: 1	H: 1	E: 0	K: 0	S: 4	R: 2	H: 2	E: 1	K: 1	S: 7	R: 0	H: 1	E: 0	K: 1	S: 5	R: 0	H: 1	E: 0	K: 1	S: 6	R: 4	H: 2	E: 2	K: 2	S: 9	R: 6	H: 6	E: 1	K: 1	S: 12	R: 3	H: 3	E: 1	K: 1	S: 9	1B: 10	SF: 0	3B: 0	HR: 1
George Brunet, L ERA: 4.61 (1, 1)	IP	WLS	BF	H	R	ER	SO	BB	IBB	HBP	BLK	WP	HR	S	P	ERA	WHIP																													
Ron Piche, R ERA: 13.5 (4, 1)	2.1	L	11	2	4	4	3	2	0	1	0	0	0	14	23	15.43	1.714																													
Ken MacKenzie, L ERA: 7.71 (6, 1)	0.1		3	2	1	1	1	0	0	0	0	0	0	5	5	27.00	6.000																													
Carl Willey, R ERA: 3.71 (7, 1)	1.0		10	5	5	3	1	1	0	0	0	2	1	11	15	27.00	6.000																													
Joey Jay, R ERA: 4.84 (8, 1)	1.0		9	3	3	2	1	2	0	0	0	2	0	9	17	18.00	5.000																													
PITCHER		IP	WLS	BF	H	R	ER	SO	BB	IBB	HBP	BLK	WP	HR	S	P	ERA	WHIP																												

Batter	1	2	3	4	5	6	7	8	9	AB R H RBI BB SO LOB	TOP																
Bill Bruton, L (1, 8) OBP: 0.328, SLG: 0.479	0-0 F9	0-0 E6		0-0 3-1		0-0 4-3				6 1 1 1 0 0 4																	
Red Schoendienst, S (1, 4) OBP: 0.280, SLG: 0.279	0-0 4-3	0-0 F4		0-0 6-3		0-0 1-3			0-0 F7	5 0 0 0 0 0 3																	
Eddie Mathews, L (1, 5) OBP: 0.437, SLG: 0.594	0-0 F4			4-0 1B BB 3B 1B		FC6-4 BB		0-0 6-3 6-3 1B	0-0 1B 3B	4 2 3 1 1 0 0																	
Hank Aaron, R (1, 9) OBP: 0.337, SLG: 0.554		0-0 6-3		4-0 1B 3B BB		FC6-4		0-0 6-3	0-0 1B 1B	4 2 1 1 1 0 2																	
Joe Adcock, R (1, 3) OBP: 0.400, SLG: 0.538		1-0 BB 1B 2B HBP		0-0 3B 1B		K		0-0 6-3	0-0 E9 4-3 1B 1B	4 3 2 0 0 1 1																	
Wes Covington, L (1, 7) OBP: 0.324, SLG: 0.507		0-0 BB 2B 1B		0-0 F8		CS 1B		0-0 4-3	0-0 4-3	4 1 2 0 0 0 4 1 0 0 0 0 0 1																	
Al Spangler, L (7, 7) OBP: 0.286, SLG: 0.341		1-2 BB 2B 1B																									
Del Crandall, R (1, 2) OBP: 0.278, SLG: 0.444		4-0 2B E BB		0-3 K		F2		0-0 5-3	0-0 1B 1B	4 2 1 1 1 1 4																	
Johnny Logan, R (1, 6) OBP: 0.316, SLG: 0.348		0-0 E 2B		0-0 3B				0-0 F8	0-0 F4	5 1 3 5 0 0 0																	
Lew Burdette, R (1, 1) OBP: 0.206, SLG: 0.200		4-0 E6 BB		0-3 K		4-3 2B		0-0 F8	0-0 1B	4 0 2 1 1 1 1																	
Inning Stats	R: 0 E: 0 K: 0 S: 3	H: 0 LOB: 0 BB: 0 P: 3	R: 4 E: 1 K: 0 S: 5	H: 2 LOB: 1 BB: 2 P: 14	R: 3 E: 0 K: 2 S: 10	H: 3 LOB: 1 BB: 1 P: 14	R: 0 E: 0 K: 0 S: 3	H: 0 LOB: 1 BB: 1 P: 7	R: 0 E: 0 K: 1 S: 5	H: 1 LOB: 0 BB: 0 P: 5	R: 0 E: 0 K: 0 S: 4	H: 1 LOB: 1 BB: 0 P: 4	R: 0 E: 0 K: 0 S: 4	H: 1 LOB: 1 BB: 0 P: 4	R: 0 E: 0 K: 0 S: 3	H: 0 LOB: 0 BB: 0 P: 3	R: 5 E: 1 K: 0 S: 10	H: 7 LOB: 2 BB: 0 P: 10	1B: 10 2B: 2 3B: 3 HR: 0	SF: 0 SAC: 0 DP: 0 HBP: 1	WP: 0 PB: 0 SB: 0 CS: 1	PA: 46					
PITCHER	IP WLS BF H R ER SO BB IBB HBP BLK WP HR S P ERA WHIP																										
Jack Sanford, R (1, 1) ERA: 3.0	1.1		9	2	4	3	0	2	0	1	0	0	0	6	15	20.25	3.000										
Georges Maranda, R (2, 1) ERA: 3.97	2.2	L	13	3	3	3	2	2	0	0	0	0	0	15	23	10.12	1.875										
Joe Shipley, R (5, 1) ERA: 4.2	3.0		11	3	0	0	1	0	0	0	0	0	0	13	13	0.00	1.000										
Billy Loes, R (8, 1) ERA: 10.69	2.0		13	7	5	5	0	0	0	0	0	0	0	13	13	22.50	3.500										

Milwaukee Braves @ San Francisco Giants
 Candlestick Park, San Francisco, CA
 Mon Jun 13 1960, 6:33 AM EDT
 Att: 17,772 - Unknown

AB	41
R	12
H	15
RBI	10
BB	4
SO	3
LOB	20



WP: 0	PA: 46
-------	--------

Batter	1	2	3	4	5	6	7	8	9	AB R H RBI BB SO LOB	TOP	
Richie Ashburn, L (1, 8) <small>OBP: 0.464, SLG: 0.369</small>	0-0 		4-0 		4-0 		4-0 		0-0 	2 0 0 0 3 0 0		
Bob Will, L (1, 9) <small>OBP: 0.331, SLG: 0.430</small>	0-3 		0-3 		0-0 		0-0 		0-0 	3 0 0 0 0 2 2		
14 Ernie Banks, R (1, 6) <small>OBP: 0.372, SLG: 0.623</small>	0-0 			0-0 	0-0 		0-0 		0-0 	5 1 1 1 0 0 2		
Ed Bouchee, L (1, 3) <small>OBP: 0.274, SLG: 0.331</small>		0-0 		4-0 	0-0 		0-0 			3 1 0 0 1 0 2		
Walt Moryn, L (1, 7) <small>OBP: 0.353, SLG: 0.371</small> Lou Johnson, R (8, 7) <small>OBP: 0.279, SLG: 0.325</small>	0-3 			0-0 		0-0 		0-0 		4 0 0 0 0 1 1 0 0 0 0 0 0 0		
Frank Thomas, R (1, 5) Jerry Kindall, R (8, 4) <small>OBP: 0.264, SLG: 0.345</small>	0-3 			4-0 		0-0 		0-0 		3 1 2 1 1 1 0 0 0 0 0 0 0 0		
Earl Averill, R (1, 2) <small>OBP: 0.387, SLG: 0.418</small>			0-0 	0-0 		0-0 		0-0 		4 0 1 0 0 0 3		
Don Zimmer, R (1, 4) <small>OBP: 0.344, SLG: 0.358</small>			0-0 	0-0 		4-0 		4-0 		2 0 1 1 2 0 1		
Glen Hobbie, R (1, 1) <small>OBP: 0.207, SLG: 0.115</small>			0-0 	0-3 		0-3 		0-3 		4 0 0 0 0 3 6		
Inning Stats	R: 0 H: 0 E: 0 LOB: 0 K: 1 BB: 0 S: 5 P: 5	R: 0 H: 0 E: 0 LOB: 0 K: 2 BB: 0 S: 7 P: 7	R: 0 H: 1 E: 0 LOB: 2 K: 1 BB: 1 S: 6 P: 10	R: 2 H: 2 E: 0 LOB: 2 K: 1 BB: 2 S: 7 P: 15	R: 0 H: 0 E: 0 LOB: 1 K: 0 BB: 1 S: 3 P: 7	R: 1 H: 1 E: 0 LOB: 1 K: 1 BB: 1 S: 6 P: 10	R: 0 H: 0 E: 0 LOB: 1 K: 0 BB: 1 S: 3 P: 7	R: 0 H: 1 E: 0 LOB: 2 K: 1 BB: 1 S: 6 P: 10	R: 0 H: 0 E: 0 LOB: 0 K: 0 BB: 0 S: 3 P: 3	1B: 3 SF: 0 2B: 0 SAC: 2 3B: 0 DP: 0 HR: 2 HBP: 0	WP: 3 PA: 39 PB: 0 SB: 0 CS: 0	
PITCHER Bob Buhl, R (1, 1) <small>ERA: 3.77</small> Ron Piche, R (9, 1) <small>ERA: 10.38</small>	IP WLS BF H R ER SO BB IBB HBP BLK WP HR S P ERA WHIP 8.0 L 36 5 3 3 7 6 1 0 0 3 2 43 71 3.38 1.375											IP WLS BF H R ER SO BB IBB HBP BLK WP HR S P ERA WHIP 1.0 3 0 0 0 0 0 0 0 0 0 0 3 3 0.00 0.000

Chicago Cubs @ Milwaukee Braves
 Milwaukee County Stadium, Milwaukee, WI

Tue Jun 14 1960, 8:05 PM EDT
 Att: 17,848 - Unknown

livebaseballscorecards.com

AB	30
R	3
H	5
RBI	3
BB	7
SO	7
LOB	17



Batter	1	2	3	4	5	6	7	8	9	AB	R	H	RBI	BB	SO	LOB
Bill Bruton, L OBP: 0.327, SLG: 0.471 (1, 8) BBB	4-0 1-3 BB		0-0 F8			0-0 4-3		0-0 4-3		3	0	0	0	1	0	0
Red Schoendienst, S OBP: 0.273, SLG: 0.272 (1, 4) X	0-0 1-3 1-2		0-0 3-1			0-0 4-3			0-0 4-3	4	0	0	0	0	0	1
Eddie Mathews, L OBP: 0.433, SLG: 0.604 (1, 5) SSS	0-3 K				0-0 4-3			0-0 4-3		4	1	1	1	0	1	1
Hank Aaron, R OBP: 0.335, SLG: 0.544 (1, 9) X	0-0 1-3				4-0 FC4 BB			0-3 K		3	0	0	0	1	2	1
Joe Adcock, R OBP: 0.389, SLG: 0.522 (1, 3)		0-3 K			0-0 FC4 1-2f			0-0 4-3		4	0	0	0	0	1	1
Wes Covington, L OBP: 0.324, SLG: 0.493 (1, 7) BBB		4-0 BB			0-3 K			0-0 F8		2	0	0	0	1	1	1
Del Crandall, R OBP: 0.286, SLG: 0.467 (1, 2) X		0-0 F5							0-0 F8	2	1	1	1	0	0	1
Johnny Logan, R OBP: 0.310, SLG: 0.340 (1, 6) X		0-0 4-3				1-0 G1-6-3 HBP			0-0 HR	3	0	0	0	0	0	2
Bob Buhl, R OBP: 0.143, SLG: 0.143 Eddie Haas, L OBP: 0.250, SLG: 0.250 Ron Piche, R (8, PH) (9, 1)			0-0 1-3			0-0 G1-6-3 1-2f			0-0 F3							
						0-0 L1			0-0 F7	2	0	0	0	0	0	0
										1	0	0	0	0	0	0
										0	0	0	0	0	0	0

Inning Stats	R: 0 E: 0 K: 1 S: 5	H: 0 LOB: 1 BB: 1 P: 9	R: 0 E: 0 K: 1 S: 5	H: 0 LOB: 1 BB: 1 P: 9	R: 0 E: 0 K: 0 S: 3	H: 0 LOB: 0 BB: 0 P: 3	R: 0 E: 0 K: 1 S: 5	H: 0 LOB: 1 BB: 1 P: 9	R: 0 E: 0 K: 0 S: 2	H: 0 LOB: 0 BB: 0 P: 3	R: 0 E: 0 K: 0 S: 3	H: 0 LOB: 0 BB: 0 P: 3	R: 0 E: 0 K: 1 S: 5	H: 0 LOB: 0 BB: 0 P: 5	R: 1 E: 0 K: 0 S: 4	H: 1 LOB: 0 BB: 0 P: 4	R: 1 E: 0 K: 1 S: 6	H: 1 LOB: 0 BB: 0 P: 6	1B: 0 2B: 0 3B: 0 HR: 2	SF: 0 SAC: 0 DP: 1 HBP: 1	WP: 0 PB: 0 SB: 0 CS: 0	PA: 32												
PITCHER Glen Hobbie, R ERA: 5.26 (1, 1)	IP 9.0	WLS W	BF 32	H 2	R 2	ER 2	SO 5	BB 3	IBB 0	HBP 1	BLK 0	WP 0	HR 2	S 38	P 51	ERA 2.00	WHIP 0.556																	
																	PITCHER	IP	WLS	BF	H	R	ER	SO	BB	IBB	HBP	BLK	WP	HR	S	P	ERA	WHIP

BOTTOM

Chicago Cubs @ Milwaukee Braves
Milwaukee County Stadium, Milwaukee, WI

Tue Jun 14 1960, 8:05 PM EDT
Att. 17,848 - Unknown

AB	28
R	2
H	2
RBI	2
BB	3
SO	5
LOB	8



WP: 0	PA: 32
PB: 0	
SB: 0	
CS: 0	

livebaseballscores.com

Batter	1	2	3	4	5	6	7	8	9	AB R H RBI BB SO LOB	TOP											
Richie Ashburn, L (1, 8) OBP: 0.460, SLG: 0.367	0-3 K		0-3 K			0-0 F7			0-0 1B 14 1B	4 1 1 0 0 2 0												
Bob Will, L (1, 9) OBP: 0.335, SLG: 0.432	0-0 14 F8 1B				0-0 F6	0-0 1-3			0-0 14 1B 1-3 HR 1B	4 1 2 0 0 0 0												
14 Ernie Banks, R (1, 6) OBP: 0.370, SLG: 0.615	0-0 F8 1-2				0-0 6-3	0-0 F9			0-0 1-3 HR 1B	4 1 1 1 0 0 1												
Ed Bouchee, L (1, 3) OBP: 0.373, SLG: 0.353		0-0 3-1			0-0 1B				0-0 1-H 3-H HR	4 1 2 3 0 1 0												
Earl Averill, R (1, 2) OBP: 0.364, SLG: 0.390		0-0 5-3			0-3 K				0-3 K	4 0 0 0 0 2 1												
Frank Thomas, R (1, 5) OBP: 0.278, SLG: 0.454		4-0 BB			0-0 K 1B 1B				0-0 5-3	3 0 1 0 1 1 0												
Seth Morehead, L (9, 1) OBP: 0.077, SLG: 0.077										0 0 0 0 0 0 0												
Dick Drott, R (9, 1) OBP: 0.125, SLG: 0.125										0 0 0 0 0 0 0												
Don Zimmer, R (1, 4) OBP: 0.333, SLG: 0.345		0-0 F4			0-0 F4				0-0 5-3	4 0 0 0 0 0 2												
Lou Johnson, R (1, 7) OBP: 0.283, SLG: 0.326			0-0 6-3		0-0 1-2 1B				0-3 K	3 0 1 0 0 1 0												
Dick Ellsworth, L (1, 1) OBP: 0.278, SLG: 0.071			0-3 K		0-3 K				0-0 F8	2 0 0 0 0 2 2												
Don Elston, R (6, 1) OBP: 0.111, SLG: 0.111										0 0 0 0 0 0 0												
Dick Gernert, R (8, PH) OBP: 0.308, SLG: 0.278										1 0 0 0 0 0 0												
Moe Drabowsky, R (8, 1)										0 0 0 0 0 0 0												
Jerry Kindall, R (9, 4) OBP: 0.264, SLG: 0.345					2-3					0 0 0 0 0 0 0												
Inning Stats	R: 0 E: 0 K: 1 S: 5	H: 1 LOB: 0 BB: 0 P: 5	R: 0 E: 0 K: 0 S: 3	H: 0 LOB: 1 BB: 1 P: 7	R: 0 E: 0 K: 2 S: 7	H: 0 LOB: 0 BB: 0 P: 7	R: 0 E: 0 K: 1 S: 6	H: 1 LOB: 1 BB: 0 P: 6	R: 0 E: 0 K: 1 S: 6	H: 2 LOB: 1 BB: 0 P: 6	R: 0 E: 0 K: 0 S: 3	H: 0 LOB: 0 BB: 0 P: 3	R: 0 E: 0 K: 2 S: 7	H: 0 LOB: 0 BB: 0 P: 7	R: 0 E: 0 K: 1 S: 5	H: 0 LOB: 0 BB: 0 P: 5	R: 4 E: 0 K: 1 S: 9	H: 4 LOB: 0 BB: 0 P: 9	1B: 7 2B: 0 3B: 0 HR: 1	SF: 0 SAC: 0 DP: 0 HBP: 0	WP: 0 PB: 0 SB: 0 CS: 0	PA: 34
PITCHER	IP WLS BF H R ER SO BB IBB HBP BLK WP HR S P ERA WHIP																					
Warren Spahn, L (1, 1) ERA: 4.24	8.0 30 7 3 3 8 1 0 0 0 0 0 0 45 49 3.38 1.000																					
Don McMahon, R (9, 1) ERA: 6.84	1.0 4 1 1 1 1 0 0 0 0 0 0 1 6 6 9.00 1.000																					

Chicago Cubs @ Milwaukee Braves
 Milwaukee County Stadium, Milwaukee, WI
 Wed Jun 15 1960, 8:05 PM EDT
 Unknown

livebaseballscorecards.com

AB	33
R	4
H	8
RBI	4
BB	1
SO	9
LOB	6



Batter	1	2	3	4	5	6	7	8	9	AB	R	H	RBI	BB	SO	LOB
Bill Bruton, L OBP: 0.324, SLG: 0.474 (1, 8)	0-0 E8 3B	0-0 F2				0-0 6-3	0-0 4-3		0-0 F8		5	1	1	0	0	4
Felix Mantilla, R OBP: 0.269, SLG: 0.422 (1, 4)	0-0 5-3		0-0 6-3			0-0 6-3			0-0 F9 1B BB		5	1	1	0	0	1
Eddie Mathews, L OBP: 0.432, SLG: 0.593 (1, 5)	0-3 K		0-0 G3			4-0 1B BB		0-0 4-3	4-0 1B 1B BB		3	1	0	0	2	1
Hank Aaron, R OBP: 0.341, SLG: 0.543 (1, 9)	4-0 BB BB		0-3 K			0-0 1-2 1B		0-0 S 1B	0-0 F9		4	0	2	0	1	1
Joe Adcock, R OBP: 0.390, SLG: 0.514 (1, 3)	4-0 1-2 BB		0-0 6-3			0-0 F7		0-0 L5	0-0 1B		4	0	1	1	1	0
Wes Covington, L OBP: 0.333, SLG: 0.521 Al Spangler, L OBP: 0.300, SLG: 0.356 (1, 7) (8, PR) (9, 7)	0-0 F8			0-0 1-3				0-0 1B 1B	0-0 WP 3B		4	0	2	0	0	2
Del Crandall, R OBP: 0.285, SLG: 0.461 (1, 2)		0-0 5-3		0-0 F4				0-0 1-3 1B	0-0 6-3		4	0	1	0	0	0
Johnny Logan, R OBP: 0.327, SLG: 0.354 (1, 6)		0-0 1B		0-0 1B				4-0 1-2 2B BB	0-0 1B		3	1	3	0	1	0
Warren Spahn, L OBP: 0.156, SLG: 0.241 Don McMahon, R (1, 1) (9, 1)		0-3 K		0-0 4-3				0-0 1-H 2B	0-3 K		4	0	1	1	0	2

Inning Stats	R: 1	H: 1	E: 1	K: 1	S: 6	LOB: 2	BB: 2	P: 14	R: 0	H: 1	E: 0	K: 1	S: 6	LOB: 1	BB: 0	P: 6	R: 0	H: 0	E: 0	K: 1	S: 6	LOB: 1	BB: 0	P: 6	R: 0	H: 1	E: 0	K: 0	S: 4	LOB: 1	BB: 1	P: 8	R: 0	H: 1	E: 0	K: 0	S: 4	LOB: 2	BB: 1	P: 8	R: 1	H: 3	E: 0	K: 1	S: 4	LOB: 1	BB: 1	P: 8	R: 0	H: 1	E: 0	K: 1	S: 6	LOB: 1	BB: 0	P: 6	R: 1	H: 2	E: 0	K: 1	S: 7	LOB: 2	BB: 0	P: 7	R: 2	H: 3	E: 0	K: 0	S: 4	LOB: 2	BB: 1	P: 8	1B: 10	SF: 0	2B: 1	SAC: 0	3B: 2	DP: 0	HR: 0	HBP: 0	WP: 1	PA: 42	PB: 1	SB: 1	CS: 1
--------------	------	------	------	------	------	--------	-------	-------	------	------	------	------	------	--------	-------	------	------	------	------	------	------	--------	-------	------	------	------	------	------	------	--------	-------	------	------	------	------	------	------	--------	-------	------	------	------	------	------	------	--------	-------	------	------	------	------	------	------	--------	-------	------	------	------	------	------	------	--------	-------	------	------	------	------	------	------	--------	-------	------	--------	-------	-------	--------	-------	-------	-------	--------	-------	--------	-------	-------	-------

PITCHER	IP	WLS	BF	H	R	ER	SO	BB	IBB	HBP	BLK	WP	HR	S	P	ERA	WHIP
Dick Ellsworth, L ERA: 1.94 (1, 1)	5.1		25	6	2	1	3	3	0	0	0	0	0	28	40	1.69	1.688
Don Elston, R ERA: 3.38 (6, 1)	1.2		7	2	0	0	1	1	0	0	0	0	0	8	12	0.00	1.800
Moe Drabowsky, R ERA: 10.54 (8, 1)	1.0		5	2	1	1	1	0	0	0	0	1	0	7	7	9.00	2.000
Seth Morehead, L ERA: 4.33 (9, 1)	0.1	L	4	2	2	2	0	1	0	0	0	0	0	3	7	54.00	9.000
Dick Drott, R ERA: 6.06 (9, 1)	0.0		1	1	0	0	0	0	0	0	0	0	0	1	1	∞	∞


BOTTOM

Chicago Cubs @ Milwaukee Braves
Milwaukee County Stadium, Milwaukee, WI

Wed Jun 15 1960, 8:05 PM EDT
Unknown

livebaseballscorecards.com

AB	37
R	5
H	13
RBI	3
BB	5
SO	5
LOB	16



BOTTOM

Chicago Cubs @ Milwaukee Braves
Milwaukee County Stadium, Milwaukee, WI

Wed Jun 15 1960, 8:05 PM EDT
 Att. 26,575 - Unknown

livebaseballscorecards.com

AB	36
R	5
H	10
RBI	5
BB	2
SO	3
LOB	14



WP: 0	PA: 38
PB: 0	
SB: 0	
CS: 0	

AB R H RBI BB SO LOB

5 1 0 0 0 0 2

4 1 2 0 0 0 0

4 2 3 4 0 0 1

3 0 0 0 1 1 2

4 1 2 1 0 1 1

4 0 0 0 0 0 2

3 0 1 0 1 0 2

4 0 1 0 0 0 2

3 0 0 0 0 1 1
 0 0 0 0 0 0 0
 0 0 0 0 0 0 0
 0 0 0 0 0 0 0
 1 0 1 0 0 0 0

1B: 7 SF: 0
 2B: 0 2B: 0 SAC: 0
 3B: 0 3B: 0 DP: 2
 HR: 3 HR: 3 HBP: 0

Batter	1	2	3	4	5	6	7	8	9
Bill Bruton, L OBP: 0.316, SLG: 0.463 (1, 8)	0-0 3-1		0-0 E1 1B HR	0-0 G3			0-0 F7		0-0 G6-4-3
Red Schoendienst, S OBP: 0.279, SLG: 0.277 (1, 4) Joe Adcock, R OBP: 0.387, SLG: 0.511 (9, PH)	0-0 G3 1B		0-0 1-3 HR 1B		0-0 F3		0-0 F8		0-0 F3
Eddie Mathews, L OBP: 0.438, SLG: 0.632 (1, 5)	0-0 G3 1-2		0-0 1-H 3-H HR		0-0 BLK 6-3 1B		0-0 HR		
Hank Aaron, R OBP: 0.340, SLG: 0.535 (1, 9)	0-3 K		4-0 1B BB		0-0 6-3 1-2		0-0 F4		
Wes Covington, L OBP: 0.341, SLG: 0.558 (1, 7)		0-0 HR	0-0 1-3 1B		0-3 K 2-3			0-0 3-1	
Frank Torre, L OBP: 0.200, SLG: 0.194 (1, 3)		0-0 F9	0-0 F4		0-0 3-1			0-0 6-3	
Charlie Lau, L OBP: 0.280, SLG: 0.333 (1, 2)		4-0 G4-3 BB	0-0 F9		0-0 1B			0-0 F9	
Johnny Logan, R OBP: 0.325, SLG: 0.351 (1, 6)		0-0 G4-3		0-0 4-3		0-0 F4		0-0 G6-4-3 1B 1B	
Carl Willey, R (1, 1) Ron Piche, R (8, 1) Lew Burdette, R OBP: 0.206, SLG: 0.200 (8, 1) Ken MacKenzie, R (8, 1) Eddie Haas, L OBP: 0.400, SLG: 0.400 (9, PH)			0-0 4-3	0-3 K		0-0 4-3			0-0 G6-4-3 1B

Inning Stats	R: 0	H: 1	E: 0	K: 1	S: 6	H: 1	LOB: 1	BB: 0	P: 6	R: 1	H: 1	E: 0	K: 0	S: 3	R: 3	H: 3	E: 1	K: 0	S: 7	R: 0	H: 0	E: 0	K: 1	S: 5	R: 0	H: 1	E: 0	K: 1	S: 6	R: 0	H: 1	E: 0	K: 0	S: 4	R: 1	H: 1	E: 0	K: 0	S: 4	R: 0	H: 0	E: 0	K: 0	S: 3	R: 0	H: 2	E: 0	K: 0	S: 4	1B: 7	SF: 0	2B: 0	SAC: 0	3B: 0	DP: 2	HR: 3	HBP: 0	WP: 0	PA: 38
--------------	------	------	------	------	------	------	--------	-------	------	------	------	------	------	------	------	------	------	------	------	------	------	------	------	------	------	------	------	------	------	------	------	------	------	------	------	------	------	------	------	------	------	------	------	------	------	------	------	------	------	-------	-------	-------	--------	-------	-------	-------	--------	-------	--------

PITCHER	IP	WLS	BF	H	R	ER	SO	BB	IBB	HBP	BLK	WP	HR	S	P	ERA	WHIP
Bob Anderson, R ERA: 4.64 (1, 1)	2.1		14	5	4	3	1	2	0	0	0	0	2	14	22	11.57	3.000
Seth Morehead, L ERA: 4.06 (3, 1)	3.2		13	2	0	0	2	0	0	0	1	0	0	17	17	0.00	0.545
Moe Drabowsky, R ERA: 10.43 (7, 1)	1.0	W	4	1	1	1	0	0	0	0	0	0	1	4	4	9.00	1.000
Don Elston, R ERA: 3.24 (8, 1)	2.0	S	7	2	0	0	0	0	0	0	0	0	0	7	7	0.00	1.000

Batter	1	2	3	4	5	6	7	8	9	AB R H RBI BB SO LOB	TOP																									
Richie Ashburn, L (1, 8) OBP: 0.460, SLG: 0.369	0-0 F7		4-0 1B BB	0-0 F7	0-0 FC6-4		4-0 BB		0-0 3B	4 0 1 1 2 0 5	Chicago Cubs @ Milwaukee Braves Milwaukee County Stadium, Milwaukee, WI Thu Jun 16 1960, 4:33 AM EDT Att. 13,959 - Unknown																									
Bob Will, L (1, 9) OBP: 0.343, SLG: 0.426	0-0 3-1		0-0 1B		4-0 FC1-5 14 BB BB	0-0 F7	0-3 K		0-0 F6	5 0 1 0 1 1 3																										
14 Ernie Banks, R (1, 6) OBP: 0.365, SLG: 0.594	0-0 5-3		0-3 K		4-0 FC1-5 2B BB	0-0 BB 1B	0-3 K		0-0	5 1 1 0 1 2 5																										
Ed Bouchee, L (1, 3) OBP: 0.369, SLG: 0.343		4-0 WP BB		0-0 1B BB SF7 1B	0-0 FC1-5 2B F7	4-0 BB		0-0 E4 2-3		3 2 1 0 2 0 2																										
Earl Averill, R (1, 2) OBP: 0.380, SLG: 0.403	0-0 1-3		4-0 1B BB		0-0 F7 BB 2B	0-0 F6		0-0 F9		3 2 1 1 1 0 3																										
Sammy Taylor, L (8, PH) OBP: 0.370, SLG: 0.476	1-2		1-2 1B BB		1-3 2-H					1 0 0 0 0 0 1																										
Jim Hegan, R (8, 2) OBP: 0.214, SLG: 0.385										0 0 0 0 0 0 0																										
Frank Thomas, R (1, 5) OBP: 0.284, SLG: 0.464	0-0 F4		0-0 1B 1B		4-0 BB F7 IBB	0-0 F2		0-0 2-3		4 0 1 0 1 0 4																										
Don Zimmer, R (1, 4) OBP: 0.328, SLG: 0.367	0-0 5-3		0-0 SF7		0-0 F7		0-0 HR		0-0 F4	4 1 1 3 0 0 4																										
Lou Johnson, R (1, 7) OBP: 0.300, SLG: 0.326			0-0 1-3		0-0		4-0 SH3-4 BB		0-0 F6	2 0 1 1 1 0 0																										
George Altman, L (7, PH) OBP: 0.325, SLG: 0.478			1-2 2-H 1B		4-0 IBB					1 0 0 0 1 0 0																										
Mark Freeman, R (1, 1) OBP: 0.273, SLG: 0.200			0-3 K		0-0 B1		0-0 SH3-4		4-0 3B BB	2 0 0 1 1 1 2																										
Joe Schaffernoth, R (6, 1) OBP: 0.317, SLG: 0.270					4-0 FC6-4 BB					0 0 0 0 0 0 0																										
Dick Gemert, R (9, PH)					1-2 2-3 3-H					0 1 0 0 1 0 0																										
Inning Stats	R: 0 E: 0 K: 0 S: 3	H: 0 LOB: 0 BB: 0 P: 3	R: 0 E: 0 K: 0 S: 3	H: 0 LOB: 1 BB: 1 P: 7	R: 0 E: 0 K: 2 S: 8	H: 1 LOB: 2 BB: 1 P: 12	R: 2 E: 0 K: 0 S: 6	H: 3 LOB: 2 BB: 1 P: 10	R: 3 E: 0 K: 0 S: 4	H: 1 LOB: 3 BB: 5 P: 24	R: 0 E: 0 K: 0 S: 4	H: 1 LOB: 2 BB: 1 P: 8	R: 1 E: 0 K: 2 S: 8	H: 1 LOB: 2 BB: 2 P: 16	R: 0 E: 1 K: 0 S: 4	H: 0 LOB: 1 BB: 0 P: 4	R: 1 E: 0 K: 0 S: 4	H: 1 LOB: 1 BB: 1 P: 8	1B: 5 2B: 1 3B: 1 HR: 1	SF: 1 SAC: 1 DP: 0 HBP: 0	WP: 1 PB: 0 SB: 0 CS: 0	PA: 48														
PITCHER	IP WLS BF H R ER SO BB IBB HBP BLK WP HR S P ERA WHIP																																			
Juan Pizarro, L (1, 1) ERA: 3.99	4.1		23	5	5	5	2	5	0	0	0	1	0	22	42	10.38	2.308																			
Joey Jay, R (5, 1) ERA: 4.5	1.2		10	1	0	0	0	2	2	0	0	0	0	6	22	0.00	1.800																			
Ron Piche, R (7, 1) ERA: 8.59	3.0	W	15	2	2	2	2	3	0	0	0	0	1	16	28	6.00	1.667																			

livebaseballscorecards.com

AB	34
R	7
H	8
RBI	7
BB	12
SO	4
LOB	29



Batter	1	2	3	4	5	6	7	8	9
Bill Bruton, L OBP: 0.318, SLG: 0.471 (1, 8)	0-3 K2-3		0-0 1-3		0-0 1B 5-3	0-0 2-H 3B		0-0 4-3	
Red Schoendienst, S OBP: 0.276, SLG: 0.275 Felix Mantilla, R OBP: 0.269, SLG: 0.422 (1, 4) (8, PR) (9, 4)	0-0 L4		0-0 4-3		0-0 F6	0-3 K		0-0 BB 3B 1B	
Eddie Mathews, L OBP: 0.451, SLG: 0.634 (1, 5)	4-0 BB		4-0 S E BB		0-0 1-3 1B	4-0 BB		4-0 1-2 3B BB	
Hank Aaron, R OBP: 0.341, SLG: 0.542 (1, 9)	0-0 F9		0-0 1-H 1B 1B		0-0 1-2 3-H	0-3 K		0-0 1-H 2-H 5-3 3B	
Joe Adcock, R OBP: 0.386, SLG: 0.507 (1, 3)		0-0 FC4-6 1B	0-0 2-H 1B		0-0 4-3		0-3 K	0-0 5-3	
Wes Covington, L OBP: 0.329, SLG: 0.538 Al Spangler, L OBP: 0.308, SLG: 0.383 (1, 7) (7, 7)		0-0 FC4-6 1B	0-0 F7			0-0 L7	0-0 6-3 1B 2B	0-0 F7	
Del Crandall, R OBP: 0.284, SLG: 0.455 (1, 2)		0-0 F9		0-0 F8		0-0 1B 2B 1B	0-0 6-3		
Johnny Logan, R OBP: 0.335, SLG: 0.361 (1, 6)		0-0 1-2 1B		0-0 F8		0-0 1-2 2B 1B	0-0 3-H 1B		
Juan Pizarro, L OBP: 0.368, SLG: 0.526 Joey Jay, S OBP: 0.500, SLG: 0.333 Eddie Haas, L OBP: 0.500, SLG: 0.667 Ron Piche, R (1, 1) (5, 1) (6, PH) (7, 1)		0-3 K		0-3 K		0-0 1-H 2-H 3B 2B	0-3 K		

AB	R	H	RBI	BB	SO	LOB
5	1	2	1	0	1	0
5	0	1	0	0	1	2
0	1	0	0	0	0	0
1	2	1	0	4	0	0
5	2	2	4	0	1	4
5	0	2	2	0	1	2
3	0	0	0	0	0	2
2	1	1	0	0	0	1
4	1	1	0	0	0	2
4	1	3	1	0	0	0
2	0	0	0	0	2	2
0	0	0	0	0	0	0
1	1	1	2	0	0	0
1	0	0	0	0	1	1

Inning Stats	R: 0	H: 0	E: 0	K: 1	S: 5	LOB: 1	BB: 1	P: 9									
R: 0 H: 2 E: 0 K: 1 S: 7	R: 0 H: 2 E: 1 K: 0 S: 5	R: 0 H: 2 E: 0 K: 1 S: 5	R: 1 H: 2 E: 0 K: 0 S: 5	R: 3 H: 4 E: 0 K: 2 S: 11	R: 1 H: 2 E: 0 K: 2 S: 9	R: 3 H: 2 E: 0 K: 0 S: 5	SF: 0 SAC: 0 DP: 0 HBP: 0	WP: 0 PA: 42									
PITCHER	IP	WLS	BF	H	R	ER	SO	BB	IBB	HBP	BLK	WP	HR	S	P	ERA	WHIP
Mark Freeman, R ERA: 3.55 Joe Schaffernoth, R ERA: 13.5	(1, 1) (6, 1)	5.1 L	27 15	9 5	6 4	5 4	3 4	2 2	0 0	0 0	0 0	0 0	0 0	31 21	39 29	8.44 13.50	2.062 2.625


BOTTOM

Chicago Cubs @ Milwaukee Braves
Milwaukee County Stadium, Milwaukee, WI

Thu Jun 16 1960, 4:33 AM EDT
Att. 13,959 - Unknown

livebaseballscorecards.com

AB 38
R 10
H 14
RBI 10
BB 4
SO 7
LOB 16



Batter	1	2	3	4	5	6	7	8	9	10	11	12	AB	R	H	RBI	BB	SO	LOB	TOP								
Julian Javier, R (1, 4) OBP: 0.326, SLG: 0.402	0-0 4-3		0-3 K			0-0 6-3			0-0 WP SF9 PB 1B		0-0 F9		5	1	1	0	0	1	0									
Joe Cunningham, L (1, 9) OBP: 0.383, SLG: 0.401	0-0 6-3			0-0 F7		0-3 K			4-0 BB BB 1-3 BB BB		4-0 CS BB		3	0	0	0	2	1	0									
Bill White, L (1, 3) OBP: 0.373, SLG: 0.516	0-3 K			0-0 HR		0-0 F7			0-0 F5		0-0 1B		5	1	2	1	0	1	2									
Ken Boyer, R (1, 5) OBP: 0.346, SLG: 0.589		0-0 F9		0-0 5-3		0-0 6-3			0-0 SF9		0-0 1B		4	0	1	1	0	0	0									
Daryl Spencer, R (1, 6) OBP: 0.389, SLG: 0.498		4-0 BB		0-3 K		0-0 F9			4-0 3-H BB 1-2 BB		0-0 FC6-4 1B		3	0	0	0	2	1	2									
Walt Moryn, L (1, 7) OBP: 0.352, SLG: 0.368		0-3 K			0-0 3-1		0-3 K		0-3 K				5	0	0	0	0	4	3									
Curt Flood, R (1, 8) OBP: 0.301, SLG: 0.392		0-3 K			0-0 6-3			0-0 F8		0-0 F7			5	0	1	0	0	1	1									
Hal Smith, R (1, 2) OBP: 0.243, SLG: 0.212			0-3 K		0-0 1B			0-3 K		0-0 F8			4	0	1	0	0	2	0									
Carl Sawatski, L (12, PH) OBP: 0.313, SLG: 0.373				0-3 K					0-3 K		0-0 F6		1	0	0	0	0	0	1									
Ron Kline, R (1, 1) OBP: 0.042, SLG: 0.042				0-3 K					0-3 K		0-0 6-3		2	0	0	0	0	1	1									
John Glenn, R (8, PH) OBP: 0.250, SLG: 0.250													1	0	0	0	0	0	0									
Lindy McDaniel, R (8, 1) OBP: 0.207, SLG: 0.214													1	0	0	0	0	0	0									
George Crowe, L (12, PH) OBP: 0.207, SLG: 0.364													1	0	0	0	0	0	0									
Bob Dilliba, R (12, 1) OBP: 0.200, SLG: 0.200													0	0	0	0	0	0	0									
Marshall Bridges, S (12, 1)													0	0	0	0	0	0	0									
Inning Stats	R: 0 E: 0 K: 1 S: 5	H: 0 LOB: 0 BB: 0 P: 5	R: 0 E: 0 K: 2 S: 7	H: 0 LOB: 1 BB: 1 P: 11	R: 0 E: 0 K: 3 S: 9	H: 0 LOB: 0 BB: 0 P: 9	R: 1 E: 0 K: 1 S: 6	H: 1 LOB: 0 BB: 0 P: 6	R: 0 E: 0 K: 0 S: 4	H: 1 LOB: 1 BB: 0 P: 4	R: 0 E: 0 K: 1 S: 5	H: 0 LOB: 0 BB: 0 P: 5	R: 0 E: 0 K: 2 S: 7	H: 0 LOB: 0 BB: 0 P: 7	R: 1 E: 0 K: 1 S: 6	H: 1 LOB: 2 BB: 2 P: 14	R: 0 E: 0 K: 0 S: 3	H: 0 LOB: 0 BB: 3 P: 3	R: 0 E: 0 K: 0 S: 4	H: 2 LOB: 2 BB: 1 P: 8	R: 0 E: 0 K: 1 S: 6	H: 1 LOB: 1 BB: 0 P: 6	1B: 5 2B: 0 3B: 0 HR: 1	SF: 1 SAC: 0 DP: 0 HBP: 0	WP: 1 PB: 1 SB: 0 CS: 1	PA: 45		
PITCHER George Brunet, L (1, 1) ERA: 2.96	IP: 10.2	WLS: 40	BF: 40	H: 5	R: 2	ER: 1	SO: 12	BB: 4	IBB: 0	HBP: 0	BLK: 0	WP: 1	HR: 1	S: 60	P: 76	ERA: 0.84	WHIP: 0.844											
Bob Buhl, R (11, 1) ERA: 3.7	1.1	W: 5	BF: 5	H: 1	R: 0	ER: 0	SO: 1	BB: 0	IBB: 0	HBP: 0	BLK: 0	WP: 0	HR: 0	S: 7	P: 7	ERA: 0.00	WHIP: 0.750											

St. Louis Cardinals @ Milwaukee Braves
 Milwaukee County Stadium, Milwaukee, WI
 Fri Jun 17 1960, 8:05 PM EDT
 Att. 19,167 - Unknown

livebaseballscorecards.com

AB	40
R	2
H	6
RBI	2
BB	4
SO	13
LOB	11



Batter	1	2	3	4	5	6	7	8	9	10	11	12
Bill Bruton, L OBP: 0.324, SLG: 0.474 (1, 8) X	0-0 1B 5-3 PB 1B		0-0 F8		0-0 4-3			0-0 SH2-4 1B		0-0 1B		
Johnny Logan, R OBP: 0.327, SLG: 0.352 (1, 6) X	0-0 5-3 1-2		0-0 F7			0-0 6-3		0-0 SH2-4 1-2		0-0 L6		
Eddie Mathews, L OBP: 0.445, SLG: 0.621 (1, 5) S	0-3 K		0-0 CS 1B			0-0 4-3		0-3 K		0-3 K		
Hank Aaron, R OBP: 0.342, SLG: 0.536 (1, 9) X	0-0 PB BB 2-3 1B		0-0 CS 1-2	0-0 F5		4-0 CS BB		0-0 F4		0-0 1-3		
Joe Adcock, R OBP: 0.388, SLG: 0.520 (1, 3) B	4-0 PB BB 1-2			0-0 HR		0-0 CS 1-2	0-3 K		0-0 F4		0-0 F7	
Wes Covington, L OBP: 0.330, SLG: 0.542 Al Spangler, L OBP: 0.315, SLG: 0.429 (1, 7) X (9, 7)	0-0 F8 1-2 2-3 3-H			0-0 F7			0-0 L1-3 2B		0-0 5-3			0-0 1B 3B
Del Crandall, R OBP: 0.281, SLG: 0.443 (1, 2) X		0-0 L3-1		0-0 L7			0-0 L1-3 2-3		0-0 6-3			4-0 1B IBB IBB
Red Schoendienst, S OBP: 0.280, SLG: 0.270 (1, 4) X		0-0 4-3			0-0 5-3		4-0 FC6 IBB		0-0 6-3			4-0 1B IBB
George Brunet, R Bob Buhl, R Eddie Haas, L Felix Mantilla, R OBP: 0.143, SLG: 0.143 OBP: 0.500, SLG: 0.667 OBP: 0.279, SLG: 0.431 (1, 1) (11, 1) (12, PH) (12, PH)		0-0 F6			0-0 L1-3		0-0 FC6 1-2		0-0 6-3			0-0 1B 1-2 2-3 3-H

Inning Stats	R: 1	H: 2	E: 0	LOB: 2	K: 1	P: 7	R: 0	H: 0	E: 0	LOB: 0	K: 0	P: 3	R: 0	H: 1	E: 0	LOB: 0	K: 0	P: 3	R: 1	H: 1	E: 0	LOB: 0	K: 0	P: 4	R: 0	H: 0	E: 0	LOB: 0	K: 0	P: 3	R: 0	H: 1	E: 0	LOB: 1	K: 1	P: 6	R: 0	H: 0	E: 0	LOB: 0	K: 0	P: 3	R: 0	H: 1	E: 0	LOB: 1	K: 0	P: 4	R: 0	H: 0	E: 0	LOB: 0	K: 1	P: 5	R: 1	H: 2	E: 0	LOB: 3	K: 0	P: 10	1B: 6	2B: 1	3B: 1	HR: 1	SF: 0	SAC: 1	DP: 0	HBP: 0	WP: 0	PA: 47
--------------	------	------	------	--------	------	------	------	------	------	--------	------	------	------	------	------	--------	------	------	------	------	------	--------	------	------	------	------	------	--------	------	------	------	------	------	--------	------	------	------	------	------	--------	------	------	------	------	------	--------	------	------	------	------	------	--------	------	------	------	------	------	--------	------	-------	-------	-------	-------	-------	-------	--------	-------	--------	-------	--------

PITCHER	IP	WLS	BF	H	R	ER	SO	BB	IBB	HBP	BLK	WP	HR	S	P	ERA	WHIP
Ron Kline, R ERA: 5.8 (1, 1)	7.0		27	5	2	1	2	2	1	0	0	0	1	28	40	1.29	1.000
Lindy McDaniel, R ERA: 2.66 (8, 1)	4.0		14	2	0	0	2	0	0	0	0	0	0	18	18	0.00	0.500
Bob Duijbe, R ERA: 3.45 (12, 1)	0.0	L	3	1	1	1	0	0	2	0	0	0	0	1	9	∞	∞
Marshall Bridges, L ERA: 3.57 (12, 1)	0.0		1	1	0	0	0	0	0	0	0	0	0	1	1	∞	∞

BOTTOM

St. Louis Cardinals @ Milwaukee Braves
Milwaukee County Stadium, Milwaukee, WI

Fri Jun 17 1960, 8:05 PM EDT
Att: 19,167 - Unknown

livebaseballscorecards.com

AB	39
R	3
H	9
RBI	2
BB	5
SO	4
LOB	10



Batter	1	2	3	4	5	6	7	8	9	AB R H RBI BB SO LOB	TOP											
Julian Javier, R (1, 4) OBP: 0.322, SLG: 0.395	0-3 K		0-0 F5			0-0 1-3		0-0 1B		4 0 1 0 0 1 0	St. Louis Cardinals @ Milwaukee Braves Milwaukee County Stadium, Milwaukee, WI Sat Jun 18 1960, 4:33 AM EDT Att: 18,414 - Unknown livebaseballscorecards.com											
Joe Cunningham, L (1, 9) OBP: 0.381, SLG: 0.398	0-0 F7			0-3 K		0-0 FC5-4 1B		0-3 K		4 0 1 0 0 2 1												
Bill White, L (1, 3) OBP: 0.371, SLG: 0.511	0-0 1B			0-0 4-3		0-0 F5		0-0 F7		4 0 1 0 0 0 2												
Ken Boyer, R (1, 5) OBP: 0.340, SLG: 0.578	0-3 K			0-0 F8		0-0 FC5-4 1-2f		0-0 1-3		4 0 0 0 0 1 3												
Daryl Spencer, R (1, 6) OBP: 0.387, SLG: 0.493		0-0 5-3			0-0 F7		0-0 1B 1B		0-0 6-3	4 0 1 0 0 0 0												
Walt Moryn, L (1, 7) OBP: 0.348, SLG: 0.364		0-0 G4-6-3 1B			0-0 F7		0-0 F5		0-0 F5	4 0 1 0 0 0 1												
Carl Sawatski, L (1, 2) OBP: 0.300, SLG: 0.356		0-0 G4-6-3 1-2f			0-0 E3 1B		0-0 F8		0-0 F9	4 0 0 0 0 0 2												
Curt Flood, R (1, 8) OBP: 0.310, SLG: 0.400			0-0 1-3		0-0 1-2 1B		0-0 1-2 1B			3 0 2 0 0 0 0												
Larry Jackson, R (1, 1) OBP: 0.227, SLG: 0.256			0-0 5-3		0-3 K		0-0 4-1			2 0 0 0 0 1 2												
George Crowe, L (7, PH) OBP: 0.250, SLG: 0.353										1 0 0 0 0 0 2												
Bob Duliba, R (7, 1) OBP: 0.200, SLG: 0.200										0 0 0 0 0 0 0												
Inning Stats	R: 0 E: 0 K: 2 S: 8	H: 1 LOB: 1 BB: 0 P: 8	R: 0 E: 0 K: 0 S: 3	H: 1 LOB: 0 BB: 0 P: 3	R: 0 E: 0 K: 0 S: 3	H: 0 LOB: 0 BB: 0 P: 3	R: 0 E: 0 K: 1 S: 5	H: 0 LOB: 0 BB: 0 P: 5	R: 0 E: 1 K: 1 S: 7	H: 1 LOB: 2 BB: 0 P: 7	R: 0 E: 0 K: 0 S: 4	H: 1 LOB: 1 BB: 0 P: 4	R: 0 E: 0 K: 0 S: 5	H: 2 LOB: 2 BB: 0 P: 5	R: 0 E: 0 K: 1 S: 6	H: 1 LOB: 1 BB: 0 P: 6	R: 0 E: 0 K: 0 S: 3	H: 0 LOB: 0 BB: 0 P: 3	1B: 7 2B: 0 3B: 0 HR: 0	SF: 0 SAC: 0 DP: 1 HBP: 0	WP: 0 PB: 0 SB: 0 CS: 0	PA: 34
PITCHER Lew Burdette, R (1, 1) ERA: 3.58	IP: 9.0 WLS: W BF: 34 H: 7 R: 0 ER: 0 SO: 5 BB: 0 IBB: 0 HBP: 0 BLK: 0 WP: 0 HR: 0 S: 44 P: 44 ERA: 0.00 WHIP: 0.778											PITCHER	IP: 9.0 WLS: W BF: 34 H: 7 R: 0 ER: 0 SO: 5 BB: 0 IBB: 0 HBP: 0 BLK: 0 WP: 0 HR: 0 S: 44 P: 44 ERA: 0.00 WHIP: 0.778									



Batter	1	2	3	4	5	6	7	8	9	AB	R	H	RBI	BB	SO	LOB
Bill Bruton, L OBP: 0.327, SLG: 0.488 (1, 8)	0-0 F7		0-0 F6		0-0 E9		0-0 1B		0-0 HR	4	1	2	4	0	0	0
Johnny Logan, R OBP: 0.320, SLG: 0.344 (1, 6)	0-0 F4		0-0 6-3		0-0 F8		0-0 F8		0-0 F8	4	0	0	0	0	0	1
Eddie Mathews, L OBP: 0.438, SLG: 0.608 (1, 5)	0-0 F9		0-3 K		0-3 K		0-0 4-3		0-0 4-3	4	0	0	0	0	2	0
Hank Aaron, R OBP: 0.345, SLG: 0.535 (1, 9)		0-0 2B F7 1B		0-0 L5		0-0 FC6-4 1B		0-0 6-3		4	1	2	0	0	0	0
Joe Adcock, R OBP: 0.379, SLG: 0.506 (1, 3)		0-0 F9		0-0 6-3		0-0 FC6-4		0-0 F8		4	0	0	0	0	0	2
Wes Covington, L OBP: 0.330, SLG: 0.547 (1, 7)		0-0 1-3 2B		0-0 G3		0-0 F7		0-0 1B		3	0	1	0	0	0	1
Al Spangler, L OBP: 0.327, SLG: 0.440 (7, 7)										1	0	1	0	0	0	0
Del Crandall, R OBP: 0.288, SLG: 0.447 (1, 2)		0-0 F7			0-0 CS 1B		0-0 1B HR		0-0 1B	3	1	2	1	0	0	1
Red Schoendienst, S OBP: 0.287, SLG: 0.273 (1, 4)		4-0 IBB			0-0 6-4-3 E 1B		0-0 B1		0-0 1B	2	1	1	0	1	0	1
Lew Burdette, R OBP: 0.216, SLG: 0.212 (1, 1)		0-3 K			0-0 6-4-3		0-0 HR 1B		0-0 HR	3	1	1	0	0	1	3

Inning Stats	R: 0	H: 0	E: 0	K: 0	S: 3	P: 3	R: 1	H: 2	E: 0	K: 1	S: 7	R: 0	H: 0	E: 0	K: 1	S: 5	R: 0	H: 0	E: 0	K: 0	S: 3	R: 1	H: 3	E: 1	K: 0	S: 5	R: 0	H: 1	E: 0	K: 1	S: 6	R: 3	H: 3	E: 0	K: 0	S: 6	R: 0	H: 1	E: 0	K: 0	S: 3	1B: 8	SF: 0	2B: 1	SAC: 0	3B: 0	DP: 0	HR: 1	HBP: 0	WP: 0	PA: 33
--------------	------	------	------	------	------	------	------	------	------	------	------	------	------	------	------	------	------	------	------	------	------	------	------	------	------	------	------	------	------	------	------	------	------	------	------	------	------	------	------	------	------	-------	-------	-------	--------	-------	-------	-------	--------	-------	--------

PITCHER	IP	WLS	BF	H	R	ER	SO	BB	IBB	HBP	BLK	WP	HR	S	P	ERA	WHIP
Larry Jackson, R ERA: 3.03 (1, 1)	6.0	L	24	6	2	2	3	0	0	0	0	0	0	29	33	3.00	1.000
Bob Duliba, R ERA: 4.11 (7, 1)	2.0		9	4	3	3	0	0	0	0	0	0	1	9	9	13.50	2.000

BOTTOM

St. Louis Cardinals @ Milwaukee Braves
Milwaukee County Stadium, Milwaukee, WI

Sat Jun 18 1960, 4:33 AM EDT
Att. 18,414 - Unknown

AB	32
R	5
H	10
RBI	5
BB	1
SO	3
LOB	9



WP	HR	S	P	ERA	WHIP
0	0	0	0	0	0

livebaseballscorecards.com

Batter	1	2	3	4	5	6	7	8	9	AB R H RBI BB SO LOB	TOP																						
Julian Javier, R (1, 4) OBP: 0.316, SLG: 0.385	0-0 1B		0-0 F8		0-0 F5		0-0 6-3		0-3 K	5 0 1 1 0 1 3																							
Joe Cunningham, L (1, 9) OBP: 0.385, SLG: 0.408	0-0 1B			0-0 2B		0-0 FC6-4 1B	0-0 F5		0-0 6-3	5 1 3 0 0 0 2																							
Bill White, L (1, 3) OBP: 0.373, SLG: 0.509	0-0 F6			0-0 F6		0-0 FC6-4 1B		4-0 BB		3 0 1 0 1 0 2																							
Ken Boyer, R (1, 5) OBP: 0.335, SLG: 0.567	0-0 F5			0-0 F6		0-0 FC6-4		0-0 FC6-4 1B		4 1 0 0 0 0 5																							
Daryl Spencer, R (1, 6) OBP: 0.388, SLG: 0.490		0-3 K		4-0 FC6-4 BB		0-0 FC6-4		0-0 1B SF9 1B		3 1 1 1 1 1 1																							
Curt Flood, R (1, 8) OBP: 0.308, SLG: 0.394		0-3 K		0-0 FC6-4		0-0 F9		0-0 1B		4 0 1 1 0 1 3																							
John Glenn, R (1, 7) OBP: 0.125, SLG: 0.143		0-0 F7			0-0 G3		0-0 4-3	0-0 SF9		3 0 0 1 0 0 0																							
Hal Smith, R (1, 2) OBP: 0.245, SLG: 0.216			0-0 6-3		0-0 6-3		0-0 2B 6-3 1B	0-0 F1		3 0 1 0 0 0 0																							
Bob Gibson, R (7, PR)										0 1 0 0 0 0 0																							
Darrell Johnson, R (7, 2)										1 0 0 0 0 0 1																							
Curt Simmons, L (1, 1) OBP: 0.167, SLG: 0.167			0-3 K		0-0 1B		0-0 6-3 2B		0-0 1-3	2 0 1 0 0 1 0																							
Stan Musial, L (7, PH) OBP: 0.359, SLG: 0.404										1 0 1 0 0 0 0																							
Ernie Broglio, R (7, 1) OBP: 0.400, SLG: 0.389										1 0 0 0 0 0 0																							
Lindy McDaniel, R (9, 1) OBP: 0.267, SLG: 0.214										0 0 0 0 0 0 0																							
Inning Stats	R: 0 E: 0 K: 0 S: 4	H: 2 LOB: 1 BB: 0 P: 4	R: 0 E: 0 K: 2 S: 7	H: 0 LOB: 0 BB: 0 P: 7	R: 0 E: 0 K: 1 S: 5	H: 0 LOB: 0 BB: 0 P: 5	R: 0 E: 0 K: 0 S: 4	H: 1 LOB: 2 BB: 1 P: 8	R: 0 E: 0 K: 0 S: 4	H: 1 LOB: 1 BB: 0 P: 4	R: 1 E: 0 K: 0 S: 5	H: 2 LOB: 1 BB: 0 P: 5	R: 1 E: 0 K: 0 S: 5	H: 2 LOB: 2 BB: 0 P: 5	R: 2 E: 0 K: 0 S: 5	H: 2 LOB: 1 BB: 1 P: 9	R: 0 E: 0 K: 1 S: 5	H: 0 LOB: 0 BB: 0 P: 5	1B: 8 2B: 2 3B: 0 HR: 0	SF: 1 SAC: 0 DP: 0 HBP: 0	WP: 0 PB: 0 SB: 0 CS: 0	PA: 38											
PITCHER Warren Spahn, L (1, 1) ERA: 4.22	IP 9.0	WLS L	BF 38	H 10	R 4	ER 4	SO 4	BB 2	IBB 0	HBP 0	BLK 0	WP 0	HR 0	S 44	P 52	ERA 4.00	WHIP 1.333																
											PITCHER	IP	WLS	BF	H	R	ER	SO	BB	IBB	HBP	BLK	WP	HR	S	P	ERA	WHIP					

St. Louis Cardinals @ Milwaukee Braves
 Milwaukee County Stadium, Milwaukee, WI
 Sun Jun 19 1960, 4:33 AM EDT
 Unknown

livebaseballscorecards.com

AB	35
R	4
H	10
RBI	4
BB	2
SO	4
LOB	17



Batter	1	2	3	4	5	6	7	8	9	AB	R	H	RBI	BB	SO	LOB
Bill Bruton, L (1, 8) OBP: 0.330, SLG: 0.486	4-0 1B BB		0-0 F2		0-0 1B 1B		0-0 G6-3			3	1	1	0	1	0	1
Johnny Logan, R (1, 6) OBP: 0.324, SLG: 0.347	0-0 F9		0-0 1B		0-0 1B 1B			0-0 F8		4	0	2	1	0	0	1
Eddie Mathews, L (1, 5) OBP: 0.439, SLG: 0.605	0-0 1-3 1B		0-3 K		0-0 1-3 1B			0-3 K2-3		4	0	2	1	0	2	1
Hank Aaron, R (1, 9) OBP: 0.339, SLG: 0.525	0-3 K			0-0 6-3	0-0 F4			0-0 5-3		4	0	0	0	0	1	4
Joe Adcock, R (1, 3) OBP: 0.376, SLG: 0.519	0-0 1-3			0-0 F3		0-0 F8			0-0 HR	4	1	1	1	0	0	2
Wes Covington, L (1, 7) OBP: 0.326, SLG: 0.533		0-0 F6		0-3 K		0-0 F3			0-0 1B	4	0	1	0	0	1	0
Al Spangler, L (9, PR) OBP: 0.327, SLG: 0.440										0	0	0	0	0	0	0
Felix Mantilla, R (1, 4) OBP: 0.268, SLG: 0.412		0-0 F7			0-0 1-3	0-0 F8			0-3 K	3	0	0	0	0	0	0
Eddie Haas, L (9, PH) OBP: 0.429, SLG: 0.571									1-2 K	1	0	0	0	0	1	1
Del Crandall, R (1, 2) OBP: 0.287, SLG: 0.439		0-0 F9			0-0 6-3		4-0 FC1-6 BB		0-0 F8	3	0	0	0	1	0	2
Warren Spahn, L (1, 1) OBP: 0.171, SLG: 0.250			0-0 1-3		0-0 1B 1B		0-0 FC1-6 G6-3		0-0 F5	3	1	1	0	0	0	1
Red Schoendienst, S (9, PH) OBP: 0.285, SLG: 0.271										1	0	0	0	0	0	2

Inning Stats	R: 0	H: 1	E: 0	K: 1	S: 6	LOB: 2	BB: 1	P: 10	R: 0	H: 0	E: 0	K: 0	S: 3	LOB: 0	BB: 0	P: 3	R: 0	H: 1	E: 0	K: 1	S: 6	LOB: 1	BB: 0	P: 6	R: 0	H: 0	E: 0	K: 1	S: 5	LOB: 0	BB: 0	P: 5	R: 2	H: 4	E: 0	K: 0	S: 7	LOB: 2	BB: 0	P: 7	R: 0	H: 0	E: 0	K: 0	S: 3	LOB: 0	BB: 0	P: 3	R: 0	H: 0	E: 0	K: 0	S: 2	LOB: 0	BB: 1	P: 6	R: 0	H: 0	E: 0	K: 1	S: 5	LOB: 0	BB: 0	P: 5	R: 1	H: 2	E: 0	K: 1	S: 7	LOB: 2	BB: 0	P: 7	1B: 7	SF: 0	2B: 0	SAC: 0	3B: 0	DP: 1	HR: 1	HBP: 0	WP: 0	PA: 36
PITCHER	IP	WLS	BF	H	R	ER	SO	BB	IBB	HBP	BLK	WP	HR	S	P	ERA	WHIP																																																																	
Curt Simmons, L (1, 1) ERA: 6.75	6.0		25	6	2	2	3	1	0	0	0	0	0	30	34	3.00	1.167																																																																	
Ernie Broglio, R (7, 1) ERA: 3.27	2.0	W	8	2	1	1	1	1	0	0	0	0	1	9	13	4.50	1.500																																																																	
Lindy McDaniel, R (9, 1) ERA: 2.61	1.0	S	3	0	0	0	1	0	0	0	0	0	0	5	5	0.00	0.000																																																																	

BOTTOM

St. Louis Cardinals @ Milwaukee Braves
Milwaukee County Stadium, Milwaukee, WI

AB	34
R	3
H	8
RBI	3
BB	2
SO	5
LOB	15



Sun Jun 19 1960, 4:33 AM EDT
Unknown

livebaseballscores.com

Batter	1	2	3	4	5	6	7	8	9	AB R H RBI BB SO LOB	TOP									
Julian Javier, R (1, 4) OBP: 0.323, SLG: 0.411	0-0 E9 3B		0-0 5-3			0-0 6-3			0-0 BB 1B 1-2	4 1 2 0 0 0 0										
Joe Cunningham, L (1, 9) OBP: 0.383, SLG: 0.405	0-0 4-3			0-0 G3		0-3 K		0-0 BB 1B 1-2 2-3	4 0 1 0 0 1 0											
Bill White, L (1, 3) OBP: 0.371, SLG: 0.504	0-3 K			0-0 F7		0-0 1B		0-0 F8	4 0 1 0 0 1 3											
Ken Boyer, R (1, 5) OBP: 0.333, SLG: 0.560	0-3 K			0-0 E5 CS		0-0 F5		4-0 BB 1-2 2-3 3-H	3 0 0 1 1 1 0											
Daryl Spencer, R (1, 6) OBP: 0.382, SLG: 0.481		0-0 F8		0-0 CS 1-2	0-0 5-3			0-0 F8	4 0 0 0 0 0 3											
Walt Moryn, L (1, 7) OBP: 0.341, SLG: 0.355		0-3 K			0-0 F8			0-0 F7	3 0 0 0 0 1 0											
Curt Flood, R (1, 8) OBP: 0.303, SLG: 0.387			0-0 F7		0-0 6-3			0-3 K	2 0 0 0 0 0 0											
Stan Musial, L (8, PH) OBP: 0.356, SLG: 0.400									1 0 0 0 0 1 0											
John Glenn, R (8, 8) OBP: 0.125, SLG: 0.143									0 0 0 0 0 0 0											
Carl Sawatski, L (1, 2) OBP: 0.291, SLG: 0.344			0-0 F7			0-0 F7			3 0 0 0 0 0 0											
Ray Sadecki, L (1, 1) OBP: 0.167, SLG: 0.167			0-0 3-1			0-3 K			2 0 0 0 0 1 0											
George Crowe, L (9, PH) OBP: 0.270, SLG: 0.371								0-0 BB 1B 1B	1 0 1 0 0 0 0											
Bob Gibson, R (9, PR)									0 1 0 0 0 0 0											
Inning Stats	R: 1 E: 1 K: 2 S: 8	H: 1 LOB: 0 BB: 0 P: 8	R: 0 E: 0 K: 1 S: 5	H: 0 LOB: 0 BB: 0 P: 5	R: 0 E: 0 K: 0 S: 3	H: 0 LOB: 0 BB: 0 P: 3	R: 0 E: 1 K: 0 S: 3	H: 0 LOB: 0 BB: 0 P: 3	R: 0 E: 0 K: 1 S: 5	H: 1 LOB: 0 BB: 0 P: 5	R: 0 E: 0 K: 1 S: 5	H: 0 LOB: 0 BB: 0 P: 5	R: 0 E: 0 K: 1 S: 6	H: 0 LOB: 0 BB: 0 P: 10	R: 1 E: 0 K: 0 S: 6	H: 3 LOB: 3 BB: 1 P: 10	1B: 4 2B: 0 3B: 1 HR: 0	SF: 0 SAC: 0 DP: 0 HBP: 0	WP: 0 PB: 0 SB: 0 CS: 1	PA: 33
PITCHER	IP WLS BF H R ER SO BB IBB HBP BLK WP HR S P ERA WHIP																			
Carl Willey, R (1, 1) ERA: 3.54	8.1 W 29 5 2 2 6 0 0 0 0 0 0 0 41 41 2.16 0.600																			
Don McMahon, R (9, 1) ERA: 6.66	0.2 S 3 0 0 0 0 1 0 0 0 0 0 0 2 6 0.00 1.500																			

St. Louis Cardinals @ Milwaukee Braves
Milwaukee County Stadium, Milwaukee, WI

Sun Jun 19 1960, 4:38 AM EDT
Att: 31,825 - Unknown

livebaseballscorecards.com

AB	31
R	2
H	5
RBI	1
BB	1
SO	6
LOB	6



Batter	1	2	3	4	5	6	7	8	9	AB R H RBI BB SO LOB
Bill Bruton, L (1, 8) OBP: 0.329, SLG: 0.486	0-3 K		0-3 K2-3			0-0 F7		0-0 1B 2B		4 1 1 0 0 2 0
Johnny Logan, R (1, 6) OBP: 0.322, SLG: 0.341	0-0 F9		4-0 BB			0-0 6-3		0-3 K		3 0 0 0 1 1 1
Eddie Mathews, L (1, 5) OBP: 0.435, SLG: 0.596	0-0 G3		0-0 F4			4-0 BB		0-0 L8		3 0 0 0 1 0 2
Hank Aaron, R (1, 9) OBP: 0.338, SLG: 0.519		0-0 F4		0-0 E6 G4-6-3		0-0 F9		0-0 1B		4 0 1 1 0 0 1
Joe Adcock, R (1, 3) OBP: 0.379, SLG: 0.534		0-0 HR		0-0 F8		4-0 1B SF8 BB		0-3 K		3 2 1 1 1 1 2
Wes Covington, L (1, 7) OBP: 0.337, SLG: 0.538 Al Spangler, L (7, PR) OBP: 0.327, SLG: 0.440 (8, 7)		0-0 FC6-4 1B		0-0 G4-6-3 1-2f		0-0 4-3 1B				3 0 2 0 0 0 1 0 0 0 0 0 0 0
Del Crandall, R (1, 2) OBP: 0.288, SLG: 0.436		0-0 F7		4-0 BB G6-4-3		0-0 SF8 3-H		0-0 4-3		1 0 0 1 1 0 1 3 0 0 0 0 0 3
Red Schoendienst, S (1, 4) OBP: 0.280, SLG: 0.266		0-0 FC6-4 1-2f		0-0 G6-4-3 1-2f		0-0 4-3		0-3 K		3 0 0 0 0 0 3 1-2
Carl Willey, R (1, 1) Don McMahon, R (9, 1)			0-3 K		0-3 K		0-3 K			3 0 0 0 0 3 2 0 0 0 0 0 0 0

Inning Stats	R: 0 E: 0 K: 1 S: 5	H: 0 LOB: 0 BB: 0 P: 5	R: 1 E: 0 K: 0 S: 5	H: 2 LOB: 1 BB: 0 P: 5	R: 0 E: 0 K: 2 S: 7	H: 0 LOB: 1 BB: 1 P: 11	R: 0 E: 1 K: 0 S: 3	H: 0 LOB: 0 BB: 0 P: 3	R: 0 E: 0 K: 1 S: 4	H: 0 LOB: 0 BB: 1 P: 8	R: 0 E: 0 K: 0 S: 3	H: 0 LOB: 1 BB: 1 P: 7	R: 1 E: 0 K: 1 S: 6	H: 1 LOB: 2 BB: 1 P: 10	R: 1 E: 0 K: 2 S: 9	H: 2 LOB: 1 BB: 0 P: 9	1B: 3 2B: 1 3B: 0 HR: 1	SF: 1 SAC: 0 DP: 2 HBP: 0
---------------------	------------------------------	---------------------------------	------------------------------	---------------------------------	------------------------------	----------------------------------	------------------------------	---------------------------------	------------------------------	---------------------------------	------------------------------	---------------------------------	------------------------------	----------------------------------	------------------------------	---------------------------------	----------------------------------	------------------------------------

PITCHER Ray Sadecki, L (1, 1) ERA: 4.63	IP 8.0 WLS L BF 32 H 5 R 3 ER 3 SO 7 BB 4 IBB 0 HBP 0 BLK 0 WP 0 HR 1 S 42 P 58 ERA 3.38 WHIP 1.125	PITCHER	IP WLS BF H R ER SO BB IBB HBP BLK WP HR S P ERA WHIP
---	---	----------------	---

BOTTOM

St. Louis Cardinals @ Milwaukee Braves
Milwaukee County Stadium, Milwaukee, WI

AB	27
R	3
H	5
RBI	3
BB	4
SO	7
LOB	13



WP: 0 PB: 0 SB: 0 CS: 0	PA: 32
----------------------------------	--------

Sun Jun 19 1960, 4:38 AM EDT
Att. 31,825 - Unknown

livebaseballscorecards.com

Batter	1	2	3	4	5	6	7	8	9	AB R H RBI BB SO LOB	TOP
Jim Gilliam, S (1, 5) OBP: 0.392, SLG: 0.375	1-1 		4-0 		2-1 			0-2 		2 0 0 0 1 0 0	Los Angeles Dodgers @ Milwaukee Braves Milwaukee County Stadium, Milwaukee, WI Mon Jun 20 1960, 8:05 PM EDT Att: 11,088 - Unknown
Norm Larker, L (1, 3) OBP: 0.376, SLG: 0.409	0-1 		4-1 		2-0 			1-0 		3 0 1 0 1 0 1	
Wally Moon, L (1, 7) OBP: 0.373, SLG: 0.466	0-2 		2-2 		0-1 			1-0 		4 0 0 0 0 0 4	
Frank Howard, R (1, 9) OBP: 0.341, SLG: 0.492		0-0 		2-0 		3-3 		1-1 		3 0 0 0 0 1 0	
Don Demeter, R (1, 8) OBP: 0.321, SLG: 0.556		2-2 		0-0 		0-3 		1-1 		4 0 0 0 0 1 1	
Norm Sherry, R (1, 2) John Roseboro, L (9, PH) OBP: 0.328, SLG: 0.402		0-1 		0-0 		0-0 		0-1 		3 0 0 0 0 0 1 1 0 1 0 0 0 0	
Charlie Neal, R (1, 4) OBP: 0.315, SLG: 0.359			4-2 	1-0 		1-2 		0-1 		3 1 2 0 1 0 0	
Maury Wills, S (1, 6) Duke Snider, L (9, PH) Bob Lillis, R (9, PR) OBP: 0.222, SLG: 0.222			1-2 	0-0 		0-0 		4-2 		3 0 0 0 0 0 3 0 0 0 0 1 0 0 0 0 0 0 0 0 0	
Don Drysdale, R (1, 1) Ed Palmquist, R (7, 1) Tommy Davis, R (8, PH) Roger Craig, R (8, 1) Irv Noren, L (9, PH) OBP: 0.263, SLG: 0.125			4-1 		0-3 		1-2 	0-0 		1 0 0 0 1 1 0 0 0 0 0 0 0 0 1 0 0 0 0 0 0 0 0 0 0 0 0 0 1 0 0 0 0 0 3	
Inning Stats	R: 0 H: 0 E: 0 LOB: 0 K: 0 BB: 0 S: 7 P: 8	R: 0 H: 0 E: 0 LOB: 0 K: 0 BB: 0 S: 6 P: 8	R: 1 H: 0 E: 0 LOB: 2 K: 0 BB: 4 S: 11 P: 30	R: 0 H: 1 E: 0 LOB: 2 K: 0 BB: 0 S: 4 P: 7	R: 0 H: 0 E: 0 LOB: 0 K: 1 BB: 0 S: 5 P: 9	R: 0 H: 0 E: 0 LOB: 0 K: 2 BB: 0 S: 9 P: 12	R: 0 H: 0 E: 0 LOB: 0 K: 0 BB: 0 S: 5 P: 6	R: 0 H: 1 E: 0 LOB: 1 K: 0 BB: 0 S: 9 P: 12	R: 0 H: 2 E: 0 LOB: 3 K: 0 BB: 1 S: 11 P: 17	1B: 4 SF: 0 2B: 1 SAC: 0 3B: 0 DP: 2 HR: 0 HBP: 2	WP: 1 PA: 36 PB: 0 SB: 0 CS: 0
PITCHER Bob Buhl, R (1, 1) ERA: 3.71 Joey Jay, R (3, 1) ERA: 3.52	IP WLS BF H R ER SO BB IBB HBP BLK WP HR S P ERA WHIP 2.1 0 11 0 1 1 0 4 0 0 1 1 0 21 41 3.86 1.714										

AB	29
R	1
H	4
RBI	0
BB	5
SO	3
LOB	13

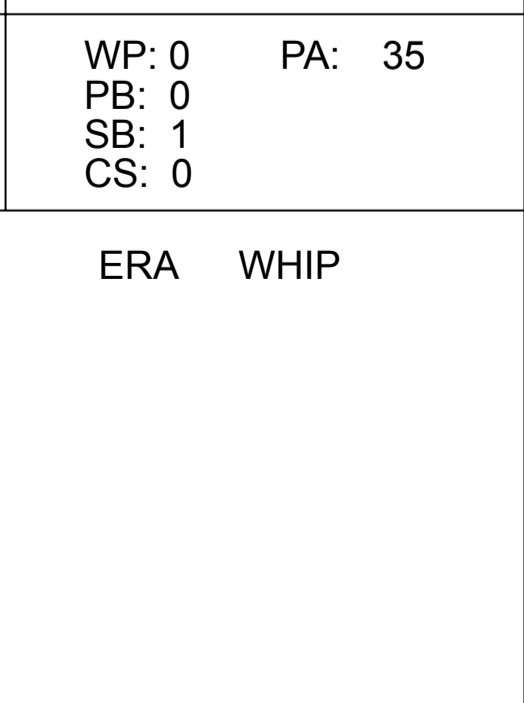


Batter	1	2	3	4	5	6	7	8	9	AB	R	H	RBI	BB	SO	LOB
Bill Bruton, L OBP: 0.328, SLG: 0.482 (1, 8)	1-2 4-3	0-2 L7			1-2 S 1B		1-0 FC3-6 1B 1-2f FC6-4			4	1	1	0	0	0	3
Johnny Logan, R OBP: 0.321, SLG: 0.339 (1, 6)	0-1 1-3		3-2 F8		3-3 K		1-1 FC6-4 HBP 1-3 1B			4	0	1	0	0	1	1
Eddie Mathews, L OBP: 0.432, SLG: 0.586 (1, 5)	1-0 6-3		3-2 1-3		2-2 6-3		3-0 FC6-4 HBP 1-2			3	0	0	0	0	0	1
Hank Aaron, R OBP: 0.345, SLG: 0.550 (1, 9)		2-2 HR	4-0 BB		0-0 HR		3-1 FC6-4 1-2f 2-3 3-H			3	2	2	3	1	0	2
Joe Adcock, R OBP: 0.370, SLG: 0.521 (1, 3)		0-3 K	1-3 K		3-2 6-3		2-0 1-3			4	0	0	0	0	2	3
Wes Covington, L OBP: 0.347, SLG: 0.542 (1, 7)		3-2 1B 1B		3-3 K		0-0 FC4-6 1B		3-3 K		3	1	2	0	0	1	0
Al Spangler, L OBP: 0.321, SLG: 0.431 (7, 7)										1	0	0	0	0	1	0
Charlie Lau, L OBP: 0.276, SLG: 0.321 (1, 2)		0-1 FC3-5 1B 1-2 1B		3-1 6-3		1-0 FC4-6 1-2f		2-2 6-3		4	0	1	0	0	0	1
Red Schoendienst, S OBP: 0.280, SLG: 0.266 (1, 4)		0-0 FC3-5 1B 1-2 2-H		1-3 K		0-1 F7		1-2 3-1		4	0	1	1	0	1	1
Bob Buhl, R OBP: 0.138, SLG: 0.138 (1, 1)		0-1 FC3-5			0-3 K					1	0	0	0	0	0	2
Joey Jay, S OBP: 0.500, SLG: 0.375 (3, 1)		1-2 2-3f					2-2 FC3-6 1B			2	0	1	0	0	1	0

Inning Stats	R: 0	H: 0	E: 0	K: 0	S: 6	P: 8	R: 2	H: 4	E: 0	K: 1	S: 17	P: 22	R: 0	H: 0	E: 0	K: 1	S: 12	R: 0	H: 0	E: 0	K: 2	S: 8	P: 15	R: 0	H: 1	E: 0	K: 2	S: 13	P: 19	R: 1	H: 2	E: 0	K: 0	S: 9	P: 13	R: 1	H: 2	E: 0	K: 0	S: 9	P: 21	R: 0	H: 0	E: 0	K: 1	S: 9	P: 15
	0	0	0	0	6	8	2	4	0	1	17	22	0	0	0	1	12	0	0	0	0	2	8	15	1	2	0	0	13	19	1	2	0	0	9	13	1	2	0	0	9	15	0	0	0	15	

PITCHER	IP	WLS	BF	H	R	ER	SO	BB	IBB	HBP	BLK	WP	HR	S	P	ERA	WHIP
Don Drysdale, R ERA: 3.67 (1, 1)	6.1	L	30	9	4	4	6	1	0	1	0	0	2	71	113	5.68	1.579
Ed Palmquist, R ERA: (7, 1)	0.2		2	0	0	0	0	0	0	0	0	0	0	3	8	0.00	0.000
Roger Craig, R ERA: 4.12 (8, 1)	1.0		3	0	0	0	1	0	0	0	0	0	0	9	15	0.00	0.000

BOTTOM	
Los Angeles Dodgers @ Milwaukee Braves Milwaukee County Stadium, Milwaukee, WI	
Mon Jun 20 1960, 8:05 PM EDT Att. 11,088 - Unknown	
AB	33
R	4
H	9
RBI	4
BB	1
SO	7
LOB	14
WP: 0	PA: 35
PB: 0	
SB: 1	
CS: 0	



Batter	1	2	3	4	5	6	7	8	9	AB R H RBI BB SO LOB	TOP
Eddie Bressoud, R (1, 6) OBP: 0.285, SLG: 0.367 Dale Long, L (9, PH) OBP: 0.257, SLG: 0.355	0-0 F8		0-0 F4		0-0 F6		0-0 FC6-4		0-0 HR	4 0 0 0 0 0 2 1 1 1 1 0 0 0	San Francisco Giants @ Milwaukee Braves Milwaukee County Stadium, Milwaukee, WI Tue Jun 21 1960, 8:05 PM EDT Unknown livebaseballscorecards.com
Jim Davenport, R (1, 5) OBP: 0.361, SLG: 0.440	0-0 F9		0-3 K		0-0 HR 1B		0-0 F8		0-0 F7	5 1 1 0 0 1 1	
Willie Mays, R (1, 8) OBP: 0.420, SLG: 0.592	0-0 F9		0-0 2B		0-0 HR		0-3 K			4 1 2 3 0 1 1	
Orlando Cepeda, R (1, 3) OBP: 0.319, SLG: 0.543 (6, 7)		0-0 2B SF7 1B	0-0 4-3		0-0 HR			0-0 F9		4 2 2 1 0 0 1	
Willie Kirkland, L (1, 9) OBP: 0.366, SLG: 0.558		0-0 2B		0-0 4-3	0-3 K			0-3 K		4 0 1 0 0 2 0	
Felipe Alou, R (1, 7) OBP: 0.188, SLG: 0.222 Willie McCovey, L (6, PH) OBP: 0.384, SLG: 0.514 (6, 3)		0-0 SF7		0-0 5-3		0-0 4-3		0-0 1B		1 0 0 1 0 0 0 2 0 1 0 0 0 0	
Joey Amalfitano, R (1, 4) OBP: 0.309, SLG: 0.331 Don Blasingame, L (8, PH) OBP: 0.313, SLG: 0.281 (8, 4)		0-0 F4		0-0 6-3		0-0 F8		0-3 K		3 0 0 0 0 0 1 1 0 0 0 0 1 1	
Bob Schmidt, R (1, 2) OBP: 0.359, SLG: 0.362		4-0 IBB			0-0 5-3	0-0 4-3			0-0 5-3	3 0 0 0 1 0 0	
Mike McCormick, L (1, 1) OBP: 0.275, SLG: 0.289 Jim Marshall, L (5, PH) OBP: 0.310, SLG: 0.423 Joe Shipley, R (5, 1) Billy O'Dell, S (5, 1) Billy Loes, R (5, 1) Dave Philley, S (7, PH) OBP: 0.253, SLG: 0.333 Georges Maranda, R (7, 1) OBP: 0.291, SLG: 0.276 Hobie Landrith, L (9, PH) OBP: 0.500, SLG: 0.500		0-3 K			0-0 HR 1B		0-0 FC6-4 1B		0-0 F7	1 0 0 0 0 1 2 1 1 1 0 1 0 1 0 0 0 0 0 0 0 0 0 0 0 1 0 0 0 0 0 0	
Inning Stats	R: 0 H: 0 E: 0 LOB: 0 K: 0 BB: 0 S: 3 P: 3	R: 1 H: 2 E: 0 LOB: 2 K: 1 BB: 1 S: 7 P: 11	R: 0 H: 1 E: 0 LOB: 1 K: 1 BB: 0 S: 6 P: 6	R: 0 H: 0 E: 0 LOB: 0 K: 0 BB: 0 S: 3 P: 3	R: 4 H: 4 E: 0 LOB: 0 K: 1 BB: 0 S: 9 P: 9	R: 0 H: 0 E: 0 LOB: 0 K: 0 BB: 0 S: 3 P: 3	R: 0 H: 1 E: 0 LOB: 1 K: 1 BB: 0 S: 6 P: 6	R: 0 H: 1 E: 0 LOB: 1 K: 2 BB: 0 S: 8 P: 8	R: 1 H: 1 E: 0 LOB: 0 K: 0 BB: 0 S: 4 P: 4	1B: 5 SF: 1 2B: 2 SAC: 0 3B: 0 DP: 0 HR: 3 HBP: 0	
PITCHER George Brunet, L (1, 1) ERA: 3.99 Ron Piche, R (6, 1) ERA: 6.35	IP WLS BF H R ER SO BB IBB HBP BLK WP HR S P ERA WHIP	5.0 W 23 7 5 5 3 0 1 0 0 0 2 28 32 9.00 1.400	4.0 S 15 3 1 1 3 0 0 0 0 0 1 21 21 2.25 0.750	PITCHER IP WLS BF H R ER SO BB IBB HBP BLK WP HR S P ERA WHIP							



Batter	1	2	3	4	5	6	7	8	9
Bill Bruton, L OBP: 0.329, SLG: 0.489 (1, 8)	0-3 K		0-0 F5		0-0 1B SF8 2B	0-0 1B 2B		0-0 F7	
Johnny Logan, R OBP: 0.330, SLG: 0.354 (1, 6)	0-0 2B		0-0 6-3		0-0 HR 1B	0-0 2-H 1B			
Eddie Mathews, L OBP: 0.429, SLG: 0.577 (1, 5)	0-3 K			4-0 HR BB	0-3 K	0-0 G3			
Hank Aaron, R OBP: 0.343, SLG: 0.561 (1, 9)	0-0 6-3			0-0 HR	0-0 SF8		0-0 F7		
Joe Adcock, R OBP: 0.373, SLG: 0.538 (1, 3)		0-0 F9		0-0 F6	0-0 HR		0-0 1B		
Wes Covington, L OBP: 0.352, SLG: 0.550 (1, 7)		0-3 K		0-0 E9 SF8 2B	0-0 FC4-6 1B		0-0 F7		
Al Spangler, L OBP: 0.321, SLG: 0.431 (8, 7)									
Felix Mantilla, R OBP: 0.253, SLG: 0.394 (1, 4)		0-0 1-3		0-0 SF8	0-0 FC4-6		0-0 1-3		
Del Crandall, R OBP: 0.287, SLG: 0.450 (1, 2)			0-0 HR	0-0 5-3		0-3 K		0-0 F7	
George Brunet, R (1, 1)			0-0 6-3		4-0 2B 1B BB	0-0 G3		0-3 K	
Frank Torre, L OBP: 0.220, SLG: 0.194 (5, PH)									
Lew Burdette, R OBP: 0.216, SLG: 0.212 (5, PR)									
Ron Piche, R (6, 1)									

Inning Stats	R: 0	H: 1	E: 0	K: 2	S: 8	LOB: 1	BB: 0	P: 8	R: 0	H: 0	E: 0	K: 1	S: 5	LOB: 0	BB: 0	P: 5	R: 1	H: 1	E: 0	K: 0	S: 4	LOB: 0	BB: 0	P: 4	R: 3	H: 2	E: 1	K: 0	S: 5	LOB: 0	BB: 1	P: 9	R: 4	H: 4	E: 0	K: 1	S: 9	LOB: 1	BB: 1	P: 13	R: 1	H: 2	E: 0	K: 1	S: 7	LOB: 1	BB: 0	P: 7	R: 0	H: 1	E: 0	K: 0	S: 4	LOB: 1	BB: 0	P: 4	R: 0	H: 0	E: 0	K: 1	S: 5	LOB: 0	BB: 0	P: 5
--------------	------	------	------	------	------	--------	-------	------	------	------	------	------	------	--------	-------	------	------	------	------	------	------	--------	-------	------	------	------	------	------	------	--------	-------	------	------	------	------	------	------	--------	-------	-------	------	------	------	------	------	--------	-------	------	------	------	------	------	------	--------	-------	------	------	------	------	------	------	--------	-------	------


PITCHER	IP	WLS	BF	H	R	ER	SO	BB	IBB	HBP	BLK	WP	HR	S	P	ERA	WHIP
Mike McCormick, L ERA: 1.81 (1, 1)	4.0		17	4	4	3	3	1	0	0	0	0	2	22	26	6.75	1.250
Joe Shipley, R ERA: 5.09 (5, 1)	0.0		1	0	1	1	0	1	0	0	0	0	0	0	4	∞	∞
Billy O'Dell, L ERA: 2.4 (5, 1)	0.1	L	3	2	0	0	1	0	0	0	0	0	0	5	5	0.00	6.000
Billy Loes, R ERA: 9.45 (5, 1)	1.2		9	4	4	4	1	0	0	0	0	0	1	11	11	21.60	2.400
Georges Maranda, R ERA: 4.61 (7, 1)	2.0		7	1	0	0	1	0	0	0	0	0	0	9	9	0.00	0.500

BOTTOM

San Francisco Giants @ Milwaukee Braves
Milwaukee County Stadium, Milwaukee, WI

Tue Jun 21 1960, 8:05 PM EDT
Unknown

AB	33
R	9
H	11
RBI	9
BB	2
SO	6
LOB	8



WP	HR	S	P	ERA	WHIP
0	0	0	0	0	0
0	0	0	0	0	0
0	1	0	0	0	0
2	0	0	0	0	1

Batter	1	2	3	4	5	6	7	8	9	10	11	12	AB	R	H	RBI	BB	SO	LOB	TOP
Don Blasingame, L (1, 4) <small>OBP: 0.313, SLG: 0.278</small> Jim Davenport, R (8, PH) <small>OBP: 0.358, SLG: 0.436</small> <small>(8, 5)</small> Dale Long, L (10, PH) <small>OBP: 0.250, SLG: 0.344</small> Eddie Bressoud, R (10, 6) <small>OBP: 0.283, SLG: 0.365</small>	 <small>0-3</small>		 <small>1-0</small>		 <small>0-0</small>			 <small>0-0</small>		 <small>0-0</small>		 <small>0-0</small>	2 0 0 0 0 1 0 1 0 0 0 0 0 0							
Andre Rodgers, R (1, 6) <small>OBP: 0.329, SLG: 0.364</small> <small>(10, 5)</small>	 <small>0-0</small>		 <small>4-0</small>	 <small>1-2</small>	 <small>0-3</small>			 <small>0-0</small>		 <small>0-0</small>		 <small>0-0</small>	5 0 0 0 1 1 0							
Willie Mays, R (1, 8) <small>OBP: 0.419, SLG: 0.586</small>	 <small>0-0</small>		 <small>0-3</small>				 <small>0-0</small>	 <small>0-0</small>		 <small>4-0</small>		 <small>0-0</small>	4 0 1 0 1 1 2							
Orlando Cepeda, R (1, 3) <small>OBP: 0.325, SLG: 0.548</small> <small>(11, 7)</small>		 <small>0-0</small>	 <small>1B</small>	 <small>0-0</small>	 <small>2B</small>		 <small>0-0</small>	 <small>0-0</small>		 <small>0-0</small>		 <small>0-0</small>	5 1 3 0 0 0 1							
Willie Kirkland, L (1, 9) <small>OBP: 0.366, SLG: 0.553</small>		 <small>1-0</small>	 <small>1B</small>	 <small>0-0</small>	 <small>2-3</small>		 <small>0-0</small>			 <small>0-0</small>		 <small>0-0</small>	4 0 1 0 0 0 2							
Felipe Alou, R (1, 7) <small>OBP: 0.192, SLG: 0.213</small> Willie McCovey, L (11, PH) <small>OBP: 0.382, SLG: 0.511</small> <small>(11, 3)</small>		 <small>0-0</small>	 <small>1-2</small>	 <small>0-0</small>	 <small>0-0</small>		 <small>0-0</small>			 <small>4-0</small>		 <small>0-0</small>	2 0 0 1 1 0 2 1 0 0 0 0 0 0							
Bob Schmidt, R (1, 2) <small>OBP: 0.353, SLG: 0.356</small>		 <small>0-0</small>	 <small>0-0</small>	 <small>0-0</small>			 <small>0-0</small>			 <small>0-0</small>		 <small>0-0</small>	5 0 1 0 0 0 3							
Joey Amalfitano, R (1, 5) <small>OBP: 0.311, SLG: 0.333</small> <small>(8, 4)</small>			 <small>0-3</small>	 <small>0-0</small>			 <small>0-0</small>	 <small>0-0</small>		 <small>1-3</small>		 <small>0-0</small>	5 0 2 0 0 1 1							
Jack Sanford, R (1, 1) <small>OBP: 0.289, SLG: 0.257</small> Dave Philley, S (12, PH) <small>OBP: 0.273, SLG: 0.267</small> Sam Jones, R (12, 1) <small>OBP: 0.135, SLG: 0.167</small>			 <small>0-3</small>		 <small>0-3</small>		 <small>0-0</small>	 <small>0-0</small>		 <small>0-0</small>		 <small>0-0</small>	4 0 0 0 0 2 3 1 0 0 0 0 0 0 0 0 0 0 0 0 0							
Inning Stats	R: 0 H: 0 E: 0 LOB: 0 K: 1 BB: 0 S: 5 P: 5	R: 0 H: 1 E: 0 LOB: 1 K: 0 BB: 0 S: 3 P: 4	R: 0 H: 0 E: 0 LOB: 2 K: 3 BB: 1 S: 9 P: 14	R: 1 H: 3 E: 0 LOB: 1 K: 0 BB: 0 S: 5 P: 5	R: 0 H: 0 E: 0 LOB: 0 K: 2 BB: 0 S: 7 P: 7	R: 0 H: 0 E: 0 LOB: 0 K: 0 BB: 0 S: 3 P: 3	R: 0 H: 1 E: 0 LOB: 1 K: 0 BB: 0 S: 4 P: 4	R: 0 H: 1 E: 0 LOB: 1 K: 0 BB: 0 S: 4 P: 4	R: 0 H: 1 E: 0 LOB: 2 K: 0 BB: 1 S: 4 P: 8	R: 0 H: 1 E: 0 LOB: 2 K: 0 BB: 1 S: 4 P: 8	R: 0 H: 0 E: 0 LOB: 0 K: 0 BB: 0 S: 3 P: 3	R: 0 H: 0 E: 0 LOB: 0 K: 0 BB: 0 S: 3 P: 3	1B: 7 SF: 1 2B: 1 SAC: 0 3B: 0 DP: 1 HR: 0 HBP: 2	WP: 1 PA: 47 PB: 0 SB: 0 CS: 1						
PITCHER Juan Pizarro, L (1, 1) <small>ERA: 3.51</small> Bob Buhl, R (10, 1) <small>ERA: 3.57</small>	IP: 9.0 WLS: 36 BF: 7 H: 7 R: 1 ER: 1 SO: 6 BB: 2 IBB: 0 HBP: 2 BLK: 0 WP: 1 HR: 0 S: 44 P: 54 ERA: 1.00 WHIP: 1.000																			

San Francisco Giants @ Milwaukee Braves
 Milwaukee County Stadium, Milwaukee, WI
 Tue Jun 21 1960, 8:05 PM EDT
 Att. 23,502 - Unknown

AB	41
R	1
H	8
RBI	1
BB	3
SO	6
LOB	14



Batter	1	2	3	4	5	6	7	8	9	10	11	12	AB	R	H	RBI	BB	SO	LOB
Bill Bruton, L (1, 8) OBP: 0.332, SLG: 0.489	G4-6-3 1B			S 2B 1B		4-3			SH3-4 1-2		4-3		4	1	2	0	0	0	0
Johnny Logan, R (1, 6) OBP: 0.327, SLG: 0.350	K			1-3 1-2		F8			1-3		BB 1B		5	0	1	0	0	1	3
Eddie Mathews, L (1, 5) OBP: 0.327, SLG: 0.579	G4-6-3 1-2			WP 2-H 2B		4-3			4-3 BB		BB 1-2 BB		3	0	1	1	2	0	1
Hank Aaron, R (1, 9) OBP: 0.336, SLG: 0.548				F3 2-3		F5			6-3		FC5-4 BB		5	0	0	0	0	0	5
Joe Adcock, R (1, 3) OBP: 0.368, SLG: 0.529	K			4-3		4-3			F3		1B		5	0	1	0	0	1	1
Wes Covington, L (1, 7) OBP: 0.343, SLG: 0.534				F4		4-1			6-3		K		3	0	0	0	0	0	0
Al Spangler, L (9, 7) OBP: 0.328, SLG: 0.434													2	1	1	0	0	1	1
Charlie Lau, L (1, 2) OBP: 0.265, SLG: 0.281				6-3		G3			6-3		F8		4	0	0	0	1	0	1
Red Schoendienst, S (1, 4) OBP: 0.277, SLG: 0.264				F7		F8			F8		F7		5	0	1	1	0	0	1
Juan Pizarro, L (1, 1) OBP: 0.333, SLG: 0.476				K		K					SH3-4 BB		2	0	0	0	0	2	0
Eddie Haas, L (9, PH) OBP: 0.500, SLG: 0.571													0	0	0	0	1	0	0
Bob Buhl, R (10, 1) OBP: 0.133, SLG: 0.133													1	0	0	0	0	0	0

AB	R	H	RBI	BB	SO	LOB
39	2	7	2	4	5	13

Inning Stats	R: 0	H: 1	R: 0	H: 0	R: 0	H: 0	R: 1	H: 2	R: 0	H: 0	R: 0	H: 0	R: 0	H: 1	R: 0	H: 1	R: 1	H: 2	R: 0	H: 0	1B: 6	SF: 0	WP: 2	PA: 44
	E: 0	LOB: 0	E: 0	LOB: 0	E: 0	LOB: 0	E: 0	LOB: 1	E: 0	LOB: 0	E: 0	LOB: 0	E: 0	LOB: 1	E: 0	LOB: 2	E: 0	LOB: 2	E: 0	LOB: 2	2B: 1	SAC: 1	PB: 0	PA: 44
K: 1	BB: 0	K: 1	BB: 0	K: 1	BB: 0	K: 0	BB: 0	K: 1	BB: 0	K: 0	BB: 0	K: 1	BB: 0	K: 1	BB: 0	K: 0	BB: 1	K: 0	BB: 1	K: 0	BB: 1	3B: 0	DP: 1	SB: 1
S: 5	P: 5	S: 5	P: 5	S: 5	P: 5	S: 3	P: 3	S: 5	P: 5	S: 3	P: 3	S: 5	P: 5	S: 3	P: 3	S: 6	P: 8	S: 3	P: 7	S: 3	P: 7	HR: 0	HBP: 0	CS: 0

PITCHER	IP	WLS	BF	H	R	ER	SO	BB	IBB	HBP	BLK	WP	HR	S	P	ERA	WHIP
Jack Sanford, R (1, 1) ERA: 3.17	11.0		40	5	1	1	5	3	0	0	0	1	0	47	59	0.82	0.727
Sam Jones, R (12, 1) ERA: 2.26	0.1	L	4	2	1	1	0	1	0	0	0	1	0	3	7	27.00	9.000

San Francisco Giants @ Milwaukee Braves
 Milwaukee County Stadium, Milwaukee, WI

Tue Jun 21 1960, 8:05 PM EDT
 Att: 23,502 - Unknown



livebaseballscores.com

Batter	1	2	3	4	5	6	7	8	9	AB R H RBI BB SO LOB	TOP									
Don Blasingame, L (1, 4) OBP: 0.312, SLG: 0.277	0-0 4-3		0-0 F9			0-0 6-3		0-0 2B 2B 1B		4 1 1 0 0 0 0	San Francisco Giants @ Milwaukee Braves Milwaukee County Stadium, Milwaukee, WI Wed Jun 22 1960, 8:05 PM EDT Att. 24,541 - Unknown livebaseballscorecards.com									
Jim Davenport, R (1, 5) OBP: 0.355, SLG: 0.439	0-0 F3		0-3 K			0-0 F8		0-0 2B 2B		4 1 1 0 0 1 0										
Willie Mays, R (1, 8) OBP: 0.421, SLG: 0.593	0-0 5-3				0-0 F9		0-0 G3 2B 2B	0-0 1B 2B		4 2 2 2 0 0 0										
Willie Kirkland, L (1, 9) OBP: 0.364, SLG: 0.547		0-3 K		0-0 F9		0-0 G3	0-0 2B 2B	0-0 1B		4 0 1 1 0 1 1										
Orlando Cepeda, R (1, 7) OBP: 0.328, SLG: 0.552		0-0 FC4-6 1B		0-3 K		0-0 2B	0-0 F5			4 0 2 1 0 1 1										
Willie McCovey, L (1, 3) OBP: 0.390, SLG: 0.506		0-0 FC4-6 1B 1-2f			0-0 G5-4-3 1B	0-3 K		0-0 4-3		4 0 1 0 0 1 2										
Andre Rodgers, R (1, 6) OBP: 0.326, SLG: 0.358		0-0 1B		0-0 G5-4-3		0-0 G1		0-0 F8		4 0 1 0 0 0 2										
Hobie Landrith, L (1, 2) OBP: 0.260, SLG: 0.188		0-0 F7		0-0 3-1			0-0 F2	4-0 BB		3 0 0 0 1 0 2										
Johnny Antonelli, L (1, 1) OBP: 0.235, SLG: 0.188			0-0 4-3			0-0 4-3		0-0 F6	0-3 K	1 0 0 0 0 0 0										
Jim Marshall, L (8, PH) OBP: 0.350, SLG: 0.407										1 0 0 0 0 0 0										
Stu Miller, R (6, 1)										0 0 0 0 0 0 0										
Dave Philley, S (8, PH) OBP: 0.295, SLG: 0.258										1 0 0 0 0 0 0										
Bud Byerly, R (8, 1)										0 0 0 0 0 0 0										
Dale Long, L (9, PH) OBP: 0.243, SLG: 0.333										1 0 0 0 0 1 1										
Inning Stats	R: 0 E: 0 K: 0 S: 3	H: 0 LOB: 0 BB: 0 P: 3	R: 0 E: 0 K: 1 S: 7	H: 2 LOB: 2 BB: 0 P: 7	R: 0 E: 0 K: 1 S: 5	H: 0 LOB: 0 BB: 0 P: 5	R: 0 E: 0 K: 1 S: 3	H: 1 LOB: 0 BB: 0 P: 3	R: 0 E: 0 K: 0 S: 3	H: 0 LOB: 0 BB: 0 P: 3	R: 1 E: 0 K: 1 S: 7	H: 2 LOB: 1 BB: 0 P: 7	R: 3 E: 0 K: 0 S: 7	H: 4 LOB: 1 BB: 0 P: 7	R: 0 E: 0 K: 1 S: 5	H: 0 LOB: 1 BB: 1 P: 9	1B: 5 2B: 4 3B: 0 HR: 0	SF: 0 SAC: 0 DP: 1 HBP: 0	WP: 0 PB: 0 SB: 0 CS: 0	PA: 36
PITCHER	IP WLS BF H R ER SO BB IBB HBP BLK WP HR S P ERA WHIP																			
Low Burdette, R (1, 1) ERA: 3.67	7.2 W 31 9 4 4 4 0 0 0 0 0 0 0 39 39 4.70 1.174																			
Don McMahon, R (8, 1) ERA: 6.33	1.1 S 5 0 0 0 1 1 0 0 0 0 0 0 6 10 0.00 0.750																			



Batter	1	2	3	4	5	6	7	8	9	AB	R	H	RBI	BB	SO	LOB
Bill Bruton, L OBP: 0.335, SLG: 0.502 (1, 8)	0-0 1B 1B	0-0 1-3		0-0 1-3 1-2			0-0 IHR			4	1	2	2	0	0	2
Johnny Logan, R OBP: 0.335, SLG: 0.358 (1, 6)	0-0 1-2 2B 1B	0-0 3-H 3-H 1B		0-0 2-H 1B			0-0 4-3			4	1	3	2	0	0	0
Eddie Mathews, L OBP: 0.426, SLG: 0.567 (1, 5)	0-0 F7	0-0 4-3					0-0 F9			4	0	0	0	0	0	2
Hank Aaron, R OBP: 0.339, SLG: 0.550 (1, 9)	4-0 1-2 2B BB		0-3 K			0-0 2B		0-0 6-3		3	1	1	0	1	1	0
Joe Adcock, R OBP: 0.366, SLG: 0.528 (1, 3)	0-0 1-H 2-H 2B		0-3 K			0-0 F8		0-0 4-3		4	0	1	2	0	1	1
Wes Covington, L OBP: 0.342, SLG: 0.538 (1, 7)	0-0 G3		0-0 2B			0-0 F5		0-0 1B 2B		3	0	1	0	0	0	2
Al Spangler, L OBP: 0.339, SLG: 0.463 (8, 7)										1	1	1	0	0	0	0
Felix Mantilla, R OBP: 0.266, SLG: 0.400 (1, 4)		0-0 2B 1-3 1B	0-3 K			0-0 F2		0-0 2-H S 1B		4	1	2	1	0	1	1
Del Crandall, R OBP: 0.286, SLG: 0.451 (1, 2)		0-0 1-3 1B 2B	0-3 K			0-0 6-3		0-0 F8		4	1	1	0	0	1	1
Lew Burdette, R OBP: 0.225, SLG: 0.222 (1, 1)		0-0 5-3				0-0 6-3		0-3 K		3	1	1	0	0	0	2
Don McMahon, R (8, 1)				0-0 1B 1B				1-2		1	0	0	0	0	1	1

Inning Stats	R: 2	H: 3	E: 0	LOB: 1	K: 0	BB: 1	S: 5	P: 9	R: 2	H: 3	E: 0	LOB: 1	K: 0	BB: 0	S: 6	P: 6	R: 0	H: 1	E: 0	LOB: 1	K: 3	BB: 0	S: 10	P: 10	R: 1	H: 2	E: 0	LOB: 1	K: 1	BB: 0	S: 6	P: 6	R: 0	H: 1	E: 0	LOB: 1	K: 0	BB: 0	S: 4	P: 4	R: 0	H: 0	E: 0	LOB: 0	K: 0	BB: 0	S: 3	P: 3	R: 1	H: 1	E: 0	LOB: 0	K: 0	BB: 0	S: 4	P: 4	R: 1	H: 2	E: 0	LOB: 1	K: 1	BB: 0	S: 7	P: 7
--------------	------	------	------	--------	------	-------	------	------	------	------	------	--------	------	-------	------	------	------	------	------	--------	------	-------	-------	-------	------	------	------	--------	------	-------	------	------	------	------	------	--------	------	-------	------	------	------	------	------	--------	------	-------	------	------	------	------	------	--------	------	-------	------	------	------	------	------	--------	------	-------	------	------

PITCHER	IP	WLS	BF	H	R	ER	SO	BB	IBB	HBP	BLK	WP	HR	S	P	ERA	WHIP
Johnny Antonelli, L ERA: 4.5 (1, 1)	5.0	L	24	10	5	5	4	1	0	0	0	0	0	31	35	9.00	2.200
Stu Miller, R ERA: 6.91 (6, 1)	2.0		7	1	1	1	0	0	0	0	0	0	0	7	7	4.50	0.500
Bud Byerly, R ERA: 4.02 (8, 1)	1.0		5	2	1	1	1	0	0	0	0	0	0	7	7	9.00	2.000

BOTTOM

San Francisco Giants @ Milwaukee Braves
Milwaukee County Stadium, Milwaukee, WI
 Wed Jun 22 1960, 8:05 PM EDT
 Att. 24,541 - Unknown

AB	35
R	7
H	13
RBI	7
BB	1
SO	5
LOB	12



1B: 7	SF: 0	WP: 0	PA: 36
2B: 5	SAC: 0	PB: 0	
3B: 0	DP: 0	SB: 1	
HR: 1	HBP: 0	CS: 0	

Batter	1	2	3	4	5	6	7	8	9	AB R H RBI BB SO LOB	TOP
Joey Amalfitano, R (1, 4) <small>OBP: 0.310, SLG: 0.331</small>	0-0 	0-0 1-3 		0-0 1-3 			0-0 1-3 			4 1 1 0 0 0 0	San Francisco Giants @ Milwaukee Braves Milwaukee County Stadium, Milwaukee, WI Thu Jun 23 1960, 4:33 AM EDT Att. 13,773 - Unknown livebaseballscorecards.com
Jim Davenport, R (1, 5) <small>OBP: 0.346, SLG: 0.427</small>	0-0 SH1-4 		0-3 K 		0-0 1-3 		0-0 1-6-3 		3 0 0 0 0 1 0		
Willie Mays, R (1, 8) <small>OBP: 0.418, SLG: 0.588</small>	0-3 K 		0-0 4-3 		0-0 F7 		0-0 FC5-4 1B 		4 0 1 0 0 1 1		
Willie Kirkland, L (1, 9) <small>OBP: 0.367, SLG: 0.544</small>	1-0 		0-0 		0-0 4-3 		0-0 F9 		3 1 1 0 0 0 1		
Orlando Cepeda, R (1, 7) <small>OBP: 0.331, SLG: 0.555</small>	0-0 		0-0 		0-0 F7 		0-0 FC5-4 		4 0 2 2 0 0 1		
Willie McCovey, L (1, 3) <small>OBP: 0.377, SLG: 0.497</small>	4-0 		0-0 FC1-6 		0-0 6-3 		0-0 F7 		3 0 0 0 1 0 2		
Bob Schmidt, R (1, 2) <small>OBP: 0.351, SLG: 0.375</small>	0-0 FC6-4 		0-0 		0-0 6-3 		0-0 F9 		4 1 1 1 0 0 2		
Eddie Bressoud, R (1, 6) <small>OBP: 0.283, SLG: 0.377</small>		0-3 K 		0-0 5-3 		0-0 F7 		0-0 	4 1 1 1 0 1 0		
Sam Jones, R (1, 1) <small>OBP: 0.128, SLG: 0.158</small> Joe Shipley, R (6, 1) <small>OBP: 0.159, SLG: 0.208</small> Felipe Alou, R (7, PH) <small>OBP: 0.699, SLG: 0.500</small> Georges Maranda, R (7, 1) <small>OBP: 0.599, SLG: 0.500</small> Stu Miller, R (7, 1) <small>OBP: 0.322, SLG: 0.354</small> Andre Rodgers, R (9, PH)		0-0 F4 		0-0 4-3 		0-0 F8 		0-3 K 	2 0 0 0 0 0 0 0 0 0 0 0 0 0 1 0 1 0 0 0 0 1 0		
Inning Stats	R: 2 H: 2 E: 0 LOB: 2 K: 1 BB: 1 S: 7 P: 12	R: 0 H: 0 E: 0 LOB: 0 K: 1 BB: 0 S: 5 P: 5	R: 0 H: 2 E: 0 LOB: 2 K: 1 BB: 0 S: 7 P: 7	R: 1 H: 1 E: 0 LOB: 0 K: 0 BB: 0 S: 4 P: 4	R: 0 H: 0 E: 0 LOB: 0 K: 0 BB: 0 S: 3 P: 3	R: 0 H: 0 E: 0 LOB: 0 K: 0 BB: 0 S: 3 P: 3	R: 0 H: 0 E: 0 LOB: 0 K: 0 BB: 0 S: 3 P: 3	R: 0 H: 1 E: 0 LOB: 1 K: 0 BB: 0 S: 4 P: 4	R: 1 H: 1 E: 0 LOB: 0 K: 1 BB: 0 S: 6 P: 6	1B: 4 SF: 0 2B: 1 SAC: 1 3B: 0 DP: 0 HR: 2 HBP: 1	WP: 0 PA: 36 PB: 0 SB: 0 CS: 0
PITCHER Warren Spahn, L (1, 1) <small>ERA: 4.2</small>	IP 9.0 WLS W BF 36 H 7 R 4 ER 4 SO 4 BB 1 IBB 0 HBP 1 BLK 0 WP 0 HR 2 S 42 P 47 ERA 4.00 WHIP 0.889										



BOTTOM

San Francisco Giants @ Milwaukee Braves
 Milwaukee County Stadium, Milwaukee, WI

AB	34
R	8
H	9
RBI	6
BB	4
SO	4
LOB	16



WP:	1	PA:	38
PB:	0	SB:	0
CS:	0		

ERA	WHIP

Thu Jun 23 1960, 4:33 AM EDT
 Att. 13,773 - Unknown

livebaseballscorecards.com

AB	R	H	RBI	BB	SO	LOB
5	1	1	1	0	0	1
4	2	0	0	1	0	1
3	2	2	4	1	1	0
4	0	0	0	0	1	3
4	1	2	1	0	0	0
0	0	0	0	0	0	0
4	0	2	0	0	0	3
3	1	1	0	1	0	2
2	0	0	0	1	0	2
1	1	0	0	0	0	1
4	0	1	0	0	2	3
1B:	6	SF:	0			
2B:	1	SAC:	0			
3B:	0	DP:	0			
HR:	2	HBP:	0			

Batter	1	2	3	4	5	6	7	8	9
Bill Bruton, L OBP: 0.332, SLG: 0.500 (1, 8)	0-0 F8		0-0 F2		0-0 4-3 1B 2B	0-0 3-4		0-0 F3	
Johnny Logan, R OBP: 0.332, SLG: 0.351 (1, 6)	0-0 E6 HR		0-0 F2		0-0 4-3	4-0 3-H HR BB		0-0 6-3	
Eddie Mathews, L OBP: 0.431, SLG: 0.598 (1, 5)	0-0 2-H HR		0-3 K		4-0 1B BB	0-0 1-H HR			
Hank Aaron, R OBP: 0.333, SLG: 0.540 (1, 9)	0-0 6-3		0-0 F8		0-3 K	0-0 F7			
Wes Covington, L OBP: 0.348, SLG: 0.536 Al Spangler, L OBP: 0.339, SLG: 0.463 (1, 7) (8, 7)	0-0 F7		0-0 E 1B WP		0-0 1-2 3-H 1B		0-0 F4		
Frank Torre, L OBP: 0.244, SLG: 0.225 (1, 3)		0-0 1B	0-0 F8		0-0 4-3		0-0 FC4-6 1B		
Charlie Lau, L OBP: 0.289, SLG: 0.286 (1, 2)		0-0 F5	0-0 E 1B		4-0 1B E BB	0-0 FC4-6 FC6-4		0-0 FC6-4	
Red Schoendienst, S OBP: 0.278, SLG: 0.261 Felix Mantilla, R OBP: 0.263, SLG: 0.395 (1, 4) (6, PR) (7, 4)		0-0 F4	4-0 1-2 2-H BB		0-0 E 3-4	0-0 FC6-4		0-0 FC6-4	
Warren Spahn, L OBP: 0.179, SLG: 0.250 (1, 1)		0-3 K	0-3 K		0-0 E2 1-3 2-H 1B		0-0 5-3		

Inning	R	H	E	K	S	IP	WLS	BF	H	R	ER	SO	BB	IBB	HBP	BLK	WP	HR	S	P	ERA	WHIP
1	2	1	1	0	5	5.2		30	8	8	2	4	4	0	0	0	1	2	34	50	3.18	2.118
2	0	1	0	1	6	0.1		1	0	0	0	0	0	0	0	0	0	0	1	1	0.00	0.000
3	0	1	0	0	5	0.1		1	0	0	0	0	0	0	0	0	0	0	1	1	0.00	0.000
4	0	0	0	0	5	1.2		6	1	0	0	0	0	0	0	0	0	0	6	6	0.00	0.600

PITCHER	IP	WLS	BF	H	R	ER	SO	BB	IBB	HBP	BLK	WP	HR	S	P	ERA	WHIP
Sam Jones, R ERA: 2.31 (1, 1)	5.2		30	8	8	2	4	4	0	0	0	1	2	34	50	3.18	2.118
Joe Shipley, R ERA: 5.0 (6, 1)	0.1		1	0	0	0	0	0	0	0	0	0	0	1	1	0.00	0.000
Georges Maranda, R ERA: 4.5 (7, 1)	0.1		1	0	0	0	0	0	0	0	0	0	0	1	1	0.00	0.000
Stu Miller, R ERA: 6.52 (7, 1)	1.2		6	1	0	0	0	0	0	0	0	0	0	6	6	0.00	0.600

TOP

Los Angeles Dodgers @ Milwaukee Braves
Milwaukee County Stadium, Milwaukee, WI

Fri Jun 24 1960, 8:05 PM EDT
Att. 30,253 - Unknown

AB	35
R	5
H	8
RBI	4
BB	8
SO	10
LOB	24



AB R H RBI BB SO LOB

4	1	1	0	2	0	4
---	---	---	---	---	---	---

4	1	2	1	1	0	3
0	0	0	0	0	0	0

5	1	1	0	0	3	4
---	---	---	---	---	---	---

3	0	0	2	0	2	1
---	---	---	---	---	---	---

4	2	2	1	1	1	0
---	---	---	---	---	---	---

2	0	0	0	2	0	2
---	---	---	---	---	---	---

5	0	1	0	0	0	2
---	---	---	---	---	---	---

4	0	1	0	1	1	2
---	---	---	---	---	---	---

0	0	0	0	1	0	0
4	0	0	0	0	3	6

1B:	5	SF:	2
2B:	1	SAC:	0
3B:	2	DP:	2
HR:	1	HBP:	1

WP: 1 PA: 46

PB: 0

SB: 2

CS: 0

Batter	1	2	3	4	5	6	7	8	9	10
Jim Gilliam, S OBP: 0.396, SLG: 0.370 (1, 5)	2-2 3B 1B	2-2 F4			0-2 1-3		4-0 B2-6-3 BB		4-1 1-2 BB	0-1 F9
Norm Larker, L OBP: 0.404, SLG: 0.471 Gil Hodges, R OBP: 0.259, SLG: 0.319 (1, 3) (10, 3)	3-1 1-H SF7 3B	4-2 1-2 BB			0-0 1B		0-1 B2-6-3 1-2f		0-1 4-3	
Wally Moon, L OBP: 0.364, SLG: 0.461 (1, 7)	3-3 K	2-3 K			3-3 1-2 K		1-1 F7			2-0 SF7 3B
Don Demeter, R OBP: 0.310, SLG: 0.534 (1, 8)	0-2 SF7				0-0 6-3				2-3 K	0-1 SF7
Frank Howard, R OBP: 0.342, SLG: 0.493 (1, 9)	1-1 HR				2-3 K		4-1 FC3-6 1B BB		0-1 L3 1B	1-1 3-H E5 HBP
John Roseboro, L OBP: 0.345, SLG: 0.421 (1, 2)	4-1 BB				4-2 BB		1-0 F9		2-0 L3	1-0 1-2 E HBP
Charlie Neal, R OBP: 0.315, SLG: 0.353 (1, 4)	1-0 F8				1-2 F4		1-2 FC3-6 1B		0-1 F4	3-1 E5 1-3 2-H
Maury Wills, S OBP: 0.347, SLG: 0.301 (1, 6)		2-2 G3			2-3 K		2-1 FC3-6 WP		0-1 S 1B	4-0 IBB
Sandy Koufax, R OBP: 0.233, SLG: 0.148 Ed Roebuck, R OBP: 0.400, SLG: 0.500 (1, 1) (2, 1)		4-2 BB BB			1-3 K		3-2 F7		0-3 K	1-3 K

Inning Stats	R: 3	H: 3	E: 0	K: 1	S: 15	LOB: 1	BB: 1	P: 29
	R: 0	H: 0	E: 0	K: 1	S: 13	LOB: 2	BB: 2	P: 27
	R: 0	H: 0	E: 0	K: 2	S: 8	LOB: 1	BB: 1	P: 17
	R: 0	H: 0	E: 0	K: 2	S: 10	LOB: 0	BB: 0	P: 14
	R: 0	H: 1	E: 0	K: 1	S: 9	LOB: 1	BB: 0	P: 12
	R: 0	H: 1	E: 0	K: 0	S: 11	LOB: 2	BB: 1	P: 22
	R: 0	H: 0	E: 0	K: 0	S: 4	LOB: 0	BB: 1	P: 9
	R: 0	H: 1	E: 0	K: 1	S: 8	LOB: 0	BB: 0	P: 12
	R: 0	H: 1	E: 2	K: 1	S: 15	LOB: 3	BB: 1	P: 27

PITCHER	IP	WLS	BF	H	R	ER	SO	BB	IBB	HBP	BLK	WP	HR	S	P	ERA	WHIP
Carl Willey, R ERA: 3.86 (1, 1)	0.2		6	3	3	3	1	1	0	0	0	0	1	14	27	40.50	6.000
Joey Jay, R ERA: 2.97 (1, 1)	8.2	L	37	5	2	1	8	6	0	1	0	1	0	81	143	1.04	1.269
Ron Piche, R ERA: 6.0 (10, 1)	0.2		3	0	0	0	1	0	1	0	0	0	0	8	13	0.00	0.000

Batter	1	2	3	4	5	6	7	8	9	10	AB	R	H	RBI	BB	SO	LOB
Bill Bruton, L OBP: 0.330, SLG: 0.494 (1, 8)		FC6-4 			1B 		F4 			L9 	5	0	1	0	0	1	2
Johnny Logan, R OBP: 0.329, SLG: 0.344 (1, 6)	L5 	4-1 			F8 		B1-3 			6-3 	4	0	0	0	1	0	1
Eddie Mathews, L OBP: 0.434, SLG: 0.594 (1, 5)	4-0 	G4-6-3 			2-1 				F7 	4-1 	3	1	1	0	2	0	3
Hank Aaron, R OBP: 0.335, SLG: 0.548 (1, 9)	1-0 				F7 				4-2 	2-2 	4	1	1	2	1	1	3
Joe Adcock, R OBP: 0.364, SLG: 0.519 (1, 3)	4-1 				2-3 				2-3 		3	0	0	0	1	3	3
Wes Covington, L OBP: 0.345, SLG: 0.526 (1, 7)	3-3 				1-3 				0-0 		4	0	1	0	0	2	2
Al Spangler, L OBP: 0.339, SLG: 0.483 (9, 7)							2-2 			G3 	0	0	0	0	0	0	0
Felix Mantilla, R OBP: 0.262, SLG: 0.388 (1, 4)		0-2 			3-2 		3-3 			2-3 	4	1	1	0	0	2	1
Del Crandall, R OBP: 0.291, SLG: 0.458 (1, 2)		1-1 			1-1 		2-0 			1-2 	4	0	2	1	0	0	0
Carl Willey, R (1, 1)		4-1 			2-1 				0-0 	0-1 	0	0	0	0	0	0	0
Joey Jay, S (1, 1)										B1-6-3 	3	0	0	0	1	0	1
Ron Piche, R (10, 1)										1-2f 	0	0	0	0	0	0	0

Inning Stats	R: 2	H: 1	E: 0	K: 2	S: 11	P: 26	R: 1	H: 2	E: 0	K: 0	S: 11	P: 24	R: 0	H: 0	E: 0	K: 2	S: 8	R: 0	H: 0	E: 0	K: 0	S: 8	P: 14	R: 0	H: 2	E: 0	K: 2	S: 13	P: 22	R: 0	H: 1	E: 0	K: 1	S: 7	P: 14	R: 0	H: 0	E: 0	K: 0	S: 4	P: 6	R: 0	H: 0	E: 0	K: 1	S: 8	P: 16	R: 0	H: 1	E: 0	K: 1	S: 8	P: 11	R: 0	H: 0	E: 0	K: 0	S: 11	P: 19	1B: 5	SF: 0	2B: 2	SAC: 0	3B: 0	DP: 3	HR: 1	HBP: 0
--------------	------	------	------	------	-------	-------	------	------	------	------	-------	-------	------	------	------	------	------	------	------	------	------	------	-------	------	------	------	------	-------	-------	------	------	------	------	------	-------	------	------	------	------	------	------	------	------	------	------	------	-------	------	------	------	------	------	-------	------	------	------	------	-------	-------	-------	-------	-------	--------	-------	-------	-------	--------

PITCHER	IP	WLS	BF	H	R	ER	SO	BB	IBB	HBP	BLK	WP	HR	S	P	ERA	WHIP
Sandy Koufax, L ERA: 4.83 (1, 1)	1.0		9	3	3	3	2	3	0	0	0	1	1	17	37	27.00	6.000
Ed Roebuck, R ERA: 2.54 (2, 1)	9.0	W	31	4	0	0	7	3	0	0	0	0	0	72	127	0.00	0.778

BOTTOM

Los Angeles Dodgers @ Milwaukee Braves
 Milwaukee County Stadium, Milwaukee, WI
 Fri Jun 24 1960, 8:05 PM EDT
 Att: 30,253 - Unknown

AB	34
R	3
H	7
RBI	3
BB	6
SO	9
LOB	16



WP: 1	PA: 40
PB: 0	
SB: 1	
CS: 1	

Batter	1	2	3	4	5	6	7	8	9	AB R H RBI BB SO LOB												
Jim Gilliam, S OBP: 0.399, SLG: 0.372 (1, 5) (7, 4)	1-0 L8			2-0 G6-3 1B	1-0 F3		3-2 1-3 2-H 1B		4-2 1-2 2-3 BB	4 0 2 1 1 0 3												
Norm Larker, L OBP: 0.397, SLG: 0.461 (1, 3)	2-0 F9			0-0 F5		0-1 1B	3-2 F8		1-1 F7	5 0 1 0 0 0 6												
Wally Moon, L OBP: 0.358, SLG: 0.452 (1, 9)	3-2 F5			1-2 G6-3 1-2f		2-3 1B		0-1 4-3		4 0 0 0 0 1 2												
Don Demeter, R OBP: 0.309, SLG: 0.526 (1, 8)					0-1 WP PB 1B	2-3 K		0-3 K		4 1 1 0 0 2 1												
Frank Howard, R OBP: 0.333, SLG: 0.479 (1, 7)					1-0 L7	2-3 K		3-3 K		4 0 0 0 0 2 2												
John Roseboro, L OBP: 0.349, SLG: 0.419 (1, 2)					1-1 L9		4-0 BB 1B HBP		2-2 BB 1B	3 1 1 0 0 0 1												
Charlie Neal, R OBP: 0.313, SLG: 0.351 (1, 4) (7, 6)					1-1 L9	1-1 PB WP 1B	1-0 F8		1-0 F8	4 0 1 0 0 0 2												
Maury Wills, S OBP: 0.345, SLG: 0.299 (5, PH) Duke Snider, L OBP: 0.500, SLG: 0.500 (5, PR) Bob Lillis, R OBP: 0.222, SLG: 0.222 (5, 8) Gil Hodges, R OBP: 0.255, SLG: 0.314 (7, PH) (7, 5)					1-3 K	4-0 PB 1-2 2-3 IBB	3-3 K		1-2 F9	1 0 0 0 0 0 1 0 0 0 0 0 0 1 0 0 0 0 0 0 0 0 0 0 2 0 0 0 0 0 1 2												
Don Drysdale, R OBP: 0.211, SLG: 0.250 (5, PH) Irv Noren, L OBP: 0.300, SLG: 0.125 (5, 1) Danny McDevitt, L OBP: 0.500, SLG: 0.400 (5, 1) Ed Palmquist, R (7, PH) Chuck Essegian, R OBP: 0.257, SLG: 0.333 (7, 1) Larry Sherry, R OBP: 0.176, SLG: 0.313 (9, PH) Tommy Davis, R OBP: 0.247, SLG: 0.293					1-1 5-3	4-2 1-2 2-3 3-H BB	4-2 1B BB		4-2 BB	1 0 0 0 0 0 0 0 0 0 0 0 0 1 0 1 0 0 0 0 0 0 0 0 0 0 0 0 0 0 0 1 0 0												
Inning Stats	R: 0 E: 0 K: 0 S: 6	H: 0 LOB: 0 BB: 0 P: 12	R: 0 E: 0 K: 0 S: 9	H: 0 LOB: 0 BB: 0 P: 16	R: 0 E: 0 K: 1 S: 7	H: 0 LOB: 0 BB: 0 P: 10	R: 0 E: 0 K: 0 S: 6	H: 1 LOB: 0 BB: 0 P: 9	R: 1 E: 0 K: 3 S: 11	H: 2 LOB: 3 BB: 2 P: 22	R: 0 E: 0 K: 3 S: 11	H: 1 LOB: 1 BB: 0 P: 17	R: 1 E: 0 K: 1 S: 13	H: 1 LOB: 2 BB: 1 P: 30	R: 0 E: 0 K: 2 S: 8	H: 0 LOB: 0 BB: 0 P: 11	R: 0 E: 0 K: 0 S: 20	H: 1 LOB: 3 BB: 2 P: 33	1B: 6 2B: 0 3B: 0 HR: 0	SF: 0 SAC: 0 DP: 1 HBP: 1	WP: 1 PB: 1 SB: 0 CS: 0	PA: 38
PITCHER	IP WLS BF H R ER SO BB IBB HBP BLK WP HR S P ERA WHIP																					
Bob Buhl, R ERA: 3.5 (1, 1)	6.2 W 28 5 2 2 5 2 1 1 0 1 0 58 110 2.70 1.050																					
Ron Piche, R ERA: 5.14 (7, 1)	2.0 9 1 0 0 2 2 0 0 0 0 0 30 47 0.00 1.500																					
Warren Spahn, L ERA: 4.18 (9, 1)	0.1 S 1 0 0 0 0 0 0 0 0 0 0 2 3 0.00 0.000																					

Los Angeles Dodgers @ Milwaukee Braves
Milwaukee County Stadium, Milwaukee, WI
 Sat Jun 25 1960, 4:33 AM EDT
 Att. 26,877 - Unknown

AB	32
R	2
H	6
RBI	1
BB	5
SO	7
LOB	19



Batter	1	2	3	4	5	6	7	8	9
Bill Bruton, L OBP: 0.331, SLG: 0.492 (1, 8)	2-3 K		1-3 K		0-1 BB SF7 BB 1B		2-2 6-3	2-1 1-2 1B	
Johnny Logan, R OBP: 0.326, SLG: 0.337 (1, 6)	1-2 1-3		1-2 F8		4-0 WP FC4-2 BB 1-2 BB		1-0 F7	1-3 K	
Eddie Mathews, L OBP: 0.439, SLG: 0.591 (1, 5)	4-2 BB BB		2-1 L9		4-1 FC4-2 WP 1-2 BB 2-3		4-1 1B BB		
Hank Aaron, R OBP: 0.337, SLG: 0.547 (1, 9)	4-2 1-2 BB			2-2 1-3	3-0 SF7		2-0 1-2 1B		
Frank Torre, L OBP: 0.245, SLG: 0.227 (1, 3)	1-2 F5			0-1 1B 1B	2-1 FC4-2		0-2 4-3		
Al Spangler, L OBP: 0.349, SLG: 0.456 (1, 7)		1-0 3-1		0-1 1B 1B	3-3 K		4-2 4-3 SH1-4 PB BB		
Charlie Lau, L OBP: 0.293, SLG: 0.289 (1, 2)		1-0 L7		1-1 FC5 BB 1-3 1B		1-3 K	0-0 SH1-4		
Red Schoendienst, S OBP: 0.288, SLG: 0.284 (1, 4)		0-0 HR		4-1 1-2 BB		2-2 B3-6-4 1B	1-2 4-3		
Bob Buhl, R OBP: 0.121, SLG: 0.121 (1, 1)		1-3 K		2-2 FC5		0-1 B3-6-4	4-0 1B		
Ron Piche, R (7, 1)									
Warren Spahn, L OBP: 0.179, SLG: 0.250 (9, 1)									

Inning Stats	R: 0	H: 0	E: 0	K: 1	S: 18	R: 1	H: 1	E: 0	K: 1	S: 6	R: 0	H: 0	E: 0	K: 1	S: 9	R: 1	H: 3	E: 0	K: 0	S: 14	R: 1	H: 1	E: 0	K: 1	S: 9	R: 0	H: 1	E: 0	K: 1	S: 9	R: 0	H: 1	E: 0	K: 0	S: 10	R: 1	H: 1	E: 0	K: 1	S: 13		
	LOB: 2	BB: 2				LOB: 0	BB: 0				LOB: 2	BB: 1				LOB: 0	BB: 0				LOB: 2	BB: 2				LOB: 2	BB: 1				LOB: 2	BB: 2				LOB: 2	BB: 2					
	P: 30					P: 9					P: 23					P: 12																										

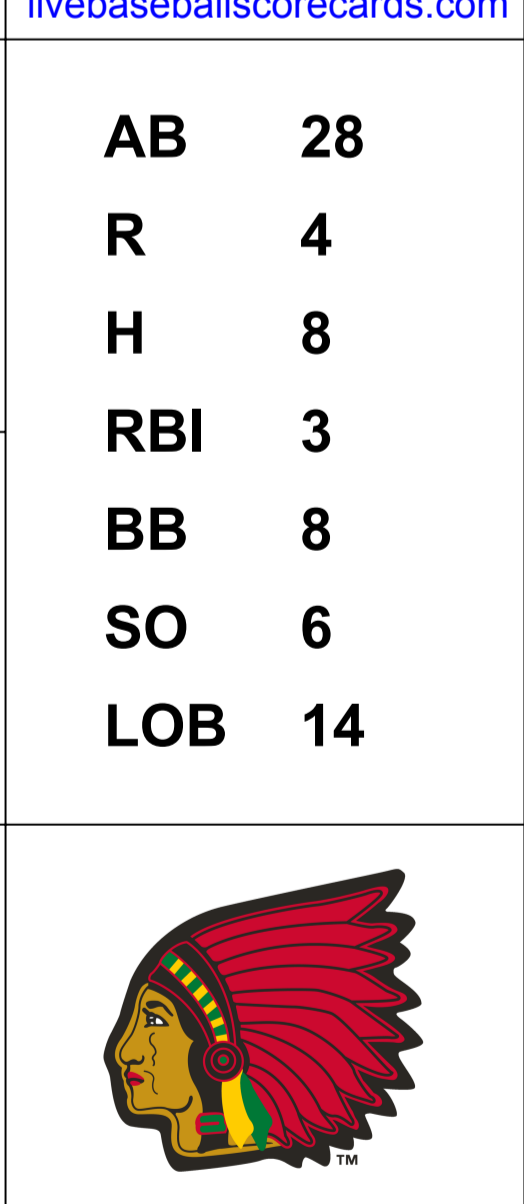
AB	R	H	RBI	BB	SO	LOB
5	1	2	0	0	2	0
4	0	0	0	1	1	2
1	0	0	0	3	0	0
2	0	1	1	1	0	0
4	1	1	0	0	0	6
3	1	1	0	1	1	2
3	0	1	1	0	1	0
3	1	2	1	1	0	1
3	0	0	0	0	1	3
0	0	0	0	1	0	0
0	0	0	0	0	0	0

AB	R	H	RBI	BB	SO	LOB
28	4	8	3	8	6	14

WP	PA
1	38

PITCHER	IP	WLS	BF	H	R	ER	SO	BB	IBB	HBP	BLK	WP	HR	S	P	ERA	WHIP
Don Drysdale, R ERA: 3.7 (1, 1)	4.0	L	18	4	2	2	3	3	0	0	0	0	1	47	75	4.50	1.750
Danny McDevitt, L ERA: 4.38 (5, 1)	0.0		3	1	1	1	0	2	0	0	0	0	3	11		∞	∞
Ed Palmquist, R ERA: (5, 1)	2.0		6	1	0	0	2	0	0	0	0	1	0	15	26	0.00	0.500
Larry Sherry, R ERA: 4.99 (7, 1)	2.0		11	2	1	1	1	3	0	0	0	0	0	23	44	4.50	2.500

Los Angeles Dodgers @ Milwaukee Braves
Milwaukee County Stadium, Milwaukee, WI
 Sat Jun 25 1960, 4:33 AM EDT
 Att. 26,877 - Unknown



WP	PA
1	38

Batter	1	2	3	4	5	6	7	8	9	AB R H RBI BB SO LOB	TOP											
Jim Gilliam, S (1, 5) <small>OBP: 0.396, SLG: 0.369</small>	0-2 6-3	3-2 F4		1-0 F4			0-0 1B		3-3 K	5 0 1 0 0 1 0	Los Angeles Dodgers @ Milwaukee Braves Milwaukee County Stadium, Milwaukee, WI Sun Jun 26 1960, 4:33 AM EDT Att: 34,147 - Unknown livebaseballscorecards.com											
Wally Moon, L (1, 7) <small>OBP: 0.360, SLG: 0.451</small>	1-1 1B		4-2 FC6-4 BB		2-1 G3	0-1 F7				3 0 1 0 1 0 1												
Don Demeter, R (1, 8) <small>OBP: 0.307, SLG: 0.518</small>	0-1 FC6-4 1B		2-2 FC6-4 1B HR		1-3 K	0-0 F7				4 1 1 0 0 1 2												
Norm Larker, L (1, 3) <small>OBP: 0.394, SLG: 0.455</small> Gil Hodges, R (8, 3) <small>OBP: 0.255, SLG: 0.314</small>	1-0 FC6-4 1-2f		0-1 HR 1B		0-1 L3		0-1 1-3			4 1 1 0 0 0 2 0 0 0 0 0 0 0												
Frank Howard, R (1, 9) <small>OBP: 0.338, SLG: 0.520</small>	1-1 1-3		0-0 HR		1-1 5-3		0-1 HR			4 2 2 4 0 0 2												
John Roseboro, L (1, 2)		2-0 F5	1-1 F9		1-1 F6		1-2 F9			4 0 0 0 0 0 0												
Charlie Neal, R (1, 4) <small>OBP: 0.316, SLG: 0.351</small>		1-0 3B 1B	1-2 F8		4-0 BB		0-0 6-3			3 1 1 0 1 0 0												
Maury Wills, S (1, 6) <small>OBP: 0.343, SLG: 0.311</small>		0-0 SF8 3B		0-1 B1-3		0-0 L9		0-0 5-3		4 1 1 1 0 0 1												
Johnny Podres, L (1, 1) <small>OBP: 0.211, SLG: 0.094</small>		1-2 SF8		2-1 6-3		0-1 4-3		1-3 K		3 0 0 1 0 1 0												
Inning Stats	R: 0 E: 0 K: 0 S: 10	H: 2 LOB: 2 BB: 0 P: 13	R: 2 E: 0 K: 0 S: 9	H: 2 LOB: 0 BB: 0 P: 16	R: 3 E: 1 K: 0 S: 16	H: 2 LOB: 0 BB: 1 P: 24	R: 0 E: 0 K: 0 S: 5	H: 0 LOB: 0 BB: 0 P: 8	R: 0 E: 0 K: 1 S: 7	H: 0 LOB: 0 BB: 0 P: 10	R: 0 E: 0 K: 0 S: 5	H: 0 LOB: 1 BB: 1 P: 11	R: 0 E: 0 K: 0 S: 6	H: 1 LOB: 1 BB: 0 P: 6	R: 1 E: 0 K: 0 S: 8	H: 1 LOB: 0 BB: 0 P: 9	R: 0 E: 0 K: 2 S: 7	H: 0 LOB: 0 BB: 0 P: 11	1B: 5 2B: 0 3B: 1 HR: 2	SF: 1 SAC: 0 DP: 0 HBP: 0	WP: 0 PB: 0 SB: 0 CS: 0	PA: 37
PITCHER	IP WLS BF H R ER SO BB IBB HBP BLK WP HR S P ERA WHIP																					
Lew Burdette, R (1, 1) <small>ERA: 3.99</small>	3.0 L 16 6 5 5 0 1 0 0 0 0 0 1 35 53 15.00 2.333																					
George Brunet, L (4, 1) <small>ERA: 3.51</small>	4.0 14 1 0 0 1 1 0 0 0 0 0 0 23 35 0.00 0.500																					
Don McMahon, R (8, 1) <small>ERA: 6.21</small>	2.0 7 1 1 1 2 0 0 0 0 0 0 1 15 20 4.50 0.500																					



BOTTOM

Los Angeles Dodgers @ Milwaukee Braves
Milwaukee County Stadium, Milwaukee, WI

Sun Jun 26 1960, 4:33 AM EDT
Att. 34,147 - Unknown

AB	33
R	3
H	7
RBI	3
BB	0
SO	5
LOB	9



WP:	0	PA:	34
PB:	0	SB:	0
CS:	0		

AB R H RBI BB SO LOB

4	0	0	0	0	1	0
4	1	1	0	0	0	1
4	1	1	1	0	1	0
3	0	1	1	0	1	0
4	1	1	0	0	1	1
4	0	2	0	0	0	1
4	0	1	1	0	0	2
3	0	0	0	0	0	2
0	0	0	0	0	0	0
1	0	0	0	0	0	0
1	0	0	0	0	1	0
1	0	0	0	0	0	2
0	0	0	0	0	0	0

Batter	1	2	3	4	5	6	7	8	9
Bill Bruton, L OBP: 0.326, SLG: 0.484 (1, 8)	0-0 E4 G5-4-3		3-3 K			0-1 L4		1-0 4-6-3	
Johnny Logan, R OBP: 0.324, SLG: 0.340 (1, 6)	0-2 G5-4-3 1-2f			1-2 3B 2B		2-2 5-3		2-2 F3	
Eddie Mathews, L OBP: 0.436, SLG: 0.594 (1, 5)	1-1 4-3			3-2 SF9 2-H 3B		3-2 3-1		0-3 K	
Hank Aaron, R OBP: 0.336, SLG: 0.553 (1, 9)				0-0 SF9 3-H		1-3 K		0-0 3B	
Joe Adcock, R OBP: 0.361, SLG: 0.514 (1, 3)				0-1 5-3		0-0 1B 1B		0-0 5-3	
Mel Roach, R OBP: 0.362, SLG: 0.519 (1, 7)				2-0 L6		1-1 1B 1B		0-0 F2	
Felix Mantilla, R OBP: 0.261, SLG: 0.381 (1, 4)						1-0 F2 1-2 2-H 1B		3-2 F6	
Del Crandall, R OBP: 0.286, SLG: 0.450 (1, 2)						0-0 L7		2-2 L7	
Lew Burdette, R OBP: 0.225, SLG: 0.222 (1, 1)						0-3 K		1-1 F9	
Red Schoendienst, S OBP: 0.286, SLG: 0.283 (3, PH)									
George Brunet, R (4, 1)									
Alvin Dark, R OBP: 0.314, SLG: 0.322 (7, PH)									
Don McMahon, R (8, 1)									

Inning Stats	R: 0 E: 1 K: 0 S: 6	H: 0 LOB: 0 BB: 0 P: 7	R: 0 E: 0 K: 1 S: 9	H: 1 LOB: 1 BB: 0 P: 15	R: 0 E: 0 K: 1 S: 7	H: 0 LOB: 0 BB: 0 P: 10	R: 2 E: 0 K: 0 S: 11	H: 2 LOB: 0 BB: 0 P: 17	R: 0 E: 0 K: 1 S: 6	H: 0 LOB: 0 BB: 0 P: 6	R: 0 E: 0 K: 0 S: 8	H: 0 LOB: 0 BB: 0 P: 13	R: 1 E: 0 K: 1 S: 14	H: 3 LOB: 2 BB: 0 P: 20	R: 0 E: 0 K: 1 S: 7	H: 0 LOB: 0 BB: 0 P: 10	R: 0 E: 0 K: 0 S: 6	H: 1 LOB: 1 BB: 0 P: 9	1B: 4 2B: 1 3B: 2 HR: 0	SF: 1 SAC: 0 DP: 1 HBP: 0
--------------	------------------------------	---------------------------------	------------------------------	----------------------------------	------------------------------	----------------------------------	-------------------------------	----------------------------------	------------------------------	---------------------------------	------------------------------	----------------------------------	-------------------------------	----------------------------------	------------------------------	----------------------------------	------------------------------	---------------------------------	----------------------------------	------------------------------------

PITCHER	IP 9.0	WLS W	BF 34	H 7	R 3	ER 3	SO 5	BB 0	IBB 0	HBP 0	BLK 0	WP 0	HR 0	S 74	P 107	ERA 3.00	WHIP 0.778
---------	-----------	----------	----------	--------	--------	---------	---------	---------	----------	----------	----------	---------	---------	---------	----------	-------------	---------------

Batter	1	2	3	4	5	6	7	8	9	AB R H RBI BB SO LOB	TOP
Bill Bruton, L (1, 8) OBP: 0.324, SLG: 0.479	0-3 K		0-0 BB 2B BB 1B		0-0 F7		0-0 L8		0-0 F5	5 1 1 0 0 1 0	
Johnny Logan, R (1, 6) OBP: 0.318, SLG: 0.333	0-0 F5		0-3 K		0-3 K		0-0 F7			4 0 0 0 0 2 2	
Eddie Mathews, L (1, 5) OBP: 0.437, SLG: 0.589	0-0 F8		4-0 BB 2B BB		4-0 BB		0-0 3-1			2 1 0 0 2 0 0	
Hank Aaron, R (1, 9) OBP: 0.338, SLG: 0.549		0-0 F9	4-0 BB 2B BB		0-3 K			4-0 1-3 WP SF9 BB		2 1 0 1 2 1 1	
Wes Covington, L (1, 7) OBP: 0.358, SLG: 0.568		0-0 5-3 1B	0-0 1-H 2-H 3-H 2B			0-0 HR		0-0 1-3		4 1 3 3 0 0 1	
Al Spangler, L (8, 7) OBP: 0.349, SLG: 0.456								1-3		0 0 0 0 0 0 0	
Joe Adcock, R (1, 3) OBP: 0.354, SLG: 0.505		0-0 5-3 1B	0-0 4-3			0-0 F8		0-0 SF9		3 0 0 1 0 0 2	
Del Crandall, R (1, 2) OBP: 0.286, SLG: 0.443		4-0 FC6 BB		0-0 5-3		0-0 F7		0-0 5-3		3 0 0 0 1 0 0	
Red Schoendienst, S (1, 4) OBP: 0.291, SLG: 0.283		0-0 FC6		4-0 G4-6-3 BB		0-0 S 1B			0-0 F8	3 0 1 0 1 0 2	
Warren Spahn, L (1, 1) OBP: 0.186, SLG: 0.250			0-0 BB 1B BB 1B		0-0 G4-6-3		0-0 F8		0-0 F6	4 1 1 0 0 0 2	
Inning Stats	R: 0 H: 0 E: 0 LOB: 0 K: 1 BB: 0 S: 5 P: 5	R: 0 H: 1 E: 0 LOB: 2 K: 0 BB: 1 S: 4 P: 8	R: 3 H: 3 E: 0 LOB: 1 K: 1 BB: 2 S: 7 P: 15	R: 0 H: 0 E: 0 LOB: 0 K: 0 BB: 1 S: 2 P: 6	R: 0 H: 0 E: 0 LOB: 1 K: 2 BB: 1 S: 7 P: 11	R: 1 H: 2 E: 0 LOB: 1 K: 0 BB: 0 S: 5 P: 5	R: 0 H: 0 E: 0 LOB: 0 K: 0 BB: 0 S: 3 P: 3	R: 1 H: 0 E: 0 LOB: 0 K: 0 BB: 1 S: 3 P: 7	R: 0 H: 0 E: 0 LOB: 0 K: 0 BB: 0 S: 3 P: 3	1B: 4 SF: 1 2B: 1 SAC: 0 3B: 0 DP: 1 HR: 1 HBP: 0	WP: 1 PA: 37 PB: 0 SB: 1 CS: 0
PITCHER Glen Hobbie, R (1, 1) ERA: 5.23	IP WLS BF H R ER SO BB IBB HBP BLK WP HR S P ERA WHIP										
	9.0 L 37 6 5 5 4 6 0 0 0 1 1 39 63 5.00 1.333										

Milwaukee Braves @ Chicago Cubs
Wrigley Field, Chicago, IL
Tue Jun 28 1960, 3:33 AM CDT
Att. 14,451 - Unknown

livebaseballscorecards.com

AB 30
R 5
H 6
RBI 5
BB 6
SO 4
LOB 10



Batter	1	2	3	4	5	6	7	8	9	AB	R	H	RBI	BB	SO	LOB
Richie Ashburn, L (1, 8) OBP: 0.456, SLG: 0.381	0-0 G1-6-3 1B	0-0 1B			0-0 F8			0-0 14 G6-4-3 1B		4	0	3	2	0	0	0
Jerry Kindall, R (1, 4) OBP: 0.296, SLG: 0.385	0-0 G1-6-3 1-2f	0-0 F5			0-0 1B			0-0 F8		4	0	1	0	0	0	4
14 Ernie Banks, R (1, 6) OBP: 0.369, SLG: 0.581	0-0 F9				0-0 L5			0-0 G6-4-3 1-2f		4	0	0	0	0	0	2
Ed Bouchee, L (1, 3) OBP: 0.357, SLG: 0.311		0-0 1B 1B			0-0 5-3			0-0 G3		3	1	1	0	1	0	0
Frank Thomas, R (1, 7) OBP: 0.281, SLG: 0.450 Don Zimmer, R (9, PR) OBP: 0.329, SLG: 0.405		0-0 F9			0-0 6-3			0-0 1-3		4	0	1	0	0	0	1
Ron Santo, R (1, 5) OBP: 0.364, SLG: 0.455		0-0 1B 1-2 1B 1B			0-0 6-3			0-0 5-3		4	1	1	0	0	0	2
Earl Averill, R (1, 2) OBP: 0.344, SLG: 0.341		0-0 1-3 2-H 1B 1B			0-0 F4			0-0 6-3		4	1	1	1	0	0	2
George Altman, L (1, 9) OBP: 0.339, SLG: 0.450		4-0 1B IBB			0-0 4-3			0-0 F6		2	0	0	0	1	0	0
Glen Hobbie, R (1, 1) OBP: 0.171, SLG: 0.094		0-0 F3			0-3 K			0-0 L4		3	0	0	0	0	1	3

Inning Stats	R: 0	H: 1	E: 0	K: 0	S: 3	H: 1	LOB: 0	BB: 0	P: 3	R: 3	H: 4	E: 0	K: 0	S: 7	H: 0	LOB: 0	BB: 0	P: 3	R: 0	H: 0	E: 0	K: 0	S: 3	H: 0	LOB: 0	BB: 0	P: 3	R: 0	H: 1	E: 0	K: 1	S: 6	R: 0	H: 0	E: 0	K: 0	S: 3	H: 0	LOB: 0	BB: 0	P: 3	R: 0	H: 1	E: 0	K: 0	S: 3	H: 1	LOB: 0	BB: 0	P: 3	R: 0	H: 1	E: 0	K: 0	S: 3	H: 1	LOB: 2	BB: 1	P: 7	1B: 8	SF: 0	2B: 0	SAC: 0	3B: 0	DP: 3	HR: 0	HBP: 0	WP: 0	PA: 34
PITCHER Warren Spahn, L (1, 1) ERA: 4.08	IP	WLS	BF	H	R	ER	SO	BB	IBB	HBP	BLK	WP	HR	S	P	ERA	WHIP																		IP	WLS	BF	H	R	ER	SO	BB	IBB	HBP	BLK	WP	HR	S	P	ERA	WHIP																		


BOTTOM

Milwaukee Braves @ Chicago Cubs
 Wrigley Field, Chicago, IL
 Tue Jun 28 1960, 3:33 AM CDT
 Att. 14,451 - Unknown

AB	32
R	3
H	8
RBI	3
BB	2
SO	1
LOB	14



livebaseballscorecards.com

Batter	1	2	3	4	5	6	7	8	9	AB R H RBI BB SO LOB	TOP											
Bill Bruton, L (1, 8) OBP: 0.333, SLG: 0.483	4-0 BB G6-4-3		4-0 BB 1B		0-0 CS 1B			0-0 1-2 FC6-4 1B		2 0 2 0 2 0 0	Milwaukee Braves @ Chicago Cubs Wrigley Field, Chicago, IL Wed Jun 29 1960, 3:33 AM CDT Unknown											
Johnny Logan, R (1, 6) OBP: 0.322, SLG: 0.333	0-0 G6-4-3 1-2f		0-0 BB 1B		0-0 CS 1-2	4-0 SH2-3 BB		0-0 FC6-4 BB 4-3 1-2f 2-3		3 0 1 1 1 0 3												
Eddie Mathews, L (1, 5) OBP: 0.436, SLG: 0.583	0-3 K		4-0 BB 1-2 2-3		0-0 SH2-3 1-2			0-0 4-3 1-2 3-H		2 0 0 1 1 1 1												
Hank Aaron, R (1, 9) OBP: 0.341, SLG: 0.546		0-0 PO 1B	0-0 F9		0-0 4-3 2-3			4-0 BB IBB		3 0 1 0 1 0 4												
Joe Adcock, R (1, 3) OBP: 0.352, SLG: 0.497		0-3 K		0-0 L4		0-0 F8		4-0 BB 1-2 2-3		3 0 0 0 1 1 2												
Wes Covington, L (1, 7) OBP: 0.346, SLG: 0.549		0-0 F5		0-3 K		0-0 4-3		0-0 4-3		4 0 0 0 0 1 4												
Felix Mantilla, R (1, 4) OBP: 0.261, SLG: 0.375		0-0 PO 1-2	0-0 S 1B 1B	0-0 5-3		0-0 F4		0-0 F2		4 1 1 0 0 0 0												
Del Crandall, R (1, 2) OBP: 0.280, SLG: 0.433			0-0 L7 1-2		0-0 5-3		0-0 6-3		0-0 6-3	4 0 0 0 0 0 1												
Bob Buhl, R (1, 1) OBP: 0.114, SLG: 0.114			0-3 K		0-0 6-3		4-0 FC6-4 1B 4-3 BB	0-3 K	2 0 0 0 0 1 1	AB 28 R 2 H 5 RBI 2 BB 7 SO 5 LOB 16												
Alvin Dark, R (8, PH) OBP: 0.317, SLG: 0.322									0 1 0 0 1 0 0													
Ron Piche, R (8, 1)										1 0 0 0 0 1 0												
Inning Stats	R: 0 E: 0 K: 1 S: 4	H: 0 LOB: 0 BB: 1 P: 8	R: 0 E: 0 K: 1 S: 5	H: 1 LOB: 0 BB: 0 P: 5	R: 1 E: 0 K: 1 S: 7	H: 2 LOB: 3 BB: 2 P: 15	R: 0 E: 0 K: 1 S: 5	H: 0 LOB: 0 BB: 0 P: 5	R: 0 E: 0 K: 0 S: 3	H: 0 LOB: 1 BB: 1 P: 7	R: 0 E: 0 K: 0 S: 3	H: 0 LOB: 0 BB: 0 P: 3	R: 0 E: 0 K: 0 S: 3	H: 0 LOB: 0 BB: 0 P: 3	R: 1 E: 0 K: 0 S: 4	H: 1 LOB: 3 BB: 3 P: 16	R: 0 E: 0 K: 1 S: 5	H: 0 LOB: 0 BB: 0 P: 5	1B: 5 2B: 0 3B: 0 HR: 0	SF: 0 SAC: 1 DP: 1 HBP: 0	WP: 0 PB: 0 SB: 1 CS: 1	PA: 38
PITCHER Dick Ellsworth, L (1, 1) ERA: 2.39	IP: 9.0 WLS: W BF: 36 H: 5 R: 2 ER: 2 SO: 5 BB: 6 IBB: 1 HBP: 0 BLK: 0 WP: 0 HR: 0 S: 39 P: 67 ERA: 2.00 WHIP: 1.222											PITCHER	IP: WLS: BF: H: R: ER: SO: BB: IBB: HBP: BLK: WP: HR: S: P: ERA: WHIP:									

Batter	1	2	3	4	5	6	7	8	9	AB R H RBI BB SO LOB
Richie Ashburn, L (1, 7) OBP: 0.453, SLG: 0.376 BBB (9, 8)	4-0 F4 S 14 3-1 BB		x 0-0 3-1		x 0-0 6-3			x 0-0 F8		3 1 0 0 1 0 0
Danny Murphy, L (1, 8) OBP: 0.185, SLG: 0.160 Frank Thomas, R (9, 7) OBP: 0.281, SLG: 0.450	0-0 F4 1-3		x 0-0 F9		x 0-0 F9			H 1-0 HBP		3 0 0 0 0 0 1 0 0 0 0 0 0 0
14 Ernie Banks, R (1, 6) OBP: 0.367, SLG: 0.576	0-0 3-1			x 0-0 1B FC4-6 1B		x 0-0 5-3		x 0-0 F7		4 1 1 1 0 0 1
Ed Bouchee, L (1, 3) OBP: 0.359, SLG: 0.319	0-0 2B			x 0-0 1-3 1B FC4-6		x 0-0 4-3		x 0-0 F5		4 0 2 0 0 0 1
George Altman, L (1, 9) OBP: 0.336, SLG: 0.451	0-0 F8			x 0-0 FC4-6 S 1-2f 3-H		x 0-0 4-3		x 0-0 FC3-5 2B		4 0 1 1 0 0 2
Ron Santo, R (1, 5) OBP: 0.333, SLG: 0.357		x 0-0 F3		x 0-0 F6 1-2		x 0-0 E6 CS		4-0 FC3-5 1B IBB		3 1 0 0 1 0 1
Jerry Kindall, R (1, 4) OBP: 0.296, SLG: 0.385 Don Zimmer, R (2, PH) OBP: 0.333, SLG: 0.400 (3, 4)		x 0-0 F7		4-0 IBB		BBB 4-0 CS 1-2 BB		x 0-0 FC3-5 1B 1-2 2-3		0 0 0 0 0 0 0 2 0 0 0 2 0 2
El Tappe, R (1, 2) OBP: 0.571, SLG: 0.400 Bob Will, L (9, PH) OBP: 0.327, SLG: 0.420		0-3 K		0-3 K		x 0-0 1-2 1B		x 0-0 1-2 2-H 1B		3 0 1 0 0 2 2 1 0 1 1 0 0 0
Dick Ellsworth, L (1, 1) OBP: 0.200, SLG: 0.048			0-3 K		0-3 K		x 0-0 5-3			3 0 0 0 0 2 1

Inning Stats	R: 1 E: 0 K: 0 S: 4	H: 1 LOB: 1 BB: 1 P: 8	R: 0 E: 0 K: 1 S: 5	H: 0 LOB: 0 BB: 0 P: 5	R: 0 E: 0 K: 1 S: 5	H: 0 LOB: 0 BB: 0 P: 5	R: 1 E: 0 K: 1 S: 7	H: 2 LOB: 2 BB: 1 P: 11	R: 0 E: 0 K: 1 S: 5	H: 0 LOB: 0 BB: 0 P: 5	R: 0 E: 0 K: 0 S: 3	H: 0 LOB: 0 BB: 0 P: 3	R: 0 E: 1 K: 0 S: 3	H: 1 LOB: 1 BB: 1 P: 7	R: 0 E: 0 K: 0 S: 3	H: 0 LOB: 1 BB: 0 P: 4	R: 1 E: 0 K: 0 S: 3	H: 2 LOB: 2 BB: 1 P: 7	1B: 4 2B: 2 3B: 0 HR: 0	SF: 0 SAC: 0 DP: 0 HBP: 1	WP: 0 PB: 0 SB: 2 CS: 2	PA: 35	
PITCHER	IP	WLS	BF	H	R	ER	SO	BB	IBB	HBP	BLK	WP	HR	S	P	ERA	WHIP						
Bob Buhl, R ERA: 3.43 Ron Piche, R ERA: 5.28	(1, 1) 7.0	L	27	4	2	2	4	2	1	0	0	0	0	32	44	2.57	0.857						
	(8, 1) 1.1	L	8	2	1	1	0	0	1	1	0	0	0	6	11	6.75	1.500						

BOTTOM

Milwaukee Braves @ Chicago Cubs
Wrigley Field, Chicago, IL
Wed Jun 29 1960, 3:33 AM CDT
Unknown

livebaseballscorecards.com

AB	30
R	3
H	6
RBI	3
BB	4
SO	4
LOB	11



Batter	1	2	3	4	5	6	7	8	9	AB R H RBI BB SO LOB	TOP	
Bill Bruton, L (1, 8) OBP: 0.329, SLG: 0.476	0-0 F5	0-0 F7			0-0 1-3		0-0 F9			4 0 0 0 0 0 3		
Johnny Logan, R (1, 6) OBP: 0.316, SLG: 0.327	0-0 6-3		0-0 E1		0-0 F9			0-0 F4		4 0 0 0 0 0 0		
Eddie Mathews, L (1, 5) OBP: 0.430, SLG: 0.573	0-3 K		0-0 F8		0-0 4-3			0-0 4-3		4 0 0 0 0 1 1		
Hank Aaron, R (1, 9) OBP: 0.339, SLG: 0.553		0-0 HR	0-0 5-3		0-0 6-3			0-0 6-3		4 1 1 1 0 0 1		
Wes Covington, L (1, 7) OBP: 0.351, SLG: 0.552		4-0 BB	0-0 F8		0-0 2B			0-0 F8		3 0 1 0 1 0 1		
Al Spangler, L (9, 7) OBP: 0.349, SLG: 0.456		4-3 1B BB								0 0 0 0 0 0 0		
Joe Adcock, R (1, 3) OBP: 0.360, SLG: 0.533		0-0 4-3 1B		0-0 HR	0-0 1-3			0-0 HR		4 2 3 2 0 0 1		
Charlie Lau, L (1, 2) OBP: 0.267, SLG: 0.262		0-0 4-3		0-0 F8	0-0 F8			0-0 F8		4 0 0 0 0 0 3		
Red Schoendienst, S (1, 4) OBP: 0.290, SLG: 0.279		4-0 IBB		0-0 6-3			0-0 F7		0-0 G3	3 0 0 0 1 0 0		
Joey Jay, S (1, 1) OBP: 0.353, SLG: 0.214		0-3 K		0-3 K			0-0 F7			3 0 0 0 0 2 3		
Inning Stats	R: 0 H: 0 E: 0 LOB: 0 K: 1 BB: 0 S: 5 P: 5	R: 1 H: 2 E: 0 LOB: 3 K: 1 BB: 2 S: 7 P: 15	R: 0 H: 0 E: 1 LOB: 1 K: 0 BB: 0 S: 4 P: 4	R: 1 H: 1 E: 0 LOB: 0 K: 1 BB: 0 S: 6 P: 6	R: 0 H: 0 E: 0 LOB: 0 K: 0 BB: 0 S: 3 P: 3	R: 0 H: 1 E: 0 LOB: 1 K: 0 BB: 0 S: 4 P: 4	R: 0 H: 0 E: 0 LOB: 0 K: 0 BB: 0 S: 3 P: 3	R: 0 H: 0 E: 0 LOB: 0 K: 0 BB: 0 S: 3 P: 3	R: 1 H: 1 E: 0 LOB: 0 K: 0 BB: 0 S: 4 P: 4	1B: 1 SF: 0 2B: 1 SAC: 0 3B: 0 DP: 0 HR: 3 HBP: 0	WP: 0 PA: 35 PB: 0 SB: 0 CS: 0	
PITCHER	IP WLS BF H R ER SO BB IBB HBP BLK WP HR S P ERA WHIP											
Bob Anderson, R (1, 1) ERA: 4.78	7.0 L 28 4 2 2 3 1 1 0 0 0 2 32 40 2.57 0.714											
Don Elston, R (8, 1) ERA: 3.11	2.0 7 1 1 1 0 0 0 0 0 0 1 7 7 4.50 0.500											

Milwaukee Braves @ Chicago Cubs
Wrigley Field, Chicago, IL
Wed Jun 29 1960, 3:38 AM CDT
Att. 24,664 - Unknown

livebaseballscorecards.com

AB 33
R 3
H 5
RBI 3
BB 2
SO 3
LOB 13



Batter	1	2	3	4	5	6	7	8	9	AB R H RBI BB SO LOB
Richie Ashburn, L (1, 7) OBP: 0.450, SLG: 0.371 (8, 8)	4-0 14 1B BB	0-0 F6			0-0 F8		0-0 L3			3 0 0 0 1 0 3
Danny Murphy, L (1, 8) OBP: 0.161, SLG: 0.138 Don Elston, R (8, 1) OBP: 0.083, SLG: 0.083	0-3 K		0-0 3-1		0-0 F9		0-0 4-3			4 0 0 0 0 1 2 0 0 0 0 0 0 0
14 Ernie Banks, R (1, 6) OBP: 0.372, SLG: 0.583	0-0 L6 1B 1-3 BB		0-0 G3 1B 2B		0-0 1-3 1B		0-0 F7			4 1 3 0 0 0 0
Ed Bouchee, L (1, 3) OBP: 0.361, SLG: 0.316	4-0 1-2 BB		0-0 G3 2-3		0-0 4-3		4-0 G6-3 BB			2 0 0 0 2 0 3
Bob Will, L (1, 9) OBP: 0.326, SLG: 0.416	0-0 L6 2-3		0-0 3-H 1B		0-0 F8		0-0 G6-3 1-2f			4 0 1 1 0 0 4
Ron Santo, R (1, 5) OBP: 0.316, SLG: 0.294		0-3 K		0-0 F7		4-0 BB		0-3 K		3 0 0 0 1 2 0
Don Zimmer, R (1, 4) OBP: 0.326, SLG: 0.390		0-3 K		0-0 5-3		0-0 F8		0-0 F8		4 0 0 0 0 1 1
Jim Hegan, R (1, 2) OBP: 0.286, SLG: 0.471 Earl Averill, R (6, PH) OBP: 0.340, SLG: 0.337 El Tappe, R (7, 2) OBP: 0.571, SLG: 0.400 George Altman, L (9, PH) OBP: 0.341, SLG: 0.456		0-0 1B 1B		0-3 K		0-0 F7		0-0 1B		2 0 1 0 0 1 0 1 0 0 0 0 0 1 0 0 0 0 0 0 0 1 0 1 0 0 0 0
Bob Anderson, R (1, 1) OBP: 0.265, SLG: 0.219 Frank Thomas, R (7, PH) OBP: 0.279, SLG: 0.446 (8, 7)		0-0 1B		4-0 14 1B BB		0-3 K		0-0 F7		1 0 1 0 1 0 0 2 0 0 0 0 1 1

Inning Stats	R: 0 E: 0 K: 1 S: 5	H: 1 LOB: 2 BB: 2 P: 13	R: 0 E: 0 K: 2 S: 9	H: 2 LOB: 2 BB: 0 P: 9	R: 1 E: 0 K: 0 S: 4	H: 2 LOB: 1 BB: 0 P: 4	R: 0 E: 0 K: 1 S: 5	H: 0 LOB: 0 BB: 0 P: 5	R: 0 E: 0 K: 0 S: 4	H: 1 LOB: 2 BB: 1 P: 8	R: 0 E: 0 K: 0 S: 3	H: 0 LOB: 1 BB: 1 P: 7	R: 0 E: 0 K: 1 S: 5	H: 0 LOB: 0 BB: 0 P: 5	R: 0 E: 0 K: 0 S: 2	H: 0 LOB: 0 BB: 1 P: 6	R: 0 E: 0 K: 1 S: 6	H: 1 LOB: 1 BB: 0 P: 6	1B: 6 2B: 2 3B: 0 HR: 0	SF: 0 SAC: 0 DP: 2 HBP: 0	WP: 0 PB: 0 SB: 0 CS: 0	PA: 36	
PITCHER Joey Jay, R (1, 1) ERA: 2.61	IP 9.0	WLS W	BF 36	H 7	R 1	ER 1	SO 6	BB 5	IBB 0	HBP 0	BLK 0	WP 0	HR 0	S 43	P 63	ERA 1.00	WHIP 1.333						


BOTTOM

Milwaukee Braves @ Chicago Cubs
 Wrigley Field, Chicago, IL
 Wed Jun 29 1960, 3:38 AM CDT
 Att. 24,664 - Unknown

livebaseballscores.com

AB	31
R	1
H	7
RBI	1
BB	5
SO	6
LOB	15



Batter	1	2	3	4	5	6	7	8	9	AB R H RBI BB SO LOB	TOP																													
Bill Bruton, L (1, 8) OBP: 0.323, SLG: 0.467	0-3 K			0-0 F9	0-0 F6		0-0 FC4-6		0-0 3-1	5 0 0 0 0 1 2																														
Johnny Logan, R (1, 6) OBP: 0.318, SLG: 0.342	0-0 CS 2B			0-0 F8		0-0 SF8 3B		0-0 F7	0-0 P6	5 1 2 0 0 0 0																														
Eddie Mathews, L (1, 5) OBP: 0.427, SLG: 0.568	0-3 K 2-3			4-0 3B BB		0-0 SF8		0-0 4-3		2 1 0 1 1 1 1																														
Hank Aaron, R (1, 9) OBP: 0.345, SLG: 0.561		0-0 5-3		0-0 1B 3B		4-0 FC3-6 BB		4-0 1B BB		2 2 1 1 2 0 0																														
Wes Covington, L (1, 7) OBP: 0.356, SLG: 0.550		0-0 F7		0-0 1B		0-0 FC3-6		0-0 1B 1B		4 1 2 1 0 0 1																														
Joe Adcock, R (1, 3) OBP: 0.358, SLG: 0.528		0-3 K		0-3 K		0-0 4-3		0-0 1B 1B		4 0 1 1 0 2 2																														
Del Crandall, R (1, 2) OBP: 0.279, SLG: 0.429			0-0 5-3		0-0 F9		0-0 5-3	0-0 1B		4 0 1 1 0 0 0																														
Red Schoendienst, S (1, 4) OBP: 0.295, SLG: 0.285			0-0 F7		0-0 1B		0-0 FC4-6 1B	0-0 G3		3 0 2 0 0 0 0																														
Alvin Dark, R (7, PR) OBP: 0.315, SLG: 0.320										1 0 0 0 0 0 2																														
Lew Burdette, R (1, 1) OBP: 0.214, SLG: 0.211			0-0 F9		0-0 F8		0-3 K		0-3 K	2 0 0 0 0 0 1																														
Don McMahon, R (6, 1)										0 0 0 0 0 0 0																														
Eddie Haas, L (7, PH) OBP: 0.444, SLG: 0.500										1 0 0 0 0 1 1																														
Ron Piche, R (7, 1)										0 0 0 0 0 0 0																														
Charlie Lau, L (9, PH) OBP: 0.261, SLG: 0.256										1 0 0 0 0 1 0																														
Inning Stats	R: 0 E: 0 K: 2 S: 7	H: 1 LOB: 0 BB: 0 P: 7	R: 0 E: 0 K: 1 S: 5	H: 0 LOB: 0 BB: 0 P: 5	R: 0 E: 0 K: 0 S: 3	H: 0 LOB: 0 BB: 0 P: 3	R: 2 E: 0 K: 1 S: 7	H: 2 LOB: 1 BB: 1 P: 11	R: 0 E: 0 K: 0 S: 4	H: 1 LOB: 1 BB: 0 P: 4	R: 1 E: 0 K: 0 S: 4	H: 1 LOB: 1 BB: 1 P: 8	R: 0 E: 0 K: 1 S: 6	H: 1 LOB: 1 BB: 0 P: 6	R: 2 E: 0 K: 0 S: 6	H: 3 LOB: 2 BB: 1 P: 10	R: 0 E: 0 K: 1 S: 5	H: 0 LOB: 0 BB: 0 P: 5	1B: 6 2B: 1 3B: 2 HR: 0	SF: 1 SAC: 0 DP: 0 HBP: 0	WP: 0 PB: 0 SB: 0 CS: 1	PA: 38																		
PITCHER Don Cardwell, R (1, 1) ERA: 5.11	IP 9.0	WLS W	BF 38	H 9	R 5	ER 5	SO 6	BB 3	IBB 0	HBP 0	BLK 0	WP 0	HR 0	S 47	P 59	ERA 5.00	WHIP 1.333						PITCHER	IP 9.0	WLS W	BF 38	H 9	R 5	ER 5	SO 6	BB 3	IBB 0	HBP 0	BLK 0	WP 0	HR 0	S 47	P 59	ERA 5.00	WHIP 1.333

Milwaukee Braves @ Chicago Cubs
Wrigley Field, Chicago, IL
Thu Jun 30 1960, 3:33 AM CDT
Att. 8,841 - Unknown

livebaseballscorecards.com

AB 34
R 5
H 9
RBI 5
BB 3
SO 6
LOB 10

Batter	1	2	3	4	5	6	7	8	9
Richie Ashburn, L (1, 7) <small>OBP: 0.461, SLG: 0.390</small> (4, 8)	0-0 		0-0 	0-0 		0-0 	4-0 	4-0 	
Danny Murphy, L (1, 8) <small>OBP: 0.156, SLG: 0.133</small> Frank Thomas, R (4, 7) <small>OBP: 0.282, SLG: 0.449</small>	0-0 		0-0 	0-0 		0-0 	0-0 	0-0 	
14 Ernie Banks, R (1, 6) <small>OBP: 0.375, SLG: 0.592</small>	0-0 		0-0 	0-0 		0-0 	0-0 	0-3 	
Ed Bouchee, L (1, 3) <small>OBP: 0.362, SLG: 0.316</small>	0-0 		4-0 	0-0 		0-0 	0-0 		
Bob Will, L (1, 9) <small>OBP: 0.323, SLG: 0.416</small>		0-0 	0-0 		0-0 	0-0 	0-0 		
Ron Santo, R (1, 5) <small>OBP: 0.333, SLG: 0.318</small>		0-0 		0-0 	0-0 	0-0 	0-3 		
Don Zimmer, R (1, 4) <small>OBP: 0.323, SLG: 0.381</small>		0-0 		0-0 	0-3 	0-0 		4-0 	
El Tappe, R (1, 2) <small>OBP: 0.500, SLG: 0.444</small>		0-0 		0-0 		0-0 		4-0 	
Don Cardwell, R (1, 1) <small>OBP: 0.241, SLG: 0.448</small>			0-0 	0-0 		0-0 	0-0 	0-3 	

Inning Stats	R: 0	H: 1	E: 0	K: 0	S: 4	R: 0	H: 1	E: 0	K: 0	S: 4	R: 0	H: 2	E: 0	K: 0	S: 5	R: 3	H: 4	E: 2	K: 0	S: 8	R: 0	H: 0	E: 0	K: 1	S: 5	R: 5	H: 7	E: 1	K: 0	S: 10	R: 2	H: 3	E: 0	K: 1	S: 8	R: 1	H: 0	E: 0	K: 2	S: 7			
	0	1	0	0	4	0	1	0	0	4	0	2	0	0	5	3	4	2	0	8	0	0	0	0	0	5	7	2	0	10	2	3	0	1	8	1	0	0	7	0	2	3	19

PITCHER	IP	WLS	BF	H	R	ER	SO	BB	IBB	HBP	BLK	WP	HR	S	P	ERA	WHIP
Lew Burdette, R (1, 1) <small>ERA: 4.22</small>	5.0	L	29	12	7	5	1	1	0	0	0	0	0	30	34	9.00	2.600
Don McMahon, R (6, 1) <small>ERA: 6.3</small>	1.0		6	3	1	1	0	0	0	0	0	0	1	6	6	9.00	3.000
Ron Piche, R (7, 1) <small>ERA: 6.23</small>	2.0		13	3	3	3	3	4	0	0	0	0	0	15	31	13.50	3.500

BOTTOM

Milwaukee Braves @ Chicago Cubs
 Wrigley Field, Chicago, IL
 Thu Jun 30 1960, 3:33 AM CDT
 Att. 8,841 - Unknown

AB	40
R	11
H	18
RBI	10
BB	5
SO	4
LOB	31

WP: 0 PA: 48
 PB: 0
 SB: 1
 CS: 0

livebaseballscorecards.com

Batter	1	2	3	4	5	6	7	8	9	10	AB R H RBI BB SO LOB	TOP																
Bill Bruton, L (1, 8) OBP: 0.324, SLG: 0.466	F8		L4			6-3	1B		1B		5 1 2 2 0 0 0	Milwaukee Braves @ St. Louis Cardinals Sportsman's Park, St. Louis, MO Fri Jul 01 1960, 8:05 PM EDT Unknown																
Johnny Logan, R (1, 6) OBP: 0.324, SLG: 0.348	F8			FC6-4		F9	1B		1B		5 1 3 2 0 0 0																	
Eddie Mathews, L (1, 5) OBP: 0.423, SLG: 0.559	4-3			G3		K	K		1B		5 0 1 1 0 2 3																	
Hank Aaron, R (1, 9) OBP: 0.343, SLG: 0.554		F9		E1		K	K		1B		5 0 1 1 0 2 1																	
Wes Covington, L (1, 7) OBP: 0.357, SLG: 0.545		G3		FC6-4		1-3			1B		5 0 2 0 0 0 2																	
Joe Adcock, R (1, 3) OBP: 0.359, SLG: 0.527											2 0 1 0 0 1 2																	
Alvin Dark, R (7, PH) OBP: 0.316, SLG: 0.320				K							3 1 1 0 0 0 4																	
Charlie Lau, L (1, 2) OBP: 0.255, SLG: 0.234			K								4 1 0 0 1 2 2																	
Red Schoendienst, S (1, 4) OBP: 0.294, SLG: 0.284			6-3			FC9-6					1 0 0 0 0 0 0																	
Chuck Cottler, R (5, PH) OBP: 0.438, SLG: 0.357						L1-3					4 2 2 0 0 0 1																	
Don Nottebart, R (1, 1) OBP: 0.500, SLG: 0.556											2 0 0 0 0 1 1																	
Eddie Haas, L (7, PH)											1 1 1 1 0 0 0																	
Don McMahon, R (7, 1)											0 0 0 0 0 0 0																	
Al Spangler, L (9, PH)											1 0 0 0 0 1 1																	
Joey Jay, S (9, 1)											1 0 0 0 0 1 0																	
Lew Burdette, R (10, 1)											0 0 0 0 0 0 0																	
Inning Stats	R: 0 E: 0 K: 0 S: 3	H: 0 LOB: 0 BB: 0 P: 3	R: 0 E: 0 K: 1 S: 6	H: 1 LOB: 1 BB: 0 P: 6	R: 0 E: 0 K: 1 S: 5	H: 0 LOB: 0 BB: 0 P: 5	R: 0 E: 1 K: 1 S: 7	H: 1 LOB: 2 BB: 0 P: 7	R: 0 E: 0 K: 0 S: 2	H: 0 LOB: 0 BB: 1 P: 6	R: 0 E: 0 K: 1 S: 5	H: 0 LOB: 0 BB: 0 P: 5	R: 4 E: 1 K: 2 S: 13	H: 5 LOB: 2 BB: 0 P: 13	R: 0 E: 0 K: 1 S: 5	H: 1 LOB: 0 BB: 0 P: 5	R: 3 E: 0 K: 2 S: 13	H: 6 LOB: 3 BB: 0 P: 13	R: 0 E: 0 K: 1 S: 5	H: 0 LOB: 0 BB: 0 P: 5	1B: 14 2B: 1 3B: 0 HR: 0	SF: 0 SAC: 0 DP: 2 HBP: 0	WP: 0 PB: 0 SB: 0 CS: 0	PA: 45				
PITCHER	IP WLS BF H R ER SO BB IBB HBP BLK WP HR S P ERA WHIP																											
Larry Jackson, R (1, 1) ERA: 2.99	6.2		29	7	4	0	5	1	0	0	0	0	0	38	42	0.00	1.200											
Lindy McDaniel, R (7, 1) ERA: 2.83	2.0		11	6	3	3	4	0	0	0	0	0	0	19	19	13.50	3.000											
Marshall Bridges, L (9, 1) ERA: 3.38	0.0		1	1	0	0	0	0	0	0	0	0	0	1	1	∞	∞											
Bob Duliba, R (9, 1) ERA: 3.75	0.1		1	0	0	0	0	0	0	0	0	0	0	1	1	0.00	0.000											
Ernie Broglio, R (10, 1) ERA: 3.01	1.0	W	3	0	0	0	1	0	0	0	0	0	0	5	5	0.00	0.000											

livebaseballscorecards.com



Batter	1	2	3	4	5	6	7	8	9	10	AB	R	H	RBI	BB	SO	LOB
Julian Javier, R OBP: 0.329, SLG: 0.383 (1, 4)	4-0 PB SH5-3 2B BB	0-0 1-3		4-0 1-2 2B BB	4-0 BB BB		0-0 G3			0-0 G4-6-3 1B 2B	3	3	1	0	3	0	0
Joe Cunningham, L OBP: 0.372, SLG: 0.393 (1, 9)	0-0 SH5-3	0-0 3-1		0-0 1-2 2B 1B	0-3 K			0-0 1B		4-0 G4-6-3 IBB	4	1	2	0	1	1	2
Bill White, L OBP: 0.369, SLG: 0.494 (1, 3)	0-3 K 2B BB		4-0 FC1-4 BB	0-0 1-3 2-H 3-H 1B 2B		0-0 1B 1B		0-0 F9		0-0 G4-6-3 1-2f 2-3	5	3	2	2	1	1	4
Ken Boyer, R OBP: 0.328, SLG: 0.535 (1, 5)	0-0 BB 1-3 3-H 2B		0-0 FC1-4 BB	0-0 FC6-4 1B		0-0 1B		0-0 F7		4-0 1B IBB	5	0	3	3	1	0	2
Stan Musial, L OBP: 0.372, SLG: 0.424 (1, 7)	4-0 BB IBB		0-0 F8	0-0 FC6-4 1B		0-0 1-2 3-H 1B		0-0 L1		0-0 1-2 3-H 1B	4	0	2	1	1	0	2
John Glenn, R OBP: 0.316, SLG: 0.444 (9, 7)											1	0	1	1	0	0	0
Daryl Spencer, R OBP: 0.361, SLG: 0.447 (1, 6)	0-3 K		4-0 FC6 BB	0-0 FC6-4 1-2f 2-3		0-0 F8				4-0 6-3 BB	3	0	0	0	1	1	7
Alex Grammas, R OBP: 0.252, SLG: 0.254 (7, 6)											0	0	0	0	1	0	0
Curt Flood, R OBP: 0.302, SLG: 0.412 (1, 8)	4-0 1-2 2-3 3-H BB		0-0 FC6 1-2f	0-0 F7		0-0 G6-4-3				0-0 6-3	4	0	0	1	1	0	7
Hal Smith, R OBP: 0.277, SLG: 0.291 (1, 2)	0-0 F7			4-0 1B BB 2B BB		0-0 L4				0-0 F8	3	1	1	0	1	0	3
Carl Sawatski, L OBP: 0.287, SLG: 0.327 (9, PH)											1	0	0	0	0	0	1
Ernie Broglio, R OBP: 0.348, SLG: 0.333 (10, 1)		0-3 K		0-3 K		0-0 SH2-3				0-0 F9	2	0	0	0	0	2	1
Larry Jackson, R OBP: 0.196, SLG: 0.220 (1, 1)											1	0	0	0	0	0	0
Lindy McDaniel, R OBP: 0.236, SLG: 0.188 (7, 1)											0	0	0	0	0	0	0
Marshall Bridges, S OBP: 0.200, SLG: 0.200 (9, 1)											0	0	0	0	0	0	0
Bob Duliba, R OBP: 0.324, SLG: 0.338 (9, PH)											1	0	0	0	0	0	1
Ernie Broglio, R OBP: 0.348, SLG: 0.333 (10, 1)											0	0	0	0	0	0	0

Inning Stats	R: 2	H: 1	E: 0	LOB: 3	K: 2	S: 9	P: 21	R: 0	H: 0	E: 0	LOB: 0	K: 1	S: 5	P: 5	R: 0	H: 0	E: 0	LOB: 2	K: 0	S: 3	P: 11	R: 4	H: 4	E: 0	LOB: 2	K: 1	S: 9	P: 17	R: 0	H: 1	E: 0	LOB: 1	K: 0	S: 5	P: 9	R: 1	H: 3	E: 0	LOB: 1	K: 0	S: 5	P: 5	R: 0	H: 0	E: 0	LOB: 0	K: 0	S: 3	P: 3	R: 0	H: 1	E: 0	LOB: 1	K: 0	S: 4	P: 4	R: 0	H: 0	E: 0	LOB: 1	K: 0	S: 3	P: 7	R: 1	H: 2	E: 0	LOB: 2	K: 0	S: 3	P: 11	1B: 9	SF: 0	2B: 4	SAC: 2	3B: 0	DP: 3	HR: 0	HBP: 0	WP: 0	PA: 50
PITCHER	IP	WLS	BF	H	R	ER	SO	BB	IBB	HBP	BLK	WP	HR	S	P	ERA	WHIP																																																															
Don Nottebart, R ERA: 9.0 (1, 1)	6.0		34	9	7	6	5	7	1	0	0	0	0	36	68	9.00	2.667																																																															
Don McMahon, R ERA: 5.91 (7, 1)	2.0		7	1	0	0	0	0	0	0	0	0	0	7	7	0.00	0.500																																																															
Joey Jay, R ERA: 2.74 (9, 1)	1.0	L	6	1	1	1	0	1	1	0	0	0	0	4	12	9.00	2.000																																																															
Lew Burdette, R ERA: 4.2 (10, 1)	0.2		3	1	0	0	0	0	1	0	0	0	0	2	6	0.00	1.500																																																															

Milwaukee Braves @ St. Louis Cardinals
Sportsman's Park, St. Louis, MO
 Fri Jul 01 1960, 8:05 PM EDT
 Unknown

livebaseballscorecards.com

AB	37
R	8
H	12
RBI	8
BB	11
SO	5
LOB	30



Batter	1	2	3	4	5	6	7	8	9	AB R H RBI BB SO LOB	TOP																									
Bill Bruton, L (1, 8) OBP: 0.326, SLG: 0.465	0-0 CS 1B		0-0 1B			0-0 L1-3 1-2		K		5 0 2 0 0 1 5																										
Johnny Logan, R (1, 6) OBP: 0.329, SLG: 0.351	0-0 FC5-6 1B		0-0 1-3			0-0 F8		0-0 1B HR 1B	4-0 BB	4 1 2 0 1 0 1																										
Eddie Mathews, L (1, 5) OBP: 0.423, SLG: 0.556	0-0 FC5-6 1-2f				0-0 F7			0-0 1B HR 1B	0-0 F3	5 1 2 1 0 0 2																										
Hank Aaron, R (1, 9) OBP: 0.344, SLG: 0.563	0-0 F9				0-0 6-3			0-0 1B BB 1B	0-0 F7	5 1 2 3 0 0 2																										
Joe Adcock, R (1, 3) OBP: 0.362, SLG: 0.525			0-0 F7		0-0 5-3			0-0 WP BB 1B	0-3 K	3 0 1 0 1 0 0																										
Al Spangler, L (8, PR) OBP: 0.344, SLG: 0.448								0-0 BB 1-2		0 1 0 0 0 0 0																										
Ron Piche, R (8, 1)								0-0 WP BB 1B		0 0 0 0 0 0 0																										
Charlie Lau, L (9, PH) OBP: 0.250, SLG: 0.229								0-0 BB		1 0 0 0 0 1 1																										
Wes Covington, L (1, 7) OBP: 0.347, SLG: 0.529			0-0 4-3		0-0 6-3			0-0 F4	0-3 K	4 0 0 0 0 1 4																										
Del Crandall, R (1, 2) OBP: 0.279, SLG: 0.422			0-0 F6		0-0 F8			0-0 F3	4-0 BB WP BB	3 0 0 0 1 0 3																										
Chuck Cottier, R (1, 4) OBP: 0.368, SLG: 0.294			0-0 F3		0-0 F3			0-0 F4	4-0 BB BB	3 0 0 0 0 0 3																										
Eddie Haas, L (8, PH) OBP: 0.545, SLG: 0.556								1-2 2-3		0 0 0 0 1 0 0																										
Felix Mantilla, R (8, PR) OBP: 0.261, SLG: 0.375								0-0 BB		0 0 0 0 0 0 0																										
George Brunet, R (1, 1) OBP: 0.083, SLG: 0.083			0-3 K					0-0 L1-3 1B	0-0 1B 2B	2 0 1 0 0 1 0																										
Alvin Dark, R (8, PH) OBP: 0.322, SLG: 0.328									0-0 BB	1 1 1 1 1 0 0																										
Inning Stats	R: 0 E: 0 K: 0 S: 4	H: 2 LOB: 1 BB: 0 P: 4	R: 0 E: 0 K: 0 S: 3	H: 0 LOB: 0 BB: 0 P: 3	R: 0 E: 0 K: 1 S: 6	H: 1 LOB: 1 BB: 0 P: 6	R: 0 E: 0 K: 0 S: 3	H: 0 LOB: 0 BB: 0 P: 3	R: 0 E: 0 K: 0 S: 3	H: 1 LOB: 0 BB: 0 P: 3	R: 0 E: 0 K: 0 S: 5	H: 2 LOB: 3 BB: 1 P: 9	R: 5 E: 0 K: 2 S: 12	H: 5 LOB: 3 BB: 3 P: 24	R: 0 E: 0 K: 1 S: 5	H: 0 LOB: 1 BB: 1 P: 9	1B: 9 2B: 2 3B: 0 HR: 1	SF: 0 SAC: 0 DP: 1 HBP: 0	WP: 2 PB: 0 SB: 0 CS: 1	PA: 41																
PITCHER	IP WLS BF H R ER SO BB IBB HBP BLK WP HR S P ERA WHIP																																			
Curt Simmons, L (1, 1) ERA: 5.06	7.1		31	10	4	4	2	1	0	0	0	0	1	34	38	4.91	1.500																			
Lindy McDaniel, R (8, 1) ERA: 2.97	0.1		4	1	0	0	1	2	0	0	0	2	0	4	12	0.00	9.000																			
Ernie Broglio, R (8, 1) ERA: 2.96	1.1	W	6	0	1	1	1	2	0	0	0	0	0	6	14	6.75	1.500																			

Milwaukee Braves @ St. Louis Cardinals
Sportsman's Park, St. Louis, MO

AB 36
R 5
H 11
RBI 5
BB 5
SO 4
LOB 21



Fri Jul 01 1960, 8:05 PM EDT
Att: 28,272 - Unknown

livebaseballscorecards.com

Batter	1	2	3	4	5	6	7	8	9	AB R H RBI BB SO LOB	TOP
Bill Bruton, L (1, 8) OBP: 0.328, SLG: 0.463	4-0 G1-6-3 BB		0-0 2B 1B		0-0 F7			0-3 K		3 1 1 0 1 1 2	
Johnny Logan, R (1, 6) OBP: 0.328, SLG: 0.353	0-0 G1-6-3 1-2f		0-0 1-H 2B		0-0 FC5 2-3f			0-0 6-3		4 0 1 1 0 0 3	
Eddie Mathews, L (1, 5) OBP: 0.420, SLG: 0.549	4-0 BB		0-3 K					0-3 K		3 0 0 0 1 3 1	
Hank Aaron, R (1, 9) OBP: 0.339, SLG: 0.554	0-3 K			0-0 4-3				0-0 4-3		4 0 0 0 0 1 1	
Wes Covington, L (1, 7) OBP: 0.338, SLG: 0.514		0-0 E3 FC1-5-4 1B		0-0 4-1				0-0 F8		4 0 0 0 0 0 0	
Joe Adcock, R (1, 3) OBP: 0.360, SLG: 0.519		0-0 1-2 FC1-5-4 1B		0-3 K				0-0 F9		4 0 1 0 0 1 0	
Del Crandall, R (1, 2) OBP: 0.275, SLG: 0.415		0-0 1-2 2-3 FC1-5-4 CS		0-0 4-3				0-0 L7		3 0 0 0 0 0 2	
Chuck Cottier, R (1, 4) OBP: 0.409, SLG: 0.350		0-0 1-2 CS	0-0 6-3		0-0 FC5 1B 1B			0-0 1B		3 0 2 0 0 0 0	
Warren Spahn, L (1, 1) OBP: 0.196, SLG: 0.256			0-0 F7		0-0 1-2 1B			0-3 K		3 0 1 0 0 1 1	
Inning Stats	R: 0 E: 0 K: 1 S: 4 H: 0 LOB: 1 BB: 2 P: 12	R: 0 E: 1 K: 0 S: 3 H: 1 LOB: 0 BB: 0 P: 3	R: 1 E: 0 K: 1 S: 7 H: 2 LOB: 1 BB: 0 P: 7	R: 0 E: 0 K: 1 S: 5 H: 0 LOB: 0 BB: 0 P: 5	R: 0 E: 0 K: 1 S: 5 H: 2 LOB: 2 BB: 0 P: 5	R: 0 E: 0 K: 1 S: 5 H: 0 LOB: 0 BB: 0 P: 5	R: 0 E: 0 K: 1 S: 6 H: 1 LOB: 1 BB: 0 P: 6	R: 0 E: 0 K: 2 S: 7 H: 0 LOB: 0 BB: 0 P: 7	R: 0 E: 0 K: 0 S: 3 H: 0 LOB: 0 BB: 0 P: 3	1B: 5 2B: 1 3B: 0 HR: 0 SF: 0 SAC: 0 DP: 2 HBP: 0	WP: 0 PB: 0 SB: 0 CS: 1 PA: 34
PITCHER Bob Gibson, R (1, 1) ERA: 5.2	IP: 9.0 WLS: W BF: 33 H: 6 R: 1 ER: 1 SO: 7 BB: 2 IBB: 0 HBP: 0 BLK: 0 WP: 0 HR: 0 S: 45 P: 53 ERA: 1.00 WHIP: 0.889										

Milwaukee Braves @ St. Louis Cardinals
Sportsman's Park, St. Louis, MO
Sat Jul 02 1960, 8:05 PM EDT
Att. 20,464 - Unknown

AB	31
R	1
H	6
RBI	1
BB	2
SO	7
LOB	10



WP: 0	PA: 34
PB: 0	
SB: 0	
CS: 1	

livebaseballscorecards.com

Batter	1	2	3	4	5	6	7	8	9	AB	R	H	RBI	BB	SO	LOB	
Julian Javier, R OBP: 0.316, SLG: 0.366 (1, 4)	G5-4-3 1B		F9	FC4-6 1-2f		6-3		L4		5	0	1	0	0	0	2	
Joe Cunningham, L OBP: 0.376, SLG: 0.408 (1, 9)	K		FC6-4 1B		K	K		2B		5	0	2	0	0	3	1	
Curt Flood, R OBP: 0.297, SLG: 0.405 (1, 8)	G5-4-3 1-2f		F6		WP 2B 1B	G3		L1		5	1	1	0	0	0	2	
Ken Boyer, R OBP: 0.336, SLG: 0.536 (1, 5)		K	FC6-4 1-2f		2B BB		3B 1B			3	2	1	0	1	1	1	
Stan Musial, L OBP: 0.383, SLG: 0.438 (1, 7)		1B 1B		2B FC6-4 BB	1B 2B		K		3 3 2 2 1 1 1	0	0	0	0	0	0	0	
John Glenn, R OBP: 0.348, SLG: 0.455 (8, 7)									0 0 0 0 0 0 0								
Daryl Spencer, R OBP: 0.361, SLG: 0.446 (1, 6)		1B 1B		F9	K		F3		4 0 1 0 0 1 3								
Bill White, L OBP: 0.372, SLG: 0.509 (1, 3)		K		FC6-4 1-3 2B	2-H 1B		1B 3B		4 1 3 2 0 1 2								
Hal Smith, R OBP: 0.303, SLG: 0.311 (1, 2)		1B		FC6-4 1-2 IBB	IBB		1B		2 0 2 2 2 0 0								
Bob Gibson, R (1, 1)		F8		FC6-4 1-2f 2-3 3-H	L7		K		4 0 0 1 0 1 7								
Inning Stats	R: 0 E: 0 K: 1 S: 5	H: 1 LOB: 0 BB: 0 P: 5	R: 1 E: 0 K: 2 S: 10	H: 3 LOB: 2 BB: 0 P: 10	R: 0 E: 0 K: 0 S: 4	H: 1 LOB: 1 BB: 0 P: 4	R: 1 E: 0 K: 0 S: 4	H: 1 LOB: 2 BB: 2 P: 12	R: 3 E: 0 K: 2 S: 10	H: 3 LOB: 2 BB: 2 P: 18	R: 0 E: 0 K: 1 S: 5	H: 0 LOB: 0 BB: 0 P: 5	R: 2 E: 0 K: 2 S: 10	H: 3 LOB: 1 BB: 0 P: 10	R: 0 E: 0 K: 0 S: 3	H: 1 LOB: 0 BB: 0 P: 3	
PITCHER Warren Spahn, L ERA: 4.35 (1, 1)	IP 8.0	WLS L	BF 39	H 13	R 7	ER 7	SO 8	BB 2	IBB 2	HBP 0	BLK 0	WP 1	HR 0	S 51	P 67	ERA 7.88	WHIP 1.875
PITCHER	IP	WLS	BF	H	R	ER	SO	BB	IBB	HBP	BLK	WP	HR	S	P	ERA	WHIP

BOTTOM

Milwaukee Braves @ St. Louis Cardinals
 Sportsman's Park, St. Louis, MO
 Sat Jul 02 1960, 8:05 PM EDT
 Att. 20,464 - Unknown

livebaseballscorecards.com

AB	35
R	7
H	13
RBI	7
BB	4
SO	8
LOB	19



WP: 1	PA: 39
PB: 0	
SB: 0	
CS: 0	

Batter	1	2	3	4	5	6	7	8	9	10	11	12	13	14	AB	R	H	RBI	BB	SO	LOB	TOP				
Bill Bruton, L OBP: 0.325, SLG: 0.468 (1, 8)															6	1	1	1	0	0	1					
Chuck Cottier, R OBP: 0.321, SLG: 0.269 (1, 4)															6	0	0	0	0	0	0					
Eddie Mathews, L OBP: 0.419, SLG: 0.542 (1, 5)															5	0	1	0	1	1	0					
Hank Aaron, R OBP: 0.342, SLG: 0.574 (1, 9)															5	2	2	2	1	0	2					
Wes Covington, L OBP: 0.329, SLG: 0.500 Al Spangler, L OBP: 0.333, SLG: 0.433 (1, 7) (9, 7)															4	0	0	0	0	1	0					
Joe Adcock, R OBP: 0.355, SLG: 0.509 (1, 3)															6	0	1	0	0	0	0					
Johnny Logan, R OBP: 0.324, SLG: 0.346 (1, 6)															5	0	0	0	1	0	1					
Del Crandall, R OBP: 0.281, SLG: 0.418 (1, 2)															6	0	3	1	0	0	0					
Bob Buhl, R Alvin Dark, R Don Mickelson, R Don Nottebart, R Eddie Haas, L Ron Fliche, R (1, 1) (10, P16) (10, 11) (10, 11) (14, P16) (14, 11)															3	0	0	0	0	2	4					
Inning Stats	R: 1 E: 0 K: 0 S: 4	H: 1 LOB: 0 BB: 0 P: 4	R: 0 E: 0 K: 0 S: 3	H: 0 LOB: 0 BB: 0 P: 3	R: 0 E: 0 K: 1 S: 5	H: 1 LOB: 0 BB: 0 P: 5	R: 1 E: 0 K: 1 S: 6	H: 1 LOB: 0 BB: 0 P: 6	R: 0 E: 1 K: 1 S: 6	H: 0 LOB: 1 BB: 0 P: 6	R: 0 E: 0 K: 0 S: 3	H: 0 LOB: 0 BB: 0 P: 3	R: 0 E: 0 K: 0 S: 3	H: 0 LOB: 0 BB: 0 P: 3	R: 0 E: 0 K: 2 S: 7	H: 0 LOB: 1 BB: 1 P: 11	R: 0 E: 0 K: 0 S: 3	H: 0 LOB: 0 BB: 0 P: 3	R: 0 E: 0 K: 1 S: 5	H: 0 LOB: 0 BB: 0 P: 5	R: 1 E: 0 K: 0 S: 6	H: 3 LOB: 3 BB: 1 P: 10	1B: 5 2B: 0 3B: 0 HR: 3	SF: 0 SAC: 0 DP: 1 HBP: 0	WP: 0 PB: 0 SB: 0 CS: 0	PA: 54
PITCHER	PITCHER IP WLS BF H R ER SO BB IBB HBP BLK WP HR S P ERA WHIP Ron Kline, R (1, 1) 7.0 27 5 3 3 3 0 0 0 0 0 0 3 33 3.86 0.714 Lindy McDaniel, R (8, 1) 2.0 7 0 0 0 0 1 0 0 0 0 0 6 10 0.00 0.500 Larry Jackson, R (10, 1) 5.0 L 20 3 1 1 3 2 0 0 0 0 0 24 32 1.80 1.000																									

Milwaukee Braves @ St. Louis Cardinals
 Sportsman's Park, St. Louis, MO
 Sun Jul 03 1960, 4:33 AM EDT
 Att. 19,348 - Unknown

AB	51
R	4
H	8
RBI	4
BB	3
SO	6
LOB	13



Batter	1	2	3	4	5	6	7	8	9	10	11	12	13	14	AB	R	H	RBI	BB	SO	LOB
Julian Javier, R (1, 4) OBP: 0.316, SLG: 0.379 George Crowe, L (7, PH) OBP: 0.286, SLG: 0.385 Lindy McDaniel, R (8, 1) OBP: 0.235, SLG: 0.188 Stan Musial, L (9, PH) OBP: 0.380, SLG: 0.434 Larry Jackson, R (10, 1) OBP: 0.208, SLG: 0.231	L9		3B		5-3		F2		K		1B		F3		3	0	1	0	0	0	1
Joe Cunningham, L (1, 9) OBP: 0.377, SLG: 0.410	F7		K			SF8 2B		BB		4-3	F8			1B	6	2	2	0	1	1	2
Bill White, L (1, 3) OBP: 0.370, SLG: 0.507	4-3		4-3			4-3		BB		FC4-6 2B				K	7	0	2	0	0	1	3
Ken Boyer, R (1, 5) OBP: 0.334, SLG: 0.533		4-3 2B		F9		SF8		G6-4-3 1B		FC4-6 2B				L7	5	0	1	1	1	0	3
Bob Nieman, R (1, 7) OBP: 0.358, SLG: 0.436 John Glenn, R (8, PR) OBP: 0.308, SLG: 0.400	4-3		K		5-3			BB		FC4-6 BB				K	3	0	0	0	1	1	1
Daryl Spencer, R (1, 6) OBP: 0.368, SLG: 0.455	FC5-2 1B		F8				4-3 3B		BB	FC4-6 BB				FC1-5 1B BB	4	1	2	1	2	0	1
Curt Flood, R (1, 8) OBP: 0.303, SLG: 0.409	FC6-4 1B		SH2-3 1B		4-3		4-3		F8	F5				1-3 FC1-5 1B	6	0	3	1	0	0	6
Hal Smith, R (1, 2) OBP: 0.299, SLG: 0.306 Carl Sawatski, L (7, PH) OBP: 0.277, SLG: 0.314	FC6-4		F9		4-3		3-1			F6				FC1-5 1-3	2	0	0	0	0	0	3
Ron Kline, R (1, 1) OBP: 0.107, SLG: 0.107 Walt Moryn, L (7, PH) OBP: 0.329, SLG: 0.338 Bob Gibson, R (7, PR) Alex Grammas, R (8, 4) OBP: 0.246, SLG: 0.248	L6-3		SH2-3		4-3 BB		F7			F9				1-3	1	0	0	0	0	0	0
															0	0	0	0	1	0	0
															0	0	0	0	0	0	0
															3	0	0	0	0	0	2

AB	R	H	RBI	BB	SO	LOB
3	0	1	0	0	0	1
1	0	0	0	0	0	1
0	0	0	0	0	0	0
1	0	0	0	0	1	0
2	0	1	0	0	0	2

AB	R	H	RBI	BB	SO	LOB
7	0	2	0	0	1	3

AB	R	H	RBI	BB	SO	LOB
5	0	1	1	1	0	3

AB	R	H	RBI	BB	SO	LOB
3	0	0	0	1	1	1
3	0	0	0	0	1	3

AB	R	H	RBI	BB	SO	LOB
4	1	2	1	2	0	1

AB	R	H	RBI	BB	SO	LOB
6	0	3	1	0	0	6

AB	R	H	RBI	BB	SO	LOB
2	0	0	0	0	0	3
4	0	0	0	0	0	2

AB	R	H	RBI	BB	SO	LOB
1	0	0	0	0	0	0
0	0	0	0	1	0	0
0	0	0	0	0	0	0
3	0	0	0	0	0	2

Inning Stats	R	H	E	K	S	P	IP	WLS	BF	H	R	ER	SO	BB	IBB	HBP	BLK	WP	HR	S	P	ERA	WHIP
	0	0	0	0	3	3	9.0		37	8	3	3	3	3	0	0	0	0	0	40	52	3.00	1.222
	0	0	0	0	5	5	9.0		3	3	3	3	3	0	0	0	0	0	2	6	0.00	3.000	
	0	2	0	1	6	6	9.0		15	2	0	0	0	2	0	0	0	0	13	21	0.00	1.091	
	0	0	0	0	4	4	9.0		4	1	0	0	2	0	0	0	0	0	8	8	0.00	1.000	

BOTTOM

Milwaukee Braves @ St. Louis Cardinals
Sportsman's Park, St. Louis, MO
Sun Jul 03 1960, 4:33 AM EDT
Att. 19,348 - Unknown

livebaseballscorecards.com

AB	51
R	3
H	12
RBI	3
BB	6
SO	5
LOB	30



Batter	1	2	3	4	5	6	7	8	9	10	AB R H RBI BB SO LOB	TOP															
Bill Virdon, L (1, 8) OBP: 0.327, SLG: 0.319	0-0 3-1 1B		0-0 3-1 6-3 2B 1B		0-0 2B 1B		0-0 F3		0-0 F2		5 2 3 0 0 0 0	Pittsburgh Pirates @ Milwaukee Braves Milwaukee County Stadium, Milwaukee, WI Mon Jul 04 1960, 4:33 AM EDT Unknown															
Dick Groat, R (1, 6) OBP: 0.373, SLG: 0.403	0-0 F9		0-0 6-3		0-0 1-H HR 2B		0-0 F2		0-0 6-3		5 1 1 1 0 0 2																
Bob Skinner, L (1, 7) OBP: 0.394, SLG: 0.515	0-0 3-1 1-2		0-0 3-1 2-3		0-0 2-H HR		4-0 HR BB		4-0 BB BB		3 2 1 2 2 0 2																
Dick Stuart, R (1, 3) OBP: 0.295, SLG: 0.457	0-0 4-3		0-0 3-H 2B		0-0 6-3		0-0 1-H HR		0-0 F9		5 1 2 3 0 0 2																
Roberto Clemente, R (1, 9) OBP: 0.361, SLG: 0.467		0-0 4-3	0-0 4-3		0-0 K		0-0 F4		0-0 F9		5 0 0 0 0 1 2																
Hal Smith, R (1, 2) OBP: 0.366, SLG: 0.533		0-0 2B		0-0 F7		0-0 F7		0-0 F7		4-0 1-2 BB	4 0 1 0 1 0 0																
Don Hoak, R (1, 5) OBP: 0.373, SLG: 0.414		0-0 6-3		0-0 F1		0-0 2B		0-0 6-3		0-0 G3	5 0 1 0 0 0 3																
Bill Mazaroski, R (1, 4) OBP: 0.292, SLG: 0.396		1-0 HBP		0-0 1-3		0-0 F8		0-0 F6			3 0 0 0 0 0 1																
Bob Friend, R (1, 1) OBP: 0.160, SLG: 0.067		0-3 K		0-0 6-3		0-0 6-3			0-0 L7		3 0 0 0 0 1 3																
Fred Green, R (8, 1) OBP: 0.600, SLG: 1.800											0 0 0 0 0 0 0																
Roy Face, R (8, 1) OBP: 0.143, SLG: 0.143											1 0 0 0 0 0 0																
Inning Stats	R: 0 E: 0 K: 0 S: 4	H: 1 LOB: 1 BB: 0 P: 4	R: 0 E: 0 K: 1 S: 6	H: 1 LOB: 2 BB: 0 P: 7	R: 1 E: 0 K: 0 S: 5	H: 2 LOB: 1 BB: 0 P: 5	R: 0 E: 0 K: 0 S: 3	H: 0 LOB: 0 BB: 0 P: 3	R: 3 E: 0 K: 1 S: 8	H: 3 LOB: 0 BB: 0 P: 8	R: 0 E: 0 K: 0 S: 4	H: 1 LOB: 1 BB: 0 P: 4	R: 2 E: 0 K: 0 S: 4	H: 1 LOB: 0 BB: 1 P: 8	R: 0 E: 0 K: 0 S: 3	H: 0 LOB: 0 BB: 0 P: 3	R: 0 E: 0 K: 0 S: 3	H: 0 LOB: 0 BB: 0 P: 3	R: 0 E: 0 K: 0 S: 3	H: 0 LOB: 2 BB: 2 P: 11	1B: 3 2B: 4 3B: 0 HR: 2	SF: 0 SAC: 0 DP: 0 HBP: 1	WP: 0 PB: 0 SB: 0 CS: 0	PA: 43			
PITCHER	IP WLS BF H R ER SO BB IBB HBP BLK WP HR S P ERA WHIP																										
Lew Burdette, R (1, 1) ERA: 4.29	6.0	27	8	4	4	2	0	0	0	0	0	1	30	31	6.00	1.333											
Don McMahon, R (7, 1) ERA: 6.21	1.0	5	1	2	2	0	1	0	0	0	0	0	1	4	18.00	2.000											
Warren Spahn, L (8, 1) ERA: 4.24	3.0	W 11	0	0	0	0	2	0	0	0	0	0	9	17	0.00	0.667											

AB	39
R	6
H	9
RBI	6
BB	3
SO	2
LOB	15



livebaseballscorecards.com

Batter	1	2	3	4	5	6	7	8	9	10	AB	R	H	RBI	BB	SO	LOB
Bill Bruton, L (1, 8) OBP: 0.319, SLG: 0.460	K			1-3		G3		K	4-3		5	0	0	0	0	2	1
Chuck Cottier, R (1, 4) OBP: 0.290, SLG: 0.241	6-3			K		E6		4-3		K	3	0	0	0	0	1	0
Alvin Dark, R (8, PH) OBP: 0.317, SLG: 0.324											2	0	0	0	0	1	0
Eddie Mathews, L (1, 5) OBP: 0.418, SLG: 0.535	F6			6-3		F8		HR		1B	3	2	0	0	2	0	1
Hank Aaron, R (1, 9) OBP: 0.343, SLG: 0.589				3-1		6-3		1B		F5	5	2	2	2	0	0	1
Wes Covington, L (1, 7) OBP: 0.340, SLG: 0.513				K				3B		HR	4	1	3	1	0	1	0
Al Spangler, L (8, PR) OBP: 0.343, SLG: 0.443						6-3		FC4-6			1	0	1	1	0	0	0
Joe Adcock, R (1, 3) OBP: 0.353, SLG: 0.505				K2-3		6-3		1B		1B	4	0	1	0	0	1	2
Johnny Logan, R (1, 6) OBP: 0.319, SLG: 0.340						F8		FC4-6		F7	4	0	0	0	0	1	3
Del Crandall, R (1, 2) OBP: 0.285, SLG: 0.442				L6				1-2			3	2	2	2	0	0	0
Lew Burdette, R (1, 1) OBP: 0.209, SLG: 0.205								1B		HR	1	0	0	0	0	0	0
Eddie Haas, L (6, PH) OBP: 0.462, SLG: 0.455				5-3		L5				K	1	0	0	0	0	0	1
Don McMahon, R (7, 1)											0	0	0	0	0	0	0
Mel Roach, R (7, PH) OBP: 0.356, SLG: 0.509											1	0	0	0	0	0	1
Warren Spahn, L (8, 1) OBP: 0.191, SLG: 0.250											1	0	0	0	0	1	0

Inning Stats	R: 0	H: 0	R: 0	H: 0	R: 0	H: 0	R: 0	H: 1	R: 1	H: 1	R: 2	H: 3	R: 2	H: 2	R: 1	H: 1	R: 1	H: 1	1B: 4	SF: 1	WP: 0	PA: 41
E: 0	LOB: 0	E: 0	LOB: 0	E: 0	LOB: 0	E: 0	LOB: 1	E: 0	LOB: 1	E: 0	LOB: 3	E: 0	LOB: 2	E: 0	LOB: 0	E: 0	LOB: 1	E: 0	LOB: 1	2B: 2 <td>SAC: 0 <td>FB: 0 </td></td>	SAC: 0 <td>FB: 0 </td>	FB: 0
K: 1	BB: 0	K: 2	BB: 0	K: 1	BB: 0	K: 0	BB: 0	K: 0	BB: 0	K: 1	BB: 0	K: 0	BB: 1	K: 1	BB: 0	K: 1	BB: 1	K: 1	BB: 1	3B: 1	DP: 0	SB: 1
S: 5	P: 5	S: 7	P: 7	S: 5	P: 5	S: 5	P: 4	S: 5	P: 5	S: 6	P: 6	S: 7	P: 11	S: 6	P: 6	S: 5	P: 9	S: 5	P: 9	HR: 2	HBP: 0	CS: 0

PITCHER	IP	WLS	BF	H	R	ER	SO	BB	IBB	HBP	BLK	WP	HR	S	P	ERA	WHIP
Bob Friend, R (1, 1) ERA: 3.01	7.2		31	6	5	4	6	1	0	0	0	0	1	42	46	4.70	0.913
Fred Green, L (8, 1) ERA: 3.62	0.0		1	1	0	0	0	0	0	0	0	0	0	1	1	∞	∞
Roy Face, R (8, 1) ERA: 2.78	2.0	L	9	2	2	2	2	1	0	0	0	0	1	12	16	9.00	1.500

PITCHER	IP	WLS	BF	H	R	ER	SO	BB	IBB	HBP	BLK	WP	HR	S	P	ERA	WHIP

Pittsburgh Pirates @ Milwaukee Braves
Milwaukee County Stadium, Milwaukee, WI
 Mon Jul 04 1960, 4:33 AM EDT
 Unknown

AB	38
R	7
H	9
RBI	6
BB	2
SO	8
LOB	10



Batter	1	2	3	4	5	6	7	8	9	AB R H RBI BB SO LOB	TOP											
Bill Virdon, L (1, 8) OBP: 0.335, SLG: 0.315	4-0 BB 3-1 2B BB	0-0 6-3		4-0 1B WP BB		0-0 G1		4-0 G6-3 BB		2 1 0 0 3 0 0												
Dick Groat, R (1, 6) OBP: 0.374, SLG: 0.406	0-0 3-1 1-2	0-0 2B 2B		0-0 L8 1-2		0-0 4-3 1B 1B		0-0 G6-3 1-2f		5 2 2 0 0 0 3												
Bob Skinner, L (1, 7) OBP: 0.394, SLG: 0.514	4-0 BB 2B BB	0-0 2B 2B		0-0 F6 2-H		0-0 4-3 1-2			0-3 K	4 2 1 1 1 1 2												
Rocky Nelson, L (1, 3) OBP: 0.443, SLG: 0.542	4-0 2B BB 1-2 2-3	0-3 K 2-H		4-0 1B BB		0-0 1B 2-H			4-0 1B SF8 BB	2 2 1 1 3 1 1												
Gino Cimoli, R (1, 9) OBP: 0.403, SLG: 0.401	0-3 K 2-H	0-0 1B		0-0 1B 1-2 2-3		0-0 4-3			0-0 1B 1-3	5 0 3 1 0 1 4												
Smoky Burgess, L (1, 2) OBP: 0.347, SLG: 0.442	0-0 BB 1-3 2-H 3-H 2B	0-0 G3		0-0 G3			0-0 FC1-6 1B		0-0 SF8 3-H	4 0 2 3 0 0 4												
Don Hoak, R (1, 5) OBP: 0.373, SLG: 0.412	4-0 BB BB		0-0 G1-6-3 1B		0-3 K		0-0 FC1-6 L4-3 1-2f		0-3 K 3-H	4 0 1 0 1 2 2												
Dick Schofield, S (1, 4) OBP: 0.412, SLG: 0.259	4-0 BB 1-2 2-3 3-H BB		0-0 G1-6-3 1-2f		0-0 F2		0-0 L4-3 1-2			3 0 0 1 1 0 2												
Harvey Haddix, L (1, 1) OBP: 0.306, SLG: 0.333	0-3 K		0-0 6-3		0-0 4-3			0-3 K		4 0 0 0 0 2 3												
Inning Stats	R: 3 E: 0 K: 2 S: 8	H: 1 LOB: 3 BB: 5 P: 28	R: 2 E: 0 K: 1 S: 8	H: 3 LOB: 1 BB: 0 P: 8	R: 0 E: 0 K: 0 S: 3	H: 1 LOB: 0 BB: 0 P: 3	R: 0 E: 0 K: 0 S: 4	H: 1 LOB: 3 BB: 2 P: 12	R: 0 E: 0 K: 1 S: 5	H: 0 LOB: 0 BB: 0 P: 5	R: 1 E: 0 K: 0 S: 5	H: 2 LOB: 1 BB: 0 P: 5	R: 0 E: 0 K: 0 S: 3	H: 1 LOB: 0 BB: 0 P: 3	R: 0 E: 0 K: 1 S: 4	H: 0 LOB: 0 BB: 1 P: 8	R: 1 E: 0 K: 2 S: 8	H: 1 LOB: 1 BB: 1 P: 12	1B: 7 2B: 4 3B: 0 HR: 0	SF: 1 SAC: 0 DP: 3 HBP: 0	WP: 1 PB: 0 SB: 0 CS: 0	PA: 43
PITCHER	IP WLS BF H R ER SO BB IBB HBP BLK WP HR S P ERA WHIP																					
Joey Jay, R (1, 1) ERA: 3.24	0.2 L 7 1 3 3 1 4 0 0 0 0 0 0 5 21 40.50 7.500																					
George Brunet, L (1, 1) ERA: 4.32	1.1 8 3 2 2 2 1 0 0 0 0 0 0 11 15 13.50 3.000																					
Ron Piche, R (3, 1) ERA: 5.91	2.0 9 2 0 0 0 2 0 0 0 1 0 7 15 0.00 2.000																					
Lew Burdette, R (5, 1) ERA: 4.26	3.0 11 3 1 1 1 0 0 0 0 0 0 13 13 3.00 1.000																					
Don McMahon, R (8, 1) ERA: 6.11	2.0 8 1 1 1 3 2 0 0 0 0 0 12 20 4.50 1.500																					

Pittsburgh Pirates @ Milwaukee Braves
Milwaukee County Stadium, Milwaukee, WI

Mon Jul 04 1960, 4:38 AM EDT
Att: 38,478 - Unknown


AB	33
R	7
H	10
RBI	7
BB	9
SO	7
LOB	21



WP: 1	PA: 43
PB: 0	
SB: 0	
CS: 0	


PITCHER	IP	WLS	BF	H	R	ER	SO	BB	IBB	HBP	BLK	WP	HR	S	P	ERA	WHIP
Joey Jay, R	0.2	L	7	1	3	3	1	4	0	0	0	0	0	5	21	40.50	7.500
George Brunet, L	1.1		8	3	2	2	2	1	0	0	0	0	0	11	15	13.50	3.000
Ron Piche, R	2.0		9	2	0	0	0	2	0	0	0	1	0	7	15	0.00	2.000
Lew Burdette, R	3.0		11	3	1	1	1	0	0	0	0	0	0	13	13	3.00	1.000
Don McMahon, R	2.0		8	1	1	1	3	2	0	0	0	0	0	12	20	4.50	1.500

Batter	1	2	3	4	5	6	7	8	9	AB R H RBI BB SO LOB
Bill Bruton, L OBP: 0.318, SLG: 0.455 (1, 8)	0-3 K	0-0 FC3-6			0-0 B3		0-3 K		0-0 1B	5 0 1 0 0 2 2
Chuck Cottier, R OBP: 0.250, SLG: 0.206 (1, 4)	0-0 F8	0-3 K			0-0 F8		0-0 F3		0-0 5-3	5 0 0 0 0 1 4
Eddie Mathews, L OBP: 0.416, SLG: 0.530 (1, 5)	0-0 2B 1B				0-0 G3				0-3 K	4 1 1 0 0 1 0
Hank Aaron, R OBP: 0.345, SLG: 0.591 (1, 9)	0-0 1B 2B				0-0 L9		0-0 F9 1-6-3 1B		0-0 F7	4 1 2 1 0 0 0
Joe Adcock, R OBP: 0.360, SLG: 0.505 (1, 3)	0-0 BB 1B				4-0 FC6 BB		0-0 1-6-3		4-0 BB	2 0 1 1 2 0 1
Wes Covington, L OBP: 0.338, SLG: 0.503 (1, 7)	4-0 1-2 BB				0-0 FC6		0-0 F9		0-0 6-3	3 0 0 0 1 0 3
Del Crandall, R OBP: 0.280, SLG: 0.433 (1, 2)	0-0 F3				0-3 K		0-0 F4		0-0 F8	4 0 0 0 0 1 3
Johnny Logan, R OBP: 0.322, SLG: 0.337 (1, 6)					0-0 G3		4-0 BB		4-0 1B BB	2 0 0 0 2 0 0
Joey Jay, S George Brunet, R Mel Roach, R Ron Pierce, R Red Schoendienst, S Lew Burdette, R Alvin Dark, R Don McMahon, R Felix Mantilla, R					0-0 FC3-6 1B		0-3 K		0-0 F8	0 0 0 0 0 0 0 0 0 0 0 0 0 0 1 0 0 0 0 0 0 0 0 0 0 0 0 0 1 0 0 0 0 0 0 0 0 0 0 0 0 0 1 0 0 0 0 0 0 1 0 0 0 0 0 0 1 0 0 0 0 0 0

BOTTOM	
Pittsburgh Pirates @ Milwaukee Braves Milwaukee County Stadium, Milwaukee, WI Mon Jul 04 1960, 4:38 AM EDT Att. 38,478 - Unknown	
AB 33 R 2 H 6 RBI 2 BB 5 SO 6 LOB 15	

Inning Stats	R: 2 H: 3 E: 0 K: 1 S: 8	H: 3 LOB: 2 BB: 1 P: 12	R: 0 H: 1 E: 0 K: 1 S: 6	H: 1 LOB: 1 BB: 0 P: 6	R: 0 H: 0 E: 0 K: 0 S: 3	H: 0 LOB: 1 BB: 1 P: 7	R: 0 H: 0 E: 0 K: 2 S: 7	H: 0 LOB: 0 BB: 0 P: 7	R: 0 H: 0 E: 0 K: 0 S: 3	H: 1 LOB: 1 BB: 0 P: 4	R: 0 H: 0 E: 0 K: 1 S: 5	H: 0 LOB: 1 BB: 1 P: 9	R: 0 H: 0 E: 0 K: 1 S: 5	H: 0 LOB: 1 BB: 1 P: 9	R: 0 H: 1 E: 0 K: 0 S: 4	H: 1 LOB: 2 BB: 1 P: 8	1B: 5 2B: 1 3B: 0 HR: 0	SF: 0 SAC: 0 DP: 0 HBP: 0	WP: 0 PB: 0 SB: 0 CS: 0	PA: 38
PITCHER Harvey Haddix, L ERA: 4.04 (1, 1)	IP 9.0 WLS W BF 38 H 6 R 2 ER 2 SO 6 BB 5 IBB 0 HBP 0 BLK 0 WP 0 HR 0 S 45 P 65 ERA 2.00 WHIP 1.222																			

PITCHER	IP WLS BF H R ER SO BB IBB HBP BLK WP HR S P ERA WHIP
----------------	---

Batter	1	2	3	4	5	6	7	8	9	10	AB	R	H	RBI	BB	SO	LOB	TOP														
Bill Virdon, L (1, 8) OBP: 0.337, SLG: 0.318	0-0 FC4-6 1B		0-0 L4-3			0-3 K		0-0 1B		0-0 1-3	5	0	2	0	0	1	3	<p>Pittsburgh Pirates @ Milwaukee Braves Milwaukee County Stadium, Milwaukee, WI</p> <p>Tue Jul 05 1960, 8:05 PM EDT Att. 24,479 - Unknown</p> <p>livebaseballscorecards.com</p> <table border="0"> <tr><td>AB</td><td>37</td></tr> <tr><td>R</td><td>5</td></tr> <tr><td>H</td><td>10</td></tr> <tr><td>RBI</td><td>5</td></tr> <tr><td>BB</td><td>4</td></tr> <tr><td>SO</td><td>7</td></tr> <tr><td>LOB</td><td>16</td></tr> </table> 	AB	37	R	5	H	10	RBI	5	BB	4	SO	7	LOB	16
AB	37																															
R	5																															
H	10																															
RBI	5																															
BB	4																															
SO	7																															
LOB	16																															
Dick Groat, R (1, 6) OBP: 0.371, SLG: 0.402	0-0 F7		0-0 F7			0-0 5-3		0-0 1B		0-0 F9	5	0	1	0	0	0	3															
Bob Skinner, L (1, 7) OBP: 0.398, SLG: 0.514	0-0 FC4-6 CS			4-0 BB G4-6-3		0-0 1B		0-0 F5		0-0 HR	4	1	2	0	1	0	3															
Rocky Nelson, L (1, 3) OBP: 0.441, SLG: 0.610	0-0 CS	0-0 4-3		0-0 G4-6-3		0-0 G3			0-0 HR	0-0 HR	5	2	2	3	0	0	2															
Gino Cimoli, R (1, 9) OBP: 0.392, SLG: 0.389		0-0 4-3		0-0 F9			0-0 1-3		0-0 F8	0-0 F8	5	0	0	0	0	0	0															
Hal Smith, R (1, 2) Joe Christopher, R (9, PR) Bob Oldis, R (9, 2) OBP: 0.369, SLG: 0.526 OBP: 0.182, SLG: 0.150 OBP: 0.200, SLG: 0.200		0-0 5-3		4-0 BB		0-3 K		4-0 HR			2	0	0	0	2	1	0															
Don Hoak, R (1, 5) OBP: 0.375, SLG: 0.424			0-0 1B BB 1B		0-0 F7		0-0 F9		0-0 HR		4	1	2	2	0	0	1															
Bill Mazeroski, R (1, 4) Dick Stuart, R (8, PH) Dick Schofield, S (8, 4) OBP: 0.293, SLG: 0.394 OBP: 0.294, SLG: 0.455 OBP: 0.400, SLG: 0.250			4-0 1B BB		0-3 K		0-3 K2-3		0-3 K		1	0	0	0	1	1	1															
Vern Law, R (1, 1) Roberto Clemente, R (8, PH) Fred Green, R (8, 1) Gene Baker, R (9, PH) Roy Face, R (9, 1) Joe Gibbon, R (9, 1) Paul Giel, R (9, 1) Bob Friend, R (10, 1) OBP: 0.222, SLG: 0.308 OBP: 0.360, SLG: 0.466 OBP: 0.600, SLG: 1.800 OBP: 0.222, SLG: 0.200 OBP: 0.143, SLG: 0.143 OBP: 0.357, SLG: 0.250 OBP: 0.160, SLG: 0.067			0-0 L4-3 1B		0-3 K		0-3 K		0-0 F7		2	0	1	0	0	1	1															
Inning Stats	R: 0 E: 0 K: 0 S: 3	H: 1 LOB: 0 BB: 0 P: 3	R: 0 E: 0 K: 0 S: 3	H: 0 LOB: 0 BB: 0 P: 3	R: 0 E: 0 K: 0 S: 4	H: 2 LOB: 2 BB: 1 P: 8	R: 0 E: 0 K: 0 S: 2	H: 0 LOB: 0 BB: 1 P: 6	R: 0 E: 0 K: 2 S: 7	H: 0 LOB: 1 BB: 1 P: 11	R: 0 E: 0 K: 1 S: 6	H: 1 LOB: 1 BB: 0 P: 6	R: 0 E: 0 K: 1 S: 5	H: 0 LOB: 0 BB: 0 P: 5	R: 0 E: 0 K: 2 S: 9	H: 2 LOB: 2 BB: 0 P: 9	R: 3 E: 0 K: 1 S: 7	H: 2 LOB: 1 BB: 1 P: 11	R: 2 E: 0 K: 0 S: 5	H: 2 LOB: 0 BB: 0 P: 5	1B: 7 2B: 1 3B: 0 HR: 3	SF: 0 SAC: 0 DP: 2 HBP: 0	WP: 0 PB: 0 SB: 0 CS: 1	PA: 42								
PITCHER Carl Willey, R (1, 1) ERA: 3.77 Joey Jay, R (10, 1) ERA: 3.53	IP 9.0	WLS 36	H 8	R 3	ER 3	SO 7	BB 4	IBB 0	HBP 0	BLK 0	WP 0	HR 2	S 46	P 62	ERA 3.00	WHIP 1.333																

BOTTOM

Pittsburgh Pirates @ Milwaukee Braves
Milwaukee County Stadium, Milwaukee, WI

Tue Jul 05 1960, 8:05 PM EDT
Att: 24,479 - Unknown

livebaseballscorecards.com

AB	36
R	4
H	9
RBI	4
BB	4
SO	4
LOB	18



WP	2	PA	43
PB	0		
SB	0		
CS	0		

AB R H RBI BB SO LOB

3 1 1 0 2 0 2

3 0 1 2 0 1 2

5 0 0 0 0 0 4

4 1 1 1 0 1 0

4 0 0 0 0 0 2

1 0 0 0 0 0 1

5 0 2 1 0 1 1

4 1 2 0 1 0 1

3 1 2 0 0 1 0

0 0 0 0 1 0 0

0 0 0 0 0 0 0

1B: 8 SF: 2

2B: 0 SAC: 0

3B: 1 DP: 1

HR: 0 HBP: 1

Batter	1	2	3	4	5	6	7	8	9	10		
Bill Bruton, L (1, 8) OBP: 0.322, SLG: 0.454	4-0 BB G4-6-3		4-3 1-2		1-3			0-0 SF8 FC3-6 HBP 1B	4-0 1B BB			
Del Crandall, R (1, 2) OBP: 0.283, SLG: 0.431	0-3 K		0-0 5-3		0-0 SF8			1-0 FC3-6 HBP 1-2	0-0 1B BB			
Eddie Mathews, L (1, 5) OBP: 0.410, SLG: 0.520	0-0 G4-6-3 1-2f		0-0 4-3		0-0 3-1			0-0 FC3-6 1-2f 2-3		0-0 F6		
Hank Aaron, R (1, 9) OBP: 0.343, SLG: 0.586		0-0 5-3		0-0 1B 1B		0-0 1-3		0-0 SF8 3-H		0-3 K 1-3 1B WP		
Wes Covington, L (1, 7) OBP: 0.329, SLG: 0.490		0-0 4-3		0-0 F5		0-0 6-3		0-0 F7 3-H		0-0 1-3		
Felix Mantilla, R (9, 7) OBP: 0.255, SLG: 0.367												
Joe Adcock, R (1, 3) OBP: 0.360, SLG: 0.502		0-0 BB 1B		0-3 K		0-0 F6			0-0 6-3	0-0 1B		
Johnny Logan, R (1, 6) OBP: 0.327, SLG: 0.340	4-0 BB BB BB		0-0 1-2 BB		0-0 1-3 1B		0-0 6-3		0-0 BB BB 1B 1B	0-0 4-3		
Chuck Cottier, R (1, 4) OBP: 0.231, SLG: 0.189			0-0 F8		0-0 4-3		0-0 5-3		0-0 F8			
Alvin Dark, R (9, PH) OBP: 0.315, SLG: 0.321												
Carl Willey, R (1, 1) OBP: 0.111, SLG: 0.154			0-0 4-3 1B		0-0 SF8 3B		0-3 K		4-0 BB 1B BB			
Eddie Haas, L (9, PH) OBP: 0.500, SLG: 0.455												
Joey Jay, S (10, 1) OBP: 0.333, SLG: 0.200												
Inning Stats	R: 0 H: 0 E: 0 LOB: 0 K: 1 BB: 1 S: 4 P: 8	R: 0 H: 1 E: 0 LOB: 2 K: 0 BB: 1 S: 4 P: 8	R: 0 H: 1 E: 0 LOB: 1 K: 0 BB: 0 S: 4 P: 4	R: 0 H: 2 E: 0 LOB: 2 K: 1 BB: 0 S: 7 P: 7	R: 1 H: 1 E: 0 LOB: 0 K: 0 BB: 0 S: 4 P: 4	R: 0 H: 0 E: 0 LOB: 0 K: 0 BB: 0 S: 3 P: 3	R: 0 H: 0 E: 0 LOB: 0 K: 1 BB: 0 S: 5 P: 5	R: 1 H: 1 E: 0 LOB: 1 K: 0 BB: 0 S: 4 P: 5	R: 1 H: 2 E: 0 LOB: 2 K: 0 BB: 2 S: 4 P: 12	R: 1 H: 1 E: 0 LOB: 1 K: 1 BB: 0 S: 7 P: 7	1B: 8 SF: 2 2B: 0 SAC: 0 3B: 1 DP: 1 HR: 0 HBP: 1	
PITCHER	IP WLS BF H R ER SO BB IBB HBP BLK WP HR S P ERA WHIP											IP WLS BF H R ER SO BB IBB HBP BLK WP HR S P ERA WHIP
Vern Law, R (1, 1) ERA: 2.6	7.0 27 5 1 1 1 3 2 0 0 0 0 0 0 31 39 1.29 1.000											Bob Friend, R (10, 1) ERA: 2.99
Fred Green, L (8, 1) ERA: 3.78	1.0 5 1 1 1 0 0 0 0 1 0 0 0 0 4 5 9.00 1.000											
Roy Face, R (9, 1) ERA: 2.91	0.2 4 1 1 1 0 1 0 0 0 0 0 0 0 3 7 13.50 3.000											
Joe Gibbon, L (9, 1) ERA: 4.25	0.0 1 0 0 0 0 1 0 0 0 0 0 0 0 4 ∞ ∞											
Paul Giel, R (9, 1) ERA: 5.65	0.2 W 3 1 1 1 1 0 0 0 0 1 0 0 5 5 13.50 1.500											

TOP

Philadelphia Phillies @ Milwaukee Braves
Milwaukee County Stadium, Milwaukee, WI

Wed Jul 06 1960, 8:05 PM EDT
Att. 14,753 - Unknown

livebaseballscores.com

AB 40
R 8
H 13
RBI 6
BB 6
SO 7
LOB 24



WP: 2 PA: 46
PB: 0
SB: 0
CS: 0

AB R H RBI BB SO LOB

6 1 2 1 0 0 3

3 1 2 0 2 0 0

5 0 2 1 0 1 6

5 0 0 0 0 2 6

5 1 1 0 0 1 2

1 0 0 0 0 0 1
3 0 0 0 1 2 1

4 0 2 0 0 1 0
1 1 0 0 0 0 1

2 1 1 0 1 0 2
1 0 0 0 0 0 1
0 1 0 0 1 0 0

1 0 0 0 0 0 1
0 0 0 0 0 0 0
0 1 0 0 1 0 0
1 0 1 1 0 0 0
1 0 1 0 0 0 0
1 1 1 3 0 0 0

1B: 9 SF: 0
2B: 3 SAC: 0
3B: 1 DP: 3
HR: 2 HBP: 0

Batter	1	2	3	4	5	6	7	8	9	10
Tony Gonzalez, L (1, 8) OBP: 0.271, SLG: 0.447	0-0 HR		0-0 3-1		0-0 G6-3 1B 1-2 1B		0-0 FC 1B 2-3		0-0 L6 1-2 2-3	0-0 1-3
Tony Taylor, R (1, 4) OBP: 0.350, SLG: 0.415	4-0 1-3 WP BB		0-0 F9		0-0 G6-3 1B 1-2 2-3 1B		0-0 1-2 1B 2-3 2-5 1B		4-0 1B IBB	
Bobby Gene Smith, R (1, 7) OBP: 0.306, SLG: 0.446	0-3 K		0-0 1B		0-0 G6-3 1-2f 2-3 3-H		0-0 L4-3-2-5 1-2 3-H		0-0 1B 1-2 2-3 3-H	
Pancho Herrera, R (1, 3) OBP: 0.358, SLG: 0.519	0-0 E5 WP 1-2 1-3		0-0 L8		0-3 K			0-0 F9	0-3 K	
Joe Morgan, L (1, 5) OBP: 0.294, SLG: 0.323	0-0 1-3 1-2 2-3			0-0 F2		0-3 K		0-0 F8		0-0 HR 2B
Ken Walters, R (1, 9) Bobby Del Greco, R (3, 9) OBP: 0.321, SLG: 0.441 OBP: 0.371, SLG: 0.401	0-0 5-3 2-3 3-H			4-0 1B BB		0-0 F4		0-3 K		0-3 K
Clay Dalrymple, L (1, 2) Bobby Malkmus, R (9, PR) OBP: 0.418, SLG: 0.441 OBP: 0.227, SLG: 0.235		0-3 K		0-0 G1-6-3 1B 1-3 1B		0-0 L7			0-0 WP 1B 1B	0-0 F7
Ruben Amaro, R (1, 6) Johnny Callison, L (9, PH) Cal Neeman, R (9, 2) OBP: 0.303, SLG: 0.279 OBP: 0.393, SLG: 0.485 OBP: 0.268, SLG: 0.325		4-0 1-3 BB		0-0 G1-6-3 1-2f			0-0 2B 1B		0-0 F6	4-0 HR IBB
Jim Owens, R (1, 1) Taylor Phillips, L (4, 1) Tony Curry, L (5, PH) Turk Farrell, R (5, 1) Lee Walls, R (9, PH) Gene Conley, R (9, 1) OBP: 0.091, SLG: 0.032 OBP: 0.337, SLG: 0.477 OBP: 0.273, SLG: 0.300 OBP: 0.362, SLG: 0.361 OBP: 0.154, SLG: 0.240		0-0 1-3		4-0 1B 1B G6-3 BB			0-0 FC 1B 1-H 1-3-2-5 2B		0-0 1B WP 1B	0-0 1-H 2-H HR

Inning Stats	R: 2	H: 1	E: 1	LOB: 1	K: 1	S: 7	P: 11	R: 0	H: 0	E: 0	LOB: 0	K: 1	BB: 1	S: 4	P: 8	R: 0	H: 1	E: 0	LOB: 1	K: 0	BB: 0	S: 4	P: 4	R: 0	H: 1	E: 0	LOB: 1	K: 0	BB: 1	S: 3	P: 7	R: 1	H: 2	E: 0	LOB: 1	K: 1	BB: 1	S: 6	P: 10	R: 0	H: 0	E: 0	LOB: 0	K: 1	BB: 0	S: 5	P: 5	R: 1	H: 3	E: 0	LOB: 1	K: 0	BB: 0	S: 5	P: 5	R: 0	H: 0	E: 0	LOB: 0	K: 1	BB: 0	S: 5	P: 5	R: 1	H: 3	E: 0	LOB: 3	K: 0	BB: 1	S: 8	P: 12	R: 3	H: 2	E: 0	LOB: 0	K: 1	BB: 1	S: 7	P: 11	1B: 9	SF: 0	2B: 3	SAC: 0	3B: 1	DP: 3	HR: 2	HBP: 0	WP: 2	PA: 46
--------------	------	------	------	--------	------	------	-------	------	------	------	--------	------	-------	------	------	------	------	------	--------	------	-------	------	------	------	------	------	--------	------	-------	------	------	------	------	------	--------	------	-------	------	-------	------	------	------	--------	------	-------	------	------	------	------	------	--------	------	-------	------	------	------	------	------	--------	------	-------	------	------	------	------	------	--------	------	-------	------	-------	------	------	------	--------	------	-------	------	-------	-------	-------	-------	--------	-------	-------	-------	--------	-------	--------

PITCHER	IP	WLS	BF	H	R	ER	SO	BB	IBB	HBP	BLK	WP	HR	S	P	ERA	WHIP
Bob Buhl, R (1, 1) ERA: 3.46	6.0		28	7	4	3	4	4	0	0	0	1	1	32	48	4.50	1.833
Ron Piche, R (7, 1) ERA: 5.63	2.2		11	4	1	1	1	0	1	0	0	1	0	12	16	3.38	1.500
Don McMahon, R (9, 1) ERA: 6.63	1.1	L	7	2	3	3	2	0	1	0	0	0	1	10	14	20.25	1.500

Batter	1	2	3	4	5	6	7	8	9	10	AB R H RBI BB SO LOB
Bill Bruton, L (1, 8) OBP: 0.320, SLG: 0.453	0-0 5-3		0-0 1B 2B	0-0 FC1-6		0-3 K			0-3 K		5 1 1 1 0 2 1
Del Crandall, R (1, 2) OBP: 0.285, SLG: 0.431	0-0 1B 1B		0-0 1B 2B 1B	0-0 F2			0-0 F6			0-0 L7	5 1 2 1 0 0 1
Eddie Mathews, L (1, 5) OBP: 0.406, SLG: 0.514	0-0 G4-6-3 1-2 1B		0-0 F7	0-0 G3			0-3 K		0-3 K	0-3 K	5 0 1 0 0 2 2
Hank Aaron, R (1, 9) OBP: 0.347, SLG: 0.587	0-0 G4-6-3 1-2f		0-0 1-3 2B 1B		0-0 L4-3 1B		0-0 CS 1B		0-3 K	0-3 K	5 1 3 0 0 1 2
Wes Covington, L (1, 7) Felix Mantilla, R (9, 7) OBP: 0.327, SLG: 0.491 OBP: 0.255, SLG: 0.367		0-0 2B	0-3 K		0-0 L4-3	0-0 CS	0-0 3-1				4 0 1 0 0 1 3 0 0 0 0 0 0 0
Joe Adcock, R (1, 3) OBP: 0.367, SLG: 0.522		4-0 BB BB BB	0-0 1-H 3-H 2B		0-0 HR		0-0 1-3				3 1 2 3 1 0 0
Johnny Logan, R (1, 6) OBP: 0.322, SLG: 0.335		0-3 K	0-0 L6		0-0 F7		0-0 4-3				4 0 0 0 0 1 3
Chuck Cottier, R (1, 4) OBP: 0.233, SLG: 0.220		0-0 F8		0-0 1B FC1-6 2B		0-0 F7		0-0 5-3			4 1 1 0 0 0 2
Bob Buhl, R (1, 1) Ron Piche, R (7, 1) Don McMahon, R (9, 1) OBP: 0.122, SLG: 0.122		0-3 K		0-0 FC1-6 1B		0-3 K		0-0 F8			3 0 1 0 0 2 2 0 0 0 0 0 0 0 1 0 0 0 0 0 0

Inning Stats	R: 0	H: 2	E: 0	LOB: 1	K: 0	BB: 0	S: 4	P: 4	R: 0	H: 1	E: 0	LOB: 0	K: 2	BB: 0	S: 8	P: 12	R: 3	H: 4	E: 0	LOB: 1	K: 1	BB: 0	S: 9	P: 9	R: 1	H: 2	E: 0	LOB: 1	K: 0	BB: 0	S: 5	P: 5	R: 1	H: 0	E: 0	LOB: 0	K: 0	BB: 0	S: 4	P: 4	R: 0	H: 1	E: 0	LOB: 0	K: 1	BB: 0	S: 5	P: 5	R: 0	H: 0	E: 0	LOB: 0	K: 2	BB: 0	S: 7	P: 7	R: 0	H: 0	E: 0	LOB: 0	K: 0	BB: 0	S: 3	P: 3	R: 0	H: 0	E: 0	LOB: 0	K: 1	BB: 0	S: 5	P: 5	R: 0	H: 0	E: 0	LOB: 0	K: 0	BB: 0	S: 7	P: 7	R: 0	H: 0	E: 0	LOB: 0	K: 2	BB: 0	S: 7	P: 7	R: 0	H: 0	E: 0	LOB: 0	K: 1	BB: 0	S: 7	P: 7
--------------	------	------	------	--------	------	-------	------	------	------	------	------	--------	------	-------	------	-------	------	------	------	--------	------	-------	------	------	------	------	------	--------	------	-------	------	------	------	------	------	--------	------	-------	------	------	------	------	------	--------	------	-------	------	------	------	------	------	--------	------	-------	------	------	------	------	------	--------	------	-------	------	------	------	------	------	--------	------	-------	------	------	------	------	------	--------	------	-------	------	------	------	------	------	--------	------	-------	------	------	------	------	------	--------	------	-------	------	------

PITCHER	IP	WLS	BF	H	R	ER	SO	BB	IBB	HBP	BLK	WP	HR	S	P	ERA	WHIP
Jim Owens, R (1, 1) ERA: 4.29	3.0		18	9	4	4	3	1	0	0	0	0	0	23	27	12.00	3.333
Taylor Phillips, L (4, 1) ERA: 9.49	1.0		3	0	0	0	0	0	0	0	0	0	0	3	3	0.00	0.000
Turk Farrell, R (5, 1) ERA: 2.82	4.0		13	3	1	1	3	0	0	0	0	0	1	19	19	2.25	0.750
Gene Conley, R (9, 1) ERA: 3.62	2.0	W	6	0	0	0	3	0	0	0	0	0	0	12	12	0.00	0.000


BOTTOM

Philadelphia Phillies @ Milwaukee Braves
 Milwaukee County Stadium, Milwaukee, WI


Wed Jul 06 1960, 8:05 PM EDT
 Att: 14,753 - Unknown

livebaseballscorecards.com

AB	39
R	5
H	12
RBI	5
BB	1
SO	9
LOB	16



WP: 0	PA: 41
PB: 0	
SB: 0	
CS: 1	

Batter	1	2	3	4	5	6	7	8	9	AB R H RBI BB SO LOB	TOP									
Bobby Del Greco, R (1, 8) OBP: 0.369, SLG: 0.398	0-3 K		0-3 K			0-3 K			0-0 F9 1B	4 0 1 0 0 3 0	Philadelphia Phillies @ Milwaukee Braves Milwaukee County Stadium, Milwaukee, WI Thu Jul 07 1960, 8:05 PM EDT Att. 14,983 - Unknown livebaseballscorecards.com									
Lee Walls, R (1, 9) OBP: 0.366, SLG: 0.366	0-0 1B		0-0 F9			0-0 F3			0-0 BB 1B	4 0 2 0 0 0 0										
Tony Taylor, R (1, 4) OBP: 0.349, SLG: 0.413	0-0 1B				0-0 F9				0-0 F9	4 0 1 0 0 0 2										
Pancho Herrera, R (1, 3) OBP: 0.356, SLG: 0.512	0-3 K				0-0 F9				4-0 BB	3 0 0 0 1 2 2										
Bobby Gene Smith, R (1, 7) OBP: 0.292, SLG: 0.425	0-3 K				0-0 F4				0-0 G6-4-3	4 0 0 0 0 1 5										
Ted Lepcio, R (1, 5) OBP: 0.298, SLG: 0.273		0-3 K			0-0 5-3				0-0 F7	3 0 0 0 0 1 0										
Jimmie Coker, R (1, 2) OBP: 0.304, SLG: 0.393		0-3 K			0-0 6-3				0-0 1B	3 0 1 0 0 1 0										
Ruben Amaro, R (1, 6) OBP: 0.294, SLG: 0.270		0-0 6-3			0-0 6-3				0-0 L4	2 0 0 0 0 0 0										
Ken Walters, R (8, PH) OBP: 0.320, SLG: 0.439										1 0 0 0 0 0 1										
Bobby Malkmus, R (8, 6) OBP: 0.227, SLG: 0.235										0 0 0 0 0 0 0										
Chris Short, R (1, 1) OBP: 0.266, SLG: 0.322			0-0 1-3			0-3 K			0-3 K	2 0 0 0 0 1 0										
Cal Neeman, R (8, PH) OBP: 0.266, SLG: 0.322										1 0 0 0 0 1 1										
Humberto Robinson, R (8, 1) OBP: 0.167, SLG: 0.167										0 0 0 0 0 0 0										
Inning Stats	R: 0 E: 0 K: 3 S: 11	H: 2 LOB: 2 BB: 0 P: 11	R: 0 E: 0 K: 2 S: 7	H: 0 LOB: 0 BB: 0 P: 7	R: 0 E: 0 K: 1 S: 5	H: 0 LOB: 0 BB: 0 P: 5	R: 0 E: 0 K: 0 S: 3	H: 0 LOB: 0 BB: 0 P: 3	R: 0 E: 0 K: 2 S: 7	H: 0 LOB: 0 BB: 0 P: 7	R: 0 E: 0 K: 1 S: 5	H: 0 LOB: 0 BB: 0 P: 5	R: 0 E: 0 K: 1 S: 6	H: 1 LOB: 1 BB: 0 P: 6	R: 0 E: 0 K: 0 S: 4	H: 2 LOB: 2 BB: 1 P: 8	1B: 5 2B: 0 3B: 0 HR: 0	SF: 0 SAC: 0 DP: 1 HBP: 0	WP: 0 PB: 0 SB: 0 CS: 0	PA: 32
PITCHER Warren Spahn, L (1, 1) ERA: 3.93	IP: 9.0 WLS: W BF: 32 H: 5 R: 0 ER: 0 SO: 10 BB: 1 IBB: 0 HBP: 0 BLK: 0 WP: 0 HR: 0 S: 51 P: 55 ERA: 0.00 WHIP: 0.667																			

Batter	1	2	3	4	5	6	7	8	9
Bill Bruton, L OBP: 0.322, SLG: 0.455 (1, 8)	0-0 1B SF7 2B		4-0 G4-6-3 BB		0-0 F5		0-0 F7		
Del Crandall, R OBP: 0.285, SLG: 0.427 (1, 2)	0-0 G3 2-3 1B		0-0 G4-6-3 1-2f			0-0 6-3		0-3 K	
Eddie Mathews, L OBP: 0.401, SLG: 0.506 (1, 5)	0-0 G3 1-2		0-0 E1			0-0 1-3		0-0 F8	
Hank Aaron, R OBP: 0.346, SLG: 0.594 (1, 9)	0-0 SF7		0-0 4-3			0-0 HR		0-0 F4	
Joe Adcock, R OBP: 0.366, SLG: 0.519 (1, 3)	0-0 6-3			0-0 6-3		0-0 E8 1B			
Mel Roach, R OBP: 0.365, SLG: 0.509 (1, 7)		0-0 E 1B		0-0 4-3		0-0 6-3			
Al Spangler, L OBP: 0.343, SLG: 0.443 (9, 7)					0-3 K				
Johnny Logan, R OBP: 0.319, SLG: 0.331 (1, 6)		0-0 F8 1-2				0-0 F6			
Chuck Cottier, R OBP: 0.239, SLG: 0.227 (1, 4)		0-0 F7			0-0 5-3		0-0 1B		
Warren Spahn, L OBP: 0.180, SLG: 0.234 (1, 1)		0-0 3-1			0-3 K		0-0 F7		

Inning Stats	R: 1	H: 2	E: 0	K: 0	S: 5	LOB: 1	BB: 0	P: 5
	R: 0	H: 1	E: 1	K: 0	S: 4	LOB: 1	BB: 0	P: 4
	R: 0	H: 0	E: 1	K: 0	S: 3	LOB: 1	BB: 1	P: 7
	R: 0	H: 0	E: 0	K: 1	S: 5	LOB: 0	BB: 0	P: 5
	R: 0	H: 0	E: 0	K: 1	S: 5	LOB: 0	BB: 0	P: 5
	R: 1	H: 2	E: 1	K: 0	S: 5	LOB: 1	BB: 0	P: 5
	R: 0	H: 1	E: 0	K: 0	S: 4	LOB: 1	BB: 0	P: 4
	R: 0	H: 0	E: 0	K: 1	S: 5	LOB: 0	BB: 0	P: 5

PITCHER	IP	WLS	BF	H	R	ER	SO	BB	IBB	HBP	BLK	WP	HR	S	P	ERA	WHIP
Chris Short, L ERA: 3.2 (1, 1)	7.0	L	28	6	2	2	2	1	0	0	0	0	1	31	35	2.57	1.000
Humberto Robinson, R ERA: 3.77 (8, 1)	1.0		3	0	0	0	1	0	0	0	0	0	0	5	5	0.00	0.000

AB R H RBI BB SO LOB

3	1	1	0	1	0	1
4	0	1	0	0	1	1
4	0	0	0	0	0	2
3	1	1	2	0	0	1
3	0	1	0	0	0	1
3	0	1	0	0	0	1
0	0	0	0	0	0	0
3	0	0	0	0	1	1
3	0	1	0	0	0	1
3	0	0	0	0	1	2

WP	PA	ERA	WHIP
0	31		
0			
1			
0			
0			
1			
0			

Philadelphia Phillies @ Milwaukee Braves
Milwaukee County Stadium, Milwaukee, WI
 Thu Jul 07 1960, 8:05 PM EDT
 Att. 14,983 - Unknown

livebaseballscorecards.com

AB	29
R	2
H	6
RBI	2
BB	1
SO	3
LOB	11



Batter	1	2	3	4	5	6	7	8	9	AB R H RBI BB SO LOB	TOP	
Eddie Kasko, R (1, 5) OBP: 0.387, SLG: 0.395	4-0 G3 BB FC5-2 BB		x 0-0 F4			x 0-0 4-3 1B		x 0-0 F4		3 0 1 0 1 0 0		
Vada Pinson, L (1, 8) OBP: 0.331, SLG: 0.463	4-0 FC5-2 G3 1-2 BB		x 0-0 4-3			x 0-0 4-3		x 0-0 WP 3B 2B		3 1 1 0 1 0 1		
Gus Bell, L (1, 9) OBP: 0.303, SLG: 0.388	0-0 G3 1-2 2-3		x 0-0 F6			x 0-0 F9		x 0-0 2B 3B		4 1 1 1 0 0 3		
Wally Post, R (1, 7) OBP: 0.366, SLG: 0.606	0-0 FC5-2 2-3 3-H		x 0-0 F3			x 0-0 HR		x 0-0 2B 3B		4 1 2 2 0 0 2		
Frank Robinson, R (1, 3) OBP: 0.370, SLG: 0.504	0-0 5-3		x 0-0 L7			x 0-0 F8		x 0-3 K 3B		4 0 0 0 0 1 3		
Dutch Dotterer, R (1, 2) OBP: 0.286, SLG: 0.355		4-0 BB CS BB			x 0-0 L5		x 0-3 K	x 0-0 F8		2 0 0 0 1 1 0		
Jerry Lynch, L (9, PH) OBP: 0.439, SLG: 0.584										1 0 0 0 0 0 1		
Roy McMillan, R (1, 6) OBP: 0.301, SLG: 0.346		0-3 K			x 0-0 F4		x 0-0 4-3	x 0-0 F9		3 0 0 0 0 1 1		
Harry Anderson, L (9, PH) OBP: 0.349, SLG: 0.429		1-2 K								1 0 0 0 0 0 1	AB 31	
Billy Martin, R (1, 4) OBP: 0.312, SLG: 0.370		0-3 K			x 0-3 K					3 0 0 0 0 3 0	R 3	
Jay Hook, L (1, 1) OBP: 0.125, SLG: 0.054			0-3 K							1 0 0 0 0 1 0	H 5	
Elio Chacon, R (6, PH) OBP: 0.291, SLG: 0.208						x 0-0 F7		x 0-0 F8		1 0 0 0 0 0 0	RBI 3	
Joe Nuxhall, L (6, 1) OBP: 0.111, SLG: 0.176										0 0 0 0 0 0 0	BB 3	
Willie Jones, R (8, PH) OBP: 0.344, SLG: 0.320										1 0 0 0 0 0 0	SO 7	
Cal McLish, S (8, 1)										0 0 0 0 0 0 0	LOB 12	
Inning Stats	R: 0 H: 0 E: 0 LOB: 2 K: 0 BB: 2 S: 3 P: 11	R: 0 H: 0 E: 0 LOB: 0 K: 2 BB: 1 S: 6 P: 10	R: 0 H: 0 E: 0 LOB: 0 K: 1 BB: 0 S: 5 P: 5	R: 0 H: 0 E: 0 LOB: 0 K: 0 BB: 0 S: 3 P: 3	R: 0 H: 0 E: 0 LOB: 0 K: 1 BB: 0 S: 5 P: 5	R: 0 H: 1 E: 0 LOB: 1 K: 0 BB: 0 S: 4 P: 4	R: 1 H: 1 E: 0 LOB: 0 K: 1 BB: 0 S: 6 P: 6	R: 0 H: 0 E: 0 LOB: 0 K: 1 BB: 0 S: 5 P: 5	R: 2 H: 3 E: 0 LOB: 1 K: 1 BB: 0 S: 8 P: 8	1B: 1 SF: 0 2B: 3 SAC: 0 3B: 1 DP: 1 HR: 1 HBP: 0	WP: 1 PA: 34 PB: 0 SB: 0 CS: 1	
PITCHER	IP WLS BF H R ER SO BB IBB HBP BLK WP HR S P ERA WHIP											
Juan Pizarro, L (1, 1) ERA: 3.5	8.0 W 31 5 3 3 6 3 0 0 0 1 1 40 52 3.38 1.000											
Ron Piche, R (9, 1) ERA: 5.4	1.0 S 3 0 0 0 1 0 0 0 0 0 0 5 5 0.00 0.000											

Cincinnati Reds @ Milwaukee Braves
Milwaukee County Stadium, Milwaukee, WI
 Fri Jul 08 1960, 8:05 PM EDT
 Att. 23,285 - Unknown

livebaseballscorecards.com



Batter	1	2	3	4	5	6	7	8	9	AB	R	H	RBI	BB	SO	LOB
Bill Bruton, L OBP: 0.324, SLG: 0.456 (1, 8)	0-0 E 1B	0-0 4-3		0-3 K		0-0 1B				4	1	2	0	0	1	1
Del Crandall, R OBP: 0.284, SLG: 0.424 (1, 2)	0-0 E5 1B 2B 1-3		0-0 F3		0-0 F8		0-0 1B			4	1	1	0	0	0	1
Eddie Mathews, L OBP: 0.399, SLG: 0.500 (1, 5) Alvin Dark, R OBP: 0.315, SLG: 0.321 (9, 5)	0-0 F4		0-0 G3		1-0 1B 1B HBP		0-3 K			3	1	0	0	0	1	3
Hank Aaron, R OBP: 0.348, SLG: 0.603 (1, 9)	0-0 1-2 2B 1B		0-0 HR		0-0 F3		0-0 F9			4	2	2	2	0	0	2
Wes Covington, L OBP: 0.331, SLG: 0.497 (1, 7)	0-0 1-H 2-H 2B		0-0 F5		0-0 1B 1B		0-0 4-3			4	0	2	2	0	0	1
Joe Adcock, R OBP: 0.364, SLG: 0.515 (1, 3)	0-0 5-3			0-0 E5 1B SF7		0-0 1-2 2-H 1B		0-0 5-3		4	1	1	1	0	0	1
Johnny Logan, R OBP: 0.318, SLG: 0.329 (1, 6)	0-0 F8			0-0 SF7 1B		0-0 4-3		0-0 5-3		4	0	1	0	0	0	3
Chuck Cottier, R OBP: 0.240, SLG: 0.234 (1, 4)		0-0 F7		0-0 SF7		0-0 F2		0-0 1B		3	0	1	1	0	0	0
Juan Pizarro, L OBP: 0.292, SLG: 0.417 (1, 1) Ron Piche, R (9, 1)		0-0 4-3		0-0 F7		0-0 5-3				3	0	0	0	0	0	1
										0	0	0	0	0	0	0

Inning Stats	R: 3	H: 3	LOB: 1	K: 0	S: 7	P: 7	R: 0	H: 0	LOB: 0	K: 0	S: 3	R: 1	H: 1	LOB: 0	K: 0	S: 4	R: 1	H: 1	LOB: 1	K: 1	S: 7	R: 1	H: 2	LOB: 2	K: 0	S: 5	R: 0	H: 1	LOB: 1	K: 0	S: 3	R: 0	H: 1	LOB: 1	K: 0	S: 3	R: 0	H: 1	LOB: 1	K: 0	S: 3														
PITCHER	IP	WLS	BF	H	R	ER	SO	BB	IBB	HBP	BLK	WP	HR	S	P	ERA	WHIP													PITCHER	IP	WLS	BF	H	R	ER	SO	BB	IBB	HBP	BLK	WP	HR	S	P	ERA	WHIP								
Jay Hook, R ERA: 4.46 (1, 1)	5.0	L	25	7	6	4	1	0	0	0	0	0	0	26	27	7.20	1.400																																						
Joe Nuxhall, L ERA: 3.91 (6, 1)	2.0		7	2	0	0	1	0	0	0	0	0	0	9	9	0.00	1.000																																						
Cal McLish, R ERA: 5.21 (8, 1)	1.0		3	1	0	0	0	0	0	0	0	0	0	3	3	0.00	1.000																																						


BOTTOM

Cincinnati Reds @ Milwaukee Braves
Milwaukee County Stadium, Milwaukee, WI

Fri Jul 08 1960, 8:05 PM EDT
 Att. 23,285 - Unknown

livebaseballscorecards.com

AB	33
R	6
H	10
RBI	6
BB	0
SO	2
LOB	13



WP: 0	PA: 35
PB: 0	
SB: 0	
CS: 0	

Batter	1	2	3	4	5	6	7	8	9	10	AB	R	H	RBI	BB	SO	LOB	TOP									
Eddie Kasko, R OBP: 0.384, SLG: 0.391 (1, 5) (9, 6)	0-0 4-3		0-0 6-3		0-0 1B			0-0 F6	0-0 1-3		5	0	1	0	0	0	2	<p>Cincinnati Reds @ Milwaukee Braves Milwaukee County Stadium, Milwaukee, WI</p> <p>Sat Jul 09 1960, 4:33 AM EDT Att. 24,600 - Unknown</p>									
Vada Pinson, L OBP: 0.329, SLG: 0.457 (1, 8) BB	4-0 L6 BB		0-0 1-3		0-0 4-3			0-0 E3 1B	0-0 3-1		4	1	0	0	1	0	3										
Gus Bell, L OBP: 0.304, SLG: 0.386 (1, 9) 1-2	0-0 L6			0-3 K		4-0 BB		0-0 1B		0-0 F6	4	0	1	0	1	1	1										
Wally Post, R OBP: 0.373, SLG: 0.626 (1, 7)		0-0 4-3 1B FC6-5 1B		0-0 HR		0-3 K		0-0 1B		0-0 6-3	5	2	3	2	0	1	1										
Frank Robinson, R OBP: 0.374, SLG: 0.519 (1, 3)		0-0 FC6-5 4-3 1B		0-0 HR		0-0 F7		0-0 F8		0-0 BB 1B	5	2	3	1	0	0	3										
Ed Bailey, L OBP: 0.354, SLG: 0.455 Joe Gaines, R (10, PR) Bill Henry, L (10, 1)		0-0 4-3		0-0 6-3		0-0 1-3		0-0 F8		4-0 BB 1B	4	0	0	0	1	0	5										
Roy McMillan, R OBP: 0.301, SLG: 0.345 Jerry Lynch, L OBP: 0.435, SLG: 0.578 Bob Grim, R (9, 1) Dutch Dotterer, R OBP: 0.296, SLG: 0.365 (10, PH) (10, 2)		0-0 FC6-5		0-0 1B		0-3 K			0-0 3-1	0-0 1B	3	0	1	1	0	1	1										
Billy Martin, R OBP: 0.307, SLG: 0.364 Harry Anderson, L OBP: 0.353, SLG: 0.429 Elio Chacon, R OBP: 0.288, SLG: 0.206 (9, 4)		0-0 F4		0-0 F7		0-0 F7			4-0 BB 2B	0-0 F3	3	0	0	0	0	0	1										
Don Newcombe, L OBP: 0.194, SLG: 0.176 Jim Brosnan, R OBP: 0.182, SLG: 0.400 Willie Jones, R OBP: 0.355, SLG: 0.353 (9, 5)			0-3 K		0-0 6-3		0-3 K		0-0 2B		3	0	0	0	0	2	0										
Inning Stats	R: 0 E: 0 K: 0 S: 2	H: 0 LOB: 0 BB: 1 P: 6	R: 1 E: 0 K: 0 S: 5	H: 2 LOB: 1 BB: 0 P: 5	R: 0 E: 0 K: 1 S: 5	H: 0 LOB: 0 BB: 0 P: 5	R: 2 E: 0 K: 1 S: 7	H: 3 LOB: 1 BB: 0 P: 7	R: 0 E: 0 K: 0 S: 4	H: 1 LOB: 1 BB: 0 P: 4	R: 0 E: 0 K: 1 S: 5	H: 0 LOB: 1 BB: 1 P: 9	R: 0 E: 0 K: 1 S: 5	H: 0 LOB: 0 BB: 0 P: 7	R: 1 E: 1 K: 0 S: 6	H: 2 LOB: 2 BB: 0 P: 6	R: 1 E: 0 K: 0 S: 4		H: 1 LOB: 2 BB: 1 P: 8	R: 1 E: 0 K: 0 S: 5	H: 2 LOB: 2 BB: 1 P: 9	1B: 8 2B: 1 3B: 0 HR: 2	SF: 0 SAC: 0 DP: 0 HBP: 0	WP: 0 PB: 0 SB: 0 CS: 0	PA: 44		
PITCHER	IP	WLS	BF	H	R	ER	SO	BB	IBB	HBP	BLK	WP	HR	S	P	ERA	WHIP										
George Brunet, L ERA: 4.53 (1, 1)	4.0		16	5	3	3	2	1	0	0	0	0	0	19	23	6.75	1.500										
Don Nottebart, R ERA: 4.5 (5, 1)	4.1		19	3	2	1	3	2	0	0	0	0	0	23	31	2.08	1.154										
Ron Piche, R ERA: 5.33 (9, 1)	0.1	L	2	1	0	0	0	0	0	0	0	0	0	2	2	0.00	3.000										
Warren Spahn, L ERA: 3.96 (9, 1)	1.1	L	7	2	1	1	0	1	0	0	0	0	0	6	10	6.75	2.250										

livebaseballscorecards.com

AB	40
R	6
H	11
RBI	6
BB	4
SO	5
LOB	19



Batter	1	2	3	4	5	6	7	8	9	10	AB	R	H	RBI	BB	SO	LOB
Bill Bruton, L (1, 8) OBP: 0.326, SLG: 0.457	G3			G6-4-3 1B		SH3-4 1B		G3			4	1	2	0	0	0	0
Del Crandall, R (1, 2) OBP: 0.280, SLG: 0.418	K			G6-4-3 1-2		SH3-4		F9			3	0	0	0	0	1	1
Eddie Mathews, L (1, 5) OBP: 0.395, SLG: 0.493	F4			F9		F5		F2			4	0	0	0	0	0	1
Hank Aaron, R (1, 9) OBP: 0.346, SLG: 0.599		5-3			K			F6			4	0	1	1	0	1	0
Wes Covington, L (1, 7) OBP: 0.330, SLG: 0.497		4-3				1B		4-3			4	1	1	0	0	0	1
Al Spangler, L (10, 7) OBP: 0.343, SLG: 0.443						2B					0	0	0	0	0	0	0
Joe Adcock, R (1, 3) OBP: 0.363, SLG: 0.523		F8			F8			F3			4	1	1	1	0	0	1
Johnny Logan, R (1, 6) OBP: 0.317, SLG: 0.328				6-3		HR 1B		2-3			4	1	1	1	0	0	0
Chuck Cottier, R (1, 4) OBP: 0.241, SLG: 0.294				F2		HR		1-3			4	1	1	2	0	0	0
George Brunet, R (1, 1) OBP: 0.077, SLG: 0.077				F8		F7		K			1	0	0	0	0	0	0
Don Nottebart, R (5, 1)											2	0	0	0	0	1	0
Ron Piche, R (9, 1)											0	0	0	0	0	0	0
Warren Spahn, L (9, 1) OBP: 0.180, SLG: 0.234											0	0	0	0	0	0	0
Alvin Dark, R (10, PH) OBP: 0.313, SLG: 0.319											1	0	0	0	0	0	0


Inning Stats	R: 0	H: 0	E: 0	K: 1	S: 5	P: 5	R: 0	H: 0	E: 0	K: 0	S: 3	P: 3	R: 0	H: 0	E: 0	K: 0	S: 3	P: 3	R: 0	H: 1	E: 0	K: 0	S: 3	P: 3	R: 3	H: 3	E: 0	K: 1	S: 8	P: 8	R: 1	H: 2	E: 0	K: 0	S: 5	P: 5	R: 1	H: 1	E: 0	K: 1	S: 6	P: 6	R: 0	H: 0	E: 0	K: 0	S: 3	P: 3	R: 0	H: 0	E: 0	K: 0	S: 3	P: 3	R: 0	H: 0	E: 0	K: 0	S: 3	P: 3	R: 0	H: 0	E: 0	K: 0	S: 3	P: 3	1B: 4	SF: 0	2B: 1	SAC: 1	3B: 0	DP: 1	HR: 2	HBP: 0	WP: 0	PA: 36
PITCHER	IP	WLS	BF	H	R	ER	SO	BB	IBB	HBP	BLK	WP	HR	S	P	ERA	WHIP																																																											
Don Newcombe, R (1, 1) ERA: 4.46	6.0		24	7	5	5	2	0	0	0	0	0	2	28	28	7.50	1.167																																																											
Jim Brosnan, R (7, 1) ERA: 2.51	2.0		6	0	0	0	1	0	0	0	0	0	0	8	8	0.00	0.000																																																											
Bob Grim, R (9, 1) ERA: 4.01	1.0	W	3	0	0	0	0	0	0	0	0	0	0	3	3	0.00	0.000																																																											
Bill Henry, L (10, 1) ERA: 3.67	1.0	S	3	0	0	0	0	0	0	0	0	0	0	3	3	0.00	0.000																																																											

Cincinnati Reds @ Milwaukee Braves
 Milwaukee County Stadium, Milwaukee, WI

Sat Jul 09 1960, 4:33 AM EDT
 Att: 24,600 - Unknown

livebaseballscorecards.com

AB	35
R	5
H	7
RBI	5
BB	0
SO	3
LOB	4



Batter	1	2	3	4	5	6	7	8	9	AB R H RBI BB SO LOB	TOP									
Eddie Kasko, R (1, 5) OBP: 0.385, SLG: 0.393	0-0 5-3 1B		0-0 1B			0-0 E5 G4-6-3 1B		0-0 FC1-6 1B		4 0 2 0 0 0 0	Cincinnati Reds @ Milwaukee Braves Milwaukee County Stadium, Milwaukee, WI Sun Jul 10 1960, 4:33 AM EDT Att: 21,592 - Unknown livebaseballscorecards.com									
Vada Pinson, L (1, 8) OBP: 0.328, SLG: 0.455	0-0 8-3 1B		0-0 6-3			0-0 G4-6-3 1-2f		0-0 FC1-6 S 1-2f		4 0 1 0 0 0 3										
Gus Bell, L (1, 9) OBP: 0.301, SLG: 0.381	0-0 8-3 1-2f			0-0 6-3		0-0 G3		0-0 4-3 1-2		4 0 0 0 0 0 2										
Wally Post, R (1, 7) OBP: 0.371, SLG: 0.616		0-0 F4		0-0 F7		0-3 K		0-0 4-3 1B		4 0 1 0 0 1 0										
Frank Robinson, R (1, 3) OBP: 0.369, SLG: 0.510		0-0 F7		0-3 K		0-0 6-3		0-0 F3		4 0 0 0 0 1 1										
Ed Bailey, L (1, 2) OBP: 0.356, SLG: 0.456		0-0 1B			0-0 5-3		0-0 3B 1B		0-0 4-3 1-2			4 1 2 0 0 0 1								
Roy McMillan, R (1, 6) OBP: 0.304, SLG: 0.356		0-0 F4			0-0 1B		0-0 3B		0-0 5-3			4 0 2 1 0 0 2								
Billy Martin, R (1, 4) OBP: 0.304, SLG: 0.360			0-0 6-3		0-0 F8		0-0 F9			2 0 0 0 0 0 1										
Jerry Lynch, L (7, PH) OBP: 0.431, SLG: 0.573				0-3 K		0-0 5-3		0-0 F8		1 0 0 0 0 0 1										
Elio Chacon, R (7, 4) OBP: 0.288, SLG: 0.206										0 0 0 0 0 0 0										
Bob Purkey, R (1, 1) OBP: 0.231, SLG: 0.118										2 0 0 0 0 1 1										
Bob Grim, R (6, 1)										0 0 0 0 0 0 0										
Jim O'Toole, S (7, 1) OBP: 0.143, SLG: 0.118										0 0 0 0 0 0 0										
Willie Jones, R (8, PH) OBP: 0.349, SLG: 0.346										1 0 0 0 0 0 0										
Jim Brosnan, R (8, 1) OBP: 0.182, SLG: 0.400										0 0 0 0 0 0 0										
Inning Stats	R: 0 E: 0 K: 0 S: 3	H: 1 LOB: 0 BB: 0 P: 3	R: 0 E: 0 K: 0 S: 4	H: 1 LOB: 1 BB: 0 P: 4	R: 0 E: 0 K: 1 S: 6	H: 1 LOB: 1 BB: 0 P: 6	R: 0 E: 0 K: 1 S: 5	H: 0 LOB: 0 BB: 0 P: 5	R: 0 E: 0 K: 0 S: 4	H: 1 LOB: 1 BB: 0 P: 4	R: 1 E: 0 K: 1 S: 7	H: 2 LOB: 1 BB: 0 P: 7	R: 0 E: 0 K: 0 S: 4	H: 1 LOB: 1 BB: 0 P: 4	R: 0 E: 0 K: 0 S: 4	H: 1 LOB: 1 BB: 0 P: 4	1B: 7 2B: 1 3B: 1 HR: 0	SF: 0 SAC: 0 DP: 2 HBP: 0	WP: 0 PB: 0 SB: 1 CS: 0	PA: 34
PITCHER Lew Burdette, R (1, 1) ERA: 4.03	IP: 9.0 WLS: W BF: 34 H: 8 R: 1 ER: 1 SO: 3 BB: 0 IBB: 0 HBP: 0 BLK: 0 WP: 0 HR: 0 S: 40 P: 40 ERA: 1.00 WHIP: 0.889																			



Batter	1	2	3	4	5	6	7	8	9	AB	R	H	RBI	BB	SO	LOB
Bill Bruton, L OBP: 0.326, SLG: 0.454 (1, 8)	F7		E4				E4			4	1	1	0	0	0	1
Del Crandall, R OBP: 0.284, SLG: 0.420 (1, 2)	G3-6-3 1B		4-3				5-3			4	1	2	0	0	0	3
Eddie Mathews, L OBP: 0.393, SLG: 0.491 (1, 5)	G3-6-3 1-2f						SF9			3	1	1	1	0	0	1
Hank Aaron, R OBP: 0.348, SLG: 0.596 (1, 9)		1-3					F8			3	2	1	0	1	0	1
Wes Covington, L OBP: 0.333, SLG: 0.520 (1, 7)		K					1B			4	2	2	4	0	1	1
Al Spangler, L OBP: 0.343, SLG: 0.443 (8, 7)							2B			0	0	0	0	0	0	0
Joe Adcock, R OBP: 0.365, SLG: 0.527 (1, 3)		1-3					1B			4	0	2	2	0	0	0
Johnny Logan, R OBP: 0.313, SLG: 0.323 (1, 6)			5-3				F7			4	0	0	0	0	0	2
Chuck Cottier, R OBP: 0.224, SLG: 0.273 (1, 4)			F4				FC6-4			4	0	0	0	0	0	1
Lew Burdette, R OBP: 0.213, SLG: 0.209 (1, 1)			E 1B				6-3			4	0	1	0	0	0	0

Inning Stats		R: 0	H: 1	R: 0	H: 0	R: 0	H: 1	R: 1	H: 2	R: 0	H: 1	R: 2	H: 3	R: 4	H: 2	R: 0	H: 0
		E: 0	LOB: 0	E: 0	LOB: 0	E: 1	LOB: 2	E: 0	LOB: 1	E: 0	LOB: 1	E: 0	LOB: 1	E: 2	LOB: 0	E: 0	LOB: 0
		K: 0	BB: 0	K: 1	BB: 0	K: 0	BB: 0	K: 0	BB: 0	K: 0	BB: 0	K: 0	BB: 0	K: 0	BB: 1	K: 0	BB: 0
		S: 3	P: 3	S: 5	P: 5	S: 5	P: 5	S: 5	P: 5	S: 4	P: 4	S: 6	P: 6	S: 6	P: 10	S: 3	P: 3

BOTTOM

Cincinnati Reds @ Milwaukee Braves
Milwaukee County Stadium, Milwaukee, WI

Sun Jul 10 1960, 4:33 AM EDT
Att. 21,592 - Unknown

AB	34
R	7
H	10
RBI	7
BB	1
SO	1
LOB	10



PITCHER		IP	WLS	BF	H	R	ER	SO	BB	IBB	HBP	BLK	WP	HR	S	P	ERA	WHIP
Bob Purkey, R	(1, 1)	5.1	L	24	8	3	3	1	0	0	0	0	0	0	26	26	5.06	1.500
Bob Grim, R	(6, 1)	1.1		7	1	3	0	0	0	1	0	0	0	0	6	10	0.00	0.750
Jim O'Toole, L	(7, 1)	0.1		2	1	1	0	0	0	0	0	0	0	1	2	2	0.00	3.000
Jim Brosnan, R	(8, 1)	1.0		3	0	0	0	0	0	0	0	0	0	0	3	3	0.00	0.000

Batter	1	2	3	4	5	6	7	8	9	AB R H RBI BB SO LOB	TOP		
Bill Bruton, L (1, 8) <small>OBP: 0.330, SLG: 0.456</small>	0-0 	0-3 			0-0 		0-0 	0-0 		5 2 3 0 0 1 2			
Del Crandall, R (1, 2) <small>OBP: 0.290, SLG: 0.424</small>	0-0 		0-0 		0-0 		0-0 		0-3 	5 0 3 0 0 1 1			
Eddie Mathews, L (1, 5) <small>OBP: 0.396, SLG: 0.514</small>	0-0 		0-3 		0-0 		0-3 		0-0 	5 2 3 3 0 2 3			
Hank Aaron, R (1, 9) <small>OBP: 0.355, SLG: 0.597</small>	4-0 		0-0 		0-0 		0-0 		4-0 	3 0 2 0 2 0 2			
Joe Adcock, R (1, 3) <small>OBP: 0.363, SLG: 0.522</small>	0-3 		0-0 		0-0 		0-0 		0-0 	4 0 1 1 0 1 7			
Mel Roach, R (1, 7) <small>OBP: 0.364, SLG: 0.517</small> Al Spangler, L (8, PH) <small>OBP: 0.333, SLG: 0.429</small> (8, 7)	0-3 			0-0 	0-0 			0-3 	0-0 	3 0 1 0 0 1 5 2 0 0 0 0 1 2			
Johnny Logan, R (1, 6) <small>OBP: 0.311, SLG: 0.321</small>	0-0 			0-0 		0-0 		0-0 	0-0 	5 0 1 0 0 0 6			
Chuck Cottier, R (1, 4) <small>OBP: 0.226, SLG: 0.271</small>		0-0 		0-0 		0-0 		0-0 		4 0 1 0 0 0 1			
Bob Buhl, R (1, 1) <small>OBP: 0.111, SLG: 0.111</small> Lew Burdette, R (9, 1) <small>OBP: 0.213, SLG: 0.209</small>		0-0 		0-0 		0-3 		0-3 		4 0 0 0 0 2 3 0 0 0 0 0 0 0			
Inning Stats	R: 1 H: 3 E: 1 LOB: 3 K: 2 BB: 1 S: 10 P: 14	R: 0 H: 0 E: 0 LOB: 0 K: 1 BB: 0 S: 5 P: 5	R: 0 H: 2 E: 0 LOB: 1 K: 1 BB: 0 S: 6 P: 6	R: 0 H: 1 E: 0 LOB: 1 K: 0 BB: 0 S: 4 P: 4	R: 2 H: 4 E: 0 LOB: 1 K: 0 BB: 0 S: 6 P: 6	R: 0 H: 0 E: 0 LOB: 0 K: 1 BB: 0 S: 5 P: 5	R: 0 H: 2 E: 0 LOB: 2 K: 1 BB: 0 S: 7 P: 7	R: 0 H: 2 E: 0 LOB: 2 K: 2 BB: 0 S: 9 P: 9	R: 1 H: 1 E: 0 LOB: 2 K: 1 BB: 1 S: 7 P: 11	1B: 11 SF: 0 2B: 2 SAC: 1 3B: 1 DP: 2 HR: 1 HBP: 0	WP: 0 PA: 43 PB: 0 SB: 0 CS: 0		
PITCHER Harvey Haddix, L (1, 1) <small>ERA: 3.91</small> Earl Francis, R (7, 1) <small>ERA: 3.0</small> Fred Green, L (9, 1) <small>ERA: 3.82</small>	IP WLS BF H R ER SO BB IBB HBP BLK WP HR S P ERA WHIP 6.1 L 30 12 3 3 6 0 1 0 0 0 1 41 45 4.26 1.895											PITCHER IP WLS BF H R ER SO BB IBB HBP BLK WP HR S P ERA WHIP	

Milwaukee Braves @ Pittsburgh Pirates
 Forbes Field, Pittsburgh, PA
 Thu Jul 14 1960, 7:05 PM EDT
 Att: 35,827 - Unknown

AB 40
R 4
H 15
RBI 4
BB 2
SO 9
LOB 32



Batter	1	2	3	4	5	6	7	8	9	AB R H RBI BB SO LOB	TOP											
Bill Bruton, L (1, 8) OBP: 0.331, SLG: 0.457	0-0 6-3			0-0 2-3 HR 1B	0-0 WP 2B 1B		0-3 K			4 2 2 0 0 1 0	Milwaukee Braves @ Philadelphia Phillies Connie Mack Stadium, Philadelphia, PA Fri Jul 15 1960, 7:05 PM EDT Att: 19,429 - Unknown livebaseballscorecards.com											
Del Crandall, R (1, 2) OBP: 0.293, SLG: 0.422	0-0 L7			0-0 1-2 HR 1B	4-0 WP 2B BB		0-0 F7			3 2 1 0 1 0 0												
Eddie Mathews, L (1, 5) OBP: 0.394, SLG: 0.514	0-0 4-3			0-0 1-2 2-3	0-0 1B 2B		0-0 6-3			4 0 1 2 0 0 2												
Hank Aaron, R (1, 9) OBP: 0.357, SLG: 0.594		0-0 6-3		4-0 HR IBB	0-0 2-H 1B		0-3 K			3 1 1 0 1 1 0												
Joe Adcock, R (1, 3) OBP: 0.365, SLG: 0.534		0-0 4-3		0-0 1-H 2-H 3-H HR		0-0 F3		0-0 G6-4-3 1B		4 1 2 4 0 0 0												
Mel Roach, R (1, 7) OBP: 0.357, SLG: 0.500		0-0 L6		0-0 6-3		0-0 1B SF9 1B		0-0 G6-4-3		4 1 1 0 0 0 1												
Al Spangler, L (8, 7) OBP: 0.333, SLG: 0.429								0-0 1-2f		0 0 0 0 0 0 0												
Johnny Logan, R (1, 6) OBP: 0.310, SLG: 0.320			0-0 F9	0-0 5-3		0-0 1-3 1B		0-0 6-3		4 0 1 0 0 0 0												
Chuck Cottier, R (1, 4) OBP: 0.212, SLG: 0.258			0-3 K		0-0 F7	0-0 SF9		0-0 6-3		3 0 0 1 0 1 0												
Warren Spahn, L (1, 1) OBP: 0.167, SLG: 0.216			0-3 K		0-0 F7	0-3 K		0-3 K		4 0 0 0 0 3 1												
Ron Piche, R (9, 1)										0 0 0 0 0 0 0												
Inning Stats	R: 0 E: 0 K: 0 S: 3	H: 0 LOB: 0 BB: 0 P: 3	R: 0 E: 0 K: 0 S: 3	H: 0 LOB: 0 BB: 0 P: 3	R: 0 E: 0 K: 2 S: 7	H: 0 LOB: 0 BB: 0 P: 7	R: 4 E: 0 K: 0 S: 6	H: 3 LOB: 0 BB: 1 P: 10	R: 2 E: 0 K: 0 S: 5	H: 3 LOB: 2 BB: 1 P: 9	R: 1 E: 0 K: 1 S: 7	H: 2 LOB: 1 BB: 0 P: 7	R: 0 E: 0 K: 1 S: 5	H: 0 LOB: 0 BB: 0 P: 5	R: 0 E: 0 K: 1 S: 5	H: 1 LOB: 0 BB: 0 P: 5	R: 0 E: 0 K: 1 S: 5	H: 0 LOB: 0 BB: 0 P: 5	1B: 7 2B: 1 3B: 0 HR: 1	SF: 1 SAC: 0 DP: 1 HBP: 0	WP: 1 PB: 0 SB: 0 CS: 0	PA: 36
PITCHER	IP WLS BF H R ER SO BB IBB HBP BLK WP HR S P ERA WHIP																					
Chris Short, L (1, 1) ERA: 3.75	5.0 L 22 6 6 6 2 1 1 0 0 1 1 24 32 10.80 1.400																					
Dallas Green, R (6, 1) ERA: 5.12	4.0 14 3 1 1 4 0 0 0 0 0 0 22 22 2.25 0.750																					

Milwaukee Braves @ Philadelphia Phillies
 Connie Mack Stadium, Philadelphia, PA
 Fri Jul 15 1960, 7:05 PM EDT
 Att: 19,429 - Unknown

AB 33
R 7
H 9
RBI 7
BB 2
SO 6
LOB 4



Batter	1	2	3	4	5	6	7	8	9	AB R H RBI BB SO LOB	TOP											
Bill Bruton, L (1, 8) OBP: 0.332, SLG: 0.456	0-0 F6		0-0 SH 1B	0-3 K			0-0 5-3	0-0 1B		5 1 2 0 0 1 2												
Del Crandall, R (1, 2) OBP: 0.304, SLG: 0.458	0-0 FC6-4 1B		0-0 SH 1B		0-0 HR		0-0 HR	0-0 1B		4 2 4 2 0 0 0												
Eddie Mathews, L (1, 5) OBP: 0.391, SLG: 0.519	0-3 K		0-3 K		0-0 L8		0-0 HR	0-0 3-1		5 1 1 1 0 2 6												
Hank Aaron, R (1, 9) OBP: 0.357, SLG: 0.590	0-0 FC6-4 1-2f		0-0 G6-4-3 1B		0-0 6-3		4-0 FC4-6 BB		0-0 F2	4 0 1 2 1 0 1												
Wes Covington, L (1, 7) OBP: 0.326, SLG: 0.508		0-0 F4	0-0 G6-4-3		0-0 3-1		0-0 FC4-6 1B		0-0 L4	4 0 0 0 0 0 3												
Al Spangler, L (7, PR) OBP: 0.329, SLG: 0.422										1 0 0 0 0 0 0												
Joe Adcock, R (1, 3) OBP: 0.362, SLG: 0.527		0-0 F6		0-0 5-3		0-0 6-3		1-2 1B		5 0 1 0 0 0 0												
Johnny Logan, R (1, 6) OBP: 0.309, SLG: 0.319					0-0 F8		0-0 S 1B		0-0 F4	4 0 1 0 0 0 2												
Chuck Cottier, R (1, 4) OBP: 0.229, SLG: 0.318			0-0 HR	0-0 1B		0-3 K		0-3 K		4 1 2 1 0 2 1												
Juan Pizarro, L (1, 1) OBP: 0.346, SLG: 0.462			0-0 SH 1B	0-0 1B		0-3 K		0-0 2-3		2 1 2 0 0 0 0												
Joey Jay, S (4, 1) OBP: 0.300, SLG: 0.176				1-2 1B						2 0 0 0 0 1 1												
Don Nottebart, R (8, 1)										0 0 0 0 0 0 0												
Inning Stats	R: 0 E: 0 K: 1 S: 6	H: 1 LOB: 1 BB: 0 P: 6	R: 0 E: 0 K: 0 S: 3	H: 0 LOB: 0 BB: 0 P: 3	R: 3 E: 0 K: 1 S: 9	H: 4 LOB: 1 BB: 0 P: 9	R: 0 E: 0 K: 1 S: 7	H: 2 LOB: 2 BB: 0 P: 7	R: 1 E: 0 K: 0 S: 4	H: 1 LOB: 0 BB: 0 P: 4	R: 0 E: 0 K: 2 S: 8	H: 1 LOB: 1 BB: 0 P: 8	R: 2 E: 0 K: 0 S: 6	H: 3 LOB: 2 BB: 1 P: 10	R: 0 E: 0 K: 1 S: 7	H: 2 LOB: 2 BB: 0 P: 7	R: 0 E: 0 K: 0 S: 3	H: 0 LOB: 0 BB: 0 P: 3	1B: 10 2B: 0 3B: 0 HR: 4	SF: 0 SAC: 1 DP: 1 HBP: 0	WP: 0 PB: 0 SB: 1 CS: 0	PA: 42
PITCHER	IP WLS BF H R ER SO BB IBB HBP BLK WP HR S P ERA WHIP																				PITCHER	IP WLS BF H R ER SO BB IBB HBP BLK WP HR S P ERA WHIP
Robin Roberts, R (1, 1) ERA: 4.62	6.1 L 31 11 6 6 5 1 0 0 0 0 4 40 44 8.53 1.895																					
Humberto Robinson, R (7, 1) ERA: 3.74	0.2 3 1 0 0 0 0 0 0 0 0 0 0 3 3 0.00 1.500																					
Turk Farrell, R (8, 1) ERA: 2.57	2.0 8 2 0 0 0 1 0 0 0 0 0 0 10 10 0.00 1.000																					

Milwaukee Braves @ Philadelphia Phillies
 Connie Mack Stadium, Philadelphia, PA

AB 40
 R 6
 H 14
 RBI 6
 BB 1
 SO 6
 LOB 16



Sat Jul 16 1960, 7:05 PM EDT
 Att: 17,969 - Unknown

livebaseballscorecards.com

Batter	1	2	3	4	5	6	7	8	9	AB	R	H	RBI	BB	SO	LOB
Ruben Amaro, R (1, 6) OBP: 0.348, SLG: 0.313 Bobby Gene Smith, R (9, PH) OBP: 0.284, SLG: 0.409	0-0 F9	4-0 FC6-4 BB		0-0 BB BB 1B		0-0 WP 1B		0-0 F9	0-0 L8	4	0	2	0	1	0	0
Lee Walls, R (1, 7) OBP: 0.342, SLG: 0.346	0-0 5-3	0-0 FC6-4		0-0 F9		0-0 F8		0-0 F3		5	0	0	0	0	0	5
Tony Taylor, R (1, 4) OBP: 0.355, SLG: 0.416	4-0 1B BB		4-0 1B BB	4-0 BB BB		0-0 F9		0-0 BB 1B 1B		2	0	1	0	3	0	1
Pancho Herrera, R (1, 3) OBP: 0.372, SLG: 0.537	0-0 1-3 1B		0-0 F9	4-0 BB BB		0-0 L8		0-0 BB 1B		4	0	2	1	1	0	2
Ken Walters, R (1, 9) OBP: 0.308, SLG: 0.418	0-0 F9		0-0 F3	0-0 F6			0-0 6-3	4-0 BB 1-2 2-3 BB		4	0	0	0	1	0	6
Ted Lepcio, R (1, 5) OBP: 0.320, SLG: 0.324 Joe Morgan, L (5, PH) (6, 5) OBP: 0.213, SLG: 0.227		0-0 5-3	0-0 1-3 1B		0-3 K		0-0 3-1	0-0 F7		2	0	1	0	0	0	0
Bobby Del Greco, R (1, 8) OBP: 0.372, SLG: 0.400		0-0 HR	0-3 K		0-0 F7		4-0 HR BB		0-0 E6 FC5-4	4	2	1	1	1	1	2
Cal Neeman, R (1, 2) OBP: 0.265, SLG: 0.349		0-3 K		0-0 F3			0-0 HR		0-0 F8	5	1	2	2	0	1	1
Robin Roberts, S (1, 1) OBP: 0.227, SLG: 0.214 Humberto Robinson, R (7, 1) OBP: 0.167, SLG: 0.167 Tony Gonzalez, L (7, PH) OBP: 0.276, SLG: 0.448 Turk Farrell, R (8, 1) OBP: 0.333, SLG: 0.364 Johnny Callison, L (9, PH) OBP: 0.369, SLG: 0.449		0-0 BB 1B		0-0 BB 1B		0-3 K		0-0 FC5-4		3	1	2	0	0	1	1

Inning Stats	R: 0	H: 1	E: 0	K: 0	S: 4	H: 1	LOB: 2	BB: 1	P: 8	R: 1	H: 2	E: 0	K: 1	S: 7	H: 1	LOB: 2	BB: 1	P: 11	R: 0	H: 1	E: 0	K: 1	S: 6	R: 1	H: 2	E: 0	K: 0	S: 5	H: 1	LOB: 1	BB: 0	P: 8	R: 0	H: 1	E: 0	K: 2	S: 8	H: 1	LOB: 1	BB: 0	P: 8	R: 2	H: 1	E: 0	K: 1	S: 6	H: 1	LOB: 0	BB: 1	P: 10	R: 0	H: 2	E: 1	K: 0	S: 4	H: 0	LOB: 1	BB: 0	P: 4
--------------	------	------	------	------	------	------	--------	-------	------	------	------	------	------	------	------	--------	-------	-------	------	------	------	------	------	------	------	------	------	------	------	--------	-------	------	------	------	------	------	------	------	--------	-------	------	------	------	------	------	------	------	--------	-------	-------	------	------	------	------	------	------	--------	-------	------

PITCHER	IP	WLS	BF	H	R	ER	SO	BB	IBB	HBP	BLK	WP	HR	S	P	ERA	WHIP
Juan Pizarro, L (1, 1) ERA: 3.57	3.2		22	6	2	2	2	5	0	0	0	0	1	21	41	4.91	3.000
Joey Jay, R (4, 1) ERA: 3.6	4.0	W	18	5	2	2	3	1	0	0	0	1	1	23	27	4.50	1.500
Don Nottebart, R (8, 1) ERA: 4.11	1.1	S	6	0	0	0	0	1	0	0	0	0	0	5	9	0.00	0.750

BOTTOM

Milwaukee Braves @ Philadelphia Phillies
 Connie Mack Stadium, Philadelphia, PA
 Sat Jul 16 1960, 7:05 PM EDT
 Att. 17,969 - Unknown

AB	39
R	4
H	11
RBI	4
BB	7
SO	5
LOB	23



WP: 1	PA: 46
PB: 0	SB: 0
CS: 0	

Batter	1	2	3	4	5	6	7	8	9	AB R H RBI BB SO LOB	
Bill Bruton, L (1, 8) OBP: 0.333, SLG: 0.453	4-0 S 1B BB		0-0 F7	0-0 F3		0-0 CS 1B		0-0 4-3		4 1 1 1 1 0 2	
Del Crandall, R (1, 2) OBP: 0.317, SLG: 0.464	0-0 1B SF9 1B		0-0 2B 1B		4-0 1B BB	0-0 CS 1B	4-0 S HR BB		0-0 FC5-4 1B	3 3 3 1 2 0 0	
Eddie Mathews, L (1, 5) OBP: 0.392, SLG: 0.531	0-3 K		0-0 1B 2B		0-0 L8		0-0 HR		0-0 F7	5 2 2 3 0 1 3	
Hank Aaron, R (1, 9) OBP: 0.355, SLG: 0.583	0-0 S 1-3 1B		0-0 5-3		0-0 L8		0-3 K		0-0 FC5-4	5 0 1 0 0 1 3	
Wes Covington, L (1, 7) Al Spangler, L (7, 7) OBP: 0.330, SLG: 0.511 OBP: 0.324, SLG: 0.415	0-0 SF9		0-0 2-H 1B		0-0 1-2 1B		0-0 F7		0-0 L9	3 0 2 2 0 0 0 1 0 0 0 0 0 1	
Joe Adcock, R (1, 3) OBP: 0.357, SLG: 0.519	0-3 K 1-2		0-0 5-3		0-0 5-3		0-3 K			4 0 0 0 0 2 4	
Johnny Logan, R (1, 6) OBP: 0.311, SLG: 0.319		0-0 F9		0-0 F7		4-0 1B BB		0-0 SH1-3 1B		3 0 1 0 1 0 0	
Chuck Cottier, R (1, 4) OBP: 0.247, SLG: 0.333		0-0 G3		0-0 SH3-4 1B		0-0 SH5-4 1B		0-0 SH1-3		3 1 2 0 0 0 0	
Lew Burdette, R (1, 1) OBP: 0.204, SLG: 0.200		0-0 F7		0-0 SH3-4		0-0 SH5-4		0-0 6-3		2 0 0 0 0 0 1	
Inning Stats	R: 2 H: 2 E: 0 LOB: 1 K: 2 BB: 1 S: 9 P: 13	R: 0 H: 0 E: 0 LOB: 0 K: 0 BB: 0 S: 3 P: 3	R: 2 H: 3 E: 0 LOB: 1 K: 0 BB: 0 S: 6 P: 6	R: 0 H: 1 E: 0 LOB: 1 K: 0 BB: 0 S: 4 P: 4	R: 0 H: 1 E: 0 LOB: 2 K: 0 BB: 1 S: 4 P: 8	R: 1 H: 2 E: 0 LOB: 0 K: 0 BB: 1 S: 3 P: 7	R: 2 H: 1 E: 0 LOB: 0 K: 2 BB: 1 S: 8 P: 12	R: 0 H: 1 E: 0 LOB: 1 K: 0 BB: 0 S: 4 P: 4	R: 0 H: 1 E: 0 LOB: 1 K: 0 BB: 0 S: 4 P: 4	1B: 10 SF: 1 2B: 1 SAC: 3 3B: 0 DP: 0 HR: 1 HBP: 0	WP: 0 PA: 42 PB: 0 SB: 3 CS: 1
PITCHER	IP WLS BF H R ER SO BB IBB HBP BLK WP HR S P ERA WHIP										
Gene Conley, R (1, 1) ERA: 3.63	5.2 L 28 9 5 5 2 3 0 0 0 0 0 0 29 41 7.94 2.118										
Jim Owens, R (6, 1) ERA: 4.41	1.1 5 1 2 2 2 1 0 0 0 0 0 1 8 12 13.50 1.500										
Humberto Robinson, R (8, 1) ERA: 3.59	2.0 8 2 0 0 0 0 0 0 0 0 0 0 8 8 0.00 1.000										

Milwaukee Braves @ Philadelphia Phillies
 Connie Mack Stadium, Philadelphia, PA
 Sun Jul 17 1960, 3:33 AM EDT
 Att: 10,686 - Unknown

AB	33
R	7
H	12
RBI	7
BB	4
SO	4
LOB	14



WP: 0	PA: 42
PB: 0	
SB: 3	
CS: 1	

PITCHER	IP	WLS	BF	H	R	ER	SO	BB	IBB	HBP	BLK	WP	HR	S	P	ERA	WHIP
Gene Conley, R (1, 1)	5.2	L	28	9	5	5	2	3	0	0	0	0	0	29	41	7.94	2.118
Jim Owens, R (6, 1)	1.1		5	1	2	2	2	1	0	0	0	0	1	8	12	13.50	1.500
Humberto Robinson, R (8, 1)	2.0		8	2	0	0	0	0	0	0	0	0	0	8	8	0.00	1.000

Batter	1	2	3	4	5	6	7	8	9	AB	R	H	RBI	BB	SO	LOB
Ruben Amaro, R (1, 6) OBP: 0.344, SLG: 0.310	0-0 F5			0-0 6-3		0-0 G6-4-3 1B		0-0 1-3		4	0	1	0	0	0	0
Tony Taylor, R (1, 4) OBP: 0.357, SLG: 0.423	0-0 6-3			0-0 E4 3B		0-0 G6-4-3 1-2f		0-0 1B 1B		4	1	2	0	0	0	1
Johnny Callison, L (1, 7) OBP: 0.381, SLG: 0.477	0-3 K			0-0 2B		0-0 1B 2B		0-0 1B 1-3		4	1	3	0	0	1	0
Pancho Herrera, R (1, 3) OBP: 0.370, SLG: 0.533		0-0 5-3		0-0 F3		0-0 1B 2-H		0-0 G5-4-3 1-2f		4	0	1	1	0	0	3
Ken Walters, R (1, 9) OBP: 0.307, SLG: 0.416		0-0 F7		0-3 K		0-0 FC6-4 1-2f			0-0 E 6-3 1B	4	1	1	0	0	1	2
Joe Morgan, L (1, 5) OBP: 0.216, SLG: 0.229		0-0 6-3			0-0 FC3-6 1B		0-0 F8		0-0 6-3 1-H	4	0	1	1	0	0	0
Bobby Del Greco, R (1, 8) OBP: 0.374, SLG: 0.402			0-0 6-3		0-0 FC3-6 1-2f		0-0 FC6 1B		0-0 FC4 1B	4	0	2	0	0	0	1
Cal Neeman, R (1, 2) OBP: 0.257, SLG: 0.338			0-0 6-3		0-0 F4		0-3 K		0-3 K	4	0	0	0	0	2	3
Gene Conley, R (1, 1) OBP: 0.161, SLG: 0.267			0-3 K		0-0 1-3		0-0 FC6 1-2f		0-0 FC4 1-2f	2	0	0	0	0	0	1
Jim Owens, R (6, 1) OBP: 0.091, SLG: 0.032										0	0	0	0	0	0	0
Tony Gonzalez, L (7, PH) OBP: 0.275, SLG: 0.445										1	0	0	0	0	0	1
Humberto Robinson, R (8, 1) OBP: 0.167, SLG: 0.167										0	0	0	0	0	0	0
Tony Curry, L (9, PH) OBP: 0.325, SLG: 0.459										1	0	0	0	0	0	1

Inning Stats	R: 0	H: 0	E: 0	K: 1	S: 5	R: 0	H: 0	E: 0	K: 0	S: 3	R: 0	H: 0	E: 0	K: 1	S: 5	R: 1	H: 2	E: 1	K: 1	S: 7	R: 0	H: 1	E: 0	K: 0	S: 4	R: 1	H: 3	E: 0	K: 1	S: 5	R: 0	H: 1	E: 0	K: 1	S: 6	R: 0	H: 2	E: 0	K: 0	S: 4	R: 1	H: 2	E: 1	K: 1	S: 7	1B: 8	SF: 0	2B: 2	SAC: 0	3B: 1	DP: 2	HR: 0	HBP: 0	WP: 0	PA: 36
PITCHER Lew Burdette, R (1, 1) ERA: 3.87	IP: 9.0	WLS: W	BF: 36	H: 11	R: 3	ER: 2	SO: 5	BB: 0	IBB: 0	HBP: 0	BLK: 0	WP: 0	HR: 0	S: 46	P: 46	ERA: 2.00	WHIP: 1.222																																						
																		PITCHER	IP: 9.0	WLS: W	BF: 36	H: 11	R: 3	ER: 2	SO: 5	BB: 0	IBB: 0	HBP: 0	BLK: 0	WP: 0	HR: 0	S: 46	P: 46	ERA: 2.00	WHIP: 1.222																				

BOTTOM

Milwaukee Braves @ Philadelphia Phillies
 Connie Mack Stadium, Philadelphia, PA

Sun Jul 17 1960, 3:33 AM EDT
 Att. 10,686 - Unknown

livebaseballscorecards.com

AB	36
R	3
H	11
RBI	2
BB	0
SO	5
LOB	13



Batter	1	2	3	4	5	6	7	8	9	AB R H RBI BB SO LOB	TOP											
Julian Javier, R (1, 4) <small>OBP: 0.293, SLG: 0.383</small> Walt Moryn, L (8, PH) <small>OBP: 0.319, SLG: 0.347</small> Alex Grammas, R (8, 4) <small>OBP: 0.245, SLG: 0.248</small>	0-0 6-3	0-0 1-3		0-0 6-3 1B		0-0 HR		0-0 F7		4 1 2 1 0 0 2 1 0 0 0 0 0 1 0 0 0 0 0 0 0												
Joe Cunningham, L (1, 9) <small>OBP: 0.388, SLG: 0.417</small>	4-0 1B BB		0-0 6-3	0-0 6-3		0-0 F7		0-0 1B		4 0 1 0 1 0 2												
Bill White, L (1, 3) <small>OBP: 0.360, SLG: 0.502</small>	0-3 K		4-0 1B S BB	0-0 F8			0-0 F9 1B	0-3 K		4 2 1 0 1 2 5												
Stan Musial, L (1, 7) <small>OBP: 0.407, SLG: 0.509</small>	0-0 1B		0-3 K		0-0 HR		0-0 F9		4-0 FC5 1B BB	4 1 2 1 1 1 2												
Ken Boyer, R (1, 5) <small>OBP: 0.329, SLG: 0.514</small>	0-0 5-3		0-0 1B 2-H		0-0 1-3		0-3 K		0-0 F3	5 0 1 1 0 1 4												
Daryl Spencer, R (1, 6) <small>OBP: 0.371, SLG: 0.460</small>		0-0 HBP 1B	0-0 F3		0-0 5-3		0-0 1B 2-H		0-0 FC5 1B	5 0 3 1 0 0 1												
Curt Flood, R (1, 8) <small>OBP: 0.317, SLG: 0.391</small>		H 1-0 HBP		0-0 HR	0-0 3-1		0-0 4-3		0-0 FC5 1-2 2-3f	4 1 1 1 0 0 3												
Hal Smith, R (1, 2) <small>OBP: 0.292, SLG: 0.287</small> Carl Sawatski, L (8, PH) <small>OBP: 0.301, SLG: 0.342</small> (8, 2)		0-0 F6		0-3 K		0-0 F8		0-0 6-3	0-0 6-3	3 0 0 0 0 1 2 2 0 0 0 0 0 2												
Bob Gibson, R (1, 1) <small>OBP: 0.083, SLG: 0.083</small> Lindy McDaniel, R (7, 1) <small>OBP: 0.211, SLG: 0.167</small> George Crowe, L (8, PH) <small>OBP: 0.286, SLG: 0.444</small> Curt Simmons, L (8, PR) <small>OBP: 0.267, SLG: 0.267</small> Ron Kline, R (8, 1) <small>OBP: 0.103, SLG: 0.103</small>		0-3 K		0-0 6-3 1B		0-3 K		0-0 1B		3 0 1 0 0 2 2 0 0 0 0 0 0 0 1 0 1 0 0 0 0 0 0 0 0 0 0 0 0 0 0 0 0 0 0												
Inning Stats	R: 0 E: 0 K: 1 S: 6	H: 1 LOB: 2 BB: 1 P: 10	R: 0 E: 0 K: 1 S: 6	H: 1 LOB: 2 BB: 0 P: 7	R: 1 E: 0 K: 1 S: 6	H: 1 LOB: 1 BB: 1 P: 10	R: 1 E: 0 K: 1 S: 8	H: 3 LOB: 2 BB: 0 P: 8	R: 1 E: 0 K: 0 S: 4	H: 1 LOB: 0 BB: 0 P: 4	R: 1 E: 0 K: 1 S: 6	H: 1 LOB: 0 BB: 0 P: 6	R: 1 E: 0 K: 1 S: 7	H: 2 LOB: 1 BB: 0 P: 7	R: 0 E: 0 K: 1 S: 7	H: 2 LOB: 2 BB: 0 P: 7	R: 0 E: 0 K: 0 S: 4	H: 1 LOB: 2 BB: 1 P: 8	1B: 10 2B: 0 3B: 0 HR: 3	SF: 0 SAC: 0 DP: 0 HBP: 1	WP: 0 PB: 0 SB: 1 CS: 0	PA: 44
PITCHER	IP WLS BF H R ER SO BB IBB HBP BLK WP HR S P ERA WHIP																					
Bob Buhl, R (1, 1) <small>ERA: 3.41</small> Ron Piche, R (7, 1) <small>ERA: 4.82</small>	6.2 33 10 5 5 6 2 0 1 0 0 3 42 51 6.75 1.800																					

St. Louis Cardinals @ Milwaukee Braves
Milwaukee County Stadium, Milwaukee, WI

Tue Jul 19 1960, 8:05 PM EDT
Att: 28,718 - Unknown

AB	40
R	5
H	13
RBI	5
BB	3
SO	7
LOB	26



Batter	1	2	3	4	5	6	7	8	9
Bill Bruton, L OBP: 0.334, SLG: 0.451 (1, 8)	0-0 BB 1B 1B	4-0 SF9 BB		0-0 E4 1B		0-0 4-3	0-3 K		
Del Crandall, R OBP: 0.319, SLG: 0.465 (1, 2)	0-0 BB 1B	0-0 SF9		0-0 1B 1B		0-0 F3		0-0 F3	
Eddie Mathews, L OBP: 0.397, SLG: 0.532 (1, 5)	4-0 BB 1B	0-0 G3		0-0 1B			0-0 2B 1B	4-0 HR BB	
Hank Aaron, R OBP: 0.356, SLG: 0.590 (1, 9)	0-3 K		0-0 CS 1B	0-3 K			0-3 K	0-0 HR	
Wes Covington, L OBP: 0.328, SLG: 0.511 (1, 7)	0-0 F3		0-0 F8	0-0 F8			0-0 1B SF8 2B	0-0 6-3	
Al Spangler, L OBP: 0.319, SLG: 0.409 (7, PR) (8, 7)									
Joe Adcock, R OBP: 0.354, SLG: 0.511 (1, 3)	0-0 F4		0-3 K		0-0 6-3		4-0 BB 1B IBB	0-3 K	
Johnny Logan, R OBP: 0.314, SLG: 0.325 (1, 6)		0-0 E5 FC4-6		0-0 E 1B 2B	0-0 6-3		0-0 BB 1B		
Chuck Cottier, R OBP: 0.250, SLG: 0.324 (1, 4)		0-0 FC4-6		4-0 1B E 1B BB	0-0 5-3		0-0 SF8		
Alvin Dark, R OBP: 0.312, SLG: 0.319 (7, PH)									
Felix Mantilla, R OBP: 0.255, SLG: 0.367 (8, 4)									
Bob Buhl, R OBP: 0.104, SLG: 0.104 (1, 1)		0-0 E5 WP SF9		0-3 K		0-0 4-3	4-0 BB		
Ron Piche, R (7, 1)									

AB	R	H	RBI	BB	SO	LOB
4	1	1	0	1	1	5
4	0	2	2	0	0	0
3	2	2	2	2	0	1
5	1	2	2	0	3	6
4	0	1	1	0	0	6
1	1	0	0	0	0	0
4	0	0	0	1	2	4
4	1	2	0	0	0	0
2	2	0	0	1	0	1
0	0	0	1	0	0	0
0	0	0	0	0	0	0
3	1	0	0	0	1	3
0	0	0	0	1	0	0

AB	R	H	RBI	BB	SO	LOB
34	9	10	8	6	7	26

Inning	1	2	3	4	5	6	7	8	9
R: 0	R: 2	R: 0	R: 0	R: 3	R: 0	R: 0	R: 2	R: 2	R: 0
E: 0	E: 2	H: 0	H: 1	H: 3	H: 0	H: 0	H: 3	H: 1	H: 1
K: 1	K: 0	LOB: 3	LOB: 1	LOB: 2	LOB: 0	LOB: 0	LOB: 3	LOB: 0	LOB: 0
S: 7	S: 5	BB: 1	BB: 0	BB: 1	BB: 0	BB: 0	BB: 2	BB: 1	BB: 1
P: 11	P: 9	P: 11	P: 5	P: 15	P: 3	P: 3	P: 18	P: 10	P: 10

PITCHER	IP	WLS	BF	H	R	ER	SO	BB	IBB	HBP	BLK	WP	HR	S	P	ERA	WHIP
Bob Gibson, R ERA: 5.84 (1, 1)	6.1	L	34	9	7	4	5	3	1	0	0	1	0	40	56	5.68	1.895
Lindy McDaniel, R ERA: 2.53 (7, 1)	0.2		3	0	0	0	1	1	0	0	0	0	0	4	8	0.00	1.500
Ron Kline, R ERA: 5.81 (8, 1)	1.0		5	1	2	2	1	1	0	0	0	0	1	6	10	18.00	2.000

PITCHER	IP	WLS	BF	H	R	ER	SO	BB	IBB	HBP	BLK	WP	HR	S	P	ERA	WHIP
WP: 2	PA: 42																
PB: 0																	
SB: 0																	
CS: 1																	

St. Louis Cardinals @ Milwaukee Braves
 Milwaukee County Stadium, Milwaukee, WI
 Tue Jul 19 1960, 8:05 PM EDT
 Att. 28,718 - Unknown

livebaseballscores.com



Batter	1	2	3	4	5	6	7	8	9	AB R H RBI BB SO LOB	TOP																													
Julian Javier, R OBP: 0.288, SLG: 0.375 (1, 4)	0-0 F9		0-0 FC1-5		0-0 F4			0-0 L4		4 0 0 0 0 0 2																														
Joe Cunningham, L OBP: 0.387, SLG: 0.415 (1, 9) Ed Bauta, R (8, 1)	0-3 K		0-0 1-3		0-0 F6			0-0 1B		4 0 1 0 0 1 1 0 0 0 0 0 0 0																														
Bill White, L OBP: 0.359, SLG: 0.498 (1, 3)	0-0 1B			0-0 1-3		0-0 4-3		0-0 F9		4 0 1 0 0 0 1																														
Stan Musial, L OBP: 0.404, SLG: 0.509 (1, 7) (8, 9)	0-3 K			0-0 2B		0-0 6-3			0-0 G3	4 0 1 0 0 1 1																														
Daryl Spencer, R OBP: 0.372, SLG: 0.459 (1, 6)		0-0 E4		4-0 BB		0-0 1-3			0-0 1B	3 0 1 0 1 0 0																														
Hal Smith, R OBP: 0.291, SLG: 0.287 (1, 2)		0-0 G4-3		0-0 G1-4-3		0-0 FC6-4			0-0 F8	4 0 1 0 0 0 4																														
Curt Flood, R OBP: 0.312, SLG: 0.384 (1, 8)		0-0 6-3			0-0 F4		0-0 FC6-4		0-0 F3	4 0 0 0 0 0 2																														
Alex Grammas, R OBP: 0.254, SLG: 0.258 (1, 5)			0-0 FC1-5 SH1-3		0-0 1B		0-0 L4			3 0 2 0 0 0 1																														
Ernie Broglio, R OBP: 0.281, SLG: 0.241 (1, 1) Bob Nieman, R OBP: 0.360, SLG: 0.438 (8, PH) (8, 7)			0-0 SH1-3		0-0 F9			0-0 L9		1 0 0 0 0 0 1 1 0 0 0 0 0 0																														
Inning Stats	R: 0 E: 0 K: 2 S: 8	H: 1 LOB: 1 BB: 0 P: 8	R: 0 E: 1 K: 0 S: 3	H: 0 LOB: 0 BB: 0 P: 3	R: 0 E: 0 K: 0 S: 4	H: 1 LOB: 1 BB: 0 P: 4	R: 0 E: 0 K: 0 S: 3	H: 1 LOB: 1 BB: 1 P: 7	R: 0 E: 0 K: 0 S: 4	H: 1 LOB: 1 BB: 0 P: 4	R: 0 E: 0 K: 0 S: 3	H: 0 LOB: 0 BB: 0 P: 3	R: 0 E: 0 K: 0 S: 4	H: 1 LOB: 1 BB: 0 P: 4	R: 0 E: 0 K: 0 S: 4	H: 1 LOB: 1 BB: 0 P: 4	R: 0 E: 0 K: 0 S: 4	H: 1 LOB: 1 BB: 0 P: 4	1B: 6 2B: 1 3B: 0 HR: 0	SF: 0 SAC: 1 DP: 2 HBP: 0	WP: 0 PB: 0 SB: 1 CS: 0	PA: 34																		
PITCHER Warren Spahn, L ERA: 3.79 (1, 1)	IP 9.0	WLS W	BF 34	H 7	R 0	ER 0	SO 2	BB 1	IBB 0	HBP 0	BLK 0	WP 0	HR 0	S 37	P 41	ERA 0.00	WHIP 0.889						PITCHER	IP	WLS	BF	H	R	ER	SO	BB	IBB	HBP	BLK	WP	HR	S	P	ERA	WHIP

St. Louis Cardinals @ Milwaukee Braves
Milwaukee County Stadium, Milwaukee, WI

Wed Jul 20 1960, 8:05 PM EDT
Att: 29,813 - Unknown

livebaseballscorecards.com

AB	32
R	0
H	7
RBI	0
BB	1
SO	2
LOB	13



Batter	1	2	3	4	5	6	7	8	9
Bill Bruton, L OBP: 0.336, SLG: 0.452 (1, 8)	0-0 1B E 1B		0-0 3-1		0-3 K			0-0 CS 1B	
Del Crandall, R OBP: 0.319, SLG: 0.463 (1, 2)	0-0 F3		0-0 F7			0-0 9-3 1B		0-0 CS 1-2	
Eddie Mathews, L OBP: 0.397, SLG: 0.530 (1, 5)	0-0 E9 BB 1-H 1B		0-0 4-3			0-3 K			
Hank Aaron, R OBP: 0.358, SLG: 0.599 (1, 9)	4-0 G4-3 1-2 BB			0-0 HR		0-0 9-3 1-2f			
Wes Covington, L OBP: 0.323, SLG: 0.503 (1, 7)	0-0 G4-3			0-3 K		0-3 K			
Al Spangler, L OBP: 0.319, SLG: 0.409 (8, 7)	1-2f								
Joe Adcock, R OBP: 0.354, SLG: 0.521 (1, 3)		0-0 HR		0-3 K		0-0 F9			
Johnny Logan, R OBP: 0.311, SLG: 0.322 (1, 6)		0-0 G1		0-0 5-3		0-0 F6			
Chuck Cottier, R OBP: 0.241, SLG: 0.311 (1, 4)		0-0 F4			0-0 6-3		0-3 K		
Warren Spahn, L OBP: 0.158, SLG: 0.204 (1, 1)		0-0 F7			0-0 G1		0-0 F8		

AB	R	H	RBI	BB	SO	LOB
4	1	2	0	0	1	0
3	0	1	0	0	0	1
3	0	1	0	0	1	1
2	1	1	1	1	0	1
3	0	0	0	0	2	2
0	0	0	0	0	0	0
3	1	1	1	0	1	0
3	0	0	0	0	0	0
3	0	0	0	0	1	0
3	0	0	0	0	0	0

BOTTOM

St. Louis Cardinals @ Milwaukee Braves
Milwaukee County Stadium, Milwaukee, WI

Wed Jul 20 1960, 8:05 PM EDT
Att. 29,813 - Unknown

AB	27
R	3
H	6
RBI	2
BB	1
SO	6
LOB	5



Inning Stats	R	H	E	K	S	P	IP	WLS	BF	H	R	ER	SO	BB	IBB	HBP	BLK	WP	HR	S	P	ERA	WHIP
Ernie Broglio, R ERA: 2.79 (1, 1)	1	2	1	0	8	25	7.0	L	25	5	3	2	5	1	0	0	0	0	2	34	38	2.57	0.857
Ed Bauta, R ERA: 18.0 (8, 1)	1	0	0	0	1	3	1.0		3	1	0	0	1	0	0	0	0	0	5	5	5	0.00	1.000

WP	PA	ERA	WHIP
0	29		

St. Louis Cardinals @ Milwaukee Braves
 Milwaukee County Stadium, Milwaukee, WI

Thu Jul 21 1960, 4:33 AM EDT
 Att: 25,620 - Unknown

AB	36
R	9
H	6
RBI	8
BB	7
SO	8
LOB	20



Batter	1	2	3	4	5	6	7	8	9	AB R H RBI BB SO LOB
Julian Javier, R (1, 4) OBP: 0.281, SLG: 0.366	0-0 6-3		0-3 K			0-0 F4		0-0 1-3		5 0 0 0 0 2 6
Alex Grammas, R (1, 5) OBP: 0.250, SLG: 0.254 George Crowe, L (6, PH) OBP: 0.300, SLG: 0.444 Ken Boyer, R (6, PR) OBP: 0.330, SLG: 0.513	0-3 K			0-0 6-3		4-0 2B 1-2 2-3 BLK BB	0-0 E5 HBP BB 2B	4-0 BB		2 0 0 0 0 1 0 0 0 0 0 1 0 0 1 2 0 0 1 0 0
Bill White, L (1, 3) OBP: 0.360, SLG: 0.499	0-0 L7			0-3 K		0-0 BLK 2B 1-3 2-H 3-H	4-0 HBP 2B BB	0-0 4-3		4 2 1 2 1 1 1
Bob Nieman, R (1, 7) OBP: 0.357, SLG: 0.440 John Glenn, R (7, 7) OBP: 0.276, SLG: 0.357		0-0 6-3		0-0 5-3		0-0 E BB 2B 2-H 3-H	0-0 F4		0-0 F4	4 1 1 1 0 0 2 1 0 0 0 0 0 0
Daryl Spencer, R (1, 6) OBP: 0.373, SLG: 0.456		0-0 F3			0-0 F5	0-0 E5 BB BB 2-3	1-0 2B HBP		0-0 FC6-4 BB 1B	4 2 1 0 0 0 2
Walt Moryn, L (1, 9) OBP: 0.327, SLG: 0.354		0-0 F7			0-3 K	4-0 BB BB IBB	0-0 2B 1-H 2-H 3-H		4-0 FC6-4 BB	3 0 1 3 2 1 0
Curt Flood, R (1, 8) OBP: 0.310, SLG: 0.377			0-0 6-3		0-0 F9	4-0 BB BB 1-2 2-3 3-H	0-3 K		0-0 FC6-4	4 0 0 1 1 1 3
Hal Smith, R (1, 2) OBP: 0.288, SLG: 0.283 Stan Musial, L (6, PH) OBP: 0.407, SLG: 0.509 Bob Gibson, R (6, PR) OBP: 0.083, SLG: 0.083 Carl Sawatski, L (6, 2) OBP: 0.296, SLG: 0.336			0-0 F3			0-0 E6 BB BB 1B	0-3 K		0-0 4-3	2 1 0 0 0 0 0 0 0 0 1 1 0 0 0 0 0 0 0 0 0 2 0 0 0 0 1 3
Larry Jackson, R (1, 1) OBP: 0.246, SLG: 0.242 Lindy McDaniel, R (7, 1) OBP: 0.200, SLG: 0.158			0-0 E9 1B			0-0 BB BB 1B		0-0 5-3		3 1 2 0 0 1 3 1 0 0 0 0 0 0

Inning Stats	R: 0	H: 0	R: 0	H: 0	R: 0	H: 1	R: 0	H: 0	R: 6	H: 3	R: 3	H: 1	R: 0	H: 0	R: 0	H: 1	1B: 3	SF: 0	WP: 0	PA: 44
	E: 0	LOB: 0	E: 0	LOB: 0	E: 0	LOB: 0	E: 0	LOB: 0	E: 2	LOB: 3	E: 1	LOB: 1	E: 0	LOB: 1	E: 0	LOB: 2	2B: 3	SAC: 0	PB: 0	
	K: 1	BB: 0	K: 0	BB: 0	K: 1	BB: 0	K: 1	BB: 0	K: 2	BB: 4	K: 2	BB: 1	K: 0	BB: 1	K: 0	BB: 1	3B: 0	DP: 0	SB: 0	
	S: 5	P: 5	S: 3	P: 3	S: 6	P: 6	S: 5	P: 5	S: 12	P: 28	S: 9	P: 14	S: 3	P: 7	S: 4	P: 8	HR: 0	HBP: 1	CS: 0	

PITCHER	IP	WLS	BF	H	R	ER	SO	BB	IBB	HBP	BLK	WP	HR	S	P	ERA	WHIP
Carl Willey, R (1, 1) ERA: 3.84	5.1	L	22	4	6	3	4	1	0	0	1	0	0	29	33	5.06	0.938
Don Nottebart, R (6, 1) ERA: 4.11	0.0		3	0	0	0	0	1	1	0	0	0	0	1	9	∞	∞
Don McMahon, R (6, 1) ERA: 6.81	1.2		10	1	3	2	4	2	0	1	0	0	0	15	24	10.80	1.800
George Brunet, L (8, 1) ERA: 4.34	2.0		9	1	0	0	0	2	0	0	0	0	0	7	15	0.00	1.500

BOTTOM

St. Louis Cardinals @ Milwaukee Braves
Milwaukee County Stadium, Milwaukee, WI

Thu Jul 21 1960, 4:33 AM EDT
 Att. 25,620 - Unknown

livebaseballscores.com

AB	34
R	4
H	10
RBI	4
BB	2
SO	3
LOB	15



WP:	0	PA:	38
PB:	0		
SB:	1		
CS:	1		

AB R H RBI BB SO LOB

4	2	2	1	1	1	2
3	0	1	1	0	1	1
4	1	1	1	0	0	3
4	0	1	0	0	0	2
4	0	1	1	0	0	1
4	0	3	0	0	0	1
4	0	0	0	0	0	3
2	1	0	0	1	0	1
1	0	0	0	0	0	0
2	0	0	0	0	0	1
0	0	0	0	0	0	0
0	0	0	0	0	0	0
1	0	1	0	0	0	0
0	0	0	0	0	0	0
1	0	0	0	0	0	0

Batter	1	2	3	4	5	6	7	8	9
Bill Bruton, L OBP: 0.340, SLG: 0.461 (1, 8) BBB	4-0 E S 1B BB		X 0-0 SH2-3 1B		X 0-0 HR		X 0-0 F9		S S S 0-3 K
Del Crandall, R OBP: 0.319, SLG: 0.462 (1, 2) SSS	0-3 K 1-3		X 0-0 SH2-3 1-2		X 0-0 5-3		X 0-0 1-2 2-H 1B		
Eddie Mathews, L OBP: 0.395, SLG: 0.527 (1, 5) X	0-0 6-3 1B 3-H		X 0-0 F9		X 0-0 L7		X 0-0 F8		
Hank Aaron, R OBP: 0.357, SLG: 0.594 (1, 9) X	0-0 6-3 1-2		X 0-0 1-3		X 0-0 1B		X 0-0 6-3		
Wes Covington, L OBP: 0.322, SLG: 0.497 (1, 7) X	0-0 2-H 1B		X 0-0 F7		X 0-0 F6		X 0-0 4-3		
Joe Adcock, R OBP: 0.359, SLG: 0.524 (1, 3) X		X 0-0 1B	X 0-0 CS 1B		X 0-0 6-3		X 0-0 FC6-4 1B		
Johnny Logan, R OBP: 0.307, SLG: 0.317 (1, 6) X		X 0-0 L7	X 0-0 F8		X 0-0 5-3		X 0-0 FC6-4 1-2f		
Chuck Cottier, R OBP: 0.244, SLG: 0.303 Red Schoendienst, S OBP: 0.291, SLG: 0.281 (9, PH)		X 0-0 L7	X 0-0 CS 1-2	X 0-0 4-3	X 0-0 4-3		BBB 4-0 1B BB	X 0-0 4-3	
Carl Willey, R OBP: 0.163, SLG: 0.143 Don Nottebart, R Don McMahon, R Eddie Haas, L OBP: 0.533, SLG: 0.500 George Brunet, R OBP: 0.077, SLG: 0.077 Alvin Dark, R OBP: 0.311, SLG: 0.318 (1, 1) (6, 1) (6, 1) (7, PH) (8, 1) (9, PH)		S S S 0-3 K		X 0-0 1-3	X 0-0 1-3		X 0-0 1B 1B	X 0-0 5-3	

Inning Stats	R: 2	H: 2	E: 1	K: 1	S: 6	H: 2	LOB: 1	BB: 1	P: 10	R: 0	H: 1	E: 0	K: 1	S: 6	R: 0	H: 1	E: 0	K: 0	S: 4	R: 0	H: 1	E: 0	K: 0	S: 3	R: 1	H: 1	E: 0	K: 0	S: 4	R: 0	H: 1	E: 0	K: 0	S: 4	R: 1	H: 2	E: 0	K: 0	S: 5	R: 0	H: 1	E: 0	K: 0	S: 4	R: 0	H: 0	E: 0	K: 1	S: 5	R: 0	H: 0	E: 0	K: 1	S: 5	1B: 9	2B: 0	3B: 0	HR: 1	SF: 0	SAC: 1	DP: 0	HBP: 0	WP: 0	PB: 0	SB: 1	CS: 1	PA: 38
--------------	------	------	------	------	------	------	--------	-------	-------	------	------	------	------	------	------	------	------	------	------	------	------	------	------	------	------	------	------	------	------	------	------	------	------	------	------	------	------	------	------	------	------	------	------	------	------	------	------	------	------	------	------	------	------	------	-------	-------	-------	-------	-------	--------	-------	--------	-------	-------	-------	-------	--------

PITCHER	IP	WLS	BF	H	R	ER	SO	BB	IBB	HBP	BLK	WP	HR	S	P	ERA	WHIP
Larry Jackson, R ERA: 2.97 (1, 1)	6.2	W	29	9	4	4	2	2	0	0	0	0	1	31	39	5.40	1.650
Lindy McDaniel, R ERA: 2.44 (7, 1)	2.1	S	8	1	0	0	1	0	0	0	0	0	0	10	10	0.00	0.429

Batter	1	2	3	4	5	6	7	8	9	AB R H RBI BB SO LOB	TOP																
Bill Bruton, L (1, 8) OBP: 0.340, SLG: 0.460	0-3 K		0-0 S 1B		0-0 FC5-2 1B		0-0 F6		0-0 F8	5 2 2 0 0 1 0	Milwaukee Braves @ Chicago Cubs Wrigley Field, Chicago, IL Fri Jul 22 1960, 3:33 AM CDT Att: 16,739 - Unknown																
Del Crandall, R (1, 2) OBP: 0.317, SLG: 0.457	0-0 FC5-4 1B		0-0 F8		0-0 FC5-2 1B		0-0 5-3		0-0 6-3	5 0 1 0 0 0 3																	
Eddie Mathews, L (1, 5) OBP: 0.401, SLG: 0.539	0-0 F9		0-0 1B		0-0 1B			4-0 HR	0-0 HR	4 2 3 3 1 0 1																	
Hank Aaron, R (1, 9) OBP: 0.355, SLG: 0.598	0-0 FC5-4 1-2f		0-0 F9		0-0 2-3 1B			0-0 HR	0-0 5-3 HR	5 1 1 2 0 0 4																	
Joe Adcock, R (1, 3) OBP: 0.358, SLG: 0.531		0-0 HR			0-0 F7		0-0 6-3		0-0 6-3	4 1 1 1 0 0 0																	
Lee Maye, L (1, 7) OBP: 0.500, SLG: 0.467		0-0 G3			0-0 F8		4-0 BB		0-0 L7	3 0 0 0 1 0 0																	
Johnny Logan, R (1, 6) OBP: 0.306, SLG: 0.316		0-0 L7			0-0 F4		0-3 K		0-0 1B	4 0 1 0 0 1 1																	
Chuck Cottier, R (1, 4) OBP: 0.235, SLG: 0.291		0-0 5-3			0-0 F8		0-0 F8		0-0 F5	3 0 0 0 0 0 1																	
Wes Covington, L (8, PH) OBP: 0.320, SLG: 0.495										1 0 0 0 0 0 1																	
Red Schoendienst, S (8, 4) OBP: 0.291, SLG: 0.281										0 0 0 0 0 0 0																	
Lew Burdette, R (1, 1) OBP: 0.216, SLG: 0.213			0-0 F3		0-0 FC5-2 1B		0-3 K		0-0 HR	2 0 1 0 0 0 0																	
Joey Jay, S (6, 1) OBP: 0.286, SLG: 0.167										1 0 0 0 0 1 0																	
Eddie Haas, L (9, PH) OBP: 0.563, SLG: 0.769										1 1 1 1 0 0 0																	
Inning Stats	R: 0 E: 0 K: 1 S: 6	H: 1 LOB: 1 BB: 0 P: 6	R: 1 E: 0 K: 0 S: 4	H: 1 LOB: 0 BB: 0 P: 4	R: 1 E: 0 K: 0 S: 5	H: 2 LOB: 1 BB: 0 P: 5	R: 0 E: 0 K: 0 S: 3	H: 0 LOB: 0 BB: 0 P: 3	R: 1 E: 0 K: 0 S: 6	H: 3 LOB: 2 BB: 0 P: 6	R: 0 E: 0 K: 1 S: 5	H: 0 LOB: 1 BB: 1 P: 9	R: 0 E: 0 K: 1 S: 5	H: 0 LOB: 0 BB: 0 P: 5	R: 2 E: 0 K: 0 S: 5	H: 2 LOB: 1 BB: 1 P: 9	R: 2 E: 0 K: 0 S: 5	H: 2 LOB: 0 BB: 0 P: 5	1B: 7 2B: 0 3B: 0 HR: 4	SF: 0 SAC: 0 DP: 0 HBP: 0	WP: 0 PB: 0 SB: 1 CS: 0	PA: 40					
PITCHER	IP WLS BF H R ER SO BB IBB HBP BLK WP HR S P ERA WHIP																										
Mark Freeman, R (1, 1) ERA: 6.22	4.2		21	7	3	3	1	0	0	0	0	0	1	23	23	5.79	1.500										
Don Elston, R (5, 1) ERA: 2.93	4.0	W	18	4	4	4	2	2	0	0	0	0	3	20	28	9.00	1.500										
Joe Schaffernoth, R (9, 1) ERA: 5.5	0.1	S	1	0	0	0	0	0	0	0	0	0	0	1	1	0.00	0.000										

livebaseballscorecards.com

AB	38
R	7
H	11
RBI	7
BB	2
SO	3
LOB	11



Batter	1	2	3	4	5	6	7	8	9	AB	R	H	RBI	BB	SO	LOB
Richie Ashburn, L (1, 7) OBP: 0.453, SLG: 0.371	4-0 5-3 2B BB	0-0 F3			0-0 SH1-3 1B		0-0 F7			3	2	1	0	1	0	0
Bob Will, L (1, 9) OBP: 0.320, SLG: 0.407	0-0 5-3 1-2		0-0 6-3		0-0 SH1-3 1-2		0-0 4-3			3	0	0	0	0	0	1
Ron Santo, R (1, 5) OBP: 0.361, SLG: 0.444	0-0 2B 2-H		0-0 L1		0-0 14 HR 1B		0-0 HR			4	3	3	3	0	0	0
14 Ernie Banks, R (1, 6) OBP: 0.372, SLG: 0.589	0-0 6-3		0-0 L7		0-0 HR		0-0 F4			4	1	1	2	0	0	1
Ed Bouchee, L (1, 3) OBP: 0.357, SLG: 0.318	0-0 2B			0-0 2B 1B	0-0 F6		0-0 F3			4	1	2	1	0	0	0
George Altman, L (1, 8) OBP: 0.360, SLG: 0.482	4-0 IBB			0-0 SH1 2B	0-0 F7		0-0 1B			3	1	2	1	1	0	0
Jerry Kindall, R (1, 4) OBP: 0.274, SLG: 0.359	0-0 F3			0-0 6-3		0-0 F2		0-0 F3		4	0	0	0	0	0	4
El Tappe, R (1, 2) OBP: 0.340, SLG: 0.311		0-0 1-3		0-0 SH1		0-3 K		0-0 F6		3	0	0	1	0	1	1
Mark Freeman, R (1, 1) OBP: 0.211, SLG: 0.167		0-3 K		0-0 6-3		0-0 5-3				2	0	0	0	0	1	0
Don Elston, R (5, 1) OBP: 0.111, SLG: 0.111										1	0	0	0	0	0	0
Joe Schaffernoth, R (9, 1)										0	0	0	0	0	0	0

Inning Stats	R: 2	H: 2	E: 0	K: 0	S: 5	H: 2	LOB: 2	BB: 2	P: 13	R: 0	H: 0	E: 0	K: 1	S: 5	H: 0	LOB: 0	BB: 0	P: 5	R: 0	H: 0	E: 0	K: 0	S: 3	R: 3	H: 3	E: 0	K: 0	S: 6	H: 0	LOB: 0	BB: 0	P: 6	R: 0	H: 0	E: 0	K: 1	S: 5	H: 0	LOB: 0	BB: 0	P: 5	R: 1	H: 1	E: 0	K: 0	S: 4	H: 1	LOB: 0	BB: 0	P: 4	R: 0	H: 1	E: 0	K: 0	S: 4	H: 1	LOB: 1	BB: 0	P: 4
PITCHER	IP	WLS	BF	H	R	ER	SO	BB	IBB	HBP	BLK	WP	HR	S	P	ERA	WHIP																																										
Lew Burdette, R (1, 1) ERA: 4.17	5.0	L	24	7	7	7	1	1	1	0	0	0	1	24	32	12.60	1.600																																										
Joey Jay, R (6, 1) ERA: 3.57	3.0		11	2	1	1	1	0	0	0	0	0	1	13	13	3.00	0.667																																										

Milwaukee Braves @ Chicago Cubs
Wrigley Field, Chicago, IL
Fri Jul 22 1960, 3:33 AM CDT
Att. 16,739 - Unknown

AB	31
R	8
H	9
RBI	8
BB	2
SO	2
LOB	7



WP: 0	PA: 35
PB: 0	SB: 0
CS: 0	

livebaseballscores.com

Batter	1	2	3	4	5	6	7	8	9	AB R H RBI BB SO LOB	TOP									
Bill Bruton, L (1, 8) OBP: 0.339, SLG: 0.456	0-0 F7		4-0 5-3 BB		0-0 4-3			0-0 F9		3 0 0 0 1 0 1										
Del Crandall, R (1, 2) OBP: 0.313, SLG: 0.450	0-3 K		0-0 5-3 1-2			0-0 F6		0-0 5-3		4 0 0 0 0 1 1										
Eddie Mathews, L (1, 5) OBP: 0.402, SLG: 0.547	0-0 HR		0-0 F8			4-0 BB			0-0 6-3	3 1 1 1 1 0 1										
Hank Aaron, R (1, 9) OBP: 0.354, SLG: 0.602	0-0 4-3			0-0 6-3		0-0 F7			0-0 HR	4 1 1 1 0 0 1										
Joe Adcock, R (1, 3) OBP: 0.353, SLG: 0.523		0-3 K		0-3 K		0-3 K			0-0 F8	4 0 0 0 0 3 1										
Lee Maye, L (1, 7) OBP: 0.458, SLG: 0.474		0-0 E7 SF8 2B		0-0 F5			0-0 F7		0-0 F8	4 1 1 0 0 0 0 0 0 0 0 0 0 0										
Al Spangler, L (9, 7) OBP: 0.319, SLG: 0.409																				
Johnny Logan, R (1, 6) OBP: 0.307, SLG: 0.318		0-0 SF8			0-0 4-3 1B		0-0 F9			2 0 1 1 0 0 0										
Chuck Cottier, R (1, 4) OBP: 0.227, SLG: 0.280		0-3 K			0-0 4-3 1-2		0-0 F6			3 0 0 0 0 1 1										
Juan Pizarro, L (1, 1) OBP: 0.310, SLG: 0.414			0-0 G3		0-3 K			0-0 F6		3 0 0 0 0 1 1 0 0 0 0 0 0 0										
Ron Piche, R (9, 1)																				
Inning Stats	R: 1 E: 0 K: 1 S: 6	H: 1 LOB: 0 BB: 0 P: 6	R: 1 E: 1 K: 2 S: 8	H: 1 LOB: 0 BB: 0 P: 8	R: 0 E: 0 K: 0 S: 3	H: 0 LOB: 1 BB: 1 P: 7	R: 0 E: 0 K: 1 S: 5	H: 0 LOB: 0 BB: 0 P: 5	R: 0 E: 0 K: 1 S: 6	H: 1 LOB: 1 BB: 0 P: 6	R: 0 E: 0 K: 0 S: 3	H: 0 LOB: 0 BB: 0 P: 3	R: 0 E: 0 K: 0 S: 3	H: 0 LOB: 0 BB: 0 P: 3	R: 1 E: 0 K: 0 S: 4	H: 1 LOB: 0 BB: 0 P: 4	1B: 1 2B: 1 3B: 0 HR: 2	SF: 1 SAC: 0 DP: 0 HBP: 0	WP: 0 PB: 0 SB: 0 CS: 0	PA: 33
PITCHER Don Cardwell, R (1, 1) ERA: 4.26	IP: 9.0 WLS: L BF: 33 H: 4 R: 3 ER: 2 SO: 6 BB: 2 IBB: 0 HBP: 0 BLK: 0 WP: 0 HR: 2 S: 43 P: 51 ERA: 2.00 WHIP: 0.667																			
PITCHER	IP	WLS	BF	H	R	ER	SO	BB	IBB	HBP	BLK	WP	HR	S	P	ERA	WHIP			

Milwaukee Braves @ Chicago Cubs
Wrigley Field, Chicago, IL
Sat Jul 23 1960, 3:33 AM CDT
Att. 20,222 - Unknown

AB	30
R	3
H	4
RBI	3
BB	2
SO	6
LOB	7



Batter	1	2	3	4	5	6	7	8	9	AB R H RBI BB SO LOB
Richie Ashburn, L (1, 7) OBP: 0.452, SLG: 0.372	0-0 1B		0-0 1B		0-3 K		0-0 4-3		0-0 G3	5 0 2 0 0 1 3
Frank Thomas, R (1, 9) OBP: 0.303, SLG: 0.433 Sammy Taylor, L (9, PH) OBP: 0.347, SLG: 0.444	0-3 K		0-3 K		0-0 E 1B		0-0 F4		0-0 G1	4 0 1 0 0 2 4 1 0 0 0 0 0 3
Ron Santo, R (1, 5) OBP: 0.357, SLG: 0.431	0-3 K		4-0 BB 1-2 2-3 BB		0-0 E6 1-2		0-0 F2			3 0 0 0 1 1 2
14 Ernie Banks, R (1, 6) OBP: 0.369, SLG: 0.582	0-0 F4		0-0 F6		0-3 K		0-0 F9			4 0 0 0 0 1 6
George Altman, L (1, 8) OBP: 0.358, SLG: 0.473		0-0 4-3		0-3 K		0-3 K		4-0 BB		3 0 0 0 1 2 0
Dick Gernert, R (1, 3) OBP: 0.319, SLG: 0.291		0-0 F9		0-0 1B 1B		0-0 G6-4-3 1B		0-0 F8		4 0 2 0 0 0 1
Jerry Kindall, R (1, 4) OBP: 0.274, SLG: 0.356		0-3 K		0-0 G6-4-3 1B		0-0 G6-4-3		0-3 K		4 0 1 0 0 2 1
El Tappe, R (1, 2) OBP: 0.345, SLG: 0.319 Bob Will, L (7, PH) OBP: 0.319, SLG: 0.406 Moe Thacker, R (8, 2) OBP: 0.152, SLG: 0.067 Grady Hatton, L (9, PH) OBP: 0.500, SLG: 0.500 Don Zimmer, R (9, PR) OBP: 0.301, SLG: 0.342			0-0 BB 1B 1B		0-0 G6-4-3		0-3 K		1-0 G3 BB HBP	2 0 1 0 0 0 2 1 0 0 0 0 1 0 0 0 0 0 0 0 0 0 0 0 0 0 0 0
Don Cardwell, R (1, 1) OBP: 0.195, SLG: 0.366 Al Heist, R (9, PH) OBP: 0.250, SLG: 0.100			0-3 K		0-3 K		0-0 2B		4-0 G3 BB	3 0 1 0 0 2 1 0 0 0 0 1 0 0

Inning Stats	R: 0	H: 1	E: 0	K: 2	S: 8	LOB: 1	BB: 0	P: 8	R: 0	H: 0	E: 0	K: 1	S: 5	LOB: 0	BB: 0	P: 5	R: 0	H: 2	E: 0	K: 2	S: 9	LOB: 3	BB: 1	P: 13	R: 0	H: 2	E: 0	K: 1	S: 6	LOB: 1	BB: 0	P: 6	R: 0	H: 1	E: 1	K: 3	S: 11	LOB: 2	BB: 0	P: 11	R: 0	H: 1	E: 0	K: 1	S: 5	LOB: 0	BB: 0	P: 5	R: 0	H: 1	E: 0	K: 1	S: 6	LOB: 1	BB: 0	P: 6	R: 0	H: 0	E: 0	K: 0	S: 3	LOB: 1	BB: 1	P: 7	R: 0	H: 0	E: 0	K: 1	S: 5	LOB: 3	BB: 1	P: 10	1B: 7	SF: 0	2B: 1	SAC: 0	3B: 0	DP: 2	HR: 0	HBP: 1	WP: 0	PA: 38
PITCHER	IP	WLS	BF	H	R	ER	SO	BB	IBB	HBP	BLK	WP	HR	S	P	ERA	WHIP																																																																	
Juan Pizarro, L (1, 1) ERA: 3.18	8.1	W	36	8	0	0	12	3	0	1	0	0	0	56	69	0.00	1.320																																																																	
Ron Piche, R (9, 1) ERA: 4.71	0.2	S	2	0	0	0	0	0	0	0	0	0	0	2	2	0.00	0.000																																																																	


BOTTOM

Milwaukee Braves @ Chicago Cubs
Wrigley Field, Chicago, IL
Sat Jul 23 1960, 3:33 AM CDT
Att. 20,222 - Unknown

livebaseballscorecards.com

AB	34
R	0
H	8
RBI	0
BB	3
SO	12
LOB	23



Batter	1	2	3	4	5	6	7	8	9	AB R H RBI BB SO LOB	TOP											
Bill Bruton, L (1, 8) OBP: 0.340, SLG: 0.455	0-0 1-3 5-3 1B	0-3 K		0-0 F9	0-0 1-2 2-H 1B		0-0 4-3			5 0 2 1 0 1 3												
Del Crandall, R (1, 2) OBP: 0.317, SLG: 0.452	0-0 5-3 1-2		0-0 E 2B 1B	0-0 S 1B	0-0 F9			0-0 1B		5 1 3 0 0 0 3												
Eddie Mathews, L (1, 5) OBP: 0.402, SLG: 0.542	4-0 1-3 BB		0-0 F3 1B	4-0 1-2 BB	0-0 P4			0-0 F9		3 0 0 0 2 0 4												
Hank Aaron, R (1, 9) OBP: 0.352, SLG: 0.596	0-0 1-3 1-2 2-3		0-0 E4 2B	0-0 F9		0-0 G1-6-3 1B		0-0 P4		5 1 1 0 0 0 6												
Joe Adcock, R (1, 3) OBP: 0.357, SLG: 0.537	4-0 IBB		0-0 3-1 1-H 2-H HR 2B		0-0 HR		0-3 K	0-3 K		4 2 2 3 1 2 2												
Lee Maye, L (1, 7) OBP: 0.414, SLG: 0.417	0-0 F8		0-0 3-1		0-0 1-3		0-0 G1-6-3		0-0 G5-4-3 1B	5 0 1 0 0 0 5 0 0 0 0 0 0 0												
Al Spangler, L (9, 7) OBP: 0.319, SLG: 0.409			2-3				1-2															
Johnny Logan, R (1, 6) OBP: 0.308, SLG: 0.327		0-0 F8	0-0 HR		4-0 1B WP BB		0-3 K		0-0 G5-4-3	4 2 1 2 1 1 1	AB 38 R 7 H 12 RBI 6 BB 6 SO 5 LOB 25											
Red Schoendienst, S (1, 4) OBP: 0.295, SLG: 0.285		0-0 F8	0-0 5-3		0-0 WP 1B		0-0 S 1B		0-0 6-3	4 1 2 0 0 0 0 1 0 0 0 0 0 0												
Chuck Cottier, R (7, PR) OBP: 0.225, SLG: 0.277					1-3 1B																	
Warren Spahn, L (1, 1) OBP: 0.180, SLG: 0.196		4-0 BB		0-0 F8	4-0 1-2 3-H 1B BB		0-3 K			2 0 0 0 2 1 1												
Inning Stats	R: 0 E: 0 K: 0 S: 4	H: 1 LOB: 3 BB: 2 P: 12	R: 0 E: 0 K: 1 S: 5	H: 0 LOB: 1 BB: 1 P: 9	R: 4 E: 1 K: 0 S: 7	H: 3 LOB: 0 BB: 0 P: 7	R: 0 E: 0 K: 0 S: 4	H: 1 LOB: 2 BB: 1 P: 8	R: 3 E: 0 K: 0 S: 6	H: 3 LOB: 2 BB: 2 P: 14	R: 0 E: 0 K: 1 S: 5	H: 1 LOB: 0 BB: 0 P: 5	R: 0 E: 0 K: 2 S: 8	H: 1 LOB: 2 BB: 0 P: 8	R: 0 E: 0 K: 1 S: 6	H: 1 LOB: 1 BB: 0 P: 6	R: 0 E: 0 K: 0 S: 3	H: 1 LOB: 0 BB: 0 P: 3	1B: 9 2B: 1 3B: 0 HR: 2	SF: 0 SAC: 0 DP: 2 HBP: 0	WP: 1 PB: 0 SB: 2 CS: 0	PA: 44
PITCHER	IP WLS BF H R ER SO BB IBB HBP BLK WP HR S P ERA WHIP																					
Glen Hobbie, R (1, 1) ERA: 4.56	4.1 L 27 7 7 4 1 5 1 0 0 1 2 23 47 8.31 2.769																					
Seth Morehead, L (5, 1) ERA: 3.47	0.2 3 1 0 0 0 0 0 0 0 0 0 3 3 0.00 1.500																					
Joe Schaffernoth, R (6, 1) ERA: 4.95	2.0 7 2 0 0 3 0 0 0 0 0 0 13 13 0.00 1.000																					
Mark Freeman, R (8, 1) ERA: 6.0	2.0 7 2 0 0 1 0 0 0 0 0 0 9 9 0.00 1.000																					

Milwaukee Braves @ Chicago Cubs
Wrigley Field, Chicago, IL
Sun Jul 24 1960, 3:33 AM CDT
Unknown

livebaseballscorecards.com

Batter	1	2	3	4	5	6	7	8	9	AB R H RBI BB SO LOB
Richie Ashburn, L (1, 7) OBP: 0.454, SLG: 0.377	4-0 BB G6-4-3		0-0 1-2 3-H 1B		0-0 F8		0-0 HR 2B		0-0 5-3	4 1 2 1 1 0 0
Frank Thomas, R (1, 9) OBP: 0.305, SLG: 0.444	0-0 G6-4-3 1-2f		0-0 P3		0-0 HR 1B		0-0 HR			4 2 2 2 0 0 3
Ron Santo, R (1, 5) OBP: 0.362, SLG: 0.462	0-0 P5		0-3 K		0-0 HR		0-0 1B			4 1 2 2 0 1 2
14 Ernie Banks, R (1, 6) OBP: 0.368, SLG: 0.578		0-3 K		0-0 BB 1B	0-0 5-3		0-0 4-3			4 0 1 0 0 1 1
Ed Bouchee, L (1, 3) OBP: 0.356, SLG: 0.315		0-0 F7		4-0 BB		0-0 4-3		0-0 4-3		3 0 0 0 1 0 0
George Altman, L (1, 8) OBP: 0.351, SLG: 0.462		0-0 F7		0-3 K		0-0 F8		0-3 K		4 0 0 0 0 2 2
Jerry Kindall, R (1, 4) OBP: 0.268, SLG: 0.348			0-0 F9	0-0 P2		0-0 P5		0-0 P4		4 0 0 0 0 0 2
El Tappe, R (1, 2) OBP: 0.351, SLG: 0.347			0-0	0-0 5-3			0-0 F9		0-0 P4	2 1 1 0 0 0 2
Al Heist, R (7, PH) OBP: 0.231, SLG: 0.091			1B 1B 2B		5-3					1 0 0 0 0 0 0
Moe Thacker, R (8, 2) OBP: 0.147, SLG: 0.065										1 0 0 0 0 0 0
Glen Hobbie, R (1, 1) OBP: 0.231, SLG: 0.149			0-0		0-3 K		0-0 6-3		0-0 5-3	1 0 1 0 0 0 0
Seth Morehead, L (5, 1) OBP: 0.150, SLG: 0.150										0 0 0 0 0 0 0
Dick Gerhart, R (5, PH) OBP: 0.316, SLG: 0.287										1 0 0 0 0 1 0
Joe Schaffernoth, R (6, 1) OBP: 0.316, SLG: 0.287										0 0 0 0 0 0 0
Bob Will, L (7, PH) OBP: 0.318, SLG: 0.404										1 0 0 0 0 0 0
Mark Freeman, R (8, 1) OBP: 0.211, SLG: 0.167										0 0 0 0 0 0 0
Don Zimmer, R (9, PH) OBP: 0.300, SLG: 0.340			2-3 1B							1 0 0 0 0 0 0

Inning Stats	R: 0 E: 0 K: 0 S: 2	H: 0 LOB: 0 BB: 1 P: 6	R: 0 E: 0 K: 1 S: 5	H: 0 LOB: 0 BB: 0 P: 5	R: 1 E: 0 K: 1 S: 8	H: 3 LOB: 2 BB: 0 P: 8	R: 0 E: 0 K: 1 S: 6	H: 1 LOB: 2 BB: 1 P: 10	R: 2 E: 0 K: 1 S: 7	H: 2 LOB: 0 BB: 0 P: 7	R: 0 E: 0 K: 0 S: 3	H: 0 LOB: 0 BB: 0 P: 3	R: 2 E: 0 K: 0 S: 6	H: 3 LOB: 1 BB: 0 P: 6	R: 0 E: 0 K: 1 S: 5	H: 0 LOB: 0 BB: 0 P: 5	R: 0 E: 0 K: 0 S: 3	H: 0 LOB: 0 BB: 0 P: 3	1B: 5 2B: 2 3B: 0 HR: 2	SF: 0 SAC: 0 DP: 1 HBP: 0
--------------	------------------------------	---------------------------------	------------------------------	---------------------------------	------------------------------	---------------------------------	------------------------------	----------------------------------	------------------------------	---------------------------------	------------------------------	---------------------------------	------------------------------	---------------------------------	------------------------------	---------------------------------	------------------------------	---------------------------------	----------------------------------	------------------------------------

PITCHER	IP	WLS	BF	H	R	ER	SO	BB	IBB	HBP	BLK	WP	HR	S	P	ERA	WHIP
Warren Spahn, L (1, 1) ERA: 3.86	9.0	W	37	9	5	5	5	2	0	0	0	0	2	45	53	5.00	1.222

BOTTOM

Milwaukee Braves @ Chicago Cubs
 Wrigley Field, Chicago, IL
 Sun Jul 24 1960, 3:33 AM CDT
 Unknown

AB	35
R	5
H	9
RBI	5
BB	2
SO	5
LOB	12



WP: 0	PA: 37
PB: 0	
SB: 0	
CS: 0	

livebaseballscorecards.com

Batter	1	2	3	4	5	6	7	8	9	AB R H RBI BB SO LOB	TOP									
Bill Bruton, L (1, 8) OBP: 0.338, SLG: 0.452	0-0 F5		0-0 4-3		0-0 1B		0-0 F8		0-3 K	5 0 1 0 0 1 5										
Del Crandall, R (1, 2) OBP: 0.312, SLG: 0.444	0-0 F3		0-0 E5 FC6-4		0-0 F3			0-0 F9	0-0 1-3	5 0 0 0 0 0 4										
Eddie Mathews, L (1, 5) OBP: 0.397, SLG: 0.535	0-3 K		0-3 K			0-0 4-3		0-0 4-3		4 0 0 0 0 2 1										
Hank Aaron, R (1, 9) OBP: 0.348, SLG: 0.589		0-3 K	0-0 FC6-4 1-2f			0-0 6-3		0-0 6-3		4 0 0 0 0 1 1										
Joe Adcock, R (1, 3) OBP: 0.353, SLG: 0.530				0-0 6-3		0-0 F6		0-0 F3		4 0 0 0 0 0 0										
Mel Roach, R (1, 7) OBP: 0.365, SLG: 0.515					0-0 5-3		0-3 K		0-0 S 1B 2B	4 0 2 0 0 1 0 0 1 0 0 0 0 0										
Al Spangler, L (9, PR) OBP: 0.319, SLG: 0.409		BB 1B 1B																		
Johnny Logan, R (1, 6) OBP: 0.313, SLG: 0.330					0-0 F9		0-0 1B 1B		4-0 1B 1B IBB	3 0 2 0 1 0 0										
Chuck Cottier, R (1, 4) OBP: 0.228, SLG: 0.271		BB BB BB				0-0 F6		0-0 F4	0-0 1B 1B	2 0 0 0 1 0 1 1 0 1 1 0 0 0 0 0 0 0 0 0 0										
Alvin Dark, R (9, PH) OBP: 0.314, SLG: 0.321									1-2 3-H 1B											
Felix Mantilla, R (9, PR) OBP: 0.255, SLG: 0.367		1-2 2-3 BB							0-0 1B											
Bob Buhl, R (1, 1) OBP: 0.135, SLG: 0.135			0-0 4-3			0-0 6-3		0-0 1B	1-2 2-3 1B	4 0 2 0 0 0 3										
Inning Stats	R: 0 E: 0 K: 1 S: 5	H: 0 LOB: 0 BB: 0 P: 5	R: 0 E: 0 K: 1 S: 7	H: 2 LOB: 3 BB: 1 P: 11	R: 0 E: 1 K: 1 S: 6	H: 0 LOB: 1 BB: 0 P: 6	R: 0 E: 0 K: 0 S: 3	H: 0 LOB: 0 BB: 0 P: 3	R: 0 E: 0 K: 0 S: 3	H: 0 LOB: 0 BB: 0 P: 3	R: 0 E: 0 K: 1 S: 7	H: 2 LOB: 2 BB: 0 P: 7	R: 0 E: 0 K: 0 S: 3	H: 0 LOB: 0 BB: 0 P: 3	R: 1 E: 0 K: 1 S: 8	H: 3 LOB: 3 BB: 1 P: 12	1B: 7 2B: 1 3B: 0 HR: 0	SF: 0 SAC: 0 DP: 0 HBP: 0	WP: 0 PB: 0 SB: 1 CS: 0	PA: 38
PITCHER	IP WLS BF H R ER SO BB IBB HBP BLK WP HR S P ERA WHIP																			
Jim Brewer, L (1, 1) ERA: 5.27	8.2 L 37 8 1 1 5 1 1 0 0 0 0 45 53 1.04 1.038																			
Don Elston, R (9, 1) ERA: 2.92	0.1 1 0 0 0 0 0 0 0 0 0 0 0 0 1 1 0.00 0.000																			

Milwaukee Braves @ Chicago Cubs
Wrigley Field, Chicago, IL
 Sun Jul 24 1960, 3:38 AM CDT
 Att: 33,457 - Unknown

livebaseballscores.com

AB 36
R 1
H 8
RBI 1
BB 2
SO 5
LOB 15



Batter	1	2	3	4	5	6	7	8	9	AB	R	H	RBI	BB	SO	LOB
Richie Ashburn, L (1, 7) OBP: 0.450, SLG: 0.373	0-0 F8 ①		0-0 6-3 ②			0-0 SH5-3 ①		0-0 F3 ②		3	0	0	0	0	0	0
Bob Will, L (1, 9) OBP: 0.314, SLG: 0.398	0-0 F8 ②		0-0 F4 ③			0-0 G3 ②		0-0 F7 ③		4	0	0	0	0	0	1
Ron Santo, R (1, 5) OBP: 0.350, SLG: 0.445	0-3 K ③				0-0 5-3 ①				0-0 F8 ①	4	0	0	0	0	1	1
14 Ernie Banks, R (1, 6) OBP: 0.371, SLG: 0.579		0-0 4-3 1B		0-0 F5 ②			0-0 CS 1B		4-0 BB	3	0	2	0	1	0	0
Ed Bouchee, L (1, 3) OBP: 0.352, SLG: 0.311		0-0 F8 ①		0-0 3-1 ③			0-0 F2 ①		0-0 F2 ②	4	0	0	0	0	0	3
George Altman, L (1, 8) OBP: 0.348, SLG: 0.458		0-0 4-3 ②			0-0 F8 ①		0-0 1B 1B ②		0-0 1-3 ③	4	0	1	0	0	0	2
Don Zimmer, R (1, 4) OBP: 0.305, SLG: 0.342		4-0 BB			0-0 F8 ②		0-0 1B 1B ②			2	0	1	0	1	0	0
Moe Thacker, R (1, 2) OBP: 0.139, SLG: 0.061		0-0 F4 ③			0-0 F8 ③		0-0 F4 ③			2	0	0	0	0	0	2
Sammy Taylor, L (7, PH) OBP: 0.340, SLG: 0.435										1	0	0	0	0	0	2
El Tappe, R (8, 2) OBP: 0.351, SLG: 0.347										0	0	0	0	0	0	0
Jim Brewer, L (1, 1) OBP: 0.111, SLG: 0.111			0-0 4-3 ①							2	0	0	0	1	1	0
Don Elston, R (9, 1)						4-0 G3 SH5-3 BB			0-3 K ①	0	0	0	0	0	0	0

BOTTOM

Milwaukee Braves @ Chicago Cubs
 Wrigley Field, Chicago, IL
 Sun Jul 24 1960, 3:38 AM CDT
 Att. 33,457 - Unknown

livebaseballscorecards.com

AB	29
R	0
H	4
RBI	0
BB	3
SO	2
LOB	11



Inning Stats	R: 0	H: 0	E: 0	K: 1	S: 5	R: 0	H: 1	E: 0	K: 0	S: 4	R: 0	H: 0	E: 0	K: 0	S: 3	R: 0	H: 0	E: 0	K: 0	S: 3	R: 0	H: 0	E: 0	K: 0	S: 3	R: 0	H: 3	E: 0	K: 0	S: 5	R: 0	H: 0	E: 0	K: 1	S: 5	R: 0	H: 0	E: 0	K: 0	S: 3	1B: 4	2B: 0	3B: 0	HR: 0	SF: 0	SAC: 1	DP: 0	HBP: 0	WP: 0	PA: 33
PITCHER Bob Buhl, R (1, 1) ERA: 3.18	IP	WLS	BF	H	R	ER	SO	BB	IBB	HBP	BLK	WP	HR	S	P	ERA	WHIP													IP	WLS	BF	H	R	ER	SO	BB	IBB	HBP	BLK	WP	HR	S	P	ERA	WHIP				

Batter	1	2	3	4	5	6	7	8	9	AB R H RBI BB SO LOB	TOP
Bill Bruton, L (1, 8) OBP: 0.339, SLG: 0.448	0-3 K			4-0 SH1-3 BB		4-0 1B BB	0-3 K		0-0 F7	3 0 0 0 2 2 3	Milwaukee Braves @ San Francisco Giants Candlestick Park, San Francisco, CA Tue Jul 26 1960, 10:05 PM EDT Att: 32,383 - Unknown
Del Crandall, R (1, 2) OBP: 0.315, SLG: 0.445	0-0 F6			0-0 SH1-3		0-0 1B		0-0 F8	0-0 CS 1B	4 0 2 0 0 0 0	
Eddie Mathews, L (1, 5) OBP: 0.396, SLG: 0.530	0-0 F9			0-3 K		0-3 K		4-0 1B SH1-3 BB	0-0 CS 1-2	3 1 0 0 1 2 3	
Hank Aaron, R (1, 9) OBP: 0.347, SLG: 0.586		0-0 6-3		0-0 F7			0-3 K	0-0 1B E		4 1 1 0 0 1 1	
Joe Adcock, R (1, 3) OBP: 0.349, SLG: 0.524		0-3 K			0-0 5-3		0-0 F6	0-0 SH1-3 1-H 3-H		3 0 0 1 0 1 0	
Lee Maye, L (1, 7) OBP: 0.424, SLG: 0.429		0-3 K			0-3 K		0-0 E S 1B	0-0 E S 1B		4 1 2 0 0 2 0	
Johnny Logan, R (1, 6) OBP: 0.315, SLG: 0.330			0-3 K		0-0 F7		0-0 E8 1B 1-H 1B	4-0 1B 1-3 IBB		3 0 1 1 1 1 0	
Chuck Cottier, R (1, 4) OBP: 0.229, SLG: 0.261			0-0 F6			0-0 F8	4-0 1B IBB	0-3 K		3 0 0 0 1 1 2	
Carl Willey, R (1, 1) OBP: 0.121, SLG: 0.156			0-0 F9			0-3 K	0-0 1B 1-2 2-3		0-0 1-3	4 0 1 0 0 1 0 0 0 0 0 0 0 0	
Ron Piche, R (9, 1)											
Inning Stats	R: 0 E: 0 K: 1 S: 5 H: 0 LOB: 0 BB: 0 P: 5	R: 0 E: 0 K: 2 S: 7 H: 0 LOB: 0 BB: 0 P: 7	R: 0 E: 0 K: 1 S: 5 H: 0 LOB: 0 BB: 0 P: 5	R: 0 E: 0 K: 1 S: 5 H: 0 LOB: 1 BB: 1 P: 9	R: 0 E: 0 K: 1 S: 5 H: 0 LOB: 0 BB: 0 P: 5	R: 0 E: 0 K: 2 S: 8 H: 1 LOB: 2 BB: 1 P: 12	R: 1 E: 1 K: 2 S: 10 H: 3 LOB: 3 BB: 1 P: 14	R: 2 E: 1 K: 1 S: 7 H: 2 LOB: 2 BB: 2 P: 15	R: 0 E: 0 K: 0 S: 3 H: 1 LOB: 0 BB: 0 P: 3	1B: 7 2B: 0 3B: 0 HR: 0 SF: 0 SAC: 2 DP: 0 HBP: 0	WP: 0 PB: 0 SB: 2 CS: 1 PA: 39
PITCHER Sam Jones, R (1, 1) ERA: 3.03	IP: 9.0 WLS: L BF: 38 H: 7 R: 3 ER: 3 SO: 11 BB: 3 IBB: 2 HBP: 0 BLK: 0 WP: 0 HR: 0 S: 55 P: 75 ERA: 3.00 WHIP: 1.111										

AB	31
R	3
H	7
RBI	2
BB	5
SO	11
LOB	9



Batter	1	2	3	4	5	6	7	8	9	AB	R	H	RBI	BB	SO	LOB
--------	---	---	---	---	---	---	---	---	---	----	---	---	-----	----	----	-----

BOTTOM

Eddie Bressoud, R (1, 6) <small>OBP: 0.287, SLG: 0.383</small> Orlando Cepeda, R (7, PH) <small>OBP: 0.303, SLG: 0.505</small> Andre Rodgers, R (8, 6) <small>OBP: 0.291, SLG: 0.299</small> Dale Long, L (9, PH) <small>OBP: 0.259, SLG: 0.275</small>	0-3 K		0-0 F8		0-0 6-3		0-0 F7		0-0 4-3	3	0	0	0	0	1	1
--	-----------------	--	------------------	--	-------------------	--	------------------	--	-------------------	---	---	---	---	---	---	---

Don Blasingame, L (1, 4) <small>OBP: 0.317, SLG: 0.313</small>	4-0 5-3 BB		0-0 F8			0-0 E4 SH5-3 1B		0-0 4-3		3	0	1	0	1	0	0
--	--------------------------------	--	------------------	--	--	---	--	-------------------	--	---	---	---	---	---	---	---

Willie Mays, R (1, 8) <small>OBP: 0.405, SLG: 0.628</small>	0-0 5-3 1-2		0-3 K			1-0 SH5-3 HBP		0-0 F8		3	0	0	0	0	1	1
---	---------------------------------	--	-----------------	--	--	-----------------------------------	--	------------------	--	---	---	---	---	---	---	---

Willie Kirkland, L (1, 9) <small>OBP: 0.333, SLG: 0.461</small>	0-0 F8			0-0 G3		0-3 K		4-0 BB		3	0	0	0	1	1	3
---	------------------	--	--	------------------	--	-----------------	--	------------------	--	---	---	---	---	---	---	---

Jim Davenport, R (1, 5) <small>OBP: 0.324, SLG: 0.372</small>		0-0 F9		0-0 F6		0-0 SH5-3 1-2 2-3		0-0 F4		3	0	0	0	0	0	1
---	--	------------------	--	------------------	--	---	--	------------------	--	---	---	---	---	---	---	---

Jim Marshall, L (1, 3) <small>OBP: 0.298, SLG: 0.419</small>		0-0 4-3 BB 1B		0-0 F8		0-0 F8			0-0 HR	4	1	2	1	0	0	2
--	--	---	--	------------------	--	------------------	--	--	------------------	---	---	---	---	---	---	---

Felipe Alou, R (1, 7) <small>OBP: 0.231, SLG: 0.314</small>		4-0 4-3 BB			0-0 6-3		0-0 F9		0-0 FC6-4 1B	3	0	1	0	1	0	0
---	--	--------------------------------	--	--	-------------------	--	------------------	--	----------------------------------	---	---	---	---	---	---	---

Bob Schmidt, R (1, 2) <small>OBP: 0.338, SLG: 0.429</small> Billy O'Dell, S (7, PR) <small>OBP: 0.316, SLG: 0.161</small> Hobie Landrith, L (8, 2) <small>OBP: 0.296, SLG: 0.262</small>		0-0 4-3 1-2 2-3		4-0 SH3-4 BB		0-0 1B		0-0 F7		2	0	1	0	1	0	2
--	--	---	--	----------------------------------	--	------------------	--	------------------	--	---	---	---	---	---	---	---

Sam Jones, R (1, 1) <small>OBP: 0.163, SLG: 0.188</small> Dave Philley, S (9, PH) <small>OBP: 0.262, SLG: 0.286</small>		0-0 F9		0-0 SH3-4 1-2		0-3 K		0-0 FC6-4 1-2f		2	0	0	0	0	1	3
--	--	------------------	--	-----------------------------------	--	-----------------	--	------------------------------------	--	---	---	---	---	---	---	---

Inning Stats	R: 0 E: 0 K: 5	H: 0 LOB: 1 BB: 1 P: 9	R: 0 E: 0 K: 4 S: 4	H: 1 LOB: 2 BB: 1 P: 8	R: 0 E: 0 K: 5 S: 5	H: 0 LOB: 0 BB: 0 P: 5	R: 0 E: 0 K: 0 S: 3	H: 0 LOB: 0 BB: 0 P: 3	R: 0 E: 0 K: 0 S: 3	H: 0 LOB: 1 BB: 1 P: 7	R: 0 E: 1 K: 1 S: 6	H: 1 LOB: 2 BB: 0 P: 7	R: 0 E: 0 K: 1 S: 6	H: 1 LOB: 1 BB: 0 P: 6	R: 0 E: 0 K: 0 S: 3	H: 0 LOB: 1 BB: 1 P: 7	R: 1 E: 0 K: 0 S: 5	H: 2 LOB: 1 BB: 0 P: 5	1B: 4 2B: 0 3B: 0 HR: 1	SF: 0 SAC: 2 DP: 0 HBP: 1
--------------	----------------------	---------------------------------	------------------------------	---------------------------------	------------------------------	---------------------------------	------------------------------	---------------------------------	------------------------------	---------------------------------	------------------------------	---------------------------------	------------------------------	---------------------------------	------------------------------	---------------------------------	------------------------------	---------------------------------	----------------------------------	------------------------------------

Milwaukee Braves @ San Francisco Giants
Candlestick Park, San Francisco, CA
 Tue Jul 26 1960, 10:05 PM EDT
 Att. 32,383 - Unknown

AB	30
R	1
H	5
RBI	1
BB	4
SO	4
LOB	17



PITCHER	IP	WLS	BF	H	R	ER	SO	BB	IBB	HBP	BLK	WP	HR	S	P	ERA	WHIP
Carl Willey, R (1, 1) <small>ERA: 3.62</small>	8.0	W	34	5	1	1	4	4	0	1	0	0	1	37	54	1.12	1.125
Ron Piche, R (9, 1) <small>ERA: 4.55</small>	1.0	S	3	0	0	0	0	0	0	0	0	0	0	3	3	0.00	0.000

WP: 0	PA: 37
PB: 0	
SB: 0	
CS: 0	

Batter	1	2	3	4	5	6	7	8	9	AB R H RBI BB SO LOB	TOP																												
Bill Bruton, L (1, 8) OBP: 0.336, SLG: 0.444	0-0 F7		0-0 F8		0-0 F6			0-0 F3		4 0 0 0 0 0 0	Milwaukee Braves @ San Francisco Giants Candlestick Park, San Francisco, CA Wed Jul 27 1960, 6:33 AM EDT Att: 18,774 - Unknown AB 30 R 0 H 4 RBI 0 BB 3 SO 6 LOB 13																												
Del Crandall, R (1, 2) OBP: 0.314, SLG: 0.442	0-3 K		0-0 1B			0-0 F9		0-0 1-3		4 0 1 0 0 1 0																													
Eddie Mathews, L (1, 5) OBP: 0.394, SLG: 0.525	0-3 K		0-0 3-1			4-0 BB		0-0 4-3		3 0 0 0 1 1 1																													
Hank Aaron, R (1, 9) OBP: 0.344, SLG: 0.579		0-3 K		0-0 F4		0-0 F7		0-0 6-3		4 0 0 0 0 1 1																													
Joe Adcock, R (1, 3) OBP: 0.351, SLG: 0.522		0-0 G3 1B 1B		4-0 FC4-6 BB		0-0 F8		0-0 F3		3 0 1 0 1 0 1																													
Lee Maye, L (1, 7) OBP: 0.432, SLG: 0.469		0-0 G3 1-2 1B		0-3 K			0-0 2B		0-3 K	4 0 2 0 0 2 1																													
Johnny Logan, R (1, 6) OBP: 0.313, SLG: 0.327		0-0 G3 1-2 2-3		0-0 FC4-6 1-2f			0-0 6-3			3 0 0 0 0 0 4																													
Chuck Cottier, R (1, 4) OBP: 0.235, SLG: 0.258 Wes Covington, L (7, PH) OBP: 0.318, SLG: 0.492 Felix Mantilla, R (7, 4) OBP: 0.255, SLG: 0.367		0-0 6-3		4-0 G6-4-3 BB			0-0 6-3			1 0 0 0 1 0 2 1 0 0 0 0 0 1 0 0 0 0 0 0 0																													
Lew Burdette, R (1, 1) OBP: 0.208, SLG: 0.204 Eddie Haas, L (7, PH) OBP: 0.529, SLG: 0.714 Don McMahon, R (7, 1)		0-0 6-3		0-0 6-3 1-2f			0-3 K			2 0 0 0 0 0 1 1 0 0 0 0 1 1 0 0 0 0 0 0 0																													
Inning Stats	R: 0 E: 0 K: 2 S: 7	H: 0 LOB: 0 BB: 0 P: 7	R: 0 E: 0 K: 1 S: 7	H: 2 LOB: 2 BB: 0 P: 7	R: 0 E: 0 K: 0 S: 4	H: 1 LOB: 1 BB: 0 P: 4	R: 0 E: 0 K: 1 S: 5	H: 0 LOB: 1 BB: 1 P: 9	R: 0 E: 0 K: 0 S: 2	H: 0 LOB: 0 BB: 1 P: 6		R: 0 E: 0 K: 0 S: 3	H: 0 LOB: 1 BB: 1 P: 7	R: 0 E: 0 K: 1 S: 6	H: 1 LOB: 1 BB: 0 P: 6	R: 0 E: 0 K: 0 S: 3	H: 0 LOB: 0 BB: 0 P: 3	R: 0 E: 0 K: 1 S: 5	H: 0 LOB: 0 BB: 0 P: 5	1B: 3 2B: 1 3B: 0 HR: 0	SF: 0 SAC: 0 DP: 1 HBP: 0	WP: 0 PB: 0 SB: 0 CS: 0	PA: 33																
PITCHER Jack Sanford, R (1, 1) ERA: 3.17	IP 9.0	WLS W	BF 33	H 4	R 0	ER 0	SO 6	BB 3	IBB 0	HBP 0	BLK 0	WP 0	HR 0	S 42	P 54	ERA 0.00	WHIP 0.778	PITCHER					IP 9.0	WLS W	BF 33	H 4	R 0	ER 0	SO 6	BB 3	IBB 0	HBP 0	BLK 0	WP 0	HR 0	S 42	P 54	ERA 0.00	WHIP 0.778



Batter	1	2	3	4	5	6	7	8	9
Don Blasingame, L (1, 4) OBP: 0.316, SLG: 0.310	0-3 K		4-0 FC1-6 BB	0-0 4-3			0-3 K		
Joey Amalfitano, R (1, 5) OBP: 0.319, SLG: 0.339	0-0 2B 4-3 1B		0-0 FC1-6 1B 1-2f	0-0 F5			0-0 F2		
Willie Mays, R (1, 8) OBP: 0.406, SLG: 0.629	0-0 4-3 1-3 2B		0-0 1B 1-2 2B 1B				0-3 K		
Jim Marshall, L (1, 3) OBP: 0.294, SLG: 0.404	0-0 4-3		0-0 1-3 2B 1B				0-0 F8		
Orlando Cepeda, R (1, 7) OBP: 0.308, SLG: 0.511	0-0 6-3		0-0 1-H 3-H 6-3 2B				0-0 1B		
Felipe Alou, R (1, 9) OBP: 0.223, SLG: 0.302		0-0 E6 4-3 FC1 S	0-0 6-3				0-3 K		
Bob Schmidt, R (1, 2) OBP: 0.332, SLG: 0.420		0-0 4-3	0-0 F7				0-0 F7		
Eddie Bressoud, R (1, 6) OBP: 0.288, SLG: 0.382		0-0 FC1		0-0 SH1 1B			0-0 1-3		
Jack Sanford, R (1, 1) OBP: 0.240, SLG: 0.213		0-0 4-3		0-0 SH1			0-0 6-3		

Inning Stats	R: 1	H: 2	E: 0	K: 1	S: 7	LOB: 1	BB: 0	P: 7
	R: 0	H: 0	E: 1	K: 0	S: 4	LOB: 1	BB: 0	P: 4
	R: 4	H: 3	E: 0	K: 0	S: 6	LOB: 0	BB: 1	P: 10
	R: 0	H: 1	E: 0	K: 0	S: 4	LOB: 1	BB: 0	P: 4
	R: 0	H: 1	E: 0	K: 0	S: 4	LOB: 1	BB: 0	P: 4
	R: 0	H: 0	E: 0	K: 3	S: 3	LOB: 0	BB: 0	P: 3
	R: 0	H: 0	E: 0	K: 2	S: 7	LOB: 0	BB: 0	P: 7
	R: 0	H: 1	E: 0	K: 2	S: 8	LOB: 1	BB: 0	P: 8

PITCHER	IP	WLS	BF	H	R	ER	SO	BB	IBB	HBP	BLK	WP	HR	S	P	ERA	WHIP
Lew Burdette, R (1, 1) ERA: 4.31	6.0	L	27	7	5	5	1	1	0	0	0	0	0	28	32	7.50	1.333
Don McMahon, R (7, 1) ERA: 6.47	2.0		7	1	0	0	4	0	0	0	0	0	0	15	15	0.00	0.500

AB R H RBI BB SO LOB

3	0	0	0	1	2	1
4	2	1	0	0	0	2
4	1	2	0	0	1	0
4	1	1	2	0	1	1
4	1	3	2	0	0	1
4	0	0	1	0	1	2
4	0	0	0	0	0	2
3	0	1	0	0	0	1
2	0	0	0	0	0	1

1B: 6	SF: 0	WP: 0	PA: 34
2B: 2	SAC: 1	PB: 0	
3B: 0	DP: 0	SB: 1	
HR: 0	HBP: 0	CS: 0	

AB	R	H	RBI	BB	SO	LOB
32	5	8	5	1	5	11

Milwaukee Braves @ San Francisco Giants
Candlestick Park, San Francisco, CA
Wed Jul 27 1960, 6:33 AM EDT
Att. 18,774 - Unknown



Batter	1	2	3	4	5	6	7	8	9	10	AB R H RBI BB SO LOB	TOP												
Bill Bruton, L (1, 8) OBP: 0.339, SLG: 0.446	0-0 F8			0-0 1B	0-0 S 1B		0-0 1B			0-3 K	5 1 3 0 0 1 0	Milwaukee Braves @ San Francisco Giants Candlestick Park, San Francisco, CA Thu Jul 28 1960, 6:33 AM EDT Att. 21,025 - Unknown livebaseballscorecards.com												
Del Crandall, R (1, 2) OBP: 0.312, SLG: 0.438	0-0 F8			0-0 1B	0-0 6-3		0-0 1-3			0-0 F2	5 1 1 0 0 0 2													
Eddie Mathews, L (1, 5) OBP: 0.390, SLG: 0.519	0-3 K			0-0 F6		0-0 4-3		0-0 F3			4 0 0 0 0 1 2													
Hank Aaron, R (1, 9) OBP: 0.343, SLG: 0.575		0-0 F8		0-0 1B		0-0 F9		0-0 F9			4 0 1 1 0 0 0													
Joe Adcock, R (1, 3) OBP: 0.350, SLG: 0.517		0-3 K		0-3 K		4-0 2B		0-0 F3			3 0 0 0 1 2 2													
Lee Maye, L (1, 7) OBP: 0.439, SLG: 0.500		0-0 1-3		0-0 FC6-4		0-0 2B		0-0 F4			4 0 2 1 0 0 0													
Johnny Logan, R (1, 6) OBP: 0.309, SLG: 0.323			0-0 F8	0-0 FC6-4		0-3 K		0-0 F9			4 0 0 0 0 1 4													
Chuck Cottier, R (1, 4) OBP: 0.225, SLG: 0.247			0-0 F7		0-0 F7		0-0 6-3		0-0 F4		4 0 0 0 0 0 0													
Warren Spahn, L (1, 1) OBP: 0.169, SLG: 0.183			0-0 G3		0-3 K		0-0 4-3			0-0 4-3	4 0 0 0 0 1 0													
Inning Stats	R: 0 E: 0 K: 1 S: 5	H: 0 LOB: 0 BB: 0 P: 5	R: 0 E: 0 K: 1 S: 5	H: 0 LOB: 0 BB: 0 P: 5	R: 0 E: 0 K: 0 S: 3	H: 0 LOB: 0 BB: 0 P: 3	R: 2 E: 0 K: 1 S: 9	H: 4 LOB: 2 BB: 0 P: 9	R: 0 E: 0 K: 1 S: 6	H: 1 LOB: 1 BB: 0 P: 6	R: 0 E: 0 K: 1 S: 6		H: 1 LOB: 2 BB: 1 P: 10	R: 0 E: 0 K: 0 S: 4	H: 1 LOB: 1 BB: 0 P: 4	R: 0 E: 0 K: 0 S: 3	H: 0 LOB: 0 BB: 0 P: 3	R: 0 E: 0 K: 0 S: 3	H: 0 LOB: 0 BB: 0 P: 3	R: 0 E: 0 K: 1 S: 5	H: 0 LOB: 0 BB: 0 P: 5	1B: 6 2B: 1 3B: 0 HR: 0	SF: 0 SAC: 0 DP: 0 HBP: 0	WP: 0 PB: 0 SB: 1 CS: 0
PITCHER Juan Marichal, R (1, 1) ERA: 0.96	IP 10.0	WLS W	BF 38	H 7	R 2	ER 2	SO 6	BB 1	IBB 0	HBP 0	BLK 0	WP 0	HR 0	S 49	P 53	ERA 1.80	WHIP 0.800							



Batter	1	2	3	4	5	6	7	8	9	10	AB	R	H	RBI	BB	SO	LOB
Don Blasingame, L (1, 4) OBP: 0.313, SLG: 0.306 Jim Davenport, R (10, PH) OBP: 0.323, SLG: 0.370	0-0 F8	0-0 4-3			0-0 F9		0-0 6-3			0-3 K	4	0	0	0	0	0	3
Joey Amalfitano, R (1, 5) OBP: 0.327, SLG: 0.352	0-0 1B SF8 1B		0-0 6-3		0-0 1B 1-3 1B		0-0 6-3			0-0 BB 1B 2B	5	2	3	0	0	0	0
Willie Mays, R (1, 8) OBP: 0.408, SLG: 0.628	0-0 1-3 1B		0-0 6-3		0-0 1-2 3-H 1B		0-0 5-3			4-0 1B BB IBB	4	0	2	1	1	0	0
Orlando Cepeda, R (1, 7) OBP: 0.307, SLG: 0.506	0-0 3-H SF8		0-0 5-3		0-0 F8			0-3 K		4-0 1-2 2-3 BB 1B	3	0	0	1	1	1	2
Felipe Alou, R (1, 9) OBP: 0.239, SLG: 0.324	0-0 5-3			0-0 G1-6-3 1B		0-0 2B		0-0 F6		0-0 1-2 2-3 3-H 1B	5	0	3	1	0	0	1
Jim Marshall, L (1, 3) OBP: 0.291, SLG: 0.392		0-0 FC6-4 1B		0-0 G1-6-3 1-2f		0-0 F9		0-0 4-3			4	0	1	0	0	0	2
Bob Schmidt, R (1, 2) OBP: 0.326, SLG: 0.411		0-0 FC6-4 SH3-4 1-2f 1B		0-0 6-3		0-0 F8			0-0 F6		4	0	0	0	0	0	2
Eddie Bressoud, R (1, 6) OBP: 0.291, SLG: 0.381		0-0 SH3-4 1-2 1B			0-0 F9		4-0 IBB		0-0 4-3		3	0	1	0	1	0	0
Juan Marichal, R (1, 1) OBP: 0.111, SLG: 0.111		0-0 SH3-4 1-2 2-3 1B			0-0 1B 1B		0-3 K		0-0 G3		3	1	1	0	0	1	2

Inning Stats	R: 1	H: 2	E: 0	K: 0	S: 5	R: 0	H: 2	E: 0	K: 0	S: 5	R: 0	H: 0	E: 0	K: 0	S: 3	R: 0	H: 1	E: 0	K: 0	S: 3	R: 1	H: 3	E: 0	K: 0	S: 6	R: 0	H: 1	E: 0	K: 1	S: 6	R: 0	H: 0	E: 0	K: 0	S: 3	R: 0	H: 0	E: 0	K: 1	S: 5	R: 0	H: 0	E: 0	K: 0	S: 3	R: 0	H: 2	E: 0	K: 1	S: 5	R: 1	H: 3	E: 0	K: 1	S: 13	1B: 9	SF: 1	2B: 2	SAC: 1	3B: 0	DP: 1	HR: 0	HBP: 0	WP: 0	PA: 41
--------------	------	------	------	------	------	------	------	------	------	------	------	------	------	------	------	------	------	------	------	------	------	------	------	------	------	------	------	------	------	------	------	------	------	------	------	------	------	------	------	------	------	------	------	------	------	------	------	------	------	------	------	------	------	------	-------	-------	-------	-------	--------	-------	-------	-------	--------	-------	--------

PITCHER	IP	WLS	BF	H	R	ER	SO	BB	IBB	HBP	BLK	WP	HR	S	P	ERA	WHIP
Warren Spahn, L (1, 1) ERA: 3.8	9.1	L	41	11	3	3	3	1	2	0	0	0	0	44	56	2.89	1.286

BOTTOM

Milwaukee Braves @ San Francisco Giants
Candlestick Park, San Francisco, CA

Thu Jul 28 1960, 6:33 AM EDT
Att: 21,025 - Unknown

livebaseballscorecards.com

AB	36
R	3
H	11
RBI	3
BB	3
SO	3
LOB	12



Batter	1	2	3	4	5	6	7	8	9	AB R H RBI BB SO LOB	TOP
Bill Bruton, L (1, 8) OBP: 0.338, SLG: 0.444	1-3 		0-1 FC3-6 		2-3 			0-0 G5-4-3 		4 1 1 0 0 2 1	Milwaukee Braves @ Los Angeles Dodgers Los Angeles Memorial Coliseum, Los Angeles, CA Fri Jul 29 1960, 10:05 PM EDT Att: 56,648 - Unknown
Del Crandall, R (1, 2) OBP: 0.314, SLG: 0.439	2-2 F3 		0-1 		1-0 		2-2 G5-4-3 		4 0 2 1 0 0 1		
Eddie Mathews, L (1, 5) OBP: 0.392, SLG: 0.521	1-1 PB 		2-3 		2-3 			1-1 	4 1 2 0 0 2 2		
Hank Aaron, R (1, 9) OBP: 0.342, SLG: 0.571	2-2 L8 			0-0 6-3 		0-1 F4 		0-1 	4 1 1 0 0 0 2		
Joe Adcock, R (1, 3) OBP: 0.352, SLG: 0.517		2-1 		2-3 		1-3 		0-1 	4 0 2 2 0 2 1		
Lee Maye, L (1, 7) OBP: 0.422, SLG: 0.475		0-0 6-3 		1-2 		2-3 		2-3 	4 0 1 0 0 2 1		
Johnny Logan, R (1, 6) OBP: 0.306, SLG: 0.320 Wes Covington, L (9, PH) OBP: 0.317, SLG: 0.490		2-1 4-3 		0-0 1-3 		1-2 F2 		0-1 F6 	3 0 0 0 0 0 1 1 0 0 0 0 0 1		
Chuck Cottier, R (1, 4) OBP: 0.221, SLG: 0.242 Mel Roach, R (7, PH) OBP: 0.355, SLG: 0.500 (7, 4)			1-3 		0-1 F8 		1-0 5-3 	1-1 F9 	2 0 0 0 0 0 1 2 0 0 0 0 0 1		
Bob Buhl, R (1, 1) OBP: 0.151, SLG: 0.151 George Brunet, R (4, 1) OBP: 0.077, SLG: 0.077 Joey Jay, S (4, 1) OBP: 0.273, SLG: 0.158 Eddie Haas, L (8, PH) OBP: 0.500, SLG: 0.667 Don McMahon, R (8, 1)			2-2 FC3-6 		2-3 		0-1 6-3 		1 0 1 0 0 0 0 0 0 0 0 0 0 0 1 0 0 0 0 1 0 1 0 0 0 0 0 0 0 0 0 0 0 0 0		
Inning Stats	R: 0 H: 1 E: 0 LOB: 1 K: 1 BB: 0 S: 11 P: 17	R: 0 H: 1 E: 0 LOB: 0 K: 0 BB: 0 S: 5 P: 9	R: 1 H: 2 E: 0 LOB: 1 K: 2 BB: 0 S: 13 P: 18	R: 0 H: 1 E: 0 LOB: 1 K: 1 BB: 0 S: 8 P: 11	R: 0 H: 0 E: 0 LOB: 0 K: 2 BB: 0 S: 8 P: 12	R: 0 H: 1 E: 0 LOB: 1 K: 2 BB: 0 S: 9 P: 13	R: 0 H: 0 E: 0 LOB: 0 K: 1 BB: 0 S: 8 P: 12	R: 0 H: 1 E: 0 LOB: 0 K: 0 BB: 0 S: 6 P: 8	R: 2 H: 3 E: 0 LOB: 1 K: 1 BB: 0 S: 13 P: 17	1B: 9 SF: 0 2B: 1 SAC: 0 3B: 0 DP: 1 HR: 0 HBP: 0	
PITCHER Stan Williams, R (1, 1) ERA: 2.42	IP WLS BF H R ER SO BB IBB HBP BLK WP HR S P ERA WHIP 9.0 W 35 10 3 3 10 0 0 0 0 0 0 81 117 3.00 1.111	PITCHER IP WLS BF H R ER SO BB IBB HBP BLK WP HR S P ERA WHIP									

AB	35
R	3
H	10
RBI	3
BB	0
SO	10
LOB	11



Batter	1	2	3	4	5	6	7	8	9
Jim Gilliam, S OBP: 0.371, SLG: 0.343 (1, 5)	4-0 BB G4-6-3 BB		0-1 F8 BB	4-1 BB G6-4-3 BB		0-0 G1 1-2		0-2 BB 1B 1-2 2-H	
Wally Moon, L OBP: 0.367, SLG: 0.442 (1, 7)	1-1 G4-6-3 1-2f		4-1 BB 1B E BB 1-2	1-2 G6-4-3 1-2f		1-3 K		4-1 WP 1B BB 1-2 2-3	
Norm Larker, L OBP: 0.390, SLG: 0.458 (1, 3)	0-0 1B		3-2 E5 1B 1-H 2-H		1-2 4-3		1-0 4-3	0-1 WP 1B 1-2 2-H 3-H	
Gil Hodges, R OBP: 0.251, SLG: 0.325 (8, PR) (9, 3)	3-1 5-3		0-0 F3		0-1 4-3 WP 1B		2-1 1-3	4-1 FC6-4 BB 1-2 2-3	
Frank Howard, R OBP: 0.349, SLG: 0.521 (1, 9)			0-0 F5		1-2 4-3		1-3 K	1-2 FC6-4 BB 1-2f	
Duke Snider, L OBP: 0.370, SLG: 0.533 (1, 8)			2-2 F8		1-3 4-3			2-0 F6	
Charlie Neal, R OBP: 0.337, SLG: 0.386 (1, 4)			4-2 BB BB		0-0 1B 2B 1B			1-1 L9	
Maury Wills, S OBP: 0.357, SLG: 0.338 (1, 6)			1-3 K		0-1 2B 1B 1-2		0-1 4-3	3-2 BB 1B 1B	
Joe Pignatano, R OBP: 0.381, SLG: 0.486 (1, 2)			3-3 K		1-1 2B 1-3 2-H		2-0 HR	4-2 BB 1B BB	
Stan Williams, R OBP: 0.184, SLG: 0.261 (1, 1)			4-2 BB 1B BB		1-3 K		3-2 G1 1B	1-2 BB 1B BB	

Inning Stats	R: 0	H: 1	E: 0	LOB: 1	K: 0	BB: 1	S: 5	P: 13
	R: 0	H: 0	E: 0	LOB: 1	K: 2	BB: 1	S: 13	P: 21
	R: 2	H: 1	E: 1	LOB: 1	K: 0	BB: 2	S: 13	P: 26
	R: 1	H: 3	E: 0	LOB: 2	K: 1	BB: 1	S: 13	P: 20
	R: 0	H: 1	E: 0	LOB: 1	K: 0	BB: 0	S: 10	P: 14
	R: 1	H: 2	E: 0	LOB: 1	K: 1	BB: 0	S: 11	P: 17
	R: 0	H: 0	E: 0	LOB: 0	K: 1	BB: 0	S: 6	P: 10
	R: 3	H: 3	E: 0	LOB: 3	K: 0	BB: 3	S: 18	P: 37

PITCHER	IP	WLS	BF	H	R	ER	SO	BB	IBB	HBP	BLK	WP	HR	S	P	ERA	WHIP
Bob Buhl, R ERA: 3.24 (1, 1)	3.0	L	17	5	3	2	2	4	0	0	0	0	0	36	66	6.00	3.000
George Brunet, L ERA: 4.31 (4, 1)	0.1		2	0	0	0	1	1	0	0	0	0	4	9	0.00	3.000	
Joey Jay, R ERA: 3.5 (4, 1)	3.2		13	3	1	1	2	0	0	0	0	1	1	31	46	2.46	0.818
Don McMahon, R ERA: 6.97 (8, 1)	1.0		9	3	3	3	0	3	0	0	0	1	0	18	37	27.00	6.000

BOTTOM

Milwaukee Braves @ Los Angeles Dodgers
Los Angeles Memorial Coliseum, Los Angeles, CA

livebaseballscores.com

AB	33
R	7
H	11
RBI	6
BB	8
SO	5
LOB	19



1B: 9	SF: 0	WP: 2	PA: 41
2B: 1	SAC: 0	PB: 0	
3B: 0	DP: 2	SB: 0	
HR: 1	HBP: 0	CS: 0	

PITCHER	IP	WLS	BF	H	R	ER	SO	BB	IBB	HBP	BLK	WP	HR	S	P	ERA	WHIP
---------	----	-----	----	---	---	----	----	----	-----	-----	-----	----	----	---	---	-----	------

Fri Jul 29 1960, 10:05 PM EDT
Att. 56,648 - Unknown

Batter	1	2	3	4	5	6	7	8	9	10	11	AB R H RBI BB SO LOB
Jim Gilliam, S OBP: 0.373, SLG: 0.342 (1, 5)	F5		E6 FC5 1B		HR 1B		HR BB	BB		F7		4 2 1 0 2 0 0
Wally Moon, L OBP: 0.367, SLG: 0.438 (1, 7)	4-3		F9		F8		HR BB 1B	BB			2-3	5 1 1 0 1 0 2
Norm Larker, L OBP: 0.397, SLG: 0.459 (1, 3)			F9		F9		HR BB	F8				4 1 2 0 2 0 4
John Roseboro, L OBP: 0.314, SLG: 0.382 (11, PR)	BB		1B								FC6-4 1B	0 0 0 0 0 0 0
Frank Howard, R OBP: 0.345, SLG: 0.525 (1, 9)	F8		FC5		HR		K			F3	F7	6 1 1 2 0 1 7
Tommy Davis, R OBP: 0.270, SLG: 0.383 (1, 8)		HR			6-3		HR			4-3	FC6-4	5 2 2 5 1 0 1
Charlie Neal, R OBP: 0.335, SLG: 0.382 (1, 4)		F4			F9		K			BB		4 0 0 0 1 1 1
Maury Wills, S OBP: 0.353, SLG: 0.335 (1, 6)		F9			K							3 0 0 0 0 1 1
Bob Lillis, R OBP: 0.231, SLG: 0.308 (7, 6)												2 0 1 0 0 1 1
Joe Pignatano, R OBP: 0.362, SLG: 0.436 (1, 2)		K			BB							4 0 0 0 1 2 1
Sandy Koufax, R OBP: 0.235, SLG: 0.161 (1, 1)			F9		K							1 0 0 0 0 0 0
Chuck Essegian, R OBP: 0.328, SLG: 0.404 (4, PH)												1 0 0 0 0 1 2
Ed Roebuck, R OBP: 0.278, SLG: 0.294 (5, 1)												0 0 0 0 0 0 0
Norm Sherry, R OBP: 0.355, SLG: 0.520 (7, PH)												1 0 0 0 0 1 0
Larry Sherry, R OBP: 0.200, SLG: 0.375 (8, 1)												2 0 0 0 0 2 1

Inning Stats	R: 0	H: 0	E: 0	K: 0	S: 5	P: 12	R: 1	H: 1	E: 0	K: 1	S: 9	P: 16	R: 0	H: 1	E: 1	K: 0	S: 13	R: 0	H: 0	E: 0	K: 2	S: 10	P: 21	R: 2	H: 2	E: 0	K: 0	S: 8	P: 11	R: 0	H: 0	E: 0	K: 0	S: 5	P: 8	R: 4	H: 2	E: 0	K: 3	S: 23	P: 40	R: 0	H: 1	E: 0	K: 2	S: 18	P: 31	R: 0	H: 0	E: 0	K: 1	S: 9	P: 14	R: 0	H: 0	E: 0	K: 1	S: 8	P: 12	R: 0	H: 1	E: 0	K: 0	S: 10	P: 14	1B: 4	SF: 0	2B: 1	SAC: 0	3B: 0	DP: 0	HR: 3	HBP: 0	WP: 0	PA: 50
--------------	------	------	------	------	------	-------	------	------	------	------	------	-------	------	------	------	------	-------	------	------	------	------	-------	-------	------	------	------	------	------	-------	------	------	------	------	------	------	------	------	------	------	-------	-------	------	------	------	------	-------	-------	------	------	------	------	------	-------	------	------	------	------	------	-------	------	------	------	------	-------	-------	-------	-------	-------	--------	-------	-------	-------	--------	-------	--------

PITCHER	IP	WLS	BF	H	R	ER	SO	BB	IBB	HBP	BLK	WP	HR	S	P	ERA	WHIP
Juan Pizarro, L ERA: 3.59 (1, 1)	6.1		30	5	6	6	4	5	0	0	0	0	2	64	113	8.53	1.579
Ron Piche, R ERA: 4.75 (7, 1)	0.2		3	1	1	1	2	0	0	0	0	0	1	9	15	13.50	1.500
Warren Spahn, L ERA: 3.78 (8, 1)	1.0		6	1	0	0	2	2	0	0	0	0	0	18	31	0.00	3.000
Lew Burdette, R ERA: 4.22 (9, 1)	3.0	W	11	1	0	0	2	1	0	0	0	0	0	27	40	0.00	0.667

BOTTOM

Milwaukee Braves @ Los Angeles Dodgers
Los Angeles Memorial Coliseum, Los Angeles, CA

livebaseballscores.com

AB	42
R	7
H	8
RBI	7
BB	8
SO	10
LOB	21



WP: 0	PA: 50
PB: 0	
SB: 0	
CS: 0	

Sat Jul 30 1960, 10:05 PM EDT
Att. 61,003 - Unknown

Batter	1	2	3	4	5	6	7	8	9	AB R H RBI BB SO LOB	TOP											
Bill Bruton, L (1, 8) OBP: 0.336, SLG: 0.444	4-2 S 1B BB	0-0 4-3			2-1 F5			1-0 1-3	0-0 5-3	4 1 0 0 1 0 4												
Del Crandall, R (1, 2) OBP: 0.314, SLG: 0.442	4-2 1B 1B BB		3-1 5-3		2-3 K			2-1 1B		3 1 1 0 1 1 1												
Eddie Mathews, L (1, 5) OBP: 0.390, SLG: 0.518	3-2 1B 1-2 2-H 1B		1-1 F8		0-0 1-3			0-3 K		4 1 1 1 0 1 1												
Hank Aaron, R (1, 9) OBP: 0.341, SLG: 0.566	2-1 CS 1-3 2-H 1B		2-2 CS 1B		0-3 K			0-1 5-3		4 0 2 1 0 1 1												
Joe Adcock, R (1, 3) OBP: 0.348, SLG: 0.518	1-3 K		1-0 CS 1-2	0-1 F6	1-1 1-3			2-1 F6		4 0 0 0 0 1 2												
Lee Maye, L (1, 7) OBP: 0.385, SLG: 0.435	2-2 SF8		1-0 F9		1-3 K			3-1 E6 1B 2B		3 1 0 1 0 1 0												
Felix Mantilla, R (1, 6) OBP: 0.282, SLG: 0.408	1-1 CS 1-2	2-2 FC4-6 1B		0-2 F7			1-1 G3-6-1 1B	0-2 2B 1B		4 0 3 0 0 0 0												
Red Schoendienst, S (1, 4) OBP: 0.299, SLG: 0.294			0-1 FC4-6		1-1 FC1-6 1B		2-2 G3-6-1	1-0 2B		4 0 2 1 0 0 2												
Al Spangler, L (9, PR) OBP: 0.319, SLG: 0.409			1-2f		1-1 FC1-6		1-2f	1-3 2-H 2B		0 0 0 0 0 0 0												
Carl Willey, R (1, 1) OBP: 0.121, SLG: 0.156			1-3 K		1-1 FC1-6			1-2 HR	2-3 K	0 0 0 0 0 0 0												
Joey Jay, S (1, 1) OBP: 0.261, SLG: 0.150										1 0 0 0 0 0 1 1												
Bob Buhl, R (3, 1) OBP: 0.148, SLG: 0.148										1 0 0 0 0 0 0 1												
Wes Covington, L (8, PH) OBP: 0.319, SLG: 0.505										1 1 1 1 0 0 0 0												
Ron Piche, R (8, 1) OBP: 0.319, SLG: 0.505										0 0 0 0 0 0 0 0												
Eddie Haas, L (9, PH) OBP: 0.474, SLG: 0.625										1 0 0 0 0 0 1 2												
Inning Stats	R: 3 E: 0 K: 1 S: 17	H: 2 LOB: 0 BB: 2 P: 34	R: 0 E: 0 K: 1 S: 9	H: 1 LOB: 1 BB: 0 P: 12	R: 0 E: 0 K: 0 S: 7	H: 1 LOB: 0 BB: 0 P: 14	R: 0 E: 0 K: 0 S: 7	H: 0 LOB: 0 BB: 0 P: 8	R: 0 E: 0 K: 1 S: 9	H: 1 LOB: 1 BB: 0 P: 15	R: 0 E: 0 K: 1 S: 6	H: 0 LOB: 0 BB: 0 P: 7	R: 0 E: 0 K: 1 S: 9	H: 1 LOB: 0 BB: 0 P: 13	R: 1 E: 0 K: 1 S: 13	H: 2 LOB: 1 BB: 0 P: 17	R: 1 E: 1 K: 1 S: 12	H: 2 LOB: 2 BB: 0 P: 20	1B: 8 2B: 1 3B: 0 HR: 1	SF: 1 SAC: 0 DP: 1 HBP: 0	WP: 0 PB: 0 SB: 1 CS: 2	PA: 39
PITCHER	IP WLS BF H R ER SO BB IBB HBP BLK WP HR S P ERA WHIP																					
Don Drysdale, R (1, 1) ERA: 3.14	8.1 W 35 10 5 4 6 2 0 0 0 0 0 1 85 134 4.32 1.440																					
Ed Roebuck, R (9, 1) ERA: 2.22	0.2 S 2 0 0 0 1 0 0 0 0 0 0 0 4 6 0.00 0.000																					

Milwaukee Braves @ Los Angeles Dodgers
Los Angeles Memorial Coliseum, Los Angeles, CA

AB	34
R	5
H	10
RBI	5
BB	2
SO	7
LOB	15



Sun Jul 31 1960, 6:33 AM EDT
Att: 37,552 - Unknown

WP: 0	PA: 39
PB: 0	
SB: 1	
CS: 2	

Batter	1	2	3	4	5	6	7	8	9	AB	R	H	RBI	BB	SO	LOB
Jim Gilliam, S OBP: 0.371, SLG: 0.338 (1, 5)	1-1 4-3 1B	4-2 SH1-3 1B BB		1-2 F7	1-2 5-3		3-1 F9			4	1	0	0	1	0	2
Wally Moon, L OBP: 0.368, SLG: 0.440 (1, 7)	0-0 1B SF7 2B	1-0 SH1-3 1-2		4-2 E E BB	0-0 F8		3-1 6-3			3	2	1	0	1	0	2
Norm Larker, L OBP: 0.397, SLG: 0.455 (1, 3)	4-1 BB 1B 2B BB	0-0 1B 2-H 1B		0-0 E4 E 1-2		2-1 E4 1B		0-0 4-3		4	1	1	1	1	0	1
Gil Hodges, R OBP: 0.251, SLG: 0.325 (9, 3)										0	0	0	0	0	0	0
Frank Howard, R OBP: 0.346, SLG: 0.522 (1, 9)	0-0 1-2 2-3 2B 1B	1-1 L8		1-0 E7 1-3 2-H 1B		3-1 L6		0-1 F4		5	1	2	1	0	0	2
Tommy Davis, R OBP: 0.282, SLG: 0.389 (1, 8)	1-0 SF7 3-H	0-0 1-3 1B		4-0 IBB		0-2 1-2 1B		2-1 6-3		3	0	2	1	1	0	0
Charlie Neal, R OBP: 0.334, SLG: 0.378 (1, 4)	4-0 1-2 2-3 2B BB		1-2 6-3	2-3 K		0-1 F8				3	1	0	0	1	1	5
Bob Lillis, R OBP: 0.235, SLG: 0.353 (1, 6)	0-0 1-H 2-H 3-H 1B 2B		2-0 4-3	0-0 F5		3-2 F7				4	1	1	3	0	0	5
Joe Pignatano, R OBP: 0.412, SLG: 0.476 (1, 2)	3-1 2-H 1B		4-1 BB		1-2 SH3 1B		1-0 F9 SH3-4 1B			3	0	3	1	1	0	0
Don Drysdale, R OBP: 0.203, SLG: 0.286 (1, 1)	0-1 L6		0-0 1-3		0-0 SH3		0-0 SH3-4			2	0	0	0	0	0	2
Ed Roebuck, R OBP: 0.278, SLG: 0.294 (9, 1)										0	0	0	0	0	0	0

Inning Stats	R: 5	H: 4	LOB: 1	K: 0	S: 11	R: 1	H: 2	LOB: 2	K: 0	S: 8	R: 0	H: 0	LOB: 1	K: 0	S: 6	R: 1	H: 1	LOB: 3	K: 1	S: 14	R: 0	H: 1	LOB: 1	K: 0	S: 8	R: 0	H: 1	LOB: 2	K: 0	S: 12	R: 0	H: 1	LOB: 1	K: 0	S: 6	R: 0	H: 0	LOB: 0	K: 0	S: 5		
	E: 0	BB: 2	P: 24	E: 0	BB: 1	P: 14	E: 0	BB: 2	P: 13	E: 2	BB: 2	P: 26	E: 0	BB: 0	P: 10	E: 1	BB: 0	P: 20	E: 0	BB: 0	P: 13	E: 0	BB: 0	P: 7	E: 0	BB: 0	P: 7	E: 0	BB: 0	P: 7	E: 0	BB: 0	P: 7	E: 0	BB: 0	P: 7	E: 0	BB: 0	P: 7	E: 0	BB: 0	P: 7

PITCHER	IP	WLS	BF	H	R	ER	SO	BB	IBB	HBP	BLK	WP	HR	S	P	ERA	WHIP
Carl Willey, R ERA: 4.05 (1, 1)	0.2	L	8	4	5	5	0	2	0	0	0	0	0	9	22	67.50	9.000
Joey Jay, R ERA: 3.57 (1, 1)	1.1		6	2	1	1	0	1	0	0	0	0	0	10	16	6.75	2.250
Bob Buhl, R ERA: 3.19 (3, 1)	5.0		24	4	1	1	1	2	1	0	0	0	0	46	82	1.80	1.200
Ron Piche, R ERA: 4.6 (8, 1)	1.0		3	0	0	0	0	0	0	0	0	0	0	5	7	0.00	0.000

BOTTOM

Milwaukee Braves @ Los Angeles Dodgers
Los Angeles Memorial Coliseum, Los Angeles, CA

Sun Jul 31 1960, 6:33 AM EDT
Att. 37,552 - Unknown

livebaseballscorecards.com

AB	31
R	7
H	10
RBI	7
BB	6
SO	1
LOB	19



WP: 0	PA: 41
PB: 0	
SB: 0	
CS: 0	

Batter	1	2	3	4	5	6	7	8	9	AB R H RBI BB SO LOB	TOP											
Bill Bruton, L (1, 8) OBP: 0.333, SLG: 0.439	0-0 F8		0-0 F8		0-0 F2			0-0 3-1		4 0 0 0 0 0 1												
Del Crandall, R (1, 2) OBP: 0.313, SLG: 0.438	0-0 F8			4-0 BB BB BB		0-0 6-3		0-0 5-3		3 0 0 0 1 0 0												
Eddie Mathews, L (1, 5) OBP: 0.394, SLG: 0.525	0-0 L3			4-0 BB BB		0-0 SF7 3B		0-0 1B 2B 1B		3 2 2 0 1 0 0												
Hank Aaron, R (1, 9) OBP: 0.345, SLG: 0.567		4-0 BB BB BB BB		4-0 BB BB		0-0 SF7 3B		0-0 1B 2B 1B		1 0 1 1 2 0 0												
Joe Adcock, R (1, 3) OBP: 0.347, SLG: 0.518		0-0 G6-4-3		0-3 K		0-0 1-3		0-0 2B		4 0 1 1 0 1 4												
Lee Mays, L (1, 7) OBP: 0.375, SLG: 0.420		0-3 K		0-3 K			0-0 1B		0-3 K	4 0 1 0 0 3 3												
Felix Mantilla, R (1, 6) OBP: 0.271, SLG: 0.392			0-0 6-3		0-3 K		0-0 F8		0-3 K	4 0 0 0 0 2 4												
Chuck Cottier, R (1, 4) OBP: 0.225, SLG: 0.255			0-0 F2		0-0 F8		0-3 K		0-0 F4	2 0 0 0 0 0 0												
Eddie Haas, L (7, PH) OBP: 0.450, SLG: 0.588										1 0 0 0 0 1 1												
Don McMahon, R (7, 1)										0 0 0 0 0 0 0												
Alvin Dark, R (9, PH) OBP: 0.310, SLG: 0.317										1 0 0 0 0 0 0												
Carl Willey, R (1, 1) OBP: 0.143, SLG: 0.152			4-0 BB BB		0-3 K		0-0 F6			1 0 0 0 1 1 0												
Wes Covington, L (7, PH) OBP: 0.317, SLG: 0.503										1 0 0 0 0 0 1												
Johnny Logan, R (7, 6) OBP: 0.306, SLG: 0.320										0 0 0 0 0 0 0												
Inning Stats	R: 0 E: 0 K: 0 S: 3	H: 0 LOB: 0 BB: 0 P: 3	R: 0 E: 0 K: 1 S: 4	H: 0 LOB: 0 BB: 1 P: 8	R: 0 E: 0 K: 0 S: 3	H: 0 LOB: 1 BB: 1 P: 7	R: 0 E: 0 K: 3 S: 9	H: 0 LOB: 3 BB: 3 P: 21	R: 0 E: 0 K: 1 S: 5	H: 0 LOB: 0 BB: 0 P: 5	R: 1 E: 0 K: 0 S: 4	H: 1 LOB: 0 BB: 0 P: 4	R: 0 E: 0 K: 1 S: 6	H: 1 LOB: 1 BB: 0 P: 6	R: 1 E: 0 K: 0 S: 5	H: 3 LOB: 2 BB: 0 P: 5	R: 0 E: 0 K: 2 S: 7	H: 0 LOB: 0 BB: 0 P: 7	1B: 3 2B: 1 3B: 1 HR: 0	SF: 1 SAC: 0 DP: 1 HBP: 0	WP: 0 PB: 0 SB: 0 CS: 0	PA: 35
PITCHER	IP WLS BF H R ER SO BB IBB HBP BLK WP HR S P ERA WHIP																					
Ernie Broglio, R (1, 1) ERA: 2.78	8.0 W 32 5 2 2 6 5 0 0 0 0 0 0 39 59 2.25 1.250																					
Lindy McDaniel, R (9, 1) ERA: 2.44	1.0 S 3 0 0 0 2 0 0 0 0 0 0 0 7 7 0.00 0.000																					

Milwaukee Braves @ St. Louis Cardinals
 Sportsman's Park, St. Louis, MO
 Tue Aug 02 1960, 8:05 PM EDT
 Att: 22,021 - Unknown

AB	29
R	2
H	5
RBI	2
BB	5
SO	8
LOB	14



WP: 0	PA: 35
PB: 0	
SB: 0	
CS: 0	

ERA	WHIP

Batter	1	2	3	4	5	6	7	8	9
Julian Javier, R OBP: 0.284, SLG: 0.365 (1, 4)	0-0 6-3		0-0 6-3		0-0 3-1 SH2-3 S 1B		0-3 K		
Joe Cunningham, L OBP: 0.383, SLG: 0.416 (1, 9)	0-0 6-3		0-3 K		0-0 SH2-3		0-3 K		
Bill White, L OBP: 0.366, SLG: 0.515 (1, 3)	0-0 F6		0-0 2B		0-0 3-1		0-0 F9		
Ken Boyer, R OBP: 0.340, SLG: 0.531 (1, 5)		0-0 F7	0-0 2B		0-0 HR		0-0 L3		
Stan Musial, L OBP: 0.381, SLG: 0.503 (1, 7)		0-0 F5	4-0 IBB		0-0 F3		0-0 F2		
Lindy McDaniel, R OBP: 0.190, SLG: 0.150 (9, 1)									
Daryl Spencer, R OBP: 0.373, SLG: 0.454 (1, 6)		4-0 BB	0-0 F7		0-0 F4		0-3 K		
Curt Flood, R OBP: 0.310, SLG: 0.386 (1, 8)		4-0 BB		0-0 1-3		0-0 F3			
Hal Smith, R OBP: 0.277, SLG: 0.280 (1, 2)		0-0 F5		0-0 6-3		0-0 4-3			
Ernie Broglio, R OBP: 0.317, SLG: 0.324 (1, 1)			0-0 2B		0-0 6-3		4-0 BB		
Charlie James, R (9, 7)									

Inning Stats	R: 0	H: 0	E: 0	K: 0	S: 3	LOB: 0	BB: 0	P: 3
	R: 0	H: 0	E: 0	K: 0	S: 3	LOB: 2	BB: 2	P: 11
	R: 2	H: 3	E: 0	K: 1	S: 8	LOB: 2	BB: 1	P: 12
	R: 0	H: 0	E: 0	K: 0	S: 3	LOB: 0	BB: 0	P: 3
	R: 2	H: 2	E: 0	K: 0	S: 5	LOB: 0	BB: 0	P: 5
	R: 0	H: 0	E: 0	K: 0	S: 3	LOB: 0	BB: 0	P: 3
	R: 0	H: 0	E: 0	K: 2	S: 7	LOB: 1	BB: 1	P: 11
	R: 0	H: 0	E: 0	K: 1	S: 5	LOB: 0	BB: 0	P: 5

PITCHER	IP	WLS	BF	H	R	ER	SO	BB	IBB	HBP	BLK	WP	HR	S	P	ERA	WHIP
Carl Willey, R (1, 1)	6.0	L	26	5	4	4	1	2	1	0	0	0	1	25	37	6.00	1.167
Don McMahon, R (7, 1)	2.0		7	0	0	0	3	1	0	0	0	0	0	12	16	0.00	0.500

PITCHER	IP	WLS	BF	H	R	ER	SO	BB	IBB	HBP	BLK	WP	HR	S	P	ERA	WHIP

AB R H RBI BB SO LOB

4	1	1	0	0	1	2
3	0	0	0	0	2	2
4	1	1	1	0	0	2
4	1	2	2	0	0	0
3	0	0	0	1	0	0
0	0	0	0	0	0	0
3	0	0	0	1	1	2
2	0	0	0	1	0	0
3	0	0	0	0	0	2
2	1	1	0	1	0	0
0	0	0	0	0	0	0

1B: 1	SF: 0	WP: 0	PA: 33
2B: 3	SAC: 1	PB: 0	
3B: 0	DP: 0	SB: 1	
HR: 1	HBP: 0	CS: 0	

Milwaukee Braves @ St. Louis Cardinals
 Sportsman's Park, St. Louis, MO
 Tue Aug 02 1960, 8:05 PM EDT
 Att. 22,021 - Unknown

AB	28
R	4
H	5
RBI	3
BB	4
SO	4
LOB	10



livebaseballscorecards.com

Batter	1	2	3	4	5	6	7	8	9
Julian Javier, R OBP: 0.285, SLG: 0.368 (1, 4)	0-0 HR 1B	0-0 5-3		0-0 2B	0-0 F2	0-0 FC5-2 1-3 2-H 3-H		0-3 K	
Joe Cunningham, L OBP: 0.387, SLG: 0.415 (1, 9)	0-0 F6		0-0 HR 1B	4-0 BB		1-3 BB 6-3		1-0 HBP	
Stan Musial, L OBP: 0.378, SLG: 0.513 (1, 7) Charlie James, R (7, 7)	0-0 F6		0-0 1-H HR	0-0 F5		0-0 F9	0-0 F5	0-3 K	
Ken Boyer, R OBP: 0.344, SLG: 0.541 (1, 5)	0-0 1-H HR		0-0 E S 1B		0-3 K	0-0 1-3 1B 2B	0-0 E5 BLK 2B		
Daryl Spencer, R OBP: 0.374, SLG: 0.451 (1, 6)	0-0 4-3		0-3 K	1-3	4-0 1B BB 1B	0-0 1-2 1B 1B	0-0 F7		
Bill White, L OBP: 0.368, SLG: 0.520 (1, 3)		0-3 K	0-3 K		4-0 1-2 1B BB	0-0 1-3 2-H 1B 2B	0-0 1-H 2B		
Curt Flood, R OBP: 0.316, SLG: 0.388 (1, 8)		0-0 2B 1B	0-0 F8		0-0 1B 1-2 2-3 1B	4-0 1B FC5-2 1B	0-0 F6		
Hal Smith, R OBP: 0.279, SLG: 0.287 (1, 2) George Crowe, L OBP: 0.315, SLG: 0.510 (5, PH) Bob Grim, R (6, 1) Walt Moryn, L OBP: 0.317, SLG: 0.360 (6, PH) Lindy McDaniel, R OBP: 0.227, SLG: 0.190 (7, 1)		0-0 1-H 2B		0-0 5-3	0-3 K	0-0 1-2 2-H 3-H 1B		0-0 HBP 1B	
Larry Jackson, R OBP: 0.243, SLG: 0.239 (1, 1) Bob Gibson, R OBP: 0.143, SLG: 0.143 (2, 1) Carl Sawatski, L OBP: 0.322, SLG: 0.385 (5, PH) (6, 2)		0-0 1B		0-0 F7	0-0 1-3 2-H 3-H 1B	0-0 1-2 2-3 1B		0-0 F8	

Inning Stats	R: 2 E: 0 K: 0 S: 5	H: 2 LOB: 0 BB: 0 P: 5	R: 1 E: 0 K: 1 S: 7	H: 3 LOB: 1 BB: 0 P: 7	R: 2 E: 0 K: 2 S: 10	H: 3 LOB: 1 BB: 0 P: 10	R: 0 E: 0 K: 0 S: 4	H: 1 LOB: 2 BB: 1 P: 8	R: 2 E: 0 K: 2 S: 9	H: 2 LOB: 2 BB: 2 P: 17	R: 5 E: 1 K: 0 S: 8	H: 5 LOB: 2 BB: 2 P: 16	R: 1 E: 1 K: 0 S: 5	H: 1 LOB: 1 BB: 0 P: 5	R: 0 E: 0 K: 2 S: 8	H: 1 LOB: 2 BB: 0 P: 9
--------------	------------------------------	---------------------------------	------------------------------	---------------------------------	-------------------------------	----------------------------------	------------------------------	---------------------------------	------------------------------	----------------------------------	------------------------------	----------------------------------	------------------------------	---------------------------------	------------------------------	---------------------------------

PITCHER	IP	WLS	BF	H	R	ER	SO	BB	IBB	HBP	BLK	WP	HR	S	P	ERA	WHIP
Warren Spahn, L ERA: 4.01 (1, 1)	2.0		13	8	5	5	1	0	0	0	0	0	2	15	15	22.50	4.000
Joey Jay, R ERA: 3.93 (3, 1)	3.1	L	18	4	4	4	4	4	0	0	0	0	0	22	38	10.80	2.400
Ron Piche, R ERA: 5.17 (6, 1)	0.0		4	3	2	2	0	0	1	0	0	0	0	3	7	∞	∞
George Brunet, L ERA: 4.25 (6, 1)	0.2		3	1	1	0	0	0	0	0	0	0	0	3	3	0.00	1.500
Don McMahon, R ERA: 6.35 (7, 1)	2.0		10	2	1	0	2	0	0	1	1	0	0	13	14	0.00	1.000


BOTTOM

Milwaukee Braves @ St. Louis Cardinals
Sportsman's Park, St. Louis, MO

Wed Aug 03 1960, 8:05 PM EDT
Att. 21,325 - Unknown

AB	42
R	13
H	18
RBI	12
BB	5
SO	7
LOB	24

livebaseballscorecards.com



PITCHER	IP	WLS	BF	H	R	ER	SO	BB	IBB	HBP	BLK	WP	HR	S	P	ERA	WHIP
1B: 12 2B: 4 3B: 0 HR: 2	SF: 0 SAC: 0 DP: 0 HBP: 1	WP: 0 PB: 0 SB: 1 CS: 0	PA: 48														

Batter	1	2	3	4	5	6	7	8	9	AB R H RBI BB SO LOB	TOP
Bill Bruton, L (1, 8) <small>OBP: 0.329, SLG: 0.432</small>	0-0 	0-3 			0-0 			0-3 		4 0 0 0 0 2 2	
Del Crandall, R (1, 2) <small>OBP: 0.317, SLG: 0.449</small>	4-0 		0-0 		0-0 			0-0 		3 1 0 0 1 0 1	
Eddie Mathews, L (1, 5) <small>OBP: 0.395, SLG: 0.529</small>	0-0 		0-3 		4-0 			0-0 		3 0 1 0 1 1 0	
Hank Aaron, R (1, 9) <small>OBP: 0.345, SLG: 0.572</small>	0-0 		0-3 		0-0 			0-0 		4 1 2 2 0 1 1	
Joe Adcock, R (1, 3) <small>OBP: 0.344, SLG: 0.523</small>	0-3 			0-0 		0-0 		0-0 		4 0 0 0 0 1 3	
Mel Roach, R (1, 7) <small>OBP: 0.341, SLG: 0.474</small>	0-0 			0-0 			0-0 	0-0 		4 0 1 0 0 0 2	
Felix Mantilla, R (1, 6) <small>OBP: 0.270, SLG: 0.370</small>		0-0 		0-0 			0-0 	0-3 		4 0 0 0 0 1 1	
Chuck Cottier, R (1, 4) <small>OBP: 0.226, SLG: 0.264</small>				0-0 	0-3 			0-0 		3 0 1 0 0 1 1	
Bob Buhl, R (1, 1) <small>OBP: 0.161, SLG: 0.161</small> Alvin Dark, R (7, PH) <small>OBP: 0.309, SLG: 0.315</small> Ron Piche, R (7, 1)		0-3 			0-0 		0-0 			2 0 1 0 0 1 1 1 0 0 0 0 0 1 0 0 0 0 0 0 0	
Inning Stats	R: 1 H: 2 E: 0 LOB: 2 K: 1 BB: 1 S: 7 P: 11	R: 0 H: 1 E: 0 LOB: 1 K: 2 BB: 0 S: 8 P: 8	R: 0 H: 0 E: 0 LOB: 0 K: 2 BB: 0 S: 7 P: 7	R: 0 H: 0 E: 0 LOB: 0 K: 0 BB: 0 S: 3 P: 3	R: 0 H: 1 E: 0 LOB: 1 K: 1 BB: 0 S: 6 P: 6	R: 0 H: 0 E: 0 LOB: 0 K: 0 BB: 1 S: 2 P: 6	R: 0 H: 1 E: 0 LOB: 1 K: 0 BB: 0 S: 4 P: 4	R: 0 H: 0 E: 0 LOB: 0 K: 1 BB: 0 S: 5 P: 5	R: 1 H: 1 E: 0 LOB: 0 K: 1 BB: 0 S: 6 P: 6	1B: 4 SF: 0 2B: 1 SAC: 0 3B: 0 DP: 1 HR: 1 HBP: 0	WP: 0 PA: 34 PB: 0 SB: 0 CS: 0
PITCHER Ray Sadecki, L (1, 1) <small>ERA: 3.43</small>	IP: 9.0 WLS: W BF: 34 H: 6 R: 2 ER: 2 SO: 8 BB: 2 IBB: 0 HBP: 0 BLK: 0 WP: 0 HR: 1 S: 48 P: 56 ERA: 2.00 WHIP: 0.889										

Milwaukee Braves @ St. Louis Cardinals
 Sportsman's Park, St. Louis, MO
 Thu Aug 04 1960, 8:05 PM EDT
 Att: 19,274 - Unknown

AB	32
R	2
H	6
RBI	2
BB	2
SO	8
LOB	13

Batter	1	2	3	4	5	6	7	8	9
Julian Javier, R OBP: 0.289, SLG: 0.377 (1, 4)	0-0 E 3B		H 1-0 FC3-6 1-2 HBP		X 0-0 SH2-4		0-3 K		
Joe Cunningham, L OBP: 0.386, SLG: 0.413 (1, 9)	0-0 F8 3-H		X 0-0 FC3-6 1B 1-2f 2-3		X 0-0 1B 2-H		X 0-0 4-3		
Bill White, L OBP: 0.367, SLG: 0.517 (1, 3)	0-0 4-3		X 0-0 1B 1-2 3-H		X 0-0 F8		X 0-0 F7		
Ken Boyer, R OBP: 0.343, SLG: 0.538 (1, 5)	0-0 F7		X 0-0 1B 1-3 2-H		X 0-0 1-3		X 0-0 4-3		
Stan Musial, L OBP: 0.372, SLG: 0.502 (1, 7)		X 0-0 3-1	X 0-0 F8		X 0-0 F4		X 0-0 F2		
Charlie James, R (9, 7)									
Daryl Spencer, R OBP: 0.373, SLG: 0.449 (1, 6)		X 0-0 6-3		BB BB BB 4-0 6-3 SH2-3 BB		X 0-0 F7			
Curt Flood, R OBP: 0.313, SLG: 0.385 (1, 8)		X 0-0 5-3		X 0-0 SH2-3 1-2		X 0-0 1-3			
Hal Smith, R OBP: 0.280, SLG: 0.288 (1, 2)			X 0-0 6-3	X 0-0 6-3 2-3		X 0-0 1B			
Ray Sadecki, L OBP: 0.297, SLG: 0.297 (1, 1)			X 0-0 FC3-6 1B HBP		X 0-0 SH2-4 1B		X 0-0 F3		

Inning Stats	R: 1	H: 1	E: 1	K: 0	S: 4	LOB: 0	BB: 0	P: 4	R: 0	H: 0	E: 0	K: 0	S: 3	LOB: 0	BB: 0	P: 3	R: 2	H: 3	E: 0	K: 0	S: 6	LOB: 2	BB: 0	P: 7	R: 0	H: 0	E: 0	K: 0	S: 2	LOB: 0	BB: 1	P: 6	R: 1	H: 2	E: 0	K: 0	S: 5	LOB: 1	BB: 0	P: 5	R: 0	H: 0	E: 0	K: 0	S: 3	LOB: 0	BB: 0	P: 3	R: 0	H: 1	E: 0	K: 1	S: 6	LOB: 1	BB: 0	P: 6	R: 0	H: 0	E: 0	K: 0	S: 3	LOB: 0	BB: 0	P: 3
--------------	------	------	------	------	------	--------	-------	------	------	------	------	------	------	--------	-------	------	------	------	------	------	------	--------	-------	------	------	------	------	------	------	--------	-------	------	------	------	------	------	------	--------	-------	------	------	------	------	------	------	--------	-------	------	------	------	------	------	------	--------	-------	------	------	------	------	------	------	--------	-------	------

AB R H RBI BB SO LOB		BOTTOM																													
2 1 1 0 0 1 1																															
4 1 1 1 0 0 3																															
4 0 1 1 0 0 1																															
4 0 1 1 0 0 1																															
4 0 0 0 0 0 2																															
0 0 0 0 0 0 0																															
2 0 0 0 1 0 0																															
2 0 0 0 0 0 0																															
3 0 1 0 0 0 1																															
3 2 2 0 0 0 1																															
1B: 6 SF: 0																															
2B: 0 SAC: 2																															
3B: 1 DP: 0																															
HR: 0 HBP: 1																															
PITCHER		IP	WLS	BF	H	R	ER	SO	BB	IBB	HBP	BLK	WP	HR	S	P	ERA	WHIP													
Bob Buhl, R ERA: 3.31 (1, 1)		6.0	L	25	6	4	4	0	0	1	0	0	0	0	23	28	6.00	1.167													
Ron Piche, R ERA: 4.86 (7, 1)		2.0		7	1	0	0	1	0	0	0	0	0	0	9	9	0.00	0.500													

Milwaukee Braves @ St. Louis Cardinals
 Sportsman's Park, St. Louis, MO
 Thu Aug 04 1960, 8:05 PM EDT
 Att. 19,274 - Unknown

livebaseballscorecards.com

AB	28
R	4
H	7
RBI	3
BB	1
SO	1
LOB	10



WP: 0	PA: 32
PB: 0	
SB: 0	
CS: 0	

Batter	1	2	3	4	5	6	7	8	9	AB R H RBI BB SO LOB	TOP	
Bob Will, L (1, 9) OBP: 0.328, SLG: 0.410	0-0 4-3		0-0 5-3		0-0 G3		0-0 F6			4 0 0 0 0 0 1		
Richie Ashburn, L (1, 7) OBP: 0.444, SLG: 0.370	0-0 14 2B 1B		0-0 6-3		0-0 6-3		0-0 6-3			4 1 1 0 0 0 1		
14 Ernie Banks, R (1, 6) OBP: 0.367, SLG: 0.592	0-0 1-H 2B		0-0 6-3			0-0 6-3 1B 2B		0-0 F8		4 1 2 1 0 0 0		
George Altman, L (1, 8) OBP: 0.348, SLG: 0.466	0-0 1-3			0-0 1-3		0-0 6-3		0-0 4-3		4 0 0 0 0 0 2		
Ron Santo, R (1, 5) OBP: 0.304, SLG: 0.394	0-0 6-3			0-0 1B		0-0 6-3		0-0 F5		4 0 1 0 0 0 2		
Frank Thomas, R (1, 3) OBP: 0.299, SLG: 0.429		0-0 6-3		0-0 F2		0-0 1B 1B		0-0 F8		4 0 1 1 0 0 1		
Grady Hatton, L (1, 4) OBP: 0.360, SLG: 0.348		0-0 5-3		0-0 4-3		0-0 1-2 1B		0-0 1-3		4 0 1 0 0 0 1		
Sammy Taylor, L (1, 2) OBP: 0.289, SLG: 0.333		0-0 E3			0-0 L8	0-0 F8		0-0 G3		4 0 0 0 0 0 2		
Don Cardwell, R (1, 1) OBP: 0.182, SLG: 0.341		0-3 K			0-0 G3 1B		0-0 1-3			1 0 0 0 0 0 1 1		
Mark Freeman, R (2, 1) OBP: 0.211, SLG: 0.167										0 0 0 0 0 0 0 0		
Dick Gernert, R (5, PH) OBP: 0.930, SLG: 0.296										1 0 0 1 0 0 0 0		
Dick Drott, R (5, 1) OBP: 0.111, SLG: 0.111										0 0 0 0 0 0 0 0		
Don Zimmer, R (7, PH) OBP: 0.308, SLG: 0.349										1 0 0 0 0 0 0 0		
Seth Wrenshaw, L (7, 1) OBP: 0.190, SLG: 0.150										0 0 0 0 0 0 0 0		
Inning Stats	R: 1 H: 2 E: 0 LOB: 1 K: 0 BB: 0 S: 5 P: 5	R: 0 H: 0 E: 1 LOB: 1 K: 1 BB: 0 S: 6 P: 6	R: 0 H: 0 E: 0 LOB: 0 K: 0 BB: 0 S: 3 P: 3	R: 0 H: 1 E: 0 LOB: 1 K: 0 BB: 0 S: 4 P: 4	R: 0 H: 1 E: 0 LOB: 1 K: 0 BB: 0 S: 4 P: 4	R: 1 H: 3 E: 0 LOB: 2 K: 0 BB: 0 S: 6 P: 6	R: 0 H: 0 E: 0 LOB: 0 K: 0 BB: 0 S: 3 P: 3	R: 0 H: 0 E: 0 LOB: 0 K: 0 BB: 0 S: 3 P: 3	R: 0 H: 0 E: 0 LOB: 0 K: 0 BB: 0 S: 3 P: 3	1B: 5 SF: 0 2B: 2 SAC: 0 3B: 0 DP: 0 HR: 0 HBP: 0	WP: 0 PA: 35 PB: 0 SB: 0 CS: 0	
PITCHER Leu Burdette, R (1, 1) ERA: 4.1	IP WLS BF H R ER SO BB IBB HBP BLK WP HR S P ERA WHIP											PITCHER IP WLS BF H R ER SO BB IBB HBP BLK WP HR S P ERA WHIP
	9.0 W 35 7 2 2 1 0 0 0 0 0 0 0 37 37 2.00 0.778											

Chicago Cubs @ Milwaukee Braves
Milwaukee County Stadium, Milwaukee, WI

Fri Aug 05 1960, 8:05 PM EDT
Att: 33,369 - Unknown

livebaseballscorecards.com

AB 35
R 2
H 7
RBI 2
BB 0
SO 1
LOB 11



Batter	1	2	3	4	5	6	7	8	9
Al Spangler, L (1, 7) OBP: 0.351, SLG: 0.429	0-0 1B G3 1B	4-0 1B F2 BB		0-0 F7		0-0 BB 1B WP 1B	0-0 1-3 1B		
Del Crandall, R (1, 2) OBP: 0.321, SLG: 0.452	0-0 FC1-6-5 1-3 1B	0-0 1-3 F2 1B		0-0 6-3		0-0 1-2 WP 1B BB 1B	0-0 F6		
Eddie Mathews, L (1, 5) OBP: 0.392, SLG: 0.523	0-0 G3 1-2 3-H	0-0 F2 1-2 3-H		4-0 BB		0-3 K	0-3 K		
Hank Aaron, R (1, 9) OBP: 0.348, SLG: 0.578	0-0 FC1-6-5 1B 2-3	1-0 HBP		0-0 F8		4-0 1-2 2-3 WP 1B BB		0-0 HR	
Bill Bruton, L (1, 8) OBP: 0.332, SLG: 0.433	0-0 2B 1B 2-H	0-0 F4			4-0 G6-4-3 BB	0-0 1-H 2-H 3-H FC4-6 1B		0-0 F7	
Joe Adcock, R (1, 3) OBP: 0.342, SLG: 0.521	0-0 1B 2B 1-H		0-0 6-3		0-0 G6-4-3 1-2f	0-3 K		0-0 F9	
Red Schoendienst, S (1, 4) OBP: 0.307, SLG: 0.313	0-0 1B 2-H		0-3 K		0-0 1B 2B	0-0 FC4-6 1-2f		0-0 4-3	
Chuck Cottier, R (7, 4) OBP: 0.224, SLG: 0.262									
Johnny Logan, R (1, 6) OBP: 0.306, SLG: 0.319	0-0 6-3		0-0 F8		0-0 2-3 1B		0-0 F9		
Lew Burdette, R (1, 1) OBP: 0.241, SLG: 0.352		0-0 6-3		0-0 HR	0-0 6-3		0-0 1B 1B		

Inning Stats	R: 4 E: 0 K: 0 S: 8	H: 5 LOB: 1 BB: 0 P: 8	R: 1 E: 0 K: 0 S: 4	H: 1 LOB: 2 BB: 1 P: 9	R: 0 E: 0 K: 1 S: 5	H: 0 LOB: 0 BB: 0 P: 5	R: 1 E: 0 K: 0 S: 4	H: 1 LOB: 1 BB: 1 P: 8	R: 0 E: 0 K: 0 S: 4	H: 2 LOB: 2 BB: 1 P: 8	R: 3 E: 0 K: 2 S: 10	H: 3 LOB: 1 BB: 1 P: 14	R: 0 E: 0 K: 1 S: 7	H: 2 LOB: 2 BB: 0 P: 7	R: 1 E: 0 K: 0 S: 4	H: 1 LOB: 0 BB: 0 P: 4
--------------	------------------------------	---------------------------------	------------------------------	---------------------------------	------------------------------	---------------------------------	------------------------------	---------------------------------	------------------------------	---------------------------------	-------------------------------	----------------------------------	------------------------------	---------------------------------	------------------------------	---------------------------------

PITCHER														PITCHER																				
IP	WLS	BF	H	R	ER	SO	BB	IBB	HBP	BLK	WP	HR	S	P	ERA	WHIP	IP	WLS	BF	H	R	ER	SO	BB	IBB	HBP	BLK	WP	HR	S	P	ERA	WHIP	
Don Cardwell, R (1, 1) ERA: 4.61	1.1	L	11	6	5	5	0	1	0	0	0	0	10	14	33.75	5.250																		
Mark Freeman, R (2, 1) ERA: 5.65	2.2		11	1	1	1	1	0	1	0	0	1	11	16	3.38	0.750																		
Dick Drott, R (5, 1) ERA: 7.04	2.0		12	5	3	3	2	2	0	0	0	1	0	14	22	13.50	3.500																	
Seth Morehead, L (7, 1) ERA: 3.83	2.0		9	3	1	1	1	0	0	0	0	0	1	11	11	4.50	1.500																	

BOTTOM

Chicago Cubs @ Milwaukee Braves
Milwaukee County Stadium, Milwaukee, WI

Fri Aug 05 1960, 8:05 PM EDT
Att. 33,369 - Unknown

livebaseballscorecards.com

AB	38
R	10
H	15
RBI	9
BB	4
SO	4
LOB	18



1B: 11	SF: 0	WP: 1	PA: 43
2B: 2	SAC: 0	PB: 0	
3B: 0	DP: 1	SB: 0	
HR: 2	HBP: 1	CS: 0	

Batter	1	2	3	4	5	6	7	8	9	AB R H RBI BB SO LOB	TOP	
Bob Will, L OBP: 0.326, SLG: 0.407 (1, 9) X	0-0 1B BB 2B 1B	0-3 K		0-0 F8		0-0 6-3			0-0 F2	5 1 1 0 0 1 2		
Richie Ashburn, L OBP: 0.442, SLG: 0.367 Ed Bouchee, L OBP: 0.342, SLG: 0.305 (1, 7) B B B (7, 3) B	4-0 1B 1-2 2B BB	0-0 5-6-3		0-0 F7			0-0 4-3			3 1 0 0 1 0 1 0 0 0 0 0 0 0		
14 Ernie Banks, R OBP: 0.364, SLG: 0.586 (1, 6) X	0-0 L7		0-3 K		0-0 1-3		0-0 F8			4 0 0 0 0 1 2		
George Altman, L OBP: 0.347, SLG: 0.462 (1, 8) X	0-0 2B 1-2 2-3 1B		0-0 4-3		0-3 K		0-0 F7			4 0 1 0 0 1 0		
Frank Thomas, R OBP: 0.302, SLG: 0.433 (1, 3) X (7, 7)	0-0 1-3 2-H 3-H 2B		0-0 E3 BB		0-0 5-3			0-0 G6-4-3 1B		4 0 2 2 0 0 0		
Ron Santo, R OBP: 0.314, SLG: 0.395 (1, 5) X	4-0 IBB		4-0 1-2 BB		0-0 1B WP 1B			0-0 G6-4-3 1-2f		2 1 1 0 2 0 1		
Jerry Kindall, R OBP: 0.264, SLG: 0.328 (1, 4) X	0-0 F3		0-0 F4		0-3 K			0-0 F7		4 0 0 0 0 1 6		
El Tappe, R OBP: 0.333, SLG: 0.318 (1, 2) X	0-0 F2			0-0 F7		0-0 WP 1B			0-0 2-3	4 0 1 0 0 0 3		
Bob Anderson, R OBP: 0.222, SLG: 0.180 (1, 1) X		0-3 K		4-0 BB		0-3 K			0-0 1-3	3 0 0 0 1 2 1		
Inning Stats	R: 2 H: 3 E: 0 LOB: 3 K: 0 BB: 2 S: 6 P: 14	R: 0 H: 0 E: 0 LOB: 0 K: 2 BB: 0 S: 7 P: 7	R: 0 H: 0 E: 1 LOB: 2 K: 1 BB: 1 S: 6 P: 10	R: 0 H: 0 E: 0 LOB: 1 K: 0 BB: 1 S: 3 P: 7	R: 0 H: 0 E: 0 LOB: 0 K: 1 BB: 0 S: 5 P: 5	R: 1 H: 2 E: 0 LOB: 1 K: 2 BB: 0 S: 9 P: 9	R: 0 H: 0 E: 0 LOB: 0 K: 0 BB: 0 S: 3 P: 3	R: 0 H: 1 E: 0 LOB: 0 K: 0 BB: 0 S: 3 P: 3	R: 0 H: 0 E: 0 LOB: 0 K: 0 BB: 0 S: 3 P: 3	1B: 5 SF: 0 2B: 1 SAC: 0 3B: 0 DP: 1 HR: 0 HBP: 0	WP: 1 PA: 37 PB: 0 SB: 0 CS: 0	
PITCHER Juan Pizarro, L ERA: 3.57 Don McMahon, R ERA: 6.22	IP WLS BF H R ER SO BB IBB HBP BLK WP HR S P ERA WHIP											PITCHER IP WLS BF H R ER SO BB IBB HBP BLK WP HR S P ERA WHIP
(1, 1)	8.0 L 34 6 3 3 6 3 1 0 0 0 1 0 42 58 3.38 1.125											(9, 1)
(9, 1)	1.0 3 0 0 0 0 0 0 0 0 0 0 0 3 3 0.00 0.000											

Chicago Cubs @ Milwaukee Braves
Milwaukee County Stadium, Milwaukee, WI

Sat Aug 06 1960, 4:33 AM EDT
Att: 26,700 - Unknown

livebaseballscorecards.com

AB 33
R 3
H 6
RBI 2
BB 4
SO 6
LOB 16



Batter	1	2	3	4	5	6	7	8	9	AB	R	H	RBI	BB	SO	LOB
--------	---	---	---	---	---	---	---	---	---	----	---	---	-----	----	----	-----

BOTTOM

Al Spangler, L (1, 7) <small>OBP: 0.346, SLG: 0.419</small>	0-0 6-3			0-0 E 1B		0-0 E4 PB 1-2		0-0 FC6-4 1-2f		4	1	1	0	0	0	2
Del Crandall, R (1, 2) <small>OBP: 0.317, SLG: 0.446</small>	0-0 5-3			0-0 E5 1-H FC4-2-5		0-3 K		0-0 5-3		4	0	0	0	0	1	3
Eddie Mathews, L (1, 5) <small>OBP: 0.389, SLG: 0.517</small>	0-0 4-3			0-0 FC4-2-5 CS		0-0 4-3 1-2 2-3			0-0 F4	4	0	0	0	0	0	3
Hank Aaron, R (1, 9) <small>OBP: 0.347, SLG: 0.580</small>		0-0 3-1		0-0 F3 3-H		0-0 6-3			0-0 4-3 3B	4	1	1	0	0	0	1
Bill Bruton, L (1, 8) <small>OBP: 0.329, SLG: 0.429</small>		0-0 F9		0-0 CS 1-2	0-0 4-3	0-0 5-3			0-0 4-3 3-H	4	0	0	1	0	0	0
Joe Adcock, R (1, 3) <small>OBP: 0.344, SLG: 0.521</small>		0-0 F9			0-0 G4-6-3 1B	0-0 5-3			0-0 6-3	4	0	2	0	0	0	0
Red Schoendienst, S (1, 4) <small>OBP: 0.303, SLG: 0.308</small>			0-0 1-3		0-0 G4-6-3 1-2f	0-0 F4				3	0	0	0	0	0	2
Johnny Logan, R (1, 6) <small>OBP: 0.304, SLG: 0.317</small> Eddie Haas, L (8, PH) <small>OBP: 0.409, SLG: 0.526</small> Felix Mantilla, R (8, PR) <small>OBP: 0.270, SLG: 0.370</small> (9, 6)			0-0 6-3			0-0 F8		0-0 E3 FC1-6		2	0	0	0	0	0	0
Juan Pizarro, L (1, 1) <small>OBP: 0.294, SLG: 0.382</small> Lee Maye, L (8, PH) <small>OBP: 0.355, SLG: 0.411</small> Don McMahon, R (9, 1)			0-0 F7			0-0 PB E 1B		0-0 FC1-6 FC6-4 1-2f		2	0	1	0	0	0	0

Chicago Cubs @ Milwaukee Braves
 Milwaukee County Stadium, Milwaukee, WI
 Sat Aug 06 1960, 4:33 AM EDT
 Att. 26,700 - Unknown

livebaseballscorecards.com

AB	33
R	2
H	5
RBI	1
BB	0
SO	1
LOB	12



Inning Stats R: 0 H: 0 E: 0 LOB: 0 K: 0 BB: 0 S: 3 P: 3	R: 0 H: 0 E: 0 LOB: 0 K: 0 BB: 0 S: 3 P: 3	R: 0 H: 0 E: 0 LOB: 0 K: 0 BB: 0 S: 3 P: 3	R: 1 H: 1 E: 1 LOB: 0 K: 0 BB: 0 S: 4 P: 4	R: 0 H: 1 E: 0 LOB: 0 K: 0 BB: 0 S: 3 P: 3	R: 0 H: 1 E: 1 LOB: 2 K: 1 BB: 0 S: 7 P: 7	R: 0 H: 1 E: 0 LOB: 1 K: 0 BB: 0 S: 4 P: 4	R: 0 H: 0 E: 1 LOB: 1 K: 0 BB: 0 S: 4 P: 4	R: 1 H: 1 E: 0 LOB: 0 K: 0 BB: 0 S: 4 P: 4	1B: 4 SF: 0 2B: 0 SAC: 0 3B: 1 DP: 1 HR: 0 HBP: 0	WP: 0 PA: 34 PB: 1 SB: 0 CS: 1
PITCHER Bob Anderson, R (1, 1) <small>ERA: 4.03</small>	IP 9.0 WLS W BF 33 H 5 R 2 ER 1 SO 1 BB 0 IBB 0 HBP 0 BLK 0 WP 0 HR 0 S 35 P 35 ERA 1.00 WHIP 0.556	PITCHER	IP WLS BF H R ER SO BB IBB HBP BLK WP HR S P ERA WHIP	IP WLS BF H R ER SO BB IBB HBP BLK WP HR S P ERA WHIP						

Batter	1	2	3	4	5	6	7	8	9	AB R H RBI BB SO LOB	TOP							
Bob Will, L (1, 9) OBP: 0.327, SLG: 0.406	0-0 L4-3 1B		0-0 14 FC5 SH5-3 1B		0-0 6-3			0-3 K	0-0 G3	5 0 2 0 0 1 4								
Richie Ashburn, L (1, 7) OBP: 0.439, SLG: 0.364	0-0 L4-3 1-2		0-0 SH5-3 1-2		0-0 G3			0-3 K		3 0 0 0 0 1 4								
14 Ernie Banks, R (1, 6) OBP: 0.365, SLG: 0.584	4-0 BB		0-0 FC5 2-3			0-0 F8		0-0 1B HR		3 1 1 0 1 0 1								
George Altman, L (1, 8) OBP: 0.345, SLG: 0.458	0-0 4-3			0-0 F8		0-0 F7		0-0 1B HR		4 1 1 1 0 0 1								
Frank Thomas, R (1, 3) OBP: 0.304, SLG: 0.443		0-0 F4		0-0 G1-4-3 1B		0-0 F9		0-0 1B HR		4 1 2 3 0 0 0								
Ron Santo, R (1, 5) OBP: 0.309, SLG: 0.388		0-0 5-3		0-0 G1-4-3 1-2f			0-0 6-3	0-0 4-3		3 0 0 0 0 0 1								
Ed Bouchee, L (8, PH) OBP: 0.341, SLG: 0.304										1 0 0 0 0 0 0								
Joe Schaffernoth, R (8, 1)										0 0 0 0 0 0 0								
Jerry Kindall, R (1, 4) OBP: 0.270, SLG: 0.333		0-0 1B			0-0 FC6-4 1B		0-0 F7		0-3 K	3 0 2 0 0 0 0	AB 34							
Grady Hatton, L (9, PH) OBP: 0.346, SLG: 0.333										1 0 0 0 0 1 0	R 4							
El Tappe, R (1, 2) OBP: 0.329, SLG: 0.313		0-0 F7			0-0 FC6-4 6-3 1-2f		0-0 G3		0-0 2B	1 0 0 0 0 0 1	H 10							
Sammy Taylor, L (5, PH) OBP: 0.271, SLG: 0.348										3 0 1 0 0 0 1	RBI 4							
Glen Hobbie, R (1, 1) OBP: 0.217, SLG: 0.164			0-0 F3		4-0 BB			0-0 14 1B		1 0 0 0 0 0 0	BB 2							
Dick Gernert, R (5, PH) OBP: 0.327, SLG: 0.286										0 0 0 0 1 0 0	SO 3							
Dick Ellsworth, L (5, 1) OBP: 0.219, SLG: 0.074										0 0 0 0 0 0 0	LOB 14							
Al Heist, R (8, PH) OBP: 0.250, SLG: 0.167										1 1 1 0 0 0 0								
Don Zimmer, R (8, 5) OBP: 0.306, SLG: 0.347										1 0 0 0 0 0 1								
Inning Stats	R: 0 E: 0 K: 0 S: 3	H: 1 LOB: 1 BB: 1 P: 7	R: 0 E: 0 K: 0 S: 4	H: 1 LOB: 1 BB: 0 P: 4	R: 0 E: 0 K: 0 S: 4	H: 1 LOB: 0 BB: 0 P: 3	R: 0 E: 1 K: 0 S: 4	H: 0 LOB: 0 BB: 0 P: 3	R: 0 E: 0 K: 0 S: 3	H: 0 LOB: 0 BB: 0 P: 3	R: 4 E: 0 K: 2 S: 11	H: 4 LOB: 0 BB: 0 P: 11	R: 0 E: 0 K: 1 S: 6	H: 1 LOB: 1 BB: 0 P: 6	1B: 8 2B: 2 3B: 0 HR: 1	SF: 0 SAC: 1 DP: 2 HBP: 0	WP: 0 PB: 0 SB: 0 CS: 0	PA: 37
PITCHER	IP WLS BF H R ER SO BB IBB HBP BLK WP HR S P ERA WHIP																	
Warren Spahn, L (1, 1) ERA: 4.04	7.2 W 32 9 4 4 2 2 0 0 0 0 0 1 34 42 4.70 1.435																	
Ron Piche, R (8, 1) ERA: 4.67	1.1 S 5 1 0 0 1 0 0 0 0 0 0 0 7 7 0.00 0.750																	

Chicago Cubs @ Milwaukee Braves
 Milwaukee County Stadium, Milwaukee, WI
 Sun Aug 07 1960, 4:33 AM EDT
 Att: 30,744 - Unknown

livebaseballscorecards.com



Batter	1	2	3	4	5	6	7	8	9
Al Spangler, L OBP: 0.353, SLG: 0.416 (1, 7)	0-0 1-3 1B	0-0 CS 2-H 1B			H 1-0 G4-6-3 1B 2B HBP		0-3 K ①		
Del Crandall, R OBP: 0.316, SLG: 0.443 (1, 2)	0-0 E5 1B	0-0 CS 1-2	0-0 F7 ①		X 0-0 1-2 G4-6-3 1B		X 0-0 F2 ②		
Eddie Mathews, L OBP: 0.387, SLG: 0.514 (1, 5)	0-0 1-4-3 2-H 1B		X 0-0 F8 ②		X 0-0 1-2f 2-3 G4-6-3		X 0-3 K ③		
Hank Aaron, R OBP: 0.349, SLG: 0.580 (1, 9)	0-0 1-4-3 1-2		B B B B 4-0 S BB		X 0-0 3-H 2B		S S S S 0-3 K ①		
Bill Bruton, L OBP: 0.326, SLG: 0.425 (1, 8)	0-0 3-1 ③		X 0-0 L3 ③		S S S S 0-3 K ③		X 0-0 E3 FC3-2-5 WP		
Joe Adcock, R OBP: 0.343, SLG: 0.518 (1, 3)		X 0-0 1B SF8 1B		X 0-0 F8 ①	S S S S 0-3 K ①		X 0-0 FC3-2-5 FC5-4		
Red Schoendienst, S OBP: 0.303, SLG: 0.313 (1, 4) Chuck Cottier, R OBP: 0.222, SLG: 0.259 (6, PR) (7, 4)		X 0-0 L9 ①		X 0-0 F3 ②	X 0-0 2B		X 0-0 FC5-4 ③		
Johnny Logan, R OBP: 0.310, SLG: 0.330 (1, 6)		X 0-0 1-3 SF8 1B		X 0-0 HR ③	S S S S 4-0 G6-4-3 IBB				
Warren Spahn, L OBP: 0.174, SLG: 0.190 (1, 1) Ron Piche, R ERA: 3.52 (8, 1)		X 0-0 SF8 ②		S S S S 0-3 K ③	X 0-0 1-2f G6-4-3				

AB	R	H	RBI	BB	SO	LOB
3	1	1	1	0	1	0
4	1	1	0	0	0	0
4	0	1	1	0	1	2
3	0	1	1	1	1	1
4	0	0	0	0	1	3
4	1	1	0	0	1	1
3	0	1	0	0	0	1
1	0	0	0	0	0	1
2	2	2	1	1	0	0
2	0	0	1	0	1	2
0	0	0	0	0	0	0

BOTTOM

Chicago Cubs @ Milwaukee Braves
Milwaukee County Stadium, Milwaukee, WI

Sun Aug 07 1960, 4:33 AM EDT
Att. 30,744 - Unknown

AB	30
R	5
H	8
RBI	5
BB	2
SO	6
LOB	11



1B: 5	SF: 1
2B: 2	SAC: 0
3B: 0	DP: 2
HR: 1	HBP: 1

WP: 1	PA: 35
PB: 0	
SB: 1	
CS: 1	

Inning Stats	R:	H:	E:	K:	S:	IP	WLS	BF	H	R	ER	SO	BB	IBB	HBP	BLK	WP	HR	S	P	ERA	WHIP	
	LOB:	BB:	P:																				
Glen Hobbie, R ERA: 4.5 (1, 1)	1	1	1	0	5	4.0	L	18	5	4	3	1	1	0	0	0	0	0	1	19	23	6.75	1.500
Dick Ellsworth, L ERA: 3.19 (5, 1)	0	0	0	0	0	3.0		12	3	1	1	4	0	1	1	0	0	0	18	23	3.00	1.000	
Joe Schaffernoth, R ERA: 3.52 (8, 1)	0	0	0	0	0	1.0		4	0	0	0	1	0	0	0	0	1	0	6	6	0.00	0.000	

PITCHER	R:	H:	E:	K:	S:	IP	WLS	BF	H	R	ER	SO	BB	IBB	HBP	BLK	WP	HR	S	P	ERA	WHIP
	LOB:	BB:	P:																			
Glen Hobbie, R ERA: 4.5 (1, 1)	1	1	1	0	5	4.0	L	18	5	4	3	1	1	0	0	0	0	0	19	23	6.75	1.500
Dick Ellsworth, L ERA: 3.19 (5, 1)	0	0	0	0	0	3.0		12	3	1	1	4	0	1	1	0	0	0	18	23	3.00	1.000
Joe Schaffernoth, R ERA: 3.52 (8, 1)	0	0	0	0	0	1.0		4	0	0	0	1	0	0	0	0	1	0	6	6	0.00	0.000

Batter	1	2	3	4	5	6	7	8	9	AB R H RBI BB SO LOB	TOP																										
Maury Wills, S (1, 6) OBP: 0.371, SLG: 0.352	0-1 E4 L9 S 1B		1-0 S 1B		4-0 SH1-3 1B 1B BB	2-2 5-3		3-3 K		4 2 1 0 1 1 1																											
Jim Gilliam, S (1, 5) OBP: 0.370, SLG: 0.336	0-1 L9		2-3 K		1-0 SH1-3 1B	4-2 BB			1-1 6-3	4 1 1 0 1 1 2																											
Wally Moon, L (1, 7) OBP: 0.363, SLG: 0.436	2-1 1B		2-2 F8		1-0 SH1-3 1B	0-0 G3			1-0 F2	4 0 1 1 0 0 2																											
Norm Larker, L (1, 3) OBP: 0.392, SLG: 0.448	2-3 K			0-1 1-6-3	1-2 BB 1B 2-H 3-H				0-0 4-3	5 1 1 2 0 2 1																											
Tommy Davis, R (1, 8) OBP: 0.291, SLG: 0.409	1-2 5-3			1-1 1B 4-3 1B	2-2 F4			2-2 F4		4 1 1 0 0 0 2																											
Duke Snider, L (1, 9) OBP: 0.376, SLG: 0.523				0-0 4-3 1B	4-0 BB 1B BB			2-0 6-3		3 1 1 0 1 0 0																											
John Roseboro, L (1, 2) OBP: 0.330, SLG: 0.410				1-2 4-3	4-1 1B BB BB			1-3 K		3 0 0 1 1 1 1																											
Charlie Neal, R (1, 4) OBP: 0.331, SLG: 0.365				4-0 IBB	1-0 1-3 2-H 3-H 1B			3-3 K		3 0 1 2 1 1 0																											
Don Drysdale, R (1, 1) OBP: 0.200, SLG: 0.262									4-2 BB	3 0 0 0 1 1 2																											
Ed Roebuck, R (8, 1) OBP: 0.278, SLG: 0.294										0 0 0 0 0 0 0																											
Inning Stats	R: 1 E: 1 K: 1 S: 13	H: 1 LOB: 1 BB: 0 P: 17	R: 0 E: 0 K: 0 S: 8	H: 0 LOB: 0 BB: 0 P: 12	R: 0 E: 0 K: 2 S: 12	H: 1 LOB: 1 BB: 0 P: 19	R: 1 E: 0 K: 0 S: 11	H: 2 LOB: 2 BB: 1 P: 19	R: 4 E: 0 K: 0 S: 10	H: 3 LOB: 2 BB: 3 P: 28	R: 0 E: 0 K: 0 S: 7	H: 0 LOB: 1 BB: 1 P: 15	R: 0 E: 0 K: 1 S: 7	H: 0 LOB: 0 BB: 0 P: 13	R: 0 E: 0 K: 3 S: 11	H: 0 LOB: 1 BB: 1 P: 22	R: 0 E: 0 K: 0 S: 4	H: 0 LOB: 0 BB: 0 P: 6	1B: 7 2B: 0 3B: 0 HR: 0	SF: 0 SAC: 1 DP: 0 HBP: 0	WP: 0 PB: 0 SB: 2 CS: 0	PA: 40															
PITCHER	IP WLS BF H R ER SO BB IBB HBP BLK WP HR S P ERA WHIP																																				
Carl Willey, R (1, 1) ERA: 4.39	4.2		25	6	6	5	3	3	1	0	0	0	0	53	93	9.64	1.929																				
Joey Jay, R (5, 1) ERA: 3.86	1.1		5	1	0	0	0	1	0	0	0	0	0	8	17	0.00	1.500																				
George Brunet, L (7, 1) ERA: 4.09	2.0	W	7	0	0	0	4	1	0	0	0	0	0	18	35	0.00	0.500																				
Don McMahon, R (9, 1) ERA: 6.08	1.0	S	3	0	0	0	0	0	0	0	0	0	0	4	6	0.00	0.000																				

Los Angeles Dodgers @ Milwaukee Braves
Milwaukee County Stadium, Milwaukee, WI

Mon Aug 08 1960, 8:05 PM EDT
Att: 23,697 - Unknown

AB	33
R	6
H	7
RBI	6
BB	6
SO	7
LOB	11



WP: 0	PA: 40
-------	--------

BOTTOM

Los Angeles Dodgers @ Milwaukee Braves
Milwaukee County Stadium, Milwaukee, WI

livebaseballscorecards.com

AB	36
R	7
H	11
RBI	7
BB	1
SO	5
LOB	15



WP:	0	PA:	38
PB:	0	SB:	0
CS:	0		

Mon Aug 08 1960, 8:05 PM EDT
Att. 23,697 - Unknown

AB	R	H	RBI	BB	SO	LOB
5	0	1	0	0	0	1
4	1	0	0	0	0	1
4	1	1	2	0	0	1
4	1	1	0	0	0	0
4	0	1	0	0	1	1
4	1	1	0	0	1	3
4	0	3	1	0	0	0
0	1	0	0	0	0	0
3	1	2	1	1	0	2
2	0	0	0	0	2	5
0	0	0	0	0	0	0
1	0	0	0	0	1	1
0	0	0	0	0	0	0
0	0	0	0	0	0	0
1	1	1	3	0	0	0
0	0	0	0	0	0	0

1B:	7	SF:	0
2B:	2	SAC:	0
3B:	0	DP:	0
HR:	2	HBP:	0

Batter	1	2	3	4	5	6	7	8	9								
Al Spangler, L (1, 7) OBP: 0.344, SLG: 0.402	2-1 6-3		0-0 F3		2-1 1-3		0-1 PO 1B	2-2 4-3									
Del Crandall, R (1, 2) OBP: 0.313, SLG: 0.438	0-2 6-3		0-0 F8		1-0 E6 HR		0-0 L9										
Eddie Mathews, L (1, 5) OBP: 0.386, SLG: 0.520	0-0 3-1		3-2 F3		1-0 1-H HR		1-1 F4										
Hank Aaron, R (1, 9) OBP: 0.348, SLG: 0.579		0-2 FC6-5 2B		3-2 E6 1B	0-0 6-3		1 SAFE 0-0 PO 1-2	3-2 1-3									
Bill Bruton, L (1, 8) OBP: 0.325, SLG: 0.423		2-3 K		1-0 1B	2-2 1-3			2-2 G3									
Joe Adcock, R (1, 3) OBP: 0.342, SLG: 0.515		2-1 FC6-5 BB 1B		1-3 K		1-2 F7		1-2 1B 1B									
Red Schoendienst, S (1, 4) OBP: 0.311, SLG: 0.321		2-1 BB		2-0 1B		0-0 F8		0-2 1B 1B									
Chuck Cottier, R (8, PR) OBP: 0.222, SLG: 0.259		1-2 1B		1-2 3-H 1B		2-1 2B		1-2 HR 1B									
Johnny Logan, R (1, 6) OBP: 0.315, SLG: 0.336		4-2 BB		2-2 F8		2-1 2B		1-2 1-2 2-H HR 1B									
Carl Willey, R (1, 1) OBP: 0.135, SLG: 0.143		1-3 K		1-3 K		2-3 K		1-2 1-H 2-H HR									
Joey Jay, S (5, 1) OBP: 0.240, SLG: 0.136																	
Eddie Hahn, L (6, PH) OBP: 0.391, SLG: 0.500																	
George Brunet, R (7, 1) OBP: 0.077, SLG: 0.077																	
Wes Covington, L (8, PH) OBP: 0.319, SLG: 0.518																	
Don McMahon, R (9, 1) OBP: 0.319, SLG: 0.518																	
Inning Stats	R: 0 E: 0 K: 0 S: 6	H: 0 LOB: 0 BB: 0 P: 8	R: 0 E: 0 K: 2 S: 17	H: 2 LOB: 3 BB: 1 P: 28	R: 0 E: 0 K: 0 S: 6	H: 0 LOB: 0 BB: 0 P: 9	R: 1 E: 1 K: 2 S: 15	H: 2 LOB: 2 BB: 0 P: 25	R: 2 E: 1 K: 0 S: 9	H: 1 LOB: 0 BB: 0 P: 15	R: 0 E: 0 K: 1 S: 9	H: 1 LOB: 1 BB: 0 P: 14	R: 0 E: 0 K: 0 S: 5	H: 1 LOB: 0 BB: 0 P: 6	R: 4 E: 0 K: 0 S: 28	H: 4 LOB: 1 BB: 0 P: 38	
PITCHER	IP 7.2	WLS L	BF 35	H 10	R 6	ER 4	SO 5	BB 1	IBB 0	HBP 0	BLK 0	WP 0	HR 1	S 86	P 131	ERA 4.70	WHIP 1.435
Don Drysdale, R (1, 1) ERA: 3.3																	
Ed Roebuck, R (8, 1) ERA: 2.26	0.1	L	2	1	1	1	0	0	0	0	0	0	1	9	12	27.00	3.000

Batter	1	2	3	4	5	6	7	8	9								
Al Spangler, L (1, 7) OBP: 0.344, SLG: 0.402	2-1 6-3		0-0 F3		2-1 1-3		0-1 PO 1B	2-2 4-3									
Del Crandall, R (1, 2) OBP: 0.313, SLG: 0.438	0-2 6-3		0-0 F8		1-0 E6 HR		0-0 L9										
Eddie Mathews, L (1, 5) OBP: 0.386, SLG: 0.520	0-0 3-1		3-2 F3		1-0 1-H HR		1-1 F4										
Hank Aaron, R (1, 9) OBP: 0.348, SLG: 0.579		0-2 FC6-5 2B		3-2 E6 1B	0-0 6-3		1 SAFE 0-0 PO 1-2	3-2 1-3									
Bill Bruton, L (1, 8) OBP: 0.325, SLG: 0.423		2-3 K		1-0 1B	2-2 1-3			2-2 G3									
Joe Adcock, R (1, 3) OBP: 0.342, SLG: 0.515		2-1 FC6-5 BB 1B		1-3 K		1-2 F7		1-2 1B 1B									
Red Schoendienst, S (1, 4) OBP: 0.311, SLG: 0.321		2-1 BB		2-0 1B		0-0 F8		0-2 1B 1B									
Chuck Cottier, R (8, PR) OBP: 0.222, SLG: 0.259		1-2 1B		1-2 3-H 1B		2-1 2B		1-2 HR 1B									
Johnny Logan, R (1, 6) OBP: 0.315, SLG: 0.336		4-2 BB		2-2 F8		2-1 2B		1-2 1-2 2-H HR 1B									
Carl Willey, R (1, 1) OBP: 0.135, SLG: 0.143		1-3 K		1-3 K		2-3 K		1-2 1-H 2-H HR									
Joey Jay, S (5, 1) OBP: 0.240, SLG: 0.136																	
Eddie Hahn, L (6, PH) OBP: 0.391, SLG: 0.500																	
George Brunet, R (7, 1) OBP: 0.077, SLG: 0.077																	
Wes Covington, L (8, PH) OBP: 0.319, SLG: 0.518																	
Don McMahon, R (9, 1) OBP: 0.319, SLG: 0.518																	
Inning Stats	R: 0 E: 0 K: 0 S: 6	H: 0 LOB: 0 BB: 0 P: 8	R: 0 E: 0 K: 2 S: 17	H: 2 LOB: 3 BB: 1 P: 28	R: 0 E: 0 K: 0 S: 6	H: 0 LOB: 0 BB: 0 P: 9	R: 1 E: 1 K: 2 S: 15	H: 2 LOB: 2 BB: 0 P: 25	R: 2 E: 1 K: 0 S: 9	H: 1 LOB: 0 BB: 0 P: 15	R: 0 E: 0 K: 1 S: 9	H: 1 LOB: 1 BB: 0 P: 14	R: 0 E: 0 K: 0 S: 5	H: 1 LOB: 0 BB: 0 P: 6	R: 4 E: 0 K: 0 S: 28	H: 4 LOB: 1 BB: 0 P: 38	
PITCHER	IP 7.2	WLS L	BF 35	H 10	R 6	ER 4	SO 5	BB 1	IBB 0	HBP 0	BLK 0	WP 0	HR 1	S 86	P 131	ERA 4.70	WHIP 1.435
Don Drysdale, R (1, 1) ERA: 3.3																	
Ed Roebuck, R (8, 1) ERA: 2.26	0.1	L	2	1	1	1	0	0	0	0	0	0	1	9	12	27.00	3.000

Batter	1	2	3	4	5	6	7	8	9	AB R H RBI BB SO LOB	TOP		
Maury Wills, S (1, 6) OBP: 0.374, SLG: 0.359	1-2 1-3		2-1 F7		0-0 2-H 1B		0-0 BB S 1B		0-2 1B 2B	5 1 3 1 0 0 0	Los Angeles Dodgers @ Milwaukee Braves Milwaukee County Stadium, Milwaukee, WI Tue Aug 09 1960, 8:05 PM EDT Att: 25,086 - Unknown livebaseballscorecards.com		
Jim Gilliam, S (1, 5) OBP: 0.368, SLG: 0.334	0-0 F7		0-0 FC6-4 1B		0-2 1-2		0-0 B2	1-2 F9	5 0 1 0 0 0 3				
Wally Moon, L (1, 7) OBP: 0.363, SLG: 0.434	1-0 F7		0-0 FC6-4 1-2f		1-1 4-3		4-2 1-2 BB BB	2-2 2-H 1B 1B	4 0 1 1 1 0 2				
Norm Larker, L (1, 3) Joe Pignatano, R (9, PR) Gil Hodges, R (9, 3) OBP: 0.399, SLG: 0.452 OBP: 0.389, SLG: 0.444 OBP: 0.246, SLG: 0.316		0-1 1B 1B		0-0 1B		2-1 4-3	4-1 1-2 2-3 BB	2-0 1-2 FC4-6 1B	4 1 3 0 1 0 0 0 0 0 0 0 0 0 0 0 0 0 0 0 0				
Tommy Davis, R (1, 8) OBP: 0.288, SLG: 0.403		2-0 1B 1-2 1B		0-0 F3		3-2 6-3	0-1 F5	0-3 K	5 0 1 0 0 1 6				
Duke Snider, L (1, 9) OBP: 0.372, SLG: 0.513		0-3 K		3-2 F7		4-2 1B BB	3-3 K	2-1 FC4-6 1-2f	4 0 0 0 1 2 8				
John Roseboro, L (1, 2) OBP: 0.329, SLG: 0.406		0-2 L9		0-0 F8		2-2 BB 1-3 1B		0-1 F5	4 0 1 0 0 0 3				
Charlie Neal, R (1, 4) OBP: 0.335, SLG: 0.365		1-2 1-3 2-H 1B		4-2 SH1 1B BB		4-1 1-2 BB		0-2 L7	2 1 1 1 2 0 0				
Johnny Podres, L (1, 1) Larry Sherry, R (9, 1) OBP: 0.222, SLG: 0.128 OBP: 0.207, SLG: 0.357			2-3 K		0-0 SH1 1-2	2-3 K		2-3 K	3 0 0 0 0 3 3 0 0 0 0 0 0 0				
Inning Stats	R: 0 E: 0 K: 0 S: 5 H: 0 LOB: 0 BB: 0 P: 7	R: 1 E: 0 K: 1 S: 12 H: 3 LOB: 2 BB: 0 P: 15	R: 0 E: 0 K: 1 S: 8 H: 1 LOB: 1 BB: 0 P: 12	R: 0 E: 0 K: 0 S: 6 H: 1 LOB: 1 BB: 0 P: 9	R: 1 E: 0 K: 0 S: 13 H: 1 LOB: 1 BB: 1 P: 18	R: 0 E: 0 K: 1 S: 15 H: 1 LOB: 3 BB: 2 P: 32	R: 0 E: 0 K: 1 S: 10 H: 1 LOB: 3 BB: 2 P: 21	R: 0 E: 0 K: 1 S: 9 H: 0 LOB: 0 BB: 0 P: 11	R: 1 E: 0 K: 1 S: 15 H: 3 LOB: 2 BB: 0 P: 22	1B: 10 2B: 1 3B: 0 HR: 0 SF: 0 SAC: 1 DP: 0 HBP: 0	WP: 0 PB: 0 SB: 2 CS: 0 PA: 42		
PITCHER	IP WLS BF H R ER SO BB IBB HBP BLK WP HR S P ERA WHIP											PITCHER	IP WLS BF H R ER SO BB IBB HBP BLK WP HR S P ERA WHIP
Bob Buhl, R (1, 1) ERA: 3.25	8.0 L 36 8 2 2 5 5 0 0 0 0 0 0 78 125 2.25 1.625												
Ron Piche, R (9, 1) ERA: 4.79	1.0 6 3 1 1 1 0 0 0 0 0 0 0 15 22 9.00 3.000												



Batter	1	2	3	4	5	6	7	8	9	AB R H RBI BB SO LOB
Mel Roach, R (1, 7) OBP: 0.349, SLG: 0.488 Al Spangler, L (8, PR) OBP: 0.344, SLG: 0.402 (9, 7)	2-3 K		1-0 1B 2B		1-3 K			3-2 G2-4-3 1B		4 0 2 0 0 2 1 0 0 0 0 0 0 0
Del Crandall, R (1, 2) OBP: 0.312, SLG: 0.436	1-3 K		1-0 2-H 1B			0-1 4-3		3-2 G2-4-3 1-2f		4 0 1 0 0 1 1
Eddie Mathews, L (1, 5) OBP: 0.387, SLG: 0.526	4-2 BB		3-3 K			1-1 G3		2-1 HR		3 1 1 1 1 1 1
Hank Aaron, R (1, 9) OBP: 0.345, SLG: 0.574	1-1 F2			0-0 F8		1-2 6-3		0-0 F8		4 0 0 0 0 0 1
Joe Adcock, R (1, 3) OBP: 0.336, SLG: 0.509		0-0 G6-3		3-3 K		0-3 K		2-3 K		4 0 0 0 0 3 0
Bill Bruton, L (1, 8) OBP: 0.329, SLG: 0.427		4-2 BB		0-0 6-3		1-1 1B		0-1 1B 2B		3 1 2 0 1 0 0
Johnny Logan, R (1, 6) OBP: 0.314, SLG: 0.335 Lee Maye, L (9, PR) OBP: 0.355, SLG: 0.411		0-3 K		1-0 5-3		1-2 F8		2-2 1B 1B		4 0 1 1 0 1 2 0 0 0 0 0 0 0
Chuck Cottier, R (1, 4) OBP: 0.227, SLG: 0.264 Felix Mantilla, R (7, PH) OBP: 0.274, SLG: 0.373 (8, 4)		0-2 F8		0-1 1B		1-2 4-3		1-1 1B 1B		2 0 1 0 0 0 1 2 0 1 0 0 0 1
Bob Buhl, R (1, 1) OBP: 0.155, SLG: 0.155 Alvin Dark, R (8, PH) OBP: 0.307, SLG: 0.314 Ron Piche, R (9, 1) Red Schoendienst, S (9, PH) OBP: 0.311, SLG: 0.321 Wes Covington, L (9, PH) OBP: 0.317, SLG: 0.515			1-3 K		1-3 K			2-2 6-3		2 0 0 0 0 2 1 1 0 1 0 0 0 0 0 2

Inning Stats	R: 0 E: 0 K: 2 S: 11	H: 0 LOB: 1 BB: 1 P: 19	R: 0 E: 0 K: 1 S: 11	H: 0 LOB: 1 BB: 1 P: 15	R: 0 E: 0 K: 2 S: 10	H: 2 LOB: 1 BB: 0 P: 16	R: 0 E: 0 K: 1 S: 5	H: 0 LOB: 0 BB: 0 P: 8	R: 0 E: 0 K: 2 S: 9	H: 1 LOB: 1 BB: 0 P: 12	R: 0 E: 0 K: 0 S: 7	H: 0 LOB: 0 BB: 0 P: 9	R: 0 E: 0 K: 1 S: 11	H: 1 LOB: 1 BB: 0 P: 14	R: 0 E: 0 K: 0 S: 15	H: 1 LOB: 1 BB: 0 P: 23	R: 2 E: 0 K: 1 S: 16	H: 4 LOB: 2 BB: 0 P: 23	1B: 6 2B: 2 3B: 0 HR: 1	SF: 0 SAC: 0 DP: 1 HBP: 0
--------------	-------------------------------	----------------------------------	-------------------------------	----------------------------------	-------------------------------	----------------------------------	------------------------------	---------------------------------	------------------------------	----------------------------------	------------------------------	---------------------------------	-------------------------------	----------------------------------	-------------------------------	----------------------------------	-------------------------------	----------------------------------	----------------------------------	------------------------------------

PITCHER	IP	WLS	BF	H	R	ER	SO	BB	IBB	HBP	BLK	WP	HR	S	P	ERA	WHIP
Johnny Podres, L (1, 1) ERA: 2.96	8.2	W	35	9	2	2	10	2	0	0	0	0	1	92	136	2.08	1.269
Larry Sherry, R (9, 1) ERA: 4.01	0.1	S	1	0	0	0	0	0	0	0	0	0	3	3	0.00	0.000	

BOTTOM

Los Angeles Dodgers @ Milwaukee Braves
Milwaukee County Stadium, Milwaukee, WI
 Tue Aug 09 1960, 8:05 PM EDT
 Att. 25,086 - Unknown

AB	34
R	2
H	9
RBI	2
BB	2
SO	10
LOB	11



WP	PA
0	36

Batter	1	2	3	4	5	6	7	8	9	AB R H RBI BB SO LOB	TOP																				
Maury Wills, S (1, 6) OBP: 0.370, SLG: 0.354	0-1 B1-3			0-3 K	0-0 FC4-6		0-2 4-3			4 0 0 0 0 1 3	Los Angeles Dodgers @ Milwaukee Braves Milwaukee County Stadium, Milwaukee, WI Wed Aug 10 1960, 4:33 AM EDT Att: 19,785 - Unknown livebaseballscorecards.com																				
Jim Gilliam, S (1, 5) OBP: 0.367, SLG: 0.333	0-0 5-3			2-0 4-3		0-2 F7		0-0 FC1-6 1B	4 0 1 0 0 0 0																						
Wally Moon, L (1, 7) OBP: 0.362, SLG: 0.432	3-2 6-3			1-2 1B		0-1 L8		2-1 FC1-6 FC4-6 1-2f	4 0 1 0 0 0 1																						
Norm Larker, L (1, 3) OBP: 0.393, SLG: 0.446		1-2 1-3		0-3 K		0-2 4-3		1-2 FC4-6 1-2f	4 0 0 0 0 1 2																						
Tommy Davis, R (1, 8) OBP: 0.287, SLG: 0.405		1-2 5-3			0-2 HR 2B		1-1 F8	0-2 F4	4 1 1 0 0 0 1																						
Frank Howard, R (1, 9) OBP: 0.333, SLG: 0.509		2-2 F3			0-1 HR 2-H		0-0 E3 1B 1B	1-1 F3	4 2 1 2 0 0 0																						
John Roseboro, L (1, 2) OBP: 0.327, SLG: 0.403			1-1 G1-6-3 1B		1-1 5-3		1-2 F2	1-1 F4	4 0 1 0 0 0 1																						
Charlie Neal, R (1, 4) OBP: 0.334, SLG: 0.364			0-0 G1-6-3		1-2 4-3		1-1 1B 1-3 1B	0-1 3-1	4 0 1 0 0 0 1																						
Stan Williams, R (1, 1) OBP: 0.196, SLG: 0.264			0-3 K		0-2 FC4-6 1B		1-1 1B 1-2 3-H 1B		3 0 2 1 0 1 0																						
Larry Sherry, R (9, 1) OBP: 0.207, SLG: 0.357									0 0 0 0 0 0 0																						
Inning Stats	R: 0 E: 0 K: 0 S: 8	H: 0 LOB: 0 BB: 0 P: 11	R: 0 E: 0 K: 0 S: 14	H: 0 LOB: 0 BB: 0 P: 18	R: 0 E: 0 K: 1 S: 6	H: 1 LOB: 0 BB: 0 P: 7	R: 0 E: 0 K: 2 S: 10	H: 1 LOB: 1 BB: 0 P: 13	R: 2 E: 0 K: 0 S: 15	H: 3 LOB: 1 BB: 0 P: 17	R: 0 E: 0 K: 0 S: 8	H: 0 LOB: 0 BB: 0 P: 8	R: 1 E: 1 K: 0 S: 15	H: 2 LOB: 2 BB: 0 P: 19	R: 0 E: 0 K: 0 S: 9	H: 1 LOB: 1 BB: 0 P: 12	R: 0 E: 0 K: 0 S: 6	H: 0 LOB: 0 BB: 0 P: 8	1B: 6 2B: 1 3B: 0 HR: 1	SF: 0 SAC: 0 DP: 1 HBP: 0	WP: 0 PB: 0 SB: 0 CS: 0	PA: 35									
PITCHER Lew Burdette, R (1, 1) ERA: 3.99	IP 9.0	WLS L	BF 35	H 8	R 3	ER 2	SO 3	BB 0	IBB 0	HBP 0	BLK 0	WP 0	HR 1	S 91	P 113	ERA 2.00	WHIP 0.889														
											PITCHER	IP	WLS	BF	H	R	ER	SO	BB	IBB	HBP	BLK	WP	HR	S	P	ERA	WHIP			



Batter	1	2	3	4	5	6	7	8	9	AB	R	H	RBI	BB	SO	LOB
Al Spangler, L OBP: 0.358, SLG: 0.393 (1, 7)	4-1 1B BB		2-3 K		3-3 K		4-1 BB		4-0 BB	2	0	0	0	3	2	0
Del Crandall, R OBP: 0.310, SLG: 0.432 (1, 2)	0-0 1-3 1B		0-1 F7		3-1 E6		2-1 6-3		3-2 5-3	5	0	1	0	0	0	2
Eddie Mathews, L OBP: 0.388, SLG: 0.533 (1, 5)	1-3 K			1-1 HR	2-2 6-3			4-1 BB BB		3	1	1	1	1	1	3
Hank Aaron, R OBP: 0.344, SLG: 0.575 (1, 9)	1-0 F4			3-1 F7		0-0 WP 3B		0-1 F6		4	1	1	0	0	0	3
Bill Bruton, L OBP: 0.328, SLG: 0.424 (1, 8)	0-3 K			0-1 6-3		1-3 K		4-2 BB 1-2 BB		3	0	0	0	1	2	3
Joe Adcock, R OBP: 0.338, SLG: 0.507 (1, 3)		0-1 F8		0-0 1B		2-1 6-3		1-2 F8		3	0	1	0	0	0	0
Wes Covington, L OBP: 0.316, SLG: 0.512 (8, PH)										1	0	0	0	0	0	2
Alvin Dark, R OBP: 0.307, SLG: 0.314 (9, 3)										0	0	0	0	0	0	0
Red Schoendienst, S OBP: 0.310, SLG: 0.320 (1, 4)		1-0 F7		1-1 1-2 1B		1-2 F6		3-2 6-3		4	0	1	0	0	0	2
Johnny Logan, R OBP: 0.311, SLG: 0.332 (1, 6)			2-2 F5		1-0 F6				3-3 K	3	0	0	0	0	0	2
Eddie Haas, L OBP: 0.375, SLG: 0.476 (9, PH)										1	0	0	0	0	1	0
Lew Burdette, R OBP: 0.230, SLG: 0.333 (1, 1)			0-2 1-3		0-0 F9		0-1 L1		1-2 L9	3	0	0	0	0	0	0
Lee Maye, L OBP: 0.349, SLG: 0.404 (9, PH)										1	0	0	0	0	0	0

Inning Stats	R: 0	H: 1	R: 0	H: 0	R: 0	H: 0	R: 1	H: 3	R: 0	H: 0	R: 1	H: 1	R: 0	H: 0	R: 0	H: 0	R: 0	H: 0	R: 0	H: 0	1B: 3	SF: 0	WP: 1	PA: 38
	E: 0	LOB: 2	E: 0	LOB: 0	E: 0	LOB: 0	E: 0	LOB: 2	E: 1	LOB: 1	E: 0	LOB: 0	E: 0	LOB: 2	E: 0	LOB: 2	E: 0	LOB: 1	E: 0	LOB: 1	2B: 0	SAC: 0	PB: 0	
	K: 2	BB: 1	K: 0	BB: 0	K: 0	BB: 0	K: 0	BB: 0	K: 1	BB: 0	K: 1	BB: 0	K: 0	BB: 1	K: 0	BB: 2	K: 1	BB: 1	K: 1	BB: 1	3B: 1	DP: 0	SB: 0	
	S: 10	P: 16	S: 6	P: 9	S: 8	P: 10	S: 10	P: 16	S: 10	P: 18	S: 9	P: 13	S: 8	P: 16	S: 12	P: 24	S: 14	P: 25	S: 14	P: 25	HR: 1	HBP: 0	CS: 0	

PITCHER	IP	WLS	BF	H	R	ER	SO	BB	IBB	HBP	BLK	WP	HR	S	P	ERA	WHIP
Stan Williams, R ERA: 2.32 (1, 1)	8.2	W	37	5	2	2	6	5	0	0	0	1	1	83	140	2.08	1.154
Larry Sherry, R ERA: 4.0 (9, 1)	0.1	S	1	0	0	0	0	0	0	0	0	0	0	4	7	0.00	0.000

BOTTOM

Los Angeles Dodgers @ Milwaukee Braves
Milwaukee County Stadium, Milwaukee, WI
 Wed Aug 10 1960, 4:33 AM EDT
 Att. 19,785 - Unknown

AB	33
R	2
H	5
RBI	1
BB	5
SO	6
LOB	17



WP	PA
1	38

Batter	1	2	3	4	5	6	7	8	9	AB R H RBI BB SO LOB	TOP									
Joey Amalfitano, R (1, 4) OBP: 0.323, SLG: 0.346	0-0 F8	0-0 FC1-5 HR		0-0 F6		0-0 6-3	0-0 G3			5 1 0 0 0 0 4	San Francisco Giants @ Milwaukee Braves Milwaukee County Stadium, Milwaukee, WI Thu Aug 11 1960, 8:05 PM EDT Att: 25,744 - Unknown									
Jim Davenport, R (1, 5) OBP: 0.327, SLG: 0.373	0-3 K	0-0 HR		0-0 6-3		0-3 K		0-0 FC6-4 1B		5 1 2 3 0 2 0										
Willie Mays, R (1, 8) OBP: 0.398, SLG: 0.587	0-0 1B 3B 1B	0-0 1-3			0-3 K		0-0 5-3	0-0 F3		5 1 1 0 0 1 2										
Orlando Cepeda, R (1, 7) OBP: 0.319, SLG: 0.519	0-0 1-3 3B 1B		0-3 K		0-0 2B 1B		0-0 S 1B 1B	0-0 FC6-4 FC6-4 1-2f		5 2 3 0 0 1 1										
Felipe Alou, R (1, 9) OBP: 0.276, SLG: 0.368	0-0 1-H 3-H 3B		0-0 F8		0-0 1-3 2B		0-3 K	0-0 FC6-4 1-2f		5 0 2 2 0 1 2										
Jim Marshall, L (1, 3) OBP: 0.362, SLG: 0.378	0-0 F9		4-0 1B BB		4-0 IBB		4-0 1-2 2B BB	0-0 F8		2 1 0 0 3 0 1										
Bob Schmidt, R (1, 2) OBP: 0.320, SLG: 0.397		0-0 FC1-5 1B 1B	0-0 1-3 1B		0-0 F6		0-0 1-2 2-H 2B 1B	0-0 6-3		5 1 3 1 0 0 3										
Eddie Bressoud, R (1, 6) OBP: 0.289, SLG: 0.377		0-0 FC1-5 FC1-5 1B	0-0 F9		0-0 F3		0-0 1-H 2-H 2B	0-3 K		1 0 1 0 0 0 0 4 0 1 2 0 1 5										
Andre Rodgers, R (2, PR) OBP: 0.308, SLG: 0.303																				
Billy O'Dell, S (1, 1) OBP: 0.319, SLG: 0.158		0-0 FC1-5 HR		0-3 K		0-0 F8				4 1 1 0 0 1 2 0 0 0 0 0 0 0										
Johnny Antonelli, L (8, 1) OBP: 0.276, SLG: 0.296																				
Inning Stats	R: 2 E: 0 K: 1 S: 8	H: 3 LOB: 1 BB: 0 P: 8	R: 3 E: 0 K: 0 S: 6	H: 3 LOB: 1 BB: 0 P: 6	R: 0 E: 0 K: 1 S: 6	H: 1 LOB: 2 BB: 1 P: 10	R: 0 E: 0 K: 1 S: 5	H: 0 LOB: 0 BB: 0 P: 5	R: 0 E: 0 K: 1 S: 5	H: 0 LOB: 0 BB: 0 P: 5	R: 3 E: 0 K: 1 S: 9	H: 4 LOB: 2 BB: 1 P: 13	R: 0 E: 0 K: 0 S: 4	H: 1 LOB: 1 BB: 0 P: 4	R: 0 E: 0 K: 1 S: 5	H: 0 LOB: 0 BB: 0 P: 5	1B: 10 2B: 2 3B: 1 HR: 1	SF: 0 SAC: 0 DP: 0 HBP: 0	WP: 0 PB: 0 SB: 1 CS: 0	PA: 44
PITCHER	IP WLS BF H R ER SO BB IBB HBP BLK WP HR S P ERA WHIP																			
Juan Pizarro, L (1, 1) ERA: 3.98	2.0 L 12 6 5 5 1 0 0 0 0 0 0 1 14 14 22.50 3.000																			
Joey Jay, R (3, 1) ERA: 3.96	5.0 25 7 3 3 5 2 1 0 0 0 0 0 32 44 5.40 1.800																			
Don McMahon, R (8, 1) ERA: 5.96	1.0 4 1 0 0 0 0 0 0 0 0 0 0 4 4 0.00 1.000																			
Ron Piche, R (9, 1) ERA: 4.66	1.0 3 0 0 0 0 1 0 0 0 0 0 0 5 5 0.00 0.000																			

AB	41
R	8
H	14
RBI	8
BB	3
SO	7
LOB	20



BOTTOM

San Francisco Giants @ Milwaukee Braves
Milwaukee County Stadium, Milwaukee, WI

livebaseballscorecards.com

AB	35
R	7
H	12
RBI	7
BB	4
SO	7
LOB	13



WP:	1	PA:	43
PB:	0	SB:	0
CS:	0		

Thu Aug 11 1960, 8:05 PM EDT
Att. 25,744 - Unknown

AB R H RBI BB SO LOB

5	2	3	0	0	1	2
5	0	2	3	0	1	1
4	0	0	1	0	2	2
5	0	1	0	0	0	2
4	0	1	0	0	2	0
1	1	1	0	0	0	0
3	1	2	0	2	1	0
4	0	1	1	0	0	2
1	0	0	0	0	0	3
2	2	1	0	1	0	0
0	0	0	0	0	0	0
1	0	0	1	0	0	1
0	1	0	0	1	0	0
0	0	0	0	0	0	0
0	0	0	1	0	0	0
0	0	0	0	0	0	0

Batter	1	2	3	4	5	6	7	8	9
Felix Mantilla, R OBP: 0.287, SLG: 0.391 (1, 8) (9, 4)	0-3 K ①		0-0 1B X		0-0 1B 2B X		0-0 SF7 1B X	0-0 1-3 ③	
Del Crandall, R OBP: 0.312, SLG: 0.432 (1, 2)	0-3 K ②		0-0 F9 X		0-0 WP 1B X		0-0 E9 1B X	0-0 5-3 ①	
Eddie Mathews, L OBP: 0.384, SLG: 0.527 (1, 5)	0-0 3-1 X		0-3 K ③		0-0 F9 X		0-0 SF7 X	0-3 K ②	
Hank Aaron, R OBP: 0.342, SLG: 0.571 (1, 9)		0-0 F8 X		0-0 F3 X	0-0 6-3 ③		0-0 F8 X	0-0 1B 1B X	
Joe Adcock, R OBP: 0.337, SLG: 0.504 Al Spangler, L OBP: 0.365, SLG: 0.400 (8, PR) (9, 7)		0-3 K ②		0-0 F3 X		0-3 K ①		0-0 BB 1B X	0-0 1B 1B X
Alvin Dark, R OBP: 0.317, SLG: 0.318 (1, 7) (9, 3)		0-0 1B X		0-0 1B X		0-3 K ②		4-0 SH3-4 1B 1-2 BB X	4-0 1B X
Mel Roach, R OBP: 0.344, SLG: 0.476 Bill Bruton, L OBP: 0.328, SLG: 0.423 (8, PR) (9, 8)		0-0 F3 X		0-0 F9 X		0-0 F3 X		0-0 SH3-4 1B 1-2 2-H X	0-0 4-3 ③
Johnny Logan, R OBP: 0.314, SLG: 0.339 (1, 6)			0-0 SF8 3B X		4-0 2B 1B BB X		0-0 F8 X	0-0 SH3-4 1-2 2-3 X	
Juan Pizarro, L OBP: 0.294, SLG: 0.382 Joey Jay, S OBP: 0.222, SLG: 0.130 Red Schoendienst, S OBP: 0.313, SLG: 0.320 Don McMahon, R OBP: 0.319, SLG: 0.512 Wes Covington, L OBP: 0.319, SLG: 0.512 Ron Fliche, R (1, 1) (3, 1) (7, PH) (8, 1) (8, PH) (9, 1)			0-0 SF8 X		0-0 F4 X		4-0 1B BB X	0-0 SF7 3-H X	

Inning Stats	R: 0 E: 0 K: 2 S: 7	H: 0 LOB: 0 BB: 0 P: 7	R: 0 E: 0 K: 1 S: 6	H: 1 LOB: 1 BB: 0 P: 6	R: 1 E: 0 K: 1 S: 7	H: 2 LOB: 1 BB: 0 P: 7	R: 0 E: 0 K: 0 S: 4	H: 1 LOB: 1 BB: 0 P: 4	R: 2 E: 0 K: 0 S: 5	H: 2 LOB: 1 BB: 1 P: 9	R: 0 E: 0 K: 2 S: 7	H: 0 LOB: 0 BB: 0 P: 7	R: 2 E: 1 K: 0 S: 5	H: 2 LOB: 1 BB: 1 P: 9	R: 2 E: 0 K: 0 S: 5	H: 2 LOB: 2 BB: 1 P: 9	R: 0 E: 0 K: 1 S: 7	H: 2 LOB: 3 BB: 1 P: 11	1B: 10 2B: 1 3B: 1 HR: 0	SF: 3 SAC: 1 DP: 0 HBP: 0	WP: 1 PB: 0 SB: 0 CS: 0	PA: 43
---------------------	------------------------------	---------------------------------	------------------------------	---------------------------------	------------------------------	---------------------------------	------------------------------	---------------------------------	------------------------------	---------------------------------	------------------------------	---------------------------------	------------------------------	---------------------------------	------------------------------	---------------------------------	------------------------------	----------------------------------	-----------------------------------	------------------------------------	----------------------------------	--------

PITCHER	IP	WLS	BF	H	R	ER	SO	BB	IBB	HBP	BLK	WP	HR	S	P	ERA	WHIP
Billy O'Dell, L ERA: 2.81 (1, 1)	7.0	W	33	9	7	6	6	3	0	0	0	1	0	42	54	7.71	1.714
Johnny Antonelli, L ERA: 4.37 (8, 1)	2.0	S	10	3	0	0	1	0	1	0	0	0	0	11	15	0.00	1.500

Batter	1	2	3	4	5	6	7	8	9	AB R H RBI BB SO LOB	TOP
Joey Amalfitano, R (1, 4) <small>OBP: 0.322, SLG: 0.344</small>	0-0 		0-0 5-3 		0-0 F8 		0-0 FC5-4 			4 0 1 0 0 0 2	San Francisco Giants @ Milwaukee Braves Milwaukee County Stadium, Milwaukee, WI Fri Aug 12 1960, 8:05 PM EDT Att: 28,101 - Unknown
Jim Davenport, R (1, 5) <small>OBP: 0.323, SLG: 0.367</small>	0-0 FC6-4 		0-0 F3 		0-0 5-3 		0-0 F8 			4 1 0 0 0 0 2	
Willie Mays, R (1, 8) <small>OBP: 0.397, SLG: 0.584</small>	0-0 F3 		0-3 K 		0-0 5-3 		0-0 PO BB 			4 0 1 0 0 1 1	
Orlando Cepeda, R (1, 7) <small>OBP: 0.318, SLG: 0.517</small>	0-0 			0-0 5-3 	0-3 K 		0-0 F7 			4 0 1 1 0 1 1	
Felipe Alou, R (1, 9) <small>OBP: 0.281, SLG: 0.386</small>	0-3 K 			0-0 	0-0 E7 		4-0 			3 1 1 1 1 1 1	
Jim Marshall, L (1, 3) <small>OBP: 0.358, SLG: 0.366</small>		4-0 		0-0 4-3 	0-3 K 		0-0 PO 	0-0 F7 		3 0 0 0 1 1 1	
Bob Schmidt, R (1, 2) <small>OBP: 0.315, SLG: 0.391</small>		0-3 K 		0-0 F8 		0-0 F7 		0-0 F7 		4 0 0 0 0 1 1	
Andre Rodgers, R (1, 6) <small>OBP: 0.307, SLG: 0.302</small>		0-0 F9 			0-0 F6 		0-0 FC5-4 			4 0 1 0 0 1 1	
Jack Sanford, R (1, 1) <small>OBP: 0.254, SLG: 0.232</small>		0-3 K 			0-0 		0-0 F4 			3 0 1 0 0 1 2	
Inning Stats	R: 1 H: 2 E: 1 LOB: 1 K: 1 BB: 0 S: 7 P: 7	R: 0 H: 0 E: 0 LOB: 1 K: 2 BB: 1 S: 7 P: 11	R: 0 H: 0 E: 0 LOB: 0 K: 1 BB: 0 S: 5 P: 5	R: 1 H: 1 E: 0 LOB: 0 K: 0 BB: 0 S: 4 P: 4	R: 0 H: 1 E: 0 LOB: 1 K: 0 BB: 0 S: 4 P: 4	R: 0 H: 0 E: 1 LOB: 1 K: 2 BB: 0 S: 8 P: 8	R: 0 H: 1 E: 0 LOB: 1 K: 0 BB: 0 S: 4 P: 4	R: 0 H: 1 E: 0 LOB: 1 K: 0 BB: 1 S: 3 P: 7	R: 0 H: 0 E: 0 LOB: 0 K: 1 BB: 0 S: 5 P: 5	1B: 5 SF: 0 2B: 0 SAC: 0 3B: 0 DP: 0 HR: 1 HBP: 0	WP: 0 PA: 36 PB: 0 SB: 0 CS: 0
PITCHER Warren Spahn, L (1, 1) <small>ERA: 3.89</small>	IP WLS BF H R ER SO BB IBB HBP BLK WP HR S P ERA WHIP 9.0 W 35 6 2 1 7 2 0 0 0 0 1 47 55 1.00 0.889										

AB	33
R	2
H	6
RBI	2
BB	2
SO	7
LOB	12



Batter	1	2	3	4	5	6	7	8	9
Mel Roach, R (1, 4) OBP: 0.351, SLG: 0.483 Chuck Cottier, R (7, PR) OBP: 0.227, SLG: 0.264 (8, 4)	0-0 4-3		0-0 4-3		0-0 2B		4-0 FC6-4 BB		
Del Crandall, R (1, 2) OBP: 0.311, SLG: 0.428	4-0 G4-6-3 BB		0-0 F4		0-0 F7		0-0 FC6-4		
Eddie Mathews, L (1, 5) OBP: 0.381, SLG: 0.522	0-0 G4-6-3			0-0 F6	0-0 F6			0-0 F3	
Hank Aaron, R (1, 8) OBP: 0.344, SLG: 0.570 (9, 9)		0-0 4-3		0-0 F8		0-0 1B E 1B		0-0 1B S 1B	
Wes Covington, L (1, 7) OBP: 0.313, SLG: 0.507 Al Spangler, L (9, 7) OBP: 0.365, SLG: 0.400		0-0 4-3		0-0 3-1		0-0 E6 FC7-2 1B		0-0 F3	
Lee Maye, L (1, 9) OBP: 0.373, SLG: 0.417 Bill Bruton, L (9, 8) OBP: 0.328, SLG: 0.423		0-0 1B S			0-0 SH 1B 2B 1B	0-0 4-3		4-0 IBB	
Alvin Dark, R (1, 3) OBP: 0.316, SLG: 0.317		0-0 4-3			0-0 SH 2B 1B	0-0 FC7-2		0-0 F7	
Johnny Logan, R (1, 6) OBP: 0.315, SLG: 0.340			0-0 4-3 SH1-4 1B		0-0 SH 2B		0-0 5-3		
Warren Spahn, L (1, 1) OBP: 0.169, SLG: 0.185			0-0 SH1-4		0-0 F5		0-3 K		


Inning Stats	R: 0	H: 0	E: 0	LOB: 0	K: 0	S: 2	P: 6	R: 0	H: 1	E: 0	LOB: 1	K: 0	S: 4	P: 4	R: 0	H: 0	E: 0	LOB: 0	K: 0	S: 3	P: 3	R: 3	H: 3	E: 1	LOB: 1	K: 0	S: 7	P: 7	R: 1	H: 2	E: 1	LOB: 0	K: 0	S: 4	P: 4	R: 0	H: 0	E: 0	LOB: 1	K: 1	S: 5	P: 9	R: 0	H: 1	E: 0	LOB: 2	K: 0	S: 4	P: 8
	0	0	0	0	0	2	6	0	1	0	1	0	4	4	0	0	0	0	0	3	3	3	2	3	1	0	4	4	0	2	0	4	4	0	0	0	0	0	1	9	8	0	2	1	8				

PITCHER	IP	WLS	BF	H	R	ER	SO	BB	IBB	HBP	BLK	WP	HR	S	P	ERA	WHIP	IP	WLS	BF	H	R	ER	SO	BB	IBB	HBP	BLK	WP	HR	S	P	ERA	WHIP													
Jack Sanford, R (1, 1) ERA: 3.73	8.0	L	34	8	4	2	1	2	1	0	0	0	0	33	45	2.25	1.250																														

BOTTOM

San Francisco Giants @ Milwaukee Braves
Milwaukee County Stadium, Milwaukee, WI

AB 29
R 4
H 8
RBI 3
BB 3
SO 1
LOB 15



WP: 0 PA: 34
PB: 0
SB: 2
CS: 0

SF: 0 SAC: 2
DP: 2
HBP: 0

Fri Aug 12 1960, 8:05 PM EDT
Att. 28,101 - Unknown

livebaseballscorecards.com

Batter	1	2	3	4	5	6	7	8	9	AB R H RBI BB SO LOB	TOP																						
Don Blasingame, L (1, 4) OBP: 0.301, SLG: 0.302	0-0 4-3	0-0 4-3			0-0 K		0-0 G3			4 0 0 0 0 1 2																							
Jim Davenport, R (1, 5) OBP: 0.319, SLG: 0.363	0-3 K		0-0 F7		0-0 5-3			0-3 K		3 0 0 0 0 1 0																							
Jim Marshall, L (8, PH) OBP: 0.355, SLG: 0.362										1 0 0 0 0 1 0																							
Joey Amalfitano, R (8, 5) OBP: 0.322, SLG: 0.344										0 0 0 0 0 0 0																							
Willie Mays, R (1, 8) OBP: 0.400, SLG: 0.592	4-0 BB		0-0 CS 1B			0-0 HR		0-0 F9		3 1 2 1 1 0 0																							
Willie Kirkland, L (1, 9) OBP: 0.323, SLG: 0.446	0-0 F9		0-0 G3			0-0 3-1		0-0 1B		4 0 1 0 0 0 2																							
Orlando Cepeda, R (1, 3) OBP: 0.317, SLG: 0.514		0-0 SH2-4 1B		0-0 5-3		0-0 6-3		0-0 F5		4 1 1 0 0 0 1																							
Felipe Alou, R (1, 7) OBP: 0.280, SLG: 0.382		0-0 E4 1B SH2-4 FC1-2		0-0 6-3		0-0 1B		0-0 F9		4 0 1 0 0 0 1																							
Bob Schmidt, R (1, 2) OBP: 0.316, SLG: 0.388		0-0 SH2-4		4-0 BB		0-0 F8		0-0 F7		2 0 0 0 1 0 1																							
Andre Rodgers, R (1, 6) OBP: 0.307, SLG: 0.302		0-0 FC1-2 1B		0-0 1-3			0-0 5-3		0-3 K	3 0 1 1 0 0 1																							
Willie McCovey, L (9, PH) OBP: 0.365, SLG: 0.470		2-3 3-H								1 0 0 0 0 1 0																							
Mike McCormick, L (1, 1) OBP: 0.219, SLG: 0.242		0-0 FC1-2			0-0 F4					3 0 0 0 0 0 2																							
Sherman Jones, L (8, 1)		1-2 3-H								0 0 0 0 0 0 0																							
Inning Stats	R: 0 E: 0 K: 1 S: 5	H: 0 LOB: 1 BB: 1 P: 9	R: 1 E: 1 K: 0 S: 6	H: 2 LOB: 2 BB: 0 P: 6	R: 0 E: 0 K: 0 S: 3	H: 1 LOB: 0 BB: 0 P: 3	R: 0 E: 0 K: 0 S: 3	H: 0 LOB: 1 BB: 1 P: 7	R: 0 E: 0 K: 1 S: 5	H: 0 LOB: 0 BB: 0 P: 5	R: 1 E: 0 K: 0 S: 5	H: 2 LOB: 1 BB: 0 P: 5	R: 0 E: 0 K: 0 S: 3	H: 0 LOB: 0 BB: 0 P: 3	R: 0 E: 0 K: 1 S: 6	H: 1 LOB: 1 BB: 0 P: 6	R: 0 E: 0 K: 1 S: 5	H: 0 LOB: 0 BB: 0 P: 5	1B: 5 2B: 0 3B: 0 HR: 1	SF: 0 SAC: 1 DP: 0 HBP: 0	WP: 0 PB: 0 SB: 0 CS: 1	PA: 35											
PITCHER Bob Buhl, R (1, 1) ERA: 3.13	IP 9.0	WLS W	BF 35	H 6	R 2	ER 1	SO 4	BB 2	IBB 0	HBP 0	BLK 0	WP 0	HR 1	S 41	P 49	ERA 1.00	WHIP 0.889																
											PITCHER	IP	WLS	BF	H	R	ER	SO	BB	IBB	HBP	BLK	WP	HR	S	P	ERA	WHIP					

San Francisco Giants @ Milwaukee Braves
Milwaukee County Stadium, Milwaukee, WI

Sat Aug 13 1960, 4:33 AM EDT
Att: 29,795 - Unknown

livebaseballscorecards.com

AB	32
R	2
H	6
RBI	2
BB	2
SO	4
LOB	10



Batter	1	2	3	4	5	6	7	8	9	AB R H RBI BB SO LOB	TOP
Don Blasingame, L (1, 4) OBP: 0.303, SLG: 0.304	0-0 FC4-6 1B		0-0 G6-4-3 1B		0-0 4-3			0-0 F8		4 0 2 0 0 0 0	San Francisco Giants @ Milwaukee Braves Milwaukee County Stadium, Milwaukee, WI Sun Aug 14 1960, 4:33 AM EDT Att: 32,381 - Unknown livebaseballscorecards.com
Joey Amalfitano, R (1, 5) (7, 6) OBP: 0.316, SLG: 0.338	0-0 FC4-6 FC1-4 1-2f		0-0 G6-4-3 1-2f			0-0 5-3		0-0 F5		4 0 0 0 0 0 2	
Willie Mays, R (1, 8) OBP: 0.396, SLG: 0.586	0-0 FC1-4 BB 1-2f		0-0 5-3			0-0 6-3		0-0 F5		4 0 0 0 0 0 1	
Willie Kirkland, L (1, 9) OBP: 0.322, SLG: 0.442	4-0 BB 1-2 BB			0-0 F9		0-0 F9		0-3 K		3 0 0 0 1 1 0	
Orlando Cepeda, R (1, 3) OBP: 0.319, SLG: 0.516	0-0 1-3			0-0 2B			0-0 1B	0-0 6-3		4 0 2 0 0 0 2	
Felipe Alou, R (1, 7) OBP: 0.276, SLG: 0.376		0-0 F2		0-0 F9		0-0 F3				3 0 0 0 0 0 2	
Hobie Landrith, L (1, 2) OBP: 0.296, SLG: 0.289		0-0 F8		0-0 1-6-3		0-0 F8				3 0 0 0 0 0 2	
Andre Rodgers, R (1, 6) OBP: 0.309, SLG: 0.305 Willie McCovey, L (7, PH) OBP: 0.364, SLG: 0.468 Jim Davenport, R (7, 5) OBP: 0.319, SLG: 0.363		0-0 FC5-4 1B			0-0 F7		0-0 F6			2 0 1 0 0 0 0 1 0 0 0 0 0 1 0 0 0 0 0 0 0	
Sam Jones, R (1, 1) OBP: 0.183, SLG: 0.203 Jim Marshall, L (8, PH) OBP: 0.351, SLG: 0.358 Sherman Jones, L (8, 1)		0-0 FC5-4 1-2f		0-3 K		0-0 F7				2 0 0 0 0 1 1 1 0 0 0 0 0 0 0 0 0 0 0 0 0	
Inning Stats	R: 0 H: 1 E: 0 LOB: 2 K: 0 BB: 1 S: 4 P: 8	R: 0 H: 1 E: 0 LOB: 1 K: 0 BB: 0 S: 4 P: 4	R: 0 H: 1 E: 0 LOB: 0 K: 0 BB: 0 S: 3 P: 3	R: 0 H: 1 E: 0 LOB: 1 K: 0 BB: 0 S: 4 P: 4	R: 0 H: 0 E: 0 LOB: 0 K: 1 BB: 0 S: 5 P: 5	R: 0 H: 0 E: 0 LOB: 0 K: 0 BB: 0 S: 3 P: 3	R: 0 H: 1 E: 0 LOB: 1 K: 0 BB: 0 S: 4 P: 4	R: 0 H: 0 E: 0 LOB: 0 K: 0 BB: 0 S: 3 P: 3	R: 0 H: 0 E: 0 LOB: 0 K: 1 BB: 0 S: 5 P: 5	1B: 4 SF: 0 2B: 1 SAC: 0 3B: 0 DP: 1 HR: 0 HBP: 0	
PITCHER Lew Burdette, R (1, 1) ERA: 3.79	IP WLS BF H R ER SO BB IBB HBP BLK WP HR S P ERA WHIP										
	9.0 W 32 5 0 0 2 1 0 0 0 0 0 0 35 39 0.00 0.667										



Batter	1	2	3	4	5	6	7	8	9	AB R H RBI BB SO LOB
Lee Maye, L OBP: 0.380, SLG: 0.413 (1, 9) BBB	4-0 1B HR BB		0-3 K		0-0 F5			0-0 E S 1B		3 1 1 0 1 1 2
Del Crandall, R OBP: 0.309, SLG: 0.422 (1, 2) X	0-0 1-3 HR 1B		0-0 1-3			0-0 F5		0-0 F7 1-3		4 1 1 0 0 0 1
Eddie Mathews, L OBP: 0.381, SLG: 0.528 (1, 5) X	0-0 1-H 3-H HR		0-0 F7			0-0 F4				3 1 1 3 0 0 0
Hank Aaron, R OBP: 0.343, SLG: 0.564 (1, 8) X	0-0 F8			0-0 F5		0-0 5-3				3 0 0 0 0 0 0
Wes Covington, L OBP: 0.313, SLG: 0.502 Al Spangler, L OBP: 0.365, SLG: 0.400 (1, 7) (8, 7) BBB	4-0 G4-6-3 BB			0-3 K			0-0 F9			2 0 0 0 1 1 0 0 0 0 0 0 0 0
Mel Roach, R OBP: 0.360, SLG: 0.516 (1, 4) (6, 3) X	0-0 G4-6-3 1-2f			0-3 K			0-0 F2			3 0 0 0 0 1 1
Alvin Dark, R OBP: 0.320, SLG: 0.322 Chuck Cottier, R OBP: 0.225, SLG: 0.261 (1, 3) (5, PR) (6, 4)		0-0 4-3			0-0 SH2-4 1B		0-0 F3			2 0 1 0 0 0 0 1 0 0 0 0 0 0
Johnny Logan, R OBP: 0.318, SLG: 0.339 (1, 6)		0-3 K			0-0 SH2-4 1-2		0-0 F9			2 0 0 0 0 1 0
Lew Burdette, R OBP: 0.219, SLG: 0.317 (1, 1)		0-3 K			0-0 6-3		0-0 F8			3 0 0 0 0 1 2

Inning Stats	R: 3	H: 2	E: 0	LOB: 0	K: 0	BB: 2	S: 4	P: 12	R: 0	H: 0	E: 0	LOB: 0	K: 2	BB: 0	S: 7	R: 0	H: 0	E: 0	LOB: 0	K: 1	BB: 0	S: 5	R: 0	H: 0	E: 0	LOB: 0	K: 2	BB: 0	S: 7	R: 0	H: 1	E: 0	LOB: 2	K: 0	BB: 0	S: 4	R: 0	H: 0	E: 0	LOB: 0	K: 0	BB: 0	S: 3	R: 0	H: 0	E: 0	LOB: 0	K: 0	BB: 0	S: 3	R: 0	H: 1	E: 0	LOB: 1	K: 0	BB: 0	S: 4	P: 4
PITCHER	IP	WLS	BF	H	R	ER	SO	BB	IBB	HBP	BLK	WP	HR	S	P	ERA	WHIP																			PITCHER	IP	WLS	BF	H	R	ER	SO	BB	IBB	HBP	BLK	WP	HR	S	P	ERA	WHIP					
Sam Jones, R ERA: 3.0 (1, 1)	7.0	L	25	3	3	3	5	2	0	0	0	0	1	33	41	3.86	0.714																																									
Sherman Jones, R ERA: 3.18 (8, 1)	1.0		4	1	0	0	0	0	0	0	0	0	0	4	4	0.00	1.000																																									

BOTTOM

San Francisco Giants @ Milwaukee Braves
Milwaukee County Stadium, Milwaukee, WI

Sun Aug 14 1960, 4:33 AM EDT
Att. 32,381 - Unknown

livebaseballscorecards.com

AB	26
R	3
H	4
RBI	3
BB	2
SO	5
LOB	6



WP: 0	PA: 29
PB: 0	
SB: 1	
CS: 0	

Batter	1	2	3	4	5	6	7	8	9	AB R H RBI BB SO LOB	TOP											
Lee Mays, L (1, 9) OBP: 0.382, SLG: 0.403	0-3 K	0-0 3-1			4-0 1B BB		0-0 L4		0-0 1B	4 1 1 0 1 1 2												
Del Crandall, R (1, 2) OBP: 0.313, SLG: 0.423	4-0 BB		0-0 F8		0-0 1B 1B		0-0 FC6-4 1B		0-0 F8	4 0 2 0 1 0 1												
Eddie Mathews, L (1, 5) OBP: 0.380, SLG: 0.525	0-0 F7		0-3 K		0-0 G6-4-3 1B		0-0 F8		0-0 5-3	4 0 1 1 0 1 2												
Al Spangler, L (8, 8) OBP: 0.361, SLG: 0.395					1-3 2-H 1B					1 0 0 0 0 0 1												
Hank Aaron, R (1, 8) OBP: 0.340, SLG: 0.559	0-3 K		0-0 F2		0-0 G6-4-3 1-2f		0-0 FC6-4 1-2f			4 0 0 0 0 1 4												
Wes Covington, L (1, 7) OBP: 0.312, SLG: 0.512		0-0 L3		0-0 4-3		0-0 HR		0-0 L4		4 1 1 1 0 0 0												
Mel Roach, R (1, 4) OBP: 0.356, SLG: 0.505		0-0 1B WP FC 1B		0-0 F9		0-0 6-3		0-0 5-3		4 1 1 0 0 0 0												
Joe Adcock, R (1, 3) OBP: 0.336, SLG: 0.500		0-0 1-3 FC 1B		0-0 1B		0-0 L6		4-0 BB BB		3 0 2 0 1 0 0												
Johnny Logan, R (1, 6) OBP: 0.318, SLG: 0.336		0-0 FC 1B 1-2f 3-H		0-0 F7		4-0 BB BB		0-0 5-3		3 0 0 1 1 0 3												
Juan Pizarro, L (1, 1) OBP: 0.297, SLG: 0.378		0-0 1-2 1B			0-3 K		0-0 G3		0-0 F7	3 0 1 0 0 1 1												
Bill Bruton, L (9, PH) OBP: 0.330, SLG: 0.425										1 0 0 0 0 0 0												
Inning Stats	R: 0 E: 0 K: 2 S: 7	H: 0 LOB: 1 BB: 1 P: 11	R: 1 E: 0 K: 0 S: 6	H: 3 LOB: 2 BB: 0 P: 6	R: 0 E: 0 K: 1 S: 5	H: 0 LOB: 0 BB: 0 P: 5	R: 0 E: 0 K: 0 S: 4	H: 1 LOB: 1 BB: 0 P: 4	R: 1 E: 0 K: 1 S: 6	H: 2 LOB: 1 BB: 1 P: 10	R: 1 E: 0 K: 0 S: 4	H: 1 LOB: 1 BB: 1 P: 8	R: 0 E: 0 K: 0 S: 4	H: 1 LOB: 1 BB: 0 P: 4	R: 0 E: 0 K: 0 S: 3	H: 0 LOB: 1 BB: 1 P: 7	R: 0 E: 0 K: 0 S: 4	H: 1 LOB: 1 BB: 0 P: 4	1B: 8 2B: 0 3B: 0 HR: 1	SF: 0 SAC: 0 DP: 1 HBP: 0	WP: 1 PB: 0 SB: 0 CS: 0	PA: 39
PITCHER	IP WLS BF H R ER SO BB IBB HBP BLK WP HR S P ERA WHIP																			PITCHER	IP WLS BF H R ER SO BB IBB HBP BLK WP HR S P ERA WHIP	
Jim Maloney, R (1, 1) ERA: 3.82	8.1 W 37 9 3 3 4 4 0 0 0 1 1 41 57 3.24 1.560																			Jim Brosnan, R (9, 1) ERA: 2.06	0.2 S 2 0 0 0 0 0 0 0 0 0 0 2 2 0.00 0.000	

Milwaukee Braves @ Cincinnati Reds
Crosley Field, Cincinnati, OH
Mon Aug 15 1960, 7:05 PM EDT
Unknown

livebaseballscorecards.com

AB	35
R	3
H	9
RBI	3
BB	4
SO	4
LOB	14



Batter	1	2	3	4	5	6	7	8	9	AB R H RBI BB SO LOB
Billy Martin, R (1, 4) OBP: 0.307, SLG: 0.350	0-0 F7 SF8 2B		0-0 6-3		0-0 F5		0-0 F7			4 1 1 0 0 0 2
Vada Pinson, L (1, 8) OBP: 0.335, SLG: 0.447	0-0 F7 2-3		4-0 BB 2B BB		0-0 F5		0-0 4-3			3 1 0 0 0 1 0 2
Frank Robinson, R (1, 7) OBP: 0.383, SLG: 0.559 Gus Bell, L (8, 7) OBP: 0.301, SLG: 0.379	0-0 SF8 3-H		4-0 1-2 2-3 2B BB		0-0 F8		0-0 2B			2 1 1 1 1 0 1 0 0 0 0 0 0 0 0
Wally Post, R (1, 9) OBP: 0.355, SLG: 0.546	0-0 F6		0-0 1-H 2-H 3-H 2B		0-0 HR		0-0 F5			4 1 2 4 0 0 0 0
Gordy Coleman, L (1, 3) OBP: 0.299, SLG: 0.419		0-0 6-3	0-3 K		0-3 K		0-0 4-3			4 0 0 0 0 2 1
Ed Bailey, L (1, 2) OBP: 0.357, SLG: 0.407		0-0 F9		0-3 K		4-0 BB BB		0-0 1-3		3 0 0 0 1 1 0
Cliff Cook, R (1, 5) OBP: 0.265, SLG: 0.312		0-0 F3		0-0 6-3		4-0 1-2 BB				2 0 0 0 1 0 0
Leo Cardenas, R (1, 6) OBP: 0.253, SLG: 0.278			4-0 BB SH1-4 2B BB		0-0 F8		0-0 F6			2 1 0 0 1 0 2
Jim Maloney, L (1, 1) Jim Brosnan, R (9, 1) OBP: 0.267, SLG: 0.571			0-0 SH1-4 1-2		4-0 BB		0-0 F8			1 0 0 0 1 0 2 0 0 0 0 0 0 0

Inning Stats	R: 1 E: 0 K: 0 S: 4	H: 1 LOB: 0 BB: 0 P: 4	R: 0 E: 0 K: 0 S: 3	H: 0 LOB: 0 BB: 0 P: 3	R: 3 E: 0 K: 1 S: 6	H: 1 LOB: 1 BB: 3 P: 18	R: 0 E: 0 K: 1 S: 5	H: 0 LOB: 0 BB: 0 P: 5	R: 0 E: 0 K: 0 S: 3	H: 0 LOB: 1 BB: 1 P: 7	R: 1 E: 0 K: 1 S: 6	H: 1 LOB: 2 BB: 2 P: 14	R: 0 E: 0 K: 0 S: 3	H: 1 LOB: 1 BB: 0 P: 3	R: 0 E: 0 K: 0 S: 3	H: 0 LOB: 0 BB: 0 P: 3	1B: 0 2B: 3 3B: 0 HR: 1	SF: 1 SAC: 1 DP: 0 HBP: 0	WP: 0 PB: 0 SB: 0 CS: 0	PA: 33	
PITCHER Juan Pizarro, L (1, 1) ERA: 4.11	IP 8.0 WLS L BF 33 H 4 R 5 ER 5 SO 3 BB 6 IBB 0 HBP 0 BLK 0 WP 0 HR 1 S 33 P 57 ERA 5.62 WHIP 1.250																				
PITCHER	IP WLS BF H R ER SO BB IBB HBP BLK WP HR S P ERA WHIP																				

Milwaukee Braves @ Cincinnati Reds
Crosley Field, Cincinnati, OH
Mon Aug 15 1960, 7:05 PM EDT
Unknown

AB	25
R	5
H	4
RBI	5
BB	6
SO	3
LOB	10



Batter	1	2	3	4	5	6	7	8	9	AB R H RBI BB SO LOB	TOP
Lee Mays, L (1, 9) OBP: 0.388, SLG: 0.408	0-0 1B 1B 1B	0-0 F3		0-0 FC4-6 1-2f			0-0 G6-4-3 1B			4 0 2 0 0 0 3	
Del Crandall, R (1, 2) OBP: 0.312, SLG: 0.421	0-0 1B 1-2 1B		0-0 F2	0-0 5-3			0-0 G6-4-3 1-2f			4 0 1 0 0 0 2	
Eddie Mathews, L (1, 5) OBP: 0.379, SLG: 0.522	0-0 F4		0-0 3-1 1B 1B					0-0 F7		4 0 1 0 0 0 2	
Hank Aaron, R (1, 8) OBP: 0.343, SLG: 0.561	0-0 G4-6-3 1-2 2-3 1B		0-0 3-1 1B		0-3 K			0-0 1B		4 0 3 0 0 1 0	
Wes Covington, L (1, 7) OBP: 0.307, SLG: 0.502	0-0 G4-6-3 1-2f		0-0 3-1	0-0 1-2 2-3		0-0 4-3		0-0 F7		4 0 0 0 0 0 6	
Joe Adcock, R (1, 3) OBP: 0.342, SLG: 0.501		0-0 HBP 1B	4-0 IBB			0-0 G4-6-3 1B		0-0 F4		3 0 2 0 1 0 1	
Johnny Logan, R (1, 6) OBP: 0.319, SLG: 0.336		H 1-0 HBP	0-0 F9			0-0 G4-6-3 1-2f		0-0 G4-6-3 1B		3 0 1 0 0 0 4	
Chuck Cottier, R (1, 4) OBP: 0.228, SLG: 0.263 Bill Bruton, L (9, PH) OBP: 0.329, SLG: 0.424		0-0 F1		0-0 FC4-6 1B			0-0 F7		0-0 F3	3 0 1 0 0 0 2 1 0 0 0 0 0 1	
Carl Willey, R (1, 1) OBP: 0.125, SLG: 0.132 Don McMahon, R (8, 1) Al Spangler, L (9, PH) OBP: 0.357, SLG: 0.391		0-3 K		0-3 K			0-0 F7		0-0 G4-6-3 1-2f	3 0 0 0 0 2 3 0 0 0 0 0 0 0 1 0 0 0 0 0 1	
Inning Stats	R: 0 E: 0 K: 0 S: 5 H: 3 LOB: 2 BB: 0 P: 5	R: 0 E: 0 K: 1 S: 6 H: 1 LOB: 2 BB: 0 P: 7	R: 0 E: 0 K: 0 S: 5 H: 2 LOB: 3 BB: 1 P: 9	R: 0 E: 0 K: 1 S: 6 H: 1 LOB: 1 BB: 0 P: 6	R: 0 E: 0 K: 1 S: 5 H: 0 LOB: 0 BB: 0 P: 5	R: 0 E: 0 K: 0 S: 3 H: 1 LOB: 0 BB: 0 P: 3	R: 0 E: 0 K: 0 S: 3 H: 1 LOB: 0 BB: 0 P: 3	R: 0 E: 0 K: 0 S: 4 H: 1 LOB: 1 BB: 0 P: 4	R: 0 E: 0 K: 0 S: 3 H: 1 LOB: 0 BB: 0 P: 3	1B: 11 2B: 0 3B: 0 HR: 0 SF: 0 SAC: 0 DP: 4 HBP: 1	WP: 0 PB: 0 SB: 0 CS: 0 PA: 36
PITCHER Bob Purkey, R (1, 1) ERA: 3.59	IP: 9.0 WLS: W BF: 36 H: 11 R: 0 ER: 0 SO: 3 BB: 0 IBB: 1 HBP: 1 BLK: 0 WP: 0 HR: 0 S: 40 P: 45 ERA: 0.00 WHIP: 1.222										

Milwaukee Braves @ Cincinnati Reds
 Crosley Field, Cincinnati, OH
 Mon Aug 15 1960, 7:05 PM EDT
 Att: 14,507 - Unknown

livebaseballscorecards.com

AB	34
R	0
H	11
RBI	0
BB	1
SO	3
LOB	25



Batter	1	2	3	4	5	6	7	8	9	AB	R	H	RBI	BB	SO	LOB
Billy Martin, R OBP: 0.302, SLG: 0.343 (1, 4) X	0-0 F3 ①		0-0 1-3 ①		0-0 5-3 ①		0-0 F4 ①			4	0	0	0	0	0	0
Vada Pinson, L OBP: 0.335, SLG: 0.445 (1, 8) X	0-0 3-1 ②		0-0 F8 ②		0-0 F5 ②		0-0 1B ②			4	1	1	0	0	0	0
Gus Bell, L OBP: 0.305, SLG: 0.382 (1, 9) B B B	4-0 HBP BB		0-0 WP 1B		0-0 F3 ③		0-0 1-H HR 1B			3	1	2	1	1	0	0
Frank Robinson, R OBP: 0.389, SLG: 0.573 (1, 7) H	1-0 1-2 HBP		4-0 BB 1B			0-0 SH3 1B 2B	0-0 1-H HR			2	2	2	2	1	0	0
Gordy Coleman, L OBP: 0.290, SLG: 0.406 (1, 3) X	0-0 F3 ③		0-0 F4 ③			0-0 SH3 ① 2-3	0-0 F5 ②			3	0	0	0	0	0	4
Ed Bailey, L OBP: 0.359, SLG: 0.407 (1, 2) X		0-0 F2 ①		4-0 PB BB		0-0 FC3-6 1B ②	0-0 F9 ③			3	0	1	1	1	0	0
Cliff Cook, R OBP: 0.264, SLG: 0.309 (1, 5) X		0-0 1B		0-0 F8 ①		0-0 FC3-6 1B ②		0-0 F7 ①		4	0	1	0	0	0	2
Leo Cardenas, R OBP: 0.253, SLG: 0.276 (1, 6) X		0-0 F9 ②		0-3 K ②		0-0 1B		0-3 K ②		4	0	1	0	0	2	2
Bob Purkey, R OBP: 0.207, SLG: 0.132 (1, 1) X		0-0 5-3 ③		0-3 K ③		0-3 K ③		0-0 F4 ③		4	0	0	0	0	2	4

Inning Stats	R: 0	H: 0	E: 0	K: 0	S: 3	R: 0	H: 1	E: 0	K: 0	S: 4	R: 0	H: 1	E: 0	K: 0	S: 4	R: 0	H: 0	E: 0	K: 0	S: 3	R: 1	H: 3	E: 0	K: 1	S: 8	R: 3	H: 3	E: 0	K: 0	S: 6	R: 0	H: 0	E: 0	K: 1	S: 5
	LOB: 2	BB: 1	P: 8	LOB: 1	BB: 0	P: 4	LOB: 1	BB: 1	P: 8	LOB: 1	BB: 1	LOB: 1	BB: 1	P: 8	LOB: 1	BB: 1	LOB: 0	BB: 0	P: 3	LOB: 2	BB: 0	P: 8	LOB: 2	BB: 0	P: 8	LOB: 0	BB: 0	P: 6	LOB: 0	BB: 0	P: 5	LOB: 0	BB: 0	P: 5	

PITCHER	IP	WLS	BF	H	R	ER	SO	BB	IBB	HBP	BLK	WP	HR	S	P	ERA	WHIP
Carl Willey, R ERA: 4.44 (1, 1)	7.0	L	33	8	4	4	3	3	0	1	0	1	1	35	48	5.14	1.571
Don McMahon, R ERA: 5.84 (8, 1)	1.0		3	0	0	0	1	0	0	0	0	0	0	5	5	0.00	0.000

Milwaukee Braves @ Cincinnati Reds
Crosley Field, Cincinnati, OH
Mon Aug 15 1960, 7:05 PM EDT
Att. 14,507 - Unknown

AB	31
R	4
H	8
RBI	4
BB	3
SO	4
LOB	12



1B: 6	SF: 0	WP: 1	PA: 36
2B: 1	SAC: 1	PB: 1	
3B: 0	DP: 0	SB: 1	
HR: 1	HBP: 1	CS: 0	

1B	2B	3B	HR	SF	SAC	DP	HBP	WP	HR	S	P	ERA	WHIP
6	1	0	1	0	1	0	1	1	1	35	48	5.14	1.571

Batter	1	2	3	4	5	6	7	8	9	AB R H RBI BB SO LOB	TOP	
Bill Bruton, L (1, 8) OBP: 0.328, SLG: 0.421	0-0 G5-3 BB 1B		0-0 4-3			0-0 F8		0-0 4-3	0-0 FC6	5 0 1 0 0 0 2		
Del Crandall, R (1, 2) OBP: 0.314, SLG: 0.422	0-0 F9			0-0 G1-6-3 1B		0-0 F8		0-0 1B 1B		4 1 2 0 0 0 1		
Eddie Mathews, L (1, 5) OBP: 0.382, SLG: 0.526	4-0 1-2 BB		0-0 G1-6-3		0-0 2B		0-0 1B	0-0 1-3 1B		3 0 2 0 1 0 1		
Hank Aaron, R (1, 9) OBP: 0.347, SLG: 0.568	0-0 G5-3 2-3f		0-0 HR		4-0 BB		0-0 1B	0-0 G4-6-3 1-2 3-H 1B		3 1 2 2 1 0 2		
Wes Covington, L (1, 7) OBP: 0.301, SLG: 0.493		0-3 K		0-0 F8		0-0 3-1		0-0 G4-6-3		4 0 0 0 0 1 4		
Chuck Cottier, R (8, 4) OBP: 0.228, SLG: 0.263										0 0 0 0 0 0 0		
Mel Roach, R (1, 4) OBP: 0.355, SLG: 0.495		4-0 G6-4-3 BB		0-0 F6		0-3 K		0-0 4-3		2 0 0 0 1 1 0		
Al Spangler, L (8, 7) OBP: 0.354, SLG: 0.386										1 0 0 0 0 0 0		
Joe Adcock, R (1, 3) OBP: 0.341, SLG: 0.501		0-0 G6-4-3 1-2f		0-0 F7		0-0 5-3		0-0 2B		4 0 1 0 0 0 1		
Johnny Logan, R (1, 6) OBP: 0.324, SLG: 0.340			0-0 F4		0-0 2B		4-0 BB	1-0 FC6 HBP		2 0 1 0 1 0 0		
Warren Spahn, L (1, 1) OBP: 0.160, SLG: 0.174			0-0 4-3		0-3 K		0-0 F9	0-0 L9		4 0 0 0 0 1 4		
Inning Stats	R: 0 H: 1 E: 0 LOB: 1 K: 0 BB: 1 S: 3 P: 7	R: 0 H: 0 E: 0 LOB: 0 K: 1 BB: 1 S: 4 P: 8	R: 0 H: 0 E: 0 LOB: 0 K: 0 BB: 0 S: 3 P: 3	R: 1 H: 2 E: 0 LOB: 0 K: 0 BB: 0 S: 4 P: 4	R: 0 H: 1 E: 0 LOB: 1 K: 1 BB: 0 S: 6 P: 6	R: 0 H: 1 E: 0 LOB: 2 K: 0 BB: 1 S: 4 P: 8	R: 0 H: 0 E: 0 LOB: 1 K: 1 BB: 1 S: 5 P: 9	R: 1 H: 3 E: 0 LOB: 1 K: 0 BB: 0 S: 5 P: 5	R: 0 H: 1 E: 0 LOB: 2 K: 0 BB: 0 S: 4 P: 5	1B: 5 SF: 0 2B: 3 SAC: 0 3B: 0 DP: 4 HR: 1 HBP: 1	WP: 0 PA: 37 PB: 0 SB: 0 CS: 0	
PITCHER Jay Hook, R (1, 1) ERA: 4.11	IP WLS BF H R ER SO BB IBB HBP BLK WP HR S P ERA WHIP	9.0 L 37 9 2 2 3 4 0 1 0 0 0 1 38 55 2.00 1.444										

Milwaukee Braves @ Cincinnati Reds
 Crosley Field, Cincinnati, OH
 Tue Aug 16 1960, 7:05 PM EDT
 Att. 9,198 - Unknown

livebaseballscorecards.com

AB	32
R	2
H	9
RBI	2
BB	4
SO	3
LOB	15



Batter	1	2	3	4	5	6	7	8	9	AB R H RBI BB SO LOB
Billy Martin, R OBP: 0.300, SLG: 0.340 (1, 4)	0-0 6-3	0-3 K			0-3 K		0-0 1B		0-0 L5-3	5 0 1 0 0 2 3
Vada Pinson, L OBP: 0.334, SLG: 0.446 (1, 8)	0-0 3-1 1B 2B		0-0 F7		0-0 1-3		0-3 K			4 1 1 0 0 1 2
Gus Bell, L OBP: 0.305, SLG: 0.380 (1, 9)	0-0 3-1		0-0 G6-4-3 1B		0-0 F3			0-0 4-3		4 0 1 0 0 0 2
Wally Post, R OBP: 0.357, SLG: 0.547 (1, 7)	4-0 1B BB BB		0-0 G6-4-3		0-0 1B 2B			0-0 F8		3 0 1 0 1 0 1
Ed Bailey, L OBP: 0.363, SLG: 0.412 (1, 2)	4-0 1B BB BB			0-0 FC1-6 1B		0-0 F4		0-0 2B		3 0 2 0 1 0 1
Claude Osteen, L OBP: 0.143, SLG: 0.143 (8, PR)										0 0 0 0 0 0 0
Joe Azcue, R OBP: 0.111, SLG: 0.111 (9, 2)										0 0 0 0 0 0 0
Gordy Coleman, L OBP: 0.298, SLG: 0.410 (1, 3)	0-0 1-2 2-3 3-H 1B		0-0 FC1-6 FC6-4		0-0 2-3 1B		0-0 4-3			4 0 2 1 0 0 2
Cliff Cook, R OBP: 0.253, SLG: 0.294 (1, 5)	0-3 K		0-0 FC6-4		0-0 9-3				0-0 6-3	4 0 0 0 0 1 6
Leo Cardenas, R OBP: 0.244, SLG: 0.266 (1, 6)		0-0 F4		0-0 4-3		0-0 F9		4-0 BB BB		3 0 0 0 0 0 1
Willie Jones, R OBP: 0.346, SLG: 0.388 (9, PH)										0 0 0 0 1 0 0
Roy McMillan, R OBP: 0.294, SLG: 0.349 (9, PR)										0 0 0 0 0 0 0
Jay Hook, L OBP: 0.131, SLG: 0.054 (1, 1)		0-0 F7			0-0 E1 1-3		0-3 K		4-0 1-5-3 BB	3 0 0 0 0 1 0
Frank Robinson, R OBP: 0.391, SLG: 0.573 (9, PH)										0 0 0 0 1 0 0

Inning Stats	R: 1	H: 2	E: 0	K: 1	S: 7	LOB: 3	BB: 2	P: 15	R: 0	H: 0	E: 0	K: 1	S: 5	LOB: 0	BB: 0	P: 5	R: 0	H: 1	E: 0	K: 0	S: 3	LOB: 0	BB: 0	P: 3	R: 0	H: 1	E: 0	K: 0	S: 4	LOB: 1	BB: 0	P: 4	R: 0	H: 0	E: 1	K: 1	S: 6	LOB: 1	BB: 0	P: 6	R: 0	H: 2	E: 0	K: 0	S: 4	LOB: 1	BB: 0	P: 4	R: 0	H: 1	E: 0	K: 2	S: 8	LOB: 1	BB: 0	P: 8	R: 0	H: 1	E: 0	K: 0	S: 4	LOB: 1	BB: 0	P: 4	R: 0	H: 0	E: 0	K: 0	S: 2	LOB: 2	BB: 2	P: 10	1B: 5	2B: 5	3B: 0	HR: 0	SF: 0	SAC: 0	DP: 3	HBP: 0	WP: 0	PB: 0	SB: 0	CS: 0	PA: 37
--------------	------	------	------	------	------	--------	-------	-------	------	------	------	------	------	--------	-------	------	------	------	------	------	------	--------	-------	------	------	------	------	------	------	--------	-------	------	------	------	------	------	------	--------	-------	------	------	------	------	------	------	--------	-------	------	------	------	------	------	------	--------	-------	------	------	------	------	------	------	--------	-------	------	------	------	------	------	------	--------	-------	-------	-------	-------	-------	-------	-------	--------	-------	--------	-------	-------	-------	-------	--------

PITCHER	IP	WLS	BF	H	R	ER	SO	BB	IBB	HBP	BLK	WP	HR	S	P	ERA	WHIP
Warren Spahn, L ERA: 3.75 (1, 1)	9.0	W	37	8	1	1	5	4	0	0	0	0	0	43	59	1.00	1.333

BOTTOM

Milwaukee Braves @ Cincinnati Reds
Crosley Field, Cincinnati, OH

Tue Aug 16 1960, 7:05 PM EDT
Att. 9,198 - Unknown

AB	33
R	1
H	8
RBI	1
BB	4
SO	5
LOB	18



livebaseballscores.com

Batter	1	2	3	4	5	6	7	8	9	AB R H RBI BB SO LOB	TOP									
Bill Bruton, L (1, 8) OBP: 0.328, SLG: 0.420			F5			L7		1B, 2B, 1B	F8	6 2 2 1 0 0 4	Milwaukee Braves @ Cincinnati Reds Crosley Field, Cincinnati, OH Wed Aug 17 1960, 7:05 PM EDT Att. 8,580 - Unknown									
Del Crandall, R (1, 2) OBP: 0.315, SLG: 0.422	P4	F7		FC1-6, 1B		K		1B, 2B, 1B		5 1 2 1 0 1 1										
Eddie Mathews, L (1, 5) OBP: 0.384, SLG: 0.530	4-0, 1B, BB			FC1-6, 1B		4-3		1B, HR, 2B		4 2 2 2 1 0 1										
Hank Aaron, R (1, 9) OBP: 0.347, SLG: 0.573	0-0, 1B, E, 1B	F9		F9		K		HR		5 2 2 3 0 1 2										
Joe Adcock, R (1, 3) OBP: 0.347, SLG: 0.504	0-0, 1B, 1B			1-2, 1B		6-3		G5-4-3, 1B		4 1 3 1 1 0 0										
Mel Roach, R (1, 4) OBP: 0.348, SLG: 0.481	0-0, 1B, 1B	F2		P6		K		G5-4-3		5 1 1 1 0 1 5										
Chuck Cottier, R (8, 4) OBP: 0.228, SLG: 0.263	3-H, 1B, 1B							1-2f		0 0 0 0 0 0 0										
Alvin Dark, R (1, 7) OBP: 0.323, SLG: 0.329	F7					F9		1B, 1B		4 0 2 0 0 0 1										
Al Spangler, L (8, PR) OBP: 0.350, SLG: 0.382				2B						1 1 0 0 0 1 0										
Johnny Logan, R (1, 6) OBP: 0.327, SLG: 0.344	0-0, 1B, 1B		3-1			F9		1B, 1B, 1B		5 1 3 0 0 0 1										
Bob Buhl, R (1, 1) OBP: 0.172, SLG: 0.172	0-0, 1B					K		K		2 0 1 1 0 1 1										
Joey Jay, S (4, 1) OBP: 0.200, SLG: 0.115	1-3, 2-H, 1B					K		K		3 0 0 0 0 3 3										
Inning Stats	R: 5 E: 1 K: 0 S: 9	H: 6 LOB: 2 BB: 1 P: 13	R: 0 E: 0 K: 0 S: 4	H: 1 LOB: 2 BB: 1 P: 8	R: 0 E: 0 K: 1 S: 6	H: 1 LOB: 1 BB: 0 P: 6	R: 0 E: 0 K: 1 S: 5	H: 0 LOB: 0 BB: 0 P: 5	R: 0 E: 0 K: 1 S: 5	H: 0 LOB: 0 BB: 0 P: 5	R: 0 E: 0 K: 2 S: 7	H: 0 LOB: 0 BB: 0 P: 7	R: 6 E: 0 K: 1 S: 11	H: 7 LOB: 1 BB: 0 P: 11	R: 0 E: 0 K: 2 S: 8	H: 1 LOB: 1 BB: 0 P: 8	1B: 14 2B: 3 3B: 0 HR: 1	SF: 0 SAC: 0 DP: 1 HBP: 0	WP: 0 PB: 0 SB: 1 CS: 0	PA: 46
PITCHER	IP WLS BF H R ER SO BB IBB HBP BLK WP HR S P ERA WHIP																			
Jim O'Toole, L (1, 1) ERA: 4.12	0.1 L 6 4 5 5 0 1 0 0 0 0 0 0 5 9 135.00 15.000																			
Joe Nuxhall, L (1, 1) ERA: 4.24	6.2 27 6 0 0 5 1 0 0 0 0 0 0 36 40 0.00 1.050																			
Jim Brosnan, R (8, 1) ERA: 2.48	0.1 5 4 4 4 1 0 0 0 0 0 0 0 7 7 108.00 12.000																			
Marshall Bridges, L (8, 1) ERA: 3.67	0.0 3 3 2 2 0 0 0 0 0 0 0 1 3 3 ∞ ∞																			
Bill Henry, L (8, 1) ERA: 3.65	1.2 5 1 0 0 2 0 0 0 0 0 0 0 9 9 0.00 0.600																			

livebaseballscorecards.com

AB	44
R	11
H	18
RBI	10
BB	2
SO	8
LOB	19



Batter	1	2	3	4	5	6	7	8	9	AB R H RBI BB SO LOB	TOP
Johnny Callison, L (1, 9) <small>OBP: 0.377, SLG: 0.457</small>	0-0 5-3			0-0 3-1			0-0 F8			3 0 0 0 0 0 0	Philadelphia Phillies @ Milwaukee Braves Milwaukee County Stadium, Milwaukee, WI Thu Aug 18 1960, 8:05 PM EDT Att: 16,338 - Unknown
Tony Taylor, R (1, 4) <small>OBP: 0.344, SLG: 0.394</small>	0-3 K			0-0 6-3			0-0 6-3			3 0 0 0 0 1 0	
Tony Curry, L (1, 7) <small>OBP: 0.319, SLG: 0.448</small>	0-0 6-3			0-0 1-3			0-0 4-3			3 0 0 0 0 0 0	
Pancho Herrera, R (1, 3) <small>OBP: 0.363, SLG: 0.486</small>		0-0 1-3			0-0 F8			0-0 6-3		3 0 0 0 0 0 0	
Tony Gonzalez, L (1, 8) <small>OBP: 0.292, SLG: 0.455</small>		0-3 K		1-0 HBP			0-0 6-3			2 0 0 0 0 1 0	
Lee Walls, R (1, 5) <small>OBP: 0.318, SLG: 0.341</small> Bobby Malkmus, R (8, 5) <small>OBP: 0.213, SLG: 0.219</small>		0-0 6-3		0-0 5-3-6			0-0 5-3			3 0 0 0 0 0 1 0 0 0 0 0 0 0	
Jimmie Coker, R (1, 2) <small>OBP: 0.286, SLG: 0.345</small>			0-0 6-3			0-0 F8			0-0 1-3	3 0 0 0 0 0 0	
Ruben Amaro, R (1, 6) <small>OBP: 0.307, SLG: 0.276</small> Ken Walters, R (9, PH) <small>OBP: 0.285, SLG: 0.352</small>			0-0 4-3			0-0 4-3			0-0 5-3	2 0 0 0 0 0 0 1 0 0 0 0 0 0	
Gene Conley, R (1, 1) <small>OBP: 0.170, SLG: 0.261</small> Bobby Gene Smith, R (9, PH) <small>OBP: 0.299, SLG: 0.369</small>		0-3 K		0-0 F3			0-0 F9			2 0 0 0 0 1 0 1 0 0 0 0 0 0	
Inning Stats	R: 0 H: 0 E: 0 LOB: 0 K: 1 BB: 0 S: 5 P: 5	R: 0 H: 0 E: 0 LOB: 0 K: 1 BB: 0 S: 5 P: 5	R: 0 H: 0 E: 0 LOB: 0 K: 1 BB: 0 S: 5 P: 5	R: 0 H: 0 E: 0 LOB: 0 K: 0 BB: 0 S: 3 P: 3	R: 0 H: 0 E: 0 LOB: 0 K: 0 BB: 0 S: 2 P: 3	R: 0 H: 0 E: 0 LOB: 0 K: 0 BB: 0 S: 3 P: 3	R: 0 H: 0 E: 0 LOB: 0 K: 0 BB: 0 S: 3 P: 3	R: 0 H: 0 E: 0 LOB: 0 K: 0 BB: 0 S: 3 P: 3	R: 0 H: 0 E: 0 LOB: 0 K: 0 BB: 0 S: 3 P: 3	1B: 0 SF: 0 2B: 1 SAC: 0 3B: 0 DP: 1 HR: 0 HBP: 1	WP: 0 PA: 27 PB: 0 SB: 0 CS: 0
PITCHER Lew Burdette, R (1, 1) <small>ERA: 3.6</small>	IP WLS BF H R ER SO BB IBB HBP BLK WP HR S P ERA WHIP 9.0 W 27 0 0 0 3 0 0 1 0 0 0 32 33 0.00 0.000										

AB	26
R	0
H	0
RBI	0
BB	0
SO	3
LOB	1



livebaseballscores.com

Batter	1	2	3	4	5	6	7	8	9
Bill Bruton, L OBP: 0.329, SLG: 0.423 (1, 8)	0-3 K		0-0 E3 1B			0-0 4-3		0-0 F9 2B	
Del Crandall, R OBP: 0.317, SLG: 0.423 (1, 2)	0-0 5-3		0-0 1B			0-0 1B		0-0 F9	
Eddie Mathews, L OBP: 0.383, SLG: 0.528 (1, 5)	0-0 1B			0-0 B3		0-0 F9		0-3 K	
Hank Aaron, R OBP: 0.346, SLG: 0.570 (1, 9)	0-3 K			0-0 1-4-3		0-0 1B		0-0 6-3	
Wes Covington, L OBP: 0.302, SLG: 0.491 (1, 7)		0-3 K		0-0 1B		0-0 FC4-6			
Al Spangler, L OBP: 0.350, SLG: 0.382 (9, 7)						0-0 FC4-6			
Mel Roach, R OBP: 0.348, SLG: 0.477 (1, 4)		0-0 1B		0-3 K			0-0 5-3		
Chuck Cottier, R OBP: 0.228, SLG: 0.263 (8, 4)									
Joe Adcock, R OBP: 0.344, SLG: 0.500 (1, 3)		0-0 G1-4-3			0-0 L8		0-0 4-3		
Johnny Logan, R OBP: 0.325, SLG: 0.341 (1, 6)			0-0 F9		0-0 1-3		0-0 F7		
Lew Burdette, R OBP: 0.239, SLG: 0.349 (1, 1)			0-0 1B		0-3 K			0-0 2B	

Inning Stats	R: 0	H: 1	R: 0	H: 1	R: 0	H: 3	R: 0	H: 0	R: 0	H: 2	R: 0	H: 0	R: 1	H: 2
	E: 0	LOB: 1	E: 0	LOB: 0	E: 1	LOB: 2	E: 0	LOB: 0	E: 0	LOB: 2	E: 0	LOB: 0	E: 0	LOB: 1
	K: 2	BB: 0	K: 1	BB: 0	K: 0	BB: 0	K: 1	BB: 0	K: 0	BB: 0	K: 0	BB: 0	K: 1	BB: 0
	S: 8	P: 8	S: 5	P: 5	S: 4	P: 4	S: 6	P: 6	S: 5	P: 5	S: 5	P: 5	S: 7	P: 7

PITCHER	IP	WLS	BF	H	R	ER	SO	BB	IBB	HBP	BLK	WP	HR	S	P	ERA	WHIP
Gene Conley, R ERA: 3.54 (1, 1)	8.0	L	31	10	1	1	6	0	0	0	0	0	0	43	43	1.12	1.250

AB R H RBI BB SO LOB

4	0	2	1	0	1	0
4	0	2	0	0	0	1
4	0	1	0	0	1	2
4	0	1	0	0	1	2
3	0	1	0	0	1	2
0	0	0	0	0	0	0
3	0	1	0	0	1	1
0	0	0	0	0	0	0
3	0	0	0	0	0	1
3	0	0	0	0	0	0
3	1	2	0	0	1	0

AB	31
R	1
H	10
RBI	1
BB	0
SO	6
LOB	9



WP	PA
0	31
PB	0
SB	0
CS	0

Philadelphia Phillies @ Milwaukee Braves
Milwaukee County Stadium, Milwaukee, WI
 Thu Aug 18 1960, 8:05 PM EDT
 Att. 16,338 - Unknown

livebaseballscorecards.com

Batter	1	2	3	4	5	6	7	8	9	AB R H RBI BB SO LOB	TOP											
Tony Taylor, R OBP: 0.345, SLG: 0.392 (1, 4) X	0-0 S SH1-3 1B	4-0 FC5 1B BB		0-0 L8		0-0 5-3			0-3 K	4 1 1 0 1 1 1												
Ken Walters, R OBP: 0.285, SLG: 0.351 (1, 9) X	0-0 SH1-3 1-2	0-0 1-2 2-3 1B		0-0 1-3			0-0 F6		0-3 K	4 0 1 0 0 1 1												
Lee Walls, R OBP: 0.321, SLG: 0.340 Ted Lepcio, R OBP: 0.312, SLG: 0.317 (1, 5) BB (7, 5) BB	4-0 3B 2-3 BB	0-0 SF8 3-H			4-0 FC1-6 BB		0-3 K			1 1 0 1 2 1 0 0 0 0 0 0 0 0												
Pancho Herrera, R OBP: 0.360, SLG: 0.481 (1, 3) S	0-3 K 3-H	0-0 FC5 2-3f			0-0 FC1-6 1-2f 1B		0-0 1-3			4 0 0 0 0 1 4												
Bobby Gene Smith, R OBP: 0.311, SLG: 0.393 (1, 7) X	0-0 1-H 3B		0-0 F9		0-0 1-2 1B			0-0 FC5-6 1B		4 0 3 1 0 0 0												
Jimmie Coker, R OBP: 0.285, SLG: 0.339 (1, 2) BB	4-0 BB		0-3 K		0-0 F8			0-0 FC5-6 1-2f		3 0 0 0 1 1 3												
Bobby Del Greco, R OBP: 0.345, SLG: 0.383 (1, 8) S	0-3 K		0-3 K		0-0 F3			0-0 F7		4 0 0 0 0 2 5												
Ruben Amaro, R OBP: 0.311, SLG: 0.282 (1, 6) X		0-0 1B SF8 2B			4-0 SH1-3 BB		0-3 K		0-0 1-3	3 1 1 0 1 1 1												
Art Mahaffey, R (1, 1)		0-3 K		0-0 SH1-3 1-2		0-0 F8			0-0 F7	3 0 0 0 0 1 1												
Inning Stats	R: 2 E: 0 K: 2 S: 9	H: 2 LOB: 2 BB: 2 P: 17	R: 1 E: 0 K: 1 S: 7	H: 2 LOB: 2 BB: 1 P: 11	R: 0 E: 0 K: 2 S: 7	H: 0 LOB: 0 BB: 0 P: 7	R: 0 E: 0 K: 0 S: 3	H: 0 LOB: 1 BB: 1 P: 7	R: 0 E: 0 K: 0 S: 4	H: 1 LOB: 2 BB: 1 P: 8	R: 0 E: 0 K: 1 S: 5	H: 0 LOB: 0 BB: 0 P: 5	R: 0 E: 0 K: 1 S: 5	H: 0 LOB: 0 BB: 0 P: 5	R: 0 E: 0 K: 0 S: 4	H: 1 LOB: 1 BB: 0 P: 4	R: 0 E: 0 K: 2 S: 7	H: 0 LOB: 0 BB: 0 P: 7	1B: 4 2B: 1 3B: 1 HR: 0	SF: 1 SAC: 2 DP: 0 HBP: 0	WP: 0 PB: 0 SB: 2 CS: 0	PA: 38
PITCHER	IP WLS BF H R ER SO BB IBB HBP BLK WP HR S P ERA WHIP																					
Juan Pizarro, L ERA: 4.26 (1, 1)	0.2 L 6 2 2 2 1 2 0 0 0 0 0 0 6 14 27.00 6.000																					
Carl Willey, R ERA: 4.35 (1, 1)	4.1 19 3 1 1 4 3 0 0 0 0 0 0 24 36 2.08 1.385																					
Don McMahon, R ERA: 5.61 (6, 1)	2.0 6 0 0 0 2 0 0 0 0 0 0 0 10 10 0.00 0.000																					
Ron Piche, R ERA: 4.42 (8, 1)	2.0 7 1 0 0 2 0 0 0 0 0 0 0 11 11 0.00 0.500																					

Philadelphia Phillies @ Milwaukee Braves
 Milwaukee County Stadium, Milwaukee, WI
 Fri Aug 19 1960, 8:05 PM EDT
 Att: 14,723 - Unknown

AB	30
R	3
H	6
RBI	2
BB	5
SO	9
LOB	16



Batter	1	2	3	4	5	6	7	8	9	AB	R	H	RBI	BB	SO	LOB
Bill Bruton, L OBP: 0.329, SLG: 0.420 (1, 8) BB	4-0 5-3 BB		X 0-0 4-3		X 0-0 F5			X 0-0 F7		3	0	0	0	1	0	1
Del Crandall, R OBP: 0.316, SLG: 0.424 (1, 2) X	0-0 5-3 1-2		X 0-0 6-3		X 0-0 6-3			X 0-0 HR 2B		4	1	1	0	0	0	2
Eddie Mathews, L OBP: 0.386, SLG: 0.536 (1, 5) BB	4-0 BB			X 0-0 2B 1B		X 0-0 L8		X 0-0 2-H HR		3	1	2	2	1	0	0
Hank Aaron, R OBP: 0.346, SLG: 0.570 (1, 9) X	0-0 F7			X 0-0 1-3 2B		X 0-0 F8		X 0-0 L6		4	0	1	0	0	0	2
Wes Covington, L OBP: 0.301, SLG: 0.484 (1, 7) X	0-0 4-3			X 0-0 F2		BB BB BB BB X 4-0 BB		X 0-0 F8		3	0	0	0	1	0	4
Mel Roach, R OBP: 0.345, SLG: 0.477 Chuck Cottier, R OBP: 0.228, SLG: 0.263 (9, PR)		0-3 K		X 0-0 5-3		BB BB BB BB X 0-3 K			X 0-0 2B	4	0	1	0	0	2	3
Joe Adcock, R OBP: 0.343, SLG: 0.497 (1, 3) X		0-0 L3 1B		X 0-0 6-3			X 0-0 F2		X 0-0 F9	4	0	1	0	0	0	3
Johnny Logan, R OBP: 0.322, SLG: 0.337 (1, 6) X		0-0 L3 1-2			X 0-0 6-3		BB BB BB BB X 0-3 K		X 0-0 F8	4	0	0	0	0	1	2
Juan Pizarro, L OBP: 0.297, SLG: 0.378 Carl Willey, R OBP: 0.122, SLG: 0.128 Eddie Hays, L OBP: 0.400, SLG: 0.476 Don McMahon, R Lee Maye, L OBP: 0.363, SLG: 0.403 Ron Fliche, R Alvin Dark, R OBP: 0.322, SLG: 0.328		0-3 K		BB BB BB BB X 4-0 BB		BB BB BB BB X 0-3 K		X 0-0 F3		0	0	0	0	0	0	0

Inning Stats	R: 0 E: 0 K: 0 S: 3	H: 0 LOB: 2 BB: 2 P: 11	R: 0 E: 0 K: 1 S: 5	H: 1 LOB: 0 BB: 0 P: 5	R: 0 E: 0 K: 1 S: 5	H: 0 LOB: 0 BB: 0 P: 5	R: 0 E: 0 K: 0 S: 5	H: 2 LOB: 2 BB: 0 P: 5	R: 0 E: 0 K: 0 S: 3	H: 0 LOB: 1 BB: 1 P: 7	R: 0 E: 0 K: 1 S: 5	H: 0 LOB: 1 BB: 1 P: 9	R: 0 E: 0 K: 2 S: 7	H: 0 LOB: 0 BB: 0 P: 7	R: 2 E: 0 K: 0 S: 5	H: 2 LOB: 0 BB: 0 P: 5	R: 0 E: 0 K: 0 S: 4	H: 1 LOB: 1 BB: 0 P: 4	1B: 2 2B: 4 3B: 0 HR: 1	SF: 0 SAC: 0 DP: 1 HBP: 0	
PITCHER Art Mahaffey, R ERA: 2.91 (1, 1)	IP 9.0	WLS W	BF 36	H 6	R 2	ER 2	SO 5	BB 4	IBB 0	HBP 0	BLK 0	WP 0	HR 1	S 42	P 58	ERA 2.00	WHIP 1.111				

BOTTOM

Philadelphia Phillies @ Milwaukee Braves
Milwaukee County Stadium, Milwaukee, WI

Fri Aug 19 1960, 8:05 PM EDT
Att. 14,723 - Unknown

AB	32
R	2
H	6
RBI	2
BB	4
SO	5
LOB	18



WP: 0 PA: 36
PB: 0
SB: 0
CS: 0

livebaseballscorecards.com

Batter	1	2	3	4	5	6	7	8	9	AB R H RBI BB SO LOB	TOP											
Johnny Callison, L (1, 9) OBP: 0.376, SLG: 0.452	0-0 6-3		0-0 SH3		0-3 K			4-0 FC4-6 BB		2 0 0 0 1 1 0	Philadelphia Phillies @ Milwaukee Braves Milwaukee County Stadium, Milwaukee, WI Sat Aug 20 1960, 8:05 PM EDT Att: 23,985 - Unknown											
Tony Taylor, R (1, 4) OBP: 0.344, SLG: 0.393	0-0 5-3		0-0 1-3			0-0 2B		0-0 FC4-6 1B 1-2f		4 0 1 0 0 0 2												
Tony Curry, L (1, 7) OBP: 0.322, SLG: 0.447	4-0 BB		0-0 G3			0-0 F7		0-0 1B 1-3		3 0 1 0 1 0 2												
Pancho Herrera, R (1, 3) OBP: 0.357, SLG: 0.476	0-0 F9				0-0 F9		0-0 5-3	0-0 L9		4 0 0 0 0 0 4												
Tony Gonzalez, L (1, 8) OBP: 0.291, SLG: 0.452		0-0 FC5-4 1B		0-0 4-3		0-3 K			0-0 4-3	4 0 1 0 0 1 1												
Lee Walls, R (1, 5) OBP: 0.324, SLG: 0.340		0-0 FC5-4 1-2f		4-0 S BB		0-3 K			0-0 1B	3 0 1 0 1 1 1												
Jimmie Coker, R (1, 2) OBP: 0.279, SLG: 0.331		0-0 F9		0-3 K 1-2		0-0 6-3			0-0 F4	4 0 0 0 0 1 3												
Ruben Amaro, R (1, 6) OBP: 0.306, SLG: 0.277 Bobby Gene Smith, R (9, PH) OBP: 0.309, SLG: 0.390		0-0 F4			0-0 G1		0-0 F9		0-0 F5	3 0 0 0 0 0 1 1 0 0 0 0 0 1												
Robin Roberts, S (1, 1) OBP: 0.231, SLG: 0.183			0-0 SH3 1B		0-3 K			0-3 K		3 0 1 0 0 2 0												
Inning Stats	R: 0 E: 0 K: 0 S: 3	H: 0 LOB: 1 BB: 1 P: 7	R: 0 E: 0 K: 0 S: 4	H: 1 LOB: 1 BB: 0 P: 4	R: 0 E: 0 K: 0 S: 4	H: 1 LOB: 1 BB: 0 P: 4	R: 0 E: 0 K: 1 S: 5	H: 0 LOB: 1 BB: 1 P: 9	R: 0 E: 0 K: 1 S: 7	H: 0 LOB: 0 BB: 0 P: 7	R: 0 E: 0 K: 1 S: 6	H: 1 LOB: 1 BB: 0 P: 6	R: 0 E: 0 K: 1 S: 5	H: 0 LOB: 0 BB: 0 P: 5	R: 0 E: 0 K: 1 S: 6	H: 1 LOB: 2 BB: 1 P: 10	R: 0 E: 0 K: 0 S: 4	H: 1 LOB: 1 BB: 0 P: 4	1B: 4 2B: 1 3B: 0 HR: 0	SF: 0 SAC: 1 DP: 0 HBP: 0	WP: 0 PB: 0 SB: 1 CS: 0	PA: 35
PITCHER Bob Buhl, R (1, 1) ERA: 3.12	IP 9.0	WLS W	BF 35	H 5	R 0	ER 0	SO 6	BB 3	IBB 0	HBP 0	BLK 0	WP 0	HR 0	S 44	P 56	ERA 0.00	WHIP 0.889					

livebaseballscorecards.com

AB 31
R 0
H 5
RBI 0
BB 3
SO 6
LOB 15



Batter	1	2	3	4	5	6	7	8	9	AB	R	H	RBI	BB	SO	LOB
Bill Bruton, L OBP: 0.328, SLG: 0.419 (1, 8)	0-3 K		0-3 K		0-0 4-3			0-0 1B		4	0	1	0	0	2	0
Del Crandall, R OBP: 0.316, SLG: 0.422 (1, 2)	0-0 L9			0-0 1B		0-0 4-3		0-0 F3		4	1	1	0	0	0	1
Eddie Mathews, L OBP: 0.388, SLG: 0.536 (1, 5)	4-0 S BB			0-0 SH1 1-2 1B		0-0 F6				2	0	1	0	1	0	0
Hank Aaron, R OBP: 0.346, SLG: 0.568 (1, 9)	0-0 6-3			0-0 SH1 1-2 2-H 1B		0-0 L8				3	0	1	1	0	0	1
Joe Adcock, R OBP: 0.344, SLG: 0.497 (1, 3)		0-0 5-3		0-0 SH1 1-2 2-3		0-0 G5-6-3 1B				2	0	1	0	0	0	0
Wes Covington, L OBP: 0.301, SLG: 0.480 (1, 7)		0-0 F9		4-0 G5-4-3 IBB		0-0 G5-6-3				2	0	0	0	1	0	1
Al Spangler, L OBP: 0.350, SLG: 0.382 (9, 7)						1-2f				0	0	0	0	0	0	0
Mel Roach, R OBP: 0.336, SLG: 0.465 (1, 4)		0-0 F5		0-0 G5-4-3 1-2f		0-0 5-3				3	0	0	0	0	0	3
Chuck Cottier, R OBP: 0.228, SLG: 0.263 (8, 4)										0	0	0	0	0	0	0
Johnny Logan, R OBP: 0.319, SLG: 0.334 (1, 6)			0-0 5-3		0-0 F7			0-0 F7		3	0	0	0	0	0	0
Bob Buhl, R OBP: 0.164, SLG: 0.164 (1, 1)			0-3 K		0-3 K			0-3 K		3	0	0	0	0	3	0
Inning Stats	R: 0 E: 0 K: 1 S: 5	H: 0 LOB: 1 BB: 1 P: 9	R: 0 E: 0 K: 0 S: 3	H: 0 LOB: 0 BB: 0 P: 3	R: 0 E: 0 K: 2 S: 7	H: 0 LOB: 0 BB: 0 P: 7	R: 1 E: 0 K: 0 S: 5	H: 3 LOB: 2 BB: 1 P: 9	R: 0 E: 0 K: 1 S: 5	H: 0 LOB: 0 BB: 0 P: 5	R: 0 E: 0 K: 0 S: 3	H: 0 LOB: 0 BB: 0 P: 3	R: 0 E: 0 K: 0 S: 3	H: 1 LOB: 0 BB: 0 P: 3	R: 0 E: 0 K: 1 S: 6	H: 1 LOB: 1 BB: 0 P: 6

BOTTOM

Philadelphia Phillies @ Milwaukee Braves
Milwaukee County Stadium, Milwaukee, WI
 Sat Aug 20 1960, 8:05 PM EDT
 Att. 23,985 - Unknown

livebaseballscorecards.com

AB	26
R	1
H	5
RBI	1
BB	2
SO	5
LOB	6



PITCHER	IP	WLS	BF	H	R	ER	SO	BB	IBB	HBP	BLK	WP	HR	S	P	ERA	WHIP
Robinson Roberts, R ERA: 4.11 (1, 1)	8.0	L	29	5	1	1	5	1	1	0	0	0	0	37	45	1.12	0.750

WP: 0	PA: 29
PB: 0	SB: 1
CS: 0	

Batter	1	2	3	4	5	6	7	8	9	AB R H RBI BB SO LOB	TOP									
Tony Taylor, R (1, 4) OBP: 0.341, SLG: 0.390	0-0 F8			0-0 5-3			0-0 4-3		0-0 E6 E 1B SF8	4 1 0 0 0 0 0	Philadelphia Phillies @ Milwaukee Braves Milwaukee County Stadium, Milwaukee, WI Sun Aug 21 1960, 4:33 AM EDT Att: 23,169 - Unknown livebaseballscorecards.com									
Ken Walters, R (1, 9) OBP: 0.287, SLG: 0.353	0-0 6-3			0-0 1-3			0-0 2B 1B		0-0 E7 1-3 1B	4 1 2 0 0 0 0										
Lee Walls, R (1, 5) OBP: 0.323, SLG: 0.344	0-0 F4			0-0 F8			0-0 1-H 2B		0-0 SF8	3 0 1 2 0 0 0										
Pancho Herrera, R (1, 3) OBP: 0.356, SLG: 0.473		0-0 5-3			4-0 BB BB BB BB		0-0 6-3		0-3 K	3 0 0 0 1 1 2										
Bobby Gene Smith, R (1, 7) OBP: 0.303, SLG: 0.383		0-0 1-6-3			0-0 G1-6-3 1-2f		0-0 6-3			3 0 0 0 0 0 2										
Jimmie Coker, R (1, 2) OBP: 0.277, SLG: 0.329		0-3 K			0-0 4-3			0-0 5-3		1 0 0 0 0 1 0										
Cal Neeman, R (4, 2) OBP: 0.253, SLG: 0.312										2 0 0 0 0 0 0										
Bobby Del Greco, R (1, 8) OBP: 0.344, SLG: 0.386				0-0 4-3 K 2B		0-0 F6		0-0 F4		3 0 1 0 0 0 0										
Ruben Amaro, R (1, 6) OBP: 0.302, SLG: 0.273				0-0 4-3 2-3		0-0 F9		0-0 1-3		3 0 0 0 0 0 1										
John Buzhardt, R (1, 1) OBP: 0.128, SLG: 0.109			0-3 K		0-3 K				0-0 F4	2 0 0 0 0 2 1										
Chris Short, R (8, 1)										0 0 0 0 0 0 0										
Turk Farrell, R (8, 1) OBP: 0.250, SLG: 0.267										0 0 0 0 0 0 0										
Bobby Malkmus, R (8, 6) OBP: 0.210, SLG: 0.216										1 0 0 0 0 0 0										
Inning Stats	R: 0 E: 0 K: 0 S: 3	H: 0 LOB: 0 BB: 0 P: 3	R: 0 E: 0 K: 1 S: 5	H: 0 LOB: 0 BB: 0 P: 5	R: 0 E: 0 K: 1 S: 5	H: 1 LOB: 0 BB: 0 P: 5	R: 0 E: 0 K: 0 S: 2	H: 0 LOB: 0 BB: 1 P: 6	R: 0 E: 0 K: 1 S: 5	H: 0 LOB: 0 BB: 0 P: 5	R: 1 E: 0 K: 0 S: 5	H: 2 LOB: 1 BB: 0 P: 5	R: 0 E: 0 K: 0 S: 3	H: 0 LOB: 0 BB: 0 P: 3	R: 1 E: 2 K: 1 S: 7	H: 1 LOB: 1 BB: 0 P: 7	1B: 2 2B: 2 3B: 0 HR: 0	SF: 1 SAC: 0 DP: 1 HBP: 0	WP: 0 PB: 0 SB: 0 CS: 0	PA: 31
PITCHER Warren Spahn, L (1, 1) ERA: 3.62	IP: 9.0 WLS: W BF: 31 H: 4 R: 2 ER: 1 SO: 4 BB: 1 IBB: 0 HBP: 0 BLK: 0 WP: 0 HR: 0 S: 38 P: 42 ERA: 1.00 WHIP: 0.556																			



Batter	1	2	3	4	5	6	7	8	9
Al Spangler, L (1, 7) OBP: 0.356, SLG: 0.380	4-0 1-3 5-3 BB		x 0-0 F8			x 0-0 4-3		x 0-0 FC SF9 1B	
Del Crandall, R (1, 2) OBP: 0.315, SLG: 0.420	0-0 5-3 1-2			x 0-0 F5		x 0-0 1B		x 0-0 FC SF9 BB 1-3	
Eddie Mathews, L (1, 5) OBP: 0.389, SLG: 0.542	0-0 1-3 2-3			x 0-0 F8		x 0-0 HR		B B B B 4-0 PB BB 1-2	
Hank Aaron, R (1, 9) OBP: 0.345, SLG: 0.567	0-0 F8			x 0-0 1B		x 0-0 F8		x 0-0 SF9 2-3 3-H	
Bill Bruton, L (1, 8) OBP: 0.325, SLG: 0.415		x 0-0 4-3		x 0-0 F8		x 0-0 G3		x 0-3 K	
Joe Adcock, R (1, 3) OBP: 0.341, SLG: 0.493		x 0-0 F9			x 0-3 K		x 0-3 K		
Johnny Logan, R (1, 6) OBP: 0.319, SLG: 0.342		x 0-0 F7			x 0-0 F6		x 0-0 HR		
Chuck Cottier, R (1, 4) OBP: 0.230, SLG: 0.265			x 0-0 6-3		x 0-0 1B		x 0-0 F4		
Warren Spahn, L (1, 1) OBP: 0.154, SLG: 0.167			x 0-0 F5		x 0-0 4-3		x 0-0 F5		

Inning Stats	R: 0	H: 0	E: 0	K: 0	S: 3	LOB: 1	BB: 1	P: 7
	R: 0	H: 0	E: 0	K: 0	S: 3 <td>LOB: 0</td> <td>BB: 0</td> <td>P: 3 </td>	LOB: 0	BB: 0	P: 3
	R: 0	H: 0	E: 0	K: 0	S: 3 <td>LOB: 0</td> <td>BB: 0</td> <td>P: 3 </td>	LOB: 0	BB: 0	P: 3
	R: 0	H: 1	E: 0	K: 0	S: 4 <td>LOB: 1</td> <td>BB: 0</td> <td>P: 4 </td>	LOB: 1	BB: 0	P: 4
	R: 0	H: 1	E: 0	K: 1	S: 6 <td>LOB: 1</td> <td>BB: 0</td> <td>P: 6 </td>	LOB: 1	BB: 0	P: 6
	R: 1	H: 2	E: 0	K: 0	S: 4 <td>LOB: 0</td> <td>BB: 0</td> <td>P: 4 </td>	LOB: 0	BB: 0	P: 4
	R: 1	H: 1	E: 0	K: 1	S: 6 <td>LOB: 0</td> <td>BB: 0</td> <td>P: 6 </td>	LOB: 0	BB: 0	P: 6
	R: 1	H: 1	E: 0	K: 1	S: 7 <td>LOB: 2</td> <td>BB: 1</td> <td>P: 11 </td>	LOB: 2	BB: 1	P: 11

PITCHER	IP	WLS	BF	H	R	ER	SO	BB	IBB	HBP	BLK	WP	HR	S	P	ERA	WHIP
John Buzhardt, R (1, 1) ERA: 4.05	7.1	L	29	6	3	3	2	1	0	0	0	0	2	32	36	3.68	0.955
Chris Short, L (8, 1) ERA: 4.27	0.0		1	0	0	0	0	1	0	0	0	0	0	4	4	∞	∞
Turk Farrell, R (8, 1) ERA: 2.54	0.2		2	0	0	0	1	0	0	0	0	0	0	4	4	0.00	0.000

AB R H RBI BB SO LOB

3	1	1	0	1	0	0
4	0	1	0	0	0	2
3	1	1	1	1	0	1
3	0	1	1	0	0	1
4	0	0	0	0	1	3
3	0	0	0	0	2	0
3	1	1	1	0	0	0
3	0	1	0	0	0	0
3	0	0	0	0	0	1

AB	R	H	RBI	BB	SO	LOB
29	3	6	3	2	3	8



Philadelphia Phillies @ Milwaukee Braves
Milwaukee County Stadium, Milwaukee, WI
 Sun Aug 21 1960, 4:33 AM EDT
 Att. 23,169 - Unknown

livebaseballscorecards.com

WP	PA
0	32

Batter	1	2	3	4	5	6	7	8	9	AB R H RBI BB SO LOB	TOP											
Bill Bruton, L (1, 8) OBP: 0.326, SLG: 0.416	2-1 G3	1-1 WP 2B		4-2 WP BB		1-1 F8		1-3 K		4 0 1 0 1 1 0	Milwaukee Braves @ Los Angeles Dodgers Los Angeles Memorial Coliseum, Los Angeles, CA Tue Aug 23 1960, 10:05 PM EDT Att: 31,681 - Unknown livebaseballscorecards.com											
Del Crandall, R (1, 2) OBP: 0.316, SLG: 0.418	3-1 BB 1B	4-1 BB BB		2-0 5-3		1-1 4-3		1-1 F2		4 0 1 0 1 0 1												
Eddie Mathews, L (1, 5) OBP: 0.389, SLG: 0.546	4-2 BB 1-2	1-1 F9			1-0 G3	2-1 HR		3-3 K		4 1 1 1 1 1 2												
Hank Aaron, R (1, 9) OBP: 0.345, SLG: 0.570	1-3 K		1-1 4-3		1-0 HR	0-0 F8		4-1 FC8-4 BB		4 1 1 1 1 1 2												
Joe Adcock, R (1, 3) OBP: 0.342, SLG: 0.491	1-3 K		4-1 G6-4-3 BB		3-1 E S 1B		0-0 F9	1-1 FC8-4		4 1 1 0 1 1 3												
Mel Roach, R (1, 4) OBP: 0.341, SLG: 0.492		2-2 HR	1-2 G6-4-3		3-1 E7 1B		0-0 L7-3 1B	2-2 F7		4 1 2 1 0 0 2 1 0 0 0 0 0 1												
Chuck Cottier, R (7, PR) OBP: 0.228, SLG: 0.263					1-3 1B																	
Alvin Dark, R (1, 7) OBP: 0.325, SLG: 0.343		2-3 K		3-2 HR	0-2 1B		1-1 L7-3			4 1 2 2 0 1 1 0 0 0 0 0 0 0												
Al Spangler, L (7, 7) OBP: 0.356, SLG: 0.380					1-2 1B		1-2 1B															
Johnny Logan, R (1, 6) OBP: 0.324, SLG: 0.353		4-1 2B WP BB		3-2 L7	0-0 1B			2-2 HR		3 2 2 1 1 0 0												
Lew Burdette, R (1, 1) OBP: 0.225, SLG: 0.328		1-3 K		2-2 F7	0-0 F8			1-3 K2-3		4 0 0 0 0 2 3												
Inning Stats	R: 0 E: 0 K: 2 S: 12	H: 1 LOB: 2 BB: 1 P: 23	R: 2 E: 0 K: 2 S: 15	H: 2 LOB: 2 BB: 2 P: 30	R: 0 E: 0 K: 0 S: 6	H: 0 LOB: 0 BB: 1 P: 12	R: 1 E: 0 K: 0 S: 14	H: 1 LOB: 1 BB: 1 P: 28	R: 2 E: 1 K: 0 S: 11	H: 4 LOB: 2 BB: 0 P: 19	R: 1 E: 0 K: 0 S: 7	H: 1 LOB: 0 BB: 0 P: 11	R: 0 E: 0 K: 0 S: 4	H: 1 LOB: 1 BB: 0 P: 5	R: 1 E: 0 K: 2 S: 11	H: 1 LOB: 0 BB: 0 P: 16	R: 0 E: 0 K: 1 S: 11	H: 0 LOB: 1 BB: 1 P: 21	1B: 5 2B: 2 3B: 0 HR: 5	SF: 0 SAC: 0 DP: 2 HBP: 0	WP: 2 PB: 0 SB: 1 CS: 0	PA: 42
PITCHER	IP WLS BF H R ER SO BB IBB HBP BLK WP HR S P ERA WHIP																				PITCHER	IP WLS BF H R ER SO BB IBB HBP BLK WP HR S P ERA WHIP
Stan Williams, R (1, 1) ERA: 2.52	3.2 L 19 4 3 3 4 5 0 0 0 1 2 46 90 7.36 2.455																					
Ed Roebuck, R (4, 1) ERA: 2.67	2.1 12 5 3 3 0 0 0 0 0 0 1 2 19 33 11.57 2.143																					
Ed Palmquist, R (7, 1) ERA: 2.0	2.0 7 2 1 1 2 0 0 0 0 0 0 1 15 21 4.50 1.000																					
Danny McDevitt, L (9, 1) ERA: 4.38	1.0 4 0 0 0 0 1 1 0 0 0 0 0 11 21 0.00 1.000																					



Batter	1	2	3	4	5	6	7	8	9	AB	R	H	RBI	BB	SO	LOB
Maury Wills, S OBP: 0.354, SLG: 0.335 (1, 6)	1-0 B1-3		3-2 4-3			1-0 FC4-6		0-1 1B		4	0	1	0	0	0	1
Wally Moon, L OBP: 0.375, SLG: 0.453 (1, 7)	2-1 2B			0-1 L7		0-0 F7		2-2 F4		4	0	1	0	0	0	2
Tommy Davis, R OBP: 0.294, SLG: 0.405 (1, 8)	2-3 K			2-2 F9		0-0 5-3			1-2 F4	4	0	0	0	0	1	2
Norm Larker, L OBP: 0.394, SLG: 0.445 (1, 3)	0-3 K			2-0 3-1			1-3 K		0-2 4-3	4	0	0	0	0	2	1
Frank Howard, R OBP: 0.319, SLG: 0.480 (1, 9)		2-2 G1-6-3 1B			1-3 K		0-0 6-3		0-0 2B	4	0	2	0	0	1	0
Charlie Neal, R OBP: 0.333, SLG: 0.367 (1, 4)		1-1 F9			0-0 6-3		0-2 1B		1-2 4-3	4	0	1	0	0	0	2
Bob Lillis, R OBP: 0.281, SLG: 0.355 (1, 5)		1-2 G1-6-3 1-2f			1-1 2B		1-1 4-3			3	0	1	0	0	0	2
Joe Pignatano, R OBP: 0.344, SLG: 0.382 (1, 2)			1-2 5-3		0-0 F9			0-1 F5		3	0	0	0	0	0	1
Stan Williams, R OBP: 0.193, SLG: 0.259 (1, 1)			2-1 6-3			2-1 FC4-6 1B		1-2 F8		1	0	0	0	0	0	0
Ed Roebuck, R OBP: 0.227, SLG: 0.238 (4, 1)										0	0	0	0	0	0	0
Irv Noren, L OBP: 0.276, SLG: 0.160 (6, PH)										0	0	1	0	0	0	0
Ed Palmquist, R OBP: 0.350, SLG: 0.328 (8, PH)										0	0	0	0	0	0	0
Jim Gilliam, S OBP: 0.333, SLG: 0.250 (9, 1)										1	0	0	0	0	0	0

Inning Stats	R: 0	H: 1	E: 0	LOB: 1	K: 2	BB: 0	S: 9	P: 14	R: 0	H: 1	E: 0	LOB: 0	K: 0	BB: 0	S: 8	P: 12	R: 0	H: 0	E: 0	LOB: 0	K: 0	BB: 0	S: 9	P: 15	R: 0	H: 0	E: 0	LOB: 0	K: 0	BB: 0	S: 6	P: 10	R: 0	H: 1	E: 0	LOB: 1	K: 1	BB: 0	S: 7	P: 9	R: 0	H: 1	E: 0	LOB: 1	K: 0	BB: 0	S: 5	P: 8	R: 0	H: 1	E: 0	LOB: 1	K: 1	BB: 0	S: 10	P: 12	R: 0	H: 1	E: 0	LOB: 1	K: 0	BB: 0	S: 11	P: 14	R: 0	H: 1	E: 0	LOB: 1	K: 0	BB: 0	S: 12	P: 14	1B: 4	SF: 0	2B: 3	SAC: 0	3B: 0	DP: 1	HR: 0	HBP: 0	WP: 0	PA: 33	PB: 0	SB: 0	CS: 0
PITCHER Lew Burdette, R ERA: 3.44 (1, 1)	IP	WLS	BF	H	R	ER	SO	BB	IBB	HBP	BLK	WP	HR	S	P	108	ERA	WHIP	IP	WLS	BF	H	R	ER	SO	BB	IBB	HBP	BLK	WP	HR	S	P	108	ERA	WHIP	IP	WLS	BF	H	R	ER	SO	BB	IBB	HBP	BLK	WP	HR	S	P	108	ERA	WHIP																															


BOTTOM

Milwaukee Braves @ Los Angeles Dodgers
 Los Angeles Memorial Coliseum, Los Angeles, CA

Tue Aug 23 1960, 10:05 PM EDT
 Att. 31,681 - Unknown

livebaseballscorecards.com

AB	33
R	0
H	7
RBI	0
BB	0
SO	4
LOB	11



Batter	1	2	3	4	5	6	7	8	9	AB R H RBI BB SO LOB	TOP	
Alvin Dark, R OBP: 0.320, SLG: 0.337 (1, 7) C F X	0-2 6-3 ①		0-1 5-3 ②			2-2 F7 ②		2-3 K ①		4 0 0 0 0 1 2	Milwaukee Braves @ Los Angeles Dodgers Los Angeles Memorial Coliseum, Los Angeles, CA Wed Aug 24 1960, 10:05 PM EDT Att: 27,626 - Unknown livebaseballscorecards.com	
Del Crandall, R OBP: 0.320, SLG: 0.424 (1, 2) C F B X	2-2 HR 1B		1-0 6-3 ③			1-2 2B ②		3-1 1B ② 1-3 2-H		4 1 3 1 0 0 0		
Eddie Mathews, L OBP: 0.388, SLG: 0.551 (1, 5) X	0-0 HR 1-H			1-0 G3 ①		0-0 F8 ③		1-0 4-3 ③		4 1 1 2 0 0 2		
Hank Aaron, R OBP: 0.343, SLG: 0.565 (1, 9) B X	2-0 F8 ②			1-0 5-3 ②			0-2 1-3 ①		1-2 F5 ①	4 0 0 0 0 0 0		
Joe Adcock, R OBP: 0.341, SLG: 0.488 (1, 3) F B S	1-3 K ③			0-1 PO 1B ③			1-1 6-3 ②		2-1 F8 ②	4 0 1 0 0 1 0		
Mel Roach, R OBP: 0.346, SLG: 0.492 (1, 4) Al Spangler, L OBP: 0.356, SLG: 0.380 (9, PR)		1-2 F5 ①		3-1 PO 1B ③ SAFE 1-2	0-0 L4-3 1B ②		2-1 1B ②		1-2 E6 ②	4 0 2 0 0 0 0 0 0 0 0 0 0 0		
Bill Bruton, L OBP: 0.323, SLG: 0.412 (1, 8) X		0-0 F7 ②			0-1 L4-3 ② 1-2		0-1 F9 ③		1-0 4-3 ③	4 0 0 0 0 0 3		
Johnny Logan, R OBP: 0.324, SLG: 0.351 (1, 6) C B C X		1-2 1-3 ③			0-1 5-3 ③			4-2 1B BB ①		2 1 0 0 1 0 0		
Bob Buhl, R OBP: 0.162, SLG: 0.162 (1, 1) Carl Willey, R OBP: 0.152, SLG: 0.128 (4, 1) Felix Mantilla, R OBP: 0.278, SLG: 0.378 (6, PH) George Brunet, R OBP: 0.077, SLG: 0.077 (6, 1) Chuck Cottier, R OBP: 0.234, SLG: 0.289 (8, PH) Don McMahon, R OBP: 0.000, SLG: 0.000 (8, 1)			0-0 F9 ①			0-2 6-3 ①		0-0 1B 1B ②		1 0 0 0 0 0 0 0 0 0 0 0 0 0 1 0 0 0 0 0 0 0 0 0 0 0 0 0 1 0 1 0 0 0 0 0 0 0 0 0 0 0		
Inning Stats	R: 2 H: 2 E: 0 LOB: 0 K: 1 BB: 0 S: 11 P: 16	R: 0 H: 0 E: 0 LOB: 0 K: 0 BB: 0 S: 8 P: 10	R: 0 H: 0 E: 0 LOB: 0 K: 0 BB: 0 S: 4 P: 5	R: 0 H: 1 E: 0 LOB: 0 K: 0 BB: 0 S: 5 P: 10	R: 0 H: 1 E: 0 LOB: 0 K: 0 BB: 0 S: 5 P: 5	R: 0 H: 1 E: 0 LOB: 1 K: 0 BB: 0 S: 11 P: 14	R: 0 H: 1 E: 0 LOB: 1 K: 0 BB: 0 S: 9 P: 12	R: 1 H: 2 E: 0 LOB: 1 K: 1 BB: 1 S: 11 P: 21	R: 0 H: 0 E: 1 LOB: 1 K: 0 BB: 0 S: 9 P: 14	1B: 6 SF: 0 2B: 2 SAC: 0 3B: 0 DP: 1 HR: 1 HBP: 0	WP: 0 PA: 35 PB: 0 SB: 0 CS: 0	
PITCHER Johnny Podres, L ERA: 2.98 (1, 1)	IP WLS BF H R ER SO BB IBB HBP BLK WP HR S P ERA WHIP	9.0 W 34 8 3 3 2 1 0 0 0 0 1 73 107 3.00 1.000										



Batter	1	2	3	4	5	6	7	8	9
Maury Wills, S OBP: 0.353, SLG: 0.334 (1, 6)	0-1 3-1		1-2 1B		0-0 B1-3		0-3 K		
Jim Gilliam, S OBP: 0.360, SLG: 0.327 (1, 5)	4-2 G1-6-3 BB		2-0 L9		4-1 HR BB		1-1 F9		
Wally Moon, L OBP: 0.374, SLG: 0.459 (1, 7)	1-2 G1-6-3 1-2f		0-0 G2		0-0 HR 1-H			0-0 4-3	
Norm Larker, L OBP: 0.392, SLG: 0.446 (1, 3)		0-2 3-1		1-0 L7	0-0 3-1			2-2 2B	
Bob Lillis, R OBP: 0.281, SLG: 0.355 (8, PR)									
Gil Hodges, R OBP: 0.267, SLG: 0.361 (9, 3)									
Tommy Davis, R OBP: 0.298, SLG: 0.420 (1, 8)		2-2 HR		0-0 L6		1-2 1B 1B		0-3 K	
Frank Howard, R OBP: 0.324, SLG: 0.502 (1, 9)		3-2 HR		0-0 HR		1 SAFE 1-2 1B		3-2 F4	
Charlie Neal, R OBP: 0.333, SLG: 0.367 (1, 4)		1-2 F4		1-2 E S 1B		3-3 K			
Joe Pignatano, R OBP: 0.328, SLG: 0.362 (1, 2)		1-2 F9		1-1 F3 1-3		1-1 F9			
Johnny Podres, L OBP: 0.230, SLG: 0.148 (1, 1)			1-1 B1-3		1-0 L7		0-1 5-3		

Inning Stats	R: 0	H: 0	E: 0	K: 0	S: 8	LOB: 0	BB: 1	P: 13	R: 2	H: 2	E: 0	K: 0	S: 22	LOB: 0	BB: 0	P: 29	R: 0	H: 1	E: 0	K: 0	S: 7	LOB: 1	BB: 0	P: 11	R: 1	H: 2	E: 0	K: 0	S: 8	LOB: 1	BB: 0	P: 11	R: 2	H: 1	E: 0	K: 0	S: 5	LOB: 0	BB: 1	P: 10	R: 0	H: 2	E: 0	K: 1	S: 11	LOB: 1	BB: 0	R: 0	H: 0	E: 0	K: 1	S: 7	LOB: 0	BB: 0	P: 8	R: 0	H: 1	E: 0	K: 1	S: 10	LOB: 1	BB: 0	P: 15
--------------	------	------	------	------	------	--------	-------	-------	------	------	------	------	-------	--------	-------	-------	------	------	------	------	------	--------	-------	-------	------	------	------	------	------	--------	-------	-------	------	------	------	------	------	--------	-------	-------	------	------	------	------	-------	--------	-------	------	------	------	------	------	--------	-------	------	------	------	------	------	-------	--------	-------	-------

PITCHER	IP	WLS	BF	H	R	ER	SO	BB	IBB	HBP	BLK	WP	HR	S	P	ERA	WHIP
Bob Buhl, R ERA: 3.21 (1, 1)	3.2	L	15	4	3	3	0	1	0	0	0	0	1	10	17	13.50	2.250
Carl Willey, R ERA: 4.45 (4, 1)	1.1		7	2	2	2	0	0	0	0	0	0	0	18	24	0.00	1.000
George Brunet, L ERA: 3.93 (6, 1)	2.0		7	2	0	0	2	0	0	0	0	0	0	10	15	0.00	1.000
Don McMahon, R ERA: 5.5 (8, 1)	1.0		4	1	0	0	1	0	0	0	0	0	0	10	15	0.00	1.000

AB R H RBI BB SO LOB

4	0	1	0	0	1	0
2	1	0	0	2	0	1
4	1	1	2	0	0	2
4	0	1	0	0	0	0
0	0	0	0	0	0	0
0	0	0	0	0	0	0
4	1	2	1	0	1	1
4	2	3	2	0	0	1
3	0	1	0	0	1	1
3	0	0	0	0	0	2
3	0	0	0	0	0	0

AB	R	H	RBI	BB	SO	LOB
31	5	9	5	2	3	8



Milwaukee Braves @ Los Angeles Dodgers
Los Angeles Memorial Coliseum, Los Angeles, CA

Wed Aug 24 1960, 10:05 PM EDT
Att. 27,626 - Unknown

WP: 0 PA: 33
PB: 0
SB: 2
CS: 0

1B: 4 SF: 0
2B: 1 SAC: 0
3B: 0 DP: 1
HR: 4 HBP: 0

Batter	1	2	3	4	5	6	7	8	9	AB R H RBI BB SO LOB	TOP																								
Alvin Dark, R (1, 7) OBP: 0.321, SLG: 0.336 Al Spangler, L (9, 7) OBP: 0.356, SLG: 0.380	1-3 K		2-1 HR 1B	0-0 6-3		2-2 HBP 1-2			3-3 K	4 1 1 0 0 2 0 0 0 0 0 0 0 0	Milwaukee Braves @ Los Angeles Dodgers Los Angeles Memorial Coliseum, Los Angeles, CA Thu Aug 25 1960, 10:05 PM EDT Att: 29,923 - Unknown livebaseballscorecards.com																								
Del Crandall, R (1, 2) OBP: 0.323, SLG: 0.431	4-2 BB 2B BB		3-1 HR 1-H	4-1 CS BB		0-0 G3			1-1 F8	3 2 1 2 2 0 2																									
Eddie Mathews, L (1, 5) OBP: 0.390, SLG: 0.549	4-2 2B 1-2 BB BB		4-0 SH1-3 1B SF9 BB	3-2 CS 1-2		2-1 F9			3-3 K	3 1 1 0 2 1 0																									
Hank Aaron, R (1, 9) OBP: 0.344, SLG: 0.567	0-0 1-3 2-H 2B		1-0 SF9 SH1-3 1-2 1B			0-1 5-3			0-0 L5	4 0 2 1 0 0 1																									
Joe Adcock, R (1, 3) OBP: 0.344, SLG: 0.491	0-3 K		0-0 SH1-3 1-2 2-3			0-0 2B			4-0 K BB	2 0 1 0 1 1 2																									
Mel Roach, R (1, 4) OBP: 0.343, SLG: 0.480 Chuck Cottier, R (7, 4) OBP: 0.234, SLG: 0.269	0-3 K		4-0 IBB			1-0 5-3			1-3 SAFE K BB	3 0 0 0 1 2 5 0 0 0 0 0 0 0																									
Bill Bruton, L (1, 8) OBP: 0.323, SLG: 0.411			2-1 SF9 2-3 3-H			4-2 S BB			1-3 K	2 0 0 1 1 2 0																									
Johnny Logan, R (1, 6) OBP: 0.321, SLG: 0.347			3-2 F8			1-1 L9			1-2 F9	4 0 0 0 0 0 3																									
Joey Jay, S (1, 1) OBP: 0.176, SLG: 0.100 Don McMahon, R (9, 1)			0-0 4-3			1-2 F2			1-3 K	4 0 0 0 0 2 1 0 0 0 0 0 0 0																									
Inning Stats	R: 1 E: 0 K: 3 S: 18	H: 1 LOB: 2 BB: 2 P: 27	R: 0 E: 0 K: 1 S: 7	H: 0 LOB: 0 BB: 0 P: 11	R: 3 E: 0 K: 0 S: 9	H: 3 LOB: 2 BB: 2 P: 26	R: 0 E: 0 K: 0 S: 7	H: 0 LOB: 0 BB: 1 P: 15	R: 0 E: 0 K: 1 S: 6	H: 1 LOB: 1 BB: 0 P: 9	R: 0 E: 0 K: 1 S: 11	H: 0 LOB: 2 BB: 1 P: 18	R: 0 E: 0 K: 1 S: 6	H: 1 LOB: 1 BB: 1 P: 13	R: 0 E: 0 K: 2 S: 11	H: 0 LOB: 0 BB: 0 P: 14	R: 0 E: 0 K: 2 S: 8	H: 0 LOB: 0 BB: 0 P: 15	1B: 3 2B: 2 3B: 0 HR: 1	SF: 1 SAC: 1 DP: 0 HBP: 1	WP: 0 PB: 0 SB: 1 CS: 1	PA: 40													
PITCHER	IP WLS BF H R ER SO BB IBB HBP BLK WP HR S P ERA WHIP																				PITCHER	IP WLS BF H R ER SO BB IBB HBP BLK WP HR S P ERA WHIP													
Sandy Koufax, L (1, 1) ERA: 4.15	2.0 L	13 4	4 4	4 4	4 4	3 0	0 0	0 0	0 0	0 0	0 0	0 0	1 30	53	18.00	3.500																			
Ed Palmquist, R (3, 1) ERA: 1.64	4.0	16 1	0 0	0 0	1 1	2 1	1 1	0 0	0 0	0 0	0 0	0 0	28 17	53	0.00	0.750																			
Ed Roebuck, R (7, 1) ERA: 2.62	2.0	7 1	0 0	0 0	3 3	1 1	0 0	0 0	0 0	0 0	0 0	0 0	17 8	27	0.00	1.000																			
Danny McDevitt, L (9, 1) ERA: 4.26	1.0	3 0	0 0	0 0	0 0	2 2	0 0	0 0	0 0	0 0	0 0	0 0	8 15	15	0.00	0.000																			



Batter	1	2	3	4	5	6	7	8	9	AB	R	H	RBI	BB	SO	LOB
Maury Wills, S OBP: 0.349, SLG: 0.331 (1, 6)	2-2 5-3			1-3 K		2-2 E6		0-1 6-3		4	0	0	0	0	1	0
Jim Gilliam, S OBP: 0.359, SLG: 0.326 (1, 5)	2-3 K			2-2 1B		1-3 K		1-0 6-3		4	0	1	0	0	2	1
Wally Moon, L OBP: 0.375, SLG: 0.458 (1, 7)	1-1 1-3			0-0 1B		4-2 1B			2-2 3-1	3	0	1	0	1	0	0
Norm Larker, L OBP: 0.391, SLG: 0.443 (1, 3)		1-0 3-1		2-2 G4-6-3		2-1 L8			2-2 1B	4	1	1	0	0	0	4
Tommy Davis, R OBP: 0.301, SLG: 0.425 (1, 8)		1-0 5-3			2-0 5-3		2-1 2B		1-1 1B	4	1	2	0	0	0	0
Frank Howard, R OBP: 0.323, SLG: 0.499 (1, 9)		3-1 6-3			0-0 1B		1-3 K		3-1 F7	4	0	1	0	0	1	3
Charlie Neal, R OBP: 0.330, SLG: 0.363 (1, 4)			0-0 L6		0-3 K		1-3 K		3-2 E6	4	0	0	0	0	2	3
Joe Pignatano, R OBP: 0.314, SLG: 0.344 (1, 2)			1-0 F8		0-3 K		0-1 6-3		3-2 1B	3	0	0	0	0	1	2
Duke Snider, L OBP: 0.365, SLG: 0.500 (9, PH)									1-3 1B	1	0	1	1	0	0	0
Sandy Koufax, R OBP: 0.191, SLG: 0.136 (3, 1)									1-3 2-H	0	0	0	0	0	0	0
Inv Noren, L OBP: 0.267, SLG: 0.154 (6, PH)									3-3 K	1	0	0	0	0	0	0
Ed Roebuck, R OBP: 0.227, SLG: 0.238 (7, 1)										0	0	0	0	0	0	0
John Roseboro, L OBP: 0.333, SLG: 0.374 (8, PH)										0	0	0	0	0	0	0
Danny McDevitt, L OBP: 0.333, SLG: 0.250 (9, 1)										0	0	0	0	0	0	0
Gil Hodges, R OBP: 0.266, SLG: 0.359 (9, PH)										1	0	0	0	0	1	2

Inning Stats	R: 0	H: 0	R: 0	H: 0	R: 0	H: 1	R: 0	H: 1	R: 0	H: 1	R: 0	H: 0	R: 2	H: 3	1B: 6	SF: 0
	E: 0	LOB: 0	E: 0	LOB: 0	E: 0	LOB: 1	E: 0	LOB: 1	E: 1	LOB: 2	E: 0	LOB: 0	E: 1	LOB: 2	2B: 1	SAC: 0
	K: 1	BB: 0	K: 0	BB: 0	K: 1	BB: 0	K: 2	BB: 0	K: 2	BB: 1	K: 0	BB: 0	K: 1	BB: 0	3B: 0	DP: 1
	S: 8	P: 13	S: 4	P: 9	S: 4	P: 5	S: 11	P: 16	S: 8	P: 10	S: 14	P: 25	S: 11	P: 15	S: 5	P: 7
	S: 8	P: 13	S: 4	P: 9	S: 4	P: 5	S: 11	P: 16	S: 8	P: 10	S: 14	P: 25	S: 11	P: 15	S: 5	P: 7

PITCHER	IP	WLS	BF	H	R	ER	SO	BB	IBB	HBP	BLK	WP	HR	S	P	ERA	WHIP
Joey Jay, R ERA: 3.3 (1, 1)	8.2	W	35	7	2	0	8	1	0	0	0	0	0	84	133	0.00	0.923
Don McMahon, R ERA: 5.47 (9, 1)	0.1	S	1	0	0	0	1	0	0	0	0	0	0	3	6	0.00	0.000

BOTTOM

Milwaukee Braves @ Los Angeles Dodgers
Los Angeles Memorial Coliseum, Los Angeles, CA
 Thu Aug 25 1960, 10:05 PM EDT
 Att. 29,923 - Unknown

AB	35
R	2
H	7
RBI	1
BB	1
SO	9
LOB	15



WP	PA	3B	HR	S	P	ERA	WHIP
0	36	0	0	0	0	0.00	0.000

Batter	1	2	3	4	5	6	7	8	9	AB R H RBI BB SO LOB	TOP											
Al Spangler, L (1, 7) OBP: 0.352, SLG: 0.368	0-3 K		0-0 F7		4-0 3B BB		0-0 6-3			3 1 0 0 1 1 0												
Del Crandall, R (1, 2) OBP: 0.320, SLG: 0.427	0-0 F1		0-0 6-3		0-0 F8		0-0 F5			4 0 0 0 0 0 2												
Eddie Mathews, L (1, 5) OBP: 0.391, SLG: 0.556	0-0 2B		0-0 F8		0-0 3B			0-3 K		4 0 2 2 0 1 0												
Hank Aaron, R (1, 9) OBP: 0.341, SLG: 0.562	0-0 6-3			0-0 5-3	0-3 K			0-0 F2		4 0 0 0 0 1 2												
Bill Bruton, L (1, 8) OBP: 0.322, SLG: 0.408		4-0 G6-4-3 BB		0-0 F7		0-0 F9		0-0 F6		3 0 0 0 1 0 0												
Joe Adcock, R (1, 3) OBP: 0.343, SLG: 0.489		0-0 G6-4-3		0-0 1B		0-0 1-3		0-3 K		4 0 1 0 0 1 1												
Mel Roach, R (1, 4) OBP: 0.343, SLG: 0.477		0-0 1B		0-0 F3		0-0 6-3		0-0 F5		3 0 1 0 0 0 1												
Chuck Cottier, R (6, 4) OBP: 0.233, SLG: 0.267		0-0 1B								1 0 0 0 0 0 0												
Johnny Logan, R (1, 6) OBP: 0.322, SLG: 0.349		0-0 1B		0-0 3B 1B		0-0 F8		0-0 6-3		4 1 2 0 0 0 0												
Warren Spahn, L (1, 1) OBP: 0.160, SLG: 0.213		0-0 1-3		0-3 K		0-0 HR				3 1 1 1 0 1 3												
Inning Stats	R: 0 E: 0 K: 1 S: 6	H: 1 LOB: 1 BB: 0 P: 6	R: 0 E: 0 K: 0 S: 4	H: 2 LOB: 2 BB: 1 P: 8	R: 0 E: 0 K: 0 S: 3	H: 0 LOB: 0 BB: 0 P: 3	R: 0 E: 0 K: 0 S: 4	H: 1 LOB: 1 BB: 0 P: 4	R: 2 E: 0 K: 2 S: 9	H: 2 LOB: 1 BB: 1 P: 13	R: 0 E: 0 K: 0 S: 3	H: 0 LOB: 0 BB: 0 P: 3	R: 1 E: 0 K: 0 S: 4	H: 1 LOB: 0 BB: 0 P: 4	R: 0 E: 0 K: 1 S: 5	H: 0 LOB: 0 BB: 0 P: 5	R: 0 E: 0 K: 1 S: 5	H: 0 LOB: 0 BB: 0 P: 5	1B: 4 2B: 1 3B: 1 HR: 1	SF: 0 SAC: 0 DP: 1 HBP: 0	WP: 0 PB: 0 SB: 0 CS: 0	PA: 35
PITCHER	IP WLS BF H R ER SO BB IBB HBP BLK WP HR S P ERA WHIP																					
Georges Maranda, R (1, 1) ERA: 4.15	7.0 L 29 7 3 3 3 2 0 0 0 0 0 1 33 41 3.86 1.286																					
Billy Loes, R (8, 1) ERA: 5.84	2.0 6 0 0 0 2 0 0 0 0 0 0 0 10 10 0.00 0.000																					

Milwaukee Braves @ San Francisco Giants
 Candlestick Park, San Francisco, CA
 Fri Aug 26 1960, 10:05 PM EDT
 Att: 28,078 - Unknown

AB	33
R	3
H	7
RBI	3
BB	2
SO	5
LOB	9



Batter	1	2	3	4	5	6	7	8	9	AB R H RBI BB SO LOB
Jim Davenport, R OBP: 0.317, SLG: 0.367 (1, 5)	4-0 1B BB		0-0 F9		0-0 6-3		4-0 1B BB		0-3 K	3 0 0 0 2 1 0
Joey Amalfitano, R OBP: 0.326, SLG: 0.337 (1, 4)	0-3 K		0-3 K		0-0 F8		0-0 1-2 2-3 1B			4 0 1 0 0 2 1
Willie Mays, R OBP: 0.390, SLG: 0.586 (1, 8)	0-3 K			0-0 F6		0-0 F4	0-0 F9			4 0 0 0 0 1 4
Felipe Alou, R OBP: 0.301, SLG: 0.416 (1, 7)	0-0 1-2 1B			0-0 1B 2B		0-0 F9		0-0 F2		4 1 2 0 0 0 0
Orlando Cepeda, R OBP: 0.327, SLG: 0.517 (1, 3)	0-0 F6			0-3 K		0-0 HR		0-0 F7		4 1 1 1 0 1 3
Willie Kirkland, L OBP: 0.313, SLG: 0.443 (1, 9)		0-3 K		0-0 1B 2-H 1B		0-0 F3		0-0 1B		4 0 2 1 0 1 0
Bob Schmidt, R OBP: 0.317, SLG: 0.380 (1, 2)		0-0 G3		0-0 1-2 1B			0-0 G1	0-0 1-3		4 0 1 0 0 0 1
Eddie Bressoud, R OBP: 0.287, SLG: 0.375 (1, 6)		0-0 6-3		0-0 F9			0-0 1B 2B		0-3 K	4 0 1 0 0 1 2
Georges Maranda, R OBP: 0.125, SLG: 0.125 (1, 1)			0-3 K		0-3 K				0-3 K	2 0 0 0 0 2 0
Andre Rodgers, R OBP: 0.310, SLG: 0.314 (7, PH)										1 0 0 0 0 1 1
Billy Loes, R OBP: 0.250, SLG: 0.250 (8, 1)										0 0 0 0 0 0 0
Willie McCovey, L OBP: 0.360, SLG: 0.460 (9, PH)										1 0 0 0 0 1 0

Inning Stats	R: 0 E: 0 K: 2 S: 8	H: 1 LOB: 2 BB: 1 P: 12	R: 0 E: 0 K: 1 S: 5	H: 0 LOB: 0 BB: 0 P: 5	R: 0 E: 0 K: 2 S: 7	H: 0 LOB: 0 BB: 0 P: 7	R: 1 E: 0 K: 1 S: 8	H: 3 LOB: 2 BB: 0 P: 8	R: 0 E: 0 K: 1 S: 5	H: 0 LOB: 0 BB: 0 P: 5	R: 1 E: 0 K: 0 S: 4	H: 1 LOB: 0 BB: 0 P: 4	R: 0 E: 0 K: 1 S: 7	H: 2 LOB: 3 BB: 1 P: 11	R: 0 E: 0 K: 0 S: 4	H: 1 LOB: 1 BB: 0 P: 4	R: 0 E: 0 K: 3 S: 9	H: 0 LOB: 0 BB: 0 P: 9	1B: 5 2B: 2 3B: 0 HR: 1	SF: 0 SAC: 0 DP: 0 HBP: 0	WP: 0 PB: 0 SB: 0 CS: 0	PA: 37
--------------	------------------------------	----------------------------------	------------------------------	---------------------------------	------------------------------	---------------------------------	------------------------------	---------------------------------	------------------------------	---------------------------------	------------------------------	---------------------------------	------------------------------	----------------------------------	------------------------------	---------------------------------	------------------------------	---------------------------------	----------------------------------	------------------------------------	----------------------------------	--------

PITCHER	IP	WLS	BF	H	R	ER	SO	BB	IBB	HBP	BLK	WP	HR	S	P	ERA	WHIP	PITCHER	IP	WLS	BF	H	R	ER	SO	BB	IBB	HBP	BLK	WP	HR	S	P	ERA	WHIP		
Warren Spahn, L ERA: 3.55 (1, 1)	9.0	W	37	8	2	2	11	2	0	0	0	0	1	57	65	2.00	1.111																				


BOTTOM

Milwaukee Braves @ San Francisco Giants
Candlestick Park, San Francisco, CA
 Fri Aug 26 1960, 10:05 PM EDT
 Att. 28,078 - Unknown

livebaseballscorecards.com

AB	35
R	2
H	8
RBI	2
BB	2
SO	11
LOB	12



Batter	1	2	3	4	5	6	7	8	9	AB R H RBI BB SO LOB	TOP									
Bill Bruton, L (1, 8) OBP: 0.320, SLG: 0.405	0-3 K			0-0 6-3		0-0 F9			0-0 6-3	4 0 0 0 0 1 0	Milwaukee Braves @ San Francisco Giants Candlestick Park, San Francisco, CA Sat Aug 27 1960, 6:33 AM EDT Att: 27,061 - Unknown livebaseballscorecards.com AB 29 R 1 H 3 RBI 1 BB 2 SO 6 LOB 9 									
Del Crandall, R (1, 2) OBP: 0.317, SLG: 0.423	0-0 6-3			0-0 F6			0-0 F9		0-0 F9	4 0 0 0 0 0 0										
Eddie Mathews, L (1, 5) OBP: 0.392, SLG: 0.553	0-0 F8			4-0 FC6-4 BB			0-0 F8		4-0 FC5-4 BB	2 0 0 0 2 0 0										
Hank Aaron, R (1, 9) OBP: 0.338, SLG: 0.557		0-0 6-3		0-0 FC6-4 1-2f			0-3 K		0-0 FC5-4 1-2f	4 0 0 0 0 1 2										
Joe Adcock, R (1, 3) OBP: 0.345, SLG: 0.490		0-3 K			0-0 G1-6-3 1B			0-0 3-1 1B G3 1B		3 1 2 0 0 1 0										
Mel Roach, R (1, 4) OBP: 0.338, SLG: 0.469		0-0 6-3			0-0 G1-6-3 1-2f			0-0 G3 3-1 1B		2 0 0 0 0 0 1										
Wes Covington, L (8, PH) OBP: 0.304, SLG: 0.482										1 0 1 0 0 0 0										
Chuck Cottler, R (8, PR) OBP: 0.233, SLG: 0.267										0 0 0 0 0 0 0										
Al Spangler, L (1, 7) OBP: 0.342, SLG: 0.357			0-0 1-3		0-3 K			0-0 3-1		3 0 0 0 0 1 2										
Johnny Logan, R (1, 6) OBP: 0.320, SLG: 0.346			0-0 F4			0-0 F9		0-0 G3		3 0 0 1 0 0 2										
Lew Burdette, R (1, 1) OBP: 0.219, SLG: 0.319			0-0 6-3			0-3 K		0-3 K		2 0 0 0 0 1 0										
Don McMahon, R (7, 1)										0 0 0 0 0 0 0										
Lee Maye, L (8, PH) OBP: 0.378, SLG: 0.397										1 0 0 0 0 1 2										
Ron Piche, R (8, 1)										0 0 0 0 0 0 0										
Inning Stats	R: 0 E: 0 K: 1 S: 5	H: 0 LOB: 0 BB: 0 P: 5	R: 0 E: 0 K: 1 S: 5	H: 0 LOB: 0 BB: 0 P: 5	R: 0 E: 0 K: 0 S: 3	H: 0 LOB: 1 BB: 1 P: 7	R: 0 E: 0 K: 1 S: 5	H: 1 LOB: 0 BB: 0 P: 5	R: 0 E: 0 K: 1 S: 5	H: 0 LOB: 0 BB: 0 P: 5	R: 0 E: 0 K: 1 S: 5	H: 0 LOB: 0 BB: 0 P: 5	R: 1 E: 0 K: 1 S: 7	H: 2 LOB: 2 BB: 0 P: 7	R: 0 E: 0 K: 0 S: 3	H: 0 LOB: 1 BB: 1 P: 7	1B: 3 2B: 0 3B: 0 HR: 0	SF: 0 SAC: 0 DP: 1 HBP: 0	WP: 0 PB: 0 SB: 0 CS: 0	PA: 31
PITCHER Stu Miller, R (1, 1) ERA: 4.63	IP 9.0 WLS W BF 31 H 3 R 1 ER 1 SO 6 BB 2 IBB 0 HBP 0 BLK 0 WP 0 HR 0 S 41 P 49 ERA 1.00 WHIP 0.556																			

Batter	1	2	3	4	5	6	7	8	9
Jim Davenport, R (1, 5) OBP: 0.313, SLG: 0.362	0-3 K		0-0 G4-6-3			0-0 6-3	0-3 K		
Don Blasingame, L (1, 4) OBP: 0.306, SLG: 0.306	0-3 K			0-0 6-3		0-0 F7		0-0 SH1-3 1B	
Willie Mays, R (1, 8) OBP: 0.391, SLG: 0.591	0-0 1B			0-0 F3		0-0 HR		0-0 E4 SH1-3	
Felipe Alou, R (1, 7) OBP: 0.302, SLG: 0.428	0-0 F6			0-0 HR		0-0 F2		0-0 SH1-3	
Orlando Cepeda, R (1, 3) OBP: 0.328, SLG: 0.517		0-0 F6		0-0 E S 1B			0-0 1B 1B	0-3 K	
Willie Kirkland, L (1, 9) OBP: 0.312, SLG: 0.441		0-0 F9		0-0 5-3			0-0 1B	0-3 K	
Hobie Landrith, L (1, 2) OBP: 0.327, SLG: 0.338		0-0 F7			0-0 G3		0-0 2B 1B		
Eddie Bressoud, R (1, 6) OBP: 0.287, SLG: 0.378			0-0 F9		0-0 F8		0-0 1-3 2B		
Stu Miller, R (1, 1) OBP: 0.235, SLG: 0.188			0-0 G4-6-3 1B		0-0 F7		0-0 1-3		

Inning Stats	R: 0	H: 1	E: 0	K: 2	S: 8	LOB: 1	BB: 0	P: 8
	R: 0	H: 0	E: 0	K: 0	S: 3	LOB: 0	BB: 0	P: 3
	R: 0	H: 1	E: 0	K: 0	S: 3	LOB: 0	BB: 0	P: 3
	R: 1	H: 2	E: 0	K: 0	S: 5	LOB: 1	BB: 0	P: 5
	R: 0	H: 0	E: 0	K: 0	S: 3	LOB: 0	BB: 0	P: 3
	R: 1	H: 1	E: 0	K: 0	S: 4	LOB: 0	BB: 0	P: 4
	R: 1	H: 4	E: 0	K: 1	S: 8	LOB: 2	BB: 0	P: 8
	R: 0	H: 1	E: 1	K: 2	S: 9	LOB: 2	BB: 0	P: 9

PITCHER	IP	WLS	BF	H	R	ER	SO	BB	IBB	HBP	BLK	WP	HR	S	P	ERA	WHIP
Lew Burdette, R (1, 1) ERA: 3.46	6.1	L	26	9	3	3	2	0	0	0	0	0	2	30	30	4.26	1.421
Don McMahon, R (7, 1) ERA: 5.4	0.2		2	0	0	0	1	0	0	0	0	0	0	4	4	0.00	0.000
Ron Piche, R (8, 1) ERA: 4.31	1.0		5	1	0	0	2	0	0	0	0	0	0	9	9	0.00	1.000

BOTTOM

Milwaukee Braves @ San Francisco Giants
Candlestick Park, San Francisco, CA

Sat Aug 27 1960, 6:33 AM EDT
Att. 27,061 - Unknown

AB	R	H	RBI	BB	SO	LOB
4	0	0	0	0	2	3
4	0	1	0	0	1	0
4	1	2	1	0	0	1
3	1	1	1	0	0	1
4	1	2	0	0	1	2
4	0	1	0	0	1	3
3	0	1	1	0	0	0
3	0	1	0	0	0	0
3	0	1	0	0	0	2

AB	32
R	3
H	10
RBI	3
BB	0
SO	5
LOB	12

WP: 0 PA: 33
PB: 0
SB: 1
CS: 0



1B	2B	3B	HR	SF	SAC	DP	HBP
7	1	0	2	0	1	1	0

Batter	1	2	3	4	5	6	7	8	9	AB R H RBI BB SO LOB	TOP
Bill Bruton, L (1, 8) OBP: 0.319, SLG: 0.407	0-0 F8		0-0 F4		0-0 3B		0-0 F5			4 0 1 1 0 0 1	
Del Crandall, R (1, 2) OBP: 0.317, SLG: 0.422 Charlie Lau, L (6, 2) OBP: 0.264, SLG: 0.229	0-0 F7			0-0 1B 1B	0-0 F5			4-0 BB		3 0 1 0 0 0 1 0 0 0 0 1 0 0	
Eddie Mathews, L (1, 5) OBP: 0.391, SLG: 0.549	4-0 PO BB			0-0 F9		0-0 F8		0-3 K		3 0 0 0 1 1 2	
Hank Aaron, R (1, 9) OBP: 0.340, SLG: 0.557	0-0 PO 1-2	0-0 5-3 BB 1B		0-0 1-2 1B	0-0 5-3		0-0 F5			4 0 2 0 0 0 1	
Wes Covington, L (1, 7) OBP: 0.299, SLG: 0.474			0-0 F3		0-0 F7		0-0 3-1	0-0 F3		4 0 0 0 0 0 4	
Joe Adcock, R (1, 3) OBP: 0.344, SLG: 0.486		4-0 1-2 BB		0-0 F4		0-0 F3		0-0 F8		3 0 0 0 1 0 2	
Johnny Logan, R (1, 6) OBP: 0.319, SLG: 0.348			0-0 5-3 2-3		0-0 F4		0-0 1B 2B	0-0 F8		4 1 1 0 0 0 2	
Chuck Cottier, R (1, 4) OBP: 0.233, SLG: 0.266			0-0 F4		0-0 F7		0-0 2-H 1B	0-0 F4		4 0 1 1 0 0 0	
Bob Buhl, R (1, 1) OBP: 0.159, SLG: 0.159 George Brunet, R (4, 1) OBP: 0.077, SLG: 0.077 Lee Maye, L (5, PH) OBP: 0.386, SLG: 0.405 Juan Pizarro, L (5, 1) OBP: 0.289, SLG: 0.368			0-3 K		0-0 3B 1B		0-3 K			1 0 0 0 0 1 0 0 0 0 0 0 0 0 1 1 1 0 0 0 0 1 0 0 0 0 1 1	
Inning Stats	R: 0 E: 0 K: 0 S: 2 H: 0 LOB: 0 BB: 1 P: 6	R: 0 E: 0 K: 0 S: 3 H: 1 LOB: 1 BB: 1 P: 7	R: 0 E: 0 K: 1 S: 5 H: 0 LOB: 0 BB: 0 P: 5	R: 0 E: 0 K: 0 S: 5 H: 2 LOB: 2 BB: 0 P: 5	R: 1 E: 0 K: 0 S: 5 H: 2 LOB: 1 BB: 0 P: 5	R: 0 E: 0 K: 0 S: 3 H: 0 LOB: 0 BB: 0 P: 3	R: 1 E: 0 K: 1 S: 7 H: 2 LOB: 1 BB: 0 P: 7	R: 0 E: 0 K: 1 S: 5 H: 0 LOB: 1 BB: 1 P: 9	R: 0 E: 0 K: 0 S: 3 H: 0 LOB: 0 BB: 0 P: 3	1B: 5 2B: 1 3B: 1 HR: 0 SF: 0 SAC: 0 DP: 0 HBP: 0	WP: 0 PB: 0 SB: 0 CS: 0 PA: 36
PITCHER Jack Sanford, R (1, 1) ERA: 3.51	IP: 9.0 WLS: W BF: 35 H: 7 R: 2 ER: 2 SO: 3 BB: 3 IBB: 0 HBP: 0 BLK: 0 WP: 0 HR: 0 S: 38 P: 50 ERA: 2.00 WHIP: 1.111										

Milwaukee Braves @ San Francisco Giants
Candlestick Park, San Francisco, CA

Sun Aug 28 1960, 6:33 AM EDT
Att: 34,948 - Unknown

livebaseballscorecards.com

AB	32
R	2
H	7
RBI	2
BB	3
SO	3
LOB	14



Batter	1	2	3	4	5	6	7	8	9
Don Blasingame, L (1, 4) OBP: 0.304, SLG: 0.304	0-0 4-3	0-0 4-3		0-0 6-3	0-0 G3-6-3		0-0 3B 1B	0-3 K	
Joey Amalfitano, R (1, 5) OBP: 0.335, SLG: 0.352	0-0 BB 1B		0-0 5-3	0-0 WP 1B 2B 1B		4-0 CS BB	0-0 1B 3B		
Willie Mays, R (1, 8) Dave Philley, S (7, 7) OBP: 0.392, SLG: 0.590 OBP: 0.296, SLG: 0.278	4-0 1B BB		0-3 K	0-0 WP 1B 2B 1B		0-0 E6 E	0-0 1B 1B		
Felipe Alou, R (1, 7) OBP: 0.304, SLG: 0.432	0-0 F4		0-0 F5	0-0 1B 2B		0-0 E4 1B	0-0 1B 1B		
Orlando Cepeda, R (1, 3) OBP: 0.333, SLG: 0.519	0-0 1B			0-0 4-3		0-0 HR 1B	0-0 BB 1B		
Willie Kirkland, L (1, 9) OBP: 0.316, SLG: 0.448	0-0 F9			0-0 1B BB		0-0 HR	4-0 G4-3 BB		
Hobie Landrith, L (1, 2) OBP: 0.329, SLG: 0.346		0-0 F8		0-0 2B 1B	0-0 1B 2B	0-0 F9	0-0 G4-3		
Eddie Bressoud, R (1, 6) OBP: 0.292, SLG: 0.383		4-0 WP BB		0-0 1B 2B	0-0 K	0-3 K		0-3 K	
Jack Sanford, R (1, 1) OBP: 0.261, SLG: 0.219		0-0 F3		0-0 E7 1B 1B	0-3 K		0-0 F3	0-0 4-3	

AB	R	H	RBI	BB	SO	LOB
6	1	1	0	0	1	3
4	3	3	2	1	0	0
3	2	1	0	1	1	1
1	1	1	1	0	0	0
5	1	2	2	0	0	2
4	1	3	3	1	0	0
3	2	1	2	2	1	4
5	2	2	0	0	0	3
4	1	2	2	1	2	0
5	1	1	2	0	1	2

BOTTOM

Milwaukee Braves @ San Francisco Giants
Candlestick Park, San Francisco, CA
 Sun Aug 28 1960, 6:33 AM EDT
 Att. 34,948 - Unknown

AB	40
R	15
H	17
RBI	14
BB	6
SO	6
LOB	15



1B: 12	SF: 0
2B: 3	SAC: 0
3B: 1	DP: 2
HR: 1	HBP: 0

WP: 2	PA: 46
PB: 0	
SB: 0	
CS: 1	

Inning Stats														
R	H	E	K	S	R	H	E	K	S	R	H	E	K	S
1	2	0	5	9	0	0	0	3	7	0	0	0	5	5
2	0	0	0	3	0	0	0	0	7	0	0	0	0	4
3	0	0	1	5	0	0	0	0	5	0	0	0	0	4
4	6	1	11	19	0	2	0	1	19	0	0	0	1	28
5	2	0	6	6	1	2	1	6	6	4	2	0	8	11
6	2	0	12	12	0	0	0	0	11	0	0	0	0	29
7	5	2	11	11	3	5	0	7	11	0	0	0	0	36
8	0	0	7	7	0	0	0	0	7	0	0	0	0	13.50
9	0	0	0	0	0	0	0	0	0	0	0	0	0	2.750

PITCHER														
IP	WLS	BF	H	R	ER	SO	BB	IBB	HBP	BLK	WP	HR	S	P
3.1	L	18	5	5	5	1	3	0	0	0	1	0	17	29
0.2		6	3	2	2	1	0	1	0	0	1	0	7	11
4.0		22	9	8	4	4	2	0	0	0	0	1	28	36

PITCHER														
IP	WLS	BF	H	R	ER	SO	BB	IBB	HBP	BLK	WP	HR	S	P
3.1	L	18	5	5	5	1	3	0	0	0	1	0	17	29
0.2		6	3	2	2	1	0	1	0	0	1	0	7	11
4.0		22	9	8	4	4	2	0	0	0	0	1	28	36

PITCHER														
IP	WLS	BF	H	R	ER	SO	BB	IBB	HBP	BLK	WP	HR	S	P
3.1	L	18	5	5	5	1	3	0	0	0	1	0	17	29
0.2		6	3	2	2	1	0	1	0	0	1	0	7	11
4.0		22	9	8	4	4	2	0	0	0	0	1	28	36

PITCHER														
IP	WLS	BF	H	R	ER	SO	BB	IBB	HBP	BLK	WP	HR	S	P
3.1	L	18	5	5	5	1	3	0	0	0	1	0	17	29
0.2		6	3	2	2	1	0	1	0	0	1	0	7	11
4.0		22	9	8	4	4	2	0	0	0	0	1	28	36

Batter	1	2	3	4	5	6	7	8	9	AB R H RBI BB SO LOB	TOP		
Alex Grammas, R (1, 6) OBP: 0.295, SLG: 0.318	0-3 K			0-0 6-3			0-0 G3 3-1 PB 1B	0-0 F6		4 1 1 0 0 1 2			
Joe Cunningham, L (1, 3) OBP: 0.376, SLG: 0.398	0-0 L9			0-0 CS 1B			0-0 3-1		0-0 E 2B	4 1 2 0 0 0 1			
Stan Musial, L (1, 7) OBP: 0.377, SLG: 0.521 Charlie James, R (9, 7) OBP: 0.250, SLG: 0.370	0-0 4-3			0-3 K 1-2			0-0 G3		0-0 F7	4 0 0 1 0 1 2 0 0 0 0 0 0 0			
Ken Boyer, R (1, 5) OBP: 0.353, SLG: 0.532				0-0 F8			0-0 L8 3-H		0-0 F8	3 0 0 0 1 0 1			
Walt Moryn, L (1, 9) OBP: 0.355, SLG: 0.469				0-0 F4			0-0 F8		4-0 E IBB	3 1 1 0 1 0 1			
Julian Javier, R (1, 4) OBP: 0.263, SLG: 0.330				0-0 4-3			0-3 K 1-2		0-0 SH1-3 E6	3 0 0 0 0 1 2			
Hal Smith, R (1, 2) OBP: 0.297, SLG: 0.302				0-0 6-3			0-0 5-3		0-0 F8	4 0 1 0 0 0 2			
Curt Flood, R (1, 8) OBP: 0.309, SLG: 0.369				0-0 F4			0-3 K		0-0 SH1-3 1B	3 0 1 1 0 1 0			
Larry Jackson, R (1, 1) OBP: 0.253, SLG: 0.241				0-0 4-3			0-0 F9		0-0 SH1-3	2 0 0 0 0 0 0			
Inning Stats	R: 0 E: 0 K: 1 S: 5 H: 0 LOB: 0 BB: 0 P: 5	R: 0 E: 0 K: 0 S: 3 H: 0 LOB: 0 BB: 0 P: 3	R: 0 E: 0 K: 0 S: 3 H: 0 LOB: 0 BB: 0 P: 3	R: 0 E: 0 K: 1 S: 5 H: 1 LOB: 1 BB: 0 P: 5	R: 0 E: 0 K: 1 S: 4 H: 0 LOB: 0 BB: 1 P: 8	R: 0 E: 0 K: 1 S: 5 H: 0 LOB: 0 BB: 0 P: 5	R: 1 E: 0 K: 0 S: 4 H: 1 LOB: 0 BB: 0 P: 4	R: 1 E: 0 K: 0 S: 6 H: 3 LOB: 2 BB: 0 P: 6	R: 1 E: 1 K: 0 S: 5 H: 1 LOB: 2 BB: 1 P: 9	1B: 5 2B: 2 3B: 0 HR: 0 SF: 0 SAC: 2 DP: 1 HBP: 0	WP: 0 PB: 1 SB: 0 CS: 2 PA: 34		
PITCHER	IP WLS BF H R ER SO BB IBB HBP BLK WP HR S P ERA WHIP											PITCHER	IP WLS BF H R ER SO BB IBB HBP BLK WP HR S P ERA WHIP
Joey Jay, R (1, 1) ERA: 3.12	8.0 L 28 5 2 1 4 1 0 0 0 0 0 35 39 1.12 0.750												
Ron Piche, R (9, 1) ERA: 4.2	1.0 6 1 1 0 0 0 0 1 0 0 0 0 5 9 0.00 1.000												

St. Louis Cardinals @ Milwaukee Braves
Milwaukee County Stadium, Milwaukee, WI

Mon Aug 29 1960, 8:05 PM EDT
Att: 23,253 - Unknown

AB	30
R	3
H	6
RBI	2
BB	2
SO	4
LOB	11



livebaseballscorecards.com

Batter	1	2	3	4	5	6	7	8	9	AB	R	H	RBI	BB	SO	LOB
Bill Bruton, L OBP: 0.317, SLG: 0.404 (1, 8)	0-0 F7		0-0 4-3			0-0 F7		0-0 3-1		4	0	0	0	0	0	2
Del Crandall, R OBP: 0.317, SLG: 0.420 (1, 2)	0-0 F9			0-0 F3		0-0 1B			0-0 5-3	4	0	1	0	0	0	0
Eddie Mathews, L OBP: 0.390, SLG: 0.545 (1, 5)	0-3 K			4-0 BB		0-0 F9			0-0 F5	3	0	0	0	1	1	1
Hank Aaron, R OBP: 0.337, SLG: 0.552 (1, 9)		0-3 K		0-0 FC1-4-6		0-0 F9			0-0 3-1	4	0	0	0	0	1	1
Wes Covington, L OBP: 0.296, SLG: 0.468 (1, 7)		0-0 F4		0-3 K		0-0 F7				3	0	0	0	0	1	1
Joe Adcock, R OBP: 0.342, SLG: 0.483 (1, 3)		0-0 L4			0-0 F8		0-0 5-3			3	0	0	0	0	0	0
Mel Roach, R OBP: 0.331, SLG: 0.459 (1, 4)			0-3 K		0-0 6-3			0-0 F2		3	0	0	0	0	1	0
Johnny Logan, R OBP: 0.319, SLG: 0.348 (1, 6)			0-0 FC1-6 1B		0-0 F5			0-0 6-3		3	0	1	0	0	0	0
Joey Jay, S OBP: 0.167, SLG: 0.094 (1, 1)			0-0 FC1-6			0-3 K		0-0 1B		2	0	0	0	0	1	1
Lee Maye, L OBP: 0.393, SLG: 0.413 (8, PH)										1	0	1	0	0	0	0
Ron Piche, R (9, 1)										0	0	0	0	0	0	0

Inning Stats	R: 0	H: 0	E: 0	K: 1	S: 5	R: 0	H: 0	E: 0	K: 1	S: 5	R: 0	H: 0	E: 0	K: 1	S: 6	R: 0	H: 0	E: 0	K: 1	S: 5	R: 0	H: 0	E: 0	K: 0	S: 3	R: 0	H: 1	E: 0	K: 1	S: 6	R: 0	H: 0	E: 0	K: 0	S: 3	R: 0	H: 1	E: 0	K: 0	S: 4	R: 0	H: 0	E: 0	K: 0	S: 3	R: 0	H: 0	E: 0	K: 0	S: 3	R: 0	H: 1	E: 0	K: 0	S: 4
	LOB: 0	BB: 0	P: 5	LOB: 0	BB: 0	P: 5	LOB: 1	BB: 0	P: 6	LOB: 1	BB: 1	P: 9	LOB: 0	BB: 0	P: 3	LOB: 1	BB: 0	P: 6	LOB: 1	BB: 0	P: 6	LOB: 0	BB: 0	P: 3	LOB: 0	BB: 0	P: 3	LOB: 1	BB: 1	P: 4	LOB: 0	BB: 0	P: 4	LOB: 0	BB: 0	P: 3	LOB: 0	BB: 0	P: 3	LOB: 0	BB: 0	P: 3	LOB: 0	BB: 0	P: 3	LOB: 0	BB: 0	P: 3							

PITCHER	IP	WLS	BF	H	R	ER	SO	BB	IBB	HBP	BLK	WP	HR	S	P	ERA	WHIP
Larry Jackson, R ERA: 3.42 (1, 1)	9.0	W	31	3	0	0	5	1	0	0	0	0	0	40	44	0.00	0.444

BOTTOM

St. Louis Cardinals @ Milwaukee Braves
Milwaukee County Stadium, Milwaukee, WI
 Mon Aug 29 1960, 8:05 PM EDT
 Att. 23,253 - Unknown

AB	30
R	0
H	3
RBI	0
BB	1
SO	5
LOB	6



WP	PA
0	31

Batter	1	2	3	4	5	6	7	8	9	AB R H RBI BB SO LOB	TOP
Alex Grammas, R (1, 6) OBP: 0.294, SLG: 0.317	0-0 1B		0-0 F2		0-0 F9		0-0 F4			4 0 1 0 0 0 2	
Joe Cunningham, L (1, 9) OBP: 0.374, SLG: 0.397	0-3 K		0-0 4-3			0-0 G4-6-3 1B		0-0 F5		4 0 1 0 0 1 1	
Bill White, L (1, 3) OBP: 0.344, SLG: 0.479	0-0 F9			0-0 F6		0-0 G4-6-3 1-2f		0-0 G3		4 0 0 0 0 0 2	
Ken Boyer, R (1, 5) OBP: 0.354, SLG: 0.532	0-0 F3			0-0 FC6-4 1B		0-0 BB 1B		0-0 F6		4 0 2 0 0 0 1	
Stan Musial, L (1, 7) OBP: 0.376, SLG: 0.515		0-0 F8		0-0 F2		4-0 FC6-4 1-2 BB			0-0 5-3	3 0 0 0 1 0 1	
Hal Smith, R (1, 2) OBP: 0.293, SLG: 0.298		0-0 6-3		0-0 FC6-4 1-2f		0-0 FC6-4 1-2f			0-0 F4	4 0 0 0 0 0 3	
Julian Javier, R (1, 4) OBP: 0.265, SLG: 0.331		0-0 E5			0-0 E4 FC6-4		4-0 BB		0-0 1B	3 0 1 0 1 0 0	
Curt Flood, R (1, 8) OBP: 0.306, SLG: 0.365		0-0 F6			0-0 F4		0-0 L8		0-0 F8	4 0 0 0 0 0 4	
Ernie Broglio, R (1, 1) OBP: 0.293, SLG: 0.302			0-0 6-3		0-0 FC6-4 1-2f		0-3 K			2 0 0 0 0 0 1	
Bob Nieman, R (7, PH) OBP: 0.353, SLG: 0.418										1 0 0 0 0 1 1	
Ron Kline, R (7, 1) OBP: 0.147, SLG: 0.147										0 0 0 0 0 0 0	
Ed Bauta, R (7, 1)										0 0 0 0 0 0 0	
Inning Stats	R: 0 E: 0 K: 1 S: 6 H: 1 LOB: 1 BB: 0 P: 6	R: 0 E: 1 K: 0 S: 4 H: 0 LOB: 1 BB: 0 P: 4	R: 0 E: 0 K: 0 S: 3 H: 0 LOB: 0 BB: 0 P: 3	R: 0 E: 0 K: 0 S: 4 H: 1 LOB: 1 BB: 0 P: 4	R: 0 E: 1 K: 0 S: 4 H: 0 LOB: 1 BB: 0 P: 4	R: 0 E: 0 K: 0 S: 4 H: 2 LOB: 2 BB: 1 P: 8	R: 0 E: 0 K: 1 S: 5 H: 0 LOB: 1 BB: 1 P: 9	R: 0 E: 0 K: 0 S: 3 H: 0 LOB: 0 BB: 0 P: 3	R: 0 E: 0 K: 0 S: 4 H: 1 LOB: 1 BB: 0 P: 4	1B: 5 2B: 0 3B: 0 HR: 0 SF: 0 SAC: 0 DP: 1 HBP: 0	WP: 0 PB: 0 SB: 0 CS: 0 PA: 35
PITCHER Warren Spahn, L (1, 1) ERA: 3.41	IP: 9.0 WLS: W BF: 35 H: 5 R: 0 ER: 0 SO: 2 BB: 2 IBB: 0 HBP: 0 BLK: 0 WP: 0 HR: 0 S: 37 P: 45 ERA: 0.00 WHIP: 0.778										

St. Louis Cardinals @ Milwaukee Braves
Milwaukee County Stadium, Milwaukee, WI

Tue Aug 30 1960, 8:05 PM EDT
Att: 24,808 - Unknown

AB	33
R	0
H	5
RBI	0
BB	2
SO	2
LOB	16



WP	0	PA	35
PB	0		
SB	0		
CS	0		

PITCHER	IP	WLS	BF	H	R	ER	SO	BB	IBB	HBP	BLK	WP	HR	S	P	ERA	WHIP
---------	----	-----	----	---	---	----	----	----	-----	-----	-----	----	----	---	---	-----	------


Batter	1	2	3	4	5	6	7	8	9	10	AB	R	H	RBI	BB	SO	LOB
Bill Bruton, L OBP: 0.316, SLG: 0.402 (1, 8)	0-3 K		0-3 K		0-3 K			0-3 K		0-0 F7	5	0	0	0	0	4	2
Del Crandall, R OBP: 0.317, SLG: 0.425 (1, 2)	0-0 F7		0-0 HR					0-0 6-3		0-0 BB 1B	5	1	2	2	0	0	0
Eddie Mathews, L OBP: 0.394, SLG: 0.541 (1, 5)	0-0 1B		0-3 K					0-0 G3		4-0 BB 1-2 2-3 BB	4	0	1	0	1	1	0
Hank Aaron, R OBP: 0.336, SLG: 0.553 (1, 9)	0-0 L9				0-0 F2			0-0 L4		0-3 K	5	0	0	0	0	1	4
Joe Adcock, R OBP: 0.347, SLG: 0.482 (1, 3)			0-0 F8		0-0 F3			0-0 F9		4-0 BB	3	0	0	0	1	0	0
Alvin Dark, R OBP: 0.320, SLG: 0.335 Al Spangler, L OBP: 0.339, SLG: 0.354 (1, 7) (9, 7)			0-0 L7		0-0 PO 1B			0-0 F9		0-0 F3	4	0	1	0	0	0	1
Johnny Logan, R OBP: 0.317, SLG: 0.352 (1, 6)			0-0 F7		0-0 PO 1-2			0-0 K		0-3 K	4	1	1	1	0	1	1
Chuck Cottier, R OBP: 0.248, SLG: 0.303 (1, 4)			0-0 1-3					0-0 HR 1B		0-0 FC3-6 1B	4	1	3	1	0	0	0
Lew Burdette, R OBP: 0.221, SLG: 0.306 (1, 1)			4-0 HR BB					0-0 3-1		0-0 FC3-6 BB 1-2f 1B	3	1	0	0	1	0	2

Inning Stats	R: 0 E: 0 K: 1 S: 6	H: 1 LOB: 1 BB: 0 P: 6	R: 0 E: 0 K: 0 S: 3	H: 0 LOB: 0 BB: 0 P: 3	R: 2 E: 0 K: 2 S: 8	H: 1 LOB: 0 BB: 1 P: 12	R: 0 E: 0 K: 0 S: 3	H: 1 LOB: 0 BB: 0 P: 3	R: 1 E: 0 K: 1 S: 6	H: 1 LOB: 0 BB: 0 P: 6	R: 0 E: 0 K: 0 S: 3	H: 0 LOB: 0 BB: 0 P: 3	R: 1 E: 0 K: 0 S: 5	H: 2 LOB: 1 BB: 0 P: 5	R: 0 E: 0 K: 1 S: 5	H: 0 LOB: 0 BB: 0 P: 5	R: 0 E: 0 K: 2 S: 7	H: 0 LOB: 1 BB: 1 P: 11	R: 0 E: 0 K: 0 S: 5	H: 2 LOB: 3 BB: 1 P: 9	1B: 5 2B: 0 3B: 0 HR: 3	SF: 0 SAC: 0 DP: 0 HBP: 0
--------------	------------------------------	---------------------------------	------------------------------	---------------------------------	------------------------------	----------------------------------	------------------------------	---------------------------------	------------------------------	---------------------------------	------------------------------	---------------------------------	------------------------------	---------------------------------	------------------------------	---------------------------------	------------------------------	----------------------------------	------------------------------	---------------------------------	----------------------------------	------------------------------------

PITCHER	IP	WLS	BF	H	R	ER	SO	BB	IBB	HBP	BLK	WP	HR	S	P	ERA	WHIP
Dick Ellsworth, L ERA: 3.29 (1, 1)	8.0		30	6	4	4	5	1	0	0	0	0	3	39	43	4.50	0.875
Don Elston, R ERA: 3.19 (9, 1)	2.0	W	10	2	0	0	2	2	0	0	0	0	0	12	20	0.00	2.000

Milwaukee Braves @ Chicago Cubs
Wrigley Field, Chicago, IL
Wed Aug 31 1960, 3:33 AM CDT
Unknown

AB	37
R	4
H	8
RBI	4
BB	3
SO	7
LOB	10




Batter	1	2	3	4	5	6	7	8	9	10	AB	R	H	RBI	BB	SO	LOB
Richie Ashburn, L (1, 8) OBP: 0.427, SLG: 0.358	0-0 E1 6-3 E 1B	0-0 F2			0-0 4-3			0-0 1B 14 FC6-4 1B		0-0 L8	5	2	2	0	0	0	0
Bob Will, L (1, 9) OBP: 0.324, SLG: 0.388	0-0 6-3 2-3		0-0 F8			0-0 1-3		0-0 1-3 14 FC6-4 1B		0-0 HR	5	1	2	1	0	0	1
14 Ernie Banks, R (1, 6) OBP: 0.364, SLG: 0.595	4-0 E 1B BB		0-0 4-3			0-0 F7		0-0 FC6-4 1-2f 3-H 0-3			3	1	0	1	1	0	1
George Altman, L (1, 7) OBP: 0.329, SLG: 0.428	0-0 E6 1B 1-2 3-H		0-0 G3			0-0 4-3		0-0 K			4	0	0	1	0	1	2
Ron Santo, R (1, 5) OBP: 0.314, SLG: 0.432	0-0 F4			0-0 F8			0-0 5-3		0-0 1-3		4	0	0	0	0	0	2
Frank Thomas, R (1, 3) OBP: 0.296, SLG: 0.421	0-0 1-3 2-H 1B		0-0 4-3			0-0 F3			0-0 5-3		4	0	1	1	0	0	0
Don Zimmer, R (1, 4) OBP: 0.319, SLG: 0.378	0-0 1-3		0-3 K			0-0 1B			0-0 HR		4	1	2	1	0	1	2
Moe Thacker, R (1, 2) OBP: 0.282, SLG: 0.164		0-0 F3			0-0 1-3		0-0 F6		0-0 L6		2	0	0	0	0	0	0
Ed Bouchee, L (7, PH) OBP: 0.345, SLG: 0.319											1	0	0	0	0	0	1
El Tappe, R (8, 2) OBP: 0.330, SLG: 0.326											0	0	0	0	0	0	0
Don Elston, R (9, 1) OBP: 0.130, SLG: 0.130											1	0	0	0	0	0	0
Dick Ellsworth, L (1, 1) OBP: 0.190, SLG: 0.056		0-0 5-3			0-0 6-3			0-0 4-3		0-0 F7	2	0	0	0	0	0	0
Sammy Taylor, L (8, PH) OBP: 0.265, SLG: 0.323											2	0	0	0	0	0	0

Inning Stats	R: 2	H: 2	E: 2	K: 0	S: 6	H: 2	LOB: 2	BB: 1	P: 10	R: 0	H: 0	E: 0	K: 0	S: 3	H: 0	LOB: 0	BB: 0	P: 3	R: 0	H: 0	E: 0	K: 0	S: 3	H: 0	LOB: 0	BB: 0	P: 3	R: 0	H: 0	E: 0	K: 1	S: 5	H: 0	LOB: 0	BB: 0	P: 5	R: 0	H: 0	E: 0	K: 0	S: 3	H: 0	LOB: 0	BB: 0	P: 3	R: 0	H: 0	E: 0	K: 0	S: 3	H: 0	LOB: 0	BB: 0	P: 3	R: 0	H: 1	E: 0	K: 0	S: 4	H: 1	LOB: 1	BB: 0	P: 4	R: 1	H: 2	E: 0	K: 1	S: 7	H: 2	LOB: 1	BB: 0	P: 7	R: 1	H: 1	E: 0	K: 0	S: 4	H: 1	LOB: 0	BB: 0	P: 4	R: 1	H: 1	E: 0	K: 0	S: 3	H: 1	LOB: 0	BB: 0	P: 3	1B: 5	SF: 0	2B: 0	3B: 0	HR: 2	SAC: 0	DP: 0	HBP: 0	WP: 0	PA: 38
--------------	------	------	------	------	------	------	--------	-------	-------	------	------	------	------	------	------	--------	-------	------	------	------	------	------	------	------	--------	-------	------	------	------	------	------	------	------	--------	-------	------	------	------	------	------	------	------	--------	-------	------	------	------	------	------	------	------	--------	-------	------	------	------	------	------	------	------	--------	-------	------	------	------	------	------	------	------	--------	-------	------	------	------	------	------	------	------	--------	-------	------	------	------	------	------	------	------	--------	-------	------	-------	-------	-------	-------	-------	--------	-------	--------	-------	--------

PITCHER	IP	WLS	BF	H	R	ER	SO	BB	IBB	HBP	BLK	WP	HR	S	P	ERA	WHIP
Lew Burdette, R (1, 1) ERA: 3.43	9.2	L	38	7	5	3	2	1	0	0	0	0	2	41	45	2.79	0.828

Milwaukee Braves @ Chicago Cubs
Wrigley Field, Chicago, IL
Wed Aug 31 1960, 3:33 AM CDT
Unknown

AB 37
R 5
H 7
RBI 5
BB 1
SO 2
LOB 9



Batter	1	2	3	4	5	6	7	8	9	AB	R	H	RBI	BB	SO	LOB	TOP								
Bill Bruton, L (1, 8) OBP: 0.315, SLG: 0.406	0-0 G3	0-0 HR		0-0 E4 3-1 G3		0-0 P4	0-0 F7			5	2	1	3	0	0	2									
Chuck Cottier, R (1, 4) OBP: 0.247, SLG: 0.294	0-0 5-3	4-0 FC6 BB		0-0 3-1		0-0 F8		0-0 F8		4	0	0	0	1	0	1									
Eddie Mathews, L (1, 5) OBP: 0.394, SLG: 0.546	0-3 K	0-0 FC6		0-0 G3			0-0 HR	4-0 L6-3 BB		4	1	1	2	1	1	1									
Hank Aaron, R (1, 9) OBP: 0.341, SLG: 0.557		0-0 4-3 1B	0-0 2B	1-0 PB HBP			0-0 1B 1B	0-0 L6-3		4	3	3	0	0	0	1									
Joe Adcock, R (1, 3) OBP: 0.350, SLG: 0.488		0-0 4-3	0-0 2B	0-0 F7			0-0 1B FC6-4 1B		0-0 WP	5	1	3	1	0	0	2									
Wes Covington, L (1, 7) OBP: 0.293, SLG: 0.457		0-0 F7	0-0 F8		0-0 6-3		0-0 F9		0-0 P3	5	0	0	0	0	0	5									
Al Spangler, L (9, 7) OBP: 0.339, SLG: 0.354										0	0	0	0	0	0	0									
Charlie Lau, L (1, 2) OBP: 0.276, SLG: 0.231		0-0 1B 1B	0-0 P6		0-0 4-3		4-0 FC6-4 1B IBB		0-0 F9	4	1	1	1	1	0	2									
Johnny Logan, R (1, 6) OBP: 0.321, SLG: 0.354		0-0 1B HR 1B	0-0 P4		0-0 F9		0-0 FC6-4 1B		4-0 FC6-4 BB	4	1	2	1	1	0	1									
Carl Willey, R (1, 1) OBP: 0.163, SLG: 0.195		0-0 HR 1B		0-0 E		0-0 F9	0-0 FC6-4		0-0 FC6-4	2	2	2	1	0	0	0									
George Brunet, R (4, 1) OBP: 0.077, SLG: 0.077										0	0	0	0	0	0	0									
Eddie Haas, L (6, PH) OBP: 0.385, SLG: 0.455										1	0	0	0	0	0	0									
Don McMahon, R (6, 1)		1-2 2-H HR					1-2 2-3 3-H		1-2	2	0	0	1	0	0	4									
Inning Stats	R: 0 E: 0 K: 1 S: 5	H: 0 LOB: 0 BB: 0 P: 5	R: 5 E: 0 K: 0 S: 8	H: 5 LOB: 1 BB: 1 P: 12	R: 1 E: 0 K: 0 S: 5	H: 2 LOB: 1 BB: 0 P: 5	R: 2 E: 1 K: 0 S: 5	H: 1 LOB: 1 BB: 0 P: 6	R: 0 E: 0 K: 0 S: 3	H: 0 LOB: 0 BB: 0 P: 3	R: 0 E: 0 K: 0 S: 3	H: 0 LOB: 0 BB: 0 P: 3	R: 3 E: 0 K: 0 S: 7	H: 4 LOB: 2 BB: 1 P: 11	R: 0 E: 0 K: 0 S: 2	H: 0 LOB: 0 BB: 1 P: 6	R: 0 E: 0 K: 0 S: 4	H: 1 LOB: 2 BB: 1 P: 8	1B: 7 2B: 5 3B: 0 HR: 2	SF: 0 SAC: 0 DP: 1 HBP: 1	WP: 1 PB: 1 SB: 0 CS: 0	PA: 45			
PITCHER	IP	WLS	BF	H	R	ER	SO	BB	IBB	HBP	BLK	WP	HR	S	P	ERA	WHIP								
Bob Anderson, R (1, 1) ERA: 4.12	1.2	L	11	5	5	5	1	1	0	0	0	0	1	12	16	27.00	3.600								
Seth Morehead, L (2, 1) ERA: 3.68	2.1		12	3	3	1	0	0	0	1	0	0	0	11	12	3.86	1.286								
Moe Drabowsky, R (5, 1) ERA: 7.55	2.0		6	0	0	0	0	0	0	0	0	0	0	6	6	0.00	0.000								
Mel Wright, R (7, 1) ERA: 13.5	2.0		11	4	3	3	0	1	1	0	0	0	1	9	17	13.50	2.500								
Mark Freeman, R (9, 1) ERA: 5.5	1.0		5	1	0	0	0	1	0	0	0	1	0	4	8	0.00	2.000								

Milwaukee Braves @ Chicago Cubs
Wrigley Field, Chicago, IL
Wed Aug 31 1960, 3:38 AM CDT
Att: 18,565 - Unknown

livebaseballscorecards.com

AB	40
R	11
H	13
RBI	10
BB	4
SO	1
LOB	19



Batter	1	2	3	4	5	6	7	8	9	AB R H RBI BB SO LOB	TOP		
Bill Bruton, L (1, 8) OBP: 0.318, SLG: 0.417	0-0 2B 3B		4-0 2B BB	0-3 K			0-0 HR		0-0 L3	4 3 2 1 1 1 0			
Del Crandall, R (1, 2) OBP: 0.320, SLG: 0.427	0-0 FC4-6 SF8 2B		0-0 F7			0-3 K	4-0 HR BB		4-0 E 1B BB	3 2 1 1 2 1 1			
Eddie Mathews, L (1, 5) OBP: 0.396, SLG: 0.549 Al Spangler, L (7, 7) OBP: 0.345, SLG: 0.360	4-0 FC4-6 BB		0-0 WP 1B 2B			0-0 HR 1B	0-3 K		0-0 E8 G6-4-3 1B	3 2 2 1 1 1 1 1 0 1 0 0 0 0			
Joe Adcock, R (1, 3) OBP: 0.350, SLG: 0.501	0-0 FC4-6 1-2f 2-3		0-0 4-3			0-0 HR	0-0 HR		0-0 G6-4-3 1-2f	5 2 2 4 0 0 5			
Alvin Dark, R (1, 7) OBP: 0.319, SLG: 0.335	0-0 SF8		0-0 2B 1B			0-0 4-3	0-0 6-3			3 1 1 2 0 0 0			
Eddie Haas, L (1, 9) OBP: 0.367, SLG: 0.462	0-0 4-3		0-0 FC5 2B			0-3 K	0-3 K			4 0 1 1 0 2 1			
Johnny Logan, R (1, 6) OBP: 0.318, SLG: 0.350		0-0 F7	0-0 FC5			0-3 K		0-0 4-3		4 0 0 0 0 1 1			
Chuck Cottier, R (1, 4) OBP: 0.247, SLG: 0.293		0-0 F3		0-0 G6-4-3 1B		0-0 F6		0-0 6-3		4 0 1 0 0 0 0			
Bob Buhl, R (1, 1) OBP: 0.151, SLG: 0.151		0-0 L9		0-0 G6-4-3		0-0 F9		0-0 F8		4 0 0 0 0 0 1			
Inning Stats	R: 2 H: 2 E: 0 LOB: 1 K: 0 BB: 1 S: 5 P: 9	R: 0 H: 0 E: 0 LOB: 0 K: 0 BB: 0 S: 3 P: 3	R: 3 H: 3 E: 0 LOB: 1 K: 0 BB: 1 S: 6 P: 10	R: 0 H: 1 E: 0 LOB: 0 K: 1 BB: 0 S: 5 P: 5	R: 2 H: 2 E: 0 LOB: 0 K: 2 BB: 0 S: 9 P: 9	R: 0 H: 0 E: 0 LOB: 0 K: 1 BB: 0 S: 5 P: 5	R: 3 H: 2 E: 0 LOB: 0 K: 2 BB: 1 S: 9 P: 13	R: 0 H: 0 E: 0 LOB: 0 K: 0 BB: 0 S: 3 P: 3	R: 0 H: 1 E: 1 LOB: 1 K: 0 BB: 1 S: 3 P: 7	1B: 4 SF: 1 2B: 3 SAC: 0 3B: 1 DP: 2 HR: 3 HBP: 0	WP: 1 PA: 40 PB: 0 SB: 0 CS: 0		
PITCHER	IP WLS BF H R ER SO BB IBB HBP BLK WP HR S P ERA WHIP											PITCHER	IP WLS BF H R ER SO BB IBB HBP BLK WP HR S P ERA WHIP
Dick Drott, R (1, 1) ERA: 7.45	2.1 L 12 3 4 4 0 2 0 0 0 0 0 0 10 18 15.43 2.143												
Bob Anderson, R (3, 1) ERA: 4.21	2.2 12 5 3 3 3 0 0 0 0 1 1 18 18 10.12 1.875												
Seth Morehead, L (6, 1) ERA: 3.83	3.0 12 2 3 3 3 1 0 0 0 0 2 17 21 9.00 1.000												
Mark Freeman, R (9, 1) ERA: 5.42	1.0 4 1 0 0 0 1 0 0 0 0 0 0 3 7 0.00 2.000												

Milwaukee Braves @ Chicago Cubs
Wrigley Field, Chicago, IL
Thu Sep 01 1960, 3:33 AM CDT
Att: 7,564 - Cloudy - 90 F

livebaseballscorecards.com



Batter	1	2	3	4	5	6	7	8	9	AB	R	H	RBI	BB	SO	LOB
Richie Ashburn, L (1, 8) OBP: 0.423, SLG: 0.352 Al Heist, R (8, 8) OBP: 0.259, SLG: 0.291	0-0 4-3		0-0 L3			0-0 F9		0-0 6-3		3	0	0	0	0	0	0
Bob Will, L (1, 9) OBP: 0.324, SLG: 0.385	4-0 14 BLK BB			0-0 4-3		0-0 4-3		0-0 6-3		3	0	0	1	1	0	0
14 Ernie Banks, R (1, 6) OBP: 0.366, SLG: 0.595 Jerry Kindall, R (8, 6) OBP: 0.267, SLG: 0.360	0-0 F4 1-2			0-0 1-3		0-0 1B		0-0 2B		3	0	1	0	0	0	1
George Altman, L (1, 7) OBP: 0.326, SLG: 0.421	0-0 F5			0-0 1B		0-0 F8		0-0 6-3		4	0	1	0	0	0	3
Ron Santo, R (1, 5) OBP: 0.306, SLG: 0.422		0-0 F2		0-0 5-3			0-0 F7		0-0 F4	4	0	0	0	0	0	1
Frank Thomas, R (1, 3) OBP: 0.297, SLG: 0.428		0-0 1-3			0-0 5-3		0-0 6-3		0-0 F8	4	0	0	0	0	0	0
Don Zimmer, R (1, 4) OBP: 0.318, SLG: 0.381		0-0 F3			0-0 F2		0-0 1B		0-0 1-3	4	0	1	0	0	0	0
Moe Thacker, R (1, 2) OBP: 0.284, SLG: 0.186			0-0 F8		0-0 2B		0-0 F7			3	0	1	0	0	0	1
Dick Drott, R (1, 1) OBP: 0.111, SLG: 0.111 Bob Anderson, R (3, 1) OBP: 0.224, SLG: 0.177 Sammy Taylor, L (5, PH) OBP: 0.257, SLG: 0.313 Seth Morehead, L (6, 1) OBP: 0.200, SLG: 0.208 Ed Bouchee, L (8, PH) OBP: 0.343, SLG: 0.317 Mark Freeman, R (9, 1) OBP: 0.190, SLG: 0.150			0-3 K		0-0 4-3			0-0 F6		0	0	0	0	0	0	0

Inning Stats	R: 0 E: 0 K: 0 S: 3	H: 0 LOB: 1 BB: 1 P: 7	R: 0 E: 0 K: 0 S: 3	H: 0 LOB: 0 BB: 0 P: 3	R: 0 E: 0 K: 1 S: 5	H: 0 LOB: 0 BB: 0 P: 5	R: 0 E: 0 K: 0 S: 4	H: 1 LOB: 1 BB: 0 P: 4	R: 0 E: 0 K: 0 S: 4	H: 1 LOB: 1 BB: 0 P: 4	R: 0 E: 0 K: 0 S: 4	H: 1 LOB: 1 BB: 0 P: 4	R: 0 E: 0 K: 0 S: 4	H: 1 LOB: 1 BB: 0 P: 5	R: 0 E: 0 K: 0 S: 3	H: 0 LOB: 0 BB: 0 P: 3	1B: 3 2B: 2 3B: 1 HR: 0	SF: 0 SAC: 0 DP: 0 HBP: 0	WP: 0 PB: 0 SB: 0 CS: 0	PA: 34										
PITCHER Bob Buhl, R (1, 1) ERA: 3.28	IP 9.0	WLS W	BF 34	H 6	R 1	ER 1	SO 1	BB 1	IBB 0	HBP 0	BLK 1	WP 0	HR 0	S 35	P 39	ERA 1.00	WHIP 0.778													
											PITCHER	IP	WLS	BF	H	R	ER	SO	BB	IBB	HBP	BLK	WP	HR	S	P	ERA	WHIP		

BOTTOM

Milwaukee Braves @ Chicago Cubs
Wrigley Field, Chicago, IL
Thu Sep 01 1960, 3:33 AM CDT
Att. 7,564 - Cloudy - 90 F

livebaseballscores.com

AB	33
R	1
H	6
RBI	1
BB	1
SO	1
LOB	7



Batter	1	2	3	4	5	6	7	8	9	AB R H RBI BB SO LOB	TOP											
Bill Bruton, L (1, 8) OBP: 0.319, SLG: 0.415	0-0 3-1		0-0 G5-4-3 1B	0-0 FC6-4		1-0 G5-4-3 HBP		0-0 F6		4 0 1 1 0 0 3												
Del Crandall, R (1, 2) OBP: 0.321, SLG: 0.429	0-0 F7		0-0 G5-4-3		0-0 1B 2B	0-0 G5-4-3		0-0 1B		5 1 2 1 0 0 3												
Eddie Mathews, L (1, 5) OBP: 0.396, SLG: 0.547 Al Spangler, L (8, 7) OBP: 0.345, SLG: 0.360	0-0 4-3			0-0 FC5-4 1B	0-0 BB 1B 1B		0-0 4-3	0-3 K		5 1 2 1 0 1 1 0 0 0 0 0 0 0												
Hank Aaron, R (1, 9) OBP: 0.339, SLG: 0.553		0-0 6-3		0-0 FC5-4 1B 1B	0-0 1B BB 1B		0-0 F9		0-0 F9	5 2 1 0 0 0 1												
Joe Adcock, R (1, 3) OBP: 0.353, SLG: 0.508		0-0 6-3		0-0 1B 1B	4-0 G6-4-3 1B BB		0-0 HR		0-0 F8	4 2 2 1 1 0 0												
Alvin Dark, R (1, 7) OBP: 0.324, SLG: 0.344			0-0 2B	0-0 1B SF8 1B	0-0 1-2 2-3 3-H 1B		0-0 6-3		0-0 F2	5 1 3 2 0 0 0												
Johnny Logan, R (1, 6) OBP: 0.319, SLG: 0.352		0-0 F2		0-0 1B 1B	0-0 G6-4-3					4 1 2 1 0 0 3												
Chuck Cottier, R (1, 4) OBP: 0.253, SLG: 0.308			0-0 1B 2B	0-0 SF8	0-0 4-3					3 1 2 1 0 0 1												
Joey Jay, S (1, 1) OBP: 0.205, SLG: 0.143 Ron Piche, R (9, 1)			0-0 1B	0-0 1B FC6-4		0-3 K		0-0 SH5-4 1B		3 0 2 0 0 1 0 0 0 0 0 0 0 0												
Inning Stats	R: 0 E: 0 K: 0 S: 3	H: 0 LOB: 0 BB: 0 P: 3	R: 0 E: 0 K: 0 S: 4	H: 1 LOB: 1 BB: 0 P: 4	R: 0 E: 0 K: 0 S: 4	H: 3 LOB: 1 BB: 0 P: 4	R: 3 E: 0 K: 0 S: 8	H: 5 LOB: 2 BB: 0 P: 8	R: 3 E: 0 K: 0 S: 6	H: 4 LOB: 1 BB: 1 P: 10	R: 0 E: 0 K: 1 S: 4	H: 0 LOB: 0 BB: 0 P: 5	R: 1 E: 0 K: 0 S: 4	H: 1 LOB: 0 BB: 0 P: 4	R: 2 E: 0 K: 1 S: 8	H: 3 LOB: 1 BB: 0 P: 8	R: 0 E: 0 K: 0 S: 3	H: 0 LOB: 0 BB: 0 P: 3	1B: 13 2B: 3 3B: 0 HR: 1	SF: 1 SAC: 1 DP: 3 HBP: 1	WP: 0 PB: 0 SB: 0 CS: 0	PA: 42
PITCHER	IP WLS BF H R ER SO BB IBB HBP BLK WP HR S P ERA WHIP																					
Cal McLish, R (1, 1) ERA: 4.34	3.2 L 18 9 3 3 0 0 0 0 0 0 0 0 0 18 18 7.36 2.455																					
Claude Osteen, L (4, 1) ERA: 5.61	0.1 5 3 3 3 0 1 0 0 0 0 0 0 4 8 81.00 12.000																					
Bill Henry, L (5, 1) ERA: 3.26	3.0 10 2 1 1 1 0 0 0 1 0 0 1 11 12 3.00 0.667																					
Joe Nuxhall, L (8, 1) ERA: 4.26	2.0 9 3 2 2 1 0 0 0 0 0 0 0 11 11 9.00 1.500																					

Milwaukee Braves @ Cincinnati Reds
 Crosley Field, Cincinnati, OH
 Fri Sep 02 1960, 7:05 PM EDT
 Att. 9,182 - Unknown

livebaseballscorecards.com

AB 38
 R 9
 H 17
 RBI 8
 BB 1
 SO 2
 LOB 12



Batter	1	2	3	4	5	6	7	8	9	AB	R	H	RBI	BB	SO	LOB
Roy McMillan, R OBP: 0.291, SLG: 0.345 (1, 6)	0-0 F7 ①		4-0 BB ②		0-0 F9 ③		0-0 5-3 ③		0-0 F3 ②	4	0	0	0	1	0	1
Vada Pinson, L OBP: 0.336, SLG: 0.463 (1, 8)	4-0 1B BB		0-0 F9 ②			0-0 1B WP 1B		0-0 4-3 ①	4-0 2B BB	3	2	1	0	2	0	1
Gus Bell, L OBP: 0.307, SLG: 0.381 (1, 9)	0-0 1-3 S 1B		0-0 F7 ③			0-0 1-3 E FC5-2-5 1B		0-0 1B 1B	0-0 1-H 2B	5	1	4	1	0	0	1
Frank Robinson, R OBP: 0.394, SLG: 0.581 (1, 7)	0-3 K 1-2 ②			0-3 K ①		0-0 FC5-2-5 F8 1B 1-H 3-H		0-0 1B 2B 1B	0-0 5-3 ③	5	2	1	0	0	2	4
Ed Bailey, L OBP: 0.352, SLG: 0.417 (1, 2)	0-0 F2 ③			0-0 4-3 ②		0-0 F8 ②		0-0 1-3 2B 1B 3-H		4	1	1	1	0	0	3
Gordy Coleman, L OBP: 0.292, SLG: 0.391 (1, 3)		0-0 F6 ①		0-0 4-3 ③		0-0 1B 3-H		0-0 1-3 ②		4	0	1	1	0	0	2
Willie Jones, R OBP: 0.346, SLG: 0.352 (1, 5)		0-0 F6 ②			0-0 1-3 ①	0-3 K ③		0-0 2B 2B 3-H		4	0	1	2	0	1	1
Billy Martin, R OBP: 0.303, SLG: 0.340 (1, 4)		0-0 F6 ③			0-0 1B ②		0-3 K ①	0-3 K ③		4	0	1	0	0	2	1
Cal McLish, S OBP: 0.081, SLG: 0.029 (1, 1)			0-3 K ①		0-3 K ②		0-3 K ②		0-0 4-3 ①	1	0	0	0	0	1	0
Claude Osteen, L OBP: 0.190, SLG: 0.100 (4, 1)										0	0	0	0	0	0	0
Bill Henry, L (5, 1)										1	0	0	0	0	1	1
Eddie Kasko, R OBP: 0.364, SLG: 0.373 (7, PH)										1	0	0	0	0	1	0
Joe Nuxhall, L OBP: 0.111, SLG: 0.120 (8, 1)										0	0	0	0	0	0	0
Jerry Lynch, L OBP: 0.361, SLG: 0.500 (9, PH)										1	0	0	0	0	0	0

Inning Stats	R: 0	H: 1	E: 0	LOB: 2	K: 1	S: 6	R: 0	H: 0	E: 0	LOB: 0	K: 0	S: 3	R: 0	H: 0	E: 0	LOB: 1	K: 1	S: 5	R: 0	H: 0	E: 0	LOB: 0	K: 1	S: 5	R: 0	H: 1	E: 0	LOB: 1	K: 1	S: 6	R: 2	H: 3	E: 0	LOB: 1	K: 1	S: 8	R: 0	H: 0	E: 0	LOB: 0	K: 2	S: 7	R: 3	H: 4	E: 0	LOB: 1	K: 1	S: 9	R: 1	H: 1	E: 0	LOB: 1	K: 0	S: 4	1B: 8	SF: 0	2B: 2	SAC: 0	3B: 0	DP: 0	HR: 0	HBP: 0	WP: 1	PA: 40
PITCHER	IP	WLS	BF	H	R	ER	SO	BB	IBB	HBP	BLK	WP	HR	S	P	ERA	WHIP																																															
Joey Jay, R ERA: 3.38 (1, 1)	8.2	W	39	10	6	6	8	3	0	0	0	1	0	52	64	6.23	1.500																																															
Ron Piche, R ERA: 4.17 (9, 1)	0.1	S	1	0	0	0	0	0	0	0	0	0	0	1	1	0.00	0.000																																															

BOTTOM

Milwaukee Braves @ Cincinnati Reds
Crosley Field, Cincinnati, OH
Fri Sep 02 1960, 7:05 PM EDT
Att. 9,182 - Unknown

livebaseballscorecards.com

AB	37
R	6
H	10
RBI	5
BB	3
SO	8
LOB	15



Batter	1	2	3	4	5	6	7	8	9	10	11	12	AB	R	H	RBI	BB	SO	LOB	TOP								
Bill Bruton, L OBP: 0.320, SLG: 0.415 (1, 8)	4-0 1B BB		0-3 K	0-0 1-2 1B		0-3 K	0-0 1-3 2-H 1B		0-0 SF8		0-0 4-3		5	0	2	2	1	2	2									
Del Crandall, R OBP: 0.321, SLG: 0.428 (1, 2)	0-0 1-3 BB 1B		0-0 1-3	0-0 P4		0-0 5-3	0-0 SF9		0-0 P3		0-0 SH1-3 1B		6	1	2	1	0	0	4									
Eddie Mathews, L OBP: 0.396, SLG: 0.545 (1, 5)	0-3 K		0-0 E 2B		0-0 3-1		0-0 P4		0-0 F2		0-0 SH1-3		5	2	1	0	1	1	3									
Hank Aaron, R OBP: 0.346, SLG: 0.557 (1, 9)	4-0 1-2 BB		0-0 E8 3B		4-0 S 1B BB		4-0 E 1B 1B BB	0-0 F8		4-0 BB		4-0 1B IBB		2	2	1	1	5	0	0								
Joe Adcock, R OBP: 0.356, SLG: 0.509 (1, 3)	0-3 K		0-0 1B		0-0 S 1B		0-0 E7 1B 1B	0-0 F8		0-0 F3		0-0 4-3 1B		7	1	4	2	0	1	4								
Alvin Dark, R OBP: 0.320, SLG: 0.336 (1, 7)	0-0 L7		0-0 F9		0-3 K		4-0 1B IBB	0-3 K		0-0 F9		0-0 4-3		6	1	0	0	1	2	9								
Johnny Logan, R OBP: 0.319, SLG: 0.349 (1, 6)		0-0 F8		0-0 4-3	0-0 G3		0-0 1B 1B		0-0 F7		0-0 P6		4-0 FC4 IBB		6	1	1	1	1	0	2							
Chuck Cottier, R OBP: 0.261, SLG: 0.309 (1, 4)		0-0 F2		0-3 K		4-0 SH3-4 BB	0-0 1B SF9 1B		0-0 1B SF8 1B		0-3 K		0-0 FC4		6	2	2	2	1	2	3							
Carl Willey, R OBP: 0.174, SLG: 0.205 (1, 1)		0-3 K		0-0 1B		0-0 SH3-4	0-3 K		0-0 1B		0-0 1B				3	0	1	0	0	2	2							
Don McMahon, R (7, 1)															0	0	0	0	0	0	0							
Ron Piche, R (8, 1)															0	0	0	0	0	0	0							
George Brunet, R OBP: 0.077, SLG: 0.077 (8, 1)															0	0	0	0	0	0	0							
Mel Roach, R OBP: 0.360, SLG: 0.463 (9, PH)															1	0	1	0	0	0	0							
Lee Maye, L OBP: 0.360, SLG: 0.413 (9, PR)															0	0	0	0	0	0	0							
Lew Burdette, R OBP: 0.231, SLG: 0.315 (9, 1)															1	0	1	0	0	0	0							
Inning Stats	R: 0 E: 0 K: 2 S: 8	H: 1 LOB: 3 BB: 2 P: 16	R: 0 E: 0 K: 1 S: 5	H: 0 LOB: 0 BB: 0 P: 5	R: 2 E: 1 K: 1 S: 8	H: 3 LOB: 1 BB: 0 P: 8	R: 0 E: 0 K: 1 S: 7	H: 2 LOB: 2 BB: 0 P: 7	R: 0 E: 0 K: 1 S: 6	H: 1 LOB: 2 BB: 1 P: 10	R: 0 E: 0 K: 1 S: 5	H: 0 LOB: 0 BB: 0 P: 5	R: 0 E: 0 K: 1 S: 3	H: 0 LOB: 1 BB: 1 P: 7	R: 0 E: 0 K: 1 S: 6	H: 1 LOB: 1 BB: 0 P: 6	R: 1 E: 0 K: 0 S: 5	H: 2 LOB: 1 BB: 0 P: 5	R: 0 E: 0 K: 0 S: 3	H: 0 LOB: 1 BB: 1 P: 7	R: 0 E: 0 K: 1 S: 6	H: 1 LOB: 1 BB: 0 P: 6	R: 1 E: 0 K: 0 S: 5	H: 2 LOB: 3 BB: 2 P: 13	1B: 14 2B: 1 3B: 1 HR: 0	SF: 2 SAC: 2 DP: 0 HBP: 0	WP: 0 PB: 0 SB: 2 CS: 0	PA: 62
PITCHER	IP	WLS	BF	H	R	ER	SO	BB	IBB	HBP	BLK	WP	HR	S	P	ERA	WHIP											
Jim Maloney, R ERA: 5.75 (1, 1)	6.0		34	9	7	7	7	6	0	0	0	0	0	41	69	10.50	2.500											
Jim Brosnan, R ERA: 2.4 (7, 1)	1.0		5	2	1	1	1	0	0	0	0	0	0	7	7	9.00	2.000											
Marshall Bridges, L ERA: 3.15 (8, 1)	1.0		3	0	0	0	1	0	0	0	0	0	0	5	5	0.00	0.000											
Joe Nuxhall, L ERA: 4.25 (9, 1)	3.1	L	17	5	2	2	1	1	1	0	0	0	0	17	25	5.40	1.800											
Cal McLish, R ERA: 4.32 (12, 1)	0.2		3	0	0	0	0	0	1	0	0	0	0	2	6	0.00	0.000											

Milwaukee Braves @ Cincinnati Reds
Crosley Field, Cincinnati, OH
Sat Sep 03 1960, 3:33 AM EDT
Att: 4,085 - Unknown

AB	48
R	10
H	16
RBI	9
BB	10
SO	10
LOB	29



1B	14	SF	2
2B	1	SAC	2
3B	1	DP	0
HR	0	HBP	0

WP	0	PA	62
PB	0		
SB	2		
CS	0		

Batter	1	2	3	4	5	6	7	8	9	10	11	12	AB	R	H	RBI	BB	SO	LOB									
Roy McMillan, R OBP: 0.297, SLG: 0.352 (1, 6) (9, 4) (9, 6)	0-0 L4 ①			0-0 1B 1B	0-0 L5 ②		1-0 HR HBP	0-0 2B 1-3 3-H		0-0 1B			5	2	3	1	0	0	1									
Vada Pinson, L OBP: 0.337, SLG: 0.467 (1, 8)	0-0 F7 ②			0-0 1B 1B	0-0 L9 ③		0-0 HR 1-H 2-H 3-H	0-0 IBB		0-0 6-3 ③			5	1	2	4	1	0	2									
Gus Bell, L OBP: 0.306, SLG: 0.385 (1, 9)	0-0 5-3 ③			0-0 F7 ①		0-0 G3 ①	0-0 HR ①	0-0 SF7 ②			0-0 6-3 ①		5	1	1	2	0	0	2									
Frank Robinson, R OBP: 0.393, SLG: 0.576 (1, 7)		0-0 L7 ①		0-0 F7 1B		0-0 F9 ②	4-0 BB	0-0 F9 ③			0-0 F9 ②		5	0	1	1	1	0	2									
Ed Bailey, L OBP: 0.350, SLG: 0.414 Joe Azcue, R OBP: 0.143, SLG: 0.077 (1, 2) (7, 2)		0-3 K ②		0-0 F7 1-2		0-0 P4 ③	0-0 6-3 ③		0-3 K ①		4-0 FC6-4 BB		3	0	0	0	0	1	2									
Gordy Coleman, L OBP: 0.299, SLG: 0.388 (1, 3)		0-0 P4 ③		4-0 FC6-4 IBB			4-0 HBP HR 1B BB	0-0 2B 1B		0-0 6-3 ②		4	2	1	0	2	0	1										
Cliff Cook, R OBP: 0.242, SLG: 0.293 Jerry Lynch, L OBP: 0.358, SLG: 0.497 Eddie Kasko, R OBP: 0.364, SLG: 0.375 (1, 5) (7, PH) (8, 4) (9, 6) (9, 4)			0-0 F9 ①	0-0 FC6-4 ③			0-0 F9 ①	0-0 1B 2B		0-0 F8 ③		2	0	0	0	0	0	3										
Billy Martin, R OBP: 0.301, SLG: 0.338 Harry Anderson, L OBP: 0.317, SLG: 0.385 Marshall Bridges, S OBP: 0.362, SLG: 0.556 Wally Post, R OBP: 0.107, SLG: 0.115 Cal McLish, S OBP: 0.029, SLG: 0.029 Leo Cardenas, R OBP: 0.258, SLG: 0.280 (1, 4) (7, PH) (8, 1) (8, PH) (9, 1) (12, 1) (12, PH)			0-0 F8 ②		0-3 K ①		0-3 K ②	0-0 F2 ①		0-0 L8 ①		2	0	0	0	0	1	0										
Jim Maloney, L OBP: 0.167, SLG: 0.091 Jim Brosnan, R OBP: 0.267, SLG: 0.571 Willie Jones, R OBP: 0.351, SLG: 0.359 (1, 1) (7, 1) (7, PH) (8, 5)			0-0 F8 ③		0-0 E5 1B		0-0 HR 1B	0-0 2B SF7 1B		0-0 F8 ②		2	0	1	0	0	0	0										
Inning Stats	R: 0 E: 0 K: 0 S: 3	H: 0 LOB: 0 BB: 0 P: 3	R: 0 E: 0 K: 1 S: 5	H: 0 LOB: 0 BB: 0 P: 5	R: 0 E: 0 K: 0 S: 3	H: 0 LOB: 0 BB: 0 P: 3	R: 1 E: 0 K: 0 S: 6	H: 3 LOB: 3 BB: 1 P: 10	R: 0 E: 1 K: 1 S: 6	H: 1 LOB: 1 BB: 0 P: 6	R: 0 E: 0 K: 0 S: 3	H: 0 LOB: 0 BB: 0 P: 3	R: 5 E: 0 K: 1 S: 8	H: 3 LOB: 1 BB: 2 P: 17	R: 3 E: 0 K: 0 S: 7	H: 4 LOB: 2 BB: 1 P: 11	R: 0 E: 0 K: 1 S: 5	H: 0 LOB: 0 BB: 0 P: 5	R: 0 E: 0 K: 0 S: 4	H: 1 LOB: 1 BB: 0 P: 4	R: 0 E: 0 K: 0 S: 3	H: 0 LOB: 1 BB: 1 P: 7	R: 0 E: 0 K: 0 S: 3	H: 0 LOB: 0 BB: 0 P: 3	1B: 8 2B: 2 3B: 0 HR: 2	SF: 1 SAC: 0 DP: 0 HBP: 1	WP: 0 PB: 0 SB: 0 CS: 0	PA: 54

PITCHER	IP	WLS	BF	H	R	ER	SO	BB	IBB	HBP	BLK	WP	HR	S	P	ERA	WHIP
Carl Willey, R ERA: 4.53 (1, 1)	6.2		29	6	5	5	3	1	1	1	0	0	1	32	41	6.75	1.050
Don McMahon, R ERA: 5.9 (7, 1)	0.2		7	4	4	4	0	1	0	0	0	0	1	6	10	54.00	7.500
Ron Piche, R ERA: 4.17 (8, 1)	0.0		2	1	0	0	0	0	1	0	0	0	0	1	5	∞	∞
George Brunet, L ERA: 4.66 (8, 1)	0.2		2	0	0	0	0	0	0	0	0	0	0	2	2	0.00	0.000
Lew Burdette, R ERA: 3.37 (9, 1)	4.0	W	14	1	0	0	1	1	0	0	0	0	0	15	19	0.00	0.500

Milwaukee Braves @ Cincinnati Reds
Crosley Field, Cincinnati, OH

Sat Sep 03 1960, 3:33 AM EDT
Att. 4,085 - Unknown

livebaseballscorecards.com

AB	47
R	9
H	12
RBI	9
BB	5
SO	4
LOB	18



Batter	1	2	3	4	5	6	7	8	9	AB R H RBI BB SO LOB	TOP																
Bill Bruton, L (1, 8) OBP: 0.323, SLG: 0.420	0-0 4-3		0-0 E5 1-H 2B			0-0 1B 1B	0-0 2-H 1B			4 1 3 1 0 0 0	Milwaukee Braves @ Cincinnati Reds Crosley Field, Cincinnati, OH Sun Sep 04 1960, 3:33 AM EDT Att. 9,589 - Unknown																
Del Crandall, R (1, 2) OBP: 0.318, SLG: 0.424	0-0 F7		0-0 G3			0-0 F9	0-0 F5			4 0 0 0 0 0 3																	
Eddie Mathews, L (1, 5) OBP: 0.395, SLG: 0.543	0-0 3-1			0-0 L7		0-0 1B 1B	0-0 F8			4 1 1 0 0 0 1																	
Hank Aaron, R (1, 9) OBP: 0.347, SLG: 0.558		0-3 K		0-0 2B		0-0 1B SF7 1B	0-0 F8			4 1 2 1 0 1 0																	
Joe Adcock, R (1, 3) OBP: 0.357, SLG: 0.508		0-0 5-3		4-0 BB		0-0 1B	0-0 5-3			3 0 1 1 1 0 0																	
Alvin Dark, R (1, 7) OBP: 0.316, SLG: 0.332		0-0 6-3		0-0 F7		0-0 SF7	0-0 6-3			3 0 0 1 0 0 1																	
Johnny Logan, R (1, 6) OBP: 0.318, SLG: 0.347			4-0 2B E BB		0-0 F6	0-0 1-3		0-0 F4		3 1 0 0 1 0 1																	
Chuck Cottier, R (1, 4) OBP: 0.261, SLG: 0.307		0-3 K			0-0 F8		0-0 SH1-4 1B	0-0 F7		4 1 1 0 0 1 1																	
Juan Pizarro, L (1, 1) OBP: 0.275, SLG: 0.350			0-0 F7		0-0 F9		0-0 SH1-4	0-0 F8		2 0 0 0 0 0 1																	
Don McMahon, R (8, 1)										0 0 0 0 0 0 0																	
George Brunet, R (8, 1) OBP: 0.077, SLG: 0.077										0 0 0 0 0 0 0																	
Terry Fox, R (8, 1)										0 0 0 0 0 0 0																	
Mel Roach, R (9, PH) OBP: 0.333, SLG: 0.459										1 0 0 0 0 0 0																	
Inning Stats	R: 0 E: 0 K: 0 S: 3	H: 0 LOB: 0 BB: 0 P: 3	R: 0 E: 0 K: 1 S: 5	H: 0 LOB: 0 BB: 0 P: 5	R: 1 E: 1 K: 1 S: 6	H: 1 LOB: 1 BB: 1 P: 10	R: 0 E: 0 K: 0 S: 3	H: 1 LOB: 1 BB: 1 P: 7	R: 0 E: 0 K: 0 S: 3	H: 0 LOB: 0 BB: 0 P: 3	R: 3 E: 0 K: 0 S: 7	H: 4 LOB: 1 BB: 0 P: 7	R: 1 E: 0 K: 0 S: 5	H: 2 LOB: 1 BB: 0 P: 5	R: 0 E: 0 K: 0 S: 3	H: 0 LOB: 0 BB: 0 P: 3	R: 0 E: 0 K: 0 S: 3	H: 0 LOB: 0 BB: 0 P: 3	1B: 6 2B: 2 3B: 0 HR: 0	SF: 1 SAC: 1 DP: 0 HBP: 0	WP: 0 PB: 0 SB: 0 CS: 0	PA: 36					
PITCHER	IP WLS BF H R ER SO BB IBB HBP BLK WP HR S P ERA WHIP																										
Jay Hook, R (1, 1) ERA: 4.31	6.1		28	8	5	4	2	2	0	0	0	0	0	30	38	5.68	1.579										
Jim Brosnan, R (7, 1) ERA: 2.38	0.2		2	0	0	0	0	0	0	0	0	0	0	2	2	0.00	0.000										
Marshall Bridges, L (8, 1) ERA: 3.07	1.0	W	3	0	0	0	0	0	0	0	0	0	0	3	3	0.00	0.000										
Bill Henry, L (9, 1) ERA: 3.21	1.0	S	3	0	0	0	0	0	0	0	0	0	0	3	3	0.00	0.000										

livebaseballscorecards.com

AB	32
R	5
H	8
RBI	4
BB	2
SO	2
LOB	8



Batter	1	2	3	4	5	6	7	8	9
Roy McMillan, R OBP: 0.296, SLG: 0.353 (1, 6) (9, 4)	0-0 L6		0-0 3B 2B		0-0 F5		0-0 G4-6-3 1-2f	0-0 F5	
Vada Pinson, L OBP: 0.339, SLG: 0.471 (1, 8)	0-0 F9		0-0 F4		0-0 G6-4-3 1B			0-0 BB 1B	
Frank Robinson, R OBP: 0.393, SLG: 0.578 (1, 7)	0-3 K		0-0 2-H 3B		0-0 G6-4-3 1-2f			0-0 K	
Wally Post, R OBP: 0.363, SLG: 0.562 Bill Henry, L (9, 1)		0-0 HR	0-0 L6		0-3 K			0-0 BB 1B 3B	
Willie Jones, R OBP: 0.365, SLG: 0.368 Cliff Cook, R OBP: 0.242, SLG: 0.293 (8, PR) (9, 5)		0-0 FC4 1B		4-0 FC5-4 BB		0-3 K2-3		0-0 BB 3B 1B	
Ed Bailey, L OBP: 0.349, SLG: 0.410 (1, 2)	0-0 F8		0-0 L8		0-0 4-3			4-0 BB 3B	
Gordy Coleman, L OBP: 0.298, SLG: 0.396 (1, 3)	0-0 FC4 1-2f		0-0 FC5-4 FC6-4		0-0 4-3		0-0 4-3	0-0 BB 2B 3B	
Billy Martin, R OBP: 0.302, SLG: 0.336 Gus Bell, L OBP: 0.307, SLG: 0.385 (8, PH) (9, 9)	0-0 F8		0-0 FC6-4		0-0 1B BB		0-0 1B BB	0-0 BB 2B 3B IBB	
Jay Hook, L OBP: 0.155, SLG: 0.063 Jim Brosnan, R OBP: 0.267, SLG: 0.571 Eddie Kasko, R OBP: 0.365, SLG: 0.376 Marshall Bridges, S OBP: 0.363, SLG: 0.507 Leo Cardenas, R OBP: 0.258, SLG: 0.280 (8, PH) (9, 8)			0-0 F5		4-0 1B BB		0-0 G4-6-3 1B	0-0 BB 3B 2B	

Inning Stats	R: 0 E: 0 K: 1 S: 5	H: 0 LOB: 0 BB: 0 P: 5	R: 1 E: 0 K: 0 S: 5	H: 2 LOB: 1 BB: 0 P: 5	R: 1 E: 0 K: 0 S: 5	H: 2 LOB: 1 BB: 0 P: 5	R: 0 E: 0 K: 0 S: 3	H: 0 LOB: 1 BB: 1 P: 7	R: 0 E: 0 K: 0 S: 3	H: 1 LOB: 1 BB: 1 P: 7	R: 0 E: 0 K: 2 S: 7	H: 0 LOB: 0 BB: 0 P: 7	R: 0 E: 0 K: 0 S: 3	H: 1 LOB: 1 BB: 1 P: 7	R: 7 E: 0 K: 1 S: 9	H: 4 LOB: 3 BB: 5 P: 29
--------------	------------------------------	---------------------------------	------------------------------	---------------------------------	------------------------------	---------------------------------	------------------------------	---------------------------------	------------------------------	---------------------------------	------------------------------	---------------------------------	------------------------------	---------------------------------	------------------------------	----------------------------------

PITCHER	IP	WLS	BF	H	R	ER	SO	BB	IBB	HBP	BLK	WP	HR	S	P	ERA	WHIP
Juan Pizarro, L ERA: 4.63 (1, 1)	7.1	L	33	7	6	6	4	6	0	0	0	0	1	35	59	7.36	1.773
Don McMahon, R ERA: 6.21 (8, 1)	0.0		2	1	0	0	0	0	1	0	0	0	0	1	5	∞	∞
George Brunet, L ERA: 4.82 (8, 1)	0.0		1	1	1	1	0	0	0	0	0	0	0	1	1	∞	∞
Terry Fox, R ERA: (8, 1)	0.2		4	1	2	2	0	1	0	0	0	0	0	3	7	27.00	3.000

BOTTOM

Milwaukee Braves @ Cincinnati Reds
Crosley Field, Cincinnati, OH

Sun Sep 04 1960, 3:33 AM EDT
Att. 9,589 - Unknown

AB	R	H	RBI	BB	SO	LOB
5	1	1	0	0	0	5
4	1	2	2	1	0	1
4	0	1	1	1	2	3
4	2	1	1	1	1	4
0	0	0	0	0	0	0
3	0	2	1	1	1	0
0	1	0	0	0	0	0
3	1	0	0	1	0	2
4	1	1	3	0	0	2
2	0	0	0	1	0	2
0	1	0	0	1	0	0
1	0	0	0	1	0	0
0	0	0	0	0	0	0
1	0	1	0	0	0	0
0	0	0	0	0	0	0

AB	32
R	9
H	10
RBI	9
BB	8
SO	4
LOB	19

livebaseballscorecards.com



WP	PA	40
1B: 4	SF: 0	WP: 0
2B: 2	SAC: 0	PB: 0
3B: 3	DP: 2	SB: 0
HR: 1	HBP: 0	CS: 0

Batter	1	2	3	4	5	6	7	8	9	AB R H RBI BB SO LOB	TOP																										
Al Spangler, L (1, 7) OBP: 0.356, SLG: 0.359	4-0 1B HR BB	0-0 FC6-4 1-2f		0-3 K			0-0 1-3 1B		4-0 3B BB	3 2 1 0 2 1 2																											
Del Crandall, R (1, 2) OBP: 0.319, SLG: 0.429	0-0 1-3 HR 1B		0-0 5-3		0-0 P4		0-0 SF9		0-0 1-H 2-H 3B	4 1 2 3 0 0 0																											
Eddie Mathews, L (1, 5) OBP: 0.393, SLG: 0.546	0-0 1-H 3-H HR		0-0 F7		0-0 4-3		0-3 K		0-0 L4	5 1 1 3 0 1 2																											
Hank Aaron, R (1, 9) OBP: 0.346, SLG: 0.556	0-0 F7		0-0 1B		0-3 K		0-3 K			4 0 1 0 0 2 0																											
Joe Adcock, R (1, 3) OBP: 0.354, SLG: 0.503	0-0 5-3		0-0 G3		0-0 6-3		0-0 F3			4 0 0 0 0 0 1																											
Bill Bruton, L (1, 8) OBP: 0.323, SLG: 0.422	0-0 F8			0-0 1B 3B		0-0 F9		0-0 F9		4 1 1 0 0 0 0																											
Johnny Logan, R (1, 6) OBP: 0.316, SLG: 0.346		0-0 P4		0-0 SH1-4 1B		0-0 P6		0-0 6-3		4 0 1 1 0 0 0																											
Chuck Cottier, R (1, 4) OBP: 0.263, SLG: 0.305		0-0 6-3		0-0 SH1-4 1-2		4-0 1B SF9 BB		0-0 G3 3B 1B	1 1 0 0 1 0 0 1 1 1 0 0 0 0																												
Mel Roach, R (9, PH) OBP: 0.338, SLG: 0.463																																					
Warren Spahn, L (1, 1) OBP: 0.172, SLG: 0.213		0-0 FC6-4 1B		0-0 F6		0-0 P4		0-0 G3		2 0 1 0 0 0 1 0 0 0 0 0 0 0 0 0 0 0 0 0 0 1 0 0 0 0 0 1 0 0 0 0 0 0 0 1 0 0 0 0 0 1																											
Joey Jay, S (4, 1) OBP: 0.205, SLG: 0.143																																					
Terry Fox, R (5, 1) OBP: 0.389, SLG: 0.408																																					
Lee Maye, L (7, PH) OBP: 0.174, SLG: 0.205																																					
Carl Willey, R (7, 1) OBP: 0.174, SLG: 0.205																																					
Wes Covington, L (9, PH) OBP: 0.292, SLG: 0.455																																					
Inning Stats	R: 3 E: 0 K: 0 S: 5	H: 2 LOB: 0 BB: 1 P: 9	R: 0 E: 0 K: 0 S: 4	H: 1 LOB: 1 BB: 0 P: 4	R: 0 E: 0 K: 0 S: 4	H: 1 LOB: 1 BB: 0 P: 4	R: 1 E: 0 K: 1 S: 7	H: 2 LOB: 1 BB: 0 P: 7	R: 0 E: 0 K: 1 S: 5	H: 0 LOB: 0 BB: 0 P: 5	R: 0 E: 0 K: 0 S: 3	H: 0 LOB: 0 BB: 0 P: 3	R: 1 E: 0 K: 1 S: 6	H: 1 LOB: 1 BB: 1 P: 10	R: 0 E: 0 K: 1 S: 5	H: 0 LOB: 0 BB: 0 P: 5	R: 2 E: 0 K: 0 S: 5	H: 2 LOB: 1 BB: 1 P: 9	1B: 6 2B: 0 3B: 2 HR: 1	SF: 1 SAC: 1 DP: 0 HBP: 0	WP: 0 PB: 0 SB: 0 CS: 0	PA: 39															
PITCHER	IP WLS BF H R ER SO BB IBB HBP BLK WP HR S P ERA WHIP																																				
Bob Friend, R (1, 1) ERA: 3.07	3.0		16	6	4	4	0	1	0	0	0	0	1	15	19	12.00	2.333																				
Fred Green, L (4, 1) ERA: 3.45	1.0	W	3	0	0	0	1	0	0	0	0	0	0	5	5	0.00	0.000																				
George Witt, R (5, 1) ERA: 4.91	2.1		9	1	1	1	1	1	0	0	0	0	0	10	14	3.86	0.857																				
Roy Face, R (7, 1) ERA: 2.8	2.2	S	11	2	2	2	2	1	0	0	0	0	0	14	18	6.75	1.125																				

Milwaukee Braves @ Pittsburgh Pirates
 Forbes Field, Pittsburgh, PA
 Mon Sep 05 1960, 3:33 AM EDT
 Unknown

livebaseballscorecards.com

AB 34
 R 7
 H 9
 RBI 7
 BB 3
 SO 4
 LOB 8



Batter	1	2	3	4	5	6	7	8	9	AB R H RBI BB SO LOB	TOP											
Bill Bruton, L (1, 8) OBP: 0.323, SLG: 0.422	0-0 3-1		0-0 2B	0-3 K		0-0 E8		0-0 5-3		5 1 2 1 0 1 3												
Del Crandall, R (1, 2) OBP: 0.322, SLG: 0.432	0-0 P6		0-0 3-1	4-0 1B		0-0 5-3		0-0 1B		4 0 2 1 1 0 1												
Eddie Mathews, L (1, 5) OBP: 0.391, SLG: 0.542	0-3 K		0-0 3-1	0-0 1B		0-3 K		0-0 F7		5 0 1 2 0 2 2												
Hank Aaron, R (1, 9) OBP: 0.345, SLG: 0.552		0-0 4-3	0-0 1-3	0-0 P4		4-0 F7		0-0 L5		4 0 0 0 1 0 4												
Alvin Dark, R (1, 7) OBP: 0.324, SLG: 0.338		0-0 1B		0-0 SH	4-0 BB	0-0 F7		0-0 1B		4 1 3 0 1 0 1												
Joe Adcock, R (1, 3) OBP: 0.355, SLG: 0.506		0-0 F9		4-0 SH	0-0 F8		0-0 2B	0-0 P6		4 2 1 0 1 0 4												
Johnny Logan, R (1, 6) OBP: 0.316, SLG: 0.343		0-0 1-3		0-0 SH	0-0 9-3		0-0 F8			3 1 0 0 0 0 3												
Chuck Cottier, R (1, 4) OBP: 0.275, SLG: 0.335			0-0 4-3	0-0 1B		0-0 5-3		0-0 2B		4 2 3 3 0 0 0												
Bob Buhl, R (1, 1) OBP: 0.143, SLG: 0.143			0-0 4-3	0-0 4-3		0-3 K		0-3 K		4 0 0 0 0 2 4												
Inning Stats	R: 0 E: 0 K: 1 S: 5	H: 0 LOB: 0 BB: 0 P: 5	R: 0 E: 0 K: 0 S: 4	H: 1 LOB: 1 BB: 0 P: 4	R: 2 E: 0 K: 0 S: 6	H: 3 LOB: 1 BB: 0 P: 6	R: 4 E: 1 K: 1 S: 9	H: 3 LOB: 2 BB: 2 P: 17	R: 0 E: 0 K: 0 S: 2	H: 0 LOB: 0 BB: 1 P: 6	R: 0 E: 0 K: 1 S: 6	H: 1 LOB: 1 BB: 0 P: 6	R: 0 E: 0 K: 1 S: 4	H: 0 LOB: 0 BB: 1 P: 8	R: 1 E: 0 K: 1 S: 7	H: 2 LOB: 1 BB: 0 P: 7	R: 0 E: 0 K: 0 S: 5	H: 2 LOB: 2 BB: 0 P: 5	1B: 7 2B: 5 3B: 1 HR: 0	SF: 0 SAC: 1 DP: 1 HBP: 0	WP: 0 PB: 0 SB: 1 CS: 0	PA: 42
PITCHER	IP WLS BF H R ER SO BB IBB HBP BLK WP HR S P ERA WHIP																					
Harvey Haddix, L (1, 1) ERA: 4.32	3.0 L 17 6 6 4 1 1 0 0 0 0 0 0 18 22 12.00 2.333																					
Diomedes Olivo, L (4, 1) ERA:	2.0 8 1 0 0 1 1 1 0 0 0 0 0 8 16 0.00 1.000																					
Tom Cheney, R (6, 1) ERA: 4.19	2.0 7 1 0 0 2 1 0 0 0 0 0 0 10 14 0.00 1.000																					
Fred Green, L (8, 1) ERA: 3.48	2.0 10 4 1 1 1 0 0 0 0 0 0 0 12 12 4.50 2.000																					

Milwaukee Braves @ Pittsburgh Pirates
 Forbes Field, Pittsburgh, PA
 Mon Sep 05 1960, 3:38 AM EDT
 Att. 34,310 - Unknown

AB	37
R	7
H	12
RBI	7
BB	4
SO	5
LOB	22



livebaseballscorecards.com

BOTTOM

Milwaukee Braves @ Pittsburgh Pirates
Forbes Field, Pittsburgh, PA
Mon Sep 05 1960, 3:38 AM EDT
Att. 34,310 - Unknown

livebaseballscores.com

AB	33
R	1
H	7
RBI	1
BB	3
SO	4
LOB	18



WP:	0	PA:	36
PB:	0		
SB:	0		
CS:	0		

AB R H RBI BB SO LOB

4	0	1	0	0	0	1
4	1	1	0	0	0	1
3	0	0	0	1	0	1
2	0	0	0	2	0	2
4	0	0	0	0	0	4
4	0	2	1	0	1	1
2	0	0	0	0	0	3
2	0	1	0	0	1	2
4	0	2	0	0	0	0
1	0	0	0	0	0	0
0	0	0	0	0	0	0
1	0	0	0	0	1	1
0	0	0	0	0	0	0
1	0	0	0	0	0	0
0	0	0	0	0	0	0
1	0	0	0	0	1	2

Batter	1	2	3	4	5	6	7	8	9
Bill Virdon, L OBP: 0.336, SLG: 0.412 (1, 8)	0-0 G3 1B		0-0 1B		0-0 L6-3 1-2		0-0 G3		
Dick Groat, R OBP: 0.371, SLG: 0.396 (1, 6)	0-0 E6 9-6		0-0 F6			0-0 1-3 BB 1B		0-0 6-3	
Bob Skinner, L OBP: 0.354, SLG: 0.452 (1, 7)	0-0 9-6 1-2f			0-0 P5		4-0 1B 1-3 1-2 BB		0-0 P6	
Dick Stuart, R OBP: 0.316, SLG: 0.463 (1, 3)		4-0 BB FC1-4 BB		4-0 1B BB		0-0 F8		0-0 5-3	
Roberto Clemente, R OBP: 0.361, SLG: 0.472 (1, 9)		0-0 FC1-4 FC6-4 1-2f		0-0 P6		0-0 1-3		0-0 F9	
Smoky Burgess, L OBP: 0.346, SLG: 0.411 (1, 2)		0-3 K		0-0 1-2 1B		0-0 2-3 3-H 1B		0-0 F9	
Don Hoak, R OBP: 0.357, SLG: 0.435 Gene Baker, R OBP: 0.226, SLG: 0.179 (5, 5)		0-0 FC6-4 1-2f		0-0 6-3		0-3 K		0-0 1B 1B	
Bill Mazeroski, R OBP: 0.319, SLG: 0.389 (1, 4)			0-0 L6		0-0 L6-3 1B		0-0 F8		0-0 1-2 1B
Harvey Haddix, L OBP: 0.271, SLG: 0.304 Diomedes Olivo, L (4, 1) Joe Christopher, R OBP: 0.217, SLG: 0.279 Tom Cheney, R OBP: 0.267, SLG: 0.286 Mickey Vernon, L (7, PH) Fred Green, R OBP: 0.444, SLG: 1.125 Dick Schofield, S OBP: 0.333, SLG: 0.200 (9, PH)			0-0 P6		0-3 K		0-0 F8		0-3 K

Inning Stats	R: 0 E: 1 K: 0 S: 3	H: 0 LOB: 0 BB: 0 P: 3	R: 0 E: 0 K: 1 S: 5	H: 0 LOB: 1 BB: 1 P: 9	R: 0 E: 0 K: 0 S: 4	H: 1 LOB: 1 BB: 0 P: 4	R: 0 E: 0 K: 0 S: 4	H: 1 LOB: 2 BB: 1 P: 8	R: 0 E: 0 K: 1 S: 5	H: 1 LOB: 0 BB: 0 P: 5	R: 1 E: 0 K: 1 S: 7	H: 2 LOB: 2 BB: 1 P: 11	R: 0 E: 0 K: 0 S: 3	H: 0 LOB: 0 BB: 0 P: 3	R: 0 E: 0 K: 1 S: 7	H: 2 LOB: 2 BB: 0 P: 7	1B: 7 2B: 2 3B: 0 HR: 0	SF: 0 SAC: 0 DP: 2 HBP: 0	WP: 0 PB: 0 SB: 0 CS: 0
---------------------	------------------------------	---------------------------------	------------------------------	---------------------------------	------------------------------	---------------------------------	------------------------------	---------------------------------	------------------------------	---------------------------------	------------------------------	----------------------------------	------------------------------	---------------------------------	------------------------------	---------------------------------	----------------------------------	------------------------------------	----------------------------------

PITCHER Bob Buhl, R ERA: 3.18 (1, 1)	IP 9.0	WLS W	BF 36	H 7	R 1	ER 1	SO 4	BB 3	IBB 0	HBP 0	BLK 0	WP 0	HR 0	S 41	P 53	ERA 1.00	WHIP 1.111
--	-----------	----------	----------	--------	--------	---------	---------	---------	----------	----------	----------	---------	---------	---------	---------	-------------	---------------

PITCHER	IP	WLS	BF	H	R	ER	SO	BB	IBB	HBP	BLK	WP	HR	S	P	ERA	WHIP
----------------	----	-----	----	---	---	----	----	----	-----	-----	-----	----	----	---	---	-----	------

Batter	1	2	3	4	5	6	7	8	9	AB R H RBI BB SO LOB	TOP																	
Bill Bruton, L (1, 8) OBP: 0.324, SLG: 0.422	0-3 K		0-0 FC1-6 S			0-0 G6-4-3 1B		0-0 1B 1B	0-0 L3	5 1 2 0 0 1 2																		
Del Crandall, R (1, 2) OBP: 0.321, SLG: 0.430	0-0 F9		0-0 F9			0-0 G6-4-3 1-2f		0-0 1B 1B		4 1 1 0 0 0 2																		
Eddie Mathews, L (1, 5) OBP: 0.392, SLG: 0.542	0-0 1B				0-3 K	0-0 F8		0-0 1B 1B		4 1 2 1 0 1 0																		
Hank Aaron, R (1, 9) OBP: 0.346, SLG: 0.551	0-0 F3				0-0 CS 1B		0-0 F9	0-0 E 1B 1B		4 0 2 1 0 0 1																		
Alvin Dark, R (1, 7) OBP: 0.326, SLG: 0.341		0-0 F6			0-3 K		0-0 1B	0-0 E8 1B		4 0 2 1 0 1 1																		
Al Spangler, L (8, PR) OBP: 0.356, SLG: 0.359					1-2			1-3 2-H		0 0 0 0 0 0 0																		
Joe Adcock, R (1, 3) OBP: 0.352, SLG: 0.501		0-0 F8			0-3 K		0-3 K	0-0 4-3		4 0 0 0 0 2 3																		
Johnny Logan, R (1, 6) OBP: 0.313, SLG: 0.340		0-0 5-3			0-0 F8		0-0 F9		0-0 1-3	4 0 0 0 0 0 1																		
Chuck Cottier, R (1, 4) OBP: 0.276, SLG: 0.335			0-0 F9		0-0 1B			0-0 F8		3 0 1 0 0 0 0																		
Wes Covington, L (9, PH) OBP: 0.295, SLG: 0.457									0-0 1B	1 0 1 0 0 0 0																		
Lew Burdette, R (1, 1) OBP: 0.238, SLG: 0.311			4-0 FC1-6 BB		0-0 F8			0-0 F8		1 0 0 0 1 0 1																		
Mel Roach, R (8, PH) OBP: 0.336, SLG: 0.460									0-0 F9	1 0 0 0 0 0 0																		
Warren Spahn, L (8, 1) OBP: 0.172, SLG: 0.213										0 0 0 0 0 0 0																		
Ron Piche, R (8, 1)										0 0 0 0 0 0 0																		
Lee Maye, L (9, PH) OBP: 0.384, SLG: 0.403										1 0 0 0 0 0 1																		
Inning Stats	R: 0 E: 0 K: 1 S: 6	H: 1 LOB: 1 BB: 0 P: 6	R: 0 E: 0 K: 0 S: 3	H: 0 LOB: 0 BB: 0 P: 3	R: 0 E: 0 K: 0 S: 3	H: 0 LOB: 1 BB: 1 P: 7	R: 0 E: 0 K: 2 S: 7	H: 1 LOB: 1 BB: 0 P: 7	R: 0 E: 0 K: 1 S: 6	H: 1 LOB: 1 BB: 0 P: 6	R: 0 E: 0 K: 0 S: 3	H: 1 LOB: 0 BB: 0 P: 3	R: 0 E: 0 K: 1 S: 6	H: 1 LOB: 1 BB: 0 P: 6	R: 3 E: 1 K: 0 S: 8	H: 5 LOB: 2 BB: 0 P: 8	R: 0 E: 0 K: 0 S: 4	H: 1 LOB: 1 BB: 0 P: 4	1B: 11 2B: 1 3B: 0 HR: 0	SF: 0 SAC: 0 DP: 2 HBP: 0	WP: 0 PB: 0 SB: 1 CS: 1	PA: 37						
PITCHER	IP WLS BF H R ER SO BB IBB HBP BLK WP HR S P ERA WHIP																											
Joe Gibbon, L (1, 1) ERA: 4.14	7.2		30	8	3	3	5	1	0	0	0	0	0	0	39	43	3.52	1.174										
Clem Labine, R (8, 1) ERA: 4.12	0.1	W	3	2	0	0	0	0	0	0	0	0	0	3	3	0.00	6.000											
Roy Face, R (9, 1) ERA: 2.77	1.0	S	4	1	0	0	0	0	0	0	0	0	0	4	4	0.00	1.000											

Milwaukee Braves @ Pittsburgh Pirates
 Forbes Field, Pittsburgh, PA
 Tue Sep 06 1960, 3:33 AM EDT
 Att: 28,793 - Unknown

livebaseballscorecards.com

AB	36
R	3
H	11
RBI	3
BB	1
SO	5
LOB	12



Batter	1	2	3	4	5	6	7	8	9
Bill Virdon, L (1, 8) <small>OBP: 0.334, SLG: 0.409</small>	0-0 F4		0-0 F8	0-0 1B 1B			0-0 6-3	0-0 4-3	
Dick Groat, R (1, 6) <small>OBP: 0.372, SLG: 0.396</small> Dick Schofield, S (3, PH) <small>OBP: 0.378, SLG: 0.263</small> (4, 6)	1-0 FC6 HBP		0-0 2B 1B	0-0 1-2 1B			0-0 G3-6 1B		
Bob Skinner, L (1, 7) <small>OBP: 0.353, SLG: 0.452</small>	0-0 FC6 1-2f		0-0 1B 2B	0-0 F4			0-0 G3-6 1-2f		
Dick Stuart, R (1, 3) <small>OBP: 0.318, SLG: 0.466</small>	0-3 K		0-0 2B 1B		0-0 F4			0-0 2B 2B	
Roberto Clemente, R (1, 9) <small>OBP: 0.364, SLG: 0.478</small>		0-0 G3 1B 1B	0-0 G5-3 1-3 2B		0-3 K			0-0 2-H 1B 2B	
Smoky Burgess, L (1, 2) <small>OBP: 0.348, SLG: 0.410</small> Joe Christopher, R (8, PR) <small>OBP: 0.217, SLG: 0.279</small> Hal Smith, R (9, 2) <small>OBP: 0.367, SLG: 0.533</small>		0-0 G3 1-2	4-0 IBB		0-0 F8			0-0 3-4-1 2-H 1B 1B	
Don Hoak, R (1, 5) <small>OBP: 0.356, SLG: 0.433</small>		0-0 2-H 1B	0-0 G5-3 2-3f			0-0 L6		0-0 4-3 1-2	
Bill Mazeroski, R (1, 4) <small>OBP: 0.319, SLG: 0.386</small>		4-0 IBB		0-0 6-3		0-0 F8		0-0 3-4-1 2-3	
Joe Gibbon, R (1, 1) <small>OBP: 0.286, SLG: 0.211</small> Clem Labine, R (8, 1) <small>OBP: 0.111, SLG: 0.222</small> Mickey Vernon, L (8, PH) <small>OBP: 0.333, SLG: 0.333</small> Roy Face, R (9, 1) <small>OBP: 0.375, SLG: 0.438</small>		0-3 K		0-0 5-3		0-0 1-3		0-0 3-H 1B	

Inning Stats	R: 0	H: 0	E: 0	K: 1	S: 5	R: 0	H: 2	E: 0	K: 1	S: 6	R: 2	H: 4	E: 0	K: 0	S: 6	R: 0	H: 2	E: 0	K: 0	S: 5	R: 0	H: 0	E: 0	K: 1	S: 5	R: 0	H: 0	E: 0	K: 0	S: 3	R: 0	H: 1	E: 0	K: 0	S: 3	R: 3	H: 4	E: 0	K: 0	S: 7
	LOB: 1	BB: 0	P: 6	LOB: 2	BB: 1	P: 10	LOB: 2	BB: 1	P: 10	LOB: 0	BB: 0	P: 5	LOB: 0	BB: 0	P: 5	LOB: 0	BB: 0	P: 3	LOB: 0	BB: 0	P: 3	LOB: 0	BB: 0	P: 3	LOB: 1	BB: 0	P: 7	LOB: 1	BB: 0	P: 7	LOB: 0	BB: 0	P: 7	LOB: 0	BB: 0	P: 7				

PITCHER	IP	WLS	BF	H	R	ER	SO	BB	IBB	HBP	BLK	WP	HR	S	P	ERA	WHIP
Lew Burdette, R (1, 1) <small>ERA: 3.34</small>	7.0		30	9	2	2	3	0	2	1	0	0	0	33	42	2.57	1.286
Warren Spahn, L (8, 1) <small>ERA: 3.68</small>	0.0	L	3	3	3	3	0	0	0	0	0	0	0	3	3	∞	∞
Ron Piche, R (8, 1) <small>ERA: 4.07</small>	1.0		4	1	0	0	0	0	0	0	0	0	0	4	4	0.00	1.000

BOTTOM

Milwaukee Braves @ Pittsburgh Pirates
 Forbes Field, Pittsburgh, PA

Tue Sep 06 1960, 3:33 AM EDT
 Att. 28,793 - Unknown

AB	R	H	RBI	BB	SO	LOB
5	0	1	0	0	0	1
0	0	0	0	0	0	0
3	1	3	0	0	0	0
4	1	1	1	0	0	4
4	1	2	1	0	1	1
4	1	3	1	0	1	0
3	0	1	1	1	0	1
0	1	0	0	0	0	0
0	0	0	0	0	0	0
4	0	1	0	0	0	4
3	0	0	0	1	0	2
3	0	0	0	0	1	2
0	0	0	0	0	0	0
1	0	1	1	0	0	0
0	0	0	0	0	0	0

AB	34
R	5
H	13
RBI	5
BB	2
SO	3
LOB	15

livebaseballscorecards.com

WP: 0 PA: 37
PB: 0 SB: 0 CS: 0



Batter	1	2	3	4	5	6	7	8	9	10	11	AB R H RBI BB SO LOB	TOP													
Joey Amalfitano, R (1, 4) <small>OBP: 0.332, SLG: 0.349</small> Felipe Alou, R (10, 7) <small>OBP: 0.305, SLG: 0.452</small> Willie McCovey, L (11, PH) <small>OBP: 0.356, SLG: 0.454</small>	0-3 K	0-0 4-3		0-0 6-3		0-0 2B			0-0 5-3		0-3 K	5 0 1 1 0 1 0 0 0 0 0 0 0 0 1 0 0 0 0 1 0														
Andre Rodgers, R (1, 7) <small>OBP: 0.329, SLG: 0.358</small> Don Blasingame, L (1, PR) <small>OBP: 0.300, SLG: 0.293</small>	1-0 WP 1B SF9 HBP	0-0 4-3		0-3 K		0-0 F8			0-0 F8			0 0 0 0 0 0 0 4 1 0 0 0 1 1														
Willie Mays, R (1, 8) <small>OBP: 0.387, SLG: 0.566</small>	0-0 1-2 WP 1B 1B	0-0 4-3			0-0 5-3				0-0 4-3			5 1 1 0 0 0 0														
Orlando Cepeda, R (1, 3) <small>OBP: 0.343, SLG: 0.522</small>	4-0 1-2 2-3 1B E IBB		4-0 1B S BB		4-0 BB			4-0 BB		0-0 6-3		1 2 0 0 4 0 0														
Jim Davenport, R (1, 5) <small>OBP: 0.305, SLG: 0.352</small>	0-0 SF9		0-0 1-3		0-3 K			0-0 F8		0-0 E6		4 0 0 1 0 1 3														
Willie Kirkland, L (1, 9) <small>OBP: 0.310, SLG: 0.441</small>	0-0 1-3 2-H E 1B		0-3 K		0-3 K			0-0 4-3		0-0 F4		5 0 1 1 0 2 4														
Bob Schmidt, R (1, 2) <small>OBP: 0.315, SLG: 0.374</small>	0-0 1-3 3-H E6		0-0 2-H 1B		4-0 2B SH1-3 BB			0-0 F7		0-0 F7		4 1 1 1 1 0 2														
Eddie Bressoud, R (1, 6) <small>OBP: 0.289, SLG: 0.361</small>	4-0 IBB		0-3 K		0-3 K			0-3 K			0-0 5-3	4 0 0 0 1 3 2														
Jack Sanford, R (1, 1) <small>OBP: 0.243, SLG: 0.203</small> Stu Miller, R (4, 1) <small>OBP: 0.250, SLG: 0.211</small>	0-0 5-3		0-3 K		0-0 SH1-3			0-0 6-3			0-0 4-3	2 0 0 0 0 1 3 2 0 0 0 0 0 0														
Inning Stats	R: 3 E: 1 K: 1 S: 8	H: 2 LOB: 3 BB: 2 P: 17	R: 0 E: 0 K: 0 S: 3	H: 0 LOB: 0 BB: 0 P: 3	R: 1 E: 0 K: 2 S: 8	H: 1 LOB: 1 BB: 1 P: 12	R: 0 E: 0 K: 2 S: 7	H: 0 LOB: 0 BB: 0 P: 7	R: 0 E: 0 K: 2 S: 7	H: 0 LOB: 1 BB: 1 P: 11	R: 1 E: 0 K: 1 S: 6	H: 1 LOB: 1 BB: 1 P: 10	R: 0 E: 0 K: 0 S: 3	H: 0 LOB: 1 BB: 1 P: 7	R: 0 E: 0 K: 1 S: 5	H: 0 LOB: 0 BB: 0 P: 5	R: 0 E: 1 K: 0 S: 3	H: 0 LOB: 1 BB: 0 P: 3	R: 0 E: 0 K: 0 S: 4	H: 0 LOB: 1 BB: 0 P: 4	R: 0 E: 0 K: 1 S: 5	H: 0 LOB: 0 BB: 0 P: 5	1B: 3 2B: 1 3B: 0 HR: 0	SF: 1 SAC: 1 DP: 0 HBP: 1	WP: 1 PB: 0 SB: 1 CS: 0	PA: 46
PITCHER	IP WLS BF H R ER SO BB IBB HBP BLK WP HR S P ERA WHIP																									
George Brunet, L (1, 1) <small>ERA: 4.95</small> Carl Willey, R (5, 1) <small>ERA: 4.31</small>	4.0 W 26 3 4 3 5 1 2 1 0 1 0 26 39 6.75 1.000																									

San Francisco Giants @ Milwaukee Braves
 Milwaukee County Stadium, Milwaukee, WI
 Wed Sep 07 1960, 8:05 PM EDT
 Att. 13,917 - Unknown

AB	37
R	5
H	4
RBI	4
BB	6
SO	10
LOB	15



Batter	1	2	3	4	5	6	7	8	9	10	11	AB R H RBI BB SO LOB	BOTTOM
Bill Bruton, L OBP: 0.326, SLG: 0.430 (1, 8)												6 3 3 2 0 0 1	San Francisco Giants @ Milwaukee Braves Milwaukee County Stadium, Milwaukee, WI Wed Sep 07 1960, 8:05 PM EDT Att. 13,917 - Unknown
Del Crandall, R OBP: 0.321, SLG: 0.429 (1, 2)												6 0 2 2 0 0 2	
Eddie Mathews, L OBP: 0.392, SLG: 0.546 (1, 5)												5 1 2 1 0 1 1	
Hank Aaron, R OBP: 0.347, SLG: 0.550 (1, 9)												5 0 2 1 0 0 1	
Alvin Dark, R OBP: 0.324, SLG: 0.342 (1, 7)												5 0 1 0 0 0 3	
Al Spangler, L OBP: 0.356, SLG: 0.359 (10, PR) (11, 7)												0 0 0 0 0 0 0	
Joe Adcock, R OBP: 0.352, SLG: 0.498 (1, 3)												3 0 0 0 2 0 1	
Johnny Logan, R OBP: 0.314, SLG: 0.342 (1, 6)												4 1 1 0 1 0 3	
Chuck Cottier, R OBP: 0.279, SLG: 0.337 (1, 4)												5 0 2 0 0 0 3	
George Brunet, R OBP: 0.071, SLG: 0.071 (1, 1)												1 0 0 0 0 1 0	
Lee Maye, L OBP: 0.379, SLG: 0.397 (4, PH)												1 1 0 0 0 0 2	
Carl Willey, R OBP: 0.167, SLG: 0.196 (5, 1)												2 0 0 0 0 2 0	
Inning Stats	R: 1 H: 3 E: 0 LOB: 3 K: 0 BB: 1 S: 6 P: 10	R: 0 H: 0 E: 0 LOB: 0 K: 1 BB: 0 S: 5 P: 5	R: 1 H: 2 E: 0 LOB: 1 K: 0 BB: 0 S: 5 P: 5	R: 3 H: 4 E: 0 LOB: 1 K: 1 BB: 0 S: 9 P: 9	R: 0 H: 0 E: 0 LOB: 0 K: 0 BB: 0 S: 3 P: 3	R: 0 H: 0 E: 0 LOB: 0 K: 1 BB: 0 S: 5 P: 5	R: 0 H: 0 E: 0 LOB: 0 K: 0 BB: 0 S: 3 P: 3	R: 0 H: 0 E: 0 LOB: 0 K: 0 BB: 0 S: 3 P: 3	R: 0 H: 1 E: 0 LOB: 1 K: 0 BB: 0 S: 4 P: 4	R: 0 H: 1 E: 0 LOB: 3 K: 0 BB: 2 S: 4 P: 12	R: 1 H: 2 E: 0 LOB: 1 K: 1 BB: 0 S: 5 P: 5	1B: 8 SF: 0 2B: 2 SAC: 1 3B: 2 DP: 0 HR: 1 HBP: 0	WP: 0 PA: 47 PB: 0 SB: 0 CS: 0
PITCHER	IP WLS BF H R ER SO BB IBB HBP BLK WP HR S P ERA WHIP												
Jack Sanford, R ERA: 3.6 (1, 1)	3.1												13.50 3.000
Stu Miller, R ERA: 4.34 (4, 1)	7.0	L	27	4	1	1	3	1	1	0	0	0	1.29 0.714



Batter	1	2	3	4	5	6	7	8	9	AB R H RBI BB SO LOB	TOP
Joey Amalfitano, R (1, 4) <small>OBP: 0.333, SLG: 0.348</small>	0-0 		4-0 		0-0 		0-0 		0-0 	4 1 1 0 1 0 0	San Francisco Giants @ Milwaukee Braves Milwaukee County Stadium, Milwaukee, WI Thu Sep 08 1960, 8:05 PM EDT Att. 12,950 - Unknown livebaseballscorecards.com
Jim Davenport, R (1, 5) <small>OBP: 0.307, SLG: 0.354</small>	0-0 		0-0 		0-0 		0-0 		4 0 2 2 0 0 2		
Willie Mays, R (1, 8) <small>OBP: 0.386, SLG: 0.565</small>	0-0 		0-0 		0-0 		0-0 		4 0 1 1 0 0 3		
Orlando Cepeda, R (1, 7) <small>OBP: 0.341, SLG: 0.518</small>		0-3 	0-3 			0-3 		0-0 	4 0 0 0 0 3 1		
Willie McCovey, L (1, 3) <small>OBP: 0.350, SLG: 0.446</small>		0-3 		0-0 		0-0 		0-0 	4 0 0 0 0 1 0		
Bob Schmidt, R (1, 2) <small>OBP: 0.314, SLG: 0.382</small>		0-0 		0-0 		0-0 		0-0 	4 1 1 1 0 0 1		
Willie Kirkland, L (1, 9) <small>OBP: 0.312, SLG: 0.440</small>			0-0 	0-0 		4-0 		0-0 	3 1 1 0 1 0 0		
Eddie Bressoud, R (1, 6) <small>OBP: 0.289, SLG: 0.360</small>			0-0 		0-0 	0-0 		0-0 	4 0 1 0 0 0 4		
Mike McCormick, L (1, 1) <small>OBP: 0.192, SLG: 0.211</small> Sherman Jones, L (2, 1) <small>OBP: 0.286, SLG: 0.286</small> Jim Marshall, L (7, PH) <small>OBP: 0.323, SLG: 0.336</small> Billy Loes, R (7, 1) <small>OBP: 0.250, SLG: 0.250</small> Don Blasingame, L (9, PH) <small>OBP: 0.300, SLG: 0.293</small>			0-0 		0-0 		0-0 	0-3 	0 0 0 0 0 0 0 2 1 1 0 0 0 1 1 0 0 0 0 0 0 0 0 0 0 0 0 0 1 0 0 0 0 1 0		
Inning Stats	R: 0 H: 0 E: 0 LOB: 0 K: 0 BB: 0 S: 3 P: 3	R: 0 H: 0 E: 0 LOB: 0 K: 2 BB: 0 S: 7 P: 7	R: 3 H: 4 E: 0 LOB: 1 K: 1 BB: 1 S: 8 P: 12	R: 0 H: 0 E: 0 LOB: 0 K: 0 BB: 0 S: 3 P: 3	R: 0 H: 2 E: 0 LOB: 2 K: 0 BB: 0 S: 5 P: 5	R: 0 H: 0 E: 2 LOB: 2 K: 1 BB: 1 S: 6 P: 10	R: 0 H: 1 E: 0 LOB: 1 K: 0 BB: 0 S: 4 P: 4	R: 1 H: 1 E: 0 LOB: 0 K: 0 BB: 0 S: 4 P: 4	R: 0 H: 0 E: 0 LOB: 0 K: 1 BB: 0 S: 5 P: 5	1B: 6 SF: 0 2B: 1 SAC: 0 3B: 0 DP: 1 HR: 1 HBP: 0	WP: 0 PA: 37 PB: 0 SB: 0 CS: 0
PITCHER Warren Spahn, L (1, 1) <small>ERA: 3.69</small>	IP 9.0 WLS W BF 37 H 8 R 4 ER 4 SO 5 BB 2 IBB 0 HBP 0 BLK 0 WP 0 HR 1 S 45 P 53 ERA 4.00 WHIP 1.111										



Batter	1	2	3	4	5	6	7	8	9
Bill Bruton, L OBP: 0.325, SLG: 0.428 (1, 8) X	0-0 F6	0-0 HR 1B		0-0 F8		0-0 F7		0-0 F7	
Del Crandall, R OBP: 0.325, SLG: 0.431 (1, 2) B B B	4-0 HR BB	0-0 HR 1B		0-0 F4		0-0 1B			
Eddie Mathews, L OBP: 0.393, SLG: 0.559 (1, 5) X	0-0 HR 1-H	0-0 HR 1-H 2-H			0-3 K	0-0 F7			
Hank Aaron, R OBP: 0.348, SLG: 0.555 (1, 9) X	0-0 HR	0-0 F9			0-0 4-3 1B S		0-0 F7		
Alvin Dark, R OBP: 0.323, SLG: 0.340 (1, 7) X	0-0 WP 1B		0-0 F8		0-0 4-3		0-0 F9		
Al Spangler, L OBP: 0.356, SLG: 0.359 (8, 7)					1-3				
Joe Adcock, R OBP: 0.352, SLG: 0.496 (1, 3) X	0-0 F9 1-2		0-3 K		0-0 FC5-4 1B		0-0 F7		
Johnny Logan, R OBP: 0.313, SLG: 0.341 (1, 6) X	0-0 6-3		0-0 FC5-4 1B		0-0 FC5-4 1-2f				
Chuck Cottier, R OBP: 0.279, SLG: 0.341 (1, 4) X		0-0 F7	0-0 FC5-4 1-2f			0-0 SH2-4 1B 2B		0-0 4-3	
Warren Spahn, L OBP: 0.178, SLG: 0.253 (1, 1) S S S		0-3 K		0-0 F7		0-0 SH2-4 2-3		0-0 HR	

AB	R	H	RBI	BB	SO	LOB
5	1	1	0	0	0	1
3	2	2	1	1	0	0
4	2	2	5	0	1	1
4	2	2	1	0	0	0
4	0	1	0	0	0	1
0	0	0	0	0	0	0
4	0	1	1	0	1	1
4	0	1	0	0	0	2
4	1	1	0	0	0	1
3	1	1	1	0	1	0

BOTTOM

San Francisco Giants @ Milwaukee Braves
Milwaukee County Stadium, Milwaukee, WI
 Thu Sep 08 1960, 8:05 PM EDT
 Att. 12,950 - Unknown

AB	35
R	9
H	12
RBI	9
BB	1
SO	3
LOB	7



1B: 7	SF: 0
2B: 1	SAC: 1
3B: 0	DP: 0
HR: 4	HBP: 0

WP: 1	PA: 37
PB: 0	
SB: 1	
CS: 0	

Inning Stats	PITCHER													PITCHER																											
	R: 3	H: 3	E: 0	K: 0	S: 6	WLS	BF	H	R	ER	SO	BB	IBB	HBP	BLK	WP	HR	S	P	ERA	WHIP	IP	WLS	BF	H	R	ER	SO	BB	IBB	HBP	BLK	WP	HR	S	P	ERA	WHIP			
Mike McCormick, L ERA: 2.77 (1, 1)	0	0	0	0	0	1.2	12	6	6	6	1	1	0	0	0	1	3	13	17	32.40	4.200	1.2	L	12	5	2	2	2	0	0	0	0	0	0	0	0	0	0	4.15	1.154	
Sherman Jones, R ERA: 3.0 (2, 1)	0	0	0	0	0	4.1	18	5	2	2	2	0	0	0	0	0	0	22	22	4.15	1.154	4.1		18	5	2	2	2	0	0	0	0	0	0	0	0	0	0	0	4.15	1.154
Billy Loes, R ERA: 5.23 (7, 1)	0	0	0	0	0	2.0	7	1	1	1	0	0	0	0	0	0	1	7	7	4.50	0.500	2.0		7	1	1	1	0	0	0	0	0	0	0	0	0	0	0	4.50	0.500	

Batter	1	2	3	4	5	6	7	8	9	AB R H RBI BB SO LOB	TOP	
Maury Wills, S (1, 6) OBP: 0.346, SLG: 0.331	0-1 F8		1-2 1-3		0-2 4-3		1-1 1B SH1-3 1B	0-1 SF8-5		4 0 1 1 0 0 1		
Willie Davis, L (1, 8) OBP: 0.222, SLG: 0.222	0-1 G3		0-0 L8		3-1 F7		0-0 SH1-3		1-2 4-3	4 0 0 0 0 0 1		
Charley Smith, R (1, 5) OBP: 0.125, SLG: 0.143 Jim Gilliam, S (7, 5) OBP: 0.355, SLG: 0.320	1-0 F8		1-1 4-3			1-1 B1-3	0-1 1B		2-2 F8	4 0 1 0 0 0 0 1 0 0 0 0 0 0		
Norm Larker, L (1, 3) OBP: 0.376, SLG: 0.440 Gil Hodges, R (9, 3) OBP: 0.294, SLG: 0.381		0-0 1B BB 1B		1-1 G3		1-1 1B 2B 1B	3-1 F5		1-3 K	5 2 2 0 0 1 2 0 0 0 0 0 0 0		
Tommy Davis, R (1, 7) OBP: 0.300, SLG: 0.421		4-1 E 1B 1-2 SF9 BB		1-3 K		2-1 2B 1B	1-1 F4			3 2 1 0 1 1 2		
Frank Howard, R (1, 9) OBP: 0.324, SLG: 0.473		0-0 E7 1-3 2-H 1B		0-0 FC6-4 1B		2-2 2B		1-2 F9		4 0 3 3 0 0 0		
Charlie Neal, R (1, 4) OBP: 0.325, SLG: 0.364		0-0 SF9		1-0 FC6-4		1-1 2B		0-0 E SF8-5 2B		3 1 2 1 0 0 1		
Joe Pignatano, R (1, 2) OBP: 0.330, SLG: 0.338		2-1 F7			1-1 4-3 SH1-4 1B		4-0 IBB	1-0 SF8-5 E 1B		3 0 2 0 1 0 1		
Stan Williams, R (1, 1) OBP: 0.197, SLG: 0.276 Larry Sherry, R (8, 1) OBP: 0.189, SLG: 0.306		3-3 K		1-2 SH1-4		3-3 K		1-2 E4		3 0 0 0 0 2 5 0 0 0 0 0 0 0		
Inning Stats	R: 0 H: 0 E: 0 LOB: 0 K: 0 BB: 0 S: 5 P: 6	R: 2 H: 2 E: 1 LOB: 1 K: 1 BB: 1 S: 9 P: 18	R: 0 H: 0 E: 0 LOB: 0 K: 0 BB: 0 S: 6 P: 8	R: 0 H: 1 E: 0 LOB: 1 K: 1 BB: 0 S: 7 P: 10	R: 0 H: 1 E: 0 LOB: 1 K: 0 BB: 0 S: 10 P: 15	R: 2 H: 4 E: 0 LOB: 2 K: 1 BB: 1 S: 14 P: 28	R: 0 H: 2 E: 0 LOB: 2 K: 0 BB: 0 S: 9 P: 14	R: 1 H: 2 E: 1 LOB: 1 K: 0 BB: 0 S: 10 P: 13	R: 0 H: 0 E: 0 LOB: 0 K: 1 BB: 0 S: 11 P: 15	1B: 9 SF: 2 2B: 4 SAC: 2 3B: 0 DP: 1 HR: 0 HBP: 0	WP: 0 PA: 40 PB: 0 SB: 0 CS: 0	
PITCHER	IP WLS BF H R ER SO BB IBB HBP BLK WP HR S P ERA WHIP											
Bob Buhl, R (1, 1) ERA: 3.19	8.0 L 37 12 5 3 3 1 1 0 0 0 0 0 70 112 3.38 1.625											
Don McMahon, R (9, 1) ERA: 6.1	1.0 3 0 0 0 0 1 0 0 0 0 0 0 0 11 15 0.00 0.000											

Los Angeles Dodgers @ Milwaukee Braves
Milwaukee County Stadium, Milwaukee, WI

Fri Sep 09 1960, 8:05 PM EDT
Att: 19,732 - Unknown

livebaseballscores.com

AB	34
R	5
H	12
RBI	5
BB	2
SO	4
LOB	13



Batter	1	2	3	4	5	6	7	8	9	AB	R	H	RBI	BB	SO	LOB
Bill Bruton, L OBP: 0.324, SLG: 0.426 (1, 8)	1-1 F7		1-0 4-3			2-3 K		1-1 G3 1B		4	0	1	0	0	1	0
Del Crandall, R OBP: 0.322, SLG: 0.427 (1, 2)	1-0 5-3			2-2 L7		1-1 5-3		1-1 E6 G3		4	0	0	0	0	0	2
Eddie Mathews, L OBP: 0.392, SLG: 0.556 (1, 5)	3-2 F9			1-2 HR 1B		2-2 4-3		3-3 K		4	1	1	0	0	1	3
Hank Aaron, R OBP: 0.347, SLG: 0.559 (1, 9)		0-2 F9		3-1 HR		2-1 5-3		0-0 G3		4	1	1	3	0	0	2
Alvin Dark, R OBP: 0.319, SLG: 0.336 (1, 7)		2-0 F6		0-0 6-3		2-1 F9		1-0 F6		4	0	0	0	0	0	2
Joe Adcock, R OBP: 0.353, SLG: 0.496 (1, 3)		2-0 1B		1-3 K		2-1 BB 1B			2-2 F9	4	0	2	0	0	1	0
Johnny Logan, R OBP: 0.314, SLG: 0.339 (1, 6)		2-2 F8			2-1 1-3		4-0 BB		2-3 K	2	0	0	0	1	0	1
Lee Maye, L OBP: 0.375, SLG: 0.392 (9, PH)						1-2 BB				1	0	0	0	0	1	0
Chuck Cottier, R OBP: 0.276, SLG: 0.337 (1, 4)			1-3 K		1-0 F6		0-0 F2		1-3 K	2	0	0	0	0	1	0
Wes Covington, L OBP: 0.293, SLG: 0.455 (7, PH)										1	0	0	0	0	0	2
Red Schoendienst, S OBP: 0.311, SLG: 0.319 (8, 4)										1	0	0	0	0	1	0
Bob Buhl, R OBP: 0.139, SLG: 0.139 (1, 1)			1-3 K		0-1 F9			4-0 E 1B G3 BB		2	0	0	0	0	1	0
Len Gabrielson, L (8, PH)										0	1	0	0	1	0	0
Don McMahon, R (9, 1)										0	0	0	0	0	0	0

Inning Stats	R: 0	H: 0	E: 0	K: 0	S: 6	H: 0	LOB: 0	BB: 0	P: 11	R: 0	H: 1	E: 0	K: 0	S: 9	H: 0	LOB: 1	BB: 0	P: 15	R: 0	H: 0	E: 0	K: 2	S: 7	H: 0	LOB: 0	BB: 0	P: 10	R: 2	H: 2	E: 0	K: 1	S: 12	H: 0	LOB: 0	BB: 0	P: 19	R: 0	H: 0	E: 0	K: 0	S: 5	H: 0	LOB: 0	BB: 0	P: 8	R: 0	H: 0	E: 0	K: 1	S: 8	H: 0	LOB: 0	BB: 0	P: 13	R: 0	H: 1	E: 0	K: 0	S: 7	H: 1	LOB: 2	BB: 1	P: 17	R: 1	H: 1	E: 1	K: 1	S: 10	H: 1	LOB: 2	BB: 1	P: 20	R: 0	H: 0	E: 0	K: 2	S: 11	H: 0	LOB: 0	BB: 0	P: 16	1B: 4	2B: 0	3B: 0	HR: 1	SF: 0	SAC: 0	DP: 0	HBP: 0	WP: 0	PB: 0	SB: 0	CS: 0	PA: 35
--------------	------	------	------	------	------	------	--------	-------	-------	------	------	------	------	------	------	--------	-------	-------	------	------	------	------	------	------	--------	-------	-------	------	------	------	------	-------	------	--------	-------	-------	------	------	------	------	------	------	--------	-------	------	------	------	------	------	------	------	--------	-------	-------	------	------	------	------	------	------	--------	-------	-------	------	------	------	------	-------	------	--------	-------	-------	------	------	------	------	-------	------	--------	-------	-------	-------	-------	-------	-------	-------	--------	-------	--------	-------	-------	-------	-------	--------

PITCHER	IP	WLS	BF	H	R	ER	SO	BB	IBB	HBP	BLK	WP	HR	S	P	ERA	WHIP
Stan Williams, R ERA: 2.9 (1, 1)	7.0	W	29	5	3	2	4	2	0	0	0	0	1	58	103	2.57	1.000
Larry Sherry, R ERA: 3.51 (8, 1)	2.0	S	6	0	0	0	3	0	0	0	0	0	0	17	26	0.00	0.000

BOTTOM

Los Angeles Dodgers @ Milwaukee Braves
Milwaukee County Stadium, Milwaukee, WI

AB	33
R	3
H	5
RBI	3
BB	2
SO	7
LOB	12



WP	HR	S	P	ERA	WHIP
0	0	0	0	0.00	0.000

Fri Sep 09 1960, 8:05 PM EDT
Att. 19,732 - Unknown

livebaseballscorecards.com

Batter	1	2	3	4	5	6	7	8	9	AB R H RBI BB SO LOB	TOP		
Maury Wills, S OBP: 0.345, SLG: 0.328 (1, 6) X	0-0 4-3 ①		1-0 4-3 ①		2-2 F7 ①	2-2 E5 CS ①		1-2 FC4-6 HBP ①		4 0 0 1 0 0 0	Los Angeles Dodgers @ Milwaukee Braves Milwaukee County Stadium, Milwaukee, WI Sat Sep 10 1960, 4:33 AM EDT Att: 20,484 - Unknown livebaseballscorecards.com		
Willie Davis, L OBP: 0.214, SLG: 0.357 (1, 8) X	0-0 4-3 ②		1-1 4-3 ②		0-0 SF8 3B ②	1-3 K 1-2 ②		1-1 FC4-6 ②	5 1 1 1 0 1 3				
Charley Smith, R OBP: 0.167, SLG: 0.111 John Roseboro, L OBP: 0.330, SLG: 0.383 (8, PH) (8, 2)	4-2 2B BB ②		0-0 F8 ③		0-1 SF8 3-H ②		2-3 K ①	0-0 F4 ③	2 1 0 1 1 1 0 1 0 0 0 0 0 2				
Norm Larker, L OBP: 0.378, SLG: 0.444 (1, 3) X	0-0 1-H 2B ②			0-0 E 2B 1B ②	4-0 1B BB ②		0-2 F2 ②	3-2 G3 ①	4 1 2 1 1 0 0				
Tommy Davis, R OBP: 0.302, SLG: 0.418 (1, 7) H	1-0 HBP ③			2-2 E5 2B SF8 1-2 ①	1-2 1B ③		1-3 K ③	2-1 4-3 ②	4 1 1 0 0 1 1				
Frank Howard, R OBP: 0.323, SLG: 0.473 (1, 9) S	3-2 F8 ③			2-2 1-3 2-H 2B ①	1-1 L8 ③		1-0 6-3 ①	2-2 F3 ③	5 0 1 1 0 0 4				
Charlie Neal, R OBP: 0.324, SLG: 0.362 (1, 4)		1-2 6-3 ①		2-2 SF8 3-H ②		1-1 F8 ①		4-2 BB HBP BB ②	2 1 0 1 1 0 0				
Joe Pignatano, R OBP: 0.341, SLG: 0.333 Jim Gilliam, S OBP: 0.356, SLG: 0.320 (8, PH) (8, 5)		3-2 F9 ②		4-0 BB ③		4-2 HR BB ②		4-2 HBP BB FC4-6 BB ②	1 1 0 0 2 0 0 0 1 0 0 1 0 0				
Roger Craig, R Irv Noren, L Phil Ortega, R Ed Roebuck, R Duke Spitzer, L Ear Palmquist, R Wally Moon, L Bob Lillis, R Larry Sherry, R		0-0 F4 ③		2-2 4-3 ③		1-2 HR 1-H ②		4-2 FC4-6 HBP BB ②	1 0 0 0 0 0 0 1 0 0 0 0 0 1 0 0 0 0 0 0 0 0 0 0 0 0 0 0 1 0				
Inning Stats	R: 1 H: 1 E: 0 LOB: 2 K: 0 BB: 1 S: 11 P: 19	R: 0 H: 0 E: 0 LOB: 0 K: 0 BB: 0 S: 7 P: 11	R: 0 H: 0 E: 0 LOB: 0 K: 0 BB: 0 S: 4 P: 6	R: 2 H: 2 E: 1 LOB: 1 K: 0 BB: 1 S: 14 P: 26	R: 1 H: 2 E: 0 LOB: 2 K: 0 BB: 1 S: 12 P: 20	R: 2 H: 1 E: 1 LOB: 0 K: 1 BB: 1 S: 14 P: 23	R: 0 H: 0 E: 0 LOB: 0 K: 2 BB: 0 S: 12 P: 15	R: 2 H: 0 E: 0 LOB: 2 K: 0 BB: 3 S: 14 P: 29	R: 0 H: 0 E: 0 LOB: 0 K: 0 BB: 0 S: 8 P: 15	1B: 2 SF: 2 2B: 2 SAC: 0 3B: 1 DP: 0 HR: 1 HBP: 2	WP: 0 PA: 42 PB: 0 SB: 0 CS: 1		
PITCHER	IP WLS BF H R ER SO BB IBB HBP BLK WP HR S P ERA WHIP											PITCHER	IP WLS BF H R ER SO BB IBB HBP BLK WP HR S P ERA WHIP
Joey Jay, R ERA: 3.61 (1, 1)	5.1 W 27 6 6 5 0 4 0 1 0 0 0 1 55 95 8.44 1.875												
Carl Willey, R ERA: 4.38 (6, 1)	2.0 9 0 2 2 3 3 0 0 0 0 0 0 28 47 9.00 1.500												
Ron Piche, R ERA: 3.92 (8, 1)	1.2 S 6 0 0 0 0 0 0 0 1 0 0 0 13 22 0.00 0.000												



BOTTOM

Los Angeles Dodgers @ Milwaukee Braves
Milwaukee County Stadium, Milwaukee, WI

AB	33
R	10
H	12
RBI	10
BB	8
SO	5
LOB	20



WP	0	PA	43
PB	0		
SB	1		
CS	0		

Sat Sep 10 1960, 4:33 AM EDT
Att. 20,484 - Unknown

livebaseballscorecards.com

AB R H RBI BB SO LOB

4	2	1	0	1	1	1
4	3	3	0	0	0	0
3	2	1	3	2	1	2
3	1	1	3	2	0	1
4	1	1	1	0	0	2
1	0	0	0	0	1	3
3	0	1	1	2	0	0
4	0	3	1	1	1	3
3	0	0	0	0	0	5
2	0	0	0	0	1	1
2	1	1	1	0	0	2
0	0	0	0	0	0	0

1B	8	SF	0
2B	1	SAC	2
3B	0	DP	2
HR	3	HBP	0

Batter	1	2	3	4	5	6	7	8	9							
Bill Bruton, L OBP: 0.325, SLG: 0.425 (1, 8)	2-2 G3		4-0 1B HR BB	0-2 G3		0-3 K		0-0 BB SH1-4 BB 1B								
Del Crandall, R OBP: 0.325, SLG: 0.432 (1, 2)	0-1 BB HR 1B		0-0 1-3 HR 1B		2-0 L9 1B 2B	2-1 E6		0-0 SH1-4								
Eddie Mathews, L OBP: 0.394, SLG: 0.561 (1, 5)	4-0 1-2 HR BB		0-0 1-H 3-H HR		0-0 L9	3-3 K		4-0 BB BB IBB								
Hank Aaron, R OBP: 0.349, SLG: 0.563 (1, 9)	1-1 1-H 2-H HR		0-0 6-3		1-0 F3	4-0 FC5-4 IBB		4-2 BB BB								
Alvin Dark, R OBP: 0.318, SLG: 0.334 Al Spangler, L OBP: 0.353, SLG: 0.356 (1, 7) (7, 7)	0-0 5-3		0-2 F4		2-0 1B BB 1B	2-1 FC5-4		2-3 K								
Joe Adcock, R OBP: 0.355, SLG: 0.495 (1, 3)	1-2 F9		0-0 F7		4-0 1B BB		2-1 FC1-5 1B	4-1 1-2 2-3 3-H BB								
Johnny Logan, R OBP: 0.318, SLG: 0.343 (1, 6)		1-1 G6-4-3 1B		4-1 SH3-4 BB			1-1 FC1-5 1B	3-3 K								
Chuck Cottier, R OBP: 0.271, SLG: 0.331 (1, 4)		0-0 G6-4-3 1-2f		1-1 SH3-4			0-0 FC1-5 G1-6-3									
Joey Jay, S OBP: 0.195, SLG: 0.135 Carl Willey, R OBP: 0.180, SLG: 0.271 Ron Piche, R (8, 1)		0-2 6-3		1-3 K			1-2 G1-6-3 1-2f									
Inning Stats	R: 3 E: 0 K: 0 S: 11	H: 2 LOB: 0 BB: 1 P: 19	R: 0 E: 0 K: 0 S: 6	H: 1 LOB: 0 BB: 0 P: 7	R: 3 E: 0 K: 0 S: 8	H: 2 LOB: 0 BB: 1 P: 12	R: 0 E: 0 K: 1 S: 9	H: 0 LOB: 1 BB: 1 P: 15	R: 2 E: 0 K: 0 S: 7	H: 3 LOB: 2 BB: 1 P: 17	R: 1 E: 1 K: 2 S: 14	H: 1 LOB: 2 BB: 1 P: 25	R: 0 E: 0 K: 0 S: 8	H: 2 LOB: 1 BB: 0 P: 12	R: 1 E: 0 K: 2 S: 12	H: 1 LOB: 3 BB: 3 P: 29
PITCHER	IP WLS BF H R ER SO	WLS L 9 2 0 2 1	WLS L 2 1 0 0 0	WLS L 10 3 1 1 2	WLS L 7 1 1 1 2	WLS L 15 5 6 6 0	WLS L 9 2 2 1 0 0	WLS L 2 1 0 0 0 0	WLS L 10 3 1 1 2	WLS L 7 1 1 1 2	WLS L 15 5 6 6 0	WLS L 9 2 2 1 0 0	WLS L 2 1 0 0 0 0	WLS L 10 3 1 1 2	WLS L 7 1 1 1 2	WLS L 15 5 6 6 0
Roger Craig, R ERA: 3.9 (1, 1)	3.0															
Phil Ortega, R ERA: 10.8 (4, 1)	1.2															
Ed Roebuck, R ERA: 2.88 (5, 1)	0.1															
Ed Palmquist, R ERA: 2.68 (6, 1)	2.0															
Larry Sherry, R ERA: 3.55 (8, 1)	1.0															

PITCHER	IP	WLS	BF	H	R	ER	SO	BB	IBB	HBP	BLK	WP	HR	S	P	ERA	WHIP
Roger Craig, R ERA: 3.9 (1, 1)	3.0		15	5	6	6	0	2	0	0	0	0	2	25	38	18.00	2.333
Phil Ortega, R ERA: 10.8 (4, 1)	1.2		9	2	2	2	1	2	0	0	0	0	0	13	28	10.80	2.400
Ed Roebuck, R ERA: 2.88 (5, 1)	0.1		2	1	0	0	0	0	0	0	0	0	0	3	4	0.00	3.000
Ed Palmquist, R ERA: 2.68 (6, 1)	2.0		10	3	1	1	2	0	1	0	0	0	1	22	37	4.50	1.500
Larry Sherry, R ERA: 3.55 (8, 1)	1.0		7	1	1	1	2	2	1	0	0	0	0	12	29	9.00	3.000

Batter	1	2	3	4	5	6	7	8	9	AB R H RBI BB SO LOB	TOP
Maury Wills, S OBP: 0.346, SLG: 0.329 (1, 6) B C X	2-1 SH5-4 E 4-3 1B		1-3 K ②			0-1 G3 SH1-3 1B ①		0-1 4-3 ②		4 2 2 0 0 1 0	Los Angeles Dodgers @ Milwaukee Braves Milwaukee County Stadium, Milwaukee, WI Sun Sep 11 1960, 4:33 AM EDT Att: 24,778 - Unknown livebaseballscorecards.com
Willie Davis, L OBP: 0.235, SLG: 0.353 (1, 8) S X	0-1 E4 4-3 SH5-4 1-2		0-2 CS 1B			0-0 SH1-3 1-2		0-2 E3 CS		3 0 1 0 0 0 1	
Charley Smith, R OBP: 0.200, SLG: 0.167 Bob Lillis, R OBP: 0.260, SLG: 0.292 (1, 5) (9, 5) X	0-0 SH5-4 1-2 2-3		1-0 CS 1-2	1-0 FC3-6 1B		1-1 G3 2-3		1-1 CS 1-2	0-0 F4	3 0 1 0 0 0 1 0 0 0 0 0 0 0	
Norm Larker, L OBP: 0.377, SLG: 0.442 Gil Hodges, R OBP: 0.294, SLG: 0.381 (1, 3) (9, 3) X	0-0 4-3 2-3 3-H			1-1 FC3-6 1-2f		1-0 FC5-4 1B 3-H			0-1 F8	4 0 1 2 0 0 2 0 0 0 0 0 0 0	
Tommy Davis, R OBP: 0.298, SLG: 0.413 (1, 7) F X	0-1 F7			2-1 F7		0-1 FC5-4 1-2f			1-1 5-3	4 0 0 0 0 0 3	
Frank Howard, R OBP: 0.320, SLG: 0.469 (1, 9) B C X		1-2 6-3		1-0 L5					0-0 4-3	3 0 0 0 0 0 1	
Charlie Neal, R OBP: 0.322, SLG: 0.360 (1, 4) B C X		2-0 1-3			0-0 6-3				0-1 6-3	3 0 0 0 0 0 0	
John Roseboro, L OBP: 0.327, SLG: 0.378 (1, 2) C B X		3-2 3-1			1-0 L9				0-0 F7	3 0 0 0 0 0 0	
Don Drysdale, R OBP: 0.220, SLG: 0.303 (1, 1) X			0-0 L9		0-0 5-3				0-0 F6	3 0 0 0 0 0 0	
Inning Stats	R: 1 E: 1 K: 0 S: 8 H: 1 LOB: 1 BB: 0 P: 10	R: 0 E: 0 K: 0 S: 8 H: 0 LOB: 0 BB: 0 P: 14	R: 0 E: 0 K: 1 S: 14 H: 1 LOB: 0 BB: 0 P: 16	R: 0 E: 0 K: 0 S: 6 H: 1 LOB: 1 BB: 0 P: 11	R: 0 E: 0 K: 0 S: 3 H: 0 LOB: 0 BB: 0 P: 4	R: 1 E: 0 K: 0 S: 8 H: 2 LOB: 1 BB: 0 P: 10	R: 0 E: 0 K: 0 S: 4 H: 0 LOB: 0 BB: 0 P: 4	R: 0 E: 1 K: 0 S: 7 H: 0 LOB: 0 BB: 0 P: 8	R: 0 E: 0 K: 0 S: 5 H: 0 LOB: 0 BB: 0 P: 6	1B: 5 2B: 0 3B: 0 HR: 0 SF: 0 SAC: 2 DP: 0 HBP: 0	WP: 0 PB: 0 SB: 0 CS: 2 PA: 34
PITCHER Lew Burdette, R ERA: 3.25 (1, 1)	IP WLS BF H R ER SO BB IBB HBP BLK WP HR S P ERA WHIP										
	9.0 L 32 5 2 1 1 0 0 0 0 0 0 0 63 83 1.00 0.556										

AB	30
R	2
H	5
RBI	2
BB	0
SO	1
LOB	8



Batter	1	2	3	4	5	6	7	8	9	10	11	AB R H RBI BB SO LOB	TOP	
Bill Bruton, L OBP: 0.321, SLG: 0.417 (1, 8)	0-0 4-3		0-0 F7		0-0 L7		0-0 FC3-6 1B		0-0 F9		4-0 BB BB	5 1 0 0 1 0 2	Milwaukee Braves @ St. Louis Cardinals Sportsman's Park, St. Louis, MO Tue Sep 13 1960, 8:05 PM EDT Att. 12,128 - Unknown	
Del Crandall, R OBP: 0.323, SLG: 0.426 (1, 2)	0-0 F9		0-0 BB 1B		0-0 FC6-4 1B		0-0 1B BB 1B		0-0 F7		0-0 F3	6 1 3 1 0 0 1		
Eddie Mathews, L OBP: 0.395, SLG: 0.554 (1, 5)	0-0 6-3		4-0 1B BB		0-3 K		4-0 1B BB		4-0 S BB		0-3 K	3 0 0 0 3 2 2		
Hank Aaron, R OBP: 0.352, SLG: 0.557 (1, 9)		0-0 1-3	0-0 1B		0-0 FC6-4		0-0 1B		4-0 1B IBB		4-0 BB BB	4 0 2 2 2 0 1		
Wes Covington, L OBP: 0.296, SLG: 0.451 Al Spangler, L OBP: 0.355, SLG: 0.352 (7, 7)		0-0 2B	0-3 K		0-3 K		0-3 K		0-3 K		4-0 BB BB	4 1 1 0 0 3 5 1 0 0 0 1 1 2		
Alvin Dark, R OBP: 0.315, SLG: 0.331 (1, 3)		0-0 1B		0-0 F9		0-0 F4		0-0 L9		0-0 5-3	0-0 F3	6 0 1 1 0 0 3		
Johnny Logan, R OBP: 0.315, SLG: 0.346 (1, 6)	0-0 F8		0-0 1B		0-0 1B		0-0 4-3		0-0 HR		0-0 6-3	5 1 2 1 0 0 0		
Chuck Cottier, R OBP: 0.276, SLG: 0.328 (1, 4)			4-0 SH3-4 1B BB		0-0 F8		0-0 FC3-6 1B		0-0 5-3		4-0 BB	3 1 1 0 2 0 1		
Bob Buhl, R OBP: 0.139, SLG: 0.139 Terry Fox, R (3, 1) Lee Maye, L OBP: 0.367, SLG: 0.383 Don McMahon, R (7, 1) Lew Burdette, R OBP: 0.229, SLG: 0.299 (9, 1)			0-0 SH3-4		0-3 K		0-3 K		0-3 K		0-0 F7	0 0 0 0 0 0 0 1 0 0 0 0 1 1 1 0 0 0 0 1 1 1 0 0 0 0 1 0 1 0 0 0 0 0 1		
Inning Stats	R: 0 H: 0 E: 0 LOB: 0 K: 0 BB: 0 S: 3 P: 3	R: 1 H: 2 E: 0 LOB: 0 K: 0 BB: 0 S: 4 P: 4	R: 2 H: 2 E: 0 LOB: 2 K: 1 BB: 2 S: 7 P: 15	R: 0 H: 1 E: 0 LOB: 1 K: 1 BB: 0 S: 6 P: 6	R: 0 H: 1 E: 0 LOB: 1 K: 1 BB: 0 S: 6 P: 6	R: 0 H: 0 E: 0 LOB: 0 K: 1 BB: 0 S: 5 P: 5	R: 1 H: 3 E: 0 LOB: 3 K: 2 BB: 1 S: 10 P: 14	R: 1 H: 1 E: 0 LOB: 0 K: 1 BB: 0 S: 6 P: 6	R: 0 H: 0 E: 0 LOB: 2 K: 1 BB: 2 S: 5 P: 13	R: 0 H: 0 E: 0 LOB: 1 K: 0 BB: 1 S: 3 P: 7	R: 0 H: 0 E: 0 LOB: 3 K: 1 BB: 3 S: 5 P: 17	1B: 8 SF: 0 2B: 1 SAC: 1 3B: 0 DP: 0 HR: 1 HBP: 0		WP: 0 PA: 51 PB: 0 SB: 1 CS: 0
PITCHER	IP WLS BF H R ER SO BB IBB HBP BLK WP HR S P ERA WHIP													
Larry Jackson, R (1, 1) ERA: 3.49 Lindy McDaniel, R (7, 1) ERA: 2.18 Ernie Broglio, R (8, 1) ERA: 2.57	6.2 30 8 4 4 5 3 0 0 0 0 0 0 37 49 5.40 1.650													

livebaseballscorecards.com

AB	41
R	5
H	10
RBI	5
BB	9
SO	9
LOB	20



Batter	1	2	3	4	5	6	7	8	9	10	11	AB	R	H	RBI	BB	SO	LOB	BOTTOM						
Julian Javier, R (1, 4) OBP: 0.278, SLG: 0.351 George Crowe, L (10, PH) OBP: 0.300, SLG: 0.500 Alex Grammas, R (11, 4) OBP: 0.283, SLG: 0.304	0-0 6-3		4-0 3B BB		0-3 K		0-0 F8			0-0 1-3		3	1	0	0	1	1	0							
Bill White, L (1, 3) OBP: 0.344, SLG: 0.478	0-0 4-3		0-0 1-H SF7 3B		0-0 F7			0-0 HR 1B		0-0 4-3		5	2	2	1	0	0	0							
Stan Musial, L (1, 7) OBP: 0.363, SLG: 0.502	0-3 K		0-0 3-H SF7		0-0 1B			0-0 1-H HR		0-0 F8		4	1	2	3	0	1	0							
Ken Boyer, R (1, 5) OBP: 0.358, SLG: 0.543	0-0 6-3		0-0 FC3-6 1B		0-0 6-3			0-0 5-3			0-0 3B 1B	5	1	2	0	0	0	2							
Walt Moryn, L (1, 9) OBP: 0.342, SLG: 0.474		0-0 HR	0-0 1-2f FC3-6 BB		0-0 F7			0-0 F9			0-0 F7	5	1	1	1	0	0	2							
Daryl Spencer, R (1, 6) OBP: 0.367, SLG: 0.414	0-0 4-3		4-0 1-2 PO BB		0-0 G6-4-3 1B			0-0 F4			0-0 1-H 3B	4	0	2	1	1	0	0							
Curt Flood, R (1, 8) OBP: 0.307, SLG: 0.361	0-0 6-3		0-0 1-2 PO	0-0 F8		0-0 G6-4-3			0-0 F3			4	0	0	0	0	0	1							
Hal Smith, R (1, 2) OBP: 0.287, SLG: 0.286 Joe Cunningham, L (7, PH) OBP: 0.365, SLG: 0.388 Ernie Broglio, R (8, 1) OBP: 0.273, SLG: 0.279	0-0 FC4-6 1B		0-3 K		0-0 6-3			0-3 K		0-3 K		2	0	1	0	0	1	0							
Larry Jackson, R (1, 1) OBP: 0.256, SLG: 0.244 Lindy McDaniel, R (7, 1) OBP: 0.231, SLG: 0.240 Carl Sawatski, L (7, PH) OBP: 0.326, SLG: 0.379	0-0 1-2f FC4-6		0-0 F8		0-0 F4			0-0 L9				1	0	0	0	0	0	0							
												2	0	0	0	0	0	1							
												0	0	0	0	0	0	0							
												2	0	0	0	0	0	0							
Inning Stats	R: 0 E: 0 K: 1 S: 6	H: 0 LOB: 1 BB: 0 P: 6	R: 1 E: 0 K: 0 S: 5	H: 2 LOB: 1 BB: 0 P: 5	R: 2 E: 0 K: 0 S: 4	H: 2 LOB: 1 BB: 2 P: 12	R: 0 E: 0 K: 1 S: 5	H: 0 LOB: 0 BB: 0 P: 5	R: 0 E: 0 K: 1 S: 6	H: 1 LOB: 1 BB: 0 P: 6	R: 0 E: 0 K: 0 S: 3	H: 0 LOB: 0 BB: 0 P: 3	R: 2 E: 0 K: 0 S: 5	H: 2 LOB: 0 BB: 0 P: 5	R: 0 E: 0 K: 1 S: 5	H: 0 LOB: 0 BB: 0 P: 5	R: 0 E: 0 K: 0 S: 3	H: 0 LOB: 0 BB: 0 P: 3	R: 1 E: 0 K: 0 S: 3	H: 2 LOB: 1 BB: 0 P: 3	1B: 6 2B: 0 3B: 2 HR: 2	SF: 1 SAC: 0 DP: 1 HBP: 0	WP: 0 PB: 1 SB: 0 CS: 0	PA: 43	
PITCHER	IP	WLS	BF	H	R	ER	SO	BB	IBB	HBP	BLK	WP	HR	S	P	ERA	WHIP								
Bob Buhl, R (1, 1) ERA: 3.27	2.2		15	4	3	3	1	2	0	0	0	0	1	15	23	10.12	2.250								
Terry Fox, R (3, 1) ERA:	3.1		10	2	0	0	2	0	0	0	0	0	0	14	14	0.00	0.600								
Don McMahon, R (7, 1) ERA: 6.2	2.0		8	2	2	2	0	0	0	0	0	0	1	8	8	9.00	1.000								
Lew Burdette, R (9, 1) ERA: 3.26	2.1	L	9	2	1	1	1	0	0	0	0	0	0	11	11	3.86	0.857								

Milwaukee Braves @ St. Louis Cardinals
Sportsman's Park, St. Louis, MO

Tue Sep 13 1960, 8:05 PM EDT
Att. 12,128 - Unknown

AB 39
R 6
H 10
RBI 6
BB 2
SO 4
LOB 6



Batter	1	2	3	4	5	6	7	8	9	AB R H RBI BB SO LOB	TOP	
Richie Ashburn, L (1, 7) X OBP: 0.418, SLG: 0.344 Jerry Kindall, R (6, 6) OBP: 0.261, SLG: 0.351	0-0 P6		0-0 G3		0-0 P4			0-3 K		3 0 0 0 0 0 2 1 0 0 0 0 1 0	Chicago Cubs @ Milwaukee Braves Milwaukee County Stadium, Milwaukee, WI Wed Sep 14 1960, 8:05 PM EDT Att: 11,646 - Unknown	
Danny Murphy, L (1, 8) X OBP: 0.170, SLG: 0.235	0-0 P4		0-0 P4		0-0 G3			0-0 FC6-4 1B		4 0 1 0 0 0 2		
Ron Santo, R (1, 5) S S S OBP: 0.309, SLG: 0.413	0-3 K				0-0 P6			0-0 FC6-4 BB 1-2f		4 0 0 0 0 1 1		
14 Ernie Banks, R (1, 6) X OBP: 0.356, SLG: 0.573 Al Heist, R (6, 7) OBP: 0.333, SLG: 0.378		0-0 F3		0-0 G4-6-3 1B		0-0 5-3		4-0 BB 1-2		3 0 1 0 0 0 0 0 0 0 0 1 0 0		
Sammy Taylor, L (1, 2) X OBP: 0.242, SLG: 0.289		0-0 F9		0-0 G4-6-3 1-2f		0-0 F7		0-0 5-3		4 0 0 0 0 0 3		
Frank Thomas, R (1, 3) B B B B OBP: 0.289, SLG: 0.410		4-0 BB			0-0 F8 1B 2B		0-0 F5		0-0 L5			3 1 1 0 1 0 0
Bob Will, L (1, 9) X OBP: 0.314, SLG: 0.371		0-0 F8			0-0 F8 1-2 2B 1B		4-0 BB		0-0 F9			3 1 1 0 1 0 1
Don Zimmer, R (1, 4) X OBP: 0.316, SLG: 0.383			0-0 G3 2B		0-0 F8 1-2 2-3		0-3 K		0-3 K			4 0 1 0 0 2 3
Don Cardwell, R (1, 1) X OBP: 0.234, SLG: 0.484 Seth Morehead, L (2, 1) X OBP: 0.192, SLG: 0.200 George Altman, L (5, PH) X OBP: 0.193, SLG: 0.430 Don Elston, R (5, 1) X OBP: 0.130, SLG: 0.130 Sammy Drake, S (7, PH) X Dick Drott, R (7, 1) X OBP: 0.111, SLG: 0.111			0-0 P6		0-0 2B 2B		0-0 L6					0 0 0 0 0 0 0 1 0 0 0 0 0 1 1 0 1 2 0 0 0 0 0 0 0 0 0 0 1 0 0 0 0 0 1 0 0 0 0 0 0 0
Inning Stats	R: 0 H: 0 E: 0 LOB: 0 K: 1 BB: 0 S: 5 P: 5	R: 0 H: 0 E: 0 LOB: 1 K: 0 BB: 1 S: 3 P: 7	R: 0 H: 1 E: 0 LOB: 1 K: 0 BB: 0 S: 4 P: 4	R: 0 H: 1 E: 0 LOB: 0 K: 0 BB: 0 S: 3 P: 3	R: 2 H: 3 E: 0 LOB: 1 K: 0 BB: 0 S: 6 P: 6	R: 0 H: 0 E: 0 LOB: 0 K: 0 BB: 0 S: 3 P: 3	R: 0 H: 0 E: 0 LOB: 1 K: 1 BB: 1 S: 5 P: 9	R: 0 H: 1 E: 0 LOB: 2 K: 1 BB: 1 S: 6 P: 10	R: 0 H: 0 E: 0 LOB: 0 K: 1 BB: 0 S: 5 P: 5	1B: 4 SF: 0 2B: 2 SAC: 0 3B: 0 DP: 1 HR: 0 HBP: 0		WP: 0 PA: 35 PB: 0 SB: 0 CS: 0
PITCHER Joey Jay, R (1, 1) ERA: 3.49	IP WLS BF H R ER SO BB IBB HBP BLK WP HR S P ERA WHIP 9.0 W 35 6 2 2 4 3 0 0 0 0 0 0 40 52 2.00 1.000											

livebaseballscorecards.com

AB	32
R	2
H	6
RBI	2
BB	3
SO	4
LOB	14



Batter	1	2	3	4	5	6	7	8	9	AB	R	H	RBI	BB	SO	LOB
Bill Bruton, L OBP: 0.320, SLG: 0.415 Len Gabrielson, L (7, PH) (8, 7)	4-0 5-3-6 BB	0-0 E5 BB 3B		0-0 F8	0-0 4-3		0-0 F7			3	1	0	0	1	0	2
Del Crandall, R OBP: 0.322, SLG: 0.423 (1, 2)	0-0 5-3-6 1-3f	1-0 BB 3B HBP		0-3 K	0-3 K			0-0 F3		4	1	0	0	0	2	2
Eddie Mathews, L OBP: 0.395, SLG: 0.557 (1, 5)	0-0 HR	4-0 BB 3B		0-0 3-1		0-0 4-3		0-0 L9		4	2	1	2	1	0	0
Hank Aaron, R OBP: 0.355, SLG: 0.562 (1, 9) (8, 8)	0-0 1B	0-0 3B			0-0 FC1-5 1B	0-0 1-4-3		4-0 BB		4	1	3	3	1	0	0
Alvin Dark, R OBP: 0.317, SLG: 0.332 (1, 3)	0-0 1B	0-0 4-3			0-0 BB FC1-5 1B	0-0 4-3		0-0 F5		5	1	2	1	0	0	2
Eddie Haas, L OBP: 0.343, SLG: 0.400 Al Spangler, L OBP: 0.355, SLG: 0.352 (7, PR) (8, 9)	0-0 P5		0-0 4-3		0-0 FC1-5 BB 1B		4-0 E HBP BB			3	1	0	0	1	0	3
Johnny Logan, R OBP: 0.315, SLG: 0.343 (1, 6)		0-0 F3	0-0 L8		4-0 SH BB		0-0 F3			3	1	0	0	1	0	1
Chuck Cottier, R OBP: 0.291, SLG: 0.339 (1, 4)		0-0 FC1-6 1B	0-0 FC5-4 1B		0-0 SH 1B		1-0 E HBP			3	1	3	2	0	0	0
Joey Jay, S OBP: 0.182, SLG: 0.125 (1, 1)		0-0 FC1-6 E BB	0-0 FC5-4		0-0 SH		0-3 K			3	1	0	0	0	1	4

Inning Stats	R: 2	H: 3	LOB: 1	K: 0	S: 5	R: 4	H: 2	LOB: 1	K: 0	S: 6	R: 0	H: 1	LOB: 1	K: 0	S: 4	R: 0	H: 0	LOB: 0	K: 1	S: 5	R: 4	H: 3	LOB: 1	K: 1	S: 9	R: 0	H: 0	LOB: 0	K: 0	S: 3	R: 0	H: 0	LOB: 3	K: 1	S: 5	R: 0	H: 0	LOB: 1	K: 0	S: 3	1B: 7	2B: 1	3B: 1	HR: 1	SF: 0	SAC: 1	DP: 1	HBP: 2	WP: 0	PB: 0	SB: 1	CS: 0	PA: 41
--------------	------	------	--------	------	------	------	------	--------	------	------	------	------	--------	------	------	------	------	--------	------	------	------	------	--------	------	------	------	------	--------	------	------	------	------	--------	------	------	------	------	--------	------	------	-------	-------	-------	-------	-------	--------	-------	--------	-------	-------	-------	-------	--------

PITCHER	IP	WLS	BF	H	R	ER	SO	BB	IBB	HBP	BLK	WP	HR	S	P	ERA	WHIP
Don Cardwell, R ERA: 4.79 (1, 1)	1.2	L	13	5	6	2	0	2	0	0	0	0	1	10	19	10.80	4.200
Seth Morehead, L ERA: 3.74 (2, 1)	2.1		8	1	0	0	1	0	0	0	0	0	0	10	10	0.00	0.429
Don Elston, R ERA: 3.42 (5, 1)	2.0		11	3	4	3	1	1	0	0	0	0	0	12	16	13.50	2.000
Dick Drott, R ERA: 7.15 (7, 1)	2.0		9	0	0	0	1	2	0	1	0	0	0	8	17	0.00	1.000

BOTTOM


Chicago Cubs @ Milwaukee Braves
Milwaukee County Stadium, Milwaukee, WI
 Wed Sep 14 1960, 8:05 PM EDT
 Att. 11,646 - Unknown

AB	33
R	10
H	9
RBI	8
BB	5
SO	3
LOB	17



WP	HR	S	P	ERA	WHIP
0	0	0	0	0.00	0.429

livebaseballscorecards.com

Batter	1	2	3	4	5	6	7	8	9	AB R H RBI BB SO LOB	TOP	
Don Zimmer, R (1, 4) OBP: 0.313, SLG: 0.378	0-0 F9			0-0 F9		0-0 5-3			0-3 K	4 0 0 0 0 1 0	Chicago Cubs @ Milwaukee Braves Milwaukee County Stadium, Milwaukee, WI Thu Sep 15 1960, 4:33 AM EDT Att. 8,138 - Unknown livebaseballscorecards.com AB 29 R 1 H 2 RBI 1 BB 0 SO 4 LOB 3 	
Danny Murphy, L (1, 8) George Altman, L (9, PH) OBP: 0.161, SLG: 0.222 OBP: 0.322, SLG: 0.429	0-0 3-1			0-0 F2		0-0 F4			0-0 5-3	3 0 0 0 0 0 0 1 0 0 0 0 0 0		
Ron Santo, R (1, 5) OBP: 0.306, SLG: 0.409	0-0 F3			0-0 5-3					0-0 6-3	3 0 0 0 0 0 0		
14 Ernie Banks, R (1, 6) OBP: 0.356, SLG: 0.578			0-0 F8		0-0 HR				0-0 F6	3 1 1 1 0 0 0		
Ed Bouchee, L (1, 3) OBP: 0.345, SLG: 0.328			0-0 F9		0-0 4-3 2B				0-3 K	3 0 1 0 0 1 0		
Frank Thomas, R (1, 7) OBP: 0.288, SLG: 0.407			0-0 1-3		0-0 6-3				0-0 6-3	3 0 0 0 0 0 1		
Bob Will, L (1, 9) OBP: 0.313, SLG: 0.368				0-0 F5		0-0 4-3			0-3 K	3 0 0 0 0 1 1		
El Tappe, R (1, 2) Richie Ashburn, L (8, PH) Moe Thacker, R (8, 2) OBP: 0.333, SLG: 0.323 OBP: 0.417, SLG: 0.343 OBP: 0.270, SLG: 0.172					0-0 6-3				0-0 F7	2 0 0 0 0 0 1 1 0 0 0 0 0 0 0 0 0 0 0 0 0		
Glen Hobbie, R (1, 1) Sammy Taylor, L (9, PH) OBP: 0.214, SLG: 0.195 OBP: 0.240, SLG: 0.287					0-3 K				0-0 4-3	2 0 0 0 0 1 0 1 0 0 0 0 0 0		
Inning Stats	R: 0 H: 0 E: 0 LOB: 0 K: 0 BB: 0 S: 3 P: 3	R: 0 H: 0 E: 0 LOB: 0 K: 0 BB: 0 S: 3 P: 3	R: 0 H: 0 E: 0 LOB: 0 K: 1 BB: 0 S: 5 P: 5	R: 0 H: 0 E: 0 LOB: 0 K: 0 BB: 0 S: 3 P: 3	R: 1 H: 2 E: 0 LOB: 1 K: 0 BB: 0 S: 5 P: 5	R: 0 H: 0 E: 0 LOB: 0 K: 0 BB: 0 S: 3 P: 3	R: 0 H: 0 E: 0 LOB: 0 K: 1 BB: 0 S: 5 P: 5	R: 0 H: 0 E: 0 LOB: 0 K: 1 BB: 0 S: 5 P: 5	R: 0 H: 0 E: 0 LOB: 0 K: 1 BB: 0 S: 5 P: 5	1B: 0 SF: 0 2B: 1 SAC: 0 3B: 0 DP: 0 HR: 1 HBP: 0		WP: 0 PA: 29 PB: 0 SB: 0 CS: 0
PITCHER Lew Burdette, R (1, 1) ERA: 3.18	IP WLS BF H R ER SO BB IBB HBP BLK WP HR S P ERA WHIP	9.0 W 29 2 1 1 4 0 0 0 0 0 0 1 37 37 1.00 0.222										

Batter	1	2	3	4	5	6	7	8	9	AB	R	H	RBI	BB	SO	LOB
Bill Bruton, L OBP: 0.323, SLG: 0.415 (1, 8)	4-0 1B 1B BB		1-0 1B HBP		0-0 L3-6 S 1B		0-0 F8			2	2	1	0	1	0	1
Del Crandall, R OBP: 0.323, SLG: 0.424 (1, 2)	0-0 WP 1B 1-2 5-3 1B		0-0 6-3		0-0 L3-6		0-0 BB 1-2 1B			4	1	2	0	0	0	2
Eddie Mathews, L OBP: 0.397, SLG: 0.558 (1, 5)	0-0 WP 1-2 2-H 1B		0-0 1B 2-H 1B		0-3 K		4-0 1-2 2-3 BB			3	0	2	2	1	1	0
Hank Aaron, R OBP: 0.353, SLG: 0.558 (1, 9)	0-3 K		0-0 F4		0-0 6-3		0-0 1-3			4	0	0	0	0	1	6
Alvin Dark, R OBP: 0.322, SLG: 0.344 (1, 7)	0-0 5-3		0-0 1B		0-0 3B		0-0 CS 1B			4	0	3	1	0	0	1
Al Spangler, L OBP: 0.355, SLG: 0.352 (8, PR) (9, 7)	1-2 2-H		1-2 1B		0-0 1-3		0-3 K			0	0	0	0	0	0	0
Joe Adcock, R OBP: 0.352, SLG: 0.496 (1, 3)	0-0 6-3		0-0 F8		0-0 4-3		0-0 BB 1-2 1B			4	0	0	0	0	1	5
Johnny Logan, R OBP: 0.314, SLG: 0.343 (1, 6)		0-3 K		0-0 5-3		0-0 K		0-0 BB 1-2 1B		4	0	1	0	0	1	1
Chuck Cottier, R OBP: 0.290, SLG: 0.333 (1, 4)		0-0 1-3		0-3 K		0-0 F8		4-0 FC6-4 BB 1-2		3	0	0	0	1	1	0
Lew Burdette, R OBP: 0.230, SLG: 0.288 (1, 1)		0-0 F6		0-0 F4		4-0 BB 1B BB		0-0 FC6-4 1-2f		3	0	0	0	1	0	2
Inning Stats	R: 2 E: 0 K: 1 S: 7	H: 2 LOB: 1 BB: 1 P: 11	R: 0 E: 0 K: 1 S: 5	H: 0 LOB: 0 BB: 0 P: 5	R: 1 E: 0 K: 0 S: 5	H: 2 LOB: 2 BB: 0 P: 6	R: 0 E: 0 K: 1 S: 5	H: 1 LOB: 0 BB: 0 P: 5	R: 0 E: 0 K: 0 S: 4	H: 1 LOB: 1 BB: 0 P: 4	R: 0 E: 0 K: 0 S: 4	H: 1 LOB: 3 BB: 2 P: 12	R: 0 E: 0 K: 1 S: 6	H: 2 LOB: 2 BB: 1 P: 10	1B: 8 2B: 1 3B: 1 HR: 0	SF: 0 SAC: 0 DP: 1 HBP: 1

BOTTOM

Chicago Cubs @ Milwaukee Braves
Milwaukee County Stadium, Milwaukee, WI

Thu Sep 15 1960, 4:33 AM EDT
 Att. 8,138 - Unknown

AB	31
R	3
H	9
RBI	3
BB	4
SO	5
LOB	18



WP: 1	PA: 36
PB: 0	
SB: 1	
CS: 1	

PITCHER	IP	WLS	BF	H	R	ER	SO	BB	IBB	HBP	BLK	WP	HR	S	P	ERA	WHIP
Glen Hobbie, R ERA: 4.0 (1, 1)	8.0	L	36	9	3	3	5	4	0	1	0	1	0	41	58	3.38	1.625

Batter	1	2	3	4	5	6	7	8	9	AB R H RBI BB SO LOB	TOP
Johnny Callison, L (1, 7) <small>OBP: 0.361, SLG: 0.422</small> Bobby Del Greco, R (9, PH) <small>OBP: 0.356, SLG: 0.414</small>	0-0 F7			0-0 1-3		0-3 K			0-3 K	3 0 0 0 0 1 0 1 0 0 0 0 1 0	Philadelphia Phillies @ Milwaukee Braves Milwaukee County Stadium, Milwaukee, WI Fri Sep 16 1960, 8:05 PM EDT Att. 6,117 - Unknown livebaseballscorecards.com
Bobby Malkmus, R (1, 4) <small>OBP: 0.267, SLG: 0.270</small>	0-0 6-3			0-0 F6		0-0 F8			0-0 1-6-3	4 0 0 0 0 0 0	
Ken Walters, R (1, 9) <small>OBP: 0.270, SLG: 0.325</small>	0-3 K			4-0 BB					0-0 5-3	2 0 0 0 1 1 0	
Pancho Herrera, R (1, 3) <small>OBP: 0.348, SLG: 0.452</small>			0-3 K	0-0 F8					0-3 K	3 0 0 0 0 2 1	
Tony Gonzalez, L (1, 8) <small>OBP: 0.305, SLG: 0.450</small>			0-3 K		0-3 K				0-3 K	3 0 0 0 0 3 0	
Cal Neeman, R (1, 2) <small>OBP: 0.258, SLG: 0.315</small>			0-3 K		4-0 BB				0-0 3-1	2 0 0 0 1 1 0	
Jim Woods, R (1, 5) <small>OBP: 0.188, SLG: 0.133</small> Tony Taylor, R (8, PH) <small>OBP: 0.332, SLG: 0.386</small> Ted Lepcio, R (8, 5) <small>OBP: 0.307, SLG: 0.311</small>			0-3 K		0-3 K				0-3 K	2 0 0 0 0 2 1 1 0 0 0 0 1 0 0 0 0 0 0 0 0	
Ruben Amaro, R (1, 6) <small>OBP: 0.287, SLG: 0.273</small> Lee Walls, R (8, PH) <small>OBP: 0.303, SLG: 0.332</small> Joe Koppe, R (8, 6) <small>OBP: 0.274, SLG: 0.221</small>			0-0 F9		0-0 F9				0-3 K	2 0 0 0 0 0 1 1 0 0 0 0 1 0 0 0 0 0 0 0 0	
John Buzhardt, R (1, 1) <small>OBP: 0.175, SLG: 0.196</small> Bobby Gene Smith, R (9, PH) <small>OBP: 0.299, SLG: 0.374</small>			0-3 K		0-0 F8				0-3 K	2 0 0 0 0 1 0 1 0 0 0 0 1 0	
Inning Stats	R: 0 E: 0 K: 1 S: 5 H: 0 LOB: 0 BB: 0 P: 5	R: 0 E: 0 K: 3 S: 9 H: 0 LOB: 0 BB: 0 P: 9	R: 0 E: 0 K: 2 S: 7 H: 0 LOB: 0 BB: 0 P: 7	R: 0 E: 0 K: 0 S: 3 H: 0 LOB: 1 BB: 1 P: 7	R: 0 E: 0 K: 2 S: 7 H: 0 LOB: 1 BB: 1 P: 11	R: 0 E: 0 K: 1 S: 5 H: 0 LOB: 0 BB: 0 P: 5	R: 0 E: 0 K: 2 S: 7 H: 0 LOB: 0 BB: 0 P: 7	R: 0 E: 0 K: 2 S: 7 H: 0 LOB: 0 BB: 0 P: 7	R: 0 E: 0 K: 2 S: 7 H: 0 LOB: 0 BB: 0 P: 7	1B: 0 2B: 0 3B: 0 HR: 0 SF: 0 SAC: 0 DP: 0 HBP: 0	
PITCHER Warren Spahn, L (1, 1) <small>ERA: 3.46</small>	IP: 9.0 WLS: W BF: 29 H: 0 R: 0 ER: 0 SO: 15 BB: 2 IBB: 0 HBP: 0 BLK: 0 WP: 0 HR: 0 S: 57 P: 65 ERA: 0.00 WHIP: 0.222										



Batter	1	2	3	4	5	6	7	8	9	AB	R	H	RBI	BB	SO	LOB	BOTTOM
--------	---	---	---	---	---	---	---	---	---	----	---	---	-----	----	----	-----	--------

<p>Bill Bruton, L OBP: 0.326, SLG: 0.417 (1, 8)</p>			<p>0-0 ¹</p>		<p>0-0 ¹</p>		<p>0-0 ¹</p>		<p>3 1 2 0 1 0 0</p>								
<p>Del Crandall, R OBP: 0.325, SLG: 0.424 (1, 2)</p>			<p>0-0 ²</p>		<p>0-0 ¹</p>		<p>0-0 ¹</p>		<p>4 0 2 1 0 0 2</p>								
<p>Eddie Mathews, L OBP: 0.398, SLG: 0.558 (1, 5)</p>			<p>0-0 ³</p>		<p>0-0 ¹</p>		<p>0-0 ²</p>		<p>4 0 2 1 0 0 1</p>								
<p>Hank Aaron, R OBP: 0.354, SLG: 0.557 (1, 9)</p>				<p>0-0 ² ³</p>	<p>0-0 ² ³</p>		<p>0-0 ³</p>		<p>3 1 1 0 1 0 3</p>								
<p>Alvin Dark, R OBP: 0.321, SLG: 0.349 (1, 7)</p>				<p>0-0 ¹</p>		<p>0-0 ¹</p>		<p>0-0 ¹</p>	<p>4 1 1 1 0 0 3</p>								
<p>Joe Adcock, R OBP: 0.353, SLG: 0.496 (1, 3)</p>		<p>4-0</p>		<p>0-0 ¹</p>		<p>0-0 ²</p>		<p>0-0 ²</p>	<p>2 0 1 1 1 0 0</p>								
<p>Johnny Logan, R OBP: 0.313, SLG: 0.340 (1, 6)</p>			<p>0-0 ¹</p>	<p>0-0 ²</p>		<p>0-0 ²</p>		<p>0-3 ³</p>	<p>3 0 0 0 0 1 1</p>								
<p>Chuck Cottier, R OBP: 0.286, SLG: 0.328 (1, 4)</p>			<p>0-0 ²</p>	<p>0-0 ³</p>		<p>0-0 ³</p>		<p>0-0 ³</p>	<p>3 0 0 0 0 0 2</p>								
<p>Warren Spahn, L OBP: 0.188, SLG: 0.270 (1, 1)</p>			<p>0-0 ³</p>		<p>0-0</p>		<p>0-0 ¹</p>		<p>3 1 1 0 0 0 1</p>								

Inning Stats	R: 0	H: 2	E: 0	LOB: 2	K: 0	BB: 2	S: 3	P: 11	R: 0	H: 0	E: 0	LOB: 1	K: 0	BB: 1	S: 3	P: 7	R: 0	H: 0	E: 0	LOB: 0	K: 0	BB: 0	S: 3	P: 3	R: 2	H: 2	E: 0	LOB: 0	K: 0	BB: 0	S: 5	P: 5	R: 1	H: 3	E: 0	LOB: 1	K: 0	BB: 0	S: 5	P: 5	R: 0	H: 1	E: 0	LOB: 1	K: 0	BB: 0	S: 4	P: 4	R: 1	H: 2	E: 0	LOB: 1	K: 0	BB: 0	S: 5	P: 5	R: 0	H: 0	E: 0	LOB: 0	K: 1	BB: 0	S: 5	P: 5
--------------	------	------	------	--------	------	-------	------	-------	------	------	------	--------	------	-------	------	------	------	------	------	--------	------	-------	------	------	------	------	------	--------	------	-------	------	------	------	------	------	--------	------	-------	------	------	------	------	------	--------	------	-------	------	------	------	------	------	--------	------	-------	------	------	------	------	------	--------	------	-------	------	------

PITCHER	IP	WLS	BF	H	R	ER	SO	BB	IBB	HBP	BLK	WP	HR	S	P	ERA	WHIP
<p>John Buzhardt, R ERA: 4.03 (1, 1)</p>	8.0	L	34	10	4	4	1	3	0	0	0	0	0	33	45	4.50	1.625

Philadelphia Phillies @ Milwaukee Braves
 Milwaukee County Stadium, Milwaukee, WI
 Fri Sep 16 1960, 8:05 PM EDT
 Att. 6,117 - Unknown

AB	29
R	4
H	10
RBI	4
BB	3
SO	1
LOB	13



WP	PA	ERA	WHIP
0	34		

Batter	1	2	3	4	5	6	7	8	9	AB R H RBI BB SO LOB	TOP									
Johnny Callison, L (1, 9) OBP: 0.364, SLG: 0.432	0-0 4-3		0-0 HR		0-0 F9			0-0 WP 1B		4 1 2 1 0 0 0	Philadelphia Phillies @ Milwaukee Braves Milwaukee County Stadium, Milwaukee, WI Sun Sep 18 1960, 4:33 AM EDT Att: 10,561 - Unknown livebaseballscorecards.com									
Bobby Malkmus, R (1, 4) OBP: 0.254, SLG: 0.256	0-0 F7		0-0 G3			0-0 L8		0-0 5-3		4 0 0 0 0 0 1										
Tony Curry, L (1, 7) OBP: 0.310, SLG: 0.409	0-0 1-3			0-0 F7		0-3 K		0-3 K		4 0 0 0 0 2 1										
Tony Gonzalez, L (1, 8) OBP: 0.304, SLG: 0.444		0-3 K		0-0 HBP 1B		0-0 3-1				3 0 1 0 0 1 0										
Pancho Herrera, R (1, 3) OBP: 0.348, SLG: 0.456		0-0 FC5-4 1B		1-0 HBP		0-3 K				2 0 1 0 0 1 0										
Jimmie Coker, R (1, 2) OBP: 0.278, SLG: 0.328		0-0 FC5-4 1-2f		0-3 K		0-3 K				3 0 0 0 0 2 3										
Jim Woods, R (1, 5) OBP: 0.217, SLG: 0.143		0-3 K		0-3 K		4-0 BB				2 0 0 0 1 2 3										
Turk Farrell, R (7, 1) OBP: 0.250, SLG: 0.267								0-0 F7		0 0 0 0 0 0 0										
Joe Koppe, R (1, 6) OBP: 0.272, SLG: 0.215			0-0 F8		4-0 BB					2 0 0 0 1 0 1										
Art Mahaffey, R (1, 1)			0-3 K		0-0 G3-6-3-6 1-2f			0-3 K		0 0 0 0 0 0 0										
Dallas Green, L (2, 1) OBP: 0.235, SLG: 0.242										2 0 0 0 0 1 1										
Lee Walls, R (7, 5) OBP: 0.302, SLG: 0.331										1 0 0 0 0 1 0										
Inning Stats	R: 0 E: 0 K: 0 S: 3	H: 0 LOB: 0 BB: 0 P: 3	R: 0 E: 0 K: 2 S: 8	H: 1 LOB: 1 BB: 0 P: 8	R: 1 E: 0 K: 1 S: 6	H: 1 LOB: 0 BB: 0 P: 6	R: 0 E: 0 K: 2 S: 8	H: 1 LOB: 2 BB: 0 P: 9	R: 0 E: 0 K: 0 S: 2	H: 0 LOB: 0 BB: 1 P: 6	R: 0 E: 0 K: 1 S: 5	H: 0 LOB: 0 BB: 0 P: 5	R: 0 E: 0 K: 2 S: 7	H: 0 LOB: 1 BB: 1 P: 11	R: 0 E: 0 K: 2 S: 8	H: 1 LOB: 1 BB: 0 P: 8	1B: 3 2B: 0 3B: 0 HR: 1	SF: 0 SAC: 0 DP: 1 HBP: 1	WP: 1 PB: 0 SB: 0 CS: 0	PA: 30
PITCHER Joey Jay, R (1, 1) ERA: 3.34	IP: 8.0 WLS: W BF: 30 H: 4 R: 1 ER: 1 SO: 10 BB: 2 IBB: 0 HBP: 1 BLK: 0 WP: 1 HR: 1 S: 47 P: 56 ERA: 1.12 WHIP: 0.750											PITCHER	IP: WLS: BF: H: R: ER: SO: BB: IBB: HBP: BLK: WP: HR: S: P: ERA: WHIP:							

Batter	1	2	3	4	5	6	7	8	9	AB	R	H	RBI	BB	SO	LOB
Bill Bruton, L OBP: 0.328, SLG: 0.424 (1, 8)	0-0 HR	0-0 1B 1B		0-0 F9		0-0 L9				4	2	2	1	0	0	1
Del Crandall, R OBP: 0.323, SLG: 0.421 (1, 2)	0-0 E3 SF9	0-0 1B 1B		0-0 6-3			0-0 6-3			4	1	1	1	0	0	0
Eddie Mathews, L OBP: 0.395, SLG: 0.552 (1, 5)	0-0 6-3	0-0 FC6-4 1B			0-0 1-3		0-0 L9			4	0	1	1	0	0	1
Hank Aaron, R OBP: 0.353, SLG: 0.554 (1, 9)	0-0 SF9	0-0 FC6-4			0-3 K		0-0 F2			3	0	0	1	0	1	2
Alvin Dark, R OBP: 0.319, SLG: 0.350 (1, 7)	0-0 2B			0-0 F8		0-0 5-3		0-0 3B 1B		4	1	2	0	0	0	0
Joe Adcock, R OBP: 0.359, SLG: 0.511 (1, 3)	0-0 F7			0-0 CS 1B		0-0 HR		0-0 1-H WP 3B		4	2	3	2	0	0	1
Johnny Logan, R OBP: 0.312, SLG: 0.338 (1, 6)		0-0 L5	4-0 BB BB	0-0 FC5-4 BB		0-0 F5		0-0 WP		3	0	0	0	1	0	0
Chuck Cottier, R OBP: 0.282, SLG: 0.323 (1, 4)		0-0 F6		0-0 FC5-4		0-0 SH3-4 1B				3	0	1	0	0	0	1
Joey Jay, S OBP: 0.196, SLG: 0.143 (1, 1)		0-0 1B 1B		0-3 K		0-0 SH3-4				2	1	1	0	0	1	0

Inning Stats	R: 2	H: 2	E: 1	LOB: 1	K: 0	BB: 0	S: 6	P: 6	R: 2	H: 4	E: 0	LOB: 2	K: 0	BB: 0	S: 7	P: 7	R: 0	H: 1	E: 0	LOB: 1	K: 0	BB: 1	S: 3	P: 7	R: 0	H: 0	E: 0	LOB: 0	K: 1	BB: 0	S: 5	P: 5	R: 0	H: 0	E: 0	LOB: 0	K: 1	BB: 0	S: 5	P: 5	R: 1	H: 2	E: 0	LOB: 1	K: 0	BB: 0	S: 5	P: 5	R: 0	H: 0	E: 0	LOB: 0	K: 0	BB: 0	S: 3	P: 3	R: 2	H: 2	E: 0	LOB: 0	K: 0	BB: 0	S: 2	P: 2
--------------	------	------	------	--------	------	-------	------	------	------	------	------	--------	------	-------	------	------	------	------	------	--------	------	-------	------	------	------	------	------	--------	------	-------	------	------	------	------	------	--------	------	-------	------	------	------	------	------	--------	------	-------	------	------	------	------	------	--------	------	-------	------	------	------	------	------	--------	------	-------	------	------

PITCHER	IP	WLS	BF	H	R	ER	SO	BB	IBB	HBP	BLK	WP	HR	S	P	ERA	WHIP
Art Mahaffey, R ERA: 2.63 (1, 1)	1.2	L	12	6	4	3	0	0	0	0	0	0	1	12	12	16.20	3.600
Dallas Green, R ERA: 4.28 (2, 1)	4.1		16	3	1	1	2	1	0	0	0	0	1	19	23	2.08	0.923
Turk Farrell, R ERA: 2.68 (7, 1)	1.0		6	2	2	2	0	0	0	0	0	1	0	5	5	18.00	2.000

BOTTOM

Philadelphia Phillies @ Milwaukee Braves
Milwaukee County Stadium, Milwaukee, WI
 Sun Sep 18 1960, 4:33 AM EDT
 Att. 10,561 - Unknown

AB	31
R	7
H	11
RBI	6
BB	1
SO	2
LOB	6



WP: 1	PA: 34
PB: 0	
SB: 0	
CS: 1	

Batter	1	2	3	4	5	6	7	8	9	AB	R	H	RBI	BB	SO	LOB	
Eddie Kasko, R OBP: 0.362, SLG: 0.384 (1, 4) X	0-0 F2		0-0 6-3		0-0 F7					5	1	1	0	0	0	3	
Vada Pinson, L OBP: 0.340, SLG: 0.472 (1, 8) X	0-0 1-3		0-0 4-3			0-0 2B E 1B				5	1	1	0	0	0	4	
Gus Bell, L OBP: 0.302, SLG: 0.387 (1, 9) X	0-0 F7		0-0 F6			0-0 F8	4-0 BB E BB 1-2	0-0 F4		4	1	0	0	1	0	1	
Frank Robinson, R OBP: 0.407, SLG: 0.588 (1, 7)		4-0 2B BB		0-0 4-3 3-1 1B		0-0 E7 1B 2B 1-H	0-0 E6 BB BB 1-2 2-H	0-0 F8		4	3	2	0	1	0	1	
Ed Bailey, L OBP: 0.355, SLG: 0.417 (1, 2)		0-0 4-3 1B 2B 1-H		0-0 3-1		0-0 2B 1B 3-H	4-0 BB BB 1B 1-2 2-3	0-0 G3		4	2	2	2	1	0	1	
Gordy Coleman, L OBP: 0.309, SLG: 0.404 (1, 3)		0-0 4-3 2-3		0-0 4-3 2-3		0-0 2B 1B 1-3 3-H	4-0 BB BB 1B 1-2 2-3 3-H	0-0 E6 FC5-4		4	1	1	1	1	0	2	
Willie Jones, R OBP: 0.382, SLG: 0.369 (1, 5)		0-0 6-3		0-0 5-3		0-0 F2	4-0 BB BB 1B 1-2 2-3 3-H	0-0 FC5-4	3 0 0 0 1 1 0 4	1 0 0 0 0 0 0 1	0 0 0 0 0 0 0 0						
Jerry Lynch, L OBP: 0.357, SLG: 0.493 (9, PH)																	
Cliff Cook, R OBP: 0.248, SLG: 0.323 (9, 5)																	
Roy McMillan, R OBP: 0.299, SLG: 0.346 (1, 6)		0-0 1B 3-H				0-0 F6	4-0 1B 1B 1-2 2-H 3-H	0-0 F7	4 0 2 3 1 0 1								
Jay Hook, L OBP: 0.167, SLG: 0.085 (1, 1)		0-3 K			0-0 F8	0-0 4-3	0-0 FC6-4 1B	0-0 F7	5 0 1 0 0 1 5								

Cincinnati Reds @ Milwaukee Braves
Milwaukee County Stadium, Milwaukee, WI
 Tue Sep 20 1960, 8:05 PM EDT
 Att: 10,000 - Unknown

AB	39
R	9
H	10
RBI	7
BB	6
SO	1
LOB	23



Inning Stats	R: 0	H: 0	E: 0	K: 0	S: 3	P: 3	R: 2	H: 2	E: 0	K: 1	S: 7	P: 11	R: 0	H: 0	E: 0	K: 0	S: 3	P: 3	R: 0	H: 1	E: 0	K: 0	S: 4	P: 4	R: 0	H: 0	E: 0	K: 0	S: 3	P: 3	R: 2	H: 4	E: 1	K: 0	S: 7	P: 11	R: 5	H: 3	E: 1	K: 0	S: 7	P: 23	R: 0	H: 0	E: 0	K: 0	S: 3	P: 3	R: 0	H: 0	E: 1	K: 0	S: 4	P: 4	1B: 7	SF: 0	2B: 3	SAC: 0	3B: 0	DP: 0	HR: 0	HBP: 0	WP: 0	PA: 45
--------------	------	------	------	------	------	------	------	------	------	------	------	-------	------	------	------	------	------	------	------	------	------	------	------	------	------	------	------	------	------	------	------	------	------	------	------	-------	------	------	------	------	------	-------	------	------	------	------	------	------	------	------	------	------	------	------	-------	-------	-------	--------	-------	-------	-------	--------	-------	--------

PITCHER	IP	WLS	BF	H	R	ER	SO	BB	IBB	HBP	BLK	WP	HR	S	P	ERA	WHIP
Lew Burdette, R ERA: 3.24 (1, 1)	6.0	L	27	7	4	4	1	1	1	0	0	0	0	27	35	6.00	1.333
Terry Fox, R ERA: 5.68 (7, 1)	0.1		6	1	5	4	0	3	0	0	0	0	0	3	15	108.00	12.000
Don McMahon, R ERA: 6.13 (7, 1)	0.2		5	2	0	0	0	1	0	0	0	0	0	4	8	0.00	4.500
Juan Pizarro, L ERA: 4.55 (8, 1)	2.0		7	0	0	0	0	0	0	0	0	0	0	7	7	0.00	0.000

PITCHER	IP	WLS	BF	H	R	ER	SO	BB	IBB	HBP	BLK	WP	HR	S	P	ERA	WHIP
---------	----	-----	----	---	---	----	----	----	-----	-----	-----	----	----	---	---	-----	------

Batter	1	2	3	4	5	6	7	8	9	AB R H RBI BB SO LOB
--------	---	---	---	---	---	---	---	---	---	----------------------

Bill Bruton, L <small>OBP: 0.327, SLG: 0.423</small> (1, 8) X	0-0 			0-0 		0-0 			0-0 	4 0 1 0 0 0 1
Del Crandall, R <small>OBP: 0.321, SLG: 0.417</small> (1, 2) X	0-0 			0-0 			0-0 		0-0 	4 0 0 0 0 0 1
Eddie Mathews, L <small>OBP: 0.394, SLG: 0.548</small> (1, 5) X	0-0 			0-0 			0-0 			3 0 0 0 0 0 0
Hank Aaron, R <small>OBP: 0.351, SLG: 0.551</small> (1, 9)		0-0 			0-3 		0-3 			3 0 0 0 0 2 0
Alvin Dark, R <small>OBP: 0.319, SLG: 0.350</small> (1, 7)		0-0 			0-0 			0-0 		3 0 1 0 0 0 0
Joe Adcock, R <small>OBP: 0.357, SLG: 0.507</small> (1, 3)		0-0 			0-0 			0-0 		3 0 0 0 0 0 1
Johnny Logan, R <small>OBP: 0.310, SLG: 0.336</small> (1, 6)			0-0 			0-0 		0-3 		3 0 0 0 0 1 1
Chuck Cottier, R <small>OBP: 0.284, SLG: 0.322</small> Wes Covington, L <small>OBP: 0.294, SLG: 0.447</small> (8, PH) Felix Mantilla, R <small>OBP: 0.278, SLG: 0.378</small> (9, 4)			0-0 			4-0 		0-0 		1 0 0 0 1 0 0
Lew Burdette, R <small>OBP: 0.227, SLG: 0.284</small> (6, PH) Lee Maye, L <small>OBP: 0.363, SLG: 0.378</small> (7, 1) Don McMahon, R (7, 1) Juan Pizarro, L <small>OBP: 0.276, SLG: 0.350</small> (8, 1) Len Gabrielson, L (9, PH)			0-3 			0-3 			0-0 	1 0 0 0 0 1 0

Inning Stats	R: 0	H: 1	R: 0	H: 0	R: 0	H: 0	R: 0	H: 1	R: 0	H: 0	R: 0	H: 0	R: 0	H: 0	R: 0	H: 0	R: 0	H: 0	R: 0	H: 0	1B: 2	SF: 0	WP: 0	PA: 29
	E: 0	LOB: 0	E: 0	LOB: 0	E: 0	LOB: 0	E: 0	LOB: 1	E: 0	LOB: 0	E: 0	LOB: 0	E: 1	LOB: 1	E: 0	LOB: 0	E: 0	LOB: 0	E: 0	LOB: 0	2B: 0	SAC: 0	PB: 0	
	K: 0	BB: 0	K: 0	BB: 0	K: 1	BB: 0	K: 1	BB: 1	K: 1	BB: 0	K: 1	BB: 0	K: 1	BB: 0	K: 0	BB: 0	K: 0	BB: 0	K: 0	BB: 0	3B: 0	DP: 1	SB: 0	
	S: 3	P: 3	S: 3	P: 3	S: 5	P: 5	S: 5	P: 5	S: 5	P: 9	S: 5	P: 5	S: 6	P: 6	S: 3	P: 3	S: 3	P: 3	S: 3	P: 3	HR: 0	HBP: 0	CS: 1	

PITCHER	IP	WLS	BF	H	R	ER	SO	BB	IBB	HBP	BLK	WP	HR	S	P	ERA	WHIP
Jay Hook, R <small>ERA: 4.34</small>	(1, 1)	9.0	29	2	0	0	5	1	0	0	0	0	0	38	42	0.00	0.333

BOTTOM

Cincinnati Reds @ Milwaukee Braves
 Milwaukee County Stadium, Milwaukee, WI

Tue Sep 20 1960, 8:05 PM EDT
 Att. 10,000 - Unknown

livebaseballscorecards.com

AB	28
R	0
H	2
RBI	0
BB	1
SO	5
LOB	6



Batter	1	2	3	4	5	6	7	8	9	AB R H RBI BB SO LOB	TOP									
Eddie Kasko, R (1, 4) OBP: 0.363, SLG: 0.385	0-0 FC1-6 1B		0-0 1-6-3 1B		0-0 FC6-4 L6-3		0-0 F7			4 0 2 1 0 0 4										
Vada Pinson, L (1, 8) OBP: 0.338, SLG: 0.469	0-0 FC1-6 1-2f		0-0 1-6-3 1-2		0-0 L6-3 1-2		0-0 4-3			4 0 0 0 0 0 6										
Frank Robinson, R (1, 7) OBP: 0.406, SLG: 0.584	0-3 K		0-0 F9			0-0 F6		1-0 L9-3 HBP		3 0 0 0 0 1 2										
Wally Post, R (1, 9) OBP: 0.358, SLG: 0.533	0-0 F9			0-0 F7		0-0 F9		0-0 F9		4 0 0 0 0 0 2										
Willie Jones, R (1, 5) OBP: 0.379, SLG: 0.366		0-0 G3		0-0 F4		0-0 1B		0-0 L9-3 1-2		4 0 1 0 0 0 1										
Ed Bailey, L (1, 2) OBP: 0.352, SLG: 0.413		0-3 K		0-0 F9		0-0 4-3		0-0 F3		4 0 0 0 0 1 1										
Gordy Coleman, L (1, 3) OBP: 0.313, SLG: 0.405		0-0 1B			0-0 SH FC6-4 1B		0-0 E6 1B		0-0 F7	4 1 2 0 0 0 0										
Roy McMillan, R (1, 6) OBP: 0.301, SLG: 0.348		0-0 F9			0-0 FC6-4 SH 1-2 1B		0-0 1-2 1B		0-0 F8	4 0 2 0 0 0 1										
Jim O'Toole, S (1, 1) OBP: 0.136, SLG: 0.109			0-3 K		0-0 SH FC6-4		0-3 K			1 0 0 0 0 1 0										
Jerry Lynch, L (7, PH) OBP: 0.355, SLG: 0.490					1-2 2-3					1 0 0 0 0 1 2										
Marshall Bridges, S (7, 1) OBP: 0.273, SLG: 0.111										0 0 0 0 0 0 0										
Inning Stats	R: 0 E: 0 K: 1 S: 6	H: 1 LOB: 1 BB: 0 P: 6	R: 0 E: 0 K: 1 S: 6	H: 1 LOB: 1 BB: 0 P: 6	R: 0 E: 0 K: 1 S: 6	H: 0 LOB: 0 BB: 0 P: 3	R: 1 E: 1 K: 0 S: 5	H: 2 LOB: 1 BB: 0 P: 5	R: 0 E: 0 K: 0 S: 4	H: 1 LOB: 1 BB: 0 P: 4	R: 0 E: 1 K: 1 S: 7	H: 1 LOB: 2 BB: 0 P: 7	R: 0 E: 0 K: 0 S: 2	H: 0 LOB: 0 BB: 0 P: 3	R: 0 E: 0 K: 0 S: 3	H: 0 LOB: 0 BB: 0 P: 3	1B: 7 2B: 2 3B: 0 HR: 0	SF: 0 SAC: 1 DP: 2 HBP: 1	WP: 0 PB: 0 SB: 0 CS: 0	PA: 35
PITCHER Warren Spahn, L (1, 1) ERA: 3.37	IP: 9.0 WLS: W BF: 35 H: 7 R: 1 ER: 1 SO: 4 BB: 0 IBB: 0 HBP: 1 BLK: 0 WP: 0 HR: 0 S: 42 P: 43 ERA: 1.00 WHIP: 0.778																			

Cincinnati Reds @ Milwaukee Braves
 Milwaukee County Stadium, Milwaukee, WI
 Wed Sep 21 1960, 8:05 PM EDT
 Att. 8,563 - Unknown

livebaseballscorecards.com

AB	33
R	1
H	7
RBI	1
BB	0
SO	4
LOB	19



Batter	1	2	3	4	5	6	7	8	9
Bill Bruton, L OBP: 0.330, SLG: 0.426 (1, 8)	0-0 FC6-5 2B		0-0 1B 1B		4-0 G4-6-3 BB		0-0 G4-3-6-3 1-2f		
Del Crandall, R OBP: 0.320, SLG: 0.416 (1, 2)	0-0 FC6-5 2-3		0-0 E 1B SF9 1B		0-0 G4-6-3 1-2f		0-0 5-3		
Eddie Mathews, L OBP: 0.394, SLG: 0.547 (1, 5)	0-0 F8		0-0 E9 BB 1B		0-0 L8		4-0 1B BB		
Hank Aaron, R OBP: 0.350, SLG: 0.555 (1, 9)	0-3 K		0-0 SF9 3-H		0-0 HR		0-0 L7		
Alvin Dark, R OBP: 0.324, SLG: 0.353 (1, 7)		0-3 K	4-0 1-2 BB		0-0 1B		0-0 1-3 1B		
Joe Adcock, R OBP: 0.356, SLG: 0.505 (1, 3)		0-0 1B	0-3 K		0-3 K		0-0 F9		
Johnny Logan, R OBP: 0.309, SLG: 0.334 (1, 6)		0-0 F9		0-0 4-3		0-0 F9			
Chuck Cottier, R OBP: 0.281, SLG: 0.317 (1, 4)		0-0 F7		0-3 K		0-0 4-3			
Warren Spahn, L OBP: 0.182, SLG: 0.261 (1, 1)			0-0 F9		0-3 K		0-0 E4 2-4-3-6-3		

Inning Stats	R: 0	H: 1	E: 0	LOB: 1	K: 1	BB: 0	S: 6	P: 6
	R: 0	H: 1	E: 0	LOB: 1	K: 1	BB: 0	S: 6	P: 6
	R: 2	H: 3	E: 1	LOB: 2	K: 1	BB: 1	S: 8	P: 12
	R: 0	H: 0	E: 0	LOB: 0	K: 2	BB: 0	S: 7	P: 7
	R: 0	H: 0	E: 0	LOB: 0	K: 0	BB: 1	S: 2	P: 6
	R: 1	H: 2	E: 0	LOB: 1	K: 1	BB: 0	S: 7	P: 7
	R: 0	H: 0	E: 1	LOB: 0	K: 0	BB: 0	S: 3	P: 3
	R: 0	H: 1	E: 0	LOB: 1	K: 0	BB: 1	S: 3	P: 7

PITCHER	IP	WLS	BF	H	R	ER	SO	BB	IBB	HBP	BLK	WP	HR	S	P	ERA	WHIP
Jim O'Toole, L ERA: 3.83 (1, 1)	6.0	L	26	7	3	2	6	2	0	0	0	0	1	36	44	3.00	1.500
Marshall Bridges, L ERA: 2.39 (7, 1)	2.0		7	1	0	0	0	1	0	0	0	0	0	6	10	0.00	1.000

BOTTOM

AB	R	H	RBI	BB	SO	LOB
3	1	2	0	1	0	1
4	1	1	0	0	0	2
3	0	1	1	1	0	1
3	1	1	2	0	1	2
3	0	2	0	1	1	0
4	0	1	0	0	2	4
3	0	0	0	0	0	2
3	0	0	0	0	1	2
3	0	0	0	0	1	0

AB	29
R	3
H	8
RBI	3
BB	3
SO	6
LOB	14



WP	PA
0	33
PB: 0	CS: 0

Cincinnati Reds @ Milwaukee Braves
Milwaukee County Stadium, Milwaukee, WI
 Wed Sep 21 1960, 8:05 PM EDT
 Att. 8,563 - Unknown

livebaseballscorecards.com

Batter	1	2	3	4	5	6	7	8	9	AB R H RBI BB SO LOB	TOP	
Bill Virdon, L (1, 8) OBP: 0.333, SLG: 0.416	0-0 G3		0-0 4-3		0-0 1-3 3-H 2B			0-0 F7		4 0 1 1 0 0 1	Pittsburgh Pirates @ Milwaukee Braves Milwaukee County Stadium, Milwaukee, WI Fri Sep 23 1960, 8:05 PM EDT Att. 17,576 - Unknown livebaseballscorecards.com	
Bob Skinner, L (1, 7) OBP: 0.345, SLG: 0.438	0-0 G3		0-0 F9		0-0 6-3			0-0 1-3 G6-4-3 1B		4 0 1 0 0 0 2		
Roberto Clemente, R (1, 9) OBP: 0.356, SLG: 0.457	0-0 BB 1B			0-0 6-3		0-0 6-3		0-0 G6-4-3 1-2f		4 0 1 0 0 0 2		
Dick Stuart, R (1, 3) OBP: 0.314, SLG: 0.465	4-0 BB BB BB FC6-4 1-2 BB		0-0 F3		0-3 SS K			0-0 F8		3 0 0 0 1 1 0		
Smoky Burgess, L (1, 2) OBP: 0.345, SLG: 0.401	0-0 FC6-4 1-2f		0-0 4-3		0-0 F3			0-0 3-1		4 0 0 0 0 0 2		
Don Hoak, R (1, 5) OBP: 0.369, SLG: 0.446		0-0 F7		0-0 FC3-6 2B 1B 1B		0-3 SS K		0-0 4-3		4 1 1 0 0 1 0		
Bill Mazerowski, R (1, 4) OBP: 0.322, SLG: 0.391		0-0 F8		0-0 F5		0-3 SS K				3 0 0 0 0 1 1		
Dick Schofield, S (1, 6) OBP: 0.441, SLG: 0.407		0-3 K		0-0 FC3-6 1-2 1B		0-3 SS K				3 0 1 0 0 2 0		
George Witt, R (1, 1) Mickey Vernon, L (8, PH) Joe Christopher, R (8, PR) Roy Face, R (8, 1) OBP: 0.286, SLG: 0.167 OBP: 0.217, SLG: 0.279 OBP: 0.375, SLG: 0.438			0-0 4-3		0-0 FC3-6 2B 1-2f 2-3			0-0 E5 1B		2 0 0 0 0 0 2 1 0		
Inning Stats	R: 0 E: 0 K: 0 S: 4 H: 1 LOB: 2 BB: 1 P: 8	R: 0 E: 0 K: 1 S: 5 H: 0 LOB: 0 BB: 0 P: 5	R: 0 E: 0 K: 0 S: 3 H: 0 LOB: 0 BB: 0 P: 3	R: 0 E: 0 K: 0 S: 3 H: 0 LOB: 0 BB: 0 P: 3	R: 1 E: 0 K: 0 S: 6 H: 3 LOB: 2 BB: 0 P: 6	R: 0 E: 0 K: 1 S: 5 H: 0 LOB: 0 BB: 0 P: 5	R: 0 E: 0 K: 3 S: 9 H: 0 LOB: 0 BB: 0 P: 9	R: 0 E: 1 K: 0 S: 4 H: 1 LOB: 2 BB: 0 P: 4	R: 0 E: 0 K: 0 S: 3 H: 0 LOB: 0 BB: 0 P: 3	1B: 4 2B: 1 3B: 0 HR: 0 SF: 0 SAC: 0 DP: 1 HBP: 0	WP: 0 PB: 0 SB: 0 CS: 0 PA: 33	
PITCHER Bob Buhl, R (1, 1) ERA: 3.13	IP WLS BF H R ER SO BB IBB HBP BLK WP HR S P ERA WHIP	9.0 W 33 5 1 1 5 1 0 0 0 0 0 0 42 46 1.00 0.667										

Batter	1	2	3	4	5	6	7	8	9
Bill Bruton, L (1, 8) OBP: 0.329, SLG: 0.430	0-0 4-3		0-0 HR		0-0 F6		0-0 4-3		
Del Crandall, R (1, 2) OBP: 0.323, SLG: 0.418	0-0 E6		0-0 1B 1B		0-0 1B		0-0 CS 1B		
Eddie Mathews, L (1, 5) OBP: 0.393, SLG: 0.544	0-3 K		0-0 F7		4-0 BB		0-0 CS	0-3 K	
Hank Aaron, R (1, 9) OBP: 0.350, SLG: 0.553	0-0 F5		0-0 1B		0-0 F8		0-0 L9		
Wes Covington, L (1, 7) OBP: 0.297, SLG: 0.446		0-0 G5-4-3 1B	0-3 K		4-0 CS BB		0-0 3-1		
Al Spangler, L (9, 7) OBP: 0.355, SLG: 0.352									
Joe Adcock, R (1, 3) OBP: 0.354, SLG: 0.502		0-0 G5-4-3		0-0 F9		0-0 L5			
Felix Mantilla, R (1, 6) OBP: 0.279, SLG: 0.377		0-0 1B		0-0 F9		0-0 5-3			
Chuck Cottier, R (1, 4) OBP: 0.281, SLG: 0.317		0-3 K		0-0 F3		0-0 SH3-4 1B			
Bob Buhl, R (1, 1) OBP: 0.143, SLG: 0.143			0-3 K		0-3 K		0-0 SH3-4		

AB	R	H	RBI	BB	SO	LOB
4	1	1	1	0	0	1
4	0	3	1	0	0	0
3	0	0	0	1	2	2
4	0	1	0	0	0	3
3	0	1	0	1	1	2
0	0	0	0	0	0	0
3	0	0	0	0	0	2
3	0	1	0	0	0	0
3	1	1	0	0	1	1
2	0	0	0	0	2	0

BOTTOM

Pittsburgh Pirates @ Milwaukee Braves
Milwaukee County Stadium, Milwaukee, WI

Fri Sep 23 1960, 8:05 PM EDT
 Att. 17,576 - Unknown

livebaseballscorecards.com

AB	29
R	2
H	8
RBI	2
BB	2
SO	6
LOB	11



1B: 7	SF: 0
2B: 0	SAC: 1
3B: 0	DP: 1
HR: 1	HBP: 0

WP: 0	PA: 33
PB: 0	
SB: 0	
CS: 2	

Inning Stats	R: 0	H: 0	E: 1	LOB: 1	K: 1	P: 6	R: 0	H: 2	E: 0	LOB: 1	K: 1	P: 6	R: 1	H: 3	E: 0	LOB: 2	K: 2	P: 10	R: 0	H: 0	E: 0	LOB: 0	K: 0	P: 3	R: 0	H: 1	E: 0	LOB: 2	K: 1	P: 10	R: 0	H: 0	E: 0	LOB: 0	K: 0	P: 6	R: 1	H: 2	E: 0	LOB: 0	K: 0	P: 4	R: 0	H: 0	E: 0	LOB: 0	K: 1	P: 5
PITCHER	IP	WLS	BF	H	R	ER	SO	BB	IBB	HBP	BLK	WP	HR	S	P	ERA	WHIP																															
George Witt, R (1, 1) ERA: 4.2	7.0	L	29	8	2	2	5	2	0	0	0	0	0	1	37	45	2.57	1.429																														
Roy Face, R (8, 1) ERA: 2.85	1.0		3	0	0	0	1	0	0	0	0	0	0	0	5	5	0.00	0.000																														

PITCHER	IP	WLS	BF	H	R	ER	SO	BB	IBB	HBP	BLK	WP	HR	S	P	ERA	WHIP

Batter	1	2	3	4	5	6	7	8	9	AB R H RBI BB SO LOB	TOP
Bill Virdon, L (1, 8) OBP: 0.333, SLG: 0.414	0-0 G6-3 1B		0-0 F8		0-0 4-3			0-0 F8		4 0 1 0 0 0 0	
Bob Skinner, L (1, 7) OBP: 0.345, SLG: 0.437	0-0 G6-3 1-2f		0-0 G3		0-0 P4			0-0 G1-6-3 1B		4 0 1 0 0 0 1	
Roberto Clemente, R (1, 9) OBP: 0.359, SLG: 0.464	0-0 1B 1B		0-0 HR					0-0 G1-6-3 1-2f		4 1 3 1 0 0 1	
Dick Stuart, R (1, 3) OBP: 0.315, SLG: 0.473	0-0 1-3 1B		0-3 K2-3					0-0 HR		4 1 2 1 0 1 1	
Smoky Burgess, L (1, 2) OBP: 0.350, SLG: 0.405 Joe Christopher, R (9, PR) OBP: 0.217, SLG: 0.279	0-0 5-3				0-0 FC6-4 1B			0-0 G4-3 1B		4 0 3 0 0 0 2 0 0 0 0 0 0 0	
Don Hoak, R (1, 5) OBP: 0.366, SLG: 0.443		0-0 3-1			0-0 F8			0-0 G6-4-3 1B		4 0 0 0 0 0 4	
Bill Mazeroski, R (1, 4) OBP: 0.322, SLG: 0.392		0-0 2B			0-0 FC6-4 1-2f			0-3 K		4 0 1 0 0 1 2	
Dick Schofield, S (1, 6) OBP: 0.429, SLG: 0.393		0-0 6-3			0-0 6-3			0-0 4-3		3 0 0 0 0 0 2	
Bob Friend, R (1, 1) OBP: 0.132, SLG: 0.082 Harry Bright, R (2, PH) OBP: 0.333, SLG: 0.333 Jim Umbricht, R (2, 1) OBP: 0.341, SLG: 0.341 Gino Cimoli, R (5, PH) OBP: 0.111, SLG: 0.222 Clem Labine, R (5, 1) OBP: 0.250, SLG: 0.143 Mickey Vernon, L (7, PH) OBP: 0.250, SLG: 0.143 Fred Green, R (7, 1) OBP: 0.444, SLG: 1.125		0-0 F9						0-0 4-3		0 0 0 0 0 0 0 1 0 0 0 0 0 0 1 0 0 0 0 0 0 0 0 1 0 0 0 0 0 0 0 0 0 0 0 0 0 0 0 1 0 0 0 0 0 0 0 0 0 0 0 0 0 0 0	
Inning Stats	R: 0 E: 0 K: 0 S: 5 H: 3 LOB: 2 BB: 0 P: 5	R: 0 E: 0 K: 0 S: 4 H: 1 LOB: 1 BB: 0 P: 4	R: 1 E: 0 K: 1 S: 6 H: 1 LOB: 0 BB: 0 P: 6	R: 0 E: 0 K: 0 S: 4 H: 1 LOB: 1 BB: 0 P: 4	R: 0 E: 0 K: 0 S: 3 H: 0 LOB: 0 BB: 0 P: 3	R: 0 E: 0 K: 0 S: 4 H: 2 LOB: 1 BB: 0 P: 4	R: 0 E: 0 K: 0 S: 3 H: 0 LOB: 0 BB: 0 P: 3	R: 0 E: 0 K: 0 S: 3 H: 1 LOB: 0 BB: 0 P: 3	R: 1 E: 0 K: 1 S: 6 H: 2 LOB: 1 BB: 0 P: 6	1B: 8 2B: 1 3B: 0 HR: 2 SF: 0 SAC: 0 DP: 4 HBP: 0	WP: 0 PB: 0 SB: 0 CS: 0 PA: 34
PITCHER Lew Burdette, R (1, 1) ERA: 3.2	IP WLS BF H R ER SO BB IBB HBP BLK WP HR S P ERA WHIP	IP WLS BF H R ER SO BB IBB HBP BLK WP HR S P ERA WHIP	IP WLS BF H R ER SO BB IBB HBP BLK WP HR S P ERA WHIP	IP WLS BF H R ER SO BB IBB HBP BLK WP HR S P ERA WHIP	IP WLS BF H R ER SO BB IBB HBP BLK WP HR S P ERA WHIP	IP WLS BF H R ER SO BB IBB HBP BLK WP HR S P ERA WHIP	IP WLS BF H R ER SO BB IBB HBP BLK WP HR S P ERA WHIP	IP WLS BF H R ER SO BB IBB HBP BLK WP HR S P ERA WHIP	IP WLS BF H R ER SO BB IBB HBP BLK WP HR S P ERA WHIP	ERA WHIP	ERA WHIP

Pittsburgh Pirates @ Milwaukee Braves
 Milwaukee County Stadium, Milwaukee, WI
 Sat Sep 24 1960, 4:33 AM EDT
 Att: 20,626 - Unknown

livebaseballscorecards.com

AB	34
R	2
H	11
RBI	2
BB	0
SO	2
LOB	14



Batter	1	2	3	4	5	6	7	8	9
Bill Bruton, L OBP: 0.330, SLG: 0.428 (1, 8) X	0-0 4-3 BB	4-0 4-3 BB		0-3 K		0-0 SH1-4 1B		0-0 4-3	
Del Crandall, R OBP: 0.325, SLG: 0.419 (1, 2) B B B	4-0 FC4-6 BB	0-0 4-3		0-0 BB 1B		0-0 SH1-4 1-2			
Eddie Mathews, L OBP: 0.394, SLG: 0.542 (1, 5) X	0-0 FC4-6 2B	4-0 FC6-4 BB		4-0 FC5-4 BB		0-3 K			
Hank Aaron, R OBP: 0.349, SLG: 0.552 (1, 9) X	0-0 1B 2B	0-0 FC6-4		0-0 FC5-4		0-0 6-3			
Wes Covington, L OBP: 0.296, SLG: 0.443 (1, 7) X	0-0 HR 1B		0-0 4-3		0-0 F9		0-0 1-3		
Joe Adcock, R OBP: 0.357, SLG: 0.509 (1, 3) X	0-0 HR		0-0 1B		4-0 FC6-4 BB		0-0 5-3		
Felix Mantilla, R OBP: 0.278, SLG: 0.368 (1, 6) X	0-0 1-3		4-0 FC6-4 BB		0-0 FC6-4 1B		0-0 4-3		
Chuck Cottier, R OBP: 0.281, SLG: 0.316 (1, 4) X		0-0 6-3	0-0 FC6-4		0-0 E6 1B		0-0 F5		
Lew Burdette, R OBP: 0.228, SLG: 0.274 (1, 1) B B B		4-0 4-3 PB BB		0-0 P6		0-0 5-3		0-3 K	

Inning Stats	R: 4 E: 0 K: 0 S: 6	H: 3 LOB: 0 BB: 1 P: 10	R: 0 E: 0 K: 0 S: 3	H: 0 LOB: 3 BB: 3 P: 15	R: 0 E: 0 K: 0 S: 3	H: 1 LOB: 1 BB: 1 P: 7	R: 0 E: 0 K: 1 S: 6	H: 1 LOB: 2 BB: 1 P: 10	R: 0 E: 1 K: 0 S: 4	H: 1 LOB: 2 BB: 1 P: 8	R: 0 E: 0 K: 1 S: 6	H: 1 LOB: 1 BB: 0 P: 6	R: 0 E: 0 K: 0 S: 3	H: 0 LOB: 0 BB: 0 P: 3	R: 0 E: 0 K: 1 S: 5	H: 0 LOB: 0 BB: 0 P: 5
--------------	------------------------------	----------------------------------	------------------------------	----------------------------------	------------------------------	---------------------------------	------------------------------	----------------------------------	------------------------------	---------------------------------	------------------------------	---------------------------------	------------------------------	---------------------------------	------------------------------	---------------------------------

PITCHER	IP	WLS	BF	H	R	ER	SO	BB	IBB	HBP	BLK	WP	HR	S	P	ERA	WHIP
Bob Friend, R ERA: 2.98 (1, 1)	1.0	L	7	3	4	4	0	1	0	0	0	0	1	6	10	36.00	4.000
Jim Umbricht, R ERA: 5.35 (2, 1)	3.0		15	2	0	0	1	5	0	0	0	0	0	12	32	0.00	2.333
Clem Labine, R ERA: 3.48 (5, 1)	2.0		9	2	0	0	1	1	0	0	0	0	0	10	14	0.00	1.500
Fred Green, L ERA: 3.28 (7, 1)	2.0		6	0	0	0	1	0	0	0	0	0	0	8	8	0.00	0.000

AB R H RBI BB SO LOB

4	0	1	0	1	1	0
2	0	1	0	1	0	2
2	1	0	0	2	1	2
4	1	1	1	0	0	6
4	1	1	1	0	0	0
3	1	2	2	1	0	0
3	0	0	0	1	0	1
4	0	1	0	0	0	1
3	0	0	0	1	1	2

AB	29
R	4
H	7
RBI	4
BB	7
SO	3
LOB	14



WP	PA
0	37

Pittsburgh Pirates @ Milwaukee Braves
Milwaukee County Stadium, Milwaukee, WI
Sat Sep 24 1960, 4:33 AM EDT
Att. 20,626 - Unknown

livebaseballscorecards.com

Batter	1	2	3	4	5	6	7	8	9	AB R H RBI BB SO LOB	TOP
Bill Bruton, L (1, 8) OBP: 0.330, SLG: 0.427	0-0 2B 1B		0-0 FC3-6 1-2f		0-0 HR 1B			0-3 K		4 2 2 0 0 1 1	Milwaukee Braves @ Philadelphia Phillies Connie Mack Stadium, Philadelphia, PA Tue Sep 27 1960, 7:05 PM EDT Att. 4,060 - Unknown
Del Crandall, R (1, 2) OBP: 0.325, SLG: 0.425	0-0 F5		0-0 F2		0-0 HR		0-0 L7		4 1 1 2 0 0 2		
Eddie Mathews, L (1, 5) OBP: 0.392, SLG: 0.541	0-0 L7		0-0 F8 1-2		0-0 F4		0-3 K		4 0 0 0 0 1 2		
Hank Aaron, R (1, 9) OBP: 0.346, SLG: 0.548	0-0 1-H 2B			0-0 F2		0-0 4-3		0-0 F7	4 0 1 1 0 0 0		
Joe Adcock, R (1, 3) OBP: 0.353, SLG: 0.502 Al Spangler, L (9, PR) OBP: 0.355, SLG: 0.352	0-3 K			0-0 F8		0-0 F9		4-0 BB	3 0 0 0 1 1 1 0 0 0 0 0 0 0		
Wes Covington, L (1, 7) OBP: 0.292, SLG: 0.437		0-0 4-3		0-0 E4		0-0 F9		0-0 F7	4 0 0 0 0 0 1		
Felix Mantilla, R (1, 6) OBP: 0.286, SLG: 0.366 Lee Maye, L (9, PH) OBP: 0.359, SLG: 0.373		0-0 F3		0-0 F7		0-0 F7		0-3 K	3 0 0 0 0 0 1 1 0 0 0 0 1 1		
Chuck Cottier, R (1, 4) OBP: 0.275, SLG: 0.308		0-0 F3			0-0 F3		0-0 F8		3 0 0 0 0 0 0		
Joey Jay, S (1, 1) OBP: 0.204, SLG: 0.156 Ron Piche, R (7, 1)			0-0 FC3-6 1B		0-0 F9		0-3 K		3 0 1 0 0 1 0 0 0 0 0 0 0 0		
Inning Stats	R: 1 H: 2 E: 0 LOB: 1 K: 1 BB: 0 S: 7 P: 7	R: 0 H: 0 E: 0 LOB: 0 K: 0 BB: 0 S: 3 P: 3	R: 0 H: 1 E: 0 LOB: 1 K: 0 BB: 0 S: 4 P: 4	R: 0 H: 0 E: 1 LOB: 1 K: 0 BB: 0 S: 4 P: 4	R: 2 H: 2 E: 0 LOB: 0 K: 0 BB: 0 S: 5 P: 5	R: 0 H: 0 E: 0 LOB: 0 K: 0 BB: 0 S: 3 P: 3	R: 0 H: 0 E: 0 LOB: 0 K: 1 BB: 0 S: 5 P: 5	R: 0 H: 0 E: 0 LOB: 0 K: 2 BB: 0 S: 7 P: 7	R: 0 H: 0 E: 0 LOB: 1 K: 1 BB: 1 S: 5 P: 9	1B: 3 SF: 0 2B: 1 SAC: 0 3B: 0 DP: 0 HR: 1 HBP: 0	WP: 0 PA: 34 PB: 0 SB: 1 CS: 0
PITCHER	IP WLS BF H R ER SO BB IBB HBP BLK WP HR S P ERA WHIP										
Robin Roberts, R (1, 1) ERA: 4.06	7.0 W 27 5 3 3 2 0 0 0 0 0 0 1 31 31 3.86 0.714										
Turk Farrell, R (8, 1) ERA: 2.63	2.0 S 7 0 0 0 3 1 0 0 0 0 0 0 12 16 0.00 0.500										

livebaseballscorecards.com

AB	33
R	3
H	5
RBI	3
BB	1
SO	5
LOB	9



Batter	1	2	3	4	5	6	7	8	9	AB R H RBI BB SO LOB	TOP											
Bill Bruton, L (1, 8) OBP: 0.330, SLG: 0.427	0-0 6-3	0-0 1B		0-0 FC5-4 1B		0-0 F7	0-0 4-3			5 0 2 0 0 0 3												
Del Crandall, R (1, 2) OBP: 0.327, SLG: 0.428	0-0 HR 2B	0-0 1B		0-0 FC5-4		0-0 WP 3B 1B		0-0 5-3		5 2 3 2 0 0 1												
Eddie Mathews, L (1, 5) OBP: 0.392, SLG: 0.545	0-0 HR	0-0 L7			0-0 4-3	4-0 WP 3B BB		0-0 1-3		4 2 1 2 1 0 2												
Hank Aaron, R (1, 9) OBP: 0.350, SLG: 0.556	0-0 1B 3B	0-0 L1			4-0 CS BB	0-0 1-H 2-H 3B		4-0 BB		3 1 2 2 2 0 2												
Wes Covington, L (1, 7) OBP: 0.291, SLG: 0.430	4-0 L6-4 1B BB		0-0 F5		0-0 F8	0-3 K		0-0 4-3		4 0 0 0 1 1 3												
Joe Adcock, R (1, 3) OBP: 0.356, SLG: 0.506	0-0 1-2 3-H 1B		0-0 F8			0-0 1B 3B	0-0 F9		4-0 G6-4-3 BB	4 1 2 1 1 0 0												
Felix Mantilla, R (1, 6) OBP: 0.285, SLG: 0.363	0-0 L6-4		0-0 F8			0-0 1B SH3-4 WP 1B	0-1 CI 1B		0-0 F6	4 1 1 1 0 0 3												
Chuck Cottier, R (1, 4) OBP: 0.274, SLG: 0.307		0-0 E9 1B 1B 1B		0-0 F3		0-0 SH3-4	0-0 F6		0-0 G6-4-3	4 1 1 0 0 0 2												
Lew Burdette, R (1, 1) OBP: 0.240, SLG: 0.284		0-0 1-3		0-3 K		0-0 1B WP 1B	0-0 1-2 1B			4 1 2 0 0 1 1												
Inning Stats	R: 3 E: 0 K: 0 S: 6	H: 4 LOB: 1 BB: 1 P: 10	R: 1 E: 1 K: 0 S: 6	H: 3 LOB: 2 BB: 0 P: 6	R: 0 E: 0 K: 0 S: 3	H: 0 LOB: 0 BB: 0 P: 3	R: 0 E: 0 K: 1 S: 6	H: 1 LOB: 1 BB: 0 P: 6	R: 0 E: 0 K: 0 S: 2	H: 0 LOB: 0 BB: 1 P: 6	R: 5 E: 0 K: 1 S: 10	H: 5 LOB: 1 BB: 1 P: 14	R: 0 E: 1 K: 0 S: 5	H: 1 LOB: 2 BB: 0 P: 5	R: 0 E: 0 K: 0 S: 3	H: 0 LOB: 1 BB: 1 P: 7	R: 0 E: 0 K: 0 S: 2	H: 0 LOB: 0 BB: 1 P: 6	1B: 9 2B: 2 3B: 3 HR: 1	SF: 0 SAC: 1 DP: 2 HBP: 0	WP: 2 PB: 0 SB: 0 CS: 1	PA: 44
PITCHER	IP WLS BF H R ER SO BB IBB HBP BLK WP HR S P ERA WHIP																					
Jim Owens, R (1, 1) ERA: 5.04	1.1 L 11 7 4 4 0 1 1 0 0 0 0 1 10 14 27.00 6.000																					
Dallas Green, R (2, 1) ERA: 4.06	3.2 12 1 0 0 1 1 0 0 0 0 0 0 13 17 0.00 0.545																					
Gene Conley, R (6, 1) ERA: 3.68	0.1 4 3 3 3 0 0 0 0 0 0 0 0 4 4 81.00 9.000																					
Chris Short, L (6, 1) ERA: 4.13	2.2 14 3 2 2 1 2 0 0 0 2 0 14 22 6.75 1.875																					
Al Neiger, L (9, 1) ERA: 5.68	1.0 3 0 0 0 0 1 0 0 0 0 0 0 2 6 0.00 1.000																					

Milwaukee Braves @ Philadelphia Phillies
 Connie Mack Stadium, Philadelphia, PA
 Wed Sep 28 1960, 7:05 PM EDT
 Att. 2,884 - Unknown

AB	37
R	9
H	14
RBI	8
BB	5
SO	2
LOB	17



livebaseballscorecards.com

Batter	1	2	3	4	5	6	7	8	9	AB	R	H	RBI	BB	SO	LOB
Johnny Callison, L (1, 9) OBP: 0.352, SLG: 0.406	0-0 F3		0-0 F9		0-3 K			0-0 4-3		4	0	0	0	0	1	2
Tony Taylor, R (1, 4) OBP: 0.328, SLG: 0.375	0-0 F3			0-3 K		0-0 4-3		0-0 6-3		4	0	0	0	0	1	1
Tony Gonzalez, L (1, 8) OBP: 0.312, SLG: 0.454	0-0 5-3			0-3 K		G5-4-3 1B		0-0 F5		4	0	1	0	0	1	1
Pancho Herrera, R (1, 3) OBP: 0.348, SLG: 0.456		0-0 6-3		0-0 5-3		G5-4-3 1B		0-0 G6-4-3 1B		4	0	1	0	0	0	1
Bobby Gene Smith, R (1, 7) OBP: 0.307, SLG: 0.379		0-0 F9			0-0 1B 2B 1B			0-0 F9		4	1	2	0	0	0	1
Ted Lepcio, R (1, 5) OBP: 0.309, SLG: 0.316		0-0 6-3			0-0 1B 2B G3 1B			0-0 F4		4	1	1	0	0	0	2
Jimmie Coker, R (1, 2) OBP: 0.287, SLG: 0.331			4-0 BB		0-0 FC4-6 BB			0-0 FC6-4 FC6-4		2	1	1	1	1	0	1
Joe Koppe, R (1, 6) OBP: 0.274, SLG: 0.241					0-0 FC4-6			0-0 FC6-4		3	0	0	1	0	0	3
Jim Owens, R (1, 1) Dalle Green, L (2, 1) Clay Dalrymple, L (5, PH) Gene Conley, R (6, 1) Chris Short, R (6, 1) Tony Curry, L (8, PH) Al Neiger, L (9, 1)			0-3 K		0-0 3-1			0-0 E4		0	0	0	0	0	0	0

Inning Stats	R: 0	H: 0	E: 0	LOB: 0	K: 0	BB: 0	S: 3	P: 3	R: 0	H: 0	E: 0	LOB: 0	K: 0	BB: 0	S: 3	P: 3	R: 0	H: 0	E: 0	LOB: 0	K: 2	BB: 0	S: 7	P: 7	R: 3	H: 3	E: 0	LOB: 0	K: 1	BB: 0	S: 8	P: 8	R: 0	H: 1	E: 0	LOB: 0	K: 0	BB: 0	S: 3	P: 3	R: 0	H: 1	E: 0	LOB: 1	K: 0	BB: 0	S: 4	P: 4	R: 0	H: 0	E: 1	LOB: 1	K: 0	BB: 0	S: 4	P: 4	R: 0	H: 1	E: 0	LOB: 0	K: 0	BB: 0	S: 3	P: 3	1B: 5	SF: 0	2B: 1	SAC: 0	3B: 0	DP: 2	HR: 0	HBP: 0	WP: 0	PA: 33	PB: 0	SB: 0	CS: 0
PITCHER Lew Burdette, R (1, 1) ERA: 3.19	IP	WLS	BF	H	R	ER	SO	BB	IBB	HBP	BLK	WP	HR	S	P	ERA	WHIP	IP	WLS	BF	H	R	ER	SO	BB	IBB	HBP	BLK	WP	HR	S	P	ERA	WHIP	IP	WLS	BF	H	R	ER	SO	BB	IBB	HBP	BLK	WP	HR	S	P	ERA	WHIP																										

BOTTOM

Milwaukee Braves @ Philadelphia Phillies
 Connie Mack Stadium, Philadelphia, PA
 Wed Sep 28 1960, 7:05 PM EDT
 Att. 2,884 - Unknown

livebaseballscorecards.com

AB	32
R	3
H	6
RBI	3
BB	1
SO	4
LOB	13



Batter	1	2	3	4	5	6	7	8	9	AB R H RBI BB SO LOB	TOP											
Bill Bruton, L (1, 8) OBP: 0.330, SLG: 0.431	0-0 1B 3B	0-3 K2-3	0-0 1B 2B		0-0 FC1-6 2B		0-3 K		0-3 K	6 3 2 1 0 3 2												
Del Crandall, R (1, 2) OBP: 0.331, SLG: 0.430	0-0 HR 1B	0-0 F4	0-0 BB 1B		0-0 F9			4-0 HR BB	0-0 BB 2B 1B	5 3 3 3 1 0 2												
Eddie Mathews, L (1, 5) OBP: 0.393, SLG: 0.544	0-3 K	0-0 1-3	4-0 1B BB		0-0 2B			0-0 F6 BB	4-0 2B BB	4 0 1 2 2 1 2												
Hank Aaron, R (1, 9) OBP: 0.353, SLG: 0.570	0-0 HR		1-2 BB		0-0 4-3 2B			0-0 HR	0-0 2B	6 3 4 5 0 0 3												
Wes Covington, L (1, 7) OBP: 0.285, SLG: 0.421	0-0 F5		0-3 K	0-3 K		0-3 K		0-0 G3	0-0 1-3	6 0 0 0 0 3 3												
Joe Adcock, R (1, 3) OBP: 0.356, SLG: 0.505	0-0 E5 2B		0-0 FC4-6 1B 1B	0-0 5-3		0-0 6-3		0-0 E 1B		5 1 2 1 0 0 0												
Felix Mantilla, R (1, 6) OBP: 0.289, SLG: 0.371	0-0 2B		0-0 FC4-6 1B	0-0 E5		0-0 F4		0-0 E6		5 0 2 0 0 0 1												
Chuck Cottier, R (1, 4) OBP: 0.277, SLG: 0.306	4-0 IBB		0-0 FC4-6 1B 2B		0-0 FC1-6 1B 2B 1B		0-3 K	0-0 F7		4 2 1 0 1 1 4												
Bob Buhl, R (1, 1) OBP: 0.157, SLG: 0.157	0-0 F9		0-0 2B 1B 1B		0-0 FC1-6 1B		0-3 K		0-0 6-3	5 1 2 1 0 1 3												
Inning Stats	R: 3 E: 1 K: 1 S: 10	H: 4 LOB: 3 BB: 1 P: 14	R: 0 E: 0 K: 1 S: 5	H: 0 LOB: 0 BB: 0 P: 5	R: 5 E: 0 K: 1 S: 11	H: 6 LOB: 2 BB: 1 P: 15	R: 0 E: 1 K: 1 S: 5	H: 0 LOB: 1 BB: 0 P: 5	R: 2 E: 0 K: 0 S: 6	H: 3 LOB: 1 BB: 0 P: 6	R: 0 E: 0 K: 1 S: 5	H: 0 LOB: 0 BB: 0 P: 5	R: 0 E: 0 K: 3 S: 9	H: 0 LOB: 0 BB: 0 P: 9	R: 2 E: 1 K: 0 S: 6	H: 2 LOB: 2 BB: 1 P: 10	R: 1 E: 0 K: 1 S: 7	H: 2 LOB: 2 BB: 1 P: 11	1B: 9 2B: 5 3B: 1 HR: 2	SF: 0 SAC: 0 DP: 0 HBP: 0	WP: 0 PB: 0 SB: 0 CS: 0	PA: 50
PITCHER	IP WLS BF H R ER SO BB IBB HBP BLK WP HR S P ERA WHIP																					
Vern Law, R (1, 1) ERA: 3.08	2.2 L 20 10 8 8 3 0 0 0 0 0 0 1 25 29 27.00 3.750																					
Fred Green, L (3, 1) ERA: 3.21	0.1 2 0 0 0 0 1 0 0 0 0 0 0 1 5 0.00 3.000																					
Clem Labine, R (4, 1) ERA: 3.65	2.0 9 3 2 2 1 0 0 0 0 0 0 0 11 11 9.00 1.500																					
Joe Gibbon, L (6, 1) ERA: 4.03	2.0 6 0 0 0 4 0 0 0 0 0 0 0 14 14 0.00 0.000																					
Diomedes Olivo, L (8, 1) ERA: 2.7	2.0 13 4 3 3 1 2 0 0 0 0 0 1 13 21 13.50 3.000																					

Milwaukee Braves @ Pittsburgh Pirates
 Forbes Field, Pittsburgh, PA
 Fri Sep 30 1960, 3:33 AM EDT
 Att. 25,148 - Unknown

AB	46
R	13
H	17
RBI	13
BB	4
SO	9
LOB	20



Batter	1	2	3	4	5	6	7	8	9	AB	R	H	RBI	BB	SO	LOB
Bill Virdon, L (1, 8) <small>OBP: 0.330, SLG: 0.410</small> Joe Gibbon, R (6, 1) <small>OBP: 0.286, SLG: 0.211</small> Dick Stuart, R (7, PH) <small>OBP: 0.311, SLG: 0.472</small> Diomedes Olivo, L (8, 1)	0-3 K		0-0 3-1		0-3 K		0-0 5-3			3	0	0	0	0	2	2
Bob Skinner, L (1, 7) <small>OBP: 0.341, SLG: 0.431</small>	0-3 K		0-0 L8		0-0 F6			0-0 F3		4	0	0	0	0	1	2
Roberto Clemente, R (1, 9) <small>OBP: 0.357, SLG: 0.458</small>	0-0 E5			0-0 6-3		0-0 F5		4-0 1B 1B BB		3	1	0	0	1	0	0
Rocky Nelson, L (1, 3) <small>OBP: 0.374, SLG: 0.462</small>	0-0 G3			0-0 F7		0-0 4-3		0-0 1B 1-2 1B		4	0	1	0	0	0	1
Smoky Burgess, L (1, 2) <small>OBP: 0.358, SLG: 0.416</small>		0-0 4-3		0-0 HR		4-0 FC4 BB		0-0 1-3 2-H 1B		3	1	2	2	1	0	0
Don Hoak, R (1, 5) <small>OBP: 0.362, SLG: 0.437</small>	0-3 K		0-3 K		0-0 FC4		0-0 L3			4	0	0	0	0	2	3
Bill Mazaroski, R (1, 4) <small>OBP: 0.321, SLG: 0.394</small> Dick Barone, R (8, 6)		0-0 1B			0-0 5-3		0-0 5-3		0-0 F8	3	0	1	0	0	0	0
Dick Schofield, S (1, 6) <small>OBP: 0.417, SLG: 0.378</small>	0-3 K				4-0 1B BB		0-0 F3		0-0 F8	3	0	0	0	1	1	1
Vern Law, R (1, 1) <small>OBP: 0.186, SLG: 0.309</small> Fred Green, R (3, 1) <small>OBP: 0.444, SLG: 1.125</small> Dick Groat, R (3, PH) <small>OBP: 0.372, SLG: 0.395</small> Clem Labine, R (4, 1) <small>OBP: 0.151, SLG: 0.222</small> Gene Baker, R (5, PH) <small>OBP: 0.275, SLG: 0.243</small> Joe Christopher, R (6, 8) <small>OBP: 0.304, SLG: 0.333</small>			0-0 4-3		0-0 1-2 1B		4-0 BB		0-0 6-3	0	0	0	0	0	0	0

Inning Stats	R: 0	H: 0	R: 0	H: 1	R: 0	H: 0	R: 1	H: 1	R: 0	H: 1	R: 0	H: 0	R: 1	H: 2	R: 0	H: 0	R: 0	H: 0	R: 0	H: 0	1B: 4	SF: 0	WP: 0	PA: 36
	E: 1	LOB: 1	E: 0	LOB: 1	E: 0	LOB: 0	E: 0	LOB: 0	E: 0	LOB: 2	E: 0	LOB: 1	E: 0	LOB: 1	E: 0	LOB: 0	E: 0	LOB: 0	E: 0	LOB: 0	2B: 1 <td>SAC: 0 <td>PB: 0 <td></td> </td></td>	SAC: 0 <td>PB: 0 <td></td> </td>	PB: 0 <td></td>	
	K: 2	BB: 0	K: 2	BB: 0	K: 0	BB: 0	K: 1	BB: 0	K: 0	BB: 1	K: 0	BB: 1	K: 0	BB: 1	K: 0	BB: 0	K: 0	BB: 0	K: 0	BB: 0	3B: 0	DP: 1	SB: 0	
	S: 8	P: 8	S: 8	P: 8	S: 3	P: 3	S: 6	P: 6	S: 6	P: 10	S: 3	P: 7	S: 3	P: 7	S: 4	P: 8	S: 3	P: 3	S: 3	P: 3	HR: 1	HBP: 0	CS: 0	

PITCHER	IP	WLS	BF	H	R	ER	SO	BB	IBB	HBP	BLK	WP	HR	S	P	ERA	WHIP	PITCHER	IP	WLS	BF	H	R	ER	SO	BB	IBB	HBP	BLK	WP	HR	S	P	ERA	WHIP	
Bob Buhl, R (1, 1) <small>ERA: 3.09</small>	9.0	W	36	5	2	2	6	4	0	0	0	0	1	44	60	2.00	1.000																			

BOTTOM

Milwaukee Braves @ Pittsburgh Pirates
Forbes Field, Pittsburgh, PA
 Fri Sep 30 1960, 3:33 AM EDT
 Att. 25,148 - Unknown

livebaseballscorecards.com

AB	32
R	2
H	5
RBI	2
BB	4
SO	6
LOB	10



Batter	1	2	3	4	5	6	7	8	9	AB R H RBI BB SO LOB	TOP											
Bill Bruton, L (1, 8) OBP: 0.331, SLG: 0.429	0-3 K		0-0 1B 1-2 1B		0-0 E3		4-0 1B 2B BB		0-0 F8	4 1 1 0 1 1 0												
Del Crandall, R (1, 2) OBP: 0.332, SLG: 0.430	0-0 6-3		0-3 K		0-0 F7		0-0 1-2 2B 1B		0-0 1B	5 1 2 0 0 1 3												
Eddie Mathews, L (1, 5) OBP: 0.393, SLG: 0.545	0-0 F6		0-0 1B 1-3 2-H		0-0 4-3		0-0 1-H 2-H 2B		0-0 4-3	5 0 2 3 0 0 2												
Hank Aaron, R (1, 9) OBP: 0.352, SLG: 0.568		0-0 PB 1B	0-0 F8		0-0 5-3		0-0 F4			4 0 1 0 0 0 3												
Wes Covington, L (1, 7) OBP: 0.288, SLG: 0.420		0-0 F7		4-0 G4-6-3 BB		0-0 1B 1B		0-3 K		3 0 1 0 1 1 1												
Joe Adcock, R (1, 3) OBP: 0.357, SLG: 0.505		0-0 F8		0-0 G4-6-3 1-2f		0-0 1-2 G6-4-3 1B		0-0 1B		4 0 2 0 0 0 2												
Felix Mantilla, R (1, 6) OBP: 0.288, SLG: 0.368		0-0 5-3		0-0 FC6-4 1B		0-0 G6-4-3 1-2f		0-0 F8		4 0 1 0 0 0 4												
Chuck Cottier, R (1, 4) OBP: 0.273, SLG: 0.302			0-0 1-3		0-0 FC6-4		0-0 6-3		0-0 F9	3 0 0 0 0 0 1												
Mel Roach, R (8, PH) OBP: 0.329, SLG: 0.450					0-0 1-2f					1 0 0 0 0 0 1												
Warren Spahn, L (1, 1) OBP: 0.186, SLG: 0.263			0-0 1B 1B		0-3 K		0-3 K		0-0 4-3	1 1 1 0 0 0 0												
Carl Willey, R (4, 1) OBP: 0.180, SLG: 0.271										0 0 0 0 0 0 0												
Joe Torre, R (5, PH) OBP: 0.500, SLG: 0.500										1 0 0 0 0 0 1												
Don McMahon, R (5, 1)										0 0 0 0 0 0 0												
Eddie Haas, L (7, PH) OBP: 0.324, SLG: 0.375										1 0 0 0 0 0 1												
Terry Fox, R (7, 1)										0 0 0 0 0 0 0												
Alvin Dark, R (9, PH) OBP: 0.322, SLG: 0.353										1 0 0 0 0 0 0												
Inning Stats	R: 0 E: 0 K: 1 S: 5	H: 0 LOB: 0 BB: 0 P: 5	R: 0 E: 0 K: 0 S: 4	H: 1 LOB: 1 BB: 0 P: 4	R: 1 E: 0 K: 1 S: 8	H: 3 LOB: 2 BB: 0 P: 8	R: 0 E: 0 K: 0 S: 3	H: 1 LOB: 1 BB: 1 P: 7	R: 0 E: 1 K: 1 S: 6	H: 0 LOB: 1 BB: 0 P: 6	R: 0 E: 0 K: 1 S: 4	H: 2 LOB: 1 BB: 0 P: 4	R: 2 E: 0 K: 1 S: 7	H: 2 LOB: 1 BB: 1 P: 11	R: 0 E: 0 K: 1 S: 6	H: 1 LOB: 1 BB: 0 P: 6	R: 0 E: 0 K: 0 S: 4	H: 1 LOB: 1 BB: 0 P: 4	1B: 10 2B: 1 3B: 0 HR: 0	SF: 0 SAC: 0 DP: 2 HBP: 0	WP: 0 PB: 1 SB: 0 CS: 0	PA: 39
PITCHER	IP WLS BF H R ER SO BB IBB HBP BLK WP HR S P ERA WHIP																				ERA WHIP	
Bob Friend, R (1, 1) ERA: 3.0	7.0 W 31 9 3 3 4 2 0 0 0 0 0 37 45 3.86 1.571																					
Roy Face, R (8, 1) ERA: 2.9	2.0 S 8 2 0 0 1 0 0 0 0 0 0 10 10 0.00 1.000																					

Milwaukee Braves @ Pittsburgh Pirates
 Forbes Field, Pittsburgh, PA
 Sat Oct 01 1960, 3:33 AM EDT
 Att: 20,842 - Unknown

livebaseballscorecards.com

AB	37
R	3
H	11
RBI	3
BB	2
SO	5
LOB	17



Batter	1	2	3	4	5	6	7	8	9
Bill Virdon, L OBP: 0.326, SLG: 0.406 (1, 8)	0-3 K	0-0 L9		0-0 SF 1B 1B	0-0 G3			0-0 F8	
Dick Groat, R OBP: 0.372, SLG: 0.395 (1, 6)	0-0 4-3		0-0 5-3	0-0 1B 1B 1B		0-0 4-3		0-0 1-3 1B	
Roberto Clemente, R OBP: 0.358, SLG: 0.458 (1, 9)	0-0 3B 1B		0-0 L4	0-0 1B 2B 1B		0-0 6-3		0-0 1-3	
Dick Stuart, R OBP: 0.316, SLG: 0.478 (1, 3)	0-0 1-H 3B		4-0 BB	0-0 1-3 1B		4-0 BB		0-3 K	
Gino Cimoli, R OBP: 0.336, SLG: 0.339 (1, 7)	0-0 4-1		0-3 K	0-0 1-3 2B		0-0 F4			
Hal Smith, R OBP: 0.351, SLG: 0.508 (1, 2)		0-0 FC1-5 1B 1B		0-0 1B SF 1B	0-0 K		0-3 K		
Don Hoak, R OBP: 0.363, SLG: 0.437 (1, 5)		0-0 FC1-5 1B		0-0 SF 1B 1B	0-0 L9		0-0 F9		
Bill Mazaroski, R OBP: 0.321, SLG: 0.393 (1, 4)		0-0 F3		0-0 1-2 2-3 SF 1B 1B	0-0 1-3		0-0 F5		
Bob Friend, R OBP: 0.128, SLG: 0.080 Roy Face, R OBP: 0.412, SLG: 0.471 (8, 1)		0-0 FC1-5		0-0 1-2 2-3 F6	0-3 K			0-0 1-3 1B 1B	

Inning Stats	R: 1 E: 0 K: 1 S: 7	H: 2 LOB: 1 BB: 0 P: 7	R: 0 E: 0 K: 0 S: 5	H: 2 LOB: 2 BB: 0 P: 5	R: 0 E: 0 K: 1 S: 5	H: 0 LOB: 1 BB: 1 P: 9	R: 6 E: 1 K: 1 S: 13	H: 7 LOB: 2 BB: 0 P: 13	R: 0 E: 0 K: 1 S: 5	H: 0 LOB: 0 BB: 0 P: 5	R: 0 E: 0 K: 0 S: 3	H: 0 LOB: 1 BB: 1 P: 7	R: 0 E: 0 K: 1 S: 5	H: 0 LOB: 0 BB: 0 P: 5	R: 0 E: 0 K: 1 S: 7	H: 2 LOB: 2 BB: 0 P: 7
--------------	------------------------------	---------------------------------	------------------------------	---------------------------------	------------------------------	---------------------------------	-------------------------------	----------------------------------	------------------------------	---------------------------------	------------------------------	---------------------------------	------------------------------	---------------------------------	------------------------------	---------------------------------

PITCHER															PITCHER																		
IP	WLS	BF	H	R	ER	SO	BB	IBB	HBP	BLK	WP	HR	S	P	ERA	WHIP	IP	WLS	BF	H	R	ER	SO	BB	IBB	HBP	BLK	WP	HR	S	P	ERA	WHIP
Warren Spahn, L ERA: 3.5 (1, 1)	3.1	L	22	10	7	6	2	1	0	0	0	0	25	29	16.20	3.300																	
Carl Willey, R ERA: 4.35 (4, 1)	0.2		3	1	0	0	1	0	0	0	0	0	5	5	0.00	1.500																	
Don McMahon, R ERA: 5.94 (5, 1)	2.0		7	0	0	0	1	1	0	0	0	0	8	12	0.00	0.500																	
Terry Fox, R ERA: 4.32 (7, 1)	2.0		8	2	0	0	2	0	0	0	0	0	12	12	0.00	1.000																	

AB R H RBI BB SO LOB

4	1	0	1	0	1	3
5	1	2	2	0	0	0
5	2	2	1	0	0	2
3	0	2	2	2	1	2
4	0	1	1	0	1	3
4	1	2	0	0	2	2
4	1	2	0	0	0	2
4	1	1	0	0	0	2
3	0	0	0	0	1	5
1	0	1	0	0	0	0

1B: 11	SF: 1	WP: 0	PA: 40
2B: 1	SAC: 0	PB: 0	
3B: 1	DP: 0	SB: 0	
HR: 0	HBP: 0	CS: 0	

Milwaukee Braves @ Pittsburgh Pirates
Forbes Field, Pittsburgh, PA
Sat Oct 01 1960, 3:33 AM EDT
Att. 20,842 - Unknown

livebaseballscorecards.com

AB	37
R	7
H	13
RBI	7
BB	2
SO	6
LOB	21



Batter	1	2	3	4	5	6	7	8	9	AB R H RBI BB SO LOB	TOP											
Bill Bruton, L (1, 8) OBP: 0.330, SLG: 0.428	0-0 P6	0-0 BB 1-2 1B		X 0-0 L7		X 0-0 F3		0-0 K		5 1 1 0 0 1 1												
Del Crandall, R (1, 2) OBP: 0.334, SLG: 0.430	0-0 BB 1B	4-0 1B BB		X 0-0 FC5-4		X 0-0 1B 1B		0-0 6-3		4 1 2 0 1 0 1												
Eddie Mathews, L (1, 5) OBP: 0.397, SLG: 0.551	4-0 BB 1-2 BB	0-0 1B			4-0 BB 1B 1B	X 0-0 1B 1B		0-0 1B 3B		3 1 3 2 2 0 0												
Hank Aaron, R (1, 9) OBP: 0.352, SLG: 0.566	4-0 1-2 2-3 BB	0-0 F8		X 0-0 P4		X 0-0 1-2 2-H 1B		0-0 5-3		4 0 1 1 1 0 4												
Alvin Dark, R (1, 7) OBP: 0.321, SLG: 0.351	0-3 K		X 0-0 P6		X 0-0 1-2 1B 1B	X 0-3 K		0-0 F7		5 1 1 0 0 2 5												
Joe Adcock, R (1, 3) OBP: 0.354, SLG: 0.500	0-0 G3		X 0-0 2-3		X 0-0 F8	X 0-0 6-3		0-0 6-3		5 0 0 0 0 0 7												
Felix Mantilla, R (1, 6) OBP: 0.291, SLG: 0.365		4-0 BB 1B 1B BB	X 0-0 5-3		X 0-0 1-2 2-3 1B 1B		X 0-0 F8	X 0-0 P5		4 1 1 0 1 0 0												
Chuck Cottier, R (1, 4) OBP: 0.273, SLG: 0.301		X 0-0 P4		X 0-0 F7	X 0-0 1-2 2-H 3-H 1B		X 0-0 F9			4 0 1 2 0 0 1												
Lew Burdette, R (1, 1) OBP: 0.240, SLG: 0.275		X 0-0 L7		BB BB BB BB X 4-0 FC5-4 BB	X 0-3 K		X 0-0 6-3			3 0 0 0 1 1 3												
Inning Stats	R: 0 E: 0 K: 1 S: 6	H: 1 LOB: 3 BB: 2 P: 14	R: 2 E: 0 K: 0 S: 5	H: 2 LOB: 2 BB: 2 P: 13	R: 0 E: 0 K: 0 S: 3	H: 0 LOB: 0 BB: 0 P: 3	R: 0 E: 0 K: 0 S: 3	H: 0 LOB: 1 BB: 1 P: 7	R: 2 E: 0 K: 1 S: 8	H: 3 LOB: 2 BB: 1 P: 12	R: 1 E: 0 K: 1 S: 8	H: 3 LOB: 2 BB: 0 P: 8	R: 0 E: 0 K: 0 S: 3	H: 0 LOB: 0 BB: 0 P: 3	R: 0 E: 0 K: 1 S: 6	H: 1 LOB: 1 BB: 0 P: 6	R: 0 E: 0 K: 0 S: 3	H: 0 LOB: 0 BB: 0 P: 3	1B: 9 2B: 0 3B: 1 HR: 0	SF: 0 SAC: 0 DP: 0 HBP: 0	WP: 0 PB: 0 SB: 0 CS: 0	PA: 43
PITCHER	IP WLS BF H R ER SO BB IBB HBP BLK WP HR S P ERA WHIP																					
Vinegar Bend Mizell, L (1, 1) ERA: 3.5	5.0 W 27 6 4 4 2 6 0 0 0 0 0 0 25 49 7.20 2.400																					
Harvey Haddix, L (6, 1) ERA: 3.98	4.0 S 16 4 1 1 2 0 0 0 0 0 0 0 20 20 2.25 1.000																					

Milwaukee Braves @ Pittsburgh Pirates
 Forbes Field, Pittsburgh, PA
 Sun Oct 02 1960, 3:33 AM EDT
 Att: 34,578 - Unknown

livebaseballscorecards.com

AB	37
R	5
H	10
RBI	5
BB	6
SO	4
LOB	22



Batter	1	2	3	4	5	6	7	8	9
Joe Christopher, R OBP: 0.295, SLG: 0.321 (1, 8)	0-0 3-1 6-3 1B		0-0 L5	0-0 F9		0-0 P4		0-0 6-3	
Dick Groat, R OBP: 0.371, SLG: 0.394 Bill Mazerowski, R OBP: 0.320, SLG: 0.392 (8, PH) (9, 4)	0-0 6-3 1-2		0-0 L9		0-0 E9 1B	0-0 F9		0-0 F8	
Bob Skinner, L OBP: 0.340, SLG: 0.431 (1, 7)	0-0 3-1 2-3		0-0 L3		0-0 F7		0-0 1B 2B	0-0 E8	
Rocky Nelson, L OBP: 0.382, SLG: 0.470 Dick Stuart, R OBP: 0.317, SLG: 0.479 R C Stevens, R (8, 3)	0-0 2B 3-H 1B			0-0 4-3 WP 1B	0-0 5-3 2-H 1B		0-0 1B 1B 2-H		
Roberto Clemente, R OBP: 0.357, SLG: 0.458 (1, 9)	0-0 1-H 2B		0-0 4-3 1-2	0-0 5-3 1-2		0-0 F7		0-0 F9	
Smoky Burgess, L OBP: 0.356, SLG: 0.412 Bob Oldis, R OBP: 0.238, SLG: 0.250 (8, 2)	0-0 F7		4-0 3B 2-H BB	0-0 F9		0-0 F9		0-0 F9	
Don Hoak, R OBP: 0.366, SLG: 0.445 (1, 5)		0-0 F8		0-0 1B 1-H 3B		0-0 2B 2B	0-0 1B 1-2	0-0 1B	
Dick Schofield, S OBP: 0.429, SLG: 0.392 (9, 6)		0-0 G4-6-3 1B		0-0 1B 3-H		0-0 6-3	0-0 1-2 2-H 1B	0-0 1B	
Vinegar Bend Mizell, R OBP: 0.189, SLG: 0.145 Harvey Haddix, L OBP: 0.286, SLG: 0.318 (6, 1)		0-0 G4-6-3 1-2f		0-0 F8		0-0 2B 2-H	0-0 4-3	0-0 4-3	

Inning Stats	R: 2 E: 0 K: 0 S: 6	H: 3 LOB: 1 BB: 0 P: 6	R: 0 E: 0 K: 0 S: 3	H: 1 LOB: 0 BB: 0 P: 3	R: 0 E: 0 K: 0 S: 3	H: 0 LOB: 0 BB: 0 P: 3	R: 3 E: 0 K: 0 S: 6	H: 3 LOB: 1 BB: 1 P: 10	R: 1 E: 1 K: 0 S: 5	H: 2 LOB: 1 BB: 0 P: 5	R: 1 E: 0 K: 0 S: 5	H: 2 LOB: 1 BB: 0 P: 5	R: 2 E: 0 K: 0 S: 7	H: 4 LOB: 2 BB: 0 P: 7	R: 0 E: 1 K: 0 S: 3	H: 0 LOB: 1 BB: 0 P: 3
PITCHER Lew Burdette, R ERA: 3.36 (1, 1)	IP: 8.0 WLS: L BF: 39 H: 15 R: 9 ER: 8 SO: 0 BB: 1 IBB: 0 HBP: 0 BLK: 0 WP: 1 HR: 0 S: 38 P: 42 ERA: 9.00 WHIP: 2.000															

BOTTOM

AB	R	H	RBI	BB	SO	LOB
5	1	1	0	0	0	2
4	1	1	0	0	0	2
1	0	0	0	0	0	0
5	1	1	0	0	0	2
3	2	3	2	0	0	0
1	0	1	1	0	0	0
0	1	0	0	0	0	0
4	0	1	1	0	0	3
3	1	0	0	1	0	3
0	0	0	0	0	0	0
4	2	3	1	0	0	0
4	0	3	2	0	0	1
2	0	0	0	0	0	2
2	0	1	1	0	0	2

AB 38
R 9
H 15
RBI 8
BB 1
SO 0
LOB 17



WP: 2 PA: 39
PB: 0
SB: 0
CS: 0
SF: 0
SAC: 0
DP: 1
HBP: 0

livebaseballscorecards.com

Milwaukee Braves @ Pittsburgh Pirates
Forbes Field, Pittsburgh, PA
Sun Oct 02 1960, 3:33 AM EDT
Att. 34,578 - Unknown