

# Milwaukee Braves - 1960

Batter	1	2	3	4	5	6	7	8	9	AB	R	H	RBI	BB	SO	LOB	TOP		
Bob Skinner, L (1,7) OBP: 0.200, SLG: 0.400										5	1	1	1	0	1	2	<b>Pittsburgh Pirates @ Milwaukee Braves</b> Milwaukee County Stadium, Milwaukee, WI Tue Apr 12 1960, 4:33 AM EST Att: 39,888 - Unknown		
Dick Groat, R (1,6) OBP: 0.500, SLG: 0.500										4	0	2	0	0	0	0			
Roberto Clemente, R (1,9) OBP: 0.500, SLG: 0.500										4	0	2	1	0	0	1			
Dick Stuart, R (1,3) OBP: 0.750, SLG: 0.750										4	0	3	0	0	1	0			
Don Hoak, R (1,5)										2	0	0	0	2	1	2			
Gino Cimoli, R (1,8) OBP: 0.250, SLG: 0.500										4	1	1	0	0	0	4			
Bill Mazerowski, R (1,4) Smoky Burgess, L (9,PH)										3	0	0	0	0	0	1			
Hal Smith, R (1,2) Dick Schofield, S (9,PR)										3	1	2	1	1	0	0			
Bob Friend, R (1,1) Joe Christopher, R (8,PH) Roy Face, R (8,1) Rocky Nelson, L (9,PH)										1	0	0	0	0	0	0			
<b>Inning Stats</b>	R: 0 E: 0 K: 1 S: 5	H: 1 LOB: 0 BB: 0 P: 5	R: 0 E: 0 K: 1 S: 5	H: 0 LOB: 0 BB: 0 P: 5	R: 0 E: 0 K: 0 S: 3	H: 0 LOB: 1 BB: 1 P: 7	R: 0 E: 1 K: 0 S: 4	H: 2 LOB: 2 BB: 1 P: 8	R: 0 E: 0 K: 0 S: 3	H: 0 LOB: 0 BB: 0 P: 3	R: 0 E: 0 K: 0 S: 3	H: 1 LOB: 1 BB: 1 P: 7	R: 2 E: 0 K: 1 S: 9	H: 5 LOB: 2 BB: 0 P: 9	R: 1 E: 0 K: 0 S: 5	H: 2 LOB: 1 BB: 0 P: 5		1B: 7 2B: 4 3B: 0 HR: 0	SF: 0 SAC: 1 DP: 2 HBP: 0
<b>PITCHER</b>	IP WLS BF H R ER SO BB IBB HBP BLK WP HR S P ERA WHIP																		
Warren Spahn, L (1,1) ERA: 2.45	7.1		29	7	2	2	2	3	0	0	0	0	0	0	0	30	42	2.46	1.364
Don McMahon, R (8,1) ERA: 9.0	1.0	W	6	4	1	1	1	0	0	0	0	0	0	0	0	8	8	9.00	4.000
Lew Burdette, R (9,1) ERA:	0.2	S	2	0	0	0	0	0	0	0	0	0	0	0	2	2	0.00	0.000	

AB	33
R	3
H	11
RBI	3
BB	3
SO	3
LOB	13



Batter	1	2	3	4	5	6	7	8	9	AB	R	H	RBI	BB	SO	LOB	BOTTOM		
Bill Bruton, L (1,8) OBP: 0.250, SLG: 0.250										4	0	1	0	0	1	0	<b>Pittsburgh Pirates @ Milwaukee Braves</b> Milwaukee County Stadium, Milwaukee, WI Tue Apr 12 1960, 4:33 AM EST Att: 39,888 - Unknown		
Red Schoendienst, S (1,4)										3	1	0	0	1	1	1			
Eddie Mathews, L (1,5) OBP: 0.500, SLG: 0.500										4	0	2	0	0	0	1			
Hank Aaron, R (1,9) OBP: 0.250, SLG: 0.250										4	1	1	0	0	1	3			
Joe Adcock, R (1,3) OBP: 0.750, SLG: 1.500										4	1	3	3	0	1	0			
Al Spangler, L (1,7)										4	0	0	0	0	0	3			
Johnny Logan, R (1,6) OBP: 0.500, SLG: 0.333										3	0	1	0	1	0	0			
Del Crandall, R (1,2)										4	0	0	0	0	2	3			
Warren Spahn, L (1,1) OBP: 0.333, SLG: 1.333 Don McMahon, R (8,1) Lew Burdette, R (9,1)										3	1	1	1	0	1	0			
<b>Inning Stats</b>	R: 1 E: 0 K: 0 S: 5	H: 2 LOB: 2 BB: 1 P: 9	R: 0 E: 0 K: 1 S: 5	H: 0 LOB: 0 BB: 0 P: 5	R: 0 E: 0 K: 2 S: 8	H: 1 LOB: 1 BB: 0 P: 6	R: 0 E: 0 K: 2 S: 8	H: 1 LOB: 1 BB: 0 P: 8	R: 0 E: 0 K: 1 S: 6	H: 1 LOB: 2 BB: 1 P: 10	R: 1 E: 0 K: 0 S: 4	H: 1 LOB: 0 BB: 0 P: 4	R: 2 E: 1 K: 0 S: 5	H: 2 LOB: 0 BB: 0 P: 5	1B: 7 2B: 0 3B: 0 HR: 2	SF: 0 SAC: 0 DP: 0 HBP: 0		WP: 0 PA: 35 SB: 1 CS: 0	
<b>PITCHER</b>	IP WLS BF H R ER SO BB IBB HBP BLK WP HR S P ERA WHIP																		
Bob Friend, R (1,1) ERA: 2.57	7.0		30	7	2	2	7	2	0	0	0	0	0	0	0	42	50	2.57	1.286
Roy Face, R (8,1) ERA: 18.0	1.0	L	5	2	2	2	0	0	0	0	0	0	0	0	1	5	5	18.00	2.000

AB	33
R	4
H	9
RBI	4
BB	2
SO	7
LOB	11





Batter	1	2	3	4	5	6	7	8	9	10	AB	R	H	RBI	BB	SO	LOB					
Felix Mantilla, R (1, 8) Bill Bruton, L (5, PH) OBP: 0.143, SLG: 0.143 (5, 8)	0-0 3-1	0-0 F2			0-0 4-3		0-0 F7		0-0 FC4-6		2	0	0	0	0	0	2					
Johnny Logan, R (1, 6) OBP: 0.444, SLG: 0.286	4-0 HR	0-0 F9			0-0 3B		0-3 K			0-0 F8	4	2	1	0	1	1	2					
Eddie Mathews, L (1, 5) OBP: 0.222, SLG: 0.222	0-3 K				0-0 F5		0-0 F5		0-0 1-3		5	0	0	0	0	1	2					
Hank Aaron, R (1, 9) OBP: 0.556, SLG: 1.111	0-0 HR				0-0 K		0-0 K		0-0 1B		5	1	4	3	0	1	0					
Joe Adcock, R (1, 3) OBP: 0.556, SLG: 1.222	0-0 HR				0-0 K		0-3 K		0-3 K		5	1	2	1	0	2	2					
Mel Roach, R (1, 7) OBP: 0.200, SLG: 0.400	0-0 F3				0-0 K		0-0 K		0-0 6-3		5	0	1	0	0	1	3					
Stan Lopata, R (1, 2) Wes Covington, L (9, PH) Del Crandall, R (9, 2)		0-0 E5			0-3 K		0-3 K		0-0 F5		3	0	0	0	0	2	1					
Red Schoendienst, S (1, 4) Chuck Cotter, R (9, PR) (9, 4)		0-0 SH2-4			0-0 K		0-3 K		0-0 FC4-6		4	0	2	0	0	1	1					
Carl Willey, R (1, 1) Don McMahon, R (6, 1) Lee Maye, L (9, PH) Juan Pizarro, L (9, 1) Bob Giggie, R (10, 1)		0-0 SH2-4			0-3 K		0-0 K		0-0 F5		1	0	0	0	0	1	1					
<b>Inning Stats</b>	R: 3 E: 0 K: 1 S: 7	H: 2 LOB: 0 BB: 1 P: 11	R: 0 E: 1 K: 0 S: 5	H: 1 LOB: 2 BB: 0 P: 5	R: 0 E: 0 K: 1 S: 5	H: 0 LOB: 0 BB: 0 P: 5	R: 0 E: 0 K: 2 S: 8	H: 1 LOB: 1 BB: 0 P: 8	R: 1 E: 0 K: 1 S: 7	H: 2 LOB: 0 BB: 0 P: 7	R: 0 E: 0 K: 1 S: 5	H: 0 LOB: 0 BB: 0 P: 5	R: 0 E: 0 K: 1 S: 6	H: 1 LOB: 1 BB: 0 P: 6	R: 0 E: 0 K: 0 S: 4	H: 1 LOB: 1 BB: 0 P: 4	R: 0 E: 0 K: 1 S: 7	H: 2 LOB: 2 BB: 0 P: 7	1B: 6 2B: 1 3B: 1 HR: 2	SF: 0 SAC: 1 DP: 0 HBP: 0	WP: 0 PB: 0 SB: 1 CS: 0	PA: 42
<b>PITCHER</b>	IP 1.0	WLS 8	BF 3	H 3	R 3	ER 3	SO 1	BB 0	IBB 0	HBP 0	BLK 0	WP 0	HR 2	S 9	P 13	ERA 27.00	WHIP 4.000					
Curt Simmons, L ERA: 27.0	3.0	10	1	0	0	3	0	0	0	0	0	0	0	16	16	0.00	0.333					
Ruben Gomez, R ERA: 1.5	6.0	W 24	6	1	1	6	0	0	0	0	0	0	0	36	36	1.50	1.000					

**Milwaukee Braves @ Philadelphia Phillies**  
 Connie Mack Stadium, Philadelphia, PA  
 Thu Apr 14 1960, 6:05 PM EST  
 Att: 32,038 - Unknown

AB 40  
 R 4  
 H 10  
 RBI 4  
 BB 1  
 SO 10  
 LOB 16



Batter	1	2	3	4	5	6	7	8	9	10	AB	R	H	RBI	BB	SO	LOB							
Joe Koppe, R (1, 6) OBP: 0.364, SLG: 0.300	0-3 K				0-3 K				0-0 F9		6	0	1	1	0	3	0							
Alvin Dark, R (1, 5) OBP: 0.556, SLG: 0.200	0-0 L6				0-0 E				0-0 5-3		3	0	1	0	1	0	0							
Tony Curry, L (1, 9) OBP: 0.333, SLG: 0.200	4-0 BB				0-0 F4				0-0 F9		3	0	0	0	1	1	3							
Ken Walters, R (9, PH) (10, 9)	0-0 BB				0-0 F9				0-0 F9		1	0	0	0	0	0	0							
Ed Bouchee, L (1, 3) OBP: 0.333, SLG: 0.250	0-3 K				0-0 E5				1-0 1B		4	0	1	0	0	2	3							
Pancho Herrera, R (1, 4) OBP: 0.222, SLG: 0.125					0-0 5-3				0-0 1B		4	0	1	0	1	1	2							
Harry Anderson, L (1, 7) Wally Post, R (9, PH) Bobby Gene Smith, R (10, 7)		0-0 2B			0-3 K				0-0 F5		3	2	2	0	1	1	1							
Bobby Del Greco, R (1, 8) OBP: 0.556, SLG: 1.000		0-0 1B			4-0 K				0-0 1B		1	0	0	0	0	0	2							
Jimmie Coker, R (1, 2) OBP: 0.111, SLG: 0.333		0-0 2B			0-0 BB				0-0 F8		3	2	2	2	2	1	1							
Curt Simmons, L (1, 1) Ruben Gomez, R (6, 1) Juan Pizarro, L (9, 1) Bob Giggie, R (10, 1)		0-0 3-H			0-0 K				0-0 F8		5	0	0	1	0	0	4							
<b>Inning Stats</b>	R: 0 E: 0 K: 2 S: 7	H: 0 LOB: 1 BB: 1 P: 11	R: 1 E: 0 K: 1 S: 7	H: 2 LOB: 1 BB: 0 P: 7	R: 0 E: 0 K: 2 S: 7	H: 0 LOB: 1 BB: 0 P: 8	R: 0 E: 0 K: 1 S: 5	H: 0 LOB: 2 BB: 2 P: 13	R: 0 E: 1 K: 1 S: 6	H: 4 LOB: 2 BB: 1 P: 10	R: 3 E: 1 K: 1 S: 9	H: 4 LOB: 1 BB: 0 P: 9	R: 0 E: 0 K: 2 S: 7	H: 1 LOB: 1 BB: 1 P: 11	R: 0 E: 0 K: 1 S: 5	H: 0 LOB: 0 BB: 0 P: 5	R: 0 E: 0 K: 0 S: 4	H: 1 LOB: 2 BB: 0 P: 5	R: 1 E: 0 K: 0 S: 2	H: 1 LOB: 2 BB: 2 P: 10	1B: 6 2B: 1 3B: 0 HR: 2	SF: 0 SAC: 0 DP: 0 HBP: 2	WP: 0 PB: 0 SB: 1 CS: 0	PA: 46
<b>PITCHER</b>	IP 5.1	WLS 27	BF 10	H 4	R 4	ER 4	SO 7	BB 4	IBB 0	HBP 1	BLK 0	WP 0	HR 2	S 36	P 53	ERA 6.75	WHIP 1.688							
Don McMahon, R ERA: 2.45	2.2	20	2	0	0	4	1	0	0	0	0	0	0	17	21	0.00	1.125							
Juan Pizarro, L ERA: 6.75	1.1	L 7	1	1	1	0	1	0	1	0	0	0	0	5	10	6.75	1.500							
Bob Giggie, R ERA: 6.75	0.0	2	1	0	0	0	0	1	0	0	0	0	0	1	5	∞	∞							

**Milwaukee Braves @ Philadelphia Phillies**  
 Connie Mack Stadium, Philadelphia, PA  
 Thu Apr 14 1960, 6:05 PM EST  
 Att: 32,038 - Unknown

AB 37  
 R 5  
 H 9  
 RBI 5  
 BB 7  
 SO 11  
 LOB 19





Batter	1	2	3	4	5	6	7	8	9	AB R H RBI BB SO LOB	TOP												
Bill Bruton, L OBP: 0.308, SLG: 0.333 (1, 8)	4-0 3B BB	0-0 2B 2B		0-0 4-3		0-0 F6	0-0 E3 1B		0-0 4-3 1B	5 3 2 2 1 0 1	<b>Milwaukee Braves @ Philadelphia Phillies</b> Connie Mack Stadium, Philadelphia, PA Sat Apr 16 1960, 3:33 AM EST Att: 9,077 - Unknown  <b>AB 43</b> <b>R 13</b> <b>H 18</b> <b>RBI 12</b> <b>BB 5</b> <b>SO 4</b> <b>LOB 21</b>												
Red Schoendienst, S OBP: 0.563, SLG: 0.818 Chuck Cotlier, R OBP: 0.500, SLG: 0.500 (1, 4) (6, PR) (6, 4)	0-0 1H G5-4-3 3B	0-0 1H 2H 1B SF8 2B		0-0 BB 1B		0-0 2H HR 1B	0-0 2H E9 1B		0-0 F6 1B	4 2 4 3 0 0 0 2 1 1 1 0 0 1													
Eddie Mathews, L OBP: 0.400, SLG: 0.250 (1, 5)	4-0 G5-4-3 BB	0-0 2-3 FC5-4 1B		4-0 1-2 BB		4-0 1-2 HR BB	0-0 1H E9		0-0 4-3	3 1 1 0 3 0 2													
Hank Aaron, R OBP: 0.400, SLG: 1.000 (1, 9)	0-0 G5-4-3 1-2 3H	0-0 SF8		0-0 F8		0-0 1H 2H HR	0-3 K		0-0 F8	5 1 1 4 0 1 5													
Joe Adcock, R OBP: 0.429, SLG: 0.929 (1, 3)	0-0 6-3	0-0 FC5-4 1-2			0-0 6-3	0-0 2B 2B		0-0 F2		5 1 1 0 0 0 1													
Al Spangler, L OBP: 0.333, SLG: 0.444 (1, 7)		0-0 1B S 1B	0-0 G3		0-0 6-3	0-0 2H 2B		0-0 1B 1B		5 1 3 1 0 0 0													
Johnny Logan, R OBP: 0.364 (1, 6)		0-0 FC1-5 1-3 1B	0-0 5-3		4-0 BB	0-0 5-3		0-0 1-3 1B		4 0 2 0 1 0 2													
Del Crandall, R OBP: 0.222, SLG: 0.222 (1, 2)		0-0 FC1-5 1-2 3H 2B 1B	0-0 PO 1B		0-0 L7	0-0 6-3		0-3 K		5 1 2 1 0 1 5													
Lew Burdette, R OBP: 0.200, SLG: 0.400 (1, 1)		0-0 FC1-5 1-2 2-3 2B	0-0 PO 1-2	0-0 F1		0-0 1B 2B	0-3 K	0-3 K		5 2 1 0 0 2 4													
<b>Inning Stats</b>	R: 2 E: 0 K: 0 S: 3	H: 1 LOB: 0 BB: 2 P: 11	R: 5 E: 0 K: 0 S: 9	H: 6 LOB: 1 BB: 0 P: 9	R: 0 E: 0 K: 0 S: 3	H: 1 LOB: 0 BB: 0 P: 3	R: 0 E: 0 K: 0 S: 4	H: 1 LOB: 2 BB: 1 P: 8	R: 0 E: 0 K: 0 S: 3	H: 0 LOB: 1 BB: 1 P: 7	R: 5 E: 0 K: 0 S: 8	H: 5 LOB: 2 BB: 1 P: 12	R: 1 E: 2 K: 2 S: 9	H: 1 LOB: 1 BB: 0 P: 9	R: 0 E: 0 K: 2 S: 9	H: 2 LOB: 2 BB: 0 P: 9	R: 0 E: 0 K: 0 S: 4	H: 1 LOB: 1 BB: 0 P: 4	1B: 11 2B: 5 3B: 1 HR: 1	SF: 1 SAC: 0 DP: 1 HBP: 0	WP: 0 PB: 0 SB: 1 CS: 0	PA: 50	
<b>PITCHER</b>	IP WLS BF H R ER SO BB IBB HBP BLK WP HR S P ERA WHIP											<b>PITCHER</b>	IP WLS BF H R ER SO BB IBB HBP BLK WP HR S P ERA WHIP										
John Buzhardt, R ERA: 4.03 (1, 1)	1.1 L 10 5 6 6 0 2 0 0 0 0 0 0 0 8 16 40.50 5.250																						
Ruben Gomez, R ERA: 6.75 (2, 1)	4.0 23 9 6 6 0 3 0 0 0 0 0 1 20 32 13.50 3.000																						
Humberto Robinson, R ERA: (6, 1)	1.2 7 1 1 0 2 0 0 0 0 0 0 0 11 11 0.00 0.600																						
Hank Mason, R ERA: (8, 1)	2.0 9 3 0 0 2 0 0 0 0 0 0 0 13 13 0.00 1.500																						

Batter	1	2	3	4	5	6	7	8	9	AB R H RBI BB SO LOB	BOTTOM												
Joe Koppe, R OBP: 0.333, SLG: 0.357 (1, 6)	0-0 1-3		0-0 F9			0-0 6-3 1B 2B		0-0 6-3		4 1 1 0 0 0 0	<b>Milwaukee Braves @ Philadelphia Phillies</b> Connie Mack Stadium, Philadelphia, PA Sat Apr 16 1960, 3:33 AM EST Att: 9,077 - Unknown  <b>AB 33</b> <b>R 3</b> <b>H 7</b> <b>RBI 3</b> <b>BB 2</b> <b>SO 2</b> <b>LOB 12</b>												
Alvin Dark, R OBP: 0.385, SLG: 0.111 (1, 5)	0-0 F3		0-0 1-3			0-0 6-3 2-3		0-0 L6		4 0 0 0 0 0 1													
Tony Curry, L OBP: 0.500, SLG: 0.375 (1, 9)	4-0 BB		0-3 K			0-0 2B 1B		0-0 1B		3 1 2 1 1 1 0													
Ed Bouchee, L OBP: 0.308, SLG: 0.333 (1, 3)	0-0 F5			0-0 1-3		0-0 1H 2B		0-0 F8		4 0 1 1 0 0 2													
Pancho Herrera, R OBP: 0.308, SLG: 0.500 (1, 4)		0-0 HR		0-0 F3		0-0 5-3		0-0 1B		4 1 2 1 0 0 1													
Harry Anderson, L OBP: 0.545, SLG: 0.375 (1, 7)		0-0 1-3 1B		0-0 L9		0-0 1-3		0-0 L7		4 0 1 0 0 0 2													
Bobby Del Greco, R OBP: 0.462, SLG: 0.667 (1, 8)		0-0 1-3 1-2			4-0 BB	0-3 K		0-0 F9		3 0 0 0 1 1 2													
Jimmie Coker, R OBP: 0.077, SLG: 0.231 (1, 2)		0-0 1-3		0-0 9-3 1-2		0-0 5-3		0-0 F7		4 0 0 0 0 0 3													
John Buzhardt, R Ruben Gomez, R Humberto Robinson, R Johnny Callison, L Hank Mason, R (1, 1) (2, 1) (6, 1) (7, PH) (8, 1)		0-0 3-1		0-0 F8		0-0 F7				0 0 0 0 0 0 0 2 0 0 0 0 0 1 0 0 0 0 0 0 0 1 0 0 0 0 0 0 0 0 0 0 0 0 0													
<b>Inning Stats</b>	R: 0 E: 0 K: 0 S: 3	H: 0 LOB: 1 BB: 1 P: 7	R: 1 E: 0 K: 0 S: 5	H: 2 LOB: 0 BB: 0 P: 5	R: 0 E: 0 K: 1 S: 5	H: 0 LOB: 0 BB: 0 P: 5	R: 0 E: 0 K: 0 S: 3	H: 0 LOB: 0 BB: 0 P: 3	R: 0 E: 0 K: 0 S: 2	H: 0 LOB: 0 BB: 1 P: 6	R: 2 E: 0 K: 0 S: 6	H: 3 LOB: 1 BB: 0 P: 6	R: 0 E: 0 K: 1 S: 5	H: 0 LOB: 0 BB: 0 P: 5	R: 0 E: 0 K: 0 S: 4	H: 1 LOB: 1 BB: 0 P: 4	R: 0 E: 0 K: 0 S: 4	H: 1 LOB: 1 BB: 0 P: 4	1B: 4 2B: 3 3B: 0 HR: 1	SF: 0 SAC: 0 DP: 1 HBP: 0	WP: 0 PB: 0 SB: 0 CS: 0	PA: 35	
<b>PITCHER</b>	IP WLS BF H R ER SO BB IBB HBP BLK WP HR S P ERA WHIP											<b>PITCHER</b>	IP WLS BF H R ER SO BB IBB HBP BLK WP HR S P ERA WHIP										
Lew Burdette, R ERA: 2.79 (1, 1)	9.0 W 35 7 3 3 2 2 0 0 0 0 0 1 37 45 3.00 1.000																						





Batter	1	2	3	4	5	6	7	8	9	AB	R	H	RBI	BB	SO	LOB	TOP					
Bill Bruton, L OBP: 0.333, SLG: 0.412 (1, 8)	G3		F7		F6		HR 1B		1B SF8 2B	5	2	2	0	0	0	1						
Red Schoendienst, S OBP: 0.529, SLG: 0.688 Chuck Cotlier, R OBP: 0.500, SLG: 0.500 (9, PR) (9, 4)	4-3			1-3		2B 1B	F3		FC4-6 1B	5	1	2	0	0	0	1						
Eddie Mathews, L OBP: 0.450, SLG: 0.706 (1, 5)	K				1B 3B				K	5	3	3	2	0	2	2						
Hank Aaron, R OBP: 0.300, SLG: 0.778 (1, 9)				F8	F4		5-3	F4	SF8	4	0	0	1	0	0	3						
Al Spangler, L OBP: 0.357, SLG: 0.385 (1, 7)	F7				S 1B		2B IBB	3-1	FC4-6 1B	4	1	1	1	1	0	1						
Ray Boone, R OBP: 0.500, SLG: 0.667 (1, 3)	F8				3-H 4-0 1-2 BB		1B 2B			3	1	1	3	1	0	0						
Johnny Logan, R OBP: 0.444, SLG: 0.400 (1, 6)					L8		5-3		F3	4	0	1	0	0	0	3						
Del Crandall, R OBP: 0.231, SLG: 0.231 (1, 2)				F9			F5		E5	4	0	1	1	0	0	1						
Bob Buhl, R (1, 1)				K			L8		F8	4	0	0	0	0	1	3						
<b>Inning Stats</b>	R: 0 E: 0 K: 1 S: 5	H: 0 LOB: 0 BB: 0 P: 5	R: 0 E: 0 K: 0 S: 3	H: 0 LOB: 0 BB: 0 P: 3	R: 0 E: 0 K: 1 S: 6	H: 1 LOB: 1 BB: 0 P: 6	R: 1 E: 0 K: 0 S: 5	H: 2 LOB: 2 BB: 1 P: 9	R: 0 E: 0 K: 0 S: 3	H: 0 LOB: 0 BB: 0 P: 3	R: 4 E: 0 K: 0 S: 7	H: 4 LOB: 1 BB: 1 P: 11	R: 2 E: 0 K: 0 S: 5	H: 2 LOB: 0 BB: 0 P: 5	R: 0 E: 1 K: 0 S: 4	H: 0 LOB: 1 BB: 0 P: 4	R: 1 E: 0 K: 1 S: 7	H: 2 LOB: 1 BB: 0 P: 7	1B: 5 2B: 4 3B: 1 HR: 1	SF: 1 SAC: 0 DP: 0 HBP: 0	WP: 0 PB: 0 SB: 1 CS: 0	PA: 41
<b>PITCHER</b>	IP	WLS	BF	H	R	ER	SO	BB	IBB	HBP	BLK	WP	HR	S	P	ERA	WHIP					
Robin Roberts, R ERA: 12.66 (1, 1)	6.1	L	30	9	7	7	2	1	1	0	0	0	1	32	40	9.95	1.579					
Turk Farrell, R ERA (7, 1)	1.2		6	0	0	0	0	0	0	0	0	0	0	6	6	0.00	0.000					
Jack Meyer, R ERA: 9.0 (9, 1)	1.0		5	2	1	1	1	0	0	0	0	0	0	7	7	9.00	2.000					

Milwaukee Braves @ Philadelphia Phillies  
 Connie Mack Stadium, Philadelphia, PA  
 Sun Apr 17 1960, 3:33 AM EST  
 Att: 6,632 - Unknown

AB 38  
 R 8  
 H 11  
 RBI 8  
 BB 2  
 SO 3  
 LOB 15



Batter	1	2	3	4	5	6	7	8	9	AB	R	H	RBI	BB	SO	LOB	BOTTOM					
Joe Koppe, R OBP: 0.263, SLG: 0.278 (1, 6)	F2		K		1-3				F9	4	0	0	0	0	1	2						
Alvin Dark, R OBP: 0.412, SLG: 0.167 (1, 5)	4-3		CS BB			5-3			FC4-6 1B	3	0	1	1	1	0	0						
Tony Curry, L OBP: 0.429, SLG: 0.273 (1, 9)	BB BB		L8			K			FC4-6	3	0	0	0	1	1	3						
Ed Bouchee, L OBP: 0.294, SLG: 0.267 (1, 3)	BB BB		CS	K		K2-3			F9	3	0	0	0	1	2	2						
Pancho Herrera, R OBP: 0.235, SLG: 0.375 (1, 4)	K			1-3			5-3		6-3	4	0	0	0	0	1	2						
Harry Anderson, L OBP: 0.533, SLG: 0.917 (1, 7)			G3			HR			HR	4	2	2	2	0	1	0						
Bobby Del Greco, R OBP: 0.412, SLG: 0.769 (1, 8)			HR		F3				5-3	4	1	1	1	0	1	0						
Jimmie Coker, R OBP: 0.118, SLG: 0.235 (1, 2)					5-3				K	4	1	1	0	0	1	0						
Robin Roberts, S (1, 1)									1B WP 1B	2	0	0	0	0	0	0						
Turk Farrell, R (7, 1)										0	0	0	0	0	0	0						
Johnny Callison, L OBP: 0.667, SLG: 0.500 (8, PH)									FC4-6 1B	1	0	1	0	0	0	0						
Jack Meyer, R (9, 1)									1B	0	0	0	0	0	0	0						
<b>Inning Stats</b>	R: 0 E: 0 K: 1 S: 5	H: 0 LOB: 2 BB: 2 P: 13	R: 1 E: 0 K: 0 S: 4	H: 1 LOB: 0 BB: 0 P: 4	R: 0 E: 0 K: 1 S: 4	H: 0 LOB: 0 BB: 1 P: 8	R: 1 E: 0 K: 1 S: 6	H: 1 LOB: 0 BB: 0 P: 6	R: 0 E: 0 K: 0 S: 3	H: 0 LOB: 0 BB: 0 P: 3	R: 0 E: 0 K: 2 S: 7	H: 0 LOB: 0 BB: 0 P: 7	R: 0 E: 0 K: 2 S: 7	H: 0 LOB: 0 BB: 0 P: 7	R: 1 E: 0 K: 0 S: 6	H: 3 LOB: 2 BB: 0 P: 6	R: 1 E: 0 K: 1 S: 6	H: 1 LOB: 0 BB: 0 P: 6	1B: 3 2B: 0 3B: 0 HR: 3	SF: 0 SAC: 0 DP: 0 HBP: 0	WP: 1 PB: 0 SB: 0 CS: 1	PA: 36
<b>PITCHER</b>	IP	WLS	BF	H	R	ER	SO	BB	IBB	HBP	BLK	WP	HR	S	P	ERA	WHIP					
Bob Buhl, R ERA: 4.0 (1, 1)	9.0	W	35	6	4	4	8	3	0	0	0	1	3	48	60	4.00	1.000					

Milwaukee Braves @ Philadelphia Phillies  
 Connie Mack Stadium, Philadelphia, PA  
 Sun Apr 17 1960, 3:33 AM EST  
 Att: 6,632 - Unknown

AB 32  
 R 4  
 H 6  
 RBI 4  
 BB 3  
 SO 8  
 LOB 9





Batter	1	2	3	4	5	6	7	8	9	10	AB	R	H	RBI	BB	SO	LOB	TOP	
Roy McMillan, R (1, 6) OBP: 0.357, SLG: 0.720	0-0 HBP 1B		0-0 HR		0-0 F7			0-0 HR	0-0 1B	0-0 1B	6	3	5	5	0	0	0	<b>Cincinnati Reds @ Milwaukee Braves</b> Milwaukee County Stadium, Milwaukee, WI Wed Apr 20 1960, 4:33 AM EST Att: 17,807 - Unknown	
Vada Pinson, L (1, 8) OBP: 0.321, SLG: 0.174	1-0 HBP		0-3 K		0-0 4-3			4-0 G6-4-3 1B	0-0 1B	1-2 2H 3H 1B	4	1	2	1	1	1	0		
Gus Bell, L (1, 7) OBP: 0.357, SLG: 0.429	0-0 F9		0-0 G5-4-3 1B		0-0 1-3			0-0 G6-4-3 1B	0-0 F9	0-0 1B	6	0	3	1	0	0	4		
Frank Robinson, R (1, 3) OBP: 0.286, SLG: 0.280	0-0 F8		0-0 G5-4-3			0-3 K		0-0 G6-4-3	0-0 F3	0-0 1B	6	0	1	1	0	1	7		
Lee Walls, R Brooks Lawrence, R (1, 9) (10, 1) OBP: 0.500, SLG: 0.750	0-3 K			4-0 FC5-4 BB		0-3 K		0-0 6-3	0-0 F7	0-0 1B	5	1	1	0	1	2	5		
Ed Bailey, L Whitey Lockman, L Dutch Dotterer, R (1, 2) (9, PR) (9, 2)		0-0 1-3		4-0 FC5-4 BB		0-3 K			4-0 BB	0-0 SH3-4	2	0	0	0	2	1	0		
Billy Martin, R Elio Chacon, R (1, 4) (7, 4) OBP: 0.348, SLG: 0.476		0-3 K		0-0 F9			0-0 F8		4-0 SH1-4 1B	0-0 F2	3	0	0	0	0	1	2		
Eddie Kasko, R (1, 5) OBP: 0.417, SLG: 0.350		4-0 BB		0-0 FC5-4			0-0 F9		0-0 SH1-4 1B	4-0 1B	3	2	1	1	2	0	2		
Jim Brown, R Joe Nuxhall, L Walt Jones, R Bob Purkey, R Pete Whisenand, R Franklin Wiand, R Jerry Lynch, L Bill Henry, L Raul Sanchez, R Tony Gonzalez, L ...		0-0 1-3		0-0 4-3			0-0 5-3		0-0 SH1-4	0-0 1B	1	0	0	0	0	0	1		
<b>Inning Stats</b>	R: 0 E: 0 K: 1 S: 6	H: 1 LOB: 2 BB: 0 P: 7	R: 0 E: 0 K: 1 S: 5	H: 0 LOB: 1 BB: 1 P: 9	R: 1 E: 0 K: 1 S: 6	H: 2 LOB: 0 BB: 0 P: 6	R: 0 E: 0 K: 0 S: 3	H: 0 LOB: 0 BB: 0 P: 3	R: 0 E: 0 K: 0 S: 3	H: 0 LOB: 0 BB: 0 P: 3	R: 1 E: 0 K: 0 S: 4	H: 2 LOB: 1 BB: 1 P: 8	R: 3 E: 0 K: 0 S: 6	H: 3 LOB: 2 BB: 2 P: 14	R: 5 E: 0 K: 0 S: 9	H: 6 LOB: 2 BB: 1 P: 13	1B: 11 2B: 1 3B: 0 HR: 2		SF: 0 SAC: 2 DP: 2 HBP: 1
<b>PITCHER</b>	IP WLS BF H R ER SO ERA WHIP	IP WLS BF H R ER SO ERA WHIP	IP WLS BF H R ER SO ERA WHIP	IP WLS BF H R ER SO ERA WHIP	IP WLS BF H R ER SO ERA WHIP	IP WLS BF H R ER SO ERA WHIP	IP WLS BF H R ER SO ERA WHIP	IP WLS BF H R ER SO ERA WHIP	IP WLS BF H R ER SO ERA WHIP	IP WLS BF H R ER SO ERA WHIP	IP WLS BF H R ER SO ERA WHIP	IP WLS BF H R ER SO ERA WHIP	IP WLS BF H R ER SO ERA WHIP	IP WLS BF H R ER SO ERA WHIP	IP WLS BF H R ER SO ERA WHIP	IP WLS BF H R ER SO ERA WHIP	IP WLS BF H R ER SO ERA WHIP	IP WLS BF H R ER SO ERA WHIP	
Warren Spahn, L (1, 1) ERA: 3.52	8.0	0.0	0.0	0.0	0.0	0.0	0.0	0.0	0.0	0.0	0.0	0.0	0.0	0.0	0.0	0.0	0.0	0.0	0.0
Lew Burdette, R (9, 1) ERA: 3.39	1.0	0.0	0.0	0.0	0.0	0.0	0.0	0.0	0.0	0.0	0.0	0.0	0.0	0.0	0.0	0.0	0.0	0.0	0.0
Don McMahon, R (10, 1) ERA: 12.46	0.2	0.0	0.0	0.0	0.0	0.0	0.0	0.0	0.0	0.0	0.0	0.0	0.0	0.0	0.0	0.0	0.0	0.0	0.0
Bob Rush, R (10, 1) ERA: 0.00	0.1	0.0	0.0	0.0	0.0	0.0	0.0	0.0	0.0	0.0	0.0	0.0	0.0	0.0	0.0	0.0	0.0	0.0	0.0

AB	40
R	10
H	14
RBI	10
BB	7
SO	6
LOB	24



Batter	1	2	3	4	5	6	7	8	9	10	AB	R	H	RBI	BB	SO	LOB	BOTTOM	
Bill Bruton, L (1, 8) OBP: 0.348, SLG: 0.409	0-0 2B 1B		0-3 K		0-0 E1 1B		0-0 P4		0-0 FC6-4 1B		5	1	2	0	0	1	3	<b>Cincinnati Reds @ Milwaukee Braves</b> Milwaukee County Stadium, Milwaukee, WI Wed Apr 20 1960, 4:33 AM EST Att: 17,807 - Unknown	
Red Schoendienst, S Chuck Collier, R (1, 4) (7, PR) (8, 4) OBP: 0.300, SLG: 0.300	0-0		0-0 6-3		0-0 P6		4-0 BB		0-0 1B		3	1	1	1	1	0	1		
Ray Spahn, R Don McMahon, R Bob Rush, R (6, PH) (10, 1) (10, 1)	1-4 HR 2B		0-0		4-0 FC6-4 BB		0-3 K		1-3 3H 0-3 1B		1	0	1	1	0	0	0		
Eddie Mathews, L (1, 5) OBP: 0.480, SLG: 0.610	0-0 HR		0-0 1B 1B		0-0 P6		0-0 K		0-0 K		4	2	2	2	1	2	4		
Hank Aaron, R (1, 9) OBP: 0.320, SLG: 0.682	0-0 6-3		0-0 1B 1B		0-0 P6		0-0 P4		4-0 IBB		4	0	1	0	1	0	2		
Joe Adcock, R (1, 3) OBP: 0.368, SLG: 0.737	0-0 6-3		0-0 G6-3 1B		0-0 FC6-4		0-0 5-3		0-0 6-3		5	0	1	1	0	0	5		
Al Spangler, L Mel Roach, R (1, 7) (3, PH) (4, 7) OBP: 0.333, SLG: 0.357	0-0 P6		0-0 G6-3		0-0 P5		0-0 1B		0-0 1B		1	0	0	0	0	0	0		
Johnny Logan, R (1, 6) OBP: 0.348, SLG: 0.300		0-0 6-3		0-0 P6		0-0 G3		0-0 F9		0-0 F9	5	0	0	0	0	0	2		
Del Crandall, R Lee Maye, L Stan Lopata, R Wes Covington, L (1, 2) (9, PR) (10, 2) (10, PH)		0-0 F9		0-0 F7		0-0 F8		0-0 FC6-4 1B		0-0 G4-6-3	4	0	1	0	0	0	0		
Warren Spahn, L Lew Burdette, R Felix Mantilla, R (1, 1) (9, 1) (9, PH) (10, 4) OBP: 0.333, SLG: 0.833		0-0 1B		0-0 P3		0-0 G3		0-0 FC6-4 1B			3	0	1	0	0	0	0		
<b>Inning Stats</b>	R: 3 E: 0 K: 0 S: 6	H: 3 LOB: 0 BB: 0 P: 6	R: 0 E: 0 K: 1 S: 6	H: 1 LOB: 1 BB: 0 P: 6	R: 1 E: 0 K: 0 S: 5	H: 3 LOB: 1 BB: 0 P: 5	R: 0 E: 0 K: 0 S: 3	H: 0 LOB: 0 BB: 0 P: 3	R: 0 E: 1 K: 0 S: 4	H: 1 LOB: 2 BB: 1 P: 8	R: 0 E: 0 K: 0 S: 4	H: 1 LOB: 1 BB: 0 P: 4	R: 1 E: 0 K: 1 S: 8	H: 3 LOB: 3 BB: 1 P: 12	R: 0 E: 0 K: 0 S: 3	H: 1 LOB: 0 BB: 0 P: 3	1B: 11 2B: 1 3B: 0 HR: 1	SF: 0 SAC: 0 DP: 2 HBP: 0	WP: 0 PA: 44
<b>PITCHER</b>	IP WLS BF H R ER SO ERA WHIP	IP WLS BF H R ER SO ERA WHIP	IP WLS BF H R ER SO ERA WHIP	IP WLS BF H R ER SO ERA WHIP	IP WLS BF H R ER SO ERA WHIP	IP WLS BF H R ER SO ERA WHIP	IP WLS BF H R ER SO ERA WHIP	IP WLS BF H R ER SO ERA WHIP	IP WLS BF H R ER SO ERA WHIP	IP WLS BF H R ER SO ERA WHIP	IP WLS BF H R ER SO ERA WHIP	IP WLS BF H R ER SO ERA WHIP	IP WLS BF H R ER SO ERA WHIP	IP WLS BF H R ER SO ERA WHIP	IP WLS BF H R ER SO ERA WHIP	IP WLS BF H R ER SO ERA WHIP	IP WLS BF H R ER SO ERA WHIP	IP WLS BF H R ER SO ERA WHIP	
Jim Brosnan, R (1, 1) ERA: 18.0	2.1	0.0	0.0	0.0	0.0	0.0	0.0	0.0	0.0	0.0	0.0	0.0	0.0	0.0	0.0	0.0	0.0	0.0	0.0
Joe Nuxhall, L (3, 1) ERA: 7.71	0.2	0.0	0.0	0.0	0.0	0.0	0.0	0.0	0.0	0.0	0.0	0.0	0.0	0.0	0.0	0.0	0.0	0.0	0.0
Bob Purkey, R (4, 1) ERA: 0.00	3.0	11	1	0	0	0	1	0	0	0	0	0	10	14	0.00	0.667			
Franklin Wiand, R (7, 1) ERA: 5.4	2.0	8	1	0	0	1	1	0	0	0	0	0	9	13	0.00	1.000			
Bill Henry, L (9, 1) ERA: 22.5	0.2	5	3	1	1	1	0	0	0	0	0	0	7	7	13.50	4.500			






Batter	1	2	3	4	5	6	7	8	9	AB	R	H	RBI	BB	SO	LOB	TOP		
Roy McMillan, R (1.6) OBP: 0.344, SLG: 0.655	0-0 4-3 1B		0-3 K			0-0 P6		0-0 F7		4	0	1	0	0	1	0			
Vada Pinson, L (1.8) OBP: 0.291, SLG: 0.148	0-0 1-3		0-0 4-3			0-0 G3			0-3 K	4	0	0	0	0	1	1			
Gus Bell, L (1.7) OBP: 0.406, SLG: 0.452	0-0 4-3			0-0 1B		0-0 1B			4-0 WP BB BB	3	0	2	0	1	0	1			
Frank Robinson, R (1.3) OBP: 0.281, SLG: 0.250	0-3 K			0-0 P6		0-0 F5			4-0 BB	3	0	0	0	1	1	3			
Lee Walls, R (1.9) OBP: 0.458, SLG: 0.650		0-0 G6-4-3 BB 1B		0-3 K					0-3 K	4	0	1	0	0	2	3			
Ed Bailey, L (1.2) OBP: 0.414, SLG: 0.375		4-0 G6-4-3 BB		0-3 K					0-0 P4	3	0	0	0	1	2	3			
Billy Martin, R (1.4) OBP: 0.308, SLG: 0.417		0-0 G6-4-3			0-0 4-3				0-0 L7	3	0	0	0	0	0	2			
Eddie Kasko, R (1.5) OBP: 0.370, SLG: 0.304		0-0 6-3			0-0 5-3				0-0 F7	3	0	0	0	0	0	1			
Jim O'Toole, S (1.1) Jerry Lynch, L (8, PH) Bob Purkey, R (8, 1)			0-3 K		0-3 K				0-3 K2-3	2	0	0	0	0	2	0			
<b>Inning Stats</b>	R: 0 E: 0 K: 1 S: 6	H: 1 LOB: 1 BB: 0 P: 6	R: 0 E: 0 K: 0 S: 3	H: 1 LOB: 1 BB: 1 P: 7	R: 0 E: 0 K: 2 S: 7	H: 0 LOB: 0 BB: 0 P: 7	R: 0 E: 0 K: 2 S: 8	H: 1 LOB: 1 BB: 0 P: 8	R: 0 E: 0 K: 1 S: 5	H: 0 LOB: 0 BB: 0 P: 5	R: 0 E: 0 K: 1 S: 5	H: 0 LOB: 0 BB: 0 P: 5	R: 0 E: 0 K: 1 S: 5	H: 0 LOB: 0 BB: 0 P: 5	R: 0 E: 0 K: 2 S: 7	H: 0 LOB: 2 BB: 2 P: 15	1B: 4 2B: 0 3B: 0 HR: 0	SF: 0 SAC: 0 DP: 1 HBP: 0	WP: 1 PA: 33 CS: 0
<b>PITCHER</b> Carl Willey, R (1.1) ERA: 2.51	IP: 9.0 WLS: W BF: 33 H: 4 R: 0 ER: 0 SO: 10 BB: 3 IBB: 0 HBP: 0 BLK: 0 WP: 1 HR: 0 S: 50 P: 62 ERA: 0.00 WHIP: 0.778															<b>PITCHER</b>			

Cincinnati Reds @ Milwaukee Braves  
Milwaukee County Stadium, Milwaukee, WI  
Thu Apr 21 1960, 4:33 AM EST  
Att: 14,562 - Unknown


AB	30
R	0
H	4
RBI	0
BB	3
SO	10
LOB	14



Batter	1	2	3	4	5	6	7	8	9	AB	R	H	RBI	BB	SO	LOB	BOTTOM
Felix Mantilla, R (1.8) OBP: 0.143, SLG: 0.143	0-0 P5		0-0 4-3			0-0 P5		0-0 FC1-6 CS		4	0	0	0	0	0	1	
Red Schoendienst, S (1.4) Chuck Cottier, R (9.4)	4-0 BB			0-0 1-3				0-0 L9		3	1	1	0	1	0	1	
Eddie Mathews, L (1.5) OBP: 0.464, SLG: 0.739	0-3 K			0-0 F9			4-0 E 1B SF7 BB			2	1	0	0	1	1	1	
Hank Aaron, R (1.9) OBP: 0.321, SLG: 0.640	0-3 K			0-0 5-3			0-0 E7 FC6-5 1B			3	0	1	1	0	1	1	
Joe Adcock, R (1.3) OBP: 0.364, SLG: 0.667		0-0 6-3			0-0 5-3		4-0 FC6-5 IBB			2	0	0	0	1	0	0	
Mel Roach, R (1.7) Al Spangler, L (8.7)		0-0 G1-6-3 1B			0-0 4-3		0-0 SF7			2	0	1	1	0	0	0	
Johnny Logan, R (1.6) OBP: 0.308, SLG: 0.261		0-0 G1-6-3			0-0 F3		3-H 0-0 FC6-5			3	0	0	0	0	0	3	
Del Crandall, R (1.2) OBP: 0.200, SLG: 0.200			0-0 F3			0-0 L6		0-0 F7		3	0	0	0	0	0	2	
Carl Willey, R (1.1)			0-3 K2-3			0-3 K		4-0 FC1-6 BB		2	0	0	0	1	2	0	
<b>Inning Stats</b>	R: 0 E: 0 K: 2 S: 7	H: 0 LOB: 1 BB: 1 P: 11	R: 0 E: 0 K: 0 S: 3	H: 1 LOB: 0 BB: 0 P: 3	R: 0 E: 0 K: 1 S: 5	H: 0 LOB: 0 BB: 0 P: 5	R: 0 E: 0 K: 0 S: 3	H: 0 LOB: 0 BB: 0 P: 3	R: 0 E: 0 K: 1 S: 5	H: 0 LOB: 0 BB: 0 P: 5	R: 2 E: 1 K: 0 S: 5	H: 2 LOB: 2 BB: 2 P: 13	R: 0 E: 0 K: 0 S: 2	H: 0 LOB: 0 BB: 1 P: 6	1B: 3 2B: 0 3B: 0 HR: 0	SF: 1 SAC: 0 DP: 1 HBP: 0	WP: 0 PA: 29 CS: 1
<b>PITCHER</b> Jim O'Toole, L (1.1) Bob Purkey, R (8.1)	IP: 7.0 WLS: L BF: 26 H: 3 R: 2 ER: 2 SO: 4 BB: 2 IBB: 1 HBP: 0 BLK: 0 WP: 0 HR: 0 S: 31 P: 43 ERA: 2.57 WHIP: 0.714															<b>PITCHER</b>	

Cincinnati Reds @ Milwaukee Braves  
Milwaukee County Stadium, Milwaukee, WI  
Thu Apr 21 1960, 4:33 AM EST  
Att: 14,562 - Unknown

AB	24
R	2
H	3
RBI	2
BB	4
SO	4
LOB	9





Batter	1	2	3	4	5	6	7	8	9	AB	R	H	RBI	BB	SO	LOB	TOP						
Bill Bruton, L OBP: 0.370, SLG: 0.500 (1, 8)										4	1	2	0	0	0	1	<b>Milwaukee Braves @ Pittsburgh Pirates</b> Forbes Field, Pittsburgh, PA Fri Apr 22 1960, 6:05 PM EST Att: 29,895 - Unknown						
Red Schoendienst, S OBP: 0.463, SLG: 0.577 (1, 4)										4	0	1	1	0	1	1							
Eddie Mathews, L OBP: 0.438, SLG: 0.667 (1, 5)										4	0	1	0	0	2	1							
Hank Aaron, R OBP: 0.313, SLG: 0.690 (1, 9)										4	1	1	1	0	0	3							
Joe Adcock, R OBP: 0.308, SLG: 0.560 (1, 3)										4	0	0	0	0	2	3							
Al Spangler, L OBP: 0.316, SLG: 0.333 (1, 7)										4	0	1	0	0	0	0							
Johnny Logan, R OBP: 0.300, SLG: 0.259 (1, 6)										4	0	1	0	0	1	1							
Stan Lopata, R Charlie Lau, L (7, PH) (7, 2)										1	0	0	0	1	1	1							
Juan Pizarro, L Joey Jay, S Bob Giggie, R Lee Maye, L Don McMahon, R (1, 1) (1, 1) (4, 1) (7, PH) (7, 1)										2	0	0	0	0	0	0							
<b>Inning Stats</b>	R: 0 E: 0 K: 1 S: 7	H: 2 LOB: 2 BB: 0 P: 7	R: 0 E: 0 K: 2 S: 7	H: 0 LOB: 1 BB: 1 P: 11	R: 2 E: 0 K: 2 S: 9	H: 2 LOB: 0 BB: 0 P: 9	R: 0 E: 0 K: 1 S: 6	H: 1 LOB: 1 BB: 0 P: 6	R: 0 E: 0 K: 0 S: 5	H: 0 LOB: 0 BB: 0 P: 5	R: 0 E: 0 K: 0 S: 3	H: 0 LOB: 0 BB: 0 P: 3	R: 0 E: 0 K: 1 S: 4	H: 1 LOB: 1 BB: 0 P: 4	R: 0 E: 0 K: 0 S: 6	H: 1 LOB: 1 BB: 0 P: 6		R: 0 E: 0 K: 0 S: 3	H: 0 LOB: 0 BB: 0 P: 3	1B: 5 2B: 0 3B: 1 HR: 1	SF: 0 SAC: 0 DP: 0 HBP: 0	WP: 0 PB: 0 CS: 0	PA: 35
<b>PITCHER</b> Bob Friend, R ERA: 1.44 (1, 1)	IP: 9.0 WLS: W BF: 35 H: 7 R: 2 ER: 2 SO: 8 BB: 1 IBB: 0 HBP: 0 BLK: 0 WP: 0 HR: 1 S: 50 P: 54 ERA: 2.00 WHIP: 0.889															<b>PITCHER</b>							

Batter	1	2	3	4	5	6	7	8	9	AB	R	H	RBI	BB	SO	LOB	BOTTOM				
Bob Skinner, L OBP: 0.488, SLG: 0.824 (1, 7)										3	1	2	0	2	0	0	<b>Milwaukee Braves @ Pittsburgh Pirates</b> Forbes Field, Pittsburgh, PA Fri Apr 22 1960, 6:05 PM EST Att: 29,895 - Unknown				
Dick Groat, R OBP: 0.447, SLG: 0.514 (1, 6)										5	1	1	0	0	1	4					
Roberto Clemente, R OBP: 0.342, SLG: 0.622 (1, 9)										5	2	2	2	0	0	2					
Dick Stuart, R OBP: 0.342, SLG: 0.353 (1, 3)										3	1	1	0	1	2	0					
Don Hoak, R OBP: 0.474, SLG: 0.462 (1, 5)										2	1	1	1	0	0	0					
Hal Smith, R OBP: 0.471, SLG: 1.214 (1, 2)										3	0	2	2	1	0	0					
Gino Cimoli, R OBP: 0.263, SLG: 0.250 Bill Virdon, L OBP: 0.313, SLG: 0.214 (1, 8) (8, 8)										2	0	0	1	2	1	3					
Bill Mazeroski, R OBP: 0.118, SLG: 0.242 (1, 4)										4	0	0	0	0	0	5					
Bob Friend, R (1, 1)										4	0	0	0	0	0	0					
<b>Inning Stats</b>	R: 2 E: 0 K: 1 S: 7	H: 2 LOB: 3 BB: 3 P: 19	R: 0 E: 0 K: 0 S: 4	H: 1 LOB: 1 BB: 0 P: 4	R: 1 E: 0 K: 2 S: 8	H: 1 LOB: 1 BB: 0 P: 9	R: 3 E: 0 K: 0 S: 8	H: 5 LOB: 2 BB: 0 P: 8	R: 0 E: 0 K: 0 S: 3	H: 0 LOB: 1 BB: 1 P: 7	R: 0 E: 0 K: 1 S: 5	H: 0 LOB: 0 BB: 0 P: 5	R: 0 E: 0 K: 0 S: 2	H: 0 LOB: 0 BB: 1 P: 6	R: 0 E: 1 K: 0 S: 3	H: 0 LOB: 1 BB: 1 P: 7		1B: 4 2B: 3 3B: 1 HR: 1	SF: 1 SAC: 0 DP: 1 HBP: 1	WP: 0 PB: 1 CS: 0	PA: 39
<b>PITCHER</b> Juan Pizarro, L ERA: 13.5 Joey Jay, R ERA: 12.0 Bob Giggie, R ERA: Don McMahon, R ERA: 8.53 (1, 1) (1, 1) (4, 1) (7, 1)	IP: 0.2 WLS: L BF: 16 H: 6 R: 4 ER: 4 SO: 2 BB: 0 IBB: 0 HBP: 1 BLK: 0 WP: 0 HR: 1 S: 19 P: 20 ERA: 12.00 WHIP: 2.000															<b>PITCHER</b>					



Batter	1	2	3	4	5	6	7	8	9	AB	R	H	RBI	BB	SO	LOB	TOP										
<b>Bill Bruton, L</b> OBP: 0.344, SLG: 0.452 (1, 8)										5	1	1	0	0	1	1	<b>Milwaukee Braves @ Pittsburgh Pirates</b> Forbes Field, Pittsburgh, PA Sat Apr 23 1960, 3:33 AM EST Att: 15,502 - Unknown										
<b>Red Schoendienst, S</b> OBP: 0.459, SLG: 0.533 <b>Chuck Cottier, R</b> OBP: 0.500, SLG: 0.500 (7, PR)										4	0	1	0	0	0	1											
<b>Stan Lopata, R</b> OBP: 0.333, SLG: 0.200 <b>Lee Maye, L</b> (9, PR)										1	0	1	0	0	0	0											
<b>Eddie Mathews, L</b> OBP: 0.486, SLG: 0.800 (1, 5)										3	2	2	2	2	0	1											
<b>Hank Aaron, R</b> OBP: 0.306, SLG: 0.667 (1, 9)										4	1	1	1	0	0	3											
<b>Joe Adcock, R</b> OBP: 0.300, SLG: 0.517 (1, 3)										4	0	1	1	0	2	1											
<b>Al Spangler, L</b> OBP: 0.316, SLG: 0.300 <b>Mike Krsnich, R</b> (8, PH)										2	0	0	0	1	0	0											
<b>Johnny Logan, R</b> OBP: 0.324, SLG: 0.355 <b>Felix Mantilla, R</b> OBP: 0.143, SLG: 0.143 (8, PR)										4	0	2	0	0	0	2											
<b>Del Crandall, R</b> OBP: 0.167, SLG: 0.167 (1, 2)										4	0	0	0	0	1	4											
<b>Lew Burdette, R</b> OBP: 0.125, SLG: 0.250 <b>Ray Boone, R</b> OBP: 0.500, SLG: 0.600 (9, PH)										3	0	0	0	0	1	1											
<b>Inning Stats</b>	R: 1 E: 0 K: 0 S: 5	H: 2 LOB: 1 BB: 0 P: 5	R: 0 E: 0 K: 1 S: 5	H: 0 LOB: 0 BB: 0 P: 5	R: 0 E: 0 K: 0 S: 3	H: 0 LOB: 0 BB: 0 P: 3	R: 1 E: 0 K: 1 S: 6	H: 1 LOB: 0 BB: 0 P: 6	R: 0 E: 0 K: 1 S: 6	H: 1 LOB: 1 BB: 0 P: 6	R: 2 E: 0 K: 0 S: 5	H: 2 LOB: 2 BB: 2 P: 13	R: 0 E: 0 K: 1 S: 6	H: 1 LOB: 2 BB: 1 P: 10	R: 0 E: 0 K: 1 S: 6	H: 1 LOB: 1 BB: 0 P: 6	R: 0 E: 0 K: 0 S: 4	H: 1 LOB: 1 BB: 0 P: 4	1B: 5 2B: 2 3B: 1 HR: 1	SF: 0 SAC: 0 DP: 0 HBP: 0	WP: 2 PB: 0 CS: 0	PA: 39					
<b>PITCHER</b>	IP	WLS	BF	H	R	ER	SO	BB	IBB	HBP	BLK	WP	HR	S	P	ERA	WHIP										
<b>Bennie Daniels, R</b> ERA: 8.59 (1, 1)	5.1		24	6	4	4	3	2	0	0	0	2	1	28	36	6.75	1.500										
<b>Paul Giel, R</b> ERA: 4.5 (6, 1)	0.2		2	0	0	0	0	0	0	0	0	0	0	2	2	0.00	0.000										
<b>Joe Gibbon, L</b> ERA: (7, 1)	3.0	W	13	3	0	0	2	1	0	0	0	0	0	16	20	0.00	1.333										

Batter	1	2	3	4	5	6	7	8	9	AB	R	H	RBI	BB	SO	LOB	BOTTOM										
<b>Don Hoak, R</b> OBP: 0.429, SLG: 0.400 (1, 5)										4	1	0	0	0	1	2	<b>Milwaukee Braves @ Pittsburgh Pirates</b> Forbes Field, Pittsburgh, PA Sat Apr 23 1960, 3:33 AM EST Att: 15,502 - Unknown										
<b>Dick Groat, R</b> OBP: 0.415, SLG: 0.474 (1, 6)										3	0	0	0	0	0	0											
<b>Bob Skinner, L</b> OBP: 0.489, SLG: 0.778 (1, 7)										2	0	0	0	2	0	0											
<b>Dick Stuart, R</b> OBP: 0.357, SLG: 0.368 (1, 3)										4	1	2	1	0	0	2											
<b>Roberto Clemente, R</b> OBP: 0.333, SLG: 0.585 (1, 9)										4	0	1	0	0	2	2											
<b>Smoky Burgess, L</b> OBP: 0.391, SLG: 0.524 <b>Bob Oldis, R</b> (8, 2)										4	2	3	2	0	0	2											
<b>Bill Virdon, L</b> OBP: 0.400, SLG: 0.333 (1, 8)										4	1	3	0	0	0	0											
<b>Bill Mazeroski, R</b> OBP: 0.105, SLG: 0.216 (1, 4)										4	0	0	0	0	1	4											
<b>Bennie Daniels, L</b> OBP: 0.333, SLG: 0.333 <b>Paul Giel, R</b> (6, 1) <b>Danny Kravitz, L</b> (6, PH) <b>Joe Gibbon, R</b> (7, 1)										2	0	1	1	0	0	1											
<b>Inning Stats</b>	R: 0 E: 1 K: 0 S: 3	H: 0 LOB: 1 BB: 1 P: 7	R: 2 E: 1 K: 1 S: 8	H: 3 LOB: 1 BB: 0 P: 8	R: 1 E: 0 K: 0 S: 5	H: 3 LOB: 2 BB: 0 P: 5	R: 0 E: 0 K: 2 S: 8	H: 1 LOB: 1 BB: 0 P: 8	R: 0 E: 0 K: 0 S: 3	H: 0 LOB: 0 BB: 0 P: 3	R: 1 E: 0 K: 1 S: 7	H: 2 LOB: 1 BB: 0 P: 7	R: 1 E: 1 K: 0 S: 5	H: 1 LOB: 2 BB: 1 P: 9	R: 0 E: 0 K: 0 S: 3	H: 0 LOB: 0 BB: 0 P: 3		1B: 9 2B: 0 3B: 0 HR: 1	SF: 0 SAC: 1 DP: 1 HBP: 0	WP: 0 PB: 0 CS: 0	PA: 36						
<b>PITCHER</b>	IP	WLS	BF	H	R	ER	SO	BB	IBB	HBP	BLK	WP	HR	S	P	ERA	WHIP										
<b>Lew Burdette, R</b> ERA: 3.38 (1, 1)	8.0	L	36	10	5	3	4	1	1	0	0	0	1	42	50	3.38	1.375										



Batter	1	2	3	4	5	6	7	8	9	AB	R	H	RBI	BB	SO	LOB	TOP								
Felix Mantilla, R OBP: 0.182, SLG: 0.182 Charlie Lau, L (9, PH)	E6 SH5-3 1B		F8		FC5-4 1-2			FC5-6 1B	K	4	0	1	0	0	0	1									
Red Schoendienst, S OBP: 0.421, SLG: 0.488			F8			1-6-3		F7	4-3	5	0	1	0	0	0	2									
Eddie Mathews, L OBP: 0.475, SLG: 0.758	SH5-3		1-3				F9	FC5-6 1B		3	0	1	0	0	0	0									
Hank Aaron, R OBP: 0.325, SLG: 0.639				K				FC6-4 1B		3	0	1	0	1	1	2									
Joe Adcock, R OBP: 0.294, SLG: 0.515	F4		F8			FC6-4 1B			2B	4	1	1	0	0	0	4									
Mel Roach, R OBP: 0.313, SLG: 0.357	F9			F7				F9	2B SF7 BB	3	1	0	0	1	0	3									
Johnny Logan, R OBP: 0.368, SLG: 0.429			5-3						2B	4	1	3	1	0	0	0									
Del Crandall, R OBP: 0.143, SLG: 0.148			F8		G5-4-3 1B			F7	SF7	3	0	0	1	0	0	2									
Bob Buhl, R OBP: 0.167, SLG: 0.167 Ray Boone, R OBP: 0.429, SLG: 0.500 Bob Giggle, R (7, PH) Mike Krnsnich, R OBP: 0.500, SLG: 1.000 (9, PH)			K					FC5-4 1B		2	0	1	0	0	1	0									
<b>Inning Stats</b>	R: 0 E: 1 K: 0 S: 5	H: 1 LOB: 3 BB: 1 P: 9	R: 0 E: 0 K: 1 S: 5	H: 0 LOB: 0 BB: 0 P: 5	R: 0 E: 0 K: 1 S: 3	H: 0 LOB: 0 BB: 0 P: 3	R: 0 E: 0 K: 1 S: 5	H: 0 LOB: 0 BB: 0 P: 5	R: 0 E: 0 K: 0 S: 4	H: 2 LOB: 1 BB: 0 P: 4	R: 0 E: 0 K: 0 S: 4	H: 1 LOB: 1 BB: 0 P: 4	R: 0 E: 0 K: 0 S: 4	H: 1 LOB: 1 BB: 0 P: 4	R: 0 E: 0 K: 0 S: 4	H: 2 LOB: 1 BB: 1 P: 4	R: 3 E: 0 K: 1 S: 8	H: 3 LOB: 1 BB: 1 P: 12	1B: 7 2B: 3 3B: 0 HR: 0	SF: 1 SAC: 1 DP: 2 HBP: 0	WP: 0 PB: 0 CS: 0	PA: 38			
<b>PITCHER</b>	IP	WLS	BF	H	R	ER	SO	BB	IBB	HBP	BLK	WP	HR	S	P	ERA	WHIP								
Harvey Haddix, L ERA: 5.73	(1, 1)	8.1	W	36	10	3	3	2	1	1	0	0	0	38	46	3.24	1.320								
Roy Face, R ERA: 2.7	(9, 1)	0.2	S	2	0	0	0	1	0	0	0	0	0	4	4	0.00	0.000								

Milwaukee Braves @ Pittsburgh Pirates  
Forbes Field, Pittsburgh, PA  
Sun Apr 24 1960, 3:33 AM EDT  
Att: 24,758 - Unknown

AB 34  
R 3  
H 10  
RBI 3  
BB 2  
SO 3  
LOB 16



Batter	1	2	3	4	5	6	7	8	9	AB	R	H	RBI	BB	SO	LOB	BOTTOM								
Don Hoak, R OBP: 0.426, SLG: 0.364	F7		1-3		HR 1-4-3 BB		K	FC5-4 IBB		3	1	0	0	2	1	0									
Dick Groat, R OBP: 0.370, SLG: 0.419	5-3		1-3		1-4-3 1-2		5-3	FC5-4 1-2		5	0	0	0	0	0	4									
Bob Skinner, L OBP: 0.490, SLG: 0.821				F6	HR 2-H		K			3	1	1	2	1	1	0									
Dick Stuart, R OBP: 0.326, SLG: 0.333	K			K	6-3			K		4	0	0	0	0	3	1									
Roberto Clemente, R OBP: 0.370, SLG: 0.600		4-3		BB 1B				1B 4-1 1B		4	2	3	0	0	0	0									
Smoky Burgess, L OBP: 0.444, SLG: 0.667					HR			BB 1B		3	2	2	1	1	1	1									
Bill Virdon, L OBP: 0.375, SLG: 0.286			K		G3			1B BB		3	0	0	0	1	1	3									
Bill Mazerowski, R OBP: 0.167, SLG: 0.317			F2					BB 1B		4	1	3	3	0	0	0									
Harvey Haddix, L ERA: 5.4 Roy Face, R ERA: 4.15					G3			SF8 3B		3	0	0	1	0	1	3									
								4-3		0	0	0	0	0	0	0									
<b>Inning Stats</b>	R: 0 E: 0 K: 1 S: 5	H: 0 LOB: 1 BB: 1 P: 9	R: 1 E: 0 K: 1 S: 6	H: 1 LOB: 0 BB: 0 P: 6	R: 0 E: 0 K: 0 S: 3	H: 0 LOB: 0 BB: 0 P: 3	R: 0 E: 0 K: 1 S: 6	H: 1 LOB: 2 BB: 1 P: 10	R: 3 E: 0 K: 0 S: 5	H: 2 LOB: 0 BB: 1 P: 9	R: 1 E: 0 K: 1 S: 7	H: 2 LOB: 1 BB: 0 P: 7	R: 0 E: 0 K: 2 S: 7	H: 0 LOB: 0 BB: 0 P: 7	R: 2 E: 0 K: 2 S: 10	H: 3 LOB: 3 BB: 2 P: 18	1B: 6 2B: 0 3B: 1 HR: 2	SF: 1 SAC: 0 DP: 0 HBP: 0	WP: 0 PB: 0 CS: 0	PA: 38					
<b>PITCHER</b>	IP	WLS	BF	H	R	ER	SO	BB	IBB	HBP	BLK	WP	HR	S	P	ERA	WHIP								
Bob Buhl, R ERA: 5.4	(1, 1)	6.0	L	27	6	5	5	4	3	0	0	0	0	32	44	7.50	1.500								
Bob Giggle, R ERA: 4.15	(7, 1)	2.0		11	3	2	2	4	1	1	0	0	0	17	25	9.00	2.000								

Milwaukee Braves @ Pittsburgh Pirates  
Forbes Field, Pittsburgh, PA  
Sun Apr 24 1960, 3:33 AM EDT  
Att: 24,758 - Unknown

AB 32  
R 7  
H 9  
RBI 7  
BB 5  
SO 8  
LOB 12









Batter	1	2	3	4	5	6	7	8	9	AB	R	H	RBI	BB	SO	LOB	TOP								
<b>Bill Bruton, L</b> OBP: 0.349, SLG: 0.400 (1, 8)	4-0 FC6-4 2B BB		0-3 K	0-0 S 1B		0-0 6-3	4-0 IBB		0-0 1-3	4	1	2	2	1	0										
<b>Red Schoendienst, S</b> OBP: 0.400, SLG: 0.439 <b>Chuck Cottier, R</b> OBP: 0.333, SLG: 0.200 (1, 4) (5, 4)	4-0 FC6-4 1-2 BB		0-0 F9	0-0 F5		1-0 1B HBP	0-0 F5		0-0 6-3	2	0	0	0	1	0	1									
<b>Eddie Mathews, L</b> OBP: 0.471, SLG: 0.650 (1, 5)	0-0 F3		0-0 F5		0-0 F9	0-3 K		4-0 SH5-4 FC6-4 BB	0-0 1B	5	1	1	0	1	1	3									
<b>Hank Aaron, R</b> OBP: 0.373, SLG: 0.681 (1, 9)	0-0 FC6-4 2B 1-2 2-3		0-0 S 1B HBP	0-0 1B	0-0 HR	0-0 1B		0-0 E6 FC6-4 SH5-4	0-0 1B	6	2	4	1	0	0	3									
<b>Joe Adcock, R</b> OBP: 0.326, SLG: 0.537 <b>Frank Torre, L</b> (1, 3) (6, 3)	0-0 1-3 2B		0-0 F7	0-0 1B 2B	0-0 1B	0-0 F9		0-0 SH5-4	0-3 K	4	1	2	1	0	0	3									
<b>Lee Maye, L</b> OBP: 0.571, SLG: 0.600 (1, 7)	0-0 F9		1-0 S 1B HBP	1-3 2B 1B		0-0 F8 2B		4-0 FC6-4 IBB		3	1	2	0	1	0	2									
<b>Johnny Logan, R</b> OBP: 0.375, SLG: 0.419 (1, 6)		0-0 F7	4-0 SH1-4 1B BB	0-0 1B	0-0 2B	4-0 FC6-4 BB		0-0 FC6-4 BB		3	1	1	2	2	0	2									
<b>Del Crandall, R</b> OBP: 0.237, SLG: 0.286 (1, 2)		0-3 K	0-0 S 1B HBP	0-0 1B	4-0 IBB	0-0 F8		4-0 BB		3	1	1	2	2	1	2									
<b>Carl Willey, R</b> <b>Don McMahon, R</b> <b>Charlie Lau, L</b> <b>Lew Burdette, R</b> OBP: 0.111, SLG: 0.222 (1, 1) (6, 1) (7, PH) (7, 1)		0-3 K	0-0 SH1-4	0-0 B1-2-4	0-0 F9	0-0 6-3				2	0	0	0	0	1	3									
<b>Inning Stats</b>	R: 1 E: 0 K: 0 S: 4	H: 1 LOB: 2 BB: 2 P: 12	R: 0 E: 0 K: 2 S: 7	H: 0 LOB: 0 BB: 0 P: 7	R: 0 E: 0 K: 1 S: 5	H: 0 LOB: 0 BB: 0 P: 5	R: 4 E: 0 K: 0 S: 6	H: 3 LOB: 1 BB: 1 P: 11	R: 2 E: 0 K: 1 S: 6	H: 4 LOB: 2 BB: 1 P: 10	R: 0 E: 0 K: 1 S: 6	H: 1 LOB: 3 BB: 2 P: 7	R: 0 E: 0 K: 0 S: 4	H: 1 LOB: 3 BB: 2 P: 12	R: 1 E: 1 K: 0 S: 4	H: 0 LOB: 3 BB: 3 P: 16	R: 0 E: 0 K: 1 S: 7	H: 2 LOB: 2 BB: 0 P: 7	1B: 8 2B: 3 3B: 0 HR: 1	SF: 0 SAC: 2 DP: 1 HBP: 2	WP: 0 PB: 0 SB: 3 CS: 0	PA: 50			
<b>PITCHER</b>	IP	WLS	BF	H	R	ER	SO	BB	IBB	HBP	BLK	WP	HR	S	P	ERA	WHIP								
<b>Jay Hook, R</b> ERA: 9.45	4.1	L	23	6	7	7	3	3	0	1	0	0	1	25	38	14.54	2.077								
<b>Bob Purkey, R</b> ERA: 3.77	0.2		4	2	0	0	0	0	1	0	0	0	0	3	7	0.00	3.000								
<b>Joe Nuxhall, L</b> ERA: 7.0	1.0		5	1	0	0	1	0	0	1	0	0	0	6	7	0.00	1.000								
<b>Brooks Lawrence, R</b> ERA: 13.5	0.0		2	1	0	0	0	1	0	0	0	0	0	1	5	∞	∞								
<b>Raul Sanchez, R</b> ERA: 1.74	2.0		11	0	1	0	0	2	2	0	0	0	0	7	23	0.00	1.000								
<b>PITCHER</b>	IP	WLS	BF	H	R	ER	SO	BB	IBB	HBP	BLK	WP	HR	S	P	ERA	WHIP								
<b>Bill Henry, L</b> ERA: 9.53	1.0		5	2	0	0	1	0	0	0	0	0	0	7	7	0.00	2.000								

**Milwaukee Braves @ Cincinnati Reds**  
Crosley Field, Cincinnati, OH  
Wed Apr 27 1960, 7:05 PM EDT  
Att: 6,917 - Unknown

AB	37
R	8
H	12
RBI	8
BB	9
SO	5
LOB	29



Batter	1	2	3	4	5	6	7	8	9	AB	R	H	RBI	BB	SO	LOB	BOTTOM									
<b>Roy McMillan, R</b> OBP: 0.359, SLG: 0.582 (1, 6)	4-0 1B FC6-4 BB		0-3 K		0-0 F7	4-0 1B 1-2 BB		4-0 BB		2	1	0	0	3	1	2										
<b>Vada Pinson, L</b> OBP: 0.371, SLG: 0.455 (1, 8)	0-0 FC6-4 1-3 1B		0-0 1-3		0-0 1B	0-0 1-3 2H 3H 1B		0-0 6-3		5	0	3	2	0	0	1										
<b>Gus Bell, L</b> OBP: 0.339, SLG: 0.390 (1, 7)	0-0 FC6-4 1-2 3H		0-0 F9		0-0 F8	0-0 L9		0-0 1-3 1B		5	0	1	1	0	0	4										
<b>Frank Robinson, R</b> OBP: 0.339, SLG: 0.577 (1, 3)	0-0 F4		0-0 F3		0-0 1B	0-0 HR	4-0 6-3 BB		0-0 F4	4	1	1	1	1	0	2										
<b>Tony Gonzalez, L</b> OBP: 0.412, SLG: 0.576 (1, 9)	0-3 K		0-0 1B		0-3 K	0-0 6-3	0-0 6-3		0-0 L1-3	5	0	1	0	0	2	3										
<b>Ed Bailey, L</b> OBP: 0.389, SLG: 0.435 (1, 2)		0-0 3-1 HBP 1B		0-0 F8		0-0 F8	0-0 6-3		0-0 6-3	4	0	1	0	0	0	2										
<b>Billy Martin, R</b> OBP: 0.240, SLG: 0.292 (1, 4)		0-0 F4		0-0 F6		0-0 1B 1B	0-0 6-3		0-0 6-3	4	1	1	0	0	0	3										
<b>Eddie Kasko, R</b> OBP: 0.396, SLG: 0.500 (1, 5)		1-0 3-1 HBP		0-0 F8		0-0 1B 1B	0-0 6-3		0-0 6-3	3	1	1	0	0	0	1										
<b>Inning Stats</b>	R: 1 E: 0 K: 1 S: 6	H: 1 LOB: 1 BB: 1 P: 10	R: 0 E: 0 K: 1 S: 6	H: 1 LOB: 2 BB: 0 P: 7	R: 0 E: 0 K: 0 S: 3	H: 0 LOB: 0 BB: 0 P: 3	R: 0 E: 0 K: 0 S: 4	H: 1 LOB: 1 BB: 0 P: 4	R: 0 E: 0 K: 1 S: 10	H: 5 LOB: 2 BB: 1 P: 14	R: 0 E: 0 K: 0 S: 3	H: 0 LOB: 1 BB: 1 P: 7	R: 0 E: 0 K: 1 S: 5	H: 0 LOB: 1 BB: 1 P: 9	R: 0 E: 0 K: 0 S: 3	H: 1 LOB: 0 BB: 0 P: 3	1B: 9 2B: 1 3B: 0 HR: 1	SF: 0 SAC: 0 DP: 1 HBP: 1	WP: 0 PB: 0 SB: 0 CS: 0	PA: 41						
<b>PITCHER</b>	IP	WLS	BF	H	R	ER	SO	BB	IBB	HBP	BLK	WP	HR	S	P	ERA	WHIP									
<b>Carl Willey, R</b> ERA: 4.05	5.2	W	29	9	5	5	3	2	0	1	0	0	0	1	32	41	7.94	1.941								
<b>Don McMahon, R</b> ERA: 8.1	0.1		1	0	0	0	0	0	0	0	0	0	0	1	1	0.00	0.000									
<b>Lew Burdette, R</b> ERA: 2.91	3.0	S	11	1	0	0	1	2	0	0	0	0	0	11	19	0.00	1.000									

**Milwaukee Braves @ Cincinnati Reds**  
Crosley Field, Cincinnati, OH  
Wed Apr 27 1960, 7:05 PM EDT  
Att: 6,917 - Unknown

AB	36
R	5
H	10
RBI	5
BB	4
SO	4
LOB	20






Batter	1	2	3	4	5	6	7	8	9	AB	R	H	RBI	BB	SO	LOB	TOP										
Tony Curry, L (1, 9) OBP: 0.400, SLG: 0.333 Jimmie Coker, R (8, 2) OBP: 0.286, SLG: 0.467	0-0 1B PB 1B		0-3 K			0-0 L9			4-0 FC9-6 BB	3	1	1	0	0	1	0											
Alvin Dark, R (1, 5) OBP: 0.302, SLG: 0.218	0-0 PB 2B 1B		0-0 F5			0-3 K			0-0 FC9-6 1-2f	4	1	1	0	0	1	1											
Johnny Callison, L (1, 8) OBP: 0.405, SLG: 0.545 Dave Philley, S (9, PH) OBP: 0.111, SLG: 0.111	0-0 4-3 SF7 2B		0-0 F9			0-3 K			0-3 K	3	1	1	1	0	1	0											
Ed Bouchee, L (1, 3) OBP: 0.370, SLG: 0.366 Ted Lepcio, R (7, PH) OBP: 0.187, SLG: 0.250	0-0 4-3 2-3			0-3 K					0-3 K	2	0	0	0	0	1	1											
Pancho Herrera, R (1, 4) OBP: 0.317, SLG: 0.415	0-0 SF7			0-3 K					0-0 F8	2	0	0	1	0	1	0											
Harry Anderson, L (1, 7) OBP: 0.333, SLG: 0.389 Bobby Gene Smith, R (7, PH) OBP: 0.400, SLG: 0.400	0-0 G3			0-0 F8					0-0 4-3	2	0	0	0	0	0	0											
Clay Dalrymple, L (1, 2) OBP: 0.500, SLG: 0.833 Wally Post, R (8, PH) OBP: 0.154, SLG: 0.250					0-3 K				0-0 F9	2	0	1	0	0	1	0											
Joe Koppe, R (1, 6) OBP: 0.255, SLG: 0.188					4-0 B2-6-4 BB				0-3 K	2	0	0	0	1	1	1											
Jim Owens, R (1, 1) Chris Short, R (8, 1) Bobby Del Greco, R (8, PH) OBP: 0.379, SLG: 0.468 Humberto Robinson, R (8, 1) OBP: 0.500, SLG: 0.500					0-0 B2-6-4 1-2f				0-3 K	3	2	0	0	0	0	0											
<b>Inning Stats</b>	R: 3 E: 0 K: 0 S: 6	H: 3 LOB: 0 BB: 0 P: 6	R: 0 E: 0 K: 0 S: 3	H: 1 LOB: 0 BB: 0 P: 3	R: 0 E: 0 K: 1 S: 5	H: 0 LOB: 0 BB: 0 P: 5	R: 0 E: 0 K: 2 S: 7	H: 0 LOB: 0 BB: 0 P: 7	R: 0 E: 0 K: 1 S: 4	H: 0 LOB: 0 BB: 1 P: 8	R: 0 E: 0 K: 2 S: 7	H: 0 LOB: 0 BB: 0 P: 7	R: 0 E: 0 K: 1 S: 5	H: 0 LOB: 0 BB: 0 P: 5	R: 0 E: 0 K: 2 S: 7	H: 0 LOB: 1 BB: 1 P: 11	1B: 3 2B: 2 3B: 0 HR: 0	SF: 1 SAC: 0 DP: 2 HBP: 0	WP: 0 PB: 1 SB: 0 CS: 0	PA: 31							
<b>PITCHER</b>	IP	WLS	BF	H	R	ER	SO	BB	IBB	HBP	BLK	WP	HR	S	P	ERA	WHIP										
Bob Buhl, R (1, 1) ERA: 6.35	2.0		9	4	3	3	0	0	0	0	0	0	0	9	9	13.50	2.000										
Juan Pizarro, L (3, 1) ERA: 3.39	6.0	W	19	0	0	0	9	2	0	0	0	0	0	35	43	0.00	0.333										
Warren Spahn, L (9, 1) ERA: 2.63	1.0	S	3	0	0	0	2	0	0	0	0	0	0	7	7	0.00	0.000										

Philadelphia Phillies @ Milwaukee Braves  
Milwaukee County Stadium, Milwaukee, WI  
Fri Apr 29 1960, 8:05 PM EDT  
Att: 12,480 - Unknown

livebaseballscorecards.com

AB 28  
R 3  
H 4  
RBI 2  
BB 2  
SO 11  
LOB 6



Batter	1	2	3	4	5	6	7	8	9	AB	R	H	RBI	BB	SO	LOB	BOTTOM										
Bill Bruton, L (1, 8) OBP: 0.333, SLG: 0.364	0-0 1-3	0-0 L7		0-0 F7		0-0 FC3-6 1B		4-0 BB		4	1	0	0	1	0	3											
Red Schoendienst, S (1, 4) OBP: 0.389, SLG: 0.422 Chuck Cottier, R (6, PH) OBP: 0.286, SLG: 0.167	0-0 3-1	0-0 4-3			0-0 P6	0-0 1B		0-0 FC5		4	0	1	1	0	0	2											
Eddie Mathews, L (1, 5) OBP: 0.455, SLG: 0.605	4-0 WP BB		0-0 F9		0-0 G3	0-0 P3				3	0	0	0	1	0	1											
Hank Aaron, R (1, 9) OBP: 0.400, SLG: 0.680	4-0 1-2 BB		0-0 1B		0-0 E S 1B			0-0 1-3		3	0	2	0	1	0	0											
Frank Torre, L (1, 3)	0-0 4-3		0-0 F7		0-0 P6			0-3 K		4	0	0	0	0	1	4											
Lee Maye, L (1, 7) OBP: 0.455, SLG: 0.444		0-0 1B SF8 1B	0-0 F8		0-0 4-3	0-0 F5				4	1	1	0	0	0	1											
Johnny Logan, R (1, 6) OBP: 0.385, SLG: 0.426		0-0 BB 1B	0-0 F9		0-0 E E 1B			0-0 P6		4	1	2	0	0	0	0											
Del Crandall, R (1, 2) OBP: 0.262, SLG: 0.395		0-0 SF8		0-0 HR		0-0 E9 1B 1B		0-0 F6		3	2	2	2	0	0	0											
Bob Buhl, R (1, 1) OBP: 0.167, SLG: 0.167 Al Spangler, L (2, PH) OBP: 0.348, SLG: 0.300 Juan Pizarro, L (3, 1) OBP: 0.667, SLG: 0.667 Warren Spahn, L (9, 1) OBP: 0.182, SLG: 0.455		3-1 BB	0-0 BB	0-3 K	0-0 K	0-0 FC3-6 1B		0-0 FC5 BB 1B		0	0	0	0	0	0	0											
<b>Inning Stats</b>	R: 0 E: 0 K: 0 S: 3	H: 0 LOB: 2 BB: 2 P: 11	R: 1 E: 0 K: 0 S: 5	H: 2 LOB: 2 BB: 1 P: 9	R: 0 E: 0 K: 1 S: 6	H: 1 LOB: 0 BB: 0 P: 6	R: 1 E: 0 K: 1 S: 6	H: 1 LOB: 1 BB: 0 P: 4	R: 0 E: 0 K: 1 S: 5	H: 0 LOB: 0 BB: 0 P: 5	R: 0 E: 0 K: 0 S: 4	H: 1 LOB: 2 BB: 1 P: 8	R: 0 E: 0 K: 1 S: 4	H: 0 LOB: 0 BB: 0 P: 5	R: 0 E: 0 K: 2 S: 7	H: 1 LOB: 1 BB: 1 P: 7	1B: 9 2B: 0 3B: 0 HR: 1	SF: 1 SAC: 0 DP: 0 HBP: 0	WP: 1 PB: 0 SB: 2 CS: 0	PA: 38							
<b>PITCHER</b>	IP	WLS	BF	H	R	ER	SO	BB	IBB	HBP	BLK	WP	HR	S	P	ERA	WHIP										
Jim Owens, R (1, 1) ERA: 6.32	5.1	L	27	8	5	5	1	3	0	0	0	0	1	26	38	8.44	2.062										
Chris Short, L (8, 1) ERA: 4.76	1.2		6	1	0	0	1	0	0	0	0	0	0	8	8	0.00	0.600										
Humberto Robinson, R (8, 1) ERA: 4.76	1.0		5	1	0	0	0	1	0	0	0	0	0	4	8	0.00	2.000										

Philadelphia Phillies @ Milwaukee Braves  
Milwaukee County Stadium, Milwaukee, WI  
Fri Apr 29 1960, 8:05 PM EDT  
Att: 12,480 - Unknown

livebaseballscorecards.com

AB 33  
R 5  
H 10  
RBI 4  
BB 4  
SO 2  
LOB 13









Batter	1	2	3	4	5	6	7	8	9	AB	R	H	RBI	BB	SO	LOB	TOP			
Bill Bruton, L (1.8) OBP: 0.386, SLG: 0.491	1-6-3		F6			1B		4-3		4	0	1	0	0	0	1	<b>Milwaukee Braves @ San Francisco Giants</b> Candlestick Park, San Francisco, CA Mon May 02 1960, 10:05 PM EDT Att: 41,943 - Unknown <a href="http://livebaseballscorecards.com">livebaseballscorecards.com</a>			
Red Schoendienst, S (1.4) OBP: 0.351, SLG: 0.377	4-3			5-3		F9		F9		4	0	0	0	0	0	1				
Eddie Mathews, L (1.5) OBP: 0.438, SLG: 0.549	K			4-3		FC6-4		G3		4	0	1	0	0	1	0				
Hank Aaron, R (1.9) OBP: 0.444, SLG: 0.696		G1-6-3				1B		F8		3	0	1	0	1	0	2				
Ray Boone, R (1.3) OBP: 0.273, SLG: 0.300	F9			1-3				5-3		4	0	0	0	0	1	2				
Mike Krstich, R (1.7) OBP: 0.333, SLG: 0.444	G1-6-3				6-3			5-3		3	0	0	0	0	0	1				
Johnny Logan, R (1.6) OBP: 0.379, SLG: 0.404			SH1-4		6-3			FC5-4		2	0	1	0	1	0	0				
Del Crandall, R (1.2) OBP: 0.224, SLG: 0.333			F6		5-3			FC5-4		3	0	0	0	0	0	2				
Carl Willey, R (1.1) Stan Lopata, R (8, PH) Don McMahon, R (8, PH) Ken MacKenzie, R (8, 1)			SH1-4			F9		6-3		1	0	0	0	0	0	0				
<b>Inning Stats</b>	R: 0 E: 0 K: 1 S: 5	H: 0 LOB: 0 BB: 0 P: 5	R: 0 E: 0 K: 0 S: 3	H: 1 LOB: 0 BB: 0 P: 3	R: 0 E: 0 K: 0 S: 3	H: 0 LOB: 1 BB: 1 P: 7	R: 0 E: 0 K: 0 S: 3	H: 0 LOB: 0 BB: 0 P: 3	R: 0 E: 0 K: 0 S: 5	H: 2 LOB: 2 BB: 0 P: 5	R: 0 E: 0 K: 1 S: 6	H: 1 LOB: 1 BB: 0 P: 6	R: 0 E: 0 K: 0 S: 3	H: 0 LOB: 0 BB: 0 P: 3	R: 0 E: 0 K: 0 S: 3	H: 0 LOB: 0 BB: 0 P: 3		1B: 4 2B: 0 3B: 0 HR: 0	SF: 0 SAC: 1 DP: 1 HBP: 0	WP: 0 PB: 0 SB: 0 CS: 0
<b>PITCHER</b> Mike McCormick, L (1.1) ERA: 2.12	IP: 9.0 WLS: W BF: 32 H: 4 R: 0 ER: 0 SO: 2 BB: 2 IBB: 0 HBP: 0 BLK: 0 WP: 0 HR: 0 S: 34 P: 42 ERA: 0.00 WHIP: 0.667															<b>PITCHER</b>				

Batter	1	2	3	4	5	6	7	8	9	AB	R	H	RBI	BB	SO	LOB	BOTTOM			
Don Blasingame, L (1.4) OBP: 0.295, SLG: 0.257	F7		F8		K		3-1			4	0	0	0	0	1	3	<b>Milwaukee Braves @ San Francisco Giants</b> Candlestick Park, San Francisco, CA Mon May 02 1960, 10:05 PM EDT Att: 41,943 - Unknown <a href="http://livebaseballscorecards.com">livebaseballscorecards.com</a>			
Jim Davenport, R (1.5) OBP: 0.412, SLG: 0.600	K		F8			HR		PB		4	2	2	1	0	1	0				
Willie Mays, R (1.8) OBP: 0.528, SLG: 0.613	F7				S			1B		3	1	1	0	1	0	0				
Willie McCovey, L (1.3) OBP: 0.444, SLG: 0.782		G3			K			G3		3	1	1	0	1	1	1				
Willie Kirkland, L (1.9) OBP: 0.369, SLG: 0.464		F7			F6			E		3	0	0	0	0	1	2				
Joey Amalfitano, R (8, PH) OBP: 0.333, SLG: 0.500								E6		1	1	1	1	0	0	0				
Jim Marshall, L (1.7) OBP: 0.182, SLG: 0.400								SH3-4		3	0	0	0	0	2	2				
Felipe Alou, R (8, 9) OBP: 0.167, SLG: 0.167		G3			K			F7		1	0	0	0	0	0	1				
Hobie Landrith, L (1.2) OBP: 0.750, SLG: 0.500						SH2-4		1B		1	0	1	1	2	0	0				
Eddie Bressoud, R (1.6) OBP: 0.328, SLG: 0.433						K		5-3		4	0	1	0	0	1	3				
Mike McCormick, L (1.1) OBP: 0.200, SLG: 0.111			K		SH2-4			K		2	0	0	0	0	2	2				
<b>Inning Stats</b>	R: 0 E: 0 K: 1 S: 5	H: 0 LOB: 0 BB: 0 P: 5	R: 0 E: 0 K: 0 S: 4	H: 1 LOB: 2 BB: 1 P: 8	R: 0 E: 0 K: 1 S: 5	H: 0 LOB: 0 BB: 0 P: 5	R: 0 E: 0 K: 2 S: 8	H: 1 LOB: 1 BB: 0 P: 8	R: 0 E: 0 K: 2 S: 8	H: 1 LOB: 2 BB: 1 P: 12	R: 4 E: 1 K: 0 S: 5	H: 2 LOB: 0 BB: 2 P: 13	R: 0 E: 0 K: 0 S: 5	H: 0 LOB: 0 BB: 0 P: 3	R: 0 E: 0 K: 0 S: 5	H: 0 LOB: 0 BB: 0 P: 3	1B: 5 2B: 1 3B: 0 HR: 1	SF: 0 SAC: 2 DP: 0 HBP: 0	WP: 0 PB: 2 SB: 1 CS: 0	PA: 35
<b>PITCHER</b> Carl Willey, R (1.1) ERA: 3.33 Don McMahon, R (8, 1) Ken MacKenzie, L (8, 1)	IP: 7.0 WLS: L BF: 28 H: 5 R: 1 ER: 1 SO: 9 BB: 2 IBB: 0 HBP: 0 BLK: 0 WP: 0 HR: 1 S: 44 P: 52 ERA: 1.29 WHIP: 1.000															<b>PITCHER</b>				





Batter	1	2	3	4	5	6	7	8	9	AB	R	H	RBI	BB	SO	LOB	TOP						
<b>Bill Bruton, L</b> OBP: 0.371, SLG: 0.466 (1, 8)	2-2 1-3	1-1 F8		3-2 CS 1B		1-1 F7		1-0 F5		5	0	1	0	0	0	2							
<b>Red Schoendienst, S</b> OBP: 0.361, SLG: 0.421 (1, 4)	0-1 4-3 2B		0-0 4-3	0-2 CS	2-2		0-0 F7			4	0	2	0	0	0	0							
<b>Eddie Mathews, L</b> OBP: 0.441, SLG: 0.537 (1, 5)	2-0 4-3		0-0 G3 E 1B		4-0 2B		0-2 F9			3	0	1	0	1	0	1							
<b>Hank Aaron, R</b> OBP: 0.418, SLG: 0.650 (1, 9)	2-2 5-3		0-1 E5 G3 1-2 1B		1-2 F8			0-0 F2		4	0	0	0	0	0	4							
<b>Wes Covington, L</b> (1, 7)		0-0 F8	1-1 G3	0-2 F3		0-2 F8		0-2 F8		4	0	0	0	0	0	4							
<b>Al Spangler, L</b> OBP: 0.348, SLG: 0.300 (9, 7)			1-2 2-3							0	0	0	0	0	0	0							
<b>Frank Torre, L</b> OBP: 0.231, SLG: 0.250 (1, 3)		0-2 1B	4-1	1-0 F8				1-0 F9		3	1	1	0	1	0	2							
<b>Johnny Logan, R</b> OBP: 0.371, SLG: 0.393 (1, 6)		1-1 1B	2-0 F9		0-1 F4			0-2 3-1		4	0	1	0	0	0	3							
<b>Del Crandall, R</b> OBP: 0.245, SLG: 0.408 (1, 2)		0-0 1B		1-0 F7		3-2 5-3		1-1 HR		4	1	2	2	0	0	0							
<b>Bob Buhl, R</b> OBP: 0.100, SLG: 0.100 (1, 1)		2-3 K		2-3 K		2-3 K		2-3 K		4	0	0	0	0	4	2							
<b>Inning Stats</b>	R: 0 E: 0 K: 0 S: 9	H: 1 LOB: 1 BB: 0 P: 15	R: 1 E: 0 K: 1 S: 12	H: 3 LOB: 2 BB: 0 P: 16	R: 0 E: 1 K: 0 S: 8	H: 1 LOB: 3 BB: 1 P: 15	R: 0 E: 0 K: 0 S: 13	H: 0 LOB: 2 BB: 1 P: 21	R: 0 E: 0 K: 0 S: 7	H: 0 LOB: 0 BB: 0 P: 8	R: 0 E: 0 K: 0 S: 6	H: 0 LOB: 0 BB: 0 P: 7	R: 1 E: 0 K: 1 S: 9	H: 1 LOB: 0 BB: 0 P: 13	1B: 5 2B: 2 3B: 0 HR: 1	SF: 0 SAC: 0 DP: 0 HBP: 0	WP: 0 PB: 0 CS: 1	PA: 38					
<b>PITCHER</b> <b>Don Drysdale, R</b> ERA: 2.29 (1, 1)	IP: 9.0 WLS: L BF: 37 H: 8 R: 2 ER: 2 SO: 4 BB: 2 IBB: 0 HBP: 0 BLK: 0 WP: 0 HR: 1 S: 83 P: 125 ERA: 2.00 WHIP: 1.111											<b>PITCHER</b>	IP: 9.0 WLS: W BF: 35 H: 3 R: 1 ER: 1 SO: 5 BB: 6 IBB: 0 HBP: 0 BLK: 0 WP: 0 HR: 0 S: 76 P: 151 ERA: 1.00 WHIP: 1.000										

**Milwaukee Braves @ Los Angeles Dodgers**  
Los Angeles Memorial Coliseum, Los Angeles, CA  
Wed May 04 1960, 10:05 PM EDT  
Att: 29,232 - Unknown

AB 35  
R 2  
H 8  
RBI 2  
BB 2  
SO 4  
LOB 18



Batter	1	2	3	4	5	6	7	8	9	AB	R	H	RBI	BB	SO	LOB	BOTTOM						
<b>Jim Gilliam, S</b> OBP: 0.398, SLG: 0.313 (1, 4)	2-1 4-3		2-1 6-3		3-2 4-3		3-2 CS 1B			4	0	1	0	0	0	1							
<b>Wally Moon, L</b> OBP: 0.405, SLG: 0.529 (1, 7)	3-0 B3			0-0 1-3		2-2 4-3	2-2 CS	3-1 4-3		4	0	0	0	0	0	0							
<b>Norm Larker, L</b> OBP: 0.563, SLG: 0.300 (1, 3)	4-1 BB			4-2 2B 4-3 BB		4-1 BB E BB		3-1 4-3		1	1	0	0	3	0	0							
<b>Duke Snider, L</b> OBP: 0.417, SLG: 0.514 (1, 9)	0-0 G3			1-1 4-3 2B		3-1 FC3 BB	1-2	2-1 F9		4	0	1	0	0	0	2							
<b>John Roseboro, L</b> OBP: 0.382, SLG: 0.491 (1, 2)		0-3 K		2-2 4-3		4-2 FC6-4 BB	1-2 2-3 3-1	2-3 K		3	0	0	1	1	2	1							
<b>Gil Hodges, R</b> OBP: 0.289, SLG: 0.403 (1, 5)		2-0 F3		2-3 3-1 F8		1-0 F5		1-3 K		4	0	0	0	0	1	4							
<b>Don Demeter, R</b> OBP: 0.302, SLG: 0.525 (1, 8)		3-3 K			0-0 G4-6-3 1B	1-0 FC6-4		4-0 BB		3	0	1	0	1	1	3							
<b>Maury Wills, S</b> OBP: 0.314, SLG: 0.304 (9, PR)						1-2 G4-6-3 1B	1-2			0	0	0	0	0	0	0							
<b>Bob Aspromonte, R</b> OBP: 0.077, SLG: 0.077 (1, 6)			2-2 5-3		1-2 G4-6-3		0-0 F8		2-2 F4	3	0	0	0	0	0	1							
<b>Chuck Essegian, R</b> OBP: 0.188, SLG: 0.375 (9, PH)					1-2					1	0	0	0	0	0	1							
<b>Don Drysdale, R</b> OBP: 0.313, SLG: 0.467 (1, 1)			1-3 K		4-2 BB		1-0 6-3			2	0	0	0	1	1	0							
<b>Inning Stats</b>	R: 0 E: 0 K: 0 S: 5	H: 0 LOB: 1 BB: 1 P: 14	R: 0 E: 0 K: 2 S: 8	H: 0 LOB: 0 BB: 0 P: 13	R: 0 E: 0 K: 1 S: 8	H: 0 LOB: 0 BB: 0 P: 13	R: 1 E: 0 K: 0 S: 10	H: 1 LOB: 1 BB: 1 P: 20	R: 0 E: 0 K: 0 S: 12	H: 1 LOB: 1 BB: 1 P: 20	R: 0 E: 1 K: 0 S: 10	H: 0 LOB: 3 BB: 2 P: 25	R: 0 E: 0 K: 0 S: 7	H: 1 LOB: 0 BB: 0 P: 13	R: 0 E: 0 K: 0 S: 6	H: 0 LOB: 0 BB: 0 P: 14	R: 0 E: 0 K: 2 S: 10	H: 0 LOB: 1 BB: 1 P: 19	1B: 2 2B: 1 3B: 0 HR: 0	SF: 0 SAC: 0 DP: 1 HBP: 0	WP: 0 PB: 0 CS: 1	PA: 36	
<b>PITCHER</b> <b>Bob Buhl, R</b> ERA: 4.5 (1, 1)	IP: 9.0 WLS: W BF: 35 H: 3 R: 1 ER: 1 SO: 5 BB: 6 IBB: 0 HBP: 0 BLK: 0 WP: 0 HR: 0 S: 76 P: 151 ERA: 1.00 WHIP: 1.000											<b>PITCHER</b>	IP: 9.0 WLS: L BF: 37 H: 8 R: 2 ER: 2 SO: 4 BB: 2 IBB: 0 HBP: 0 BLK: 0 WP: 0 HR: 1 S: 83 P: 125 ERA: 2.00 WHIP: 1.111										

**Milwaukee Braves @ Los Angeles Dodgers**  
Los Angeles Memorial Coliseum, Los Angeles, CA  
Wed May 04 1960, 10:05 PM EDT  
Att: 29,232 - Unknown

AB 29  
R 1  
H 3  
RBI 1  
BB 6  
SO 5  
LOB 13






Batter	1	2	3	4	5	6	7	8	9	10	AB	R	H	RBI	BB	SO	LOB			
<b>Bill Bruton, L</b> OBP: 0.343, SLG: 0.429 (1, 8)	0-1 1-3		0-1 5-3		0-0 1-6-3		0-1 4-1		1-3 K		5	0	0	0	0	1	1			
<b>Red Schoendienst, S</b> OBP: 0.364, SLG: 0.419 (1, 4)	1-1 FC6-4 1B		0-1 4-3		0-1 1B		2-2 3-1		0-1 1-3		5	0	2	0	0	0	1			
<b>Eddie Mathews, L</b> OBP: 0.438, SLG: 0.517 (1, 5)	0-3 K		1-1 1B		2-2 4-3		4-2 1B		1-0 F5		4	0	1	0	1	1	2			
<b>Hank Aaron, R</b> OBP: 0.417, SLG: 0.677 (1, 9)	0-0 FC6-4 1-2f		0-1 5-3		1-0 HR		2-2 1B		1-3 1B		5	1	2	1	0	1	2			
<b>Ray Boone, R</b> OBP: 0.429, SLG: 0.364 (1, 3)		4-2 HR		4-1 G4-6-3		2-0 1B		2-1 F8		4-1 FC6-4		1	1	1	0	2	0			
<b>Frank Torre, L</b> OBP: 0.267, SLG: 0.231 (8, 3)		1-0 BB		1-0 G4-6-3		0-0 1B		4-0 FC6-4		2-2 BB		1	0	0	0	1	0			
<b>Mel Roach, R</b> OBP: 0.300, SLG: 0.500 (1, 7)		1-0 HR		1-2 1B		1-2 5-3		1-2 FC6-4		1-2 1B		3	1	1	2	0	0			
<b>Lee Maye, L</b> OBP: 0.563, SLG: 0.583 (8, PH)		1-2 HR		0-1 FC6-4		1-2 5-3		1-2 IBB		1-2f		0	0	0	0	1	0			
<b>Al Spangler</b> OBP: 0.333, SLG: 0.286 (8, 7)		1-2 HR		0-1 1B		1-2 5-3		1-2f		1-2f		1	0	0	0	0	1			
<b>Johnny Logan, R</b> OBP: 0.364, SLG: 0.383 (1, 6)		1-2 5-3		0-1 FC6-4		1-2 5-3		1-2f		1-2f		4	0	1	0	0	0			
<b>Del Crandall, R</b> OBP: 0.263, SLG: 0.404 (1, 2)		4-1 BB		0-1 FC6-4		1-2 6-3		2-1 1B		2-1 1B		3	0	1	0	1	0			
<b>Lew Burdette, R</b> OBP: 0.188, SLG: 0.143 (8, 1)		1-2 BB		1-2 G6-4-3		2-3 K2-3		0-3 K		0-3 K		3	0	0	0	0	2			
<b>Don McMahon, R</b> OBP: 0.143, SLG: 0.143 (8, 1)		1-2 G6-4-3		1-2f		1-2f		1-2f		1-2f		1	0	0	0	0	1			
<b>Bob Rush, R</b> (10, 1)		1-2f		1-2f		1-2f		1-2f		1-2f		0	0	0	0	0	0			
<b>Inning Stats</b>	R: 0 E: 0 K: 1 S: 8	H: 1 LOB: 1 BB: 0 P: 9	R: 2 E: 0 K: 0 S: 11	H: 1 LOB: 0 BB: 2 P: 22	R: 0 E: 0 K: 0 S: 8	H: 1 LOB: 1 BB: 1 P: 11	R: 0 E: 0 K: 1 S: 9	H: 1 LOB: 1 BB: 0 P: 13	R: 1 E: 0 K: 0 S: 6	H: 2 LOB: 0 BB: 0 P: 10	R: 0 E: 0 K: 1 S: 8	H: 0 LOB: 0 BB: 0 P: 11	R: 0 E: 0 K: 0 S: 18	H: 1 LOB: 3 BB: 2 P: 33	R: 0 E: 0 K: 2 S: 11	H: 1 LOB: 1 BB: 0 P: 14	R: 0 E: 0 K: 1 S: 9	H: 0 LOB: 1 BB: 1 P: 17	1B: 7 2B: 1 3B: 0 HR: 2	SF: 0 SAC: 0 DP: 3 HBP: 0
<b>PITCHER</b>	IP 6.0	WLS 25	BF 7	H 3	R 3	ER 3	SO 2	BB 3	IBB 0	HBP 0	BLK 0	WP 0	HR 2	S 48	P 74	ERA 4.50	WHIP 1.667			
<b>Johnny Podres, L</b> ERA: 2.21																				
<b>Larry Sherry, R</b> ERA: 5.68																				

**Milwaukee Braves @ Los Angeles Dodgers**  
Los Angeles Memorial Coliseum, Los Angeles, CA  
Thu May 05 1960, 6:33 AM EDT  
Att. 17,866 - Unknown

AB 36  
R 3  
H 9  
RBI 3  
BB 6  
SO 6  
LOB 17




WP: 0 PA: 42  
PB: 0  
SB: 0  
CS: 0

Batter	1	2	3	4	5	6	7	8	9	10	AB	R	H	RBI	BB	SO	LOB			
<b>Jim Gilliam, S</b> OBP: 0.386, SLG: 0.294 (1, 4)	4-2 G4-6-3 BB		1-0 F7			1-2 FC4-6 FC6-4		1-0 B1-4		0-1 F9		4	0	0	0	1	0			
<b>Wally Moon, L</b> OBP: 0.405, SLG: 0.514 (1, 7)	0-2 G4-6-3 1-2f		3-1 F8			1-0 FC6-4		4-0 1B BB		0-0 2B 1B		4	2	1	0	1	0			
<b>Norm Larker, L</b> OBP: 0.619, SLG: 0.533 (1, 3)	0-1 1B				0-0 G4-6-3 1B		2-2 4-3		2-2 1B BB		2-2 1B 2B		5	0	4	0	0			
<b>Duke Snider, L</b> OBP: 0.415, SLG: 0.475 (1, 9)	2-0 G3				1-2 G4-6-3 1-2f		0-0 F5		4-2 1B BB		4-0 1B IBB		3	0	0	0	2			
<b>Don Demeter, R</b> OBP: 0.313, SLG: 0.576 (1, 8)		2-2 6-3		0-0 F8		1-2 F9		1-2 HR		1-2 F4		5	1	2	2	0	0			
<b>John Roseboro, L</b> OBP: 0.356, SLG: 0.450 (1, 2)		0-0 F9		1-2 F9		0-1 F9		1-3 K		3-2 F5		5	0	0	0	0	1			
<b>Bob Aspromonte, R</b> OBP: 0.278, SLG: 0.444 (1, 5)		3-1 F8			1-1 G5-4-3 1B		0-0 HR		2-0 6-3 SH3-4 1B		1-2 2-3 3-4 1B		5	1	4	2	0			
<b>Maury Wills, S</b> OBP: 0.315, SLG: 0.306 (1, 6)			2-2 SH1-4 1B		1-0 G5-4-3		0-1 1-3		2-1 SH3-4			3	0	1	0	0	0			
<b>Johnny Podres, L</b> OBP: 0.250, SLG: 0.100 (1, 1)			1-1 SH1-4			1-0 FC4-6 1B		1-0 B1-4 1B		0-1 6-3		0	0	0	0	0	0			
<b>Tommy Davis, R</b> ERA: 9.72												1	0	1	0	0	0			
<b>Larry Sherry, R</b> OBP: 0.167, SLG: 0.091 (7, 1)												2	0	1	0	0	0			
<b>Inning Stats</b>	R: 0 E: 0 K: 0 S: 8	H: 1 LOB: 0 BB: 0 P: 14	R: 0 E: 0 K: 0 S: 6	H: 0 LOB: 0 BB: 0 P: 11	R: 0 E: 0 K: 0 S: 8	H: 1 LOB: 1 BB: 0 P: 15	R: 0 E: 0 K: 0 S: 5	H: 1 LOB: 1 BB: 0 P: 6	R: 0 E: 0 K: 0 S: 6	H: 1 LOB: 0 BB: 0 P: 11	R: 2 E: 0 K: 1 S: 10	H: 2 LOB: 0 BB: 1 P: 11	R: 1 E: 0 K: 1 S: 16	H: 3 LOB: 3 BB: 2 P: 30	R: 0 E: 0 K: 0 S: 7	H: 1 LOB: 1 BB: 0 P: 11	R: 1 E: 0 K: 0 S: 13	H: 3 LOB: 3 BB: 1 P: 24	1B: 11 2B: 2 3B: 0 HR: 2	SF: 0 SAC: 2 DP: 4 HBP: 0
<b>PITCHER</b>	IP 7.2	WLS 30	BF 9	H 3	R 3	ER 3	SO 1	BB 2	IBB 0	HBP 0	BLK 0	WP 0	HR 2	S 57	P 93	ERA 3.52	WHIP 1.435			
<b>Lew Burdette, R</b> ERA: 3.32																				
<b>Don McMahon, R</b> ERA: 9.72																				
<b>Bob Rush, R</b> ERA:																				

**Milwaukee Braves @ Los Angeles Dodgers**  
Los Angeles Memorial Coliseum, Los Angeles, CA  
Thu May 05 1960, 6:33 AM EDT  
Att. 17,866 - Unknown

AB 37  
R 4  
H 14  
RBI 4  
BB 4  
SO 1  
LOB 21



WP: 0 PA: 43  
PB: 0  
SB: 0  
CS: 0



Batter	1	2	3	4	5	6	7	8	9	AB	R	H	RBI	BB	SO	LOB	TOP			
Joe Cunningham, L (1, 9) OBP: 0.418, SLG: 0.403										6	1	2	0	0	1	3				
Alex Grammas, R (1, 6) OBP: 0.279, SLG: 0.281										2	1	1	0	2	0	0				
Wally Shannon, L (8, PH) OBP: 0.400, SLG: 0.250										5	2	1	0	0	0	3				
Bill White, L (1, 8) OBP: 0.355, SLG: 0.483										5	2	1	0	0	0	3				
Ken Boyer, R (1, 5) OBP: 0.337, SLG: 0.562										4	2	1	0	1	0	5				
Stan Musial, L (1, 3) OBP: 0.411, SLG: 0.492										5	1	3	3	0	1	1				
Curt Flood, R (8, PR) OBP: 0.429, SLG: 0.200										0	0	0	0	0	0	0				
Daryl Spencer, R (1, 4) OBP: 0.422, SLG: 0.615										4	0	3	1	1	0	1				
Leon Wagner, L (1, 7) OBP: 0.300, SLG: 0.516										4	1	1	1	1	0	4				
Hal Smith, R (1, 2) OBP: 0.200, SLG: 0.143										3	0	1	0	0	1	2				
Carl Sawatski, L (7, PH) OBP: 0.366, SLG: 0.514										2	0	0	1	0	0	2				
Larry Jackson, R (1, 1) OBP: 0.333, SLG: 0.250										2	0	0	0	0	0	1				
<b>Inning Stats</b>	R: 0 E: 0 K: 0 S: 3	H: 1 LOB: 1 BB: 1 P: 7	R: 1 E: 1 K: 1 S: 8	H: 2 LOB: 2 BB: 0 P: 8	R: 1 E: 0 K: 0 S: 5	H: 2 LOB: 1 BB: 0 P: 5	R: 0 E: 0 K: 0 S: 4	H: 2 LOB: 1 BB: 0 P: 4	R: 0 E: 0 K: 1 S: 6	H: 1 LOB: 1 BB: 0 P: 6	R: 4 E: 0 K: 1 S: 8	H: 3 LOB: 2 BB: 3 P: 20	R: 2 E: 0 K: 2 S: 6	H: 2 LOB: 2 BB: 1 P: 10	R: 0 E: 0 K: 2 S: 7	H: 0 LOB: 0 BB: 0 P: 7	1B: 13 2B: 2 3B: 0 HR: 0	SF: 0 SAC: 0 DP: 2 HBP: 0	WP: 0 PB: 1 SB: 0 CS: 0	PA: 46
<b>PITCHER</b>	IP WLS BF H R ER SO BB IBB HBP BLK WP HR S P ERA WHIP																			
Warren Spahn, L (1, 1) ERA: 3.21	6.1 W 33 12 6 4 2 3 0 0 0 0 0 34 46 5.68 2.368																			
Don McMahon, R (7, 1) ERA: 9.39	1.1 8 1 2 0 1 2 0 0 0 0 0 8 16 0.00 2.250																			
Lew Burdette, R (8, 1) ERA: 3.2	1.1 S 5 1 0 0 2 0 0 0 0 0 0 9 9 0.00 0.750																			

St. Louis Cardinals @ Milwaukee Braves  
Milwaukee County Stadium, Milwaukee, WI  
Wed May 11 1960, 8:05 PM EDT  
Att: 9,472 - Unknown



AB	41
R	8
H	14
RBI	6
BB	5
SO	5
LOB	25


Batter	1	2	3	4	5	6	7	8	9	AB	R	H	RBI	BB	SO	LOB	BOTTOM			
Bill Bruton, L (1, 8) OBP: 0.361, SLG: 0.433										4	2	2	0	1	1	0				
Red Schoendienst, S (1, 4) OBP: 0.371, SLG: 0.415										3	1	1	0	1	1	1				
Chuck Cottier, R (7, 4) OBP: 0.333, SLG: 0.250										1	1	1	0	0	0	0				
Eddie Mathews, L (1, 5) OBP: 0.449, SLG: 0.629										4	3	3	5	0	0	1				
Hank Aaron, R (1, 9) OBP: 0.416, SLG: 0.647										3	1	0	0	2	1	1				
Frank Torre, L (1, 3) OBP: 0.250, SLG: 0.235										4	0	1	3	0	0	0				
Wes Covington, L (1, 7) OBP: 0.182, SLG: 0.545										5	1	2	3	0	2	2				
Al Spangler, L (9, 7) OBP: 0.333, SLG: 0.286										0	0	0	0	0	0	0				
Felix Mantilla, R (1, 6) OBP: 0.250, SLG: 0.200										3	0	1	0	1	0	0				
Del Crandall, R (1, 2) OBP: 0.262, SLG: 0.446										4	1	1	1	0	2	3				
Warren Spahn, L (1, 1) OBP: 0.214, SLG: 0.385										2	1	0	0	1	1	3				
Don McMahon, R (7, 1) ERA: 9.39										0	0	0	0	0	0	0				
Lew Burdette, R (8, 1) OBP: 0.235, SLG: 0.200										1	1	1	0	0	0	0				
<b>Inning Stats</b>	R: 0 E: 1 K: 0 S: 3	H: 0 LOB: 1 BB: 1 P: 7	R: 1 E: 0 K: 2 S: 9	H: 2 LOB: 0 BB: 0 P: 9	R: 1 E: 0 K: 2 S: 8	H: 1 LOB: 0 BB: 0 P: 8	R: 0 E: 0 K: 1 S: 5	H: 0 LOB: 0 BB: 0 P: 5	R: 6 E: 1 K: 0 S: 8	H: 5 LOB: 2 BB: 3 P: 20	R: 1 E: 0 K: 1 S: 6	H: 2 LOB: 0 BB: 0 P: 6	R: 0 E: 0 K: 1 S: 5	H: 0 LOB: 0 BB: 0 P: 5	R: 3 E: 0 K: 1 S: 8	H: 3 LOB: 2 BB: 2 P: 16	1B: 8 2B: 2 3B: 0 HR: 4	SF: 2 SAC: 0 DP: 1 HBP: 0	WP: 1 PB: 0 SB: 1 CS: 2	PA: 42
<b>PITCHER</b>	IP WLS BF H R ER SO BB IBB HBP BLK WP HR S P ERA WHIP																			
Larry Jackson, R (8, 1) ERA: 4.0	0.2 4 1 1 0 0 0 0 0 0 0 0 3 7 0.00 3.000																			
Lindy McDaniel, R (5, 1) ERA: 4.32	0.1 3 1 0 0 0 1 0 0 0 0 0 2 6 0.00 6.000																			
Ernie Broglio, R (5, 1) ERA: 2.6	0.2 2 0 0 0 0 0 0 0 0 0 0 2 2 0.00 0.000																			
Bob Dilliba, R (6, 1) ERA: 6.79	1.0 4 2 1 1 1 0 0 0 0 0 1 6 6 9.00 2.000																			
Bob Gibson, R (7, 1) ERA: 9.72	1.1 7 2 3 3 2 1 0 0 0 0 0 10 14 20.25 2.250																			


St. Louis Cardinals @ Milwaukee Braves  
Milwaukee County Stadium, Milwaukee, WI  
Wed May 11 1960, 8:05 PM EDT  
Att: 9,472 - Unknown

AB	34
R	12
H	13
RBI	12
BB	6
SO	8
LOB	11





Batter	1	2	3	4	5	6	7	8	9	AB	R	H	RBI	BB	SO	LOB	TOP								
Joe Cunningham, L OBP: 0.440, SLG: 0.429	L9		2B		2B		2B	BB		3	1	2	0	2	0	0	<b>St. Louis Cardinals @ Milwaukee Braves</b> Milwaukee County Stadium, Milwaukee, WI Thu May 12 1960, 4:33 AM EDT Att: 9,919 - Unknown  <b>AB 32</b> <b>R 3</b> <b>H 6</b> <b>RBI 3</b> <b>BB 8</b> <b>SO 3</b> <b>LOB 16</b>  								
Daryl Spencer, R OBP: 0.411, SLG: 0.602	2B		F8		P4		F9	5-3		5	0	1	0	0	0	7									
Bill White, L OBP: 0.357, SLG: 0.500	L6		2B		F9		2B		K	5	0	2	2	0	1	1									
Ken Boyer, R OBP: 0.330, SLG: 0.532	BB		5-3		G2		K		6-3	4	0	0	0	1	1	4									
Stan Mustial, L OBP: 0.397, SLG: 0.462	1-3				G3		WP		1-3	4	0	0	0	1	0	2									
Leon Wagner, L OBP: 0.305, SLG: 0.500					F9		BB		BB	2	1	0	0	2	0	0									
Hal Smith, R OBP: 0.188, SLG: 0.133							BB		BB																
Carl Sawatski, L OBP: 0.372, SLG: 0.500	2-3				5-3		K		BB	2	0	0	0	0	0	0									
Dick Gray, R									BB	0	0	0	0	0	0	0									
Alex Grammas, R OBP: 0.271, SLG: 0.273									BB	2	0	0	0	0	0	0									
Wally Shannon, L OBP: 0.391, SLG: 0.235	6-3				3-1		P3		BB	1	0	0	0	0	0	0									
Bob Nieman, R OBP: 0.167									BB	0	0	0	0	1	0	0									
Darrell Johnson, R									BB	0	0	0	0	0	0	0									
Vinegar Bend Mizell, R OBP: 0.154, SLG: 0.167									SF8	2	0	0	0	0	0	0									
George Groves, L OBP: 0.233, SLG: 0.182									BB	1	0	1	0	0	0	0									
Bob Miller, R OBP: 0.440, SLG: 0.250									BB	0	0	0	0	0	0	0									
Ernie Broglio, R									BB	0	0	0	0	0	0	0									
Curt Flood, R OBP: 0.235, SLG: 0.200									BB	0	0	0	0	1	0	0									
Larry Jackson, R OBP: 0.133, SLG: 0.071									BB	0	0	0	0	0	0	0									
<b>Inning Stats</b>	R: 0 E: 0 K: 0 S: 4	H: 1 LOB: 2 BB: 1 P: 8	R: 0 E: 0 K: 0 S: 3	H: 0 LOB: 0 BB: 0 P: 3	R: 1 E: 0 K: 0 S: 5	H: 2 LOB: 1 BB: 0 P: 5	R: 0 E: 0 K: 0 S: 3	H: 0 LOB: 0 BB: 0 P: 3	R: 0 E: 0 K: 1 S: 4	H: 1 LOB: 1 BB: 2 P: 4	R: 0 E: 0 K: 1 S: 5	H: 0 LOB: 2 BB: 2 P: 13	R: 1 E: 0 K: 1 S: 7	H: 2 LOB: 3 BB: 1 P: 11	R: 1 E: 0 K: 0 S: 3	H: 0 LOB: 3 BB: 4 P: 19	R: 0 E: 0 K: 1 S: 5	H: 0 LOB: 0 BB: 0 P: 5	1B: 2 2B: 4 3B: 0 HR: 0	SF: 1 SAC: 0 DP: 0 HBP: 0	WP: 1 PB: 0 SB: 0 CS: 0	PA: 41			
<b>PITCHER</b>	IP	WLS	BF	H	R	ER	SO	BB	IBB	HBP	BLK	WP	HR	S	P	ERA	WHIP								
Bob Buhl, R ERA: 4.32	(1, 1)	7.1	35	6	3	3	2	7	0	0	0	1	0	32	60	3.68	1.773								
Ken MacKenzie, L ERA:	(8, 1)	0.1	2	0	0	0	0	1	0	0	0	0	0	1	5	0.00	3.000								
Bob Rush, R ERA:	(8, 1)	1.1	W	4	0	0	0	1	0	0	0	0	0	6	6	0.00	0.000								

Batter	1	2	3	4	5	6	7	8	9	AB	R	H	RBI	BB	SO	LOB	BOTTOM									
Bill Bruton, L OBP: 0.342, SLG: 0.408	K	4-3			K		K			4	0	0	0	0	3	0	<b>St. Louis Cardinals @ Milwaukee Braves</b> Milwaukee County Stadium, Milwaukee, WI Thu May 12 1960, 4:33 AM EDT Att: 9,919 - Unknown  <b>AB 29</b> <b>R 4</b> <b>H 6</b> <b>RBI 4</b> <b>BB 4</b> <b>SO 7</b> <b>LOB 8</b>  									
Red Schoendienst, S OBP: 0.365, SLG: 0.397	1B	L9			6-3			4-3		3	1	0	0	1	0	0										
Eddie Mathews, L OBP: 0.463, SLG: 0.682	1B				K			HR		4	2	3	1	0	1	0										
Hank Aaron, R OBP: 0.395, SLG: 0.611	P6	PO	6-3			F7		6-3		4	0	0	0	0	0	2										
Ray Boone, R OBP: 0.471, SLG: 0.333	1B				F7					1	1	0	0	2	0	0										
Frank Torre, L OBP: 0.286, SLG: 0.278	2B						1-4-3			1	0	1	0	0	0	0										
Wes Covington, L OBP: 0.200, SLG: 0.467										4	0	1	2	0	2	2										
Al Spangler, L OBP: 0.333, SLG: 0.286	1B				K		1-4-3			0	0	0	0	0	0	0										
Felix Mantilla, R OBP: 0.283, SLG: 0.278					P4					3	0	1	1	0	0	1										
Del Crandall, R OBP: 0.266, SLG: 0.431					6-3			F2		2	0	0	0	1	0	0										
Bob Buhl, R OBP: 0.077, SLG: 0.077										3	0	0	0	0	1	3										
Ken MacKenzie, R					P4			6-3		0	0	0	0	0	0	0										
Bob Rush, R										0	0	0	0	0	0	0										
<b>Inning Stats</b>	R: 3 E: 0 K: 2 S: 10	H: 3 LOB: 3 BB: 3 P: 22	R: 0 E: 0 K: 0 S: 3	H: 1 LOB: 0 BB: 0 P: 3	R: 0 E: 0 K: 1 S: 5	H: 0 LOB: 0 BB: 0 P: 5	R: 0 E: 0 K: 0 S: 3	H: 0 LOB: 0 BB: 0 P: 3	R: 0 E: 0 K: 2 S: 7	H: 0 LOB: 0 BB: 1 P: 7	R: 0 E: 0 K: 1 S: 5	H: 0 LOB: 1 BB: 0 P: 5	R: 0 E: 0 K: 1 S: 7	H: 2 LOB: 1 BB: 0 P: 7	R: 1 E: 0 K: 1 S: 7	H: 0 LOB: 0 BB: 0 P: 7		1B: 4 2B: 1 3B: 0 HR: 1	SF: 0 SAC: 0 DP: 0 HBP: 0	WP: 0 PB: 0 SB: 0 CS: 0	PA: 34					
<b>PITCHER</b>	IP	WLS	BF	H	R	ER	SO	BB	IBB	HBP	BLK	WP	HR	S	P	ERA		WHIP								
Vinegar Bend Mizell, L ERA: 5.3	(1, 1)	6.0	25	4	3	3	5	3	1	0	0	0	0	31	47	4.50		1.167								
Ernie Broglio, R ERA: 2.45	(7, 1)	1.0	3	0	0	0	1	0	0	0	0	0	0	5	5	0.00	0.000									
Larry Jackson, R ERA: 4.11	(8, 1)	1.0	L	5	2	1	1	1	0	0	0	0	1	7	7	9.00	2.000									







Batter	1	2	3	4	5	6	7	8	9	10	11	AB	R	H	RBI	BB	SO	LOB	TOP											
Don Hoak, R OBP: 0.330, SLG: 0.256 (1, 5)												6	1	2	0	0	1	2												
Dick Groat, R OBP: 0.353, SLG: 0.398 (1, 6)												6	0	2	0	0	0	3												
Bob Skinner, L OBP: 0.458, SLG: 0.606 (1, 7)												5	2	2	0	1	0	3												
Dick Stuart, R OBP: 0.298, SLG: 0.344 (1, 3)												6	0	0	0	0	0	5												
Roberto Clemente, R OBP: 0.404, SLG: 0.642 (1, 9)												6	0	2	2	0	0	3												
Smoky Burgess, L OBP: 0.439, SLG: 0.585 Bill Virdon, L OBP: 0.352, SLG: 0.279 Bob Ojeda, R (10, 2)												5	1	3	0	0	0	0												
Gino Cimoli, R OBP: 0.365, SLG: 0.362 (1, 8)												5	1	2	0	0	0	3												
Dick Schofield, S OBP: 0.400, SLG: 0.333 (1, 4)												3	1	0	0	1	1	4												
Vern Law, R OBP: 0.192, SLG: 0.200 Rocky Nelson, L OBP: 0.188, SLG: 0.133 Roy Face, R (10, 1)												4	0	1	2	0	0	1												
<b>Inning Stats</b>	R: 0 E: 0 K: 0 S: 5	H: 2 LOB: 2 BB: 0 P: 5	R: 3 E: 0 K: 0 S: 6	H: 4 LOB: 1 BB: 1 P: 10	R: 0 E: 0 K: 1 S: 7	H: 2 LOB: 0 BB: 0 P: 7	R: 0 E: 0 K: 0 S: 3	H: 0 LOB: 0 BB: 0 P: 3	R: 1 E: 1 K: 0 S: 5	H: 1 LOB: 1 BB: 0 P: 5	R: 0 E: 0 K: 1 S: 7	H: 1 LOB: 2 BB: 0 P: 7	R: 0 E: 0 K: 0 S: 3	H: 0 LOB: 0 BB: 0 P: 3	R: 0 E: 1 K: 0 S: 4	H: 0 LOB: 1 BB: 0 P: 4	R: 0 E: 0 K: 0 S: 3	H: 0 LOB: 0 BB: 0 P: 3	R: 0 E: 0 K: 0 S: 5	H: 2 LOB: 2 BB: 0 P: 5	R: 2 E: 0 K: 1 S: 7	H: 2 LOB: 1 BB: 1 P: 11	1B: 11 2B: 2 3B: 1 HR: 0	SF: 0 SAC: 1 DP: 1 HBP: 0	WP: 1 PB: 0 SB: 1 CS: 0	PA: 51				
<b>PITCHER</b>	IP ERA: 3.23	WLS L	BF 14	H 4	R 2	ER 2	SO 1	BB 0	IBB 1	HBP 0	BLK 0	WP 0	HR 0	S 15	P 19	ERA 6.00	WHIP 1.333													
Low Burdette, R ERA: 3.23 Don McMahon, R ERA: 7.82	(1, 1)	(1, 4)	(9, 1)	(1, 5)	(1, 9)	(1, 3)	(1, 7)	(1, 6)	(1, 2)	(1, 1)	(8, PH)	(9, 1)	(1, 1)	(8, PH)	(9, 1)	(1, 1)	(8, PH)	(9, 1)	(1, 1)	(8, PH)	(9, 1)	(1, 1)	(8, PH)	(9, 1)	(1, 1)	(8, PH)	(9, 1)	(1, 1)	(8, PH)	(9, 1)

Pittsburgh Pirates @ Milwaukee Braves  
Milwaukee County Stadium, Milwaukee, WI  
Sat May 14 1960, 4:33 AM EDT  
Att: 16,865 - Unknown

AB 48  
R 6  
H 14  
RBI 4  
BB 2  
SO 3  
LOB 27

Batter	1	2	3	4	5	6	7	8	9	10	11	AB	R	H	RBI	BB	SO	LOB	BOTTOM											
Bill Bruton, L OBP: 0.318, SLG: 0.375 (1, 8)												5	0	0	0	0	2	0												
Red Schoendienst, S OBP: 0.240, SLG: 0.377 (1, 4)												5	0	1	0	0	0	0												
Eddie Mathews, L OBP: 0.429, SLG: 0.613 (1, 5)												5	0	1	0	0	1	1												
Hank Aaron, R OBP: 0.367, SLG: 0.593 (1, 9)												5	0	0	0	0	1	2												
Frank Torre, L OBP: 0.241, SLG: 0.231 (1, 3)												4	0	0	0	0	0	0												
Wes Covington, L OBP: 0.227, SLG: 0.545 (1, 7)												4	1	1	1	0	0	0												
Felix Mantilla, R OBP: 0.289, SLG: 0.440 (1, 6)												4	1	2	1	0	0	0												
Del Crandall, R OBP: 0.254, SLG: 0.446 (1, 2)												4	1	1	1	0	0	1												
Low Burdette, R ERA: 2.36 Joe Adcock, R OBP: 0.341, SLG: 0.619 Don McMahon, R (9, 1)												2	0	0	0	0	1	0												
<b>Inning Stats</b>	R: 0 E: 0 K: 2 S: 8	H: 1 LOB: 1 BB: 0 P: 8	R: 0 E: 0 K: 0 S: 4	H: 1 LOB: 1 BB: 0 P: 4	R: 0 E: 0 K: 1 S: 5	H: 0 LOB: 0 BB: 0 P: 5	R: 0 E: 0 K: 0 S: 3	H: 0 LOB: 0 BB: 0 P: 3	R: 1 E: 0 K: 0 S: 5	H: 1 LOB: 0 BB: 0 P: 4	R: 0 E: 0 K: 1 S: 5	H: 2 LOB: 0 BB: 0 P: 5	R: 1 E: 0 K: 0 S: 4	H: 1 LOB: 0 BB: 0 P: 4	R: 0 E: 0 K: 0 S: 3	H: 0 LOB: 0 BB: 0 P: 3	R: 0 E: 0 K: 1 S: 5	H: 0 LOB: 0 BB: 0 P: 5	R: 0 E: 0 K: 0 S: 3	R: 0 E: 0 K: 1 S: 5	H: 0 LOB: 0 BB: 0 P: 5	R: 0 E: 0 K: 1 S: 6	H: 1 LOB: 1 BB: 0 P: 6	1B: 2 2B: 1 3B: 0 HR: 4	SF: 0 SAC: 0 DP: 0 HBP: 0	WP: 0 PB: 0 SB: 0 CS: 0	PA: 40			
<b>PITCHER</b>	IP ERA: 2.36	WLS W	BF 7	H 1	R 0	ER 0	SO 2	BB 0	IBB 0	HBP 0	BLK 0	WP 0	HR 0	S 11	P 11	ERA 0.00	WHIP 0.500													
Vern Law, R ERA: 2.36 Roy Face, R ERA: 4.42	(1, 1)	(10, 1)	(10, 1)	(1, 1)	(8, PH)	(9, 1)	(1, 1)	(8, PH)	(9, 1)	(1, 1)	(8, PH)	(9, 1)	(1, 1)	(8, PH)	(9, 1)	(1, 1)	(8, PH)	(9, 1)	(1, 1)	(8, PH)	(9, 1)	(1, 1)	(8, PH)	(9, 1)	(1, 1)	(8, PH)	(9, 1)	(1, 1)	(8, PH)	(9, 1)

Pittsburgh Pirates @ Milwaukee Braves  
Milwaukee County Stadium, Milwaukee, WI  
Sat May 14 1960, 4:33 AM EDT  
Att: 16,865 - Unknown

AB 40  
R 4  
H 7  
RBI 4  
BB 0  
SO 6  
LOB 4



Batter	1	2	3	4	5	6	7	8	9	AB	R	H	RBI	BB	SO	LOB	TOP					
Bob Skinner, L (1, 7) OBP: 0.456, SLG: 0.626										5	1	2	1	0	1	5	<b>Pittsburgh Pirates @ Milwaukee Braves</b> Milwaukee County Stadium, Milwaukee, WI Sun May 15 1960, 4:33 AM EDT Unknown					
Dick Groat, R (1, 6) OBP: 0.355, SLG: 0.398										5	0	2	0	0	0	2						
Roberto Clemente, R (1, 9) OBP: 0.493, SLG: 0.631										5	2	2	0	0	0	2						
Dick Stuart, R (1, 3) OBP: 0.303, SLG: 0.376										5	1	2	2	0	1	3						
Gene Baker, R (9, PR) OBP: 0.231, SLG: 0.167										0	0	0	0	0	0	0						
Rocky Nelson, L (9, 3) OBP: 0.188, SLG: 0.133										0	0	0	0	0	0	0						
Don Hoak, R (1, 5) OBP: 0.333, SLG: 0.308										5	2	2	2	0	0	1						
Smoky Burgess, L (1, 2) OBP: 0.435, SLG: 0.561										4	0	1	0	1	1	1						
Gino Cimoli, R (1, 8) OBP: 0.351, SLG: 0.365										5	0	1	1	0	0	4						
Dick Schofield, S (1, 4) OBP: 0.500, SLG: 0.417										3	0	2	0	1	0	1						
Harvey Haddix, L (1, 1) OBP: 0.286, SLG: 0.273										3	0	1	0	0	0	2						
Roy Face, R (7, 1)										0	0	0	0	0	0	0						
Fred Green, R (8, 1) OBP: 0.667, SLG: 1.667										0	0	0	0	0	0	0						
Jim Umbricht, R (8, 1) OBP: 0.333, SLG: 0.333										0	0	0	0	0	0	0						
<b>Inning Stats</b>	R: 4 E: 1 K: 1 S: 11	H: 5 LOB: 3 BB: 1 P: 15	R: 0 E: 0 K: 1 S: 6	H: 1 LOB: 1 BB: 0 P: 6	R: 0 E: 0 K: 0 S: 4	H: 1 LOB: 1 BB: 0 P: 4	R: 0 E: 0 K: 0 S: 4	H: 2 LOB: 1 BB: 0 P: 4	R: 0 E: 0 K: 0 S: 3	H: 0 LOB: 0 BB: 0 P: 3	R: 0 E: 0 K: 0 S: 4	H: 1 LOB: 1 BB: 0 P: 4	R: 2 E: 0 K: 1 S: 7	H: 2 LOB: 0 BB: 0 P: 7	R: 0 E: 0 K: 0 S: 4	H: 1 LOB: 2 BB: 1 P: 4		R: 0 E: 0 K: 0 S: 4	H: 2 LOB: 2 BB: 1 P: 8	1B: 10 2B: 2 3B: 0 HR: 3	SF: 0 SAC: 1 DP: 1 HBP: 0	WP: 0 PB: 0 SB: 0 CS: 1
<b>PITCHER</b>	IP WLS BF H R ER SO BB IBB HBP BLK WP HR S P ERA WHIP																					
Warren Spahn, L (1, 1) ERA: 3.67	8.0 L 38 13 6 5 3 0 0 1 0 0 0 3 43 47 5.62 1.625																					
Bob Rush, R (9, 1) ERA: 7.36	1.0 5 2 0 0 0 0 0 1 0 0 0 0 4 8 0.00 2.000																					

AB 40  
R 6  
H 15  
RBI 6  
BB 2  
SO 3  
LOB 21



Batter	1	2	3	4	5	6	7	8	9	AB	R	H	RBI	BB	SO	LOB	BOTTOM				
Bill Bruton, L (1, 8) OBP: 0.326, SLG: 0.393										4	0	2	0	0	0	0	<b>Pittsburgh Pirates @ Milwaukee Braves</b> Milwaukee County Stadium, Milwaukee, WI Sun May 15 1960, 4:33 AM EDT Unknown				
Red Schoendienst, S (1, 4) OBP: 0.345, SLG: 0.363										3	0	0	0	1	0	1					
Eddie Mathews, L (1, 5) OBP: 0.411, SLG: 0.582										4	0	0	0	0	1	4					
Hank Aaron, R (1, 9) OBP: 0.372, SLG: 0.631										3	1	2	2	0	0	1					
Joe Adcock, R (1, 3) OBP: 0.313, SLG: 0.565										4	0	0	0	0	1	3					
Mel Roach, R (1, 7) OBP: 0.292, SLG: 0.455										4	0	1	0	0	1	1					
Felix Mantilla, R (1, 6) OBP: 0.233, SLG: 0.379										4	0	0	0	0	0	1					
Del Crandall, R (1, 2) OBP: 0.267, SLG: 0.536										4	2	2	2	0	0	1					
Warren Spahn, L (1, 1) OBP: 0.188, SLG: 0.333										2	0	0	0	0	0	0					
Wes Covington, L (8, PH) OBP: 0.261, SLG: 0.545										0	0	0	0	1	0	0					
Chuck Cottier, R (6, PR) OBP: 0.333, SLG: 0.250										0	1	0	0	0	0	0					
Bob Rush, R (9, 1) OBP: 0.333, SLG: 0.222										1	0	0	0	0	0	0					
Frank Torre, L (9, PH) OBP: 0.233, SLG: 0.222										1	0	0	0	0	0	0					
<b>Inning Stats</b>	R: 0 E: 0 K: 0 S: 4	H: 1 LOB: 1 BB: 0 P: 4	R: 0 E: 0 K: 0 S: 3	H: 0 LOB: 0 BB: 0 P: 3	R: 1 E: 0 K: 0 S: 4	H: 1 LOB: 0 BB: 0 P: 4	R: 0 E: 0 K: 0 S: 4	H: 1 LOB: 1 BB: 0 P: 4	R: 0 E: 0 K: 1 S: 5	H: 0 LOB: 0 BB: 0 P: 5	R: 1 E: 0 K: 1 S: 7	H: 2 LOB: 1 BB: 0 P: 7	R: 1 E: 0 K: 0 S: 4	H: 1 LOB: 2 BB: 2 P: 12	R: 1 E: 0 K: 1 S: 6	H: 1 LOB: 0 BB: 0 P: 6		1B: 3 2B: 1 3B: 0 HR: 3	SF: 1 SAC: 0 DP: 0 HBP: 0	WP: 0 PB: 0 SB: 0 CS: 0	PA: 36
<b>PITCHER</b>	IP WLS BF H R ER SO BB IBB HBP BLK WP HR S P ERA WHIP																				
Harvey Haddix, L (1, 1) ERA: 5.04	6.1 W 24 5 2 2 2 2 0 0 0 0 0 2 28 28 2.84 0.789																				
Roy Face, R (7, 1) ERA: 4.74	0.2 5 1 1 1 0 2 0 0 0 0 0 0 3 11 13.50 4.500																				
Fred Green, L (8, 1) ERA: 3.72	0.1 1 0 0 0 0 0 0 0 0 0 0 0 1 1 0.00 0.000																				
Jim Umbricht, R (8, 1) ERA: 6.46	1.2 S 6 1 1 1 1 0 0 0 0 0 0 1 8 8 5.40 0.600																				

AB 33  
R 4  
H 7  
RBI 4  
BB 2  
SO 3  
LOB 12





Batter	1	2	3	4	5	6	7	8	9	AB	R	H	RBI	BB	SO	LOB	TOP					
Bob Skinner, L (1,7) OBP: 0.462, SLG: 0.654										5	2	3	0	0	0	4	<b>Pittsburgh Pirates @ Milwaukee Braves</b> <b>Milwaukee County Stadium, Milwaukee, WI</b> Sun May 15 1960, 4:38 AM EDT Att: 29,757 - Unknown					
Dick Groat, R (1,6) OBP: 0.364, SLG: 0.402										4	0	2	1	1	0	1						
Roberto Clemente, R (1,9) OBP: 0.493, SLG: 0.617										4	0	1	1	1	1	3						
Dick Stuart, R (1,3) OBP: 0.307, SLG: 0.381										4	0	1	0	1	2	4						
Don Hoak, R (1,5) OBP: 0.328, SLG: 0.302										5	0	1	0	0	2	6						
Hal Smith, R (1,2) OBP: 0.333, SLG: 0.660										5	0	1	0	0	0	2						
Gino Cimoli, R (1,8) OBP: 0.377, SLG: 0.400										3	0	2	0	1	0	0						
Dick Schofield, S (1,4) OBP: 0.412, SLG: 0.333 (8, PH)										3	0	0	0	0	2	3						
Smoky Burgess, L (8, PH) OBP: 0.429, SLG: 0.552										1	0	0	0	0	0	1						
Gene Baker, R (8,4) OBP: 0.231, SLG: 0.167										0	0	0	0	0	0	0						
Bennie Daniels, L (1,1) OBP: 0.222, SLG: 0.222 (8, PH)										3	0	0	0	0	2	3						
Bill Virdon, L (8, PH) OBP: 0.345, SLG: 0.273										1	0	0	0	0	0	1						
Paul Giel, R (8,1)										0	0	0	0	0	0	0						
<b>Inning Stats</b>	R: 1 E: 0 K: 1 S: 7	H: 2 LOB: 1 BB: 0 P: 7	R: 0 E: 0 K: 2 S: 9	H: 2 LOB: 2 BB: 0 P: 9	R: 0 E: 0 K: 0 S: 4	H: 1 LOB: 1 BB: 0 P: 4	R: 0 E: 0 K: 0 S: 3	H: 0 LOB: 0 BB: 0 P: 3	R: 0 E: 1 K: 2 S: 8	H: 1 LOB: 3 BB: 2 P: 16	R: 0 E: 0 K: 1 S: 6	H: 1 LOB: 1 BB: 0 P: 6	R: 1 E: 0 K: 1 S: 6	H: 2 LOB: 1 BB: 1 P: 10	R: 0 E: 1 K: 0 S: 4	H: 0 LOB: 2 BB: 1 P: 8	R: 0 E: 0 K: 2 S: 9	H: 2 LOB: 2 BB: 0 P: 9	1B: 6 2B: 4 3B: 1 HR: 0	SF: 0 SAC: 0 DP: 1 HBP: 0	WP: 0 PB: 0 SB: 0 CS: 0	PA: 42
<b>PITCHER</b>	IP WLS BF H R ER SO BB IBB HBP BLK WP HR S P ERA WHIP																					
Juan Pizarro, L (1,1) ERA: 3.21	6.0 W 30 9 2 2 6 3 0 0 0 0 0 39 51 3.00 2.000																					
Don McMahon, R (7,1) ERA: 6.32	3.0 S 12 2 0 0 3 1 0 0 0 0 0 0 17 21 0.00 1.000																					

Batter	1	2	3	4	5	6	7	8	9	AB	R	H	RBI	BB	SO	LOB	BOTTOM			
Bill Bruton, L (1,8) OBP: 0.323, SLG: 0.386										4	0	1	0	0	0	1	<b>Pittsburgh Pirates @ Milwaukee Braves</b> <b>Milwaukee County Stadium, Milwaukee, WI</b> Sun May 15 1960, 4:38 AM EDT Att: 29,757 - Unknown			
Johnny Logan, R (1,6) OBP: 0.343, SLG: 0.359										4	1	0	0	0	0	1				
Eddie Mathews, L (1,5) OBP: 0.414, SLG: 0.573										3	1	1	0	1	0	0				
Hank Aaron, R (1,9) OBP: 0.378, SLG: 0.659										4	1	2	3	0	0	1				
Joe Adcock, R (1,3) OBP: 0.346, SLG: 0.571										3	1	2	0	1	0	0				
Al Spangler, L (1,7) OBP: 0.370, SLG: 0.417										3	0	2	0	0	0	2				
Charlie Lau, L (1,2) OBP: 0.125, SLG: 0.125										3	0	1	0	0	0	2				
Chuck Cottier, R (1,4) OBP: 0.417, SLG: 0.300										2	0	1	0	1	0	2				
Juan Pizarro, L (1,1) OBP: 0.333, SLG: 0.333										3	0	0	0	0	1	3				
Don McMahon, R (7,1)										1	0	0	0	0	0	2				
<b>Inning Stats</b>	R: 3 E: 0 K: 0 S: 6	H: 3 LOB: 1 BB: 1 P: 10	R: 0 E: 0 K: 0 S: 3	H: 1 LOB: 0 BB: 0 P: 3	R: 0 E: 0 K: 0 S: 5	H: 2 LOB: 2 BB: 0 P: 5	R: 0 E: 0 K: 0 S: 4	H: 1 LOB: 1 BB: 0 P: 4	R: 0 E: 0 K: 1 S: 7	H: 2 LOB: 1 BB: 0 P: 7	R: 0 E: 0 K: 0 S: 4	H: 1 LOB: 1 BB: 0 P: 4	R: 0 E: 0 K: 0 S: 3	H: 0 LOB: 2 BB: 2 P: 11	R: 0 E: 0 K: 2 S: 9	H: 0 LOB: 2 BB: 0 P: 9	1B: 8 2B: 1 3B: 1 HR: 1	SF: 0 SAC: 0 DP: 2 HBP: 0	WP: 0 PB: 1 SB: 1 CS: 0	PA: 36
<b>PITCHER</b>	IP WLS BF H R ER SO BB IBB HBP BLK WP HR S P ERA WHIP																			
Bennie Daniels, R (1,1) ERA: 7.91	7.0 L 31 10 4 4 4 1 1 0 0 0 0 1 32 36 5.14 1.571																			
Paul Giel, R (8,1) ERA: 6.28	1.0 5 0 0 0 0 1 1 0 0 0 0 0 3 11 0.00 1.000																			







Batter	1	2	3	4	5	6	7	8	9	AB	R	H	RBI	BB	SO	LOB	TOP	
Jim Davenport, R (1.5) OBP: 0.358, SLG: 0.443	0-0 4-3		0-0 1B		0-0 FC6-4 1B		0-0 3-1		0-0 BB 1B	5	0	3	0	0	0	0	<b>San Francisco Giants @ Milwaukee Braves</b> Milwaukee County Stadium, Milwaukee, WI Wed May 18 1960, 8:05 PM EDT Att: 16,412 - Unknown <a href="http://livebaseballscorecards.com">livebaseballscorecards.com</a>	
Joey Amalfitano, R (1.4) OBP: 0.300, SLG: 0.421	0-0 1-3		0-0 SF8		0-0 FC6-4 BB		0-0 1B		0-0 1-2 1B	3	0	1	1	0	0	2		
Dale Long, L (9, PH) OBP: 0.250, SLG: 0.294										1	0	1	0	0	0	0		
Don Blasingame, L (9, PR) OBP: 0.281, SLG: 0.226										0	0	0	0	0	0	0		
Willie Mays, R (1.8) OBP: 0.462, SLG: 0.573	4-0 BB		0-0 F4		0-0 F3		0-0 1-2 1B		4-0 1-2 2-3 BB	3	0	1	0	2	0	3		
Willie McCovey, L (1.3) OBP: 0.446, SLG: 0.659	0-0 F7		0-0 F9		4-0 1-2 BB		0-0 3-1		0-0 F8	4	0	0	0	1	0	7		
Orlando Cepeda, R (1.7) OBP: 0.324, SLG: 0.535		0-0 1-3		0-0 F8 2B		0-0 F4		0-0 6-3		4	0	1	0	0	0	3		
Willie Kirkland, L (1.9) OBP: 0.384, SLG: 0.541		0-3 K		0-0 F2		0-0 G3		0-0 G3		4	0	0	0	0	1	1		
Hobie Landrith, L (1.2) OBP: 0.297, SLG: 0.219		0-0 1B		0-0 F8		0-0 F9		0-0 G3		4	0	1	0	0	0	1		
Eddie Bressoud, R (1.6) OBP: 0.299, SLG: 0.371		0-0 F8		0-0 F9		0-0 F8		0-0 G3		3	0	0	0	0	0	2		
Jim Marshall, L (9, PH) OBP: 0.235, SLG: 0.333										1	0	0	0	0	0	0		
Mike McCormick, L (1.1) OBP: 0.333, SLG: 0.368			0-0 1B SF8 2B		0-0 FC6-4 1B		0-3 K		0-3 K	3	1	2	0	0	1	0	<b>GIANTS</b> WP: 0 PA: 40 RB: 0 SB: 0 CS: 0	
Dave Philley, S (9, PH) OBP: 0.421, SLG: 0.438										1	0	0	0	0	1	0		
<b>Inning Stats</b>	R: 0 E: 0 K: 0 S: 3	H: 0 LOB: 1 BB: 1 P: 7	R: 0 E: 0 K: 1 S: 6	H: 1 LOB: 1 BB: 0 P: 6	R: 1 E: 0 K: 0 S: 5	H: 2 LOB: 1 BB: 0 P: 5	R: 0 E: 0 K: 0 S: 4	H: 1 LOB: 1 BB: 0 P: 4	R: 0 E: 0 K: 0 S: 5	H: 2 LOB: 3 BB: 1 P: 9	R: 0 E: 0 K: 1 S: 7	H: 2 LOB: 2 BB: 0 P: 7	R: 0 E: 0 K: 0 S: 3	H: 0 LOB: 0 BB: 0 P: 3	R: 0 E: 0 K: 1 S: 7	H: 2 LOB: 3 BB: 1 P: 11	1B: 8 2B: 2 3B: 0 HR: 0	SF: 1 SAC: 0 DP: 0 HBP: 0
<b>PITCHER</b>	IP WLS BF H R ER SO BB IBB HBP BLK WP HR S P ERA WHIP	2.0 W 8 1 0 0 1 1 0 0 0 0 0 9 13 0.00 1.000	6.2 W 31 9 1 1 2 2 0 0 0 0 0 33 41 1.35 1.650	0.1 S 1 0 0 0 0 0 0 0 0 0 0 1 1 0.00 0.000	<b>PITCHER</b>													

Batter	1	2	3	4	5	6	7	8	9	AB	R	H	RBI	BB	SO	LOB	BOTTOM
Bill Bruton, L (1.8) OBP: 0.327, SLG: 0.406	0-0 1-3 1B		0-0 F7		0-0 F9		0-0 F9 2B		0-0 1-3 2B	4	0	2	0	0	0	1	<b>San Francisco Giants @ Milwaukee Braves</b> Milwaukee County Stadium, Milwaukee, WI Wed May 18 1960, 8:05 PM EDT Att: 16,412 - Unknown <a href="http://livebaseballscorecards.com">livebaseballscorecards.com</a>
Red Schoendienst, S (1.4) OBP: 0.326, SLG: 0.341	0-0 4-3		0-0 5-3		0-0 1-2 1B		0-0 2-3 3-H 0-0 F9		0-0 F9	4	0	1	0	0	0	2	
Eddie Mathews, L (1.5) OBP: 0.411, SLG: 0.600	0-0 F4		0-0 2B		0-0 F5		0-0 F9		0-0 F9	4	0	1	0	0	0	3	
Hank Aaron, R (1.9) OBP: 0.368, SLG: 0.653		4-0 2B BB	0-0 F9		0-0 F2		0-0 6-3		0-0 6-3	3	1	0	0	1	0	1	
Joe Adcock, R (1.3) OBP: 0.367, SLG: 0.571		0-0 2B		0-0 1-3		0-0 F9		0-0 1B 1B		4	0	2	1	0	0	0	
Al Spangler, L (8, PR) OBP: 0.355, SLG: 0.370		1-H 2B		0-0 1-3		0-0 F9		0-0 1B 1B		0	1	0	0	0	0	0	
Mel Roach, R (1.7) OBP: 0.250, SLG: 0.385		0-0 F6		0-0 F4		0-0 E6		0-0 F7		4	0	0	0	0	0	2	
Frank Torre, L (9, 3) OBP: 0.233, SLG: 0.222										0	0	0	0	0	0	0	
Johnny Logan, R (1.6) OBP: 0.351, SLG: 0.368		0-0 1B		0-0 F8		0-0 F8		0-0 1B 1B		4	0	2	0	0	0	1	
Del Crandall, R (1.2) OBP: 0.266, SLG: 0.521		0-0 F4		0-0 6-3		0-0 6-3		0-0 1-2 1B		4	0	1	1	0	0	2	
Carl Willey, R (1.1) OBP: 0.235, SLG: 0.394		0-3 K		0-0 K		4-0 1B		0-0 3-H 0-3 K		0	0	0	0	0	0	0	
Felix Mantilla, R (2, PH) OBP: 0.667, SLG: 0.500										1	0	0	0	0	1	2	
Bob Rush, R (3, 1) OBP: 0.667, SLG: 0.500										2	1	1	0	1	1	2	
Don McMahon, R (9, 1)										0	0	0	0	0	0	0	
<b>Inning Stats</b>	R: 0 E: 0 K: 0 S: 3	H: 1 LOB: 0 BB: 0 P: 3	R: 1 E: 0 K: 1 S: 7	H: 2 LOB: 2 BB: 1 P: 11	R: 0 E: 0 K: 0 S: 4	H: 1 LOB: 1 BB: 0 P: 4	R: 0 E: 0 K: 0 S: 3	H: 0 LOB: 0 BB: 0 P: 3	R: 0 E: 0 K: 0 S: 4	H: 1 LOB: 2 BB: 1 P: 8	R: 0 E: 1 K: 0 S: 5	H: 0 LOB: 1 BB: 0 P: 5	R: 1 E: 1 K: 0 S: 8	H: 3 LOB: 2 BB: 0 P: 8	1B: 7 2B: 3 3B: 0 HR: 0	SF: 0 SAC: 0 DP: 0 HBP: 0	WP: 0 PA: 36 RB: 0 SB: 0 CS: 0
<b>PITCHER</b>	IP WLS BF H R ER SO BB IBB HBP BLK WP HR S P ERA WHIP	8.0 L 36 10 3 2 2 2 0 0 0 0 0 38 46 2.25 1.500	<b>PITCHER</b>														







Batter	1	2	3	4	5	6	7	8	9	AB	R	H	RBI	BB	SO	LOB	TOP		
<b>Richie Ashburn, L</b> (1, 8) OBP: 0.444, SLG: 0.382	0-0 6-3		0-0 14 BB 1B	0-3 K			0-0 FC5-4 1B		0-0 P4	5	0	2	0	0	1	2	<b>Chicago Cubs @ Milwaukee Braves</b> <b>Milwaukee County Stadium, Milwaukee, WI</b> Sun May 22, 1960, 4:33 AM EDT Att: 25,798 - Sunny		
<b>Jerry Kindall, R</b> (1, 4) OBP: 0.172, SLG: 0.286 <b>Earl Averill, R</b> (9, PH) OBP: 0.375, SLG: 0.714	0-0 P4		0-0 F7		0-0 F7		0-0 FC5-4 FC5 1B 1-2		0-0 F3	4	0	0	0	0	0	2			
<b>Ed Bouchee, L</b> (1, 3) OBP: 0.365, SLG: 0.356	0-0 HR		0-0 14 BB 1B		4-0 BB		0-0 1B			3	1	3	1	1	0	0			
<b>14 Ernie Banks, R</b> (1, 6) OBP: 0.361, SLG: 0.556	0-0 1B		4-0 1B		0-3 K		0-0 F7			3	0	1	0	1	1	3			
<b>Frank Thomas, R</b> (1, 5) OBP: 0.262, SLG: 0.420	0-0 5-3		0-3 K		0-0 L7		0-0 FC5			4	0	0	0	0	1	7			
<b>Art Schult, R</b> (1, 7) OBP: 0.231, SLG: 0.250		0-3 K		0-0 2B		0-0 6-3		0-0 F8		4	0	1	0	0	1	0			
<b>Bob Will, L</b> (1, 9) OBP: 0.317, SLG: 0.338		4-0 E 7-5-2 BB		4-0 BB		0-0 6-3		0-0 F9		2	0	0	0	2	0	0			
<b>Del Rice, R</b> (1, 2) OBP: 0.271, SLG: 0.311		0-0 7-5-2		0-0 F9		4-0 BB		0-0 F8		3	0	0	0	1	0	3			
<b>Glen Hobbie, R</b> (1, 1) OBP: 0.235, SLG: 0.071 <b>Dick Gemert, R</b> (9, PH) OBP: 0.321, SLG: 0.308			0-0 1-3		0-0 F7		0-3 K		0-3 K	3	0	0	0	0	1	3			
<b>Inning Stats</b>	R: 1 E: 0 K: 0 S: 5	H: 2 LOB: 1 BB: 0 P: 5	R: 0 E: 1 K: 1 S: 4	H: 0 LOB: 0 BB: 1 P: 8	R: 0 E: 0 K: 1 S: 7	H: 2 LOB: 3 BB: 1 P: 11	R: 0 E: 0 K: 1 S: 6	H: 1 LOB: 2 BB: 1 P: 10	R: 0 E: 0 K: 1 S: 5	H: 0 LOB: 1 BB: 1 P: 9	R: 0 E: 0 K: 0 S: 5	H: 2 LOB: 2 BB: 0 P: 5	R: 0 E: 0 K: 0 S: 3	H: 0 LOB: 0 BB: 0 P: 3	R: 0 E: 0 K: 1 S: 5	H: 0 LOB: 0 BB: 0 P: 5		1B: 5 2B: 2 3B: 0 HR: 1	SF: 0 SAC: 0 DP: 1 HBP: 0
<b>PITCHER</b> <b>Juan Pizarro, L</b> (1, 1) ERA: 2.35	IP: 9.0 WLS: W BF: 38 H: 7 R: 1 ER: 1 SO: 6 BB: 5 IBB: 0 HBP: 0 BLK: 0 WP: 0 HR: 1 S: 45 P: 65 ERA: 1.00 WHIP: 1.333															<b>PITCHER</b>			

AB	33
R	1
H	7
RBI	1
BB	5
SO	6
LOB	20



Batter	1	2	3	4	5	6	7	8	9	AB	R	H	RBI	BB	SO	LOB	BOTTOM		
<b>Bill Bruton, L</b> (1, 8) OBP: 0.330, SLG: 0.417	0-0 F8		0-0 F8		0-3 K		4-0 S BB			3	0	0	0	1	1	1	<b>Chicago Cubs @ Milwaukee Braves</b> <b>Milwaukee County Stadium, Milwaukee, WI</b> Sun May 22, 1960, 4:33 AM EDT Att: 25,798 - Sunny		
<b>Red Schoendienst, S</b> (1, 4) OBP: 0.320, SLG: 0.319	1-0 FC4-6 1B HBP		0-0 F2		0-0 4-3		0-0 F9			3	0	0	0	0	0	2			
<b>Eddie Mathews, L</b> (1, 5) OBP: 0.417, SLG: 0.594	0-0 FC4-6 1B		4-0 1B BB		0-0 4-3		0-0 3-1 WP BB			2	0	1	0	2	0	0			
<b>Hank Aaron, R</b> (1, 9) OBP: 0.368, SLG: 0.627	0-0 FC4-6		0-0 1B		0-0 E5 HR		4-0 3-1 BB			3	1	1	1	1	0	2			
<b>Joe Adcock, R</b> (1, 3) OBP: 0.382, SLG: 0.651	0-0 F9		0-0 5-3		0-0 HR		0-0 K			4	1	1	2	0	1	6			
<b>Al Spangler, L</b> (1, 7) OBP: 0.314, SLG: 0.323		0-0 3-1		0-0 F2		0-0 1-3		0-0 3-1		4	0	0	0	0	0	2			
<b>Johnny Logan, R</b> (1, 6) OBP: 0.333, SLG: 0.347		0-0 5-3		0-0 6-3		0-0 6-3		0-3 K		4	0	0	0	0	1	2			
<b>Del Crandall, R</b> (1, 2) OBP: 0.256, SLG: 0.487		0-0 1-3		0-3 K			0-0 F7			3	0	0	0	0	1	0			
<b>Juan Pizarro, L</b> (1, 1) OBP: 0.333, SLG: 0.444			0-0 1B 2B		0-0 G3		0-0 F8			3	1	1	0	0	0	0			
<b>Inning Stats</b>	R: 0 E: 0 K: 0 S: 4	H: 1 LOB: 2 BB: 0 P: 5	R: 0 E: 0 K: 0 S: 3	H: 0 LOB: 0 BB: 0 P: 3	R: 1 E: 0 K: 0 S: 5	H: 2 LOB: 2 BB: 1 P: 9	R: 0 E: 0 K: 1 S: 5	H: 0 LOB: 0 BB: 0 P: 5	R: 2 E: 1 K: 0 S: 5	H: 1 LOB: 0 BB: 0 P: 5	R: 0 E: 0 K: 0 S: 3	H: 0 LOB: 1 BB: 1 P: 7	R: 0 E: 0 K: 2 S: 7	H: 0 LOB: 2 BB: 2 P: 15	R: 0 E: 0 K: 1 S: 7	H: 0 LOB: 2 BB: 2 P: 15		1B: 2 2B: 1 3B: 0 HR: 1	SF: 0 SAC: 0 DP: 0 HBP: 1
<b>PITCHER</b> <b>Glen Hobbie, R</b> (1, 1) ERA: 5.21	IP: 8.0 WLS: L BF: 34 H: 4 R: 3 ER: 2 SO: 4 BB: 4 IBB: 0 HBP: 1 BLK: 0 WP: 1 HR: 1 S: 37 P: 54 ERA: 2.25 WHIP: 1.000															<b>PITCHER</b>			

AB	29
R	3
H	4
RBI	3
BB	4
SO	4
LOB	15





Batter	1	2	3	4	5	6	7	8	9	AB	R	H	RBI	BB	SO	LOB	TOP					
Bill Bruton, L OBP: 0.327, SLG: 0.411 (1, 8)	0-0 4-3		0-0 F9		0-0 4-3			0-0 E S 1B		4	0	1	0	0	0	0	<b>Milwaukee Braves @ St. Louis Cardinals</b> Sportsman's Park, St. Louis, MO Wed May 25 1960, 8:05 PM EDT Att: 8,173 - Unknown					
Red Schoendienst, S OBP: 0.319, SLG: 0.316 (1, 4)	0-0 G3		0-0 1B 2B 1B		0-0 F6			0-0 4-3 1-3		4	1	1	0	0	0	1						
Eddie Mathews, L OBP: 0.437, SLG: 0.606 (1, 5)	4-0 1B E BB		0-0 1-3 2B 1B		0-0 CS 1B			0-0 1B		3	2	3	0	1	0	0						
Hank Aaron, R OBP: 0.364, SLG: 0.613 (1, 9)	0-0 E8 1-H 1B		0-0 F5		0-0 CS 1-2		0-0 4-3	0-0 F2		4	0	1	0	0	0	4						
Joe Adcock, R OBP: 0.375, SLG: 0.642 (1, 3)	0-3 K		0-0 1-H 3-H 2B		0-0 K		0-3 K	0-0 6-3		4	0	1	2	0	2	3						
Johnny Logan, R OBP: 0.325, SLG: 0.342 (1, 6)		0-0 F3		0-0 5-3 1B		0-0 6-3			0-3 K	4	0	1	0	0	1	0						
Al Spangler, L OBP: 0.308, SLG: 0.343 (1, 7)		0-3 K		0-0 F8			0-0 F8		0-0 FC1-5 2B	4	0	1	0	0	1	1						
Del Crandall, R OBP: 0.256, SLG: 0.469 (1, 2)		4-0 FC6-4 BB		0-0 5-3 1-2			0-0 6-3		0-0 FC1-5 2-3	3	0	0	0	1	0	2						
Warren Spahn, L OBP: 0.158, SLG: 0.278 (1, 1)		0-0 FC6-4		0-0 4-3			0-0 3-1		0-0 3-1	3	0	0	0	0	0	2						
Wes Covington, L OBP: 0.240, SLG: 0.500 (9, PH)										1	0	0	0	0	0	1						
Don McMahon, R OBP: 0.259, SLG: 0.375 (9, 1)										0	0	0	0	0	0	0						
<b>Inning Stats</b>	R: 1 E: 1 K: 1 S: 6	H: 1 LOB: 1 BB: 1 P: 10	R: 0 E: 0 K: 1 S: 5	H: 0 LOB: 1 BB: 1 P: 9	R: 2 E: 0 K: 0 S: 5	H: 3 LOB: 1 BB: 0 P: 5	R: 0 E: 0 K: 0 S: 4	H: 1 LOB: 1 BB: 0 P: 4	R: 0 E: 0 K: 0 S: 3	H: 0 LOB: 0 BB: 0 P: 3	R: 0 E: 0 K: 0 S: 5	H: 0 LOB: 0 BB: 0 P: 5	R: 0 E: 0 K: 0 S: 3	H: 0 LOB: 0 BB: 0 P: 3	R: 0 E: 0 K: 1 S: 5	H: 2 LOB: 2 BB: 0 P: 5	R: 0 E: 1 K: 1 S: 6	H: 1 LOB: 1 BB: 0 P: 6	1B: 7 2B: 2 3B: 0 HR: 0	SF: 0 SAC: 0 DP: 0 HBP: 0	WP: 0 PB: 0 SB: 1 CS: 1	PA: 37
<b>PITCHER</b> Larry Jackson, R ERA: 3.08 (1, 1)	IP: 9.0 WLS: W BF: 36 H: 9 R: 3 ER: 2 SO: 4 BB: 2 IBB: 0 HBP: 0 BLK: 0 WP: 0 HR: 0 S: 42 P: 50 ERA: 2.00 WHIP: 1.222															<b>PITCHER</b>	IP: 9.0 WLS: W BF: 36 H: 9 R: 3 ER: 2 SO: 4 BB: 2 IBB: 0 HBP: 0 BLK: 0 WP: 0 HR: 0 S: 42 P: 50 ERA: 2.00 WHIP: 1.222					



Batter	1	2	3	4	5	6	7	8	9	AB	R	H	RBI	BB	SO	LOB	BOTTOM					
Joe Cunningham, L OBP: 0.419, SLG: 0.391 (1, 9)	4-0 3-1 BB		0-0 F7		0-0 F4			0-3 K		3	0	0	0	1	1	0	<b>Milwaukee Braves @ St. Louis Cardinals</b> Sportsman's Park, St. Louis, MO Wed May 25 1960, 8:05 PM EDT Att: 8,173 - Unknown					
Daryl Spencer, R OBP: 0.403, SLG: 0.586 (1, 4)	0-0 3-1 1-2		0-0 2-3			0-0 4-3		0-0 F4		4	0	0	0	0	0	1						
Bill White, L OBP: 0.392, SLG: 0.488 (1, 8)	0-0 F9		0-0 G3			0-0 5-3		4-0 BB		3	0	0	0	1	0	1						
Ken Boyer, R OBP: 0.314, SLG: 0.537 (1, 5)	0-0 F8			0-0 HR		0-0 HR		0-0 F7		4	2	2	2	0	0	2						
Stan Musial, L OBP: 0.368, SLG: 0.409 (1, 3)		1-0 BB G4-6-3 HBP		0-0 3-1		0-0 F9			0-0 F5	3	1	0	0	0	0	0						
Bob Nieman, R OBP: 0.404, SLG: 0.438 (1, 7)		4-0 G4-6-3 BB BB		0-3 K			0-0 SH2-4 1B		0-0 HR 1B	3	1	2	0	1	1	0						
Hal Smith, R OBP: 0.213, SLG: 0.179 (1, 2)		4-0 G4-6-3 BB		0-0 4-3			0-0 SH2-4 1-2		0-0 F7	1	0	0	0	1	0	0						
Carl Sawatski, L OBP: 0.351, SLG: 0.521 (9, PH)		1-2 2-3 BB					1-2		0-0 F7	1	0	0	0	0	0	1						
Alex Grammas, R OBP: 0.260, SLG: 0.247 (1, 6)		0-0 G4-6-3							0-0 HR	3	0	0	0	0	0	3						
George Crowe, L OBP: 0.299, SLG: 0.375 (9, PH)		1-2 2-3 3-H							1-H	1	1	1	2	0	0	0						
Larry Jackson, R OBP: 0.200, SLG: 0.250 (1, 1)			0-3 K							3	0	0	0	0	1	2						
<b>Inning Stats</b>	R: 0 E: 0 K: 0 S: 3	H: 0 LOB: 1 BB: 1 P: 7	R: 1 E: 0 K: 1 S: 4	H: 0 LOB: 2 BB: 2 P: 13	R: 0 E: 0 K: 0 S: 3	H: 0 LOB: 0 BB: 0 P: 3	R: 1 E: 0 K: 1 S: 6	H: 1 LOB: 0 BB: 0 P: 6	R: 0 E: 0 K: 0 S: 3	H: 0 LOB: 0 BB: 0 P: 3	R: 1 E: 0 K: 0 S: 4	H: 1 LOB: 0 BB: 0 P: 4	R: 0 E: 0 K: 0 S: 4	H: 1 LOB: 1 BB: 0 P: 4	R: 0 E: 0 K: 1 S: 5	H: 0 LOB: 1 BB: 1 P: 9	R: 2 E: 0 K: 0 S: 4	H: 2 LOB: 0 BB: 0 P: 4	1B: 2 2B: 0 3B: 0 HR: 3	SF: 0 SAC: 1 DP: 1 HBP: 1	WP: 0 PB: 0 SB: 0 CS: 0	PA: 35
<b>PITCHER</b> Warren Spahn, L ERA: 3.62 (1, 1)	IP: 8.0 WLS: L BF: 4 H: 3 R: 3 ER: 3 SO: 3 BB: 4 IBB: 1 HBP: 0 BLK: 0 WP: 0 HR: 2 S: 32 P: 49 ERA: 3.38 WHIP: 0.875															<b>PITCHER</b>	IP: 8.0 WLS: L BF: 4 H: 3 R: 3 ER: 3 SO: 3 BB: 4 IBB: 1 HBP: 0 BLK: 0 WP: 0 HR: 2 S: 32 P: 49 ERA: 3.38 WHIP: 0.875					
Don McMahon, R ERA: 7.02 (9, 1)	0.2 L 4 2 2 2 0 0 0 0 0 0 1 4 4 27.00 3.000																					





Batter	1	2	3	4	5	6	7	8	9	AB	R	H	RBI	BB	SO	LOB	TOP										
<b>Bill Bruton, L</b> OBP: 0.339, SLG: 0.420 (1, 8)										5	0	3	0	0	1	1	<b>Milwaukee Braves @ St. Louis Cardinals</b> Sportsman's Park, St. Louis, MO Thu May 26 1960, 8:05 PM EDT Att: 9,222 - Unknown <a href="http://livebaseballscores.com">livebaseballscores.com</a>										
<b>Red Schoendienst, S</b> OBP: 0.315, SLG: 0.314 (1, 4)										4	0	1	1	0	0	2											
<b>Eddie Mathews, L</b> OBP: 0.419, SLG: 0.577 (1, 5)										5	0	0	0	0	3	4											
<b>Hank Aaron, R</b> OBP: 0.385, SLG: 0.633 (1, 9)										3	2	3	0	1	0	0											
<b>Joe Adcock, R</b> OBP: 0.382, SLG: 0.634 (1, 3)										4	1	2	1	0	0	3											
<b>Mel Roach, R</b> OBP: 0.273, SLG: 0.433 (1, 7)										2	1	1	1	0	0	0											
<b>Al Spangler, L</b> OBP: 0.300, SLG: 0.333 (8, 7)										1	0	0	0	0	1	0											
<b>Johnny Logan, R</b> OBP: 0.315, SLG: 0.325 (1, 6)										4	0	0	0	0	2	2											
<b>Del Crandall, R</b> OBP: 0.255, SLG: 0.471 (1, 2)										4	0	1	0	0	0	1											
<b>Bob Buhl, R</b> OBP: 0.150, SLG: 0.150 (1, 1)										4	0	1	1	0	2	2											
<b>Inning Stats</b>	R: 0 E: 0 K: 1 S: 5	H: 1 LOB: 1 BB: 0 P: 5	R: 3 E: 1 K: 2 S: 11	H: 4 LOB: 1 BB: 0 P: 11	R: 0 E: 0 K: 1 S: 6	H: 1 LOB: 1 BB: 0 P: 6	R: 0 E: 0 K: 1 S: 5	H: 0 LOB: 0 BB: 0 P: 5	R: 0 E: 0 K: 1 S: 6	H: 1 LOB: 1 BB: 0 P: 6	R: 1 E: 0 K: 1 S: 8	H: 3 LOB: 2 BB: 0 P: 8	R: 0 E: 0 K: 0 S: 4	H: 1 LOB: 2 BB: 1 P: 8	R: 0 E: 0 K: 1 S: 5	H: 0 LOB: 0 BB: 0 P: 5	R: 0 E: 0 K: 1 S: 6	H: 1 LOB: 1 BB: 0 P: 6	1B: 10 2B: 3 3B: 0 HR: 0	SF: 1 SAC: 1 DP: 1 HBP: 0	WP: 0 PB: 1 SB: 0 CS: 1	PA: 39					
<b>PITCHER</b>	IP	WLS	BF	H	R	ER	SO	BB	IBB	HBP	BLK	WP	HR	S	P	ERA	WHIP										
<b>Vinegar Bend Mizell, L</b> ERA: 4.35 (1, 1)	7.0	L	32	11	4	3	7	0	1	0	0	0	0	45	49	3.86	1.571										
<b>Ernie Broglio, R</b> ERA: 2.84 (8, 1)	2.0		7	1	0	0	2	0	0	0	0	0	0	11	11	0.00	0.500										

Batter	1	2	3	4	5	6	7	8	9	AB	R	H	RBI	BB	SO	LOB	BOTTOM										
<b>Joe Cunningham, L</b> OBP: 0.421, SLG: 0.390 (1, 9)										3	0	1	0	1	0	0	<b>Milwaukee Braves @ St. Louis Cardinals</b> Sportsman's Park, St. Louis, MO Thu May 26 1960, 8:05 PM EDT Att: 9,222 - Unknown <a href="http://livebaseballscores.com">livebaseballscores.com</a>										
<b>Daryl Spencer, R</b> OBP: 0.399, SLG: 0.573 (1, 4)										3	0	0	0	1	0	1											
<b>Bill White, L</b> OBP: 0.388, SLG: 0.489 (1, 8)										4	0	1	0	0	2	2											
<b>Ken Boyer, R</b> OBP: 0.306, SLG: 0.520 (1, 5)										4	0	0	0	0	1	3											
<b>Stan Musial, L</b> OBP: 0.373, SLG: 0.413 (1, 3)										4	0	2	0	0	0	2											
<b>Bob Nieman, R</b> OBP: 0.426, SLG: 0.519 (1, 7)										4	1	3	1	0	1	0											
<b>Carl Sawatski, L</b> OBP: 0.344, SLG: 0.490 (1, 2)										3	0	0	0	1	1	4											
<b>Alex Grammas, R</b> OBP: 0.255, SLG: 0.242 (1, 6)										2	0	0	0	0	1	1											
<b>George Crowe, L</b> OBP: 0.259, SLG: 0.360 (7, 7)										1	0	0	0	0	0	2											
<b>Wally Shannon, L</b> OBP: 0.296, SLG: 0.174 (8, 4)										1	0	0	0	0	1	2											
<b>Vinegar Bend Mizell, R</b> OBP: 0.158, SLG: 0.167 (1, 1)										2	0	0	0	0	2	0											
<b>Leon Wagner, L</b> OBP: 0.337, SLG: 0.398 (7, 7)										1	0	0	0	0	0	2											
<b>Ernie Broglio, R</b> OBP: 0.337, SLG: 0.398 (8, 1)										0	0	0	0	0	0	0											
<b>Inning Stats</b>	R: 0 E: 0 K: 1 S: 4	H: 0 LOB: 0 BB: 1 P: 8	R: 0 E: 0 K: 2 S: 7	H: 0 LOB: 0 BB: 0 P: 7	R: 0 E: 0 K: 1 S: 4	H: 0 LOB: 1 BB: 1 P: 8	R: 0 E: 0 K: 0 S: 4	H: 1 LOB: 2 BB: 1 P: 8	R: 1 E: 0 K: 2 S: 8	H: 1 LOB: 0 BB: 0 P: 8	R: 0 E: 0 K: 0 S: 4	H: 1 LOB: 1 BB: 0 P: 4	R: 0 E: 0 K: 0 S: 5	H: 2 LOB: 2 BB: 0 P: 5	R: 0 E: 0 K: 1 S: 5	H: 0 LOB: 0 BB: 0 P: 5	R: 0 E: 0 K: 2 S: 9	H: 2 LOB: 2 BB: 0 P: 9	1B: 5 2B: 1 3B: 0 HR: 1	SF: 0 SAC: 0 DP: 2 HBP: 0	WP: 0 PB: 0 SB: 0 CS: 0	PA: 35					
<b>PITCHER</b>	IP	WLS	BF	H	R	ER	SO	BB	IBB	HBP	BLK	WP	HR	S	P	ERA	WHIP										
<b>Bob Buhl, R</b> ERA: 3.75 (1, 1)	9.0	W	35	7	1	1	9	3	0	0	0	0	1	50	62	1.00	1.111										



Batter	1	2	3	4	5	6	7	8	9	AB R H RBI BB SO LOB	TOP											
Bill Bruton, L OBP: 0.333, SLG: 0.410 (1, 8)	0-3 K		0-0 S 1B		0-0 4-3		0-0 5-3		0-0 F8	5 1 1 0 0 1 0	<b>Milwaukee Braves @ Cincinnati Reds</b> Crosley Field, Cincinnati, OH Fri May 27 1960, 7:05 PM EDT Att: 11,364 - Unknown											
Red Schoendienst, S OBP: 0.322, SLG: 0.314 (1, 4)	0-0 P6		0-0 BB 1B		4-0 HR BB		0-3 K			3 1 1 1 1 1 0												
Eddie Mathews, L OBP: 0.430, SLG: 0.636 (1, 5)	0-0 HR		4-0 1-2 BB		0-0 HR		0-0 F9			3 2 2 3 1 0 0												
Hank Aaron, R OBP: 0.381, SLG: 0.619 (1, 9)	0-0 F7		0-0 F7		0-0 S 1B			0-0 F3		4 0 1 0 0 0 2												
Joe Adcock, R OBP: 0.388, SLG: 0.635 (1, 3)		0-0 F5		0-0 SH3 SF9 2B		0-0 F8		4-0 BB		3 1 1 0 1 0 1												
Johnny Logan, R OBP: 0.304, SLG: 0.314 (1, 6)		0-0 F8		0-0 SH3 2-3		0-0 F8		0-0 F8		3 0 0 0 0 0 1												
Al Spangler, L OBP: 0.295, SLG: 0.359 (1, 7)		0-0 F5		0-0 SF9 3-H				0-0 4-3		3 0 1 1 0 0 1												
Del Crandall, R OBP: 0.245, SLG: 0.449 (1, 2)			0-0 6-3		0-0 F7			0-0 F7		4 0 0 0 0 0 1												
Lew Burdette, R OBP: 0.174, SLG: 0.143 Bob Rush, R OBP: 0.500, SLG: 0.333 Ken Mackenzie, R OBP: 0.333, SLG: 0.800 (5, 1) (6, 1)			0-0 F3		0-0 F7		0-0 F9		0-3 K	2 0 0 0 0 0 0 1 0 0 0 0 0 1 1 0 0 0 0 1 0												
<b>Inning Stats</b>	R: 1 E: 0 K: 1 S: 6	H: 1 LOB: 0 BB: 0 P: 6	R: 0 E: 0 K: 0 S: 3	H: 0 LOB: 0 BB: 0 P: 3	R: 1 E: 0 K: 0 S: 5	H: 2 LOB: 2 BB: 1 P: 9	R: 1 E: 0 K: 0 S: 4	H: 1 LOB: 0 BB: 0 P: 4	R: 2 E: 0 K: 0 S: 5	H: 2 LOB: 1 BB: 1 P: 9		R: 0 E: 0 K: 0 S: 4	H: 1 LOB: 1 BB: 0 P: 4	R: 0 E: 0 K: 0 S: 5	H: 0 LOB: 0 BB: 0 P: 5	R: 0 E: 0 K: 0 S: 3	H: 0 LOB: 1 BB: 1 P: 7	R: 0 E: 0 K: 1 S: 5	H: 0 LOB: 0 BB: 0 P: 5	1B: 3 2B: 2 3B: 0 HR: 2	SF: 1 SAC: 1 DP: 0 HBP: 0	WP: 0 PB: 0 SB: 2 CS: 0
<b>PITCHER</b>	IP WLS BF H R ER SO BB IBB HBP BLK WP HR S P ERA WHIP											<b>PITCHER</b>	IP WLS BF H R ER SO BB IBB HBP BLK WP HR S P ERA WHIP									
Bob Purkey, R ERA: 2.98 Jim Brosnan, R ERA: 4.25	(1, 1) (6, 1)	5.0 W	23 14	6 1	5 0	5 0	1 2	2 1	0 0	0 0	0 0	0 0	2 17	23 21	31 21	9.00 0.00	1.600 0.500					

AB	32
R	5
H	7
RBI	5
BB	3
SO	3
LOB	7



Batter	1	2	3	4	5	6	7	8	9	AB R H RBI BB SO LOB	BOTTOM													
Eddie Kasko, R OBP: 0.410, SLG: 0.435 (1, 6)	0-0 CS 1B		0-0 F3		0-0 1B 2B		0-0 F7		0-3 K	5 1 2 0 0 1 1	<b>Milwaukee Braves @ Cincinnati Reds</b> Crosley Field, Cincinnati, OH Fri May 27 1960, 7:05 PM EDT Att: 11,364 - Unknown													
Vada Pinson, L OBP: 0.381, SLG: 0.497 (1, 8)	4-0 E BB		0-0 E1 BB		0-0 2B 1B		0-0 2B 1B		0-0 HR 3B	4 2 3 1 1 0 0														
Gus Bell, L OBP: 0.316, SLG: 0.415 (1, 9)	0-0 E8 G6-4-3		4-0 FC5-4 BB		0-0 1B 2B		0-0 4-1		4-0 HR IBB	3 2 1 2 2 0 2														
Frank Robinson, R OBP: 0.417, SLG: 0.625 (1, 3)	0-0 G6-4-3		0-0 FC5-4		0-0 1B SF7 1B		0-0 F9		4-0 HR IBB	4 2 1 0 1 0 4														
Jerry Lynch, L OBP: 0.432, SLG: 0.452 (1, 7)		0-0 F5		0-3 K		0-0 1B		0-0 F8		5 0 1 1 1 0 2 3														
Ed Bailey, L OBP: 0.409, SLG: 0.543 (1, 2)		0-0 1B		0-0 F7		0-0 SF7		0-0 F4		4 1 2 5 0 0 0														
Willie Jones, R OBP: 0.316, SLG: 0.375 (1, 5)		0-0 F6		4-0 BB		0-0 F7		0-0 F7		3 0 0 0 1 0 2														
Elio Chacon, R OBP: 0.344, SLG: 0.296 (1, 4)		0-0 P3		0-0 F7		0-0 SH2-4 3B 1B		0-3 K		4 1 1 0 0 1 2														
Bob Purkey, R ERA: 3.36 Whitley Lockman, L ERA: 3.86 Jim Brosnan, R ERA: 6.75	(1, 1) (5, PH) (6, 1)	4.1 L	22 13	6 2	4 4	4 4	1 4	0 4	0 4	0 4		0 4	0 4	0 4	0 4	0 4	0 4	0 4	0 4	0 4	1B: 7 2B: 1 3B: 2 HR: 1	SF: 1 SAC: 1 DP: 1 HBP: 0	WP: 0 PB: 0 SB: 0 CS: 1	PA: 42
<b>PITCHER</b>	IP WLS BF H R ER SO BB IBB HBP BLK WP HR S P ERA WHIP											<b>PITCHER</b>	IP WLS BF H R ER SO BB IBB HBP BLK WP HR S P ERA WHIP											
Lew Burdette, R Bob Rush, R Ken Mackenzie, L	(1, 1) (5, 1) (6, 1)	4.1 7 3.0	22 13	6 2	4 4	4 4	1 4	0 4	0 4	0 4	0 4	0 4	0 4	0 4	0 4	8.31 6.75 12.00	2.077 2.250 0.667							

AB	35
R	9
H	11
RBI	9
BB	5
SO	5
LOB	14





Batter	1	2	3	4	5	6	7	8	9	AB	R	H	RBI	BB	SO	LOB	TOP					
Bill Bruton, L OBP: 0.346, SLG: 0.421 (1, 8)										4	1	3	0	0	0	0	<b>Milwaukee Braves @ Cincinnati Reds</b> Crosley Field, Cincinnati, OH Sun May 29 1960, 3:33 AM EDT Att: 16,119 - Unknown					
Red Schoendienst, S OBP: 0.314, SLG: 0.306 (1, 4)										3	0	0	0	0	0	1						
Eddie Mathews, L OBP: 0.439, SLG: 0.661 (1, 5)										2	1	1	2	2	0	0						
Hank Aaron, R OBP: 0.369, SLG: 0.598 (1, 9)										4	0	0	0	0	0	3						
Joe Adcock, R OBP: 0.369, SLG: 0.603 (1, 3)										4	0	0	0	0	0	1						
Al Spangler, L OBP: 0.292, SLG: 0.349 (1, 7)										4	0	1	0	0	0	0						
Johnny Logan, R OBP: 0.302, SLG: 0.311 (1, 6)										4	0	1	0	0	0	1						
Del Crandall, R OBP: 0.255, SLG: 0.446 (1, 2)										3	0	1	0	1	0	1						
Carl Willey, R (1, 1)										3	0	0	0	0	3	2						
<b>Inning Stats</b>	R: 2 E: 0 K: 0 S: 5	H: 2 LOB: 0 BB: 0 P: 5	R: 0 E: 0 K: 1 S: 5	H: 0 LOB: 1 BB: 1 P: 9	R: 0 E: 0 K: 0 S: 3	H: 0 LOB: 0 BB: 0 P: 3	R: 0 E: 0 K: 0 S: 4	H: 1 LOB: 1 BB: 0 P: 4	R: 0 E: 0 K: 1 S: 5	H: 1 LOB: 0 BB: 0 P: 5	R: 0 E: 0 K: 0 S: 3	H: 0 LOB: 1 BB: 1 P: 7	R: 0 E: 0 K: 1 S: 6	H: 1 LOB: 0 BB: 0 P: 6	R: 0 E: 0 K: 0 S: 3	H: 1 LOB: 1 BB: 1 P: 7	R: 0 E: 0 K: 0 S: 4	H: 1 LOB: 0 BB: 0 P: 4	1B: 6 2B: 0 3B: 0 HR: 1	SF: 0 SAC: 1 DP: 1 HBP: 0	WP: 0 PB: 0 SB: 0 CS: 1	PA: 36
<b>PITCHER</b> Jay Hook, R ERA: 4.91 (1, 1)	IP: 9.0 WLS: W BF: 35 H: 7 R: 2 ER: 2 SO: 3 BB: 2 IBB: 1 HBP: 0 BLK: 0 WP: 0 HR: 1 S: 38 P: 50 ERA: 2.00 WHIP: 1.000															<b>PITCHER</b>						

Batter	1	2	3	4	5	6	7	8	9	AB	R	H	RBI	BB	SO	LOB	BOTTOM					
Eddie Kasko, R OBP: 0.421, SLG: 0.450 (1, 5)										4	1	3	0	1	0	0	<b>Milwaukee Braves @ Cincinnati Reds</b> Crosley Field, Cincinnati, OH Sun May 29 1960, 3:33 AM EDT Att: 16,119 - Unknown					
Vada Pinson, L OBP: 0.397, SLG: 0.514 (1, 8)										4	1	2	2	1	0	1						
Gus Bell, L OBP: 0.315, SLG: 0.411 (1, 9)										4	0	1	0	0	0	5						
Frank Robinson, R OBP: 0.413, SLG: 0.621 (1, 3)										4	0	1	0	0	1	2						
Jerry Lynch, L OBP: 0.439, SLG: 0.457 (1, 7)										4	1	2	0	0	1	1						
Ed Bailey, L OBP: 0.404, SLG: 0.529 (1, 2)										3	0	0	0	1	0	2						
Roy McMillan, R OBP: 0.277, SLG: 0.355 (1, 6)										3	1	1	2	1	0	2						
Elio Chacon, R OBP: 0.338, SLG: 0.293 (1, 4)										4	0	1	0	0	0	1						
Jay Hook, L OBP: 0.125, SLG: 0.045 (1, 1)										4	0	0	0	0	2	1						
<b>Inning Stats</b>	R: 0 E: 0 K: 0 S: 3	H: 1 LOB: 1 BB: 1 P: 7	R: 2 E: 0 K: 1 S: 7	H: 2 LOB: 0 BB: 0 P: 7	R: 0 E: 0 K: 1 S: 6	H: 1 LOB: 1 BB: 0 P: 6	R: 0 E: 0 K: 1 S: 5	H: 0 LOB: 1 BB: 1 P: 9	R: 0 E: 0 K: 0 S: 4	H: 1 LOB: 1 BB: 0 P: 4	R: 0 E: 0 K: 0 S: 3	H: 1 LOB: 2 BB: 1 P: 7	R: 0 E: 0 K: 1 S: 6	H: 2 LOB: 2 BB: 1 P: 10	R: 0 E: 0 K: 0 S: 4	H: 1 LOB: 0 BB: 0 P: 4	R: 2 E: 0 K: 0 S: 4	H: 2 LOB: 0 BB: 0 P: 4	1B: 7 2B: 2 3B: 0 HR: 2	SF: 0 SAC: 0 DP: 1 HBP: 0	WP: 0 PB: 0 SB: 0 CS: 1	PA: 38
<b>PITCHER</b> Carl Willey, R ERA: 3.48 (1, 1)	IP: 8.2 WLS: L BF: 38 H: 11 R: 4 ER: 4 SO: 4 BB: 4 IBB: 0 HBP: 0 BLK: 0 WP: 0 HR: 2 S: 42 P: 58 ERA: 4.15 WHIP: 1.731															<b>PITCHER</b>						



Batter	1	2	3	4	5	6	7	8	9	AB	R	H	RBI	BB	SO	LOB	TOP			
Bill Bruton, L OBP: 0.344, SLG: 0.416 (1, 8)										4	0	1	0	0	1	1	<b>Milwaukee Braves @ Pittsburgh Pirates</b> Forbes Field, Pittsburgh, PA Mon May 30 1960, 3:33 AM EDT Att: 34,233 - Unknown			
Red Schoendienst, S OBP: 0.311, SLG: 0.304 Felix Mantilla, R OBP: 0.235, SLG: 0.394 (1, 4) (9, PR)										4	0	1	0	0	0	1				
Eddie Mathews, L OBP: 0.434, SLG: 0.643 (1, 5)										3	1	0	0	1	0	3				
Hank Aaron, R OBP: 0.358, SLG: 0.579 (1, 9)										4	0	0	0	0	0	5				
Joe Adcock, R OBP: 0.386, SLG: 0.610 (1, 3)											4	1	3	1	0	0				
Mel Roach, R OBP: 0.297, SLG: 0.500 (1, 7)											4	0	2	2	0	1				
Johnny Logan, R OBP: 0.290, SLG: 0.298 (1, 6)											4	0	0	0	0	4				
Del Crandall, R OBP: 0.245, SLG: 0.427 (1, 2)											4	0	0	0	1	3				
Warren Spahn, L OBP: 0.150, SLG: 0.263 Joey Jay, S OBP: 0.600, SLG: 0.333 Ron Piche, R OBP: 0.250, SLG: 0.143 Stan Lopata, R OBP: 0.250, SLG: 0.143 Ken MacKenzie, R OBP: 0.250, SLG: 0.143 (1, 1) (3, 1) (7, 1) (8, PH) (8, 1)										1	0	0	0	0	0	0				
<b>Inning Stats</b>	R: 0 E: 0 K: 0 S: 4	H: 1 LOB: 1 BB: 0 P: 4	R: 0 E: 0 K: 0 S: 3	H: 1 LOB: 0 BB: 0 P: 3	R: 0 E: 0 K: 0 S: 3	H: 0 LOB: 0 BB: 0 P: 3	R: 0 E: 0 K: 0 S: 4	H: 1 LOB: 1 BB: 0 P: 4	R: 0 E: 0 K: 1 S: 6	H: 1 LOB: 2 BB: 1 P: 10	R: 0 E: 0 K: 0 S: 3	H: 1 LOB: 0 BB: 0 P: 3	R: 0 E: 0 K: 1 S: 5	H: 0 LOB: 0 BB: 0 P: 5	R: 3 E: 1 K: 0 S: 6	H: 2 LOB: 2 BB: 1 P: 10		1B: 5 2B: 3 3B: 0 HR: 0	SF: 0 SAC: 0 DP: 1 HBP: 0	WP: 0 PA: 35 CS: 0
<b>PITCHER</b>	IP WLS BF H R ER SO BB IBB HBP BLK WP HR S P ERA WHIP	8.1 W 33 7 3 2 2 2 2 0 0 0 0 0 0 2.16 1.080	0.2 S 2 0 0 0 0 0 0 0 0 0 0 0 0 0.00 0.000																	

AB 33  
R 3  
H 7  
RBI 3  
BB 2  
SO 2  
LOB 18



Batter	1	2	3	4	5	6	7	8	9	AB	R	H	RBI	BB	SO	LOB	BOTTOM				
Bob Skinner, L OBP: 0.441, SLG: 0.608 (1, 7)										4	0	1	1	0	1	2	<b>Milwaukee Braves @ Pittsburgh Pirates</b> Forbes Field, Pittsburgh, PA Mon May 30 1960, 3:33 AM EDT Att: 34,233 - Unknown				
Dick Groat, R OBP: 0.346, SLG: 0.381 (1, 6)										5	2	4	0	0	1	1					
Roberto Clemente, R OBP: 0.391, SLG: 0.563 (1, 9)										4	1	1	1	1	0	3					
Dick Stuart, R OBP: 0.293, SLG: 0.366 (1, 3)										5	0	0	0	0	0	6					
Don Hoak, R OBP: 0.353, SLG: 0.352 (1, 5)										3	2	1	1	1	1	0					
Smoky Burgess, L OBP: 0.395, SLG: 0.468 (1, 2)										4	2	3	1	0	0	0					
Gino Cimoli, R OBP: 0.386, SLG: 0.427 (1, 8)										4	0	3	4	0	0	0					
Bill Mazerowski, R OBP: 0.269, SLG: 0.452 (1, 4)										3	0	0	0	1	1	3					
Harvey Haddix, L OBP: 0.286, SLG: 0.278 Roy Face, R OBP: 0.250, SLG: 0.143 (1, 1) (9, 1)										4	1	1	0	0	1	5					
<b>Inning Stats</b>	R: 4 E: 0 K: 1 S: 9	H: 4 LOB: 2 BB: 2 P: 17	R: 0 E: 0 K: 0 S: 4	H: 1 LOB: 1 BB: 0 P: 4	R: 1 E: 0 K: 1 S: 7	H: 2 LOB: 2 BB: 1 P: 11	R: 0 E: 0 K: 0 S: 3	H: 1 LOB: 0 BB: 0 P: 3	R: 0 E: 0 K: 1 S: 5	H: 0 LOB: 0 BB: 0 P: 5	R: 2 E: 1 K: 0 S: 6	H: 3 LOB: 1 BB: 0 P: 6	R: 1 E: 0 K: 1 S: 7	H: 2 LOB: 1 BB: 0 P: 7	R: 0 E: 0 K: 1 S: 6	H: 1 LOB: 1 BB: 0 P: 6		1B: 9 2B: 5 3B: 1 HR: 0	SF: 1 SAC: 0 DP: 1 HBP: 0	WP: 0 PA: 40 CS: 0	
<b>PITCHER</b>	IP WLS BF H R ER SO BB IBB HBP BLK WP HR S P ERA WHIP	2.0 L 15 6 5 5 1 2 1 0 0 0 0 0 20 4.50 1.250	4.0 16 5 2 2 2 0 0 0 0 0 0 0 7 9.00 2.000	9.0 4 1 0 0 1 0 0 0 0 0 0 6 6 0.00 1.000																	

AB 36  
R 8  
H 14  
RBI 8  
BB 3  
SO 5  
LOB 20





Batter	1	2	3	4	5	6	7	8	9	AB	R	H	RBI	BB	SO	LOB	TOP								
<b>Bill Bruton, L</b> OBP: 0.338, SLG: 0.415 (1, 8)										5	0	1	1	0	1	1	<b>Milwaukee Braves @ Philadelphia Phillies</b> Connie Mack Stadium, Philadelphia, PA Tue May 31 1960, 7:05 PM EDT Att: 8,155 - Unknown <a href="http://livebaseballscorecards.com">livebaseballscorecards.com</a>								
<b>Felix Mantilla, R</b> OBP: 0.256, SLG: 0.421 (1, 4)										5	1	2	1	0	0	1									
<b>Eddie Mathews, L</b> OBP: 0.429, SLG: 0.629 (1, 5)										4	1	1	0	0	0	2									
<b>Hank Aaron, R</b> OBP: 0.355, SLG: 0.568 (1, 9)										4	1	1	1	0	0	0									
<b>Joe Adcock, R</b> OBP: 0.380, SLG: 0.593 (1, 3)										4	0	1	1	0	2	0									
<b>Wes Covington, L</b> OBP: 0.207, SLG: 0.429 (1, 7)										4	0	0	0	0	1	1									
<b>Johnny Logan, R</b> OBP: 0.288, SLG: 0.296 (1, 6)										4	1	1	0	0	0	1									
<b>Charlie Lau, L</b> OBP: 0.231, SLG: 0.308 (6, PH)										2	1	1	0	0	1	1									
<b>Del Crandall, R</b> OBP: 0.250, SLG: 0.429 (6, 2)										2	1	1	0	0	0	1									
<b>Juan Pizarro, L</b> OBP: 0.455, SLG: 0.727 (5, 1)										2	1	2	1	0	0	0									
<b>Lew Burdette, R</b> OBP: 0.167, SLG: 0.136 (8, 1)										1	0	0	0	0	1	0									
<b>Ken Mackenzie, R</b> OBP: 0.226, SLG: 0.214 (9, PH)										0	0	0	0	0	0	0									
<b>Frank Torre, L</b> OBP: 0.226, SLG: 0.214 (9, PH)										1	0	0	0	0	0	1									
<b>Inning Stats</b>	R: 0 E: 0 K: 0 S: 3	H: 0 LOB: 0 BB: 0 P: 3	R: 0 E: 0 K: 1 S: 5	H: 0 LOB: 0 BB: 0 P: 5	R: 2 E: 0 K: 0 S: 6	H: 3 LOB: 1 BB: 0 P: 6	R: 0 E: 0 K: 0 S: 3	H: 0 LOB: 0 BB: 0 P: 3	R: 1 E: 0 K: 2 S: 8	H: 2 LOB: 0 BB: 0 P: 8	R: 3 E: 2 K: 1 S: 9	H: 3 LOB: 1 BB: 0 P: 9	R: 0 E: 0 K: 1 S: 6	H: 1 LOB: 1 BB: 0 P: 6	R: 0 E: 0 K: 1 S: 5	H: 0 LOB: 0 BB: 0 P: 5	R: 1 E: 0 K: 0 S: 5	H: 2 LOB: 1 BB: 0 P: 5	1B: 7 2B: 3 3B: 1 HR: 0	SF: 0 SAC: 0 DP: 0 HBP: 0	WP: 0 PB: 0 SB: 0 CS: 0	PA: 38			
<b>PITCHER</b>	IP	WLS	BF	H	R	ER	SO	BB	IBB	HBP	BLK	WP	HR	S	P	ERA	WHIP								
<b>Ruben Gomez, R</b> ERA: 4.35 (1, 1)	5.0		21	6	5	4	3	0	0	0	0	0	0	27	27	7.20	1.200								
<b>Humberto Robinson, R</b> ERA: 4.24 (6, 1)	0.0		2	2	1	0	0	0	0	0	0	0	0	2	2	=	=								
<b>Chris Short, L</b> ERA: 1.72 (6, 1)	3.0	W	10	1	0	0	3	0	0	0	0	0	0	16	16	0.00	0.333								
<b>Turk Farrell, R</b> ERA: 2.88 (9, 1)	1.0	S	5	2	1	1	0	0	0	0	0	0	0	5	5	9.00	2.000								

Batter	1	2	3	4	5	6	7	8	9	AB	R	H	RBI	BB	SO	LOB	BOTTOM								
<b>Tony Taylor, R</b> OBP: 0.329, SLG: 0.387 (1, 4)										4	3	3	1	0	1	0	<b>Milwaukee Braves @ Philadelphia Phillies</b> Connie Mack Stadium, Philadelphia, PA Tue May 31 1960, 7:05 PM EDT Att: 8,155 - Unknown <a href="http://livebaseballscorecards.com">livebaseballscorecards.com</a>								
<b>Alvin Dark, R</b> OBP: 0.327, SLG: 0.341 (1, 5)										3	2	1	0	2	0	1									
<b>Bobby Del Greco, R</b> OBP: 0.393, SLG: 0.516 (1, 8)										4	2	2	3	1	1	2									
<b>Bobby Gene Smith, R</b> OBP: 0.333, SLG: 0.556 (1, 7)										2	1	1	2	0	0	2									
<b>Tony Curry, L</b> OBP: 0.369, SLG: 0.536 (5, PH)										3	0	1	2	0	1	2									
<b>Ken Walters, R</b> OBP: 0.327, SLG: 0.433 (1, 9)										5	2	2	1	0	0	3									
<b>Pancho Herrera, R</b> OBP: 0.329, SLG: 0.432 (1, 3)										5	0	2	3	0	0	1									
<b>Cal Neeman, R</b> OBP: 0.182, SLG: 0.244 (6, PR)										2	0	1	0	2	0	1									
<b>Bobby Malkmus, R</b> OBP: 0.182, SLG: 0.244 (9, 1)										1	1	0	0	0	0	2									
<b>Turk Farrell, R</b> OBP: 0.261, SLG: 0.218 (1, 6)										4	0	1	0	0	1	3									
<b>Ruben Gomez, R</b> ERA: 3.62 (1, 1)	4.1		21	9	7	7	2	1	1	0	0	0	0	23	31	18.90	3.000								
<b>Lew Burdette, R</b> ERA: 4.22 (5, 1)	3.1	L	21	9	7	7	2	1	1	0	0	0	0	23	31	18.90	3.000								
<b>Ken Mackenzie, L</b> ERA: 5.4 (8, 1)	0.1		1	0	0	0	0	0	0	0	0	0	0	1	1	0.00	0.000								
<b>Inning Stats</b>	R: 1 E: 0 K: 0 S: 5	H: 3 LOB: 1 BB: 0 P: 5	R: 0 E: 0 K: 1 S: 5	H: 0 LOB: 1 BB: 1 P: 9	R: 2 E: 0 K: 1 S: 6	H: 1 LOB: 0 BB: 1 P: 10	R: 0 E: 0 K: 0 S: 3	H: 0 LOB: 1 BB: 1 P: 7	R: 3 E: 0 K: 1 S: 8	H: 3 LOB: 1 BB: 1 P: 12	R: 0 E: 0 K: 1 S: 6	H: 1 LOB: 0 BB: 0 P: 6	R: 0 E: 0 K: 0 S: 4	H: 1 LOB: 1 BB: 0 P: 4	R: 6 E: 0 K: 1 S: 10	H: 5 LOB: 2 BB: 2 P: 18	1B: 9 2B: 1 3B: 3 HR: 1	SF: 0 SAC: 1 DP: 1 HBP: 0	WP: 1 PB: 0 SB: 0 CS: 0	PA: 43					
<b>PITCHER</b>	IP	WLS	BF	H	R	ER	SO	BB	IBB	HBP	BLK	WP	HR	S	P	ERA	WHIP								
<b>Juan Pizarro, L</b> ERA: 3.62 (1, 1)	4.1		21	9	7	7	2	1	1	0	0	0	0	23	31	18.90	3.000								
<b>Lew Burdette, R</b> ERA: 4.22 (5, 1)	3.1	L	21	9	7	7	2	1	1	0	0	0	0	23	31	18.90	3.000								
<b>Ken Mackenzie, L</b> ERA: 5.4 (8, 1)	0.1		1	0	0	0	0	0	0	0	0	0	0	1	1	0.00	0.000								



Batter	1	2	3	4	5	6	7	8	9	AB R H RBI BB SO LOB	TOP									
<b>Bill Bruton, L</b> OBP: 0.340, SLG: 0.440 (1, 8)										4 1 2 1 0 0 0	<b>Milwaukee Braves @ Philadelphia Phillies</b> Connie Mack Stadium, Philadelphia, PA Wed Jun 01 1960, 7:05 PM EDT Att: 10,682 - Unknown									
<b>Felix Mantilla, R</b> OBP: 0.273, SLG: 0.429 (1, 4)										4 2 2 1 0 0 3										
<b>Eddie Mathews, L</b> OBP: 0.420, SLG: 0.613 (1, 5)										3 0 0 0 0 0 3										
<b>Hank Aaron, R</b> OBP: 0.359, SLG: 0.559 (1, 9)										2 1 0 0 2 1 0										
<b>Joe Adcock, R</b> OBP: 0.385, SLG: 0.589 (1, 3)										4 0 2 2 0 0 0										
<b>Wes Covington, L</b> OBP: 0.242, SLG: 0.563 (1, 7)										4 1 2 2 0 0 2										
<b>Johnny Logan, R</b> OBP: 0.287, SLG: 0.294 (1, 6)										4 1 1 0 0 0 1										
<b>Del Crandall, R</b> OBP: 0.250, SLG: 0.416 (1, 2)										3 0 0 0 0 0 0										
<b>Bob Buhl, R</b> OBP: 0.174, SLG: 0.174 (1, 1)										3 0 1 0 0 1 0										
<b>Inning Stats</b>	R: 1 E: 0 K: 1 S: 6	H: 1 LOB: 0 BB: 0 P: 6	R: 0 E: 0 K: 0 S: 3	H: 0 LOB: 0 BB: 0 P: 3	R: 0 E: 0 K: 0 S: 3	H: 0 LOB: 0 BB: 0 P: 3	R: 2 E: 0 K: 0 S: 5	H: 3 LOB: 1 BB: 1 P: 9	R: 0 E: 0 K: 0 S: 5	H: 2 LOB: 2 BB: 0 P: 5	R: 0 E: 0 K: 1 S: 4	H: 0 LOB: 0 BB: 0 P: 5	R: 0 E: 0 K: 0 S: 5	H: 2 LOB: 1 BB: 1 P: 8	R: 1 E: 0 K: 0 S: 4	H: 1 LOB: 1 BB: 0 P: 5	1B: 6 2B: 3 3B: 1 HR: 1	SF: 2 SAC: 2 DP: 1 HBP: 1	WP: 0 PB: 0 SB: 0 CS: 0	PA: 38
<b>PITCHER</b> <b>Robin Roberts, R</b> ERA: 6.27 (1, 1)	IP: 9.0 WLS: L BF: 38	H: 10 R: 6 ER: 6 SO: 2	BB: 1 IBB: 1 HBP: 1 BLK: 0	WP: 0 HR: 1 S: 39 P: 48	ERA: 6.00 WHIP: 1.222						ERA: 6.00 WHIP: 1.222									

Batter	1	2	3	4	5	6	7	8	9	AB R H RBI BB SO LOB	BOTTOM											
<b>Bobby Del Greco, R</b> OBP: 0.410, SLG: 0.531 (1, 8)										3 2 2 0 2 1 1	<b>Milwaukee Braves @ Philadelphia Phillies</b> Connie Mack Stadium, Philadelphia, PA Wed Jun 01 1960, 7:05 PM EDT Att: 10,682 - Unknown											
<b>Tony Taylor, R</b> OBP: 0.325, SLG: 0.381 (1, 4)										5 0 1 0 0 1 3												
<b>Tony Curry, L</b> OBP: 0.380, SLG: 0.549 (1, 7)										5 1 3 2 0 0 1												
<b>Harry Anderson, L</b> OBP: 0.361, SLG: 0.444 (1, 3)										5 0 1 0 0 0 3												
<b>Ken Walters, R</b> OBP: 0.333, SLG: 0.449 (1, 9)										3 0 2 1 0 0 2												
<b>Alvin Dark, R</b> OBP: 0.325, SLG: 0.345 (1, 5)										4 0 1 0 0 0 4												
<b>Clay Dalrymple, L</b> OBP: 0.316, SLG: 0.429 (1, 2)										3 0 0 0 1 1 2												
<b>Joe Koppe, R</b> OBP: 0.269, SLG: 0.216 (1, 6)										1 0 0 0 2 0 1												
<b>Pancho Herrera, R</b> OBP: 0.326, SLG: 0.429 (8, PH)										1 0 0 0 0 1 1												
<b>Ted Lepcio, R</b> OBP: 0.250, SLG: 0.184 (9, 6)										0 0 0 0 0 0 0												
<b>Robin Roberts, S</b> OBP: 0.182, SLG: 0.143 (1, 1)										3 0 0 0 0 1 4	<b>Phillies</b>											
<b>Bobby Gene Smith, R</b> OBP: 0.316, SLG: 0.559 (9, PH)										1 0 0 0 0 0 0												
<b>Inning Stats</b>	R: 0 E: 0 K: 0 S: 3	H: 1 LOB: 1 BB: 1 P: 7	R: 0 E: 0 K: 0 S: 4	H: 1 LOB: 0 BB: 0 P: 4	R: 0 E: 0 K: 0 S: 3	H: 1 LOB: 0 BB: 0 P: 3	R: 1 E: 0 K: 0 S: 5	H: 2 LOB: 3 BB: 2 P: 13	R: 1 E: 1 K: 1 S: 8	H: 3 LOB: 2 BB: 0 P: 8	R: 0 E: 0 K: 2 S: 7	H: 0 LOB: 1 BB: 1 P: 11	R: 0 E: 0 K: 0 S: 3	H: 0 LOB: 0 BB: 0 P: 3	R: 0 E: 0 K: 2 S: 8	H: 1 LOB: 1 BB: 0 P: 8	R: 1 E: 1 K: 0 S: 4	H: 1 LOB: 1 BB: 1 P: 8	1B: 6 2B: 5 3B: 0 HR: 0	SF: 1 SAC: 0 DP: 1 HBP: 0	WP: 0 PB: 0 SB: 1 CS: 1	PA: 40
<b>PITCHER</b> <b>Bob Buhl, R</b> ERA: 3.84 (1, 1)	IP: 9.0 WLS: W BF: 40	H: 10 R: 3 ER: 3 SO: 5	BB: 5 IBB: 0 HBP: 0 BLK: 0	WP: 0 HR: 0 S: 45 P: 65	ERA: 3.00 WHIP: 1.667						ERA: 3.00 WHIP: 1.667											



Batter	1	2	3	4	5	6	7	8	9	AB	R	H	RBI	BB	SO	LOB	TOP					
<b>Bill Bruton, L</b> OBP: 0.347, SLG: 0.457 (1, 8)	4-3	1B	F8		2B			4-3	2B	6	1	3	2	0	0	1	<b>Milwaukee Braves @ Philadelphia Phillies</b> Connie Mack Stadium, Philadelphia, PA Thu Jun 02 1960, 7:05 PM EDT Att: 10,002 - Unknown  <b>AB 38</b> <b>R 9</b> <b>H 14</b> <b>RBI 9</b> <b>BB 7</b> <b>SO 4</b> <b>LOB 20</b>					
<b>Felix Mantilla, R</b> OBP: 0.280, SLG: 0.479 (1, 4)	F8 BB	F5		HR	F3			5-3	2-3	6	2	2	1	0	0	4						
<b>Eddie Mathews, L</b> OBP: 0.426, SLG: 0.607 (1, 5)	BB BB	1B		L4		F3		BB		3	0	1	1	2	0	0						
<b>Hank Aaron, R</b> OBP: 0.367, SLG: 0.580 (1, 9)	F8	1B		HR		4-3 BB		F8		4	1	2	2	1	0	3						
<b>Joe Adcock, R</b> OBP: 0.386, SLG: 0.585 (1, 3)	BB BB					4-3				4	0	1	0	1	1	3						
<b>Frank Torre, L</b> OBP: 0.226, SLG: 0.214 (9, 3)	1-2 BB	F7		2B		4-3			K	0	0	0	0	0	0	0						
<b>Mel Roach, R</b> OBP: 0.317, SLG: 0.486 (1, 7)				L8		F6			1B	3	1	1	1	1	0	2						
<b>Wes Covington, L</b> OBP: 0.265, SLG: 0.606 (9, PH)			SH1-4	1B						1	0	1	0	0	0	0						
<b>Al Spangler, L</b> OBP: 0.292, SLG: 0.349 (9, PR)	1-2 2-3 3-H	BB							2B	0	1	0	0	0	0	0						
<b>Johnny Logan, R</b> OBP: 0.292, SLG: 0.292 (1, 6)	K		SF9	1B	F9			F8		4	1	1	0	1	1	4						
<b>Del Crandall, R</b> OBP: 0.259, SLG: 0.419 (1, 2)		K	SH1-4		F4					4	1	2	1	0	1	0						
<b>Warren Spahn, L</b> OBP: 0.167, SLG: 0.238 (1, 1)					F7					2	1	0	1	1	1	1						
<b>Don McMahon, R</b> OBP: 0.500, SLG: 0.333 (9, 1)	1B	1B	SF9					K	B1	1	0	0	0	0	0	2						
<b>Inning Stats</b>	R: 1 E: 0 K: 1 S: 6	H: 1 LOB: 3 BB: 3 P: 18	R: 2 E: 0 K: 1 S: 8	H: 3 LOB: 2 BB: 1 P: 12	R: 1 E: 0 K: 0 S: 5	H: 2 LOB: 1 BB: 0 P: 5	R: 2 E: 0 K: 0 S: 6	H: 3 LOB: 1 BB: 0 P: 6	R: 0 E: 0 K: 0 S: 4	H: 1 LOB: 1 BB: 0 P: 4	R: 0 E: 0 K: 0 S: 3	H: 0 LOB: 1 BB: 1 P: 7	R: 0 E: 0 K: 1 S: 5	H: 1 LOB: 0 BB: 0 P: 5	R: 0 E: 0 K: 0 S: 3	H: 0 LOB: 1 BB: 1 P: 7	R: 3 E: 0 K: 1 S: 8	H: 3 LOB: 1 BB: 1 P: 12	1B: 8 2B: 4 3B: 0 HR: 2	SF: 1 SAC: 1 DP: 0 HBP: 0	WP: 0 PB: 0 CS: 0	PA: 47
<b>PITCHER</b>	IP WLS BF H R ER SO BB IBB HBP BLK WP HR S P ERA WHIP																					
<b>Taylor Phillips, L</b> ERA: 18.0 (1, 1)	2.0 L 16 6 4 4 2 4 0 0 0 0 0 0 16 32 18.00 5.000																					
<b>Ruben Gomez, R</b> ERA: 4.57 (3, 1)	2.0 9 3 2 2 0 0 0 0 0 0 0 0 2 9 9.00 1.500																					
<b>Humberto Robinson, R</b> ERA: 0.91 (5, 1)	2.0 8 1 0 0 0 1 0 0 0 0 0 0 7 11 0.00 1.000																					
<b>Chris Short, L</b> ERA: 1.53 (7, 1)	2.0 7 1 0 0 1 1 0 0 0 0 0 0 8 12 0.00 1.000																					
<b>Gene Conley, R</b> ERA: 6.43 (9, 1)	1.0 7 3 3 3 1 0 1 0 0 0 0 0 8 12 27.00 3.000																					

Batter	1	2	3	4	5	6	7	8	9	AB	R	H	RBI	BB	SO	LOB	BOTTOM					
<b>Bobby Del Greco, R</b> OBP: 0.418, SLG: 0.540 (1, 8)	CS				F8	F4		4-3		4	1	2	0	1	0	1	<b>Milwaukee Braves @ Philadelphia Phillies</b> Connie Mack Stadium, Philadelphia, PA Thu Jun 02 1960, 7:05 PM EDT Att: 10,002 - Unknown  <b>AB 42</b> <b>R 8</b> <b>H 16</b> <b>RBI 8</b> <b>BB 2</b> <b>SO 9</b> <b>LOB 25</b>					
<b>Tony Taylor, R</b> OBP: 0.338, SLG: 0.417 (1, 4)	2B		K		1B				1B	4	4	3	1	1	1	1						
<b>Alvin Dark, R</b> OBP: 0.327, SLG: 0.354 (1, 5)	2B		F7		F8		HR		1B	5	2	2	1	0	0	4						
<b>Bobby Gene Smith, R</b> OBP: 0.318, SLG: 0.500 (1, 7)	8-4		F9							3	0	1	1	0	0	2						
<b>Tony Curry, L</b> OBP: 0.362, SLG: 0.548 (7, PH)	8-4				1B				K	2	0	1	1	0	1	2						
<b>Ken Walters, R</b> OBP: 0.336, SLG: 0.446 (1, 9)		F6		F7		FC1-6				5	1	2	2	0	0	1						
<b>Pancho Herrera, R</b> OBP: 0.326, SLG: 0.426 (1, 3)				E5					2B	3	0	1	0	0	1	2						
<b>Harry Anderson, L</b> OBP: 0.365, SLG: 0.459 (7, PH)	1B			1B		K				2	0	1	2	0	1	1						
<b>Cal Neeman, R</b> OBP: 0.291, SLG: 0.392 (1, 2)	K									5	0	1	0	0	3	4						
<b>Joe Koppe, R</b> OBP: 0.267, SLG: 0.216 (1, 6)					F9					5	0	1	0	0	2	3						
<b>Inning Stats</b>	R: 1 E: 0 K: 0 S: 3	H: 2 LOB: 0 BB: 1 P: 7	R: 0 E: 0 K: 1 S: 7	H: 2 LOB: 2 BB: 0 P: 7	R: 0 E: 0 K: 1 S: 6	H: 1 LOB: 1 BB: 0 P: 6	R: 0 E: 0 K: 0 S: 5	H: 1 LOB: 2 BB: 0 P: 5	R: 2 E: 0 K: 2 S: 11	H: 4 LOB: 2 BB: 0 P: 11	R: 0 E: 0 K: 1 S: 5	H: 0 LOB: 0 BB: 0 P: 5	R: 2 E: 1 K: 1 S: 7	H: 3 LOB: 0 BB: 0 P: 7	R: 0 E: 0 K: 0 S: 4	H: 1 LOB: 1 BB: 0 P: 4	R: 3 E: 1 K: 3 S: 12	H: 2 LOB: 1 BB: 1 P: 16	1B: 11 2B: 5 3B: 0 HR: 1	SF: 0 SAC: 0 DP: 1 HBP: 0	WP: 1 PB: 0 CS: 2	PA: 45
<b>PITCHER</b>	IP WLS BF H R ER SO BB IBB HBP BLK WP HR S P ERA WHIP																					
<b>Warren Spahn, L</b> ERA: 4.53 (1, 1)	6.0 W 30 12 5 4 5 1 0 0 0 0 1 0 39 43 6.00 2.167																					
<b>Don McMahon, R</b> ERA: 7.11 (7, 1)	2.1 12 4 3 2 2 1 0 0 0 0 1 0 15 19 7.71 2.143																					
<b>Bob Rush, R</b> ERA: 3.65 (9, 1)	0.2 S 2 0 0 0 2 0 0 0 0 0 0 0 6 6 0.00 0.000																					



Batter	1	2	3	4	5	6	7	8	9	AB	R	H	RBI	BB	SO	LOB	TOP										
<b>Eddie Kasko, R</b> OBP: 0.413, SLG: 0.430 (1,5)	F9							F8		2	0	0	0	1	0	0	<b>Cincinnati Reds @ Milwaukee Braves</b> Milwaukee County Stadium, Milwaukee, WI Fri Jun 03 1960, 8:05 PM EDT Att: 23,516 - Unknown										
<b>Vada Pinson, L</b> OBP: 0.365, SLG: 0.500 (1,8)	F7							4-3		3	0	0	0	1	0	1											
<b>Gus Bell, L</b> OBP: 0.314, SLG: 0.407 (1,9)	K									4	0	1	0	0	1	2											
<b>Frank Robinson, R</b> OBP: 0.381, SLG: 0.578 (1,3)										4	2	1	1	0	0	3											
<b>Jerry Lynch, L</b> OBP: 0.456, SLG: 0.500 (1,7)	K									4	1	1	0	0	1	0											
<b>Ed Bailey, L</b> OBP: 0.390, SLG: 0.523 (1,2)	K									4	1	2	3	0	1	0											
<b>Billy Martin, R</b> OBP: 0.333, SLG: 0.379 (1,4)										4	0	1	0	0	0	1											
<b>Roy McMillan, R</b> OBP: 0.277, SLG: 0.348 (1,6)	K									4	0	1	0	0	2	1											
<b>Jay Hook, L</b> OBP: 0.136, SLG: 0.043 (5, PH)										1	0	0	0	0	0	0											
<b>Whitey Lockman, L</b> OBP: 0.227, SLG: 0.176 (5, PH)										1	0	0	0	0	1	0											
<b>Jim Brosnan, R</b> OBP: 0.226, SLG: 0.571 (5, PH)										0	0	0	0	0	0	0											
<b>Tony Brown, L</b> OBP: 0.282, SLG: 0.378 (5, PH)										1	0	0	0	0	1	0											
<b>Claude Osteen, L</b> OBP: 0.290, SLG: 0.455 (5, PH)										0	0	0	0	0	0	1											
<b>Inning Stats</b>	R: 0 E: 0 K: 1 S: 5	H: 0 LOB: 0 BB: 0 P: 5	R: 1 E: 0 K: 3 S: 11	H: 2 LOB: 1 BB: 0 P: 11	R: 0 E: 0 K: 0 S: 3	H: 0 LOB: 2 BB: 1 P: 8	R: 0 E: 0 K: 0 S: 3	H: 0 LOB: 0 BB: 0 P: 3	R: 0 E: 0 K: 2 S: 7	H: 0 LOB: 1 BB: 1 P: 11	R: 0 E: 0 K: 0 S: 3	H: 1 LOB: 0 BB: 0 P: 3	R: 0 E: 0 K: 1 S: 5	H: 0 LOB: 0 BB: 0 P: 5	R: 3 E: 0 K: 0 S: 7	H: 4 LOB: 1 BB: 0 P: 7	1B: 4 2B: 1 3B: 0 HR: 2	SF: 0 SAC: 0 DP: 1 HBP: 1	WP: 0 PB: 0 SB: 0 CS: 1	PA: 36							
<b>PITCHER</b>	IP	WLS	BF	H	R	ER	SO	BB	IBB	HBP	BLK	WP	HR	S	P	ERA	WHIP										
<b>Carl Willey, R</b> ERA: 3.61 (1,1)	8.1	W	33	6	4	4	7	2	0	1	0	0	2	44	53	4.32	0.960										
<b>Don McMahon, R</b> ERA: 6.86 (9,1)	0.2	S	3	1	0	0	0	0	0	0	0	0	0	3	3	0.00	1.500										

AB	33
R	4
H	7
RBI	4
BB	2
SO	7
LOB	9



Batter	1	2	3	4	5	6	7	8	9	AB	R	H	RBI	BB	SO	LOB	BOTTOM										
<b>Bill Bruton, L</b> OBP: 0.344, SLG: 0.472 (1,8)	F7									4	1	1	1	0	0	0	<b>Cincinnati Reds @ Milwaukee Braves</b> Milwaukee County Stadium, Milwaukee, WI Fri Jun 03 1960, 8:05 PM EDT Att: 23,516 - Unknown										
<b>Red Schoendienst, S</b> OBP: 0.317, SLG: 0.310 (1,4)	F3									4	1	2	0	0	0	0											
<b>Eddie Mathews, L</b> OBP: 0.421, SLG: 0.592 (1,5)	F4									3	1	0	0	1	1	1											
<b>Hank Aaron, R</b> OBP: 0.364, SLG: 0.593 (1,9)										4	1	1	1	0	0	3											
<b>Joe Adcock, R</b> OBP: 0.390, SLG: 0.582 (1,3)										4	0	2	1	0	0	0											
<b>Wes Covington, L</b> OBP: 0.283, SLG: 0.568 (1,7)										4	0	1	0	0	0	2											
<b>Al Spangler, L</b> OBP: 0.292, SLG: 0.349 (9,7)										0	0	0	0	0	0	0											
<b>Felix Mantilla, R</b> OBP: 0.275, SLG: 0.469 (1,6)										1	0	0	0	0	0	0											
<b>Johnny Logan, R</b> OBP: 0.302, SLG: 0.330 (4,6)										3	1	2	1	0	1	1											
<b>Del Crandall, R</b> OBP: 0.258, SLG: 0.440 (1,2)										4	1	1	1	0	0	3											
<b>Carl Willey, R</b> Don McMahon, R (9,1)										3	0	0	0	0	1	2											
<b>Inning Stats</b>	R: 0 E: 0 K: 0 S: 3	H: 0 LOB: 0 BB: 0 P: 3	R: 1 E: 0 K: 0 S: 4	H: 1 LOB: 0 BB: 0 P: 4	R: 4 E: 1 K: 1 S: 9	H: 4 LOB: 1 BB: 1 P: 13	R: 1 E: 0 K: 0 S: 4	H: 1 LOB: 0 BB: 0 P: 4	R: 0 E: 0 K: 0 S: 3	H: 2 LOB: 2 BB: 0 P: 5	R: 0 E: 0 K: 1 S: 6	H: 1 LOB: 1 BB: 0 P: 6	R: 0 E: 0 K: 1 S: 6	H: 1 LOB: 1 BB: 0 P: 6	1B: 6 2B: 0 3B: 0 HR: 4	SF: 0 SAC: 0 DP: 0 HBP: 0	WP: 0 PB: 0 SB: 0 CS: 0	PA: 35									
<b>PITCHER</b>	IP	WLS	BF	H	R	ER	SO	BB	IBB	HBP	BLK	WP	HR	S	P	ERA	WHIP										
<b>Jay Hook, R</b> ERA: 5.29 (1,1)	4.0	L	19	6	6	5	1	1	0	0	0	0	4	20	24	11.25	1.750										
<b>Jim Brosnan, R</b> ERA: 3.2 (5,1)	3.0		12	3	0	0	1	0	0	0	0	0	0	14	14	0.00	1.000										
<b>Claude Osteen, L</b> ERA: 6.97 (8,1)	1.0		4	1	0	0	1	0	0	0	0	0	0	6	6	0.00	1.000										

AB	34
R	6
H	10
RBI	5
BB	1
SO	3
LOB	12





Batter	1	2	3	4	5	6	7	8	9	AB	R	H	RBI	BB	SO	LOB	TOP							
Eddie Kasko, R (1, 5) OBP: 0.410, SLG: 0.426	1-3		5-3				FC6-4			4	0	1	1	0	0	2	<b>Cincinnati Reds @ Milwaukee Braves</b> Milwaukee County Stadium, Milwaukee, WI Sat Jun 04 1960, 4:33 AM EDT Att: 16,896 - Unknown							
Vada Pinson, L (1, 8) OBP: 0.393, SLG: 0.495	6-3					G1-6-3		K		4	0	1	0	0	1	2								
Gus Bell, L (1, 9) OBP: 0.312, SLG: 0.403	4-3		F9				F6			4	0	1	0	0	0	1								
Frank Robinson, R (1, 3)		FC6-4 1B HBP		F3			6-3		F7	3	0	0	0	0	0	1								
Jerry Lynch, L (1, 7) OBP: 0.459, SLG: 0.500		FC6-4 1B		G6-4-3 1B			L4		G3	4	0	2	0	0	0	1								
Ed Bailey, L (1, 2) OBP: 0.380, SLG: 0.507	FC6-4 FC4-6		G6-4-3				F7		F2	4	0	0	0	0	0	3								
Billy Martin, R (1, 4) OBP: 0.339, SLG: 0.384	F6						1-3			4	1	2	0	0	0	2								
Roy McMillan, R (1, 6) OBP: 0.277, SLG: 0.346	FC4-6						F9		F6	4	0	1	0	0	0	4								
Don Newcombe, L (1, 1) OBP: 0.150, SLG: 0.056			1-3				E4		4-3	2	0	0	0	0	0	1								
Bob Grim, R (5, 1)							FC			0	0	0	0	0	0	0								
Frank House, L (7, PH) OBP: 0.133, SLG: 0.200							FC6-4			1	0	0	0	0	0	1								
Cal McLish, S (7, 1)										0	0	0	0	0	0	0								
Willie Jones, R (9, PH) OBP: 0.269, SLG: 0.435										1	0	0	0	0	0	1								
<b>Inning Stats</b>	R: 0 E: 0 K: 0 S: 3	H: 0 LOB: 0 BB: 0 P: 3	R: 0 E: 0 K: 0 S: 4	H: 1 LOB: 2 BB: 0 P: 5	R: 0 E: 0 K: 0 S: 4	H: 1 LOB: 1 BB: 0 P: 4	R: 0 E: 0 K: 0 S: 3	H: 1 LOB: 0 BB: 0 P: 3	R: 1 E: 1 K: 0 S: 5	H: 2 LOB: 1 BB: 0 P: 5	R: 0 E: 0 K: 0 S: 3	H: 0 LOB: 0 BB: 0 P: 3	R: 0 E: 0 K: 0 S: 5	H: 1 LOB: 2 BB: 0 P: 5	R: 0 E: 0 K: 1 S: 6	H: 1 LOB: 1 BB: 0 P: 6	R: 0 E: 0 K: 0 S: 4	H: 1 LOB: 1 BB: 0 P: 4	R: 0 E: 0 K: 0 S: 4	H: 1 LOB: 1 BB: 0 P: 4	1B: 8 2B: 0 3B: 0 HR: 0	SF: 0 SAC: 0 DP: 2 HBP: 1	WP: 0 PB: 0 SB: 0 CS: 0	PA: 36
<b>PITCHER</b> Lew Burdette, R (1, 1) ERA: 3.67	IP: 9.0 WLS: W BF: 36 H: 8 R: 1 ER: 0 SO: 1 BB: 0 IBB: 0 HBP: 1 BLK: 0 WP: 0 HR: 0 S: 37 P: 38 ERA: 0.00 WHIP: 0.889											<b>PITCHER</b>	IP: 9.0 WLS: W BF: 36 H: 8 R: 1 ER: 0 SO: 1 BB: 0 IBB: 0 HBP: 1 BLK: 0 WP: 0 HR: 0 S: 37 P: 38 ERA: 0.00 WHIP: 0.889											

AB	35
R	1
H	8
RBI	1
BB	0
SO	1
LOB	19



Batter	1	2	3	4	5	6	7	8	9	AB	R	H	RBI	BB	SO	LOB	BOTTOM					
Bill Bruton, L (1, 8) OBP: 0.335, SLG: 0.463	F8	F8		SF7-5-4			F1			3	0	0	1	0	0	1	<b>Cincinnati Reds @ Milwaukee Braves</b> Milwaukee County Stadium, Milwaukee, WI Sat Jun 04 1960, 4:33 AM EDT Att: 16,896 - Unknown					
Red Schoendienst, S (1, 4) OBP: 0.399, SLG: 0.300	E9		G3				L4			4	0	0	0	0	0	0						
Eddie Mathews, L (1, 5) OBP: 0.423, SLG: 0.609	F3			HR			CS BB			3	1	1	1	1	0	1						
Hank Aaron, R (1, 9) OBP: 0.361, SLG: 0.604	F5		F7				CS		F2	4	1	1	1	0	0	1						
Joe Adcock, R (1, 3) OBP: 0.394, SLG: 0.588		5-3							F8	4	0	2	0	0	0	0						
Wes Covington, L (1, 7) OBP: 0.282, SLG: 0.537		1B		3-1			1-3		F5	4	1	1	0	0	0	2						
Johnny Logan, R (1, 6) OBP: 0.311, SLG: 0.333		1B					F9			2	2	1	0	1	0	0						
Del Crandall, R (1, 2) OBP: 0.268, SLG: 0.446		S					5-3			3	0	2	1	0	0	0						
Lew Burdette, R (1, 1) OBP: 0.148, SLG: 0.125		SF8					F3		K	2	0	0	1	0	1	2						
<b>Inning Stats</b>	R: 0 E: 1 K: 0 S: 4	H: 0 LOB: 1 BB: 0 P: 4	R: 2 E: 0 K: 0 S: 6	H: 3 LOB: 1 BB: 0 P: 6	R: 1 E: 0 K: 0 S: 5	H: 2 LOB: 1 BB: 0 P: 5	R: 1 E: 0 K: 0 S: 3	H: 1 LOB: 0 BB: 1 P: 7	R: 1 E: 0 K: 0 S: 5	H: 2 LOB: 1 BB: 0 P: 5	R: 0 E: 0 K: 1 S: 5	H: 0 LOB: 0 BB: 0 P: 5	R: 0 E: 0 K: 0 S: 2	H: 0 LOB: 0 BB: 1 P: 6	R: 0 E: 0 K: 0 S: 3	H: 0 LOB: 0 BB: 0 P: 3		R: 0 E: 0 K: 0 S: 3	H: 0 LOB: 0 BB: 0 P: 3	1B: 5 2B: 2 3B: 0 HR: 2	SF: 2 SAC: 0 DP: 1 HBP: 0	WP: 0 PB: 0 SB: 1 CS: 1
<b>PITCHER</b> Don Newcombe, R (1, 1) ERA: 4.71	IP: 4.2 WLS: L BF: 23 H: 8 R: 5 ER: 5 SO: 0 BB: 1 IBB: 0 HBP: 0 BLK: 0 WP: 0 HR: 2 S: 22 P: 26 ERA: 9.64 WHIP: 1.929											<b>PITCHER</b>	IP: 4.2 WLS: L BF: 23 H: 8 R: 5 ER: 5 SO: 0 BB: 1 IBB: 0 HBP: 0 BLK: 0 WP: 0 HR: 2 S: 22 P: 26 ERA: 9.64 WHIP: 1.929									
Bob Grim, R (5, 1) ERA: 4.66	1.1	4	0	0	0	1	0	0	0	0	0	6	6	0.00	0.000							
Cal McLish, R (7, 1) ERA: 5.29	2.0	6	0	0	0	0	1	0	0	0	5	9	0.00	0.500								





Batter	1	2	3	4	5	6	7	8	9	AB	R	H	RBI	BB	SO	LOB	TOP			
<b>Billy Martin, R</b> OBP: 0.342, SLG: 0.408 (1, 4)										4	1	1	1	1	1	2	<b>Cincinnati Reds @ Milwaukee Braves</b> <b>Milwaukee County Stadium, Milwaukee, WI</b> Sun Jun 05 1960, 4:33 AM EDT Unknown <a href="http://livebaseballscorecards.com">livebaseballscorecards.com</a>			
<b>Vada Pinson, L</b> OBP: 0.359, SLG: 0.502 (1, 8)										5	1	1	1	0	3	2				
<b>Eddie Kasko, R</b> OBP: 0.407, SLG: 0.428 (1, 5)										4	0	1	0	0	1	1				
<b>Frank Robinson, R</b> OBP: 0.381, SLG: 0.560 (1, 3)										2	0	0	0	2	0	1				
<b>Lee Walls, R</b> OBP: 0.405, SLG: 0.451 (1, 7)										3	0	1	0	1	0	2				
<b>Gus Bell, L</b> OBP: 0.306, SLG: 0.394 (1, 9)										4	0	0	0	0	1	3				
<b>Dutch Dotterer, R</b> OBP: 0.229, SLG: 0.382 (1, 2)										4	0	0	0	0	0	1				
<b>Roy McMillan, R</b> OBP: 0.293, SLG: 0.369 (1, 6)										1	1	1	1	3	0	0				
<b>Bob Purkey, R</b> OBP: 0.304, SLG: 0.158 <b>Bill Henry, L</b> (9, 1)										3	0	0	0	0	1	2				
<b>Inning Stats</b>	R: 1 E: 0 K: 0 S: 5	H: 2 LOB: 2 BB: 1 P: 9	R: 0 E: 0 K: 1 S: 5	H: 0 LOB: 1 BB: 1 P: 9	R: 0 E: 0 K: 1 S: 5	H: 0 LOB: 0 BB: 0 P: 9	R: 1 E: 0 K: 1 S: 6	H: 1 LOB: 0 BB: 0 P: 6	R: 1 E: 0 K: 0 S: 4	H: 1 LOB: 1 BB: 1 P: 8	R: 0 E: 0 K: 2 S: 6	H: 0 LOB: 0 BB: 1 P: 10	R: 0 E: 0 K: 0 S: 4	H: 1 LOB: 1 BB: 0 P: 4	R: 0 E: 0 K: 2 S: 7	H: 0 LOB: 1 BB: 1 P: 11	1B: 0 2B: 1 3B: 1 HR: 3	SF: 0 SAC: 1 DP: 0 HBP: 0	WP: 0 PB: 0 SB: 0 CS: 1	PA: 38
<b>PITCHER</b> <b>Juan Pizarro, L</b> ERA: 3.47 (1, 1)	IP: 9.0 WLS: L BF: 38	H: 5 R: 3 ER: 3 SO: 7	BB: 7 IBB: 0 HBP: 0 BLK: 0	WP: 0 HR: 3 S: 45 P: 73	ERA: 3.00 WHIP: 1.333	<b>PITCHER</b>														

Batter	1	2	3	4	5	6	7	8	9	AB	R	H	RBI	BB	SO	LOB	BOTTOM					
<b>Bill Bruton, L</b> OBP: 0.350, SLG: 0.493 (1, 8)										5	1	4	0	0	0	2	<b>Cincinnati Reds @ Milwaukee Braves</b> <b>Milwaukee County Stadium, Milwaukee, WI</b> Sun Jun 05 1960, 4:33 AM EDT Unknown <a href="http://livebaseballscorecards.com">livebaseballscorecards.com</a>					
<b>Red Schoendienst, S</b> OBP: 0.304, SLG: 0.296 (1, 4)										5	0	1	1	0	0	6						
<b>Eddie Mathews, L</b> OBP: 0.419, SLG: 0.595 (1, 5)										3	0	0	0	1	0	2						
<b>Hank Aaron, R</b> OBP: 0.352, SLG: 0.587 (1, 9)										4	0	0	0	0	0	4						
<b>Joe Adcock, R</b> OBP: 0.381, SLG: 0.566 (1, 3)										4	0	0	0	0	0	3						
<b>Wes Covington, L</b> OBP: 0.281, SLG: 0.578 (1, 7)										4	1	1	1	0	0	0						
<b>Johnny Logan, R</b> OBP: 0.317, SLG: 0.333 (1, 6)										3	0	1	0	1	0	0						
<b>Charlie Lau, L</b> OBP: 0.235, SLG: 0.353 <b>Al Spangler, L</b> OBP: 0.292, SLG: 0.349 (9, PR)										4	0	1	0	0	0	2						
<b>Juan Pizarro, L</b> OBP: 0.429, SLG: 0.643 <b>Felix Mantilla, R</b> OBP: 0.275, SLG: 0.469 (9, PH)										3	0	1	0	0	0	2						
<b>Inning Stats</b>	R: 0 E: 1 K: 0 S: 4	H: 1 LOB: 2 BB: 1 P: 8	R: 0 E: 0 K: 0 S: 3	H: 0 LOB: 1 BB: 1 P: 7	R: 1 E: 1 K: 0 S: 5	H: 2 LOB: 0 BB: 0 P: 5	R: 1 E: 0 K: 0 S: 6	H: 3 LOB: 2 BB: 0 P: 6	R: 0 E: 0 K: 0 S: 3	H: 0 LOB: 0 BB: 0 P: 3	R: 0 E: 0 K: 0 S: 4	H: 1 LOB: 1 BB: 0 P: 4	R: 0 E: 0 K: 0 S: 4	H: 0 LOB: 0 BB: 0 P: 4	R: 0 E: 0 K: 0 S: 3	H: 0 LOB: 0 BB: 0 P: 3	R: 0 E: 0 K: 0 S: 4	H: 1 LOB: 2 BB: 0 P: 4	1B: 5 2B: 2 3B: 1 HR: 1	SF: 0 SAC: 1 DP: 0 HBP: 0	WP: 0 PB: 0 SB: 0 CS: 0	PA: 38
<b>PITCHER</b> <b>Bob Purkey, R</b> ERA: 3.18 <b>Bill Henry, L</b> ERA: 4.56 (1, 1)	IP: 8.0 WLS: W BF: 35	H: 9 R: 2 ER: 1 SO: 2	BB: 2 IBB: 0 HBP: 0 BLK: 0	WP: 0 HR: 1 S: 33 P: 41	ERA: 1.12 WHIP: 1.375	<b>PITCHER</b>																
<b>PITCHER</b> <b>Bill Henry, L</b> ERA: 4.56 (9, 1)	IP: 1.0 WLS: S BF: 3	H: 0 R: 0 ER: 0 SO: 0	BB: 0 IBB: 0 HBP: 0 BLK: 0	WP: 0 HR: 0 S: 3 P: 3	ERA: 0.00 WHIP: 0.000	<b>PITCHER</b>																



Batter	1	2	3	4	5	6	7	8	9	AB	R	H	RBI	BB	SO	LOB	TOP																		
Eddie Kasko, R (1.5) OBP: 0.397, SLG: 0.416	F4	5-3			6-3		1-3		F9	5	0	0	0	0	0	2	<b>Cincinnati Reds @ Milwaukee Braves</b> Milwaukee County Stadium, Milwaukee, WI Sun Jun 05 1960, 4:38 AM EDT Att: 28,063 - Unknown <a href="http://livebaseballscorecards.com">livebaseballscorecards.com</a>																		
Vada Pinson, L (1.8) OBP: 0.360, SLG: 0.505	G3		L4-6 2B		F8 WP 1B		K		K	5	0	2	0	0	2	1																			
Ed Bailey, L (1.2) OBP: 0.383, SLG: 0.500	E1 2B		L4-6 2-3		1-2 BB			FC1-6 BB		2	0	0	0	2	0	1																			
Jerry Lynch, L (1.7) OBP: 0.446, SLG: 0.500			F7		F8 2-3			F4		4	0	1	0	0	0	3																			
Gus Bell, L (1.9) OBP: 0.305, SLG: 0.391	F6			1B 1B	F8			FC1-6 PB 1-2		4	0	1	0	0	0	5																			
Frank Robinson, R (1.3) OBP: 0.388, SLG: 0.562		1B S SF8 1B		1-2 1B	5-3			1-2 IBB		3	1	2	0	1	0	0																			
Billy Martin, R (1.4) OBP: 0.331, SLG: 0.393	5-3			F2	F9			6-3		4	0	0	0	0	0	5																			
Roy McMillan, R (1.6) OBP: 0.292, SLG: 0.366				K	F3			F9		4	0	1	0	0	1	2																			
Joe Nuxhall, L (1.1) OBP: 0.125, SLG: 0.286					F9					2	0	0	1	0	0	2																			
Jim Brosnan, R (8.1) OBP: 0.250, SLG: 0.571	SF8									0	0	0	0	0	0	0																			
Willie Jones, R (9. PH) OBP: 0.296, SLG: 0.458										1	0	1	0	0	0	0																			
<b>Inning Stats</b>	R: 0 E: 1 K: 0 S: 5	H: 1 LOB: 2 BB: 0 P: 5	R: 1 E: 0 K: 0 S: 5	H: 2 LOB: 1 BB: 0 P: 5	R: 0 E: 0 K: 0 S: 3	H: 1 LOB: 0 BB: 0 P: 3	R: 0 E: 0 K: 1 S: 7	H: 2 LOB: 2 BB: 0 P: 7	R: 0 E: 0 K: 0 S: 4	H: 0 LOB: 0 BB: 0 P: 3	R: 0 E: 0 K: 1 S: 5	H: 0 LOB: 0 BB: 0 P: 5	R: 0 E: 0 K: 0 S: 3	H: 0 LOB: 2 BB: 2 P: 11	R: 0 E: 0 K: 1 S: 6	H: 1 LOB: 1 BB: 0 P: 6	1B: 6 2B: 3 3B: 0 HR: 0	SF: 1 SAC: 0 DP: 1 HBP: 0	WP: 1 PB: 1 SB: 1 CS: 0	PA: 38															
<b>PITCHER</b>	IP WLS BF H R ER SO BB IBB HBP BLK WP HR S P ERA WHIP																																		
Joey Jay, R (1.1) ERA: 4.5	4.1		21	7	1	1	1	1	1	0	0	0	0	1	0	22	26	2.08	1.846																
Warren Spahn, L (5.1) ERA: 4.19	4.2	W	17	1	0	0	2	1	1	0	0	0	0	0	0	19	27	0.00	0.429																

Batter	1	2	3	4	5	6	7	8	9	AB	R	H	RBI	BB	SO	LOB	BOTTOM																	
Bill Bruton, L (1.8) OBP: 0.348, SLG: 0.494	4-3 SF8 2B		G3		F2		K			4	1	1	0	0	1	2	<b>Cincinnati Reds @ Milwaukee Braves</b> Milwaukee County Stadium, Milwaukee, WI Sun Jun 05 1960, 4:38 AM EDT Att: 28,063 - Unknown <a href="http://livebaseballscorecards.com">livebaseballscorecards.com</a>																	
Felix Mantilla, R (1.4) OBP: 0.291, SLG: 0.491	4-3		G1-6-3 1B		F3			E 2B		4	1	2	0	0	0	1																		
Eddie Mathews, L (1.5) OBP: 0.421, SLG: 0.594	SF8 3-H		G1-6-3 1-2			BB		E1 2B 1B		2	1	1	1	1	0	1																		
Hank Aaron, R (1.9) OBP: 0.356, SLG: 0.589	E S BB				6-3		F9	1B 1B 2B		3	1	1	1	1	0	1																		
Joe Adcock, R (1.3) OBP: 0.385, SLG: 0.560					F5		K			3	0	1	0	1	1	1																		
Mel Roach, R (1.7) OBP: 0.341, SLG: 0.513								F5		2	0	1	0	1	0	2																		
Wes Covington, L (8. PH) OBP: 0.255, SLG: 0.565	5-3									1	0	0	0	0	0	2																		
Al Spangler, L (9.7) OBP: 0.292, SLG: 0.349										0	0	0	0	0	0	0																		
Johnny Logan, R (1.6) OBP: 0.325, SLG: 0.336					6-3			SH1-4 1-2		2	0	1	1	1	0	1																		
Del Crandall, R (1.2) OBP: 0.268, SLG: 0.435			F3		F8			FC1-6 IBB 1-2		3	0	0	0	1	0	3																		
Joey Jay, S (1.1) OBP: 0.500, SLG: 0.250										1	0	0	0	0	0	1																		
Warren Spahn, L (5.1) OBP: 0.154, SLG: 0.217			B5-6-4 1-2		K			FC1-6 1-2 2-3		2	0	0	0	0	1	2																		
<b>Inning Stats</b>	R: 1 E: 0 K: 0 S: 4	H: 1 LOB: 2 BB: 2 P: 12	R: 0 E: 0 K: 0 S: 2	H: 0 LOB: 0 BB: 1 P: 6	R: 0 E: 0 K: 0 S: 3	H: 1 LOB: 0 BB: 0 P: 3	R: 0 E: 0 K: 0 S: 4	H: 1 LOB: 1 BB: 0 P: 4	R: 0 E: 0 K: 1 S: 5	H: 0 LOB: 0 BB: 0 P: 5	R: 0 E: 0 K: 1 S: 5	H: 0 LOB: 1 BB: 1 P: 9	R: 0 E: 0 K: 1 S: 5	H: 0 LOB: 2 BB: 2 P: 13	R: 3 E: 1 K: 0 S: 7	H: 5 LOB: 1 BB: 0 P: 7	1B: 4 2B: 4 3B: 0 HR: 0	SF: 1 SAC: 1 DP: 3 HBP: 0	WP: 0 PB: 0 SB: 1 CS: 0	PA: 35														
<b>PITCHER</b>	IP WLS BF H R ER SO BB IBB HBP BLK WP HR S P ERA WHIP																																	
Joe Nuxhall, L (1.1) ERA: 4.12	7.0	L	31	6	4	4	3	5	1	0	0	0	0	0	31	55	5.14	1.571																
Jim Brosnan, R (8.1) ERA: 3.12	1.0		4	2	0	0	0	0	0	0	0	0	0	0	4	4	0.00	2.000																





Batter	1	2	3	4	5	6	7	8	9	AB	R	H	RBI	BB	SO	LOB	TOP										
<b>Bill Bruton, L</b> OBP: 0.343, SLG: 0.491 (1, 8)	F8		2B		K	B4-3		FC4		5	0	1	0	0	1	3	<b>Milwaukee Braves @ Los Angeles Dodgers</b> Los Angeles Memorial Coliseum, Los Angeles, CA Tue Jun 07 1960, 10:05 PM EDT Att: 26,639 - Unknown										
<b>Red Schoendienst, S</b> OBP: 0.300, SLG: 0.292 (1, 4)	K		1-3		E3	1B		1-3		5	1	1	0	0	1	4											
<b>Eddie Mathews, L</b> OBP: 0.426, SLG: 0.588 (1, 5)	F6		BB		E	1B			B1-3	3	1	1	1	2	0	0											
<b>Hank Aaron, R</b> OBP: 0.345, SLG: 0.570 (1, 9)		6-3	F8		E1	K			F8	5	1	0	0	0	1	5											
<b>Joe Adcock, R</b> OBP: 0.385, SLG: 0.545 <b>Juan Pizarro, L</b> OBP: 0.429, SLG: 0.643 <b>Frank Torre, L</b> OBP: 0.226, SLG: 0.214 (1, 3)		6-3			F5	FC5-4	1B			3	0	0	0	2	0	0											
<b>Mel Roach, R</b> OBP: 0.347, SLG: 0.523 <b>Al Spangler, L</b> OBP: 0.292, SLG: 0.349 (9, PR)						IBB				0	0	0	0	0	0	0											
<b>Johnny Logan, R</b> OBP: 0.315, SLG: 0.325 (9, 3)					6-3				BB	0	0	0	0	0	0	0											
<b>Del Crandall, R</b> OBP: 0.282, SLG: 0.471 (1, 7)					6-3				F8	5	0	2	2	0	0	1											
<b>Bob Buhl, R</b> OBP: 0.154, SLG: 0.154 <b>Don McMahon, R</b> (7, 1)					F8	FC5-4	1B			0	0	0	0	0	0	0											
<b>Del Crandall, R</b> OBP: 0.282, SLG: 0.471 (1, 2)									FC4	4	2	3	1	0	0	2											
<b>Bob Buhl, R</b> OBP: 0.154, SLG: 0.154 <b>Don McMahon, R</b> (7, 1)									1B	3	1	0	0	0	2	1											
<b>Inning Stats</b>	R: 0 E: 0 K: 1 S: 6	H: 0 LOB: 0 BB: 0 P: 10	R: 0 E: 0 K: 1 S: 9	H: 1 LOB: 1 BB: 0 P: 17	R: 1 E: 0 K: 1 S: 14	H: 2 LOB: 2 BB: 1 P: 25	R: 0 E: 0 K: 0 S: 4	H: 0 LOB: 0 BB: 0 P: 7	R: 5 E: 3 K: 1 S: 21	H: 2 LOB: 2 BB: 2 P: 36	R: 0 E: 0 K: 2 S: 14	H: 2 LOB: 2 BB: 0 P: 20	R: 0 E: 0 K: 0 S: 10	H: 0 LOB: 0 BB: 0 P: 14	R: 0 E: 0 K: 1 S: 7	H: 1 LOB: 1 BB: 0 P: 9	R: 0 E: 0 K: 0 S: 9	H: 0 LOB: 1 BB: 1 P: 15	1B: 5 2B: 2 3B: 0 HR: 1	SF: 0 SAC: 0 DP: 0 HBP: 0	WP: 0 PB: 0 SB: 0 CS: 0	PA: 42					
<b>PITCHER</b>	IP	WLS	BF	H	R	ER	SO	BB	IBB	HBP	BLK	WP	HR	S	P	ERA	WHIP										
<b>Johnny Podres, L</b> ERA: 2.4 (1, 1)	4.1	L	24	5	6	1	4	2	1	0	0	0	1	47	85	2.08	1.615										
<b>Ed Roebuck, R</b> ERA: 2.73 (5, 1)	2.2		10	2	0	0	2	0	0	0	0	0	0	31	44	0.00	0.750										
<b>Danny McDevitt, L</b> ERA: 6.35 (8, 1)	1.0		4	1	0	0	1	0	0	0	0	0	0	7	9	0.00	1.000										
<b>Sandy Koufax, L</b> ERA: 4.16 (9, 1)	1.0		4	0	0	0	0	1	0	0	0	0	0	9	15	0.00	1.000										

Batter	1	2	3	4	5	6	7	8	9	AB	R	H	RBI	BB	SO	LOB	BOTTOM										
<b>Jim Gilliam, S</b> OBP: 0.372, SLG: 0.333 (1, 5)	F7		1-3		F9		4-3		4-3	5	0	0	0	0	0	2	<b>Milwaukee Braves @ Los Angeles Dodgers</b> Los Angeles Memorial Coliseum, Los Angeles, CA Tue Jun 07 1960, 10:05 PM EDT Att: 26,639 - Unknown										
<b>Wally Moon, L</b> OBP: 0.397, SLG: 0.413 (1, 9)					4-3		FC4-6		K	5	0	3	2	0	1	0											
<b>Norm Larker, L</b> OBP: 0.374, SLG: 0.404 (1, 3)	1B		2B		F7		FC4-6		1B	5	0	1	0	0	1	3											
<b>Duke Snider, L</b> OBP: 0.381, SLG: 0.527 (1, 8)	F5		K				1B		1B	4	0	1	0	1	2	2											
<b>Frank Howard, R</b> OBP: 0.344, SLG: 0.482 (1, 7)	4-3				1B				K	4	1	1	1	0	0	3											
<b>Charlie Neal, R</b> OBP: 0.328, SLG: 0.378 (1, 4)					F6		F3			4	1	1	1	0	0	3											
<b>Norm Sherry, R</b> OBP: 0.364, SLG: 0.561 (1, 2)					HR					4	1	2	0	0	0	0											
<b>Maury Wills, S</b> OBP: 0.323, SLG: 0.266 <b>Chuck Essegian, R</b> OBP: 0.233, SLG: 0.345 <b>Bob Lillis, R</b> OBP: 0.250, SLG: 0.250 <b>Irv Noren, L</b> OBP: 0.333, SLG: 0.167 <b>Bob Aspromonte, R</b> OBP: 0.196, SLG: 0.255 (1, 6)					F9				F8	4	1	2	0	0	0	0											
<b>Johnny Podres, L</b> ERA: 2.4 (1, 1)					1B					4	0	1	1	0	2	2											
<b>Ed Roebuck, R</b> ERA: 2.73 (5, 1)					5-3				K	2	0	0	0	0	0	0											
<b>Tommy Davis, R</b> OBP: 0.326, SLG: 0.300 <b>Danny McDevitt, L</b> ERA: 6.35 (8, 1)					G3				K	1	0	0	0	0	0	0											
<b>John Roseboro, R</b> OBP: 0.326, SLG: 0.300 <b>Sandy Koufax, R</b> ERA: 4.16 (9, 1)					G3				1B	1	0	0	0	0	0	0											
<b>Inning Stats</b>	R: 0 E: 0 K: 0 S: 8	H: 1 LOB: 1 BB: 0 P: 12	R: 1 E: 0 K: 0 S: 6	H: 1 LOB: 0 BB: 0 P: 9	R: 0 E: 0 K: 1 S: 13	H: 1 LOB: 1 BB: 0 P: 23	R: 0 E: 0 K: 1 S: 11	H: 1 LOB: 2 BB: 1 P: 21	R: 1 E: 0 K: 0 S: 7	H: 1 LOB: 0 BB: 0 P: 12	R: 1 E: 0 K: 2 S: 13	H: 2 LOB: 1 BB: 0 P: 19	R: 1 E: 0 K: 0 S: 15	H: 3 LOB: 2 BB: 0 P: 20	R: 0 E: 0 K: 2 S: 12	H: 1 LOB: 1 BB: 0 P: 17	R: 0 E: 0 K: 2 S: 12	H: 1 LOB: 1 BB: 0 P: 16	1B: 8 2B: 3 3B: 0 HR: 1	SF: 0 SAC: 0 DP: 0 HBP: 0	WP: 0 PB: 0 SB: 0 CS: 0	PA: 40					
<b>PITCHER</b>	IP	WLS	BF	H	R	ER	SO	BB	IBB	HBP	BLK	WP	HR	S	P	ERA	WHIP										
<b>Bob Buhl, R</b> ERA: 3.82 (7, 1)	6.2	S	31	10	4	4	4	1	0	0	0	0	0	71	114	5.40	1.650										
<b>Don McMahon, R</b> ERA: 6.14 (7, 1)	2.1		9	2	0	0	4	0	0	0	0	0	0	26	35	0.00	0.857										





Batter	1	2	3	4	5	6	7	8	9	AB	R	H	RBI	BB	SO	LOB	TOP								
<b>Bill Bruton, L</b> OBP: 0.341, SLG: 0.491 (1, 8)	1-2 3-1 SF9 2B		3-3 K			2-3 K		1-0 B1-3		4	1	1	0	0	2	2									
<b>Red Schoendienst, S</b> OBP: 0.292, SLG: 0.284 (1, 4)	1-2 3-1 2-3			1-1 4-3		0-0 4-3		0-0 F8	0-0 F8	4	0	0	0	0	0	1									
<b>Eddie Mathews, L</b> OBP: 0.422, SLG: 0.583 (1, 5)	0-2 SF9			2-3 K		1-1 3-1		1-2 1B	1-2 1B	3	0	1	1	0	1	0									
<b>Hank Aaron, R</b> OBP: 0.337, SLG: 0.555 (1, 9)	2-2 3-H 5-3			2-1 F6		1-2 F8		1-2 F8	1-2 F5	4	0	0	0	0	0	1									
<b>Joe Adcock, R</b> OBP: 0.373, SLG: 0.526 (1, 3)		0-0 1-3			1-1 4-3				0-3 K	4	0	0	0	0	1	1									
<b>Wes Covington, L</b> OBP: 0.280, SLG: 0.571 (1, 7)		2-1 F7			1-0 FC5-4 1B			1-2 5-3 E 1B		3	0	2	0	0	0	0									
<b>Al Spangler, L</b> OBP: 0.292, SLG: 0.349 (8, PR)					0-2 FC5-4 1-2			1-2 E5 5-3		3	0	0	0	0	1	2									
<b>Johnny Logan, R</b> OBP: 0.308, SLG: 0.317 (1, 6)					2-3 K			0-0 5-3		3	0	0	0	0	1	3									
<b>Del Crandall, R</b> OBP: 0.276, SLG: 0.459 (1, 2)			1-1 1-3		2-3 K			1-2 2-3		3	0	0	0	0	1	3									
<b>Carl Willey, R</b> OBP: 0.369, SLG: 0.391 (1, 1)			0-1 1-3			1-3 K		0-3 K		3	0	0	0	0	2	2									
<b>Don McMahon, R</b> OBP: 0.500, SLG: 0.333 (8, 1)										0	0	0	0	0	0	0									
<b>Bob Rush, R</b> OBP: 0.500, SLG: 0.333 (8, 1)										0	0	0	0	0	0	0									
<b>Inning Stats</b>	R: 1 E: 0 K: 0 S: 13	H: 1 LOB: 0 BB: 0 P: 17	R: 0 E: 0 K: 1 S: 6	H: 0 LOB: 0 BB: 0 P: 8	R: 0 E: 0 K: 1 S: 8	H: 0 LOB: 0 BB: 0 P: 12	R: 0 E: 0 K: 1 S: 7	H: 0 LOB: 0 BB: 0 P: 12	R: 0 E: 0 K: 2 S: 10	H: 1 LOB: 1 BB: 0 P: 14	R: 0 E: 0 K: 0 S: 7	H: 0 LOB: 0 BB: 0 P: 10	R: 0 E: 0 K: 0 S: 10	H: 0 LOB: 0 BB: 0 P: 13	R: 0 E: 1 K: 1 S: 13	H: 1 LOB: 2 BB: 0 P: 16	R: 0 E: 0 K: 1 S: 10	H: 1 LOB: 1 BB: 0 P: 12	1B: 3 2B: 1 3B: 0 HR: 0	SF: 1 SAC: 0 DP: 0 HBP: 0	WP: 0 PB: 0 SB: 0 CS: 0	PA: 32			
<b>PITCHER</b>	IP	WLS	BF	H	R	ER	SO	BB	IBB	HBP	BLK	WP	HR	S	P	ERA	WHIP								
<b>Stan Williams, R</b> ERA: 3.1 (1, 1)	8.0	W	28	3	1	1	7	0	0	0	0	0	0	74	102	1.12	0.375								
<b>Clem Labine, R</b> ERA: 4.91 (9, 1)	1.0	S	4	1	0	0	1	0	0	0	0	0	0	10	12	0.00	1.000								

**Milwaukee Braves @ Los Angeles Dodgers**  
Los Angeles Memorial Coliseum, Los Angeles, CA  
Wed Jun 08 1960, 10:05 PM EDT  
Att: 24,639 - Unknown

AB	31
R	1
H	4
RBI	1
BB	0
SO	8
LOB	12



Batter	1	2	3	4	5	6	7	8	9	AB	R	H	RBI	BB	SO	LOB	BOTTOM								
<b>Jim Gilliam, S</b> OBP: 0.374, SLG: 0.333 (1, 5)	2-2 4-3		0-0 L6-3 1B		1-1 F7			4-0 HR BB		3	1	1	0	1	0	1									
<b>Wally Moon, L</b> OBP: 0.375, SLG: 0.436 (1, 9)	4-2 BB		2-1 L6-3 1-2			0-2 FC2-6 1B		2-2 1-H HR		3	1	2	2	1	0	1									
<b>Norm Larker, L</b> OBP: 0.391 (1, 3)	1-3 K		2-1 6-3			1-0 FC2-6 1-2		4-0 HR BB		3	0	0	0	1	1	2									
<b>Joe Pignatano, R</b> OBP: 0.318, SLG: 0.333 (8, PR)										0	1	0	0	0	0	0									
<b>Gil Hodges, R</b> OBP: 0.271, SLG: 0.346 (9, 3)										0	0	0	0	0	0	0									
<b>Duke Snider, L</b> OBP: 0.376, SLG: 0.546 (1, 8)	2-2 4-3			2-3 K		1-0 L9		3-1 1-H HR		4	1	1	2	0	1	2									
<b>Frank Howard, R</b> OBP: 0.340, SLG: 0.472 (1, 7)		1-2 E 1B		0-3 K		1-3 K		0-3 K		4	0	1	0	0	3	2									
<b>Clem Labine, R</b> OBP: 0.500, SLG: 1.000 (9, 1)										0	0	0	0	0	0	0									
<b>Charlie Neal, R</b> OBP: 0.326, SLG: 0.375 (1, 4)		2-1 E 1B		1-0 5-3			2-0 6-3	2-2 6-3		4	0	1	0	0	0	1									
<b>Norm Sherry, R</b> OBP: 0.362, SLG: 0.535 (1, 2)		4-1 G6-3 1-2 2-3 BB			1-0 5-3		1-2 F9			2	0	0	0	1	0	0									
<b>Maury Wills, S</b> OBP: 0.325, SLG: 0.270 (1, 6)		0-2 F5			0-1 SH1-4 1B		0-3 K			2	0	1	0	0	0	3									
<b>Chuck Essegian, R</b> OBP: 0.228, SLG: 0.333 (7, PH)										1	0	0	0	0	1	0									
<b>Bob Lillis, R</b> OBP: 0.250, SLG: 0.250 (8, 6)										0	0	0	0	0	0	0									
<b>Stan Williams, R</b> OBP: 0.059, SLG: 0.059 (1, 1)		2-2 G6-3			0-0 SH1-4			1-3 K		1	0	0	0	0	0	3									
<b>Tommy Davis, R</b> OBP: 0.235, SLG: 0.296 (8, PH)										1	0	0	0	0	1	0									
<b>Don Demeter, R</b> OBP: 0.301, SLG: 0.505 (9, 8)										0	0	0	0	0	0	0									
<b>Inning Stats</b>	R: 0 E: 0 K: 1 S: 14	H: 0 LOB: 1 BB: 1 P: 23	R: 0 E: 1 K: 0 S: 12	H: 2 LOB: 2 BB: 1 P: 21	R: 0 E: 0 K: 0 S: 5	H: 1 LOB: 0 BB: 0 P: 9	R: 0 E: 0 K: 2 S: 7	H: 0 LOB: 0 BB: 0 P: 10	R: 0 E: 0 K: 1 S: 8	H: 1 LOB: 1 BB: 0 P: 11	R: 0 E: 0 K: 1 S: 9	H: 0 LOB: 0 BB: 0 P: 12	R: 4 E: 0 K: 2 S: 16	H: 2 LOB: 1 BB: 2 P: 32	R: 0 E: 0 K: 1 S: 10	H: 0 LOB: 0 BB: 0 P: 13	R: 0 E: 0 K: 1 S: 10	H: 0 LOB: 0 BB: 0 P: 12	1B: 5 2B: 1 3B: 0 HR: 2	SF: 0 SAC: 1 DP: 2 HBP: 0	WP: 0 PB: 0 SB: 0 CS: 0	PA: 33			
<b>PITCHER</b>	IP	WLS	BF	H	R	ER	SO	BB	IBB	HBP	BLK	WP	HR	S	P	ERA	WHIP								
<b>Carl Willey, R</b> ERA: 3.32 (1, 1)	7.1	L	28	5	1	1	6	3	0	0	0	0	0	66	104	1.23	1.091								
<b>Don McMahon, R</b> ERA: 6.95 (8, 1)	0.0	L	2	1	1	1	0	1	0	0	0	0	1	3	9	∞	∞								
<b>Bob Rush, R</b> ERA: 4.15 (8, 1)	0.2	S	3	1	2	2	1	0	0	0	0	0	1	8	13	27.00	1.500								

**Milwaukee Braves @ Los Angeles Dodgers**  
Los Angeles Memorial Coliseum, Los Angeles, CA  
Wed Jun 08 1960, 10:05 PM EDT  
Att: 24,639 - Unknown

AB	28
R	4
H	7
RBI	4
BB	4
SO	7
LOB	15





Batter	1	2	3	4	5	6	7	8	9	AB	R	H	RBI	BB	SO	LOB	TOP									
<b>Bill Bruton, L</b> OBP: 0.337, SLG: 0.482	F7			K	F7		2B 1B		K	5	1	1	0	0	2	2	<b>Milwaukee Braves @ Los Angeles Dodgers</b> Los Angeles Memorial Coliseum, Los Angeles, CA Thu Jun 09 1960, 10:05 PM EDT Att: 29,726 - Unknown  <b>AB 36</b> <b>R 6</b> <b>H 11</b> <b>RBI 6</b> <b>BB 3</b> <b>SO 9</b> <b>LOB 19</b>									
<b>Red Schoendienst, S</b> OBP: 0.295, SLG: 0.295	5-3			1B 2B 1B		4-3	1B 2B		FC6-4 BB	5	2	2	3	0	0	1										
<b>Eddie Mathews, L</b> OBP: 0.427, SLG: 0.580	4-3			2B 1B		G3	1B		FC6-4 BB	4	0	2	1	1	0	0										
<b>Hank Aaron, R</b> OBP: 0.333, SLG: 0.550		F4		1-3 2H 2B		F9	L7		FC6-4	5	0	1	1	0	0	3										
<b>Joe Adcock, R</b> OBP: 0.377, SLG: 0.521		K		K			1B 1B SF8		FC3-6 BB	3	1	1	0	1	2	2										
<b>Wes Covington, L</b> OBP: 0.278, SLG: 0.547							1B 1B 2B		FC3-6 2B 8-2	4	1	1	0	0	1	3										
<b>Al Spangler, L</b> OBP: 0.292, SLG: 0.349	F7			K			1B 1B 2B		1-2 8-2	0	0	0	0	0	0	0										
<b>Del Crandall, R</b> OBP: 0.290, SLG: 0.472			K		G4 WP BB		1-2 2-3 1B		1-3 2B	3	1	2	0	1	1	0										
<b>Johnny Logan, R</b> OBP: 0.304, SLG: 0.312			F4		K		K		8-2	2	0	0	0	0	1	1										
<b>Eddie Haas, L</b> (7, PH)										1	0	0	0	0	1	3										
<b>Felix Mantilla, R</b> OBP: 0.286, SLG: 0.481									3-H	1	0	0	0	0	0	3										
<b>Lew Burdette, R</b> OBP: 0.138, SLG: 0.115										2	0	0	0	0	1	1										
<b>Frank Torre, L</b> OBP: 0.219, SLG: 0.214			K		G4		SF8		FC6-4	0	0	0	1	0	0	0										
<b>Ken MacKenzie, R</b> (7, 1)										0	0	0	0	0	0	0										
<b>Joey Jay, S</b> OBP: 0.571, SLG: 0.400										1	0	1	0	0	0	0										
<b>Inning Stats</b>	R: 0 E: 0 K: 0 S: 6	H: 0 LOB: 0 BB: 0 P: 10	R: 0 E: 0 K: 1 S: 6	H: 0 LOB: 0 BB: 0 P: 11	R: 0 E: 0 K: 2 S: 11	H: 0 LOB: 0 BB: 0 P: 17	R: 1 E: 0 K: 3 S: 16	H: 3 LOB: 2 BB: 0 P: 23	R: 0 E: 0 K: 1 S: 13	H: 0 LOB: 1 BB: 1 P: 21	R: 0 E: 0 K: 0 S: 5	H: 0 LOB: 0 BB: 0 P: 9	R: 5 E: 0 K: 1 S: 26	H: 6 LOB: 1 BB: 0 P: 37	R: 0 E: 0 K: 0 S: 6	H: 1 LOB: 2 BB: 1 P: 13	R: 0 E: 0 K: 1 S: 7	H: 1 LOB: 2 BB: 1 P: 16	1B: 8 2B: 4 3B: 0 HR: 0	SF: 1 SAC: 0 DP: 1 HBP: 0	WP: 1 PB: 0 CS: 0	PA: 40				
<b>PITCHER</b>	IP	WLS	BF	H	R	ER	SO	BB	IBB	HBP	BLK	WP	HR	S	P	ERA	WHIP									
<b>Don Drysdale, R</b> ERA: 3.71	(1, 1)	6.2	L	28	7	5	5	8	1	0	0	0	1	0	78	121	6.75	1.200								
<b>Ed Roebuck, R</b> ERA: 3.0	(7, 1)	0.1		4	2	1	1	0	1	0	0	0	0	0	6	12	27.00	9.000								
<b>Clem Labine, R</b> ERA: 4.6	(8, 1)	1.0		3	1	0	0	0	0	0	0	0	0	5	8	0.00	1.000									
<b>Danny McDevitt, L</b> ERA: 5.84	(9, 1)	1.0		5	1	0	0	1	1	0	0	0	0	7	16	0.00	2.000									

Batter	1	2	3	4	5	6	7	8	9	AB	R	H	RBI	BB	SO	LOB	BOTTOM									
<b>Jim Gilliam, S</b> OBP: 0.379, SLG: 0.353	G6-3 BB		3B 1B		G3		HR		4-3	4	2	2	1	1	0	0	<b>Milwaukee Braves @ Los Angeles Dodgers</b> Los Angeles Memorial Coliseum, Los Angeles, CA Thu Jun 09 1960, 10:05 PM EDT Att: 29,726 - Unknown  <b>AB 35</b> <b>R 5</b> <b>H 10</b> <b>RBI 5</b> <b>BB 2</b> <b>SO 2</b> <b>LOB 17</b>									
<b>Charlie Neal, R</b> OBP: 0.333, SLG: 0.393	G6-3 1-2		1H 3B		HR		1B		G6-4-3 1B	5	1	3	1	0	0	1										
<b>Wally Moon, L</b> OBP: 0.371, SLG: 0.446	F5		F8		HR		F5		G6-4-3 1-2	5	1	1	2	0	0	2										
<b>Duke Snider, L</b> OBP: 0.372, SLG: 0.564		HR		K	F8		4-3			4	1	1	1	0	1	0										
<b>Don Demeter, R</b> OBP: 0.308, SLG: 0.495		FC6-4 HBP		F5	6-3				SH3-4 BB	2	0	0	0	1	0	0										
<b>Gil Hodges, R</b> OBP: 0.273, SLG: 0.346		FC6-4 G4-6-3		1B	1B		F7		SH3-4	3	0	1	0	0	0	1										
<b>Norm Sherry, R</b> OBP: 0.182, SLG: 0.250		G4-6-3		1B	1B				E5	4	0	2	0	0	0	2										
<b>Joe Pignatano, R</b> OBP: 0.318, SLG: 0.333				1B			3B			0	0	0	0	0	0	0										
<b>Maury Wills, S</b> OBP: 0.318, SLG: 0.263			B3-1		E4		4-3		F7	3	0	0	0	0	0	3										
<b>Norm Larker, L</b> OBP: 0.365, SLG: 0.387					1-2 2-3					1	0	0	0	0	0	2										
<b>Bob Lillis, R</b> OBP: 0.250, SLG: 0.250										0	0	0	0	0	0	0										
<b>Don Drysdale, R</b> OBP: 0.182, SLG: 0.250										3	0	0	0	0	0	4										
<b>Ed Roebuck, R</b> OBP: 0.750, SLG: 1.000					F9		4-3		K	0	0	0	0	0	0	0										
<b>Clem Labine, R</b> OBP: 0.500, SLG: 1.000										0	0	0	0	0	0	0										
<b>Irv Noren, L</b> OBP: 0.313, SLG: 0.154										1	0	0	0	0	1	2										
<b>Danny McDevitt, L</b> ERA: 3.86										0	0	0	0	0	0	0										
<b>Inning Stats</b>	R: 0 E: 0 K: 0 S: 2	H: 0 LOB: 1 BB: 1 P: 8	R: 1 E: 0 K: 0 S: 8	H: 1 LOB: 0 BB: 0 P: 13	R: 1 E: 0 K: 0 S: 9	H: 2 LOB: 1 BB: 0 P: 13	R: 0 E: 1 K: 1 S: 14	H: 2 LOB: 3 BB: 0 P: 17	R: 2 E: 0 K: 0 S: 17	H: 2 LOB: 0 BB: 0 P: 25	R: 0 E: 0 K: 0 S: 7	H: 1 LOB: 1 BB: 0 P: 9	R: 1 E: 0 K: 0 S: 7	H: 1 LOB: 0 BB: 0 P: 14	R: 0 E: 1 K: 1 S: 7	H: 0 LOB: 2 BB: 1 P: 16	R: 0 E: 0 K: 0 S: 8	H: 1 LOB: 0 BB: 0 P: 11	1B: 5 2B: 0 3B: 2 HR: 3	SF: 0 SAC: 1 DP: 3 HBP: 1	WP: 0 PB: 0 CS: 0	PA: 39				
<b>PITCHER</b>	IP	WLS	BF	H	R	ER	SO	BB	IBB	HBP	BLK	WP	HR	S	P	ERA	WHIP									
<b>Lew Burdette, R</b> ERA: 3.86	(1, 1)	6.0	W	27	8	4	4	1	0	0	0	0	0	2	57	85	6.00	1.500								
<b>Ken MacKenzie, L</b> ERA: 6.75	(7, 1)	0.0		1	1	1	1	0	0	0	0	0	0	1	2	5	∞	∞								
<b>Joey Jay, R</b> ERA: 3.86	(7, 1)	3.0	S	11	1	0	0	1	1	0	0	0	0	0	20	36	0.00	0.667								

















Batter	1	2	3	4	5	6	7	8	9	AB	R	H	RBI	BB	SO	LOB	TOP								
<b>Bill Bruton, L</b> OBP: 0.328, SLG: 0.479 (1, 8)	F9	E6		3-1		4-3				6	1	1	1	0	0	4	<b>Milwaukee Braves @ San Francisco Giants</b> Candlestick Park, San Francisco, CA Mon Jun 13 1960, 6:33 AM EDT Att: 17,772 - Unknown <a href="http://livebaseballscorecards.com">livebaseballscorecards.com</a>								
<b>Red Schoendienst, S</b> OBP: 0.280, SLG: 0.279 (1, 4)	4-3	F4		6-3		1-3			F7	5	0	0	0	0	0	3									
<b>Eddie Mathews, L</b> OBP: 0.437, SLG: 0.594 (1, 5)	F4			1B BB					1B	4	2	3	1	1	0	0									
<b>Hank Aaron, R</b> OBP: 0.337, SLG: 0.554 (1, 9)		6-3		1B BB		FC6-4			6-3	4	2	1	1	1	0	2									
<b>Joe Adcock, R</b> OBP: 0.400, SLG: 0.538 (1, 3)				BB 1B					6-3	4	3	2	0	0	1	1									
<b>Wes Covington, L</b> OBP: 0.324, SLG: 0.507 <b>Al Spangler, L</b> OBP: 0.286, SLG: 0.341 (7, 7)				BB					4-3	4	1	2	0	0	0	4									
<b>Del Crandall, R</b> OBP: 0.278, SLG: 0.444 (1, 2)				2B					4-3	1	0	0	0	0	0	1									
<b>Johnny Logan, R</b> OBP: 0.316, SLG: 0.348 (1, 6)									5-3	4	2	1	1	1	1	4									
<b>Lew Burdette, R</b> OBP: 0.206, SLG: 0.200 (1, 1)									1B	5	1	3	5	0	0	0									
<b>Inning Stats</b>	R: 0 E: 0 K: 0 S: 3	H: 0 LOB: 0 BB: 0 P: 3	R: 4 E: 1 K: 0 S: 5	H: 2 LOB: 1 BB: 2 P: 14	R: 3 E: 0 K: 2 S: 10	H: 3 LOB: 1 BB: 1 P: 14	R: 0 E: 0 K: 0 S: 3	H: 0 LOB: 1 BB: 1 P: 7	R: 0 E: 0 K: 1 S: 5	H: 1 LOB: 0 BB: 0 P: 5	R: 0 E: 0 K: 0 S: 4	H: 1 LOB: 1 BB: 0 P: 4	R: 0 E: 0 K: 0 S: 4	H: 1 LOB: 1 BB: 0 P: 4	R: 0 E: 0 K: 0 S: 3	H: 0 LOB: 0 BB: 0 P: 3		R: 5 E: 1 K: 0 S: 10	H: 7 LOB: 2 BB: 0 P: 10	1B: 10 2B: 2 3B: 3 HR: 0	SF: 0 SAC: 0 DP: 0 HBP: 1	WP: 0 PB: 0 SB: 0 CS: 1	PA: 46		
<b>PITCHER</b>	IP	WLS	BF	H	R	ER	SO	BB	IBB	HBP	BLK	WP	HR	S	P	ERA	WHIP								
<b>Jack Sanford, R</b> ERA: 3.0 (1, 1)	1.1		9	2	4	3	0	2	0	1	0	0	0	6	15	20.25	3.000								
<b>Georges Maranda, R</b> ERA: 3.97 (2, 1)	2.2	L	13	3	3	3	2	2	0	0	0	0	0	15	23	10.12	1.875								
<b>Joe Shipley, R</b> ERA: 4.2 (5, 1)	3.0		11	3	0	0	1	0	0	0	0	0	0	13	23	0.00	1.000								
<b>Billy Loes, R</b> ERA: 10.69 (8, 1)	2.0		13	7	5	5	0	0	0	0	0	0	0	13	13	22.50	3.500								

Batter	1	2	3	4	5	6	7	8	9	AB	R	H	RBI	BB	SO	LOB	BOTTOM								
<b>Don Blasingame, L</b> OBP: 0.324, SLG: 0.292 (1, 4)	6-3	FC5		F8					P3	3	0	0	0	1	0	0	<b>Milwaukee Braves @ San Francisco Giants</b> Candlestick Park, San Francisco, CA Mon Jun 13 1960, 6:33 AM EDT Att: 17,772 - Unknown <a href="http://livebaseballscorecards.com">livebaseballscorecards.com</a>								
<b>Andra Rodgers, R</b> OBP: 0.388, SLG: 0.396 (1, 5)		1-3				5-3			6-3	4	1	1	0	0	0	1									
<b>Willie Mays, R</b> OBP: 0.413, SLG: 0.527 (1, 8)	F9	FC5				K			6-3	4	0	0	0	0	1	2									
<b>Willie Kirkland, L</b> OBP: 0.365, SLG: 0.556 (1, 9)				F7		F1				3	1	1	0	1	0	0									
<b>Orlando Cepeda, R</b> OBP: 0.319, SLG: 0.523 (1, 7)				F9		1-3			F7	4	1	1	3	0	0	1									
<b>Willie McCovey, L</b> OBP: 0.394, SLG: 0.540 (1, 3)				K		K			1B	4	1	2	0	0	2	0									
<b>Bob Schmidt, R</b> OBP: 0.339, SLG: 0.356 (1, 2)						6-3			2-3	4	0	2	1	0	0	0									
<b>Eddie Bressoud, R</b> OBP: 0.308, SLG: 0.408 (1, 6)						HR			F8	4	1	1	1	0	0	3									
<b>Jack Sanford, R</b> ERA: 3.0 (1, 1)										0	0	0	0	0	0	0									
<b>Georges Maranda, R</b> ERA: 3.97 (2, 1)										1	0	0	0	0	0	0									
<b>Dave Philley, R</b> ERA: 2.87 (4, PH)										1	0	0	0	0	0	0									
<b>Joe Shipley, R</b> ERA: 4.2 (5, 1)										0	0	0	0	0	0	0									
<b>Jim Marshall, L</b> OBP: 0.280, SLG: 0.400 (7, PH)										1	0	0	0	0	1	0									
<b>Billy Loes, R</b> ERA: 10.69 (8, 1)										0	0	0	0	0	0	0									
<b>Dale Long, L</b> OBP: 0.252, SLG: 0.207 (9, PH)										1	0	0	0	0	0	2									
<b>Inning Stats</b>	R: 4 E: 0 K: 0 S: 7	H: 4 LOB: 1 BB: 1 P: 11	R: 0 E: 0 K: 0 S: 3	H: 0 LOB: 1 BB: 1 P: 7	R: 0 E: 0 K: 1 S: 5	H: 0 LOB: 0 BB: 0 P: 5	R: 1 E: 0 K: 0 S: 4	H: 1 LOB: 0 BB: 0 P: 4	R: 0 E: 0 K: 1 S: 5	H: 0 LOB: 0 BB: 0 P: 5	R: 0 E: 0 K: 1 S: 5	H: 0 LOB: 0 BB: 0 P: 5	R: 0 E: 0 K: 0 S: 4	H: 1 LOB: 1 BB: 0 P: 4	R: 0 E: 0 K: 0 S: 4	H: 2 LOB: 1 BB: 0 P: 4	1B: 4 2B: 2 3B: 0 HR: 2	SF: 0 SAC: 0 DP: 1 HBP: 0	WP: 0 PB: 0 SB: 0 CS: 0	PA: 36					
<b>PITCHER</b>	IP	WLS	BF	H	R	ER	SO	BB	IBB	HBP	BLK	WP	HR	S	P	ERA	WHIP								
<b>Lew Burdette, R</b> ERA: 3.98 (1, 1)	9.0	W	36	8	5	5	4	2	0	0	0	0	2	42	50	5.00	1.111								





Batter	1	2	3	4	5	6	7	8	9	AB	R	H	RBI	BB	SO	LOB	TOP										
<b>Richie Ashburn, L</b> (1,8) OBP: 0.464, SLG: 0.369	0-0 F6		4-0 BB		4-0 SH1-3 BB		4-0 SH2-4 WP BB		0-0 F4	2	0	0	0	3	0	0	<b>Chicago Cubs @ Milwaukee Braves</b> Milwaukee County Stadium, Milwaukee, WI Tue Jun 14 1960, 8:05 PM EDT Att: 17,848 - Unknown										
<b>Bob Will, L</b> (1,9) OBP: 0.331, SLG: 0.430	0-3 K		0-3 K		0-0 SH1-3		0-0 SH2-4		0-0 F8	3	0	0	0	0	2	2											
<b>14 Ernie Banks, R</b> (1,6) OBP: 0.372, SLG: 0.623	0-0 F8				0-0 1-3		0-0 F7		0-0 6-3	5	1	1	1	0	0	2											
<b>Ed Bouchee, L</b> (1,3) OBP: 0.370, SLG: 0.331		0-0 4-3			4-0 BB 1B BB		0-0 4-3			3	1	0	0	1	0	2											
<b>Walt Moryn, L</b> (1,7) OBP: 0.353, SLG: 0.371		0-3 K			0-0 F6		0-0 5-3		0-0 F8	4	0	0	0	0	1	1											
<b>Lou Johnson, R</b> (8,7) OBP: 0.279, SLG: 0.325		0-3 K			4-0 1B BB		0-0 HR			0	0	0	0	0	0	0											
<b>Frank Thomas, R</b> (1,5) OBP: 0.274, SLG: 0.456		0-3 K			1-2 1B BB		0-0 HR		0-0 WP 1B	3	1	2	1	1	1	0											
<b>Jerry Kindall, R</b> (8,4) OBP: 0.264, SLG: 0.345					0-0 F5		0-0 5-3		0-0 F8	4	0	1	0	0	0	3											
<b>Earl Averill, R</b> (1,2) OBP: 0.387, SLG: 0.418					0-0 G3 WP 1B		4-0 BB		1-2 1B	2	0	1	1	2	0	1											
<b>Don Zimmer, R</b> (1,4) OBP: 0.344, SLG: 0.358					1-3 1B		0-0 BB		4-0 IBB	2	0	1	1	2	0	1											
<b>Glen Hobbie, R</b> (1,1) OBP: 0.207, SLG: 0.115					0-0 6-3		0-3 K		0-3 K	4	0	0	0	0	3	6											
<b>Inning Stats</b>	R: 0 E: 0 K: 1 S: 5	H: 0 LOB: 0 BB: 0 P: 5	R: 0 E: 0 K: 2 S: 7	H: 0 LOB: 0 BB: 0 P: 7	R: 0 E: 0 K: 1 S: 6	H: 1 LOB: 2 BB: 1 P: 10	R: 2 E: 0 K: 1 S: 7	H: 2 LOB: 2 BB: 2 P: 15	R: 0 E: 0 K: 0 S: 3	H: 0 LOB: 1 BB: 1 P: 7	R: 1 E: 0 K: 0 S: 6	H: 1 LOB: 1 BB: 1 P: 10	R: 0 E: 0 K: 0 S: 3	H: 0 LOB: 1 BB: 1 P: 7	R: 0 E: 0 K: 1 S: 6	H: 1 LOB: 2 BB: 1 P: 10	R: 0 E: 0 K: 0 S: 3	H: 0 LOB: 0 BB: 0 P: 3	1B: 3 2B: 0 3B: 0 HR: 2	SF: 0 SAC: 2 DP: 0 HBP: 0	WP: 3 PB: 0 SB: 0 CS: 0	PA: 39					
<b>PITCHER</b>	IP	WLS	BF	H	R	ER	SO	BB	IBB	HBP	BLK	WP	HR	S	P	ERA	WHIP										
<b>Bob Buhl, R</b> (1,1) ERA: 3.77	8.0	L	36	5	3	3	7	6	1	0	0	3	2	43	71	3.38	1.375										
<b>Ron Piche, R</b> (9,1) ERA: 10.36	1.0		3	0	0	0	0	0	0	0	0	0	0	3	3	0.00	0.000										

AB	30
R	3
H	5
RBI	3
BB	7
SO	7
LOB	17



Batter	1	2	3	4	5	6	7	8	9	AB	R	H	RBI	BB	SO	LOB	BOTTOM										
<b>Bill Bruton, L</b> (1,8) OBP: 0.327, SLG: 0.471	4-0 1-3 BB		0-0 F8			0-0 4-3		0-0 4-3		3	0	0	0	1	0	0	<b>Chicago Cubs @ Milwaukee Braves</b> Milwaukee County Stadium, Milwaukee, WI Tue Jun 14 1960, 8:05 PM EDT Att: 17,848 - Unknown										
<b>Red Schoendienst, S</b> (1,4) OBP: 0.273, SLG: 0.272	0-0 1-3		0-0 3-1			0-0 4-3			0-0 4-3	4	0	0	0	0	0	1											
<b>Eddie Mathews, L</b> (1,5) OBP: 0.433, SLG: 0.604	0-3 K				0-0 4-3		0-0 4-3		0-0 HR	4	1	1	1	0	1	1											
<b>Hank Aaron, R</b> (1,9) OBP: 0.335, SLG: 0.544	0-0 1-3				4-0 FC4 BB		0-3 K		0-3 K	3	0	0	0	1	2	1											
<b>Joe Adcock, R</b> (1,3) OBP: 0.389, SLG: 0.522		0-3 K			0-0 FC4		0-0 4-3		0-0 F8	4	0	0	0	0	1	1											
<b>Wes Covington, L</b> (1,7) OBP: 0.324, SLG: 0.493		4-0 BB			0-3 K		0-0 F8			2	0	0	0	1	1	1											
<b>Del Crandall, R</b> (1,2) OBP: 0.286, SLG: 0.467		0-0 F5			1-0 G1-6-3 HBP		0-0 HR		0-0 HR	2	1	1	1	0	0	1											
<b>Johnny Logan, R</b> (1,6) OBP: 0.310, SLG: 0.340		0-0 4-3			0-0 G1-6-3		0-0 F3		0-0 F7	3	0	0	0	0	0	2											
<b>Bob Buhl, R</b> (1,1) OBP: 0.143, SLG: 0.143					0-0 1-3				0-0 F7	2	0	0	0	0	0	0											
<b>Eddie Haas, L</b> (8,PH) OBP: 0.250, SLG: 0.250										1	0	0	0	0	0	0											
<b>Ron Piche, R</b> (9,1) ERA: 10.36										0	0	0	0	0	0	0											
<b>Inning Stats</b>	R: 0 E: 0 K: 1 S: 5	H: 0 LOB: 1 BB: 1 P: 9	R: 0 E: 0 K: 1 S: 5	H: 0 LOB: 1 BB: 1 P: 9	R: 0 E: 0 K: 0 S: 3	H: 0 LOB: 0 BB: 0 P: 3	R: 0 E: 0 K: 1 S: 5	H: 0 LOB: 0 BB: 1 P: 9	R: 0 E: 0 K: 0 S: 2	H: 0 LOB: 0 BB: 0 P: 3	R: 0 E: 0 K: 0 S: 3	H: 0 LOB: 0 BB: 0 P: 3	R: 0 E: 0 K: 1 S: 5	H: 0 LOB: 0 BB: 0 P: 5	R: 1 E: 0 K: 0 S: 4	H: 1 LOB: 0 BB: 0 P: 4	R: 1 E: 0 K: 1 S: 6	H: 1 LOB: 0 BB: 0 P: 6	1B: 0 2B: 0 3B: 0 HR: 2	SF: 0 SAC: 0 DP: 1 HBP: 1	WP: 0 PB: 0 SB: 0 CS: 0	PA: 32					
<b>PITCHER</b>	IP	WLS	BF	H	R	ER	SO	BB	IBB	HBP	BLK	WP	HR	S	P	ERA	WHIP										
<b>Glen Hobbie, R</b> (1,1) ERA: 5.26	9.0	W	32	2	2	2	5	3	0	1	0	0	2	38	51	2.00	0.556										





Batter	1	2	3	4	5	6	7	8	9	AB	R	H	RBI	BB	SO	LOB	TOP										
<b>Richie Ashburn, L</b> OBP: 0.460, SLG: 0.367 (1, 8)	0-3 K		0-3 K						0-0 F7					1B		4	1	1	0	0	2	0					
<b>Bob Will, L</b> OBP: 0.335, SLG: 0.432 (1, 9)	0-0 F8 1B								0-0 1-3					1B		4	1	2	0	0	0	0					
<b>14 Ernie Banks, R</b> OBP: 0.370, SLG: 0.615 (1, 6)	0-0 F8								0-0 6-3					1B		4	1	1	1	0	0	1					
<b>Ed Bouchee, L</b> OBP: 0.373, SLG: 0.353 (1, 3)		0-0 3-1							0-0 K					1B		4	1	2	3	0	1	0					
<b>Earl Averill, R</b> OBP: 0.364, SLG: 0.390 (1, 2)		0-0 5-3							0-0 F6					HR		4	0	0	0	0	2	1					
<b>Frank Thomas, R</b> OBP: 0.276, SLG: 0.454 (9, 1)		4-0 BB							0-0 K					1B		3	0	1	0	1	1	0					
<b>Seth Morehead, L</b> OBP: 0.077, SLG: 0.077 (9, 1)									0-0 K					1B		0	0	0	0	0	0	0					
<b>Dick Drott, R</b> OBP: 0.125, SLG: 0.125 (9, 1)									0-0 K					1B		0	0	0	0	0	0	0					
<b>Don Zimmer, R</b> OBP: 0.333, SLG: 0.345 (9, 5)		0-0 F4							0-0 F4					1B		4	0	0	0	0	0	2					
<b>Lou Johnson, R</b> OBP: 0.283, SLG: 0.326 (1, 7)			0-0 6-3						0-0 K					1B		3	0	1	0	0	1	0					
<b>Dick Ellsworth, L</b> OBP: 0.278, SLG: 0.071 (6, 1)			0-3 K						0-0 F8					1B		2	0	0	0	0	2	2					
<b>Don Elston, R</b> OBP: 0.111, SLG: 0.111 (8, PH)									0-0 K					1B		0	0	0	0	0	0	0					
<b>Dick Gemert, R</b> OBP: 0.308, SLG: 0.278 (8, 1)									0-0 K					1B		1	0	0	0	0	0	0					
<b>Moe Drabowsky, R</b> OBP: 0.284, SLG: 0.345 (9, 4)									2-3 K					1B		0	0	0	0	0	0	0					
<b>Inning Stats</b>	R: 0 E: 0 K: 1 S: 5	H: 1 LOB: 0 BB: 0 P: 5	R: 0 E: 0 K: 0 S: 3	H: 0 LOB: 1 BB: 1 P: 7	R: 0 E: 0 K: 2 S: 7	H: 0 LOB: 0 BB: 0 P: 7	R: 0 E: 0 K: 1 S: 6	H: 1 LOB: 1 BB: 0 P: 6	R: 0 E: 0 K: 0 S: 6	H: 2 LOB: 1 BB: 0 P: 6	R: 0 E: 0 K: 0 S: 3	H: 0 LOB: 0 BB: 0 P: 3	R: 0 E: 0 K: 2 S: 7	H: 0 LOB: 0 BB: 0 P: 7	R: 0 E: 0 K: 1 S: 5	H: 0 LOB: 0 BB: 0 P: 5	R: 4 E: 0 K: 1 S: 9	H: 4 LOB: 0 BB: 0 P: 9	1B: 7 2B: 0 3B: 0 HR: 1	SF: 0 SAC: 0 DP: 0 HBP: 0	WP: 0 PA: 34 CS: 0						
<b>PITCHER</b>	IP	WLS	BF	H	R	ER	SO	BB	IBB	HBP	BLK	WP	HR	S	P	ERA	WHIP	<b>PITCHER</b>									
<b>Warren Spahn, L</b> ERA: 4.24	8.0		30	7	3	3	8	1	0	0	0	0	0	45	49	3.38	1.000										
<b>Don McMahon, R</b> ERA: 6.84	1.0	W	4	1	1	1	1	0	0	0	0	0	1	6	6	9.00	1.000										

Chicago Cubs @ Milwaukee Braves  
Milwaukee County Stadium, Milwaukee, WI  
Wed Jun 15 1960, 8:05 PM EDT  
Unknown

AB 33  
R 4  
H 8  
RBI 4  
BB 1  
SO 9  
LOB 6



Batter	1	2	3	4	5	6	7	8	9	AB	R	H	RBI	BB	SO	LOB	BOTTOM										
<b>Bill Bruton, L</b> OBP: 0.324, SLG: 0.474 (1, 8)	0-0 E8 3B								0-0 F8							5	1	1	0	0	0	4					
<b>Felix Mantilla, R</b> OBP: 0.289, SLG: 0.422 (1, 4)	0-0 5-3								0-0 6-3					1B		5	1	1	0	0	1	0					
<b>Eddie Mathews, L</b> OBP: 0.432, SLG: 0.593 (1, 5)	0-3 K								4-0 G3					1B		3	1	0	0	2	1	0					
<b>Hank Aaron, R</b> OBP: 0.341, SLG: 0.543 (1, 9)	4-0 BB								0-0 K					1B		4	0	2	0	1	1	2					
<b>Joe Adcock, R</b> OBP: 0.390, SLG: 0.514 (1, 3)	4-0 1-2 BB								0-0 6-3					1B		4	0	1	1	1	0	4					
<b>Wes Covington, L</b> OBP: 0.333, SLG: 0.521 (8, FR)	0-0 F8								0-0 1-3					1B		4	0	2	0	0	0	2					
<b>Al Spangler, L</b> OBP: 0.300, SLG: 0.356 (9, 7)									0-0 1B					1B		1	1	1	1	0	0	0					
<b>Del Crandall, R</b> OBP: 0.285, SLG: 0.461 (1, 2)		0-0 5-3							0-0 F4					1B		4	0	1	0	0	0	0					
<b>Johnny Logan, R</b> OBP: 0.327, SLG: 0.354 (1, 6)		0-0 1B							0-0 1B					1B		3	1	3	0	1	0	0					
<b>Warren Spahn, L</b> OBP: 0.156, SLG: 0.241 (9, 1)		0-3 K							0-0 4-3					1B		4	0	1	1	0	2	4					
<b>Inning Stats</b>	R: 1 E: 1 K: 1 S: 6	H: 1 LOB: 2 BB: 2 P: 14	R: 0 E: 0 K: 1 S: 6	H: 1 LOB: 1 BB: 0 P: 6	R: 0 E: 0 K: 1 S: 6	H: 0 LOB: 1 BB: 0 P: 6	R: 0 E: 0 K: 0 S: 4	H: 1 LOB: 1 BB: 0 P: 4	R: 0 E: 0 K: 0 S: 4	H: 1 LOB: 2 BB: 1 P: 8	R: 1 E: 0 K: 0 S: 4	H: 3 LOB: 1 BB: 1 P: 8	R: 0 E: 0 K: 1 S: 6	H: 1 LOB: 1 BB: 0 P: 6	R: 1 E: 0 K: 1 S: 7	H: 2 LOB: 2 BB: 0 P: 7	R: 2 E: 0 K: 0 S: 4	H: 3 LOB: 2 BB: 1 P: 8	1B: 10 2B: 1 3B: 2 HR: 0	SF: 0 SAC: 0 DP: 0 HBP: 0	WP: 1 PA: 42 CS: 1						
<b>PITCHER</b>	IP	WLS	BF	H	R	ER	SO	BB	IBB	HBP	BLK	WP	HR	S	P	ERA	WHIP	<b>PITCHER</b>									
<b>Dick Ellsworth, L</b> ERA: 1.94	5.1		25	6	2	1	3	3	0	0	0	0	0	28	40	1.69	1.688										
<b>Don Elston, R</b> ERA: 3.38	1.2		7	2	0	0	1	1	0	0	0	0	0	8	12	0.00	1.800										
<b>Moe Drabowsky, R</b> ERA: 10.54	1.0	L	5	2	1	1	1	0	0	0	0	1	0	7	7	9.00	2.000										
<b>Seth Morehead, L</b> ERA: 4.33	0.1	L	4	2	2	2	0	1	0	0	0	0	0	3	7	54.00	9.000										
<b>Dick Drott, R</b> ERA: 6.06	0.0		1	1	0	0	0	0	0	0	0	0	0	1	1	∞	∞										

Chicago Cubs @ Milwaukee Braves  
Milwaukee County Stadium, Milwaukee, WI  
Wed Jun 15 1960, 8:05 PM EDT  
Unknown

AB 37  
R 5  
H 13  
RBI 3  
BB 5  
SO 5  
LOB 16



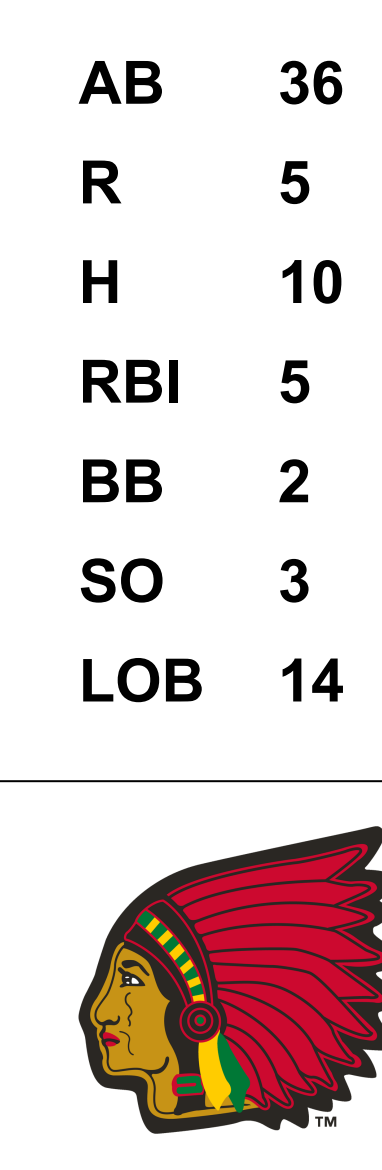


Batter	1	2	3	4	5	6	7	8	9	AB	R	H	RBI	BB	SO	LOB	TOP			
<b>Richie Ashburn, L</b> OBP: 0.459, SLG: 0.361	F7		K		5-3		WP BB	1B 14 1B BB		3	1	0	0	2	1	0	<b>Chicago Cubs @ Milwaukee Braves</b> <b>Milwaukee County Stadium, Milwaukee, WI</b> Wed Jun 15 1960, 8:05 PM EDT Att: 26,575 - Unknown			
<b>Bob Will, L</b> OBP: 0.343, SLG: 0.433	14 FC3-6 1B		BB		F5		K	14 1B		4	0	2	2	1	1	2				
<b>14 Ernie Banks, R</b> OBP: 0.366, SLG: 0.604	FC3-6		F9		K			F8		5	0	1	1	0	1	2				
<b>Ed Bouchee, L</b> OBP: 0.364, SLG: 0.343	F9			4-3				E4 1B		5	1	0	0	0	1	3				
<b>Walt Moryn, L</b> OBP: 0.366, SLG: 0.385																				
<b>Lou Johnson, R</b> OBP: 0.277, SLG: 0.318		1B CS 1B		HR				1B 1B		4	2	3	0	0	0	0				
<b>Frank Thomas, R</b> OBP: 0.281, SLG: 0.468		K		HR				BB 1B		5	2	2	3	0	1	1				
<b>Don Zimmer, R</b> OBP: 0.345								FC6-4 BB 1B		3	0	1	0	0	0	0				
<b>Sammy Taylor, L</b> OBP: 0.378, SLG: 0.488										1	0	1	1	0	0	0				
<b>Jerry Kindall, R</b> OBP: 0.261, SLG: 0.341		1B								1	1	0	0	0	0	0				
<b>Jim Hegan, R</b> OBP: 0.214, SLG: 0.385										2	0	0	0	0	1	2				
<b>Earl Averill, R</b> OBP: 0.373, SLG: 0.390	F5							FC6-4 BB		0	0	0	0	1	0	0				
<b>Bob Anderson, R</b> OBP: 0.281, SLG: 0.200										1	0	0	0	0	1	0				
<b>Seth Morehead, L</b> OBP: 0.077, SLG: 0.077										1	0	0	0	0	1	1				
<b>George Altman, R</b> OBP: 0.220, SLG: 0.045										1	0	0	0	0	0	0				
<b>Moe Drabowsky, R</b> OBP: 0.200, SLG: 0.270										1	1	0	1	0	0	2				
<b>Dick Garnett, R</b> OBP: 0.200, SLG: 0.270										0	0	0	0	0	0	0				
<b>Don Elston, R</b> OBP: 0.171, SLG: 0.111										0	0	0	0	0	0	0				
<b>Inning Stats</b>	R: 0 E: 0 K: 0 S: 4	H: 1 LOB: 1 BB: 0 P: 4	R: 0 E: 0 K: 1 S: 6	H: 2 LOB: 1 BB: 0 P: 6	R: 0 E: 0 K: 2 S: 7	H: 0 LOB: 1 BB: 1 P: 11	R: 2 E: 0 K: 1 S: 7	H: 2 LOB: 1 BB: 0 P: 8	R: 0 E: 0 K: 0 S: 5	H: 0 LOB: 0 BB: 0 P: 5	R: 0 E: 0 K: 2 S: 8	H: 1 LOB: 2 BB: 1 P: 12	R: 6 E: 1 K: 1 S: 11	H: 5 LOB: 2 BB: 2 P: 19	R: 0 E: 0 K: 1 S: 5	H: 0 LOB: 0 BB: 0 P: 5	1B: 9 2B: 0 3B: 1 HR: 1	SF: 0 SAC: 0 DP: 0 HBP: 1	WP: 1 PB: 0 SB: 1 CS: 1	PA: 43
<b>PITCHER</b>	IP	WLS	BF	H	R	ER	SO	BB	IBB	HBP	BLK	WP	HR	S	P	ERA	WHIP			
<b>Carl Willey, R</b> ERA: 3.71	7.1		33	8	5	3	7	2	0	1	0	0	1	44	53	3.68	1.364			
<b>Ron Piche, R</b> ERA: 10.36	0.0	L	2	1	0	0	0	1	0	0	0	0	0	1	5	∞	∞			
<b>Lew Burdette, R</b> ERA: 3.96	0.1		4	2	3	0	0	1	0	0	0	0	0	3	7	0.00	9.000			
<b>Ken MacKenzie, L</b> ERA: 6.48	1.1		4	0	0	0	2	0	0	0	0	0	0	8	8	0.00	0.000			

AB 38  
R 8  
H 11  
RBI 8  
BB 4  
SO 9  
LOB 13



Batter	1	2	3	4	5	6	7	8	9	AB	R	H	RBI	BB	SO	LOB	BOTTOM				
<b>Bill Bruton, L</b> OBP: 0.316, SLG: 0.463	3-1		E1 1B HR	G3			F7		G6-4-3	5	1	0	0	0	0	2	<b>Chicago Cubs @ Milwaukee Braves</b> <b>Milwaukee County Stadium, Milwaukee, WI</b> Wed Jun 15 1960, 8:05 PM EDT Att: 26,575 - Unknown				
<b>Red Schoendienst, S</b> OBP: 0.279, SLG: 0.277			HR				F8		F3	4	1	2	0	0	0	0					
<b>Joe Adcock, R</b> OBP: 0.387, SLG: 0.511			1B							1	0	0	0	0	0	1					
<b>Eddie Mathews, L</b> OBP: 0.438, SLG: 0.632	G3		HR							4	2	3	4	0	0	1					
<b>Hank Aaron, R</b> OBP: 0.340, SLG: 0.535	K		BB							3	0	0	0	1	1	2					
<b>Wes Covington, L</b> OBP: 0.341, SLG: 0.558			HR							4	1	2	1	0	1	1					
<b>Frank Torre, L</b> OBP: 0.200, SLG: 0.194	F9		F4							4	0	0	0	0	0	2					
<b>Charlie Lau, L</b> OBP: 0.280, SLG: 0.333			F9							3	0	1	0	1	0	2					
<b>Johnny Logan, R</b> OBP: 0.325, SLG: 0.351	G4-3									4	0	1	0	0	0	2					
<b>Carl Willey, R</b> ERA: 4.64										3	0	0	0	0	1	1					
<b>Ron Piche, R</b> ERA: 4.06										0	0	0	0	0	0	0					
<b>Lew Burdette, R</b> OBP: 0.206, SLG: 0.200										0	0	0	0	0	0	0					
<b>Ken MacKenzie, R</b> ERA: 10.43										0	0	0	0	0	0	0					
<b>Eddie Haas, L</b> OBP: 0.400, SLG: 0.400										1	0	1	0	0	0	0					
<b>Inning Stats</b>	R: 0 E: 0 K: 1 S: 6	H: 1 LOB: 0 BB: 0 P: 6	R: 1 E: 0 K: 0 S: 3	H: 1 LOB: 0 BB: 1 P: 7	R: 3 E: 1 K: 0 S: 7	H: 3 LOB: 2 BB: 1 P: 11	R: 0 E: 0 K: 1 S: 5	H: 0 LOB: 0 BB: 0 P: 5	R: 0 E: 0 K: 0 S: 4	H: 1 LOB: 1 BB: 0 P: 4	R: 1 E: 0 K: 0 S: 4	H: 1 LOB: 0 BB: 0 P: 4	R: 0 E: 0 K: 0 S: 3	H: 0 LOB: 0 BB: 0 P: 3	R: 0 E: 0 K: 0 S: 4	H: 2 LOB: 1 BB: 0 P: 4		1B: 7 2B: 0 3B: 0 HR: 3	SF: 0 SAC: 0 DP: 2 HBP: 0	WP: 0 PB: 0 SB: 0 CS: 0	PA: 38
<b>PITCHER</b>	IP	WLS	BF	H	R	ER	SO	BB	IBB	HBP	BLK	WP	HR	S	P	ERA		WHIP			
<b>Bob Anderson, R</b> ERA: 4.64	2.1		14	5	4	3	1	2	0	0	0	0	0	17	17	0.00	0.545				
<b>Seth Morehead, L</b> ERA: 4.06	3.2		13	2	0	0	2	0	0	0	0	1	0	4	4	9.00	1.000				
<b>Moe Drabowsky, R</b> ERA: 10.43	1.0	W	4	1	1	1	0	0	0	0	0	0	1	4	4	9.00	1.000				
<b>Don Elston, R</b> ERA: 3.24	2.0	S	7	2	0	0	0	0	0	0	0	0	0	7	7	0.00	1.000				





Batter	1	2	3	4	5	6	7	8	9	AB	R	H	RBI	BB	SO	LOB	TOP								
<b>Richie Ashburn, L</b> OBP: 0.460, SLG: 0.369 (1, 8)	0-0 F7		4-0 1B BB	0-0 F7	0-0 FC6-4		4-0 BB		0-0 1-H 3B	4	0	1	1	2	0	5	<b>Chicago Cubs @ Milwaukee Braves</b> Milwaukee County Stadium, Milwaukee, WI Thu Jun 16 1960, 4:33 AM EDT Att: 13,959 - Unknown								
<b>Bob Will, L</b> OBP: 0.343, SLG: 0.426 (1, 9)	0-0 3-1		1-2 1B		4-0 FC1-5 14 BB	0-0 F7	0-3 K		0-0 F6	5	0	1	0	1	1	3									
<b>14 Ernie Banks, R</b> OBP: 0.365, SLG: 0.594 (1, 6)	0-0 5-3		0-3 K		4-0 FC1-5 2B BB	0-0 BB	0-3 K			5	1	1	0	1	2	5									
<b>Ed Bouchee, L</b> OBP: 0.369, SLG: 0.343 (1, 3)		4-0 WP BB		0-0 1B BB SF7 1B	0-0 FC1-5 2B F7	4-0 1-2 BB		0-0 E4 2-3		3	2	1	0	2	0	2									
<b>Earl Averill, R</b> OBP: 0.380, SLG: 0.403 <b>Sammy Taylor, L</b> OBP: 0.370, SLG: 0.476 (8, PH) <b>Jim Hegan, R</b> OBP: 0.214, SLG: 0.385 (8, 2)	0-0 1-3		1-2 1B	4-0 1B BB	0-0 F7 BB	0-0 F6		0-0 F9		3	2	1	1	1	0	3									
<b>Frank Thomas, R</b> OBP: 0.284, SLG: 0.464 (1, 5)	0-0 F4		1-2 2-3 1B	0-0 1B BB F7 IBB	1-3 2-H 2B	0-0 F2		0-0 2-3		1	0	0	0	0	0	1									
<b>Don Zimmer, R</b> OBP: 0.328, SLG: 0.367 (1, 4)	0-0 5-3		0-0 SF7	0-0 F7			0-0 HR		0-0 F4	4	0	1	0	1	0	4									
<b>Lou Johnson, R</b> OBP: 0.300, SLG: 0.326 <b>George Altman, L</b> OBP: 0.325, SLG: 0.478 (7, PH) (7, 7)	0-0 1-3		1-2 2-H 1B	0-0 BB IBB	4-0 BB		4-0 SH3-4 BB		0-0 F6	2	0	1	1	1	0	0									
<b>Mark Freeman, R</b> OBP: 0.273, SLG: 0.200 <b>Joe Schaffernoth, R</b> (6, 1) <b>Dick Gerner, R</b> OBP: 0.317, SLG: 0.270 (9, PH)	0-0 K		0-0 B1	0-0 FC6-4 BB	1-2 2-3 3-H		0-0 SH3-4		4-0 3B BB	2	0	0	1	1	1	2									
<b>Inning Stats</b>	R: 0 E: 0 K: 0 S: 3	H: 0 LOB: 0 BB: 0 P: 3	R: 0 E: 0 K: 0 S: 3	H: 0 LOB: 1 BB: 1 P: 7	R: 0 E: 0 K: 2 S: 8	H: 1 LOB: 2 BB: 1 P: 12	R: 2 E: 0 K: 0 S: 6	H: 3 LOB: 2 BB: 1 P: 10	R: 3 E: 0 K: 0 S: 4	H: 1 LOB: 3 BB: 5 P: 24	R: 0 E: 0 K: 0 S: 4	H: 1 LOB: 2 BB: 1 P: 8	R: 1 E: 0 K: 2 S: 8	H: 1 LOB: 2 BB: 2 P: 16	R: 0 E: 1 K: 0 S: 4	H: 0 LOB: 1 BB: 0 P: 4		R: 1 E: 0 K: 0 S: 4	H: 1 LOB: 1 BB: 1 P: 8	1B: 5 2B: 1 3B: 1 HR: 1	SF: 1 SAC: 1 DP: 0 HBP: 0	WP: 1 PB: 0 SB: 0 CS: 0	PA: 48		
<b>PITCHER</b>	IP	WLS	BF	H	R	ER	SO	BB	IBB	HBP	BLK	WP	HR	S	P	ERA	WHIP								
<b>Juan Pizarro, L</b> ERA: 3.99 <b>Joey Jay, R</b> ERA: 4.5 <b>Ron Piche, R</b> ERA: 8.59	(1, 1)	4.1	23	5	5	5	2	5	0	0	0	1	0	22	42	10.38	2.308								

AB	34
R	7
H	8
RBI	7
BB	12
SO	4
LOB	29



Batter	1	2	3	4	5	6	7	8	9	AB	R	H	RBI	BB	SO	LOB	BOTTOM								
<b>Bill Bruton, L</b> OBP: 0.318, SLG: 0.471 (1, 8)	0-3 K2-3		0-0 1-3		0-0 1B 5-3 1B	0-0 2-H 3B		0-0 4-3		5	1	2	1	0	1	0	<b>Chicago Cubs @ Milwaukee Braves</b> Milwaukee County Stadium, Milwaukee, WI Thu Jun 16 1960, 4:33 AM EDT Att: 13,959 - Unknown								
<b>Red Schoendienst, S</b> OBP: 0.270, SLG: 0.275 <b>Felix Mantilla, R</b> OBP: 0.289, SLG: 0.422 (1, 4) (8, PH) (9, 4)	0-0 L4		0-0 4-3		0-0 F6	0-3 K		0-0 BB 3B 1B		5	0	1	0	0	1	2									
<b>Eddie Mathews, L</b> OBP: 0.451, SLG: 0.634 (1, 5)	4-0 BB		4-0 S E BB		0-0 5-3 1B	4-0 BB		4-0 1-2 3B BB		1	2	1	0	4	0	0									
<b>Hank Aaron, R</b> OBP: 0.341, SLG: 0.542 (1, 9)	0-0 F9		0-0 E5 1-H 1B 1B		0-0 5-3	0-3 K		0-0 1-H 2-H 5-3 3B		5	2	2	4	0	1	4									
<b>Joe Adcock, R</b> OBP: 0.388, SLG: 0.507 (1, 3)		0-0 FC4-6 1B	0-0 2-H 1B		0-0 4-3		0-3 K	0-0 5-3		5	0	2	2	0	1	2									
<b>Wes Covington, L</b> OBP: 0.328, SLG: 0.538 <b>Al Spangler, L</b> OBP: 0.308, SLG: 0.383 (1, 7) (7, 7)	0-0 FC4-6 1B		0-0 F7		0-0 L7	0-0 6-3 1B 2B		0-0 F7		3	0	0	0	0	0	2									
<b>Del Crandall, R</b> OBP: 0.284, SLG: 0.455 (1, 2)	0-0 F9		0-0 F8		0-0 2B 1B	0-0 6-3				4	1	1	0	0	0	2									
<b>Johnny Logan, R</b> OBP: 0.335, SLG: 0.361 (1, 6)	0-0 1B		0-0 F8		0-0 2B 1B	0-0 2-3 1B				4	1	3	1	0	0	0									
<b>Juan Pizarro, L</b> OBP: 0.368, SLG: 0.526 <b>Joey Jay, S</b> OBP: 0.500, SLG: 0.333 <b>Eddie Haas, L</b> OBP: 0.500, SLG: 0.667 (6, PH) <b>Ron Piche, R</b> (7, 1)	0-3 K		0-3 K		0-0 1-H 2-H 3B 2B	0-3 K				2	0	0	0	0	2	2									
<b>Inning Stats</b>	R: 0 E: 0 K: 1 S: 5	H: 0 LOB: 1 BB: 1 P: 9	R: 0 E: 0 K: 1 S: 7	H: 2 LOB: 2 BB: 0 P: 7	R: 2 E: 1 K: 0 S: 5	H: 2 LOB: 1 BB: 1 P: 9	R: 0 E: 0 K: 1 S: 5	H: 0 LOB: 0 BB: 0 P: 5	R: 1 E: 0 K: 2 S: 9	H: 4 LOB: 2 BB: 1 P: 15	R: 1 E: 0 K: 2 S: 9	H: 2 LOB: 1 BB: 0 P: 9	R: 3 E: 0 K: 0 S: 5	H: 2 LOB: 1 BB: 1 P: 9	1B: 10 2B: 2 3B: 2 HR: 0	SF: 0 SAC: 0 DP: 0 HBP: 0		WP: 0 PB: 0 SB: 1 CS: 0	PA: 42						
<b>PITCHER</b>	IP	WLS	BF	H	R	ER	SO	BB	IBB	HBP	BLK	WP	HR	S	P	ERA	WHIP								
<b>Mark Freeman, R</b> ERA: 3.55 <b>Joe Schaffernoth, R</b> ERA: 13.5	(1, 1)	5.1	27	9	6	5	3	2	0	0	0	0	0	21	39	13.50	2.625								





Batter	1	2	3	4	5	6	7	8	9	10	11	12	AB	R	H	RBI	BB	SO	LOB	TOP																		
Julian Javier, R OBP: 0.326, SLG: 0.402	4-3		K			6-3			WP SF9 PB 1B		F9		5	1	1	0	0	1	0																			
Joe Cunningham, L OBP: 0.383, SLG: 0.401	6-3			F7		K			BB BB 1-3		CS BB		3	0	0	0	2	1	0																			
Bill White, L OBP: 0.373, SLG: 0.516	K				HR	F7			F5		1B		5	1	2	1	0	1	2																			
Ken Boyer, R OBP: 0.346, SLG: 0.589		F9		5-3			6-3		SF9		FC6-4 1B		4	0	1	1	0	0	0																			
Daryl Spencer, R OBP: 0.389, SLG: 0.498		BB		K			F9		3-H 4-0		BB	FC6-4	3	0	0	0	2	1	2																			
Walt Moryn, L OBP: 0.382, SLG: 0.368		K			3-1		K		K				5	0	0	0	0	4	3																			
Curt Flood, R OBP: 0.301, SLG: 0.392		K			6-3			F8		F7			5	0	1	0	0	1	1																			
Hal Smith, R OBP: 0.243, SLG: 0.212			K					K		F8			4	0	1	0	0	2	0																			
Carl Sawatski, L OBP: 0.313, SLG: 0.373					1B							G3	1	0	0	0	0	0	1																			
Ron Kline, R OBP: 0.250, SLG: 0.250			K					K					2	0	0	0	0	1	1																			
Jon Gahr, R OBP: 0.250, SLG: 0.250					L6-3					6-3			1	0	0	0	0	0	0																			
Larry McDaniel, R OBP: 0.250, SLG: 0.250													1	0	0	0	0	0	0																			
George Crowder, R OBP: 0.250, SLG: 0.250													1	0	0	0	0	0	0																			
Bob Dukes, R OBP: 0.250, SLG: 0.250													0	0	0	0	0	0	0																			
Marshall Bridges, S OBP: 0.250, SLG: 0.250													0	0	0	0	0	0	0																			
<b>Inning Stats</b>	R: 0 E: 0 K: 1 S: 5	H: 0 LOB: 0 BB: 5 P: 5	R: 0 E: 0 K: 2 S: 7	H: 0 LOB: 1 BB: 1 P: 11	R: 0 E: 0 K: 3 S: 9	H: 0 LOB: 0 BB: 0 P: 9	R: 1 E: 0 K: 1 S: 6	H: 1 LOB: 0 BB: 0 P: 6	R: 0 E: 0 K: 0 S: 4	H: 1 LOB: 1 BB: 0 P: 4	R: 0 E: 0 K: 1 S: 5	H: 0 LOB: 0 BB: 0 P: 5	R: 0 E: 0 K: 2 S: 7	H: 0 LOB: 0 BB: 0 P: 7	R: 0 E: 0 K: 1 S: 6	H: 1 LOB: 2 BB: 2 P: 14	R: 0 E: 0 K: 0 S: 3	H: 0 LOB: 0 BB: 0 P: 3	R: 0 E: 0 K: 0 S: 4	H: 2 LOB: 2 BB: 1 P: 8	R: 0 E: 0 K: 1 S: 6	H: 1 LOB: 1 BB: 0 P: 6	1B: 5 2B: 0 3B: 0 HR: 1	SF: 1 SAC: 0 DP: 0 HBP: 0	WP: 1 PB: 1 SB: 0 CS: 1	PA: 45												
<b>PITCHER</b>	IP WLS BF H R ER SO BB IBB HBP BLK WP HR S P ERA WHIP																																					
George Brunet, L ERA: 2.98	(1, 1)	10.2	40	5	2	1	12	4	0	0	0	0	0	0	0	7	7	0.00	0.750																			
Bob Buhl, R ERA: 3.7	(11, 1)	1.1	5	1	0	0	1	0	0	0	0	0	0	0	0	0	0	0.00	0.750																			

St. Louis Cardinals @ Milwaukee Braves  
Milwaukee County Stadium, Milwaukee, WI  
Fri Jun 17 1960, 8:05 PM EDT  
Att. 19,167 - Unknown

AB 40  
R 2  
H 6  
RBI 2  
BB 4  
SO 13  
LOB 11



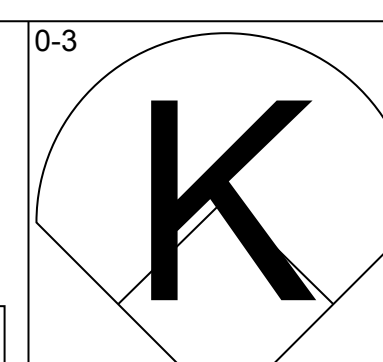
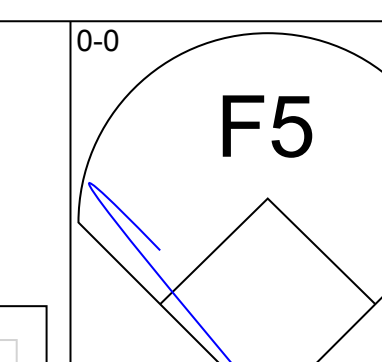
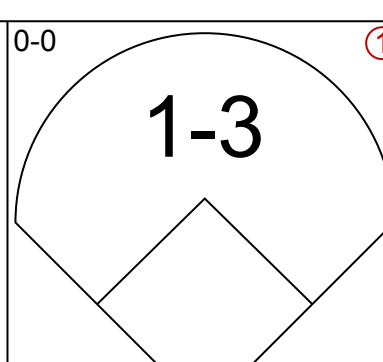
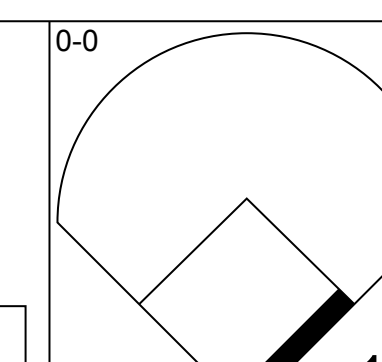
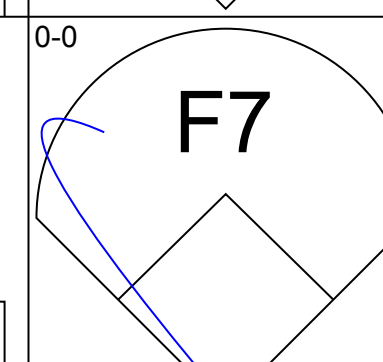
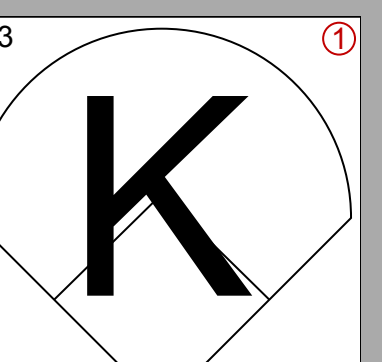
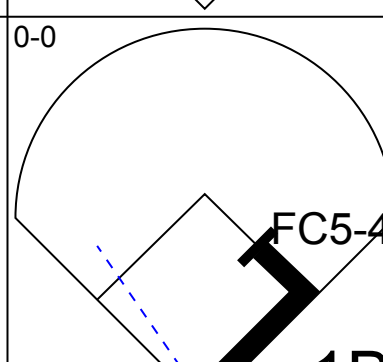
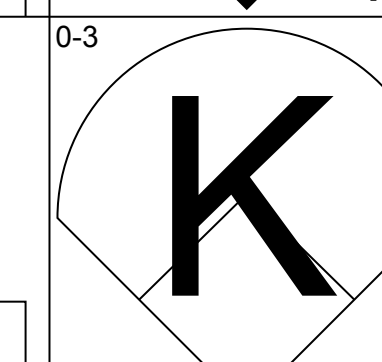
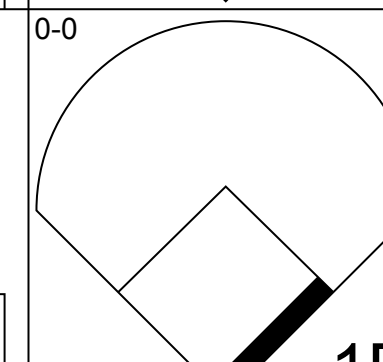
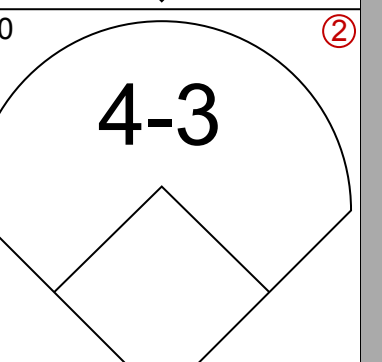
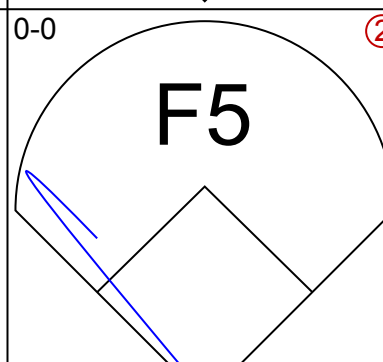
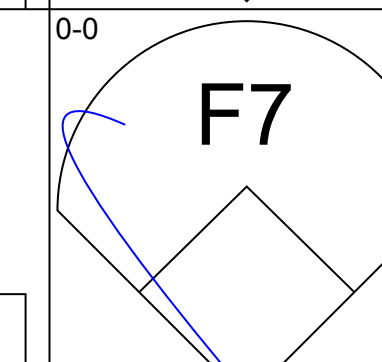
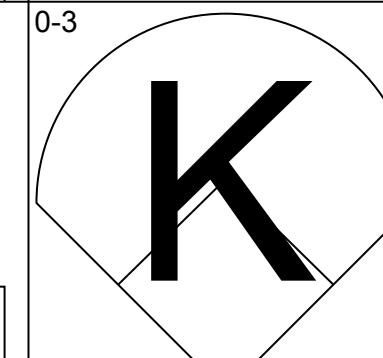

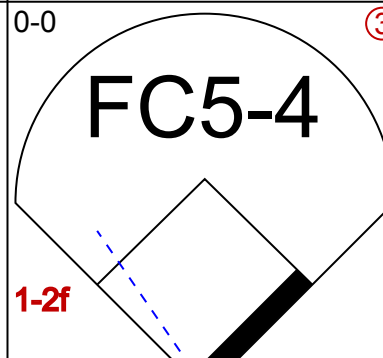
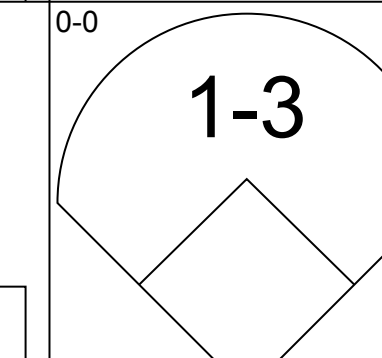
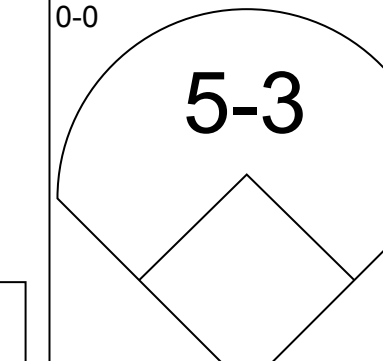
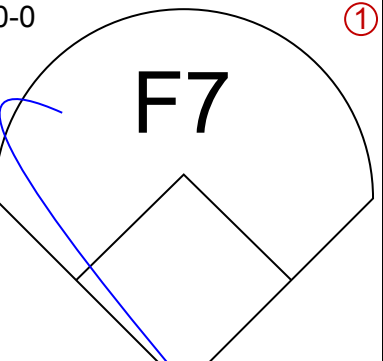
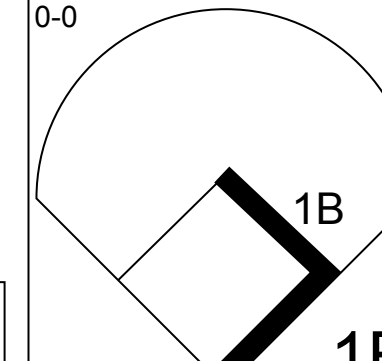
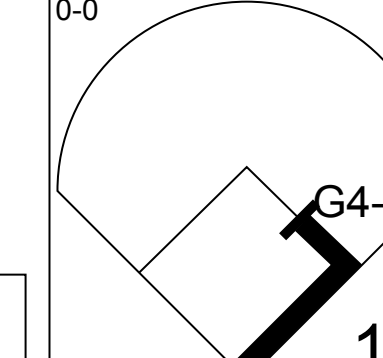
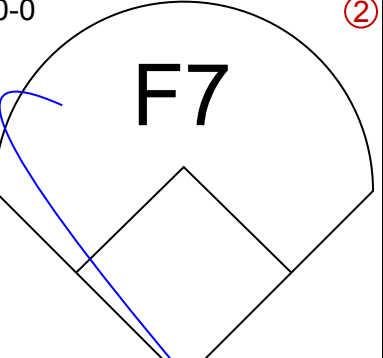
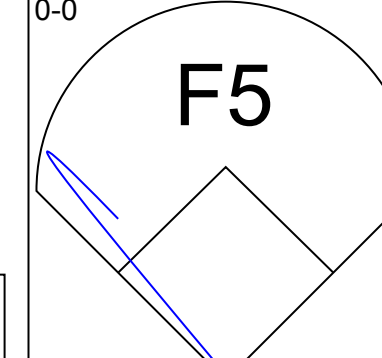
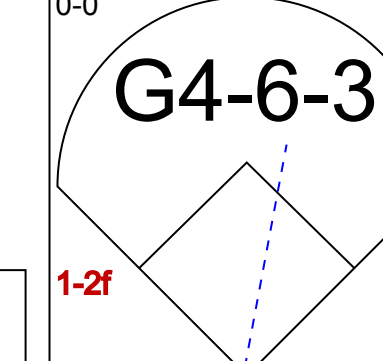
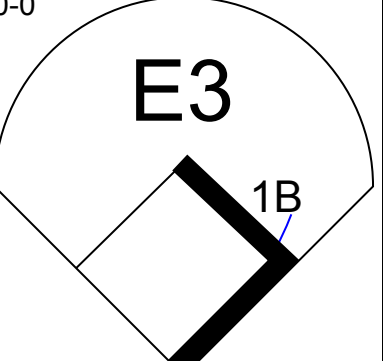
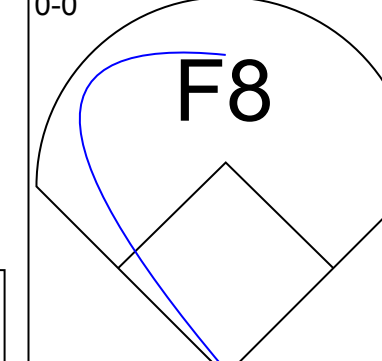
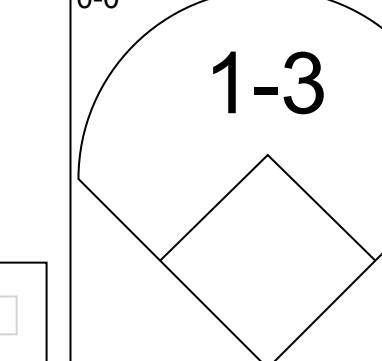
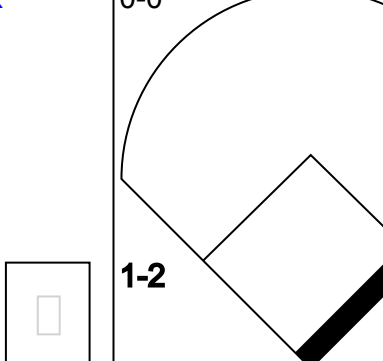
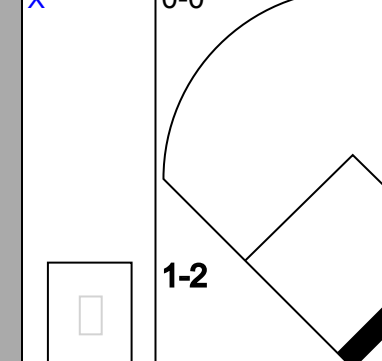
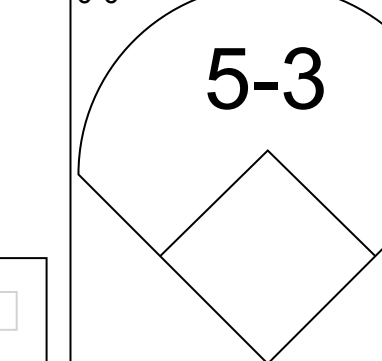
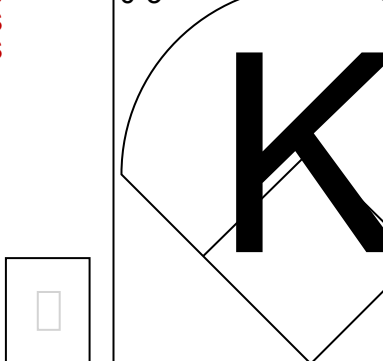
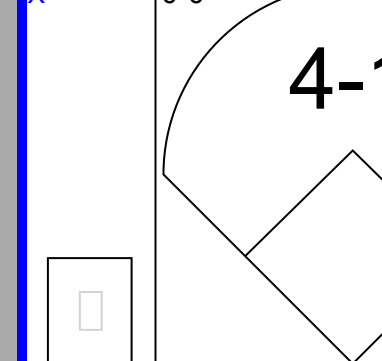
Batter	1	2	3	4	5	6	7	8	9	10	11	12	AB	R	H	RBI	BB	SO	LOB	BOTTOM																	
Bill Bruton, L OBP: 0.324, SLG: 0.474	1B PB 5-3 1B		F8		4-3			SH2-4 1B			1B		5	1	3	0	0	0	0																		
Johnny Logan, R OBP: 0.327, SLG: 0.352	5-3		F7			6-3		SH2-4			L6		4	0	0	0	0	0	2																		
Eddie Mathews, L OBP: 0.445, SLG: 0.621	K			CS 1B		4-3		K				K	5	0	1	0	0	3	2																		
Hank Aaron, R OBP: 0.342, SLG: 0.536	PB BB 1B		CS		F5			CS BB			F4		4	0	1	0	1	0	1																		
Joe Adcock, R OBP: 0.388, SLG: 0.520	PB BB				HR			K			F4		4	1	1	1	1	1	0																		
Wes Covington, L OBP: 0.330, SLG: 0.542	F8				F7			L1-3 2B			5-3		3	0	1	0	0	0	2																		
Al Spangler, L OBP: 0.315, SLG: 0.429													2	1	1	0	0	0	0																		
Del Crandall, R OBP: 0.281, SLG: 0.443		L3-1			L7			L1-3					4	0	0	0	1	0	1																		
Red Schoendienst, S OBP: 0.280, SLG: 0.270		4-3			5-3			FC6 IBB			6-3		3	0	0	0	2	0	0																		
George Brunet, R OBP: 0.143, SLG: 0.143					L1-3			FC6			6-3		4	0	0	0	0	2																			
Bob Buhl, R OBP: 0.500, SLG: 0.667	F6							1-2					0	0	0	0	0	0	0																		
Felix Mantilla, R OBP: 0.279, SLG: 0.431													1	0	1	1	0	0	0																		
<b>Inning Stats</b>	R: 1 E: 0 K: 1 S: 7	H: 2 LOB: 2 BB: 11 P: 11	R: 0 E: 0 K: 0 S: 3	H: 0 LOB: 0 BB: 0 P: 3	R: 0 E: 0 K: 0 S: 3	H: 1 LOB: 0 BB: 0 P: 3	R: 1 E: 0 K: 0 S: 4	H: 1 LOB: 0 BB: 0 P: 4	R: 0 E: 0 K: 0 S: 3	H: 0 LOB: 0 BB: 0 P: 3	R: 0 E: 0 K: 1 S: 6	H: 1 LOB: 1 BB: 1 P: 10	R: 0 E: 0 K: 1 S: 6	H: 1 LOB: 1 BB: 0 P: 3	R: 0 E: 0 K: 0 S: 4	H: 1 LOB: 1 BB: 0 P: 4	R: 0 E: 0 K: 0 S: 5	H: 0 LOB: 0 BB: 0 P: 5	R: 0 E: 0 K: 0 S: 2	H: 2 LOB: 3 BB: 2 P: 10	1B: 6 2B: 1 3B: 1 HR: 1	SF: 0 SAC: 1 DP: 0 HBP: 0	WP: 0 PB: 1 SB: 0 CS: 2	PA: 47													
<b>PITCHER</b>	IP WLS BF H R ER SO BB IBB HBP BLK WP HR S P ERA WHIP																																				
Ron Kline, R ERA: 5.5	(1, 1)	7.0	27	5	2	1	2	2	1	0	0	0	0	1	28	40	1.29	1.000																			
Lindy McDaniel, R ERA: 2.68	(8, 1)	4.0	14	2	0	0	2	0	0	0	0	0	0	0	18	18	0.00	0.500																			
Bob Dukes, R ERA: 3.45	(12, 1)	0.0	3	1	1	1	0	0	2	0	0	0	0	0	1	9	*	*																			
Marshall Bridges, L ERA: 3.57	(12, 1)	0.0	1	1	0	0	0	0	0	0	0	0	0	0	1	1	*	*																			

St. Louis Cardinals @ Milwaukee Braves  
Milwaukee County Stadium, Milwaukee, WI  
Fri Jun 17 1960, 8:05 PM EDT  
Att. 19,167 - Unknown

AB 39  
R 3  
H 9  
RBI 2  
BB 5  
SO 4  
LOB 10

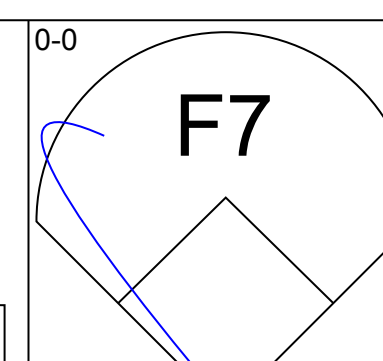
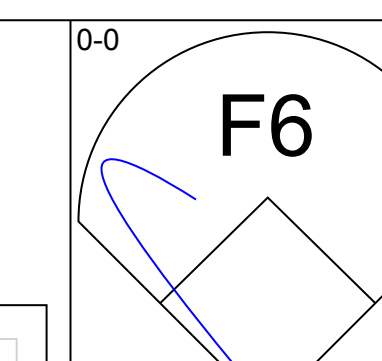
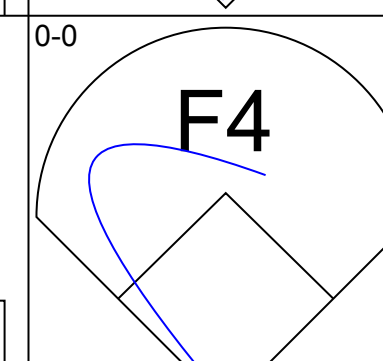
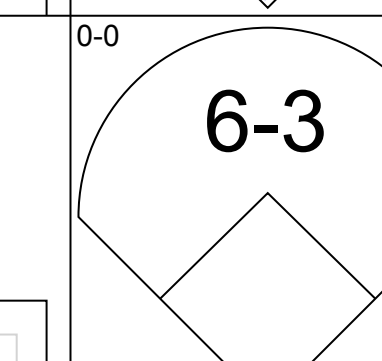
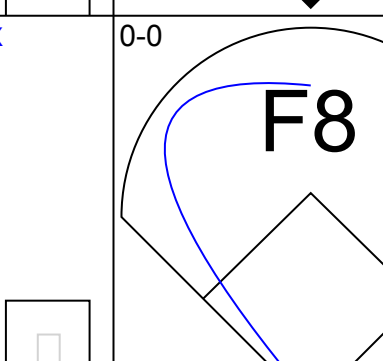
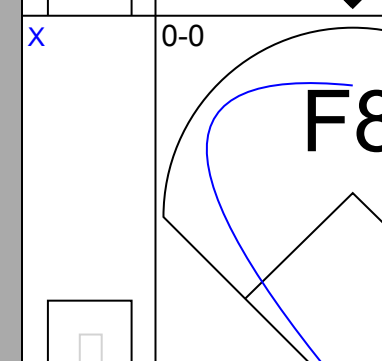
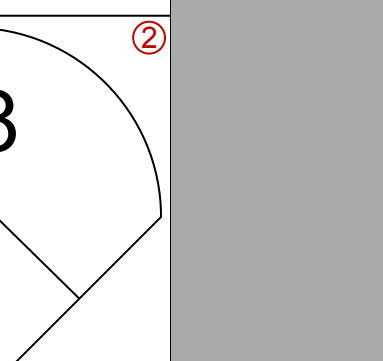
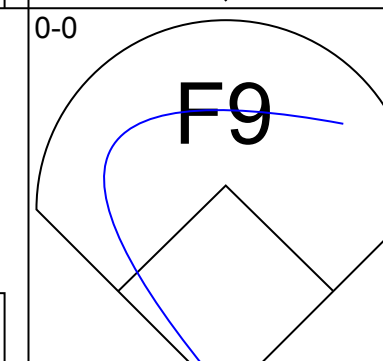
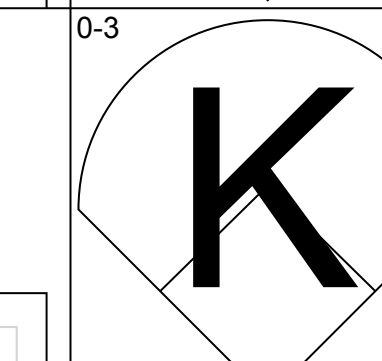
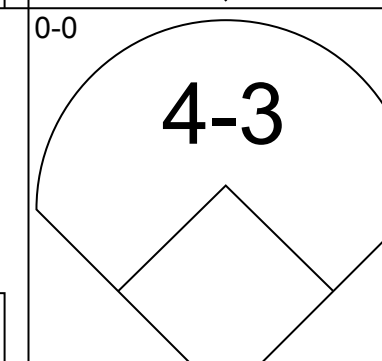
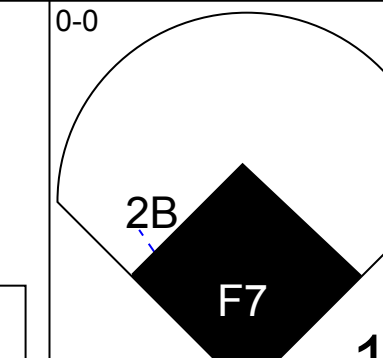
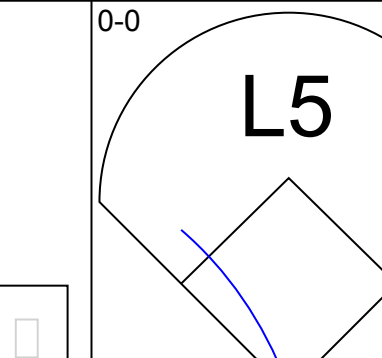
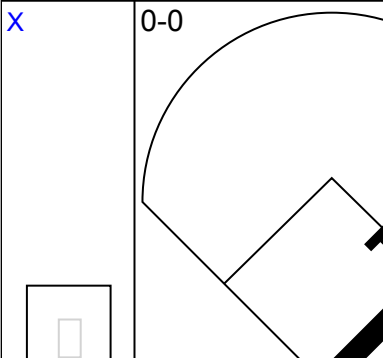
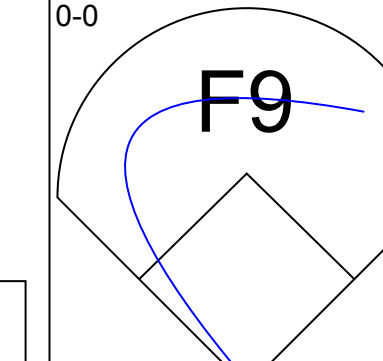
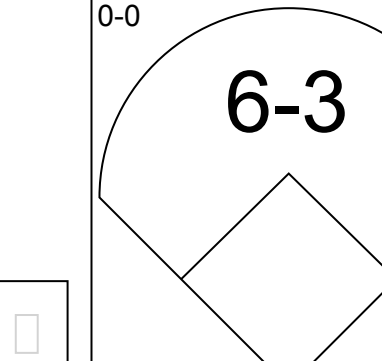
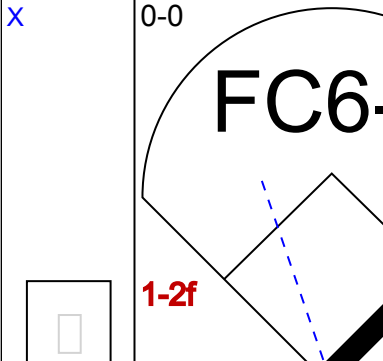
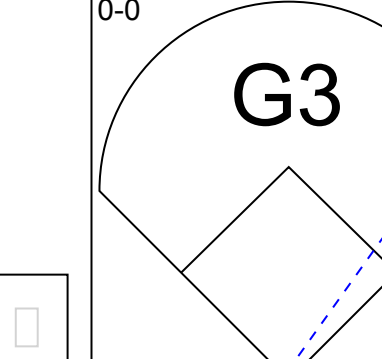
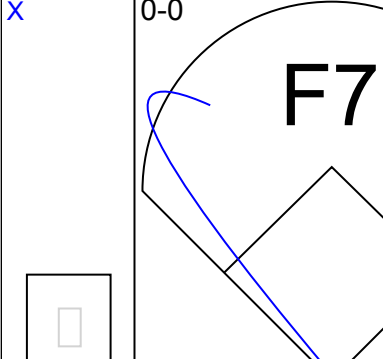
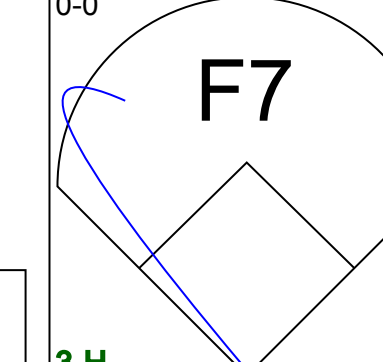
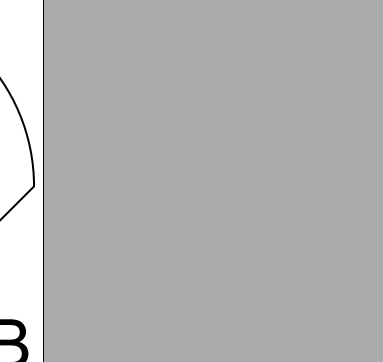
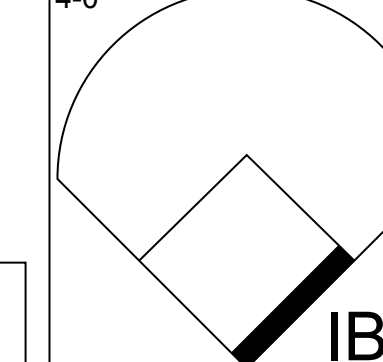
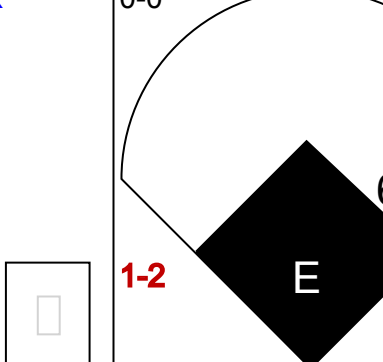
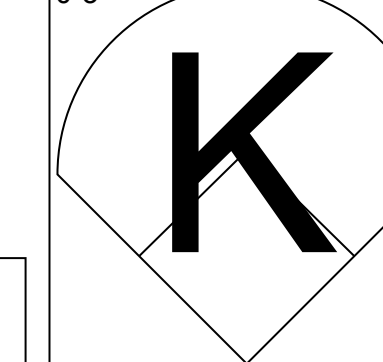
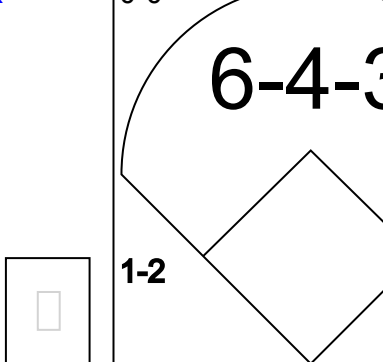
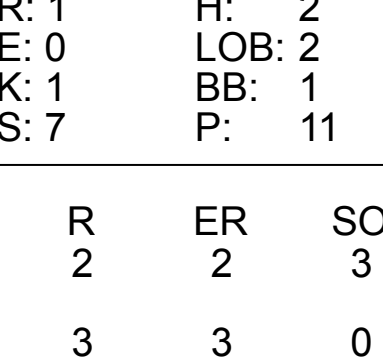
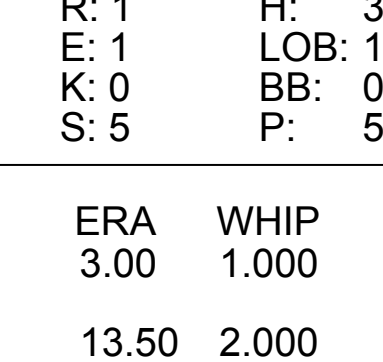




Batter	1	2	3	4	5	6	7	8	9	AB	R	H	RBI	BB	SO	LOB	TOP																					
<b>Julian Javier, R</b> (1, 4) OBP: 0.322, SLG: 0.395										4	0	1	0	0	1	0	<b>St. Louis Cardinals @ Milwaukee Braves</b> Milwaukee County Stadium, Milwaukee, WI Sat Jun 18 1960, 4:33 AM EDT Att: 18,414 - Unknown																					
<b>Joe Cunningham, L</b> (1, 9) OBP: 0.391, SLG: 0.398										4	0	1	0	0	2	1																						
<b>Bill White, L</b> (1, 3) OBP: 0.371, SLG: 0.511										4	0	1	0	0	0	2																						
<b>Ken Boyer, R</b> (1, 5) OBP: 0.340, SLG: 0.578										4	0	0	0	0	1	3																						
<b>Daryl Spencer, R</b> (1, 6) OBP: 0.387, SLG: 0.493										4	0	1	0	0	0	0																						
<b>Walt Moryn, L</b> (1, 7) OBP: 0.348, SLG: 0.364										4	0	1	0	0	0	1																						
<b>Carl Sawatski, L</b> (1, 2) OBP: 0.300, SLG: 0.356										4	0	0	0	0	0	2																						
<b>Curt Flood, R</b> (1, 8) OBP: 0.310, SLG: 0.400										3	0	2	0	0	0	0																						
<b>Larry Jackson, R</b> (1, 1) OBP: 0.227, SLG: 0.256										2	0	0	0	0	1	2																						
<b>George Crowe, L</b> (7, PH) OBP: 0.250, SLG: 0.353										1	0	0	0	0	0	2																						
<b>Bob Dulliba, R</b> (7, 1) OBP: 0.200, SLG: 0.200										0	0	0	0	0	0	0																						
<b>Inning Stats</b>	R: 0 E: 0 K: 2 S: 8	H: 1 LOB: 1 BB: 0 P: 8	R: 0 E: 0 K: 0 S: 3	H: 1 LOB: 0 BB: 0 P: 3	R: 0 E: 0 K: 0 S: 3	H: 0 LOB: 0 BB: 0 P: 3	R: 0 E: 0 K: 1 S: 5	H: 0 LOB: 0 BB: 0 P: 5	R: 0 E: 1 K: 1 S: 7	H: 1 LOB: 2 BB: 0 P: 7	R: 0 E: 0 K: 0 S: 4	H: 1 LOB: 1 BB: 0 P: 4	R: 0 E: 0 K: 0 S: 5	H: 2 LOB: 2 BB: 0 P: 5	R: 0 E: 0 K: 1 S: 6	H: 1 LOB: 1 BB: 0 P: 6	R: 0 E: 0 K: 0 S: 3	H: 0 LOB: 0 BB: 0 P: 3	1B: 7 2B: 0 3B: 0 HR: 0	SF: 0 SAC: 0 DP: 1 HBP: 0	WP: 0 PB: 0 SB: 0 CS: 0	PA: 34																
<b>PITCHER</b>	IP	WLS	BF	H	R	ER	SO	BB	IBB	HBP	BLK	WP	HR	S	P	ERA	WHIP	<b>PITCHER</b>				IP	WLS	BF	H	R	ER	SO	BB	IBB	HBP	BLK	WP	HR	S	P	ERA	WHIP
<b>Lew Burdette, R</b> (1, 1) ERA: 3.58	9.0	W	34	7	0	0	5	0	0	0	0	0	0	44	44	0.00	0.778																					

AB	34
R	0
H	7
RBI	0
BB	0
SO	5
LOB	13



Batter	1	2	3	4	5	6	7	8	9	AB	R	H	RBI	BB	SO	LOB	BOTTOM																					
<b>Bill Bruton, L</b> (1, 8) OBP: 0.327, SLG: 0.488										4	1	2	4	0	0	0	<b>St. Louis Cardinals @ Milwaukee Braves</b> Milwaukee County Stadium, Milwaukee, WI Sat Jun 18 1960, 4:33 AM EDT Att: 18,414 - Unknown																					
<b>Johnny Logan, R</b> (1, 6) OBP: 0.320, SLG: 0.344										4	0	0	0	0	0	1																						
<b>Eddie Mathews, L</b> (1, 5) OBP: 0.438, SLG: 0.608										4	0	0	0	0	2	0																						
<b>Hank Aaron, R</b> (1, 9) OBP: 0.345, SLG: 0.535										4	1	2	0	0	0	0																						
<b>Joe Adcock, R</b> (1, 3) OBP: 0.379, SLG: 0.506										4	0	0	0	0	0	2																						
<b>Wes Covington, L</b> (1, 7) OBP: 0.330, SLG: 0.547										3	0	1	0	0	0	1																						
<b>Al Spangler, L</b> (7, 7) OBP: 0.327, SLG: 0.440										1	0	1	0	0	0	0																						
<b>Del Crandall, R</b> (1, 2) OBP: 0.288, SLG: 0.447										3	1	2	1	0	0	1																						
<b>Red Schoendienst, S</b> (1, 4) OBP: 0.287, SLG: 0.273										2	1	1	0	1	0	1																						
<b>Lew Burdette, R</b> (1, 1) OBP: 0.216, SLG: 0.212										3	1	1	0	0	1	3																						
<b>Inning Stats</b>	R: 0 E: 0 K: 0 S: 3	H: 0 LOB: 0 BB: 0 P: 3	R: 1 E: 0 K: 1 S: 7	H: 2 LOB: 2 BB: 1 P: 11	R: 0 E: 0 K: 1 S: 5	H: 0 LOB: 0 BB: 0 P: 5	R: 0 E: 0 K: 0 S: 3	H: 0 LOB: 0 BB: 0 P: 3	R: 1 E: 1 K: 0 S: 5	H: 3 LOB: 1 BB: 0 P: 5	R: 0 E: 0 K: 1 S: 6	H: 1 LOB: 1 BB: 0 P: 6	R: 3 E: 0 K: 0 S: 6	H: 3 LOB: 0 BB: 0 P: 6	R: 0 E: 0 K: 0 S: 3	H: 1 LOB: 1 BB: 0 P: 3	1B: 8 2B: 1 3B: 0 HR: 1	SF: 0 SAC: 0 DP: 0 HBP: 0	WP: 0 PB: 0 SB: 0 CS: 1	PA: 33																		
<b>PITCHER</b>	IP	WLS	BF	H	R	ER	SO	BB	IBB	HBP	BLK	WP	HR	S	P	ERA	WHIP	<b>PITCHER</b>				IP	WLS	BF	H	R	ER	SO	BB	IBB	HBP	BLK	WP	HR	S	P	ERA	WHIP
<b>Larry Jackson, R</b> (1, 1) ERA: 3.03	6.0	L	24	4	2	2	3	0	0	0	0	0	0	29	33	3.00	1.000																					
<b>Bob Dulliba, R</b> (7, 1) ERA: 4.11	2.0		9	4	3	3	0	0	0	0	0	0	1	9	9	13.50	2.000																					





Batter	1	2	3	4	5	6	7	8	9	AB	R	H	RBI	BB	SO	LOB	TOP					
<b>Julian Javier, R</b> (1,4) OBP: 0.316, SLG: 0.385										5	0	1	1	0	1	3	<b>St. Louis Cardinals @ Milwaukee Braves</b> Milwaukee County Stadium, Milwaukee, WI Sun Jun 19 1960, 4:33 AM EDT Unknown					
<b>Joe Cunningham, L</b> (1,9) OBP: 0.365, SLG: 0.408										5	1	3	0	0	0	2						
<b>Bill White, L</b> (1,3) OBP: 0.373, SLG: 0.509										3	0	1	0	1	0	2						
<b>Ken Boyer, R</b> (1,5) OBP: 0.335, SLG: 0.567										4	1	0	0	0	0	5						
<b>Daryl Spencer, R</b> (1,6) OBP: 0.388, SLG: 0.490										3	1	1	1	1	1	1						
<b>Curt Flood, R</b> (1,8) OBP: 0.306, SLG: 0.394										4	0	1	1	0	1	3						
<b>John Glenn, R</b> (1,7) OBP: 0.125, SLG: 0.143										3	0	0	1	0	0	0						
<b>Hal Smith, R</b> (1,2) OBP: 0.245, SLG: 0.216										3	0	1	0	0	0	0						
<b>Bob Gibson, R</b> (7, PR)										0	1	0	0	0	0	0						
<b>Darrell Johnson, R</b> (7, 2)										1	0	0	0	0	0	1						
<b>Curt Simmons, L</b> (1,1) OBP: 0.167, SLG: 0.167										2	0	1	0	0	1	0						
<b>Stan Musial, L</b> (7, PH) OBP: 0.359, SLG: 0.404										1	0	1	0	0	0	0						
<b>Ernie Broglio, R</b> (7, 1) OBP: 0.400, SLG: 0.389										1	0	0	0	0	0	0						
<b>Lindy McDaniel, R</b> (9, 1) OBP: 0.267, SLG: 0.214										0	0	0	0	0	0	0						
<b>Inning Stats</b>	R: 0 E: 0 K: 0 S: 4	H: 2 LOB: 1 BB: 0 P: 4	R: 0 E: 0 K: 2 S: 7	H: 0 LOB: 0 BB: 0 P: 7	R: 0 E: 0 K: 1 S: 5	H: 0 LOB: 0 BB: 0 P: 5	R: 0 E: 0 K: 0 S: 4	H: 1 LOB: 2 BB: 1 P: 8	R: 0 E: 0 K: 0 S: 4	H: 1 LOB: 1 BB: 0 P: 4	R: 1 E: 0 K: 0 S: 5	H: 2 LOB: 1 BB: 0 P: 5	R: 1 E: 0 K: 0 S: 5	H: 2 LOB: 2 BB: 0 P: 5	R: 2 E: 0 K: 0 S: 5	H: 2 LOB: 1 BB: 1 P: 9	R: 0 E: 0 K: 1 S: 5	H: 0 LOB: 0 BB: 0 P: 5	1B: 8 2B: 2 3B: 0 HR: 0	SF: 1 SAC: 0 DP: 0 HBP: 0	WP: 0 PB: 0 SB: 0 CS: 0	PA: 38
<b>PITCHER</b> <b>Warren Spahn, L</b> (1,1) ERA: 4.22	IP: 9.0 WLS: L BF: 38 H: 10 R: 4 ER: 4 SO: 4 BB: 2 IBB: 0 HBP: 0 BLK: 0 WP: 0 HR: 0 S: 44 P: 52 ERA: 4.00 WHIP: 1.333															<b>PITCHER</b>						

AB	35
R	4
H	10
RBI	4
BB	2
SO	4
LOB	17



Batter	1	2	3	4	5	6	7	8	9	AB	R	H	RBI	BB	SO	LOB	BOTTOM			
<b>Bill Bruton, L</b> (1,8) OBP: 0.330, SLG: 0.486										3	1	1	0	1	0	1	<b>St. Louis Cardinals @ Milwaukee Braves</b> Milwaukee County Stadium, Milwaukee, WI Sun Jun 19 1960, 4:33 AM EDT Unknown			
<b>Johnny Logan, R</b> (1,6) OBP: 0.324, SLG: 0.347										4	0	2	1	0	0	1				
<b>Eddie Mathews, L</b> (1,5) OBP: 0.439, SLG: 0.605										4	0	2	1	0	2	1				
<b>Hank Aaron, R</b> (1,9) OBP: 0.339, SLG: 0.525										4	0	0	0	0	1	4				
<b>Joe Adcock, R</b> (1,3) OBP: 0.376, SLG: 0.519										4	1	1	1	0	0	2				
<b>Wes Covington, L</b> (1,7) OBP: 0.326, SLG: 0.533										4	0	1	0	0	1	0				
<b>Al Spangler, L</b> (9, PR) OBP: 0.327, SLG: 0.440										0	0	0	0	0	0	0				
<b>Felix Mantilla, R</b> (1,4) OBP: 0.238, SLG: 0.412										3	0	0	0	0	0	0				
<b>Eddie Haas, L</b> (9, PH) OBP: 0.429, SLG: 0.571										1	0	0	0	0	1	1				
<b>Del Crandall, R</b> (1,2) OBP: 0.287, SLG: 0.439										3	0	0	0	1	0	2				
<b>Warren Spahn, L</b> (1,1) OBP: 0.171, SLG: 0.250										3	1	1	0	0	0	1				
<b>Red Schoendienst, S</b> (9, PH) OBP: 0.266, SLG: 0.271										1	0	0	0	0	0	2				
<b>Inning Stats</b>	R: 0 E: 0 K: 1 S: 6	H: 1 LOB: 2 BB: 1 P: 10	R: 0 E: 0 K: 0 S: 3	H: 0 LOB: 0 BB: 0 P: 3	R: 0 E: 0 K: 1 S: 6	H: 1 LOB: 0 BB: 0 P: 6	R: 0 E: 0 K: 1 S: 5	H: 0 LOB: 0 BB: 0 P: 5	R: 2 E: 0 K: 0 S: 7	H: 4 LOB: 2 BB: 0 P: 7	R: 0 E: 0 K: 0 S: 3	H: 0 LOB: 0 BB: 1 P: 3	R: 0 E: 0 K: 1 S: 5	H: 0 LOB: 0 BB: 0 P: 5	R: 1 E: 0 K: 1 S: 7	H: 2 LOB: 2 BB: 0 P: 7	1B: 7 2B: 0 3B: 0 HR: 1	SF: 0 SAC: 0 DP: 1 HBP: 0	WP: 0 PB: 0 SB: 1 CS: 0	PA: 36
<b>PITCHER</b> <b>Curt Simmons, L</b> (1,1) ERA: 6.75	IP: 6.0 WLS: W BF: 25 H: 6 R: 2 ER: 2 SO: 3 BB: 1 IBB: 0 HBP: 0 BLK: 0 WP: 0 HR: 0 S: 30 P: 34 ERA: 3.00 WHIP: 1.167															<b>PITCHER</b>				
<b>Ernie Broglio, R</b> (7, 1) ERA: 3.27	IP: 2.0 WLS: W BF: 8 H: 2 R: 1 ER: 1 SO: 1 BB: 0 IBB: 0 HBP: 0 BLK: 0 WP: 0 HR: 1 S: 9 P: 13 ERA: 4.50 WHIP: 1.500															<b>PITCHER</b>				
<b>Lindy McDaniel, R</b> (9, 1) ERA: 2.61	IP: 1.0 WLS: S BF: 3 H: 0 R: 0 ER: 0 SO: 1 BB: 0 IBB: 0 HBP: 0 BLK: 0 WP: 0 HR: 0 S: 5 P: 5 ERA: 0.00 WHIP: 0.000															<b>PITCHER</b>				

AB	34
R	3
H	8
RBI	3
BB	2
SO	5
LOB	15





Batter	1	2	3	4	5	6	7	8	9	AB	R	H	RBI	BB	SO	LOB	TOP		
Julian Javier, R OBP: 0.323, SLG: 0.411	E9 3B		5-3			6-3			BB 1B	4	1	2	0	0	0	0	<b>St. Louis Cardinals @ Milwaukee Braves</b> Milwaukee County Stadium, Milwaukee, WI Sun Jun 19 1960, 4:38 AM EDT Att: 31,825 - Unknown <a href="http://livebaseballscorecards.com">livebaseballscorecards.com</a>		
Joe Cunningham, L OBP: 0.363, SLG: 0.405	4-3			G3			K		BB 1B	4	0	1	0	0	1	0			
Bill White, L OBP: 0.371, SLG: 0.504	K			F7					F8	4	0	1	0	0	1	3			
Ken Boyer, R OBP: 0.333, SLG: 0.560	K			E5 CS					F5	3	0	0	1	1	1	0			
Daryl Spencer, R OBP: 0.382, SLG: 0.481				CS	5-3				F8	4	0	0	0	0	0	3			
Walt Moryn, L OBP: 0.341, SLG: 0.355	K				F8				F7	3	0	0	0	0	1	0			
Curt Flood, R OBP: 0.363, SLG: 0.387										2	0	0	0	0	0	0			
Stan Musial, L OBP: 0.356, SLG: 0.400										1	0	0	0	0	1	0			
John Glenn, R OBP: 0.125, SLG: 0.143										0	0	0	0	0	0	0			
Carl Sawatski, L OBP: 0.291, SLG: 0.344				F7					F5	3	0	0	0	0	0	0			
Ray Sadecki, L OBP: 0.167, SLG: 0.167				3-1						2	0	0	0	0	1	0			
George Crowe, L OBP: 0.270, SLG: 0.371									1B BB 1B	1	0	1	0	0	0	0			
Bob Gibson, R										0	1	0	0	0	0	0			
<b>Inning Stats</b>	R: 1 E: 1 K: 2 S: 8	H: 1 LOB: 0 BB: 0 P: 8	R: 0 E: 0 K: 1 S: 5	H: 0 LOB: 0 BB: 0 P: 5	R: 0 E: 0 K: 0 S: 3	H: 0 LOB: 0 BB: 0 P: 3	R: 0 E: 1 K: 0 S: 3	H: 0 LOB: 0 BB: 0 P: 3	R: 0 E: 0 K: 1 S: 5	H: 0 LOB: 0 BB: 0 P: 5	R: 0 E: 0 K: 1 S: 5	H: 1 LOB: 0 BB: 0 P: 5	R: 0 E: 0 K: 1 S: 5	H: 0 LOB: 0 BB: 0 P: 5	R: 1 E: 0 K: 0 S: 6	H: 3 LOB: 3 BB: 1 P: 10	1B: 4 2B: 0 3B: 1 HR: 0	SF: 0 SAC: 0 DP: 0 HBP: 0	WP: 0 PA: 33 SB: 0 CS: 1
<b>PITCHER</b>	IP WLS BF H R ER SO BB IBB HBP BLK WP HR S P ERA WHIP																		
Carl Willey, R ERA: 3.54	(1, 1)	8.1 W 29 5 2 2 6 0 0 0 0 0 0 0 41 41 2.16 0.600																	
Don McMahon, R ERA: 6.66	(9, 1)	0.2 S 3 0 0 0 0 1 0 0 0 0 0 0 2 6 0.00 1.500																	

Batter	1	2	3	4	5	6	7	8	9	AB	R	H	RBI	BB	SO	LOB	BOTTOM		
Bill Bruton, L OBP: 0.329, SLG: 0.486	K		K2-3			F7		1B 2B		4	1	1	0	0	2	0	<b>St. Louis Cardinals @ Milwaukee Braves</b> Milwaukee County Stadium, Milwaukee, WI Sun Jun 19 1960, 4:38 AM EDT Att: 31,825 - Unknown <a href="http://livebaseballscorecards.com">livebaseballscorecards.com</a>		
Johnny Logan, R OBP: 0.322, SLG: 0.341	F9		BB			6-3		K		3	0	0	0	1	1	1			
Eddie Mathews, L OBP: 0.435, SLG: 0.596	G3		F4					L8		3	0	0	0	1	0	2			
Hank Aaron, R OBP: 0.338, SLG: 0.519			F4		E6 G4-6-3			F9		4	0	1	1	0	0	1			
Joe Adcock, R OBP: 0.379, SLG: 0.534					F8			1B SF8 BB		3	2	1	1	1	1	2			
Wes Covington, L OBP: 0.337, SLG: 0.538										3	0	2	0	0	0	1			
Al Spangler, L OBP: 0.327, SLG: 0.440					G4-6-3			4-3 1B		0	0	0	0	0	0	0			
Del Crandall, R OBP: 0.288, SLG: 0.436					F7			SF8		1	0	0	1	1	0	1			
Red Schoendienst, S OBP: 0.280, SLG: 0.266					FC6-4			4-3		3	0	0	0	0	0	3			
Carl Willey, R										3	0	0	0	0	3	2			
Don McMahon, R										0	0	0	0	0	0	0			
<b>Inning Stats</b>	R: 0 E: 0 K: 1 S: 5	H: 2 LOB: 1 BB: 0 P: 5	R: 1 E: 0 K: 0 S: 5	H: 2 LOB: 1 BB: 0 P: 5	R: 0 E: 0 K: 2 S: 7	H: 0 LOB: 1 BB: 1 P: 11	R: 0 E: 0 K: 0 S: 3	H: 0 LOB: 0 BB: 0 P: 3	R: 0 E: 0 K: 1 S: 4	H: 0 LOB: 0 BB: 1 P: 8	R: 0 E: 0 K: 0 S: 3	H: 0 LOB: 1 BB: 1 P: 7	R: 1 E: 0 K: 1 S: 6	H: 1 LOB: 2 BB: 1 P: 10	R: 1 E: 0 K: 2 S: 9	H: 2 LOB: 1 BB: 0 P: 9	1B: 3 2B: 1 3B: 0 HR: 1	SF: 1 SAC: 0 DP: 2 HBP: 0	WP: 0 PA: 32 SB: 0 CS: 0
<b>PITCHER</b>	IP WLS BF H R ER SO BB IBB HBP BLK WP HR S P ERA WHIP																		
Ray Sadecki, L ERA: 4.63	(1, 1)	8.0 L 32 5 3 3 7 4 0 0 0 0 0 0 1 42 58 3.38 1.125																	



Batter	1	2	3	4	5	6	7	8	9	AB	R	H	RBI	BB	SO	LOB	TOP					
Jim Gilliam, S OBP: 0.392, SLG: 0.375	F7		BB		L4-3 HBP			6-3		2	0	0	0	1	0	0	<b>Los Angeles Dodgers @ Milwaukee Braves</b> Milwaukee County Stadium, Milwaukee, WI Mon Jun 20 1960, 8:05 PM EDT Att: 11,088 - Unknown					
Norm Larker, L OBP: 0.376, SLG: 0.409	4-3		BB		L4-3			1B		3	0	1	0	1	0	1						
Wally Moon, L OBP: 0.373, SLG: 0.466	6-3		G1-2-3				B2-3	1-3		4	0	0	0	0	0	4						
Frank Howard, R OBP: 0.341, SLG: 0.492		F5			FC6 HBP		K	6-3		3	0	0	0	1	0	0						
Don Demeter, R OBP: 0.321, SLG: 0.556		F3			FC6 1B		K	F4		4	0	0	0	0	1	1						
Norm Sherry, R OBP: 0.364, SLG: 0.568		F2			F8			BB 1B		3	0	0	0	0	0	1						
John Roseboro, L OBP: 0.328, SLG: 0.402								1B		1	0	1	0	0	0	0						
Charlie Neal, R OBP: 0.315, SLG: 0.359			G3 WP BLK		1B		6-3	1B		3	1	2	0	1	0	0						
Maury Wills, S OBP: 0.350, SLG: 0.306			G3		6-3		5-3	BB 1B		3	0	0	0	0	0	3						
Duke Snider, L OBP: 0.362, SLG: 0.512			1-3					BB		0	0	0	0	1	0	0						
Bob Lillis, R OBP: 0.222, SLG: 0.222								BB		0	0	0	0	0	0	0						
Don Drysdale, R OBP: 0.216, SLG: 0.257			4-1				K	F2		1	0	0	0	1	1	0						
Ed Palmquist, R OBP: 0.231, SLG: 0.287			BB					F5		0	0	0	0	0	0	0						
Tommy Davis, R OBP: 0.286, SLG: 0.167			G1-2-3							1	0	0	0	0	0	0						
Roger Craig, R OBP: 0.286, SLG: 0.167			BB							0	0	0	0	0	0	0						
Irv Noren, L OBP: 0.283, SLG: 0.125			BB							1	0	0	0	0	0	3						
<b>Inning Stats</b>	R: 0 E: 0 K: 0 S: 7	H: 0 LOB: 0 BB: 0 P: 8	R: 0 E: 0 K: 0 S: 6	H: 0 LOB: 0 BB: 0 P: 8	R: 0 E: 0 K: 0 S: 11	H: 0 LOB: 2 BB: 4 P: 30	R: 0 E: 0 K: 0 S: 4	H: 1 LOB: 2 BB: 0 P: 7	R: 0 E: 0 K: 1 S: 5	H: 0 LOB: 0 BB: 0 P: 9	R: 0 E: 0 K: 2 S: 9	H: 0 LOB: 0 BB: 0 P: 12	R: 0 E: 0 K: 0 S: 5	H: 0 LOB: 0 BB: 0 P: 6	R: 0 E: 0 K: 0 S: 9	H: 1 LOB: 1 BB: 0 P: 12	R: 0 E: 0 K: 0 S: 11	H: 2 LOB: 3 BB: 1 P: 17	1B: 4 2B: 1 3B: 0 HR: 0	SF: 0 SAC: 0 DP: 2 HBP: 2	WP: 1 PB: 0 SB: 0 CS: 0	PA: 36
<b>PITCHER</b>	IP WLS BF H R ER SO BB IBB HBP BLK WP HR S P ERA WHIP																					
Bob Buhl, R ERA: 3.71	(1, 1) 2.1 11 0 1 1 0 4 0 0 1 1 0 21 41 3.86 1.714																					
Joey Jay, R ERA: 3.52	(3, 1) 6.2 W 25 4 0 0 3 1 0 2 0 0 0 46 68 0.00 0.750																					

Batter	1	2	3	4	5	6	7	8	9	AB	R	H	RBI	BB	SO	LOB	BOTTOM			
Bill Bruton, L OBP: 0.328, SLG: 0.482	4-3	L7			S		FC3-6 1B			4	1	1	0	0	0	3	<b>Los Angeles Dodgers @ Milwaukee Braves</b> Milwaukee County Stadium, Milwaukee, WI Mon Jun 20 1960, 8:05 PM EDT Att: 11,088 - Unknown			
Johnny Logan, R OBP: 0.321, SLG: 0.339	1-3		F8		K		FC6-4 HBP	1B		4	0	1	0	0	1	1				
Eddie Mathews, L OBP: 0.432, SLG: 0.586	6-3		1-3		6-3		FC6-4 HBP			3	0	0	0	0	0	1				
Hank Aaron, R OBP: 0.345, SLG: 0.550		HR			HR		FC6-4			3	2	2	3	1	0	2				
Joe Adcock, R OBP: 0.370, SLG: 0.521		K			K		6-3	1-3		4	0	0	0	0	2	3				
Wes Covington, L OBP: 0.347, SLG: 0.542		1B			K		FC4-6 1B			3	1	2	0	0	1	0				
Al Spangler, L OBP: 0.321, SLG: 0.431		1B			K			K		1	0	0	0	0	1	0				
Charlie Lau, L OBP: 0.276, SLG: 0.321		FC3-5 1B			6-3		FC4-6	6-3		4	0	1	0	0	0	1				
Red Schoendienst, S OBP: 0.280, SLG: 0.266		FC3-5 1B			K		F7	3-1		4	0	1	1	0	1	1				
Bob Buhl, R OBP: 0.138, SLG: 0.138		FC3-5			K					1	0	0	0	0	0	2				
Joey Jay, S OBP: 0.500, SLG: 0.375		FC3-5			K			FC3-6 1B		2	0	1	0	0	1	0				
<b>Inning Stats</b>	R: 0 E: 0 K: 0 S: 6	H: 4 LOB: 2 BB: 0 P: 22	R: 2 E: 0 K: 1 S: 17	H: 4 LOB: 0 BB: 0 P: 22	R: 0 E: 0 K: 1 S: 12	H: 0 LOB: 1 BB: 1 P: 23	R: 0 E: 0 K: 2 S: 8	H: 0 LOB: 0 BB: 0 P: 15	R: 0 E: 0 K: 2 S: 13	H: 1 LOB: 1 BB: 0 P: 19	R: 1 E: 0 K: 0 S: 9	H: 2 LOB: 1 BB: 0 P: 13	R: 1 E: 0 K: 0 S: 9	H: 2 LOB: 2 BB: 0 P: 21	R: 0 E: 0 K: 1 S: 9	H: 0 LOB: 0 BB: 0 P: 15	1B: 7 2B: 0 3B: 0 HR: 2	SF: 0 SAC: 0 DP: 0 HBP: 1	WP: 0 PB: 0 SB: 1 CS: 0	PA: 35
<b>PITCHER</b>	IP WLS BF H R ER SO BB IBB HBP BLK WP HR S P ERA WHIP																			
Don Drysdale, R ERA: 3.67	(1, 1) 6.1 L 30 9 4 4 4 6 1 0 0 1 0 0 71 113 5.68 1.579																			
Ed Palmquist, R ERA: 4.12	(7, 1) 0.2 2 0 0 0 0 0 0 0 0 0 0 0 3 8 0.00 0.000																			
Roger Craig, R ERA: 4.12	(8, 1) 1.0 3 0 0 0 0 1 0 0 0 0 0 0 0 9 15 0.00 0.000																			



Batter	1	2	3	4	5	6	7	8	9	AB	R	H	RBI	BB	SO	LOB	TOP										
Eddie Bressoud, R (1,6) OBP: 0.285, SLG: 0.367	F8		F4		F6		FC6-4		HR	4	0	0	0	0	0	2	<b>San Francisco Giants @ Milwaukee Braves</b> Milwaukee County Stadium, Milwaukee, WI Tue Jun 21 1960, 8:05 PM EDT Unknown										
Dale Long, L (9, PH) OBP: 0.257, SLG: 0.355										1	1	1	1	0	0												
Jim Davenport, R (1,5) OBP: 0.361, SLG: 0.440	F9		K		HR		F8		F7	5	1	1	0	0	1												
Willie Mays, R (1,8) OBP: 0.420, SLG: 0.592	F9				HR		K			4	1	2	3	0	1												
Orlando Cepeda, R (1,3) OBP: 0.319, SLG: 0.543		2B	4-3		HR				F9	4	2	2	1	0	0												
Willie Kirkland, L (1,9) OBP: 0.366, SLG: 0.558		2B		4-3	K				K	4	0	1	0	0	2												
Felipe Alou, R (1,7) OBP: 0.188, SLG: 0.222				5-3		4-3				1	0	0	1	0	0												
Willie McCovey, L (6, PH) OBP: 0.384, SLG: 0.514	SF7									2	0	1	0	0	0												
Joey Amalfitano, R (1,4) OBP: 0.309, SLG: 0.331	F4			6-3		F8			K	3	0	0	0	0	0												
Don Blasingame, L (8, PH) OBP: 0.313, SLG: 0.281										1	0	0	0	0	1												
Bob Schmidt, R (1,2) OBP: 0.359, SLG: 0.362				5-3	4-3				5-3	3	0	0	0	1	0												
Mike McCormick, L (1,1) OBP: 0.275, SLG: 0.289										1	0	0	0	0	1												
Jim Marshall, L (5, PH) OBP: 0.310, SLG: 0.423										1	1	1	0	0	0												
Joe Shipley, R (5,1) OBP: 0.305, SLG: 0.198										0	0	0	0	0	0												
Billy O'Dell, L (5,1) OBP: 0.321, SLG: 0.333										0	0	0	0	0	0												
Billy Loes, R (5,1) OBP: 0.291, SLG: 0.278										0	0	0	0	0	0												
Dave Philley, S (7, PH) OBP: 0.220, SLG: 0.320										1	0	1	0	0	0												
Georges Maranda, R (7,1) OBP: 0.220, SLG: 0.320										0	0	0	0	0	0												
Hobie Landrish, L (9, PH) OBP: 0.261, SLG: 0.197										1	0	0	0	0	0												
<b>Inning Stats</b>	R: 0 E: 0 K: 0 S: 3	H: 0 LOB: 0 BB: 0 P: 3	R: 1 E: 0 K: 1 S: 7	H: 2 LOB: 2 BB: 1 P: 11	R: 0 E: 0 K: 1 S: 6	H: 1 LOB: 1 BB: 0 P: 6	R: 0 E: 0 K: 0 S: 3	H: 0 LOB: 0 BB: 0 P: 3	R: 4 E: 0 K: 1 S: 9	H: 4 LOB: 0 BB: 0 P: 9	R: 0 E: 0 K: 0 S: 3	H: 0 LOB: 0 BB: 0 P: 3	R: 0 E: 0 K: 1 S: 6	H: 1 LOB: 1 BB: 0 P: 6	R: 0 E: 0 K: 2 S: 8	H: 1 LOB: 1 BB: 0 P: 8	R: 1 E: 0 K: 0 S: 4	H: 1 LOB: 0 BB: 0 P: 4	R: 1 E: 0 K: 0 S: 4	H: 1 LOB: 0 BB: 0 P: 4	1B: 5 2B: 2 3B: 0 HR: 3	SF: 1 SAC: 0 DP: 0 HBP: 0	WP: 0 PA: 38 SB: 0 CS: 0				
<b>PITCHER</b>	IP	WLS	BF	H	R	ER	SO	BB	IBB	HBP	BLK	WP	HR	S	P	ERA	WHIP										
George Brunet, L (1,1) ERA: 3.99	5.0	W	23	7	5	5	3	0	1	0	0	0	2	28	32	9.00	1.400										
Ron Piche, R (6,1) ERA: 6.35	4.0	S	15	3	1	1	3	0	0	0	0	0	1	21	21	2.25	0.750										

Batter	1	2	3	4	5	6	7	8	9	AB	R	H	RBI	BB	SO	LOB	BOTTOM										
Bill Bruton, L (1,8) OBP: 0.329, SLG: 0.489	K		F5		1B	2B		F7		5	2	2	0	0	1	0	<b>San Francisco Giants @ Milwaukee Braves</b> Milwaukee County Stadium, Milwaukee, WI Tue Jun 21 1960, 8:05 PM EDT Unknown										
Johnny Logan, R (1,6) OBP: 0.330, SLG: 0.354			6-3		HR	1B				4	1	3	2	0	0												
Eddie Mathews, L (1,5) OBP: 0.429, SLG: 0.577	K			HR	K	G3				3	1	0	0	1	2												
Hank Aaron, R (1,9) OBP: 0.343, SLG: 0.561	6-3			HR	SF8		F7			3	1	1	3	0	0												
Joe Adcock, R (1,3) OBP: 0.373, SLG: 0.538		F9		F6	HR					4	1	2	2	0	0												
Wes Covington, L (1,7) OBP: 0.352, SLG: 0.550				E9		FC4-6		F7		4	1	2	0	0	1												
Al Spangler, L (8,7) OBP: 0.321, SLG: 0.431	K			SF8	2B	1B				0	0	0	0	0	0												
Felix Mantilla, R (1,4) OBP: 0.253, SLG: 0.394			1-3		SF8	FC4-6		1-3		3	0	0	1	0	2												
Del Crandall, R (1,2) OBP: 0.287, SLG: 0.450				5-3		K		F7		4	1	1	1	0	1												
George Brunet, R (1,1) ERA: 1.81				6-3		G3				1	0	0	0	0	0												
Frank Torre, L (5, PH) OBP: 0.220, SLG: 0.194					2B	1B				0	0	0	0	1	0												
Lew Burdette, R (5, PR) OBP: 0.216, SLG: 0.212										0	1	0	0	0	0												
Ron Piche, R (6,1) ERA: 4.61										2	0	0	0	0	1												
<b>Inning Stats</b>	R: 0 E: 0 K: 2 S: 8	H: 1 LOB: 1 BB: 0 P: 8	R: 0 E: 0 K: 1 S: 5	H: 0 LOB: 0 BB: 0 P: 5	R: 1 E: 0 K: 0 S: 4	H: 1 LOB: 0 BB: 0 P: 4	R: 3 E: 0 K: 0 S: 5	H: 2 LOB: 0 BB: 1 P: 9	R: 4 E: 1 K: 1 S: 9	H: 4 LOB: 1 BB: 1 P: 13	R: 1 E: 0 K: 1 S: 7	H: 2 LOB: 1 BB: 0 P: 7	R: 0 E: 0 K: 0 S: 4	H: 1 LOB: 1 BB: 0 P: 4	R: 0 E: 0 K: 1 S: 5	H: 0 LOB: 0 BB: 0 P: 5	1B: 4 2B: 4 3B: 0 HR: 3	SF: 2 SAC: 0 DP: 0 HBP: 0	WP: 0 PA: 37 SB: 0 CS: 0								
<b>PITCHER</b>	IP	WLS	BF	H	R	ER	SO	BB	IBB	HBP	BLK	WP	HR	S	P	ERA	WHIP										
Mike McCormick, L (1,1) ERA: 1.81	4.0		17	4	4	3	3	1	0	0	0	0	0	0	4	6.75	1.250										
Joe Shipley, R (5,1) ERA: 5.09	0.0	L	3	2	0	0	1	0	0	0	0	0	0	5	5	0.00	6.000										
Billy O'Dell, L (5,1) ERA: 2.4	0.1		3	2	0	0	1	0	0	0	0	0	0	5	5	0.00	6.000										
Billy Loes, R (5,1) ERA: 9.45	1.2		9	4	4	4	1	0	0	0	0	0	1	11	11	21.60	2.400										
Georges Maranda, R (7,1) ERA: 4.61	2.0		7	1	0	0	1	0	0	0	0	0	0	9	9	0.00	0.500										





Batter	1	2	3	4	5	6	7	8	9	10	11	12	AB	R	H	RBI	BB	SO	LOB	TOP						
Don Blasingame, L (1.4) OBP: 0.313, SLG: 0.278 Jim Davenport, R (8, PH) OBP: 0.358, SLG: 0.436	K		HBP		F7			F9		3-1		F3	2	0	0	0	1	0								
Dale Long, L (10, PH) OBP: 0.280, SLG: 0.344 Eddie Bressoud, R (10, 6) OBP: 0.283, SLG: 0.365	6-3		HBP		K			4-3		F8		5-3	1	0	0	0	0	0								
Andre Rodgers, R (1, 6) OBP: 0.329, SLG: 0.384	6-3												5	0	0	0	1	1	0							
Willie Mays, R (1, 8) OBP: 0.419, SLG: 0.586	6-3												4	0	1	0	1	1	2							
Orlando Cepeda, R (1, 3) OBP: 0.325, SLG: 0.548													5	1	3	0	0	0	1							
Willie Kirkland, L (1, 9) OBP: 0.366, SLG: 0.553													4	0	1	0	0	0	2							
Felipe Alou, R (1, 7) OBP: 0.352, SLG: 0.213 Willie McCovey, L (11, PH) OBP: 0.382, SLG: 0.511	FC4-6												2	0	0	1	1	0	2							
Bob Schmidt, R (1, 2) OBP: 0.353, SLG: 0.356	G4-6-3												5	0	1	0	0	0	3							
Joey Amalfitano, R (1, 5) OBP: 0.311, SLG: 0.333													5	0	2	0	0	1	1							
Jack Sanford, R (1, 1) OBP: 0.289, SLG: 0.257 Dave Philley, S (12, PH) OBP: 0.273, SLG: 0.267 Sam Jones, R (12, 1) OBP: 0.135, SLG: 0.167													4	0	0	0	0	2	3							
<b>Inning Stats</b>	R: 0 E: 0 K: 1 S: 5	H: 0 LOB: 0 BB: 0 P: 5	R: 0 E: 0 K: 0 S: 3	H: 1 LOB: 1 BB: 0 P: 4	R: 0 E: 0 K: 3 S: 9	H: 0 LOB: 2 BB: 1 P: 14	R: 1 E: 0 K: 0 S: 5	H: 3 LOB: 1 BB: 0 P: 6	R: 0 E: 0 K: 2 S: 7	H: 0 LOB: 0 BB: 0 P: 7	R: 0 E: 0 K: 0 S: 4	H: 1 LOB: 1 BB: 0 P: 4	R: 0 E: 0 K: 0 S: 4	H: 1 LOB: 2 BB: 1 P: 8	R: 0 E: 0 K: 0 S: 3	H: 0 LOB: 0 BB: 0 P: 3	R: 0 E: 0 K: 0 S: 3	H: 0 LOB: 0 BB: 0 P: 3	1B: 7 2B: 1 3B: 0 HR: 0	SF: 1 SAC: 0 DP: 1 HBP: 2	WP: 1 PB: 0 SB: 0 CS: 1	PA: 47				
<b>PITCHER</b>	IP WLS BF H R ER SO BB IBB HBP BLK WP HR S P ERA WHIP	<b>PITCHER</b>											IP WLS BF H R ER SO BB IBB HBP BLK WP HR S P ERA WHIP													
Juan Pizarro, L (1, 1) ERA: 3.51 Bob Buhl, R (10, 1) ERA: 3.57	9.0 36 11 7 0 0 6 1 0 0 0 0 0 10 14 1.00 0.667												3.0 W 11 1 0 0 0 1 0 0 0 0 0 10 14 0.00 0.667													

San Francisco Giants @ Milwaukee Braves  
Milwaukee County Stadium, Milwaukee, WI  
Tue Jun 21 1960, 8:05 PM EDT  
Att. 23,502 - Unknown

AB 41  
R 1  
H 8  
RBI 1  
BB 3  
SO 6  
LOB 14



Batter	1	2	3	4	5	6	7	8	9	10	11	12	AB	R	H	RBI	BB	SO	LOB	BOTTOM						
Bill Bruton, L (1, 8) OBP: 0.332, SLG: 0.489	G4-6-3												4	1	2	0	0	0	0							
Johnny Logan, R (1, 6) OBP: 0.327, SLG: 0.350	K												5	0	1	0	0	1	3							
Eddie Mathews, L (1, 5) OBP: 0.433, SLG: 0.579	G4-6-3												3	0	1	1	2	0	1							
Hank Aaron, R (1, 9) OBP: 0.336, SLG: 0.548													5	0	0	0	0	0	5							
Joe Adcock, R (1, 3) OBP: 0.368, SLG: 0.529	K												5	0	1	0	0	1	1							
Wes Covington, L (1, 7) OBP: 0.343, SLG: 0.534 Al Spangler, L (9, 7) OBP: 0.328, SLG: 0.434	F4												3	0	0	0	0	0	0							
Charlie Lau, L (1, 2) OBP: 0.285, SLG: 0.281													2	1	1	0	0	1	1							
Red Schoendienst, S (1, 4) OBP: 0.277, SLG: 0.284													5	0	1	1	0	0	1							
Juan Pizarro, L (1, 1) OBP: 0.333, SLG: 0.476 Eddie Haas, L (9, PH) OBP: 0.500, SLG: 0.571 Bob Buhl, R (10, 1) OBP: 0.133, SLG: 0.133													2	0	0	0	0	2	0							
<b>Inning Stats</b>	R: 0 E: 0 K: 1 S: 5	H: 1 LOB: 0 BB: 0 P: 5	R: 0 E: 0 K: 1 S: 5	H: 0 LOB: 0 BB: 0 P: 5	R: 0 E: 0 K: 1 S: 9	H: 0 LOB: 0 BB: 0 P: 5	R: 1 E: 0 K: 0 S: 5	H: 2 LOB: 1 BB: 0 P: 6	R: 0 E: 0 K: 0 S: 3	H: 0 LOB: 0 BB: 0 P: 3	R: 0 E: 0 K: 1 S: 3	H: 0 LOB: 0 BB: 0 P: 3	R: 0 E: 0 K: 0 S: 3	H: 0 LOB: 2 BB: 2 P: 11	R: 0 E: 0 K: 1 S: 6	H: 1 LOB: 1 BB: 0 P: 6	R: 0 E: 0 K: 0 S: 4	H: 1 LOB: 2 BB: 1 P: 8	R: 1 E: 0 K: 0 S: 3	H: 2 LOB: 2 BB: 1 P: 7	1B: 6 2B: 1 3B: 0 HR: 0	SF: 0 SAC: 1 DP: 1 HBP: 0	WP: 2 PB: 0 SB: 1 CS: 0	PA: 44		
<b>PITCHER</b>	IP WLS BF H R ER SO BB IBB HBP BLK WP HR S P ERA WHIP	<b>PITCHER</b>											IP WLS BF H R ER SO BB IBB HBP BLK WP HR S P ERA WHIP													
Jack Sanford, R (1, 1) ERA: 3.17 Sam Jones, R (12, 1) ERA: 2.28	11.0 L 4 2 1 1 0 1 0 0 0 1 0 3 7 0.82 0.727												0.1 L 4 2 1 1 0 1 0 0 0 1 0 3 7 27.00 9.000													

San Francisco Giants @ Milwaukee Braves  
Milwaukee County Stadium, Milwaukee, WI  
Tue Jun 21 1960, 8:05 PM EDT  
Att. 23,502 - Unknown

AB 39  
R 2  
H 7  
RBI 2  
BB 4  
SO 5  
LOB 13









Batter	1	2	3	4	5	6	7	8	9	AB	R	H	RBI	BB	SO	LOB	TOP			
Joey Amalfitano, R OBP: 0.310, SLG: 0.331 (1, 4)										4	1	1	0	0	0	0	<b>San Francisco Giants @ Milwaukee Braves</b> <b>Milwaukee County Stadium, Milwaukee, WI</b> Thu Jun 23 1960, 4:33 AM EDT Att: 13,773 - Unknown			
Jim Davenport, R OBP: 0.346, SLG: 0.427 (1, 5)										3	0	0	0	0	1	0				
Willie Mays, R OBP: 0.418, SLG: 0.588 (1, 8)										4	0	1	0	0	1	1				
Willie Kirkland, L OBP: 0.367, SLG: 0.544 (1, 9)										3	1	1	0	0	0	1				
Orlando Cepeda, R OBP: 0.331, SLG: 0.555 (1, 7)										4	0	2	2	0	0	1				
Willie McCovey, L OBP: 0.377, SLG: 0.497 (1, 3)										3	0	0	0	1	0	2				
Bob Schmidt, R OBP: 0.351, SLG: 0.375 (1, 2)										4	1	1	1	0	0	2				
Eddie Bressoud, R OBP: 0.283, SLG: 0.377 (1, 6)										4	1	1	1	0	1	0				
Sam Jones, R OBP: 0.128, SLG: 0.158 (6, 1)										2	0	0	0	0	0	0				
Joe Shipley, R OBP: 0.198, SLG: 0.203 (7, PH)										0	0	0	0	0	0	0				
Felipe Alou, R OBP: 0.198, SLG: 0.203 (7, PH)										0	0	0	0	0	0	0				
Georges Maranda, R OBP: 0.198, SLG: 0.203 (7, PH)										0	0	0	0	0	0	0				
Stu Miller, R OBP: 0.198, SLG: 0.203 (7, PH)										0	0	0	0	0	0	0				
Andre Rodgers, R OBP: 0.198, SLG: 0.203 (7, PH)										1	0	0	0	0	1	0				
<b>Inning Stats</b>	R: 2 E: 0 K: 1 S: 7	H: 2 LOB: 2 BB: 1 P: 12	R: 0 E: 0 K: 1 S: 5	H: 0 LOB: 0 BB: 0 P: 5	R: 0 E: 0 K: 1 S: 7	H: 2 LOB: 2 BB: 0 P: 7	R: 1 E: 0 K: 0 S: 4	H: 1 LOB: 0 BB: 0 P: 4	R: 0 E: 0 K: 0 S: 3	H: 0 LOB: 0 BB: 0 P: 3	R: 0 E: 0 K: 0 S: 3	H: 0 LOB: 0 BB: 0 P: 3	R: 0 E: 0 K: 0 S: 4	H: 1 LOB: 1 BB: 0 P: 4	R: 1 E: 0 K: 1 S: 6	H: 1 LOB: 0 BB: 0 P: 6	1B: 4 2B: 1 3B: 0 HR: 2	SF: 0 SAC: 1 DP: 0 HBP: 1	WP: 0 PB: 0 CS: 0	PA: 36
<b>PITCHER</b> Warren Spahn, L ERA: 4.2 (1, 1)	IP: 9.0 WLS: W BF: 36 H: 7 R: 4 ER: 4 SO: 4 BB: 1 IBB: 0 HBP: 1 BLK: 0 WP: 0 HR: 2 S: 42 P: 47 ERA: 4.00 WHIP: 0.889																			

AB	33
R	4
H	7
RBI	4
BB	1
SO	4
LOB	7



Batter	1	2	3	4	5	6	7	8	9	AB	R	H	RBI	BB	SO	LOB	BOTTOM			
Bill Bruton, L OBP: 0.332, SLG: 0.500 (1, 8)										5	1	1	1	0	0	1	<b>San Francisco Giants @ Milwaukee Braves</b> <b>Milwaukee County Stadium, Milwaukee, WI</b> Thu Jun 23 1960, 4:33 AM EDT Att: 13,773 - Unknown			
Johnny Logan, R OBP: 0.332, SLG: 0.351 (1, 6)										4	2	0	0	1	0	1				
Eddie Mathews, L OBP: 0.431, SLG: 0.598 (1, 5)										3	2	2	4	1	1	0				
Hank Aaron, R OBP: 0.333, SLG: 0.540 (1, 9)										4	0	0	0	0	1	3				
Wes Covington, L OBP: 0.348, SLG: 0.536 (1, 7)										4	1	2	1	0	0	0				
Al Spangler, L OBP: 0.339, SLG: 0.463 (8, 7)										0	0	0	0	0	0	0				
Frank Torre, L OBP: 0.244, SLG: 0.225 (1, 3)										4	0	2	0	0	0	3				
Charlie Lau, L OBP: 0.289, SLG: 0.286 (1, 2)										3	1	1	0	1	0	2				
Red Schoendienst, S OBP: 0.278, SLG: 0.261 (1, 4)										2	0	0	0	1	0	2				
Felix Mantilla, R OBP: 0.263, SLG: 0.395 (6, PH)										1	1	0	0	0	0	1				
Warren Spahn, L OBP: 0.179, SLG: 0.250 (1, 1)										4	0	1	0	0	2	3				
<b>Inning Stats</b>	R: 2 E: 1 K: 0 S: 5	H: 1 LOB: 0 BB: 0 P: 5	R: 0 E: 0 K: 1 S: 6	H: 1 LOB: 1 BB: 0 P: 6	R: 0 E: 0 K: 1 S: 5	H: 0 LOB: 0 BB: 0 P: 5	R: 1 E: 1 K: 1 S: 7	H: 2 LOB: 2 BB: 1 P: 11	R: 1 E: 0 K: 0 S: 7	H: 2 LOB: 2 BB: 1 P: 11	R: 4 E: 2 K: 0 S: 5	H: 2 LOB: 1 BB: 2 P: 13	R: 0 E: 0 K: 0 S: 4	H: 1 LOB: 1 BB: 0 P: 4	R: 0 E: 0 K: 0 S: 3	H: 0 LOB: 0 BB: 0 P: 3	1B: 6 2B: 1 3B: 0 HR: 2	SF: 0 SAC: 0 DP: 0 HBP: 0	WP: 1 PB: 0 CS: 0	PA: 38
<b>PITCHER</b> Sam Jones, R ERA: 2.31 (1, 1)	IP: 5.2 WLS: L BF: 30 H: 8 R: 8 ER: 2 SO: 4 BB: 4 IBB: 0 HBP: 0 BLK: 0 WP: 1 HR: 2 S: 34 P: 50 ERA: 3.18 WHIP: 2.118																			
Joe Shipley, R ERA: 5.0 (6, 1)	0.1	1	0	0	0	0	0	0	0	0	0	1	1	0.00	0.000					
Georges Maranda, R ERA: 4.5 (7, 1)	0.1	1	0	0	0	0	0	0	0	0	1	1	0.00	0.000						
Stu Miller, R ERA: 6.52 (7, 1)	1.2	6	1	0	0	0	0	0	0	0	6	6	0.00	0.600						





Batter	1	2	3	4	5	6	7	8	9	10	AB	R	H	RBI	BB	SO	LOB	TOP					
Jim Gilliam, S OBP: 0.306, SLG: 0.370	(1,5) 2-2 3B 1B	(2,2) F4			(0,2) 1-3		(4,0) B2-6-3 BB		(4,1) 1-2 BB	(0,1) F9	4	1	1	0	2	0	4						
Norm Larker, L OBP: 0.404, SLG: 0.471	(1,3) 3-1 SF7 3B	(4,2) 1-2 BB			(0,0) 1B		(0,1) B2-6-3 1-2		(0,1) 4-3		4	1	2	1	1	0	3						
Wally Moon, L OBP: 0.364, SLG: 0.461	(1,7) 3-3 K	(2,3) K			(3,3) K		(1,1) F7			(2,0) SF7 3B	5	1	1	0	0	3	4						
Don Demeter, R OBP: 0.310, SLG: 0.534	(1,8) 0-2 SF7				(0,0) 6-3				(2,3) K	(0,1) SF7	3	0	0	2	0	2	1						
Frank Howard, R OBP: 0.342, SLG: 0.493	(1,9) 3-1 HR				(2,3) K		(4,1) FC3-6 1B BB		(0,1) L3 1B	(3,4) E5 HBP E	4	2	2	1	1	1	0						
John Roseboro, L OBP: 0.345, SLG: 0.421	(1,2) 4-1 BB				(4,2) BB		(1,0) F9		(2,0) L3	(1,0) E HBP	2	0	0	0	2	0	2						
Charlie Neal, R OBP: 0.315, SLG: 0.353	(1,4) 1-0 F8				(1,2) F4		(1,2) FC3-6 1B		(0,1) F4	(3,1) E5	5	0	1	0	0	0	2						
Maury Wills, S OBP: 0.347, SLG: 0.301		(2,2) G3			(2,3) K		(2,1) FC3-6 WP		(0,1) 1B	(4,0) 1-3 2-4	4	0	1	0	1	1	2						
Sandy Koufax, R OBP: 0.233, SLG: 0.148					(1,3) K		(3,2) F7		(0,3) K	(1,3) K	0	0	0	0	1	0	0						
Ed Roebuck, R OBP: 0.400, SLG: 0.500											4	0	0	0	0	3	6						
<b>Inning Stats</b>	R: 3 E: 0 K: 1 S: 15	H: 3 LOB: 1 BB: 1 P: 29	R: 0 E: 0 K: 1 S: 13	H: 0 LOB: 2 BB: 2 P: 27	R: 0 E: 0 K: 2 S: 8	H: 0 LOB: 0 BB: 1 P: 17	R: 0 E: 0 K: 2 S: 10	H: 0 LOB: 0 BB: 0 P: 14	R: 0 E: 0 K: 1 S: 9	H: 1 LOB: 1 BB: 0 P: 12	R: 0 E: 0 K: 0 S: 4	H: 0 LOB: 0 BB: 1 P: 9	R: 0 E: 0 K: 1 S: 8	H: 1 LOB: 0 BB: 0 P: 12	R: 0 E: 0 K: 1 S: 10	H: 1 LOB: 2 BB: 1 P: 14	R: 2 E: 2 K: 1 S: 15	H: 1 LOB: 3 BB: 1 P: 27	1B: 5 2B: 1 3B: 2 HR: 1	SF: 2 SAC: 0 DP: 2 HBP: 1	WP: 1 PB: 0 SB: 2 CS: 0	PA: 46	
<b>PITCHER</b>	IP WLS BF H R ER SO	IP WLS BF H R ER SO	IP WLS BF H R ER SO	IP WLS BF H R ER SO	IP WLS BF H R ER SO	IP WLS BF H R ER SO	IP WLS BF H R ER SO	IP WLS BF H R ER SO	IP WLS BF H R ER SO	IP WLS BF H R ER SO	IP WLS BF H R ER SO	IP WLS BF H R ER SO	IP WLS BF H R ER SO	IP WLS BF H R ER SO	IP WLS BF H R ER SO	IP WLS BF H R ER SO	IP WLS BF H R ER SO	IP WLS BF H R ER SO	ERA WHIP	ERA WHIP			
Carl Willey, R ERA: 3.86	(1,1) 0.2																						
Joey Jay, R ERA: 2.97	(1,1) 8.2																						
Ron Piche, R ERA: 6.0	(10,1) 0.2																						

Los Angeles Dodgers @ Milwaukee Braves  
Milwaukee County Stadium, Milwaukee, WI  
Fri Jun 24 1960, 8:05 PM EDT  
Att: 30,253 - Unknown

AB	35
R	5
H	8
RBI	4
BB	8
SO	10
LOB	24



Batter	1	2	3	4	5	6	7	8	9	10	AB	R	H	RBI	BB	SO	LOB	BOTTOM					
Bill Bruton, L OBP: 0.330, SLG: 0.494	(1,8) 1-3 K	(2,1) FC6-4			(2,1) 1B 1B		(1,1) F4			(1,2) L9	5	0	1	0	0	1	2						
Johnny Logan, R OBP: 0.329, SLG: 0.344	(1,6) 2-2 L5	(4,1) 1-2 BB			(2,2) F8		(1,0) B1-3			(1,2) 6-3	4	0	0	0	1	0	1						
Eddie Mathews, L OBP: 0.434, SLG: 0.594	(1,5) 4-0 HR BB	(2,1) G4-6-3			(2,1) 1-3 1B		(2,0) F7			(4,1) BB	3	1	1	0	2	0	3						
Hank Aaron, R OBP: 0.335, SLG: 0.548	(1,9) 1-0 HR				(1,1) F7		(1,3) K		(4,2) BB	(2,2) L5	4	1	1	2	1	1	3						
Joe Adcock, R OBP: 0.364, SLG: 0.519	(1,3) 4-1 BB				(2,3) K		(2,3) K				3	0	0	0	1	3	3						
Wes Covington, L OBP: 0.345, SLG: 0.526	(1,7) 3-3 K				(1,3) K		(2,2) CS 1B				4	0	1	0	0	2	2						
Al Spangler, L OBP: 0.339, SLG: 0.463	(9,7) 0-0 K				(1,3) K						0	0	0	0	0	0	0						
Felix Mantilla, R OBP: 0.262, SLG: 0.388		(0,2) 2B 1B			(3,2) 6-3		(3,3) K			(2,3) K	4	1	1	0	0	2	1						
Del Crandall, R OBP: 0.291, SLG: 0.458		(1,1) WP 2B			(1,1) 5-3		(2,0) F9			(1,2) B1-6-3 1B	4	0	2	1	0	0	0						
Carl Willey, R	(1,1)				(2,1) 6-3					(0,1) B1-6-3	0	0	0	0	0	0	0						
Joey Jay, S OBP: 0.429, SLG: 0.273	(1,1)				(6,3) 6-3					(1,2) 1-2	3	0	0	0	1	0	1						
Ron Piche, R	(10,1)										0	0	0	0	0	0	0						
<b>Inning Stats</b>	R: 2 E: 0 K: 2 S: 11	H: 1 LOB: 1 BB: 2 P: 26	R: 1 E: 0 K: 0 S: 11	H: 2 LOB: 2 BB: 2 P: 24	R: 0 E: 0 K: 2 S: 8	H: 0 LOB: 0 BB: 0 P: 14	R: 0 E: 0 K: 0 S: 7	H: 1 LOB: 1 BB: 0 P: 14	R: 0 E: 0 K: 1 S: 4	H: 0 LOB: 0 BB: 0 P: 6	R: 0 E: 0 K: 1 S: 8	H: 0 LOB: 0 BB: 0 P: 11	R: 0 E: 0 K: 0 S: 8	H: 1 LOB: 1 BB: 1 P: 19	1B: 5 2B: 2 3B: 0 HR: 1	SF: 0 SAC: 0 DP: 3 HBP: 0	WP: 1 PB: 0 SB: 1 CS: 1	PA: 40					
<b>PITCHER</b>	IP WLS BF H R ER SO	IP WLS BF H R ER SO	IP WLS BF H R ER SO	IP WLS BF H R ER SO	IP WLS BF H R ER SO	IP WLS BF H R ER SO	IP WLS BF H R ER SO	IP WLS BF H R ER SO	IP WLS BF H R ER SO	IP WLS BF H R ER SO	IP WLS BF H R ER SO	IP WLS BF H R ER SO	IP WLS BF H R ER SO	IP WLS BF H R ER SO	IP WLS BF H R ER SO	IP WLS BF H R ER SO	IP WLS BF H R ER SO	IP WLS BF H R ER SO	ERA WHIP	ERA WHIP			
Sandy Koufax, L ERA: 4.83	(1,1) 1.0																						
Ed Roebuck, R ERA: 2.54	(2,1) 9.0																						

Los Angeles Dodgers @ Milwaukee Braves  
Milwaukee County Stadium, Milwaukee, WI  
Fri Jun 24 1960, 8:05 PM EDT  
Att: 30,253 - Unknown

AB	34
R	3
H	7
RBI	3
BB	6
SO	9
LOB	16





Batter	1	2	3	4	5	6	7	8	9	AB	R	H	RBI	BB	SO	LOB	TOP				
Jim Gilliam, S OBP: 0.399, SLG: 0.372 (1, 5) (7, 4)	L8			G6-3 1B	F3		1-3 2-H 1B		4-2 BB	4	0	2	1	1	0	3	<b>Los Angeles Dodgers @ Milwaukee Braves</b> Milwaukee County Stadium, Milwaukee, WI Sat Jun 25 1960, 4:33 AM EDT Att: 26,877 - Unknown <a href="http://livebaseballscorecards.com">livebaseballscorecards.com</a>				
Norm Larker, L OBP: 0.397, SLG: 0.461 (1, 3)	F9			F5		1B	F8		F7	5	0	1	0	0	0	6					
Wally Moon, L OBP: 0.358, SLG: 0.452 (1, 9)	F5			G6-3 1-2		K			4-3	4	0	0	0	0	1	2					
Don Demeter, R OBP: 0.309, SLG: 0.526 (1, 8)				4-3		WP PB 1B	K		K	4	1	1	0	0	2	1					
Frank Howard, R OBP: 0.333, SLG: 0.479 (1, 7)				F5		L7	K		K	4	0	0	0	0	2	2					
John Roseboro, L OBP: 0.349, SLG: 0.419 (1, 2)				G3		L9			BB 1B HBP	3	1	1	0	0	0	1					
Charlie Neal, R OBP: 0.313, SLG: 0.351 (1, 4) (7, 6)				L9		PB WP 1B	F8		F8	4	0	1	0	0	0	2					
Maury Wills, S OBP: 0.345, SLG: 0.299 (5, PH) Duke Snider, L OBP: 0.330, SLG: 0.125 (5, PH) Bob Lillis, R OBP: 0.222, SLG: 0.222 (5, PH) Gili Hodges, R OBP: 0.255, SLG: 0.314 (7, PH)				K		4-0 PB	K		F9	1	0	0	0	0	1	0					
Don Drysdale, R OBP: 0.211, SLG: 0.250 (5, PH) Ivy Noren, L OBP: 0.230, SLG: 0.400 (5, PH) Ed Palmquist, R OBP: 0.250, SLG: 0.325 (7, PH) Larry Sherry, R OBP: 0.180, SLG: 0.313 (7, PH) Tommy Davis, R OBP: 0.241, SLG: 0.293 (9, PH)				5-3		1-2 2-3 3-H BB	1B		BB	1	0	0	0	0	0	0					
<b>Inning Stats</b>	R: 0 E: 0 K: 0 S: 6	H: 0 LOB: 0 BB: 0 P: 12	R: 0 E: 0 K: 0 S: 9	H: 0 LOB: 0 BB: 0 P: 16	R: 0 E: 0 K: 1 S: 7	H: 0 LOB: 0 BB: 0 P: 10	R: 0 E: 0 K: 0 S: 6	H: 1 LOB: 0 BB: 0 P: 9	R: 1 E: 0 K: 3 S: 11	H: 1 LOB: 1 BB: 0 P: 17	R: 1 E: 0 K: 1 S: 13	H: 1 LOB: 2 BB: 1 P: 30	R: 0 E: 0 K: 2 S: 8	H: 0 LOB: 0 BB: 0 P: 11	R: 0 E: 0 K: 0 S: 20	H: 1 LOB: 3 BB: 2 P: 33		1B: 6 2B: 0 3B: 0 HR: 0	SF: 0 SAC: 0 DP: 1 HBP: 1	WP: 1 PB: 1 SB: 0 CS: 0	PA: 38
<b>PITCHER</b>	IP WLS BF H R ER SO BB IBB HBP BLK WP HR S P ERA WHIP	IP WLS BF H R ER SO BB IBB HBP BLK WP HR S P ERA WHIP	IP WLS BF H R ER SO BB IBB HBP BLK WP HR S P ERA WHIP	IP WLS BF H R ER SO BB IBB HBP BLK WP HR S P ERA WHIP	IP WLS BF H R ER SO BB IBB HBP BLK WP HR S P ERA WHIP	IP WLS BF H R ER SO BB IBB HBP BLK WP HR S P ERA WHIP	IP WLS BF H R ER SO BB IBB HBP BLK WP HR S P ERA WHIP	IP WLS BF H R ER SO BB IBB HBP BLK WP HR S P ERA WHIP	IP WLS BF H R ER SO BB IBB HBP BLK WP HR S P ERA WHIP	IP WLS BF H R ER SO BB IBB HBP BLK WP HR S P ERA WHIP	IP WLS BF H R ER SO BB IBB HBP BLK WP HR S P ERA WHIP	IP WLS BF H R ER SO BB IBB HBP BLK WP HR S P ERA WHIP	IP WLS BF H R ER SO BB IBB HBP BLK WP HR S P ERA WHIP	IP WLS BF H R ER SO BB IBB HBP BLK WP HR S P ERA WHIP	IP WLS BF H R ER SO BB IBB HBP BLK WP HR S P ERA WHIP	IP WLS BF H R ER SO BB IBB HBP BLK WP HR S P ERA WHIP	IP WLS BF H R ER SO BB IBB HBP BLK WP HR S P ERA WHIP	IP WLS BF H R ER SO BB IBB HBP BLK WP HR S P ERA WHIP	IP WLS BF H R ER SO BB IBB HBP BLK WP HR S P ERA WHIP	IP WLS BF H R ER SO BB IBB HBP BLK WP HR S P ERA WHIP	IP WLS BF H R ER SO BB IBB HBP BLK WP HR S P ERA WHIP
Bob Buhl, R ERA: 3.5 (1, 1)	6.2 W 28	5 2 2 5	2 2 0 0	2 0 0 0	0 0 0 0	0 0 0 0	0 0 0 0	0 0 0 0	0 0 0 0	0 0 0 0	0 0 0 0	0 0 0 0	0 0 0 0	0 0 0 0	0 0 0 0	0 0 0 0	2.70 1.050				
Ron Piche, R ERA: 5.14 (7, 1)	2.0 S 9	1 0 0 2	2 0 0 0	0 0 0 0	0 0 0 0	0 0 0 0	0 0 0 0	0 0 0 0	0 0 0 0	0 0 0 0	0 0 0 0	0 0 0 0	0 0 0 0	0 0 0 0	0 0 0 0	0 0 0 0	0.00 1.500				
Warren Spahn, L ERA: 4.18 (9, 1)	0.1 S 1	0 0 0 0	0 0 0 0	0 0 0 0	0 0 0 0	0 0 0 0	0 0 0 0	0 0 0 0	0 0 0 0	0 0 0 0	0 0 0 0	0 0 0 0	0 0 0 0	0 0 0 0	0 0 0 0	0 0 0 0	0.00 0.000				

Batter	1	2	3	4	5	6	7	8	9	AB	R	H	RBI	BB	SO	LOB	BOTTOM					
Bill Bruton, L OBP: 0.331, SLG: 0.492 (1, 8)	K			K			6-3		2-1 1B	5	1	2	0	0	2	0	<b>Los Angeles Dodgers @ Milwaukee Braves</b> Milwaukee County Stadium, Milwaukee, WI Sat Jun 25 1960, 4:33 AM EDT Att: 26,877 - Unknown <a href="http://livebaseballscorecards.com">livebaseballscorecards.com</a>					
Johnny Logan, R OBP: 0.326, SLG: 0.337 (1, 6)	1-3			F8		4-0 WP FC4-2 BB	F7		K	4	0	0	0	1	1	2						
Eddie Mathews, L OBP: 0.439, SLG: 0.591 (1, 5)	4-2 BB			L9		4-1 FC4-2 WP BB	1B		BB	1	0	0	0	3	0	0						
Hank Aaron, R OBP: 0.337, SLG: 0.547 (1, 9)	4-2 1-2 BB			1-3		2-2 SF7	2-0 1B		1B	2	0	1	1	1	0	0						
Frank Torre, L OBP: 0.245, SLG: 0.227 (1, 3)	1-2 F5			1B 1B		0-1 1B 1B	FC4-2 1-3 2-H		4-3	4	1	1	0	0	0	6						
Al Spangler, L OBP: 0.349, SLG: 0.456 (1, 7)				3-1		0-1 1B	K		4-2 4-3 PB BB	3	1	1	0	1	1	2						
Charlie Lau, L OBP: 0.293, SLG: 0.289 (1, 2)				L7		1-1 FC5 BB 1B			SH1-4	3	0	1	1	0	1	0						
Red Schoendienst, S OBP: 0.288, SLG: 0.284 (1, 4)				HR		0-0 1-2 BB	2-2 BB-6-4 1B		4-3	3	1	2	1	1	0	1						
Bob Buhl, R OBP: 0.121, SLG: 0.121 (7, 1)				K		2-2 FC5			1B	3	0	0	0	0	1	3						
Warren Spahn, L OBP: 0.179, SLG: 0.250 (9, 1)				K		2-2 2-3	B3-6-4 1-2		BB	0	0	0	0	0	0	0						
<b>Inning Stats</b>	R: 0 E: 0 K: 1 S: 18	H: 0 LOB: 2 BB: 2 P: 30	R: 1 E: 0 K: 1 S: 6	H: 1 LOB: 0 BB: 0 P: 9	R: 0 E: 0 K: 1 S: 9	H: 0 LOB: 0 BB: 0 P: 13	R: 1 E: 0 K: 0 S: 14	H: 3 LOB: 2 BB: 1 P: 23	R: 1 E: 0 K: 1 S: 9	H: 1 LOB: 0 BB: 0 P: 12	R: 0 E: 0 K: 0 S: 10	H: 1 LOB: 2 BB: 1 P: 19	R: 1 E: 0 K: 1 S: 13	H: 1 LOB: 2 BB: 2 P: 25	R: 0 E: 0 K: 1 S: 8	H: 0 LOB: 0 BB: 0 P: 11	R: 0 E: 0 K: 0 S: 20	H: 1 LOB: 3 BB: 2 P: 33	1B: 7 2B: 0 3B: 0 HR: 1	SF: 1 SAC: 1 DP: 1 HBP: 0	WP: 1 PB: 1 SB: 0 CS: 0	PA: 38
<b>PITCHER</b>	IP WLS BF H R ER SO BB IBB HBP BLK WP HR S P ERA WHIP	IP WLS BF H R ER SO BB IBB HBP BLK WP HR S P ERA WHIP	IP WLS BF H R ER SO BB IBB HBP BLK WP HR S P ERA WHIP	IP WLS BF H R ER SO BB IBB HBP BLK WP HR S P ERA WHIP	IP WLS BF H R ER SO BB IBB HBP BLK WP HR S P ERA WHIP	IP WLS BF H R ER SO BB IBB HBP BLK WP HR S P ERA WHIP	IP WLS BF H R ER SO BB IBB HBP BLK WP HR S P ERA WHIP	IP WLS BF H R ER SO BB IBB HBP BLK WP HR S P ERA WHIP	IP WLS BF H R ER SO BB IBB HBP BLK WP HR S P ERA WHIP	IP WLS BF H R ER SO BB IBB HBP BLK WP HR S P ERA WHIP	IP WLS BF H R ER SO BB IBB HBP BLK WP HR S P ERA WHIP	IP WLS BF H R ER SO BB IBB HBP BLK WP HR S P ERA WHIP	IP WLS BF H R ER SO BB IBB HBP BLK WP HR S P ERA WHIP	IP WLS BF H R ER SO BB IBB HBP BLK WP HR S P ERA WHIP	IP WLS BF H R ER SO BB IBB HBP BLK WP HR S P ERA WHIP	IP WLS BF H R ER SO BB IBB HBP BLK WP HR S P ERA WHIP	IP WLS BF H R ER SO BB IBB HBP BLK WP HR S P ERA WHIP	IP WLS BF H R ER SO BB IBB HBP BLK WP HR S P ERA WHIP	IP WLS BF H R ER SO BB IBB HBP BLK WP HR S P ERA WHIP	IP WLS BF H R ER SO BB IBB HBP BLK WP HR S P ERA WHIP	IP WLS BF H R ER SO BB IBB HBP BLK WP HR S P ERA WHIP	
Don Drysdale, R ERA: 3.7 (5, 1)	4.0 L 18	4 2 2 2	2 2 0 0	2 0 0 0	0 0 0 0	0 0 0 0	0 0 0 0	0 0 0 0	0 0 0 0	0 0 0 0	0 0 0 0	0 0 0 0	0 0 0 0	0 0 0 0	0 0 0 0	0 0 0 0	4.50 1.750					
Danny McDevitt, L ERA: 4.39 (5, 1)	0.0 S 3	1 1 1 0	2 0 0 0	0 0 0 0	0 0 0 0	0 0 0 0	0 0 0 0	0 0 0 0	0 0 0 0	0 0 0 0	0 0 0 0	0 0 0 0	0 0 0 0	0 0 0 0	0 0 0 0	0 0 0 0	0.00 0.500					
Ed Palmquist, R ERA: (7, 1)	2.0 S 11	6 2 1 1	0 0 0 0	0 0 0 0	0 0 0 0	0 0 0 0	0 0 0 0	0 0 0 0	0 0 0 0	0 0 0 0	0 0 0 0	0 0 0 0	0 0 0 0	0 0 0 0	0 0 0 0	0 0 0 0	4.50 2.500					



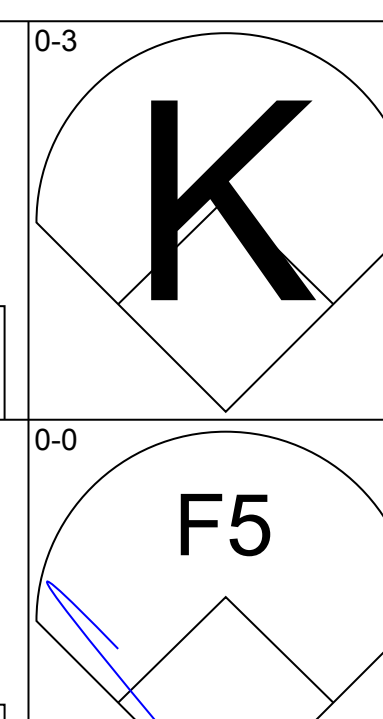
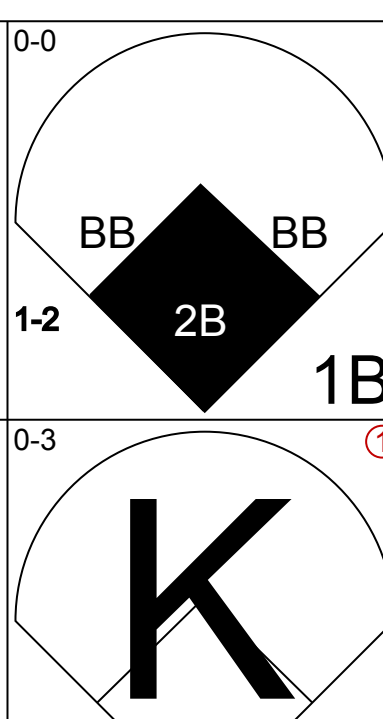
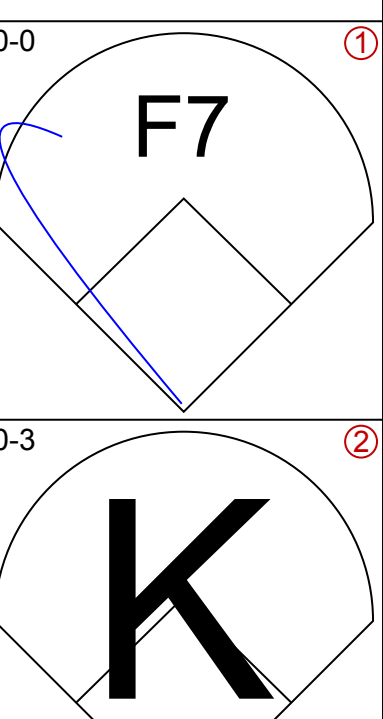
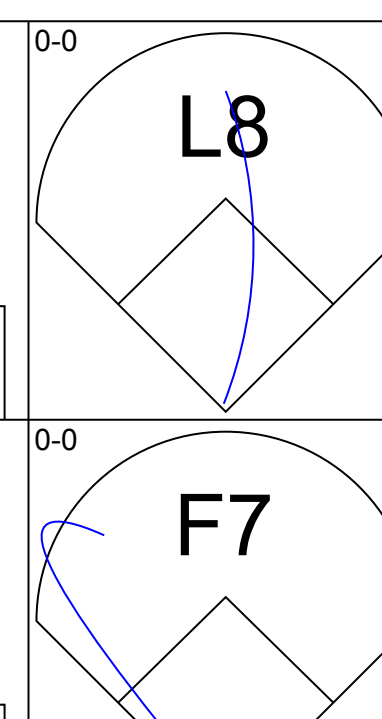
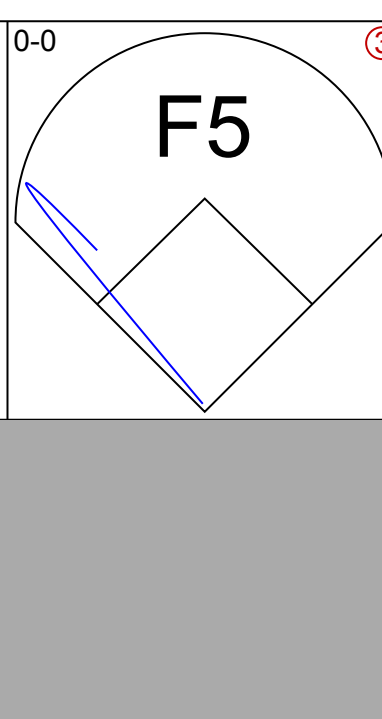
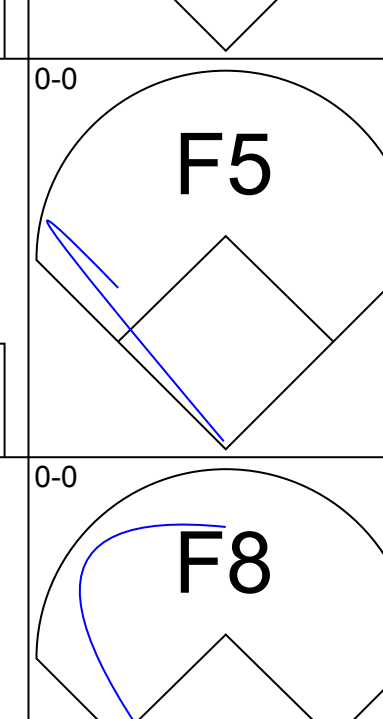
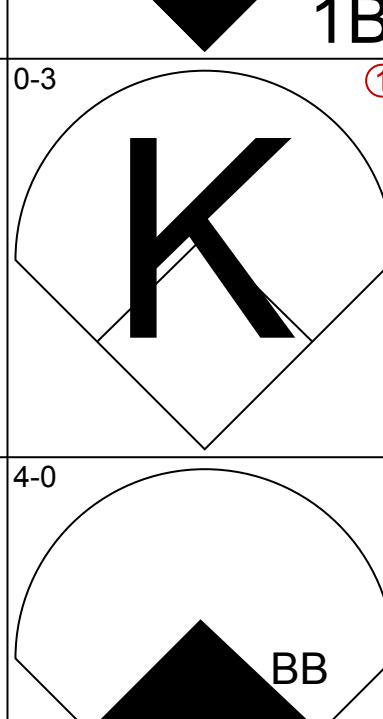
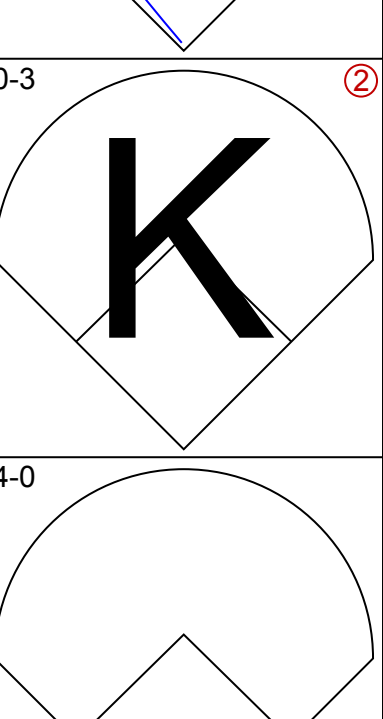
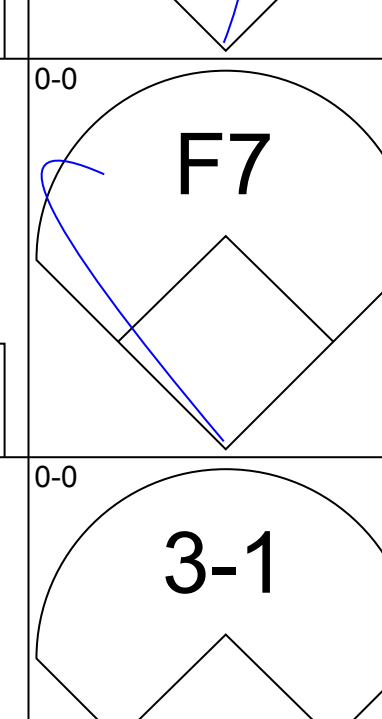
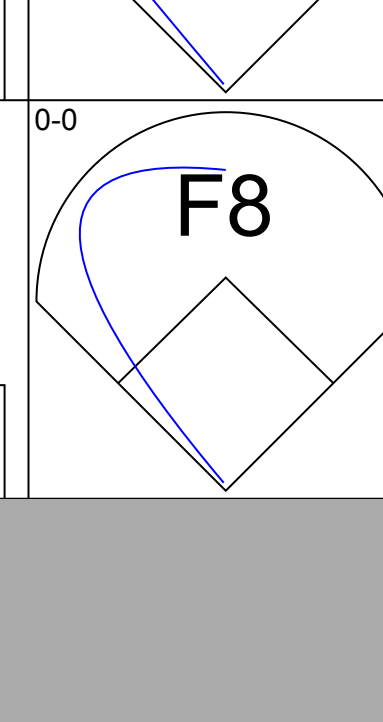
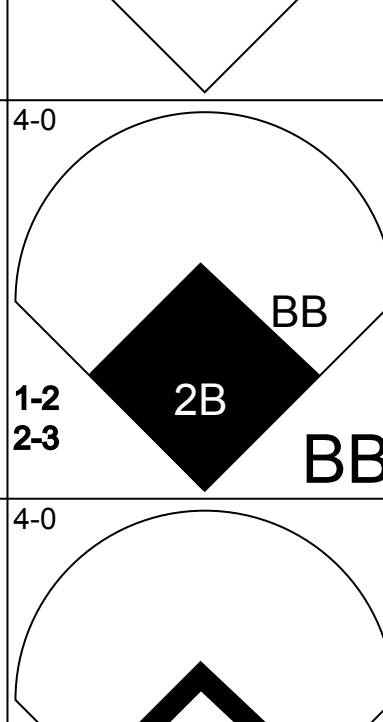
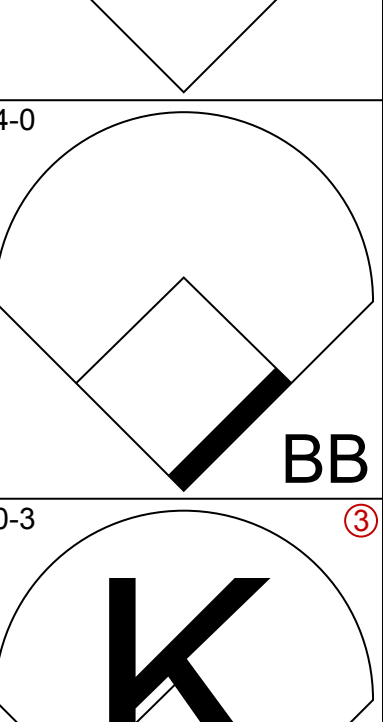
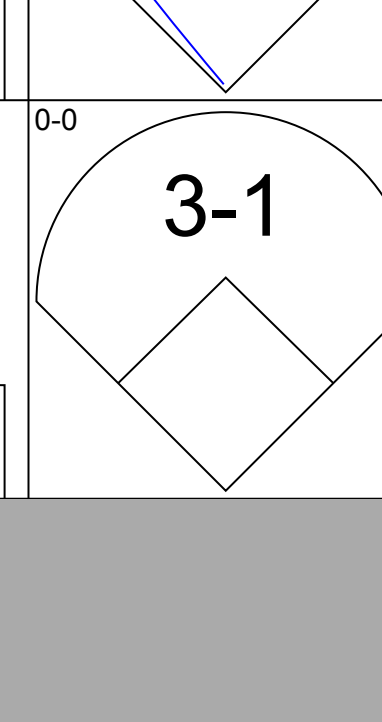
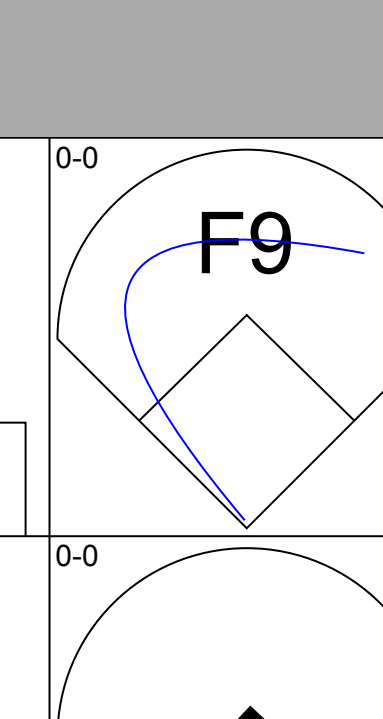
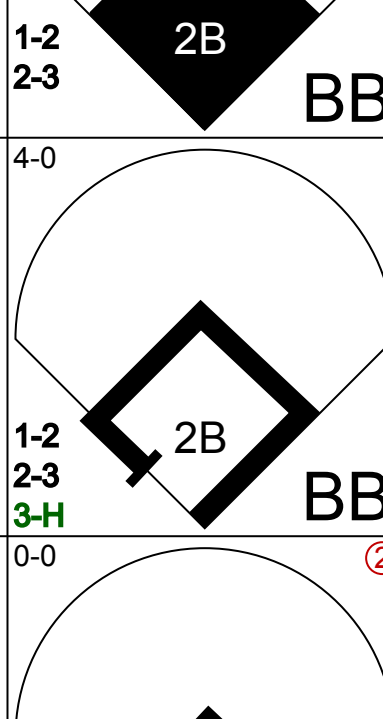
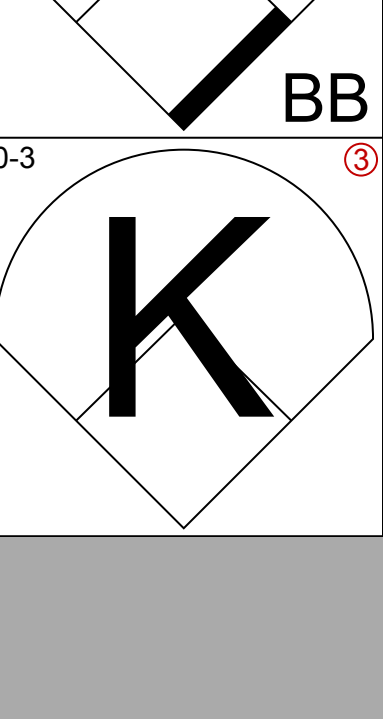
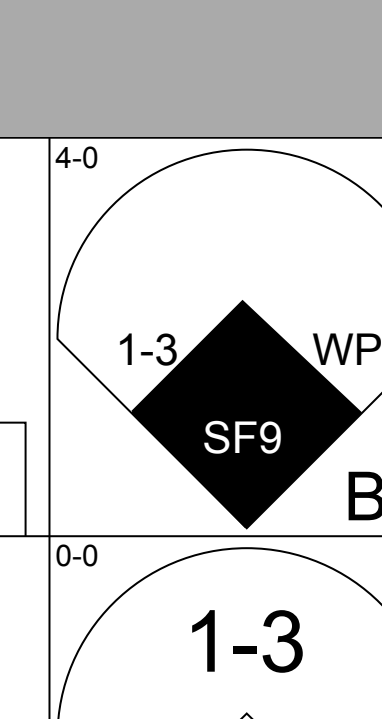
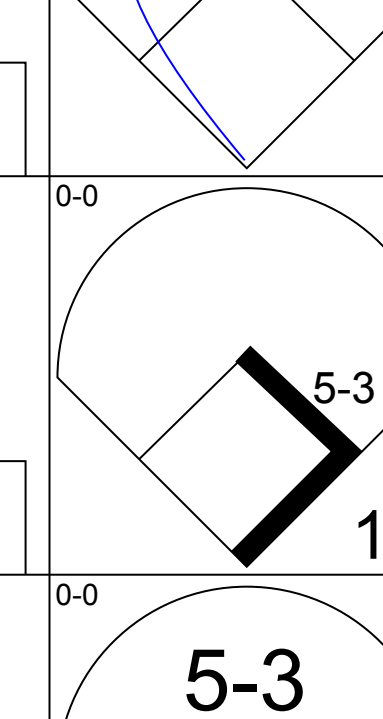
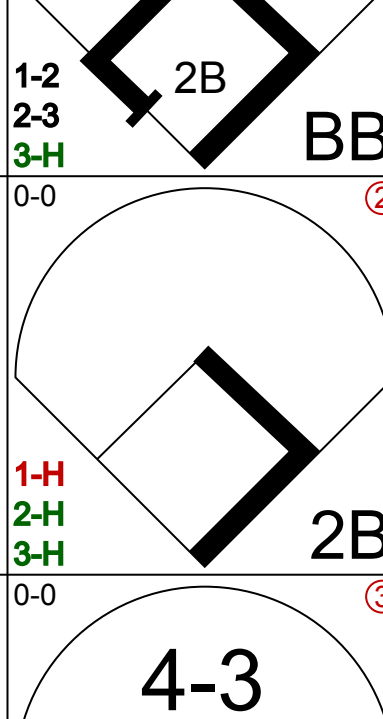
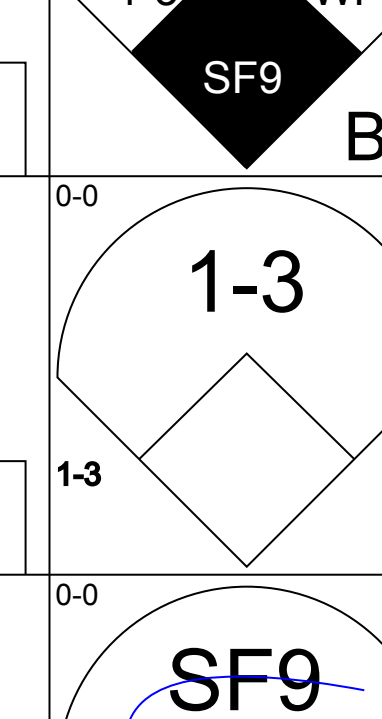
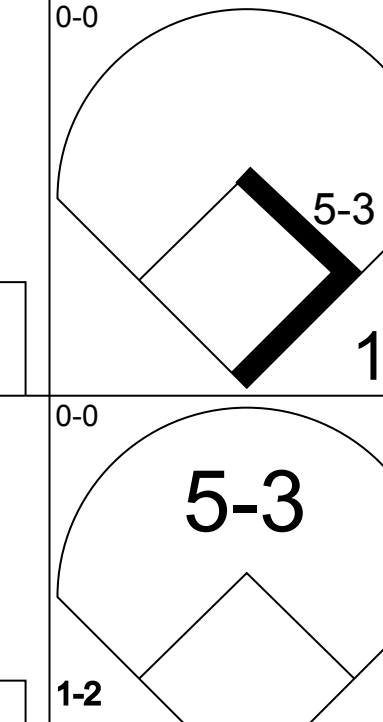
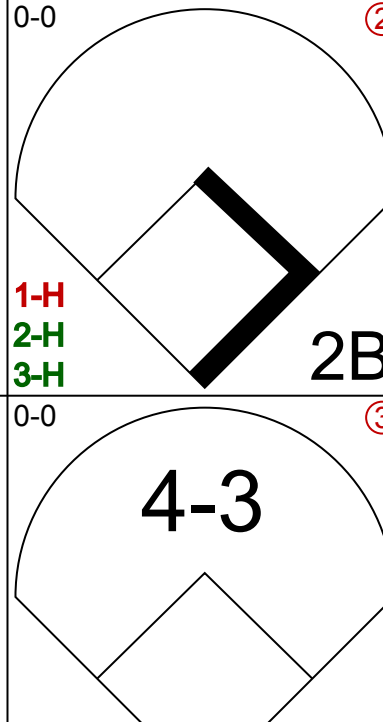
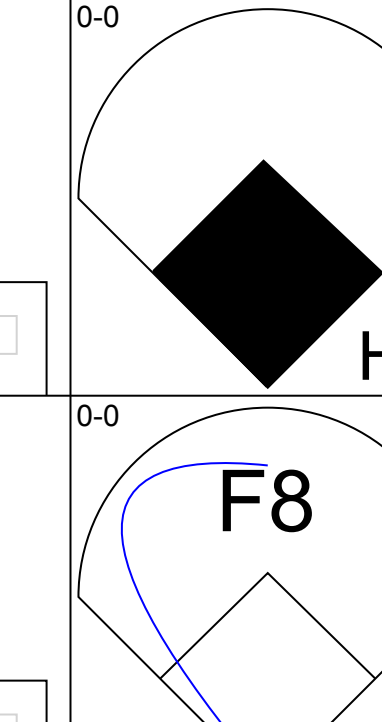
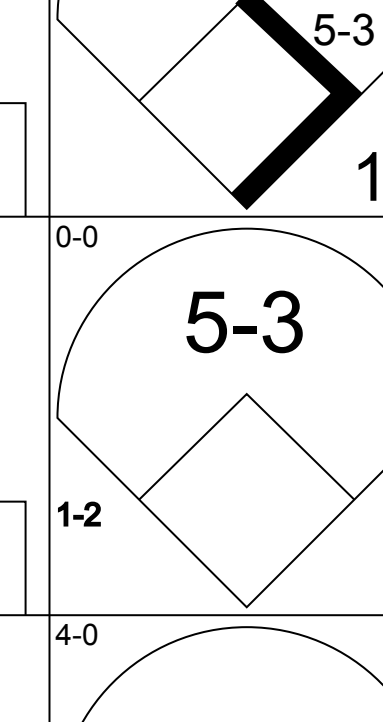
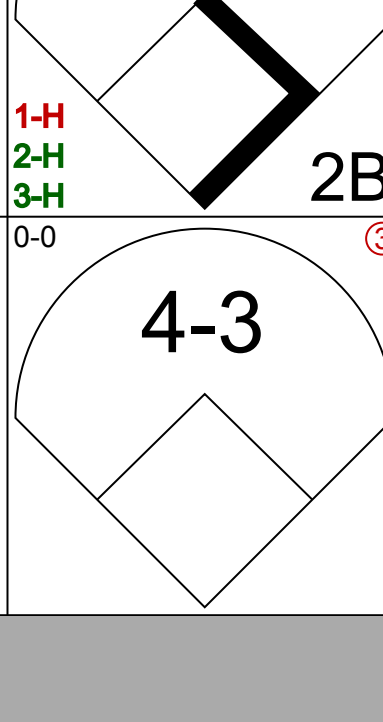
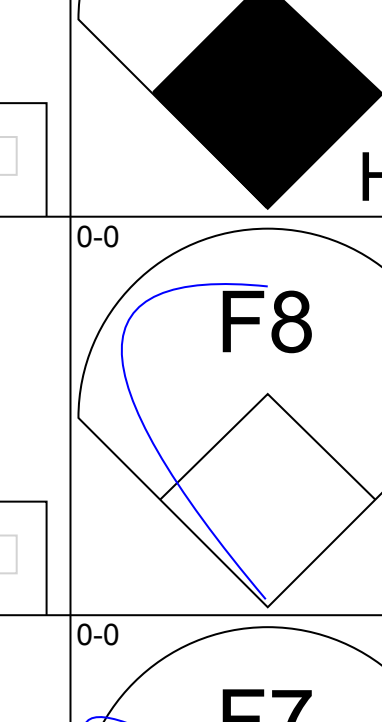
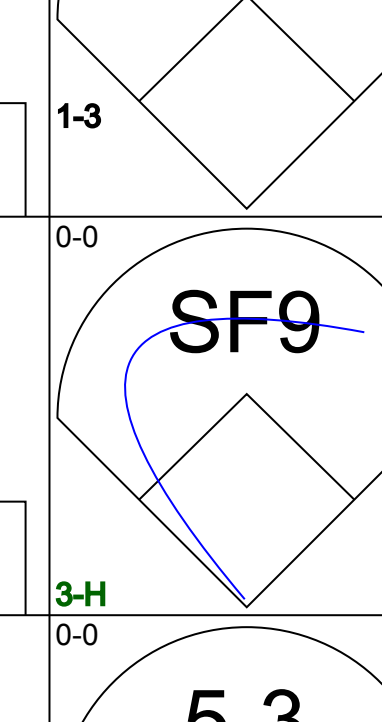
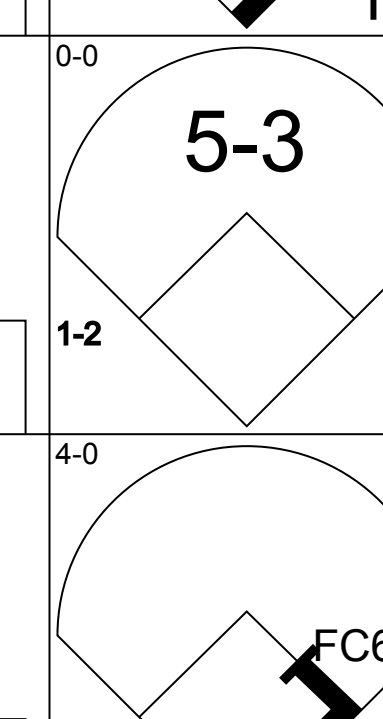
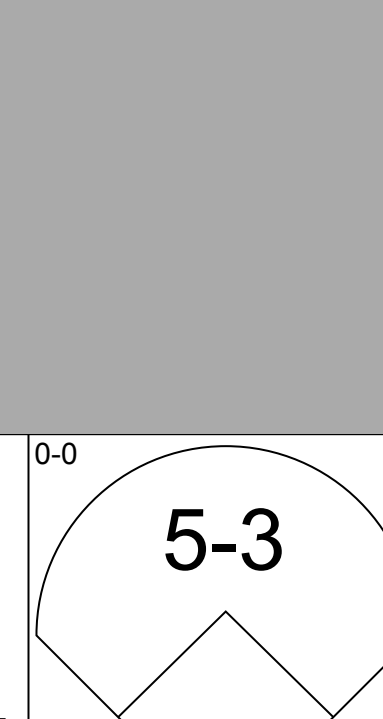
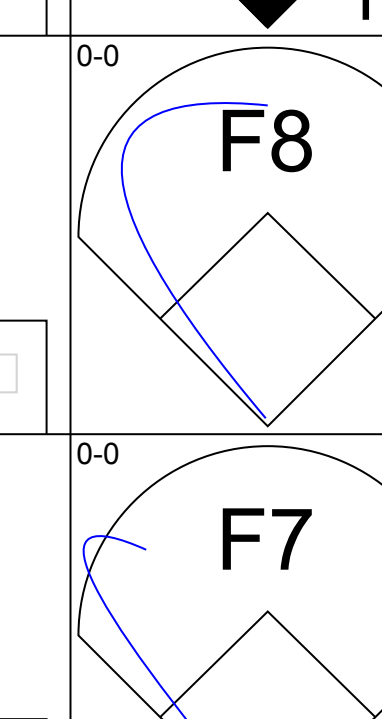
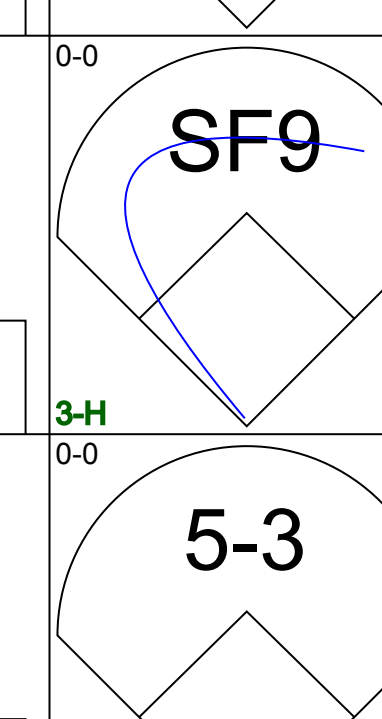
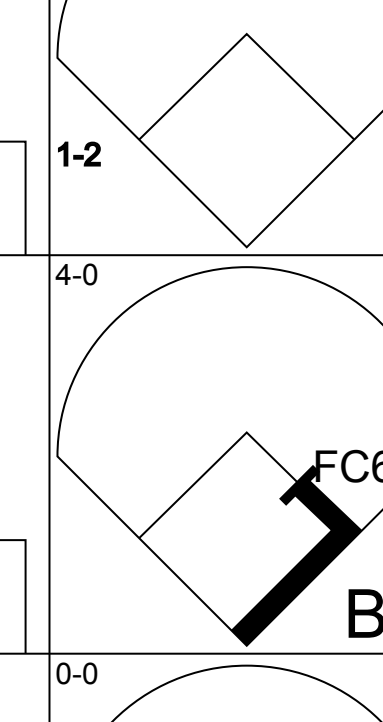
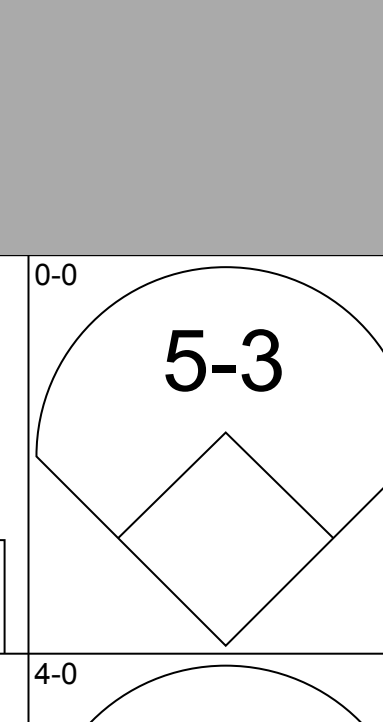
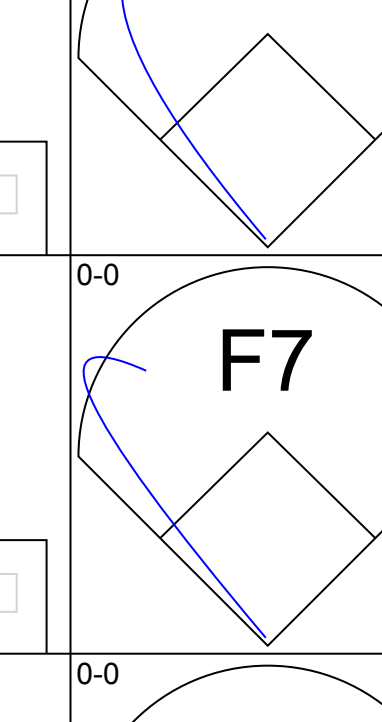


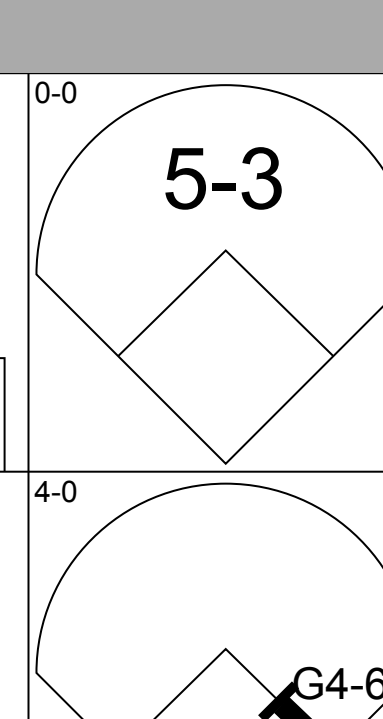
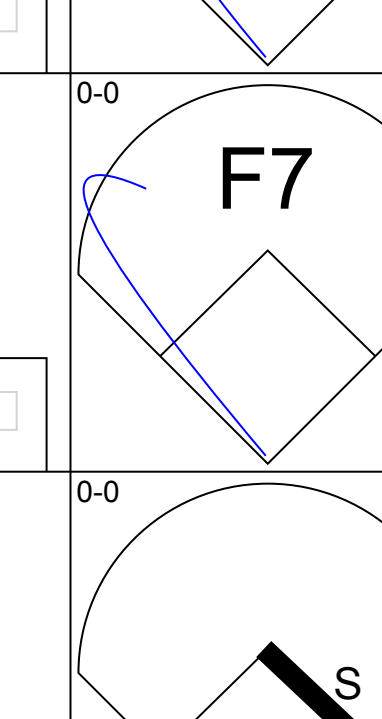
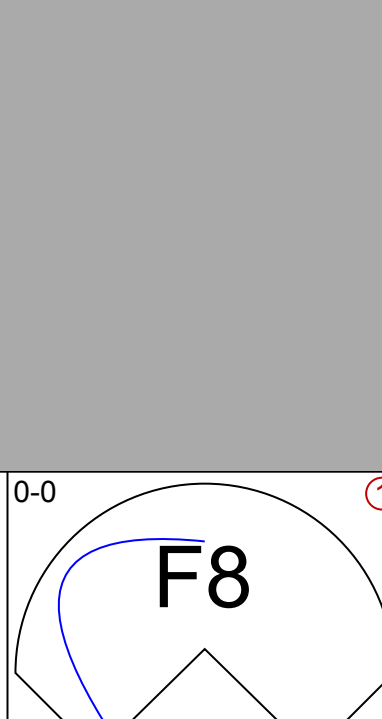


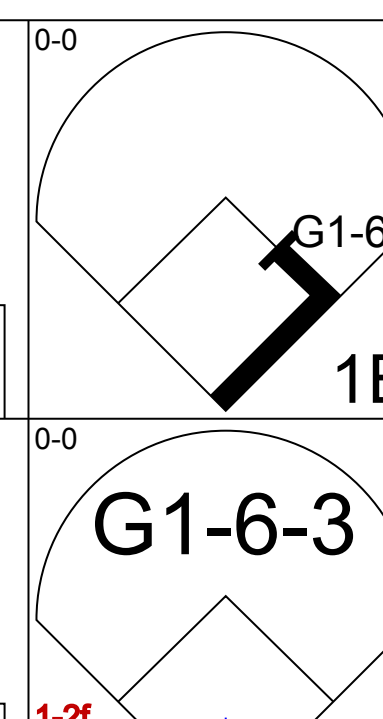
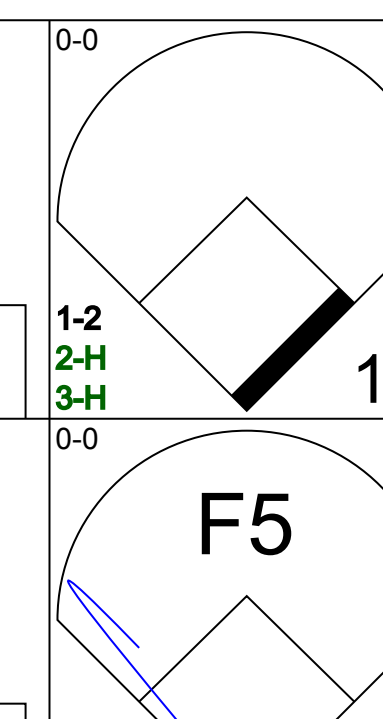
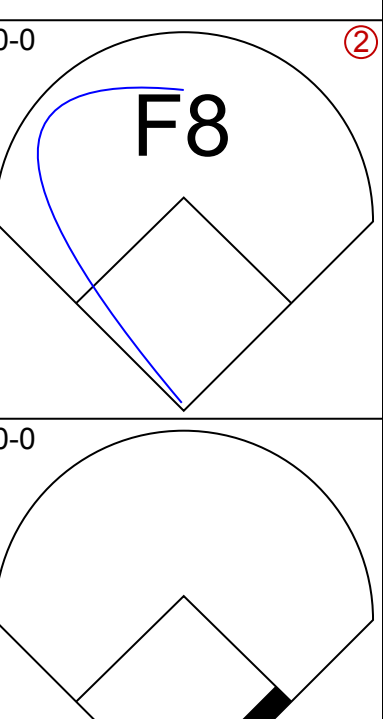
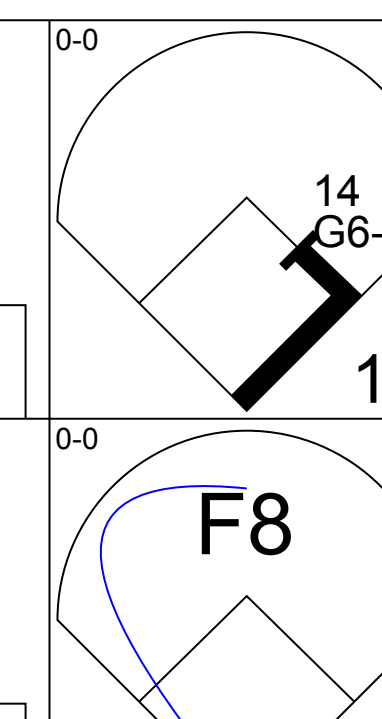
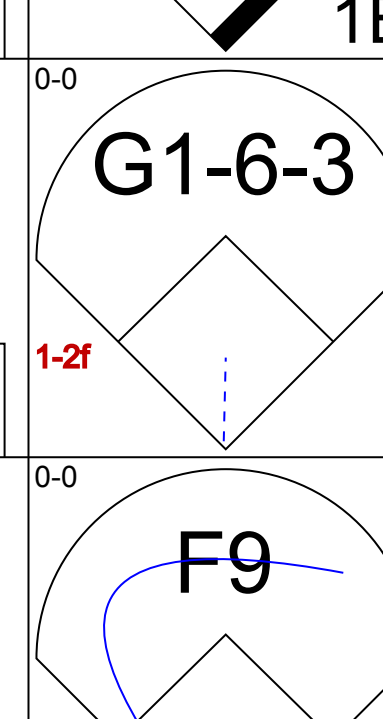
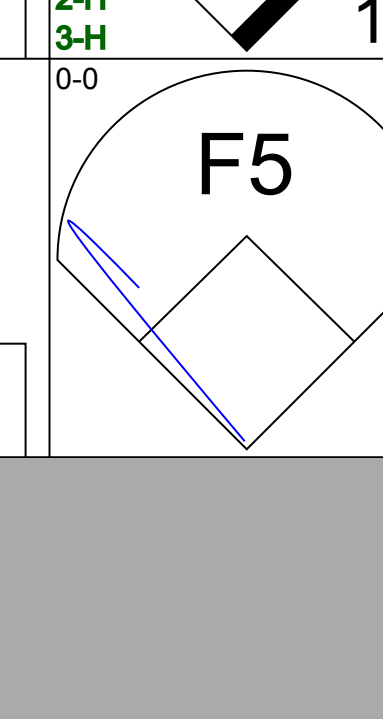
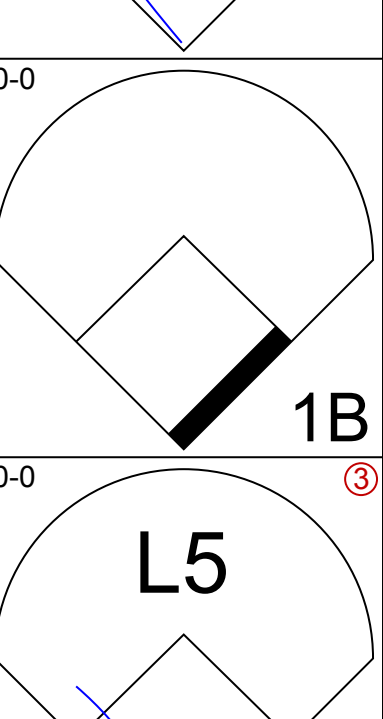
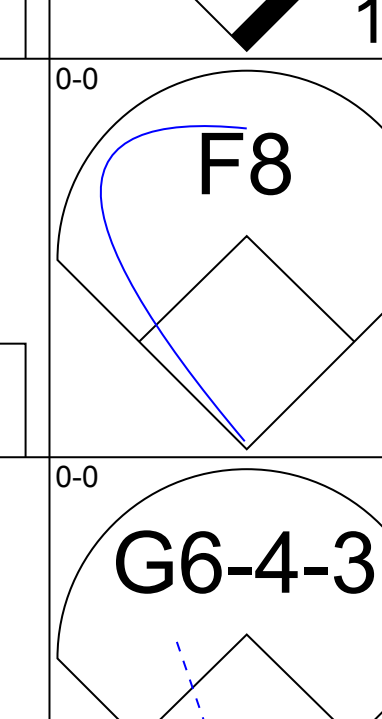
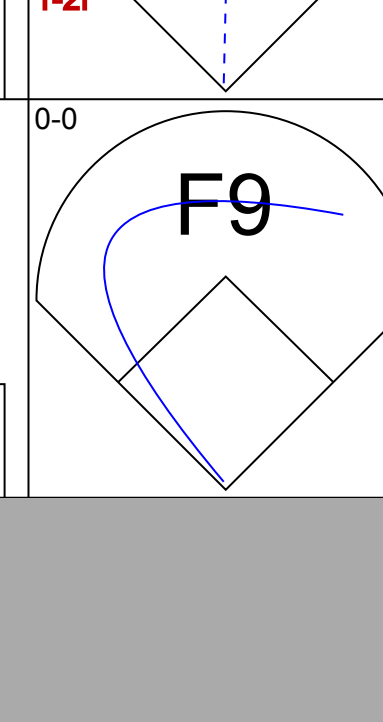
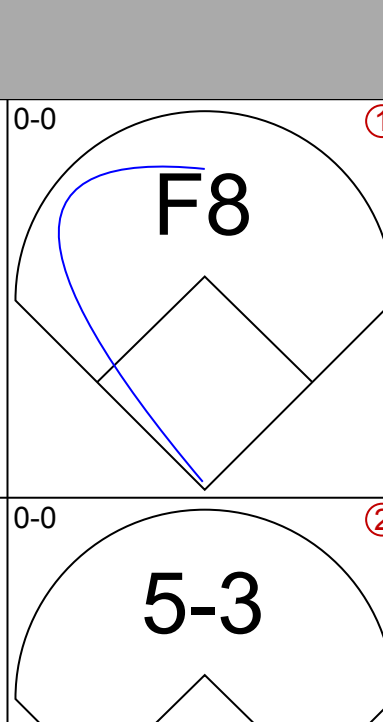
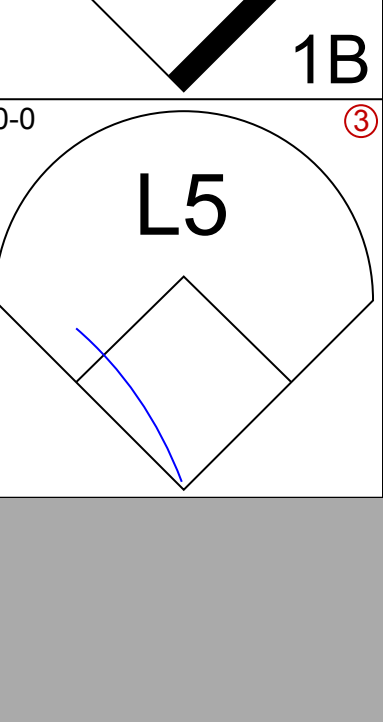
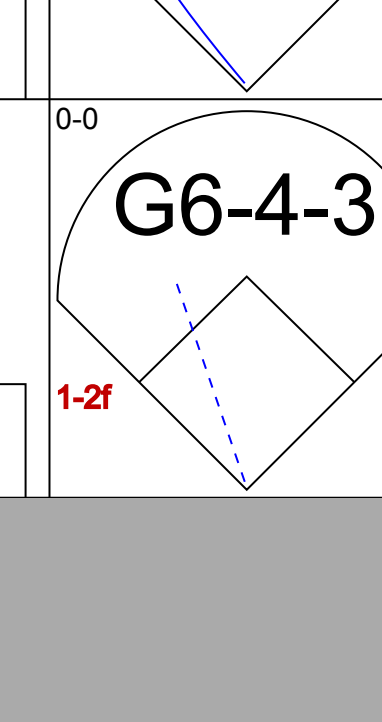
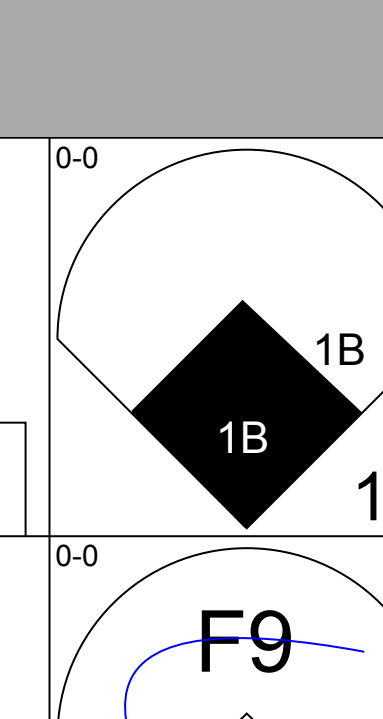
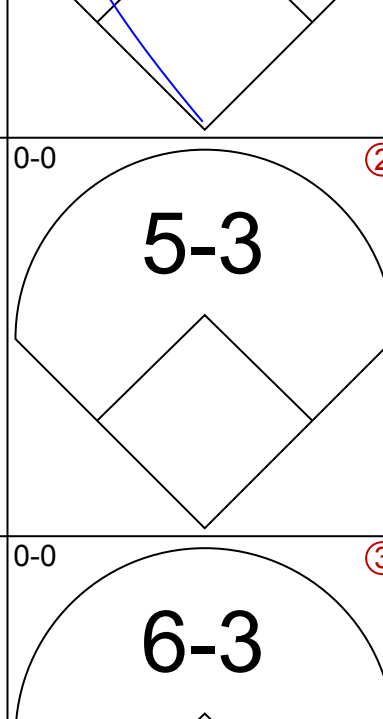
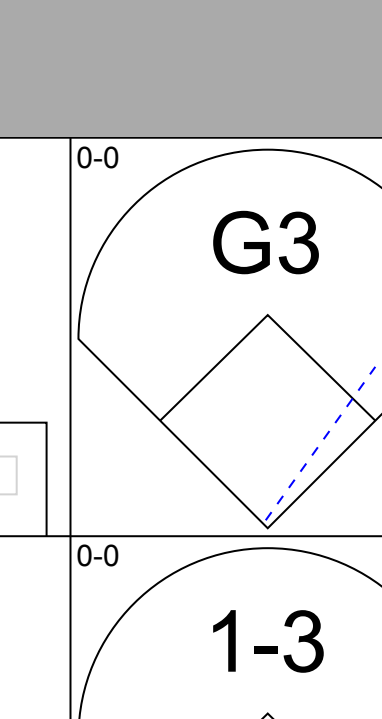
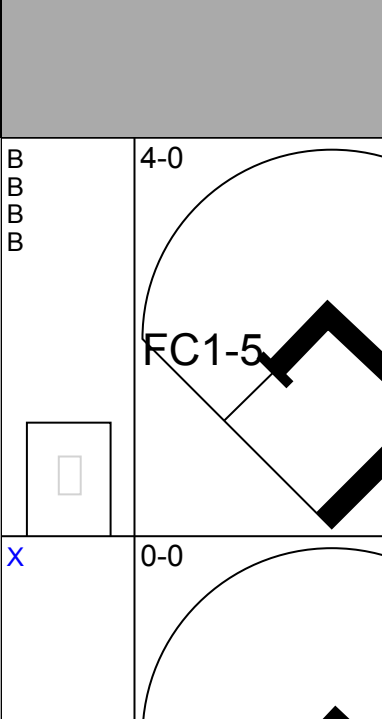
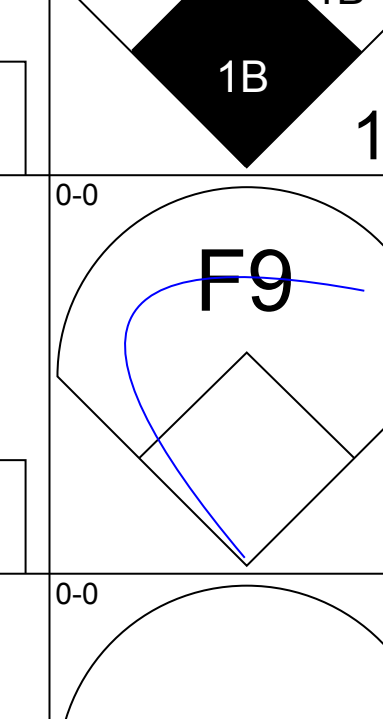
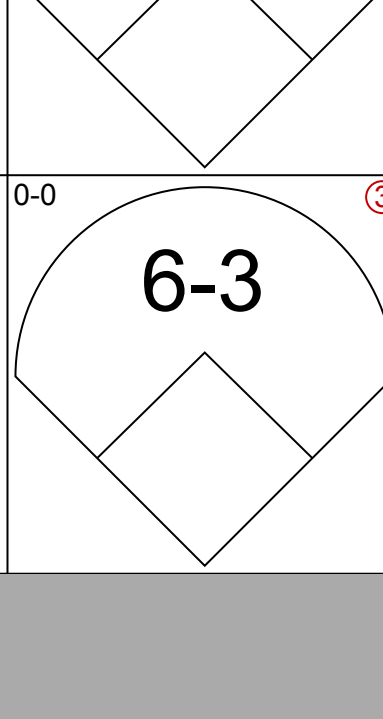
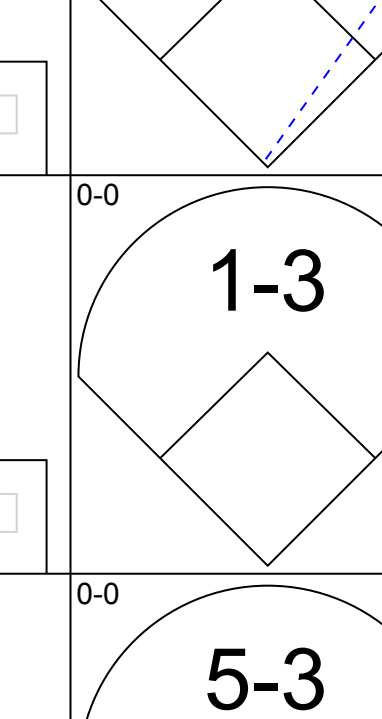
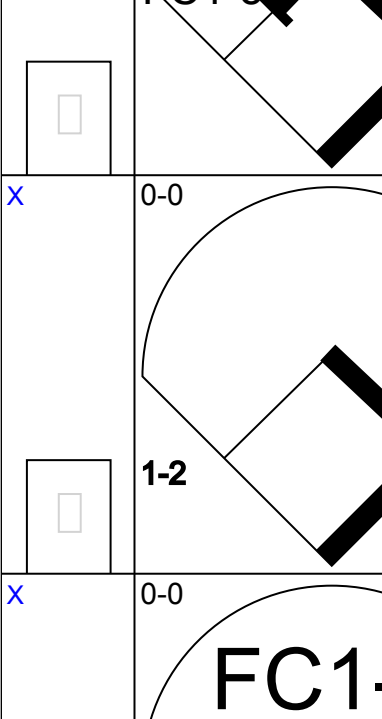
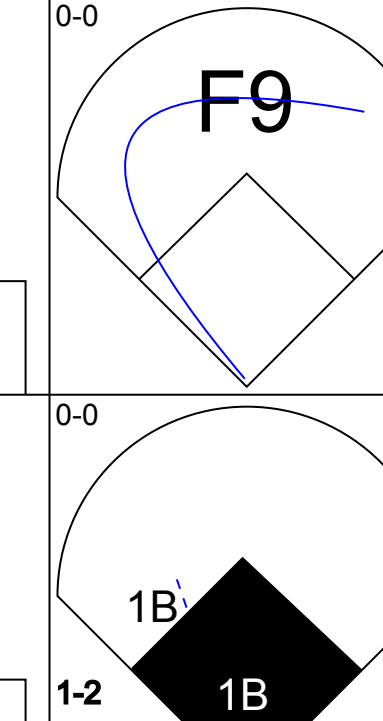
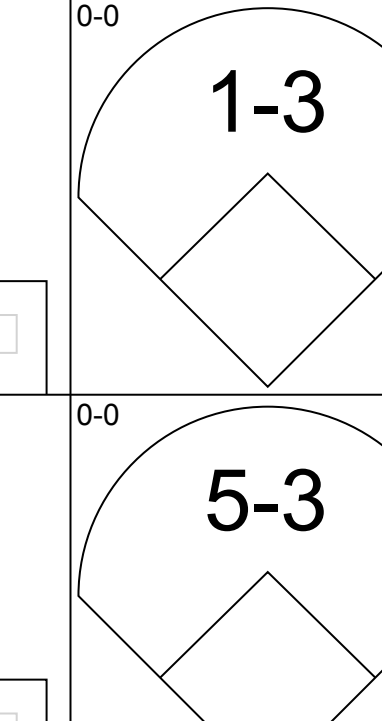
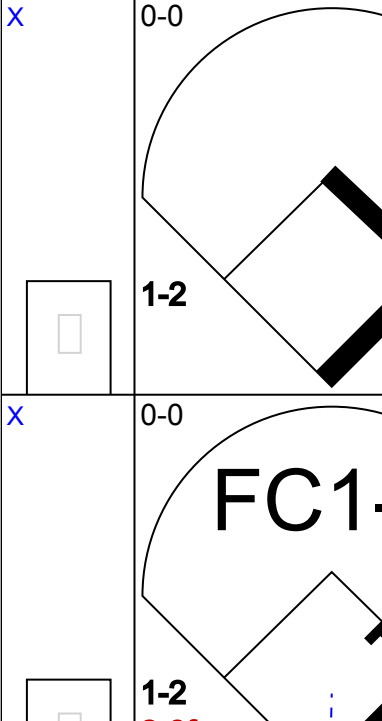
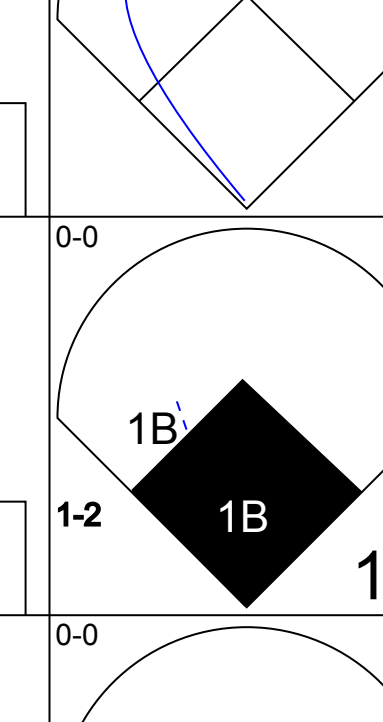
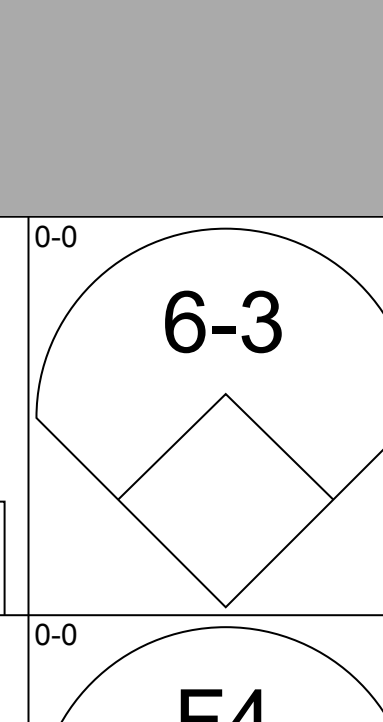
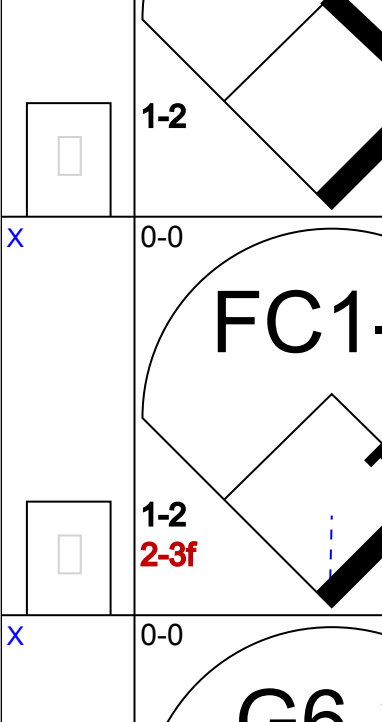
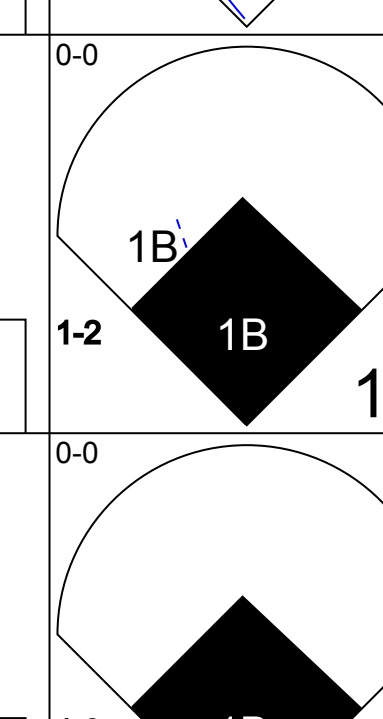
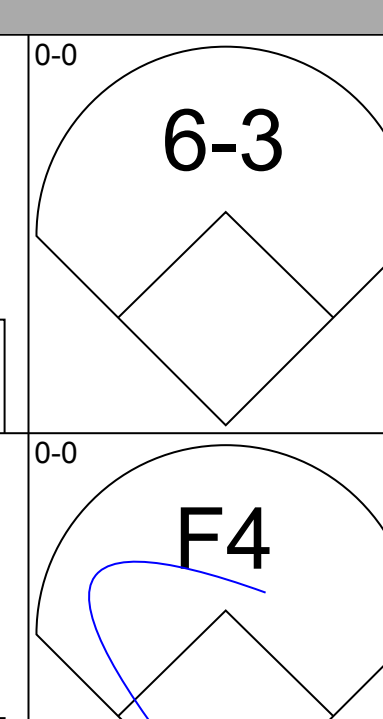
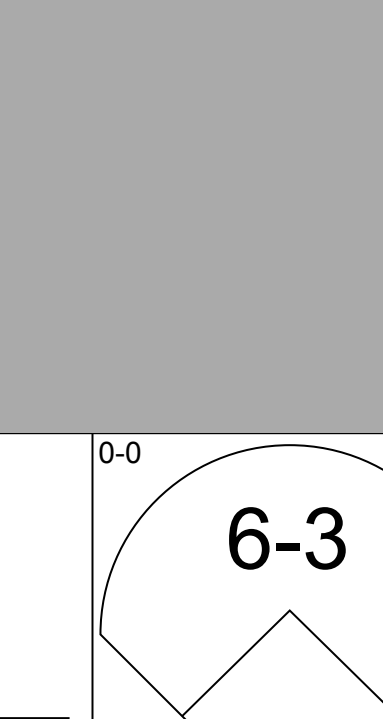
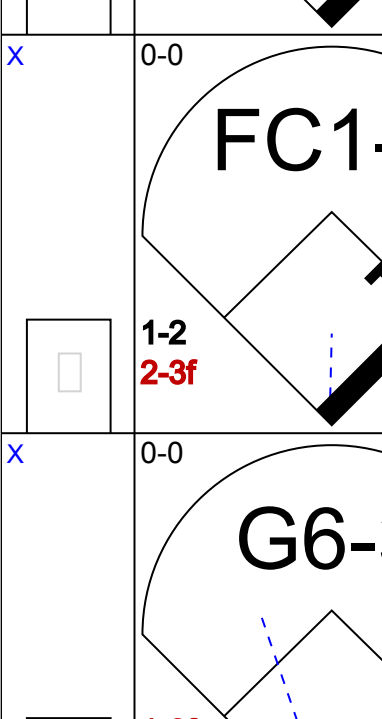
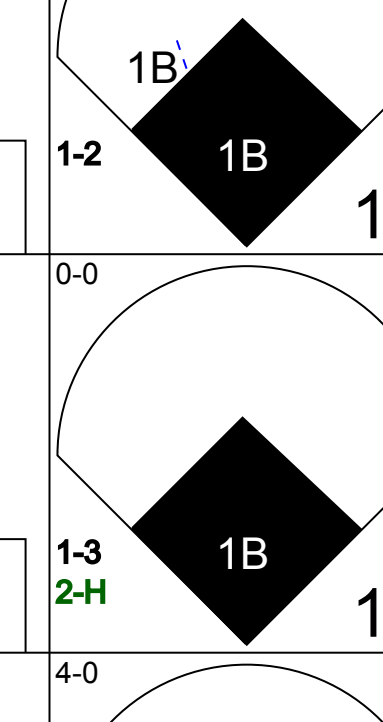
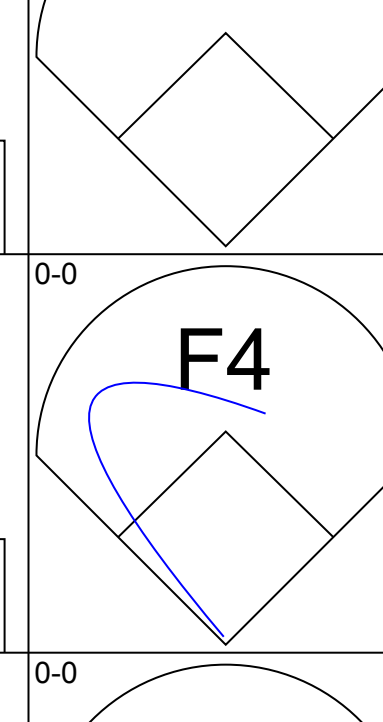
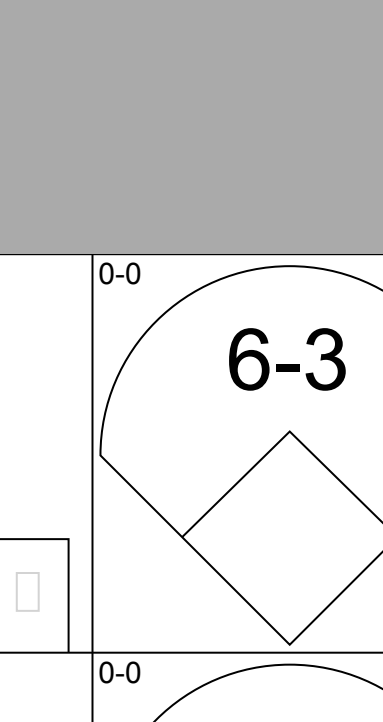


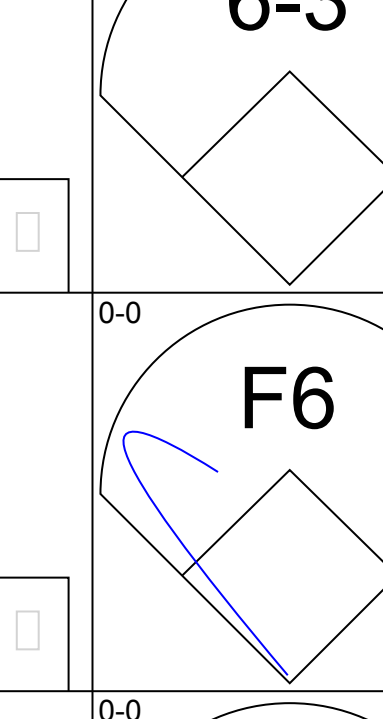
Batter	1	2	3	4	5	6	7	8	9	AB R H RBI BB SO LOB	TOP											
Jim Gilliam, S OBP: 0.396, SLG: 0.369 (1, 5)	0-2 6-3	3-2 F4		1-0 F4			0-0 1B		3-3 K	5 0 1 0 0 1 0	<b>Los Angeles Dodgers @ Milwaukee Braves</b> <b>Milwaukee County Stadium, Milwaukee, WI</b> Sun Jun 26 1960, 4:33 AM EDT Att: 34,147 - Unknown <a href="http://livebaseballscorecards.com">livebaseballscorecards.com</a>											
Wally Moon, L OBP: 0.360, SLG: 0.451 (1, 7)	1-1 1B		4-2 FC6-4 BB		2-1 G3		0-1 F7			3 0 1 0 1 0 1												
Don Demeter, R OBP: 0.307, SLG: 0.518 (1, 8)	0-1 1B		2-2 FC6-4 1B HR		1-3 K		0-0 F7			4 1 1 0 0 1 2												
Norm Larker, L OBP: 0.394, SLG: 0.455 Gil Hodges, R OBP: 0.235, SLG: 0.314 (1, 3) (8, 3)	1-0 FC6-4		0-1 HR		0-1 L3			0-1 1-3		4 1 1 0 0 0 2 0 0 0 0 0 0 0												
Frank Howard, R OBP: 0.338, SLG: 0.520 (1, 9)	1-1 1-3		0-0 HR		1-1 5-3			0-1 HR		4 2 2 4 0 0 2												
John Roseboro, L OBP: 0.340, SLG: 0.406 (1, 2)		2-0 F5	1-1 F9		1-1 F6			1-2 F9		4 0 0 0 0 0 0												
Charlie Neal, R OBP: 0.316, SLG: 0.351 (1, 4)		1-0 3B	1-2 F8		4-0 BB			0-0 6-3		3 1 1 0 1 0 0												
Maury Wills, S OBP: 0.343, SLG: 0.311 (1, 6)		0-0 SF8			0-1 B1-3			0-0 5-3		4 1 1 1 0 0 1												
Johnny Podres, L OBP: 0.211, SLG: 0.094 (1, 1)		1-2 SF8		2-1 6-3			0-1 4-3	1-3 K		3 0 0 1 0 1 0												
<b>Inning Stats</b>	R: 0 E: 0 K: 0 S: 10	H: 2 LOB: 2 BB: 0 P: 13	R: 2 E: 0 K: 0 S: 9	H: 2 LOB: 0 BB: 1 P: 16	R: 3 E: 1 K: 0 S: 16	H: 2 LOB: 0 BB: 1 P: 24	R: 0 E: 0 K: 0 S: 5	H: 0 LOB: 0 BB: 0 P: 8	R: 0 E: 0 K: 1 S: 7	H: 0 LOB: 0 BB: 0 P: 10	R: 0 E: 0 K: 0 S: 5	H: 0 LOB: 1 BB: 1 P: 11	R: 0 E: 0 K: 0 S: 6	H: 1 LOB: 1 BB: 0 P: 6	R: 1 E: 0 K: 0 S: 8	H: 1 LOB: 0 BB: 0 P: 9	R: 0 E: 0 K: 2 S: 7	H: 0 LOB: 0 BB: 0 P: 11	1B: 5 2B: 0 3B: 1 HR: 2	SF: 1 SAC: 0 DP: 0 HBP: 0	WP: 0 PB: 0 SB: 0 CS: 0	PA: 37
<b>PITCHER</b>	IP WLS BF H R ER SO BB IBB HBP BLK WP HR S P ERA WHIP											<b>PITCHER</b>	IP WLS BF H R ER SO BB IBB HBP BLK WP HR S P ERA WHIP									
Lew Burdette, R ERA: 3.99 (1, 1)	3.0 L 16 6 5 5 0 1 0 0 0 0 1 35 53 15.00 2.333																					
George Brunet, L ERA: 3.51 (4, 1)	4.0 14 1 0 0 1 1 0 0 0 0 0 23 35 0.00 0.500																					
Don McMahon, R ERA: 6.21 (8, 1)	2.0 7 1 1 1 2 0 0 0 0 0 0 1 15 20 4.50 0.500																					

Batter	1	2	3	4	5	6	7	8	9	AB R H RBI BB SO LOB	BOTTOM											
Bill Bruton, L OBP: 0.326, SLG: 0.484 (1, 8)	0-0 E4		3-3 K			0-1 L4		1-0 4-6-3		4 0 0 0 0 1 0	<b>Los Angeles Dodgers @ Milwaukee Braves</b> <b>Milwaukee County Stadium, Milwaukee, WI</b> Sun Jun 26 1960, 4:33 AM EDT Att: 34,147 - Unknown <a href="http://livebaseballscorecards.com">livebaseballscorecards.com</a>											
Johnny Logan, R OBP: 0.324, SLG: 0.340 (1, 6)	0-2 G5-4-3			1-2 3B		2-2 5-3		2-2 F3		4 1 1 0 0 0 1												
Eddie Mathews, L OBP: 0.436, SLG: 0.594 (1, 5)	1-1 4-3			3-2 SF9		3-2 3-1		0-3 K		4 1 1 1 0 1 0												
Hank Aaron, R OBP: 0.336, SLG: 0.553 (1, 9)		3-1 5-3		0-0 SF9			1-3 K	0-0 3B		3 0 1 1 0 1 0												
Joe Adcock, R OBP: 0.361, SLG: 0.514 (1, 3)		1-3 K		0-1 5-3			0-0 1B	0-0 5-3		4 1 1 0 0 1 1												
Mel Roach, R OBP: 0.362, SLG: 0.519 (1, 7)		0-1 1B		2-0 L6			1-1 1B	1-2 1B		4 0 2 0 0 0 1												
Felix Mantilla, R OBP: 0.261, SLG: 0.381 (1, 4)		2-1 FC5-4			0-1 F2		1-0 1B	1-2 2H		4 0 1 1 0 0 2												
Del Crandall, R OBP: 0.286, SLG: 0.450 (1, 2)			0-0 F7		0-0 L7		2-2 L7			3 0 0 0 0 0 2												
Lew Burdette, R OBP: 0.225, SLG: 0.222 Red Schoendienst, S OBP: 0.256, SLG: 0.263 George Brunet, R Alvin Dark, R OBP: 0.314, SLG: 0.322 Don McMahon, R (1, 1) (3, PH) (4, 1) (7, PH) (8, 1)			0-2 5-3		0-3 K		1-1 F9			0 0 0 0 0 0 0 1 0 0 0 0 0 0 1 0 0 0 0 1 0 1 0 0 0 0 0 2 0 0 0 0 0 0 0												
<b>Inning Stats</b>	R: 0 E: 1 K: 0 S: 6	H: 0 LOB: 0 BB: 0 P: 7	R: 0 E: 0 K: 1 S: 9	H: 1 LOB: 1 BB: 0 P: 15	R: 0 E: 0 K: 1 S: 7	H: 0 LOB: 0 BB: 0 P: 10	R: 2 E: 0 K: 0 S: 11	H: 2 LOB: 0 BB: 0 P: 17	R: 0 E: 0 K: 1 S: 6	H: 0 LOB: 0 BB: 0 P: 6	R: 0 E: 0 K: 0 S: 8	H: 0 LOB: 0 BB: 0 P: 13	R: 1 E: 0 K: 1 S: 14	H: 3 LOB: 2 BB: 0 P: 20	R: 0 E: 0 K: 1 S: 7	H: 0 LOB: 0 BB: 0 P: 10	R: 0 E: 0 K: 0 S: 6	H: 1 LOB: 1 BB: 0 P: 9	1B: 4 2B: 1 3B: 2 HR: 0	SF: 1 SAC: 0 DP: 1 HBP: 0	WP: 0 PB: 0 SB: 0 CS: 0	PA: 34
<b>PITCHER</b>	IP WLS BF H R ER SO BB IBB HBP BLK WP HR S P ERA WHIP											<b>PITCHER</b>	IP WLS BF H R ER SO BB IBB HBP BLK WP HR S P ERA WHIP									
Johnny Podres, L ERA: 3.05 (1, 1)	9.0 W 34 7 3 3 5 0 0 0 0 0 0 74 107 3.00 0.778																					





Batter	1	2	3	4	5	6	7	8	9	AB	R	H	RBI	BB	SO	LOB	TOP				
<b>Bill Bruton, L</b> OBP: 0.324, SLG: 0.479 (1, 8)										5	1	1	0	0	1	0	<b>Milwaukee Braves @ Chicago Cubs</b> Wrigley Field, Chicago, IL Tue Jun 28 1960, 3:33 AM CDT Att: 14,451 - Unknown				
<b>Johnny Logan, R</b> OBP: 0.318, SLG: 0.333 (1, 6)										4	0	0	0	0	2	2					
<b>Eddie Mathews, L</b> OBP: 0.437, SLG: 0.589 (1, 5)										2	1	0	0	2	0	0					
<b>Hank Aaron, R</b> OBP: 0.338, SLG: 0.549 (1, 9)										2	1	0	1	2	1	1					
<b>Wes Covington, L</b> OBP: 0.358, SLG: 0.568 (1, 7)										4	1	3	3	0	0	1					
<b>Al Spangler, L</b> OBP: 0.349, SLG: 0.456 (8, 7)										0	0	0	0	0	0	0					
<b>Joe Adcock, R</b> OBP: 0.354, SLG: 0.505 (1, 3)										3	0	0	1	0	0	2					
<b>Del Crandall, R</b> OBP: 0.286, SLG: 0.443 (1, 2)										3	0	0	0	1	0	0					
<b>Red Schoendienst, S</b> OBP: 0.291, SLG: 0.283 (1, 4)										3	0	1	0	1	0	2					
<b>Warren Spahn, L</b> OBP: 0.186, SLG: 0.250 (1, 1)										4	1	1	0	0	0	2					
<b>Inning Stats</b>	R: 0 E: 0 K: 1 S: 5	H: 0 LOB: 0 BB: 0 P: 5	R: 0 E: 0 K: 0 S: 4	H: 1 LOB: 2 BB: 1 P: 8	R: 3 E: 0 K: 1 S: 7	H: 3 LOB: 1 BB: 2 P: 15	R: 0 E: 0 K: 0 S: 2	H: 0 LOB: 0 BB: 1 P: 6	R: 0 E: 0 K: 2 S: 7	H: 0 LOB: 1 BB: 1 P: 11	R: 1 E: 0 K: 0 S: 5	H: 2 LOB: 1 BB: 0 P: 5	R: 0 E: 0 K: 0 S: 3	H: 0 LOB: 0 BB: 0 P: 3	R: 1 E: 0 K: 0 S: 3	H: 0 LOB: 0 BB: 1 P: 7	R: 0 E: 0 K: 0 S: 3	H: 0 LOB: 0 BB: 0 P: 3	1B: 4 2B: 1 3B: 0 HR: 1	SF: 1 SAC: 0 DP: 1 HBP: 0	WP: 1 PA: 37 PB: 0 SB: 1 CS: 0
<b>PITCHER</b> <b>Glen Hobbie, R</b> ERA: 5.23 (1, 1)	IP: 9.0 WLS: L BF: 37 H: 6 R: 5 ER: 5 SO: 4 BB: 6 IBB: 0 HBP: 0 BLK: 0 WP: 1 HR: 1 S: 39 P: 63 ERA: 5.00 WHIP: 1.333															<b>PITCHER</b>					

Batter	1	2	3	4	5	6	7	8	9	AB	R	H	RBI	BB	SO	LOB	BOTTOM		
<b>Richie Ashburn, L</b> OBP: 0.456, SLG: 0.381 (1, 8)										4	0	3	2	0	0	0	<b>Milwaukee Braves @ Chicago Cubs</b> Wrigley Field, Chicago, IL Tue Jun 28 1960, 3:33 AM CDT Att: 14,451 - Unknown		
<b>Jerry Kindall, R</b> OBP: 0.296, SLG: 0.385 (1, 4)										4	0	1	0	0	0	4			
<b>14 Ernie Banks, R</b> OBP: 0.369, SLG: 0.581 (1, 6)										4	0	0	0	0	0	2			
<b>Ed Bouchee, L</b> OBP: 0.357, SLG: 0.311 (1, 3)										3	1	1	0	1	0	0			
<b>Frank Thomas, R</b> OBP: 0.281, SLG: 0.450 (1, 7)										4	0	1	0	0	0	1			
<b>Don Zimmer, R</b> OBP: 0.329, SLG: 0.405 (9, PR)										0	0	0	0	0	0	0			
<b>Ron Santo, R</b> OBP: 0.364, SLG: 0.455 (1, 5)										4	1	1	0	0	0	2			
<b>Earl Averill, R</b> OBP: 0.344, SLG: 0.341 (1, 2)										4	1	1	1	0	0	2			
<b>George Altman, L</b> OBP: 0.339, SLG: 0.450 (1, 9)										2	0	0	0	1	0	0			
<b>Glen Hobbie, R</b> OBP: 0.171, SLG: 0.094 (1, 1)										3	0	0	0	0	1	3			
<b>Inning Stats</b>	R: 0 E: 0 K: 0 S: 3	H: 1 LOB: 0 BB: 0 P: 3	R: 3 E: 0 K: 0 S: 7	H: 4 LOB: 2 BB: 1 P: 11	R: 0 E: 0 K: 0 S: 3	H: 0 LOB: 0 BB: 0 P: 3	R: 0 E: 0 K: 0 S: 3	H: 0 LOB: 0 BB: 0 P: 3	R: 0 E: 0 K: 0 S: 3	H: 0 LOB: 0 BB: 0 P: 3	R: 0 E: 0 K: 0 S: 3	H: 1 LOB: 0 BB: 0 P: 3	R: 0 E: 0 K: 0 S: 3	H: 1 LOB: 2 BB: 1 P: 7	R: 0 E: 0 K: 0 S: 3	H: 1 LOB: 0 BB: 0 P: 3	1B: 8 2B: 0 3B: 0 HR: 0	SF: 0 SAC: 0 DP: 3 HBP: 0	WP: 0 PA: 34 PB: 0 SB: 0 CS: 0
<b>PITCHER</b> <b>Warren Spahn, L</b> ERA: 4.08 (1, 1)	IP: 9.0 WLS: W BF: 34 H: 8 R: 3 ER: 3 SO: 1 BB: 1 IBB: 1 HBP: 0 BLK: 0 WP: 0 HR: 0 S: 34 P: 42 ERA: 3.00 WHIP: 1.000															<b>PITCHER</b>			





Batter	1	2	3	4	5	6	7	8	9	AB	R	H	RBI	BB	SO	LOB	TOP					
<b>Bill Bruton, L</b> OBP: 0.333, SLG: 0.483 (1, 8)	G6-4-3 BB		BB 1B BB		CS 1B			FC6-4 1B		2	0	2	0	2	0	0	<b>Milwaukee Braves @ Chicago Cubs</b> Wrigley Field, Chicago, IL Wed Jun 29 1960, 3:33 AM CDT Unknown					
<b>Johnny Logan, R</b> OBP: 0.322, SLG: 0.333 (1, 6)	G6-4-3 1-2		BB 1B		CS 1-2	4-3 SH2-3 BB		FC6-4 BB 4-3		3	0	1	1	1	0	3						
<b>Eddie Mathews, L</b> OBP: 0.436, SLG: 0.583 (1, 5)	K		1-2 2-3 BB		SH2-3			4-3		2	0	0	1	1	1	1						
<b>Hank Aaron, R</b> OBP: 0.341, SLG: 0.546 (1, 9)		PO 1B		F9		4-3		BB IBB		3	0	1	0	1	0	4						
<b>Joe Adcock, R</b> OBP: 0.352, SLG: 0.497 (1, 3)	K			L4		F8		BB BB		3	0	0	0	1	1	2						
<b>Wes Covington, L</b> OBP: 0.346, SLG: 0.549 (1, 7)	F5			K				BB		4	0	0	0	0	1	4						
<b>Felix Mantilla, R</b> OBP: 0.261, SLG: 0.375 (1, 4)	PO 1-2		S 1B	5-3		F4				4	1	1	0	0	0	0						
<b>Del Crandall, R</b> OBP: 0.280, SLG: 0.433 (1, 2)			L7 1-2		5-3			6-3		4	0	0	0	0	0	1						
<b>Bob Buhl, R</b> OBP: 0.114, SLG: 0.114 (1, 1)			K		6-3			FC6-4 1B 4-3 BB		2	0	0	0	0	1	1						
<b>Alvin Dark, R</b> OBP: 0.317, SLG: 0.322 (8, PH)										0	1	0	0	1	0	0						
<b>Ron Piche, R</b> (8, 1)										1	0	0	0	0	1	0						
<b>Inning Stats</b>	R: 0 E: 0 K: 1 S: 4	H: 0 LOB: 0 BB: 1 P: 8	R: 0 E: 0 K: 1 S: 5	H: 1 LOB: 0 BB: 0 P: 5	R: 1 E: 0 K: 1 S: 7	H: 2 LOB: 2 BB: 2 P: 15	R: 0 E: 0 K: 1 S: 5	H: 0 LOB: 0 BB: 0 P: 5	R: 0 E: 0 K: 0 S: 3	H: 1 LOB: 0 BB: 1 P: 7	R: 0 E: 0 K: 0 S: 3	H: 0 LOB: 0 BB: 0 P: 3	R: 0 E: 0 K: 0 S: 3	H: 0 LOB: 0 BB: 0 P: 3	R: 1 E: 0 K: 0 S: 4	H: 1 LOB: 3 BB: 3 P: 16	R: 0 E: 0 K: 1 S: 5	H: 0 LOB: 0 BB: 0 P: 5	1B: 5 2B: 0 3B: 0 HR: 0	SF: 0 SAC: 1 DP: 1 HBP: 0	WP: 0 PB: 0 SB: 1 CS: 1	PA: 38
<b>PITCHER</b> <b>Dick Ellsworth, L</b> ERA: 2.39 (1, 1)	IP: 9.0 WLS: W BF: 36 H: 5 R: 2 ER: 2 SO: 5 BB: 6 IBB: 1 HBP: 0 BLK: 0 WP: 0 HR: 0 S: 39 P: 67 ERA: 2.00 WHIP: 1.222															<b>PITCHER</b>						

Batter	1	2	3	4	5	6	7	8	9	AB	R	H	RBI	BB	SO	LOB	BOTTOM					
<b>Richie Ashburn, L</b> OBP: 0.453, SLG: 0.376 (1, 7)	F4 S 14 3-1 BB		3-1		6-3			F8		3	1	0	0	1	0	0	<b>Milwaukee Braves @ Chicago Cubs</b> Wrigley Field, Chicago, IL Wed Jun 29 1960, 3:33 AM CDT Unknown					
<b>Danny Murphy, L</b> OBP: 0.185, SLG: 0.160 (1, 8)	F4		F9		F9			HBP		3	0	0	0	0	0	1						
<b>Frank Thomas, R</b> OBP: 0.281, SLG: 0.450 (9, 7)	1-3									0	0	0	0	0	0	0						
<b>14 Ernie Banks, R</b> OBP: 0.367, SLG: 0.576 (1, 6)	3-1			1B FC4-6 1B		5-3		F7		4	1	1	1	0	0	1						
<b>Ed Bouchee, L</b> OBP: 0.359, SLG: 0.319 (1, 3)	3-H			FC4-6 1B		4-3		F5		4	0	2	0	0	0	1						
<b>George Altman, L</b> OBP: 0.336, SLG: 0.451 (1, 9)	F8			FC4-6 S		4-3				4	0	1	1	0	0	2						
<b>Ron Santo, R</b> OBP: 0.333, SLG: 0.357 (1, 5)		F3		1-2 3-H	F6		E6 CS	FC3-5 2B		3	1	0	0	1	0	1						
<b>Jerry Kindall, R</b> OBP: 0.296, SLG: 0.385 (1, 4)		F7					CS	FC3-5 1B		0	0	0	0	0	0	0						
<b>Don Zimmer, R</b> OBP: 0.333, SLG: 0.400 (2, PH) (3, 4)							CS BB	FC3-5 1B		2	0	0	0	2	0	2						
<b>Ei Tappe, R</b> OBP: 0.571, SLG: 0.400 (1, 2)		K					1-2			3	0	1	0	0	2	2						
<b>Bob Will, L</b> OBP: 0.327, SLG: 0.420 (9, PH)							1-2			1	0	1	1	0	0	0						
<b>Dick Ellsworth, L</b> OBP: 0.200, SLG: 0.048 (1, 1)			K		K			1-2 2-H 1B		3	0	0	0	0	2	1						
<b>Inning Stats</b>	R: 1 E: 0 K: 0 S: 4	H: 1 LOB: 1 BB: 1 P: 8	R: 0 E: 0 K: 1 S: 5	H: 0 LOB: 0 BB: 0 P: 5	R: 0 E: 0 K: 1 S: 5	H: 0 LOB: 0 BB: 0 P: 5	R: 1 E: 0 K: 1 S: 7	H: 2 LOB: 2 BB: 1 P: 11	R: 0 E: 0 K: 1 S: 5	H: 0 LOB: 0 BB: 0 P: 5	R: 0 E: 0 K: 0 S: 3	H: 0 LOB: 0 BB: 0 P: 3	R: 0 E: 1 K: 0 S: 3	H: 1 LOB: 1 BB: 1 P: 7	R: 0 E: 0 K: 0 S: 3	H: 0 LOB: 1 BB: 0 P: 4	R: 1 E: 0 K: 0 S: 3	H: 2 LOB: 2 BB: 1 P: 7	1B: 4 2B: 2 3B: 0 HR: 0	SF: 0 SAC: 0 DP: 0 HBP: 1	WP: 0 PB: 0 SB: 2 CS: 2	PA: 35
<b>PITCHER</b> <b>Bob Buhl, R</b> ERA: 3.43 (1, 1)	IP: 7.0 WLS: L BF: 27 H: 4 R: 2 ER: 2 SO: 4 BB: 2 IBB: 1 HBP: 0 BLK: 0 WP: 0 HR: 0 S: 32 P: 44 ERA: 2.57 WHIP: 0.857															<b>PITCHER</b>						
<b>Ron Piche, R</b> ERA: 5.28 (8, 1)	IP: 1.1 WLS: L BF: 8 H: 2 R: 1 ER: 1 SO: 0 BB: 0 IBB: 1 HBP: 1 BLK: 0 WP: 0 HR: 0 S: 6 P: 11 ERA: 6.75 WHIP: 1.500															<b>PITCHER</b>						





Batter	1	2	3	4	5	6	7	8	9	AB	R	H	RBI	BB	SO	LOB	TOP								
<b>Bill Bruton, L</b> OBP: 0.329, SLG: 0.476 (1, 8)	F5	F7			1-3		F9			4	0	0	0	0	0	3	<b>Milwaukee Braves @ Chicago Cubs</b> Wrigley Field, Chicago, IL Wed Jun 29 1960, 3:38 AM CDT Att: 24,664 - Unknown								
<b>Johnny Logan, R</b> OBP: 0.316, SLG: 0.327 (1, 6)	6-3		E1		F9		F4			4	0	0	0	0	0	0									
<b>Eddie Mathews, L</b> OBP: 0.430, SLG: 0.573 (1, 5)	K		F8		4-3		4-3			4	0	0	0	0	1	1									
<b>Hank Aaron, R</b> OBP: 0.339, SLG: 0.553 (1, 9)		HR	5-3		6-3		6-3			4	1	1	1	0	0	1									
<b>Wes Covington, L</b> OBP: 0.351, SLG: 0.552 (1, 7)		HR							F8	3	0	1	0	1	0	1									
<b>Al Spangler, L</b> OBP: 0.349, SLG: 0.456 (9, 7)		4-3 1B BB	F8		2B				F8	0	0	0	0	0	0	0									
<b>Joe Adcock, R</b> OBP: 0.360, SLG: 0.533 (1, 3)		4-3 1-2 1B			1-3				HR	4	2	3	2	0	0	1									
<b>Charlie Lau, L</b> OBP: 0.267, SLG: 0.262 (1, 2)		4-3 1-2 2-3	F8		F8				F8	4	0	0	0	0	0	3									
<b>Red Schoendienst, S</b> OBP: 0.290, SLG: 0.279 (1, 4)			6-3				F7		G3	3	0	0	0	1	0	0									
<b>Joey Jay, S</b> OBP: 0.353, SLG: 0.214 (1, 1)		3-3 K			K		F7			3	0	0	0	0	2	3									
<b>Inning Stats</b>	R: 0 E: 0 K: 1 S: 5	H: 0 LOB: 0 BB: 0 P: 5	R: 1 E: 0 K: 1 S: 7	H: 2 LOB: 3 BB: 2 P: 15	R: 0 E: 1 K: 0 S: 4	H: 0 LOB: 1 BB: 0 P: 4	R: 1 E: 0 K: 1 S: 6	H: 1 LOB: 0 BB: 0 P: 6	R: 0 E: 0 K: 0 S: 3	H: 0 LOB: 0 BB: 0 P: 3	R: 0 E: 0 K: 0 S: 3	H: 0 LOB: 0 BB: 0 P: 3	R: 1 E: 0 K: 0 S: 4	H: 1 LOB: 0 BB: 0 P: 4	R: 0 E: 0 K: 0 S: 3	H: 0 LOB: 0 BB: 0 P: 3	R: 1 E: 0 K: 0 S: 4	H: 1 LOB: 0 BB: 0 P: 4	1B: 1 2B: 1 3B: 0 HR: 3	SF: 0 SAC: 0 DP: 0 HBP: 0	WP: 0 PB: 0 SB: 0 CS: 0	PA: 35			
<b>PITCHER</b>	IP	WLS	BF	H	R	ER	SO	BB	IBB	HBP	BLK	WP	HR	S	P	ERA	WHIP								
<b>Bob Anderson, R</b> ERA: 4.78 (1, 1)	7.0	L	28	4	2	2	3	1	1	0	0	0	2	32	40	2.57	0.714								
<b>Don Elston, R</b> ERA: 3.11 (8, 1)	2.0		7	1	1	1	0	0	0	0	0	0	1	7	7	4.50	0.500								

AB	33
R	3
H	5
RBI	3
BB	2
SO	3
LOB	13



Batter	1	2	3	4	5	6	7	8	9	AB	R	H	RBI	BB	SO	LOB	BOTTOM								
<b>Richie Ashburn, L</b> OBP: 0.450, SLG: 0.371 (1, 7)	14 1B BB	F6			F8		L3			3	0	0	0	1	0	3	<b>Milwaukee Braves @ Chicago Cubs</b> Wrigley Field, Chicago, IL Wed Jun 29 1960, 3:38 AM CDT Att: 24,664 - Unknown								
<b>Danny Murphy, L</b> OBP: 0.161, SLG: 0.138 (1, 8)	K		3-1		F9		4-3			4	0	0	0	0	1	2									
<b>Don Elston, R</b> OBP: 0.083, SLG: 0.083 (8, 1)										0	0	0	0	0	0	0									
<b>14 Ernie Banks, R</b> OBP: 0.372, SLG: 0.583 (1, 6)	L6 1-3 1B		G3 1B		1-3 1B				F7	4	1	3	0	0	0	0									
<b>Ed Bouchee, L</b> OBP: 0.361, SLG: 0.316 (1, 3)	4-0 1-2 BB		G3		4-3				G6-3 BB	2	0	0	0	2	0	3									
<b>Bob Will, L</b> OBP: 0.326, SLG: 0.416 (1, 9)	L6 2-3						F8		G6-3 1-2	4	0	1	1	0	0	4									
<b>Ron Santo, R</b> OBP: 0.316, SLG: 0.294 (1, 5)		K			F7				K	3	0	0	0	1	2	0									
<b>Don Zimmer, R</b> OBP: 0.326, SLG: 0.390 (1, 4)		K			5-3		F8		F8	4	0	0	0	0	1	1									
<b>Jim Hegan, R</b> OBP: 0.286, SLG: 0.471 (1, 2)							F7			2	0	1	0	0	1	0									
<b>Earl Avenell, R</b> OBP: 0.340, SLG: 0.337 (6, PH)										1	0	0	0	0	0	1									
<b>El Tappe, R</b> OBP: 0.571, SLG: 0.400 (7, 2)		1B			K					0	0	0	0	0	0	0									
<b>George Altman, L</b> OBP: 0.341, SLG: 0.456 (9, PH)		1B							1B	1	0	1	0	0	0	0									
<b>Bob Anderson, R</b> OBP: 0.265, SLG: 0.219 (1, 1)									F7	1	0	1	0	1	0	0									
<b>Frank Thomas, R</b> OBP: 0.279, SLG: 0.446 (7, PH)		1-2 1B			14 1B BB		K			2	0	0	0	0	1	1									
<b>Inning Stats</b>	R: 0 E: 0 K: 1 S: 5	H: 1 LOB: 2 BB: 2 P: 13	R: 0 E: 0 K: 2 S: 9	H: 2 LOB: 2 BB: 0 P: 9	R: 1 E: 0 K: 0 S: 4	H: 2 LOB: 1 BB: 0 P: 4	R: 0 E: 0 K: 1 S: 5	H: 0 LOB: 0 BB: 0 P: 5	R: 0 E: 0 K: 0 S: 4	H: 1 LOB: 2 BB: 1 P: 8	R: 0 E: 0 K: 0 S: 3	H: 0 LOB: 1 BB: 1 P: 7	R: 0 E: 0 K: 1 S: 5	H: 0 LOB: 0 BB: 0 P: 5	R: 0 E: 0 K: 0 S: 2	H: 0 LOB: 0 BB: 1 P: 6	R: 0 E: 0 K: 1 S: 6	H: 1 LOB: 1 BB: 0 P: 6	1B: 6 2B: 2 3B: 0 HR: 0	SF: 0 SAC: 0 DP: 2 HBP: 0	WP: 0 PB: 0 SB: 0 CS: 0	PA: 36			
<b>PITCHER</b>	IP	WLS	BF	H	R	ER	SO	BB	IBB	HBP	BLK	WP	HR	S	P	ERA	WHIP								
<b>Joey Jay, R</b> ERA: 2.61 (1, 1)	9.0	W	36	7	1	1	6	5	0	0	0	0	0	43	63	1.00	1.333								

AB	31
R	1
H	7
RBI	1
BB	5
SO	6
LOB	15





Batter	1	2	3	4	5	6	7	8	9	AB	R	H	RBI	BB	SO	LOB	TOP					
Bill Bruton, L (1, 8) OBP: 0.323, SLG: 0.467	0-3 K			0-0 F9	0-0 F6		0-0 FC4-6		0-0 3-1	5	0	0	0	0	1	2						
Johnny Logan, R (1, 6) OBP: 0.318, SLG: 0.342	0-0 CS 2B			0-0 F8				0-0 F7	0-0 P6	5	1	2	0	0	0	0						
Eddie Mathews, L (1, 5) OBP: 0.427, SLG: 0.568	0-3 K			4-0 3B BB			0-0 SF8	0-0 4-3		2	1	0	1	1	1	1						
Hank Aaron, R (1, 9) OBP: 0.345, SLG: 0.561		0-0 5-3		0-0 1B 3B			0-0 FC3-6 BB	4-0 1B BB		2	2	1	1	2	0	0						
Wes Covington, L (1, 7) OBP: 0.356, SLG: 0.550		0-0 F7		0-0 1B			0-0 FC3-6	0-0 1B BB		4	1	2	1	0	0	1						
Joe Adcock, R (1, 3) OBP: 0.358, SLG: 0.528	0-3 K			3-H 1B			0-0 4-3	0-0 1B		4	0	1	1	0	2	2						
Del Crandall, R (1, 2) OBP: 0.279, SLG: 0.429			0-0 5-3				0-0 F9	0-0 5-3	0-0 1B	4	0	1	1	0	0	0						
Red Schoendienst, S (1, 4) OBP: 0.295, SLG: 0.285			0-0 F7				0-0 1B	0-0 G3		3	0	2	0	0	0	0						
Alvin Dark, R (7, PR) OBP: 0.315, SLG: 0.320								FC4-6 1B		1	0	0	0	0	0	2						
Lew Burdette, R (1, 1) OBP: 0.214, SLG: 0.211				0-0 F9			0-0 F8		0-3 K	2	0	0	0	0	0	1						
Don McMahon, R (6, 1)									0-3 K	0	0	0	0	0	0	0						
Eddie Haas, L (7, PH) OBP: 0.444, SLG: 0.500										1	0	0	0	0	1	1						
Ron Piche, R (7, 1)										0	0	0	0	0	0	0						
Charlie Lau, L (9, PH) OBP: 0.261, SLG: 0.256										1	0	0	0	0	1	0						
<b>Inning Stats</b>	R: 0 E: 0 K: 2 S: 7	H: 1 LOB: 0 BB: 0 P: 7	R: 0 E: 0 K: 1 S: 5	H: 0 LOB: 0 BB: 0 P: 5	R: 0 E: 0 K: 0 S: 3	H: 0 LOB: 3 BB: 0 P: 3	R: 2 E: 0 K: 1 S: 7	H: 2 LOB: 1 BB: 0 P: 11	R: 0 E: 0 K: 0 S: 4	H: 1 LOB: 1 BB: 1 P: 4	R: 1 E: 0 K: 0 S: 4	H: 1 LOB: 1 BB: 1 P: 8	R: 0 E: 0 K: 1 S: 6	H: 1 LOB: 1 BB: 0 P: 6	R: 2 E: 0 K: 0 S: 6	H: 3 LOB: 2 BB: 1 P: 10	R: 0 E: 0 K: 1 S: 5	H: 0 LOB: 0 BB: 0 P: 5	1B: 6 2B: 1 3B: 2 HR: 0	SF: 1 SAC: 0 DP: 0 HBP: 0	WP: 0 PB: 0 SB: 0 CS: 1	PA: 38
<b>PITCHER</b> Don Cardwell, R (1, 1) ERA: 5.11	IP: 9.0 WLS: W BF: 38 H: 9 R: 5 ER: 5 SO: 6 BB: 3 IBB: 0 HBP: 0 BLK: 0 WP: 0 HR: 0 S: 47 P: 59 ERA: 5.00 WHIP: 1.333															<b>PITCHER</b>						

Milwaukee Braves @ Chicago Cubs  
Wrigley Field, Chicago, IL  
Thu Jun 30 1960, 3:33 AM CDT  
Att: 8,841 - Unknown

AB 34  
R 5  
H 9  
RBI 5  
BB 3  
SO 6  
LOB 10



Batter	1	2	3	4	5	6	7	8	9	AB	R	H	RBI	BB	SO	LOB	BOTTOM			
Richie Ashburn, L (1, 7) OBP: 0.461, SLG: 0.390	0-0 14 4-3 SH1-3 1B			0-0 BB FC1-5 1B	0-0 E8 14 1B 1B		0-0 1B 3B	4-0 14 1B 1B	4-0 1B BB	4	3	4	3	2	0	0				
Danny Murphy, L (1, 8) OBP: 0.156, SLG: 0.133	0-0 SH1-3			0-0 FC1-5 BB	0-0 E3 14 1B		0-0 14 HR 1B	0-0 14 1B	0-0 SF8	1	0	0	0	0	0	2				
Frank Thomas, R (4, 7) OBP: 0.282, SLG: 0.449	1-2			1-2 2-3	2-3 3-H		3-H 1B	1-2 2-H	3-H 1B	3	1	2	3	0	0	1				
14 Ernie Banks, R (1, 6) OBP: 0.375, SLG: 0.592	0-0 4-3			0-0 F2	0-0 1B		0-0 HR	0-0 1B	0-3 K	6	1	3	3	0	1	5				
Ed Bouchee, L (1, 3) OBP: 0.362, SLG: 0.316	0-0 3-1			4-0 1B BB	0-0 3-1		0-0 1B E	0-0 SF7		3	0	1	1	1	0	3				
Bob Will, L (1, 9) OBP: 0.323, SLG: 0.416		0-0 2B		0-0 4-3			0-0 B1	0-0 E1 G5-2-3 1B	0-0 F8	5	0	1	0	0	0	6				
Ron Santo, R (1, 5) OBP: 0.333, SLG: 0.318		0-0 L9		0-0 FC6-4 1B	0-0 F8		0-0 F8	0-0 K	0-3 K	5	0	2	0	0	1	3				
Don Zimmer, R (1, 4) OBP: 0.323, SLG: 0.381		0-0 F4		0-0 FC6-4 1B	0-3 K		0-0 G5-2-3	4-0 BB BB SF8 BB		4	2	0	0	1	1	5				
El Tappe, R (1, 2) OBP: 0.500, SLG: 0.444		0-0 4-3		0-0 F9			0-0 F8	4-0 BB BB	4-0 BB BB	4	1	1	0	1	0	4				
Don Cardwell, R (1, 1) OBP: 0.241, SLG: 0.448				0-0 FC1-5 1B	0-0 E 1B		0-0 S 3B 1B	0-0 BB 1B	0-3 K	5	3	4	0	0	1	2				
<b>Inning Stats</b>	R: 0 E: 0 K: 0 S: 4	H: 1 LOB: 1 BB: 0 P: 4	R: 0 E: 0 K: 0 S: 4	H: 1 LOB: 0 BB: 0 P: 4	R: 0 E: 0 K: 0 S: 5	H: 2 LOB: 3 BB: 1 P: 9	R: 3 E: 2 K: 0 S: 8	H: 4 LOB: 2 BB: 0 P: 8	R: 0 E: 0 K: 1 S: 5	H: 0 LOB: 0 BB: 0 P: 5	R: 5 E: 1 K: 0 S: 10	H: 7 LOB: 2 BB: 0 P: 10	R: 2 E: 0 K: 1 S: 8	H: 3 LOB: 2 BB: 1 P: 12	R: 1 E: 0 K: 2 S: 7	H: 0 LOB: 2 BB: 3 P: 19	1B: 14 2B: 2 3B: 1 HR: 1	SF: 2 SAC: 1 DP: 1 HBP: 0	WP: 0 PB: 0 SB: 1 CS: 0	PA: 48
<b>PITCHER</b> Lew Burdette, R (1, 1) ERA: 4.22	IP: 5.0 WLS: L BF: 29 H: 12 R: 7 ER: 5 SO: 1 BB: 1 IBB: 0 HBP: 0 BLK: 0 WP: 0 HR: 1 S: 30 P: 34 ERA: 9.00 WHIP: 2.600															<b>PITCHER</b>				
Don McMahon, R (6, 1) ERA: 6.3	1.0 6 3 1 1 0 0 0 0 0 0 1 6 6 9.00 3.000																			
Ron Piche, R (7, 1) ERA: 6.23	2.0 13 3 3 3 3 4 0 0 0 0 0 15 31 13.50 3.500																			

Milwaukee Braves @ Chicago Cubs  
Wrigley Field, Chicago, IL  
Thu Jun 30 1960, 3:33 AM CDT  
Att: 8,841 - Unknown

AB 40  
R 11  
H 18  
RBI 10  
BB 5  
SO 4  
LOB 31













Batter	1	2	3	4	5	6	7	8	9	AB	R	H	RBI	BB	SO	LOB	TOP			
<b>Bill Bruton, L</b> OBP: 0.328, SLG: 0.463 (1, 8)	G1-6-3 BB		2B 1B		F7			K		3	1	1	0	1	1	2	<b>Milwaukee Braves @ St. Louis Cardinals</b> Sportsman's Park, St. Louis, MO Sat Jul 02 1960, 8:05 PM EDT Att: 20,464 - Unknown <a href="http://livebaseballscorecards.com">livebaseballscorecards.com</a>			
<b>Johnny Logan, R</b> OBP: 0.328, SLG: 0.353 (1, 6)	G1-6-3 1-2f		2B		FC5			6-3		4	0	1	1	0	0	3				
<b>Eddie Mathews, L</b> OBP: 0.420, SLG: 0.549 (1, 5)	BB		K					K		3	0	0	0	1	3	1				
<b>Hank Aaron, R</b> OBP: 0.339, SLG: 0.554 (1, 9)	K			4-3				2-3		4	0	0	0	0	1	1				
<b>Wes Covington, L</b> OBP: 0.338, SLG: 0.514 (1, 7)		E3 FC1-5 1B		4-1				4-3		4	0	0	0	0	0	0				
<b>Joe Adcock, R</b> OBP: 0.360, SLG: 0.519 (1, 3)		1-2 FC1-5-4 1B		K				F8		4	0	1	0	0	1	0				
<b>Del Crandall, R</b> OBP: 0.275, SLG: 0.415 (1, 2)		FC1-5-4 CS 1-2 2-3		4-3				L7		3	0	0	0	0	0	2				
<b>Chuck Cottier, R</b> OBP: 0.409, SLG: 0.350 (1, 4)		CS 1-2	6-3		FC5 1B			1B		3	0	2	0	0	0	0				
<b>Warren Spahn, L</b> OBP: 0.196, SLG: 0.256 (1, 1)			F7		1-2 1B			K		3	0	1	0	0	1	1				
<b>Inning Stats</b>	R: 0 E: 0 K: 1 S: 4	H: 0 LOB: 1 BB: 2 P: 12	R: 0 E: 1 K: 0 S: 3	H: 1 LOB: 0 BB: 0 P: 3	R: 1 E: 0 K: 1 S: 7	H: 2 LOB: 1 BB: 0 P: 7	R: 0 E: 0 K: 1 S: 5	H: 0 LOB: 0 BB: 0 P: 5	R: 0 E: 0 K: 1 S: 5	H: 2 LOB: 2 BB: 0 P: 5	R: 0 E: 0 K: 1 S: 6	H: 1 LOB: 1 BB: 0 P: 6	R: 0 E: 0 K: 2 S: 7	H: 0 LOB: 0 BB: 0 P: 7	R: 0 E: 0 K: 0 S: 3	H: 0 LOB: 0 BB: 0 P: 3	1B: 5 2B: 1 3B: 0 HR: 0	SF: 0 SAC: 0 DP: 2 HBP: 0	WP: 0 PB: 0 CS: 1	PA: 34
<b>PITCHER</b> <b>Bob Gibson, R</b> ERA: 5.2 (1, 1)	IP: 9.0 WLS: W BF: 33 H: 6 R: 1 ER: 1 SO: 7 BB: 2 IBB: 0 HBP: 0 BLK: 0 WP: 0 HR: 0 S: 45 P: 53 ERA: 1.00 WHIP: 0.889															<b>PITCHER</b>				

Batter	1	2	3	4	5	6	7	8	9	AB	R	H	RBI	BB	SO	LOB	BOTTOM	
<b>Julian Javier, R</b> OBP: 0.316, SLG: 0.366 (1, 4)	G5-4-3 1B		F9	FC4-6 1-2f		6-3		L4		5	0	1	0	0	0	2	<b>Milwaukee Braves @ St. Louis Cardinals</b> Sportsman's Park, St. Louis, MO Sat Jul 02 1960, 8:05 PM EDT Att: 20,464 - Unknown <a href="http://livebaseballscorecards.com">livebaseballscorecards.com</a>	
<b>Joe Cunningham, L</b> OBP: 0.376, SLG: 0.408 (1, 9)	K		FC6-4 1B		K	K		2B		5	0	2	0	0	3	1		
<b>Curt Flood, R</b> OBP: 0.297, SLG: 0.405 (1, 8)	G5-4-3 1-2f		F6		WP 2B 1B	G3		L1		5	1	1	0	0	0	2		
<b>Ken Boyer, R</b> OBP: 0.336, SLG: 0.536 (1, 5)		K	FC6-4 1-2f		2B BB	3B 1B				3	2	1	0	1	1	1		
<b>Stan Musial, L</b> OBP: 0.383, SLG: 0.438 (1, 7)		1B 1B 1B		2B FC6-4 BB	1B 2B		K			3	3	2	2	1	1	1		
<b>John Glenn, R</b> OBP: 0.348, SLG: 0.455 (8, 7)					1H 2H 1B 2B					0	0	0	0	0	0	0		
<b>Daryl Spencer, R</b> OBP: 0.361, SLG: 0.446 (1, 6)		1B 1B		F9	K		F3			4	0	1	0	0	1	3		
<b>Bill White, L</b> OBP: 0.372, SLG: 0.509 (1, 3)		K		FC6-4 1-3 2B	2H 1B		1B 3B			4	1	3	2	0	1	2		
<b>Hal Smith, R</b> OBP: 0.303, SLG: 0.311 (1, 2)				FC6-4 IBB						2	0	2	2	2	0	0		
<b>Bob Gibson, R</b> (1, 1)	F8		FC6-4 1-2f 2-3 3H	FC4-6	L7		K			4	0	0	1	0	1	7		
<b>Inning Stats</b>	R: 0 E: 0 K: 1 S: 5	H: 1 LOB: 0 BB: 0 P: 5	R: 1 E: 0 K: 2 S: 10	H: 3 LOB: 0 BB: 0 P: 10	R: 0 E: 0 K: 0 S: 4	H: 1 LOB: 1 BB: 0 P: 4	R: 3 E: 0 K: 2 S: 10	H: 3 LOB: 2 BB: 2 P: 18	R: 0 E: 0 K: 1 S: 5	H: 0 LOB: 0 BB: 0 P: 5	R: 2 E: 0 K: 2 S: 10	H: 3 LOB: 1 BB: 0 P: 10	R: 0 E: 0 K: 0 S: 3	H: 1 LOB: 0 BB: 0 P: 3	1B: 9 2B: 3 3B: 1 HR: 0	SF: 0 SAC: 0 DP: 1 HBP: 0	WP: 1 PB: 0 CS: 0	PA: 39
<b>PITCHER</b> <b>Warren Spahn, L</b> ERA: 4.35 (1, 1)	IP: 8.0 WLS: L BF: 39 H: 13 R: 7 ER: 7 SO: 8 BB: 2 IBB: 2 HBP: 0 BLK: 0 WP: 1 HR: 0 S: 51 P: 67 ERA: 7.88 WHIP: 1.875															<b>PITCHER</b>		



Batter	1	2	3	4	5	6	7	8	9	10	11	12	13	14	AB	R	H	RBI	BB	SO	LOB	TOP	
<b>Bill Bruton, L</b> OBP: 0.325, SLG: 0.468 (1, 8)															6	1	1	1	0	0	1		
<b>Chuck Cottier, R</b> OBP: 0.321, SLG: 0.269 (1, 4)															6	0	0	0	0	0	0		
<b>Eddie Mathews, L</b> OBP: 0.419, SLG: 0.542 (1, 5)															5	0	1	0	1	1	0		
<b>Hank Aaron, R</b> OBP: 0.342, SLG: 0.574 (1, 9)															5	2	2	2	1	0	2		
<b>Wes Covington, L</b> OBP: 0.325, SLG: 0.500 <b>Al Spangler, L</b> OBP: 0.333, SLG: 0.433 (1, 7) (9, 7)															4	0	0	0	0	1	0		
<b>Joe Adcock, R</b> OBP: 0.355, SLG: 0.509 (1, 3)															6	0	1	0	0	0	0		
<b>Johnny Logan, R</b> OBP: 0.324, SLG: 0.346 (1, 6)															5	0	0	0	1	0	1		
<b>Del Crandall, R</b> OBP: 0.281, SLG: 0.418 (1, 2)															6	0	3	1	0	0	0		
<b>Bob Buhl, R</b> OBP: 0.160, SLG: 0.165 (16, PH) <b>Alvin Dark, R</b> OBP: 0.300, SLG: 0.327 (16, PH) <b>Don Nottebart, R</b> OBP: 0.295, SLG: 0.321 (14, PH) <b>Eddie Haas, L</b> OBP: 0.355, SLG: 0.500 <b>Ron Piche, R</b> (14, 1)															3	0	0	0	0	2	4		
<b>Inning Stats</b>	R: 1 E: 0 K: 0 S: 4	H: 1 LOB: 0 BB: 0 P: 4	R: 0 E: 0 K: 0 S: 3	H: 0 LOB: 0 BB: 0 P: 3	R: 0 E: 0 K: 1 S: 5	H: 1 LOB: 0 BB: 0 P: 5	R: 1 E: 0 K: 1 S: 6	H: 1 LOB: 0 BB: 0 P: 6	R: 0 E: 0 K: 0 S: 3	H: 0 LOB: 1 BB: 1 P: 7	R: 0 E: 0 K: 0 S: 3	H: 0 LOB: 0 BB: 0 P: 3	R: 0 E: 0 K: 1 S: 5	H: 0 LOB: 0 BB: 0 P: 5	R: 1 E: 0 K: 0 S: 6	H: 3 LOB: 3 BB: 1 P: 10	1B: 5 2B: 0 3B: 0 HR: 3	SF: 0 SAC: 0 DP: 1 HBP: 0	WP: 0 PB: 0 SB: 0 CS: 0	PA: 54			
<b>PITCHER</b>	IP: 7.0 WLS: 2 BF: 27 ERA: 5.73	IP: 2.0 WLS: 1 BF: 7 ERA: 2.97	IP: 5.0 WLS: 1 BF: 20 ERA: 2.94		IP: 10.1 WLS: 3 BF: 33 ERA: 1.80		IP: 10.1 WLS: 3 BF: 33 ERA: 1.80		IP: 10.1 WLS: 3 BF: 33 ERA: 1.80		IP: 10.1 WLS: 3 BF: 33 ERA: 1.80		IP: 10.1 WLS: 3 BF: 33 ERA: 1.80		IP: 10.1 WLS: 3 BF: 33 ERA: 1.80		IP: 10.1 WLS: 3 BF: 33 ERA: 1.80		IP: 10.1 WLS: 3 BF: 33 ERA: 1.80		IP: 10.1 WLS: 3 BF: 33 ERA: 1.80		IP: 10.1 WLS: 3 BF: 33 ERA: 1.80

Milwaukee Braves @ St. Louis Cardinals  
Sportsman's Park, St. Louis, MO  
Sun Jul 03 1960, 4:33 AM EDT  
Att: 19,348 - Unknown

AB 51  
R 4  
H 8  
RBI 4  
BB 3  
SO 6  
LOB 13



Batter	1	2	3	4	5	6	7	8	9	10	11	12	13	14	AB	R	H	RBI	BB	SO	LOB	BOTTOM	
<b>Julian Javier, R</b> OBP: 0.316, SLG: 0.379 (1, 4)															3	0	1	0	0	0	1		
<b>George Crowe, L</b> OBP: 0.286, SLG: 0.385 (7, PH) <b>Lindy McDaniel, R</b> OBP: 0.235, SLG: 0.188 <b>Stan Musial, L</b> OBP: 0.380, SLG: 0.434 <b>Larry Jackson, R</b> OBP: 0.298, SLG: 0.231 (8, 1) (9, PH) (10, 1)															1	0	0	0	0	0	1		
<b>Joe Cunningham, L</b> OBP: 0.377, SLG: 0.410 (1, 9)															6	2	2	0	1	1	2		
<b>Bill White, L</b> OBP: 0.370, SLG: 0.507 (1, 3)															7	0	2	0	0	1	3		
<b>Ken Boyer, R</b> OBP: 0.334, SLG: 0.533 (1, 5)															5	0	1	1	1	0	3		
<b>Bob Nieman, R</b> OBP: 0.358, SLG: 0.436 <b>John Glenn, R</b> OBP: 0.308, SLG: 0.400 (1, 7) (8, PR) (9, 7)															3	0	0	0	1	1	1		
<b>Daryl Spencer, R</b> OBP: 0.368, SLG: 0.455 (1, 6)															4	1	2	1	2	0	1		
<b>Curt Flood, R</b> OBP: 0.303, SLG: 0.409 (1, 8)															6	0	3	1	0	0	6		
<b>Hal Smith, R</b> OBP: 0.298, SLG: 0.306 <b>Carl Sawatski, L</b> OBP: 0.277, SLG: 0.314 (1, 2) (7, PH) (8, 2)															2	0	0	0	0	0	3		
<b>Ron Kline, R</b> OBP: 0.107, SLG: 0.107 (1, 1) <b>Walt Moryn, L</b> OBP: 0.329, SLG: 0.338 <b>Bob Gibson, R</b> (7, PR) <b>Alex Grammas, R</b> OBP: 0.240, SLG: 0.248 (8, 4)															1	0	0	0	0	0	0		
<b>Inning Stats</b>	R: 0 E: 0 K: 0 S: 3	H: 0 LOB: 0 BB: 0 P: 3	R: 0 E: 0 K: 0 S: 5	H: 2 LOB: 2 BB: 0 P: 5	R: 0 E: 0 K: 1 S: 6	H: 1 LOB: 1 BB: 0 P: 6	R: 0 E: 0 K: 0 S: 4	H: 0 LOB: 0 BB: 0 P: 4	R: 0 E: 0 K: 0 S: 4	H: 1 LOB: 1 BB: 1 P: 8	R: 1 E: 0 K: 0 S: 4	H: 0 LOB: 0 BB: 0 P: 5	R: 0 E: 0 K: 0 S: 3	H: 0 LOB: 0 BB: 0 P: 3	R: 0 E: 0 K: 0 S: 4	H: 1 LOB: 2 BB: 1 P: 8	1B: 7 2B: 3 3B: 2 HR: 0	SF: 1 SAC: 1 DP: 1 HBP: 0	WP: 0 PB: 0 SB: 0 CS: 0	PA: 59			
<b>PITCHER</b>	IP: 9.0 WLS: 3 BF: 37 ERA: 3.4	IP: 3.2 WLS: 1 BF: 15 ERA: 5.85	IP: 1.0 WLS: 0 BF: 4 ERA: 6.52		IP: 10.1 WLS: 3 BF: 33 ERA: 1.80		IP: 10.1 WLS: 3 BF: 33 ERA: 1.80		IP: 10.1 WLS: 3 BF: 33 ERA: 1.80		IP: 10.1 WLS: 3 BF: 33 ERA: 1.80		IP: 10.1 WLS: 3 BF: 33 ERA: 1.80		IP: 10.1 WLS: 3 BF: 33 ERA: 1.80		IP: 10.1 WLS: 3 BF: 33 ERA: 1.80		IP: 10.1 WLS: 3 BF: 33 ERA: 1.80		IP: 10.1 WLS: 3 BF: 33 ERA: 1.80		IP: 10.1 WLS: 3 BF: 33 ERA: 1.80

Milwaukee Braves @ St. Louis Cardinals  
Sportsman's Park, St. Louis, MO  
Sun Jul 03 1960, 4:33 AM EDT  
Att: 19,348 - Unknown

AB 51  
R 12  
H 13  
RBI 3  
BB 6  
SO 5  
LOB 30









Batter	1	2	3	4	5	6	7	8	9	AB	R	H	RBI	BB	SO	LOB	TOP					
<b>Bill Virdon, L</b> OBP: 0.335, SLG: 0.315 (1, 8)										2	1	0	0	3	0	0	<b>Pittsburgh Pirates @ Milwaukee Braves</b> <b>Milwaukee County Stadium, Milwaukee, WI</b> Mon Jul 04 1960, 4:38 AM EDT Att: 38,478 - Unknown					
<b>Dick Groat, R</b> OBP: 0.374, SLG: 0.406 (1, 6)										5	2	2	0	0	0	3						
<b>Bob Skinner, L</b> OBP: 0.394, SLG: 0.514 (1, 7)										4	2	1	1	1	1	2						
<b>Rocky Nelson, L</b> OBP: 0.443, SLG: 0.542 (1, 3)										2	2	1	1	3	1	1						
<b>Gino Cimoli, R</b> OBP: 0.403, SLG: 0.401 (1, 9)										5	0	3	1	0	1	4						
<b>Smoky Burgess, L</b> OBP: 0.347, SLG: 0.442 (1, 2)										4	0	2	3	0	0	4						
<b>Don Hoak, R</b> OBP: 0.373, SLG: 0.412 (1, 5)										4	0	1	0	1	2	2						
<b>Dick Schofield, S</b> OBP: 0.412, SLG: 0.259 (1, 4)										3	0	0	1	1	0	2						
<b>Harvey Haddix, L</b> OBP: 0.306, SLG: 0.333 (1, 1)										4	0	0	0	0	2	3						
<b>Inning Stats</b>	R: 3 E: 0 K: 2 S: 8	H: 1 LOB: 3 BB: 5 P: 28	R: 2 E: 0 K: 1 S: 8	H: 3 LOB: 1 BB: 0 P: 8	R: 0 E: 0 K: 0 S: 3	H: 1 LOB: 0 BB: 0 P: 3	R: 0 E: 0 K: 0 S: 4	H: 1 LOB: 3 BB: 2 P: 12	R: 0 E: 0 K: 1 S: 5	H: 0 LOB: 0 BB: 0 P: 5	R: 1 E: 0 K: 0 S: 5	H: 2 LOB: 1 BB: 0 P: 5	R: 0 E: 0 K: 0 S: 3	H: 1 LOB: 0 BB: 0 P: 3	R: 0 E: 0 K: 1 S: 4	H: 0 LOB: 0 BB: 1 P: 8	R: 1 E: 0 K: 2 S: 8	H: 1 LOB: 1 BB: 1 P: 12	1B: 7 2B: 4 3B: 0 HR: 0	SF: 1 SAC: 0 DP: 3 HBP: 0	WP: 1 PB: 0 SB: 0 CS: 0	PA: 43
<b>PITCHER</b>	IP WLS BF H R ER SO BB IBB HBP BLK WP HR S P ERA WHIP																					
<b>Joey Jay, R</b> ERA: 3.24 (1, 1)	0.2 L 7 1 3 3 1 4 0 0 0 0 0 0 5 21 40.50 7.500																					
<b>George Brunet, L</b> ERA: 4.32 (1, 1)	1.1 8 3 2 2 2 1 0 0 0 0 0 0 11 15 13.50 3.000																					
<b>Ron Piche, R</b> ERA: 5.91 (3, 1)	2.0 9 2 0 0 0 2 0 0 0 0 1 0 7 15 0.00 2.000																					
<b>Lew Burdette, R</b> ERA: 4.26 (5, 1)	3.0 11 3 1 1 1 0 0 0 0 0 0 0 13 13 3.00 1.000																					
<b>Don McMahon, R</b> ERA: 6.11 (8, 1)	2.0 8 1 1 1 3 2 0 0 0 0 0 0 12 20 4.50 1.500																					

Batter	1	2	3	4	5	6	7	8	9	AB	R	H	RBI	BB	SO	LOB	BOTTOM					
<b>Bill Bruton, L</b> OBP: 0.318, SLG: 0.455 (1, 8)										5	0	1	0	0	2	2	<b>Pittsburgh Pirates @ Milwaukee Braves</b> <b>Milwaukee County Stadium, Milwaukee, WI</b> Mon Jul 04 1960, 4:38 AM EDT Att: 38,478 - Unknown					
<b>Chuck Cottier, R</b> OBP: 0.250, SLG: 0.206 (1, 4)										5	0	0	0	0	1	4						
<b>Eddie Mathews, L</b> OBP: 0.416, SLG: 0.530 (1, 5)										4	1	1	0	0	1	0						
<b>Hank Aaron, R</b> OBP: 0.345, SLG: 0.591 (1, 9)										4	1	2	1	0	0	0						
<b>Joe Adcock, R</b> OBP: 0.360, SLG: 0.505 (1, 3)										2	0	1	1	2	0	1						
<b>Wes Covington, L</b> OBP: 0.338, SLG: 0.503 (1, 7)										3	0	0	0	1	0	3						
<b>Del Crandall, R</b> OBP: 0.280, SLG: 0.433 (1, 2)										4	0	0	0	0	1	3						
<b>Johnny Logan, R</b> OBP: 0.322, SLG: 0.337 (1, 6)										2	0	0	0	2	0	0						
<b>Inning Stats</b>	R: 2 E: 0 K: 1 S: 8	H: 3 LOB: 2 BB: 1 P: 12	R: 0 E: 0 K: 1 S: 6	H: 1 LOB: 0 BB: 0 P: 6	R: 0 E: 0 K: 0 S: 3	H: 0 LOB: 1 BB: 1 P: 7	R: 0 E: 0 K: 2 S: 7	H: 0 LOB: 0 BB: 0 P: 7	R: 0 E: 0 K: 0 S: 3	H: 0 LOB: 0 BB: 0 P: 3	R: 0 E: 0 K: 0 S: 4	H: 1 LOB: 1 BB: 0 P: 4	R: 0 E: 0 K: 1 S: 5	H: 0 LOB: 1 BB: 1 P: 9	R: 0 E: 0 K: 1 S: 5	H: 0 LOB: 1 BB: 1 P: 9	R: 0 E: 0 K: 0 S: 4	H: 1 LOB: 2 BB: 1 P: 8	1B: 5 2B: 1 3B: 0 HR: 0	SF: 0 SAC: 0 DP: 0 HBP: 0	WP: 0 PB: 0 SB: 0 CS: 0	PA: 38
<b>PITCHER</b>	IP WLS BF H R ER SO BB IBB HBP BLK WP HR S P ERA WHIP																					
<b>Harvey Haddix, L</b> ERA: 4.04 (1, 1)	9.0 W 38 6 2 2 6 5 0 0 0 0 0 0 45 65 2.00 1.222																					









Batter	1	2	3	4	5	6	7	8	9	10	AB	R	H	RBI	BB	SO	LOB	TOP									
Tony Gonzalez, L OBP: 0.271, SLG: 0.447 (1, 8)	0-0 HR		0-0 3-1		0-0 G6-3 1B		0-0 FC 1B		0-0 L6	0-0 1-3	6	1	2	1	0	0	3	<b>Philadelphia Phillies @ Milwaukee Braves</b> Milwaukee County Stadium, Milwaukee, WI Wed Jul 06 1960, 8:05 PM EDT Att: 14,753 - Unknown  <b>AB 40</b> <b>R 8</b> <b>H 13</b> <b>RBI 6</b> <b>BB 6</b> <b>SO 7</b> <b>LOB 24</b>									
Tony Taylor, R OBP: 0.350, SLG: 0.415 (1, 4)	4-0 1-3 WP BB		0-0 F9		0-0 G6-3 1B		0-0 1-2 2-3 1B		4-0 1B IBB		3	1	2	0	2	0	0										
Bobby Gene Smith, R OBP: 0.306, SLG: 0.448 (1, 7)	0-3 K		0-0 1B		0-0 G6-3		0-0 L4-3-2-5 1B		0-0 1-2 2-3 3H 1B		5	0	2	1	0	1	6										
Pancho Herrera, R OBP: 0.358, SLG: 0.519 (1, 3)	0-0 E5 WP 1-3		0-0 L8		0-0 K		0-0 F9		0-0 K		5	0	0	0	0	2	6										
Joe Morgan, L OBP: 0.294, SLG: 0.323 (1, 5)	0-0 1-3			0-0 F2		0-3 K		0-0 F8		0-0 HR	5	1	1	0	0	1	2										
Ken Walters, R OBP: 0.321, SLG: 0.441 Bobby Del Greco, R OBP: 0.371, SLG: 0.401 (1, 9) (3, 9)	0-0 5-3			4-0 1B BB		0-0 F4		0-3 K		0-3 K	1	0	0	0	0	1											
Clay Dalrymple, L OBP: 0.418, SLG: 0.441 Bobby Malkmus, R OBP: 0.227, SLG: 0.235 (1, 2) (9, PR) (9, 6)		0-3 K		0-0 1B		0-0 L7			0-0 WP 1B	0-0 1B	4	0	2	0	0	1	0										
Ruben Amaro, R OBP: 0.303, SLG: 0.279 Johnny Callison, L OBP: 0.353, SLG: 0.485 Cal Neeman, R OBP: 0.288, SLG: 0.325 (1, 6) (9, PH) (9, 2)		4-0 1-3 BB		0-0 G1-6-3 1B			0-0 2B 1B		0-0 F6	4-0 HR IBB	2	1	1	0	1	0	2										
Jim Owens, R OBP: 0.299, SLG: 0.302 Taylor Phillips, L OBP: 0.337, SLG: 0.477 Turk Farrell, R OBP: 0.302, SLG: 0.300 Lee Walls, R OBP: 0.362, SLG: 0.361 Gene Conley, R OBP: 0.194, SLG: 0.240 (1, 1) (5, PH) (5, 1) (9, PH) (9, 1)		0-0 1-3		4-0 1B 1B G6-3 BB		0-0 FC 1B		0-0 1-2 1B WP	0-0 1B	1-4 2-4 HR	1	0	0	0	0	0	1										
<b>Inning Stats</b>	R: 2 E: 1 K: 1 S: 7	H: 1 LOB: 1 BB: 1 P: 11	R: 0 E: 0 K: 1 S: 4	H: 0 LOB: 0 BB: 1 P: 8	R: 0 E: 0 K: 0 S: 4	H: 1 LOB: 1 BB: 0 P: 4	R: 0 E: 0 K: 0 S: 3	H: 1 LOB: 1 BB: 1 P: 4	R: 1 E: 0 K: 1 S: 6	H: 2 LOB: 1 BB: 1 P: 10	R: 0 E: 0 K: 1 S: 5	H: 0 LOB: 0 BB: 0 P: 5	R: 1 E: 0 K: 0 S: 5	H: 3 LOB: 1 BB: 0 P: 5	R: 0 E: 0 K: 1 S: 5	H: 0 LOB: 0 BB: 0 P: 5	R: 1 E: 0 K: 1 S: 8		H: 3 LOB: 3 BB: 1 P: 12	R: 3 E: 0 K: 1 S: 7	H: 2 LOB: 0 BB: 1 P: 11	1B: 9 2B: 3 3B: 1 HR: 2	SF: 0 SAC: 0 DP: 3 HBP: 0	WP: 2 PB: 0 SB: 0 CS: 0	PA: 46		
<b>PITCHER</b>	IP 6.0	WLS 2.2	BF 28	H 7	R 4	ER 3	SO 4	BB 4	IBB 0	HBP 0	BLK 0	WP 1	HR 1	S 32	P 48	ERA 4.50	WHIP 1.833										
Bob Buhl, R ERA: 3.48 (1, 1)																											
Ron Piche, R ERA: 5.63 (7, 1)																											
Don McMahon, R ERA: 6.63 (9, 1)																											

Batter	1	2	3	4	5	6	7	8	9	10	AB	R	H	RBI	BB	SO	LOB	BOTTOM									
Bill Bruton, L OBP: 0.320, SLG: 0.453 (1, 8)	0-0 5-3		0-0 1B 2B	0-0 FC1-6		0-3 K			0-3 K		5	1	1	1	0	2	1	<b>Philadelphia Phillies @ Milwaukee Braves</b> Milwaukee County Stadium, Milwaukee, WI Wed Jul 06 1960, 8:05 PM EDT Att: 14,753 - Unknown  <b>AB 39</b> <b>R 5</b> <b>H 12</b> <b>RBI 5</b> <b>BB 1</b> <b>SO 9</b> <b>LOB 16</b>									
Del Crandall, R OBP: 0.285, SLG: 0.431 (1, 2)	0-0 1B 1B		0-0 1B 2B 1B	0-0 F2			0-0 F6		0-0 L7		5	1	2	1	0	0	1										
Eddie Mathews, L OBP: 0.406, SLG: 0.514 (1, 5)	0-0 G4-6-3 1B		0-0 F7	0-0 G3			0-3 K		0-3 K		5	0	1	0	0	2	2										
Hank Aaron, R OBP: 0.347, SLG: 0.587 (1, 9)	0-0 G4-6-3		0-0 2B 1B	0-0 L4-3 1B			0-0 CS 1B		0-3 K		5	1	3	0	0	1	2										
Wes Covington, L OBP: 0.327, SLG: 0.491 Felix Mantilla, R OBP: 0.255, SLG: 0.367 (1, 7) (9, 7)		0-0 2B	0-3 K	0-0 L4-3		0-0 CS	0-0 3-1				4	0	1	0	0	1	3										
Joe Adcock, R OBP: 0.367, SLG: 0.522 (1, 3)		4-0 BB	0-0 1B 2B	0-0 HR			0-0 1-3				3	1	2	3	1	0	0										
Johnny Logan, R OBP: 0.322, SLG: 0.335 (1, 6)		0-3 K	0-0 L6	0-0 F7			0-3 4-3				4	0	0	0	0	1	3										
Chuck Cottier, R OBP: 0.233, SLG: 0.220 (1, 4)		0-0 F8		0-0 1B FC1-6 2B		0-0 F7		0-0 5-3			4	1	1	0	0	0	2										
Bob Buhl, R OBP: 0.122, SLG: 0.122 Ron Piche, R Don McMahon, R (1, 1) (7, 1) (9, 1)		0-3 K	0-0 K	0-0 FC1-6 1B		0-3 K		0-0 F8			3	0	1	0	0	2	2										
<b>Inning Stats</b>	R: 0 E: 0 K: 0 S: 4	H: 2 LOB: 1 BB: 4 P: 4	R: 0 E: 0 K: 2 S: 8	H: 1 LOB: 2 BB: 1 P: 12	R: 3 E: 0 K: 1 S: 9	H: 4 LOB: 1 BB: 0 P: 9	R: 1 E: 0 K: 0 S: 5	H: 2 LOB: 1 BB: 0 P: 5	R: 1 E: 0 K: 0 S: 4	H: 2 LOB: 0 BB: 0 P: 4	R: 0 E: 0 K: 2 S: 7	H: 0 LOB: 0 BB: 0 P: 7	R: 0 E: 0 K: 0 S: 3	H: 0 LOB: 0 BB: 0 P: 3	R: 0 E: 0 K: 1 S: 5	H: 0 LOB: 0 BB: 0 P: 5	R: 0 E: 0 K: 2 S: 7		H: 0 LOB: 0 BB: 0 P: 7	1B: 7 2B: 5 3B: 0 HR: 1	SF: 0 SAC: 0 DP: 2 HBP: 0	WP: 0 PB: 0 SB: 0 CS: 1	PA: 41				
<b>PITCHER</b>	IP 3.0	WLS 1.0	BF 18	H 9	R 4	ER 4	SO 3	BB 1	IBB 0	HBP 0	BLK 0	WP 0	HR 0	S 23	P 27	ERA 12.00	WHIP 3.333										
Jim Owens, R ERA: 4.29 (1, 1)																											
Taylor Phillips, L ERA: 9.49 (4, 1)																											
Turk Farrell, R ERA: 2.82 (5, 1)																											
Gene Conley, R ERA: 3.62 (9, 1)																											



Batter	1	2	3	4	5	6	7	8	9	AB	R	H	RBI	BB	SO	LOB	TOP		
<b>Bobby Del Greco, R</b> (1, 8) OBP: 0.369, SLG: 0.398										4	0	1	0	0	3	0	<b>Philadelphia Phillies @ Milwaukee Braves</b> <b>Milwaukee County Stadium, Milwaukee, WI</b> Thu Jul 07 1960, 8:05 PM EDT Att: 14,983 - Unknown <a href="http://livebaseballscorecards.com">livebaseballscorecards.com</a>		
<b>Lee Walls, R</b> (1, 9) OBP: 0.366, SLG: 0.366										4	0	2	0	0	0	0			
<b>Tony Taylor, R</b> (1, 4) OBP: 0.349, SLG: 0.413										4	0	1	0	0	0	2			
<b>Pancho Herrera, R</b> (1, 3) OBP: 0.356, SLG: 0.512										3	0	0	0	1	2	2			
<b>Bobby Gene Smith, R</b> (1, 7) OBP: 0.292, SLG: 0.425										4	0	0	0	0	1	5			
<b>Ted Lepcio, R</b> (1, 5) OBP: 0.298, SLG: 0.273										3	0	0	0	0	1	0			
<b>Jimmie Coker, R</b> (1, 2) OBP: 0.304, SLG: 0.393										3	0	1	0	0	1	0			
<b>Ruben Amaro, R</b> (1, 6) OBP: 0.294, SLG: 0.270										2	0	0	0	0	0	0			
<b>Ken Walters, R</b> (8, PH) OBP: 0.320, SLG: 0.439										1	0	0	0	0	0	1			
<b>Bobby Malkmus, R</b> (8, 6) OBP: 0.227, SLG: 0.235										0	0	0	0	0	0	0			
<b>Chris Short, R</b> (1, 1) OBP: 0.266, SLG: 0.322										2	0	0	0	0	1	0			
<b>Cal Neeman, R</b> (8, PH) OBP: 0.167, SLG: 0.167										1	0	0	0	0	1	1			
<b>Humberto Robinson, R</b> (8, 1) OBP: 0.167, SLG: 0.167										0	0	0	0	0	0	0			
<b>Inning Stats</b>	R: 0 H: 2 E: 0 K: 3 S: 11	H: 0 R: 0 ER: 0 LOB: 2 BB: 0 P: 11	R: 0 H: 0 E: 0 K: 2 S: 7	H: 0 R: 0 ER: 0 LOB: 0 BB: 0 P: 7	R: 0 H: 0 E: 0 K: 1 S: 5	H: 0 R: 0 ER: 0 LOB: 0 BB: 0 P: 5	R: 0 H: 0 E: 0 K: 0 S: 3	H: 0 R: 0 ER: 0 LOB: 0 BB: 0 P: 3	R: 0 H: 0 E: 0 K: 2 S: 7	H: 0 R: 0 ER: 0 LOB: 0 BB: 0 P: 7	R: 0 H: 0 E: 0 K: 1 S: 5	H: 0 R: 0 ER: 0 LOB: 0 BB: 0 P: 5	R: 0 H: 1 E: 0 K: 1 S: 6	H: 1 R: 0 ER: 0 LOB: 1 BB: 0 P: 6	R: 0 H: 2 E: 0 K: 0 S: 4	H: 2 R: 0 ER: 0 LOB: 2 BB: 1 P: 8	1B: 5 2B: 0 3B: 0 HR: 0	SF: 0 SAC: 0 DP: 1 HBP: 0	WP: 0 PA: 32 SB: 0 CS: 0
<b>PITCHER</b> <b>Warren Spahn, L</b> (1, 1) ERA: 3.93	IP: 9.0 WLS: W BF: 32 H: 5 R: 0 ER: 0 SO: 10 BB: 1 IBB: 0 HBP: 0 BLK: 0 WP: 0 HR: 0 S: 51 P: 55 ERA: 0.00 WHIP: 0.667															<b>PITCHER</b>			

Batter	1	2	3	4	5	6	7	8	9	AB	R	H	RBI	BB	SO	LOB	BOTTOM		
<b>Bill Bruton, L</b> (1, 8) OBP: 0.322, SLG: 0.455										3	1	1	0	1	0	1	<b>Philadelphia Phillies @ Milwaukee Braves</b> <b>Milwaukee County Stadium, Milwaukee, WI</b> Thu Jul 07 1960, 8:05 PM EDT Att: 14,983 - Unknown <a href="http://livebaseballscorecards.com">livebaseballscorecards.com</a>		
<b>Del Crandall, R</b> (1, 2) OBP: 0.285, SLG: 0.427										4	0	1	0	0	1	1			
<b>Eddie Mathews, L</b> (1, 5) OBP: 0.401, SLG: 0.506										4	0	0	0	0	0	2			
<b>Hank Aaron, R</b> (1, 9) OBP: 0.346, SLG: 0.594										3	1	1	2	0	0	1			
<b>Joe Adcock, R</b> (1, 3) OBP: 0.366, SLG: 0.519										3	0	1	0	0	0	1			
<b>Mel Roach, R</b> (1, 7) OBP: 0.385, SLG: 0.509										3	0	1	0	0	0	1			
<b>Al Spangler, L</b> (9, 7) OBP: 0.343, SLG: 0.443										0	0	0	0	0	0	0			
<b>Johnny Logan, R</b> (1, 6) OBP: 0.319, SLG: 0.331										3	0	0	0	0	1	1			
<b>Chuck Cottier, R</b> (1, 4) OBP: 0.239, SLG: 0.227										3	0	1	0	0	0	1			
<b>Warren Spahn, L</b> (1, 1) OBP: 0.180, SLG: 0.234										3	0	0	0	0	1	2			
<b>Inning Stats</b>	R: 1 H: 2 E: 0 K: 0 S: 5	H: 1 R: 0 ER: 0 LOB: 1 BB: 0 P: 4	R: 0 H: 1 E: 1 K: 0 S: 4	H: 1 R: 0 ER: 1 LOB: 1 BB: 1 P: 4	R: 0 H: 0 E: 0 K: 0 S: 3	H: 0 R: 0 ER: 0 LOB: 0 BB: 1 P: 7	R: 0 H: 0 E: 0 K: 1 S: 5	H: 0 R: 0 ER: 0 LOB: 0 BB: 0 P: 5	R: 0 H: 2 E: 1 K: 0 S: 5	H: 2 R: 0 ER: 1 LOB: 1 BB: 0 P: 5	R: 0 H: 1 E: 0 K: 0 S: 4	H: 1 R: 0 ER: 0 LOB: 1 BB: 0 P: 4	R: 0 H: 0 E: 0 K: 1 S: 5	H: 0 R: 0 ER: 0 LOB: 0 BB: 0 P: 5	R: 0 H: 0 E: 0 K: 1 S: 5	R: 0 H: 0 E: 0 K: 1 S: 5	1B: 4 2B: 1 3B: 0 HR: 1	SF: 1 SAC: 0 DP: 1 HBP: 0	WP: 0 PA: 31 SB: 1 CS: 0
<b>PITCHER</b> <b>Chris Short, L</b> (1, 1) ERA: 3.2	IP: 7.0 WLS: L BF: 28 H: 7 R: 0 ER: 2 SO: 2 BB: 2 IBB: 0 HBP: 0 BLK: 0 WP: 0 HR: 1 S: 31 P: 35 ERA: 2.57 WHIP: 1.000															<b>PITCHER</b>			
<b>Humberto Robinson, R</b> (8, 1) ERA: 3.77	IP: 1.0 WLS: L BF: 3 H: 0 R: 0 ER: 0 SO: 1 BB: 0 IBB: 0 HBP: 0 BLK: 0 WP: 0 HR: 0 S: 5 P: 5 ERA: 0.00 WHIP: 0.000															<b>PITCHER</b>			



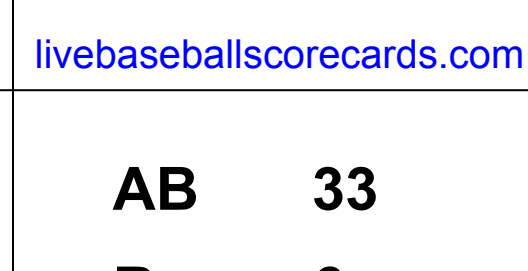
Batter	1	2	3	4	5	6	7	8	9	AB	R	H	RBI	BB	SO	LOB	TOP								
<b>Eddie Kasko, R</b> (1, 5) OBP: 0.387, SLG: 0.395										3	0	1	0	1	0	0	<b>Cincinnati Reds @ Milwaukee Braves</b> Milwaukee County Stadium, Milwaukee, WI Fri Jul 08 1960, 8:05 PM EDT Att: 23,285 - Unknown								
<b>Vada Pinson, L</b> (1, 8) OBP: 0.331, SLG: 0.463										3	1	1	0	1	0	1									
<b>Gus Bell, L</b> (1, 9) OBP: 0.303, SLG: 0.388										4	1	1	1	0	0	3									
<b>Wally Post, R</b> (1, 7) OBP: 0.366, SLG: 0.606										4	1	2	2	0	0	2									
<b>Frank Robinson, R</b> (1, 3) OBP: 0.370, SLG: 0.504										4	0	0	0	0	1	3									
<b>Dutch Dotterer, R</b> (1, 2) OBP: 0.286, SLG: 0.355										2	0	0	0	1	1	0									
<b>Jerry Lynch, L</b> (9, PH) OBP: 0.439, SLG: 0.584										1	0	0	0	0	0	1									
<b>Roy McMillan, R</b> (1, 6) OBP: 0.301, SLG: 0.346										3	0	0	0	0	1	1									
<b>Harry Anderson, L</b> (9, PH) OBP: 0.349, SLG: 0.429										1	0	0	0	0	0	1									
<b>Billy Martin, R</b> (1, 4) OBP: 0.312, SLG: 0.370										3	0	0	0	0	3	0									
<b>Jay Hook, L</b> (1, 1) OBP: 0.125, SLG: 0.054										1	0	0	0	0	1	0									
<b>Elio Chacon, R</b> (6, PH) OBP: 0.291, SLG: 0.208										1	0	0	0	0	0	0									
<b>Joe Nuxhall, L</b> (6, 1) OBP: 0.111, SLG: 0.176										0	0	0	0	0	0	0									
<b>Willie Jones, R</b> (8, PH) OBP: 0.344, SLG: 0.320										1	0	0	0	0	0	0									
<b>Cal McLish, S</b> (8, 1)										0	0	0	0	0	0	0									
<b>Inning Stats</b>	R: 0 E: 0 K: 0 S: 3	H: 0 LOB: 2 BB: 2 P: 11	R: 0 E: 0 K: 2 S: 6	H: 0 LOB: 0 BB: 1 P: 10	R: 0 E: 0 K: 1 S: 5	H: 0 LOB: 0 BB: 0 P: 5	R: 0 E: 0 K: 0 S: 3	H: 0 LOB: 0 BB: 0 P: 3	R: 0 E: 0 K: 1 S: 5	H: 1 LOB: 1 BB: 0 P: 5	R: 0 E: 0 K: 0 S: 4	H: 1 LOB: 1 BB: 0 P: 4	R: 1 E: 0 K: 1 S: 6	H: 1 LOB: 0 BB: 0 P: 6	R: 0 E: 0 K: 1 S: 5	H: 0 LOB: 0 BB: 0 P: 5	R: 2 E: 0 K: 1 S: 8	H: 3 LOB: 1 BB: 0 P: 8	1B: 1 2B: 3 3B: 1 HR: 1	SF: 0 SAC: 0 DP: 1 HBP: 0	WP: 1 PB: 0 SB: 0 CS: 1	PA: 34			
<b>PITCHER</b>	IP	WLS	BF	H	R	ER	SO	BB	IBB	HBP	BLK	WP	HR	S	P	ERA	WHIP								
<b>Juan Pizarro, L</b> (1, 1) ERA: 3.5	8.0	W	31	5	3	3	6	3	0	0	0	1	1	40	52	3.38	1.000								
<b>Ron Piche, R</b> (9, 1) ERA: 5.4	1.0	S	3	0	0	0	1	0	0	0	0	0	0	5	5	0.00	0.000								

livebaseballscorecards.com

AB	31
R	3
H	5
RBI	3
BB	3
SO	7
LOB	12



Batter	1	2	3	4	5	6	7	8	9	AB	R	H	RBI	BB	SO	LOB	BOTTOM								
<b>Bill Bruton, L</b> (1, 8) OBP: 0.324, SLG: 0.456										4	1	2	0	0	1	1	<b>Cincinnati Reds @ Milwaukee Braves</b> Milwaukee County Stadium, Milwaukee, WI Fri Jul 08 1960, 8:05 PM EDT Att: 23,285 - Unknown								
<b>Del Crandall, R</b> (1, 2) OBP: 0.284, SLG: 0.424										4	1	1	0	0	0	1									
<b>Eddie Mathews, L</b> (1, 5) OBP: 0.399, SLG: 0.500										3	1	0	0	0	1	3									
<b>Alvin Dark, R</b> (9, 5) OBP: 0.315, SLG: 0.321										0	0	0	0	0	0	0									
<b>Hank Aaron, R</b> (1, 9) OBP: 0.348, SLG: 0.603										4	2	2	2	0	0	2									
<b>Wes Covington, L</b> (1, 7) OBP: 0.331, SLG: 0.497										4	0	2	2	0	0	1									
<b>Joe Adcock, R</b> (1, 3) OBP: 0.364, SLG: 0.515										4	1	1	1	0	0	1									
<b>Johnny Logan, R</b> (1, 6) OBP: 0.318, SLG: 0.329										4	0	1	0	0	0	3									
<b>Chuck Cottier, R</b> (1, 4) OBP: 0.240, SLG: 0.234										3	0	1	1	0	0	0									
<b>Juan Pizarro, L</b> (1, 1) OBP: 0.292, SLG: 0.417										3	0	0	0	0	0	1									
<b>Ron Piche, R</b> (9, 1)										0	0	0	0	0	0	0									
<b>Inning Stats</b>	R: 3 E: 1 K: 0 S: 7	H: 3 LOB: 1 BB: 0 P: 7	R: 0 E: 0 K: 0 S: 3	H: 0 LOB: 0 BB: 0 P: 3	R: 1 E: 0 K: 1 S: 4	H: 1 LOB: 1 BB: 0 P: 4	R: 1 E: 1 K: 1 S: 7	H: 1 LOB: 1 BB: 0 P: 7	R: 1 E: 0 K: 0 S: 5	H: 2 LOB: 2 BB: 0 P: 6	R: 0 E: 0 K: 0 S: 3	H: 1 LOB: 1 BB: 0 P: 3	R: 0 E: 0 K: 1 S: 6	H: 1 LOB: 1 BB: 0 P: 6	R: 0 E: 0 K: 0 S: 3	H: 1 LOB: 1 BB: 0 P: 3	1B: 8 2B: 1 3B: 0 HR: 1	SF: 1 SAC: 0 DP: 0 HBP: 1	WP: 0 PB: 0 SB: 0 CS: 0	PA: 35					
<b>PITCHER</b>	IP	WLS	BF	H	R	ER	SO	BB	IBB	HBP	BLK	WP	HR	S	P	ERA	WHIP								
<b>Jay Hook, R</b> (1, 1) ERA: 4.66	5.0	L	25	7	6	4	1	0	0	0	0	0	0	26	27	7.20	1.400								
<b>Joe Nuxhall, L</b> (6, 1) ERA: 3.91	2.0		7	2	0	0	1	0	0	0	0	0	0	9	9	0.00	1.000								
<b>Cal McLish, R</b> (8, 1) ERA: 5.21	1.0		3	1	0	0	0	0	0	0	0	0	0	3	3	0.00	1.000								





Batter	1	2	3	4	5	6	7	8	9	10	AB	R	H	RBI	BB	SO	LOB	TOP									
<b>Eddie Kasko, R</b> OBP: 0.384, SLG: 0.391 (1.5)	0-0 4-3		0-0 6-3		0-0 1B			0-0 F6	0-0 1-3		5	0	1	0	0	0	2	<b>Cincinnati Reds @ Milwaukee Braves</b> Milwaukee County Stadium, Milwaukee, WI Sat Jul 09 1960, 4:33 AM EDT Att: 24,600 - Unknown  <b>AB 40</b> <b>R 6</b> <b>H 11</b> <b>RBI 6</b> <b>BB 4</b> <b>SO 5</b> <b>LOB 19</b>									
<b>Vada Pinson, L</b> OBP: 0.329, SLG: 0.457 (1.8)	4-0 L6 BB		0-0 1-3		0-0 4-3			0-0 E3 1B	0-0 3-1		4	1	0	0	1	0	3										
<b>Gus Bell, L</b> OBP: 0.304, SLG: 0.386 (1.9)	0-0 L6			0-3 K		4-0 BB		0-0 1B		0-0 F6	4	0	1	0	1	1	1										
<b>Wally Post, R</b> OBP: 0.373, SLG: 0.626 (1.7)		0-0 4-3 1B FC6-5		0-0 HR		0-3 K		0-0 1B		0-0 6-3	5	2	3	2	0	1	1										
<b>Frank Robinson, R</b> OBP: 0.374, SLG: 0.519 (1.3)		0-0 FC6-5 1-2 1B		0-0 HR		0-0 F7		0-0 F8		0-0 BB 1B	5	2	3	1	0	0	3										
<b>Ed Bailey, L</b> OBP: 0.354, SLG: 0.455 <b>Joe Gaines, R</b> (10, PR)		0-0 4-3		0-0 6-3		0-0 1-3		0-0 F8		4-0 1B BB	4	0	0	0	1	0	5										
<b>Bill Henry, L</b> (10, 1)		1-2 2-3								1-2 2B BB	0	0	0	0	0	0	0										
<b>Roy McMillan, R</b> OBP: 0.301, SLG: 0.345 <b>Jerry Lynch, L</b> OBP: 0.435, SLG: 0.578 <b>Bob Grim, R</b> (9, 1)		0-0 FC6-5					0-3 K		0-0 3-1		3	0	1	1	0	1	1										
<b>Dutch Dotterer, R</b> OBP: 0.296, SLG: 0.365 (10, 2)		2-3 3-H								1-2 2H 1B	1	0	1	1	0	0	0										
<b>Billy Martin, R</b> OBP: 0.307, SLG: 0.364 <b>Harry Anderson, L</b> OBP: 0.353, SLG: 0.429 <b>Elio Chacon, R</b> OBP: 0.288, SLG: 0.206 (9, 4)		0-0 F4				0-0 F7		0-0 F7		0-0 2B BB	3	0	0	0	0	0	1										
<b>Don Newcombe, L</b> OBP: 0.194, SLG: 0.176 <b>Jim Brosnan, R</b> OBP: 0.162, SLG: 0.400 <b>Willie Jones, R</b> OBP: 0.355, SLG: 0.353 (9, 5)			0-3 K		0-0 6-3		0-3 K		0-0 2B		3	0	0	0	0	2	0										
<b>Inning Stats</b>	R: 0 E: 0 K: 1 S: 2	H: 0 LOB: 0 BB: 1 P: 6	R: 1 E: 0 K: 0 S: 5	H: 2 LOB: 1 BB: 0 P: 5	R: 0 E: 0 K: 1 S: 5	H: 0 LOB: 0 BB: 0 P: 5	R: 2 E: 0 K: 1 S: 7	H: 3 LOB: 1 BB: 0 P: 7	R: 0 E: 0 K: 0 S: 4	H: 1 LOB: 1 BB: 0 P: 4	R: 0 E: 0 K: 1 S: 5	H: 0 LOB: 1 BB: 0 P: 9	R: 0 E: 0 K: 2 S: 7	H: 0 LOB: 0 BB: 0 P: 7	R: 1 E: 1 K: 0 S: 6	H: 2 LOB: 2 BB: 0 P: 6	R: 1 E: 0 K: 0 S: 4	H: 1 LOB: 2 BB: 1 P: 8	R: 1 E: 0 K: 0 S: 5	H: 2 LOB: 2 BB: 1 P: 9	1B: 8 2B: 1 3B: 0 HR: 2	SF: 0 SAC: 0 DP: 0 HBP: 0	WP: 0 PB: 0 SB: 0 CS: 0	PA: 44			
<b>PITCHER</b>	IP	WLS	BF	H	R	ER	SO	BB	IBB	HBP	BLK	WP	HR	S	P	ERA	WHIP										
<b>George Brunet, L</b> ERA: 4.53	(1.1)	4.0	16	5	3	3	2	1	0	0	0	0	0	23	31	2.08	1.154										
<b>Don Nottebart, R</b> ERA: 4.5	(5.1)	4.1	19	3	2	1	3	2	0	0	0	0	0	2	2	0.00	3.000										
<b>Ron Piche, R</b> ERA: 5.33	(9.1)	0.1	2	1	0	0	0	0	0	0	0	0	0	2	2	0.00	3.000										
<b>Warren Spahn, L</b> ERA: 3.96	(9.1)	1.1	L	7	2	1	1	0	1	0	0	0	0	6	10	6.75	2.250										

Batter	1	2	3	4	5	6	7	8	9	10	AB	R	H	RBI	BB	SO	LOB	BOTTOM									
<b>Bill Bruton, L</b> OBP: 0.326, SLG: 0.457 (1.8)	0-0 G3			0-0 G6-4-3 1B		0-0 SH3-4 1B		0-0 G3			4	1	2	0	0	0	0	<b>Cincinnati Reds @ Milwaukee Braves</b> Milwaukee County Stadium, Milwaukee, WI Sat Jul 09 1960, 4:33 AM EDT Att: 24,600 - Unknown  <b>AB 35</b> <b>R 5</b> <b>H 7</b> <b>RBI 5</b> <b>BB 0</b> <b>SO 3</b> <b>LOB 4</b>									
<b>Del Crandall, R</b> OBP: 0.280, SLG: 0.418 (1.2)	0-3 K			0-0 G6-4-3 1-2		0-0 SH3-4 1-2		0-0 F9			3	0	0	0	0	1	1										
<b>Eddie Mathews, L</b> OBP: 0.395, SLG: 0.493 (1.5)	0-0 F4			0-0 F9		0-0 F5		0-0 F2			4	0	0	0	0	0	1										
<b>Hank Aaron, R</b> OBP: 0.346, SLG: 0.599 (1.9)		0-0 5-3			0-3 K	0-0 2H 1B		0-0 F6			4	0	1	1	0	1	0										
<b>Wes Covington, L</b> OBP: 0.339, SLG: 0.497 <b>Al Spangler, L</b> OBP: 0.343, SLG: 0.443 (10, 7)		0-0 4-3			0-0 1B 2B	0-0 4-3		0-0 4-3			4	1	1	0	0	0	1										
<b>Joe Adcock, R</b> OBP: 0.363, SLG: 0.523 (1.3)		0-0 F8			0-0 F8			0-0 F3			4	1	1	1	0	0	1										
<b>Johnny Logan, R</b> OBP: 0.317, SLG: 0.328 (1.6)			0-0 6-3		0-0 HR 1B		0-0 2-3			0-0 F7	4	1	1	1	0	0	0										
<b>Chuck Cottier, R</b> OBP: 0.241, SLG: 0.294 (1.4)			0-0 F2		0-0 HR 1B		0-0 1-3			0-0 6-3	4	1	1	2	0	0	0										
<b>George Brunet, R</b> OBP: 0.077, SLG: 0.077 <b>Don Nottebart, R</b> <b>Ron Piche, R</b> (9, 1)			0-0 F8		0-0 F7		0-3 K			0-0 F3	1	0	0	0	0	0	0										
<b>Warren Spahn, L</b> OBP: 0.160, SLG: 0.234 <b>Alvin Dark, R</b> OBP: 0.313, SLG: 0.319 (10, PH)											2	0	0	0	0	0	0										
<b>Inning Stats</b>	R: 0 E: 0 K: 1 S: 5	H: 0 LOB: 0 BB: 0 P: 5	R: 0 E: 0 K: 0 S: 3	H: 0 LOB: 0 BB: 0 P: 3	R: 0 E: 0 K: 0 S: 3	H: 0 LOB: 0 BB: 0 P: 3	R: 0 E: 0 K: 0 S: 3	H: 1 LOB: 0 BB: 0 P: 3	R: 3 E: 0 K: 1 S: 8	H: 3 LOB: 0 BB: 0 P: 8	R: 1 E: 0 K: 1 S: 5	H: 2 LOB: 1 BB: 0 P: 5	R: 1 E: 0 K: 1 S: 6	H: 1 LOB: 0 BB: 0 P: 6	R: 0 E: 0 K: 0 S: 3	H: 0 LOB: 0 BB: 0 P: 3	R: 0 E: 0 K: 0 S: 3	H: 0 LOB: 0 BB: 0 P: 3	R: 0 E: 0 K: 0 S: 3	H: 0 LOB: 0 BB: 0 P: 3	1B: 4 2B: 1 3B: 0 HR: 2	SF: 0 SAC: 1 DP: 1 HBP: 0	WP: 0 PB: 0 SB: 0 CS: 0	PA: 36			
<b>PITCHER</b>	IP	WLS	BF	H	R	ER	SO	BB	IBB	HBP	BLK	WP	HR	S	P	ERA	WHIP										
<b>Don Newcombe, R</b> ERA: 4.46	(1.1)	6.0	24	7	5	5	2	0	0	0	0	0	0	8	8	7.50	1.167										
<b>Jim Brosnan, R</b> ERA: 2.51	(7.1)	2.0	6	0	0	0	1	0	0	0	0	0	0	0	0	0.00	0.000										
<b>Bob Grim, R</b> ERA: 4.01	(9.1)	1.0	W	3	0	0	0	0	0	0	0	0	0	3	3	0.00	0.000										
<b>Bill Henry, L</b> ERA: 3.67	(10.1)	1.0	S	3	0	0	0	0	0	0	0	0	0	3	3	0.00	0.000										





Batter	1	2	3	4	5	6	7	8	9	AB	R	H	RBI	BB	SO	LOB	TOP			
Eddie Kasko, R (1.5)	5-3		1B			E5		FC1-6		4	0	2	0	0	0	0	<b>Cincinnati Reds @ Milwaukee Braves</b> Milwaukee County Stadium, Milwaukee, WI Sun Jul 10 1960, 4:33 AM EDT Att: 21,592 - Unknown			
Vada Pinson, L (1.8)	8-3		6-3			G4-6-3		FC1-6		4	0	1	0	0	0	3				
Gus Bell, L (1.9)	8-3			6-3		G3		4-3		4	0	0	0	0	2					
Wally Post, R (1.7)		F4		F7			K		4-3	4	0	1	0	0	1	0				
Frank Robinson, R (1.3)		F7		K			6-3		F3	4	0	0	0	0	1	1				
Ed Bailey, L (1.2)					5-3		3B		4-3	4	1	2	0	0	0	1				
Roy McMillan, R (1.6)							1B		5-3	4	0	2	1	0	0	2				
Billy Martin, R (1.4)			6-3							2	0	0	0	0	0	1				
Jerry Lynch, L (7. PH)					F8					1	0	0	0	0	0	1				
Elio Chacon, R (7.4)							F9			0	0	0	0	0	0	0				
Bob Purkey, R (1.1)									F8	2	0	0	0	0	1	1				
Bob Grim, R (6.1)										0	0	0	0	0	0	0				
Jim O'Toole, S (7.1)										0	0	0	0	0	0	0				
Willie Jones, R (8. PH)										1	0	0	0	0	0	0				
Jim Brosnan, R (8.1)										0	0	0	0	0	0	0				
<b>Inning Stats</b>	R: 0 E: 0 K: 0 S: 3	H: 1 LOB: 0 BB: 0 P: 3	R: 0 E: 0 K: 0 S: 4	H: 1 LOB: 1 BB: 0 P: 4	R: 0 E: 0 K: 1 S: 6	H: 1 LOB: 1 BB: 0 P: 6	R: 0 E: 0 K: 1 S: 5	H: 0 LOB: 0 BB: 0 P: 5	R: 0 E: 0 K: 0 S: 4	H: 1 LOB: 1 BB: 0 P: 4	R: 1 E: 0 K: 1 S: 7	H: 2 LOB: 1 BB: 0 P: 7	R: 0 E: 0 K: 0 S: 4	H: 1 LOB: 1 BB: 0 P: 4	R: 0 E: 0 K: 0 S: 4	H: 1 LOB: 1 BB: 0 P: 4	1B: 7 2B: 1 3B: 1 HR: 0	SF: 0 SAC: 0 DP: 2 HBP: 0	WP: 0 PB: 0 SB: 1 CS: 0	PA: 34
<b>PITCHER</b> Lew Burdette, R (1.1) ERA: 4.03	IP: 9.0 WLS: W BF: 34 H: 8 R: 1 ER: 1 SO: 3 BB: 0 IBB: 0 HBP: 0 BLK: 0 WP: 0 HR: 0 S: 40 P: 40 ERA: 1.00 WHIP: 0.889																			

AB	34
R	1
H	8
RBI	1
BB	0
SO	3
LOB	12



Batter	1	2	3	4	5	6	7	8	9	AB	R	H	RBI	BB	SO	LOB	BOTTOM			
Bill Bruton, L (1.8)	F7		E4				E4			4	1	1	0	0	0	1	<b>Cincinnati Reds @ Milwaukee Braves</b> Milwaukee County Stadium, Milwaukee, WI Sun Jul 10 1960, 4:33 AM EDT Att: 21,592 - Unknown			
Del Crandall, R (1.2)			4-3				HR			4	1	2	0	0	0	3				
Eddie Mathews, L (1.5)	G3-6-3						SF9			3	1	1	1	0	0	1				
Hank Aaron, R (1.9)		1-3		6-3			F8			3	2	1	0	1	0	1				
Wes Covington, L (1.7)				2B			HR			4	2	2	4	0	1	1				
Al Spangler, L (8.7)		K					1B			0	0	0	0	0	0	0				
Joe Adcock, R (1.3)		1-3					HR			4	0	2	2	0	0	0				
Johnny Logan, R (1.6)			5-3		4-3		F7			4	0	0	0	0	0	2				
Chuck Cottier, R (1.4)			F4				FC6-4			4	0	0	0	0	0	1				
Lew Burdette, R (1.1)					6-3					4	0	1	0	0	0	0				
<b>Inning Stats</b>	R: 0 E: 0 K: 0 S: 3	H: 1 LOB: 0 BB: 0 P: 3	R: 0 E: 0 K: 1 S: 5	H: 0 LOB: 0 BB: 0 P: 5	R: 0 E: 0 K: 0 S: 5	H: 2 LOB: 1 BB: 0 P: 5	R: 1 E: 0 K: 0 S: 5	H: 2 LOB: 1 BB: 0 P: 5	R: 0 E: 0 K: 0 S: 4	H: 1 LOB: 1 BB: 0 P: 4	R: 2 E: 0 K: 0 S: 6	H: 3 LOB: 1 BB: 0 P: 6	R: 4 E: 2 K: 0 S: 6	H: 2 LOB: 0 BB: 1 P: 10	R: 0 E: 0 K: 0 S: 3	H: 0 LOB: 0 BB: 0 P: 3	1B: 7 2B: 2 3B: 0 HR: 1	SF: 1 SAC: 0 DP: 1 HBP: 0	WP: 0 PB: 0 SB: 1 CS: 0	PA: 36
<b>PITCHER</b> Bob Purkey, R (1.1) ERA: 3.89 Bob Grim, R (6.1) ERA: 3.81 Jim O'Toole, L (7.1) ERA: 4.16 Jim Brosnan, R (8.1) ERA: 2.47	IP: 5.1 WLS: L BF: 24 H: 8 R: 3 ER: 3 SO: 1 BB: 0 IBB: 0 HBP: 0 BLK: 0 WP: 0 HR: 0 S: 26 P: 26 ERA: 5.06 WHIP: 1.500																			









Batter	1	2	3	4	5	6	7	8	9	AB	R	H	RBI	BB	SO	LOB	TOP								
<b>Bill Bruton, L</b> OBP: 0.331, SLG: 0.457 (1, 8)	0-0 6-3			0-0 2-3 1B HR	0-0 WP 2B 1B		0-3 K			4	2	2	0	0	1	0									
<b>Del Grandall, R</b> OBP: 0.293, SLG: 0.422 (1, 2)	0-0 L7			0-0 2-3 HR	4-0 WP 2B BB		0-0 F7			3	2	1	0	1	0	0									
<b>Eddie Mathews, L</b> OBP: 0.394, SLG: 0.514 (1, 5)	0-0 4-3			0-0 2-3	0-0 1B 2B		0-0 6-3			4	0	1	2	0	0	2									
<b>Hank Aaron, R</b> OBP: 0.357, SLG: 0.594 (1, 9)		0-0 6-3		4-0 HR	0-0 2H 1B			0-3 K		3	1	1	0	1	1	0									
<b>Joe Adcock, R</b> OBP: 0.365, SLG: 0.534 (1, 3)		0-0 4-3		0-0 HR		0-0 F3			0-0 G6-4-3 1B	4	1	2	4	0	0	0									
<b>Mel Roach, R</b> OBP: 0.357, SLG: 0.500 <b>Al Spangler, L</b> OBP: 0.333, SLG: 0.429 (8, 7)		0-0 L6		0-0 6-3		0-0 1B SF9			0-0 G6-4-3 1B	4	1	1	0	0	0	1									
<b>Johnny Logan, R</b> OBP: 0.310, SLG: 0.320 (1, 6)			0-0 F9	0-0 5-3		0-0 1B			0-0 6-3	4	0	1	0	0	0	0									
<b>Chuck Cottier, R</b> OBP: 0.212, SLG: 0.258 (1, 4)			0-3 K			0-0 F7			0-0 6-3	3	0	0	1	0	1	0									
<b>Warren Spahn, L</b> OBP: 0.167, SLG: 0.216 <b>Ron Piche, R</b> (9, 1)			0-3 K			0-0 F7			0-3 K	4	0	0	0	0	3	1									
<b>Inning Stats</b>	R: 0 E: 0 K: 0 S: 3	H: 0 LOB: 0 BB: 0 P: 3	R: 0 E: 0 K: 0 S: 3	H: 0 LOB: 0 BB: 0 P: 3	R: 0 E: 0 K: 2 S: 7	H: 0 LOB: 0 BB: 0 P: 7	R: 4 E: 0 K: 0 S: 6	H: 3 LOB: 0 BB: 1 P: 10	R: 2 E: 0 K: 0 S: 5	H: 3 LOB: 2 BB: 1 P: 9	R: 1 E: 0 K: 1 S: 7	H: 2 LOB: 1 BB: 0 P: 7	R: 0 E: 0 K: 1 S: 5	H: 0 LOB: 0 BB: 0 P: 5	R: 0 E: 0 K: 1 S: 5	H: 1 LOB: 0 BB: 0 P: 5	R: 0 E: 0 K: 1 S: 5	H: 0 LOB: 0 BB: 0 P: 5	1B: 7 2B: 1 3B: 0 HR: 1	SF: 1 SAC: 0 DP: 1 HBP: 0	WP: 1 PB: 0 CS: 0	PA: 36			
<b>PITCHER</b>	IP	WLS	BF	H	R	ER	SO	BB	IBB	HBP	BLK	WP	HR	S	P	ERA	WHIP								
<b>Chris Short, L</b> ERA: 3.75 <b>Dallas Green, R</b> ERA: 5.12	(1, 1)	5.0	L	22	6	6	2	1	1	0	0	1	1	24	32	10.80	1.400								

Milwaukee Braves @ Philadelphia Phillies  
 Connie Mack Stadium, Philadelphia, PA  
 Fri Jul 15 1960, 7:05 PM EDT  
 Att: 19,429 - Unknown



Batter	1	2	3	4	5	6	7	8	9	AB	R	H	RBI	BB	SO	LOB	BOTTOM									
<b>Ruben Amaro, R</b> OBP: 0.333, SLG: 0.304 <b>Johnny Callison, L</b> OBP: 0.372, SLG: 0.453 (9, FH)	0-0 5-3		0-0 F9			0-0 1B HR		0-0 F8	0-0 F7	4	1	1	0	0	0	1										
<b>Lee Walls, R</b> OBP: 0.354, SLG: 0.359 (1, 7)	0-0 5-3		0-0 FC6-4			0-0 1B HR		0-0 4-3		4	1	1	0	0	0	1										
<b>Tony Taylor, R</b> OBP: 0.348, SLG: 0.415 (1, 4)	0-0 1B			0-0 L9		0-0 F4		0-0 4-3		4	0	1	0	0	0	2										
<b>Pancho Herrera, R</b> OBP: 0.368, SLG: 0.538 (1, 3)	0-3 K			0-0 L7		0-0 HR			0-0 HR	4	2	2	4	0	1	1										
<b>Ken Walters, R</b> OBP: 0.310, SLG: 0.425 (1, 9)		0-3 K		0-0 L8		0-0 6-3			0-0 F8	4	0	0	0	0	1	0										
<b>Ted Lepcio, R</b> OBP: 0.317, SLG: 0.321 (1, 5)		0-0 G1-4-3 1B			4-0 BB	0-0 F3			0-0 1B 2B	3	1	2	0	1	0	0										
<b>Bobby Del Greco, R</b> OBP: 0.372, SLG: 0.387 (1, 8)		0-0 G1-4-3			0-3 K		0-0 F8		0-0 F3	4	0	0	0	0	1	3										
<b>Jimmie Coker, R</b> OBP: 0.299, SLG: 0.382 (1, 2)			0-0 FC6-4 1B		0-0 1-2	0-0 6-4-3		0-0 F3	0-0 1B 1B	4	0	2	1	0	0	1										
<b>Chris Short, R</b> <b>Bobby Gene Smith, R</b> <b>Dallas Green, L</b> <b>Cal Neenan, R</b> <b>Tony Gonzalez, L</b> <b>Bobby Malkmus, R</b> (5, PH) (5, PH) (5, PH) (5, PH) (5, PH) (5, PH)			0-3 K		0-0 F4		0-0 3-1		0-0 1B	1	0	0	0	0	0	1										
<b>Inning Stats</b>	R: 0 E: 0 K: 1 S: 6	H: 1 LOB: 1 BB: 0 P: 6	R: 0 E: 0 K: 1 S: 5	H: 1 LOB: 0 BB: 0 P: 5	R: 0 E: 0 K: 1 S: 6	H: 1 LOB: 1 BB: 0 P: 6	R: 0 E: 0 K: 0 S: 3	H: 0 LOB: 0 BB: 0 P: 3	R: 0 E: 0 K: 0 S: 6	H: 3 LOB: 0 BB: 0 P: 6	R: 0 E: 0 K: 0 S: 3	H: 0 LOB: 0 BB: 0 P: 3	R: 0 E: 0 K: 0 S: 3	H: 0 LOB: 0 BB: 0 P: 3	R: 2 E: 0 K: 0 S: 7	H: 4 LOB: 2 BB: 0 P: 7	1B: 7 2B: 1 3B: 0 HR: 2	SF: 0 SAC: 0 DP: 1 HBP: 0	WP: 0 PB: 0 CS: 0	PA: 37						
<b>PITCHER</b>	IP	WLS	BF	H	R	ER	SO	BB	IBB	HBP	BLK	WP	HR	S	P	ERA	WHIP									
<b>Warren Spahn, L</b> ERA: 4.04 <b>Ron Piche, R</b> ERA: 5.25	(1, 1)	8.2	W	35	9	5	4	1	0	0	0	0	0	2	42	46	5.19	1.154								

Milwaukee Braves @ Philadelphia Phillies  
 Connie Mack Stadium, Philadelphia, PA  
 Fri Jul 15 1960, 7:05 PM EDT  
 Att: 19,429 - Unknown









Batter	1	2	3	4	5	6	7	8	9	AB R H RBI BB SO LOB	TOP											
<b>Bill Bruton, L</b> OBP: 0.333, SLG: 0.453 (1, 8)										4 1 1 1 1 0 2	<b>Milwaukee Braves @ Philadelphia Phillies</b> Connie Mack Stadium, Philadelphia, PA Sun Jul 17 1960, 3:33 AM EDT Att: 10,686 - Unknown <a href="http://livebaseballscorecards.com">livebaseballscorecards.com</a>											
<b>Del Crandall, R</b> OBP: 0.317, SLG: 0.464 (1, 2)										3 3 3 1 2 0 0												
<b>Eddie Mathews, L</b> OBP: 0.392, SLG: 0.531 (1, 5)										5 2 2 3 0 1 3												
<b>Hank Aaron, R</b> OBP: 0.355, SLG: 0.583 (1, 9)										5 0 1 0 0 1 3												
<b>Wes Covington, L</b> OBP: 0.330, SLG: 0.511 (1, 7)										3 0 2 2 0 0 0 1 0 0 0 0 0 1												
<b>Al Spangler, L</b> OBP: 0.324, SLG: 0.415 (7, 7)										4 0 0 0 0 2 4												
<b>Joe Adcock, R</b> OBP: 0.357, SLG: 0.519 (1, 3)										3 0 1 0 1 0 0												
<b>Johnny Logan, R</b> OBP: 0.311, SLG: 0.319 (1, 6)										3 1 2 0 0 0 0												
<b>Chuck Cottier, R</b> OBP: 0.247, SLG: 0.333 (1, 4)										2 0 0 0 0 0 1												
<b>Lew Burdette, R</b> OBP: 0.204, SLG: 0.200 (1, 1)										WP: 0 PA: 42 PB: 0 SB: 3 CS: 1												
<b>Inning Stats</b>	R: 2 H: 2 E: 0 K: 2 S: 9	H: 2 R: 0 ER: 0 LOB: 1 BB: 1 P: 13	R: 0 H: 0 E: 0 K: 0 S: 3	H: 0 R: 0 ER: 0 LOB: 0 BB: 0 P: 3	R: 2 H: 3 E: 0 K: 0 S: 6	H: 3 R: 0 ER: 0 LOB: 1 BB: 0 P: 6	R: 0 H: 1 E: 0 K: 0 S: 4	H: 1 R: 0 ER: 0 LOB: 2 BB: 1 P: 8	R: 0 H: 1 E: 0 K: 0 S: 3	H: 2 R: 0 ER: 0 LOB: 0 BB: 1 P: 7	R: 2 H: 1 E: 0 K: 2 S: 8	H: 1 R: 0 ER: 0 LOB: 0 BB: 0 P: 12	R: 0 H: 1 E: 0 K: 0 S: 4	H: 1 R: 0 ER: 0 LOB: 1 BB: 0 P: 4	R: 0 H: 1 E: 0 K: 0 S: 4	H: 1 R: 0 ER: 0 LOB: 1 BB: 0 P: 4	R: 0 H: 1 E: 0 K: 0 S: 4	H: 1 R: 0 ER: 0 LOB: 1 BB: 0 P: 4	R: 0 H: 1 E: 0 K: 0 S: 4	H: 1 R: 0 ER: 0 LOB: 1 BB: 0 P: 4	1B: 10 SF: 1 2B: 1 SAC: 3 3B: 0 DP: 0 HR: 1 HBP: 0	AB: 33 R: 7 H: 12 RBI: 7 BB: 4 SO: 4 LOB: 14
<b>PITCHER</b>	IP WLS BF H R ER SO BB IBB HBP BLK WP HR S P ERA WHIP																				ERA WHIP	
<b>Gene Conley, R</b> ERA: 3.63 (1, 1)	5.2 L 28 9 5 5 2 3 0 0 0 0 0 0 29 41 7.94 2.118																					
<b>Jim Owens, R</b> ERA: 4.41 (6, 1)	1.1 5 1 2 2 2 1 0 0 0 0 0 1 8 12 13.50 1.500																					
<b>Humberto Robinson, R</b> ERA: 3.59 (8, 1)	2.0 8 2 0 0 0 0 0 0 0 0 0 0 8 8 0.00 1.000																					

Batter	1	2	3	4	5	6	7	8	9	AB R H RBI BB SO LOB	BOTTOM													
<b>Ruben Amaro, R</b> OBP: 0.344, SLG: 0.310 (1, 6)										4 0 1 0 0 0 0	<b>Milwaukee Braves @ Philadelphia Phillies</b> Connie Mack Stadium, Philadelphia, PA Sun Jul 17 1960, 3:33 AM EDT Att: 10,686 - Unknown <a href="http://livebaseballscorecards.com">livebaseballscorecards.com</a>													
<b>Tony Taylor, R</b> OBP: 0.357, SLG: 0.423 (1, 4)										4 1 2 0 0 0 1														
<b>Johnny Callison, L</b> OBP: 0.381, SLG: 0.477 (1, 7)										4 1 3 0 0 1 0														
<b>Pancho Herrera, R</b> OBP: 0.370, SLG: 0.533 (1, 3)										4 0 1 1 0 0 3														
<b>Ken Walters, R</b> OBP: 0.307, SLG: 0.416 (1, 9)										4 1 1 0 0 1 2														
<b>Joe Morgan, L</b> OBP: 0.216, SLG: 0.229 (1, 5)										4 0 1 1 0 0 0														
<b>Bobby Del Greco, R</b> OBP: 0.374, SLG: 0.492 (1, 8)										4 0 2 0 0 0 1														
<b>Cal Neeman, R</b> OBP: 0.257, SLG: 0.338 (1, 2)										4 0 0 0 0 2 3														
<b>Gene Conley, R</b> OBP: 0.161, SLG: 0.267 (1, 1)										2 0 0 0 0 1 1 0 0 0 0 0 0 0 1 0 0 0 0 0 1 0 0 0 0 0 0 0 1 0 0 0 0 0 1														
<b>Bobby Del Greco, R</b> OBP: 0.167, SLG: 0.167 (8, 1)										1 0 0 0 0 0 1														
<b>Tony Curry, L</b> OBP: 0.325, SLG: 0.459 (9, PH)										1 0 0 0 0 0 1														
<b>Inning Stats</b>	R: 0 H: 0 E: 0 K: 1 S: 5	H: 0 R: 0 ER: 0 LOB: 0 BB: 0 P: 5	R: 0 H: 0 E: 0 K: 0 S: 3	H: 0 R: 0 ER: 0 LOB: 0 BB: 0 P: 3	R: 0 H: 0 E: 0 K: 1 S: 5	H: 0 R: 0 ER: 0 LOB: 0 BB: 0 P: 5	R: 1 H: 2 E: 1 K: 1 S: 7	H: 2 R: 0 ER: 0 LOB: 1 BB: 0 P: 7	R: 0 H: 1 E: 0 K: 0 S: 4	H: 1 R: 0 ER: 0 LOB: 1 BB: 0 P: 4	R: 1 H: 3 E: 0 K: 0 S: 5	H: 3 R: 0 ER: 0 LOB: 1 BB: 0 P: 5	R: 0 H: 1 E: 0 K: 1 S: 6	H: 1 R: 0 ER: 0 LOB: 1 BB: 0 P: 6	R: 0 H: 2 E: 0 K: 0 S: 4	H: 2 R: 0 ER: 0 LOB: 1 BB: 0 P: 4	R: 1 H: 2 E: 1 K: 1 S: 7	H: 2 R: 0 ER: 0 LOB: 1 BB: 0 P: 7	R: 0 H: 2 E: 0 K: 0 S: 4	H: 2 R: 0 ER: 0 LOB: 1 BB: 0 P: 4	R: 1 H: 2 E: 1 K: 1 S: 7	H: 2 R: 0 ER: 0 LOB: 1 BB: 0 P: 7	1B: 8 SF: 0 2B: 2 SAC: 0 3B: 1 DP: 2 HR: 0 HBP: 0	AB: 36 R: 3 H: 11 RBI: 2 BB: 0 SO: 5 LOB: 13
<b>PITCHER</b>	IP WLS BF H R ER SO BB IBB HBP BLK WP HR S P ERA WHIP																				ERA WHIP			
<b>Lew Burdette, R</b> ERA: 3.87 (1, 1)	9.0 W 36 11 3 2 5 0 0 0 0 0 0 0 46 46 2.00 1.222																							









Batter	1	2	3	4	5	6	7	8	9	AB	R	H	RBI	BB	SO	LOB	TOP			
Julian Javier, R OBP: 0.288, SLG: 0.375	F9		FC1-5		F4			L4		4	0	0	0	0	0	2	<b>St. Louis Cardinals @ Milwaukee Braves</b> Milwaukee County Stadium, Milwaukee, WI Wed Jul 20 1960, 8:05 PM EDT Att: 29,813 - Unknown <a href="http://livebaseballscorecards.com">livebaseballscorecards.com</a>			
Joe Cunningham, L OBP: 0.397, SLG: 0.415 Ed Bauta, R	K		1-3		F6			1B		4	0	1	0	0	1	1				
Bill White, L OBP: 0.359, SLG: 0.498	1B			1-3		4-3		F9		4	0	1	0	0	0	1				
Stan Musial, L OBP: 0.404, SLG: 0.509	K				6-3				G3	4	0	1	0	0	1	1				
Daryl Spencer, R OBP: 0.372, SLG: 0.459		E4					1-3			3	0	1	0	1	0	0				
Hal Smith, R OBP: 0.291, SLG: 0.287	G4-3							F8		4	0	1	0	0	0	4				
Curt Flood, R OBP: 0.312, SLG: 0.384		6-3			F4		FC6-4		F3	4	0	0	0	0	0	2				
Alex Grammas, R OBP: 0.254, SLG: 0.258			FC1-5	SH1-3		L4				3	0	2	0	0	0	1				
Ernie Broglio, R OBP: 0.281, SLG: 0.241 Bob Nieman, R OBP: 0.360, SLG: 0.438			SH1-3		F9			L9		1	0	0	0	0	0	1				
										1	0	0	0	0	0	0				
<b>Inning Stats</b>	R: 0 E: 0 K: 2 S: 8	H: 1 LOB: 1 BB: 0 P: 8	R: 0 E: 1 K: 0 S: 3	H: 0 LOB: 0 BB: 0 P: 3	R: 0 E: 0 K: 0 S: 4	H: 1 LOB: 1 BB: 0 P: 4	R: 0 E: 0 K: 0 S: 3	H: 1 LOB: 1 BB: 1 P: 7	R: 0 E: 0 K: 0 S: 4	H: 1 LOB: 1 BB: 0 P: 4	R: 0 E: 0 K: 0 S: 4	H: 1 LOB: 1 BB: 0 P: 4	R: 0 E: 0 K: 0 S: 4	H: 1 LOB: 1 BB: 0 P: 4	R: 0 E: 0 K: 0 S: 4	H: 1 LOB: 1 BB: 0 P: 4	1B: 6 2B: 1 3B: 0 HR: 0	SF: 0 SAC: 1 DP: 2 HBP: 0	WP: 0 PB: 0 SB: 1 CS: 0	PA: 34
<b>PITCHER</b> Warren Spahn, L ERA: 3.79	IP: 9.0 WLS: W BF: 34 H: 7 R: 0 ER: 0 SO: 2 BB: 1 IBB: 0 HBP: 0 BLK: 0 WP: 0 HR: 0 S: 37 P: 41 ERA: 0.00 WHIP: 0.889															<b>PITCHER</b>				

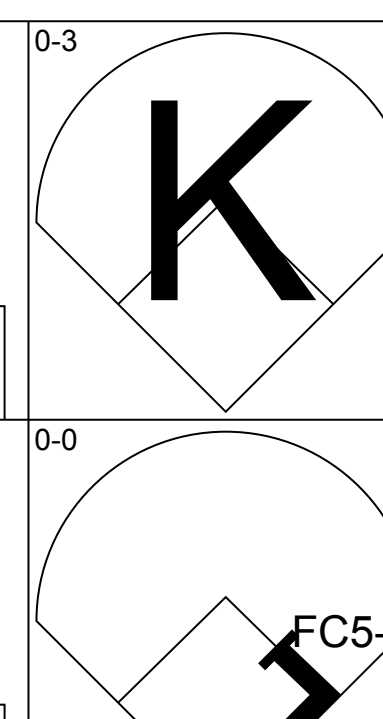
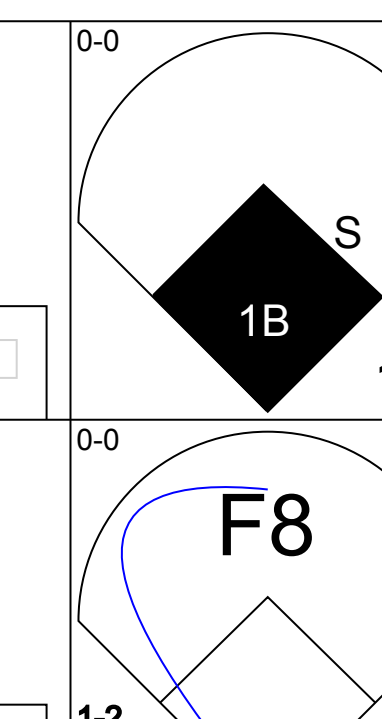
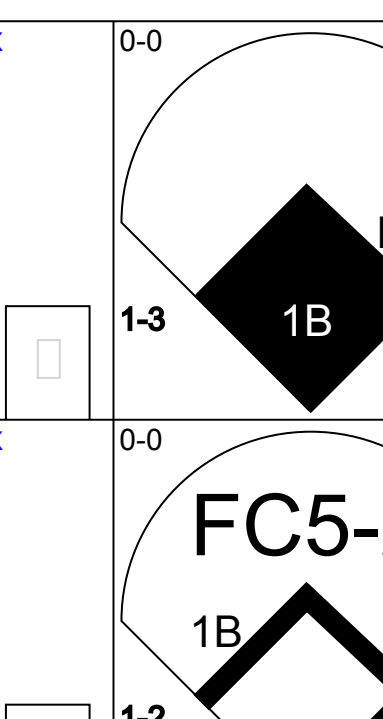
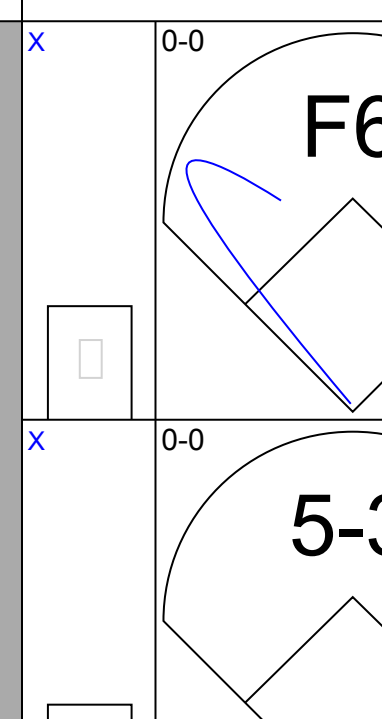
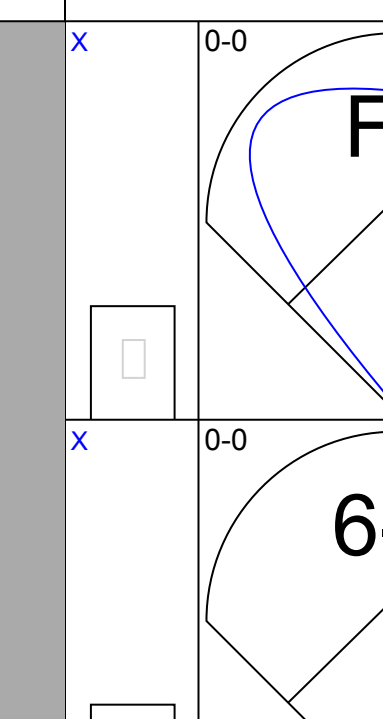
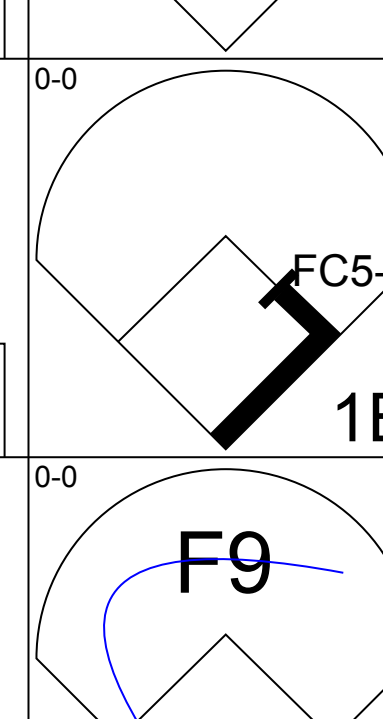
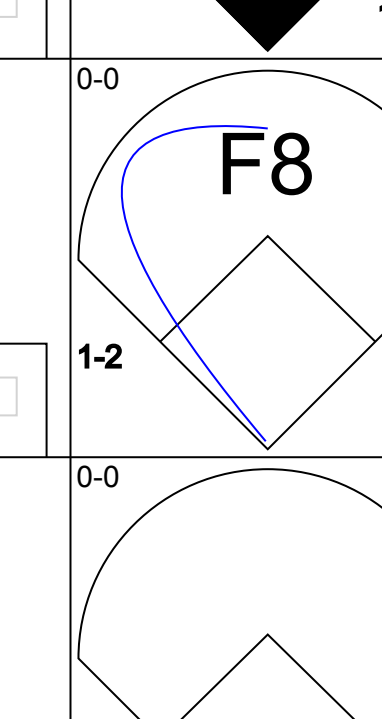
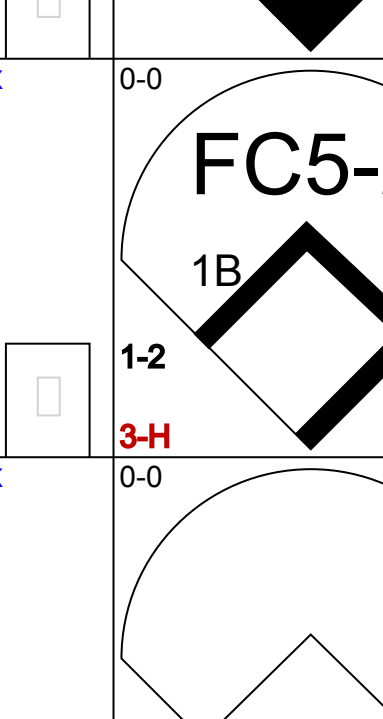
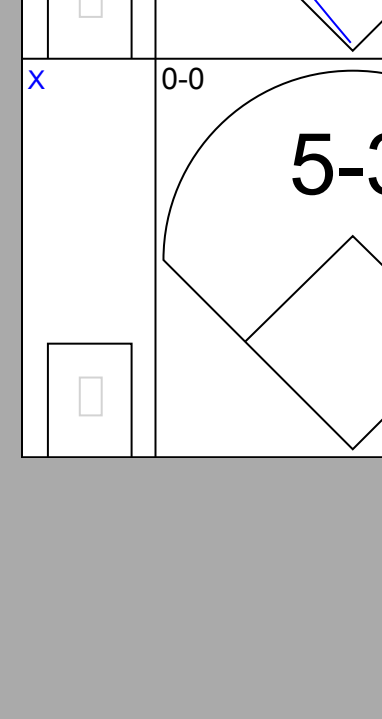
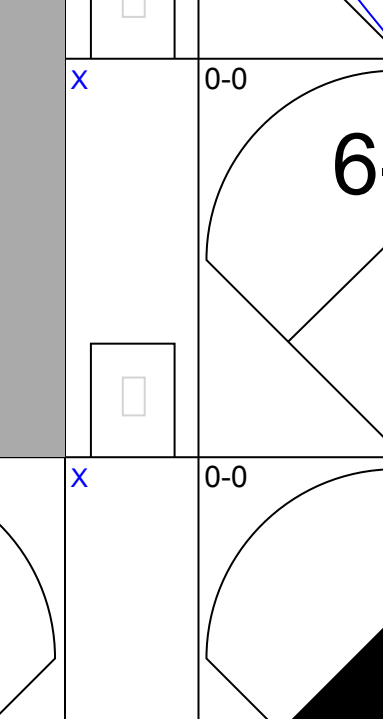
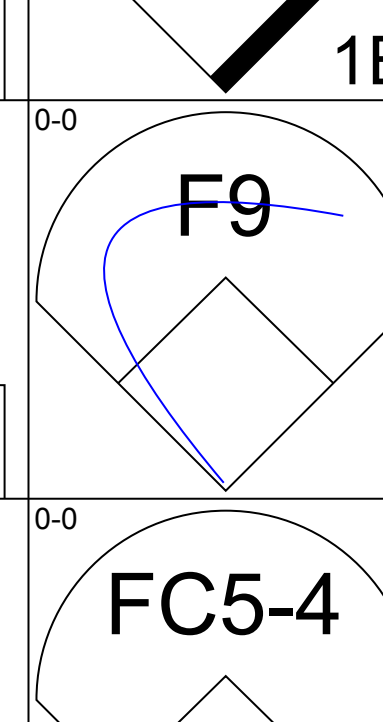
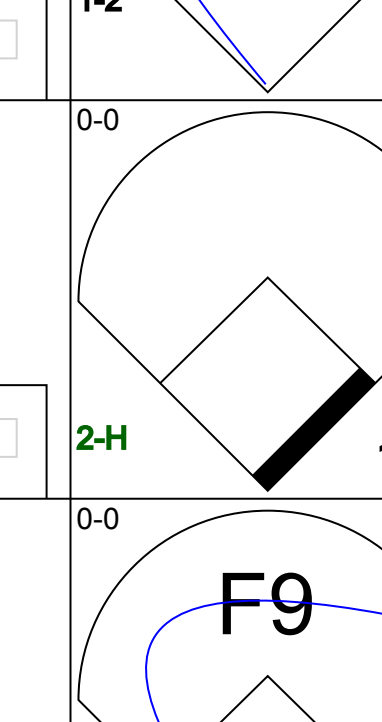
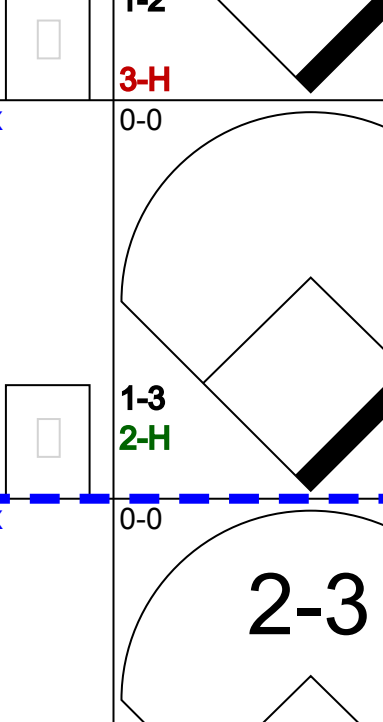
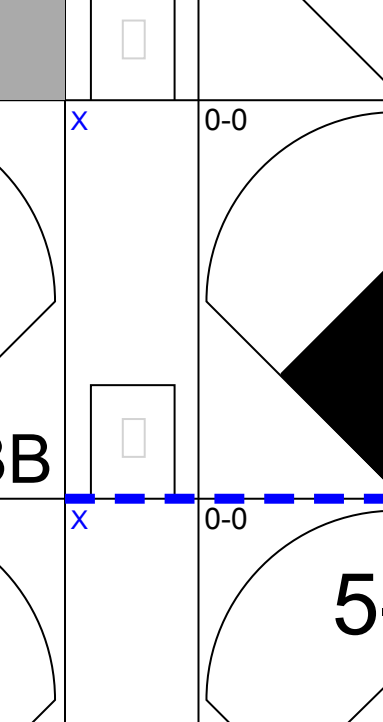
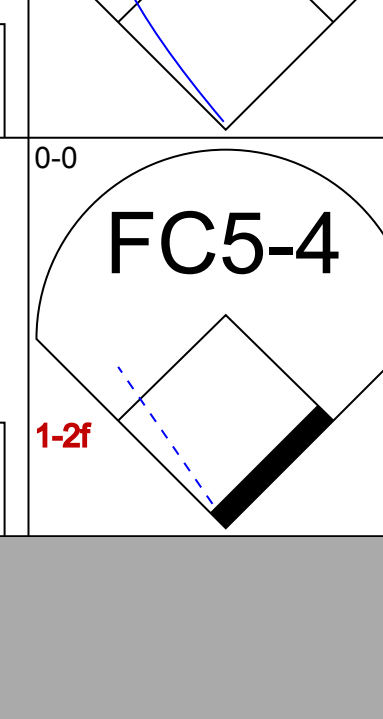
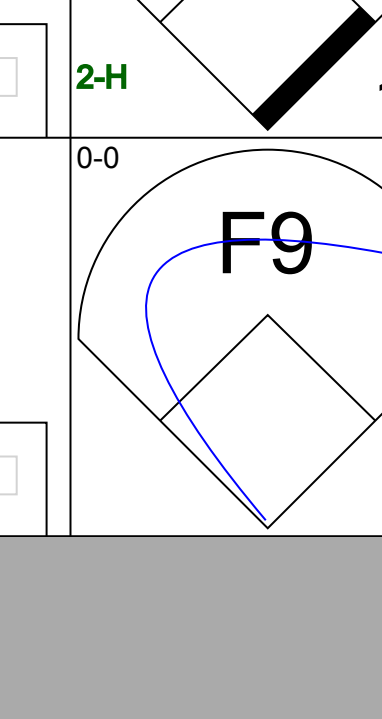
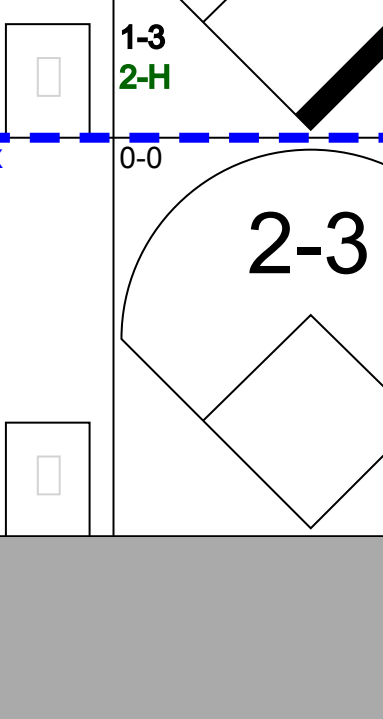
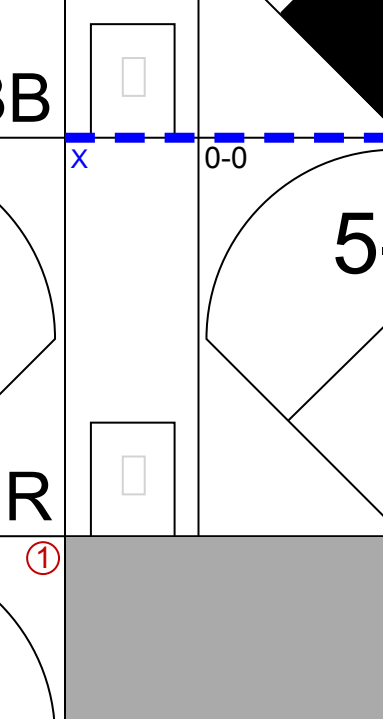
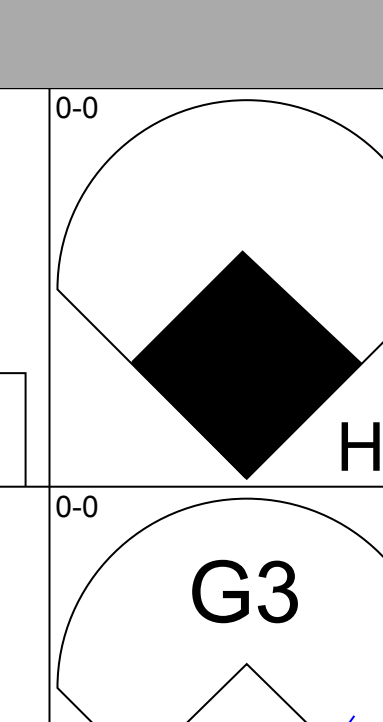
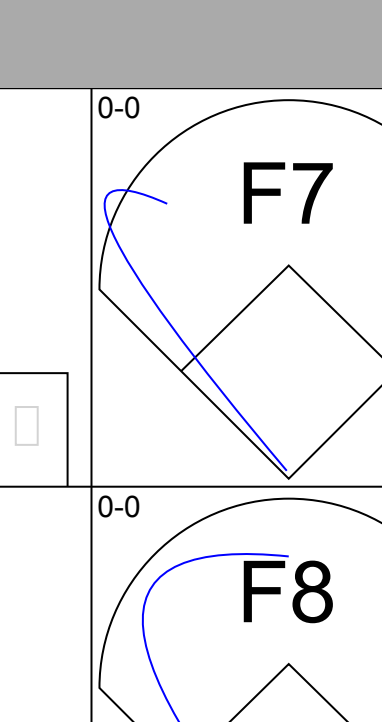
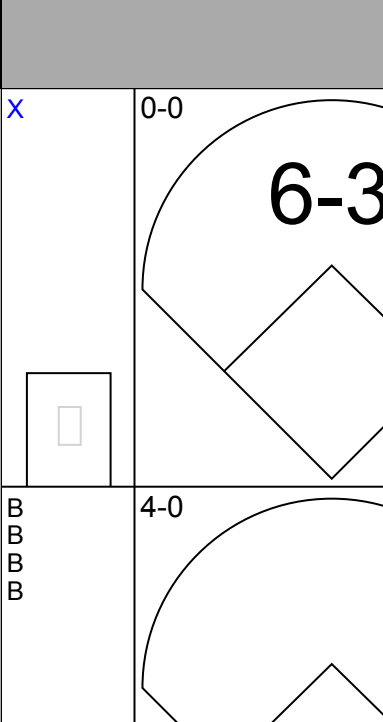
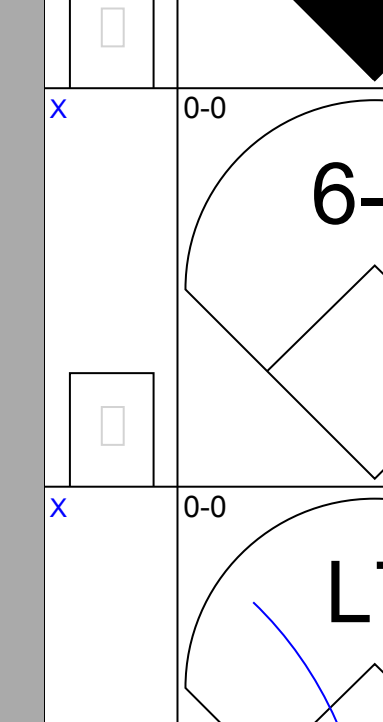
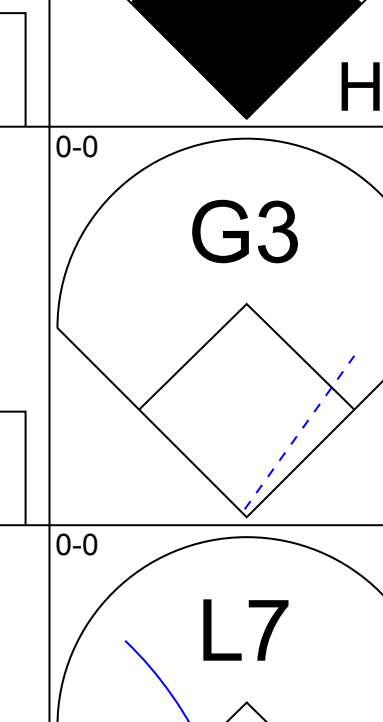
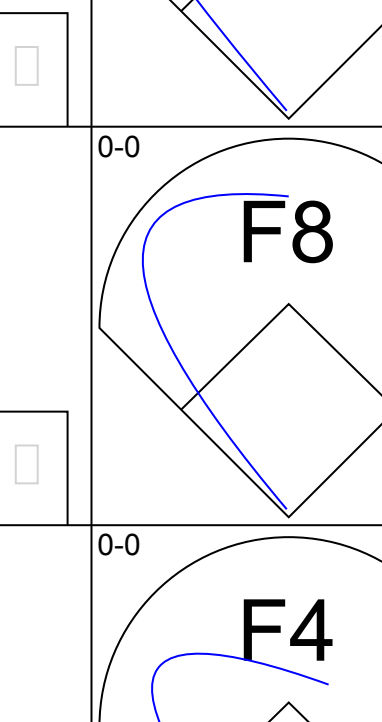
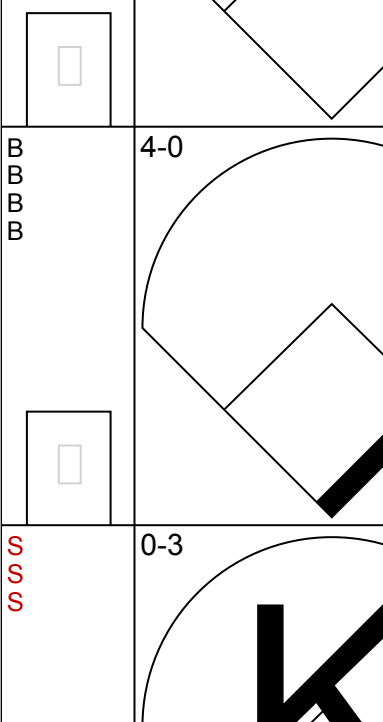
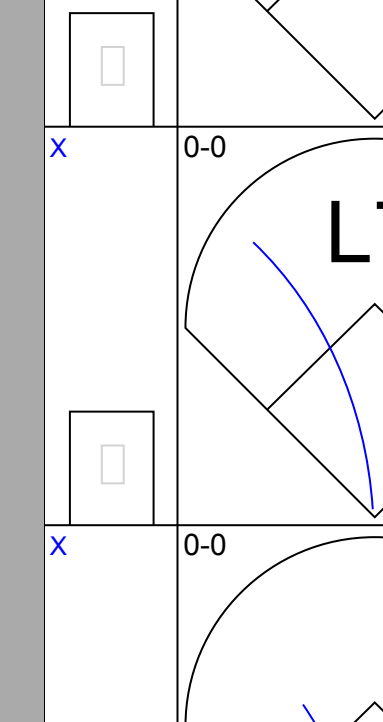
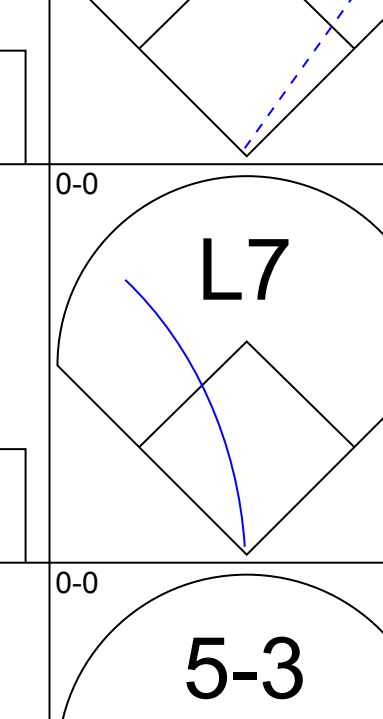
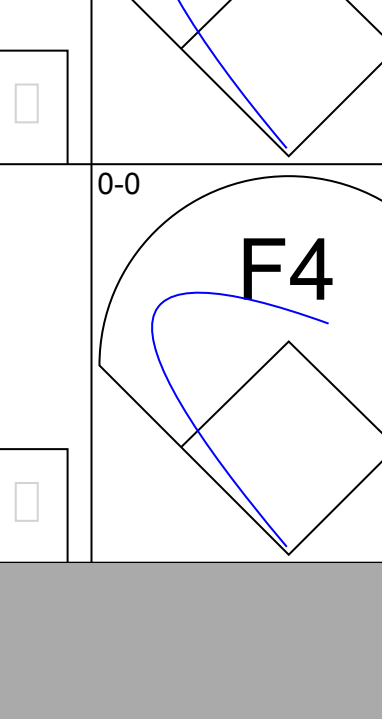
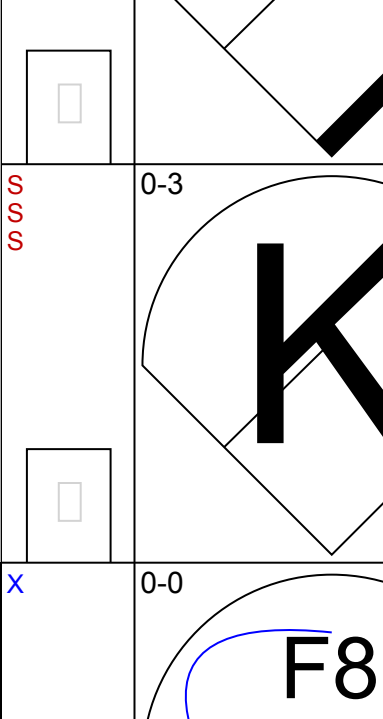
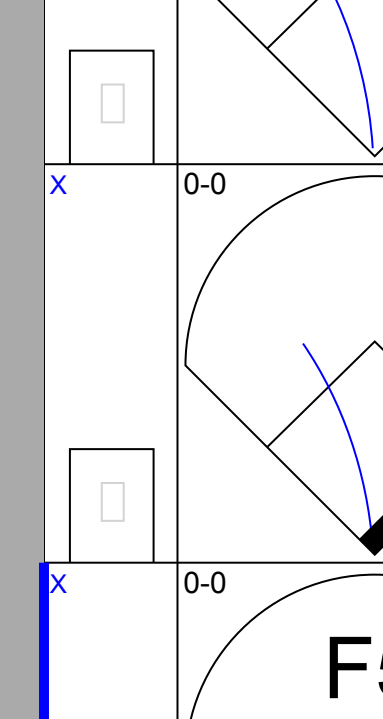
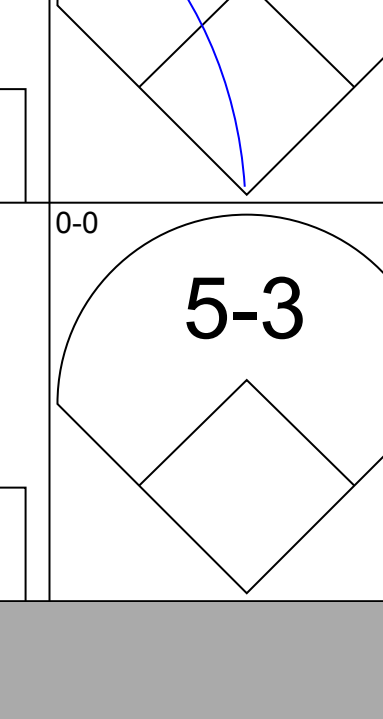
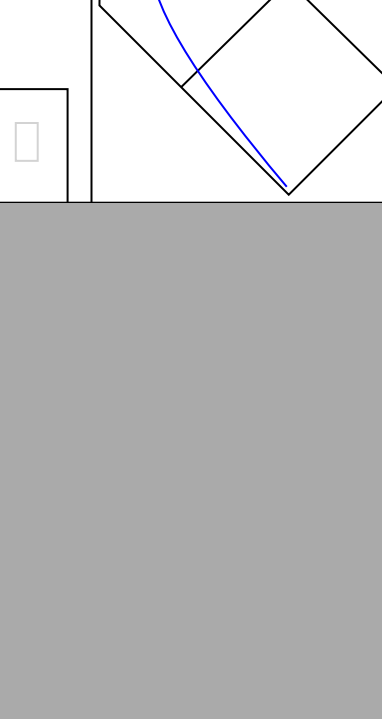
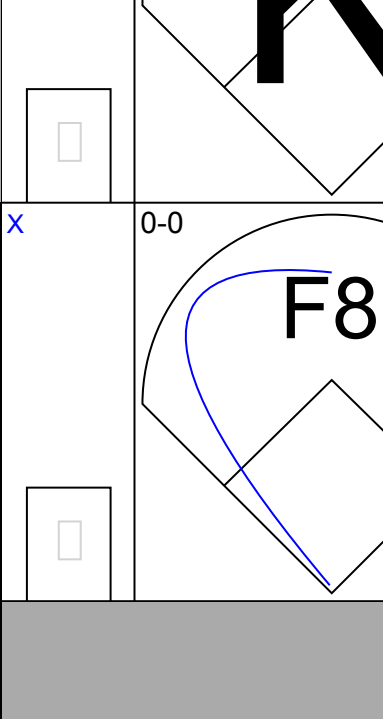
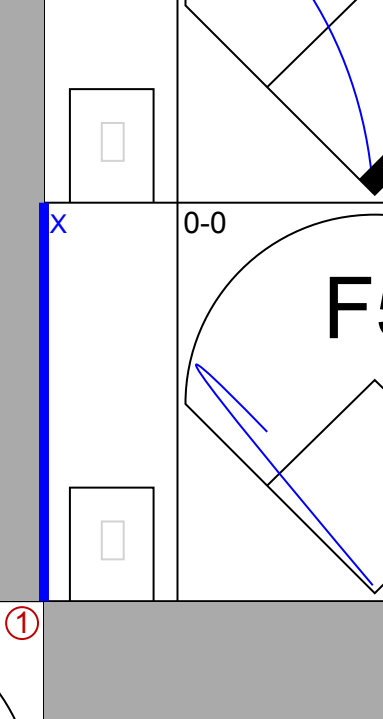
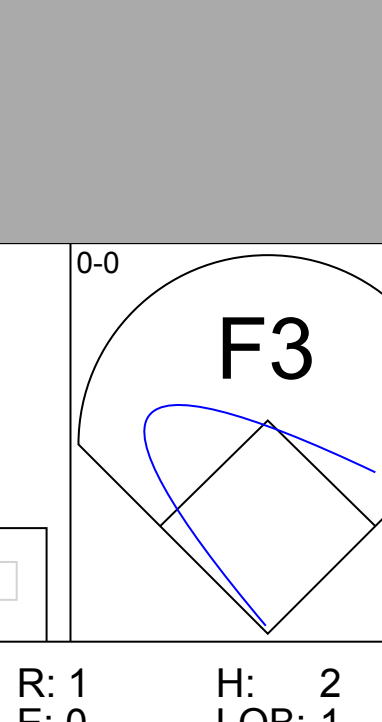
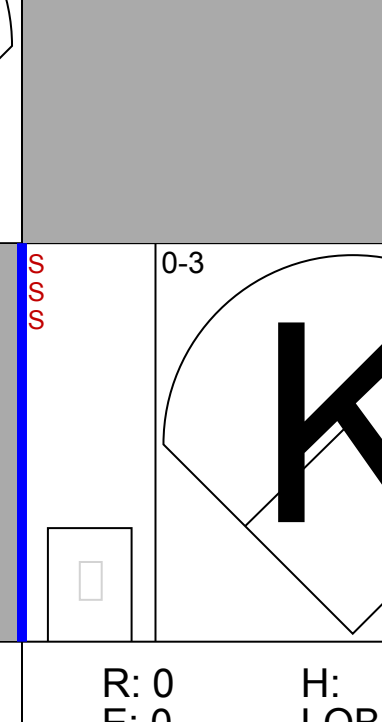
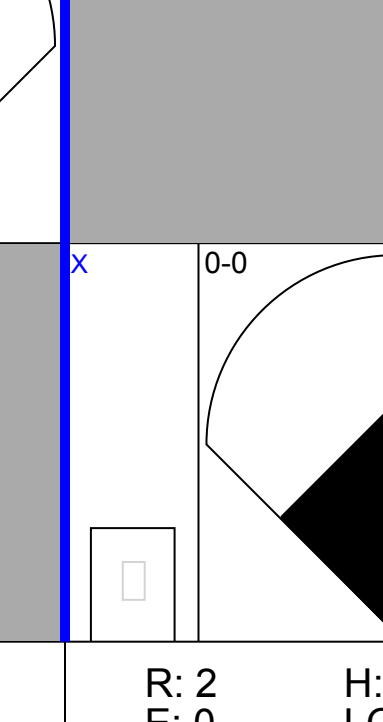
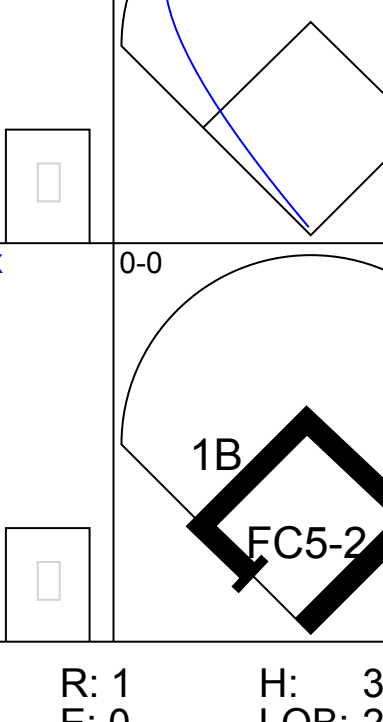
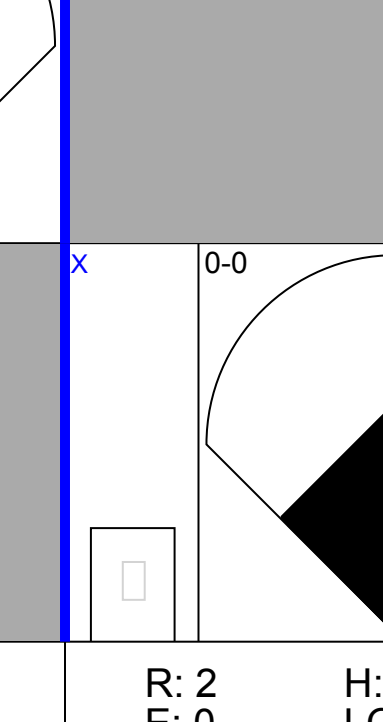
Batter	1	2	3	4	5	6	7	8	9	AB	R	H	RBI	BB	SO	LOB	BOTTOM			
Bill Bruton, L OBP: 0.336, SLG: 0.452	1B		3-1		K			CS		4	1	2	0	0	1	0	<b>St. Louis Cardinals @ Milwaukee Braves</b> Milwaukee County Stadium, Milwaukee, WI Wed Jul 20 1960, 8:05 PM EDT Att: 29,813 - Unknown <a href="http://livebaseballscorecards.com">livebaseballscorecards.com</a>			
Del Crandall, R OBP: 0.319, SLG: 0.463	F3		F7					CS		3	0	1	0	0	0	1				
Eddie Mathews, L OBP: 0.397, SLG: 0.530	E9		4-3					1B		3	0	1	0	0	1	1				
Hank Aaron, R OBP: 0.358, SLG: 0.599								1B		2	1	1	1	1	0	1				
Wes Covington, L OBP: 0.323, SLG: 0.503 Al Spangler, L OBP: 0.319, SLG: 0.409	G4-3									3	0	0	0	0	2	2				
Joe Adcock, R OBP: 0.354, SLG: 0.521										3	1	1	1	0	1	0				
Johnny Logan, R OBP: 0.311, SLG: 0.322										3	0	0	0	0	0	0				
Chuck Cottier, R OBP: 0.241, SLG: 0.311										3	0	0	0	0	1	0				
Warren Spahn, L OBP: 0.158, SLG: 0.204										3	0	0	0	0	0	0				
<b>Inning Stats</b>	R: 1 E: 1 K: 0 S: 4	H: 2 LOB: 1 BB: 1 P: 8	R: 1 E: 0 K: 0 S: 4	H: 1 LOB: 0 BB: 0 P: 4	R: 0 E: 0 K: 0 S: 3	H: 0 LOB: 0 BB: 0 P: 3	R: 1 E: 0 K: 2 S: 8	H: 1 LOB: 0 BB: 0 P: 8	R: 0 E: 0 K: 1 S: 5	H: 1 LOB: 0 BB: 0 P: 5	R: 0 E: 0 K: 1 S: 5	H: 0 LOB: 0 BB: 0 P: 5	R: 0 E: 0 K: 1 S: 5	H: 1 LOB: 0 BB: 0 P: 5	R: 0 E: 0 K: 1 S: 5	H: 1 LOB: 0 BB: 0 P: 5	1B: 4 2B: 1 3B: 0 HR: 2	SF: 0 SAC: 0 DP: 2 HBP: 0	WP: 0 PB: 0 SB: 0 CS: 1	PA: 29
<b>PITCHER</b> Ernie Broglio, R ERA: 2.79 Ed Bauta, R ERA: 19.0	IP: 7.0 WLS: L BF: 25 H: 5 R: 3 ER: 2 SO: 5 BB: 1 IBB: 0 HBP: 0 BLK: 0 WP: 0 HR: 2 S: 34 P: 38 ERA: 2.57 WHIP: 0.857															<b>PITCHER</b>				

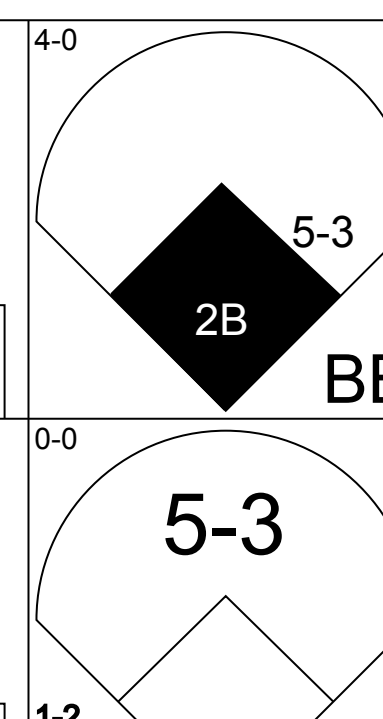
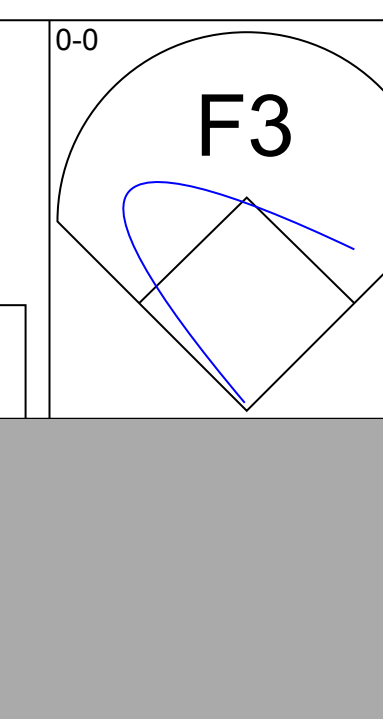
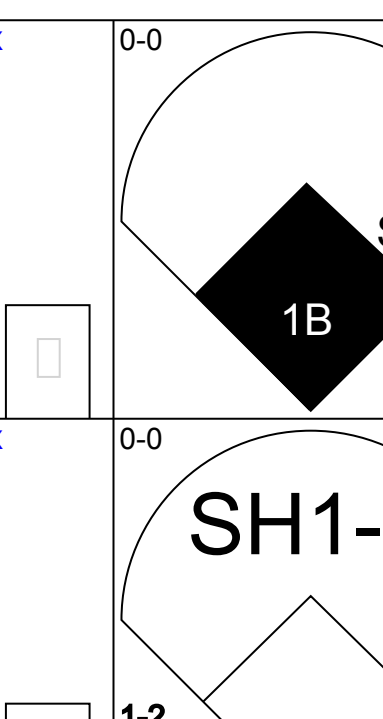
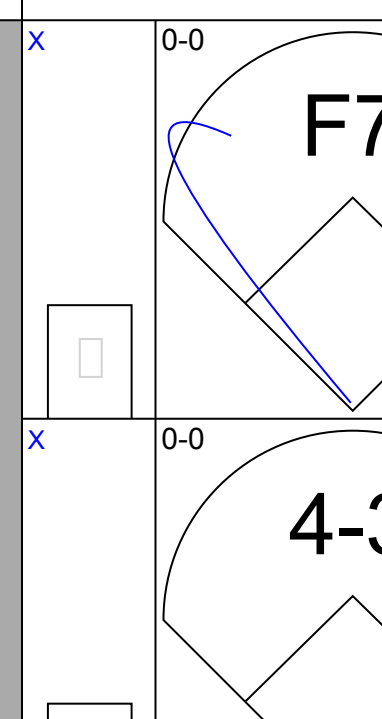
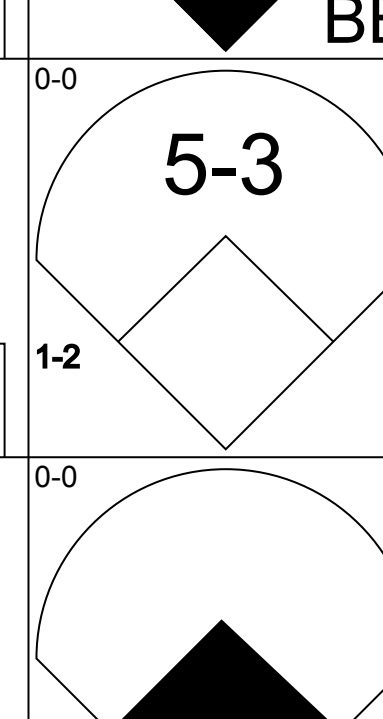
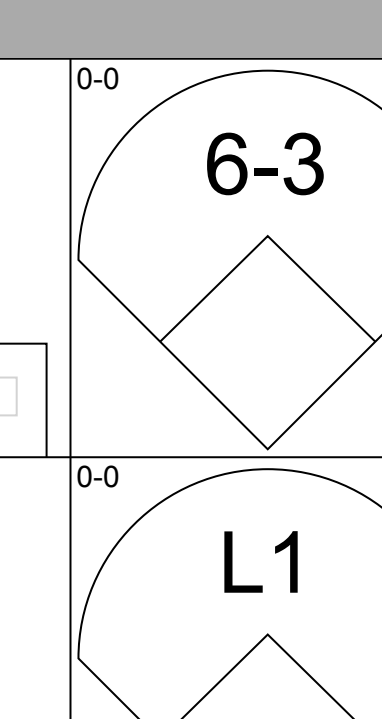
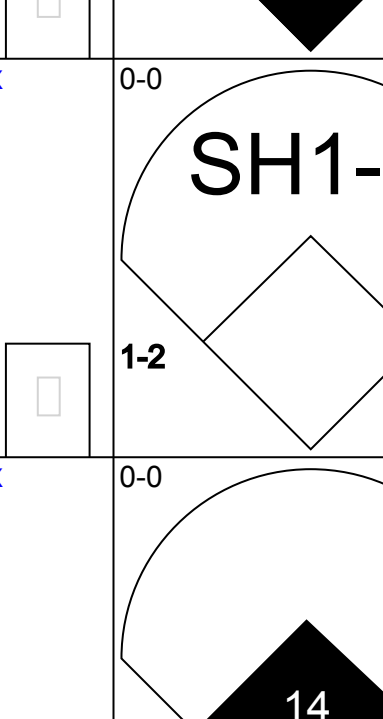
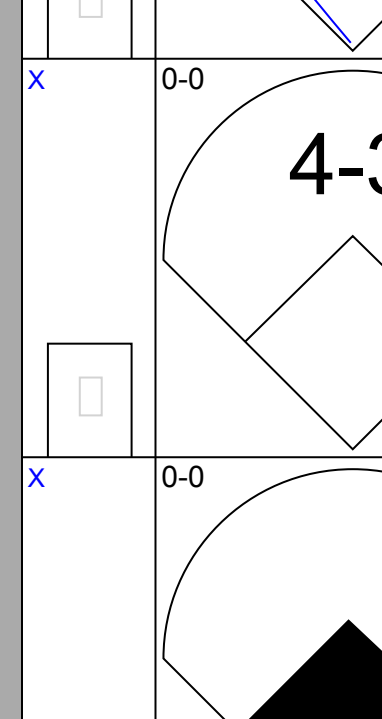
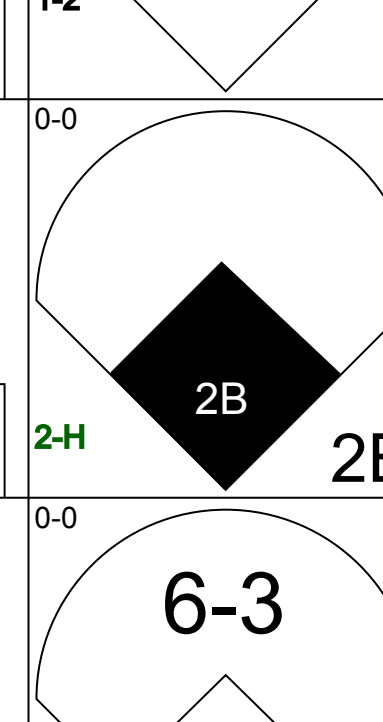
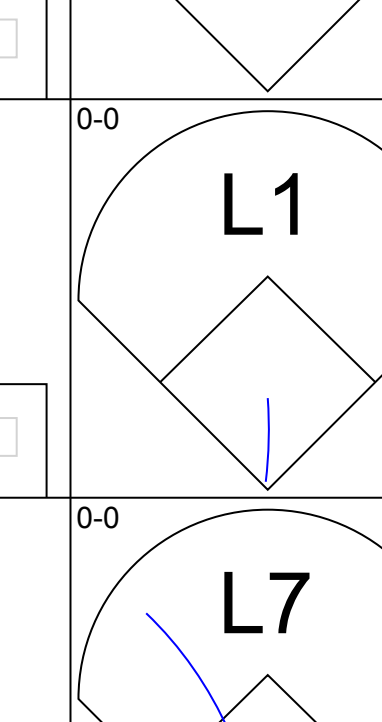
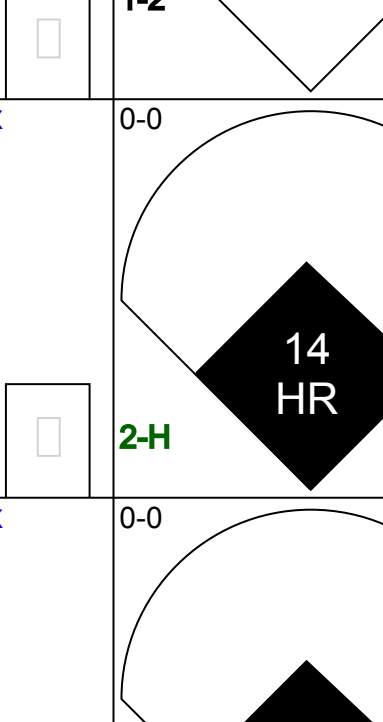
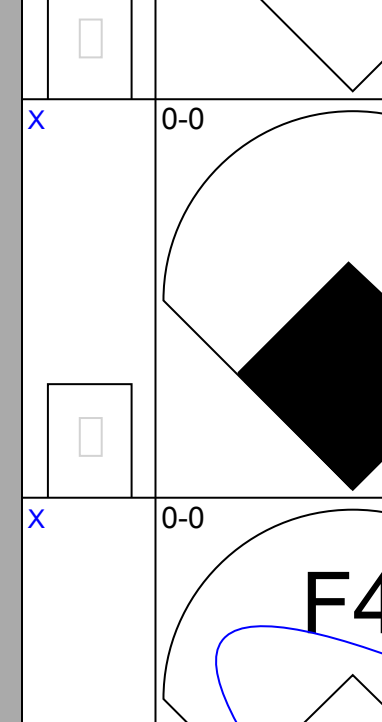
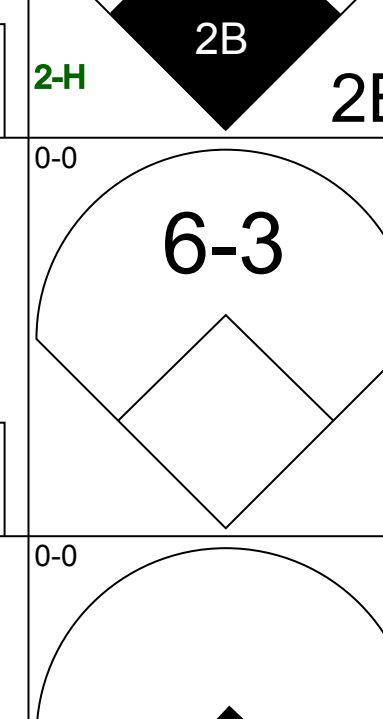
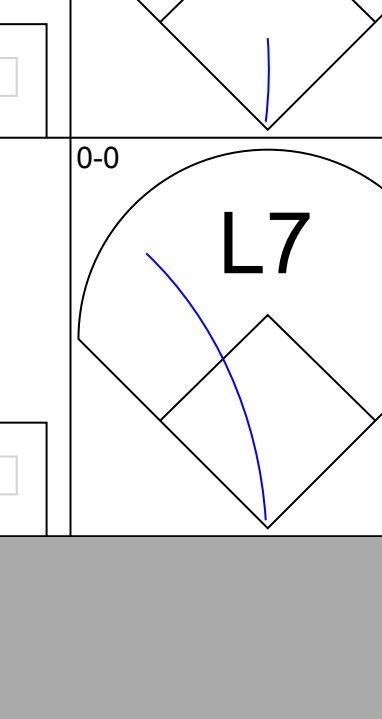
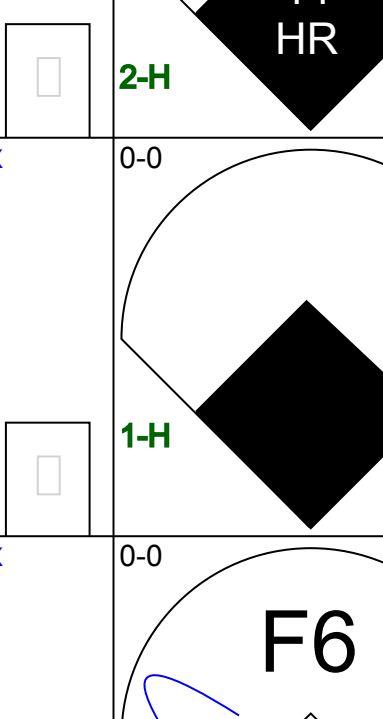
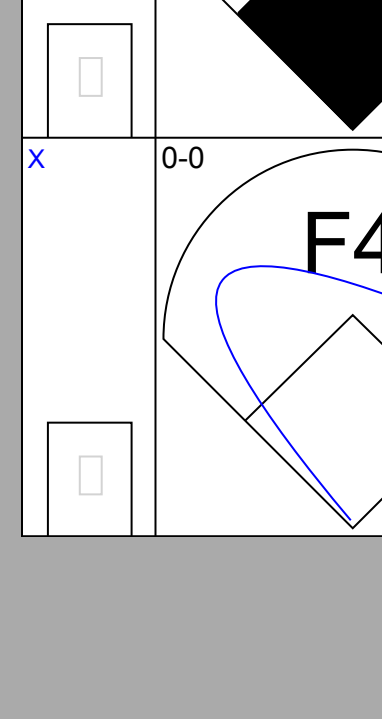
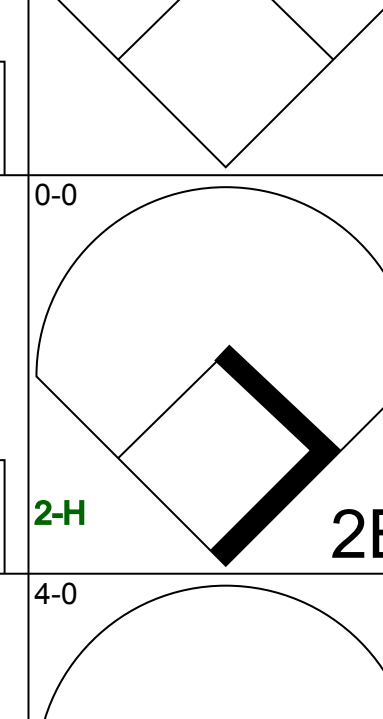
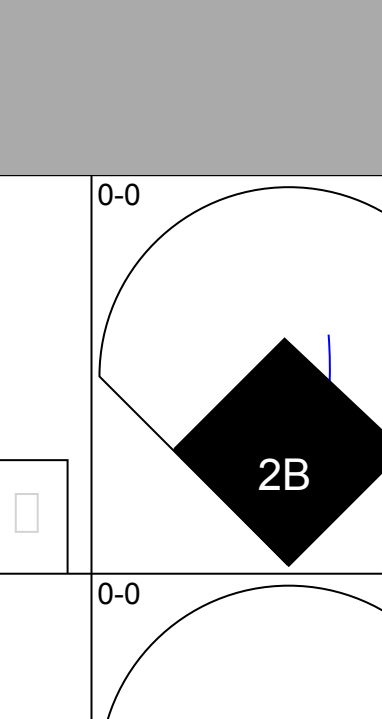
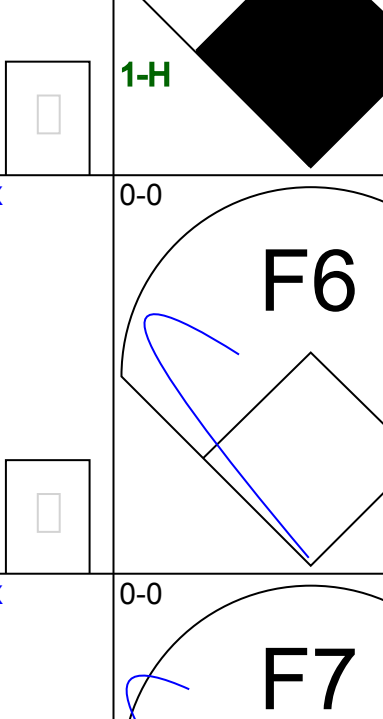

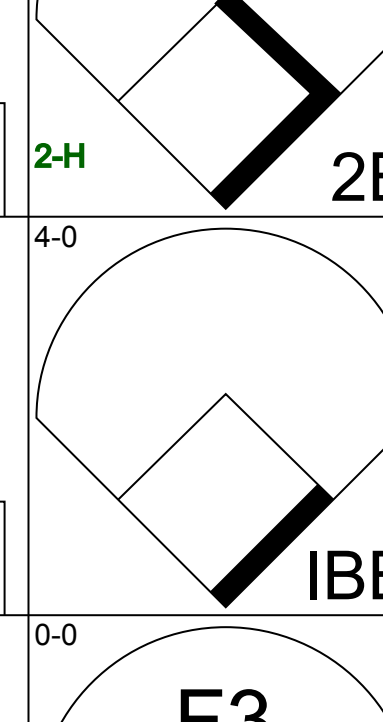
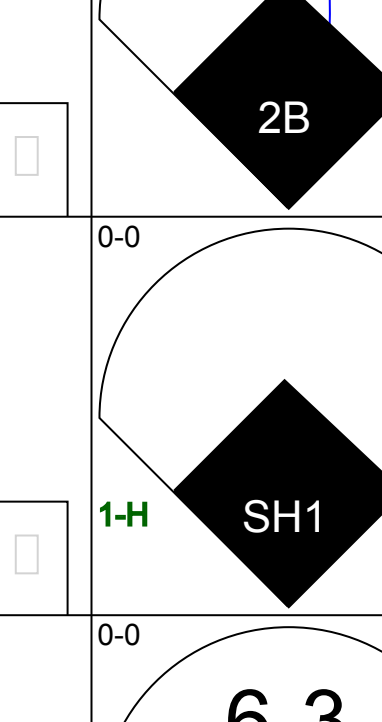
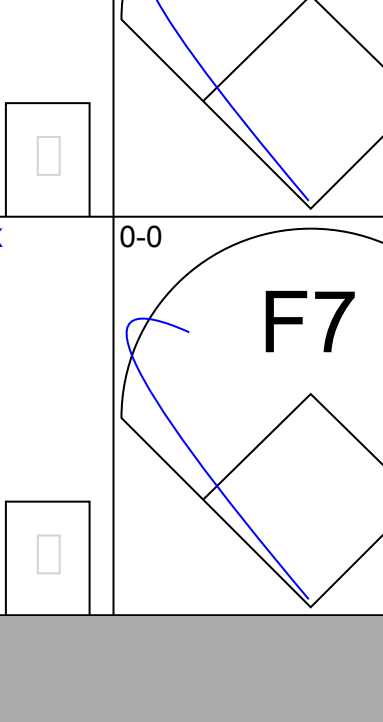

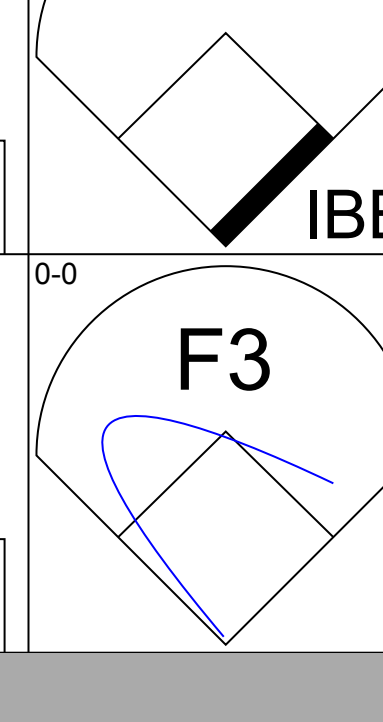
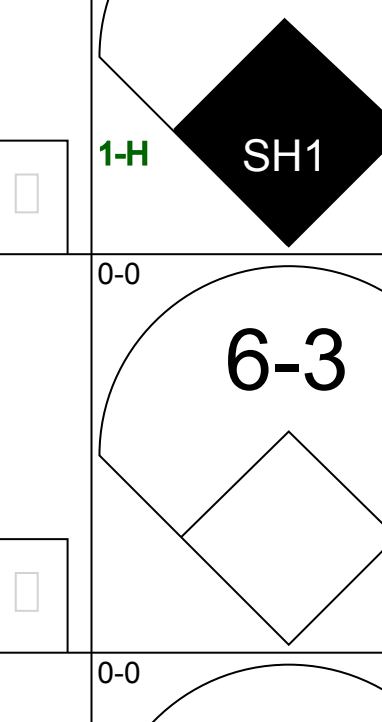
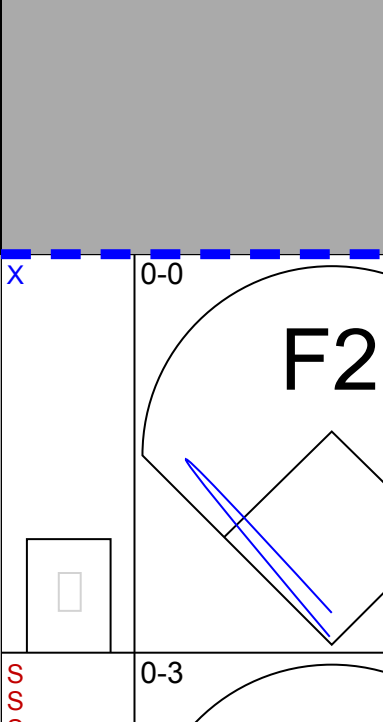
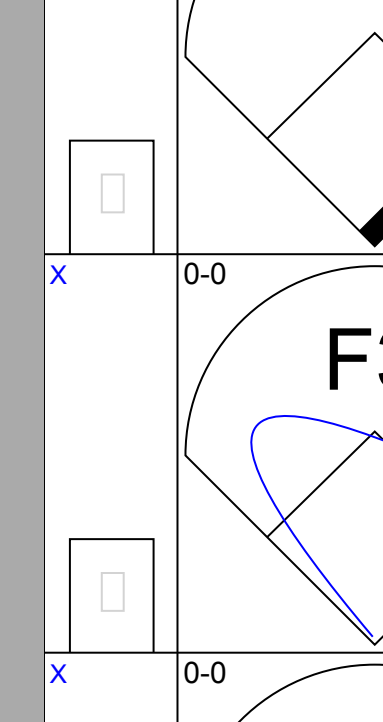
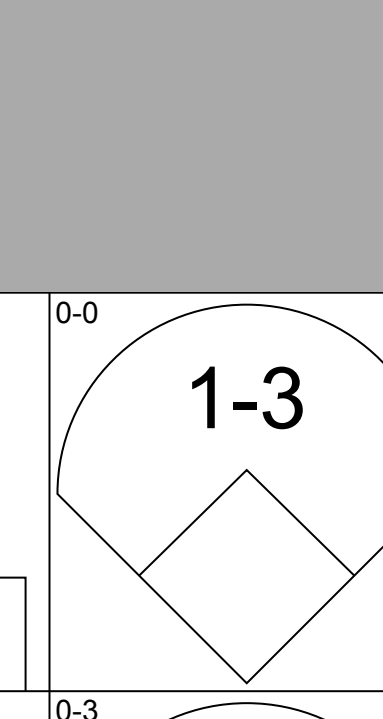
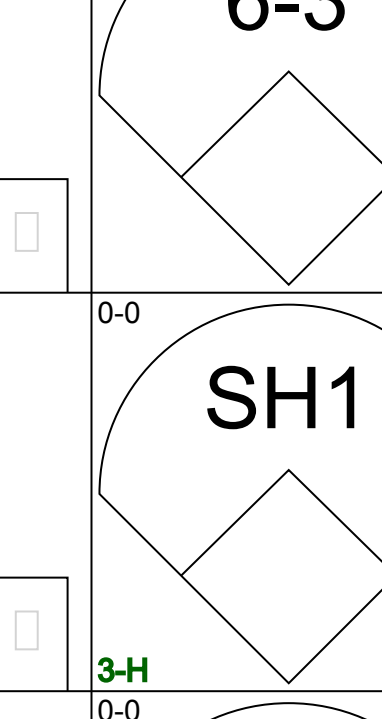


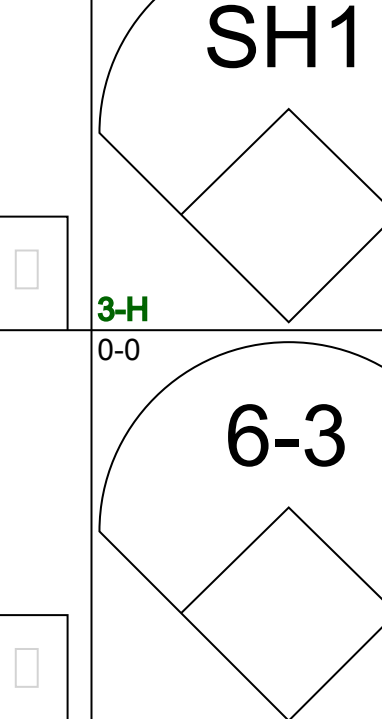
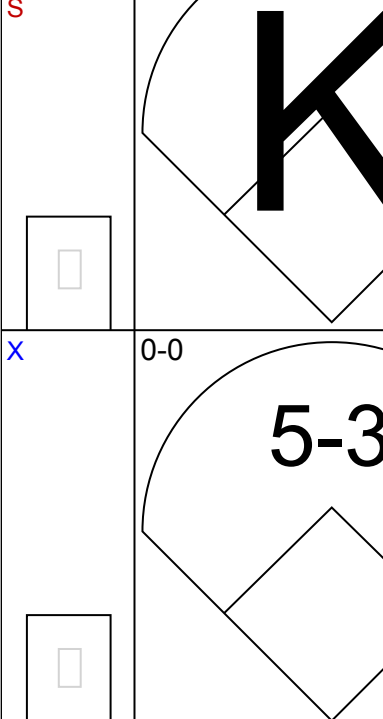
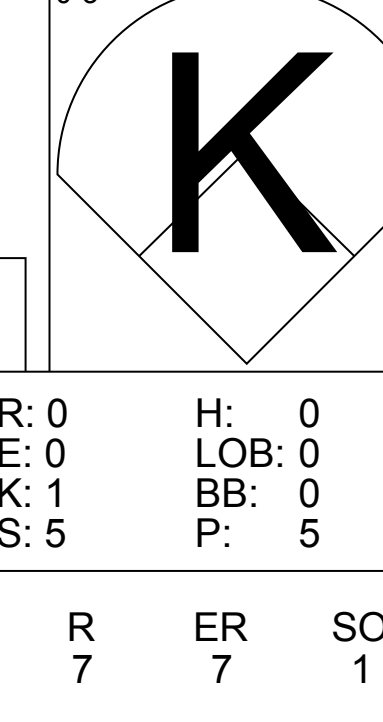


Batter	1	2	3	4	5	6	7	8	9	AB	R	H	RBI	BB	SO	LOB	TOP					
Julian Javier, R (1,4) OBP: 0.281, SLG: 0.366	6-3		K			F4		1-3		5	0	0	0	0	2	6	<b>St. Louis Cardinals @ Milwaukee Braves</b> Milwaukee County Stadium, Milwaukee, WI Thu Jul 21 1960, 4:33 AM EDT Att: 25,620 - Unknown <a href="http://livebaseballscorecards.com">livebaseballscorecards.com</a>					
Alex Grammas, R (1,5) OBP: 0.250, SLG: 0.254	K			6-3		2B	E5			2	0	0	0	0	1	0						
George Crowe, L (6, FH) OBP: 0.300, SLG: 0.444	K					1-2	2B				0	0	0	0	1	0						
Ken Boyer, R (6, FR) OBP: 0.330, SLG: 0.513						2B	HBP	2B			1	2	0	0	1	0						
Bill White, L (1,3) OBP: 0.360, SLG: 0.499	L7			K		BLK	2B				4	2	1	2	1	1						
Bob Nieman, R (1,7) OBP: 0.357, SLG: 0.440		6-3				1-3	2B				4	1	1	1	0	2						
John Glenn, R (7,7) OBP: 0.276, SLG: 0.357				5-3		2B	F4				1	0	0	0	0	0						
Daryl Spencer, R (1,6) OBP: 0.373, SLG: 0.456	F3					2B	E5				4	2	1	0	0	2						
Walt Moryn, L (1,9) OBP: 0.327, SLG: 0.354	F7					2B	BB				3	0	1	3	2	1						
Curt Flood, R (1,8) OBP: 0.310, SLG: 0.377				6-3		2B	BB				4	0	0	1	1	3						
Hal Smith, R (1,2) OBP: 0.288, SLG: 0.283						E6					2	1	0	0	0	0						
Stan Mustaj, L (6, FH) OBP: 0.407, SLG: 0.509	F3					2B					0	0	0	1	1	0						
Bob Gibson, R (6, FR) OBP: 0.083, SLG: 0.083						2B					0	0	0	0	0	0						
Carl Sawatski, L (6,2) OBP: 0.296, SLG: 0.336						2B					2	0	0	0	0	1						
Larry Jackson, R (1,1) OBP: 0.246, SLG: 0.242						2B					3	1	2	0	0	1						
Lindy McDaniel, R (7,1) OBP: 0.200, SLG: 0.158	E9					2B					1	0	0	0	0	0						
<b>Inning Stats</b>	R: 0 E: 0 K: 1 S: 5	H: 0 LOB: 0 BB: 0 P: 5	R: 0 E: 0 K: 0 S: 3	H: 0 LOB: 0 BB: 0 P: 3	R: 0 E: 1 K: 1 S: 6	H: 1 LOB: 1 BB: 0 P: 6	R: 0 E: 0 K: 1 S: 5	H: 0 LOB: 0 BB: 0 P: 5	R: 0 E: 0 K: 1 S: 5	H: 0 LOB: 0 BB: 0 P: 5	R: 6 E: 2 K: 2 S: 12	H: 3 LOB: 3 BB: 4 P: 28	R: 3 E: 1 K: 2 S: 9	H: 1 LOB: 1 BB: 1 P: 14	R: 0 E: 0 K: 0 S: 3	H: 0 LOB: 1 BB: 1 P: 7	R: 0 E: 0 K: 0 S: 4	H: 1 LOB: 2 BB: 1 P: 8	1B: 3 2B: 3 HR: 0	SF: 0 SAC: 0 DP: 0 HBP: 1	WP: 0 PB: 0 SB: 0 CS: 0	PA: 44
<b>PITCHER</b>	IP WLS BF H R ER SO BB IBB HBP BLK WP HR S P ERA WHIP																					
Carl Willey, R (1,1) ERA: 3.84	5.1 L 22 4 6 3 4 1 0 0 0 0 0 29 33 5.06 0.938																					
Don Nottesbart, R (6,1) ERA: 4.11	0.0 3 0 0 0 0 1 1 0 0 0 0 1 9 ∞ ∞																					
Don McMahon, R (6,1) ERA: 6.81	1.2 10 1 3 2 4 2 0 1 0 0 0 15 24 10.80 1.800																					
George Brunet, L (8,1) ERA: 4.34	2.0 9 1 0 0 0 2 0 0 0 0 0 7 15 0.00 1.500																					

Batter	1	2	3	4	5	6	7	8	9	AB	R	H	RBI	BB	SO	LOB	BOTTOM					
Bill Bruton, L (1,8) OBP: 0.340, SLG: 0.461	E 1B		SH2-3				F9		K	4	2	2	1	1	1	2	<b>St. Louis Cardinals @ Milwaukee Braves</b> Milwaukee County Stadium, Milwaukee, WI Thu Jul 21 1960, 4:33 AM EDT Att: 25,620 - Unknown <a href="http://livebaseballscorecards.com">livebaseballscorecards.com</a>					
Del Crandall, R (1,2) OBP: 0.319, SLG: 0.462	K		SH2-3							3	0	1	1	0	1	1						
Eddie Mathews, L (1,5) OBP: 0.395, SLG: 0.527	6-3		F9			L7	F8			4	1	1	1	0	0	3						
Hank Aaron, R (1,9) OBP: 0.357, SLG: 0.594	6-3		1-3							4	0	1	0	0	0	2						
Wes Covington, L (1,7) OBP: 0.322, SLG: 0.497				F7		F6		4-3		4	0	1	1	0	0	1						
Joe Adcock, R (1,3) OBP: 0.355, SLG: 0.524						6-3				4	0	3	0	0	0	1						
Johnny Logan, R (1,6) OBP: 0.307, SLG: 0.317										4	0	0	0	0	0	3						
Chuck Cottier, R (1,4) OBP: 0.244, SLG: 0.303										2	1	0	0	0	1	0						
Red Schoendienst, S (9, PH) OBP: 0.291, SLG: 0.281										1	0	0	0	0	0	0						
Carl Willey, R (1,1) OBP: 0.103, SLG: 0.143										2	0	0	0	0	0	1						
Don Nottesbart, R (6,1) OBP: 0.307, SLG: 0.317										0	0	0	0	0	0	0						
Don McMahon, R (6,1) OBP: 0.307, SLG: 0.317										0	0	0	0	0	0	0						
Eddie Haas, L (7, PH) OBP: 0.333, SLG: 0.500										1	0	1	0	0	0	0						
George Brunet, R (8,1) OBP: 0.296, SLG: 0.336										0	0	0	0	0	0	0						
Alvin Dark, R (9, PH) OBP: 0.311, SLG: 0.318										1	0	0	0	0	0	0						
<b>Inning Stats</b>	R: 2 E: 1 K: 1 S: 6	H: 2 LOB: 1 BB: 1 P: 10	R: 0 E: 0 K: 1 S: 6	H: 1 LOB: 1 BB: 0 P: 6	R: 0 E: 0 K: 0 S: 4	H: 1 LOB: 1 BB: 0 P: 4	R: 0 E: 0 K: 0 S: 3	H: 1 LOB: 0 BB: 0 P: 3	R: 1 E: 0 K: 0 S: 4	H: 1 LOB: 0 BB: 0 P: 4	R: 0 E: 0 K: 0 S: 4	H: 1 LOB: 1 BB: 0 P: 4	R: 1 E: 0 K: 0 S: 5	H: 2 LOB: 2 BB: 1 P: 9	R: 0 E: 0 K: 0 S: 4	H: 1 LOB: 1 BB: 0 P: 4	R: 0 E: 0 K: 1 S: 5	H: 0 LOB: 0 BB: 0 P: 5	1B: 9 2B: 0 3B: 0 HR: 1	SF: 0 SAC: 1 DP: 0 HBP: 0	WP: 0 PB: 0 SB: 1 CS: 1	PA: 38
<b>PITCHER</b>	IP WLS BF H R ER SO BB IBB HBP BLK WP HR S P ERA WHIP																					
Larry Jackson, R (1,1) ERA: 2.97	6.2 W 29 9 4 4 2 0 0 0 0 0 0 31 39 5.40 1.650																					
Lindy McDaniel, R (7,1) ERA: 2.44	2.1 S 8 1 0 0 1 0 0 0 0 0 0 10 10 0.00 0.429																					



Batter	1	2	3	4	5	6	7	8	9	AB	R	H	RBI	BB	SO	LOB	TOP										
<b>Bill Bruton, L</b> OBP: 0.340, SLG: 0.460 (1, 8)										5	2	2	0	0	1	0	<b>Milwaukee Braves @ Chicago Cubs</b> Wrigley Field, Chicago, IL Fri Jul 22, 1960, 3:33 AM CDT Att: 16,739 - Unknown										
<b>Del Crandall, R</b> OBP: 0.317, SLG: 0.457 (1, 2)										5	0	1	0	0	0	3											
<b>Eddie Mathews, L</b> OBP: 0.401, SLG: 0.539 (1, 5)										4	2	3	3	1	0	1											
<b>Hank Aaron, R</b> OBP: 0.355, SLG: 0.598 (1, 9)										5	1	1	2	0	0	4											
<b>Joe Adcock, R</b> OBP: 0.358, SLG: 0.531 (1, 3)										4	1	1	1	0	0	0											
<b>Lee Maye, L</b> OBP: 0.500, SLG: 0.467 (1, 7)										3	0	0	0	1	0	0											
<b>Johnny Logan, R</b> OBP: 0.306, SLG: 0.316 (1, 6)										4	0	1	0	0	1	1											
<b>Chuck Cottier, R</b> OBP: 0.235, SLG: 0.291 (1, 4)										3	0	0	0	0	0	1											
<b>Wes Covington, L</b> OBP: 0.320, SLG: 0.495 (8, PH)										1	0	0	0	0	0	1											
<b>Red Schoendienst, S</b> OBP: 0.291, SLG: 0.251 (8, 4)										0	0	0	0	0	0	0											
<b>Lew Burdette, R</b> OBP: 0.216, SLG: 0.213 (1, 1)										2	0	1	0	0	0	0											
<b>Joey Jay, S</b> OBP: 0.286, SLG: 0.167 (6, 1)										1	0	0	0	0	1	0											
<b>Eddie Haas, L</b> OBP: 0.563, SLG: 0.769 (9, PH)										1	1	1	1	0	0	0											
<b>Inning Stats</b>	R: 0 E: 0 K: 1 S: 6	H: 1 LOB: 1 BB: 0 P: 6	R: 1 E: 0 K: 0 S: 4	H: 1 LOB: 0 BB: 0 P: 4	R: 1 E: 0 K: 0 S: 5	H: 2 LOB: 1 BB: 0 P: 5	R: 0 E: 0 K: 0 S: 3	H: 0 LOB: 0 BB: 0 P: 3	R: 1 E: 0 K: 0 S: 6	H: 3 LOB: 2 BB: 0 P: 6	R: 0 E: 0 K: 1 S: 5	H: 0 LOB: 1 BB: 1 P: 9	R: 0 E: 0 K: 1 S: 5	H: 0 LOB: 0 BB: 0 P: 5	R: 2 E: 0 K: 0 S: 5	H: 2 LOB: 1 BB: 1 P: 9		R: 2 E: 0 K: 0 S: 5	H: 2 LOB: 0 BB: 0 P: 5	R: 2 E: 0 K: 0 S: 5	H: 2 LOB: 0 BB: 0 P: 5	1B: 7 2B: 0 3B: 0 HR: 4	SF: 0 SAC: 0 DP: 0 HBP: 0	WP: 0 PB: 0 SB: 1 CS: 0	PA: 40		
<b>PITCHER</b>	IP	WLS	BF	H	R	ER	SO	BB	IBB	HBP	BLK	WP	HR	S	P	ERA	WHIP										
<b>Mark Freeman, R</b> ERA: 6.22 (1, 1)	4.2		21	7	3	3	1	0	0	0	0	0	1	23	23	5.79	1.500										
<b>Don Elston, R</b> ERA: 2.93 (5, 1)	4.0	W	18	4	4	4	2	2	0	0	0	0	3	20	28	9.00	1.500										
<b>Joe Schaffernoth, R</b> ERA: 5.5 (9, 1)	0.1	S	1	0	0	0	0	0	0	0	0	0	0	1	1	0.00	0.000										

Batter	1	2	3	4	5	6	7	8	9	AB	R	H	RBI	BB	SO	LOB	BOTTOM											
<b>Richie Ashburn, L</b> OBP: 0.453, SLG: 0.371 (1, 7)										3	2	1	0	1	0	0	<b>Milwaukee Braves @ Chicago Cubs</b> Wrigley Field, Chicago, IL Fri Jul 22, 1960, 3:33 AM CDT Att: 16,739 - Unknown											
<b>Bob Will, L</b> OBP: 0.320, SLG: 0.407 (1, 9)										3	0	0	0	0	0	1												
<b>Ron Santo, R</b> OBP: 0.361, SLG: 0.444 (1, 5)										4	3	3	3	0	0	0												
<b>14 Ernie Banks, R</b> OBP: 0.372, SLG: 0.589 (1, 6)										4	1	1	2	0	0	1												
<b>Ed Bouchee, L</b> OBP: 0.357, SLG: 0.318 (1, 3)										4	1	2	1	0	0	0												
<b>George Altman, L</b> OBP: 0.360, SLG: 0.482 (1, 8)										3	1	2	1	1	0	0												
<b>Jerry Kindall, R</b> OBP: 0.274, SLG: 0.359 (1, 4)										4	0	0	0	0	0	4												
<b>El Tappe, R</b> OBP: 0.340, SLG: 0.311 (1, 2)										3	0	0	1	0	1	1												
<b>Mark Freeman, R</b> OBP: 0.211, SLG: 0.167 (1, 1)										2	0	0	0	0	1	0												
<b>Don Elston, R</b> OBP: 0.111, SLG: 0.111 (5, 1)										1	0	0	0	0	0	0												
<b>Joe Schaffernoth, R</b> ERA: 5.5 (9, 1)										0	0	0	0	0	0	0												
<b>Inning Stats</b>	R: 2 E: 0 K: 0 S: 5	H: 2 LOB: 2 BB: 2 P: 13	R: 0 E: 0 K: 1 S: 5	H: 0 LOB: 0 BB: 0 P: 5	R: 0 E: 0 K: 0 S: 3	H: 0 LOB: 0 BB: 0 P: 3	R: 2 E: 0 K: 0 S: 5	H: 2 LOB: 0 BB: 0 P: 5	R: 3 E: 0 K: 0 S: 6	H: 3 LOB: 0 BB: 0 P: 6	R: 0 E: 0 K: 1 S: 5	H: 0 LOB: 0 BB: 0 P: 5	R: 1 E: 0 K: 0 S: 4	H: 1 LOB: 0 BB: 0 P: 4	R: 0 E: 0 K: 0 S: 4	H: 1 LOB: 1 BB: 0 P: 4		R: 0 E: 0 K: 0 S: 4	H: 1 LOB: 0 BB: 0 P: 4	1B: 4 2B: 3 3B: 0 HR: 2	SF: 0 SAC: 2 DP: 0 HBP: 0	WP: 0 PB: 0 SB: 0 CS: 0	PA: 35					
<b>PITCHER</b>	IP	WLS	BF	H	R	ER	SO	BB	IBB	HBP	BLK	WP	HR	S	P	ERA		WHIP										
<b>Lew Burdette, R</b> ERA: 4.17 (1, 1)	5.0	L	24	7	7	7	1	1	0	0	0	0	1	24	32	12.60		1.600										
<b>Joey Jay, R</b> ERA: 3.57 (6, 1)	3.0		11	2	1	1	1	0	0	0	0	0	1	13	13	3.00	0.667											

AB 38  
R 7  
H 11  
RBI 7  
BB 2  
SO 3  
LOB 11



AB 31  
R 8  
H 9  
RBI 8  
BB 2  
SO 2  
LOB 7





Batter	1	2	3	4	5	6	7	8	9	AB	R	H	RBI	BB	SO	LOB	TOP					
<b>Bill Bruton, L</b> OBP: 0.339, SLG: 0.456 (1, 8)										3	0	0	0	1	0	1	<b>Milwaukee Braves @ Chicago Cubs</b> Wrigley Field, Chicago, IL Sat Jul 23 1960, 3:33 AM CDT Att: 20,222 - Unknown					
<b>Del Crandall, R</b> OBP: 0.313, SLG: 0.450 (1, 2)										4	0	0	0	0	1	1						
<b>Eddie Mathews, L</b> OBP: 0.402, SLG: 0.547 (1, 5)										3	1	1	1	1	0	1						
<b>Hank Aaron, R</b> OBP: 0.354, SLG: 0.602 (1, 9)										4	1	1	1	0	0	1						
<b>Joe Adcock, R</b> OBP: 0.353, SLG: 0.523 (1, 3)										4	0	0	0	0	3	1						
<b>Lee Maye, L</b> OBP: 0.458, SLG: 0.474 (1, 7)											4	1	1	0	0	0						
<b>Al Spangler, L</b> OBP: 0.319, SLG: 0.409 (9, 7)										0	0	0	0	0	0	0						
<b>Johnny Logan, R</b> OBP: 0.307, SLG: 0.318 (1, 6)										2	0	1	1	0	0	0						
<b>Chuck Cottier, R</b> OBP: 0.227, SLG: 0.280 (1, 4)										3	0	0	0	0	1	1						
<b>Juan Pizarro, L</b> OBP: 0.310, SLG: 0.414 (1, 1)										3	0	0	0	0	1	1						
<b>Ron Piche, R</b> (9, 1)										0	0	0	0	0	0	0						
<b>Inning Stats</b>	R: 1 E: 0 K: 1 S: 6	H: 1 LOB: 0 BB: 0 P: 6	R: 1 E: 1 K: 2 S: 8	H: 1 LOB: 0 BB: 0 P: 8	R: 0 E: 0 K: 0 S: 3	H: 0 LOB: 1 BB: 1 P: 7	R: 0 E: 0 K: 1 S: 5	H: 0 LOB: 0 BB: 0 P: 5	R: 0 E: 0 K: 1 S: 6	H: 1 LOB: 1 BB: 1 P: 6	R: 0 E: 0 K: 0 S: 5	H: 0 LOB: 1 BB: 1 P: 9	R: 0 E: 0 K: 0 S: 3	H: 0 LOB: 0 BB: 0 P: 3	R: 0 E: 0 K: 0 S: 3	H: 0 LOB: 0 BB: 0 P: 4	R: 1 E: 0 K: 0 S: 4	H: 1 LOB: 0 BB: 0 P: 4	1B: 1 2B: 1 3B: 0 HR: 2	SF: 1 SAC: 0 DP: 0 HBP: 0	WP: 0 PB: 0 SB: 0 CS: 0	PA: 33
<b>PITCHER</b> <b>Don Cardwell, R</b> ERA: 4.26 (1, 1)	IP: 9.0 WLS: L BF: 33	H: 4 R: 3 ER: 2 SO: 6	BB: 2 IBB: 0 HBP: 0 BLK: 0	WP: 0 HR: 2 S: 43 P: 51	ERA: 2.00 WHIP: 0.667																	

Batter	1	2	3	4	5	6	7	8	9	AB	R	H	RBI	BB	SO	LOB	BOTTOM					
<b>Richie Ashburn, L</b> OBP: 0.452, SLG: 0.372 (1, 7)										5	0	2	0	0	1	3	<b>Milwaukee Braves @ Chicago Cubs</b> Wrigley Field, Chicago, IL Sat Jul 23 1960, 3:33 AM CDT Att: 20,222 - Unknown					
<b>Frank Thomas, R</b> OBP: 0.303, SLG: 0.433 (1, 9)										4	0	1	0	0	2	4						
<b>Sammy Taylor, L</b> OBP: 0.347, SLG: 0.444 (9, PH)										1	0	0	0	0	0	3						
<b>Ron Santo, R</b> OBP: 0.357, SLG: 0.431 (1, 5)										3	0	0	0	1	1	2						
<b>14 Ernie Banks, R</b> OBP: 0.369, SLG: 0.582 (1, 6)										4	0	0	0	0	1	6						
<b>George Altman, L</b> OBP: 0.358, SLG: 0.473 (1, 8)										3	0	0	0	1	2	0						
<b>Dick Gemert, R</b> OBP: 0.319, SLG: 0.291 (1, 3)										4	0	2	0	0	0	1						
<b>Jerry Kindall, R</b> OBP: 0.274, SLG: 0.356 (1, 4)										4	0	1	0	0	2	1						
<b>El Tappe, R</b> OBP: 0.345, SLG: 0.319 (1, 2)										2	0	1	0	0	0	2						
<b>Bob Will, L</b> OBP: 0.319, SLG: 0.406 (7, PH)										1	0	0	0	0	1	0						
<b>Moe Thacker, R</b> OBP: 0.152, SLG: 0.067 (8, 2)										0	0	0	0	0	0	0						
<b>Grady Hatton, L</b> OBP: 0.500, SLG: 0.500 (9, PH)										0	0	0	0	0	0	0						
<b>Don Zimmer, R</b> OBP: 0.301, SLG: 0.342 (9, PR)										0	0	0	0	0	0	0						
<b>Don Cardwell, R</b> OBP: 0.195, SLG: 0.366 (1, 1)										3	0	1	0	0	2	1						
<b>Al Heist, R</b> OBP: 0.250, SLG: 0.100 (9, PH)										0	0	0	0	1	0	0						
<b>Inning Stats</b>	R: 0 E: 0 K: 2 S: 8	H: 1 LOB: 0 BB: 0 P: 8	R: 0 E: 0 K: 1 S: 5	H: 0 LOB: 0 BB: 0 P: 5	R: 0 E: 0 K: 1 S: 6	H: 2 LOB: 1 BB: 0 P: 6	R: 0 E: 0 K: 3 S: 11	H: 1 LOB: 2 BB: 0 P: 11	R: 0 E: 0 K: 1 S: 5	H: 1 LOB: 0 BB: 0 P: 5	R: 0 E: 0 K: 0 S: 6	H: 1 LOB: 1 BB: 0 P: 6	R: 0 E: 0 K: 0 S: 3	H: 0 LOB: 1 BB: 1 P: 7	R: 0 E: 0 K: 1 S: 5	H: 0 LOB: 3 BB: 1 P: 10	R: 0 E: 0 K: 1 S: 5	H: 0 LOB: 1 BB: 1 P: 10	1B: 7 2B: 1 3B: 0 HR: 0	SF: 0 SAC: 0 DP: 2 HBP: 1	WP: 0 PB: 0 SB: 0 CS: 0	PA: 38
<b>PITCHER</b> <b>Juan Pizarro, L</b> ERA: 3.18 (1, 1)	IP: 8.1 WLS: W BF: 36	H: 8 R: 0 ER: 0 SO: 12	BB: 3 IBB: 0 HBP: 1 BLK: 0	WP: 0 HR: 0 S: 56 P: 69	ERA: 0.00 WHIP: 1.320																	
<b>Ron Piche, R</b> ERA: 4.71 (9, 1)	IP: 0.2 WLS: S BF: 2	H: 0 R: 0 ER: 0 SO: 0	BB: 0 IBB: 0 HBP: 0 BLK: 0	WP: 0 HR: 0 S: 2 P: 2	ERA: 0.00 WHIP: 0.000																	





Batter	1	2	3	4	5	6	7	8	9	AB	R	H	RBI	BB	SO	LOB	TOP								
<b>Bill Bruton, L</b> OBP: 0.340, SLG: 0.455 (1, 8)										5	0	2	1	0	1	3	<b>Milwaukee Braves @ Chicago Cubs</b> Wrigley Field, Chicago, IL Sun Jul 24 1960, 3:33 AM CDT Unknown								
<b>Del Grandall, R</b> OBP: 0.317, SLG: 0.452 (1, 2)										5	1	3	0	0	0	3									
<b>Eddie Mathews, L</b> OBP: 0.402, SLG: 0.542 (1, 5)										3	0	0	0	2	0	4									
<b>Hank Aaron, R</b> OBP: 0.352, SLG: 0.596 (1, 9)										5	1	1	0	0	0	6									
<b>Joe Adcock, R</b> OBP: 0.357, SLG: 0.537 (1, 3)										4	2	2	3	1	2	2									
<b>Lee Maye, L</b> OBP: 0.414, SLG: 0.417 (1, 7)										5	0	1	0	0	0	5									
<b>Al Spangler, L</b> OBP: 0.319, SLG: 0.409 (9, 7)										0	0	0	0	0	0	0									
<b>Johnny Logan, R</b> OBP: 0.308, SLG: 0.327 (1, 6)										4	2	1	2	1	1	1									
<b>Red Schoendienst, S</b> OBP: 0.295, SLG: 0.285 (1, 4)										4	1	2	0	0	0	0									
<b>Chuck Cottier, R</b> OBP: 0.225, SLG: 0.277 (7, 4)										1	0	0	0	0	0	0									
<b>Warren Spahn, L</b> OBP: 0.180, SLG: 0.196 (1, 1)										2	0	0	0	2	1	1									
<b>Inning Stats</b>	R: 0 E: 0 K: 0 S: 4	H: 1 LOB: 3 BB: 2 P: 12	R: 0 E: 0 K: 1 S: 5	H: 0 LOB: 1 BB: 1 P: 9	R: 4 E: 1 K: 0 S: 7	H: 3 LOB: 0 BB: 0 P: 7	R: 0 E: 0 K: 0 S: 4	H: 1 LOB: 2 BB: 1 P: 8	R: 3 E: 0 K: 1 S: 6	H: 3 LOB: 2 BB: 2 P: 14	R: 0 E: 0 K: 1 S: 5	H: 1 LOB: 0 BB: 0 P: 5	R: 0 E: 0 K: 2 S: 8	H: 1 LOB: 2 BB: 0 P: 8	R: 0 E: 0 K: 1 S: 6	H: 1 LOB: 1 BB: 0 P: 6	R: 0 E: 0 K: 0 S: 3	H: 1 LOB: 0 BB: 0 P: 3	1B: 9 2B: 1 3B: 0 HR: 2	SF: 0 SAC: 0 DP: 2 HBP: 0	WP: 1 PB: 0 SB: 2 CS: 0	PA: 44			
<b>PITCHER</b>	IP WLS BF H R ER SO BB IBB HBP BLK WP HR S P ERA WHIP	IP WLS BF H R ER SO BB IBB HBP BLK WP HR S P ERA WHIP	IP WLS BF H R ER SO BB IBB HBP BLK WP HR S P ERA WHIP	IP WLS BF H R ER SO BB IBB HBP BLK WP HR S P ERA WHIP	IP WLS BF H R ER SO BB IBB HBP BLK WP HR S P ERA WHIP	IP WLS BF H R ER SO BB IBB HBP BLK WP HR S P ERA WHIP	IP WLS BF H R ER SO BB IBB HBP BLK WP HR S P ERA WHIP	IP WLS BF H R ER SO BB IBB HBP BLK WP HR S P ERA WHIP	IP WLS BF H R ER SO BB IBB HBP BLK WP HR S P ERA WHIP	IP WLS BF H R ER SO BB IBB HBP BLK WP HR S P ERA WHIP	IP WLS BF H R ER SO BB IBB HBP BLK WP HR S P ERA WHIP	IP WLS BF H R ER SO BB IBB HBP BLK WP HR S P ERA WHIP	IP WLS BF H R ER SO BB IBB HBP BLK WP HR S P ERA WHIP	IP WLS BF H R ER SO BB IBB HBP BLK WP HR S P ERA WHIP	IP WLS BF H R ER SO BB IBB HBP BLK WP HR S P ERA WHIP	IP WLS BF H R ER SO BB IBB HBP BLK WP HR S P ERA WHIP	IP WLS BF H R ER SO BB IBB HBP BLK WP HR S P ERA WHIP	IP WLS BF H R ER SO BB IBB HBP BLK WP HR S P ERA WHIP	IP WLS BF H R ER SO BB IBB HBP BLK WP HR S P ERA WHIP	IP WLS BF H R ER SO BB IBB HBP BLK WP HR S P ERA WHIP	IP WLS BF H R ER SO BB IBB HBP BLK WP HR S P ERA WHIP	IP WLS BF H R ER SO BB IBB HBP BLK WP HR S P ERA WHIP	IP WLS BF H R ER SO BB IBB HBP BLK WP HR S P ERA WHIP	IP WLS BF H R ER SO BB IBB HBP BLK WP HR S P ERA WHIP	IP WLS BF H R ER SO BB IBB HBP BLK WP HR S P ERA WHIP
<b>Glen Hobbie, R</b> ERA: 4.95 (1, 1)	4.1	L	27	7	7	4	1	5	1	0	0	0	1	2	23	47	8.31	2.769							
<b>Seth Morehead, L</b> ERA: 3.47 (5, 1)	0.2		3	1	0	0	0	0	0	0	0	0	0	0	3	3	0.00	1.500							
<b>Joe Schaffernoth, R</b> ERA: 4.95 (6, 1)	2.0		7	2	0	0	3	0	0	0	0	0	0	0	13	13	0.00	1.000							
<b>Mark Freeman, R</b> ERA: 6.0 (8, 1)	2.0		7	2	0	0	1	0	0	0	0	0	0	0	9	9	0.00	1.000							



Batter	1	2	3	4	5	6	7	8	9	AB	R	H	RBI	BB	SO	LOB	BOTTOM								
<b>Richie Ashburn, L</b> OBP: 0.454, SLG: 0.377 (1, 7)										4	1	2	1	1	0	0	<b>Milwaukee Braves @ Chicago Cubs</b> Wrigley Field, Chicago, IL Sun Jul 24 1960, 3:33 AM CDT Unknown								
<b>Frank Thomas, R</b> OBP: 0.305, SLG: 0.444 (1, 9)										4	2	2	2	0	0	3									
<b>Ron Santo, R</b> OBP: 0.362, SLG: 0.462 (1, 5)										4	1	2	2	0	1	2									
<b>14 Ernie Banks, R</b> OBP: 0.368, SLG: 0.578 (1, 6)										4	0	1	0	0	1	1									
<b>Ed Bouchee, L</b> OBP: 0.356, SLG: 0.315 (1, 3)										3	0	0	0	1	0	0									
<b>George Altman, L</b> OBP: 0.351, SLG: 0.462 (1, 8)										4	0	0	0	0	2	2									
<b>Jerry Kindall, R</b> OBP: 0.288, SLG: 0.348 (1, 4)										4	0	0	0	0	0	2									
<b>El Tappe, R</b> OBP: 0.351, SLG: 0.347 (1, 2)										2	1	1	0	0	0	2									
<b>Al Heist, R</b> OBP: 0.231, SLG: 0.091 (7, PH)										1	0	0	0	0	0	0									
<b>Moe Thacker, R</b> OBP: 0.147, SLG: 0.065 (8, 2)										1	0	0	0	0	0	0									
<b>Glen Hobbie, R</b> ERA: 4.95 (11, 1)	9.0	W	37	9	5	5	5	2	0	0	0	0	0	0	0	0									
<b>Seth Morehead, L</b> ERA: 3.47 (5, 1)	0.2		3	1	0	0	0	0	0	0	0	0	0	0	0	0									
<b>Dick Gerritt, R</b> ERA: 4.95 (5, PH)	0.1		1	0	0	0	0	0	0	0	0	0	0	0	0	0									
<b>Joe Schaffernoth, R</b> ERA: 4.95 (6, 1)	2.0		7	2	0	0	3	0	0	0	0	0	0	0	0	0									
<b>Bob Will, L</b> ERA: 4.95 (7, PH)	0.1		1	0	0	0	0	0	0	0	0	0	0	0	0	0									
<b>Mark Freeman, R</b> ERA: 6.0 (8, 1)	2.0		7	2	0	0	1	0	0	0	0	0	0	0	0	0									
<b>Don Zimmer, R</b> ERA: 6.0 (9, PH)	0.1		1	0	0	0	0	0	0	0	0	0	0	0	0	0									
<b>Inning Stats</b>	R: 0 E: 0 K: 0 S: 2	H: 0 LOB: 0 BB: 1 P: 6	R: 0 E: 0 K: 1 S: 5	H: 0 LOB: 0 BB: 0 P: 5	R: 1 E: 0 K: 1 S: 8	H: 3 LOB: 2 BB: 0 P: 8	R: 0 E: 0 K: 1 S: 6	H: 1 LOB: 2 BB: 1 P: 10	R: 2 E: 0 K: 1 S: 7	H: 2 LOB: 0 BB: 0 P: 7	R: 0 E: 0 K: 0 S: 3	H: 0 LOB: 0 BB: 0 P: 3	R: 2 E: 0 K: 0 S: 6	H: 3 LOB: 1 BB: 0 P: 6	R: 0 E: 0 K: 1 S: 5	H: 0 LOB: 0 BB: 0 P: 5	R: 0 E: 0 K: 0 S: 3	H: 0 LOB: 0 BB: 0 P: 3	1B: 5 2B: 2 3B: 0 HR: 2	SF: 0 SAC: 0 DP: 1 HBP: 0	WP: 0 PB: 0 SB: 0 CS: 0	PA: 37			
<b>PITCHER</b>	IP WLS BF H R ER SO BB IBB HBP BLK WP HR S P ERA WHIP	IP WLS BF H R ER SO BB IBB HBP BLK WP HR S P ERA WHIP	IP WLS BF H R ER SO BB IBB HBP BLK WP HR S P ERA WHIP	IP WLS BF H R ER SO BB IBB HBP BLK WP HR S P ERA WHIP	IP WLS BF H R ER SO BB IBB HBP BLK WP HR S P ERA WHIP	IP WLS BF H R ER SO BB IBB HBP BLK WP HR S P ERA WHIP	IP WLS BF H R ER SO BB IBB HBP BLK WP HR S P ERA WHIP	IP WLS BF H R ER SO BB IBB HBP BLK WP HR S P ERA WHIP	IP WLS BF H R ER SO BB IBB HBP BLK WP HR S P ERA WHIP	IP WLS BF H R ER SO BB IBB HBP BLK WP HR S P ERA WHIP	IP WLS BF H R ER SO BB IBB HBP BLK WP HR S P ERA WHIP	IP WLS BF H R ER SO BB IBB HBP BLK WP HR S P ERA WHIP	IP WLS BF H R ER SO BB IBB HBP BLK WP HR S P ERA WHIP	IP WLS BF H R ER SO BB IBB HBP BLK WP HR S P ERA WHIP	IP WLS BF H R ER SO BB IBB HBP BLK WP HR S P ERA WHIP	IP WLS BF H R ER SO BB IBB HBP BLK WP HR S P ERA WHIP	IP WLS BF H R ER SO BB IBB HBP BLK WP HR S P ERA WHIP	IP WLS BF H R ER SO BB IBB HBP BLK WP HR S P ERA WHIP	IP WLS BF H R ER SO BB IBB HBP BLK WP HR S P ERA WHIP	IP WLS BF H R ER SO BB IBB HBP BLK WP HR S P ERA WHIP	IP WLS BF H R ER SO BB IBB HBP BLK WP HR S P ERA WHIP	IP WLS BF H R ER SO BB IBB HBP BLK WP HR S P ERA WHIP	IP WLS BF H R ER SO BB IBB HBP BLK WP HR S P ERA WHIP	IP WLS BF H R ER SO BB IBB HBP BLK WP HR S P ERA WHIP	IP WLS BF H R ER SO BB IBB HBP BLK WP HR S P ERA WHIP
<b>Warren Spahn, L</b> ERA: 3.86 (1, 1)	9.0	W	37	9	5	5	5	2	0	0	0	0	0	0	0	0	5.00	1.222							





Batter	1	2	3	4	5	6	7	8	9	AB	R	H	RBI	BB	SO	LOB	TOP								
<b>Bill Bruton, L</b> OBP: 0.338, SLG: 0.452 (1, 8)	F5		4-3		1B		F8		K	5	0	1	0	0	1	5	<b>Milwaukee Braves @ Chicago Cubs</b> Wrigley Field, Chicago, IL Sun Jul 24 1960, 3:38 AM CDT Att: 33,457 - Unknown								
<b>Del Crandall, R</b> OBP: 0.312, SLG: 0.444 (1, 2)	F3		E5 FC6-4		F3		F9		1-3	5	0	0	0	0	0	4									
<b>Eddie Mathews, L</b> OBP: 0.397, SLG: 0.535 (1, 5)	K		K		4-3		4-3			4	0	0	0	0	2	1									
<b>Hank Aaron, R</b> OBP: 0.348, SLG: 0.589 (1, 9)		K	FC6-4 1-2		6-3		6-3			4	0	0	0	0	1	1									
<b>Joe Adcock, R</b> OBP: 0.353, SLG: 0.530 (1, 3)		6-3			F6		F3		6-3	4	0	0	0	0	0	0									
<b>Mel Roach, R</b> OBP: 0.385, SLG: 0.515 (9, PH)					5-3					4	0	2	0	0	1	0									
<b>Al Spangler, L</b> OBP: 0.319, SLG: 0.409 (9, 7)		BB 1B					K		S 1B	0	1	0	0	0	0	0									
<b>Johnny Logan, R</b> OBP: 0.313, SLG: 0.330 (1, 6)					F9		1B 1B		1B 1B 2-3 IBB	3	0	2	0	1	0	0									
<b>Chuck Cottier, R</b> OBP: 0.228, SLG: 0.271 (9, PH)										2	0	0	0	1	0	1									
<b>Alvin Dark, R</b> OBP: 0.314, SLG: 0.321 (9, PH)										1	0	1	1	0	0	0									
<b>Felix Mantilla, R</b> OBP: 0.255, SLG: 0.367 (9, 4)		1-2 2-3 BB							1-2 3-H 1B	0	0	0	0	0	0	0									
<b>Bob Buhl, R</b> OBP: 0.135, SLG: 0.135 (1, 1)					6-3		1-2 1B		1-2 2-3 1B	4	0	2	0	0	0	3									
<b>Inning Stats</b>	R: 0 E: 0 K: 1 S: 5	H: 0 LOB: 0 BB: 0 P: 5	R: 0 E: 0 K: 1 S: 7	H: 2 LOB: 3 BB: 1 P: 11	R: 0 E: 1 K: 1 S: 6	H: 0 LOB: 1 BB: 0 P: 6	R: 0 E: 0 K: 0 S: 3	H: 0 LOB: 0 BB: 0 P: 3	R: 0 E: 0 K: 0 S: 4	H: 1 LOB: 1 BB: 0 P: 4	R: 0 E: 0 K: 0 S: 3	H: 0 LOB: 0 BB: 0 P: 3	R: 0 E: 0 K: 1 S: 7	H: 2 LOB: 2 BB: 0 P: 7	R: 0 E: 0 K: 0 S: 3	H: 0 LOB: 0 BB: 0 P: 3	R: 1 E: 0 K: 1 S: 8	H: 3 LOB: 3 BB: 1 P: 12	1B: 7 2B: 1 3B: 0 HR: 0	SF: 0 SAC: 0 DP: 0 HBP: 0	WP: 0 PB: 0 SB: 1 CS: 0	PA: 38			
<b>PITCHER</b>	IP	WLS	BF	H	R	ER	SO	BB	IBB	HBP	BLK	WP	HR	S	P	ERA	WHIP								
<b>Jim Brewer, L</b> ERA: 5.27 (1, 1)	8.2	L	37	8	1	1	5	1	1	0	0	0	0	45	53	1.04	1.038								
<b>Don Elston, R</b> ERA: 2.92 (9, 1)	0.1		1	0	0	0	0	0	0	0	0	0	0	1	1	0.00	0.000								


AB	36
R	1
H	8
RBI	1
BB	2
SO	5
LOB	15



Batter	1	2	3	4	5	6	7	8	9	AB	R	H	RBI	BB	SO	LOB	BOTTOM								
<b>Richie Ashburn, L</b> OBP: 0.450, SLG: 0.373 (1, 7)	F8		6-3			SH5-3 1-2		F3		3	0	0	0	0	0	0	<b>Milwaukee Braves @ Chicago Cubs</b> Wrigley Field, Chicago, IL Sun Jul 24 1960, 3:38 AM CDT Att: 33,457 - Unknown								
<b>Bob Will, L</b> OBP: 0.314, SLG: 0.398 (1, 9)	F8		F4		G3 2-3		F7			4	0	0	0	0	1	1									
<b>Ron Santo, R</b> OBP: 0.350, SLG: 0.445 (1, 5)	K				5-3		F8		F8	4	0	0	0	0	1	1									
<b>14 Ernie Banks, R</b> OBP: 0.371, SLG: 0.579 (1, 6)					F5		CS 1B		BB	3	0	2	0	1	0	0									
<b>Ed Bouchee, L</b> OBP: 0.352, SLG: 0.311 (1, 3)		F8			3-1		F2		F2	4	0	0	0	0	0	3									
<b>George Altman, L</b> OBP: 0.348, SLG: 0.458 (1, 8)					4-3		F8		1-3	4	0	1	0	0	0	2									
<b>Don Zimmer, R</b> OBP: 0.305, SLG: 0.342 (1, 4)							F8			2	0	1	0	1	0	0									
<b>Moe Thacker, R</b> OBP: 0.139, SLG: 0.061 (1, 2)							F8			2	0	0	0	0	0	2									
<b>Sammy Taylor, L</b> OBP: 0.340, SLG: 0.435 (7, PH)							F8			1	0	0	0	0	0	2									
<b>El Tappe, R</b> OBP: 0.351, SLG: 0.347 (8, 2)							F8			0	0	0	0	0	0	0									
<b>Jim Brewer, L</b> OBP: 0.111, SLG: 0.111 (1, 1)					4-3		G3 SH5-3 BB		K	2	0	0	0	1	1	0									
<b>Inning Stats</b>	R: 0 E: 0 K: 1 S: 5	H: 0 LOB: 0 BB: 0 P: 5	R: 0 E: 0 K: 0 S: 4	H: 1 LOB: 2 BB: 1 P: 8	R: 0 E: 0 K: 0 S: 3	H: 0 LOB: 0 BB: 0 P: 3	R: 0 E: 0 K: 0 S: 3	H: 0 LOB: 0 BB: 0 P: 3	R: 0 E: 0 K: 0 S: 3	H: 0 LOB: 1 BB: 1 P: 7	R: 0 E: 0 K: 0 S: 5	H: 3 LOB: 2 BB: 0 P: 5	R: 0 E: 0 K: 1 S: 5	H: 0 LOB: 0 BB: 0 P: 5	R: 0 E: 0 K: 0 S: 3	H: 0 LOB: 1 BB: 1 P: 7	1B: 4 2B: 0 3B: 0 HR: 0	SF: 0 SAC: 1 DP: 0 HBP: 0	WP: 0 PB: 0 SB: 0 CS: 1	PA: 33					
<b>PITCHER</b>	IP	WLS	BF	H	R	ER	SO	BB	IBB	HBP	BLK	WP	HR	S	P	ERA	WHIP								
<b>Bob Buhl, R</b> ERA: 3.18 (1, 1)	9.0	W	33	4	0	0	2	3	0	0	0	0	0	34	46	0.00	0.778								





Batter	1	2	3	4	5	6	7	8	9	AB	R	H	RBI	BB	SO	LOB	TOP			
<b>Bill Bruton, L</b> OBP: 0.339, SLG: 0.448 (1, 8)	K			SH1-3 BB		1B BB	K		F7	3	0	0	0	2	2	3	<b>Milwaukee Braves @ San Francisco Giants</b> Candlestick Park, San Francisco, CA Tue Jul 26 1960, 10:05 PM EDT Att: 32,383 - Unknown <a href="http://livebaseballscorecards.com">livebaseballscorecards.com</a>			
<b>Del Crandall, R</b> OBP: 0.315, SLG: 0.445 (1, 2)	F6			SH1-3		1B		F8	CS 1B	4	0	2	0	0	0	0				
<b>Eddie Mathews, L</b> OBP: 0.396, SLG: 0.530 (1, 5)	F9			K		K		1B SH1-3 BB	CS	3	1	0	0	1	2	3				
<b>Hank Aaron, R</b> OBP: 0.347, SLG: 0.586 (1, 9)		6-3		F7			K	1B E		4	1	1	0	0	1	1				
<b>Joe Adcock, R</b> OBP: 0.349, SLG: 0.524 (1, 3)	K				5-3		F6	SH1-3		3	0	0	1	0	1	0				
<b>Lee Maye, L</b> OBP: 0.424, SLG: 0.429 (1, 7)	K				K		S E 1B	E S 1B		4	1	2	0	0	2	0				
<b>Johnny Logan, R</b> OBP: 0.315, SLG: 0.330 (1, 6)			K		F7		E8 1B 1-H	1B 1-3	IBB	3	0	1	1	1	1	0				
<b>Chuck Cottier, R</b> OBP: 0.229, SLG: 0.261 (1, 4)			F6			F8	1B IBB	K		3	0	0	0	1	1	2				
<b>Carl Willey, R</b> OBP: 0.121, SLG: 0.156 (1, 1)			F9			K	1-2 2-3 1B		1-3	4	0	1	0	0	1	0				
<b>Ron Piche, R</b> (9, 1)										0	0	0	0	0	0	0				
<b>Inning Stats</b>	R: 0 E: 0 K: 1 S: 5	H: 0 LOB: 0 BB: 0 P: 5	R: 0 E: 0 K: 2 S: 7	H: 0 LOB: 0 BB: 0 P: 7	R: 0 E: 0 K: 1 S: 5	H: 0 LOB: 0 BB: 0 P: 5	R: 0 E: 0 K: 1 S: 5	H: 0 LOB: 1 BB: 1 P: 9	R: 0 E: 0 K: 2 S: 8	H: 1 LOB: 2 BB: 1 P: 12	R: 1 E: 1 K: 2 S: 10	H: 3 LOB: 3 BB: 1 P: 14	R: 2 E: 1 K: 1 S: 7	H: 2 LOB: 2 BB: 2 P: 15	R: 0 E: 0 K: 0 S: 3	H: 1 LOB: 0 BB: 0 P: 3	1B: 7 2B: 0 3B: 0 HR: 0	SF: 0 SAC: 2 DP: 0 HBP: 0	WP: 0 PB: 0 SB: 0 CS: 1	PA: 39
<b>PITCHER</b> <b>Sam Jones, R</b> ERA: 3.03 (1, 1)	IP: 9.0 WLS: L BF: 38 H: 7 R: 3 ER: 3 SO: 11 BB: 3 IBB: 2 HBP: 0 BLK: 0 WP: 0 HR: 0 S: 55 P: 75 ERA: 3.00 WHIP: 1.111															<b>PITCHER</b>				

Batter	1	2	3	4	5	6	7	8	9	AB	R	H	RBI	BB	SO	LOB	BOTTOM			
<b>Eddie Bressoud, R</b> OBP: 0.287, SLG: 0.383 (1, 6)	K		F8		6-3		F7		4-3	3	0	0	0	0	1	1	<b>Milwaukee Braves @ San Francisco Giants</b> Candlestick Park, San Francisco, CA Tue Jul 26 1960, 10:05 PM EDT Att: 32,383 - Unknown <a href="http://livebaseballscorecards.com">livebaseballscorecards.com</a>			
<b>Orlando Cepeda, R</b> OBP: 0.303, SLG: 0.505 (7, FH)										1	0	0	0	0	0	1				
<b>Andre Rodgers, R</b> OBP: 0.291, SLG: 0.299 (8, 6)										0	0	0	0	0	0	0				
<b>Dale Long, L</b> OBP: 0.259, SLG: 0.275 (9, FH)										1	0	0	0	0	0	1				
<b>Don Blasingame, L</b> OBP: 0.317, SLG: 0.313 (1, 4)	5-3 BB		F8			E4 SH5-3 1B		4-3		3	0	1	0	1	0	0				
<b>Willie Mays, R</b> OBP: 0.405, SLG: 0.628 (1, 8)	5-3		K			SH5-3 HBP		F8		3	0	0	0	0	1	1				
<b>Willie Kirkland, L</b> OBP: 0.333, SLG: 0.461 (1, 9)	F8			G3		K		BB		3	0	0	0	1	1	3				
<b>Jim Davenport, R</b> OBP: 0.324, SLG: 0.372 (1, 5)		F9		F6		SH5-3		F4		3	0	0	0	0	0	1				
<b>Jim Marshall, L</b> OBP: 0.298, SLG: 0.419 (1, 3)		4-3 BB 1B		F8		F8		HR		4	1	2	1	0	0	2				
<b>Felipe Alou, R</b> OBP: 0.231, SLG: 0.314 (1, 7)		4-3 BB		6-3		F9		FC6-4 1B		3	0	1	0	1	0	0				
<b>Bob Schmidt, R</b> OBP: 0.338, SLG: 0.429 (1, 2)		4-3						F7		2	0	1	0	1	0	2				
<b>Billy O'Dell, S</b> OBP: 0.316, SLG: 0.161 (7, PR)										0	0	0	0	0	0	0				
<b>Hobie Landrith, L</b> OBP: 0.296, SLG: 0.262 (8, 2)		1-2 2-3		SH3-4 BB						1	0	0	0	0	0	1				
<b>Sam Jones, R</b> OBP: 0.163, SLG: 0.188 (1, 1)		F9		SH3-4		K		FC6-4		2	0	0	0	0	1	3				
<b>Dave Philley, S</b> OBP: 0.262, SLG: 0.286 (9, PH)										1	0	0	0	0	0	1				
<b>Inning Stats</b>	R: 0 E: 0 K: 1 S: 5	H: 0 LOB: 1 BB: 1 P: 9	R: 0 E: 0 K: 0 S: 4	H: 1 LOB: 2 BB: 1 P: 8	R: 0 E: 0 K: 1 S: 5	H: 0 LOB: 0 BB: 0 P: 5	R: 0 E: 0 K: 0 S: 3	H: 0 LOB: 0 BB: 0 P: 3	R: 0 E: 0 K: 0 S: 3	H: 0 LOB: 1 BB: 1 P: 7	R: 0 E: 1 K: 1 S: 6	H: 1 LOB: 2 BB: 0 P: 7	R: 0 E: 0 K: 0 S: 3	H: 0 LOB: 1 BB: 1 P: 7	R: 1 E: 0 K: 0 S: 5	H: 2 LOB: 1 BB: 0 P: 5	1B: 4 2B: 0 3B: 0 HR: 1	SF: 0 SAC: 2 DP: 0 HBP: 1	WP: 0 PB: 0 SB: 0 CS: 0	PA: 37
<b>PITCHER</b> <b>Carl Willey, R</b> ERA: 3.62 (1, 1)	IP: 8.0 WLS: W BF: 34 H: 5 R: 1 ER: 1 SO: 4 BB: 4 IBB: 0 HBP: 1 BLK: 0 WP: 0 HR: 1 S: 37 P: 54 ERA: 1.12 WHIP: 1.125															<b>PITCHER</b>				
<b>Ron Piche, R</b> ERA: 4.55 (9, 1)	IP: 1.0 WLS: S BF: 3 H: 0 R: 0 ER: 0 SO: 0 BB: 0 IBB: 0 HBP: 0 BLK: 0 WP: 0 HR: 0 S: 3 P: 3 ERA: 0.00 WHIP: 0.000															<b>PITCHER</b>				



Batter	1	2	3	4	5	6	7	8	9	AB	R	H	RBI	BB	SO	LOB	TOP			
<b>Bill Bruton, L</b> OBP: 0.336, SLG: 0.444 (1, 8)										4	0	0	0	0	0	0	<b>Milwaukee Braves @ San Francisco Giants</b> Candlestick Park, San Francisco, CA Wed Jul 27 1960, 6:33 AM EDT Att: 18,774 - Unknown			
<b>Del Crandall, R</b> OBP: 0.314, SLG: 0.442 (1, 2)										4	0	1	0	0	1	0				
<b>Eddie Mathews, L</b> OBP: 0.394, SLG: 0.525 (1, 5)										3	0	0	0	1	1	1				
<b>Hank Aaron, R</b> OBP: 0.344, SLG: 0.579 (1, 9)										4	0	0	0	0	1	1				
<b>Joe Adcock, R</b> OBP: 0.351, SLG: 0.522 (1, 3)										3	0	1	0	1	0	1				
<b>Lee Maye, L</b> OBP: 0.432, SLG: 0.469 (1, 7)										4	0	2	0	0	2	1				
<b>Johnny Logan, R</b> OBP: 0.313, SLG: 0.327 (1, 6)										3	0	0	0	0	0	4				
<b>Chuck Cottier, R</b> OBP: 0.235, SLG: 0.258 (7, PH)										1	0	0	0	1	0	2				
<b>Wes Covington, L</b> OBP: 0.316, SLG: 0.492 (7, PH)										1	0	0	0	0	0	1				
<b>Felix Mantilla, R</b> OBP: 0.255, SLG: 0.367 (7, 4)										0	0	0	0	0	0	0				
<b>Lew Burdette, R</b> OBP: 0.208, SLG: 0.204 (1, 1)										2	0	0	0	0	0	1				
<b>Eddie Haas, L</b> OBP: 0.529, SLG: 0.714 (7, PH)										1	0	0	0	0	1	1				
<b>Don McMahon, R</b> (7, 1)										0	0	0	0	0	0	0				
<b>Inning Stats</b>	R: 0 E: 0 K: 2 S: 7	H: 0 LOB: 0 BB: 0 P: 7	R: 0 E: 0 K: 1 S: 7	H: 2 LOB: 2 BB: 0 P: 7	R: 0 E: 0 K: 0 S: 4	H: 1 LOB: 1 BB: 0 P: 4	R: 0 E: 0 K: 1 S: 5	H: 0 LOB: 1 BB: 1 P: 9	R: 0 E: 0 K: 0 S: 2	H: 0 LOB: 0 BB: 1 P: 6	R: 0 E: 0 K: 0 S: 3	H: 1 LOB: 1 BB: 0 P: 6	R: 0 E: 0 K: 0 S: 3	H: 0 LOB: 0 BB: 0 P: 3	R: 0 E: 0 K: 1 S: 5	H: 0 LOB: 0 BB: 0 P: 5	1B: 3 2B: 1 3B: 0 HR: 0	SF: 0 SAC: 0 DP: 1 HBP: 0	WP: 0 PB: 0 SB: 0 CS: 0	PA: 33
<b>PITCHER</b> <b>Jack Sanford, R</b> ERA: 3.17 (1, 1)	IP: 9.0 WLS: W BF: 33 H: 4 R: 0 ER: 0 SO: 6 BB: 3 IBB: 0 HBP: 0 BLK: 0 WP: 0 HR: 0 S: 42 P: 54 ERA: 0.00 WHIP: 0.778															<b>PITCHER</b>	IP: 9.0 WLS: W BF: 33 H: 4 R: 0 ER: 0 SO: 6 BB: 3 IBB: 0 HBP: 0 BLK: 0 WP: 0 HR: 0 S: 42 P: 54 ERA: 0.00 WHIP: 0.778			

Batter	1	2	3	4	5	6	7	8	9	AB	R	H	RBI	BB	SO	LOB	BOTTOM			
<b>Don Blasingame, L</b> OBP: 0.316, SLG: 0.310 (1, 4)										3	0	0	0	1	2	1	<b>Milwaukee Braves @ San Francisco Giants</b> Candlestick Park, San Francisco, CA Wed Jul 27 1960, 6:33 AM EDT Att: 18,774 - Unknown			
<b>Joey Amalfitano, R</b> OBP: 0.319, SLG: 0.339 (1, 5)										4	2	1	0	0	0	2				
<b>Willie Mays, R</b> OBP: 0.406, SLG: 0.629 (1, 8)										4	1	2	0	0	1	0				
<b>Jim Marshall, L</b> OBP: 0.294, SLG: 0.404 (1, 3)										4	1	1	2	0	1	1				
<b>Orlando Cepeda, R</b> OBP: 0.308, SLG: 0.511 (1, 7)										4	1	3	2	0	0	1				
<b>Felipe Alou, R</b> OBP: 0.223, SLG: 0.302 (1, 9)										4	0	0	1	0	1	2				
<b>Bob Schmidt, R</b> OBP: 0.332, SLG: 0.420 (1, 2)										4	0	0	0	0	0	2				
<b>Eddie Bressoud, R</b> OBP: 0.288, SLG: 0.382 (1, 6)										3	0	1	0	0	0	1				
<b>Jack Sanford, R</b> OBP: 0.240, SLG: 0.213 (1, 1)										2	0	0	0	0	0	1				
<b>Inning Stats</b>	R: 1 E: 0 K: 1 S: 7	H: 2 LOB: 1 BB: 0 P: 7	R: 0 E: 1 K: 0 S: 4	H: 0 LOB: 0 BB: 0 P: 4	R: 4 E: 0 K: 0 S: 6	H: 3 LOB: 0 BB: 1 P: 10	R: 0 E: 0 K: 0 S: 4	H: 1 LOB: 1 BB: 0 P: 4	R: 0 E: 0 K: 0 S: 3	H: 0 LOB: 0 BB: 0 P: 3	R: 0 E: 0 K: 2 S: 7	H: 0 LOB: 0 BB: 0 P: 7	R: 0 E: 0 K: 2 S: 8	H: 1 LOB: 1 BB: 0 P: 8	R: 0 E: 0 K: 1 S: 5	H: 0 LOB: 0 BB: 0 P: 5		1B: 6 2B: 2 3B: 0 HR: 0	SF: 0 SAC: 1 DP: 0 HBP: 0	WP: 0 PB: 0 SB: 1 CS: 0
<b>PITCHER</b> <b>Lew Burdette, R</b> ERA: 4.31 (1, 1)	IP: 6.0 WLS: L BF: 27 H: 7 R: 5 ER: 5 SO: 1 BB: 1 IBB: 0 HBP: 0 BLK: 0 WP: 0 HR: 0 S: 28 P: 32 ERA: 7.50 WHIP: 1.333															<b>PITCHER</b>	IP: 2.0 WLS: L BF: 7 H: 1 R: 0 ER: 0 SO: 4 BB: 0 IBB: 0 HBP: 0 BLK: 0 WP: 0 HR: 0 S: 15 P: 15 ERA: 0.00 WHIP: 0.500			



Batter	1	2	3	4	5	6	7	8	9	10	AB	R	H	RBI	BB	SO	LOB	TOP				
<b>Bill Bruton, L</b> OBP: 0.339, SLG: 0.446 (1, 8)	F8			1B						K	5	1	3	0	0	1	0					
<b>Del Crandall, R</b> OBP: 0.312, SLG: 0.438 (1, 2)	F8			1B	6-3					F2	5	1	1	0	0	0	2					
<b>Eddie Mathews, L</b> OBP: 0.390, SLG: 0.519 (1, 5)	K			1B							4	0	0	0	0	1	2					
<b>Hank Aaron, R</b> OBP: 0.343, SLG: 0.575 (1, 9)		F8		1B						F9	4	0	1	1	0	0	0					
<b>Joe Adcock, R</b> OBP: 0.350, SLG: 0.517 (1, 3)		K		K						F3	3	0	0	0	1	2	2					
<b>Les Maye, L</b> OBP: 0.439, SLG: 0.500 (1, 7)											4	0	2	1	0	0	0					
<b>Johnny Logan, R</b> OBP: 0.309, SLG: 0.323 (1, 6)											4	0	0	0	0	1	4					
<b>Chuck Cottier, R</b> OBP: 0.225, SLG: 0.247 (1, 4)											4	0	0	0	0	0	0					
<b>Warren Spahn, L</b> OBP: 0.169, SLG: 0.183 (1, 1)											4	0	0	0	0	1	0					
<b>Inning Stats</b>	R: 0 E: 0 K: 1 S: 5	H: 0 LOB: 0 BB: 0 P: 5	R: 0 E: 0 K: 1 S: 5	H: 0 LOB: 0 BB: 0 P: 5	R: 0 E: 0 K: 0 S: 3	H: 0 LOB: 0 BB: 0 P: 3	R: 2 E: 0 K: 1 S: 9	H: 4 LOB: 2 BB: 0 P: 9	R: 0 E: 0 K: 1 S: 6	H: 1 LOB: 1 BB: 1 P: 6	R: 0 E: 0 K: 0 S: 6	H: 1 LOB: 2 BB: 1 P: 10	R: 0 E: 0 K: 0 S: 3	H: 0 LOB: 0 BB: 0 P: 3	R: 0 E: 0 K: 0 S: 3	H: 0 LOB: 0 BB: 0 P: 3	R: 0 E: 0 K: 1 S: 5	H: 0 LOB: 0 BB: 0 P: 5	1B: 6 2B: 1 3B: 0 HR: 0	SF: 0 SAC: 0 DP: 0 HBP: 0	WP: 0 PB: 0 SB: 1 CS: 0	PA: 38
<b>PITCHER</b> <b>Juan Marichal, R</b> ERA: 0.98 (1, 1)	IP: 10.0 W: 7 L: 2 ER: 2 SO: 6	WLS: 38 BF: 7 R: 2 ER: 2 SO: 6	H: 7 R: 2 ER: 2 SO: 6	BB: 1 IBB: 0 HBP: 0 BLK: 0	WP: 0 HR: 0 S: 49 P: 53	ERA: 1.80 WHIP: 0.800																

**Milwaukee Braves @ San Francisco Giants**  
Candlestick Park, San Francisco, CA  
Thu Jul 28 1960, 6:33 AM EDT  
Att: 21,025 - Unknown

AB 37  
R 2  
H 7  
RBI 2  
BB 1  
SO 6  
LOB 10



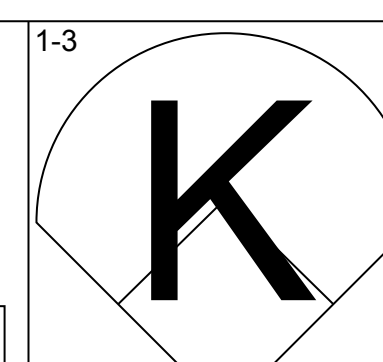
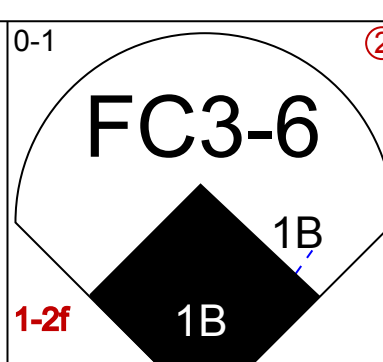
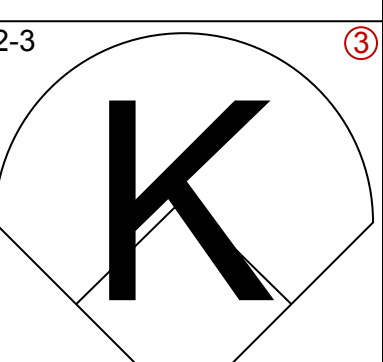
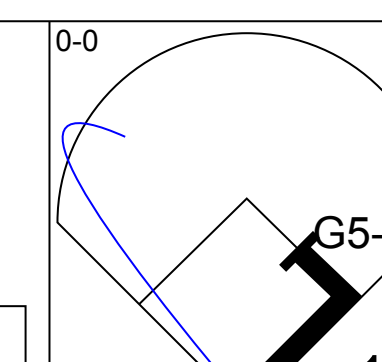
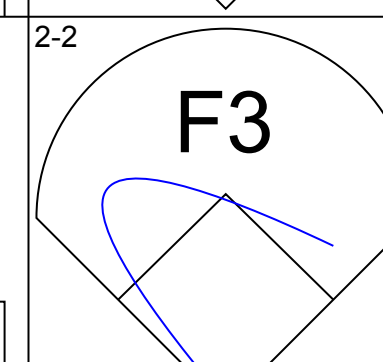
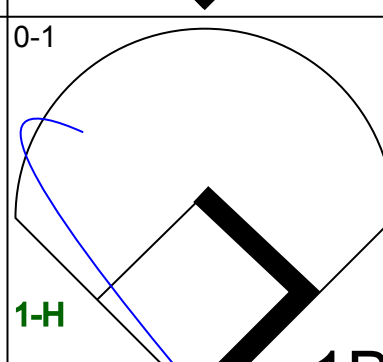
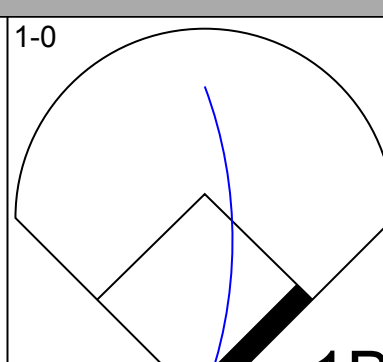
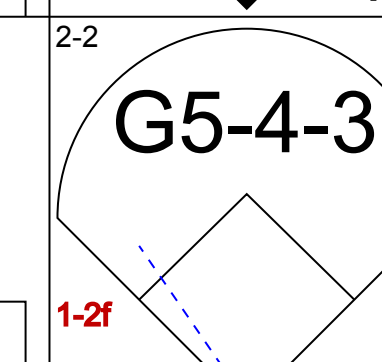
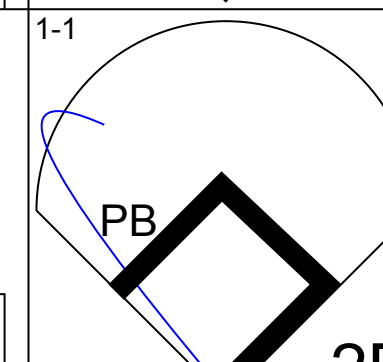
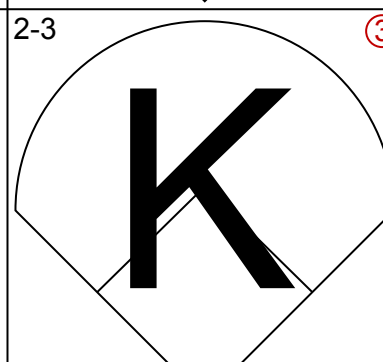
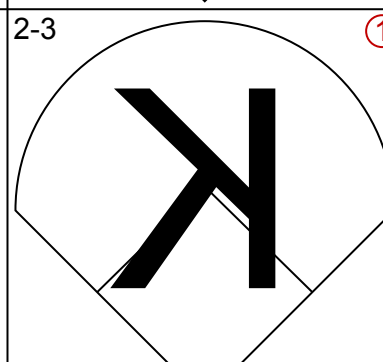
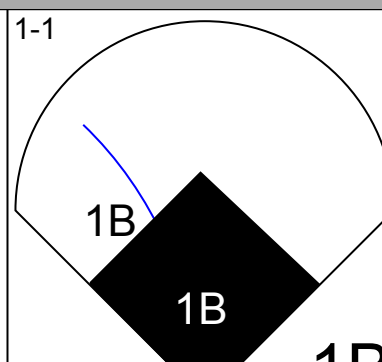
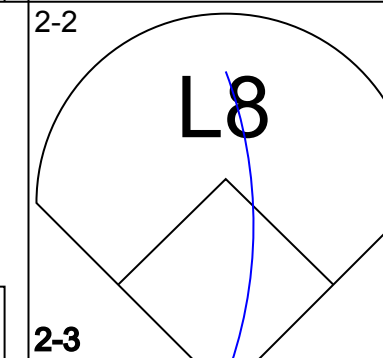
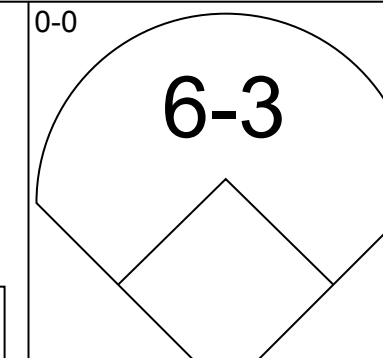
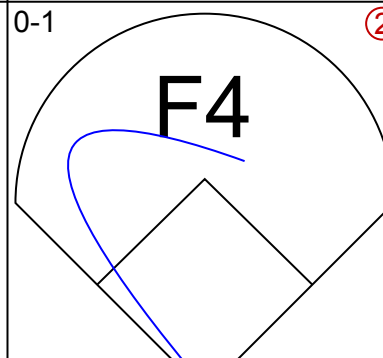
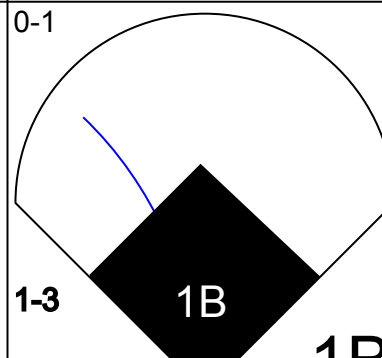
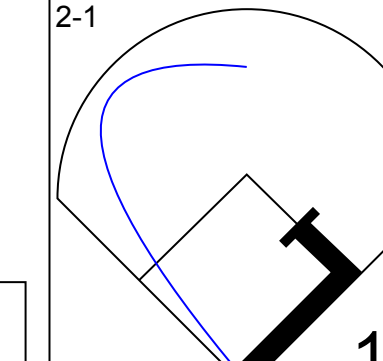
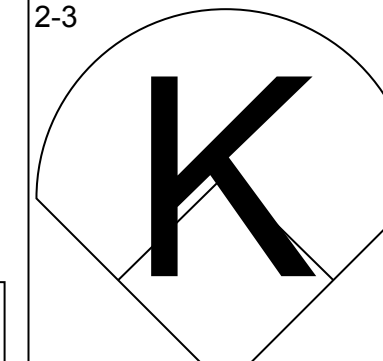
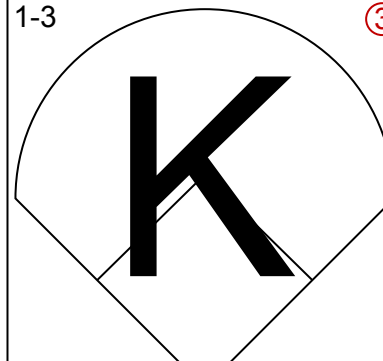
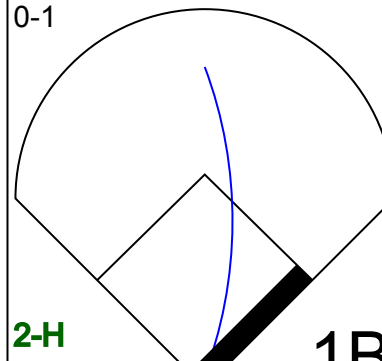
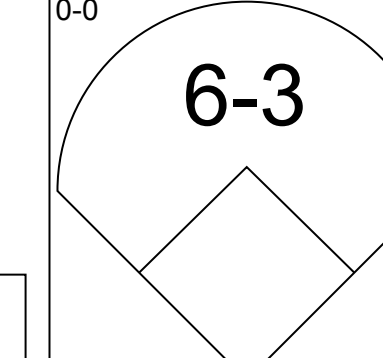
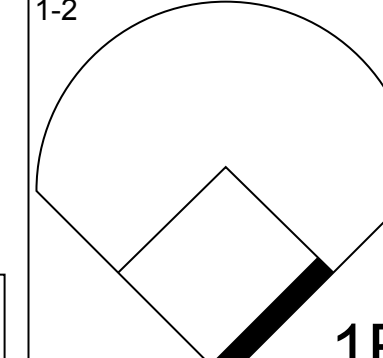
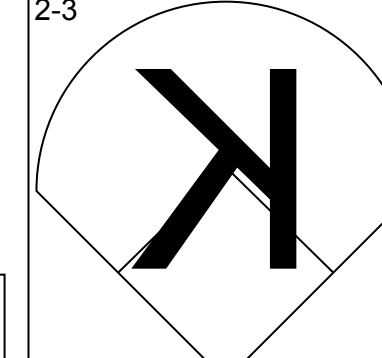
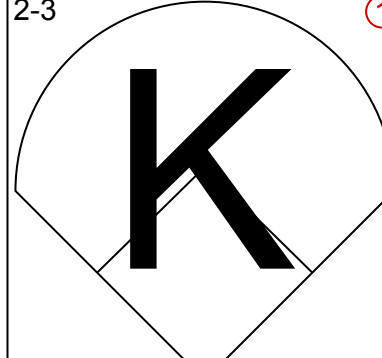
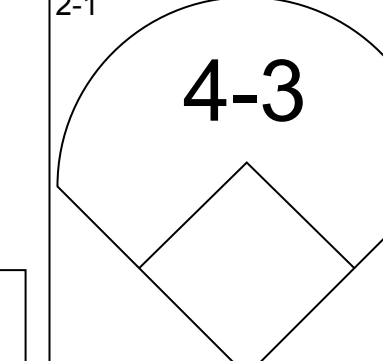
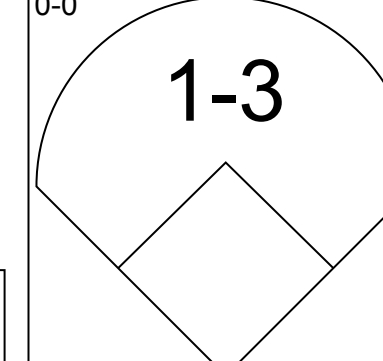
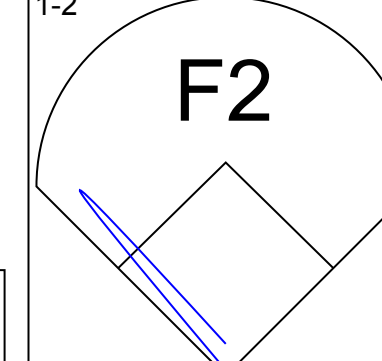
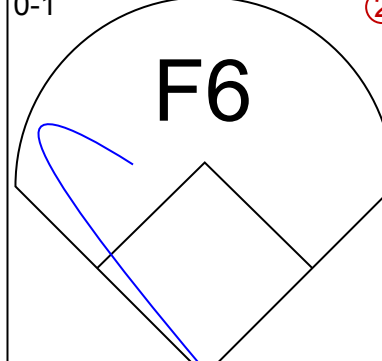
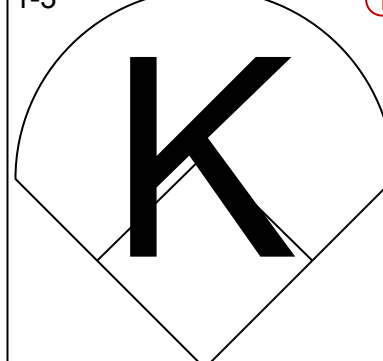
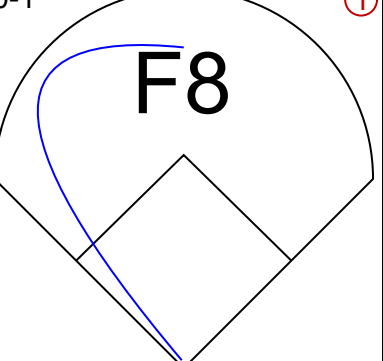
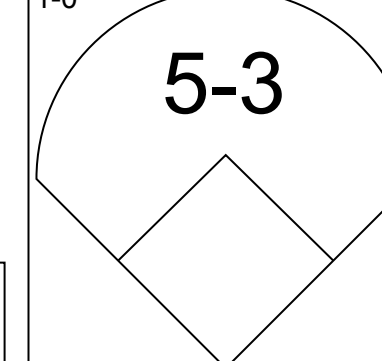
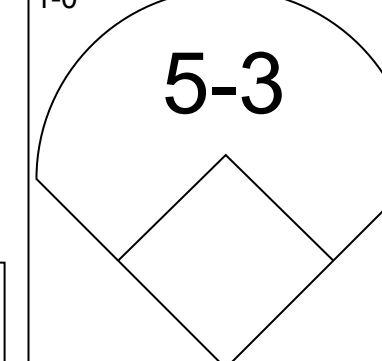
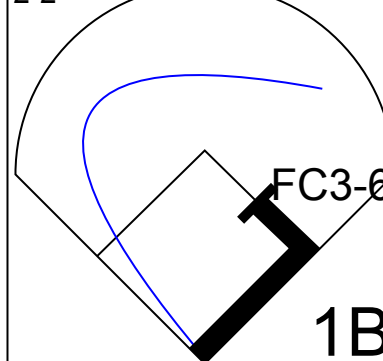
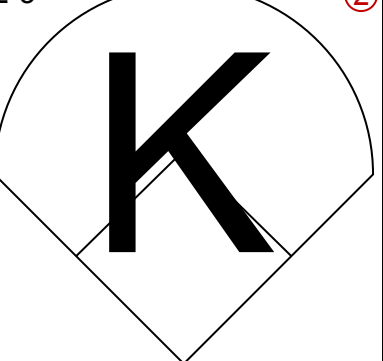
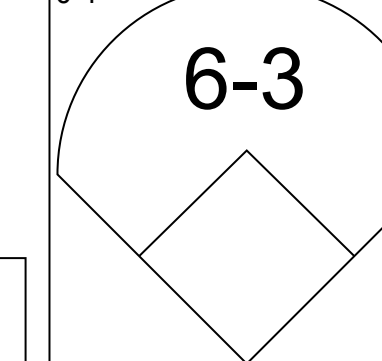
Batter	1	2	3	4	5	6	7	8	9	10	AB	R	H	RBI	BB	SO	LOB	BOTTOM				
<b>Don Blasingame, L</b> OBP: 0.313, SLG: 0.306 (1, 4)	F8									K	4	0	0	0	0	0	3					
<b>Jim Davenport, R</b> OBP: 0.323, SLG: 0.370 (10, PH)											1	0	0	0	0	1	0					
<b>Joey Amalfitano, R</b> OBP: 0.327, SLG: 0.392 (1, 5)	1B										5	2	3	0	0	0	0					
<b>Willie Mays, R</b> OBP: 0.408, SLG: 0.628 (1, 8)	1B										4	0	2	1	1	0	0					
<b>Orlando Cepeda, R</b> OBP: 0.307, SLG: 0.506 (1, 7)	SF8										3	0	0	1	1	1	2					
<b>Felipe Alou, R</b> OBP: 0.239, SLG: 0.324 (1, 9)	5-3										5	0	3	1	0	0	1					
<b>Jim Marshall, L</b> OBP: 0.291, SLG: 0.392 (1, 3)											4	0	1	0	0	0	2					
<b>Bob Schmidt, R</b> OBP: 0.326, SLG: 0.411 (1, 2)											4	0	0	0	0	0	2					
<b>Eddie Bressoud, R</b> OBP: 0.291, SLG: 0.381 (1, 6)											3	0	1	0	1	0	0					
<b>Juan Marichal, R</b> OBP: 0.111, SLG: 0.111 (1, 1)											3	1	1	0	0	1	2					
<b>Inning Stats</b>	R: 1 E: 0 K: 0 S: 5	H: 2 LOB: 1 BB: 0 P: 5	R: 0 E: 0 K: 0 S: 5	H: 2 LOB: 2 BB: 0 P: 5	R: 0 E: 0 K: 0 S: 3	H: 0 LOB: 0 BB: 0 P: 3	R: 0 E: 0 K: 0 S: 3	H: 1 LOB: 0 BB: 0 P: 3	R: 0 E: 0 K: 0 S: 6	H: 1 LOB: 2 BB: 1 P: 10	R: 0 E: 0 K: 0 S: 3	H: 0 LOB: 0 BB: 0 P: 3	R: 0 E: 0 K: 1 S: 5	H: 0 LOB: 0 BB: 0 P: 5	R: 0 E: 0 K: 0 S: 3	H: 0 LOB: 0 BB: 0 P: 3	R: 1 E: 0 K: 1 S: 5	H: 2 LOB: 3 BB: 2 P: 13	1B: 9 2B: 2 3B: 0 HR: 0	SF: 1 SAC: 1 DP: 1 HBP: 0	WP: 0 PB: 0 SB: 0 CS: 0	PA: 41
<b>PITCHER</b> <b>Warren Spahn, L</b> ERA: 3.8 (1, 1)	IP: 9.1 W: 1 L: 4 ER: 3 SO: 3	WLS: 41 BF: 11 R: 3 ER: 3 SO: 3	H: 11 R: 3 ER: 3 SO: 3	BB: 1 IBB: 2 HBP: 0 BLK: 0	WP: 0 HR: 0 S: 44 P: 56	ERA: 2.89 WHIP: 1.286																

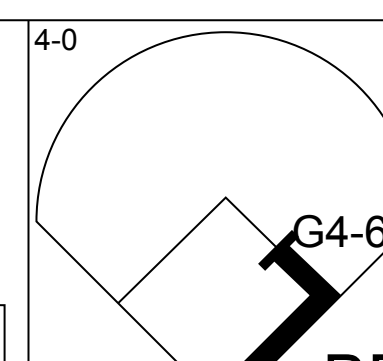
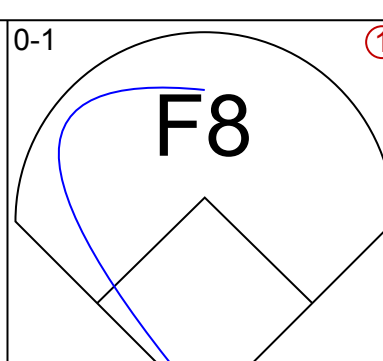
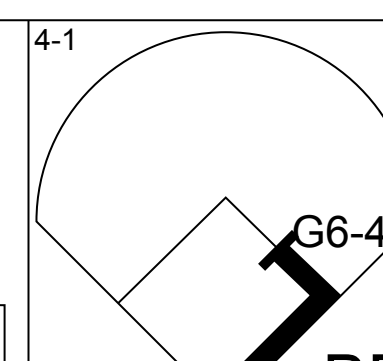
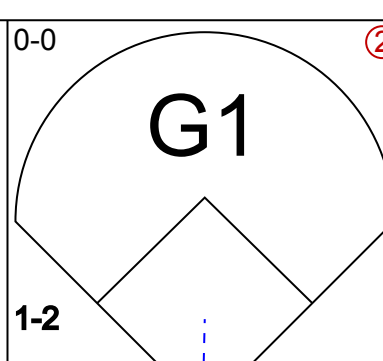
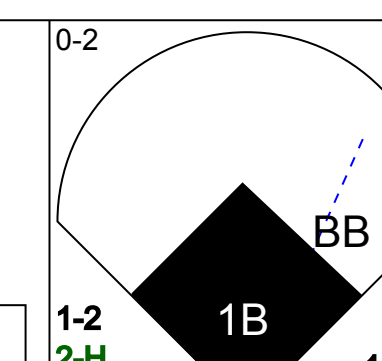
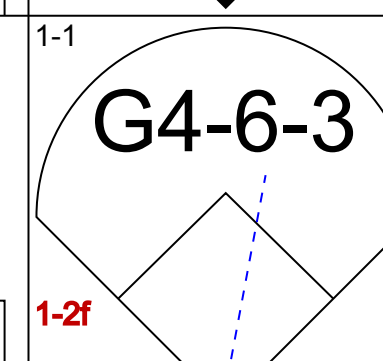
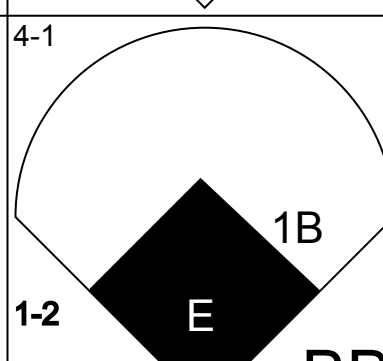
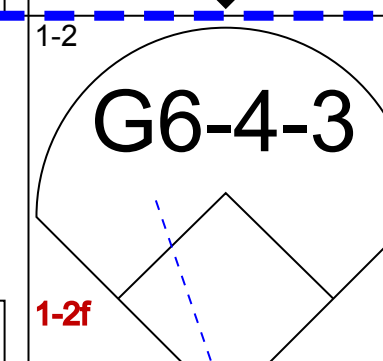
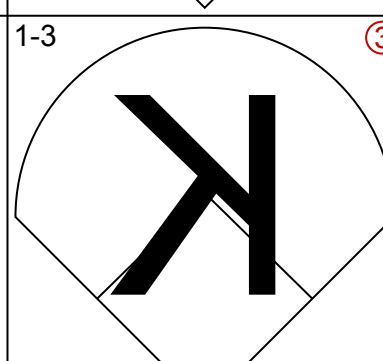
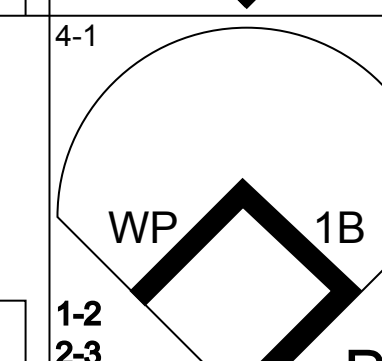
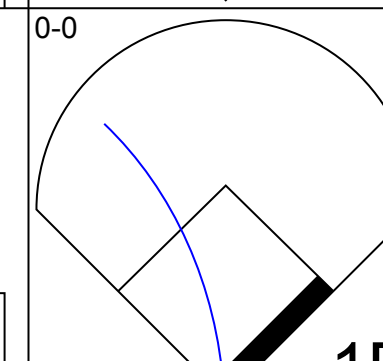
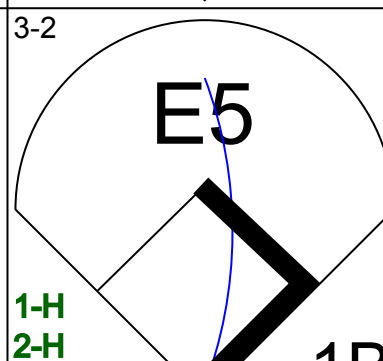
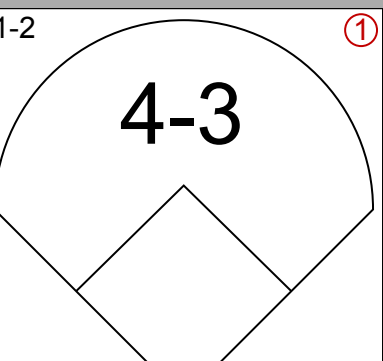
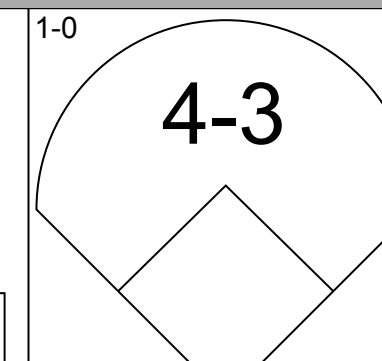

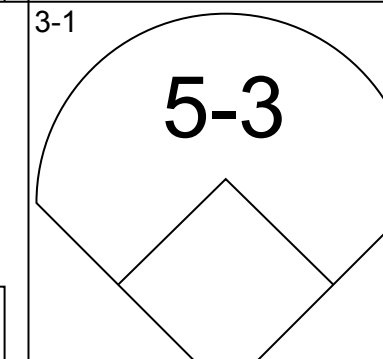
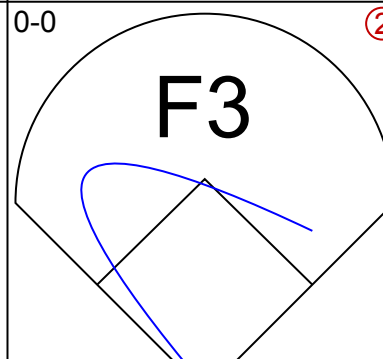
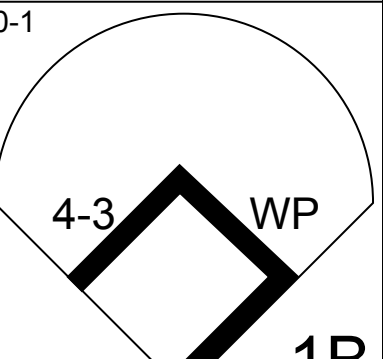
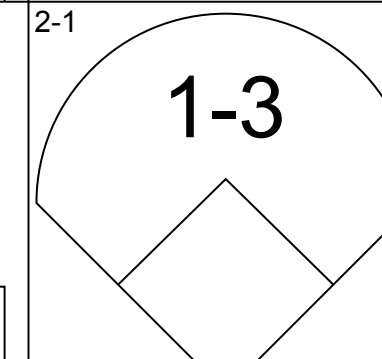


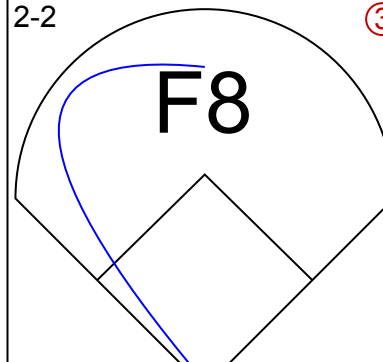
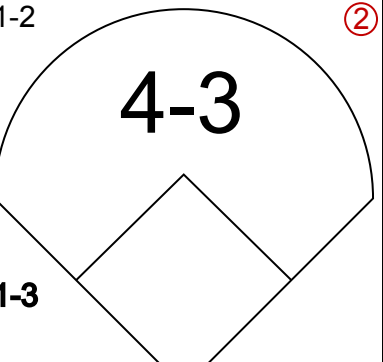
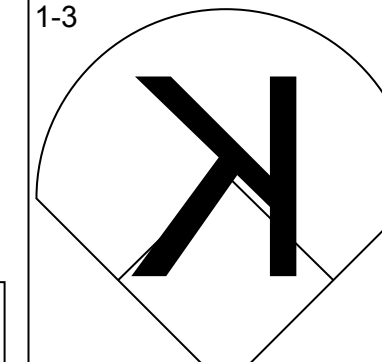

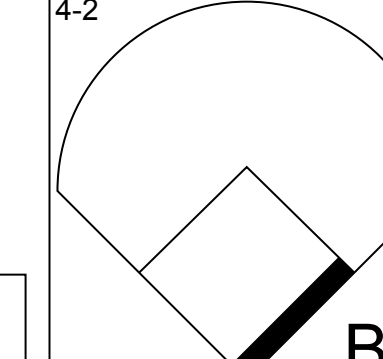

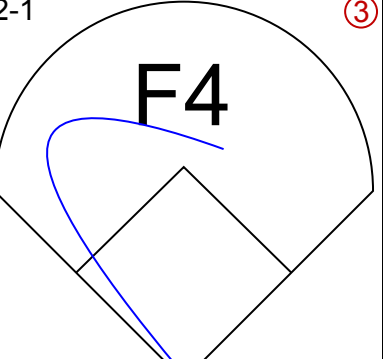


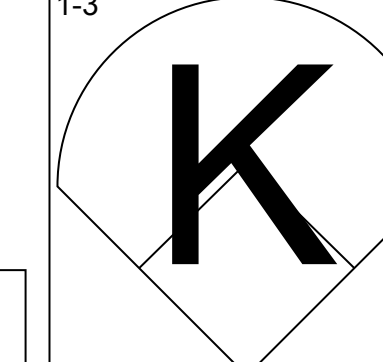
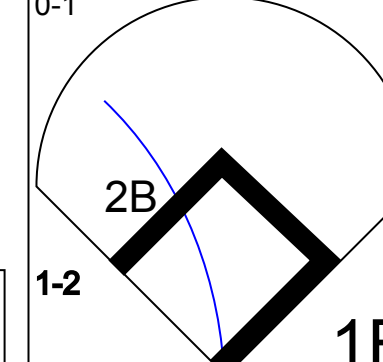
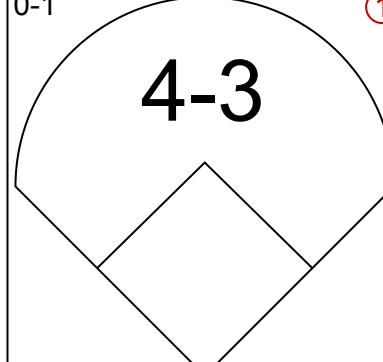
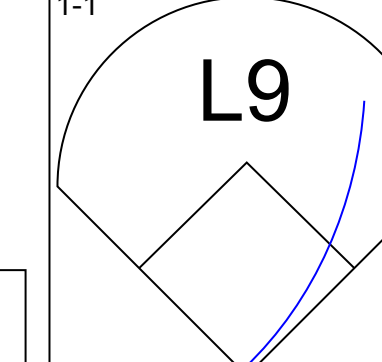
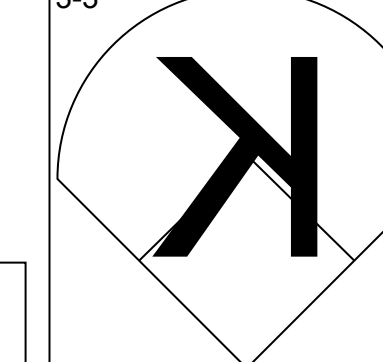
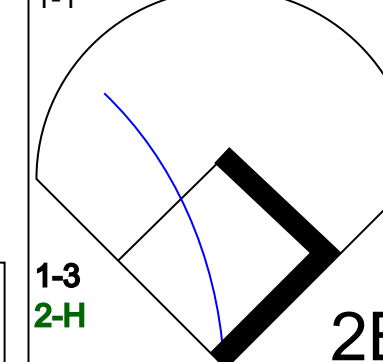
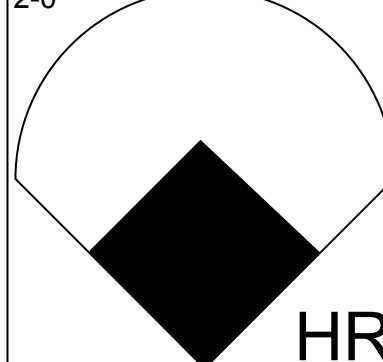
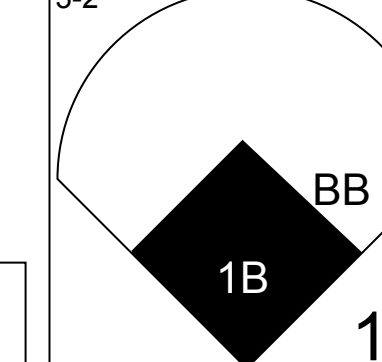

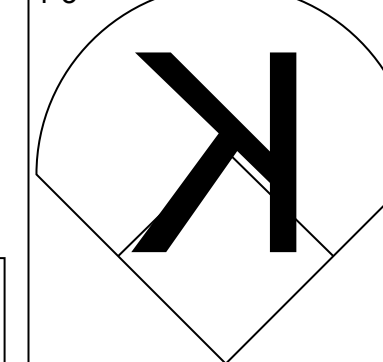
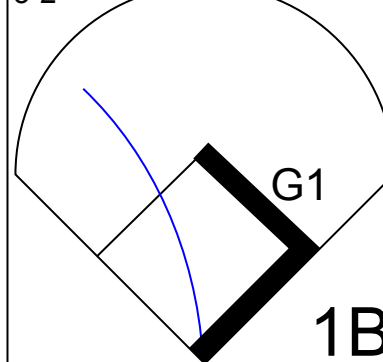
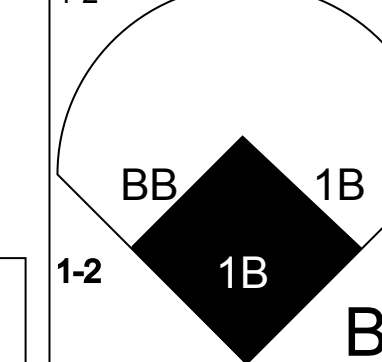

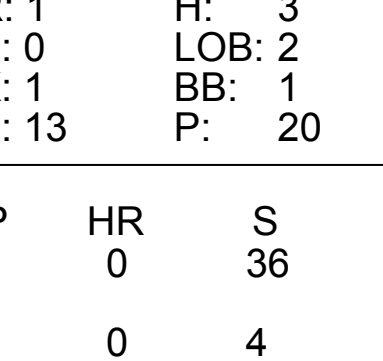
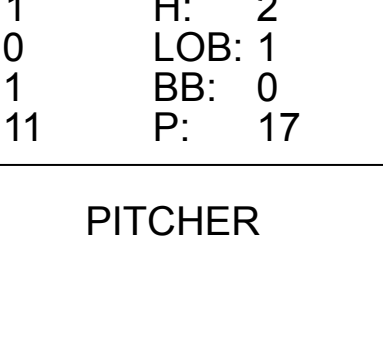
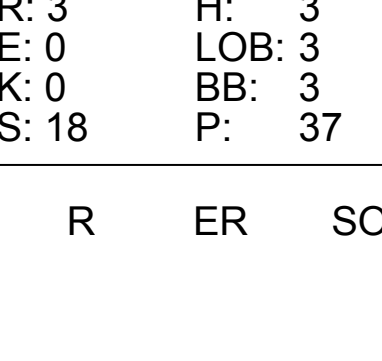
**Milwaukee Braves @ San Francisco Giants**  
Candlestick Park, San Francisco, CA  
Thu Jul 28 1960, 6:33 AM EDT  
Att: 21,025 - Unknown

AB 36  
R 3  
H 11  
RBI 3  
BB 3  
SO 3  
LOB 12





Batter	1	2	3	4	5	6	7	8	9	AB	R	H	RBI	BB	SO	LOB	TOP			
<b>Bill Bruton, L</b> OBP: 0.338, SLG: 0.444 (1, 8)										4	1	1	0	0	2	1	<b>Milwaukee Braves @ Los Angeles Dodgers</b> Los Angeles Memorial Coliseum, Los Angeles, CA Fri Jul 29 1960, 10:05 PM EDT Att: 56,648 - Unknown			
<b>Del Crandall, R</b> OBP: 0.314, SLG: 0.439 (1, 2)										4	0	2	1	0	0	1				
<b>Eddie Mathews, L</b> OBP: 0.392, SLG: 0.521 (1, 5)										4	1	2	0	0	2	2				
<b>Hank Aaron, R</b> OBP: 0.342, SLG: 0.571 (1, 9)										4	1	1	0	0	0	2				
<b>Joe Adcock, R</b> OBP: 0.352, SLG: 0.517 (1, 3)										4	0	2	2	0	2	1				
<b>Lee Maye, L</b> OBP: 0.422, SLG: 0.475 (1, 7)										4	0	1	0	0	2	1				
<b>Johnny Logan, R</b> OBP: 0.306, SLG: 0.320 (1, 6)										3	0	0	0	0	0	1				
<b>Wes Covington, L</b> OBP: 0.317, SLG: 0.490 (8, PH)										1	0	0	0	0	0	1				
<b>Chuck Cottier, R</b> OBP: 0.221, SLG: 0.242 (1, 4)										2	0	0	0	0	1	0				
<b>Mel Roach, R</b> OBP: 0.355, SLG: 0.500 (7, PH)										2	0	0	0	0	0	1				
<b>Bob Buhl, R</b> OBP: 0.151, SLG: 0.151 (1, 1)										1	0	1	0	0	0	0				
<b>George Brunet, R</b> OBP: 0.077, SLG: 0.077 (4, 1)										0	0	0	0	0	0	0				
<b>Joey Jay, S</b> OBP: 0.273, SLG: 0.158 (4, 1)										1	0	0	0	0	1	0				
<b>Eddie Haas, L</b> OBP: 0.500, SLG: 0.667 (8, PH)										1	0	0	0	0	0	0				
<b>Don McMahon, R</b> OBP: 0.667 (8, 1)										0	0	0	0	0	0	0				
<b>Inning Stats</b>	R: 0 E: 0 K: 1 S: 11	H: 1 LOB: 1 BB: 0 P: 17	R: 0 E: 0 K: 0 S: 5	H: 1 LOB: 0 BB: 0 P: 9	R: 1 E: 0 K: 2 S: 13	H: 2 LOB: 1 BB: 0 P: 18	R: 0 E: 0 K: 1 S: 8	H: 1 LOB: 0 BB: 0 P: 11	R: 0 E: 0 K: 2 S: 9	H: 0 LOB: 0 BB: 0 P: 12	R: 0 E: 0 K: 1 S: 8	H: 1 LOB: 0 BB: 0 P: 13	R: 0 E: 0 K: 1 S: 6	H: 1 LOB: 0 BB: 0 P: 8	R: 2 E: 0 K: 1 S: 13	H: 3 LOB: 1 BB: 0 P: 17	1B: 9 2B: 1 3B: 0 HR: 0	SF: 0 SAC: 0 DP: 1 HBP: 0	WP: 0 PB: 1 CS: 0	PA: 35
<b>PITCHER</b> <b>Stan Williams, R</b> ERA: 2.42 (1, 1)	IP: 9.0 WLS: W BF: 35 H: 10 R: 3 ER: 3 SO: 10	BB: 0 IBB: 0 HBP: 0 BLK: 0	WP: 0 HR: 0 S: 81 P: 117	ERA: 3.00 WHIP: 1.111																

Batter	1	2	3	4	5	6	7	8	9	AB	R	H	RBI	BB	SO	LOB	BOTTOM		
<b>Jim Gilliam, S</b> OBP: 0.371, SLG: 0.343 (1, 5)										3	1	1	1	2	0	2	<b>Milwaukee Braves @ Los Angeles Dodgers</b> Los Angeles Memorial Coliseum, Los Angeles, CA Fri Jul 29 1960, 10:05 PM EDT Att: 56,648 - Unknown		
<b>Wally Moon, L</b> OBP: 0.367, SLG: 0.442 (1, 7)										3	1	0	0	2	1	5			
<b>Norm Larker, L</b> OBP: 0.390, SLG: 0.458 (1, 3)										5	0	3	3	0	0	0			
<b>Gil Hodges, R</b> OBP: 0.251, SLG: 0.325 (8, PR)										0	0	0	0	0	0	0			
<b>Frank Howard, R</b> OBP: 0.349, SLG: 0.521 (1, 9)										4	0	1	0	1	0	2			
<b>Duke Snider, L</b> OBP: 0.370, SLG: 0.533 (1, 8)										5	0	0	0	0	1	5			
<b>Charlie Neal, R</b> OBP: 0.337, SLG: 0.386 (1, 4)										3	1	1	0	1	0	1			
<b>Maury Wills, S</b> OBP: 0.357, SLG: 0.338 (1, 6)										4	0	1	0	0	1	1			
<b>Joe Pignatano, R</b> OBP: 0.381, SLG: 0.486 (1, 2)										4	2	3	2	0	1	1			
<b>Stan Williams, R</b> OBP: 0.184, SLG: 0.261 (1, 1)										2	2	1	0	2	1	2			
<b>Inning Stats</b>	R: 0 E: 0 K: 0 S: 5	H: 1 LOB: 1 BB: 1 P: 13	R: 0 E: 0 K: 2 S: 13	H: 0 LOB: 1 BB: 1 P: 21	R: 2 E: 1 K: 0 S: 13	H: 1 LOB: 1 BB: 2 P: 26	R: 1 E: 0 K: 1 S: 13	H: 3 LOB: 2 BB: 1 P: 20	R: 0 E: 0 K: 1 S: 11	H: 2 LOB: 1 BB: 0 P: 17	R: 0 E: 0 K: 1 S: 6	H: 0 LOB: 0 BB: 0 P: 10	R: 3 E: 0 K: 0 S: 18	H: 3 LOB: 3 BB: 3 P: 37	1B: 9 2B: 1 3B: 0 HR: 1	SF: 0 SAC: 0 DP: 2 HBP: 0		WP: 2 PB: 0 CS: 0	PA: 41
<b>PITCHER</b> <b>Bob Buhl, R</b> ERA: 3.24 (1, 1)	IP: 3.0 WLS: L BF: 17 H: 5 R: 3 ER: 2 SO: 2	BB: 4 IBB: 0 HBP: 0 BLK: 0	WP: 0 HR: 0 S: 36 P: 66	ERA: 6.00 WHIP: 3.000															
<b>George Brunet, L</b> ERA: 4.31 (4, 1)	0.1	2	0	0	0	1	1	0	0	0	0	4	9	0.00	3.000				
<b>Joey Jay, R</b> ERA: 3.5 (4, 1)	3.2	13	3	1	1	2	0	0	0	0	1	1	31	46	2.46	0.818			
<b>Don McMahon, R</b> ERA: 6.97 (8, 1)	1.0	9	3	3	3	0	3	0	0	0	1	0	18	37	27.00	6.000			





Batter	1	2	3	4	5	6	7	8	9	10	11	AB	R	H	RBI	BB	SO	LOB	TOP							
<b>Bill Bruton, L</b> OBP: 0.338, SLG: 0.448 (1, 8)	F7		HR	3-1		L9		K				5	1	1	1	1	1	2								
<b>Del Crandall, R</b> OBP: 0.312, SLG: 0.443 (1, 2)	HR		E5 1B	K		FC5-4			6-3			6	2	1	1	0	2	3								
<b>Mel Roach, R</b> OBP: 0.346, SLG: 0.486 (5, PH) <b>Lee Maye, L</b> OBP: 0.417, SLG: 0.465 (5, 7)	HR		K			3-1			6-3			2	0	0	0	0	2	1								
<b>Hank Aaron, R</b> OBP: 0.340, SLG: 0.566 (1, 9)	E5		1B	1B		5-3		5-3		L8		5	1	1	0	0	0	1								
<b>Joe Adcock, R</b> OBP: 0.352, SLG: 0.525 (1, 3)	HR		F8			FC5-4 1B		HR		1-3		5	1	2	2	0	1	3								
<b>Alvin Dark, R</b> OBP: 0.311, SLG: 0.318 (1, 5)		F5	FC4 1B			FC5-4		4-3		6-3		5	0	1	2	0	0	1								
<b>Felix Mantilla, R</b> OBP: 0.263, SLG: 0.394 (1, 6)		FC4-6 BB	FC4			HR		5-3		K		4	1	1	1	1	1	1								
<b>Chuck Cottier, R</b> OBP: 0.229, SLG: 0.260 (1, 4)		FC4-6			3-1	FC5-6 1B		F8			F5	5	0	2	0	0	0	1								
<b>Juan Pizarro, L</b> OBP: 0.315, SLG: 0.375 (7, 1) <b>Ron Piche, R</b> OBP: 0.169, SLG: 0.183 (8, 1) <b>Wes Covington, L</b> OBP: 0.169, SLG: 0.183 (8, 1) <b>Warren Spahn, L</b> OBP: 0.169, SLG: 0.183 (8, 1) <b>Lew Burdette, R</b> OBP: 0.222, SLG: 0.280 (9, 1)	K		K			FC5-6 FC5-4		5-3			HR	3	0	0	0	0	2	3								
<b>Inning Stats</b>	R: 1 E: 0 K: 2 S: 21	H: 1 LOB: 1 BB: 0 P: 30	R: 0 E: 0 K: 1 S: 8	H: 0 LOB: 1 BB: 1 P: 15	R: 3 E: 1 K: 1 S: 21	H: 3 LOB: 1 BB: 0 P: 30	R: 0 E: 0 K: 2 S: 11	H: 1 LOB: 1 BB: 0 P: 14	R: 0 E: 0 K: 0 S: 6	H: 1 LOB: 1 BB: 0 P: 7	R: 1 E: 0 K: 0 S: 9	H: 2 LOB: 1 BB: 0 P: 16	R: 2 E: 0 K: 0 S: 11	H: 2 LOB: 0 BB: 0 P: 14	R: 0 E: 0 K: 1 S: 8	H: 0 LOB: 0 BB: 0 P: 14	R: 0 E: 0 K: 0 S: 5	H: 0 LOB: 0 BB: 0 P: 8	R: 0 E: 0 K: 1 S: 6	H: 0 LOB: 0 BB: 0 P: 8	R: 0 E: 0 K: 1 S: 10	H: 1 LOB: 0 BB: 1 P: 16	1B: 5 2B: 1 3B: 0 HR: 5	SF: 0 SAC: 0 DP: 0 HBP: 0	WP: 0 PB: 0 SB: 0 CS: 1	PA: 47
<b>PITCHER</b>	IP WLS BF H R ER SO BB IBB HBP BLK WP HR S P ERA WHIP	IP WLS BF H R ER SO BB IBB HBP BLK WP HR S P ERA WHIP															IP WLS BF H R ER SO BB IBB HBP BLK WP HR S P ERA WHIP									
<b>Sandy Koufax, L</b> ERA: 4.56 (1, 1)	4.0	20	5	4	3	0	0	0	0	0	0	0	2	26	37	9.00	1.667									
<b>Ed Roebuck, R</b> ERA: 2.24 (5, 1)	3.0	14	5	3	3	0	0	0	0	0	0	0	0	26	37	9.00	1.667									
<b>Larry Sherry, R</b> ERA: 4.34 (8, 1)	4.0	L 13	1	1	1	3	1	0	0	0	0	0	1	29	46	2.25	0.500									

**Milwaukee Braves @ Los Angeles Dodgers**  
Los Angeles Memorial Coliseum, Los Angeles, CA  
Sat Jul 30 1960, 10:05 PM EDT  
Att: 61,003 - Unknown

livebaseballscorecards.com

AB 45  
R 8  
H 11  
RBI 8  
BB 2  
SO 9  
LOB 16



Batter	1	2	3	4	5	6	7	8	9	10	11	AB	R	H	RBI	BB	SO	LOB	BOTTOM					
<b>Jim Gilliam, S</b> OBP: 0.373, SLG: 0.342 (1, 5)	F5		E6 FC5 1B		HR 1B		1B HR BB			F7		4	2	1	0	2	0	0						
<b>Wally Moon, L</b> OBP: 0.367, SLG: 0.438 (1, 7)	4-3		F9		F8		1B HR BB		1-2 2-3 BB		2-3	5	1	1	0	1	0	2						
<b>Norm Larker, L</b> OBP: 0.397, SLG: 0.459 (1, 3) <b>John Roseboro, L</b> OBP: 0.314, SLG: 0.382 (11, PR)	BB		1B		F9		1-2 HR BB		4-2 F8		FC6-4 1B	4	1	2	0	2	0	4						
<b>Frank Howard, R</b> OBP: 0.345, SLG: 0.525 (1, 9)	F8		FC5		HR		K		2-3 K		F3	6	1	1	2	0	1	7						
<b>Tommy Davis, R</b> OBP: 0.270, SLG: 0.383 (1, 8)		HR			6-3		1-1 HR		4-3		FC6-4	5	2	2	5	1	0	1						
<b>Charlie Neal, R</b> OBP: 0.335, SLG: 0.382 (1, 4)	F4		F9		F9		K		4-0 BB			4	0	0	0	1	1	1						
<b>Maury Wills, S</b> OBP: 0.353, SLG: 0.335 (1, 6) <b>Bob Lillis, R</b> OBP: 0.231, SLG: 0.308 (7, 6)	F9		K		K		4-3		2-1 K		K	3	0	0	0	0	1	1						
<b>Joe Pignatano, R</b> OBP: 0.362, SLG: 0.436 (1, 2)	K		K		BB		5-3		1-1 K		6-3	4	0	0	0	1	2	1						
<b>Sandy Koufax, R</b> ERA: 3.59 (1, 1) <b>Chuck Essegian, R</b> OBP: 0.328, SLG: 0.404 (4, PH) <b>Ed Roebuck, R</b> OBP: 0.278, SLG: 0.294 (5, 1) <b>Norm Sherry, R</b> OBP: 0.355, SLG: 0.520 (7, PH) <b>Larry Sherry, R</b> OBP: 0.230, SLG: 0.375 (8, 1)	F9		F9		K		K		2-3 K		K	1	0	0	0	0	0	0						
<b>Inning Stats</b>	R: 0 E: 0 K: 0 S: 5	H: 0 LOB: 1 BB: 1 P: 12	R: 1 E: 0 K: 1 S: 9	H: 1 LOB: 0 BB: 0 P: 16	R: 0 E: 1 K: 0 S: 13	H: 1 LOB: 2 BB: 0 P: 20	R: 0 E: 0 K: 2 S: 10	H: 0 LOB: 2 BB: 2 P: 21	R: 2 E: 0 K: 0 S: 8	H: 2 LOB: 0 BB: 0 P: 8	R: 4 E: 0 K: 3 S: 23	H: 2 LOB: 0 BB: 2 P: 40	R: 0 E: 0 K: 2 S: 18	H: 1 LOB: 3 BB: 2 P: 31	R: 0 E: 0 K: 1 S: 9	H: 0 LOB: 1 BB: 1 P: 14	R: 0 E: 0 K: 1 S: 8	H: 0 LOB: 0 BB: 0 P: 12	R: 0 E: 0 K: 0 S: 10	H: 1 LOB: 1 BB: 0 P: 14	1B: 4 2B: 1 3B: 0 HR: 3	SF: 0 SAC: 0 DP: 0 HBP: 0	WP: 0 PB: 0 SB: 0 CS: 0	PA: 50
<b>PITCHER</b>	IP WLS BF H R ER SO BB IBB HBP BLK WP HR S P ERA WHIP	IP WLS BF H R ER SO BB IBB HBP BLK WP HR S P ERA WHIP															IP WLS BF H R ER SO BB IBB HBP BLK WP HR S P ERA WHIP							
<b>Juan Pizarro, L</b> ERA: 3.59 (7, 1)	6.1	30	5	1	1	2	0	0	0	0	0	0	0	2	9	15	13.50	1.579						
<b>Ron Piche, R</b> ERA: 4.75 (8, 1)	0.2	3	1	1	1	0	0	0	0	0	0	0	0	9	15	13.50	1.579							
<b>Warren Spahn, L</b> ERA: 3.75 (9, 1)	1.0	6	1	0	0	2	2	0	0	0	0	0	0	18	31	0.00	3.000							
<b>Lew Burdette, R</b> ERA: 4.22 (9, 1)	3.0	W 11	1	0	0	2	1	0	0	0	0	0	0	27	40	0.00	0.667							

**Milwaukee Braves @ Los Angeles Dodgers**  
Los Angeles Memorial Coliseum, Los Angeles, CA  
Sat Jul 30 1960, 10:05 PM EDT  
Att: 61,003 - Unknown

livebaseballscorecards.com

AB 42  
R 7  
H 8  
RBI 7  
BB 8  
SO 10  
LOB 21





Batter	1	2	3	4	5	6	7	8	9	AB	R	H	RBI	BB	SO	LOB	TOP					
<b>Bill Bruton, L</b> OBP: 0.336, SLG: 0.444 (1, 8)	4-2 S 1B BB	0-0 4-3			2-1 F5			1-0 1-3	0-0 5-3	4	1	0	0	1	0	4	<b>Milwaukee Braves @ Los Angeles Dodgers</b> Los Angeles Memorial Coliseum, Los Angeles, CA Sun Jul 31 1960, 6:33 AM EDT Att: 37,552 - Unknown					
<b>Del Crandall, R</b> OBP: 0.314, SLG: 0.442 (1, 2)	4-2 1B 1-2 BB		3-1 5-3		2-3 K			2-1 1B		3	1	1	0	1	1	1						
<b>Eddie Mathews, L</b> OBP: 0.390, SLG: 0.518 (1, 5)	3-2 1B 1-2 2-H SF8 1B		1-1 F8		0-0 1-3			0-3 K		4	1	1	1	0	1	1						
<b>Hank Aaron, R</b> OBP: 0.341, SLG: 0.566 (1, 9)	2-1 CS 1-3 2-H 1B		2-2 CS 1B		0-3 K			0-1 5-3		4	0	2	1	0	1	1						
<b>Joe Adcock, R</b> OBP: 0.348, SLG: 0.518 (1, 3)	1-3 K		1-0 CS 1-2	0-1 F6				1-1 1-3		4	0	0	0	0	1	2						
<b>Lee Maye, L</b> OBP: 0.385, SLG: 0.435 (1, 7)	2-2 SF8		1-0 F9				1-3 K		3-1 E6 2B	3	1	0	1	0	1	0						
<b>Felix Mantilla, R</b> OBP: 0.282, SLG: 0.408 (1, 6)	1-1 CS 1-2	2-2 FC4-6 1B		0-2 F7			1-1 G3-6-1 1B		0-2 2B 1-2 1B	4	0	3	0	0	0	0						
<b>Red Schoendienst, S</b> OBP: 0.299, SLG: 0.294 (1, 4)		0-1 FC4-6		1-1 FC1-6 1B			2-2 G3-6-1 1-2		1-0 1-3 2-H 2B	4	0	2	1	0	0	2						
<b>Al Spangler, L</b> OBP: 0.319, SLG: 0.409 (9, PR)		1-2 K		1-1 FC1-6			1-2 HR		2-3 K	0	0	0	0	0	0	0						
<b>Carl Willey, R</b> OBP: 0.151, SLG: 0.156 (1, 1)		1-3 K		1-1 FC1-6						0	0	0	0	0	0	0						
<b>Joe Mauer, S</b> OBP: 0.150, SLG: 0.150 (1, 1)										1	0	0	0	0	0	1						
<b>Bob Buhl, R</b> OBP: 0.148, SLG: 0.148 (3, 1)										1	0	0	0	0	0	1						
<b>Wes Covington, L</b> OBP: 0.148, SLG: 0.148 (8, PH)										1	1	1	1	0	0	0						
<b>Ron Piche, R</b> OBP: 0.148, SLG: 0.148 (8, 1)										0	0	0	0	0	0	0						
<b>Eddie Haas, L</b> OBP: 0.174, SLG: 0.625 (9, PH)										1	0	0	0	0	1	2						
<b>Inning Stats</b>	R: 3 E: 0 K: 1 S: 17	H: 2 LOB: 0 BB: 2 P: 34	R: 0 E: 0 K: 1 S: 9	H: 1 LOB: 1 BB: 0 P: 12	R: 0 E: 0 K: 0 S: 7	H: 1 LOB: 0 BB: 0 P: 14	R: 0 E: 0 K: 0 S: 7	H: 0 LOB: 0 BB: 0 P: 8	R: 0 E: 0 K: 1 S: 9	H: 1 LOB: 1 BB: 0 P: 15	R: 0 E: 0 K: 1 S: 6	H: 0 LOB: 0 BB: 0 P: 7	R: 0 E: 0 K: 1 S: 9	H: 1 LOB: 0 BB: 0 P: 13	R: 1 E: 0 K: 1 S: 13	H: 2 LOB: 1 BB: 0 P: 17	R: 1 E: 1 K: 1 S: 12	H: 2 LOB: 2 BB: 0 P: 20	1B: 8 2B: 1 3B: 0 HR: 1	SF: 1 SAC: 0 DP: 1 HBP: 0	WP: 0 PB: 0 SB: 1 CS: 2	PA: 39
<b>PITCHER</b>	IP WLS BF H R ER SO BB IBB HBP BLK WP HR S P ERA WHIP	IP WLS BF H R ER SO BB IBB HBP BLK WP HR S P ERA WHIP																				
<b>Don Drysdale, R</b> ERA: 3.14 (1, 1)	8.1 W 35 10 5 4 6 2 0 0 0 0 0 1 85 134 4.32 1.440	0.2 S 2 0 0 0 1 0 0 0 0 0 0 0 4 6 0.00 0.000																				
<b>Ed Roebuck, R</b> ERA: 2.22 (9, 1)																						

AB	34
R	5
H	10
RBI	5
BB	2
SO	7
LOB	15



Batter	1	2	3	4	5	6	7	8	9	AB	R	H	RBI	BB	SO	LOB	BOTTOM			
<b>Jim Gilliam, S</b> OBP: 0.371, SLG: 0.338 (1, 5)	1-1 4-3	4-2 SH1-3 1B BB		1-2 F7	1-2 5-3			3-1 F9		4	1	0	0	1	0	2	<b>Milwaukee Braves @ Los Angeles Dodgers</b> Los Angeles Memorial Coliseum, Los Angeles, CA Sun Jul 31 1960, 6:33 AM EDT Att: 37,552 - Unknown			
<b>Wally Moon, L</b> OBP: 0.368, SLG: 0.440 (1, 7)	0-0 1B SF7 2B	1-0 SH1-3		4-2 E BB	0-0 F8			2-3 6-3		3	2	1	0	1	0	2				
<b>Norm Larker, L</b> OBP: 0.397, SLG: 0.455 (1, 3)	4-1 BB 2B BB	0-0 1B 2-H 1B		0-0 E4 E 1-2 BB			2-1 E4 1B		0-0 4-3	4	1	1	1	1	0	1				
<b>Gil Hodges, R</b> OBP: 0.251, SLG: 0.325 (9, 3)				1-2 E7 1B			3-1 L6		0-1 F4	5	1	2	1	0	0	2				
<b>Frank Howard, R</b> OBP: 0.346, SLG: 0.522 (1, 9)	0-0 1-2 2-3 2B 1B	1-1 L8		1-0 E7 1-3 2-H 1B			0-2 1B		2-1 6-3	3	0	2	1	1	0	0				
<b>Tommy Davis, R</b> OBP: 0.282, SLG: 0.389 (1, 8)	1-0 SF7	0-0 1B		4-0 IBB			1-2 1B			3	0	2	1	1	0	0				
<b>Charlie Neal, R</b> OBP: 0.334, SLG: 0.378 (1, 4)	4-0 2B BB		1-2 6-3	2-3 K			0-1 F8			3	1	0	0	1	1	5				
<b>Bob Lillis, R</b> OBP: 0.235, SLG: 0.353 (1, 6)	0-0 1H 2H 3H 1B 2B		2-0 4-3	0-0 F5			3-2 F7			4	1	1	3	0	0	5				
<b>Joe Pignatano, R</b> OBP: 0.412, SLG: 0.476 (1, 2)	3-1 2H 1B		4-1 BB		1-2 SH3 1B			1-0 F9 SH3-4 1B		3	0	3	1	1	0	0				
<b>Don Drysdale, R</b> OBP: 0.203, SLG: 0.286 (1, 1)	0-1 L6		0-0 1-3		0-0 SH3			0-0 SH3-4		2	0	0	0	0	0	2				
<b>Ed Roebuck, R</b> OBP: 0.278, SLG: 0.294 (9, 1)																				
<b>Inning Stats</b>	R: 5 E: 0 K: 0 S: 11	H: 4 LOB: 1 BB: 2 P: 24	R: 1 E: 0 K: 0 S: 8	H: 2 LOB: 2 BB: 1 P: 14	R: 0 E: 0 K: 0 S: 6	H: 0 LOB: 1 BB: 1 P: 13	R: 1 E: 2 K: 1 S: 14	H: 1 LOB: 3 BB: 2 P: 26	R: 0 E: 0 K: 0 S: 8	H: 1 LOB: 1 BB: 0 P: 10	R: 0 E: 1 K: 0 S: 12	H: 1 LOB: 2 BB: 0 P: 20	R: 0 E: 0 K: 0 S: 6	H: 1 LOB: 1 BB: 0 P: 13	R: 0 E: 0 K: 0 S: 5	H: 0 LOB: 0 BB: 0 P: 7	1B: 8 2B: 2 3B: 0 HR: 0	SF: 1 SAC: 3 DP: 0 HBP: 0	WP: 0 PB: 0 SB: 0 CS: 0	PA: 41
<b>PITCHER</b>	IP WLS BF H R ER SO BB IBB HBP BLK WP HR S P ERA WHIP	IP WLS BF H R ER SO BB IBB HBP BLK WP HR S P ERA WHIP																		
<b>Carl Willey, R</b> ERA: 4.05 (1, 1)	0.2 L 8 4 5 0 0 2 0 0 0 0 0 0 9 22 67.50 9.000	1.1 6 2 1 1 0 1 0 0 0 0 0 0 0 10 16 6.75 2.250																		
<b>Joey Jay, R</b> ERA: 3.57 (1, 1)																				
<b>Bob Buhl, R</b> ERA: 3.19 (3, 1)	5.0 24 4 1 1 1 2 1 0 0 0 0 0 46 82 1.80 1.200	1.0 3 0 0 0 0 0 0 0 0 0 0 0 0 5 7 0.00 0.000																		
<b>Ron Piche, R</b> ERA: 4.6 (8, 1)																				

AB	31
R	7
H	10
RBI	7
BB	6
SO	1
LOB	19





Batter	1	2	3	4	5	6	7	8	9	AB	R	H	RBI	BB	SO	LOB	TOP																					
<b>Bill Bruton, L</b> OBP: 0.333, SLG: 0.439 (1, 8)	F8		F8		F2			3-1		4	0	0	0	0	0	1	<b>Milwaukee Braves @ St. Louis Cardinals</b> Sportsman's Park, St. Louis, MO Tue Aug 02 1960, 8:05 PM EDT Att: 22,021 - Unknown																					
<b>Del Crandall, R</b> OBP: 0.313, SLG: 0.438 (1, 2)	F8			BB		6-3		5-3		3	0	0	0	1	0																							
<b>Eddie Mathews, L</b> OBP: 0.394, SLG: 0.525 (1, 5)	L3			BB			SF7	1B	2B	3	2	2	0	1	0	0																						
<b>Hank Aaron, R</b> OBP: 0.345, SLG: 0.567 (1, 9)		G6-4-3		BB			SF7	2B	1B	1	0	1	1	2	0	0																						
<b>Joe Adcock, R</b> OBP: 0.347, SLG: 0.518 (1, 3)	G6-4-3			BB			1-3	1B		4	0	1	1	0	1	4																						
<b>Lee Maye, L</b> OBP: 0.375, SLG: 0.420 (1, 7)				K						4	0	1	0	0	3	3																						
<b>Felix Mantilla, R</b> OBP: 0.271, SLG: 0.392 (7, 4)			6-3		K			F8		4	0	0	0	0	2	4																						
<b>Chuck Cottier, R</b> OBP: 0.225, SLG: 0.255 (7, PH)										2	0	0	0	0	0	0																						
<b>Eddie Haas, L</b> OBP: 0.450, SLG: 0.588 (7, PH)										1	0	0	0	0	1	1																						
<b>Don McMahon, R</b> OBP: 0.310, SLG: 0.317 (9, PH)										1	0	0	0	0	0	0																						
<b>Alvin Dark, R</b> OBP: 0.310, SLG: 0.317 (9, PH)										1	0	0	0	0	0	0																						
<b>Carl Willey, R</b> OBP: 0.143, SLG: 0.152 (7, PH)										1	0	0	0	1	1	0																						
<b>Wes Covington, L</b> OBP: 0.317, SLG: 0.503 (7, PH)										1	0	0	0	0	0	1																						
<b>Johnny Logan, R</b> OBP: 0.306, SLG: 0.320 (7, 6)										0	0	0	0	0	0	0																						
<b>Inning Stats</b>	R: 0 E: 0 K: 0 S: 3	H: 0 LOB: 0 BB: 0 P: 3	R: 0 E: 0 K: 1 S: 4	H: 0 LOB: 0 BB: 1 P: 8	R: 0 E: 0 K: 0 S: 3	H: 0 LOB: 1 BB: 1 P: 7	R: 0 E: 0 K: 3 S: 9	H: 0 LOB: 3 BB: 3 P: 21	R: 0 E: 0 K: 1 S: 5	H: 0 LOB: 0 BB: 0 P: 5	R: 1 E: 0 K: 0 S: 4	H: 1 LOB: 0 BB: 0 P: 4	R: 0 E: 0 K: 1 S: 6	H: 1 LOB: 1 BB: 0 P: 6	R: 1 E: 0 K: 0 S: 5	H: 3 LOB: 2 BB: 0 P: 5	R: 0 E: 0 K: 2 S: 7	H: 0 LOB: 0 BB: 0 P: 7	1B: 3 2B: 1 3B: 1 HR: 0	SF: 1 SAC: 0 DP: 1 HBP: 0	WP: 0 PB: 0 SB: 0 CS: 0	PA: 35																
<b>PITCHER</b>	IP	WLS	BF	H	R	ER	SO	BB	IBB	HBP	BLK	WP	HR	S	P	ERA	WHIP	<b>PITCHER</b>				IP	WLS	BF	H	R	ER	SO	BB	IBB	HBP	BLK	WP	HR	S	P	ERA	WHIP
<b>Ernie Broglio, R</b> ERA: 2.78 (1, 1)	8.0	W	32	5	2	2	6	5	0	0	0	0	0	39	59	2.25	1.250																					
<b>Lindy McDaniel, R</b> ERA: 2.44 (9, 1)	1.0	S	3	0	0	0	2	0	0	0	0	0	0	7	7	0.00	0.000																					

AB	29
R	2
H	5
RBI	2
BB	5
SO	8
LOB	14



Batter	1	2	3	4	5	6	7	8	9	AB	R	H	RBI	BB	SO	LOB	BOTTOM																					
<b>Julian Javier, R</b> OBP: 0.284, SLG: 0.365 (1, 4)	6-3		6-3							4	1	1	0	0	1	2	<b>Milwaukee Braves @ St. Louis Cardinals</b> Sportsman's Park, St. Louis, MO Tue Aug 02 1960, 8:05 PM EDT Att: 22,021 - Unknown																					
<b>Joe Cunningham, L</b> OBP: 0.385, SLG: 0.416 (1, 9)	6-3		K		SH2-3					3	0	0	0	0	2	2																						
<b>Bill White, L</b> OBP: 0.366, SLG: 0.515 (1, 3)	F6		2B		3-1			F9		4	1	1	1	0	0	2																						
<b>Ken Boyer, R</b> OBP: 0.340, SLG: 0.531 (1, 5)		F7						L3		4	1	2	2	0	0	0																						
<b>Stan Musial, L</b> OBP: 0.381, SLG: 0.503 (1, 7)										3	0	0	0	1	0	0																						
<b>Lindy McDaniel, R</b> OBP: 0.190, SLG: 0.150 (9, 1)		F5						F2		0	0	0	0	0	0	0																						
<b>Daryl Spencer, R</b> OBP: 0.373, SLG: 0.454 (1, 6)		BB			F7					3	0	0	0	1	1	2																						
<b>Curt Flood, R</b> OBP: 0.310, SLG: 0.386 (1, 8)		BB								2	0	0	0	1	0	0																						
<b>Hal Smith, R</b> OBP: 0.277, SLG: 0.280 (1, 2)										3	0	0	0	0	0	2																						
<b>Ernie Broglio, R</b> OBP: 0.317, SLG: 0.324 (1, 1)										2	1	1	0	1	0	0																						
<b>Charlie James, R</b> ERA: 6.65 (9, 7)										0	0	0	0	0	0	0																						
<b>Inning Stats</b>	R: 0 E: 0 K: 0 S: 3	H: 0 LOB: 2 BB: 2 P: 11	R: 2 E: 0 K: 1 S: 8	H: 3 LOB: 2 BB: 1 P: 12	R: 0 E: 0 K: 0 S: 3	H: 0 LOB: 0 BB: 0 P: 3	R: 2 E: 0 K: 0 S: 5	H: 2 LOB: 0 BB: 0 P: 5	R: 0 E: 0 K: 0 S: 3	H: 0 LOB: 0 BB: 0 P: 3	R: 0 E: 0 K: 2 S: 7	H: 0 LOB: 1 BB: 1 P: 11	R: 0 E: 0 K: 1 S: 5	H: 0 LOB: 0 BB: 0 P: 5	R: 0 E: 0 K: 1 S: 5	H: 0 LOB: 0 BB: 0 P: 5	1B: 1 2B: 3 3B: 0 HR: 1	SF: 0 SAC: 1 DP: 0 HBP: 0	WP: 0 PB: 0 SB: 1 CS: 0	PA: 33																		
<b>PITCHER</b>	IP	WLS	BF	H	R	ER	SO	BB	IBB	HBP	BLK	WP	HR	S	P	ERA	WHIP	<b>PITCHER</b>				IP	WLS	BF	H	R	ER	SO	BB	IBB	HBP	BLK	WP	HR	S	P	ERA	WHIP
<b>Carl Willey, R</b> ERA: 4.16 (1, 1)	6.0	L	26	5	4	4	1	2	1	0	0	0	0	25	37	6.00	1.167																					
<b>Don McMahon, R</b> ERA: 6.65 (7, 1)	2.0		7	0	0	0	3	1	0	0	0	0	0	12	16	0.00	0.500																					









Batter	1	2	3	4	5	6	7	8	9	AB	R	H	RBI	BB	SO	LOB	TOP					
Bill Bruton, L OBP: 0.329, SLG: 0.432 (1, 8)	F8	K			FC4-6			K		4	0	0	0	0	2	2	<b>Milwaukee Braves @ St. Louis Cardinals</b> Sportsman's Park, St. Louis, MO Thu Aug 04 1960, 8:05 PM EDT Att: 19,274 - Unknown					
Del Crandall, R OBP: 0.317, SLG: 0.449 (1, 2)	1B BB		5-3		F9			F7		3	1	0	0	1	0	1						
Eddie Mathews, L OBP: 0.395, SLG: 0.529 (1, 5)	1B 1-2		K					G3		3	0	1	0	1	1	0						
Hank Aaron, R OBP: 0.345, SLG: 0.572 (1, 9)	1-3 2H		K					F7		4	1	2	2	0	1	1						
Joe Adcock, R OBP: 0.344, SLG: 0.523 (1, 3)	K				L8			G4-6-3		4	0	0	0	0	1	3						
Mel Roach, R OBP: 0.341, SLG: 0.474 (1, 7)	F8				F8			1B		4	0	1	0	0	0	2						
Felix Mantilla, R OBP: 0.270, SLG: 0.370 (1, 6)		6-3			6-3			F2		4	0	0	0	0	1	1						
Chuck Cottier, R OBP: 0.226, SLG: 0.264 (1, 4)					K			F7		3	0	1	0	0	1	1						
Bob Buhl, R OBP: 0.161, SLG: 0.161 (7, PH)								F3		2	0	1	0	0	1	1						
Alvin Dark, R OBP: 0.309, SLG: 0.315 (7, 1)					FC4-6					1	0	0	0	0	0	1						
Ron Piche, R (7, 1)					1B					0	0	0	0	0	0	0						
<b>Inning Stats</b>	R: 1 E: 0 K: 1 S: 7	H: 2 LOB: 2 BB: 1 P: 11	R: 0 E: 0 K: 2 S: 8	H: 1 LOB: 1 BB: 0 P: 8	R: 0 E: 0 K: 2 S: 7	H: 0 LOB: 0 BB: 0 P: 7	R: 0 E: 0 K: 0 S: 3	H: 0 LOB: 0 BB: 0 P: 3	R: 0 E: 0 K: 1 S: 6	H: 1 LOB: 1 BB: 0 P: 6	R: 0 E: 0 K: 0 S: 2	H: 0 LOB: 0 BB: 1 P: 6	R: 0 E: 0 K: 0 S: 4	H: 1 LOB: 1 BB: 0 P: 4	R: 0 E: 0 K: 1 S: 5	H: 0 LOB: 0 BB: 0 P: 5	R: 1 E: 0 K: 1 S: 6	H: 1 LOB: 0 BB: 0 P: 6	1B: 4 2B: 1 3B: 0 HR: 1	SF: 0 SAC: 0 DP: 1 HBP: 0	WP: 0 PB: 0 CS: 0	PA: 34
<b>PITCHER</b> Ray Sadecki, L ERA: 3.43 (1, 1)	IP: 9.0 WLS: W BF: 34 H: 6 R: 2 ER: 2 SO: 8 BB: 2 IBB: 0 HBP: 0 BLK: 0 WP: 0 HR: 1 S: 48 P: 56 ERA: 2.00 WHIP: 0.889															<b>PITCHER</b>	IP: 9.0 WLS: W BF: 34 H: 6 R: 2 ER: 2 SO: 8 BB: 2 IBB: 0 HBP: 0 BLK: 0 WP: 0 HR: 1 S: 48 P: 56 ERA: 2.00 WHIP: 0.889					

AB	32
R	2
H	6
RBI	2
BB	2
SO	8
LOB	13



Batter	1	2	3	4	5	6	7	8	9	AB	R	H	RBI	BB	SO	LOB	BOTTOM					
Julian Javier, R OBP: 0.289, SLG: 0.377 (1, 4)	E 3B		FC3-6 HBP		SH2-4			K		2	1	1	0	0	1	1	<b>Milwaukee Braves @ St. Louis Cardinals</b> Sportsman's Park, St. Louis, MO Thu Aug 04 1960, 8:05 PM EDT Att: 19,274 - Unknown					
Joe Cunningham, L OBP: 0.385, SLG: 0.413 (1, 9)	F8		FC3-6 1B					4-3		4	1	1	1	0	0	3						
Bill White, L OBP: 0.367, SLG: 0.517 (1, 3)	3H	4-3			1B			F8		4	0	1	1	0	0	1						
Ken Boyer, R OBP: 0.343, SLG: 0.538 (1, 5)	F7		1B		1-3			F8		4	0	1	1	0	0	1						
Stan Musial, L OBP: 0.372, SLG: 0.502 (9, 7)			3-1		F8			F4		4	0	0	0	0	0	2						
Charlie James, R (9, 7)								F2		0	0	0	0	0	0	0						
Daryl Spencer, R OBP: 0.373, SLG: 0.449 (1, 6)		6-3			6-3 SH2-3 BB			F7		2	0	0	0	1	0	0						
Curt Flood, R OBP: 0.313, SLG: 0.385 (1, 8)		5-3			SH2-3			1-3		2	0	0	0	0	0	0						
Hal Smith, R OBP: 0.280, SLG: 0.288 (1, 2)			6-3		6-3					3	0	1	0	0	0	1						
Ray Sadecki, L OBP: 0.297, SLG: 0.297 (1, 1)			FC3-6 1B		SH2-4 1B			F3		3	2	2	0	0	0	1						
<b>Inning Stats</b>	R: 1 E: 1 K: 0 S: 4	H: 1 LOB: 0 BB: 0 P: 4	R: 0 E: 0 K: 0 S: 3	H: 0 LOB: 0 BB: 0 P: 3	R: 2 E: 0 K: 0 S: 6	H: 3 LOB: 2 BB: 0 P: 7	R: 0 E: 0 K: 0 S: 2	H: 0 LOB: 0 BB: 1 P: 6	R: 1 E: 0 K: 0 S: 5	H: 2 LOB: 1 BB: 0 P: 5	R: 0 E: 0 K: 0 S: 3	H: 0 LOB: 0 BB: 0 P: 3	R: 0 E: 0 K: 1 S: 6	H: 1 LOB: 1 BB: 0 P: 6	R: 0 E: 0 K: 0 S: 3	H: 0 LOB: 0 BB: 0 P: 3	R: 0 E: 0 K: 0 S: 3	H: 0 LOB: 0 BB: 0 P: 3	1B: 6 2B: 0 3B: 1 HR: 0	SF: 0 SAC: 2 DP: 0 HBP: 1	WP: 0 PB: 0 CS: 0	PA: 32
<b>PITCHER</b> Bob Buhl, R ERA: 3.31 (7, 1)	IP: 6.0 WLS: L BF: 25 H: 6 R: 4 ER: 4 SO: 4 BB: 1 IBB: 0 HBP: 1 BLK: 0 WP: 0 HR: 0 S: 23 P: 28 ERA: 6.00 WHIP: 1.167															<b>PITCHER</b>	IP: 6.0 WLS: L BF: 25 H: 6 R: 4 ER: 4 SO: 4 BB: 1 IBB: 0 HBP: 1 BLK: 0 WP: 0 HR: 0 S: 23 P: 28 ERA: 6.00 WHIP: 1.167					
<b>PITCHER</b> Ron Piche, R ERA: 4.66 (7, 1)	IP: 2.0 WLS: 7 BF: 1 H: 0 R: 0 ER: 0 SO: 1 BB: 0 IBB: 0 HBP: 0 BLK: 0 WP: 0 HR: 0 S: 9 P: 9 ERA: 0.00 WHIP: 0.500															<b>PITCHER</b>	IP: 2.0 WLS: 7 BF: 1 H: 0 R: 0 ER: 0 SO: 1 BB: 0 IBB: 0 HBP: 0 BLK: 0 WP: 0 HR: 0 S: 9 P: 9 ERA: 0.00 WHIP: 0.500					





Batter	1	2	3	4	5	6	7	8	9	AB	R	H	RBI	BB	SO	LOB	TOP		
Bob Will, L OBP: 0.328, SLG: 0.410 (1,9)	4-3		5-3		G3		F6			4	0	0	0	0	0	1	<b>Chicago Cubs @ Milwaukee Braves</b> Milwaukee County Stadium, Milwaukee, WI Fri Aug 05 1960, 8:05 PM EDT Att: 33,369 - Unknown		
Richie Ashburn, L OBP: 0.444, SLG: 0.370 (1,7)	14 2B		6-3		6-3		6-3			4	1	1	0	0	0	1			
14 Ernie Banks, R OBP: 0.367, SLG: 0.592 (1,6)	1B		6-3			6-3		F8		4	1	2	1	0	0	0			
George Altman, L OBP: 0.348, SLG: 0.466 (1,8)	2B			1-3		6-3		4-3		4	0	0	0	0	0	2			
Ron Santo, R OBP: 0.304, SLG: 0.394 (1,5)					6-3			F5		4	0	1	0	0	0	2			
Frank Thomas, R OBP: 0.299, SLG: 0.429 (1,3)						1B		F8		4	0	1	1	0	0	1			
Grady Hatton, L OBP: 0.360, SLG: 0.348 (1,4)						1B		1-3		4	0	1	0	0	0	1			
Sammy Taylor, L OBP: 0.269, SLG: 0.333 (1,2)						1B		G3		4	0	0	0	0	0	2			
Don Cardwell, R OBP: 0.182, SLG: 0.341 (2,1)										1	0	0	0	0	0	1			
Mark Freeman, R OBP: 0.211, SLG: 0.167 (5, Ph)										0	0	0	0	0	0	0			
Dick Drott, R OBP: 0.305, SLG: 0.288 (5, 1)										0	0	0	0	0	0	0			
Don Zimmer, R OBP: 0.361, SLG: 0.350 (7, Ph)										1	0	0	0	0	0	0			
Seth Morehead, L OBP: 0.190, SLG: 0.150 (7, 1)										0	0	0	0	0	0	0			
<b>Inning Stats</b>	R: 1 E: 0 K: 0 S: 5	H: 2 LOB: 1 BB: 0 P: 5	R: 0 E: 1 K: 1 S: 6	H: 0 LOB: 1 BB: 0 P: 6	R: 0 E: 0 K: 0 S: 3	H: 0 LOB: 0 BB: 0 P: 3	R: 0 E: 0 K: 0 S: 4	H: 1 LOB: 1 BB: 0 P: 4	R: 0 E: 0 K: 0 S: 6	H: 3 LOB: 2 BB: 0 P: 6	R: 0 E: 0 K: 0 S: 3	H: 0 LOB: 0 BB: 0 P: 3	R: 0 E: 0 K: 0 S: 3	H: 0 LOB: 0 BB: 0 P: 3	R: 0 E: 0 K: 0 S: 3	H: 0 LOB: 0 BB: 0 P: 3	1B: 5 2B: 2 3B: 0 HR: 0	SF: 0 SAC: 0 DP: 0 HBP: 0	WP: 0 PA: 35 CS: 0
<b>PITCHER</b> Lew Burdette, R ERA: 4.1 (1,1)	IP: 9.0 WLS: W BF: 35 H: 7 R: 2 ER: 2 SO: 1 BB: 0 IBB: 0 HBP: 0 BLK: 0 WP: 0 HR: 0 S: 37 P: 37 ERA: 2.00 WHIP: 0.778																		

Batter	1	2	3	4	5	6	7	8	9	AB	R	H	RBI	BB	SO	LOB	BOTTOM													
Al Spangler, L OBP: 0.351, SLG: 0.429 (1,7)	1B	1B		F7		BB	1B			4	3	3	0	1	0	0	<b>Chicago Cubs @ Milwaukee Braves</b> Milwaukee County Stadium, Milwaukee, WI Fri Aug 05 1960, 8:05 PM EDT Att: 33,369 - Unknown													
Del Crandall, R OBP: 0.321, SLG: 0.452 (1,2)	1B	BB		6-3		1B	1B			5	1	3	0	0	0	2														
Eddie Mathews, L OBP: 0.392, SLG: 0.523 (1,5)	G3	F2				K	K			4	0	0	2	1	2	6														
Hank Aaron, R OBP: 0.348, SLG: 0.578 (1,9)	FC1-6-5			F8		WP				3	3	1	1	1	0	2														
Bill Bruton, L OBP: 0.332, SLG: 0.433 (1,8)	2B	F4				1B	BB			4	1	2	3	1	0	2														
Joe Adcock, R OBP: 0.342, SLG: 0.521 (1,3)	1B			G6-4-3		K				5	1	1	1	0	1	2														
Red Schoendienst, S OBP: 0.307, SLG: 0.313 (7,4)	1B			K		FC4-6				4	0	2	1	0	1	1														
Chuck Cottier, R OBP: 0.224, SLG: 0.262 (7,4)	1B			K		1B				1	0	0	0	0	0	0														
Johnny Logan, R OBP: 0.306, SLG: 0.319 (1,6)	6-3			F8						4	0	1	0	0	0	1														
Lew Burdette, R OBP: 0.241, SLG: 0.352 (1,1)		6-3		HR						4	1	2	1	0	0	2														
<b>Inning Stats</b>	R: 4 E: 0 K: 0 S: 8	H: 5 LOB: 1 BB: 0 P: 8	R: 1 E: 0 K: 0 S: 4	H: 1 LOB: 2 BB: 1 P: 9	R: 0 E: 0 K: 1 S: 5	H: 0 LOB: 0 BB: 0 P: 5	R: 1 E: 0 K: 0 S: 4	H: 1 LOB: 1 BB: 1 P: 8	R: 0 E: 0 K: 0 S: 4	H: 2 LOB: 2 BB: 1 P: 8	R: 3 E: 0 K: 2 S: 10	H: 3 LOB: 1 BB: 1 P: 14	R: 0 E: 0 K: 1 S: 7	H: 2 LOB: 2 BB: 0 P: 7	R: 1 E: 0 K: 0 S: 4	H: 1 LOB: 0 BB: 0 P: 4	1B: 11 2B: 2 3B: 0 HR: 2	SF: 0 SAC: 0 DP: 1 HBP: 1	WP: 1 PA: 43 CS: 0											
<b>PITCHER</b> Don Cardwell, R ERA: 4.61 (1,1)	IP: 1.1 WLS: L BF: 11 H: 6 R: 5 ER: 5 SO: 0 BB: 1 IBB: 0 HBP: 0 BLK: 0 WP: 0 HR: 1 S: 10 P: 14 ERA: 33.75 WHIP: 5.250																													
Mark Freeman, R ERA: 5.65 (2,1)	2.2	11	1	1	1	1	1	0	1	11	16	3.38	0.750																	
Dick Drott, R ERA: 7.04 (5,1)	2.0	12	5	3	3	2	2	0	0	0	1	0	14	22	13.50	3.500														
Seth Morehead, L ERA: 3.83 (7,1)	2.0	9	3	1	1	1	0	0	0	0	0	1	11	11	4.50	1.500														

AB	35
R	2
H	7
RBI	2
BB	0
SO	1
LOB	11



AB	38
R	10
H	15
RBI	9
BB	4
SO	4
LOB	18





Batter	1	2	3	4	5	6	7	8	9	AB	R	H	RBI	BB	SO	LOB	TOP				
Bob Will, L OBP: 0.326, SLG: 0.407 (1, 9)										5	1	1	0	0	1	2					
Richie Ashburn, L OBP: 0.442, SLG: 0.367 Ed Bouchee, L OBP: 0.342, SLG: 0.305 (1, 7) (7, 3)										3	1	0	0	1	0	1					
14 Ernie Banks, R OBP: 0.364, SLG: 0.586 (1, 6)										4	0	0	0	0	1	2					
George Altman, L OBP: 0.347, SLG: 0.462 (1, 8)										4	0	1	0	0	1	0					
Frank Thomas, R OBP: 0.302, SLG: 0.433 (1, 3) (7, 7)										4	0	2	2	0	0	0					
Ron Santo, R OBP: 0.314, SLG: 0.395 (1, 5)										2	1	1	0	2	0	1					
Jerry Kindall, R OBP: 0.284, SLG: 0.328 (1, 4)										4	0	0	0	0	1	6					
El Tappe, R OBP: 0.333, SLG: 0.318 (1, 2)										4	0	1	0	0	0	3					
Bob Anderson, R OBP: 0.222, SLG: 0.180 (1, 1)										3	0	0	0	1	2	1					
<b>Inning Stats</b>	R: 2 E: 0 K: 0 S: 6	H: 3 LOB: 3 BB: 2 P: 14	R: 0 E: 0 K: 1 S: 7	H: 0 LOB: 0 BB: 0 P: 7	R: 0 E: 1 K: 1 S: 6	H: 0 LOB: 2 BB: 1 P: 10	R: 0 E: 0 K: 0 S: 3	H: 0 LOB: 0 BB: 0 P: 7	R: 0 E: 0 K: 2 S: 9	H: 2 LOB: 1 BB: 0 P: 9	R: 0 E: 0 K: 0 S: 3	H: 0 LOB: 0 BB: 0 P: 3	R: 0 E: 0 K: 0 S: 3	H: 1 LOB: 0 BB: 0 P: 3	R: 0 E: 0 K: 0 S: 3	H: 0 LOB: 0 BB: 0 P: 3	1B: 5 2B: 1 3B: 0 HR: 0	SF: 0 SAC: 0 DP: 1 HBP: 0	WP: 1 PB: 0 CS: 0	PA: 37	
<b>PITCHER</b>	IP WLS BF H R ER SO BB IBB HBP BLK WP HR S P ERA WHIP	8.0 L 34 6 3 3 6 3 1 0 0 1 0 42 58 3.38 1.125	1.0 3 0 0 0 0 0 0 0 0 0 0 0 3 3 0.00 0.000																		

Chicago Cubs @ Milwaukee Braves  
Milwaukee County Stadium, Milwaukee, WI  
Sat Aug 06 1960, 4:33 AM EDT  
Att: 26,700 - Unknown

AB	33
R	3
H	6
RBI	2
BB	4
SO	6
LOB	16



Batter	1	2	3	4	5	6	7	8	9	AB	R	H	RBI	BB	SO	LOB	BOTTOM				
Al Spangler, L OBP: 0.346, SLG: 0.419 (1, 7)										4	1	1	0	0	0	2					
Del Crandall, R OBP: 0.317, SLG: 0.446 (1, 2)										4	0	0	0	0	1	3					
Eddie Mathews, L OBP: 0.389, SLG: 0.517 (1, 5)										4	0	0	0	0	0	3					
Hank Aaron, R OBP: 0.347, SLG: 0.580 (1, 9)										4	1	1	0	0	0	1					
Bill Bruton, L OBP: 0.329, SLG: 0.429 (1, 8)										4	0	0	1	0	0	0					
Joe Adcock, R OBP: 0.344, SLG: 0.521 (1, 3)										4	0	2	0	0	0	0					
Red Schoendienst, S OBP: 0.303, SLG: 0.308 (1, 4)										3	0	0	0	0	0	2					
Johnny Logan, R OBP: 0.304, SLG: 0.317 Eddie Haas, L OBP: 0.409, SLG: 0.526 Felix Mantilla, R OBP: 0.270, SLG: 0.370 (1, 6) (8, PH) (8, PR) (9, 6)										2	0	0	0	0	0	0					
Juan Pizarro, L OBP: 0.294, SLG: 0.382 Lee Maye, L OBP: 0.355, SLG: 0.411 Don McMahon, R (1, 1) (8, PH) (9, 1)										2	0	1	0	0	0	0					
<b>Inning Stats</b>	R: 0 E: 0 K: 0 S: 3	H: 0 LOB: 0 BB: 0 P: 3	R: 0 E: 0 K: 0 S: 3	H: 0 LOB: 0 BB: 0 P: 3	R: 0 E: 1 K: 0 S: 4	H: 1 LOB: 0 BB: 0 P: 4	R: 0 E: 0 K: 0 S: 3	H: 1 LOB: 0 BB: 0 P: 3	R: 0 E: 1 K: 1 S: 7	H: 1 LOB: 2 BB: 0 P: 7	R: 0 E: 0 K: 0 S: 4	H: 1 LOB: 1 BB: 0 P: 4	R: 0 E: 1 K: 0 S: 4	H: 0 LOB: 1 BB: 0 P: 4	R: 1 E: 0 K: 0 S: 4	H: 1 LOB: 0 BB: 0 P: 4	1B: 4 2B: 0 3B: 1 HR: 0	SF: 0 SAC: 0 DP: 1 HBP: 0	WP: 0 PB: 1 CS: 1	PA: 34	
<b>PITCHER</b>	IP WLS BF H R ER SO BB IBB HBP BLK WP HR S P ERA WHIP	9.0 W 33 5 2 1 1 0 0 0 0 0 0 35 35 1.00 0.556																			

Chicago Cubs @ Milwaukee Braves  
Milwaukee County Stadium, Milwaukee, WI  
Sat Aug 06 1960, 4:33 AM EDT  
Att: 26,700 - Unknown

AB	33
R	2
H	5
RBI	1
BB	0
SO	1
LOB	12





Batter	1	2	3	4	5	6	7	8	9	AB	R	H	RBI	BB	SO	LOB	TOP																		
Bob Will, L OBP: 0.327, SLG: 0.406 (1, 9)										5	0	2	0	0	1	4	<b>Chicago Cubs @ Milwaukee Braves</b> Milwaukee County Stadium, Milwaukee, WI Sun Aug 07 1960, 4:33 AM EDT Att: 30,744 - Unknown  <b>AB 34</b> <b>R 4</b> <b>H 10</b> <b>RBI 4</b> <b>BB 2</b> <b>SO 3</b> <b>LOB 14</b>  																		
Richie Ashburn, L OBP: 0.439, SLG: 0.364 (1, 7)										3	0	0	0	0	1	4																			
14 Ernie Banks, R OBP: 0.365, SLG: 0.584 (1, 6)										3	1	1	0	1	0	1																			
George Altman, L OBP: 0.345, SLG: 0.458 (1, 8)										4	1	1	1	0	0	1																			
Frank Thomas, R OBP: 0.304, SLG: 0.443 (1, 3)										4	1	2	3	0	0	0																			
Ron Santo, R OBP: 0.309, SLG: 0.388 Ed Bouchee, L OBP: 0.341, SLG: 0.304 Joe Schaffernoth, R OBP: 0.341, SLG: 0.304 (8, 1)										3	0	0	0	0	0	1																			
Jerry Kindall, R OBP: 0.270, SLG: 0.333 Grady Hatton, L OBP: 0.346, SLG: 0.333 (6, PH)										3	0	2	0	0	0	0																			
El Tappe, R OBP: 0.329, SLG: 0.313 Sammy Taylor, L OBP: 0.271, SLG: 0.348 (5, PH)										1	0	0	0	0	0	1																			
Glen Hobbie, R OBP: 0.217, SLG: 0.164 Dick Gemert, R OBP: 0.327, SLG: 0.286 Dick Ellsworth, L OBP: 0.219, SLG: 0.074 Al Heist, R OBP: 0.250, SLG: 0.167 Don Zimmer, R OBP: 0.306, SLG: 0.347 (8, 5)										1	0	0	0	0	0	0																			
<b>Inning Stats</b>	R: 0 E: 0 K: 0 S: 3	H: 1 LOB: 1 BB: 1 P: 7	R: 0 E: 0 K: 0 S: 4	H: 1 LOB: 1 BB: 0 P: 4	R: 0 E: 0 K: 0 S: 4	H: 1 LOB: 0 BB: 0 P: 4	R: 0 E: 0 K: 0 S: 3	H: 1 LOB: 2 BB: 1 P: 8	R: 0 E: 0 K: 0 S: 3	H: 0 LOB: 0 BB: 0 P: 3	R: 0 E: 0 K: 0 S: 3	H: 0 LOB: 0 BB: 0 P: 3	R: 4 E: 0 K: 2 S: 11	H: 4 LOB: 0 BB: 0 P: 11	R: 0 E: 0 K: 1 S: 6	H: 1 LOB: 1 BB: 0 P: 6		1B: 8 2B: 2 3B: 0 HR: 1	SF: 0 SAC: 1 DP: 2 HBP: 0	WP: 0 PB: 0 SB: 0 CS: 0	PA: 37														
<b>PITCHER</b>	IP WLS BF H R ER SO BB IBB HBP BLK WP HR S P ERA WHIP																																		
Warren Spahn, L ERA: 4.04 Ron Piche, R ERA: 4.67	(1, 1) (8, 1)	7.2 S	32 5	9 1	4 0	4 0	2 1	2 0	0 0	0 0	0 0	0 0	0 0	1 7	34 7	42 7		4.70 0.00	1.435 0.750																

Batter	1	2	3	4	5	6	7	8	9	AB	R	H	RBI	BB	SO	LOB	BOTTOM																		
Al Spangler, L OBP: 0.353, SLG: 0.416 (1, 7)										3	1	1	1	0	1	0	<b>Chicago Cubs @ Milwaukee Braves</b> Milwaukee County Stadium, Milwaukee, WI Sun Aug 07 1960, 4:33 AM EDT Att: 30,744 - Unknown  <b>AB 30</b> <b>R 5</b> <b>H 8</b> <b>RBI 5</b> <b>BB 2</b> <b>SO 6</b> <b>LOB 11</b>  																		
Del Crandall, R OBP: 0.316, SLG: 0.443 (1, 2)										4	1	1	0	0	0	0																			
Eddie Mathews, L OBP: 0.387, SLG: 0.514 (1, 5)										4	0	1	1	0	1	2																			
Hank Aaron, R OBP: 0.349, SLG: 0.580 (1, 9)										3	0	1	1	1	1	1																			
Bill Bruton, L OBP: 0.326, SLG: 0.425 (1, 8)										4	0	0	0	0	1	3																			
Joe Adcock, R OBP: 0.343, SLG: 0.518 (1, 3)										4	1	1	0	0	1	1																			
Red Schoendienst, S ERA: 4.5 Chuck Cottier, R OBP: 0.222, SLG: 0.259 (7, 4)										3	0	1	0	0	0	1																			
Johnny Logan, R OBP: 0.310, SLG: 0.330 (1, 6)										2	2	2	1	1	0	0																			
Warren Spahn, L OBP: 0.174, SLG: 0.190 Ron Piche, R ERA: 4.67	(1, 1) (8, 1)	4.0 L	18 12	5 3	3 1	3 1	4 4	0 0	0 0	0 0	0 0	0 0	0 0	0 0	0 0	0 0																			
<b>Inning Stats</b>	R: 1 E: 1 K: 0 S: 5	H: 1 LOB: 1 BB: 0 P: 5	R: 2 E: 0 K: 0 S: 5	H: 3 LOB: 0 BB: 0 P: 5	R: 0 E: 0 K: 0 S: 3	H: 0 LOB: 1 BB: 1 P: 7	R: 1 E: 0 K: 1 S: 6	H: 1 LOB: 0 BB: 0 P: 6	R: 1 E: 0 K: 1 S: 6	H: 2 LOB: 1 BB: 0 P: 7	R: 0 E: 0 K: 1 S: 5	H: 1 LOB: 1 BB: 1 P: 9	R: 0 E: 0 K: 2 S: 7	H: 0 LOB: 0 BB: 0 P: 7	R: 0 E: 1 K: 1 S: 6	H: 0 LOB: 1 BB: 0 P: 6		1B: 5 2B: 2 3B: 0 HR: 1	SF: 1 SAC: 0 DP: 2 HBP: 1	WP: 1 PB: 0 SB: 1 CS: 1	PA: 35														
<b>PITCHER</b>	IP WLS BF H R ER SO BB IBB HBP BLK WP HR S P ERA WHIP																																		
Glen Hobbie, R ERA: 4.5 Dick Ellsworth, L ERA: 3.19 Joe Schaffernoth, R ERA: 3.52	(1, 1) (5, 1) (8, 1)	4.0 3.0 1.0	18 12 4	5 3 0	3 1 0	3 1 0	4 4 1	0 0 0	0 0 0	0 0 0	0 0 1	0 0 0	0 0 0	0 0 0	0 0 1	0 0 0		0.00 3.00 0.00	1.500 1.000 0.000																



Batter	1	2	3	4	5	6	7	8	9	AB	R	H	RBI	BB	SO	LOB	TOP								
<b>Maury Wills, S</b> (1, 6) OBP: 0.371, SLG: 0.352	E4 L9 1B		1-0 S 1B		4-0 SH1-3 1B BB	2-2 5-3		3-3 K		4	2	1	0	1	1	1	<b>Los Angeles Dodgers @ Milwaukee Braves</b> <b>Milwaukee County Stadium, Milwaukee, WI</b> Mon Aug 08 1960, 8:05 PM EDT Att: 23,697 - Unknown <a href="http://livebaseballscorecards.com">livebaseballscorecards.com</a>								
<b>Jim Gilliam, S</b> (1, 5) OBP: 0.370, SLG: 0.336	L9		2-3 K 1-2		1-0 SH1-3 1B 1B	4-2 BB		1-1 6-3	4	1	1	0	1	1	2										
<b>Wally Moon, L</b> (1, 7) OBP: 0.363, SLG: 0.436	2-1 1B		2-2 F8		1-0 SH1-3 1-2 2-3	0-0 G3		1-0 F2	4	0	1	1	0	0	2										
<b>Norm Larker, L</b> (1, 3) OBP: 0.392, SLG: 0.448	2-3 K			0-1 1-6-3	1-2 BB 1B BB		2-3 K	0-0 4-3	5	1	1	2	0	2	1										
<b>Tommy Davis, R</b> (1, 8) OBP: 0.291, SLG: 0.409	1-2 5-3			1-1 1B 4-3 1B	2-2 F4		2-2 F4		4	1	1	0	0	0	2										
<b>Duke Snider, L</b> (1, 9) OBP: 0.376, SLG: 0.523		1-2 6-3		0-0 4-3 1B	4-0 BB 1-2 1B BB		2-0 6-3		3	1	1	0	1	0	0										
<b>John Roseboro, L</b> (1, 2) OBP: 0.330, SLG: 0.410		3-2 F5		1-2 4-3 1B	4-1 1B 1-2 2-3 BB		1-3 K		3	0	0	1	1	1	1										
<b>Charlie Neal, R</b> (1, 4) OBP: 0.331, SLG: 0.365	0-1 6-3			4-0 IBB	1-0 1-3 2-3 1B		3-3 K		3	0	1	2	1	1	0										
<b>Don Drysdale, R</b> (1, 1) OBP: 0.200, SLG: 0.262			2-3 K	2-1 F6		2-0 6-3		4-2 BB	3	0	0	0	1	1	2										
<b>Ed Roebuck, R</b> (8, 1) OBP: 0.278, SLG: 0.294									0	0	0	0	0	0	0										
<b>Inning Stats</b>	R: 1 E: 1 K: 1 S: 13	H: 1 LOB: 1 BB: 0 P: 17	R: 0 E: 0 K: 0 S: 8	H: 0 LOB: 0 BB: 0 P: 12	R: 0 E: 0 K: 2 S: 12	H: 1 LOB: 1 BB: 0 P: 19	R: 1 E: 0 K: 0 S: 11	H: 2 LOB: 2 BB: 1 P: 19	R: 4 E: 0 K: 0 S: 10	H: 3 LOB: 2 BB: 3 P: 28	R: 0 E: 0 K: 1 S: 7	H: 0 LOB: 1 BB: 1 P: 15	R: 0 E: 0 K: 1 S: 7	H: 0 LOB: 0 BB: 0 P: 13	R: 0 E: 0 K: 3 S: 11	H: 0 LOB: 1 BB: 1 P: 22	R: 0 E: 0 K: 0 S: 4	H: 0 LOB: 0 BB: 0 P: 6	1B: 7 2B: 0 3B: 0 HR: 0	SF: 0 SAC: 1 DP: 0 HBP: 0	WP: 0 PB: 0 SB: 2 CS: 0	PA: 40			
<b>PITCHER</b>	IP	WLS	BF	H	R	ER	SO	BB	IBB	HBP	BLK	WP	HR	S	P	ERA	WHIP								
<b>Carl Willey, R</b> (1, 1) ERA: 4.39	4.2		25	6	6	5	3	3	1	0	0	0	0	53	93	9.64	1.929								
<b>Joey Jay, R</b> (5, 1) ERA: 3.95	1.1	5	1	0	0	0	0	1	0	0	0	0	0	8	17	0.00	1.500								
<b>George Brunet, L</b> (7, 1) ERA: 4.09	2.0	W	7	0	0	0	4	1	0	0	0	0	0	18	35	0.00	0.500								
<b>Don McMahon, R</b> (9, 1) ERA: 6.08	1.0	S	3	0	0	0	0	0	0	0	0	0	0	4	6	0.00	0.000								

Batter	1	2	3	4	5	6	7	8	9	AB	R	H	RBI	BB	SO	LOB	BOTTOM								
<b>Al Spangler, L</b> (1, 7) OBP: 0.344, SLG: 0.402	2-1 6-3		0-0 F3		2-1 1-3		0-1 PO 1B	2-2 4-3		5	0	1	0	0	0	1	<b>Los Angeles Dodgers @ Milwaukee Braves</b> <b>Milwaukee County Stadium, Milwaukee, WI</b> Mon Aug 08 1960, 8:05 PM EDT Att: 23,697 - Unknown <a href="http://livebaseballscorecards.com">livebaseballscorecards.com</a>								
<b>Del Crandall, R</b> (1, 2) OBP: 0.313, SLG: 0.438	0-2 6-3		0-0 F8		1-0 E6 HR		0-0 L9		4	1	0	0	0	0	1										
<b>Eddie Mathews, L</b> (1, 5) OBP: 0.386, SLG: 0.520	0-0 3-1		3-2 F3		1-0 1-H HR		1-1 F4		4	1	1	2	0	0	1										
<b>Hank Aaron, R</b> (1, 9) OBP: 0.348, SLG: 0.579		0-2 FC6-5 2B		3-2 E6 1B 1B	0-0 6-3		0-0 PO 1-2	3-2 1-3	4	1	1	0	0	0	0										
<b>Bill Bruton, L</b> (1, 8) OBP: 0.325, SLG: 0.423		2-3 K		1-0 1B 1-3 1B	2-2 1-3		2-2 G3		4	0	1	0	0	1	1										
<b>Joe Adcock, R</b> (1, 3) OBP: 0.342, SLG: 0.515		2-1 FC6-5 BB 2-3		1-3 K		1-2 F7		1-2 1B 1B	4	1	1	0	0	1	3										
<b>Red Schoendienst, S</b> (1, 4) OBP: 0.291, SLG: 0.321		2-1 BB		2-0 1B		0-0 F8		0-2 1B 1B	4	0	3	1	0	0	0										
<b>Chuck Cottier, R</b> (8, PR) (9, 4) OBP: 0.222, SLG: 0.259		1-2 1B		1-2 3-H 1B		2-2 F8		1-2 HR 1B	0	1	0	0	0	0	0										
<b>Johnny Logan, R</b> (1, 6) OBP: 0.315, SLG: 0.336		4-2 BB		2-2 F8		2-1 2B		1-2 HR 1B	3	1	2	1	1	0	2										
<b>Carl Willey, R</b> (1, 1) OBP: 0.135, SLG: 0.143		1-3 K		1-3 K		2-3 K		1-2 1-H 2-H HR	2	0	0	0	0	2	5										
<b>Joey Jay, S</b> (5, 1) OBP: 0.240, SLG: 0.136									0	0	0	0	0	0	0										
<b>Eddie Harris, S</b> (6, PR)									0	0	0	0	0	0	1										
<b>George Brunet, R</b> (7, 1) OBP: 0.197, SLG: 0.077									0	0	0	0	0	0	0										
<b>Wes Covington, S</b> (8, PR)									1	1	1	3	0	0	0										
<b>Don McMahon, R</b> (9, 1) OBP: 0.162, SLG: 0.158									0	0	0	0	0	0	0										
<b>Inning Stats</b>	R: 0 E: 0 K: 0 S: 6	H: 0 LOB: 0 BB: 0 P: 8	R: 0 E: 0 K: 2 S: 17	H: 2 LOB: 3 BB: 1 P: 28	R: 0 E: 0 K: 0 S: 6	H: 0 LOB: 0 BB: 0 P: 9	R: 1 E: 1 K: 2 S: 15	H: 2 LOB: 2 BB: 0 P: 25	R: 2 E: 0 K: 0 S: 9	H: 1 LOB: 1 BB: 0 P: 15	R: 0 E: 0 K: 1 S: 9	H: 1 LOB: 1 BB: 0 P: 14	R: 0 E: 0 K: 0 S: 5	H: 1 LOB: 0 BB: 0 P: 6	R: 4 E: 0 K: 0 S: 28	H: 4 LOB: 1 BB: 0 P: 38	R: 0 E: 0 K: 0 S: 2	H: 0 LOB: 0 BB: 0 P: 6	1B: 7 2B: 2 3B: 0 HR: 2	SF: 0 SAC: 0 DP: 0 HBP: 0	WP: 0 PB: 0 SB: 0 CS: 0	PA: 38			
<b>PITCHER</b>	IP	WLS	BF	H	R	ER	SO	BB	IBB	HBP	BLK	WP	HR	S	P	ERA	WHIP								
<b>Don Drysdale, R</b> (1, 1) ERA: 3.3	7.2		35	10	6	4	5	1	0	0	0	0	1	86	131	4.70	1.435								
<b>Ed Roebuck, R</b> (8, 1) ERA: 2.25	0.1	L	2	1	1	1	0	0	0	0	0	0	1	9	12	27.00	3.000								









Batter	1	2	3	4	5	6	7	8	9	AB	R	H	RBI	BB	SO	LOB	TOP					
Maury Wills, S OBP: 0.370, SLG: 0.354 (1, 6)	0-1 B1-3			0-3 K	0-0 FC4-6		0-2 4-3			4	0	0	0	0	1	3	<b>Los Angeles Dodgers @ Milwaukee Braves</b> Milwaukee County Stadium, Milwaukee, WI Wed Aug 10 1960, 4:33 AM EDT Att: 19,785 - Unknown <a href="http://livebaseballscorecards.com">livebaseballscorecards.com</a>					
Jim Gilliam, S OBP: 0.397, SLG: 0.333 (1, 5)	0-0 5-3			2-0 4-3		0-2 F7		0-0 FC1-6 1B		4	0	1	0	0	0	0						
Wally Moon, L OBP: 0.362, SLG: 0.432 (1, 7)	3-2 6-3			1-2 1B		0-1 L8		2-1 FC1-6 FC4-6 1-2		4	0	1	0	0	0	1						
Norm Larker, L OBP: 0.393, SLG: 0.446 (1, 3)		1-2 1-3		0-3 K		0-2 4-3		1-2 FC4-6 1-2		4	0	0	0	0	1	2						
Tommy Davis, R OBP: 0.287, SLG: 0.405 (1, 8)		1-2 5-3			0-2 HR 2B		1-1 F8		0-2 F4		4	1	1	0	0	0		1				
Frank Howard, R OBP: 0.333, SLG: 0.509 (1, 9)		2-2 F3			0-1 HR 2H		0-0 E3 1B 1B		1-1 F3		4	2	1	2	0	0		0				
John Roseboro, L OBP: 0.327, SLG: 0.403 (1, 2)			1-1 G1-6-3 1B		1-1 5-3		1-2 F2		1-1 F4		4	0	1	0	0	0		1				
Charlie Neal, R OBP: 0.334, SLG: 0.364 (1, 4)			0-0 G1-6-3 1-2		1-2 4-3		1-1 1B 1B		0-1 3-1		4	0	1	0	0	0		1				
Stan Williams, R OBP: 0.196, SLG: 0.264 Larry Sherry, R OBP: 0.207, SLG: 0.357 (9, 1)			0-3 K		0-2 FC4-6 1B		1-1 1B 3H				3	0	2	1	0	1	0					
											0	0	0	0	0	0	0					
<b>Inning Stats</b>	R: 0 E: 0 K: 0 S: 8	H: 0 LOB: 0 BB: 0 P: 11	R: 0 E: 0 K: 0 S: 14	H: 0 LOB: 0 BB: 0 P: 18	R: 0 E: 0 K: 1 S: 6	H: 1 LOB: 0 BB: 0 P: 7	R: 0 E: 0 K: 2 S: 10	H: 1 LOB: 1 BB: 0 P: 13	R: 2 E: 0 K: 0 S: 15	H: 3 LOB: 1 BB: 0 P: 17	R: 0 E: 0 K: 0 S: 8	H: 0 LOB: 0 BB: 0 P: 8	R: 1 E: 1 K: 0 S: 15	H: 2 LOB: 2 BB: 0 P: 19	R: 0 E: 0 K: 0 S: 9	H: 1 LOB: 1 BB: 0 P: 12	R: 0 E: 0 K: 0 S: 6	H: 0 LOB: 0 BB: 0 P: 8	1B: 6 2B: 1 3B: 0 HR: 1	SF: 0 SAC: 0 DP: 1 HBP: 0	WP: 0 PB: 0 CS: 0	PA: 35
<b>PITCHER</b> Lew Burdette, R ERA: 3.99 (1, 1)	IP: 9.0 WLS: L BF: 35 H: 8 R: 3 ER: 2 SO: 3 BB: 0 IBB: 0 HBP: 0 BLK: 0 WP: 0 HR: 1 S: 91 P: 113 ERA: 2.00 WHIP: 0.889															<b>PITCHER</b> Lew Burdette, R ERA: 3.99 (1, 1)	IP: 9.0 WLS: L BF: 35 H: 8 R: 3 ER: 2 SO: 3 BB: 0 IBB: 0 HBP: 0 BLK: 0 WP: 0 HR: 1 S: 91 P: 113 ERA: 2.00 WHIP: 0.889					

AB	35
R	3
H	8
RBI	3
BB	0
SO	3
LOB	9



Batter	1	2	3	4	5	6	7	8	9	AB	R	H	RBI	BB	SO	LOB	BOTTOM					
Al Spangler, L OBP: 0.356, SLG: 0.393 (1, 7)	4-1 1B BB		2-3 K		3-3 K		4-1 BB		4-0 BB	2	0	0	0	3	2	0	<b>Los Angeles Dodgers @ Milwaukee Braves</b> Milwaukee County Stadium, Milwaukee, WI Wed Aug 10 1960, 4:33 AM EDT Att: 19,785 - Unknown <a href="http://livebaseballscorecards.com">livebaseballscorecards.com</a>					
Del Crandall, R OBP: 0.310, SLG: 0.432 (1, 2)	0-0 1-3 1B		0-1 F7		3-1 E6		2-1 6-3		3-2 5-3	5	0	1	0	0	0	2						
Eddie Mathews, L OBP: 0.388, SLG: 0.533 (1, 5)	1-3 K			1-1 HR	2-2 6-3			4-1 BB BB		3	1	1	1	1	1	3						
Hank Aaron, R OBP: 0.344, SLG: 0.575 (1, 9)	1-0 F4			3-1 F7		0-0 WP 3B		0-1 F6		4	1	1	0	0	0	3						
Bill Bruton, L OBP: 0.328, SLG: 0.424 (1, 8)	0-3 K			0-1 6-3		1-3 K		4-2 BB		3	0	0	0	1	2	3						
Joe Adcock, R OBP: 0.338, SLG: 0.507 Wes Covington, L OBP: 0.316, SLG: 0.512 Alvin Dark, R OBP: 0.307, SLG: 0.314 (8, PH) (9, 3)		0-1 F8		0-0 1B		2-1 6-3		1-2 F8		3	0	1	0	0	0	0						
Red Schoendienst, S OBP: 0.310, SLG: 0.320 (1, 4)		1-0 F7		1-1 1B		3H 1-2 F6		3-2 6-3		4	0	1	0	0	0	2						
Johnny Logan, R OBP: 0.311, SLG: 0.332 Eddie Haas, L OBP: 0.375, SLG: 0.476 (9, PH) (9, PH)		2-2 F5		1-0 F6			2-2 F4		3-3 K	3	0	0	0	0	0	2						
Lew Burdette, R OBP: 0.230, SLG: 0.333 Lee Maye, L OBP: 0.349, SLG: 0.404 (9, PH) (9, PH)			0-2 1-3		0-0 F9		0-1 L1		1-2 L9	3	0	0	0	0	0	0						
<b>Inning Stats</b>	R: 0 E: 0 K: 2 S: 10	H: 1 LOB: 2 BB: 1 P: 16	R: 0 E: 0 K: 0 S: 6	H: 0 LOB: 0 BB: 0 P: 9	R: 0 E: 0 K: 1 S: 8	H: 0 LOB: 0 BB: 0 P: 10	R: 1 E: 0 K: 0 S: 10	H: 3 LOB: 2 BB: 0 P: 16	R: 0 E: 1 K: 1 S: 10	H: 0 LOB: 1 BB: 0 P: 18	R: 1 E: 0 K: 1 S: 9	H: 1 LOB: 0 BB: 0 P: 13	R: 0 E: 0 K: 0 S: 8	H: 0 LOB: 1 BB: 1 P: 16	R: 0 E: 0 K: 0 S: 12	H: 0 LOB: 2 BB: 2 P: 24	R: 0 E: 0 K: 1 S: 14	H: 0 LOB: 1 BB: 1 P: 25	1B: 3 2B: 0 3B: 1 HR: 1	SF: 0 SAC: 0 DP: 0 HBP: 0	WP: 1 PB: 0 CS: 0	PA: 38
<b>PITCHER</b> Stan Williams, R ERA: 2.32 Larry Sherry, R ERA: 4.0 (1, 1) (9, 1)	IP: 8.2 WLS: W BF: 37 H: 5 R: 2 ER: 2 SO: 6 BB: 5 IBB: 0 HBP: 0 BLK: 0 WP: 1 HR: 1 S: 83 P: 140 ERA: 2.08 WHIP: 1.154															<b>PITCHER</b> Stan Williams, R ERA: 2.32 Larry Sherry, R ERA: 4.0 (1, 1) (9, 1)	IP: 0.1 WLS: S BF: 1 H: 0 R: 0 ER: 0 SO: 0 BB: 0 IBB: 0 HBP: 0 BLK: 0 WP: 0 HR: 0 S: 4 P: 7 ERA: 0.00 WHIP: 0.000					













Batter	1	2	3	4	5	6	7	8	9	AB	R	H	RBI	BB	SO	LOB	TOP			
<b>Don Blasingame, L</b> (1, 4) OBP: 0.301, SLG: 0.302	0-0 4-3	0-0 4-3			0-3 K		0-0 G3			4	0	0	0	0	1	2	<b>San Francisco Giants @ Milwaukee Braves</b> <b>Milwaukee County Stadium, Milwaukee, WI</b> Sat Aug 13 1960, 4:33 AM EDT Att: 29,795 - Unknown <a href="http://livebaseballscorecards.com">livebaseballscorecards.com</a>			
<b>Jim Davenport, R</b> (1, 5) OBP: 0.319, SLG: 0.363	0-3 K		0-0 F7		0-0 5-3			0-3 K	3	0	0	0	0	1	0					
<b>Jim Marshall, L</b> (8, PH) OBP: 0.355, SLG: 0.362									1	0	0	0	0	1	0					
<b>Joey Amalfitano, R</b> (8, 5) OBP: 0.322, SLG: 0.344									0	0	0	0	0	0	0					
<b>Willie Mays, R</b> (1, 8) OBP: 0.400, SLG: 0.592	4-0 BB		0-0 CS 1B		0-0 HR			0-0 F9	3	1	2	1	1	0	0					
<b>Willie Kirkland, L</b> (1, 9) OBP: 0.323, SLG: 0.446	0-0 F9		0-0 G3		0-0 3-1			0-0 1B	4	0	1	0	0	0	2					
<b>Orlando Cepeda, R</b> (1, 3) OBP: 0.317, SLG: 0.514		0-0 SH2-4 E 1B		0-0 5-3		0-0 6-3		0-0 F5	4	1	1	0	0	0	1					
<b>Felipe Alou, R</b> (1, 7) OBP: 0.280, SLG: 0.382	0-0 E4 1B SH2-4 FC1-2		0-0 6-3		0-0 1B			0-0 F9	4	0	1	0	0	0	1					
<b>Bob Schmidt, R</b> (1, 2) OBP: 0.316, SLG: 0.388	0-0 SH2-4		0-0 1-2 2-3	4-0 BB	0-0 F8			0-0 F7	2	0	0	0	1	0	1					
<b>Andre Rodgers, R</b> (1, 6) OBP: 0.307, SLG: 0.302	0-0 FC1-2		0-0 1-3		0-0 5-3			0-3 K	3	0	1	1	0	0	1					
<b>Willie McCovey, L</b> (9, PH) OBP: 0.365, SLG: 0.470	2-3 3-H 1B								1	0	0	0	0	1	0					
<b>Mike McCormick, L</b> (1, 1) OBP: 0.219, SLG: 0.242	0-0 FC1-2				0-0 F4				3	0	0	0	0	0	2					
<b>Sherman Jones, L</b> (8, 1)	1-2 3-H								0	0	0	0	0	0	0					
<b>Inning Stats</b>	R: 0 E: 0 K: 1 S: 5	H: 0 LOB: 1 BB: 1 P: 9	R: 1 E: 1 K: 0 S: 6	H: 2 LOB: 2 BB: 0 P: 6	R: 0 E: 0 K: 0 S: 3	H: 1 LOB: 1 BB: 0 P: 3	R: 0 E: 0 K: 0 S: 3	H: 0 LOB: 1 BB: 1 P: 7	R: 0 E: 0 K: 1 S: 5	H: 0 LOB: 0 BB: 0 P: 5	R: 0 E: 0 K: 0 S: 3	H: 0 LOB: 0 BB: 0 P: 3	R: 0 E: 0 K: 1 S: 6	H: 1 LOB: 1 BB: 0 P: 6	R: 0 E: 0 K: 1 S: 5	H: 0 LOB: 0 BB: 0 P: 5	1B: 5 2B: 0 3B: 0 HR: 1	SF: 0 SAC: 1 DP: 0 HBP: 0	WP: 0 PB: 0 SB: 0 CS: 1	PA: 35
<b>PITCHER</b> <b>Bob Buhl, R</b> (1, 1) ERA: 3.13	IP: 9.0 WLS: W BF: 35 H: 6 R: 2 ER: 1 SO: 4 BB: 2 IBB: 0 HBP: 0 BLK: 0 WP: 0 HR: 1 S: 41 P: 49 ERA: 1.00 WHIP: 0.889															<b>PITCHER</b>	IP: 9.0 WLS: W BF: 35 H: 6 R: 2 ER: 1 SO: 4 BB: 2 IBB: 0 HBP: 0 BLK: 0 WP: 0 HR: 1 S: 41 P: 49 ERA: 1.00 WHIP: 0.889			

Batter	1	2	3	4	5	6	7	8	9	AB	R	H	RBI	BB	SO	LOB	BOTTOM			
<b>Felix Mantilla, R</b> (1, 8) OBP: 0.280, SLG: 0.381	0-0 4-3		0-0 F8		0-0 F4		0-0 1B 1B	0-0 1-2 2-H 1B		3	0	0	0	0	0	0	<b>San Francisco Giants @ Milwaukee Braves</b> <b>Milwaukee County Stadium, Milwaukee, WI</b> Sat Aug 13 1960, 4:33 AM EDT Att: 29,795 - Unknown <a href="http://livebaseballscorecards.com">livebaseballscorecards.com</a>			
<b>Bill Bruton, L</b> (7, 8) OBP: 0.330, SLG: 0.426									2	1	2	0	0	0	0					
<b>Del Crandall, R</b> (1, 2) OBP: 0.310, SLG: 0.424	0-0 F9		0-0 F8		0-0 F4		0-0 1B FC	0-0 5-3	5	1	1	0	0	0	2					
<b>Eddie Mathews, L</b> (1, 5) OBP: 0.382, SLG: 0.521	0-0 1B		0-3 K		0-0 1B		0-3 K		4	0	2	0	0	2	2					
<b>Hank Aaron, R</b> (1, 9) OBP: 0.345, SLG: 0.568	0-3 K			4-0 E S 1B BB	0-0 F9		0-0 FC 1-3 2-H 1B		3	1	1	1	1	1	2					
<b>Mel Roach, R</b> (1, 4) OBP: 0.371, SLG: 0.533		0-0 HR		0-0 FC6-4 1B 1-H		0-0 BB 1B	0-0 FC		4	1	3	3	0	0	1					
<b>Joe Adcock, R</b> (1, 3) OBP: 0.333, SLG: 0.499	0-3 K			0-0 FC6-4 1B IBB 1-2		0-0 F2	0-0 F8		4	0	0	0	0	1	3					
<b>Al Spangler, L</b> (8, 7) OBP: 0.365, SLG: 0.400									0	0	0	0	0	0	0					
<b>Alvin Dark, R</b> (1, 7) OBP: 0.319, SLG: 0.320	0-0 1B			0-0 IBB 1B 1-3		0-0 F9		0-0 F8	4	0	2	0	0	0	1					
<b>Johnny Logan, R</b> (1, 6) OBP: 0.320, SLG: 0.341	0-3 K			4-0 IBB 1B 1-2		4-0 IBB 1B 1-2		0-0 1B 1B	2	0	1	0	2	1	1					
<b>Bob Buhl, R</b> (1, 1) OBP: 0.161, SLG: 0.161	0-3 K			0-3 3-H K		0-0 4-3		0-0 1B	4	0	1	0	0	2	5					
<b>Inning Stats</b>	R: 0 E: 0 K: 1 S: 6	H: 1 LOB: 1 BB: 0 P: 6	R: 1 E: 0 K: 3 S: 11	H: 2 LOB: 1 BB: 0 P: 11	R: 0 E: 0 K: 1 S: 5	H: 0 LOB: 0 BB: 0 P: 5	R: 1 E: 0 K: 1 S: 6	H: 2 LOB: 2 BB: 2 P: 14	R: 0 E: 0 K: 0 S: 4	H: 1 LOB: 1 BB: 1 P: 8	R: 2 E: 1 K: 1 S: 8	H: 3 LOB: 1 BB: 0 P: 8	R: 0 E: 0 K: 0 S: 5	H: 3 LOB: 2 BB: 0 P: 5	R: 0 E: 0 K: 0 S: 5	H: 3 LOB: 2 BB: 0 P: 5	1B: 12 2B: 0 3B: 0 HR: 1	SF: 0 SAC: 1 DP: 0 HBP: 0	WP: 0 PB: 0 SB: 1 CS: 0	PA: 38
<b>PITCHER</b> <b>Mike McCormick, L</b> (1, 1) ERA: 2.81	IP: 7.2 WLS: L BF: 37 H: 13 R: 4 ER: 4 SO: 7 BB: 2 IBB: 1 HBP: 0 BLK: 0 WP: 0 HR: 1 S: 48 P: 60 ERA: 4.70 WHIP: 1.957															<b>PITCHER</b> <b>Sherman Jones, R</b> (8, 1) ERA: 3.96	IP: 0.1 WLS: L BF: 1 H: 0 R: 0 ER: 0 SO: 0 BB: 0 IBB: 0 HBP: 0 BLK: 0 WP: 0 HR: 0 S: 1 P: 1 ERA: 0.00 WHIP: 0.000			



Batter	1	2	3	4	5	6	7	8	9	AB	R	H	RBI	BB	SO	LOB	TOP				
Don Blasingame, L (1,4) OBP: 0.303, SLG: 0.304	0-0 FC4-6 1B		0-0 G6-4-3 1B		0-0 4-3			0-0 F8		4	0	2	0	0	0	0	<b>San Francisco Giants @ Milwaukee Braves</b> <b>Milwaukee County Stadium, Milwaukee, WI</b> Sun Aug 14 1960, 4:33 AM EDT Att: 32,381 - Unknown <a href="http://livebaseballscorecards.com">livebaseballscorecards.com</a>				
Joey Amalfitano, R (1,5) OBP: 0.316, SLG: 0.338	0-0 FC4-6 FC1-4 1-2		0-0 G6-4-3 1-2			0-0 5-3		0-0 F5		4	0	0	0	0	0	2					
Willie Mays, R (1,8) OBP: 0.396, SLG: 0.586	0-0 FC1-4 BB 1-2		0-0 5-3			0-0 6-3			0-0 F5	4	0	0	0	0	0	1					
Willie Kirkland, L (1,9) OBP: 0.322, SLG: 0.442	4-0 BB 1-2			0-0 F9		0-0 F9			0-3 K	3	0	0	0	1	1	0					
Orlando Cepeda, R (1,3) OBP: 0.319, SLG: 0.516	0-0 1-3			0-0 2B					0-0 6-3	4	0	2	0	0	0	2					
Felipe Alou, R (1,7) OBP: 0.276, SLG: 0.376		0-0 F2		0-0 F9					0-0 F3	3	0	0	0	0	0	2					
Hobie Landrith, L (1,2) OBP: 0.296, SLG: 0.289		0-0 F8		0-0 1-6-3					0-0 F8	3	0	0	0	0	0	2					
Andre Rodgers, R (1,6) OBP: 0.309, SLG: 0.305					0-0 F7				0-0 F6	2	0	1	0	0	0	0					
Willie McCovey, L (7, PH) OBP: 0.364, SLG: 0.468										1	0	0	0	0	0	1					
Jim Davenport, R (7,5) OBP: 0.319, SLG: 0.363										0	0	0	0	0	0	0					
Sam Jones, R (1,1) OBP: 0.183, SLG: 0.203									0-3 K	2	0	0	0	0	1	1					
Jim Marshall, L (8, PH) OBP: 0.351, SLG: 0.358										1	0	0	0	0	0	0					
Sherman Jones, L (8,1) OBP: 0.319, SLG: 0.363										0	0	0	0	0	0	0					
<b>Inning Stats</b>	R: 0 E: 0 K: 0 S: 4	H: 1 LOB: 2 BB: 1 P: 8	R: 0 E: 0 K: 0 S: 4	H: 1 LOB: 1 BB: 0 P: 4	R: 0 E: 0 K: 0 S: 3	H: 1 LOB: 1 BB: 0 P: 4	R: 0 E: 0 K: 0 S: 5	H: 0 LOB: 0 BB: 0 P: 5	R: 0 E: 0 K: 0 S: 3	H: 1 LOB: 1 BB: 0 P: 4	R: 0 E: 0 K: 0 S: 3	H: 0 LOB: 0 BB: 0 P: 5	R: 0 E: 0 K: 1 S: 5	H: 0 LOB: 0 BB: 0 P: 5	1B: 4 2B: 1 3B: 0 HR: 0	SF: 0 SAC: 0 DP: 1 HBP: 0	WP: 0 PB: 0 CS: 0	PA: 32			
<b>PITCHER</b> Lew Burdette, R (1,1) ERA: 3.79	IP: 9.0 WLS: W BF: 32	H: 5 R: 0 ER: 0 SO: 2	BB: 1 IBB: 0 HBP: 0 BLK: 0	WP: 0 HR: 0 S: 35 P: 39	ERA: 0.00 WHIP: 0.667	<b>PITCHER</b>											IP: 9.0 WLS: W BF: 32	H: 5 R: 0 ER: 0 SO: 2	BB: 1 IBB: 0 HBP: 0 BLK: 0	WP: 0 HR: 0 S: 35 P: 39	ERA: 0.00 WHIP: 0.667

Batter	1	2	3	4	5	6	7	8	9	AB	R	H	RBI	BB	SO	LOB	BOTTOM				
Lee Maye, L (1,9) OBP: 0.380, SLG: 0.413	4-0 1B HR BB		0-3 K		0-0 F5			0-0 E S 1B		3	1	1	0	1	1	2	<b>San Francisco Giants @ Milwaukee Braves</b> <b>Milwaukee County Stadium, Milwaukee, WI</b> Sun Aug 14 1960, 4:33 AM EDT Att: 32,381 - Unknown <a href="http://livebaseballscorecards.com">livebaseballscorecards.com</a>				
Del Crandall, R (1,2) OBP: 0.309, SLG: 0.422	0-0 1-3 HR 1B		0-0 1-3			0-0 F5		0-0 F7 1-3		4	1	1	0	0	0	1					
Eddie Mathews, L (1,5) OBP: 0.381, SLG: 0.528	0-0 1-H 3-H HR		0-0 F7			0-0 F4				3	1	1	3	0	0	0					
Hank Aaron, R (1,8) OBP: 0.343, SLG: 0.564	0-0 F8			0-0 F5		0-0 5-3				3	0	0	0	0	0	0					
Wes Covington, L (1,7) OBP: 0.313, SLG: 0.502	4-0 BB		0-3 K						0-0 F9	2	0	0	0	1	1	0					
Al Spangler, L (8,7) OBP: 0.365, SLG: 0.400	0-0 G4-6-3 BB									0	0	0	0	0	0	0					
Mel Roach, R (1,4) OBP: 0.380, SLG: 0.516	0-0 G4-6-3 1-2		0-3 K						0-0 F2	3	0	0	0	0	1	1					
Alvin Dark, R (1,3) OBP: 0.320, SLG: 0.322		0-0 4-3			0-0 SH2-4 1B					2	0	1	0	0	0	0					
Chuck Cottier, R (6, PR) OBP: 0.225, SLG: 0.261										1	0	0	0	0	0	0					
Johnny Logan, R (1,6) OBP: 0.318, SLG: 0.339		0-3 K			0-0 SH2-4 1-2			0-0 F9		2	0	0	0	0	1	0					
Lew Burdette, R (1,1) OBP: 0.219, SLG: 0.317		0-3 K			0-0 6-3				0-0 F8	3	0	0	0	0	1	2					
<b>Inning Stats</b>	R: 3 E: 0 K: 0 S: 4	H: 2 LOB: 0 BB: 2 P: 12	R: 0 E: 0 K: 2 S: 7	H: 0 LOB: 0 BB: 0 P: 7	R: 0 E: 0 K: 1 S: 5	H: 0 LOB: 0 BB: 0 P: 5	R: 0 E: 0 K: 2 S: 7	H: 0 LOB: 0 BB: 0 P: 7	R: 0 E: 0 K: 0 S: 4	H: 1 LOB: 2 BB: 0 P: 4	R: 0 E: 0 K: 0 S: 3	H: 0 LOB: 0 BB: 0 P: 3	R: 0 E: 0 K: 0 S: 3	H: 0 LOB: 0 BB: 0 P: 3	R: 0 E: 0 K: 0 S: 4	H: 1 LOB: 1 BB: 0 P: 4	1B: 3 2B: 0 3B: 0 HR: 1	SF: 0 SAC: 1 DP: 1 HBP: 0	WP: 0 PB: 0 CS: 0	PA: 29	
<b>PITCHER</b> Sam Jones, R (1,1) ERA: 3.0	IP: 7.0 WLS: L BF: 25	H: 3 R: 3 ER: 3 SO: 5	BB: 2 IBB: 0 HBP: 0 BLK: 0	WP: 0 HR: 1 S: 33 P: 41	ERA: 3.86 WHIP: 0.714	<b>PITCHER</b>											IP: 1.0 WLS: L BF: 4	H: 1 R: 0 ER: 0 SO: 0	BB: 0 IBB: 0 HBP: 0 BLK: 0	WP: 0 HR: 0 S: 4 P: 4	ERA: 0.00 WHIP: 1.000









Batter	1	2	3	4	5	6	7	8	9	AB	R	H	RBI	BB	SO	LOB	TOP			
Lee Mays, L OBP: 0.388, SLG: 0.408 (1,9)										4	0	2	0	0	0	3	<b>Milwaukee Braves @ Cincinnati Reds</b> Crosley Field, Cincinnati, OH Mon Aug 15 1960, 7:05 PM EDT Att: 14,507 - Unknown			
Del Crandall, R OBP: 0.312, SLG: 0.421 (1,2)										4	0	1	0	0	0	2				
Eddie Mathews, L OBP: 0.379, SLG: 0.522 (1,5)										4	0	1	0	0	0	2				
Hank Aaron, R OBP: 0.343, SLG: 0.561 (1,8)										4	0	3	0	0	1	0				
Wes Covington, L OBP: 0.307, SLG: 0.502 (1,7)										4	0	0	0	0	0	6				
Joe Adcock, R OBP: 0.342, SLG: 0.501 (1,3)										3	0	2	0	1	0	1				
Johnny Logan, R OBP: 0.319, SLG: 0.336 (1,6)										3	0	1	0	0	0	4				
Chuck Cottier, R OBP: 0.228, SLG: 0.263 (1,4)										3	0	1	0	0	0	2				
Bill Bruton, L OBP: 0.320, SLG: 0.424 (9, PH)										1	0	0	0	0	0	1				
Carl Willey, R OBP: 0.125, SLG: 0.132 (1,1)										3	0	0	0	0	2	3				
Don McMahon, R OBP: 0.357, SLG: 0.391 (9, PH)										0	0	0	0	0	0	0				
<b>Inning Stats</b>	R: 0 E: 0 K: 0 S: 5	H: 3 LOB: 2 BB: 0 P: 5	R: 0 E: 0 K: 1 S: 6	H: 1 LOB: 2 BB: 0 P: 7	R: 0 E: 0 K: 0 S: 5	H: 2 LOB: 3 BB: 1 P: 9	R: 0 E: 0 K: 1 S: 6	H: 1 LOB: 1 BB: 0 P: 6	R: 0 E: 0 K: 0 S: 3	H: 0 LOB: 0 BB: 0 P: 5	R: 0 E: 0 K: 0 S: 3	H: 1 LOB: 0 BB: 0 P: 3	R: 0 E: 0 K: 0 S: 4	H: 1 LOB: 1 BB: 0 P: 4	R: 0 E: 0 K: 0 S: 3	H: 1 LOB: 0 BB: 0 P: 3	1B: 11 2B: 0 3B: 0 HR: 0	SF: 0 SAC: 0 DP: 4 HBP: 1	WP: 0 PB: 0 CS: 0	PA: 36
<b>PITCHER</b> Bob Purkey, R ERA: 3.59 (1,1)	IP: 9.0 WLS: W BF: 36	H: 11 R: 0 ER: 0 SO: 3	BB: 0 IBB: 1 HBP: 1 BLK: 0	WP: 0 HR: 0 S: 40 P: 45	ERA: 0.00 WHIP: 1.222	<b>PITCHER</b>										IP: 9.0 WLS: W BF: 36	H: 11 R: 0 ER: 0 SO: 3	BB: 0 IBB: 1 HBP: 1 BLK: 0	WP: 0 HR: 0 S: 40 P: 45	ERA: 0.00 WHIP: 1.222

AB 34  
R 0  
H 11  
RBI 0  
BB 1  
SO 3  
LOB 25



Batter	1	2	3	4	5	6	7	8	9	AB	R	H	RBI	BB	SO	LOB	BOTTOM			
Billy Martin, R OBP: 0.302, SLG: 0.343 (1,4)										4	0	0	0	0	0	0	<b>Milwaukee Braves @ Cincinnati Reds</b> Crosley Field, Cincinnati, OH Mon Aug 15 1960, 7:05 PM EDT Att: 14,507 - Unknown			
Vada Pinson, L OBP: 0.335, SLG: 0.445 (1,8)										4	1	1	0	0	0	0				
Gus Bell, L OBP: 0.305, SLG: 0.382 (1,9)										3	1	2	1	1	0	0				
Frank Robinson, R OBP: 0.389, SLG: 0.573 (1,7)										2	2	2	2	1	0	0				
Gordy Coleman, L OBP: 0.290, SLG: 0.406 (1,3)										3	0	0	0	0	0	4				
Ed Bailey, L OBP: 0.359, SLG: 0.407 (1,2)										3	0	1	1	1	0	0				
Cliff Cook, R OBP: 0.264, SLG: 0.309 (1,5)										4	0	1	0	0	0	2				
Leo Cardenas, R OBP: 0.253, SLG: 0.276 (1,6)										4	0	1	0	0	2	2				
Bob Purkey, R OBP: 0.207, SLG: 0.132 (1,1)										4	0	0	0	0	2	4				
<b>Inning Stats</b>	R: 0 E: 0 K: 0 S: 3	H: 0 LOB: 2 BB: 1 P: 8	R: 0 E: 0 K: 0 S: 4	H: 1 LOB: 1 BB: 0 P: 4	R: 0 E: 0 K: 2 S: 7	H: 0 LOB: 1 BB: 1 P: 11	R: 0 E: 0 K: 0 S: 3	H: 0 LOB: 0 BB: 0 P: 3	R: 1 E: 0 K: 1 S: 8	H: 3 LOB: 2 BB: 0 P: 8	R: 3 E: 0 K: 0 S: 6	H: 3 LOB: 0 BB: 0 P: 6	R: 0 E: 0 K: 1 S: 5	H: 0 LOB: 0 BB: 0 P: 5	R: 0 E: 0 K: 1 S: 5	H: 0 LOB: 0 BB: 0 P: 5		1B: 6 2B: 1 3B: 0 HR: 1	SF: 0 SAC: 1 DP: 0 HBP: 1	WP: 1 PB: 1 CS: 0
<b>PITCHER</b> Carl Willey, R ERA: 4.44 (1,1)	IP: 7.0 WLS: L BF: 33	H: 8 R: 4 ER: 4 SO: 3	BB: 3 IBB: 0 HBP: 1 BLK: 0	WP: 1 HR: 1 S: 35 P: 48	ERA: 5.14 WHIP: 1.571	<b>PITCHER</b>										IP: 1.0 WLS: 3 BF: 3	H: 0 R: 0 ER: 0 SO: 1	BB: 0 IBB: 0 HBP: 0 BLK: 0	WP: 0 HR: 0 S: 5 P: 8	ERA: 0.00 WHIP: 0.000

AB 31  
R 4  
H 8  
RBI 4  
BB 3  
SO 4  
LOB 12





Batter	1	2	3	4	5	6	7	8	9	AB	R	H	RBI	BB	SO	LOB	TOP			
<b>Bill Bruton, L</b> OBP: 0.328, SLG: 0.421 (1, 8)	0-0 G5-3 BB 1B		0-0 4-3			0-0 F8		0-0 4-3	0-0 FC6	5	0	1	0	0	0	2	<b>Milwaukee Braves @ Cincinnati Reds</b> Crosley Field, Cincinnati, OH Tue Aug 16 1960, 7:05 PM EDT Att: 9,198 - Unknown			
<b>Del Crandall, R</b> OBP: 0.314, SLG: 0.422 (1, 2)	0-0 F9			0-0 G1-6-3 1B		0-0 F8		0-0 1B 1B		4	1	2	0	0	0	1				
<b>Eddie Mathews, L</b> OBP: 0.382, SLG: 0.526 (1, 5)	4-0 1-2 BB			0-0 G1-6-3 1-2		0-0 2B		0-0 1B 1B		3	0	2	0	1	0	1				
<b>Hank Aaron, R</b> OBP: 0.347, SLG: 0.568 (1, 9)	0-0 G5-3 2-3			0-0 HR		4-0 BB		0-0 1-2 3-H G4-6-3 1B		3	1	2	2	1	0	2				
<b>Wes Covington, L</b> OBP: 0.301, SLG: 0.493 (1, 7)		0-3 K		0-0 F8		0-0 3-1		0-0 G4-6-3 1-2		4	0	0	0	0	1	4				
<b>Chuck Cottler, R</b> OBP: 0.228, SLG: 0.263 (8, 4)										0	0	0	0	0	0	0				
<b>Mel Roach, R</b> OBP: 0.355, SLG: 0.495 (1, 4)		4-0 G6-4-3 BB			0-0 F6		0-3 K		0-0 4-3	2	0	0	0	1	1	0				
<b>Al Spangler, L</b> OBP: 0.354, SLG: 0.386 (8, 7)										1	0	0	0	0	0	0				
<b>Joe Adcock, R</b> OBP: 0.341, SLG: 0.501 (1, 3)		0-0 G6-4-3 1-2			0-0 F7		0-0 5-3		0-0 2B	4	0	1	0	0	0	1				
<b>Johnny Logan, R</b> OBP: 0.324, SLG: 0.340 (1, 6)				0-0 F4		0-0 2B		4-0 BB	H	2	0	1	0	1	0	0				
<b>Warren Spahn, L</b> OBP: 0.160, SLG: 0.174 (1, 1)				0-0 4-3		0-0 K		0-0 F9	X	4	0	0	0	0	1	4				
<b>Inning Stats</b>	R: 0 E: 0 K: 0 S: 3	H: 1 LOB: 1 BB: 1 P: 7	R: 0 E: 0 K: 1 S: 4	H: 0 LOB: 0 BB: 1 P: 8	R: 0 E: 0 K: 0 S: 3	H: 0 LOB: 0 BB: 0 P: 3	R: 1 E: 0 K: 0 S: 4	H: 2 LOB: 0 BB: 0 P: 4	R: 0 E: 0 K: 1 S: 6	H: 1 LOB: 2 BB: 1 P: 6	R: 0 E: 0 K: 0 S: 4	H: 0 LOB: 1 BB: 1 P: 9	R: 1 E: 0 K: 0 S: 5	H: 3 LOB: 1 BB: 0 P: 5	R: 0 E: 0 K: 0 S: 4	H: 1 LOB: 2 BB: 0 P: 5	1B: 5 2B: 3 3B: 0 HR: 1	SF: 0 SAC: 0 DP: 4 HBP: 1	WP: 0 PB: 0 CS: 0	PA: 37
<b>PITCHER</b> <b>Jay Hook, R</b> ERA: 4.11 (1, 1)	IP: 9.0 WLS: L BF: 37	H: 9 R: 2 ER: 2 SO: 3	BB: 4 IBB: 0 HBP: 1 BLK: 0	WP: 0 HR: 1 S: 38 P: 55	ERA: 2.00 WHIP: 1.444	<b>PITCHER</b>										IP: 9.0 WLS: W BF: 37	H: 8 R: 1 ER: 1 SO: 5	BB: 4 IBB: 0 HBP: 0 BLK: 0	WP: 0 HR: 0 S: 43 P: 59	ERA: 1.00 WHIP: 1.333



Batter	1	2	3	4	5	6	7	8	9	AB	R	H	RBI	BB	SO	LOB	BOTTOM			
<b>Billy Martin, R</b> OBP: 0.300, SLG: 0.340 (1, 4)	0-0 6-3	0-3 K			0-3 K		0-0 1B		0-0 L5-3	5	0	1	0	0	2	3	<b>Milwaukee Braves @ Cincinnati Reds</b> Crosley Field, Cincinnati, OH Tue Aug 16 1960, 7:05 PM EDT Att: 9,198 - Unknown			
<b>Vada Pinson, L</b> OBP: 0.334, SLG: 0.446 (1, 8)	0-0 3-1 1B 2B		0-0 F7		0-0 1-3 1-2		0-3 K			4	1	1	0	0	1	2				
<b>Gus Bell, L</b> OBP: 0.305, SLG: 0.380 (1, 9)	0-0 3-1 2-3		0-0 G6-4-3 1B		0-0 F3			0-0 4-3		4	0	1	0	0	0	2				
<b>Wally Post, R</b> OBP: 0.357, SLG: 0.547 (1, 7)	4-0 1B BB BB		0-0 G6-4-3 1-2		0-0 1B 2B		0-0 F8			3	0	1	0	1	0	1				
<b>Ed Bailey, L</b> OBP: 0.363, SLG: 0.412 (1, 2)	4-0 1B BB			0-0 FC1-6 1B		0-0 F4		0-0 2B		3	0	2	0	1	0	1				
<b>Claude Osteen, L</b> OBP: 0.143, SLG: 0.143 (8, PR)										0	0	0	0	0	0	0				
<b>Joe Azcue, R</b> OBP: 0.111, SLG: 0.111 (9, 2)	1-2 BB									0	0	0	0	0	0	0				
<b>Gordy Coleman, L</b> OBP: 0.298, SLG: 0.410 (1, 3)	0-0 1-2 2-3 3-H 1B		0-0 FC1-6 FC6-4 1-2		0-0 1B		0-0 9-3 1-2		0-0 4-3	4	0	2	1	0	0	2				
<b>Cliff Cook, R</b> OBP: 0.253, SLG: 0.294 (1, 5)	0-3 K		0-0 FC6-4 1-2		0-0 9-3 1-2			0-0 6-3	X	4	0	0	0	0	1	6				
<b>Leo Cardenas, R</b> OBP: 0.244, SLG: 0.266 (1, 6)		0-0 F4		0-0 4-3		0-0 F9		4-0 BB BB		3	0	0	0	0	0	1				
<b>Willie Jones, R</b> OBP: 0.346, SLG: 0.388 (9, PH)										0	0	0	0	1	0	0				
<b>Roy McMillan, R</b> OBP: 0.294, SLG: 0.349 (9, PR)										0	0	0	0	0	0	0				
<b>Jay Hook, L</b> OBP: 0.131, SLG: 0.054 (1, 1)		0-0 F7			0-0 E1 1-3		0-3 K		4-0 L5-3 1-2 BB	3	0	0	0	0	1	0				
<b>Frank Robinson, R</b> OBP: 0.391, SLG: 0.573 (9, PH)										0	0	0	0	1	0	0				
<b>Inning Stats</b>	R: 1 E: 0 K: 1 S: 7	H: 2 LOB: 3 BB: 2 P: 15	R: 0 E: 0 K: 1 S: 5	H: 0 LOB: 0 BB: 0 P: 5	R: 0 E: 0 K: 0 S: 3	H: 1 LOB: 0 BB: 0 P: 3	R: 0 E: 0 K: 0 S: 4	H: 1 LOB: 1 BB: 0 P: 4	R: 0 E: 0 K: 2 S: 8	H: 1 LOB: 1 BB: 0 P: 8	R: 0 E: 0 K: 0 S: 4	H: 1 LOB: 1 BB: 0 P: 4	R: 0 E: 0 K: 0 S: 2	H: 0 LOB: 2 BB: 2 P: 10	1B: 5 2B: 5 3B: 0 HR: 0	SF: 0 SAC: 0 DP: 3 HBP: 0	WP: 0 PB: 0 CS: 0	PA: 37		
<b>PITCHER</b> <b>Warren Spahn, L</b> ERA: 3.75 (1, 1)	IP: 9.0 WLS: W BF: 37	H: 8 R: 1 ER: 1 SO: 5	BB: 4 IBB: 0 HBP: 0 BLK: 0	WP: 0 HR: 0 S: 43 P: 59	ERA: 1.00 WHIP: 1.333	<b>PITCHER</b>										IP: 9.0 WLS: W BF: 37	H: 8 R: 1 ER: 1 SO: 5	BB: 4 IBB: 0 HBP: 0 BLK: 0	WP: 0 HR: 0 S: 43 P: 59	ERA: 1.00 WHIP: 1.333





Batter	1	2	3	4	5	6	7	8	9	AB	R	H	RBI	BB	SO	LOB	TOP			
<b>Bill Bruton, L</b> OBP: 0.328, SLG: 0.420 (1, 8)										6	2	2	1	0	0	4				
<b>Del Crandall, R</b> OBP: 0.315, SLG: 0.422 (1, 2)										5	1	2	1	0	1	1				
<b>Eddie Mathews, L</b> OBP: 0.384, SLG: 0.530 (1, 5)										4	2	2	2	1	0	1				
<b>Hank Aaron, R</b> OBP: 0.347, SLG: 0.573 (1, 9)										5	2	2	3	0	1	2				
<b>Joe Adcock, R</b> OBP: 0.347, SLG: 0.504 (1, 3)										4	1	3	1	1	0	0				
<b>Mel Roach, R</b> OBP: 0.348, SLG: 0.481 (1, 4)										5	1	1	1	0	1	5				
<b>Chuck Cottier, R</b> OBP: 0.228, SLG: 0.263 (8, 4)										0	0	0	0	0	0	0				
<b>Alvin Dark, R</b> OBP: 0.323, SLG: 0.329 (1, 7)										4	0	2	0	0	0	1				
<b>Al Spangler, L</b> OBP: 0.350, SLG: 0.382 (8, PR)										1	1	0	0	0	1	0				
<b>Johnny Logan, R</b> OBP: 0.327, SLG: 0.344 (1, 6)										5	1	3	0	0	0	1				
<b>Bob Buhl, R</b> OBP: 0.172, SLG: 0.172 (1, 1)										2	0	1	1	0	1	1				
<b>Joey Jay, S</b> OBP: 0.200, SLG: 0.115 (4, 1)										3	0	0	0	0	3	3				
<b>Inning Stats</b>	R: 5 E: 1 K: 0 S: 9	H: 6 LOB: 2 BB: 1 P: 13	R: 0 E: 0 K: 0 S: 4	H: 1 LOB: 2 BB: 1 P: 8	R: 0 E: 0 K: 1 S: 6	H: 1 LOB: 1 BB: 0 P: 6	R: 0 E: 0 K: 0 S: 5	H: 2 LOB: 2 BB: 0 P: 5	R: 0 E: 0 K: 1 S: 5	H: 0 LOB: 0 BB: 0 P: 5	R: 0 E: 0 K: 2 S: 7	H: 0 LOB: 0 BB: 0 P: 7	R: 0 E: 0 K: 2 S: 11	H: 7 LOB: 1 BB: 0 P: 11	R: 0 E: 0 K: 2 S: 8	H: 1 LOB: 1 BB: 0 P: 8	1B: 14 2B: 3 3B: 0 HR: 1	SF: 0 SAC: 0 DP: 1 HBP: 0	WP: 0 PB: 0 SB: 1 CS: 0	PA: 46
<b>PITCHER</b>	IP WLS BF H R ER SO BB IBB HBP BLK WP HR S P ERA WHIP																			
<b>Jim O'Toole, L</b> ERA: 4.12 (1, 1)	0.1 L 6 4 5 5 0 1 0 0 0 0 0 0 5 9 135.00 15.000																			
<b>Joe Nuxhall, L</b> ERA: 4.24 (1, 1)	6.2 27 6 0 0 5 1 0 0 0 0 0 0 36 40 100.00 1.050																			
<b>Jim Brosnan, R</b> ERA: 2.48 (8, 1)	0.1 5 4 4 4 1 0 0 0 0 0 0 0 7 7 108.00 12.000																			
<b>Marshall Bridges, L</b> ERA: 3.67 (8, 1)	0.0 3 3 2 2 0 0 0 0 0 0 0 1 3 3 = =																			
<b>Bill Henry, L</b> ERA: 3.68 (8, 1)	1.2 5 1 0 0 2 0 0 0 0 0 0 0 9 9 0.00 0.600																			

Milwaukee Braves @ Cincinnati Reds  
Crosley Field, Cincinnati, OH  
Wed Aug 17 1960, 7:05 PM EDT  
Att: 8,580 - Unknown

AB 44  
R 11  
H 18  
RBI 10  
BB 2  
SO 8  
LOB 19



Batter	1	2	3	4	5	6	7	8	9	AB	R	H	RBI	BB	SO	LOB	BOTTOM					
<b>Billy Martin, R</b> OBP: 0.307, SLG: 0.345 (1, 4)										3	2	2	0	1	0	0						
<b>Vada Pinson, L</b> OBP: 0.333, SLG: 0.446 (1, 8)										4	0	1	0	0	0	3						
<b>Gus Bell, L</b> OBP: 0.309, SLG: 0.382 (1, 9)										3	1	2	1	1	0	1						
<b>Frank Robinson, R</b> OBP: 0.392, SLG: 0.581 (1, 7)										4	1	2	3	0	0	2						
<b>Ed Bailey, L</b> OBP: 0.359, SLG: 0.407 (1, 2)										4	0	0	0	0	0	2						
<b>Gordy Coleman, L</b> OBP: 0.287, SLG: 0.394 (1, 3)										4	0	0	0	0	0	1						
<b>Cliff Cook, R</b> OBP: 0.253, SLG: 0.292 (1, 5)										4	0	1	0	0	1	1						
<b>Leo Cardenas, R</b> OBP: 0.235, SLG: 0.256 (1, 6)										3	0	0	0	0	1	2						
<b>Wally Post, R</b> OBP: 0.355, SLG: 0.545 (9, PH)										1	0	0	0	0	1	0						
<b>Jim O'Toole, S</b> OBP: 0.148, SLG: 0.115 (1, 1)										0	0	0	0	0	0	0						
<b>Joe Nuxhall, L</b> OBP: 0.136, SLG: 0.100 (1, 1)										2	0	0	0	0	0	1						
<b>Harry Anderson, R</b> OBP: 0.246, SLG: 0.380 (7, PH)										0	0	0	0	1	0	0						
<b>Jim Brosnan, R</b> OBP: 0.287, SLG: 0.389 (8, 1)										0	0	0	0	0	0	0						
<b>Marshall Bridges, S</b> OBP: 0.287, SLG: 0.389 (8, 1)										0	0	0	0	0	0	0						
<b>Bill Henry, L</b> OBP: 0.287, SLG: 0.389 (8, 1)										0	0	0	0	0	0	0						
<b>Jerry Lynch, L</b> OBP: 0.287, SLG: 0.389 (8, PH)										1	0	0	0	0	1	0						
<b>Inning Stats</b>	R: 1 E: 0 K: 0 S: 4	H: 1 LOB: 1 BB: 1 P: 8	R: 0 E: 1 K: 1 S: 6	H: 0 LOB: 0 BB: 0 P: 6	R: 3 E: 0 K: 0 S: 5	H: 2 LOB: 0 BB: 1 P: 9	R: 0 E: 0 K: 1 S: 5	H: 0 LOB: 0 BB: 0 P: 5	R: 0 E: 0 K: 0 S: 4	H: 3 LOB: 1 BB: 0 P: 4	R: 0 E: 0 K: 0 S: 4	H: 1 LOB: 1 BB: 0 P: 4	R: 0 E: 0 K: 0 S: 3	H: 0 LOB: 1 BB: 1 P: 7	R: 0 E: 0 K: 0 S: 4	H: 1 LOB: 1 BB: 0 P: 4	R: 0 E: 0 K: 2 S: 7	H: 0 LOB: 0 BB: 0 P: 7	1B: 6 2B: 1 3B: 0 HR: 1	SF: 0 SAC: 1 DP: 0 HBP: 0	WP: 0 PB: 0 SB: 0 CS: 0	PA: 37
<b>PITCHER</b>	IP WLS BF H R ER SO BB IBB HBP BLK WP HR S P ERA WHIP																					
<b>Bob Buhl, R</b> ERA: 3.29 (1, 1)	3.0 15 3 4 4 4 1 0 0 0 0 0 1 15 23 12.00 1.667																					
<b>Joey Jay, R</b> ERA: 3.66 (4, 1)	6.0 W 22 5 0 0 3 1 0 0 0 0 0 0 27 31 0.00 1.000																					

Milwaukee Braves @ Cincinnati Reds  
Crosley Field, Cincinnati, OH  
Wed Aug 17 1960, 7:05 PM EDT  
Att: 8,580 - Unknown

AB 33  
R 4  
H 8  
RBI 4  
BB 3  
SO 4  
LOB 13





Batter	1	2	3	4	5	6	7	8	9	AB	R	H	RBI	BB	SO	LOB	TOP		
Johnny Callison, L (1, 9) OBP: 0.377, SLG: 0.457	0-0 5-3			0-0 3-1			0-0 F8			3	0	0	0	0	0	0			
Tony Taylor, R (1, 4) OBP: 0.344, SLG: 0.394	0-3 K			0-0 6-3			0-0 6-3			3	0	0	0	0	1	0			
Tony Curry, L (1, 7) OBP: 0.319, SLG: 0.448	0-0 6-3			0-0 1-3			0-0 4-3			3	0	0	0	0	0	0			
Pancho Herrera, R (1, 3) OBP: 0.363, SLG: 0.486		0-0 1-3				0-0 F8		0-0 6-3		3	0	0	0	0	0	0			
Tony Gonzalez, L (1, 8) OBP: 0.292, SLG: 0.455	0-3 K			1-0 5-3-6 HBP			0-0 6-3			2	0	0	0	0	1	0			
Lee Walls, R (1, 5) OBP: 0.318, SLG: 0.341 Bobby Malkmus, R (8, 5) OBP: 0.213, SLG: 0.219	0-0 6-3			0-0 5-3-6 1-3f			0-0 5-3			3	0	0	0	0	0	1			
Jimmie Coker, R (1, 2) OBP: 0.286, SLG: 0.345			0-0 6-3			0-0 F8		0-0 1-3		3	0	0	0	0	0	0			
Ruben Amaro, R (1, 6) OBP: 0.307, SLG: 0.276 Ken Walters, R (9, PH) OBP: 0.285, SLG: 0.352			0-0 4-3			0-0 4-3		0-0 5-3		2	0	0	0	0	0	0			
Gene Conley, R (1, 1) OBP: 0.170, SLG: 0.261 Bobby Gene Smith, R (9, PH) OBP: 0.259, SLG: 0.359			0-3 K			0-0 F3		0-0 F9		2	0	0	0	0	1	0			
<b>Inning Stats</b>	R: 0 E: 0 K: 1 S: 5	H: 0 LOB: 0 BB: 0 P: 5	R: 0 E: 0 K: 1 S: 5	H: 0 LOB: 0 BB: 0 P: 5	R: 0 E: 0 K: 1 S: 5	H: 0 LOB: 0 BB: 0 P: 3	R: 0 E: 0 K: 0 S: 2	H: 0 LOB: 0 BB: 0 P: 3	R: 0 E: 0 K: 0 S: 3	H: 0 LOB: 0 BB: 0 P: 3	R: 0 E: 0 K: 0 S: 3	H: 0 LOB: 0 BB: 0 P: 3	R: 0 E: 0 K: 0 S: 3	H: 0 LOB: 0 BB: 0 P: 3	R: 0 E: 0 K: 0 S: 3	H: 0 LOB: 0 BB: 0 P: 3	1B: 0 2B: 1 3B: 0 HR: 0	SF: 0 SAC: 0 DP: 1 HBP: 1	WP: 0 PA: 27 CS: 0
<b>PITCHER</b> Lew Burdette, R (1, 1) ERA: 3.6	IP: 9.0 WLS: W BF: 27 H: 0 R: 0 ER: 0 SO: 3 BB: 0 IBB: 0 HBP: 1 BLK: 0 WP: 0 HR: 0 S: 32 P: 33 ERA: 0.00 WHIP: 0.000															<b>PITCHER</b>	IP: 9.0 WLS: W BF: 27 H: 0 R: 0 ER: 0 SO: 3 BB: 0 IBB: 0 HBP: 1 BLK: 0 WP: 0 HR: 0 S: 32 P: 33 ERA: 0.00 WHIP: 0.000		

Philadelphia Phillies @ Milwaukee Braves  
Milwaukee County Stadium, Milwaukee, WI  
Thu Aug 18 1960, 8:05 PM EDT  
Att: 16,338 - Unknown

AB 26  
R 0  
H 0  
RBI 0  
BB 0  
SO 3  
LOB 1



Batter	1	2	3	4	5	6	7	8	9	AB	R	H	RBI	BB	SO	LOB	BOTTOM
Bill Bruton, L (1, 8) OBP: 0.329, SLG: 0.423	0-3 K		0-0 E3 1B			0-0 4-3		0-0 F9 2H 2B		4	0	2	1	0	1	0	
Del Crandall, R (1, 2) OBP: 0.317, SLG: 0.423	0-0 5-3		0-0 1B			0-0 1B		0-0 F9 2-3		4	0	2	0	0	0	1	
Eddie Mathews, L (1, 5) OBP: 0.383, SLG: 0.528	0-0 1B		0-0 1B		0-0 B3		0-0 F9		0-3 K	4	0	1	0	0	1	2	
Hank Aaron, R (1, 9) OBP: 0.346, SLG: 0.570	0-3 K		0-0 1-4-3		0-0 1-4-3		0-0 FC4-6 1B		0-0 6-3	4	0	1	0	0	1	2	
Wes Covington, L (1, 7) OBP: 0.302, SLG: 0.491 Al Spangler, L (9, 7) OBP: 0.350, SLG: 0.382		0-3 K		0-0 1B		0-0 FC4-6		0-0 FC4-6		3	0	1	0	0	1	2	
Mel Roach, R (1, 4) OBP: 0.348, SLG: 0.477 Chuck Cottier, R (8, 4) OBP: 0.228, SLG: 0.263		0-0 G1-4-3 1B		0-3 K		0-0 K		0-0 5-3		3	0	1	0	0	1	1	
Joe Adcock, R (1, 3) OBP: 0.344, SLG: 0.500		0-0 G1-4-3 1-2f		0-0 L8		0-0 4-3		0-0 4-3		3	0	0	0	0	0	1	
Johnny Logan, R (1, 6) OBP: 0.325, SLG: 0.341			0-0 F9		0-0 1-3		0-0 F7			3	0	0	0	0	0	0	
Lew Burdette, R (1, 1) OBP: 0.239, SLG: 0.349			0-0 1B E 1B		0-3 K			0-0 2B 2B		3	1	2	0	0	1	0	
<b>Inning Stats</b>	R: 0 E: 0 K: 2 S: 8	H: 1 LOB: 1 BB: 0 P: 8	R: 0 E: 0 K: 1 S: 5	H: 1 LOB: 0 BB: 0 P: 5	R: 0 E: 1 K: 0 S: 4	H: 3 LOB: 2 BB: 0 P: 4	R: 0 E: 0 K: 1 S: 6	H: 1 LOB: 1 BB: 0 P: 6	R: 0 E: 0 K: 0 S: 5	H: 2 LOB: 2 BB: 0 P: 5	R: 0 E: 0 K: 0 S: 3	H: 0 LOB: 0 BB: 0 P: 3	R: 1 E: 0 K: 1 S: 7	H: 2 LOB: 1 BB: 0 P: 7	1B: 8 2B: 2 3B: 0 HR: 0	SF: 0 SAC: 0 DP: 1 HBP: 0	WP: 0 PA: 31 CS: 0
<b>PITCHER</b> Gene Conley, R (1, 1) ERA: 3.54	IP: 8.0 WLS: L BF: 31 H: 10 R: 1 ER: 1 SO: 6 BB: 0 IBB: 0 HBP: 0 BLK: 0 WP: 0 HR: 0 S: 43 P: 43 ERA: 1.12 WHIP: 1.250															<b>PITCHER</b>	IP: 8.0 WLS: L BF: 31 H: 10 R: 1 ER: 1 SO: 6 BB: 0 IBB: 0 HBP: 0 BLK: 0 WP: 0 HR: 0 S: 43 P: 43 ERA: 1.12 WHIP: 1.250

Philadelphia Phillies @ Milwaukee Braves  
Milwaukee County Stadium, Milwaukee, WI  
Thu Aug 18 1960, 8:05 PM EDT  
Att: 16,338 - Unknown

AB 31  
R 1  
H 10  
RBI 1  
BB 0  
SO 6  
LOB 9





Batter	1	2	3	4	5	6	7	8	9	AB	R	H	RBI	BB	SO	LOB	TOP										
<b>Tony Taylor, R</b> OBP: 0.345, SLG: 0.392 (1, 4)										4	1	1	0	1	1	1	<b>Philadelphia Phillies @ Milwaukee Braves</b> <b>Milwaukee County Stadium, Milwaukee, WI</b> Fri Aug 19 1960, 8:05 PM EDT Att: 14,723 - Unknown										
<b>Ken Walters, R</b> OBP: 0.285, SLG: 0.351 (1, 9)										4	0	1	0	0	1	1											
<b>Lee Walls, R</b> OBP: 0.321, SLG: 0.340 <b>Ted Lepcio, R</b> OBP: 0.312, SLG: 0.317 (7, 5)										1	1	0	1	2	1	0											
<b>Pancho Herrera, R</b> OBP: 0.360, SLG: 0.481 (1, 3)										4	0	0	0	0	1	4											
<b>Bobby Gene Smith, R</b> OBP: 0.311, SLG: 0.393 (1, 7)										4	0	3	1	0	0	0											
<b>Jimmie Coker, R</b> OBP: 0.285, SLG: 0.339 (1, 2)										3	0	0	0	1	1	3											
<b>Bobby Del Greco, R</b> OBP: 0.345, SLG: 0.383 (1, 8)										4	0	0	0	0	2	5											
<b>Ruben Amaro, R</b> OBP: 0.311, SLG: 0.282 (1, 6)										3	1	1	0	1	1	1											
<b>Art Mahaffey, R</b> (1, 1)										3	0	0	0	0	1	1											
<b>Inning Stats</b>	R: 2 E: 0 K: 2 S: 9	H: 2 LOB: 2 BB: 2 P: 17	R: 1 E: 0 K: 1 S: 7	H: 2 LOB: 2 BB: 1 P: 11	R: 0 E: 0 K: 2 S: 7	H: 0 LOB: 0 BB: 0 P: 7	R: 0 E: 0 K: 0 S: 3	H: 0 LOB: 1 BB: 1 P: 7	R: 0 E: 0 K: 1 S: 4	H: 1 LOB: 2 BB: 1 P: 8	R: 0 E: 0 K: 1 S: 5	H: 0 LOB: 0 BB: 0 P: 5	R: 0 E: 0 K: 1 S: 5	H: 0 LOB: 0 BB: 0 P: 5	R: 0 E: 0 K: 0 S: 4	H: 1 LOB: 1 BB: 0 P: 4	R: 0 E: 0 K: 2 S: 7	H: 0 LOB: 0 BB: 0 P: 7	1B: 4 2B: 1 3B: 1 HR: 0	SF: 1 SAC: 2 DP: 0 HBP: 0	WP: 0 PB: 0 SB: 2 CS: 0	PA: 38					
<b>PITCHER</b>	IP	WLS	BF	H	R	ER	SO	BB	IBB	HBP	BLK	WP	HR	S	P	ERA	WHIP										
<b>Juan Pizarro, L</b> ERA: 4.26 (1, 1)	0.2	L	6	2	2	2	1	2	0	0	0	0	0	6	14	27.00	6.000										
<b>Carl Willey, R</b> ERA: 4.35 (1, 1)	4.1		19	3	1	1	4	3	0	0	0	0	0	24	36	2.08	1.385										
<b>Don McMahon, R</b> ERA: 5.61 (6, 1)	2.0		6	0	0	0	2	0	0	0	0	0	0	10	10	0.00	0.000										
<b>Ron Piche, R</b> ERA: 4.42 (8, 1)	2.0		7	1	0	0	2	0	0	0	0	0	0	11	11	0.00	0.500										

Batter	1	2	3	4	5	6	7	8	9	AB	R	H	RBI	BB	SO	LOB	BOTTOM										
<b>Bill Bruton, L</b> OBP: 0.329, SLG: 0.420 (1, 8)										3	0	0	0	1	0	1	<b>Philadelphia Phillies @ Milwaukee Braves</b> <b>Milwaukee County Stadium, Milwaukee, WI</b> Fri Aug 19 1960, 8:05 PM EDT Att: 14,723 - Unknown										
<b>Del Crandall, R</b> OBP: 0.316, SLG: 0.424 (1, 2)										4	1	1	0	0	0	2											
<b>Eddie Mathews, L</b> OBP: 0.386, SLG: 0.536 (1, 5)										3	1	2	2	1	0	0											
<b>Hank Aaron, R</b> OBP: 0.346, SLG: 0.570 (1, 9)										4	0	1	0	0	0	2											
<b>Wes Covington, L</b> OBP: 0.301, SLG: 0.484 (1, 7)										3	0	0	0	1	0	4											
<b>Mel Roach, R</b> OBP: 0.345, SLG: 0.477 <b>Chuck Cottier, R</b> OBP: 0.228, SLG: 0.263 (9, FR)										4	0	1	0	0	2	3											
<b>Joe Adcock, R</b> OBP: 0.343, SLG: 0.497 (1, 3)										4	0	1	0	0	0	3											
<b>Johnny Logan, R</b> OBP: 0.322, SLG: 0.337 (1, 6)										4	0	0	0	0	1	2											
<b>Juan Pizarro, L</b> OBP: 0.297, SLG: 0.378 <b>Carl Willey, R</b> OBP: 0.132, SLG: 0.128 <b>Eddie Mathews, L</b> OBP: 0.405, SLG: 0.476 <b>Don McMahon, R</b> OBP: 0.343, SLG: 0.493 <b>Ron Piche, R</b> OBP: 0.322, SLG: 0.328 (11, PH)										0	0	0	0	0	0	0											
<b>Inning Stats</b>	R: 0 E: 0 K: 0 S: 3	H: 0 LOB: 2 BB: 2 P: 11	R: 0 E: 0 K: 1 S: 5	H: 1 LOB: 0 BB: 0 P: 5	R: 0 E: 0 K: 1 S: 5	H: 0 LOB: 0 BB: 0 P: 5	R: 0 E: 0 K: 0 S: 5	H: 2 LOB: 2 BB: 0 P: 5	R: 0 E: 0 K: 0 S: 3	H: 0 LOB: 1 BB: 1 P: 7	R: 0 E: 0 K: 1 S: 5	H: 0 LOB: 1 BB: 1 P: 9	R: 0 E: 0 K: 2 S: 7	H: 0 LOB: 0 BB: 0 P: 7	R: 2 E: 0 K: 0 S: 5	H: 2 LOB: 0 BB: 0 P: 5	R: 0 E: 0 K: 0 S: 4	H: 1 LOB: 1 BB: 0 P: 4	1B: 2 2B: 4 3B: 0 HR: 1	SF: 0 SAC: 0 DP: 1 HBP: 0	WP: 0 PB: 0 SB: 0 CS: 0	PA: 36					
<b>PITCHER</b>	IP	WLS	BF	H	R	ER	SO	BB	IBB	HBP	BLK	WP	HR	S	P	ERA	WHIP										
<b>Art Mahaffey, R</b> ERA: 2.91 (1, 1)	9.0	W	36	6	2	2	5	4	0	0	0	0	1	42	58	2.00	1.111										





Batter	1	2	3	4	5	6	7	8	9	AB	R	H	RBI	BB	SO	LOB	TOP					
<b>Johnny Callison, L</b> OBP: 0.376, SLG: 0.452 (1, 9)	0-0 6-3		0-0 SH3		0-3 K			4-0 FC4-6 BB		2	0	0	0	1	1	0						
<b>Tony Taylor, R</b> OBP: 0.344, SLG: 0.393 (1, 4)	0-0 5-3		0-0 1-3			0-0 2B		0-0 FC4-6 1B 1-2		4	0	1	0	0	0	2						
<b>Tony Curry, L</b> OBP: 0.322, SLG: 0.447 (1, 7)	4-0 BB		0-0 G3			0-0 F7		0-0 1B		3	0	1	0	1	0	2						
<b>Pancho Herrera, R</b> OBP: 0.357, SLG: 0.476 (1, 3)	0-0 F9			0-0 F9		0-0 5-3		0-0 L9		4	0	0	0	0	0	4						
<b>Tony Gonzalez, L</b> OBP: 0.291, SLG: 0.452 (1, 8)		0-0 FC5-4 1B		0-0 4-3		0-3 K		0-0 4-3		4	0	1	0	0	1	1						
<b>Lee Walls, R</b> OBP: 0.324, SLG: 0.340 (1, 5)		0-0 FC5-4 1-2		0-0 S BB			0-3 K		0-0 1B	3	0	1	0	1	1	1						
<b>Jimmie Coker, R</b> OBP: 0.279, SLG: 0.331 (1, 2)		0-0 F9		0-3 K			0-0 6-3		0-0 F4	4	0	0	0	0	1	3						
<b>Ruben Amaro, R</b> OBP: 0.306, SLG: 0.277 (1, 6)		0-0 F4			0-0 G1			0-0 F9		3	0	0	0	0	0	1						
<b>Bobby Gene Smith, R</b> OBP: 0.309, SLG: 0.390 (9, PH)									0-0 F5	1	0	0	0	0	0	1						
<b>Robin Roberts, S</b> OBP: 0.231, SLG: 0.183 (1, 1)			0-0 SH3 1B		0-3 K			0-3 K		3	0	1	0	0	2	0						
<b>Inning Stats</b>	R: 0 E: 0 K: 0 S: 3	H: 0 LOB: 1 BB: 1 P: 7	R: 0 E: 0 K: 0 S: 4	H: 1 LOB: 1 BB: 0 P: 4	R: 0 E: 0 K: 0 S: 4	H: 1 LOB: 1 BB: 0 P: 4	R: 0 E: 0 K: 1 S: 5	H: 0 LOB: 0 BB: 1 P: 9	R: 0 E: 0 K: 2 S: 7	H: 0 LOB: 0 BB: 0 P: 7	R: 0 E: 0 K: 1 S: 6	H: 1 LOB: 0 BB: 0 P: 6	R: 0 E: 0 K: 1 S: 5	H: 0 LOB: 0 BB: 0 P: 5	R: 0 E: 0 K: 1 S: 6	H: 1 LOB: 2 BB: 1 P: 10	R: 0 E: 0 K: 0 S: 4	H: 1 LOB: 1 BB: 0 P: 4	1B: 4 2B: 1 3B: 0 HR: 0	SF: 0 SAC: 1 DP: 0 HBP: 0	WP: 0 PB: 0 SB: 1 CS: 0	PA: 35
<b>PITCHER</b> <b>Bob Buhl, R</b> ERA: 3.12 (1, 1)	IP: 9.0 WLS: W BF: 35 H: 5 R: 0 ER: 0 SO: 6 BB: 3 IBB: 0 HBP: 0 BLK: 0 WP: 0 HR: 0 S: 44 P: 56 ERA: 0.00 WHIP: 0.889															<b>PITCHER</b>	IP: 9.0 WLS: W BF: 35 H: 5 R: 0 ER: 0 SO: 6 BB: 3 IBB: 0 HBP: 0 BLK: 0 WP: 0 HR: 0 S: 44 P: 56 ERA: 0.00 WHIP: 0.889					

Philadelphia Phillies @ Milwaukee Braves  
Milwaukee County Stadium, Milwaukee, WI  
Sat Aug 20 1960, 8:05 PM EDT  
Att: 23,985 - Unknown

AB 31  
R 0  
H 5  
RBI 0  
BB 3  
SO 6  
LOB 15



Batter	1	2	3	4	5	6	7	8	9	AB	R	H	RBI	BB	SO	LOB	BOTTOM			
<b>Bill Bruton, L</b> OBP: 0.328, SLG: 0.419 (1, 8)	0-3 K		0-3 K		0-0 4-3			0-0 1B		4	0	1	0	0	2	0				
<b>Del Crandall, R</b> OBP: 0.316, SLG: 0.422 (1, 2)	0-0 L9			0-0 1B 1B		0-0 4-3		0-0 F3		4	1	1	0	0	0	1				
<b>Eddie Mathews, L</b> OBP: 0.388, SLG: 0.536 (1, 5)	4-0 S BB			0-0 SH1 1-2 1B		0-0 F6				2	0	1	0	1	0	0				
<b>Hank Aaron, R</b> OBP: 0.346, SLG: 0.568 (1, 9)	0-0 6-3			0-0 SH1 1-2 2H 1B		0-0 L8				3	0	1	1	0	0	1				
<b>Joe Adcock, R</b> OBP: 0.344, SLG: 0.497 (1, 3)		0-0 5-3		0-0 SH1 1-2 2-3			0-0 G5-6-3 1B			2	0	1	0	0	0	0				
<b>Wes Covington, L</b> OBP: 0.301, SLG: 0.480 (1, 7)		0-0 F9		0-0 G5-4-3 1B			0-0 G5-6-3 1-2			2	0	0	0	1	0	1				
<b>Al Spangler, L</b> OBP: 0.350, SLG: 0.382 (9, 7)					0-0 G5-4-3 1B					0	0	0	0	0	0	0				
<b>Mel Roach, R</b> OBP: 0.336, SLG: 0.465 (1, 4)		0-0 F5		0-0 G5-4-3 1-2			0-0 5-3			3	0	0	0	0	0	3				
<b>Chuck Cottier, R</b> OBP: 0.228, SLG: 0.263 (8, 4)										0	0	0	0	0	0	0				
<b>Johnny Logan, R</b> OBP: 0.319, SLG: 0.334 (1, 6)			0-0 5-3		0-0 F7			0-0 F7		3	0	0	0	0	0	0				
<b>Bob Buhl, R</b> OBP: 0.164, SLG: 0.164 (1, 1)			0-3 K		0-3 K			0-3 K		3	0	0	0	0	3	0				
<b>Inning Stats</b>	R: 0 E: 0 K: 1 S: 5	H: 0 LOB: 1 BB: 1 P: 9	R: 0 E: 0 K: 0 S: 3	H: 0 LOB: 0 BB: 0 P: 3	R: 0 E: 0 K: 2 S: 7	H: 0 LOB: 0 BB: 0 P: 7	R: 1 E: 0 K: 0 S: 5	H: 3 LOB: 2 BB: 1 P: 9	R: 0 E: 0 K: 1 S: 5	H: 0 LOB: 0 BB: 0 P: 5	R: 0 E: 0 K: 0 S: 3	H: 0 LOB: 0 BB: 0 P: 3	R: 0 E: 0 K: 1 S: 6	H: 1 LOB: 1 BB: 0 P: 6	R: 0 E: 0 K: 1 S: 6	H: 1 LOB: 1 BB: 0 P: 6	1B: 5 2B: 0 3B: 0 HR: 0	SF: 0 SAC: 1 DP: 2 HBP: 0	WP: 0 PB: 0 SB: 1 CS: 0	PA: 29
<b>PITCHER</b> <b>Robin Roberts, R</b> ERA: 4.11 (1, 1)	IP: 8.0 WLS: L BF: 29 H: 5 R: 1 ER: 1 SO: 5 BB: 1 IBB: 1 HBP: 0 BLK: 0 WP: 0 HR: 0 S: 37 P: 45 ERA: 1.12 WHIP: 0.750															<b>PITCHER</b>	IP: 8.0 WLS: L BF: 29 H: 5 R: 1 ER: 1 SO: 5 BB: 1 IBB: 1 HBP: 0 BLK: 0 WP: 0 HR: 0 S: 37 P: 45 ERA: 1.12 WHIP: 0.750			

Philadelphia Phillies @ Milwaukee Braves  
Milwaukee County Stadium, Milwaukee, WI  
Sat Aug 20 1960, 8:05 PM EDT  
Att: 23,985 - Unknown

AB 26  
R 1  
H 5  
RBI 1  
BB 2  
SO 5  
LOB 6





Batter	1	2	3	4	5	6	7	8	9	AB	R	H	RBI	BB	SO	LOB	TOP			
Tony Taylor, R OBP: 0.341, SLG: 0.390	F8			5-3			4-3		E6	4	1	0	0	0	0	0	<b>Philadelphia Phillies @ Milwaukee Braves</b> Milwaukee County Stadium, Milwaukee, WI Sun Aug 21 1960, 4:33 AM EDT Att: 23,169 - Unknown <a href="http://livebaseballscorecards.com">livebaseballscorecards.com</a>			
Ken Walters, R OBP: 0.287, SLG: 0.353	6-3			1-3			2B		E7	4	1	2	0	0	0	0				
Lee Walls, R OBP: 0.323, SLG: 0.344	F4			F8			1B		SF8	3	0	1	2	0	0	0				
Pancho Herrera, R OBP: 0.356, SLG: 0.473		5-3			G1-6-3		6-3		K	3	0	0	0	1	1	2				
Bobby Gene Smith, R OBP: 0.303, SLG: 0.383		1-6-3			G1-6-3		6-3			3	0	0	0	0	0	2				
Jimmie Coker, R OBP: 0.277, SLG: 0.329					1-2					1	0	0	0	0	1	0				
Cal Neeman, R OBP: 0.253, SLG: 0.312	K				4-3					2	0	0	0	0	0	0				
Bobby Del Greco, R OBP: 0.344, SLG: 0.386						F6			F4	3	0	1	0	0	0	0				
Ruben Amaro, R OBP: 0.302, SLG: 0.273				4-3		F9			1-3	3	0	0	0	0	0	1				
John Buzhardt, R OBP: 0.128, SLG: 0.109									F4	2	0	0	0	0	2	1				
Chris Short, R										0	0	0	0	0	0	0				
Turk Farrell, R OBP: 0.250, SLG: 0.267										0	0	0	0	0	0	0				
Bobby Malkmus, R OBP: 0.210, SLG: 0.216										1	0	0	0	0	0	0				
<b>Inning Stats</b>	R: 0 E: 0 K: 0 S: 3	H: 0 LOB: 0 BB: 0 P: 3	R: 0 E: 0 K: 1 S: 5	H: 0 LOB: 0 BB: 0 P: 5	R: 0 E: 0 K: 1 S: 5	H: 1 LOB: 0 BB: 0 P: 5	R: 0 E: 0 K: 0 S: 3	H: 0 LOB: 0 BB: 0 P: 3	R: 0 E: 0 K: 0 S: 2	H: 0 LOB: 0 BB: 1 P: 6	R: 1 E: 0 K: 0 S: 5	H: 2 LOB: 1 BB: 0 P: 5	R: 0 E: 0 K: 0 S: 3	H: 0 LOB: 0 BB: 0 P: 3	R: 1 E: 2 K: 1 S: 7	H: 1 LOB: 1 BB: 0 P: 7	1B: 2 2B: 2 3B: 0 HR: 0	SF: 1 SAC: 0 DP: 1 HBP: 0	WP: 0 PB: 0 CS: 0	PA: 31
<b>PITCHER</b> Warren Spahn, L ERA: 3.62	IP: 9.0 WLS: W BF: 31 H: 4 R: 2 ER: 1 SO: 4 BB: 1 IBB: 0 HBP: 0 BLK: 0 WP: 0 HR: 0 S: 38 P: 42 ERA: 1.00 WHIP: 0.556																			

Batter	1	2	3	4	5	6	7	8	9	AB	R	H	RBI	BB	SO	LOB	BOTTOM			
Al Spangler, L OBP: 0.356, SLG: 0.380	1-3		F8			4-3		FC		3	1	1	0	1	0	0	<b>Philadelphia Phillies @ Milwaukee Braves</b> Milwaukee County Stadium, Milwaukee, WI Sun Aug 21 1960, 4:33 AM EDT Att: 23,169 - Unknown <a href="http://livebaseballscorecards.com">livebaseballscorecards.com</a>			
Del Crandall, R OBP: 0.315, SLG: 0.420	5-3			F5		1B		FC		4	0	1	0	0	0	2				
Eddie Mathews, L OBP: 0.389, SLG: 0.542	1-3			F8		1B		SB		3	1	1	1	1	0	1				
Hank Aaron, R OBP: 0.345, SLG: 0.567	F8					HR		BB		3	0	1	1	0	0	1				
Bill Bruton, L OBP: 0.325, SLG: 0.415		4-3		F8				2-3		4	0	0	0	0	1	3				
Joe Adcock, R OBP: 0.341, SLG: 0.493		F9			K			3-H		3	0	0	0	0	2	0				
Johnny Logan, R OBP: 0.319, SLG: 0.342					F6			1-2		3	1	1	1	0	0	0				
Chuck Cottier, R OBP: 0.230, SLG: 0.265					6-3			HR		3	0	1	0	0	0	0				
Warren Spahn, L OBP: 0.154, SLG: 0.167					F5			F5		3	0	0	0	0	0	1				
<b>Inning Stats</b>	R: 0 E: 0 K: 0 S: 3	H: 0 LOB: 1 BB: 1 P: 7	R: 0 E: 0 K: 0 S: 3	H: 0 LOB: 0 BB: 0 P: 3	R: 0 E: 0 K: 0 S: 3	H: 0 LOB: 0 BB: 0 P: 3	R: 0 E: 0 K: 0 S: 4	H: 1 LOB: 0 BB: 0 P: 4	R: 0 E: 0 K: 0 S: 6	H: 1 LOB: 1 BB: 0 P: 6	R: 1 E: 0 K: 0 S: 4	H: 2 LOB: 0 BB: 0 P: 4	R: 1 E: 0 K: 1 S: 6	H: 1 LOB: 0 BB: 0 P: 6	R: 1 E: 0 K: 1 S: 7	H: 1 LOB: 2 BB: 1 P: 11		1B: 4 2B: 0 3B: 0 HR: 2	SF: 1 SAC: 0 DP: 0 HBP: 0	WP: 0 PB: 1 CS: 0
<b>PITCHER</b> John Buzhardt, R ERA: 4.05	IP: 7.1 WLS: L BF: 29 H: 6 R: 3 ER: 3 SO: 2 BB: 1 IBB: 0 HBP: 0 BLK: 0 WP: 0 HR: 2 S: 32 P: 36 ERA: 3.68 WHIP: 0.955																			
Chris Short, L ERA: 4.27	0.0	1	0	0	0	0	1	0	0	0	0	0	0	0	0	4	∞			
Turk Farrell, R ERA: 2.54	0.2	2	0	0	0	1	0	0	0	0	0	0	0	0	4	4	0.00	0.000		









Batter	1	2	3	4	5	6	7	8	9	AB	R	H	RBI	BB	SO	LOB	TOP			
Alvin Dark, R OBP: 0.320, SLG: 0.337 (1, 7)	0-2 6-3		0-1 5-3			2-2 F7		2-3 K		4	0	0	0	0	1	2				
Del Crandall, R OBP: 0.320, SLG: 0.424 (1, 2)	2-2 HR		1-0 6-3			1-2		3-1 1B		4	1	3	1	0	0	0				
Eddie Mathews, L OBP: 0.388, SLG: 0.551 (1, 5)	0-0 HR			1-0 G3		0-0 F8		1-0 4-3		4	1	1	2	0	0	2				
Hank Aaron, R OBP: 0.343, SLG: 0.565 (1, 9)	2-0 F8			1-0 5-3				0-2 1-3		4	0	0	0	0	0	0				
Joe Adcock, R OBP: 0.341, SLG: 0.488 (1, 3)	1-3 K			0-1 1B				1-1 6-3		4	0	1	0	0	1	0				
Mel Roach, R OBP: 0.346, SLG: 0.492 Al Spangler, L OBP: 0.356, SLG: 0.380 (9, PR)		1-2 F5		3-1 PO	0-0 L4-3 1B			2-1 1B		4	0	2	0	0	0	0				
Bill Bruton, L OBP: 0.323, SLG: 0.412 (1, 8)		0-0 F7		0-1 L4-3	1-2			0-1 F9		4	0	0	0	0	0	3				
Johnny Logan, R OBP: 0.324, SLG: 0.351 (1, 6)		1-2 1-3		0-1 5-3				4-2 1B BB		2	1	0	0	1	0	0				
Bob Buhl, R Carl Willey, R Felix Mantilla, R George Brunet, L Chuck Cottler, R Don McMahon, R (1, 1) (4, 1) (6, PR) (6, 1) (8, PR) (8, 1)			0-0 F9			0-2 6-3		0-0 1B		1	0	0	0	0	0	0				
<b>Inning Stats</b>	R: 2 E: 0 K: 1 S: 11	H: 2 LOB: 0 BB: 0 P: 16	R: 0 E: 0 K: 0 S: 8	H: 0 LOB: 0 BB: 0 P: 10	R: 0 E: 0 K: 0 S: 4	H: 0 LOB: 0 BB: 0 P: 5	R: 0 E: 0 K: 0 S: 5	H: 1 LOB: 0 BB: 0 P: 10	R: 0 E: 0 K: 0 S: 5	H: 1 LOB: 1 BB: 0 P: 5	R: 0 E: 0 K: 0 S: 9	H: 1 LOB: 1 BB: 0 P: 12	R: 1 E: 0 K: 1 S: 11	H: 2 LOB: 1 BB: 1 P: 21	R: 0 E: 1 K: 0 S: 9	H: 0 LOB: 1 BB: 0 P: 14	1B: 6 2B: 2 3B: 0 HR: 1	SF: 0 SAC: 0 DP: 1 HBP: 0	WP: 0 PB: 0 CS: 0	PA: 35
<b>PITCHER</b> Johnny Podres, L ERA: 2.98 (1, 1)	IP: 9.0 WLS: W BF: 34 H: 8 R: 3 ER: 3 SO: 2 BB: 1 IBB: 0 HBP: 0 BLK: 0 WP: 0 HR: 1 S: 73 P: 107 ERA: 3.00 WHIP: 1.000																			

Milwaukee Braves @ Los Angeles Dodgers  
Los Angeles Memorial Coliseum, Los Angeles, CA  
Wed Aug 24 1960, 10:05 PM EDT  
Att: 27,626 - Unknown

AB 33  
R 3  
H 8  
RBI 3  
BB 1  
SO 2  
LOB 7




Batter	1	2	3	4	5	6	7	8	9	AB	R	H	RBI	BB	SO	LOB	BOTTOM			
Maury Wills, S OBP: 0.353, SLG: 0.334 (1, 6)	0-1 3-1		1-2 S 1B		0-0 B1-3		0-3 K			4	0	1	0	0	1	0				
Jim Gilliam, S OBP: 0.360, SLG: 0.327 (1, 5)	4-2 G1-6-3 BB		2-0 L9		4-1 HR BB		1-1 F9			2	1	0	0	2	0	1				
Wally Moon, L OBP: 0.374, SLG: 0.459 (1, 7)	1-2 G1-6-3		0-0 G2		0-0 1H HR			0-0 4-3		4	1	1	2	0	0	2				
Norm Larker, L OBP: 0.392, SLG: 0.446 Bob Lillis, R Gil Hodges, R OBP: 0.281, SLG: 0.355 OBP: 0.267, SLG: 0.361 (1, 3) (8, PR) (9, 3)		0-2 3-1		1-0 L7	0-0 3-1			2-2		4	0	1	0	0	0	0				
Tommy Davis, R OBP: 0.298, SLG: 0.420 (1, 8)		2-2 HR		0-0 L6		1-2 1B		0-3 K		4	1	2	1	0	1	1				
Frank Howard, R OBP: 0.324, SLG: 0.502 (1, 9)		3-2 HR		0-0 HR		1-2 1B		3-2 F4		4	2	3	2	0	0	1				
Charlie Neal, R OBP: 0.333, SLG: 0.367 (1, 4)		1-2 F4		1-2 E S 1B		3-3 K				3	0	1	0	0	1	1				
Joe Pignatano, R OBP: 0.328, SLG: 0.362 (1, 2)		1-2 F9		1-1 F3		1-1 F9				3	0	0	0	0	2					
Johnny Podres, L OBP: 0.230, SLG: 0.148 (1, 1)			1-1 B1-3		1-0 L7		0-1 5-3			3	0	0	0	0	0	0				
<b>Inning Stats</b>	R: 0 E: 0 K: 0 S: 8	H: 0 LOB: 1 BB: 1 P: 13	R: 2 E: 0 K: 0 S: 22	H: 2 LOB: 0 BB: 0 P: 29	R: 0 E: 0 K: 0 S: 7	H: 1 LOB: 1 BB: 0 P: 11	R: 1 E: 0 K: 0 S: 8	H: 2 LOB: 1 BB: 0 P: 11	R: 2 E: 0 K: 1 S: 5	H: 1 LOB: 0 BB: 1 P: 10	R: 0 E: 0 K: 1 S: 11	H: 2 LOB: 1 BB: 0 P: 16	R: 0 E: 0 K: 1 S: 7	H: 0 LOB: 0 BB: 0 P: 8	R: 0 E: 0 K: 1 S: 10	H: 1 LOB: 1 BB: 0 P: 15	1B: 4 2B: 1 3B: 0 HR: 4	SF: 0 SAC: 0 DP: 1 HBP: 0	WP: 0 PB: 0 CS: 0	PA: 33
<b>PITCHER</b> Bob Buhl, R ERA: 3.21 Carl Willey, R ERA: 4.45 George Brunet, L ERA: 3.93 Don McMahon, R ERA: 5.5 (1, 1) (4, 1) (6, 1) (8, 1)	IP: 3.2 WLS: L BF: 15 H: 4 R: 3 ER: 3 SO: 0 BB: 1 IBB: 0 HBP: 0 BLK: 0 WP: 0 HR: 3 S: 40 P: 57 ERA: 7.36 WHIP: 1.364																			

Milwaukee Braves @ Los Angeles Dodgers  
Los Angeles Memorial Coliseum, Los Angeles, CA  
Wed Aug 24 1960, 10:05 PM EDT  
Att: 27,626 - Unknown

AB 31  
R 5  
H 9  
RBI 5  
BB 2  
SO 3  
LOB 8






Batter	1	2	3	4	5	6	7	8	9	AB	R	H	RBI	BB	SO	LOB	TOP							
Alvin Dark, R OBP: 0.321, SLG: 0.336 Al Spangler, L OBP: 0.356, SLG: 0.380	1-3 K		2-1 HR 1B	0-0 6-3		2-2 HBP		3-3 K	4 1 1 0 0 2 0 0 0 0 0 0 0 0															
Del Crandall, R OBP: 0.323, SLG: 0.431	4-2 BB 2B BB		3-1 HR	4-1 CS BB		0-0 G3		1-1 F8	3 2 1 2 2 0 2															
Eddie Mathews, L OBP: 0.390, SLG: 0.549	4-2 2B 1-2 BB		4-0 SH1-3 1B SF9 BB	3-2 CS 1-2	2-1 F9		2-1 BB 1B	3 1 1 0 2 1 0																
Hank Aaron, R OBP: 0.344, SLG: 0.567	0-0 1-3 2H 2B		1-0 SF9 SH1-3 1-2 1B		0-1 5-3		0-0 L5	4 0 2 1 0 0 1																
Joe Adcock, R OBP: 0.344, SLG: 0.491	0-3 K		0-0 SH1-3		0-0 2B		4-0 BB	2 0 1 0 1 1 2																
Mel Roach, R OBP: 0.343, SLG: 0.480 Chuck Cottier, R OBP: 0.234, SLG: 0.269	0-3 K		4-0 IBB		1-0 5-3		1-3 SAFE K 1-2	3 0 0 0 1 2 5 0 0 0 0 0 0 0																
Bill Bruton, L OBP: 0.323, SLG: 0.411		1-3 K	2-1 SF9		4-2 BB		1-3 K	2 0 0 1 1 2 0									AB 29							
Johnny Logan, R OBP: 0.321, SLG: 0.347		3-2 5-3	2-3 3H 1-0 F8		1-1 L9		1-2 F9	4 0 0 0 0 0 3									R 4 H 6 RBI 4 BB 7 SO 10 LOB 14							
Joey Jay, S OBP: 0.176, SLG: 0.100 Don McMahon, R (9, 1)		0-0 4-3		1-2 F2		1-3 K		1-3 K	4 0 0 0 0 2 1 0 0 0 0 0 0 0															
<b>Inning Stats</b>	R: 1 E: 0 K: 3 S: 18	H: 1 LOB: 2 BB: 2 P: 27	R: 0 E: 0 K: 1 S: 7	H: 0 LOB: 0 BB: 1 P: 11	R: 3 E: 0 K: 0 S: 9	H: 3 LOB: 2 BB: 2 P: 26	R: 0 E: 0 K: 0 S: 7	H: 0 LOB: 1 BB: 0 P: 15	R: 0 E: 0 K: 1 S: 6	H: 1 LOB: 1 BB: 1 P: 13	R: 0 E: 0 K: 2 S: 11	H: 0 LOB: 2 BB: 1 P: 18	R: 0 E: 0 K: 1 S: 6	H: 1 LOB: 1 BB: 1 P: 13	R: 0 E: 0 K: 2 S: 11	H: 0 LOB: 0 BB: 0 P: 14	R: 0 E: 0 K: 2 S: 8	H: 0 LOB: 0 BB: 0 P: 15	1B: 3 2B: 2 3B: 0 HR: 1	SF: 1 SAC: 1 DP: 0 HBP: 1	WP: 0 PB: 0 SB: 1 CS: 1	PA: 40		
<b>PITCHER</b>	IP WLS BF H R ER SO BB IBB HBP BLK WP HR S P ERA WHIP	2.0 L 13 4 4 4 4 3 0 0 0 0 1 30 53 18.00 3.500	3.1 L 16 1 0 0 1 2 1 1 0 0 0 28 53 0.00 0.750	2.0 L 7 1 0 0 3 1 0 0 0 0 0 17 27 0.00 1.000	1.0 L 3 0 0 0 2 0 0 0 0 0 0 8 15 0.00 0.000																			

Milwaukee Braves @ Los Angeles Dodgers  
Los Angeles Memorial Coliseum, Los Angeles, CA  
Thu Aug 25 1960, 10:05 PM EDT  
Att: 29,923 - Unknown

AB 29  
R 4  
H 6  
RBI 4  
BB 7  
SO 10  
LOB 14



Batter	1	2	3	4	5	6	7	8	9	AB	R	H	RBI	BB	SO	LOB	BOTTOM							
Maury Wills, S OBP: 0.349, SLG: 0.331	2-2 5-3			1-3 K		2-2 E6 BB		0-1 6-3	4 0 0 0 0 1 0															
Jim Gilliam, S OBP: 0.359, SLG: 0.326	2-3 K			2-2 1B		1-3 K		1-0 6-3	4 0 1 0 0 2 1															
Wally Moon, L OBP: 0.375, SLG: 0.458	1-1 1-3			0-0 G4-6-3 1B		4-2 1-2 BB		2-2 3-1	3 0 1 0 1 0 0															
Norm Larker, L OBP: 0.391, SLG: 0.443		1-0 3-1		2-2 G4-6-3 1-2		2-1 L8		2-2 1B E 1B	4 1 1 0 0 0 4															
Tommy Davis, R OBP: 0.301, SLG: 0.425		1-0 5-3		2-0 5-3		2-1 2B		1-1 E 1B 1B	4 1 2 0 0 0 0															
Frank Howard, R OBP: 0.323, SLG: 0.499		3-1 6-3		0-0 1B		1-3 K		3-1 F7	4 0 1 0 0 1 3															
Charlie Neal, R OBP: 0.330, SLG: 0.363			0-0 L6		0-3 K		1-3 K	4 0 0 0 0 2 3									AB 35							
Joe Pignatano, R OBP: 0.314, SLG: 0.344 Duke Snider, L OBP: 0.365, SLG: 0.500			1-0 F8		0-3 K		0-1 6-3	3 0 0 0 0 1 2 1 0 1 1 0 0 0									R 2 H 7 RBI 1 BB 1 SO 9 LOB 15							
Sandy Koufax, R OBP: 0.181, SLG: 0.136 Ed Palmquist, R (9, PH) Irv Noren, L OBP: 0.154, SLG: 0.154 Ed Roebuck, R OBP: 0.221, SLG: 0.228 John Roseboro, R OBP: 0.331, SLG: 0.374 Danny McDevitt, L OBP: 0.333, SLG: 0.250 Gil Hodges, R OBP: 0.266, SLG: 0.359	1-1 E6 1B 1-3 2H K		0-1 6-3		2-3 K		1-1 L8	0 0 0 0 0 0 0 1 0 0 0 0 0 0 1 0 0 0 0 0 1 0 1 0 0 0 0 0 0 0 1 0 0 0 0 0 0 0 1 0 0 0 0 0 0 0 1 0 0 0 0 0 1 2																
<b>Inning Stats</b>	R: 0 E: 1 K: 1 S: 8	H: 0 LOB: 0 BB: 0 P: 13	R: 0 E: 0 K: 0 S: 4	H: 0 LOB: 0 BB: 0 P: 9	R: 0 E: 0 K: 0 S: 4	H: 0 LOB: 0 BB: 0 P: 5	R: 0 E: 0 K: 1 S: 11	H: 2 LOB: 1 BB: 0 P: 16	R: 0 E: 0 K: 2 S: 8	H: 1 LOB: 1 BB: 0 P: 10	R: 0 E: 1 K: 2 S: 14	H: 0 LOB: 2 BB: 1 P: 25	R: 0 E: 0 K: 2 S: 11	H: 1 LOB: 1 BB: 0 P: 15	R: 0 E: 0 K: 0 S: 5	H: 0 LOB: 0 BB: 0 P: 7	R: 2 E: 1 K: 1 S: 22	H: 3 LOB: 2 BB: 0 P: 39	1B: 6 2B: 1 3B: 0 HR: 0	SF: 0 SAC: 0 DP: 1 HBP: 0	WP: 0 PB: 0 SB: 0 CS: 0	PA: 36		
<b>PITCHER</b>	IP WLS BF H R ER SO BB IBB HBP BLK WP HR S P ERA WHIP	8.2 W 35 7 2 0 8 1 0 0 0 0 0 3 133 0.00 0.923	0.1 S 1 0 0 0 1 0 0 0 0 0 0 3 6 0.00 0.000																					

Milwaukee Braves @ Los Angeles Dodgers  
Los Angeles Memorial Coliseum, Los Angeles, CA  
Thu Aug 25 1960, 10:05 PM EDT  
Att: 29,923 - Unknown

AB 35  
R 2  
H 7  
RBI 1  
BB 1  
SO 9  
LOB 15





Batter	1	2	3	4	5	6	7	8	9	AB	R	H	RBI	BB	SO	LOB	TOP								
<b>Al Spangler, L</b> (1, 7) OBP: 0.352, SLG: 0.368										3	1	0	0	1	1	0	<b>Milwaukee Braves @ San Francisco Giants</b> Candlestick Park, San Francisco, CA Fri Aug 26 1960, 10:05 PM EDT Att: 28,078 - Unknown								
<b>Del Crandall, R</b> (1, 2) OBP: 0.320, SLG: 0.427										4	0	0	0	0	0	2									
<b>Eddie Mathews, L</b> (1, 5) OBP: 0.391, SLG: 0.556										4	0	2	2	0	1	0									
<b>Hank Aaron, R</b> (1, 9) OBP: 0.341, SLG: 0.562										4	0	0	0	0	1	2									
<b>Bill Bruton, L</b> (1, 8) OBP: 0.322, SLG: 0.408										3	0	0	0	1	0	0									
<b>Joe Adcock, R</b> (1, 3) OBP: 0.343, SLG: 0.489										4	0	1	0	0	1	1									
<b>Mel Roach, R</b> (1, 4) OBP: 0.343, SLG: 0.477										3	0	1	0	0	0	1									
<b>Chuck Cottier, R</b> (6, 4) OBP: 0.233, SLG: 0.267										1	0	0	0	0	0	0									
<b>Johnny Logan, R</b> (1, 6) OBP: 0.322, SLG: 0.349										4	1	2	0	0	0	0									
<b>Warren Spahn, L</b> (1, 1) OBP: 0.160, SLG: 0.213										3	1	1	1	0	1	3									
<b>Inning Stats</b>	R: 0 E: 0 K: 1 S: 6	H: 1 LOB: 1 BB: 0 P: 6	R: 0 E: 0 K: 0 S: 4	H: 2 LOB: 2 BB: 1 P: 8	R: 0 E: 0 K: 0 S: 3	H: 0 LOB: 0 BB: 0 P: 3	R: 0 E: 0 K: 0 S: 4	H: 1 LOB: 1 BB: 0 P: 4	R: 2 E: 0 K: 2 S: 9	H: 2 LOB: 1 BB: 1 P: 13	R: 0 E: 0 K: 0 S: 3	H: 0 LOB: 0 BB: 0 P: 3	R: 1 E: 0 K: 0 S: 4	H: 1 LOB: 0 BB: 0 P: 4	R: 0 E: 0 K: 1 S: 5	H: 0 LOB: 0 BB: 0 P: 5	R: 0 E: 0 K: 1 S: 5	H: 0 LOB: 0 BB: 0 P: 5	1B: 4 2B: 1 3B: 1 HR: 1	SF: 0 SAC: 0 DP: 1 HBP: 0	WP: 0 PB: 0 SB: 0 CS: 0	PA: 35			
<b>PITCHER</b>	IP	WLS	BF	H	R	ER	SO	BB	IBB	HBP	BLK	WP	HR	S	P	ERA	WHIP								
<b>Georges Maranda, R</b> (1, 1) ERA: 4.15	7.0	L	29	7	3	3	3	2	0	0	0	0	1	33	41	3.86	1.286								
<b>Billy Loes, R</b> (8, 1) ERA: 5.84	2.0		6	0	0	0	2	0	0	0	0	0	0	10	10	0.00	0.000								



Batter	1	2	3	4	5	6	7	8	9	AB	R	H	RBI	BB	SO	LOB	BOTTOM								
<b>Jim Davenport, R</b> (1, 5) OBP: 0.317, SLG: 0.367										3	0	0	0	2	1	0	<b>Milwaukee Braves @ San Francisco Giants</b> Candlestick Park, San Francisco, CA Fri Aug 26 1960, 10:05 PM EDT Att: 28,078 - Unknown								
<b>Joey Amalfitano, R</b> (1, 4) OBP: 0.326, SLG: 0.337										4	0	1	0	0	2	1									
<b>Willie Mays, R</b> (1, 8) OBP: 0.390, SLG: 0.586										4	0	0	0	0	1	4									
<b>Felipe Alou, R</b> (1, 7) OBP: 0.301, SLG: 0.416										4	1	2	0	0	0	0									
<b>Orlando Cepeda, R</b> (1, 3) OBP: 0.327, SLG: 0.517										4	1	1	1	0	1	3									
<b>Willie Kirkland, L</b> (1, 9) OBP: 0.313, SLG: 0.443										4	0	2	1	0	1	0									
<b>Bob Schmidt, R</b> (1, 2) OBP: 0.317, SLG: 0.380										4	0	1	0	0	0	1									
<b>Eddie Bressoud, R</b> (1, 6) OBP: 0.287, SLG: 0.375										4	0	1	0	0	1	2									
<b>Georges Maranda, R</b> (1, 1) OBP: 0.125, SLG: 0.125										2	0	0	0	0	2	0									
<b>Andre Rodgers, R</b> (7, PH) OBP: 0.316, SLG: 0.314										1	0	0	0	0	1	1									
<b>Billy Loes, R</b> (8, 1) OBP: 0.250, SLG: 0.250										0	0	0	0	0	0	0									
<b>Willie McCovey, L</b> (8, PH) OBP: 0.360, SLG: 0.460										1	0	0	0	0	1	0									
<b>Inning Stats</b>	R: 0 E: 0 K: 2 S: 8	H: 1 LOB: 2 BB: 1 P: 12	R: 0 E: 0 K: 1 S: 5	H: 0 LOB: 0 BB: 0 P: 5	R: 0 E: 0 K: 2 S: 7	H: 0 LOB: 0 BB: 0 P: 7	R: 1 E: 0 K: 1 S: 8	H: 3 LOB: 3 BB: 0 P: 8	R: 0 E: 0 K: 1 S: 5	H: 0 LOB: 0 BB: 0 P: 5	R: 1 E: 0 K: 0 S: 4	H: 1 LOB: 0 BB: 0 P: 4	R: 0 E: 0 K: 1 S: 7	H: 2 LOB: 3 BB: 1 P: 11	R: 0 E: 0 K: 0 S: 4	H: 1 LOB: 1 BB: 0 P: 4	R: 0 E: 0 K: 3 S: 9	H: 0 LOB: 0 BB: 0 P: 9	1B: 5 2B: 2 3B: 0 HR: 1	SF: 0 SAC: 0 DP: 0 HBP: 0	WP: 0 PB: 0 SB: 0 CS: 0	PA: 37			
<b>PITCHER</b>	IP	WLS	BF	H	R	ER	SO	BB	IBB	HBP	BLK	WP	HR	S	P	ERA	WHIP								
<b>Warren Spahn, L</b> (1, 1) ERA: 3.55	9.0	W	37	8	2	2	11	2	0	0	0	0	1	57	65	2.00	1.111								





Batter	1	2	3	4	5	6	7	8	9	AB	R	H	RBI	BB	SO	LOB	TOP			
Bill Bruton, L OBP: 0.320, SLG: 0.405 (1, 8)										4	0	0	0	0	1	0	<b>Milwaukee Braves @ San Francisco Giants</b> Candlestick Park, San Francisco, CA Sat Aug 27 1960, 6:33 AM EDT Att: 27,061 - Unknown <a href="http://livebaseballscorecards.com">livebaseballscorecards.com</a>			
Del Crandall, R OBP: 0.317, SLG: 0.423 (1, 2)										4	0	0	0	0	0	0				
Eddie Mathews, L OBP: 0.392, SLG: 0.553 (1, 5)										2	0	0	0	2	0	0				
Hank Aaron, R OBP: 0.338, SLG: 0.557 (1, 9)										4	0	0	0	0	1	2				
Joe Adcock, R OBP: 0.345, SLG: 0.490 (1, 3)										3	1	2	0	0	1	0				
Mel Roach, R OBP: 0.338, SLG: 0.469 Wes Covington, L (8, PH) OBP: 0.304, SLG: 0.482 Chuck Cottier, R (8, PR) OBP: 0.233, SLG: 0.267 (8, 4)										2	0	0	0	0	0	1				
Al Spangler, L OBP: 0.342, SLG: 0.357 (1, 7)										3	0	0	0	0	1	2				
Johnny Logan, R OBP: 0.320, SLG: 0.346 (1, 6)										3	0	0	1	0	0	2				
Lew Burdette, R OBP: 0.219, SLG: 0.319 Don McMahon, R (7, 1) Lee Mays, L (8, PH) OBP: 0.378, SLG: 0.397 Ron Piche, R (8, 1)										2	0	0	0	0	1	0				
										0	0	0	0	0	0	0				
										1	0	0	0	1	2	0				
										0	0	0	0	0	0	0				
<b>Inning Stats</b>	R: 0 E: 0 K: 1 S: 5	H: 0 LOB: 0 BB: 0 P: 5	R: 0 E: 0 K: 1 S: 5	H: 0 LOB: 0 BB: 0 P: 5	R: 0 E: 0 K: 0 S: 3	H: 0 LOB: 0 BB: 1 P: 3	R: 0 E: 0 K: 0 S: 3	H: 0 LOB: 1 BB: 1 P: 7	R: 0 E: 0 K: 1 S: 5	H: 0 LOB: 0 BB: 0 P: 5	R: 0 E: 0 K: 1 S: 5	H: 0 LOB: 0 BB: 0 P: 5	R: 0 E: 0 K: 1 S: 7	H: 2 LOB: 2 BB: 0 P: 7	R: 0 E: 0 K: 0 S: 3	H: 0 LOB: 1 BB: 1 P: 7	1B: 3 2B: 0 3B: 0 HR: 0	SF: 0 SAC: 0 DP: 1 HBP: 0	WP: 0 PB: 0 SB: 0 CS: 0	PA: 31
<b>PITCHER</b> Stu Miller, R ERA: 4.63 (1, 1)	IP: 9.0 WLS: W BF: 31 H: 3 R: 1 ER: 1 SO: 6 BB: 2 IBB: 0 HBP: 0 BLK: 0 WP: 0 HR: 0 S: 41 P: 49 ERA: 1.00 WHIP: 0.556															<b>PITCHER</b> IP: 9.0 WLS: W BF: 31 H: 3 R: 1 ER: 1 SO: 6 BB: 2 IBB: 0 HBP: 0 BLK: 0 WP: 0 HR: 0 S: 41 P: 49 ERA: 1.00 WHIP: 0.556				

Batter	1	2	3	4	5	6	7	8	9	AB	R	H	RBI	BB	SO	LOB	BOTTOM			
Jim Davenport, R OBP: 0.313, SLG: 0.362 (1, 5)										4	0	0	0	0	2	3	<b>Milwaukee Braves @ San Francisco Giants</b> Candlestick Park, San Francisco, CA Sat Aug 27 1960, 6:33 AM EDT Att: 27,061 - Unknown <a href="http://livebaseballscorecards.com">livebaseballscorecards.com</a>			
Don Blasingame, L OBP: 0.308, SLG: 0.306 (1, 4)										4	0	1	0	0	1	0				
Willie Mays, R OBP: 0.391, SLG: 0.591 (1, 8)										4	1	2	1	0	0	1				
Felipe Alou, R OBP: 0.302, SLG: 0.428 (1, 7)										3	1	1	1	0	0	1				
Orlando Cepeda, R OBP: 0.328, SLG: 0.517 (1, 3)										4	1	2	0	0	1	2				
Willie Kirkland, L OBP: 0.312, SLG: 0.441 (1, 9)										4	0	1	0	0	1	3				
Hobie Landrith, L OBP: 0.327, SLG: 0.338 (1, 2)										3	0	1	1	0	0	0				
Eddie Bressoud, R OBP: 0.287, SLG: 0.378 (1, 6)										3	0	1	0	0	0	0				
Stu Miller, R OBP: 0.235, SLG: 0.188 (1, 1)										3	0	1	0	0	0	2				
										0	0	0	0	0	0	0				
<b>Inning Stats</b>	R: 0 E: 0 K: 2 S: 8	H: 1 LOB: 1 BB: 0 P: 8	R: 0 E: 0 K: 0 S: 3	H: 0 LOB: 0 BB: 0 P: 3	R: 0 E: 0 K: 0 S: 3	H: 1 LOB: 0 BB: 0 P: 3	R: 1 E: 0 K: 0 S: 5	H: 2 LOB: 1 BB: 0 P: 5	R: 0 E: 0 K: 0 S: 3	H: 0 LOB: 0 BB: 0 P: 3	R: 1 E: 0 K: 0 S: 4	H: 1 LOB: 0 BB: 0 P: 4	R: 1 E: 0 K: 1 S: 8	H: 4 LOB: 2 BB: 0 P: 8	R: 0 E: 1 K: 2 S: 9	H: 1 LOB: 2 BB: 0 P: 9	1B: 7 2B: 1 3B: 0 HR: 2	SF: 0 SAC: 1 DP: 1 HBP: 0	WP: 0 PB: 0 SB: 1 CS: 0	PA: 33
<b>PITCHER</b> Lew Burdette, R ERA: 3.46 Don McMahon, R ERA: 5.4 Ron Piche, R ERA: 4.31 (1, 1) (7, 1) (8, 1)	IP: 6.1 WLS: L BF: 26 H: 9 R: 3 ER: 3 SO: 2 BB: 0 IBB: 0 HBP: 0 BLK: 0 WP: 0 HR: 2 S: 30 P: 30 ERA: 4.26 WHIP: 1.421															<b>PITCHER</b> IP: 6.1 WLS: L BF: 26 H: 9 R: 3 ER: 3 SO: 2 BB: 0 IBB: 0 HBP: 0 BLK: 0 WP: 0 HR: 2 S: 30 P: 30 ERA: 4.26 WHIP: 1.421				





Batter	1	2	3	4	5	6	7	8	9	AB	R	H	RBI	BB	SO	LOB	TOP					
<b>Bill Bruton, L</b> OBP: 0.319, SLG: 0.407 (1, 8)										4	0	1	1	0	0	1	<b>Milwaukee Braves @ San Francisco Giants</b> Candlestick Park, San Francisco, CA Sun Aug 28 1960, 6:33 AM EDT Att: 34,948 - Unknown					
<b>Del Crandall, R</b> OBP: 0.317, SLG: 0.422 <b>Charlie Lau, L</b> OBP: 0.264, SLG: 0.229 (1, 2) (6, 2)										3	0	1	0	0	0	1						
<b>Eddie Mathews, L</b> OBP: 0.391, SLG: 0.549 (1, 5)										3	0	0	0	1	1	2						
<b>Hank Aaron, R</b> OBP: 0.340, SLG: 0.557 (1, 9)										4	0	2	0	0	0	1						
<b>Wes Covington, L</b> OBP: 0.299, SLG: 0.474 (1, 7)										4	0	0	0	0	0	4						
<b>Joe Adcock, R</b> OBP: 0.344, SLG: 0.486 (1, 3)										3	0	0	0	1	0	2						
<b>Johnny Logan, R</b> OBP: 0.319, SLG: 0.348 (1, 6)										4	1	1	0	0	0	2						
<b>Chuck Cottier, R</b> OBP: 0.233, SLG: 0.266 (1, 4)										4	0	1	1	0	0	0						
<b>Bob Buhl, R</b> OBP: 0.159, SLG: 0.159 <b>George Brunet, R</b> OBP: 0.077, SLG: 0.077 <b>Lee Mays, L</b> OBP: 0.386, SLG: 0.405 <b>Juan Pizarro, L</b> OBP: 0.289, SLG: 0.368 (1, 1) (4, 1) (5, PH) (5, 1)										1	0	0	0	0	1	0						
<b>Inning Stats</b>	R: 0 E: 0 K: 0 S: 2	H: 0 LOB: 0 BB: 1 P: 6	R: 0 E: 0 K: 0 S: 3	H: 1 LOB: 1 BB: 1 P: 7	R: 0 E: 0 K: 1 S: 5	H: 0 LOB: 0 BB: 0 P: 5	R: 0 E: 0 K: 0 S: 5	H: 2 LOB: 1 BB: 0 P: 5	R: 1 E: 0 K: 0 S: 5	H: 2 LOB: 1 BB: 0 P: 5	R: 0 E: 0 K: 0 S: 3	H: 0 LOB: 0 BB: 0 P: 3	R: 1 E: 0 K: 1 S: 7	H: 2 LOB: 1 BB: 0 P: 7	R: 0 E: 0 K: 1 S: 5	H: 0 LOB: 1 BB: 0 P: 9		R: 0 E: 0 K: 0 S: 3	H: 0 LOB: 0 BB: 0 P: 3	1B: 5 2B: 1 3B: 1 HR: 0	SF: 0 SAC: 0 DP: 0 HBP: 0	WP: 0 PB: 0 SB: 0 CS: 0
<b>PITCHER</b> <b>Jack Sanford, R</b> ERA: 3.51 (1, 1)	IP: 9.0 WLS: W BF: 35 H: 7 R: 2 ER: 2 SO: 3 BB: 3 IBB: 0 HBP: 0 BLK: 0 WP: 0 HR: 0 S: 38 P: 50 ERA: 2.00 WHIP: 1.111															<b>PITCHER</b> <b>Jack Sanford, R</b> ERA: 3.51 (1, 1)	IP: 9.0 WLS: W BF: 35 H: 7 R: 2 ER: 2 SO: 3 BB: 3 IBB: 0 HBP: 0 BLK: 0 WP: 0 HR: 0 S: 38 P: 50 ERA: 2.00 WHIP: 1.111					



Batter	1	2	3	4	5	6	7	8	9	AB	R	H	RBI	BB	SO	LOB	BOTTOM			
<b>Don Blasingame, L</b> OBP: 0.304, SLG: 0.304 (1, 4)										6	1	1	0	0	1	3	<b>Milwaukee Braves @ San Francisco Giants</b> Candlestick Park, San Francisco, CA Sun Aug 28 1960, 6:33 AM EDT Att: 34,948 - Unknown			
<b>Joey Amalfitano, R</b> OBP: 0.335, SLG: 0.352 (1, 5)										4	3	3	2	1	0	0				
<b>Willie Mays, R</b> OBP: 0.392, SLG: 0.590 <b>Dave Philley, S</b> OBP: 0.296, SLG: 0.278 (1, 8) (7, 7)										3	2	1	0	1	1	1				
<b>Felipe Alou, R</b> OBP: 0.304, SLG: 0.432 (1, 7) (7, 8)										5	1	2	2	0	0	2				
<b>Orlando Cepeda, R</b> OBP: 0.333, SLG: 0.519 (1, 3)										4	1	3	3	1	0	0				
<b>Willie Kirkland, L</b> OBP: 0.316, SLG: 0.448 (1, 9)										3	2	1	2	2	1	4				
<b>Hobie Landrith, L</b> OBP: 0.329, SLG: 0.346 (1, 2)										5	2	2	0	0	0	3				
<b>Eddie Bressoud, R</b> OBP: 0.292, SLG: 0.383 (1, 6)										4	1	2	2	1	2	0				
<b>Jack Sanford, R</b> OBP: 0.261, SLG: 0.219 (1, 1)										5	1	1	2	0	1	2				
<b>Inning Stats</b>	R: 1 E: 0 K: 0 S: 5	H: 2 LOB: 2 BB: 1 P: 9	R: 0 E: 0 K: 0 S: 3	H: 0 LOB: 1 BB: 1 P: 7	R: 0 E: 0 K: 1 S: 5	H: 0 LOB: 0 BB: 0 P: 5	R: 6 E: 1 K: 1 S: 11	H: 6 LOB: 2 BB: 2 P: 19	R: 1 E: 0 K: 1 S: 6	H: 2 LOB: 0 BB: 0 P: 6	R: 4 E: 2 K: 1 S: 8	H: 2 LOB: 0 BB: 1 P: 12	R: 3 E: 0 K: 0 S: 7	H: 5 LOB: 2 BB: 1 P: 11	R: 0 E: 0 K: 2 S: 7	H: 0 LOB: 0 BB: 0 P: 7		1B: 12 2B: 3 3B: 1 HR: 1	SF: 0 SAC: 0 DP: 2 HBP: 0	WP: 2 PB: 0 SB: 0 CS: 1
<b>PITCHER</b> <b>Bob Buhl, R</b> ERA: 3.39 <b>George Brunet, L</b> ERA: 4.22 <b>Juan Pizarro, L</b> ERA: 4.44 (1, 1) (4, 1) (5, 1)	IP: 3.1 WLS: L BF: 18 H: 5 R: 5 ER: 5 SO: 1 BB: 0 IBB: 0 HBP: 0 BLK: 0 WP: 1 HR: 0 S: 17 P: 29 ERA: 13.50 WHIP: 2.400															<b>PITCHER</b> <b>Jack Sanford, R</b> ERA: 3.51 (1, 1)	IP: 9.0 WLS: W BF: 35 H: 7 R: 2 ER: 2 SO: 3 BB: 3 IBB: 0 HBP: 0 BLK: 0 WP: 0 HR: 0 S: 38 P: 50 ERA: 2.00 WHIP: 1.111			





Batter	1	2	3	4	5	6	7	8	9	AB	R	H	RBI	BB	SO	LOB	TOP				
Alex Grammas, R (1, 6) OBP: 0.295, SLG: 0.318	0-3 K			0-0 6-3			0-0 3-1 PB G3 1B	0-0 F6		4	1	1	0	0	1	2					
Joe Cunningham, L (1, 3) OBP: 0.376, SLG: 0.398	0-0 L9			0-0 CS 1B			0-0 3-1		0-0 E 2B	4	1	2	0	0	0	1					
Stan Musial, L (1, 7) OBP: 0.521, SLG: 0.521	0-0 4-3			0-3 K 1-2			0-0 G3		0-0 F7	4	0	0	1	0	1	2					
Charlie James, R (9, 7) OBP: 0.250, SLG: 0.370										0	0	0	0	0	0	0					
Ken Boyer, R (1, 5) OBP: 0.353, SLG: 0.532		0-0 F8			4-0 CS BB			0-0 L8	0-0 F8	3	0	0	0	1	0	1					
Walt Moryn, L (1, 9) OBP: 0.355, SLG: 0.469		0-0 F4			0-0 F8				4-0 E IBB	3	1	1	0	1	0	1					
Julian Javier, R (1, 4) OBP: 0.283, SLG: 0.330		0-0 4-3			0-3 K 1-2				0-0 SH1-3 IBB	3	0	0	0	0	1	2					
Hal Smith, R (1, 2) OBP: 0.297, SLG: 0.302			0-0 6-3			0-0 5-3			0-0 F8	4	0	1	0	0	0	2					
Curt Flood, R (1, 8) OBP: 0.309, SLG: 0.369			0-0 F4		0-3 K				0-0 SH1-3 1B	3	0	1	1	0	1	0					
Larry Jackson, R (1, 1) OBP: 0.253, SLG: 0.241			0-0 4-3			0-0 F9			0-0 SH1-3	2	0	0	0	0	0	0					
<b>Inning Stats</b>	R: 0 E: 0 K: 1 S: 5	H: 0 LOB: 0 BB: 0 P: 5	R: 0 E: 0 K: 0 S: 3	H: 0 LOB: 0 BB: 0 P: 3	R: 0 E: 0 K: 0 S: 3	H: 0 LOB: 0 BB: 0 P: 3	R: 0 E: 0 K: 1 S: 5	H: 1 LOB: 1 BB: 0 P: 5	R: 0 E: 0 K: 1 S: 4	H: 0 LOB: 0 BB: 0 P: 8	R: 1 E: 0 K: 0 S: 4	H: 1 LOB: 0 BB: 0 P: 4	R: 1 E: 0 K: 0 S: 6	H: 3 LOB: 2 BB: 0 P: 6	R: 1 E: 1 K: 0 S: 5	H: 1 LOB: 2 BB: 1 P: 9	1B: 5 2B: 2 3B: 0 HR: 0	SF: 0 SAC: 2 DP: 1 HBP: 0	WP: 0 PB: 1 SB: 0 CS: 2	PA: 34	
<b>PITCHER</b>	IP WLS BF H R ER SO BB IBB HBP BLK WP HR S P ERA WHIP	8.0 L 28 5 2 1 4 1 0 0 0 0 0 35 39 1.12 0.750	1.0 6 1 1 0 0 0 1 0 0 0 0 0 5 9 0.00 1.000																		

St. Louis Cardinals @ Milwaukee Braves  
Milwaukee County Stadium, Milwaukee, WI

AB 30  
R 3  
H 6  
RBI 2  
BB 2  
SO 4  
LOB 11



Mon Aug 29 1960, 8:05 PM EDT  
Att: 23,253 - Unknown

Batter	1	2	3	4	5	6	7	8	9	AB	R	H	RBI	BB	SO	LOB	BOTTOM					
Bill Bruton, L (1, 8) OBP: 0.317, SLG: 0.404	0-0 F7		0-0 4-3			0-0 F7		0-0 3-1		4	0	0	0	0	0	2						
Del Crandall, R (1, 2) OBP: 0.317, SLG: 0.420	0-0 F9			0-0 F3		0-0 1B			0-0 5-3	4	0	1	0	0	0	0						
Eddie Mathews, L (1, 5) OBP: 0.390, SLG: 0.545	0-3 K			4-0 CS-4-6 BB		0-0 F9			0-0 F5	3	0	0	0	1	1	1						
Hank Aaron, R (1, 9) OBP: 0.337, SLG: 0.552		0-3 K		0-0 FC1-4-6 1-2		0-0 F9			0-0 3-1	4	0	0	0	0	1	1						
Wes Covington, L (1, 7) OBP: 0.296, SLG: 0.468		0-0 F4		0-3 K		0-0 F7				3	0	0	0	0	1	1						
Joe Adcock, R (1, 3) OBP: 0.342, SLG: 0.483		0-0 L4				0-0 F8		0-0 5-3		3	0	0	0	0	0	0						
Mel Roach, R (1, 4) OBP: 0.331, SLG: 0.459			0-3 K		0-0 6-3			0-0 F2		3	0	0	0	0	1	0						
Johnny Logan, R (1, 6) OBP: 0.319, SLG: 0.348				0-0 FC1-8 1B		0-0 F5		0-0 6-3		3	0	1	0	0	0	0						
Joey Jay, S (1, 1) OBP: 0.167, SLG: 0.094				0-0 FC1-6 1-2		0-3 K		0-0 1B		2	0	0	0	0	1	1						
Lee Maye, L (8, PH) OBP: 0.393, SLG: 0.413										1	0	1	0	0	0	0						
Ron Piche, R (9, 1) OBP: 0.253, SLG: 0.241										0	0	0	0	0	0	0						
<b>Inning Stats</b>	R: 0 E: 0 K: 1 S: 5	H: 0 LOB: 0 BB: 0 P: 5	R: 0 E: 0 K: 1 S: 5	H: 0 LOB: 0 BB: 0 P: 5	R: 0 E: 0 K: 1 S: 6	H: 1 LOB: 1 BB: 0 P: 6	R: 0 E: 0 K: 1 S: 5	H: 0 LOB: 1 BB: 1 P: 9	R: 0 E: 0 K: 1 S: 3	H: 0 LOB: 0 BB: 0 P: 3	R: 0 E: 0 K: 0 S: 6	H: 1 LOB: 1 BB: 0 P: 6	R: 0 E: 0 K: 0 S: 3	H: 0 LOB: 0 BB: 0 P: 3	R: 0 E: 0 K: 0 S: 4	H: 1 LOB: 1 BB: 0 P: 4	R: 0 E: 0 K: 0 S: 3	H: 0 LOB: 0 BB: 0 P: 3	1B: 3 2B: 0 3B: 0 HR: 0	SF: 0 SAC: 0 DP: 0 HBP: 0	WP: 0 PB: 0 SB: 0 CS: 0	PA: 31
<b>PITCHER</b>	IP WLS BF H R ER SO BB IBB HBP BLK WP HR S P ERA WHIP	9.0 W 31 3 0 0 5 1 0 0 0 0 0 40 44 0.00 0.444																				


St. Louis Cardinals @ Milwaukee Braves  
Milwaukee County Stadium, Milwaukee, WI


AB 30  
R 0  
H 3  
RBI 0  
BB 1  
SO 5  
LOB 6



Mon Aug 29 1960, 8:05 PM EDT  
Att: 23,253 - Unknown



Batter	1	2	3	4	5	6	7	8	9	AB	R	H	RBI	BB	SO	LOB	TOP			
Alex Grammas, R (1, 6) OBP: 0.294, SLG: 0.317	0-0 1B		0-0 F2		0-0 F9		0-0 F4			4	0	1	0	0	0	2	<b>St. Louis Cardinals @ Milwaukee Braves</b> Milwaukee County Stadium, Milwaukee, WI Tue Aug 30 1960, 8:05 PM EDT Att: 24,808 - Unknown 			
Joe Cunningham, L (1, 9) OBP: 0.374, SLG: 0.397	0-3 K		0-0 4-3			0-0 G4-6-3 1B		0-0 F5		4	0	1	0	0	1	1				
Bill White, L (1, 3) OBP: 0.344, SLG: 0.479	0-0 F9			0-0 F6		0-0 G4-6-3 1B		0-0 G3		4	0	0	0	0	2	2				
Ken Boyer, R (1, 5) OBP: 0.354, SLG: 0.532	0-0 F3			0-0 FC6-4 1B		0-0 BB 1B		0-0 F6		4	0	2	0	0	0	1				
Stan Musial, L (1, 7) OBP: 0.376, SLG: 0.515		0-0 F8		0-0 F2		4-0 FC6-4 BB 1B			0-0 5-3	3	0	0	0	1	0	1				
Hal Smith, R (1, 2) OBP: 0.293, SLG: 0.298		0-0 6-3		0-0 FC6-4		0-0 FC6-4			0-0 F4	4	0	0	0	0	0	3				
Julian Javier, R (1, 4) OBP: 0.265, SLG: 0.331		0-0 E5			0-0 E4 FC6-4				0-0 BB 1B	3	0	1	0	1	0	0				
Curt Flood, R (1, 8) OBP: 0.306, SLG: 0.365		0-0 F6			0-0 F4				0-0 L8	4	0	0	0	0	0	4				
Ernie Broglio, R (1, 1) OBP: 0.293, SLG: 0.302			0-0 6-3							2	0	0	0	0	0	1				
Bob Nieman, R (7, PH) OBP: 0.353, SLG: 0.418					0-0 FC6-4					1	0	0	0	0	1	1				
Ron Kline, R (7, 1) OBP: 0.147, SLG: 0.147										0	0	0	0	0	0	0				
Ed Bauta, R (7, 1)										0	0	0	0	0	0	0				
<b>Inning Stats</b>	R: 0 E: 0 K: 1 S: 6	H: 1 LOB: 1 BB: 0 P: 6	R: 0 E: 1 K: 0 S: 4	H: 0 LOB: 1 BB: 0 P: 4	R: 0 E: 0 K: 0 S: 3	H: 0 LOB: 0 BB: 0 P: 3	R: 0 E: 0 K: 0 S: 4	H: 1 LOB: 1 BB: 0 P: 4	R: 0 E: 1 K: 0 S: 4	H: 0 LOB: 1 BB: 0 P: 4	R: 0 E: 0 K: 0 S: 5	H: 0 LOB: 1 BB: 1 P: 9	R: 0 E: 0 K: 0 S: 3	H: 0 LOB: 0 BB: 0 P: 3	R: 0 E: 0 K: 0 S: 4	H: 1 LOB: 1 BB: 0 P: 4	1B: 5 2B: 0 3B: 0 HR: 0	SF: 0 SAC: 0 DP: 1 HBP: 0	WP: 0 PB: 0 SB: 0 CS: 0	PA: 35
<b>PITCHER</b> Warren Spahn, L (1, 1) ERA: 3.41	IP: 9.0 WLS: W BF: 35	H: 5 R: 0 ER: 0 SO: 2	BB: 2 IBB: 0 HBP: 0 BLK: 0	WP: 0 HR: 0 S: 37 P: 45	ERA: 0.00 WHIP: 0.778	<b>PITCHER</b>														

Batter	1	2	3	4	5	6	7	8	9	AB	R	H	RBI	BB	SO	LOB	BOTTOM			
Bill Bruton, L (1, 8) OBP: 0.319, SLG: 0.406	0-0 1B 6-3 1B		0-0 4-3		0-0 FC1-6 G4-3			0-0 SH3 1B		0-0 1-3 HR 1B	5	3	3	0	0	1	<b>St. Louis Cardinals @ Milwaukee Braves</b> Milwaukee County Stadium, Milwaukee, WI Tue Aug 30 1960, 8:05 PM EDT Att: 24,808 - Unknown 			
Del Crandall, R (1, 2) OBP: 0.316, SLG: 0.418	0-0 6-3			0-0 BB BB 1B		0-0 G4-3		0-0 SH3		0-0 1-3	4	1	1	0	0	3				
Eddie Mathews, L (1, 5) OBP: 0.394, SLG: 0.544	4-0 1B BB			4-0 BB BB BB		0-0 F9		4-0 1B IBB		4-0 HR BB	1	3	0	0	4	0				
Hank Aaron, R (1, 9) OBP: 0.340, SLG: 0.559	0-0 1B			0-0 F4		0-3 K		0-0 1B SH1-3		0-0 HR	5	2	3	4	0	1		2		
Wes Covington, L (1, 7) OBP: 0.299, SLG: 0.466	0-3 K			4-0 BB		0-0 4-3		0-0 SH1-3		0-0 F6	3	0	1	1	1	1		3		
Al Spangler, L (7, PR) OBP: 0.339, SLG: 0.354				1-2 2-3 BB				1-3 2-H 1B			1	1	0	0	0	0				
Joe Adcock, R (1, 3) OBP: 0.348, SLG: 0.485	0-0 1B			4-0 BB				0-0 SH1-3		4-0 BB	2	0	2	4	2	0				
Johnny Logan, R (1, 6) OBP: 0.318, SLG: 0.346	1-2 2-H 3-H 0-0 F4			1-2 2-3 3-H 0-0 F4				0-0 1B		0-0 1-3 3-H 0-0 1B	5	0	1	1	0	1		7		
Chuck Cottler, R (1, 4) OBP: 0.234, SLG: 0.266		0-0 F7		0-0 F8				0-3 K		0-0 1B	4	0	1	0	0	1		4		
Warren Spahn, L (1, 1) OBP: 0.165, SLG: 0.205		0-3 K			4-0 FC1-6 BB			0-0 F8		0-0 L8	3	0	0	0	1	1		3		
<b>Inning Stats</b>	R: 2 E: 0 K: 1 S: 8	H: 3 LOB: 2 BB: 1 P: 12	R: 0 E: 0 K: 1 S: 5	H: 0 LOB: 0 BB: 0 P: 5	R: 1 E: 0 K: 0 S: 4	H: 1 LOB: 3 BB: 3 P: 16	R: 0 E: 0 K: 0 S: 2	H: 0 LOB: 0 BB: 1 P: 6	R: 0 E: 0 K: 1 S: 5	H: 0 LOB: 0 BB: 0 P: 5	R: 0 E: 0 K: 2 S: 8	H: 1 LOB: 1 BB: 0 P: 8	R: 4 E: 0 K: 0 S: 8	H: 5 LOB: 2 BB: 1 P: 12	R: 3 E: 0 K: 0 S: 5	H: 2 LOB: 1 BB: 2 P: 13	1B: 11 2B: 0 3B: 0 HR: 1	SF: 0 SAC: 2 DP: 1 HBP: 0	WP: 0 PB: 0 SB: 0 CS: 0	PA: 43
<b>PITCHER</b> Ernie Broglio, R (1, 1) ERA: 2.78	IP: 6.0 WLS: L BF: 27	H: 5 R: 3 ER: 3 SO: 5	BB: 5 IBB: 0 HBP: 0 BLK: 0	WP: 0 HR: 0 S: 32 P: 52	ERA: 4.50 WHIP: 1.667	<b>PITCHER</b>														
Ron Kline, R (7, 1) ERA: 6.37	0.2	8	5	4	4	0	0	1	0	0	0	0	7	11	54.00	7.500				
Ed Bauta, R (7, 1) ERA: 6.94	1.1	8	2	3	3	0	2	0	0	0	0	1	6	14	20.25	3.000				



Batter	1	2	3	4	5	6	7	8	9	10	AB	R	H	RBI	BB	SO	LOB	TOP									
<b>Bill Bruton, L</b> OBP: 0.316, SLG: 0.492 (1, 8)											5	0	0	0	0	4	2	<b>Milwaukee Braves @ Chicago Cubs</b> Wrigley Field, Chicago, IL Wed Aug 31 1960, 3:33 AM CDT Unknown  livebaseballscorecards.com  <b>AB 37</b> <b>R 4</b> <b>H 8</b> <b>RBI 4</b> <b>BB 3</b> <b>SO 7</b> <b>LOB 10</b>									
<b>Del Crandall, R</b> OBP: 0.317, SLG: 0.425 (1, 2)											5	1	2	2	0	0	0										
<b>Eddie Mathews, L</b> OBP: 0.394, SLG: 0.541 (1, 5)											4	0	1	0	1	1	0										
<b>Hank Aaron, R</b> OBP: 0.336, SLG: 0.553 (1, 9)											5	0	0	0	0	1	4										
<b>Joe Adcock, R</b> OBP: 0.347, SLG: 0.482 (1, 3)											3	0	0	0	1	0	0										
<b>Alvin Dark, R</b> OBP: 0.320, SLG: 0.335 <b>Al Spangler, L</b> OBP: 0.339, SLG: 0.354 (9, 7)											4	0	1	0	0	0	1										
<b>Johnny Logan, R</b> OBP: 0.317, SLG: 0.352 (1, 6)											4	1	1	1	0	1	1										
<b>Chuck Cottier, R</b> OBP: 0.248, SLG: 0.303 (1, 4)											4	1	3	1	0	0	0										
<b>Lew Burdette, R</b> OBP: 0.221, SLG: 0.306 (1, 1)											3	1	0	0	1	0	2										
<b>Inning Stats</b>	R: 0 E: 0 K: 1 S: 6	H: 1 LOB: 1 BB: 0 P: 6	R: 0 E: 0 K: 0 S: 3	H: 0 LOB: 0 BB: 0 P: 3	R: 2 E: 0 K: 2 S: 8	H: 1 LOB: 0 BB: 1 P: 12	R: 0 E: 0 K: 0 S: 3	H: 1 LOB: 0 BB: 0 P: 3	R: 1 E: 0 K: 1 S: 6	H: 1 LOB: 0 BB: 0 P: 6	R: 0 E: 0 K: 0 S: 3	H: 0 LOB: 0 BB: 0 P: 3	R: 1 E: 0 K: 0 S: 5	H: 2 LOB: 1 BB: 0 P: 5	R: 0 E: 0 K: 1 S: 5	H: 0 LOB: 0 BB: 0 P: 5	R: 0 E: 0 K: 2 S: 7		H: 0 LOB: 1 BB: 1 P: 11	R: 0 E: 0 K: 0 S: 5	H: 2 LOB: 3 BB: 1 P: 9	1B: 5 2B: 0 3B: 0 HR: 3	SF: 0 SAC: 0 DP: 0 HBP: 0	WP: 0 PB: 0 SB: 0 CS: 0	PA: 41		
<b>PITCHER</b>	IP 8.0	WLS L	BF 30	H 6	R 4	ER 4	SO 5	BB 1	IBB 0	HBP 0	BLK 0	WP 0	HR 3	S 39	P 43	ERA 4.50	WHIP 0.875										
<b>Don Elston, R</b> ERA: 3.19 (9, 1)	2.0	W	10	2	0	0	2	2	0	0	0	0	0	12	20	0.00	2.000										

Batter	1	2	3	4	5	6	7	8	9	10	AB	R	H	RBI	BB	SO	LOB	BOTTOM									
<b>Richie Ashburn, L</b> OBP: 0.427, SLG: 0.358 (1, 8)											5	2	2	0	0	0	0	<b>Milwaukee Braves @ Chicago Cubs</b> Wrigley Field, Chicago, IL Wed Aug 31 1960, 3:33 AM CDT Unknown  livebaseballscorecards.com  <b>AB 37</b> <b>R 5</b> <b>H 7</b> <b>RBI 5</b> <b>BB 1</b> <b>SO 2</b> <b>LOB 9</b>									
<b>Bob Will, L</b> OBP: 0.324, SLG: 0.388 (1, 9)											5	1	2	1	0	0	1										
<b>14 Ernie Banks, R</b> OBP: 0.364, SLG: 0.595 (1, 6)											3	1	0	1	1	0	1										
<b>George Altman, L</b> OBP: 0.329, SLG: 0.428 (1, 7)											4	0	0	1	0	1	2										
<b>Ron Santo, R</b> OBP: 0.314, SLG: 0.432 (1, 5)											4	0	0	0	0	0	2										
<b>Frank Thomas, R</b> OBP: 0.298, SLG: 0.421 (1, 3)											4	0	1	1	0	0	0										
<b>Don Zimmer, R</b> OBP: 0.319, SLG: 0.378 (1, 4)											4	1	2	1	0	1	2										
<b>Moe Thacker, R</b> OBP: 0.282, SLG: 0.164 <b>Ed Bouchee, L</b> OBP: 0.345, SLG: 0.319 <b>El Tappe, R</b> OBP: 0.330, SLG: 0.326 <b>Don Elston, R</b> OBP: 0.130, SLG: 0.130 (8, 2)											2	0	0	0	0	0	0										
<b>Dick Ellsworth, L</b> OBP: 0.190, SLG: 0.056 <b>Sammy Taylor, L</b> OBP: 0.265, SLG: 0.323 (8, 2)											2	0	0	0	0	0	0										
<b>Inning Stats</b>	R: 2 E: 2 K: 0 S: 6	H: 2 LOB: 2 BB: 1 P: 10	R: 0 E: 0 K: 0 S: 3	H: 0 LOB: 0 BB: 0 P: 3	R: 0 E: 0 K: 0 S: 3	H: 0 LOB: 0 BB: 0 P: 3	R: 0 E: 0 K: 0 S: 3	H: 0 LOB: 0 BB: 0 P: 3	R: 0 E: 0 K: 0 S: 4	H: 1 LOB: 1 BB: 0 P: 4	R: 1 E: 0 K: 0 S: 7	H: 1 LOB: 1 BB: 0 P: 7	R: 0 E: 0 K: 0 S: 4	H: 1 LOB: 0 BB: 0 P: 4	R: 1 E: 0 K: 0 S: 3	H: 1 LOB: 0 BB: 0 P: 3	1B: 5 2B: 0 3B: 0 HR: 2		SF: 0 SAC: 0 DP: 0 HBP: 0	WP: 0 PB: 0 SB: 0 CS: 0	PA: 38						
<b>PITCHER</b>	IP 9.2	WLS L	BF 38	H 7	R 5	ER 3	SO 2	BB 1	IBB 0	HBP 0	BLK 0	WP 0	HR 2	S 41	P 45	ERA 2.79	WHIP 0.828										
<b>Lew Burdette, R</b> ERA: 3.43 (1, 1)	9.2	L	38	7	5	3	2	1	0	0	0	0	2	41	45	2.79	0.828										



Batter	1	2	3	4	5	6	7	8	9	AB	R	H	RBI	BB	SO	LOB	TOP								
<b>Bill Bruton, L</b> OBP: 0.315, SLG: 0.406 (1.8)	G3	HR		E4 3-1 G3		P4	F7			5	2	1	3	0	0	2	<b>Milwaukee Braves @ Chicago Cubs</b> Wrigley Field, Chicago, IL Wed Aug 31 1960, 3:38 AM CDT Att: 18,565 - Unknown								
<b>Chuck Cottier, R</b> OBP: 0.247, SLG: 0.294 (1.4)	5-3	BB		3-1		F8		F8		4	0	0	0	1	0	1									
<b>Eddie Mathews, L</b> OBP: 0.394, SLG: 0.546 (1.5)	K	FC6		G3			HR	BB		4	1	1	2	1	1	1									
<b>Hank Aaron, R</b> OBP: 0.341, SLG: 0.557 (1.9)		1B		2B			1B	L6-3		4	3	3	0	0	0	1									
<b>Joe Adcock, R</b> OBP: 0.350, SLG: 0.488 (1.3)		4-3		F7			1B	WP		5	1	3	1	0	0	2									
<b>Wes Covington, L</b> OBP: 0.293, SLG: 0.457 (1.7)						6-3				5	0	0	0	0	0	5									
<b>Al Spangler, L</b> OBP: 0.339, SLG: 0.354 (9.7)							F9	P3		0	0	0	0	0	0	0									
<b>Charlie Lau, L</b> OBP: 0.276, SLG: 0.231 (1.2)		1B		P6			FC6-4	F9		4	1	1	1	1	0	2									
<b>Johnny Logan, R</b> OBP: 0.321, SLG: 0.354 (1.6)		HR		P4			FC6-4	FC6-4		4	1	2	1	1	0	1									
<b>Carl Willey, R</b> OBP: 0.163, SLG: 0.195 (1.1)							F9	FC6-4		2	2	2	1	0	0	0									
<b>George Brunet, R</b> OBP: 0.077, SLG: 0.077 (4.1)										0	0	0	0	0	0	0									
<b>Eddie Haas, L</b> OBP: 0.385, SLG: 0.455 (6. PH)		HR								1	0	0	0	0	0	0									
<b>Don McMahon, R</b> OBP: 0.385, SLG: 0.455 (6.1)										2	0	0	1	0	0	4									
<b>Inning Stats</b>	R: 0 E: 0 K: 1 S: 5	H: 0 LOB: 0 BB: 0 P: 5	R: 5 E: 0 K: 0 S: 8	H: 5 LOB: 1 BB: 1 P: 12	R: 1 E: 0 K: 0 S: 5	H: 2 LOB: 1 BB: 0 P: 5	R: 2 E: 1 K: 0 S: 5	H: 1 LOB: 1 BB: 0 P: 6	R: 0 E: 0 K: 0 S: 3	H: 0 LOB: 0 BB: 0 P: 3	R: 0 E: 0 K: 0 S: 3	H: 0 LOB: 0 BB: 0 P: 3	R: 3 E: 0 K: 0 S: 7	H: 4 LOB: 2 BB: 1 P: 11	R: 0 E: 0 K: 0 S: 2	H: 1 LOB: 0 BB: 1 P: 6	R: 0 E: 0 K: 0 S: 4	H: 1 LOB: 2 BB: 1 P: 8	1B: 7 2B: 5 3B: 0 HR: 2	SF: 0 SAC: 0 DP: 1 HBP: 1	WP: 1 PB: 1 SB: 0 CS: 0	PA: 45			
<b>PITCHER</b>	IP	WLS	BF	H	R	ER	SO	BB	IBB	HBP	BLK	WP	HR	S	P	ERA	WHIP								
<b>Bob Anderson, R</b> ERA: 4.12 (1.1)	1.2	L	11	5	5	5	1	1	0	0	0	0	1	12	16	27.00	3.600								
<b>Seth Morehead, L</b> ERA: 3.88 (2.1)	2.1		12	3	3	1	0	0	0	1	0	0	0	11	12	3.86	1.286								
<b>Moe Drabowsky, R</b> ERA: 7.55 (5.1)	2.0		6	0	0	0	0	0	0	0	0	0	0	6	6	0.00	0.000								
<b>Mel Wright, R</b> ERA: 13.5 (7.1)	2.0		11	4	3	3	0	1	1	0	0	0	1	9	17	13.50	2.500								
<b>Mark Freeman, R</b> ERA: 5.5 (9.1)	1.0		5	1	0	0	0	1	0	0	0	1	0	4	8	0.00	2.000								

AB 40  
R 11  
H 13  
RBI 10  
BB 4  
SO 1  
LOB 19



Batter	1	2	3	4	5	6	7	8	9	AB	R	H	RBI	BB	SO	LOB	BOTTOM								
<b>Richie Ashburn, L</b> OBP: 0.425, SLG: 0.355 (1.8)	F8		14 2B SF9		1-3	1-3		F8		4	1	0	0	1	0	0	<b>Milwaukee Braves @ Chicago Cubs</b> Wrigley Field, Chicago, IL Wed Aug 31 1960, 3:38 AM CDT Att: 18,565 - Unknown								
<b>Bob Will, L</b> OBP: 0.324, SLG: 0.388 (1.9)	14 FC6-4 1B		F7		BB	1B		F8		5	1	2	0	0	0	1									
<b>14 Ernie Banks, R</b> OBP: 0.366, SLG: 0.597 (1.6)	FC6-4		SF9		L7		PB	FC5-4		4	0	2	0	1	0	2									
<b>George Altman, L</b> OBP: 0.327, SLG: 0.423 (1.7)	K		SF9		1B		P6	FC5-4		3	1	0	1	1	1	3									
<b>Ron Santo, R</b> OBP: 0.313, SLG: 0.429 (1.5)		K	6-3		HR		F9	3		4	1	1	1	0	1	2									
<b>Frank Thomas, R</b> OBP: 0.300, SLG: 0.432 (1.3)		1B			F7		HR	3B		4	2	3	3	0	0	0									
<b>Don Zimmer, R</b> OBP: 0.316, SLG: 0.383 (1.4)	F3				K		6-3	HR		4	1	1	1	0	1	1									
<b>El Tappe, R</b> OBP: 0.343, SLG: 0.341 (1.2)								P4		2	0	2	0	0	0	0									
<b>Sammy Taylor, L</b> OBP: 0.255, SLG: 0.316 (6.2)		1B								2	0	0	0	0	1	1									
<b>Bob Anderson, R</b> OBP: 0.227, SLG: 0.180 (2.1)										0	0	0	0	0	0	0									
<b>Seth Morehead, L</b> OBP: 0.205, SLG: 0.205 (4. PH)										1	0	0	0	0	1	1									
<b>Don Carlisle, R</b> OBP: 0.196, SLG: 0.196 (5.1)										0	0	0	0	0	0	0									
<b>Moe Drabowsky, R</b> OBP: 0.244, SLG: 0.244 (5.1)										0	0	0	0	0	0	0									
<b>Al Heist, R</b> OBP: 0.244, SLG: 0.244 (5. PH)										0	0	0	0	0	0	0									
<b>Mel Wright, R</b> OBP: 0.244, SLG: 0.244 (5. PH)										0	0	0	0	0	0	0									
<b>Ed Bouchee, R</b> OBP: 0.244, SLG: 0.244 (5. PH)										0	0	0	0	0	0	0									
<b>Mark Freeman, R</b> OBP: 0.195, SLG: 0.195 (9.1)										0	0	0	0	0	0	0									
<b>Inning Stats</b>	R: 0 E: 0 K: 1 S: 6	H: 1 LOB: 1 BB: 0 P: 6	R: 0 E: 0 K: 2 S: 9	H: 2 LOB: 2 BB: 0 P: 9	R: 1 E: 0 K: 0 S: 4	H: 1 LOB: 1 BB: 1 P: 8	R: 0 E: 0 K: 2 S: 8	H: 1 LOB: 1 BB: 0 P: 8	R: 4 E: 0 K: 0 S: 6	H: 3 LOB: 0 BB: 1 P: 10	R: 0 E: 0 K: 1 S: 5	H: 0 LOB: 0 BB: 0 P: 5	R: 0 E: 0 K: 0 S: 3	H: 0 LOB: 1 BB: 1 P: 7	R: 2 E: 0 K: 0 S: 5	H: 2 LOB: 0 BB: 0 P: 5	R: 0 E: 0 K: 0 S: 3	H: 1 LOB: 1 BB: 0 P: 3	1B: 8 2B: 1 3B: 1 HR: 1	SF: 1 SAC: 0 DP: 0 HBP: 0	WP: 0 PB: 1 SB: 0 CS: 0	PA: 40			
<b>PITCHER</b>	IP	WLS	BF	H	R	ER	SO	BB	IBB	HBP	BLK	WP	HR	S	P	ERA	WHIP								
<b>Carl Willey, R</b> ERA: 4.42 (1.1)	3.0		14	4	1	1	3	1	0	0	0	0	1	14	18	3.00	1.667								
<b>George Brunet, L</b> ERA: 4.72 (4.1)	2.0		11	4	4	4	2	1	0	0	0	0	1	14	18	18.00	2.500								
<b>Don McMahon, R</b> ERA: 5.34 (6.1)	4.0	W	16	3	2	2	1	1	0	0	0	0	0	16	20	4.50	1.000								

AB 36  
R 7  
H 11  
RBI 7  
BB 3  
SO 6  
LOB 13





Batter	1	2	3	4	5	6	7	8	9	AB	R	H	RBI	BB	SO	LOB	TOP		
<b>Bill Bruton, L</b> OBP: 0.318, SLG: 0.417 (1, 8)	0-0 2B 3B		4-0 2B BB	0-3 K		0-0 HR		0-0 HR	0-0 L3	4	3	2	1	1	1	0			
<b>Del Grandall, R</b> OBP: 0.320, SLG: 0.427 (1, 2)	0-0 FC4-6 SF8 2B		0-0 F7		0-3 K		4-0 HR BB		4-0 E 1B BB	3	2	1	1	2	1	1			
<b>Eddie Mathews, L</b> OBP: 0.396, SLG: 0.549 <b>Al Spangler, L</b> OBP: 0.345, SLG: 0.360 (7, 7)	4-0 FC4-6 BB		0-0 WP 1B 2B		0-0 HR 1B		0-3 K		0-0 E8 G6-4-3 1B	3	2	2	1	1	1	1			
<b>Joe Adcock, R</b> OBP: 0.350, SLG: 0.501 (1, 3)	0-0 FC4-6 1-2 2-3		0-0 4-3		0-0 HR		0-0 HR		0-0 G6-4-3	5	2	2	4	0	0	5			
<b>Alvin Dark, R</b> OBP: 0.319, SLG: 0.335 (7, 5)	0-0 SF8		0-0 2B 1B		0-0 4-3		0-0 6-3			3	1	1	2	0	0	0			
<b>Eddie Haas, L</b> OBP: 0.397, SLG: 0.462 (1, 9)	0-0 4-3		0-0 FC5 1B 2B		0-3 K		0-3 K			4	0	1	1	0	2	1			
<b>Johnny Logan, R</b> OBP: 0.318, SLG: 0.350 (1, 6)		0-0 F7	0-0 FC5		0-3 K		0-0 4-3			4	0	0	0	0	1	1			
<b>Chuck Cottier, R</b> OBP: 0.247, SLG: 0.293 (1, 4)		0-0 F3		0-0 G6-4-3 1B		0-0 F6		0-0 6-3		4	0	1	0	0	0	0			
<b>Bob Buhl, R</b> OBP: 0.151, SLG: 0.151 (1, 1)		0-0 L9		0-0 G6-4-3		0-0 F9		0-0 F8		4	0	0	0	0	0	1			
<b>Inning Stats</b>	R: 2 E: 0 K: 0 S: 5	H: 2 LOB: 1 BB: 1 P: 9	R: 0 E: 0 K: 0 S: 3	H: 0 LOB: 0 BB: 0 P: 3	R: 3 E: 0 K: 0 S: 6	H: 3 LOB: 1 BB: 1 P: 10	R: 0 E: 0 K: 1 S: 5	H: 1 LOB: 0 BB: 0 P: 5	R: 2 E: 0 K: 2 S: 9	H: 2 LOB: 0 BB: 1 P: 13	R: 0 E: 0 K: 0 S: 3	H: 0 LOB: 0 BB: 0 P: 3	R: 0 E: 1 K: 0 S: 3	H: 1 LOB: 1 BB: 1 P: 7	1B: 4 2B: 3 3B: 1 HR: 3	SF: 1 SAC: 0 DP: 2 HBP: 0	WP: 1 PA: 40 PB: 0 SB: 0 CS: 0		
<b>PITCHER</b>	IP WLS BF H R ER SO BB IBB HBP BLK WP HR S P ERA WHIP	IP WLS BF H R ER SO BB IBB HBP BLK WP HR S P ERA WHIP															IP WLS BF H R ER SO BB IBB HBP BLK WP HR S P ERA WHIP		
<b>Dick Drott, R</b> ERA: 7.45 (1, 1)	2.1 L 12 3 4 4 0 2 0 0 0 0 0 10 18 15.43 2.143																		
<b>Bob Anderson, R</b> ERA: 4.21 (3, 1)	2.2 12 5 3 3 3 0 0 0 0 0 1 1 18 18 10.12 1.875																		
<b>Seth Morehead, L</b> ERA: 3.83 (6, 1)	3.0 12 2 3 3 3 1 0 0 0 0 0 2 17 21 9.00 1.000																		
<b>Mark Freeman, R</b> ERA: 5.42 (9, 1)	1.0 4 1 0 0 0 1 0 0 0 0 0 0 3 7 0.00 2.000																		
<b>Batter</b>	<b>1</b>	<b>2</b>	<b>3</b>	<b>4</b>	<b>5</b>	<b>6</b>	<b>7</b>	<b>8</b>	<b>9</b>	<b>AB</b>	<b>R</b>	<b>H</b>	<b>RBI</b>	<b>BB</b>	<b>SO</b>	<b>LOB</b>	<b>BOTTOM</b>		
<b>Richie Ashburn, L</b> OBP: 0.423, SLG: 0.352 <b>Al Heist, R</b> OBP: 0.259, SLG: 0.291 (8, 8)	0-0 4-3		0-0 L3			0-0 F9		0-0 6-3 3B		3	0	0	0	0	0	0			
<b>Bob Will, L</b> OBP: 0.324, SLG: 0.385 (1, 9)	4-0 14 BLK BB		0-0 4-3		0-0 4-3		0-0 6-3		0-0 6-3	3	0	0	1	1	0	0			
<b>14 Ernie Banks, R</b> OBP: 0.366, SLG: 0.595 <b>Jerry Kindall, R</b> OBP: 0.267, SLG: 0.360 (8, 6)	0-0 F4 1-2		0-0 1-3		0-0 1-3		0-0 1B		0-0 2B	3	0	1	0	0	0	1			
<b>George Altman, L</b> OBP: 0.326, SLG: 0.421 (1, 7)	0-0 F5		0-0 1B		0-0 F8		0-0 6-3			4	0	1	0	0	0	3			
<b>Ron Santo, R</b> OBP: 0.308, SLG: 0.422 (1, 5)		0-0 F2		0-0 5-3		0-0 F7		0-0 F4		4	0	0	0	0	0	1			
<b>Frank Thomas, R</b> OBP: 0.297, SLG: 0.428 (1, 3)		0-0 1-3		0-0 5-3		0-0 6-3		0-0 F8		4	0	0	0	0	0	0			
<b>Don Zimmer, R</b> OBP: 0.316, SLG: 0.381 (1, 4)		0-0 F3		0-0 F2		0-0 1B		0-0 1-3		4	0	1	0	0	0	0			
<b>Moe Thacker, R</b> OBP: 0.284, SLG: 0.186 (1, 2)			0-0 F8		0-0 2B		0-0 F7			3	0	1	0	0	0	1			
<b>Dick Drott, R</b> OBP: 0.115, SLG: 0.111 <b>Bob Anderson, R</b> OBP: 0.226, SLG: 0.177 <b>Sammy Sosa, L</b> OBP: 0.257, SLG: 0.313 <b>Seth Morehead, L</b> OBP: 0.247, SLG: 0.298 <b>Ed Bouchée, R</b> OBP: 0.343, SLG: 0.357 <b>Mark Freeman, R</b> OBP: 0.190, SLG: 0.150 (1, 1) (3, 1) (5, PH) (8, 1) (8, PH) (9, 1)			0-3 K		0-0 4-3		0-0 F6			0	0	0	0	0	0	0			
<b>Inning Stats</b>	R: 0 E: 0 K: 0 S: 3	H: 0 LOB: 0 BB: 0 P: 7	R: 0 E: 0 K: 0 S: 3	H: 0 LOB: 0 BB: 0 P: 3	R: 0 E: 0 K: 1 S: 5	H: 0 LOB: 0 BB: 0 P: 5	R: 0 E: 0 K: 0 S: 4	H: 1 LOB: 1 BB: 0 P: 4	R: 0 E: 0 K: 0 S: 4	H: 1 LOB: 1 BB: 0 P: 4	R: 0 E: 0 K: 0 S: 4	H: 1 LOB: 1 BB: 0 P: 4	R: 1 E: 0 K: 0 S: 5	H: 2 LOB: 1 BB: 0 P: 5	R: 0 E: 0 K: 0 S: 3	H: 0 LOB: 0 BB: 0 P: 3	1B: 3 2B: 2 3B: 1 HR: 0	SF: 0 SAC: 0 DP: 0 HBP: 0	WP: 0 PA: 34 PB: 0 SB: 0 CS: 0
<b>PITCHER</b>	IP WLS BF H R ER SO BB IBB HBP BLK WP HR S P ERA WHIP	IP WLS BF H R ER SO BB IBB HBP BLK WP HR S P ERA WHIP															IP WLS BF H R ER SO BB IBB HBP BLK WP HR S P ERA WHIP		
<b>Bob Buhl, R</b> ERA: 3.28 (1, 1)	9.0 W 34 6 1 1 1 1 1 0 0 0 0 35 39 1.00 0.778																		

Milwaukee Braves @ Chicago Cubs  
Wrigley Field, Chicago, IL  
Thu Sep 01 1960, 3:33 AM CDT  
Att: 7,564 - Cloudy - 90 F

AB 35  
R 10  
H 11  
RBI 10  
BB 4  
SO 6  
LOB 10



Milwaukee Braves @ Chicago Cubs  
Wrigley Field, Chicago, IL  
Thu Sep 01 1960, 3:33 AM CDT  
Att: 7,564 - Cloudy - 90 F

AB 33  
R 1  
H 6  
RBI 1  
BB 1  
SO 1  
LOB 7





Batter	1	2	3	4	5	6	7	8	9	AB	R	H	RBI	BB	SO	LOB	TOP		
<b>Bill Bruton, L</b> OBP: 0.319, SLG: 0.415 (1, 8)	3-1		G5-4-3 1B	FC6-4		G5-4-3 HBP		F6		4	0	1	1	0	0	3	<b>Milwaukee Braves @ Cincinnati Reds</b> Crosley Field, Cincinnati, OH Fri Sep 02 1960, 7:05 PM EDT Att: 9,182 - Unknown		
<b>Del Grandall, R</b> OBP: 0.321, SLG: 0.429 (1, 2)	F7		G5-4-3 1B			G5-4-3				5	1	2	1	0	0	3			
<b>Eddie Mathews, L</b> OBP: 0.396, SLG: 0.547 (1, 5)										5	1	2	1	0	1	1			
<b>Al Spangler, L</b> OBP: 0.345, SLG: 0.360 (8, 7)	4-3			FC5-4 1B	BB 1B	BB 1B		K		0	0	0	0	0	0	0			
<b>Hank Aaron, R</b> OBP: 0.339, SLG: 0.553 (1, 9)		6-3		FC5-4 1B	BB 1B	BB 1B		F9		5	2	1	0	0	0	1			
<b>Joe Adcock, R</b> OBP: 0.353, SLG: 0.508 (1, 3)		6-3		1B	BB 1B	BB 1B		F8		4	2	2	1	1	0	0			
<b>Alvin Dark, R</b> OBP: 0.324, SLG: 0.344 (1, 7) (8, 5)				1B	BB 1B	BB		HR											
<b>Johnny Logan, R</b> OBP: 0.319, SLG: 0.352 (1, 6)				1B	BB 1B	BB 1B		F2		5	1	3	2	0	0	0			
<b>Chuck Cottier, R</b> OBP: 0.253, SLG: 0.308 (1, 4)				1B	BB 1B	BB 1B		F6		4	1	2	1	0	0	3			
<b>Joey Jay, S</b> OBP: 0.205, SLG: 0.143 (1, 1)				1B	BB 1B	BB 1B		SH5-4 1B		3	1	2	1	0	0	1			
<b>Ron Piche, R</b> (9, 1)				1B	BB 1B	BB 1B		SH5-4 1B		3	0	2	0	0	1	0			
<b>Inning Stats</b>	R: 0 E: 0 K: 0 S: 3	H: 0 LOB: 0 BB: 0 P: 3	R: 0 E: 0 K: 0 S: 4	H: 1 LOB: 1 BB: 0 P: 4	R: 0 E: 0 K: 0 S: 4	H: 3 LOB: 1 BB: 0 P: 4	R: 3 E: 0 K: 0 S: 8	H: 5 LOB: 2 BB: 0 P: 8	R: 3 E: 0 K: 1 S: 6	H: 4 LOB: 1 BB: 1 P: 10	R: 1 E: 0 K: 0 S: 4	H: 1 LOB: 0 BB: 0 P: 4	R: 2 E: 0 K: 1 S: 8	H: 3 LOB: 1 BB: 0 P: 8	R: 0 E: 0 K: 0 S: 3	H: 0 LOB: 0 BB: 0 P: 3	1B: 13 2B: 3 3B: 0 HR: 1	SF: 1 SAC: 1 DP: 3 HBP: 1	WP: 0 PA: 42 CS: 0
<b>PITCHER</b>	IP WLS BF H R ER SO	IP WLS BF H R ER SO	IP WLS BF H R ER SO	IP WLS BF H R ER SO	IP WLS BF H R ER SO	IP WLS BF H R ER SO	IP WLS BF H R ER SO	IP WLS BF H R ER SO	IP WLS BF H R ER SO	IP WLS BF H R ER SO	IP WLS BF H R ER SO	IP WLS BF H R ER SO	IP WLS BF H R ER SO	IP WLS BF H R ER SO	IP WLS BF H R ER SO	IP WLS BF H R ER SO	ERA WHIP	ERA WHIP	
<b>Cal McLish, R</b> ERA: 4.34 (1, 1)	3.2	L	18	9	3	3	0	0	0	0	0	18	18	7.36	2.455				
<b>Claude Osteen, L</b> ERA: 5.61 (4, 1)	0.1	S	5	3	3	3	0	1	0	0	0	4	8	81.00	12.000				
<b>Bill Henry, L</b> ERA: 3.26 (5, 1)	3.0	S	10	2	1	1	1	0	0	1	1	11	12	3.00	0.667				
<b>Joe Nuxhall, L</b> ERA: 4.26 (8, 1)	2.0	S	9	3	2	2	1	0	0	0	0	11	11	9.00	1.500				

AB	38
R	9
H	17
RBI	8
BB	1
SO	2
LOB	12



Batter	1	2	3	4	5	6	7	8	9	AB	R	H	RBI	BB	SO	LOB	BOTTOM		
<b>Roy McMillan, R</b> OBP: 0.291, SLG: 0.345 (1, 6)	F7		BB						F3	4	0	0	0	1	0	1	<b>Milwaukee Braves @ Cincinnati Reds</b> Crosley Field, Cincinnati, OH Fri Sep 02 1960, 7:05 PM EDT Att: 9,182 - Unknown		
<b>Vada Pinson, L</b> OBP: 0.336, SLG: 0.463 (1, 8)	1B		F9			WP 1B		4-3	BB 2B	3	2	1	0	2	0	1			
<b>Gus Bell, L</b> OBP: 0.307, SLG: 0.381 (1, 9)	S 1B		F7			E 1B		1B	1B	5	1	4	1	0	0	1			
<b>Frank Robinson, R</b> OBP: 0.394, SLG: 0.581 (1, 7)	K			K		FC5-2-5 1B		1B	2B	5	2	1	0	0	2	4			
<b>Ed Bailey, L</b> OBP: 0.352, SLG: 0.417 (1, 2)	F2			4-3		F8		1-3 2B	1B	4	1	1	1	0	0	3			
<b>Gordy Coleman, L</b> OBP: 0.292, SLG: 0.391 (1, 3)			F6					1-3 2B	1B	4	0	1	1	0	0	2			
<b>Willie Jones, R</b> OBP: 0.346, SLG: 0.352 (1, 5)			F6			1-3 1B		K		4	0	1	2	0	1	1			
<b>Billy Martin, R</b> OBP: 0.303, SLG: 0.340 (1, 4)			F6			1B		K		4	0	1	0	0	2	1			
<b>Cal McLish, S</b> OBP: 0.281, SLG: 0.329 (1, 1)			K			K		K		1	0	0	0	0	1	0			
<b>Joe Nuxhall, L</b> OBP: 0.292, SLG: 0.391 (8, 1)			K			K		K		1	0	0	0	0	0	0			
<b>Inning Stats</b>	R: 0 E: 0 K: 1 S: 6	H: 1 LOB: 2 BB: 1 P: 10	R: 0 E: 0 K: 0 S: 3	H: 0 LOB: 0 BB: 0 P: 3	R: 0 E: 0 K: 1 S: 5	H: 0 LOB: 1 BB: 1 P: 9	R: 0 E: 0 K: 1 S: 5	H: 0 LOB: 0 BB: 0 P: 5	R: 0 E: 0 K: 1 S: 6	H: 1 LOB: 1 BB: 0 P: 6	R: 2 E: 0 K: 2 S: 7	H: 3 LOB: 0 BB: 0 P: 7	R: 3 E: 0 K: 1 S: 9	H: 4 LOB: 1 BB: 0 P: 9	R: 1 E: 0 K: 0 S: 4	H: 1 LOB: 1 BB: 1 P: 8	1B: 8 2B: 2 3B: 0 HR: 0	SF: 0 SAC: 0 DP: 0 HBP: 0	WP: 1 PA: 40 CS: 0
<b>PITCHER</b>	IP WLS BF H R ER SO	IP WLS BF H R ER SO	IP WLS BF H R ER SO	IP WLS BF H R ER SO	IP WLS BF H R ER SO	IP WLS BF H R ER SO	IP WLS BF H R ER SO	IP WLS BF H R ER SO	IP WLS BF H R ER SO	IP WLS BF H R ER SO	IP WLS BF H R ER SO	IP WLS BF H R ER SO	IP WLS BF H R ER SO	IP WLS BF H R ER SO	IP WLS BF H R ER SO	IP WLS BF H R ER SO	ERA WHIP	ERA WHIP	
<b>Joey Jay, R</b> ERA: 3.38 (1, 1)	8.2	W	39	10	6	6	8	3	0	0	0	64	64	6.23	1.500				
<b>Ron Piche, R</b> ERA: 4.17 (9, 1)	0.1	S	1	0	0	0	0	0	0	0	0	1	1	0.00	0.000				

AB	37
R	6
H	10
RBI	5
BB	3
SO	8
LOB	15









Batter	1	2	3	4	5	6	7	8	9	AB	R	H	RBI	BB	SO	LOB	TOP																			
Bill Bruton, L OBP: 0.323, SLG: 0.420 (1, 8)	4-3		E5			1B	1B			4	1	3	1	0	0	0	<b>Milwaukee Braves @ Cincinnati Reds</b> Crosley Field, Cincinnati, OH Sun Sep 04 1960, 3:33 AM EDT Att: 9,589 - Unknown																			
Del Grandall, R OBP: 0.318, SLG: 0.424 (1, 2)	F7		G3			F9	F5			4	0	0	0	0	0	3																				
Eddie Mathews, L OBP: 0.395, SLG: 0.543 (1, 5)	3-1				L7	1B	F8			4	1	1	0	0	0	1																				
Hank Aaron, R OBP: 0.347, SLG: 0.558 (1, 9)		K			2B	1B		F8		4	1	2	1	0	1	0																				
Joe Adcock, R OBP: 0.357, SLG: 0.508 (1, 3)	5-3				BB	1B		5-3		3	0	1	1	1	0	0																				
Alvin Dark, R OBP: 0.316, SLG: 0.332 (1, 7)	6-3				F7	1B		6-3		3	0	0	1	0	0	1																				
Johnny Logan, R OBP: 0.318, SLG: 0.347 (1, 6)			2B		F6	1-3		F4		3	1	0	0	1	0	1																				
Chuck Cottier, R OBP: 0.261, SLG: 0.307 (1, 4)			K		F8		SH1-4	F7		4	1	1	0	0	1	1																				
Juan Pizarro, L OBP: 0.275, SLG: 0.350 Don McMahon, R OBP: 0.077, SLG: 0.077 George Brunet, R OBP: 0.077, SLG: 0.077 Terry Fox, R OBP: 0.077, SLG: 0.077 Mel Roach, R OBP: 0.333, SLG: 0.459 (9, PH)	F7		F7		F9	SH1-4		F8		2	0	0	0	0	0	1																				
<b>Inning Stats</b>	R: 0 E: 0 K: 0 S: 3	H: 0 LOB: 0 BB: 0 P: 3	R: 0 E: 0 K: 1 S: 5	H: 0 LOB: 0 BB: 0 P: 5	R: 1 E: 1 K: 1 S: 6	H: 1 LOB: 1 BB: 1 P: 10	R: 0 E: 0 K: 0 S: 3	H: 1 LOB: 1 BB: 1 P: 7	R: 0 E: 0 K: 0 S: 3	H: 0 LOB: 0 BB: 0 P: 3	R: 3 E: 0 K: 0 S: 7	H: 4 LOB: 1 BB: 0 P: 7	R: 1 E: 0 K: 0 S: 5	H: 2 LOB: 1 BB: 0 P: 5	R: 0 E: 0 K: 0 S: 3	H: 0 LOB: 0 BB: 0 P: 3		1B: 6 2B: 2 3B: 0 HR: 0	SF: 1 SAC: 1 DP: 0 HBP: 0	WP: 0 PB: 0 SB: 0 CS: 0	PA: 36															
<b>PITCHER</b>	IP	WLS	BF	H	R	ER	SO	BB	IBB	HBP	BLK	WP	HR	S	P	ERA	WHIP	<b>PITCHER</b>		IP	WLS	BF	H	R	ER	SO	BB	IBB	HBP	BLK	WP	HR	S	P	ERA	WHIP
Jay Hook, R ERA: 4.31 Jim Brosnan, R ERA: 2.38 Marshall Bridges, L ERA: 3.07 Bill Henry, L ERA: 3.21	6.1	2	28	8	5	4	2	2	0	0	0	0	0	30	38	5.68	1.579			6.1	2	28	8	5	4	2	2	0	0	0	0	0	30	38	5.68	1.579



Batter	1	2	3	4	5	6	7	8	9	AB	R	H	RBI	BB	SO	LOB	BOTTOM																			
Roy McMillan, R OBP: 0.296, SLG: 0.353 (1, 6)	L6		3B		F5		G4-6-3	F5		5	1	1	0	0	0	5	<b>Milwaukee Braves @ Cincinnati Reds</b> Crosley Field, Cincinnati, OH Sun Sep 04 1960, 3:33 AM EDT Att: 9,589 - Unknown																			
Vada Pinson, L OBP: 0.335, SLG: 0.471 (1, 8)	F9		F4		G6-4-3	1B				4	1	2	2	1	0	1																				
Frank Robinson, R OBP: 0.393, SLG: 0.578 (1, 7)	K		3B		G6-4-3					4	0	1	1	1	2	3																				
Wally Post, R OBP: 0.363, SLG: 0.562 Bill Henry, L ERA: 3.21 (9, 1)		HR	L6			K				4	2	1	1	1	1	4																				
Willie Jones, R OBP: 0.365, SLG: 0.368 Cliff Cook, R OBP: 0.242, SLG: 0.293 (8, PR) (9, 5)		FC4			FC5-4	K2-3		BB		3	0	2	1	1	1	0																				
Ed Bailey, L OBP: 0.349, SLG: 0.410 (1, 2)	F8		L8			4-3		BB		3	1	0	0	1	0	2																				
Gordy Coleman, L OBP: 0.298, SLG: 0.396 (1, 3)	FC4		FC5-4		FC6-4		4-3	2B		4	1	1	3	0	0	2																				
Billy Martin, R OBP: 0.302, SLG: 0.336 Gus Bell, L OBP: 0.307, SLG: 0.385 (8, PH) (9, 9)	F8		FC6-4			1B		3B		2	0	0	0	1	0	2																				
Jay Hook, L OBP: 0.155, SLG: 0.063 Jim Brosnan, R OBP: 0.287, SLG: 0.371 Eddie Kasko, R OBP: 0.385, SLG: 0.496 Marshall Bridges, L OBP: 0.303, SLG: 0.507 Jerry Lynch, R OBP: 0.208, SLG: 0.280 (8, PH) (9, 6)	F5					1B		3B		1	0	0	0	1	0	0																				
<b>Inning Stats</b>	R: 0 E: 0 K: 1 S: 5	H: 2 LOB: 1 BB: 0 P: 5	R: 1 E: 0 K: 0 S: 5	H: 2 LOB: 1 BB: 0 P: 5	R: 1 E: 0 K: 0 S: 5	H: 2 LOB: 1 BB: 0 P: 5	R: 0 E: 0 K: 0 S: 3	H: 0 LOB: 1 BB: 1 P: 7	R: 0 E: 0 K: 2 S: 7	H: 0 LOB: 0 BB: 0 P: 7	R: 0 E: 0 K: 0 S: 3	H: 1 LOB: 1 BB: 1 P: 7	R: 7 E: 0 K: 1 S: 9	H: 4 LOB: 3 BB: 5 P: 29	1B: 4 2B: 2 3B: 3 HR: 1	SF: 0 SAC: 0 DP: 2 HBP: 0		WP: 0 PB: 0 SB: 0 CS: 0	PA: 40																	
<b>PITCHER</b>	IP	WLS	BF	H	R	ER	SO	BB	IBB	HBP	BLK	WP	HR	S	P	ERA	WHIP	<b>PITCHER</b>		IP	WLS	BF	H	R	ER	SO	BB	IBB	HBP	BLK	WP	HR	S	P	ERA	WHIP
Juan Pizarro, L ERA: 4.63 Don McMahon, R ERA: 6.21 George Brunet, L ERA: 4.82 Terry Fox, R ERA:	7.1	L	33	7	6	6	4	6	0	0	0	0	0	1	5	7.36	1.773			7.1	L	33	7	6	6	4	6	0	0	0	0	0	1	5	7.36	1.773





Batter	1	2	3	4	5	6	7	8	9	AB	R	H	RBI	BB	SO	LOB	TOP				
<b>Al Spangler, L</b> OBP: 0.356, SLG: 0.359 (1, 7)										3	2	1	0	2	1	2					
<b>Del Crandall, R</b> OBP: 0.319, SLG: 0.429 (1, 2)										4	1	2	3	0	0	0					
<b>Eddie Mathews, L</b> OBP: 0.393, SLG: 0.546 (1, 5)										5	1	1	3	0	1	2					
<b>Hank Aaron, R</b> OBP: 0.346, SLG: 0.556 (1, 9)										4	0	1	0	0	2	0					
<b>Joe Adcock, R</b> OBP: 0.354, SLG: 0.503 (1, 3)										4	0	0	0	0	0	1					
<b>Bill Bruton, L</b> OBP: 0.323, SLG: 0.422 (1, 8)										4	1	1	0	0	0	0					
<b>Johnny Logan, R</b> OBP: 0.318, SLG: 0.346 (1, 6)										4	0	1	1	0	0	0					
<b>Chuck Cottier, R</b> OBP: 0.263, SLG: 0.305 (9, PH)										1	1	0	0	1	0	0					
<b>Mel Roach, R</b> OBP: 0.336, SLG: 0.463 (9, PH)										1	1	1	0	0	0	0					
<b>Warren Spahn, L</b> OBP: 0.172, SLG: 0.213 (4, 1)										2	0	1	0	0	0	0					
<b>Joe Judge, L</b> OBP: 0.228, SLG: 0.143 (5, 1)										0	0	0	0	0	0	0					
<b>Terry Fox, R</b> OBP: 0.288, SLG: 0.458 (7, PH)										1	0	0	0	0	0	1					
<b>Lee Maye, L</b> OBP: 0.171, SLG: 0.205 (7, 1)										0	0	0	0	0	0	0					
<b>Carl Willey, R</b> OBP: 0.171, SLG: 0.205 (7, 1)										0	0	0	0	0	0	0					
<b>Wes Covington, L</b> OBP: 0.228, SLG: 0.458 (9, PH)										1	0	0	0	0	0	1					
<b>Inning Stats</b>	R: 3 E: 0 K: 0 S: 5	H: 2 LOB: 0 BB: 1 P: 9	R: 0 E: 0 K: 0 S: 4	H: 1 LOB: 1 BB: 0 P: 4	R: 0 E: 0 K: 0 S: 4	H: 1 LOB: 1 BB: 0 P: 4	R: 1 E: 0 K: 1 S: 7	H: 2 LOB: 1 BB: 0 P: 7	R: 0 E: 0 K: 1 S: 5	H: 0 LOB: 0 BB: 0 P: 3	R: 0 E: 0 K: 0 S: 3	H: 0 LOB: 0 BB: 0 P: 3	R: 1 E: 0 K: 1 S: 6	H: 1 LOB: 1 BB: 1 P: 10	R: 0 E: 0 K: 1 S: 5	H: 0 LOB: 0 BB: 0 P: 5	R: 2 E: 0 K: 0 S: 5	H: 2 LOB: 1 BB: 1 P: 9	1B: 6 2B: 2 3B: 2 HR: 1	SF: 1 LOB: 0 SAC: 1 DP: 0 HBP: 0	WP: 0 PA: 39 CS: 0
<b>PITCHER</b>	IP	WLS	BF	H	R	ER	SO	BB	IBB	HBP	BLK	WP	HR	S	P	ERA	WHIP				
<b>Bob Friend, R</b> ERA: 3.07 (1, 1)	3.0		16	6	4	4	0	1	0	0	0	0	1	15	19	12.00	2.333				
<b>Fred Green, L</b> ERA: 3.45 (4, 1)	1.0	W	3	0	0	0	1	0	0	0	0	0	0	5	5	0.00	0.000				
<b>George Witt, R</b> ERA: 4.91 (5, 1)	2.1		9	1	1	1	1	1	0	0	0	0	0	10	14	3.86	0.857				
<b>Roy Face, R</b> ERA: 2.8 (7, 1)	2.2	S	11	2	2	2	2	1	0	0	0	0	0	14	18	6.75	1.125				

Milwaukee Braves @ Pittsburgh Pirates  
Forbes Field, Pittsburgh, PA  
Mon Sep 05 1960, 3:33 AM EDT  
Unknown

AB 34  
R 7  
H 9  
RBI 7  
BB 3  
SO 4  
LOB 8



Batter	1	2	3	4	5	6	7	8	9	AB	R	H	RBI	BB	SO	LOB	BOTTOM				
<b>Bill Virdon, L</b> OBP: 0.337, SLG: 0.413 (1, 8)										5	1	0	0	0	1	6					
<b>Dick Groat, R</b> OBP: 0.372, SLG: 0.397 (1, 6)										5	1	2	2	0	0	0					
<b>Roberto Clemente, R</b> OBP: 0.364, SLG: 0.476 (1, 9)										5	1	1	0	0	0	2					
<b>Dick Stuart, R</b> OBP: 0.314, SLG: 0.466 (1, 3)										3	1	1	3	2	0	1					
<b>Gino Cimoli, R</b> OBP: 0.343, SLG: 0.343 (1, 7)										5	0	1	0	0	1	4					
<b>Hal Smith, R</b> OBP: 0.367, SLG: 0.533 (1, 2)										5	2	2	0	0	0	4					
<b>Don Hoak, R</b> OBP: 0.358, SLG: 0.437 (1, 5)										3	1	2	3	1	1	0					
<b>Bill Mazeroski, R</b> OBP: 0.318, SLG: 0.388 (1, 4)										3	0	1	0	1	0	1					
<b>Bob Friend, R</b> OBP: 0.134, SLG: 0.066 (1, 1)										1	0	0	0	0	1	2					
<b>Fred Green, R</b> OBP: 0.444, SLG: 1.125 (4, 1)										0	0	0	0	0	0	0					
<b>Bob Skinner, L</b> OBP: 0.355, SLG: 0.454 (4, PH)										1	1	1	0	0	0	0					
<b>George Witt, R</b> (5, 1)										1	0	0	0	0	1	1					
<b>Roy Face, R</b> OBP: 0.375, SLG: 0.438 (7, 1)										1	1	1	0	0	0	0					
<b>Inning Stats</b>	R: 0 E: 0 K: 0 S: 4	H: 1 LOB: 1 BB: 0 P: 4	R: 1 E: 0 K: 2 S: 9	H: 2 LOB: 2 BB: 1 P: 13	R: 0 E: 0 K: 0 S: 3	H: 0 LOB: 0 BB: 0 P: 3	R: 7 E: 1 K: 0 S: 11	H: 7 LOB: 1 BB: 0 P: 11	R: 0 E: 0 K: 1 S: 5	H: 0 LOB: 1 BB: 1 P: 9	R: 0 E: 0 K: 0 S: 3	H: 0 LOB: 1 BB: 1 P: 7	R: 0 E: 0 K: 1 S: 5	H: 0 LOB: 0 BB: 0 P: 5	R: 1 E: 1 K: 1 S: 8	H: 2 LOB: 3 BB: 1 P: 12	1B: 8 2B: 1 3B: 1 HR: 2	SF: 0 LOB: 0 SAC: 0 DP: 0 HBP: 0	WP: 0 PA: 42 CS: 0		
<b>PITCHER</b>	IP	WLS	BF	H	R	ER	SO	BB	IBB	HBP	BLK	WP	HR	S	P	ERA	WHIP				
<b>Warren Spahn, L</b> ERA: 3.55 (1, 1)	3.2	L	20	8	6	5	2	1	0	0	0	0	1	23	27	12.27	2.455				
<b>Joey Jay, R</b> ERA: 3.56 (4, 1)	0.1		4	2	2	0	0	0	0	0	0	0	1	4	4	0.00	6.000				
<b>Terry Fox, R</b> ERA: (5, 1)	2.0		8	0	0	0	1	2	0	0	0	0	0	8	16	0.00	1.000				
<b>Carl Willey, R</b> ERA: 4.47 (7, 1)	2.0		10	2	1	0	2	0	1	0	0	0	0	13	17	0.00	1.000				

Milwaukee Braves @ Pittsburgh Pirates  
Forbes Field, Pittsburgh, PA  
Mon Sep 05 1960, 3:33 AM EDT  
Unknown

AB 38  
R 9  
H 12  
RBI 8  
BB 4  
SO 5  
LOB 21





Batter	1	2	3	4	5	6	7	8	9	AB	R	H	RBI	BB	SO	LOB	TOP								
<b>Bill Bruton, L</b> OBP: 0.323, SLG: 0.422 (1.8)	0-0 3-1		0-0 2B 1B	0-3 K		0-0 E8 1B		0-0 5-3		5	1	2	1	0	1	3									
<b>Del Grandall, R</b> OBP: 0.322, SLG: 0.432 (1.2)	0-0 P6		0-0 3-1 1-H 2B	4-0 1B IBB		0-0 5-3			0-0 1B 1B	4	0	2	1	1	0	1									
<b>Eddie Mathews, L</b> OBP: 0.391, SLG: 0.542 (1.5)	0-3 K		0-0 3-1	0-0 1B			0-3 K		0-0 F7	5	0	1	2	0	2	2									
<b>Hank Aaron, R</b> OBP: 0.345, SLG: 0.552 (1.9)		0-0 4-3	0-0 1-3	0-0 P4			4-0 F7 S BB		0-0 L5	4	0	0	0	1	0	4									
<b>Alvin Dark, R</b> OBP: 0.324, SLG: 0.338 (1.7)				0-0 SH 2B 1B	4-0 BB	0-3 BB			0-0 1-2 1B	4	1	3	0	1	0	1									
<b>Joe Adcock, R</b> OBP: 0.355, SLG: 0.506 (1.3)		0-0 F9		4-0 2B SH BB	0-0 F8			0-0 2B 3B	0-0 P6	4	2	1	0	1	0	4									
<b>Johnny Logan, R</b> OBP: 0.316, SLG: 0.343 (1.6)		0-0 1-3		0-0 SH 2B 1B	0-0 9-3			0-0 F8		3	1	0	0	0	0	3									
<b>Chuck Cottier, R</b> OBP: 0.275, SLG: 0.335 (1.4)			0-0 4-3 1B 2B	0-0 1-3 2-H 3-H 1B 2B		0-0 5-3		0-0 2B		4	2	3	3	0	0	0									
<b>Bob Buhl, R</b> OBP: 0.143, SLG: 0.143 (1.1)			0-0 4-3 2-3	0-0 4-3		0-3 K		0-3 K		4	0	0	0	0	2	4									
<b>Inning Stats</b>	R: 0 E: 0 K: 1 S: 5	H: 0 LOB: 0 BB: 0 P: 5	R: 0 E: 0 K: 0 S: 4	H: 1 LOB: 1 BB: 0 P: 4	R: 2 E: 0 K: 0 S: 6	H: 3 LOB: 1 BB: 0 P: 6	R: 4 E: 1 K: 1 S: 9	H: 3 LOB: 2 BB: 2 P: 17	R: 0 E: 0 K: 0 S: 2	H: 0 LOB: 0 BB: 1 P: 6	R: 0 E: 1 K: 1 S: 6	H: 1 LOB: 1 BB: 0 P: 6	R: 0 E: 0 K: 1 S: 4	H: 0 LOB: 0 BB: 1 P: 8	R: 1 E: 0 K: 0 S: 7	H: 2 LOB: 1 BB: 0 P: 7	R: 0 E: 0 K: 0 S: 5	H: 2 LOB: 2 BB: 0 P: 5	1B: 7 2B: 5 3B: 1 HR: 0	SF: 0 SAC: 1 DP: 1 HBP: 0	WP: 0 PB: 0 SB: 1 CS: 0	PA: 42			
<b>PITCHER</b>	IP	WLS	BF	H	R	ER	SO	BB	IBB	HBP	BLK	WP	HR	S	P	ERA	WHIP								
<b>Harvey Haddix, L</b> ERA: 4.32 (1.1)	3.0	L	17	6	6	4	1	1	0	0	0	0	0	18	22	12.00	2.333								
<b>Diomedes Olivo, L</b> ERA: (4.1)	2.0		8	1	0	0	1	1	1	0	0	0	0	8	16	0.00	1.000								
<b>Tom Cheney, R</b> ERA: 4.19 (6.1)	2.0		7	1	0	0	2	1	0	0	0	0	0	10	14	0.00	1.000								
<b>Fred Green, L</b> ERA: 3.48 (8.1)	2.0		10	4	1	1	1	0	0	0	0	0	0	12	12	4.50	2.000								

Milwaukee Braves @ Pittsburgh Pirates  
Forbes Field, Pittsburgh, PA  
Mon Sep 05 1960, 3:38 AM EDT  
Att: 34,310 - Unknown

AB 37  
R 7  
H 12  
RBI 7  
BB 4  
SO 5  
LOB 22



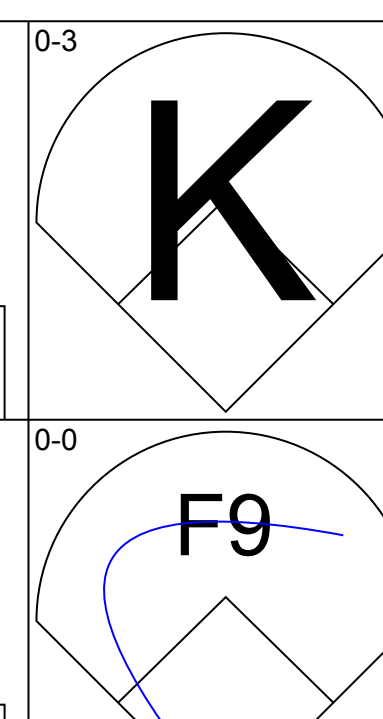
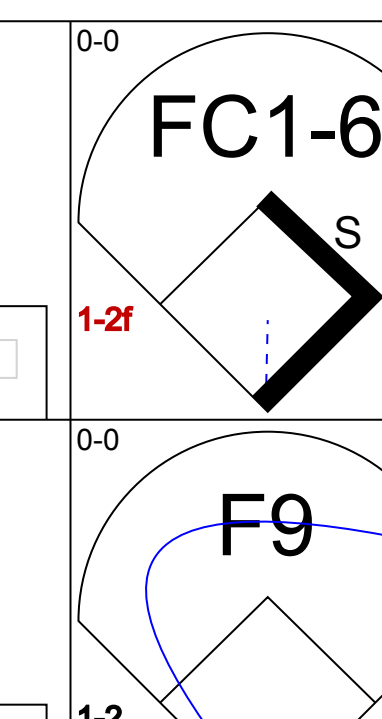
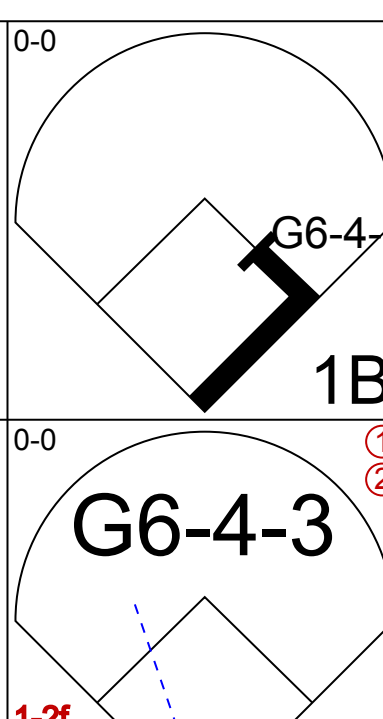
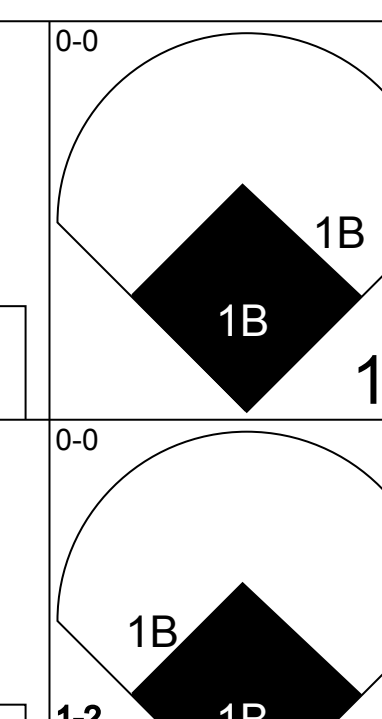
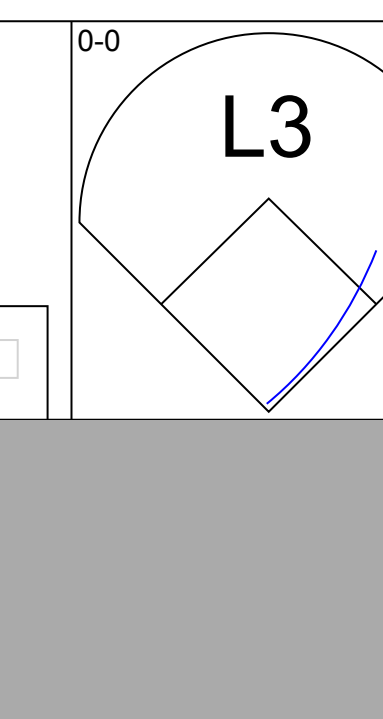
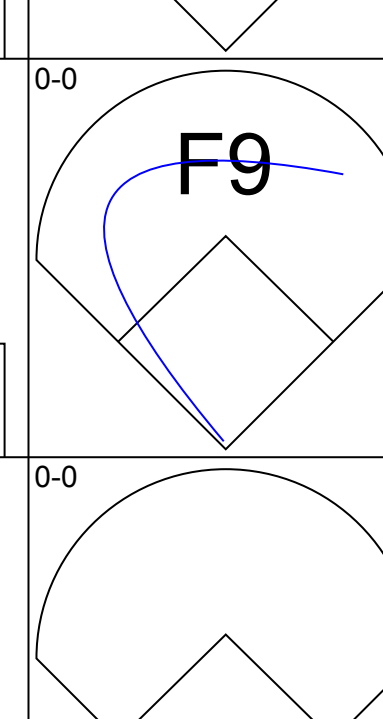
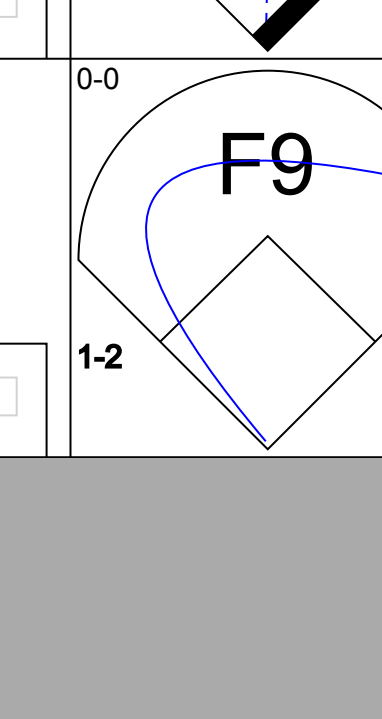
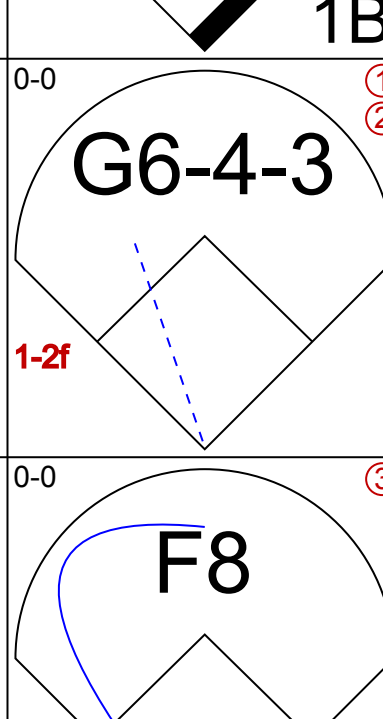
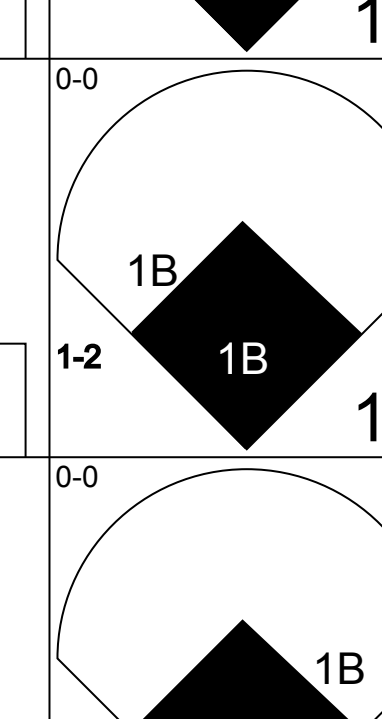
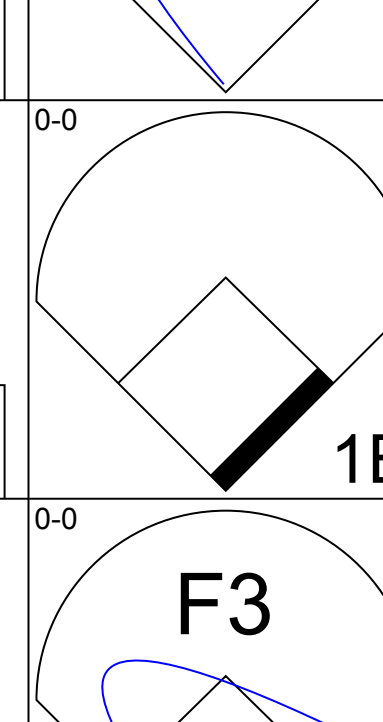
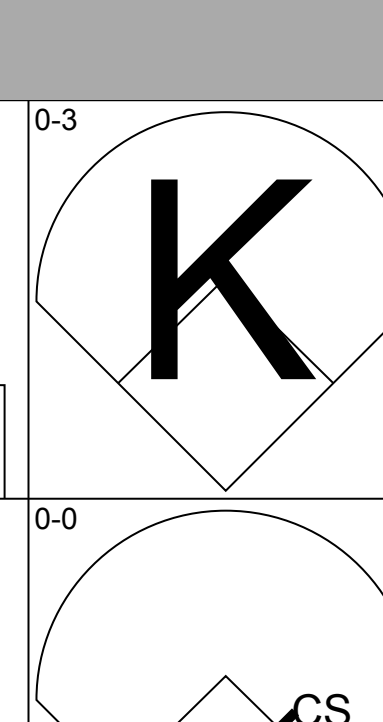
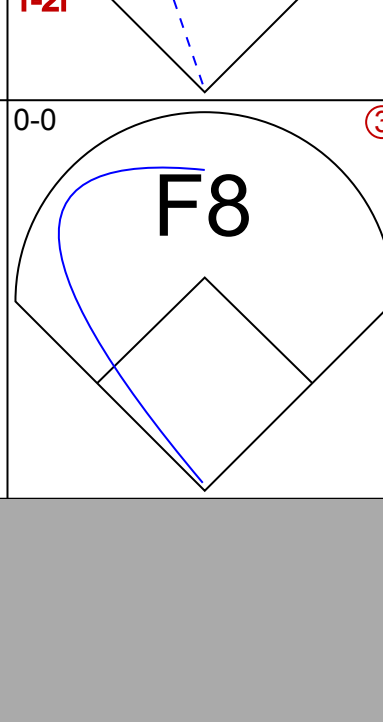
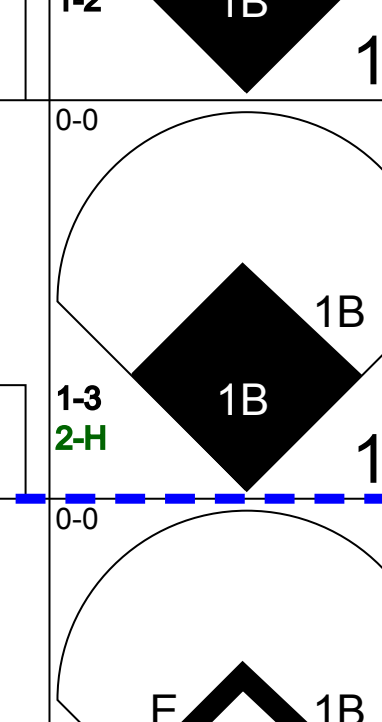
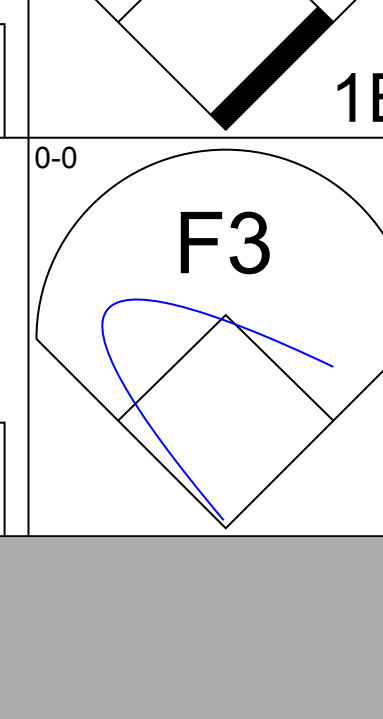
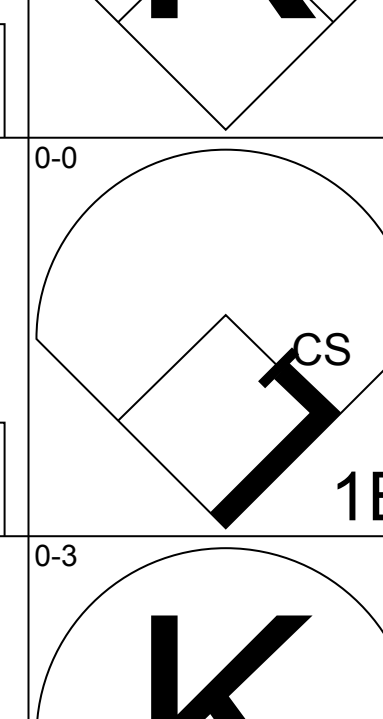
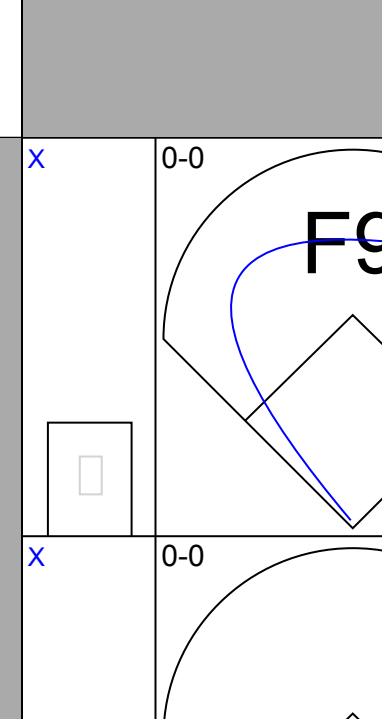
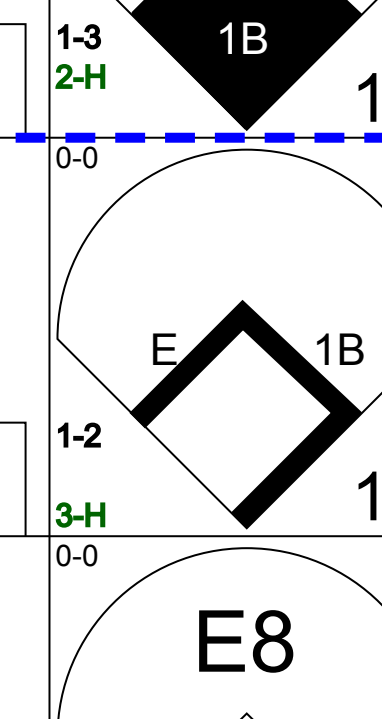
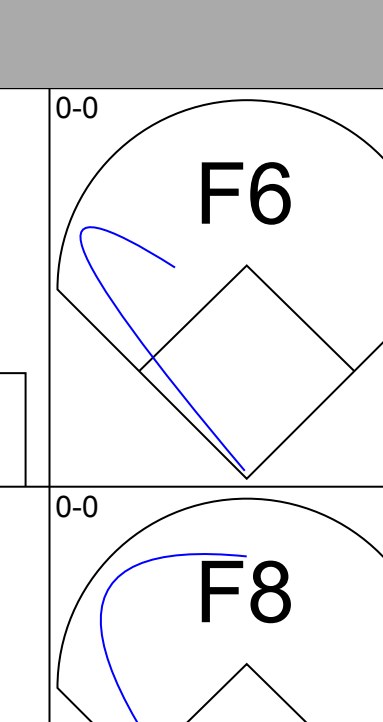
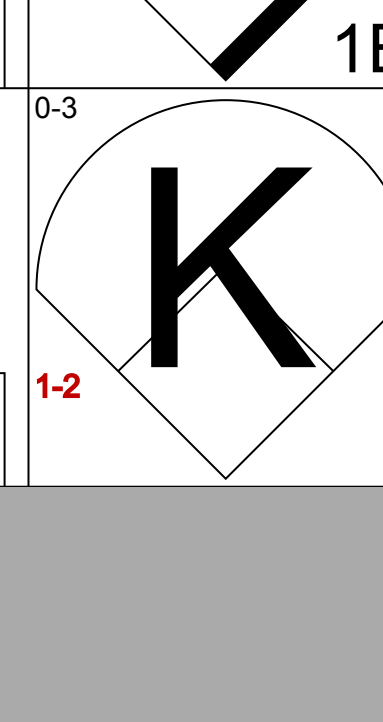
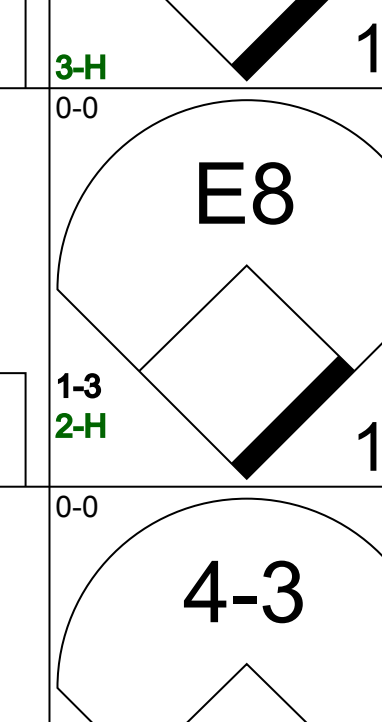
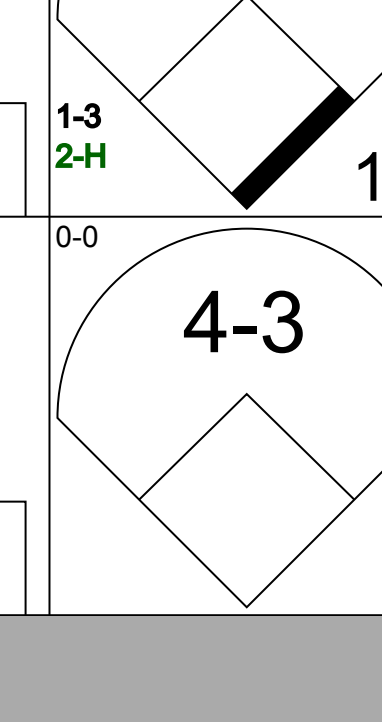
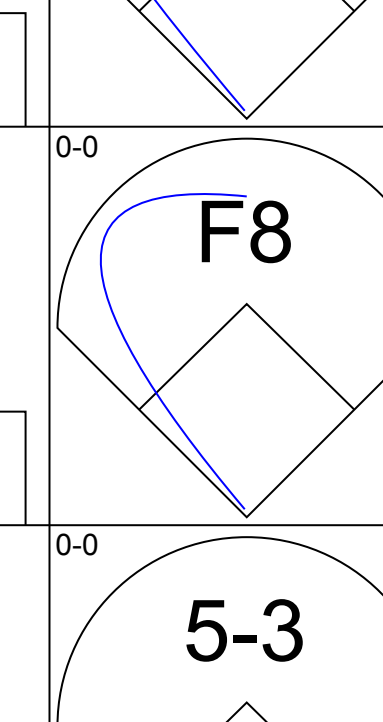
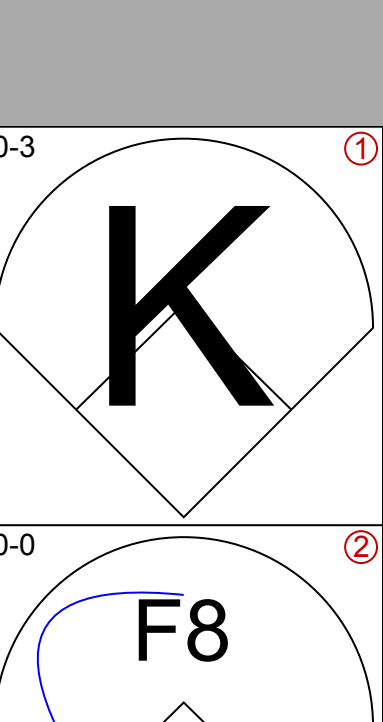
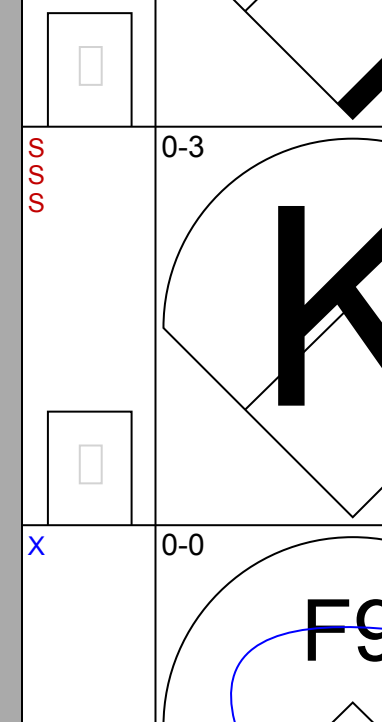
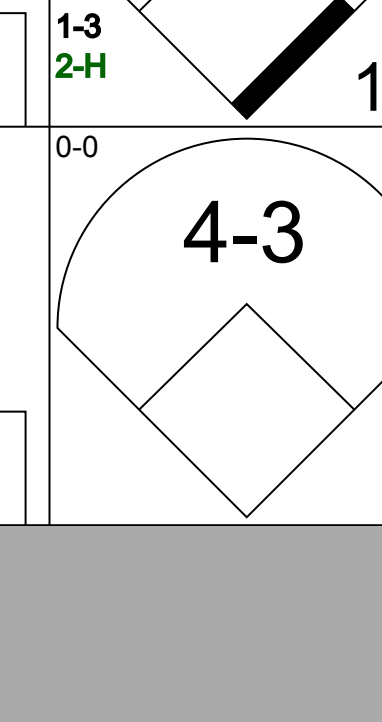
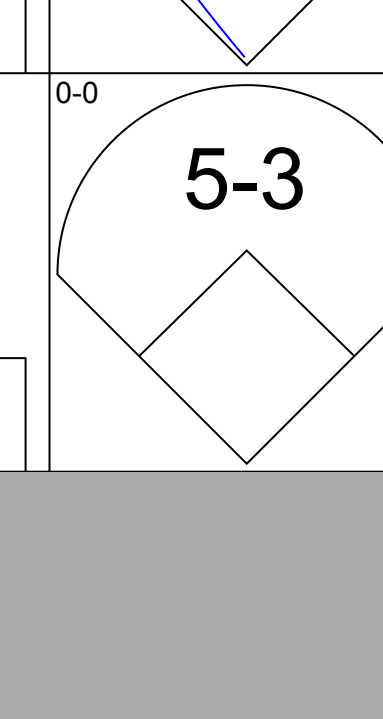
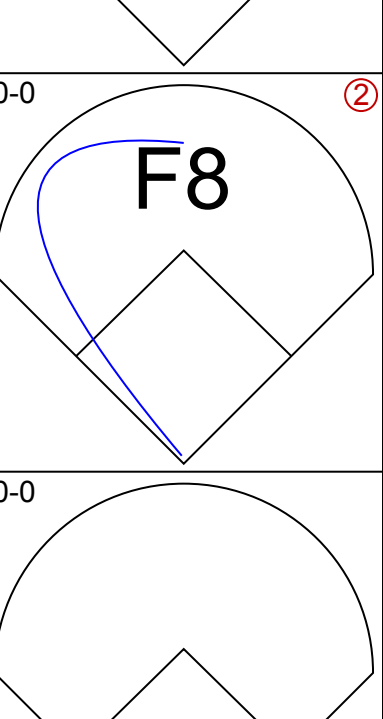
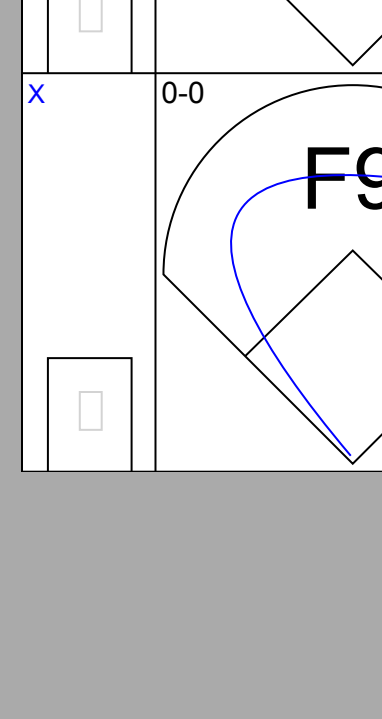
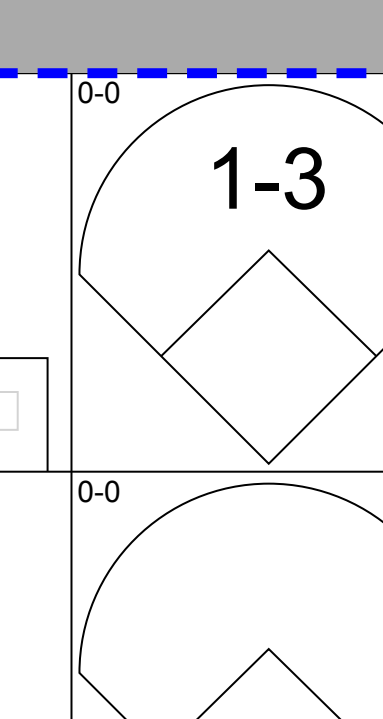
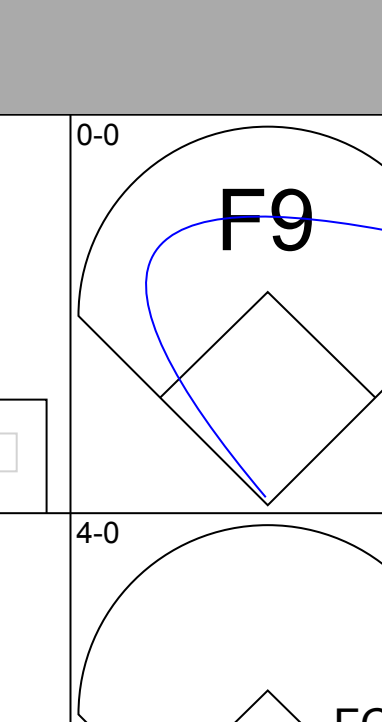
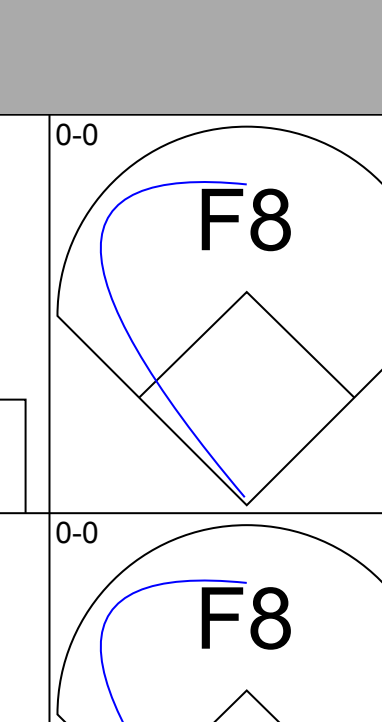
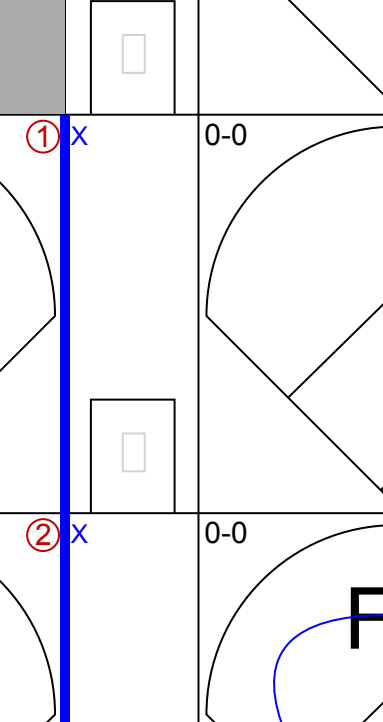
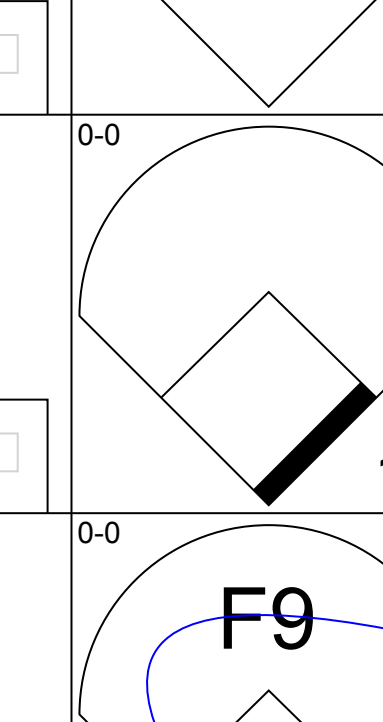
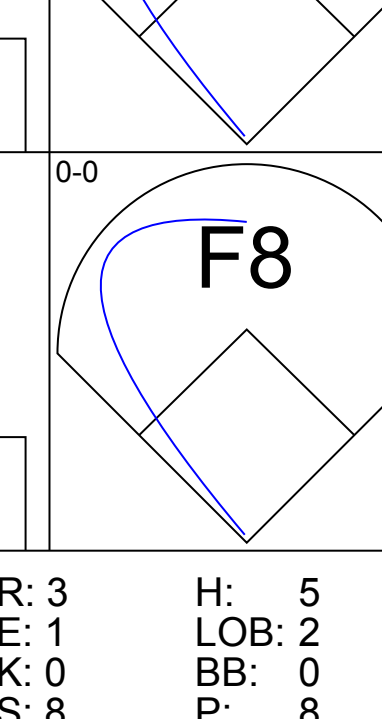
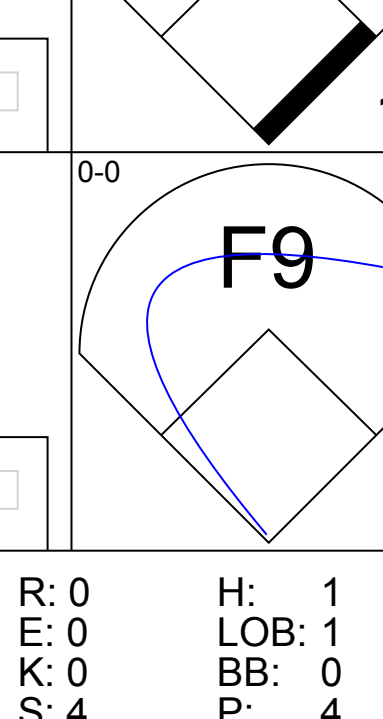
Batter	1	2	3	4	5	6	7	8	9	AB	R	H	RBI	BB	SO	LOB	BOTTOM								
<b>Bill Virdon, L</b> OBP: 0.336, SLG: 0.412 (1.8)	0-0 G3		0-0 1B		0-0 L6-3		0-0 G3			4	0	1	0	0	0	1									
<b>Dick Groat, R</b> OBP: 0.371, SLG: 0.396 (1.6)	0-0 E6		0-0 F6			0-0 1-3 BB 1B		0-0 6-3		4	1	1	0	0	0	1									
<b>Bob Skinner, L</b> OBP: 0.354, SLG: 0.452 (1.7)	0-0 9-6			0-0 P5		4-0 1B 1-2 BB		0-0 P6		3	0	0	0	1	0	1									
<b>Dick Stuart, R</b> OBP: 0.316, SLG: 0.463 (1.3)		4-0 FC1-4 BB		4-0 1B BB		0-0 F8		0-0 5-3		2	0	0	0	2	0	2									
<b>Roberto Clemente, R</b> OBP: 0.361, SLG: 0.472 (1.9)		0-0 FC1-4 FC6-4		0-0 P6		0-0 1-3		0-0 F9		4	0	0	0	0	0	4									
<b>Smoky Burgess, L</b> OBP: 0.348, SLG: 0.411 (1.2)	0-3 K		0-3 K		0-0 1-2 1B		0-0 F9		0-0 F9	4	0	2	1	0	1	1									
<b>Don Hoak, R</b> OBP: 0.357, SLG: 0.435 (1.5)		0-0 FC6-4		0-0 6-3		0-0 K		0-0 1B 1B		2	0	0	0	0	0	3									
<b>Gene Baker, R</b> OBP: 0.226, SLG: 0.179 (5.5)		0-0 FC6-4		0-0 6-3		0-0 K		0-0 1B 1B		2	0	1	0	0	1	2									
<b>Bill Mazeroski, R</b> OBP: 0.319, SLG: 0.389 (1.4)			0-0 L6		0-0 L6-3 1B		0-0 F8		0-0 1-2 1B	4	0	2	0	0	0	0									
<b>Harvey Haddix, L</b> OBP: 0.271, SLG: 0.304 (1.1)			0-0 P6		0-3 K		0-0 F8		0-3 K	1	0	0	0	0	0	0									
<b>Joe Christopher, R</b> OBP: 0.271, SLG: 0.279 (5. PH)										0	0	0	0	0	0	0									
<b>Tom Cheney, R</b> OBP: 0.287, SLG: 0.285 (6. PH)										0	0	0	0	0	0	0									
<b>Mickey Vernon, L</b> OBP: 0.244, SLG: 0.285 (7. PH)										0	0	0	0	0	0	0									
<b>Fred Green, R</b> OBP: 0.444, SLG: 1.125 (8.1)										0	0	0	0	0	0	0									
<b>Dick Schofield, S</b> OBP: 0.333, SLG: 0.200 (9. PH)										0	0	0	0	0	1	2									
<b>Inning Stats</b>	R: 0 E: 1 K: 0 S: 3	H: 0 LOB: 0 BB: 0 P: 3	R: 0 E: 0 K: 1 S: 5	H: 0 LOB: 1 BB: 1 P: 9	R: 0 E: 0 K: 0 S: 4	H: 1 LOB: 1 BB: 0 P: 4	R: 0 E: 0 K: 0 S: 4	H: 1 LOB: 2 BB: 1 P: 8	R: 0 E: 0 K: 1 S: 5	H: 1 LOB: 0 BB: 0 P: 5	R: 1 E: 0 K: 1 S: 7	H: 2 LOB: 2 BB: 1 P: 11	R: 0 E: 0 K: 0 S: 3	H: 0 LOB: 0 BB: 0 P: 3	R: 0 E: 0 K: 0 S: 3	H: 0 LOB: 0 BB: 0 P: 3	R: 0 E: 0 K: 1 S: 7	H: 2 LOB: 2 BB: 0 P: 7	1B: 7 2B: 2 3B: 0 HR: 0	SF: 0 SAC: 0 DP: 2 HBP: 0	WP: 0 PB: 0 SB: 0 CS: 0	PA: 36			
<b>PITCHER</b>	IP	WLS	BF	H	R	ER	SO	BB	IBB	HBP	BLK	WP	HR	S	P	ERA	WHIP								
<b>Bob Buhl, R</b> ERA: 3.18 (1.1)	9.0	W	36	7	1	1	4	3	0	0	0	0	0	41	53	1.00	1.111								

Milwaukee Braves @ Pittsburgh Pirates  
Forbes Field, Pittsburgh, PA  
Mon Sep 05 1960, 3:38 AM EDT  
Att: 34,310 - Unknown

AB 33  
R 1  
H 7  
RBI 1  
BB 3  
SO 4  
LOB 18

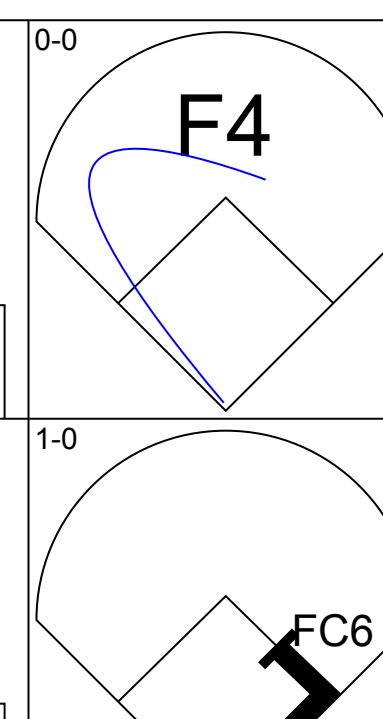
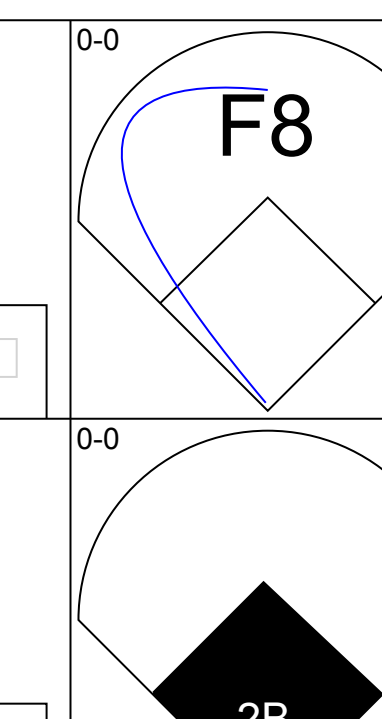
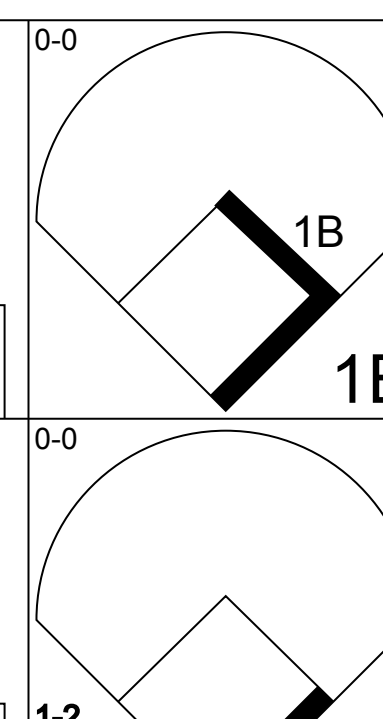
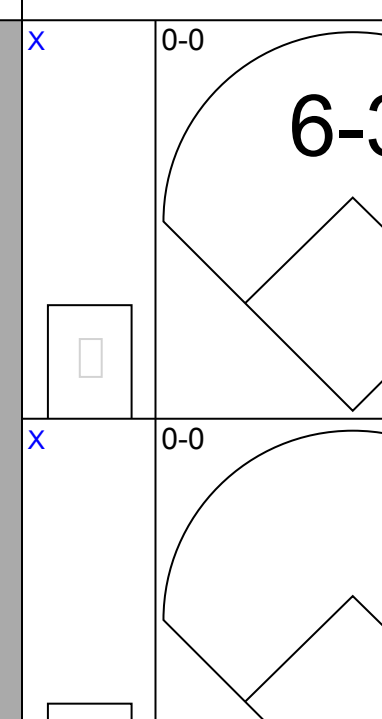
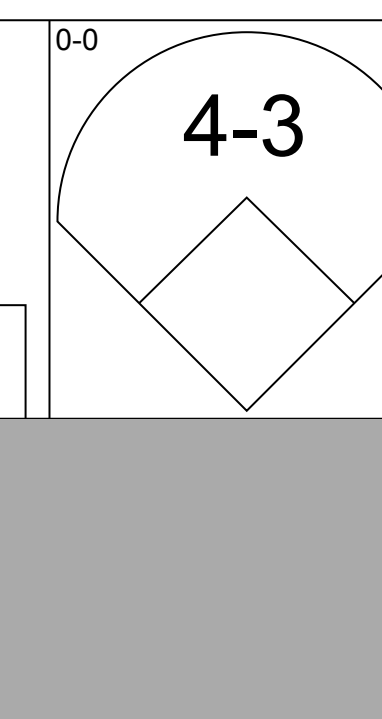
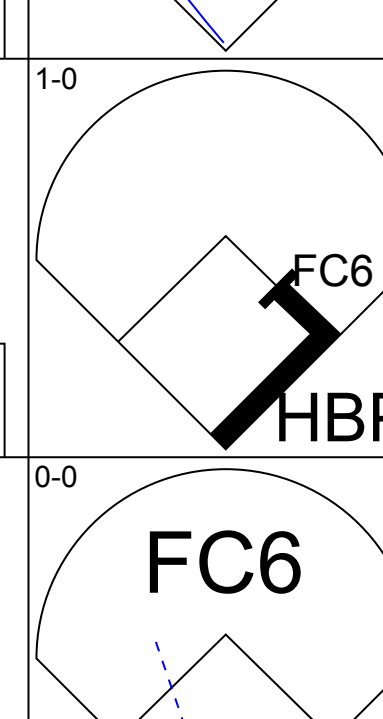
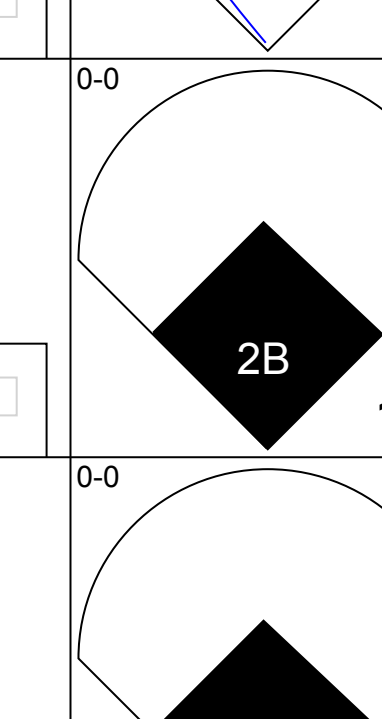
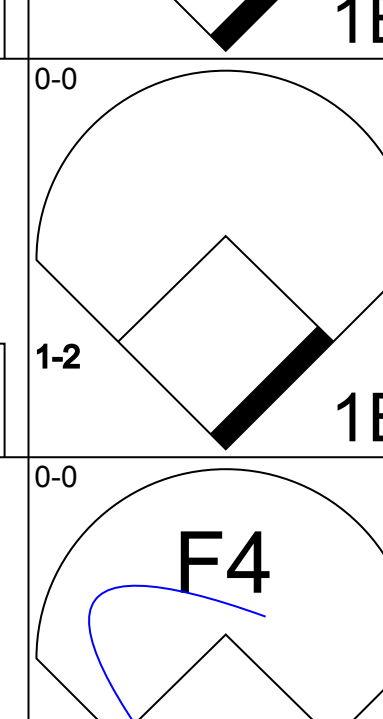
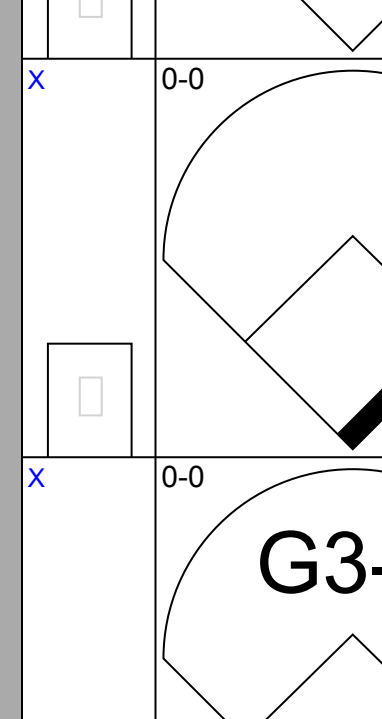
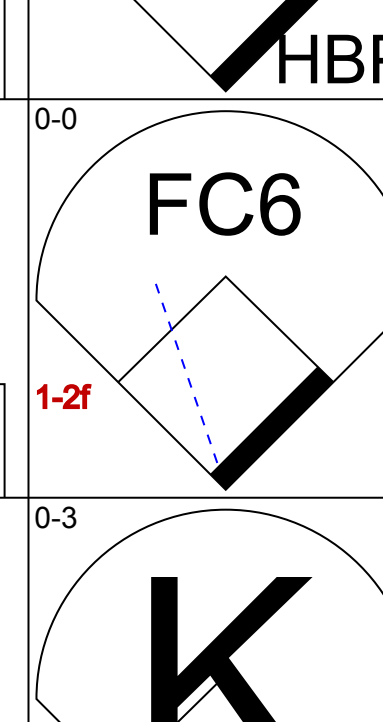
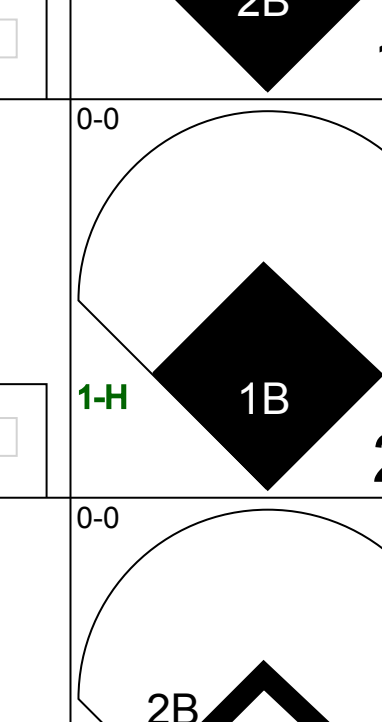
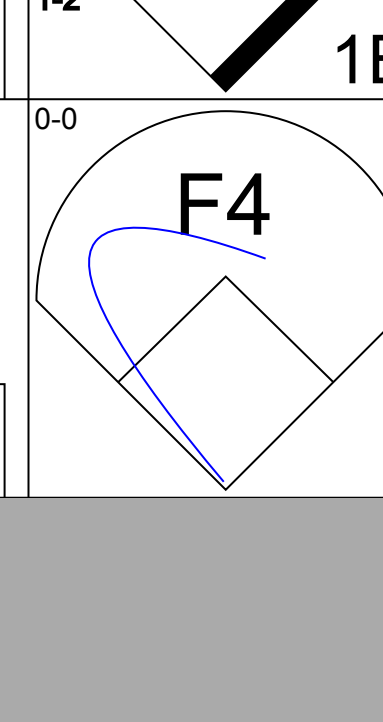
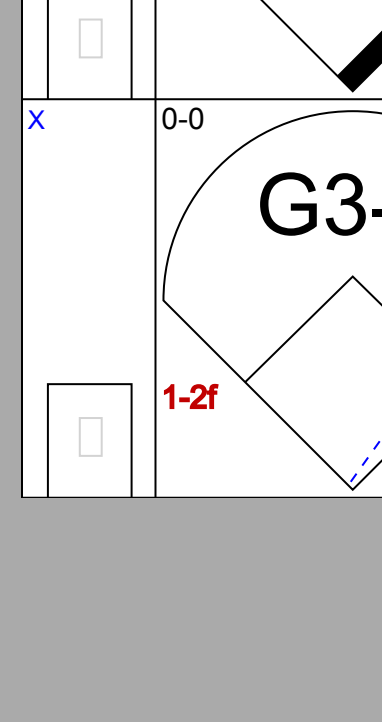
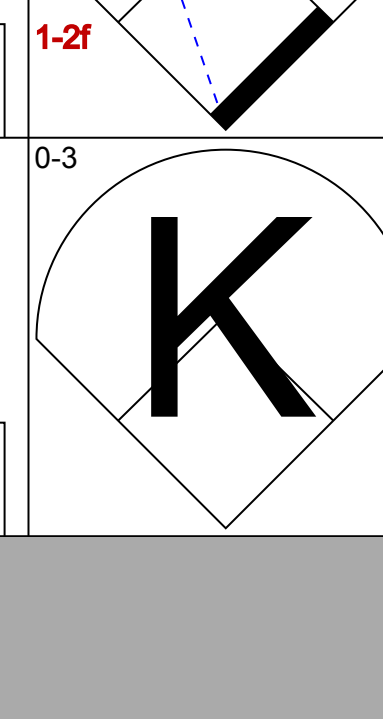
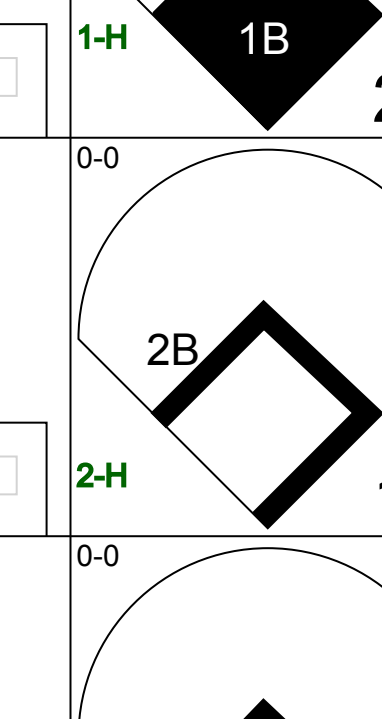
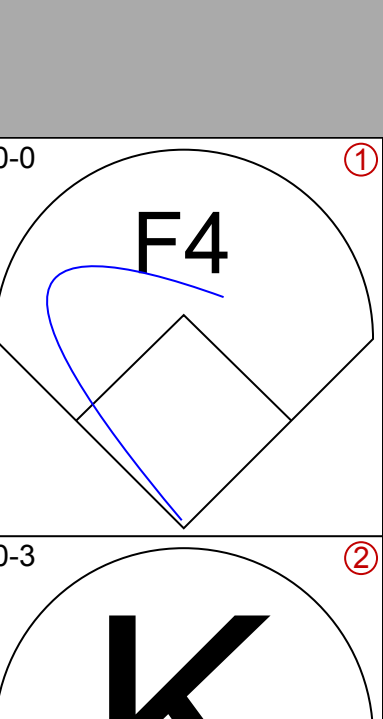
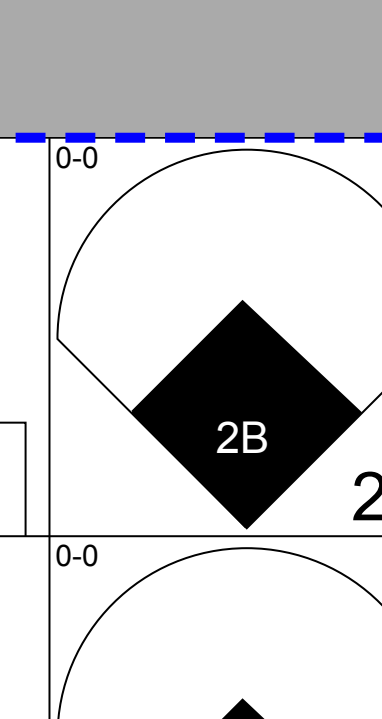
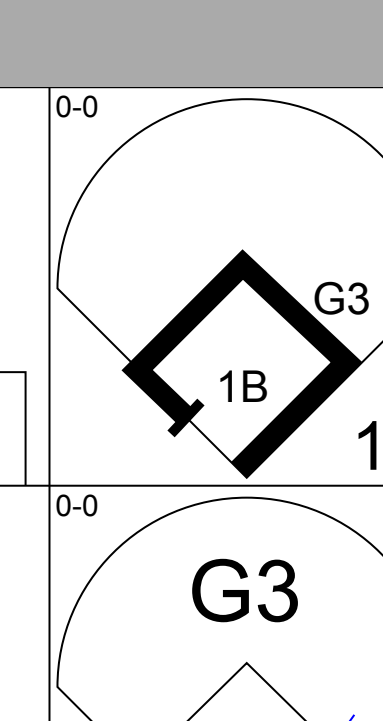
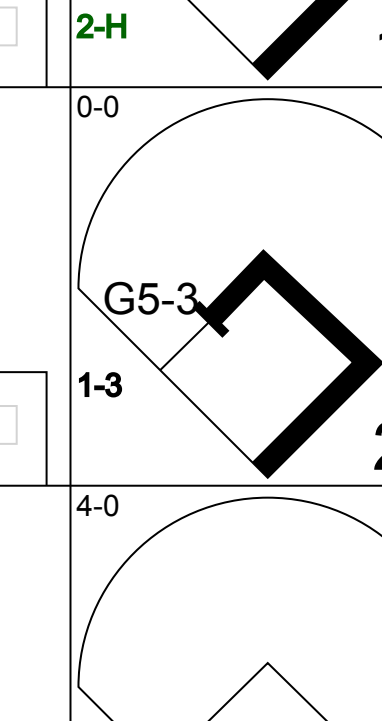
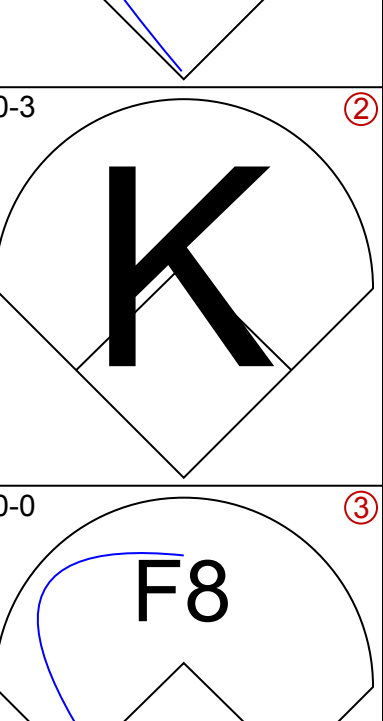
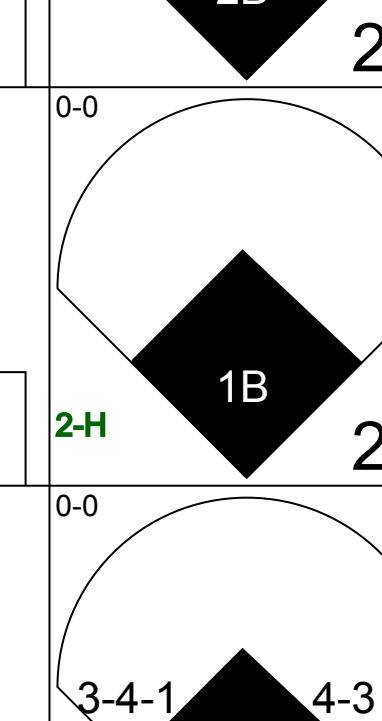
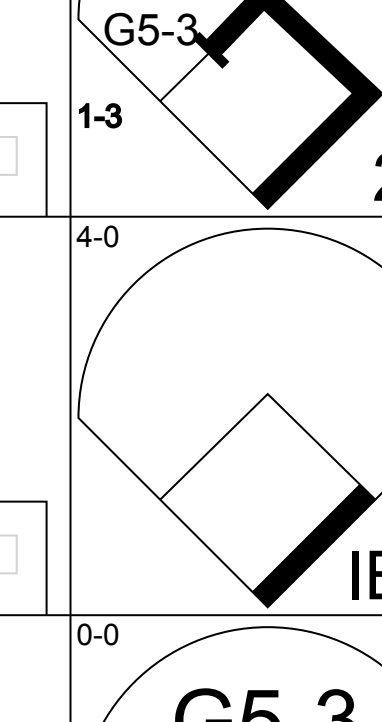
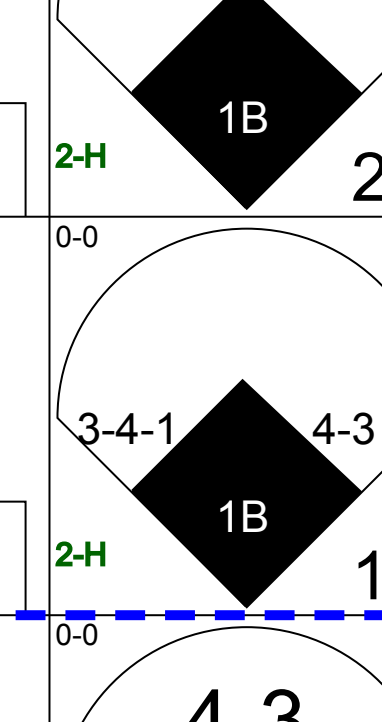
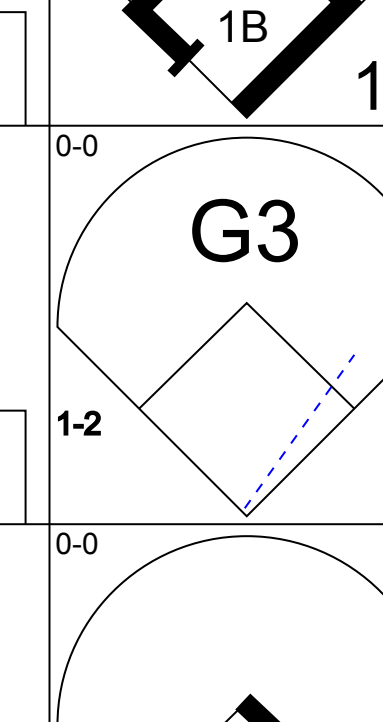
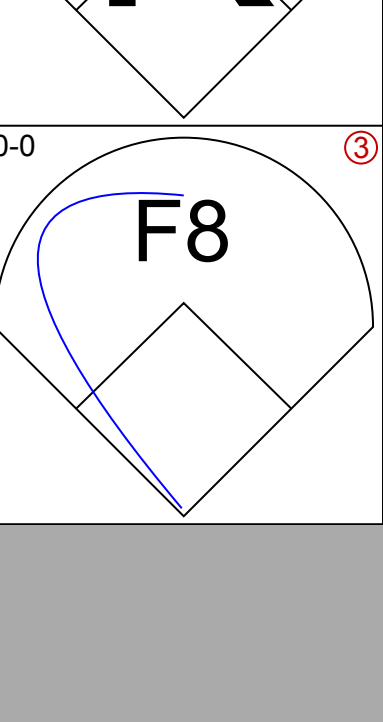
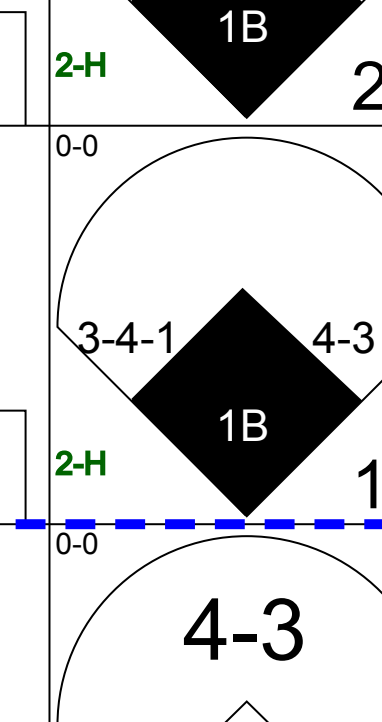

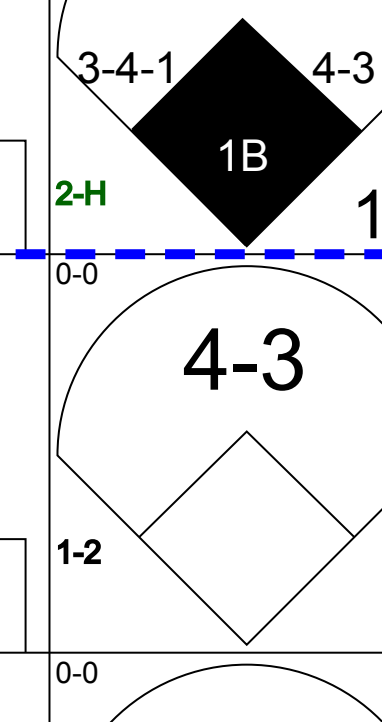
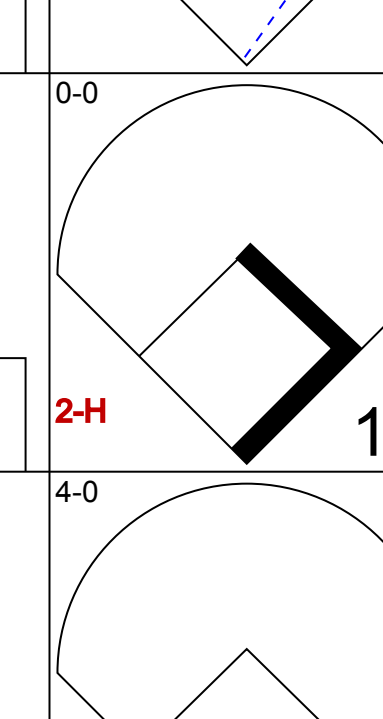
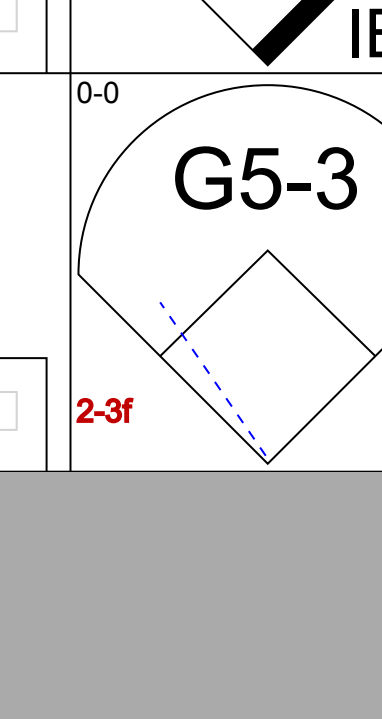
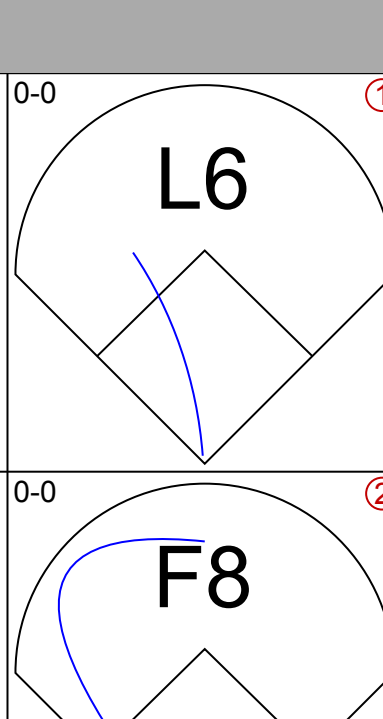
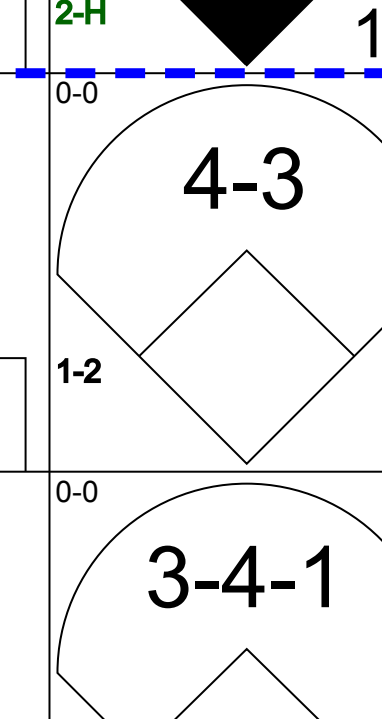
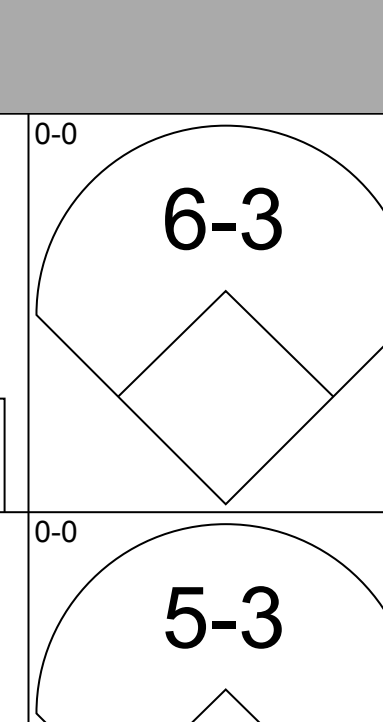
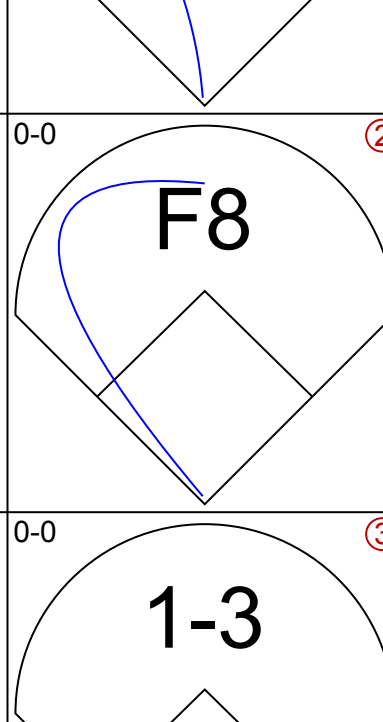
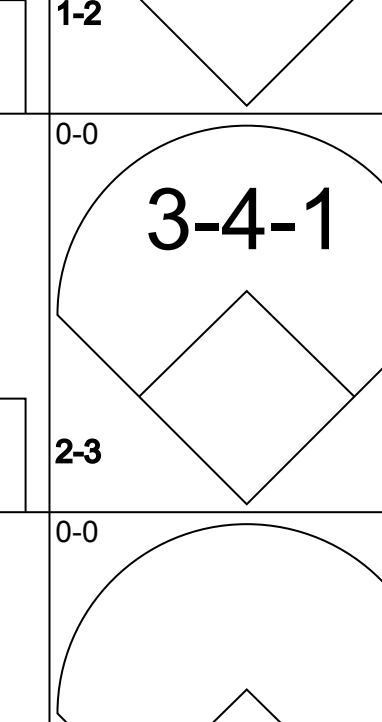
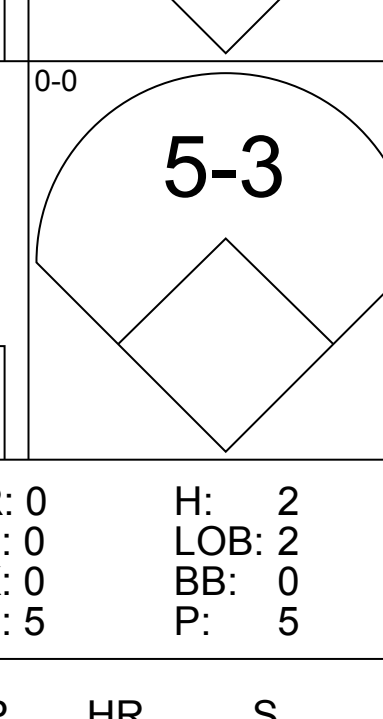
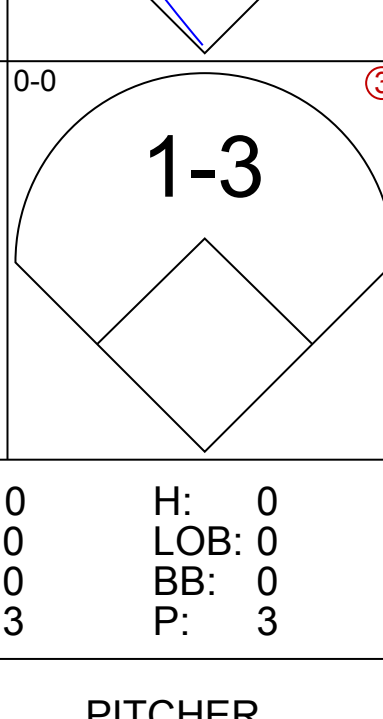
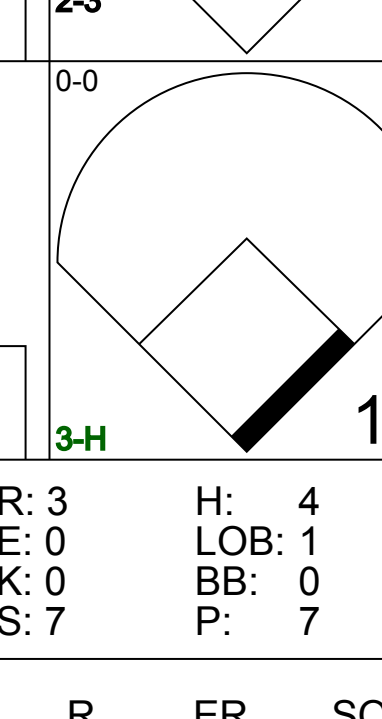




Batter	1	2	3	4	5	6	7	8	9	AB	R	H	RBI	BB	SO	LOB	TOP					
<b>Bill Bruton, L</b> OBP: 0.324, SLG: 0.422 (1, 8)										5	1	2	0	0	1	2	<b>Milwaukee Braves @ Pittsburgh Pirates</b> Forbes Field, Pittsburgh, PA Tue Sep 06 1960, 3:33 AM EDT Att: 28,793 - Unknown					
<b>Del Crandall, R</b> OBP: 0.321, SLG: 0.430 (1, 2)										4	1	1	0	0	0	2						
<b>Eddie Mathews, L</b> OBP: 0.392, SLG: 0.542 (1, 5)										4	1	2	1	0	1	0						
<b>Hank Aaron, R</b> OBP: 0.346, SLG: 0.551 (1, 9)										4	0	2	1	0	0	1						
<b>Alvin Dark, R</b> OBP: 0.326, SLG: 0.341 (1, 7)										4	0	2	1	0	1	1						
<b>Al Spangler, L</b> OBP: 0.356, SLG: 0.359 (8, PR)										0	0	0	0	0	0	0						
<b>Joe Adcock, R</b> OBP: 0.352, SLG: 0.501 (1, 3)										4	0	0	0	0	2	3						
<b>Johnny Logan, R</b> OBP: 0.313, SLG: 0.340 (1, 6)										4	0	0	0	0	0	1						
<b>Chuck Cottier, R</b> OBP: 0.276, SLG: 0.335 (1, 4)										3	0	1	0	0	0	0						
<b>Wes Covington, L</b> OBP: 0.295, SLG: 0.457 (9, PH)										1	0	1	0	0	0	0						
<b>Lew Burdette, R</b> OBP: 0.238, SLG: 0.311 (1, 1)										1	0	0	0	1	0	1						
<b>Mel Roach, R</b> OBP: 0.336, SLG: 0.460 (8, PH)										1	0	0	0	0	0	0						
<b>Warren Spahn, L</b> OBP: 0.172, SLG: 0.213 (8, 1)										0	0	0	0	0	0	0						
<b>Ron Piche, R</b> OBP: 0.375, SLG: 0.403 (9, PH)										1	0	0	0	0	0	1						
<b>Inning Stats</b>	R: 0 E: 0 K: 1 S: 6	H: 1 LOB: 1 BB: 0 P: 6	R: 0 E: 0 K: 0 S: 3	H: 0 LOB: 0 BB: 0 P: 3	R: 0 E: 0 K: 0 S: 3	H: 0 LOB: 1 BB: 1 P: 7	R: 0 E: 0 K: 2 S: 7	H: 1 LOB: 1 BB: 0 P: 7	R: 0 E: 0 K: 1 S: 6	H: 1 LOB: 1 BB: 0 P: 6	R: 0 E: 0 K: 0 S: 3	H: 1 LOB: 0 BB: 0 P: 3	R: 0 E: 0 K: 1 S: 6	H: 1 LOB: 1 BB: 0 P: 6	R: 3 E: 1 K: 0 S: 8	H: 5 LOB: 2 BB: 0 P: 8	R: 0 E: 0 K: 0 S: 4	H: 1 LOB: 1 BB: 0 P: 4	1B: 11 2B: 1 3B: 0 HR: 0	SF: 0 SAC: 0 DP: 2 HBP: 0	WP: 0 PB: 0 SB: 1 CS: 1	PA: 37
<b>PITCHER</b>	IP	WLS	BF	H	R	ER	SO	BB	IBB	HBP	BLK	WP	HR	S	P	ERA	WHIP					
<b>Joe Gibbon, L</b> ERA: 4.14 (1, 1)	7.2		30	8	3	3	5	1	0	0	0	0	0	39	43	3.52	1.174					
<b>Clem Labine, R</b> ERA: 4.12 (8, 1)	0.1	W	3	2	0	0	0	0	0	0	0	0	0	3	3	0.00	6.000					
<b>Roy Face, R</b> ERA: 2.77 (9, 1)	1.0	S	4	1	0	0	0	0	0	0	0	0	0	4	4	0.00	1.000					

AB 36  
R 3  
H 11  
RBI 3  
BB 1  
SO 5  
LOB 12



Batter	1	2	3	4	5	6	7	8	9	AB	R	H	RBI	BB	SO	LOB	BOTTOM				
<b>Bill Virdon, L</b> OBP: 0.334, SLG: 0.409 (1, 8)										5	0	1	0	0	0	1	<b>Milwaukee Braves @ Pittsburgh Pirates</b> Forbes Field, Pittsburgh, PA Tue Sep 06 1960, 3:33 AM EDT Att: 28,793 - Unknown				
<b>Dick Groat, R</b> OBP: 0.372, SLG: 0.396 (1, 6)										0	0	0	0	0	0	0					
<b>Dick Schofield, S</b> OBP: 0.378, SLG: 0.263 (3, PH)										3	1	3	0	0	0	0					
<b>Bob Skinner, L</b> OBP: 0.353, SLG: 0.452 (1, 7)										4	1	1	1	0	0	4					
<b>Dick Stuart, R</b> OBP: 0.318, SLG: 0.466 (1, 3)										4	1	2	1	0	1	1					
<b>Roberto Clemente, R</b> OBP: 0.364, SLG: 0.478 (1, 9)										4	1	3	1	0	1	0					
<b>Smoky Burgess, L</b> OBP: 0.348, SLG: 0.410 (1, 2)										3	0	1	1	1	0	1					
<b>Joe Christopher, R</b> OBP: 0.217, SLG: 0.279 (8, PR)										0	1	0	0	0	0	0					
<b>Hal Smith, R</b> OBP: 0.367, SLG: 0.533 (9, 2)										0	0	0	0	0	0	0					
<b>Don Hoak, R</b> OBP: 0.356, SLG: 0.433 (1, 5)										4	0	1	0	0	0	4					
<b>Bill Mazerowski, R</b> OBP: 0.319, SLG: 0.386 (1, 4)										3	0	0	0	1	0	2					
<b>Joe Gibbon, R</b> OBP: 0.286, SLG: 0.211 (1, 1)										3	0	0	0	0	1	2					
<b>Clem Labine, R</b> OBP: 0.111, SLG: 0.222 (8, 1)										0	0	0	0	0	0	0					
<b>Mickey Vernon, L</b> OBP: 0.333, SLG: 0.333 (6, PH)										1	0	1	1	0	0	0					
<b>Roy Face, R</b> OBP: 0.375, SLG: 0.438 (9, 1)										0	0	0	0	0	0	0					
<b>Inning Stats</b>	R: 0 E: 0 K: 1 S: 5	H: 0 LOB: 1 BB: 0 P: 6	R: 0 E: 0 K: 1 S: 6	H: 2 LOB: 2 BB: 1 P: 10	R: 2 E: 0 K: 0 S: 6	H: 4 LOB: 2 BB: 1 P: 10	R: 0 E: 0 K: 0 S: 5	H: 2 LOB: 2 BB: 0 P: 5	R: 0 E: 0 K: 0 S: 3	H: 0 LOB: 0 BB: 0 P: 3	R: 0 E: 0 K: 0 S: 3	H: 1 LOB: 0 BB: 0 P: 3	R: 3 E: 0 K: 0 S: 7	H: 4 LOB: 1 BB: 0 P: 7	1B: 9 2B: 4 3B: 0 HR: 0	SF: 0 SAC: 0 DP: 2 HBP: 1	WP: 0 PB: 0 SB: 0 CS: 0	PA: 37			
<b>PITCHER</b>	IP	WLS	BF	H	R	ER	SO	BB	IBB	HBP	BLK	WP	HR	S	P	ERA	WHIP				
<b>Lew Burdette, R</b> ERA: 3.34 (1, 1)	7.0		30	9	2	2	3	0	2	1	0	0	0	33	42	2.57	1.286				
<b>Warren Spahn, L</b> ERA: 3.68 (8, 1)	0.0	L	3	3	3	3	0	0	0	0	0	0	0	3	3	∞	∞				
<b>Ron Piche, R</b> ERA: 4.07 (8, 1)	1.0		4	1	0	0	0	0	0	0	0	0	0	4	4	0.00	1.000				

AB 34  
R 5  
H 13  
RBI 5  
BB 2  
SO 3  
LOB 15





Batter	1	2	3	4	5	6	7	8	9	10	11	AB	R	H	RBI	BB	SO	LOB	TOP			
Joey Amalfitano, R OBP: 0.332, SLG: 0.349 (1, 4)		4-3		6-3					5-3			5	0	1	1	0	1	0				
Felipe Alou, R OBP: 0.305, SLG: 0.452 (10, 7)												0	0	0	0	0	0	0				
Willie McCovey, L OBP: 0.356, SLG: 0.454 (11, PH) (11, 3)												1	0	0	0	0	1	0				
Andre Rodgers, R OBP: 0.309, SLG: 0.358 (1, PR) Don Blasingame, L OBP: 0.300, SLG: 0.293 (1, 4)	WP SF9 1B HBP	4-3							F8			0	0	0	0	0	0	0				
Willie Mays, R OBP: 0.587, SLG: 0.566 (1, 8)	WP 1B	4-3							F5			5	1	1	0	0	0	0				
Orlando Cepeda, R OBP: 0.343, SLG: 0.522 (11, 7)	1B E IBB			S 1B BB								1	2	0	0	4	0	0				
Jim Davenport, R OBP: 0.305, SLG: 0.352 (1, 5)	SF9			1-3 1-2					F8			4	0	0	1	0	1	3				
Willie Kirkland, L OBP: 0.310, SLG: 0.441 (1, 9)	E 1-3 2H 1B			K					4-3			5	0	1	1	0	2	4				
Bob Schmidt, R OBP: 0.315, SLG: 0.374 (1, 2)	E6								F7			4	1	1	1	1	0	2				
Eddie Bressoud, R OBP: 0.289, SLG: 0.361 (1, 6)				2H 1B					K			4	0	0	0	1	3	2				
Jack Sanford, R OBP: 0.243, SLG: 0.203 Stu Miller, R OBP: 0.250, SLG: 0.211 (1, 1) (4, 1)	5-3								SH1-3 2B BB			2	0	0	0	0	1	3				
												2	0	0	0	0	0	0				
<b>Inning Stats</b>	R: 3 E: 1 K: 1 S: 8	H: 2 LOB: 3 BB: 2 P: 17	R: 0 E: 0 K: 0 S: 3	H: 0 LOB: 0 BB: 0 P: 3	R: 1 E: 0 K: 2 S: 8	H: 1 LOB: 1 BB: 1 P: 12	R: 0 E: 0 K: 2 S: 7	H: 0 LOB: 0 BB: 0 P: 7	R: 0 E: 0 K: 2 S: 7	H: 0 LOB: 1 BB: 1 P: 11	R: 1 E: 0 K: 1 S: 6	H: 1 LOB: 1 BB: 1 P: 10	R: 0 E: 0 K: 0 S: 3	H: 0 LOB: 0 BB: 0 P: 5	R: 0 E: 1 K: 0 S: 4	H: 0 LOB: 1 BB: 0 P: 4	R: 0 E: 0 K: 1 S: 5	H: 0 LOB: 0 BB: 0 P: 5	1B: 3 2B: 1 3B: 0 HR: 0	SF: 1 SAC: 1 DP: 0 HBP: 1	WP: 1 PB: 0 SB: 1 CS: 0	PA: 46
<b>PITCHER</b>	IP ERA: 4.95	WLS W	BF 26	H 1	R 1	ER 1	SO 5	BB 3	IBB 0	HBP 0	BLK 0	WP 0	HR 0	S 33	P 45	ERA 1.29	WHIP 0.571					

**San Francisco Giants @ Milwaukee Braves**  
Milwaukee County Stadium, Milwaukee, WI

Wed Sep 07 1960, 8:05 PM EDT  
Att: 13,917 - Unknown

livebaseballscores.com

AB 37  
R 5  
H 4  
RBI 4  
BB 6  
SO 10  
LOB 15

Batter	1	2	3	4	5	6	7	8	9	10	11	AB	R	H	RBI	BB	SO	LOB	BOTTOM			
Bill Bruton, L OBP: 0.326, SLG: 0.430 (1, 8)	1B 1B	F2		1-1 3H 1B 3B					4-3			6	3	3	2	0	0	1				
Del Crandall, R OBP: 0.321, SLG: 0.429 (1, 2)	F6			FC5-4 1B					6-3			6	0	2	2	0	0	2				
Eddie Mathews, L OBP: 0.392, SLG: 0.546 (1, 5)	FC6-4 1B			3H K					F8			5	1	2	1	0	1	1				
Hank Aaron, R OBP: 0.347, SLG: 0.550 (1, 9)	FC6-4 1B			HR FC5-4 1B					F3			5	0	2	1	0	0	1				
Alvin Dark, R OBP: 0.324, SLG: 0.342 Al Spangler, L OBP: 0.356, SLG: 0.359 (10, PR) (11, 7)	FC6-4 BB			F9					5-3			5	0	1	0	0	0	3				
Jos Adcock, R OBP: 0.352, SLG: 0.498 (1, 3)	1-2 2-3 BB			F9					F6			3	0	0	0	2	0	1				
Johnny Logan, R OBP: 0.314, SLG: 0.342 (1, 6)	F4			FC4-6 3B 2B					F7			4	1	1	0	1	0	3				
Chuck Cottier, R OBP: 0.279, SLG: 0.337 (1, 4)				FC4-6 1B					6-3			5	0	2	0	0	0	3				
George Brunet, R OBP: 0.074, SLG: 0.071 Lee Mays, L OBP: 0.379, SLG: 0.397 Carl Willey, R OBP: 0.167, SLG: 0.196 (1, 1) (4, PH) (5, 1)				FC4-6 3B					K			1	0	0	0	0	1	0				
												1	1	0	0	0	0	2				
												2	0	0	0	0	2	0				
<b>Inning Stats</b>	R: 1 E: 0 K: 0 S: 6	H: 3 LOB: 3 BB: 1 P: 10	R: 0 E: 0 K: 1 S: 5	H: 0 LOB: 0 BB: 0 P: 5	R: 1 E: 0 K: 0 S: 5	H: 2 LOB: 1 BB: 0 P: 5	R: 3 E: 0 K: 1 S: 9	H: 4 LOB: 1 BB: 0 P: 9	R: 0 E: 0 K: 0 S: 3	H: 0 LOB: 0 BB: 0 P: 3	R: 0 E: 0 K: 0 S: 3	H: 0 LOB: 0 BB: 0 P: 3	R: 0 E: 0 K: 0 S: 4	H: 1 LOB: 1 BB: 0 P: 4	R: 0 E: 0 K: 0 S: 4	H: 1 LOB: 3 BB: 2 P: 12	R: 1 E: 0 K: 1 S: 5	H: 2 LOB: 1 BB: 0 P: 5	1B: 8 2B: 2 3B: 2 HR: 1	SF: 0 SAC: 1 DP: 0 HBP: 0	WP: 0 PB: 0 SB: 0 CS: 0	PA: 47
<b>PITCHER</b>	IP ERA: 3.6	WLS L	BF 27	H 4	R 1	ER 1	SO 3	BB 1	IBB 0	HBP 0	BLK 0	WP 0	HR 0	S 31	P 39	ERA 1.29	WHIP 0.714					

**San Francisco Giants @ Milwaukee Braves**  
Milwaukee County Stadium, Milwaukee, WI

Wed Sep 07 1960, 8:05 PM EDT  
Att: 13,917 - Unknown

livebaseballscores.com

AB 43  
R 6  
H 13  
RBI 6  
BB 3  
SO 4  
LOB 17



Batter	1	2	3	4	5	6	7	8	9	AB	R	H	RBI	BB	SO	LOB	TOP					
Joey Amalfitano, R OBP: 0.333, SLG: 0.348	F6		1B 2B BB				F4		F3	4	1	1	0	1	0	0	<b>San Francisco Giants @ Milwaukee Braves</b> Milwaukee County Stadium, Milwaukee, WI Thu Sep 08 1960, 8:05 PM EDT Att: 12,950 - Unknown <a href="http://livebaseballscorecards.com">livebaseballscorecards.com</a>					
Jim Davenport, R OBP: 0.307, SLG: 0.354	6-3		2B 1B				F9			4	0	2	2	0	0	2						
Willie Mays, R OBP: 0.386, SLG: 0.565	F8		2B				F9			4	0	1	1	0	0	3						
Orlando Cepeda, R OBP: 0.341, SLG: 0.518		K	K						F9	4	0	0	0	0	3	1						
Willie McCovey, L OBP: 0.350, SLG: 0.446		K			F6		E6		F7	4	0	0	0	0	1	0						
Bob Schmidt, R OBP: 0.314, SLG: 0.382		F8			5-3		E6			4	1	1	1	0	0	1						
Willie Kirkland, L OBP: 0.312, SLG: 0.440			1B 1B		F7				HR	3	1	1	0	1	0	0						
Eddie Bressoud, R OBP: 0.289, SLG: 0.360			F7				G5-3		F9	4	0	1	0	0	0	4						
Mike McCormick, L OBP: 0.192, SLG: 0.211										0	0	0	0	0	0	0						
Sherman Jones, L OBP: 0.286, SLG: 0.286										2	1	1	0	0	0	1						
Jim Marshall, L OBP: 0.323, SLG: 0.336			BB							1	0	0	0	0	0	0						
Billy Loes, R OBP: 0.250, SLG: 0.250			1B							0	0	0	0	0	0	0						
Don Blasingame, L OBP: 0.300, SLG: 0.293			1B							1	0	0	0	0	1	0						
<b>Inning Stats</b>	R: 0 E: 0 K: 0 S: 3	H: 0 LOB: 0 BB: 0 P: 3	R: 0 E: 0 K: 2 S: 7	H: 0 LOB: 0 BB: 0 P: 7	R: 3 E: 0 K: 1 S: 8	H: 4 LOB: 1 BB: 1 P: 12	R: 0 E: 0 K: 0 S: 3	H: 0 LOB: 0 BB: 0 P: 3	R: 0 E: 0 K: 1 S: 5	H: 2 LOB: 2 BB: 0 P: 5	R: 0 E: 2 K: 1 S: 6	H: 0 LOB: 2 BB: 0 P: 10	R: 0 E: 0 K: 0 S: 4	H: 1 LOB: 1 BB: 0 P: 4	R: 1 E: 0 K: 0 S: 4	H: 1 LOB: 0 BB: 0 P: 4	R: 0 E: 0 K: 1 S: 5	H: 0 LOB: 0 BB: 0 P: 5	1B: 6 2B: 1 3B: 0 HR: 1	SF: 0 SAC: 0 DP: 1 HBP: 0	WP: 0 PB: 0 SB: 0 CS: 0	PA: 37
<b>PITCHER</b> Warren Spahn, L ERA: 3.69	IP: 9.0 WLS: W BF: 37 H: 8 R: 4 ER: 4 SO: 5 BB: 2 IBB: 0 HBP: 0 BLK: 0 WP: 0 HR: 1 S: 45 P: 53 ERA: 4.00 WHIP: 1.111															<b>PITCHER</b>						

Batter	1	2	3	4	5	6	7	8	9	AB	R	H	RBI	BB	SO	LOB	BOTTOM					
Bill Bruton, L OBP: 0.325, SLG: 0.428	F6		1B HR		F8			F7		5	1	1	0	0	0	1	<b>San Francisco Giants @ Milwaukee Braves</b> Milwaukee County Stadium, Milwaukee, WI Thu Sep 08 1960, 8:05 PM EDT Att: 12,950 - Unknown <a href="http://livebaseballscorecards.com">livebaseballscorecards.com</a>					
Del Crandall, R OBP: 0.325, SLG: 0.431	HR		1B		F4					3	2	2	1	1	0	0						
Eddie Mathews, L OBP: 0.393, SLG: 0.559	HR		HR				K		F7	4	2	2	5	0	1	1						
Hank Aaron, R OBP: 0.348, SLG: 0.555	HR		F9							4	2	2	1	0	0	0						
Alvin Dark, R OBP: 0.323, SLG: 0.340										4	0	1	0	0	0	1						
Al Spangler, L OBP: 0.356, SLG: 0.359	WP									0	0	0	0	0	0	0						
Joe Adcock, R OBP: 0.352, SLG: 0.496	F9		K							4	0	1	1	0	1	1						
Johnny Logan, R OBP: 0.313, SLG: 0.341	6-3									4	0	1	0	0	0	2						
Chuck Cottler, R OBP: 0.279, SLG: 0.341			F7		FC5-4					4	1	1	0	0	0	1						
Warren Spahn, L OBP: 0.178, SLG: 0.253			K		F7					3	1	1	1	0	1	0						
<b>Inning Stats</b>	R: 3 E: 0 K: 0 S: 6	H: 3 LOB: 1 BB: 1 P: 10	R: 3 E: 0 K: 1 S: 8	H: 3 LOB: 0 BB: 0 P: 8	R: 0 E: 0 K: 1 S: 6	H: 1 LOB: 1 BB: 0 P: 6	R: 0 E: 0 K: 0 S: 3	H: 0 LOB: 0 BB: 0 P: 3	R: 1 E: 0 K: 0 S: 7	H: 2 LOB: 1 BB: 0 P: 7	R: 1 E: 0 K: 0 S: 5	H: 2 LOB: 1 BB: 0 P: 5	R: 0 E: 0 K: 0 S: 3	H: 0 LOB: 0 BB: 0 P: 3	R: 1 E: 0 K: 0 S: 4	H: 1 LOB: 0 BB: 0 P: 4	R: 0 E: 0 K: 0 S: 4	H: 0 LOB: 0 BB: 0 P: 4	1B: 7 2B: 1 3B: 0 HR: 4	SF: 0 SAC: 1 DP: 0 HBP: 0	WP: 1 PB: 0 SB: 1 CS: 0	PA: 37
<b>PITCHER</b> Mike McCormick, L ERA: 2.77	IP: 1.2 WLS: L BF: 12 H: 5 R: 2 ER: 2 SO: 2 BB: 0 IBB: 0 HBP: 0 BLK: 0 WP: 0 HR: 3 S: 13 P: 17 ERA: 32.40 WHIP: 4.200															<b>PITCHER</b>						
Sherman Jones, R ERA: 3.0	4.1	18	5	2	2	2	0	0	0	0	0	22	22	4.15	1.154							
Billy Loes, R ERA: 5.23	2.0	7	1	1	1	0	0	0	0	0	1	7	7	4.50	0.500							



Batter	1	2	3	4	5	6	7	8	9	AB	R	H	RBI	BB	SO	LOB	TOP					
Maury Wills, S OBP: 0.346, SLG: 0.331 (1, 6)	F8		1-3		4-3		1B SH1-3	SF8-5		4	0	1	1	0	0	1						
Willie Davis, L OBP: 0.222, SLG: 0.222 (1, 8)	G3		L8		F7		SH1-3		4-3	4	0	0	0	0	0	1						
Charley Smith, R OBP: 0.125, SLG: 0.143 Jim Gilliam, S OBP: 0.355, SLG: 0.320 (1, 5) (7, 5)	F8		4-3		B1-3		1B	F8		4	0	1	0	0	0	0						
Norm Larker, L OBP: 0.376, SLG: 0.440 Gil Hodges, R OBP: 0.294, SLG: 0.381 (1, 3) (9, 3)		BB 1B		G3		1B 2B	F5	K		5	2	2	0	0	1	2						
Tommy Davis, R OBP: 0.300, SLG: 0.421 (1, 7)		BB 1B SF9 BB		K		1B 2B	F4			3	2	1	0	1	1	2						
Frank Howard, R OBP: 0.324, SLG: 0.473 (1, 9)		E7 1B		FC6-4 1B		2B	F9			4	0	3	3	0	0	0						
Charlie Neal, R OBP: 0.325, SLG: 0.364 (1, 4)		SF9		FC6-4 1B		2B	SF8-5 2B			3	1	2	1	0	0	1						
Joe Pignatano, R OBP: 0.330, SLG: 0.338 (1, 2)		F7				1B	SF8-5 E 1B			3	0	2	0	1	0	1						
Stan Williams, R OBP: 0.197, SLG: 0.276 Larry Sherry, R OBP: 0.189, SLG: 0.306 (1, 1) (8, 1)		K		SH1-4 1B		K	E4			3	0	0	0	0	2	5						
<b>Inning Stats</b>	R: 0 E: 0 K: 0 S: 5	H: 0 LOB: 0 BB: 0 P: 6	R: 2 E: 1 K: 1 S: 9	H: 2 LOB: 1 BB: 1 P: 18	R: 0 E: 0 K: 1 S: 6	H: 0 LOB: 0 BB: 0 P: 8	R: 0 E: 0 K: 1 S: 7	H: 1 LOB: 1 BB: 0 P: 10	R: 0 E: 0 K: 0 S: 10	H: 1 LOB: 1 BB: 0 P: 15	R: 2 E: 0 K: 0 S: 14	H: 4 LOB: 2 BB: 1 P: 28	R: 0 E: 0 K: 0 S: 9	H: 2 LOB: 2 BB: 0 P: 14	R: 1 E: 1 K: 0 S: 10	H: 2 LOB: 1 BB: 0 P: 13	R: 0 E: 0 K: 1 S: 11	H: 0 LOB: 0 BB: 0 P: 15	1B: 9 2B: 4 3B: 0 HR: 0	SF: 2 SAC: 2 DP: 1 HBP: 0	WP: 0 PB: 0 SB: 0 CS: 0	PA: 40
<b>PITCHER</b>	IP	WLS	BF	H	R	ER	SO	BB	IBB	HBP	BLK	WP	HR	S	P	ERA	WHIP					
Bob Buhl, R ERA: 3.19 Don McMahon, R ERA: 6.1	(1, 1) (9, 1)	8.0 3	L 37	12 0	5 0	3 0	3 1	3 0	1 0	0 0	0 0	0 0	0 0	70 11	112 15	3.38 0.00	1.625 0.000					

Los Angeles Dodgers @ Milwaukee Braves  
Milwaukee County Stadium, Milwaukee, WI  
Fri Sep 09 1960, 8:05 PM EDT  
Att: 19,732 - Unknown

livebaseballscores.com

AB 34  
R 5  
H 12  
RBI 5  
BB 2  
SO 4  
LOB 13



Batter	1	2	3	4	5	6	7	8	9	AB	R	H	RBI	BB	SO	LOB	BOTTOM					
Bill Bruton, L OBP: 0.324, SLG: 0.426 (1, 8)	F7		4-3			K		G3 E 1B		4	0	1	0	0	1	0						
Del Crandall, R OBP: 0.322, SLG: 0.427 (1, 2)	5-3			L7		5-3		E6 G3		4	0	0	0	0	0	2						
Eddie Mathews, L OBP: 0.392, SLG: 0.556 (1, 5)	F9			HR 1B		4-3		K		4	1	1	0	0	1	3						
Hank Aaron, R OBP: 0.347, SLG: 0.559 (1, 9)		F9		HR 1B		5-3		G3		4	1	1	3	0	0	2						
Alvin Dark, R OBP: 0.319, SLG: 0.336 (1, 7)		F6		6-3		F9		F6		4	0	0	0	0	0	2						
Joe Adcock, R OBP: 0.353, SLG: 0.496 (1, 3)		1B		K		BB 1B		F9		4	0	2	0	0	1	0						
Johnny Logan, R OBP: 0.276, SLG: 0.337 Lee Maye, L OBP: 0.375, SLG: 0.392 (1, 6) (9, PH)		F8		1-3		1-3		K		2	0	0	0	1	0	1						
Chuck Cottier, R OBP: 0.276, SLG: 0.337 Wes Covington, L OBP: 0.283, SLG: 0.455 Red Schoendienst, S OBP: 0.311, SLG: 0.319 (1, 4) (7, PH) (8, 4)				K		F6		K		2	0	0	0	0	1	0						
Bob Buhl, R OBP: 0.139, SLG: 0.139 Len Gabrielson, L (8, PH) Don McMahon, R (9, 1)				K		F9		E 1B G3 BB		2	0	0	0	0	1	0						
<b>Inning Stats</b>	R: 0 E: 0 K: 0 S: 6	H: 0 LOB: 0 BB: 0 P: 11	R: 0 E: 0 K: 0 S: 9	H: 1 LOB: 1 BB: 0 P: 15	R: 0 E: 0 K: 2 S: 7	H: 0 LOB: 0 BB: 0 P: 10	R: 2 E: 0 K: 1 S: 12	H: 2 LOB: 0 BB: 0 P: 19	R: 0 E: 0 K: 0 S: 5	H: 0 LOB: 0 BB: 0 P: 8	R: 0 E: 0 K: 1 S: 8	H: 0 LOB: 0 BB: 0 P: 13	R: 0 E: 0 K: 0 S: 7	H: 1 LOB: 2 BB: 1 P: 17	R: 1 E: 1 K: 1 S: 10	H: 1 LOB: 2 BB: 1 P: 20	R: 0 E: 0 K: 2 S: 11	H: 0 LOB: 0 BB: 0 P: 16	1B: 4 2B: 0 3B: 0 HR: 1	SF: 0 SAC: 0 DP: 0 HBP: 0	WP: 0 PB: 0 SB: 0 CS: 0	PA: 35
<b>PITCHER</b>	IP	WLS	BF	H	R	ER	SO	BB	IBB	HBP	BLK	WP	HR	S	P	ERA	WHIP					
Stan Williams, R ERA: 2.9 Larry Sherry, R ERA: 3.51	(1, 1) (8, 1)	7.0 S	W 6	29 0	5 0	3 0	2 3	2 0	0 0	0 0	0 0	0 0	0 0	58 17	103 26	2.57 0.00	1.000 0.000					

Los Angeles Dodgers @ Milwaukee Braves  
Milwaukee County Stadium, Milwaukee, WI  
Fri Sep 09 1960, 8:05 PM EDT  
Att: 19,732 - Unknown

livebaseballscores.com

AB 33  
R 3  
H 5  
RBI 3  
BB 2  
SO 7  
LOB 12









Batter	1	2	3	4	5	6	7	8	9	AB	R	H	RBI	BB	SO	LOB	TOP					
<b>Maury Wills, S</b> (1, 6) OBP: 0.346, SLG: 0.329	2-1 SH5-4 E 4-3 1B		1-3 K					0-1 G3 SH1-3 1B		4	2	2	0	0	1	0	<b>Los Angeles Dodgers @ Milwaukee Braves</b> <b>Milwaukee County Stadium, Milwaukee, WI</b> Sun Sep 11 1960, 4:33 AM EDT Att: 24,778 - Unknown <a href="http://livebaseballscorecards.com">livebaseballscorecards.com</a>					
<b>Willie Davis, L</b> (1, 8) OBP: 0.235, SLG: 0.353	0-1 E4 4-3 SH5-4 1-2		0-2 CS 1B					0-2 E3 CS		3	0	1	0	0	0	1						
<b>Charley Smith, R</b> (1, 5) OBP: 0.200, SLG: 0.167	0-0 SH5-4		1-0 CS					1-1 G3		3	0	1	0	0	0	1						
<b>Bob Lillis, R</b> (9, 5) OBP: 0.260, SLG: 0.292	1-2 2-3		1-2					1-2 CS		0	0	0	0	0	0	0						
<b>Norm Larker, L</b> (1, 3) OBP: 0.377, SLG: 0.442	0-0 4-3							0-1 F4		4	0	1	2	0	0	2						
<b>Gil Hodges, R</b> (9, 3) OBP: 0.294, SLG: 0.381	2-3 3-H							0-1 F8		0	0	0	0	0	0	0						
<b>Tommy Davis, R</b> (1, 7) OBP: 0.298, SLG: 0.413	0-1 F7							0-1 5-3		4	0	0	0	0	0	3						
<b>Frank Howard, R</b> (1, 9) OBP: 0.320, SLG: 0.469								0-0 4-3		3	0	0	0	0	0	1						
<b>Charlie Neal, R</b> (1, 4) OBP: 0.322, SLG: 0.360								0-1 6-3		3	0	0	0	0	0	0	<b>AB 30</b> <b>R 2</b> <b>H 5</b> <b>RBI 2</b> <b>BB 0</b> <b>SO 1</b> <b>LOB 8</b>					
<b>John Roseboro, L</b> (1, 2) OBP: 0.327, SLG: 0.378								1-0 L9		3	0	0	0	0	0	0						
<b>Don Drysdale, R</b> (1, 1) OBP: 0.220, SLG: 0.303								0-0 L9		3	0	0	0	0	0	0						
<b>Inning Stats</b>	R: 1 E: 1 K: 0 S: 8	H: 1 LOB: 1 BB: 0 P: 10	R: 0 E: 0 K: 0 S: 8	H: 0 LOB: 0 BB: 0 P: 14	R: 0 E: 0 K: 1 S: 14	H: 1 LOB: 0 BB: 0 P: 16	R: 0 E: 0 K: 0 S: 6	H: 1 LOB: 1 BB: 0 P: 11	R: 0 E: 0 K: 0 S: 3	H: 0 LOB: 0 BB: 0 P: 4	R: 1 E: 0 K: 0 S: 8	H: 2 LOB: 1 BB: 0 P: 10	R: 0 E: 0 K: 0 S: 4	H: 0 LOB: 0 BB: 0 P: 4	R: 0 E: 1 K: 0 S: 7	H: 0 LOB: 0 BB: 0 P: 8		R: 0 E: 0 K: 0 S: 5	H: 0 LOB: 0 BB: 0 P: 6	1B: 5 2B: 0 3B: 0 HR: 0	SF: 0 SAC: 0 DP: 0 HBP: 0	WP: 0 PB: 0 CS: 2
<b>PITCHER</b> <b>Lew Burdette, R</b> (1, 1) ERA: 3.25	IP: 9.0 WLS: L BF: 32	H: 5 R: 2 ER: 1 SO: 1	BB: 0 IBB: 0 HBP: 0 BLK: 0	WP: 0 HR: 0 S: 63 P: 83	ERA: 1.00 WHIP: 0.556	<b>PITCHER</b>																

Batter	1	2	3	4	5	6	7	8	9	AB	R	H	RBI	BB	SO	LOB	BOTTOM					
<b>Bill Bruton, L</b> (1, 8) OBP: 0.323, SLG: 0.422	0-0 1-3		1-0 6-3						0-0 F8	4	0	0	0	0	0	0	<b>Los Angeles Dodgers @ Milwaukee Braves</b> <b>Milwaukee County Stadium, Milwaukee, WI</b> Sun Sep 11 1960, 4:33 AM EDT Att: 24,778 - Unknown <a href="http://livebaseballscorecards.com">livebaseballscorecards.com</a>					
<b>Del Crandall, R</b> (1, 2) OBP: 0.323, SLG: 0.428	1-1 L9								1-3 K	4	0	0	0	0	1	0						
<b>Eddie Mathews, L</b> (1, 5) OBP: 0.393, SLG: 0.559	0-3 K								2-2 BB 1B	3	0	1	0	0	1	0						
<b>Hank Aaron, R</b> (1, 9) OBP: 0.351, SLG: 0.562									4-2 G4-6-3 BB	1	0	0	0	2	0	0						
<b>Wes Covington, L</b> (1, 7) OBP: 0.294, SLG: 0.454									1-2 G6-4-3 1B	3	0	1	0	0	0	3						
<b>Joe Adcock, R</b> (1, 3) OBP: 0.353, SLG: 0.491									2-3 K	3	0	0	0	0	1	2						
<b>Johnny Logan, R</b> (1, 6) OBP: 0.317, SLG: 0.341									2-3 K	2	0	0	0	0	1	2						
<b>Eddie Haas, L</b> (8, PH) OBP: 0.355, SLG: 0.444									2-2 G6-4-3	1	0	0	0	0	1	0						
<b>Felix Mantilla, R</b> (9, 6) OBP: 0.278, SLG: 0.378									1-2	0	0	0	0	0	0	0						
<b>Chuck Cottier, R</b> (1, 4) OBP: 0.268, SLG: 0.328									2-1 F8	2	0	0	0	0	0	0						
<b>Lee Maye, L</b> (8, PH) OBP: 0.371, SLG: 0.388									2-2 K	1	0	0	0	0	1	0						
<b>Lew Burdette, R</b> (1, 1) OBP: 0.232, SLG: 0.303									0-3 K	2	0	0	0	0	1	0						
<b>Len Gabrielson, L</b> (9, PH)									0-2 L5	1	0	0	0	0	0	0						
<b>Inning Stats</b>	R: 0 E: 0 K: 1 S: 6	H: 0 LOB: 0 BB: 0 P: 7	R: 0 E: 0 K: 2 S: 9	H: 0 LOB: 1 BB: 1 P: 18	R: 0 E: 0 K: 1 S: 6	H: 0 LOB: 0 BB: 0 P: 9	R: 0 E: 0 K: 0 S: 7	H: 0 LOB: 0 BB: 0 P: 11	R: 0 E: 0 K: 0 S: 6	H: 1 LOB: 0 BB: 0 P: 9	R: 0 E: 0 K: 0 S: 8	H: 0 LOB: 0 BB: 0 P: 13	R: 0 E: 0 K: 2 S: 9	H: 1 LOB: 1 BB: 1 P: 15	R: 0 E: 0 K: 2 S: 8	H: 0 LOB: 0 BB: 0 P: 11	R: 0 E: 0 K: 1 S: 7	H: 0 LOB: 0 BB: 0 P: 8	1B: 2 2B: 0 3B: 0 HR: 0	SF: 0 SAC: 0 DP: 2 HBP: 0	WP: 0 PB: 0 CS: 0	PA: 29
<b>PITCHER</b> <b>Don Drysdale, R</b> (1, 1) ERA: 2.88	IP: 9.0 WLS: W BF: 29	H: 2 R: 0 ER: 0 SO: 7	BB: 2 IBB: 0 HBP: 0 BLK: 0	WP: 0 HR: 0 S: 66 P: 101	ERA: 0.00 WHIP: 0.444	<b>PITCHER</b>																









Batter	1	2	3	4	5	6	7	8	9	10	11	AB	R	H	RBI	BB	SO	LOB	TOP			
<b>Bill Bruton, L</b> OBP: 0.321, SLG: 0.417 (1.8)	4-3		F7		L7		FC3-6		F9		BB	5	1	0	0	1	0	2				
<b>Del Crandall, R</b> OBP: 0.323, SLG: 0.426 (1.2)	F9		BB		FC6-4		1B		F7		BB	6	1	3	1	0	0	1				
<b>Eddie Mathews, L</b> OBP: 0.395, SLG: 0.554 (1.5)	6-3		1B		K		1B		BB		K	3	0	0	0	3	2	2				
<b>Hank Aaron, R</b> OBP: 0.362, SLG: 0.557 (1.9)		1-3	BB		FC6-4		BB		BB		BB	4	0	2	2	2	0	1				
<b>Wes Covington, L</b> OBP: 0.298, SLG: 0.451 (1.7)																						
<b>Al Spangler, L</b> OBP: 0.355, SLG: 0.352 (7.7)	1B		K		K		K		K		BB	4	1	1	0	0	3	5				
<b>Alvin Dark, R</b> OBP: 0.315, SLG: 0.331 (1.3)		1-3	BB		FC6-4		1B		1B		BB	6	0	1	1	0	0	3				
<b>Johnny Logan, R</b> OBP: 0.315, SLG: 0.346 (1.6)	F8											5	1	2	1	0	0	0				
<b>Chuck Cottier, R</b> OBP: 0.276, SLG: 0.328 (1.4)			SH3-4		F8		FC3-6		5-3		BB	3	1	1	0	2	0	1				
<b>Bob Buhl, R</b> SLG: 0.139 (1.1)			SH3-4									0	0	0	0	0	0	0				
<b>Terry Fox, R</b> (3.1)					K		K		K		F7	1	0	0	0	0	1	1				
<b>Lee Maye, L</b> OBP: 0.367, SLG: 0.383 (7. PH)												1	0	0	0	0	1	1				
<b>Don McMahon, R</b> (7.1)												1	0	0	0	0	1	0				
<b>Lew Burdette, R</b> OBP: 0.229, SLG: 0.299 (9.1)												1	0	0	0	0	1	0				
<b>Inning Stats</b>	R: 0 E: 0 K: 0 S: 3	H: 0 LOB: 0 BB: 0 P: 3	R: 1 E: 0 K: 0 S: 4	H: 2 LOB: 0 BB: 0 P: 4	R: 2 E: 0 K: 1 S: 7	H: 2 LOB: 2 BB: 2 P: 15	R: 0 E: 0 K: 1 S: 6	H: 1 LOB: 1 BB: 0 P: 6	R: 0 E: 0 K: 1 S: 5	H: 0 LOB: 0 BB: 0 P: 5	R: 1 E: 0 K: 2 S: 10	H: 3 LOB: 3 BB: 1 P: 14	R: 1 E: 0 K: 1 S: 6	H: 1 LOB: 0 BB: 0 P: 6	R: 0 E: 0 K: 1 S: 5	H: 0 LOB: 1 BB: 1 P: 7	R: 0 E: 0 K: 1 S: 5	H: 0 LOB: 3 BB: 3 P: 17	1B: 8 2B: 1 3B: 0 HR: 1	SF: 0 SAC: 1 DP: 0 HBP: 0	WP: 0 PB: 0 SB: 1 CS: 0	PA: 51
<b>PITCHER</b>	IP ERA WLS BF H R ER SO BB IBB HBP BLK WP HR S P ERA WHIP	IP ERA WLS BF H R ER SO BB IBB HBP BLK WP HR S P ERA WHIP																				
<b>Larry Jackson, R</b> ERA: 3.49 (1.1)	6.2	0.1	2	1	0	0	1	0	0	0	0	0	0	0	4	4	0.00	3.000				
<b>Lindy McDaniel, R</b> ERA: 2.16 (7.1)	0.1	2	1	0	0	1	0	0	0	0	0	0	0	4	4	0.00	3.000					
<b>Ernie Broglio, R</b> ERA: 2.57 (8.1)	4.0	W	19	1	1	1	3	5	1	0	0	0	1	19	43	2.25	1.500					

Milwaukee Braves @ St. Louis Cardinals  
Sportsman's Park, St. Louis, MO  
Tue Sep 13 1960, 8:05 PM EDT  
Att: 12,128 - Unknown

AB 41  
R 5  
H 10  
RBI 5  
BB 9  
SO 9  
LOB 20



Batter	1	2	3	4	5	6	7	8	9	10	11	AB	R	H	RBI	BB	SO	LOB	BOTTOM			
<b>Julian Javier, R</b> OBP: 0.278, SLG: 0.351 (1.4)	6-3		BB		K		F8			1-3		3	1	0	0	1	1	0				
<b>George Crowe, L</b> OBP: 0.300, SLG: 0.500 (10. PH)												1	0	0	0	0	0	0				
<b>Alex Grammas, R</b> OBP: 0.283, SLG: 0.304 (11.4)												0	0	0	0	0	0	0				
<b>Bill White, L</b> OBP: 0.344, SLG: 0.476 (1.3)	4-3		SF7		F7				HR	1B		5	2	2	1	0	0	0				
<b>Stan Musial, L</b> OBP: 0.383, SLG: 0.502 (1.7)	K		SF7									4	1	2	3	0	1	0				
<b>Ken Boyer, R</b> OBP: 0.358, SLG: 0.543 (1.5)	6-3		FC3-6		6-3				5-3		BB	5	1	2	0	0	0	2				
<b>Walt Moryn, L</b> OBP: 0.342, SLG: 0.474 (1.9)			FC3-6		F7				F9		F7	5	1	1	1	0	0	2				
<b>Daryl Spencer, R</b> OBP: 0.367, SLG: 0.414 (1.6)	4-3		PO		G6-4-3				F4			4	0	2	1	1	0	0				
<b>Curt Flood, R</b> OBP: 0.307, SLG: 0.361 (1.8)	6-3		PO		F8		G6-4-3		F3			4	0	0	0	0	0	1				
<b>Hal Smith, R</b> OBP: 0.287, SLG: 0.286 (1.2)												2	0	1	0	0	1	0				
<b>Joe Cunningham, L</b> OBP: 0.365, SLG: 0.388 (7. PH)												1	0	0	0	0	0	0				
<b>Ernie Broglio, R</b> OBP: 0.273, SLG: 0.279 (8.1)												1	0	0	0	0	1	0				
<b>Larry Jackson, R</b> OBP: 0.290, SLG: 0.244 (1.1)												2	0	0	0	0	0	1				
<b>Lindy McDaniel, R</b> OBP: 0.231, SLG: 0.240 (7.1)												0	0	0	0	0	0	0				
<b>Carl Sawatsky, L</b> OBP: 0.335, SLG: 0.379 (7. PH)												2	0	0	0	0	0	0				
<b>Inning Stats</b>	R: 0 E: 0 K: 1 S: 6	H: 0 LOB: 1 BB: 0 P: 6	R: 1 E: 0 K: 0 S: 5	H: 2 LOB: 1 BB: 0 P: 5	R: 2 E: 0 K: 0 S: 4	H: 2 LOB: 1 BB: 2 P: 12	R: 0 E: 0 K: 1 S: 5	H: 0 LOB: 0 BB: 0 P: 5	R: 0 E: 0 K: 0 S: 3	H: 0 LOB: 0 BB: 0 P: 3	R: 2 E: 0 K: 0 S: 5	H: 2 LOB: 0 BB: 0 P: 5	R: 0 E: 0 K: 1 S: 5	H: 0 LOB: 0 BB: 0 P: 5	R: 0 E: 0 K: 0 S: 3	H: 0 LOB: 0 BB: 1 P: 3	R: 1 E: 0 K: 0 S: 3	H: 2 LOB: 1 BB: 0 P: 3	1B: 6 2B: 0 3B: 2 HR: 2	SF: 1 SAC: 0 DP: 1 HBP: 0	WP: 0 PB: 1 SB: 0 CS: 0	PA: 43
<b>PITCHER</b>	IP ERA WLS BF H R ER SO BB IBB HBP BLK WP HR S P ERA WHIP	IP ERA WLS BF H R ER SO BB IBB HBP BLK WP HR S P ERA WHIP																				
<b>Bob Buhl, R</b> ERA: 3.27 (3.1)	2.2	3.1	10	2	0	0	2	0	0	0	0	0	0	14	14	0.00	0.600					
<b>Terry Fox, R</b> ERA: 2.0 (7.1)	2.0	8	2	2	2	0	0	0	0	0	0	0	1	8	8	9.00	1.000					
<b>Don McMahon, R</b> ERA: 8.2 (8.1)	2.1	L	9	2	1	1	1	0	0	0	0	0	0	11	11	3.86	0.857					

Milwaukee Braves @ St. Louis Cardinals  
Sportsman's Park, St. Louis, MO  
Tue Sep 13 1960, 8:05 PM EDT  
Att: 12,128 - Unknown


AB 39  
R 6  
H 10  
RBI 6  
BB 2  
SO 4  
LOB 6





Batter	1	2	3	4	5	6	7	8	9	AB	R	H	RBI	BB	SO	LOB	TOP				
<b>Richie Ashburn, L</b> (1, 7) <small>OBP: 0.418, SLG: 0.344</small> <b>Jerry Kindall, R</b> (6, 6) <small>OBP: 0.261, SLG: 0.351</small>	 P6		 G3					 K		3	0	0	0	0	0	2	<b>Chicago Cubs @ Milwaukee Braves</b> Milwaukee County Stadium, Milwaukee, WI Wed Sep 14 1960, 8:05 PM EDT Att: 11,646 - Unknown				
<b>Danny Murphy, L</b> (1, 8) <small>OBP: 0.170, SLG: 0.235</small>	 P4		 P4					 FC6-4 1B		4	0	1	0	0	0	2					
<b>Ron Santo, R</b> (1, 5) <small>OBP: 0.309, SLG: 0.413</small>	 K			 P6		 P5		 FC6-4 BB 1-2f		4	0	0	0	0	1	1					
<b>14 Ernie Banks, R</b> (1, 6) <small>OBP: 0.356, SLG: 0.573</small> <b>Al Heist, R</b> (6, 7) <small>OBP: 0.333, SLG: 0.378</small>		 F3		 G4-6-3 1B		 5-3		 BB 1-2		3	0	1	0	0	0	0					
<b>Sammy Taylor, L</b> (1, 2) <small>OBP: 0.242, SLG: 0.289</small>		 F9		 G4-6-3 1-2f		 F7		 5-3		4	0	0	0	0	0	3					
<b>Frank Thomas, R</b> (1, 3) <small>OBP: 0.289, SLG: 0.410</small>					 F8 1B 2B		 F5		 L5	3	1	1	0	1	0	0					
<b>Bob Will, L</b> (1, 9) <small>OBP: 0.314, SLG: 0.371</small>		 BB			 F8 1B 2B		 BB		 F9	3	1	1	0	1	0	1					
<b>Don Zimmer, R</b> (1, 4) <small>OBP: 0.316, SLG: 0.383</small>			 G3 2B		 F8 1-2 2-3		 K		 K	4	0	1	0	0	2	3					
<b>Don Cardwell, R</b> (1, 1) <small>OBP: 0.234, SLG: 0.484</small> <b>Seth Morehead, L</b> (2, 1) <small>OBP: 0.192, SLG: 0.200</small> <b>George Altman, L</b> (5, PH) <small>OBP: 0.222, SLG: 0.430</small> <b>Don Elston, R</b> (5, 1) <small>OBP: 0.315, SLG: 0.130</small> <b>Sammy Drake, S</b> (7, PH) <small>OBP: 0.111, SLG: 0.111</small>			 P6		 2B 2-H 3-H		 L6			0	0	0	0	0	0	0					
<b>Inning Stats</b>	R: 0 E: 0 K: 1 S: 5	H: 0 LOB: 0 BB: 0 P: 5	R: 0 E: 0 K: 0 S: 3	H: 0 LOB: 1 BB: 1 P: 7	R: 0 E: 0 K: 0 S: 4	H: 1 LOB: 1 BB: 0 P: 4	R: 0 E: 0 K: 0 S: 3	H: 1 LOB: 0 BB: 0 P: 3	R: 2 E: 0 K: 0 S: 6	H: 3 LOB: 1 BB: 0 P: 6	R: 0 E: 0 K: 0 S: 3	H: 0 LOB: 0 BB: 0 P: 3	R: 0 E: 0 K: 1 S: 5	H: 0 LOB: 1 BB: 1 P: 9	R: 0 E: 0 K: 1 S: 6	H: 1 LOB: 2 BB: 1 P: 10		R: 0 E: 0 K: 1 S: 5	H: 0 LOB: 0 BB: 0 P: 5	1B: 4 2B: 2 3B: 0 HR: 0	SF: 0 SAC: 0 DP: 1 HBP: 0
<b>PITCHER</b> <b>Joey Jay, R</b> (1, 1) <small>ERA: 3.49</small>	IP: 9.0 WLS: W BF: 35 H: 6 R: 2 ER: 2 SO: 4 BB: 3 IBB: 0 HBP: 0 BLK: 0 WP: 0 HR: 0 S: 40 P: 52 ERA: 2.00 WHIP: 1.000																				

AB	32
R	2
H	6
RBI	2
BB	3
SO	4
LOB	14



Batter	1	2	3	4	5	6	7	8	9	AB	R	H	RBI	BB	SO	LOB	BOTTOM	
<b>Bill Bruton, L</b> (1, 8) <small>OBP: 0.320, SLG: 0.415</small> <b>Len Gabrielson, L</b> (7, PH) <small>OBP: 0.261, SLG: 0.351</small>	 5-3-6 BB	 E5 BB 3B		 F8	 4-3		 F7			3	1	0	0	1	0	2	<b>Chicago Cubs @ Milwaukee Braves</b> Milwaukee County Stadium, Milwaukee, WI Wed Sep 14 1960, 8:05 PM EDT Att: 11,646 - Unknown	
<b>Del Crandall, R</b> (1, 2) <small>OBP: 0.322, SLG: 0.423</small>	 5-3-6 1-3f	 BB 3B HBP		 K	 K			 F3		4	1	0	0	0	2	2		
<b>Eddie Mathews, L</b> (1, 5) <small>OBP: 0.395, SLG: 0.557</small>	 HR	 3B BB 1-2 2-3 3-H		 3-1		 4-3		 L9		4	2	1	2	1	0	0		
<b>Hank Aaron, R</b> (1, 9) <small>OBP: 0.355, SLG: 0.562</small>	 1B S	 3B BB 1-H 2-H 3-H		 FC1-5 1B	 1-4-3		 BB	 BB		4	1	3	3	1	0	0		
<b>Alvin Dark, R</b> (1, 3) <small>OBP: 0.317, SLG: 0.332</small>	 1B 1-H	 4-3		 BB 1B FC1-5	 4-3		 F5			5	1	2	1	0	0	2		
<b>Eddie Haas, L</b> (1, 7) <small>OBP: 0.343, SLG: 0.400</small> <b>Al Spangler, L</b> (7, PR) <small>OBP: 0.355, SLG: 0.352</small>	 P5		 4-3		 FC1-5 BB 1B		 E HBP BB			3	1	0	0	1	0	3		
<b>Johnny Logan, R</b> (1, 6) <small>OBP: 0.315, SLG: 0.343</small>		 F3	 L8		 1B SH BB 1-2 2-3		 F3			3	1	0	0	1	0	1		
<b>Chuck Cottier, R</b> (1, 4) <small>OBP: 0.291, SLG: 0.339</small>		 FC1-5 1B	 FC5-4 1B		 SH 1B 1-2 2-H 3-H		 E HBP			3	1	3	2	0	0	0		
<b>Joey Jay, S</b> (1, 1) <small>OBP: 0.182, SLG: 0.125</small>		 FC1-6 BB 1-2f	 FC5-4 1-2f		 SH 1B 1-H 2-H		 K 1-2 2-3			3	1	0	0	0	1	4		
<b>Inning Stats</b>	R: 2 E: 0 K: 0 S: 5	H: 3 LOB: 1 BB: 1 P: 9	R: 4 E: 1 K: 0 S: 6	H: 2 LOB: 1 BB: 1 P: 11	R: 0 E: 0 K: 0 S: 4	H: 1 LOB: 1 BB: 0 P: 4	R: 0 E: 0 K: 1 S: 5	H: 0 LOB: 0 BB: 0 P: 5	R: 4 E: 1 K: 1 S: 9	H: 3 LOB: 1 BB: 1 P: 13	R: 0 E: 0 K: 0 S: 3	H: 0 LOB: 3 BB: 1 P: 10	R: 0 E: 0 K: 1 S: 5	H: 0 LOB: 1 BB: 1 P: 7	1B: 7 2B: 1 3B: 1 HR: 1	SF: 0 SAC: 1 DP: 1 HBP: 2		WP: 0 PA: 41 CS: 0
<b>PITCHER</b> <b>Don Cardwell, R</b> (1, 1) <small>ERA: 4.79</small> <b>Seth Morehead, L</b> (2, 1) <small>ERA: 3.74</small> <b>Don Elston, R</b> (5, 1) <small>ERA: 3.42</small> <b>Dick Drott, R</b> (7, 1) <small>ERA: 7.15</small>	IP: 1.2 WLS: L BF: 13 H: 5 R: 6 ER: 2 SO: 0 BB: 2 IBB: 0 HBP: 1 BLK: 0 WP: 0 HR: 1 S: 10 P: 19 ERA: 10.80 WHIP: 4.200																	

AB	33
R	10
H	9
RBI	8
BB	5
SO	3
LOB	17





Batter	1	2	3	4	5	6	7	8	9	AB	R	H	RBI	BB	SO	LOB	TOP			
Don Zimmer, R (1,4) OBP: 0.313, SLG: 0.378	F9			F9		5-3			K	4	0	0	0	0	1	0	<b>Chicago Cubs @ Milwaukee Braves</b> Milwaukee County Stadium, Milwaukee, WI Thu Sep 15 1960, 4:33 AM EDT Att: 8,138 - Unknown			
Danny Murphy, L (1,8) George Altman, L (9, PH) OBP: 0.161, SLG: 0.222 OBP: 0.322, SLG: 0.429	3-1			F2		F4			5-3	3	0	0	0	0	0	0				
Ron Santo, R (1,5) OBP: 0.306, SLG: 0.409	F3			5-3			6-3			3	0	0	0	0	0	0				
14 Ernie Banks, R (1,6) OBP: 0.356, SLG: 0.578				F8					F6	3	1	1	1	0	0	0				
Ed Bouchee, L (1,3) OBP: 0.345, SLG: 0.328				F9					K	3	0	1	0	0	1	0				
Frank Thomas, R (1,7) OBP: 0.288, SLG: 0.407				1-3					6-3	3	0	0	0	0	0	1				
Bob Will, L (1,9) OBP: 0.313, SLG: 0.368				F5					K	3	0	0	0	0	1	1				
El Tappe, R (1,2) OBP: 0.333, SLG: 0.323				6-3					F7	2	0	0	0	0	0	1				
Richie Ashburn, L (8, PH) Moe Thacker, R (8, 2) OBP: 0.417, SLG: 0.343 OBP: 0.270, SLG: 0.172				6-3						1	0	0	0	0	0	0				
Glen Hobbie, R (1,1) Sammy Taylor, L (9, PH) OBP: 0.214, SLG: 0.195 OBP: 0.240, SLG: 0.287				K					4-3	2	0	0	0	0	1	0				
<b>Inning Stats</b>	R: 0 E: 0 K: 0 S: 3	H: 0 LOB: 0 BB: 0 P: 3	R: 0 E: 0 K: 0 S: 3	H: 0 LOB: 0 BB: 0 P: 3	R: 0 E: 0 K: 1 S: 5	H: 0 LOB: 0 BB: 0 P: 5	R: 0 E: 0 K: 0 S: 3	H: 0 LOB: 0 BB: 0 P: 3	R: 1 E: 0 K: 0 S: 5	H: 2 LOB: 1 BB: 0 P: 5	R: 0 E: 0 K: 0 S: 3	H: 0 LOB: 0 BB: 0 P: 5	R: 0 E: 0 K: 1 S: 5	H: 0 LOB: 0 BB: 0 P: 5	R: 0 E: 0 K: 1 S: 5	H: 0 LOB: 0 BB: 0 P: 5	1B: 0 2B: 1 3B: 0 HR: 1	SF: 0 SAC: 0 DP: 0 HBP: 0	WP: 0 PB: 0 CS: 0	PA: 29
<b>PITCHER</b> Lew Burdette, R (1,1) ERA: 3.18	IP: 9.0 WLS: W BF: 29 H: 2 R: 1 ER: 1 SO: 4 BB: 0 IBB: 0 HBP: 0 BLK: 0 WP: 0 HR: 1 S: 37 P: 37 ERA: 1.00 WHIP: 0.222																			

Batter	1	2	3	4	5	6	7	8	9	AB	R	H	RBI	BB	SO	LOB	BOTTOM			
Bill Bruton, L (1,8) OBP: 0.323, SLG: 0.415	1B BB		6-3 1B HBP		L3-6 1B		F8			2	2	1	0	1	0	1	<b>Chicago Cubs @ Milwaukee Braves</b> Milwaukee County Stadium, Milwaukee, WI Thu Sep 15 1960, 4:33 AM EDT Att: 8,138 - Unknown			
Del Crandall, R (1,2) OBP: 0.323, SLG: 0.424	WP 1-2 5-3 1B		6-3		L3-6		BB 1B			4	1	2	0	0	0	2				
Eddie Mathews, L (1,5) OBP: 0.397, SLG: 0.558	WP 1-2 2-H 1B		1B		K		BB 1-2 2-3 BB			3	0	2	2	1	1	0				
Hank Aaron, R (1,9) OBP: 0.353, SLG: 0.558	K		F4		6-3		1-3			4	0	0	0	0	1	6				
Alvin Dark, R (1,7) Al Spangler, L (8, PR) OBP: 0.322, SLG: 0.344 OBP: 0.355, SLG: 0.352	5-3		1B		3B		CS 1B			4	0	3	1	0	0	1				
Joe Adcock, R (1,3) OBP: 0.352, SLG: 0.496	6-3		F8		1-3		K			4	0	0	0	0	1	5				
Johnny Logan, R (1,6) OBP: 0.314, SLG: 0.343			K		5-3		BB 1-2 1B			4	0	1	0	0	1	1				
Chuck Cottier, R (1,4) OBP: 0.290, SLG: 0.333	1-3		K		F8		FC6-4 BB			3	0	0	0	1	1	0				
Lew Burdette, R (1,1) OBP: 0.230, SLG: 0.288	F6		F4		BB 1B BB		FC6-4			3	0	0	0	1	0	2				
<b>Inning Stats</b>	R: 2 E: 0 K: 1 S: 7	H: 2 LOB: 1 BB: 1 P: 11	R: 0 E: 0 K: 1 S: 5	H: 0 LOB: 0 BB: 0 P: 5	R: 1 E: 0 K: 0 S: 5	H: 2 LOB: 2 BB: 0 P: 6	R: 0 E: 0 K: 1 S: 5	H: 0 LOB: 0 BB: 0 P: 5	R: 0 E: 0 K: 0 S: 4	H: 1 LOB: 1 BB: 0 P: 4	R: 0 E: 0 K: 0 S: 4	H: 1 LOB: 3 BB: 2 P: 12	R: 0 E: 0 K: 1 S: 6	H: 2 LOB: 2 BB: 1 P: 10	R: 0 E: 0 K: 1 S: 6	H: 2 LOB: 2 BB: 1 P: 10		1B: 8 2B: 1 3B: 1 HR: 0	SF: 0 SAC: 0 DP: 1 HBP: 1	WP: 1 PB: 0 SB: 1 CS: 1
<b>PITCHER</b> Glen Hobbie, R (1,1) ERA: 4.0	IP: 8.0 WLS: L BF: 36 H: 9 R: 3 ER: 3 SO: 5 BB: 4 IBB: 0 HBP: 1 BLK: 0 WP: 1 HR: 0 S: 41 P: 58 ERA: 3.38 WHIP: 1.625																			





Batter	1	2	3	4	5	6	7	8	9	AB	R	H	RBI	BB	SO	LOB	TOP			
Johnny Callison, L (1, 7) OBP: 0.361, SLG: 0.422 Bobby Del Greco, R (9, PH) OBP: 0.356, SLG: 0.414	0-0 F7			0-0 1-3		0-3 K			0-3 K	3	0	0	0	0	1	0	<b>Philadelphia Phillies @ Milwaukee Braves</b> Milwaukee County Stadium, Milwaukee, WI Fri Sep 16 1960, 8:05 PM EDT Att: 6,117 - Unknown <a href="http://livebaseballscorecards.com">livebaseballscorecards.com</a>			
Bobby Malkmus, R (1, 4) OBP: 0.297, SLG: 0.270	0-0 6-3			0-0 F6		0-0 F8			0-0 1-6-3	4	0	0	0	0	0	0				
Ken Walters, R (1, 9) OBP: 0.270, SLG: 0.325	0-3 K			4-0 BB					0-0 5-3	2	0	0	0	1	1	0				
Pancho Herrera, R (1, 3) OBP: 0.348, SLG: 0.452		0-3 K		0-0 F8					0-3 K	3	0	0	0	0	2	1				
Tony Gonzalez, L (1, 8) OBP: 0.305, SLG: 0.450		0-3 K			0-3 K				0-3 K	3	0	0	0	0	3	0				
Cal Neeman, R (1, 2) OBP: 0.258, SLG: 0.315		0-3 K			4-0 BB				0-0 3-1	2	0	0	0	1	1	0				
Jim Woods, R (1, 5) OBP: 0.188, SLG: 0.133 Tony Taylor, R (8, PH) OBP: 0.332, SLG: 0.386 Ted Lepcio, R (8, 5) OBP: 0.307, SLG: 0.311			0-3 K		0-3 K				0-3 K	2	0	0	0	0	2	1				
Ruben Amaro, R (1, 6) OBP: 0.287, SLG: 0.273 Lee Walls, R (8, PH) OBP: 0.303, SLG: 0.332 Joe Koppe, R (8, 6) OBP: 0.274, SLG: 0.221			0-0 F9		0-0 F9				0-3 K	3	2	0	0	0	0	1				
John Buzhardt, R (1, 1) OBP: 0.175, SLG: 0.196 Bobby Gene Smith, R (9, PH) OBP: 0.259, SLG: 0.374			0-3 K		0-0 F8				0-3 K	1	2	0	0	0	1	0				
<b>Inning Stats</b>	R: 0 E: 0 K: 1 S: 5	H: 0 LOB: 0 BB: 0 P: 5	R: 0 E: 0 K: 3 S: 9	H: 0 LOB: 0 BB: 0 P: 9	R: 0 E: 0 K: 2 S: 7	H: 0 LOB: 0 BB: 1 P: 7	R: 0 E: 0 K: 0 S: 3	H: 0 LOB: 1 BB: 1 P: 7	R: 0 E: 0 K: 1 S: 5	H: 0 LOB: 0 BB: 0 P: 5	R: 0 E: 0 K: 2 S: 7	H: 0 LOB: 0 BB: 0 P: 7	R: 0 E: 0 K: 2 S: 7	H: 0 LOB: 0 BB: 0 P: 7	R: 0 E: 0 K: 2 S: 7	H: 0 LOB: 0 BB: 0 P: 7		1B: 0 2B: 0 3B: 0 HR: 0	SF: 0 SAC: 0 DP: 0 HBP: 0	WP: 0 PB: 0 SB: 0 CS: 0
<b>PITCHER</b> Warren Spahn, L (1, 1) ERA: 3.46	IP: 9.0 WLS: W BF: 29 H: 0 R: 0 ER: 0 SO: 15 BB: 2 IBB: 0 HBP: 0 BLK: 0 WP: 0 HR: 0 S: 57 P: 65 ERA: 0.00 WHIP: 0.222																			

Batter	1	2	3	4	5	6	7	8	9	AB	R	H	RBI	BB	SO	LOB	BOTTOM			
Bill Bruton, L (1, 8) OBP: 0.326, SLG: 0.417	4-0 CS BB		0-0 1-3		0-0 1B		0-0 1B			3	1	2	0	1	0	0	<b>Philadelphia Phillies @ Milwaukee Braves</b> Milwaukee County Stadium, Milwaukee, WI Fri Sep 16 1960, 8:05 PM EDT Att: 6,117 - Unknown <a href="http://livebaseballscorecards.com">livebaseballscorecards.com</a>			
Del Crandall, R (1, 2) OBP: 0.325, SLG: 0.424	0-0 BB 1B		0-0 1-3		0-0 F9		0-0 1B			4	0	2	1	0	0	2				
Eddie Mathews, L (1, 5) OBP: 0.398, SLG: 0.558	0-0 BB 1B		0-0 4-3		0-0 G6-4-3 1B		0-0 F8			4	0	2	1	0	0	1				
Hank Aaron, R (1, 9) OBP: 0.354, SLG: 0.557	4-0 G6-4-3 BB			0-0 3B 1B	0-0 G6-4-3 1B		0-0 L8			3	1	1	0	1	0	3				
Alvin Dark, R (1, 7) OBP: 0.321, SLG: 0.349	0-0 G6-4-3			0-0 SF9 3B		0-0 L3			0-0 4-3	4	1	1	1	0	0	3				
Joe Adcock, R (1, 3) OBP: 0.353, SLG: 0.496		4-0 SH3-4 BB		0-0 SF9		0-0 1B			0-0 4-3	2	0	1	1	1	0	0				
Johnny Logan, R (1, 6) OBP: 0.313, SLG: 0.340		0-0 SH3-4		0-0 F2		0-0 F9			0-3 K	3	0	0	0	0	1	1				
Chuck Cottier, R (1, 4) OBP: 0.286, SLG: 0.328		0-0 F9		0-0 F8		0-0 F7				3	0	0	0	0	0	2				
Warren Spahn, L (1, 1) OBP: 0.188, SLG: 0.270		0-0 F8			0-0 1B 1B		0-0 4-3			3	1	1	0	0	0	1				
<b>Inning Stats</b>	R: 0 E: 0 K: 0 S: 3	H: 2 LOB: 2 BB: 2 P: 11	R: 0 E: 0 K: 0 S: 3	H: 0 LOB: 1 BB: 1 P: 7	R: 0 E: 0 K: 0 S: 3	H: 0 LOB: 0 BB: 0 P: 3	R: 2 E: 0 K: 0 S: 5	H: 2 LOB: 2 BB: 0 P: 5	R: 1 E: 0 K: 0 S: 5	H: 3 LOB: 1 BB: 0 P: 5	R: 0 E: 0 K: 0 S: 4	H: 1 LOB: 1 BB: 0 P: 4	R: 1 E: 0 K: 0 S: 5	H: 2 LOB: 1 BB: 0 P: 5	R: 0 E: 0 K: 1 S: 5	H: 0 LOB: 0 BB: 0 P: 5		1B: 9 2B: 0 3B: 1 HR: 0	SF: 1 SAC: 1 DP: 2 HBP: 0	WP: 0 PB: 0 SB: 1 CS: 1
<b>PITCHER</b> John Buzhardt, R (1, 1) ERA: 4.03	IP: 8.0 WLS: L BF: 34 H: 10 R: 4 ER: 4 SO: 1 BB: 3 IBB: 0 HBP: 0 BLK: 0 WP: 0 HR: 0 S: 33 P: 45 ERA: 4.50 WHIP: 1.625																			



Batter	1	2	3	4	5	6	7	8	9	10	AB	R	H	RBI	BB	SO	LOB	
<b>Johnny Callison, L</b> (1, 9) OBP: 0.362, SLG: 0.419	0-0 1-3		0-3 K			4-0 1B BB		0-0 1B		0-3 K	4	0	1	0	1	2	4	
<b>Bobby Malkmus, R</b> (1, 4) OBP: 0.261, SLG: 0.264	0-3 K		0-0 G5-4-3			0-0 F9		0-0 F7		0-3 K	3	0	0	0	0	1	2	
<b>Bobby Gene Smith, R</b> (8, PH) OBP: 0.288, SLG: 0.372											1	0	0	0	0	0	1	
<b>Turk Farrell, R</b> (8, 1) OBP: 0.290, SLG: 0.267											0	0	0	0	0	0	0	
<b>Ken Walters, R</b> (10, PH) OBP: 0.289, SLG: 0.324											1	0	0	0	0	0	1	
<b>Tony Curry, L</b> (1, 7) OBP: 0.315, SLG: 0.416	0-0 4-3					0-0 F8		0-0 1B		0-0 F8	5	0	2	3	0	0	0	
<b>Chris Short, R</b> (10, 1)											0	0	0	0	0	0	0	
<b>Tony Gonzalez, L</b> (1, 8) OBP: 0.304, SLG: 0.445		4-0 5-3 2B BB				0-0 4-3		0-0 F7		0-0 L9	4	1	0	0	1	0	3	
<b>Pancho Herrera, R</b> (1, 3) OBP: 0.346, SLG: 0.456		0-0 5-3				0-0 F8				0-0 L8	5	1	1	1	0	1	3	
<b>Cal Neeman, R</b> (1, 2) OBP: 0.288, SLG: 0.320		0-0 2H 2B				0-0 1-3				0-0 6-3	4	0	1	1	0	1	0	
<b>Jim Woods, R</b> (1, 5) OBP: 0.200, SLG: 0.158		0-0 F4				0-0 5-3				0-0 F8	4	1	1	0	0	0	1	
<b>Joe Koppe, R</b> (1, 6) OBP: 0.271, SLG: 0.218		0-0 F3				0-0 6-3				0-0 1-3	2	0	0	0	0	0	1	
<b>Tony Taylor, R</b> (8, PH) OBP: 0.332, SLG: 0.385										0-0 SH	1	1	0	0	0	0	0	
<b>Gene Conley, R</b> (1, 1) OBP: 0.145, SLG: 0.213						0-0 F7				0-0 SH	2	0	0	0	0	0	0	
<b>Clay Dalrymple, L</b> (8, PH) OBP: 0.345, SLG: 0.425										1-3 2B	1	1	0	0	0	0	0	
<b>Ruben Amaro, R</b> (8, 6) OBP: 0.289, SLG: 0.273			0-0 G5-4-3 1B							4-0 2B BB	0	1	0	0	1	0	0	
<b>Inning Stats</b>	R: 0 E: 0 K: 1 S: 5	H: 0 LOB: 0 BB: 0 P: 5	R: 1 E: 0 K: 0 S: 4	H: 1 LOB: 1 BB: 1 P: 8	R: 0 E: 0 K: 1 S: 5	H: 1 LOB: 0 BB: 0 P: 5	R: 0 E: 0 K: 0 S: 3	H: 0 LOB: 0 BB: 0 P: 3	R: 0 E: 0 K: 0 S: 3	H: 0 LOB: 0 BB: 0 P: 3	R: 0 E: 0 K: 0 S: 3	H: 1 LOB: 2 BB: 1 P: 8	R: 0 E: 0 K: 1 S: 6	H: 1 LOB: 0 BB: 0 P: 6	R: 3 E: 2 K: 3 S: 13	H: 2 LOB: 2 BB: 1 P: 17	1B: 4 2B: 2 3B: 0 HR: 1	SF: 0 SAC: 1 DP: 1 HBP: 0
<b>PITCHER</b>	IP 9.0	WLS 33	H 5	R 2	ER 2	SO 3	BB 2	IBB 0	HBP 0	BLK 0	WP 0	HR 1	S 37	P 45	ERA 2.00	WHIP 0.778		
<b>Bob Buhl, R</b> ERA: 3.22																		
<b>Ron Piche, R</b> ERA: 3.83	1.0	L	8	2	3	0	3	1	0	0	0	0	0	13	17	0.00	3.000	

**TOP**

**Philadelphia Phillies @ Milwaukee Braves**  
Milwaukee County Stadium, Milwaukee, WI

Sat Sep 17 1960, 4:33 AM EDT  
Att. 11,523 - Unknown

AB	37
R	5
H	7
RBI	5
BB	3
SO	6
LOB	18

WP: 0 PA: 41  
PB: 0  
SB: 0  
CS: 0



Batter	1	2	3	4	5	6	7	8	9	10	AB	R	H	RBI	BB	SO	LOB					
<b>Bill Bruton, L</b> (1, 8) OBP: 0.326, SLG: 0.418	0-0 6-3		0-0 1B 2B			0-0 FC6-4 1B		0-3 K		0-0 F2	5	1	2	0	0	1	0					
<b>Del Crandall, R</b> (1, 2) OBP: 0.323, SLG: 0.422	0-0 F9		0-0 2H 1B			0-0 FC6-4 1B		0-0 F8		0-0 6-3	5	0	1	1	0	0	2					
<b>Eddie Mathews, L</b> (1, 5) OBP: 0.396, SLG: 0.554	0-0 L7		0-0 F9			0-0 1-3 1B				0-0 F9	5	0	1	1	0	0	1					
<b>Hank Aaron, R</b> (1, 9) OBP: 0.355, SLG: 0.557		0-0 4-3 1B				0-0 L7		0-0 K		0-0 G4-3 1B	4	0	2	0	0	1	2					
<b>Alvin Dark, R</b> (1, 7) OBP: 0.317, SLG: 0.345		0-3 K				0-0 5-3				0-0 6-3	4	0	0	0	0	1	2					
<b>Joe Adcock, R</b> (1, 3) OBP: 0.356, SLG: 0.498		0-0 4-3								0-0 G4-3	2	0	1	0	2	0	1					
<b>Lee Maye, L</b> (9, PR) OBP: 0.367, SLG: 0.383		0-0 1-2 2B								0-0 1B BB	0	0	0	0	0	0	0					
<b>Felix Mantilla, R</b> (10, 4) OBP: 0.278, SLG: 0.378		0-0 1-2 2B								0-0 BB	0	0	0	0	0	0	0					
<b>Johnny Logan, R</b> (1, 6) OBP: 0.312, SLG: 0.340		0-0 F6				0-0 L7		0-0 1B		0-0 F2	4	0	1	0	0	0	3					
<b>Chuck Cottier, R</b> (1, 4) OBP: 0.282, SLG: 0.323										0-0 L7	3	0	0	0	0	0	1					
<b>Wes Covington, L</b> (9, PH) OBP: 0.295, SLG: 0.449										0-0 L7	1	0	0	0	0	0	1					
<b>Bob Buhl, R</b> (1, 1) OBP: 0.146, SLG: 0.146										0-3 K	3	1	1	0	0	1	0					
<b>Eddie Haas, L</b> (9, PH) OBP: 0.333, SLG: 0.387										0-0 L6	1	0	0	0	0	1	1					
<b>Ron Piche, R</b> (10, 1)										FC6-4 1B 1B	0	0	0	0	0	0	0					
<b>Inning Stats</b>	R: 0 E: 0 K: 0 S: 3	H: 0 LOB: 0 BB: 0 P: 3	R: 0 E: 0 K: 1 S: 6	H: 1 LOB: 1 BB: 0 P: 6	R: 1 E: 0 K: 1 S: 7	H: 2 LOB: 1 BB: 0 P: 7	R: 0 E: 0 K: 0 S: 4	H: 1 LOB: 1 BB: 0 P: 4	R: 1 E: 0 K: 1 S: 8	H: 3 LOB: 2 BB: 0 P: 8	R: 0 E: 0 K: 0 S: 3	H: 1 LOB: 1 BB: 1 P: 7	R: 0 E: 0 K: 1 S: 5	H: 0 LOB: 0 BB: 0 P: 5	R: 0 E: 0 K: 0 S: 3	H: 1 LOB: 0 BB: 0 P: 3	R: 0 E: 0 K: 1 S: 5	H: 0 LOB: 1 BB: 1 P: 9	R: 0 E: 0 K: 0 S: 3	H: 0 LOB: 0 BB: 0 P: 3	1B: 7 2B: 2 3B: 0 HR: 0	SF: 0 SAC: 0 DP: 1 HBP: 0
<b>PITCHER</b>	IP 7.0	WLS 29	H 8	R 2	ER 2	SO 4	BB 1	IBB 0	HBP 0	BLK 0	WP 0	HR 0	S 36	P 40	ERA 2.57	WHIP 1.286						
<b>Gene Conley, R</b> ERA: 3.44																						
<b>Turk Farrell, R</b> ERA: 2.53	2.0	W	7	1	0	0	1	1	0	0	0	0	0	8	12	0.00	1.000					
<b>Chris Short, L</b> ERA: 3.94	1.0	S	3	0	0	0	0	0	0	0	0	0	0	3	3	0.00	0.000					

**BOTTOM**

**Philadelphia Phillies @ Milwaukee Braves**  
Milwaukee County Stadium, Milwaukee, WI


Sat Sep 17 1960, 4:33 AM EDT  
Att. 11,523 - Unknown


AB	37
R	2
H	9
RBI	2
BB	2
SO	5
LOB	14

WP: 0 PA: 39  
PB: 0  
SB: 0  
CS: 0





Batter	1	2	3	4	5	6	7	8	9	AB	R	H	RBI	BB	SO	LOB	TOP
Johnny Callison, L (1, 9) OBP: 0.364, SLG: 0.432	0-0 4-3		0-0 HR		0-0 F9			0-0 WP 1B		4	1	2	1	0	0	0	<b>Philadelphia Phillies @ Milwaukee Braves</b> Milwaukee County Stadium, Milwaukee, WI Sun Sep 18 1960, 4:33 AM EDT Att: 10,561 - Unknown 
Bobby Malkmus, R (1, 4) OBP: 0.254, SLG: 0.256	0-0 F7		0-0 G3			0-0 L8		0-0 5-3		4	0	0	0	0	0	1	
Tony Curry, L (1, 7) OBP: 0.310, SLG: 0.409	0-0 1-3				0-0 F7		0-3 K	0-3 K		4	0	0	0	0	2	1	
Tony Gonzalez, L (1, 8) OBP: 0.304, SLG: 0.444		0-3 K		0-0 HBP 1B		0-0 3-1				3	0	1	0	0	1	0	
Pancho Herrera, R (1, 3) OBP: 0.348, SLG: 0.456		0-0 FC5-4 1B		1-0 1-2 HBP			0-3 K			2	0	1	0	0	1	0	
Jimmie Coker, R (1, 2) OBP: 0.278, SLG: 0.328		0-0 FC5-4 1-2		0-3 K			0-3 K			3	0	0	0	0	2	3	
Jim Woods, R (1, 5) Turk Farrell, R (7, 1) OBP: 0.217, SLG: 0.143 OBP: 0.250, SLG: 0.267		0-3 K		0-3 K			4-0 BB			2	0	0	0	1	2	3	
Joe Koppe, R (1, 6) OBP: 0.272, SLG: 0.215			0-0 F8		4-0 BB		0-0 F7			2	0	0	0	1	0	1	
Art Mahaffey, R (1, 1) Dallas Green, L (2, 1) Lee Walls, R (7, 5) OBP: 0.302, SLG: 0.331			0-3 K		0-0 G3-6-3-6 1-2			0-3 K		0	0	0	0	0	0	0	
<b>Inning Stats</b>	R: 0 E: 0 K: 0 S: 3	H: 0 LOB: 0 BB: 0 P: 3	R: 0 E: 0 K: 2 S: 8	H: 1 LOB: 1 BB: 0 P: 8	R: 1 E: 0 K: 1 S: 6	H: 1 LOB: 0 BB: 0 P: 6	R: 0 E: 0 K: 2 S: 8	H: 1 LOB: 2 BB: 1 P: 9	R: 0 E: 0 K: 1 S: 5	H: 0 LOB: 0 BB: 0 P: 5	R: 0 E: 0 K: 2 S: 7	H: 0 LOB: 1 BB: 1 P: 11	R: 0 E: 0 K: 2 S: 8	H: 1 LOB: 1 BB: 0 P: 8			
<b>PITCHER</b> Joey Jay, R (1, 1) ERA: 3.34	IP: 8.0 WLS: W BF: 30 H: 4 R: 1 ER: 1 SO: 10 BB: 2 IBB: 0 HBP: 1 BLK: 0 WP: 1 HR: 1 S: 47 P: 56 ERA: 1.12 WHIP: 0.750																

Batter	1	2	3	4	5	6	7	8	9	AB	R	H	RBI	BB	SO	LOB	BOTTOM
Bill Bruton, L (1, 8) OBP: 0.326, SLG: 0.424	0-0 HR	0-0 1B 1-2 1B 1B		0-0 F9		0-0 L9				4	2	2	1	0	0	1	<b>Philadelphia Phillies @ Milwaukee Braves</b> Milwaukee County Stadium, Milwaukee, WI Sun Sep 18 1960, 4:33 AM EDT Att: 10,561 - Unknown 
Del Crandall, R (1, 2) OBP: 0.323, SLG: 0.421	0-0 E3 6-3 SF9	0-0 1B 1-3 2-H 1B		0-0 6-3		0-0 6-3				4	1	1	1	0	0	0	
Eddie Mathews, L (1, 5) OBP: 0.395, SLG: 0.552	0-0 6-3	0-0 FC6-4 1-2 1B		0-0 1-3		0-0 L9				4	0	1	1	0	0	1	
Hank Aaron, R (1, 9) OBP: 0.353, SLG: 0.554	0-0 SF9	0-0 FC6-4 1-2 1B		0-3 K		0-0 F2				3	0	0	1	0	1	2	
Alvin Dark, R (1, 7) OBP: 0.319, SLG: 0.350	0-0 2B		0-0 F8		0-0 5-3			0-0 3B 1B		4	1	2	0	0	0	0	
Joe Adcock, R (1, 3) OBP: 0.359, SLG: 0.511	0-0 F7		0-0 CS 1B			0-0 HR		0-0 1-H WP 3B		4	2	3	2	0	0	1	
Johnny Logan, R (1, 6) OBP: 0.312, SLG: 0.338		0-0 L5	4-0 FC5-4 1-2 BB		0-0 F5			0-0 WP		3	0	0	0	1	0	0	
Chuck Cottier, R (1, 4) OBP: 0.282, SLG: 0.323		0-0 F6	0-0 FC5-4 1-2			0-0 SH3-4 1B				3	0	1	0	0	0	1	
Joey Jay, S (1, 1) OBP: 0.196, SLG: 0.143		0-0 1B 1B		0-3 K		0-0 SH3-4				2	1	1	0	0	1	0	
<b>Inning Stats</b>	R: 2 E: 1 K: 0 S: 6	H: 2 LOB: 1 BB: 0 P: 6	R: 2 E: 0 K: 0 S: 7	H: 4 LOB: 2 BB: 0 P: 7	R: 0 E: 0 K: 1 S: 5	H: 1 LOB: 1 BB: 0 P: 7	R: 0 E: 0 K: 1 S: 5	H: 0 LOB: 0 BB: 0 P: 5	R: 1 E: 0 K: 0 S: 5	H: 2 LOB: 1 BB: 0 P: 5	R: 0 E: 0 K: 0 S: 3	H: 0 LOB: 0 BB: 0 P: 3	R: 2 E: 0 K: 0 S: 2	H: 2 LOB: 0 BB: 0 P: 2			
<b>PITCHER</b> Art Mahaffey, R (1, 1) ERA: 2.63 Dallas Green, R (2, 1) ERA: 4.28 Turk Farrell, R (7, 1) ERA: 2.68	IP: 1.2 WLS: L BF: 16 H: 3 R: 1 ER: 1 SO: 2 BB: 1 IBB: 0 HBP: 0 BLK: 0 WP: 0 HR: 1 S: 19 P: 23 ERA: 16.20 WHIP: 3.600																

AB 27  
R 1  
H 4  
RBI 1  
BB 2  
SO 10  
LOB 10



WP: 1  
PB: 0  
SB: 0  
CS: 0

PA: 30

AB 31  
R 7  
H 11  
RBI 6  
BB 1  
SO 2  
LOB 6



WP: 1  
PB: 0  
SB: 0  
CS: 1

PA: 34



Batter	1	2	3	4	5	6	7	8	9	AB	R	H	RBI	BB	SO	LOB	TOP					
Eddie Kasko, R (1,4) OBP: 0.362, SLG: 0.384	F2		6-3		F7					5	1	1	0	0	0	3	<b>Cincinnati Reds @ Milwaukee Braves</b> Milwaukee County Stadium, Milwaukee, WI Tue Sep 20 1960, 8:05 PM EDT Att: 10,000 - Unknown					
Vada Pinson, L (1,8) OBP: 0.340, SLG: 0.472	1-3		4-3			2B				5	1	1	0	0	0	4						
Gus Bell, L (1,9) OBP: 0.302, SLG: 0.387	F7		F6			F8	BB	F4		4	1	0	0	1	0	1						
Frank Robinson, R (1,7) OBP: 0.407, SLG: 0.588		2B		4-3	3-1	E7	BB	F8		4	3	2	0	1	0	1						
Ed Bailey, L (1,2) OBP: 0.355, SLG: 0.417		BB		3-1		1B	BB	G3		4	2	2	2	1	0	1						
Gordy Coleman, L (1,3) OBP: 0.309, SLG: 0.404		1B		4-3		1B	BB			4	1	1	1	1	0	2						
Willie Jones, R (1,5) OBP: 0.369, SLG: 0.369	6-3			5-3		F2	BB	FC5-4		3	0	0	1	1	0	4						
Jerry Lynch, L (9, PH) OBP: 0.357, SLG: 0.493							BB			1	0	0	0	0	0	1						
Cliff Cook, R (9, 5) OBP: 0.248, SLG: 0.323							BB			0	0	0	0	0	0	0						
Roy McMillan, R (1,6) OBP: 0.299, SLG: 0.346						F6		F7		4	0	2	3	1	0	1						
Jay Hook, L (1,1) OBP: 0.167, SLG: 0.085	K					F8		F7		5	0	1	0	0	1	5						
<b>Inning Stats</b>	R: 0 E: 0 K: 0 S: 3	H: 0 LOB: 0 BB: 0 P: 3	R: 2 E: 0 K: 1 S: 7	H: 2 LOB: 1 BB: 1 P: 11	R: 0 E: 0 K: 0 S: 3	H: 0 LOB: 0 BB: 0 P: 3	R: 0 E: 0 K: 0 S: 4	H: 1 LOB: 1 BB: 0 P: 4	R: 0 E: 0 K: 0 S: 3	H: 0 LOB: 0 BB: 0 P: 3	R: 2 E: 1 K: 0 S: 7	H: 4 LOB: 3 BB: 1 P: 11	R: 5 E: 1 K: 0 S: 7	H: 3 LOB: 3 BB: 4 P: 23	R: 0 E: 0 K: 0 S: 3	H: 0 LOB: 0 BB: 0 P: 3	R: 0 E: 1 K: 0 S: 4	H: 0 LOB: 1 BB: 0 P: 4	1B: 7 2B: 3 3B: 0 HR: 0	SF: 0 SAC: 0 DP: 0 HBP: 0	WP: 0 PB: 0 SB: 0 CS: 0	PA: 45
<b>PITCHER</b>	IP WLS BF H R ER SO BB IBB HBP BLK WP HR S P ERA WHIP																					
Lew Burdette, R (1,1) ERA: 3.24	6.0 L 27 7 4 4 1 1 1 0 0 0 0 0 27 35 6.00 1.333																					
Terry Fox, R (7,1) ERA: 5.69	0.1 6 1 5 4 0 3 0 0 0 0 0 0 3 15 108.00 12.000																					
Don McMahon, R (7,1) ERA: 6.13	0.2 5 2 0 0 0 1 0 0 0 0 0 0 4 8 0.00 4.500																					
Juan Pizarro, L (8,1) ERA: 4.55	2.0 7 0 0 0 0 0 0 0 0 0 0 0 7 7 0.00 0.000																					

AB	39
R	9
H	10
RBI	7
BB	6
SO	1
LOB	23



Batter	1	2	3	4	5	6	7	8	9	AB	R	H	RBI	BB	SO	LOB	BOTTOM					
Bill Bruton, L (1,8) OBP: 0.327, SLG: 0.423	CS			3-1		L8			F7	4	0	1	0	0	0	1	<b>Cincinnati Reds @ Milwaukee Braves</b> Milwaukee County Stadium, Milwaukee, WI Tue Sep 20 1960, 8:05 PM EDT Att: 10,000 - Unknown					
Del Crandall, R (1,2) OBP: 0.321, SLG: 0.417	1B			F2		L8			6-3	4	0	0	0	0	0	1						
Eddie Mathews, L (1,5) OBP: 0.394, SLG: 0.548	F6			F7		3-1				3	0	0	0	0	0	0						
Hank Aaron, R (1,9) OBP: 0.351, SLG: 0.551			F7	K		K				3	0	0	0	0	2	0						
Alvin Dark, R (1,7) OBP: 0.319, SLG: 0.350			F7	G6-4-3		F7				3	0	1	0	0	0	0						
Joe Adcock, R (1,3) OBP: 0.357, SLG: 0.507			F7	1B		E6				3	0	0	0	0	0	1						
Johnny Logan, R (1,6) OBP: 0.310, SLG: 0.336			6-3			F4			K	3	0	0	0	0	1	1						
Chuck Cottier, R (1,4) OBP: 0.284, SLG: 0.322			F8							1	0	0	0	1	0	0						
Wes Covington, L (8, PH) OBP: 0.294, SLG: 0.447									G3	1	0	0	0	0	0	1						
Felix Mantilla, R (9,4) OBP: 0.278, SLG: 0.378						BB				0	0	0	0	0	0	0						
Lew Burdette, R (1,1) ERA: 3.24										1	0	0	0	0	1	0						
Lee Maye, L (6, PH) OBP: 0.227, SLG: 0.284										1	0	0	0	0	1	1						
Terry Fox, R (7,1) ERA: 5.69										0	0	0	0	0	0	0						
Don McMahon, R (7,1) ERA: 6.13										0	0	0	0	0	0	0						
Juan Pizarro, L (8,1) ERA: 4.55										0	0	0	0	0	0	0						
Len Gabrielson, L (9, PH) OBP: 0.275, SLG: 0.350										1	0	0	0	0	0	0						
<b>Inning Stats</b>	R: 0 E: 0 K: 0 S: 3	H: 1 LOB: 0 BB: 0 P: 3	R: 0 E: 0 K: 0 S: 3	H: 0 LOB: 0 BB: 0 P: 3	R: 0 E: 0 K: 1 S: 5	H: 0 LOB: 0 BB: 0 P: 5	R: 0 E: 0 K: 0 S: 3	H: 0 LOB: 0 BB: 0 P: 3	R: 0 E: 0 K: 1 S: 5	H: 1 LOB: 0 BB: 0 P: 5	R: 0 E: 0 K: 1 S: 5	H: 0 LOB: 1 BB: 1 P: 9	R: 0 E: 0 K: 1 S: 5	H: 0 LOB: 0 BB: 0 P: 5	R: 0 E: 1 K: 1 S: 6	H: 0 LOB: 1 BB: 0 P: 6	R: 0 E: 0 K: 0 S: 3	H: 0 LOB: 0 BB: 0 P: 3	1B: 2 2B: 0 3B: 0 HR: 0	SF: 0 SAC: 0 DP: 1 HBP: 0	WP: 0 PB: 0 SB: 0 CS: 1	PA: 29
<b>PITCHER</b>	IP WLS BF H R ER SO BB IBB HBP BLK WP HR S P ERA WHIP																					
Jay Hook, R (1,1) ERA: 4.34	9.0 W 29 2 0 0 5 1 0 0 0 0 0 0 38 42 0.00 0.333																					



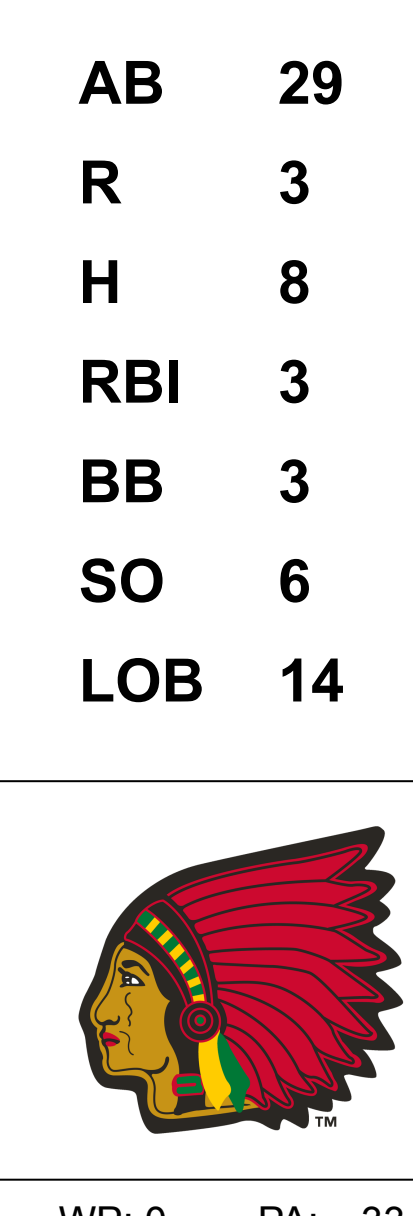


Batter	1	2	3	4	5	6	7	8	9	AB	R	H	RBI	BB	SO	LOB	TOP					
<b>Eddie Kasko, R</b> OBP: 0.363, SLG: 0.385 (1, 4)										4	0	2	1	0	0	4	<b>Cincinnati Reds @ Milwaukee Braves</b> <b>Milwaukee County Stadium, Milwaukee, WI</b> Wed Sep 21 1960, 8:05 PM EDT Att: 8,563 - Unknown					
<b>Vada Pinson, L</b> OBP: 0.338, SLG: 0.469 (1, 8)										4	0	0	0	0	0	6						
<b>Frank Robinson, R</b> OBP: 0.406, SLG: 0.584 (1, 7)										3	0	0	0	0	1	2						
<b>Wally Post, R</b> OBP: 0.358, SLG: 0.533 (1, 9)										4	0	0	0	0	0	2						
<b>Willie Jones, R</b> OBP: 0.379, SLG: 0.366 (1, 5)										4	0	1	0	0	0	1						
<b>Ed Bailey, L</b> OBP: 0.352, SLG: 0.413 (1, 2)										4	0	0	0	0	1	1						
<b>Gordy Coleman, L</b> OBP: 0.313, SLG: 0.405 (1, 3)										4	1	2	0	0	0	0						
<b>Roy McMillan, R</b> OBP: 0.301, SLG: 0.348 (1, 6)										4	0	2	0	0	0	1						
<b>Jim O'Toole, S</b> OBP: 0.136, SLG: 0.109 (7, PH)										1	0	0	0	0	1	0						
<b>Jerry Lynch, L</b> OBP: 0.355, SLG: 0.490 (7, 1)										1	0	0	0	0	1	2						
<b>Marshall Bridges, S</b> OBP: 0.273, SLG: 0.111 (7, 1)										0	0	0	0	0	0	0						
<b>Inning Stats</b>	R: 0 E: 0 K: 1 S: 6	H: 1 LOB: 1 BB: 0 P: 6	R: 0 E: 0 K: 1 S: 6	H: 1 LOB: 1 BB: 0 P: 6	R: 0 E: 0 K: 1 S: 6	H: 1 LOB: 1 BB: 0 P: 6	R: 0 E: 0 K: 0 S: 3	H: 0 LOB: 0 BB: 0 P: 3	R: 1 E: 1 K: 0 S: 5	H: 2 LOB: 1 BB: 0 P: 5	R: 0 E: 0 K: 0 S: 4	H: 1 LOB: 1 BB: 0 P: 4	R: 0 E: 1 K: 1 S: 7	H: 1 LOB: 2 BB: 0 P: 7	R: 0 E: 0 K: 0 S: 2	H: 0 LOB: 0 BB: 0 P: 3	R: 0 E: 0 K: 0 S: 3	H: 0 LOB: 0 BB: 0 P: 3	1B: 7 2B: 2 3B: 0 HR: 0	SF: 0 SAC: 1 DP: 2 HBP: 1	WP: 0 PB: 0 SB: 0 CS: 0	PA: 35
<b>PITCHER</b> <b>Warren Spahn, L</b> ERA: 3.37 (1, 1)	IP: 9.0 WLS: W BF: 35 H: 7 R: 1 ER: 1 SO: 4 BB: 0 IBB: 0 HBP: 1 BLK: 0 WP: 0 HR: 0 S: 42 P: 43 ERA: 1.00 WHIP: 0.778															<b>PITCHER</b>						

AB	33
R	1
H	7
RBI	1
BB	0
SO	4
LOB	19



Batter	1	2	3	4	5	6	7	8	9	AB	R	H	RBI	BB	SO	LOB	BOTTOM			
<b>Bill Bruton, L</b> OBP: 0.330, SLG: 0.426 (1, 8)										3	1	2	0	1	0	1	<b>Cincinnati Reds @ Milwaukee Braves</b> <b>Milwaukee County Stadium, Milwaukee, WI</b> Wed Sep 21 1960, 8:05 PM EDT Att: 8,563 - Unknown			
<b>Del Crandall, R</b> OBP: 0.320, SLG: 0.416 (1, 2)										4	1	1	0	0	0	2				
<b>Eddie Mathews, L</b> OBP: 0.394, SLG: 0.547 (1, 5)										3	0	1	1	1	0	1				
<b>Hank Aaron, R</b> OBP: 0.350, SLG: 0.555 (1, 9)										3	1	1	2	0	1	2				
<b>Alvin Dark, R</b> OBP: 0.324, SLG: 0.353 (1, 7)										3	0	2	0	1	1	0				
<b>Joe Adcock, R</b> OBP: 0.356, SLG: 0.505 (1, 3)										4	0	1	0	0	2	4				
<b>Johnny Logan, R</b> OBP: 0.309, SLG: 0.334 (1, 6)										3	0	0	0	0	0	2				
<b>Chuck Cottier, R</b> OBP: 0.281, SLG: 0.317 (1, 4)										3	0	0	0	0	1	2				
<b>Warren Spahn, L</b> OBP: 0.182, SLG: 0.261 (1, 1)										3	0	0	0	0	1	0				
<b>Inning Stats</b>	R: 0 E: 0 K: 1 S: 6	H: 1 LOB: 1 BB: 0 P: 6	R: 0 E: 0 K: 1 S: 6	H: 1 LOB: 1 BB: 0 P: 6	R: 2 E: 1 K: 1 S: 8	H: 3 LOB: 2 BB: 1 P: 12	R: 0 E: 0 K: 2 S: 7	H: 0 LOB: 0 BB: 0 P: 7	R: 0 E: 0 K: 1 S: 7	H: 2 LOB: 1 BB: 0 P: 7	R: 0 E: 1 K: 0 S: 3	H: 0 LOB: 0 BB: 0 P: 3	R: 0 E: 0 K: 0 S: 3	H: 1 LOB: 1 BB: 1 P: 7	R: 0 E: 0 K: 0 S: 3	H: 0 LOB: 0 BB: 0 P: 3		1B: 6 2B: 1 3B: 0 HR: 1	SF: 1 SAC: 0 DP: 2 HBP: 0	WP: 0 PB: 0 SB: 0 CS: 0
<b>PITCHER</b> <b>Jim O'Toole, L</b> ERA: 3.83 (1, 1)	IP: 6.0 WLS: L BF: 26 H: 7 R: 3 ER: 3 SO: 6 BB: 2 IBB: 0 HBP: 0 BLK: 0 WP: 0 HR: 1 S: 36 P: 44 ERA: 3.00 WHIP: 1.500															<b>PITCHER</b>				
<b>Marshall Bridges, L</b> ERA: 2.39 (7, 1)	IP: 2.0 WLS: 7 BF: 1 H: 0 R: 0 ER: 0 SO: 0 BB: 1 IBB: 0 HBP: 0 BLK: 0 WP: 0 HR: 0 S: 6 P: 10 ERA: 0.00 WHIP: 1.000															<b>PITCHER</b>				





Batter	1	2	3	4	5	6	7	8	9	AB	R	H	RBI	BB	SO	LOB	TOP					
Bill Virdon, L (1, 8) OBP: 0.333, SLG: 0.416	G3		4-3		1-3 3-H 2B			F7		4	0	1	1	0	0	1	<b>Pittsburgh Pirates @ Milwaukee Braves</b> <b>Milwaukee County Stadium, Milwaukee, WI</b> Fri Sep 23 1960, 8:05 PM EDT Att: 17,576 - Unknown  livebaseballscores.com					
Bob Skinner, L (1, 7) OBP: 0.345, SLG: 0.438	G3		F9		6-3			1-3 1B		4	0	1	0	0	0	2						
Roberto Clemente, R (1, 9) OBP: 0.356, SLG: 0.457	BB 1B			6-3		6-3		G6-4-3 1-2 1B		4	0	1	0	0	0	2						
Dick Stuart, R (1, 3) OBP: 0.314, SLG: 0.465	FC6-4 BB			F3		K			F8	3	0	0	0	1	1	0						
Smoky Burgess, L (1, 2) OBP: 0.345, SLG: 0.401	FC6-4			4-3		F3			3-1	4	0	0	0	0	0	2						
Don Hoak, R (1, 5) OBP: 0.369, SLG: 0.446		F7			FC3-6 1B 2B		K		4-3	4	1	1	0	0	1	0						
Bill Mazerolski, R (1, 4) OBP: 0.322, SLG: 0.391		F8			F5		K			3	0	0	0	0	1	1						
Dick Schofield, S (1, 6) OBP: 0.441, SLG: 0.407							K			3	0	1	0	0	2	0						
George Witt, R (1, 1) Mickey Vernon, L (8, PH) Joe Christopher, R (8, PR) Roy Face, R (8, 1) OBP: 0.217, SLG: 0.279			4-3		FC3-6 2B			E5 1B		2	0	0	0	0	0	2						
<b>Inning Stats</b>	R: 0 E: 0 K: 0 S: 4	H: 1 LOB: 2 BB: 1 P: 8	R: 0 E: 0 K: 1 S: 5	H: 0 LOB: 0 BB: 0 P: 5	R: 0 E: 0 K: 0 S: 3	H: 0 LOB: 0 BB: 0 P: 3	R: 0 E: 0 K: 0 S: 3	H: 0 LOB: 0 BB: 0 P: 3	R: 1 E: 0 K: 0 S: 6	H: 3 LOB: 2 BB: 0 P: 6	R: 0 E: 0 K: 1 S: 5	H: 0 LOB: 0 BB: 0 P: 5	R: 0 E: 0 K: 3 S: 9	H: 0 LOB: 0 BB: 0 P: 9	R: 0 E: 1 K: 0 S: 4	H: 1 LOB: 2 BB: 0 P: 4		R: 0 E: 0 K: 0 S: 3	H: 0 LOB: 0 BB: 0 P: 3	1B: 4 2B: 1 3B: 0 HR: 0	SF: 0 SAC: 0 DP: 1 HBP: 0	WP: 0 PB: 0 SB: 0 CS: 0
<b>PITCHER</b> Bob Buhl, R (1, 1) ERA: 3.13	IP: 9.0 WLS: W BF: 33 H: 5 R: 1 ER: 1 SO: 5 BB: 1 IBB: 0 HBP: 0 BLK: 0 WP: 0 HR: 0 S: 42 P: 46 ERA: 1.00 WHIP: 0.667															<b>PITCHER</b>						

Batter	1	2	3	4	5	6	7	8	9	AB	R	H	RBI	BB	SO	LOB	BOTTOM			
Bill Bruton, L (1, 8) OBP: 0.329, SLG: 0.430	4-3		HR		F6		4-3			4	1	1	1	0	0	1	<b>Pittsburgh Pirates @ Milwaukee Braves</b> <b>Milwaukee County Stadium, Milwaukee, WI</b> Fri Sep 23 1960, 8:05 PM EDT Att: 17,576 - Unknown  livebaseballscores.com			
Del Crandall, R (1, 2) OBP: 0.323, SLG: 0.418	E6		1B		BB 1B		CS 1B			4	0	3	1	0	0	0				
Eddie Mathews, L (1, 5) OBP: 0.393, SLG: 0.544	K		F7		1-2 BB		CS 1-2		K	3	0	0	0	1	2	2				
Hank Aaron, R (1, 9) OBP: 0.350, SLG: 0.553	F5				F8				L9	4	0	1	0	0	0	3				
Wes Covington, L (1, 7) Al Spangler, L (9, 7) OBP: 0.297, SLG: 0.446		G5-4-3 1B		K		CS BB		3-1		3	0	1	0	1	1	2				
Joe Adcock, R (1, 3) OBP: 0.354, SLG: 0.502		G5-4-3 1-2 1B			F9		L5			3	0	0	0	0	0	2				
Felix Mantilla, R (1, 6) OBP: 0.279, SLG: 0.377					F9		5-3			3	0	1	0	0	0	0				
Chuck Cottier, R (1, 4) OBP: 0.281, SLG: 0.317					F3		4-3 SH3-4 1B			3	1	1	0	0	1	1				
Bob Buhl, R (1, 1) OBP: 0.143, SLG: 0.143			K				SH3-4 1-2			2	0	0	0	0	2	0				
<b>Inning Stats</b>	R: 0 E: 1 K: 1 S: 6	H: 0 LOB: 1 BB: 0 P: 6	R: 0 E: 0 K: 1 S: 6	H: 2 LOB: 1 BB: 0 P: 6	R: 1 E: 0 K: 2 S: 10	H: 3 LOB: 2 BB: 0 P: 10	R: 0 E: 0 K: 0 S: 3	H: 0 LOB: 0 BB: 0 P: 3	R: 0 E: 0 K: 0 S: 2	H: 0 LOB: 0 BB: 1 P: 6	R: 1 E: 0 K: 0 S: 4	H: 2 LOB: 0 BB: 0 P: 4	R: 0 E: 0 K: 1 S: 5	H: 0 LOB: 0 BB: 0 P: 5	R: 0 E: 0 K: 1 S: 5	H: 0 LOB: 0 BB: 0 P: 5		1B: 7 2B: 0 3B: 0 HR: 1	SF: 0 SAC: 1 DP: 1 HBP: 0	WP: 0 PB: 0 SB: 0 CS: 2
<b>PITCHER</b> George Witt, R (1, 1) Roy Face, R (8, 1) ERA: 4.2	IP: 7.0 WLS: L BF: 29 H: 8 R: 2 ER: 2 SO: 5 BB: 2 IBB: 0 HBP: 0 BLK: 0 WP: 0 HR: 1 S: 37 P: 45 ERA: 2.57 WHIP: 1.429															<b>PITCHER</b>				



Batter	1	2	3	4	5	6	7	8	9	AB	R	H	RBI	BB	SO	LOB	TOP
Bill Virdon, L OBP: 0.333, SLG: 0.414 (1, 8)										4	0	1	0	0	0	0	<b>Pittsburgh Pirates @ Milwaukee Braves</b> Milwaukee County Stadium, Milwaukee, WI Sat Sep 24 1960, 4:33 AM EDT Att: 20,626 - Unknown
Bob Skinner, L OBP: 0.345, SLG: 0.437 (1, 7)										4	0	1	0	0	0	1	
Roberto Clemente, R OBP: 0.359, SLG: 0.464 (1, 9)										4	1	3	1	0	0	1	
Dick Stuart, R OBP: 0.315, SLG: 0.473 (1, 3)										4	1	2	1	0	1	1	
Smoky Burgess, L OBP: 0.350, SLG: 0.405 Joe Christopher, R OBP: 0.217, SLG: 0.279 (1, 2)										4	0	3	0	0	0	2	
Don Hoak, R OBP: 0.366, SLG: 0.443 (1, 5)										4	0	0	0	0	0	4	
Bill Mazerolski, R OBP: 0.322, SLG: 0.392 (1, 4)										4	0	1	0	0	1	2	
Dick Schofield, S OBP: 0.429, SLG: 0.393 (1, 6)										3	0	0	0	0	0	2	
Bob Friend, R OBP: 0.132, SLG: 0.082 Harry Bright, R OBP: 0.333, SLG: 0.333 Jim Umbricht, R OBP: 0.341, SLG: 0.341 Gino Cimoli, R OBP: 0.222, SLG: 0.222 Clem Labine, R OBP: 0.226, SLG: 0.143 Mickey Vernon, L OBP: 0.444, SLG: 1.125 (1, 1)										0	0	0	0	0	0	0	
<b>Inning Stats</b>	R: 0 E: 0 K: 0 S: 5	H: 3 LOB: 2 BB: 0 P: 5	R: 0 E: 0 K: 0 S: 4	H: 1 LOB: 1 BB: 0 P: 4	R: 1 E: 0 K: 1 S: 6	H: 1 LOB: 0 BB: 0 P: 6	R: 0 E: 0 K: 0 S: 4	H: 2 LOB: 1 BB: 0 P: 4	R: 0 E: 0 K: 0 S: 3	H: 0 LOB: 0 BB: 0 P: 3	R: 0 E: 0 K: 0 S: 3	H: 1 LOB: 0 BB: 0 P: 3	R: 1 E: 0 K: 1 S: 6	H: 2 LOB: 1 BB: 0 P: 6	1B: 8 2B: 1 3B: 0 HR: 2	SF: 0 SAC: 0 DP: 4 HBP: 0	
<b>PITCHER</b> Lew Burdette, R ERA: 3.2 (1, 1)	IP: 9.0 WLS: W BF: 34 H: 11 R: 2 ER: 2 SO: 2 BB: 0 IBB: 0 HBP: 0 BLK: 0 WP: 0 HR: 2 S: 38 P: 38 ERA: 2.00 WHIP: 1.222																

Batter	1	2	3	4	5	6	7	8	9	AB	R	H	RBI	BB	SO	LOB	BOTTOM
Bill Bruton, L OBP: 0.330, SLG: 0.428 (1, 8)										4	0	1	0	1	1	0	<b>Pittsburgh Pirates @ Milwaukee Braves</b> Milwaukee County Stadium, Milwaukee, WI Sat Sep 24 1960, 4:33 AM EDT Att: 20,626 - Unknown
Del Crandall, R OBP: 0.325, SLG: 0.419 (1, 2)										2	0	1	0	1	0	2	
Eddie Mathews, L OBP: 0.394, SLG: 0.542 (1, 5)										2	1	0	0	2	1	2	
Hank Aaron, R OBP: 0.349, SLG: 0.552 (1, 9)										4	1	1	1	0	0	6	
Wes Covington, L OBP: 0.296, SLG: 0.443 (1, 7)										4	1	1	1	0	0	0	
Joe Adcock, R OBP: 0.357, SLG: 0.509 (1, 3)										3	1	2	2	1	0	0	
Felix Mantilla, R OBP: 0.276, SLG: 0.368 (1, 6)										3	0	0	0	1	0	1	
Chuck Cottier, R OBP: 0.281, SLG: 0.316 (1, 4)										4	0	1	0	0	0	1	
Lew Burdette, R OBP: 0.228, SLG: 0.274 (1, 1)										3	0	0	0	1	1	2	
<b>Inning Stats</b>	R: 4 E: 0 K: 0 S: 6	H: 3 LOB: 0 BB: 1 P: 10	R: 0 E: 0 K: 0 S: 3	H: 0 LOB: 3 BB: 3 P: 15	R: 0 E: 0 K: 0 S: 3	H: 1 LOB: 1 BB: 1 P: 7	R: 0 E: 0 K: 1 S: 6	H: 1 LOB: 2 BB: 1 P: 10	R: 0 E: 0 K: 1 S: 6	H: 1 LOB: 1 BB: 0 P: 6	R: 0 E: 0 K: 0 S: 3	H: 0 LOB: 0 BB: 0 P: 3	R: 0 E: 0 K: 1 S: 5	H: 0 LOB: 0 BB: 0 P: 5	1B: 5 2B: 1 3B: 0 HR: 1	SF: 0 SAC: 1 DP: 0 HBP: 0	
<b>PITCHER</b> Bob Friend, R ERA: 2.98 Jim Umbricht, R ERA: 5.35 Clem Labine, R ERA: 3.48 Fred Green, L ERA: 3.28 (1, 1)	IP: 1.0 WLS: L BF: 7 H: 3 R: 4 ER: 4 SO: 4 BB: 1 IBB: 0 HBP: 0 BLK: 0 WP: 0 HR: 1 S: 10 P: 10 ERA: 36.00 WHIP: 4.000																
<b>PITCHER</b> Lew Burdette, R ERA: 3.2 (1, 1)	IP: 9.0 WLS: W BF: 34 H: 11 R: 2 ER: 2 SO: 2 BB: 0 IBB: 0 HBP: 0 BLK: 0 WP: 0 HR: 2 S: 38 P: 38 ERA: 2.00 WHIP: 1.222																



Batter	1	2	3	4	5	6	7	8	9	10	AB	R	H	RBI	BB	SO	LOB	TOP	
Gino Cimoli, R OBP: 0.337, SLG: 0.337 (1.8)	K		F8			5-3		F9			4	0	0	0	0	1	1	<b>Pittsburgh Pirates @ Milwaukee Braves</b> Milwaukee County Stadium, Milwaukee, WI Sun Sep 25 1960, 4:33 AM EDT Att: 38,109 - Unknown <a href="http://livebaseballscorecards.com">livebaseballscorecards.com</a>	
Bob Skinner, L OBP: 0.344, SLG: 0.437 (1.7)	F7			F3		4-3			1B 2B		4	0	1	0	0	0	0		
Roberto Clemente, R OBP: 0.360, SLG: 0.465 (1.9)	F8			6-3				2B 1B	3-1 S		4	1	2	0	0	0	0		
Dick Stuart, R OBP: 0.313, SLG: 0.466 (1.3)	K			6-3				F8	3-1		4	0	0	0	0	1	2		
Hal Smith, R OBP: 0.349, SLG: 0.506 (1.2)	F3				L8			2B	F7		4	0	1	1	0	0	1		
Don Hoak, R OBP: 0.364, SLG: 0.440 (1.5)		5-3			5-3			F3		K	4	0	0	0	0	1	1		
Bill Mazeroski, R OBP: 0.321, SLG: 0.396 (1.4)			5-3			HR		6-3		K	4	1	1	1	0	1	1		
Dick Schofield, S OBP: 0.422, SLG: 0.387 (1.6)			FC3-6 1B		4-3			F7		G3	4	0	1	0	0	0	0		
Harvey Haddix, L OBP: 0.279, SLG: 0.297 Roy Face, R OBP: 0.375, SLG: 0.438 (8.1)			FC3-6 1-2		4-3			4-3			3	0	0	0	0	0	1		
											0	0	0	0	0	0	0		
<b>Inning Stats</b>	R: 0 E: 0 K: 1 S: 5	H: 0 LOB: 0 BB: 0 P: 5	R: 0 E: 0 K: 1 S: 5	H: 0 LOB: 0 BB: 0 P: 5	R: 0 E: 0 K: 1 S: 4	H: 1 LOB: 1 BB: 0 P: 4	R: 0 E: 0 K: 0 S: 3	H: 0 LOB: 0 BB: 0 P: 3	R: 1 E: 0 K: 0 S: 5	H: 2 LOB: 1 BB: 0 P: 5	R: 0 E: 0 K: 0 S: 3	H: 0 LOB: 0 BB: 0 P: 3	R: 0 E: 0 K: 2 S: 4	H: 2 LOB: 1 BB: 0 P: 4	R: 0 E: 0 K: 2 S: 7	H: 0 LOB: 0 BB: 0 P: 7	1B: 3 2B: 2 3B: 0 HR: 1	SF: 0 SAC: 0 DP: 0 HBP: 0	WP: 0 PA: 35 PB: 0 SB: 1 CS: 0
<b>PITCHER</b>	IP 8.0	WLS 7	BF 28	H 4	R 2	ER 2	SO 2	BB 0	IBB 0	HBP 0	BLK 0	WP 0	HR 1	S 32	P 32	ERA 2.25	WHIP 0.500		
Warren Spahn, L ERA: 3.34 Ron Piche, R ERA: 3.66 (9.1)	2.0	W	7	2	0	0	2	0	0	0	0	0	0	11	11	0.00	1.000		

Batter	1	2	3	4	5	6	7	8	9	10	AB	R	H	RBI	BB	SO	LOB	BOTTOM	
Bill Bruton, L OBP: 0.329, SLG: 0.426 (1.8)	F8		F8			K				F7	5	1	1	0	0	1	0	<b>Pittsburgh Pirates @ Milwaukee Braves</b> Milwaukee County Stadium, Milwaukee, WI Sun Sep 25 1960, 4:33 AM EDT Att: 38,109 - Unknown <a href="http://livebaseballscorecards.com">livebaseballscorecards.com</a>	
Del Crandall, R OBP: 0.326, SLG: 0.420 (1.2)	6-3		1-3					SF7 E 1B		F7	3	1	1	1	1	0	0		
Eddie Mathews, L OBP: 0.394, SLG: 0.545 (1.5)	K							SF7 E BB		HR BB	4	1	1	2	1	2	1		
Hank Aaron, R OBP: 0.347, SLG: 0.548 (1.9)		F2		6-3		1-3		6-3		HR	4	0	0	0	0	0	2		
Alvin Dark, R OBP: 0.323, SLG: 0.354 (1.7)		E 2B		4-3				6-3		4-3	4	0	1	0	0	0	2		
Joe Adcock, R OBP: 0.354, SLG: 0.505 (1.3)		6-3			5-3			1-3		K	4	0	0	0	0	1	1		
Felix Mantilla, R OBP: 0.292, SLG: 0.375 (1.6)		E6 FC3-6						6-3		G6-4-3 BB	3	0	2	0	1	0	1		
Chuck Cottier, R OBP: 0.278, SLG: 0.313 Mel Roach, R OBP: 0.331, SLG: 0.453 (7. PH) (8. 4)		FC3-6			3-1			5-3		G6-4-3	2	0	0	0	0	0	3		
					3-1			5-3		1B	2	0	0	0	0	0	2		
Warren Spahn, L OBP: 0.178, SLG: 0.255 Joe Torre, R OBP: 1.000, SLG: 1.000 Lee Maye, L OBP: 0.363, SLG: 0.378 Ron Piche, R (9.1)			K			F7		1B SF7 1B		6-3	2	0	0	0	0	1	1		
											1	0	1	0	0	0	0		
											1	0	0	0	0	0	0		
											1	0	0	0	0	0	0		
<b>Inning Stats</b>	R: 0 E: 0 K: 1 S: 5	H: 0 LOB: 0 BB: 0 P: 5	R: 0 E: 1 K: 0 S: 5	H: 1 LOB: 2 BB: 0 P: 5	R: 0 E: 0 K: 1 S: 5	H: 0 LOB: 0 BB: 0 P: 5	R: 0 E: 0 K: 1 S: 6	H: 0 LOB: 1 BB: 0 P: 6	R: 0 E: 0 K: 0 S: 4	H: 1 LOB: 1 BB: 0 P: 4	R: 2 E: 1 K: 0 S: 5	H: 2 LOB: 2 BB: 1 P: 9	R: 0 E: 0 K: 1 S: 4	H: 0 LOB: 0 BB: 1 P: 8	R: 2 E: 0 K: 0 S: 3	H: 1 LOB: 0 BB: 1 P: 7	1B: 4 2B: 2 3B: 0 HR: 1	SF: 1 SAC: 0 DP: 1 HBP: 0	WP: 1 PA: 39 PB: 0 SB: 0 CS: 0
<b>PITCHER</b>	IP 7.1	WLS 9	BF 30	H 6	R 2	ER 1	SO 4	BB 1	IBB 0	HBP 0	BLK 0	WP 1	HR 0	S 37	P 41	ERA 1.23	WHIP 0.955		
Harvey Haddix, L ERA: 4.02 Roy Face, R ERA: 2.96 (8.1)	2.1	L	9	1	2	2	1	2	0	0	0	0	1	9	17	7.71	1.286		





Batter	1	2	3	4	5	6	7	8	9	AB	R	H	RBI	BB	SO	LOB	TOP										
<b>Bill Bruton, L</b> OBP: 0.330, SLG: 0.427 (1, 8)										4	2	2	0	0	1	1	<b>Milwaukee Braves @ Philadelphia Phillies</b> Connie Mack Stadium, Philadelphia, PA Tue Sep 27 1960, 7:05 PM EDT Att: 4,060 - Unknown										
<b>Del Crandall, R</b> OBP: 0.325, SLG: 0.425 (1, 2)										4	1	1	2	0	0	2											
<b>Eddie Mathews, L</b> OBP: 0.392, SLG: 0.541 (1, 5)										4	0	0	0	0	1	2											
<b>Hank Aaron, R</b> OBP: 0.346, SLG: 0.548 (1, 9)										4	0	1	1	0	0	0											
<b>Joe Adcock, R</b> OBP: 0.353, SLG: 0.502 (1, 3)										3	0	0	0	1	1	1											
<b>Al Spangler, L</b> OBP: 0.355, SLG: 0.352 (9, PR)										0	0	0	0	0	0	0											
<b>Wes Covington, L</b> OBP: 0.292, SLG: 0.437 (1, 7)										4	0	0	0	0	0	1											
<b>Felix Mantilla, R</b> OBP: 0.366, SLG: 0.366 (1, 6)										3	0	0	0	0	0	1											
<b>Lee Mays, L</b> OBP: 0.359, SLG: 0.373 (9, PH)										1	0	0	0	0	1	1											
<b>Chuck Cottier, R</b> OBP: 0.275, SLG: 0.308 (1, 4)										3	0	0	0	0	0	0											
<b>Joey Jay, S</b> OBP: 0.204, SLG: 0.156 (1, 1)										3	0	1	0	0	1	0											
<b>Ron Piche, R</b> (7, 1)										0	0	0	0	0	0	0											
<b>Inning Stats</b>	R: 1 E: 0 K: 1 S: 7	H: 2 LOB: 1 BB: 0 P: 7	R: 0 E: 0 K: 0 S: 3	H: 0 LOB: 0 BB: 0 P: 3	R: 0 E: 0 K: 0 S: 4	H: 1 LOB: 1 BB: 0 P: 4	R: 0 E: 1 K: 0 S: 4	H: 0 LOB: 1 BB: 0 P: 4	R: 2 E: 0 K: 0 S: 5	H: 2 LOB: 0 BB: 0 P: 5	R: 0 E: 0 K: 0 S: 3	H: 0 LOB: 0 BB: 0 P: 3	R: 0 E: 0 K: 1 S: 5	H: 0 LOB: 0 BB: 0 P: 5	R: 0 E: 0 K: 2 S: 7	H: 0 LOB: 0 BB: 0 P: 7	R: 0 E: 0 K: 1 S: 5	H: 0 LOB: 1 BB: 1 P: 9	1B: 3 2B: 1 3B: 0 HR: 1	SF: 0 SAC: 0 DP: 0 HBP: 0	WP: 0 PB: 0 SB: 1 CS: 0	PA: 34					
<b>PITCHER</b>	IP	WLS	BF	H	R	ER	SO	BB	IBB	HBP	BLK	WP	HR	S	P	ERA	WHIP										
<b>Robin Roberts, R</b> ERA: 4.06 (1, 1)	7.0	W	27	5	3	3	2	0	0	0	0	0	1	31	31	3.86	0.714										
<b>Turk Farrell, R</b> ERA: 2.63 (8, 1)	2.0	S	7	0	0	0	3	1	0	0	0	0	0	12	16	0.00	0.500										

Batter	1	2	3	4	5	6	7	8	9	AB	R	H	RBI	BB	SO	LOB	BOTTOM										
<b>Johnny Callison, L</b> OBP: 0.356, SLG: 0.412 (1, 9)										3	1	1	1	1	0	0	<b>Milwaukee Braves @ Philadelphia Phillies</b> Connie Mack Stadium, Philadelphia, PA Tue Sep 27 1960, 7:05 PM EDT Att: 4,060 - Unknown										
<b>Tony Taylor, R</b> OBP: 0.331, SLG: 0.377 (1, 4)										4	2	3	1	0	0	0											
<b>Tony Gonzalez, L</b> OBP: 0.313, SLG: 0.457 (1, 8)										4	0	2	2	0	0	2											
<b>Pancho Herrera, R</b> OBP: 0.349, SLG: 0.458 (1, 3)										4	0	1	0	0	2	4											
<b>Bobby Gene Smith, R</b> OBP: 0.303, SLG: 0.377 (1, 7)										4	0	0	0	0	2	2											
<b>Ted Lepcio, R</b> OBP: 0.311, SLG: 0.318 (1, 5)										4	1	2	0	0	1	0											
<b>Jimmie Coker, R</b> OBP: 0.283, SLG: 0.325 (1, 2)										4	0	0	0	0	2	2											
<b>Joe Koppe, R</b> OBP: 0.279, SLG: 0.245 (1, 6)										3	0	0	0	0	1	2											
<b>Robin Roberts, S</b> OBP: 0.210, SLG: 0.160 (1, 1)										2	0	0	0	0	1	1											
<b>Clay Dalrymple, L</b> OBP: 0.337, SLG: 0.413 (7, PH)										1	0	0	0	0	0	1											
<b>Bobby Malkmus, R</b> OBP: 0.254, SLG: 0.256 (7, PR)										0	1	0	0	0	0	0											
<b>Turk Farrell, R</b> OBP: 0.250, SLG: 0.267 (8, 1)										0	0	0	0	0	0	0											
<b>Inning Stats</b>	R: 0 E: 0 K: 0 S: 3	H: 1 LOB: 1 BB: 0 P: 7	R: 0 E: 0 K: 2 S: 7	H: 0 LOB: 0 BB: 0 P: 7	R: 0 E: 0 K: 0 S: 3	H: 0 LOB: 0 BB: 0 P: 3	R: 0 E: 0 K: 0 S: 4	H: 1 LOB: 1 BB: 0 P: 4	R: 0 E: 0 K: 1 S: 6	H: 1 LOB: 1 BB: 0 P: 6	R: 1 E: 0 K: 1 S: 7	H: 2 LOB: 1 BB: 0 P: 7	R: 4 E: 2 K: 3 S: 14	H: 4 LOB: 2 BB: 0 P: 14	R: 0 E: 0 K: 2 S: 7	H: 0 LOB: 0 BB: 0 P: 7	1B: 6 2B: 4 3B: 0 HR: 0	SF: 0 SAC: 0 DP: 1 HBP: 0	WP: 0 PB: 0 SB: 0 CS: 0	PA: 34							
<b>PITCHER</b>	IP	WLS	BF	H	R	ER	SO	BB	IBB	HBP	BLK	WP	HR	S	P	ERA	WHIP										
<b>Joey Jay, R</b> ERA: 3.24 (1, 1)	6.2	L	30	9	5	1	6	1	0	0	0	0	0	41	45	1.35	1.500										
<b>Ron Piche, R</b> ERA: 3.56 (7, 1)	1.1		4	0	0	0	3	0	0	0	0	0	0	10	10	0.00	0.000										





Batter	1	2	3	4	5	6	7	8	9	AB	R	H	RBI	BB	SO	LOB	TOP										
<b>Bill Bruton, L</b> OBP: 0.330, SLG: 0.427 (1, 8)	0-0 6-3	0-0 1B		0-0 FC5-4 1B	0-0 FC5-4 1B	0-0 F7	0-0 4-3			5	0	2	0	0	0	3	<b>Milwaukee Braves @ Philadelphia Phillies</b> Connie Mack Stadium, Philadelphia, PA Wed Sep 28 1960, 7:05 PM EDT Att: 2,884 - Unknown  <b>AB 37</b> <b>R 9</b> <b>H 14</b> <b>RBI 8</b> <b>BB 5</b> <b>SO 2</b> <b>LOB 17</b>										
<b>Del Crandall, R</b> OBP: 0.327, SLG: 0.428 (1, 2)	0-0 HR	0-0 2B		0-0 FC5-4 1B		0-0 WP 3B		0-0 5-3		5	2	3	2	0	0	1											
<b>Eddie Mathews, L</b> OBP: 0.392, SLG: 0.545 (1, 5)	0-0 HR	0-0 L7			0-0 4-3	0-0 WP 3B		0-0 1-3		4	2	1	2	1	0	2											
<b>Hank Aaron, R</b> OBP: 0.350, SLG: 0.556 (1, 9)	0-0 1B	0-0 L1			0-0 CS BB	0-0 1B 3B		0-0 BB		3	1	2	2	2	0	2											
<b>Wes Covington, L</b> OBP: 0.291, SLG: 0.430 (1, 7)	4-0 L6-4 BB			0-0 F5		0-0 F8		0-0 4-3		4	0	0	0	1	1	3											
<b>Joe Adcock, R</b> OBP: 0.356, SLG: 0.506 (1, 3)	0-0 1B			0-0 F8		0-0 1B 3B		0-0 F9		4	1	2	1	1	0	0											
<b>Felix Mantilla, R</b> OBP: 0.285, SLG: 0.363 (1, 6)	0-0 L6-4			0-0 F8		0-0 1B SH3-4 WP		0-1 CI 1B		4	1	1	1	0	0	3											
<b>Chuck Cottier, R</b> OBP: 0.274, SLG: 0.307 (1, 4)		0-0 E9 1B		0-0 F3		0-0 SH3-4 1B		0-0 F6		4	1	1	0	0	0	2											
<b>Lew Burdette, R</b> OBP: 0.240, SLG: 0.284 (1, 1)		0-0 1-3		0-3 K		0-0 WP 1B		0-0 1B		4	1	2	0	0	1	1											
<b>Inning Stats</b>	R: 3 E: 0 K: 0 S: 6	H: 4 LOB: 1 BB: 1 P: 10	R: 1 E: 1 K: 0 S: 6	H: 3 LOB: 2 BB: 0 P: 6	R: 0 E: 0 K: 1 S: 3	H: 0 LOB: 0 BB: 0 P: 3	R: 0 E: 0 K: 1 S: 6	H: 1 LOB: 1 BB: 0 P: 6	R: 0 E: 0 K: 0 S: 2	H: 0 LOB: 0 BB: 1 P: 6	R: 0 E: 0 K: 0 S: 5	H: 1 LOB: 2 BB: 0 P: 5	R: 0 E: 0 K: 0 S: 3	H: 0 LOB: 1 BB: 1 P: 7	R: 0 E: 0 K: 0 S: 2	H: 0 LOB: 0 BB: 1 P: 6		1B: 9 2B: 2 3B: 3 HR: 1	SF: 0 SAC: 1 DP: 2 HBP: 0	WP: 2 PB: 0 SB: 0 CS: 1	PA: 44						
<b>PITCHER</b>	IP	WLS	BF	H	R	ER	SO	BB	IBB	HBP	BLK	WP	HR	S	P	ERA	WHIP										
<b>Jim Owens, R</b> ERA: 5.04 (1, 1)	1.1	L	11	7	4	4	0	1	0	0	0	0	1	10	14	27.00	6.000										
<b>Dallas Green, R</b> ERA: 4.05 (2, 1)	3.2		12	1	0	0	1	1	0	0	0	0	0	13	17	0.00	0.545										
<b>Gene Conley, R</b> ERA: 3.68 (6, 1)	0.1		4	3	3	0	0	0	0	0	0	0	0	4	4	81.00	9.000										
<b>Chris Short, L</b> ERA: 4.13 (6, 1)	2.2		14	3	2	2	1	2	0	0	0	2	0	14	22	6.75	1.875										
<b>Al Neiger, L</b> ERA: 5.68 (9, 1)	1.0		3	0	0	0	0	1	0	0	0	0	0	2	6	0.00	1.000										
Batter	1	2	3	4	5	6	7	8	9	AB	R	H	RBI	BB	SO	LOB	BOTTOM										
<b>Johnny Callison, L</b> OBP: 0.352, SLG: 0.406 (1, 9)	0-0 F3		0-0 F9		0-3 K			0-0 4-3		4	0	0	0	0	1	2	<b>Milwaukee Braves @ Philadelphia Phillies</b> Connie Mack Stadium, Philadelphia, PA Wed Sep 28 1960, 7:05 PM EDT Att: 2,884 - Unknown  <b>AB 32</b> <b>R 3</b> <b>H 6</b> <b>RBI 3</b> <b>BB 1</b> <b>SO 4</b> <b>LOB 13</b>										
<b>Tony Taylor, R</b> OBP: 0.328, SLG: 0.375 (1, 4)	0-0 F3			0-3 K		0-0 4-3		0-0 6-3		4	0	0	0	0	1	1											
<b>Tony Gonzalez, L</b> OBP: 0.312, SLG: 0.454 (1, 8)	0-0 5-3			0-3 K		0-0 G5-4-3 1B		0-0 F5		4	0	1	0	0	1	1											
<b>Pancho Herrera, R</b> OBP: 0.348, SLG: 0.456 (1, 3)		0-0 6-3		0-0 5-3		0-0 G5-4-3		0-0 G6-4-3 1B		4	0	1	0	0	0	1											
<b>Bobby Gene Smith, R</b> OBP: 0.307, SLG: 0.379 (1, 7)		0-0 F9			0-0 1B 2B		0-0 FC6-4 1B		0-0 F9		4	1	2	0	0	0		1									
<b>Ted Lepcio, R</b> OBP: 0.309, SLG: 0.316 (1, 5)		0-0 6-3			0-0 2B G3		0-0 F4		0-0 G6-4-3		4	1	1	0	0	0		2									
<b>Jimmie Coker, R</b> OBP: 0.287, SLG: 0.331 (1, 2)			4-0 FC4-6 BB		0-0 G3 3-1 2B		0-0 FC6-4				2	1	1	1	0	1											
<b>Joe Koppe, R</b> OBP: 0.274, SLG: 0.241 (1, 6)			0-0 FC4-6		0-0 G3		0-0 FC6-4				3	0	0	1	0	0		3									
<b>Jim Owens, R</b> OBP: 0.106, SLG: 0.098 (2, 1)					0-0 3-1						0	0	0	0	0	0											
<b>Dallas Green, L</b> OBP: 0.229, SLG: 0.235 (5, PH)					0-0 3-1						1	0	0	0	0	0											
<b>Clayton Kirtland, R</b> OBP: 0.206, SLG: 0.411 (6, 1)					0-0 3-1						0	0	0	0	0	0											
<b>Gene Conley, R</b> OBP: 0.326, SLG: 0.411 (6, 1)					0-0 3-1						0	0	0	0	0	0											
<b>Chris Short, R</b> OBP: 0.326, SLG: 0.411 (6, 1)					0-0 3-1						0	0	0	0	0	0											
<b>Tony Curry, L</b> OBP: 0.302, SLG: 0.402 (6, PH)					0-0 3-1						0	0	0	0	0	0											
<b>Al Neiger, L</b> OBP: 0.255, SLG: 0.500 (9, 1)					0-0 3-1						0	0	0	0	0	0											
<b>Inning Stats</b>	R: 0 E: 0 K: 0 S: 3	H: 0 LOB: 0 BB: 0 P: 3	R: 0 E: 0 K: 0 S: 3	H: 0 LOB: 0 BB: 0 P: 3	R: 0 E: 0 K: 1 S: 5	H: 0 LOB: 1 BB: 1 P: 9	R: 0 E: 0 K: 2 S: 7	H: 0 LOB: 0 BB: 0 P: 7	R: 0 E: 0 K: 0 S: 3	H: 1 LOB: 0 BB: 0 P: 3	R: 0 E: 0 K: 0 S: 4	H: 1 LOB: 1 BB: 0 P: 4	R: 0 E: 1 K: 0 S: 4	H: 0 LOB: 1 BB: 0 P: 4	R: 0 E: 0 K: 0 S: 3	H: 1 LOB: 0 BB: 0 P: 3	1B: 5 2B: 1 3B: 0 HR: 0	SF: 0 SAC: 0 DP: 2 HBP: 0	WP: 0 PB: 0 SB: 0 CS: 0	PA: 33							
<b>PITCHER</b>	IP	WLS	BF	H	R	ER	SO	BB	IBB	HBP	BLK	WP	HR	S	P	ERA	WHIP										
<b>Lew Burdette, R</b> ERA: 3.19 (1, 1)	9.0	W	33	6	3	3	4	1	0	0	0	0	0	40	44	3.00	0.778										



Batter	1	2	3	4	5	6	7	8	9	AB	R	H	RBI	BB	SO	LOB	TOP					
<b>Bill Bruton, L</b> OBP: 0.330, SLG: 0.431 (1, 8)										6	3	2	1	0	3	2	<b>Milwaukee Braves @ Pittsburgh Pirates</b> Forbes Field, Pittsburgh, PA Fri Sep 30 1960, 3:33 AM EDT Att: 25,148 - Unknown					
<b>Del Crandall, R</b> OBP: 0.331, SLG: 0.430 (1, 2)										5	3	3	3	1	0	2						
<b>Eddie Mathews, L</b> OBP: 0.393, SLG: 0.544 (1, 5)										4	0	1	2	2	1	2						
<b>Hank Aaron, R</b> OBP: 0.353, SLG: 0.570 (1, 9)										6	3	4	5	0	0	3						
<b>Wes Covington, L</b> OBP: 0.285, SLG: 0.421 (1, 7)										6	0	0	0	0	3	3						
<b>Joe Adcock, R</b> OBP: 0.356, SLG: 0.505 (1, 3)										5	1	2	1	0	0	0						
<b>Felix Mantilla, R</b> OBP: 0.289, SLG: 0.371 (1, 6)										5	0	2	0	0	0	1						
<b>Chuck Cottier, R</b> OBP: 0.277, SLG: 0.306 (1, 4)										4	2	1	0	1	1	4						
<b>Bob Buhl, R</b> OBP: 0.157, SLG: 0.157 (1, 1)										5	1	2	1	0	1	3						
<b>Inning Stats</b>	R: 3 E: 1 K: 1 S: 10	H: 4 LOB: 3 BB: 1 P: 14	R: 0 E: 0 K: 1 S: 5	H: 0 LOB: 0 BB: 0 P: 5	R: 5 E: 0 K: 1 S: 11	H: 6 LOB: 2 BB: 1 P: 15	R: 0 E: 1 K: 1 S: 5	H: 0 LOB: 1 BB: 0 P: 5	R: 2 E: 0 K: 0 S: 6	H: 3 LOB: 1 BB: 0 P: 6	R: 0 E: 0 K: 0 S: 5	H: 0 LOB: 0 BB: 0 P: 5	R: 0 E: 0 K: 3 S: 9	H: 0 LOB: 0 BB: 0 P: 9	R: 2 E: 1 K: 0 S: 6	H: 2 LOB: 2 BB: 1 P: 10	R: 1 E: 0 K: 1 S: 7	H: 2 LOB: 2 BB: 1 P: 11	1B: 9 2B: 5 3B: 1 HR: 2	SF: 0 SAC: 0 DP: 0 HBP: 0	WP: 0 PB: 0 CS: 0	PA: 50
<b>PITCHER</b>	IP WLS BF H R ER SO BB IBB HBP BLK WP HR S P ERA WHIP																					
<b>Vern Law, R</b> ERA: 3.08	(1, 1) 2.2 L 20 10 8 8 3 0 0 1 0 0 0 0 0 1 25 29 27.00 3.750																					
<b>Fred Green, L</b> ERA: 3.21	(3, 1) 0.1 2 0 0 0 0 1 0 0 0 0 0 0 0 1 5 9 0.00 3.000																					
<b>Clem Labine, R</b> ERA: 3.65	(4, 1) 2.0 9 3 2 2 1 0 0 0 0 0 0 0 0 11 11 9.00 1.500																					
<b>Joe Gibbon, L</b> ERA: 4.03	(6, 1) 2.0 6 0 0 0 4 0 0 0 0 0 0 0 0 14 14 0.00 0.000																					
<b>Diomedes Olivo, L</b> ERA: 2.7	(8, 1) 2.0 13 4 3 3 1 2 0 0 0 0 0 1 13 21 13.50 3.000																					

Batter	1	2	3	4	5	6	7	8	9	AB	R	H	RBI	BB	SO	LOB	BOTTOM					
<b>Bill Virdon, L</b> OBP: 0.330, SLG: 0.410 (1, 8)										3	0	0	0	0	2	2	<b>Milwaukee Braves @ Pittsburgh Pirates</b> Forbes Field, Pittsburgh, PA Fri Sep 30 1960, 3:33 AM EDT Att: 25,148 - Unknown					
<b>Joe Gibbon, R</b> OBP: 0.286, SLG: 0.211 (6, 1)										0	0	0	0	0	0	0						
<b>Dick Stuart, R</b> OBP: 0.311, SLG: 0.472 (7, PH)										1	0	0	0	0	0	1						
<b>Diomedes Olivo, L</b> (8, 1)										0	0	0	0	0	0	0						
<b>Bob Stinner, L</b> OBP: 0.341, SLG: 0.431 (1, 7)										4	0	0	0	0	1	2						
<b>Roberto Clemente, R</b> OBP: 0.397, SLG: 0.458 (1, 9)										3	1	0	0	1	0	0						
<b>Rocky Nelson, L</b> OBP: 0.374, SLG: 0.462 (1, 3)										4	0	1	0	0	0	1						
<b>Smoky Burgess, L</b> OBP: 0.358, SLG: 0.416 (1, 2)										3	1	2	2	1	0	0						
<b>Don Hoak, R</b> OBP: 0.382, SLG: 0.437 (1, 5)										4	0	0	0	0	2	3						
<b>Bill Mazerowski, R</b> OBP: 0.321, SLG: 0.394 (1, 4)										3	0	1	0	0	0	0						
<b>Dick Barone, R</b> (8, 6)										1	0	0	0	0	0	0						
<b>Dick Schofield, S</b> OBP: 0.417, SLG: 0.378 (8, 4)										3	0	0	0	1	1	1						
<b>Vern Law, R</b> OBP: 0.198, SLG: 0.309 (1, 1)										0	0	0	0	0	0	0						
<b>Fred Green, R</b> OBP: 0.444, SLG: 1.125 (1, 1)										0	0	0	0	0	0	0						
<b>Dick Crandall, R</b> OBP: 0.372, SLG: 0.395 (3, PH)										1	0	0	0	0	0	0						
<b>Clem Labine, R</b> OBP: 0.395, SLG: 0.222 (4, 1)										0	0	0	0	0	0	0						
<b>Gene Baker, R</b> OBP: 0.292, SLG: 0.243 (5, PH)										1	0	1	0	0	0	0						
<b>Joe Christopher, R</b> OBP: 0.304, SLG: 0.333 (8, 8)										1	0	0	0	1	0	0						
<b>Inning Stats</b>	R: 0 E: 1 K: 2 S: 8	H: 0 LOB: 1 BB: 0 P: 8	R: 0 E: 0 K: 2 S: 8	H: 1 LOB: 0 BB: 0 P: 8	R: 0 E: 0 K: 0 S: 3	H: 0 LOB: 0 BB: 0 P: 3	R: 1 E: 0 K: 1 S: 6	H: 1 LOB: 0 BB: 0 P: 6	R: 0 E: 0 K: 1 S: 6	H: 1 LOB: 2 BB: 1 P: 10	R: 0 E: 0 K: 0 S: 3	H: 0 LOB: 1 BB: 1 P: 7	R: 0 E: 0 K: 0 S: 3	H: 0 LOB: 1 BB: 1 P: 7	R: 1 E: 0 K: 0 S: 4	H: 2 LOB: 1 BB: 1 P: 8	R: 0 E: 0 K: 0 S: 3	H: 0 LOB: 0 BB: 0 P: 3	1B: 4 2B: 1 3B: 0 HR: 1	SF: 0 SAC: 0 DP: 1 HBP: 0	WP: 0 PB: 0 CS: 0	PA: 36
<b>PITCHER</b>	IP WLS BF H R ER SO BB IBB HBP BLK WP HR S P ERA WHIP																					
<b>Bob Buhl, R</b> ERA: 3.09	(1, 1) 9.0 W 36 5 2 2 6 4 0 0 0 0 0 1 44 60 2.00 1.000																					









Batter	1	2	3	4	5	6	7	8	9	AB	R	H	RBI	BB	SO	LOB	TOP					
<b>Bill Bruton, L</b> OBP: 0.330, SLG: 0.428 (1, 8)										5	1	1	0	0	1	1	<b>Milwaukee Braves @ Pittsburgh Pirates</b> Forbes Field, Pittsburgh, PA Sun Oct 02 1960, 3:33 AM EDT Att: 34,578 - Unknown					
<b>Del Crandall, R</b> OBP: 0.334, SLG: 0.430 (1, 2)										4	1	2	0	1	0	1						
<b>Eddie Mathews, L</b> OBP: 0.397, SLG: 0.551 (1, 5)										3	1	3	2	2	0	0						
<b>Hank Aaron, R</b> OBP: 0.352, SLG: 0.566 (1, 9)										4	0	1	1	1	0	4						
<b>Alvin Dark, R</b> OBP: 0.321, SLG: 0.351 (1, 7)										5	1	1	0	0	2	5						
<b>Joe Adcock, R</b> OBP: 0.354, SLG: 0.500 (1, 3)										5	0	0	0	0	0	7						
<b>Felix Mantilla, R</b> OBP: 0.291, SLG: 0.365 (1, 6)										4	1	1	0	1	0	0						
<b>Chuck Cottier, R</b> OBP: 0.273, SLG: 0.301 (1, 4)										4	0	1	2	0	0	1						
<b>Lew Burdette, R</b> OBP: 0.240, SLG: 0.275 (1, 1)										3	0	0	0	1	1	3						
<b>Inning Stats</b>	R: 0 E: 0 K: 1 S: 6	H: 1 LOB: 3 BB: 2 P: 14	R: 2 E: 0 K: 0 S: 5	H: 2 LOB: 2 BB: 2 P: 13	R: 0 E: 0 K: 0 S: 3	H: 0 LOB: 0 BB: 0 P: 3	R: 0 E: 0 K: 0 S: 3	H: 0 LOB: 1 BB: 1 P: 7	R: 2 E: 0 K: 1 S: 8	H: 3 LOB: 2 BB: 1 P: 12	R: 1 E: 0 K: 1 S: 8	H: 3 LOB: 2 BB: 0 P: 8	R: 0 E: 0 K: 0 S: 3	H: 0 LOB: 0 BB: 0 P: 3	R: 0 E: 0 K: 1 S: 6	H: 1 LOB: 1 BB: 0 P: 6		R: 0 E: 0 K: 0 S: 3	H: 0 LOB: 0 BB: 0 P: 3	1B: 9 2B: 0 3B: 1 HR: 0	SF: 0 SAC: 0 DP: 0 HBP: 0	WP: 0 PB: 0 CS: 0
<b>PITCHER</b>	IP	WLS	BF	H	R	ER	SO	BB	IBB	HBP	BLK	WP	HR	S	P	ERA	WHIP					
<b>Vinegar Bend Mizell, L</b> ERA: 3.5 (1, 1)	5.0	W	27	6	4	4	2	6	0	0	0	0	0	25	49	7.20	2.400					
<b>Harvey Haddix, L</b> ERA: 3.98 (6, 1)	4.0	S	16	4	1	1	2	0	0	0	0	0	0	20	20	2.25	1.000					



Batter	1	2	3	4	5	6	7	8	9	AB	R	H	RBI	BB	SO	LOB	BOTTOM				
<b>Joe Christopher, R</b> OBP: 0.295, SLG: 0.321 (1, 8)										5	1	1	0	0	0	2	<b>Milwaukee Braves @ Pittsburgh Pirates</b> Forbes Field, Pittsburgh, PA Sun Oct 02 1960, 3:33 AM EDT Att: 34,578 - Unknown				
<b>Dick Groat, R</b> OBP: 0.371, SLG: 0.394 (1, 6)										4	1	1	0	0	0	2					
<b>Bill Mazerowski, R</b> OBP: 0.320, SLG: 0.392 (8, PH) (9, 4)										5	1	1	0	0	0	2					
<b>Bob Skinner, L</b> OBP: 0.340, SLG: 0.431 (1, 7)										3	2	3	2	0	0	0					
<b>Rocky Nelson, L</b> OBP: 0.382, SLG: 0.470 (1, 3)										1	0	1	1	0	0	0					
<b>Dick Stuart, R</b> OBP: 0.317, SLG: 0.479 (7, PH) (7, PR) (8, 3)										0	1	0	0	0	0	0					
<b>Roberto Clemente, R</b> OBP: 0.357, SLG: 0.458 (1, 9)										4	0	1	1	0	0	3					
<b>Smoky Burgess, L</b> OBP: 0.358, SLG: 0.412 (1, 2)										3	1	0	0	1	0	3					
<b>Bob Oldis, R</b> OBP: 0.238, SLG: 0.250 (8, 2)										0	0	0	0	0	0	0					
<b>Don Hoak, R</b> OBP: 0.366, SLG: 0.445 (1, 5)										4	2	3	1	0	0	0					
<b>Dick Schofield, S</b> OBP: 0.429, SLG: 0.392 (1, 4) (9, 6)										4	0	3	2	0	0	1					
<b>Vinegar Bend Mizell, R</b> OBP: 0.189, SLG: 0.145 (1, 1)										2	0	0	0	0	0	2					
<b>Harvey Haddix, L</b> OBP: 0.286, SLG: 0.318 (6, 1)										2	0	1	1	0	0	2					
<b>Inning Stats</b>	R: 2 E: 0 K: 0 S: 6	H: 3 LOB: 1 BB: 0 P: 6	R: 0 E: 0 K: 0 S: 3	H: 1 LOB: 0 BB: 0 P: 3	R: 0 E: 0 K: 0 S: 3	H: 0 LOB: 0 BB: 0 P: 3	R: 3 E: 0 K: 0 S: 6	H: 3 LOB: 1 BB: 1 P: 10	R: 1 E: 1 K: 0 S: 5	H: 2 LOB: 1 BB: 0 P: 5	R: 1 E: 0 K: 0 S: 5	H: 2 LOB: 1 BB: 0 P: 5	R: 2 E: 0 K: 0 S: 7	H: 4 LOB: 2 BB: 0 P: 7	R: 0 E: 1 K: 0 S: 3	H: 0 LOB: 1 BB: 0 P: 3	1B: 10 2B: 4 3B: 1 HR: 0	SF: 0 SAC: 0 DP: 1 HBP: 0	WP: 2 PB: 0 CS: 0	PA: 39	
<b>PITCHER</b>	IP	WLS	BF	H	R	ER	SO	BB	IBB	HBP	BLK	WP	HR	S	P	ERA	WHIP				
<b>Lew Burdette, R</b> ERA: 3.36 (1, 1)	8.0	L	39	15	9	8	0	1	0	0	0	1	0	38	42	9.00	2.000				

