

# Milwaukee Braves - 1961


Batter	1	2	3	4	5	6	7	8	9	10	AB	R	H	RBI	BB	SO	LOB	
Julian Javier, R OBP: 0.400, SLG: 0.400 (1,4)											5	0	2	0	0	0	1	
Don Landrum, L (1,8)											4	0	0	0	0	0	3	
Bill White, L (1,3)											4	0	0	0	0	1	1	
Ken Boyer, R (1,5)											4	0	0	0	0	0	1	
Stan Musial, L OBP: 0.260, SLG: 0.750 Don Taussig, R (10,7)											4	0	1	0	0	0	0	
Daryl Spencer, R OBP: 0.500, SLG: 1.333 (1,6)											3	1	1	1	1	0	1	
Joe Cunningham, L (1,9)											3	0	0	0	1	0	1	
Hal Smith, R OBP: 0.333, SLG: 1.000 Curt Flood, R (8, PR)											3	0	1	0	0	0	1	
Lindy McDaniel, R (8,1)											0	1	0	0	0	0	0	
Ernie Broglio, R (1,1)											2	0	0	0	0	0	0	
Bob Nieman, R OBP: 1.000, SLG: 1.000 Charlie James, R (8, PR)											1	0	1	1	0	0	0	
Carl Sawatski, L (8,2)											1	0	0	0	0	0	1	
<b>Inning Stats</b>	R: 0 E: 0 K: 0 S: 4	H: 1 LOB: 1 BB: 0 P: 4	R: 0 E: 0 K: 0 S: 3	H: 0 LOB: 1 BB: 1 P: 7	R: 0 E: 0 K: 0 S: 3	H: 0 LOB: 0 BB: 0 P: 3	R: 0 E: 0 K: 0 S: 3	H: 0 LOB: 0 BB: 0 P: 3	R: 0 E: 0 K: 1 S: 6	H: 1 LOB: 1 BB: 0 P: 6	R: 1 E: 0 K: 0 S: 5	H: 3 LOB: 2 BB: 0 P: 5	R: 0 E: 0 K: 0 S: 3	H: 0 LOB: 0 BB: 0 P: 3	R: 1 E: 0 K: 0 S: 4	H: 1 LOB: 1 BB: 1 P: 8	1B: 3 2B: 0 3B: 2 HR: 1	SF: 0 SAC: 1 DP: 0 HBP: 0
<b>PITCHER</b> Warren Spahn, L ERA: 1.8 (1,1)	IP: 10.0 WLS: L BF: 37 H: 6 R: 2 ER: 2 SO: 1 BB: 2 IBB: 0 HBP: 0 BLK: 0 WP: 0 HR: 1 S: 37 P: 45 ERA: 1.80 WHIP: 0.800																	

**TOP**

**St. Louis Cardinals @ Milwaukee Braves**  
Milwaukee County Stadium, Milwaukee, WI

Tue Apr 11 1961, 4:33 AM EST  
Att: 33,327 - Unknown - 44 F

AB 34  
R 2  
H 6  
RBI 2  
BB 2  
SO 1  
LOB 10



WP: 0 PA: 37  
PB: 0  
SB: 0  
CS: 0


Batter	1	2	3	4	5	6	7	8	9	10	AB	R	H	RBI	BB	SO	LOB			
Lee Maye, L OBP: 0.400, SLG: 0.250 (1,7)											4	0	1	0	1	0	0			
Del Crandall, R (1,2)											5	0	0	0	0	0	3			
Eddie Mathews, L OBP: 0.250, SLG: 1.000 (1,5)											4	1	1	1	0	0	3			
Hank Aaron, R (1,9)											4	0	0	0	0	2	1			
Frank Bolling, R (1,4)											4	0	0	0	0	1	0			
Joe Adcock, R (1,3)											2	0	0	0	2	0	0			
Roy McMillan, R OBP: 0.500, SLG: 0.333 (1,6)											3	0	1	0	1	1	2			
John DeMerit, R OBP: 0.250, SLG: 0.500 (1,8)											4	0	1	0	0	0	2			
Warren Spahn, L (1,1)											2	0	0	0	1	1	1			
Wes Covington, L (10, PH)											1	0	0	0	0	0	0			
<b>Inning Stats</b>	R: 0 E: 1 K: 0 S: 4	H: 1 LOB: 1 BB: 4 P: 4	R: 0 E: 1 K: 1 S: 6	H: 1 LOB: 1 BB: 0 P: 6	R: 0 E: 0 K: 0 S: 3	H: 0 LOB: 0 BB: 0 P: 3	R: 1 E: 0 K: 1 S: 6	H: 1 LOB: 1 BB: 1 P: 10	R: 0 E: 0 K: 0 S: 3	H: 0 LOB: 2 BB: 2 P: 11	R: 0 E: 0 K: 1 S: 5	H: 1 LOB: 0 BB: 0 P: 5	R: 0 E: 0 K: 1 S: 5	H: 0 LOB: 0 BB: 0 P: 5	R: 0 E: 0 K: 0 S: 3	H: 0 LOB: 1 BB: 0 P: 7	R: 0 E: 0 K: 0 S: 3	H: 0 LOB: 0 BB: 0 P: 3	1B: 2 2B: 1 3B: 0 HR: 1	SF: 0 SAC: 0 DP: 0 HBP: 0
<b>PITCHER</b> Ernie Broglio, R ERA: 1.29 Lindy McDaniel, R ERA: (8,1)	IP: 7.0 WLS: W BF: 10 H: 4 R: 0 ER: 0 SO: 1 BB: 4 IBB: 0 HBP: 0 BLK: 0 WP: 0 HR: 1 S: 32 P: 48 ERA: 1.29 WHIP: 1.143																			

**BOTTOM**

**St. Louis Cardinals @ Milwaukee Braves**  
Milwaukee County Stadium, Milwaukee, WI

Tue Apr 11 1961, 4:33 AM EST  
Att: 33,327 - Unknown - 44 F

AB 33  
R 1  
H 4  
RBI 1  
BB 5  
SO 5  
LOB 12



WP: 0 PA: 38  
PB: 0  
SB: 0  
CS: 0







Batter	1	2	3	4	5	6	7	8	9	AB	R	H	RBI	BB	SO	LOB	TOP								
Al Spangler, L (1,8) OBP: 0.333, SLG: 0.333	F7		F8			FC1-6		CS 1B		4	0	1	0	0	0	1									
Del Crandall, R (1,2) OBP: 0.071, SLG: 0.071	5-3			6-3		FC3-6		6-3		4	0	0	0	0	0	2									
Eddie Mathews, L (1,5) OBP: 0.385, SLG: 0.583	K			F8		4-3			CS 1B	4	0	1	0	0	1	1									
Hank Aaron, R (1,9) OBP: 0.308, SLG: 0.750		6-3		6-3			HR		CS 1B	3	1	1	1	1	0	0									
Frank Bolling, R (1,4) OBP: 0.308, SLG: 0.500		4-3 BB			HR		K		CS BB	3	1	1	1	1	1	1									
Joe Adcock, R (1,3) OBP: 0.333, SLG: 0.200		4-3		1-3		1-3				3	0	0	0	0	0	1									
Roy McMillan, R (1,6) OBP: 0.583, SLG: 0.444		6-3		P2		1B				3	0	1	0	0	0	1									
John DeMerit, R (1,7) OBP: 0.182, SLG: 0.200			1-3	P5		4-3				3	0	0	0	0	0	1									
Bob Buhl, R (1,1)		6-3				FC1-6 BB		K		2	0	0	0	1	1	0									
<b>Inning Stats</b>	R: 0 E: 0 K: 1 S: 5	H: 0 LOB: 0 BB: 0 P: 5	R: 0 E: 0 K: 0 S: 3	H: 0 LOB: 1 BB: 1 P: 7	R: 0 E: 0 K: 0 S: 3	H: 0 LOB: 0 BB: 0 P: 3	R: 0 E: 0 K: 0 S: 3	H: 0 LOB: 0 BB: 0 P: 3	R: 1 E: 0 K: 0 S: 4	H: 1 LOB: 0 BB: 0 P: 4	R: 0 E: 0 K: 0 S: 3	H: 0 LOB: 1 BB: 1 P: 7	R: 1 E: 0 K: 1 S: 7	H: 2 LOB: 1 BB: 0 P: 7	R: 0 E: 0 K: 1 S: 5	H: 1 LOB: 0 BB: 1 P: 5	R: 0 E: 0 K: 0 S: 2	H: 1 LOB: 0 BB: 1 P: 6	1B: 3 2B: 0 3B: 0 HR: 2	SF: 0 SAC: 0 DP: 0 HBP: 0	WP: 1 PB: 0 SB: 0 CS: 3	PA: 32			
<b>PITCHER</b>	IP	WLS	BF	H	R	ER	SO	BB	IBB	HBP	BLK	WP	HR	S	P	ERA	WHIP								
Bob Anderson, R (1,1) ERA: 2.0	7.0		26	3	2	2	2	2	0	0	0	0	2	28	36	2.57	0.714								
Don Elston, R (8,1) ERA:	2.0	W	6	2	0	0	1	1	0	0	0	1	0	7	11	0.00	1.500								

Milwaukee Braves @ Chicago Cubs  
Wrigley Field, Chicago, IL  
Fri Apr 14 1961, 3:33 AM CST  
Att: 11,299 - Cloudy - 52 F

AB 29  
R 2  
H 5  
RBI 2  
BB 3  
SO 3  
LOB 8



Batter	1	2	3	4	5	6	7	8	9	AB	R	H	RBI	BB	SO	LOB	BOTTOM								
Richie Ashburn, L (1,7) OBP: 0.077, SLG: 0.077	4-3		1-3		6-3			F9		4	0	0	0	0	0	1									
Don Zimmer, R (1,4) OBP: 0.538, SLG: 0.667	G3 2B		S 1B			F7		1B WP 1B		4	1	3	0	0	0	0									
Billy Williams, L (1,9) OBP: 0.308, SLG: 0.250	G3		2-4 1B			F7		G6-4-3 1B		4	0	2	1	0	0	1									
Ron Santo, R (1,5) OBP: 0.273, SLG: 0.364	6-3		2-4		F8		F8	G6-4-3		4	0	0	0	0	0	3									
14 Ernie Banks, R (1,6) OBP: 0.273, SLG: 0.300		F7		6-3		F7		F9		4	0	0	0	0	0	0									
Ed Bouchee, L (1,3) OBP: 0.687, SLG: 0.333		4-0			F9					1	0	0	0	2	0	0									
Sammy Drake, S (7, PR)										0	0	0	0	0	0	0									
Frank Thomas, R (8,3)							1B BB			1	0	0	0	0	1	0									
Al Heist, R (1,8) OBP: 0.222, SLG: 0.222		P4			F8					4	1	2	0	0	0	1									
Dick Bertell, R (1,2) OBP: 0.250, SLG: 0.250										2	0	1	0	0	0	1									
Sammy Taylor, L (7, PH) OBP: 0.333, SLG: 0.800		P4			SH1-3 1B					2	1	1	2	0	1	2									
Bob Anderson, R (1,1)										1	0	0	0	0	0	0									
Bob Will, L (7, PH)										1	0	0	0	0	0	2									
Don Elston, R (8,1)										0	0	0	0	0	0	0									
<b>Inning Stats</b>	R: 0 E: 0 K: 0 S: 4	H: 1 LOB: 1 BB: 0 P: 4	R: 0 E: 0 K: 0 S: 3	H: 0 LOB: 1 BB: 1 P: 7	R: 1 E: 0 K: 0 S: 4	H: 2 LOB: 1 BB: 0 P: 4	R: 0 E: 0 K: 0 S: 3	H: 0 LOB: 0 BB: 0 P: 3	R: 0 E: 0 K: 0 S: 4	H: 1 LOB: 2 BB: 1 P: 10	R: 0 E: 0 K: 0 S: 4	H: 2 LOB: 1 BB: 0 P: 4	R: 2 E: 0 K: 1 S: 6	H: 2 LOB: 0 BB: 0 P: 6	1B: 7 2B: 1 3B: 0 HR: 1	SF: 0 SAC: 1 DP: 1 HBP: 0	WP: 1 PB: 0 SB: 1 CS: 0	PA: 35							
<b>PITCHER</b>	IP	WLS	BF	H	R	ER	SO	BB	IBB	HBP	BLK	WP	HR	S	P	ERA	WHIP								
Bob Buhl, R (1,1) ERA: 3.12	8.2	L	36	9	3	3	2	2	0	0	0	1	1	37	45	3.12	1.269								

Milwaukee Braves @ Chicago Cubs  
Wrigley Field, Chicago, IL  
Fri Apr 14 1961, 3:33 AM CST  
Att: 11,299 - Cloudy - 52 F

AB 32  
R 3  
H 9  
RBI 3  
BB 2  
SO 2  
LOB 11





Batter	1	2	3	4	5	6	7	8	9	AB	R	H	RBI	BB	SO	LOB	TOP			
Lee Maye, L OBP: 0.300, SLG: 0.125 (1, 7)	4-0 2B BB	0-0 E1 1B		0-0 P5		0-0 F5			0-0 F7	4	1	0	0	1	0	3				
Del Crandall, R OBP: 0.283, SLG: 0.368 (1, 2)	0-0 1B 1H	0-0 2B 2H			4-3 1B 2B				0-0 1B	5	2	4	1	0	0	2				
Eddie Mathews, L OBP: 0.333, SLG: 0.471 (1, 5)	0-0 1B 2-3				0-0 P6				0-0 F5	5	1	1	0	0	0	3				
Hank Aaron, R OBP: 0.235, SLG: 0.563 (1, 9)	0-0 1-3 1-2			0-0 1-3		0-0 4-3			0-0 P3	4	0	0	0	0	0	3				
Frank Bolling, R OBP: 0.294, SLG: 0.438 (1, 4)	0-3 K			0-0 5-3		0-0 FC6-4 1B			0-0 1-3	4	0	1	1	0	1	2				
Joe Adcock, R OBP: 0.313, SLG: 0.214 (1, 3)	0-0 1B 2H 3H			0-0 5-3		0-0 FC6-4 1-2			0-0 5-3	4	0	1	2	0	0	1				
Al Spangler, L OBP: 0.385, SLG: 0.273 (1, 8)	0-0 F8			4-0 FC4-6 BB		4-0 1B BB			0-0 F7	2	0	0	0	0	2	0	1			
Roy McMillan, R OBP: 0.500, SLG: 0.385 (1, 6)		0-0 E6 SH1-4 E		0-0 FC4-6 FC1-6 1-2		0-0 1-3 1B			0-0 F7	4	1	1	0	0	0	1				
Carl Willey, R Don Nottebart, R (5, 1)		0-0 SH1-4 1-2		0-0 FC1-6 1-2		0-0 P4			0-3 K	1	0	0	0	0	0	1				
<b>Inning Stats</b>	R: 3 E: 0 K: 1 S: 8	H: 3 LOB: 1 BB: 1 P: 12	R: 1 E: 2 K: 0 S: 5	H: 1 LOB: 1 BB: 0 P: 5	R: 0 E: 0 K: 0 S: 3	H: 0 LOB: 0 BB: 0 P: 3	R: 0 E: 0 K: 0 S: 3	H: 0 LOB: 1 BB: 1 P: 7	R: 1 E: 0 K: 0 S: 5	H: 2 LOB: 1 BB: 0 P: 5	R: 0 E: 0 K: 0 S: 4	H: 1 LOB: 2 BB: 1 P: 8	R: 0 E: 0 K: 0 S: 3	H: 0 LOB: 0 BB: 0 P: 3	R: 0 E: 0 K: 1 S: 6	H: 1 LOB: 1 BB: 0 P: 6	1B: 6 2B: 2 3B: 0 HR: 0	SF: 0 SAC: 1 DP: 0 HBP: 0	WP: 0 PB: 0 SB: 0 CS: 0	PA: 39
<b>PITCHER</b>	IP WLS BF H R ER SO BB IBB HBP BLK WP HR S P ERA WHIP	IP WLS BF H R ER SO BB IBB HBP BLK WP HR S P ERA WHIP																		
Glen Hobbie, R ERA: 8.03 Don Elston, R ERA:	(1, 1) 8.0 35 7 5 4 1 3 0 0 0 0 0 0 34 46 4.50 1.250	(9, 1) 1.0 W 4 1 0 0 1 0 0 0 0 0 0 6 6 0.00 1.000																		

Milwaukee Braves @ Chicago Cubs  
Wrigley Field, Chicago, IL  
Sat Apr 15 1961, 3:33 AM CST  
Att: 6,207 - Cloudy - 45 F

AB	35
R	5
H	8
RBI	4
BB	3
SO	2
LOB	19



Batter	1	2	3	4	5	6	7	8	9	AB	R	H	RBI	BB	SO	LOB	BOTTOM					
Richie Ashburn, L OBP: 0.167, SLG: 0.118 (1, 7)	0-0 1-3	0-0 4-3-6 1-2		0-0 L9		4-0 CS BB			0-0 1B	4	0	1	0	1	0	2						
Don Zimmer, R OBP: 0.611, SLG: 0.800 (1, 4)	4-0 1B BB			0-0 E 3B		0-0 WP HR 1B			1-0 1B SH3-4 HR HBP	3	4	2	0	1	0	1						
Billy Williams, L OBP: 0.294, SLG: 0.250 (1, 9)	0-0 4-3 1-2			0-3 K		0-0 L8			0-0 SH3-4	4	0	1	0	0	1	3						
Ron Santo, R OBP: 0.375, SLG: 0.625 (1, 5)	0-0 BB 14 BB 2H 1B			0-0 E5		0-0 HR			0-0 14 BB HR 1B	5	2	3	4	0	0	1						
14 Ernie Banks, R OBP: 0.375, SLG: 0.462 (1, 6)	4-0 BB 1-2 BB			0-3 K		0-0 1B 3B			4-0 HR BB	3	2	1	0	2	1	2						
Ed Bouchee, L OBP: 0.545, SLG: 0.286 (1, 3)	4-0 1-2 2-3 BB			0-0 4-3		0-0 FC1-6 1B			0-0 F7	4	0	1	1	1	0	5						
Al Heist, R OBP: 0.357, SLG: 0.615 (1, 8)	0-0 5-3			4-0 WP BB		4-0 FC1-6 WP 1-2			0-0 FC1-6 2B	4	1	2	4	1	0	4						
Dick Bertell, R OBP: 0.143, SLG: 0.143 Sammy Taylor, L OBP: 0.266, SLG: 0.667 (8, PH) (9, 2)		0-0 L8		0-0 F9		0-3 K			0-0 F7	3	0	0	0	0	1	2						
Glen Hobbie, R Bob Will, L Don Elston, R (8, PH) (9, 1)		4-0 4-3-6 BB		0-0 F7		0-0 F8			0-0 FC1-6-5-1 1B	2	0	0	0	1	0	1						
<b>Inning Stats</b>	R: 1 E: 0 K: 0 S: 4	H: 1 LOB: 3 BB: 3 P: 16	R: 0 E: 0 K: 0 S: 2	H: 0 LOB: 0 BB: 1 P: 6	R: 1 E: 1 K: 2 S: 9	H: 1 LOB: 1 BB: 0 P: 9	R: 0 E: 0 K: 0 S: 3	H: 0 LOB: 1 BB: 1 P: 7	R: 3 E: 0 K: 1 S: 9	H: 4 LOB: 1 BB: 0 P: 9	R: 0 E: 0 K: 0 S: 2	H: 0 LOB: 0 BB: 1 P: 6	R: 0 E: 0 K: 0 S: 4	H: 1 LOB: 1 BB: 0 P: 4	R: 0 E: 0 K: 0 S: 4	H: 2 LOB: 1 BB: 0 P: 4	R: 4 E: 0 K: 0 S: 4	H: 2 LOB: 0 BB: 1 P: 9	1B: 6 2B: 2 3B: 2 HR: 2	SF: 0 SAC: 1 DP: 1 HBP: 1	WP: 3 PB: 0 SB: 0 CS: 1	PA: 43
<b>PITCHER</b>	IP WLS BF H R ER SO BB IBB HBP BLK WP HR S P ERA WHIP	IP WLS BF H R ER SO BB IBB HBP BLK WP HR S P ERA WHIP																				
Carl Willey, R Don Nottebart, R ERA: 10.38 ERA: 8.31	(1, 1) 4.1 L 20	(5, 1) 4.1 L 20																				

Milwaukee Braves @ Chicago Cubs  
Wrigley Field, Chicago, IL  
Sat Apr 15 1961, 3:33 AM CST  
Att: 6,207 - Cloudy - 45 F

AB	34
R	9
H	11
RBI	9
BB	7
SO	3
LOB	23









Batter	1	2	3	4	5	6	7	8	9	AB	R	H	RBI	BB	SO	LOB	TOP											
Roy McMillan, R OBP: 0.423, SLG: 0.364 (1, 6)										5	0	2	0	0	1	1	<b>Milwaukee Braves @ Pittsburgh Pirates</b> Forbes Field, Pittsburgh, PA Sun Apr 23 1961, 3:33 AM EST Att: 21,249 - Sunny											
Frank Bolling, R OBP: 0.259, SLG: 0.385 (1, 4)										5	1	1	0	0	0	2												
Eddie Mathews, L OBP: 0.414, SLG: 0.462 (1, 5)										3	0	2	0	2	0	2												
Hank Aaron, R OBP: 0.346, SLG: 0.600 (1, 8)										4	0	2	1	0	0	3												
Wes Covington, L OBP: 0.273, SLG: 0.300 Al Spangler, L OBP: 0.365, SLG: 0.273 (8, PR) (8, 7)										4	1	2	0	0	1	4												
Joe Adcock, R OBP: 0.280, SLG: 0.261 (1, 3)										4	0	0	0	0	0	4												
Charlie Lau, L OBP: 0.286, SLG: 0.200 (1, 2)										3	0	0	1	0	0	0												
John DeMerit, R OBP: 0.300, SLG: 0.333 (1, 9)										4	1	3	0	0	0	0												
Warren Spahn, L OBP: 0.286, SLG: 0.167 (1, 1)										4	0	1	1	0	1	2												
<b>Inning Stats</b>	R: 0 E: 0 K: 0 S: 5	H: 2 LOB: 2 BB: 0 P: 5	R: 0 E: 0 K: 0 S: 4	H: 1 LOB: 1 BB: 0 P: 4	R: 0 E: 0 K: 1 S: 5	H: 0 LOB: 1 BB: 1 P: 9	R: 1 E: 0 K: 1 S: 7	H: 2 LOB: 1 BB: 0 P: 7	R: 1 E: 0 K: 0 S: 8	H: 3 LOB: 2 BB: 0 P: 8	R: 0 E: 0 K: 0 S: 2	H: 0 LOB: 0 BB: 1 P: 6	R: 0 E: 0 K: 0 S: 3	H: 2 LOB: 1 BB: 0 P: 3	R: 1 E: 0 K: 0 S: 6	H: 3 LOB: 2 BB: 0 P: 6	1B: 10 2B: 3 3B: 0 HR: 0	SF: 1 SAC: 0 DP: 1 HBP: 0	WP: 0 PB: 0 CS: 2	PA: 40								
<b>PITCHER</b>	IP	WLS	BF	H	R	ER	SO	BB	IBB	HBP	BLK	WP	HR	S	P	ERA	WHIP											
Vern Law, R ERA: 3.48 Roy Face, R ERA: 4.5	(1, 1)	8.0	L	33	10	2	2	3	2	0	0	0	0	0	37	45	2.25	1.500										

AB 36  
R 3  
H 13  
RBI 3  
BB 2  
SO 3  
LOB 18



Batter	1	2	3	4	5	6	7	8	9	AB	R	H	RBI	BB	SO	LOB	BOTTOM											
Bob Skinner, L OBP: 0.413, SLG: 0.325 (1, 7)										2	0	0	0	2	0	0	<b>Milwaukee Braves @ Pittsburgh Pirates</b> Forbes Field, Pittsburgh, PA Sun Apr 23 1961, 3:33 AM EST Att: 21,249 - Sunny											
Dick Groat, R OBP: 0.435, SLG: 0.524 (1, 6)										3	0	1	0	1	1	1												
Roberto Clemente, R OBP: 0.364, SLG: 0.395 (1, 9)										4	0	2	0	0	0	1												
Dick Stuart, R OBP: 0.375, SLG: 0.483 (1, 3)										3	0	0	0	1	1	4												
Don Hoak, R OBP: 0.424, SLG: 0.531 (1, 5)										4	1	3	1	0	0	2												
Gino Cimoli, R OBP: 0.200, SLG: 0.200 (1, 8)										4	0	0	0	0	1	3												
Hal Smith, R OBP: 0.143, SLG: 0.148 (1, 2)										4	0	0	0	0	0	1												
Bill Mazerowski, R OBP: 0.220, SLG: 0.205 (1, 4)										4	0	1	0	0	0	0												
Vern Law, R OBP: 0.250, SLG: 0.143 Roman Mejias, R OBP: 1.000, SLG: 1.000 Roy Face, R OBP: 0.500, SLG: 0.417 (8, PH) (9, PH)										2	0	0	0	0	0	0												
<b>Inning Stats</b>	R: 0 E: 0 K: 0 S: 3	H: 0 LOB: 2 BB: 2 P: 11	R: 0 E: 0 K: 0 S: 3	H: 0 LOB: 0 BB: 0 P: 3	R: 0 E: 0 K: 1 S: 5	H: 0 LOB: 0 BB: 0 P: 5	R: 0 E: 0 K: 0 S: 4	H: 2 LOB: 1 BB: 0 P: 4	R: 0 E: 0 K: 0 S: 3	H: 0 LOB: 0 BB: 0 P: 3	R: 0 E: 0 K: 2 S: 8	H: 1 LOB: 1 BB: 0 P: 8	R: 0 E: 0 K: 1 S: 7	H: 2 LOB: 3 BB: 1 P: 11	R: 1 E: 0 K: 0 S: 5	H: 2 LOB: 1 BB: 0 P: 5	1B: 6 2B: 1 3B: 0 HR: 1	SF: 0 SAC: 0 DP: 2 HBP: 0	WP: 0 PB: 0 CS: 0	PA: 36								
<b>PITCHER</b>	IP	WLS	BF	H	R	ER	SO	BB	IBB	HBP	BLK	WP	HR	S	P	ERA	WHIP											
Warren Spahn, L ERA: 1.42	(1, 1)	9.0	W	36	7	1	1	4	4	0	0	0	0	1	40	56	1.00	1.222										

AB 32  
R 1  
H 7  
RBI 1  
BB 4  
SO 4  
LOB 13













Batter	1	2	3	4	5	6	7	8	9	AB	R	H	RBI	BB	SO	LOB	TOP																				
Roy McMillan, R OBP: 0.357, SLG: 0.395	F3	BB 1B	G6-4-3			HR	4-3			6	2	3	2	0	0	3	<b>Milwaukee Braves @ St. Louis Cardinals</b> Sportsman's Park, St. Louis, MO Wed Apr 26 1961, 7:05 PM EST Att. 6,986 - Unknown - 60 F																				
Frank Bolling, R OBP: 0.286, SLG: 0.350	E5	BB 1B		5-3		F8			P2	6	2	2	0	0	0	2																					
Eddie Mathews, L OBP: 0.442, SLG: 0.474	F7	BB				K			P6	3	0	0	0	2	1	2																					
Hank Aaron, R OBP: 0.375, SLG: 0.579				F3		1B			FC1-6	5	0	3	3	0	0	2																					
Joe Adcock, R OBP: 0.235, SLG: 0.219	P4	F8		G3		1B			F5	5	0	1	0	0	0	5																					
Wes Covington, L OBP: 0.286, SLG: 0.263										3	2	1	0	1	0	2																					
Al Spangler, L OBP: 0.400, SLG: 0.250		HR	E			F9	3-1		E6	1	1	0	0	0	0	0																					
Charlie Lau, L OBP: 0.300, SLG: 0.267		K	E6			K			1B	5	0	2	0	0	2	2																					
John DeMerit, R OBP: 0.313, SLG: 0.414			K				L4		K	5	1	2	2	0	2	5																					
Don Nottebart, R OBP: 0.167, SLG: 0.167										4	0	1	1	0	0	2																					
Ron Piche, R	F9		G6-4-3			1-3	5-3		K	1	0	0	0	0	1	2																					
<b>Inning Stats</b>	R: 1 E: 1 K: 0 S: 5	H: 1 LOB: 1 BB: 0 P: 5	R: 4 E: 0 K: 1 S: 9	H: 4 LOB: 2 BB: 2 P: 17	R: 1 E: 1 K: 1 S: 7	H: 2 LOB: 1 BB: 0 P: 7	R: 0 E: 0 K: 0 S: 3	H: 0 LOB: 1 BB: 1 P: 7	R: 0 E: 0 K: 1 S: 6	H: 1 LOB: 1 BB: 0 P: 6	R: 1 E: 0 K: 1 S: 8	H: 3 LOB: 2 BB: 0 P: 8	R: 0 E: 0 K: 0 S: 4	H: 1 LOB: 1 BB: 0 P: 4	R: 0 E: 0 K: 0 S: 4	H: 1 LOB: 1 BB: 0 P: 4	R: 1 E: 1 K: 2 S: 10	H: 2 LOB: 2 BB: 0 P: 10	1B: 11 2B: 2 3B: 0 HR: 2	SF: 0 SAC: 0 DP: 1 HBP: 0	WP: 0 PB: 0 SB: 1 CS: 1	PA: 47															
<b>PITCHER</b>	IP	WLS	BF	H	R	ER	SO	BB	IBB	HBP	BLK	WP	HR	S	P	ERA	WHIP	<b>PITCHER</b>	IP	WLS	BF	H	R	ER	SO	BB	IBB	HBP	BLK	WP	HR	S	P	ERA	WHIP		
Larry Jackson, R ERA: 21.6	(1, 1)	1.2	L	11	4	5	4	1	1	0	0	0	0	1	12	16	21.60	3.000																			
Bob Gibson, R ERA: 3.2	(2, 1)	1.1		8	3	1	0	1	1	0	0	0	0	0	9	13	0.00	3.000																			
Mickey McDermott, L ERA: 0.98	(4, 1)	4.0		18	5	1	1	2	1	0	0	0	0	1	21	25	2.25	1.500																			
Al Cicotte, R ERA: 9.45	(8, 1)	1.0		4	1	0	0	0	0	0	0	0	0	0	4	4	0.00	1.000																			
Lindy McDaniel, R ERA: 1.74	(9, 1)	1.0		6	2	1	0	2	0	0	0	0	0	0	10	10	0.00	2.000																			
<b>Inning Stats</b>	R: 0 E: 0 K: 1 S: 6	H: 1 LOB: 2 BB: 1 P: 10	R: 0 E: 0 K: 0 S: 3	H: 1 LOB: 0 BB: 0 P: 3	R: 0 E: 0 K: 1 S: 5	H: 0 LOB: 1 BB: 1 P: 9	R: 0 E: 0 K: 0 S: 3	H: 0 LOB: 0 BB: 0 P: 3	R: 1 E: 0 K: 0 S: 4	H: 1 LOB: 2 BB: 2 P: 12	R: 0 E: 0 K: 0 S: 3	H: 0 LOB: 0 BB: 0 P: 3	R: 0 E: 0 K: 0 S: 3	H: 0 LOB: 0 BB: 0 P: 3	R: 0 E: 0 K: 0 S: 3	H: 0 LOB: 3 BB: 3 P: 15	R: 0 E: 0 K: 0 S: 4	H: 1 LOB: 1 BB: 0 P: 4	1B: 3 2B: 1 3B: 0 HR: 0	SF: 0 SAC: 0 DP: 1 HBP: 0	WP: 0 PB: 0 SB: 0 CS: 0	PA: 37															
<b>PITCHER</b>	IP	WLS	BF	H	R	ER	SO	BB	IBB	HBP	BLK	WP	HR	S	P	ERA	WHIP	<b>PITCHER</b>	IP	WLS	BF	H	R	ER	SO	BB	IBB	HBP	BLK	WP	HR	S	P	ERA	WHIP		
Don Nottebart, R ERA: 3.75	(1, 1)	7.2	W	32	3	1	1	2	7	0	0	0	0	0	29	57	1.17	1.304																			
Ron Piche, R ERA:	(8, 1)	1.1	S	5	1	0	0	0	0	0	0	0	0	0	5	5	0.00	0.750																			
<b>Batter</b>	<b>1</b>	<b>2</b>	<b>3</b>	<b>4</b>	<b>5</b>	<b>6</b>	<b>7</b>	<b>8</b>	<b>9</b>	<b>AB</b>	<b>R</b>	<b>H</b>	<b>RBI</b>	<b>BB</b>	<b>SO</b>	<b>LOB</b>	<b>BOTTOM</b>																				
Julian Javier, R OBP: 0.357, SLG: 0.375	K		K							2	0	0	0	0	2	0	<b>Milwaukee Braves @ St. Louis Cardinals</b> Sportsman's Park, St. Louis, MO Wed Apr 26 1961, 7:05 PM EST Att. 6,986 - Unknown - 60 F																				
Red Schoendienst, S OBP: 0.350, SLG: 0.550										3	0	1	1	0	0	1																					
Joe Cunningham, L OBP: 0.526, SLG: 0.614	1B	BB								0	0	0	0	4	0	0																					
Bill White, L OBP: 0.259, SLG: 0.288			G3							3	0	1	0	1	0	3																					
Ken Boyer, R OBP: 0.364, SLG: 0.543	F5									4	0	0	0	0	0	4																					
Stan Musial, L OBP: 0.313, SLG: 0.415	4-3									3	0	0	0	1	0	2																					
Daryl Spencer, R OBP: 0.412, SLG: 0.610			5-3							4	0	0	0	0	0	3																					
Curt Flood, R OBP: 0.375, SLG: 0.308										2	1	1	0	1	0	0																					
George Crowe, L OBP: 0.200, SLG: 0.200			G4-6-3							1	0	0	0	0	0	0																					
Hal Smith, R OBP: 0.257, SLG: 0.258										1	0	0	0	0	0	1																					
Carl Sawatski, L OBP: 0.538, SLG: 0.667			G4-6-3							3	0	1	0	0	0	1																					
Larry Jackson, R ERA: 21.6	(1, 1)									0	0	0	0	0	0	0																					
Bob Gibson, R ERA: 3.2	(2, 1)									0	0	0	0	0	0	0																					
Mickey McDermott, L ERA: 0.98	(4, 1)									3	0	0	0	0	0	1																					
Al Cicotte, R ERA: 9.45	(8, 1)									0	0	0	0	0	0	0																					
Lindy McDaniel, R ERA: 1.74	(9, 1)									1	0	0	0	0	0	1																					
<b>Inning Stats</b>	R: 0 E: 0 K: 1 S: 6	H: 1 LOB: 2 BB: 1 P: 10	R: 0 E: 0 K: 0 S: 3	H: 1 LOB: 0 BB: 0 P: 3	R: 0 E: 0 K: 0 S: 3	H: 0 LOB: 0 BB: 0 P: 3	R: 0 E: 0 K: 0 S: 3	H: 0 LOB: 0 BB: 0 P: 3	R: 0 E: 0 K: 0 S: 3	H: 0 LOB: 0 BB: 0 P: 3	R: 0 E: 0 K: 0 S: 3	H: 0 LOB: 3 BB: 3 P: 15	R: 0 E: 0 K: 0 S: 4	H: 1 LOB: 1 BB: 0 P: 4	1B: 3 2B: 1 3B: 0 HR: 0	SF: 0 SAC: 0 DP: 1 HBP: 0	WP: 0 PB: 0 SB: 0 CS: 0	PA: 37																			
<b>PITCHER</b>	IP	WLS	BF	H	R	ER	SO	BB	IBB	HBP	BLK	WP	HR	S	P	ERA	WHIP	<b>PITCHER</b>	IP	WLS	BF	H	R	ER	SO	BB	IBB	HBP	BLK	WP	HR	S	P	ERA	WHIP		



Batter	1	2	3	4	5	6	7	8	9	AB	R	H	RBI	BB	SO	LOB	TOP			
Chuck Hiller, L (1,4) OBP: 0.240, SLG: 0.277	P6			G1-6-3 BB			P4			2	0	0	0	1	0	0	<b>San Francisco Giants @ Milwaukee Braves</b> Milwaukee County Stadium, Milwaukee, WI Fri Apr 28 1961, 7:05 PM EST Att: 8,518 - Unknown <a href="http://livebaseballscorecards.com">livebaseballscorecards.com</a>			
Harvey Kuenn, R (1,5) OBP: 0.322, SLG: 0.275	1-3			G1-6-3 1-2†			6-3			3	0	0	0	0	0	1				
Willie Mays, R (1,8) OBP: 0.407, SLG: 0.471	K			K			1-3			3	0	0	0	0	2	0				
Willie McCovey, L (1,3) OBP: 0.245, SLG: 0.333		K			G1-6-3 BB			F8		2	0	0	0	1	1	0				
Orlando Cepeda, R (1,7) OBP: 0.286, SLG: 0.308		F9			G1-6-3 1-2†			F9		3	0	0	0	0	0	1				
Felipe Alou, R (1,9) OBP: 0.392, SLG: 0.413		F7			6-3			P4		3	0	0	0	0	0	0				
Ed Bailey, L (1,2) OBP: 0.327, SLG: 0.370			G3			F9			K	3	0	0	0	0	1	0				
Jose Pagan, R (1,6) Matty Alou, L (9, PH) OBP: 0.500, SLG: 0.500			F5			6-3			1-3	2	0	0	0	0	0	0				
Sam Jones, R (1,1) Joey Amalfitano, R (9, PH) OBP: 0.250, SLG: 0.250			K			F9			6-3	2	0	0	0	0	1	0				
										1	0	0	0	0	0	0				
<b>Inning Stats</b>	R: 0 E: 0 K: 1 S: 5	H: 0 LOB: 0 BB: 0 P: 5	R: 0 E: 0 K: 1 S: 5	H: 0 LOB: 0 BB: 0 P: 5	R: 0 E: 0 K: 1 S: 5	H: 0 LOB: 0 BB: 0 P: 5	R: 0 E: 0 K: 1 S: 4	H: 0 LOB: 0 BB: 1 P: 8	R: 0 E: 0 K: 0 S: 2	H: 0 LOB: 0 BB: 1 P: 6	R: 0 E: 0 K: 0 S: 3	H: 0 LOB: 0 BB: 0 P: 3	R: 0 E: 0 K: 0 S: 3	H: 0 LOB: 0 BB: 0 P: 3	R: 0 E: 0 K: 1 S: 5	H: 0 LOB: 0 BB: 0 P: 5	1B: 0 2B: 0 3B: 0 HR: 0	SF: 0 SAC: 0 DP: 2 HBP: 0	WP: 0 PB: 0 CS: 0	PA: 27
<b>PITCHER</b> Warren Spahn, L (1,1) ERA: 0.96	IP: 9.0 WLS: W BF: 27 H: 0 R: 0 ER: 0 SO: 5 BB: 2 IBB: 0 HBP: 0 BLK: 0 WP: 0 HR: 0 S: 35 P: 43 ERA: 0.00 WHIP: 0.222																			

Batter	1	2	3	4	5	6	7	8	9	AB	R	H	RBI	BB	SO	LOB	BOTTOM
Roy McMillan, R (1,6) OBP: 0.333, SLG: 0.366	F7		K							3	0	0	0	0	1	0	<b>San Francisco Giants @ Milwaukee Braves</b> Milwaukee County Stadium, Milwaukee, WI Fri Apr 28 1961, 7:05 PM EST Att: 8,518 - Unknown <a href="http://livebaseballscorecards.com">livebaseballscorecards.com</a>
Frank Bolling, R (1,4) OBP: 0.326, SLG: 0.372	PB 1B		PB HBP							3	1	2	0	0	0	0	
Eddie Mathews, L (1,5) OBP: 0.426, SLG: 0.439	K 1-2		K							3	0	0	0	1	2	2	
Hank Aaron, R (1,8) OBP: 0.386, SLG: 0.561	2H 1B		1-2 IBB							3	0	1	1	1	1	3	
Mel Roach, R (1,7) Al Spangler, L (9,7) OBP: 0.455, SLG: 0.667 OBP: 0.400, SLG: 0.250	P4		K							4	0	1	0	0	1	6	
										0	0	0	0	0	0	0	
Joe Adcock, R (1,3) OBP: 0.263, SLG: 0.229		4-0 BB			F8					3	0	1	0	1	0	0	
Charlie Lau, L (1,2) OBP: 0.333, SLG: 0.235		K			4-0 BB					2	0	0	0	2	1	3	
John DeMerit, R (1,9) OBP: 0.278, SLG: 0.364		K			K					4	0	0	0	0	3	5	
Warren Spahn, L (1,1) OBP: 0.182, SLG: 0.100		K			F8					4	0	0	0	0	1	3	
										1B: 5 2B: 0 3B: 0 HR: 0	SF: 0 SAC: 1 DP: 0 HBP: 1	WP: 0 PB: 2 CS: 0	PA: 36				
<b>PITCHER</b> Sam Jones, R (1,1) ERA: 2.51	IP: 8.0 WLS: L BF: 36 H: 5 R: 1 ER: 0 SO: 10 BB: 3 IBB: 2 HBP: 1 BLK: 0 WP: 0 HR: 0 S: 50 P: 71 ERA: 0.00 WHIP: 1.000																









Batter	1	2	3	4	5	6	7	8	9	AB	R	H	RBI	BB	SO	LOB	TOP				
<b>Chuck Hiller, L</b> (1, 4) <small>OBP: 0.279, SLG: 0.333</small>	 <small>1B</small>		 <small>F7</small>	 <small>2B</small>		 <small>FC5-4 HR BB</small>		 <small>3B 2B</small>	 <small>G3</small>	6	2	3	1	0	0	2	<b>San Francisco Giants @ Milwaukee Braves</b> Milwaukee County Stadium, Milwaukee, WI Sun Apr 30 1961, 4:33 AM EDT Att: 13,114 - Unknown 				
<b>Jim Davenport, R</b> (1, 5) <small>OBP: 0.500, SLG: 0.813</small>	 <small>G1-6-3</small>		 <small>HR HBP</small>	 <small>5-3</small>		 <small>HR BB</small>		 <small>HR 3B</small>	 <small>4-3</small>	4	3	1	1	1	0	3					
<b>Willie Mays, R</b> (1, 8) <small>OBP: 0.420, SLG: 0.667</small>	 <small>HR</small>		 <small>HR</small>		 <small>F8</small>	 <small>HR</small>		 <small>HR</small>		5	4	4	8	0	0	0					
<b>Willie McCovey, L</b> (1, 3) <b>Jim Marshall, L</b> (8, 3)	 <small>G3</small>		 <small>6-3</small>		 <small>BB</small>	 <small>5-3</small>		 <small>FC5-4 BB</small>		3	0	0	0	2	0	0					
<b>Orlando Cepeda, R</b> (1, 7) <b>Matty Alou, L</b> (8, 7)		 <small>P4</small>		 <small>HR</small>	 <small>F8</small>		 <small>K</small>	 <small>FC5-4 BB</small>		5	1	1	1	0	1	2					
<b>Felipe Alou, R</b> (1, 9) <small>OBP: 0.383, SLG: 0.500</small>	 <small>P1</small>		 <small>HR</small>	 <small>P4</small>		 <small>E5 HBP</small>	 <small>BB</small>		4	1	1	1	1	0	1						
<b>Ed Bailey, L</b> (1, 2) <small>OBP: 0.328, SLG: 0.352</small>	 <small>F7</small>		 <small>3-1</small>		 <small>K</small>	 <small>G4-6-3 HBP</small>	 <small>4-3</small>		4	0	0	0	0	1	2						
<b>Jose Pagan, R</b> (1, 6) <small>OBP: 0.250, SLG: 0.478</small>			 <small>HR</small>	 <small>HR</small>	 <small>FC5-4 SH 1B</small>	 <small>G4-6-3</small>		 <small>G3 SH1-3 1B</small>		5	3	4	2	0	0	2					
<b>Billy Loes, R</b> (1, 1) <small>OBP: 0.111, SLG: 0.111</small>	 <small>4-3</small>		 <small>G3</small>		 <small>SH FC5-4</small>		 <small>1-3</small>	 <small>SH1-3</small>		3	0	0	0	0	0	0					
<b>Inning Stats</b>	R: 1 E: 0 K: 0 S: 4	H: 2 LOB: 0 BB: 0 P: 4	R: 0 E: 0 K: 0 S: 3	H: 0 LOB: 0 BB: 0 P: 3	R: 3 E: 0 K: 0 S: 5	H: 2 LOB: 0 BB: 0 P: 6	R: 3 E: 0 K: 0 S: 7	H: 4 LOB: 1 BB: 0 P: 7	R: 0 E: 0 K: 0 S: 3	H: 0 LOB: 1 BB: 1 P: 7	R: 4 E: 0 K: 1 S: 8	H: 2 LOB: 0 BB: 1 P: 12	R: 0 E: 1 K: 1 S: 5	H: 0 LOB: 1 BB: 0 P: 6	R: 3 E: 0 K: 0 S: 6	H: 3 LOB: 2 BB: 2 P: 14	R: 0 E: 0 K: 0 S: 4	H: 1 LOB: 1 BB: 0 P: 4	1B: 3 2B: 2 3B: 1 HR: 8	SF: 0 SAC: 2 DP: 2 HBP: 2	WP: 0 PA: 47 FB: 0 CS: 0
<b>PITCHER</b>	IP: 3.0 WLS: L BF: 14 H: 5 R: 5 ER: 5 SO: 0 BB: 0 IBB: 0 HBP: 1 BLK: 0 WP: 0 HR: 4 S: 13 P: 14 ERA: 15.00 WHIP: 1.667	<b>Lew Burdette, R</b> (1, 1) <small>ERA: 6.35</small>	IP: 1.0 WLS: 6 BF: 3 H: 2 R: 2 ER: 2 SO: 0 BB: 0 IBB: 0 HBP: 0 BLK: 0 WP: 0 HR: 2 S: 6 P: 6 ERA: 18.00 WHIP: 3.000	<b>Carl Willey, R</b> (4, 1) <small>ERA: 11.91</small>	IP: 1.0 WLS: 4 BF: 0 H: 0 R: 0 ER: 0 SO: 0 BB: 1 IBB: 0 HBP: 0 BLK: 0 WP: 0 HR: 0 S: 3 P: 7 ERA: 0.00 WHIP: 1.000	<b>Moe Drabowsky, R</b> (5, 1) <small>ERA: 4.5</small>	IP: 1.0 WLS: 7 BF: 2 H: 4 R: 4 ER: 4 SO: 1 BB: 0 IBB: 0 HBP: 0 BLK: 0 WP: 0 HR: 1 S: 8 P: 12 ERA: 36.00 WHIP: 3.000	<b>Seth Morehead, L</b> (6, 1) <small>ERA: 9.0</small>	IP: 1.0 WLS: 4 BF: 0 H: 0 R: 0 ER: 0 SO: 1 BB: 0 IBB: 0 HBP: 0 BLK: 0 WP: 0 HR: 0 S: 5 P: 6 ERA: 0.00 WHIP: 0.000	<b>Ken MacKenzie, L</b> (7, 1) <small>ERA:</small>	<b>PITCHER</b>	IP: 1.0 WLS: 8 BF: 3 H: 3 R: 3 ER: 3 SO: 0 BB: 2 IBB: 0 HBP: 0 BLK: 0 WP: 0 HR: 1 S: 6 P: 14 ERA: 27.00 WHIP: 5.000	<b>Don McMahon, R</b> (8, 1) <small>ERA: 5.4</small>	IP: 1.0 WLS: 4 BF: 1 H: 0 R: 0 ER: 0 SO: 0 BB: 0 IBB: 0 HBP: 0 BLK: 0 WP: 0 HR: 0 S: 4 P: 4 ERA: 0.00 WHIP: 1.000	<b>George Brunet, L</b> (9, 1) <small>ERA:</small>						
<b>Batter</b>	1	2	3	4	5	6	7	8	9	AB	R	H	RBI	BB	SO	LOB	BOTTOM				
<b>Roy McMillan, R</b> (1, 6) <small>OBP: 0.340, SLG: 0.367</small>	 <small>1B HR</small>	 <small>F9</small>			 <small>F7</small>			 <small>4-3</small>		4	1	1	0	0	0	1	<b>San Francisco Giants @ Milwaukee Braves</b> Milwaukee County Stadium, Milwaukee, WI Sun Apr 30 1961, 4:33 AM EDT Att: 13,114 - Unknown 				
<b>Frank Bolling, R</b> (1, 4) <small>OBP: 0.333, SLG: 0.373</small>	 <small>HR 1B</small>		 <small>P4</small>		 <small>P6</small>		 <small>1B</small>	 <small>1B</small>		4	1	2	0	0	0	0					
<b>Eddie Mathews, L</b> (1, 5) <small>OBP: 0.418, SLG: 0.417</small>	 <small>F7</small>		 <small>F7</small>		 <small>5-3</small>		 <small>1B</small>	 <small>1B</small>		4	0	1	0	0	0	2					
<b>Hank Aaron, R</b> (1, 8) <small>OBP: 0.365, SLG: 0.633</small>	 <small>HR</small>		 <small>5-3</small>		 <small>HR</small>		 <small>F8</small>		4	2	2	4	0	0	2						
<b>Mel Roach, R</b> (1, 7) <small>OBP: 0.316, SLG: 0.412</small>	 <small>6-3</small>		 <small>P4</small>		 <small>1B</small>		 <small>L7</small>		4	0	1	0	0	0	2						
<b>Joe Adcock, R</b> (1, 3) <small>OBP: 0.261, SLG: 0.326</small>	 <small>F8</small>		 <small>K</small>		 <small>F9</small>		 <small>5-3</small>		4	0	0	0	0	1	1						
<b>Charlie Lau, L</b> (1, 2) <small>OBP: 0.333, SLG: 0.261</small>		 <small>FC1-6 1B</small>		 <small>F3</small>		 <small>P5</small>		 <small>G5-4-3 BB</small>		3	0	1	0	0	0	0					
<b>Don McMahon, R</b> (8, 1) <b>George Brunet, R</b> (9, 1) <b>Lee Mays, L</b> (9, PH) <small>OBP: 0.400, SLG: 0.182</small>		 <small>FC1-6 1B</small>		 <small>F8</small>		 <small>1-3</small>		 <small>G5-4-3 BB</small>		4	0	0	0	0	2						
<b>Lew Burdette, R</b> (1, 1) <small>OBP: 0.111, SLG: 0.111</small>		 <small>K</small>		 <small>F9</small>		 <small>K</small>				1	0	0	0	0	1	1					
<b>Carl Willey, R</b> (4, 1) <b>Moe Drabowsky, R</b> (5, 1) <b>Billy Martin, R</b> (5, PH) <b>Seth Morehead, L</b> (6, 1) <b>Ken MacKenzie, R</b> (7, 1) <b>Johnny Logan, R</b> (7, PH) <b>Hawk Taylor, R</b> (8, 2)		 <small>K</small>		 <small>F9</small>		 <small>K</small>				0	0	0	0	0	0	0					
<b>Inning Stats</b>	R: 3 E: 0 K: 0 S: 6	H: 3 LOB: 0 BB: 0 P: 6	R: 0 E: 0 K: 1 S: 6	H: 1 LOB: 0 BB: 0 P: 6	R: 0 E: 0 K: 0 S: 3	H: 0 LOB: 0 BB: 0 P: 3	R: 0 E: 0 K: 1 S: 5	H: 0 LOB: 0 BB: 0 P: 5	R: 0 E: 0 K: 0 S: 5	H: 2 LOB: 1 BB: 0 P: 5	R: 0 E: 0 K: 1 S: 5	H: 0 LOB: 0 BB: 0 P: 5	R: 0 E: 0 K: 0 S: 5	H: 2 LOB: 2 BB: 0 P: 5	R: 0 E: 0 K: 0 S: 2	H: 0 LOB: 0 BB: 1 P: 6	1B: 6 2B: 0 3B: 0 HR: 2	SF: 0 SAC: 0 DP: 1 HBP: 0	WP: 0 PA: 35 FB: 0 CS: 0		
<b>PITCHER</b>	IP: 9.0 WLS: W BF: 35 H: 8 R: 4 ER: 4 SO: 3 BB: 1 IBB: 0 HBP: 0 BLK: 0 WP: 0 HR: 2 S: 40 P: 44 ERA: 4.00 WHIP: 1.000	<b>Billy Loes, R</b> (1, 1) <small>ERA: 4.67</small>	<b>PITCHER</b>	IP: 1.0 WLS: 8 BF: 3 H: 3 R: 3 ER: 3 SO: 0 BB: 2 IBB: 0 HBP: 0 BLK: 0 WP: 0 HR: 1 S: 6 P: 14 ERA: 27.00 WHIP: 5.000	<b>Don McMahon, R</b> (8, 1) <small>ERA: 5.4</small>	IP: 1.0 WLS: 4 BF: 1 H: 0 R: 0 ER: 0 SO: 0 BB: 0 IBB: 0 HBP: 0 BLK: 0 WP: 0 HR: 0 S: 4 P: 4 ERA: 0.00 WHIP: 1.000	<b>George Brunet, L</b> (9, 1) <small>ERA:</small>														



Batter	1	2	3	4	5	6	7	8	9	AB	R	H	RBI	BB	SO	LOB	TOP					
<b>Willie Davis, L</b> (1, 8) <small>OBP: 0.340, SLG: 0.444</small>										5	2	2	0	1	0	3	<b>Los Angeles Dodgers @ Milwaukee Braves</b> <b>Milwaukee County Stadium, Milwaukee, WI</b> Tue May 02 1961, 8:05 PM EDT Att: 8,161 - Unknown <a href="http://livebaseballscorecards.com">livebaseballscorecards.com</a>					
<b>John Roseboro, L</b> (1, 2) <small>OBP: 0.415, SLG: 0.581</small>										4	3	2	1	1	1	3						
<b>Tommy Davis, R</b> (1, 5) <small>OBP: 0.400, SLG: 0.639</small>										4	2	3	3	1	0	0						
<b>Wally Moon, L</b> (1, 7) <small>OBP: 0.472, SLG: 0.841</small>										3	1	0	1	1	0	2						
<b>Don Demeter, R</b> (7, 9) <small>OBP: 0.296, SLG: 0.320</small>										1	0	0	0	0	0	0						
<b>Norm Larker, L</b> (1, 3) <small>OBP: 0.259, SLG: 0.308</small>										4	1	1	0	0	0	4						
<b>Gil Hodges, R</b> (8, PH) <small>OBP: 0.357, SLG: 0.250</small>										1	0	0	0	0	0	0						
<b>Frank Howard, R</b> (1, 9) <small>OBP: 0.277, SLG: 0.556</small>										3	1	1	2	0	0	2						
<b>Bob Lillis, R</b> (7, 6) <small>OBP: 0.333, SLG: 0.333</small>										1	0	1	0	0	0	0						
<b>Charlie Neal, R</b> (1, 4) <small>OBP: 0.400, SLG: 0.467</small>										4	1	2	2	0	1	0						
<b>Charley Smith, R</b> (1, 6) <small>OBP: 0.273, SLG: 0.591</small>										3	0	0	0	0	0	1						
<b>Jim Gilliam, S</b> (7, PH) <small>OBP: 0.375, SLG: 0.394</small>										0	0	0	0	2	0	0						
<b>Sandy Koufax, R</b> (1, 1) <small>OBP: 0.286, SLG: 0.167</small>										2	0	0	0	0	2	1						
<b>Jim Golden, L</b> (4, 1) <small>OBP: 0.571, SLG: 0.500</small>										1	0	0	0	0	0	0						
<b>Ron Fairly, L</b> (7, PH) <small>OBP: 0.300, SLG: 0.125</small>										0	0	0	0	0	0	0						
<b>Carl Warwick, R</b> (7, PH) <small>OBP: 0.300, SLG: 0.125</small>										1	0	0	0	0	1	2						
<b>Larry Sherry, R</b> (7, 1) <small>OBP: 0.300, SLG: 0.125</small>										1	0	0	0	0	2							
<b>Inning Stats</b>	R: 1 E: 0 K: 0 S: 10	H: 2 LOB: 1 BB: 0 P: 14	R: 1 E: 0 K: 1 S: 7	H: 2 LOB: 1 BB: 0 P: 11	R: 1 E: 0 K: 0 S: 11	H: 2 LOB: 1 BB: 0 P: 16	R: 0 E: 0 K: 2 S: 7	H: 0 LOB: 0 BB: 0 P: 8	R: 2 E: 0 K: 0 S: 7	H: 3 LOB: 1 BB: 0 P: 11	R: 0 E: 0 K: 0 S: 11	H: 0 LOB: 0 BB: 0 P: 13	R: 6 E: 1 K: 2 S: 25	H: 2 LOB: 2 BB: 5 P: 51	R: 0 E: 0 K: 0 S: 5	H: 0 LOB: 0 BB: 0 P: 6	R: 0 E: 0 K: 0 S: 5	H: 1 LOB: 2 BB: 1 P: 9	1B: 6 2B: 3 3B: 0 HR: 3	SF: 1 SAC: 1 DP: 0 HBP: 0	WP: 1 PB: 0 SB: 1 CS: 0	PA: 46
<b>PITCHER</b>	IP WLS BF H R ER SO BB IBB HBP BLK WP HR S P ERA WHIP																					
<b>Don Nottebart, R</b> (1, 1) <small>ERA: 5.14</small>	2.0	12	6	3	3	1	0	0	0	0	0	0	2	21	31	13.50	3.000					
<b>Ken MacKenzie, L</b> (3, 1) <small>ERA: 6.43</small>	4.0	L 18	4	5	5	2	2	0	0	0	0	0	1	37	55	11.25	1.500					
<b>Ron Piche, R</b> (7, 1) <small>ERA: 1.69</small>	0.1	5	1	2	1	0	2	0	0	0	0	0	0	14	27	27.00	9.000					
<b>Seth Morehead, L</b> (7, 1) <small>ERA: 6.75</small>	1.2	6	0	1	0	2	1	0	0	0	1	0	11	17	0.00	0.600						
<b>Don McMahon, R</b> (9, 1) <small>ERA: 4.91</small>	1.0	5	1	0	0	0	1	0	0	0	0	0	5	9	0.00	2.000						

Batter	1	2	3	4	5	6	7	8	9	AB	R	H	RBI	BB	SO	LOB	BOTTOM					
<b>Roy McMillan, R</b> (1, 6) <small>OBP: 0.322, SLG: 0.333</small>										5	1	0	0	1	2	3	<b>Los Angeles Dodgers @ Milwaukee Braves</b> <b>Milwaukee County Stadium, Milwaukee, WI</b> Tue May 02 1961, 8:05 PM EDT Att: 8,161 - Unknown <a href="http://livebaseballscorecards.com">livebaseballscorecards.com</a>					
<b>Frank Bolling, R</b> (1, 4) <small>OBP: 0.356, SLG: 0.393</small>										5	3	3	2	0	0	2						
<b>Eddie Mathews, L</b> (1, 5) <small>OBP: 0.417, SLG: 0.415</small>										5	0	2	1	0	2	3						
<b>Hank Aaron, R</b> (1, 8) <small>OBP: 0.368, SLG: 0.630</small>										5	2	2	0	0	1	4						
<b>Joe Adcock, R</b> (1, 3) <small>OBP: 0.294, SLG: 0.375</small>										5	0	3	2	0	0	1						
<b>Felix Mantilla, R</b> (8, PR) <small>OBP: 0.294, SLG: 0.375</small>										0	0	0	0	0	0	0						
<b>Mel Roach, R</b> (1, 7) <small>OBP: 0.292, SLG: 0.350</small>										3	0	0	1	0	0	2						
<b>John DeMerit, R</b> (1, 9) <small>OBP: 0.289, SLG: 0.289</small>										4	0	0	0	0	2	2						
<b>Del Crandall, R</b> (8, PH) <small>OBP: 0.250, SLG: 0.375</small>										1	0	0	0	0	0	3						
<b>Don McMahon, R</b> (9, 1) <small>OBP: 0.250, SLG: 0.375</small>										0	0	0	0	0	0	0						
<b>Charlie Lau, L</b> (1, 2) <small>OBP: 0.371, SLG: 0.370</small>										4	1	2	0	1	0	0						
<b>Don Nottebart, R</b> (1, 1) <small>OBP: 0.443, SLG: 0.443</small>										1	0	0	0	0	1	1						
<b>Ken MacKenzie, R</b> (3, 1) <small>OBP: 0.443, SLG: 0.443</small>										2	1	0	0	0	0	2						
<b>Ron Piche, R</b> (7, 1) <small>OBP: 0.443, SLG: 0.443</small>										0	0	0	0	0	0	0						
<b>Seth Morehead, L</b> (7, 1) <small>OBP: 0.443, SLG: 0.443</small>										0	0	0	0	0	0	0						
<b>Lee Mays, L</b> (8, PH) <small>OBP: 0.442, SLG: 0.231</small>										2	1	1	0	0	1	0						
<b>Lee Mays, L</b> (8, PH) <small>OBP: 0.442, SLG: 0.231</small>										2	1	1	0	0	1	0						
<b>Inning Stats</b>	R: 2 E: 0 K: 1 S: 13	H: 3 LOB: 1 BB: 0 P: 24	R: 0 E: 0 K: 3 S: 14	H: 1 LOB: 0 BB: 0 P: 22	R: 2 E: 1 K: 2 S: 16	H: 2 LOB: 1 BB: 0 P: 23	R: 1 E: 0 K: 0 S: 13	H: 1 LOB: 2 BB: 2 P: 27	R: 0 E: 0 K: 0 S: 7	H: 0 LOB: 0 BB: 0 P: 9	R: 1 E: 1 K: 0 S: 10	H: 1 LOB: 1 BB: 0 P: 19	R: 0 E: 0 K: 0 S: 6	H: 1 LOB: 1 BB: 0 P: 9	R: 3 E: 1 K: 1 S: 18	H: 4 LOB: 3 BB: 0 P: 26	R: 0 E: 0 K: 2 S: 9	H: 0 LOB: 0 BB: 0 P: 15	1B: 9 2B: 4 3B: 0 HR: 0	SF: 1 SAC: 0 DP: 0 HBP: 1	WP: 1 PB: 0 SB: 0 CS: 0	PA: 46
<b>PITCHER</b>	IP WLS BF H R ER SO BB IBB HBP BLK WP HR S P ERA WHIP																					
<b>Sandy Koufax, L</b> (1, 1) <small>ERA: 4.42</small>	3.1	19	6	5	2	6	2	0	0	0	0	0	0	22	38	0.00	0.750					
<b>Jim Golden, R</b> (4, 1) <small>ERA: 2.0</small>	2.2	W 11	2	1	0	0	0	0	0	0	0	0	0	22	38	0.00	0.750					
<b>Larry Sherry, R</b> (7, 1) <small>ERA: 3.78</small>	3.0	S 16	5	3	1	3	0	0	1	0	1	0	0	33	50	3.00	1.667					



Batter	1	2	3	4	5	6	7	8	9	AB	R	H	RBI	BB	SO	LOB	TOP			
Jim Gilliam, S (1.5) OBP: 0.364, SLG: 0.405	F6		L7			L7		L8		4	0	1	1	0	0	0	<b>Los Angeles Dodgers @ Milwaukee Braves</b> <b>Milwaukee County Stadium, Milwaukee, WI</b> Wed May 03 1961, 8:05 PM EDT Att: 8,668 - Unknown <a href="http://livebaseballscorecards.com">livebaseballscorecards.com</a>			
Charlie Neal, R (1.4) OBP: 0.370, SLG: 0.429	6-3		F9			F9		F9		4	0	0	0	0	0	1				
Tommy Davis, R (1.7) OBP: 0.393, SLG: 0.618	F3							G3		4	0	1	0	0	1	0				
Frank Howard, R (1.9) OBP: 0.255, SLG: 0.510		K				K		K		4	0	0	0	0	3	1				
Don Demeter, R (1.8) OBP: 0.258, SLG: 0.286		L8				F3		F2		3	0	0	0	0	0	0				
Gil Hodges, R (1.3) OBP: 0.353, SLG: 0.214		F3				5-3		BB		2	0	0	0	1	0	0				
Charley Smith, R (1.6) OBP: 0.280, SLG: 0.542								F3		2	1	0	0	1	1	1				
John Roseboro, L (1.2) OBP: 0.393, SLG: 0.543								K		3	0	0	0	0	2	2				
Stan Williams, R (1.1) OBP: 0.500, SLG: 0.333										2	0	0	0	0	2	1				
Bob Aspromonte, R (8, PH) OBP: 0.250, SLG: 0.250										1	0	0	0	0	0	1				
Roger Craig, R (8.1) OBP: 0.250, SLG: 0.143										0	0	0	0	0	0	0				
<b>Inning Stats</b>	R: 0 E: 0 K: 0 S: 8	H: 0 LOB: 0 BB: 0 P: 11	R: 0 E: 0 K: 1 S: 7	H: 0 LOB: 0 BB: 0 P: 10	R: 1 E: 0 K: 2 S: 12	H: 1 LOB: 1 BB: 1 P: 23	R: 0 E: 0 K: 2 S: 7	H: 0 LOB: 0 BB: 0 P: 9	R: 0 E: 0 K: 1 S: 8	H: 0 LOB: 0 BB: 0 P: 12	R: 0 E: 0 K: 1 S: 9	H: 0 LOB: 0 BB: 0 P: 13	R: 0 E: 0 K: 1 S: 10	H: 0 LOB: 1 BB: 1 P: 14	R: 0 E: 0 K: 0 S: 10	H: 1 LOB: 1 BB: 0 P: 15	1B: 1 2B: 1 3B: 0 HR: 0	SF: 0 SAC: 0 DP: 0 HBP: 0	WP: 0 PB: 0 SB: 0 CS: 0	PA: 31
<b>PITCHER</b> Warren Spahn, L (1.1) ERA: 0.97	IP: 9.0 WLS: W BF: 31 H: 2 R: 1 ER: 1 SO: 9	BB: 2 IBB: 0 HBP: 0 BLK: 0	WP: 0 HR: 0 S: 79 P: 122	ERA: 1.00 WHIP: 0.444	<b>PITCHER</b>	IP: 9.0 WLS: W BF: 31 H: 2 R: 1 ER: 1 SO: 9	BB: 2 IBB: 0 HBP: 0 BLK: 0	WP: 0 HR: 0 S: 79 P: 122	ERA: 1.00 WHIP: 0.444											

Batter	1	2	3	4	5	6	7	8	9	AB	R	H	RBI	BB	SO	LOB	BOTTOM			
Lee Maye, L (1.9) OBP: 0.409, SLG: 0.333	1B							FC6-4		5	1	2	1	0	0	4	<b>Los Angeles Dodgers @ Milwaukee Braves</b> <b>Milwaukee County Stadium, Milwaukee, WI</b> Wed May 03 1961, 8:05 PM EDT Att: 8,668 - Unknown <a href="http://livebaseballscorecards.com">livebaseballscorecards.com</a>			
Frank Bolling, R (1.4) OBP: 0.365, SLG: 0.390	FC1-4									3	0	1	0	1	0	2				
Eddie Mathews, L (1.5) OBP: 0.406, SLG: 0.404	K									4	0	1	2	0	1	4				
Hank Aaron, R (1.8) OBP: 0.377, SLG: 0.621	FC1-4									4	0	2	1	0	1	0				
Joe Adcock, R (1.3) OBP: 0.273, SLG: 0.346	FC1-4									4	0	0	0	0	0	4				
Mel Roach, R (1.7) OBP: 0.296, SLG: 0.348	F8									3	0	1	0	0	0	2				
Al Spangler, L (8.7) OBP: 0.375, SLG: 0.231	F8									1	0	0	0	0	0	0				
Roy McMillan, R (1.6) OBP: 0.302, SLG: 0.310										4	0	0	0	0	2	1				
Charlie Lau, L (1.2) OBP: 0.385, SLG: 0.387	F2									4	1	2	0	0	0	0				
Warren Spahn, L (1.1) OBP: 0.333, SLG: 0.357										4	2	3	0	0	1	0				
<b>Inning Stats</b>	R: 1 E: 0 K: 1 S: 12	H: 2 LOB: 2 BB: 1 P: 20	R: 1 E: 0 K: 0 S: 17	H: 3 LOB: 2 BB: 0 P: 25	R: 0 E: 0 K: 0 S: 7	H: 0 LOB: 0 BB: 0 P: 9	R: 0 E: 0 K: 2 S: 8	H: 0 LOB: 0 BB: 0 P: 12	R: 0 E: 0 K: 0 S: 8	H: 0 LOB: 0 BB: 0 P: 13	R: 0 E: 0 K: 1 S: 10	H: 1 LOB: 1 BB: 0 P: 12	R: 2 E: 0 K: 0 S: 13	H: 4 LOB: 2 BB: 0 P: 22	R: 0 E: 0 K: 1 S: 10	H: 2 LOB: 2 BB: 0 P: 14	1B: 10 2B: 2 3B: 0 HR: 0	SF: 0 SAC: 0 DP: 0 HBP: 0	WP: 0 PB: 1 SB: 0 CS: 0	PA: 37
<b>PITCHER</b> Stan Williams, R (1.1) ERA: 5.4	IP: 7.0 WLS: L BF: 32 H: 10 R: 4 ER: 4 SO: 4	BB: 1 IBB: 0 HBP: 0 BLK: 0	WP: 0 HR: 0 S: 75 P: 113	ERA: 5.14 WHIP: 1.571	<b>PITCHER</b> Roger Craig, R (8.1) ERA: 5.16	IP: 1.0 WLS: 5 BF: 2 H: 2 R: 0 ER: 0 SO: 1	BB: 0 IBB: 0 HBP: 0 BLK: 0	WP: 0 HR: 0 S: 10 P: 14	ERA: 0.00 WHIP: 2.000											





Batter	1	2	3	4	5	6	7	8	9	10	AB	R	H	RBI	BB	SO	LOB	TOP									
<b>Maury Willis, S</b> OBP: 0.346, SLG: 0.347 (1, 6)	4-3		K		G3		F8		F8		5	0	0	0	0	1	2										
<b>Wille Davis, L</b> OBP: 0.345, SLG: 0.449 (1, 8)	F4		F6		E		F9		BB		4	1	1	0	1	0	0										
<b>Tommy Davis, R</b> OBP: 0.293, SLG: 0.600 <b>Jim Gilliam, S</b> OBP: 0.378, SLG: 0.421 (1, 5) (8, 5)	6-3			BB	4-3		K		BB		4	1	1	0	0	1	1										
<b>Wally Moon, L</b> OBP: 0.293, SLG: 0.803 <b>Don Demeter, R</b> OBP: 0.250, SLG: 0.276 (1, 7) (8, 9)		K		BB	E3		K			F2	3	1	0	0	1	2	0										
<b>Norm Larker, L</b> OBP: 0.333, SLG: 0.339 <b>Bob Lillis, R</b> OBP: 0.333, SLG: 0.333 <b>Gil Hodges, R</b> OBP: 0.389, SLG: 0.467 (1, 3) (8, PR) (8, 3)				BB	CS		F7				4	0	3	1	0	0	0										
<b>Frank Howard, R</b> OBP: 0.255, SLG: 0.481 <b>Carl Warwick, R</b> OBP: 0.273, SLG: 0.111 (1, 9) (8, 7)				BB	E5		K		FC6-4		3	0	0	0	1	1	2										
<b>Charlie Neal, R</b> OBP: 0.339, SLG: 0.389 (1, 4)	F8		G6-4-3		L8				F5		5	0	0	0	0	0	4										
<b>John Roseboro, L</b> OBP: 0.417, SLG: 0.604 (1, 2)	6-3			BB							2	2	1	1	2	0	2										
<b>Don Drysdale, R</b> OBP: 0.388, SLG: 0.651 <b>Larry Sherry, R</b> OBP: 0.278, SLG: 0.386 <b>Ron Perranoski, L</b> OBP: 0.200, SLG: 0.400 <b>Sandy Koufax, R</b> OBP: 0.324, SLG: 0.328 <b>Jim Golden, L</b> OBP: 0.372, SLG: 0.371 (1, 11) (8, 1) (8, 1) (8, PH) (8, 1) (8, 1)			5-3		F4		6-3		BB		3	0	0	0	0	0	2										
<b>Inning Stats</b>	R: 0 E: 0 K: 0 S: 8	H: 0 LOB: 0 BB: 0 P: 13	R: 0 E: 0 K: 1 S: 14	H: 1 LOB: 2 BB: 1 P: 25	R: 0 E: 0 K: 1 S: 7	H: 0 LOB: 0 BB: 0 P: 9	R: 2 E: 1 K: 0 S: 15	H: 2 LOB: 2 BB: 2 P: 29	R: 1 E: 1 K: 0 S: 12	H: 1 LOB: 0 BB: 0 P: 18	R: 0 E: 0 K: 1 S: 8	H: 0 LOB: 0 BB: 0 P: 12	R: 1 E: 0 K: 0 S: 10	H: 1 LOB: 0 BB: 0 P: 17	R: 0 E: 0 K: 2 S: 10	H: 1 LOB: 1 BB: 0 P: 11	R: 1 E: 0 K: 0 S: 10	H: 2 LOB: 2 BB: 2 P: 22	R: 1 E: 0 K: 0 S: 6	H: 1 LOB: 0 BB: 0 P: 11	1B: 6 2B: 1 3B: 0 HR: 2	SF: 0 SAC: 0 DP: 1 HBP: 0	WP: 0 PB: 0 SB: 0 CS: 1	PA: 44			
<b>PITCHER</b>	IP	WLS	BF	H	R	ER	SO	BB	IBB	HBP	BLK	WP	HR	S	P	ERA	WHIP										
<b>Bob Buhl, R</b> ERA: 5.55 (1, 1)	7.0		29	5	4	2	3	3	0	0	0	0	0	10	11	0.00	1.000										
<b>Seth Morehead, L</b> ERA: 5.87 (8, 1)	1.0		4	1	0	0	2	0	0	0	0	0	0	8	20	13.50	4.500										
<b>Moe Drabowsky, R</b> ERA: 6.75 (9, 1)	0.2		5	1	1	1	0	2	0	0	0	0	0	2	2	0.00	3.000										
<b>Ron Piche, R</b> ERA: 1.59 (9, 1)	0.1		1	1	0	0	0	0	0	0	0	0	0	6	11	9.00	1.000										
<b>Carl Willey, R</b> ERA: 11.37 (10, 1)	1.0	W	4	1	1	1	0	0	0	0	0	0	1	6	11	9.00	1.000										

**Los Angeles Dodgers @ Milwaukee Braves**  
Milwaukee County Stadium, Milwaukee, WI  
Thu May 04 1961, 4:33 AM EDT  
Att: 7,373 - Unknown

AB 38  
R 6  
H 9  
RBI 4  
BB 5  
SO 5  
LOB 13



Batter	1	2	3	4	5	6	7	8	9	10	AB	R	H	RBI	BB	SO	LOB	BOTTOM									
<b>Lee Maye, L</b> OBP: 0.464, SLG: 0.391 (1, 9)	F8		F8		FC1-2		BB			FC1	5	2	3	2	0	0	0										
<b>Frank Bolling, R</b> OBP: 0.391, SLG: 0.397 (1, 4)	5-3		FC5-4		FC1-2		BB		FC1		4	1	2	0	2	0	1										
<b>Eddie Mathews, L</b> OBP: 0.400, SLG: 0.397 (1, 5)	K		FC5-4		F9				F8		6	1	2	2	0	1	6										
<b>Hank Aaron, R</b> OBP: 0.388, SLG: 0.651 (1, 8)			1-3		FC1-2						5	3	2	0	1	1	6										
<b>Joe Adcock, R</b> OBP: 0.278, SLG: 0.386 (1, 3)					6-3						5	1	1	4	1	3	6										
<b>Mel Roach, R</b> OBP: 0.290, SLG: 0.308 <b>Moe Drabowsky, R</b> OBP: 0.200, SLG: 0.400 <b>Ron Piche, R</b> OBP: 0.324, SLG: 0.328 <b>Johnny Logan, R</b> OBP: 0.372, SLG: 0.371 <b>Carl Willey, R</b> ERA: 11.37 (1, 7) (9, 1) (9, 1) (8, PH) (10, 1)					5-3						3	1	0	0	0	0	1										
<b>Roy McMillan, R</b> OBP: 0.324, SLG: 0.328 (1, 6)											3	1	2	1	1	0	1										
<b>Charlie Lau, L</b> OBP: 0.372, SLG: 0.371 (1, 2)					FC6-4						4	0	1	1	0	0	3										
<b>Bob Buhl, R</b> OBP: 0.290, SLG: 0.308 <b>Del Crandall, R</b> OBP: 0.245, SLG: 0.245 <b>Seth Morehead, L</b> OBP: 0.333, SLG: 0.200 <b>Al Spangler, R</b> OBP: 0.333, SLG: 0.200 (1, 1) (7, PH) (8, 1) (8, PH) (9, 7)											2	0	0	0	0	1	2										
<b>Inning Stats</b>	R: 0 E: 0 K: 1 S: 9	H: 0 LOB: 0 BB: 0 P: 14	R: 1 E: 1 K: 2 S: 15	H: 2 LOB: 2 BB: 0 P: 22	R: 0 E: 0 K: 0 S: 11	H: 0 LOB: 1 BB: 1 P: 21	R: 0 E: 0 K: 0 S: 9	H: 1 LOB: 1 BB: 0 P: 13	R: 0 E: 1 K: 1 S: 15	H: 2 LOB: 3 BB: 0 P: 23	R: 0 E: 0 K: 0 S: 5	H: 1 LOB: 0 BB: 0 P: 8	R: 1 E: 0 K: 2 S: 14	H: 2 LOB: 2 BB: 0 P: 19	R: 2 E: 0 K: 1 S: 14	H: 1 LOB: 2 BB: 2 P: 27	R: 1 E: 0 K: 0 S: 13	H: 1 LOB: 1 BB: 0 P: 22	R: 5 E: 0 K: 0 S: 11	H: 3 LOB: 0 BB: 0 P: 21	1B: 10 2B: 1 3B: 1 HR: 1	SF: 1 SAC: 1 DP: 1 HBP: 2	WP: 0 PB: 0 SB: 1 CS: 0	PA: 50			
<b>PITCHER</b>	IP	WLS	BF	H	R	ER	SO	BB	IBB	HBP	BLK	WP	HR	S	P	ERA	WHIP										
<b>Don Drysdale, R</b> ERA: 2.59 (1, 1)	7.0		34	8	4	3	6	2	0	0	0	0	0	80	128	3.86	1.429										
<b>Larry Sherry, R</b> ERA: 3.63 (8, 1)	0.2		4	1	0	0	1	1	0	0	0	0	0	9	15	0.00	3.000										
<b>Ron Perranoski, L</b> ERA: 2.45 (8, 1)	0.1		1	0	0	0	0	0	0	0	0	0	0	3	4	0.00	0.000										
<b>Sandy Koufax, L</b> ERA: 4.91 (9, 1)	0.0		2	1	1	1	0	1	0	0	0	0	0	7	12	∞	∞										
<b>Jim Golden, R</b> ERA: 6.1 (9, 1)	1.1	L	9	3	5	5	0	1	0	0	0	0	1	17	31	33.75	3.000										

**Los Angeles Dodgers @ Milwaukee Braves**  
Milwaukee County Stadium, Milwaukee, WI  
Thu May 04 1961, 4:33 AM EDT  
Att: 7,373 - Unknown

AB 41  
R 10  
H 13  
RBI 10  
BB 5  
SO 7  
LOB 30





Batter	1	2	3	4	5	6	7	8	9	10	11	12	AB	R	H	RBI	BB	SO	LOB	TOP		
Don Blasingame, L (1.4) OBP: 0.237, SLG: 0.182	5-3	F9			F9		P3		1B HR	G5-4-3			6	1	1	1	0	0	3			
Vada Pinson, L (1.8) OBP: 0.277, SLG: 0.293	6-3						4-3		HR				6	1	4	0	0	0	0			
Gus Bell, L (1.9) OBP: 0.265, SLG: 0.344													4	0	1	0	0	1	2			
Wally Post, R (9, PH) OBP: 0.446, SLG: 0.615													1	1	1	3	0	0	0			
Jim Brosnan, R (9, 1) OBP: 0.417, SLG: 0.222													1	0	0	0	0	1	1			
Bill Henry, L (12, 1) OBP: 0.167, SLG: 0.095													0	0	0	0	0	0	0			
Frank Robinson, R (1.7) OBP: 0.322, SLG: 0.395													6	0	2	0	0	0	3			
Gordy Coleman, L (1.3) OBP: 0.333, SLG: 0.600													6	1	2	0	0	0	3			
Gene Fresse, R (1.5) OBP: 0.307, SLG: 0.366													6	1	2	0	0	0	7			
Leo Cardenas, R (1.6) OBP: 0.313, SLG: 0.317													5	0	1	2	0	0	2			
Jerry Zimmerman, R (1.2) OBP: 0.385, SLG: 0.273													3	0	1	0	0	0	1			
Harry Anderson, L (9, PH) OBP: 0.250, SLG: 0.250													1	0	1	0	0	0	0			
Elio Chacon, R (9, PR) OBP: 0.417, SLG: 0.222													1	1	0	0	1	0	0			
Bob Purkey, R (1.1) OBP: 0.231, SLG: 0.231													2	0	0	0	0	1	3			
Jerry Lynch, L (9, PH) OBP: 0.545, SLG: 1.556													1	0	0	0	0	0	1			
Bob Schmidt, R (9, 2) OBP: 0.167, SLG: 0.095													0	0	0	0	1	0	0			
<b>Inning Stats</b>	R: 0 E: 1 K: 0 S: 6	H: 2 LOB: 3 BB: 0 P: 6	R: 0 E: 0 K: 3 S: 3	H: 0 LOB: 1 BB: 0 P: 4	R: 0 E: 0 K: 1 S: 5	H: 1 LOB: 0 BB: 0 P: 5	R: 0 E: 0 K: 1 S: 5	H: 2 LOB: 1 BB: 0 P: 6	R: 0 E: 0 K: 0 S: 4	H: 1 LOB: 1 BB: 0 P: 4	R: 0 E: 0 K: 0 S: 4	H: 1 LOB: 2 BB: 0 P: 4	R: 0 E: 0 K: 1 S: 5	H: 0 LOB: 1 BB: 2 P: 10	R: 0 E: 0 K: 1 S: 5	H: 1 LOB: 0 BB: 0 P: 5	R: 1 E: 0 K: 0 S: 4	H: 1 LOB: 0 BB: 0 P: 4	1B: 10 2B: 5 3B: 1 HR: 1	SF: 1 SAC: 0 DP: 3 HBP: 1	WP: 0 PB: 0 SB: 0 CS: 0	PA: 53
<b>PITCHER</b>	IP WLS BF H R ER SO BB IBB HBP BLK WP HR S P ERA WHIP	IP WLS BF H R ER SO BB IBB HBP BLK WP HR S P ERA WHIP	IP WLS BF H R ER SO BB IBB HBP BLK WP HR S P ERA WHIP	IP WLS BF H R ER SO BB IBB HBP BLK WP HR S P ERA WHIP	IP WLS BF H R ER SO BB IBB HBP BLK WP HR S P ERA WHIP	IP WLS BF H R ER SO BB IBB HBP BLK WP HR S P ERA WHIP	IP WLS BF H R ER SO BB IBB HBP BLK WP HR S P ERA WHIP	IP WLS BF H R ER SO BB IBB HBP BLK WP HR S P ERA WHIP	IP WLS BF H R ER SO BB IBB HBP BLK WP HR S P ERA WHIP	IP WLS BF H R ER SO BB IBB HBP BLK WP HR S P ERA WHIP	IP WLS BF H R ER SO BB IBB HBP BLK WP HR S P ERA WHIP	IP WLS BF H R ER SO BB IBB HBP BLK WP HR S P ERA WHIP	IP WLS BF H R ER SO BB IBB HBP BLK WP HR S P ERA WHIP	IP WLS BF H R ER SO BB IBB HBP BLK WP HR S P ERA WHIP	IP WLS BF H R ER SO BB IBB HBP BLK WP HR S P ERA WHIP	IP WLS BF H R ER SO BB IBB HBP BLK WP HR S P ERA WHIP	IP WLS BF H R ER SO BB IBB HBP BLK WP HR S P ERA WHIP	IP WLS BF H R ER SO BB IBB HBP BLK WP HR S P ERA WHIP	IP WLS BF H R ER SO BB IBB HBP BLK WP HR S P ERA WHIP	IP WLS BF H R ER SO BB IBB HBP BLK WP HR S P ERA WHIP	IP WLS BF H R ER SO BB IBB HBP BLK WP HR S P ERA WHIP	IP WLS BF H R ER SO BB IBB HBP BLK WP HR S P ERA WHIP

Cincinnati Reds @ Milwaukee Braves  
Milwaukee County Stadium, Milwaukee, WI

AB 49  
R 6  
H 16  
RBI 6  
BB 2  
SO 3  
LOB 26



WP: 0 PA: 53  
PB: 0  
SB: 0  
CS: 0

ERA: 2.08

ERA: 1.440

ERA: 6.48

ERA: 2.08

Batter	1	2	3	4	5	6	7	8	9	10	11	12	AB	R	H	RBI	BB	SO	LOB	BOTTOM				
Lee Maye, L (1.9) OBP: 0.362, SLG: 0.310	E4 1B	K			1-3				F9	4-3			6	1	0	0	0	1	3					
Frank Bolling, R (1.4) OBP: 0.400, SLG: 0.397	WP SF8 1B				1-3				3B BB	1-3			5	2	2	1	1	0	0					
Eddie Mathews, L (1.5) OBP: 0.408, SLG: 0.449	WP 1B												6	1	3	1	0	1	2					
Hank Aaron, R (1.8) OBP: 0.389, SLG: 0.636	P4								2B				3	0	1	1	1	1	2					
Joe Adcock, R (1.3) OBP: 0.258, SLG: 0.361	SF8												4	0	0	1	0	1	2					
Mel Roach, R (1.7) OBP: 0.285, SLG: 0.276	6-3												3	0	0	0	0	0	1					
Al Spangler, L (7, 7) OBP: 0.350, SLG: 0.294													2	1	1	0	0	0	0					
Roy McMillan, R (1.6) OBP: 0.315, SLG: 0.318													5	0	1	0	0	0	0					
Charlie Lau, L (1.2) OBP: 0.362, SLG: 0.359													4	0	1	0	0	0	0					
Law Burdette, R (1.1) OBP: 0.240, SLG: 0.240													3	0	0	0	0	0	2					
Sam Rice, L (9, PH) OBP: 0.225, SLG: 0.346													0	0	0	0	0	0	0					
Ron Piche, R (10, 1) OBP: 0.225, SLG: 0.346													0	0	0	0	0	0	0					
Johnny Logan, R (12, PH) OBP: 0.225, SLG: 0.346													0	0	0	0	0	0	0					
John DeMaestri, R (12, PH) OBP: 0.225, SLG: 0.346													0	0	0	0	0	0	0					
<b>Inning Stats</b>	R: 2 E: 1 K: 0 S: 6	H: 2 LOB: 1 BB: 0 P: 8	R: 0 E: 0 K: 2 S: 8	H: 1 LOB: 1 BB: 0 P: 8	R: 0 E: 0 K: 0 S: 3	H: 1 LOB: 0 BB: 0 P: 3	R: 0 E: 0 K: 0 S: 3	H: 0 LOB: 0 BB: 0 P: 3	R: 0 E: 0 K: 1 S: 5	H: 0 LOB: 0 BB: 1 P: 8	R: 0 E: 0 K: 0 S: 4	H: 0 LOB: 2 BB: 1 P: 4	R: 0 E: 0 K: 0 S: 5	H: 1 LOB: 1 BB: 0 P: 5	R: 0 E: 0 K: 1 S: 5	H: 0 LOB: 0 BB: 0 P: 5	R: 0 E: 0 K: 1 S: 5	H: 0 LOB: 0 BB: 0 P: 5	R: 0 E: 0 K: 1 S: 6	H: 1 LOB: 2 BB: 1 P: 10	1B: 6 2B: 2 3B: 1 HR: 0	SF: 2 SAC: 1 DP: 0 HBP: 0	WP: 1 PB: 0 SB: 0 CS: 1	PA: 49
<b>PITCHER</b>	IP WLS BF H R ER SO BB IBB HBP BLK WP HR S P ERA WHIP	IP WLS BF H R ER SO BB IBB HBP BLK WP HR S P ERA WHIP	IP WLS BF H R ER SO BB IBB HBP BLK WP HR S P ERA WHIP	IP WLS BF H R ER SO BB IBB HBP BLK WP HR S P ERA WHIP	IP WLS BF H R ER SO BB IBB HBP BLK WP HR S P ERA WHIP	IP WLS BF H R ER SO BB IBB HBP BLK WP HR S P ERA WHIP	IP WLS BF H R ER SO BB IBB HBP BLK WP HR S P ERA WHIP	IP WLS BF H R ER SO BB IBB HBP BLK WP HR S P ERA WHIP	IP WLS BF H R ER SO BB IBB HBP BLK WP HR S P ERA WHIP	IP WLS BF H R ER SO BB IBB HBP BLK WP HR S P ERA WHIP	IP WLS BF H R ER SO BB IBB HBP BLK WP HR S P ERA WHIP	IP WLS BF H R ER SO BB IBB HBP BLK WP HR S P ERA WHIP	IP WLS BF H R ER SO BB IBB HBP BLK WP HR S P ERA WHIP	IP WLS BF H R ER SO BB IBB HBP BLK WP HR S P ERA WHIP	IP WLS BF H R ER SO BB IBB HBP BLK WP HR S P ERA WHIP	IP WLS BF H R ER SO BB IBB HBP BLK WP HR S P ERA WHIP	IP WLS BF H R ER SO BB IBB HBP BLK WP HR S P ERA WHIP	IP WLS BF H R ER SO BB IBB HBP BLK WP HR S P ERA WHIP	IP WLS BF H R ER SO BB IBB HBP BLK WP HR S P ERA WHIP	IP WLS BF H R ER SO BB IBB HBP BLK WP HR S P ERA WHIP	IP WLS BF H R ER SO BB IBB HBP BLK WP HR S P ERA WHIP	IP WLS BF H R ER SO BB IBB HBP BLK WP HR S P ERA WHIP	IP WLS BF H R ER SO BB IBB HBP BLK WP HR S P ERA WHIP	

Cincinnati Reds @ Milwaukee Braves  
Milwaukee County Stadium, Milwaukee, WI

AB 42  
R 5  
H 9  
RBI 4  
BB 3  
SO 6  
LOB 12



WP: 1 PA: 49  
PB: 0  
SB: 0  
CS: 1

ERA: 1.091

ERA: 0.000

ERA: 1.74

ERA: 2.25

ERA: 2.46

ERA: 0.000

ERA: 2.25

ERA: 1.091

ERA: 0.000

ERA: 1.74

ERA: 2.25

ERA: 2.46

ERA: 0.000

ERA: 2.25

ERA: 1.091

ERA: 0.000

ERA: 1.74

ERA: 2.25

ERA: 2.46

ERA: 0.000

ERA: 2.25

ERA: 1.091

ERA: 0.000

ERA: 1.74

ERA: 2.25

ERA: 2.46

ERA: 0.000

ERA: 2.25

ERA: 1.091

ERA: 0.000

ERA: 1.74

ERA: 2.25

ERA: 2.46

ERA: 0.000

ERA: 2.25

ERA: 1.091

ERA: 0.000

ERA: 1.74

ERA: 2.25

ERA: 2.46

ERA: 0.000

ERA: 2.25

ERA: 1.091

ERA: 0.000

ERA: 1.74

ERA: 2.25

ERA: 2.46

ERA: 0.000

ERA: 2.25

ERA: 1.091

ERA: 0.000

ERA: 1.74

ERA: 2.25

ERA







Batter	1	2	3	4	5	6	7	8	9	AB	R	H	RBI	BB	SO	LOB	TOP										
Don Blasingame, L (1.4) OBP: 0.228, SLG: 0.167	2-3		6-3						4-3	4	1	0	1	0	1		<b>Cincinnati Reds @ Milwaukee Braves</b> Milwaukee County Stadium, Milwaukee, WI Sun May 07 1961, 4:38 AM EDT Att: 19,852 - Unknown										
Vada Pinson, L (1.8) OBP: 0.308, SLG: 0.341	4-3									3	1	2	0	1	0	0											
Gus Bell, L (1.9) OBP: 0.289, SLG: 0.361	F9									4	0	2	2	0	0	2											
Frank Robinson, R (1.7) OBP: 0.305, SLG: 0.405		L7								4	1	0	1	0	1	3											
Gordy Coleman, L (1.3) OBP: 0.348, SLG: 0.616	3-1									4	0	0	0	0	1	1											
Gene Freese, R (1.5) OBP: 0.313, SLG: 0.367	K									4	0	1	1	0	1	0											
Leo Cardenas, R (1.6) OBP: 0.321, SLG: 0.375										3	0	1	0	1	1	1											
Bob Schmidt, R (1.2) OBP: 0.143, SLG: 0.080										4	0	0	0	0	1	2											
Jim O'Toole, S (1.1) OBP: 0.313, SLG: 0.267										2	1	0	0	1	0	0											
<b>Inning Stats</b>	R: 0 E: 0 K: 0 S: 3	H: 0 LOB: 0 BB: 3 P: 3	R: 0 E: 0 K: 1 S: 5	H: 0 LOB: 0 BB: 0 P: 5	R: 0 E: 0 K: 1 S: 5	H: 0 LOB: 1 BB: 1 P: 9	R: 2 E: 0 K: 0 S: 5	H: 2 LOB: 1 BB: 1 P: 9	R: 0 E: 0 K: 0 S: 4	H: 1 LOB: 2 BB: 0 P: 8	R: 0 E: 0 K: 2 S: 7	H: 0 LOB: 0 BB: 0 P: 7	R: 2 E: 0 K: 0 S: 6	H: 4 LOB: 2 BB: 1 P: 10	R: 0 E: 0 K: 1 S: 5	H: 0 LOB: 0 BB: 0 P: 5	R: 0 E: 0 K: 0 S: 3	H: 0 LOB: 0 BB: 0 P: 3	1B: 7 2B: 0 3B: 0 HR: 0	SF: 0 SAC: 1 DP: 1 HBP: 0	WP: 0 PB: 0 SB: 1 CS: 0	PA: 37					
<b>PITCHER</b>	IP	WLS	BF	H	R	ER	SO	BB	IBB	HBP	BLK	WP	HR	S	P	ERA	WHIP										
Don Nottebart, R (1.1) ERA: 4.5	6.0	L	24	3	2	2	4	3	0	0	0	0	0	29	41	3.00	1.000										
Seth Morehead, L (7.1) ERA: 8.0	0.2		6	4	2	2	0	1	0	0	0	0	0	5	9	27.00	7.500										
Don McMahon, R (7.1) ERA: 4.38	1.1		4	0	0	0	1	0	0	0	0	0	0	6	6	0.00	0.000										
Carl Willey, R (9.1) ERA: 9.82	1.0		3	0	0	0	0	0	0	0	0	0	0	3	3	0.00	0.000										

AB	32
R	4
H	7
RBI	4
BB	4
SO	5
LOB	10



Batter	1	2	3	4	5	6	7	8	9	AB	R	H	RBI	BB	SO	LOB	BOTTOM										
Lee Maye, L (1.9) OBP: 0.364, SLG: 0.289	P6									4	0	1	0	1	2	2	<b>Cincinnati Reds @ Milwaukee Braves</b> Milwaukee County Stadium, Milwaukee, WI Sun May 07 1961, 4:38 AM EDT Att: 19,852 - Unknown										
Frank Bolling, R (1.4) OBP: 0.365, SLG: 0.365	P6									4	0	0	0	0	0	1											
Eddie Mathews, L (1.5) OBP: 0.412, SLG: 0.440										4	0	1	0	1	2	2											
Hank Aaron, R (1.8) OBP: 0.363, SLG: 0.575										3	0	0	0	1	0	3											
Joe Adcock, R (1.3) OBP: 0.243, SLG: 0.333										4	0	0	0	0	0	5											
Roy McMillan, R (1.6) OBP: 0.313, SLG: 0.315										4	0	2	0	0	1	1											
Mel Roach, R (1.7) OBP: 0.244, SLG: 0.250										4	0	1	0	0	0	3											
Charlie Lau, L (1.2) OBP: 0.345, SLG: 0.326										3	0	0	0	1	1	3											
Don Nottebart, R (1.1) OBP: 0.115, SLG: 0.115 Johnny Loog, R (6. PH) OBP: 0.286, SLG: 0.333 Seth Morehead, L (7.1) OBP: 0.348, SLG: 0.616 Don McMahon, R (7.1) OBP: 0.348, SLG: 0.616 Del Crandall, R (8. PH) OBP: 0.290, SLG: 0.333 Carl Willey, R (9.1) OBP: 0.313, SLG: 0.267										2	0	0	0	0	0	1											
<b>Inning Stats</b>	R: 0 E: 0 K: 0 S: 3	H: 0 LOB: 1 BB: 1 P: 7	R: 0 E: 1 K: 2 S: 8	H: 0 LOB: 0 BB: 0 P: 8	R: 0 E: 1 K: 1 S: 7	H: 1 LOB: 3 BB: 1 P: 11	R: 0 E: 1 K: 1 S: 7	H: 1 LOB: 2 BB: 0 P: 7	R: 0 E: 0 K: 0 S: 3	H: 0 LOB: 0 BB: 0 P: 3	R: 0 E: 0 K: 1 S: 6	H: 1 LOB: 2 BB: 1 P: 10	R: 0 E: 0 K: 0 S: 4	H: 1 LOB: 2 BB: 1 P: 8	R: 0 E: 0 K: 0 S: 4	H: 1 LOB: 1 BB: 0 P: 4	R: 0 E: 0 K: 2 S: 7	H: 0 LOB: 0 BB: 0 P: 7	1B: 5 2B: 0 3B: 0 HR: 0	SF: 0 SAC: 1 DP: 0 HBP: 0	WP: 0 PB: 0 SB: 0 CS: 0	PA: 39					
<b>PITCHER</b>	IP	WLS	BF	H	R	ER	SO	BB	IBB	HBP	BLK	WP	HR	S	P	ERA	WHIP										
Jim O'Toole, L (1.1) ERA: 2.25	9.0	W	39	5	0	0	7	3	1	0	0	0	0	49	65	0.00	0.889										

AB	34
R	0
H	5
RBI	0
BB	4
SO	7
LOB	24





Batter	1	2	3	4	5	6	7	8	9	AB	R	H	RBI	BB	SO	LOB	TOP			
Bob Will, L OBP: 0.283, SLG: 0.176 (1,9)										5	1	1	0	0	0	1	<b>Chicago Cubs @ Milwaukee Braves</b> Milwaukee County Stadium, Milwaukee, WI Tue May 09 1961, 8:05 PM EDT Att. 8,391 - Unknown - 58 F			
Don Zimmer, R OBP: 0.326, SLG: 0.432 (1,4)										5	0	0	0	0	2	2				
Billy Williams, L OBP: 0.284, SLG: 0.293 (1,7)										2	1	0	0	2	0	1				
14 Ernie Banks, R OBP: 0.382, SLG: 0.663 (1,6)										3	2	2	4	1	0	1				
Ron Santo, R OBP: 0.398, SLG: 0.506 (1,5)										3	1	0	0	1	0	2				
Mel Roach, R OBP: 0.244, SLG: 0.231 (1,3)										3	0	0	0	1	1	1				
Al Heist, R OBP: 0.263, SLG: 0.275 (1,8)										4	0	0	0	0	1	2				
Dick Bertell, R OBP: 0.340, SLG: 0.313 (1,2)										4	0	1	1	0	0	0				
Glen Hobbie, R OBP: 0.158, SLG: 0.118 (1,1)										2	0	0	0	1	0	3				
Don Elston, R (7,1)										0	0	0	0	0	0	0				
Jack Curtis, L OBP: 0.200, SLG: 0.200 (8,1)										0	0	0	0	0	0	0				
Richie Ashburn, L (9, FH) OBP: 0.211, SLG: 0.204										1	0	0	0	0	0	0				
<b>Inning Stats</b>	R: 3 E: 1 K: 2 S: 10	H: 2 LOB: 0 BB: 0 P: 10	R: 0 E: 1 K: 1 S: 5	H: 0 LOB: 0 BB: 0 P: 5	R: 0 E: 0 K: 0 S: 3	H: 0 LOB: 1 BB: 1 P: 7	R: 0 E: 0 K: 0 S: 2	H: 0 LOB: 0 BB: 1 P: 6	R: 0 E: 0 K: 1 S: 5	H: 2 LOB: 2 BB: 1 P: 9	R: 0 E: 0 K: 0 S: 3	H: 0 LOB: 0 BB: 2 P: 11	R: 0 E: 0 K: 0 S: 3	H: 0 LOB: 0 BB: 0 P: 3	R: 0 E: 0 K: 0 S: 3	H: 0 LOB: 0 BB: 0 P: 3	1B: 1 2B: 2 3B: 0 HR: 2	SF: 0 SAC: 0 DP: 2 HBP: 0	WP: 0 PB: 0 SB: 0 CS: 0	PA: 38
<b>PITCHER</b> Bob Buhl, R ERA: 4.86 (1,1)	IP: 9.0 WLS: W BF: 38	H: 4 R: 5 ER: 3 SO: 4	BB: 6 IBB: 0 HBP: 0 BLK: 0	WP: 0 HR: 2 S: 40 P: 64	ERA: 3.00 WHIP: 1.111	<b>PITCHER</b>										IP: 9.0 WLS: W BF: 38	H: 4 R: 5 ER: 3 SO: 4	BB: 6 IBB: 0 HBP: 0 BLK: 0	WP: 0 HR: 2 S: 40 P: 64	ERA: 3.00 WHIP: 1.111

AB 32  
R 5  
H 4  
RBI 5  
BB 6  
SO 4  
LOB 13



Batter	1	2	3	4	5	6	7	8	9	AB	R	H	RBI	BB	SO	LOB	BOTTOM			
Lee Maye, L OBP: 0.354, SLG: 0.286 (1,9)										4	1	1	0	0	0	3	<b>Chicago Cubs @ Milwaukee Braves</b> Milwaukee County Stadium, Milwaukee, WI Tue May 09 1961, 8:05 PM EDT Att. 8,391 - Unknown - 58 F			
Frank Bolling, R OBP: 0.372, SLG: 0.390 (1,4)										3	2	2	3	0	0	0				
Eddie Mathews, L OBP: 0.404, SLG: 0.443 (1,5)										4	0	1	0	0	1	2				
Hank Aaron, R OBP: 0.357, SLG: 0.558 (1,8)										4	0	1	0	0	1	1				
Joe Adcock, R OBP: 0.269, SLG: 0.438 (1,3)										4	3	3	3	0	0	1				
Frank Thomas, R OBP: 0.304, SLG: 0.434 (1,7)										3	0	1	1	1	2	0				
Roy McMillan, R OBP: 0.310, SLG: 0.303 (1,6)										3	0	0	0	1	1	1				
Charlie Lau, L OBP: 0.356, SLG: 0.360 (1,2)									4	1	2	0	0	0	2					
Bob Buhl, R OBP: 0.200, SLG: 0.111 (1,1)									3	1	1	0	0	1	1					
<b>Inning Stats</b>	R: 3 E: 1 K: 1 S: 8	H: 3 LOB: 1 BB: 1 P: 12	R: 1 E: 0 K: 0 S: 5	H: 2 LOB: 0 BB: 0 P: 5	R: 0 E: 0 K: 1 S: 5	H: 1 LOB: 0 BB: 0 P: 5	R: 0 E: 0 K: 1 S: 5	H: 0 LOB: 0 BB: 0 P: 5	R: 0 E: 0 K: 3 S: 10	H: 1 LOB: 0 BB: 0 P: 10	R: 2 E: 1 K: 0 S: 5	H: 3 LOB: 0 BB: 0 P: 5	R: 1 E: 0 K: 0 S: 4	H: 2 LOB: 1 BB: 1 P: 8	1B: 6 2B: 4 3B: 0 HR: 2	SF: 1 SAC: 0 DP: 1 HBP: 0	WP: 1 PB: 0 SB: 0 CS: 0	PA: 37		
<b>PITCHER</b> Glen Hobbie, R ERA: 4.65 (1,1)	IP: 6.0 WLS: L BF: 26	H: 8 R: 6 ER: 6 SO: 6	BB: 1 IBB: 0 HBP: 0 BLK: 0	WP: 1 HR: 2 S: 37 P: 41	ERA: 9.00 WHIP: 1.500	<b>PITCHER</b>										IP: 6.0 WLS: L BF: 26	H: 8 R: 6 ER: 6 SO: 6	BB: 1 IBB: 0 HBP: 0 BLK: 0	WP: 1 HR: 2 S: 37 P: 41	ERA: 9.00 WHIP: 1.500
Don Elston, R ERA: 1.96 (7,1)	1.1	8	4	2	2	0	1	0	0	0	0	7	11	13.50	3.750					
Jack Curtis, L ERA: 4.38 (8,1)	0.2	1	0	0	0	0	0	0	0	0	1	1	0.00	0.000						





Batter	1	2	3	4	5	6	7	8	9	AB	R	H	RBI	BB	SO	LOB	TOP					
Bob Will, L OBP: 0.318, SLG: 0.211 (1, 9)	G1		1B		SH1-3		3B BB			2	1	1	0	1	0	0	<b>Chicago Cubs @ Milwaukee Braves</b> Milwaukee County Stadium, Milwaukee, WI Wed May 10 1961, 8:05 PM EDT Alt. 9, 132 - Unknown - 45 F					
Don Zimmer, R OBP: 0.323, SLG: 0.446 (1, 4)	4-3		P5		P5		3B			4	0	1	1	0	0	2						
Billy Williams, L OBP: 0.282, SLG: 0.291 (1, 7)	F8		14 FC6-4 1B		E6		F7			4	0	1	0	0	0	2						
14 Ernie Banks, R OBP: 0.366, SLG: 0.631 (1, 6)		E6 2B G6-4-3	FC6-4		1-3				F8	4	1	0	0	0	0	4						
Ron Santo, R OBP: 0.391, SLG: 0.506 (1, 5)		G6-4-3 1-3 2B			F7		6-3		F8	4	0	1	0	0	0	0						
Mel Roach, R OBP: 0.245, SLG: 0.214 (1, 3)		G6-4-3 BB			E6		P2		6-3	3	0	0	0	1	0	0						
Al Heist, R OBP: 0.250, SLG: 0.260 (1, 8)	G6-4-3				6-3		F9		F8	4	0	0	0	0	0	3						
Dick Bertell, R OBP: 0.316, SLG: 0.288 (1, 2)	F8				6-3		F9		F9	4	0	0	0	0	0	2						
Dick Ellsworth, L George Altman, L Joe Schaffernoth, R Ed Bouchee, L Don Elston, R (1, 1) (7, PH) (7, 1) (9, PH) (9, 1)			1-3				K		F2	1	0	0	0	1	0	0						
<b>Inning Stats</b>	R: 0 E: 0 K: 0 S: 3	H: 0 LOB: 0 BB: 0 P: 3	R: 1 E: 1 K: 0 S: 4	H: 1 LOB: 1 BB: 1 P: 8	R: 0 E: 0 K: 0 S: 5	H: 2 LOB: 2 BB: 0 P: 5	R: 0 E: 1 K: 0 S: 4	H: 0 LOB: 1 BB: 0 P: 4	R: 0 E: 1 K: 0 S: 4	H: 0 LOB: 2 BB: 1 P: 8	R: 0 E: 0 K: 0 S: 3	H: 0 LOB: 0 BB: 0 P: 3	R: 1 E: 0 K: 1 S: 6	H: 1 LOB: 1 BB: 1 P: 10	R: 0 E: 0 K: 0 S: 3	H: 0 LOB: 0 BB: 0 P: 3	R: 0 E: 0 K: 0 S: 3	H: 0 LOB: 0 BB: 0 P: 3	1B: 2 2B: 1 3B: 1 HR: 0	SF: 0 SAC: 1 DP: 1 HBP: 0	WP: 0 PB: 0 SB: 1 CS: 0	PA: 36
<b>PITCHER</b> Lew Burdette, R ERA: 4.73 (1, 1)	IP: 9.0 WLS: W BF: 36 H: 4 R: 2 ER: 1 SO: 1 BB: 3 IBB: 0 HBP: 0 BLK: 0 WP: 0 HR: 0 S: 35 P: 47 ERA: 1.00 WHIP: 0.778															<b>PITCHER</b> (1, 1)						

AB	32
R	2
H	4
RBI	1
BB	3
SO	1
LOB	13



Batter	1	2	3	4	5	6	7	8	9	AB	R	H	RBI	BB	SO	LOB	BOTTOM					
Lee Maye, L OBP: 0.327, SLG: 0.261 (1, 9)	K		G3		L9		L7			4	0	0	0	0	1	3	<b>Chicago Cubs @ Milwaukee Braves</b> Milwaukee County Stadium, Milwaukee, WI Wed May 10 1961, 8:05 PM EDT Alt. 9, 132 - Unknown - 45 F					
Frank Bolling, R OBP: 0.378, SLG: 0.388 (1, 4)	1B SF7		CS BB		K		F8			3	1	1	0	1	1	1						
Eddie Mathews, L OBP: 0.409, SLG: 0.446 (1, 5)	CS 1B		CS		PB 4-3 1B		K		P5	4	0	2	0	0	1	0						
Hank Aaron, R OBP: 0.341, SLG: 0.538 (1, 8)	SF7				4-3		1-3		K	3	0	0	1	0	1	1						
Joe Adcock, R OBP: 0.256, SLG: 0.416 (1, 3)	CS	4-3			6-3		P4		K	4	0	0	0	0	1	1						
Frank Thomas, R Al Spangler, L OBP: 0.317, SLG: 0.429 OBP: 0.350, SLG: 0.294 (1, 7) (9, FR)	6-3				K		FC1-6 BB		1B E	3	0	1	0	1	1	1						
Roy McMillan, R OBP: 0.330, SLG: 0.375 (1, 6)					HR		P6		E IBB 1B	4	1	3	1	0	0	1						
Charlie Lau, L OBP: 0.349, SLG: 0.340 (1, 2)		2B			1-3		FC1-6 1B		E IBB	3	0	0	0	1	0	2						
Lew Burdette, R Wes Covington, L OBP: 0.133, SLG: 0.133 OBP: 0.261, SLG: 0.238 (1, 1) (9, PH)	6-3				E5 L9		1-2 1B		E4	3	0	1	0	0	0	0						
<b>Inning Stats</b>	R: 1 E: 0 K: 1 S: 6	H: 2 LOB: 0 BB: 0 P: 6	R: 0 E: 0 K: 0 S: 4	H: 1 LOB: 0 BB: 0 P: 4	R: 0 E: 0 K: 0 S: 2	H: 0 LOB: 0 BB: 1 P: 6	R: 0 E: 0 K: 1 S: 6	H: 1 LOB: 1 BB: 0 P: 6	R: 1 E: 1 K: 1 S: 7	H: 1 LOB: 1 BB: 0 P: 7	R: 0 E: 0 K: 1 S: 5	H: 0 LOB: 0 BB: 0 P: 5	R: 0 E: 0 K: 0 S: 4	H: 1 LOB: 2 BB: 1 P: 8	R: 0 E: 0 K: 1 S: 5	H: 0 LOB: 0 BB: 0 P: 5	R: 1 E: 1 K: 1 S: 6	H: 2 LOB: 3 BB: 1 P: 10	1B: 6 2B: 1 3B: 0 HR: 1	SF: 1 SAC: 0 DP: 0 HBP: 0	WP: 0 PB: 1 SB: 0 CS: 2	PA: 38
<b>PITCHER</b> Dick Ellsworth, L Joe Schaffernoth, R Don Elston, R ERA: 4.25 ERA: 3.6 ERA: 1.93 (1, 1) (7, 1) (9, 1)	IP: 6.0 WLS: 23 BF: 8 H: 1 R: 0 ER: 0 SO: 1 BB: 1 IBB: 0 HBP: 0 BLK: 0 WP: 0 HR: 0 S: 34 P: 34 ERA: 3.00 WHIP: 1.000															<b>PITCHER</b> (9, 1)						

AB	32
R	3
H	8
RBI	2
BB	3
SO	6
LOB	12









Batter	1	2	3	4	5	6	7	8	9	AB	R	H	RBI	BB	SO	LOB	TOP															
Lee Mays, L OBP: 0.344, SLG: 0.418 (1,9)										4	2	2	1	0	0	0	<b>Milwaukee Braves @ San Francisco Giants</b> Candlestick Park, San Francisco, CA Sat May 13 1961, 6:33 AM EDT Att: 29,150 - Unknown <a href="http://livebaseballscorecards.com">livebaseballscorecards.com</a>															
Frank Bolling, R OBP: 0.384, SLG: 0.386 (1,4)										4	0	0	0	0	0	1																
Eddie Mathews, L OBP: 0.422, SLG: 0.516 (1,5)										4	2	3	1	0	0	0																
Hank Aaron, R OBP: 0.340, SLG: 0.584 (1,8)										4	1	2	3	0	0	1																
Joe Adcock, R OBP: 0.242, SLG: 0.376 (1,3)										4	0	0	0	0	1	2																
Frank Thomas, R OBP: 0.309, SLG: 0.406 (1,7)										4	0	0	0	0	0	0																
Roy McMillan, R OBP: 0.302, SLG: 0.341 (1,6)										4	0	0	0	0	0	0																
Charlie Lau, L OBP: 0.338, SLG: 0.333 (1,2)										4	0	1	0	0	0	0																
Bob Buhl, R OBP: 0.167, SLG: 0.091 (1,1)										2	0	0	0	0	2	1																
Don Nottebart, R OBP: 0.111, SLG: 0.111 (5,1)										0	0	0	0	0	0	0																
Billy Martin, R (7,PH)										1	0	0	0	0	0	0																
Ron Piche, R (7,1)										0	0	0	0	0	0	0																
<b>Inning Stats</b>	R: 3 E: 0 K: 1 S: 8	H: 3 LOB: 0 BB: 0 P: 8	R: 0 E: 0 K: 1 S: 5	H: 0 LOB: 0 BB: 0 P: 5	R: 1 E: 0 K: 0 S: 5	H: 2 LOB: 1 BB: 0 P: 5	R: 0 E: 0 K: 1 S: 6	H: 1 LOB: 1 BB: 0 P: 6	R: 1 E: 0 K: 0 S: 5	H: 2 LOB: 1 BB: 0 P: 5	R: 0 E: 0 K: 0 S: 3	H: 0 LOB: 0 BB: 0 P: 3	R: 0 E: 0 K: 0 S: 3	H: 0 LOB: 0 BB: 0 P: 3	R: 0 E: 0 K: 0 S: 3	H: 0 LOB: 0 BB: 0 P: 3	1B: 4 2B: 1 3B: 0 HR: 3	SF: 0 SAC: 0 DP: 0 HBP: 0	WP: 0 PB: 0 SB: 0 CS: 0	PA: 35												
<b>PITCHER</b>	IP WLS BF H R ER SO BB IBB HBP BLK WP HR S P ERA WHIP																															
Juan Marichal, R ERA: 3.41 (1,1)	3.0	14	5	4	4	2	0	0	0	0	0	2	18	18	12.00	1.667																
Eddie Fisher, R ERA: 3.24 (4,1)	1.2	8	3	1	1	1	0	0	0	0	0	1	10	10	5.40	1.800																
Stu Miller, R ERA: 1.35 (5,1)	4.1	W	13	0	0	0	0	0	0	0	0	0	13	13	0.00	0.000																

Batter	1	2	3	4	5	6	7	8	9	AB	R	H	RBI	BB	SO	LOB	BOTTOM																
Jim Davenport, R OBP: 0.362, SLG: 0.509 (1,5)										3	0	0	0	1	1	2	<b>Milwaukee Braves @ San Francisco Giants</b> Candlestick Park, San Francisco, CA Sat May 13 1961, 6:33 AM EDT Att: 29,150 - Unknown <a href="http://livebaseballscorecards.com">livebaseballscorecards.com</a>																
Chuck Hillier, L OBP: 0.276, SLG: 0.300 (1,4)										4	2	1	0	0	0	3																	
Willie Mays, R OBP: 0.413, SLG: 0.638 (1,8)										4	2	2	6	0	1	0																	
Willie McCovey, L OBP: 0.274, SLG: 0.458 (1,3)										4	1	1	1	0	1	0																	
Orlando Cepeda, R OBP: 0.297, SLG: 0.485 (1,7)										4	0	0	0	0	2	0																	
Felipe Alou, R OBP: 0.354, SLG: 0.460 (1,9)										4	1	1	0	0	1	0																	
Ed Bailey, L OBP: 0.326, SLG: 0.400 (1,2)										2	1	1	0	1	0	0																	
Jose Pagan, R OBP: 0.232, SLG: 0.370 (1,6)										2	0	0	1	0	0	1																	
Juan Marichal, R OBP: 0.222, SLG: 0.222 (1,1)										0	0	0	0	0	0	0																	
Matty Alou, L OBP: 0.356, SLG: 0.500 (3,PH)										0	1	0	0	1	0	0																	
Eddie Fisher, R (4,1)										1	0	0	0	0	1	1																	
Stu Miller, R (5,1)										1	0	0	0	0	0	0																	
<b>Inning Stats</b>	R: 0 E: 0 K: 1 S: 4	H: 0 LOB: 0 BB: 1 P: 8	R: 0 E: 0 K: 2 S: 7	H: 0 LOB: 0 BB: 0 P: 7	R: 4 E: 1 K: 0 S: 5	H: 1 LOB: 0 BB: 2 P: 13	R: 1 E: 0 K: 1 S: 7	H: 2 LOB: 1 BB: 0 P: 7	R: 2 E: 0 K: 1 S: 7	H: 2 LOB: 0 BB: 0 P: 7	R: 0 E: 0 K: 0 S: 3	H: 0 LOB: 0 BB: 0 P: 3	R: 0 E: 0 K: 1 S: 5	H: 0 LOB: 0 BB: 0 P: 5	R: 1 E: 0 K: 1 S: 6	H: 1 LOB: 0 BB: 0 P: 6	1B: 2 2B: 2 3B: 0 HR: 3	SF: 0 SAC: 1 DP: 1 HBP: 0	WP: 0 PB: 0 SB: 0 CS: 0	PA: 33													
<b>PITCHER</b>	IP WLS BF H R ER SO BB IBB HBP BLK WP HR S P ERA WHIP																																
Bob Buhl, R ERA: 5.02 (1,1)	4.1	L	21	5	7	3	4	3	0	0	0	0	2	26	38	6.23	1.846																
Don Nottebart, R ERA: 4.15 (5,1)	1.2	5	0	0	0	1	0	0	0	0	0	0	7	7	0.00	0.000																	
Ron Piche, R ERA: 2.53 (7,1)	2.0	7	1	1	1	2	0	0	0	0	0	1	11	11	4.50	0.500																	





Batter	1	2	3	4	5	6	7	8	9	AB	R	H	RBI	BB	SO	LOB	TOP										
Lee Mays, L OBP: 0.364, SLG: 0.483 (1.9)	F5		FC5-4 1B		BB 1B	F8			HR	5	2	3	1	0	0	0	<b>Milwaukee Braves @ San Francisco Giants</b> Candlestick Park, San Francisco, CA Sun May 14 1961, 6:33 AM EDT Att: 34,239 - Unknown										
Frank Bolling, R OBP: 0.365, SLG: 0.366 (1.4)	F8		FC5-4 HR		F7		F3		6-3	5	1	0	0	0	0	2											
Eddie Mathews, L OBP: 0.439, SLG: 0.553 (1.5)			HR		1B 2B BB		F7		2-4 BB	3	2	2	2	2	0	0											
Hank Aaron, R OBP: 0.337, SLG: 0.570 (1.8)	F9		F8		2B 1B		G3		2-4	4	1	1	1	0	0	1											
Joe Adcock, R OBP: 0.242, SLG: 0.382 (1.3)		P4			P5				5-3	4	1	1	2	0	0	0											
Frank Thomas, R OBP: 0.292, SLG: 0.382 (1.7)	F7				K		F8		F2	4	0	0	0	0	1	0											
Roy McMillan, R OBP: 0.320, SLG: 0.344 (1.6)					BB BB		K			2	0	1	0	2	1	0											
Charlie Lau, L OBP: 0.333, SLG: 0.317 (1.2)	F9						F2		F9	3	0	0	0	1	0	2											
Carl Willey, R OBP: 0.333, SLG: 0.317 (1.2)										3	0	0	0	1	0	2											
Ken MacKenzie, R OBP: 0.241, SLG: 0.321 (9, PH) Ron Piche, R OBP: 0.241, SLG: 0.321 (9.1)			K		F9		K		5-3	0	0	0	0	0	0	0											
<b>Inning Stats</b>	R: 0 E: 0 K: 0 S: 4	H: 1 LOB: 1 BB: 0 P: 4	R: 0 E: 0 K: 0 S: 3	H: 0 LOB: 1 BB: 1 P: 7	R: 2 E: 0 K: 1 S: 7	H: 2 LOB: 0 BB: 0 P: 7	R: 0 E: 0 K: 1 S: 5	H: 0 LOB: 2 BB: 2 P: 13	R: 4 E: 0 K: 1 S: 8	H: 3 LOB: 0 BB: 1 P: 12	R: 0 E: 0 K: 0 S: 5	H: 0 LOB: 0 BB: 0 P: 5	R: 0 E: 0 K: 0 S: 3	H: 0 LOB: 0 BB: 0 P: 3	R: 0 E: 0 K: 0 S: 4	H: 1 LOB: 1 BB: 0 P: 4	R: 1 E: 0 K: 0 S: 3	H: 1 LOB: 1 BB: 1 P: 7	1B: 5 2B: 1 3B: 0 HR: 2	SF: 0 SAC: 0 DP: 0 HBP: 0	WP: 1 PB: 1 SB: 0 CS: 0	PA: 39					
<b>PITCHER</b>	IP	WLS	BF	H	R	ER	SO	BB	IBB	HBP	BLK	WP	HR	S	P	ERA	WHIP										
Billy Loes, R ERA: 4.24 (1.1)	4.1		23	6	6	5	2	4	0	0	0	0	1	23	39	10.38	2.308										
Bobby Bolin, R ERA: 1.13 (5.1)	1.2		5	0	0	0	2	0	0	0	0	1	0	9	9	0.00	0.000										
Jim Duffalo, R ERA: 4.73 (7.1)	3.0	W	12	2	1	1	0	1	0	0	0	0	1	10	14	3.00	1.000										

AB	34
R	7
H	8
RBI	6
BB	5
SO	4
LOB	7



Batter	1	2	3	4	5	6	7	8	9	AB	R	H	RBI	BB	SO	LOB	BOTTOM										
Jim Davenport, R OBP: 0.397, SLG: 0.596 (1.5)	BB HR	4-3 BB		HR		K		SH5-3 2B		4	2	3	2	1	1	2	<b>Milwaukee Braves @ San Francisco Giants</b> Candlestick Park, San Francisco, CA Sun May 14 1961, 6:33 AM EDT Att: 34,239 - Unknown										
Chuck Hillier, L OBP: 0.275, SLG: 0.298 (1.4)	F7	4-3		F9		BB 1B		SH5-3		4	0	1	1	0	0	2											
Willie Mays, R OBP: 0.412, SLG: 0.619 (1.8)	HR BB	P3		6-3		F8		G4-6-3 BB		3	1	0	0	2	0	3											
Willie McCovey, L OBP: 0.270, SLG: 0.437 (1.3)	K			G3		K2-3		G4-6-3		4	0	0	0	1	2	4											
Orlando Cepeda, R OBP: 0.292, SLG: 0.500 (1.7)	HR			5-3		F8		F7		5	2	1	3	0	0	3											
Felipe Alou, R OBP: 0.360, SLG: 0.467 (1.9)						G3		F7		3	0	1	0	1	0	0											
Ed Bailey, L OBP: 0.351, SLG: 0.402 (1.2)	2B BB									2	1	1	0	3	1	1											
Jose Pagan, R OBP: 0.279, SLG: 0.397 (1.6)	4-3			SH1-3 HR 1B		1B 1B		CS BB		4	2	3	0	1	0	2											
Billy Loes, R ERA: 4.24 (1.1)										1	0	0	0	0	0	0											
Bobby Bolin, R ERA: 1.13 (5.1)										0	0	0	0	0	0	0											
Jim Marshall, L OBP: 0.333, SLG: 0.400 (5, PH) Harvey Kuenn, R OBP: 0.333, SLG: 0.400 (5, PH) Stu Miller, R OBP: 0.333, SLG: 0.400 (5, PH) Jim Duffalo, R OBP: 0.333, SLG: 0.400 (5, PH) Matty Alou, L OBP: 0.333, SLG: 0.400 (5, PH)	1-3					BB 1B		F7		1	0	0	0	0	0	0											
<b>Inning Stats</b>	R: 3 E: 0 K: 1 S: 8	H: 3 LOB: 2 BB: 2 P: 16	R: 0 E: 0 K: 0 S: 3	H: 0 LOB: 1 BB: 1 P: 7	R: 0 E: 0 K: 1 S: 5	H: 0 LOB: 1 BB: 1 P: 9	R: 2 E: 0 K: 0 S: 5	H: 2 LOB: 0 BB: 0 P: 5	R: 0 E: 0 K: 1 S: 5	H: 0 LOB: 0 BB: 0 P: 5	R: 2 E: 0 K: 1 S: 9	H: 4 LOB: 3 BB: 1 P: 13	R: 0 E: 0 K: 0 S: 3	H: 1 LOB: 1 BB: 1 P: 7	R: 0 E: 0 K: 0 S: 3	H: 1 LOB: 1 BB: 1 P: 7	R: 1 E: 1 K: 0 S: 2	H: 0 LOB: 3 BB: 3 P: 14	1B: 7 2B: 2 3B: 0 HR: 2	SF: 0 SAC: 3 DP: 1 HBP: 0	WP: 0 PB: 0 SB: 0 CS: 1	PA: 45					
<b>PITCHER</b>	IP	WLS	BF	H	R	ER	SO	BB	IBB	HBP	BLK	WP	HR	S	P	ERA	WHIP										
Carl Willey, R ERA: 10.95 (1.1)	5.0		26	7	7	7	3	4	0	0	0	0	2	28	44	12.60	2.200										
Ken MacKenzie, L ERA: 6.43 (6.1)	0.0		1	1	0	0	0	0	0	0	0	0	0	1	1	∞	∞										
Moe Drabowsky, R ERA: 2.7 (6.1)	3.0		13	3	0	0	1	3	0	0	0	0	0	12	24	0.00	2.000										
Ron Piche, R ERA: 2.45 (9.1)	0.1	L	5	0	1	0	0	3	0	0	0	0	0	2	14	0.00	9.000										

AB	32
R	8
H	11
RBI	8
BB	10
SO	4
LOB	18





Batter	1	2	3	4	5	6	7	8	9	AB R H RBI BB SO LOB	TOP											
Roy McMillan, R OBP: 0.314, SLG: 0.330 (1, 6)										4 0 0 0 1 3 2	<b>Milwaukee Braves @ Los Angeles Dodgers</b> Los Angeles Memorial Coliseum, Los Angeles, CA Mon May 15 1961, 10:05 PM EDT Att: 18,860 - Unknown											
Frank Bolling, R OBP: 0.376, SLG: 0.358 (1, 4)										2 1 0 0 3 0 1												
Eddie Mathews, L OBP: 0.446, SLG: 0.612 (1, 5)										4 2 2 3 1 2 1												
Hank Aaron, R OBP: 0.340, SLG: 0.582 (1, 9)										5 0 2 0 0 1 2												
Joe Adcock, R OBP: 0.230, SLG: 0.362 (1, 3)										5 0 0 0 0 1 5												
Frank Thomas, R OBP: 0.303, SLG: 0.431 (1, 7)										4 2 2 1 0 1 2												
Felix Mantilla, R (1, 8)										3 1 0 0 1 0 0												
Charlie Lau, L OBP: 0.329, SLG: 0.303 (1, 2)										3 0 0 0 1 0 0												
Lew Burdette, R OBP: 0.211, SLG: 0.368 (1, 1)										4 1 2 3 0 2 0												
<b>Inning Stats</b>	R: 0 E: 0 K: 3 S: 13	H: 1 LOB: 2 BB: 1 P: 22	R: 1 E: 0 K: 1 S: 9	H: 1 LOB: 0 BB: 0 P: 13	R: 0 E: 0 K: 1 S: 7	H: 0 LOB: 0 BB: 1 P: 16	R: 2 E: 0 K: 1 S: 15	H: 2 LOB: 2 BB: 2 P: 33	R: 2 E: 0 K: 0 S: 8	H: 1 LOB: 0 BB: 1 P: 12	R: 1 E: 0 K: 1 S: 14	H: 1 LOB: 0 BB: 0 P: 20	R: 0 E: 0 K: 1 S: 8	H: 0 LOB: 2 BB: 2 P: 20	R: 0 E: 0 K: 1 S: 8	H: 0 LOB: 0 BB: 0 P: 13	R: 1 E: 0 K: 1 S: 19	H: 2 LOB: 1 BB: 0 P: 28	1B: 3 2B: 0 3B: 1 HR: 4	SF: 0 SAC: 0 DP: 0 HBP: 0	WP: 0 PB: 0 SB: 0 CS: 0	PA: 41
<b>PITCHER</b>	IP WLS BF H R ER SO BB IBB HBP BLK WP HR S P ERA WHIP											<b>PITCHER</b>	IP WLS BF H R ER SO BB IBB HBP BLK WP HR S P ERA WHIP									
Johnny Podres, L ERA: 1.94 (1, 1)	3.2 L 18 4 3 3 6 4 0 0 0 0 1 42 80 7.36 2.182																					
Jim Golden, R ERA: 6.39 (4, 1)	1.1 6 1 2 2 0 1 0 0 0 0 1 10 16 13.50 1.500																					
Stan Williams, R ERA: 5.08 (6, 1)	2.0 9 1 1 1 2 2 0 0 0 0 0 1 22 40 4.50 1.500																					
Larry Sherry, R ERA: 3.27 (8, 1)	2.0 8 2 1 1 2 0 0 0 0 0 0 1 27 41 4.50 1.000																					

Batter	1	2	3	4	5	6	7	8	9	AB R H RBI BB SO LOB	BOTTOM											
Maury Wills, S OBP: 0.415, SLG: 0.430 (1, 6)										4 0 2 0 1 1 1	<b>Milwaukee Braves @ Los Angeles Dodgers</b> Los Angeles Memorial Coliseum, Los Angeles, CA Mon May 15 1961, 10:05 PM EDT Att: 18,860 - Unknown											
Willie Davis, L OBP: 0.337, SLG: 0.455 (1, 8)										5 0 0 0 0 1 3												
Tommy Davis, R OBP: 0.355, SLG: 0.534 (1, 5)										4 1 0 0 0 0 0												
Wally Moon, L OBP: 0.483, SLG: 0.768 (1, 7)										3 1 2 0 1 0 0												
Norm Larker, L OBP: 0.298, SLG: 0.427 (1, 3)										4 0 0 0 0 0 4												
John Roseboro, L OBP: 0.343, SLG: 0.429 (1, 2)										3 1 0 1 0 0 1												
Ron Fairly, L OBP: 0.429, SLG: 0.833 (1, 9)										4 1 1 0 0 0 2												
Charlie Neal, R OBP: 0.292, SLG: 0.411 (1, 4)										4 1 1 3 0 0 0												
<b>Inning Stats</b>	R: 0 E: 0 K: 2 S: 8	H: 0 LOB: 0 BB: 0 P: 10	R: 1 E: 0 K: 0 S: 8	H: 1 LOB: 0 BB: 0 P: 17	R: 0 E: 0 K: 0 S: 5	H: 0 LOB: 1 BB: 1 P: 11	R: 1 E: 1 K: 0 S: 7	H: 0 LOB: 1 BB: 1 P: 11	R: 0 E: 0 K: 0 S: 6	H: 1 LOB: 1 BB: 0 P: 10	R: 0 E: 0 K: 0 S: 8	H: 0 LOB: 0 BB: 0 P: 12	R: 1 E: 1 K: 0 S: 12	H: 1 LOB: 1 BB: 0 P: 16	R: 0 E: 0 K: 0 S: 4	H: 1 LOB: 1 BB: 0 P: 5	R: 2 E: 0 K: 1 S: 16	H: 3 LOB: 1 BB: 0 P: 24	1B: 5 2B: 0 3B: 1 HR: 1	SF: 1 SAC: 0 DP: 0 HBP: 0	WP: 0 PB: 0 SB: 1 CS: 0	PA: 38
<b>PITCHER</b>	IP WLS BF H R ER SO BB IBB HBP BLK WP HR S P ERA WHIP											<b>PITCHER</b>	IP WLS BF H R ER SO BB IBB HBP BLK WP HR S P ERA WHIP									
Lew Burdette, R ERA: 4.41 (1, 1)	9.0 W 38 7 5 3 3 2 0 0 0 0 0 1 74 116 3.00 1.000																					











Batter	1	2	3	4	5	6	7	8	9	AB	R	H	RBI	BB	SO	LOB	TOP					
Roy McMillan, R (1,6) OBP: 0.311, SLG: 0.305	L4	L3			P6		L9			4	0	0	0	0	0	0	<b>Milwaukee Braves @ Cincinnati Reds</b> Crosley Field, Cincinnati, OH Fri May 19 1961, 7:05 PM EDT Att: 15,589 - Unknown					
Frank Bolling, R (1,4) OBP: 0.403, SLG: 0.450	BB 2B		HR		1-3		1B			4	2	3	1	0	0							
Eddie Mathews, L (1,5) OBP: 0.449, SLG: 0.574	2B 1-2		1-3		F3		K			3	0	0	0	1	1							
Hank Aaron, R (1,8) OBP: 0.351, SLG: 0.581	1-3 2H		F5		K		G6-4-3 BB			3	0	1	1	1	1	0						
Frank Thomas, R (1,7) OBP: 0.289, SLG: 0.419	F7		P4		6-3		G6-4-3 1-2			4	0	0	0	0	0	3						
Joe Adcock, R (1,3) OBP: 0.239, SLG: 0.337	FC6-4 IBB		4-3		1B BB		4-1			2	0	0	0	2	0	0						
John DeMerit, R (1,9) OBP: 0.241, SLG: 0.296	FC6-4 1-2		K		1-2 1B		5-3			4	0	1	0	0	1	3						
Charlie Lau, L (1,2) OBP: 0.333, SLG: 0.293 Johnny Logan, R (9,PH) OBP: 0.250, SLG: 0.286		K			P4		F9			2	0	0	0	1	1	2						
Lew Burdette, R (1,1) OBP: 0.182, SLG: 0.318 Billy Martin, R (9,PH)		K			G3		P4			3	0	0	0	0	2	1						
										1	0	0	0	0	0	0						
<b>Inning Stats</b>	R: 1 E: 0 K: 0 S: 5	H: 2 LOB: 3 BB: 2 P: 13	R: 0 E: 0 K: 2 S: 7	H: 0 LOB: 0 BB: 0 P: 7	R: 1 E: 0 K: 1 S: 4	H: 1 LOB: 0 BB: 1 P: 4	R: 0 E: 0 K: 1 S: 5	H: 0 LOB: 1 BB: 1 P: 9	R: 0 E: 0 K: 0 S: 3	H: 0 LOB: 0 BB: 0 P: 3	R: 0 E: 0 K: 1 S: 6	H: 1 LOB: 2 BB: 1 P: 10	R: 0 E: 0 K: 2 S: 8	H: 1 LOB: 0 BB: 0 P: 8	R: 0 E: 0 K: 0 S: 2	H: 0 LOB: 0 BB: 1 P: 6	R: 0 E: 0 K: 0 S: 3	H: 0 LOB: 0 BB: 0 P: 3	1B: 3 2B: 1 3B: 0 HR: 1	SF: 0 SAC: 0 DP: 1 HBP: 0	WP: 0 PB: 0 SB: 0 CS: 0	PA: 36
<b>PITCHER</b> Jim O'Toole, L (1,1) ERA: 2.78	IP: 9.0 WLS: W BF: 36 H: 5 R: 2 ER: 2 SO: 6 BB: 4 IBB: 1 HBP: 0 BLK: 0 WP: 0 HR: 1 S: 43 P: 63 ERA: 2.00 WHIP: 1.000															<b>PITCHER</b>						

AB 31  
R 2  
H 5  
RBI 2  
BB 5  
SO 6  
LOB 10



Batter	1	2	3	4	5	6	7	8	9	AB	R	H	RBI	BB	SO	LOB	BOTTOM					
Don Blasingame, L (1,4) OBP: 0.308, SLG: 0.265	FC6-4 BB		K		2B		1B			3	0	2	0	1	1	0	<b>Milwaukee Braves @ Cincinnati Reds</b> Crosley Field, Cincinnati, OH Fri May 19 1961, 7:05 PM EDT Att: 15,589 - Unknown					
Vada Pinson, L (1,8) OBP: 0.295, SLG: 0.357	FC6-4 1-2		F7		4-3		L5			4	0	0	0	0	0	4						
Gus Bell, L (1,9) OBP: 0.250, SLG: 0.352	K		6-3		HR		K			4	1	1	1	0	2	1						
Frank Robinson, R (1,7) OBP: 0.384, SLG: 0.585	F8		4-3 HR		1B		F7			4	1	2	0	0	0	1						
Gordy Coleman, L (1,3) OBP: 0.300, SLG: 0.509	4-3		4-3		1-2		B1			4	0	0	0	0	0	2						
Gene Freese, R (1,5) OBP: 0.294, SLG: 0.400	G3 2B		2H HR		F3		5-3			4	1	2	2	0	0	1						
Eddie Kasko, R (1,6) OBP: 0.354, SLG: 0.393	G3 2-3		L6		5-3		5-3			3	0	0	0	0	0	1						
Bob Schmidt, R (1,2) OBP: 0.192, SLG: 0.146	6-3		5-3		6-3		6-3			3	0	0	0	0	0	1						
Jim O'Toole, S (1,1) OBP: 0.300, SLG: 0.316	F7		3-1		1B 2B					3	0	1	0	0	0	0						
<b>Inning Stats</b>	R: 0 E: 0 K: 1 S: 5	H: 0 LOB: 1 BB: 1 P: 9	R: 0 E: 0 K: 0 S: 4	H: 1 LOB: 0 BB: 0 P: 4	R: 0 E: 0 K: 1 S: 5	H: 0 LOB: 0 BB: 0 P: 5	R: 2 E: 0 K: 0 S: 5	H: 2 LOB: 0 BB: 0 P: 5	R: 0 E: 0 K: 0 S: 4	H: 1 LOB: 1 BB: 0 P: 4	R: 1 E: 0 K: 0 S: 4	H: 1 LOB: 0 BB: 0 P: 4	R: 0 E: 0 K: 0 S: 5	H: 2 LOB: 2 BB: 0 P: 5	R: 0 E: 0 K: 1 S: 6	H: 1 LOB: 1 BB: 0 P: 6	R: 0 E: 0 K: 0 S: 6	H: 1 LOB: 1 BB: 0 P: 6	1B: 2 2B: 4 3B: 0 HR: 2	SF: 0 SAC: 0 DP: 0 HBP: 0	WP: 0 PB: 0 SB: 0 CS: 0	PA: 33
<b>PITCHER</b> Lew Burdette, R (1,1) ERA: 4.26	IP: 8.0 WLS: L BF: 33 H: 8 R: 3 ER: 3 SO: 3 BB: 1 IBB: 0 HBP: 0 BLK: 0 WP: 0 HR: 2 S: 38 P: 42 ERA: 3.38 WHIP: 1.125															<b>PITCHER</b>						

AB 32  
R 3  
H 8  
RBI 3  
BB 1  
SO 3  
LOB 11





Batter	1	2	3	4	5	6	7	8	9	AB	R	H	RBI	BB	SO	LOB	TOP					
<b>Lee Mays, L</b> OBP: 0.333, SLG: 0.423 (1, 9)										4	2	1	0	1	0	2	<b>Milwaukee Braves @ Cincinnati Reds</b> Crosley Field, Cincinnati, OH Sat May 20 1961, 3:33 AM EDT Att: 6,785 - Unknown					
<b>Roy McMillan, R</b> OBP: 0.306, SLG: 0.300 (1, 6)										5	0	1	0	0	1	3						
<b>Eddie Mathews, L</b> OBP: 0.455, SLG: 0.598 (1, 5)											4	3	2	2	1	2						
<b>Hank Aaron, R</b> OBP: 0.353, SLG: 0.582 (1, 8)											5	2	2	0	0	1		4				
<b>Frank Bolling, R</b> OBP: 0.395, SLG: 0.438 (1, 4)											3	1	0	1	1	0		0				
<b>Joe Adcock, R</b> OBP: 0.246, SLG: 0.349 (1, 3)											5	1	2	3	0	1		1				
<b>Frank Thomas, R</b> OBP: 0.305, SLG: 0.433 (1, 7)											4	0	2	2	1	0		0				
<b>Charlie Lau, L</b> OBP: 0.330, SLG: 0.282 (1, 2)											3	0	0	0	1	2		4				
<b>Don Nottebart, R</b> OBP: 0.286, SLG: 0.167 (1, 1)										2	0	1	0	0	1	1						
<b>Don McMahon, R</b> OBP: 0.333, SLG: 0.333 (5, 1)										2	0	1	0	0	1	1						
<b>Moe Drabowsky, R</b> (9, 1)										0	0	0	0	0	0	0						
<b>Inning Stats</b>	R: 3 E: 0 K: 2 S: 8	H: 1 LOB: 2 BB: 4 P: 24	R: 2 E: 0 K: 1 S: 7	H: 3 LOB: 0 BB: 0 P: 7	R: 0 E: 0 K: 1 S: 5	H: 0 LOB: 0 BB: 0 P: 5	R: 0 E: 0 K: 1 S: 5	H: 0 LOB: 1 BB: 1 P: 9	R: 2 E: 0 K: 0 S: 6	H: 3 LOB: 1 BB: 0 P: 6	R: 0 E: 0 K: 0 S: 5	H: 2 LOB: 2 BB: 0 P: 5	R: 1 E: 1 K: 2 S: 9	H: 1 LOB: 1 BB: 0 P: 9	R: 0 E: 0 K: 1 S: 5	H: 0 LOB: 0 BB: 0 P: 5	R: 1 E: 1 K: 0 S: 4	H: 2 LOB: 2 BB: 0 P: 4	1B: 8 2B: 3 3B: 0 HR: 1	SF: 1 SAC: 0 DP: 0 HBP: 0	WP: 0 PB: 0 SB: 6 CS: 0	PA: 43
<b>PITCHER</b>	IP WLS BF H R ER SO BB IBB HBP BLK WP HR S P ERA WHIP																					
<b>Ken Hunt, R</b> ERA: 3.26 (1, 1)	3.0 L 16 4 5 5 4 4 0 0 0 0 0 1 20 36 15.00 2.667																					
<b>Howie Nunn, R</b> ERA: 4.75 (4, 1)	2.0 10 3 2 2 1 1 0 0 0 0 0 0 11 15 9.00 2.000																					
<b>Jim Brosnan, R</b> ERA: 1.32 (6, 1)	1.0 5 2 0 0 0 0 0 0 0 0 0 0 5 5 0.00 2.000																					
<b>Bill Henry, L</b> ERA: 0.77 (7, 1)	3.0 12 3 2 1 3 0 0 0 0 0 0 0 18 18 3.00 1.000																					



Batter	1	2	3	4	5	6	7	8	9	AB	R	H	RBI	BB	SO	LOB	BOTTOM					
<b>Don Blasingame, L</b> OBP: 0.313, SLG: 0.306 (1, 4)											4	1	2	1	0	0	0					
<b>Vada Pinson, L</b> OBP: 0.283, SLG: 0.342 (1, 8)											5	0	0	0	0	5	5					
<b>Gus Bell, L</b> OBP: 0.262, SLG: 0.345 (1, 9)												4	0	1	1	1	0	1				
<b>Frank Robinson, R</b> OBP: 0.377, SLG: 0.573 (1, 7)											4	0	1	2	0	1	2					
<b>Gordy Coleman, L</b> OBP: 0.296, SLG: 0.521 (1, 3)											5	1	1	1	0	1	3					
<b>Gene Freese, R</b> OBP: 0.300, SLG: 0.403 (1, 5)												4	0	2	0	0	1	0				
<b>Eddie Kasko, R</b> OBP: 0.377, SLG: 0.406 (1, 6)												3	1	2	0	1	0	1				
<b>Bob Schmidt, R</b> OBP: 0.214, SLG: 0.140 (1, 2)											2	1	0	0	2	1	2					
<b>Ken Hunt, R</b> ERA: 3.26 (1, 1)	3.0 L 16 4 5 5 4 4 0 0 0 0 0 1 20 36 15.00 2.667																					
<b>Howie Nunn, R</b> ERA: 4.75 (4, 1)	2.0 10 3 2 2 1 1 0 0 0 0 0 0 11 15 9.00 2.000																					
<b>Wally Post, R</b> ERA: 3.94 (5, PH)	0.2 S 2 0 0 0 0 0 0 0 0 0 1 0 2 2 0.00 0.000																					
<b>Jim Brosnan, R</b> ERA: 1.32 (6, 1)	1.0 5 2 0 0 0 0 0 0 0 0 0 0 5 5 0.00 2.000																					
<b>Jerry Lynch, L</b> ERA: 1.250 (7, 1)	3.0 12 3 2 1 3 0 0 0 0 0 0 0 18 18 3.00 1.000																					
<b>Bill Henry, L</b> ERA: 0.77 (7, 1)	3.0 12 3 2 1 3 0 0 0 0 0 0 0 18 18 3.00 1.000																					
<b>Dick Gernert, R</b> ERA: 0.754 (9, PH)	0.2 S 2 0 0 0 0 0 0 0 0 0 1 0 2 2 0.00 0.000																					
<b>Inning Stats</b>	R: 1 E: 0 K: 1 S: 7	H: 2 LOB: 1 BB: 0 P: 7	R: 0 E: 0 K: 1 S: 5	H: 1 LOB: 0 BB: 0 P: 5	R: 0 E: 0 K: 0 S: 3	H: 0 LOB: 0 BB: 0 P: 3	R: 1 E: 0 K: 0 S: 4	H: 1 LOB: 0 BB: 0 P: 4	R: 2 E: 0 K: 1 S: 8	H: 3 LOB: 2 BB: 1 P: 12	R: 0 E: 0 K: 1 S: 6	H: 1 LOB: 2 BB: 1 P: 10	R: 0 E: 0 K: 0 S: 3	H: 0 LOB: 0 BB: 0 P: 3	R: 0 E: 0 K: 0 S: 4	H: 1 LOB: 2 BB: 1 P: 8	R: 1 E: 0 K: 0 S: 5	H: 2 LOB: 2 BB: 1 P: 9	1B: 9 2B: 0 3B: 1 HR: 1	SF: 2 SAC: 0 DP: 1 HBP: 0	WP: 1 PB: 0 SB: 1 CS: 0	PA: 41
<b>PITCHER</b>	IP WLS BF H R ER SO BB IBB HBP BLK WP HR S P ERA WHIP																					
<b>Don Nottebart, R</b> ERA: 4.78 (1, 1)	4.2 W 18 4 1 1 2 3 0 0 0 0 0 0 19 31 2.46 1.909																					
<b>Don McMahon, R</b> ERA: 3.94 (5, 1)	3.2 W 18 4 1 1 2 3 0 0 0 0 0 0 19 31 2.46 1.909																					
<b>Moe Drabowsky, R</b> ERA: 1.69 (9, 1)	0.2 S 2 0 0 0 0 0 0 0 0 1 0 2 2 0.00 0.000																					





Batter	1	2	3	4	5	6	7	8	9	AB	R	H	RBI	BB	SO	LOB	TOP					
Lee Mays, L (1, 9) OBP: 0.349, SLG: 0.487	0-0 1-3			0-0 1-3	0-0 1B		0-0 2B		0-0 HR	5	1	3	2	0	0	0	<b>Milwaukee Braves @ Cincinnati Reds</b> Crosley Field, Cincinnati, OH Sun May 21 1961, 3:33 AM EDT Unknown					
Frank Bolling, R (1, 4) OBP: 0.385, SLG: 0.427	0-0 5-3			0-0 3-1 1B	0-0 P4		0-0 6-3		0-0 F9	5	1	1	0	0	0	3						
Eddie Mathews, L (1, 5) OBP: 0.449, SLG: 0.612	0-0 3-1			0-0 3-1					0-0 HR	4	1	1	1	0	0	1						
Hank Aaron, R (1, 8) OBP: 0.350, SLG: 0.570		0-3 K		0-0 1B E					0-0 F8	4	1	1	1	0	1	0						
Joe Adcock, R (1, 3) OBP: 0.254, SLG: 0.354		0-3 K		0-0 3-H 1B					0-0 F9	4	0	2	0	0	1	0						
Joe Torre, R (1, 2) OBP: 0.250, SLG: 1.000		0-0 F9		0-0 E4					0-0 HR	4	1	1	1	0	0	1						
Frank Thomas, R (1, 7) OBP: 0.303, SLG: 0.426				0-0 F7	0-0 FC6-4				0-0 F9	4	0	1	0	0	0	2						
Roy McMillan, R (1, 6) OBP: 0.305, SLG: 0.292				0-0 5-3					0-0 FC6-4	3	0	0	0	1	1	1						
Warren Spahn, L (1, 1) OBP: 0.276, SLG: 0.269				0-0 F6					0-0 FC6-4	2	0	0	0	0	1	0						
Johnny Logan, R (7, PH) OBP: 0.222, SLG: 0.250				0-0 F6					0-0 FC6-4	1	0	0	0	0	0	1						
Claude Raymond, R (7, 1) OBP: 0.274, SLG: 0.373									0-0 HR	0	0	0	0	0	0	0						
Billy Martin, R (9, PH) OBP: 0.214, SLG: 0.140									0-0 HR	1	1	0	0	0	0	1						
Moe Drabowsky, R (9, 1) OBP: 0.214, SLG: 0.140									0-0 HR	0	0	0	0	0	0	0						
<b>Inning Stats</b>	R: 0 E: 0 K: 0 S: 3	H: 0 LOB: 0 BB: 0 P: 3	R: 0 E: 0 K: 2 S: 7	H: 0 LOB: 0 BB: 0 P: 7	R: 0 E: 0 K: 0 S: 3	H: 0 LOB: 0 BB: 0 P: 3	R: 2 E: 1 K: 0 S: 7	H: 3 LOB: 2 BB: 0 P: 7	R: 0 E: 0 K: 1 S: 6	H: 1 LOB: 1 BB: 0 P: 6	R: 1 E: 0 K: 0 S: 4	H: 2 LOB: 0 BB: 0 P: 4	R: 0 E: 0 K: 1 S: 7	H: 2 LOB: 2 BB: 0 P: 7	R: 0 E: 0 K: 0 S: 3	H: 0 LOB: 0 BB: 0 P: 3	R: 3 E: 0 K: 0 S: 5	H: 2 LOB: 0 BB: 1 P: 9	1B: 6 2B: 1 3B: 0 HR: 3	SF: 0 SAC: 0 DP: 0 HBP: 0	WP: 0 PB: 0 SB: 1 CS: 0	PA: 38
<b>PITCHER</b> Joey Jay, R (1, 1) ERA: 2.77	IP: 9.0 WLS: W BF: 38 H: 10 R: 6 ER: 5 SO: 4 BB: 1 IBB: 0 HBP: 0 BLK: 0 WP: 0 HR: 3 S: 45 P: 49 ERA: 5.00 WHIP: 1.222															<b>PITCHER</b>						

AB	37
R	6
H	10
RBI	5
BB	1
SO	4
LOB	10



Batter	1	2	3	4	5	6	7	8	9	AB	R	H	RBI	BB	SO	LOB	BOTTOM			
Don Blasingame, L (1, 4) OBP: 0.295, SLG: 0.286	0-0 F7			0-0 6-3	0-0 6-3				0-0 F9	5	0	0	0	0	1	1	<b>Milwaukee Braves @ Cincinnati Reds</b> Crosley Field, Cincinnati, OH Sun May 21 1961, 3:33 AM EDT Unknown			
Eddie Kasko, R (1, 6) OBP: 0.376, SLG: 0.406	0-0 6-3			0-0 CS					0-0 2B	5	1	2	0	0	0	0				
Frank Robinson, R (1, 7) OBP: 0.396, SLG: 0.607				0-0 CS					0-0 1B	2	2	2	1	1	0	0				
Elio Chacon, R (7, PR) OBP: 0.385, SLG: 0.200				0-0 CS					0-0 1B	0	0	0	0	0	0	0				
Gus Bell, L (9, PH) OBP: 0.274, SLG: 0.373				0-0 1-2					0-0 1B	1	0	1	1	0	0	0				
Wally Post, R (1, 9) OBP: 0.407, SLG: 0.556	0-0 F2			0-0 E8	0-0 P5				0-0 CS	4	1	0	0	0	1	2				
Gene Freese, R (1, 5) OBP: 0.313, SLG: 0.422				0-0 1B					0-0 F7	4	2	3	1	0	0	0				
Gordy Coleman, L (1, 3) OBP: 0.302, SLG: 0.513				0-0 2-3					0-0 G3	2	0	0	0	2	1	1				
Vada Pinson, L (1, 8) OBP: 0.298, SLG: 0.364				0-0 G4-6-3					0-0 G3	4	1	3	3	0	0	2				
Jerry Zimmerman, R (1, 2) OBP: 0.227, SLG: 0.150				0-0 2-H					0-0 G3	3	0	0	0	0	0	3				
Jerry Lynch, L (9, PH) OBP: 0.533, SLG: 1.250				0-0 G4-6-3					0-0 1B	0	0	0	0	1	0	0				
Bob Schmidt, R (9, 2) OBP: 0.214, SLG: 0.140				0-0 1-2					0-0 IBB	0	0	0	0	0	0	0				
Joey Jay, S (1, 1) OBP: 0.056, SLG: 0.111				0-0 K					0-0 K	4	0	0	0	0	3	5				
<b>Inning Stats</b>	R: 0 E: 0 K: 0 S: 4	H: 1 LOB: 1 BB: 0 P: 4	R: 1 E: 0 K: 1 S: 6	H: 2 LOB: 0 BB: 0 P: 6	R: 0 E: 0 K: 1 S: 5	H: 1 LOB: 0 BB: 0 P: 5	R: 4 E: 2 K: 1 S: 8	H: 2 LOB: 1 BB: 2 P: 16	R: 1 E: 0 K: 0 S: 4	H: 1 LOB: 0 BB: 0 P: 4	R: 0 E: 0 K: 0 S: 4	H: 0 LOB: 1 BB: 0 P: 5	R: 0 E: 0 K: 2 S: 8	H: 1 LOB: 3 BB: 2 P: 16	R: 1 E: 0 K: 0 S: 3	H: 2 LOB: 1 BB: 0 P: 3	1B: 7 2B: 3 3B: 0 HR: 1	SF: 0 SAC: 0 DP: 1 HBP: 1	WP: 0 PB: 0 SB: 1 CS: 2	PA: 41
<b>PITCHER</b> Warren Spahn, L (1, 1) ERA: 2.44	IP: 6.0 WLS: 9 BF: 27 H: 8 R: 6 ER: 4 SO: 3 BB: 2 IBB: 0 HBP: 0 BLK: 0 WP: 0 HR: 1 S: 31 P: 39 ERA: 6.00 WHIP: 1.667															<b>PITCHER</b>				
Claude Raymond, R (7, 1) ERA: 2.45	IP: 2.0 WLS: 1 BF: 9 H: 1 R: 0 ER: 0 SO: 3 BB: 1 IBB: 1 HBP: 1 BLK: 0 WP: 0 HR: 0 S: 12 P: 21 ERA: 0.00 WHIP: 1.000															<b>PITCHER</b>				
Moe Drabowsky, R (9, 1) ERA: 2.45	IP: 0.1 WLS: L BF: 3 H: 2 R: 1 ER: 1 SO: 0 BB: 0 IBB: 0 HBP: 0 BLK: 0 WP: 0 HR: 0 S: 3 P: 3 ERA: 27.00 WHIP: 6.000															<b>PITCHER</b>				

AB	34
R	7
H	11
RBI	6
BB	4
SO	6
LOB	14





Batter	1	2	3	4	5	6	7	8	9	AB	R	H	RBI	BB	SO	LOB	TOP			
Lee Maye, L OBP: 0.333, SLG: 0.463 (1,9)	0-0 1-3		0-0 L4		0-0 F7			0-0 1-3		4	0	0	0	0	0	0	<b>Milwaukee Braves @ Cincinnati Reds</b> Crosley Field, Cincinnati, OH Sun May 21 1961, 3:38 AM EDT Att: 25,809 - Unknown			
Frank Bolling, R OBP: 0.391, SLG: 0.420 (1,4)	0-0 G3		0-0 F7			4-0 2B BB		4-0 BB		2	1	0	0	2	0	0				
Eddie Mathews, L OBP: 0.443, SLG: 0.597 (1,5)	0-0 P6			4-0 HR BB		0-0 F9		0-0 G3		3	1	0	0	1	0	2				
Hank Aaron, R OBP: 0.354, SLG: 0.602 (1,8)		0-0 6-3		0-0 1-H HR		0-0 2B			0-0 4-3	4	1	2	3	0	0	0				
Joe Adcock, R OBP: 0.254, SLG: 0.350 (1,3)	0-0 P5		0-0 F2		0-3 K			0-0 2B FC5-2 1B		4	0	1	0	0	1	0				
Joe Torre, R OBP: 0.375, SLG: 0.875 (1,2)	0-0 1B 1B		0-0 F8		0-3 K			0-0 2B FC5-2 1-3		4	0	2	0	0	1	0				
Frank Thomas, R OBP: 0.311, SLG: 0.423 (1,7)	0-0 FC6-4 1B		0-0 5-3		0-0 F3			4-0 FC5-2 IBB		3	0	1	0	1	0	0				
Johnny Logan, R OBP: 0.154, SLG: 0.167 (1,6)	0-0 FC6-4				0-0 F7			0-0 FC5-2		4	0	0	0	0	0	5				
Carl Willey, R Claude Raymond, R (9,1)			0-3 K		0-0 4-3			0-3 K	0-3 K	4	0	0	0	0	3	3				
<b>Inning Stats</b>	R: 0 E: 0 K: 0 S: 3	H: 0 LOB: 0 BB: 0 P: 3	R: 0 E: 0 K: 0 S: 5	H: 2 LOB: 2 BB: 0 P: 5	R: 0 E: 0 K: 1 S: 5	H: 0 LOB: 0 BB: 1 P: 5	R: 2 E: 0 K: 0 S: 4	H: 1 LOB: 0 BB: 1 P: 8	R: 0 E: 0 K: 0 S: 3	H: 0 LOB: 0 BB: 0 P: 3	R: 1 E: 0 K: 1 S: 5	H: 1 LOB: 1 BB: 1 P: 9	R: 0 E: 0 K: 1 S: 5	H: 0 LOB: 1 BB: 0 P: 5	R: 0 E: 0 K: 1 S: 7	H: 2 LOB: 3 BB: 1 P: 11	1B: 3 2B: 2 3B: 0 HR: 1	SF: 0 SAC: 0 DP: 0 HBP: 0	WP: 0 PB: 0 SB: 0 CS: 0	PA: 36
<b>PITCHER</b>	IP WLS BF H R ER SO BB IBB HBP BLK WP HR S P ERA WHIP																			
Jim Maloney, R (1,1) ERA: 3.6	7.0 L 26 4 3 3 3 2 0 0 0 0 0 1 30 38 3.86 0.857																			
Howie Nunn, R (8,1) ERA: 4.05	2.0 10 2 0 0 2 1 1 0 0 0 0 0 12 20 0.00 1.500																			

AB	32
R	3
H	6
RBI	3
BB	4
SO	5
LOB	10



Batter	1	2	3	4	5	6	7	8	9	AB	R	H	RBI	BB	SO	LOB	BOTTOM			
Don Blasingame, L OBP: 0.283, SLG: 0.272 (1,4)	0-0 L7		0-0 4-3		0-0 G3				0-0 F2	4	0	0	0	0	0	5	<b>Milwaukee Braves @ Cincinnati Reds</b> Crosley Field, Cincinnati, OH Sun May 21 1961, 3:38 AM EDT Att: 25,809 - Unknown			
Eddie Kasko, R OBP: 0.355, SLG: 0.384 (1,6)	0-0 4-3			0-0 F7		0-3 K		0-0 5-3		4	0	0	0	0	1	0				
Gus Bell, L OBP: 0.273, SLG: 0.365 (1,7)	0-0 4-3				0-0 1B			0-0 F8		4	0	1	0	0	0	0				
Wally Post, R OBP: 0.389, SLG: 0.526 (1,9)		0-3 K		0-3 K		0-0 5-3		0-0 6-3		4	0	0	0	0	2	1				
Gene Freese, R OBP: 0.319, SLG: 0.447 (1,5)		0-0 G3-6-3 1B			0-0 F8			0-0 5-3		4	1	2	1	0	0	1				
Gordy Coleman, L OBP: 0.301, SLG: 0.504 (1,3)		0-0 G3-6-3				0-0 6-3		0-0 1B 1B		4	1	1	0	0	0	1				
Vada Pinson, L OBP: 0.311, SLG: 0.384 (1,8)					0-0 CS 2B			0-0 F8		4	0	3	0	0	0	1				
Bob Schmidt, R OBP: 0.224, SLG: 0.154 (1,2)					0-0 B1			0-0 1B		2	0	1	0	0	0	1				
Jerry Lynch, L (7,PH) Howie Nunn, R (8,1) Frank Robinson, R (9,PH)					0-0 1-2 1B			0-0 1B 1B		1	0	1	0	0	0	0				
Jim Maloney, L (1,1) Dick Gemert, R (7,PH) Elio Chacon, R (7,PR) Jerry Zimmerman, R (8,2) Pete Whisenant, R (9,PH)					4-0 2-3 BB			0-0 1-2 1B		1	0	0	0	1	1	2				
<b>Inning Stats</b>	R: 0 E: 0 K: 0 S: 3	H: 0 LOB: 0 BB: 0 P: 3	R: 0 E: 0 K: 1 S: 5	H: 1 LOB: 0 BB: 0 P: 5	R: 0 E: 0 K: 1 S: 6	H: 1 LOB: 1 BB: 0 P: 6	R: 0 E: 0 K: 1 S: 7	H: 2 LOB: 2 BB: 0 P: 7	R: 0 E: 0 K: 1 S: 5	H: 0 LOB: 0 BB: 0 P: 5	R: 1 E: 0 K: 0 S: 6	H: 3 LOB: 2 BB: 0 P: 6	R: 0 E: 0 K: 0 S: 3	H: 0 LOB: 0 BB: 0 P: 3	R: 1 E: 0 K: 0 S: 5	H: 3 LOB: 2 BB: 0 P: 5	1B: 9 2B: 1 3B: 0 HR: 1	SF: 0 SAC: 0 DP: 1 HBP: 0	WP: 0 PB: 0 SB: 0 CS: 1	PA: 36
<b>PITCHER</b>	IP WLS BF H R ER SO BB IBB HBP BLK WP HR S P ERA WHIP																			
Carl Willey, R (1,1) ERA: 7.52	8.0 W 32 9 2 2 4 1 0 0 0 0 0 1 39 43 2.25 1.250																			
Claude Raymond, R (9,1) ERA:	1.0 S 4 2 0 0 0 0 0 0 0 0 0 0 4 4 0.00 2.000																			







Batter	1	2	3	4	5	6	7	8	9	AB	R	H	RBI	BB	SO	LOB	TOP										
Bill Virdon, L OBP: 0.367, SLG: 0.509 (1, 8)										3	1	0	0	1	0	0	<b>Pittsburgh Pirates @ Milwaukee Braves</b> <b>Milwaukee County Stadium, Milwaukee, WI</b> Mon May 22 1961, 8:05 PM EDT Att: 10,332 - Unknown										
Dick Groat, R OBP: 0.343, SLG: 0.379 (1, 6)										4	1	1	1	0	1	1											
Bob Skinner, L OBP: 0.347, SLG: 0.304 (1, 7)										3	0	1	0	0	0	0											
Smoky Burgess, L OBP: 0.387, SLG: 0.463 (1, 2)										4	0	1	1	0	0	1											
Roberto Clemente, R OBP: 0.358, SLG: 0.488 (1, 9)										4	0	0	0	0	0	2											
Rocky Nelson, L OBP: 0.382, SLG: 0.564 (1, 3)										2	0	1	0	2	0	0											
Don Hoak, R OBP: 0.383, SLG: 0.419 (1, 5)										3	0	0	0	1	0	2											
Bill Mazerowski, R OBP: 0.262, SLG: 0.321 (1, 4)										3	0	0	0	0	0	1											
Harvey Haddix, L (1, 1)										4	0	0	0	0	2	4											
<b>Inning Stats</b>	R: 0 E: 0 K: 1 S: 5	H: 1 LOB: 0 BB: 0 P: 5	R: 0 E: 0 K: 0 S: 3	H: 0 LOB: 1 BB: 1 P: 7	R: 0 E: 0 K: 0 S: 3	H: 0 LOB: 0 BB: 0 P: 3	R: 0 E: 0 K: 0 S: 4	H: 1 LOB: 1 BB: 0 P: 4	R: 0 E: 0 K: 1 S: 6	H: 1 LOB: 1 BB: 0 P: 6	R: 1 E: 1 K: 0 S: 3	H: 0 LOB: 1 BB: 1 P: 8	R: 0 E: 0 K: 0 S: 3	H: 0 LOB: 0 BB: 0 P: 3	R: 1 E: 0 K: 0 S: 4	H: 1 LOB: 0 BB: 0 P: 4		R: 0 E: 0 K: 1 S: 5	H: 0 LOB: 3 BB: 2 P: 14	1B: 3 2B: 0 3B: 0 HR: 1	SF: 0 SAC: 0 DP: 0 HBP: 2	WP: 0 PB: 0 SB: 0 CS: 1	PA: 37				
<b>PITCHER</b>	IP	WLS	BF	H	R	ER	SO	BB	IBB	HBP	BLK	WP	HR	S	P	ERA	WHIP										
Bob Buhl, R ERA: 4.34 (1, 1)	8.0	L	30	4	2	1	2	2	0	1	0	0	1	31	40	1.12	0.750										
Don McMahon, R ERA: 3.79 (9, 1)	0.2		5	0	0	0	0	2	0	1	0	0	0	2	11	0.00	3.000										
Seth Morehead, L ERA: 7.45 (9, 1)	0.1		1	0	0	0	1	0	0	0	0	0	0	3	3	0.00	0.000										

Batter	1	2	3	4	5	6	7	8	9	AB	R	H	RBI	BB	SO	LOB	BOTTOM										
Lee Maye, L OBP: 0.330, SLG: 0.452 (1, 9)										4	0	1	0	0	2	0	<b>Pittsburgh Pirates @ Milwaukee Braves</b> <b>Milwaukee County Stadium, Milwaukee, WI</b> Mon May 22 1961, 8:05 PM EDT Att: 10,332 - Unknown										
Frank Bolling, R OBP: 0.401, SLG: 0.472 (1, 4)										4	1	3	1	0	0	1											
Eddie Mathews, L OBP: 0.438, SLG: 0.582 (1, 5)										3	0	0	0	1	1	3											
Hank Aaron, R OBP: 0.344, SLG: 0.582 (1, 8)										4	0	0	0	0	0	3											
Joe Torre, R OBP: 0.273, SLG: 0.636 (1, 2)										3	0	0	0	0	1	0											
Joe Adcock, R OBP: 0.256, SLG: 0.350 (1, 3)										3	0	1	0	0	1	0											
Frank Thomas, R OBP: 0.321, SLG: 0.430 (1, 7)										3	0	2	0	0	0	1											
Roy McMillan, R OBP: 0.298, SLG: 0.284 (1, 6)										3	0	0	0	0	1	2											
Bob Buhl, R OBP: 0.143, SLG: 0.077 (8, PH) Johnny Logan, R OBP: 0.143, SLG: 0.154 Don McMahon, R OBP: 0.333, SLG: 0.333 Seth Morehead, L (9, 1)										2	0	0	0	0	1	0											
<b>Inning Stats</b>	R: 0 E: 0 K: 0 S: 4	H: 1 LOB: 1 BB: 0 P: 4	R: 0 E: 0 K: 0 S: 3	H: 1 LOB: 0 BB: 0 P: 3	R: 0 E: 0 K: 2 S: 7	H: 0 LOB: 0 BB: 0 P: 7	R: 1 E: 0 K: 1 S: 5	H: 1 LOB: 1 BB: 1 P: 9	R: 0 E: 0 K: 2 S: 7	H: 1 LOB: 1 BB: 0 P: 7	R: 0 E: 0 K: 0 S: 4	H: 1 LOB: 1 BB: 0 P: 4	R: 0 E: 0 K: 0 S: 3	H: 0 LOB: 0 BB: 0 P: 3	R: 0 E: 0 K: 0 S: 3	H: 1 LOB: 0 BB: 0 P: 3	R: 0 E: 0 K: 2 S: 8	H: 1 LOB: 1 BB: 0 P: 8	1B: 5 2B: 1 3B: 1 HR: 1	SF: 0 SAC: 0 DP: 4 HBP: 0	WP: 0 PB: 0 SB: 0 CS: 1	PA: 31					
<b>PITCHER</b>	IP	WLS	BF	H	R	ER	SO	BB	IBB	HBP	BLK	WP	HR	S	P	ERA	WHIP										
Harvey Haddix, L ERA: 2.56 (1, 1)	9.0	W	31	7	1	1	7	1	0	0	0	0	1	44	48	1.00	0.889										






Batter	1	2	3	4	5	6	7	8	9	AB	R	H	RBI	BB	SO	LOB	TOP			
Bill Virdon, L OBP: 0.371, SLG: 0.509 (1, 8)	F7		CS 1B		4-3			1B		4	0	2	0	0	0	1	<b>Pittsburgh Pirates @ Milwaukee Braves</b> <b>Milwaukee County Stadium, Milwaukee, WI</b> Tue May 23 1961, 4:33 AM EDT Att: 9,367 - Unknown  <b>AB 30</b> <b>R 0</b> <b>H 4</b> <b>RBI 0</b> <b>BB 2</b> <b>SO 3</b> <b>LOB 8</b> 			
Dick Groat, R OBP: 0.333, SLG: 0.368 (1, 6)	3-1		6-3			F2		4-3		4	0	0	0	0	0	2				
Bob Skinner, L OBP: 0.336, SLG: 0.292 (1, 7)	K				K	P3			F7	4	0	0	0	0	2	0				
Dick Stuart, R OBP: 0.351, SLG: 0.539 (1, 3)		F8		K		5-3			1-3	4	0	0	0	1	0					
Roberto Clemente, R OBP: 0.362, SLG: 0.485 (1, 9)		FC6-4 BB						1-3	6-3	3	0	1	0	1	0	0				
Smoky Burgess, L OBP: 0.372, SLG: 0.443 (1, 2)		FC6-4 BB		1-3				4-3		3	0	0	0	0	0	2				
Don Hoak, R OBP: 0.382, SLG: 0.411 (1, 5)		FC6-4 BB			6-3			6-3		2	0	0	0	1	0	0				
Bill Mazerowski, R OBP: 0.264, SLG: 0.330 (1, 4)		FC6-4				4-3		F7		3	0	1	0	0	0	2				
Bobby Shantz, R OBP: 0.250, SLG: 0.250 (1, 1)						4-3		4-3		2	0	0	0	0	0	1				
Rocky Nelson, L OBP: 0.354, SLG: 0.550 (8, PH)										1	0	0	0	0	0	0				
Roy Face, R OBP: 0.250, SLG: 0.250 (8, 1)										0	0	0	0	0	0	0				
<b>Inning Stats</b>	R: 0 E: 0 K: 1 S: 5	H: 0 LOB: 0 BB: 0 P: 5	R: 0 E: 0 K: 0 S: 3	H: 0 LOB: 2 BB: 2 P: 11	R: 0 E: 0 K: 0 S: 3	H: 1 LOB: 0 BB: 0 P: 3	R: 0 E: 0 K: 2 S: 8	H: 1 LOB: 1 BB: 0 P: 8	R: 0 E: 0 K: 0 S: 4	H: 0 LOB: 0 BB: 0 P: 3	R: 0 E: 0 K: 0 S: 3	H: 0 LOB: 0 BB: 0 P: 3	R: 0 E: 0 K: 0 S: 4	H: 1 LOB: 1 BB: 0 P: 4	R: 0 E: 0 K: 0 S: 3	H: 0 LOB: 0 BB: 0 P: 3	1B: 3 2B: 1 3B: 0 HR: 0	SF: 0 SAC: 0 DP: 0 HBP: 0	WP: 0 PB: 0 SB: 0 CS: 1	PA: 32
<b>PITCHER</b> Lew Burdette, R ERA: 3.68 (1, 1)	IP: 9.0 WLS: W BF: 32 H: 4 R: 0 ER: 0 SO: 3 BB: 2 IBB: 0 HBP: 0 BLK: 0 WP: 0 HR: 0 S: 36 P: 44 ERA: 0.00 WHIP: 0.667															<b>PITCHER</b>				

Batter	1	2	3	4	5	6	7	8	9	AB	R	H	RBI	BB	SO	LOB	BOTTOM			
Lee Maye, L OBP: 0.316, SLG: 0.432 (1, 9)	K		K			K		FC6		4	0	0	0	0	3	1	<b>Pittsburgh Pirates @ Milwaukee Braves</b> <b>Milwaukee County Stadium, Milwaukee, WI</b> Tue May 23 1961, 4:33 AM EDT Att: 9,367 - Unknown  <b>AB 27</b> <b>R 1</b> <b>H 4</b> <b>RBI 1</b> <b>BB 1</b> <b>SO 7</b> <b>LOB 5</b> 			
Frank Bolling, R OBP: 0.400, SLG: 0.484 (1, 4)	1B 3B		4-3			F7				3	1	1	0	0	0	0				
Eddie Mathews, L OBP: 0.435, SLG: 0.576 (1, 5)	FC6-4 1B		3-1			K				3	0	1	1	0	1	0				
Hank Aaron, R OBP: 0.336, SLG: 0.568 (1, 8)	F7				F8			6-3		3	0	0	0	0	0	1				
Joe Torre, R OBP: 0.214, SLG: 0.500 (1, 2)	FC6-4				5-3			6-3		3	0	0	0	0	0	1				
Joe Adcock, R OBP: 0.258, SLG: 0.344 (1, 3)		G5-4-3 BB			5-3			F9		2	0	0	0	1	0	0				
Frank Thomas, R OBP: 0.312, SLG: 0.417 (1, 7)		G5-4-3				K2-3		P4		3	0	0	0	0	1	1				
Roy McMillan, R OBP: 0.299, SLG: 0.286 (1, 6)						K		4-3		3	0	1	0	0	1	0				
Lew Burdette, R OBP: 0.200, SLG: 0.320 (1, 1)		K				6-3		FC6 1B		3	0	1	0	0	1	1				
<b>Inning Stats</b>	R: 1 E: 0 K: 1 S: 7	H: 2 LOB: 1 BB: 0 P: 7	R: 0 E: 0 K: 1 S: 5	H: 1 LOB: 1 BB: 1 P: 9	R: 0 E: 0 K: 1 S: 5	H: 0 LOB: 0 BB: 0 P: 5	R: 0 E: 0 K: 0 S: 3	H: 0 LOB: 0 BB: 0 P: 3	R: 0 E: 0 K: 2 S: 7	H: 0 LOB: 0 BB: 0 P: 7	R: 0 E: 0 K: 0 S: 3	H: 0 LOB: 0 BB: 0 P: 3	R: 0 E: 0 K: 0 S: 4	H: 1 LOB: 1 BB: 0 P: 4	R: 0 E: 0 K: 0 S: 3	H: 0 LOB: 0 BB: 0 P: 3	1B: 3 2B: 0 3B: 1 HR: 0	SF: 0 SAC: 0 DP: 1 HBP: 0	WP: 0 PB: 0 SB: 0 CS: 0	PA: 28
<b>PITCHER</b> Bobby Shantz, L ERA: 2.7 (1, 1)	IP: 7.0 WLS: L BF: 24 H: 3 R: 1 ER: 1 SO: 7 BB: 1 IBB: 0 HBP: 0 BLK: 0 WP: 0 HR: 0 S: 37 P: 41 ERA: 1.29 WHIP: 0.571															<b>PITCHER</b>				
<b>PITCHER</b> Roy Face, R ERA: 1.9 (8, 1)	IP: 1.0 WLS: L BF: 4 H: 1 R: 0 ER: 0 SO: 0 BB: 0 IBB: 0 HBP: 0 BLK: 0 WP: 0 HR: 0 S: 4 P: 4 ERA: 0.00 WHIP: 1.000															<b>PITCHER</b>				



Batter	1	2	3	4	5	6	7	8	9	AB	R	H	RBI	BB	SO	LOB	TOP										
<b>Bobby Malkmus, R</b> OBP: 0.235, SLG: 0.262 (1.4)	0-0 6-3		0-0 1B	0-0 1-3 3B		0-0 4-3		0-0 5-3	5 1 2 2 0 0 0																		
<b>Ken Walters, R</b> OBP: 0.323, SLG: 0.433 (1.9)	0-0 6-3		0-0 6-3	0-0 1-3		0-0 6-3		0-0 5-3	5 0 0 1 0 0 1																		
<b>Johnny Callison, L</b> OBP: 0.391, SLG: 0.454 (1.7)	0-3 K		0-0 F9	0-0 BB			0-0 L9		3 0 0 0 1 1 1																		
<b>Pancho Herrera, R</b> OBP: 0.347, SLG: 0.394 (1.3)		4-0 BB		0-0 F4			0-3 K		3 1 1 0 1 1 1																		
<b>Tony Gonzalez, L</b> OBP: 0.432, SLG: 0.453 (1.8)	0-0 6-3		0-0 HR	0-0 4-3		0-0 BB		0-0 G3	3 1 1 0 1 0 1																		
<b>Charley Smith, R</b> OBP: 0.299, SLG: 0.437 (1.6)	0-0 F2		0-0 HR	0-0 BB		0-0 P1		0-0 F3	4 1 1 3 0 0 2																		
<b>Clay Dalrymple, L</b> OBP: 0.216, SLG: 0.241 (1.2)	0-0 6-3		0-0 SH3-4	0-0 4-3		0-0 BB		0-0 G3	4 1 1 0 0 0 2																		
<b>Jim Woods, R</b> OBP: 0.300, SLG: 0.457 (1.5)			0-0 HR	0-0 SH3-4		0-0 F9		0-0 5-3	4 2 2 1 0 0 1																		
<b>Art Mahaffey, R</b> (1.1)			0-3 K	0-0 SH3-4		0-0 2-3		0-0 6-3	3 0 0 0 0 1 0																		
<b>Inning Stats</b>	R: 0 E: 0 K: 1 S: 5	H: 0 LOB: 0 BB: 0 P: 5	R: 0 E: 0 K: 0 S: 3	H: 0 LOB: 1 BB: 1 P: 7	R: 1 E: 0 K: 1 S: 7	H: 2 LOB: 1 BB: 0 P: 7	R: 6 E: 0 K: 0 S: 9	H: 6 LOB: 1 BB: 1 P: 13	R: 0 E: 0 K: 0 S: 3	H: 0 LOB: 0 BB: 0 P: 3	R: 0 E: 0 K: 1 S: 5	H: 0 LOB: 0 BB: 0 P: 5	R: 0 E: 0 K: 0 S: 3	H: 0 LOB: 0 BB: 0 P: 3	R: 0 E: 0 K: 0 S: 3	H: 0 LOB: 0 BB: 0 P: 3	1B: 4 2B: 1 3B: 1 HR: 2	SF: 0 SAC: 1 DP: 0 HBP: 0	WP: 0 PB: 0 SB: 0 CS: 0	PA: 38							
<b>PITCHER</b>	IP	WLS	BF	H	R	ER	SO	BB	IBB	HBP	BLK	WP	HR	S	P	ERA	WHIP										
<b>Don Nottebart, R</b> ERA: 5.66 (1.1)	3.0	L	16	6	5	5	2	1	0	0	0	0	2	19	23	15.00	2.333										
<b>Moe Drabowsky, R</b> ERA: 3.21 (4.1)	3.0		13	2	2	2	0	2	0	0	0	0	0	11	19	6.00	1.333										
<b>Seth Morehead, L</b> ERA: 6.17 (7.1)	2.0		6	0	0	0	1	0	0	0	0	0	0	8	8	0.00	0.000										
<b>Don McMahon, R</b> ERA: 3.57 (9.1)	1.0		3	0	0	0	0	0	0	0	0	0	0	3	3	0.00	0.000										

Philadelphia Phillies @ Milwaukee Braves  
Milwaukee County Stadium, Milwaukee, WI  
Wed May 24 1961, 8:05 PM EDT  
Att: 9,120 - Unknown

AB 34  
R 7  
H 8  
RBI 7  
BB 3  
SO 3  
LOB 9

Batter	1	2	3	4	5	6	7	8	9	AB	R	H	RBI	BB	SO	LOB	BOTTOM										
<b>Lee Maye, L</b> OBP: 0.313, SLG: 0.418 (1.9)	0-0 4-3		0-0 P4			0-0 BB		0-0 G3	3 0 0 0 1 0 2																		
<b>Frank Bolling, R</b> OBP: 0.403, SLG: 0.496 (1.4)	0-0 L6			0-0 SF8		0-0 G5-4-3		0-0 BB	3 1 1 0 1 0 1																		
<b>Eddie Mathews, L</b> OBP: 0.430, SLG: 0.566 (1.5)	0-0 F9			0-0 P5			0-3 K		4 0 1 0 0 1 1																		
<b>Hank Aaron, R</b> OBP: 0.333, SLG: 0.563 (1.8)		0-0 1B		0-0 SF8		0-0 F2		0-0 F2	3 0 1 1 0 0 2																		
<b>Joe Torre, R</b> OBP: 0.167, SLG: 0.389 (1.2)		0-0 E6		0-3 K		0-0 F9		0-0 F3	4 0 0 0 0 1 3																		
<b>Joe Adcock, R</b> OBP: 0.257, SLG: 0.341 (1.3)		0-3 K			0-3 K			0-0 BB	4 0 1 0 0 2 4																		
<b>Frank Thomas, R</b> OBP: 0.304, SLG: 0.406 (1.7)		0-0 G1-4-3			0-0 6-3			0-0 F7	3 0 0 0 0 0 3																		
<b>Roy McMillan, R</b> OBP: 0.294, SLG: 0.281 (1.6)			0-0 P4		0-0 L4			0-0 BB	2 0 0 0 0 0 0																		
<b>Al Spangler, L</b> OBP: 0.391, SLG: 0.278 (8, PH)								0-0 BB	0 0 0 0 1 0 0																		
<b>Johnny Logan, R</b> OBP: 0.143, SLG: 0.154 (9.6)								0-3 K	0 0 0 0 0 0 0																		
<b>Don Nottebart, R</b> OBP: 0.287, SLG: 0.354 (11.1)								0-0 P4	1 0 0 0 0 0 0																		
<b>Moe Drabowsky, R</b> (4.1)									0 0 0 0 0 0 0																		
<b>Billy Martin, R</b> (6, PH)									1 0 0 0 0 0 0																		
<b>Seth Morehead, L</b> (7.1)									0 0 0 0 0 0 0																		
<b>Charlie Lau, L</b> OBP: 0.326, SLG: 0.278 (8, PH)									1 0 0 0 0 0 1 2																		
<b>Don McMahon, R</b> OBP: 0.333, SLG: 0.333 (9.1)									0 0 0 0 0 0 0																		
<b>Inning Stats</b>	R: 0 E: 0 K: 0 S: 3	H: 0 LOB: 0 BB: 0 P: 3	R: 0 E: 1 K: 1 S: 6	H: 1 LOB: 1 BB: 0 P: 6	R: 0 E: 0 K: 0 S: 3	H: 0 LOB: 0 BB: 0 P: 3	R: 1 E: 0 K: 1 S: 6	H: 1 LOB: 0 BB: 0 P: 6	R: 0 E: 0 K: 1 S: 5	H: 0 LOB: 0 BB: 0 P: 5	R: 0 E: 0 K: 0 S: 2	H: 0 LOB: 0 BB: 1 P: 6	R: 0 E: 0 K: 1 S: 5	H: 0 LOB: 0 BB: 0 P: 5	R: 0 E: 0 K: 1 S: 6	H: 1 LOB: 2 BB: 1 P: 10	R: 0 E: 0 K: 0 S: 4	H: 1 LOB: 2 BB: 1 P: 8	1B: 3 2B: 0 3B: 1 HR: 0	SF: 1 SAC: 0 DP: 2 HBP: 0	WP: 0 PB: 0 SB: 1 CS: 0	PA: 33					
<b>PITCHER</b>	IP	WLS	BF	H	R	ER	SO	BB	IBB	HBP	BLK	WP	HR	S	P	ERA	WHIP										
<b>Art Mahaffey, R</b> ERA: 1.8 (1.1)	9.0	W	33	4	1	1	5	3	0	0	0	0	0	40	52	1.00	0.778										

Philadelphia Phillies @ Milwaukee Braves  
Milwaukee County Stadium, Milwaukee, WI  
Wed May 24 1961, 8:05 PM EDT  
Att: 9,120 - Unknown

AB 29  
R 1  
H 4  
RBI 1  
BB 3  
SO 5  
LOB 18







Batter	1	2	3	4	5	6	7	8	9	AB	R	H	RBI	BB	SO	LOB	TOP			
Maury Wills, S OBP: 0.398, SLG: 0.376	0-0 1B 4-3		3-2 L4			2-2 F8		0-1 FC1		4	1	1	0	0	0	1	<b>Los Angeles Dodgers @ Milwaukee Braves</b> Milwaukee County Stadium, Milwaukee, WI Fri May 26 1961, 8:05 PM EDT Att: 10,613 - Unknown			
Jim Gilliam, S OBP: 0.316, SLG: 0.376	1-1 F8		4-2 BB			0-0 F4		2-2 F7		3	0	0	0	1	0	3				
Willie Davis, L OBP: 0.350, SLG: 0.512	0-0 1B 4-3		2-2 F5			1-2 F4		2-2 F9		4	0	1	0	0	0	3				
Tommy Davis, R OBP: 0.353, SLG: 0.500	2-2 4-3			4-1 BB G1-4-3				3-1 F2		3	1	1	1	1	0	3				
Gil Hodges, R OBP: 0.333, SLG: 0.400	2-2 6-3			2-1 BB G1-4-3				0-0 FC5-4 1B		4	0	1	0	0	0	2				
Frank Howard, R OBP: 0.283, SLG: 0.462		2-0 F8		0-0 F7				2-1 FC5-4 1B		4	0	2	1	0	0	0				
Norm Sherry, R OBP: 0.346, SLG: 0.571		3-2 6-3			0-0 G4-6-3 1B			1-1 FC5-4 G6-4-3 1B		4	0	1	0	0	0	3				
Bob Lillis, R OBP: 0.200, SLG: 0.111		1-0 F8			2-0 G4-6-3 1B			3-2 G6-4-3		3	0	0	0	0	0	3				
Stan Williams, R OBP: 0.333, SLG: 0.286			1-0 F4			0-1 F8			1-0 E4	1	0	0	0	0	0	0				
Jim Golden, L										1	0	0	0	0	0	0				
Bob Aspromonte, R OBP: 0.250, SLG: 0.250										1	0	0	0	0	0	0				
Turk Farrell, R OBP: 0.333, SLG: 0.333										0	0	0	0	0	0	0				
<b>Inning Stats</b>	R: 1 E: 0 K: 0 S: 11	H: 2 LOB: 1 BB: 0 P: 16	R: 0 E: 0 K: 0 S: 6	H: 0 LOB: 0 BB: 0 P: 12	R: 0 E: 0 K: 0 S: 9	H: 0 LOB: 1 BB: 1 P: 19	R: 0 E: 0 K: 0 S: 4	H: 0 LOB: 0 BB: 0 P: 10	R: 0 E: 0 K: 0 S: 4	H: 1 LOB: 0 BB: 0 P: 6	R: 0 E: 0 K: 0 S: 8	H: 0 LOB: 0 BB: 0 P: 11	R: 1 E: 0 K: 0 S: 11	H: 3 LOB: 1 BB: 0 P: 20	R: 0 E: 2 K: 0 S: 11	H: 0 LOB: 2 BB: 0 P: 19	1B: 7 2B: 0 3B: 0 HR: 0	SF: 0 SAC: 0 DP: 4 HBP: 0	WP: 0 PB: 0 SB: 0 CS: 0	PA: 34
<b>PITCHER</b> Warren Spahn, L ERA: 2.39	IP: 9.0 WLS: W BF: 34 H: 7 R: 2 ER: 2 SO: 0 BB: 2 IBB: 0 HBP: 0 BLK: 0 WP: 0 HR: 0 S: 68 P: 120 ERA: 2.00 WHIP: 1.000															<b>PITCHER</b>				

Batter	1	2	3	4	5	6	7	8	9	AB	R	H	RBI	BB	SO	LOB	BOTTOM	
Lee Maye, L OBP: 0.308, SLG: 0.400	1-1 4-3		2-2 F2			2-2 F8		0-0 F9		4	0	0	0	1	0	4	<b>Los Angeles Dodgers @ Milwaukee Braves</b> Milwaukee County Stadium, Milwaukee, WI Fri May 26 1961, 8:05 PM EDT Att: 10,613 - Unknown	
Frank Bolling, R OBP: 0.395, SLG: 0.481	4-2 1B BB		1-0 6-3			2-2 F8		2-2 F8 F2		4	1	0	0	1	0	2		
Eddie Mathews, L OBP: 0.429, SLG: 0.556	2-2 1B 1B		1-1 G3			0-0 F9		4-2 FC6-4 BB		4	1	1	0	1	0	0		
Hank Aaron, R OBP: 0.350, SLG: 0.591	2-2 S 1B 6-3		3-2 HBP S WP HBP			2-0 1B		2-3 K		4	3	3	2	0	1	1		
Joe Torre, R OBP: 0.174, SLG: 0.348	0-0 S 1B		0-1 F9			1-0 F9		0-0 FC6-4		5	0	1	1	0	0	3		
Joe Adcock, R OBP: 0.286, SLG: 0.339	2-1 1B 6-3		4-1 WP HBP BB			4-1 HR BB		2-1 4-3		1	2	0	1	2	0	1		
Al Spangler, L OBP: 0.360, SLG: 0.250	1-2 2H 1B		1-2 WP BB					2-3 K		2	0	0	0	0	1	0		
Frank Thomas, R OBP: 0.319, SLG: 0.435	3-3 K		2-2 WP WP HBP			0-0 HR		4-1 BB 2B BB		2	2	1	2	1	1	1		
Roy McMillan, R OBP: 0.300, SLG: 0.276		2-2 5-3		4-1 WP BB		1-1 F9		4-0 2B BB		2	1	0	0	2	0	0		
Warren Spahn, L OBP: 0.273, SLG: 0.300		1-3 K		1-2 2-3 3H HBP		3-1 G3		1-0 2B		4	0	1	2	0	2	2		
<b>Inning Stats</b>	R: 3 E: 0 K: 1 S: 16	H: 3 LOB: 1 BB: 1 P: 30	R: 0 E: 0 K: 1 S: 10	H: 0 LOB: 1 BB: 1 P: 18	R: 2 E: 0 K: 1 S: 20	H: 0 LOB: 2 BB: 2 P: 38	R: 0 E: 0 K: 0 S: 6	H: 1 LOB: 0 BB: 0 P: 11	R: 2 E: 0 K: 1 S: 9	H: 1 LOB: 1 BB: 1 P: 17	R: 2 E: 0 K: 0 S: 6	H: 1 LOB: 1 BB: 2 P: 17	R: 1 E: 0 K: 1 S: 7	H: 1 LOB: 0 BB: 0 P: 11	1B: 4 2B: 1 3B: 0 HR: 2	SF: 0 SAC: 0 DP: 0 HBP: 2	WP: 2 PB: 0 SB: 0 CS: 0	PA: 42
<b>PITCHER</b> Stan Williams, R ERA: 4.16	IP: 2.2 WLS: L BF: 17 H: 3 R: 5 ER: 5 SO: 2 BB: 4 IBB: 0 HBP: 2 BLK: 0 WP: 1 HR: 0 S: 36 P: 72 ERA: 16.88 WHIP: 2.625															<b>PITCHER</b>		
Jim Golden, R ERA: 6.89	4.1 3 4 4 2 4 0 0 0 0 1 1 41 79 8.31 1.615																	
Turk Farrell, R ERA: 5.06	1.0 4 1 1 1 1 0 0 0 0 0 0 7 11 9.00 1.000																	





Batter	1	2	3	4	5	6	7	8	9	AB	R	H	RBI	BB	SO	LOB	TOP										
<b>Maury Wills, S</b> OBP: 0.383, SLG: 0.383	1-0 3-1	1-3 K		1-1 FC1-6 BLK		0-1 6-3		2-2 HR		5	1	1	0	0	1	1	<b>Los Angeles Dodgers @ Milwaukee Braves</b> <b>Milwaukee County Stadium, Milwaukee, WI</b> Sat May 27 1961, 4:33 AM EDT Att: 16,007 - Unknown  <b>livebaseballscorecards.com</b>										
<b>Jim Gilliam, S</b> OBP: 0.330, SLG: 0.375	2-1 HR	1-1 L7		4-2 BB		2-2 1-3		4-1 HR		3	2	1	0	2	0	0											
<b>Willie Davis, L</b> OBP: 0.359, SLG: 0.578	0-0 HR	0-1		1-3 K		1-1 F9		0-2 HR		5	2	3	5	0	1	2											
<b>Tommy Davis, R</b> OBP: 0.360, SLG: 0.500	1-1 1B	0-0 F8		1-2 FC5-4 1B		1-1 HBP		0-0 F2		4	1	2	0	0	0	1											
<b>Duke Snider, L</b> OBP: 0.341, SLG: 0.405	2-2 1-3		4-1 G6-4-3 BB		2-3 K		3-1 4-3		0-1 F7	4	0	0	0	1	1	3											
<b>Frank Howard, R</b> OBP: 0.288, SLG: 0.453	4-0 E BB		0-2 G6-4-3		1-2 F7			2-2 HR		4	1	1	0	1	0	2											
<b>Gil Hodges, R</b> OBP: 0.341, SLG: 0.475	2-2 1-2 2-H 1B		0-0 6-3		1-0 FC5-4		1-2 HR		2-3 K	5	1	2	3	0	1	1											
<b>John Roseboro, L</b> OBP: 0.338, SLG: 0.427	4-1 FC6-4 IBB		1-1 F8		0-2 4-3		0-0 F7			3	0	0	0	1	0	0											
<b>Don Drysdale, R</b> OBP: 0.283, SLG: 0.174 <b>Bob Aspinwall, R</b> OBP: 0.306, SLG: 0.306 <b>Larry Sherry, R</b> OBP: 0.283, SLG: 0.306 <b>Ron Perranoski, L</b> OBP: 0.222, SLG: 0.005 <b>Ron Fairly, L</b> OBP: 0.222, SLG: 0.333 <b>Turk Farrell, R</b> OBP: 0.333, SLG: 0.333	1-1 FC6-4		1-1 FC1-6 1B		1-1 F3		3-2 F7			1	0	0	0	0	0	3											
<b>Inning Stats</b>	R: 3 E: 1 K: 0 S: 15	H: 4 LOB: 3 BB: 2 P: 32	R: 0 E: 0 K: 1 S: 9	H: 1 LOB: 1 BB: 0 P: 11	R: 0 E: 0 K: 0 S: 6	H: 0 LOB: 0 BB: 1 P: 10	R: 0 E: 0 K: 1 S: 11	H: 1 LOB: 2 BB: 1 P: 19	R: 0 E: 0 K: 0 S: 7	H: 0 LOB: 0 BB: 0 P: 8	R: 0 E: 0 K: 0 S: 8	H: 0 LOB: 1 BB: 0 P: 15	R: 5 E: 0 K: 0 S: 19	H: 4 LOB: 0 BB: 0 P: 31	R: 0 E: 0 K: 1 S: 6	H: 0 LOB: 0 BB: 0 P: 8		1B: 6 2B: 0 3B: 2 HR: 3	SF: 0 SAC: 0 DP: 1 HBP: 1	WP: 0 PB: 0 SB: 0 CS: 0	PA: 43						
<b>PITCHER</b>	IP	WLS	BF	H	R	ER	SO	BB	IBB	HBP	BLK	WP	HR	S	P	ERA	WHIP										
<b>Bob Buhl, R</b> ERA: 4.86	0.2		7	4	3	3	0	1	0	0	0	0	1	12	24	40.50	7.500										
<b>Moe Drabowsky, R</b> ERA: 3.1	6.1		27	5	2	2	3	2	1	1	1	0	1	63	98	2.84	1.105										
<b>Claude Raymond, R</b> ERA: 5.4	2.0	W	9	2	3	3	1	1	0	0	0	0	1	18	29	13.50	1.500										

Batter	1	2	3	4	5	6	7	8	9	AB	R	H	RBI	BB	SO	LOB	BOTTOM										
<b>Lee Maye, L</b> OBP: 0.312, SLG: 0.394	0-0 F9	1-1 E2 1B		3-1 G3		3-2 F6		4-2 FC4-6 BB		4	0	1	1	1	0	0	<b>Los Angeles Dodgers @ Milwaukee Braves</b> <b>Milwaukee County Stadium, Milwaukee, WI</b> Sat May 27 1961, 4:33 AM EDT Att: 16,007 - Unknown  <b>livebaseballscorecards.com</b>										
<b>Frank Bolling, R</b> OBP: 0.390, SLG: 0.471	2-1 5-3	0-1 F2		3-1 1B		1-0 6-3		1-1 FC4-6		5	0	1	0	0	0	5											
<b>Eddie Mathews, L</b> OBP: 0.422, SLG: 0.565	0-1 E4 FC5-4		0-0 F9		1-1 F4		2-2 G3		3-1 HR	5	1	1	1	0	0	1											
<b>Hank Aaron, R</b> OBP: 0.358, SLG: 0.588	2-2 FC5-4		4-0 HR		1-1 G6-4-3 1B		0-1 S 1B E 1B		1-3 K	4	2	2	0	1	1	1											
<b>Joe Torre, R</b> OBP: 0.250, SLG: 0.536		2-2 F9	1-0 HR		1-0 G6-4-3		0-0 S 1B WP 1B		1-2 1B 2B	5	3	3	2	0	0	1											
<b>Frank Thomas, R</b> OBP: 0.331, SLG: 0.459		1-2 F5	0-2 4-3		1-2 HR		4-2 BB WP BB		4-2 1B BB	3	2	1	1	2	0	0											
<b>Al Spangler, L</b> OBP: 0.433, SLG: 0.273		0-1 BB 1B	4-1 S BB		4-2 BB		4-2 WP BB		2-2 F7	2	1	1	0	3	0	2											
<b>Roy McMillan, R</b> OBP: 0.303, SLG: 0.276		4-1 1B BB	1-0 1-3		1-0 F7		1-1 F9		1-0 1-3 2-H 1B	4	1	1	1	1	0	4											
<b>Bob Buhl, R</b> OBP: 0.143, SLG: 0.077 <b>Moe Drabowsky, R</b> OBP: 0.400, SLG: 0.250 <b>Claude Raymond, R</b> OBP: 0.222, SLG: 0.333		2-1 E 1B	1-0 F9		1-3 K		4-2 WP BB		0-1 L8	0	0	0	0	0	0	0											
<b>Inning Stats</b>	R: 0 E: 1 K: 0 S: 8	H: 0 LOB: 1 BB: 0 P: 12	R: 2 E: 1 K: 0 S: 17	H: 3 LOB: 2 BB: 1 P: 27	R: 2 E: 0 K: 0 S: 8	H: 1 LOB: 1 BB: 2 P: 18	R: 0 E: 0 K: 0 S: 7	H: 1 LOB: 1 BB: 0 P: 15	R: 1 E: 0 K: 0 S: 11	H: 2 LOB: 1 BB: 1 P: 19	R: 0 E: 0 K: 1 S: 10	H: 0 LOB: 0 BB: 0 P: 15	R: 3 E: 0 K: 0 S: 19	H: 2 LOB: 3 BB: 4 P: 39	R: 2 E: 0 K: 1 S: 17	H: 3 LOB: 2 BB: 1 P: 29		1B: 8 2B: 1 3B: 0 HR: 3	SF: 0 SAC: 0 DP: 1 HBP: 0	WP: 2 PB: 0 SB: 4 CS: 0	PA: 45						
<b>PITCHER</b>	IP	WLS	BF	H	R	ER	SO	BB	IBB	HBP	BLK	WP	HR	S	P	ERA	WHIP										
<b>Don Drysdale, R</b> ERA: 3.28	3.0		17	4	4	4	0	3	0	0	0	1	1	37	64	10.80	2.100										
<b>Larry Sherry, R</b> ERA: 4.85	3.1		16	5	4	4	1	2	0	0	0	1	1	37	64	10.80	2.100										
<b>Ron Perranoski, L</b> ERA: 2.22	0.2		5	0	0	0	0	3	0	0	0	1	0	10	24	0.00	4.500										
<b>Turk Farrell, R</b> ERA: 5.84	1.0	L	7	3	2	2	1	1	0	0	0	0	1	17	29	18.00	4.000										



Batter	1	2	3	4	5	6	7	8	9	AB	R	H	RBI	BB	SO	LOB	TOP					
<b>Maury Wills, S</b> OBP: 0.394, SLG: 0.398 (1, 6)										4	1	3	1	1	0	1	<b>Los Angeles Dodgers @ Milwaukee Braves</b> <b>Milwaukee County Stadium, Milwaukee, WI</b> Sun May 28 1961, 4:33 AM EDT Att: 19,239 - Unknown					
<b>Jim Gilliam, S</b> OBP: 0.333, SLG: 0.370 (1, 4)										4	0	1	0	1	0	3						
<b>Willie Davis, L</b> OBP: 0.347, SLG: 0.556 (1, 8)										5	0	0	0	0	0	6						
<b>Wally Moon, L</b> OBP: 0.497, SLG: 0.685 (1, 7)										4	1	2	1	1	0	0						
<b>Bob Lillis, R</b> OBP: 0.200, SLG: 0.111 (9, 5)										0	0	0	0	0	0	0						
<b>Tommy Davis, R</b> OBP: 0.364, SLG: 0.500 (1, 5)										4	0	2	1	0	0	3						
<b>Duke Snider, L</b> OBP: 0.354, SLG: 0.415 (1, 9)										4	1	2	0	0	0	2						
<b>Gil Hodges, R</b> OBP: 0.333, SLG: 0.455 (1, 3)										4	0	1	0	0	0	3						
<b>John Roseboro, L</b> OBP: 0.340, SLG: 0.439 (1, 2)										4	1	2	0	0	0	2						
<b>Roger Craig, R</b> OBP: 0.267, SLG: 0.154 (1, 1)										0	0	0	0	0	0	0						
<b>Ron Fairly, L</b> OBP: 0.426, SLG: 0.615 (4, PH)										1	0	1	1	0	0	0						
<b>Turk Farrell, R</b> OBP: 0.200, SLG: 0.200 (4, 1)										2	0	0	0	0	0	1						
<b>Inning Stats</b>	R: 2 E: 0 K: 0 S: 13	H: 3 LOB: 1 BB: 0 P: 18	R: 0 E: 0 K: 0 S: 13	H: 1 LOB: 1 BB: 0 P: 17	R: 0 E: 0 K: 0 S: 6	H: 1 LOB: 1 BB: 1 P: 13	R: 2 E: 0 K: 0 S: 11	H: 4 LOB: 2 BB: 1 P: 19	R: 0 E: 0 K: 0 S: 7	H: 2 LOB: 1 BB: 0 P: 7	R: 0 E: 0 K: 0 S: 6	H: 1 LOB: 2 BB: 1 P: 11	R: 0 E: 0 K: 0 S: 6	H: 1 LOB: 1 BB: 0 P: 8	R: 0 E: 0 K: 0 S: 4	H: 1 LOB: 0 BB: 0 P: 5	R: 0 E: 0 K: 0 S: 7	H: 0 LOB: 0 BB: 0 P: 10	1B: 11 2B: 4 3B: 0 HR: 0	SF: 0 SAC: 1 DP: 2 HBP: 0	WP: 0 PB: 0 SB: 1 CS: 1	PA: 41
<b>PITCHER</b>	IP	WLS	BF	H	R	ER	SO	BB	IBB	HBP	BLK	WP	HR	S	P	ERA	WHIP					
<b>Lew Burdette, R</b> ERA: 3.77 (1, 1)	8.0	L	37	14	4	4	0	3	0	0	0	0	0	66	98	4.50	2.125					
<b>Don McMahon, R</b> ERA: 3.36 (9, 1)	1.0		3	0	0	0	0	0	0	0	0	0	0	7	10	0.00	0.000					

AB	36
R	4
H	14
RBI	4
BB	3
SO	0
LOB	21



Batter	1	2	3	4	5	6	7	8	9	AB	R	H	RBI	BB	SO	LOB	BOTTOM				
<b>Lee Maye, L</b> OBP: 0.307, SLG: 0.379 (1, 9)										4	0	0	0	1	2	4	<b>Los Angeles Dodgers @ Milwaukee Braves</b> <b>Milwaukee County Stadium, Milwaukee, WI</b> Sun May 28 1961, 4:33 AM EDT Att: 19,239 - Unknown				
<b>Frank Bolling, R</b> OBP: 0.390, SLG: 0.483 (1, 4)										5	1	2	0	0	0	1					
<b>Eddie Mathews, L</b> OBP: 0.422, SLG: 0.563 (1, 5)										4	1	1	0	1	0	2					
<b>Hank Aaron, R</b> OBP: 0.373, SLG: 0.621 (1, 8)										4	1	3	3	1	0	1					
<b>Joe Torre, R</b> OBP: 0.212, SLG: 0.455 (1, 2)										5	0	0	0	0	3	6					
<b>Frank Thomas, R</b> OBP: 0.328, SLG: 0.452 (1, 3)										4	0	1	0	0	1	2					
<b>Al Spangler, L</b> OBP: 0.412, SLG: 0.269 (1, 7)										4	0	1	0	0	0	1					
<b>Roy McMillan, R</b> OBP: 0.315, SLG: 0.279 (1, 6)										2	0	1	0	2	0	1					
<b>Lew Burdette, R</b> OBP: 0.214, SLG: 0.321 (1, 1)										3	0	1	0	0	2	2					
<b>Johnny Logan, R</b> OBP: 0.133, SLG: 0.143 (8, PH)										1	0	0	0	0	0	2					
<b>Don McMahon, R</b> OBP: 0.333, SLG: 0.333 (9, 1)										0	0	0	0	0	0	0					
<b>Inning Stats</b>	R: 1 E: 0 K: 0 S: 12	H: 2 LOB: 2 BB: 1 P: 22	R: 0 E: 0 K: 1 S: 9	H: 0 LOB: 1 BB: 1 P: 19	R: 2 E: 0 K: 1 S: 7	H: 1 LOB: 0 BB: 1 P: 14	R: 0 E: 0 K: 1 S: 10	H: 2 LOB: 2 BB: 0 P: 13	R: 0 E: 0 K: 1 S: 12	H: 1 LOB: 1 BB: 0 P: 20	R: 0 E: 0 K: 2 S: 9	H: 1 LOB: 2 BB: 1 P: 15	R: 0 E: 0 K: 1 S: 13	H: 1 LOB: 1 BB: 1 P: 19	R: 0 E: 0 K: 0 S: 7	H: 1 LOB: 0 BB: 0 P: 9	1B: 5 2B: 5 3B: 0 HR: 1	SF: 0 SAC: 0 DP: 1 HBP: 0	WP: 0 PB: 0 SB: 0 CS: 1	PA: 41	
<b>PITCHER</b>	IP	WLS	BF	H	R	ER	SO	BB	IBB	HBP	BLK	WP	HR	S	P	ERA	WHIP				
<b>Roger Craig, R</b> ERA: 5.24 (1, 1)	3.0		14	7	0	0	6	1	1	0	0	0	0	59	86	0.00	1.333				
<b>Turk Farrell, R</b> ERA: 4.45 (4, 1)	6.0	W	27	7	0	0	6	1	1	0	0	0	0	28	55	9.00	2.000				





Batter	1	2	3	4	5	6	7	8	9	AB	R	H	RBI	BB	SO	LOB	TOP										
Felix Mantilla, R (1, 7) Joe Adcock, R (9, PH) Al Spangler, L (9, 7)	4-0 CS BB		0-0 4-3			0-0 5-3		4-0 BB 3B BB	0-3 K	2	1	0	0	2	0	1											
Frank Bolling, R (1, 4) Eddie Mathews, L (1, 5) Hank Aaron, R (1, 8)	4-0 1-2 BB		0-0 6-3			0-0 1B BB		0-0 F7	4-0 BB 3B BB	2	0	0	0	2	0	2											
Frank Thomas, R (1, 3) Joe Torre, R (1, 2) Roy McMillan, R (1, 6)	0-3 K		0-0 4-3			0-0 1B BB		4-0 BB 3B BB	0-3 K	3	1	1	0	1	1	1											
John DeMerit, R (1, 9) Lee Mays, L (9, PH)	0-0 G4-3 1B		0-0 G5-4-3			0-0 L4		0-0 HR	0-0 SH2-4 1B	4	0	2	0	0	0	0											
Bob Buhl, R (1, 1)	0-0 G4-3		4-0 4-3 6-3 BB			0-0 FC4-6 1B		0-0 F8	4-0 IBB	2	0	0	0	1	0	1											
Inning Stats	R: 0 E: 0 K: 2 S: 6	H: 0 LOB: 1 BB: 2 P: 14	R: 0 E: 0 K: 1 S: 5	H: 1 LOB: 0 BB: 0 P: 5	R: 0 E: 0 K: 0 S: 3	H: 0 LOB: 1 BB: 1 P: 7	R: 0 E: 0 K: 0 S: 3	H: 1 LOB: 0 BB: 0 P: 3	R: 0 E: 0 K: 0 S: 4	H: 1 LOB: 1 BB: 0 P: 4	R: 0 E: 0 K: 0 S: 3	H: 1 LOB: 1 BB: 0 P: 7	R: 1 E: 0 K: 0 S: 4	H: 1 LOB: 0 BB: 0 P: 4	R: 2 E: 0 K: 1 S: 6	H: 1 LOB: 1 BB: 2 P: 14	R: 0 E: 0 K: 2 S: 8	H: 1 LOB: 2 BB: 1 P: 12	1B: 5 2B: 0 3B: 1 HR: 1	SF: 0 SAC: 1 DP: 3 HBP: 0	WP: 0 PB: 0 CS: 1	PA: 37					
PITCHER	IP	WLS	BF	H	R	ER	SO	BB	IBB	HBP	BLK	WP	HR	S	P	ERA	WHIP										
Don Ferrarese, L (1, 1) John Buzhardt, R (8, 1)	7.2	L	31	6	3	3	4	6	0	0	0	0	1	33	57	3.52	1.565										

Milwaukee Braves @ Philadelphia Phillies  
 Connie Mack Stadium, Philadelphia, PA  
 Tue May 30 1961, 3:33 AM EDT  
 Unknown

AB 29  
 R 3  
 H 7  
 RBI 3  
 BB 7  
 SO 6  
 LOB 17



Batter	1	2	3	4	5	6	7	8	9	AB	R	H	RBI	BB	SO	LOB	BOTTOM										
Bobby Malkmus, R (1, 4) Ken Walters, R (1, 9) Johnny Callison, L (1, 7)	0-0 P4		0-0 6-3			0-0 4-3		0-0 F7		4	0	0	0	0	0	0											
Pancho Herrera, R (1, 3) Tony Gonzalez, L (1, 8) Charley Smith, R (1, 5)	0-0 F8		4-0 S BB			4-0 BB BB		0-0 6-3		2	0	0	0	2	0	0											
Clay Dalrymple, L (1, 2) Ruben Amaro, R (1, 6) Bobby Gene Smith, R (9, PH)	0-0 F9		0-3 K			4-0 1-2 BB		4-0 FC5-4 BB		2	0	0	0	2	1	1											
Don Ferrarese, R (1, 1) John Buzhardt, R (8, 1) Choo-Choo Coleman, L (9, PH)	0-0 5-3		0-0 F8			0-0 K		0-0 FC5-4 1B		4	0	0	0	1	4												
Inning Stats	R: 0 E: 0 K: 1 S: 3	H: 1 LOB: 3 BB: 1 P: 11	R: 0 E: 0 K: 1 S: 5	H: 0 LOB: 1 BB: 1 P: 9	R: 0 E: 0 K: 0 S: 4	H: 1 LOB: 1 BB: 0 P: 4	R: 0 E: 0 K: 0 S: 5	H: 0 LOB: 2 BB: 2 P: 13	R: 1 E: 0 K: 0 S: 3	H: 1 LOB: 0 BB: 1 P: 7	R: 0 E: 0 K: 0 S: 3	H: 0 LOB: 0 BB: 0 P: 3	R: 0 E: 0 K: 0 S: 3	H: 1 LOB: 1 BB: 1 P: 7	R: 0 E: 0 K: 1 S: 5	H: 0 LOB: 0 BB: 0 P: 5	1B: 3 2B: 0 3B: 1 HR: 0	SF: 0 SAC: 0 DP: 2 HBP: 0	WP: 0 PB: 0 CS: 0	PA: 36							
PITCHER	IP	WLS	BF	H	R	ER	SO	BB	IBB	HBP	BLK	WP	HR	S	P	ERA	WHIP										
Bob Buhl, R (1, 1)	9.0	W	36	4	1	1	4	6	0	0	0	0	0	38	62	1.00	1.111										

Milwaukee Braves @ Philadelphia Phillies  
 Connie Mack Stadium, Philadelphia, PA  
 Tue May 30 1961, 3:33 AM EDT  
 Unknown

AB 30  
 R 1  
 H 4  
 RBI 0  
 BB 6  
 SO 4  
 LOB 15





Batter	1	2	3	4	5	6	7	8	9	AB	R	H	RBI	BB	SO	LOB	TOP
Lee Mays, L (1, 9) OBP: 0.328, SLG: 0.406	0-0 G6-3 1B			0-0 3-1			4-0 3B BB	0-0 1B 3B		3	2	2	0	1	0	0	
Frank Bolling, R (1, 4) OBP: 0.395, SLG: 0.490	0-0 G6-3 1-2			0-0 6-3			0-0 1-H SF8 3B	0-0 3-H 1B		4	1	2	2	0	0	1	
Eddie Mathews, L (1, 5) OBP: 0.414, SLG: 0.547	0-0 F5			0-0 6-3			0-0 SF8	0-0 F9		3	0	0	1	0	0	1	
Hank Aaron, R (1, 8) OBP: 0.373, SLG: 0.622		0-0 6-3			0-0 6-3		0-0 3-H 1B BB	0-0 5-3		4	1	1	0	0	0	1	
Frank Thomas, R (1, 3) OBP: 0.323, SLG: 0.463		0-0 F7			0-0 L5		0-0 L7		0-0 1B 1B	4	0	1	0	0	0	1	
Al Spangler, L (1, 7) OBP: 0.395, SLG: 0.241		0-0 4-3			0-0 F7		4-0 1-2 1B BB		0-0 F9	3	0	0	0	1	0	1	
Charlie Lau, L (1, 2) OBP: 0.320, SLG: 0.272			0-0 F3			0-0 F2	0-0 1-2 2-H 1B		0-0 1-2 1B	2	0	0	0	0	0	0	
Joe Torre, R (7, PH) OBP: 0.282, SLG: 0.487										2	0	2	1	0	0	0	
Roy McMillan, R (1, 6) OBP: 0.312, SLG: 0.276			0-0 4-3			0-3 K	0-3 K		0-0 F9	2	0	0	0	0	1	0	
Joe Adcock, R (7, PH) OBP: 0.262, SLG: 0.333										1	0	0	0	0	1	2	
Felix Mantilla, R (7, 6)										1	0	0	0	0	0	2	
Carl Willey, R (1, 1) Don Nottbart, R (3, 1) Johnny Callison, L (6, PH) Seth Morehead, L (6, 1) Don McMahon, R (7, 1) Billy Martin, R (6, PH) Moe Drabowsky, R (8, 1) Hawk Taylor, R (9, PH)			0-0 1-3			0-0 F8		0-3 K	0-3 K	1	0	0	0	0	0	0	
<b>Inning Stats</b>	R: 0 E: 0 K: 0 S: 3	H: 1 LOB: 0 BB: 0 P: 3	R: 0 E: 0 K: 0 S: 3	H: 0 LOB: 0 BB: 0 P: 3	R: 0 E: 0 K: 0 S: 3	H: 0 LOB: 0 BB: 0 P: 3	R: 0 E: 0 K: 0 S: 5	H: 0 LOB: 0 BB: 0 P: 5	R: 3 E: 0 K: 1 S: 8	H: 3 LOB: 2 BB: 0 P: 16	R: 1 E: 0 K: 1 S: 7	H: 2 LOB: 1 BB: 0 P: 7	R: 0 E: 0 K: 1 S: 7	H: 2 LOB: 2 BB: 0 P: 7	1B: 6 2B: 0 3B: 2 HR: 0	SF: 1 SAC: 0 DP: 1 HBP: 0	WP: 0 PA: 36 PB: 0 SB: 0 CS: 0
<b>PITCHER</b> Art Mahaffey, R (1, 1) ERA: 2.07	IP: 9.0 WLS: W BF: 36 H: 8 R: 4 ER: 4 SO: 4 BB: 2 IBB: 0 HBP: 0 BLK: 0 WP: 0 HR: 0 S: 42 P: 50 ERA: 4.00 WHIP: 1.111																

Milwaukee Braves @ Philadelphia Phillies  
 Connie Mack Stadium, Philadelphia, PA  
 Tue May 30 1961, 3:38 AM EDT  
 Att: 28,783 - Unknown

AB 33  
 R 4  
 H 8  
 RBI 4  
 BB 2  
 SO 4  
 LOB 11



Batter	1	2	3	4	5	6	7	8	9	AB	R	H	RBI	BB	SO	LOB	BOTTOM		
Bobby Malkmus, R (1, 4) OBP: 0.247, SLG: 0.288	0-0 4-3 SH1-3 1B		4-0 BB SH1-4 2B BB	0-3 K			0-3 K	0-0 3B 1B		4	2	2	0	1	2	0			
Lee Walls, R (1, 5) OBP: 0.297, SLG: 0.429	0-0 SH1-3 1-2		0-0 SH1-4 1-2 2-3	0-3 K			0-0 HR 2B	0-0 1-H SF9 3B		3	2	2	1	0	1	0			
Johnny Callison, L (1, 7) OBP: 0.396, SLG: 0.442	0-0 4-3 2-3		4-0 2B IBB		4-0 CS BB		4-0 HR BB	0-0 SF9		1	2	0	1	3	0	1			
Pancho Herrera, R (1, 3) OBP: 0.362, SLG: 0.454	4-0 BB		4-0 2B BB		0-3 K		0-0 1-H 2-H HR	0-0 F8		3	2	1	4	2	1	1			
Tony Gonzalez, L (1, 8) OBP: 0.421, SLG: 0.473	0-0 4-3		0-0 HR 2B		0-3 K		0-0 HBP 1B 1B			4	1	2	3	0	1	3			
Ken Walters, R (1, 9) OBP: 0.340, SLG: 0.500		0-0 4-3	0-0 HR			0-0 F8	0-0 HBP 1B			4	1	2	2	0	0	0			
Clay Dalrymple, L (1, 2) OBP: 0.224, SLG: 0.222		0-0 3-1	0-0 F8			0-0 G3	1-0 FC6-4 HBP			3	0	0	0	0	0	0			
Ruben Amaro, R (1, 6) OBP: 0.317, SLG: 0.286		0-3 K	0-0 1-3			0-3 K	0-0 FC6-4			4	0	0	0	0	2	3			
Art Mahaffey, R (1, 1) OBP: 0.042, SLG: 0.042			0-0 SH1-4 BB BB 1B		0-3 K		0-0 5-3	0-0 6-3		4	1	1	0	0	1	0			
<b>Inning Stats</b>	R: 0 E: 0 K: 0 S: 4	H: 1 LOB: 2 BB: 1 P: 8	R: 0 E: 0 K: 1 S: 5	H: 0 LOB: 0 BB: 0 P: 5	R: 6 E: 0 K: 0 S: 6	H: 3 LOB: 0 BB: 3 P: 18	R: 0 E: 0 K: 3 S: 9	H: 0 LOB: 0 BB: 0 P: 9	R: 0 E: 0 K: 2 S: 6	H: 0 LOB: 1 BB: 1 P: 10	R: 0 E: 0 K: 1 S: 5	H: 0 LOB: 0 BB: 0 P: 5	R: 3 E: 0 K: 1 S: 9	H: 4 LOB: 3 BB: 1 P: 14	R: 2 E: 0 K: 0 S: 5	H: 2 LOB: 0 BB: 0 P: 5	1B: 5 2B: 3 3B: 1 HR: 2	SF: 1 SAC: 2 DP: 1 HBP: 1	WP: 0 PA: 40 PB: 0 SB: 0 CS: 1
<b>PITCHER</b> Carl Willey, R (1, 1) ERA: 9.13 Don Nottbart, R (3, 1) ERA: 5.29 Seth Morehead, L (6, 1) ERA: 7.43 Don McMahon, R (7, 1) ERA: 3.32 Moe Drabowsky, R (8, 1) ERA: 3.5	IP: 2.1 WLS: L BF: 15 H: 4 R: 6 ER: 6 SO: 1 BB: 3 IBB: 0 HBP: 0 BLK: 0 WP: 0 HR: 1 S: 13 P: 29 ERA: 23.14 WHIP: 3.000																		

Milwaukee Braves @ Philadelphia Phillies  
 Connie Mack Stadium, Philadelphia, PA  
 Tue May 30 1961, 3:38 AM EDT  
 Att: 28,783 - Unknown

AB 30  
 R 11  
 H 10  
 RBI 11  
 BB 6  
 SO 8  
 LOB 8





Batter	1	2	3	4	5	6	7	8	9	AB	R	H	RBI	BB	SO	LOB	TOP					
Roy McMillan, R (1, 6) OBP: 0.310, SLG: 0.270										3	0	0	0	1	0	2						
Frank Bolling, R (1, 4) OBP: 0.392, SLG: 0.480										3	0	0	0	1	1	0						
Eddie Mathews, L (1, 5) OBP: 0.404, SLG: 0.533										4	0	0	0	0	4	2						
Hank Aaron, R (1, 8) OBP: 0.376, SLG: 0.638										4	1	2	1	0	0	2						
Frank Thomas, R (1, 7) OBP: 0.328, SLG: 0.465										4	0	2	0	0	0	1						
Joe Torre, R (1, 2) OBP: 0.256, SLG: 0.442										4	0	0	0	0	1	2						
Joe Adcock, R (1, 3) OBP: 0.269, SLG: 0.333										3	0	1	0	1	1	0						
John DeMerit, R (1, 9) OBP: 0.231, SLG: 0.267										4	0	0	0	0	1	3						
Warren Spahn, L (1, 1) OBP: 0.257, SLG: 0.281										2	0	0	0	0	2	0						
Don Nottebart, R (5, 1) OBP: 0.267, SLG: 0.154										0	0	0	0	0	0	0						
Johnny Logan, R (7, PH) OBP: 0.176, SLG: 0.188										0	0	0	0	0	0	0						
Moe Drabowsky, R (7, 1) OBP: 0.400, SLG: 0.250										0	0	0	0	0	0	0						
<b>Inning Stats</b>	R: 0 E: 0 K: 1 S: 5	H: 0 LOB: 0 BB: 0 P: 5	R: 0 E: 0 K: 1 S: 6	H: 1 LOB: 2 BB: 1 P: 10	R: 0 E: 0 K: 2 S: 7	H: 0 LOB: 2 BB: 2 P: 15	R: 0 E: 0 K: 0 S: 3	H: 1 LOB: 0 BB: 0 P: 3	R: 0 E: 0 K: 1 S: 5	H: 0 LOB: 0 BB: 0 P: 5	R: 0 E: 1 K: 1 S: 6	H: 1 LOB: 1 BB: 0 P: 6	R: 0 E: 0 K: 0 S: 5	H: 2 LOB: 2 BB: 0 P: 5	R: 1 E: 0 K: 2 S: 8	H: 1 LOB: 0 BB: 0 P: 8	R: 0 E: 0 K: 2 S: 7	H: 0 LOB: 0 BB: 0 P: 7	1B: 5 2B: 0 3B: 0 HR: 1	SF: 0 SAC: 0 DP: 1 HBP: 0	WP: 0 PB: 0 CS: 0	PA: 35
<b>PITCHER</b> Joe Gibbon, L (1, 1) ERA: 3.27	IP: 9.0 WLS: W BF: 35 H: 6 R: 1 ER: 1 SO: 10 BB: 3 IBB: 0 HBP: 0 BLK: 0 WP: 0 HR: 1 S: 52 P: 64 ERA: 1.00 WHIP: 1.000																					

Milwaukee Braves @ Pittsburgh Pirates  
Forbes Field, Pittsburgh, PA  
Wed May 31 1961, 7:05 PM EDT  
Att: 16,902 - Unknown

AB 31  
R 1  
H 5  
RBI 1  
BB 3  
SO 10  
LOB 12



Batter	1	2	3	4	5	6	7	8	9	AB	R	H	RBI	BB	SO	LOB	BOTTOM			
Gino Cimoli, R (1, 7) OBP: 0.340, SLG: 0.422										4	0	1	1	0	1	2				
Rocky Nelson, L (7, PH) OBP: 0.339, SLG: 0.489										0	0	0	0	1	0	0				
Dick Schofield, S (8, 7) OBP: 0.143, SLG: 0.154										0	0	0	0	0	0	0				
Dick Groat, R (1, 6) OBP: 0.348, SLG: 0.408										4	1	2	1	1	0	2				
Roberto Clemente, R (1, 9) OBP: 0.359, SLG: 0.516										5	1	3	0	0	0	2				
Dick Stuart, R (1, 3) OBP: 0.368, SLG: 0.596										4	1	2	2	1	2	1				
Don Hoak, R (1, 5) OBP: 0.404, SLG: 0.420										4	1	0	0	0	0	4				
Hal Smith, R (1, 2) OBP: 0.250, SLG: 0.333										4	2	2	1	1	0	3				
Bill Mazeroski, R (1, 4) OBP: 0.273, SLG: 0.326										5	2	2	1	0	0	5				
Bill Virdon, L (1, 8) OBP: 0.361, SLG: 0.474										4	1	1	0	0	0	3				
Joe Gibbon, R (1, 1) OBP: 0.118, SLG: 0.125										2	0	1	2	0	0	1				
<b>Inning Stats</b>	R: 2 E: 0 K: 0 S: 5	H: 2 LOB: 1 BB: 1 P: 9	R: 1 E: 0 K: 0 S: 5	H: 2 LOB: 1 BB: 0 P: 5	R: 0 E: 0 K: 1 S: 6	H: 1 LOB: 2 BB: 1 P: 10	R: 0 E: 0 K: 0 S: 5	H: 2 LOB: 2 BB: 0 P: 5	R: 4 E: 0 K: 1 S: 9	H: 4 LOB: 1 BB: 0 P: 10	R: 0 E: 0 K: 1 S: 5	H: 0 LOB: 0 BB: 0 P: 5	R: 2 E: 1 K: 0 S: 5	H: 2 LOB: 2 BB: 1 P: 9	R: 0 E: 0 K: 0 S: 4	H: 1 LOB: 2 BB: 1 P: 8	1B: 5 2B: 9 3B: 0 HR: 0	SF: 0 SAC: 2 DP: 0 HBP: 1	WP: 0 PB: 0 CS: 0	PA: 43
<b>PITCHER</b> Warren Spahn, L (1, 1) ERA: 2.93	IP: 4.0 WLS: L BF: 24 H: 9 R: 6 ER: 6 SO: 1 BB: 2 IBB: 0 HBP: 1 BLK: 0 WP: 0 HR: 0 S: 23 P: 32 ERA: 13.50 WHIP: 2.750																			
<b>PITCHER</b> Don Nottebart, R (5, 1) ERA: 5.22	IP: 2.0 WLS: L BF: 8 H: 2 R: 1 ER: 1 SO: 2 BB: 0 IBB: 0 HBP: 0 BLK: 0 WP: 0 HR: 0 S: 12 P: 12 ERA: 4.50 WHIP: 1.000																			
<b>PITCHER</b> Moe Drabowsky, R (7, 1) ERA: 3.47	IP: 2.0 WLS: L BF: 11 H: 3 R: 2 ER: 0 SO: 0 BB: 2 IBB: 0 HBP: 0 BLK: 0 WP: 0 HR: 0 S: 9 P: 17 ERA: 0.00 WHIP: 2.500																			

Milwaukee Braves @ Pittsburgh Pirates  
Forbes Field, Pittsburgh, PA  
Wed May 31 1961, 7:05 PM EDT  
Att: 16,902 - Unknown

AB 36  
R 9  
H 14  
RBI 8  
BB 4  
SO 3  
LOB 23





Batter	1	2	3	4	5	6	7	8	9	AB	R	H	RBI	BB	SO	LOB	TOP
Roy McMillan, R (1, 6) OBP: 0.315, SLG: 0.271										3	1	1	0	1	1	0	<b>Milwaukee Braves @ Pittsburgh Pirates</b> Forbes Field, Pittsburgh, PA Thu Jun 01 1961, 7:05 PM EDT Att: 19,128 - Unknown
Frank Bolling, R (1, 4) OBP: 0.397, SLG: 0.484										3	1	2	0	0	0	2	
Eddie Mathews, L (1, 5) OBP: 0.403, SLG: 0.526										2	0	0	0	1	2	2	
Hank Aaron, R (1, 8) OBP: 0.375, SLG: 0.632										3	0	1	0	0	0	3	
Frank Thomas, R (1, 7) OBP: 0.329, SLG: 0.465										2	0	1	1	0	0	2	
Joe Torre, R (1, 2) OBP: 0.283, SLG: 0.457										3	0	2	1	0	0	0	
Joe Adcock, R (1, 3) OBP: 0.264, SLG: 0.326										3	0	0	0	0	0	3	
John DeMerit, R (1, 9) OBP: 0.221, SLG: 0.254										3	0	0	0	0	2	0	
Lew Burdette, R (1, 1) Moe Drabowsky, R (4, 1) Hawk Harrelson, R (5, PH) Don McMahon, R (5, 1) Felix Mantilla, R (7, PH) Claude Raymond, R (7, 1)										1	0	0	0	0	0	1	
<b>Inning Stats</b>	R: 2 E: 0 K: 0 S: 5	H: 2 LOB: 2 BB: 2 P: 13	R: 0 E: 0 K: 2 S: 7	H: 0 LOB: 0 BB: 0 P: 7	R: 0 E: 0 K: 1 S: 6	H: 2 LOB: 1 BB: 0 P: 6	R: 0 E: 0 K: 1 S: 5	H: 0 LOB: 0 BB: 0 P: 5	R: 0 E: 0 K: 1 S: 6	H: 2 LOB: 1 BB: 0 P: 6	R: 0 E: 1 K: 0 S: 4	H: 2 LOB: 1 BB: 0 P: 4	R: 0 E: 0 K: 2 S: 7	H: 0 LOB: 0 BB: 0 P: 7	R: 0 E: 0 K: 1 S: 7	H: 0 LOB: 0 BB: 0 P: 7	
<b>PITCHER</b> Harvey Haddix, L (1, 1) ERA: 3.96	IP: 7.0 WLS: W BF: 28 H: 8 R: 2 ER: 2 SO: 7 BB: 2 IBB: 0 HBP: 0 BLK: 0 WP: 0 HR: 0 S: 40 P: 48 ERA: 2.57 WHIP: 1.429															<b>PITCHER</b>	

Batter	1	2	3	4	5	6	7	8	9	AB	R	H	RBI	BB	SO	LOB	BOTTOM
Bill Virdon, L (1, 8) OBP: 0.365, SLG: 0.486										3	2	1	1	1	0	3	<b>Milwaukee Braves @ Pittsburgh Pirates</b> Forbes Field, Pittsburgh, PA Thu Jun 01 1961, 7:05 PM EDT Att: 19,128 - Unknown
Dick Groat, R (1, 6) OBP: 0.346, SLG: 0.422										4	1	1	3	0	0	3	
Roberto Clemente, R (1, 9) OBP: 0.356, SLG: 0.599										4	0	1	0	0	0	1	
Dick Stuart, R (1, 3) OBP: 0.357, SLG: 0.576										4	0	0	0	0	0	1	
Don Hoak, R (1, 5) OBP: 0.406, SLG: 0.425										3	1	1	0	1	0	0	
Smoky Burgess, L (1, 2) OBP: 0.385, SLG: 0.512										3	3	3	3	1	0	0	
Bill Mazerowski, R (1, 4) OBP: 0.272, SLG: 0.324										4	1	1	0	0	0	2	
Gino Cimoli, R (1, 7) OBP: 0.353, SLG: 0.429										4	0	2	0	0	0	0	
Harvey Haddix, L (1, 1) ERA: 7.5										2	0	0	1	1	0	1	
<b>Inning Stats</b>	R: 1 E: 0 K: 0 S: 4	H: 1 LOB: 0 BB: 0 P: 4	R: 2 E: 0 K: 0 S: 6	H: 3 LOB: 2 BB: 1 P: 10	R: 0 E: 0 K: 0 S: 4	H: 1 LOB: 2 BB: 1 P: 8	R: 2 E: 0 K: 0 S: 6	H: 3 LOB: 1 BB: 0 P: 6	R: 1 E: 0 K: 0 S: 4	H: 1 LOB: 0 BB: 0 P: 4	R: 0 E: 0 K: 0 S: 3	H: 0 LOB: 1 BB: 1 P: 7	R: 2 E: 0 K: 0 S: 4	H: 1 LOB: 0 BB: 1 P: 8	R: 2 E: 0 K: 0 S: 4	H: 1 LOB: 0 BB: 1 P: 8	
<b>PITCHER</b> Lew Burdette, R (1, 1) ERA: 4.17 Moe Drabowsky, R (4, 1) ERA: 3.42 Don McMahon, R (5, 1) ERA: 3.43 Claude Raymond, R (7, 1) ERA: 7.5	IP: 3.2 WLS: L BF: 20 H: 7 R: 5 ER: 5 SO: 0 BB: 1 IBB: 0 HBP: 0 BLK: 0 WP: 0 HR: 0 S: 18 P: 26 ERA: 12.27 WHIP: 2.182															<b>PITCHER</b>	



Batter	1	2	3	4	5	6	7	8	9	AB	R	H	RBI	BB	SO	LOB	TOP					
Red Schoendienst, S Julian Javier, R	FC6-4 BB		6-3		F8	4-3		FC6-4		3	0	0	0	1	0	3	<b>St. Louis Cardinals @ Milwaukee Braves</b> Milwaukee County Stadium, Milwaukee, WI Fri Jun 02 1961, 8:05 PM EDT Att: 14,188 - Unknown					
Joe Cunningham, L Curt Flood, R	P5		K		4-3		4-3	K		5	0	0	0	0	2	4						
Bill White, L	P5			E BB		HR 3B	P5		1-3 2B	4	1	2	0	1	0	1						
Ken Boyer, R	FC6-4			E5		HR			1-3	5	1	2	2	0	0	3						
Stan Musial, L Don Taussig, R		P6		P2		P6			P4	4	0	0	0	1	0	3						
Carl Warwick, R		S BB		K		K			P3	4	0	0	0	1	3	5						
Alex Grammas, R		K		P6		1B BB				3	1	0	0	1	2	3						
Hal Smith, R		K								4	0	3	0	0	1	1						
Ray Sadecki, L			1-3							4	0	2	1	0	1	1						
<b>Inning Stats</b>	R: 0 E: 0 K: 3 S: 3	H: 0 LOB: 1 BB: 1 P: 7	R: 0 E: 0 K: 2 S: 7	H: 0 LOB: 1 BB: 1 P: 11	R: 0 E: 0 K: 1 S: 5	H: 0 LOB: 0 BB: 0 P: 5	R: 0 E: 1 K: 1 S: 6	H: 0 LOB: 2 BB: 1 P: 10	R: 0 E: 0 K: 1 S: 6	H: 1 LOB: 1 BB: 0 P: 6	R: 3 E: 0 K: 1 S: 9	H: 4 LOB: 2 BB: 1 P: 13	R: 0 E: 0 K: 1 S: 6	H: 1 LOB: 2 BB: 1 P: 10	R: 0 E: 0 K: 2 S: 9	H: 2 LOB: 2 BB: 0 P: 9		R: 0 E: 0 K: 0 S: 4	H: 1 LOB: 1 BB: 0 P: 4	1B: 4 2B: 3 3B: 1 HR: 1	SF: 0 SAC: 0 DP: 0 HBP: 0	WP: 0 PB: 0 SB: 1 CS: 0
<b>PITCHER</b>	IP	WLS	BF	H	R	ER	SO	BB	IBB	HBP	BLK	WP	HR	S	P	ERA	WHIP					
Carl Willey, R	(1, 1)	7.0	L	33	6	3	3	7	4	1	0	0	0	1	42	62	3.86	1.429				
Claude Raymond, R	(8, 1)	2.0		9	3	0	0	2	0	0	0	0	0	0	13	13	0.00	1.500				


AB 37  
R 3  
H 9  
RBI 3  
BB 5  
SO 9  
LOB 26




Batter	1	2	3	4	5	6	7	8	9	AB	R	H	RBI	BB	SO	LOB	BOTTOM					
Roy McMillan, R	K		P4		5-3		E6			4	0	0	0	0	1	2	<b>St. Louis Cardinals @ Milwaukee Braves</b> Milwaukee County Stadium, Milwaukee, WI Fri Jun 02 1961, 8:05 PM EDT Att: 14,188 - Unknown					
Frank Bolling, R	K			6-3		1-3	F9			4	0	0	0	0	1	3						
Eddie Mathews, L	K			HR		BB		1-3		3	1	1	1	1	1	0						
Hank Aaron, R		F8		K		F8		4-3		4	0	0	0	0	1	1						
Frank Thomas, R		BB				K		P5		3	0	1	0	1	1	1						
Joe Torre, R		F7		FC6-4 BB					P3	3	0	1	0	1	0	1						
Joe Adcock, R Al Spangler, L		F6		FC6-4		E6 BB				4	0	1	0	0	0	4						
Hawk Taylor, R			5-3		F9		P2		K	4	0	0	0	0	1	3						
Carl Willey, R Johnny Logan, R Claude Raymond, R Felix Mantilla, R			K		F8		K		P4	2	0	0	0	0	1	0						
<b>Inning Stats</b>	R: 0 E: 0 K: 3 S: 9	H: 0 LOB: 0 BB: 0 P: 9	R: 0 E: 0 K: 0 S: 3	H: 0 LOB: 1 BB: 1 P: 7	R: 0 E: 0 K: 1 S: 5	H: 0 LOB: 0 BB: 0 P: 5	R: 1 E: 0 K: 1 S: 7	H: 2 LOB: 2 BB: 1 P: 11	R: 0 E: 0 K: 0 S: 3	H: 0 LOB: 0 BB: 0 P: 3	R: 0 E: 0 K: 1 S: 5	H: 0 LOB: 1 BB: 1 P: 9	R: 0 E: 2 K: 1 S: 8	H: 1 LOB: 3 BB: 0 P: 8	R: 0 E: 0 K: 0 S: 3	H: 0 LOB: 0 BB: 0 P: 3		R: 0 E: 0 K: 1 S: 6	H: 1 LOB: 1 BB: 0 P: 6	1B: 2 2B: 1 3B: 0 HR: 1	SF: 0 SAC: 0 DP: 0 HBP: 0	WP: 0 PB: 0 SB: 0 CS: 0
<b>PITCHER</b>	IP	WLS	BF	H	R	ER	SO	BB	IBB	HBP	BLK	WP	HR	S	P	ERA	WHIP					
Ray Sadecki, L	(1, 1)	9.0	W	36	4	1	1	8	3	0	0	0	0	1	49	61	1.00	0.778				





Batter	1	2	3	4	5	6	7	8	9	AB	R	H	RBI	BB	SO	LOB	TOP				
Red Schoendienst, S OBP: 0.370, SLG: 0.465	(1,4) X SH1-3 1B 2B	X L4							X FC6-4	4	2	1	0	1	0	3	<b>St. Louis Cardinals @ Milwaukee Braves</b> Milwaukee County Stadium, Milwaukee, WI Sat Jun 03 1961, 4:33 AM EDT Att: 14,457 - Unknown 				
Joe Cunningham, L OBP: 0.419, SLG: 0.401	(1,9) X SH1-3 2-3		X G3				X 4-3	X F8	3	0	0	0	1	0	1						
Bill White, L OBP: 0.350, SLG: 0.404	(1,3) X 1B		X K				X L9	X F9	5	0	2	1	0	1	3						
Ken Boyer, R OBP: 0.383, SLG: 0.509	(1,5) X L8		X S BB				X P6		3	0	1	1	1	0	2						
Walt Moryn, L OBP: 0.152, SLG: 0.188	(1,7) X F7		X K					X F8	4	0	0	0	0	1	4						
Carl Warwick, R OBP: 0.387, SLG: 0.333	(1,8)	X 6-3		X K			X HR	X 2B	4	1	2	1	0	1	0						
Alex Grammas, R OBP: 0.282, SLG: 0.294 Carl Sawatski, L OBP: 0.387, SLG: 0.360 Bob Lillis, R OBP: 0.125, SLG: 0.067	(1,6) (8, PH) (8, 6)	X 1B BB		X 6-3			X 4-3	X K	2	0	0	0	1	0	0						
Hal Smith, R OBP: 0.293, SLG: 0.288	(1,2)	X 1B		X 5-3			X F8	X 5-3	4	0	1	0	0	0	1						
Larry Jackson, R OBP: 0.143, SLG: 0.214 Al Cicotte, R (3, 1) Don Taussig, R OBP: 0.433, SLG: 0.667 Bob Miller, R OBP: 0.600, SLG: 1.000 Stan Mustaj, L OBP: 0.390, SLG: 0.476	(1,1) (3, 1) (6, PH) (6, 1) (9, PH)	X K		X 3-1			X K	X FC6-4 1B	1	0	0	0	0	1	2						
<b>Inning Stats</b>	R: 1 E: 0 K: 0 S: 5	H: 2 LOB: 1 BB: 0 P: 5	R: 0 E: 0 K: 1 S: 6	H: 1 LOB: 2 BB: 1 P: 10	R: 0 E: 0 K: 2 S: 7	H: 0 LOB: 1 BB: 1 P: 11	R: 0 E: 0 K: 1 S: 5	H: 0 LOB: 0 BB: 0 P: 5	R: 1 E: 0 K: 0 S: 4	H: 1 LOB: 2 BB: 2 P: 12	R: 0 E: 0 K: 0 S: 4	H: 1 LOB: 1 BB: 0 P: 4	R: 0 E: 0 K: 1 S: 6	H: 1 LOB: 0 BB: 0 P: 6	R: 0 E: 0 K: 0 S: 4	H: 1 LOB: 1 BB: 0 P: 4		1B: 5 2B: 2 3B: 0 HR: 1	SF: 0 SAC: 1 DP: 0 HBP: 0	WP: 0 PB: 0 SB: 1 CS: 0	PA: 39
<b>PITCHER</b> Bob Buhl, R ERA: 4.06	(1,1)	IP: 9.0 WLS: W BF: 39 H: 8 R: 3 ER: 3 SO: 6 BB: 4 IBB: 0 HBP: 0 BLK: 0 WP: 0 HR: 1 S: 47 P: 63 ERA: 3.00 WHIP: 1.333																			

Batter	1	2	3	4	5	6	7	8	9	AB	R	H	RBI	BB	SO	LOB	BOTTOM		
Lee Maye, L OBP: 0.323, SLG: 0.391	(1,9) B HR BB	X F9	X K			X F7	X F9			4	1	0	0	1	1	4	<b>St. Louis Cardinals @ Milwaukee Braves</b> Milwaukee County Stadium, Milwaukee, WI Sat Jun 03 1961, 4:33 AM EDT Att: 14,457 - Unknown 		
Frank Bolling, R OBP: 0.383, SLG: 0.482	(1,4) X HR		X 6-3	X F8		X L6		X 5-3	5	1	1	2	0	0	0				
Eddie Mathews, L OBP: 0.416, SLG: 0.565	(1,5) X K		X 1B 2B	X CS 1B		X BB		X HR	4	2	3	1	1	1	0				
Hank Aaron, R OBP: 0.373, SLG: 0.628	(1,8) X SF8 2B		X 2B 1B	X K		X F7		X F9 2B	5	2	3	0	0	1	2				
Joe Adcock, R OBP: 0.288, SLG: 0.317	(1,3) B FC5-4 BB		X 2B FC6-4 IBB	X CS	X 5-3		X F8	X F9	3	1	0	0	2	0	1				
Frank Thomas, R OBP: 0.349, SLG: 0.507	(1,7) X SF8		X FC6-4 1B 2B		X HBP		X HR	X IBB	2	2	2	4	1	0	0				
Joe Torre, R OBP: 0.309, SLG: 0.423	(1,2) X FC5-4		X FC6-4 IBB		X P3		X 1B CS BB	X 6-3	3	0	0	0	2	0	4				
Roy McMillan, R OBP: 0.318, SLG: 0.272	(1,6)	X B1-6-4 1B	X FC6-4 1B		X BB		X 1B		3	0	2	1	1	0	2				
Bob Buhl, R OBP: 0.182, SLG: 0.100	(1,1)	X B1-6-4	X 1-2 2-3 3-H 1B		X F9		X BB		3	0	1	1	1	0	3				
<b>Inning Stats</b>	R: 3 E: 0 K: 1 S: 7	H: 2 LOB: 1 BB: 2 P: 15	R: 0 E: 0 K: 0 S: 3	H: 1 LOB: 0 BB: 0 P: 3	R: 4 E: 0 K: 1 S: 9	H: 4 LOB: 2 BB: 2 P: 17	R: 0 E: 0 K: 1 S: 5	H: 1 LOB: 0 BB: 0 P: 5	R: 0 E: 0 K: 0 S: 3	H: 0 LOB: 2 BB: 1 P: 8	R: 0 E: 0 K: 0 S: 3	H: 2 LOB: 2 BB: 2 P: 12	R: 1 E: 0 K: 0 S: 5	H: 2 LOB: 2 BB: 1 P: 9	1B: 6 2B: 3 3B: 0 HR: 3	SF: 1 SAC: 0 DP: 1 HBP: 1		WP: 0 PB: 0 SB: 1 CS: 2	PA: 44
<b>PITCHER</b> Larry Jackson, R ERA: 4.74 Al Cicotte, R ERA: 3.54 Bob Miller, R ERA: 4.6	(1,1) (3, 1) (6, 1)	IP: 2.1 WLS: L BF: 14 H: 3 R: 1 ER: 1 SO: 2 BB: 1 IBB: 1 HBP: 1 BLK: 0 WP: 0 HR: 0 S: 13 P: 25 ERA: 23.14 WHIP: 3.000																	



Batter	1	2	3	4	5	6	7	8	9	AB	R	H	RBI	BB	SO	LOB	TOP		
Red Schoendienst, S OBP: 0.340, SLG: 0.426 (1, 4)	6-3		K		FC5-4			F9		4	0	0	0	0	1	1			
Alex Grammas, R OBP: 0.302, SLG: 0.342 (1, 6)	F8			1B WP					5-3	4	1	2	0	0	0	0			
Bill White, L OBP: 0.353, SLG: 0.407 (1, 3)				G3 WP			G1-6-3		4-3	4	0	2	0	0	0	1			
Ken Boyer, R OBP: 0.375, SLG: 0.497 (1, 5)	F9			K				F8	6-3	4	0	0	0	0	1	2			
Stan Musial, L OBP: 0.381, SLG: 0.463 (1, 7)		4-3		G3				F9		3	0	0	0	0	0	1			
Carl Warwick, R OBP: 0.333, SLG: 0.292 (1, 8)		5-3		K				5-3		3	0	0	0	0	1	1			
Charlie James, R OBP: 0.268, SLG: 0.395 (1, 9)		4-3						F9		3	0	1	0	0	0	0			
Hal Smith, R OBP: 0.294, SLG: 0.289 (1, 2)				F9				F3		3	0	1	0	0	0	1			
Bob Gibson, R OBP: 0.167, SLG: 0.125 (8, PH)				K				FC5-4		2	0	0	0	0	1	1			
Curt Flood, R OBP: 0.354, SLG: 0.397 (8, PH)								FC5-4		1	0	0	0	0	0	1			
Bob Miller, R OBP: 0.600, SLG: 1.000 (8, 1)								G6-4-3		0	0	0	0	0	0	0			
<b>Inning Stats</b>	R: 0 E: 0 K: 0 S: 4	H: 1 LOB: 1 BB: 0 P: 4	R: 0 E: 0 K: 0 S: 3	H: 0 LOB: 0 BB: 0 P: 3	R: 0 E: 0 K: 2 S: 7	H: 0 LOB: 0 BB: 0 P: 7	R: 1 E: 0 K: 2 S: 9	H: 2 LOB: 1 BB: 0 P: 9	R: 0 E: 0 K: 0 S: 4	H: 1 LOB: 0 BB: 0 P: 4	R: 0 E: 0 K: 0 S: 3	H: 0 LOB: 0 BB: 0 P: 3	R: 0 E: 0 K: 0 S: 3	H: 1 LOB: 0 BB: 0 P: 3	R: 0 E: 0 K: 0 S: 3	H: 0 LOB: 0 BB: 0 P: 3	1B: 5 2B: 1 3B: 0 HR: 0	SF: 0 SAC: 0 DP: 2 HBP: 0	WP: 1 PA: 31
<b>PITCHER</b> Warren Spahn, L ERA: 2.74 (1, 1)	IP: 9.0 WLS: W BF: 31 H: 6 R: 1 ER: 1 SO: 4 BB: 0 IBB: 0 HBP: 0 BLK: 0 WP: 1 HR: 0 S: 39 P: 39 ERA: 1.00 WHIP: 0.667																		

St. Louis Cardinals @ Milwaukee Braves  
Milwaukee County Stadium, Milwaukee, WI  
Sun Jun 04 1961, 4:33 AM EDT  
Att: 18,768 - Unknown

AB 31  
R 1  
H 6  
RBI 0  
BB 0  
SO 4  
LOB 9



Batter	1	2	3	4	5	6	7	8	9	AB	R	H	RBI	BB	SO	LOB	BOTTOM		
Lee Maye, L OBP: 0.326, SLG: 0.417 (1, 9)	P5			F7		F3		FC5-4		5	1	2	3	0	0	2			
Frank Bolling, R OBP: 0.378, SLG: 0.491 (1, 4)	F7	1-3				6-3		FC5-4		5	1	1	2	0	0	2			
Eddie Mathews, L OBP: 0.412, SLG: 0.564 (1, 5)	F5			K		1B		K		4	0	1	0	0	2	0			
Hank Aaron, R OBP: 0.376, SLG: 0.623 (1, 8)		BLK		F7		K		G3-6-1		3	1	1	0	1	1	1			
Joe Adcock, R OBP: 0.273, SLG: 0.313 (1, 3)		F9				1B		G3-6-1		2	0	0	0	2	0	2			
Frank Thomas, R OBP: 0.353, SLG: 0.504 (1, 7)		BLK		K2-3				K		3	1	1	0	1	2	1			
Joe Torre, R OBP: 0.305, SLG: 0.400 (1, 2)		1B		K		F3		6-3		3	1	0	0	1	1	3			
Roy McMillan, R OBP: 0.328, SLG: 0.291 (1, 6)		HR						4-3		4	1	3	2	0	0	0			
Warren Spahn, L OBP: 0.256, SLG: 0.257 (1, 1)		K		K		FC3-6		1B		3	1	0	0	1	2	4			
<b>Inning Stats</b>	R: 0 E: 0 K: 0 S: 3	H: 0 LOB: 0 BB: 0 P: 3	R: 5 E: 0 K: 1 S: 8	H: 3 LOB: 2 BB: 2 P: 16	R: 0 E: 0 K: 2 S: 7	H: 0 LOB: 1 BB: 1 P: 11	R: 0 E: 0 K: 2 S: 8	H: 1 LOB: 0 BB: 0 P: 8	R: 0 E: 0 K: 1 S: 7	H: 2 LOB: 3 BB: 1 P: 11	R: 2 E: 0 K: 1 S: 7	H: 2 LOB: 0 BB: 0 P: 7	R: 0 E: 0 K: 1 S: 4	H: 0 LOB: 0 BB: 1 P: 8	R: 0 E: 0 K: 0 S: 4	H: 1 LOB: 2 BB: 1 P: 8	1B: 5 2B: 2 3B: 0 HR: 2	SF: 0 SAC: 0 DP: 1 HBP: 0	WP: 0 PA: 38
<b>PITCHER</b> Bob Gibson, R ERA: 2.7 (8, 1)	IP: 7.0 WLS: L BF: 33 H: 8 R: 7 ER: 7 SO: 8 BB: 4 IBB: 1 HBP: 0 BLK: 1 WP: 0 HR: 2 S: 44 P: 64 ERA: 9.00 WHIP: 1.714																		
Bob Miller, R ERA: 4.32 (8, 1)	IP: 1.0 WLS: 5 BF: 1 H: 0 R: 0 ER: 0 SO: 0 BB: 1 IBB: 0 HBP: 0 BLK: 0 WP: 0 HR: 4 S: 4 P: 8 ERA: 0.00 WHIP: 2.000																		

St. Louis Cardinals @ Milwaukee Braves  
Milwaukee County Stadium, Milwaukee, WI  
Sun Jun 04 1961, 4:33 AM EDT  
Att: 18,768 - Unknown

AB 32  
R 7  
H 9  
RBI 7  
BB 6  
SO 8  
LOB 15





Batter	1	2	3	4	5	6	7	8	9	AB	R	H	RBI	BB	SO	LOB	TOP		
Lee Mays, L (1, 9) OBP: 0.323, SLG: 0.407 Johnny Logan, R (9, PH) OBP: 0.158, SLG: 0.167	4-0 HR BB	4-3			3-1		6-3		F7	3	1	0	0	1	0	1			
Frank Bolling, R (1, 4) OBP: 0.371, SLG: 0.480	F8	F9			F8			F9		4	0	0	0	0	0	1			
Eddie Mathews, L (1, 5) OBP: 0.409, SLG: 0.574	HR		L8		P6			F8		4	1	1	2	0	0	0			
Hank Aaron, R (1, 8) OBP: 0.373, SLG: 0.612	6-3		F7			F7		E BB		3	0	0	0	1	0	0			
Joe Adcock, R (1, 3) OBP: 0.273, SLG: 0.331	HR		L8			P5		F9	1-2	4	1	1	1	0	0	1			
Frank Thomas, R (1, 7) OBP: 0.350, SLG: 0.496	1B			L7		P5			L6	4	0	1	0	0	0	0			
Joe Torre, R (1, 2) OBP: 0.349, SLG: 0.431	FC6-4 1B								1B	3	0	3	0	1	0	0			
Roy McMillan, R (1, 6) OBP: 0.326, SLG: 0.290	FC6-4 1-2				F9		K		1B	4	0	1	0	0	1	4			
Lew Burdette, R (1, 1) OBP: 0.188, SLG: 0.281 Chi-Chi Olivo, R (8, 1) Hawk Taylor, R (9, PH) OBP: 0.143, SLG: 0.143		4-3			FC6		K		K	3	0	0	0	0	1	2			
<b>Inning Stats</b>	R: 3 E: 0 K: 0 S: 7	H: 4 LOB: 2 BB: 1 P: 11	R: 0 E: 0 K: 0 S: 3	H: 0 LOB: 0 BB: 0 P: 3	R: 0 E: 0 K: 0 S: 3	H: 0 LOB: 1 BB: 1 P: 7	R: 0 E: 0 K: 0 S: 3	H: 0 LOB: 0 BB: 0 P: 3	R: 0 E: 0 K: 2 S: 8	H: 1 LOB: 1 BB: 0 P: 8	R: 0 E: 1 K: 0 S: 3	H: 0 LOB: 1 BB: 1 P: 7	R: 0 E: 0 K: 1 S: 7	H: 2 LOB: 2 BB: 0 P: 7	1B: 5 2B: 0 3B: 0 HR: 2	SF: 0 SAC: 0 DP: 0 HBP: 0	WP: 0 PA: 37 CS: 0		
<b>PITCHER</b>	IP WLS BF H R ER SO BB IBB HBP BLK WP HR S P ERA WHIP																		
Joey Jay, R (1, 1) ERA: 3.13	7.0		28	5	3	3	2	2	0	0	0	0	0	0	2	30	38	3.86	1.000
Jim Brosnan, R (8, 1) ERA: 3.8	1.2	W	8	2	0	0	1	1	0	0	0	0	0	0	9	13	0.00	1.800	
Bill Henry, L (9, 1) ERA: 2.7	0.1	S	1	0	0	0	0	0	0	0	0	0	0	0	1	1	0.00	0.000	

Milwaukee Braves @ Cincinnati Reds  
Crosley Field, Cincinnati, OH  
Mon Jun 05 1961, 7:05 PM EDT  
Att: 16,841 - Unknown

AB 34  
R 3  
H 7  
RBI 3  
BB 3  
SO 3  
LOB 13



Batter	1	2	3	4	5	6	7	8	9	AB	R	H	RBI	BB	SO	LOB	BOTTOM	
Eddie Kasko, R (1, 6) OBP: 0.381, SLG: 0.409	F5	5-3			FC5-4 1B		CS 1B	FC6-4 1-2		5	0	2	0	0	0	4		
Don Blasingame, L (1, 4) OBP: 0.316, SLG: 0.313	F8		F8		FC5-4 1B		P3 1-2			4	0	1	0	0	0	1		
Vada Pinson, L (1, 8) OBP: 0.347, SLG: 0.462	1-3		6-3		L7			HR 1B		4	1	1	0	0	0	2		
Frank Robinson, R (1, 9) OBP: 0.376, SLG: 0.581		2B 1B			FC5-4 1-2 2-3			HR 1B		4	2	3	2	0	0	2		
Jerry Lynch, L (1, 7) OBP: 0.390, SLG: 0.757 Pete Whisenant, R (9, 7) OBP: 0.100, SLG: 0.100			F7		4-3			HR		4	2	2	1	0	0	3		
Gordy Coleman, L (1, 3) OBP: 0.316, SLG: 0.503				G3		G5-4-3 1B		BB BB		3	0	2	2	1	0	0		
Gene Freese, R (1, 5) OBP: 0.313, SLG: 0.484		FC5-4 1B		4-3 2B		F8		FC6-4 BB		3	0	1	0	1	0	2		
Jerry Zimmerman, R (1, 2) OBP: 0.333, SLG: 0.328				4-3		G5-4-3 1-2		K		4	0	1	0	0	1	4		
Joey Jay, S (1, 1) OBP: 0.038, SLG: 0.077 Gus Bell, L (7, PH) OBP: 0.250, SLG: 0.308 Jim Brosnan, R (8, 1) Bill Henry, L (9, 1)		B2		4-3		L8		B1		2	0	0	0	0	0	3		
<b>Inning Stats</b>	R: 0 E: 0 K: 0 S: 3	H: 0 LOB: 0 BB: 0 P: 3	R: 2 E: 0 K: 0 S: 7	H: 4 LOB: 2 BB: 0 P: 7	R: 0 E: 0 K: 0 S: 4	H: 1 LOB: 1 BB: 0 P: 4	R: 0 E: 0 K: 0 S: 4	H: 1 LOB: 1 BB: 0 P: 4	R: 0 E: 0 K: 0 S: 5	H: 2 LOB: 2 BB: 0 P: 5	R: 0 E: 0 K: 0 S: 3	H: 1 LOB: 0 BB: 0 P: 3	R: 0 E: 0 K: 1 S: 8	H: 3 LOB: 2 BB: 2 P: 16	1B: 9 2B: 2 3B: 0 HR: 2	SF: 0 SAC: 0 DP: 1 HBP: 0	WP: 0 PA: 37 CS: 1	
<b>PITCHER</b>	IP WLS BF H R ER SO BB IBB HBP BLK WP HR S P ERA WHIP																	
Lew Burdette, R (1, 1) ERA: 4.25	7.0	L	31	12	4	4	0	0	0	0	0	0	0	1	31	31	5.14	1.714
Chi-Chi Olivo, R (8, 1) ERA: 9.0	1.0		6	1	1	1	1	2	0	0	0	0	0	1	6	14	9.00	3.000

Milwaukee Braves @ Cincinnati Reds  
Crosley Field, Cincinnati, OH  
Mon Jun 05 1961, 7:05 PM EDT  
Att: 16,841 - Unknown

AB 35  
R 5  
H 13  
RBI 5  
BB 2  
SO 1  
LOB 23













Batter	1	2	3	4	5	6	7	8	9	AB	R	H	RBI	BB	SO	LOB	TOP				
Lee Mays, L OBP: 0.336, SLG: 0.415 John DeMerit, R OBP: 0.217, SLG: 0.250	FC4-6 BB		FC5-4 1B	K		4-3		5-3		3	0	1	0	1	1	3					
Frank Bolling, R OBP: 0.365, SLG: 0.462	FC4-6 1B		FC5-4 2B	FC5-4			HR	F8		5	2	1	0	0	0	4					
Eddie Mathews, L OBP: 0.420, SLG: 0.615	G4-3 1B		FC6-4 2B				HR	HR		4	2	4	3	1	0	0					
Hank Aaron, R OBP: 0.382, SLG: 0.626	G4-3		FC6-4 IBB			F8	HR			4	1	2	1	1	0	3					
Joe Adcock, R OBP: 0.270, SLG: 0.342		P4	FC6-4			K	HR	K		5	1	1	2	0	2	4					
Frank Thomas, R OBP: 0.347, SLG: 0.500	4-3 1B		5-3			P4	HR			5	1	2	1	0	0	3					
Joe Torre, R OBP: 0.355, SLG: 0.397	4-3			HBP BB		P3		5-3		4	0	1	0	1	0	1					
Roy McMillan, R OBP: 0.330, SLG: 0.297	P4			L7				F7		4	0	0	0	1	0	3					
Warren Spahn, L OBP: 0.293, SLG: 0.361 Charlie Lau, L OBP: 0.316, SLG: 0.268 Moe Drabowsky, R OBP: 0.400, SLG: 0.250 Hawk Taylor, R OBP: 0.125, SLG: 0.125 George Brunet, R OBP: 0.125, SLG: 0.125				HR		F8		K		1	1	1	1	0	0	0					
<b>Inning Stats</b>	R: 0 E: 0 K: 0 S: 3	H: 1 LOB: 1 BB: 1 P: 7	R: 0 E: 0 K: 0 S: 4	H: 1 LOB: 1 BB: 0 P: 4	R: 2 E: 0 K: 0 S: 6	H: 3 LOB: 2 BB: 1 P: 10	R: 0 E: 0 K: 1 S: 5	H: 0 LOB: 2 BB: 1 P: 10	R: 0 E: 0 K: 1 S: 5	H: 0 LOB: 1 BB: 1 P: 9	R: 5 E: 0 K: 1 S: 10	H: 5 LOB: 0 BB: 0 P: 10	R: 1 E: 0 K: 1 S: 7	H: 2 LOB: 1 BB: 0 P: 7	R: 0 E: 0 K: 0 S: 3	H: 1 LOB: 0 BB: 0 P: 3	1B: 5 2B: 2 3B: 0 HR: 6	SF: 0 SAC: 0 DP: 2 HBP: 1	WP: 0 PB: 0 SB: 0 CS: 0	PA: 44	
<b>PITCHER</b>	IP WLS BF H R ER SO BB IBB HBP BLK WP HR S P ERA WHIP	IP WLS BF H R ER SO BB IBB HBP BLK WP HR S P ERA WHIP	IP WLS BF H R ER SO BB IBB HBP BLK WP HR S P ERA WHIP	IP WLS BF H R ER SO BB IBB HBP BLK WP HR S P ERA WHIP	IP WLS BF H R ER SO BB IBB HBP BLK WP HR S P ERA WHIP	IP WLS BF H R ER SO BB IBB HBP BLK WP HR S P ERA WHIP	IP WLS BF H R ER SO BB IBB HBP BLK WP HR S P ERA WHIP	IP WLS BF H R ER SO BB IBB HBP BLK WP HR S P ERA WHIP	IP WLS BF H R ER SO BB IBB HBP BLK WP HR S P ERA WHIP	IP WLS BF H R ER SO BB IBB HBP BLK WP HR S P ERA WHIP	IP WLS BF H R ER SO BB IBB HBP BLK WP HR S P ERA WHIP	IP WLS BF H R ER SO BB IBB HBP BLK WP HR S P ERA WHIP	IP WLS BF H R ER SO BB IBB HBP BLK WP HR S P ERA WHIP	IP WLS BF H R ER SO BB IBB HBP BLK WP HR S P ERA WHIP	IP WLS BF H R ER SO BB IBB HBP BLK WP HR S P ERA WHIP	IP WLS BF H R ER SO BB IBB HBP BLK WP HR S P ERA WHIP	IP WLS BF H R ER SO BB IBB HBP BLK WP HR S P ERA WHIP	IP WLS BF H R ER SO BB IBB HBP BLK WP HR S P ERA WHIP	IP WLS BF H R ER SO BB IBB HBP BLK WP HR S P ERA WHIP	IP WLS BF H R ER SO BB IBB HBP BLK WP HR S P ERA WHIP	IP WLS BF H R ER SO BB IBB HBP BLK WP HR S P ERA WHIP

Milwaukee Braves @ Cincinnati Reds  
Crosley Field, Cincinnati, OH  
Thu Jun 08 1961, 3:33 AM EDT  
Att: 5,149 - Unknown

AB 38  
R 8  
H 13  
RBI 8  
BB 5  
SO 4  
LOB 22



Batter	1	2	3	4	5	6	7	8	9	AB	R	H	RBI	BB	SO	LOB	BOTTOM				
Don Blasingame, L OBP: 0.313, SLG: 0.301	FC6-4 1B	4-3		E 1B	5-3		F8			5	1	2	1	0	0	3					
Eddie Kasko, R OBP: 0.375, SLG: 0.391 Leo Cardenas, R OBP: 0.352, SLG: 0.383	F9		5-3	P4		HR 1B	1B BB			4	1	1	0	0	0	3					
Vada Pinson, L OBP: 0.367, SLG: 0.479	FC6-4		1B SF8 BB	E9 1B		F8				4	1	2	2	1	0	2					
Frank Robinson, R OBP: 0.365, SLG: 0.548	F8		1B SF8 BB	BB		HR 1B	P4			4	1	2	0	1	0	3					
Gene Freese, R OBP: 0.317, SLG: 0.505		K	SF8	6-3		HR		F7		4	1	1	4	0	1	2					
Wally Post, R OBP: 0.360, SLG: 0.479	WP E BB		P6		1B 2B	P4		F8		4	2	1	0	1	0	1					
Gordy Coleman, L OBP: 0.325, SLG: 0.527		K		1B BB	1B 2B	HR		1B BB		4	2	3	2	1	1	1					
Jerry Zimmerman, R OBP: 0.342, SLG: 0.319	E6 1B		1B E BB	1B E BB		F8		6-3		4	1	1	0	1	0	1					
Jim Maloney, L OBP: 0.357, SLG: 0.538 Marshall Bridges, S OBP: 0.412, SLG: 0.500 Dick Gernert, R OBP: 0.125, SLG: 0.125 Bill Henry, L OBP: 0.125, SLG: 0.125 Jim Brosnan, R OBP: 0.125, SLG: 0.125			F7	SH1-3		L8		F8		2	0	1	0	0	0	2					
<b>Inning Stats</b>	R: 0 E: 0 K: 0 S: 4	H: 1 LOB: 2 BB: 1 P: 4	R: 1 E: 1 K: 2 S: 9	H: 1 LOB: 1 BB: 1 P: 13	R: 1 E: 1 K: 0 S: 6	H: 3 LOB: 2 BB: 2 P: 14	R: 1 E: 0 K: 0 S: 5	H: 2 LOB: 1 BB: 0 P: 5	R: 4 E: 0 K: 0 S: 7	H: 4 LOB: 0 BB: 0 P: 7	R: 0 E: 0 K: 0 S: 4	H: 1 LOB: 2 BB: 1 P: 8	R: 0 E: 0 K: 0 S: 4	H: 1 LOB: 2 BB: 1 P: 8	1B: 11 2B: 1 3B: 0 HR: 2	SF: 1 SAC: 1 DP: 0 HBP: 0	WP: 2 PB: 0 SB: 0 CS: 0	PA: 45			
<b>PITCHER</b>	IP WLS BF H R ER SO BB IBB HBP BLK WP HR S P ERA WHIP	IP WLS BF H R ER SO BB IBB HBP BLK WP HR S P ERA WHIP	IP WLS BF H R ER SO BB IBB HBP BLK WP HR S P ERA WHIP	IP WLS BF H R ER SO BB IBB HBP BLK WP HR S P ERA WHIP	IP WLS BF H R ER SO BB IBB HBP BLK WP HR S P ERA WHIP	IP WLS BF H R ER SO BB IBB HBP BLK WP HR S P ERA WHIP	IP WLS BF H R ER SO BB IBB HBP BLK WP HR S P ERA WHIP	IP WLS BF H R ER SO BB IBB HBP BLK WP HR S P ERA WHIP	IP WLS BF H R ER SO BB IBB HBP BLK WP HR S P ERA WHIP	IP WLS BF H R ER SO BB IBB HBP BLK WP HR S P ERA WHIP	IP WLS BF H R ER SO BB IBB HBP BLK WP HR S P ERA WHIP	IP WLS BF H R ER SO BB IBB HBP BLK WP HR S P ERA WHIP	IP WLS BF H R ER SO BB IBB HBP BLK WP HR S P ERA WHIP	IP WLS BF H R ER SO BB IBB HBP BLK WP HR S P ERA WHIP	IP WLS BF H R ER SO BB IBB HBP BLK WP HR S P ERA WHIP	IP WLS BF H R ER SO BB IBB HBP BLK WP HR S P ERA WHIP	IP WLS BF H R ER SO BB IBB HBP BLK WP HR S P ERA WHIP	IP WLS BF H R ER SO BB IBB HBP BLK WP HR S P ERA WHIP	IP WLS BF H R ER SO BB IBB HBP BLK WP HR S P ERA WHIP	IP WLS BF H R ER SO BB IBB HBP BLK WP HR S P ERA WHIP	IP WLS BF H R ER SO BB IBB HBP BLK WP HR S P ERA WHIP

Milwaukee Braves @ Cincinnati Reds  
Crosley Field, Cincinnati, OH  
Thu Jun 08 1961, 3:33 AM EDT  
Att: 5,149 - Unknown

AB 37  
R 10  
H 14  
RBI 9  
BB 6  
SO 2  
LOB 20





Batter	1	2	3	4	5	6	7	8	9	AB	R	H	RBI	BB	SO	LOB	TOP										
Lee Mays, L OBP: 0.344, SLG: 0.440 (1, 9)										4	1	2	4	1	1	0	<b>Milwaukee Braves @ Chicago Cubs</b> Wrigley Field, Chicago, IL Fri Jun 09 1961, 3:33 AM CDT Att: 7,912 - Cloudy - 72 F										
Frank Bolling, R OBP: 0.366, SLG: 0.461 (1, 4)										5	0	2	0	0	0	3											
Eddie Mathews, L OBP: 0.417, SLG: 0.624 (1, 5)										4	1	1	1	0	0	2											
Hank Aaron, R OBP: 0.379, SLG: 0.618 (1, 8)										4	1	1	0	0	0	0											
Frank Thomas, R OBP: 0.351, SLG: 0.497 (9, 3)										3	2	1	0	0	0	0											
Joe Adcock, R OBP: 0.280, SLG: 0.370 Al Spangler, L OBP: 0.385, SLG: 0.233 (9, 7)										4	2	3	3	0	0	0											
Joe Torre, R OBP: 0.363, SLG: 0.444 (1, 2)										4	1	2	2	0	0	2											
Roy McMillan, R OBP: 0.323, SLG: 0.290 (1, 6)										4	0	0	0	0	0	3											
Bob Buhl, R Don McMahon, R Hank Taylor, L George Brunet, L Felix Mantilla, R Claude Raymond, R Chi-Chi Oloro, R Charlie Latta, L Lee Roy Myers, R Warren Spahn, L Carl Willey, R (1, 1)										1	0	0	0	0	0	0		<b>AB 35</b> <b>R 10</b> <b>H 12</b> <b>RBI 10</b> <b>BB 1</b> <b>SO 3</b> <b>LOB 10</b>									
<b>Inning Stats</b>	R: 0 E: 0 K: 0 S: 3	H: 1 LOB: 0 BB: 0 P: 3	R: 0 E: 0 K: 0 S: 3	H: 0 LOB: 0 BB: 0 P: 3	R: 0 E: 0 K: 1 S: 5	H: 0 LOB: 0 BB: 0 P: 5	R: 0 E: 0 K: 1 S: 5	H: 1 LOB: 0 BB: 0 P: 5	R: 2 E: 0 K: 0 S: 5	H: 2 LOB: 0 BB: 0 P: 5	R: 0 E: 0 K: 1 S: 6	H: 1 LOB: 1 BB: 0 P: 6	R: 3 E: 0 K: 0 S: 5	H: 3 LOB: 0 BB: 0 P: 6	R: 1 E: 0 K: 0 S: 3	H: 1 LOB: 0 BB: 1 P: 7			R: 4 E: 0 K: 0 S: 6	H: 3 LOB: 1 BB: 0 P: 7	1B: 8 2B: 0 3B: 0 HR: 4	SF: 0 SAC: 0 DP: 4 HBP: 2	WP: 0 PA: 38 PB: 0 SB: 0 CS: 0				
<b>PITCHER</b>	IP	WLS	BF	H	R	ER	SO	BB	IBB	HBP	BLK	WP	HR	S	P	ERA	WHIP										
Don Cardwell, R ERA: 3.04 Joe Schaffernoth, R ERA: 4.85 Don Elston, R ERA: 4.12 Bob Anderson, R ERA: 5.06 (1, 1)	6.0		24	7	5	5	3	0	0	1	0	0	2	29	30	7.50	1.167										
(7, 1)	2.0		7	2	1	1	0	1	0	0	0	0	1	6	10	4.50	1.500										
(9, 1)	0.2		6	3	4	4	0	0	0	1	0	0	1	5	6	54.00	4.500										
(9, 1)	0.1	W	1	0	0	0	0	0	0	0	0	0	0	1	1	0.00	0.000										

Batter	1	2	3	4	5	6	7	8	9	AB	R	H	RBI	BB	SO	LOB	BOTTOM											
Richie Ashburn, L OBP: 0.350, SLG: 0.239 Al Heist, R OBP: 0.243, SLG: 0.235 (1, 8)										3	2	1	0	2	0	1	<b>Milwaukee Braves @ Chicago Cubs</b> Wrigley Field, Chicago, IL Fri Jun 09 1961, 3:33 AM CDT Att: 7,912 - Cloudy - 72 F											
Don Zimmer, R OBP: 0.303, SLG: 0.408 (1, 4)										4	1	1	1	1	0	2												
Ron Santo, R OBP: 0.414, SLG: 0.513 (1, 5)										4	1	3	2	1	0	0												
14 Ernie Banks, R OBP: 0.362, SLG: 0.519 Don Elston, R OBP: 0.167, SLG: 0.167 Bob Anderson, R OBP: 0.250, SLG: 0.182 (1, 7)										4	1	1	1	1	1	4												
George Altman, L OBP: 0.376, SLG: 0.597 (1, 9)										4	2	2	0	0	0	2												
Ed Bouchee, L OBP: 0.371, SLG: 0.443 (1, 3)										5	2	3	3	0	1	2												
Dick Bertell, R OBP: 0.299, SLG: 0.291 Bob Will, R OBP: 0.338, SLG: 0.288 (8, PH)										3	0	1	1	0	0	1												
Jerry Kindall, R OBP: 0.312, SLG: 0.507 (1, 6)										4	0	2	0	0	1	2												
Don Cardwell, R OBP: 0.129, SLG: 0.233 Joe Schaffernoth, R Billy Williams, L OBP: 0.398, SLG: 0.390 Moe Thacker, R OBP: 0.474, SLG: 0.333 (1, 1)										2	0	0	0	0	2	1												
<b>Inning Stats</b>	R: 0 E: 0 K: 0 S: 4	H: 2 LOB: 1 BB: 0 P: 4	R: 1 E: 0 K: 2 S: 9	H: 2 LOB: 1 BB: 0 P: 9	R: 4 E: 0 K: 0 S: 6	H: 3 LOB: 2 BB: 2 P: 14	R: 1 E: 1 K: 2 S: 8	H: 1 LOB: 1 BB: 1 P: 12	R: 0 E: 0 K: 0 S: 3	H: 0 LOB: 0 BB: 0 P: 3	R: 0 E: 0 K: 0 S: 3	H: 1 LOB: 1 BB: 0 P: 3	R: 0 E: 0 K: 1 S: 6	H: 1 LOB: 2 BB: 1 P: 10	R: 3 E: 0 K: 0 S: 6	H: 4 LOB: 1 BB: 1 P: 10		R: 2 E: 0 K: 0 S: 4	H: 3 LOB: 2 BB: 0 P: 5	1B: 13 2B: 4 3B: 0 HR: 0	SF: 1 SAC: 2 DP: 1 HBP: 1	WP: 1 PA: 45 PB: 1 SB: 0 CS: 2						
<b>PITCHER</b>	IP	WLS	BF	H	R	ER	SO	BB	IBB	HBP	BLK	WP	HR	S	P	ERA	WHIP											
Bob Buhl, R ERA: 4.57 Don McMahon, R George Brunet, L Claude Raymond, R Chi-Chi Oloro, R (1, 1)	2.2		16	7	5	5	2	2	0	0	0	0	1	0	12	16	0.00	0.857										
(3, 1)	2.1		9	1	1	0	2	1	0	0	0	1	0	12	16	0.00	0.857											
(6, 1)	1.0		3	1	0	0	0	0	0	0	0	0	0	3	3	0.00	1.000											
(7, 1)	1.1		10	4	3	3	1	2	0	0	0	0	0	10	18	20.25	4.500											
(8, 1)	0.2		2	1	0	0	0	0	0	0	0	0	0	2	2	0.00	1.500											
Warren Spahn, L ERA: 3.24 Carl Willey, R ERA: 7.66 (9, 1)	0.1	L	3	1	2	2	0	0	0	0	0	0	0	0	0	0	54.00	3.000										
(9, 1)	0.0		2	2	0	0	0	0	0	0	0	0	0	0	2	2	*	*										



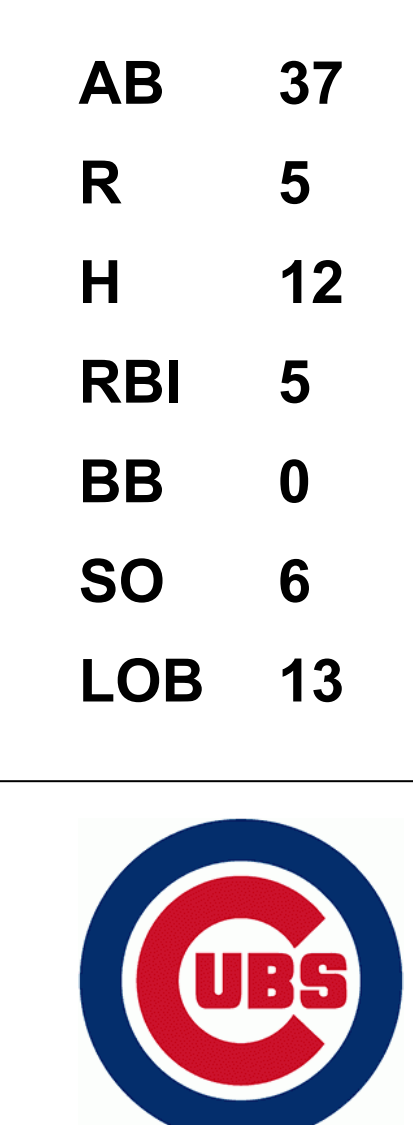


Batter	1	2	3	4	5	6	7	8	9	AB	R	H	RBI	BB	SO	LOB	TOP					
Lee Mays, L OBP: 0.338, SLG: 0.450 (1, 9)	3-1		F5		HR	K		F7	L4-3	6	1	1	1	0	1	2	<b>Milwaukee Braves @ Chicago Cubs</b> Wrigley Field, Chicago, IL Sat Jun 10 1961, 3:33 AM CDT Att: 18,127 - Sunny - 82 F					
Frank Bolling, R OBP: 0.371, SLG: 0.477 (1, 4)	F7		HR		HR	1-3		FC6-4 1B		4	2	2	1	0	0	0						
Eddie Mathews, L OBP: 0.416, SLG: 0.632 (1, 5)	4-3		BB		HR	K		K		4	1	1	2	1	2	1						
Hank Aaron, R OBP: 0.380, SLG: 0.613 (1, 8)		G4-3 1B	L8		2B	1B		F2	FC6-4	5	1	2	0	0	0	2						
Frank Thomas, R OBP: 0.346, SLG: 0.484 (1, 7) (9, 3)	G4-3 1B			5-3	L6			F9	K	4	0	0	0	1	1	1						
Joe Adcock, R OBP: 0.294, SLG: 0.381 (1, 3) Al Spangler, L OBP: 0.385, SLG: 0.233 (9, 7)	G4-3 1B			1B	1B	2B		E 1B	1B	3	1	2	1	2	0	2						
Joe Torre, R OBP: 0.388, SLG: 0.468 (1, 2)	K			E 1B	1B	1B		E 1B	1B	5	1	4	0	0	1	1						
Roy McMillan, R OBP: 0.320, SLG: 0.287 (1, 6)			K	E4	K			E5	1B	5	0	1	1	0	2	5						
Lew Burdette, R OBP: 0.200, SLG: 0.371 (1, 1) Don McMahon, R OBP: 0.400, SLG: 0.400 (5, 1)			HR	L5	1-3	1-3		K	L4-3 1B	3	1	1	1	0	0	4						
				HR	3-H					2	0	1	1	0	1	3						
<b>Inning Stats</b>	R: 0 E: 0 K: 0 S: 3	H: 0 LOB: 0 BB: 0 P: 3	R: 0 E: 0 K: 1 S: 5	H: 1 LOB: 1 BB: 1 P: 9	R: 2 E: 0 K: 1 S: 7	H: 2 LOB: 1 BB: 1 P: 11	R: 1 E: 1 K: 0 S: 4	H: 1 LOB: 1 BB: 1 P: 8	R: 4 E: 0 K: 1 S: 10	H: 5 LOB: 2 BB: 0 P: 11	R: 0 E: 0 K: 2 S: 7	H: 0 LOB: 0 BB: 0 P: 7	R: 0 E: 1 K: 1 S: 8	H: 2 LOB: 2 BB: 0 P: 8	R: 0 E: 0 K: 1 S: 6	H: 1 LOB: 1 BB: 0 P: 6	R: 2 E: 0 K: 1 S: 7	H: 3 LOB: 1 BB: 1 P: 11	1B: 10 2B: 3 3B: 0 HR: 4	SF: 0 SAC: 0 DP: 3 HBP: 1	WP: 0 PB: 0 SB: 0 CS: 0	PA: 46
<b>PITCHER</b>	IP WLS BF H R ER SO BB IBB HBP BLK WP HR S P ERA WHIP																					
Glen Hobbie, R ERA: 4.01 (1, 1)	4.0	L	20	5	5	4	2	3	0	0	0	0	0	0	0	0	9.00	2.000				
Jim Brewer, L ERA: 5.57 (5, 1)	0.1		4	3	2	2	0	0	0	0	0	0	0	0	0	0	54.00	9.000				
Bob Anderson, R ERA: 4.96 (5, 1)	4.2		22	7	2	2	6	1	0	0	0	0	0	0	0	0	3.86	1.714				

AB	41
R	9
H	15
RBI	8
BB	4
SO	8
LOB	21



Batter	1	2	3	4	5	6	7	8	9	AB	R	H	RBI	BB	SO	LOB	BOTTOM					
Richie Ashburn, L OBP: 0.352, SLG: 0.254 (1, 8)	4-3	CS	4-3		F9 14 1B		FC6-4-1-3-5 2B		F8	5	1	2	0	0	0	1	<b>Milwaukee Braves @ Chicago Cubs</b> Wrigley Field, Chicago, IL Sat Jun 10 1961, 3:33 AM CDT Att: 18,127 - Sunny - 82 F					
Don Zimmer, R OBP: 0.306, SLG: 0.424 (1, 4)	HR		4-3		14 1B		F7			4	1	2	1	0	0	1						
Ron Santo, R OBP: 0.411, SLG: 0.508 (1, 5)	K		14 FC6-4 1B		F9		FC6-5-4-1-3-5-4 2-3			4	0	1	0	0	1	3						
14 Ernie Banks, R OBP: 0.360, SLG: 0.513 (1, 7)	P2		FC6-4		1B				F8	4	0	1	1	0	0	1						
George Altman, L OBP: 0.372, SLG: 0.586 (1, 9)		1B 4-3 1B		F3	K			F8		4	1	1	0	0	1	2						
Ed Bouchee, L OBP: 0.388, SLG: 0.437 (1, 3)		4-3 1B		G3	K			F7		4	1	1	0	0	1	2						
Dick Bertell, R OBP: 0.300, SLG: 0.301 (1, 2) Bob Will, L OBP: 0.333, SLG: 0.283 (9, PH)	4-3				2B		F9		G3	3	0	1	1	0	0	1						
Jerry Kindall, R OBP: 0.316, SLG: 0.507 (1, 6) Bob Anderson, R OBP: 0.231, SLG: 0.167 (5, 1) Billy Williams, L OBP: 0.306, SLG: 0.387 (9, PH)	CS 1B				K				F7	2	0	1	1	0	1	1						
Glen Hobbie, R OBP: 0.235, SLG: 0.167 (1, 1) Jim Brewer, L OBP: 0.304, SLG: 0.488 (5, 6)	K				HR		L9			1	0	0	0	0	1	1						
										3	1	2	1	0	0	0						
<b>Inning Stats</b>	R: 1 E: 0 K: 1 S: 6	H: 1 LOB: 0 BB: 0 P: 6	R: 2 E: 0 K: 1 S: 7	H: 3 LOB: 0 BB: 0 P: 7	R: 0 E: 0 K: 0 S: 4	H: 1 LOB: 1 BB: 0 P: 4	R: 0 E: 0 K: 1 S: 6	H: 1 LOB: 1 BB: 0 P: 6	R: 2 E: 0 K: 2 S: 11	H: 4 LOB: 2 BB: 0 P: 11	R: 0 E: 0 K: 1 S: 5	H: 0 LOB: 0 BB: 0 P: 5	R: 0 E: 0 K: 0 S: 3	H: 1 LOB: 0 BB: 0 P: 3	R: 0 E: 0 K: 0 S: 3	H: 0 LOB: 0 BB: 0 P: 3	R: 0 E: 0 K: 0 S: 4	H: 1 LOB: 1 BB: 0 P: 4	1B: 8 2B: 3 3B: 0 HR: 2	SF: 0 SAC: 0 DP: 1 HBP: 0	WP: 0 PB: 0 SB: 0 CS: 1	PA: 38
<b>PITCHER</b>	IP WLS BF H R ER SO BB IBB HBP BLK WP HR S P ERA WHIP																					
Lew Burdette, R ERA: 4.55 (1, 1)	4.1		22	10	5	5	3	0	0	0	0	0	0	0	0	0	10.38	2.308				
Don McMahon, R ERA: 2.43 (5, 1)	4.2	W	15	2	0	0	3	0	0	0	0	0	0	0	0	0	0.00	0.429				





Batter	1	2	3	4	5	6	7	8	9	AB	R	H	RBI	BB	SO	LOB	TOP								
Felix Mantilla, R OBP: 0.375, SLG: 0.167 Lee Maye, L OBP: 0.333, SLG: 0.444	G5-4-3 1B			G4-6-3 1B		2B HBP		K	P5	2	2	2	0	0	0	0									
Frank Bolling, R OBP: 0.376, SLG: 0.500	G5-4-3 1-2			G4-6-3 1B		2B 1-H		HR	5-3	5	1	3	2	0	0	1									
Eddie Mathews, L OBP: 0.409, SLG: 0.619	K			G4-6-3 1-2 3-H		F8		P5		4	0	0	0	0	1	2									
Hank Aaron, R OBP: 0.377, SLG: 0.605		FC5-4 1B		6-3				K		4	0	1	0	0	1	0									
Frank Thomas, R OBP: 0.350, SLG: 0.482		FC5-4 G1-4-3 1-2			5-3			E7 1B	SH1-4 1B BB	3	2	1	0	1	0	1									
Joe Adcock, R OBP: 0.289, SLG: 0.374		G1-4-3 1-2			F9			F8	SH1-4 1-2	3	0	0	0	0	0	2									
Joe Torre, R OBP: 0.393, SLG: 0.463			6-3		L7			1B IBB	1B HR 1B	3	1	1	1	1	0	0									
Roy McMillan, R OBP: 0.324, SLG: 0.292			6-3			5-3		1B FC4-6 1-2 2-H	1B HR 1B	4	1	2	1	0	0	0									
Carl Willey, R George Brunet, R Don McMahon, R Warren Spahn, L			1-3			6-3		FC4-6 1-2	HR	3	0	0	0	0	0	2									
<b>Inning Stats</b>	R: 0 E: 0 K: 1 S: 5	H: 1 LOB: 0 BB: 0 P: 5	R: 0 E: 0 K: 0 S: 3	H: 1 LOB: 0 BB: 0 P: 3	R: 0 E: 0 K: 0 S: 3	H: 0 LOB: 0 BB: 0 P: 3	R: 1 E: 0 K: 0 S: 4	H: 2 LOB: 0 BB: 0 P: 4	R: 0 E: 0 K: 0 S: 3	H: 0 LOB: 0 BB: 0 P: 3	R: 1 E: 0 K: 0 S: 4	H: 1 LOB: 1 BB: 0 P: 5	R: 1 E: 1 K: 0 S: 5	H: 2 LOB: 2 BB: 1 P: 9	R: 1 E: 0 K: 2 S: 8	H: 1 LOB: 0 BB: 0 P: 8	R: 4 E: 0 K: 0 S: 6	H: 3 LOB: 0 BB: 1 P: 10	1B: 8 2B: 1 3B: 0 HR: 2	SF: 0 SAC: 1 DP: 3 HBP: 1	WP: 0 PB: 0 SB: 0 CS: 0	PA: 38			
<b>PITCHER</b>	IP	WLS	BF	H	R	ER	SO	BB	IBB	HBP	BLK	WP	HR	S	P	ERA	WHIP								
Dick Ellsworth, L ERA: 5.26	6.1		23	6	3	3	1	0	0	1	0	0	0	24	25	4.26	0.947								
Glen Hobbie, R ERA: 3.98	0.2		4	1	0	0	0	0	1	0	0	0	0	3	7	0.00	1.500								
Joe Schaffernoth, R ERA: 5.92	1.1	L	7	2	3	3	2	1	0	0	0	0	1	10	14	20.25	2.250								
Don Elston, R ERA: 4.58	0.0		2	2	2	2	0	0	0	0	0	0	1	2	2	=	=								
Barney Schultz, R ERA:	0.2		2	0	0	0	0	0	0	0	0	0	0	2	2	0.00	0.000								

Milwaukee Braves @ Chicago Cubs  
Wrigley Field, Chicago, IL  
Sun Jun 11 1961, 3:33 AM CDT  
Sunny - 84 F

AB 34  
R 8  
H 11  
RBI 7  
BB 2  
SO 3  
LOB 8



Batter	1	2	3	4	5	6	7	8	9	AB	R	H	RBI	BB	SO	LOB	BOTTOM								
Richie Ashburn, L OBP: 0.353, SLG: 0.270	P6	FC3-2 1-2 2-3 3-H			E5 CS		1B 3B		BB	4	1	1	2	1	0	3									
Don Zimmer, R OBP: 0.304, SLG: 0.419	BB 1B	F7			P2		K		L9	5	0	1	0	0	1	6									
Ron Santo, R OBP: 0.406, SLG: 0.500	K				6-3		2B 1B		K	5	1	1	1	0	3	2									
George Altman, L OBP: 0.376, SLG: 0.588	BB 1-2				K		F8 1-H		2B	3	0	1	1	1	1	0									
14 Ernie Banks, R Joe Schaffernoth, R Don Elston, R Barney Schultz, R	L9				P5		P3		6-3	4	0	0	0	0	0	3									
Ed Bouchee, L OBP: 0.372, SLG: 0.443		1B FC3-2 BB			CS 2B		P5		G3	3	0	1	0	1	0	0									
Andre Rodgers, R OBP: 0.320, SLG: 0.477		FC3-2 BB 1-3 1B			1-3 1B		BB 1B		F7	3	0	1	0	1	0	1									
Moe Thacker, R Bob Will, L Dick Ellsworth, L Glen Hobbie, R Billy Williams, L Dick Bertell, R	F7				CS BB		1B 3B 1B		4-3	1	0	0	0	1	0	2									
<b>Inning Stats</b>	R: 0 E: 0 K: 1 S: 6	H: 1 LOB: 2 BB: 1 P: 10	R: 0 E: 0 K: 0 S: 4	H: 1 LOB: 2 BB: 2 P: 12	R: 0 E: 0 K: 2 S: 7	H: 0 LOB: 0 BB: 0 P: 7	R: 0 E: 0 K: 1 S: 5	H: 1 LOB: 1 BB: 1 P: 9	R: 0 E: 0 K: 0 S: 3	H: 0 LOB: 0 BB: 0 P: 3	R: 0 E: 0 K: 0 S: 3	H: 0 LOB: 0 BB: 0 P: 3	R: 4 E: 0 K: 1 S: 9	H: 5 LOB: 1 BB: 1 P: 13	R: 0 E: 0 K: 0 S: 3	H: 0 LOB: 0 BB: 0 P: 3	R: 0 E: 0 K: 1 S: 5	H: 0 LOB: 1 BB: 1 P: 9	1B: 5 2B: 2 3B: 1 HR: 0	SF: 0 SAC: 0 DP: 0 HBP: 0	WP: 0 PB: 0 SB: 0 CS: 3	PA: 39			
<b>PITCHER</b>	IP	WLS	BF	H	R	ER	SO	BB	IBB	HBP	BLK	WP	HR	S	P	ERA	WHIP								
Carl Willey, R ERA: 6.92	6.1		27	5	2	2	4	5	0	0	0	0	0	30	50	2.84	1.579								
George Brunet, L ERA: 2.25	0.0		1	1	0	0	0	0	0	0	0	0	0	1	1	=	=								
Don McMahon, R ERA: 2.67	0.2		4	2	2	2	1	0	0	0	0	0	0	6	6	27.00	3.000								
Warren Spahn, L ERA: 3.17	2.0	W	7	0	0	0	1	1	0	0	0	0	0	8	12	0.00	0.500								

Milwaukee Braves @ Chicago Cubs  
Wrigley Field, Chicago, IL  
Sun Jun 11 1961, 3:33 AM CDT  
Sunny - 84 F

AB 33  
R 4  
H 8  
RBI 4  
BB 6  
SO 6  
LOB 19













Batter	1	2	3	4	5	6	7	8	9	AB	R	H	RBI	BB	SO	LOB	TOP																			
Felix Mantilla, R OBP: 0.289, SLG: 0.136	6-3		P6			5-3		5-3	FC6-4	5	0	0	0	0	0	3	<b>Milwaukee Braves @ San Francisco Giants</b> Candlestick Park, San Francisco, CA Thu Jun 15 1961, 6:33 AM EDT Att: 11,976 - Unknown																			
Frank Bolling, R OBP: 0.381, SLG: 0.514	HR		1-3			P1		FC6-4 BB		3	1	1	1	1	0	0																				
Eddie Mathews, L OBP: 0.405, SLG: 0.613	PO BB			G3				K		3	0	1	0	1	1	1																				
Hank Aaron, R OBP: 0.366, SLG: 0.580	P6			P6		F8		FC6-4		4	0	0	0	0	3																					
Joe Adcock, R OBP: 0.292, SLG: 0.370 Al Spangler, L OBP: 0.385, SLG: 0.233	PO	K		FC5-4 1B			P4		1B BB	3	0	1	0	1	1	0																				
Frank Thomas, R OBP: 0.345, SLG: 0.483		WP BB		FC5-4			HR		F7	3	1	1	0	1	0	2																				
Joe Torre, R OBP: 0.380, SLG: 0.505			F3			K			BB	4	1	2	2	0	1	1																				
Roy McMillan, R OBP: 0.318, SLG: 0.293			F7			F9			F9	4	0	0	0	0	3																					
Tony Cloninger, R Don Nottebart, R Del Crispin, R Don McMahon, R Hawk Taylor, R Lee Maye, L			4-3			F8			F7	2	0	0	0	0	0	0																				
									FC6-4 BB	0	0	0	0	0	0	0																				
<b>Inning Stats</b>	R: 1 E: 0 K: 0 S: 3	H: 1 LOB: 0 BB: 1 P: 7	R: 0 E: 0 K: 1 S: 5	H: 0 LOB: 1 BB: 1 P: 9	R: 0 E: 0 K: 0 S: 3	H: 0 LOB: 0 BB: 0 P: 3	R: 0 E: 0 K: 0 S: 4	H: 1 LOB: 1 BB: 0 P: 4	R: 0 E: 0 K: 1 S: 5	H: 0 LOB: 0 BB: 0 P: 5	R: 0 E: 0 K: 0 S: 4	H: 1 LOB: 1 BB: 0 P: 4	R: 2 E: 0 K: 0 S: 5	H: 2 LOB: 0 BB: 0 P: 5	R: 0 E: 0 K: 1 S: 5	H: 0 LOB: 1 BB: 2 P: 9	R: 0 E: 0 K: 0 S: 4	H: 1 LOB: 3 BB: 2 P: 12	1B: 4 2B: 0 3B: 0 HR: 2	SF: 0 SAC: 0 DP: 0 HBP: 0	WP: 1 PB: 0 CS: 0	PA: 38														
<b>PITCHER</b>	IP	WLS	BF	H	R	ER	SO	BB	IBB	HBP	BLK	WP	HR	S	P	ERA	WHIP	<b>PITCHER</b>		IP	WLS	BF	H	R	ER	SO	BB	IBB	HBP	BLK	WP	HR	S	P	ERA	WHIP
Mike McCormick, L ERA: 2.87	(1, 1)	8.2	W	36	6	3	3	3	5	0	0	0	1	2	37	57	3.12	1.269																		
Richard LeMay, L ERA:	(9, 1)	0.1	S	1	0	0	0	0	0	0	0	0	0	0	1	1	0.00	0.000																		



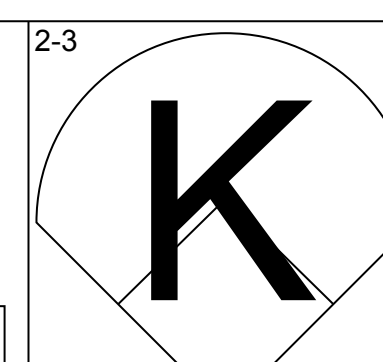
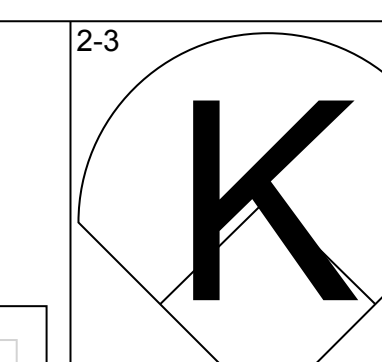
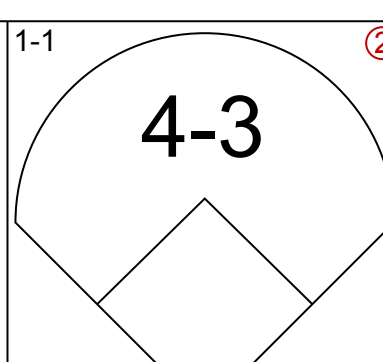
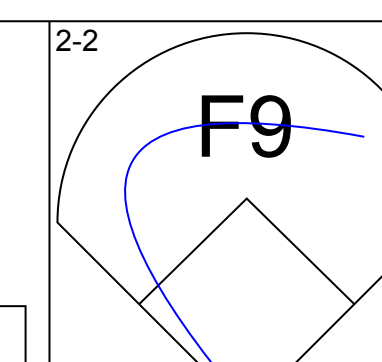
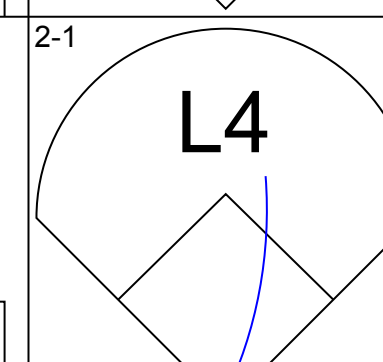
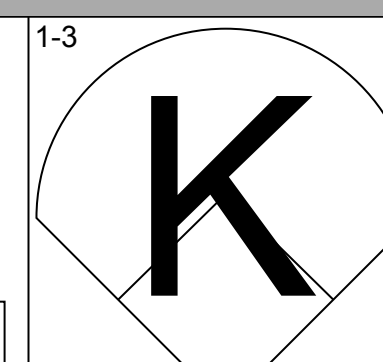
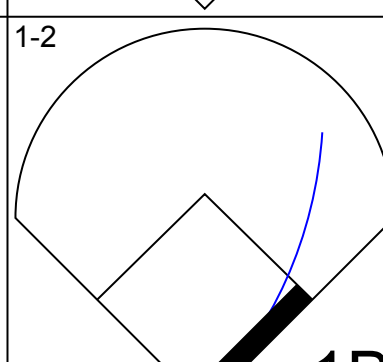
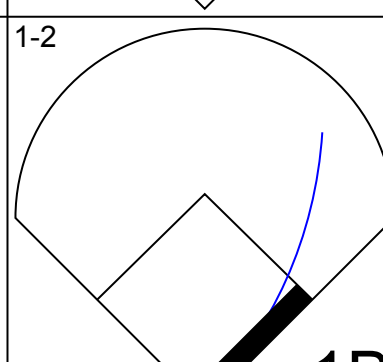
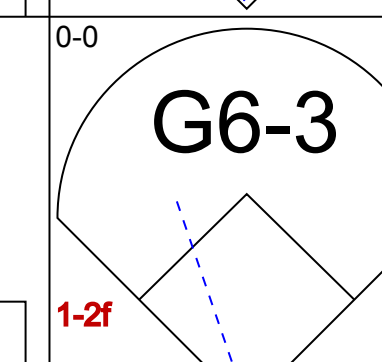
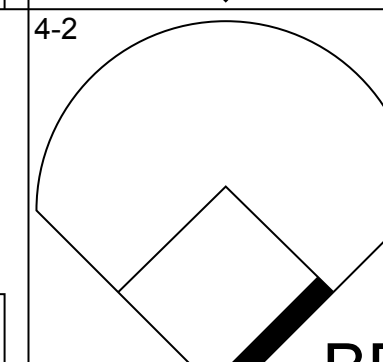
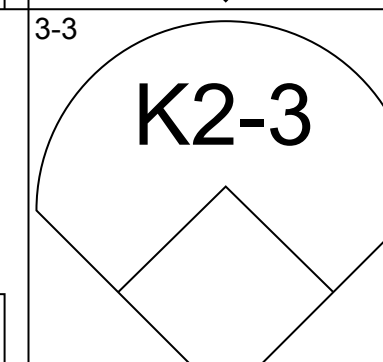
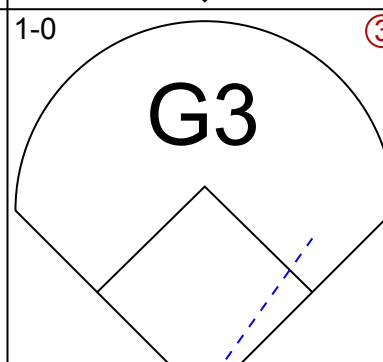

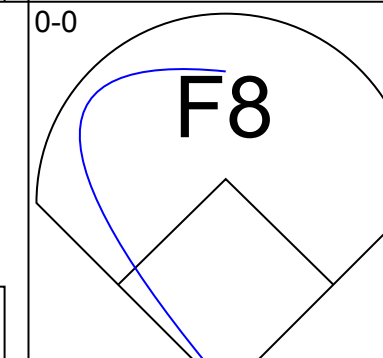
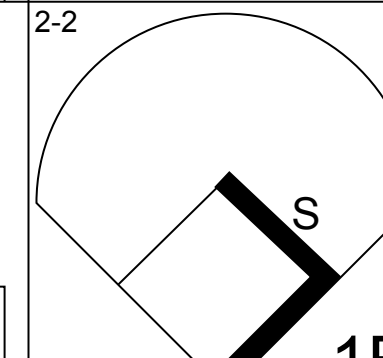


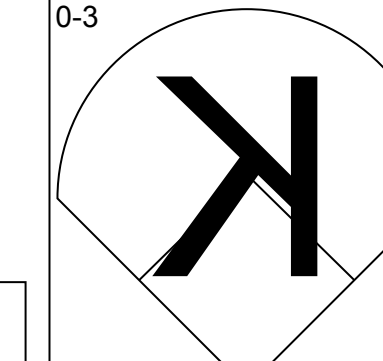
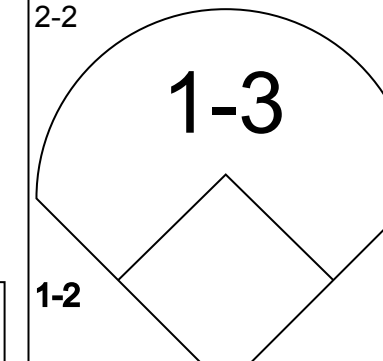


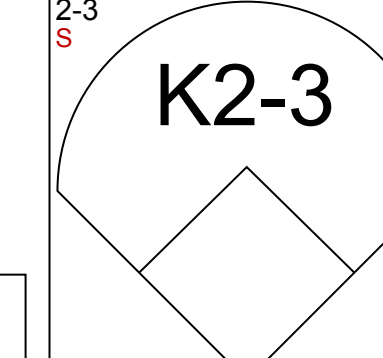
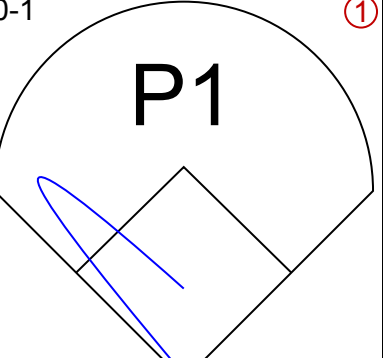
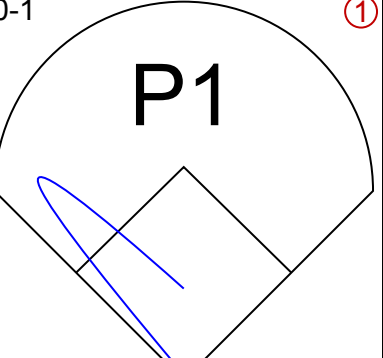


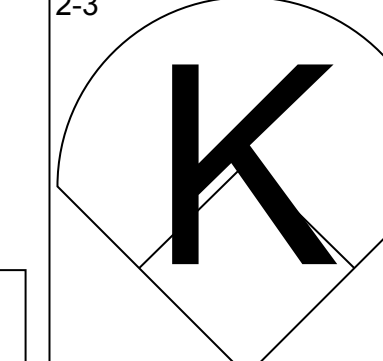
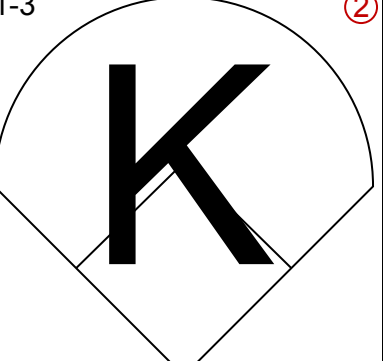
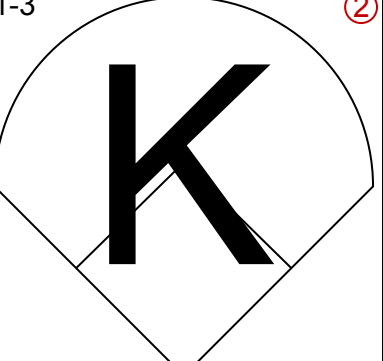


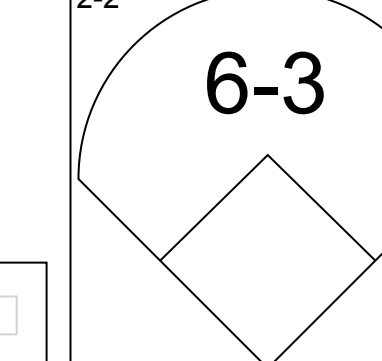
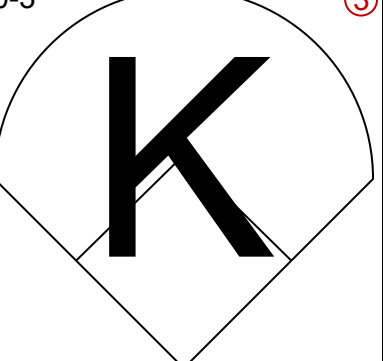
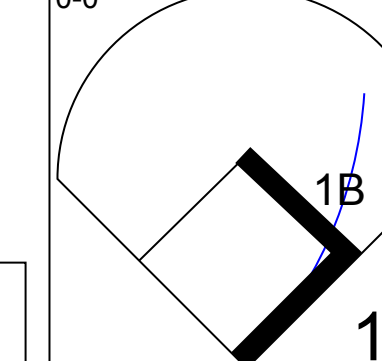
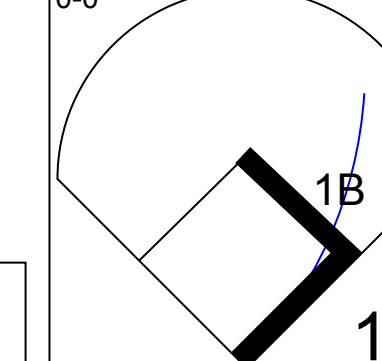
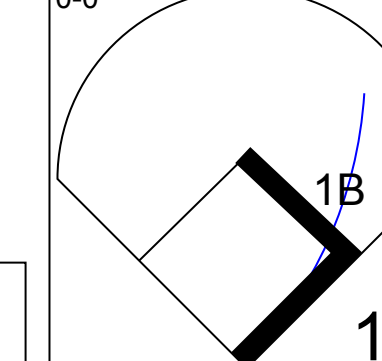
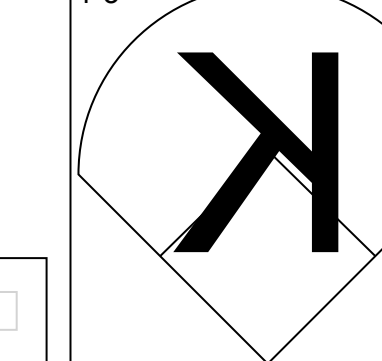
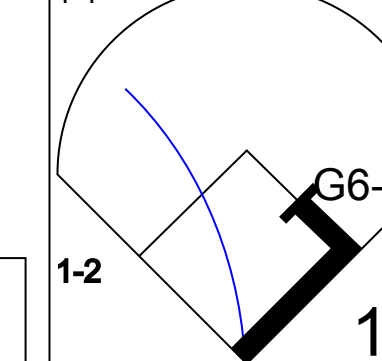
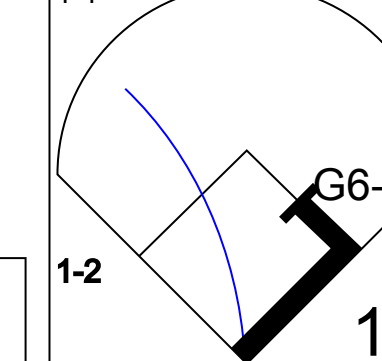
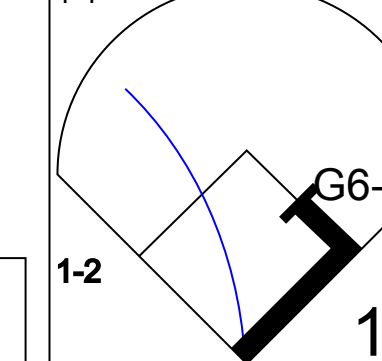
Batter	1	2	3	4	5	6	7	8	9	AB	R	H	RBI	BB	SO	LOB	BOTTOM																			
Joey Amalfitano, R OBP: 0.329, SLG: 0.319	F8		SF7			BB 1B				3	1	2	2	0	0	0	<b>Milwaukee Braves @ San Francisco Giants</b> Candlestick Park, San Francisco, CA Thu Jun 15 1961, 6:33 AM EDT Att: 11,976 - Unknown																			
Willie McCovey, L OBP: 0.296, SLG: 0.421	F5		HR		E 1B BB	4-3				3	1	1	2	1	0	1																				
Harvey Kuenn, R OBP: 0.333, SLG: 0.367	4-3		F7		E 1B					4	0	1	2	0	0	0																				
Willie Mays, R OBP: 0.407, SLG: 0.571		K		5-3	F8			F8		4	0	0	0	0	1	2																				
Ed Bailey, L OBP: 0.337, SLG: 0.407		F9		FC6-4 BB	E7			F5		3	0	0	0	1	0	2																				
Felipe Alou, R OBP: 0.328, SLG: 0.449		3-1		F8	F8			SH2-3 1B		4	0	1	0	0	4																					
Jim Davenport, R OBP: 0.367, SLG: 0.461			1B SF7 1B	FC6-4	F8			SH2-3		3	1	1	0	0	4																					
Eddie Bressoud, R OBP: 0.299, SLG: 0.452			HR 1B		1B 1B 2B	5-3		K		4	2	2	0	0	1	1																				
Mike McCormick, L OBP: 0.241, SLG: 0.250 Richard LeMay, L			K		BB 1B 1B	4-3		5-3		4	1	1	0	0	1	3																				
										0	0	0	0	0	0	0																				
<b>Inning Stats</b>	R: 0 E: 0 K: 0 S: 3	H: 0 LOB: 0 BB: 0 P: 3	R: 0 E: 0 K: 1 S: 5	H: 0 LOB: 0 BB: 0 P: 5	R: 3 E: 0 K: 1 S: 8	H: 3 LOB: 0 BB: 0 P: 8	R: 0 E: 0 K: 0 S: 3	H: 0 LOB: 1 BB: 1 P: 7	R: 3 E: 1 K: 0 S: 8	H: 4 LOB: 3 BB: 1 P: 12	R: 0 E: 0 K: 0 S: 4	H: 1 LOB: 1 BB: 0 P: 4	R: 0 E: 0 K: 0 S: 3	H: 0 LOB: 0 BB: 0 P: 3	R: 0 E: 0 K: 1 S: 6	H: 1 LOB: 1 BB: 0 P: 6	1B: 7 2B: 1 3B: 0 HR: 1	SF: 1 SAC: 1 DP: 0 HBP: 0	WP: 0 PB: 0 CS: 0	PA: 36																
<b>PITCHER</b>	IP	WLS	BF	H	R	ER	SO	BB	IBB	HBP	BLK	WP	HR	S	P	ERA	WHIP	<b>PITCHER</b>		IP	WLS	BF	H	R	ER	SO	BB	IBB	HBP	BLK	WP	HR	S	P	ERA	WHIP
Tony Cloninger, R ERA: 13.5	(1, 1)	4.0	L	20	6	6	2	2	0	0	0	0	0	9	9	0.00	1.000																			
Don Nottebart, R ERA: 4.07	(5, 1)	2.0		9	2	0	0	0	0	0	0	0	0	9	9	0.00	1.000																			
Don McMahon, R ERA: 2.45	(7, 1)	2.0		7	1	0	0	1	0	0	0	0	0	9	9	0.00	0.500																			

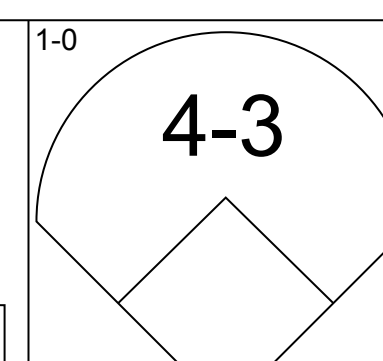
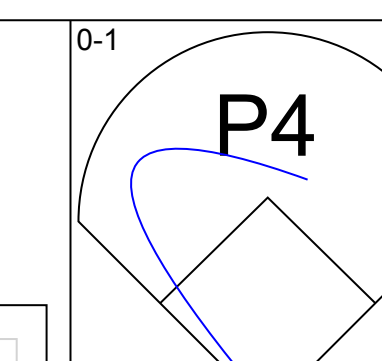
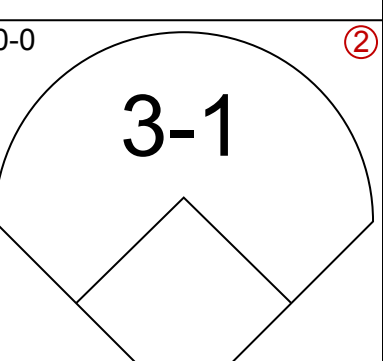


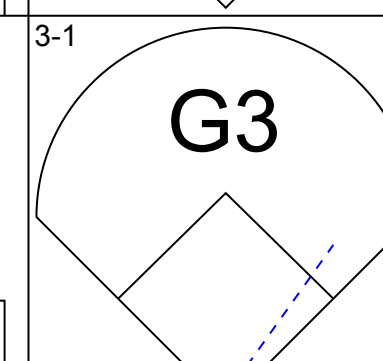
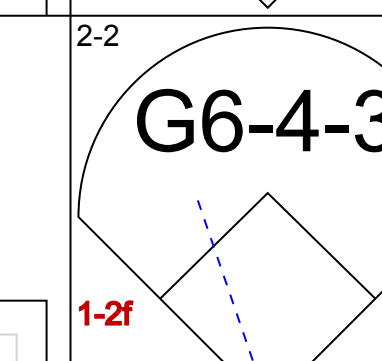
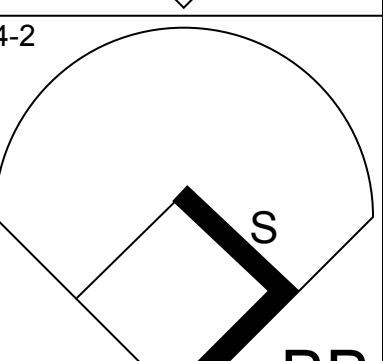


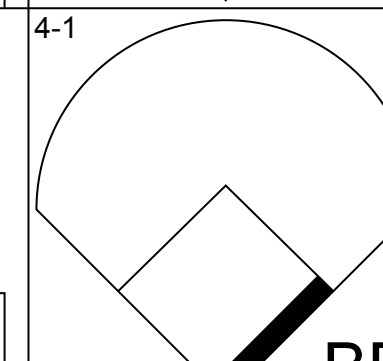
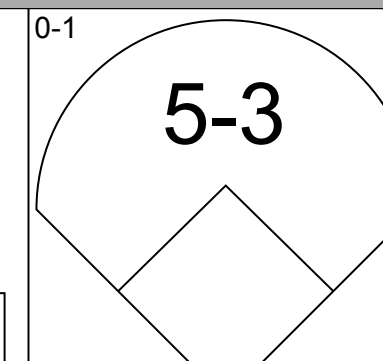


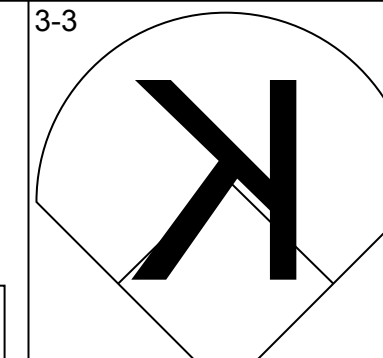
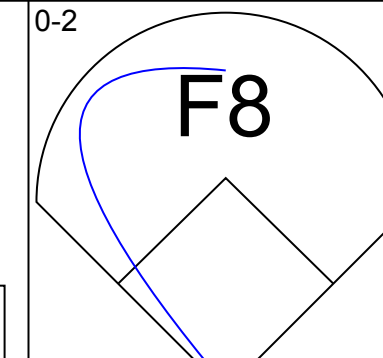
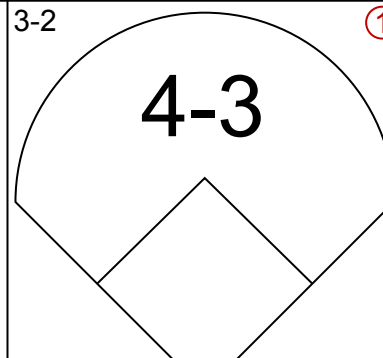
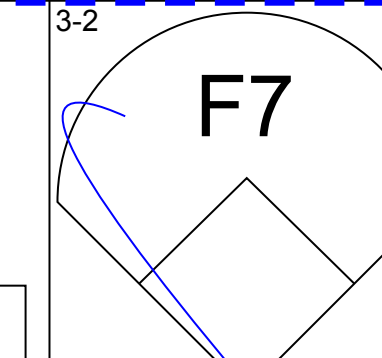
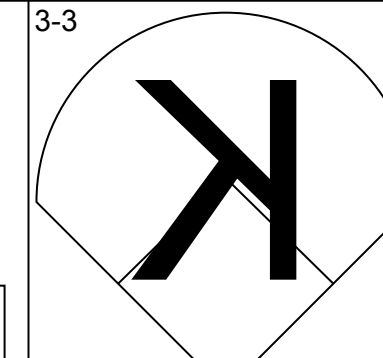
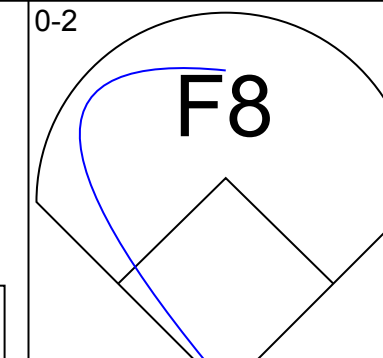
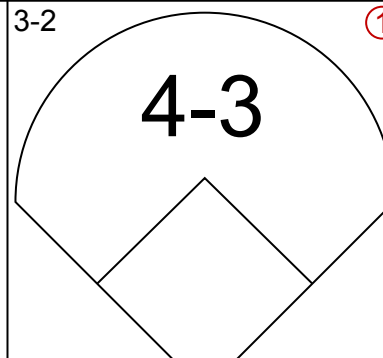
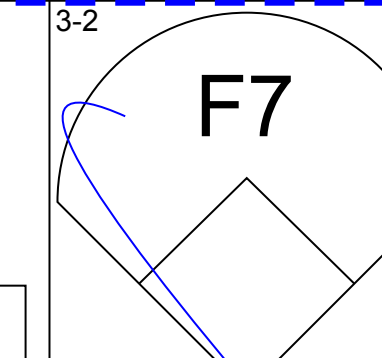
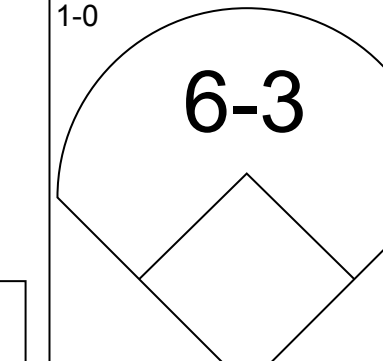
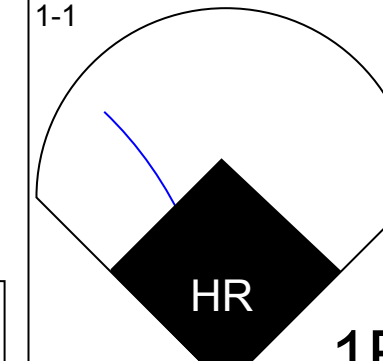
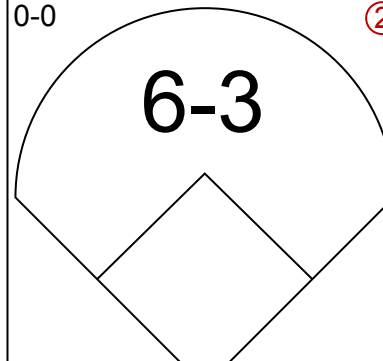
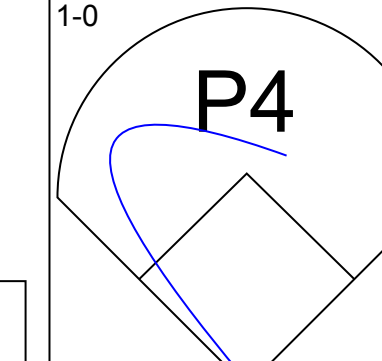
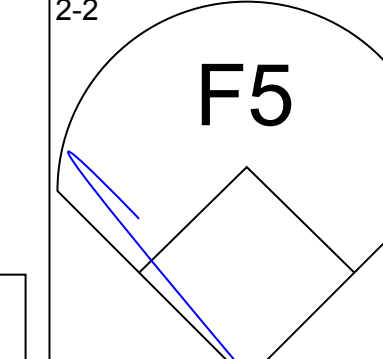
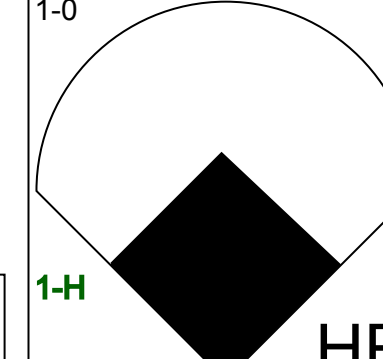
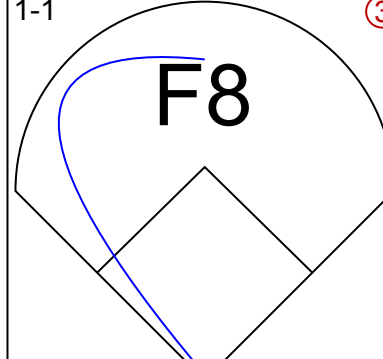
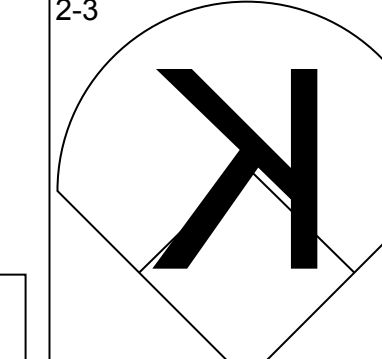
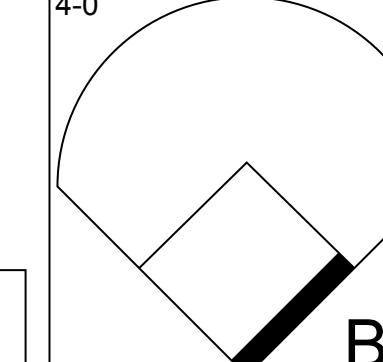
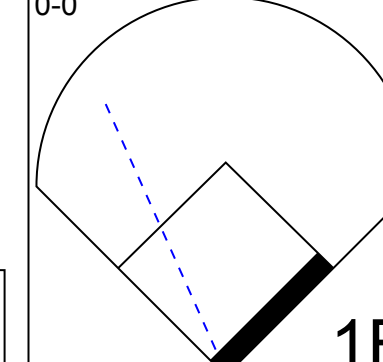


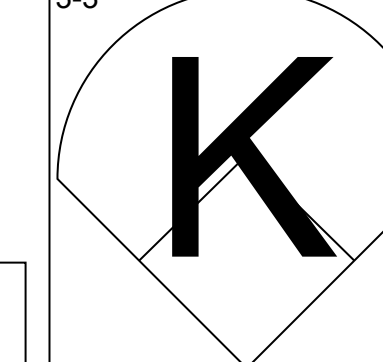
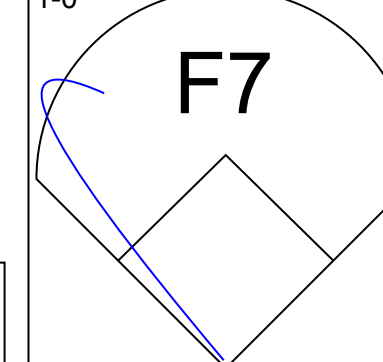






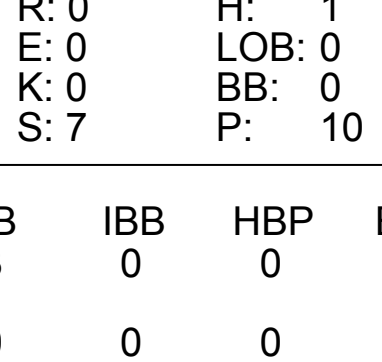
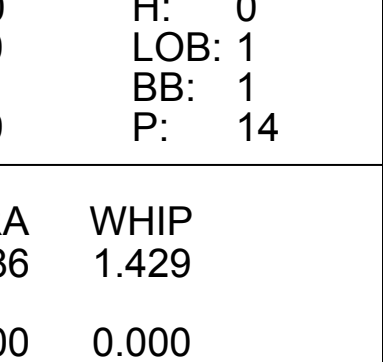
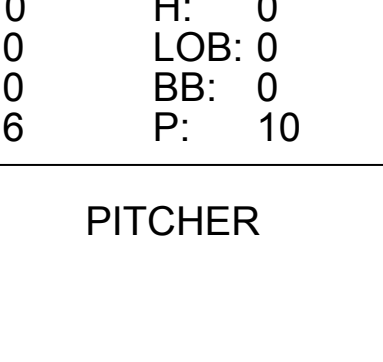
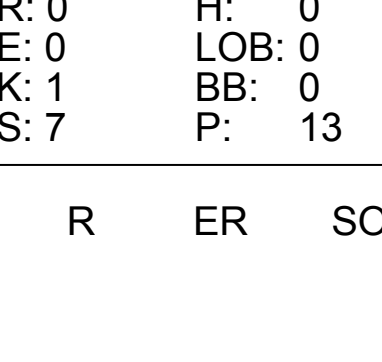








Batter	1	2	3	4	5	6	7	8	9	AB	R	H	RBI	BB	SO	LOB	TOP			
<b>Gino Cimoli, R</b> OBP: 0.308, SLG: 0.347 (1, 8)										4	0	0	0	0	2	2	<b>Milwaukee Braves @ Los Angeles Dodgers</b> Los Angeles Memorial Coliseum, Los Angeles, CA Sat Jun 17 1961, 10:05 PM EDT Att: 37,606 - Unknown			
<b>Frank Bolling, R</b> OBP: 0.375, SLG: 0.505 (1, 4)										4	0	1	0	0	1	2				
<b>Eddie Mathews, L</b> OBP: 0.407, SLG: 0.602 (1, 5)										3	0	0	0	1	1	1				
<b>Hank Aaron, R</b> OBP: 0.358, SLG: 0.563 (1, 9)										4	0	1	0	0	1	1				
<b>Joe Adcock, R</b> OBP: 0.290, SLG: 0.362 (1, 3)										4	0	0	0	0	1	1				
<b>Frank Thomas, R</b> OBP: 0.343, SLG: 0.475 (1, 7)										3	0	1	0	0	1	0				
<b>Joe Torre, R</b> OBP: 0.364, SLG: 0.474 (1, 2)										3	0	0	0	0	2	1				
<b>Roy McMillan, R</b> OBP: 0.314, SLG: 0.289 (8, PH)										2	0	0	0	0	1	0				
<b>Lee Maye, L</b> OBP: 0.327, SLG: 0.432 (8, PH)										1	0	1	0	0	0	0				
<b>Felix Mantilla, R</b> OBP: 0.269, SLG: 0.136 (8, 6)										0	0	0	0	0	0	0				
<b>Bob Buhl, R</b> OBP: 0.160, SLG: 0.087 (1, 1)										2	0	0	0	0	2	0				
<b>Bob Boyd, L</b> OBP: 0.264, SLG: 0.294 (8, PH)										1	0	1	0	0	0	0				
<b>Tony Cloninger, R</b> (8, 1)										0	0	0	0	0	0	0				
<b>Inning Stats</b>	R: 0 E: 0 K: 1 S: 9	H: 0 LOB: 1 BB: 1 P: 17	R: 0 E: 0 K: 3 S: 14	H: 0 LOB: 0 BB: 0 P: 18	R: 0 E: 0 K: 2 S: 9	H: 0 LOB: 0 BB: 0 P: 14	R: 0 E: 0 K: 2 S: 12	H: 1 LOB: 1 BB: 0 P: 20	R: 0 E: 0 K: 1 S: 10	H: 0 LOB: 0 BB: 0 P: 10	R: 0 E: 0 K: 1 S: 10	H: 1 LOB: 1 BB: 0 P: 15	R: 0 E: 0 K: 0 S: 7	H: 2 LOB: 1 BB: 0 P: 10	R: 0 E: 0 K: 0 S: 6	H: 0 LOB: 0 BB: 0 P: 7	1B: 5 2B: 0 3B: 0 HR: 0	SF: 0 SAC: 0 DP: 1 HBP: 0	WP: 0 PB: 0 SB: 1 CS: 1	PA: 32
<b>PITCHER</b> <b>Stan Williams, R</b> ERA: 4.0 (1, 1)	IP: 9.0 WLS: W BF: 32 H: 5 R: 0 ER: 0 SO: 12 BB: 1 IBB: 0 HBP: 0 BLK: 0 WP: 0 HR: 0 S: 86 P: 125 ERA: 0.00 WHIP: 0.667															<b>PITCHER</b> IP: WLS: BF: H: R: ER: SO: BB: IBB: HBP: BLK: WP: HR: S: P: ERA: WHIP				

Batter	1	2	3	4	5	6	7	8	9	AB	R	H	RBI	BB	SO	LOB	BOTTOM	
<b>Willie Davis, L</b> OBP: 0.330, SLG: 0.505 (1, 8)											4	0	1	0	0	0	1	<b>Milwaukee Braves @ Los Angeles Dodgers</b> Los Angeles Memorial Coliseum, Los Angeles, CA Sat Jun 17 1961, 10:05 PM EDT Att: 37,606 - Unknown
<b>Jim Gilliam, S</b> OBP: 0.366, SLG: 0.388 (1, 5)											3	0	1	1	1	0	1	
<b>Tommy Davis, R</b> OBP: 0.337, SLG: 0.483 (1, 9) (9, 7)										3	0	0	0	1	0	3		
<b>Wally Moon, L</b> OBP: 0.457, SLG: 0.629 (1, 7)										4	0	0	0	0	1	1		
<b>Ron Fairly, L</b> OBP: 0.370, SLG: 0.543 (9, 9)										0	0	0	0	0	0	0		
<b>Frank Howard, R</b> OBP: 0.283, SLG: 0.427 (1, 3)										3	1	1	0	0	0	0		
<b>Gil Hodges, R</b> OBP: 0.322, SLG: 0.443 (7, 3)										1	0	0	0	0	0	0		
<b>Daryl Spencer, R</b> OBP: 0.339, SLG: 0.385 (1, 6)										4	1	1	2	0	1	0		
<b>Charlie Neal, R</b> OBP: 0.289, SLG: 0.393 (1, 4)										2	0	1	0	1	0	0		
<b>Norm Sherry, R</b> OBP: 0.344, SLG: 0.586 (1, 2)										3	1	1	0	0	1	2		
<b>Stan Williams, R</b> OBP: 0.250, SLG: 0.212 (1, 1)											2	0	1	0	0	1	0	
<b>Inning Stats</b>	R: 0 E: 0 K: 1 S: 7	H: 0 LOB: 1 BB: 1 P: 18	R: 0 E: 0 K: 1 S: 8	H: 0 LOB: 1 BB: 1 P: 18	R: 0 E: 0 K: 0 S: 7	H: 1 LOB: 0 BB: 0 P: 10	R: 2 E: 0 K: 0 S: 10	H: 3 LOB: 1 BB: 0 P: 13	R: 0 E: 0 K: 0 S: 6	H: 0 LOB: 0 BB: 0 P: 10	R: 1 E: 0 K: 0 S: 10	H: 3 LOB: 2 BB: 0 P: 16	R: 0 E: 0 K: 1 S: 7	H: 0 LOB: 0 BB: 0 P: 13	1B: 6 2B: 0 3B: 0 HR: 1	SF: 0 SAC: 1 DP: 1 HBP: 0	WP: 0 PB: 0 SB: 1 CS: 0	PA: 33
<b>PITCHER</b> <b>Bob Buhl, R</b> ERA: 4.38 (1, 1)	IP: 7.0 WLS: L BF: 30 H: 7 R: 3 ER: 3 SO: 3 BB: 3 IBB: 0 HBP: 0 BLK: 0 WP: 0 HR: 1 S: 57 P: 99 ERA: 3.86 WHIP: 1.429															<b>PITCHER</b> IP: WLS: BF: H: R: ER: SO: BB: IBB: HBP: BLK: WP: HR: S: P: ERA: WHIP		
<b>Tony Cloninger, R</b> ERA: 10.5 (8, 1)	1.0 3 0 0 0 1 0 0 0 0 0 0 7 13 0.00 0.000																	







Batter	1	2	3	4	5	6	7	8	9	AB	R	H	RBI	BB	SO	LOB	TOP					
<b>Gino Cimoli, R</b> OBP: 0.298, SLG: 0.333										6	1	1	0	0	0	3	<b>Milwaukee Braves @ Los Angeles Dodgers</b> Los Angeles Memorial Coliseum, Los Angeles, CA Sun Jun 18 1961, 6:33 AM EDT Att: 38,706 - Unknown					
<b>Frank Bolling, R</b> OBP: 0.382, SLG: 0.504										6	0	3	1	0	0	0						
<b>Eddie Mathews, L</b> OBP: 0.414, SLG: 0.607										3	2	2	1	2	0	1						
<b>Hank Aaron, R</b> OBP: 0.359, SLG: 0.571										4	2	1	2	1	1	4						
<b>Joe Adcock, R</b> OBP: 0.293, SLG: 0.394										5	2	2	4	0	2	4						
<b>Frank Thomas, R</b> OBP: 0.354, SLG: 0.495										3	1	2	1	2	1	0						
<b>Joe Torre, R</b> OBP: 0.348, SLG: 0.451										5	0	0	0	0	0	7						
<b>Roy McMillan, R</b> OBP: 0.320, SLG: 0.317										5	1	3	1	0	1	0						
<b>Carl Willey, R</b> <b>Don McMahon, R</b> OBP: 0.286, SLG: 0.286											3	0	0	0	0	1	2					
<b>Inning Stats</b>	R: 1 E: 0 K: 1 S: 13	H: 3 LOB: 3 BB: 1 P: 27	R: 0 E: 1 K: 1 S: 6	H: 0 LOB: 0 BB: 0 P: 8	R: 4 E: 0 K: 0 S: 13	H: 4 LOB: 1 BB: 1 P: 25	R: 3 E: 0 K: 1 S: 10	H: 1 LOB: 0 BB: 2 P: 22	R: 0 E: 0 K: 1 S: 8	H: 1 LOB: 3 BB: 0 P: 8	R: 0 E: 0 K: 1 S: 12	H: 2 LOB: 3 BB: 1 P: 21	R: 1 E: 1 K: 0 S: 10	H: 1 LOB: 1 BB: 0 P: 10	R: 0 E: 0 K: 1 S: 12	H: 1 LOB: 1 BB: 0 P: 15	R: 1 E: 0 K: 0 S: 8	H: 1 LOB: 0 BB: 0 P: 10	1B: 7 2B: 2 3B: 0 HR: 5	SF: 0 SAC: 0 DP: 1 HBP: 0	WP: 0 PB: 0 SB: 0 CS: 0	PA: 47
<b>PITCHER</b>	IP WLS BF H R ER SO BB IBB HBP BLK WP HR S P ERA WHIP																					
<b>Don Drysdale, R</b> ERA: 3.42	(1, 1) 2.1 L 15 6 5 5 2 1 1 0 0 0 3 27 53 19.29 3.000																					
<b>Turk Farrell, R</b> ERA: 4.88	(3, 1) 2.2 13 3 3 3 2 2 0 0 0 0 1 23 37 10.12 1.875																					
<b>Jim Golden, R</b> ERA: 5.73	(6, 1) 2.0 11 3 1 0 1 0 1 0 0 0 0 22 31 0.00 1.500																					
<b>Johnny Podres, L</b> ERA: 2.61	(8, 1) 2.0 8 2 1 1 1 0 0 0 0 0 1 20 25 4.50 1.000																					

Batter	1	2	3	4	5	6	7	8	9	AB	R	H	RBI	BB	SO	LOB	BOTTOM					
<b>Willie Davis, L</b> OBP: 0.329, SLG: 0.500										4	0	1	0	0	0	3	<b>Milwaukee Braves @ Los Angeles Dodgers</b> Los Angeles Memorial Coliseum, Los Angeles, CA Sun Jun 18 1961, 6:33 AM EDT Att: 38,706 - Unknown					
<b>Jim Gilliam, S</b> OBP: 0.385, SLG: 0.383										2	0	0	0	1	0	3						
<b>Bob Aspromonte, R</b> OBP: 0.316, SLG: 0.278										1	0	0	0	0	0	2						
<b>Tommy Davis, R</b> OBP: 0.332, SLG: 0.474										4	0	0	0	0	0	4						
<b>Wally Moon, L</b> OBP: 0.453, SLG: 0.621										4	0	1	0	0	0	1						
<b>Frank Howard, R</b> OBP: 0.282, SLG: 0.415										3	0	0	0	1	2	0						
<b>Daryl Spencer, R</b> OBP: 0.342, SLG: 0.390										3	2	1	0	0	0	2						
<b>Charlie Neal, R</b> OBP: 0.304, SLG: 0.405										4	0	3	1	0	0	0						
<b>Norm Sherry, R</b> OBP: 0.333, SLG: 0.545										4	0	1	1	0	0	2						
<b>Don Drysdale, R</b> ERA: 3.42	(1, 1) 2.1 L 15 6 5 5 2 1 1 0 0 0 3 27 53 19.29 3.000																					
<b>Turk Farrell, R</b> ERA: 4.88	(3, 1) 2.2 13 3 3 3 2 2 0 0 0 0 1 23 37 10.12 1.875																					
<b>Duke Snider, R</b> ERA: 4.88	(5, PH) 2.0 11 3 1 0 1 0 1 0 0 0 0 22 31 0.00 1.500																					
<b>Jim Golden, L</b> ERA: 5.73	(6, 1) 2.0 11 3 1 0 1 0 1 0 0 0 0 22 31 0.00 1.500																					
<b>Norm Larker, L</b> ERA: 5.73	(7, PH) 2.0 11 3 1 0 1 0 1 0 0 0 0 22 31 0.00 1.500																					
<b>Johnny Podres, L</b> ERA: 2.61	(8, 1) 2.0 8 2 1 1 1 0 0 0 0 0 1 20 25 4.50 1.000																					
<b>Ron Fairly, L</b> ERA: 2.61	(9, PH) 2.0 8 2 1 1 1 0 0 0 0 0 1 20 25 4.50 1.000																					
<b>Inning Stats</b>	R: 0 E: 0 K: 0 S: 6	H: 0 LOB: 1 BB: 1 P: 13	R: 1 E: 0 K: 0 S: 10	H: 2 LOB: 0 BB: 0 P: 15	R: 0 E: 0 K: 0 S: 6	H: 0 LOB: 0 BB: 0 P: 10	R: 0 E: 0 K: 1 S: 8	H: 0 LOB: 0 BB: 0 P: 12	R: 1 E: 0 K: 0 S: 11	H: 2 LOB: 3 BB: 1 P: 18	R: 0 E: 0 K: 1 S: 10	H: 0 LOB: 0 BB: 0 P: 15	R: 0 E: 0 K: 0 S: 11	H: 2 LOB: 2 BB: 0 P: 12	R: 0 E: 0 K: 0 S: 4	H: 1 LOB: 1 BB: 1 P: 10	R: 0 E: 0 K: 1 S: 8	H: 1 LOB: 0 BB: 0 P: 10	1B: 7 2B: 1 3B: 0 HR: 0	SF: 0 SAC: 0 DP: 3 HBP: 1	WP: 0 PB: 1 SB: 0 CS: 0	PA: 36
<b>PITCHER</b>	IP WLS BF H R ER SO BB IBB HBP BLK WP HR S P ERA WHIP																					
<b>Carl Willey, R</b> ERA: 6.5	(1, 1) 4.0 W 18 4 0 0 2 1 0 0 0 0 0 41 57 0.00 1.000																					
<b>Don McMahon, R</b> ERA: 2.13	(5, 1) 5.0 W 18 4 0 0 2 1 0 0 0 0 0 41 57 0.00 1.000																					





Batter	1	2	3	4	5	6	7	8	9	AB	R	H	RBI	BB	SO	LOB	TOP			
Jose Pagan, R (1,6) OBP: 0.288, SLG: 0.335	F7		1B		FC5			2-3		4	0	1	0	0	0	1	<b>San Francisco Giants @ Milwaukee Braves</b> Milwaukee County Stadium, Milwaukee, WI Tue Jun 20 1961, 8:05 PM EDT Att: 16,808 - Unknown <a href="http://livebaseballscores.com">livebaseballscores.com</a>			
Joey Amalfitano, R (1,4) OBP: 0.296, SLG: 0.279	6-3		5-3			P4		6-3		4	0	0	0	0	0	1				
Harvey Kuenn, R (1,9) OBP: 0.335, SLG: 0.372	F8			4-3		E BB		F9		3	0	0	0	1	0	0				
Orlando Cepeda, R (1,7) OBP: 0.321, SLG: 0.562		SH6-3 2B		P3		E4 G6-4-3		K		4	0	1	0	0	1	1				
Felipe Alou, R (1,8) OBP: 0.327, SLG: 0.466	SH6-3		4-3		G6-4-3			F7		3	0	0	0	0	0	2				
Willie McCovey, L (1,3) OBP: 0.301, SLG: 0.439	1-3				SH1-3 1B			F9		3	1	1	0	0	0	1				
Jim Davenport, R (1,5) OBP: 0.362, SLG: 0.454	K				SH1-3 1-2			F8		2	0	0	0	0	1	1				
Ed Bailey, L (1,2) OBP: 0.337, SLG: 0.394			4-3		FC5 SH1-3 2H 1B			F9		3	0	1	1	0	0	0				
Mike McCormick, L (1,1) OBP: 0.226, SLG: 0.233			K		SH1-3 1-2			P3		2	0	0	0	0	1	0				
<b>Inning Stats</b>	R: 0 E: 0 K: 0 S: 3	H: 0 LOB: 0 BB: 0 P: 3	R: 0 E: 0 K: 1 S: 6	H: 1 LOB: 1 BB: 0 P: 6	R: 0 E: 0 K: 1 S: 6	H: 1 LOB: 0 BB: 0 P: 6	R: 0 E: 0 K: 0 S: 3	H: 0 LOB: 0 BB: 0 P: 3	R: 1 E: 0 K: 0 S: 5	H: 2 LOB: 1 BB: 0 P: 5	R: 0 E: 1 K: 0 S: 3	H: 0 LOB: 1 BB: 1 P: 7	R: 0 E: 0 K: 0 S: 3	H: 0 LOB: 0 BB: 0 P: 3	R: 0 E: 0 K: 1 S: 5	H: 0 LOB: 0 BB: 0 P: 5	1B: 3 2B: 1 3B: 0 HR: 0	SF: 0 SAC: 3 DP: 1 HBP: 0	WP: 0 PB: 0 CS: 0	PA: 32
<b>PITCHER</b> Warren Spahn, L (1,1) ERA: 3.23	IP: 9.0 WLS: W BF: 32 H: 4 R: 1 ER: 1 SO: 3 BB: 1 IBB: 0 HBP: 0 BLK: 0 WP: 0 HR: 0 S: 37 P: 41 ERA: 1.00 WHIP: 0.556																			

Batter	1	2	3	4	5	6	7	8	9	AB	R	H	RBI	BB	SO	LOB	BOTTOM			
Gino Cimoli, R (1,8) OBP: 0.284, SLG: 0.318	5-3	F9			F8		F7			4	0	0	0	0	0	3	<b>San Francisco Giants @ Milwaukee Braves</b> Milwaukee County Stadium, Milwaukee, WI Tue Jun 20 1961, 8:05 PM EDT Att: 16,808 - Unknown <a href="http://livebaseballscores.com">livebaseballscores.com</a>			
Frank Bolling, R (1,4) OBP: 0.384, SLG: 0.515	1B BB		F7		6-3			HR		3	1	1	1	1	0	0				
Eddie Mathews, L (1,5) OBP: 0.408, SLG: 0.596	F9		1-3			K		F8		4	0	0	0	0	1	1				
Hank Aaron, R (1,9) OBP: 0.361, SLG: 0.583	1-3 1B		5-3			HR		5-3		4	1	2	1	0	0	0				
Joe Adcock, R (1,3) OBP: 0.292, SLG: 0.396		K			2B		F8	P6		4	0	1	0	0	1	0				
Frank Thomas, R (1,7) OBP: 0.359, SLG: 0.495		1B		F8			BB			2	0	1	0	1	0	1				
Joe Torre, R (1,2) OBP: 0.348, SLG: 0.448		1B BB		F8			K			3	0	1	0	0	1	2				
Roy McMillan, R (1,6) OBP: 0.320, SLG: 0.313					K			5-3		2	0	0	0	1	1	1				
Warren Spahn, L (1,1) OBP: 0.298, SLG: 0.415			K				K			3	0	0	0	0	3	3				
<b>Inning Stats</b>	R: 0 E: 0 K: 0 S: 3	H: 1 LOB: 2 BB: 1 P: 7	R: 0 E: 0 K: 2 S: 9	H: 2 LOB: 3 BB: 1 P: 13	R: 0 E: 0 K: 1 S: 6	H: 0 LOB: 0 BB: 0 P: 3	R: 0 E: 0 K: 1 S: 6	H: 1 LOB: 1 BB: 0 P: 6	R: 0 E: 0 K: 1 S: 5	H: 0 LOB: 0 BB: 0 P: 5	R: 1 E: 0 K: 2 S: 8	H: 1 LOB: 1 BB: 1 P: 12	R: 0 E: 0 K: 1 S: 5	H: 0 LOB: 0 BB: 0 P: 5	R: 1 E: 0 K: 0 S: 4	H: 1 LOB: 0 BB: 0 P: 4	1B: 3 2B: 1 3B: 0 HR: 2	SF: 0 SAC: 0 DP: 0 HBP: 0	WP: 0 PB: 0 CS: 0	PA: 32
<b>PITCHER</b> Mike McCormick, L (1,1) ERA: 2.82	IP: 8.0 WLS: L BF: 32 H: 6 R: 2 ER: 2 SO: 7 BB: 3 IBB: 0 HBP: 0 BLK: 0 WP: 0 HR: 2 S: 43 P: 55 ERA: 2.25 WHIP: 1.125																			



Batter	1	2	3	4	5	6	7	8	9	AB	R	H	RBI	BB	SO	LOB	TOP			
<b>Felipe Alou, R</b> OBP: 0.326, SLG: 0.462 (1, 9)	F2		1-4-3 BB		SF9			F8		2	0	1	1	0	0		<b>San Francisco Giants @ Milwaukee Braves</b> <b>Milwaukee County Stadium, Milwaukee, WI</b> Wed Jun 21 1961, 8:05 PM EDT Att: 16,337 - Unknown <a href="http://livebaseballscorecards.com">livebaseballscorecards.com</a>			
<b>Willie McCovey, L</b> OBP: 0.299, SLG: 0.434 (1, 3)	G4-6-3 1B		1-4-3		G4-6-3			K		4	0	1	0	0	1	2				
<b>Harvey Kuenn, R</b> OBP: 0.328, SLG: 0.363 (1, 5)	G4-6-3		5-3					F8		4	0	0	0	0	2					
<b>Willie Mays, R</b> OBP: 0.407, SLG: 0.571 (1, 8)		1B BB			F9				P6	3	2	1	1	1	0	0				
<b>Orlando Cepeda, R</b> OBP: 0.316, SLG: 0.552 (1, 7)		P5			4-3			F9		4	0	0	0	0	1					
<b>Hobie Landrith, L</b> OBP: 0.400, SLG: 0.500 (6, 1) <b>Stu Miller, R</b>								F8		3	0	2	0	0	0	0				
<b>Matty Alou, L</b> OBP: 0.415, SLG: 0.563 (9, PH)	1B								P5	1	0	0	0	0	0	0				
<b>Joey Amalfitano, R</b> OBP: 0.299, SLG: 0.281 (1, 4)					F9					3	0	1	1	0	0	1				
<b>Jose Pagan, R</b> OBP: 0.289, SLG: 0.331 (1, 6)		G6-4-3 1B								2	1	0	0	1	0	2				
<b>Jack Sanford, R</b> OBP: 0.160, SLG: 0.400 (1, 1) <b>Ed Bailey, L</b> OBP: 0.335, SLG: 0.392 (6, 2)		G6-4-3			SH SF9 BB					1	0	0	0	0	0	0				
<b>Inning Stats</b>	R: 0 E: 0 K: 0 S: 3	H: 1 LOB: 0 BB: 0 P: 3	R: 1 E: 0 K: 0 S: 4	H: 2 LOB: 1 BB: 1 P: 8	R: 0 E: 0 K: 0 S: 3	H: 0 LOB: 1 BB: 1 P: 7	R: 0 E: 0 K: 0 S: 4	H: 1 LOB: 0 BB: 0 P: 4	R: 1 E: 1 K: 0 S: 3	H: 0 LOB: 0 BB: 1 P: 7	R: 1 E: 0 K: 0 S: 4	H: 1 LOB: 0 BB: 0 P: 4	R: 0 E: 0 K: 0 S: 3	H: 0 LOB: 0 BB: 0 P: 3	R: 0 E: 0 K: 0 S: 3	H: 0 LOB: 0 BB: 0 P: 3	1B: 4 2B: 0 3B: 0 HR: 1	SF: 1 SAC: 1 DP: 3 HBP: 0	WP: 0 PB: 0 SB: 0 CS: 0	PA: 33
<b>PITCHER</b> <b>Lew Burdette, R</b> ERA: 4.04 (1, 1)	IP: 9.0 WLS: W BF: 33 H: 5 R: 3 ER: 2 SO: 1 BB: 3 IBB: 0 HBP: 0 BLK: 0 WP: 0 HR: 1 S: 32 P: 44 ERA: 2.00 WHIP: 0.889											<b>PITCHER</b>	IP: 9.0 WLS: W BF: 33 H: 5 R: 3 ER: 2 SO: 1 BB: 3 IBB: 0 HBP: 0 BLK: 0 WP: 0 HR: 1 S: 32 P: 44 ERA: 2.00 WHIP: 0.889							

Batter	1	2	3	4	5	6	7	8	9	AB	R	H	RBI	BB	SO	LOB	BOTTOM			
<b>Gino Cimoli, R</b> OBP: 0.272, SLG: 0.303 (1, 8)	4-3		FC4-6		4-3			K		4	0	0	0	0	1	3	<b>San Francisco Giants @ Milwaukee Braves</b> <b>Milwaukee County Stadium, Milwaukee, WI</b> Wed Jun 21 1961, 8:05 PM EDT Att: 16,337 - Unknown <a href="http://livebaseballscorecards.com">livebaseballscorecards.com</a>			
<b>Frank Bolling, R</b> OBP: 0.382, SLG: 0.509 (1, 4)	K				G3-6-3 BB			P4		3	0	0	0	1	1	1				
<b>Eddie Mathews, L</b> OBP: 0.413, SLG: 0.604 (1, 5)					G3-6-3			1B BB		4	1	3	0	0	0	1				
<b>Hank Aaron, R</b> OBP: 0.359, SLG: 0.575 (1, 9)	PO				F7			2B		3	0	0	0	1	0	1				
<b>Frank Thomas, R</b> OBP: 0.362, SLG: 0.492 (1, 7)								1B BB		3	1	1	1	1	0	0				
<b>Joe Adcock, R</b> OBP: 0.296, SLG: 0.400 (1, 3)					F7			1B		3	1	1	2	1	1	3				
<b>Joe Torre, R</b> OBP: 0.353, SLG: 0.472 (1, 2)					4-3			F2		3	1	1	2	0	0	0				
<b>Roy McMillan, R</b> OBP: 0.323, SLG: 0.310 (1, 6)					P6			CS BB		2	0	0	0	2	1	2				
<b>Lew Burdette, R</b> OBP: 0.233, SLG: 0.442 (1, 1)					FC4-6 1B			F6		4	1	2	0	0	0	2				
<b>Inning Stats</b>	R: 0 E: 0 K: 1 S: 5	H: 1 LOB: 0 BB: 0 P: 5	R: 0 E: 0 K: 0 S: 3	H: 0 LOB: 0 BB: 0 P: 3	R: 0 E: 0 K: 0 S: 4	H: 1 LOB: 1 BB: 0 P: 4	R: 0 E: 0 K: 0 S: 2	H: 0 LOB: 0 BB: 1 P: 6	R: 2 E: 0 K: 1 S: 7	H: 1 LOB: 2 BB: 1 P: 12	R: 2 E: 0 K: 2 S: 10	H: 3 LOB: 3 BB: 1 P: 14	R: 0 E: 0 K: 0 S: 2	H: 0 LOB: 0 BB: 1 P: 6	R: 0 E: 0 K: 0 S: 2	H: 0 LOB: 0 BB: 1 P: 6		1B: 5 2B: 2 3B: 0 HR: 1	SF: 0 SAC: 0 DP: 1 HBP: 1	WP: 0 PB: 0 SB: 1 CS: 1
<b>PITCHER</b> <b>Jack Sanford, R</b> ERA: 3.8 (1, 1) <b>Stu Miller, R</b> ERA: 1.82 (6, 1)	IP: 5.2 WLS: L BF: 25 H: 5 R: 4 ER: 4 SO: 1 BB: 4 IBB: 0 HBP: 1 BLK: 0 WP: 0 HR: 1 S: 22 P: 39 ERA: 6.35 WHIP: 1.588											<b>PITCHER</b>	IP: 2.1 WLS: L BF: 11 H: 3 R: 1 ER: 1 SO: 3 BB: 2 IBB: 0 HBP: 0 BLK: 0 WP: 0 HR: 0 S: 15 P: 23 ERA: 3.86 WHIP: 2.143							





Batter	1	2	3	4	5	6	7	8	9	AB	R	H	RBI	BB	SO	LOB	TOP			
Harvey Kuenn, R OBP: 0.330, SLG: 0.363 (1, 9)										3	0	1	1	1	1	0	1			
Joey Amalfitano, R OBP: 0.294, SLG: 0.287 (1, 4)										5	1	1	0	0	1	3				
Willie McCovey, L OBP: 0.312, SLG: 0.441 (1, 3)										2	1	1	1	2	0	0				
Willie Mays, R OBP: 0.414, SLG: 0.602 (1, 8)										5	2	4	3	0	1	1				
Ed Bailey, L OBP: 0.332, SLG: 0.387 (1, 2)										5	1	1	0	0	1	4				
Orlando Cepeda, R OBP: 0.317, SLG: 0.547 (1, 7)										4	0	1	0	0	1	4				
Jim Davenport, R OBP: 0.369, SLG: 0.451 (1, 5)										3	1	1	0	2	0	3				
Jose Pagan, R OBP: 0.292, SLG: 0.329 (1, 6)										4	0	1	1	1	0	2				
Juan Marichal, R Stu Miller, R Jim Marshall, L Billy Loes, R Bobby Bolin, R Matty Alou, L Sam Jones, R Felipe Alou, R (1, 1) (4, 1) (6, PH) (6, PH) (7, 1) (8, PH) (8, 1) (9, PH)										2	0	0	0	0	1	2				
<b>Inning Stats</b>	R: 0 E: 0 K: 1 S: 4	H: 0 LOB: 1 BB: 2 P: 12	R: 1 E: 0 K: 0 S: 4	H: 1 LOB: 1 BB: 0 P: 5	R: 1 E: 0 K: 1 S: 8	H: 3 LOB: 2 BB: 0 P: 8	R: 0 E: 0 K: 1 S: 5	H: 0 LOB: 1 BB: 1 P: 9	R: 0 E: 0 K: 1 S: 6	H: 1 LOB: 2 BB: 1 P: 10	R: 1 E: 0 K: 0 S: 4	H: 2 LOB: 1 BB: 0 P: 5	R: 0 E: 0 K: 0 S: 4	H: 1 LOB: 1 BB: 0 P: 4	R: 2 E: 0 K: 2 S: 9	H: 2 LOB: 2 BB: 1 P: 14	1B: 7 2B: 2 3B: 0 HR: 2	SF: 1 SAC: 0 DP: 0 HBP: 2	WP: 0 PB: 0 SB: 1 CS: 1	PA: 45
<b>PITCHER</b>	IP WLS BF H R ER SO BB IBB HBP BLK WP HR S P ERA WHIP	8.0 W 40 10 6 6 4 5 0 0 0 0 2 41 63 6.75 1.875	1.0 S 5 1 0 0 2 1 0 0 0 0 0 8 12 0.00 2.000																	

San Francisco Giants @ Milwaukee Braves  
Milwaukee County Stadium, Milwaukee, WI  
Thu Jun 22 1961, 8:05 PM EDT  
Att: 11,852 - Unknown

AB	36
R	6
H	11
RBI	6
BB	6
SO	6
LOB	24



Batter	1	2	3	4	5	6	7	8	9	AB	R	H	RBI	BB	SO	LOB	BOTTOM							
Gino Cimoli, R OBP: 0.278, SLG: 0.351 (1, 8)										5	1	2	2	0	0	0								
Frank Bolling, R OBP: 0.380, SLG: 0.517 (1, 4)										4	1	1	1	0	0	1								
Eddie Mathews, L OBP: 0.411, SLG: 0.596 (1, 5)										3	0	0	0	1	1	0								
Hank Aaron, R OBP: 0.365, SLG: 0.591 (1, 9)										4	3	3	1	0	0	1								
Frank Thomas, R OBP: 0.373, SLG: 0.531 (1, 7)										3	2	3	4	0	0	0								
Joe Adcock, R OBP: 0.295, SLG: 0.402 (1, 3)										4	0	1	0	0	2	3								
Joe Torre, R OBP: 0.358, SLG: 0.491 (1, 2)										4	1	2	0	0	0	3								
Roy McMillan, R OBP: 0.318, SLG: 0.304 (1, 6)										4	0	0	0	0	0	3								
Bob Buhl, R OBP: 0.138, SLG: 0.074 Don McMahon, R OBP: 0.286, SLG: 0.286 (1, 1) (9, 1)										4	0	0	0	0	2	2								
<b>Inning Stats</b>	R: 0 E: 0 K: 0 S: 3	H: 0 LOB: 0 BB: 0 P: 3	R: 2 E: 0 K: 0 S: 5	H: 3 LOB: 0 BB: 0 P: 5	R: 1 E: 0 K: 2 S: 8	H: 1 LOB: 0 BB: 0 P: 8	R: 2 E: 0 K: 1 S: 8	H: 3 LOB: 1 BB: 0 P: 8	R: 2 E: 0 K: 1 S: 7	H: 2 LOB: 1 BB: 1 P: 11	R: 1 E: 0 K: 0 S: 5	H: 2 LOB: 1 BB: 0 P: 5	R: 0 E: 0 K: 1 S: 6	H: 1 LOB: 2 BB: 0 P: 7	R: 0 E: 0 K: 0 S: 3	H: 0 LOB: 0 BB: 0 P: 3	1B: 4 2B: 2 3B: 1 HR: 5	SF: 0 SAC: 0 DP: 0 HBP: 1	WP: 0 PB: 0 SB: 1 CS: 1	PA: 37				
<b>PITCHER</b>	IP WLS BF H R ER SO BB IBB HBP BLK WP HR S P ERA WHIP	3.0 L 14 3 2 2 2 1 0 0 0 0 1 13 17 9.00 2.000	2.0 10 3 2 2 2 1 0 0 0 0 0 6 6 6.75 1.500	1.1 6 2 1 1 0 0 0 0 0 0 0 6 6 6.75 1.500	0.2 4 1 0 0 1 0 0 1 0 0 0 5 6 0.00 1.500	1.71 1 1 0 0 0 0 0 0 0 0 0 3 3 0.00 0.000	1.0 3 0 0 0 0 0 0 0 0 0 0 3 3 0.00 0.000																	

San Francisco Giants @ Milwaukee Braves  
Milwaukee County Stadium, Milwaukee, WI  
Thu Jun 22 1961, 8:05 PM EDT  
Att: 11,852 - Unknown

AB	35
R	8
H	12
RBI	8
BB	1
SO	5
LOB	13





Batter	1	2	3	4	5	6	7	8	9	AB	R	H	RBI	BB	SO	LOB	TOP								
Al Heist, R OBP: 0.261, SLG: 0.252 Bob Will, L OBP: 0.351, SLG: 0.313	P4		1B FC5-2	BB	4-3			4-3		2	0	0	0	2	0	0	<b>Chicago Cubs @ Milwaukee Braves</b> Milwaukee County Stadium, Milwaukee, WI Fri Jun 23 1961, 8:05 PM EDT Att: 20,202 - Cloudy - 65 F								
Billy Williams, L OBP: 0.337, SLG: 0.426	3-1		FC3-6 FC5-2	BB	F8			P4		5	0	1	2	0	0	5									
Ron Santo, R OBP: 0.378, SLG: 0.453	1B		FC5-2 FC3-6	BB	1B			F8		5	0	2	0	0	0	2									
George Altman, L OBP: 0.378, SLG: 0.572	K		FC3-6 FC5-4	BB	1B			1B		4	1	2	0	1	1	3									
Andre Rodgers, R OBP: 0.284, SLG: 0.321			FC5-4	BB	F8			P4		5	0	0	0	0	0	6									
Ed Bouchée, L OBP: 0.384, SLG: 0.436	1-3			BB	G3			SH 1B		4	1	1	0	1	1	2									
Dick Bertell, R OBP: 0.307, SLG: 0.312	F7			BB 1B	5-3			SH 1B		4	1	1	0	0	1	3									
Jerry Kindall, R OBP: 0.316, SLG: 0.511			E7 1B	BB 2B	1B			SH 1B		3	1	2	0	0	0	0									
Jack Curtis, L OBP: 0.190, SLG: 0.105 Barney Schultz, R OBP: 0.316, SLG: 0.511			BB 1B	1B	P6			K		4	1	1	1	0	1	5									
										0	0	0	0	0	0	0									
<b>Inning Stats</b>	R: 0 E: 0 K: 1 S: 6	H: 1 LOB: 1 BB: 0 P: 6	R: 0 E: 0 K: 0 S: 3	H: 0 LOB: 0 BB: 0 P: 3	R: 2 E: 1 K: 0 S: 6	H: 3 LOB: 2 BB: 1 P: 10	R: 0 E: 0 K: 0 S: 5	H: 2 LOB: 3 BB: 1 P: 9	R: 0 E: 0 K: 1 S: 7	H: 2 LOB: 2 BB: 0 P: 7	R: 0 E: 0 K: 0 S: 3	H: 0 LOB: 0 BB: 0 P: 3	R: 0 E: 0 K: 0 S: 4	H: 1 LOB: 1 BB: 0 P: 4	R: 2 E: 1 K: 1 S: 8	H: 2 LOB: 1 BB: 0 P: 8	R: 1 E: 0 K: 1 S: 5	H: 0 LOB: 1 BB: 2 P: 13	1B: 10 2B: 2 3B: 0 HR: 0	SF: 0 SAC: 2 DP: 1 HBP: 0	WP: 3 PB: 0 SB: 1 CS: 0	PA: 43			
<b>PITCHER</b>	IP WLS BF H R ER SO BB IBB HBP BLK WP HR S P ERA WHIP	7.1 L 36 10 4 3 3 2 0 0 0 0 0 40 48 3.68 1.636	1.2 S 7 1 1 1 1 1 1 0 0 0 0 7 15 5.40 1.200																						

AB	37
R	5
H	11
RBI	4
BB	4
SO	4
LOB	26



Batter	1	2	3	4	5	6	7	8	9	AB	R	H	RBI	BB	SO	LOB	BOTTOM							
Gino Cimoli, R OBP: 0.277, SLG: 0.347	1-3				F7			6-3		4	0	1	0	0	0	0	<b>Chicago Cubs @ Milwaukee Braves</b> Milwaukee County Stadium, Milwaukee, WI Fri Jun 23 1961, 8:05 PM EDT Att: 20,202 - Cloudy - 65 F							
Frank Bolling, R OBP: 0.374, SLG: 0.508	L8		1B		P5			F7		4	0	0	0	0	0	1								
Eddie Mathews, L OBP: 0.408, SLG: 0.590	P5				K			P5		4	0	1	0	0	1	0								
Hank Aaron, R OBP: 0.368, SLG: 0.603			F8		HR			6-3		4	2	2	1	0	0	1								
Frank Thomas, R OBP: 0.376, SLG: 0.546			HR		F7			5-3		4	1	2	1	0	0	1								
Joe Adcock, R OBP: 0.299, SLG: 0.398			6-3		BB			FC6 BB		2	0	0	0	2	0	1								
Joe Torre, R OBP: 0.346, SLG: 0.474			5-3		1-3			P2		4	0	0	0	0	1	2								
Roy McMillan, R OBP: 0.314, SLG: 0.300			5-3		K			F9		3	0	0	0	0	1	1								
Bob Hendley, R Don McMahon, R OBP: 0.286, SLG: 0.286			5-3		1-3			FC6		3	0	0	0	0	0	1								
										0	0	0	0	0	0	0								
<b>Inning Stats</b>	R: 0 E: 0 K: 0 S: 3	H: 0 LOB: 0 BB: 0 P: 3	R: 1 E: 0 K: 0 S: 4	H: 1 LOB: 0 BB: 0 P: 4	R: 0 E: 0 K: 0 S: 4	H: 1 LOB: 1 BB: 0 P: 4	R: 1 E: 0 K: 1 S: 6	H: 1 LOB: 1 BB: 1 P: 10	R: 0 E: 0 K: 1 S: 5	H: 0 LOB: 0 BB: 0 P: 5	R: 0 E: 0 K: 0 S: 4	H: 1 LOB: 1 BB: 0 P: 4	R: 0 E: 0 K: 0 S: 3	H: 0 LOB: 0 BB: 0 P: 3	R: 1 E: 0 K: 1 S: 6	H: 2 LOB: 0 BB: 0 P: 6	1B: 4 2B: 0 3B: 0 HR: 2	SF: 0 SAC: 0 DP: 1 HBP: 0	WP: 0 PB: 0 SB: 0 CS: 0	PA: 34				
<b>PITCHER</b>	IP WLS BF H R ER SO BB IBB HBP BLK WP HR S P ERA WHIP	8.0 W 31 5 3 3 2 0 0 0 0 0 2 33 41 3.38 0.875	1.0 S 3 1 0 0 1 0 0 0 0 0 0 5 5 0.00 1.000																					





Batter	1	2	3	4	5	6	7	8	9	AB	R	H	RBI	BB	SO	LOB	TOP							
Al Heist, R OBP: 0.262, SLG: 0.248 (1, 8)	0-0 5-3			0-0 L7		4-0 1B G5-4-3 BB	4-0 FC6-4 BB		0-0 P6	2	1	0	0	1	0	0	<b>Chicago Cubs @ Milwaukee Braves</b> Milwaukee County Stadium, Milwaukee, WI Sat Jun 24 1961, 4:33 AM EDT Att: 20,988 - Cloudy - 75 F							
Bob Will, L OBP: 0.359, SLG: 0.313 (7, PH)										0	0	0	0	1	0	0								
Dick Drott, R OBP: 0.273, SLG: 0.455 (9, PH)										0	0	0	0	0	0	0								
Don Zimmer, R OBP: 0.310, SLG: 0.405 (9, PH)										1	0	0	0	0	0	1								
Billy Williams, L OBP: 0.340, SLG: 0.424 (1, 7)	0-0 G3			4-0 2B BB		0-0 1B G5-4-3	0-0 FC6-4			3	1	1	0	1	0	3								
Ron Santo, R OBP: 0.376, SLG: 0.448 (1, 5)	0-0 P6			4-0 2B 5-3 BB		0-0 G5-4-3		0-0 5-3		3	1	0	0	1	0	1								
George Altman, L OBP: 0.375, SLG: 0.571 (1, 9)		0-0 F8		0-0 2B		0-0 6-3		0-0 1-3		4	0	1	1	0	0	0								
Andre Rodgers, R OBP: 0.293, SLG: 0.341 (1, 6)	0-0 P4			0-0 5-3			0-0 2B	0-0 2B		4	1	2	1	0	0	1								
Ed Bouchee, L OBP: 0.381, SLG: 0.438 (1, 3)	0-3 K			3-H 0-0 6-3			0-0 2B	0-3 K		4	0	1	1	0	2	2								
Sammy Taylor, L OBP: 0.256, SLG: 0.300 (1, 2)			0-0 F7		0-0 L9		4-0 BB		0-0 P4	3	0	0	0	1	0	0								
Jerry Kindall, R OBP: 0.303, SLG: 0.489 (1, 4)			0-3 K		0-0 F8		0-3 K		0-0 F7	4	0	0	0	0	2	2								
Glen Hobbie, R OBP: 0.200, SLG: 0.139 Joe Schaffernoth, R OBP: 0.342, SLG: 0.263 Richie Ashburn, L OBP: 0.342, SLG: 0.263 (7, 8)			0-3 K		0-0 F9		0-0 F7		0-0 1B	1	0	0	0	0	1	0								
										1	0	0	0	0	0	0								
										2	0	1	0	0	0	2								
<b>Inning Stats</b>	R: 0 E: 0 K: 0 S: 3	H: 0 LOB: 0 BB: 0 P: 3	R: 0 E: 0 K: 1 S: 5	H: 0 LOB: 0 BB: 0 P: 5	R: 0 E: 0 K: 2 S: 7	H: 0 LOB: 0 BB: 0 P: 7	R: 2 E: 0 K: 0 S: 4	H: 1 LOB: 1 BB: 2 P: 12	R: 0 E: 0 K: 0 S: 3	H: 0 LOB: 0 BB: 0 P: 3	R: 1 E: 0 K: 0 S: 3	H: 1 LOB: 0 BB: 1 P: 7	R: 1 E: 0 K: 1 S: 7	H: 2 LOB: 2 BB: 2 P: 15	R: 0 E: 0 K: 1 S: 6	H: 1 LOB: 1 BB: 0 P: 6	R: 0 E: 0 K: 0 S: 4	H: 1 LOB: 1 BB: 0 P: 4	1B: 3 2B: 3 HR: 0	SF: 0 SAC: 0 DP: 1 HBP: 0	WP: 0 PB: 0 SB: 0 CS: 0	PA: 37		
<b>PITCHER</b>	IP WLS BF H R ER SO BB IBB HBP BLK WP HR S P ERA WHIP	6.0 W 25 4 4 4 3 4 0 0 0 0 0 27 43 6.00 1.333	3.0 S 12 2 0 0 2 1 0 0 0 0 0 15 19 0.00 1.000																					

AB	32
R	4
H	6
RBI	3
BB	5
SO	5
LOB	12



Batter	1	2	3	4	5	6	7	8	9	AB	R	H	RBI	BB	SO	LOB	BOTTOM						
Gino Cimoli, R OBP: 0.290, SLG: 0.365 (1, 8)	0-0 2B SF8 1B	0-0 F9	0-3 K			0-0 1B SH5-4 1B	0-0 1B SF7 2B	0-0 P4		6	3	3	0	0	1	2	<b>Chicago Cubs @ Milwaukee Braves</b> Milwaukee County Stadium, Milwaukee, WI Sat Jun 24 1961, 4:33 AM EDT Att: 20,988 - Cloudy - 75 F						
Frank Bolling, R OBP: 0.376, SLG: 0.512 (1, 4)	0-0 1B 2B	0-0 F8		0-0 F7		0-0 SH5-4	0-0 FC5 BB 1B			4	1	2	1	0	0	0							
Eddie Mathews, L OBP: 0.415, SLG: 0.591 (1, 5)	4-0 BB 1B BB		0-0 E1 1B 1B	0-0 G3 1B		0-0 2B S 1B	0-0 BB			3	2	2	1	2	0	0							
Hank Aaron, R OBP: 0.364, SLG: 0.599 (1, 9)	0-0 SF8		0-0 1B 1B	0-0 G3		0-0 P4	0-0 SF7			3	1	1	2	0	0	2							
Frank Thomas, R OBP: 0.376, SLG: 0.547 (1, 7)	3-H BB 1B		0-3 K	0-0 P5		0-0 HR 2B	0-0 FC5			5	1	2	2	0	1	5							
Joe Adcock, R OBP: 0.305, SLG: 0.414 (1, 3)	0-3 K		4-0 1B 1B IBB		0-0 1B	0-0 HR		0-0 6-3		4	2	2	2	1	1	2							
Joe Torre, R OBP: 0.356, SLG: 0.500 (1, 2)	4-0 BB		0-0 1B 1B		0-0 F3	0-3 K		0-0 HR		4	2	2	3	1	1	1							
Roy McMillan, R OBP: 0.317, SLG: 0.300 Felix Mantilla, R OBP: 0.236, SLG: 0.136 (8, 6)	0-0 1-3		0-0 1B 1B		0-0 F2		4-0 FC3-6 BB	4-0 BB		3	0	1	0	1	0	4							
Tony Cloninger, R OBP: 0.200, SLG: 0.200 Claude Raymond, R OBP: 0.200, SLG: 0.200 (7, 1)		0-0 6-3		0-0 1-3 2-H 3-H 1B		0-0 F8		0-0 FC3-6 2B 1B	0-3 K	3	0	1	2	0	0	1							
										2	1	0	0	0	1	2							
<b>Inning Stats</b>	R: 2 E: 0 K: 1 S: 8	H: 3 LOB: 3 BB: 2 P: 16	R: 0 E: 0 K: 0 S: 3	H: 0 LOB: 0 BB: 0 P: 3	R: 4 E: 1 K: 2 S: 11	H: 4 LOB: 1 BB: 1 P: 15	R: 0 E: 0 K: 0 S: 4	H: 1 LOB: 1 BB: 0 P: 4	R: 0 E: 0 K: 0 S: 4	H: 1 LOB: 1 BB: 0 P: 4	R: 4 E: 0 K: 1 S: 9	H: 4 LOB: 0 BB: 0 P: 9	R: 2 E: 0 K: 0 S: 5	H: 2 LOB: 2 BB: 2 P: 13	R: 1 E: 0 K: 1 S: 6	H: 1 LOB: 1 BB: 1 P: 10	1B: 11 2B: 3 3B: 0 HR: 2	SF: 2 SAC: 1 DP: 0 HBP: 0	WP: 0 PB: 0 SB: 1 CS: 0	PA: 46			
<b>PITCHER</b>	IP WLS BF H R ER SO BB IBB HBP BLK WP HR S P ERA WHIP	2.1 L 17 6 6 5 2 2 0 0 0 0 0 1 18 30 9.82 3.429	3.2 7 4 4 2 0 0 0 0 0 0 0 1 21 21 9.82 1.909	2.0 12 3 3 3 1 3 0 0 0 0 0 1 11 23 13.50 3.000																			






Batter	1	2	3	4	5	6	7	8	9	AB	R	H	RBI	BB	SO	LOB	TOP			
Al Heist, R OBP: 0.268, SLG: 0.281 (1, 8)										5	1	2	2	0	0	3	<b>Chicago Cubs @ Milwaukee Braves</b> Milwaukee County Stadium, Milwaukee, WI Sun Jun 25 1961, 4:33 AM EDT Att: 25,454 - Cloudy - 80 F			
Don Zimmer, R OBP: 0.308, SLG: 0.401 (1, 4)										5	0	1	0	0	0	2				
Ron Santo, R OBP: 0.369, SLG: 0.439 (1, 5)										5	0	0	0	0	0	1				
George Altman, L OBP: 0.381, SLG: 0.604 (1, 9)										5	3	3	1	0	1	0				
Billy Williams, L OBP: 0.354, SLG: 0.438 (1, 7)										4	0	4	2	0	0	0				
Andre Rodgers, R OBP: 0.282, SLG: 0.326 (1, 6)										4	0	0	0	0	0	4				
Ed Bouchee, L OBP: 0.384, SLG: 0.432 (1, 3)										2	1	0	0	2	0	0				
Moe Thacker, R OBP: 0.452, SLG: 0.227 (1, 2)										2	0	0	0	2	0	2				
Don Cardwell, R OBP: 0.128, SLG: 0.237 Barney Schultz, R (6, 1)										3	0	0	0	0	3	4				
										0	0	0	0	0	0	0				
<b>Inning Stats</b>	R: 2 E: 0 K: 0 S: 6	H: 3 LOB: 1 BB: 0 P: 6	R: 0 E: 0 K: 1 S: 5	H: 0 LOB: 1 BB: 1 P: 9	R: 1 E: 0 K: 0 S: 5	H: 3 LOB: 1 BB: 0 P: 5	R: 0 E: 0 K: 1 S: 5	H: 0 LOB: 1 BB: 1 P: 9	R: 1 E: 1 K: 1 S: 6	H: 1 LOB: 1 BB: 1 P: 10	R: 0 E: 0 K: 0 S: 4	H: 1 LOB: 1 BB: 0 P: 4	R: 0 E: 0 K: 0 S: 3	H: 0 LOB: 0 BB: 1 P: 7	R: 0 E: 0 K: 1 S: 5	H: 0 LOB: 0 BB: 0 P: 5	1B: 6 2B: 1 3B: 1 HR: 2	SF: 0 SAC: 1 DP: 2 HBP: 0	WP: 0 PB: 0 SB: 0 CS: 0	PA: 40
<b>PITCHER</b>	IP WLS BF L	WLS BF L	H R ER SO	H R ER SO	BB IBB HBP BLK	WP HR S P	ERA WHIP	<b>PITCHER</b>	IP WLS BF L	WLS BF L	H R ER SO	H R ER SO	BB IBB HBP BLK	WP HR S P	ERA WHIP					
Warren Spahn, L ERA: 3.34 Carl Willey, R ERA: 6.22	(1, 1) (8, 1)	7.0 L	33 10	5 4	4 3	3 3	1.857													




Batter	1	2	3	4	5	6	7	8	9	AB	R	H	RBI	BB	SO	LOB	BOTTOM			
Gino Cimoli, R OBP: 0.288, SLG: 0.361 (1, 8)										4	0	1	0	0	0	1	<b>Chicago Cubs @ Milwaukee Braves</b> Milwaukee County Stadium, Milwaukee, WI Sun Jun 25 1961, 4:33 AM EDT Att: 25,454 - Cloudy - 80 F			
Frank Bolling, R OBP: 0.371, SLG: 0.504 (1, 4)										4	0	0	0	0	0	2				
Eddie Mathews, L OBP: 0.417, SLG: 0.587 (1, 5)										3	0	1	0	1	1	0				
Hank Aaron, R OBP: 0.359, SLG: 0.589 (1, 9)										4	0	0	0	0	0	2				
Frank Thomas, R OBP: 0.378, SLG: 0.561 (1, 7)										4	2	2	1	0	2	0				
Joe Adcock, R OBP: 0.304, SLG: 0.408 (1, 3)										3	0	0	0	1	2	1				
Joe Torre, R OBP: 0.346, SLG: 0.484 (1, 2)										4	0	0	0	0	2	2				
Roy McMillan, R OBP: 0.317, SLG: 0.306 (1, 6)										3	1	1	0	0	0	0				
Warren Spahn, L OBP: 0.327, SLG: 0.442 Bob Boyd, L OBP: 0.259, SLG: 0.288 Carl Willey, R (7, PH) (8, 1)										2	0	2	2	0	0	0				
										1	0	0	0	0	0	0				
										0	0	0	0	0	0	0				
<b>Inning Stats</b>	R: 0 E: 0 K: 0 S: 3	H: 0 LOB: 1 BB: 1 P: 7	R: 2 E: 0 K: 2 S: 11	H: 4 LOB: 2 BB: 0 P: 11	R: 0 E: 0 K: 1 S: 5	H: 0 LOB: 0 BB: 0 P: 5	R: 0 E: 0 K: 0 S: 3	H: 0 LOB: 0 BB: 0 P: 3	R: 0 E: 0 K: 1 S: 6	H: 1 LOB: 1 BB: 1 P: 10	R: 0 E: 0 K: 0 S: 3	H: 0 LOB: 0 BB: 0 P: 3	R: 0 E: 0 K: 1 S: 5	H: 0 LOB: 0 BB: 0 P: 5	R: 0 E: 0 K: 2 S: 7	H: 0 LOB: 0 BB: 0 P: 7	1B: 5 2B: 2 3B: 0 HR: 1	SF: 0 SAC: 0 DP: 2 HBP: 0	WP: 0 PB: 0 SB: 0 CS: 0	PA: 34
<b>PITCHER</b>	IP WLS BF L	WLS BF L	H R ER SO	H R ER SO	BB IBB HBP BLK	WP HR S P	ERA WHIP	<b>PITCHER</b>	IP WLS BF L	WLS BF L	H R ER SO	H R ER SO	BB IBB HBP BLK	WP HR S P	ERA WHIP					
Don Cardwell, R ERA: 3.69 Barney Schultz, R ERA: 1.17	(1, 1) (6, 1)	5.2 S	24 10	3 0	3 0	3 4	1.588													






Batter	1	2	3	4	5	6	7	8	9	AB	R	H	RBI	BB	SO	LOB	TOP										
<b>Gino Cimoli, R</b> OBP: 0.302, SLG: 0.384 (1, 8)	0-0 6-3		4-0 1B BB	0-3 K		0-0 1B 2B			0-0 FC1-5 2B	4	2	2	0	1	1	0	<b>Milwaukee Braves @ St. Louis Cardinals</b> Sportsman's Park, St. Louis, MO Mon Jun 26 1961, 8:05 PM EDT Att: 10,300 - Unknown  <b>AB 37</b> <b>R 9</b> <b>H 12</b> <b>RBI 9</b> <b>BB 4</b> <b>SO 5</b> <b>LOB 13</b> 										
<b>Frank Bolling, R</b> OBP: 0.375, SLG: 0.504 (1, 4)	0-0 F8		0-0 1B 1B		4-0 S 1B BB	0-0 FC6 1B			0-0 FC1-5 WP G3 1B	4	3	2	1	1	0	1											
<b>Eddie Mathews, L</b> OBP: 0.413, SLG: 0.579 (1, 5)	0-0 P5		0-0 1B 3B		0-3 K	0-0 FC6			0-0 G3	5	1	1	1	1	0	1		3									
<b>Hank Aaron, R</b> OBP: 0.363, SLG: 0.588 (1, 9)		0-0 1-3	0-0 1-2 3B 1B		0-0 F8		4-0 G4-6-3 BB		0-0 FC5-4 1B	4	1	2	2	1	0	1											
<b>Frank Thomas, R</b> OBP: 0.383, SLG: 0.569 (1, 7)		0-0 FC6-4 1B	0-0 1-1 HR 3B		4-0 E 1B BB		0-0 P6		0-0 FC5-4	4	1	2	2	1	0	2											
<b>Joe Adcock, R</b> OBP: 0.307, SLG: 0.424 (1, 3)		0-0 P6	0-0 3-H HR		0-0 E8 FC5-4 1B		0-0 G4-6-3			4	1	2	3	0	0	2											
<b>Joe Torre, R</b> OBP: 0.336, SLG: 0.469 (1, 2)		0-0 FC6-4	0-3 K		0-0 FC5-4				0-0 F8	4	0	0	0	0	1	3											
<b>Roy McMillan, R</b> OBP: 0.316, SLG: 0.305 (1, 6)			0-0 6-3		0-0 F8				0-0 4-3	4	0	1	0	0	0	0											
<b>Lew Burdette, R</b> OBP: 0.213, SLG: 0.404 <b>Don McMahon, R</b> OBP: 0.286, SLG: 0.286 (9, 1)			0-3 K		0-3 K				0-0 4-3	4	0	0	0	0	2	1											
<b>Inning Stats</b>	R: 0 E: 0 K: 0 S: 3	H: 0 LOB: 0 BB: 0 P: 3	R: 0 E: 0 K: 0 S: 4	H: 1 LOB: 1 BB: 0 P: 4	R: 6 E: 0 K: 2 S: 12	H: 5 LOB: 0 BB: 1 P: 16	R: 0 E: 0 K: 2 S: 7	H: 0 LOB: 0 BB: 0 P: 7	R: 1 E: 1 K: 1 S: 6	H: 1 LOB: 2 BB: 2 P: 14	R: 1 E: 0 K: 0 S: 5	H: 2 LOB: 1 BB: 0 P: 5	R: 0 E: 0 K: 0 S: 2	H: 0 LOB: 0 BB: 1 P: 6	R: 0 E: 0 K: 0 S: 3	H: 1 LOB: 0 BB: 0 P: 3		R: 1 E: 0 K: 0 S: 5	H: 2 LOB: 1 BB: 0 P: 5	1B: 8 2B: 2 3B: 1 HR: 1	SF: 0 SAC: 0 DP: 1 HBP: 0	WP: 1 PB: 0 CS: 1	PA: 41				
<b>PITCHER</b>	IP	WLS	BF	H	R	ER	SO	BB	IBB	HBP	BLK	WP	HR	S	P	ERA	WHIP										
<b>Larry Jackson, R</b> ERA: 4.97 <b>Al Cicotte, R</b> ERA: 3.94 <b>Mickey McDermott, L</b> ERA: 2.25	(1, 1) (4, 1) (6, 1)	3.0 2.0 4.0	L 9 16	6 1 5	6 1 2	6 1 2	2 3 0	1 2 1	0 0 0	0 0 0	0 0 0	0 0 1	1 0 0	19 13 15	23 21 19	18.00 4.50 4.50	2.333 1.500 1.500										

Batter	1	2	3	4	5	6	7	8	9	AB	R	H	RBI	BB	SO	LOB	BOTTOM										
<b>Carl Warwick, R</b> OBP: 0.311, SLG: 0.346 <b>Carl Sawatski, L</b> OBP: 0.375, SLG: 0.529 (9, PH)	0-0 4-3	0-0 FC6-4							0-0 F9	4	0	0	0	0	0	3	<b>Milwaukee Braves @ St. Louis Cardinals</b> Sportsman's Park, St. Louis, MO Mon Jun 26 1961, 8:05 PM EDT Att: 10,300 - Unknown  <b>AB 38</b> <b>R 6</b> <b>H 10</b> <b>RBI 6</b> <b>BB 0</b> <b>SO 2</b> <b>LOB 13</b> 										
<b>Tim McCarver, L</b> OBP: 0.224, SLG: 0.286 (1, 2)	0-0 P4		0-0 P5		0-0 4-3			0-0 4-3	0-0 F2	5	0	0	0	0	0	3											
<b>Bill White, L</b> OBP: 0.359, SLG: 0.432 (1, 3)	0-0 1-3		0-3 K						0-0 F3	4	0	0	0	0	1	0											
<b>Ken Boyer, R</b> OBP: 0.387, SLG: 0.506 (1, 5)		0-0 1B 1B 2B	0-0 4-3						0-0 1B 1B	4	2	2	0	0	0	0											
<b>Stan Musial, L</b> OBP: 0.396, SLG: 0.545 (1, 7)		0-0 F9		0-0 P5					0-0 1B 1B	4	1	1	0	0	0	1											
<b>Charlie James, R</b> OBP: 0.348, SLG: 0.440 (1, 9)		0-0 1B E 1B		0-0 4-3					0-0 1B 2B 1B	4	2	2	1	0	0	0											
<b>Alex Grammas, R</b> OBP: 0.299, SLG: 0.276 <b>Joe Cunningham, L</b> OBP: 0.414, SLG: 0.391 (9, PH)		0-0 E 1B		0-0 6-3					0-0 2B 1B	3	0	1	1	0	0	0											
<b>Bob Lillis, R</b> OBP: 0.265, SLG: 0.205 <b>Red Schoendienst, S</b> OBP: 0.333, SLG: 0.389 (5, PH) (6, 4)		0-0 E3 FC6-4							0-0 1B 2B	1	0	0	1	0	0	1											
<b>Larry Jackson, R</b> OBP: 0.240, SLG: 0.333 <b>Al Cicotte, R</b> OBP: 0.151, SLG: 0.111 <b>Mickey McDermott, L</b> OBP: 0.083, SLG: 0.167 (1, 1) (4, 1) (5, PH) (6, 1)		0-0 F8							0-0 2B 1B	1	0	0	0	0	0	2											
<b>Curt Flood, R</b> OBP: 0.356, SLG: 0.371 (9, PH)		0-0 F8							0-0 1B	2	0	0	0	0	0	0											
<b>Inning Stats</b>	R: 0 E: 0 K: 0 S: 3	H: 0 LOB: 0 BB: 0 P: 3	R: 2 E: 1 K: 0 S: 7	H: 3 LOB: 2 BB: 0 P: 7	R: 0 E: 0 K: 1 S: 5	H: 0 LOB: 0 BB: 0 P: 5	R: 0 E: 0 K: 0 S: 3	H: 0 LOB: 0 BB: 0 P: 3	R: 0 E: 0 K: 0 S: 3	H: 0 LOB: 0 BB: 0 P: 3	R: 0 E: 0 K: 0 S: 3	H: 0 LOB: 0 BB: 0 P: 3	R: 0 E: 0 K: 0 S: 3	H: 0 LOB: 0 BB: 0 P: 3	R: 4 E: 0 K: 0 S: 9	H: 6 LOB: 2 BB: 0 P: 9	1B: 8 2B: 2 3B: 0 HR: 0	SF: 0 SAC: 0 DP: 0 HBP: 0	WP: 0 PB: 0 CS: 0	PA: 38							
<b>PITCHER</b>	IP	WLS	BF	H	R	ER	SO	BB	IBB	HBP	BLK	WP	HR	S	P	ERA	WHIP										
<b>Lew Burdette, R</b> ERA: 4.21 <b>Don McMahon, R</b> ERA: 2.16	(1, 1) (9, 1)	8.1 0.2	W S	35 3	9 1	6 0	2 0	0 0	0 0	0 0	0 0	0 0	0 3	39 3	39 3	6.48 0.00	1.080 1.500										



Batter	1	2	3	4	5	6	7	8	9	AB	R	H	RBI	BB	SO	LOB	TOP			
<b>Gino Cimoli, R</b> OBP: 0.292, SLG: 0.371 (1, 8)	0-0 6-3		0-0 L4		0-0 F9		0-0 1-3			4	0	0	0	0	0	1				
<b>Frank Bolling, R</b> OBP: 0.373, SLG: 0.500 (1, 4)	0-0 F9		0-0 1B			0-0 E6 HR		0-0 F8		4	1	1	0	0	0	0				
<b>Eddie Mathews, L</b> OBP: 0.414, SLG: 0.590 (1, 5)	0-0 3-4-1		0-0 F7			0-0 HR		0-0 6-3 1B		4	1	2	2	0	0	1				
<b>Hank Aaron, R</b> OBP: 0.358, SLG: 0.578 (1, 9)		0-0 P3		0-3 K		0-0 1-3		0-0 6-3		4	0	0	0	0	1	1				
<b>Frank Thomas, R</b> OBP: 0.381, SLG: 0.563 (1, 7)		0-0 BB 2B 1B		0-0 L8		0-0 5-3		0-0 5-3		4	1	1	0	0	0	1				
<b>Joe Adcock, R</b> OBP: 0.310, SLG: 0.427 (1, 3)		4-0 1-2 2B BB		0-0 P3		0-0 2B			0-0 L6	3	0	1	0	1	0	0				
<b>Joe Torre, R</b> OBP: 0.333, SLG: 0.462 (1, 2)		0-0 F8			0-0 FC1-6 1B	0-0 4-3		0-0 6-3		4	0	1	0	0	0	3				
<b>Roy McMillan, R</b> OBP: 0.315, SLG: 0.308 (1, 6)		0-0 1-2 2B		0-0 L9		0-0 F9		0-0 L8		4	0	1	1	0	0	1				
<b>Bob Buhl, R</b> OBP: 0.125, SLG: 0.067 (1, 1)			0-0 1-4-3		0-0 FC1-6 1-2	0-3 K				3	0	0	0	0	1	1				
<b>Inning Stats</b>	R: 0 E: 0 K: 0 S: 3	H: 0 LOB: 0 BB: 0 P: 3	R: 1 E: 0 K: 0 S: 4	H: 2 LOB: 2 BB: 1 P: 8	R: 0 E: 0 K: 0 S: 4	H: 1 LOB: 1 BB: 0 P: 4	R: 0 E: 0 K: 1 S: 5	H: 0 LOB: 0 BB: 0 P: 5	R: 0 E: 0 K: 0 S: 6	H: 1 LOB: 1 BB: 0 P: 6	R: 0 E: 0 K: 1 S: 5	H: 0 LOB: 0 BB: 0 P: 5	R: 0 E: 0 K: 0 S: 4	H: 1 LOB: 1 BB: 0 P: 4	R: 0 E: 0 K: 0 S: 3	H: 0 LOB: 0 BB: 0 P: 3	1B: 4 2B: 2 3B: 0 HR: 1	SF: 0 SAC: 0 DP: 0 HBP: 0	WP: 0 PB: 0 CS: 0	PA: 35
<b>PITCHER</b> <b>Curt Simmons, L</b> ERA: 3.31 (1, 1)	IP: 9.0 WLS: L BF: 35 H: 7 R: 3 ER: 2 SO: 2 BB: 1 IBB: 0 HBP: 0 BLK: 0 WP: 0 HR: 1 S: 38 P: 42 ERA: 2.00 WHIP: 0.889															<b>PITCHER</b> <b>Curt Simmons, L</b> ERA: 3.31 (1, 1)	IP: 9.0 WLS: W BF: 34 H: 6 R: 0 ER: 0 SO: 5 BB: 1 IBB: 0 HBP: 0 BLK: 0 WP: 0 HR: 0 S: 43 P: 47 ERA: 0.00 WHIP: 0.778			

Milwaukee Braves @ St. Louis Cardinals  
Sportsman's Park, St. Louis, MO  
Tue Jun 27 1961, 8:05 PM EDT  
Att: 10,749 - Unknown

AB 34  
R 3  
H 7  
RBI 3  
BB 1  
SO 2  
LOB 9




Batter	1	2	3	4	5	6	7	8	9	AB	R	H	RBI	BB	SO	LOB	BOTTOM					
<b>Carl Warwick, R</b> OBP: 0.310, SLG: 0.343 (1, 8)	0-0 5-3		0-0 F7		0-0 1-2 1B		0-0 5-3			4	0	1	0	0	0	1						
<b>Bill White, L</b> OBP: 0.358, SLG: 0.429 (1, 3)	0-0 6-3			0-0 1B 1B	0-0 P6			0-0 F8		4	0	1	0	0	0	2						
<b>Ken Boyer, R</b> OBP: 0.389, SLG: 0.504 (1, 5)	4-0 BB			0-0 1-2 1B		0-0 6-3		0-0 G3		3	0	1	0	1	0	0						
<b>Stan Musial, L</b> OBP: 0.393, SLG: 0.544 (1, 7)	0-3 K			0-0 P6		0-0 2B		0-0 F9		4	0	1	0	0	1	3						
<b>Charlie James, R</b> OBP: 0.338, SLG: 0.425 (1, 9)		0-0 6-3		0-3 K		0-0 5-3			0-0 F7	4	0	0	0	0	1	3						
<b>Tim McCarver, L</b> OBP: 0.216, SLG: 0.275 <b>Carl Sawatski, L</b> OBP: 0.357, SLG: 0.500 (6, FH) (7, 2)		0-3 K		0-0 P6		0-0 6-3			0-0 1-4-3	2	0	0	0	0	1	2						
<b>Alex Grammas, R</b> OBP: 0.286, SLG: 0.262 <b>Joe Cunningham, L</b> OBP: 0.412, SLG: 0.388 (9, PH)		0-3 K			0-0 4-3		0-0 F5		0-3 K	3	0	0	0	0	1	0						
<b>Bob Lillis, R</b> OBP: 0.259, SLG: 0.200 <b>Red Schoendienst, S</b> OBP: 0.329, SLG: 0.384 (7, PH) (8, 4)			0-0 P4		0-0 P5		0-0 4-3			2	0	0	0	0	0	0						
<b>Curt Simmons, L</b> OBP: 0.459, SLG: 0.424 (1, 1)			0-0 5-3		0-0 1B 1B		0-0 1B			3	0	2	0	0	0	0						
<b>Inning Stats</b>	R: 0 E: 0 K: 1 S: 5	H: 0 LOB: 1 BB: 1 P: 9	R: 0 E: 0 K: 2 S: 7	H: 0 LOB: 0 BB: 0 P: 7	R: 0 E: 0 K: 0 S: 3	H: 0 LOB: 0 BB: 0 P: 3	R: 0 E: 0 K: 1 S: 7	H: 2 LOB: 2 BB: 0 P: 7	R: 0 E: 0 K: 0 S: 5	H: 2 LOB: 2 BB: 0 P: 5	R: 0 E: 0 K: 0 S: 4	H: 1 LOB: 1 BB: 0 P: 4	R: 0 E: 0 K: 0 S: 4	H: 1 LOB: 1 BB: 0 P: 4	R: 0 E: 0 K: 0 S: 3	H: 0 LOB: 0 BB: 0 P: 3	R: 0 E: 0 K: 1 S: 5	H: 0 LOB: 0 BB: 0 P: 5	1B: 5 2B: 1 3B: 0 HR: 0	SF: 0 SAC: 0 DP: 0 HBP: 0	WP: 0 PB: 0 CS: 0	PA: 34
<b>PITCHER</b> <b>Bob Buhl, R</b> ERA: 4.16 (1, 1)	IP: 9.0 WLS: W BF: 34 H: 6 R: 0 ER: 0 SO: 5 BB: 1 IBB: 0 HBP: 0 BLK: 0 WP: 0 HR: 0 S: 43 P: 47 ERA: 0.00 WHIP: 0.778															<b>PITCHER</b> <b>Curt Simmons, L</b> ERA: 3.31 (1, 1)	IP: 9.0 WLS: L BF: 35 H: 7 R: 3 ER: 2 SO: 2 BB: 1 IBB: 0 HBP: 0 BLK: 0 WP: 0 HR: 1 S: 38 P: 42 ERA: 2.00 WHIP: 0.889					

Milwaukee Braves @ St. Louis Cardinals  
Sportsman's Park, St. Louis, MO  
Tue Jun 27 1961, 8:05 PM EDT  
Att: 10,749 - Unknown

AB 33  
R 0  
H 6  
RBI 0  
BB 1  
SO 5  
LOB 12





Batter	1	2	3	4	5	6	7	8	9	AB	R	H	RBI	BB	SO	LOB	TOP										
<b>Gino Cimoli, R</b> (1, 8) OBP: 0.288, SLG: 0.364	0-3 K	0-0 1B		0-0 4-3		0-0 6-3			0-3 K	5	0	1	0	0	2	0	<b>Milwaukee Braves @ St. Louis Cardinals</b> Sportsman's Park, St. Louis, MO Wed Jun 28 1961, 8:05 PM EDT Att: 10,930 - Unknown <a href="http://livebaseballscorecards.com">livebaseballscorecards.com</a>										
<b>Frank Bolling, R</b> (1, 4) OBP: 0.380, SLG: 0.502	0-0 BB	0-0 1B			4-0 1B HR		0-0 6-3		4-0 FC6-4 BB	3	1	2	1	2	0	0											
<b>Eddie Mathews, L</b> (1, 5) OBP: 0.417, SLG: 0.593	4-0 G6-4-3 BB	0-0 F7			0-0 HR		0-0 1B		0-3 K	4	2	2	0	1	1	3											
<b>Hank Aaron, R</b> (1, 9) OBP: 0.355, SLG: 0.571	0-0 G6-4-3		0-0 6-3		0-0 F9		0-0 1B		0-0 FC6-4	5	0	1	1	0	0	5											
<b>Frank Thomas, R</b> (1, 7) OBP: 0.379, SLG: 0.571		0-0 E5	0-0 P4		0-0 HR		0-0 F7		0-0 F7	4	2	1	3	0	0	1											
<b>Joe Adcock, R</b> (1, 3) OBP: 0.313, SLG: 0.442		0-0 F8	0-0 HR		0-0 G6-4-3 1B		0-3 K			4	1	2	1	0	1	2											
<b>Joe Torre, R</b> (1, 2) OBP: 0.331, SLG: 0.463		0-0 E9	0-0 F8		0-0 G6-4-3		0-3 K			4	1	1	1	0	1	1											
<b>Roy McMillan, R</b> (1, 6) OBP: 0.310, SLG: 0.304		0-0 SF7		0-3 K		0-0 5-3		0-0 F2		3	0	0	1	0	1	0											
<b>Bob Hendley, R</b> (1, 1) <b>Don McMahon, R</b> (8, 1) OBP: 0.286, SLG: 0.286		4-0 PB 1B BB		0-0 4-3		0-3 K		0-3 K		3	1	0	0	1	2	0											
<b>Inning Stats</b>	R: 0 E: 0 K: 1 S: 5	H: 1 LOB: 1 BB: 1 P: 9	R: 3 E: 2 K: 0 S: 7	H: 3 LOB: 2 BB: 1 P: 11	R: 1 E: 0 K: 0 S: 4	H: 1 LOB: 0 BB: 0 P: 4	R: 0 E: 0 K: 1 S: 5	H: 0 LOB: 0 BB: 0 P: 5	R: 3 E: 0 K: 0 S: 5	H: 3 LOB: 0 BB: 1 P: 9	R: 0 E: 0 K: 1 S: 5	H: 0 LOB: 0 BB: 0 P: 5	R: 1 E: 0 K: 1 S: 7	H: 2 LOB: 1 BB: 0 P: 7	R: 0 E: 0 K: 2 S: 7	H: 0 LOB: 1 BB: 0 P: 7		R: 0 E: 0 K: 2 S: 7	H: 0 LOB: 1 BB: 1 P: 11	1B: 6 2B: 2 3B: 0 HR: 2	SF: 1 SAC: 0 DP: 2 HBP: 0	WP: 0 PB: 1 SB: 1 CS: 0	PA: 40				
<b>PITCHER</b>	IP	WLS	BF	H	R	ER	SO	BB	IBB	HBP	BLK	WP	HR	S	P	ERA	WHIP	<b>PITCHER</b>									
<b>Bob Gibson, R</b> (1, 1) ERA: 3.34	4.1	L	24	8	7	4	2	3	0	0	0	0	2	25	37	8.31	2.538										
<b>Lindy McDaniel, R</b> (5, 1) ERA: 5.31	3.2		12	2	1	1	4	0	0	0	0	0	0	20	20	2.46	0.545										
<b>Craig Anderson, R</b> (9, 1) ERA: 1.69	1.0		4	0	0	0	2	1	0	0	0	0	0	7	11	0.00	1.000										

Batter	1	2	3	4	5	6	7	8	9	AB	R	H	RBI	BB	SO	LOB	BOTTOM										
<b>Carl Warwick, R</b> (1, 8) OBP: 0.308, SLG: 0.336	0-0 F8		4-0 FC4-6 BB		0-0 G5-4-3			0-0 SF7		2	0	0	1	1	0	2	<b>Milwaukee Braves @ St. Louis Cardinals</b> Sportsman's Park, St. Louis, MO Wed Jun 28 1961, 8:05 PM EDT Att: 10,930 - Unknown <a href="http://livebaseballscorecards.com">livebaseballscorecards.com</a>										
<b>Bill White, L</b> (1, 3) OBP: 0.363, SLG: 0.440	0-0 FC5-4 1B		0-0 FC4-6 G6-4-3			4-0 E BB		0-0 1B		3	1	2	0	1	0	2											
<b>Charlie James, R</b> (1, 9) OBP: 0.336, SLG: 0.419	0-0 F9		0-0 G6-4-3			0-0 F7		0-0 2B		4	1	1	1	0	0	4											
<b>Ken Boyer, R</b> (1, 5) OBP: 0.387, SLG: 0.504	0-0 FC5-4			0-0 F8		0-0 F9		0-0 4-3		4	0	1	0	0	0	2											
<b>Stan Musial, L</b> (1, 7) OBP: 0.390, SLG: 0.543		0-0 E7		0-0 P6		0-3 K		0-0 4-3		4	0	1	1	0	1	2											
<b>Alex Grammas, R</b> (1, 6) OBP: 0.274, SLG: 0.250		0-3 K		0-0 F7			0-0 6-3		0-0 4-3	3	0	0	0	0	1	1											
<b>Red Schoendienst, S</b> (8, PH) OBP: 0.325, SLG: 0.378										1	0	0	0	0	0	1											
<b>Jimmie Schaffer, R</b> (1, 2) OBP: 0.237, SLG: 0.316		0-0 P4			0-0 FC4-6 1B		0-0 G5-4-3 1B		0-0 1-3	4	0	2	0	0	0	1											
<b>Bob Lillis, R</b> (1, 4) OBP: 0.250, SLG: 0.192		0-0 1-3			0-0 FC4-6 1B		0-0 G5-4-3		0-0 F9	3	0	0	0	0	0	3											
<b>Joe Cunningham, L</b> (9, PH) OBP: 0.410, SLG: 0.386					0-0 1B		0-0 1-3		0-0 F3	1	0	0	0	0	0	0											
<b>Bob Gibson, R</b> (1, 1) OBP: 0.258, SLG: 0.214					0-0 FC4-6 BB		0-0 G5-4-3		0-0 SF7	1	0	1	0	0	0	0											
<b>Lindy McDaniel, R</b> (5, 1) OBP: 0.182, SLG: 0.182										1	0	1	0	0	0	0											
<b>Don Taussig, R</b> (8, PH) OBP: 0.418, SLG: 0.608										1	1	1	0	0	0	0											
<b>Craig Anderson, R</b> (9, 1) OBP: 0.500, SLG: 1.000										0	0	0	0	0	0	0											
<b>Carl Sawatski, L</b> (9, PH) OBP: 0.349, SLG: 0.486										1	0	0	0	0	0	0											
<b>Inning Stats</b>	R: 0 E: 0 K: 0 S: 4	H: 1 LOB: 1 BB: 0 P: 4	R: 0 E: 1 K: 1 S: 6	H: 1 LOB: 1 BB: 0 P: 6	R: 0 E: 0 K: 0 S: 3	H: 1 LOB: 1 BB: 1 P: 7	R: 0 E: 0 K: 0 S: 3	H: 0 LOB: 0 BB: 0 P: 3	R: 0 E: 1 K: 1 S: 5	H: 0 LOB: 1 BB: 1 P: 9	R: 0 E: 0 K: 0 S: 3	H: 1 LOB: 0 BB: 0 P: 3	R: 3 E: 0 K: 0 S: 7	H: 4 LOB: 1 BB: 0 P: 7	R: 0 E: 0 K: 0 S: 3	H: 0 LOB: 0 BB: 0 P: 3	1B: 6 2B: 2 3B: 2 HR: 0	SF: 1 SAC: 0 DP: 3 HBP: 0	WP: 0 PB: 0 SB: 0 CS: 0	PA: 36							
<b>PITCHER</b>	IP	WLS	BF	H	R	ER	SO	BB	IBB	HBP	BLK	WP	HR	S	P	ERA	WHIP	<b>PITCHER</b>									
<b>Bob Hendley, L</b> (1, 1) ERA: 3.68	7.1	W	31	10	3	3	2	2	0	0	0	0	0	33	41	3.68	1.636										
<b>Don McMahon, R</b> (8, 1) ERA: 2.09	1.2	S	5	0	0	0	0	0	0	0	0	0	0	5	5	0.00	0.000										





Batter	1	2	3	4	5	6	7	8	9	AB	R	H	RBI	BB	SO	LOB	TOP			
Don Blasingame, L (1,4) OBP: 0.330, SLG: 0.331	4-3			1-3	FC2			4-3		4	0	0	0	0	0	2	<b>Cincinnati Reds @ Milwaukee Braves</b> Milwaukee County Stadium, Milwaukee, WI Fri Jun 30 1961, 8:05 PM EDT Att: 24,184 - Unknown			
Eddie Kasko, R (1,6) OBP: 0.344, SLG: 0.339	F9			5-3	FC6-4			F9		4	0	0	0	0	0	2				
Vada Pinson, L (1,8) OBP: 0.354, SLG: 0.456	4-3			G3						4	1	2	0	0	0	0				
Frank Robinson, R (1,9) OBP: 0.399, SLG: 0.593		P5								4	1	2	1	0	0	1				
Wally Post, R (1,7) OBP: 0.354, SLG: 0.539		5-3								2	0	0	1	0	0	0				
Gus Bell, L (6,PH) OBP: 0.302, SLG: 0.364										2	0	0	0	0	0	1				
Gene Freese, R (1,5) OBP: 0.336, SLG: 0.523										3	1	1	0	0	0	0				
Leo Cardenas, R (7,6) OBP: 0.326, SLG: 0.400		F7								1	0	1	0	0	0	0				
Dick Gemert, R (1,3) OBP: 0.342, SLG: 0.355										2	1	1	0	0	1	0				
Gordy Coleman, L (7,PH) OBP: 0.327, SLG: 0.543				K						2	0	0	0	0	0	2				
Jerry Zimmerman, R (1,2) OBP: 0.280, SLG: 0.264				1-6-3						4	0	1	0	0	1	2				
Joey Jay, S (1,1) OBP: 0.070, SLG: 0.093				1-3						3	0	1	2	0	0	0				
Bill Henry, L (9,1)				1-3				4-3		0	0	0	0	0	0	0				
<b>Inning Stats</b>	R: 0 E: 0 K: 0 S: 3	H: 0 LOB: 0 BB: 0 P: 3	R: 0 E: 0 K: 0 S: 3	H: 0 LOB: 0 BB: 0 P: 3	R: 0 E: 0 K: 1 S: 5	H: 0 LOB: 0 BB: 0 P: 5	R: 0 E: 0 K: 0 S: 3	H: 0 LOB: 0 BB: 0 P: 3	R: 3 E: 0 K: 0 S: 8	H: 5 LOB: 2 BB: 0 P: 8	R: 0 E: 0 K: 0 S: 3	H: 0 LOB: 0 BB: 0 P: 3	R: 0 E: 0 K: 0 S: 3	H: 0 LOB: 0 BB: 0 P: 3	R: 1 E: 0 K: 1 S: 8	H: 3 LOB: 3 BB: 0 P: 8	1B: 7 2B: 0 3B: 2 HR: 0	SF: 0 SAC: 0 DP: 1 HBP: 0	WP: 0 PB: 0 SB: 0 CS: 0	PA: 35
<b>PITCHER</b>	IP WLS BF H R ER SO BB IBB HBP BLK WP HR S P ERA WHIP																			
Warren Spahn, L (1,1) ERA: 3.44	4.1 L 18 5 3 3 1 0 0 0 0 0 0 20 20 6.23 1.154																			
Carl Willey, R (5,1) ERA: 5.88	2.2 8 1 0 0 0 0 0 0 0 0 0 8 8 0.00 0.375																			
Claude Raymond, R (8,1) ERA: 4.42	2.0 9 3 1 1 1 0 0 0 0 0 0 11 11 4.50 1.500																			

AB 35  
R 4  
H 9  
RBI 4  
BB 0  
SO 2  
LOB 10



Batter	1	2	3	4	5	6	7	8	9	AB	R	H	RBI	BB	SO	LOB	BOTTOM			
Gino Cimoli, R (1,8) OBP: 0.287, SLG: 0.360	F9									4	0	1	0	0	0	3	<b>Cincinnati Reds @ Milwaukee Braves</b> Milwaukee County Stadium, Milwaukee, WI Fri Jun 30 1961, 8:05 PM EDT Att: 24,184 - Unknown			
Frank Bolling, R (1,4) OBP: 0.384, SLG: 0.502										4	0	2	0	1	1	2				
Eddie Mathews, L (1,5) OBP: 0.410, SLG: 0.581										5	0	0	0	0	0	7				
Hank Aaron, R (1,9) OBP: 0.350, SLG: 0.562										5	0	0	0	0	2	1				
Frank Thomas, R (1,7) OBP: 0.380, SLG: 0.571										2	0	1	0	0	1	0				
Lee Maye, L (6,7) OBP: 0.329, SLG: 0.430										1	0	0	0	1	0	0				
Joe Adcock, R (1,3) OBP: 0.320, SLG: 0.452										4	0	3	0	0	0	1				
Joe Torre, R (1,2) OBP: 0.329, SLG: 0.457										4	0	1	0	0	0	4				
Roy McMillan, R (1,6) OBP: 0.307, SLG: 0.300										3	0	0	0	0	1	4				
Al Spangler, L (9,PH) OBP: 0.400, SLG: 0.233										0	0	0	0	1	0	0				
Warren Spahn, L (1,1) OBP: 0.340, SLG: 0.455										1	0	1	0	0	0	0				
Carl Willey, R (5,1) OBP: 0.350, SLG: 0.050										1	0	1	0	0	0	0				
Hawk Taylor, R (7,PH) OBP: 0.167, SLG: 0.091										1	0	0	0	0	1	0				
Claude Raymond, R (8,1) OBP: 0.329, SLG: 0.457										0	0	0	0	0	0	0				
Bob Boyd, L (9,PH) OBP: 0.273, SLG: 0.302										1	0	1	0	0	0	0				
<b>Inning Stats</b>	R: 0 E: 0 K: 0 S: 3	H: 1 LOB: 0 BB: 0 P: 3	R: 0 E: 0 K: 1 S: 7	H: 2 LOB: 2 BB: 0 P: 7	R: 0 E: 0 K: 1 S: 6	H: 1 LOB: 1 BB: 0 P: 6	R: 0 E: 0 K: 1 S: 6	H: 1 LOB: 1 BB: 0 P: 6	R: 0 E: 0 K: 1 S: 6	H: 1 LOB: 2 BB: 1 P: 10	R: 0 E: 0 K: 1 S: 6	H: 1 LOB: 1 BB: 0 P: 6	R: 0 E: 0 K: 1 S: 6	H: 1 LOB: 1 BB: 0 P: 6	R: 0 E: 0 K: 1 S: 3	H: 1 LOB: 2 BB: 2 P: 11	1B: 10 2B: 1 3B: 0 HR: 0	SF: 0 SAC: 1 DP: 1 HBP: 0	WP: 1 PB: 0 SB: 0 CS: 0	PA: 40
<b>PITCHER</b>	IP WLS BF H R ER SO BB IBB HBP BLK WP HR S P ERA WHIP																			
Joey Jay, R (1,1) ERA: 2.83	8.2 W 39 11 0 0 6 3 0 0 0 0 0 0 47 59 0.00 1.615																			
Bill Henry, L (9,1) ERA: 3.33	0.1 S 1 0 0 0 0 0 0 0 0 0 0 1 1 0.00 0.000																			

AB 36  
R 0  
H 11  
RBI 0  
BB 3  
SO 6  
LOB 22





Batter	1	2	3	4	5	6	7	8	9	AB	R	H	RBI	BB	SO	LOB	TOP				
<b>Eddie Kasko, R</b> (1, 6) OBP: 0.339, SLG: 0.333	0-0 1-3			0-0 F3		0-0 3-1		0-0 F7		4	0	0	0	0	0	1	<b>Cincinnati Reds @ Milwaukee Braves</b> Milwaukee County Stadium, Milwaukee, WI Sat Jul 01 1961, 4:33 AM EDT Att: 12,980 - Unknown				
<b>Don Blasingame, L</b> (1, 4) OBP: 0.325, SLG: 0.325	0-0 P6			0-0 1-3		0-0 P4		0-0 F9		4	0	0	0	0	0	1					
<b>Vada Pinson, L</b> (1, 8) OBP: 0.358, SLG: 0.460	0-0 4-3			0-0 1B		0-0 1B			0-0 5-3 1B	4	1	3	0	0	0	0					
<b>Frank Robinson, R</b> (1, 9) OBP: 0.397, SLG: 0.588		0-0 F8		0-0 FC6 1B		0-0 1-3			0-0 5-3	4	0	1	0	0	0	2					
<b>Gus Bell, L</b> (1, 7) OBP: 0.301, SLG: 0.360	0-3 K			0-0 FC6 1-2			0-0 P6		0-0 2B 2H 1B	4	0	1	1	0	1	2					
<b>Gordy Coleman, L</b> (1, 3) OBP: 0.330, SLG: 0.550	0-0 G3				0-0 4-3 2B		0-0 3-1		0-0 1-3 2B	4	0	2	0	0	0	0					
<b>Gene Freese, R</b> (1, 5) OBP: 0.331, SLG: 0.516			0-0 P3		0-0 6-3		0-0 5-3		0-0 F7	4	0	0	0	0	0	2					
<b>Johnny Edwards, L</b> (1, 2) OBP: 0.462, SLG: 0.600			0-0 5-3		0-0 4-3				0-0 P5	3	0	0	0	0	0	1					
<b>Ken Hunt, R</b> (1, 1) OBP: 0.188, SLG: 0.167			0-3 K		0-0 P4				0-0 1B	1	0	0	0	0	1	0					
<b>Wally Post, R</b> (5, PH) OBP: 0.352, SLG: 0.535										1	0	0	0	0	0	1					
<b>Jay Hook, L</b> (5, 1) OBP: 0.200, SLG: 0.200										0	0	0	0	0	0	0					
<b>Jerry Lynch, L</b> (8, PH) OBP: 0.448, SLG: 0.702										1	0	1	0	0	0	0					
<b>Sherman Jones, L</b> (8, 1)										0	0	0	0	0	0	0					
<b>Inning Stats</b>	R: 0 E: 0 K: 0 S: 3	H: 0 LOB: 0 BB: 0 P: 3	R: 0 E: 0 K: 1 S: 5	H: 0 LOB: 0 BB: 0 P: 5	R: 0 E: 0 K: 1 S: 5	H: 0 LOB: 0 BB: 0 P: 5	R: 0 E: 0 K: 0 S: 5	H: 2 LOB: 2 BB: 0 P: 5	R: 0 E: 0 K: 0 S: 4	H: 1 LOB: 1 BB: 0 P: 4	R: 0 E: 0 K: 0 S: 4	H: 0 LOB: 0 BB: 0 P: 3	R: 0 E: 0 K: 0 S: 4	H: 1 LOB: 1 BB: 0 P: 4	R: 1 E: 0 K: 0 S: 5	H: 3 LOB: 1 BB: 0 P: 5	1B: 6 2B: 2 3B: 0 HR: 0	SF: 0 SAC: 0 DP: 0 HBP: 0	WP: 0 PB: 0 SB: 0 CS: 0	PA: 34	
<b>PITCHER</b>	IP	WLS	BF	H	R	ER	SO	BB	IBB	HBP	BLK	WP	HR	S	P	ERA	WHIP				
<b>Lew Burdette, R</b> (1, 1) ERA: 3.99	8.2	W	33	8	1	1	2	0	0	0	0	0	0	37	37	1.04	0.923				
<b>Don McMahon, R</b> (9, 1) ERA: 2.08	0.1	S	1	0	0	0	0	0	0	0	0	0	0	1	1	0.00	0.000				

AB	34
R	1
H	8
RBI	1
BB	0
SO	2
LOB	10



Batter	1	2	3	4	5	6	7	8	9	AB	R	H	RBI	BB	SO	LOB	BOTTOM				
<b>Gino Cimoli, R</b> (1, 8) OBP: 0.298, SLG: 0.365	4-0 FC4-6 BB		0-0 SH1		0-0 SH1-3		0-0 1B			1	0	1	0	1	0	0	<b>Cincinnati Reds @ Milwaukee Braves</b> Milwaukee County Stadium, Milwaukee, WI Sat Jul 01 1961, 4:33 AM EDT Att: 12,980 - Unknown				
<b>Frank Bolling, R</b> (1, 4) OBP: 0.382, SLG: 0.498	0-0 FC4-6 1-2		0-0 FC3-6 1B		0-0 P6		0-3 K			4	0	1	1	0	1	3					
<b>Eddie Mathews, L</b> (1, 5) OBP: 0.405, SLG: 0.572	0-0 8-3 1-2		0-0 FC3-6 1-2		0-0 F7		0-0 F8			4	0	0	0	0	0	4					
<b>Hank Aaron, R</b> (1, 9) OBP: 0.352, SLG: 0.576		0-0 SF7 2B		0-0 F7		0-0 HR		0-0 L6		4	2	2	1	0	0	2					
<b>Joe Adcock, R</b> (1, 3) OBP: 0.319, SLG: 0.463		0-0 SF7 2H		0-0 5-3		0-0 HR		0-0 P4		3	1	1	2	0	0	0					
<b>Lee Maye, L</b> (1, 7) OBP: 0.333, SLG: 0.431		0-0 S E 1B		0-0 FC6-4 1B		0-0 3-1		0-0 3-1		4	1	2	0	0	0	0					
<b>Joe Torre, R</b> (1, 2) OBP: 0.333, SLG: 0.465		0-0 CS 1B		0-0 FC6-4 1-2		0-0 2B		0-0 L6		4	0	2	0	0	0	1					
<b>Roy McMillan, R</b> (1, 6) OBP: 0.303, SLG: 0.296		0-3 K		0-0 F2		0-0 5-3				3	0	0	0	0	1	3					
<b>Lew Burdette, R</b> (1, 1) OBP: 0.220, SLG: 0.420					0-0 E6 SH1-3 2B		0-3 K			3	1	1	0	0	1	1					
<b>Don McMahon, R</b> (9, 1) OBP: 0.286, SLG: 0.286										0	0	0	0	0	0	0					
<b>Inning Stats</b>	R: 0 E: 0 K: 0 S: 2	H: 0 LOB: 0 BB: 1 P: 6	R: 2 E: 0 K: 1 S: 7	H: 3 LOB: 1 BB: 0 P: 7	R: 1 E: 0 K: 0 S: 5	H: 2 LOB: 1 BB: 0 P: 5	R: 0 E: 0 K: 0 S: 4	H: 1 LOB: 1 BB: 0 P: 4	R: 0 E: 1 K: 0 S: 4	H: 0 LOB: 1 BB: 0 P: 4	R: 2 E: 0 K: 1 S: 8	H: 3 LOB: 1 BB: 0 P: 8	R: 0 E: 0 K: 1 S: 6	H: 1 LOB: 1 BB: 0 P: 6	R: 0 E: 0 K: 0 S: 3	H: 0 LOB: 0 BB: 0 P: 3	1B: 5 2B: 5 3B: 0 HR: 2	SF: 1 SAC: 2 DP: 2 HBP: 0	WP: 0 PB: 0 SB: 0 CS: 1	PA: 34	
<b>PITCHER</b>	IP	WLS	BF	H	R	ER	SO	BB	IBB	HBP	BLK	WP	HR	S	P	ERA	WHIP				
<b>Ken Hunt, R</b> (1, 1) ERA: 3.09	4.0	L	17	6	3	3	1	0	0	0	0	0	0	18	22	6.75	1.750				
<b>Jay Hook, R</b> (5, 1) ERA: 7.58	3.0		14	4	2	2	2	0	0	0	0	0	2	18	18	6.00	1.333				
<b>Sherman Jones, R</b> (8, 1) ERA: 15.0	1.0		3	0	0	0	0	0	0	0	0	0	0	3	3	0.00	0.000				









Batter	1	2	3	4	5	6	7	8	9	AB	R	H	RBI	BB	SO	LOB	TOP					
Eddie Kasko, R (1,6) OBP: 0.349, SLG: 0.354										3	1	1	1	2	0	0	<b>Cincinnati Reds @ Milwaukee Braves</b> Milwaukee County Stadium, Milwaukee, WI Sun Jul 02 1961, 4:38 AM EDT Att: 29,487 - Unknown					
Don Blasingame, L (1,4) OBP: 0.323, SLG: 0.323										5	0	0	0	0	0	2						
Vada Pinson, L (1,8) OBP: 0.356, SLG: 0.456										4	0	1	0	0	1	0						
Frank Robinson, R (1,9) OBP: 0.405, SLG: 0.600										3	2	1	1	1	1	1						
Gordy Coleman, L (1,3) OBP: 0.348, SLG: 0.578										4	1	3	1	0	0	1						
Gus Bell, L (1,7) OBP: 0.293, SLG: 0.347										4	0	1	1	0	0	2						
Gene Freese, R (1,5) OBP: 0.324, SLG: 0.500										4	0	0	0	0	1	3						
Johnny Edwards, L (1,2) OBP: 0.350, SLG: 0.471										4	0	1	0	0	2	0						
Bob Purkey, R (1,1) OBP: 0.114, SLG: 0.095										4	0	0	0	0	2	1						
Bill Henry, L (9,1)										0	0	0	0	0	0	0						
<b>Inning Stats</b>	R: 3 E: 0 K: 0 S: 6	H: 3 LOB: 1 BB: 1 P: 10	R: 0 E: 0 K: 1 S: 5	H: 0 LOB: 0 BB: 0 P: 5	R: 0 E: 0 K: 1 S: 6	H: 1 LOB: 1 BB: 0 P: 6	R: 0 E: 0 K: 2 S: 8	H: 1 LOB: 0 BB: 0 P: 8	R: 0 E: 0 K: 1 S: 5	H: 0 LOB: 0 BB: 0 P: 5	R: 0 E: 0 K: 0 S: 4	H: 1 LOB: 1 BB: 0 P: 4	R: 0 E: 0 K: 2 S: 7	H: 0 LOB: 1 BB: 1 P: 11	R: 1 E: 0 K: 0 S: 5	H: 2 LOB: 1 BB: 0 P: 5	R: 0 E: 0 K: 0 S: 3	H: 0 LOB: 1 BB: 1 P: 7	1B: 2 2B: 4 3B: 0 HR: 2	SF: 0 SAC: 0 DP: 0 HBP: 0	WP: 1 PB: 0 SB: 1 CS: 0	PA: 38
<b>PITCHER</b>	IP WLS BF H R ER SO BB IBB HBP BLK WP HR S P ERA WHIP																					
Tony Cloninger, R (1,1) ERA: 6.63	8.0 L 34 8 4 4 7 2 0 0 0 0 1 2 46 54 4.50 1.250																					
Claude Raymond, R (9,1) ERA: 4.19	1.0 4 0 0 0 0 1 0 0 0 0 0 0 3 7 0.00 1.000																					

AB	35
R	4
H	8
RBI	4
BB	3
SO	7
LOB	10



Batter	1	2	3	4	5	6	7	8	9	AB	R	H	RBI	BB	SO	LOB	BOTTOM					
Al Spangler, L (1,8) OBP: 0.435, SLG: 0.286										4	1	2	0	0	0	0	<b>Cincinnati Reds @ Milwaukee Braves</b> Milwaukee County Stadium, Milwaukee, WI Sun Jul 02 1961, 4:38 AM EDT Att: 29,487 - Unknown					
Frank Bolling, R (1,4) OBP: 0.379, SLG: 0.487										4	0	0	0	0	1	2						
Eddie Mathews, L (1,5) OBP: 0.403, SLG: 0.589										4	1	1	2	0	0	0						
Hank Aaron, R (1,9) OBP: 0.355, SLG: 0.589										3	1	1	0	0	2	0						
Bob Boyd, L (1,3) OBP: 0.254, SLG: 0.281										3	0	0	1	0	1	0						
Lee Maye, L (1,7) OBP: 0.322, SLG: 0.415										3	0	0	0	0	0	0						
Roy McMillan, R (1,6) OBP: 0.303, SLG: 0.293										2	0	0	0	0	1	0						
Frank Thomas, R (6,PH) OBP: 0.377, SLG: 0.566										1	0	0	0	0	0	0						
Claude Raymond, R (9,1)										0	0	0	0	0	0	0						
Sammy White, R (1,2)										2	0	0	0	0	0	0						
Joe Torre, R (8,PH) OBP: 0.333, SLG: 0.473										1	0	0	0	0	0	0						
Tony Cloninger, R (1,1) OBP: 0.143, SLG: 0.143										2	0	0	0	0	0	0						
Joe Adcock, R (8,PH) OBP: 0.315, SLG: 0.466										1	0	0	0	0	0	0						
Felix Mantilla, R (9,6) OBP: 0.286, SLG: 0.130										0	0	0	0	0	0	0						
<b>Inning Stats</b>	R: 0 E: 0 K: 0 S: 3	H: 0 LOB: 0 BB: 0 P: 3	R: 0 E: 0 K: 2 S: 7	H: 0 LOB: 0 BB: 0 P: 7	R: 0 E: 0 K: 1 S: 5	H: 0 LOB: 0 BB: 0 P: 5	R: 0 E: 0 K: 0 S: 3	H: 0 LOB: 0 BB: 0 P: 3	R: 0 E: 0 K: 1 S: 5	H: 0 LOB: 0 BB: 0 P: 5	R: 0 E: 0 K: 0 S: 3	H: 0 LOB: 0 BB: 0 P: 3	R: 3 E: 0 K: 1 S: 8	H: 3 LOB: 0 BB: 0 P: 8	R: 0 E: 0 K: 0 S: 3	H: 0 LOB: 0 BB: 0 P: 3	R: 0 E: 0 K: 0 S: 3	H: 1 LOB: 0 BB: 0 P: 3	1B: 2 2B: 0 3B: 1 HR: 1	SF: 0 SAC: 0 DP: 1 HBP: 0	WP: 0 PB: 1 SB: 0 CS: 0	PA: 30
<b>PITCHER</b>	IP WLS BF H R ER SO BB IBB HBP BLK WP HR S P ERA WHIP																					
Bob Purkey, R (1,1) ERA: 3.7	8.2 W 29 4 3 3 3 0 0 0 0 0 1 1 39 39 3.12 0.462																					
Bill Henry, L (9,1) ERA: 3.28	0.1 S 1 0 0 0 0 0 0 0 0 0 0 0 1 1 0.00 0.000																					

AB	30
R	3
H	4
RBI	3
BB	0
SO	5
LOB	2





Batter	1	2	3	4	5	6	7	8	9	AB	R	H	RBI	BB	SO	LOB	TOP								
<b>Maury Wills, S</b> OBP: 0.393, SLG: 0.391 (1, 6)										3	1	2	1	1	0	0	<b>Los Angeles Dodgers @ Milwaukee Braves</b> <b>Milwaukee County Stadium, Milwaukee, WI</b> Mon Jul 03 1961, 8:05 PM EDT Att: 18,901 - Unknown <a href="http://livebaseballscores.com">livebaseballscores.com</a>								
<b>Jim Gilliam, S</b> OBP: 0.377, SLG: 0.379 (1, 4)										4	0	1	0	1	0	4									
<b>Willie Davis, L</b> OBP: 0.309, SLG: 0.474 (1, 8)										4	0	0	1	0	2	6									
<b>Wally Moon, L</b> OBP: 0.446, SLG: 0.576 <b>Gil Hodges, R</b> OBP: 0.315, SLG: 0.414 (1, 7)										4	0	0	0	0	0	1									
<b>Tommy Davis, R</b> OBP: 0.342, SLG: 0.477 (1, 9)										0	0	0	0	0	0	0									
<b>Norm Larker, L</b> OBP: 0.309, SLG: 0.368 <b>Larry Sherry, R</b> OBP: 0.286, SLG: 0.167 (9, 1)										4	1	3	0	0	0	0									
<b>Daryl Spencer, R</b> OBP: 0.346, SLG: 0.416 <b>Charlie Neal, R</b> OBP: 0.290, SLG: 0.365 (9, PR)										3	0	1	1	1	0	3									
<b>Norm Sherry, R</b> OBP: 0.327, SLG: 0.458 <b>John Roseboro, L</b> OBP: 0.343, SLG: 0.488 (9, PH)										3	0	0	0	0	1	2									
<b>Sandy Koufax, R</b> OBP: 0.217, SLG: 0.077 <b>Ron Fairly, L</b> OBP: 0.400, SLG: 0.526 (9, PH)										2	0	1	0	1	0	1									
<b>Inning Stats</b>	R: 1 E: 0 K: 0 S: 6	H: 1 LOB: 1 BB: 1 P: 13	R: 0 E: 0 K: 0 S: 7	H: 1 LOB: 1 BB: 0 P: 9	R: 0 E: 0 K: 0 S: 7	H: 0 LOB: 0 BB: 0 P: 12	R: 0 E: 0 K: 0 S: 8	H: 2 LOB: 1 BB: 0 P: 14	R: 0 E: 0 K: 1 S: 10	H: 0 LOB: 2 BB: 2 P: 22	R: 0 E: 1 K: 0 S: 11	H: 2 LOB: 1 BB: 0 P: 17	R: 0 E: 0 K: 1 S: 9	H: 2 LOB: 2 BB: 0 P: 10	R: 0 E: 0 K: 1 S: 11	H: 0 LOB: 0 BB: 0 P: 19		R: 1 E: 0 K: 1 S: 11	H: 1 LOB: 2 BB: 2 P: 22	1B: 8 2B: 1 3B: 1 HR: 0	SF: 1 SAC: 1 DP: 1 HBP: 0	WP: 0 PB: 0 SB: 0 CS: 2	PA: 40		
<b>PITCHER</b>	IP	WLS	BF	H	R	ER	SO	BB	IBB	HBP	BLK	WP	HR	S	P	ERA	WHIP								
<b>Bob Buhl, R</b> ERA: 4.01	8.0	L	35	8	3	2	3	5	0	0	0	0	0	69	124	2.25	1.625								
<b>Claude Raymond, R</b> ERA: 3.95	1.0		4	1	0	0	1	0	0	0	0	0	0	11	14	0.00	1.000								

Batter	1	2	3	4	5	6	7	8	9	AB	R	H	RBI	BB	SO	LOB	BOTTOM								
<b>Gino Cimoli, R</b> OBP: 0.284, SLG: 0.341 <b>Del Crandall, R</b> OBP: 0.226, SLG: 0.300 (1, 8)										3	1	0	0	1	0	1	<b>Los Angeles Dodgers @ Milwaukee Braves</b> <b>Milwaukee County Stadium, Milwaukee, WI</b> Mon Jul 03 1961, 8:05 PM EDT Att: 18,901 - Unknown <a href="http://livebaseballscores.com">livebaseballscores.com</a>								
<b>Frank Bolling, R</b> OBP: 0.376, SLG: 0.482 (1, 4)										3	1	0	0	1	1										
<b>Eddie Mathews, L</b> OBP: 0.405, SLG: 0.592 (1, 5)										4	0	2	0	0	2										
<b>Hank Aaron, R</b> OBP: 0.354, SLG: 0.582 (1, 9)										3	0	0	0	1	1										
<b>Joe Adcock, R</b> OBP: 0.314, SLG: 0.461 (1, 3)										3	0	0	1	1	0										
<b>Joe Torre, R</b> OBP: 0.331, SLG: 0.474 (1, 2)										4	0	1	0	0	3										
<b>Hawk Taylor, R</b> OBP: 0.176, SLG: 0.067 <b>Lee Maye, L</b> OBP: 0.326, SLG: 0.415 (9, PH)										2	0	0	0	1	2										
<b>Roy McMillan, R</b> OBP: 0.303, SLG: 0.290 <b>Bob Boyd, L</b> OBP: 0.250, SLG: 0.276 (9, PH)										2	0	0	0	1	0										
<b>Bob Buhl, R</b> OBP: 0.118, SLG: 0.063 <b>Claude Raymond, R</b> (9, 1)										2	0	0	0	0	1										
<b>Frank Thomas, R</b> OBP: 0.375, SLG: 0.563 (9, PH)										1	0	0	0	0	1										
<b>Inning Stats</b>	R: 1 E: 1 K: 0 S: 11	H: 1 LOB: 1 BB: 1 P: 22	R: 0 E: 0 K: 1 S: 13	H: 0 LOB: 0 BB: 0 P: 20	R: 1 E: 0 K: 1 S: 12	H: 1 LOB: 3 BB: 3 P: 27	R: 0 E: 0 K: 0 S: 6	H: 0 LOB: 1 BB: 1 P: 13	R: 0 E: 0 K: 3 S: 9	H: 0 LOB: 0 BB: 0 P: 17	R: 0 E: 0 K: 1 S: 9	H: 1 LOB: 2 BB: 1 P: 17	R: 0 E: 0 K: 1 S: 9	H: 0 LOB: 0 BB: 0 P: 13	R: 0 E: 0 K: 0 S: 3	H: 0 LOB: 0 BB: 0 P: 6	R: 0 E: 0 K: 0 S: 10	H: 0 LOB: 1 BB: 1 P: 19	1B: 1 2B: 2 3B: 0 HR: 0	SF: 0 SAC: 1 DP: 0 HBP: 0	WP: 0 PB: 0 SB: 0 CS: 0	PA: 37			
<b>PITCHER</b>	IP	WLS	BF	H	R	ER	SO	BB	IBB	HBP	BLK	WP	HR	S	P	ERA	WHIP								
<b>Sandy Koufax, L</b> ERA: 3.04	8.0	W	33	3	2	2	7	4	2	0	0	0	0	72	135	2.25	0.875								
<b>Larry Sherry, R</b> ERA: 3.17	1.0	S	4	0	0	0	0	1	0	0	0	0	0	10	19	0.00	1.000								















Batter	1	2	3	4	5	6	7	8	9	AB	R	H	RBI	BB	SO	LOB	TOP			
Johnny Callison, L (1, 9) OBP: 0.345, SLG: 0.392	F5			4-3 1-3 1B		0-0 1B			0-3 K	4	0	2	0	0	1	0	<b>Philadelphia Phillies @ Milwaukee Braves</b> Milwaukee County Stadium, Milwaukee, WI Wed Jul 05 1961, 8:05 PM EDT Att: 14,280 - Unknown <a href="http://livebaseballscorecards.com">livebaseballscorecards.com</a>			
Tony Taylor, R (1, 4) OBP: 0.309, SLG: 0.315	G3			1-3 1-2		0-0 5-3			0-0 G4-6-3 1B	4	0	1	0	0	0	2				
Tony Gonzalez, L (1, 8) OBP: 0.391, SLG: 0.450	K			4-3 2-3					0-0 G4-6-3 1-2	4	0	0	0	0	1	2				
Pancho Herrera, R (1, 3) OBP: 0.363, SLG: 0.450		5-3		5-3					0-0 G4-6-3 1B	3	0	1	0	0	0	1				
Wes Covington, L (1, 7) OBP: 0.291, SLG: 0.352		F7			6-3				0-0 G4-6-3 1-2	3	0	0	0	0	0	1				
Charley Smith, R (1, 5) OBP: 0.312, SLG: 0.418		4-3			F9				0-0 6-3	3	0	0	0	0	0	0				
Clay Dalrymple, L (1, 2) OBP: 0.198, SLG: 0.224			K		K				0-0 FC6 1B	3	0	1	0	0	2	0				
Ruben Amaro, R (1, 6) OBP: 0.342, SLG: 0.324			P6			F8			0-0 F8	3	0	0	0	0	0	1				
Ken Lehman, L (1, 1) Jack Baldschun, R (7, 1) Elmer Valo, L (8, PH) Dallas Green, L (8, 1) OBP: 0.255, SLG: 0.239 OBP: 0.346, SLG: 0.227			1-3			4-3			0-0 FC6 1-2	2	0	0	0	0	0	0				
<b>Inning Stats</b>	R: 0 E: 0 K: 1 S: 5	H: 0 LOB: 0 BB: 0 P: 5	R: 0 E: 0 K: 0 S: 3	H: 0 LOB: 0 BB: 0 P: 3	R: 0 E: 0 K: 1 S: 5	H: 0 LOB: 0 BB: 0 P: 5	R: 0 E: 0 K: 0 S: 4	H: 1 LOB: 1 BB: 0 P: 4	R: 0 E: 0 K: 1 S: 5	H: 0 LOB: 0 BB: 0 P: 5	R: 0 E: 0 K: 0 S: 3	H: 1 LOB: 0 BB: 0 P: 3	R: 0 E: 0 K: 0 S: 4	H: 1 LOB: 1 BB: 0 P: 4	R: 0 E: 0 K: 1 S: 5	H: 1 LOB: 0 BB: 0 P: 5	1B: 5 2B: 0 3B: 0 HR: 0	SF: 0 SAC: 0 DP: 2 HBP: 0	WP: 0 PB: 0 SB: 0 CS: 0	PA: 30
<b>PITCHER</b> Lew Burdette, R (1, 1) ERA: 3.72	IP: 9.0 WLS: W BF: 30 H: 5 R: 0 ER: 0 SO: 4 BB: 0 IBB: 0 HBP: 0 BLK: 0 WP: 0 HR: 0 S: 38 P: 38 ERA: 0.00 WHIP: 0.556															<b>PITCHER</b>				

Batter	1	2	3	4	5	6	7	8	9	AB	R	H	RBI	BB	SO	LOB	BOTTOM			
Al Spangler, L (1, 8) OBP: 0.443, SLG: 0.319	SH5-4 1B BB	FC6-5			4-3				1-3	3	0	0	0	1	0	1	<b>Philadelphia Phillies @ Milwaukee Braves</b> Milwaukee County Stadium, Milwaukee, WI Wed Jul 05 1961, 8:05 PM EDT Att: 14,280 - Unknown <a href="http://livebaseballscorecards.com">livebaseballscorecards.com</a>			
Frank Bolling, R (1, 4) OBP: 0.385, SLG: 0.466	FC5 SH5-4 1B	L9			5-3				0-3 K	4	0	1	0	0	1	1				
Lee Mays, L (1, 7) OBP: 0.326, SLG: 0.424	SH5-4 1-2 2-3			G1-4-3 1B		HR			0-0 F8	3	1	2	1	0	0	0				
Hank Aaron, R (1, 9) OBP: 0.360, SLG: 0.602				G1-4-3 1-2		F3			0-0 F8	3	0	0	0	1	0	1				
Joe Adcock, R (1, 3) OBP: 0.311, SLG: 0.456	P6			F3		6-3			0-0 6-3	4	0	0	0	0	0	3				
Joe Torre, R (1, 2) OBP: 0.326, SLG: 0.488	FC5			E6 G5-4-3		PB HR 2B			0-0 2B	3	1	1	0	0	0	3				
Felix Mantilla, R (1, 5) OBP: 0.353, SLG: 0.357				SH1-4 2B 1B		G5-4-3 1-2			0-0 2H HR	3	2	2	2	0	0	1				
Roy McMillan, R (1, 6) OBP: 0.304, SLG: 0.286		SH1-4			4-3				0-0 6-3	2	0	0	0	0	0	0				
Lew Burdette, R (1, 1) OBP: 0.226, SLG: 0.434		FC6-5 2H			K				0-0 5-3	3	0	1	1	0	1	0				
<b>Inning Stats</b>	R: 0 E: 0 K: 0 S: 4	H: 1 LOB: 3 BB: 2 P: 12	R: 1 E: 0 K: 0 S: 5	H: 2 LOB: 1 BB: 0 P: 5	R: 0 E: 0 K: 0 S: 3	H: 1 LOB: 0 BB: 0 P: 3	R: 0 E: 0 K: 0 S: 3	H: 0 LOB: 0 BB: 0 P: 3	R: 0 E: 0 K: 1 S: 5	H: 0 LOB: 0 BB: 0 P: 5	R: 3 E: 0 K: 0 S: 6	H: 3 LOB: 0 BB: 0 P: 6	R: 0 E: 0 K: 1 S: 5	H: 0 LOB: 0 BB: 0 P: 5	R: 0 E: 0 K: 0 S: 3	H: 0 LOB: 0 BB: 0 P: 3	1B: 3 2B: 2 3B: 0 HR: 2	SF: 0 SAC: 2 DP: 2 HBP: 0	WP: 0 PB: 1 SB: 0 CS: 0	PA: 32
<b>PITCHER</b> Ken Lehman, L (1, 1) ERA: 4.14 Jack Baldschun, R (7, 1) ERA: 6.0 Dallas Green, R (8, 1) ERA: 4.7	IP: 6.0 WLS: L BF: 26 H: 7 R: 4 ER: 4 SO: 1 BB: 1 IBB: 1 HBP: 0 BLK: 0 WP: 0 HR: 2 S: 26 P: 34 ERA: 6.00 WHIP: 1.333															<b>PITCHER</b>				



Batter	1	2	3	4	5	6	7	8	9	AB	R	H	RBI	BB	SO	LOB	TOP					
Johnny Callison, L OBP: 0.338, SLG: 0.382	(1, 9) 0-3 K		(1, 9) 0-0 L9		(1, 9) 0-0 L8	(1, 9) 0-0 P5		(1, 9) 0-0 4-3		5	0	0	0	0	1	3						
Tony Taylor, R OBP: 0.307, SLG: 0.310	(1, 4) 0-0 P4			(1, 4) 0-0 5-3	(1, 4) 0-0 6-3		(1, 4) 4-0 1B BB		(1, 4) 0-0 6-3		4	1	0	0	1	0						
Charley Smith, R OBP: 0.314, SLG: 0.423	(1, 5) 0-0 F5			(1, 5) 0-0 1B BB		(1, 5) 0-0 FC6 1B 2B		(1, 5) 0-0 5-3		5	2	2	0	0	0	1						
Pancho Herrera, R OBP: 0.370, SLG: 0.450		(1, 3) 0-0 G6-4-3 1B		(1, 3) 4-0 1B BB		(1, 3) 4-0 1B FC6 G1-2-3 BB		(1, 3) 4-0 1B BB		2	1	1	0	3	0	0						
Don Demeter, R OBP: 0.302, SLG: 0.408	(1, 8) 0-0 G6-4-3			(1, 8) 0-0 F9		(1, 8) 0-0 FC6 1B		(1, 8) 0-0 1B		3	1	0	0	0	0	5						
Bobby Malkmus, R OBP: 0.250, SLG: 0.262	(6, 6) 1-2			(6, 6) 0-0 1B		(6, 6) 0-0 G1-2-3 1B		(6, 6) 1-2 2-H 1B		1	0	1	1	0	0	0						
Bobby Gene Smith, R OBP: 0.300, SLG: 0.395	(1, 7) 0-3 K			(1, 7) 1-2 2-H 1B		(1, 7) 0-0 G1-2-3 1B		(1, 7) 0-0 L3		3	1	2	2	0	1	0						
Don Ferrarese, R OBP: 0.211, SLG: 0.167	(6, 1) 0-0 K			(6, 1) 1-2 2-H 1B		(6, 1) 0-0 G1-2-3 1B		(6, 1) 1-2 2-3 3-H 1B		1	0	0	0	0	0	2						
Dallas Green, L OBP: 0.346, SLG: 0.227	(7, 1) 0-0 K			(7, 1) 1-2 2-H 1B		(7, 1) 0-0 G1-2-3 1B		(7, 1) 1-2 2-3 3-H 1B		0	0	0	0	0	0	0						
Ruben Amaro, R OBP: 0.343, SLG: 0.326	(1, 6) 0-3 K		(1, 6) 0-0 K	(1, 6) 1-2 2-H 1B		(1, 6) 0-0 G1-2-3 1B		(1, 6) 0-0 1-3		2	0	1	1	0	1	0						
Tony Gonzalez, L OBP: 0.387, SLG: 0.445	(6, PH) 0-0 K		(6, PH) 0-0 K	(6, PH) 1-2 2-H 1B		(6, PH) 0-0 G1-2-3 1B		(6, PH) 0-0 1-3		2	0	0	0	0	0	5						
Clay Dalrymple, L OBP: 0.199, SLG: 0.220	(1, 2) 0-0 5-3		(1, 2) 0-0 G3	(1, 2) 0-0 1B BB		(1, 2) 0-0 1B BB		(1, 2) 0-0 1-3		3	0	0	0	1	0	2						
John Buzhardt, R OBP: 0.148, SLG: 0.083	(1, 1) 4-0 K		(1, 1) 0-3 K	(1, 1) 0-0 K		(1, 1) 0-3 K		(1, 1) 0-0 P3		1	0	0	0	1	1	0						
Jack Baldschun, R ERA: 5.54	(5, 1) 0-0 K		(5, 1) 0-0 K	(5, 1) 1-3 2-H 1B		(5, 1) 0-0 K		(5, 1) 1-3 2-3 3-H 1B		0	0	0	0	0	0	0						
Wes Covington, L OBP: 0.294, SLG: 0.354	(6, PH) 0-0 K		(6, PH) 0-0 K	(6, PH) 1-3 2-H 1B		(6, PH) 0-0 K		(6, PH) 1-3 2-3 3-H 1B		2	0	1	2	0	0	0						
<b>Inning Stats</b>	R: 0 E: 0 K: 1 S: 5	H: 0 LOB: 0 BB: 0 P: 5	R: 0 E: 0 K: 1 S: 5	H: 1 LOB: 0 BB: 0 P: 5	R: 0 E: 0 K: 1 S: 5	H: 0 LOB: 1 BB: 1 P: 9	R: 2 E: 0 K: 0 S: 6	H: 3 LOB: 2 BB: 1 P: 10	R: 0 E: 0 K: 1 S: 5	H: 0 LOB: 0 BB: 0 P: 5	R: 3 E: 0 K: 0 S: 6	H: 3 LOB: 2 BB: 2 P: 14	R: 1 E: 0 K: 0 S: 4	H: 1 LOB: 2 BB: 2 P: 12	R: 0 E: 0 K: 0 S: 3	H: 0 LOB: 0 BB: 0 P: 3	R: 0 E: 0 K: 0 S: 3	H: 0 LOB: 0 BB: 0 P: 3	1B: 7 2B: 1 3B: 0 HR: 0	SF: 0 SAC: 0 DP: 2 HBP: 0	WP: 0 PB: 0 SB: 0 CS: 0	PA: 40
<b>PITCHER</b>	IP WLS BF H R ER SO BB IBB HBP BLK WP HR S P ERA WHIP																					
Bob Hendley, L ERA: 6.85	(1, 1) 5.0 24 6 5 5 4 3 0 0 0 0 0 0 29 41 9.00 1.800																					
Carl Willey, R ERA: 5.54	(6, 1) 1.2 9 2 1 1 0 3 0 0 0 0 0 0 6 18 5.40 3.000																					
Johnny Antonelli, L ERA: 6.52	(7, 1) 0.1 W 1 0 0 0 0 0 0 0 0 0 0 0 1 1 0.00 0.000																					
Don McMahon, R ERA: 1.69	(8, 1) 2.0 S 6 0 0 0 0 0 0 0 0 0 0 0 6 6 0.00 0.000																					

Philadelphia Phillies @ Milwaukee Braves  
Milwaukee County Stadium, Milwaukee, WI  
Thu Jul 06 1961, 4:33 AM EDT  
Att: 10,439 - Unknown

AB 34  
R 6  
H 8  
RBI 6  
BB 6  
SO 4  
LOB 18



Batter	1	2	3	4	5	6	7	8	9	AB	R	H	RBI	BB	SO	LOB	BOTTOM			
Al Spangler, L OBP: 0.439, SLG: 0.314	(1, 8) 0-0 4-3		(1, 8) 0-0 HBP 1B	(1, 8) 0-0 4-3		(1, 8) 4-0 BB		(1, 8) 0-0 4-3		4	1	1	0	1	0	3				
Frank Bolling, R OBP: 0.365, SLG: 0.463	(1, 4) 0-0 5-3		(1, 4) 1-0 1B FC5-4 HBP	(1, 4) 0-0 4-3		(1, 4) 0-0 F8		(1, 4) 0-0 FC6-4 1B		4	1	1	0	0	0	1				
Lee Mays, L OBP: 0.328, SLG: 0.440	(1, 7) 0-0 1-3		(1, 7) 0-0 FC5-4 1B	(1, 7) 0-0 HR		(1, 7) 0-0 G3		(1, 7) 0-0 FC6-4 1B		5	1	2	2	0	0	2				
Hank Aaron, R OBP: 0.364, SLG: 0.604	(1, 9) 0-0 F7		(1, 9) 0-0 FC5-4 1B	(1, 9) 0-0 1B 2B		(1, 9) 4-0 1B BB		(1, 9) 0-0 1-3 1B		4	2	2	1	1	0	1				
Joe Adcock, R OBP: 0.317, SLG: 0.458	(7, PR) 4-0 1B BB		(7, PR) 0-0 L7	(7, PR) 0-0 1B		(7, PR) 0-0 1B		(7, PR) 0-0 1-3 1B		3	1	2	1	1	0	1				
Lew Burdette, R OBP: 0.226, SLG: 0.434	(8, 1) 0-0 1B BB		(8, 1) 0-0 1B	(8, 1) 2-H 1B		(8, 1) 4-0 BB		(8, 1) 1-2 2-3 1B		0	1	0	0	0	0	0				
Don McMahon, R OBP: 0.200, SLG: 0.200	(8, 1) 0-0 F7		(8, 1) 0-0 1B	(8, 1) 0-0 BB		(8, 1) 4-0 K		(8, 1) 0-0 5-3		1	0	0	0	0	0	2				
Joe Torre, R OBP: 0.328, SLG: 0.482	(1, 2) 0-0 F7		(1, 2) 0-0 1B	(1, 2) 0-0 BB		(1, 2) 4-0 K		(1, 2) 0-0 5-3		4	0	1	0	1	1	5				
Felix Mantilla, R OBP: 0.395, SLG: 0.387	(1, 5) 0-0 1B		(1, 5) 0-0 1-3 1B	(1, 5) 0-0 1B		(1, 5) 4-0 BB		(1, 5) 0-0 SH5-3 1B		3	0	2	1	1	0	2				
Roy McMillan, R OBP: 0.307, SLG: 0.287	(1, 6) 0-0 FC5-4 1B		(1, 6) 0-0 6-3	(1, 6) 0-0 3-1		(1, 6) 0-0 SH5-3 BB		(1, 6) 0-0 SH5-3		3	0	1	1	1	0	2				
Bob Hendley, R ERA: 3.87	(1, 1) 0-0 FC5-4		(1, 1) 0-0 5-3	(1, 1) 0-0 5-3		(1, 1) 0-0 F9		(1, 1) 0-0 SH5-3		2	0	0	0	0	0	2				
Carl Willey, R OBP: 0.048, SLG: 0.048	(6, 1) 0-0 FC5-4		(6, 1) 0-0 5-3	(6, 1) 0-0 5-3		(6, 1) 0-0 F9		(6, 1) 0-0 SH5-3		1	0	0	0	0	0	0				
Johnny Antonelli, L OBP: 0.287, SLG: 0.400	(7, 1) 0-0 FC5-4		(7, 1) 0-0 5-3	(7, 1) 0-0 5-3		(7, 1) 0-0 F9		(7, 1) 0-0 SH5-3		0	0	0	0	0	0	0				
Frank Thomas, R OBP: 0.372, SLG: 0.558	(7, PH) 1-2		(7, PH) 0-0 5-3	(7, PH) 0-0 5-3		(7, PH) 0-0 F9		(7, PH) 0-0 SH5-3		0	0	0	1	0	0	0				
<b>Inning Stats</b>	R: 0 E: 0 K: 0 S: 3	H: 0 LOB: 0 BB: 0 P: 3	R: 1 E: 0 K: 0 S: 5	H: 2 LOB: 2 BB: 1 P: 9	R: 2 E: 0 K: 0 S: 6	H: 3 LOB: 2 BB: 0 P: 7	R: 0 E: 0 K: 0 S: 3	H: 0 LOB: 0 BB: 0 P: 3	R: 2 E: 0 K: 0 S: 5	H: 3 LOB: 2 BB: 2 P: 13	R: 0 E: 0 K: 0 S: 3	H: 0 LOB: 1 BB: 1 P: 7	R: 2 E: 0 K: 1 S: 7	H: 2 LOB: 3 BB: 2 P: 15	R: 0 E: 0 K: 0 S: 5	H: 2 LOB: 2 BB: 0 P: 5	1B: 10 2B: 1 3B: 0 HR: 1	SF: 0 SAC: 1 DP: 0 HBP: 1	WP: 0 PB: 0 SB: 0 CS: 0	PA: 42
<b>PITCHER</b>	IP WLS BF H R ER SO BB IBB HBP BLK WP HR S P ERA WHIP																			
John Buzhardt, R ERA: 3.87	(1, 1) 4.2 25 8 5 5 0 3 0 1 0 0 0 0 1 21 34 9.64 2.357																			
Jack Baldschun, R ERA: 5.94	(5, 1) 0.1 1 0 0 0 0 0 0 0 0 0 0 0 1 1 0.00 0.000																			
Don Ferrarese, L ERA: 4.29	(6, 1) 1.1 L 9 2 2 2 1 3 0 0 0 0 0 0 8 20 13.50 3.750																			
Dallas Green, R ERA: 4.6	(7, 1) 1.2 7 2 0 0 0 0 0 0 0 0 0 0 7 7 0.00 1.200																			

Philadelphia Phillies @ Milwaukee Braves  
Milwaukee County Stadium, Milwaukee, WI  
Thu Jul 06 1961, 4:33 AM EDT  
Att: 10,439 - Unknown

AB 34  
R 7  
H 12  
RBI 7  
BB 6  
SO 1  
LOB 21









Batter	1	2	3	4	5	6	7	8	9	AB	R	H	RBI	BB	SO	LOB	TOP										
Bill Virdon, L OBP: 0.346, SLG: 0.458 (1, 8)	6-3		1B						E4 F9-6 SH1-3	3	1	1	0	2	0	0	<b>Pittsburgh Pirates @ Milwaukee Braves</b> Milwaukee County Stadium, Milwaukee, WI Sat Jul 08 1961, 4:33 AM EDT Att: 16,109 - Unknown <a href="http://livebaseballscorecards.com">livebaseballscorecards.com</a>										
Dick Groat, R OBP: 0.322, SLG: 0.398 (1, 6)	G3 PB 1B		1B						SH1-3	4	0	2	1	0	0	5											
Rocky Nelson, L OBP: 0.337, SLG: 0.432 (1, 3)	G3		1B						F9-6	5	0	1	0	0	0	3											
Smoky Burgess, L OBP: 0.377, SLG: 0.530 (1, 2)	1-3		P6						F9-6	3	1	0	0	1	0	3											
Roberto Clemente, R OBP: 0.391, SLG: 0.574 (1, 9)										4	1	4	0	0	0	0											
Walt Moryn, L OBP: 0.286, SLG: 0.237 (1, 7)										3	0	0	0	1	1	3											
Joe Christopher, R OBP: 0.351, SLG: 0.420 (7, 7)	G4-6-3									0	0	0	0	0	0	0											
Dick Schofield, S OBP: 0.330, SLG: 0.525 (6, PH)	K									2	0	0	0	0	1	0											
Bobby Shantz, R OBP: 0.500, SLG: 0.500 (6, 1)										0	0	0	1	0	0	0											
Bill Mazerowski, R OBP: 0.269, SLG: 0.312 (1, 4)										4	1	1	0	0	0	2											
Joe Gibbon, R OBP: 0.194, SLG: 0.276 (1, 1)										2	0	1	0	0	1	0											
Johnny Logan, R OBP: 0.241, SLG: 0.294 (6, PH)										0	0	0	0	0	0	0											
																	<b>P</b>										
<b>Inning Stats</b>	R: 0 E: 0 K: 0 S: 4	H: 1 LOB: 1 BB: 0 P: 4	R: 0 E: 0 K: 1 S: 5	H: 1 LOB: 0 BB: 0 P: 5	R: 1 E: 0 K: 1 S: 8	H: 3 LOB: 2 BB: 0 P: 8	R: 0 E: 0 K: 0 S: 3	H: 1 LOB: 0 BB: 0 P: 3	R: 1 E: 0 K: 0 S: 4	H: 2 LOB: 1 BB: 1 P: 8	R: 2 E: 0 K: 0 S: 5	H: 2 LOB: 3 BB: 3 P: 17	R: 0 E: 0 K: 1 S: 6	H: 1 LOB: 1 BB: 0 P: 6	R: 0 E: 0 K: 0 S: 3	H: 0 LOB: 0 BB: 0 P: 3		R: 0 E: 1 K: 0 S: 3	H: 0 LOB: 0 BB: 0 P: 3	1B: 10 2B: 2 3B: 0 HR: 0	SF: 1 SAC: 1 DP: 4 HBP: 0	WP: 0 PB: 1 SB: 0 CS: 0	PA: 39				
<b>PITCHER</b>	IP	WLS	BF	H	R	ER	SO	BB	IBB	HBP	BLK	WP	HR	S	P	ERA	WHIP										
Bob Buhl, R ERA: 4.18 (1, 1)	5.0	L	24	9	4	4	2	3	0	0	0	0	0	25	37	7.20	2.400										
Johnny Antonelli, L ERA: 6.26 (6, 1)	2.0		9	2	0	0	1	1	0	0	0	0	0	10	14	0.00	1.500										
Don Nottebart, R ERA: 4.48 (8, 1)	2.0		6	0	0	0	0	0	0	0	0	0	0	6	6	0.00	0.000										

Batter	1	2	3	4	5	6	7	8	9	AB	R	H	RBI	BB	SO	LOB	BOTTOM										
Felix Mantilla, R OBP: 0.383, SLG: 0.385 (1, 5)	4-3		P3						G6-4-3	4	0	0	0	0	0	3	<b>Pittsburgh Pirates @ Milwaukee Braves</b> Milwaukee County Stadium, Milwaukee, WI Sat Jul 08 1961, 4:33 AM EDT Att: 16,109 - Unknown <a href="http://livebaseballscorecards.com">livebaseballscorecards.com</a>										
Frank Bolling, R OBP: 0.371, SLG: 0.464 (1, 4)	K		1-3 1B						P3	4	0	2	1	0	1	0											
Lee Mays, L OBP: 0.315, SLG: 0.421 (1, 7)	L5		1-3						F9	4	0	0	0	0	1	3											
Hank Aaron, R OBP: 0.367, SLG: 0.619 (1, 9)			L7						F9	2	0	0	0	2	0	1											
Joe Adcock, R OBP: 0.312, SLG: 0.448 (1, 3)			F9						F9	4	0	0	0	0	2	4											
Joe Torre, R OBP: 0.319, SLG: 0.466 (1, 2)			K						L6	4	0	1	0	0	1	0											
Gino Cimoli, R OBP: 0.282, SLG: 0.352 (1, 8)									L6	3	2	1	1	1	0	1											
Roy McMillan, R OBP: 0.308, SLG: 0.289 (9, PH)			SH						P3	2	1	1	0	0	0	0											
Frank Thomas, R OBP: 0.377, SLG: 0.560 (9, PH)			SH						F9	0	0	0	0	0	0	0											
Al Spangler, L OBP: 0.433, SLG: 0.308 (9, FR)			SH						F9	0	0	0	0	0	0	0											
Bob Buhl, R OBP: 0.114, SLG: 0.061 (1, 1)			SH						4-3	1	0	0	0	0	0	0											
Johnny Antonelli, L OBP: 0.267, SLG: 0.400 (6, 1)			SH						4-3	0	0	0	0	0	0	0											
Eddie Mathews, L OBP: 0.399, SLG: 0.582 (7, PH)			1-3 1B						K	1	0	0	0	0	1	1											
Don Nottebart, R OBP: 0.200, SLG: 0.091 (8, 1)									F8	0	0	0	0	0	0	0											
Bob Boyd, L OBP: 0.275, SLG: 0.299 (9, PH)									F8	1	0	0	0	0	0	1											
<b>Inning Stats</b>	R: 0 E: 0 K: 1 S: 5	H: 0 LOB: 0 BB: 0 P: 5	R: 0 E: 0 K: 1 S: 5	H: 0 LOB: 0 BB: 0 P: 5	R: 2 E: 1 K: 0 S: 6	H: 1 LOB: 3 BB: 2 P: 14	R: 1 E: 0 K: 0 S: 4	H: 1 LOB: 0 BB: 0 P: 4	R: 0 E: 0 K: 0 S: 4	H: 1 LOB: 1 BB: 0 P: 4	R: 0 E: 0 K: 1 S: 5	H: 1 LOB: 0 BB: 0 P: 5	R: 0 E: 0 K: 2 S: 7	H: 0 LOB: 1 BB: 1 P: 11	R: 0 E: 0 K: 0 S: 3	H: 0 LOB: 1 BB: 0 P: 4	1B: 4 2B: 0 3B: 0 HR: 1	SF: 0 SAC: 2 DP: 2 HBP: 1	WP: 0 PB: 0 SB: 0 CS: 0	PA: 36							
<b>PITCHER</b>	IP	WLS	BF	H	R	ER	SO	BB	IBB	HBP	BLK	WP	HR	S	P	ERA	WHIP										
Joe Gibbon, L ERA: 3.69 (1, 1)	5.0	W	22	3	3	3	2	1	1	0	0	0	0	24	32	5.40	0.800										
Bobby Shantz, L ERA: 2.19 (6, 1)	4.0	S	14	2	0	0	4	1	0	1	0	0	0	20	25	0.00	0.750										





Batter	1	2	3	4	5	6	7	8	9	AB	R	H	RBI	BB	SO	LOB	TOP					
Bill Virdon, L (1, 8) OBP: 0.347, SLG: 0.457	F8		4-3						3-1	5	0	2	2	0	0	0	<b>Pittsburgh Pirates @ Milwaukee Braves</b> <b>Milwaukee County Stadium, Milwaukee, WI</b> Sun Jul 09 1961, 4:33 AM EDT Att: 20,845 - Unknown					
Dick Groat, R (1, 6) OBP: 0.320, SLG: 0.395	F9		F9							5	0	1	0	0	0	3						
Rocky Nelson, L (1, 3) OBP: 0.340, SLG: 0.430			F9							5	0	2	0	0	1	1						
Smoky Burgess, L (1, 2) OBP: 0.374, SLG: 0.523	1-3									4	0	1	0	0	0	2						
Roberto Clemente, R (1, 9) OBP: 0.393, SLG: 0.573										4	1	2	0	0	1	0						
Walt Moryn, L (1, 7) OBP: 0.212, SLG: 0.359										4	2	3	0	0	0	2						
Joe Christopher, R (8, 7) OBP: 0.351, SLG: 0.420										0	0	0	0	0	0	0						
Dick Schofield, S (1, 5) OBP: 0.283, SLG: 0.220										3	0	0	0	1	0	0						
Bill Mazerowski, R (1, 4) OBP: 0.272, SLG: 0.315										4	1	2	0	0	0	3						
Clem Labine, R (1, 1) OBP: 0.143, SLG: 0.143										1	0	0	0	0	0	1						
Don Dickson, R (5, PH) OBP: 0.429, SLG: 0.515										1	0	1	0	0	0	0						
Joe Judge, R (5, PH) OBP: 0.154, SLG: 0.276										0	0	0	0	0	0	0						
Al McBean, R (5, 1) OBP: 0.375, SLG: 0.558										0	0	0	0	0	0	0						
Bob Skinner, L (7, PH) OBP: 0.375, SLG: 0.359										1	1	1	0	0	0	0						
Bob Friend, R (7, 1) OBP: 0.195, SLG: 0.128										1	0	0	0	0	1	0						
Roy Face, R (9, 1) OBP: 0.333, SLG: 0.333										0	0	0	0	0	0	0						
<b>Inning Stats</b>	R: 0 E: 0 K: 0 S: 4	H: 1 LOB: 1 BB: 0 P: 4	R: 2 E: 0 K: 0 S: 5	H: 3 LOB: 0 BB: 0 P: 5	R: 0 E: 0 K: 0 S: 3	H: 0 LOB: 0 BB: 0 P: 3	R: 1 E: 0 K: 1 S: 6	H: 1 LOB: 0 BB: 0 P: 6	R: 0 E: 0 K: 0 S: 4	H: 2 LOB: 1 BB: 0 P: 4	R: 0 E: 0 K: 0 S: 3	H: 1 LOB: 0 BB: 0 P: 3	R: 2 E: 0 K: 0 S: 6	H: 3 LOB: 1 BB: 0 P: 6	R: 0 E: 0 K: 0 S: 5	H: 2 LOB: 3 BB: 1 P: 9	R: 0 E: 0 K: 2 S: 8	H: 1 LOB: 1 BB: 0 P: 8	1B: 11 2B: 2 3B: 0 HR: 2	SF: 0 SAC: 0 DP: 3 HBP: 0	WP: 0 PB: 0 SB: 0 CS: 0	PA: 39
<b>PITCHER</b>	IP WLS BF H R ER SO BB IBB HBP BLK WP HR S P ERA WHIP																					
Lew Burdette, R (1, 1) ERA: 3.86	7.0 L 29 11 5 5 1 0 0 0 0 0 2 31 31 6.43 1.571																					
Don McMahon, R (8, 1) ERA: 1.63	2.0 10 3 0 0 2 1 0 0 0 0 0 0 13 17 0.00 2.000																					

AB	38
R	5
H	14
RBI	5
BB	1
SO	3
LOB	12



Batter	1	2	3	4	5	6	7	8	9	AB	R	H	RBI	BB	SO	LOB	BOTTOM			
Al Spangler, L (1, 8) OBP: 0.437, SLG: 0.309			4-3							3	0	1	0	1	0	1	<b>Pittsburgh Pirates @ Milwaukee Braves</b> <b>Milwaukee County Stadium, Milwaukee, WI</b> Sun Jul 09 1961, 4:33 AM EDT Att: 20,845 - Unknown			
Frank Bolling, R (1, 4) OBP: 0.374, SLG: 0.464										2	1	1	0	1	0	1				
Eddie Mathews, L (1, 5) OBP: 0.398, SLG: 0.577										4	0	1	0	0	1	2				
Hank Aaron, R (1, 9) OBP: 0.366, SLG: 0.614										4	1	1	0	0	0	2				
Joe Adcock, R (1, 3) OBP: 0.307, SLG: 0.442										4	0	0	0	0	0	2				
Lee Maye, L (1, 7) OBP: 0.319, SLG: 0.428										4	1	2	0	0	0	0				
Joe Torre, R (1, 2) OBP: 0.325, SLG: 0.481										3	1	2	2	0	0	0				
Roy McMillan, R (1, 6) OBP: 0.310, SLG: 0.291										2	0	1	1	0	0	1				
Frank Thomas, R (9, PH) OBP: 0.375, SLG: 0.558										1	0	0	0	0	1	1				
Lew Burdette, R (1, 1) OBP: 0.218, SLG: 0.418										2	0	0	0	0	1	1				
Bob Boyd, L (7, PH) OBP: 0.271, SLG: 0.294										1	0	0	0	0	0	1				
Don McMahon, R (8, 1) OBP: 0.200, SLG: 0.200										0	0	0	0	0	0	0				
<b>Inning Stats</b>	R: 1 E: 1 K: 0 S: 4	H: 2 LOB: 1 BB: 1 P: 8	R: 0 E: 0 K: 1 S: 6	H: 1 LOB: 0 BB: 0 P: 6	R: 0 E: 0 K: 0 S: 3	H: 1 LOB: 0 BB: 0 P: 3	R: 3 E: 0 K: 0 S: 6	H: 3 LOB: 0 BB: 0 P: 6	R: 0 E: 0 K: 0 S: 3	H: 0 LOB: 0 BB: 1 P: 3	R: 0 E: 0 K: 0 S: 4	H: 1 LOB: 1 BB: 0 P: 4	R: 0 E: 0 K: 1 S: 5	H: 0 LOB: 0 BB: 0 P: 5	R: 0 E: 0 K: 1 S: 5	H: 1 LOB: 0 BB: 0 P: 5	1B: 7 2B: 1 3B: 1 HR: 0	SF: 0 SAC: 3 DP: 1 HBP: 0	WP: 0 PB: 0 SB: 1 CS: 0	PA: 35
<b>PITCHER</b>	IP WLS BF H R ER SO BB IBB HBP BLK WP HR S P ERA WHIP																			
Clem Labine, R (1, 1) ERA: 3.4	4.0 18 7 0 0 0 0 1 0 0 0 0 0 6 10 0.00 0.500																			
Al McBean, R (5, 1) ERA: 0.79	2.0 W 7 0 0 0 0 0 0 0 0 0 0 0 10 10 0.00 1.000																			
Bob Friend, R (7, 1) ERA: 4.15	2.0 8 2 0 0 0 1 0 0 0 0 0 0 10 10 0.00 1.000																			
Roy Face, R (9, 1) ERA: 2.32	1.0 S 2 0 0 0 0 1 0 0 0 0 0 0 4 4 0.00 0.000																			


AB	30
R	4
H	9
RBI	3
BB	2
SO	3
LOB	12










Batter	1	2	3	4	5	6	7	8	9	AB	R	H	RBI	BB	SO	LOB	TOP										
Mack Jones, L (1, 8) OBP: 0.556, SLG: 0.667	0-3 K		0-3 K			0-0 1-3		0-0 1B		4	0	1	0	0	2	0	<b>Milwaukee Braves @ St. Louis Cardinals</b> Sportsman's Park, St. Louis, MO Fri Jul 14, 1961, 8:05 PM EDT Att: 12,050 - Unknown <a href="http://livebaseballscorecards.com">livebaseballscorecards.com</a>										
Frank Bolling, R (1, 4) OBP: 0.373, SLG: 0.462	0-0 6-3			0-0 5-3		0-3 K		0-3 K		4	0	0	0	0	2	2											
Eddie Mathews, L (1, 5) OBP: 0.396, SLG: 0.565	4-0 BB			0-3 K		0-0 1-4-3			0-0 F7	3	0	0	0	1	1	0											
Hank Aaron, R (1, 9) OBP: 0.365, SLG: 0.612	0-0 4-3			0-3 K			0-0 F7		0-0 5-3	4	0	0	0	0	1	1											
Frank Thomas, R (1, 7) OBP: 0.370, SLG: 0.547		0-0 F7			0-0 F7		0-3 K		0-0 6-3	4	0	0	0	0	1	0											
Joe Adcock, R (1, 3) OBP: 0.306, SLG: 0.458		0-0 6-3			0-0 HR		0-0 F9			3	1	1	1	0	0	0											
Joe Torre, R (1, 2) OBP: 0.318, SLG: 0.473		0-0 F7			0-0 5-3			0-0 F9		3	0	0	0	0	0	0											
Roy McMillan, R (1, 6) OBP: 0.306, SLG: 0.287			0-0 F8			0-0 1B		0-0 F8		3	0	1	0	0	0	0											
Bob Buhl, R (1, 1) OBP: 0.132, SLG: 0.083			0-0 4-3		0-0 5-3			0-0 1B		3	0	1	0	0	0	1											
<b>Inning Stats</b>	R: 0 E: 0 K: 1 S: 5	H: 0 LOB: 1 BB: 1 P: 9	R: 0 E: 0 K: 0 S: 3	H: 0 LOB: 0 BB: 0 P: 3	R: 0 E: 0 K: 1 S: 5	H: 0 LOB: 0 BB: 0 P: 5	R: 0 E: 0 K: 2 S: 7	H: 0 LOB: 0 BB: 0 P: 7	R: 1 E: 0 K: 0 S: 5	H: 2 LOB: 1 BB: 0 P: 5	R: 0 E: 0 K: 1 S: 5	H: 0 LOB: 0 BB: 0 P: 5	R: 0 E: 0 K: 1 S: 5	H: 0 LOB: 0 BB: 0 P: 5	R: 0 E: 0 K: 1 S: 7	H: 2 LOB: 2 BB: 0 P: 7	R: 0 E: 0 K: 0 S: 3	H: 0 LOB: 0 BB: 0 P: 3	1B: 3 2B: 0 3B: 0 HR: 1	SF: 0 SAC: 0 DP: 0 HBP: 0	WP: 0 PB: 0 CS: 0	PA: 32					
<b>PITCHER</b>	IP	WLS	BF	H	R	ER	SO	BB	IBB	HBP	BLK	WP	HR	S	P	ERA	WHIP										
Larry Jackson, R (1, 1) ERA: 5.3	7.0		24	2	1	1	6	1	0	0	0	0	1	35	39	1.29	0.429										
Lindy McDaniel, R (8, 1) ERA: 5.15	2.0	W	8	2	0	0	1	0	0	0	0	0	0	10	10	0.00	1.000										

Batter	1	2	3	4	5	6	7	8	9	AB	R	H	RBI	BB	SO	LOB	BOTTOM										
Bob Lillis, R (1, 4) OBP: 0.266, SLG: 0.239	0-0 F2		0-0 4-3			0-0 L4	0-0 F8			4	0	0	0	0	0	2	<b>Milwaukee Braves @ St. Louis Cardinals</b> Sportsman's Park, St. Louis, MO Fri Jul 14, 1961, 8:05 PM EDT Att: 12,050 - Unknown <a href="http://livebaseballscorecards.com">livebaseballscorecards.com</a>										
Don Taussig, R (1, 8) OBP: 0.385, SLG: 0.561	4-0 FC5-4 BB		0-0 G3			0-0 F8 2B		0-0 F8		3	0	1	0	1	0	0											
Bill White, L (1, 3) OBP: 0.367, SLG: 0.455	0-0 FC5-4 1-2			0-0 G6-4-3 1B		0-0 F8 2-3		4-0 BB		3	0	1	0	1	0	2											
Ken Boyer, R (1, 5) OBP: 0.387, SLG: 0.508	0-0 5-3			0-0 G6-4-3 1-2		4-0 BB		0-0 F9		3	0	0	0	1	0	3											
Stan Musial, L (1, 7) OBP: 0.391, SLG: 0.544		0-0 F3 4-3 2B		0-0 2B		0-0 P6		0-0 F2		4	1	2	0	0	0	3											
Charlie James, R (1, 9) OBP: 0.331, SLG: 0.402		0-0 F3 2-3		0-0 F9		0-3 K		0-0 P3		4	0	0	0	0	1	2											
Carl Sawatski, L (1, 2) OBP: 0.404, SLG: 0.640		0-0 4-3 3-H		0-0 G3		0-0 1-3 1B		0-0 HR		4	1	2	2	0	0	0											
Jerry Buchek, R (1, 6) OBP: 0.171, SLG: 0.154 Joe Cunningham, L (7, PH) OBP: 0.402, SLG: 0.388 Alex Grammas, R (8, 6) OBP: 0.256, SLG: 0.213		0-0 K		0-0 6-3		0-0 1-3				2	0	0	0	0	1	0											
Larry Jackson, R (1, 1) OBP: 0.194, SLG: 0.267 Red Schoendienst, S (7, PH) OBP: 0.347, SLG: 0.393 Lindy McDaniel, R (8, 1) OBP: 0.167, SLG: 0.167			0-0 G3		0-0 4-3		4-0 IBB			2	0	0	0	0	0	0											
<b>Inning Stats</b>	R: 0 E: 0 K: 0 S: 3	H: 0 LOB: 1 BB: 1 P: 7	R: 1 E: 0 K: 1 S: 6	H: 1 LOB: 0 BB: 0 P: 6	R: 0 E: 0 K: 0 S: 3	H: 0 LOB: 0 BB: 0 P: 3	R: 0 E: 0 K: 0 S: 4	H: 2 LOB: 1 BB: 0 P: 4	R: 0 E: 0 K: 0 S: 3	H: 0 LOB: 0 BB: 0 P: 3	R: 0 E: 0 K: 0 S: 4	H: 1 LOB: 2 BB: 1 P: 8	R: 0 E: 0 K: 1 S: 6	H: 1 LOB: 2 BB: 1 P: 10	R: 0 E: 0 K: 0 S: 3	H: 0 LOB: 1 BB: 1 P: 7	R: 1 E: 0 K: 0 S: 2	H: 1 LOB: 0 BB: 0 P: 2	1B: 2 2B: 3 3B: 0 HR: 1	SF: 0 SAC: 0 DP: 1 HBP: 0	WP: 0 PB: 0 CS: 0	PA: 34					
<b>PITCHER</b>	IP	WLS	BF	H	R	ER	SO	BB	IBB	HBP	BLK	WP	HR	S	P	ERA	WHIP										
Bob Buhl, R (1, 1) ERA: 4.01	8.1	L	34	6	2	2	2	3	1	0	0	0	1	34	50	2.16	1.080										



Batter	1	2	3	4	5	6	7	8	9	AB	R	H	RBI	BB	SO	LOB	TOP																
Mack Jones, L (1, 8) OBP: 0.571, SLG: 0.583										3	1	1	0	2	0	5	<b>Milwaukee Braves @ St. Louis Cardinals</b> Sportsman's Park, St. Louis, MO Sat Jul 15 1961, 8:05 PM EDT Att: 16,140 - Unknown																
Frank Bolling, R (1, 4) OBP: 0.370, SLG: 0.467										5	1	1	2	0	0	4																	
Eddie Mathews, L (1, 5) OBP: 0.399, SLG: 0.561										2	0	0	0	3	1	0																	
Hank Aaron, R (1, 9) OBP: 0.363, SLG: 0.606										5	0	1	0	0	0	4																	
Frank Thomas, R (1, 7) OBP: 0.367, SLG: 0.538										4	0	0	0	1	0	2																	
Joe Adcock, R (1, 3) OBP: 0.307, SLG: 0.455										4	0	1	0	1	0	1																	
Joe Torre, R (1, 2) OBP: 0.325, SLG: 0.484										4	1	2	0	1	0	2																	
Roy McMillan, R (1, 6) OBP: 0.310, SLG: 0.295										3	1	2	1	1	0	3																	
Lew Burdette, R (1, 1) OBP: 0.241, SLG: 0.431										3	0	2	1	0	0	0																	
Bob Boyd, L (7, PH) OBP: 0.252, SLG: 0.294										0	0	0	0	1	0	0																	
Don McMahon, R (7, PH) OBP: 0.230, SLG: 0.200										0	0	0	0	0	0	0																	
Johnny Antonelli, L (8, PH) OBP: 0.287, SLG: 0.400										0	0	0	0	0	0	0																	
Lee Maye, L (9, PH) OBP: 0.352, SLG: 0.431										1	0	1	0	0	0	0																	
<b>Inning Stats</b>	R: 2 E: 0 K: 0 S: 5	H: 2 LOB: 3 BB: 3 P: 17	R: 0 E: 0 K: 0 S: 3	H: 1 LOB: 0 BB: 0 P: 3	R: 0 E: 0 K: 0 S: 2	H: 0 LOB: 1 BB: 2 P: 10	R: 1 E: 0 K: 0 S: 4	H: 2 LOB: 1 BB: 1 P: 8	R: 0 E: 1 K: 1 S: 7	H: 1 LOB: 2 BB: 0 P: 7	R: 1 E: 0 K: 0 S: 5	H: 2 LOB: 2 BB: 1 P: 9	R: 0 E: 0 K: 0 S: 5	H: 2 LOB: 3 BB: 1 P: 9	R: 0 E: 0 K: 0 S: 3	H: 0 LOB: 1 BB: 1 P: 7	R: 0 E: 0 K: 0 S: 4	H: 1 LOB: 2 BB: 1 P: 8	R: 0 E: 0 K: 0 S: 4	H: 1 LOB: 2 BB: 1 P: 8	1B: 8 2B: 1 3B: 1 HR: 1	SF: 1 SAC: 1 DP: 3 HBP: 0	WP: 3 PB: 0 SB: 2 CS: 0	PA: 46									
<b>PITCHER</b>	IP WLS BF H R ER SO BB IBB HBP BLK WP HR S P ERA WHIP																																
Ray Sadecki, L (1, 1) ERA: 3.44	5.0	25	6	3	3	1	6	0	0	0	0	1	1	21	45	5.40	2.400																
Bob Miller, R (6, 1) ERA: 3.97	0.2	5	2	1	1	0	1	0	0	0	0	1	0	4	8	13.50	4.500																
Craig Anderson, R (6, 1) ERA: 2.3	2.1	W	11	2	0	0	2	0	0	0	0	1	0	9	17	0.00	1.714																
Bob Gibson, R (9, 1) ERA: 3.36	1.0	S	5	1	0	0	1	0	0	0	0	0	0	4	8	0.00	2.000																
Batter	1	2	3	4	5	6	7	8	9	AB	R	H	RBI	BB	SO	LOB	BOTTOM																
Bob Lillis, R (1, 4) OBP: 0.262, SLG: 0.235										2	0	0	0	0	0	0	<b>Milwaukee Braves @ St. Louis Cardinals</b> Sportsman's Park, St. Louis, MO Sat Jul 15 1961, 8:05 PM EDT Att: 16,140 - Unknown																
Red Schoendienst, S (5, PH) OBP: 0.347, SLG: 0.391										3	1	1	1	0	0	2																	
Don Taussig, R (1, 8) OBP: 0.395, SLG: 0.593										4	1	2	4	1	0	0																	
Bill White, L (1, 3) OBP: 0.370, SLG: 0.453										3	1	1	0	2	0	1																	
Ken Boyer, R (1, 5) OBP: 0.384, SLG: 0.513										5	1	1	3	0	0	3																	
Stan Musial, L (1, 7) OBP: 0.391, SLG: 0.545										5	0	2	0	0	1	1																	
Bob Gibson, R (9, 1) OBP: 0.278, SLG: 0.364										0	0	0	0	0	0	0																	
Joe Cunningham, L (1, 9) OBP: 0.397, SLG: 0.364										5	2	1	0	0	0	3																	
Carl Sawatski, L (1, 2) OBP: 0.426, SLG: 0.654										2	2	1	1	2	0	0																	
Jerry Buchek, R (1, 6) OBP: 0.186, SLG: 0.171										2	1	1	0	0	0	2																	
Charlie James, R (6, PH) ERA: 3.95										1	0	1	1	0	0	0																	
Alex Grammas, R (7, 6) OBP: 0.264, SLG: 0.213										0	1	0	0	1	0	0																	
Ray Sadecki, L (1, 1) OBP: 0.245, SLG: 0.286										1	0	0	0	0	0	0																	
Carl Warwick, R (5, PH) ERA: 3.95										1	1	1	0	0	0	0																	
Bob Miller, R (6, 1) ERA: 3.97										0	0	0	0	0	0	0																	
Craig Anderson, R (6, 1) ERA: 2.3										1	0	0	0	0	0	0																	
Curt Flood, R (8, PH) OBP: 0.376, SLG: 0.399										1	1	1	2	0	0	0																	
<b>Inning Stats</b>	R: 0 E: 0 K: 0 S: 3	H: 0 LOB: 0 BB: 0 P: 3	R: 0 E: 0 K: 0 S: 4	H: 1 LOB: 2 BB: 1 P: 8	R: 0 E: 0 K: 0 S: 3	H: 0 LOB: 0 BB: 0 P: 3	R: 0 E: 0 K: 0 S: 4	H: 1 LOB: 1 BB: 0 P: 4	R: 2 E: 0 K: 0 S: 6	H: 3 LOB: 1 BB: 0 P: 6	R: 2 E: 0 K: 0 S: 5	H: 3 LOB: 1 BB: 0 P: 5	R: 0 E: 0 K: 0 S: 3	H: 0 LOB: 2 BB: 2 P: 11	R: 8 E: 0 K: 1 S: 10	H: 5 LOB: 0 BB: 3 P: 22	1B: 7 2B: 4 3B: 1 HR: 1	SF: 0 SAC: 0 DP: 0 HBP: 0	WP: 0 PB: 1 SB: 0 CS: 0	PA: 42													
<b>PITCHER</b>	IP WLS BF H R ER SO BB IBB HBP BLK WP HR S P ERA WHIP																																
Lew Burdette, R (1, 1) ERA: 3.95	6.0	26	4	4	4	0	1	0	0	0	0	25	29	6.00	1.500																		
Don McMahon, R (7, 1) ERA: 2.22	1.1	L	10	2	4	4	4	0	0	0	0	6	22	27.00	4.500																		
Johnny Antonelli, L (8, 1) ERA: 6.88	0.2		6	3	4	4	1	1	0	0	0	1	7	11	54.00	6.000																	



Batter	1	2	3	4	5	6	7	8	9	AB	R	H	RBI	BB	SO	LOB	TOP										
Mack Jones, L OBP: 0.526, SLG: 0.529 (1, 8)	P6		1-3		L8		CS 2H 1B		L3 1B	5	0	2	1	0	0	0	<b>Milwaukee Braves @ St. Louis Cardinals</b> Sportsman's Park, St. Louis, MO Sun Jul 16 1961, 4:33 AM EDT Att: 17,031 - Unknown <a href="http://livebaseballscorecards.com">livebaseballscorecards.com</a>										
Frank Bolling, R OBP: 0.365, SLG: 0.463 (1, 4)	6-3		F8		5-3		CS 1-2	1B E 1B	L3 1-2	5	1	1	0	0	0	1											
Eddie Mathews, L OBP: 0.403, SLG: 0.562 (1, 5)	3-1				BB 1B		4-3 5-3 WP BB	1-3 E 1B		3	3	2	0	1	0	0											
Hank Aaron, R OBP: 0.361, SLG: 0.604 (1, 9)		F8		F8		5-3		E6 1-3 HR 2B		4	1	1	2	0	0	2											
Joe Adcock, R OBP: 0.313, SLG: 0.479 (1, 3)		HR		BB 1-2 BB		4-3		3-H HR		3	2	2	3	1	0	1											
Lee Maye, L OBP: 0.325, SLG: 0.448 (1, 7)		HR		HBP 1B 1-3 2-H		6-3		3-H K		4	1	2	2	0	1	0											
Roy McMillan, R OBP: 0.316, SLG: 0.294 (1, 6)		HR		1-2 HBP			4-0 SH3 1B BB	G5-4-3 BB		1	1	0	0	2	1	0											
Sammy White, R (1, 2)	F8			K			SH3 1-2	G5-4-3 1-2		3	0	0	0	0	1	3											
Bob Hendley, R (1, 1)			5-3		F8		6-3		1-3	3	0	0	0	0	0	1											
Don Nottebart, R OBP: 0.192, SLG: 0.087 (7, 1)										1	0	0	0	0	0	0											
<b>Inning Stats</b>	R: 0 E: 0 K: 0 S: 3	H: 0 LOB: 0 BB: 0 P: 3	R: 2 E: 0 K: 1 S: 7	H: 2 LOB: 0 BB: 0 P: 7	R: 0 E: 0 K: 0 S: 3	H: 0 LOB: 0 BB: 0 P: 3	R: 1 E: 0 K: 1 S: 6	H: 2 LOB: 2 BB: 1 P: 11	R: 0 E: 0 K: 0 S: 3	H: 0 LOB: 0 BB: 0 P: 7	R: 1 E: 0 K: 0 S: 3	H: 1 LOB: 0 BB: 1 P: 7	R: 4 E: 1 K: 1 S: 8	H: 4 LOB: 0 BB: 1 P: 12	R: 0 E: 0 K: 0 S: 3	H: 1 LOB: 0 BB: 0 P: 3		1B: 6 2B: 2 3B: 0 HR: 3	SF: 0 SAC: 1 DP: 2 HBP: 1	WP: 1 PB: 0 SB: 0 CS: 0	PA: 39						
<b>PITCHER</b>	IP	WLS	BF	H	R	ER	SO	BB	IBB	HBP	BLK	WP	HR	S	P	ERA	WHIP										
Al Cicotte, R ERA: 4.41 (1, 1)	7.0	L	28	5	5	5	2	3	0	1	0	1	2	28	41	6.43	1.143										
Lindy McDaniel, R ERA: 5.75 (8, 1)	1.0		7	4	4	4	1	1	0	0	0	0	1	8	12	36.00	5.000										
Craig Anderson, R ERA: 2.16 (9, 1)	1.0		3	1	0	0	0	0	0	0	0	0	0	3	3	0.00	1.000										

Batter	1	2	3	4	5	6	7	8	9	AB	R	H	RBI	BB	SO	LOB	BOTTOM										
Curt Flood, R OBP: 0.377, SLG: 0.393 (1, 8)	5-3		BB		5-3		BB 1B	F9		4	0	1	0	1	0	2	<b>Milwaukee Braves @ St. Louis Cardinals</b> Sportsman's Park, St. Louis, MO Sun Jul 16 1961, 4:33 AM EDT Att: 17,031 - Unknown <a href="http://livebaseballscorecards.com">livebaseballscorecards.com</a>										
Julian Javier, R OBP: 0.335, SLG: 0.351 (1, 4)	6-3		K				BB	K		4	0	1	0	1	2	1											
Bill White, L OBP: 0.368, SLG: 0.447 (1, 3)	BB 1B		F8		L9		F7	F3		4	0	0	0	1	0	4											
Ken Boyer, R OBP: 0.384, SLG: 0.511 (1, 5)	1-2 1B		F7		L5		K	1B		5	0	2	0	0	1	2											
Charlie James, R OBP: 0.337, SLG: 0.411 (1, 7)	P5		1B 2B		1B 1B		K	K		5	0	2	0	0	2	5											
Don Taussig, R OBP: 0.392, SLG: 0.573 (1, 9)		F9		BB 1B	F7		6-3			3	0	0	0	1	0	1											
Jimmie Schaffer, R OBP: 0.347, SLG: 0.420 (1, 2)		1-3		BB 1B			1B 1B			3	0	2	0	0	0	0											
Tim McCarver, L OBP: 0.246, SLG: 0.354 (8, PH) (9, 2)				G6-4-3 1B 1-2 2-3			1B			1	0	1	0	0	0	0											
Jerry Buchek, R OBP: 0.170, SLG: 0.156 (1, 6)		5-3		G6-4-3 1-2			K	K		4	0	0	0	0	2	6											
Al Cicotte, R OBP: 0.226, SLG: 0.313 (7, PH) Carl Warwick, R OBP: 0.207, SLG: 0.306 (8, 1) Lindy McDaniel, R OBP: 0.313, SLG: 0.479 (9, PH) Stan Musial, R OBP: 0.325, SLG: 0.547 (8, PH) Bob Lillis, R OBP: 0.246, SLG: 0.354 (9, 1) Craig Anderson, R OBP: 0.226, SLG: 0.306 (9, 1)			K		K		HR	1-2 1B		2	0	0	0	0	2	0											
<b>Inning Stats</b>	R: 0 E: 0 K: 0 S: 4	H: 1 LOB: 2 BB: 1 P: 8	R: 0 E: 0 K: 0 S: 3	H: 0 LOB: 0 BB: 0 P: 3	R: 0 E: 0 K: 2 S: 7	H: 0 LOB: 1 BB: 1 P: 11	R: 0 E: 0 K: 0 S: 4	H: 2 LOB: 2 BB: 1 P: 8	R: 0 E: 0 K: 1 S: 6	H: 1 LOB: 1 BB: 0 P: 6	R: 0 E: 0 K: 1 S: 7	H: 2 LOB: 2 BB: 0 P: 7	R: 1 E: 0 K: 2 S: 9	H: 2 LOB: 2 BB: 1 P: 13	R: 0 E: 0 K: 1 S: 7	H: 2 LOB: 2 BB: 0 P: 7	R: 0 E: 0 K: 2 S: 8	H: 1 LOB: 1 BB: 0 P: 8	1B: 9 2B: 1 3B: 0 HR: 1	SF: 0 SAC: 0 DP: 1 HBP: 0	WP: 0 PB: 0 SB: 0 CS: 0	PA: 41					
<b>PITCHER</b>	IP	WLS	BF	H	R	ER	SO	BB	IBB	HBP	BLK	WP	HR	S	P	ERA	WHIP										
Bob Hendley, L ERA: 5.72 (1, 1)	6.0	W	28	8	1	1	4	3	0	0	0	0	1	33	45	1.50	1.833										
Don Nottebart, R ERA: 4.29 (7, 1)	3.0	S	13	3	0	0	5	1	0	0	0	0	0	22	26	0.00	1.333										







Batter	1	2	3	4	5	6	7	8	9	AB	R	H	RBI	BB	SO	LOB	TOP								
Mack Jones, L OBP: 0.452, SLG: 0.444 (1, 8)	5-3	1B	F2		FC1-4		FC6-4		6-3	5	0	1	1	1	0	4	<b>Milwaukee Braves @ Cincinnati Reds</b> Crosley Field, Cincinnati, OH Tue Jul 18 1961, 7:05 PM EDT Att: 14,561 - Unknown								
Frank Bolling, R OBP: 0.367, SLG: 0.458 (1, 4)	P5	1B			K		FC6-4		F7	6	0	2	3	0	1	4									
Eddie Mathews, L OBP: 0.399, SLG: 0.565 (1, 5)	F8	F7	F7				K		HR	6	1	1	1	0	1	5									
Hank Aaron, R OBP: 0.361, SLG: 0.594 (1, 9)		1B	1B	F8		S	F9		F9	5	3	2	0	1	0	2									
Joe Adcock, R OBP: 0.316, SLG: 0.479 (1, 3)	1B	1B	1-3		E4		P6			5	2	2	0	0	0	1									
Frank Thomas, R OBP: 0.368, SLG: 0.539 (1, 7)	1B	1B	E5	K		K			2B	5	3	2	1	0	2	4									
Joe Torre, R OBP: 0.338, SLG: 0.482 (1, 2)	K	1B	BLK		FC1-4		3-1			3	1	1	0	2	1	3									
Roy McMillan, R OBP: 0.319, SLG: 0.302 (1, 6)	F9	SF7			FC1-4		6-3		2B	3	0	1	2	1	0	4									
Tony Cloninger, R OBP: 0.231, SLG: 0.231 (1, 1)	1B	SH			K				5-3	1	2	1	1	0	0	0									
Don Nottebart, R OBP: 0.185, SLG: 0.083 (7, PH)	1B	BLK								1	0	0	0	0	1	2									
Al Spangler, L OBP: 0.444, SLG: 0.309 (7, PH)	1B	1B	SH				FC6-4			0	0	0	0	1	0	0									
Lew Burdette, R OBP: 0.237, SLG: 0.424 (7, 1)	1B	1B	1B							1	0	0	0	0	0	1									
<b>Inning Stats</b>	R: 0 E: 0 K: 0 S: 3	H: 0 LOB: 0 BB: 0 P: 3	R: 4 E: 0 K: 1 S: 10	H: 5 LOB: 2 BB: 1 P: 14	R: 5 E: 1 K: 0 S: 8	H: 3 LOB: 1 BB: 1 P: 12	R: 0 E: 0 K: 1 S: 5	H: 0 LOB: 0 BB: 0 P: 5	R: 0 E: 0 K: 2 S: 8	H: 1 LOB: 2 BB: 1 P: 12	R: 1 E: 1 K: 1 S: 7	H: 1 LOB: 2 BB: 1 P: 11	R: 0 E: 0 K: 1 S: 5	H: 0 LOB: 2 BB: 2 P: 13	R: 1 E: 0 K: 0 S: 5	H: 2 LOB: 1 BB: 0 P: 5	R: 1 E: 0 K: 0 S: 4	H: 1 LOB: 0 BB: 0 P: 4	1B: 10 2B: 2 3B: 0 HR: 1	SF: 1 SAC: 1 DP: 0 HBP: 0	WP: 1 PB: 1 SB: 5 CS: 0	PA: 49			
<b>PITCHER</b>	IP	WLS	BF	H	R	ER	SO	BB	IBB	HBP	BLK	WP	HR	S	P	ERA	WHIP								
Jim O'Toole, L ERA: 3.8 (1, 1)	2.0	L	15	7	7	6	1	1	0	0	0	0	0	16	20	27.00	4.000								
Howie Nunn, R ERA: 3.75 (3, 1)	0.1		2	0	0	0	0	1	0	0	0	1	0	1	5	0.00	3.000								
Sherman Jones, R ERA: 5.6 (3, 1)	1.2		7	1	2	0	1	0	0	0	1	0	0	9	9	0.00	0.600								
Jim Maloney, R ERA: 4.56 (5, 1)	2.0		13	2	1	0	3	4	0	0	0	0	0	15	31	0.00	3.000								
Bill Henry, L ERA: 2.97 (7, 1)	2.0		8	2	1	1	1	0	0	0	0	0	0	10	10	4.50	1.000								

AB	41
R	12
H	13
RBI	9
BB	6
SO	6
LOB	30



Batter	1	2	3	4	5	6	7	8	9	AB	R	H	RBI	BB	SO	LOB	BOTTOM								
Eddie Kasko, R OBP: 0.326, SLG: 0.328 (1, 6)	L4		P6	BB		FC3-6		P3		4	0	1	1	1	0	1	<b>Milwaukee Braves @ Cincinnati Reds</b> Crosley Field, Cincinnati, OH Tue Jul 18 1961, 7:05 PM EDT Att: 14,561 - Unknown								
Don Blasingame, L OBP: 0.307, SLG: 0.303 (1, 4)	1-3		K	G3		FC3-6		F8		5	0	0	1	0	1	3									
Vada Pinson, L OBP: 0.352, SLG: 0.460 (1, 8)	2B	3B	P6		B1	P6		1-3		5	1	1	0	0	0	1									
Frank Robinson, R OBP: 0.430, SLG: 0.660 (1, 9)	2B			BB	WP	6-3		F7		4	1	1	1	1	0	0									
Gordy Coleman, L OBP: 0.350, SLG: 0.564 (1, 3)	F7			BB	BB	6-3		4-3		3	1	0	0	1	0	1									
Jerry Lynch, L OBP: 0.436, SLG: 0.667 (1, 7)		HR		BB	BB	6-3	4-3	K	K	3	2	1	1	1	2	0									
Gene Freese, R OBP: 0.332, SLG: 0.525 (1, 5)	F7			4-3		1B		6-3	2-3	4	1	2	1	0	0	2									
Johnny Edwards, L OBP: 0.333, SLG: 0.390 (1, 2)	P6			6-3		1B		2-3		4	1	1	1	0	0	2									
Jim O'Toole, S OBP: 0.228, SLG: 0.216 (3, 1)				3H		1B		6-3		1	0	0	0	0	1	0									
Howie Nunn, R OBP: 0.290, SLG: 0.220 (3, 1)				3H		1B		6-3		0	0	0	0	0	0	0									
Sherman Jones, R OBP: 0.290, SLG: 0.220 (3, 1)				3H		1B		6-3		0	0	0	0	0	0	0									
Wally Post, R OBP: 0.290, SLG: 0.220 (4, PH)				3H		1B		6-3		1	0	1	1	0	0	0									
Jim Maloney, L OBP: 0.402, SLG: 0.500 (5, 1)				3H		1B		6-3		1	1	1	1	0	0	0									
Bill Henry, L OBP: 0.402, SLG: 0.500 (7, 1)				3H		1B		6-3		0	0	0	0	0	0	0									
Gus Bell, L OBP: 0.228, SLG: 0.216 (8, PH)				3H		1B		6-3		1	0	0	0	0	0	1									
Jim Brosnan, R (8, 1)				3H		1B		6-3		0	0	0	0	0	0	0									
<b>Inning Stats</b>	R: 1 E: 0 K: 0 S: 5	H: 2 LOB: 1 BB: 0 P: 5	R: 1 E: 0 K: 1 S: 6	H: 1 LOB: 0 BB: 0 P: 6	R: 0 E: 0 K: 1 S: 5	H: 0 LOB: 0 BB: 0 P: 5	R: 3 E: 0 K: 0 S: 4	H: 1 LOB: 2 BB: 4 P: 20	R: 0 E: 0 K: 0 S: 3	H: 0 LOB: 0 BB: 0 P: 3	R: 3 E: 1 K: 1 S: 9	H: 4 LOB: 1 BB: 0 P: 9	R: 0 E: 0 K: 1 S: 5	H: 0 LOB: 0 BB: 0 P: 5	R: 0 E: 0 K: 0 S: 4	H: 1 LOB: 1 BB: 0 P: 4	R: 0 E: 0 K: 0 S: 3	H: 0 LOB: 0 BB: 0 P: 3	1B: 6 2B: 1 3B: 1 HR: 1	SF: 0 SAC: 0 DP: 0 HBP: 0	WP: 1 PB: 0 SB: 0 CS: 0	PA: 40			
<b>PITCHER</b>	IP	WLS	BF	H	R	ER	SO	BB	IBB	HBP	BLK	WP	HR	S	P	ERA	WHIP								
Tony Cloninger, R ERA: 6.62 (1, 1)	3.0		14	3	4	4	2	2	0	0	0	0	0	16	24	9.00	1.667								
Don Nottebart, R ERA: 4.49 (4, 1)	3.0		16	5	4	3	1	2	0	0	0	0	0	16	24	9.00	2.333								
Lew Burdette, R ERA: 3.87 (7, 1)	3.0	W	10	1	0	0	1	0	0	0	0	0	0	12	12	0.00	0.333								

AB	36
R	8
H	9
RBI	8
BB	4
SO	4
LOB	11





Batter	1	2	3	4	5	6	7	8	9	AB	R	H	RBI	BB	SO	LOB	TOP			
Mack Jones, L (1.8) OBP: 0.500, SLG: 0.548	4-0 3B BB		0-0 2B 3B	0-0 1B		0-0 1B			0-0 4-3	4	2	3	3	1	0	0				
Frank Bolling, R (1.4) OBP: 0.362, SLG: 0.452	0-3 K		0-0 P5	0-0 L5		0-0 CS			0-3 K	5	0	0	0	0	2	4				
Eddie Mathews, L (1.5) OBP: 0.396, SLG: 0.565	0-0 FC1 3B		0-0 L9			0-0 F7			0-0 1-3	5	1	1	1	0	1	1				
Hank Aaron, R (1.9) OBP: 0.363, SLG: 0.595	0-0 FC1		0-0			0-0 E5				3	0	1	2	1	0	0				
Joe Adcock, R (1.3) OBP: 0.318, SLG: 0.483	0-3 K					0-0 G4-6-3				4	1	2	0	0	1	2				
Lee Maye, L (1.7) OBP: 0.335, SLG: 0.475	0-0 L5					0-0 1B 1B				4	1	1	0	0	1	3				
Joe Torre, R (1.2) OBP: 0.341, SLG: 0.480						0-0 1B 1B				3	2	1	1	1	0	0				
Roy McMillan, R (1.6) OBP: 0.321, SLG: 0.308						0-0 1B 1B				4	1	2	1	0	1	0				
Bob Buhl, R (1.1) OBP: 0.119, SLG: 0.075						0-0 1B 2B				4	0	0	0	0	3	4				
Don McMahon, R (9.1) OBP: 0.200, SLG: 0.200						0-0 1-3				0	0	0	0	0	0	0				
<b>Inning Stats</b>	R: 2 E: 0 K: 2 S: 9	H: 1 LOB: 1 BB: 1 P: 13	R: 0 E: 0 K: 2 S: 7	H: 0 LOB: 0 BB: 0 P: 7	R: 1 E: 0 K: 0 S: 4	H: 2 LOB: 1 BB: 0 P: 4	R: 3 E: 0 K: 1 S: 9	H: 5 LOB: 1 BB: 0 P: 9	R: 0 E: 1 K: 0 S: 3	H: 0 LOB: 0 BB: 0 P: 3	R: 2 E: 0 K: 0 S: 4	H: 2 LOB: 2 BB: 1 P: 8	R: 0 E: 0 K: 1 S: 5	H: 0 LOB: 0 BB: 0 P: 5	R: 0 E: 0 K: 1 S: 5	H: 0 LOB: 0 BB: 0 P: 5	1B: 6 2B: 3 3B: 2 HR: 0	SF: 0 SAC: 0 DP: 1 HBP: 0	WP: 0 PB: 0 SB: 1 CS: 2	PA: 40
<b>PITCHER</b>	IP WLS BF H R ER SO BB IBB HBP BLK WP HR S P ERA WHIP																			
Art Mahaffey, R (1.1) ERA: 3.98	3.0 L 13 3 3 3 4 1 0 0 0 0 0 0 20 24 9.00 1.333																			
Dallas Green, R (4.1) ERA: 4.54	2.0 10 5 3 3 1 0 0 0 0 0 0 0 12 12 13.50 2.500																			
Ken Lehman, L (6.1) ERA: 4.31	2.0 10 3 2 2 2 2 0 0 0 0 0 0 12 20 9.00 2.500																			
Frank Sullivan, R (8.1) ERA: 4.05	2.0 6 0 0 0 2 0 0 0 0 0 0 0 10 10 0.00 0.000																			

Milwaukee Braves @ Philadelphia Phillies  
 Connie Mack Stadium, Philadelphia, PA  
 Wed Jul 19 1961, 7:05 PM EDT  
 Unknown

AB	36
R	8
H	11
RBI	8
BB	3
SO	9
LOB	14



Batter	1	2	3	4	5	6	7	8	9	AB	R	H	RBI	BB	SO	LOB	BOTTOM					
Bobby Malkmus, R (1.4) OBP: 0.273, SLG: 0.302	0-0 G6-3 1B					0-0 F7			0-0 F9								5 0 2 1 0 0 3					
Johnny Callison, L (1.7) OBP: 0.348, SLG: 0.384	0-0 G6-3					0-0 F8			0-0 F7								5 1 1 0 0 0 4					
Don Demeter, R (1.8) OBP: 0.316, SLG: 0.431	0-0 5-3					0-0 F8			0-0 F9								5 0 1 1 0 0 1					
Tony Gonzalez, L (1.9) OBP: 0.391, SLG: 0.457						0-0 F9			0-0 HR								4 1 2 0 0 0 2					
Charley Smith, R (1.5) OBP: 0.308, SLG: 0.403						0-0 F2			0-0 F5								4 0 1 0 0 0 3					
Lee Walls, R (1.3) OBP: 0.342, SLG: 0.577						0-0 6-3			0-0 HR								4 1 2 3 0 0 2					
Darrell Johnson, R (1.2) OBP: 0.287, SLG: 0.214						0-0 6-3			0-0 HR								1 0 0 0 0 0 0					
Clay Dalrymple, L (6. PH) OBP: 0.210, SLG: 0.227						0-0 6-3			0-0 BB								2 0 0 0 1 0 2					
Ruben Amaro, R (1.6) OBP: 0.351, SLG: 0.358						0-3 K			0-0 F9								4 1 1 0 0 1 1					
Art Mahaffey, R (1.1) ERA: 3.98						0-0 6-3			0-0 F9								0 0 0 0 0 0 0					
Dallas Green, L (3. PH) OBP: 0.345, SLG: 0.208						0-0 6-3			0-0 BB								1 0 0 0 0 0 0					
Elmer Vao, L (5. PH) OBP: 0.366, SLG: 0.225						0-0 6-3			0-0 BB								0 0 0 0 0 1 0					
Ken Lehman, L (6.1) ERA: 4.31						0-0 6-3			0-0 BB								0 0 0 0 0 0 0					
Bobby Gene Smith, R (7. PH) OBP: 0.311, SLG: 0.319						0-0 6-3			0-0 BB								1 0 1 0 0 0 0					
Frank Sullivan, R (8.1) OBP: 0.200, SLG: 0.200						0-0 6-3			0-0 BB								0 0 0 0 0 0 0					
Wes Covington, R (9. PH) OBP: 0.200, SLG: 0.361						0-0 6-3			0-0 BB								1 1 1 0 0 0 0					
<b>Inning Stats</b>	R: 0 E: 0 K: 0 S: 3	H: 1 LOB: 0 BB: 0 P: 3	R: 0 E: 0 K: 0 S: 3	H: 0 LOB: 0 BB: 0 P: 3	R: 0 E: 0 K: 1 S: 5	H: 0 LOB: 0 BB: 0 P: 5	R: 0 E: 0 K: 0 S: 3	H: 0 LOB: 0 BB: 0 P: 3	R: 2 E: 0 K: 0 S: 5	H: 2 LOB: 2 BB: 2 P: 13	R: 1 E: 0 K: 0 S: 5	H: 2 LOB: 2 BB: 0 P: 6	R: 0 E: 0 K: 0 S: 4	H: 1 LOB: 1 BB: 0 P: 4	R: 0 E: 0 K: 0 S: 4	H: 2 LOB: 1 BB: 0 P: 4	R: 2 E: 0 K: 0 S: 7	H: 4 LOB: 2 BB: 0 P: 7	1B: 8 2B: 4 3B: 0 HR: 1	SF: 0 SAC: 0 DP: 2 HBP: 1	WP: 0 PB: 0 SB: 0 CS: 0	PA: 40
<b>PITCHER</b>	IP WLS BF H R ER SO BB IBB HBP BLK WP HR S P ERA WHIP																					
Bob Buhl, R (1.1) ERA: 4.11	8.1 W 37 11 5 5 1 0 0 0 0 0 0 0 36 45 5.40 1.560																					
Don McMahon, R (9.1) ERA: 2.2	0.2 S 3 1 0 0 0 0 0 0 0 0 0 0 3 3 0.00 1.500																					

Milwaukee Braves @ Philadelphia Phillies  
 Connie Mack Stadium, Philadelphia, PA  
 Wed Jul 19 1961, 7:05 PM EDT  
 Unknown

AB	37
R	5
H	12
RBI	5
BB	2
SO	1
LOB	18





Batter	1	2	3	4	5	6	7	8	9	AB	R	H	RBI	BB	SO	LOB	TOP		
Mack Jones, L (1, 8) OBP: 0.450, SLG: 0.486	0-3 K		0-0 3-1			0-0 P6		0-0 F8		4	0	0	0	0	1	0			
Frank Bolling, R (1, 4) OBP: 0.364, SLG: 0.451	0-0 F8		4-0 BB			0-0 L7			0-0 G4-6-3 1B	3	0	1	0	1	0	0			
Eddie Mathews, L (1, 5) OBP: 0.394, SLG: 0.560	4-0 BB		0-0 4-3			0-0 3-1			0-0 G4-6-3 1-2	3	0	0	0	1	0	2			
Hank Aaron, R (1, 9) OBP: 0.359, SLG: 0.587	0-0 F8			0-0 F7			0-0 L7		0-0 P3	4	0	0	0	0	0	1			
Joe Adcock, R (1, 3) OBP: 0.324, SLG: 0.497		0-0 1B		4-0 G6-4-3 BB			0-0 HR			2	1	2	1	1	0	0			
Frank Thomas, R (1, 7) OBP: 0.364, SLG: 0.533		0-0 F7		0-0 G6-4-3 1-2			0-0 E6 G4-6-3			3	0	0	0	0	0	2			
Roy McMillan, R (1, 6) OBP: 0.318, SLG: 0.305		0-0 F9			0-3 K		0-0 G4-6-3 1-2			3	0	0	0	0	1	2			
Sammy White, R (1, 2) OBP: 0.318, SLG: 0.305	0-3 K				0-0 P6			0-0 6-3		3	0	0	0	0	1	1			
Carl Willey, R (1, 1) OBP: 0.038, SLG: 0.038			0-3 K		0-3 K			0-3 K		3	0	0	0	0	3	0			
<b>Inning Stats</b>	R: 0 E: 0 K: 1 S: 5	H: 0 LOB: 1 BB: 1 P: 9	R: 0 E: 0 K: 1 S: 6	H: 1 LOB: 1 BB: 0 P: 6	R: 0 E: 0 K: 1 S: 5	H: 0 LOB: 1 BB: 1 P: 9	R: 0 E: 0 K: 0 S: 2	H: 0 LOB: 0 BB: 0 P: 6	R: 0 E: 0 K: 2 S: 7	H: 0 LOB: 0 BB: 0 P: 7	R: 1 E: 1 K: 0 S: 4	H: 1 LOB: 0 BB: 0 P: 4	R: 0 E: 0 K: 1 S: 5	H: 0 LOB: 0 BB: 0 P: 5	R: 0 E: 0 K: 0 S: 3	H: 1 LOB: 0 BB: 0 P: 3	1B: 2 2B: 0 3B: 0 HR: 1	SF: 0 SAC: 0 DP: 3 HBP: 0	WP: 0 PA: 31 CS: 0
<b>PITCHER</b> Don Ferrarese, L (1, 1) ERA: 3.71	IP: 9.0 WLS: W BF: 31 H: 3 R: 1 ER: 1 SO: 6 BB: 3 IBB: 0 HBP: 0 BLK: 0 WP: 0 HR: 1 S: 40 P: 52 ERA: 1.00 WHIP: 0.667															<b>PITCHER</b>			

Milwaukee Braves @ Philadelphia Phillies  
 Connie Mack Stadium, Philadelphia, PA  
 Wed Jul 19 1961, 7:05 PM EDT  
 Att: 19,818 - Unknown

AB	28
R	1
H	3
RBI	1
BB	3
SO	6
LOB	8



Batter	1	2	3	4	5	6	7	8	9	AB	R	H	RBI	BB	SO	LOB	BOTTOM				
Bobby Malkmus, R (1, 4) OBP: 0.268, SLG: 0.296	0-0 1-3		0-0 5-3			0-3 K			0-0 SH1-3	3	0	0	0	0	1	0					
Johnny Callison, L (1, 7) OBP: 0.351, SLG: 0.386	0-0 4-3			0-0 G4-6-3 1B		0-0 F8			0-0 G3 1B	4	1	2	1	0	0	0					
Don Demeter, R (1, 8) OBP: 0.319, SLG: 0.427	4-0 BB			0-0 G4-6-3 1-2		0-3 K			4-0 1B G3 BB	2	0	0	0	2	1	1					
Tony Gonzalez, L (1, 9) OBP: 0.389, SLG: 0.453	0-0 F7			0-0 1B		0-0 1-4-3			0-0 G3	4	0	1	0	0	0	3					
Charley Smith, R (1, 5) OBP: 0.307, SLG: 0.398		0-0 P6		0-0 1-3		0-3 K			4-0 1B IBB	3	0	0	0	1	1	1					
Lee Walls, R (1, 3) OBP: 0.337, SLG: 0.560		0-0 F9			0-0 G3		0-3 K		0-0 1B	4	0	1	1	0	1	0					
Darrell Johnson, R (1, 2) OBP: 0.348, SLG: 0.354		0-0 F9			0-0 G3			0-0 3-4-1		2	0	1	0	0	0	0					
Wes Covington, L (6, PH) OBP: 0.291, SLG: 0.359		0-0 F9			0-0 G5-4-3 1B			0-0 3-4-1		1	0	0	0	0	0	0					
Clay Dalrymple, L (9, 2) OBP: 0.210, SLG: 0.227					0-0 1B			0-0 3-4-1		0	0	0	0	0	0	0					
Ruben Amaro, R (1, 6) OBP: 0.348, SLG: 0.354			0-0 L5		0-0 G5-4-3 1-2			0-0 L6		2	0	0	0	0	0	1					
Pancho Herrera, R (6, PH) OBP: 0.354, SLG: 0.434					0-0 G5-4-3 1-2			0-0 L6		1	0	0	0	0	0	0					
George Williams, R (9, 4) OBP: 0.210, SLG: 0.227					0-0 G5-4-3 1-2			0-0 L6		0	0	0	0	0	0	0					
Don Ferrarese, R (1, 1) OBP: 0.190, SLG: 0.150			0-3 K			0-0 F8			0-0 SH1-3 1B	2	0	0	0	0	1	0					
Elmer Valo, L (9, PH) OBP: 0.321, SLG: 0.271									0-0 SH1-3 1B	1	0	1	0	0	0	0					
Ken Walters, R (9, PR) OBP: 0.273, SLG: 0.352									0-0 SH1-3 1B	0	1	0	0	0	0	0					
<b>Inning Stats</b>	R: 0 E: 0 K: 0 S: 3	H: 0 LOB: 1 BB: 1 P: 7	R: 0 E: 0 K: 0 S: 3	H: 0 LOB: 0 BB: 0 P: 3	R: 0 E: 0 K: 1 S: 5	H: 0 LOB: 0 BB: 0 P: 5	R: 0 E: 0 K: 0 S: 4	H: 2 LOB: 1 BB: 0 P: 4	R: 0 E: 0 K: 0 S: 3	H: 1 LOB: 0 BB: 0 P: 3	R: 0 E: 0 K: 1 S: 5	H: 0 LOB: 0 BB: 0 P: 5	R: 0 E: 0 K: 2 S: 7	H: 0 LOB: 0 BB: 0 P: 7	R: 0 E: 0 K: 1 S: 5	H: 0 LOB: 0 BB: 0 P: 5	R: 2 E: 0 K: 0 S: 5	H: 3 LOB: 3 BB: 2 P: 13	1B: 6 2B: 0 3B: 0 HR: 0	SF: 0 SAC: 1 DP: 2 HBP: 0	WP: 0 PA: 33 CS: 0
<b>PITCHER</b> Carl Willey, R (1, 1) ERA: 4.75	IP: 8.2 WLS: L BF: 33 H: 6 R: 2 ER: 2 SO: 5 BB: 2 IBB: 1 HBP: 0 BLK: 0 WP: 0 HR: 0 S: 40 P: 52 ERA: 2.08 WHIP: 0.923															<b>PITCHER</b>					

Milwaukee Braves @ Philadelphia Phillies  
 Connie Mack Stadium, Philadelphia, PA  
 Wed Jul 19 1961, 7:05 PM EDT  
 Att: 19,818 - Unknown


AB	29
R	2
H	6
RBI	2
BB	3
SO	5
LOB	6










Batter	1	2	3	4	5	6	7	8	9	AB	R	H	RBI	BB	SO	LOB	TOP										
Mack Jones, L OBP: 0.408, SLG: 0.419 (1, 8)	3-1		K		5-3			F8		4	0	0	0	0	1	0	<b>Milwaukee Braves @ Pittsburgh Pirates</b> Forbes Field, Pittsburgh, PA Fri Jul 21 1961, 7:05 PM EDT Att: 28,290 - Unknown										
Frank Bolling, R OBP: 0.362, SLG: 0.451 (1, 4)	HR		P6		5-3			P6		4	1	1	0	0	0	0											
Eddie Mathews, L OBP: 0.391, SLG: 0.551 (1, 5)	F8		F8		P5			BB		3	0	0	0	1	0	1											
Hank Aaron, R OBP: 0.362, SLG: 0.603 (1, 9)	2H		HR		1B			F9		4	3	3	3	0	0	1											
Joe Adcock, R OBP: 0.328, SLG: 0.505 (1, 3)	K		FC4-6		1B			6-3		4	0	1	0	0	1	0											
Lee Maye, L OBP: 0.333, SLG: 0.471 (1, 7)		6-3	FC4-6		1B			3-1		4	1	1	1	0	0	1											
Joe Torre, R OBP: 0.329, SLG: 0.462 (1, 2)	F8		G6-4-3		1B			F9		4	0	0	0	0	0	2											
Roy McMillan, R OBP: 0.318, SLG: 0.301 (1, 6)					4-3			SH1-3		1	0	0	1	1	0	0											
Lew Burdette, R OBP: 0.226, SLG: 0.403 (1, 1)					F9			6-3		3	0	0	0	0	1	1											
Don Nottebart, R OBP: 0.185, SLG: 0.083 (8, 1)	K									0	0	0	0	0	0	0											
<b>Inning Stats</b>	R: 2 E: 0 K: 1 S: 7	H: 2 LOB: 0 BB: 0 P: 7	R: 0 E: 0 K: 1 S: 5	H: 0 LOB: 1 BB: 1 P: 9	R: 0 E: 0 K: 1 S: 5	H: 0 LOB: 0 BB: 0 P: 5	R: 1 E: 0 K: 0 S: 4	H: 2 LOB: 0 BB: 0 P: 4	R: 0 E: 0 K: 0 S: 3	H: 0 LOB: 0 BB: 0 P: 3	R: 1 E: 0 K: 0 S: 4	H: 1 LOB: 0 BB: 0 P: 4	R: 1 E: 1 K: 0 S: 4	H: 1 LOB: 0 BB: 0 P: 4	R: 0 E: 1 K: 0 S: 3	H: 0 LOB: 1 BB: 1 P: 7		R: 0 E: 0 K: 0 S: 3	H: 0 LOB: 0 BB: 0 P: 3	1B: 3 2B: 1 3B: 0 HR: 2	SF: 0 SAC: 1 DP: 1 HBP: 0	WP: 0 PB: 0 CS: 0	PA: 34				
<b>PITCHER</b>	IP	WLS	BF	H	R	ER	SO	BB	IBB	HBP	BLK	WP	HR	S	P	ERA	WHIP										
Bob Friend, R ERA: 4.31 (1, 1)	7.0	L	27	6	5	4	3	1	0	0	0	0	2	32	36	5.14	1.000										
Vinegar Bend Mizell, L ERA: 5.54 (8, 1)	1.0		4	0	0	0	0	1	0	0	0	0	0	3	7	0.00	1.000										
Roy Face, R ERA: 2.54 (9, 1)	1.0		3	0	0	0	0	0	0	0	0	0	0	3	3	0.00	0.000										

Batter	1	2	3	4	5	6	7	8	9	AB	R	H	RBI	BB	SO	LOB	BOTTOM										
Joe Christopher, R OBP: 0.330, SLG: 0.378 (1, 7)	F9		F8		1B			P5		5	0	1	0	0	0	3	<b>Milwaukee Braves @ Pittsburgh Pirates</b> Forbes Field, Pittsburgh, PA Fri Jul 21 1961, 7:05 PM EDT Att: 28,290 - Unknown										
Bill Virdon, L OBP: 0.343, SLG: 0.443 (1, 8)	1-3				4-3			F9		5	2	3	0	0	0	1											
Roberto Clemente, R OBP: 0.389, SLG: 0.571 (1, 9)	K		FC4		1B			P4		5	0	1	0	0	1	4											
Dick Stuart, R OBP: 0.331, SLG: 0.549 (1, 3)			F9		F7			P2		5	1	1	0	0	1	4											
Don Hoak, R OBP: 0.424, SLG: 0.526 (1, 5)			K		4-3			F7		4	0	1	1	0	1	2											
Smoky Burgess, L OBP: 0.364, SLG: 0.494 (1, 2)					1-2			F8		3	0	1	0	1	0	0											
Bob Skinner, L OBP: 0.379, SLG: 0.358 (8, FR)			6-3							0	0	0	0	0	0	0											
Hal Smith, R OBP: 0.279, SLG: 0.333 (9, 2)					1B					0	0	0	0	0	0	0											
Bill Mazerowski, R OBP: 0.290, SLG: 0.361 (1, 4)			1-3		1-2			4-3		3	0	1	2	0	0	0											
Dick Schofield, S OBP: 0.315, SLG: 0.327 (1, 6)					1-2			SF7		3	0	1	0	0	0	3											
Watt Moryn, L OBP: 0.311, SLG: 0.348 (8, PH)					6-3			4-3		1	0	0	0	0	0	2											
Roy Face, R OBP: 0.286, SLG: 0.286 (9, 1)								3-1		0	0	0	0	0	0	0											
Bob Friend, R OBP: 0.130, SLG: 0.113 (1, 1)										2	0	0	0	0	1	1											
Rocky Nelson, L OBP: 0.340, SLG: 0.467 (7, PH)										1	0	1	0	0	0	0											
Vinegar Bend Mizell, R OBP: 0.170, SLG: 0.125 (8, 1)										0	0	0	0	0	0	0											
Dick Groat, R OBP: 0.316, SLG: 0.381 (9, 6)										1	0	1	0	0	0	0											
<b>Inning Stats</b>	R: 0 E: 0 K: 1 S: 5	H: 0 LOB: 0 BB: 0 P: 5	R: 0 E: 0 K: 1 S: 5	H: 0 LOB: 0 BB: 0 P: 5	R: 0 E: 0 K: 1 S: 6	H: 1 LOB: 1 BB: 0 P: 6	R: 1 E: 1 K: 0 S: 6	H: 2 LOB: 3 BB: 1 P: 10	R: 0 E: 0 K: 0 S: 4	H: 2 LOB: 2 BB: 0 P: 4	R: 0 E: 0 K: 0 S: 3	H: 0 LOB: 0 BB: 0 P: 3	R: 0 E: 0 K: 0 S: 4	H: 1 LOB: 1 BB: 0 P: 4	R: 2 E: 0 K: 0 S: 7	H: 4 LOB: 2 BB: 0 P: 7	R: 0 E: 0 K: 1 S: 7	H: 2 LOB: 2 BB: 0 P: 7	1B: 10 2B: 1 3B: 1 HR: 0	SF: 1 SAC: 0 DP: 0 HBP: 0	WP: 0 PB: 0 CS: 0	PA: 40					
<b>PITCHER</b>	IP	WLS	BF	H	R	ER	SO	BB	IBB	HBP	BLK	WP	HR	S	P	ERA	WHIP										
Lew Burdette, R ERA: 3.8 (1, 1)	7.1	W	33	10	3	2	3	1	0	0	0	0	0	9	42	2.46	1.500										
Don Nottebart, R ERA: 4.39 (8, 1)	1.2	S	7	2	0	0	1	0	0	0	0	0	0	9	9	0.00	1.200										



Batter	1	2	3	4	5	6	7	8	9	AB	R	H	RBI	BB	SO	LOB	TOP			
Mack Jones, L OBP: 0.407, SLG: 0.447 (1, 8)										4	1	1	0	1	1	1	<b>Milwaukee Braves @ Pittsburgh Pirates</b> Forbes Field, Pittsburgh, PA Sat Jul 22 1961, 3:33 AM EDT Att: 16,417 - Unknown - 93 F			
Frank Bolling, R OBP: 0.363, SLG: 0.449 (1, 4)										4	0	1	1	1	0	2				
Eddie Mathews, L OBP: 0.386, SLG: 0.542 (1, 5)										5	0	0	0	0	1	5				
Hank Aaron, R OBP: 0.362, SLG: 0.603 (1, 9)										5	1	2	0	0	0	1				
Joe Adcock, R OBP: 0.329, SLG: 0.511 (1, 3)										4	1	1	2	1	1	1				
Frank Thomas, R OBP: 0.367, SLG: 0.528 (1, 7)										2	1	1	0	2	0	1				
Joe Torre, R OBP: 0.328, SLG: 0.467 Sammy White, R (8, 2)										4	0	1	1	0	1	3				
Roy McMillan, R OBP: 0.320, SLG: 0.301 (1, 6)										3	0	1	0	1	1	1				
Warren Spahn, L OBP: 0.339, SLG: 0.510 Tony Cloninger, R OBP: 0.231, SLG: 0.231 Al Spangler, L OBP: 0.438, SLG: 0.304 Don Nottebart, R OBP: 0.214, SLG: 0.120 (6, PH)										2	1	1	1	0	1	2				
<b>Inning Stats</b>	R: 4 E: 0 K: 1 S: 10	H: 6 LOB: 1 BB: 0 P: 10	R: 1 E: 1 K: 0 S: 5	H: 1 LOB: 1 BB: 0 P: 5	R: 0 E: 0 K: 3 S: 10	H: 1 LOB: 2 BB: 1 P: 14	R: 0 E: 0 K: 1 S: 5	H: 0 LOB: 0 BB: 0 P: 5	R: 0 E: 0 K: 0 S: 2	H: 0 LOB: 3 BB: 3 P: 6	R: 0 E: 0 K: 0 S: 3	H: 1 LOB: 1 BB: 1 P: 7	R: 0 E: 0 K: 0 S: 4	H: 1 LOB: 0 BB: 0 P: 4	R: 0 E: 0 K: 0 S: 3	H: 0 LOB: 0 BB: 0 P: 3		1B: 5 2B: 2 3B: 2 HR: 2	SF: 0 SAC: 0 DP: 2 HBP: 0	WP: 0 PB: 0 CS: 2
<b>PITCHER</b>	IP WLS BF H R ER SO BB IBB HBP BLK WP HR S P ERA WHIP																			
Bobby Shantz, L ERA: 2.94 (1, 1)	0.2 L 6 5 4 4 0 0 0 0 0 0 0 1 6 6 54.00 7.500																			
George Witt, R ERA: 4.5 (3, 1)	1.1 7 2 1 1 1 0 0 0 0 0 1 9 9 6.75 1.500																			
Al McBean, R ERA: 2.16 (6, 1)	3.2 16 1 0 0 4 4 1 0 0 0 0 0 19 39 0.00 1.364																			
Vinegar Bend Mizell, L ERA: 6.43 (8, 1)	1.1 5 1 0 0 1 1 0 0 0 0 0 0 6 10 0.00 1.500																			
Clem Labine, R ERA: 3.77 (8, 1)	2.0 7 1 0 0 0 0 0 0 0 0 0 0 7 7 0.00 0.500																			

AB	35
R	5
H	10
RBI	5
BB	6
SO	6
LOB	18



Batter	1	2	3	4	5	6	7	8	9	AB	R	H	RBI	BB	SO	LOB	BOTTOM			
Bill Virdon, L OBP: 0.342, SLG: 0.439 (1, 8)										3	1	0	0	1	0	1	<b>Milwaukee Braves @ Pittsburgh Pirates</b> Forbes Field, Pittsburgh, PA Sat Jul 22 1961, 3:33 AM EDT Att: 16,417 - Unknown - 93 F			
Joe Christopher, R OBP: 0.395, SLG: 0.407 (1, 7)										4	2	4	0	0	0	0				
Roberto Clemente, R OBP: 0.380, SLG: 0.582 (1, 9)										4	1	2	3	0	0	4				
Dick Stuart, R OBP: 0.330, SLG: 0.542 (1, 3)										3	0	0	0	1	1	0				
Don Hoak, R OBP: 0.422, SLG: 0.520 (1, 5)										3	0	0	1	1	0	2				
Hal Smith, R OBP: 0.273, SLG: 0.325 Smoky Burgess, L OBP: 0.362, SLG: 0.491 (8, PH)										3	0	0	0	0	0	1				
Bill Mazerowski, R OBP: 0.292, SLG: 0.363 (1, 4)										4	0	2	0	0	1	0				
Dick Schofield, S OBP: 0.310, SLG: 0.308 (1, 6)										3	0	0	0	1	0	2				
Bobby Shantz, R ERA: 6.50, SLG: 0.500 George Witt, R ERA: 4.5, SLG: 1.000 Johnny Sain, R ERA: 3.25, SLG: 0.283 Al McBean, R ERA: 2.16 Vinegar Bend Mizell, R ERA: 6.43, SLG: 0.462 Rocky Nelson, L ERA: 6.25 Clem Labine, R ERA: 3.77, SLG: 0.343 (8, PH)										0	0	0	0	0	0	0				
<b>Inning Stats</b>	R: 2 E: 0 K: 0 S: 5	H: 2 LOB: 1 BB: 1 P: 9	R: 0 E: 0 K: 0 S: 3	H: 1 LOB: 0 BB: 0 P: 3	R: 1 E: 0 K: 1 S: 6	H: 2 LOB: 0 BB: 0 P: 6	R: 0 E: 0 K: 1 S: 5	H: 0 LOB: 0 BB: 0 P: 5	R: 0 E: 0 K: 0 S: 3	H: 0 LOB: 2 BB: 0 P: 3	R: 0 E: 0 K: 0 S: 3	H: 1 LOB: 0 BB: 0 P: 3	R: 1 E: 0 K: 0 S: 4	H: 1 LOB: 2 BB: 2 P: 12	R: 0 E: 0 K: 1 S: 5	H: 0 LOB: 0 BB: 0 P: 5		1B: 6 2B: 1 3B: 0 HR: 1	SF: 0 SAC: 1 DP: 2 HBP: 0	WP: 0 PB: 0 CS: 0
<b>PITCHER</b>	IP WLS BF H R ER SO BB IBB HBP BLK WP HR S P ERA WHIP																			
Warren Spahn, L ERA: 3.73 (1, 1)	3.0 W 13 5 3 3 1 1 0 0 0 0 0 1 14 18 9.00 2.000																			
Tony Cloninger, R ERA: 6.25 (4, 1)	2.0 W 8 1 0 0 1 1 0 0 0 0 0 0 9 13 0.00 1.000																			
Don Nottebart, R ERA: 4.27 (6, 1)	4.0 S 15 2 1 1 1 2 0 0 0 0 0 0 15 23 2.25 1.000																			





Batter	1	2	3	4	5	6	7	8	9	AB	R	H	RBI	BB	SO	LOB	TOP					
Mack Jones, L OBP: 0.400, SLG: 0.434 (1, 8)	K	K			G3	1B 2B 1B		1B 1B	K	6	2	2	2	0	3	2	<b>Milwaukee Braves @ Pittsburgh Pirates</b> Forbes Field, Pittsburgh, PA Sun Jul 23 1961, 3:33 AM EDT Sunny - 93 F					
Frank Bolling, R OBP: 0.360, SLG: 0.444 (1, 4)	5-3		L7		F7	2B 1B		L8	P4	6	0	1	0	0	0	1						
Eddie Mathews, L OBP: 0.392, SLG: 0.558 (1, 5)	FC5-4 1B				K			1B FC3-6 1B		5	2	4	3	0	1	0						
Hank Aaron, R OBP: 0.366, SLG: 0.610 (1, 9)	FC5-4		L8					1B BB E 1B		4	2	2	2	1	0	1						
Joe Adcock, R OBP: 0.330, SLG: 0.506 (1, 3)		BB 1B 1-3 BB	5-3					FC3-6 BB		3	1	0	0	2	0	3						
Frank Thomas, R OBP: 0.367, SLG: 0.525 Lee Mays, L OBP: 0.330, SLG: 0.466 (6, PR) (6, 7)	F8				L8	2B FC4-2 1B		FC3-6 1B		3	0	1	0	0	0	1						
Joe Torre, R OBP: 0.338, SLG: 0.484 (1, 2)		1-3 BB 1B			P6	FC4-2 1B 2B		1B		5	1	4	1	0	0	0						
Roy McMillan, R OBP: 0.325, SLG: 0.299 Felix Mantilla, R OBP: 0.373, SLG: 0.357 (8, 6)		1-3 BB				FC4-2 1B IBB		F3	F8	2	1	0	0	3	0	2						
Bob Buhl, R OBP: 0.106, SLG: 0.067 (1, 1)	1-3				K	FC4-2 1B 2B		K	K	5	1	0	1	0	3	7						
<b>Inning Stats</b>	R: 0 E: 0 K: 1 S: 6	H: 1 LOB: 1 BB: 0 P: 6	R: 1 E: 0 K: 1 S: 6	H: 1 LOB: 2 BB: 2 P: 14	R: 1 E: 0 K: 0 S: 4	H: 1 LOB: 0 BB: 0 P: 4	R: 0 E: 0 K: 1 S: 5	H: 0 LOB: 1 BB: 1 P: 9	R: 0 E: 0 K: 1 S: 5	H: 0 LOB: 0 BB: 0 P: 5	R: 5 E: 0 K: 0 S: 9	H: 6 LOB: 3 BB: 2 P: 17	R: 0 E: 0 K: 1 S: 6	H: 1 LOB: 1 BB: 0 P: 6	R: 4 E: 1 K: 0 S: 7	H: 4 LOB: 1 BB: 1 P: 11		R: 0 E: 0 K: 2 S: 7	H: 0 LOB: 0 BB: 0 P: 7	1B: 9 2B: 3 3B: 0 HR: 2	SF: 0 SAC: 0 DP: 0 HBP: 0	WP: 0 PB: 0 CS: 0
<b>PITCHER</b>	IP WLS BF H R ER SO BB IBB HBP BLK WP HR S P ERA WHIP	IP WLS BF H R ER SO BB IBB HBP BLK WP HR S P ERA WHIP	IP WLS BF H R ER SO BB IBB HBP BLK WP HR S P ERA WHIP	IP WLS BF H R ER SO BB IBB HBP BLK WP HR S P ERA WHIP	IP WLS BF H R ER SO BB IBB HBP BLK WP HR S P ERA WHIP	IP WLS BF H R ER SO BB IBB HBP BLK WP HR S P ERA WHIP	IP WLS BF H R ER SO BB IBB HBP BLK WP HR S P ERA WHIP	IP WLS BF H R ER SO BB IBB HBP BLK WP HR S P ERA WHIP	IP WLS BF H R ER SO BB IBB HBP BLK WP HR S P ERA WHIP	IP WLS BF H R ER SO BB IBB HBP BLK WP HR S P ERA WHIP	IP WLS BF H R ER SO BB IBB HBP BLK WP HR S P ERA WHIP	IP WLS BF H R ER SO BB IBB HBP BLK WP HR S P ERA WHIP	IP WLS BF H R ER SO BB IBB HBP BLK WP HR S P ERA WHIP	IP WLS BF H R ER SO BB IBB HBP BLK WP HR S P ERA WHIP	IP WLS BF H R ER SO BB IBB HBP BLK WP HR S P ERA WHIP	IP WLS BF H R ER SO BB IBB HBP BLK WP HR S P ERA WHIP	IP WLS BF H R ER SO BB IBB HBP BLK WP HR S P ERA WHIP					
Harvey Haddix, L ERA: 4.89 Clem Labine, R ERA: 4.03 Bobby Shantz, L ERA: 3.29 George Witt, R ERA: 4.3 Vinegar Bend Mizell, L ERA: 5.38 (1, 1) (6, 1) (7, 1) (8, 1) (9, 1)	5.1 L 25 6 5 5 4 3 0 0 0 0 2 30 42 8.44 1.688	0.2 L 8 4 3 2 0 0 2 0 0 0 0 5 13 27.00 4.500	1.1 L 8 4 3 3 1 0 0 0 0 0 10 10 20.25 3.000	0.2 L 4 1 1 0 0 1 0 0 0 0 0 3 7 0.00 3.000	1.0 L 3 0 0 0 0 2 0 0 0 0 0 7 7 0.00 0.000																	



Batter	1	2	3	4	5	6	7	8	9	AB	R	H	RBI	BB	SO	LOB	BOTTOM			
Bill Virdon, L OBP: 0.341, SLG: 0.434 (1, 8)	6-3	1-3		L8		BB		4-3		4	0	0	0	1	0	1	<b>Milwaukee Braves @ Pittsburgh Pirates</b> Forbes Field, Pittsburgh, PA Sun Jul 23 1961, 3:33 AM EDT Sunny - 93 F			
Dick Groat, R OBP: 0.317, SLG: 0.383 (1, 6)	5-3		F8 4-3 BB		1-3 2B	6-3		5-3		4	0	1	0	1	0	2				
Roberto Clemente, R OBP: 0.391, SLG: 0.562 (1, 9)	2B		4-3		1-3			1B		5	1	2	0	0	0	2				
Rocky Nelson, L OBP: 0.348, SLG: 0.474 (1, 3)	1B 2B		F8 BB		1-3			G4-6-3 1B		4	1	2	1	1	0	1				
Smoky Burgess, L OBP: 0.363, SLG: 0.482 (1, 2)	1B BB		F8		4-3			G4-6-3		3	0	0	0	2	0	5				
Don Hoak, R OBP: 0.423, SLG: 0.518 (1, 5)	1-3 2H 1B		K		5-3 2B BB		K			3	1	1	1	1	2	3				
Joe Christopher, R OBP: 0.354, SLG: 0.393 (1, 7)	P5				5-3			1B G6-4-3 BB		3	1	0	0	1	1	3				
Bill Mazerowski, R OBP: 0.295, SLG: 0.368 (1, 4)		F7		L8		2B		G6-4-3 1B		4	0	2	1	0	0	0				
Harvey Haddix, L ERA: 2.26, SLG: 0.161 Clem Labine, R OBP: 0.142, SLG: 0.143 Walt Morin, L OBP: 0.338, SLG: 0.500 Bobby Shantz, L OBP: 0.325, SLG: 1.000 George Witt, R OBP: 0.325, SLG: 0.560 Dick Stuart, R OBP: 0.325, SLG: 0.560 Vinegar Bend Mizell, R OBP: 0.176, SLG: 0.126 (1, 1) (6, 1) (6, PR) (7, 1) (8, 1) (8, PR) (9, 1)	9.0 W 41 9 4 4 3 7 0 0 0 0 0 40 68 4.00 1.778																			
<b>Inning Stats</b>	R: 2 E: 0 K: 0 S: 6	H: 3 LOB: 2 BB: 1 P: 10	R: 0 E: 0 K: 0 S: 3	H: 0 LOB: 0 BB: 0 P: 3	R: 0 E: 0 K: 1 S: 5	H: 0 LOB: 2 BB: 2 P: 13	R: 0 E: 0 K: 1 S: 6	H: 1 LOB: 1 BB: 0 P: 6	R: 0 E: 0 K: 0 S: 4	H: 1 LOB: 2 BB: 2 P: 12	R: 0 E: 0 K: 1 S: 5	H: 0 LOB: 1 BB: 1 P: 9	R: 0 E: 0 K: 0 S: 3	H: 1 LOB: 0 BB: 1 P: 7	R: 0 E: 0 K: 0 S: 4	H: 2 LOB: 1 BB: 0 P: 4		1B: 4 2B: 5 3B: 0 HR: 0	SF: 0 SAC: 0 DP: 2 HBP: 0	WP: 0 PB: 0 CS: 0
<b>PITCHER</b>	IP WLS BF H R ER SO BB IBB HBP BLK WP HR S P ERA WHIP	IP WLS BF H R ER SO BB IBB HBP BLK WP HR S P ERA WHIP	IP WLS BF H R ER SO BB IBB HBP BLK WP HR S P ERA WHIP	IP WLS BF H R ER SO BB IBB HBP BLK WP HR S P ERA WHIP	IP WLS BF H R ER SO BB IBB HBP BLK WP HR S P ERA WHIP	IP WLS BF H R ER SO BB IBB HBP BLK WP HR S P ERA WHIP	IP WLS BF H R ER SO BB IBB HBP BLK WP HR S P ERA WHIP	IP WLS BF H R ER SO BB IBB HBP BLK WP HR S P ERA WHIP	IP WLS BF H R ER SO BB IBB HBP BLK WP HR S P ERA WHIP	IP WLS BF H R ER SO BB IBB HBP BLK WP HR S P ERA WHIP	IP WLS BF H R ER SO BB IBB HBP BLK WP HR S P ERA WHIP	IP WLS BF H R ER SO BB IBB HBP BLK WP HR S P ERA WHIP	IP WLS BF H R ER SO BB IBB HBP BLK WP HR S P ERA WHIP	IP WLS BF H R ER SO BB IBB HBP BLK WP HR S P ERA WHIP	IP WLS BF H R ER SO BB IBB HBP BLK WP HR S P ERA WHIP	IP WLS BF H R ER SO BB IBB HBP BLK WP HR S P ERA WHIP				









Batter	1	2	3	4	5	6	7	8	9	AB	R	H	RBI	BB	SO	LOB	TOP				
<b>Elio Chacon, R</b> OBP: 0.444, SLG: 0.381 (1, 4)	0-0 6-3		0-0 1B	4-0 BB		0-3 K		0-0 SH1-3	4-0 BB	3	0	1	1	2	1	2	<b>Cincinnati Reds @ Milwaukee Braves</b> Milwaukee County Stadium, Milwaukee, WI Mon Jul 24 1961, 8:05 PM EDT Att: 24,537 - Unknown				
<b>Leo Cardenas, R</b> OBP: 0.537, SLG: 0.489 (1, 6)	0-0 1-3		0-0 1B	0-3 K			0-0 5-3	0-0 HR	0-3 K	6	1	2	2	0	2	3					
<b>Vada Pinson, L</b> OBP: 0.359, SLG: 0.462 (1, 8)	0-0 G3		4-0 FC6-4 BB		0-0 L3		0-0 HR	0-0 2B		4	2	2	0	1	0	0					
<b>Frank Robinson, R</b> OBP: 0.432, SLG: 0.692 (1, 9)		0-0 L4	0-0 FC6-4		0-0 G6-4-3 1B		0-0 HR	0-0 1B		5	2	3	3	0	0	3					
<b>Wally Post, R</b> OBP: 0.361, SLG: 0.568 <b>Pete Whisenant, R</b> (7, PR) OBP: 0.190, SLG: 0.150 (7, 7)	0-0 4-3			0-0 HR	0-0 G6-4-3		4-0 S BB	0-3 K		3	1	1	1	1	0	1					
<b>Gene Freese, R</b> OBP: 0.328, SLG: 0.514 (1, 5)	0-3 K			0-0 1B SF9		0-0 5-3	0-3 K		0-0 1B	5	1	2	1	0	2	1					
<b>Gordy Coleman, L</b> OBP: 0.350, SLG: 0.550 (1, 3)			0-0 E1 G3 1B	0-0 SH1-3 1B		0-0 F7	4-0 1-2 IBB	0-3 K		4	1	2	0	1	1	1					
<b>Jerry Zimmerman, R</b> OBP: 0.251, SLG: 0.236 (1, 2)			0-0 L9	0-0 SF9		4-0 BB BB	0-0 F2		0-0 1-3	3	0	0	1	1	0	3					
<b>Joey Jay, S</b> OBP: 0.102, SLG: 0.121 (1, 1)	0-0 G3		0-0 SH1-3			4-0 1-2 BB		0-0 SH1-3 HR 1B	0-3 K	3	1	1	0	1	1	1					
<b>Inning Stats</b>	R: 0 E: 0 K: 0 S: 3	H: 0 LOB: 0 BB: 0 P: 3	R: 0 E: 0 K: 1 S: 5	H: 0 LOB: 0 BB: 0 P: 5	R: 1 E: 1 K: 0 S: 6	H: 3 LOB: 3 BB: 1 P: 10	R: 2 E: 0 K: 1 S: 8	H: 3 LOB: 2 BB: 1 P: 12	R: 0 E: 0 K: 1 S: 5	H: 0 LOB: 2 BB: 2 P: 13	R: 2 E: 0 K: 1 S: 7	H: 2 LOB: 2 BB: 2 P: 15	R: 4 E: 0 K: 2 S: 12	H: 5 LOB: 1 BB: 0 P: 12	R: 0 E: 0 K: 2 S: 7	H: 0 LOB: 1 BB: 1 P: 11		1B: 10 2B: 1 3B: 0 HR: 3	SF: 1 SAC: 2 DP: 1 HBP: 0	WP: 0 PB: 0 SB: 1 CS: 0	PA: 47
<b>PITCHER</b>	IP	WLS	BF	H	R	ER	SO	BB	IBB	HBP	BLK	WP	HR	S	P	ERA	WHIP				
<b>Warren Spahn, L</b> ERA: 3.81 (1, 1)	4.0	L	20	6	3	3	2	2	0	0	0	0	1	22	30	6.75	2.000				
<b>Tony Cloninger, R</b> ERA: 7.09 (5, 1)	3.1		20	7	6	6	2	3	1	0	0	0	2	20	36	16.20	3.000				
<b>Johnny Antonelli, L</b> ERA: 6.79 (8, 1)	0.2		3	1	0	0	2	0	0	0	0	0	0	7	7	0.00	1.500				
<b>Don McMahon, R</b> ERA: 2.03 (9, 1)	1.0		4	0	0	0	2	1	0	0	0	0	0	7	11	0.00	1.000				

AB	37
R	9
H	14
RBI	9
BB	7
SO	8
LOB	16



Batter	1	2	3	4	5	6	7	8	9	AB	R	H	RBI	BB	SO	LOB	BOTTOM				
<b>Mack Jones, L</b> OBP: 0.371, SLG: 0.397 (1, 8)	0-0 F9 PB 1B		0-3 K	0-3 K			0-0 E5		0-0 P4	5	0	1	0	0	2	2	<b>Cincinnati Reds @ Milwaukee Braves</b> Milwaukee County Stadium, Milwaukee, WI Mon Jul 24 1961, 8:05 PM EDT Att: 24,537 - Unknown				
<b>Frank Bolling, R</b> OBP: 0.361, SLG: 0.454 (1, 4)	0-3 K		0-0 P1		0-0 HR		0-0 P6		0-0 G3 2B	5	2	2	1	0	1	2					
<b>Eddie Mathews, L</b> OBP: 0.392, SLG: 0.556 (1, 5)	0-0 F9		4-0 BB		0-0 F8		0-3 K		0-0 G3	4	0	0	0	1	1	3					
<b>Hank Aaron, R</b> OBP: 0.372, SLG: 0.613 (1, 9)	4-0 BB		0-0 L6		0-0 2B		0-0 F8		0-0 1B	4	0	2	1	1	0	2					
<b>Joe Adcock, R</b> OBP: 0.330, SLG: 0.498 (1, 3)	0-0 F8			0-0 1B BB SF8 1B	0-0 F3		0-0 P4		0-0 P6	5	1	1	0	0	0	4					
<b>Lee Maye, L</b> OBP: 0.332, SLG: 0.472 (1, 7)		0-0 1-3		0-0 F7	0-0 F7			4-0 FC5 1B BB		3	0	0	0	1	0	2					
<b>Joe Torre, R</b> OBP: 0.340, SLG: 0.482 (1, 2)		0-0 6-3		4-0 1B BB		0-0 4-3		0-0 1B		3	0	1	0	1	0	0					
<b>Roy McMillan, R</b> OBP: 0.323, SLG: 0.298 (1, 6)		0-0 1B		0-0 1B	1-2 2-3 1B		0-3 K		0-3 K	4	0	2	0	0	2	2					
<b>Warren Spahn, L</b> OBP: 0.333, SLG: 0.500 <b>Bob Boyd, L</b> OBP: 0.276, SLG: 0.294 <b>Tony Cloninger, R</b> OBP: 0.274, SLG: 0.214 <b>Johnny Antonelli, L</b> OBP: 0.287, SLG: 0.266 <b>Frank Thomas, R</b> OBP: 0.346, SLG: 0.523 <b>Don McMahon, R</b> OBP: 0.102, SLG: 0.122 (1, 1) (4, PR) (5, 1) (8, 1) (8, PR) (9, 1)	0-0 L5		0-0 SF8		0-0 F3		0-0 FC5		0-0 FC5	1	0	0	0	0	0	1					
<b>Inning Stats</b>	R: 0 E: 0 K: 1 S: 6	H: 1 LOB: 2 BB: 1 P: 10	R: 0 E: 0 K: 0 S: 4	H: 1 LOB: 1 BB: 0 P: 4	R: 0 E: 0 K: 1 S: 5	H: 0 LOB: 1 BB: 1 P: 9	R: 1 E: 0 K: 1 S: 7	H: 2 LOB: 2 BB: 1 P: 11	R: 1 E: 0 K: 0 S: 5	H: 2 LOB: 1 BB: 0 P: 5	R: 0 E: 0 K: 1 S: 6	H: 0 LOB: 1 BB: 0 P: 6	R: 0 E: 0 K: 1 S: 6	H: 1 LOB: 2 BB: 1 P: 10	R: 1 E: 0 K: 0 S: 5	H: 2 LOB: 1 BB: 0 P: 5		1B: 6 2B: 2 3B: 0 HR: 1	SF: 1 SAC: 0 DP: 0 HBP: 0	WP: 0 PB: 1 SB: 0 CS: 0	PA: 41
<b>PITCHER</b>	IP	WLS	BF	H	R	ER	SO	BB	IBB	HBP	BLK	WP	HR	S	P	ERA	WHIP				
<b>Joey Jay, R</b> ERA: 3.01 (1, 1)	9.0	W	41	9	3	3	6	4	0	0	0	0	1	49	65	3.00	1.444				





Batter	1	2	3	4	5	6	7	8	9	AB	R	H	RBI	BB	SO	LOB	TOP			
Don Blasingame, L (1,4) OBP: 0.301, SLG: 0.297	5-3			4-3			G3 2B		L6	4	0	1	0	0	0	0	<b>Cincinnati Reds @ Milwaukee Braves</b> Milwaukee County Stadium, Milwaukee, WI Tue Jul 25 1961, 8:05 PM EDT Att: 21,442 - Unknown  <b>AB 28</b> <b>R 0</b> <b>H 2</b> <b>RBI 0</b> <b>BB 1</b> <b>SO 1</b> <b>LOB 5</b>			
Leo Cardenas, R (1,6) OBP: 0.333, SLG: 0.479	1-3			G6-3 1B			1-3		5-3	4	0	1	0	0	0	1				
Vada Pinson, L (1,8) OBP: 0.356, SLG: 0.459	1-3			G6-3 1-2			G3 2-3			3	0	0	0	0	0	2				
Frank Robinson, R (1,9) OBP: 0.431, SLG: 0.688		K			6-3					2	0	0	0	1	1	0				
Jerry Lynch, L (1,7) OBP: 0.422, SLG: 0.701		1-3			4-3					3	0	0	0	0	0	2				
Gordy Coleman, L (1,3) OBP: 0.347, SLG: 0.545		1-3			3-1					3	0	0	0	0	0	0				
Gene Freese, R (1,5) OBP: 0.326, SLG: 0.509			F2			F5			F8	3	0	0	0	0	0	0				
Johnny Edwards, L (1,2) OBP: 0.316, SLG: 0.333			4-3			L9			F9	3	0	0	0	0	0	0				
Ken Hunt, R (1,1) OBP: 0.231, SLG: 0.243				G3			6-3			2	0	0	0	0	0	0				
Gus Bell, L (9, PH) OBP: 0.287, SLG: 0.329									6-3	1	0	0	0	0	0	0				
<b>Inning Stats</b>	R: 0 E: 0 K: 0 S: 3	H: 0 LOB: 0 BB: 0 P: 3	R: 0 E: 0 K: 1 S: 5	H: 0 LOB: 0 BB: 0 P: 5	R: 0 E: 0 K: 0 S: 3	H: 0 LOB: 0 BB: 0 P: 3	R: 0 E: 0 K: 0 S: 3	H: 1 LOB: 0 BB: 0 P: 3	R: 0 E: 0 K: 0 S: 3	H: 0 LOB: 0 BB: 0 P: 3	R: 0 E: 0 K: 0 S: 4	H: 1 LOB: 2 BB: 1 P: 8	R: 0 E: 0 K: 0 S: 3	H: 0 LOB: 0 BB: 0 P: 3	R: 0 E: 0 K: 0 S: 3	H: 0 LOB: 0 BB: 0 P: 3	1B: 1 2B: 1 3B: 0 HR: 0	SF: 0 SAC: 0 DP: 1 HBP: 0	WP: 0 PB: 0 CS: 0	PA: 29
<b>PITCHER</b> Lew Burdette, R (1,1) ERA: 3.59	IP: 9.0 WLS: W BF: 29 H: 2 R: 0 ER: 0 SO: 1 BB: 1 IBB: 0 HBP: 0 BLK: 0 WP: 0 HR: 0 S: 30 P: 34 ERA: 0.00 WHIP: 0.333															<b>PITCHER</b>				

Batter	1	2	3	4	5	6	7	8	9	AB	R	H	RBI	BB	SO	LOB	BOTTOM			
Mack Jones, L (1,8) OBP: 0.365, SLG: 0.379	4-6-3 HBP		6-3		K		1-3			3	0	0	0	0	1	2	<b>Cincinnati Reds @ Milwaukee Braves</b> Milwaukee County Stadium, Milwaukee, WI Tue Jul 25 1961, 8:05 PM EDT Att: 21,442 - Unknown  <b>AB 29</b> <b>R 2</b> <b>H 5</b> <b>RBI 2</b> <b>BB 1</b> <b>SO 4</b> <b>LOB 11</b>			
Frank Bolling, R (1,4) OBP: 0.357, SLG: 0.449	4-6-3 1-2		F8			K			F7	4	0	0	0	0	1	1				
Eddie Mathews, L (1,5) OBP: 0.388, SLG: 0.549	F7			K		P5			G3	4	0	0	0	0	1	1				
Hank Aaron, R (1,9) OBP: 0.370, SLG: 0.618	F7			HR		6-3			F8	4	1	1	1	0	0	1				
Joe Adcock, R (1,3) OBP: 0.330, SLG: 0.497		K		P4			FC1-5 1B			3	0	1	0	0	1	0				
Lee Maye, L (1,7) OBP: 0.336, SLG: 0.477	F8						FC1-5 1B			2	1	1	0	1	0	0				
Roy McMillan, R (1,6) OBP: 0.323, SLG: 0.298					F8		FC1-5 1B			3	0	1	0	0	0	3				
Sammy White, R (1,2) OBP: 0.133, SLG: 0.133		P6					F2			3	0	0	0	0	0	3				
Lew Burdette, R (1,1) OBP: 0.231, SLG: 0.400			6-3				L4			3	0	1	1	0	0	0				
<b>Inning Stats</b>	R: 0 E: 0 K: 0 S: 3	H: 0 LOB: 1 BB: 0 P: 4	R: 0 E: 0 K: 1 S: 6	H: 1 LOB: 1 BB: 0 P: 6	R: 0 E: 0 K: 0 S: 3	H: 0 LOB: 0 BB: 0 P: 3	R: 1 E: 0 K: 1 S: 7	H: 2 LOB: 1 BB: 0 P: 7	R: 0 E: 0 K: 1 S: 5	H: 0 LOB: 0 BB: 0 P: 5	R: 0 E: 0 K: 1 S: 5	H: 0 LOB: 0 BB: 0 P: 5	R: 1 E: 0 K: 0 S: 5	H: 2 LOB: 2 BB: 1 P: 9	R: 0 E: 0 K: 0 S: 3	H: 0 LOB: 0 BB: 0 P: 3		1B: 3 2B: 1 3B: 0 HR: 1	SF: 0 SAC: 0 DP: 0 HBP: 1	WP: 0 PB: 0 CS: 0
<b>PITCHER</b> Ken Hunt, R (1,1) ERA: 3.48	IP: 8.0 WLS: L BF: 31 H: 5 R: 2 ER: 2 SO: 4 BB: 1 IBB: 0 HBP: 1 BLK: 0 WP: 0 HR: 1 S: 37 P: 42 ERA: 2.25 WHIP: 0.750															<b>PITCHER</b>				



Batter	1	2	3	4	5	6	7	8	9	AB	R	H	RBI	BB	SO	LOB	TOP			
Don Blasingame, L (1, 4) OBP: 0.300, SLG: 0.297	F7		6-3		4-3			FC4-6 1B		4	0	1	0	0	0	1				
Leo Cardenas, R (1, 6) OBP: 0.321, SLG: 0.459	K		L7					F9		4	0	0	0	0	2	1				
Vada Pinson, L (1, 8) OBP: 0.360, SLG: 0.464								FC4-6 HR		4	1	3	0	0	0	1				
Frank Robinson, R (1, 9) OBP: 0.429, SLG: 0.692	K							HR		4	1	1	2	0	1	3				
Jerry Lynch, L (1, 7) OBP: 0.415, SLG: 0.675								F5		3	0	0	0	1	2	2				
Jim Brosnan, R (8, 1) OBP: 0.182, SLG: 0.100										0	0	0	0	0	0	0				
Gordy Coleman, L (1, 3) OBP: 0.344, SLG: 0.539										4	0	0	0	0	0	2				
Gene Freese, R (1, 5) OBP: 0.322, SLG: 0.504										4	0	0	0	0	1	1				
Johnny Edwards, L (1, 2) OBP: 0.295, SLG: 0.308										4	0	0	0	0	2	1				
Ken Johnson, R (1, 1) OBP: 0.333, SLG: 0.333										2	0	1	0	0	0	0				
Gus Bell, L (8, PH) OBP: 0.291, SLG: 0.351										1	1	1	1	0	0	0				
<b>Inning Stats</b>	R: 0 E: 0 K: 2 S: 8	H: 1 LOB: 1 BB: 0 P: 8	R: 0 E: 0 K: 0 S: 3	H: 0 LOB: 1 BB: 1 P: 7	R: 0 E: 0 K: 0 S: 3	H: 0 LOB: 0 BB: 0 P: 3	R: 0 E: 0 K: 1 S: 6	H: 1 LOB: 1 BB: 0 P: 6	R: 0 E: 0 K: 2 S: 8	H: 1 LOB: 1 BB: 0 P: 8	R: 0 E: 0 K: 0 S: 3	H: 0 LOB: 0 BB: 0 P: 3	R: 3 E: 0 K: 0 S: 6	H: 3 LOB: 0 BB: 0 P: 6	R: 0 E: 0 K: 2 S: 7	H: 0 LOB: 0 BB: 0 P: 7	1B: 4 2B: 1 3B: 0 HR: 2	SF: 0 SAC: 0 DP: 0 HBP: 0	WP: 0 PB: 0 SB: 1 CS: 0	PA: 35
<b>PITCHER</b> Don Nottebart, R (1, 1) ERA: 4.14	IP: 9.0 WLS: L BF: 35 H: 7 R: 3 ER: 3 SO: 8 BB: 1 IBB: 0 HBP: 0 BLK: 0 WP: 0 HR: 2 S: 50 P: 54 ERA: 3.00 WHIP: 0.889																			

Cincinnati Reds @ Milwaukee Braves  
Milwaukee County Stadium, Milwaukee, WI  
Wed Jul 26 1961, 8:05 PM EDT  
Att: 22,337 - Unknown

AB	34
R	3
H	7
RBI	3
BB	1
SO	8
LOB	12



Batter	1	2	3	4	5	6	7	8	9	AB	R	H	RBI	BB	SO	LOB	BOTTOM					
Mack Jones, L (1, 8) OBP: 0.372, SLG: 0.391	K2-3							FC3-6 1B		3	0	1	0	1	1	1						
Frank Bolling, R (1, 4) OBP: 0.356, SLG: 0.445	P6							6-3		3	0	0	0	1	0	2						
Eddie Mathews, L (1, 5) OBP: 0.386, SLG: 0.545	K									4	0	1	0	0	1	2						
Hank Aaron, R (1, 9) OBP: 0.372, SLG: 0.624										3	2	1	1	0	1	1						
Joe Adcock, R (1, 3) OBP: 0.326, SLG: 0.491										4	0	0	0	0	2	1						
Lee Maye, L (1, 7) OBP: 0.331, SLG: 0.468										4	0	0	0	0	0	1						
Roy McMillan, R (1, 6) OBP: 0.323, SLG: 0.298										3	0	1	1	0	0	0						
Frank Thomas, R (8, PH) OBP: 0.365, SLG: 0.521										1	0	0	0	0	0	0						
Sammy White, R (1, 2) OBP: 0.167, SLG: 0.167										3	0	1	0	0	2	0						
Bob Boyd, L (8, PH) OBP: 0.286, SLG: 0.304										1	0	1	0	0	0	0						
Don Nottebart, R (1, 1) OBP: 0.226, SLG: 0.143										3	0	1	0	0	2	2						
Al Spangler, L (8, PH) OBP: 0.432, SLG: 0.298										1	0	0	0	0	0	1						
<b>Inning Stats</b>	R: 0 E: 0 K: 2 S: 7	H: 0 LOB: 0 BB: 0 P: 7	R: 1 E: 0 K: 1 S: 7	H: 2 LOB: 2 BB: 0 P: 8	R: 0 E: 0 K: 1 S: 5	H: 1 LOB: 1 BB: 1 P: 9	R: 0 E: 0 K: 1 S: 5	H: 0 LOB: 0 BB: 0 P: 5	R: 0 E: 0 K: 2 S: 8	H: 1 LOB: 2 BB: 1 P: 12	R: 1 E: 0 K: 0 S: 4	H: 1 LOB: 1 BB: 0 P: 4	R: 0 E: 0 K: 1 S: 6	H: 1 LOB: 1 BB: 0 P: 6	R: 0 E: 0 K: 1 S: 5	H: 0 LOB: 0 BB: 0 P: 5	R: 0 E: 0 K: 0 S: 4	H: 1 LOB: 1 BB: 0 P: 4	1B: 5 2B: 1 3B: 0 HR: 1	SF: 0 SAC: 0 DP: 0 HBP: 1	WP: 0 PB: 0 SB: 1 CS: 0	PA: 36
<b>PITCHER</b> Ken Johnson, R (1, 1) ERA: 6.75	IP: 7.0 WLS: W BF: 29 H: 4 R: 2 ER: 2 SO: 8 BB: 2 IBB: 0 HBP: 1 BLK: 0 WP: 0 HR: 1 S: 42 P: 51 ERA: 2.57 WHIP: 1.143																					
<b>PITCHER</b> Jim Brosnan, R (8, 1) ERA: 3.12	IP: 2.0 WLS: S BF: 7 H: 1 R: 0 ER: 0 SO: 1 BB: 0 IBB: 0 HBP: 0 BLK: 0 WP: 0 HR: 0 S: 9 P: 9 ERA: 0.00 WHIP: 0.500																					

Cincinnati Reds @ Milwaukee Braves  
Milwaukee County Stadium, Milwaukee, WI  
Wed Jul 26 1961, 8:05 PM EDT  
Att: 22,337 - Unknown

AB	33
R	2
H	7
RBI	2
BB	2
SO	9
LOB	11





Batter	1	2	3	4	5	6	7	8	9	AB	R	H	RBI	BB	SO	LOB	TOP			
Don Blasingame, L (1,4) OBP: 0.300, SLG: 0.294	4-0 2B SF8-5-4 BB		0-0 FC1-5 2-3			0-0 1-3		0-0 G3		3	1	0	0	1	0	1				
Leo Cardenas, R (1,6) OBP: 0.327, SLG: 0.465	0-0 1-3 2B		0-0 4-3			4-0 FC3-6 BB			0-0 F7	3	0	1	0	1	0	1				
Vada Pinson, L (1,8) OBP: 0.359, SLG: 0.463	0-0 SF8-5-4			0-0 4-3		0-0 FC3-6 1-2			0-0 1-3 1B CS 1B	3	1	1	1	0	0	1				
Frank Robinson, R (1,9) OBP: 0.428, SLG: 0.687	0-0 K			0-0 L6			0-0 6-3		0-0 CS 1-3 1B	4	0	1	0	0	1	0				
Gordy Coleman, L (1,3)		0-0 6-3		0-3 K			0-0 1-3		0-0 1-3	4	0	0	0	0	1	2				
Gus Bell, L (1,7) OBP: 0.301, SLG: 0.357		0-0 G1-4-3 1B			0-0 4-3				4-0 CS IBB	3	0	2	0	1	0	0				
Gene Freese, R (1,5) OBP: 0.320, SLG: 0.500					0-3 K				4-0 IBB	3	0	0	0	0	1	2				
Jerry Lynch, L (9, PH) OBP: 0.421, SLG: 0.675		0-0 G1-4-3					0-0 F9		1-2 2-3 3-H IBB	0	0	0	0	1	0	0				
Eddie Kasko, R (9,5) OBP: 0.318, SLG: 0.319										4	0	1	0	0	0	3				
Johnny Edwards, L (1,2) OBP: 0.292, SLG: 0.304			0-0 FC1-5 SH2-4 1B			0-0 F7			0-0 4-3											
Bob Purkey, R (1,1) OBP: 0.105, SLG: 0.091			0-0 SH2-4			0-3 K			0-0 5-3	2	0	0	0	0	1	0				
<b>Inning Stats</b>	R: 1 E: 0 K: 1 S: 5	H: 1 LOB: 0 BB: 1 P: 9	R: 0 E: 0 K: 0 S: 3	H: 1 LOB: 0 BB: 0 P: 3	R: 0 E: 0 K: 0 S: 4	H: 1 LOB: 1 BB: 0 P: 4	R: 0 E: 0 K: 1 S: 5	H: 0 LOB: 0 BB: 0 P: 5	R: 0 E: 0 K: 1 S: 5	H: 0 LOB: 0 BB: 0 P: 9	R: 0 E: 0 K: 0 S: 4	H: 1 LOB: 1 BB: 0 P: 4	R: 0 E: 0 K: 0 S: 3	H: 0 LOB: 0 BB: 0 P: 3	R: 1 E: 0 K: 0 S: 5	H: 2 LOB: 2 BB: 2 P: 13	1B: 5 2B: 2 3B: 0 HR: 0	SF: 1 SAC: 1 DP: 2 HBP: 0	WP: 0 PB: 0 SB: 0 CS: 3	PA: 35
<b>PITCHER</b> Carl Willey, R (1,1) ERA: 4.46	IP: 9.0 WLS: L BF: 35	H: 6 R: 2 ER: 1 SO: 4	BB: 2 IBB: 2 HBP: 0 BLK: 0	WP: 0 HR: 0 S: 39 P: 55	ERA: 1.00 WHIP: 0.889															

Cincinnati Reds @ Milwaukee Braves  
Milwaukee County Stadium, Milwaukee, WI  
Thu Jul 27 1961, 4:33 AM EDT  
Att: 19,917 - Unknown

AB 29  
R 2  
H 6  
RBI 1  
BB 4  
SO 4  
LOB 10



Batter	1	2	3	4	5	6	7	8	9	AB	R	H	RBI	BB	SO	LOB	BOTTOM					
Mack Jones, L (1,8) OBP: 0.354, SLG: 0.370	0-0 6-3		0-3 K		0-0 1-3			0-3 K		4	0	0	0	0	2	1						
Frank Bolling, R (1,4) OBP: 0.355, SLG: 0.443	0-0 4-3			0-0 F8		0-0 SH1-3 1B		0-0 F7		4	0	1	0	0	0	0						
Eddie Mathews, L (1,5) OBP: 0.388, SLG: 0.545	0-0 F8			0-0 E S 1B		0-0 SH1-3 1B		0-0 F7		4	1	2	0	0	0	0						
Hank Aaron, R (1,9) OBP: 0.371, SLG: 0.620		0-0 F8		4-0 1B BB		0-0 SH1-3			0-0 F8	2	0	0	0	1	0	0						
Joe Adcock, R (1,3) OBP: 0.325, SLG: 0.488		0-3 K		0-0 1B BB		0-3 K			0-0 5-3	4	0	1	1	0	2	2						
Lee Maye, L (1,7) OBP: 0.325, SLG: 0.459		0-3 K		1-2 3-H 1B		0-0 1-3			0-0 P6	4	0	0	0	0	2	4						
Roy McMillan, R (1,6) OBP: 0.326, SLG: 0.300			4-0 4-3 BB		0-0 1-2 2-H 1B			0-0 F7		2	0	1	0	1	0	0						
Sammy White, R (1,2) OBP: 0.143, SLG: 0.143			0-0 4-3		0-0 1-3			0-0 P6		3	0	0	0	0	0	1						
Carl Willey, R (1,1) OBP: 0.032, SLG: 0.032			0-3 K		0-0 1-3			0-0 4-3		3	0	0	0	0	1	1						
<b>Inning Stats</b>	R: 0 E: 0 K: 0 S: 3	H: 0 LOB: 0 BB: 0 P: 3	R: 0 E: 0 K: 2 S: 7	H: 0 LOB: 0 BB: 0 P: 7	R: 0 E: 0 K: 2 S: 7	H: 0 LOB: 1 BB: 1 P: 11	R: 1 E: 0 K: 1 S: 7	H: 3 LOB: 2 BB: 1 P: 11	R: 0 E: 0 K: 0 S: 3	H: 0 LOB: 0 BB: 0 P: 3	R: 0 E: 0 K: 1 S: 7	H: 2 LOB: 2 BB: 0 P: 7	R: 0 E: 0 K: 0 S: 3	H: 0 LOB: 0 BB: 0 P: 3	R: 0 E: 0 K: 1 S: 5	H: 0 LOB: 0 BB: 0 P: 5	R: 0 E: 0 K: 0 S: 3	H: 0 LOB: 0 BB: 0 P: 3	1B: 5 2B: 0 3B: 0 HR: 0	SF: 0 SAC: 1 DP: 0 HBP: 0	WP: 0 PB: 0 SB: 1 CS: 0	PA: 33
<b>PITCHER</b> Bob Purkey, R (1,1) ERA: 3.73	IP: 9.0 WLS: W BF: 33	H: 5 R: 1 ER: 1 SO: 7	BB: 2 IBB: 0 HBP: 0 BLK: 0	WP: 0 HR: 0 S: 45 P: 53	ERA: 1.00 WHIP: 0.778																	

Cincinnati Reds @ Milwaukee Braves  
Milwaukee County Stadium, Milwaukee, WI  
Thu Jul 27 1961, 4:33 AM EDT  
Att: 19,917 - Unknown

AB 30  
R 1  
H 5  
RBI 1  
BB 2  
SO 7  
LOB 9







Batter	1	2	3	4	5	6	7	8	9	AB	R	H	RBI	BB	SO	LOB	TOP								
Julian Javier, R (1,4) OBP: 0.350, SLG: 0.369	E4 FC5-4		E3 1B						K	4	2	1	0	1	1	1	<b>St. Louis Cardinals @ Milwaukee Braves</b> Milwaukee County Stadium, Milwaukee, WI Fri Jul 28 1961, 8:05 PM EDT Att: 19,889 - Unknown								
Bob Lillis, R (1,6) OBP: 0.275, SLG: 0.259	FC5-4 2B		G6-4-3 1B						6-3	5	2	2	3	0	0	2									
Bill White, L (1,3) OBP: 0.379, SLG: 0.478	FC6-5 1-H		G6-4-3 1B						6-3	2	1	1	1	2	0	1									
Ken Boyer, R (1,5) OBP: 0.389, SLG: 0.519	FC6-5 2-3		G6-4-3 1B						6-3	4	0	2	2	0	0	3									
Charlie James, R (1,7) OBP: 0.324, SLG: 0.402	P3		L5						1-3	4	0	0	0	0	0	3									
Don Tausig, R (1,8) OBP: 0.347, SLG: 0.489		5-3							1B BB	3	0	0	0	1	1	0									
Ed Olivares, R (1,9) OBP: 0.250, SLG: 0.250		5-3							1B BB	4	0	1	0	0	0	0									
Curt Flood, R (8, PR) OBP: 0.377, SLG: 0.388		5-3							G5-4-3 1B	0	0	0	0	0	0	0									
Jimmie Schaffer, R (1,2) OBP: 0.311, SLG: 0.368		G3							G5-4-3 1B	4	0	1	0	0	0	2									
Larry Jackson, R (1,1) OBP: 0.195, SLG: 0.300			E 1B						K	4	1	1	0	0	3	1									
<b>Inning Stats</b>	R: 1 E: 1 K: 0 S: 5	H: 1 LOB: 1 BB: 0 P: 5	R: 0 E: 0 K: 0 S: 3	H: 0 LOB: 0 BB: 0 P: 3	R: 2 E: 1 K: 0 S: 5	H: 2 LOB: 1 BB: 1 P: 9	R: 0 E: 0 K: 1 S: 6	H: 1 LOB: 1 BB: 0 P: 6	R: 1 E: 0 K: 0 S: 3	H: 1 LOB: 0 BB: 2 P: 11	R: 0 E: 0 K: 1 S: 5	H: 0 LOB: 0 BB: 0 P: 5	R: 2 E: 0 K: 1 S: 7	H: 3 LOB: 0 BB: 0 P: 7	R: 0 E: 0 K: 0 S: 3	H: 1 LOB: 2 BB: 1 P: 7	R: 0 E: 0 K: 2 S: 7	H: 0 LOB: 0 BB: 0 P: 7	1B: 7 2B: 1 3B: 1 HR: 0	SF: 0 SAC: 0 DP: 3 HBP: 0	WP: 1 PB: 0 SB: 2 CS: 1	PA: 39			
<b>PITCHER</b>	IP	WLS	BF	H	R	ER	SO	BB	IBB	HBP	BLK	WP	HR	S	P	ERA	WHIP								
Bob Hendley, L (1,1) ERA: 4.25	5.0	L	23	5	4	1	1	3	0	0	0	0	0	22	34	1.80	1.600								
Tony Cloninger, R (6,1) ERA: 7.19	2.0		8	3	2	2	2	0	0	0	1	1	0	12	12	9.00	1.500								
Don McMahon, R (8,1) ERA: 1.97	2.0		7	1	0	0	2	1	0	0	0	0	0	10	14	0.00	1.000								

Batter	1	2	3	4	5	6	7	8	9	AB	R	H	RBI	BB	SO	LOB	BOTTOM								
Mack Jones, L (1,8) OBP: 0.349, SLG: 0.355	G3		F7							3	0	0	0	1	1	0	<b>St. Louis Cardinals @ Milwaukee Braves</b> Milwaukee County Stadium, Milwaukee, WI Fri Jul 28 1961, 8:05 PM EDT Att: 19,889 - Unknown								
Frank Bolling, R (1,4) OBP: 0.354, SLG: 0.441			6-3						P6	4	0	1	0	0	0	1									
Eddie Mathews, L (1,5) OBP: 0.384, SLG: 0.539			F7						F7	4	0	0	0	0	1	2									
Hank Aaron, R (1,9) OBP: 0.375, SLG: 0.629									F2	3	2	2	1	1	0	1									
Joe Adcock, R (1,3) OBP: 0.324, SLG: 0.485			4-3						K	4	0	1	0	0	2	1									
Frank Thomas, R (1,7) OBP: 0.360, SLG: 0.513			F7						6-3	4	0	0	1	0	0	2									
Joe Torre, R (1,2) OBP: 0.343, SLG: 0.482									F8	4	0	2	0	0	0	1									
Roy McMillan, R (1,6) OBP: 0.323, SLG: 0.297									FC6-4 1B	3	0	0	0	0	1	2									
Bob Boyd, L (9, PH) OBP: 0.284, SLG: 0.300			E4						FC6-4	1	0	0	0	0	0	1									
Bob Hendley, R (1,1) OBP: 0.116, SLG: 0.063			1-3							1	0	0	0	0	0	2									
John DeMerit, R (5, PH) OBP: 0.214, SLG: 0.246										1	0	0	0	0	1	0									
Tony Cloninger, R (6,1) OBP: 0.214, SLG: 0.214										0	0	0	0	0	0	0									
Lee Maye, L (7, PH) OBP: 0.324, SLG: 0.457										1	0	0	0	0	1	0									
Don McMahon, R (8,1) OBP: 0.182, SLG: 0.182										0	0	0	0	0	0	0									
<b>Inning Stats</b>	R: 0 E: 0 K: 0 S: 3	H: 1 LOB: 0 BB: 0 P: 3	R: 1 E: 1 K: 0 S: 6	H: 2 LOB: 2 BB: 0 P: 6	R: 0 E: 0 K: 1 S: 5	H: 0 LOB: 0 BB: 0 P: 5	R: 1 E: 0 K: 0 S: 4	H: 1 LOB: 1 BB: 1 P: 8	R: 0 E: 0 K: 2 S: 7	H: 0 LOB: 0 BB: 0 P: 7	R: 0 E: 0 K: 1 S: 6	H: 1 LOB: 1 BB: 0 P: 6	R: 0 E: 0 K: 2 S: 7	H: 0 LOB: 0 BB: 0 P: 7	R: 0 E: 0 K: 0 S: 3	H: 0 LOB: 1 BB: 1 P: 7	R: 0 E: 0 K: 1 S: 6	H: 1 LOB: 1 BB: 0 P: 6	1B: 5 2B: 0 3B: 0 HR: 1	SF: 0 SAC: 0 DP: 0 HBP: 0	WP: 0 PB: 0 SB: 0 CS: 1	PA: 35			
<b>PITCHER</b>	IP	WLS	BF	H	R	ER	SO	BB	IBB	HBP	BLK	WP	HR	S	P	ERA	WHIP								
Larry Jackson, R (1,1) ERA: 4.84	9.0	W	35	6	2	2	7	2	0	0	0	0	1	47	55	2.00	0.889								



Batter	1	2	3	4	5	6	7	8	9	AB	R	H	RBI	BB	SO	LOB	TOP			
<b>Julian Javier, R</b> OBP: 0.344, SLG: 0.362 (1.4)	0-3 <b>K</b>		0-0 <b>6-3</b>			0-0 <b>B2</b>		0-0 <b>4-3</b>		4	0	0	0	0	1	0	<b>St. Louis Cardinals @ Milwaukee Braves</b> Milwaukee County Stadium, Milwaukee, WI Sat Jul 29 1961, 4:33 AM EDT Att: 15,972 - Unknown <a href="http://livebaseballscorecards.com">livebaseballscorecards.com</a>			
<b>Joe Cunningham, L</b> OBP: 0.416, SLG: 0.417 (1.9)	0-0 <b>1-3</b>			0-0 <b>G3</b>			4-0 <b>1B</b> <b>4-1</b> <b>BB</b> <b>1-3</b>	0-0 <b>4-3</b>		3	1	0	0	1	0	0				
<b>Bill White, L</b> OBP: 0.378, SLG: 0.474 (1.3)	0-0 <b>F9</b>			4-0 <b>CS</b> <b>BB</b>			0-0 <b>4-1</b>	0-0 <b>4-3</b>		3	0	0	0	1	0	1				
<b>Ken Boyer, R</b> OBP: 0.388, SLG: 0.516 (1.5)		0-0 <b>5-3</b>		0-0 <b>F9</b>			0-0 <b>BB</b> <b>1-3</b> <b>2-3</b> <b>1B</b>	0-0 <b>6-3</b>		4	0	1	0	0	0	1				
<b>Stan Musial, L</b> OBP: 0.390, SLG: 0.502 (1.7)	0-0 <b>4-3</b>			0-0 <b>CS</b>	0-0 <b>4-3</b>		0-0 <b>1-3</b>	0-3 <b>K</b>		4	0	0	1	0	1	1				
<b>Carl Sawatski, L</b> OBP: 0.412, SLG: 0.543 (1.2)	4-0 <b>BB</b>			0-0 <b>BB</b>	0-0 <b>F2</b>		0-0 <b>BB</b> <b>IBB</b>	1-2 <b>3-H</b> <b>4-0</b>		1	0	0	0	2	0	0				
<b>Don Taussig, R</b> OBP: 0.346, SLG: 0.482 (1.8)	0-0 <b>5-3</b>			0-0 <b>L6</b>			4-0 <b>FC6-4</b> <b>BB</b>	1-2 <b>2-3</b>		2	0	0	0	1	0	1				
<b>Bob Lillis, R</b> OBP: 0.270, SLG: 0.254 (1.6)			0-0 <b>F9</b>			0-0 <b>F8</b>	0-0 <b>FC6-4</b>	1-2 <b>2-3</b>		3	0	0	0	0	0	3				
<b>Ernie Broglio, R</b> OBP: 0.188, SLG: 0.159 (1.1)			0-0 <b>F7</b>			0-0 <b>6-3</b>		0-0 <b>G3</b>		3	0	0	0	0	0	0				
<b>Inning Stats</b>	R: 0 E: 0 K: 1 S: 5	H: 0 LOB: 0 BB: 0 P: 5	R: 0 E: 0 K: 0 S: 3	H: 0 LOB: 1 BB: 1 P: 7	R: 0 E: 0 K: 0 S: 3	H: 0 LOB: 0 BB: 0 P: 3	R: 0 E: 0 K: 0 S: 2	H: 0 LOB: 0 BB: 1 P: 6	R: 0 E: 0 K: 0 S: 3	H: 0 LOB: 0 BB: 0 P: 3	R: 1 E: 0 K: 0 S: 4	H: 1 LOB: 3 BB: 3 P: 16	R: 0 E: 0 K: 0 S: 3	H: 0 LOB: 0 BB: 0 P: 3	R: 0 E: 0 K: 1 S: 5	H: 0 LOB: 0 BB: 0 P: 5		1B: 1 2B: 0 3B: 0 HR: 0	SF: 0 SAC: 0 DP: 0 HBP: 0	WP: 0 PB: 0 CS: 1
<b>PITCHER</b> <b>Bob Buhl, R</b> ERA: 3.9 (1.1)	IP: 9.0 WLS: W BF: 32 H: 1 R: 1 ER: 1 SO: 2 BB: 4 IBB: 1 HBP: 0 BLK: 0 WP: 0 HR: 0 S: 31 P: 51 ERA: 1.00 WHIP: 0.556															<b>PITCHER</b>				

Batter	1	2	3	4	5	6	7	8	9	AB	R	H	RBI	BB	SO	LOB	BOTTOM			
<b>Mack Jones, L</b> OBP: 0.333, SLG: 0.338 (1.8)	0-0 <b>1-3</b>		0-3 <b>K</b>		0-0 <b>F7</b>			0-3 <b>K</b>		4	0	0	0	0	2	1	<b>St. Louis Cardinals @ Milwaukee Braves</b> Milwaukee County Stadium, Milwaukee, WI Sat Jul 29 1961, 4:33 AM EDT Att: 15,972 - Unknown <a href="http://livebaseballscorecards.com">livebaseballscorecards.com</a>			
<b>Frank Bolling, R</b> OBP: 0.351, SLG: 0.437 (1.4)	0-0 <b>6-3</b>		0-0 <b>FC5-4</b> <b>1B</b> <b>1-2</b>		0-0 <b>F9</b>			0-0 <b>L5</b>		4	0	0	0	0	0	1				
<b>Eddie Mathews, L</b> OBP: 0.387, SLG: 0.538 (1.5)	4-0 <b>BB</b>		0-0 <b>1-3</b> <b>1B</b>		0-0 <b>K</b>	0-3 <b>K</b>		4-0 <b>BB</b> <b>BB</b>		2	1	1	0	2	1	0				
<b>Hank Aaron, R</b> OBP: 0.374, SLG: 0.627 (1.9)	0-0 <b>F8</b>		0-0 <b>F9</b>		0-0 <b>K</b> <b>2B</b>		0-0 <b>F8</b>		4	0	1	0	0	0	0	4				
<b>Joe Adcock, R</b> OBP: 0.321, SLG: 0.479 (1.3)		0-0 <b>5-3</b>		0-0 <b>F8</b>		0-3 <b>K</b> <b>2-3</b>		0-0 <b>F9</b>		4	0	0	0	0	1	2				
<b>Frank Thomas, R</b> OBP: 0.361, SLG: 0.515 (1.7)	0-0 <b>F7</b>		0-0 <b>5-3</b>		0-0 <b>FC6-5-4</b> <b>2B</b>		4-0 <b>BB</b>	1-2 <b>BB</b>		3	0	1	0	1	0	0				
<b>Joe Torre, R</b> OBP: 0.345, SLG: 0.496 (1.2)	0-0 <b>FC5-4</b> <b>1B</b>		0-0 <b>HR</b>		0-0 <b>FC6-5-4</b> <b>G4-6-3</b> <b>2-3</b>		0-0 <b>E9</b> <b>1-2</b> <b>2-H</b>		4	1	2	1	0	0	2					
<b>Roy McMillan, R</b> OBP: 0.321, SLG: 0.294 (1.6)	0-0 <b>FC5-4</b> <b>1-2</b>		0-0 <b>F8</b>		0-0 <b>G4-6-3</b> <b>1-2</b>				3	0	0	0	0	0	2					
<b>Bob Buhl, R</b> OBP: 0.120, SLG: 0.064 (1.1)		4-0 <b>FC5-4</b> <b>BB</b>		0-0 <b>4-3</b>			0-0 <b>P4</b>		2	0	0	0	1	0	0					
<b>Inning Stats</b>	R: 0 E: 0 K: 0 S: 3	H: 0 LOB: 1 BB: 1 P: 7	R: 0 E: 0 K: 1 S: 6	H: 1 LOB: 2 BB: 1 P: 10	R: 1 E: 0 K: 0 S: 4	H: 1 LOB: 0 BB: 0 P: 4	R: 0 E: 0 K: 2 S: 7	H: 1 LOB: 0 BB: 0 P: 7	R: 0 E: 0 K: 0 S: 3	H: 1 LOB: 0 BB: 0 P: 3	R: 0 E: 0 K: 1 S: 5	H: 0 LOB: 0 BB: 0 P: 5	R: 1 E: 1 K: 0 S: 3	H: 0 LOB: 2 BB: 2 P: 11	R: 1 E: 0 K: 0 S: 3	H: 0 LOB: 2 BB: 2 P: 11		1B: 2 2B: 2 3B: 0 HR: 1	SF: 0 SAC: 0 DP: 1 HBP: 0	WP: 0 PB: 0 CS: 0
<b>PITCHER</b> <b>Ernie Broglio, R</b> ERA: 3.98 (1.1)	IP: 8.2 WLS: L BF: 34 H: 5 R: 2 ER: 1 SO: 4 BB: 4 IBB: 0 HBP: 0 BLK: 0 WP: 0 HR: 1 S: 38 P: 54 ERA: 1.04 WHIP: 1.038															<b>PITCHER</b>				








Batter	1	2	3	4	5	6	7	8	9	10	AB	R	H	RBI	BB	SO	LOB	TOP							
Julian Javier, R OBP: 0.343, SLG: 0.365 (1,4)	E3 FC4-6		F4		E7 1-H 2B		6-3		FC3-6 1B		5	0	2	0	0	0	0	<b>St. Louis Cardinals @ Milwaukee Braves</b> Milwaukee County Stadium, Milwaukee, WI Sun Jul 30 1961, 4:38 AM EDT Att: 24,962 - Unknown  <b>AB 39</b> <b>R 2</b> <b>H 10</b> <b>RBI 1</b> <b>BB 5</b> <b>SO 6</b> <b>LOB 22</b>							
Bob Lillis, R OBP: 0.266, SLG: 0.250 (1,6)	FC4-6 1-2f		F8		F9		BB 1B		FC3-6 1B 1-2f		5	0	1	0	0	0	3								
Bill White, L OBP: 0.382, SLG: 0.491 (1,3)	K				P4		2B SF9 1B		FC6-4 1B 1-3		4	1	2	0	1	1	1								
Ken Boyer, R OBP: 0.389, SLG: 0.516 (1,5)	K				PB 1B		SF9 1-3 2B		FC6-4 1-2f		4	0	2	0	1	1	3								
Charlie James, R OBP: 0.320, SLG: 0.391 (1,7)					G6-4-3 BB		L4		F9		4	0	1	0	1	0	5								
Curt Flood, R OBP: 0.378, SLG: 0.379 (1,8)					G6-4-3 1-2f		SF9 BB		6-3		3	0	0	0	2	1	3								
Ed Olivares, R OBP: 0.100, SLG: 0.111 (1,9)							3-1		SF9 1-2 2-3 3-H		4	0	0	1	0	0	2								
Jimmie Schaffer, R OBP: 0.313, SLG: 0.366 (1,2)					K		K		6-3		5	0	1	0	0	3	3								
Bob Gibson, R OBP: 0.283, SLG: 0.372 Stan Musial, L OBP: 0.387, SLG: 0.496 Craig Anderson, R OBP: 0.333, SLG: 0.500 (1,1)					F9		2B E 1B		F3		4	1	1	0	0	0	0								
									1-3		1	0	0	0	0	0	2								
									F2		0	0	0	0	0	0	0								
<b>Inning Stats</b>	R: 0 E: 1 K: 2 S: 8	H: 0 LOB: 1 BB: 0 P: 8	R: 0 E: 0 K: 2 S: 8	H: 1 LOB: 1 BB: 0 P: 8	R: 0 E: 0 K: 0 S: 3	H: 0 LOB: 0 BB: 0 P: 3	R: 0 E: 0 K: 0 S: 3	H: 1 LOB: 1 BB: 1 P: 7	R: 1 E: 1 K: 1 S: 7	H: 2 LOB: 1 BB: 0 P: 7	R: 0 E: 0 K: 0 S: 4	H: 1 LOB: 2 BB: 2 P: 12	R: 0 E: 0 K: 0 S: 3	H: 0 LOB: 0 BB: 0 P: 3	R: 0 E: 0 K: 0 S: 5	H: 2 LOB: 2 BB: 0 P: 5	R: 0 E: 0 K: 0 S: 4	H: 1 LOB: 2 BB: 1 P: 8	1B: 8 2B: 2 3B: 0 HR: 0	SF: 1 SAC: 0 DP: 1 HBP: 0	WP: 0 PB: 1 SB: 0 CS: 0	PA: 45			
<b>PITCHER</b> Warren Spahn, L ERA: 3.63 (1,1)	IP 10.0	WLS W 45	BF H 10	R ER 1	SO 6	BB 5	IBB 0	HBP 0	BLK 0	WP 0	HR 0	S 52	P 72	ERA 0.90	WHIP 1.500										

Batter	1	2	3	4	5	6	7	8	9	10	AB	R	H	RBI	BB	SO	LOB	BOTTOM							
Lee Maye, L OBP: 0.324, SLG: 0.452 (1,9)	CS BB		F7		F9		4-3			BB 1B	4	1	1	0	1	0	1	<b>St. Louis Cardinals @ Milwaukee Braves</b> Milwaukee County Stadium, Milwaukee, WI Sun Jul 30 1961, 4:38 AM EDT Att: 24,962 - Unknown  <b>AB 36</b> <b>R 3</b> <b>H 9</b> <b>RBI 3</b> <b>BB 3</b> <b>SO 6</b> <b>LOB 14</b>							
Frank Bolling, R OBP: 0.352, SLG: 0.434 (1,4)	K 1-2				1B 1B		BB BB		F2		4	0	1	1	1	1	2								
Eddie Mathews, L OBP: 0.388, SLG: 0.534 (1,5)	4-3				1B 1B		F9		F9		4	1	2	0	1	0	1								
Hank Aaron, R OBP: 0.375, SLG: 0.622 (1,8)					F8 FC6-4		P3		1-2 2-H 1B		5	0	1	1	0	1	3								
Joe Adcock, R OBP: 0.327, SLG: 0.484 (1,3)							5-3				3	0	2	0	0	0	0								
Frank Thomas, R OBP: 0.362, SLG: 0.511 (1,7)					1B 1B		F3		P6		4	0	1	1	0	0	2								
Joe Torre, R OBP: 0.340, SLG: 0.487 (1,2)					1B 1-3		F7		F9		4	0	0	0	0	0	4								
Roy McMillan, R OBP: 0.315, SLG: 0.288 Bob Boyd, L OBP: 0.276, SLG: 0.292 Felix Mantilla, R OBP: 0.393, SLG: 0.370 (1,6)					K		K		5-3		3	0	0	0	0	3	1								
Warren Spahn, L OBP: 0.328, SLG: 0.500 (1,1)					P6		4-3		K		4	1	1	0	0	1	0								
<b>Inning Stats</b>	R: 0 E: 0 K: 1 S: 4	H: 0 LOB: 0 BB: 1 P: 8	R: 0 E: 0 K: 1 S: 6	H: 1 LOB: 1 BB: 0 P: 6	R: 0 E: 0 K: 1 S: 5	H: 0 LOB: 0 BB: 0 P: 5	R: 1 E: 0 K: 0 S: 6	H: 3 LOB: 2 BB: 0 P: 6	R: 1 E: 0 K: 1 S: 8	H: 3 LOB: 2 BB: 0 P: 8	R: 0 E: 0 K: 0 S: 5	H: 0 LOB: 1 BB: 0 P: 6	R: 0 E: 0 K: 0 S: 3	H: 0 LOB: 0 BB: 0 P: 3	R: 0 E: 0 K: 1 S: 5	H: 0 LOB: 0 BB: 0 P: 5	R: 1 E: 0 K: 0 S: 3		H: 2 LOB: 2 BB: 1 P: 7	1B: 8 2B: 2 3B: 0 HR: 0	SF: 0 SAC: 0 DP: 1 HBP: 1	WP: 0 PB: 0 SB: 0 CS: 1	PA: 40		
<b>PITCHER</b> Bob Gibson, R ERA: 3.44 Craig Anderson, R ERA: 2.22 (1,1)	IP 9.0	WLS L 4	BF H 7	R ER 2	SO 6	BB 2	IBB 0	HBP 0	BLK 0	WP 0	HR 0	S 45	P 54	ERA 2.00	WHIP 1.000										



Batter	1	2	3	4	5	6	7	8	9	AB	R	H	RBI	BB	SO	LOB	TOP								
Mack Jones, L OBP: 0.316, SLG: 0.318 (1, 8)	K	FC6-4			F7		FC3-6		1-3	5	0	0	0	0	1	4									
Frank Bolling, R OBP: 0.351, SLG: 0.430 (1, 4)	5-3		F5			1B BB	5-3		K	4	1	0	0	1	1	1									
Eddie Mathews, L OBP: 0.390, SLG: 0.532 (1, 5)			3-1				F8		SH1-4 1B	3	1	1	0	1	0	1									
Hank Aaron, R OBP: 0.374, SLG: 0.617 (1, 9)	6-3		F8				E8 1B		SH1-4 BB	3	1	0	0	1	0	2									
Joe Adcock, R OBP: 0.330, SLG: 0.486 (1, 3)		HBP 1B			K				SH1-4	3	0	2	1	0	1	0									
Frank Thomas, R OBP: 0.364, SLG: 0.509 (1, 7)		HBP HBP	L6				K		E7 1B	3	1	1	2	0	1	2									
Joe Torre, R OBP: 0.339, SLG: 0.483 (1, 2)			F9		L5		F8		G4-6-3 1B	4	0	1	1	0	0	4									
Roy McMillan, R OBP: 0.317, SLG: 0.289 (1, 6)					5-3				G4-6-3 1B	3	0	1	0	0	0	1									
Carl Willey, R OBP: 0.029, SLG: 0.029 (1, 1)	K				4-3		F3		K	4	0	0	0	0	2	4									
<b>Inning Stats</b>	R: 0 E: 0 K: 1 S: 5	H: 0 LOB: 1 BB: 1 P: 9	R: 0 E: 0 K: 1 S: 6	H: 1 LOB: 3 BB: 0 P: 8	R: 0 E: 0 K: 0 S: 3	H: 0 LOB: 0 BB: 0 P: 3	R: 0 E: 0 K: 1 S: 5	H: 0 LOB: 0 BB: 0 P: 5	R: 0 E: 0 K: 0 S: 3	H: 0 LOB: 0 BB: 0 P: 3	R: 1 E: 1 K: 1 S: 7	H: 1 LOB: 2 BB: 1 P: 11	R: 0 E: 0 K: 0 S: 4	H: 1 LOB: 1 BB: 0 P: 4	R: 3 E: 1 K: 0 S: 5	H: 3 LOB: 0 BB: 1 P: 9	R: 0 E: 0 K: 2 S: 7	H: 0 LOB: 0 BB: 0 P: 7	1B: 6 2B: 0 3B: 0 HR: 0	SF: 0 SAC: 1 DP: 1 HBP: 2	WP: 0 PB: 0 SB: 0 CS: 0	PA: 38			
<b>PITCHER</b>	IP WLS BF H R ER SO BB IBB HBP BLK WP HR S P ERA WHIP	7.1 L 34 6 4 2 4 3 0 2 0 0 0 0 37 51 2.46 1.227	1.2 4 0 0 0 2 0 0 0 0 0 0 0 8 8 0.00 0.000																						

Milwaukee Braves @ Chicago Cubs  
Wrigley Field, Chicago, IL  
Wed Aug 02 1961, 3:33 AM CDT  
Sunny - 86 F

AB 32  
R 4  
H 6  
RBI 4  
BB 3  
SO 6  
LOB 19



Batter	1	2	3	4	5	6	7	8	9	AB	R	H	RBI	BB	SO	LOB	BOTTOM								
Al Heist, R OBP: 0.358, SLG: 0.436 (1, 8)	4-3		L5			SH3-4		G5-4-3 1B		3	0	1	0	0	0	0									
Don Zimmer, R OBP: 0.307, SLG: 0.399 (1, 4)	F7				6-3		K	G5-4-3 1B		4	0	0	0	0	1	2									
14 Ernie Banks, R OBP: 0.353, SLG: 0.495 (1, 6)	K				6-3		P6	P6		4	0	0	0	0	1	1									
George Altman, L OBP: 0.378, SLG: 0.615 (1, 9)			4-3		FC6 BB		6-3		F7	3	0	0	0	1	0	0									
Billy Williams, L OBP: 0.346, SLG: 0.495 (1, 7)			F9		FC6				K	4	1	1	1	0	1	1									
Ron Santo, R OBP: 0.377, SLG: 0.483 (1, 5)							K		E6	4	1	2	1	0	1	0									
Sammy Taylor, L OBP: 0.339, SLG: 0.443 (1, 2)			K		K				4-3	4	0	1	0	0	2	1									
Ed Bouchee, L OBP: 0.377, SLG: 0.441 (1, 3)					K					3	0	0	0	0	1	2									
Glen Hobbie, R OBP: 0.239, SLG: 0.323 Barney Schultz, R OBP: 0.143, SLG: 0.143 (1, 1)					K				4-3	3	0	1	0	0	1	2									
<b>Inning Stats</b>	R: 0 E: 0 K: 1 S: 5	H: 0 LOB: 0 BB: 0 P: 5	R: 1 E: 0 K: 1 S: 6	H: 1 LOB: 0 BB: 0 P: 6	R: 0 E: 0 K: 2 S: 7	H: 0 LOB: 0 BB: 0 P: 7	R: 0 E: 0 K: 0 S: 3	H: 0 LOB: 1 BB: 1 P: 7	R: 0 E: 0 K: 2 S: 7	H: 0 LOB: 0 BB: 0 P: 7	R: 1 E: 0 K: 1 S: 6	H: 1 LOB: 1 BB: 0 P: 6	R: 1 E: 0 K: 0 S: 6	H: 3 LOB: 2 BB: 0 P: 6	R: 0 E: 0 K: 0 S: 3	H: 1 LOB: 0 BB: 0 P: 3	R: 0 E: 1 K: 1 S: 6	H: 0 LOB: 1 BB: 0 P: 6	1B: 4 2B: 0 3B: 0 HR: 2	SF: 0 SAC: 1 DP: 1 HBP: 0	WP: 0 PB: 0 SB: 0 CS: 0	PA: 34			
<b>PITCHER</b>	IP WLS BF H R ER SO BB IBB HBP BLK WP HR S P ERA WHIP	9.0 W 34 6 2 2 8 1 0 0 0 0 2 49 53 2.00 0.778																							

Milwaukee Braves @ Chicago Cubs  
Wrigley Field, Chicago, IL  
Wed Aug 02 1961, 3:33 AM CDT  
Sunny - 86 F

AB 32  
R 2  
H 6  
RBI 2  
BB 1  
SO 8  
LOB 9









Batter	1	2	3	4	5	6	7	8	9	AB	R	H	RBI	BB	SO	LOB	TOP		
Lee Mays, L (1,9) OBP: 0.322, SLG: 0.446	4-3	F8					K		F8	5	1	1	0	0	1	0			
Frank Bolling, R (1,4) OBP: 0.354, SLG: 0.432	4-3 BB 1B						L5			4	1	3	0	0	0	0			
Eddie Mathews, L (1,5) OBP: 0.388, SLG: 0.527	4-3 1B BB		F5				FC3-6		F8	3	1	0	1	1	0	2			
Hank Aaron, R (1,8) OBP: 0.371, SLG: 0.616	4-3 1-2 2-3		F8				6-3			4	0	1	0	0	0	4			
Joe Adcock, R (1,3) OBP: 0.327, SLG: 0.479	1B 2-H 3-H		F3				G3		K	4	0	1	2	0	1	3			
Frank Thomas, R (1,7) OBP: 0.372, SLG: 0.535	1-3 1B								F5	4	1	2	1	0	0	1			
Joe Torre, R (1,2) OBP: 0.331, SLG: 0.467	L9								F8	4	0	0	0	0	1	3			
Roy McMillan, R (1,6) OBP: 0.318, SLG: 0.297									K	4	1	1	1	0	1	1			
Lew Burdette, R (1,1) OBP: 0.208, SLG: 0.361									K	4	0	0	0	0	3	1			
<b>Inning Stats</b>	R: 2 E: 0 K: 0 S: 6	H: 3 LOB: 2 BB: 1 P: 10	R: 0 E: 0 K: 2 S: 7	H: 0 LOB: 0 BB: 0 P: 7	R: 0 E: 0 K: 0 S: 4	H: 1 LOB: 1 BB: 0 P: 4	R: 1 E: 0 K: 0 S: 4	H: 1 LOB: 0 BB: 0 P: 4	R: 1 E: 0 K: 0 S: 5	H: 2 LOB: 1 BB: 0 P: 5	R: 0 E: 0 K: 1 S: 5	H: 0 LOB: 0 BB: 0 P: 5	R: 0 E: 0 K: 1 S: 5	H: 1 LOB: 0 BB: 0 P: 5	R: 1 E: 0 K: 2 S: 8	H: 1 LOB: 0 BB: 0 P: 8	1B: 7 2B: 0 3B: 0 HR: 2	SF: 0 SAC: 0 DP: 0 HBP: 0	WP: 0 PA: 37 PB: 0 SB: 0 CS: 1
<b>PITCHER</b>	IP WLS BF H R ER SO BB IBB HBP BLK WP HR S P ERA WHIP																		
Don Cardwell, R (1,1) ERA: 4.14	6.0 L 27 7 4 4 3 1 0 0 0 0 1 32 36 6.00 1.333																		
Don Elston, R (7,1) ERA: 5.61	3.0 10 2 1 1 4 0 0 0 0 0 1 18 18 3.00 0.667																		

Milwaukee Braves @ Chicago Cubs  
Wrigley Field, Chicago, IL  
Thu Aug 03 1961, 3:33 AM CDT  
Att: 11,556 - Cloudy - 87 F

AB 36  
R 5  
H 9  
RBI 5  
BB 1  
SO 7  
LOB 15



Batter	1	2	3	4	5	6	7	8	9	AB	R	H	RBI	BB	SO	LOB	BOTTOM				
Al Heist, R (1,8) OBP: 0.356, SLG: 0.431	P4								F8	4	1	1	0	0	1	1					
Don Zimmer, R (1,4) OBP: 0.305, SLG: 0.398	K								FC6-4	4	0	0	0	0	1	2					
14 Ernie Banks, R (1,6) OBP: 0.349, SLG: 0.505	L7								F7	4	1	1	2	0	0	0					
George Altman, L (1,9) OBP: 0.373, SLG: 0.602									F8	4	0	1	0	0	0	0					
Billy Williams, L (1,7) OBP: 0.348, SLG: 0.511									F8	3	0	0	0	0	0	1					
Ron Santo, R (1,5) OBP: 0.372, SLG: 0.479									F7	3	0	0	0	0	1	1					
Sammy Taylor, L (1,2) OBP: 0.337, SLG: 0.434									3-1	3	0	0	0	0	1	1					
Ed Bouchee, L (1,3) OBP: 0.370, SLG: 0.431									3-1	3	0	0	0	0	2	0					
Don Cardwell, R (1,1) OBP: 0.185, SLG: 0.290									4-3	1	0	0	0	0	0	0					
Richie Ashburn, L (6, PH) OBP: 0.355, SLG: 0.272									4-3	1	0	0	0	0	0	0					
Don Elston, R (7,1) OBP: 0.222, SLG: 0.222									4-3	0	0	0	0	0	0	0					
Bob Will, L (8, PH) OBP: 0.357, SLG: 0.341									E6	1	0	0	0	0	0	0					
<b>Inning Stats</b>	R: 0 E: 0 K: 1 S: 5	H: 0 LOB: 0 BB: 0 P: 5	R: 0 E: 0 K: 0 S: 4	H: 1 LOB: 1 BB: 0 P: 4	R: 0 E: 0 K: 1 S: 5	H: 0 LOB: 0 BB: 0 P: 5	R: 0 E: 0 K: 0 S: 3	H: 0 LOB: 0 BB: 0 P: 3	R: 0 E: 0 K: 1 S: 5	H: 0 LOB: 0 BB: 0 P: 5	R: 0 E: 1 K: 1 S: 6	H: 0 LOB: 1 BB: 0 P: 6	R: 0 E: 0 K: 0 S: 3	H: 0 LOB: 0 BB: 0 P: 3	R: 0 E: 0 K: 2 S: 7	H: 0 LOB: 0 BB: 0 P: 7	R: 2 E: 0 K: 0 S: 5	H: 2 LOB: 0 BB: 0 P: 5	1B: 2 2B: 0 3B: 0 HR: 1	SF: 0 SAC: 0 DP: 0 HBP: 0	WP: 0 PA: 31 PB: 0 SB: 1 CS: 0
<b>PITCHER</b>	IP WLS BF H R ER SO BB IBB HBP BLK WP HR S P ERA WHIP																				
Lew Burdette, R (1,1) ERA: 3.61	9.0 W 31 3 2 2 6 0 0 0 0 0 1 43 43 2.00 0.333																				

Milwaukee Braves @ Chicago Cubs  
Wrigley Field, Chicago, IL  
Thu Aug 03 1961, 3:33 AM CDT  
Att: 11,556 - Cloudy - 87 F

AB 31  
R 2  
H 3  
RBI 2  
BB 0  
SO 6  
LOB 6





Batter	1	2	3	4	5	6	7	8	9	AB	R	H	RBI	BB	SO	LOB	TOP			
<b>Gino Cimoli, R</b> OBP: 0.279, SLG: 0.347 (1, 8)	0-0 S 1B		0-0 6-3			0-0 F7		0-0 F9		4	0	1	0	0	0	0				
<b>Frank Bolling, R</b> OBP: 0.351, SLG: 0.428 (1, 4)	0-3 K 1-2		0-0 4-3			0-0 F8		0-0 F9		4	0	0	0	0	0	1				
<b>Eddie Mathews, L</b> OBP: 0.385, SLG: 0.522 (1, 5)	0-3 K			0-3 K		0-0 F5		0-3 K		4	0	0	0	0	3	1				
<b>Hank Aaron, R</b> OBP: 0.374, SLG: 0.631 (1, 9)	4-0 BB			0-0 4-3				4-0 HR		3	2	2	2	1	0	0				
<b>Joe Adcock, R</b> OBP: 0.332, SLG: 0.479 <b>Al Spangler, L</b> OBP: 0.427, SLG: 0.293 (1, 3) (9, PR) (9, 7)	0-0 P6			0-0 1B		4-0 FC6-4 1B BB		4-0 1B BB		2	0	1	0	2	0	2				
<b>Frank Thomas, R</b> OBP: 0.374, SLG: 0.533 (1, 7) (9, 3)		4-0 BB		0-0 F7		0-0 F8		0-0 1-2 1B		3	0	1	0	1	0	2				
<b>Joe Torre, R</b> OBP: 0.330, SLG: 0.464 (1, 2)		0-3 K		0-3 K		0-0 FC6-4 1B		0-3 K		4	0	1	0	0	3	3				
<b>Roy McMillan, R</b> OBP: 0.314, SLG: 0.293 (1, 6)		0-0 G4-6-3 1-2		0-3 K		0-0 FC6-4 1-2 2-3		0-0 F9		4	0	0	0	0	1	5				
<b>Warren Spahn, L</b> OBP: 0.309, SLG: 0.467 (1, 1)			0-3 K		0-3 K		0-3 K		0-3 K		4	0	0	0	0	4				
<b>Inning Stats</b>	R: 0 E: 0 K: 2 S: 8	H: 1 LOB: 2 BB: 1 P: 12	R: 0 E: 0 K: 1 S: 4	H: 0 LOB: 0 BB: 1 P: 8	R: 0 E: 0 K: 1 S: 5	H: 0 LOB: 0 BB: 0 P: 5	R: 0 E: 0 K: 1 S: 6	H: 1 LOB: 1 BB: 0 P: 6	R: 0 E: 0 K: 3 S: 9	H: 0 LOB: 0 BB: 0 P: 9	R: 1 E: 0 K: 1 S: 7	H: 2 LOB: 2 BB: 1 P: 11	R: 0 E: 0 K: 1 S: 5	H: 0 LOB: 0 BB: 0 P: 5	R: 1 E: 0 K: 2 S: 9	H: 2 LOB: 2 BB: 1 P: 13	1B: 4 2B: 0 3B: 0 HR: 2	SF: 0 SAC: 0 DP: 1 HBP: 0	WP: 0 PB: 0 SB: 1 CS: 0	PA: 36
<b>PITCHER</b> <b>Mike McCormick, L</b> ERA: 2.92 (1, 1)	IP: 9.0 WLS: L BF: 36	H: 6 R: 2 ER: 2 SO: 12	BB: 4 IBB: 0 HBP: 0 BLK: 0	WP: 0 HR: 2 S: 56 P: 72	ERA: 2.00 WHIP: 1.111															

Milwaukee Braves @ San Francisco Giants  
Candlestick Park, San Francisco, CA  
Fri Aug 04 1961, 10:05 PM EDT  
Att: 16,604 - Unknown

AB 32  
R 2  
H 6  
RBI 2  
BB 4  
SO 12  
LOB 18



Batter	1	2	3	4	5	6	7	8	9	AB	R	H	RBI	BB	SO	LOB	BOTTOM					
<b>Joey Amalfitano, R</b> OBP: 0.358, SLG: 0.338 (1, 4)	0-0 F9		0-0 5-3			0-3 K		0-0 F7		4	0	0	0	0	1	1						
<b>Harvey Kuenn, R</b> OBP: 0.324, SLG: 0.367 (1, 7)	0-0 P3			0-0 P5		0-0 1B		0-0 F8		4	0	1	0	0	0	0						
<b>Felipe Alou, R</b> OBP: 0.329, SLG: 0.446 (1, 9)	0-0 F8			0-0 F9		0-0 F8			0-0 1B	4	0	1	0	0	0	1						
<b>Willie Mays, R</b> OBP: 0.396, SLG: 0.610 (1, 8)		0-0 F9		0-0 5-3		0-0 F9		0-0 F8		4	0	0	0	0	0	1						
<b>Orlando Cepeda, R</b> OBP: 0.356, SLG: 0.605 (1, 3)		0-0 P6			0-0 HR	0-0 F2		0-0 F9		4	1	1	1	0	0	1						
<b>Jim Davenport, R</b> OBP: 0.346, SLG: 0.448 (1, 5)		0-0 L9		0-0 F8		0-0 1B 1B		0-0 F2		4	0	1	0	0	0	1						
<b>Ed Bailey, L</b> OBP: 0.355, SLG: 0.433 (1, 2)			4-0 FC6-4 BB		0-0 1-3	0-0 1-3 1B				2	0	1	0	1	0	0						
<b>Jose Pagan, R</b> OBP: 0.318, SLG: 0.346 (1, 6)			0-0 FC6-4 SH1-3		0-0 F8	0-0 F8		0-0 F8		3	0	0	0	0	0	3						
<b>Mike McCormick, L</b> OBP: 0.212, SLG: 0.184 (1, 1)			0-0 SH1-3		0-0 F8	0-0 F8		0-0 4-3		2	0	0	0	0	0	0						
<b>Inning Stats</b>	R: 0 E: 0 K: 0 S: 3	H: 0 LOB: 0 BB: 0 P: 3	R: 0 E: 0 K: 0 S: 3	H: 0 LOB: 0 BB: 0 P: 3	R: 0 E: 0 K: 0 S: 3	H: 0 LOB: 0 BB: 1 P: 7	R: 0 E: 0 K: 0 S: 3	H: 0 LOB: 0 BB: 0 P: 3	R: 1 E: 0 K: 0 S: 4	H: 1 LOB: 0 BB: 0 P: 4	R: 0 E: 0 K: 1 S: 6	H: 1 LOB: 1 BB: 0 P: 6	R: 0 E: 0 K: 0 S: 5	H: 2 LOB: 2 BB: 0 P: 5	R: 0 E: 0 K: 0 S: 3	H: 0 LOB: 0 BB: 0 P: 3	R: 0 E: 0 K: 0 S: 4	H: 1 LOB: 1 BB: 0 P: 4	1B: 4 2B: 0 3B: 0 HR: 1	SF: 0 SAC: 1 DP: 0 HBP: 0	WP: 0 PB: 0 SB: 0 CS: 0	PA: 33
<b>PITCHER</b> <b>Warren Spahn, L</b> ERA: 3.49 (1, 1)	IP: 9.0 WLS: W BF: 33	H: 5 R: 1 ER: 1 SO: 1	BB: 1 IBB: 0 HBP: 0 BLK: 0	WP: 0 HR: 1 S: 34 P: 38	ERA: 1.00 WHIP: 0.667																	

Milwaukee Braves @ San Francisco Giants  
Candlestick Park, San Francisco, CA  
Fri Aug 04 1961, 10:05 PM EDT  
Att: 16,604 - Unknown

AB 31  
R 1  
H 5  
RBI 1  
BB 1  
SO 1  
LOB 8



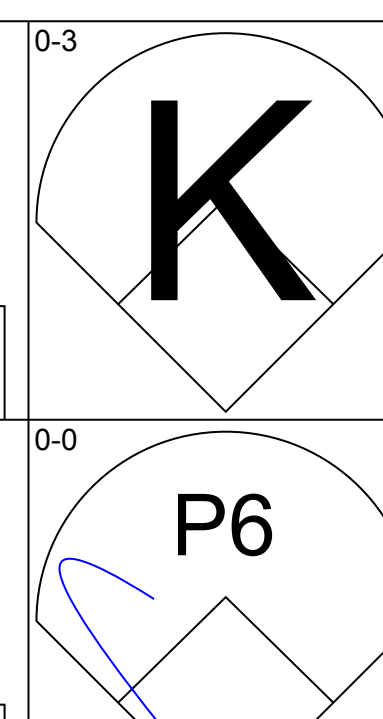
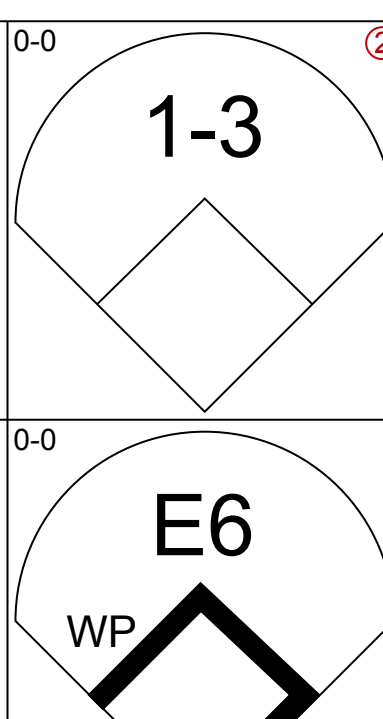
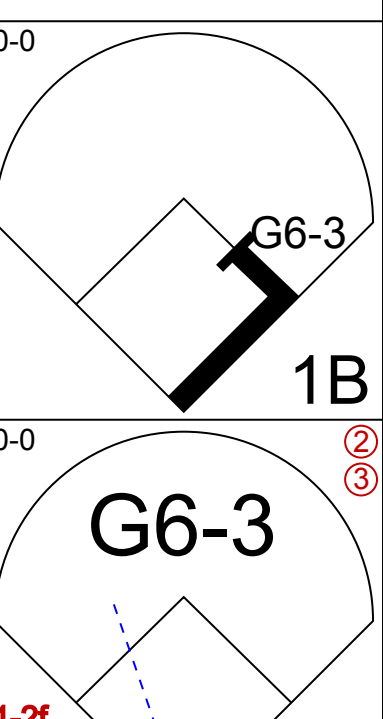
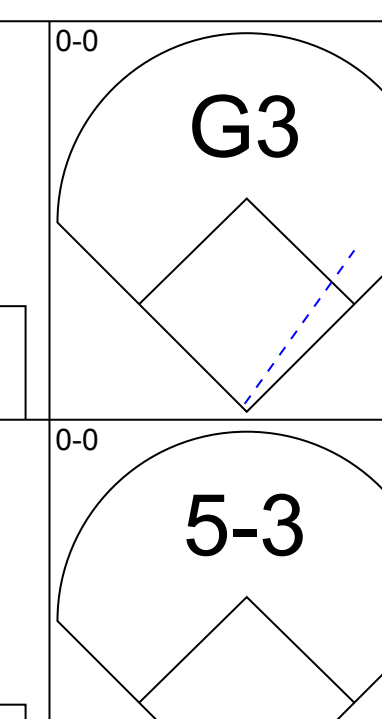
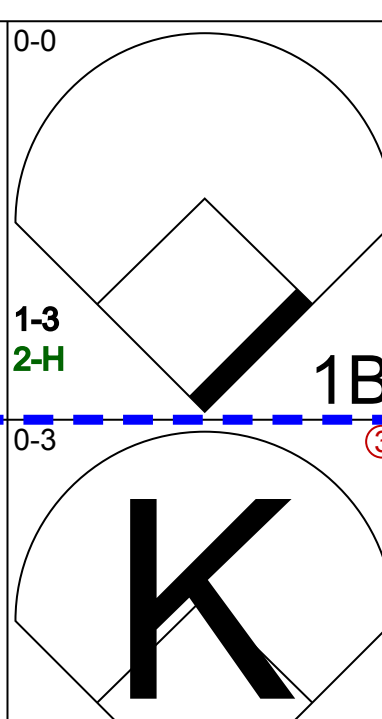
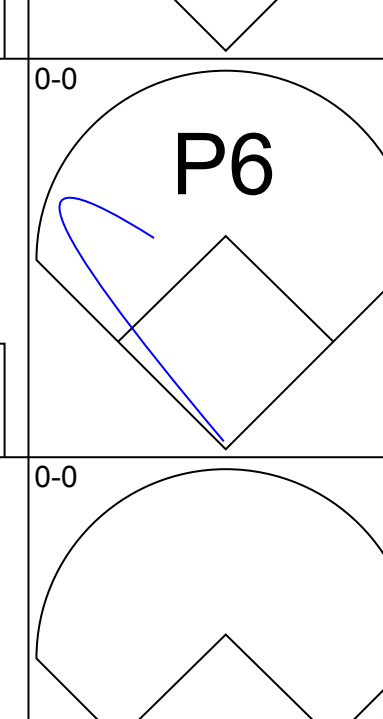
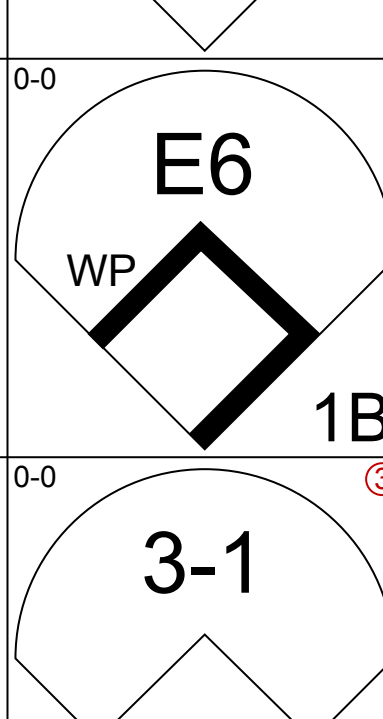
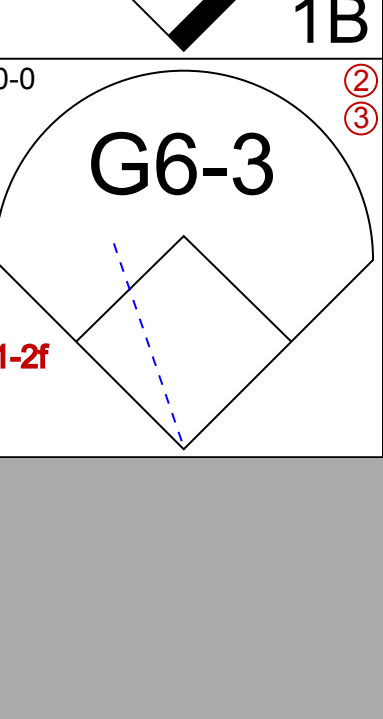
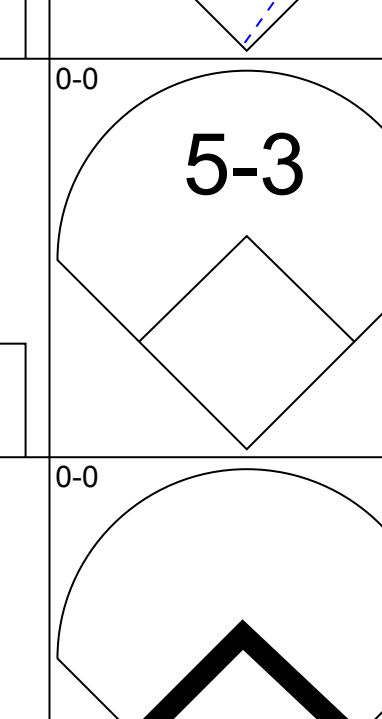

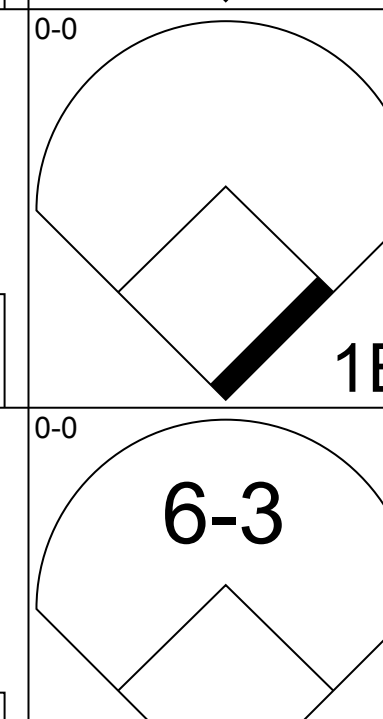
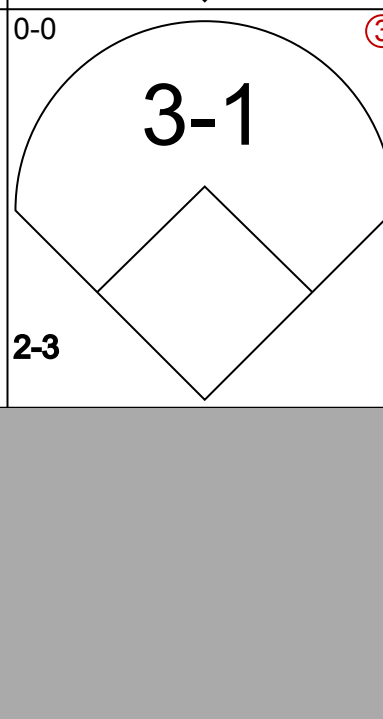

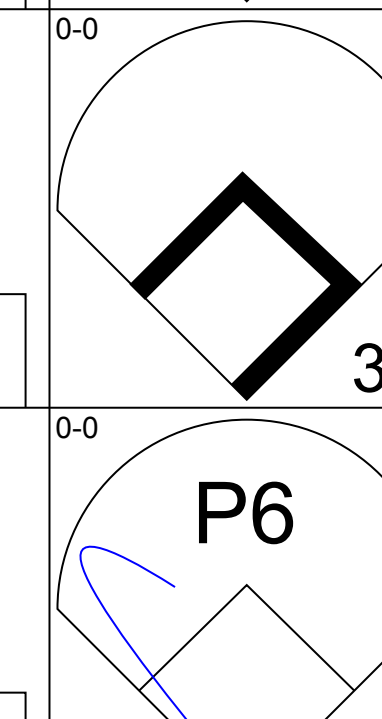
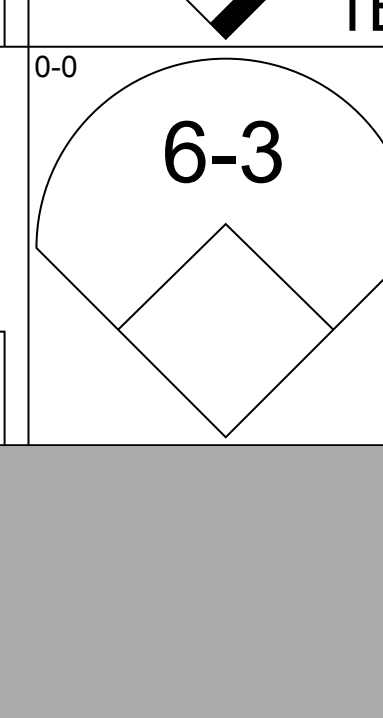
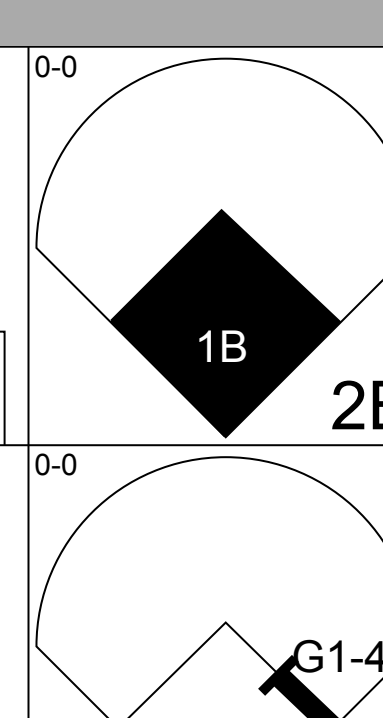
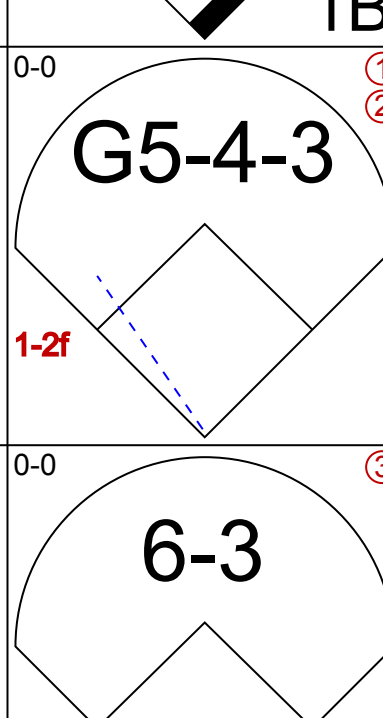
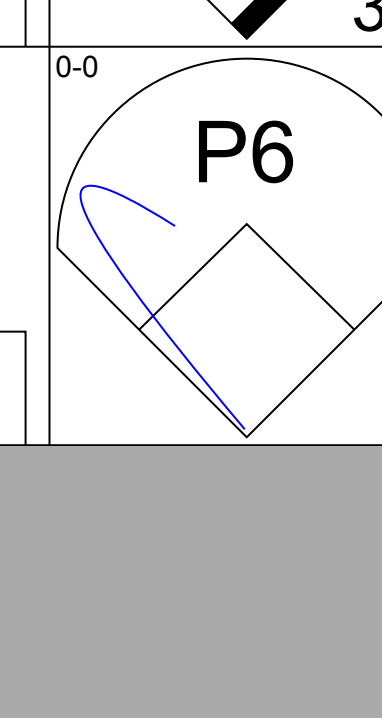
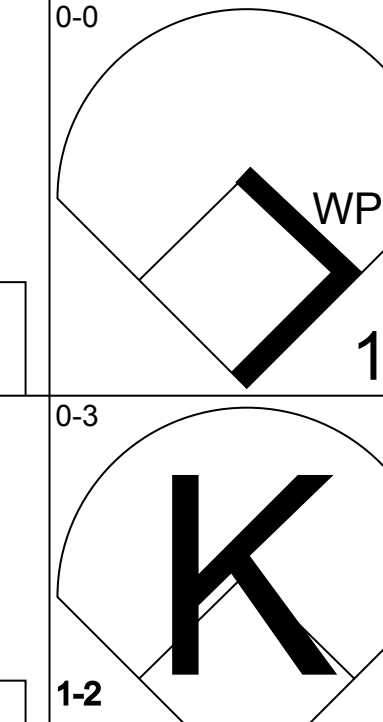
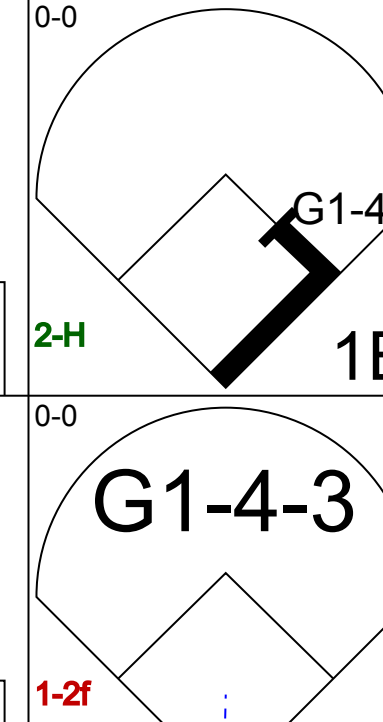
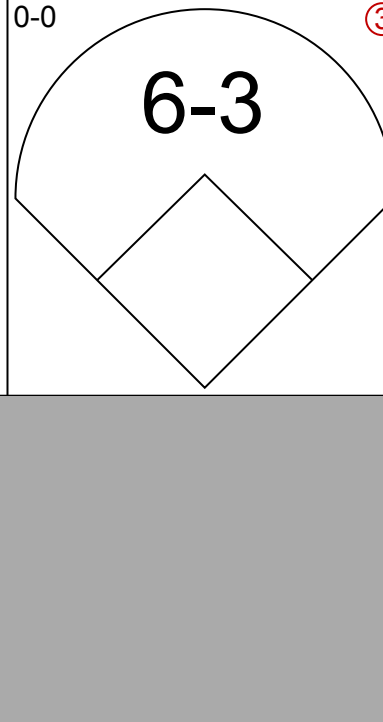
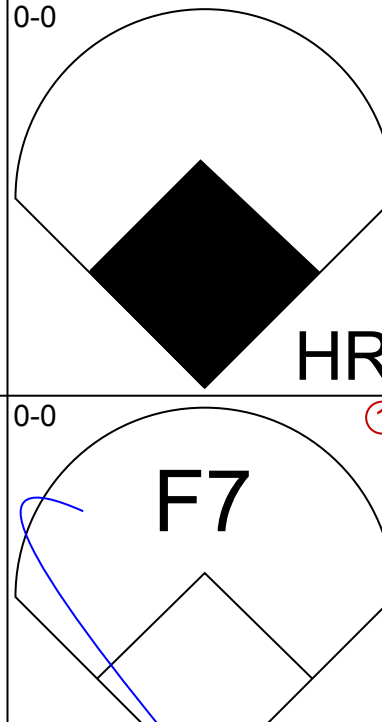


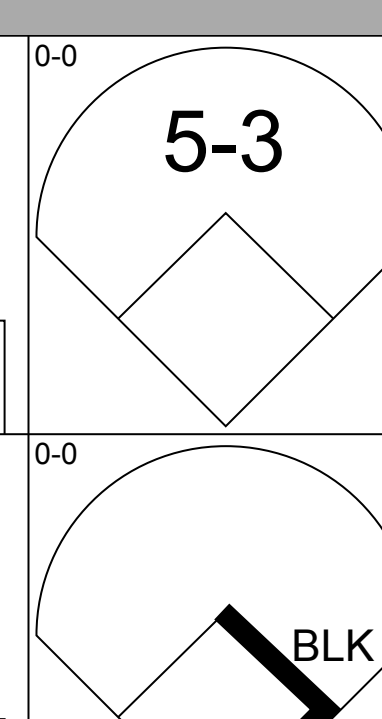
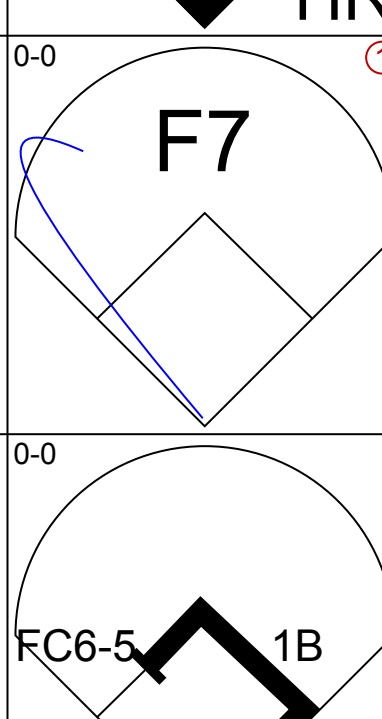

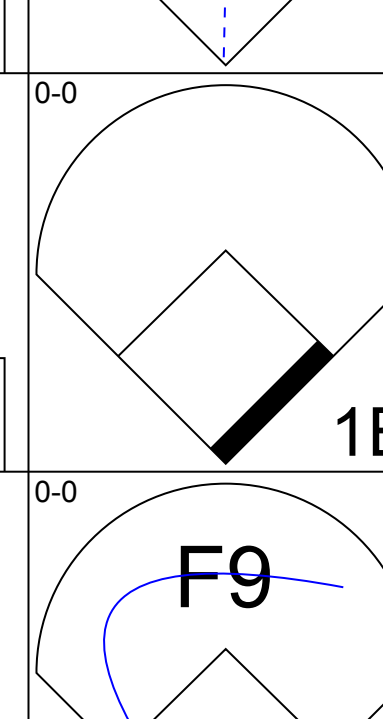
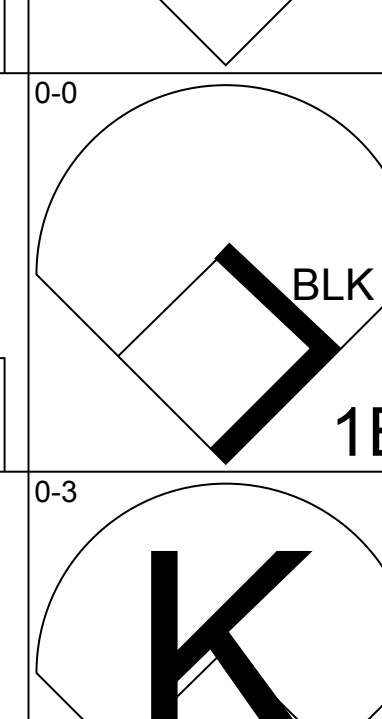
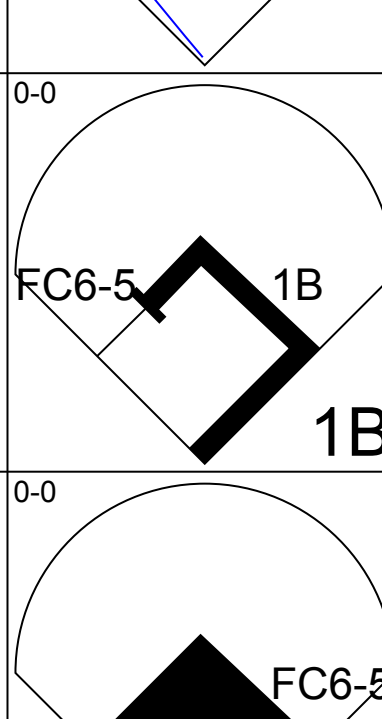

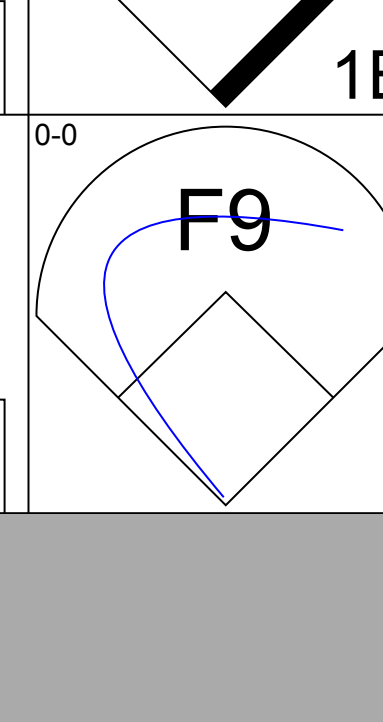
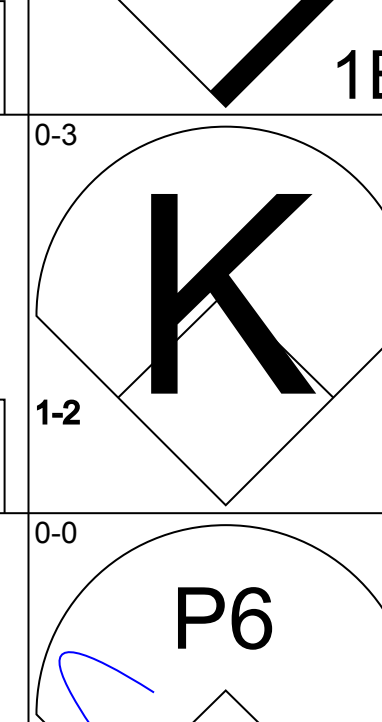
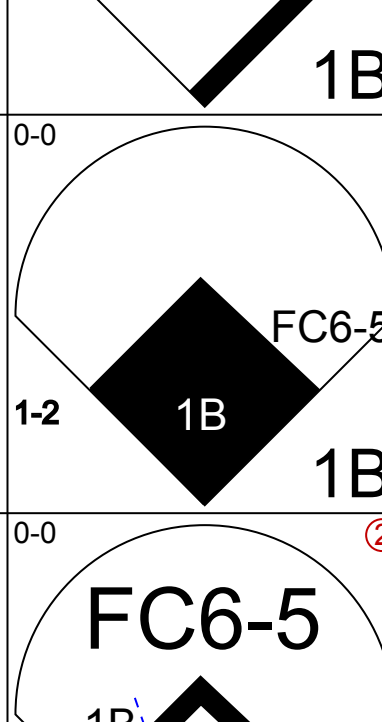

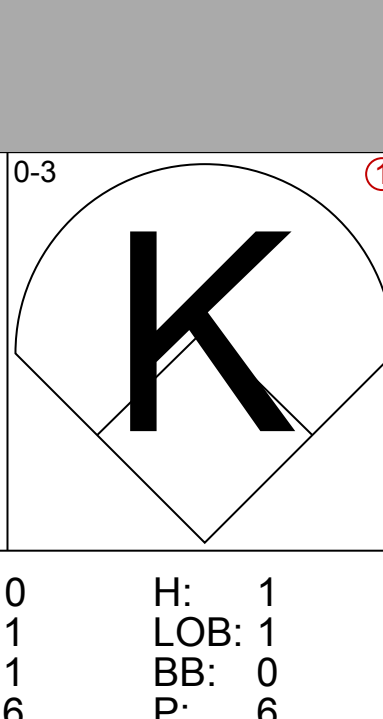
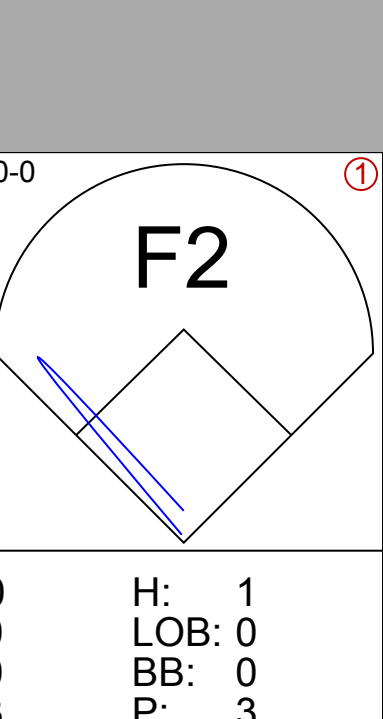
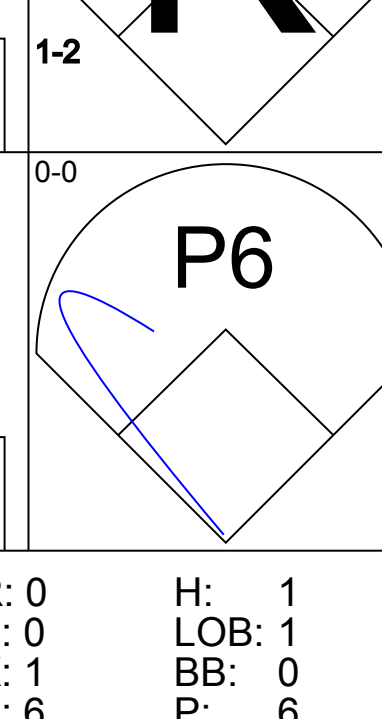
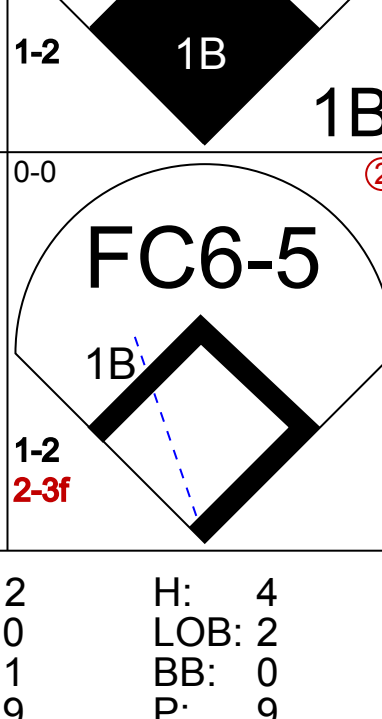


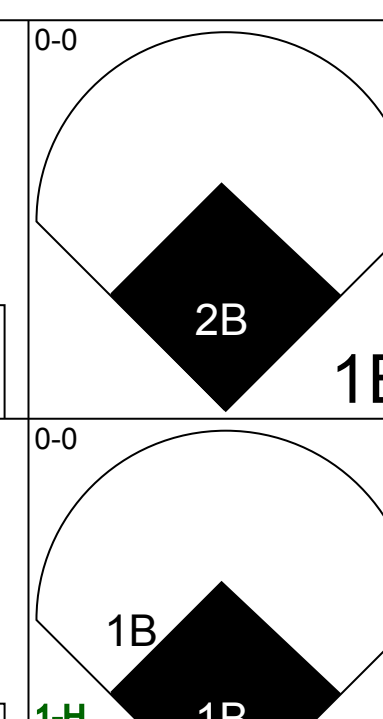
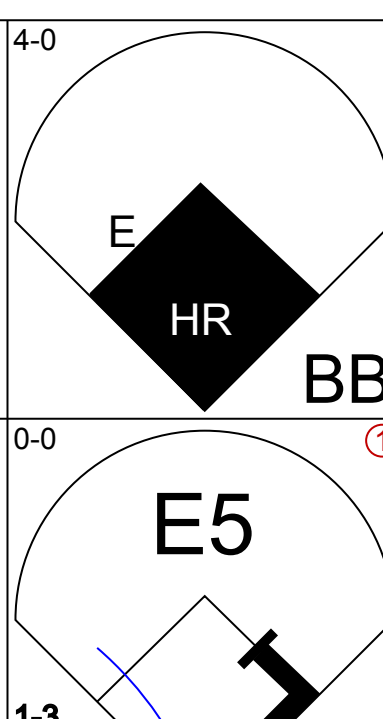

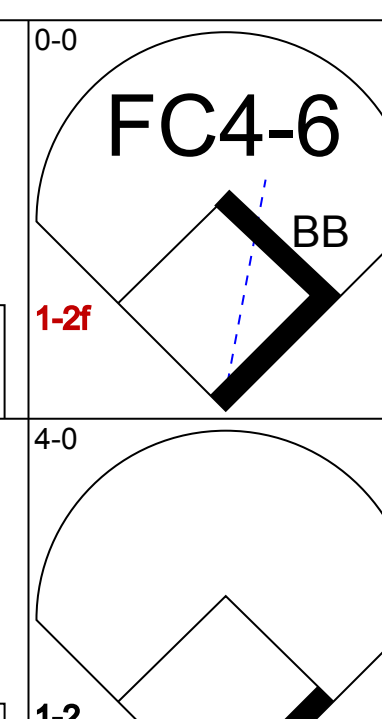
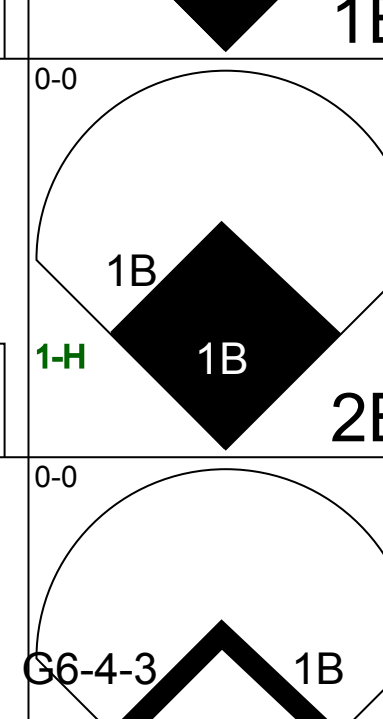
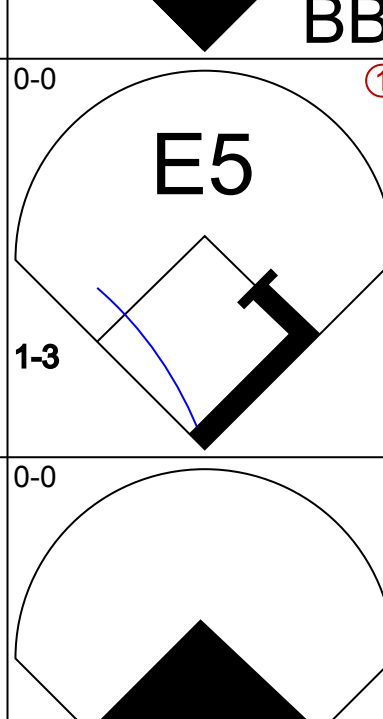
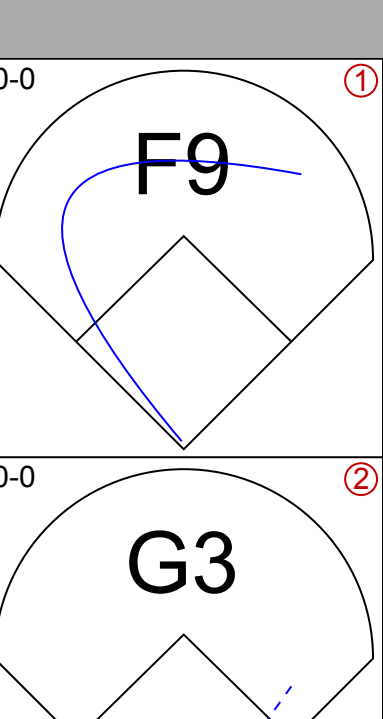
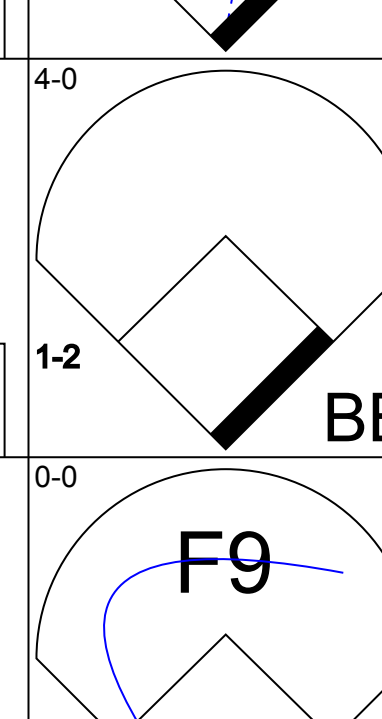
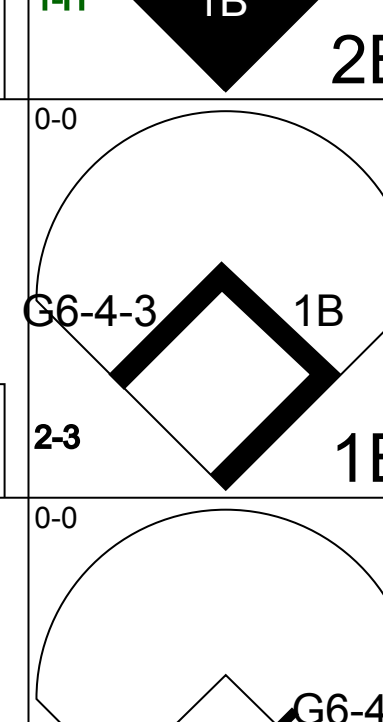
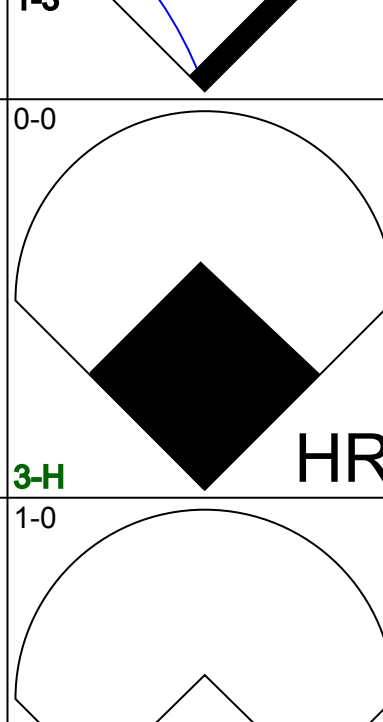
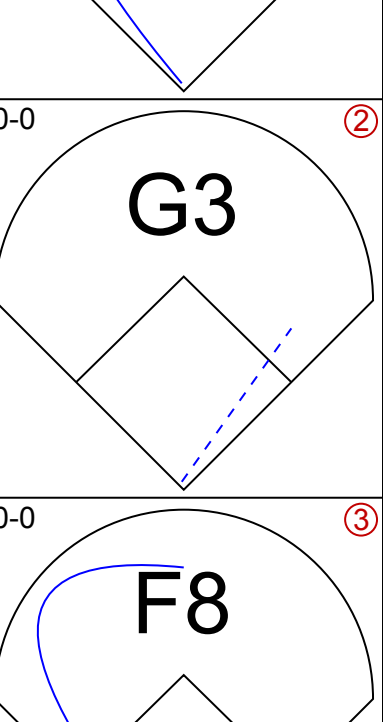
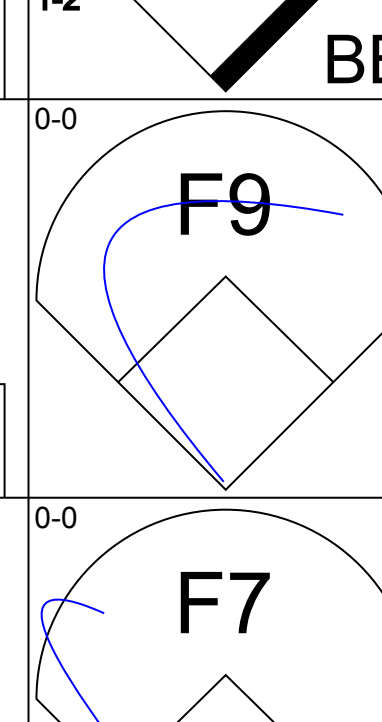
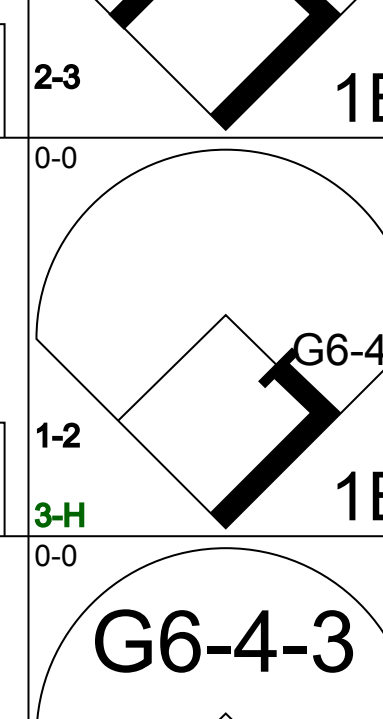
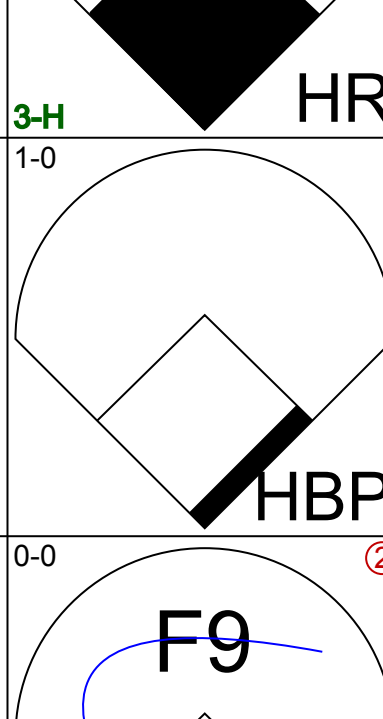
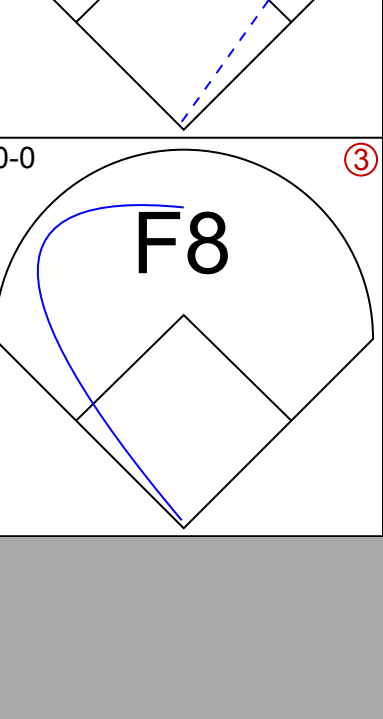
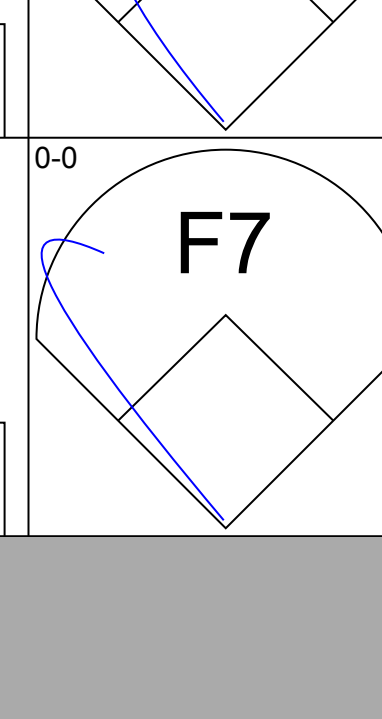
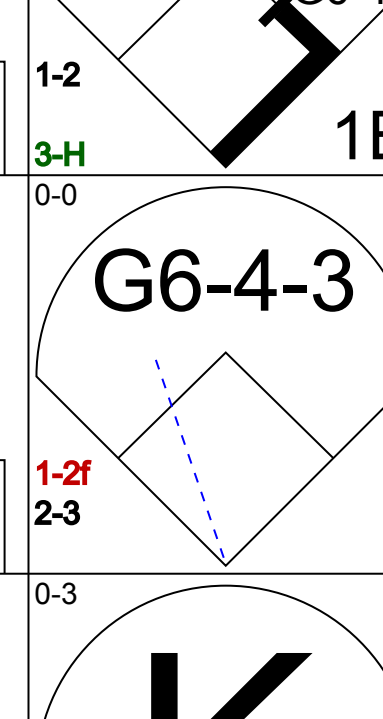
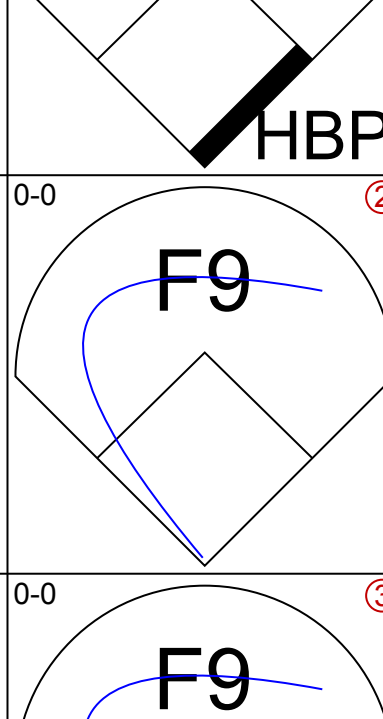
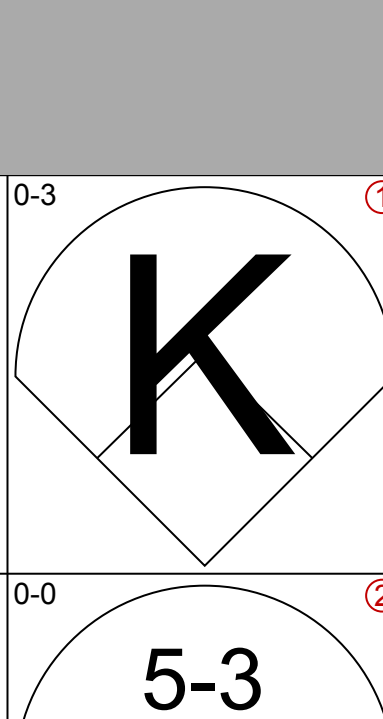
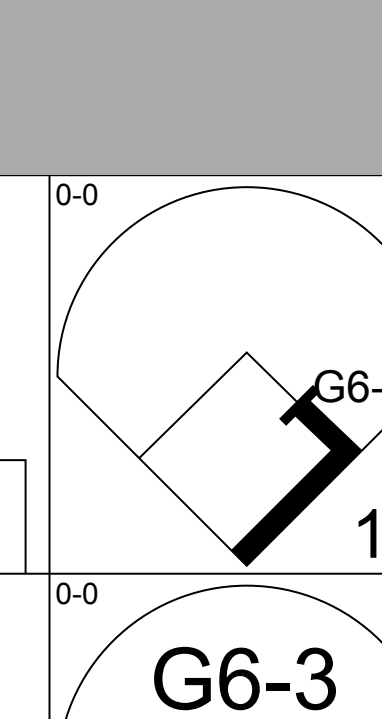
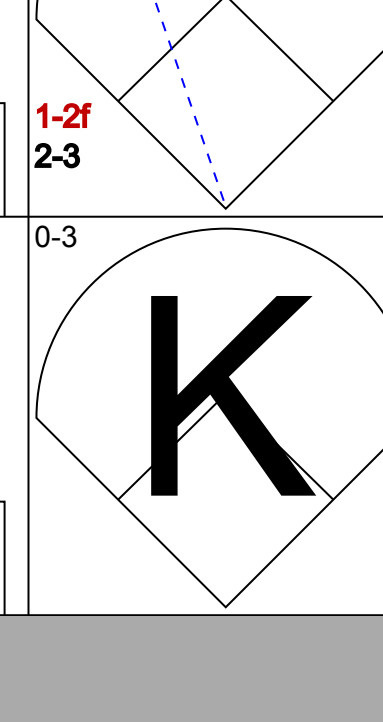
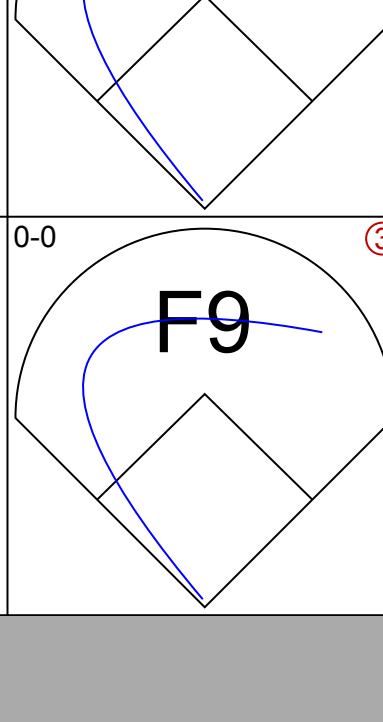
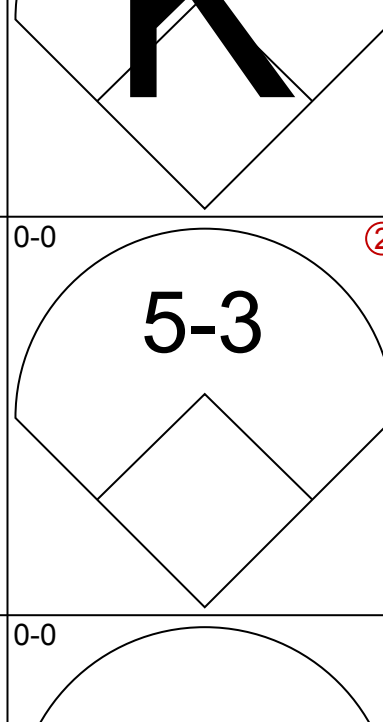
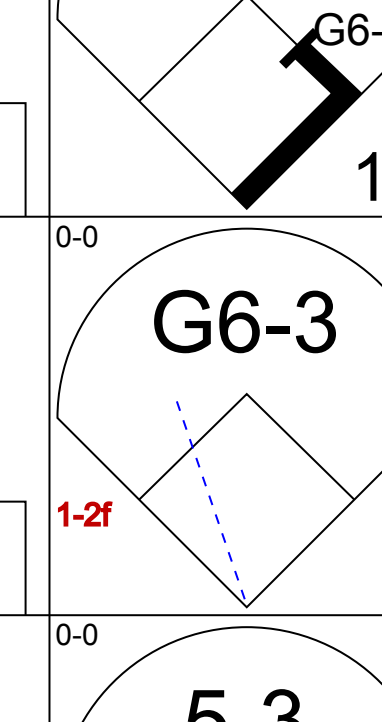
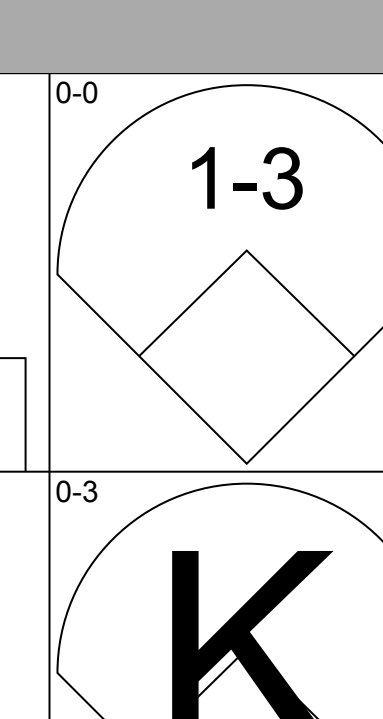
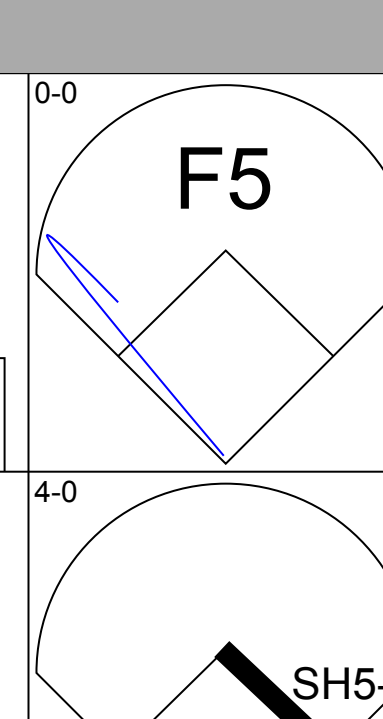
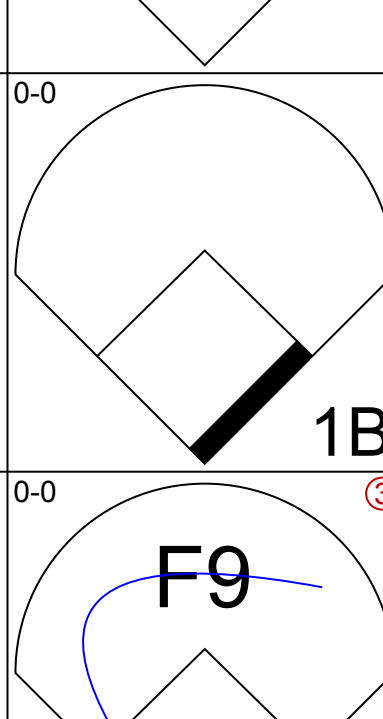
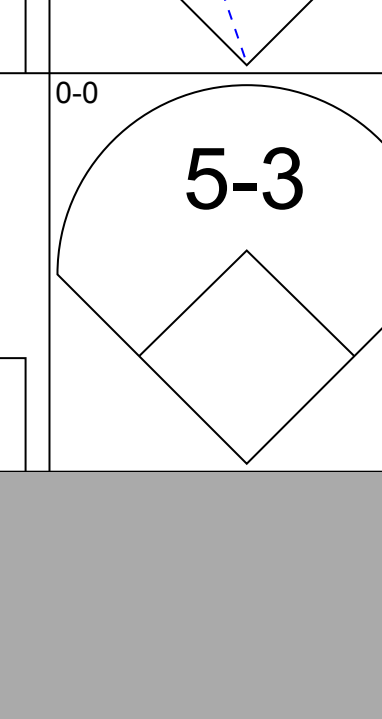

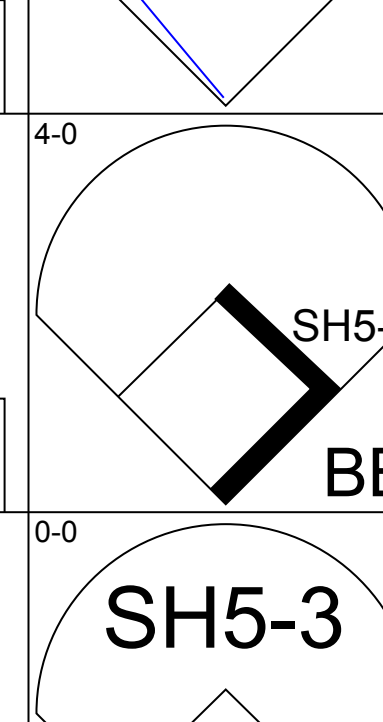
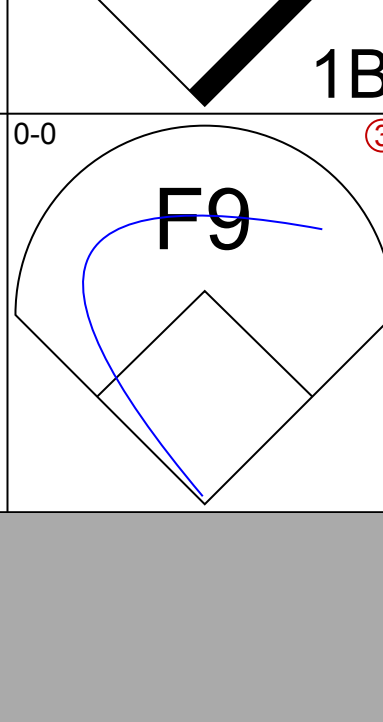

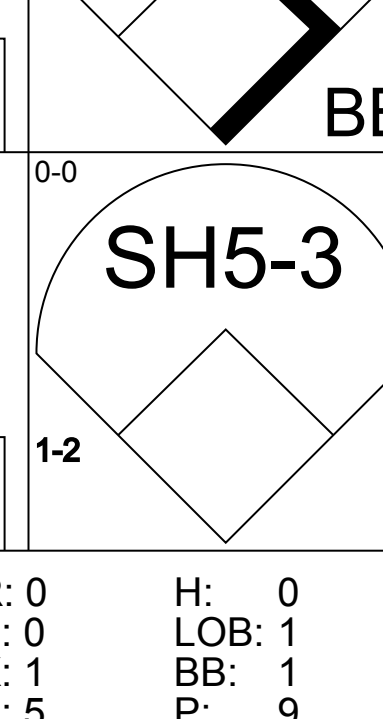
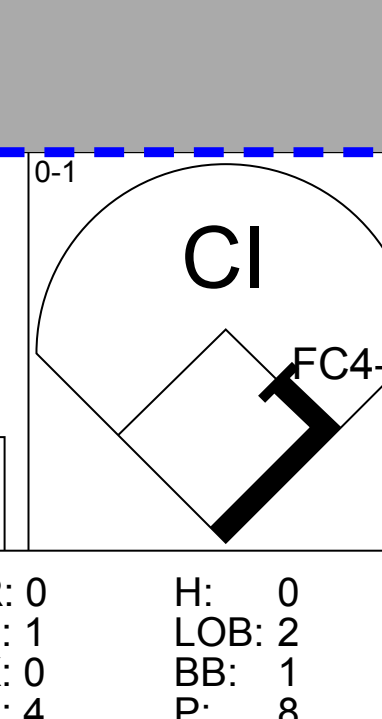
Batter	1	2	3	4	5	6	7	8	9	AB	R	H	RBI	BB	SO	LOB	TOP					
Mack Jones, L OBP: 0.343, SLG: 0.326 (1, 8)										3	2	2	0	3	1	2	<b>Milwaukee Braves @ San Francisco Giants</b> Candlestick Park, San Francisco, CA Sat Aug 05 1961, 6:33 AM EDT Att: 19,878 - Unknown <a href="http://livebaseballscorecards.com">livebaseballscorecards.com</a>					
Frank Bolling, R OBP: 0.347, SLG: 0.422 (1, 4)										5	0	0	0	0	0	8						
Eddie Mathews, L OBP: 0.384, SLG: 0.519 (1, 5)										6	1	2	0	0	2	4						
Hank Aaron, R OBP: 0.378, SLG: 0.640 (1, 9)										4	3	2	1	2	1	1						
Joe Adcock, R OBP: 0.335, SLG: 0.479 (1, 3)										4	1	2	2	1	0	1						
Frank Thomas, R OBP: 0.380, SLG: 0.545 (1, 7)										3	2	2	1	2	0	1						
Joe Torre, R OBP: 0.331, SLG: 0.463 (1, 2)										5	0	2	2	0	1	5						
Roy McMillan, R OBP: 0.318, SLG: 0.297 (1, 6)										3	0	2	2	1	0	0						
Bob Buhl, R OBP: 0.127, SLG: 0.059 (1, 1)										4	0	0	0	1	2	4						
<b>Inning Stats</b>	R: 2 E: 0 K: 1 S: 7	H: 2 LOB: 2 BB: 2 P: 15	R: 0 E: 0 K: 1 S: 5	H: 0 LOB: 2 BB: 2 P: 13	R: 2 E: 0 K: 2 S: 11	H: 4 LOB: 2 BB: 0 P: 11	R: 0 E: 0 K: 1 S: 6	H: 1 LOB: 1 BB: 0 P: 6	R: 1 E: 0 K: 1 S: 6	H: 1 LOB: 0 BB: 0 P: 6	R: 1 E: 0 K: 0 S: 5	H: 2 LOB: 3 BB: 2 P: 13	R: 0 E: 0 K: 1 S: 5	H: 1 LOB: 1 BB: 1 P: 9	R: 3 E: 0 K: 0 S: 6	H: 3 LOB: 3 BB: 3 P: 18	R: 0 E: 0 K: 0 S: 3	H: 0 LOB: 0 BB: 0 P: 3	1B: 11 SF: 1 2B: 0 3B: 2 HR: 1	SF: 1 SAC: 2 DP: 1 HBP: 0	WP: 2 PA: 50 PB: 0 CS: 1	
<b>PITCHER</b>	IP WLS BF H R ER SO BB IBB HBP BLK WP HR S P ERA WHIP	IP WLS BF H R ER SO BB IBB HBP BLK WP HR S P ERA WHIP	IP WLS BF H R ER SO BB IBB HBP BLK WP HR S P ERA WHIP	IP WLS BF H R ER SO BB IBB HBP BLK WP HR S P ERA WHIP	IP WLS BF H R ER SO BB IBB HBP BLK WP HR S P ERA WHIP	IP WLS BF H R ER SO BB IBB HBP BLK WP HR S P ERA WHIP	IP WLS BF H R ER SO BB IBB HBP BLK WP HR S P ERA WHIP	IP WLS BF H R ER SO BB IBB HBP BLK WP HR S P ERA WHIP	IP WLS BF H R ER SO BB IBB HBP BLK WP HR S P ERA WHIP	IP WLS BF H R ER SO BB IBB HBP BLK WP HR S P ERA WHIP	IP WLS BF H R ER SO BB IBB HBP BLK WP HR S P ERA WHIP	IP WLS BF H R ER SO BB IBB HBP BLK WP HR S P ERA WHIP	IP WLS BF H R ER SO BB IBB HBP BLK WP HR S P ERA WHIP	IP WLS BF H R ER SO BB IBB HBP BLK WP HR S P ERA WHIP	IP WLS BF H R ER SO BB IBB HBP BLK WP HR S P ERA WHIP	IP WLS BF H R ER SO BB IBB HBP BLK WP HR S P ERA WHIP	IP WLS BF H R ER SO BB IBB HBP BLK WP HR S P ERA WHIP	IP WLS BF H R ER SO BB IBB HBP BLK WP HR S P ERA WHIP	IP WLS BF H R ER SO BB IBB HBP BLK WP HR S P ERA WHIP	IP WLS BF H R ER SO BB IBB HBP BLK WP HR S P ERA WHIP	IP WLS BF H R ER SO BB IBB HBP BLK WP HR S P ERA WHIP	
Sam Jones, R ERA: 4.76 (1, 1)	4.0 L 23	7 4 4 5	4 4 4 5	4 4 4 5	4 4 4 5	4 4 4 5	4 4 4 5	4 4 4 5	4 4 4 5	4 4 4 5	4 4 4 5	4 4 4 5	4 4 4 5	4 4 4 5	4 4 4 5	4 4 4 5	4 4 4 5	4 4 4 5	4 4 4 5	4 4 4 5	4 4 4 5	4 4 4 5
Dom Zanni, R ERA: 6.43 (5, 1)	2.0 11	3 2 2 1	3 2 2 1	3 2 2 1	3 2 2 1	3 2 2 1	3 2 2 1	3 2 2 1	3 2 2 1	3 2 2 1	3 2 2 1	3 2 2 1	3 2 2 1	3 2 2 1	3 2 2 1	3 2 2 1	3 2 2 1	3 2 2 1	3 2 2 1	3 2 2 1	3 2 2 1	3 2 2 1
Richard LeMay, L ERA: 3.98 (7, 1)	1.1 9	3 3 3 1	3 3 3 1	3 3 3 1	3 3 3 1	3 3 3 1	3 3 3 1	3 3 3 1	3 3 3 1	3 3 3 1	3 3 3 1	3 3 3 1	3 3 3 1	3 3 3 1	3 3 3 1	3 3 3 1	3 3 3 1	3 3 3 1	3 3 3 1	3 3 3 1	3 3 3 1	3 3 3 1
Bobby Bolin, R ERA: 3.72 (8, 1)	1.2 7	1 0 0 0	1 0 0 0	1 0 0 0	1 0 0 0	1 0 0 0	1 0 0 0	1 0 0 0	1 0 0 0	1 0 0 0	1 0 0 0	1 0 0 0	1 0 0 0	1 0 0 0	1 0 0 0	1 0 0 0	1 0 0 0	1 0 0 0	1 0 0 0	1 0 0 0	1 0 0 0	1 0 0 0

Batter	1	2	3	4	5	6	7	8	9	AB	R	H	RBI	BB	SO	LOB	BOTTOM					
Felipe Alou, R OBP: 0.324, SLG: 0.438 (1, 9)										5	0	0	0	0	2	1	<b>Milwaukee Braves @ San Francisco Giants</b> Candlestick Park, San Francisco, CA Sat Aug 05 1961, 6:33 AM EDT Att: 19,878 - Unknown <a href="http://livebaseballscorecards.com">livebaseballscorecards.com</a>					
Joey Amalfitano, R OBP: 0.355, SLG: 0.335 (5, 4)										5	0	1	0	0	0	1						
Matty Alou, L OBP: 0.355, SLG: 0.449 (1, 7)										3	0	2	0	1	1	0						
Willie Mays, R OBP: 0.395, SLG: 0.606 (1, 8)										4	0	1	0	0	0	3						
Orlando Cepeda, R OBP: 0.355, SLG: 0.600 (1, 3)										3	0	0	0	1	0	2						
Ed Bailey, L OBP: 0.357, SLG: 0.434 (1, 2)										4	2	2	0	0	0	3						
Eddie Bressoud, R OBP: 0.317, SLG: 0.422 (1, 6)										2	1	0	0	2	0	0						
Ernie Bowman, R OBP: 0.289, SLG: 0.344 (1, 4)										1	0	0	0	0	0	0						
Sam Jones, R OBP: 0.176, SLG: 0.212 (1, 1)										1	0	0	0	0	0	0						
Jim Davenport, R OBP: 0.350, SLG: 0.454 (4, 5)										3	0	2	3	0	0	0						
<b>Inning Stats</b>	R: 0 E: 0 K: 0 S: 5	H: 2 LOB: 3 BB: 1 P: 9	R: 0 E: 0 K: 0 S: 3	H: 0 LOB: 0 BB: 0 P: 3	R: 0 E: 0 K: 0 S: 4	H: 1 LOB: 1 BB: 0 P: 4	R: 1 E: 0 K: 0 S: 4	H: 2 LOB: 2 BB: 1 P: 8	R: 0 E: 0 K: 0 S: 3	H: 0 LOB: 0 BB: 0 P: 3	R: 0 E: 0 K: 1 S: 5	H: 0 LOB: 0 BB: 0 P: 5	R: 0 E: 0 K: 1 S: 5	H: 0 LOB: 0 BB: 0 P: 5	R: 2 E: 0 K: 1 S: 7	H: 2 LOB: 1 BB: 1 P: 11	1B: 6 SF: 0 2B: 1 3B: 1 HR: 0	SF: 0 SAC: 0 DP: 0 HBP: 0	WP: 1 PA: 38 PB: 0 CS: 0			
<b>PITCHER</b>	IP WLS BF H R ER SO BB IBB HBP BLK WP HR S P ERA WHIP	IP WLS BF H R ER SO BB IBB HBP BLK WP HR S P ERA WHIP	IP WLS BF H R ER SO BB IBB HBP BLK WP HR S P ERA WHIP	IP WLS BF H R ER SO BB IBB HBP BLK WP HR S P ERA WHIP	IP WLS BF H R ER SO BB IBB HBP BLK WP HR S P ERA WHIP	IP WLS BF H R ER SO BB IBB HBP BLK WP HR S P ERA WHIP	IP WLS BF H R ER SO BB IBB HBP BLK WP HR S P ERA WHIP	IP WLS BF H R ER SO BB IBB HBP BLK WP HR S P ERA WHIP	IP WLS BF H R ER SO BB IBB HBP BLK WP HR S P ERA WHIP	IP WLS BF H R ER SO BB IBB HBP BLK WP HR S P ERA WHIP	IP WLS BF H R ER SO BB IBB HBP BLK WP HR S P ERA WHIP	IP WLS BF H R ER SO BB IBB HBP BLK WP HR S P ERA WHIP	IP WLS BF H R ER SO BB IBB HBP BLK WP HR S P ERA WHIP	IP WLS BF H R ER SO BB IBB HBP BLK WP HR S P ERA WHIP	IP WLS BF H R ER SO BB IBB HBP BLK WP HR S P ERA WHIP	IP WLS BF H R ER SO BB IBB HBP BLK WP HR S P ERA WHIP	IP WLS BF H R ER SO BB IBB HBP BLK WP HR S P ERA WHIP	IP WLS BF H R ER SO BB IBB HBP BLK WP HR S P ERA WHIP	IP WLS BF H R ER SO BB IBB HBP BLK WP HR S P ERA WHIP	IP WLS BF H R ER SO BB IBB HBP BLK WP HR S P ERA WHIP	IP WLS BF H R ER SO BB IBB HBP BLK WP HR S P ERA WHIP	
Bob Buhl, R ERA: 4.0 (1, 1)	9.0 W	8 3 3 3	8 3 3 3	8 3 3 3	8 3 3 3	8 3 3 3	8 3 3 3	8 3 3 3	8 3 3 3	8 3 3 3	8 3 3 3	8 3 3 3	8 3 3 3	8 3 3 3	8 3 3 3	8 3 3 3	8 3 3 3	8 3 3 3	8 3 3 3	8 3 3 3	8 3 3 3	8 3 3 3





Batter	1	2	3	4	5	6	7	8	9	AB	R	H	RBI	BB	SO	LOB	TOP				
Mack Jones, L (1, 8) OBP: 0.346, SLG: 0.330										5	0	2	1	0	1	0	<b>Milwaukee Braves @ San Francisco Giants</b> Candlestick Park, San Francisco, CA Sun Aug 06 1961, 6:33 AM EDT Att: 24,336 - Unknown				
Frank Bolling, R (1, 4) OBP: 0.345, SLG: 0.420										5	0	1	0	0	1	3					
Eddie Mathews, L (1, 5) OBP: 0.387, SLG: 0.526										4	0	3	0	0	0	1					
Hank Aaron, R (1, 9) OBP: 0.377, SLG: 0.639										4	1	1	0	0	0	3					
Joe Adcock, R (1, 3) OBP: 0.339, SLG: 0.490										4	1	3	2	0	0	0					
Frank Thomas, R (1, 7) OBP: 0.376, SLG: 0.537										4	0	0	0	0	1	2					
Joe Torre, R (1, 2) John DeMerit, R (9, PR) OBP: 0.214, SLG: 0.246										4	0	3	0	0	0	1					
Roy McMillan, R (1, 6) Bob Boyd, L (9, PH) OBP: 0.266, SLG: 0.301										3	0	0	0	0	1	3					
Carl Willey, R (1, 1) Lee Maye, L (7, PH) Tony Cloninger, R (7, 1) Felix Mantilla, R (9, PH) OBP: 0.355, SLG: 0.327										2	0	0	0	0	1	0					
<b>Inning Stats</b>	R: 0 E: 0 K: 1 S: 6	H: 1 LOB: 1 BB: 0 P: 6	R: 0 E: 0 K: 1 S: 6	H: 1 LOB: 1 BB: 0 P: 6	R: 0 E: 1 K: 1 S: 6	H: 1 LOB: 1 BB: 0 P: 6	R: 1 E: 0 K: 0 S: 5	H: 3 LOB: 1 BB: 0 P: 5	R: 0 E: 0 K: 0 S: 3	H: 1 LOB: 0 BB: 0 P: 3	R: 0 E: 0 K: 1 S: 6	H: 1 LOB: 1 BB: 0 P: 6	R: 0 E: 0 K: 0 S: 4	H: 1 LOB: 1 BB: 0 P: 4	R: 2 E: 0 K: 1 S: 9	H: 4 LOB: 2 BB: 0 P: 9		1B: 11 2B: 1 3B: 1 HR: 1	SF: 0 SAC: 0 DP: 3 HBP: 0	WP: 2 PB: 2 SB: 0 CS: 0	PA: 38
<b>PITCHER</b>	IP WLS BF H R ER SO BB IBB HBP BLK WP HR S P ERA WHIP																				
Juan Marichal, R (1, 1) ERA: 3.98	8.2 W 37 H 14 R 3 ER 3 SO 4 BB 0 IBB 0 HBP 0 BLK 1 WP 2 HR 1 S 45 P 45 ERA 3.12 WHIP 1.615																				
Stu Miller, R (9, 1) ERA: 2.66	0.1 S 1 H 0 R 0 ER 0 SO 1 BB 0 IBB 0 HBP 0 BLK 0 WP 0 HR 0 S 3 P 3 ERA 0.00 WHIP 0.000																				

Batter	1	2	3	4	5	6	7	8	9	AB	R	H	RBI	BB	SO	LOB	BOTTOM		
Joey Amalfitano, R (1, 4) OBP: 0.357, SLG: 0.335										3	2	1	0	1	1	2	<b>Milwaukee Braves @ San Francisco Giants</b> Candlestick Park, San Francisco, CA Sun Aug 06 1961, 6:33 AM EDT Att: 24,336 - Unknown		
Haney Kuenn, R (1, 7) Felipe Alou, R (9, 7) OBP: 0.326, SLG: 0.369 OBP: 0.324, SLG: 0.438										3	1	1	1	1	0	1			
Matty Alou, L (1, 9) OBP: 0.359, SLG: 0.473										4	1	2	2	0	0	2			
Willie Mays, R (1, 8) OBP: 0.396, SLG: 0.604										3	0	1	1	0	0	2			
Orlando Cepeda, R (1, 3) OBP: 0.354, SLG: 0.597										4	0	1	0	0	1	3			
Jim Davenport, R (1, 5) OBP: 0.345, SLG: 0.447										4	0	0	0	0	1	3			
John Orsino, R (1, 2) OBP: 0.316, SLG: 0.417										4	0	1	0	0	0	0			
Jose Pagan, R (1, 6) OBP: 0.318, SLG: 0.344										2	0	0	0	1	1	1			
Juan Marichal, R (1, 1) Stu Miller, R (9, 1) OBP: 0.133, SLG: 0.073 OBP: 0.333, SLG: 0.167										1	0	0	0	0	0	0			
<b>Inning Stats</b>	R: 2 E: 0 K: 1 S: 8	H: 4 LOB: 1 BB: 0 P: 8	R: 0 E: 0 K: 1 S: 5	H: 0 LOB: 0 BB: 0 P: 5	R: 2 E: 1 K: 0 S: 4	H: 1 LOB: 1 BB: 1 P: 9	R: 0 E: 0 K: 1 S: 5	H: 0 LOB: 1 BB: 1 P: 9	R: 0 E: 0 K: 1 S: 6	H: 1 LOB: 0 BB: 0 P: 6	R: 0 E: 1 K: 0 S: 4	H: 0 LOB: 2 BB: 1 P: 8	R: 0 E: 0 K: 0 S: 3	H: 1 LOB: 0 BB: 0 P: 3	R: 1B: 5 2B: 1 3B: 0 HR: 1	SF: 0 SAC: 1 DP: 2 HBP: 1		WP: 0 PB: 0 SB: 0 CS: 0	PA: 34
<b>PITCHER</b>	IP WLS BF H R ER SO BB IBB HBP BLK WP HR S P ERA WHIP																		
Carl Willey, R (1, 1) ERA: 4.33	6.0 L 26 H 6 R 4 ER 4 SO 4 BB 2 IBB 1 HBP 0 BLK 0 WP 0 HR 1 S 31 P 40 ERA 6.00 WHIP 1.333																		
Tony Cloninger, R (7, 1) ERA: 6.85	2.0 8 H 1 R 0 ER 0 SO 0 BB 1 IBB 0 HBP 0 BLK 0 WP 0 HR 7 S 11 ERA 0.00 WHIP 1.000																		





Batter	1	2	3	4	5	6	7	8	9	AB	R	H	RBI	BB	SO	LOB	TOP										
<b>Felix Mantilla, R</b> (1, 8) OBP: 0.354, SLG: 0.327 <b>Mack Jones, L</b> (7, PH) OBP: 0.339, SLG: 0.323 (7, 8)	2-2 5-3			1-0 F5	1-2 1B		1-1 B5-3		0-3 K	3	0	1	0	0	0	0	<b>Milwaukee Braves @ Los Angeles Dodgers</b> Los Angeles Memorial Coliseum, Los Angeles, CA Tue Aug 08 1961, 10:05 PM EDT Att: 30,057 - Unknown										
<b>Frank Bolling, R</b> (1, 4) OBP: 0.344, SLG: 0.416	1-1 F6			2-2 4-3	1-1 F4		0-1 L8		4-0 WP E BB	4	0	0	0	1	0	3											
<b>Eddie Mathews, L</b> (1, 5) OBP: 0.390, SLG: 0.526	0-0 4-3			3-1 1B		3-2 2B 1B		4-2 BB	0-0 E4 WP	4	1	2	0	1	0	1											
<b>Hank Aaron, R</b> (1, 9) OBP: 0.375, SLG: 0.636		0-0 F6		2-3 K		1-3 1B 2B		1-2 F8	3-1 F5 1-2 2-3	5	1	1	0	0	1	4											
<b>Joe Adcock, R</b> (1, 3) OBP: 0.340, SLG: 0.489		3-1 5-3			2-2 F9	1-1 1B FC1-2 1B		2-1 BB 1B	1-1 L7	5	0	2	2	0	0	2											
<b>Frank Thomas, R</b> (1, 7) OBP: 0.374, SLG: 0.544		0-3 K			0-1 HR			0-0 F8		4	1	1	1	0	1	2											
<b>Joe Torre, R</b> (1, 2) OBP: 0.339, SLG: 0.468			3-2 4-1		0-2 1B BB 1B	0-1 FC1-2 1B		3-2 L9		4	0	2	0	0	0	1											
<b>Roy McMillan, R</b> (1, 6) OBP: 0.315, SLG: 0.292			1-3 K		2-1 F7	1-0 FC1-2		4-2 BB		3	0	0	0	1	1	3											
<b>Lew Burdette, R</b> (1, 1) OBP: 0.213, SLG: 0.351 <b>Don McMahon, R</b> (7, 1) OBP: 0.250, SLG: 0.333 <b>Bob Boyd, L</b> (6, PH) OBP: 0.282, SLG: 0.297 <b>Bob Hendley, R</b> (8, 1) OBP: 0.118, SLG: 0.063			0-3 K		4-2 1B BB	1-3 K		1-0 F8		2	0	0	0	1	2	2											
<b>Inning Stats</b>	R: 0 E: 0 K: 0 S: 6	H: 0 LOB: 0 BB: 0 P: 9	R: 0 E: 0 K: 1 S: 6	H: 0 LOB: 0 BB: 0 P: 9	R: 0 E: 0 K: 2 S: 10	H: 0 LOB: 0 BB: 0 P: 14	R: 0 E: 0 K: 1 S: 9	H: 1 LOB: 1 BB: 0 P: 17	R: 1 E: 0 K: 0 S: 19	H: 3 LOB: 3 BB: 1 P: 29	R: 2 E: 0 K: 1 S: 15	H: 4 LOB: 2 BB: 1 P: 25	R: 0 E: 0 K: 0 S: 10	H: 0 LOB: 1 BB: 1 P: 16	R: 0 E: 0 K: 0 S: 9	H: 1 LOB: 2 BB: 1 P: 19		R: 0 E: 1 K: 1 S: 8	H: 0 LOB: 2 BB: 1 P: 16	1B: 7 2B: 1 3B: 0 HR: 1	SF: 0 SAC: 0 DP: 0 HBP: 0	WP: 1 PB: 0 CS: 0	PA: 41				
<b>PITCHER</b>	IP	WLS	BF	H	R	ER	SO	BB	IBB	HBP	BLK	WP	HR	S	P	ERA	WHIP										
<b>Sandy Koufax, L</b> (1, 1) ERA: 3.32 <b>Turk Farrell, R</b> (6, 1) ERA: 4.83	5.1		25	8	3	3	4	1	0	0	0	0	1	61	97	5.06	1.688										
<b>PITCHER</b>	IP	WLS	BF	H	R	ER	SO	BB	IBB	HBP	BLK	WP	HR	S	P	ERA	WHIP										

AB	37
R	3
H	9
RBI	3
BB	4
SO	6
LOB	20

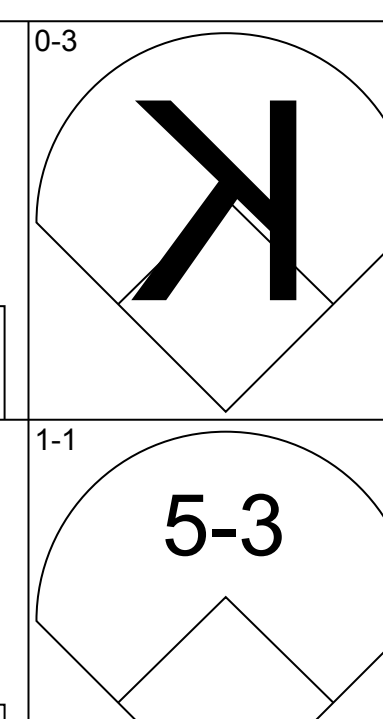
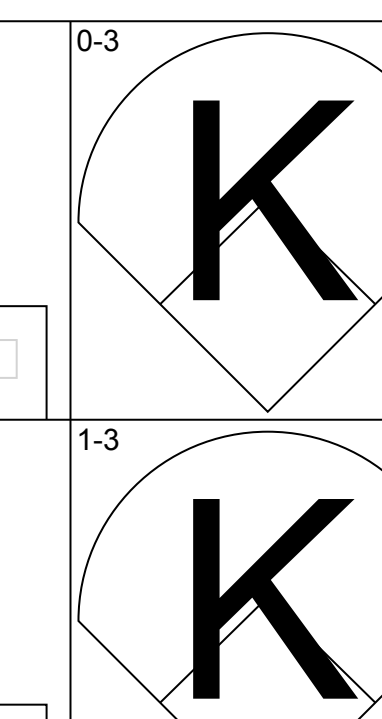
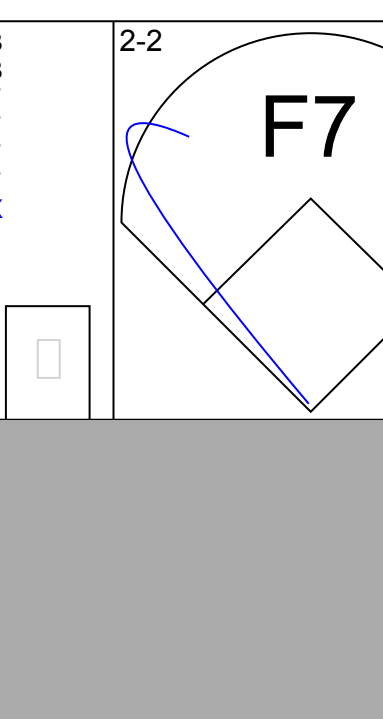
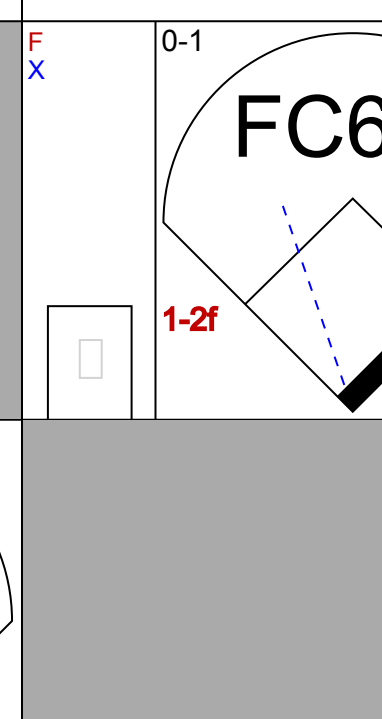
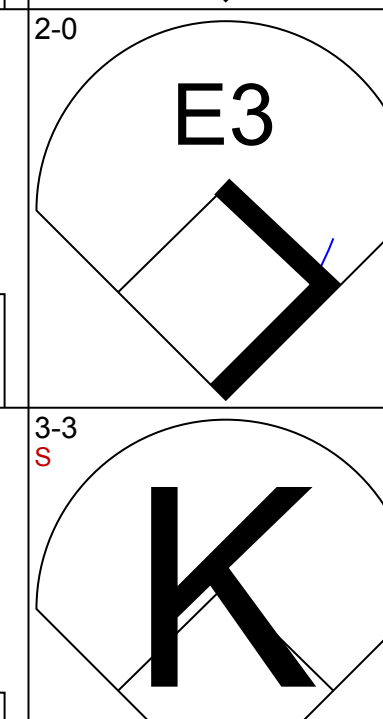

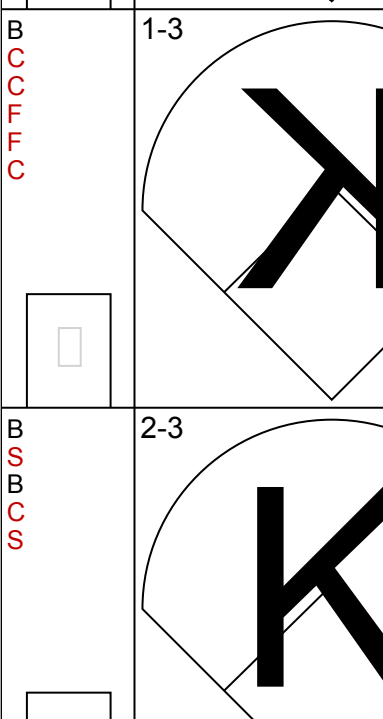
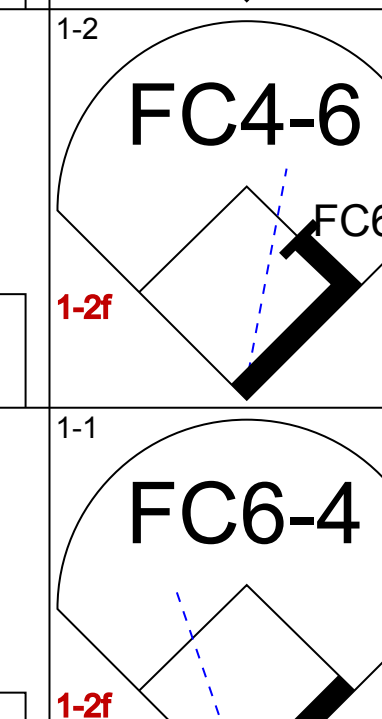

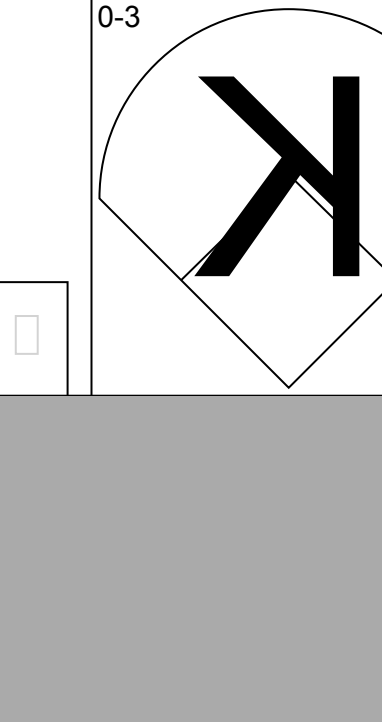
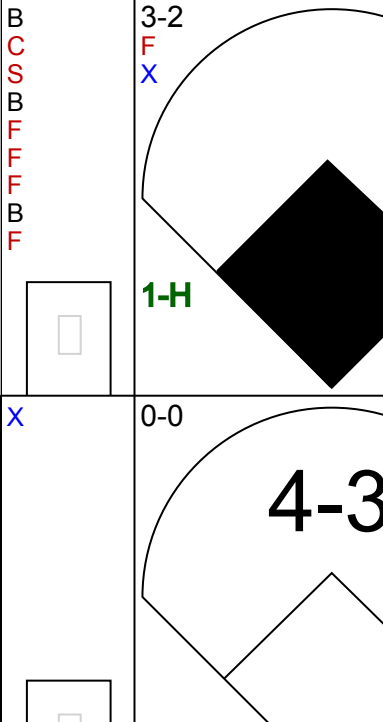
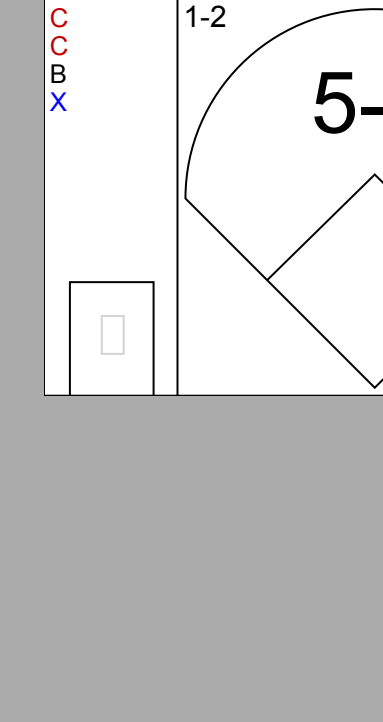




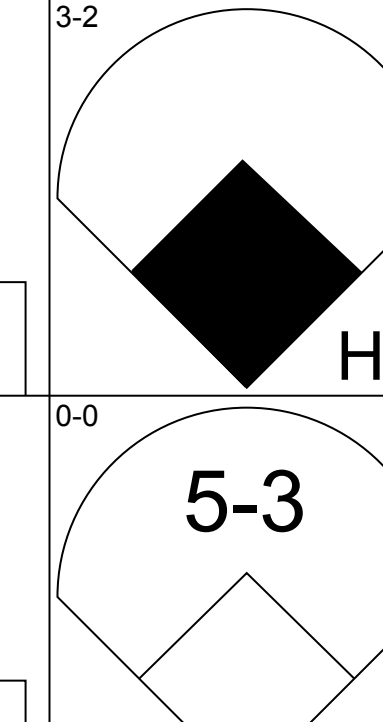
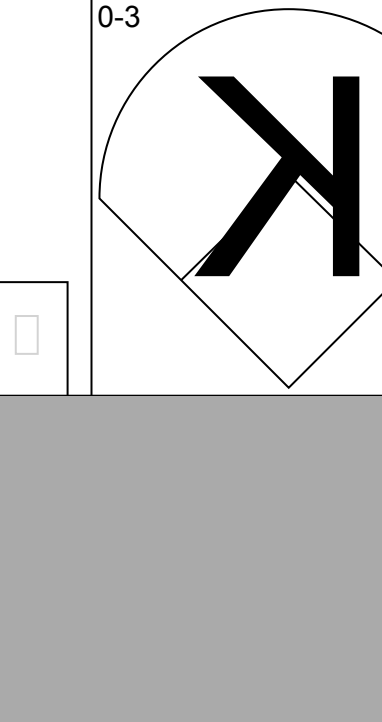
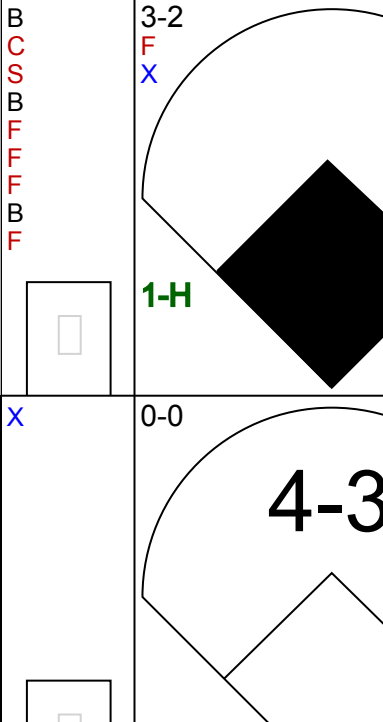
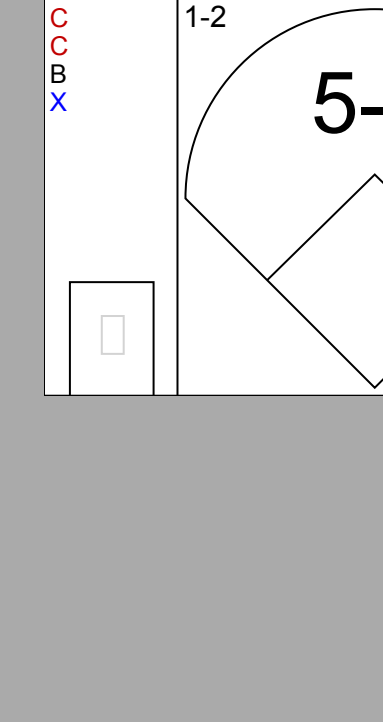
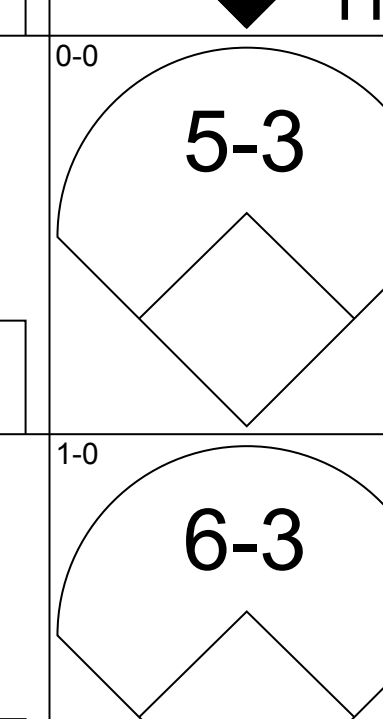
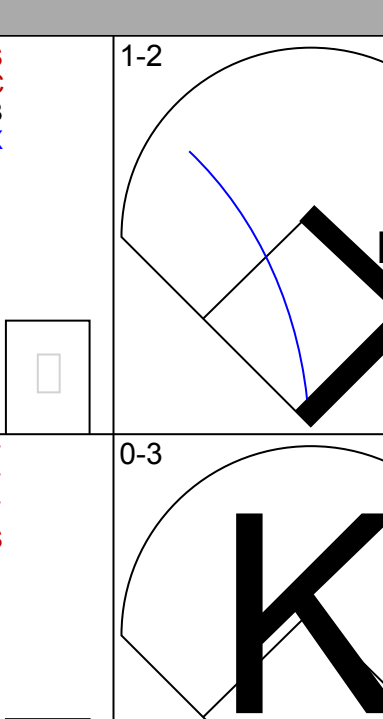
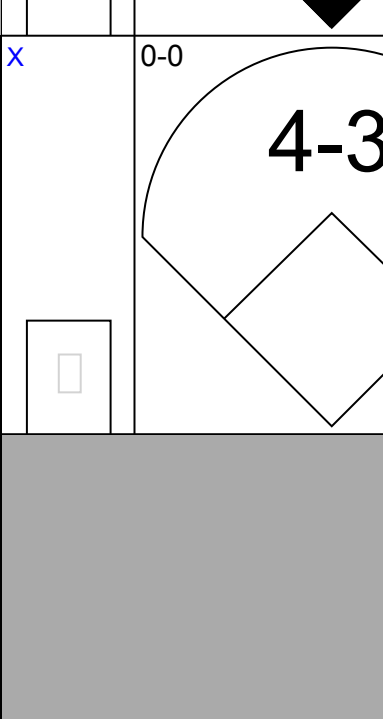
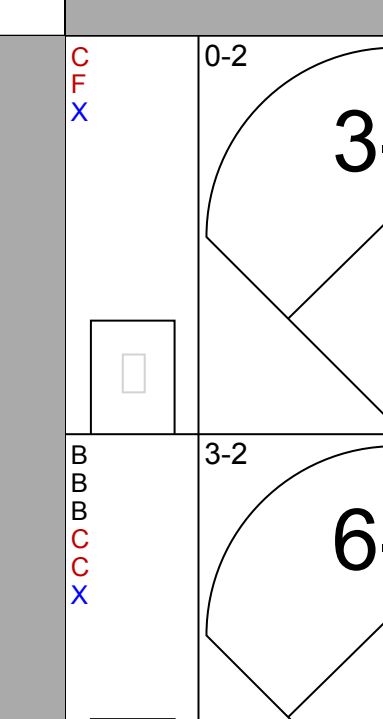
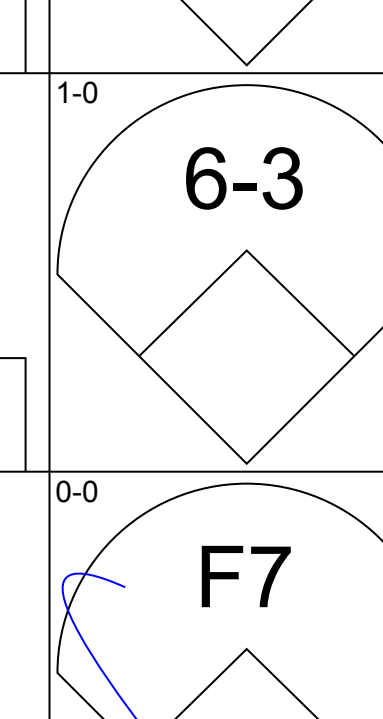
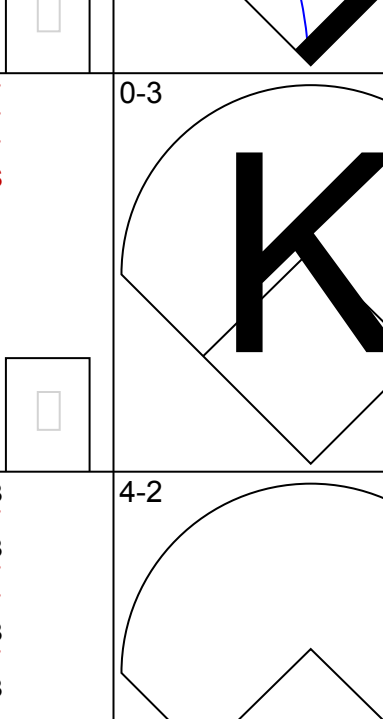
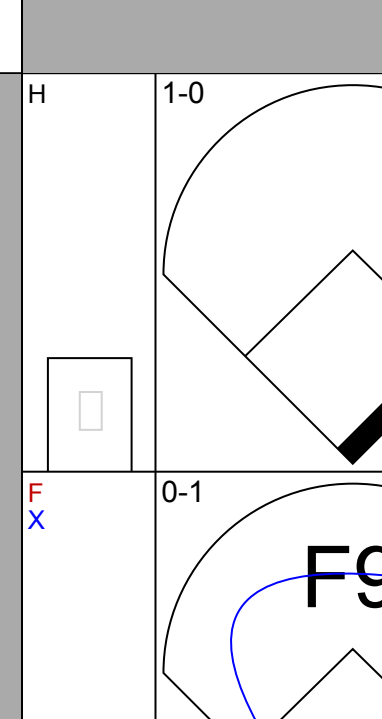
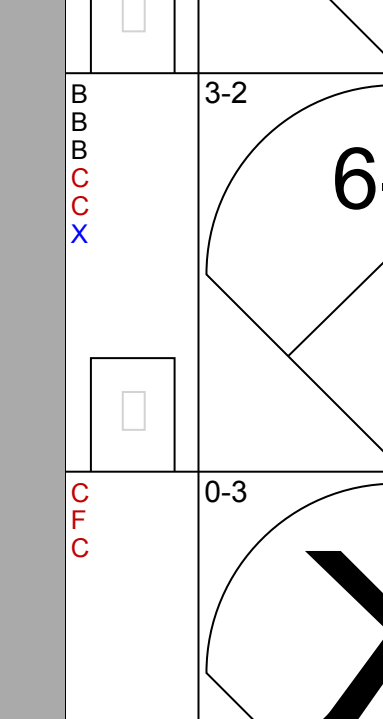
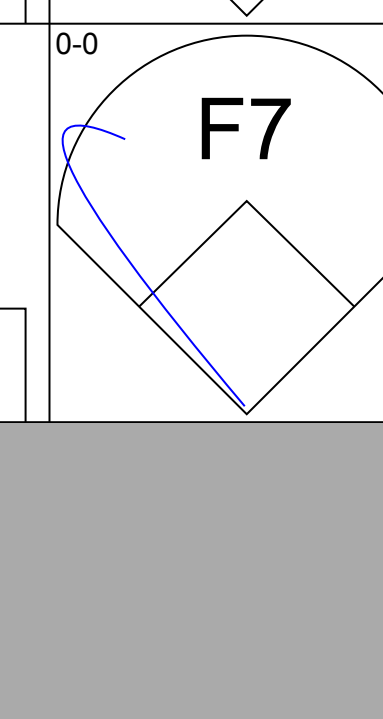
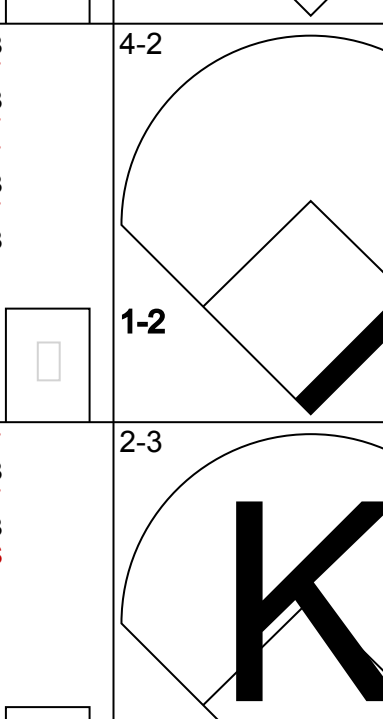
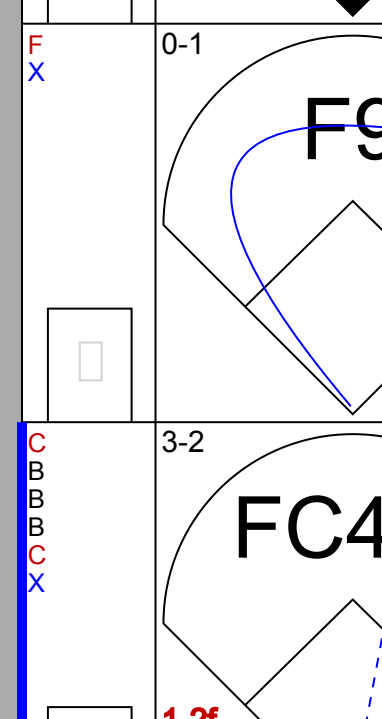
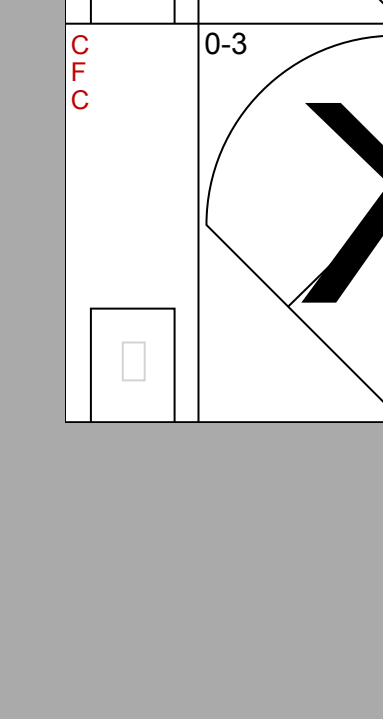
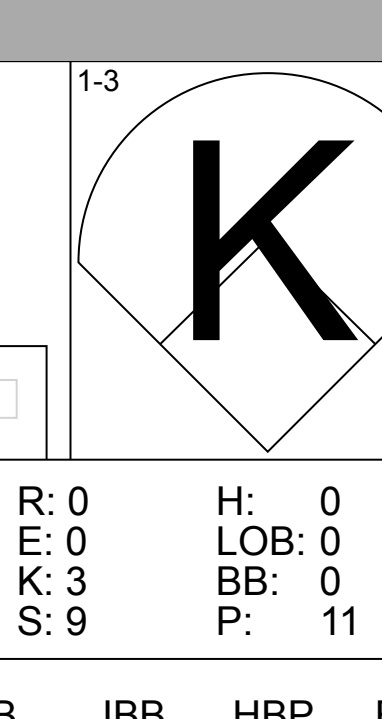
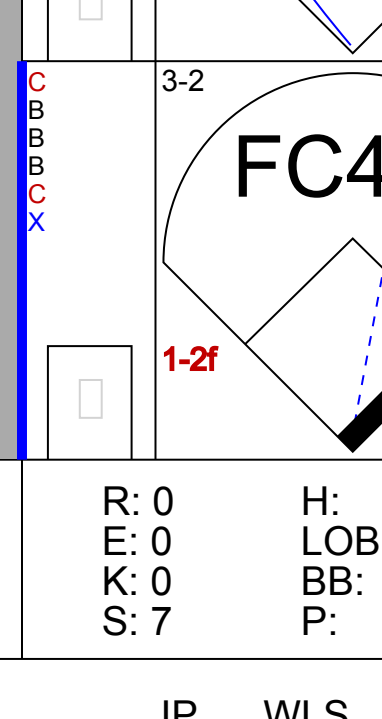


Batter	1	2	3	4	5	6	7	8	9	AB	R	H	RBI	BB	SO	LOB	BOTTOM										
<b>Maury Wills, S</b> (1, 6) OBP: 0.372, SLG: 0.368	1-3 K		1-0 F7		1-2 1B		3-2 S 2B 1B	1-1 FC5-2-5-1-6-5 2-3 3-H		5	1	2	1	0	1	2	<b>Milwaukee Braves @ Los Angeles Dodgers</b> Los Angeles Memorial Coliseum, Los Angeles, CA Tue Aug 08 1961, 10:05 PM EDT Att: 30,057 - Unknown										
<b>Jim Gilliam, S</b> (1, 5) OBP: 0.366, SLG: 0.374	0-0 F7			2-1 F4		4-0 1B E BB	1-2 1B 2B	0-2 6-3		4	2	1	1	1	0	2											
<b>Duke Snider, L</b> (1, 8) OBP: 0.336, SLG: 0.457 (7, 9)	2-1 1-3			0-0 HR		0-0 E 1B	1-1 E 1B			4	3	3	2	0	0	0											
<b>Wally Moon, L</b> (1, 9) OBP: 0.450, SLG: 0.561 (7, 7)		0-0 4-3		2-2 1B		1-2 G3	2-2 E2			4	0	2	1	0	0	1											
<b>Frank Howard, R</b> (1, 7) OBP: 0.363, SLG: 0.553 <b>Willie Davis, L</b> (6, PR) OBP: 0.330, SLG: 0.485 (7, 8)		0-0 F9		0-0 F9		1-3 3-H 1B	4-0 BB			3	0	1	1	0	0	1											
<b>John Roseboro, L</b> (1, 2) OBP: 0.339, SLG: 0.479		3-2 PB 1B		1-0 F5		2-3 K	0-0 4-3			4	0	1	0	0	1	4											
<b>Gil Hodges, R</b> (1, 3) OBP: 0.326, SLG: 0.403		2-1 5-3			2-0 S 1B 1B	0-2 F3		2-2 SH1-4 1B 1B		4	1	2	0	0	0	2											
<b>Charlie Neal, R</b> (1, 4) OBP: 0.300, SLG: 0.368			1-2 F8		0-1 F8		0-0 6-3	1-1 SH1-4 1B		4	0	1	0	0	0	1											
<b>Sandy Koufax, R</b> (1, 1) OBP: 0.164, SLG: 0.056 <b>Turk Farrell, R</b> (6, 1) OBP: 0.071, SLG: 0.071		2-2 1-5-3			1-3 K		0-0 4-3	0-1 SH1-4		2	0	0	0	0	1	1											
<b>Inning Stats</b>	R: 0 E: 0 K: 1 S: 6	H: 0 LOB: 0 BB: 0 P: 9	R: 0 E: 0 K: 0 S: 7	H: 1 LOB: 1 BB: 0 P: 12	R: 0 E: 0 K: 0 S: 8	H: 0 LOB: 0 BB: 0 P: 12	R: 1 E: 0 K: 0 S: 8	H: 2 LOB: 1 BB: 0 P: 13	R: 1 E: 0 K: 1 S: 10	H: 2 LOB: 1 BB: 0 P: 14	R: 2 E: 1 K: 1 S: 16	H: 2 LOB: 1 BB: 1 P: 25	R: 3 E: 1 K: 0 S: 14	H: 4 LOB: 2 BB: 1 P: 25	R: 0 E: 0 K: 0 S: 14	H: 2 LOB: 2 BB: 0 P: 18		1B: 10 2B: 2 3B: 0 HR: 1	SF: 0 SAC: 1 DP: 0 HBP: 0	WP: 0 PB: 1 CS: 0	PA: 38						
<b>PITCHER</b>	IP	WLS	BF	H	R	ER	SO	BB	IBB	HBP	BLK	WP	HR	S	P	ERA	WHIP										
<b>Lew Burdette, R</b> (1, 1) ERA: 3.72 <b>Don McMahon, R</b> (7, 1) ERA: 2.0 <b>Bob Hendley, L</b> (8, 1) ERA: 3.91	6.2	L	29	9	6	5	3	1	0	0	0	0	0	63	97	6.75	1.500										
<b>PITCHER</b>	IP	WLS	BF	H	R	ER	SO	BB	IBB	HBP	BLK	WP	HR	S	P	ERA	WHIP										

AB	35
R	7
H	13
RBI	6
BB	2
SO	3
LOB	14



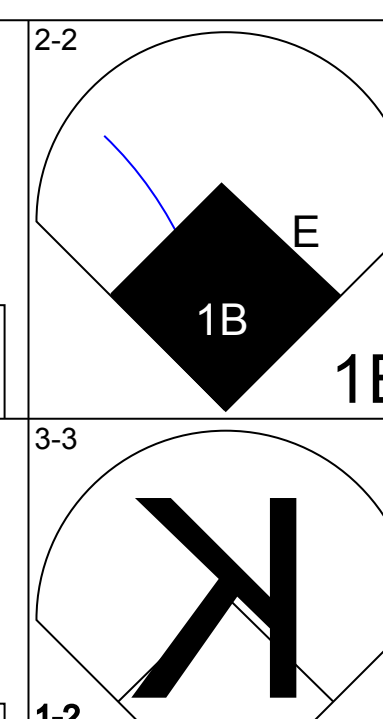
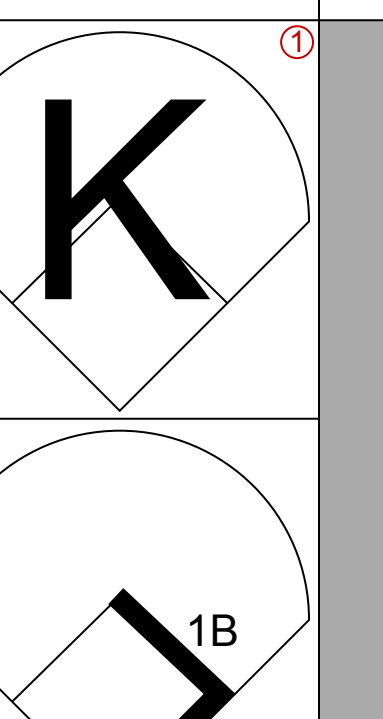
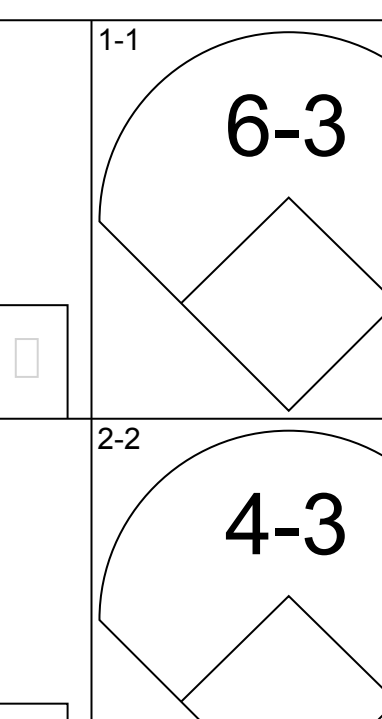
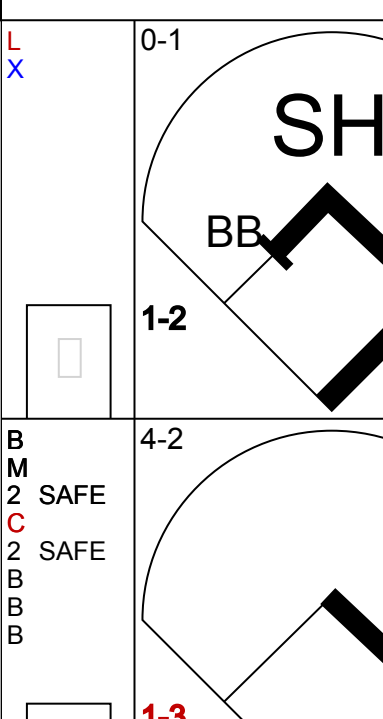
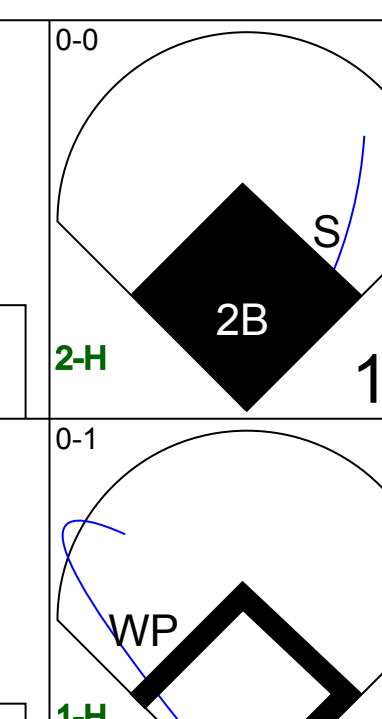
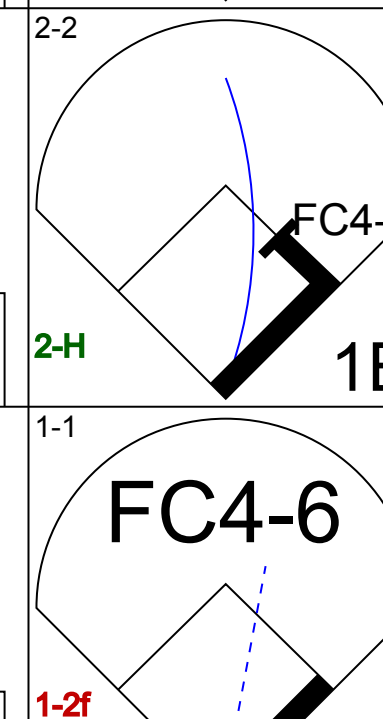
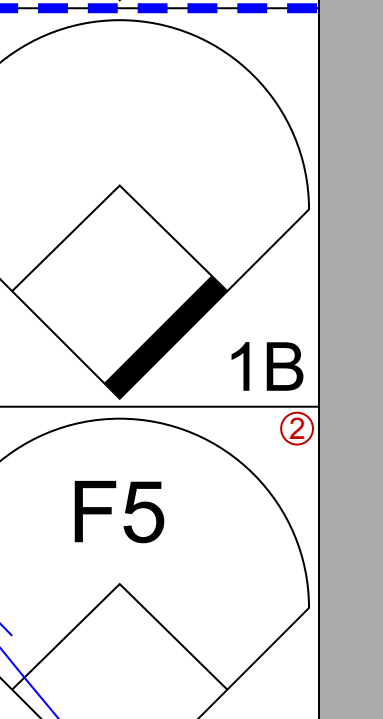
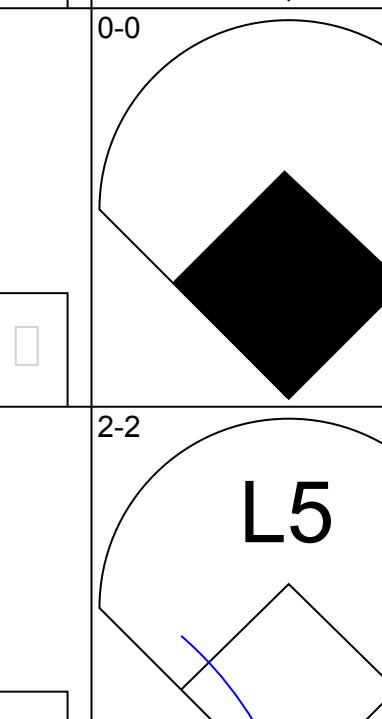
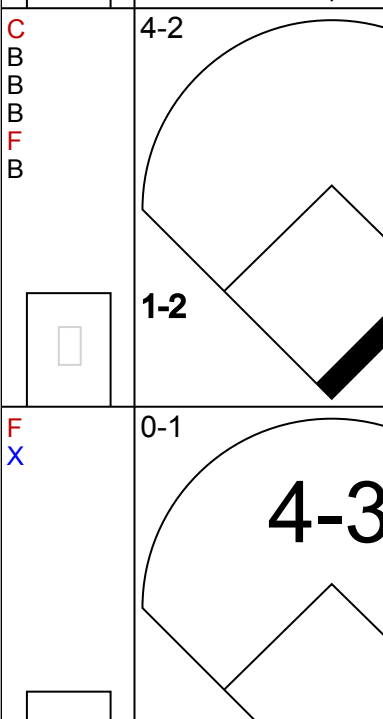
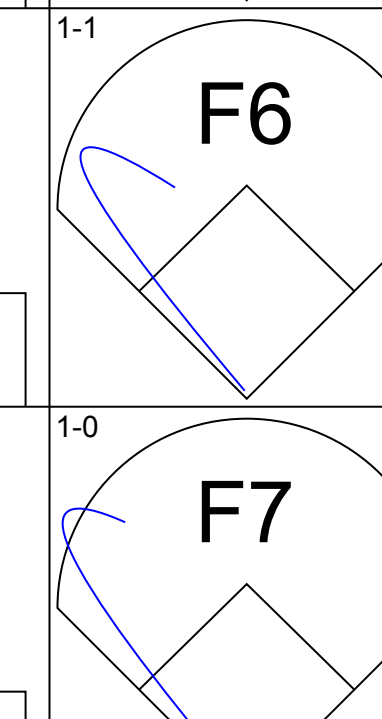
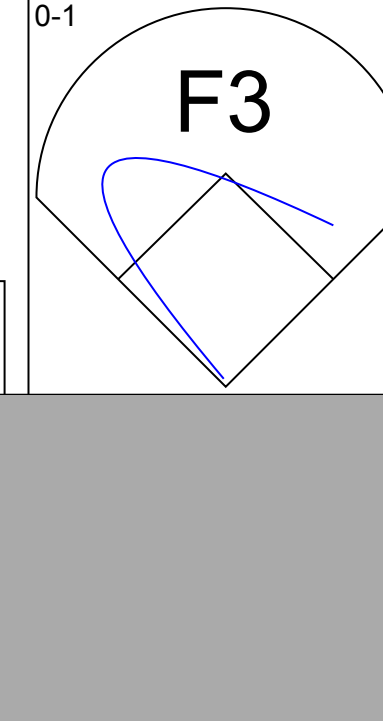
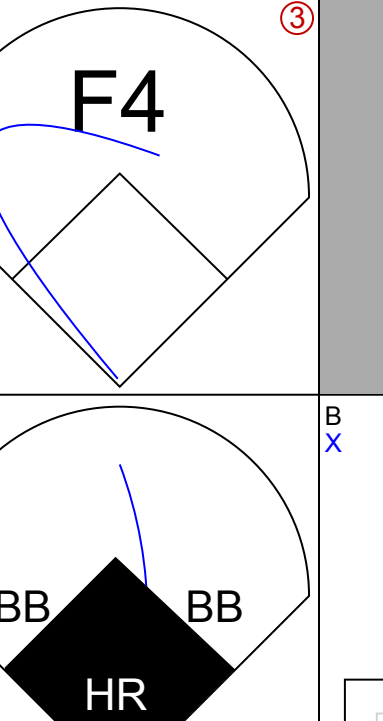




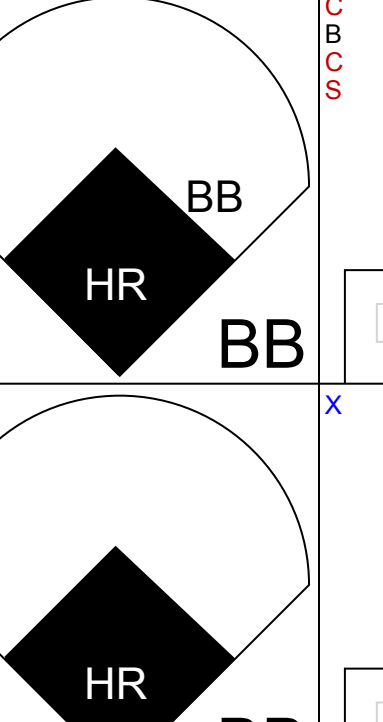


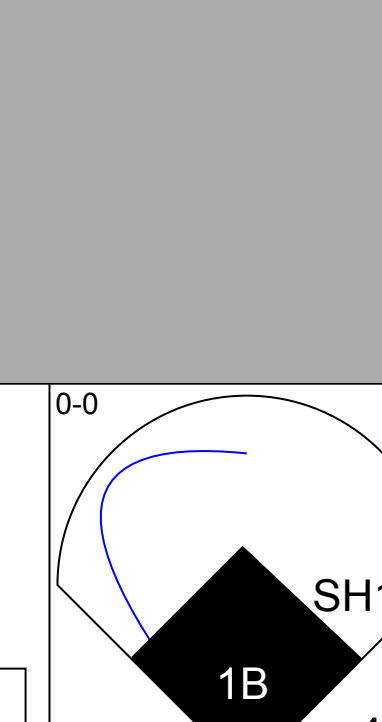

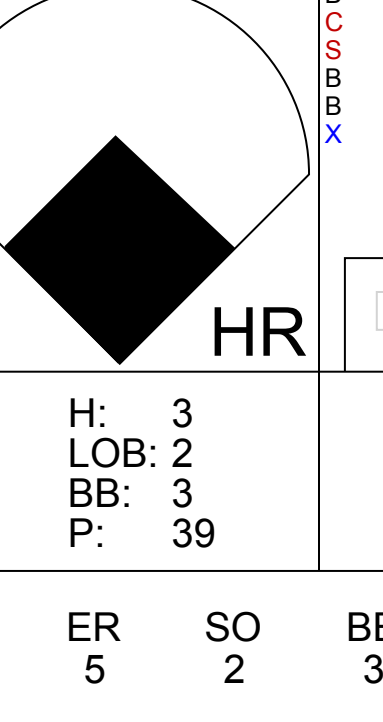
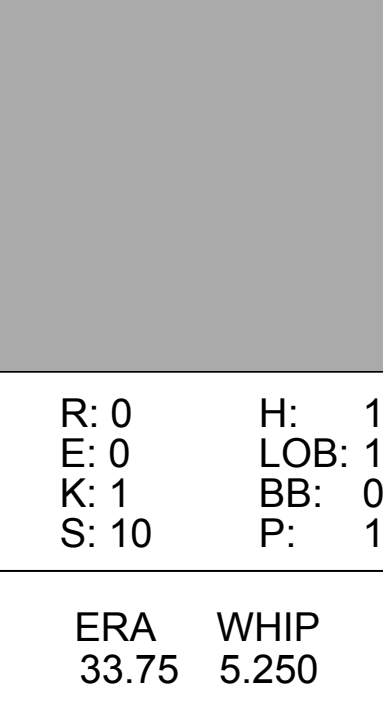
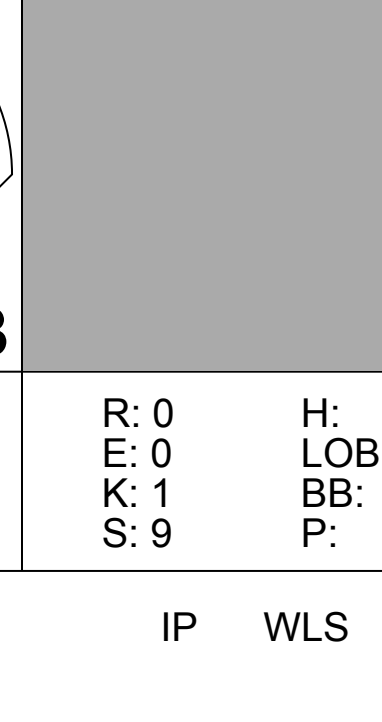
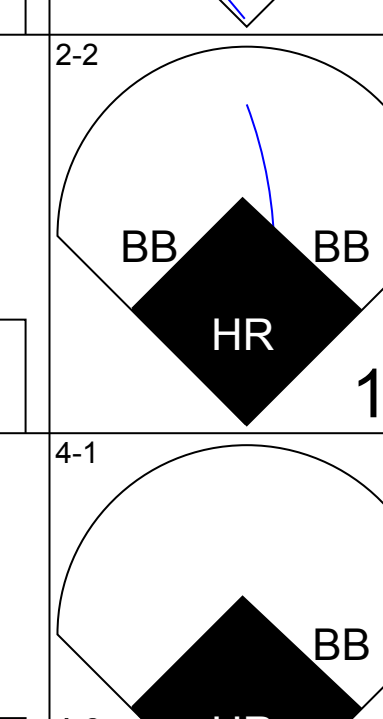
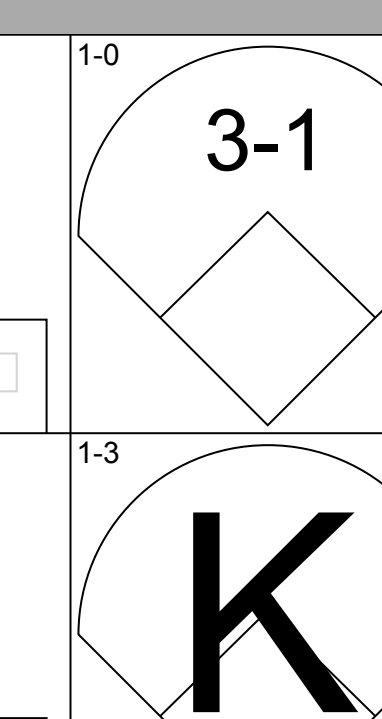
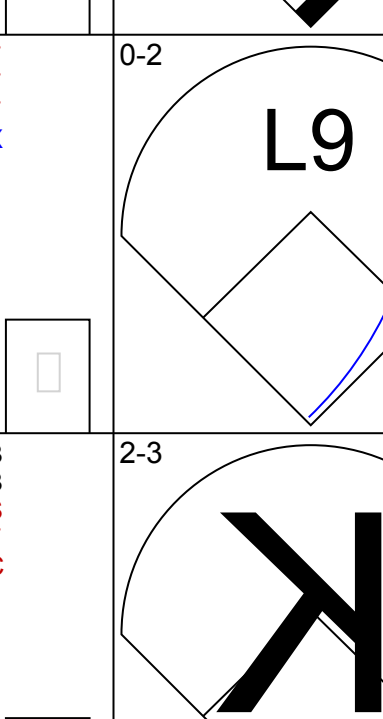
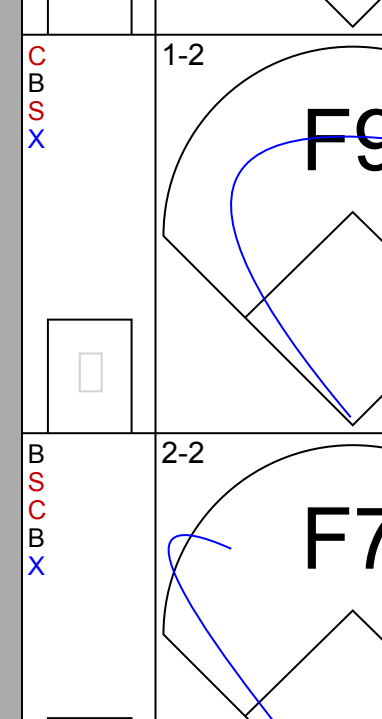
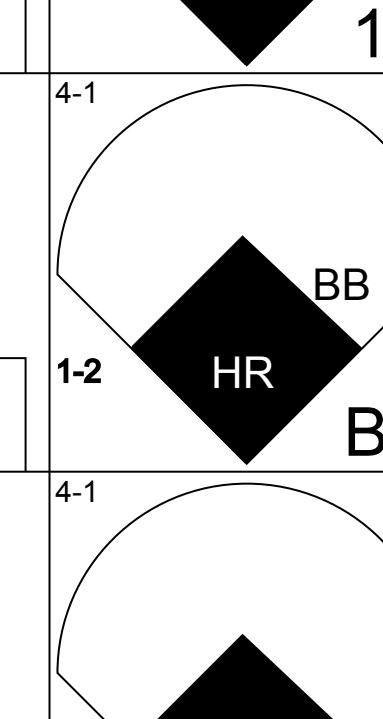
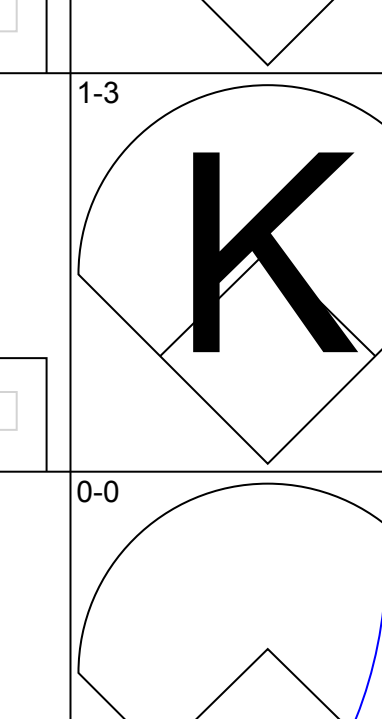
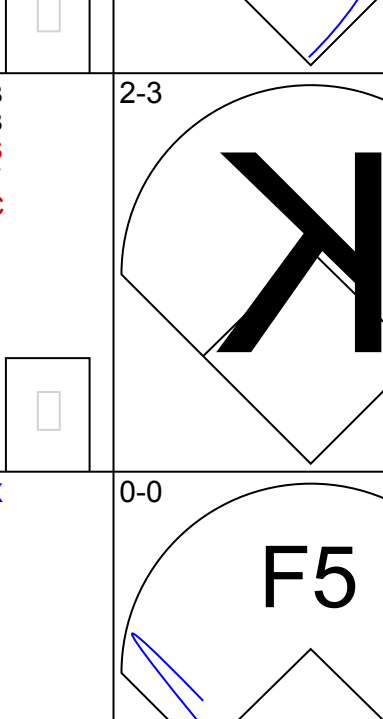
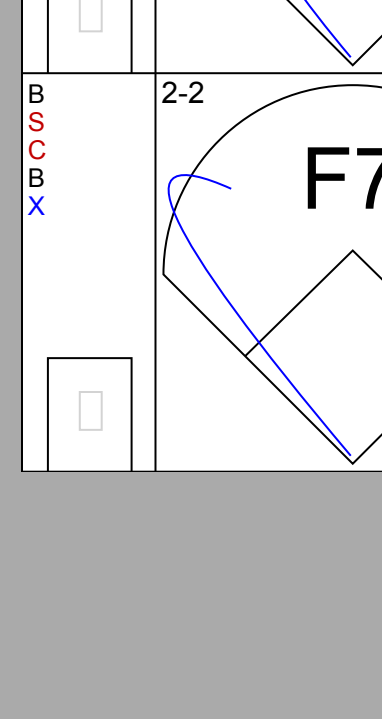
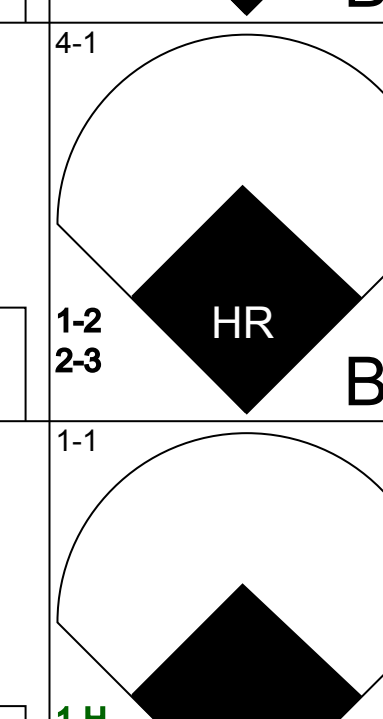
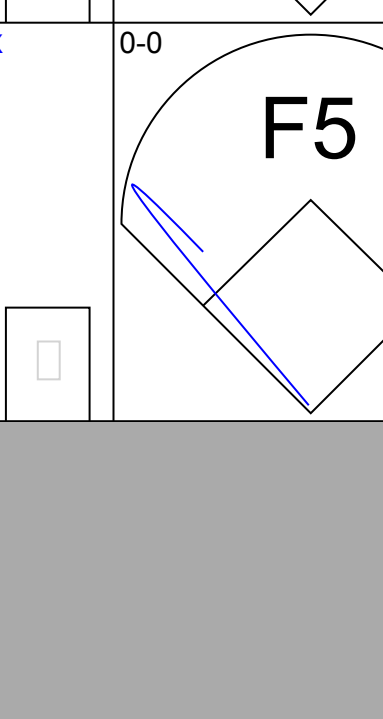
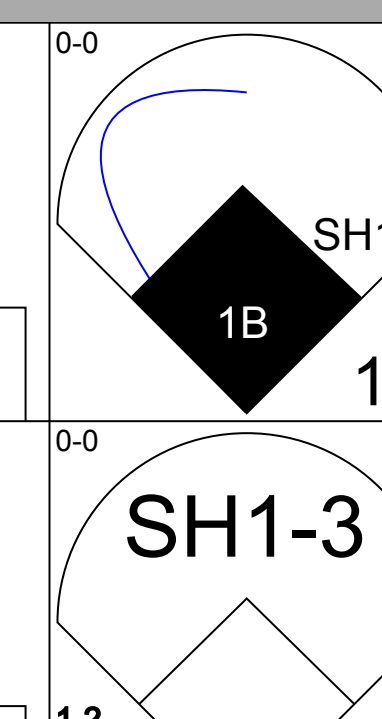
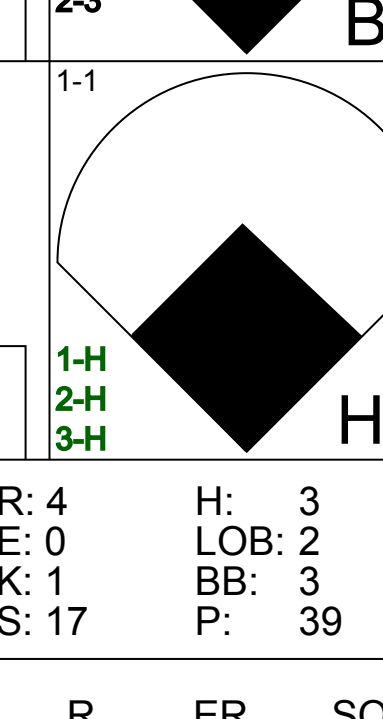
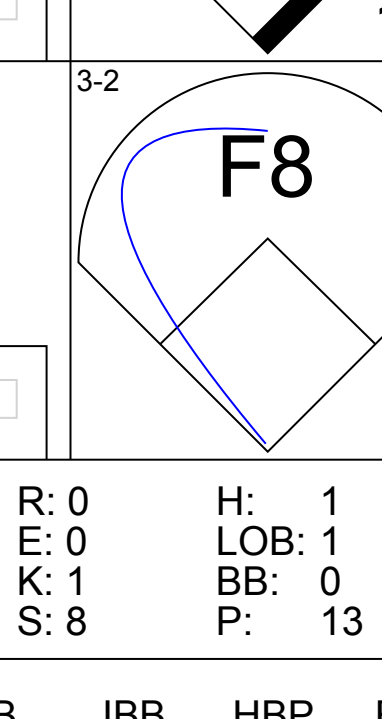
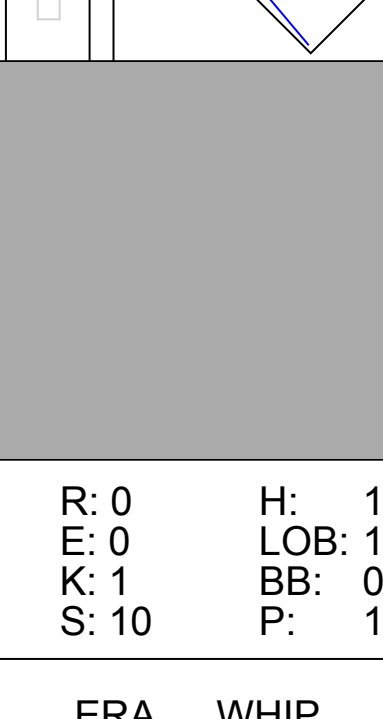
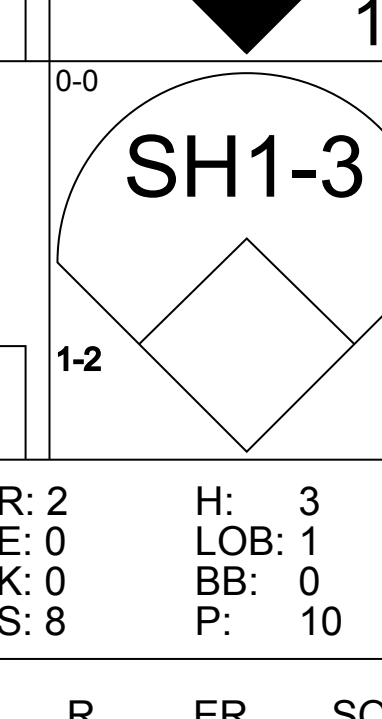


Batter	1	2	3	4	5	6	7	8	9	AB	R	H	RBI	BB	SO	LOB	TOP						
Mack Jones, L OBP: 0.327, SLG: 0.310 (1, 8)											4	0	0	0	0	2	3						
Frank Bolling, R OBP: 0.343, SLG: 0.414 (1, 4)												4	1	1	0	0	1	0					
Eddie Mathews, L OBP: 0.386, SLG: 0.521 (1, 5)											4	0	0	0	0	1	2						
Hank Aaron, R OBP: 0.372, SLG: 0.630 (1, 9)											4	0	0	0	0	2	3						
Joe Adcock, R OBP: 0.341, SLG: 0.505 (1, 3)											4	2	2	3	0	1	1						
Frank Thomas, R OBP: 0.373, SLG: 0.540 (1, 7)												4	0	1	0	0	0						
Joe Torre, R OBP: 0.338, SLG: 0.462 (1, 2)												3	0	0	0	0	1	1					
Roy McMillan, R OBP: 0.314, SLG: 0.289 (1, 6)												3	0	0	0	1	1						
Don Nottlebart, R OBP: 0.228, SLG: 0.143 (1, 1)											0	0	0	0	0	0	0						
Carl Willey, R OBP: 0.209, SLG: 0.026 (2, 1)											1	0	0	0	0	1	0						
Lee Maye, L OBP: 0.107, SLG: 0.043 (5, PH)											1	0	0	0	0	1	2						
Bob Buhl, R OBP: 0.107, SLG: 0.059 (5, 1)											0	0	0	0	0	0	0						
Al Spangler, R OBP: 0.141, SLG: 0.288 (7, PH)											1	0	0	0	0	1	1						
Don McMahon, R OBP: 0.201, SLG: 0.333 (7, 1)											0	0	0	0	0	0	0						
<b>Inning Stats</b>	R: 0 E: 1 K: 2 S: 13	H: 0 LOB: 1 BB: 0 P: 19	R: 1 E: 0 K: 0 S: 7	H: 1 LOB: 2 BB: 0 P: 11	R: 0 E: 0 K: 3 S: 9	H: 0 LOB: 0 BB: 0 P: 11	R: 0 E: 0 K: 1 S: 11	H: 0 LOB: 0 BB: 0 P: 12	R: 0 E: 0 K: 2 S: 18	H: 1 LOB: 2 BB: 1 P: 28	R: 2 E: 1 K: 2 S: 18	H: 1 LOB: 0 BB: 0 P: 24	R: 0 E: 0 K: 0 S: 7	H: 0 LOB: 1 BB: 0 P: 11	R: 0 E: 0 K: 1 S: 10	H: 0 LOB: 0 BB: 0 P: 13	R: 0 E: 0 K: 1 S: 9	H: 0 LOB: 0 BB: 0 P: 12	1B: 2 2B: 0 3B: 0 HR: 2	SF: 0 SAC: 0 DP: 0 HBP: 1	WP: 0 PB: 0 CS: 0	PA: 35	
<b>PITCHER</b> Don Drysdale, R ERA: 3.45 (1, 1)	IP: 9.0 WLS: W BF: 35 H: 4 R: 3 ER: 1 SO: 11 BB: 1 IBB: 0 HBP: 1 BLK: 0 WP: 0 HR: 2 S: 103 P: 141 ERA: 1.00 WHIP: 0.556											<b>PITCHER</b>	IP: 9.0 WLS: W BF: 35 H: 4 R: 3 ER: 1 SO: 11 BB: 1 IBB: 0 HBP: 1 BLK: 0 WP: 0 HR: 2 S: 103 P: 141 ERA: 1.00 WHIP: 0.556										

Milwaukee Braves @ Los Angeles Dodgers  
Los Angeles Memorial Coliseum, Los Angeles, CA  
Wed Aug 09 1961, 10:05 PM EDT  
Att: 23,385 - Unknown

AB 33  
R 3  
H 4  
RBI 3  
BB 1  
SO 11  
LOB 14



Batter	1	2	3	4	5	6	7	8	9	AB	R	H	RBI	BB	SO	LOB	BOTTOM						
Maury Wills, S OBP: 0.373, SLG: 0.369 (1, 6)											4	2	2	1	0	1	0						
Jim Gilliam, S OBP: 0.370, SLG: 0.377 (1, 5)											3	0	1	1	2	1	1						
Duke Snider, L OBP: 0.351, SLG: 0.489 (1, 8) (8, 9)											4	1	3	2	1	0	1						
Wally Moon, L OBP: 0.444, SLG: 0.552 (1, 9) (8, 7)											5	0	0	0	0	0	6						
Frank Howard, R OBP: 0.361, SLG: 0.545 (1, 7)											4	0	1	0	0	1	3						
Willie Davis, L OBP: 0.330, SLG: 0.485 (8, 8)											0	0	0	0	0	0	0						
John Roseboro, L OBP: 0.338, SLG: 0.476 (1, 2)											4	1	1	0	0	0	1						
Gil Hodges, R OBP: 0.324, SLG: 0.395 (1, 3)											3	1	0	0	1	2	1						
Charlie Neal, R OBP: 0.307, SLG: 0.371 (1, 4)											3	2	2	0	1	0	1						
Don Drysdale, R OBP: 0.237, SLG: 0.418 (1, 1)											2	1	1	4	1	0	1						
<b>Inning Stats</b>	R: 1 E: 1 K: 1 S: 13	H: 2 LOB: 1 BB: 0 P: 21	R: 4 E: 0 K: 1 S: 17	H: 3 LOB: 3 BB: 3 P: 39	R: 0 E: 0 K: 1 S: 8	H: 1 LOB: 1 BB: 0 P: 13	R: 1 E: 0 K: 0 S: 9	H: 1 LOB: 0 BB: 0 P: 14	R: 0 E: 0 K: 1 S: 10	H: 1 LOB: 1 BB: 0 P: 15	R: 0 E: 0 K: 0 S: 10	H: 0 LOB: 2 BB: 3 P: 22	R: 0 E: 0 K: 1 S: 9	H: 0 LOB: 0 BB: 0 P: 12	R: 2 E: 0 K: 0 S: 8	H: 3 LOB: 1 BB: 0 P: 10	R: 0 E: 0 K: 0 S: 9	H: 0 LOB: 0 BB: 0 P: 10	1B: 8 2B: 1 3B: 0 HR: 2	SF: 0 SAC: 2 DP: 0 HBP: 0	WP: 1 PB: 0 CS: 0	PA: 40	
<b>PITCHER</b> Don Nottlebart, R ERA: 4.58 (1, 1)	IP: 1.1 WLS: L BF: 11 H: 4 R: 5 ER: 5 SO: 2 BB: 3 IBB: 0 HBP: 0 BLK: 0 WP: 0 HR: 1 S: 25 P: 50 ERA: 33.75 WHIP: 5.250											<b>PITCHER</b>	IP: 1.1 WLS: L BF: 11 H: 4 R: 5 ER: 5 SO: 2 BB: 3 IBB: 0 HBP: 0 BLK: 0 WP: 0 HR: 1 S: 25 P: 50 ERA: 33.75 WHIP: 5.250										
<b>PITCHER</b> Carl Willey, R ERA: 4.3 (2, 1)	IP: 2.2 WLS: L BF: 11 H: 3 R: 1 ER: 1 SO: 1 BB: 0 IBB: 0 HBP: 0 BLK: 0 WP: 0 HR: 0 S: 22 P: 37 ERA: 3.38 WHIP: 1.125											<b>PITCHER</b>	IP: 2.2 WLS: L BF: 11 H: 3 R: 1 ER: 1 SO: 1 BB: 0 IBB: 0 HBP: 0 BLK: 0 WP: 0 HR: 0 S: 22 P: 37 ERA: 3.38 WHIP: 1.125										
<b>PITCHER</b> Bob Buhl, R ERA: 3.95 (5, 1)	IP: 2.0 WLS: L BF: 9 H: 1 R: 0 ER: 0 SO: 1 BB: 3 IBB: 0 HBP: 0 BLK: 0 WP: 0 HR: 0 S: 20 P: 37 ERA: 0.00 WHIP: 2.000											<b>PITCHER</b>	IP: 2.0 WLS: L BF: 9 H: 1 R: 0 ER: 0 SO: 1 BB: 3 IBB: 0 HBP: 0 BLK: 0 WP: 0 HR: 0 S: 20 P: 37 ERA: 0.00 WHIP: 2.000										
<b>PITCHER</b> Don McMahon, R ERA: 2.2 (7, 1)	IP: 2.0 WLS: L BF: 9 H: 3 R: 2 ER: 2 SO: 1 BB: 0 IBB: 0 HBP: 0 BLK: 0 WP: 1 HR: 0 S: 17 P: 22 ERA: 9.00 WHIP: 1.500											<b>PITCHER</b>	IP: 2.0 WLS: L BF: 9 H: 3 R: 2 ER: 2 SO: 1 BB: 0 IBB: 0 HBP: 0 BLK: 0 WP: 1 HR: 0 S: 17 P: 22 ERA: 9.00 WHIP: 1.500										

Milwaukee Braves @ Los Angeles Dodgers  
Los Angeles Memorial Coliseum, Los Angeles, CA  
Wed Aug 09 1961, 10:05 PM EDT  
Att: 23,385 - Unknown

AB 32  
R 8  
H 11  
RBI 8  
BB 6  
SO 5  
LOB 15





Batter	1	2	3	4	5	6	7	8	9	AB	R	H	RBI	BB	SO	LOB	TOP					
Al Heist, R OBP: 0.351, SLG: 0.418 (1, 8)	5-3		F9		4-3		E4			4	0	0	0	0	0	3	<b>Chicago Cubs @ Milwaukee Braves</b> Milwaukee County Stadium, Milwaukee, WI Fri Aug 11 1961, 8:05 PM EDT Att: 40,775 - Cloudy - 78 F					
Don Zimmer, R OBP: 0.306, SLG: 0.406 (1, 4)	1-3			F7		FC6-4 1B	CS	SH3 1B		4	0	2	0	0	0	0						
Ron Santo, R OBP: 0.367, SLG: 0.463 (1, 5)	K			F7		FC6-4 1B		SH3		3	1	0	0	0	1	1						
George Altman, L OBP: 0.374, SLG: 0.613 (1, 9)		F7				P5		F8		4	0	1	0	0	0	2						
Billy Williams, L OBP: 0.342, SLG: 0.499 (1, 7)	1-3			F7		1B		4-3		4	0	1	0	0	0	2						
Andre Rodgers, R OBP: 0.292, SLG: 0.357 (1, 3)	K				P3	1B			K	4	0	1	1	0	2	0						
Jerry Kindall, R OBP: 0.303, SLG: 0.436 (1, 6)			L5		FC 1B	P5			L8	4	0	1	0	0	0	2						
Dick Bertell, R OBP: 0.299, SLG: 0.312 (1, 2)			5-3		FC				E5	3	0	0	0	0	0	1						
14 Ernie Banks, R OBP: 0.348, SLG: 0.493 (9, PH)					1-2		6-3			1	0	0	0	0	0	0						
Jack Curtis, L OBP: 0.283, SLG: 0.256 (1, 1)					K				F9	2	0	0	0	1	2	2						
Jim McAnany, R OBP: 0.250, SLG: 0.250 (9, PH)							K			1	0	0	0	0	0	1						
<b>Inning Stats</b>	R: 0 E: 0 K: 1 S: 5	H: 0 LOB: 0 BB: 0 P: 5	R: 0 E: 0 K: 1 S: 5	H: 0 LOB: 0 BB: 0 P: 5	R: 0 E: 0 K: 0 S: 3	H: 0 LOB: 1 BB: 1 P: 7	R: 0 E: 0 K: 0 S: 4	H: 1 LOB: 1 BB: 0 P: 4	R: 0 E: 0 K: 1 S: 7	H: 1 LOB: 2 BB: 0 P: 7	R: 1 E: 0 K: 0 S: 6	H: 3 LOB: 3 BB: 0 P: 6	R: 0 E: 1 K: 1 S: 5	H: 0 LOB: 0 BB: 0 P: 5	R: 0 E: 0 K: 0 S: 4	H: 1 LOB: 1 BB: 0 P: 4	R: 0 E: 1 K: 1 S: 6	H: 0 LOB: 1 BB: 0 P: 6	1B: 6 2B: 0 3B: 0 HR: 0	SF: 0 SAC: 1 DP: 0 HBP: 0	WP: 0 PB: 0 SB: 0 CS: 1	PA: 37
<b>PITCHER</b> Warren Spahn, L ERA: 3.37 (1, 1)	IP: 9.0 WLS: W BF: 36 H: 6 R: 1 ER: 1 SO: 5 BB: 1 IBB: 0 HBP: 0 BLK: 0 WP: 0 HR: 0 S: 45 P: 49 ERA: 1.00 WHIP: 0.778															<b>PITCHER</b>						

Batter	1	2	3	4	5	6	7	8	9	AB	R	H	RBI	BB	SO	LOB	BOTTOM			
Gino Cimoli, R OBP: 0.285, SLG: 0.371 (1, 8)	BB 1B		P3		F9					4	1	2	1	0	0	0	<b>Chicago Cubs @ Milwaukee Braves</b> Milwaukee County Stadium, Milwaukee, WI Fri Aug 11 1961, 8:05 PM EDT Att: 40,775 - Cloudy - 78 F			
Frank Bolling, R OBP: 0.340, SLG: 0.411 (1, 4)	K		K			L7		F8		4	0	0	0	0	2	1				
Eddie Mathews, L OBP: 0.385, SLG: 0.518 (1, 5)	F8			K		PO 1B		P6		4	0	1	0	0	1	1				
Hank Aaron, R OBP: 0.374, SLG: 0.629 (1, 9)	FC6-4 BB					F8				2	0	1	0	1	0	1				
Joe Adcock, R OBP: 0.341, SLG: 0.503 (1, 3)	FC6-4				G6-4-3 BB	PO	P4			2	0	0	0	1	0	2				
Frank Thomas, R OBP: 0.372, SLG: 0.538 (1, 7)		6-3		G6-4-3						3	0	1	0	0	0	2				
Joe Torre, R OBP: 0.334, SLG: 0.457 (1, 2)		K			E7 1B			F8		3	1	0	0	0	1	1				
Roy McMillan, R OBP: 0.314, SLG: 0.289 (1, 6)		6-3								3	0	1	0	0	1	1				
Warren Spahn, L OBP: 0.296, SLG: 0.452 (1, 1)			G3			SF7-2-4				2	0	0	1	0	1	0				
<b>Inning Stats</b>	R: 0 E: 0 K: 1 S: 6	H: 1 LOB: 2 BB: 1 P: 10	R: 0 E: 0 K: 1 S: 5	H: 0 LOB: 0 BB: 0 P: 5	R: 0 E: 0 K: 1 S: 5	H: 0 LOB: 0 BB: 0 P: 5	R: 0 E: 0 K: 1 S: 5	H: 1 LOB: 1 BB: 1 P: 9	R: 1 E: 1 K: 0 S: 4	H: 1 LOB: 0 BB: 0 P: 4	R: 0 E: 0 K: 0 S: 3	H: 1 LOB: 0 BB: 0 P: 3	R: 0 E: 0 K: 1 S: 6	H: 1 LOB: 1 BB: 0 P: 6	R: 1 E: 0 K: 1 S: 6	H: 1 LOB: 0 BB: 0 P: 6		1B: 5 2B: 1 3B: 0 HR: 1	SF: 1 SAC: 0 DP: 2 HBP: 0	WP: 0 PB: 0 SB: 1 CS: 0
<b>PITCHER</b> Jack Curtis, L ERA: 4.5 (1, 1)	IP: 8.0 WLS: L BF: 30 H: 6 R: 2 ER: 1 SO: 6 BB: 2 IBB: 0 HBP: 0 BLK: 0 WP: 0 HR: 1 S: 40 P: 48 ERA: 1.12 WHIP: 1.000															<b>PITCHER</b>				



Batter	1	2	3	4	5	6	7	8	9	AB	R	H	RBI	BB	SO	LOB	TOP								
<b>Al Heist, R</b> OBP: 0.358, SLG: 0.421 (1, 8)	4-0 L5-3 BB		0-0 1B			0-0 FC5 1B		0-0 F9	4-0 BB	3	0	2	2	2	0	0	<b>Chicago Cubs @ Milwaukee Braves</b> Milwaukee County Stadium, Milwaukee, WI Sat Aug 12 1961, 4:33 AM EDT Att: 19,859 - Cloudy - 81 F								
<b>Don Zimmer, R</b> OBP: 0.307, SLG: 0.404 (1, 4)	0-0 L5-3		0-0 5-3			0-0 FC5 1B		1-0 HBP	0-3 BB	4	1	1	0	0	1	5									
<b>Ron Santo, R</b> OBP: 0.366, SLG: 0.460 (1, 5)	0-0 5-3			4-0 G4-6-3 BB		0-0 FC5 HR		0-0 P5		3	1	0	0	1	0	3									
<b>George Altman, L</b> OBP: 0.373, SLG: 0.617 (1, 9)		0-3 K		0-3 K		0-0 HR		0-0 4-3		4	1	1	3	0	2	2									
<b>Billy Williams, L</b> OBP: 0.344, SLG: 0.497 (1, 7)	0-0 P4		0-0 G4-6-3			0-0 HR			4-0 BB 4-1 BB	3	1	1	0	1	0	1									
<b>Andre Rodgers, R</b> OBP: 0.295, SLG: 0.359 (1, 3)									0-0 BB 4-1 BB	2	0	1	0	0	0	0									
<b>Ed Bouchee, L</b> OBP: 0.366, SLG: 0.429 (6, 3)	0-0 5-3					0-0 G4-6-3 1B		0-0 G4-6-3	4-1	2	0	0	0	0	0	2									
<b>Jerry Kindall, R</b> OBP: 0.302, SLG: 0.433 (1, 6)			0-0 F9 S 1B			0-0 F8		0-0 5-3	0-3 K	4	1	1	0	0	1	2									
<b>Dick Bertell, R</b> OBP: 0.295, SLG: 0.307 (1, 2)			0-0 5-3			0-0 G4-6-3		0-0 6-3	4-0 BB BB IBB	3	0	0	0	0	0	2									
<b>14 Ernie Banks, R</b> OBP: 0.550, SLG: 0.493 (9, PH)			0-0 5-3			0-0 G4-6-3		0-0 6-3	0-0 0 0 0 0 0	0	0	0	0	1	0	0									
<b>Sammy Taylor, L</b> OBP: 0.337, SLG: 0.427 (9, 2)			1-2			1-2			0-0 BB BB IBB	0	0	0	0	0	0	0									
<b>Don Cardwell, R</b> OBP: 0.200, SLG: 0.333 (1, 1)			0-0 F9			0-0 F9		0-3 K	4-0 BB	3	1	1	1	0	1	1									
<b>Barney Schultz, R</b> OBP: 0.111, SLG: 0.111 (7, 1)			2-3			HR			1-2 2-3 BB	0	0	0	0	0	0	0									
<b>Bob Will, L</b> OBP: 0.378, SLG: 0.358 (9, PH)										0	0	0	0	1	0	0									
<b>Dick Drott, R</b> OBP: 0.308, SLG: 0.462 (9, 1)										0	0	0	0	0	0	0									
<b>Inning Stats</b>	R: 0 E: 0 K: 0 S: 2	H: 0 LOB: 0 BB: 1 P: 6	R: 0 E: 0 K: 1 S: 5	H: 0 LOB: 0 BB: 0 P: 5	R: 1 E: 0 K: 0 S: 5	H: 2 LOB: 1 BB: 0 P: 5	R: 0 E: 0 K: 1 S: 4	H: 0 LOB: 0 BB: 1 P: 8	R: 0 E: 0 K: 0 S: 3	H: 1 LOB: 0 BB: 0 P: 3	R: 4 E: 0 K: 0 S: 7	H: 5 LOB: 0 BB: 0 P: 7	R: 0 E: 0 K: 1 S: 5	H: 0 LOB: 0 BB: 0 P: 5	R: 0 E: 0 K: 0 S: 3	H: 0 LOB: 1 BB: 0 P: 4	R: 1 E: 0 K: 2 S: 7	H: 0 LOB: 3 BB: 4 P: 23	1B: 6 2B: 1 3B: 0 HR: 2	SF: 0 SAC: 0 DP: 4 HBP: 1	WP: 0 PB: 0 SB: 1 CS: 0	PA: 38			
<b>PITCHER</b>	IP	WLS	BF	H	R	ER	SO	BB	IBB	HBP	BLK	WP	HR	S	P	ERA	WHIP								
<b>Bob Hendley, L</b> ERA: 4.36 (1, 1)	5.1		23	8	5	5	2	2	0	0	0	0	2	25	33	8.44	1.875								
<b>Don Nottebart, R</b> ERA: 4.5 (6, 1)	1.2		4	0	0	0	1	0	0	0	0	0	0	6	6	0.00	0.000								
<b>Don McMahon, R</b> ERA: 2.26 (8, 1)	2.0	W	11	0	1	1	2	3	1	1	0	0	0	10	27	4.50	1.500								

AB	31
R	6
H	8
RBI	6
BB	6
SO	5
LOB	18



Batter	1	2	3	4	5	6	7	8	9	AB	R	H	RBI	BB	SO	LOB	BOTTOM								
<b>Lee Maye, L</b> OBP: 0.317, SLG: 0.438 (1, 9)	0-0 F5		0-0 G3			0-0 F9		0-0 F9		5	1	1	0	0	0	1	<b>Chicago Cubs @ Milwaukee Braves</b> Milwaukee County Stadium, Milwaukee, WI Sat Aug 12 1961, 4:33 AM EDT Att: 19,859 - Cloudy - 81 F								
<b>Frank Bolling, R</b> OBP: 0.343, SLG: 0.410 (1, 4)	4-0 FC3-6 BB		0-0 1B			0-0 F9		4-0 1B BB	0-0 F7	3	0	1	0	2	0	0									
<b>Eddie Mathews, L</b> OBP: 0.390, SLG: 0.519 (1, 5)	0-0 FC3-6		0-0 1B			4-0 HR BB		0-0 FC5-4 1B	4-0 1B HR BB	3	2	2	2	2	0	1									
<b>Hank Aaron, R</b> OBP: 0.372, SLG: 0.631 (1, 8)	0-0 6-3		0-0 F9			0-0 HR		0-0 FC5-4 PB	0-3 K	5	1	1	2	0	1	6									
<b>Joe Adcock, R</b> OBP: 0.342, SLG: 0.501 (1, 3)		0-0 4-3 PB 1B	0-0 F8			0-0 F8		0-3 K	0-0 HR 1B	5	1	2	0	0	1	4									
<b>Mack Jones, L</b> OBP: 0.327, SLG: 0.310 (9, PR)			0-0 F8			0-0 F8		1-2 K	1-3 HR 1B	0	1	0	0	0	0	0									
<b>Frank Thomas, R</b> OBP: 0.370, SLG: 0.542 (1, 7)		0-0 4-3		0-0 L7		0-0 G1		0-0 F7	0-0 HR	5	1	1	3	0	0	3									
<b>Joe Torre, R</b> OBP: 0.337, SLG: 0.456 (1, 2)		0-0 FC1-6 1B		0-0 F8		4-0 BB		0-0 6-3		3	0	1	1	1	0	0									
<b>Roy McMillan, R</b> OBP: 0.314, SLG: 0.287 (1, 6)		3-H FC1-6		0-0 K		0-0 F8		4-0 SH1-3 BB		3	0	0	0	1	1	2									
<b>Bob Hendley, R</b> OBP: 0.105, SLG: 0.056 (1, 1)		0-3 K		0-0 F9				4-0 1B BB	0-0 SH1-3	2	0	0	0	0	1	1									
<b>Don Nottebart, R</b> OBP: 0.226, SLG: 0.143 (6, 1)										0	0	0	0	0	0	0									
<b>Al Spangler, L</b> OBP: 0.429, SLG: 0.288 (7, PH)										0	1	0	0	1	0	0									
<b>Don McMahon, R</b> OBP: 0.250, SLG: 0.333 (8, 1)										0	0	0	0	0	0	0									
<b>Inning Stats</b>	R: 0 E: 0 K: 0 S: 3	H: 0 LOB: 1 BB: 1 P: 7	R: 1 E: 0 K: 1 S: 7	H: 2 LOB: 0 BB: 0 P: 7	R: 0 E: 0 K: 0 S: 5	H: 2 LOB: 0 BB: 0 P: 5	R: 0 E: 0 K: 1 S: 5	H: 0 LOB: 0 BB: 0 P: 5	R: 0 E: 0 K: 0 S: 3	H: 0 LOB: 0 BB: 0 P: 3	R: 2 E: 0 K: 0 S: 4	H: 1 LOB: 1 BB: 2 P: 12	R: 2 E: 0 K: 1 S: 7	H: 2 LOB: 2 BB: 2 P: 15	R: 0 E: 0 K: 0 S: 3	H: 0 LOB: 1 BB: 1 P: 7		R: 3 E: 0 K: 1 S: 6	H: 2 LOB: 1 BB: 1 P: 10	1B: 7 2B: 0 3B: 0 HR: 2	SF: 0 SAC: 1 DP: 0 HBP: 0	WP: 0 PB: 3 SB: 0 CS: 0	PA: 42		
<b>PITCHER</b>	IP	WLS	BF	H	R	ER	SO	BB	IBB	HBP	BLK	WP	HR	S	P	ERA	WHIP								
<b>Don Cardwell, R</b> ERA: 4.28 (1, 1)	6.0		27	5	4	4	2	4	0	0	0	0	1	27	43	6.00	1.500								
<b>Barney Schultz, R</b> ERA: 2.72 (7, 1)	2.0		10	2	1	1	1	2	0	0	0	0	0	10	18	4.50	2.000								
<b>Dick Drott, R</b> ERA: 4.59 (9, 1)	0.2	L	5	2	3	3	1	1	0	0	0	0	1	6	10	40.50	4.500								





Batter	1	2	3	4	5	6	7	8	9	AB	R	H	RBI	BB	SO	LOB	TOP					
Al Heist, R OBP: 0.362, SLG: 0.428 (1, 8)	E1 G6-4-3		5-3			HR 1B	E 1B		2B	5	1	3	1	0	0	0	<b>Chicago Cubs @ Milwaukee Braves</b> Milwaukee County Stadium, Milwaukee, WI Sun Aug 13 1961, 4:33 AM EDT Att: 21,485 - Cloudy - 78 F					
Don Zimmer, R OBP: 0.309, SLG: 0.410 (1, 5)	G6-4-3			FC4-6 1B BB		HR 1-H	E5 1-2 2-3		F7	4	1	1	2	1	0	4						
14 Ernie Banks, R OBP: 0.349, SLG: 0.490 (1, 6)				K		F7	F9			4	0	1	0	0	1	4						
George Altman, L OBP: 0.371, SLG: 0.613 (1, 9)	K			FC4-6 1B		4-1			L7	4	0	1	0	0	1	1						
Billy Williams, L OBP: 0.340, SLG: 0.492 (1, 7)		4-3		FC4-6 1B FC6-4		P2			3-1	4	0	0	0	0	0	2						
Jerry Kindall, R OBP: 0.301, SLG: 0.434 (1, 4)	P6			FC6-4			K			4	0	1	0	0	1	2						
Dick Bertell, R OBP: 0.290, SLG: 0.301 (1, 2)									2B	4	0	0	0	0	1	1						
Ed Bouchee, L OBP: 0.365, SLG: 0.426 (1, 3)			6-3						K	4	1	1	0	0	1	0						
Bob Anderson, R OBP: 0.161, SLG: 0.233 (1, 1)			5-3						4-3	2	0	0	0	0	0	0						
Jim Brewer, L OBP: 0.267, SLG: 0.154 (5, 1)										0	0	0	0	0	0	0						
Richie Ashburn, L OBP: 0.358, SLG: 0.287 (7, PH)										1	0	1	0	0	0	0						
Dick Drott, R OBP: 0.308, SLG: 0.462 (7, 1)										0	0	0	0	0	0	0						
Bob Will, L OBP: 0.375, SLG: 0.354 (9, PH)										1	0	0	0	0	0	0						
<b>Inning Stats</b>	R: 0 E: 1 K: 1 S: 6	H: 1 LOB: 1 BB: 0 P: 6	R: 0 E: 0 K: 1 S: 5	H: 0 LOB: 0 BB: 0 P: 5	R: 0 E: 0 K: 0 S: 3	H: 0 LOB: 0 BB: 0 P: 3	R: 0 E: 0 K: 1 S: 6	H: 1 LOB: 2 BB: 1 P: 10	R: 0 E: 0 K: 0 S: 3	H: 0 LOB: 0 BB: 0 P: 3	R: 2 E: 0 K: 0 S: 5	H: 2 LOB: 0 BB: 0 P: 5	R: 1 E: 1 K: 1 S: 9	H: 3 LOB: 3 BB: 0 P: 9	R: 0 E: 0 K: 0 S: 4	H: 1 LOB: 1 BB: 0 P: 4	R: 0 E: 0 K: 1 S: 6	H: 1 LOB: 1 BB: 0 P: 6	1B: 6 2B: 2 3B: 0 HR: 1	SF: 0 SAC: 0 DP: 1 HBP: 0	WP: 0 PB: 0 SB: 0 CS: 0	PA: 38
<b>PITCHER</b> Lew Burdette, R ERA: 3.69 (1, 1)	IP: 9.0 WLS: W BF: 38 H: 9 R: 3 ER: 3 SO: 5 BB: 1 IBB: 0 HBP: 0 BLK: 0 WP: 0 HR: 1 S: 47 P: 51 ERA: 3.00 WHIP: 1.111															<b>PITCHER</b>	IP: 9.0 WLS: W BF: 38 H: 9 R: 3 ER: 3 SO: 5 BB: 1 IBB: 0 HBP: 0 BLK: 0 WP: 0 HR: 1 S: 47 P: 51 ERA: 3.00 WHIP: 1.111					

AB 37  
R 3  
H 9  
RBI 3  
BB 1  
SO 5  
LOB 14





Batter	1	2	3	4	5	6	7	8	9	AB	R	H	RBI	BB	SO	LOB	BOTTOM					
Lee Maye, L OBP: 0.319, SLG: 0.437 (1, 9)	S 2B 1B		SH 1B 1B	E4		F8		F9		5	2	2	0	0	0	0	<b>Chicago Cubs @ Milwaukee Braves</b> Milwaukee County Stadium, Milwaukee, WI Sun Aug 13 1961, 4:33 AM EDT Att: 21,485 - Cloudy - 78 F					
Frank Bolling, R OBP: 0.342, SLG: 0.411 (1, 4)	1B 1B 2B		SH 1B	L9		6-3		6-3		4	2	1	1	0	0	1						
Eddie Mathews, L OBP: 0.396, SLG: 0.530 (1, 5)	G6-4-3 1B WP BB		CS 1B			1B E BB	HR	1B		3	3	3	3	2	0	0						
Hank Aaron, R OBP: 0.372, SLG: 0.628 (1, 8)	G6-4-3 1-2 2H 1B		K			E8 1B 1B	5-3	F8		5	1	2	1	0	1	2						
Joe Adcock, R OBP: 0.341, SLG: 0.499 (1, 3)	G6-4-3 1-2 2-3 1B		E 1B			G3		6-3		4	0	1	0	0	0	3						
Frank Thomas, R OBP: 0.369, SLG: 0.537 (1, 7)	5-3		E7 1-2 1B			1B IBB		P6		3	0	0	0	1	0	1						
Joe Torre, R OBP: 0.339, SLG: 0.455 (1, 2)			F9			K		BB BB		3	0	1	0	1	1	4						
Roy McMillan, R OBP: 0.316, SLG: 0.287 (1, 6)		G5-4-3 1-2 1B		L8		1B		BB BB		3	0	1	1	1	0	1						
Lew Burdette, R OBP: 0.203, SLG: 0.333 (1, 1)		K		K		K		K		4	0	0	0	0	4	4						
<b>Inning Stats</b>	R: 3 E: 0 K: 0 S: 5	H: 3 LOB: 0 BB: 1 P: 9	R: 0 E: 0 K: 1 S: 5	H: 1 LOB: 0 BB: 0 P: 5	R: 2 E: 2 K: 1 S: 9	H: 3 LOB: 2 BB: 0 P: 9	R: 0 E: 1 K: 1 S: 6	H: 0 LOB: 1 BB: 0 P: 6	R: 2 E: 1 K: 2 S: 9	H: 2 LOB: 2 BB: 2 P: 17	R: 1 E: 0 K: 0 S: 4	H: 1 LOB: 0 BB: 0 P: 4	R: 0 E: 0 K: 1 S: 5	H: 0 LOB: 2 BB: 2 P: 13	R: 0 E: 0 K: 0 S: 4	H: 1 LOB: 1 BB: 0 P: 4		R: 0 E: 0 K: 0 S: 4	H: 1 LOB: 1 BB: 0 P: 4	1B: 9 2B: 2 3B: 0 HR: 1	SF: 0 SAC: 1 DP: 3 HBP: 0	WP: 1 PB: 0 SB: 1 CS: 1
<b>PITCHER</b> Bob Anderson, R ERA: 4.26 (1, 1)	IP: 4.0 WLS: L BF: 22 H: 8 R: 7 ER: 6 SO: 3 BB: 2 IBB: 0 HBP: 0 BLK: 0 WP: 0 HR: 0 S: 26 P: 34 ERA: 13.50 WHIP: 2.500															<b>PITCHER</b>	IP: 4.0 WLS: L BF: 22 H: 8 R: 7 ER: 6 SO: 3 BB: 2 IBB: 0 HBP: 0 BLK: 0 WP: 0 HR: 0 S: 26 P: 34 ERA: 13.50 WHIP: 2.500					
Jim Brewer, L ERA: 6.55 (5, 1)	2.0 9 2 1 1 2 0 1 0 0 0 1 12 16 4.50 1.000															<b>PITCHER</b>	2.0 9 2 1 1 2 0 1 0 0 0 1 12 16 4.50 1.000					
Dick Drott, R ERA: 4.46 (7, 1)	2.0 9 1 0 0 1 2 0 0 0 0 0 9 17 0.00 1.500															<b>PITCHER</b>	2.0 9 1 0 0 1 2 0 0 0 0 0 9 17 0.00 1.500					

AB 34  
R 8  
H 11  
RBI 6  
BB 5  
SO 6  
LOB 16





Batter	1	2	3	4	5	6	7	8	9	AB	R	H	RBI	BB	SO	LOB	TOP							
Bill Virdon, L OBP: 0.333, SLG: 0.411 (1, 8)	E4 L3		1B 4-3		4-3		P4			4	1	1	0	0	0	0	<b>Pittsburgh Pirates @ Milwaukee Braves</b> <b>Milwaukee County Stadium, Milwaukee, WI</b> Mon Aug 14 1961, 8:05 PM EDT Att: 14,648 - Unknown							
Don Hoak, R OBP: 0.429, SLG: 0.518 (1, 5)	F8		4-3 WP 1B		BB		1B			3	0	2	0	1	0	1								
Bob Skinner, L OBP: 0.385, SLG: 0.383 (1, 7)	L3 1-2		4-3 1-3 3-H		F9		G3			4	0	0	1	0	0	4								
Dick Stuart, R OBP: 0.317, SLG: 0.531 (1, 3)		HR	FC4 BB			K		F7		3	1	1	1	1	1	0								
Roberto Clemente, R OBP: 0.404, SLG: 0.611 (1, 9)		HR	FC4 1-2			1B BB		4-3		3	1	1	1	1	0	2								
Smoky Burgess, L OBP: 0.358, SLG: 0.481 (1, 2)	F9				1-3		1B		F8	4	0	1	0	0	0	0								
Dick Groat, R OBP: 0.311, SLG: 0.364 (1, 6)					6-3		F8		F8	4	0	0	0	0	0	2								
Bill Mazerowski, R OBP: 0.294, SLG: 0.363 (1, 4)					F8		P6		F7	4	0	0	0	0	0	2								
Harvey Haddix, L OBP: 0.245, SLG: 0.186 (1, 1)			L7				F9		K	1	0	0	0	0	0	0								
Al McBean, R OBP: 0.206, SLG: 1.250 (4, 1)										1	0	0	0	0	1	0								
Clem Labine, R OBP: 0.125, SLG: 0.125 (5, 1)										0	0	0	0	0	0	0								
Walt Monahan, L OBP: 0.125, SLG: 0.125 (7, PH)										0	0	0	0	0	0	0								
Bobby Shantz, L OBP: 0.059, SLG: 0.053 (7, 1)										0	0	0	0	0	0	0								
Dick Schofield, S OBP: 0.295, SLG: 0.295 (8, PH)										1	0	0	0	0	1	0								
<b>Inning Stats</b>	R: 0 E: 1 K: 0 S: 3	H: 0 LOB: 0 BB: 0 P: 3	R: 2 E: 0 K: 0 S: 5	H: 2 LOB: 0 BB: 0 P: 5	R: 1 E: 0 K: 0 S: 5	H: 2 LOB: 2 BB: 1 P: 9	R: 0 E: 0 K: 0 S: 3	H: 0 LOB: 0 BB: 0 P: 3	R: 0 E: 0 K: 1 S: 6	H: 1 LOB: 1 BB: 1 P: 10	R: 0 E: 0 K: 0 S: 4	H: 1 LOB: 1 BB: 0 P: 4	R: 0 E: 0 K: 0 S: 3	H: 0 LOB: 0 BB: 0 P: 3	R: 0 E: 0 K: 1 S: 5	H: 0 LOB: 0 BB: 0 P: 5	1B: 4 2B: 1 3B: 0 HR: 2	SF: 0 SAC: 0 DP: 1 HBP: 0	WP: 1 PB: 1 SB: 0 CS: 0	PA: 36				
<b>PITCHER</b>	IP WLS BF H R ER SO BB IBB HBP BLK WP HR S P ERA WHIP																							
Bob Buhl, R ERA: 4.06 (1, 1)	2.1	11	4	3	3	0	0	0	0	0	0	0	0	2	11	11	11.57	1.714						
Tony Cloninger, R ERA: 5.94 (3, 1)	6.2	W	25	2	0	0	3	3	0	0	0	1	0	28	40	0.00	0.750							

Batter	1	2	3	4	5	6	7	8	9	AB	R	H	RBI	BB	SO	LOB	BOTTOM							
Gino Cimoli, R OBP: 0.288, SLG: 0.374 (1, 8)	F3		2B		4-3			K		4	0	1	0	1	1	3	<b>Pittsburgh Pirates @ Milwaukee Braves</b> <b>Milwaukee County Stadium, Milwaukee, WI</b> Mon Aug 14 1961, 8:05 PM EDT Att: 14,648 - Unknown							
Frank Bolling, R OBP: 0.341, SLG: 0.408 (1, 4)	K		K		5-3		5-3	HR		5	1	1	0	0	2	3								
Eddie Mathews, L OBP: 0.398, SLG: 0.537 (1, 5)	F9		K				1B 4-3 2B BB	1B	HR	4	2	2	2	1	1	1								
Hank Aaron, R OBP: 0.375, SLG: 0.629 (1, 9)		1B SF8 2B		2B BB	4-3		1-2 1B	4-3		4	2	2	0	1	0	1								
Joe Adcock, R OBP: 0.344, SLG: 0.503 (1, 3)		FC5-4 1B		PB 2B 2B	BB		F9	K		5	2	3	1	0	1	2								
Frank Thomas, R OBP: 0.364, SLG: 0.532 (1, 7)		SF8 3-H		F7	F3		P5			3	0	0	1	0	0	5								
Joe Torre, R OBP: 0.338, SLG: 0.450 (1, 2)		K		K 2B	BB		F8			3	1	0	0	1	2	2								
Roy McMillan, R OBP: 0.317, SLG: 0.295 (1, 6)		FC5-4 1-2		1-H 2B	2B		K			4	0	2	4	0	1	1								
Bob Buhl, R OBP: 0.127, SLG: 0.059 (1, 1)				6-3			6-3			0	0	0	0	0	0	0								
Tony Cloninger, R OBP: 0.222, SLG: 0.176 (3, 1)										3	0	0	0	1	1	1								
<b>Inning Stats</b>	R: 0 E: 0 K: 1 S: 5	H: 0 LOB: 0 BB: 0 P: 5	R: 1 E: 0 K: 1 S: 7	H: 2 LOB: 1 BB: 0 P: 7	R: 0 E: 0 K: 2 S: 8	H: 1 LOB: 1 BB: 0 P: 8	R: 3 E: 0 K: 2 S: 10	H: 2 LOB: 2 BB: 2 P: 18	R: 2 E: 0 K: 0 S: 5	H: 2 LOB: 3 BB: 3 P: 17	R: 0 E: 0 K: 0 S: 5	H: 2 LOB: 2 BB: 0 P: 5	R: 0 E: 0 K: 1 S: 5	H: 0 LOB: 0 BB: 0 P: 5	R: 2 E: 0 K: 2 S: 9	H: 2 LOB: 0 BB: 0 P: 9	1B: 5 2B: 5 3B: 0 HR: 1	SF: 1 SAC: 0 DP: 0 HBP: 0	WP: 0 PB: 1 SB: 0 CS: 0	PA: 41				
<b>PITCHER</b>	IP WLS BF H R ER SO BB IBB HBP BLK WP HR S P ERA WHIP																							
Harvey Haddix, L ERA: 4.27 (1, 1)	3.1	L	17	5	4	3	5	1	0	0	0	0	0	0	26	30	8.10	1.800						
Al McBean, R ERA: 3.21 (4, 1)	1.1		10	2	2	2	1	4	0	0	0	0	0	8	24	13.50	4.500							
Clem Labine, R ERA: 3.62 (5, 1)	1.1		6	2	0	0	0	0	0	0	0	0	0	6	6	0.00	1.500							
Bobby Shantz, L ERA: 3.75 (7, 1)	2.0		8	2	2	2	3	0	0	0	0	0	1	14	14	9.00	1.000							



Batter	1	2	3	4	5	6	7	8	9	AB	R	H	RBI	BB	SO	LOB	TOP		
Bill Virdon, L OBP: 0.333, SLG: 0.410 (1, 8)										4	0	1	0	0	0	0	<b>Pittsburgh Pirates @ Milwaukee Braves</b> Milwaukee County Stadium, Milwaukee, WI Tue Aug 15 1961, 8:05 PM EDT Att: 16,843 - Unknown		
Don Hoak, R OBP: 0.424, SLG: 0.513 (1, 5)										4	0	0	0	0	1				
Bob Skinner, L OBP: 0.383, SLG: 0.381 (1, 7)										4	1	1	0	0	0				
Dick Stuart, R OBP: 0.319, SLG: 0.534 (1, 3)										4	0	2	1	0	1	0			
Roberto Clemente, R OBP: 0.401, SLG: 0.607 (1, 9)										3	0	0	0	0	1	2			
Smoky Burgess, L OBP: 0.358, SLG: 0.479 (1, 2)										3	0	1	0	0	0	0			
Dick Groat, R OBP: 0.311, SLG: 0.362 (1, 6)										2	0	0	0	1	0	1			
Bill Mazerowski, R OBP: 0.292, SLG: 0.360 (1, 4)										3	0	0	0	0	1	1			
Joe Gibbon, R OBP: 0.143, SLG: 0.200 (1, 1)										2	0	0	0	0	1	1			
Clem Labine, R OBP: 0.125, SLG: 0.125 (6, 1)										0	0	0	0	0	0	0			
Rocky Nelson, L OBP: 0.336, SLG: 0.427 (6, PH)										1	0	0	0	0	1	0			
Roy Face, R OBP: 0.286, SLG: 0.286 (8, 1)										0	0	0	0	0	0	0			
<b>Inning Stats</b>	R: 0 E: 0 K: 1 S: 5	H: 1 LOB: 0 BB: 0 P: 5	R: 0 E: 0 K: 0 S: 3	H: 1 LOB: 0 BB: 0 P: 3	R: 0 E: 0 K: 1 S: 5	H: 0 LOB: 0 BB: 0 P: 5	R: 1 E: 0 K: 1 S: 7	H: 2 LOB: 1 BB: 0 P: 7	R: 0 E: 0 K: 0 S: 3	H: 0 LOB: 1 BB: 1 P: 9	R: 0 E: 0 K: 0 S: 3	H: 1 LOB: 1 BB: 0 P: 4	R: 0 E: 0 K: 1 S: 5	H: 0 LOB: 0 BB: 0 P: 5	R: 0 E: 0 K: 1 S: 5	H: 0 LOB: 0 BB: 0 P: 5	1B: 4 2B: 1 3B: 0 HR: 0	SF: 0 SAC: 0 DP: 1 HBP: 0	WP: 0 PA: 31 CS: 1
<b>PITCHER</b> Carl Willey, R ERA: 4.02 (1, 1)	IP: 9.0 WLS: W BF: 31	H: 5 R: 1 ER: 1 SO: 6	BB: 1 IBB: 0 HBP: 0 BLK: 0	WP: 0 HR: 0 S: 42 P: 46	ERA: 1.00 WHIP: 0.667	<b>PITCHER</b>													

AB	30
R	1
H	5
RBI	1
BB	1
SO	6
LOB	6



Batter	1	2	3	4	5	6	7	8	9	AB	R	H	RBI	BB	SO	LOB	BOTTOM		
Gino Cimoli, R OBP: 0.287, SLG: 0.367 (1, 8)										3	0	0	0	1	1	1	<b>Pittsburgh Pirates @ Milwaukee Braves</b> Milwaukee County Stadium, Milwaukee, WI Tue Aug 15 1961, 8:05 PM EDT Att: 16,843 - Unknown		
Frank Bolling, R OBP: 0.344, SLG: 0.410 (1, 4)										3	0	2	0	1	0	1			
Eddie Mathews, L OBP: 0.397, SLG: 0.534 (1, 5)										4	1	1	0	0	0	2			
Hank Aaron, R OBP: 0.374, SLG: 0.633 (1, 9)										4	1	1	2	0	0	3			
Joe Adcock, R OBP: 0.345, SLG: 0.501 (1, 3)										3	0	1	0	1	0	0			
Frank Thomas, R OBP: 0.366, SLG: 0.541 (1, 7)										4	2	2	1	0	0	1			
Joe Torre, R OBP: 0.333, SLG: 0.443 (1, 2)										4	0	0	0	0	0	2			
Roy McMillan, R OBP: 0.320, SLG: 0.298 (1, 6)										3	0	2	1	0	0	0			
Carl Willey, R OBP: 0.024, SLG: 0.024 (1, 1)										3	0	0	0	0	2	3			
<b>Inning Stats</b>	R: 0 E: 0 K: 1 S: 6	H: 1 LOB: 1 BB: 0 P: 6	R: 1 E: 0 K: 0 S: 4	H: 1 LOB: 0 BB: 0 P: 4	R: 0 E: 0 K: 1 S: 4	H: 0 LOB: 1 BB: 1 P: 8	R: 0 E: 0 K: 0 S: 4	H: 1 LOB: 1 BB: 0 P: 4	R: 0 E: 0 K: 1 S: 8	H: 3 LOB: 2 BB: 2 P: 16	R: 0 E: 0 K: 0 S: 4	H: 2 LOB: 1 BB: 0 P: 4	R: 0 E: 0 K: 0 S: 3	H: 0 LOB: 0 BB: 0 P: 3	1B: 7 2B: 0 3B: 0 HR: 2	SF: 0 SAC: 0 DP: 2 HBP: 0		WP: 0 PA: 34 CS: 0	
<b>PITCHER</b> Joe Gibbon, L ERA: 3.94 (1, 1)	IP: 5.1 WLS: L BF: 24	H: 6 R: 4 ER: 4 SO: 2	BB: 3 IBB: 0 HBP: 0 BLK: 0	WP: 0 HR: 2 S: 25 P: 37	ERA: 6.75 WHIP: 1.688	<b>PITCHER</b>													
Clem Labine, R ERA: 3.52 (6, 1)	IP: 1.2 WLS: L BF: 7	H: 3 R: 0 ER: 0 SO: 1	BB: 0 IBB: 0 HBP: 0 BLK: 0	WP: 0 HR: 0 S: 9 P: 9	ERA: 0.00 WHIP: 1.800														
Roy Face, R ERA: 3.39 (8, 1)	IP: 1.0 WLS: L BF: 3	H: 0 R: 0 ER: 0 SO: 0	BB: 0 IBB: 0 HBP: 0 BLK: 0	WP: 0 HR: 0 S: 3 P: 3	ERA: 0.00 WHIP: 0.000														





Batter	1	2	3	4	5	6	7	8	9	AB	R	H	RBI	BB	SO	LOB	TOP				
<b>Bill Virdon, L</b> OBP: 0.333, SLG: 0.408 (1, 8)	F5		G4-6-3 1B			4-0 1B BB	F7		L3	4	0	1	0	1	0	3	<b>Pittsburgh Pirates @ Milwaukee Braves</b> <b>Milwaukee County Stadium, Milwaukee, WI</b> Wed Aug 16 1961, 4:33 AM EDT Att: 18,330 - Unknown				
<b>Dick Groat, R</b> OBP: 0.306, SLG: 0.359 (1, 6)	6-3		G4-6-3 1-2			F9		6-3		4	0	0	0	0	0	2					
<b>Roberto Clemente, R</b> OBP: 0.492, SLG: 0.688 (1, 9)	5-3			1-3		0-0 1-2 1B		1B 2B		4	1	2	0	0	0	0					
<b>Dick Stuart, R</b> OBP: 0.321, SLG: 0.534 (1, 3)		G4-6-3 1B		K		0-3 K		1B		4	0	2	1	0	2	2					
<b>Don Hoak, R</b> OBP: 0.420, SLG: 0.507 (1, 5)	G4-6-3 1-2			1-3		0-0 F9		P6		4	0	0	0	0	0	4					
<b>Bob Skinner, L</b> OBP: 0.381, SLG: 0.378 (1, 7)		1B			4-3		G3	F9		4	0	1	0	0	0	1					
<b>Don Leppert, R</b> OBP: 0.258, SLG: 0.367 (1, 2)		1B		F2			E 1B	6-3		4	0	2	0	0	0	0					
<b>Bill Mazerowski, R</b> OBP: 0.291, SLG: 0.362 (1, 4)	FC6-4 1-2						E1	F7		4	0	1	0	0	0	3					
<b>Bob Friend, R</b> OBP: 0.149, SLG: 0.136 (1, 1)			5-3				F8			2	0	0	0	0	1	1					
<b>Johanny Logan, R</b> OBP: 0.230, SLG: 0.276 (7, PH)										0	0	0	0	0	0	0					
<b>Roy Face, R</b> OBP: 0.286, SLG: 0.286 (7, 1)										0	0	0	0	0	0	0					
<b>Joe Christopher, R</b> OBP: 0.351, SLG: 0.397 (9, PH)										1	0	1	0	0	0	0					
<b>Inning Stats</b>	R: 0 E: 0 K: 0 S: 3	H: 0 LOB: 0 BB: 0 P: 3	R: 0 E: 0 K: 0 S: 5	H: 3 LOB: 2 BB: 0 P: 5	R: 0 E: 0 K: 0 S: 3	H: 1 LOB: 0 BB: 0 P: 3	R: 0 E: 0 K: 1 S: 5	H: 0 LOB: 0 BB: 0 P: 5	R: 0 E: 0 K: 1 S: 6	H: 1 LOB: 1 BB: 0 P: 6	R: 0 E: 0 K: 1 S: 6	H: 1 LOB: 2 BB: 1 P: 10	R: 0 E: 1 K: 0 S: 5	H: 1 LOB: 2 BB: 0 P: 5	R: 1 E: 0 K: 0 S: 5	H: 2 LOB: 1 BB: 0 P: 5	R: 0 E: 0 K: 0 S: 4	H: 1 LOB: 1 BB: 0 P: 4	1B: 8 2B: 2 3B: 0 HR: 0	SF: 0 SAC: 0 DP: 2 HBP: 0	WP: 0 PA: 37
<b>PITCHER</b> <b>Warren Spahn, L</b> ERA: 3.26 (1, 1)	IP: 9.0 WLS: W BF: 37 H: 10 R: 1 ER: 1 SO: 3 BB: 1 IBB: 0 HBP: 0 BLK: 0 WP: 0 HR: 0 S: 42 P: 46 ERA: 1.00 WHIP: 1.222																				

AB	35
R	1
H	10
RBI	1
BB	1
SO	3
LOB	16



Batter	1	2	3	4	5	6	7	8	9	AB	R	H	RBI	BB	SO	LOB	BOTTOM		
<b>Mack Jones, L</b> OBP: 0.316, SLG: 0.298 (1, 8)	F8		E4 1-3 WP 2B			L8		4-1 1-2		4	1	0	0	0	0	1	<b>Pittsburgh Pirates @ Milwaukee Braves</b> <b>Milwaukee County Stadium, Milwaukee, WI</b> Wed Aug 16 1961, 4:33 AM EDT Att: 18,330 - Unknown		
<b>Frank Bolling, R</b> OBP: 0.341, SLG: 0.407 (1, 4)	6-3		1-3			K		F5		4	0	0	0	0	1	2			
<b>Eddie Mathews, L</b> OBP: 0.399, SLG: 0.537 (1, 5)		BB				F8				2	0	1	1	1	0	0			
<b>Hank Aaron, R</b> OBP: 0.371, SLG: 0.628 (1, 9)	P6		3-H 2B			F8				3	0	0	0	0	1	2			
<b>Joe Adcock, R</b> OBP: 0.343, SLG: 0.497 (1, 3)		G3				5-3		F9		3	0	0	0	0	0	0			
<b>Frank Thomas, R</b> OBP: 0.366, SLG: 0.548 (1, 7)		HR				5-3		K		3	1	1	1	0	1	0			
<b>Joe Torre, R</b> OBP: 0.333, SLG: 0.442 (1, 2)						1-3		F7		3	0	1	0	0	0	0			
<b>Roy McMillan, R</b> OBP: 0.320, SLG: 0.299 (1, 6)		G6-4-3 1-2						E1 FC1-8		3	0	1	0	0	0	1			
<b>Warren Spahn, L</b> OBP: 0.284, SLG: 0.431 (1, 1)						K		G1-4-3 1-2		3	0	0	0	0	1	2			
<b>Inning Stats</b>	R: 0 E: 0 K: 0 S: 3	H: 0 LOB: 1 BB: 1 P: 7	R: 1 E: 0 K: 0 S: 4	H: 2 LOB: 0 BB: 0 P: 4	R: 1 E: 1 K: 2 S: 9	H: 1 LOB: 1 BB: 0 P: 9	R: 0 E: 0 K: 0 S: 3	H: 0 LOB: 0 BB: 0 P: 3	R: 0 E: 0 K: 1 S: 5	H: 0 LOB: 0 BB: 0 P: 5	R: 0 E: 0 K: 1 S: 5	H: 0 LOB: 0 BB: 0 P: 5	R: 0 E: 1 K: 0 S: 4	H: 0 LOB: 1 BB: 0 P: 4	R: 0 E: 0 K: 0 S: 4	H: 0 LOB: 0 BB: 0 P: 4		1B: 2 2B: 1 3B: 0 HR: 1	SF: 0 SAC: 0 DP: 2 HBP: 0
<b>PITCHER</b> <b>Bob Friend, R</b> ERA: 3.8 (1, 1)	IP: 6.0 WLS: L BF: 22 H: 4 R: 2 ER: 2 SO: 1 BB: 1 IBB: 0 HBP: 0 BLK: 0 WP: 1 HR: 1 S: 27 P: 31 ERA: 1.50 WHIP: 0.833																		
<b>Roy Face, R</b> ERA: 3.3 (7, 1)	IP: 2.0 WLS: 7 BF: 7 H: 0 R: 0 ER: 0 SO: 1 BB: 0 IBB: 0 HBP: 0 BLK: 0 WP: 0 HR: 0 S: 9 P: 9 ERA: 0.00 WHIP: 0.000																		





Batter	1	2	3	4	5	6	7	8	9	10	11	AB	R	H	RBI	BB	SO	LOB	TOP							
Tony Taylor, R OBP: 0.303, SLG: 0.321 (1.4)	K		4-3		G4-6-3		E5			E		4 0 0 0 1 1 3														
Johnny Callison, L OBP: 0.365, SLG: 0.398 (1.7)	F8		P6			3-1		FC4-6		K		5 0 1 0 0 1 1														
Tony Gonzalez, L OBP: 0.379, SLG: 0.446 (1.8)	F7		6-3					FC4-6				3 0 0 0 2 0 1														
Don Demeter, R OBP: 0.305, SLG: 0.424 (1.3)		1B	4-3		1-3		K			F8		5 0 1 0 0 1 4														
Wes Covington, L OBP: 0.330, SLG: 0.403 Ken Walters, R OBP: 0.257, SLG: 0.331 (7. PR) (7.9)	4-3		4-3		4-3		CS		SH1-4	1B		3 0 1 0 0 0 1														
Lee Walls, R OBP: 0.361, SLG: 0.464 (1.5)		FC3-2			L6							5 2 3 0 0 0 0														
Clay Dalrymple, L OBP: 0.234, SLG: 0.254 (1.2)		FC3-2					SH1-4			FC1-6		3 1 0 0 1 0 3														
Bobby Malkmus, R OBP: 0.267, SLG: 0.314 (1.6)		1B								G6-3		4 2 3 3 0 0 1														
Robin Roberts, S OBP: 0.143, SLG: 0.077 Art Mahaffey, R OBP: 0.135, SLG: 0.120 Don Ferrarese, R OBP: 0.154, SLG: 0.120 Jack Baldschun, R (9.1) (9.1)			K		K		SH5-3					1 0 0 0 0 1 0														
<b>Inning Stats</b>	R: 0 E: 0 K: 1 S: 5	H: 0 LOB: 0 BB: 0 P: 5	R: 3 E: 0 K: 1 S: 8	H: 3 LOB: 0 BB: 0 P: 8	R: 0 E: 0 K: 0 S: 3	H: 0 LOB: 0 BB: 0 P: 3	R: 0 E: 0 K: 0 S: 3	H: 0 LOB: 0 BB: 0 P: 3	R: 0 E: 0 K: 1 S: 5	H: 1 LOB: 1 BB: 1 P: 9	R: 0 E: 0 K: 1 S: 4	H: 0 LOB: 0 BB: 1 P: 8	R: 3 E: 1 K: 0 S: 6	H: 3 LOB: 1 BB: 0 P: 6	R: 0 E: 0 K: 0 S: 4	H: 1 LOB: 1 BB: 0 P: 4	R: 0 E: 1 K: 2 S: 7	H: 0 LOB: 2 BB: 2 P: 15	R: 0 E: 0 K: 0 S: 3	H: 0 LOB: 0 BB: 0 P: 3	1B: 9 2B: 0 3B: 0 HR: 0	SF: 0 SAC: 2 DP: 2 HBP: 0	WP: 1 PB: 0 SB: 0 CS: 1	PA: 44		
<b>PITCHER</b>	IP ERA WLS BF H R ER SO BB IBB HBP BLK WP HR S P ERA WHIP	IP ERA WLS BF H R ER SO BB IBB HBP BLK WP HR S P ERA WHIP	IP ERA WLS BF H R ER SO BB IBB HBP BLK WP HR S P ERA WHIP	IP ERA WLS BF H R ER SO BB IBB HBP BLK WP HR S P ERA WHIP	IP ERA WLS BF H R ER SO BB IBB HBP BLK WP HR S P ERA WHIP	IP ERA WLS BF H R ER SO BB IBB HBP BLK WP HR S P ERA WHIP	IP ERA WLS BF H R ER SO BB IBB HBP BLK WP HR S P ERA WHIP	IP ERA WLS BF H R ER SO BB IBB HBP BLK WP HR S P ERA WHIP	IP ERA WLS BF H R ER SO BB IBB HBP BLK WP HR S P ERA WHIP	IP ERA WLS BF H R ER SO BB IBB HBP BLK WP HR S P ERA WHIP	IP ERA WLS BF H R ER SO BB IBB HBP BLK WP HR S P ERA WHIP	IP ERA WLS BF H R ER SO BB IBB HBP BLK WP HR S P ERA WHIP	IP ERA WLS BF H R ER SO BB IBB HBP BLK WP HR S P ERA WHIP	IP ERA WLS BF H R ER SO BB IBB HBP BLK WP HR S P ERA WHIP	IP ERA WLS BF H R ER SO BB IBB HBP BLK WP HR S P ERA WHIP	IP ERA WLS BF H R ER SO BB IBB HBP BLK WP HR S P ERA WHIP	IP ERA WLS BF H R ER SO BB IBB HBP BLK WP HR S P ERA WHIP	IP ERA WLS BF H R ER SO BB IBB HBP BLK WP HR S P ERA WHIP	IP ERA WLS BF H R ER SO BB IBB HBP BLK WP HR S P ERA WHIP	IP ERA WLS BF H R ER SO BB IBB HBP BLK WP HR S P ERA WHIP	IP ERA WLS BF H R ER SO BB IBB HBP BLK WP HR S P ERA WHIP	IP ERA WLS BF H R ER SO BB IBB HBP BLK WP HR S P ERA WHIP	IP ERA WLS BF H R ER SO BB IBB HBP BLK WP HR S P ERA WHIP	IP ERA WLS BF H R ER SO BB IBB HBP BLK WP HR S P ERA WHIP	IP ERA WLS BF H R ER SO BB IBB HBP BLK WP HR S P ERA WHIP	IP ERA WLS BF H R ER SO BB IBB HBP BLK WP HR S P ERA WHIP

Philadelphia Phillies @ Milwaukee Braves  
Milwaukee County Stadium, Milwaukee, WI  
Thu Aug 17 1961, 8:05 PM EDT  
Att: 12,451 - Unknown

AB	37
R	6
H	9
RBI	3
BB	4
SO	6
LOB	17



Batter	1	2	3	4	5	6	7	8	9	10	11	AB	R	H	RBI	BB	SO	LOB	BOTTOM								
Lee Maye, L OBP: 0.326, SLG: 0.452 (1.9)	1B	SF8			HR		G4-6-3		4-3		BB	3 3 2 2 1 0 0															
Frank Bolling, R OBP: 0.342, SLG: 0.407 (1.4)	2B	K			F8		P6			BB		5 1 2 0 0 1 2															
Eddie Mathews, L OBP: 0.400, SLG: 0.536 (1.5)	WP				P2		G4-6-3					4 0 1 2 2 0 1															
Hank Aaron, R OBP: 0.371, SLG: 0.624 (1.8)	1-3				L8				F8			5 1 1 0 1 1 6															
Joe Adcock, R OBP: 0.344, SLG: 0.504 Al Spangler, L OBP: 0.436, SLG: 0.300 (10. PR) (11.7)	F8				L8		CS			E6		5 1 2 2 0 0 1															
Frank Thomas, R OBP: 0.363, SLG: 0.541 (11.3)	K				F9				5-3			4 0 0 0 1 1 2															
Joe Torre, R OBP: 0.339, SLG: 0.450 (1.2)		F9			WP				K			4 1 3 0 0 1 0															
Roy McMillan, R OBP: 0.317, SLG: 0.295 Mack Jones, L OBP: 0.322, SLG: 0.298 Felix Mantilla, R OBP: 0.354, SLG: 0.327 (10. PH) (11.6)	F9				K				F8			4 0 0 0 0 1 4															
Bob Buhl, R OBP: 0.148, SLG: 0.057 Don McMahon, R OBP: 0.231, SLG: 0.308 Bob Boyd, L OBP: 0.278, SLG: 0.293 Don Nottebart, R OBP: 0.226, SLG: 0.143 (11.1)					4-3					8-2		2 0 0 0 1 1 3															
<b>Inning Stats</b>	R: 2 E: 0 K: 1 S: 8	H: 3 LOB: 1 BB: 0 P: 8	R: 1 E: 0 K: 1 S: 6	H: 1 LOB: 1 BB: 1 P: 10	R: 0 E: 0 K: 0 S: 3	H: 0 LOB: 0 BB: 0 P: 3	R: 0 E: 0 K: 1 S: 6	H: 1 LOB: 1 BB: 0 P: 6	R: 1 E: 0 K: 0 S: 4	H: 2 LOB: 0 BB: 0 P: 4	R: 0 E: 0 K: 1 S: 7	H: 0 LOB: 2 BB: 0 P: 7	R: 0 E: 0 K: 0 S: 2	H: 0 LOB: 0 BB: 0 P: 3	R: 2 E: 0 K: 1 S: 6	H: 1 LOB: 1 BB: 1 P: 10	R: 0 E: 0 K: 0 S: 4	H: 1 LOB: 2 BB: 1 P: 8	R: 0 E: 1 K: 0 S: 3	H: 0 LOB: 2 BB: 2 P: 11	R: 1 E: 1 K: 1 S: 5	H: 1 LOB: 3 BB: 2 P: 13	1B: 8 2B: 3 3B: 0 HR: 2	SF: 1 SAC: 2 DP: 2 HBP: 1	WP: 2 PB: 0 SB: 0 CS: 1	PA: 51	
<b>PITCHER</b>	IP ERA WLS BF H R ER SO BB IBB HBP BLK WP HR S P ERA WHIP	IP ERA WLS BF H R ER SO BB IBB HBP BLK WP HR S P ERA WHIP	IP ERA WLS BF H R ER SO BB IBB HBP BLK WP HR S P ERA WHIP	IP ERA WLS BF H R ER SO BB IBB HBP BLK WP HR S P ERA WHIP	IP ERA WLS BF H R ER SO BB IBB HBP BLK WP HR S P ERA WHIP	IP ERA WLS BF H R ER SO BB IBB HBP BLK WP HR S P ERA WHIP	IP ERA WLS BF H R ER SO BB IBB HBP BLK WP HR S P ERA WHIP	IP ERA WLS BF H R ER SO BB IBB HBP BLK WP HR S P ERA WHIP	IP ERA WLS BF H R ER SO BB IBB HBP BLK WP HR S P ERA WHIP	IP ERA WLS BF H R ER SO BB IBB HBP BLK WP HR S P ERA WHIP	IP ERA WLS BF H R ER SO BB IBB HBP BLK WP HR S P ERA WHIP	IP ERA WLS BF H R ER SO BB IBB HBP BLK WP HR S P ERA WHIP	IP ERA WLS BF H R ER SO BB IBB HBP BLK WP HR S P ERA WHIP	IP ERA WLS BF H R ER SO BB IBB HBP BLK WP HR S P ERA WHIP	IP ERA WLS BF H R ER SO BB IBB HBP BLK WP HR S P ERA WHIP	IP ERA WLS BF H R ER SO BB IBB HBP BLK WP HR S P ERA WHIP	IP ERA WLS BF H R ER SO BB IBB HBP BLK WP HR S P ERA WHIP	IP ERA WLS BF H R ER SO BB IBB HBP BLK WP HR S P ERA WHIP	IP ERA WLS BF H R ER SO BB IBB HBP BLK WP HR S P ERA WHIP	IP ERA WLS BF H R ER SO BB IBB HBP BLK WP HR S P ERA WHIP	IP ERA WLS BF H R ER SO BB IBB HBP BLK WP HR S P ERA WHIP	IP ERA WLS BF H R ER SO BB IBB HBP BLK WP HR S P ERA WHIP	IP ERA WLS BF H R ER SO BB IBB HBP BLK WP HR S P ERA WHIP	IP ERA WLS BF H R ER SO BB IBB HBP BLK WP HR S P ERA WHIP	IP ERA WLS BF H R ER SO BB IBB HBP BLK WP HR S P ERA WHIP	IP ERA WLS BF H R ER SO BB IBB HBP BLK WP HR S P ERA WHIP	IP ERA WLS BF H R ER SO BB IBB HBP BLK WP HR S P ERA WHIP

Philadelphia Phillies @ Milwaukee Braves  
Milwaukee County Stadium, Milwaukee, WI  
Thu Aug 17 1961, 8:05 PM EDT  
Att: 12,451 - Unknown

AB	39
R	7
H	12
RBI	7
BB	7
SO	6
LOB	22





Batter	1	2	3	4	5	6	7	8	9	AB	R	H	RBI	BB	SO	LOB	TOP				
Tony Taylor, R OBP: 0.299, SLG: 0.316 (1, 4)	0-0 1-3		0-0 4-3			0-0 F9		0-0 P4		4	0	0	0	0	0	1					
Johnny Callison, L OBP: 0.361, SLG: 0.393 (1, 7)	0-0 F5			0-0 P4		0-0 4-3			0-0 F7	4	0	0	0	0	0	0					
Tony Gonzalez, L OBP: 0.374, SLG: 0.440 (1, 8)	0-0 1-3			0-0 1-3		0-0 P5			0-0 G1	4	0	0	0	0	0	0					
Don Demeter, R OBP: 0.307, SLG: 0.436 (1, 3)		0-0 F8		0-0 P6					0-0 1B	4	1	2	1	0	0	0					
Wes Covington, L OBP: 0.319, SLG: 0.400 (1, 9)		0-0 4-3			0-0 F7		0-0 F8		0-0 1B	4	0	1	0	0	0	0					
Lee Walls, R OBP: 0.354, SLG: 0.454 (1, 5)		0-0 6-3			0-0 5-3		0-3 K		0-0 1-3	4	0	0	0	0	1	2					
Clay Dalrymple, L OBP: 0.235, SLG: 0.255 (1, 2)			0-0 F8		0-0 1B		0-0 1-3			3	0	1	0	0	0	0					
Bobby Malkmus, R OBP: 0.273, SLG: 0.319 (1, 6)			0-0 1B		0-0 1B		0-3 K			3	0	2	0	0	1	0					
Jim Owens, R OBP: 0.059, SLG: 0.059 (5, PH)			0-0 4-3		0-3 K			0-0 1-3		1	0	0	0	0	0	1					
Pancho Herrera, R OBP: 0.347, SLG: 0.423 (5, PH)										1	0	0	0	0	1	2					
Ken Lehman, L OBP: 0.278, SLG: 0.210 (8, PH)										0	0	0	0	0	0	0					
Elmer Valo, L OBP: 0.323, SLG: 0.192 (8, 1)										1	0	0	0	0	0	0					
Dallas Green, L OBP: 0.354, SLG: 0.454 (8, 1)										0	0	0	0	0	0	0					
<b>Inning Stats</b>	R: 0 E: 0 K: 0 S: 3	H: 0 LOB: 0 BB: 0 P: 3	R: 0 E: 0 K: 0 S: 3	H: 0 LOB: 0 BB: 0 P: 3	R: 0 E: 0 K: 0 S: 4	H: 1 LOB: 1 BB: 0 P: 4	R: 0 E: 0 K: 0 S: 3	H: 0 LOB: 0 BB: 0 P: 3	R: 0 E: 0 K: 0 S: 7	H: 2 LOB: 2 BB: 0 P: 7	R: 0 E: 0 K: 0 S: 3	H: 0 LOB: 0 BB: 0 P: 3	R: 1 E: 0 K: 1 S: 6	H: 1 LOB: 0 BB: 0 P: 6	R: 0 E: 0 K: 0 S: 5	H: 0 LOB: 0 BB: 0 P: 5	R: 0 E: 0 K: 0 S: 5	H: 2 LOB: 2 BB: 0 P: 5	1B: 5 2B: 0 3B: 0 HR: 1	SF: 0 SAC: 0 DP: 0 HBP: 0	WP: 0 PA: 33 CS: 0
<b>PITCHER</b> Lew Burdette, R ERA: 3.57 (1, 1)	IP: 9.0 WLS: W BF: 33 H: 6 R: 1 ER: 1 SO: 3 BB: 0 IBB: 0 HBP: 0 BLK: 0 WP: 0 HR: 1 S: 39 P: 39 ERA: 1.00 WHIP: 0.667															<b>PITCHER</b> Lew Burdette, R ERA: 3.57 (1, 1)	IP: 9.0 WLS: W BF: 33 H: 6 R: 1 ER: 1 SO: 3 BB: 0 IBB: 0 HBP: 0 BLK: 0 WP: 0 HR: 1 S: 39 P: 39 ERA: 1.00 WHIP: 0.667				

Philadelphia Phillies @ Milwaukee Braves  
Milwaukee County Stadium, Milwaukee, WI  
Fri Aug 18 1961, 8:05 PM EDT  
Att: 15,791 - Unknown

AB	33
R	1
H	6
RBI	1
BB	0
SO	3
LOB	6



Batter	1	2	3	4	5	6	7	8	9	AB	R	H	RBI	BB	SO	LOB	BOTTOM		
Lee Mays, L OBP: 0.329, SLG: 0.462 (1, 9)	4-0 2B	0-0 F8		0-0 HR			0-0 F8			3	2	1	1	1	0	1			
Frank Bolling, R OBP: 0.341, SLG: 0.405 (1, 4)	0-3 K	0-0 1B		0-0 F5			0-0 F2			4	0	1	0	0	1	1			
Eddie Mathews, L OBP: 0.399, SLG: 0.536 (1, 5)	0-0 1B	0-0 F2		0-0 4-3			0-0 4-3			4	1	1	0	0	0	2			
Hank Aaron, R OBP: 0.372, SLG: 0.622 (1, 8)	0-0 1B		0-0 6-3		0-0 1B		0-0 4-3			4	0	2	2	0	0	0			
Joe Adcock, R OBP: 0.343, SLG: 0.501 (1, 3)	0-3 K		0-0 1B		0-0 1B		0-0 P4			4	0	1	0	0	1	2			
Frank Thomas, R OBP: 0.360, SLG: 0.536 (1, 7)	0-0 5-3		0-0 1B		0-0 1B		0-0 L7			3	0	0	0	0	0	2			
Joe Torre, R OBP: 0.335, SLG: 0.445 (1, 2)		0-0 F8		0-3 K			0-0 L8			3	0	0	0	0	1	1			
Roy McMillan, R OBP: 0.317, SLG: 0.296 (1, 6)		0-0 2B		0-0 F5			0-0 4-3			3	1	1	0	0	0	0			
Lew Burdette, R OBP: 0.207, SLG: 0.346 (1, 1)		0-0 1B		0-0 6-3			0-0 1-3			3	0	1	1	0	0	0			
<b>Inning Stats</b>	R: 2 E: 0 K: 2 S: 9	H: 2 LOB: 1 BB: 1 P: 13	R: 1 E: 0 K: 0 S: 6	H: 3 LOB: 2 BB: 0 P: 6	R: 0 E: 0 K: 1 S: 6	H: 1 LOB: 1 BB: 0 P: 6	R: 1 E: 0 K: 0 S: 4	H: 1 LOB: 0 BB: 0 P: 4	R: 0 E: 0 K: 0 S: 3	H: 0 LOB: 0 BB: 0 P: 3	R: 0 E: 0 K: 0 S: 3	H: 0 LOB: 0 BB: 0 P: 3	R: 0 E: 0 K: 0 S: 3	H: 0 LOB: 0 BB: 0 P: 3	R: 0 E: 0 K: 0 S: 3	H: 0 LOB: 0 BB: 0 P: 3	1B: 5 2B: 2 3B: 0 HR: 1	SF: 0 SAC: 0 DP: 1 HBP: 0	WP: 0 PA: 32 CS: 0
<b>PITCHER</b> Jim Owens, R ERA: 5.81 Ken Lehman, L ERA: 3.79 Dallas Green, R ERA: 4.89	IP: 4.0 WLS: L BF: 20 H: 7 R: 4 ER: 4 SO: 3 BB: 1 IBB: 0 HBP: 0 BLK: 0 WP: 0 HR: 1 S: 25 P: 29 ERA: 9.00 WHIP: 2.000															<b>PITCHER</b> Lew Burdette, R ERA: 3.57 (1, 1)	IP: 9.0 WLS: W BF: 33 H: 6 R: 1 ER: 1 SO: 3 BB: 0 IBB: 0 HBP: 0 BLK: 0 WP: 0 HR: 1 S: 39 P: 39 ERA: 1.00 WHIP: 0.667		

Philadelphia Phillies @ Milwaukee Braves  
Milwaukee County Stadium, Milwaukee, WI  
Fri Aug 18 1961, 8:05 PM EDT  
Att: 15,791 - Unknown

AB	31
R	4
H	8
RBI	4
BB	1
SO	3
LOB	9









Batter	1	2	3	4	5	6	7	8	9	AB	R	H	RBI	BB	SO	LOB	TOP			
Tony Taylor, R OBP: 0.304, SLG: 0.325 (1, 4)	0-0 1-3		0-0 SH1-3		0-3 K		0-0 1B			3	0	1	0	0	1	2				
Johnny Callison, L OBP: 0.380, SLG: 0.390 (1, 7)	0-0 L7		0-0 F7		0-3 K		0-0 L8			4	0	0	0	0	1	5				
Lee Walls, R OBP: 0.354, SLG: 0.447 (1, 5)	0-0 5-3		0-0 6-3			0-0 L7		4-0 FC6-4 BB		3	0	0	0	1	0	1				
Don Demeter, R OBP: 0.302, SLG: 0.436 (1, 9)		0-3 K		0-3 K		0-3 K		0-0 FC6-4 G4-6-3		4	0	0	0	0	3	1				
Pancho Herrera, R OBP: 0.348, SLG: 0.419 (1, 3)		4-0 FC4-6 BB		0-3 K		4-0 BB		0-0 G4-6-3		2	0	0	0	2	1	1				
Tony Gonzalez, L OBP: 0.365, SLG: 0.428 (1, 8)	0-0 FC4-6 HR		0-0 5-3		0-3 K				0-3 K	4	1	0	0	0	2	2				
Bobby Malkmus, R OBP: 0.269, SLG: 0.327 (1, 6)	0-0 HR				0-0 6-3		0-0 6-3		0-0 F8	4	1	1	2	0	0	0				
Al Kenders, R OBP: 0.222, SLG: 0.333 (1, 2)	0-0 6-3				0-0 2B		0-0 L1		0-0 4-3	4	0	1	0	0	0	0				
Chris Short, R OBP: 0.179, SLG: 0.148 Jack Baldschun, R OBP: 0.301, SLG: 0.383 Charley Smith, R OBP: 0.323, SLG: 0.192 Dallas Green, L OBP: 0.323, SLG: 0.192 (1, 1) (5, 1) (7, PH) (7, 1)			0-0 SH1-3 1B		4-0 BB		0-0 1B			1	0	1	0	1	0	0				
<b>Inning Stats</b>	R: 0 E: 0 K: 0 S: 3	H: 0 LOB: 0 BB: 0 P: 3	R: 2 E: 0 K: 1 S: 6	H: 1 LOB: 0 BB: 1 P: 10	R: 0 E: 0 K: 0 S: 4	H: 1 LOB: 1 BB: 0 P: 4	R: 0 E: 0 K: 2 S: 7	H: 0 LOB: 0 BB: 0 P: 7	R: 0 E: 0 K: 2 S: 8	H: 1 LOB: 2 BB: 1 P: 12	R: 0 E: 0 K: 0 S: 5	H: 2 LOB: 2 BB: 0 P: 5	R: 0 E: 0 K: 1 S: 2	H: 0 LOB: 0 BB: 1 P: 6	R: 0 E: 0 K: 1 S: 5	H: 0 LOB: 0 BB: 0 P: 5	1B: 3 2B: 1 3B: 0 HR: 1	SF: 0 SAC: 1 DP: 1 HBP: 0	WP: 0 PB: 0 CS: 0	PA: 35
<b>PITCHER</b> Warren Spahn, L ERA: 3.2 (1, 1)	IP: 9.0 WLS: W BF: 35 H: 5 R: 2 ER: 2 SO: 8 BB: 4 IBB: 0 HBP: 0 BLK: 0 WP: 0 HR: 1 S: 47 P: 63 ERA: 2.00 WHIP: 1.000															<b>PITCHER</b>				

Philadelphia Phillies @ Milwaukee Braves  
 Milwaukee County Stadium, Milwaukee, WI  
 Sun Aug 20 1961, 4:33 AM EDT  
 Unknown

AB	30
R	2
H	5
RBI	2
BB	4
SO	8
LOB	12



Batter	1	2	3	4	5	6	7	8	9	AB	R	H	RBI	BB	SO	LOB	BOTTOM			
Gino Cimoli, R OBP: 0.285, SLG: 0.362 (1, 8)	0-0 6-3		0-0 4-3		0-0 6-3	0-0 PB FC1-5 1B		0-0 1-3		5	0	1	0	0	0	0				
Frank Bolling, R OBP: 0.339, SLG: 0.404 (1, 4)	0-0 1B		0-0 E5		0-0 5-3	0-0 FC1-5 PB		0-0 F9		5	0	1	0	0	0	2				
Eddie Mathews, L OBP: 0.402, SLG: 0.541 (1, 5)	0-0 1-3 1B		0-3 K		0-0 HR	0-0 P6				4	1	2	1	0	1	3				
Hank Aaron, R OBP: 0.376, SLG: 0.621 (1, 9)	0-0 L6			0-0 2B 1B	0-0 WP PB E 1B	4-0 FC6-4 IBB				3	2	2	0	1	0	2				
Joe Adcock, R OBP: 0.343, SLG: 0.499 (1, 3)	0-0 F9			4-0 2B BB	4-0 WP E BB	0-0 FC6-4				2	2	0	0	2	0	5				
Frank Thomas, R OBP: 0.361, SLG: 0.544 (1, 7)		0-0 5-3		0-0 FC2-5 1-2 2-H	0-0 E1 E WP		0-0 L5			4	0	1	2	0	0	1				
Roy McMillan, R OBP: 0.311, SLG: 0.289 (1, 6)		0-0 6-3		0-0 FC2-5-6 2-3	0-0 E6 1-3 2-H		0-0 F8			4	0	0	0	0	0	2				
Sammy White, R OBP: 0.107, SLG: 0.107 (1, 2)		0-0 P3		0-0 P4	0-0 6-3		0-0 4-3			4	0	0	0	0	0	3				
Warren Spahn, L OBP: 0.269, SLG: 0.406 (1, 1)			0-0 4-3	0-0 P4		0-3 K FC1-5 1B		0-3 K		4	0	0	0	0	2	1				
<b>Inning Stats</b>	R: 0 E: 0 K: 0 S: 5	H: 2 LOB: 2 BB: 0 P: 5	R: 0 E: 0 K: 0 S: 3	H: 0 LOB: 0 BB: 0 P: 3	R: 0 E: 1 K: 1 S: 6	H: 0 LOB: 1 BB: 0 P: 6	R: 2 E: 0 K: 0 S: 5	H: 2 LOB: 1 BB: 1 P: 9	R: 3 E: 2 K: 0 S: 7	H: 2 LOB: 2 BB: 1 P: 11	R: 0 E: 0 K: 1 S: 3	H: 1 LOB: 3 BB: 1 P: 11	R: 0 E: 0 K: 0 S: 3	H: 0 LOB: 0 BB: 0 P: 3	R: 0 E: 0 K: 1 S: 5	H: 0 LOB: 0 BB: 0 P: 5	1B: 5 2B: 1 3B: 0 HR: 1	SF: 0 SAC: 0 DP: 0 HBP: 0	WP: 2 PB: 3 SB: 0 CS: 0	PA: 38
<b>PITCHER</b> Chris Short, L ERA: 6.26 Jack Baldschun, R ERA: 4.4 Dallas Green, R ERA: 4.8 (1, 1) (5, 1) (7, 1)	IP: 4.2 WLS: L BF: 25 H: 6 R: 5 ER: 3 SO: 1 BB: 2 IBB: 0 HBP: 0 BLK: 0 WP: 0 HR: 1 S: 25 P: 33 ERA: 5.79 WHIP: 1.714															<b>PITCHER</b>				

Philadelphia Phillies @ Milwaukee Braves  
 Milwaukee County Stadium, Milwaukee, WI  
 Sun Aug 20 1961, 4:33 AM EDT  
 Unknown


AB	35
R	5
H	7
RBI	3
BB	3
SO	3
LOB	19











Batter	1	2	3	4	5	6	7	8	9	AB	R	H	RBI	BB	SO	LOB	TOP										
Gino Cimoli, R (1, 8) OBP: 0.282, SLG: 0.353	4-0 1B BB		0-0 FC6-4 G4-6-3			0-0 4-3		0-3 K		3	0	0	0	1	1	1	<b>Milwaukee Braves @ Pittsburgh Pirates</b> Forbes Field, Pittsburgh, PA Tue Aug 22 1961, 7:05 PM EDT Att: 15,874 - Unknown										
Frank Bolling, R (1, 4) OBP: 0.336, SLG: 0.398	0-3 K		0-0 G4-6-3			0-0 F8		4-0 1B BB		3	0	0	0	1	2												
Eddie Mathews, L (1, 5) OBP: 0.402, SLG: 0.537	0-0 F5			0-0 4-3		0-0 3B 1B		0-0 1-2 1B		4	1	2	0	0	0	1											
Hank Aaron, R (1, 9) OBP: 0.376, SLG: 0.621	0-0 1-3 1B			0-3 K		0-0 1-1 3B		0-0 F8		4	0	2	1	0	1	2											
Joe Adcock, R (1, 3) OBP: 0.344, SLG: 0.506	0-0 F9			0-0 2B		0-3 K			0-3 K	4	0	1	0	0	2	3											
Frank Thomas, R (1, 7) OBP: 0.353, SLG: 0.532		0-3 K		0-0 6-3			0-0 5-3		0-3 K	4	0	0	0	0	2	1											
Joe Torre, R (1, 2) OBP: 0.329, SLG: 0.432		0-0 F9			0-0 F8		0-0 6-4		0-0 F9	4	0	0	0	0	0	0											
Roy McMillan, R (1, 6) OBP: 0.310, SLG: 0.296		0-0 5-3			0-0 F9		0-0 F8			3	0	0	0	0	0	0											
Bob Buhl, R (1, 1) OBP: 0.133, SLG: 0.055			0-3 K					0-3 K		2	0	0	0	0	2	0											
Felix Mantilla, R (8, PH) OBP: 0.359, SLG: 0.333										1	0	0	0	0	1	0											
Don Nottebart, R (8, 1) OBP: 0.226, SLG: 0.143										0	0	0	0	0	0	0											
<b>Inning Stats</b>	R: 0 E: 0 K: 1 S: 6	H: 1 LOB: 2 BB: 1 P: 10	R: 0 E: 0 K: 1 S: 5	H: 0 LOB: 0 BB: 0 P: 5	R: 0 E: 0 K: 1 S: 5	H: 0 LOB: 0 BB: 0 P: 5	R: 0 E: 0 K: 1 S: 6	H: 1 LOB: 1 BB: 0 P: 6	R: 0 E: 0 K: 1 S: 5	H: 0 LOB: 0 BB: 0 P: 5	R: 1 E: 0 K: 0 S: 7	H: 2 LOB: 1 BB: 0 P: 7	R: 0 E: 0 K: 0 S: 3	H: 0 LOB: 0 BB: 0 P: 3	R: 0 E: 0 K: 2 S: 8	H: 1 LOB: 2 BB: 1 P: 12		R: 0 E: 0 K: 2 S: 7	H: 0 LOB: 0 BB: 0 P: 7	1B: 3 2B: 1 3B: 1 HR: 0	SF: 0 SAC: 0 DP: 1 HBP: 0	WP: 0 PB: 1 CS: 0	PA: 34				
<b>PITCHER</b>	IP	WLS	BF	H	R	ER	SO	BB	IBB	HBP	BLK	WP	HR	S	P	ERA	WHIP										
Joe Gibbon, L (1, 1) ERA: 3.79	7.2	W	30	5	1	1	8	2	0	0	0	0	0	44	52	1.17	0.913										
Roy Face, R (8, 1) ERA: 3.21	1.1	S	4	0	0	0	2	0	0	0	0	0	0	8	8	0.00	0.000										

Batter	1	2	3	4	5	6	7	8	9	AB	R	H	RBI	BB	SO	LOB	BOTTOM										
Bill Virdon, L (1, 8) OBP: 0.325, SLG: 0.393	0-0 G4-6-3 1B	0-0 1-3			0-0 F8		0-0 FC6-4 1-2			4	0	1	0	0	0	3	<b>Milwaukee Braves @ Pittsburgh Pirates</b> Forbes Field, Pittsburgh, PA Tue Aug 22 1961, 7:05 PM EDT Att: 15,874 - Unknown										
Dick Groat, R (1, 6) OBP: 0.313, SLG: 0.368	0-0 G4-6-3 1-2		0-0 4-3			0-0 G5-4-3 1B		0-0 SH3-4 2B		4	0	2	0	0	0	1											
Bob Skinner, L (1, 7) OBP: 0.369, SLG: 0.365	0-0 F7		0-0 F7			0-0 F9		0-0 SH3-4		3	0	0	0	0	0	1											
Dick Stuart, R (1, 3) OBP: 0.312, SLG: 0.525		0-0 F8	0-0 6-3			0-0 G5-4-3 1-2		0-3 K		4	0	0	0	0	1	2											
Roberto Clemente, R (1, 9) OBP: 0.402, SLG: 0.594		0-0 3B 1B		0-3 K			0-0 F9	0-3 K		4	1	1	0	0	2	1											
Smoky Burgess, L (1, 2) OBP: 0.362, SLG: 0.473		4-0 3B BB		0-0 4-3			0-0 BB 1B			2	2	1	0	1	0	0											
Don Hoak, R (1, 5) OBP: 0.409, SLG: 0.494		0-0 1-1 2-H 1B 3B		0-0 6-3			0-0 F8			3	1	1	2	0	0	1											
Bill Mazeroski, R (1, 4) OBP: 0.295, SLG: 0.359		0-0 3-H 1B		0-0 6-3			4-0 1B BB			2	0	1	1	1	0	0											
Joe Gibbon, R (1, 1) OBP: 0.156, SLG: 0.209			0-3 K		0-0 6-3			0-0 FC6-4 1-2 1B		3	0	1	1	0	1	1											
Roy Face, R (8, 1) OBP: 0.250, SLG: 0.250										0	0	0	0	0	0	0											
<b>Inning Stats</b>	R: 0 E: 0 K: 0 S: 3	H: 1 LOB: 0 BB: 0 P: 3	R: 3 E: 0 K: 1 S: 8	H: 3 LOB: 1 BB: 1 P: 12	R: 0 E: 0 K: 0 S: 3	H: 0 LOB: 0 BB: 0 P: 3	R: 0 E: 0 K: 1 S: 5	H: 0 LOB: 0 BB: 0 P: 5	R: 0 E: 0 K: 0 S: 3	H: 0 LOB: 0 BB: 0 P: 3	R: 1 E: 0 K: 0 S: 5	H: 2 LOB: 2 BB: 1 P: 9	R: 0 E: 0 K: 2 S: 8	H: 1 LOB: 1 BB: 0 P: 8	R: 0 E: 0 K: 2 S: 8	H: 1 LOB: 0 BB: 0 P: 8		1B: 6 2B: 1 3B: 1 HR: 0	SF: 0 SAC: 1 DP: 2 HBP: 0	WP: 0 PB: 0 CS: 0	PA: 32						
<b>PITCHER</b>	IP	WLS	BF	H	R	ER	SO	BB	IBB	HBP	BLK	WP	HR	S	P	ERA		WHIP									
Bob Buhl, R (1, 1) ERA: 4.13	7.0	L	28	7	4	4	2	2	0	0	0	0	0	30	38	5.14	1.286										
Don Nottebart, R (8, 1) ERA: 4.47	1.0		4	1	0	0	2	0	0	0	0	0	0	8	8	0.00	1.000										



Batter	1	2	3	4	5	6	7	8	9	AB	R	H	RBI	BB	SO	LOB	TOP										
Lee Mays, L OBP: 0.334, SLG: 0.460 (1, 9)										4	0	2	0	1	0	1	<b>Milwaukee Braves @ Pittsburgh Pirates</b> Forbes Field, Pittsburgh, PA Wed Aug 23 1961, 7:05 PM EDT Att: 15,117 - Unknown										
Frank Bolling, R OBP: 0.335, SLG: 0.396 (1, 4)										5	0	1	1	0	3	3											
Eddie Mathews, L OBP: 0.404, SLG: 0.538 (1, 5)										5	1	3	0	0	0	2											
Hank Aaron, R OBP: 0.377, SLG: 0.622 (1, 8)										4	1	2	0	0	0	3											
Joe Adcock, R OBP: 0.345, SLG: 0.505 (1, 3)										3	1	1	0	1	0	3											
Frank Thomas, R OBP: 0.352, SLG: 0.537 (1, 7)										4	1	1	4	0	1	3											
Joe Torre, R OBP: 0.328, SLG: 0.430 (1, 2)										4	1	1	0	0	1	1											
Roy McMillan, R OBP: 0.310, SLG: 0.294 (1, 6)										3	1	0	0	1	3	1											
Lew Burdette, R OBP: 0.212, SLG: 0.357 (1, 1)										3	0	1	1	0	2	1											
Don McMahon, R OBP: 0.214, SLG: 0.286 (6, 1)										1	0	0	0	0	0	0											
Don Nottebart, R OBP: 0.226, SLG: 0.143 (6, 1)										0	0	0	0	0	0	0											
<b>Inning Stats</b>	R: 0 E: 0 K: 1 S: 6	H: 2 LOB: 1 BB: 0 P: 6	R: 0 E: 0 K: 0 S: 3	H: 1 LOB: 0 BB: 0 P: 3	R: 0 E: 0 K: 3 S: 10	H: 1 LOB: 1 BB: 0 P: 10	R: 0 E: 1 K: 0 S: 4	H: 1 LOB: 1 BB: 0 P: 4	R: 1 E: 0 K: 1 S: 6	H: 1 LOB: 1 BB: 1 P: 10	R: 5 E: 0 K: 2 S: 12	H: 5 LOB: 2 BB: 2 P: 20	R: 0 E: 0 K: 1 S: 5	H: 1 LOB: 0 BB: 0 P: 5	R: 0 E: 0 K: 1 S: 5	H: 0 LOB: 0 BB: 0 P: 5	R: 0 E: 0 K: 1 S: 5	H: 0 LOB: 0 BB: 0 P: 5	1B: 9 2B: 2 3B: 0 HR: 1	SF: 0 SAC: 0 DP: 4 HBP: 0	WP: 0 PB: 0 CS: 0	PA: 39					
<b>PITCHER</b>	IP	WLS	BF	H	R	ER	SO	BB	IBB	HBP	BLK	WP	HR	S	P	ERA	WHIP										
Earl Francis, R ERA: 3.51 (1, 1)	5.0		23	8	4	4	5	2	0	0	0	0	0	31	39	7.20	2.000										
Clem Labine, R ERA: 3.74 (6, 1)	0.2		6	3	2	2	2	1	0	0	0	0	1	9	13	27.00	6.000										
Bobby Shantz, L ERA: 3.67 (6, 1)	1.1		4	1	0	0	1	0	0	0	0	0	0	6	6	0.00	0.750										
Roy Face, R ERA: 3.13 (6, 1)	2.0	W	6	0	0	0	2	0	0	0	0	0	0	10	10	0.00	0.000										

AB	36
R	6
H	12
RBI	6
BB	3
SO	10
LOB	18



Batter	1	2	3	4	5	6	7	8	9	AB	R	H	RBI	BB	SO	LOB	BOTTOM										
Bill Virdon, L OBP: 0.324, SLG: 0.392 (1, 8)										4	0	1	0	0	1	1	<b>Milwaukee Braves @ Pittsburgh Pirates</b> Forbes Field, Pittsburgh, PA Wed Aug 23 1961, 7:05 PM EDT Att: 15,117 - Unknown										
Dick Groat, R OBP: 0.310, SLG: 0.364 (1, 6)										5	0	0	0	0	1	4											
Bob Skinner, L OBP: 0.373, SLG: 0.378 (1, 7)										4	2	2	1	1	1	0											
Dick Stuart, R OBP: 0.316, SLG: 0.536 (1, 3)										5	2	3	3	0	0	0											
Roberto Clemente, R OBP: 0.403, SLG: 0.595 (1, 9)										4	1	2	1	0	0	0											
Smoky Burgess, L OBP: 0.367, SLG: 0.480 (1, 2)										3	1	2	1	1	0	0											
Don Hoak, R OBP: 0.408, SLG: 0.491 (1, 5)										4	0	1	1	0	0	3											
Bill Mazerowski, R OBP: 0.295, SLG: 0.363 (1, 4)										4	0	1	0	0	1	3											
Earl Francis, R OBP: 0.256, SLG: 0.167 (6, 1)										2	0	0	0	0	1	1											
Clem Labine, R OBP: 0.227, SLG: 0.125 (6, 1)										0	0	0	0	0	0	0											
Bobby Shantz, R OBP: 0.196, SLG: 0.033 (7, PH)										0	0	0	0	0	0	0											
Rocky Nelson, L OBP: 0.196, SLG: 0.033 (8, PH)										0	0	0	0	0	0	0											
Roy Face, R OBP: 0.230, SLG: 0.250 (9, PH)										0	0	0	0	0	0	0											
Walt Morin, L OBP: 0.220, SLG: 0.342 (9, PH)										0	1	0	0	0	0	0											
Dick Schofield, S OBP: 0.296, SLG: 0.286 (9, PH)										0	1	0	0	0	0	0											
<b>Inning Stats</b>	R: 3 E: 0 K: 0 S: 7	H: 5 LOB: 1 BB: 0 P: 7	R: 0 E: 0 K: 0 S: 3	H: 0 LOB: 0 BB: 0 P: 3	R: 0 E: 0 K: 1 S: 5	H: 0 LOB: 0 BB: 0 P: 5	R: 0 E: 0 K: 0 S: 3	H: 0 LOB: 0 BB: 0 P: 3	R: 0 E: 0 K: 1 S: 6	H: 1 LOB: 1 BB: 0 P: 6	R: 2 E: 0 K: 1 S: 8	H: 3 LOB: 1 BB: 0 P: 8	R: 0 E: 0 K: 1 S: 5	H: 0 LOB: 0 BB: 0 P: 5	R: 1 E: 0 K: 0 S: 5	H: 2 LOB: 2 BB: 1 P: 9	R: 1 E: 0 K: 1 S: 6	H: 2 LOB: 2 BB: 1 P: 10	1B: 7 2B: 3 3B: 1 HR: 2	SF: 0 SAC: 1 DP: 1 HBP: 0	WP: 0 PB: 0 CS: 0	PA: 40					
<b>PITCHER</b>	IP	WLS	BF	H	R	ER	SO	BB	IBB	HBP	BLK	WP	HR	S	P	ERA	WHIP										
Lew Burdette, R ERA: 3.69 (1, 1)	5.2		25	9	5	5	2	0	0	0	0	0	0	29	29	7.94	1.588										
Don McMahon, R ERA: 2.24 (6, 1)	1.2		8	2	1	1	2	1	0	0	0	0	0	11	15	5.40	1.800										
Don Nottebart, R ERA: 4.5 (8, 1)	1.1	L	7	2	1	1	1	0	1	0	0	0	0	8	12	6.75	1.500										

AB	37
R	7
H	13
RBI	7
BB	2
SO	5
LOB	12





Batter	1	2	3	4	5	6	7	8	9	AB	R	H	RBI	BB	SO	LOB	TOP																					
<b>Felix Mantilla, R</b> OBP: 0.361, SLG: 0.339 (1, 4)	0-0 1B	0-0		0-3 K		0-0 HR 1B		0-0 1-2		5	1	2	1	0	1	3	<b>Milwaukee Braves @ Pittsburgh Pirates</b> Forbes Field, Pittsburgh, PA Thu Aug 24 1961, 7:05 PM EDT Att: 16,653 - Unknown																					
<b>Lee Mays, L</b> OBP: 0.336, SLG: 0.474 <b>Gino Cimoli, R</b> OBP: 0.282, SLG: 0.353 (1, 9) (9, 8)	0-0		0-0		0-0 1B	0-0 2B		0-3 K		5	2	2	2	0	1	1																						
<b>Eddie Mathews, L</b> OBP: 0.404, SLG: 0.535 (1, 5)	0-0		4-0 1B 1B		0-0 1B			0-3 K		4	1	1	1	1	1	1																						
<b>Hank Aaron, R</b> OBP: 0.373, SLG: 0.615 (1, 8) (9, 9)	0-0		0-0 1B		0-0 1B			0-0		5	0	0	0	0	0	3																						
<b>Joe Adcock, R</b> OBP: 0.349, SLG: 0.507 (1, 3)		0-0 1B 1B	0-0 1B		0-0 1B			0-0		4	1	3	0	0	0	0																						
<b>Frank Thomas, R</b> OBP: 0.351, SLG: 0.534 (1, 7)		0-3 K	0-0 1B		0-0 1B			0-3 K		4	0	1	1	0	2	2																						
<b>Joe Torre, R</b> OBP: 0.330, SLG: 0.429 (1, 2)		0-3 K	0-0		0-0	4-3 SH1-4 1B		4-0 FC1-6 BB		3	1	1	0	1	1	3																						
<b>Roy McMillan, R</b> OBP: 0.310, SLG: 0.294 (1, 6)	0-0 1B			0-0		0-0 SH1-4		0-0 FC1-6 WP		3	0	1	0	0	0	1																						
<b>Warren Spahn, L</b> OBP: 0.280, SLG: 0.411 (1, 1)	0-0 1B		0-0		0-0	4-3		0-3 K		4	0	2	1	0	1	2																						
<b>Inning Stats</b>	R: 0 E: 0 K: 0 S: 4	H: 1 LOB: 1 BB: 0 P: 4	R: 1 E: 0 K: 2 S: 10	H: 3 LOB: 2 BB: 0 P: 10	R: 1 E: 0 K: 0 S: 5	H: 2 LOB: 2 BB: 1 P: 9	R: 0 E: 0 K: 1 S: 5	H: 1 LOB: 0 BB: 0 P: 5	R: 1 E: 0 K: 0 S: 5	H: 3 LOB: 1 BB: 0 P: 5	R: 3 E: 0 K: 0 S: 6	H: 3 LOB: 0 BB: 0 P: 6	R: 0 E: 0 K: 1 S: 5	H: 0 LOB: 0 BB: 0 P: 5	R: 0 E: 0 K: 1 S: 5	H: 0 LOB: 1 BB: 1 P: 9	R: 0 E: 0 K: 2 S: 7	H: 0 LOB: 0 BB: 0 P: 7	1B: 11 2B: 1 3B: 0 HR: 1	SF: 0 SAC: 1 DP: 1 HBP: 0	WP: 1 PA: 40 CS: 0																	
<b>PITCHER</b>	IP	WLS	BF	H	R	ER	SO	BB	IBB	HBP	BLK	WP	HR	S	P	ERA	WHIP	<b>PITCHER</b>				IP	WLS	BF	H	R	ER	SO	BB	IBB	HBP	BLK	WP	HR	S	P	ERA	WHIP
<b>Bob Friend, R</b> ERA: 3.79 <b>Al McBean, R</b> ERA: 3.49	(1, 1)	6.0	L	30	13	6	3	1	0	0	0	0	1	35	39	9.00	2.333					(7, 1)	3.0	10	0	0	0	4	1	0	0	0	1	0	17	21	0.00	0.333



Batter	1	2	3	4	5	6	7	8	9	AB	R	H	RBI	BB	SO	LOB	BOTTOM																					
<b>Joe Christopher, R</b> OBP: 0.355, SLG: 0.393 (1, 7)	0-0 1B	0-0		0-0		0-0		0-0	0-0	5	0	2	1	0	0	2	<b>Milwaukee Braves @ Pittsburgh Pirates</b> Forbes Field, Pittsburgh, PA Thu Aug 24 1961, 7:05 PM EDT Att: 16,653 - Unknown																					
<b>Dick Groat, R</b> OBP: 0.311, SLG: 0.364 (1, 6)	0-0 1B	2-3 2B			0-0 1B			0-3 K		5	0	2	0	0	1	2																						
<b>Roberto Clemente, R</b> OBP: 0.400, SLG: 0.590 (1, 9)	0-3 K		0-0		0-0			0-0		4	0	0	0	0	1	3																						
<b>Dick Stuart, R</b> OBP: 0.320, SLG: 0.537 (1, 3)	4-0 BB		0-0		0-3 K			0-0 1B		3	0	2	0	1	1	1																						
<b>Don Hoak, R</b> OBP: 0.407, SLG: 0.487 (1, 5)	0-0		0-0		4-0 1B			0-0 1B		3	0	0	0	1	0	4																						
<b>Hal Smith, R</b> OBP: 0.272, SLG: 0.329 (1, 2)		0-0 SH3-4 2B 1B	0-0		0-0			0-0		4	1	1	0	0	0	3																						
<b>Bill Virdon, L</b> OBP: 0.324, SLG: 0.391 (1, 8)	0-0		0-0		0-0 1B			0-0		4	0	1	0	0	0	1																						
<b>Bill Mazerowski, R</b> OBP: 0.294, SLG: 0.362 (1, 4)	0-0	2B SH3-4 1B		0-0	0-0 1B			0-3 K		4	0	1	0	0	1	1																						
<b>Bob Friend, R</b> OBP: 0.155, SLG: 0.171 <b>Johnny Logan, R</b> OBP: 0.238, SLG: 0.283 <b>Al McBean, R</b> OBP: 0.500, SLG: 1.250 <b>Dick Schofield, S</b> OBP: 0.286, SLG: 0.281 (1, 1) (6, PH) (7, 1) (9, PH)	0-0 SH3-4		0-3 K		0-0 1B			0-0 6-3		1	0	0	0	0	1	1																						
<b>Inning Stats</b>	R: 0 E: 0 K: 1 S: 6	H: 2 LOB: 2 BB: 1 P: 10	R: 1 E: 0 K: 0 S: 6	H: 3 LOB: 0 BB: 0 P: 6	R: 0 E: 0 K: 0 S: 4	H: 1 LOB: 1 BB: 0 P: 4	R: 0 E: 0 K: 1 S: 6	H: 1 LOB: 2 BB: 1 P: 10	R: 0 E: 0 K: 1 S: 6	H: 1 LOB: 1 BB: 0 P: 6	R: 0 E: 0 K: 0 S: 4	H: 1 LOB: 1 BB: 0 P: 4	R: 0 E: 0 K: 0 S: 3	H: 0 LOB: 0 BB: 0 P: 3	R: 0 E: 0 K: 1 S: 5	H: 0 LOB: 0 BB: 0 P: 5	1B: 9 2B: 2 3B: 0 HR: 0	SF: 0 SAC: 1 DP: 1 HBP: 0	WP: 0 PA: 38 CS: 2																			
<b>PITCHER</b>	IP	WLS	BF	H	R	ER	SO	BB	IBB	HBP	BLK	WP	HR	S	P	ERA	WHIP	<b>PITCHER</b>				IP	WLS	BF	H	R	ER	SO	BB	IBB	HBP	BLK	WP	HR	S	P	ERA	WHIP
<b>Warren Spahn, L</b> ERA: 3.11	(1, 1)	9.0	W	38	10	1	1	5	2	0	0	0	0	46	54	1.00	1.333					(1, 1)	9.0	38	10	1	1	5	2	0	0	0	0	46	54	1.00	1.333	





Batter	1	2	3	4	5	6	7	8	9	AB	R	H	RBI	BB	SO	LOB	TOP	
<b>Felix Mantilla, R</b> OBP: 0.342, SLG: 0.318 (1, 4)	0-0 5-3		0-0 5-3		0-0 6-3		0-0 FC6-4			4	0	0	0	0	0	1		
<b>Lee Mays, L</b> OBP: 0.334, SLG: 0.474 (1, 9)	0-0 2B			0-0 F8	0-0 1-3			0-0 3-1		4	0	1	0	0	0	0		
<b>Eddie Mathews, L</b> OBP: 0.405, SLG: 0.535 (1, 5)	0-0 1B			0-0 HR		0-0 4-3		0-0 F7		4	1	2	0	0	0	0		
<b>Hank Aaron, R</b> OBP: 0.372, SLG: 0.619 (1, 8)	0-0 FC5-4			0-0 HR		0-0 6-3		0-0 F8		4	1	1	2	0	0	1		
<b>Joe Adcock, R</b> OBP: 0.350, SLG: 0.506 (1, 3)		0-0 P4		0-0 HR		4-0 BB		0-0 F8		3	1	1	0	1	0	0		
<b>Frank Thomas, R</b> OBP: 0.350, SLG: 0.539 (1, 7)	0-3 K			0-0 HR		0-0 F7		0-0 5-3		4	1	1	2	0	1	1		
<b>Joe Torre, R</b> OBP: 0.332, SLG: 0.431 (1, 2)	0-3 K			0-0 6-3		4-0 FC3-6 BB		0-0 2B		3	0	1	0	1	1	0		
<b>Roy McMillan, R</b> OBP: 0.308, SLG: 0.292 <b>Neil Chrissy, L</b> (9, PH)			0-0 P6	0-0 5-3		0-0 FC3-6	0-0 FC3-6	0-0 L8		3	0	0	0	0	0	1		
<b>Carl Willey, R</b> OBP: 0.223, SLG: 0.023 <b>Johnny Antonelli, L</b> OBP: 0.220, SLG: 0.375 <b>Al Spangler, L</b> OBP: 0.248, SLG: 0.356 <b>Don Nottebart, R</b> OBP: 0.441, SLG: 0.143 <b>Bob Boyd, L</b> OBP: 0.285, SLG: 0.285 <b>Don McMahon, R</b> OBP: 0.214, SLG: 0.285			0-0 L9		0-0 4-3		0-0 FC3-6			1	0	0	0	0	0	0		
<b>Inning Stats</b>	R: 0 E: 0 K: 0 S: 4	H: 2 LOB: 1 BB: 0 P: 4	R: 0 E: 0 K: 2 S: 7	H: 0 LOB: 0 BB: 0 P: 7	R: 0 E: 0 K: 0 S: 3	H: 0 LOB: 0 BB: 0 P: 3	R: 4 E: 0 K: 0 S: 7	H: 4 LOB: 0 BB: 0 P: 7	R: 0 E: 0 K: 0 S: 3	H: 0 LOB: 1 BB: 1 P: 7	R: 0 E: 0 K: 0 S: 3	H: 0 LOB: 0 BB: 0 P: 3	R: 0 E: 0 K: 0 S: 4	H: 1 LOB: 1 BB: 0 P: 4	1B: 3 2B: 2 3B: 0 HR: 2	SF: 0 SAC: 0 DP: 0 HBP: 0	WP: 0 PB: 0 SB: 0 CS: 0	PA: 35
<b>PITCHER</b> <b>John Buzhardt, R</b> ERA: 4.18 (1, 1)	IP: 9.0 WLS: W BF: 35 H: 7 R: 4 ER: 4 SO: 2 BB: 2 IBB: 0 HBP: 0 BLK: 0 WP: 0 HR: 2 S: 37 P: 45 ERA: 4.00 WHIP: 1.000																	

Milwaukee Braves @ Philadelphia Phillies  
 Connie Mack Stadium, Philadelphia, PA  
 Fri Aug 25 1961, 7:05 PM EDT  
 Unknown

AB	33
R	4
H	7
RBI	4
BB	2
SO	2
LOB	6



Batter	1	2	3	4	5	6	7	8	9	AB	R	H	RBI	BB	SO	LOB	BOTTOM			
<b>Tony Taylor, R</b> OBP: 0.316, SLG: 0.340 (1, 4)	0-0 F8		0-3 K	0-0 1B		0-0 1-3		0-0 6-3		5	0	1	1	0	1	1				
<b>Johnny Callison, L</b> OBP: 0.354, SLG: 0.385 (1, 7)	0-0 L4		0-0 4-3	0-0 4-3			0-0 4-3	0-0 3B		5	1	1	0	0	0	1				
<b>Tony Gonzalez, L</b> OBP: 0.363, SLG: 0.433 (1, 8)	0-3 K		0-0 HR		0-0 F1		0-0 BB	0-0 1B	0-0 1B	5	3	3	1	0	1	0				
<b>Don Demeter, R</b> OBP: 0.306, SLG: 0.465 (1, 3)		0-0 2B	0-0 HR		0-0 F8		0-3 K	0-0 1B	0-0 1B	5	2	3	3	0	1	1				
<b>Wes Covington, L</b> OBP: 0.333, SLG: 0.425 <b>Ken Walters, R</b> OBP: 0.263, SLG: 0.336 (7, PR) (8, 9)		0-0 HR	0-0 1B		0-0 1B		4-0 BB	0-0 F8		3	1	3	1	1	0	0				
<b>Charley Smith, R</b> OBP: 0.305, SLG: 0.393 (1, 5)		0-0 HR	0-0 P3		0-0 P3		4-0 BB	1-2 2-3 BB		3	1	1	2	1	0	2				
<b>Clay Dalrymple, L</b> OBP: 0.260, SLG: 0.272 <b>Al Kenders, R</b> OBP: 0.300, SLG: 0.333 (7, 2)		0-0 G3		0-0 F9		0-0 4-3		1-2 2-3 3-H BB		3	0	0	0	0	0	0				
<b>Bobby Malkmus, R</b> OBP: 0.270, SLG: 0.324 <b>Elmer Vato, L</b> OBP: 0.270, SLG: 0.203 <b>Ruben Amaro, R</b> OBP: 0.316, SLG: 0.329 (8, 6)		0-0 F8		0-0 1B	0-0 2B		4-0 SH1-3 BB	0-0 4-3		2	1	1	0	1	0	0				
<b>John Buzhardt, R</b> OBP: 0.196, SLG: 0.167 (1, 1)	0-3 K		0-3 K		0-0 SH1-3			0-0 6-3		3	0	0	0	0	2	1				
<b>Inning Stats</b>	R: 0 E: 0 K: 1 S: 5	H: 0 LOB: 0 BB: 0 P: 5	R: 3 E: 0 K: 1 S: 8	H: 3 LOB: 0 BB: 0 P: 8	R: 2 E: 0 K: 1 S: 8	H: 3 LOB: 1 BB: 0 P: 8	R: 1 E: 0 K: 1 S: 7	H: 2 LOB: 1 BB: 0 P: 7	R: 0 E: 0 K: 0 S: 4	H: 1 LOB: 1 BB: 0 P: 4	R: 0 E: 0 K: 0 S: 3	H: 0 LOB: 1 BB: 1 P: 7	R: 1 E: 0 K: 1 S: 6	H: 1 LOB: 3 BB: 3 P: 18	R: 2 E: 0 K: 0 S: 6	H: 3 LOB: 1 BB: 0 P: 6	1B: 6 2B: 3 3B: 2 HR: 2	SF: 0 SAC: 1 DP: 0 HBP: 0	WP: 0 PB: 0 SB: 0 CS: 0	PA: 41
<b>PITCHER</b> <b>Carl Willey, R</b> ERA: 4.33 (1, 1)	IP: 3.0 WLS: L BF: 15 H: 6 R: 5 ER: 5 SO: 3 BB: 0 IBB: 0 HBP: 0 BLK: 0 WP: 0 HR: 2 S: 21 P: 21 ERA: 9.00 WHIP: 2.000																			
<b>Johnny Antonelli, L</b> ERA: 6.83 (4, 1)	IP: 1.0 WLS: 5 BF: 2 H: 1 R: 1 ER: 1 SO: 1 BB: 0 IBB: 0 HBP: 0 BLK: 0 WP: 0 HR: 7 S: 7 P: 7 ERA: 0.00 WHIP: 1.000																			
<b>Don Nottebart, R</b> ERA: 4.41 (5, 1)	IP: 2.0 WLS: 8 BF: 1 H: 0 R: 0 ER: 0 SO: 0 BB: 1 IBB: 0 HBP: 0 BLK: 0 WP: 0 HR: 7 S: 11 P: 11 ERA: 13.50 WHIP: 3.500																			
<b>Don McMahon, R</b> ERA: 2.53 (7, 1)	IP: 2.0 WLS: 13 BF: 4 H: 3 R: 3 ER: 3 SO: 1 BB: 3 IBB: 0 HBP: 0 BLK: 0 WP: 0 HR: 12 S: 24 P: 24 ERA: 13.50 WHIP: 3.500																			

Milwaukee Braves @ Philadelphia Phillies  
 Connie Mack Stadium, Philadelphia, PA  
 Fri Aug 25 1961, 7:05 PM EDT  
 Unknown

AB	36
R	9
H	13
RBI	9
BB	4
SO	5
LOB	10





Batter	1	2	3	4	5	6	7	8	9	AB R H RBI BB SO LOB	TOP											
<b>Felix Mantilla, R</b> OBP: 0.341, SLG: 0.319 (1, 4)	F7	K		K		1B 1-2 1B	6-3		1B	6 1 2 0 0 2 1	<b>Milwaukee Braves @ Philadelphia Phillies</b> Connie Mack Stadium, Philadelphia, PA Fri Aug 25 1961, 7:05 PM EDT Att: 13,037 - Unknown <a href="http://livebaseballscorecards.com">livebaseballscorecards.com</a>											
<b>Lee Maye, L</b> OBP: 0.338, SLG: 0.475 (1, 9)	P4		6-3 1B		1-6-3	1B 1-3 2-H 1B	2B 1B		L6	6 3 3 1 0 0 0												
<b>Eddie Mathews, L</b> OBP: 0.408, SLG: 0.538 (1, 5)	1B		F8		1B BB	1B 2-H 3-H 1B	2B		F8	5 1 3 3 1 0 1												
<b>Hank Aaron, R</b> OBP: 0.373, SLG: 0.616 (1, 8)	F8		6-3		1-2 1B	1B 1-3 1B	6-3			5 1 2 0 0 0 3												
<b>Joe Adcock, R</b> OBP: 0.353, SLG: 0.507 (1, 3)		1B 1B	FC5 1B 2-H 1B		K	1B 1-3 3-H 1B		5-3		5 1 3 2 0 1 2												
<b>Frank Thomas, R</b> OBP: 0.353, SLG: 0.540 (1, 7)	1B 1-2 FC4-6 1B		1-2 1B		F3	1-2 3-H 1B		6-3		5 1 3 1 0 0 2												
<b>Roy McMillan, R</b> OBP: 0.309, SLG: 0.293 (1, 6)	F8		FC5 2-3F 1B			P6 1B		1B 1B		5 0 2 0 0 0 4												
<b>Sammy White, R</b> OBP: 0.152, SLG: 0.152 (1, 2)	FC4-6 1-3 2-H 1B			4-3		P6 F7 1B		FC5-4 1-3 1B		5 0 2 1 0 0 3												
<b>Tony Cloninger, R</b> OBP: 0.231, SLG: 0.200 (1, 1)	FC4-6 1-2F 3-H 1B			6-3		1B 1B	6-3	FC5-4 1-2F 1B		5 1 1 1 0 0 3												
<b>Inning Stats</b>	R: 0 E: 0 K: 0 S: 4	H: 1 LOB: 1 BB: 0 P: 4	R: 2 E: 0 K: 1 S: 8	H: 3 LOB: 1 BB: 0 P: 8	R: 1 E: 0 K: 0 S: 6	H: 3 LOB: 2 BB: 0 P: 6	R: 0 E: 0 K: 1 S: 5	H: 0 LOB: 0 BB: 0 P: 5	R: 0 E: 0 K: 1 S: 6	H: 1 LOB: 2 BB: 1 P: 10	R: 5 E: 0 K: 0 S: 11	H: 8 LOB: 3 BB: 0 P: 11	R: 1 E: 0 K: 0 S: 5	H: 2 LOB: 1 BB: 0 P: 5	R: 0 E: 0 K: 0 S: 5	H: 2 LOB: 2 BB: 0 P: 5	R: 0 E: 0 K: 0 S: 3	H: 1 LOB: 0 BB: 0 P: 3	1B: 20 2B: 1 3B: 0 HR: 0	SF: 0 SAC: 0 DP: 0 HBP: 0	WP: 0 PB: 0 CS: 0	PA: 48
<b>PITCHER</b>	IP WLS BF H R ER SO BB IBB HBP BLK WP HR S P ERA WHIP											<b>PITCHER</b>	IP WLS BF H R ER SO BB IBB HBP BLK WP HR S P ERA WHIP									
<b>Frank Sullivan, R</b> ERA: 4.63 (1, 1)	5.2 L 29 11 6 6 3 1 0 0 0 0 0 0 34 38 9.53 2.118																					
<b>Jack Baldschun, R</b> ERA: 4.94 (6, 1)	0.0 5 5 2 2 0 0 0 0 0 0 0 0 5 5 ∞ ∞																					
<b>Robin Roberts, R</b> ERA: 5.82 (6, 1)	1.1 6 2 1 1 0 0 0 0 0 0 0 0 6 6 6.75 1.500																					
<b>Dallas Green, R</b> ERA: 4.71 (8, 1)	2.0 8 3 0 0 0 0 0 0 0 0 0 0 8 8 0.00 1.500																					

Batter	1	2	3	4	5	6	7	8	9	AB R H RBI BB SO LOB	BOTTOM									
<b>Tony Taylor, R</b> OBP: 0.314, SLG: 0.337 (1, 4)	WP S 4-3 1B		6-3		FC6-4 1-2F 1B		F8		FC6-4 1-2F 1B	5 1 1 0 0 0 2	<b>Milwaukee Braves @ Philadelphia Phillies</b> Connie Mack Stadium, Philadelphia, PA Fri Aug 25 1961, 7:05 PM EDT Att: 13,037 - Unknown <a href="http://livebaseballscorecards.com">livebaseballscorecards.com</a>									
<b>Johnny Callison, L</b> OBP: 0.355, SLG: 0.385 (1, 7)	4-3 WP 1-2 BB		CS 1B			K	K			3 0 1 0 1 2 0										
<b>Tony Gonzalez, L</b> OBP: 0.362, SLG: 0.440 (1, 8)	4-3		F8			HR	F7			4 1 1 2 0 0 2										
<b>Don Demeter, R</b> OBP: 0.309, SLG: 0.464 (1, 3)	BB BB BB		CS 1-2		F9	1B 1B		K		3 0 1 0 1 1 0										
<b>Wes Covington, L</b> OBP: 0.332, SLG: 0.422 (1, 9)	P3			3-1		1B		3-1		4 0 1 0 0 0 2										
<b>Charley Smith, R</b> OBP: 0.302, SLG: 0.388 (1, 5)	P4			4-3		K		K		4 0 0 0 0 2 4										
<b>Clay Dalrymple, L</b> OBP: 0.260, SLG: 0.272 (1, 2)			F9		G3	F8		FC6-4 1B		4 0 1 0 0 0 2										
<b>Bobby Malkmus, R</b> OBP: 0.269, SLG: 0.336 (1, 6)			K		1-3		HR	K		4 1 1 1 0 2 1										
<b>Frank Sullivan, R</b> OBP: 0.287, SLG: 0.348 (6, 1)			1-3			FC6-4 1B		K		2 0 1 0 0 0 0										
<b>Jack Baldschun, R</b> OBP: 0.287, SLG: 0.348 (6, 1)						HR		K		0 0 0 0 0 0 0										
<b>Robin Roberts, S</b> OBP: 0.143, SLG: 0.077 (7, PH)										0 0 0 0 0 0 0										
<b>Elmer Valo, L</b> OBP: 0.256, SLG: 0.262 (8, 1)										1 1 1 1 0 0 0										
<b>Dallas Green, L</b> OBP: 0.323, SLG: 0.392 (8, 1)										0 0 0 0 0 0 0										
<b>Pancho Herrera, R</b> OBP: 0.302, SLG: 0.411 (8, PH)										1 0 0 0 0 1 1										
<b>Inning Stats</b>	R: 1 E: 0 K: 0 S: 4	H: 1 LOB: 2 BB: 2 P: 12	R: 0 E: 0 K: 1 S: 5	H: 0 LOB: 0 BB: 0 P: 5	R: 0 E: 0 K: 0 S: 3	H: 1 LOB: 0 BB: 0 P: 3	R: 0 E: 0 K: 0 S: 3	H: 0 LOB: 0 BB: 0 P: 3	R: 0 E: 0 K: 2 S: 10	H: 3 LOB: 2 BB: 0 P: 10	R: 2 E: 0 K: 1 S: 7	H: 2 LOB: 0 BB: 0 P: 7	R: 0 E: 0 K: 2 S: 7	H: 0 LOB: 0 BB: 0 P: 7	R: 0 E: 0 K: 2 S: 8	H: 1 LOB: 1 BB: 0 P: 8	1B: 6 2B: 0 3B: 0 HR: 3	SF: 0 SAC: 0 DP: 0 HBP: 0	WP: 1 PB: 0 CS: 1	PA: 38
<b>PITCHER</b>	IP WLS BF H R ER SO BB IBB HBP BLK WP HR S P ERA WHIP											<b>PITCHER</b>	IP WLS BF H R ER SO BB IBB HBP BLK WP HR S P ERA WHIP							
<b>Tony Cloninger, R</b> ERA: 5.37 (1, 1)	9.0 W 37 9 4 4 8 2 0 0 0 1 3 51 59 4.00 1.222																			









Batter	1	2	3	4	5	6	7	8	9	AB	R	H	RBI	BB	SO	LOB	TOP					
Lee Mays, L OBP: 0.338, SLG: 0.479 (1, 9)										4	0	2	0	0	0	1						
Frank Bolling, R OBP: 0.336, SLG: 0.395 (1, 4)										4	0	0	0	0	0	2						
Eddie Mathews, L OBP: 0.406, SLG: 0.538 (1, 5)										4	0	1	0	0	0	0						
Hank Aaron, R OBP: 0.373, SLG: 0.615 (1, 8)										4	0	1	0	0	0	1						
Joe Adcock, R OBP: 0.354, SLG: 0.510 (1, 3)										2	0	1	0	1	0	0						
Frank Thomas, R OBP: 0.350, SLG: 0.538 (1, 7)										3	0	0	0	0	0	3						
Joe Torre, R OBP: 0.326, SLG: 0.422 (1, 2)										3	0	0	0	0	1	1						
Roy McMillan, R OBP: 0.313, SLG: 0.295 (1, 6)										2	0	0	0	0	1	0						
Neil Chrissy, L OBP: 0.500, SLG: 0.333 (8, PH)										1	0	1	0	0	0	0						
Tony Cloninger, R OBP: 0.231, SLG: 0.200 (8, 1)										0	0	0	0	0	0	0						
Bob Buhl, R OBP: 0.129, SLG: 0.053 (1, 1)										2	0	0	0	0	2	0						
Bob Boyd, L OBP: 0.265, SLG: 0.278 (8, PH)										1	0	0	0	0	0	1						
Felix Mantilla, R OBP: 0.337, SLG: 0.315 (8, 6)										0	0	0	0	0	0	0						
<b>Inning Stats</b>	R: 0 E: 0 K: 0 S: 4	H: 2 LOB: 1 BB: 0 P: 4	R: 0 E: 0 K: 0 S: 3	H: 1 LOB: 0 BB: 0 P: 3	R: 0 E: 0 K: 2 S: 8	H: 1 LOB: 1 BB: 1 P: 8	R: 0 E: 0 K: 0 S: 3	H: 1 LOB: 1 BB: 1 P: 7	R: 0 E: 0 K: 1 S: 5	H: 0 LOB: 0 BB: 0 P: 5	R: 0 E: 0 K: 0 S: 3	H: 0 LOB: 0 BB: 0 P: 3	R: 0 E: 0 K: 0 S: 3	H: 0 LOB: 0 BB: 0 P: 3	R: 0 E: 0 K: 1 S: 6	H: 1 LOB: 1 BB: 0 P: 6	R: 0 E: 0 K: 0 S: 3	H: 0 LOB: 0 BB: 0 P: 3	1B: 4 2B: 2 3B: 1 HR: 0	SF: 0 SAC: 0 DP: 1 HBP: 0	WP: 0 PB: 0 SB: 0 CS: 2	PA: 33
<b>PITCHER</b> Art Mahaffey, R ERA: 4.2 (1, 1)	IP: 9.0 WLS: W BF: 31 H: 6 R: 0 ER: 0 SO: 4 BB: 1 IBB: 0 HBP: 0 BLK: 0 WP: 0 HR: 0 S: 38 P: 42 ERA: 0.00 WHIP: 0.778															<b>PITCHER</b>						

Milwaukee Braves @ Philadelphia Phillies  
 Connie Mack Stadium, Philadelphia, PA  
 Sun Aug 27 1961, 7:05 PM EDT  
 Att: 9,263 - Unknown

AB	30
R	0
H	6
RBI	0
BB	1
SO	4
LOB	9



Batter	1	2	3	4	5	6	7	8	9	AB	R	H	RBI	BB	SO	LOB	BOTTOM					
Tony Taylor, R OBP: 0.316, SLG: 0.334 (1, 4)										3	0	0	0	1	0	0						
Johnny Callison, L OBP: 0.363, SLG: 0.400 (1, 7)										4	1	1	0	0	0	3						
Tony Gonzalez, L OBP: 0.359, SLG: 0.449 (1, 8)										3	1	1	2	0	1	0						
Don Demeter, R OBP: 0.311, SLG: 0.462 (1, 3)										3	0	1	0	1	1	0						
Wes Covington, L OBP: 0.341, SLG: 0.428 (1, 9)										3	0	1	0	1	1	1						
Ken Walters, R OBP: 0.263, SLG: 0.336 (8, PR) (9, 9)										0	1	0	0	0	0	0						
Charley Smith, R OBP: 0.309, SLG: 0.402 (1, 5)										3	0	1	1	1	0	2						
Clay Dalrymple, L OBP: 0.260, SLG: 0.279 (1, 2)										3	0	0	0	0	1	3						
Bobby Malkmus, R OBP: 0.276, SLG: 0.342 (1, 6)										2	0	1	0	1	0	0						
Art Mahaffey, R OBP: 0.140, SLG: 0.130 (1, 1)										3	0	1	0	0	0	1						
<b>Inning Stats</b>	R: 0 E: 0 K: 1 S: 5	H: 0 LOB: 0 BB: 0 P: 5	R: 0 E: 0 K: 0 S: 3	H: 0 LOB: 0 BB: 0 P: 3	R: 0 E: 0 K: 1 S: 4	H: 0 LOB: 0 BB: 1 P: 8	R: 1 E: 0 K: 1 S: 7	H: 2 LOB: 1 BB: 0 P: 7	R: 0 E: 0 K: 0 S: 4	H: 2 LOB: 3 BB: 2 P: 12	R: 0 E: 0 K: 0 S: 3	H: 0 LOB: 2 BB: 2 P: 11	R: 0 E: 0 K: 0 S: 3	H: 0 LOB: 0 BB: 0 P: 3	R: 2 E: 0 K: 1 S: 8	H: 3 LOB: 1 BB: 0 P: 8	R: 0 E: 0 K: 1 S: 8	H: 0 LOB: 1 BB: 0 P: 8	1B: 3 2B: 2 3B: 1 HR: 1	SF: 1 SAC: 1 DP: 1 HBP: 0	WP: 0 PB: 0 SB: 0 CS: 0	PA: 34
<b>PITCHER</b> Bob Buhl, R ERA: 4.02 (1, 1)	IP: 7.0 WLS: L BF: 28 H: 4 R: 1 ER: 1 SO: 3 BB: 5 IBB: 0 HBP: 0 BLK: 0 WP: 0 HR: 0 S: 29 P: 49 ERA: 1.29 WHIP: 1.286															<b>PITCHER</b>						
<b>PITCHER</b> Tony Cloninger, R ERA: 5.96 (8, 1)	IP: 1.0 WLS: L BF: 6 H: 3 R: 2 ER: 2 SO: 1 BB: 0 IBB: 0 HBP: 0 BLK: 0 WP: 0 HR: 1 S: 8 P: 8 ERA: 18.00 WHIP: 3.000															<b>PITCHER</b>						

Milwaukee Braves @ Philadelphia Phillies  
 Connie Mack Stadium, Philadelphia, PA  
 Sun Aug 27 1961, 7:05 PM EDT  
 Att: 9,263 - Unknown

AB	27
R	3
H	7
RBI	3
BB	5
SO	4
LOB	10





Batter	1	2	3	4	5	6	7	8	9	AB	R	H	RBI	BB	SO	LOB	TOP																			
Lee Mays, L (1,9) OBP: 0.332, SLG: 0.471	F9	K			4-3		4-3	P6		5	0	0	0	0	1	2																				
Frank Bolling, R (1,4) OBP: 0.338, SLG: 0.400	F9			HR		L9	2B		PB BB	3	2	1	1	2	0	0																				
Eddie Mathews, L (1,5) OBP: 0.404, SLG: 0.537	4-3		P6			1-3	WP 2B		K	5	0	1	2	0	1	1																				
Hank Aaron, R (1,8) OBP: 0.377, SLG: 0.616		1B 1B	K			G4-6-3 1B	WP IBB			3	1	2	0	2	1	0																				
Joe Adcock, R (1,3) OBP: 0.353, SLG: 0.507		1B HR 1B	1-3			G4-6-3 1-2	K		K	5	1	1	0	0	2	5																				
Frank Thomas, R (1,7) OBP: 0.349, SLG: 0.533		F7			5-3		F7		L4	5	0	1	0	0	0	7																				
Joe Torre, R (1,2) OBP: 0.330, SLG: 0.427		HR 1B				F9			F9 2B	3	1	2	1	0	0	1																				
Roy McMillan, R (1,6) OBP: 0.315, SLG: 0.303		HR			F9		FC3-6 BB		6-3	3	1	1	3	1	0	2																				
Warren Spahn, L (1,1) OBP: 0.264, SLG: 0.385	F9				G3		FC3-6 4-3 2B		F9	4	1	0	0	0	0	3																				
<b>Inning Stats</b>	R: 0 E: 0 K: 0 S: 3	H: 0 LOB: 0 BB: 0 P: 3	R: 4 E: 0 K: 1 S: 9	H: 4 LOB: 0 BB: 0 P: 9	R: 1 E: 0 K: 1 S: 6	H: 1 LOB: 0 BB: 0 P: 6	R: 0 E: 0 K: 0 S: 3	H: 0 LOB: 1 BB: 0 P: 4	R: 0 E: 0 K: 0 S: 4	H: 2 LOB: 1 BB: 0 P: 4	R: 2 E: 1 K: 1 S: 7	H: 1 LOB: 3 BB: 3 P: 19	R: 0 E: 0 K: 0 S: 4	H: 1 LOB: 1 BB: 2 P: 4	R: 0 E: 0 K: 2 S: 7	H: 0 LOB: 2 BB: 2 P: 15	1B: 5 2B: 2 3B: 0 HR: 2	SF: 0 SAC: 0 DP: 1 HBP: 1	WP: 1 PB: 1 SB: 0 CS: 0	PA: 42																
<b>PITCHER</b>	IP	WLS	BF	H	R	ER	SO	BB	IBB	HBP	BLK	WP	HR	S	P	ERA	WHIP	<b>PITCHER</b>		IP	WLS	BF	H	R	ER	SO	BB	IBB	HBP	BLK	WP	HR	S	P	ERA	WHIP
Robin Roberts, R (1,1) ERA: 6.04	4.0	L	18	5	5	5	2	0	0	1	0	0	2	21	22	11.25	1.250																			
Ken Lehman, L (5,1) ERA: 3.53	4.0		19	4	2	2	1	2	1	0	0	1	0	18	30	4.50	1.500																			
Jack Baldschun, R (9,1) ERA: 4.58	1.0		5	0	0	0	2	2	0	0	0	0	0	7	15	0.00	2.000																			

Milwaukee Braves @ Philadelphia Phillies  
 Connie Mack Stadium, Philadelphia, PA  
 Mon Aug 28 1961, 7:05 PM EDT  
 Att: 6,346 - Unknown

AB 36  
 R 7  
 H 9  
 RBI 7  
 BB 5  
 SO 5  
 LOB 21



Batter	1	2	3	4	5	6	7	8	9	AB	R	H	RBI	BB	SO	LOB	BOTTOM																			
Tony Taylor, R (1,4) OBP: 0.314, SLG: 0.332	SH1-3 1B		F8	FC1-2 E		5-3		L9		5	0	1	0	0	0	3																				
Johnny Callison, L (1,7) OBP: 0.364, SLG: 0.401	SH1-3		BB 1B	E3			1B		3-1	4	0	2	1	0	0	2																				
Charley Smith, R (1,5) OBP: 0.308, SLG: 0.399	5-3		F8	F9		F9			1B 1B	5	0	1	0	0	0	6																				
Don Demeter, R (1,9) OBP: 0.310, SLG: 0.458	1-3		BB 1B	K		6-3			F3	5	0	1	0	0	1	5																				
Pancho Herrera, R (1,3) OBP: 0.345, SLG: 0.409		P4	BB		K		BB			3	0	1	0	2	1	0																				
Tony Gonzalez, L (1,8) OBP: 0.357, SLG: 0.445	2B 1B		3-1		F7		F5		K	5	0	1	0	0	1	6																				
Bobby Malkmus, R (1,6) OBP: 0.275, SLG: 0.340	P4			E5 WP FC1-2 1B			K			4	0	1	0	0	1	2																				
Clay Dalrymple, L (1,2) OBP: 0.263, SLG: 0.286				FC1-2 WP E 1B		1-3		G3		4	1	2	0	0	0	1																				
Robin Roberts, S (1,1) OBP: 0.138, SLG: 0.074						4-3			F9	1	0	0	0	0	0	2																				
Ken Walters, R (4,PH) OBP: 0.288, SLG: 0.336		F8								0	0	0	0	1	0	0																				
Ken Lehman, L (5,1) OBP: 0.340, SLG: 0.426				E FC1-2 BB						1	0	0	0	0	0	0																				
Wes Covington, L (8,PH) OBP: 0.340, SLG: 0.426										0	0	0	0	0	0	0																				
Jack Baldschun, R (9,1) ERA: 2.98										0	0	0	0	0	0	0																				
<b>Inning Stats</b>	R: 0 E: 0 K: 0 S: 4	H: 1 LOB: 1 BB: 0 P: 4	R: 0 E: 0 K: 0 S: 5	H: 2 LOB: 2 BB: 0 P: 5	R: 0 E: 0 K: 0 S: 5	H: 2 LOB: 3 BB: 1 P: 9	R: 1 E: 2 K: 1 S: 8	H: 1 LOB: 3 BB: 1 P: 12	R: 0 E: 0 K: 0 S: 6	H: 1 LOB: 1 BB: 0 P: 6	R: 0 E: 0 K: 0 S: 4	H: 1 LOB: 1 BB: 0 P: 4	R: 0 E: 0 K: 1 S: 5	H: 0 LOB: 1 BB: 1 P: 9	R: 0 E: 0 K: 0 S: 3	H: 0 LOB: 0 BB: 0 P: 3	R: 0 E: 0 K: 1 S: 7	H: 2 LOB: 2 BB: 0 P: 7	1B: 9 2B: 1 3B: 0 HR: 0	SF: 0 SAC: 1 DP: 0 HBP: 0	WP: 1 PB: 0 SB: 0 CS: 0	PA: 42														
<b>PITCHER</b>	IP	WLS	BF	H	R	ER	SO	BB	IBB	HBP	BLK	WP	HR	S	P	ERA	WHIP	<b>PITCHER</b>		IP	WLS	BF	H	R	ER	SO	BB	IBB	HBP	BLK	WP	HR	S	P	ERA	WHIP
Warren Spahn, L (1,1) ERA: 2.98	9.0	W	42	10	1	0	4	3	0	0	0	1	0	47	59	0.00	1.444																			

Milwaukee Braves @ Philadelphia Phillies  
 Connie Mack Stadium, Philadelphia, PA  
 Mon Aug 28 1961, 7:05 PM EDT  
 Att: 6,346 - Unknown

AB 38  
 R 1  
 H 10  
 RBI 1  
 BB 3  
 SO 4  
 LOB 27







Batter	1	2	3	4	5	6	7	8	9	10	11	12	13	AB	R	H	RBI	BB	SO	LOB	TOP		
Joey Amalfitano, R OBP: 0.345, SLG: 0.325 (1, 4)	1-3		1B E		2B 1B	G6-4-3		F8			SH2-3 1B		BB	6	2	3	0	1	0	3			
Harvey Kuenn, R OBP: 0.326, SLG: 0.368 Ernie Bowman, R OBP: 0.240, SLG: 0.208 (9, PR) (9, 6)	G3		E 1B		P4			F8			SH2-3		P4	5	1	2	0	0	0	1			
Willie McCovey, L OBP: 0.352, SLG: 0.495 (1, 3)	F7		E8 1-H 2-H		1B 2B			FC6 1B			1-H HR		1BB	5	2	3	2	1	0	0			
Willie Mays, R OBP: 0.401, SLG: 0.609 (1, 8)		6-3						P6 1B			1-3		6-3	5	0	1	2	1	0	4			
Orlando Cepeda, R OBP: 0.351, SLG: 0.598 (1, 7)								F8 2B					F8	6	0	1	0	0	0	5			
Jim Davenport, R OBP: 0.334, SLG: 0.436 (1, 5)		FC6-5 2B			4-3			1B 1B					F5	6	0	2	0	0	1	1			
John Orsino, R OBP: 0.280, SLG: 0.431 Ed Bailey, L OBP: 0.339, SLG: 0.424 (6, PH) (6, 2)					F5			1B 1B			4-3		F7	2	0	0	0	0	1	1			
Jose Pagan, R OBP: 0.321, SLG: 0.343 (9, 9)					K			1-2 1B						4	0	1	0	0	0	1			
Jack Sanford, R OBP: 0.219, SLG: 0.361 Stu Miller, R OBP: 0.318, SLG: 0.133 Felipe Alou, R OBP: 0.321, SLG: 0.452 Sam Jones, R OBP: 0.162, SLG: 0.194 Richard LeMay, L OBP: 0.109, SLG: 0.053 (8, 1)					6-3			G6-4-3 1B			6-3			6	0	2	0	0	1	0			
								1-2 2-3 1B						L4	3	0	0	0	0	1	3		
													1-3	0	0	0	0	0	0	0			
														0	0	0	0	0	0	2			
														0	0	0	0	0	0	0			
														2	0	0	0	0	1	0			
														2	0	0	0	0	1	0			
														1B: 12	SF: 0	2B: 2	SAC: 1	3B: 0	DP: 2	HR: 1	HBP: 0	W/P: 0	PA: 56
														E: 0	LOB: 0	K: 0	BB: 0	S: 3	P: 3			SB: 0	CS: 0
														E: 0	LOB: 0	K: 0	BB: 0	S: 3	P: 3				
														E: 0	LOB: 1	K: 1	BB: 1	S: 6	P: 10				
														E: 0	LOB: 2	K: 1	BB: 1	S: 6	P: 6				
														E: 1	LOB: 2	K: 1	BB: 1	S: 8	P: 8				
														E: 0	LOB: 1	K: 0	BB: 0	S: 5	P: 5				
														E: 0	LOB: 2	K: 0	BB: 0	S: 4	P: 4				
														E: 0	LOB: 1	K: 0	BB: 0	S: 4	P: 4				
														E: 0	LOB: 1	K: 0	BB: 0	S: 5	P: 5				
														E: 0	LOB: 0	K: 0	BB: 0	S: 5	P: 5				
														E: 0	LOB: 0	K: 1	BB: 0	S: 5	P: 5				
														E: 0	LOB: 2	K: 1	BB: 1	S: 6	P: 10				
														E: 0	LOB: 0	K: 0	BB: 0	S: 3	P: 3				
														E: 0	LOB: 0	K: 0	BB: 0	S: 3	P: 3				
														E: 0	LOB: 0	K: 0	BB: 0	S: 3	P: 3				
														E: 0	LOB: 0	K: 0	BB: 0	S: 3	P: 3				
														E: 0	LOB: 0	K: 0	BB: 0	S: 3	P: 3				
														E: 0	LOB: 0	K: 0	BB: 0	S: 3	P: 3				
														E: 0	LOB: 0	K: 0	BB: 0	S: 3	P: 3				
														E: 0	LOB: 0	K: 0	BB: 0	S: 3	P: 3				
														E: 0	LOB: 0	K: 0	BB: 0	S: 3	P: 3				
														E: 0	LOB: 0	K: 0	BB: 0	S: 3	P: 3				
														E: 0	LOB: 0	K: 0	BB: 0	S: 3	P: 3				
														E: 0	LOB: 0	K: 0	BB: 0	S: 3	P: 3				
														E: 0	LOB: 0	K: 0	BB: 0	S: 3	P: 3				
														E: 0	LOB: 0	K: 0	BB: 0	S: 3	P: 3				
														E: 0	LOB: 0	K: 0	BB: 0	S: 3	P: 3				
														E: 0	LOB: 0	K: 0	BB: 0	S: 3	P: 3				
														E: 0	LOB: 0	K: 0	BB: 0	S: 3	P: 3				
														E: 0	LOB: 0	K: 0	BB: 0	S: 3	P: 3				
														E: 0	LOB: 0	K: 0	BB: 0	S: 3	P: 3				
														E: 0	LOB: 0	K: 0	BB: 0	S: 3	P: 3				
														E: 0	LOB: 0	K: 0	BB: 0	S: 3	P: 3				
														E: 0	LOB: 0	K: 0	BB: 0	S: 3	P: 3				
														E: 0	LOB: 0	K: 0	BB: 0	S: 3	P: 3				
														E: 0	LOB: 0	K: 0	BB: 0	S: 3	P: 3				
														E: 0	LOB: 0	K: 0	BB: 0	S: 3	P: 3				
														E: 0	LOB: 0	K: 0	BB: 0	S: 3	P: 3				
														E: 0	LOB: 0	K: 0	BB: 0	S: 3	P: 3				
														E: 0	LOB: 0	K: 0	BB: 0	S: 3	P: 3				
														E: 0	LOB: 0	K: 0	BB: 0	S: 3	P: 3				
														E: 0	LOB: 0	K: 0	BB: 0	S: 3	P: 3				
														E: 0	LOB: 0	K: 0	BB: 0	S: 3	P: 3				
														E: 0	LOB: 0	K: 0	BB: 0	S: 3	P: 3				
														E: 0	LOB: 0	K: 0	BB: 0	S: 3	P: 3				
														E: 0	LOB: 0	K: 0	BB: 0	S: 3	P: 3				
														E: 0	LOB: 0	K: 0	BB: 0	S: 3	P: 3				
														E: 0	LOB: 0	K: 0	BB: 0	S: 3	P: 3				
														E: 0	LOB: 0	K: 0	BB: 0	S: 3	P: 3				
														E: 0	LOB: 0	K: 0	BB: 0	S: 3	P: 3				
														E: 0	LOB: 0	K: 0	BB: 0	S: 3	P: 3				
														E: 0	LOB: 0	K: 0	BB: 0	S: 3	P: 3				
														E: 0	LOB: 0	K: 0	BB: 0	S: 3	P: 3				
														E: 0	LOB: 0	K: 0	BB: 0	S: 3	P: 3				
														E: 0	LOB: 0	K: 0	BB: 0	S: 3	P: 3				
														E: 0	LOB: 0	K: 0	BB: 0	S: 3	P: 3				
														E: 0	LOB: 0	K: 0	BB: 0	S: 3	P: 3				
														E: 0	LOB: 0	K: 0	BB: 0	S: 3	P: 3				
														E: 0	LOB: 0	K: 0	BB: 0	S: 3	P: 3				
														E: 0	LOB: 0	K: 0	BB: 0	S: 3	P: 3				
														E: 0	LOB: 0	K: 0	BB: 0	S: 3	P: 3			</	








Batter	1	2	3	4	5	6	7	8	9	AB	R	H	RBI	BB	SO	LOB	TOP			
Maury Wills, S OBP: 0.359, SLG: 0.351	1-1 S 1B		3-3 K			0-0 B1-3		2-1 WP 1B		4	0	2	0	0	1	0	<b>Los Angeles Dodgers @ Milwaukee Braves</b> Milwaukee County Stadium, Milwaukee, WI Thu Aug 31 1961, 8:05 PM EDT Att: 15,989 - Unknown  livebaseballscorecards.com  <b>AB 32</b> <b>R 1</b> <b>H 6</b> <b>RBI 1</b> <b>BB 2</b> <b>SO 5</b> <b>LOB 21</b> 			
Jim Gilliam, S OBP: 0.361, SLG: 0.361	1-1 6-3			2-1 6-3		1-1 F4		3-2 L9		4	0	0	0	0	0	2				
Tommy Davis, R OBP: 0.332, SLG: 0.425	1-2 F6			3-1 1B 1B		0-0 5-3		1-0 4-3		4	0	1	0	0	0	2				
Frank Howard, R OBP: 0.354, SLG: 0.534	0-1 F7			1-1 F9			0-0 1B 2B	0-1 F6		4	1	1	0	0	0	3				
Gil Hodges, R OBP: 0.332, SLG: 0.382 Willie Davis, L (9, PR) OBP: 0.320, SLG: 0.464		4-1 CS BB		2-2 1B		4-2 1B BB		3-1 E5 SH1-3		2	0	1	0	2	0	0				
Daryl Spencer, R OBP: 0.339, SLG: 0.390		2-3 K		1-2 F4		0-2 F3		0-0 SH1-3		3	0	0	0	0	1	5				
Charlie Neal, R OBP: 0.301, SLG: 0.372		2-1 5-3			3-2 F9		0-1 1-2 2-H 1B	0-0 L9		4	0	1	1	0	0	3				
Norm Sherry, R OBP: 0.316, SLG: 0.437			3-3 K		0-1 1-3		1-2 L7	0-3 K		4	0	0	0	0	2	4				
Don Drysdale, R OBP: 0.243, SLG: 0.381			1-2 1-3		0-0 L8		3-3 K			3	0	0	0	0	1	2				
<b>Inning Stats</b>	R: 0 E: 0 K: 0 S: 9	H: 1 LOB: 1 BB: 0 P: 12	R: 0 E: 0 K: 1 S: 6	H: 0 LOB: 0 BB: 1 P: 14	R: 0 E: 0 K: 2 S: 10	H: 0 LOB: 0 BB: 0 P: 17	R: 0 E: 0 K: 0 S: 10	H: 2 LOB: 2 BB: 0 P: 18	R: 0 E: 0 K: 0 S: 4	H: 0 LOB: 0 BB: 0 P: 5	R: 1 E: 0 K: 1 S: 19	H: 2 LOB: 2 BB: 1 P: 27	R: 0 E: 0 K: 0 S: 8	H: 1 LOB: 1 BB: 0 P: 14	R: 0 E: 1 K: 1 S: 7	H: 0 LOB: 2 BB: 0 P: 10	1B: 5 2B: 1 3B: 0 HR: 0	SF: 0 SAC: 1 DP: 0 HBP: 0	WP: 1 PB: 0 SB: 1 CS: 1	PA: 35
<b>PITCHER</b> Bob Hendley, L ERA: 4.16	IP: 9.0 WLS: W BF: 35 H: 6 R: 1 ER: 1 SO: 5 BB: 2 IBB: 0 HBP: 0 BLK: 0 WP: 1 HR: 0 S: 80 P: 127 ERA: 1.00 WHIP: 0.889															<b>PITCHER</b>				


Batter	1	2	3	4	5	6	7	8	9	AB	R	H	RBI	BB	SO	LOB	BOTTOM			
Lee Maye, L OBP: 0.333, SLG: 0.470	0-2 BB 1B		2-2 4-3 SH5-4 S 1B		1-3 K		0-1 S 1B			4	1	3	0	0	1	0	<b>Los Angeles Dodgers @ Milwaukee Braves</b> Milwaukee County Stadium, Milwaukee, WI Thu Aug 31 1961, 8:05 PM EDT Att: 15,989 - Unknown  livebaseballscorecards.com  <b>AB 28</b> <b>R 2</b> <b>H 6</b> <b>RBI 1</b> <b>BB 2</b> <b>SO 7</b> <b>LOB 11</b> 			
Frank Bolling, R OBP: 0.337, SLG: 0.394	1-0 F6		0-0 SH5-4		0-1 F4		2-1 L8			3	0	0	0	0	0	2				
Eddie Mathews, L OBP: 0.404, SLG: 0.540	2-1 F2		2-0 4-3		1-0 4-3			0-0 1-3		4	0	0	0	0	0	2				
Hank Aaron, R OBP: 0.380, SLG: 0.611	4-0 1-2 BB		4-0 S IBB			3-2 SH3 2B		1-3 K		2	0	1	0	2	1	0				
Joe Adcock, R OBP: 0.348, SLG: 0.496	0-3 K		3-3 K			0-1 SH3		2-1 6-3		3	0	0	0	0	2	3				
Frank Thomas, R OBP: 0.350, SLG: 0.546		1-1 HR		2-0 5-3		0-3 K				3	1	1	1	0	1	1				
Joe Torre, R OBP: 0.332, SLG: 0.427		1-0 G3		2-0 2B		1-0 5-3				3	0	1	0	0	0	1				
Roy McMillan, R OBP: 0.313, SLG: 0.300		1-2 4-3		1-0 F7			2-2 6-3			3	0	0	0	0	0	1				
Bob Hendley, R OBP: 0.087, SLG: 0.045		0-1 6-3		0-3 K			0-3 K			3	0	0	0	0	2	1				
<b>Inning Stats</b>	R: 0 E: 0 K: 1 S: 9	H: 1 LOB: 2 BB: 1 P: 16	R: 1 E: 0 K: 0 S: 8	H: 1 LOB: 0 BB: 0 P: 11	R: 1 E: 0 K: 1 S: 8	H: 1 LOB: 1 BB: 1 P: 19	R: 0 E: 0 K: 1 S: 6	H: 1 LOB: 1 BB: 0 P: 11	R: 0 E: 0 K: 1 S: 9	H: 0 LOB: 0 BB: 0 P: 8	R: 0 E: 0 K: 1 S: 14	H: 1 LOB: 1 BB: 0 P: 18	R: 0 E: 0 K: 1 S: 6	H: 0 LOB: 0 BB: 0 P: 9	R: 0 E: 0 K: 1 S: 7	H: 0 LOB: 0 BB: 0 P: 10		1B: 3 2B: 2 3B: 0 HR: 1	SF: 0 SAC: 2 DP: 0 HBP: 0	WP: 0 PB: 0 SB: 3 CS: 0
<b>PITCHER</b> Don Drysdale, R ERA: 3.79	IP: 8.0 WLS: L BF: 32 H: 6 R: 2 ER: 2 SO: 7 BB: 1 IBB: 1 HBP: 0 BLK: 0 WP: 0 HR: 1 S: 66 P: 105 ERA: 2.25 WHIP: 0.875															<b>PITCHER</b>				







Batter	1	2	3	4	5	6	7	8	9	AB	R	H	RBI	BB	SO	LOB	TOP			
<b>Maury Wills, S</b> OBP: 0.361, SLG: 0.358 (1,6)	2-2 6-3		2-3 K			1-0 1B		2-2 F8		4	0	1	0	0	1	1	<b>Los Angeles Dodgers @ Milwaukee Braves</b> Milwaukee County Stadium, Milwaukee, WI Sat Sep 02 1961, 4:33 AM EDT Att: 17,345 - Unknown 			
<b>Jim Gilliam, S</b> OBP: 0.357, SLG: 0.353 (1,5)	0-1 F3		3-1 5-3			2-2 F4		0-0 F3		4	0	0	0	0	2					
<b>Tommy Davis, R</b> OBP: 0.331, SLG: 0.428 (1,8)	3-1 3B			1-1 F4		3-3 K			0-0 6-3	4	0	1	0	0	1					
<b>Frank Howard, R</b> OBP: 0.359, SLG: 0.529 (1,9)	0-0 F4			1-1 F5			3-2 6-3		0-0 1B	4	0	1	0	0	1					
<b>Gil Hodges, R</b> OBP: 0.330, SLG: 0.379 (1,3)		3-2 6-3		3-1 F5			0-1 F9		3-2 1B	4	0	1	0	0	0					
<b>Wally Moon, L</b> OBP: 0.331, SLG: 0.505 (1,7)		0-1 1B			1-3 K		1-0 1B		1-0 F4	4	0	2	0	0	1					
<b>Charlie Neal, R</b> OBP: 0.299, SLG: 0.363 (1,4)		1-2 F8			0-0 G3		0-2 4-3		1-0 F9	4	0	0	0	0	4					
<b>Norm Sherry, R</b> OBP: 0.316, SLG: 0.446 (1,2)		1-0 F9			1-0 6-3			0-0 2B		3	0	1	0	0	1					
<b>Sandy Koufax, R</b> OBP: 0.162, SLG: 0.061 (1,1)			0-2 L3			1-2 1-3		1-2 F3		2	0	0	0	0	0					
<b>Gordie Windhorn, R</b> (& PH) OBP: 0.353, SLG: 0.357 (8,1)										1	0	0	0	0	1					
<b>Roger Craig, R</b> OBP: 0.192, SLG: 0.125 (8,1)										0	0	0	0	0	0					
<b>Inning Stats</b>	R: 0 E: 0 K: 0 S: 8	H: 1 LOB: 1 BB: 0 P: 13	R: 0 E: 0 K: 0 S: 10	H: 1 LOB: 1 BB: 0 P: 15	R: 0 E: 0 K: 1 S: 9	H: 0 LOB: 0 BB: 0 P: 14	R: 0 E: 0 K: 0 S: 6	H: 0 LOB: 0 BB: 0 P: 11	R: 0 E: 0 K: 1 S: 5	H: 0 LOB: 0 BB: 0 P: 7	R: 0 E: 0 K: 0 S: 10	H: 1 LOB: 1 BB: 0 P: 17	R: 0 E: 0 K: 0 S: 9	H: 1 LOB: 1 BB: 0 P: 13	R: 0 E: 0 K: 0 S: 7	H: 2 LOB: 2 BB: 0 P: 12	1B: 5 2B: 1 3B: 1 HR: 0	SF: 0 SAC: 0 DP: 0 HBP: 0	WP: 0 PB: 0 CS: 0	PA: 34
<b>PITCHER</b> <b>Warren Spahn, L</b> ERA: 2.86 (1,1)	IP: 9.0 WLS: W BF: 34 H: 7 R: 0 ER: 0 SO: 3 BB: 0 IBB: 0 HBP: 0 BLK: 0 WP: 0 HR: 0 S: 72 P: 113 ERA: 0.00 WHIP: 0.778															<b>PITCHER</b>				

Batter	1	2	3	4	5	6	7	8	9	AB	R	H	RBI	BB	SO	LOB	BOTTOM			
<b>Gino Cimoli, R</b> OBP: 0.275, SLG: 0.341 (1,8)	0-0 5-3	0-1 F8			1-2 F7			0-1 1B		4	0	1	0	0	0	0	<b>Los Angeles Dodgers @ Milwaukee Braves</b> Milwaukee County Stadium, Milwaukee, WI Sat Sep 02 1961, 4:33 AM EDT Att: 17,345 - Unknown 			
<b>Frank Bolling, R</b> OBP: 0.334, SLG: 0.390 (1,4)	1-2 1B		0-0 L9		2-1 F7		0-1 F7			4	1	0	0	0	1					
<b>Eddie Mathews, L</b> OBP: 0.405, SLG: 0.538 (1,5)	0-0 1B		0-1 FC5-4		1-0 4-3			0-1 1B		4	1	3	0	0	0					
<b>Hank Aaron, R</b> OBP: 0.378, SLG: 0.606 (1,9)	4-2 1B		0-0 F3			0-0 F9		1-2 F5		3	1	1	0	1	2					
<b>Joe Adcock, R</b> OBP: 0.346, SLG: 0.491 (1,3)	0-0 FC5-4		0-2 FC5-4			0-0 F9		1-3 K		4	0	1	2	0	1					
<b>Frank Thomas, R</b> OBP: 0.346, SLG: 0.538 (1,7)	1-3 2H 3H 1B		1-2 FC5-4		0-1 6-3		0-2 L5		1-0 F2	4	0	0	1	0	3					
<b>Roy McMillan, R</b> OBP: 0.311, SLG: 0.296 (1,6)	0-3 K				0-1 6-3			2-2 L4		3	0	0	0	1	1					
<b>Sammy White, R</b> OBP: 0.216, SLG: 0.324 (1,2)		0-2 F6			0-0 FC4-6			2-1 HR		3	1	2	1	0	0					
<b>Warren Spahn, L</b> OBP: 0.256, SLG: 0.370 (1,1)					0-1 FC4-6			1-2 F9		3	0	0	0	1	1					
<b>Inning Stats</b>	R: 3 E: 1 K: 1 S: 15	H: 2 LOB: 1 BB: 1 P: 21	R: 0 E: 0 K: 1 S: 9	H: 0 LOB: 0 BB: 0 P: 12	R: 0 E: 0 K: 0 S: 7	H: 1 LOB: 1 BB: 0 P: 7	R: 0 E: 0 K: 0 S: 7	H: 1 LOB: 1 BB: 0 P: 7	R: 0 E: 0 K: 0 S: 6	H: 0 LOB: 0 BB: 0 P: 11	R: 0 E: 0 K: 0 S: 6	H: 1 LOB: 0 BB: 0 P: 6	R: 1 E: 0 K: 0 S: 16	H: 2 LOB: 1 BB: 0 P: 21	R: 0 E: 0 K: 1 S: 9	H: 1 LOB: 1 BB: 0 P: 12	1B: 6 2B: 2 3B: 0 HR: 1	SF: 0 SAC: 0 DP: 1 HBP: 0	WP: 0 PB: 0 CS: 0	PA: 33
<b>PITCHER</b> <b>Sandy Koufax, L</b> ERA: 3.39 (1,1)	IP: 7.0 WLS: L BF: 29 H: 7 R: 4 ER: 2 SO: 2 BB: 1 IBB: 0 HBP: 0 BLK: 0 WP: 0 HR: 1 S: 67 P: 85 ERA: 2.57 WHIP: 1.143															<b>PITCHER</b>				
<b>Roger Craig, R</b> ERA: 5.96 (8,1)	IP: 1.0 WLS: L BF: 4 H: 1 R: 0 ER: 0 SO: 1 BB: 0 IBB: 0 HBP: 0 BLK: 0 WP: 0 HR: 0 S: 9 P: 12 ERA: 0.00 WHIP: 1.000															<b>PITCHER</b>				



Batter	1	2	3	4	5	6	7	8	9	AB	R	H	RBI	BB	SO	LOB	TOP								
Gino Cimoli, R (1, 8) Lee Mays, L (9, PH) OBP: 0.280, SLG: 0.341 OBP: 0.337, SLG: 0.470										3	0	1	0	1	0	0	<b>Milwaukee Braves @ Chicago Cubs</b> Wrigley Field, Chicago, IL Sun Sep 03 1961, 3:33 AM CDT Cloudy - 84 F								
Frank Bolling, R (1, 4) Bob Boyd, L (9, PH) OBP: 0.332, SLG: 0.387 OBP: 0.271, SLG: 0.284										4	0	0	0	0	2	4									
Eddie Mathews, L (1, 5) OBP: 0.403, SLG: 0.534										4	0	0	0	1	1	2									
Hank Aaron, R (1, 9) OBP: 0.380, SLG: 0.609										4	1	2	2	1	2	2									
Joe Adcock, R (1, 3) OBP: 0.347, SLG: 0.496										4	2	1	2	1	1	3									
Frank Thomas, R (1, 7) OBP: 0.342, SLG: 0.532										4	0	0	0	0	1	1									
Roy McMillan, R (1, 6) OBP: 0.311, SLG: 0.296										4	0	1	0	0	1	1									
Sammy White, R (1, 2) OBP: 0.244, SLG: 0.341										4	0	2	1	0	1	0									
Lew Burdette, R (1, 1) OBP: 0.226, SLG: 0.363										3	0	0	0	0	1	4									
Bob Buhl, R (8, 1) Al Spangler, L (9, PH) OBP: 0.141, SLG: 0.068 OBP: 0.422, SLG: 0.292										0	0	0	0	0	0	0									
										1	0	0	0	0	1	0									
<b>Inning Stats</b>	R: 0 E: 0 K: 1 S: 5	H: 1 LOB: 1 BB: 1 P: 9	R: 0 E: 0 K: 0 S: 3	H: 0 LOB: 0 BB: 0 P: 3	R: 0 E: 0 K: 0 S: 3	H: 0 LOB: 0 BB: 0 P: 3	R: 0 E: 0 K: 1 S: 5	H: 0 LOB: 0 BB: 0 P: 5	R: 1 E: 1 K: 2 S: 9	H: 1 LOB: 3 BB: 2 P: 17	R: 2 E: 0 K: 0 S: 7	H: 4 LOB: 2 BB: 0 P: 7	R: 0 E: 0 K: 3 S: 10	H: 0 LOB: 2 BB: 1 P: 14	R: 0 E: 0 K: 3 S: 9	H: 0 LOB: 0 BB: 0 P: 9	R: 2 E: 0 K: 1 S: 8	H: 3 LOB: 1 BB: 0 P: 8	1B: 6 2B: 2 3B: 0 HR: 1	SF: 0 SAC: 0 DP: 0 HBP: 0	WP: 0 PB: 2 SB: 1 CS: 1	PA: 41			
<b>PITCHER</b>	IP	WLS	BF	H	R	ER	SO	BB	IBB	HBP	BLK	WP	HR	S	P	ERA	WHIP								
Jim Brewer, L (1, 1) ERA: 5.77	5.2		26	6	3	2	4	3	0	0	0	0	1	31	43	3.18	1.588								
Barney Schultz, R (6, 1) ERA: 2.29	2.1	W	9	0	0	0	6	0	1	0	0	0	0	20	24	0.00	0.000								
Bob Anderson, R (9, 1) ERA: 3.94	0.1		3	2	2	2	1	0	0	0	0	0	0	5	5	54.00	6.000								
Don Elston, R (9, 1) ERA: 5.9	0.1	S	2	1	0	0	0	0	0	0	0	0	0	2	2	0.00	3.000								
Glen Hobbie, R (9, 1) ERA: 4.12	0.1		1	0	0	0	0	0	0	0	0	0	0	1	1	0.00	0.000								

AB	37
R	5
H	9
RBI	5
BB	4
SO	11
LOB	17



Batter	1	2	3	4	5	6	7	8	9	AB	R	H	RBI	BB	SO	LOB	BOTTOM								
Richie Ashburn, L (1, 8) OBP: 0.373, SLG: 0.298										4	1	1	0	0	0	2	<b>Milwaukee Braves @ Chicago Cubs</b> Wrigley Field, Chicago, IL Sun Sep 03 1961, 3:33 AM CDT Cloudy - 84 F								
Andra Rodgers, R (1, 3) OBP: 0.338, SLG: 0.428										4	2	2	0	0	0	1									
14 Ernie Banks, R (1, 6) OBP: 0.360, SLG: 0.525										3	2	1	2	1	1	0									
George Altman, L (1, 9) OBP: 0.354, SLG: 0.577										4	1	2	3	0	1	0									
Billy Williams, L (1, 7) OBP: 0.344, SLG: 0.493										4	0	0	1	0	0	1									
Ron Santo, R (1, 5) OBP: 0.397, SLG: 0.493										3	0	0	0	0	0	0									
Sammy Taylor, L (1, 2) OBP: 0.329, SLG: 0.389										3	0	0	0	0	1	0									
Mel Roach, R (1, 4) OBP: 0.228, SLG: 0.225										2	0	0	0	0	0	0									
Bob Will, L (8, PH) OBP: 0.355, SLG: 0.343										1	0	1	0	0	0	0									
Bob Anderson, R (9, 1) OBP: 0.143, SLG: 0.206										0	0	0	0	0	0	0									
Don Elston, R (9, 1) OBP: 0.222, SLG: 0.222										0	0	0	0	0	0	0									
Glen Hobbie, R (9, 1) OBP: 0.229, SLG: 0.308										0	0	0	0	0	0	0									
Jim Brewer, L (1, 1) OBP: 0.250, SLG: 0.182										2	0	1	0	0	0	0									
Barney Schultz, R (6, 1) OBP: 0.100, SLG: 0.100										0	0	0	0	0	0	0									
Jerry Kindall, R (9, 4) OBP: 0.290, SLG: 0.422										1	0	0	0	0	0	1									
<b>Inning Stats</b>	R: 0 E: 0 K: 1 S: 5	H: 1 LOB: 0 BB: 0 P: 5	R: 1 E: 0 K: 0 S: 4	H: 1 LOB: 0 BB: 0 P: 4	R: 0 E: 0 K: 0 S: 3	H: 0 LOB: 0 BB: 0 P: 3	R: 2 E: 0 K: 0 S: 5	H: 2 LOB: 0 BB: 0 P: 5	R: 0 E: 0 K: 0 S: 4	H: 1 LOB: 1 BB: 0 P: 4	R: 0 E: 0 K: 1 S: 5	H: 0 LOB: 0 BB: 0 P: 5	R: 0 E: 0 K: 1 S: 5	H: 0 LOB: 0 BB: 0 P: 5	R: 3 E: 0 K: 0 S: 6	H: 3 LOB: 1 BB: 1 P: 10	1B: 3 2B: 2 3B: 2 HR: 1	SF: 0 SAC: 0 DP: 1 HBP: 0	WP: 0 PB: 0 SB: 0 CS: 0	PA: 32					
<b>PITCHER</b>	IP	WLS	BF	H	R	ER	SO	BB	IBB	HBP	BLK	WP	HR	S	P	ERA	WHIP								
Lew Burdette, R (1, 1) ERA: 3.94	7.2	L	31	8	6	6	3	0	0	0	0	0	0	36	40	7.04	1.043								
Bob Buhl, R (8, 1) ERA: 4.0	0.1		1	0	0	0	0	0	0	0	0	0	0	1	1	0.00	0.000								





Batter	1	2	3	4	5	6	7	8	9	AB	R	H	RBI	BB	SO	LOB	TOP																					
Lee Maye, L OBP: 0.339, SLG: 0.469 (1, 9)	F8	FC6-4 BB		1-2 1B		4-3				3	0	1	0	1	0	0																						
Roy McMillan, R OBP: 0.309, SLG: 0.294 (1, 6)	6-3	FC6-4		P3						3	0	0	0	0	0	4																						
Eddie Mathews, L OBP: 0.403, SLG: 0.533 (1, 5)	1B HR			F8		K				3	1	1	0	0	1	2																						
Hank Aaron, R OBP: 0.384, SLG: 0.618 (1, 8)	1B HR			HR		G4-3 1B				3	2	3	1	0	0	0																						
Joe Adcock, R OBP: 0.348, SLG: 0.505 (1, 3)	1B HR			2B		G4-3				3	1	2	3	0	0	1																						
Frank Thomas, R OBP: 0.342, SLG: 0.531 (1, 7)	F7			P5		FC6-4 1B				3	0	1	0	0	0	1																						
Frank Bolling, R OBP: 0.330, SLG: 0.384 (1, 4)			5-3	P4		FC6-4				3	0	0	0	0	0	2																						
Sammy White, R OBP: 0.273, SLG: 0.364 (1, 2)			SH2-4 1B	1B		P3				3	0	2	0	0	0	0																						
Tony Cloninger, R OBP: 0.214, SLG: 0.185 (1, 1)			SH2-4	K		K				2	0	0	0	0	2	1																						
<b>Inning Stats</b>	R: 3 E: 0 K: 0 S: 6	H: 3 LOB: 0 BB: 0 P: 6	R: 0 E: 0 K: 0 S: 4	H: 1 LOB: 2 BB: 1 P: 8	R: 1 E: 0 K: 0 S: 5	H: 2 LOB: 1 BB: 0 P: 5	R: 0 E: 0 K: 2 S: 9	H: 2 LOB: 2 BB: 0 P: 9	R: 0 E: 0 K: 0 S: 4	H: 2 LOB: 1 BB: 0 P: 4	R: 0 E: 0 K: 1 S: 5	H: 0 LOB: 0 BB: 0 P: 5					1B: 7 2B: 1 3B: 0 HR: 2	SF: 0 SAC: 1 DP: 1 HBP: 0	WP: 0 PB: 0 SB: 0 CS: 0	PA: 28																		
<b>PITCHER</b>	IP	WLS	BF	H	R	ER	SO	BB	IBB	HBP	BLK	WP	HR	S	P	ERA	WHIP	<b>PITCHER</b>				IP	WLS	BF	H	R	ER	SO	BB	IBB	HBP	BLK	WP	HR	S	P	ERA	WHIP
Dick Ellsworth, L ERA: 4.44 (1, 1)	3.1	L	19	8	4	4	1	1	0	0	0	0	2	20	24	10.80	2.700																					
Don Elston, R ERA: 5.69 (4, 1)	2.2		9	2	0	0	2	0	0	0	0	0	0	13	13	0.00	0.750																					

Milwaukee Braves @ Chicago Cubs  
Wrigley Field, Chicago, IL  
Sun Sep.03 1961, 3:38 AM CDT  
Att: 22,706 - Cloudy - 84 F

AB 26  
R 4  
H 10  
RBI 4  
BB 1  
SO 3  
LOB 11



Batter	1	2	3	4	5	6	7	8	9	AB	R	H	RBI	BB	SO	LOB	BOTTOM																					
Richie Ashburn, L OBP: 0.376, SLG: 0.299 (1, 8)	G4-6-3 BB			1B		4-3				2	0	1	0	1	0	1																						
Andra Rodgers, R OBP: 0.338, SLG: 0.426 (1, 3)	G4-6-3			1B		K				3	0	1	0	0	1	1																						
14 Ernie Banks, R OBP: 0.360, SLG: 0.524 (1, 6)	L5			F7		HR 1B				3	1	1	0	0	0	2																						
George Altman, L OBP: 0.354, SLG: 0.582 (1, 9)			5-3	K		HR 1B				3	1	1	2	0	1	0																						
Billy Williams, L OBP: 0.342, SLG: 0.490 (1, 7)			4-3	L8		F8				3	0	0	0	0	0	0																						
Ron Santo, R OBP: 0.397, SLG: 0.492 (1, 5)			1B	5-3		L9				3	0	1	0	0	0	0																						
Don Zimmer, R OBP: 0.299, SLG: 0.399 (1, 4)			5-3	BLK BB						1	0	0	0	1	0	1																						
Cuno Barragan, R OBP: 0.222, SLG: 0.556 (1, 2)			6-3	L8						2	0	0	0	0	0	1																						
Dick Ellsworth, L OBP: 0.106, SLG: 0.068 (1, 1)				F7		K				1	0	0	0	0	0	0																						
Don Elston, R OBP: 0.200, SLG: 0.200 (4, 1)										1	0	0	0	0	1	1																						
<b>Inning Stats</b>	R: 0 E: 0 K: 0 S: 2	H: 0 LOB: 0 BB: 1 P: 6	R: 0 E: 0 K: 0 S: 4	H: 1 LOB: 1 BB: 0 P: 4	R: 0 E: 0 K: 0 S: 5	H: 2 LOB: 2 BB: 0 P: 5	R: 0 E: 0 K: 1 S: 5	H: 0 LOB: 0 BB: 0 P: 5	R: 0 E: 0 K: 1 S: 5	H: 0 LOB: 1 BB: 1 P: 9	R: 2 E: 0 K: 1 S: 7	H: 2 LOB: 0 BB: 0 P: 7					1B: 4 2B: 0 3B: 0 HR: 1	SF: 0 SAC: 0 DP: 1 HBP: 0	WP: 0 PB: 0 SB: 0 CS: 0	PA: 24																		
<b>PITCHER</b>	IP	WLS	BF	H	R	ER	SO	BB	IBB	HBP	BLK	WP	HR	S	P	ERA	WHIP	<b>PITCHER</b>				IP	WLS	BF	H	R	ER	SO	BB	IBB	HBP	BLK	WP	HR	S	P	ERA	WHIP
Tony Cloninger, R ERA: 5.35 (1, 1)	6.0	W	24	5	2	2	3	2	0	0	0	0	1	28	36	3.00	1.167																					

Milwaukee Braves @ Chicago Cubs  
Wrigley Field, Chicago, IL  
Sun Sep.03 1961, 3:38 AM CDT  
Att: 22,706 - Cloudy - 84 F

AB 22  
R 2  
H 5  
RBI 2  
BB 2  
SO 3  
LOB 7





Batter	1	2	3	4	5	6	7	8	9	AB	R	H	RBI	BB	SO	LOB	TOP		
<b>Al Spangler, L</b> OBP: 0.402, SLG: 0.275 (1, 8)	F7	1-3			4-3			F8		4	0	0	0	0	0	1			
<b>Roy McMillan, R</b> OBP: 0.313, SLG: 0.298 (1, 6)	2B	1B	0-6-3	1B		FC3-6	1B	F9		4	1	3	0	0	0	0			
<b>Eddie Mathews, L</b> OBP: 0.402, SLG: 0.530 (1, 5)	K		9-6-3	1-2		FC3-6	F8	FC5	1B	4	0	1	0	0	1	3			
<b>Hank Aaron, R</b> OBP: 0.386, SLG: 0.621 (1, 9)	1-H	1B	2B		F9					4	1	3	1	0	0	0			
<b>Joe Adcock, R</b> OBP: 0.348, SLG: 0.503 (1, 3)	2-H	1B			F3			F8		4	0	1	1	0	0	4			
<b>Frank Thomas, R</b> OBP: 0.342, SLG: 0.528 (1, 7)	P4				5-3			5-3		4	0	1	0	0	0	3			
<b>Frank Bolling, R</b> OBP: 0.328, SLG: 0.381 (1, 4)			6-3		5-3			L5		4	0	0	0	0	0	1			
<b>Sammy White, R</b> OBP: 0.271, SLG: 0.340 (1, 2)					5-3			P6		3	0	0	0	1	0	1			
<b>Carl Willey, R</b> OBP: 0.322, SLG: 0.022 (1, 1)										1	0	0	0	0	1	1			
<b>Don Nottlebart, R</b> OBP: 0.226, SLG: 0.156 (4, 1)										1	0	0	0	0	0	0			
<b>Bob Hendley, L</b> OBP: 0.247, SLG: 0.045 (6, 1)										0	0	0	0	0	0	0			
<b>John BeMarr, R</b> OBP: 0.258, SLG: 0.048 (7, PH)										1	0	0	0	0	0	0			
<b>Johnny Antonelli, L</b> OBP: 0.298, SLG: 0.375 (7, 1)										0	0	0	0	0	0	0			
<b>Hawk Taylor, R</b> OBP: 0.196, SLG: 0.079 (9, PH)										1	0	0	0	0	0	1			
<b>Inning Stats</b>	R: 2 E: 0 K: 1 S: 8	H: 3 LOB: 1 BB: 0 P: 8	R: 0 E: 0 K: 1 S: 5	H: 0 LOB: 1 BB: 1 P: 9	R: 0 E: 0 K: 0 S: 3	H: 1 LOB: 0 BB: 0 P: 3	R: 0 E: 0 K: 0 S: 3	H: 0 LOB: 0 BB: 0 P: 3	R: 0 E: 0 K: 0 S: 5	H: 2 LOB: 2 BB: 0 P: 5	R: 0 E: 0 K: 0 S: 3	H: 0 LOB: 0 BB: 0 P: 3	R: 0 E: 0 K: 0 S: 5	H: 2 LOB: 2 BB: 0 P: 5	R: 0 E: 0 K: 0 S: 4	H: 1 LOB: 1 BB: 0 P: 4	1B: 8 2B: 2 3B: 0 HR: 0	SF: 0 SAC: 0 DP: 1 HBP: 0	WP: 0 PA: 36 PB: 0 SB: 0 CS: 0
<b>PITCHER</b> <b>Jack Curtis, L</b> ERA: 4.49 (1, 1)	IP: 9.0 WLS: W BF: 36 H: 9 R: 2 ER: 2 SO: 2 BB: 1 IBB: 0 HBP: 0 BLK: 0 WP: 0 HR: 0 S: 39 P: 43 ERA: 2.00 WHIP: 1.111															<b>PITCHER</b>			

**Milwaukee Braves @ Chicago Cubs**  
Wrigley Field, Chicago, IL  
Mon Sep 04 1961, 3:33 AM CDT  
Att: 16,230 - Cloudy - 72 F

AB 35  
R 2  
H 9  
RBI 2  
BB 1  
SO 2  
LOB 15



Batter	1	2	3	4	5	6	7	8	9	AB	R	H	RBI	BB	SO	LOB	BOTTOM
<b>Richie Ashburn, L</b> OBP: 0.377, SLG: 0.301 (1, 8)	6-3		4-3		5-3			F3		5	0	2	1	0	0	0	
<b>Andra Rodgers, R</b> OBP: 0.337, SLG: 0.422 (1, 3)	6-3		14 HR	1B	F7	F8				4	1	1	0	0	0	3	
<b>14 Ernie Banks, R</b> OBP: 0.361, SLG: 0.530 (1, 6)	6-3			1-H				P4		4	1	2	2	0	0	0	
<b>George Altman, L</b> OBP: 0.353, SLG: 0.578 (1, 9)		1B	F5		4-3			3-1		3	1	0	0	1	0	1	
<b>Billy Williams, L</b> OBP: 0.343, SLG: 0.490 (1, 7)	F8			2B		6-3		3B	1B	4	1	2	0	0	0	1	
<b>Ron Santo, R</b> OBP: 0.370, SLG: 0.498 (1, 5)	1B	1B		F8		1B	SF8	1B	1-H	4	1	3	1	0	0	1	
<b>Sammy Taylor, L</b> OBP: 0.336, SLG: 0.402 (1, 2)		G5-4-3				1B		K		4	1	3	1	0	1	1	
<b>Mel Roach, R</b> OBP: 0.222, SLG: 0.219 (1, 4)		G5-4-3			4-3					2	0	0	0	0	0	4	
<b>Bob Will, L</b> OBP: 0.355, SLG: 0.343 (6, PH)						SF8				0	0	0	0	0	0	0	
<b>Don Zimmer, R</b> OBP: 0.298, SLG: 0.398 (7, 4)										1	0	0	1	0	1	0	
<b>Jack Curtis, L</b> OBP: 0.302, SLG: 0.264 (1, 1)			F9		L4			K		4	0	1	0	0	1	2	
<b>Inning Stats</b>	R: 0 E: 0 K: 0 S: 3	H: 1 LOB: 0 BB: 0 P: 3	R: 1 E: 0 K: 0 S: 4	H: 2 LOB: 1 BB: 1 P: 8	R: 2 E: 0 K: 0 S: 5	H: 2 LOB: 0 BB: 0 P: 5	R: 0 E: 0 K: 0 S: 5	H: 2 LOB: 2 BB: 0 P: 5	R: 0 E: 0 K: 0 S: 7	H: 4 LOB: 2 BB: 0 P: 7	R: 1 E: 0 K: 1 S: 7	H: 2 LOB: 1 BB: 0 P: 7	R: 0 E: 0 K: 2 S: 7	H: 0 LOB: 0 BB: 0 P: 7	1B: 11 2B: 2 3B: 1 HR: 1	SF: 1 SAC: 0 DP: 2 HBP: 0	WP: 0 PA: 37 PB: 0 SB: 0 CS: 0
<b>PITCHER</b> <b>Carl Willey, R</b> ERA: 4.23 (1, 1)	IP: 3.1 WLS: L BF: 16 H: 7 R: 3 ER: 3 SO: 3 BB: 1 IBB: 0 HBP: 0 BLK: 0 WP: 0 HR: 1 S: 15 P: 19 ERA: 8.10 WHIP: 2.400															<b>PITCHER</b>	
<b>Don Nottlebart, R</b> ERA: 4.49 (4, 1)	IP: 2.0 WLS: L BF: 9 H: 3 R: 2 ER: 2 SO: 0 BB: 0 IBB: 0 HBP: 0 BLK: 0 WP: 0 HR: 0 S: 9 P: 9 ERA: 9.00 WHIP: 1.500															<b>PITCHER</b>	
<b>Bob Hendley, L</b> ERA: 4.12 (6, 1)	IP: 0.2 WLS: L BF: 4 H: 2 R: 0 ER: 0 SO: 0 BB: 0 IBB: 0 HBP: 0 BLK: 0 WP: 0 HR: 0 S: 4 P: 4 ERA: 0.00 WHIP: 3.000															<b>PITCHER</b>	
<b>Johnny Antonelli, L</b> ERA: 6.75 (7, 1)	IP: 2.0 WLS: L BF: 8 H: 2 R: 1 ER: 1 SO: 3 BB: 0 IBB: 0 HBP: 0 BLK: 0 WP: 0 HR: 0 S: 14 P: 14 ERA: 4.50 WHIP: 1.000															<b>PITCHER</b>	

**Milwaukee Braves @ Chicago Cubs**  
Wrigley Field, Chicago, IL  
Mon Sep 04 1961, 3:33 AM CDT  
Att: 16,230 - Cloudy - 72 F

AB 35  
R 6  
H 14  
RBI 6  
BB 1  
SO 3  
LOB 13





Batter	1	2	3	4	5	6	7	8	9	10	11	12	13	14	AB	R	H	RBI	BB	SO	LOB	TOP					
<b>Bobby Malkmus, R</b> OBP: 0.283, SLG: 0.343 (1, 5)	5-3			5-3			1-3		1-2 2-3 3-4 1B			K			6	0	2	1	0	1	0						
<b>Johnny Callison, L</b> OBP: 0.356, SLG: 0.407 (1, 7)	2B	K			5-3		K		K			4-3			6	1	1	0	0	3	5						
<b>Tony Gonzalez, L</b> OBP: 0.354, SLG: 0.437 (1, 8)	HR	2B		5-3			1-3		4-3		K				6	1	1	1	0	1	3						
<b>Don Demeter, R</b> OBP: 0.303, SLG: 0.452 (1, 3)	K			G3	2B		K		3-1		K			F8	6	0	1	0	0	3	1						
<b>Wes Covington, L</b> OBP: 0.327, SLG: 0.424 (1, 9)	HR			G3			4-3		K			G4-6-3	1B	F8	6	1	2	2	0	1	1						
<b>Tony Taylor, R</b> OBP: 0.306, SLG: 0.324 (1, 4)	6-3			BB			4-3		1-3		G4-6-3	1B		K	5	0	0	0	1	1	1						
<b>Clay Dalrymple, L</b> OBP: 0.272, SLG: 0.282 (9, PR)				G6-4-3	BB		1B		1B		1B	BB		P4	3	0	2	0	1	1	2						
<b>Ken Walters, R</b> OBP: 0.265, SLG: 0.331 (9, 5)					K		1B		1B					K	0	1	0	0	0	0	0						
<b>Charley Smith, R</b> OBP: 0.306, SLG: 0.385 (9, 5)														K	2	0	0	0	0	1	0						
<b>Ruben Amaro, R</b> OBP: 0.323, SLG: 0.328 (9, PH)				G6-4-3			F2		1B		1B	BB		K	3	0	0	0	0	0	2						
<b>Elmer Valo, L</b> OBP: 0.300, SLG: 0.279 (9, 1)				1-2			F8		1B		1B	BB		K	0	0	0	0	1	0	0						
<b>Frank Sullivan, R</b> OBP: 0.250, SLG: 0.129 (1, 1)							6-3		1B		1B			6-3	2	0	0	0	0	2	0						
<b>Robin Roberts, S</b> OBP: 0.190, SLG: 0.100 (9, PH)									1B		1-2 2-3	1B			3	0	1	0	0	1	0						
<b>Lee Walls, R</b> OBP: 0.356, SLG: 0.447 (9, 2)															1	0	1	0	0	0	0						
<b>Al Kanders, R</b> OBP: 0.200, SLG: 0.211 (9, 2)															2	0	0	0	0	0	0						
<b>Inning Stats</b>	R: 3 E: 0 K: 1 S: 8	H: 3 LOB: 0 BB: 0 P: 8	R: 0 E: 0 K: 1 S: 6	H: 2 LOB: 2 BB: 1 P: 10	R: 0 E: 0 K: 1 S: 6	H: 1 LOB: 2 BB: 1 P: 10	R: 0 E: 0 K: 0 S: 3	H: 0 LOB: 0 BB: 0 P: 3	R: 0 E: 0 K: 1 S: 4	H: 1 LOB: 1 BB: 0 P: 4	R: 0 E: 0 K: 2 S: 7	H: 0 LOB: 0 BB: 0 P: 7	R: 0 E: 0 K: 1 S: 5	H: 0 LOB: 0 BB: 0 P: 5	R: 1 E: 0 K: 2 S: 10	H: 3 LOB: 3 BB: 1 P: 14	R: 0 E: 0 K: 1 S: 5	H: 0 LOB: 0 BB: 0 P: 5	R: 0 E: 0 K: 1 S: 5	H: 0 LOB: 0 BB: 0 P: 5	R: 0 E: 0 K: 2 S: 7	H: 0 LOB: 0 BB: 0 P: 7	1B: 8 2B: 2 3B: 0 HR: 1	SF: 0 SAC: 0 DP: 2 HBP: 0	WP: 0 PB: 0 CS: 0	PA: 54	
<b>PITCHER</b>	IP	WLS	BF	H	R	ER	SO	BB	IBB	HBP	BLK	WP	HR	S	P	ERA	WHIP										
<b>Bob Buhl, R</b> ERA: 4.11	1.2		10	5	3	0	1	0	0	0	0	0	0	28	32	0.00	0.562										
<b>Don Nottebart, R</b> ERA: 4.27	5.1		19	2	0	0	5	1	0	0	0	0	0	8	12	6.75	2.250										
<b>Don McMahon, R</b> ERA: 2.7	1.1		7	2	1	1	1	1	0	0	0	0	0	8	12	6.75	2.250										
<b>Lew Burdette, R</b> ERA: 3.84	5.2	W	18	2	0	0	8	0	0	0	0	0	0	34	34	0.00	0.353										

Philadelphia Phillies @ Milwaukee Braves  
 Milwaukee County Stadium, Milwaukee, WI  
 Tue Sep 05 1961, 8:05 PM EDT  
 Att. 8,018 - Unknown

AB 51  
 R 4  
 H 11  
 RBI 4  
 BB 3  
 SO 15  
 LOB 15



Batter	1	2	3	4	5	6	7	8	9	10	11	12	13	14	AB	R	H	RBI	BB	SO	LOB	BOTTOM					
<b>Lee Mave, L</b> OBP: 0.344, SLG: 0.468 (1, 9)	G3-6-3			1B	3-1		1B		6-3			FC4-6	F7		5	1	2	0	2	0	0						
<b>Roy McMillan, R</b> OBP: 0.313, SLG: 0.297 (1, 6)	K			1B	L8		F7		BB		FC4-6	K		4	1	1	1	1	1	2							
<b>Bob Boyd, L</b> OBP: 0.280, SLG: 0.280 (11, PH)				1B					BB		1B	BB		1	0	0	0	0	1	0							
<b>Felix Mantilla, R</b> OBP: 0.333, SLG: 0.311 (12, 6)				1-3 2-4 1B	FC1-5				BB		1-2	1B		1	0	0	0	0	1	0							
<b>Eddie Mathews, L</b> OBP: 0.405, SLG: 0.534 (1, 5)	G3-6-3			3-4	FC1-5				BB		1-3	1B		6	1	4	0	1	0	3							
<b>Hank Aaron, R</b> OBP: 0.387, SLG: 0.621 (1, 8)				4-3			2B		1-3		3B	1B		6	0	2	2	1	0	6							
<b>Joe Adcock, R</b> OBP: 0.347, SLG: 0.500 (1, 3)				2B	1B				3B		1-2 2-4 1B	1B		7	0	2	1	0	1	5							
<b>Frank Thomas, R</b> OBP: 0.343, SLG: 0.530 (9, 7)				1-2 2-4 1B	1B				5-3			4-3		6-3	7	0	2	1	0	6							
<b>Al Spangler, L</b> OBP: 0.411, SLG: 0.282 (9, 7)				1-3	F8				G5-4-3		1B	BB		K	4	0	2	0	0	2							
<b>Frank Bolling, R</b> OBP: 0.325, SLG: 0.378 (1, 4)				1-3	2B				1-2		1B	BB		2	0	1	0	1	1	0							
<b>Sammy White, R</b> OBP: 0.255, SLG: 0.315 (14, PR)					F5				F9			E5		1B	7	1	1	0	0	1							
<b>John DeMerit, R</b> OBP: 0.227, SLG: 0.246 (14, PR)					L4				F8			FC4-6		1B	0	0	0	0	0	0							
<b>Bob Buhl, R</b> ERA: 4.11									F7					1B	0	0	0	0	0	0							
<b>Don Nottebart, R</b> ERA: 4.27														1B	2	1	0	0	0	0							
<b>Don McMahon, R</b> ERA: 2.7														1B	0	0	0	0	0	0							
<b>Lew Burdette, R</b> ERA: 3.84														1B	3	0	0	0	2	2							
<b>Joe Adcock, R</b> ERA: 4.46														1B	0	0	1	0	0	0							
<b>Inning Stats</b>	R: 0 E: 0 K: 1 S: 5	H: 1 LOB: 0 BB: 0 P: 5	R: 0 E: 0 K: 0 S: 5	H: 2 LOB: 2 BB: 0 P: 5	R: 0 E: 0 K: 0 S: 7	H: 1 LOB: 2 BB: 1 P: 7	R: 0 E: 0 K: 0 S: 3	H: 0 LOB: 0 BB: 0 P: 3	R: 0 E: 0 K: 0 S: 3	H: 0 LOB: 1 BB: 0 P: 9	R: 0 E: 0 K: 2 S: 8	H: 1 LOB: 1 BB: 0 P: 8	R: 0 E: 0 K: 1 S: 6	H: 1 LOB: 2 BB: 1 P: 10	R: 0 E: 0 K: 1 S: 7	H: 2 LOB: 1 BB: 0 P: 7	R: 1 E: 0 K: 1 S: 6	H: 2 LOB: 1 BB: 0 P: 6	1B: 14 2B: 2 3B: 1 HR: 0	SF: 1 SAC: 0 DP: 2 HBP: 0	WP: 0 PB: 0 CS: 0	PA: 63					
<b>PITCHER</b>	IP	WLS	BF	H	R	ER	SO	BB	IBB	HBP	BLK	WP	HR	S	P	ERA	WHIP										
<b>Robin Roberts, R</b> ERA: 5.92	8.0		35	11	4	4	2	2	0	0	0	0	0	37	45	4.50	1.625										
<b>Frank Sullivan, R</b> ERA: 4.46	5.2	L	28	6	1	1	7	4	0	0	0	0	0	38	54	1.59	1.765										

Philadelphia Phillies @ Milwaukee Braves  
 Milwaukee County Stadium, Milwaukee, WI  
 Tue Sep 05 1961, 8:05 PM EDT  
 Att. 8,018 - Unknown

AB 56  
 R 5  
 H 17  
 RBI 5  
 BB 6  
 SO 9  
 LOB 31





Batter	1	2	3	4	5	6	7	8	9	AB	R	H	RBI	BB	SO	LOB	TOP			
<b>Bobby Malkmus, R</b> OBP: 0.279, SLG: 0.337 (1, 4)	L7		F8			G4-6-3		L7		4	0	0	0	0	0	3	<b>Philadelphia Phillies @ Milwaukee Braves</b> Milwaukee County Stadium, Milwaukee, WI Wed Sep 06 1961, 8:05 PM EDT Att: 10,090 - Unknown <a href="http://livebaseballscorecards.com">livebaseballscorecards.com</a>			
<b>Johnny Callison, L</b> OBP: 0.355, SLG: 0.405 (1, 7)	K			L3			4-3		1B	4	0	1	0	0	1	0				
<b>Charley Smith, R</b> OBP: 0.303, SLG: 0.381 (1, 5)	6-3			K			5-3		K	4	0	0	0	0	2	2				
<b>Don Demeter, R</b> OBP: 0.301, SLG: 0.448 (1, 9)		K			6-3					3	0	0	0	0	1	0				
<b>Lee Walls, R</b> OBP: 0.356, SLG: 0.445 (1, 3)		6-3				FC4-6		6-3		3	0	1	0	0	0	0				
<b>Tony Gonzalez, L</b> OBP: 0.352, SLG: 0.433 (8, 1)										3	0	0	0	0	0	1				
<b>Don Ferrarese, R</b> OBP: 0.143, SLG: 0.111 (8, 1)						FC4-6		6-3		0	0	0	0	0	0	0				
<b>Dallas Green, L</b> OBP: 0.286, SLG: 0.167 (8, 1)										0	0	0	0	0	0	0				
<b>Ruben Amaro, R</b> OBP: 0.323, SLG: 0.326 (1, 6)						1-3		L9		2	0	0	0	1	0	1				
<b>Clay Dalrymple, L</b> OBP: 0.270, SLG: 0.280 (9, PH)										2	0	0	0	0	1	1				
<b>Tony Taylor, R</b> OBP: 0.305, SLG: 0.323 (9, PH)										1	0	0	0	0	0	0				
<b>John Buzhardt, R</b> OBP: 0.180, SLG: 0.152 (8, 8)										1	0	0	0	0	1	1				
<b>Ken Walters, R</b> OBP: 0.269, SLG: 0.336 (8, 8)										1	0	1	0	0	0	0				
<b>Inning Stats</b>	R: 0 E: 0 K: 1 S: 5	H: 0 LOB: 0 BB: 0 P: 5	R: 0 E: 0 K: 1 S: 5	H: 0 LOB: 0 BB: 0 P: 5	R: 0 E: 0 K: 1 S: 5	H: 0 LOB: 1 BB: 1 P: 9	R: 0 E: 0 K: 1 S: 5	H: 0 LOB: 0 BB: 0 P: 5	R: 0 E: 1 K: 0 S: 3	H: 0 LOB: 0 BB: 0 P: 5	R: 0 E: 0 K: 0 S: 3	H: 0 LOB: 0 BB: 0 P: 3	R: 0 E: 0 K: 0 S: 3	H: 0 LOB: 0 BB: 0 P: 3	R: 0 E: 0 K: 1 S: 7	H: 2 LOB: 2 BB: 0 P: 7	1B: 3 2B: 0 3B: 0 HR: 0	SF: 0 SAC: 1 DP: 1 HBP: 0	WP: 0 PB: 0 SB: 0 CS: 0	PA: 30
<b>PITCHER</b> <b>Warren Spahn, L</b> ERA: 2.75 (1, 1)	IP: 9.0 WLS: W BF: 30 H: 3 R: 0 ER: 0 SO: 6 BB: 1 IBB: 0 HBP: 0 BLK: 0 WP: 0 HR: 0 S: 41 P: 45 ERA: 0.00 WHIP: 0.444																			

Batter	1	2	3	4	5	6	7	8	9	AB	R	H	RBI	BB	SO	LOB	BOTTOM	
<b>Lee Maye, L</b> OBP: 0.343, SLG: 0.465 (1, 9)	F7							FC3-6		4	0	1	0	0	0	1	<b>Philadelphia Phillies @ Milwaukee Braves</b> Milwaukee County Stadium, Milwaukee, WI Wed Sep 06 1961, 8:05 PM EDT Att: 10,090 - Unknown <a href="http://livebaseballscorecards.com">livebaseballscorecards.com</a>	
<b>Roy McMillan, R</b> OBP: 0.314, SLG: 0.296 (1, 6)	1B		FC6			F8		SH3		2	1	0	0	1	0	1		
<b>Eddie Mathews, L</b> OBP: 0.406, SLG: 0.533 (1, 5)					4-3					3	0	1	0	1	0	1		
<b>Hank Aaron, R</b> OBP: 0.384, SLG: 0.618 (1, 8)	SF9					K		FC6-4		3	0	0	1	0	1	2		
<b>Joe Adcock, R</b> OBP: 0.349, SLG: 0.501 (1, 3)	FC5-4									3	0	2	0	0	0	1		
<b>Frank Thomas, R</b> OBP: 0.341, SLG: 0.526 (1, 7)										3	0	0	0	0	3	2		
<b>Joe Torre, R</b> OBP: 0.328, SLG: 0.421 (1, 2)										3	0	1	0	0	0	1		
<b>Felix Mantilla, R</b> OBP: 0.322, SLG: 0.299 (1, 4)										3	0	0	0	0	0	1		
<b>Warren Spahn, L</b> OBP: 0.258, SLG: 0.361 (1, 1)										2	0	0	0	1	0	0		
<b>Inning Stats</b>	R: 1 E: 0 K: 0 S: 4	H: 1 LOB: 1 BB: 1 P: 8	R: 0 E: 0 K: 1 S: 5	H: 0 LOB: 0 BB: 0 P: 5	R: 0 E: 0 K: 2 S: 8	H: 1 LOB: 1 BB: 0 P: 4	R: 0 E: 0 K: 2 S: 8	H: 1 LOB: 1 BB: 0 P: 8	R: 0 E: 0 K: 0 S: 3	H: 0 LOB: 0 BB: 0 P: 3	R: 0 E: 0 K: 1 S: 6	H: 2 LOB: 1 BB: 0 P: 6	R: 0 E: 0 K: 0 S: 3	H: 0 LOB: 2 BB: 2 P: 11	1B: 5 2B: 1 3B: 0 HR: 0	SF: 1 SAC: 1 DP: 1 HBP: 0		WP: 0 PB: 0 SB: 0 CS: 1
<b>PITCHER</b> <b>John Buzhardt, R</b> ERA: 4.15 (1, 1)	IP: 7.2 WLS: L BF: 29 H: 5 R: 1 ER: 1 SO: 4 BB: 2 IBB: 0 HBP: 0 BLK: 0 WP: 0 HR: 0 S: 35 P: 43 ERA: 1.17 WHIP: 0.913																	
<b>Don Ferrarese, L</b> ERA: 4.09 (8, 1)	0.0	1	0	0	0	0	0	0	0	0	0	0	0	0	0	4	∞	
<b>Dallas Green, R</b> ERA: 4.7 (8, 1)	0.1	1	0	0	0	0	0	0	0	0	0	1	1	0.00	0.000			





Batter	1	2	3	4	5	6	7	8	9	AB	R	H	RBI	BB	SO	LOB	TOP			
Bill Virdon, L OBP: 0.314, SLG: 0.375 (1, 8)										3	1	0	0	1	0	1	<b>Pittsburgh Pirates @ Milwaukee Braves</b> <b>Milwaukee County Stadium, Milwaukee, WI</b> Fri Sep 08 1961, 8:05 PM EDT Att: 15,606 - Unknown			
Dick Groat, R OBP: 0.321, SLG: 0.369 (1, 6)										3	1	1	0	1	0	1				
Roberto Clemente, R OBP: 0.491, SLG: 0.592 (1, 9)										4	0	1	1	0	1	1				
Dick Stuart, R OBP: 0.326, SLG: 0.542 (1, 3)										4	0	0	0	0	1	2				
Don Hoak, R OBP: 0.397, SLG: 0.473 (1, 5)										3	0	0	0	0	0	0				
Bob Skinner, L OBP: 0.357, SLG: 0.367 (1, 7)										3	0	1	0	0	0	0				
Hal Smith, R OBP: 0.271, SLG: 0.331 (1, 2)										2	0	0	0	1	0	1				
Bill Mazerowski, R OBP: 0.304, SLG: 0.362 (1, 4)										3	0	0	0	0	0	1				
Bob Friend, R OBP: 0.152, SLG: 0.167 (1, 1)										3	0	1	0	0	1	1				
<b>Inning Stats</b>	R: 0 E: 0 K: 1 S: 5	H: 0 LOB: 0 BB: 0 P: 5	R: 0 E: 0 K: 1 S: 5	H: 0 LOB: 0 BB: 0 P: 5	R: 0 E: 0 K: 0 S: 3	H: 0 LOB: 0 BB: 2 P: 3	R: 2 E: 0 K: 0 S: 3	H: 1 LOB: 0 BB: 2 P: 11	R: 0 E: 0 K: 0 S: 3	H: 1 LOB: 0 BB: 0 P: 3	R: 0 E: 0 K: 0 S: 3	H: 0 LOB: 0 BB: 0 P: 3	R: 0 E: 0 K: 1 S: 5	H: 0 LOB: 1 BB: 0 P: 9	R: 0 E: 0 K: 0 S: 4	H: 1 LOB: 1 BB: 0 P: 4	1B: 4 2B: 0 3B: 0 HR: 0	SF: 0 SAC: 0 DP: 2 HBP: 0	WP: 0 PB: 0 SB: 0 CS: 0	PA: 31
<b>PITCHER</b>	IP WLS BF H R ER SO BB IBB HBP BLK WP HR S P ERA WHIP																			
Bob Hendley, L ERA: 3.98 (1, 1)	7.0 L 23 3 2 2 2 2 2 0 0 0 0 0 0 25 33 2.57 0.714																			
Lew Burdette, R ERA: 3.81 (8, 1)	2.0 8 1 0 0 1 1 0 0 0 0 0 0 9 13 0.00 1.000																			

Batter	1	2	3	4	5	6	7	8	9	AB	R	H	RBI	BB	SO	LOB	BOTTOM			
Lee Maye, L OBP: 0.342, SLG: 0.462 (1, 9)										4	0	1	0	0	0	0	<b>Pittsburgh Pirates @ Milwaukee Braves</b> <b>Milwaukee County Stadium, Milwaukee, WI</b> Fri Sep 08 1961, 8:05 PM EDT Att: 15,606 - Unknown			
Frank Bolling, R OBP: 0.325, SLG: 0.378 (9, 4)										1	0	0	0	0	0	3				
Roy McMillan, R OBP: 0.314, SLG: 0.295 (1, 6)										2	0	0	0	1	0	1				
Al Spangler, L OBP: 0.407, SLG: 0.278 (8, PH)										1	0	0	0	0	0	0				
Eddie Mathews, L OBP: 0.405, SLG: 0.533 (1, 5)										4	1	1	0	0	0	1				
Hank Aaron, R OBP: 0.385, SLG: 0.619 (1, 8)										4	0	2	1	0	1	0				
Joe Adcock, R OBP: 0.348, SLG: 0.499 (1, 3)										4	0	1	0	0	2	2				
John DeMerit, R OBP: 0.227, SLG: 0.246 (9, PR)										0	0	0	0	0	0	0				
Frank Thomas, R OBP: 0.340, SLG: 0.524 (1, 7)										4	0	1	0	0	0	3				
Joe Torre, R OBP: 0.330, SLG: 0.422 (1, 2)										4	0	2	0	0	1	2				
Felix Mantilla, R OBP: 0.311, SLG: 0.288 (1, 4)										3	0	0	0	0	1	2				
Bob Boyd, L OBP: 0.264, SLG: 0.277 (9, PH)										1	0	0	0	0	0	2				
Bob Hendley, R OBP: 0.080, SLG: 0.042 (1, 1)										2	0	0	0	0	1	0				
Neil Chrisley, L OBP: 0.266, SLG: 0.167 (7, PH)										1	0	0	0	0	0	0				
Lew Burdette, R OBP: 0.219, SLG: 0.351 (8, 1)										0	0	0	0	0	0	0				
Gino Cimoli, R OBP: 0.284, SLG: 0.341 (9, PH)										0	0	0	0	1	0	0				
<b>Inning Stats</b>	R: 0 E: 0 K: 0 S: 3	H: 0 LOB: 0 BB: 0 P: 3	R: 0 E: 0 K: 2 S: 9	H: 2 LOB: 2 BB: 0 P: 9	R: 0 E: 0 K: 0 S: 3	H: 0 LOB: 1 BB: 1 P: 7	R: 0 E: 0 K: 1 S: 6	H: 1 LOB: 1 BB: 0 P: 6	R: 0 E: 0 K: 1 S: 6	H: 1 LOB: 1 BB: 0 P: 6	R: 1 E: 0 K: 2 S: 9	H: 2 LOB: 1 BB: 0 P: 9	R: 0 E: 0 K: 0 S: 3	H: 0 LOB: 0 BB: 0 P: 3	R: 0 E: 0 K: 0 S: 3	H: 0 LOB: 2 BB: 1 P: 9	1B: 6 2B: 2 3B: 0 HR: 0	SF: 0 SAC: 0 DP: 0 HBP: 0	WP: 0 PB: 0 SB: 1 CS: 0	PA: 37
<b>PITCHER</b>	IP WLS BF H R ER SO BB IBB HBP BLK WP HR S P ERA WHIP																			
Bob Friend, R ERA: 3.46 (1, 1)	9.0 W 37 8 1 1 6 2 0 0 0 0 0 0 47 55 1.00 1.111																			





Batter	1	2	3	4	5	6	7	8	9	AB	R	H	RBI	BB	SO	LOB	TOP				
Bill Virdon, L OBP: 0.313, SLG: 0.376 (1, 8)										4	1	1	0	0	0	0	<b>Pittsburgh Pirates @ Milwaukee Braves</b> <b>Milwaukee County Stadium, Milwaukee, WI</b> Sat Sep 09 1961, 4:33 AM EDT Att: 12,320 - Unknown				
Dick Groat, R OBP: 0.316, SLG: 0.366 (1, 6)										4	0	0	0	0	0	1					
Bob Skinner, L OBP: 0.356, SLG: 0.365 (1, 7)										2	0	0	1	1	0	0					
Dick Stuart, R OBP: 0.330, SLG: 0.550 (1, 3)										4	1	3	1	0	1	1					
Roberto Clemente, R OBP: 0.399, SLG: 0.588 (1, 9)										4	0	0	0	0	1	2					
Smoky Burgess, L OBP: 0.372, SLG: 0.496 (9, PR)										4	1	3	0	0	0	0					
Don Hoak, R OBP: 0.394, SLG: 0.469 (1, 5)										4	0	0	0	0	1	3					
Bill Mazerowski, R OBP: 0.304, SLG: 0.361 (1, 4)										4	0	1	1	0	0	2					
Earl Francis, R OBP: 0.222, SLG: 0.125 (7, 1)										3	0	0	0	0	2	2					
Bobby Shantz, R OBP: 0.326, SLG: 0.500 (7, 1)										0	0	0	0	0	0	0					
Roy Face, R OBP: 0.333, SLG: 0.333 (7, 1)										0	0	0	0	0	0	0					
<b>Inning Stats</b>	R: 1 E: 0 K: 0 S: 5	H: 2 LOB: 1 BB: 0 P: 5	R: 0 E: 0 K: 1 S: 6	H: 1 LOB: 1 BB: 0 P: 6	R: 0 E: 0 K: 1 S: 5	H: 0 LOB: 1 BB: 1 P: 9	R: 1 E: 0 K: 1 S: 7	H: 2 LOB: 1 BB: 0 P: 7	R: 0 E: 0 K: 0 S: 3	H: 0 LOB: 0 BB: 0 P: 3	R: 1 E: 0 K: 0 S: 4	H: 1 LOB: 0 BB: 0 P: 4	R: 0 E: 0 K: 1 S: 5	H: 0 LOB: 0 BB: 5 P: 5	R: 0 E: 0 K: 1 S: 6	H: 1 LOB: 1 BB: 0 P: 6	R: 0 E: 0 K: 0 S: 3	H: 1 LOB: 1 BB: 0 P: 3	1B: 4 2B: 3 3B: 0 HR: 1	SF: 1 SAC: 0 DP: 1 HBP: 0	WP: 0 PA: 35 CS: 0
<b>PITCHER</b>	IP WLS BF H R ER SO BB IBB HBP BLK WP HR S P ERA WHIP																				
Carl Willey, R ERA: 4.21 (1, 1)	7.0 28 6 3 3 4 1 0 0 0 0 1 35 39 3.86 1.000																				
Don Nottebart, R ERA: 4.2 (8, 1)	2.0 7 2 0 0 1 0 0 0 0 0 0 9 9 0.00 1.000																				

Batter	1	2	3	4	5	6	7	8	9	AB	R	H	RBI	BB	SO	LOB	BOTTOM		
Lee Maye, L OBP: 0.341, SLG: 0.458 (1, 9)										3	1	0	0	1	0	4	<b>Pittsburgh Pirates @ Milwaukee Braves</b> <b>Milwaukee County Stadium, Milwaukee, WI</b> Sat Sep 09 1961, 4:33 AM EDT Att: 12,320 - Unknown		
Don Nottebart, R OBP: 0.237, SLG: 0.171 (8, 1)										1	0	0	0	0	0	3			
Eddie Mathews, L OBP: 0.406, SLG: 0.533 (1, 5)										2	0	1	1	1	0	1			
Joe Adcock, R OBP: 0.347, SLG: 0.496 (1, 3)										3	0	0	0	1	0	4			
Hank Aaron, R OBP: 0.384, SLG: 0.618 (1, 8)										4	1	1	0	0	0	2			
Frank Thomas, R OBP: 0.338, SLG: 0.520 (1, 7)										3	1	0	0	0	0	1			
Joe Torre, R OBP: 0.329, SLG: 0.420 (1, 2)										4	0	1	1	0	0	2			
Felix Mantilla, R OBP: 0.323, SLG: 0.293 (1, 4)										2	0	1	0	1	1	0			
Roy McMillan, R OBP: 0.314, SLG: 0.295 (1, 6)										3	1	1	1	0	0	1			
Carl Willey, R OBP: 0.042, SLG: 0.021 (7, PH)										1	0	0	0	1	0	0			
Al Spangler, L OBP: 0.419, SLG: 0.288 (8, 8)										1	0	1	0	1	0	0			
<b>Inning Stats</b>	R: 1 E: 1 K: 0 S: 4	H: 0 LOB: 2 BB: 2 P: 12	R: 0 E: 0 K: 1 S: 5	H: 0 LOB: 1 BB: 1 P: 9	R: 0 E: 0 K: 0 S: 2	H: 0 LOB: 0 BB: 1 P: 6	R: 0 E: 0 K: 0 S: 4	H: 1 LOB: 1 BB: 0 P: 4	R: 0 E: 0 K: 0 S: 4	H: 1 LOB: 1 BB: 0 P: 4	R: 0 E: 0 K: 0 S: 3	H: 0 LOB: 0 BB: 0 P: 3	R: 1 E: 0 K: 0 S: 5	H: 2 LOB: 2 BB: 1 P: 9	R: 2 E: 2 K: 0 S: 6	H: 2 LOB: 2 BB: 1 P: 10	1B: 5 2B: 1 3B: 0 HR: 0	SF: 1 SAC: 3 DP: 2 HBP: 0	WP: 0 PA: 37 CS: 0
<b>PITCHER</b>	IP WLS BF H R ER SO BB IBB HBP BLK WP HR S P ERA WHIP																		
Earl Francis, R ERA: 3.84 (7, 1)	6.0 26 3 2 1 1 5 0 0 0 0 0 23 43 1.50 1.333																		
Bobby Shantz, L ERA: 3.43 (7, 1)	0.2 3 1 0 0 0 0 0 0 0 0 0 3 3 0.00 1.500																		
Roy Face, R ERA: 3.51 (7, 1)	1.1 8 2 2 1 0 0 1 0 0 0 0 7 11 6.75 1.500																		



Batter	1	2	3	4	5	6	7	8	9	AB	R	H	RBI	BB	SO	LOB	TOP					
Bill Virdon, L OBP: 0.311, SLG: 0.374 (1, 8)	F7	F8			L5		FC3-2			4	0	0	0	0	0	4	<b>Pittsburgh Pirates @ Milwaukee Braves</b> <b>Milwaukee County Stadium, Milwaukee, WI</b> Sun Sep 10 1961, 4:33 AM EDT Att: 24,198 - Unknown					
Dick Groat, R OBP: 0.316, SLG: 0.364 (1, 6)	F9		6-3		5-3		P6			4	0	0	0	0	0	3						
Roberto Clemente, R OBP: 0.399, SLG: 0.585 Joe Christopher, R OBP: 0.339, SLG: 0.364 (1, 9) (8, 9)	2B 1B		K		1-3		4-3			4	1	1	0	0	1	0						
Dick Stuart, R OBP: 0.329, SLG: 0.550 (1, 3)	1H 1B 2B		K		F3		6-3			4	1	1	1	0	1	0						
Don Hoak, R OBP: 0.395, SLG: 0.468 (1, 5)	2H 1B 1B				5-3		K			3	1	1	1	1	1	0						
Bob Skinner, L OBP: 0.355, SLG: 0.363 (1, 7)	2H 1B				F7		K			4	0	1	1	0	1	1						
Hal Smith, R OBP: 0.272, SLG: 0.331 Dick Schofield, S OBP: 0.260, SLG: 0.242 Smoky Burgess, L OBP: 0.371, SLG: 0.495 (1, 2) (7, PR) (7, 2)	F4				L7		E FC3-2 1B			3	0	1	0	0	0	1						
Bill Mazerowski, R OBP: 0.305, SLG: 0.364 (1, 4)			1-3		SH1-3 2B		E7 FC3-2 1B			4	0	2	0	0	0	0						
Tom Sturdivant, L OBP: 0.182, SLG: 0.151 Bobby Shantz, R OBP: 0.526, SLG: 0.500 (1, 1) (9, 1)			K		SH1-3 2-3		4-3			2	0	0	0	0	1	3						
										0	0	0	0	0	0	0						
<b>Inning Stats</b>	R: 3 E: 0 K: 0 S: 7	H: 4 LOB: 1 BB: 0 P: 7	R: 0 E: 0 K: 1 S: 5	H: 0 LOB: 0 BB: 0 P: 5	R: 0 E: 0 K: 2 S: 7	H: 0 LOB: 0 BB: 0 P: 7	R: 0 E: 0 K: 0 S: 3	H: 0 LOB: 0 BB: 0 P: 3	R: 0 E: 0 K: 1 S: 4	H: 1 LOB: 1 BB: 0 P: 4	R: 0 E: 0 K: 1 S: 5	H: 0 LOB: 1 BB: 1 P: 9	R: 0 E: 0 K: 0 S: 5	H: 2 LOB: 2 BB: 0 P: 5	R: 0 E: 0 K: 1 S: 5	H: 0 LOB: 0 BB: 0 P: 5	R: 0 E: 0 K: 0 S: 3	H: 0 LOB: 0 BB: 0 P: 3	1B: 5 2B: 2 3B: 0 HR: 0	SF: 0 SAC: 1 DP: 0 HBP: 0	WP: 0 PB: 0 SB: 0 CS: 0	PA: 35
<b>PITCHER</b> Warren Spahn, L ERA: 2.76 (1, 1)	IP: 9.0 WLS: W BF: 35 H: 7 R: 3 ER: 3 SO: 5 BB: 1 IBB: 0 HBP: 0 BLK: 0 WP: 0 HR: 0 S: 44 P: 48 ERA: 3.00 WHIP: 0.889																					

AB 33  
R 3  
H 7  
RBI 3  
BB 1  
SO 5  
LOB 12



Batter	1	2	3	4	5	6	7	8	9	AB	R	H	RBI	BB	SO	LOB	BOTTOM					
Lee Maye, L OBP: 0.339, SLG: 0.452 (1, 9)	F8		K	K			F8		1B SH3-4 BB	4	0	0	0	1	2	1	<b>Pittsburgh Pirates @ Milwaukee Braves</b> <b>Milwaukee County Stadium, Milwaukee, WI</b> Sun Sep 10 1961, 4:33 AM EDT Att: 24,198 - Unknown					
Roy McMillan, R OBP: 0.317, SLG: 0.299 (1, 6)	HBP 1B		1B 1B		P3		BB 1B		SH3-4	4	1	3	0	0	0	0						
Eddie Mathews, L OBP: 0.406, SLG: 0.529 (1, 5)	1-2 HBP		P4		P3		FC6-4 BB		K	3	0	0	0	1	1	3						
Hank Aaron, R OBP: 0.384, SLG: 0.615 (1, 8)	P6		1B 1B		P3		FC6-4		1B IBB	4	0	1	0	1	0	4						
Joe Adcock, R OBP: 0.350, SLG: 0.503 (1, 3)	4-3		1-3 2H 1B		5-3				HR 1B	5	1	3	3	0	0	2						
Frank Thomas, R OBP: 0.337, SLG: 0.518 (1, 7)			F5		P6		5-3			4	0	1	0	0	0	2						
Joe Torre, R OBP: 0.326, SLG: 0.415 (1, 2)			F9		L5		L5			4	0	0	0	0	1	1						
Frank Bolling, R OBP: 0.324, SLG: 0.378 (1, 4)			P6				6-3		P6	4	0	1	0	0	0	1						
Warren Spahn, L OBP: 0.268, SLG: 0.402 Al Spangler, L OBP: 0.419, SLG: 0.288 (1, 1) (9, PR)	F7				L9		HR		SH3-4 BB 1B 1B	4	1	2	1	0	0	2						
										0	1	0	0	0	0	0						
<b>Inning Stats</b>	R: 0 E: 0 K: 0 S: 4	H: 1 LOB: 2 BB: 0 P: 5	R: 0 E: 0 K: 0 S: 4	H: 1 LOB: 1 BB: 0 P: 4	R: 1 E: 0 K: 1 S: 8	H: 3 LOB: 2 BB: 0 P: 8	R: 0 E: 0 K: 1 S: 6	H: 1 LOB: 1 BB: 0 P: 6	R: 0 E: 0 K: 0 S: 3	H: 0 LOB: 0 BB: 0 P: 3	R: 0 E: 0 K: 1 S: 5	H: 0 LOB: 0 BB: 0 P: 5	R: 1 E: 0 K: 0 S: 5	H: 2 LOB: 2 BB: 1 P: 9	R: 0 E: 0 K: 0 S: 4	H: 1 LOB: 0 BB: 0 P: 4	R: 1 E: 0 K: 1 S: 6	H: 2 LOB: 3 BB: 2 P: 14	1B: 8 2B: 1 3B: 0 HR: 2	SF: 0 SAC: 1 DP: 0 HBP: 1	WP: 0 PB: 0 SB: 0 CS: 0	PA: 41
<b>PITCHER</b> Tom Sturdivant, R ERA: 3.63 Bobby Shantz, L ERA: 3.4 (1, 1) (9, 1)	IP: 8.0 WLS: L BF: 37 H: 10 R: 4 ER: 4 SO: 3 BB: 2 IBB: 0 HBP: 1 BLK: 0 WP: 0 HR: 2 S: 40 P: 49 ERA: 4.50 WHIP: 1.500																					

AB 36  
R 4  
H 11  
RBI 4  
BB 3  
SO 4  
LOB 16





Batter	1	2	3	4	5	6	7	8	9	AB	R	H	RBI	BB	SO	LOB	TOP					
Lee Mays, L (1, 9) OBP: 0.338, SLG: 0.450										4	0	1	0	0	1	2	<b>Milwaukee Braves @ St. Louis Cardinals</b> Sportsman's Park, St. Louis, MO Mon Sep 11 1961, 8:05 PM EDT Att: 7,423 - Unknown					
Roy McMillan, R (1, 6) OBP: 0.317, SLG: 0.299										4	0	1	1	0	2	1						
Eddie Mathews, L (1, 5) OBP: 0.403, SLG: 0.525										4	0	0	0	0	0	3						
Hank Aaron, R (1, 8) OBP: 0.381, SLG: 0.610										4	0	0	0	0	0	3						
Joe Adcock, R (1, 3) OBP: 0.351, SLG: 0.502										3	0	1	0	1	0	0						
Frank Thomas, R (1, 7) OBP: 0.336, SLG: 0.515 John DeMerit, R (9, PR) OBP: 0.227, SLG: 0.246										4	0	1	0	0	0	3						
Joe Torre, R (1, 2) OBP: 0.325, SLG: 0.413										4	0	1	0	0	0	2						
Frank Bolling, R (1, 4) OBP: 0.324, SLG: 0.378 Al Spangler, L (9, PH) OBP: 0.415, SLG: 0.284										3	1	1	0	0	1	2						
Lew Burdette, R (1, 1) OBP: 0.216, SLG: 0.347 Hawk Taylor, R (7, PH) OBP: 0.150, SLG: 0.056 Don Nottebart, R (7, 1) OBP: 0.237, SLG: 0.171										1	0	0	0	0	0	0						
<b>Inning Stats</b>	R: 0 E: 0 K: 2 S: 7	H: 0 LOB: 0 BB: 0 P: 7	R: 0 E: 0 K: 0 S: 4	H: 1 LOB: 1 BB: 0 P: 4	R: 1 E: 1 K: 0 S: 6	H: 2 LOB: 2 BB: 0 P: 6	R: 0 E: 0 K: 0 S: 4	H: 1 LOB: 1 BB: 0 P: 4	R: 0 E: 0 K: 1 S: 5	H: 0 LOB: 0 BB: 0 P: 5	R: 0 E: 0 K: 0 S: 3	H: 0 LOB: 1 BB: 1 P: 7	R: 0 E: 0 K: 2 S: 7	H: 0 LOB: 0 BB: 0 P: 7	R: 0 E: 0 K: 0 S: 4	H: 1 LOB: 1 BB: 0 P: 4		R: 0 E: 1 K: 0 S: 4	H: 1 LOB: 2 BB: 0 P: 4	1B: 6 2B: 0 3B: 0 HR: 0	SF: 0 SAC: 1 DP: 1 HBP: 0	WP: 0 PB: 0 SB: 1 CS: 0
<b>PITCHER</b> Larry Jackson, R (1, 1) ERA: 3.8	IP: 9.0 WLS: W BF: 35 H: 6 R: 1 ER: 1 SO: 5 BB: 1 IBB: 0 HBP: 0 BLK: 0 WP: 0 HR: 0 S: 44 P: 48 ERA: 1.00 WHIP: 0.778															<b>PITCHER</b>						

Batter	1	2	3	4	5	6	7	8	9	AB	R	H	RBI	BB	SO	LOB	BOTTOM			
Curt Flood, R (1, 8) OBP: 0.386, SLG: 0.395										4	1	2	0	0	0	0	<b>Milwaukee Braves @ St. Louis Cardinals</b> Sportsman's Park, St. Louis, MO Mon Sep 11 1961, 8:05 PM EDT Att: 7,423 - Unknown			
Julian Javier, R (1, 4) OBP: 0.334, SLG: 0.352										3	0	0	0	1	0	1				
Bill White, L (1, 3) OBP: 0.355, SLG: 0.481										4	0	0	1	0	0	1				
Ken Boyer, R (1, 5) OBP: 0.391, SLG: 0.519										4	2	3	0	0	0	1				
Stan Musial, L (1, 7) OBP: 0.368, SLG: 0.472 Ed Olivares, R (9, 7) OBP: 0.185, SLG: 0.192										4	1	3	0	0	0	0				
Gene Oliver, R (1, 2) OBP: 0.500, SLG: 0.333 Jimmie Schaffer, R (9, 2) OBP: 0.302, SLG: 0.322										3	0	1	1	1	1	2				
Charlie James, R (1, 9) OBP: 0.294, SLG: 0.356 Carl Sawatski, L (6, PH) OBP: 0.412, SLG: 0.548 Ray Sadecki, L (6, PR) OBP: 0.256, SLG: 0.296 Don Taussig, R (7, 9) OBP: 0.332, SLG: 0.448										2	0	0	0	0	0	4				
Jerry Buchek, R (1, 6) OBP: 0.154, SLG: 0.140 Alex Grammas, R (9, 6) OBP: 0.255, SLG: 0.275										3	0	0	0	0	0	2				
Larry Jackson, R (1, 1) OBP: 0.188, SLG: 0.258										3	0	0	0	0	0	0				
<b>Inning Stats</b>	R: 0 E: 0 K: 0 S: 3	H: 0 LOB: 0 BB: 0 P: 3	R: 0 E: 0 K: 0 S: 4	H: 2 LOB: 1 BB: 0 P: 4	R: 0 E: 0 K: 0 S: 3	H: 0 LOB: 0 BB: 0 P: 3	R: 1 E: 0 K: 0 S: 6	H: 3 LOB: 2 BB: 0 P: 6	R: 0 E: 0 K: 0 S: 4	H: 1 LOB: 1 BB: 0 P: 4	R: 2 E: 1 K: 0 S: 5	H: 3 LOB: 2 BB: 1 P: 9	R: 1 E: 0 K: 0 S: 4	H: 1 LOB: 1 BB: 1 P: 8	R: 0 E: 0 K: 2 S: 7	H: 0 LOB: 0 BB: 0 P: 7		1B: 9 2B: 0 3B: 1 HR: 0	SF: 0 SAC: 0 DP: 2 HBP: 0	WP: 0 PB: 0 SB: 0 CS: 0
<b>PITCHER</b> Lew Burdette, R (1, 1) ERA: 3.83 Don Nottebart, R (7, 1) ERA: 4.2	IP: 6.0 WLS: L BF: 26 H: 9 R: 3 ER: 3 SO: 3 BB: 0 IBB: 1 HBP: 0 BLK: 0 WP: 0 HR: 0 S: 25 P: 29 ERA: 4.50 WHIP: 1.500															<b>PITCHER</b>				





Batter	1	2	3	4	5	6	7	8	9	AB	R	H	RBI	BB	SO	LOB	TOP					
Lee Maye, L (1, 9) OBP: 0.337, SLG: 0.450	1-3		1-3 2B			4-3		4-3		4	0	1	0	0	0	0						
Roy McMillan, R (1, 6) OBP: 0.315, SLG: 0.297	K		4-3			K		F7		3	0	0	0	0	2	2						
Al Spangler, L (8, PH) OBP: 0.411, SLG: 0.280										1	0	0	0	0	0	0						
Felix Mantilla, R (8, 6)										0	0	0	0	0	0	0						
Eddie Mathews, L (1, 5) OBP: 0.404, SLG: 0.530	HR		9-2			P4				3	1	1	1	1	0	2						
Hank Aaron, R (1, 8) OBP: 0.382, SLG: 0.609	K		3-H			CS 1B		1B BB FC5-2 BB		3	0	1	0	1	2	1						
Joe Adcock, R (1, 3) OBP: 0.352, SLG: 0.500		6-3				1B BB FC5-2 BB			P4	2	0	0	0	2	0	0						
Frank Thomas, R (1, 7) OBP: 0.335, SLG: 0.513	K					1-2 BB G5-4-3			F7	4	0	1	0	0	1	1						
Frank Bolling, R (1, 4) OBP: 0.326, SLG: 0.380						1-2 2-3 1B				3	0	1	0	1	1	3						
Sammy White, R (1, 2) OBP: 0.241, SLG: 0.298						1-2 2-3 3-H			BB	3	0	0	0	0	0	4						
Bob Boyd, L (9, PH) OBP: 0.291, SLG: 0.274	L6					0-0 F2			K	1	0	0	0	0	1	1						
Bob Hendley, R (1, 1) OBP: 0.107, SLG: 0.038						0-0 K				2	0	0	0	1	2	3						
Don McMahon, R (7, 1) OBP: 0.214, SLG: 0.286						2B 9-2 BB				0	0	0	0	0	0	0						
<b>Inning Stats</b>	R: 1 E: 0 K: 2 S: 8	H: 1 LOB: 0 BB: 0 P: 8	R: 0 E: 0 K: 1 S: 6	H: 1 LOB: 1 BB: 0 P: 6	R: 0 E: 0 K: 0 S: 3	H: 1 LOB: 1 BB: 1 P: 7	R: 0 E: 0 K: 0 S: 2	H: 1 LOB: 0 BB: 1 P: 6	R: 0 E: 0 K: 2 S: 7	H: 0 LOB: 0 BB: 0 P: 7	R: 0 E: 0 K: 1 S: 5	H: 0 LOB: 3 BB: 2 P: 5	R: 0 E: 0 K: 1 S: 6	H: 1 LOB: 3 BB: 2 P: 14	R: 0 E: 0 K: 1 S: 5	H: 0 LOB: 1 BB: 1 P: 9	R: 0 E: 0 K: 1 S: 5	H: 0 LOB: 1 BB: 1 P: 9	1B: 2 2B: 3 3B: 0 HR: 1	SF: 0 SAC: 0 DP: 2 HBP: 0	WP: 0 PB: 0 SB: 0 CS: 1	PA: 35
<b>PITCHER</b> Bob Gibson, R (1, 1) ERA: 3.41	IP: 9.0 WLS: W BF: 35 H: 5 R: 1 ER: 1 SO: 9 BB: 6 IBB: 0 HBP: 0 BLK: 0 WP: 0 HR: 1 S: 47 P: 71 ERA: 1.00 WHIP: 1.222															<b>PITCHER</b>	IP: 9.0 WLS: W BF: 35 H: 5 R: 1 ER: 1 SO: 9 BB: 6 IBB: 0 HBP: 0 BLK: 0 WP: 0 HR: 1 S: 47 P: 71 ERA: 1.00 WHIP: 1.222					

Milwaukee Braves @ St. Louis Cardinals  
Sportsman's Park, St. Louis, MO  
Tue Sep 12 1961, 8:05 PM EDT  
Att: 7,110 - Unknown

AB 29  
R 1  
H 5  
RBI 1  
BB 6  
SO 9  
LOB 17



Batter	1	2	3	4	5	6	7	8	9	AB	R	H	RBI	BB	SO	LOB	BOTTOM					
Curt Flood, R (1, 8) OBP: 0.381, SLG: 0.389	6-3			5-3		K		F9		4	0	0	0	0	1	3						
Julian Javier, R (1, 4) OBP: 0.333, SLG: 0.353	4-3			F9		5-3				4	1	1	0	0	0	1						
Bill White, L (1, 3) OBP: 0.357, SLG: 0.481				F5						2	0	1	1	2	0	0						
Ken Boyer, R (1, 5) OBP: 0.392, SLG: 0.519	PO									4	1	2	0	0	1	1						
Gene Oliver, R (1, 2) OBP: 0.333, SLG: 0.200										4	1	0	0	0	1	4						
Jimmie Schaffer, R (9, 2) OBP: 0.302, SLG: 0.322										0	0	0	0	0	0	0						
Charlie James, R (1, 9) OBP: 0.293, SLG: 0.354										4	1	1	1	0	1	2						
Don Taussig, R (1, 7) OBP: 0.332, SLG: 0.446										3	0	1	1	0	1	1						
Jerry Buchek, R (1, 6) OBP: 0.164, SLG: 0.151										3	0	1	0	0	2	1						
Bob Gibson, R (1, 1) OBP: 0.254, SLG: 0.333										2	0	0	0	1	1	1						
<b>Inning Stats</b>	R: 0 E: 0 K: 0 S: 2	H: 0 LOB: 0 BB: 1 P: 6	R: 0 E: 0 K: 1 S: 5	H: 0 LOB: 0 BB: 0 P: 5	R: 0 E: 0 K: 1 S: 5	H: 0 LOB: 0 BB: 0 P: 5	R: 0 E: 0 K: 0 S: 3	H: 0 LOB: 0 BB: 0 P: 3	R: 0 E: 0 K: 1 S: 6	H: 1 LOB: 1 BB: 0 P: 6	R: 0 E: 0 K: 2 S: 8	H: 1 LOB: 1 BB: 0 P: 8	R: 3 E: 1 K: 1 S: 8	H: 3 LOB: 2 BB: 2 P: 16	R: 1 E: 0 K: 2 S: 9	H: 2 LOB: 1 BB: 0 P: 9	R: 1 E: 0 K: 2 S: 9	H: 2 LOB: 1 BB: 0 P: 9	1B: 6 2B: 1 3B: 0 HR: 0	SF: 0 SAC: 0 DP: 0 HBP: 0	WP: 0 PB: 0 SB: 1 CS: 0	PA: 34
<b>PITCHER</b> Bob Hendley, L (1, 1) ERA: 4.0	IP: 6.1 WLS: L BF: 25 H: 5 R: 3 ER: 3 SO: 5 BB: 2 IBB: 0 HBP: 0 BLK: 0 WP: 0 HR: 0 S: 33 P: 41 ERA: 4.26 WHIP: 1.105															<b>PITCHER</b> Don McMahon, R (7, 1) ERA: 2.75	IP: 1.2 WLS: L BF: 8 H: 2 R: 1 ER: 1 SO: 3 BB: 1 IBB: 0 HBP: 0 BLK: 0 WP: 0 HR: 0 S: 13 P: 17 ERA: 5.40 WHIP: 1.800					

Milwaukee Braves @ St. Louis Cardinals  
Sportsman's Park, St. Louis, MO  
Tue Sep 12 1961, 8:05 PM EDT  
Att: 7,110 - Unknown

AB 30  
R 4  
H 7  
RBI 3  
BB 3  
SO 8  
LOB 14





Batter	1	2	3	4	5	6	7	8	9	AB	R	H	RBI	BB	SO	LOB	TOP					
Lee Mays, L (1, 9) OBP: 0.339, SLG: 0.449	4-0 WP BB		0-0 P6			0-0 F9		0-0 1-3 1B		3	0	1	0	1	0	1	<b>Milwaukee Braves @ Cincinnati Reds</b> Crosley Field, Cincinnati, OH Wed Sep 13 1961, 7:05 PM EDT Att: 21,632 - Unknown					
Roy McMillan, R (1, 6) OBP: 0.313, SLG: 0.295	0-3 K		0-0 P3			0-0 FC1-6 CS		0-0 1-3		3	0	0	0	0	1	2						
Bob Boyd, L (8, PH) OBP: 0.258, SLG: 0.271	1-2 K					1-2				1	0	0	0	0	0	2						
Don McMahon, R (8, 1) OBP: 0.214, SLG: 0.286										0	0	0	0	0	0	0						
Eddie Mathews, L (1, 5) OBP: 0.403, SLG: 0.528	0-0 P3		0-0 3-1			0-0 CS		0-0 FC4-6 1B		4	0	1	0	0	0	1						
Hank Aaron, R (1, 8) OBP: 0.380, SLG: 0.604	0-0 F7		0-0 P3			0-0 FC4-6 1-2		0-3 K		4	0	0	0	0	1	2						
Joe Adcock, R (1, 3) OBP: 0.349, SLG: 0.496		0-3 K				0-0 F7		0-0 P2		4	0	0	0	0	1	1						
Frank Thomas, R (1, 7) OBP: 0.333, SLG: 0.509		0-3 K				0-0 5-3		0-0 P4		3	0	0	0	0	1	1						
Joe Torre, R (1, 2) OBP: 0.325, SLG: 0.413		0-0 4-3				0-0 1B		0-0 P3		3	0	1	0	0	0	0						
Felix Mantilla, R (1, 4) OBP: 0.313, SLG: 0.282			0-0 6-3			0-0 F9		0-3 K		3	0	0	0	0	1	1						
Carl Willey, R (1, 1) OBP: 0.040, SLG: 0.020			0-3 K			0-0 E6 FC1-6		0-0 1B 1B		2	0	0	0	0	1	0						
Neil Chrissy, L (8, PH) OBP: 0.375, SLG: 0.286										1	0	1	0	0	0	0						
Frank Bowling, R (8, 4) OBP: 0.326, SLG: 0.380										0	0	0	0	0	0	0						
<b>Inning Stats</b>	R: 0 E: 0 K: 1 S: 5	H: 0 LOB: 1 BB: 1 P: 9	R: 0 E: 0 K: 2 S: 7	H: 0 LOB: 0 BB: 0 P: 7	R: 0 E: 0 K: 1 S: 5	H: 0 LOB: 0 BB: 0 P: 5	R: 0 E: 0 K: 0 S: 3	H: 0 LOB: 0 BB: 0 P: 3	R: 0 E: 0 K: 0 S: 4	H: 1 LOB: 1 BB: 0 P: 4	R: 0 E: 1 K: 0 S: 3	H: 0 LOB: 0 BB: 0 P: 3	R: 0 E: 0 K: 0 S: 4	H: 1 LOB: 1 BB: 0 P: 4	R: 0 E: 0 K: 1 S: 7	H: 2 LOB: 2 BB: 0 P: 7	R: 0 E: 0 K: 1 S: 5	H: 0 LOB: 0 BB: 0 P: 5	1B: 4 2B: 0 3B: 0 HR: 0	SF: 0 SAC: 0 DP: 0 HBP: 0	WP: 1 PB: 0 SB: 0 CS: 1	PA: 33
<b>PITCHER</b> Joey Jay, R (1, 1) ERA: 3.24	IP: 9.0 WLS: W BF: 32 H: 4 R: 0 ER: 0 SO: 6 BB: 1 IBB: 0 HBP: 0 BLK: 0 WP: 1 HR: 0 S: 43 P: 47 ERA: 0.00 WHIP: 0.556															<b>PITCHER</b>	IP: 9.0 WLS: W BF: 32 H: 4 R: 0 ER: 0 SO: 6 BB: 1 IBB: 0 HBP: 0 BLK: 0 WP: 1 HR: 0 S: 43 P: 47 ERA: 0.00 WHIP: 0.556					

Batter	1	2	3	4	5	6	7	8	9	AB	R	H	RBI	BB	SO	LOB	BOTTOM			
Don Blasingame, L (1, 4) OBP: 0.286, SLG: 0.283	0-0 P5		0-0 1B			0-0 F9		0-0 1-3		4	0	1	0	0	0	1	<b>Milwaukee Braves @ Cincinnati Reds</b> Crosley Field, Cincinnati, OH Wed Sep 13 1961, 7:05 PM EDT Att: 21,632 - Unknown			
Eddie Kasko, R (1, 6) OBP: 0.325, SLG: 0.342	0-3 K		0-3 K			0-0 1B 1-2 1B		0-0 1-3		4	0	1	0	0	2	1				
Vada Pinson, L (1, 8) OBP: 0.381, SLG: 0.510	0-0 WP 1B		0-0 4-3			0-0 1-3 2-H 1B		0-0 S 1B		4	0	3	1	0	0	1				
Frank Robinson, R (1, 9) OBP: 0.409, SLG: 0.621	0-0 3-1					0-0 F9		0-3 K		3	0	0	0	1	1	2				
Jerry Lynch, L (1, 7) OBP: 0.414, SLG: 0.647			0-0 F9			0-0 FC6-4 1B		0-0 P5		4	0	1	0	0	0	3				
Gus Bell, L (9, 7) OBP: 0.298, SLG: 0.346								0-0 F8		0	0	0	0	0	0	0				
Gordy Coleman, L (1, 3) OBP: 0.338, SLG: 0.493								0-0 P3		4	0	2	0	0	0	1				
Elio Chacon, R (8, FR) OBP: 0.387, SLG: 0.370								0-0 P3		0	0	0	0	0	0	0				
Dick Gernert, R (9, 3) OBP: 0.333, SLG: 0.333								0-0 1B		0	0	0	0	0	0	0				
Gene Freese, R (1, 5) OBP: 0.301, SLG: 0.460			0-0 6-3			0-0 FC6-4 1-2		0-0 F8		4	0	0	0	0	0	3				
Darrell Johnson, R (1, 2) OBP: 0.300, SLG: 0.324			0-0 6-3			0-0 FC1-4 1B		0-0 FC6-4 1B		4	0	3	0	0	0	1				
Joey Jay, S (1, 1) OBP: 0.105, SLG: 0.129			0-3 K			0-0 FC1-4 1B		0-0 2-3		4	1	0	0	0	1	4				
<b>Inning Stats</b>	R: 0 E: 0 K: 1 S: 6	H: 1 LOB: 1 BB: 0 P: 6	R: 0 E: 0 K: 0 S: 4	H: 1 LOB: 1 BB: 0 P: 4	R: 0 E: 0 K: 2 S: 8	H: 1 LOB: 1 BB: 0 P: 8	R: 0 E: 0 K: 0 S: 4	H: 1 LOB: 1 BB: 0 P: 4	R: 1 E: 0 K: 0 S: 6	H: 3 LOB: 3 BB: 1 P: 10	R: 0 E: 0 K: 0 S: 4	H: 1 LOB: 1 BB: 0 P: 4	R: 0 E: 0 K: 1 S: 6	H: 1 LOB: 1 BB: 0 P: 6	R: 0 E: 0 K: 0 S: 5	H: 2 LOB: 2 BB: 0 P: 5	1B: 11 2B: 0 3B: 0 HR: 0	SF: 0 SAC: 0 DP: 0 HBP: 0	WP: 1 PB: 1 SB: 1 CS: 0	PA: 36
<b>PITCHER</b> Carl Willey, R (1, 1) ERA: 4.07	IP: 7.0 WLS: L BF: 31 H: 9 R: 1 ER: 1 SO: 4 BB: 0 IBB: 1 HBP: 0 BLK: 0 WP: 1 HR: 0 S: 38 P: 42 ERA: 1.29 WHIP: 1.286															<b>PITCHER</b> Don McMahon, R (8, 1) ERA: 2.72	IP: 1.0 WLS: L BF: 5 H: 2 R: 0 ER: 0 SO: 0 BB: 0 IBB: 0 HBP: 0 BLK: 0 WP: 0 HR: 0 S: 5 P: 5 ERA: 0.00 WHIP: 2.000			





Batter	1	2	3	4	5	6	7	8	9	AB	R	H	RBI	BB	SO	LOB	TOP					
<b>John DeMerit, R</b> OBP: 0.228, SLG: 0.288 (1, 8)	0-1 HR		0-1 5-3		1-2 F4		0-0 6-3			4	1	1	1	0	0	1	<b>Milwaukee Braves @ Los Angeles Dodgers</b> Los Angeles Memorial Coliseum, Los Angeles, CA Fri Sep 15 1961, 10:05 PM EDT Att: 23,911 - Unknown					
<b>Roy McMillan, R</b> OBP: 0.313, SLG: 0.293 (1, 6)	0-1 E5 1B G6-4-3		2-3 K		4-2 BB		2-3 K			3	1	0	0	1	2	0						
<b>Eddie Mathews, L</b> OBP: 0.402, SLG: 0.525 (1, 5)	4-2 G6-4-3 1B 1-2 BB		3-3 K		0-0 F2		2-2 F8			3	0	0	0	1	1	2						
<b>Hank Aaron, R</b> OBP: 0.380, SLG: 0.604 (1, 9)	0-1 1-2 2-3 3-H 1B			2-2 6-3		1-0 1B		0-0 4-3		4	0	2	0	0	0	0						
<b>Joe Adcock, R</b> OBP: 0.349, SLG: 0.494 (1, 3)	1-0 G6-4-3		2-1 1B		1-3 K		2-1 F5			4	0	1	0	0	1	3						
<b>Frank Thomas, R</b> OBP: 0.333, SLG: 0.507 (1, 7)	1-2 2-3 3-H K		2-2 1B		3-3 K		0-0 6-3			4	0	1	0	0	2	2						
<b>Joe Torre, R</b> OBP: 0.322, SLG: 0.408 (1, 2)		0-1 5-3		1-1 G4-3		1-3 K		2-2 5-3		4	0	0	0	0	1	3						
<b>Felix Mantilla, R</b> OBP: 0.303, SLG: 0.273 (1, 4)		0-0 F3		3-3 K		1-2 F5				3	0	0	0	0	1	0						
<b>Warren Spahn, L</b> OBP: 0.266, SLG: 0.398 (2, 1)		1-3 K		4-2 BB		1-3 K				1	0	0	0	0	1	0						
<b>Tony Cloninger, R</b> OBP: 0.247, SLG: 0.185 (5, PH)										0	0	0	0	0	0	0						
<b>Gino Cimoli, R</b> OBP: 0.299, SLG: 0.341 (5, PH)										0	0	0	0	0	1	0						
<b>Seth Morehead, L</b> OBP: 0.143, SLG: 0.093 (7, PH)										1	0	0	0	0	0	1						
<b>Hawk Taylor, R</b> OBP: 0.201, SLG: 0.171 (7, 1)										0	0	0	0	0	0	0						
<b>Inning Stats</b>	R: 2 E: 1 K: 1 S: 16	H: 2 LOB: 1 BB: 1 P: 24	R: 0 E: 0 K: 1 S: 6	H: 0 LOB: 0 BB: 0 P: 7	R: 0 E: 0 K: 2 S: 9	H: 0 LOB: 0 BB: 0 P: 14	R: 0 E: 0 K: 0 S: 12	H: 2 LOB: 1 BB: 0 P: 19	R: 0 E: 0 K: 1 S: 11	H: 0 LOB: 2 BB: 2 P: 23	R: 0 E: 0 K: 3 S: 10	H: 1 LOB: 1 BB: 0 P: 16	R: 0 E: 0 K: 1 S: 7	H: 0 LOB: 0 BB: 0 P: 9	R: 0 E: 0 K: 1 S: 7	H: 0 LOB: 0 BB: 0 P: 11	R: 0 E: 0 K: 0 S: 6	H: 0 LOB: 0 BB: 0 P: 10	1B: 4 2B: 0 3B: 0 HR: 1	SF: 0 SAC: 0 DP: 2 HBP: 0	WP: 0 PB: 0 SB: 0 CS: 0	PA: 34
<b>PITCHER</b> <b>Sandy Koufax, L</b> ERA: 3.72 (1, 1)	IP: 9.0 WLS: W BF: 34 H: 5 R: 2 ER: 1 SO: 10 BB: 3 IBB: 0 HBP: 0 BLK: 0 WP: 0 HR: 1 S: 84 P: 133 ERA: 1.00 WHIP: 0.889															<b>PITCHER</b>						

Batter	1	2	3	4	5	6	7	8	9	AB	R	H	RBI	BB	SO	LOB	BOTTOM			
<b>Maury Wills, S</b> OBP: 0.345, SLG: 0.338 (1, 6)	0-0 6-3			4-2 3B BB			0-0 L6			3	2	1	0	2	0	0	<b>Milwaukee Braves @ Los Angeles Dodgers</b> Los Angeles Memorial Coliseum, Los Angeles, CA Fri Sep 15 1961, 10:05 PM EDT Att: 23,911 - Unknown			
<b>Ron Fairly, L</b> OBP: 0.433, SLG: 0.529 (1, 8) (8, 9)	1-1 4-3		4-0 2B BB	3-1 1B			1-1 L4			4	1	1	2	1	0	1				
<b>Wally Moon, L</b> OBP: 0.431, SLG: 0.517 (1, 9)	0-0 F7		0-1 1-3 2-H 3-H 2B	0-0 1B			2-1 1B			5	1	4	3	0	0	0				
<b>Willie Davis, L</b> OBP: 0.314, SLG: 0.453 (8, 8)			1-3 2-H 3-H 1B	3-H 1B			1-0 1B			0	0	0	0	0	0	0				
<b>Frank Howard, R</b> OBP: 0.351, SLG: 0.525 (1, 7)			2-1 HR	1-2 HR 1B			1-1 F3			5	2	2	1	0	0	3				
<b>Gil Hodges, R</b> OBP: 0.321, SLG: 0.388 (1, 3)			1-3 K	1-3 K			2-2 F8			4	1	0	0	1	1	4				
<b>Daryl Spencer, R</b> OBP: 0.346, SLG: 0.403 (1, 5)			4-1 1B BB	2-1 1B			3-1 F6			4	2	2	3	1	0	0				
<b>Charlie Neal, R</b> OBP: 0.299, SLG: 0.362 (1, 4)			4-0 1B BB	4-2 5-3 BB			4-1 BB			2	1	0	0	3	2	2				
<b>Norm Sherry, R</b> OBP: 0.321, SLG: 0.414 (1, 2)			1-1 BB SH1-3	1-3 K			0-2 5-3			4	1	1	2	0	2	3				
<b>Sandy Koufax, R</b> OBP: 0.152, SLG: 0.056 (1, 1)			0-0 SH1-3	2-3 K			2-1 6-3			3	0	0	0	0	1	2				
<b>Inning Stats</b>	R: 0 E: 0 K: 0 S: 4	H: 0 LOB: 0 BB: 0 P: 5	R: 6 E: 0 K: 0 S: 12	H: 3 LOB: 5 BB: 5 P: 35	R: 0 E: 0 K: 3 S: 14	H: 1 LOB: 1 BB: 0 P: 18	R: 5 E: 0 K: 1 S: 20	H: 4 LOB: 1 BB: 2 P: 38	R: 0 E: 0 K: 0 S: 7	H: 1 LOB: 1 BB: 0 P: 11	R: 0 E: 0 K: 1 S: 9	H: 0 LOB: 1 BB: 1 P: 20	R: 0 E: 0 K: 0 S: 4	H: 2 LOB: 2 BB: 0 P: 5	R: 0 E: 1 K: 1 S: 11	H: 0 LOB: 1 BB: 0 P: 14	1B: 7 2B: 1 3B: 1 HR: 2	SF: 0 SAC: 1 DP: 0 HBP: 0	WP: 0 PB: 0 SB: 0 CS: 0	PA: 43
<b>PITCHER</b> <b>Warren Spahn, L</b> ERA: 2.93 (1, 1)	IP: 1.0 WLS: L BF: 2 H: 2 R: 5 ER: 5 SO: 0 BB: 3 IBB: 0 HBP: 0 BLK: 0 WP: 0 HR: 1 S: 9 P: 24 ERA: 45.00 WHIP: 5.000															<b>PITCHER</b>				
<b>Ron Piche, R</b> ERA: 4.65 (2, 1)	IP: 2.0 WLS: L BF: 13 H: 4 R: 4 ER: 4 SO: 3 BB: 2 IBB: 1 HBP: 0 BLK: 0 WP: 0 HR: 0 S: 27 P: 47 ERA: 18.00 WHIP: 3.000															<b>PITCHER</b>				
<b>Tony Cloninger, R</b> ERA: 5.52 (4, 1)	IP: 1.0 WLS: L BF: 6 H: 2 R: 2 ER: 2 SO: 1 BB: 1 IBB: 0 HBP: 0 BLK: 0 WP: 0 HR: 1 S: 14 P: 25 ERA: 18.00 WHIP: 3.000															<b>PITCHER</b>				
<b>Seth Morehead, L</b> ERA: 6.46 (5, 1)	IP: 2.0 WLS: L BF: 8 H: 1 R: 0 ER: 0 SO: 1 BB: 1 IBB: 0 HBP: 0 BLK: 0 WP: 0 HR: 0 S: 16 P: 31 ERA: 0.00 WHIP: 1.000															<b>PITCHER</b>				
<b>Don Nottbart, R</b> ERA: 4.13 (7, 1)	IP: 2.0 WLS: L BF: 8 H: 2 R: 0 ER: 0 SO: 1 BB: 0 IBB: 0 HBP: 0 BLK: 0 WP: 0 HR: 0 S: 15 P: 19 ERA: 0.00 WHIP: 1.000															<b>PITCHER</b>				













Batter	1	2	3	4	5	6	7	8	9	AB	R	H	RBI	BB	SO	LOB	TOP										
<b>Al Spangler, L</b> OBP: 0.412, SLG: 0.275 (1, 8)										4	1	0	0	1	1	1	<b>Milwaukee Braves @ San Francisco Giants</b> Candlestick Park, San Francisco, CA Mon Sep 18 1961, 10:05 PM EDT Att: 12,995 - Unknown										
<b>Eddie Mathews, L</b> OBP: 0.401, SLG: 0.521 (1, 5)										3	0	0	0	1	1	2											
<b>Hank Aaron, R</b> OBP: 0.383, SLG: 0.602 (1, 9)										4	1	1	0	0	1	2											
<b>Lee Maye, L</b> OBP: 0.341, SLG: 0.444 (1, 7)										4	0	1	0	0	1	3											
<b>Joe Adcock, R</b> OBP: 0.345, SLG: 0.491 (1, 3)										3	0	1	1	1	1	1											
<b>Joe Torre, R</b> OBP: 0.320, SLG: 0.405 (1, 2)										3	0	1	1	1	0	3											
<b>Frank Bolling, R</b> OBP: 0.324, SLG: 0.377 (1, 4)										3	0	0	0	0	0	6											
<b>Roy McMillan, R</b> OBP: 0.313, SLG: 0.295 (1, 6)										4	0	1	0	0	0	1											
<b>Bob Hendley, R</b> OBP: 0.097, SLG: 0.034 (1, 1)										3	0	0	0	0	0	1											
<b>Inning Stats</b>	R: 1 E: 1 K: 2 S: 8	H: 0 LOB: 3 BB: 3 P: 20	R: 0 E: 0 K: 1 S: 5	H: 0 LOB: 1 BB: 1 P: 9	R: 0 E: 0 K: 1 S: 5	H: 0 LOB: 0 BB: 0 P: 5	R: 0 E: 0 K: 0 S: 4	H: 1 LOB: 1 BB: 0 P: 4	R: 0 E: 0 K: 0 S: 3	H: 0 LOB: 0 BB: 0 P: 3	R: 0 E: 0 K: 0 S: 4	H: 1 LOB: 1 BB: 0 P: 4	R: 0 E: 1 K: 0 S: 5	H: 2 LOB: 1 BB: 0 P: 5	R: 0 E: 0 K: 1 S: 5	H: 0 LOB: 0 BB: 0 P: 5	1B: 4 2B: 2 3B: 0 HR: 0	SF: 0 SAC: 2 DP: 1 HBP: 0	WP: 0 PB: 0 SB: 0 CS: 0	PA: 37							
<b>PITCHER</b>	IP	WLS	BF	H	R	ER	SO	BB	IBB	HBP	BLK	WP	HR	S	P	ERA	WHIP										
<b>Jim Duffalo, R</b> ERA: 3.4 <b>Stu Miller, R</b> ERA: 2.4	(1, 1)	7.0	32	5	2	0	4	4	0	0	0	0	0	36	52	0.00	1.286										

Batter	1	2	3	4	5	6	7	8	9	AB	R	H	RBI	BB	SO	LOB	BOTTOM										
<b>Harvey Kuenn, R</b> OBP: 0.332, SLG: 0.368 (1, 7)										2	0	1	0	2	0	0	<b>Milwaukee Braves @ San Francisco Giants</b> Candlestick Park, San Francisco, CA Mon Sep 18 1961, 10:05 PM EDT Att: 12,995 - Unknown										
<b>Chuck Hillier, L</b> OBP: 0.318, SLG: 0.312 <b>Joey Amalfitano, R</b> OBP: 0.329, SLG: 0.317 (8, PH)										3	0	0	0	0	0	2											
<b>Willie Mays, R</b> OBP: 0.395, SLG: 0.586 (1, 8)										4	0	1	0	0	0	3											
<b>Felipe Alou, R</b> OBP: 0.330, SLG: 0.468 (1, 9)										4	2	2	0	0	0	1											
<b>Orlando Cepeda, R</b> OBP: 0.346, SLG: 0.583 (1, 3)										3	1	2	2	1	0	0											
<b>Jim Davenport, R</b> OBP: 0.343, SLG: 0.438 (1, 5)										3	0	0	0	0	0	2											
<b>Ed Bailey, L</b> OBP: 0.417, SLG: 0.490 <b>John Orsino, R</b> OBP: 0.289, SLG: 0.418 (8, PH)										2	0	0	0	0	0	0											
<b>Jose Pagan, R</b> OBP: 0.308, SLG: 0.329 (1, 6)										3	0	1	0	0	0	0											
<b>Jim Duffalo, R</b> OBP: 0.417, SLG: 0.727 <b>Stu Miller, R</b> OBP: 0.348, SLG: 0.263 <b>Eddie Bressoud, R</b> OBP: 0.287, SLG: 0.358 (8, 5)										2	0	0	0	0	0	0											
<b>Inning Stats</b>	R: 0 E: 0 K: 0 S: 2	H: 0 LOB: 0 BB: 1 P: 6	R: 1 E: 0 K: 0 S: 4	H: 2 LOB: 0 BB: 0 P: 4	R: 0 E: 0 K: 0 S: 3	H: 0 LOB: 0 BB: 0 P: 3	R: 0 E: 0 K: 0 S: 3	H: 0 LOB: 0 BB: 0 P: 3	R: 0 E: 0 K: 0 S: 4	H: 1 LOB: 1 BB: 0 P: 4	R: 0 E: 0 K: 0 S: 3	H: 1 LOB: 1 BB: 1 P: 7	R: 0 E: 1 K: 1 S: 7	H: 2 LOB: 3 BB: 1 P: 11	R: 2 E: 0 K: 0 S: 2	H: 2 LOB: 0 BB: 0 P: 2	1B: 7 2B: 0 3B: 0 HR: 1	SF: 0 SAC: 0 DP: 2 HBP: 0	WP: 0 PB: 0 SB: 0 CS: 1	PA: 32							
<b>PITCHER</b>	IP	WLS	BF	H	R	ER	SO	BB	IBB	HBP	BLK	WP	HR	S	P	ERA	WHIP										
<b>Bob Hendley, L</b> ERA: 3.94	(1, 1)	8.0	32	8	3	3	1	2	1	0	0	0	1	31	43	3.38	1.250										



Batter	1	2	3	4	5	6	7	8	9	AB	R	H	RBI	BB	SO	LOB	TOP					
<b>Al Spangler, L</b> OBP: 0.411, SLG: 0.265 (1, 8)										3	1	0	0	2	1	1	<b>Milwaukee Braves @ San Francisco Giants</b> Candlestick Park, San Francisco, CA Tue Sep 19 1961, 6:33 AM EDT Att: 7,939 - Unknown					
<b>Eddie Mathews, L</b> OBP: 0.422, SLG: 0.525 (1, 5)										3	1	1	2	2	1	2						
<b>Hank Aaron, R</b> OBP: 0.383, SLG: 0.600 (1, 9)										5	1	2	0	0	1	3						
<b>Lee Maye, L</b> OBP: 0.342, SLG: 0.447 (1, 7)										4	2	1	1	1	0	4						
<b>Joe Adcock, R</b> OBP: 0.347, SLG: 0.497 (1, 3)										4	2	2	2	1	1	0						
<b>Sammy White, R</b> OBP: 0.258, SLG: 0.305 (9, PH)										2	0	1	1	0	0	0						
<b>Bob Boyd, L</b> OBP: 0.250, SLG: 0.261 (9, PH)										1	0	0	0	0	1	0						
<b>Felix Mantilla, R</b> OBP: 0.236, SLG: 0.280 (9, 6)										0	0	0	0	0	0	0						
<b>Frank Bolling, R</b> OBP: 0.328, SLG: 0.386 (1, 4)										5	2	4	2	0	0	0						
<b>Roy McMillan, R</b> OBP: 0.312, SLG: 0.301 (9, PH)										4	1	1	1	0	1	4						
<b>Joe Torre, R</b> OBP: 0.322, SLG: 0.409 (9, 2)										1	0	1	1	0	0	0						
<b>Warren Spahn, L</b> OBP: 0.263, SLG: 0.393 (4, 1)										1	0	0	0	0	0	1						
<b>Don Nottebart, R</b> OBP: 0.244, SLG: 0.164 (9, PH)										3	0	1	0	0	1	0						
<b>Ron Piche, R</b> OBP: 0.286, SLG: 0.339 (9, PH)										0	0	0	0	0	0	1						
<b>Gino Cimoli, R</b> OBP: 0.286, SLG: 0.339 (9, PH)										1	0	0	0	0	1	1						
<b>Carl Willey, R</b> OBP: 0.038, SLG: 0.020 (9, 1)										0	0	0	0	0	0	0						
<b>Inning Stats</b>	R: 0 E: 0 K: 0 S: 2	H: 0 LOB: 0 BB: 1 P: 6	R: 2 E: 0 K: 0 S: 5	H: 3 LOB: 1 BB: 1 P: 9	R: 0 E: 0 K: 1 S: 5	H: 0 LOB: 0 BB: 1 P: 9	R: 0 E: 0 K: 0 S: 3	H: 0 LOB: 0 BB: 0 P: 3	R: 5 E: 0 K: 1 S: 11	H: 6 LOB: 2 BB: 1 P: 15	R: 0 E: 0 K: 0 S: 6	H: 1 LOB: 2 BB: 1 P: 10	R: 2 E: 0 K: 0 S: 5	H: 2 LOB: 0 BB: 0 P: 5	R: 0 E: 0 K: 2 S: 7	H: 0 LOB: 1 BB: 0 P: 11	R: 1 E: 0 K: 3 S: 11	H: 2 LOB: 1 BB: 0 P: 11	1B: 8 2B: 1 3B: 1 HR: 4	SF: 1 SAC: 1 DP: 2 HBP: 0	WP: 1 PB: 0 SB: 1 CS: 0	PA: 45
<b>PITCHER</b>	IP	WLS	BF	H	R	ER	SO	BB	IBB	HBP	BLK	WP	HR	S	P	ERA	WHIP					
<b>Jack Sanford, R</b> ERA: 4.07 (1, 1)	4.1		22	8	7	7	1	3	0	0	0	0	3	21	33	14.54	2.538					
<b>Sam Jones, R</b> ERA: 4.55 (5, 1)	1.1		8	2	0	0	2	2	0	0	0	1	0	10	18	0.00	3.000					
<b>Richard LeMay, L</b> ERA: 3.48 (6, 1)	1.1		6	2	2	2	0	0	0	0	0	0	1	6	6	13.50	1.500					
<b>Bobby Bolin, R</b> ERA: 2.98 (8, 1)	1.0	W	4	0	0	0	2	1	0	0	0	0	0	7	11	0.00	1.000					
<b>Stu Miller, R</b> ERA: 2.45 (9, 1)	1.0	W	5	2	1	1	3	0	0	0	0	0	0	11	11	9.00	2.000					

Batter	1	2	3	4	5	6	7	8	9	AB	R	H	RBI	BB	SO	LOB	BOTTOM					
<b>Harvey Kuenn, R</b> OBP: 0.333, SLG: 0.368 (1, 7)										5	1	2	1	0	0	0	<b>Milwaukee Braves @ San Francisco Giants</b> Candlestick Park, San Francisco, CA Tue Sep 19 1961, 6:33 AM EDT Att: 7,939 - Unknown					
<b>Stu Miller, R</b> OBP: 0.348, SLG: 0.263 (9, 1)										0	0	0	0	0	0	0						
<b>Joey Amalfitano, R</b> OBP: 0.330, SLG: 0.316 (1, 4)										4	0	1	0	1	1	5						
<b>Willie Mays, R</b> OBP: 0.395, SLG: 0.590 (1, 8)										5	1	2	4	0	0	2						
<b>Felipe Alou, R</b> OBP: 0.331, SLG: 0.470 (9, 7)										5	2	2	0	0	0	1						
<b>Orlando Cepeda, R</b> OBP: 0.352, SLG: 0.591 (1, 3)										3	2	3	1	2	0	0						
<b>Jim Davenport, R</b> OBP: 0.344, SLG: 0.446 (1, 5)										2	1	1	1	0	0	0						
<b>Matty Alou, L</b> OBP: 0.340, SLG: 0.448 (8, PH)										1	0	0	1	1	0	1						
<b>Ed Bailey, L</b> OBP: 0.338, SLG: 0.410 (1, 2)										4	1	2	3	0	0	1						
<b>Jose Pagan, R</b> OBP: 0.310, SLG: 0.329 (1, 6)										3	2	1	0	1	0	1						
<b>Jack Sanford, R</b> OBP: 0.263, SLG: 0.348 (5, 1)										2	1	1	0	0	1	0						
<b>Sam Jones, R</b> OBP: 0.190, SLG: 0.194 (5, 1)										0	0	0	0	0	0	0						
<b>Richard LeMay, L</b> OBP: 0.143, SLG: 0.099 (7, PH)										1	0	0	0	0	0	0						
<b>Bob Fairley, L</b> OBP: 0.143, SLG: 0.099 (7, PH)										0	0	0	0	0	0	0						
<b>Bobby Bolin, R</b> OBP: 0.286, SLG: 0.339 (8, PH)										0	0	0	0	0	0	0						
<b>Jim Marshall, L</b> OBP: 0.286, SLG: 0.339 (8, PH)										0	0	0	0	0	0	0						
<b>Jim Duffalo, R</b> OBP: 0.171, SLG: 0.727 (1, 2)										0	0	0	0	0	0	0						
<b>Ernie Bowman, R</b> OBP: 0.297, SLG: 0.353 (9, 5)										0	0	0	0	0	0	0						
<b>Inning Stats</b>	R: 0 E: 0 K: 0 S: 3	H: 1 LOB: 0 BB: 0 P: 3	R: 1 E: 0 K: 0 S: 4	H: 1 LOB: 0 BB: 0 P: 4	R: 4 E: 0 K: 0 S: 7	H: 5 LOB: 1 BB: 0 P: 7	R: 2 E: 0 K: 1 S: 7	H: 2 LOB: 0 BB: 0 P: 7	R: 0 E: 0 K: 0 S: 3	H: 0 LOB: 1 BB: 1 P: 7	R: 0 E: 0 K: 0 S: 3	H: 0 LOB: 1 BB: 1 P: 7	R: 0 E: 0 K: 1 S: 8	H: 0 LOB: 1 BB: 2 P: 16	R: 3 E: 1 K: 1 S: 8	H: 3 LOB: 2 BB: 2 P: 16	R: 1 E: 1 K: 0 S: 3	H: 2 LOB: 3 BB: 2 P: 11	1B: 10 2B: 1 3B: 0 HR: 4	SF: 1 SAC: 1 DP: 2 HBP: 0	WP: 0 PB: 0 SB: 0 CS: 0	PA: 43
<b>PITCHER</b>	IP	WLS	BF	H	R	ER	SO	BB	IBB	HBP	BLK	WP	HR	S	P	ERA	WHIP					
<b>Warren Spahn, L</b> ERA: 3.15 (1, 1)	3.0		16	9	7	7	0	0	0	0	0	0	4	16	16	21.00	3.000					
<b>Don Nottebart, R</b> ERA: 4.13 (4, 1)	4.2		20	3	3	3	1	4	0	0	0	0	0	18	34	5.79	1.500					
<b>Ron Piche, R</b> ERA: 4.73 (8, 1)	0.1		2	1	0	0	1	0	0	0	0	0	0	4	4	0.00	3.000					
<b>Carl Willey, R</b> ERA: 3.98 (9, 1)	0.1	L	5	2	1	1	0	0	2	0	0	0	0	3	11	27.00	6.000					



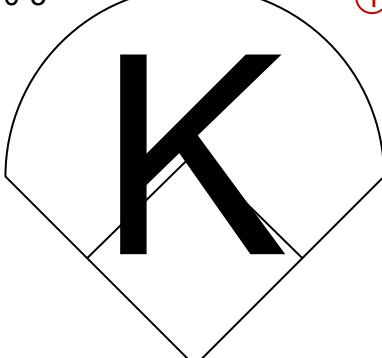
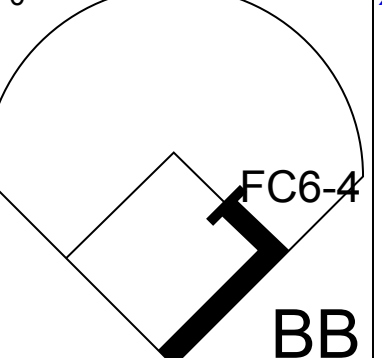
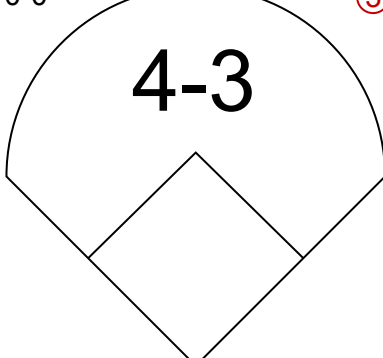
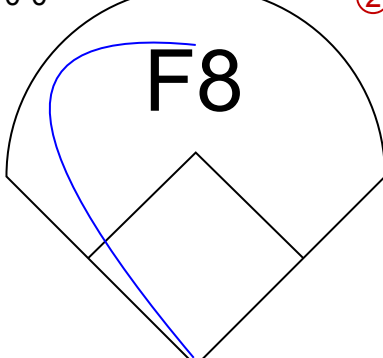
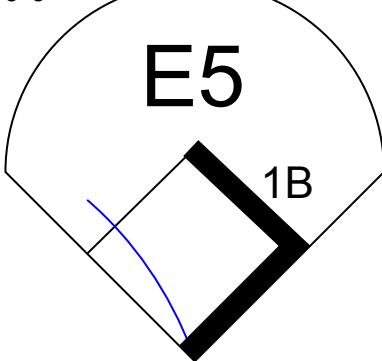
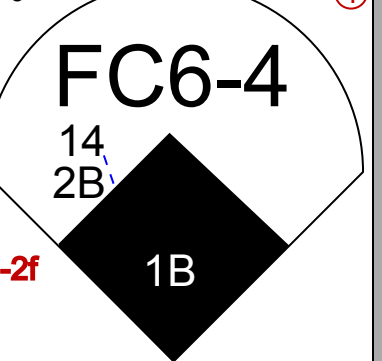
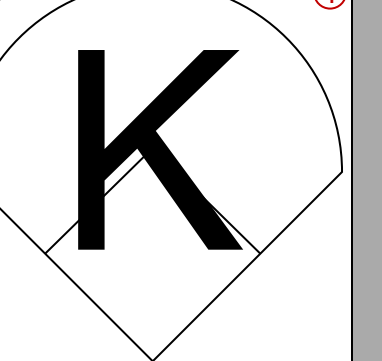
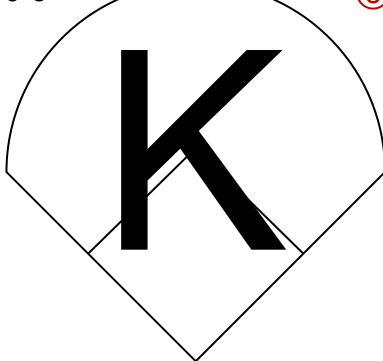
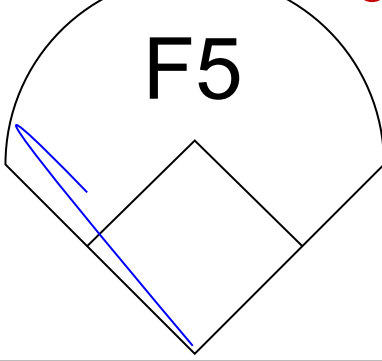
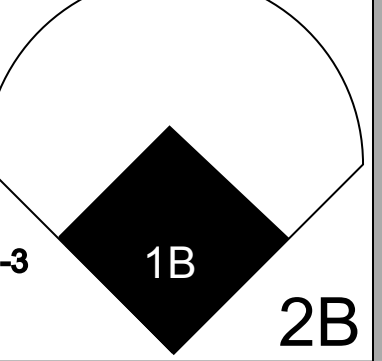
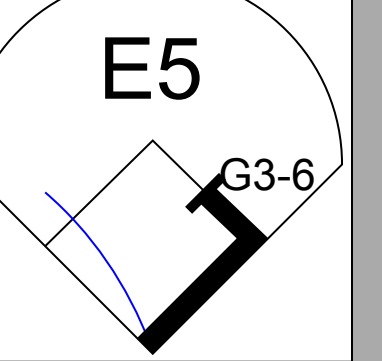
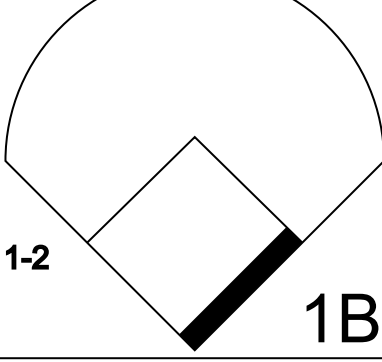
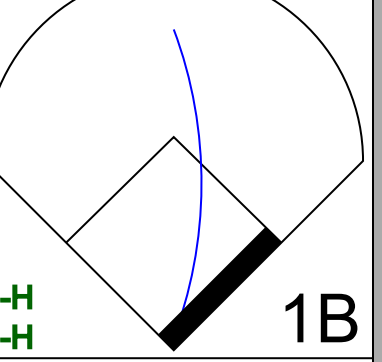
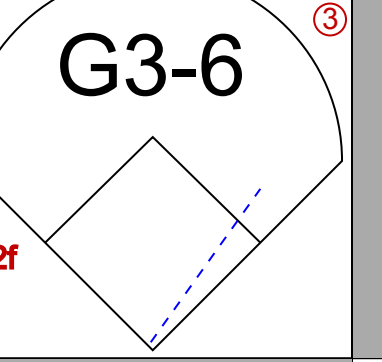
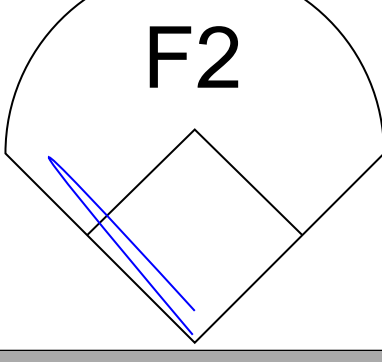
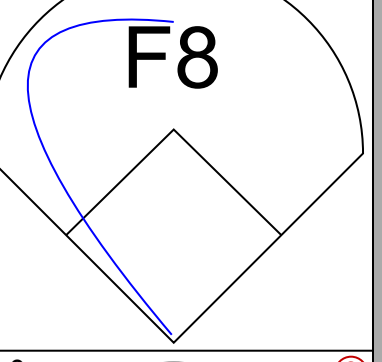
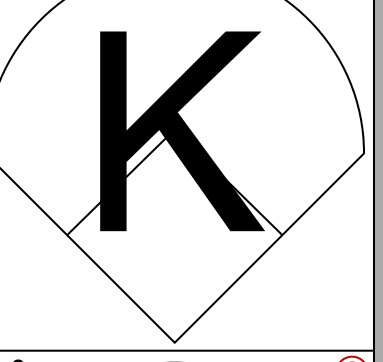
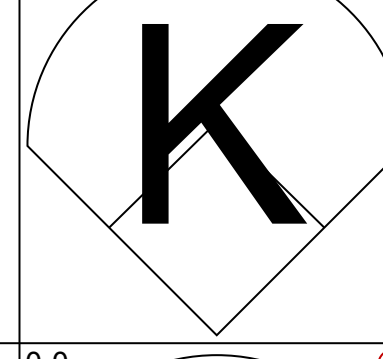
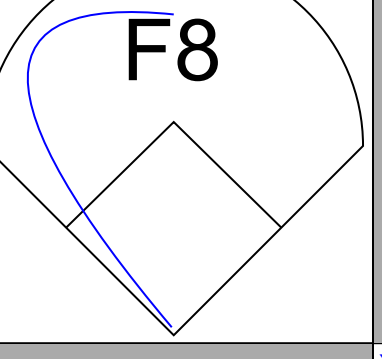
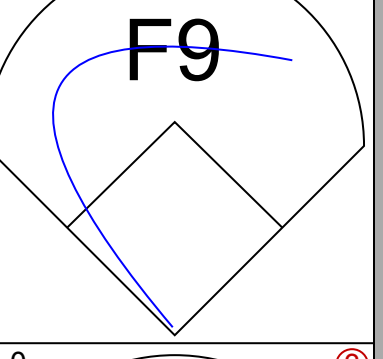
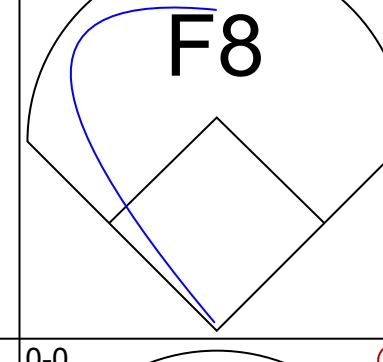
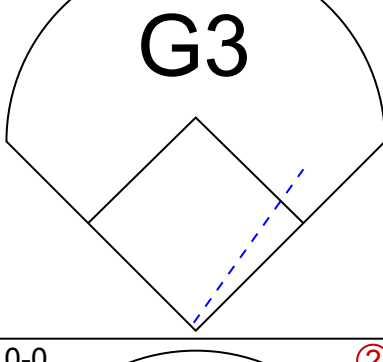
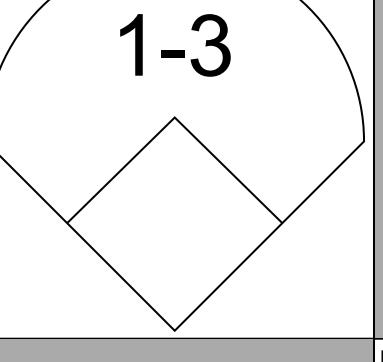
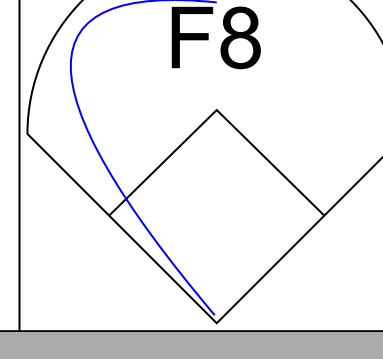
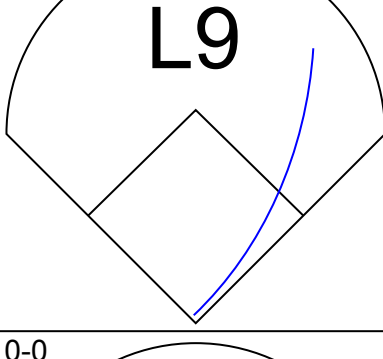
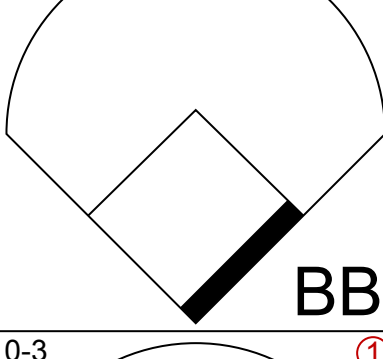
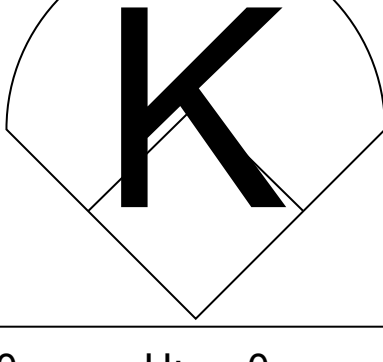
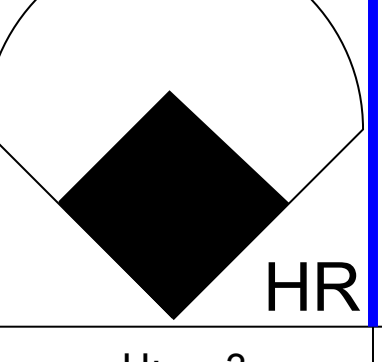


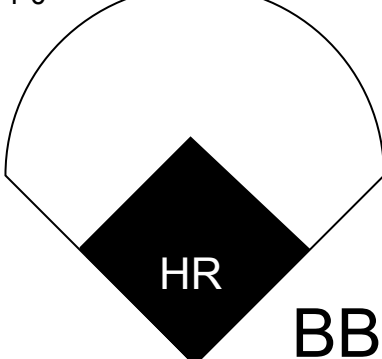
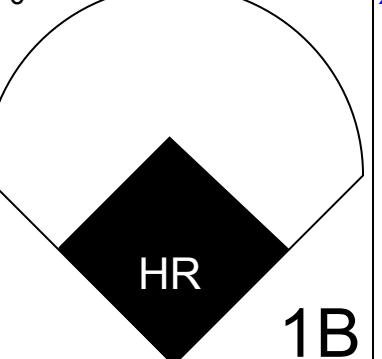
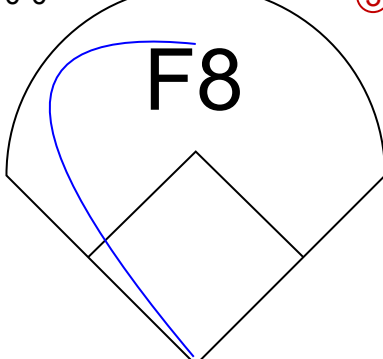
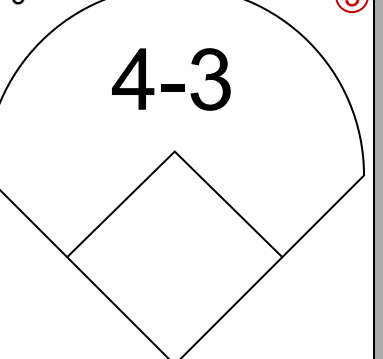
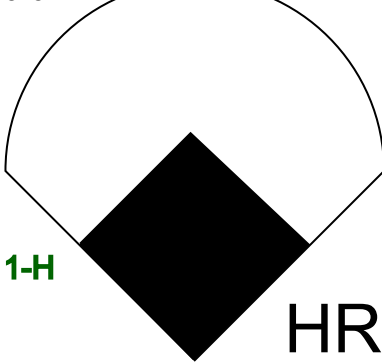
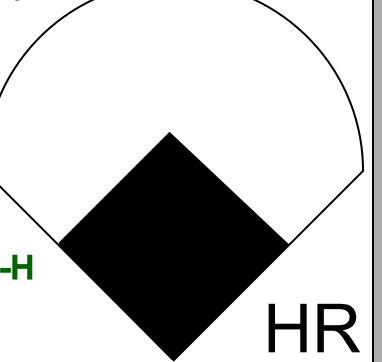
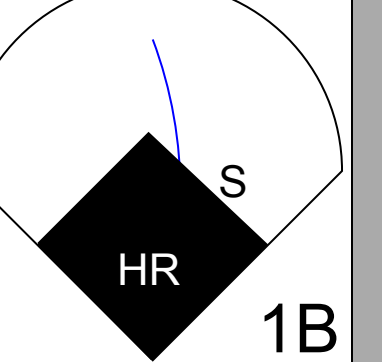
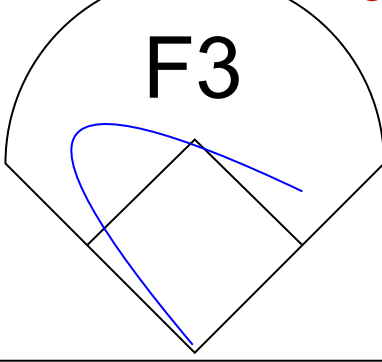
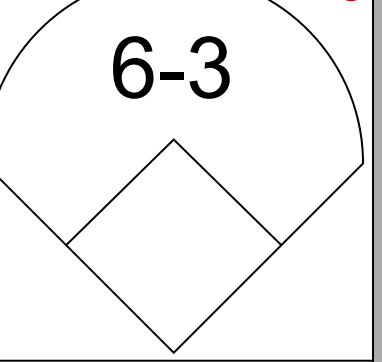
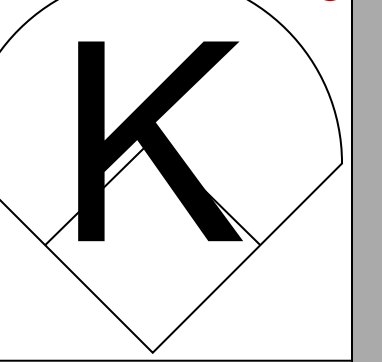
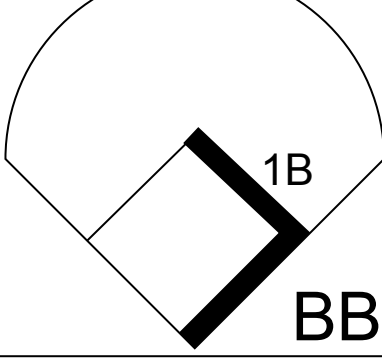
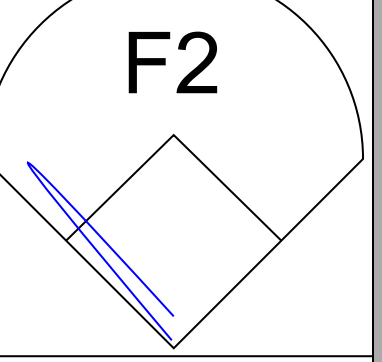
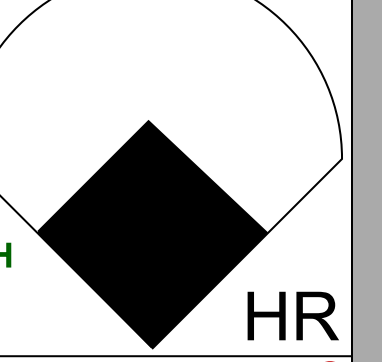
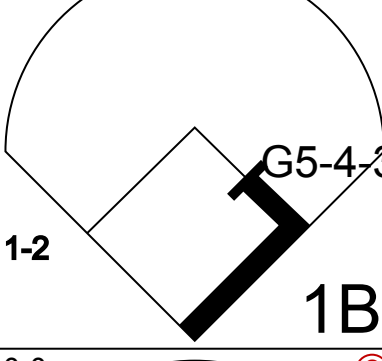
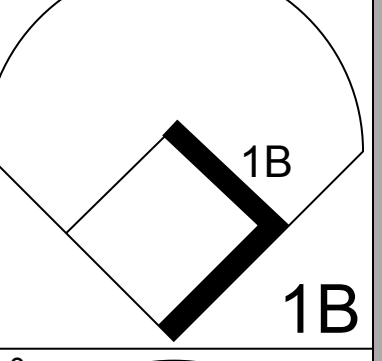
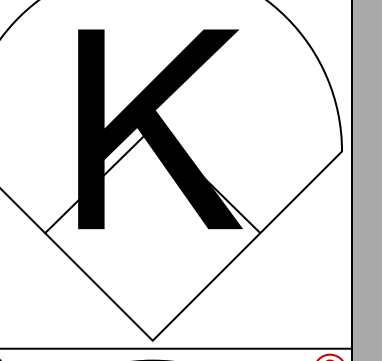
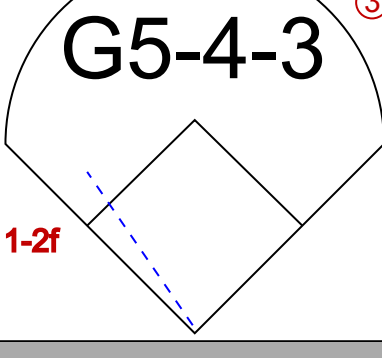
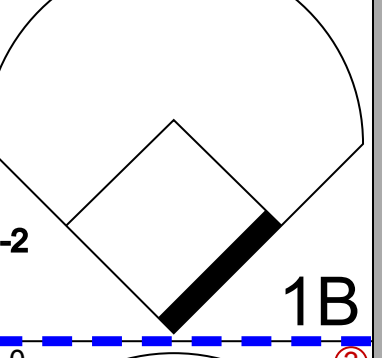
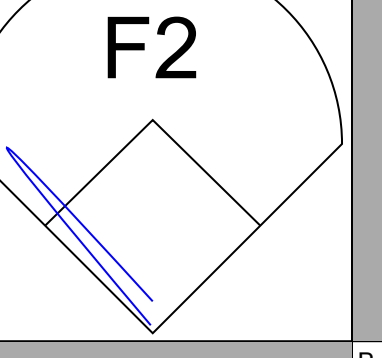
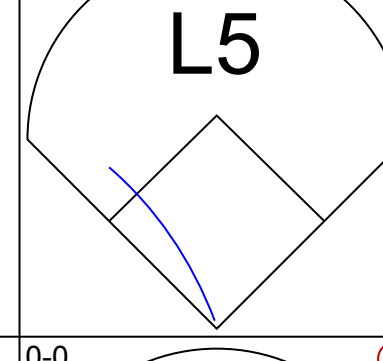
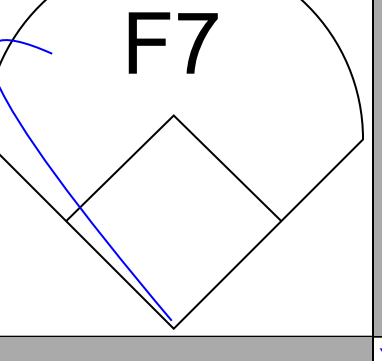
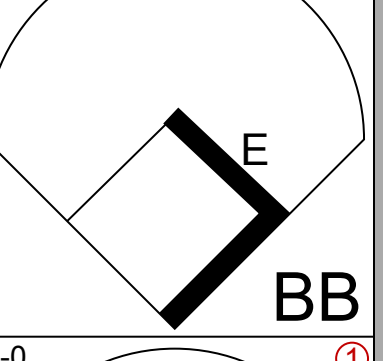
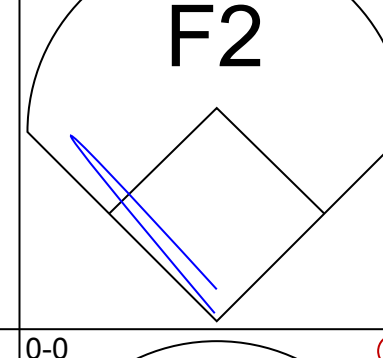
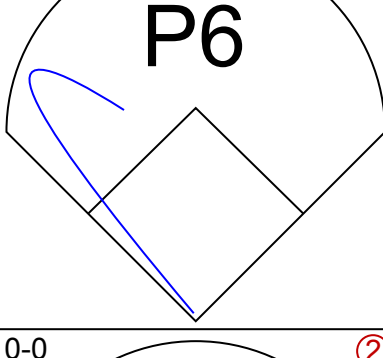
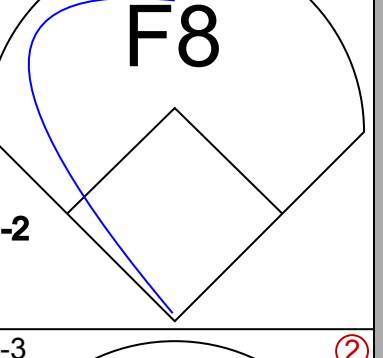
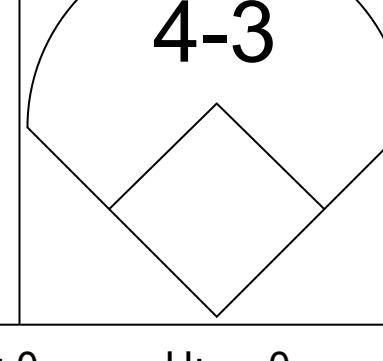
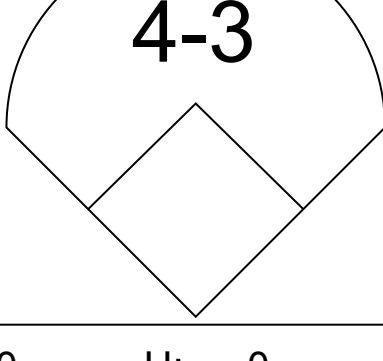

Batter	1	2	3	4	5	6	7	8	9	AB	R	H	RBI	BB	SO	LOB	TOP					
<b>Al Spangler, L</b> OBP: 0.420, SLG: 0.284 (1, 8)	0-0 3-1 1B		0-0 FC3-6 1B 2H		0-0 F8		0-0 G3		0-0 1B FC5-6 1B 2-3	5	1	3	1	0	0	2	<b>Milwaukee Braves @ San Francisco Giants</b> Candlestick Park, San Francisco, CA Wed Sep 20 1961, 6:33 AM EDT Att: 8,890 - Unknown <a href="http://livebaseballscorecards.com">livebaseballscorecards.com</a>					
<b>Eddie Mathews, L</b> OBP: 0.402, SLG: 0.523 (1, 5)	0-0 3-1 1-2		0-0 FC3-6 FC5-4 1-2		0-0 P4		0-0 1B BB		0-0 FC5-6 1B 1-3 3-H 4-0	4	0	1	1	1	0	2						
<b>Hank Aaron, R</b> OBP: 0.383, SLG: 0.598 (1, 9)	0-0 P6		0-0 FC5-4 1-2		0-0 P4		0-0 1B 1-2 2-H 3-H 0-0		0-0 FC5-6 1B 4-0	4	0	1	2	1	0	2						
<b>Joe Adcock, R</b> OBP: 0.346, SLG: 0.500 (1, 3)	0-3 K			0-0 HR		0-0 F8		0-0 5-3	5	1	1	2	0	1	5							
<b>Frank Thomas, R</b> OBP: 0.328, SLG: 0.499 (1, 7)		0-0 P3		0-0 G3 1B 2B		0-3 K		0-3 K	5	1	1	0	0	2	2							
<b>Sammy White, R</b> OBP: 0.242, SLG: 0.286 (1, 2)		0-0 F9		0-0 G3		0-0 F8		0-0 F3	4	0	0	0	0	0	1							
<b>Frank Bolling, R</b> OBP: 0.329, SLG: 0.386 (1, 4)		0-0 F8		0-0 FC5-4 1B 3-H		4-0 G3 1B E BB		0-0 P5	3	1	1	1	1	0	0							
<b>Roy McMillan, R</b> OBP: 0.313, SLG: 0.303 (1, 6)			0-0 SH2-4 1B 1B		0-0 F9		0-0 F7		0-0 1B SH1-4 1B	4	2	2	0	0	0	2						
<b>Lew Burdette, R</b> OBP: 0.212, SLG: 0.340 (1, 1)			0-0 SH2-4 1-2		0-0 FC5-4 1-2		0-0 E6 1B G3		0-0 SH1-4 1-2	2	1	0	0	0	0	2						
<b>Inning Stats</b>	R: 0 E: 0 K: 1 S: 6	H: 1 LOB: 1 BB: 0 P: 6	R: 0 E: 0 K: 0 S: 3	H: 0 LOB: 0 BB: 0 P: 3	R: 1 E: 0 K: 0 S: 5	H: 2 LOB: 1 BB: 0 P: 5	R: 2 E: 0 K: 0 S: 6	H: 3 LOB: 1 BB: 0 P: 6	R: 0 E: 0 K: 0 S: 3	H: 0 LOB: 0 BB: 0 P: 3	R: 0 E: 0 K: 1 S: 5	H: 0 LOB: 0 BB: 0 P: 5	R: 2 E: 1 K: 0 S: 5	H: 1 LOB: 2 BB: 2 P: 13	R: 0 E: 0 K: 1 S: 5	H: 0 LOB: 0 BB: 0 P: 5		R: 2 E: 0 K: 0 S: 6	H: 3 LOB: 2 BB: 1 P: 10	1B: 8 2B: 1 3B: 0 HR: 1	SF: 0 SAC: 2 DP: 0 HBP: 0	WP: 0 PB: 0 SB: 0 CS: 0
<b>PITCHER</b>	IP	WLS	BF	H	R	ER	SO	BB	IBB	HBP	BLK	WP	HR	S	P	ERA	WHIP					
<b>Mike McCormick, L</b> ERA: 3.3 (1, 1)	6.2	L	30	7	5	3	2	2	0	0	0	0	1	32	40	4.05	1.350					
<b>Stu Miller, R</b> ERA: 2.56 (7, 1)	2.1		11	3	2	2	1	0	1	0	0	0	0	12	16	7.71	1.286					

Batter	1	2	3	4	5	6	7	8	9	AB	R	H	RBI	BB	SO	LOB	BOTTOM					
<b>Harvey Kuenn, R</b> OBP: 0.332, SLG: 0.367 (1, 7)	0-0 BB 1B		0-0 4-3 1-2		0-0 4-3		0-0 6-3		0-0 6-3	4	0	1	0	0	0	1	<b>Milwaukee Braves @ San Francisco Giants</b> Candlestick Park, San Francisco, CA Wed Sep 20 1961, 6:33 AM EDT Att: 8,890 - Unknown <a href="http://livebaseballscorecards.com">livebaseballscorecards.com</a>					
<b>Chuck Hillier, L</b> OBP: 0.321, SLG: 0.312 (1, 4)	4-0 1-2 BB		0-0 E7 1B 2-H		0-0 5-3		0-0 F7		0-0 F7	3	0	1	1	1	0	0						
<b>Willie Mays, R</b> OBP: 0.394, SLG: 0.589 (1, 8)	0-0 F2		0-0 6-3 1B		0-0 6-3		0-0 2B		0-0 F2	4	0	1	0	0	0	2						
<b>Felipe Alou, R</b> OBP: 0.330, SLG: 0.468 (1, 9)	0-0 6-3		0-0 F9		0-0 1B		0-0 F2		0-0 F2	4	0	1	0	0	0	3						
<b>Orlando Cepeda, R</b> OBP: 0.354, SLG: 0.603 (1, 3)		0-0 HR		0-0 SF8 3B		0-0 F9		0-0 4-3 BLK 2B	4	3	3	1	0	0	1							
<b>Ed Bailey, L</b> OBP: 0.335, SLG: 0.406 (1, 2)		0-0 F7		0-0 SF8 3-H		0-3 K		0-0 4-3	3	0	0	1	0	1	2							
<b>Jim Davenport, R</b> OBP: 0.341, SLG: 0.441 (1, 5)		0-0 5-3		0-0 5-3		0-0 F3		0-0 F9	4	0	0	0	0	0	0							
<b>Jose Pagan, R</b> OBP: 0.308, SLG: 0.327 <b>Bob Farley, L</b> OBP: 0.200, SLG: 0.111 (9, PH)		0-0 5-3		0-3 K		0-0 F8		0-0 1B	3	0	0	0	0	1	0							
<b>Mike McCormick, L</b> OBP: 0.237, SLG: 0.222 <b>Stu Miller, R</b> OBP: 0.333, SLG: 0.250 <b>Matty Alou, L</b> OBP: 0.339, SLG: 0.446 (9, PH)			0-0 4-3 E 1B		0-3 K		0-3 K		0-3 K	2	1	1	0	0	1	0						
<b>Inning Stats</b>	R: 0 E: 0 K: 0 S: 3	H: 1 LOB: 1 BB: 1 P: 7	R: 1 E: 0 K: 0 S: 4	H: 1 LOB: 0 BB: 0 P: 4	R: 1 E: 1 K: 0 S: 5	H: 2 LOB: 1 BB: 0 P: 5	R: 1 E: 0 K: 1 S: 6	H: 1 LOB: 0 BB: 0 P: 6	R: 0 E: 0 K: 1 S: 5	H: 0 LOB: 0 BB: 0 P: 5	R: 0 E: 0 K: 1 S: 6	H: 1 LOB: 1 BB: 0 P: 6	R: 0 E: 0 K: 1 S: 5	H: 0 LOB: 0 BB: 0 P: 5	R: 0 E: 0 K: 0 S: 4	H: 1 LOB: 1 BB: 0 P: 4		R: 1 E: 0 K: 1 S: 7	H: 2 LOB: 1 BB: 0 P: 7	1B: 5 2B: 2 3B: 1 HR: 1	SF: 1 SAC: 0 DP: 0 HBP: 0	WP: 0 PB: 0 SB: 0 CS: 0
<b>PITCHER</b>	IP	WLS	BF	H	R	ER	SO	BB	IBB	HBP	BLK	WP	HR	S	P	ERA	WHIP					
<b>Lew Burdette, R</b> ERA: 3.98 (1, 1)	9.0	W	36	9	4	4	5	1	0	0	0	0	1	45	49	4.00	1.111					





Batter	1	2	3	4	5	6	7	8	9	AB	R	H	RBI	BB	SO	LOB	TOP
Danny Murphy, L (1, 9)										3	0	0	0	1	1	2	<b>Chicago Cubs @ Milwaukee Braves</b> Milwaukee County Stadium, Milwaukee, WI Sat Sep 23 1961, 4:33 AM EDT Att: 8,706 - Cloudy - 55 F
Don Zimmer, R (1, 4)										4	1	0	0	0	2	2	
14 Ernie Banks, R (1, 6)										3	1	1	0	0	0	1	
George Altman, L (1, 8)										3	0	2	2	0	0	1	
Billy Williams, L (1, 7)										3	0	0	0	0	1	3	
Ron Santo, R (1, 5)										3	0	0	0	0	1	1	
Sammy Taylor, L (1, 2)										3	0	0	0	0	0	0	
Moe Morhardt, L (1, 3)										2	0	0	0	1	0	0	
Jack Curtis, L (1, 1)										1	1	1	1	0	0	0	
Dick Drott, R (3, 1)										1	0	1	0	0	0	0	
Richie Ashburn, L (7, PH)										1	0	0	0	0	1	1	
<b>Inning Stats</b>	R: 0 E: 1 K: 1 S: 7	H: 1 LOB: 2 BB: 0 P: 7	R: 0 E: 0 K: 1 S: 5	H: 0 LOB: 0 BB: 0 P: 5	R: 3 E: 0 K: 0 S: 6	H: 3 LOB: 1 BB: 1 P: 10	R: 0 E: 0 K: 0 S: 4	H: 1 LOB: 1 BB: 0 P: 4	R: 0 E: 1 K: 1 S: 5	H: 0 LOB: 0 BB: 0 P: 5	R: 0 E: 0 K: 1 S: 5	H: 0 LOB: 1 BB: 1 P: 11	R: 0 E: 0 K: 2 S: 7	H: 0 LOB: 1 BB: 1 P: 11	1B: 3 2B: 1 3B: 0 HR: 1	SF: 0 SAC: 0 DP: 1 HBP: 0	WP: 0 PA: 29 CS: 0
<b>PITCHER</b> Tony Cloninger, R (1, 1) ERA: 5.25	IP: 7.0 WLS: W BF: 29 H: 5 R: 3 ER: 3 SO: 6 BB: 2 IBB: 0 HBP: 0 BLK: 0 WP: 0 HR: 1 S: 39 P: 47 ERA: 3.86 WHIP: 1.000															<b>PITCHER</b> IP: WLS: BF: H: R: ER: SO: BB: IBB: HBP: BLK: WP: HR: S: P: ERA: WHIP	

Batter	1	2	3	4	5	6	7	8	9	AB	R	H	RBI	BB	SO	LOB	BOTTOM
Al Spangler, L (1, 8)										3	2	1	0	1	0	1	<b>Chicago Cubs @ Milwaukee Braves</b> Milwaukee County Stadium, Milwaukee, WI Sat Sep 23 1961, 4:33 AM EDT Att: 8,706 - Cloudy - 55 F
Eddie Mathews, L (1, 5)										4	3	3	4	0	0	0	
Hank Aaron, R (1, 9)										3	0	0	0	0	1	1	
Joe Adcock, R (1, 3)										2	1	1	2	1	0	0	
Joe Torre, R (1, 2)										3	0	2	0	0	1	0	
Frank Thomas, R (1, 7)										3	0	1	0	0	0	2	
Frank Bolling, R (1, 4)										2	0	0	0	1	0	2	
Roy McMillan, R (1, 6)										3	0	0	0	0	0	1	
Tony Cloninger, R (1, 1)										3	0	0	0	0	1	1	
<b>Inning Stats</b>	R: 2 E: 0 K: 0 S: 4	H: 2 LOB: 1 BB: 2 P: 12	R: 0 E: 0 K: 0 S: 3	H: 0 LOB: 0 BB: 0 P: 3	R: 2 E: 0 K: 0 S: 7	H: 4 LOB: 2 BB: 0 P: 7	R: 0 E: 0 K: 0 S: 3	H: 0 LOB: 0 BB: 0 P: 3	R: 2 E: 1 K: 2 S: 9	H: 2 LOB: 0 BB: 0 P: 9	R: 0 E: 1 K: 1 S: 5	H: 0 LOB: 1 BB: 1 P: 9	R: 0 E: 0 K: 0 S: 0	H: 0 LOB: 0 BB: 0 P: 0	1B: 5 2B: 0 3B: 0 HR: 3	SF: 0 SAC: 0 DP: 1 HBP: 0	
<b>PITCHER</b> Jack Curtis, L (1, 1) ERA: 4.89 Dick Drott, R (3, 1) ERA: 4.22	IP: 2.2 WLS: L BF: 15 H: 6 R: 4 ER: 4 SO: 4 BB: 4 IBB: 4 HBP: 2 BLK: 0 WP: 0 HR: 2 S: 13 P: 21 ERA: 13.50 WHIP: 3.000															<b>PITCHER</b> IP: WLS: BF: H: R: ER: SO: BB: IBB: HBP: BLK: WP: HR: S: P: ERA: WHIP	





Batter	1	2	3	4	5	6	7	8	9	AB	R	H	RBI	BB	SO	LOB	TOP			
Richie Ashburn, L (1, 8) OBP: 0.374, SLG: 0.302	6-3		L9			4-3			4-3	4	0	0	0	0	0	0	<b>Chicago Cubs @ Milwaukee Braves</b> Milwaukee County Stadium, Milwaukee, WI Sun Sep 24 1961, 4:33 AM EDT Cloudy - 56 F			
Don Zimmer, R (1, 4) OBP: 0.289, SLG: 0.400	K			5-3		6-3			5-3	4	0	0	0	0	1	0				
Billy Williams, L (1, 7) OBP: 0.339, SLG: 0.481	1B			1B			4-3			3	0	2	0	0	0	0				
14 Ernie Banks, R (1, 6) OBP: 0.348, SLG: 0.508	F7			K			L1			3	0	0	0	0	1	2				
Ron Santo, R (1, 5) OBP: 0.362, SLG: 0.486		F9		P4			F7			3	0	0	0	0	0	1				
George Altman, L (1, 9) OBP: 0.352, SLG: 0.559		CS BB		4-3				K		2	0	0	0	1	1	0				
Andre Rodgers, R (1, 3) OBP: 0.338, SLG: 0.420		P2		K				F9		3	0	0	0	0	1	1				
Cuno Barragan, R (1, 2) OBP: 0.241, SLG: 0.296	CS 1-2		K		F9			6-3		3	0	0	0	0	1	0				
Don Cardwell, R (1, 1) OBP: 0.175, SLG: 0.244			K						K	1	0	0	0	0	1	0				
Don Elston, R (5, 1) OBP: 0.182, SLG: 0.182						F9				0	0	0	0	0	0	0				
Ken Hubbs, R (6, PH) OBP: 0.182, SLG: 0.273										1	0	0	0	0	0	0				
Barney Schultz, R (6, 1) OBP: 0.100, SLG: 0.100										0	0	0	0	0	0	0				
Neelson Mathews, R (9, PH)										1	0	0	0	0	1	0				
<b>Inning Stats</b>	R: 0 E: 0 K: 1 S: 6	H: 1 LOB: 1 BB: 0 P: 6	R: 0 E: 0 K: 0 S: 2	H: 0 LOB: 0 BB: 1 P: 6	R: 0 E: 0 K: 2 S: 7	H: 0 LOB: 0 BB: 0 P: 7	R: 0 E: 0 K: 1 S: 6	H: 1 LOB: 1 BB: 0 P: 6	R: 0 E: 0 K: 1 S: 5	H: 0 LOB: 2 BB: 0 P: 5	R: 0 E: 0 K: 0 S: 3	H: 0 LOB: 0 BB: 0 P: 3	R: 0 E: 0 K: 1 S: 5	H: 0 LOB: 0 BB: 0 P: 5	R: 0 E: 0 K: 1 S: 5	H: 0 LOB: 0 BB: 0 P: 5	1B: 2 2B: 0 3B: 0 HR: 0	SF: 0 SAC: 0 DP: 0 HBP: 0	WP: 0 PB: 0 SB: 0 CS: 1	PA: 30
<b>PITCHER</b> Warren Spahn, L (1, 1) ERA: 3.04	IP: 9.0 WLS: W BF: 29 H: 2 R: 0 ER: 0 SO: 7 BB: 1 IBB: 0 HBP: 0 BLK: 0 WP: 0 HR: 0 S: 42 P: 46 ERA: 0.00 WHIP: 0.333																			

AB	28
R	0
H	2
RBI	0
BB	1
SO	7
LOB	4






Batter	1	2	3	4	5	6	7	8	9	AB	R	H	RBI	BB	SO	LOB	BOTTOM			
Al Spangler, L (1, 8) OBP: 0.433, SLG: 0.290	1B BB					E3 FC3-6		1B PB		2	1	1	0	2	0	1	<b>Chicago Cubs @ Milwaukee Braves</b> Milwaukee County Stadium, Milwaukee, WI Sun Sep 24 1961, 4:33 AM EDT Cloudy - 56 F			
Lee Maye, L (6, PR) OBP: 0.344, SLG: 0.449		F8			2B BB	1B		1B PB		1	1	1	0	0	0	0				
Eddie Mathews, L (1, 5) OBP: 0.405, SLG: 0.535	K		L9		2B BB	FC3-6		1B PB		4	1	1	1	1	1	2				
Hank Aaron, R (1, 9) OBP: 0.380, SLG: 0.593	K		F8		2B BB	5-3		5-3		5	1	1	3	0	1	3				
Joe Adcock, R (1, 3) OBP: 0.347, SLG: 0.504	FC6-4 1B		K		F9		K			4	0	1	0	0	2	1				
Joe Torre, R (1, 2) OBP: 0.326, SLG: 0.422	FC6-4			HR	2B		5-3			4	1	2	2	0	0	2				
Hawk Taylor, R (1, 7) OBP: 0.200, SLG: 0.091		P3		1-3	2B BB		FC6-4 1B			3	0	1	0	1	0	0				
Frank Bolling, R (1, 4) OBP: 0.329, SLG: 0.383		2B BB		6-3	K		FC6-4			3	1	0	0	1	1	3				
Roy McMillan, R (1, 6) OBP: 0.309, SLG: 0.299		P3		1-3		5-3		P6		4	0	0	0	0	0	1				
Warren Spahn, L (1, 1) OBP: 0.282, SLG: 0.430		2B			2B	1B FC3-6		4-3		4	2	3	1	0	0	0				
<b>Inning Stats</b>	R: 0 E: 0 K: 2 S: 8	H: 1 LOB: 2 BB: 1 P: 12	R: 1 E: 0 K: 0 S: 4	H: 1 LOB: 1 BB: 1 P: 8	R: 0 E: 0 K: 1 S: 5	H: 0 LOB: 0 BB: 0 P: 5	R: 1 E: 0 K: 0 S: 4	H: 1 LOB: 0 BB: 0 P: 4	R: 4 E: 0 K: 1 S: 7	H: 3 LOB: 2 BB: 3 P: 19	R: 1 E: 1 K: 0 S: 5	H: 2 LOB: 1 BB: 0 P: 5	R: 0 E: 0 K: 1 S: 6	H: 1 LOB: 1 BB: 0 P: 6	R: 1 E: 0 K: 0 S: 5	H: 2 LOB: 1 BB: 0 P: 5	1B: 6 2B: 5 3B: 0 HR: 1	SF: 0 SAC: 0 DP: 1 HBP: 0	WP: 0 PB: 1 SB: 0 CS: 1	PA: 39
<b>PITCHER</b> Don Cardwell, R (1, 1) ERA: 3.9	IP: 4.0 WLS: L BF: 21 H: 5 R: 6 ER: 6 SO: 3 BB: 4 IBB: 0 HBP: 0 BLK: 0 WP: 0 HR: 1 S: 23 P: 39 ERA: 13.50 WHIP: 2.250																			
Don Elston, R (5, 1) ERA: 5.42	IP: 1.0 WLS: 0 BF: 4 H: 1 R: 0 ER: 0 SO: 1 BB: 1 IBB: 0 HBP: 0 BLK: 0 WP: 0 HR: 0 S: 5 P: 9 ERA: 0.00 WHIP: 2.000																			
Barney Schultz, R (6, 1) ERA: 2.7	IP: 3.0 WLS: 14 BF: 5 H: 2 R: 0 ER: 0 SO: 1 BB: 0 IBB: 0 HBP: 0 BLK: 0 WP: 0 HR: 0 S: 16 P: 16 ERA: 0.00 WHIP: 1.667																			

AB	34
R	8
H	11
RBI	7
BB	5
SO	5
LOB	13





Batter	1	2	3	4	5	6	7	8	9	AB	R	H	RBI	BB	SO	LOB	TOP								
Ken Hubbs, R OBP: 0.133, SLG: 0.200 (1,4)	6-3		K			K		L4		4	0	0	0	0	2	0	<b>Chicago Cubs @ Milwaukee Braves</b> Milwaukee County Stadium, Milwaukee, WI Sun Sep 24 1961, 4:38 AM EDT Att: 7,262 - Cloudy - 56 F								
Andre Rodgers, R OBP: 0.336, SLG: 0.417 (1,3)	K		1-3			FC3-6 1B		F8		4	0	1	0	0	1	0									
Billy Williams, L OBP: 0.340, SLG: 0.486 (1,7)	BB					FC3-6 14 HR		F7		3	2	1	1	1	0	1									
14 Ernie Banks, R OBP: 0.351, SLG: 0.516 (1,6)	F9					HR				4	1	3	2	0	0	1									
Ron Santo, R OBP: 0.361, SLG: 0.484 (1,5)						HR				4	0	1	0	0	0	2									
George Altman, L OBP: 0.353, SLG: 0.558 (1,9)						1B				3	1	1	0	1	0	1									
Nelson Mathews, R OBP: 0.200, SLG: 0.200 (1,8)						1B				4	0	1	0	0	0	1									
Dick Bertell, R OBP: 0.310, SLG: 0.332 (1,2)						1B				4	0	1	0	0	0	1									
Dick Ellsworth, L OBP: 0.103, SLG: 0.056 (1,1)										3	0	0	0	0	0	0									
Glen Hobbie, R OBP: 0.225, SLG: 0.303 (8,1)										1	0	0	0	0	2										
<b>Inning Stats</b>	R: 0 E: 0 K: 1 S: 5	H: 0 LOB: 1 BB: 1 P: 9	R: 0 E: 0 K: 0 S: 3	H: 0 LOB: 1 BB: 1 P: 7	R: 0 E: 0 K: 1 S: 5	H: 0 LOB: 0 BB: 0 P: 5	R: 1 E: 0 K: 0 S: 4	H: 2 LOB: 0 BB: 0 P: 4	R: 0 E: 0 K: 0 S: 3	H: 0 LOB: 0 BB: 0 P: 3	R: 2 E: 0 K: 0 S: 8	H: 3 LOB: 1 BB: 0 P: 8	R: 0 E: 0 K: 0 S: 3	H: 0 LOB: 0 BB: 0 P: 3	R: 0 E: 0 K: 0 S: 3	H: 0 LOB: 0 BB: 0 P: 3	R: 1 E: 1 K: 0 S: 6	H: 4 LOB: 2 BB: 0 P: 6	1B: 7 2B: 0 3B: 0 HR: 2	SF: 0 SAC: 0 DP: 2 HBP: 0	WP: 0 PB: 0 SB: 0 CS: 0	PA: 36			
<b>PITCHER</b>	IP	WLS	BF	H	R	ER	SO	BB	IBB	HBP	BLK	WP	HR	S	P	ERA	WHIP								
Bob Hendley, L ERA: 3.9 (1,1)	8.0	L	30	5	3	3	3	2	0	0	0	0	2	34	42	3.38	0.875								
Lew Burdette, R ERA: 4.0 (9,1)	1.0		6	4	1	1	0	0	0	0	0	0	0	6	6	9.00	4.000								

Batter	1	2	3	4	5	6	7	8	9	AB	R	H	RBI	BB	SO	LOB	BOTTOM								
Al Spangler, L OBP: 0.427, SLG: 0.281 (1,8)	K		4-3							3	1	0	0	1	1	0	<b>Chicago Cubs @ Milwaukee Braves</b> Milwaukee County Stadium, Milwaukee, WI Sun Sep 24 1961, 4:38 AM EDT Att: 7,262 - Cloudy - 56 F								
Lew Burdette, R OBP: 0.212, SLG: 0.340 (9,1)								1B BB		0	0	0	0	0	0	0									
Eddie Mathews, L OBP: 0.406, SLG: 0.534 (1,5)	K		FC5 1B					1B BB		4	0	2	0	0	1	0									
Hank Aaron, R OBP: 0.381, SLG: 0.592 (1,9)	F7							1B		4	0	2	2	0	0	0									
Joe Adcock, R OBP: 0.347, SLG: 0.502 (1,3)			FC5 1B					1B		4	0	1	0	0	0	4									
Joe Torre, R OBP: 0.325, SLG: 0.421 (1,2)			FC5-2 1B					1B		4	0	1	0	0	0	2									
Hawk Taylor, R OBP: 0.250, SLG: 0.160 (1,7)			FC5-2 1B					1B		3	0	2	0	0	1	0									
Bob Boyd, L OBP: 0.247, SLG: 0.258 (9,PH)			FC5-2 1B					1B		1	0	0	0	0	0	0									
Frank Bolling, R OBP: 0.326, SLG: 0.380 (1,4)			FC5-2 1B					1B		4	0	0	0	0	0	4									
Roy McMillan, R OBP: 0.308, SLG: 0.297 (1,6)			FC5-2 1B					1B		3	0	0	0	0	0	2									
Neil Chrissy, L OBP: 0.300, SLG: 0.222 (9,PH)			F8					E5 FC4-8		1	0	0	0	0	0	0									
Bob Hendley, R OBP: 0.091, SLG: 0.032 (1,1)								1B BB		2	0	0	0	0	1	0									
Lee Maye, L OBP: 0.343, SLG: 0.448 (8,PH)			K					FC4-6 1B		1	1	0	0	0	0	1									
<b>Inning Stats</b>	R: 0 E: 0 K: 2 S: 7	H: 0 LOB: 0 BB: 0 P: 7	R: 0 E: 0 K: 0 S: 5	H: 3 LOB: 2 BB: 0 P: 5	R: 0 E: 0 K: 1 S: 7	H: 2 LOB: 0 BB: 0 P: 7	R: 0 E: 0 K: 0 S: 3	H: 1 LOB: 0 BB: 0 P: 3	R: 0 E: 0 K: 0 S: 3	H: 0 LOB: 0 BB: 0 P: 3	R: 0 E: 0 K: 0 S: 3	H: 0 LOB: 0 BB: 0 P: 3	R: 0 E: 0 K: 1 S: 5	H: 0 LOB: 0 BB: 0 P: 5	R: 2 E: 1 K: 0 S: 6	H: 2 LOB: 2 BB: 1 P: 10	R: 0 E: 0 K: 0 S: 3	H: 0 LOB: 0 BB: 0 P: 3	1B: 8 2B: 0 3B: 0 HR: 0	SF: 0 SAC: 0 DP: 1 HBP: 0	WP: 0 PB: 0 SB: 0 CS: 1	PA: 35			
<b>PITCHER</b>	IP	WLS	BF	H	R	ER	SO	BB	IBB	HBP	BLK	WP	HR	S	P	ERA	WHIP								
Dick Ellsworth, L ERA: 3.92 (1,1)	7.1	W	30	8	2	1	4	1	0	0	0	0	0	37	41	1.23	1.227								
Glen Hobbie, R ERA: 4.28 (8,1)	1.2	S	5	0	0	0	0	0	0	0	0	0	0	5	5	0.00	0.000								



Batter	1	2	3	4	5	6	7	8	9	AB	R	H	RBI	BB	SO	LOB	TOP			
<b>Curt Flood, R</b> OBP: 0.393, SLG: 0.390 (1, 8)										4	0	1	0	0	0	0	<b>St. Louis Cardinals @ Milwaukee Braves</b> Milwaukee County Stadium, Milwaukee, WI Mon Sep 25 1961, 8:05 PM EDT Att: 4,689 - Unknown			
<b>Julian Javier, R</b> OBP: 0.333, SLG: 0.345 (1, 4)										3	1	0	0	1	0	2				
<b>Bill White, L</b> OBP: 0.353, SLG: 0.475 (1, 3)										3	0	1	0	1	1	3				
<b>Ken Boyer, R</b> OBP: 0.399, SLG: 0.529 (1, 5)										4	0	1	0	0	1	1				
<b>Stan Musial, L</b> OBP: 0.375, SLG: 0.496 (1, 7)										4	0	0	1	0	0	1				
<b>Carl Warwick, R</b> OBP: 0.317, SLG: 0.374 (1, 9)										3	0	1	0	0	1	0				
<b>Carl Sawatski, L</b> OBP: 0.395, SLG: 0.533 (1, 2)										3	0	0	0	0	0	1				
<b>Alex Grammas, R</b> OBP: 0.289, SLG: 0.271 (8, PH)										2	0	0	0	0	0	0				
<b>Red Schoendienst, S</b> OBP: 0.366, SLG: 0.403 (8, 6)										1	0	0	0	0	0	0				
<b>Jerry Buchek, R</b> OBP: 0.145, SLG: 0.148 (8, 6)										0	0	0	0	0	0	0				
<b>Ray Washburn, R</b> OBP: 0.333, SLG: 0.333 (1, 1)										2	0	1	0	0	1	0				
<b>Joe Cunningham, L</b> OBP: 0.406, SLG: 0.404 (8, PH)										1	0	0	0	0	0	0				
<b>Ed Bauta, R</b> OBP: 0.500, SLG: 0.500 (8, 1)										0	0	0	0	0	0	0				
<b>Inning Stats</b>	R: 0 E: 0 K: 0 S: 2	H: 0 LOB: 0 BB: 1 P: 6	R: 0 E: 0 K: 0 S: 4	H: 1 LOB: 1 BB: 0 P: 4	R: 0 E: 0 K: 1 S: 7	H: 2 LOB: 0 BB: 0 P: 7	R: 0 E: 0 K: 1 S: 5	H: 0 LOB: 0 BB: 0 P: 5	R: 0 E: 0 K: 0 S: 4	H: 1 LOB: 1 BB: 0 P: 4	R: 0 E: 0 K: 1 S: 5	H: 0 LOB: 0 BB: 0 P: 5	R: 0 E: 0 K: 0 S: 3	H: 0 LOB: 0 BB: 0 P: 3	R: 1 E: 0 K: 1 S: 5	H: 1 LOB: 1 BB: 1 P: 9	1B: 3 2B: 2 3B: 0 HR: 0	SF: 0 SAC: 0 DP: 0 HBP: 0	WP: 0 PB: 0 SB: 0 CS: 1	PA: 33
<b>PITCHER</b>	IP WLS BF H R ER SO BB IBB HBP BLK WP HR S P ERA WHIP																			
<b>Carl Willey, R</b> ERA: 3.83 (1, 1)	8.0 W 29 4 1 1 4 2 0 0 0 0 0 0 35 43 1.12 0.750																			
<b>Don McMahon, R</b> ERA: 2.84 (9, 1)	1.0 S 4 1 0 0 1 0 0 0 0 0 0 0 5 5 0.00 1.000																			

Batter	1	2	3	4	5	6	7	8	9	AB	R	H	RBI	BB	SO	LOB	BOTTOM			
<b>Lee Maye, L</b> OBP: 0.339, SLG: 0.443 (1, 9)										4	0	0	0	0	1	0	<b>St. Louis Cardinals @ Milwaukee Braves</b> Milwaukee County Stadium, Milwaukee, WI Mon Sep 25 1961, 8:05 PM EDT Att: 4,689 - Unknown			
<b>Eddie Mathews, L</b> OBP: 0.405, SLG: 0.532 (1, 5)										2	0	0	0	1	0	0				
<b>Hank Aaron, R</b> OBP: 0.381, SLG: 0.596 (1, 8)										3	1	1	1	0	0	1				
<b>Joe Adcock, R</b> OBP: 0.346, SLG: 0.501 (1, 3)										3	1	1	0	0	0	1				
<b>Joe Torre, R</b> OBP: 0.328, SLG: 0.425 (1, 2)										3	0	2	0	0	0	0				
<b>Frank Thomas, R</b> OBP: 0.328, SLG: 0.497 (1, 7)										3	0	1	0	0	0	1				
<b>Frank Bolling, R</b> OBP: 0.325, SLG: 0.378 (1, 4)										3	0	0	0	0	1	2				
<b>Roy McMillan, R</b> OBP: 0.306, SLG: 0.295 (1, 6)										3	0	0	0	0	0	1				
<b>Carl Willey, R</b> OBP: 0.036, SLG: 0.019 (1, 1)										3	0	0	0	0	1	0				
<b>Don McMahon, R</b> OBP: 0.188, SLG: 0.250 (9, 1)										0	0	0	0	0	0	0				
<b>Inning Stats</b>	R: 1 E: 0 K: 0 S: 4	H: 1 LOB: 0 BB: 0 P: 4	R: 0 E: 0 K: 0 S: 4	H: 1 LOB: 0 BB: 0 P: 4	R: 0 E: 0 K: 1 S: 5	H: 0 LOB: 0 BB: 0 P: 5	R: 1 E: 0 K: 0 S: 4	H: 2 LOB: 0 BB: 0 P: 4	R: 0 E: 0 K: 1 S: 5	H: 0 LOB: 0 BB: 0 P: 5	R: 0 E: 0 K: 0 S: 3	H: 0 LOB: 1 BB: 1 P: 7	R: 0 E: 0 K: 0 S: 3	H: 1 LOB: 0 BB: 0 P: 3	R: 0 E: 0 K: 1 S: 5	H: 0 LOB: 0 BB: 0 P: 5	1B: 3 2B: 1 3B: 0 HR: 1	SF: 0 SAC: 0 DP: 1 HBP: 0	WP: 1 PB: 0 SB: 2 CS: 0	PA: 28
<b>PITCHER</b>	IP WLS BF H R ER SO BB IBB HBP BLK WP HR S P ERA WHIP																			
<b>Ray Washburn, R</b> ERA: 1.59 (1, 1)	7.0 L 25 5 2 2 2 1 0 0 0 1 1 1 28 32 2.57 0.857																			
<b>Ed Bauta, R</b> ERA: 1.4 (8, 1)	1.0 3 0 0 0 1 0 0 0 0 0 0 0 5 5 0.00 0.000																			



Batter	1	2	3	4	5	6	7	8	9	AB	R	H	RBI	BB	SO	LOB	TOP			
<b>Curt Flood, R</b> OBP: 0.393, SLG: 0.390 (1, 8)										5	0	2	1	0	0	1	<b>St. Louis Cardinals @ Milwaukee Braves</b> Milwaukee County Stadium, Milwaukee, WI Tue Sep 26 1961, 4:33 AM EDT Att: 4,277 - Unknown 			
<b>Joe Cunningham, L</b> OBP: 0.404, SLG: 0.399 (1, 9)										4	0	0	0	0	0	2				
<b>Bill White, L</b> OBP: 0.354, SLG: 0.475 (1, 3)										4	0	2	0	0	1	1				
<b>Ken Boyer, R</b> OBP: 0.398, SLG: 0.532 (1, 5)										4	1	1	1	0	1	2				
<b>Stan Musial, L</b> OBP: 0.372, SLG: 0.490 <b>Ed Olivares, R</b> OBP: 0.161, SLG: 0.167 (1, 7) (8, 7)										4	0	0	0	0	0	0				
<b>Carl Sawatski, L</b> OBP: 0.387, SLG: 0.520 (1, 2)										4	0	0	0	0	1	0				
<b>Julian Javier, R</b> OBP: 0.332, SLG: 0.344 (1, 4)										4	0	1	0	0	0	0				
<b>Alex Grammas, R</b> OBP: 0.293, SLG: 0.282 (1, 6)										4	1	2	0	0	1	1				
<b>Ray Sadecki, L</b> OBP: 0.281, SLG: 0.299 <b>Craig Anderson, R</b> OBP: 0.333, SLG: 0.444 <b>Doug Cramer, R</b> OBP: 0.340, SLG: 0.499 <b>Bob Miller, R</b> OBP: 0.345, SLG: 0.502 <b>Red Schoendienst, S</b> OBP: 0.345, SLG: 0.502 <b>Al Cicotte, R</b> OBP: 0.333, SLG: 0.333 <b>Gene Oliver, R</b> OBP: 0.362, SLG: 0.488 (1, 1) (4, 1) (5, PH) (5, 1) (7, PH) (7, 1) (9, PH)										1	0	0	0	0	0	2				
<b>Inning Stats</b>	R: 0 E: 0 K: 0 S: 4	H: 1 LOB: 1 BB: 0 P: 4	R: 0 E: 0 K: 0 S: 5	H: 2 LOB: 2 BB: 0 P: 5	R: 0 E: 0 K: 1 S: 6	H: 1 LOB: 1 BB: 0 P: 6	R: 0 E: 1 K: 1 S: 6	H: 0 LOB: 1 BB: 0 P: 6	R: 0 E: 0 K: 1 S: 8	H: 0 LOB: 0 BB: 0 P: 5	R: 1 E: 0 K: 0 S: 5	H: 2 LOB: 1 BB: 0 P: 5	R: 1 E: 0 K: 0 S: 4	H: 1 LOB: 0 BB: 0 P: 4	R: 0 E: 0 K: 0 S: 3	H: 0 LOB: 1 BB: 1 P: 7		1B: 6 2B: 1 3B: 0 HR: 1	SF: 0 SAC: 0 DP: 0 HBP: 0	WP: 0 PB: 0 SB: 0 CS: 0
<b>PITCHER</b> <b>Lew Burdette, R</b> ERA: 3.93 (1, 1)	IP: 9.0 WLS: W BF: 37 H: 8 R: 2 ER: 2 SO: 5 BB: 1 IBB: 0 HBP: 0 BLK: 0 WP: 0 HR: 1 S: 46 P: 50 ERA: 2.00 WHIP: 1.000															<b>PITCHER</b> IP: WLS: BF: H: R: ER: SO: BB: IBB: HBP: BLK: WP: HR: S: P: ERA: WHIP				

Batter	1	2	3	4	5	6	7	8	9	AB	R	H	RBI	BB	SO	LOB	BOTTOM			
<b>Lee Maye, L</b> OBP: 0.340, SLG: 0.440 (1, 9)										4	1	1	0	1	0	2	<b>St. Louis Cardinals @ Milwaukee Braves</b> Milwaukee County Stadium, Milwaukee, WI Tue Sep 26 1961, 4:33 AM EDT Att: 4,277 - Unknown 			
<b>Eddie Mathews, L</b> OBP: 0.407, SLG: 0.538 (1, 5)										4	3	2	1	1	0	2				
<b>Hank Aaron, R</b> OBP: 0.379, SLG: 0.593 (1, 8)										5	1	1	0	0	0	3				
<b>Joe Adcock, R</b> OBP: 0.349, SLG: 0.507 (1, 3)										3	1	2	3	1	1	0				
<b>Joe Torre, R</b> OBP: 0.329, SLG: 0.424 (1, 2)										3	1	1	1	1	0	1				
<b>Frank Thomas, R</b> OBP: 0.329, SLG: 0.499 (1, 7)										4	2	2	0	0	1	3				
<b>Frank Bolling, R</b> OBP: 0.326, SLG: 0.380 (1, 4)										2	0	1	1	2	0	2				
<b>Roy McMillan, R</b> OBP: 0.304, SLG: 0.293 (1, 6)										4	0	0	0	0	0	6				
<b>Lew Burdette, R</b> OBP: 0.223, SLG: 0.347 (1, 1)										4	0	2	1	0	0	1				
<b>Inning Stats</b>	R: 3 E: 0 K: 0 S: 4	H: 1 LOB: 0 BB: 2 P: 12	R: 0 E: 0 K: 0 S: 2	H: 0 LOB: 0 BB: 1 P: 6	R: 1 E: 0 K: 0 S: 5	H: 2 LOB: 1 BB: 0 P: 5	R: 1 E: 0 K: 0 S: 5	H: 2 LOB: 1 BB: 0 P: 5	R: 0 E: 0 K: 1 S: 5	H: 0 LOB: 0 BB: 0 P: 5	R: 2 E: 1 K: 0 S: 5	H: 3 LOB: 1 BB: 1 P: 9	R: 2 E: 1 K: 1 S: 7	H: 2 LOB: 2 BB: 2 P: 15	R: 0 E: 0 K: 0 S: 4	H: 2 LOB: 1 BB: 0 P: 4		1B: 8 2B: 3 3B: 0 HR: 2	SF: 0 SAC: 0 DP: 3 HBP: 0	WP: 0 PB: 0 SB: 0 CS: 0
<b>PITCHER</b> <b>Ray Sadecki, L</b> ERA: 3.72 <b>Craig Anderson, R</b> ERA: 3.29 <b>Bob Miller, R</b> ERA: 4.24 <b>Al Cicotte, R</b> ERA: 5.28 (1, 1) (4, 1) (5, 1) (7, 1)	IP: 3.0 WLS: L BF: 16 H: 5 R: 5 ER: 5 SO: 0 BB: 3 IBB: 0 HBP: 0 BLK: 0 WP: 0 HR: 2 S: 13 P: 25 ERA: 15.00 WHIP: 2.667															<b>PITCHER</b> IP: WLS: BF: H: R: ER: SO: BB: IBB: HBP: BLK: WP: HR: S: P: ERA: WHIP				



Batter	1	2	3	4	5	6	7	8	9	AB	R	H	RBI	BB	SO	LOB	TOP		
Harvey Kuenn, R OBP: 0.331, SLG: 0.363 (1, 7)										3	0	0	0	0	0	1	<b>San Francisco Giants @ Milwaukee Braves</b> Milwaukee County Stadium, Milwaukee, WI Fri Sep 29 1961, 8:05 PM EDT Att: 5,943 - Unknown <a href="http://livebaseballscorecards.com">livebaseballscorecards.com</a>		
Joey Amalfitano, R OBP: 0.333, SLG: 0.322 (1, 4)										2	0	2	0	0	0	0			
Willie Mays, R OBP: 0.393, SLG: 0.581 (1, 8)										1	0	0	1	0	0	1			
Orlando Cepeda, R OBP: 0.361, SLG: 0.611 (1, 3)										2	0	0	0	0	2	2			
Felipe Alou, R OBP: 0.330, SLG: 0.464 (1, 9)										2	0	0	0	0	0	0			
Jim Davenport, R OBP: 0.345, SLG: 0.448 (1, 5)										1	0	1	0	1	0	0			
Ed Bailey, L OBP: 0.330, SLG: 0.392 (1, 2)										2	0	0	0	0	1	2			
Jose Pagan, R OBP: 0.307, SLG: 0.326 (1, 6)										2	0	0	0	0	0	1			
Jack Sanford, R OBP: 0.263, SLG: 0.365 (1, 1)										1	1	1	0	0	0	0			
Bobby Bolin, R OBP: 0.296, SLG: 0.286 (4, 1)										0	0	0	0	0	0	0			
Richard LeMay, L OBP: 0.143, SLG: 0.077 (4, 1)										0	0	0	0	0	0	0			
Ernie Bowman, R OBP: 0.250, SLG: 0.343 (5, PH)										1	0	0	0	0	0	0			
Sam Jones, R OBP: 0.192, SLG: 0.194 (5, 1)										0	0	0	0	0	0	0			
<b>Inning Stats</b>	R: 0 E: 1 K: 1 S: 6	H: 1 LOB: 1 BB: 0 P: 6	R: 0 E: 0 K: 1 S: 5	H: 0 LOB: 1 BB: 1 P: 9	R: 1 E: 0 K: 1 S: 7	H: 2 LOB: 1 BB: 0 P: 7	R: 0 E: 0 K: 0 S: 3	H: 1 LOB: 0 BB: 0 P: 3	R: 0 E: 0 K: 0 S: 3	H: 0 LOB: 0 BB: 0 P: 3						1B: 3 2B: 1 3B: 0 HR: 0	SF: 1 SAC: 0 DP: 1 HBP: 0	WP: 0 PB: 0 SB: 0 CS: 0	PA: 19
<b>PITCHER</b> Warren Spahn, L ERA: 3.02 (1, 1)	IP: 5.0 WLS: W BF: 19 H: 4 R: 1 ER: 1 SO: 3 BB: 1 IBB: 0 HBP: 0 BLK: 0 WP: 0 HR: 0 S: 24 P: 28 ERA: 1.80 WHIP: 1.000															<b>PITCHER</b> IP: WLS: BF: H: R: ER: SO: BB: IBB: HBP: BLK: WP: HR: S: P: ERA: WHIP:			

Batter	1	2	3	4	5	6	7	8	9	AB	R	H	RBI	BB	SO	LOB	BOTTOM		
Lee Maye, L OBP: 0.340, SLG: 0.445 (1, 9)										3	1	1	0	0	0	4	<b>San Francisco Giants @ Milwaukee Braves</b> Milwaukee County Stadium, Milwaukee, WI Fri Sep 29 1961, 8:05 PM EDT Att: 5,943 - Unknown <a href="http://livebaseballscorecards.com">livebaseballscorecards.com</a>		
Eddie Mathews, L OBP: 0.406, SLG: 0.542 (1, 5)										3	1	1	2	0	0	0			
Hank Aaron, R OBP: 0.380, SLG: 0.593 (1, 8)										2	0	1	0	0	0	0			
Gino Cimoli, R OBP: 0.284, SLG: 0.337 (5, PH)										1	0	0	0	0	1	0			
Joe Adcock, R OBP: 0.351, SLG: 0.507 (1, 3)										2	0	1	0	1	0	1			
Joe Torre, R OBP: 0.328, SLG: 0.422 (1, 2)										2	1	0	0	0	1	1			
Frank Thomas, R OBP: 0.332, SLG: 0.500 (1, 7)										1	0	1	0	1	0	0			
Frank Bolling, R OBP: 0.327, SLG: 0.379 (1, 4)										2	0	0	0	0	1	3			
Roy McMillan, R OBP: 0.306, SLG: 0.293 (1, 6)										0	1	0	0	2	0	0			
Warren Spahn, L OBP: 0.279, SLG: 0.426 (1, 1)										1	0	0	0	0	2	0			
<b>Inning Stats</b>	R: 1 E: 1 K: 0 S: 4	H: 2 LOB: 0 BB: 0 P: 4	R: 0 E: 0 K: 1 S: 4	H: 0 LOB: 0 BB: 1 P: 8	R: 2 E: 0 K: 0 S: 4	H: 1 LOB: 1 BB: 1 P: 8	R: 1 E: 1 K: 1 S: 8	H: 2 LOB: 3 BB: 1 P: 12	R: 0 E: 0 K: 1 S: 4	H: 0 LOB: 1 BB: 1 P: 8						1B: 3 2B: 0 3B: 1 HR: 1	SF: 0 SAC: 1 DP: 1 HBP: 0	WP: 0 PB: 0 SB: 0 CS: 1	PA: 23
<b>PITCHER</b> Jack Sanford, R ERA: 4.22 (1, 1)	IP: 3.1 WLS: L BF: 15 H: 5 R: 4 ER: 3 SO: 1 BB: 2 IBB: 0 HBP: 0 BLK: 0 WP: 0 HR: 1 S: 15 P: 23 ERA: 8.10 WHIP: 2.100															<b>PITCHER</b> IP: WLS: BF: H: R: ER: SO: BB: IBB: HBP: BLK: WP: HR: S: P: ERA: WHIP:			
Bobby Bolin, R ERA: 3.0 (4, 1)	0.1	2	0	0	0	1	1	0	0	0	0	0	3	7	0.00	3.000			
Richard LeMay, L ERA: 3.56 (4, 1)	0.1	2	0	0	0	0	0	0	0	0	0	0	2	2	0.00	0.000			
Sam Jones, R ERA: 4.49 (5, 1)	0.2	3	0	0	0	1	1	0	0	0	0	0	4	8	0.00	1.500			







Batter	1	2	3	4	5	6	7	8	9	10	AB	R	H	RBI	BB	SO	LOB	TOP				
<b>Joey Amalfitano, R</b> <small>OBP: 0.331, SLG: 0.320</small> <b>Harvey Kuenn, R</b> <small>OBP: 0.329, SLG: 0.361</small>	F8		E5		F9			6-3		F7	2	0	0	0	0	0	1	<b>San Francisco Giants @ Milwaukee Braves</b> Milwaukee County Stadium, Milwaukee, WI Sun Oct 01 1961, 4:38 AM EDT Att: 10,690 - Unknown <a href="http://livebaseballscorecards.com">livebaseballscorecards.com</a>				
<b>Jim Davenport, R</b> <small>OBP: 0.342, SLG: 0.443</small> <b>Chuck Hiller, L</b> <small>OBP: 0.328, SLG: 0.321</small>	1-3		F8		K						3	0	0	0	0	1	2					
<b>Willie Mays, R</b> <small>OBP: 0.393, SLG: 0.584</small> <b>Ernie Bowman, R</b> <small>OBP: 0.231, SLG: 0.316</small>	K			G4-6-3 1B		F3		F9		K	2	0	1	0	0	1	0					
<b>Felipe Alou, R</b> <small>OBP: 0.333, SLG: 0.465</small>		6-3						K		E5	3	0	0	0	1	1	0					
<b>Eddie Bressoud, R</b> <small>OBP: 0.276, SLG: 0.342</small>			F8		G4-6-3 BB			K		6-3	4	0	0	0	0	1	3					
<b>Jim Marshall, L</b> <small>OBP: 0.275, SLG: 0.306</small> <b>Matty Alou, L</b> <small>OBP: 0.356, SLG: 0.455</small>					F3					FC1-5-6-5	1	0	0	0	0	0	0					
<b>Bob Farley, L</b> <small>OBP: 0.217, SLG: 0.100</small> <b>Willie McCovey, L</b> <small>OBP: 0.350, SLG: 0.491</small>			F9								1	1	0	0	1	0	0					
<b>Hobie Landrith, L</b> <small>OBP: 0.337, SLG: 0.380</small>					E6					F9	3	1	1	1	1	0	3					
<b>Mike McCormick, L</b> <small>OBP: 0.226, SLG: 0.213</small> <b>Bobby Bolin, R</b> <small>OBP: 0.286, SLG: 0.286</small>			F9								4	0	1	0	0	1	1					
<b>Inning Stats</b>	R: 0 E: 0 K: 1 S: 5	H: 0 LOB: 0 BB: 0 P: 5	R: 0 E: 0 K: 0 S: 3	H: 0 LOB: 0 BB: 0 P: 3	R: 0 E: 1 K: 0 S: 4	H: 0 LOB: 1 BB: 1 P: 8	R: 0 E: 0 K: 0 S: 3	H: 1 LOB: 1 BB: 1 P: 7	R: 2 E: 1 K: 1 S: 6	H: 1 LOB: 0 BB: 0 P: 7	R: 0 E: 0 K: 1 S: 5	H: 1 LOB: 0 BB: 0 P: 5	R: 0 E: 0 K: 1 S: 6	H: 1 LOB: 1 BB: 0 P: 6	R: 0 E: 1 K: 0 S: 4	H: 0 LOB: 2 BB: 1 P: 8	R: 0 E: 0 K: 1 S: 6		H: 2 LOB: 1 BB: 0 P: 6	1B: 5 2B: 1 3B: 0 HR: 0	SF: 0 SAC: 0 DP: 2 HBP: 0	WP: 0 PB: 0 SB: 1 CS: 0
<b>PITCHER</b> <b>Ron Piche, R</b> <small>ERA: 3.09</small>	IP: 10.0 W: 5 L: 3 S: 10	WLS: 39 BF: 6	H: 2 R: 1 ER: 3 SO: 7	BB: 4 IBB: 0 HBP: 0 BLK: 0	WP: 0 HR: 0 S: 49 P: 65	ERA: 0.90 WHIP: 1.000																

Batter	1	2	3	4	5	6	7	8	9	10	AB	R	H	RBI	BB	SO	LOB	BOTTOM				
<b>Lee Maye, L</b> <small>OBP: 0.337, SLG: 0.440</small>	F3		P5								5	0	1	0	0	1	0	<b>San Francisco Giants @ Milwaukee Braves</b> Milwaukee County Stadium, Milwaukee, WI Sun Oct 01 1961, 4:38 AM EDT Att: 10,690 - Unknown <a href="http://livebaseballscorecards.com">livebaseballscorecards.com</a>				
<b>Eddie Mathews, L</b> <small>OBP: 0.402, SLG: 0.535</small>			P5								5	0	1	0	0	1	1					
<b>Hank Aaron, R</b> <small>OBP: 0.361, SLG: 0.594</small>											5	1	3	0	0	0	1					
<b>Joe Adcock, R</b> <small>OBP: 0.354, SLG: 0.507</small>											4	0	2	0	1	0	3					
<b>Joe Torre, R</b> <small>OBP: 0.330, SLG: 0.424</small>											4	0	1	0	1	0	3					
<b>Frank Thomas, R</b> <small>OBP: 0.331, SLG: 0.497</small> <b>Al Spangler, L</b> <small>OBP: 0.432, SLG: 0.289</small>											4	1	2	0	0	0	1					
<b>Frank Bolling, R</b> <small>OBP: 0.329, SLG: 0.379</small>											3	0	1	0	1	0	2					
<b>Roy McMillan, R</b> <small>OBP: 0.305, SLG: 0.293</small> <b>Hawk Taylor, R</b> <small>OBP: 0.276, SLG: 0.308</small> <b>Felix Mantilla, R</b> <small>OBP: 0.298, SLG: 0.280</small>											3	0	1	1	0	0	4					
<b>Ron Piche, R</b> <small>ERA: 3.19</small>											4	0	0	0	0	1	1					
<b>Inning Stats</b>	R: 0 E: 0 K: 0 S: 4	H: 1 LOB: 2 BB: 1 P: 8	R: 0 E: 0 K: 0 S: 3	H: 1 LOB: 0 BB: 0 P: 3	R: 0 E: 0 K: 0 S: 3	H: 0 LOB: 0 BB: 0 P: 3	R: 0 E: 0 K: 0 S: 5	H: 2 LOB: 3 BB: 1 P: 9	R: 0 E: 0 K: 1 S: 7	H: 2 LOB: 2 BB: 0 P: 7	R: 1 E: 0 K: 0 S: 4	H: 1 LOB: 1 BB: 0 P: 4	R: 0 E: 0 K: 0 S: 3	H: 1 LOB: 0 BB: 0 P: 3	R: 1 E: 0 K: 1 S: 6	H: 1 LOB: 0 BB: 0 P: 6	R: 1 E: 0 K: 0 S: 3		H: 3 LOB: 3 BB: 1 P: 7	1B: 11 2B: 1 3B: 1 HR: 1	SF: 0 SAC: 0 DP: 1 HBP: 0	WP: 0 PB: 0 SB: 1 CS: 1
<b>PITCHER</b> <b>Mike McCormick, L</b> <small>ERA: 3.2</small> <b>Bobby Bolin, R</b> <small>ERA: 3.19</small>	IP: 9.0 W: 4 L: 3 S: 10	WLS: 38 BF: 11	H: 2 R: 2 ER: 2 SO: 3	BB: 2 IBB: 0 HBP: 0 BLK: 0	WP: 0 HR: 1 S: 42 P: 50	ERA: 2.00 WHIP: 1.444																