

Milwaukee Braves - 1962

Batter	1	2	3	4	5	6	7	8	9	AB	R	H	RBI	BB	SO	LOB	TOP			
Howie Bedell, L (1,7) OBP: 0.250, SLG: 0.250	F8		1B			K		F8		4	0	1	0	0	1	0	Milwaukee Braves @ San Francisco Giants Candlestick Park, San Francisco, CA Tue Apr 10 1962, 6:33 AM EST Att: 39,177 - Unknown AB 29 R 0 H 3 RBI 0 BB 6 SO 10 LOB 15			
Mack Jones, L (1,9)	1-3		F6			F4		BB		3	0	0	0	1	0					
Hank Aaron, R (1,8)	F7			K		K		K		4	0	0	0	0	3					
Eddie Mathews, L (1,5)		K		BB		K		G3		3	0	0	0	1	2					
Joe Adcock, R (1,3)		K		BB						2	0	0	0	1	2					
Tommie Aaron, R (7, PR) OBP: 1.000, SLG: 1.000		K		K				BB		1	0	1	0	0	0					
Frank Bolling, R (1,4) OBP: 0.750, SLG: 0.500		BB		F2				BB		2	0	1	0	2	0					
Joe Torre, R (1,2)	1-3					F9		BB		3	0	0	0	1	0					
Roy McMillan, R (1,6)			F5			F4				2	0	0	0	0	0					
Lee Maye, L (7, PH)								F7		1	0	0	0	0	1					
Amado Samuel, R (7,6)										1	0	0	0	0	0					
Warren Spahn, L (1,1)										1	0	0	0	0	1					
Don Nottebart, R (4,1)										1	0	0	0	0	0					
Lou Klimchuck, L (7, PH)										1	0	0	0	0	0					
Bob Shaw, R (7,1)										0	0	0	0	0	0					
Inning Stats	R: 0 E: 0 K: 0 S: 3	H: 0 LOB: 0 BB: 0 P: 3	R: 0 E: 0 K: 2 S: 7	H: 0 LOB: 1 BB: 1 P: 11	R: 0 E: 0 K: 1 S: 6	H: 1 LOB: 1 BB: 0 P: 6	R: 0 E: 0 K: 2 S: 7	H: 0 LOB: 0 BB: 0 P: 11	R: 0 E: 0 K: 2 S: 7	H: 0 LOB: 0 BB: 0 P: 7	R: 0 E: 0 K: 2 S: 7	H: 0 LOB: 3 BB: 3 P: 19	R: 0 E: 0 K: 1 S: 5	H: 0 LOB: 1 BB: 1 P: 9	R: 0 E: 0 K: 0 S: 4	H: 2 LOB: 1 BB: 0 P: 4	1B: 3 2B: 0 3B: 0 HR: 0	SF: 0 SAC: 0 DP: 1 HBP: 0	WP: 0 PB: 1 SB: 0 CS: 0	PA: 35
PITCHER Juan Marichal, R (1,1) ERA:	IP: 9.0 WLS: W BF: 35 H: 3 R: 0 ER: 0 SO: 10 BB: 6 IBB: 0 HBP: 0 BLK: 0 WP: 0 HR: 0 S: 49 P: 73 ERA: 0.00 WHIP: 1.000																			

Batter	1	2	3	4	5	6	7	8	9	AB	R	H	RBI	BB	SO	LOB	BOTTOM			
Harvey Kuenn, R (1,7)	F6		SH4-3	SH4-3		4-3				2	0	0	1	0	0	0	Milwaukee Braves @ San Francisco Giants Candlestick Park, San Francisco, CA Tue Apr 10 1962, 6:33 AM EST Att: 39,177 - Unknown AB 30 R 6 H 8 RBI 5 BB 1 SO 6 LOB 9			
Jose Pagan, R (1,6) OBP: 0.250, SLG: 0.250	K		E6	E7		F8				4	0	1	1	0	1					
Willie Mays, R (1,8) OBP: 0.250, SLG: 1.000	HR		F8	4-3		5-3				4	1	1	1	0	0					
Orlando Cepeda, R (1,3) OBP: 0.250, SLG: 0.250	K		1B			6-3				4	0	1	0	0	2					
Felipe Alou, R (1,9) OBP: 0.500, SLG: 0.500		1B		FC3-2		F8		5-3		4	0	2	0	0	0					
Ed Bailey, L (1,2) OBP: 0.500, SLG: 0.667	K		FC3-2	1B		K		K		3	1	1	0	0	2					
Jim Davenport, R (1,5)			F9	FC3-2		F8		5-3		3	1	0	0	1	0					
Chuck Hiller, L (1,4)		4-3		FC3-2		6-3				3	1	0	0	0	4					
Juan Marichal, R (1,1) OBP: 0.667, SLG: 1.000			SH4-3	SH4-3		K				3	2	2	2	0	1					
Inning Stats	R: 1 E: 0 K: 2 S: 8	H: 1 LOB: 0 BB: 0 P: 8	R: 0 E: 0 K: 1 S: 6	H: 1 LOB: 1 BB: 0 P: 6	R: 1 E: 1 K: 0 S: 5	H: 2 LOB: 2 BB: 0 P: 5	R: 4 E: 1 K: 0 S: 7	H: 4 LOB: 1 BB: 1 P: 11	R: 0 E: 0 K: 1 S: 5	H: 0 LOB: 0 BB: 0 P: 5	R: 0 E: 0 K: 1 S: 3	H: 0 LOB: 0 BB: 0 P: 3	R: 0 E: 0 K: 1 S: 5	H: 0 LOB: 0 BB: 0 P: 5	R: 0 E: 0 K: 0 S: 3	H: 0 LOB: 0 BB: 0 P: 5		1B: 5 2B: 2 3B: 0 HR: 1	SF: 0 SAC: 2 DP: 0 HBP: 1	WP: 1 PB: 0 SB: 1 CS: 0
PITCHER Warren Spahn, L (1,1) ERA: 12.27 Don Nottebart, R (4,1) ERA: Bob Shaw, R (7,1) ERA:	IP: 3.2 WLS: L BF: 20 H: 8 R: 0 ER: 0 SO: 3 BB: 0 IBB: 0 HBP: 1 BLK: 0 WP: 1 HR: 0 S: 25 P: 29 ERA: 12.27 WHIP: 2.182																			



Batter	1	2	3	4	5	6	7	8	9	AB	R	H	RBI	BB	SO	LOB	TOP			
Howie Bedell, L (1, 7) OBP: 0.250, SLG: 0.250	0-0 4-3		0-3 K		0-0 1-3			0-0 1-3 1B		4	0	1	0	0	1	0				
Roy McMillan, R (1, 6) Del Crandall, R (8, PH) Tony Cloninger, R (8, 1)	0-0 F4		0-0 F6			0-0 1B		0-0 1-3 1-2		3	0	1	0	0	0	0				
Hank Aaron, R (1, 8) Eddie Mathews, L (1, 5) Joe Adcock, R (1, 3)	4-0 BB		0-0 K	0-0 F6	0-0 HR	0-0 K	0-0 K	0-0 FC1-6 BB	4-0 K	3	1	1	1	1	2	2				
Mack Jones, L (1, 9) Frank Bolling, R (1, 4) Joe Torre, R (1, 2)	0-3 K	0-0 F4	0-3 K	0-0 5-3	0-0 2B	0-0 K	0-0 1-6-3	0-0 FC1-6 1-2	0-0 K	4	0	1	0	0	1	1				
Carl Willey, R (1, 1) Bob Hendley, R (2, 1) Mike Krsnich, R (8, PH) Amado Samuel, R (8, 6)	0-0 1-3	0-0 1-3	0-0 6-3	0-0 K	0-0 4-3	0-0 K	0-0 F9	0-0 F9	0-3 K	3	0	0	0	0	0	1				
Inning Stats	R: 0 E: 0 K: 1 S: 5	H: 0 LOB: 1 BB: 1 P: 9	R: 0 E: 0 K: 1 S: 5	H: 0 LOB: 1 BB: 1 P: 9	R: 0 E: 0 K: 1 S: 5	H: 0 LOB: 0 BB: 0 P: 5	R: 1 E: 0 K: 0 S: 5	H: 2 LOB: 1 BB: 0 P: 5	R: 0 E: 0 K: 2 S: 8	H: 1 LOB: 1 BB: 0 P: 8	R: 0 E: 0 K: 0 S: 3	H: 0 LOB: 0 BB: 0 P: 3	R: 0 E: 0 K: 1 S: 6	H: 1 LOB: 1 BB: 0 P: 6	R: 0 E: 0 K: 2 S: 7	H: 0 LOB: 1 BB: 1 P: 11	1B: 2 2B: 1 3B: 0 HR: 1	SF: 0 SAC: 0 DP: 0 HBP: 0	WP: 0 PB: 0 SB: 0 CS: 0	PA: 34
PITCHER Billy O'Dell, L (1, 1) ERA: 1.0	IP: 9.0 WLS: W BF: 34 H: 4 R: 1 ER: 1 SO: 9 BB: 3 IBB: 0 HBP: 0 BLK: 0 WP: 0 HR: 1 S: 49 P: 61 ERA: 1.00 WHIP: 0.778															PITCHER				

Milwaukee Braves @ San Francisco Giants
Candlestick Park, San Francisco, CA
Wed Apr 11 1962, 9:05 PM EST
Att: 16,721 - Unknown

AB	31
R	1
H	4
RBI	1
BB	3
SO	9
LOB	11

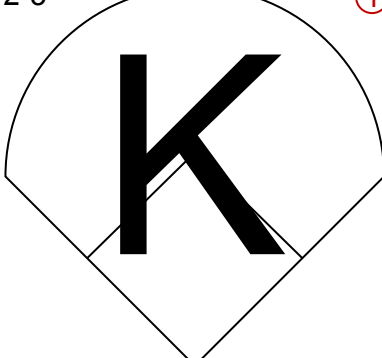
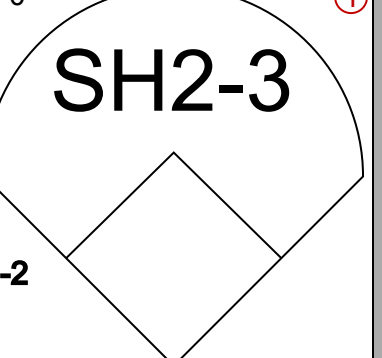
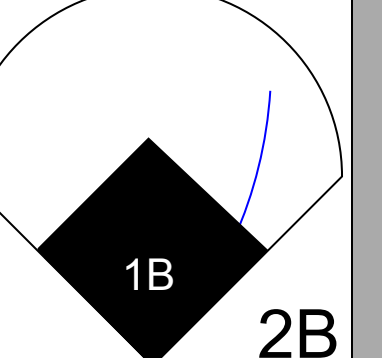
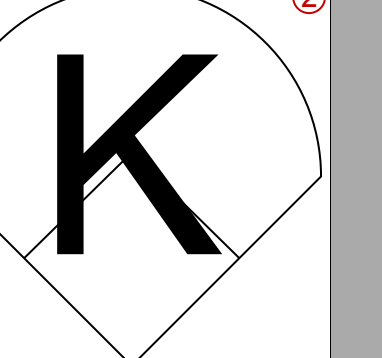
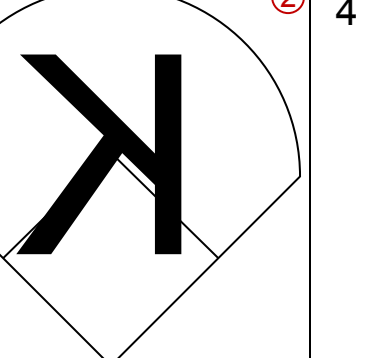
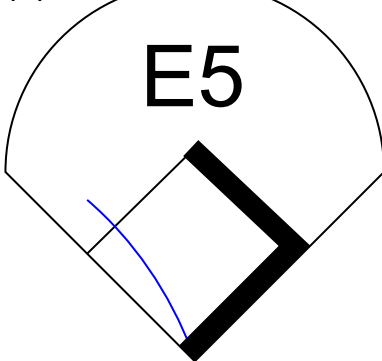
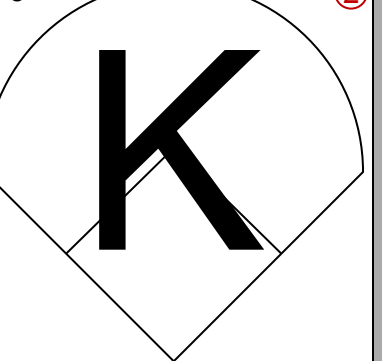
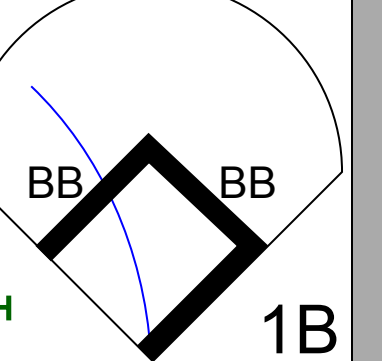

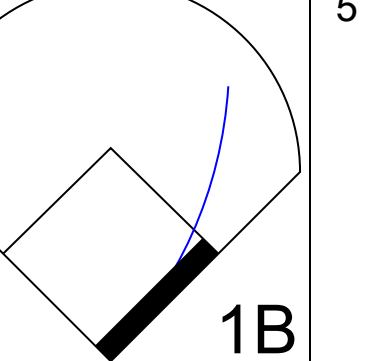
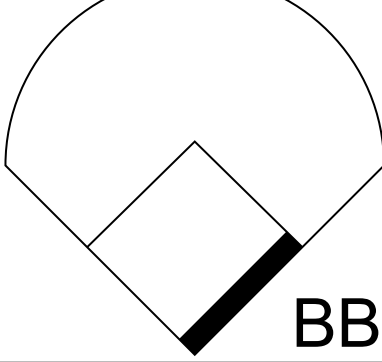
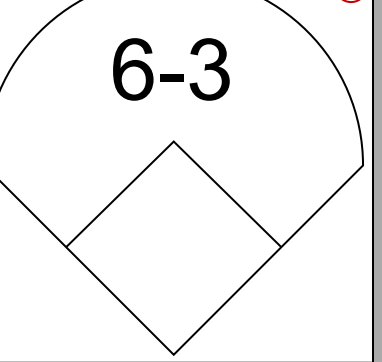
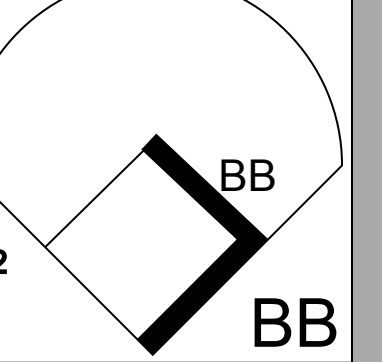
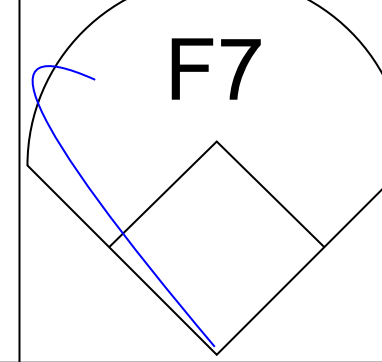
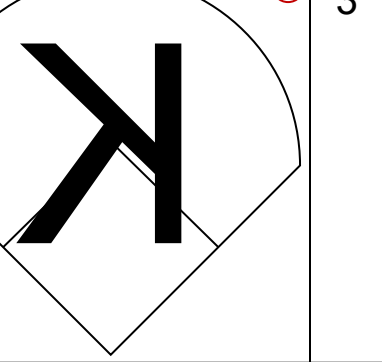
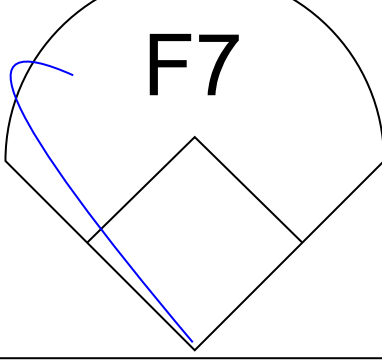
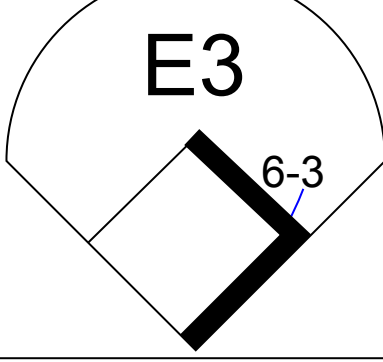
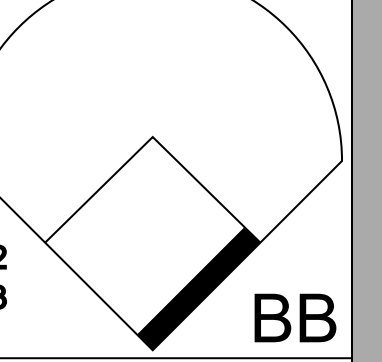
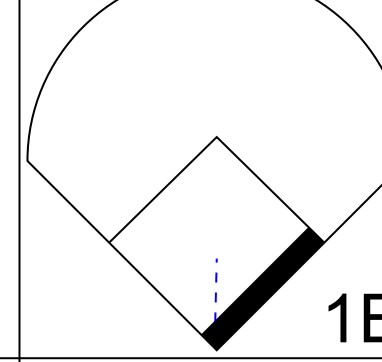
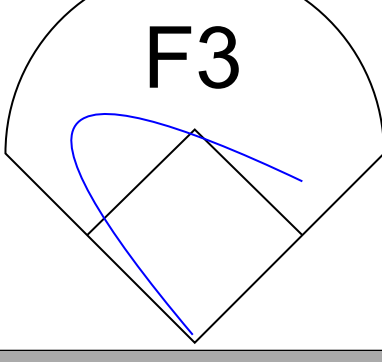
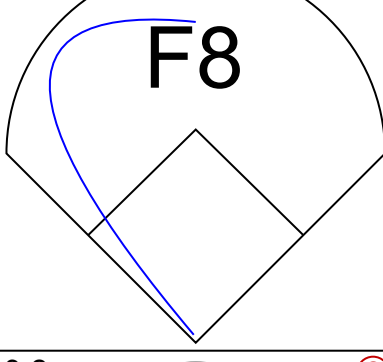
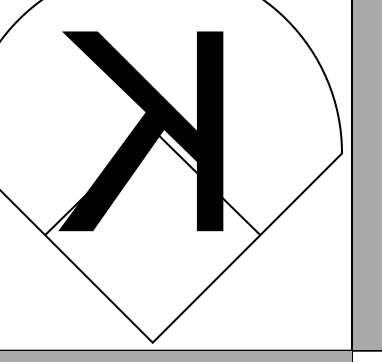
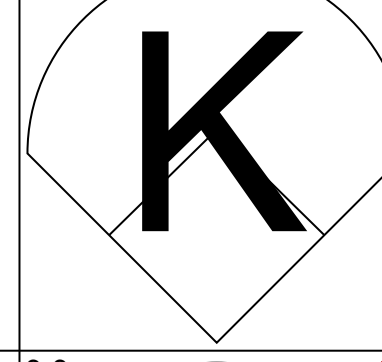

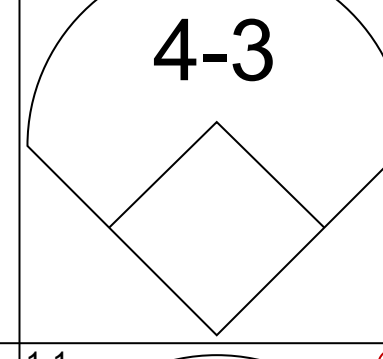
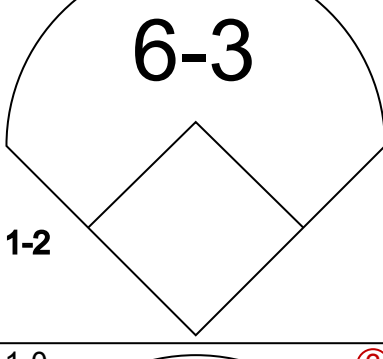
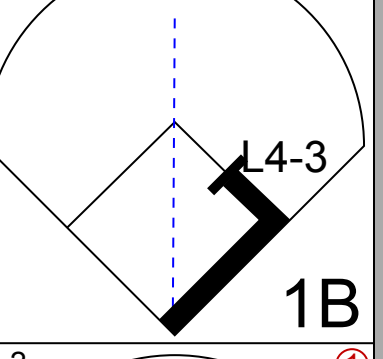
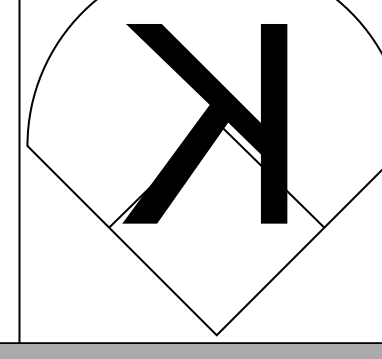
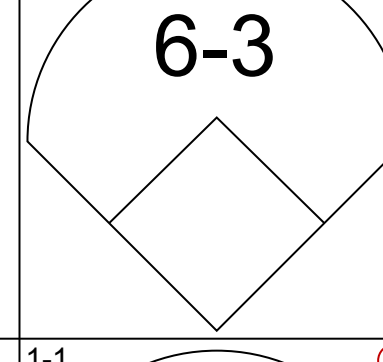
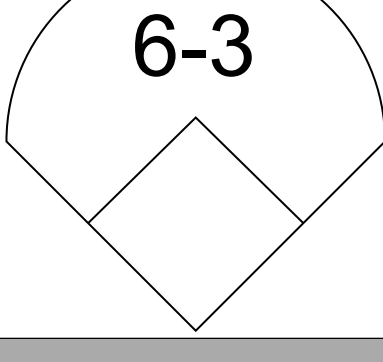
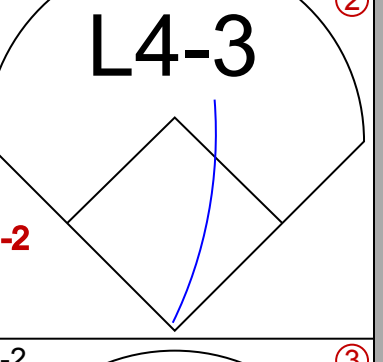
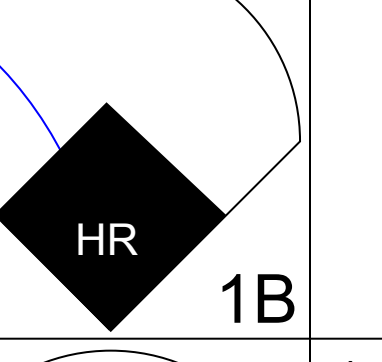
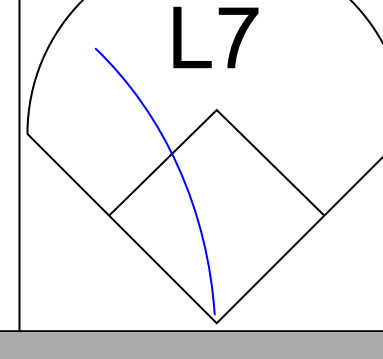
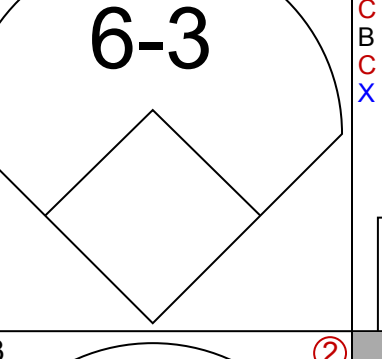
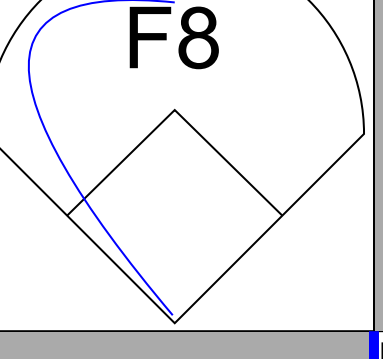
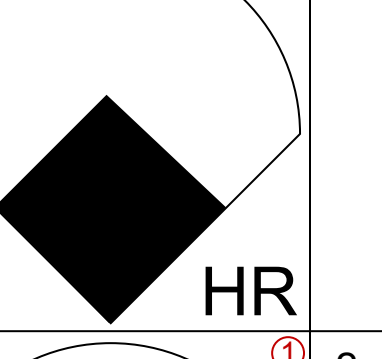
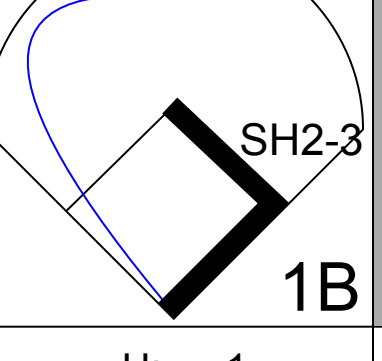
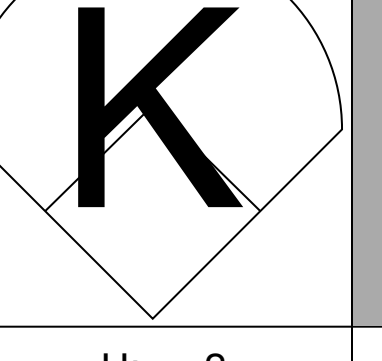
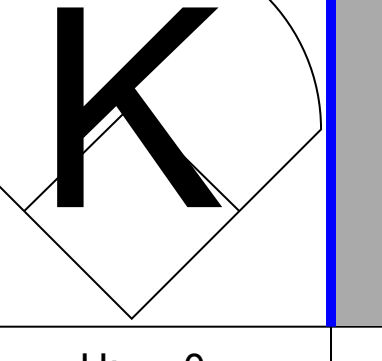
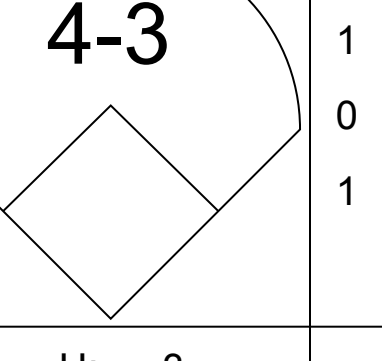


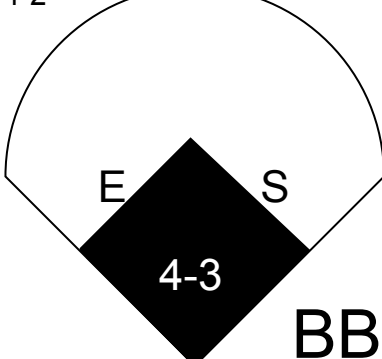
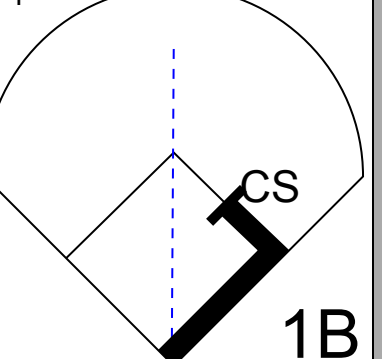
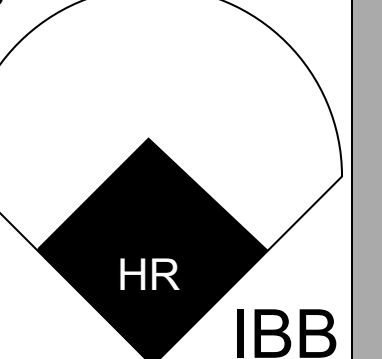
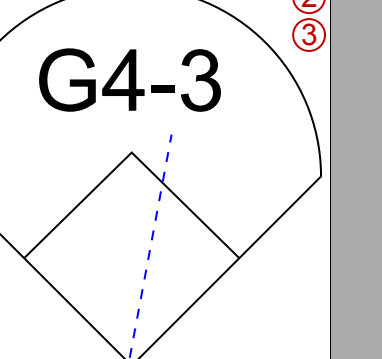
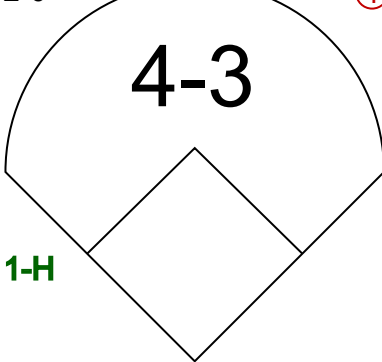
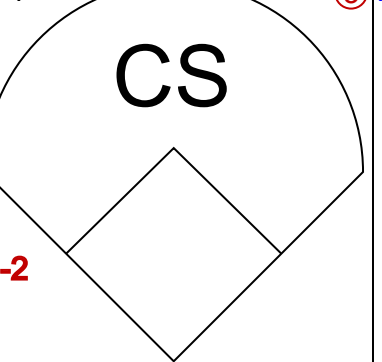
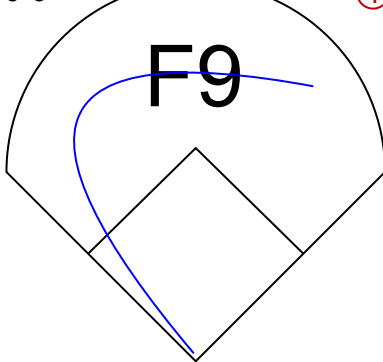
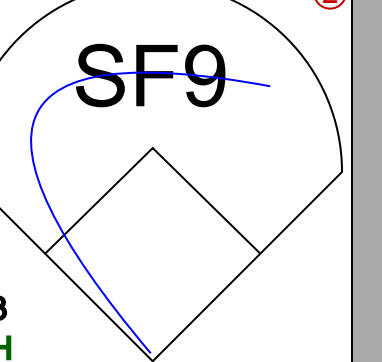
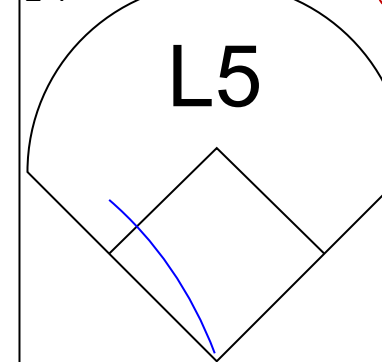
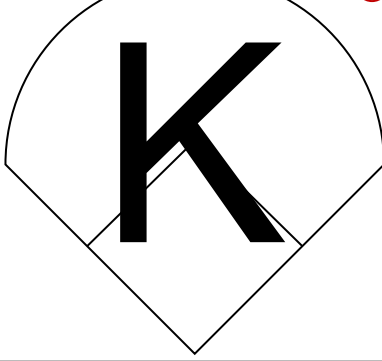
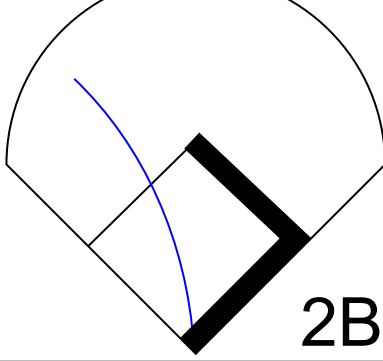
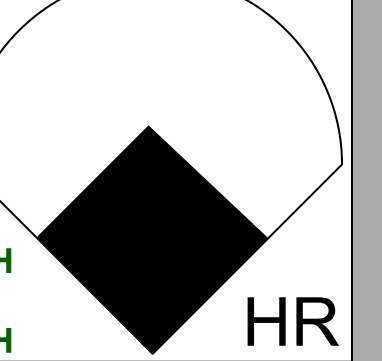
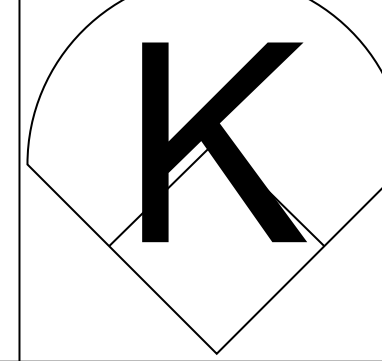
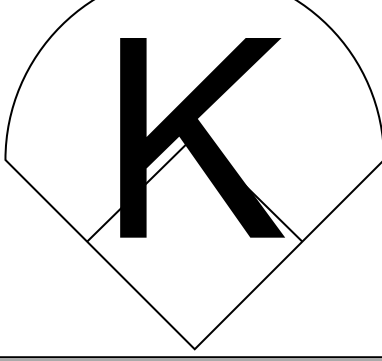
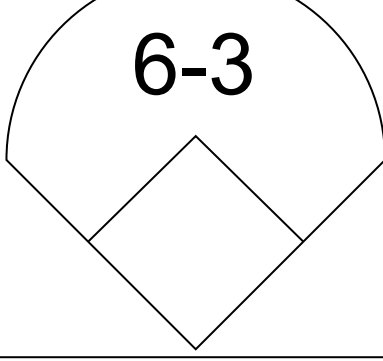
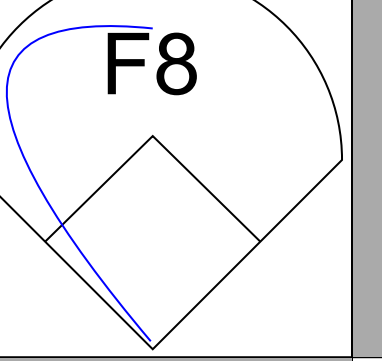
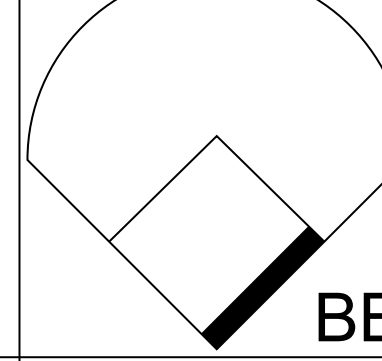
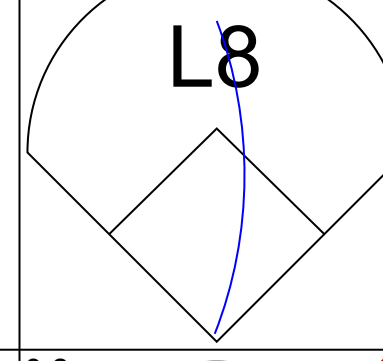
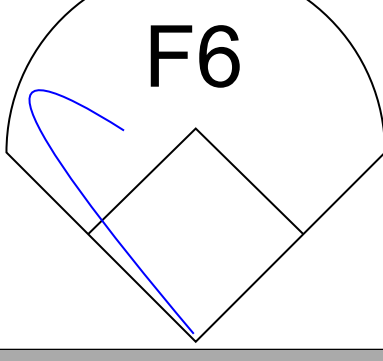
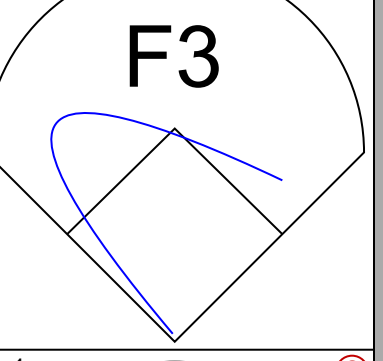
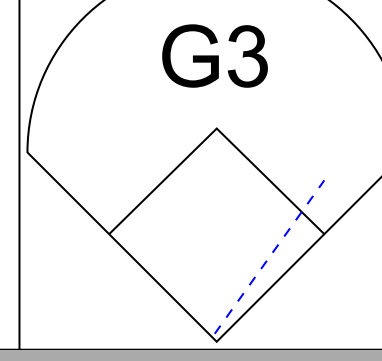
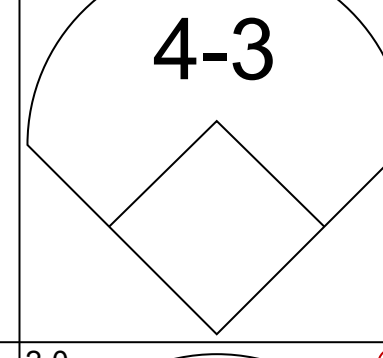
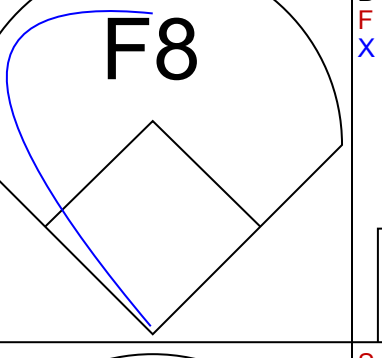
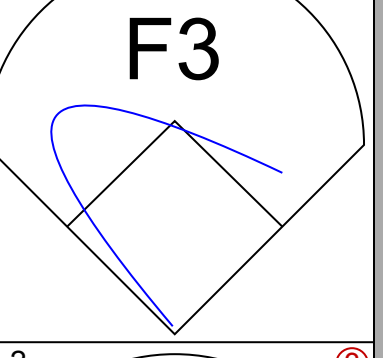
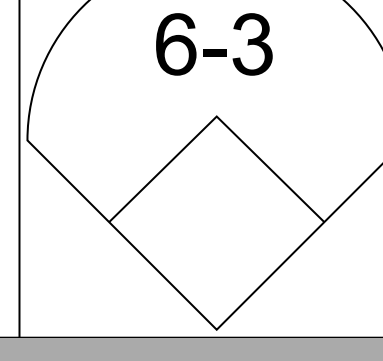
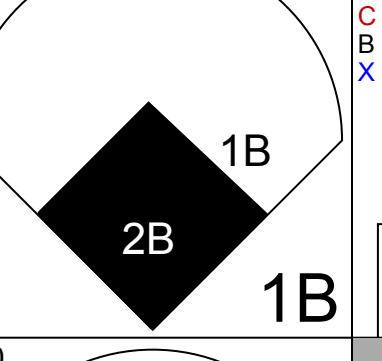
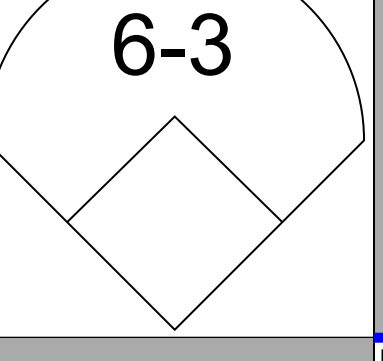
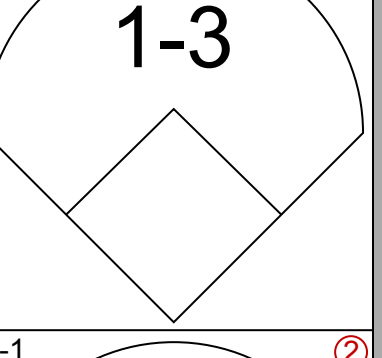
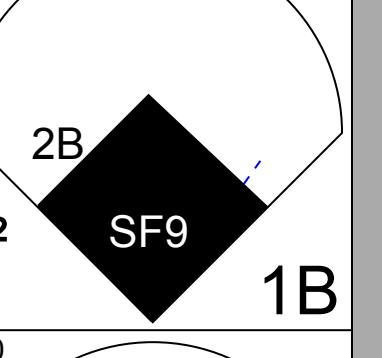
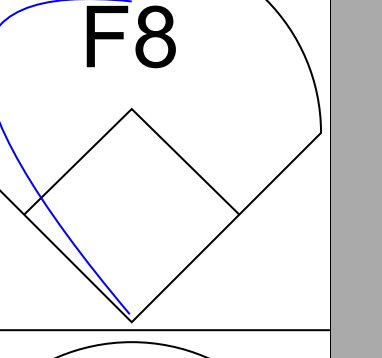
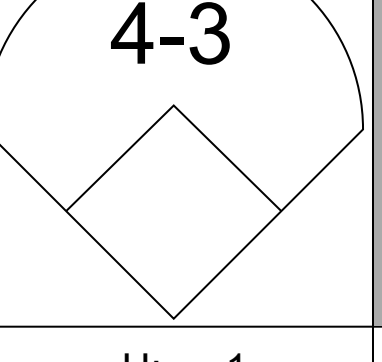
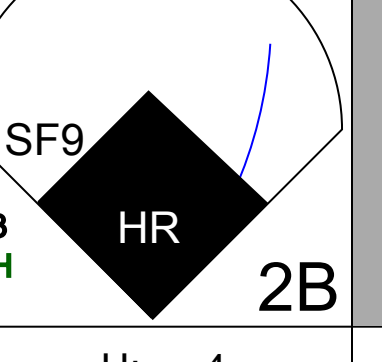
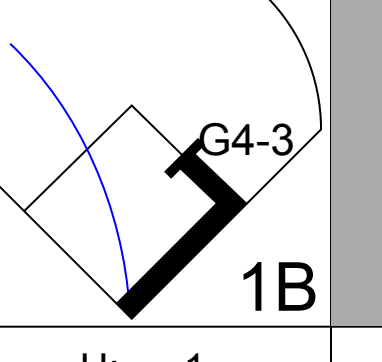
Batter	1	2	3	4	5	6	7	8	9	AB	R	H	RBI	BB	SO	LOB	BOTTOM			
Harvey Kuenn, R (1, 7) Chuck Hillier, L (1, 4) Willie Mays, R (1, 8) Orlando Cepeda, R (1, 3) Felipe Alou, R (1, 9) Ed Bailey, L (1, 2) Jose Pagan, R (1, 6) Jim Davenport, R (1, 5) Billy O'Dell, S (1, 1)	0-0 1-6-3	4-0 G3 BB			0-0 5-3		0-0 1B	0-0 1B		3	0	1	0	1	0	0				
	0-0 E7 HR	0-0 G3			0-0 F8		0-0 FC3 1B	0-0 FC3 1B		4	1	1	0	0	0	2				
	0-0 2H HR	0-0 F8			0-0 F7		0-0 FC3 1-2	0-0 FC3		4	1	1	2	0	0	4				
	0-3 K		0-0 5-3		0-0 5-3		0-0 WP 2B	0-0 K		4	0	1	0	0	1	0				
	0-0 2B		0-0 F8		0-0 4-3		0-3 K	0-3 K		4	0	1	0	0	1	1				
	0-0 F8		0-0 F8		4-0 BB		0-0 G3	0-0 G3		3	0	0	0	1	0	2				
		0-0 HR		0-0 6-3		0-3 K	0-0 F7	0-0 F7		4	1	1	1	0	1	2				
		0-3 K		0-0 F4		0-0 5-3		0-0 5-3		3	0	0	0	0	1	0				
		0-0 G3 BB 1B		0-0 4-3		0-3 K		0-3 K		3	0	1	0	0	1	0				
Inning Stats	R: 2 E: 1 K: 1 S: 8	H: 2 LOB: 1 BB: 0 P: 8	R: 1 E: 0 K: 1 S: 7	H: 2 LOB: 2 BB: 1 P: 11	R: 0 E: 0 K: 0 S: 3	H: 0 LOB: 0 BB: 0 P: 3	R: 0 E: 0 K: 0 S: 3	H: 0 LOB: 0 BB: 0 P: 3	R: 0 E: 0 K: 1 S: 5	H: 0 LOB: 1 BB: 1 P: 9	R: 0 E: 0 K: 1 S: 7	H: 2 LOB: 2 BB: 0 P: 7	R: 0 E: 0 K: 1 S: 6	H: 1 LOB: 1 BB: 0 P: 6	R: 0 E: 0 K: 1 S: 6	H: 1 LOB: 1 BB: 0 P: 6	1B: 3 2B: 2 3B: 0 HR: 2	SF: 0 SAC: 0 DP: 0 HBP: 0	WP: 1 PB: 0 SB: 0 CS: 0	PA: 34
PITCHER Carl Willey, R (1, 1) ERA: 13.5 Bob Hendley, L (2, 1) Tony Cloninger, R (8, 1) ERA:	IP: 1.1 WLS: L BF: 9 H: 4 R: 3 ER: 2 SO: 2 BB: 4 IBB: 3 HBP: 0 BLK: 0 WP: 0 HR: 2 S: 13 P: 13 ERA: 13.50 WHIP: 3.000															PITCHER				

Milwaukee Braves @ San Francisco Giants
Candlestick Park, San Francisco, CA
Wed Apr 11 1962, 9:05 PM EST
Att: 16,721 - Unknown

AB	32
R	3
H	7
RBI	3
BB	2
SO	5
LOB	11



Batter	1	2	3	4	5	6	7	8	9	AB	R	H	RBI	BB	SO	LOB	TOP			
Howie Bedell, L OBP: 0.294, SLG: 0.353 (1, 7)										4	1	1	0	0	3	0	Milwaukee Braves @ Los Angeles Dodgers Dodger Stadium, Los Angeles, CA Fri Apr 13 1962, 6:05 PM PST Att: 37,140 - Unknown livebaseballscorecards.com			
Mack Jones, L OBP: 0.389, SLG: 0.400 (1, 9)										5	0	2	1	0	2	1				
Hank Aaron, R OBP: 0.222, SLG: 0.067 (1, 8)										3	0	0	0	2	1	2				
Eddie Mathews, L OBP: 0.353, SLG: 0.385 (1, 5)										3	0	1	0	1	0	2				
Joe Adcock, R OBP: 0.200, SLG: 0.308 (1, 3)										4	0	0	0	0	2	7				
Frank Bolling, R OBP: 0.375, SLG: 0.167 (1, 4)										4	0	1	0	0	1	2				
Joe Torre, R OBP: 0.167, SLG: 0.091 (1, 2)										4	1	1	0	0	0	2				
Roy McMillan, R OBP: 0.222, SLG: 0.556 (1, 6)										4	1	1	2	0	0	0				
Lew Burdette, R OBP: 0.500, SLG: 0.500 (7, PH)										2	0	1	0	0	1	0				
Ron Piche, R (9, PH)										1	0	0	0	0	1	0				
Bob Uecker, R (9, PH)										1	0	0	0	0	0	0				
Inning Stats	R: 0 E: 1 K: 1 S: 15	H: 0 LOB: 2 BB: 1 P: 26	R: 0 E: 0 K: 0 S: 5	H: 0 LOB: 0 BB: 0 P: 7	R: 0 E: 0 K: 1 S: 8	H: 1 LOB: 1 BB: 0 P: 13	R: 0 E: 1 K: 0 S: 7	H: 0 LOB: 1 BB: 0 P: 15	R: 1 E: 0 K: 2 S: 16	H: 2 LOB: 3 BB: 2 P: 30	R: 0 E: 0 K: 3 S: 9	H: 0 LOB: 0 BB: 0 P: 15	R: 0 E: 0 K: 2 S: 8	H: 1 LOB: 1 BB: 0 P: 14	R: 2 E: 0 K: 2 S: 20	H: 3 LOB: 1 BB: 0 P: 28	1B: 6 2B: 2 3B: 0 HR: 1	SF: 0 SAC: 1 DP: 1 HBP: 0	WP: 0 PB: 0 CS: 0	PA: 39
PITCHER Don Drysdale, R ERA: 3.0 (1, 1)	IP: 9.0 WLS: W BF: 39 H: 8 R: 3 ER: 3 SO: 11 BB: 3 IBB: 0 HBP: 0 BLK: 0 WP: 0 HR: 1 S: 96 P: 163 ERA: 3.00 WHIP: 1.222																			

Batter	1	2	3	4	5	6	7	8	9	AB	R	H	RBI	BB	SO	LOB	BOTTOM			
Maury Wills, S OBP: 0.333, SLG: 0.308 (1, 6)										2	2	1	0	2	0	1	Milwaukee Braves @ Los Angeles Dodgers Dodger Stadium, Los Angeles, CA Fri Apr 13 1962, 6:05 PM PST Att: 37,140 - Unknown livebaseballscorecards.com			
Jim Gilliam, S OBP: 0.294, SLG: 0.563 (1, 4)										3	0	0	2	0	0	0				
Tommy Davis, R OBP: 0.400, SLG: 0.800 (1, 9)										4	1	2	3	0	2	0				
Wally Moon, L OBP: 0.294, SLG: 0.214 (1, 7)										3	0	0	0	1	1	1				
John Roseboro, L OBP: 0.412, SLG: 0.308 (1, 2)										4	0	0	0	0	0	2				
Ron Fairly, L OBP: 0.313, SLG: 0.462 (1, 3)										3	0	0	0	0	0	0				
Daryl Spencer, R OBP: 0.438, SLG: 0.500 (1, 5)										3	1	1	0	0	0	0				
Willie Davis, L OBP: 0.400, SLG: 0.500 (1, 8)										3	1	1	0	0	0	0				
Don Drysdale, R OBP: 0.667, SLG: 1.000 (1, 1)										3	1	2	1	0	0	0				
Inning Stats	R: 1 E: 0 K: 2 S: 13	H: 0 LOB: 0 BB: 1 P: 23	R: 0 E: 0 K: 0 S: 8	H: 0 LOB: 0 BB: 0 P: 14	R: 0 E: 0 K: 0 S: 6	H: 1 LOB: 0 BB: 0 P: 8	R: 0 E: 0 K: 0 S: 4	H: 1 LOB: 1 BB: 0 P: 4	R: 5 E: 0 K: 0 S: 11	H: 4 LOB: 0 BB: 1 P: 19	R: 0 E: 0 K: 0 S: 12	H: 0 LOB: 0 BB: 0 P: 18	R: 0 E: 0 K: 0 S: 3	H: 1 LOB: 1 BB: 0 P: 5	R: 0 E: 0 K: 1 S: 6	H: 0 LOB: 1 BB: 1 P: 14	1B: 4 2B: 2 3B: 0 HR: 1	SF: 1 SAC: 0 DP: 1 HBP: 0	WP: 0 PB: 0 CS: 1	PA: 33
PITCHER Lew Burdette, R ERA: 7.5 (7, 1)	IP: 6.0 WLS: L BF: 25 H: 6 R: 6 ER: 5 SO: 2 BB: 6 IBB: 0 HBP: 0 BLK: 0 WP: 0 HR: 1 S: 54 P: 86 ERA: 7.50 WHIP: 1.167																			
Ron Piche, R (7, 1)	IP: 2.0 WLS: L BF: 7 H: 1 R: 0 ER: 0 SO: 1 BB: 1 IBB: 0 HBP: 0 BLK: 0 WP: 0 HR: 0 S: 9 P: 19 ERA: 0.00 WHIP: 1.000																			



Batter	1	2	3	4	5	6	7	8	9	AB	R	H	RBI	BB	SO	LOB	TOP					
Howie Bedell, L (1, 7) OBP: 0.318, SLG: 0.364	4-3			G3 BB 1B	0-1 1-2 2B 1B		4-3		1-3	5	2	0	0	0	1							
Roy McMillan, R (1, 6) OBP: 0.308, SLG: 0.583	F9			G3 1B BB	0-1 1-2 2B 1B		F4			3	1	1	2	1	0	1						
Hank Aaron, R (1, 8) OBP: 0.227, SLG: 0.056	K			L7	4-0 1-2 IBB				6-3	3	0	0	0	1	1	2						
Eddie Mathews, L (1, 5) OBP: 0.333, SLG: 0.313		3-3 K		G3	0-1 1-2 2-3 L9				BB BB	3	0	0	0	1	1	4						
Joe Adcock, R (1, 3) OBP: 0.263, SLG: 0.313	5-3			1-1 2-H 3-H 1B	0-0 L8				BB BB	3	0	1	2	1	0	0						
Denis Menke, R (1, 4) Frank Bolling, R (8, PH) OBP: 0.353, SLG: 0.154	6-3			K	2-3 2-3 K				K	3	0	0	0	0	2	1						
Mack Jones, L (1, 9) OBP: 0.304, SLG: 0.333				G4-6-3 BB	1-3 K				K	3	0	0	0	1	3	2						
Del Crandall, R (1, 2) OBP: 0.222, SLG: 0.250				G4-6-3 1-2	0-0 6-3				F7	3	0	0	0	1	0	1						
Warren Spahn, L (1, 1)				K	4-2 1B 2B BB				K	2	1	0	0	1	2	0						
Inning Stats	R: 0 E: 0 K: 1 S: 7	H: 0 LOB: 0 BB: 0 P: 11	R: 0 E: 0 K: 1 S: 5	H: 0 LOB: 0 BB: 0 P: 8	R: 0 E: 0 K: 1 S: 11	H: 0 LOB: 0 BB: 1 P: 17	R: 2 E: 0 K: 1 S: 12	H: 2 LOB: 1 BB: 1 P: 24	R: 2 E: 0 K: 1 S: 13	H: 2 LOB: 2 BB: 2 P: 22	R: 0 E: 0 K: 2 S: 8	H: 0 LOB: 0 BB: 0 P: 12	R: 0 E: 0 K: 0 S: 7	H: 0 LOB: 1 BB: 1 P: 13	R: 0 E: 0 K: 2 S: 11	H: 0 LOB: 2 BB: 2 P: 21	R: 0 E: 0 K: 1 S: 6	H: 0 LOB: 0 BB: 0 P: 9	1B: 3 2B: 1 3B: 0 HR: 0	SF: 0 SAC: 1 DP: 1 HBP: 0	WP: 0 PB: 0 CS: 0	PA: 37
PITCHER	IP	WLS	BF	H	R	ER	SO	BB	IBB	HBP	BLK	WP	HR	S	P	ERA	WHIP					
Johanny Podres, L (1, 1) ERA: 6.08	6.0		25	4	4	4	7	3	1	0	0	0	0	56	94	6.00	1.167					
Larry Sherry, R (7, 1) ERA:	3.0	W	12	0	0	0	3	3	0	0	0	0	0	24	43	0.00	1.000					

Milwaukee Braves @ Los Angeles Dodgers
Dodger Stadium, Los Angeles, CA
Sat Apr 14 1962, 6:05 PM PST
Att: 43,142 - Unknown

AB 29
R 4
H 4
RBI 4
BB 7
SO 10
LOB 14



Batter	1	2	3	4	5	6	7	8	9	AB	R	H	RBI	BB	SO	LOB	BOTTOM					
Maury Wills, S (1, 6) OBP: 0.304, SLG: 0.235	SH1-3 BB 6-3	K		6-3		F3		FC6-4		4	1	0	0	1	1	4						
Jim Gilliam, S (1, 4) OBP: 0.409, SLG: 0.650	SH1-3 BB			E 2B	2-0 FC6-4 1B		6-3		1B 1B	4	2	3	0	1	0	0						
Wally Moon, L (1, 7) OBP: 0.333, SLG: 0.444	SH1-3			F7	0-0 F4		2-2 HR		1B 1B 1B	4	1	2	1	0	0	2						
Tommy Davis, R (1, 8) OBP: 0.400, SLG: 0.643	6-3			E9 1B	0-0 FC6-4		1-2 F5		1B 1B	4	0	1	2	1	0	2						
Lee Walls, R (1, 3) OBP: 0.667, SLG: 0.500	5-3			BB	0-0 F8		3-1 1B		1B	4	0	2	1	1	0	2						
Frank Howard, R (1, 9) OBP: 0.200, SLG: 0.200		2-1 1B FC6-4 1B		F5	2-2 F8		2-2 F4			4	1	1	0	0	0	3						
Daryl Spencer, R (1, 5) OBP: 0.474, SLG: 0.529		1-2 FC6-4 1B		F6	0-1 1B				6-3	3	0	2	0	0	0	2						
Dick Tracewski, R (6, PR) Larry Sherry, R (7, 1)		1-3 1B			1-2 1B					0	0	0	0	0	0	0						
Norm Sherry, R (1, 2) OBP: 0.250, SLG: 0.250		2-1 FC6-4			0-0 F9		2-0 1B		1-2 F6	4	0	1	1	0	0	1						
Johanny Podres, L (1, 1) OBP: 0.250, SLG: 0.500		3-H F8			1-1 G3		1-1 F8			2	0	0	0	0	0	1						
Andy Carey, R (6, PH) OBP: 0.667, SLG: 0.667									FC6-4 1B	2	0	1	0	0	0	2						
Inning Stats	R: 1 E: 0 K: 0 S: 10	H: 0 LOB: 1 BB: 2 P: 21	R: 1 E: 1 K: 1 S: 11	H: 2 LOB: 1 BB: 0 P: 19	R: 1 E: 1 K: 0 S: 10	H: 2 LOB: 2 BB: 1 P: 23	R: 0 E: 0 K: 0 S: 6	H: 0 LOB: 0 BB: 0 P: 10	R: 0 E: 0 K: 0 S: 4	H: 1 LOB: 1 BB: 0 P: 6	R: 0 E: 0 K: 0 S: 12	H: 2 LOB: 2 BB: 0 P: 18	R: 1 E: 0 K: 0 S: 14	H: 2 LOB: 1 BB: 0 P: 25	R: 0 E: 0 K: 0 S: 7	H: 1 LOB: 1 BB: 0 P: 11	R: 1 E: 0 K: 0 S: 6	H: 3 LOB: 3 BB: 1 P: 13	1B: 11 2B: 1 3B: 0 HR: 1	SF: 0 SAC: 1 DP: 0 HBP: 0	WP: 0 PB: 0 CS: 0	PA: 41
PITCHER	IP	WLS	BF	H	R	ER	SO	BB	IBB	HBP	BLK	WP	HR	S	P	ERA	WHIP					
Warren Spahn, L (1, 1) ERA: 7.71	8.0	L	41	13	5	5	1	3	1	0	0	0	1	80	146	5.62	2.000					

Milwaukee Braves @ Los Angeles Dodgers
Dodger Stadium, Los Angeles, CA
Sat Apr 14 1962, 6:05 PM PST
Att: 43,142 - Unknown

AB 36
R 5
H 13
RBI 5
BB 4
SO 1
LOB 19



Batter	1	2	3	4	5	6	7	8	9	AB	R	H	RBI	BB	SO	LOB	TOP			
Howie Bedell, L (1,7) OBP: 0.313, SLG: 0.323	4-0 BB		0-0 4-3	0-0 1-2 2-3 1B		0-0 4-3			0-0 6-3	4	0	1	0	1	0	1				
Mack Jones, L (1,9) OBP: 0.344, SLG: 0.296	0-3 K		0-0 1B	0-0 1-3			0-0 2B 1B		0-3 K	5	1	2	0	0	2	4				
Hank Aaron, R (1,8) OBP: 0.313, SLG: 0.357	0-0 F8		0-0 1-2 1B		0-0 5-3		0-0 4-3 1-H 2B 1B		0-0 F7	5	0	2	1	0	0	1				
Eddie Mathews, L (1,5) OBP: 0.367, SLG: 0.304	0-0 P6		0-3 K		4-0 HBP BB		0-0 4-3			3	0	0	0	1	1	4				
Joe Adcock, R (1,3) OBP: 0.269, SLG: 0.273 Tommie Aaron, R (5, PR) OBP: 0.667, SLG: 0.500		0-0 F8	0-0 F9		1-0 FC6-4 HBP		4-0 G5-4-3 BB			2	0	0	0	0	0	2				
Joe Torre, R (1,2) OBP: 0.286, SLG: 0.211		4-0 1B BB		0-0 1B BB 1B	0-0 FC6-4		0-0 G5-4-3			3	0	1	0	1	0	3				
Frank Bolling, R (1,4) OBP: 0.360, SLG: 0.250		0-0 1-3 1B		0-0 P2		4-0 G2-5-4 1B BB		0-0 4-3		3	0	1	0	1	0	1				
Roy McMillan, R (1,6) OBP: 0.364, SLG: 0.444		0-0 P3		0-0 F7		0-0 G2-5-4 1B		0-3 K		4	0	1	0	0	1	3				
Bob Shaw, R (1,1) Lou Klimchock, L (8, PH) Hank Fischer, R (8, 1)		0-3 K		4-0 1-2 BB		0-0 G2-5-4		0-0 3-1		2	0	0	0	1	1	4				
Inning Stats	R: 0 E: 0 K: 1 S: 5	H: 0 LOB: 1 BB: 1 P: 9	R: 0 E: 0 K: 1 S: 6	H: 1 LOB: 2 BB: 1 P: 10	R: 0 E: 0 K: 1 S: 7	H: 2 LOB: 2 BB: 0 P: 7	R: 0 E: 0 K: 0 S: 5	H: 2 LOB: 3 BB: 1 P: 9	R: 0 E: 0 K: 0 S: 2	H: 0 LOB: 1 BB: 1 P: 7	R: 1 E: 0 K: 0 S: 4	H: 2 LOB: 1 BB: 1 P: 8	R: 0 E: 0 K: 1 S: 5	H: 0 LOB: 0 BB: 0 P: 5	R: 0 E: 0 K: 1 S: 5	H: 0 LOB: 0 BB: 0 P: 5	1B: 7 2B: 1 3B: 0 HR: 0	SF: 0 SAC: 0 DP: 2 HBP: 1	WP: 0 PB: 0 SB: 0 CS: 0	PA: 39
PITCHER Joey Jay, R (1,1) ERA: 5.87	IP: 9.0 WLS: W BF: 39 H: 8 R: 1 ER: 1 SO: 5 BB: 6 IBB: 0 HBP: 1 BLK: 0 WP: 0 HR: 0 S: 42 P: 67 ERA: 1.00 WHIP: 1.556															PITCHER				

Milwaukee Braves @ Cincinnati Reds
Crosley Field, Cincinnati, OH
Mon Apr 16 1962, 6:05 PM EST
Att. 3,261 - Unknown - 45 F

AB 32
R 1
H 8
RBI 1
BB 6
SO 5
LOB 23

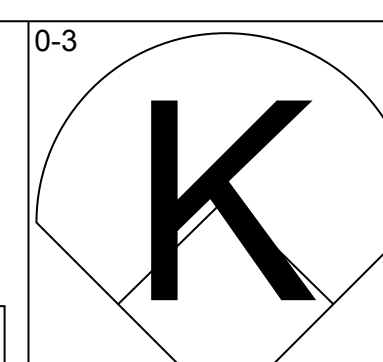
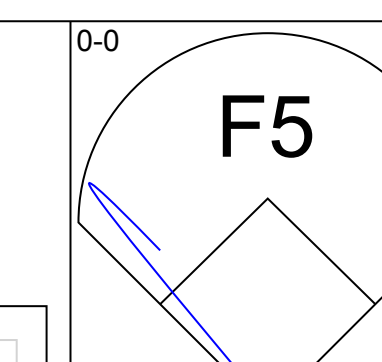
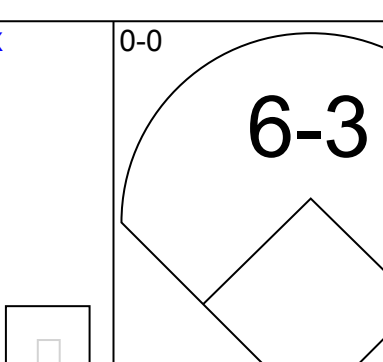
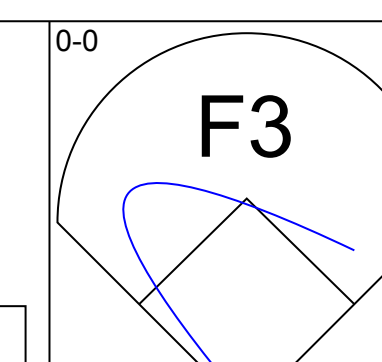
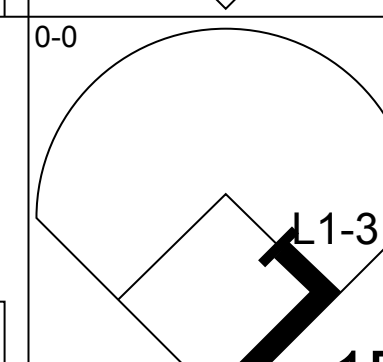
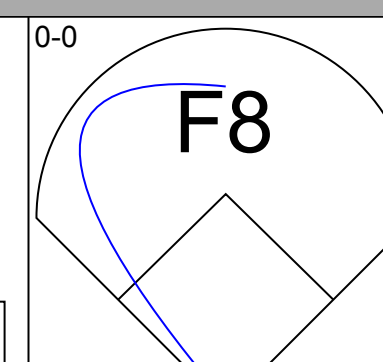
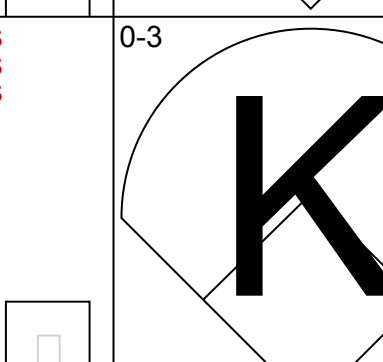
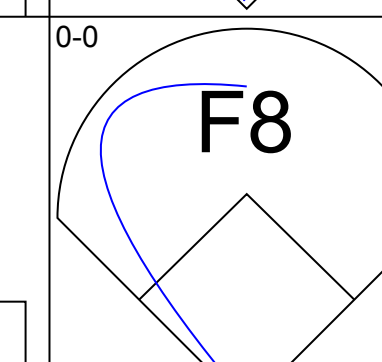
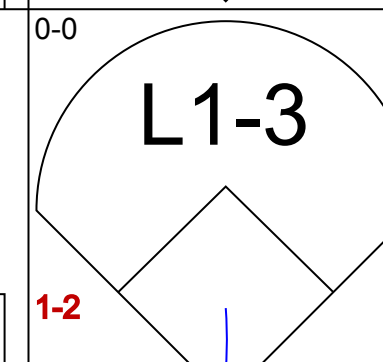
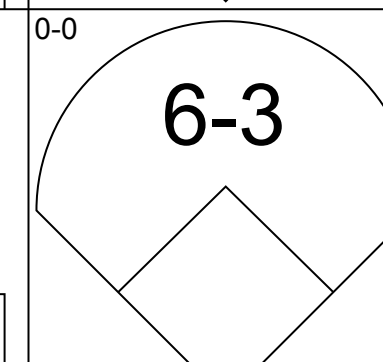
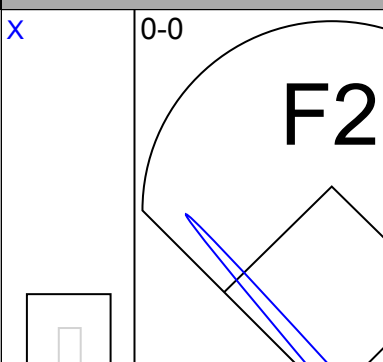
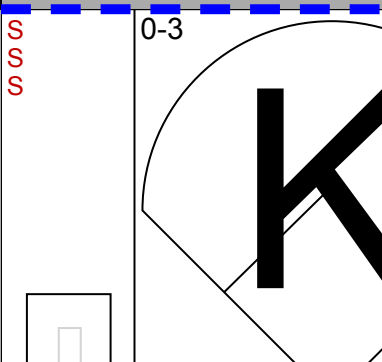
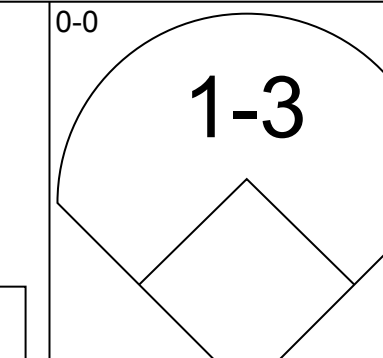
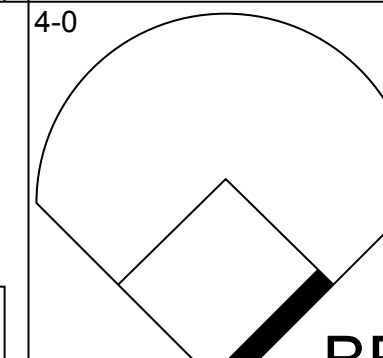
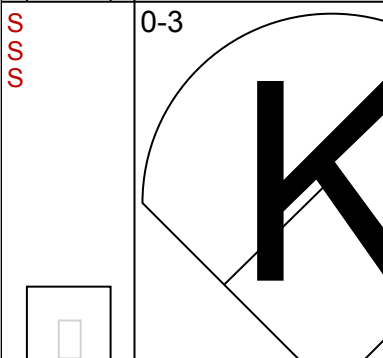
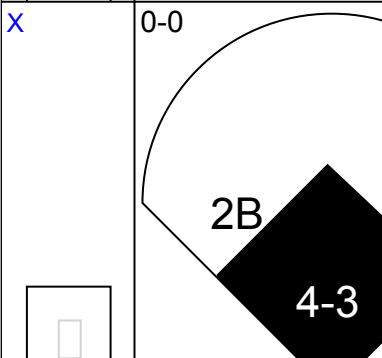
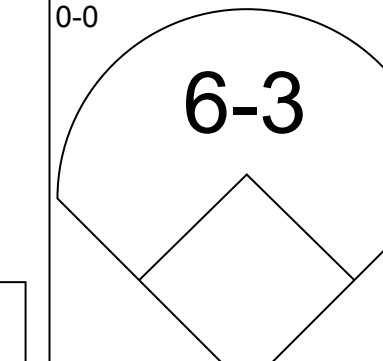
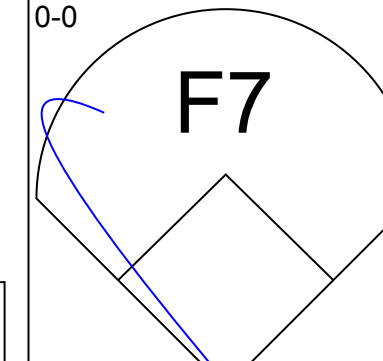
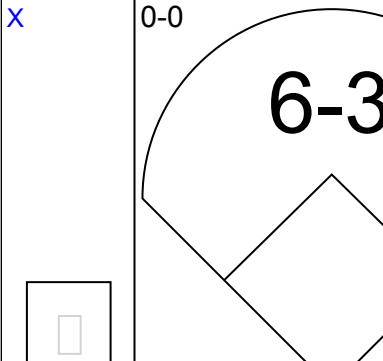
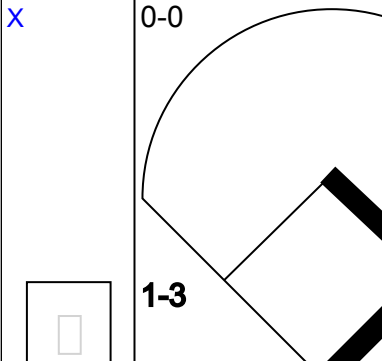
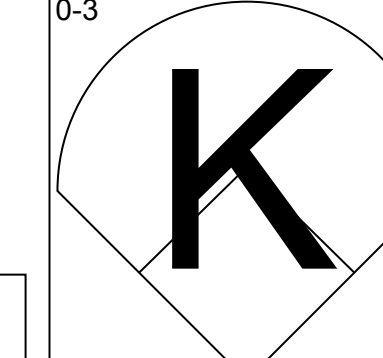
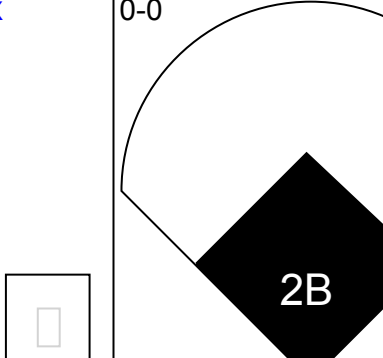
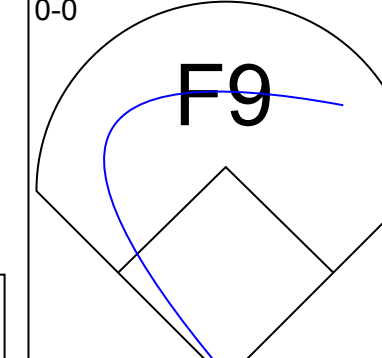
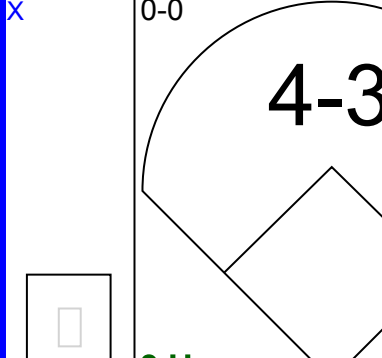
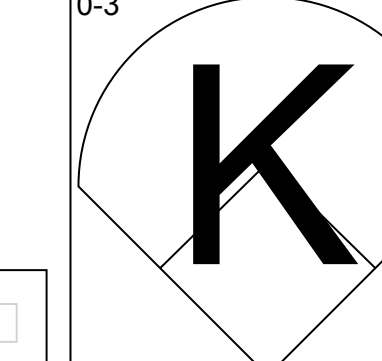
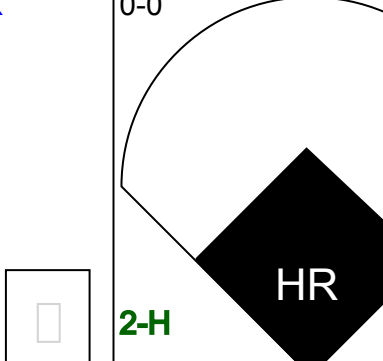
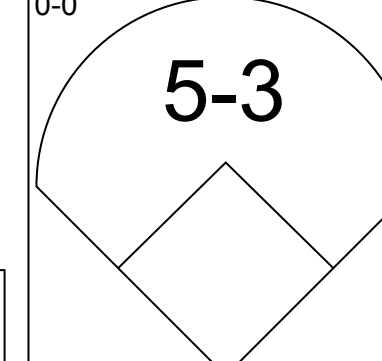
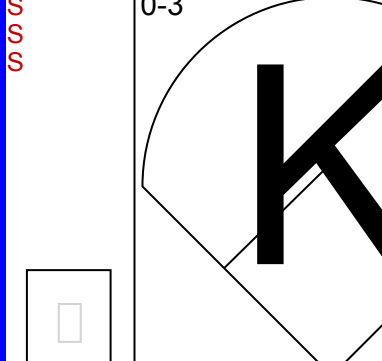
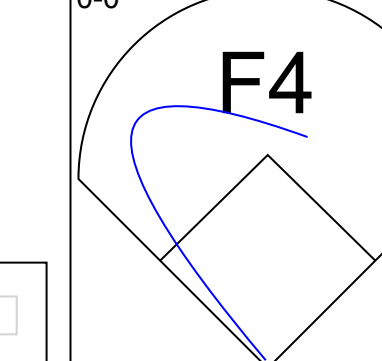
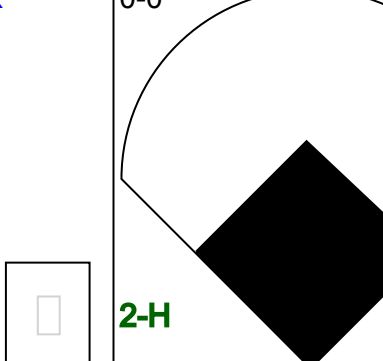
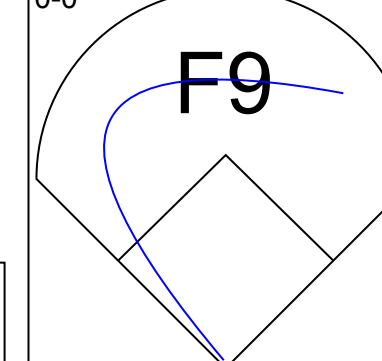
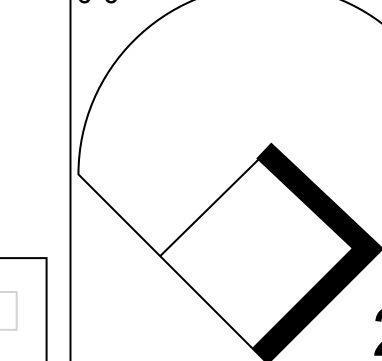
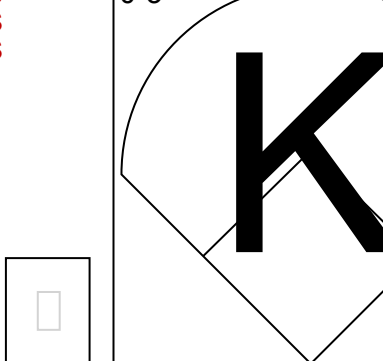
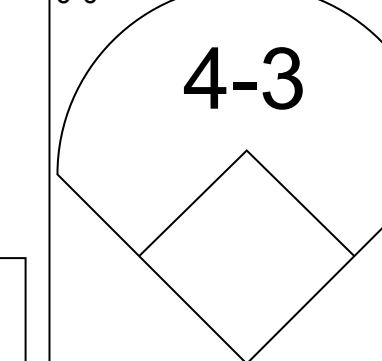


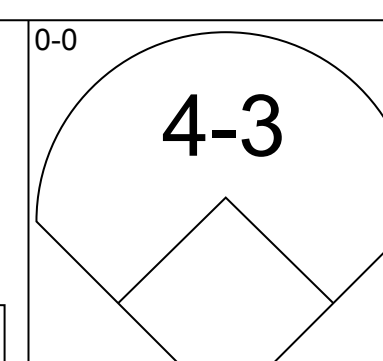
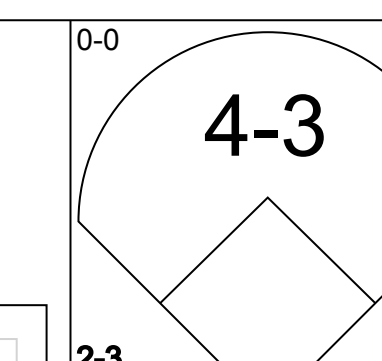
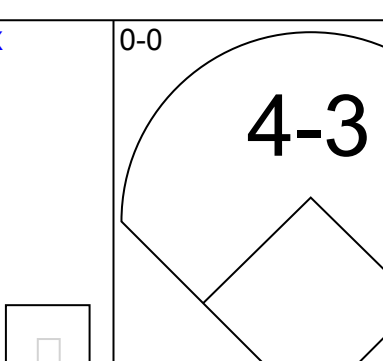
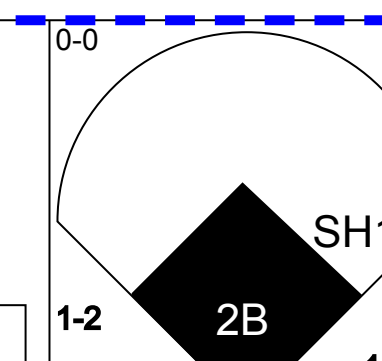
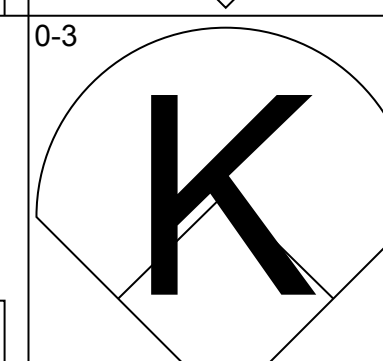
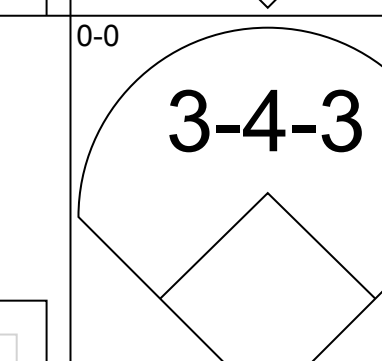
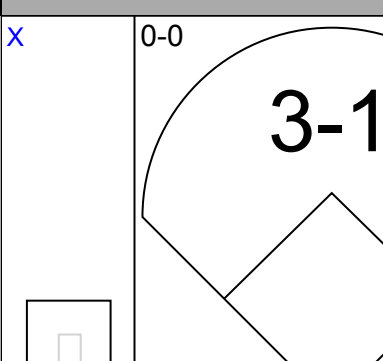
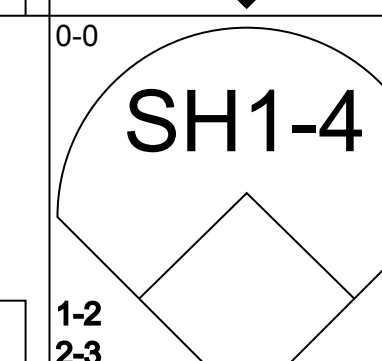
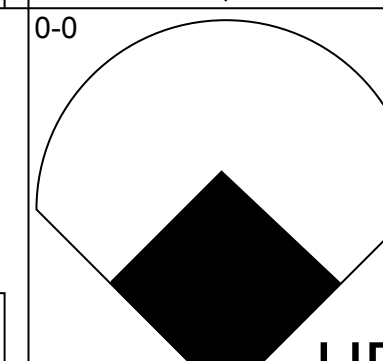
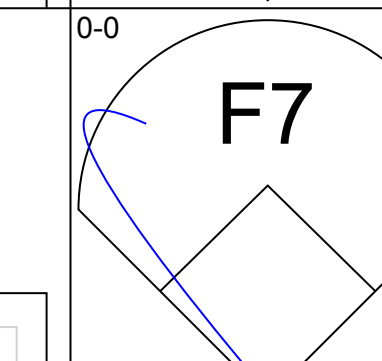
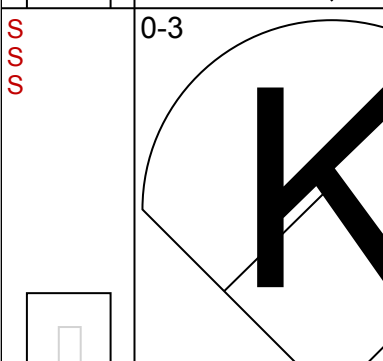
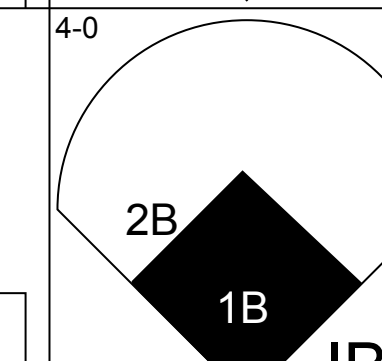
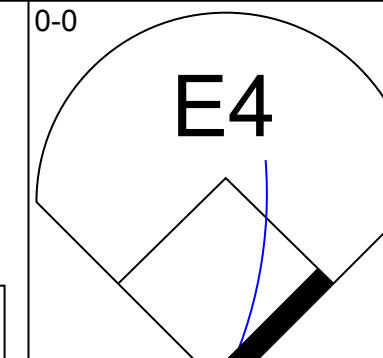
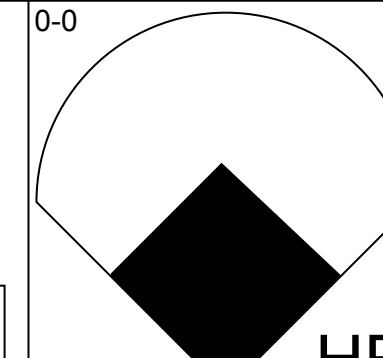
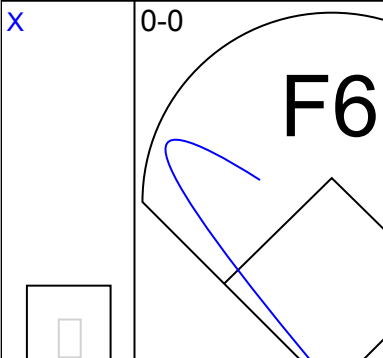
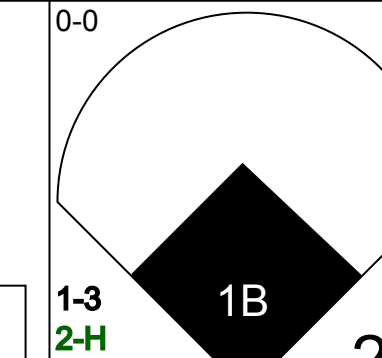
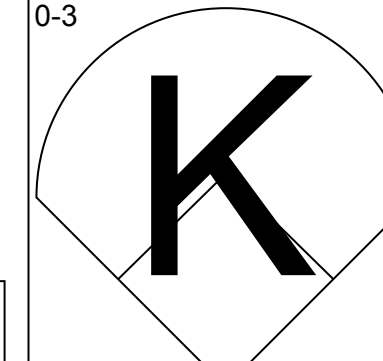
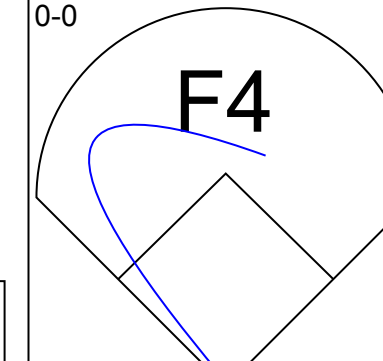
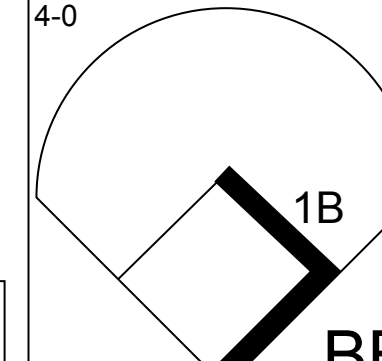
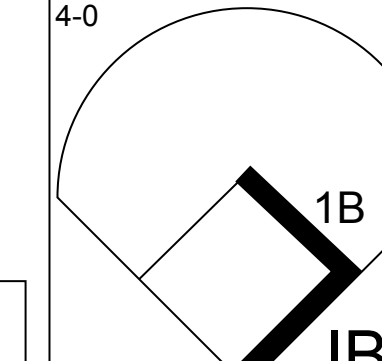
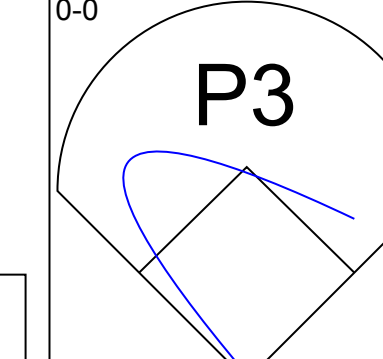
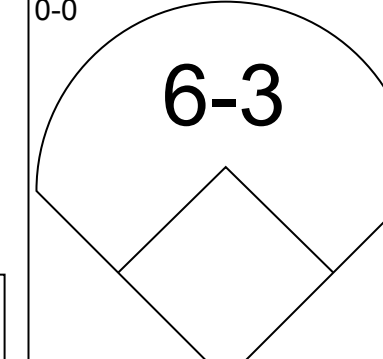
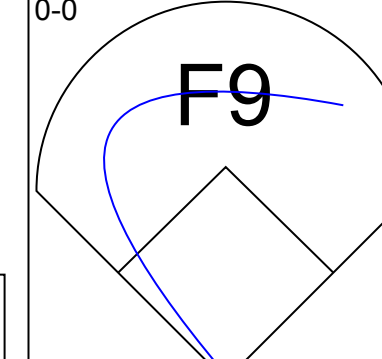
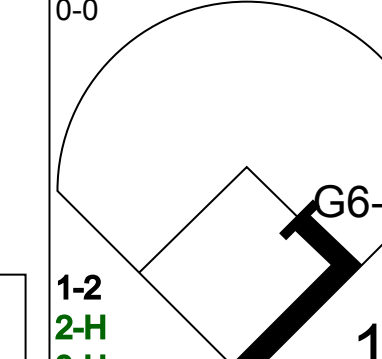
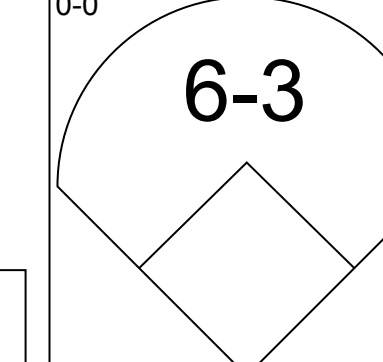
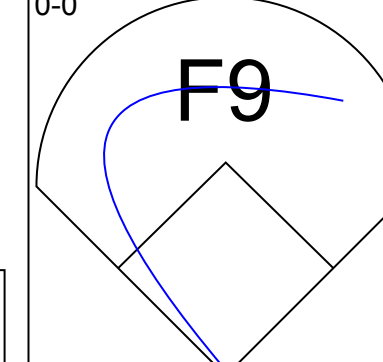
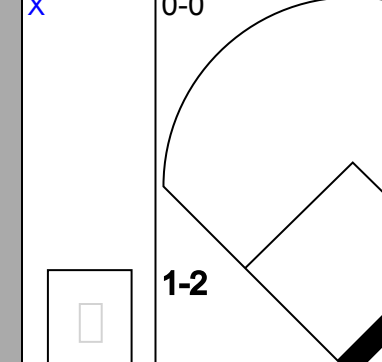
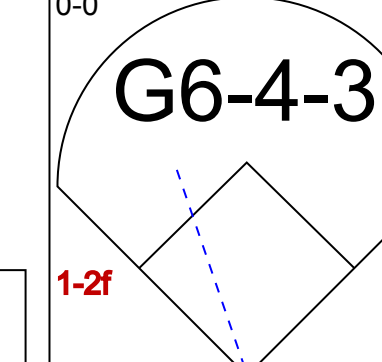
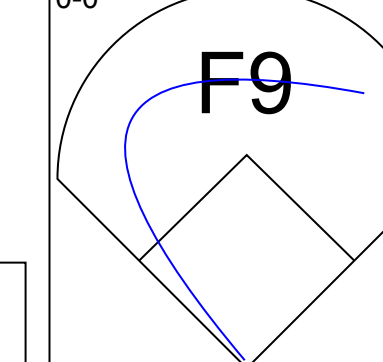
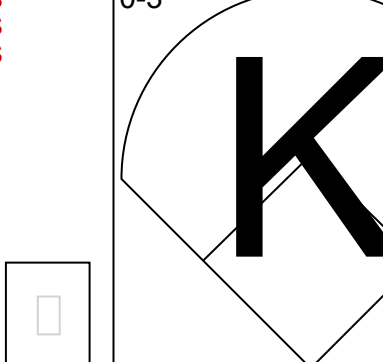
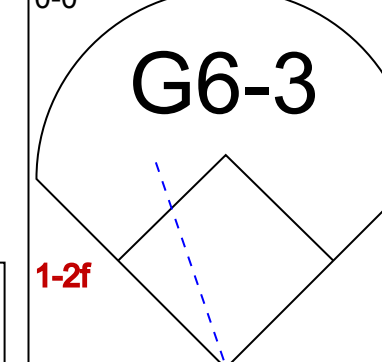
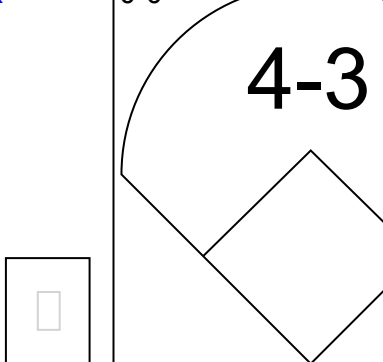
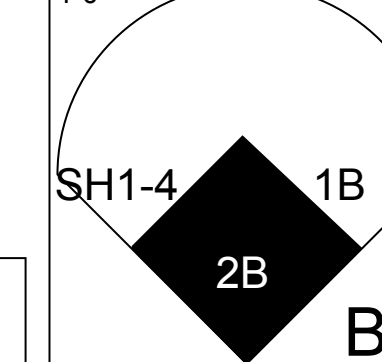
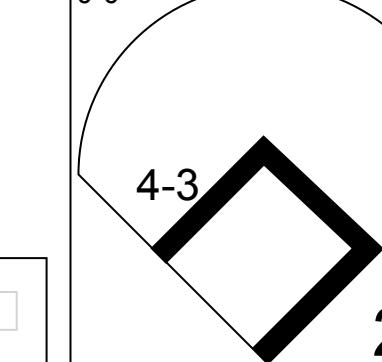
Batter	1	2	3	4	5	6	7	8	9	AB	R	H	RBI	BB	SO	LOB	BOTTOM			
Don Blasingame, L (1,4) OBP: 0.304, SLG: 0.118	0-0 F7		0-0 4-3			0-0 SH 2B IBB	0-0 4-3			3	1	0	0	0	0	1				
Eddie Kasko, R (1,5) OBP: 0.237, SLG: 0.297	0-0 P3			0-0 5-3		0-3 K	0-0 1-3			4	0	0	0	0	1	3				
Vada Pinson, L (1,8) OBP: 0.389, SLG: 0.484	0-0 1B			0-0 4-3		4-0 2B FC5-2 IBB		0-0 4-3		3	0	1	0	1	0	0				
Frank Robinson, R (1,9) OBP: 0.286, SLG: 0.300	0-3 K			0-3 K		0-0 FC5-2 2B		0-0 G3		4	0	1	2	0	2	1				
Gordy Coleman, L (1,3) OBP: 0.364, SLG: 0.467		0-0 3-1			0-0 4-3	4-0 FC5-2 BB		0-0 1B		3	0	1	0	1	0	0				
Wally Post, R (1,7) OBP: 0.310, SLG: 0.593 Marty Keough, L (9,7) OBP: 0.333, SLG: 0.333		0-0 6-3			0-0 1B	0-0 FC5-2		0-0 F7		4	0	1	0	0	0	4				
Leo Cardenas, R (1,6)		0-0 P2			0-0 F2	0-0 P6				3	0	0	0	0	0	4				
Johnny Edwards, L (1,2) OBP: 0.320, SLG: 0.238			0-0 F7		0-0 4-3		0-0 4-3 1B			3	0	1	0	0	0	1				
Joey Jay, S (1,1) OBP: 0.400, SLG: 0.250			0-3 K			0-0 SH 2B 1B	0-3 K			3	1	1	0	0	2	1				
Inning Stats	R: 0 E: 0 K: 1 S: 6	H: 1 LOB: 0 BB: 0 P: 6	R: 0 E: 0 K: 0 S: 3	H: 0 LOB: 0 BB: 0 P: 3	R: 0 E: 0 K: 1 S: 5	H: 0 LOB: 0 BB: 0 P: 5	R: 0 E: 0 K: 1 S: 5	H: 0 LOB: 0 BB: 0 P: 5	R: 0 E: 0 K: 1 S: 4	H: 1 LOB: 1 BB: 0 P: 4	R: 2 E: 1 K: 1 S: 8	H: 2 LOB: 2 BB: 2 P: 16	R: 0 E: 0 K: 1 S: 6	H: 1 LOB: 1 BB: 0 P: 6	R: 0 E: 0 K: 0 S: 4	H: 1 LOB: 1 BB: 0 P: 4	1B: 5 2B: 1 3B: 0 HR: 0	SF: 0 SAC: 1 DP: 0 HBP: 0	WP: 0 PB: 0 SB: 0 CS: 0	PA: 33
PITCHER Bob Shaw, R (1,1) ERA: 1.0 Hank Fischer, R (8, 1) ERA:	IP: 7.0 WLS: L BF: 29 H: 5 R: 2 ER: 1 SO: 5 BB: 1 IBB: 0 HBP: 0 BLK: 0 WP: 0 HR: 0 S: 37 P: 45 ERA: 1.29 WHIP: 0.857															PITCHER				

Milwaukee Braves @ Cincinnati Reds
Crosley Field, Cincinnati, OH
Mon Apr 16 1962, 6:05 PM EST
Att. 3,261 - Unknown - 45 F

AB 30
R 2
H 6
RBI 2
BB 2
SO 5
LOB 15



Batter	1	2	3	4	5	6	7	8	9	AB	R	H	RBI	BB	SO	LOB	TOP					
Harvey Kuenn, R OBP: 0.497, SLG: 0.433										4	0	0	0	0	1	1	San Francisco Giants @ Milwaukee Braves Milwaukee County Stadium, Milwaukee, WI Wed Apr 18 1962, 4:33 AM EST Att: 30,001 - Unknown livebaseballscores.com					
Chuck Hiller, L OBP: 0.341, SLG: 0.316										4	0	1	0	0	1	0						
Willie Mays, R OBP: 0.342, SLG: 0.594										4	0	0	0	0	1	1						
Orlando Cepeda, R OBP: 0.375, SLG: 0.606										3	1	1	0	1	1	0						
Felipe Alou, R OBP: 0.487, SLG: 0.829										4	0	1	0	0	0	1						
Jim Davenport, R Dick Phillips, L											3	1	1	0	0	1		0				
Jose Pagan, R Willie McCovey, L Manny Mota, R										3	1	1	1	0	1	0						
Tom Haller, L										3	1	1	2	0	0	0						
Jack Sanford, R Stu Miller, R										3	0	1	0	0	1	0						
Inning Stats	R: 0 E: 0 K: 1 S: 5	H: 1 LOB: 0 BB: 0 P: 5	R: 0 E: 0 K: 1 S: 5	H: 0 LOB: 0 BB: 0 P: 5	R: 0 E: 0 K: 1 S: 6	H: 1 LOB: 0 BB: 0 P: 6	R: 0 E: 0 K: 0 S: 3	H: 0 LOB: 1 BB: 1 P: 7	R: 3 E: 0 K: 2 S: 10	H: 3 LOB: 0 BB: 0 P: 10	R: 0 E: 0 K: 0 S: 3	H: 0 LOB: 0 BB: 0 P: 3	R: 0 E: 0 K: 0 S: 3	H: 0 LOB: 0 BB: 0 P: 3	R: 1 E: 0 K: 2 S: 9	H: 2 LOB: 1 BB: 0 P: 9		1B: 2 2B: 5 3B: 0 HR: 1	SF: 0 SAC: 0 DP: 1 HBP: 0	WP: 0 PB: 0 SB: 0 CS: 0	PA: 34	
PITCHER	IP	WLS	BF	H	R	ER	SO	BB	IBB	HBP	BLK	WP	HR	S	P	ERA	WHIP					
Warren Spahn, L ERA: 5.95	(1, 1)	8.0	W	29	5	3	3	6	1	0	0	0	0	1	40	44	3.38	0.750				
Don Nottebart, R ERA: 1.29	(9, 1)	0.2		4	2	1	1	1	0	0	0	0	0	0	6	6	13.50	3.000				
Bob Hendley, L ERA: 1.8	(9, 1)	0.1	S	1	0	0	0	1	0	0	0	0	0	0	3	3	0.00	0.000				

Batter	1	2	3	4	5	6	7	8	9	AB	R	H	RBI	BB	SO	LOB	BOTTOM					
Howie Bedell, L OBP: 0.306, SLG: 0.314										4	1	1	0	0	0	1	San Francisco Giants @ Milwaukee Braves Milwaukee County Stadium, Milwaukee, WI Wed Apr 18 1962, 4:33 AM EST Att: 30,001 - Unknown livebaseballscores.com					
Mack Jones, L OBP: 0.314, SLG: 0.267										3	0	0	0	0	1	1						
Hank Aaron, R OBP: 0.333, SLG: 0.452										3	2	1	1	1	1	1						
Eddie Mathews, L OBP: 0.382, SLG: 0.481										4	2	2	3	0	0	0						
Joe Adcock, R Tommye Aaron, R										2	0	0	0	2	1	1						
Frank Bolling, R OBP: 0.345, SLG: 0.250										4	0	1	2	0	0	1						
Del Crandall, R OBP: 0.231, SLG: 0.250										4	0	1	0	0	0	2						
Roy McMillan, R OBP: 0.320, SLG: 0.381										3	0	0	0	0	1	2						
Warren Spahn, L Amado Samuel, R										2	0	1	0	1	0	0						
Don Nottebart, R Bob Hendley, R										0	1	0	0	0	0	0						
Inning Stats	R: 1 E: 1 K: 2 S: 9	H: 1 LOB: 1 BB: 0 P: 9	R: 0 E: 0 K: 0 S: 3	H: 0 LOB: 0 BB: 0 P: 3	R: 0 E: 0 K: 0 S: 4	H: 1 LOB: 1 BB: 0 P: 4	R: 1 E: 0 K: 0 S: 4	H: 1 LOB: 0 BB: 0 P: 4	R: 0 E: 0 K: 1 S: 5	H: 0 LOB: 0 BB: 0 P: 5	R: 0 E: 0 K: 0 S: 3	H: 1 LOB: 1 BB: 1 P: 7	R: 0 E: 0 K: 0 S: 5	H: 3 LOB: 2 BB: 3 P: 17	R: 4 E: 0 K: 0 S: 5	H: 3 LOB: 2 BB: 3 P: 17	1B: 3 2B: 2 3B: 0 HR: 2	SF: 0 SAC: 1 DP: 2 HBP: 0	WP: 0 PB: 0 SB: 0 CS: 0	PA: 34		
PITCHER	IP	WLS	BF	H	R	ER	SO	BB	IBB	HBP	BLK	WP	HR	S	P	ERA	WHIP					
Jack Sanford, R ERA: 3.86	(1, 1)	7.0	L	27	4	3	3	4	2	0	0	0	0	2	33	41	3.86	0.857				
Stu Miller, R ERA: 4.05	(8, 1)	1.0		7	3	3	3	0	0	2	0	0	0	5	13	27.00	3.000					



Batter	1	2	3	4	5	6	7	8	9	AB	R	H	RBI	BB	SO	LOB	TOP					
Harvey Kuenn, R OBP: 0.455, SLG: 0.400	F4		F2		WP BB BB 1B	6-3		4-3		5	1	1	0	0	0	1	San Francisco Giants @ Milwaukee Braves Milwaukee County Stadium, Milwaukee, WI Thu Apr 19 1962, 4:33 AM EST Att: 4,570 - Unknown livebaseballscorecards.com					
Chuck Hiller, L OBP: 0.345, SLG: 0.333			F4		BB WP 1B BB	4-3		F8		4	1	1	0	1	0	1						
Willie Mays, R OBP: 0.372, SLG: 0.600	2B		K		1B BB			1-3		3	2	1	0	2	1	1						
Orlando Cepeda, R OBP: 0.378, SLG: 0.579	F8				1B BB	K		SH3 1B		5	1	2	0	0	1	5						
Felipe Alou, R OBP: 0.488, SLG: 0.795	G1				1B	F2		SH3 1B		4	0	2	1	0	0	5						
Ed Bailey, L OBP: 0.368, SLG: 0.429		FC3-6 BB			F8 1B	1B BB		F6		2	0	0	2	2	0	2						
Jose Pagan, R OBP: 0.341, SLG: 0.525		FC3-6 G4-6-3			F7 1B			5-3		5	0	2	2	0	0	3						
Jim Davenport, R OBP: 0.342, SLG: 0.500		G4-6-3			HR					3	1	1	1	1	0	3						
Juan Marichal, R OBP: 0.444, SLG: 0.429					BB WP BB	F8		F9		2	1	0	0	2	0	2						
Inning Stats	R: 0 E: 0 K: 0 S: 4	H: 1 LOB: 2 BB: 1 P: 8	R: 0 E: 0 K: 0 S: 2	H: 0 LOB: 0 BB: 1 P: 6	R: 0 E: 0 K: 1 S: 5	H: 0 LOB: 1 BB: 1 P: 9	R: 0 E: 0 K: 0 S: 4	H: 1 LOB: 1 BB: 0 P: 4	R: 5 E: 0 K: 1 S: 8	H: 3 LOB: 2 BB: 4 P: 24	R: 0 E: 0 K: 0 S: 3	H: 0 LOB: 0 BB: 0 P: 3	R: 2 E: 0 K: 0 S: 6	H: 4 LOB: 1 BB: 1 P: 10	R: 0 E: 0 K: 0 S: 3	H: 0 LOB: 0 BB: 0 P: 3	R: 0 E: 0 K: 0 S: 4	H: 1 LOB: 1 BB: 0 P: 4	1B: 7 2B: 2 3B: 0 HR: 1	SF: 1 SAC: 1 DP: 1 HBP: 0	WP: 2 PB: 0 SB: 1 CS: 0	PA: 43
PITCHER	IP WLS BF H R ER SO BB IBB HBP BLK WP HR S P ERA WHIP																					
Lew Burdette, R ERA: 9.0	(1, 1) 4.0 L 21 4 5 5 1 6 0 0 0 0 1 1 17 41 11.25 2.500																					
Ron Piche, R ERA:	(5, 1) 2.0 8 1 0 0 1 1 0 0 0 0 0 0 9 13 0.00 1.000																					
Tony Cloninger, R ERA: 6.0	(7, 1) 2.0 10 4 2 2 0 0 0 1 0 0 1 0 9 13 9.00 2.000																					
Hank Fischer, R ERA:	(9, 1) 1.0 4 1 0 0 0 0 0 0 0 0 0 0 4 4 0.00 1.000																					


Batter	1	2	3	4	5	6	7	8	9	AB	R	H	RBI	BB	SO	LOB	BOTTOM					
Howie Bedell, L OBP: 0.268, SLG: 0.275	4-3	F6		F7			K2-3		3-1	5	0	0	0	0	1	2	San Francisco Giants @ Milwaukee Braves Milwaukee County Stadium, Milwaukee, WI Thu Apr 19 1962, 4:33 AM EST Att: 4,570 - Unknown livebaseballscorecards.com					
Mack Jones, L OBP: 0.375, SLG: 0.324	E9 WP HR 1B			G6-3				HR 1B		4	2	3	0	0	0	1						
Hank Aaron, R OBP: 0.317, SLG: 0.400	HR BB		K		1-3		F8		K	4	1	0	0	1	2	4						
Eddie Mathews, L OBP: 0.385, SLG: 0.656	HR		F4		F8		F7		HR	5	2	2	5	0	0	1						
Joe Adcock, R OBP: 0.314, SLG: 0.414	F2				F7				F9	5	1	2	1	0	0	0						
Frank Bolling, R OBP: 0.364, SLG: 0.296				5-3		G5-4-3 BB		F9		3	0	1	0	1	0	1						
Bob Uecker, R	K					G5-4-3		K		3	0	0	0	1	2	2						
Roy McMillan, R OBP: 0.379, SLG: 0.417					F3					3	0	2	0	1	0	2						
Lew Burdette, R BP: 0.560, SLG: 0.550	(1, 1) 9.0 W 41 11 6 6 6 4 0 0 1 0 1 3 48 65 6.00 1.667																					
Ron Piche, R	(5, 1) 2.0 8 1 0 0 1 1 0 0 0 0 0 0 9 13 0.00 1.000																					
Lou Klimchok, L	(6, PH) 0.0 0 0 0 0 0 0 0 0 0 0 0 0 0 0 0 0 0																					
Tony Cloninger, R	(7, 1) 2.0 10 4 2 2 0 0 0 1 0 0 1 0 9 13 9.00 2.000																					
Tommie Aaron, R	(8, PH) 0.0 0 0 0 0 0 0 0 0 0 0 0 0 0 0 0 0 0																					
Hank Fischer, R	(9, 1) 1.0 4 1 0 0 0 0 0 0 0 0 0 0 4 4 0.00 1.000																					
Inning Stats	R: 3 E: 1 K: 1 S: 8	H: 3 LOB: 1 BB: 1 P: 12	R: 0 E: 0 K: 1 S: 6	H: 1 LOB: 2 BB: 0 P: 7	R: 0 E: 0 K: 0 S: 4	H: 1 LOB: 2 BB: 1 P: 8	R: 0 E: 0 K: 0 S: 3	H: 1 LOB: 0 BB: 0 P: 3	R: 0 E: 0 K: 0 S: 3	H: 0 LOB: 0 BB: 0 P: 3	R: 0 E: 0 K: 0 S: 3	H: 1 LOB: 1 BB: 1 P: 7	R: 0 E: 0 K: 1 S: 6	H: 1 LOB: 1 BB: 0 P: 6	R: 1 E: 0 K: 2 S: 8	H: 1 LOB: 1 BB: 1 P: 12	R: 2 E: 0 K: 1 S: 7	H: 2 LOB: 0 BB: 0 P: 7	1B: 6 2B: 2 3B: 0 HR: 3	SF: 0 SAC: 0 DP: 2 HBP: 1	WP: 1 PB: 0 SB: 0 CS: 0	PA: 41
PITCHER	IP WLS BF H R ER SO BB IBB HBP BLK WP HR S P ERA WHIP																					
Juan Marichal, R ERA: 2.88	(1, 1) 9.0 W 41 11 6 6 6 4 0 0 1 0 1 3 48 65 6.00 1.667																					



Batter	1	2	3	4	5	6	7	8	9	AB	R	H	RBI	BB	SO	LOB	TOP		
Maury Wills, S OBP: 0.346, SLG: 0.413 (1, 6)	0-1 4-3		3-3 K		0-0 1-2 2H 1B		1-2 F8		1-1 F8	5	0	1	1	0	1	3	Los Angeles Dodgers @ Milwaukee Braves Milwaukee County Stadium, Milwaukee, WI Sat Apr 21 1962, 4:33 AM EST Att: 8,708 - Unknown livebaseballscorecards.com		
Jim Gilliam, S OBP: 0.298, SLG: 0.372 (1, 4)	1-2 F8			1-0 F9	3-1 F6		1-0 F7		2-1 F4	5	0	0	0	0	0	4			
Tim Harkness, L OBP: 0.429, SLG: 0.556 (1, 3)	0-0 4-3			4-2 BB		1-0 4-3	1-3 K		4-0 BB	3	0	0	0	2	1	2			
Tommy Davis, R OBP: 0.395, SLG: 0.778 (1, 7)		2-2 L7		2-0 F2		1-2 1B 2B		0-1 2B 2B	2-2 L8	5	2	2	0	0	0	2			
Frank Howard, R OBP: 0.238, SLG: 0.400 (8, PR)		2-2 L5		1-2 4-3		3-0 1B 2H 1B		0-1 SH1-3 2H 1B 2B		4	0	2	2	0	0	1			
Ron Fairly, L OBP: 0.269, SLG: 0.364 (8, 9)		2-2 L5								0	1	0	0	0	0	0			
John Roseboro, L OBP: 0.429, SLG: 0.364 (1, 2)		2-2 L9			3-1 F8	3-1 G5-4-3 1B		0-0 SH1-3		3	0	1	0	0	0	0			
Andy Carey, R OBP: 0.500, SLG: 0.364 (1, 5)			4-1 FC3-6 BB		3-3 K	0-0 G5-4-3 1-2		1-0 1B		3	0	1	1	1	1	2			
Willie Davis, L OBP: 0.440, SLG: 0.652 (1, 8)			0-2 FC3-6 S 1-2		4-0 BB BB		0-1 SH 1B	0-0 G1-6-3		3	1	2	0	1	0	1			
Johnny Podres, L OBP: 0.286, SLG: 0.333 (1, 1)			1-2 4-3		4-0 1B BB		0-1 SH	1-1 G1-6-3		2	0	0	0	1	0	3			
Inning Stats	R: 0 E: 0 K: 0 S: 6	H: 0 LOB: 0 BB: 7	R: 0 E: 0 K: 0 S: 10	H: 0 LOB: 0 BB: 16	R: 0 E: 0 K: 1 S: 10	H: 0 LOB: 1 BB: 1	R: 0 E: 0 K: 0 S: 8	H: 0 LOB: 1 BB: 1	R: 0 E: 1 K: 1 S: 11	H: 1 LOB: 2 BB: 0	R: 0 E: 0 K: 0 S: 9	H: 4 LOB: 1 BB: 1	R: 0 E: 0 K: 0 S: 8	H: 0 LOB: 1 BB: 1	1B: 6 2B: 3 3B: 0 HR: 0	SF: 0 SAC: 2 DP: 2 HBP: 0	WP: 0 PB: 0 SB: 1 CS: 0	PA: 40	
PITCHER	IP	WLS	BF	H	R	ER	SO	BB	IBB	HBP	BLK	WP	HR	S	P	ERA	WHIP		
Bob Hendley, L ERA: 2.86 (1, 1)	7.0	L	32	7	4	4	3	4	0	0	0	0	0	67	118	5.14	1.571		
Don Nottebart, R ERA: 1.13 (8, 1)	1.0		4	2	0	0	0	0	0	0	0	0	0	5	7	0.00	2.000		
Hank Fischer, R ERA: (9, 1)	1.0		4	0	0	0	0	1	0	0	0	0	0	8	17	0.00	1.000		

Batter	1	2	3	4	5	6	7	8	9	AB	R	H	RBI	BB	SO	LOB	BOTTOM		
Howie Bedell, L OBP: 0.267, SLG: 0.273 (1, 7)	1-2 4-3		2-1 6-3		2-2 L8			1-0 1B		4	0	1	0	0	0	0	Los Angeles Dodgers @ Milwaukee Braves Milwaukee County Stadium, Milwaukee, WI Sat Apr 21 1962, 4:33 AM EST Att: 8,708 - Unknown livebaseballscorecards.com		
Roy McMillan, R OBP: 0.333, SLG: 0.357 (1, 6)	2-3 K			1-1 F8		1-2 5-3		0-0 G3		4	0	0	0	0	1	1			
Hank Aaron, R OBP: 0.333, SLG: 0.410 (1, 8)	1-1 L7			0-0 FC3-6 1B		3-2 F5		1-1 G5-4-3 1B		4	0	2	0	0	0	0			
Eddie Mathews, L OBP: 0.349, SLG: 0.583 (1, 5)		1-2 G3		1-0 FC3-6 BB 1-2 1B		3-1 3-1		2-3 K		4	1	0	0	0	1	2			
Joe Adcock, R OBP: 0.333, SLG: 0.406 (1, 3)		3-0 1B		4-0 1B BB			0-0 F6		3-2 G5-4-3	3	0	1	0	1	0	1			
Mack Jones, L OBP: 0.395, SLG: 0.351 (1, 9)		0-0 1B		1-2 BB			1-0 F8			3	0	2	1	0	0	0			
Frank Bolling, R OBP: 0.333, SLG: 0.267 (1, 4)		1-3 1B		1-2 2H 1B			0-0 L7			3	0	0	0	0	0	3			
Del Crandall, R OBP: 0.250, SLG: 0.267 (1, 2)			0-0 F6		0-1 CS 1B			0-1 F8		3	0	1	0	0	0	0			
Bob Hendley, R OBP: 0.500, SLG: 0.500 (8, 1)			0-2 F9		1-1 F9			0-0 1-3		2	0	0	0	0	0	0			
Don Nottebart, R OBP: 0.333, SLG: 0.267 (8, PH)					1-2					0	0	0	0	0	0	0			
Hank Fischer, R ERA: (9, 1)										0	0	0	0	0	0	0			
Inning Stats	R: 0 E: 0 K: 1 S: 8	H: 2 LOB: 1 BB: 0	R: 0 E: 0 K: 0 S: 7	H: 2 LOB: 0 BB: 0	R: 0 E: 0 K: 0 S: 9	H: 2 LOB: 2 BB: 1	R: 0 E: 0 K: 0 S: 8	H: 0 LOB: 0 BB: 0	R: 0 E: 0 K: 0 S: 3	H: 0 LOB: 0 BB: 0	R: 0 E: 0 K: 0 S: 5	H: 1 LOB: 1 BB: 0	R: 0 E: 0 K: 1 S: 8	H: 1 LOB: 0 BB: 0	1B: 7 2B: 0 3B: 0 HR: 0	SF: 0 SAC: 0 DP: 1 HBP: 0	WP: 0 PB: 0 SB: 0 CS: 1	PA: 32	
PITCHER	IP	WLS	BF	H	R	ER	SO	BB	IBB	HBP	BLK	WP	HR	S	P	ERA	WHIP		
Johnny Podres, L ERA: 4.03 (1, 1)	9.0	W	32	7	1	1	2	1	0	0	0	0	0	61	101	1.00	0.889		



Batter	1	2	3	4	5	6	7	8	9	AB	R	H	RBI	BB	SO	LOB	TOP					
Maury Wills, S OBP: 0.321, SLG: 0.380	E1 F9 E 1B		K2-3		4-3			L7		4	1	0	0	0	1	1	Los Angeles Dodgers @ Milwaukee Braves Milwaukee County Stadium, Milwaukee, WI Sun Apr 22 1962, 4:33 AM EST Att: 6,751 - Unknown livebaseballscorecards.com					
Jim Gilliam, S OBP: 0.294, SLG: 0.362	E1		4-3			2-1 CS 1B		F2	4	0	1	0	0	0	1							
Wally Moon, L OBP: 0.294, SLG: 0.333	F9		1-3			1-2 F4		1B	4	0	1	0	0	0	2							
Duke Snider, L OBP: 0.563, SLG: 0.846	HR 1B			1-3		3-2 4-3 1-2		F5	4	1	1	1	0	0	2							
Tommy Davis, R OBP: 0.381, SLG: 0.800	HR			F8			1-3	L5	4	1	1	2	0	0	1							
John Roseboro, L OBP: 0.387, SLG: 0.320	L7			1-3			F9		3	0	0	0	0	0	0							
Andy Carey, R OBP: 0.412, SLG: 0.286		G3			1-3		F5		3	0	0	0	0	0	0							
Willie Davis, L OBP: 0.393, SLG: 0.577		F9			F6		F9		3	0	0	0	0	0	0							
Don Drysdale, R OBP: 0.571, SLG: 0.667 Dary Spencer, R OBP: 0.389, SLG: 0.333 Pete Richert, L ERA: 3.52 Larry Sherry, R ERA: Tim Harkness, L OBP: 0.406, SLG: 0.526 Ron Perranoski, L ERA: 2.08			K			2-1 1B		F9	1	0	0	0	0	0	0							
Inning Stats	R: 3 E: 2 K: 0 S: 13	H: 2 LOB: 0 BB: 0 P: 16	R: 0 E: 0 K: 1 S: 7	H: 0 LOB: 0 BB: 0 P: 10	R: 0 E: 0 K: 1 S: 7	H: 0 LOB: 0 BB: 0 P: 11	R: 0 E: 0 K: 0 S: 7	H: 0 LOB: 1 BB: 0 P: 12	R: 0 E: 0 K: 0 S: 11	H: 1 LOB: 1 BB: 0 P: 19	R: 0 E: 0 K: 0 S: 8	H: 1 LOB: 0 BB: 0 P: 14	R: 0 E: 0 K: 0 S: 3	H: 0 LOB: 0 BB: 0 P: 4	R: 0 E: 0 K: 0 S: 8	H: 0 LOB: 0 BB: 0 P: 11	R: 0 E: 0 K: 0 S: 9	H: 1 LOB: 1 BB: 0 P: 12	1B: 4 2B: 0 3B: 0 HR: 1	SF: 0 SAC: 0 DP: 0 HBP: 0	WP: 0 PB: 0 SB: 0 CS: 1	PA: 32
PITCHER Bob Shaw, R ERA: 0.5	IP: 9.0 WLS: W BF: 32 H: 5 R: 3 ER: 0 SO: 2 BB: 0 IBB: 0 HBP: 0 BLK: 0 WP: 0 HR: 1 S: 73 P: 109 ERA: 0.00 WHIP: 0.556															PITCHER						

Batter	1	2	3	4	5	6	7	8	9	AB	R	H	RBI	BB	SO	LOB	BOTTOM			
Howie Bedell, L OBP: 0.280, SLG: 0.255	K		6-3	F8 BB		K			3	0	0	0	2	2	0	Los Angeles Dodgers @ Milwaukee Braves Milwaukee County Stadium, Milwaukee, WI Sun Apr 22 1962, 4:33 AM EST Att: 6,751 - Unknown livebaseballscorecards.com				
Mack Jones, L OBP: 0.417, SLG: 0.366	K		BB E 1B	F8		S 1B	G6-4-3 BB		4	1	2	1	1	1	1					
Hank Aaron, R OBP: 0.333, SLG: 0.410 Tommie Aaron, R OBP: 0.444, SLG: 0.286			BB E BB	F8		F8	G6-4-3		0	0	0	0	0	0	0					
Eddie Mathews, L OBP: 0.396, SLG: 0.568	G3		BB E 1B BB	1B IBB		BB	CS BB		1	1	0	0	4	0	1					
Joe Adcock, R OBP: 0.318, SLG: 0.378 Mike Krsnich, R ERA: 3.52	F7		K	L8		K	1B 1B		5	0	1	0	0	2	7					
Frank Bolling, R OBP: 0.317, SLG: 0.257	F7		E6 1B		5-3	F5	1B 1B		0	0	0	0	0	0	0					
Del Crandall, R OBP: 0.381, SLG: 0.526	HR		BB 1B	1B B1-5 BB		1B 1B	WP 1B		4	2	3	2	1	0	2					
Roy McMillan, R OBP: 0.405, SLG: 0.419	S 1B		BB	1B		WP BB 1B			3	1	3	0	1	0	0					
Bob Shaw, R OBP: 0.286, SLG: 0.167	K		F5		B1-5	BB WP 1B			4	0	1	0	0	1	6					
Inning Stats	R: 0 E: 0 K: 2 S: 12	H: 1 LOB: 1 BB: 0 P: 18	R: 1 E: 0 K: 1 S: 10	H: 2 LOB: 1 BB: 0 P: 15	R: 3 E: 1 K: 1 S: 22	H: 2 LOB: 3 BB: 3 P: 41	R: 0 E: 0 K: 0 S: 4	H: 0 LOB: 2 BB: 2 P: 14	R: 0 E: 0 K: 0 S: 5	H: 1 LOB: 1 BB: 1 P: 13	R: 0 E: 0 K: 2 S: 10	H: 1 LOB: 2 BB: 1 P: 19	R: 2 E: 0 K: 0 S: 13	H: 3 LOB: 2 BB: 2 P: 25	R: 0 E: 0 K: 0 S: 7	H: 2 LOB: 2 BB: 1 P: 15	1B: 11 2B: 1 3B: 0 HR: 1	SF: 0 SAC: 0 DP: 3 HBP: 0	WP: 1 PB: 0 SB: 2 CS: 1	PA: 43
PITCHER Don Drysdale, R ERA: 5.12 Pete Richert, L ERA: 3.52 Larry Sherry, R ERA: Ron Perranoski, L ERA: 2.08	IP: 4.0 WLS: L BF: 23 H: 5 R: 2 ER: 2 SO: 2 BB: 4 IBB: 0 HBP: 0 BLK: 0 WP: 1 HR: 0 S: 27 P: 56 ERA: 7.71 WHIP: 3.857															PITCHER				




Batter	1	2	3	4	5	6	7	8	9	AB	R	H	RBI	BB	SO	LOB	TOP					
Tony Taylor, R (1.4) OBP: 0.356, SLG: 0.270	K			FC3-6 1B		F9		1B		4	0	2	0	0	1	0	Philadelphia Phillies @ Milwaukee Braves Milwaukee County Stadium, Milwaukee, WI Tue Apr 24 1962, 7:05 PM EST Att: 6,898 - Unknown					
Ted Savage, R (1.9) OBP: 0.366, SLG: 0.250	5-3			FC3-6 1B 1-2		K		F9		4	0	0	0	0	1	2						
Tony Gonzalez, L (1.8) OBP: 0.302, SLG: 0.436	K			1B					4-3	3	0	1	0	1	1	0						
Roy Sievers, R (1.3) OBP: 0.333, SLG: 0.143		K		K		K		F7		4	0	0	0	0	3	3						
Mel Roach, R (1.5) OBP: 0.429, SLG: 0.500		4-3		L9				1B 1B		4	1	2	0	0	0	2						
Don Demeter, R (1.7) OBP: 0.285, SLG: 0.344		P4				FC5-4 1B		1B 1B		4	0	2	0	0	0	1						
Sammy White, R (1.2) OBP: 0.167, SLG: 0.167						FC1-6-5 1B		1B		4	0	1	1	0	0	2						
Billy Conzolo, R (0. PR) OBP: 0.500, SLG: 0.500						2-3		1B		0	0	0	0	0	0	0						
Ruben Amaro, R (1.6) OBP: 0.376, SLG: 0.303				F8		G6-4-3 1B		L7		4	0	1	0	0	0	2						
Art Mahaffey, R (1.1) OBP: 0.333, SLG: 0.143				P6		G6-4-3		F8		2	0	0	0	0	0	2						
Bobby Malkmus, R (8. PH)				P6						1	0	0	0	0	0	0						
Frank Sullivan, R (8. 1)										0	0	0	0	0	0	0						
Don Ferrarese, R (8. 1) OBP: 1.000, SLG: 1.000										0	0	0	0	0	0	0						
Inning Stats	R: 0 E: 0 K: 2 S: 7	H: 0 LOB: 0 BB: 0 P: 7	R: 0 E: 0 K: 1 S: 5	H: 0 LOB: 0 BB: 0 P: 5	R: 0 E: 0 K: 0 S: 3	H: 0 LOB: 0 BB: 0 P: 3	R: 0 E: 0 K: 1 S: 7	H: 2 LOB: 2 BB: 0 P: 7	R: 0 E: 0 K: 0 S: 4	H: 2 LOB: 1 BB: 0 P: 4	R: 0 E: 0 K: 2 S: 7	H: 0 LOB: 1 BB: 1 P: 11	R: 0 E: 0 K: 0 S: 3	H: 1 LOB: 0 BB: 0 P: 3	R: 0 E: 0 K: 0 S: 4	H: 1 LOB: 1 BB: 0 P: 4	R: 1 E: 0 K: 0 S: 6	H: 3 LOB: 2 BB: 0 P: 6	1B: 8 2B: 1 3B: 0 HR: 0	SF: 0 SAC: 0 DP: 2 HBP: 0	WP: 0 PB: 0 SB: 0 CS: 0	PA: 35
PITCHER Warren Spahn, L (1.1) ERA: 4.4	IP: 9.0 WLS: W BF: 35 H: 9 R: 1 ER: 1 SO: 6 BB: 1 IBB: 0 HBP: 0 BLK: 0 WP: 0 HR: 0 S: 46 P: 50 ERA: 1.00 WHIP: 1.111															PITCHER						


AB	34
R	1
H	9
RBI	1
BB	1
SO	6
LOB	14





Batter	1	2	3	4	5	6	7	8	9	AB	R	H	RBI	BB	SO	LOB	BOTTOM				
Howie Bedell, L (1.7) OBP: 0.305, SLG: 0.273	G3 BB		FC6-5 G4-6-3 2-3			F9		1-3		3	0	0	0	1	0	2	Philadelphia Phillies @ Milwaukee Braves Milwaukee County Stadium, Milwaukee, WI Tue Apr 24 1962, 7:05 PM EST Att: 6,898 - Unknown				
Mack Jones, L (1.9) OBP: 0.393, SLG: 0.333	G3 1-2		G4-6-3 1-2			1-3				3	0	0	0	0	0	2					
Hank Aaron, R (1.8) OBP: 0.327, SLG: 0.381	6-5-4-6-3-4-2 2-3			G5-4-3 BB		P6				2	0	0	0	1	0	1					
Eddie Mathews, L (1.5) OBP: 0.382, SLG: 0.591		F9		P3		HR				3	1	1	1	0	0	1					
Joe Adcock, R (1.3) OBP: 0.294, SLG: 0.341										3	0	1	0	0	1	1					
Tommie Aaron, R (8. 3) OBP: 0.364, SLG: 0.222				G5-4-3 1-2		K				0	0	0	0	0	0	0					
Denis Menke, R (1.6) OBP: 0.333, SLG: 0.293		P5				F6				3	0	0	0	0	1	1					
Frank Bolling, R (1.4) OBP: 0.333, SLG: 0.293		F7				L7		G3 SH1-4 1B		3	0	1	0	0	0	1					
Del Crandall, R (1.2) OBP: 0.360, SLG: 0.478				2B 1B		F2		SH1-4 1-2		2	1	1	0	0	0	0					
Warren Spahn, L (1.1) OBP: 0.400, SLG: 0.500				FC6-5 1-H 2B		5-3		G3 2-3		3	0	1	1	0	0	1					
Inning Stats	R: 0 E: 0 K: 0 S: 2	H: 0 LOB: 1 BB: 1 P: 6	R: 0 E: 0 K: 0 S: 4	H: 1 LOB: 1 BB: 0 P: 4	R: 1 E: 0 K: 0 S: 4	H: 2 LOB: 0 BB: 0 P: 4	R: 0 E: 0 K: 0 S: 2	H: 0 LOB: 0 BB: 1 P: 6	R: 0 E: 0 K: 1 S: 5	H: 0 LOB: 0 BB: 0 P: 5	R: 0 E: 0 K: 0 S: 3	H: 0 LOB: 0 BB: 0 P: 3	R: 1 E: 0 K: 1 S: 6	H: 1 LOB: 0 BB: 0 P: 6	R: 0 E: 0 K: 0 S: 4	H: 1 LOB: 1 BB: 0 P: 4	R: 0 E: 0 K: 0 S: 2	H: 3 LOB: 2 BB: 0 HR: 1	SF: 0 SAC: 1 DP: 3 HBP: 0	WP: 0 PB: 0 SB: 0 CS: 0	PA: 28
PITCHER Art Mahaffey, R (1.1) ERA: 3.21	IP: 7.0 WLS: L BF: 24 H: 4 R: 2 ER: 2 SO: 2 BB: 2 IBB: 0 HBP: 0 BLK: 0 WP: 0 HR: 1 S: 26 P: 34 ERA: 2.57 WHIP: 0.857															PITCHER					
Frank Sullivan, R (8. 1) ERA: 2.7	0.1	2	1	0	0	0	0	0	0	0	0	2	2	0.00	3.000						
Don Ferrarese, L (8. 1) ERA: 4.91	0.2	2	0	0	0	0	0	0	0	0	0	2	2	0.00	0.000						



Batter	1	2	3	4	5	6	7	8	9	AB	R	H	RBI	BB	SO	LOB	TOP				
Tony Taylor, R OBP: 0.347, SLG: 0.250 (1, 4)	F8		G4-6-3 BB		K			F9		3	0	0	0	1	1	1	Philadelphia Phillies @ Milwaukee Braves Milwaukee County Stadium, Milwaukee, WI Wed Apr 25 1962, 7:05 PM EST Att: 7,306 - Unknown 				
Johnny Callison, L OBP: 0.182, SLG: 0.188 (1, 9)	4-3		G4-6-3 1-2		4-3			6-3		4	0	0	0	0	2						
Tony Gonzalez, L OBP: 0.319, SLG: 0.429 (1, 8)	E 1B		HBP		4-3			4-3		3	1	1	0	0	0						
Wes Covington, L OBP: 0.273, SLG: 0.281 (1, 7)	E8 1-H E		4-3		3-1			G3-6-1 1B		4	1	1	0	0	1						
Clay Dalrymple, L OBP: 0.400, SLG: 0.516 (1, 2)	E8 2-H 1B		4-3		4-3			G3-6-1 1-2		4	0	1	1	0	1						
Don Demeter, R OBP: 0.243, SLG: 0.314 (1, 5)	F7		P4		6-3			6-3		3	0	0	0	0	1						
Roy Sievers, R OBP: 0.308, SLG: 0.129 (1, 3)	6-3		P3		P4			P4		3	0	0	0	0	0						
Ruben Amaro, R OBP: 0.375, SLG: 0.333 (1, 6)	K		3-1 2B		F7			F7		3	0	1	0	0	1						
Chris Short, R Paul Brown, R Billy Klaus, L Ed Keegan, R Billy Consolo, R Don Ferrarese, R	K		3-1 2-3		K			K		1	0	0	0	0	1	0					
Inning Stats	R: 2 E: 2 K: 0 S: 6	H: 2 LOB: 1 BB: 0 P: 6	R: 0 E: 0 K: 2 S: 7	H: 0 LOB: 0 BB: 7 P: 7	R: 0 E: 0 K: 0 S: 2	H: 0 LOB: 1 BB: 1 P: 7	R: 0 E: 0 K: 0 S: 3	H: 0 LOB: 0 BB: 0 P: 3	R: 0 E: 0 K: 1 S: 6	H: 1 LOB: 1 BB: 0 P: 6	R: 0 E: 0 K: 0 S: 3	H: 0 LOB: 0 BB: 0 P: 3	R: 0 E: 0 K: 1 S: 5	H: 0 LOB: 0 BB: 0 P: 5	R: 0 E: 0 K: 0 S: 3	H: 1 LOB: 0 BB: 0 P: 3	1B: 3 2B: 1 3B: 0 HR: 0	SF: 0 SAC: 0 DP: 2 HBP: 1	WP: 0 PB: 0 SB: 1 CS: 0	PA: 32	
PITCHER Ron Piche, R ERA:	IP: 9.0 WLS: W BF: 32	H: 4 R: 2 ER: 0 SO: 4	BB: 1 IBB: 0 HBP: 1 BLK: 0	WP: 0 HR: 0 S: 38 P: 43	ERA: 0.00 WHIP: 0.556	PITCHER											IP: 9.0 WLS: W BF: 32	H: 4 R: 2 ER: 0 SO: 4	BB: 1 IBB: 0 HBP: 1 BLK: 0	WP: 0 HR: 0 S: 38 P: 43	ERA: 0.00 WHIP: 0.556

Batter	1	2	3	4	5	6	7	8	9	AB	R	H	RBI	BB	SO	LOB	BOTTOM				
Tommie Aaron, R OBP: 0.438, SLG: 0.250 (1, 7) (8, 3)	WP 3B 1B		FC5-6 BB	1B BB		G4-6-3 1-2		4-3		3	1	1	0	2	0	1	Philadelphia Phillies @ Milwaukee Braves Milwaukee County Stadium, Milwaukee, WI Wed Apr 25 1962, 7:05 PM EST Att: 7,306 - Unknown 				
Mack Jones, L OBP: 0.417, SLG: 0.392 (1, 9)	SF7 3B		FC5-6 HR	1B		E 1B HBP		S HBP		3	3	2	1	0	1						
Hank Aaron, R OBP: 0.321, SLG: 0.370 (1, 8)	6-3		E6 HR	P4		BB S 1B		BB S 1B		4	1	1	0	0	4						
Eddie Mathews, L OBP: 0.373, SLG: 0.638 (1, 5)	SF7 3-H		HR		F8		L9			3	1	1	4	0	2						
Joe Adcock, R OBP: 0.327, SLG: 0.413 Howie Bedell, L OBP: 0.305, SLG: 0.273	5-3		HR		BB		1B BB			2	1	1	1	2	0	0					
Denis Menke, R OBP: 0.182, SLG: 0.100 (1, 4)	L8		BB		K		1B			3	0	1	0	1	1						
Roy McMillan, R OBP: 0.378, SLG: 0.385 (1, 6)	F5		F9		K		6-3			4	0	0	0	0	1	4					
Joe Torre, R OBP: 0.240, SLG: 0.174 (1, 2)	4-3		1-3		F8		F8			4	0	0	0	0	0						
Ron Piche, R (1, 1)	K		K		G4-6-3 BB		K2-3			3	0	0	0	1	3	0					
Inning Stats	R: 2 E: 0 K: 0 S: 5	H: 2 LOB: 0 BB: 0 P: 5	R: 4 E: 1 K: 1 S: 8	H: 2 LOB: 2 BB: 2 P: 16	R: 0 E: 0 K: 1 S: 6	H: 1 LOB: 1 BB: 1 P: 10	R: 0 E: 0 K: 2 S: 7	H: 0 LOB: 2 BB: 1 P: 11	R: 0 E: 0 K: 0 S: 2	H: 0 LOB: 0 BB: 1 P: 6	R: 1 E: 1 K: 0 S: 4	H: 2 LOB: 2 BB: 1 P: 9	R: 0 E: 0 K: 1 S: 5	H: 0 LOB: 0 BB: 0 P: 5	R: 0 E: 0 K: 1 S: 5	H: 0 LOB: 0 BB: 0 P: 5	1B: 4 2B: 0 3B: 1 HR: 2	SF: 1 SAC: 0 DP: 1 HBP: 1	WP: 1 PB: 0 SB: 2 CS: 0	PA: 37	
PITCHER Chris Short, L ERA: 3.0 Paul Brown, R ERA: 3.0 Ed Keegan, R ERA: 3.0 Don Ferrarese, L ERA: 3.86	IP: 3.0 WLS: L BF: 16	H: 4 R: 6 ER: 2 SO: 1	BB: 2 IBB: 0 HBP: 0 BLK: 0	WP: 1 HR: 2 S: 16 P: 24	ERA: 6.00 WHIP: 2.000	PITCHER											IP: 3.0 WLS: L BF: 16	H: 4 R: 6 ER: 2 SO: 1	BB: 2 IBB: 0 HBP: 0 BLK: 0	WP: 1 HR: 2 S: 16 P: 24	ERA: 6.00 WHIP: 2.000

Batter	1	2	3	4	5	6	7	8	9	AB	R	H	RBI	BB	SO	LOB	TOP			
Tony Taylor, R OBP: 0.340, SLG: 0.250 (1, 4)	F7		SH5-3		5-3			BB 1B	K	4	1	1	0	0	1	1	Philadelphia Phillies @ Milwaukee Braves Milwaukee County Stadium, Milwaukee, WI Thu Apr 26 1962, 4:33 AM EST Att: 6,007 - Unknown 			
Ted Savage, R OBP: 0.391, SLG: 0.222 (1, 7) (8, 9)			4-3		P4			BB 1B BB		2	0	0	0	2	0	1				
Johnny Callison, L OBP: 0.206, SLG: 0.212 (9, PH)	S BB							BB 1B BB	DI 1B	1	0	1	0	0	0	0				
Don Demeter, R OBP: 0.238, SLG: 0.308 (1, 8)	K							F8	SF8	4	0	1	2	0	1	3				
Roy Sievers, R OBP: 0.318, SLG: 0.143 (1, 3)					F7			F5	P3	4	0	1	1	1	0	1				
Mel Roach, R OBP: 0.455, SLG: 0.375 (1, 5)	F8							F2		2	0	0	0	2	0	4				
Jacke Davis, R (1, 9)										2	0	0	0	2	0	1				
Clay Dalrymple, L OBP: 0.400, SLG: 0.516 (8, 2)		F8						FC5-4 BB		0	0	0	0	0	0	0				
Sammy White, R OBP: 0.222, SLG: 0.222 (1, 2)										3	0	1	0	0	1	2				
Wes Covington, L OBP: 0.265, SLG: 0.273 (8, PH) (8, 7)		P6			K			G5-4-3 1B	4-3	1	0	0	0	0	0	3				
Ruben Amaro, R OBP: 0.364, SLG: 0.350 (1, 6)					L6			G5-4-3 1-2		4	1	1	0	0	0	3				
Jack Hamilton, R OBP: 0.333, SLG: 0.200 (5, PH) Billy Gonzales, R OBP: 0.290, SLG: 0.280 (5, PH) Don Ferrarese, R OBP: 0.100, SLG: 1.200 (7, PH) Bobby Mathews, R (7, 1) Ed Keegan, R (7, 1) Tony Gonzalez, L OBP: 0.333, SLG: 0.442 (8, PH)					SH5-3 1B				P6	1	1	1	0	0	0	0				
Inning Stats	R: 0 E: 0 K: 1 S: 5	H: 0 LOB: 2 BB: 2 P: 13	R: 0 E: 0 K: 0 S: 3	H: 0 LOB: 0 BB: 0 P: 3	R: 1 E: 0 K: 0 S: 4	H: 2 LOB: 1 BB: 0 P: 4	R: 0 E: 0 K: 1 S: 5	H: 0 LOB: 0 BB: 2 P: 13	R: 0 E: 0 K: 0 S: 3	H: 0 LOB: 0 BB: 1 P: 7	R: 0 E: 0 K: 0 S: 3	H: 1 LOB: 0 BB: 0 P: 3	R: 1 E: 0 K: 0 S: 5	H: 2 LOB: 2 BB: 2 P: 13	R: 2 E: 0 K: 1 S: 8	H: 3 LOB: 1 BB: 0 P: 8	1B: 7 2B: 1 3B: 0 HR: 0	SF: 1 SAC: 1 DP: 1 HBP: 0	WP: 0 PB: 0 SB: 1 CS: 0	PA: 40
PITCHER	IP WLS BF H R ER SO BB IBB HBP BLK WP HR S P ERA WHIP	IP WLS BF H R ER SO BB IBB HBP BLK WP HR S P ERA WHIP																		
Bob Hendley, L ERA: 2.73 (1, 1)	7.2 W 33 5 2 2 2 7 0 0 0 0 0 30 58 2.35 1.565	1.1 S 7 3 2 2 1 0 0 0 0 0 0 9 9 13.50 2.250																		
Hank Fischer, R ERA: 4.15 (8, 1)																				

Batter	1	2	3	4	5	6	7	8	9	AB	R	H	RBI	BB	SO	LOB	BOTTOM			
Tommie Aaron, R OBP: 0.476, SLG: 0.647 (1, 7) (6, 3)	3-1 1B	K						5-3		5	3	3	4	0	1	1	Philadelphia Phillies @ Milwaukee Braves Milwaukee County Stadium, Milwaukee, WI Thu Apr 26 1962, 4:33 AM EST Att: 6,007 - Unknown 			
Mack Jones, L OBP: 0.385, SLG: 0.357 (1, 9)	3-1 1-2			1-3	3-1			P6		5	0	0	0	0	1	3				
Hank Aaron, R OBP: 0.316, SLG: 0.367 (1, 8)	K			K2-3				SF9		3	1	1	1	0	2	1				
Eddie Mathews, L OBP: 0.365, SLG: 0.608 (1, 5)	BB 1B			K				F7	F2	4	1	1	1	0	1	1				
Joe Adcock, R OBP: 0.362, SLG: 0.426 (1, 3) Howie Bedell, L OBP: 0.300, SLG: 0.268 (5, PR) (6, 7)								1-3		1	1	1	0	2	0	0				
Frank Bolling, R OBP: 0.327, SLG: 0.289 (1, 4)								1-3		1	1	0	0	0	0	0				
Del Crandall, R OBP: 0.345, SLG: 0.481 (1, 2)	5-3							1-3		4	0	1	1	0	1	3				
Roy McMillan, R OBP: 0.375, SLG: 0.381 (1, 6) Amado Samuel, R OBP: 0.167, SLG: 0.167 (8, 6)								6-3		4	0	1	2	0	0	3				
Bob Hendley, R OBP: 0.200, SLG: 0.111 (1, 1) Hank Fischer, R (8, 1)								6-3		3	1	1	0	0	0	2				
										1	0	1	0	0	0	0				
Inning Stats	R: 2 E: 0 K: 1 S: 8	H: 3 LOB: 1 BB: 1 P: 12	R: 0 E: 0 K: 1 S: 5	H: 0 LOB: 0 BB: 0 P: 5	R: 0 E: 0 K: 2 S: 7	H: 0 LOB: 0 BB: 0 P: 7	R: 4 E: 0 K: 1 S: 8	H: 3 LOB: 1 BB: 1 P: 12	R: 2 E: 0 K: 0 S: 6	H: 3 LOB: 0 BB: 0 P: 6	R: 2 E: 0 K: 0 S: 4	H: 1 LOB: 1 BB: 1 P: 8	R: 0 E: 0 K: 0 S: 3	H: 0 LOB: 0 BB: 0 P: 3	R: 0 E: 0 K: 1 S: 6	H: 1 LOB: 1 BB: 0 P: 6	1B: 8 2B: 1 3B: 1 HR: 1	SF: 1 SAC: 0 DP: 0 HBP: 0	WP: 0 PB: 0 SB: 0 CS: 0	PA: 38
PITCHER	IP WLS BF H R ER SO BB IBB HBP BLK WP HR S P ERA WHIP	IP WLS BF H R ER SO BB IBB HBP BLK WP HR S P ERA WHIP																		
Jack Hamilton, R ERA: 5.89 (1, 1)	4.0 L 20 6 6 6 5 2 0 0 0 0 0 10 14 18.00 2.500	2.0 (5, 1)	2.0 (7, 1)																	
Don Ferrarese, L ERA: 8.1 (5, 1)																				
Ed Keegan, R ERA: 1.8 (7, 1)																				

Batter	1	2	3	4	5	6	7	8	9	AB	R	H	RBI	BB	SO	LOB	TOP																							
Tommie Aaron, R OBP: 0.400, SLG: 0.524 (1, 7)	5-3		F2		G5-4-3		1-3			4	0	0	0	0	0	2																								
Mack Jones, L OBP: 0.377, SLG: 0.350 (1, 9)	K		6-3			E4		E9		4	1	1	0	0	1	0																								
Hank Aaron, R OBP: 0.328, SLG: 0.404 (1, 8)	K		F9			3B		CS		3	0	1	1	1	1	0																								
Eddie Mathews, L OBP: 0.358, SLG: 0.582 (1, 5)		5-3			G6-4-3	K		K		4	0	1	0	0	2	3																								
Joe Adcock, R OBP: 0.371, SLG: 0.420 Howie Bedell, L OBP: 0.300, SLG: 0.268 (1, 3) (8, PR) (8, 7)	1B		G6-4-3			K				3	1	1	0	1	1	2																								
Frank Bolling, R OBP: 0.339, SLG: 0.292 (1, 4)	1B					K		BB		0	0	0	0	0	0	0																								
Del Crandall, R OBP: 0.364, SLG: 0.484 (1, 2)						1-3		5-3		3	0	1	0	1	0	3																								
Roy McMillan, R OBP: 0.392, SLG: 0.386 (1, 6)										4	0	2	1	0	0	1																								
Bob Shaw, R OBP: 0.182, SLG: 0.100 (1, 1)										2	0	1	0	1	1	0																								
Inning Stats	R: 0 E: 0 K: 2 S: 7	H: 0 LOB: 0 BB: 0 P: 7	R: 1 E: 0 K: 0 S: 5	H: 3 LOB: 2 BB: 1 P: 9	R: 0 E: 0 K: 0 S: 3	H: 0 LOB: 0 BB: 0 P: 3	R: 0 E: 0 K: 0 S: 3	H: 1 LOB: 1 BB: 1 P: 7	R: 0 E: 0 K: 1 S: 5	H: 1 LOB: 0 BB: 0 P: 5	R: 1 E: 1 K: 2 S: 9	H: 1 LOB: 1 BB: 0 P: 9	R: 0 E: 0 K: 0 S: 4	H: 1 LOB: 1 BB: 0 P: 4	R: 0 E: 1 K: 1 S: 5	H: 0 LOB: 2 BB: 2 P: 13	R: 0 E: 0 K: 1 S: 5	H: 0 LOB: 0 BB: 0 P: 5	1B: 7 2B: 0 3B: 1 HR: 0	SF: 0 SAC: 1 DP: 2 HBP: 0	WP: 0 PB: 0 CS: 1	PA: 36																		
PITCHER	IP	WLS	BF	H	R	ER	SO	BB	IBB	HBP	BLK	WP	HR	S	P	ERA	WHIP	PITCHER				IP	WLS	BF	H	R	ER	SO	BB	IBB	HBP	BLK	WP	HR	S	P	ERA	WHIP		
Bobby Shantz, L ERA: 1.31 Bob Bruce, R ERA: 2.00 Bobby Tiefenauer, R ERA: 1.13	(1, 1)	6.0	L	24	6	2	1	5	2	0	0	0	0	0	32	40	1.50	1.333					(1, 1)	9.0	W	32	4	1	1	6	0	0	0	0	0	1	44	44	1.00	0.444

Milwaukee Braves @ Houston Colt 45's
Colt Stadium, Houston, TX
Fri Apr 27 1962, 7:05 PM EST
Att: 16,160 - Unknown - 70 F

AB 31
R 2
H 8
RBI 2
BB 4
SO 7
LOB 15



Batter	1	2	3	4	5	6	7	8	9	AB	R	H	RBI	BB	SO	LOB	BOTTOM																					
Joey Amalfitano, R OBP: 0.267, SLG: 0.222 (1, 4)	F8		5-3			1-3		6-3		4	0	0	0	0	0	1																						
Norm Larker, L OBP: 0.319, SLG: 0.350 (1, 3)	K		P2			4-3				4	0	0	0	0	2	1																						
Roman Mejias, R OBP: 0.340, SLG: 0.580 (1, 9)	E7					K				4	0	1	0	0	1	0																						
Jim Pendleton, R OBP: 0.306, SLG: 0.370 (1, 7)	F7					HR		1B		4	1	1	1	0	0	2																						
Hal Smith, R OBP: 0.250, SLG: 0.342 (1, 2)		F7				F9		P6		4	0	1	0	0	0	1																						
Bob Aspromonte, R OBP: 0.277, SLG: 0.241 (1, 5)		K				K				3	0	0	0	0	2	1																						
Al Heist, R OBP: 0.231, SLG: 0.231 (1, 8)						FC6-4				3	0	0	0	0	0	1																						
Bob Lillis, R OBP: 0.412, SLG: 0.357 (1, 6)						1-2				3	0	1	0	0	0	0																						
Bobby Shantz, R Bob Bruce, R Pidge Browne, L Bobby Tiefenauer, R (1, 1) (7, 1) (8, PH) (9, 1)										2	0	0	0	0	1	1																						
Inning Stats	R: 0 E: 1 K: 1 S: 6	H: 0 LOB: 1 BB: 0 P: 6	R: 0 E: 0 K: 1 S: 5	H: 0 LOB: 0 BB: 0 P: 5	R: 0 E: 0 K: 0 S: 4	H: 1 LOB: 1 BB: 0 P: 4	R: 1 E: 0 K: 0 S: 4	H: 1 LOB: 0 BB: 0 P: 4	R: 0 E: 0 K: 1 S: 5	H: 0 LOB: 0 BB: 0 P: 5	R: 0 E: 0 K: 1 S: 6	H: 1 LOB: 1 BB: 0 P: 6	R: 0 E: 0 K: 0 S: 3	H: 0 LOB: 0 BB: 0 P: 3	R: 0 E: 0 K: 1 S: 6	H: 1 LOB: 1 BB: 0 P: 6	1B: 2 2B: 1 3B: 0 HR: 1	SF: 0 SAC: 0 DP: 0 HBP: 0	WP: 0 PB: 0 CS: 0	PA: 32																		
PITCHER	IP	WLS	BF	H	R	ER	SO	BB	IBB	HBP	BLK	WP	HR	S	P	ERA	WHIP	PITCHER				IP	WLS	BF	H	R	ER	SO	BB	IBB	HBP	BLK	WP	HR	S	P	ERA	WHIP
Bob Shaw, R ERA: 0.67	(1, 1)	9.0	W	32	4	1	1	6	0	0	0	0	1	44	44	1.00	0.444					(1, 1)	9.0	W	32	4	1	1	6	0	0	0	0	1	44	44	1.00	0.444

Milwaukee Braves @ Houston Colt 45's
Colt Stadium, Houston, TX
Fri Apr 27 1962, 7:05 PM EST
Att: 16,160 - Unknown - 70 F

AB 32
R 1
H 4
RBI 1
BB 0
SO 6
LOB 8



Batter	1	2	3	4	5	6	7	8	9	AB R H RBI BB SO LOB	TOP											
Tommie Aaron, R OBP: 0.367, SLG: 0.462 (1, 7)	K		F8		G3		K		HR 1B	5 1 1 0 0 2 0	Milwaukee Braves @ Houston Colt 45's Colt Stadium, Houston, TX Sat Apr 28 1962, 7:05 PM EST Att: 22,501 - Unknown - 75 F											
Mack Jones, L OBP: 0.378, SLG: 0.391 (1, 9)	6-3			FC1-4 BB	3-1		6-3		HR	4 1 1 2 1 0 0												
Hank Aaron, R OBP: 0.318, SLG: 0.386 (1, 8)	K			FC1-4 1B 1-2		1-3 1B	F3		K	5 2 1 0 0 2 1												
Eddie Mathews, L OBP: 0.375, SLG: 0.600 (1, 5)		K		1B 1-2 1B		1-3		1B 1B	E 2B	5 2 3 0 0 1 1												
Joe Adcock, R OBP: 0.388, SLG: 0.426 (1, 3)		5-3		P4		1B 1B		1B 1B	E BB	4 2 2 1 1 0 2												
Denis Menke, R OBP: 0.313, SLG: 0.267 (1, 4)				1B 1-3 2-H		1B 1-2 FC6-4 1B		F2	E3	5 1 3 1 0 0 1												
Joe Torre, R OBP: 0.300, SLG: 0.250 (1, 2)		5-3		1-2 3-H		1-3 2-H		1B	4-3	5 0 3 2 0 0 2												
Roy McMillan, R OBP: 0.364, SLG: 0.354 (1, 6)			K	K		FC6-4 1-2 3-H		P6		4 0 0 1 0 2 5												
Carl Willey, R (1, 1)			K		K				6-3	2 0 0 0 0 2 0												
Cecil Butler, R (5, 1)			K		K					2 0 0 0 0 1 1												
Inning Stats	R: 0 E: 0 K: 2 S: 7	H: 0 LOB: 0 BB: 0 P: 7	R: 0 E: 0 K: 1 S: 6	H: 1 LOB: 1 BB: 0 P: 6	R: 0 E: 0 K: 2 S: 7	H: 0 LOB: 0 BB: 0 P: 7	R: 2 E: 0 K: 1 S: 8	H: 3 LOB: 2 BB: 1 P: 12	R: 0 E: 0 K: 1 S: 5	H: 0 LOB: 0 BB: 0 P: 5	R: 3 E: 0 K: 1 S: 9	H: 4 LOB: 1 BB: 0 P: 9	R: 0 E: 0 K: 1 S: 5	H: 0 LOB: 0 BB: 0 P: 5	R: 0 E: 0 K: 0 S: 5	H: 3 LOB: 2 BB: 0 P: 5	R: 4 E: 1 K: 1 S: 9	H: 3 LOB: 1 BB: 1 P: 13	1B: 12 2B: 1 3B: 0 HR: 1	SF: 0 SAC: 0 DP: 0 HBP: 0	WP: 0 PB: 0 SB: 0 CS: 0	PA: 43
PITCHER	IP WLS BF H R ER SO BB IBB HBP BLK WP HR S P ERA WHIP											PITCHER	IP WLS BF H R ER SO BB IBB HBP BLK WP HR S P ERA WHIP									
Dave Giusti, R ERA: 6.17	(1, 1)	5.1 L 24 7 5 5 7 1 0 0 0 0 0 0 37 41 8.44 1.500																				
Bobby Tiefenauer, R ERA: 0.93	(6, 1)	1.2 6 1 0 0 2 0 0 0 0 0 0 0 10 10 0.00 0.600																				
Al Cicotte, R ERA: 4.51	(8, 1)	1.2 10 6 3 2 1 0 0 0 0 0 0 1 12 12 10.80 3.600																				
Jim Umbricht, R ERA:	(9, 1)	0.1 3 0 1 0 0 1 0 0 0 0 0 0 2 6 0.00 3.000																				

Batter	1	2	3	4	5	6	7	8	9	AB R H RBI BB SO LOB	BOTTOM											
Al Spangler, L OBP: 0.385, SLG: 0.404 (1, 8)	1B BB		G6-4-3 1B		1B SF8 1B		3B		1-3 1B	4 1 4 0 1 0 0	Milwaukee Braves @ Houston Colt 45's Colt Stadium, Houston, TX Sat Apr 28 1962, 7:05 PM EST Att: 22,501 - Unknown - 75 F											
Joey Amalfitano, R OBP: 0.277, SLG: 0.237 (1, 4)	1-2 1B		G6-4-3 1-2		2B 1-3 2-H 1B		K		F7	5 0 2 1 0 1 4												
Norm Larker, L OBP: 0.294, SLG: 0.326 (1, 3)	F8				P6 SF8		F8			3 0 0 1 0 0 3												
Jim Pendleton, R OBP: 0.302, SLG: 0.380 (1, 7)	P4				F8 1-3 2B				F9	4 0 1 0 0 0 2												
Roman Mejias, R OBP: 0.333, SLG: 0.556 (1, 9)	F2				2B 1B		F7		6-3	4 1 1 0 0 0 4												
Hal Smith, R OBP: 0.250, SLG: 0.357 (1, 2)		F2			1-H 2B		F2		6-3	4 0 1 1 0 0 0												
Bob Aspromonte, R OBP: 0.265, SLG: 0.230	(1, 5)	L6					K		K	3 0 0 0 0 1 1												
Merritt Ranew, L OBP: 0.292, SLG: 0.542 (9, PH)		L5					K		F7	1 0 0 0 0 1 0												
Bob Lillis, R OBP: 0.333, SLG: 0.278 (1, 6)					F9		K		F7	4 0 0 0 0 1 0												
Dave Giusti, R OBP: 0.760, SLG: 0.750 Bobby Tiefenauer, R Don Taussig, R Al Cicotte, R Jim Umbricht, R Pidge Browne, L OBP: 0.313, SLG: 0.357 (1, 1) (6, 1) (7, PH) (8, 1) (9, 1) (9, PH)			K		1B 1B		K		1B WP 1B	2 1 1 0 0 1 0 0 0 0 0 0 0 0 1 0 0 0 0 1 0 0 0 0 0 0 0 0 0 0 0 0 0 0 0 1 0 1 0 0 0 0												
Inning Stats	R: 0 E: 0 K: 0 S: 4	H: 1 LOB: 2 BB: 1 P: 8	R: 0 E: 0 K: 0 S: 3	H: 0 LOB: 0 BB: 0 P: 3	R: 0 E: 0 K: 1 S: 5	H: 1 LOB: 0 BB: 0 P: 5	R: 1 E: 0 K: 0 S: 5	H: 2 LOB: 1 BB: 0 P: 5	R: 2 E: 0 K: 0 S: 7	H: 4 LOB: 2 BB: 0 P: 7	R: 0 E: 0 K: 2 S: 7	H: 0 LOB: 0 BB: 0 P: 7	R: 0 E: 0 K: 2 S: 8	H: 1 LOB: 1 BB: 0 P: 8	R: 0 E: 0 K: 0 S: 3	H: 0 LOB: 0 BB: 0 P: 3	R: 0 E: 0 K: 1 S: 7	H: 2 LOB: 2 BB: 0 P: 7	1B: 8 2B: 2 3B: 1 HR: 0	SF: 1 SAC: 0 DP: 1 HBP: 0	WP: 1 PB: 0 SB: 0 CS: 0	PA: 38
PITCHER	IP WLS BF H R ER SO BB IBB HBP BLK WP HR S P ERA WHIP											PITCHER	IP WLS BF H R ER SO BB IBB HBP BLK WP HR S P ERA WHIP									
Carl Willey, R ERA: 6.14	(1, 1)	4.2 22 3 3 3 1 0 0 0 0 1 0 23 26 5.79 1.929																				
Cecil Butler, R ERA:	(5, 1)	4.1 W 16 3 0 0 5 0 0 0 0 0 1 0 26 26 0.00 0.692																				

Batter	1	2	3	4	5	6	7	8	9	AB	R	H	RBI	BB	SO	LOB	TOP					
Howie Bedell, L (1, 7) OBP: 0.292, SLG: 0.262	1-3		G3 1B		FC4-6 1-2		1-3		K	5	0	1	0	0	1	3	Milwaukee Braves @ Philadelphia Phillies Connie Mack Stadium, Philadelphia, PA Mon Apr 30 1962, 7:05 PM EDT Att: 3,931 - Unknown					
Mack Jones, L (1, 9) OBP: 0.378, SLG: 0.371	5-3		G3 1-2			1B BB		K		3	0	0	0	1	1							
Hank Aaron, R (1, 8) OBP: 0.324, SLG: 0.375	BB BB		P5			K		5-3		3	0	0	0	1	1							
Eddie Mathews, L (1, 5) OBP: 0.363, SLG: 0.552	4-0 1-2 BB			5-3		FC4-6 1B		4-3		3	0	1	0	1	0	0						
Joe Adcock, R (1, 3) Ron Piche, R (9, PR)	F8			6-3		K			4-0 BB 2B BB	3	0	0	0	1	1	4						
Frank Bolling, R (1, 4) OBP: 0.344, SLG: 0.364		0-0 3B 2B		6-3		FC4-6 1-2		F9		4	1	1	0	0	0	3						
Joe Torre, R (1, 2) OBP: 0.371, SLG: 0.333		0-0 B1-5 3B			4-0 G6-4-3 BB		4-0 G1-4-3 1B BB	4-0 1-2 2B BB		1	2	1	1	3	0	0						
Roy McMillan, R (1, 6) OBP: 0.339, SLG: 0.327		0-0 B1-5			0-0 G6-4-3 1-2		0-0 G1-4-3 1B	0-0 F2		4	0	1	0	0	0	4						
Warren Spahn, L (1, 1) Don Nottebart, R (3, 1) Tommye Aaron, R (7, PH) Bob Shaw, R (7, 1) Mike Krsnich, R (9, PH)	0-3 K				4-0 FC4-6 BB		0-0 G1-4-3 1-2 2-3	0-0 1-1 2-H 2B		1	0	0	0	0	1	0						
Inning Stats	R: 0 E: 0 K: 0 S: 3	H: 0 LOB: 2 BB: 2 P: 11	R: 1 E: 0 K: 1 S: 6	H: 2 LOB: 0 BB: 0 P: 6	R: 0 E: 0 K: 0 S: 3	H: 1 LOB: 0 BB: 0 P: 3	R: 0 E: 0 K: 0 S: 3	H: 0 LOB: 1 BB: 2 P: 10	R: 0 E: 0 K: 2 S: 8	H: 1 LOB: 2 BB: 1 P: 12	R: 1 E: 0 K: 0 S: 3	H: 1 LOB: 0 BB: 1 P: 7	R: 0 E: 0 K: 1 S: 5	H: 0 LOB: 0 BB: 0 P: 5	R: 2 E: 0 K: 1 S: 6	H: 1 LOB: 2 BB: 2 P: 14		1B: 3 2B: 3 3B: 1 HR: 0	SF: 0 SAC: 0 DP: 3 HBP: 0	WP: 0 PB: 1 SB: 0 CS: 0	PA: 37	
PITCHER	IP WLS BF H R ER SO BB IBB HBP BLK WP HR S P ERA WHIP	8.1 W 34 5 4 3 4 8 0 0 0 0 0 0 34 66 3.24 1.560	0.2 S 3 1 0 0 1 0 0 0 0 0 0 0 5 5 0.00 1.500																			



Batter	1	2	3	4	5	6	7	8	9	AB	R	H	RBI	BB	SO	LOB	BOTTOM					
Tony Taylor, R (1, 4) OBP: 0.338, SLG: 0.273	F9		BB 1B	B3		K		F9		5	1	1	1	0	1	2	Milwaukee Braves @ Philadelphia Phillies Connie Mack Stadium, Philadelphia, PA Mon Apr 30 1962, 7:05 PM EDT Att: 3,931 - Unknown					
Ted Savage, R (1, 7) OBP: 0.313, SLG: 0.154	L9		3-H 1B BB	K			1-3			3	1	0	0	1	1	0						
Tony Gonzalez, L (1, 8) OBP: 0.437, SLG: 0.609	K		BB HBP 1B		0-0 F9 1B 2B		0-0 BLK 1B			4	2	3	1	0	1	0						
Roy Sievers, R (1, 3) OBP: 0.291, SLG: 0.114		5-3	HBP BB SF9 BB		0-0 F9		0-3 K			3	1	0	0	1	1	2						
Don Demeter, R (1, 5) OBP: 0.328, SLG: 0.586		F3	HBP BB		0-0 FC3-6 1B		4-0 BB			2	0	1	2	2	0	0						
Johnny Callison, L (1, 9) OBP: 0.321, SLG: 0.320			1-2 2-3 3-H HBP BB		0-0 FC3-6 CS		0-3 K			3	0	1	1	0	1	3						
Clay Dalrymple, L (1, 2) OBP: 0.423, SLG: 0.568		F7	SF9		0-0 CS		0-0 P1			2	0	0	1	1	0	1						
Ruben Amaro, R (1, 6) OBP: 0.344, SLG: 0.367			BB K		0-0 G1-6-3		0-0 1B			4	1	3	0	0	1	2						
Jack Hamilton, R (1, 1) Jack Baldschun, R (9, 1)			SH3-4 2-3	G3		G1-6-3		K		3	0	0	0	0	1	3						
Inning Stats	R: 0 E: 0 K: 1 S: 5	H: 0 LOB: 0 BB: 0 P: 5	R: 0 E: 0 K: 0 S: 4	H: 1 LOB: 1 BB: 0 P: 4	R: 5 E: 0 K: 1 S: 8	H: 3 LOB: 3 BB: 3 P: 21	R: 0 E: 0 K: 1 S: 5	H: 0 LOB: 0 BB: 0 P: 5	R: 1 E: 0 K: 0 S: 4	H: 2 LOB: 0 BB: 0 P: 4	R: 0 E: 0 K: 1 S: 5	H: 1 LOB: 1 BB: 1 P: 9	R: 0 E: 0 K: 2 S: 8	H: 1 LOB: 2 BB: 1 P: 12	R: 0 E: 0 K: 1 S: 6	H: 1 LOB: 1 BB: 0 P: 6		1B: 6 2B: 3 3B: 0 HR: 0	SF: 1 SAC: 1 DP: 1 HBP: 1	WP: 0 PB: 0 SB: 0 CS: 1	PA: 38	
PITCHER	IP WLS BF H R ER SO BB IBB HBP BLK WP HR S P ERA WHIP	2.1 L 14 4 5 5 1 3 0 0 0 0 0 18 23 2.46 1.091	3.2 L 14 3 1 1 3 1 0 1 0 0 0 0 18 23 2.46 1.091	2.0 L 9 2 0 0 3 1 0 0 1 0 0 0 14 18 0.00 1.500																		



Batter	1	2	3	4	5	6	7	8	9	AB	R	H	RBI	BB	SO	LOB	TOP				
Denis Menke, R OBP: 0.286, SLG: 0.211 Hank Fischer, R (8, 1)	5-3					L5		K		4	0	0	0	1	1	3					
Mack Jones, L OBP: 0.391, SLG: 0.419 (1, 9)	P6	5-3				2B 1B		HR		4	3	2	1	1	0	3					
Hank Aaron, R OBP: 0.354, SLG: 0.536 (1, 8)	HR					1B 2B		K		5	3	4	3	0	1	0					
Eddie Mathews, L OBP: 0.353, SLG: 0.528 (1, 5)	F7					FC6-4 1B		K		5	0	1	1	0	2	1					
Joe Adcock, R OBP: 0.375, SLG: 0.446 Mike Krsnich, R OBP: 0.250, SLG: 0.500 (9, 3)						P6		6-3		4	1	2	2	0	0	2					
Frank Bolling, R OBP: 0.333, SLG: 0.339 (1, 4)						FC6-4 1B		L8		4	0	0	0	0	0	3					
Joe Torre, R OBP: 0.369, SLG: 0.333 Bob Uecker, R OBP: 0.182, SLG: 0.100 (2, PR) (2, 2)						G5-4-3 1B		K		0	0	0	0	0	0	0					
Roy McMillan, R OBP: 0.348, SLG: 0.316 (1, 6)						G5-4-3 1B		2B		2	1	0	0	2	0	3					
Ron Piche, R Bob Shaw, R Lou Klimchuck, L Cecil Butler, R Howie Bedell, L Don Nottebart, R Tommy Aaron, R (1, 1) (3, 1) (4, PH) (4, 1) (5, PH) (6, 1) (6, PH) (8, 7)						3-1		G1-6-3 1B		1	0	0	0	0	0	2					
Inning Stats	R: 1 E: 0 K: 0 S: 4	H: 1 LOB: 0 BB: 0 P: 4	R: 1 E: 0 K: 0 S: 4	H: 1 LOB: 1 BB: 1 P: 10	R: 1 E: 0 K: 1 S: 6	H: 1 LOB: 0 BB: 0 P: 6	R: 0 E: 0 K: 0 S: 3	H: 1 LOB: 0 BB: 0 P: 3	R: 1 E: 0 K: 0 S: 6	H: 3 LOB: 2 BB: 0 P: 6	R: 1 E: 0 K: 2 S: 8	H: 1 LOB: 0 BB: 0 P: 8	R: 1 E: 0 K: 2 S: 8	H: 1 LOB: 1 BB: 1 P: 12	R: 2 E: 0 K: 1 S: 7	H: 2 LOB: 1 BB: 1 P: 11	1B: 5 2B: 2 3B: 1 HR: 4	SF: 1 SAC: 0 DP: 2 HBP: 2	WP: 0 PB: 0 CS: 0	PA: 43	
PITCHER	IP WLS BF H R ER SO BB IBB HBP BLK WP HR S P ERA WHIP	3.0 16 4 3 3 1 1 0 2 0 0 2 15 21 9.00 1.667	4.2 20 6 3 3 3 2 0 0 0 0 1 24 32 5.79 1.714	1.1 W 7 2 2 2 2 1 0 0 0 0 1 10 14 13.50 2.250																	

Milwaukee Braves @ Philadelphia Phillies
 Connie Mack Stadium, Philadelphia, PA
 Thu May 03 1962, 7:05 PM EDT
 Att: 9,983 - Unknown

AB	36
R	8
H	12
RBI	8
BB	4
SO	6
LOB	18



Batter	1	2	3	4	5	6	7	8	9	AB	R	H	RBI	BB	SO	LOB	BOTTOM				
Tony Taylor, R OBP: 0.329, SLG: 0.257 (1, 4)	6-3					L9		6-3		4	0	0	0	1	0	0					
Ted Savage, R OBP: 0.324, SLG: 0.172 (1, 8)	F8					1B BB		G3		3	2	1	1	1	0	0					
Johnny Callison, L OBP: 0.345, SLG: 0.407 (1, 9) (9, 7)	HR					1-3		2B		4	2	2	2	1	1	3					
Wes Covington, L OBP: 0.286, SLG: 0.340 Jackie Davis, R OBP: 0.400, SLG: 0.500 (1, 7) (9, 9)	P6					SF7 BB		F7		3	1	1	1	1	0	1					
Clay Dalrymple, L OBP: 0.421, SLG: 0.542 (1, 2)						E3 SF7 1B		F8		4	2	1	1	1	0	2					
Don Demeter, R OBP: 0.324, SLG: 0.574 (1, 5)						SF7		L6		3	1	1	1	0	0	0					
Frank Torre, L OBP: 0.440, SLG: 0.421 (1, 3)						PB SF8 2B		F5		4	1	3	3	0	0	0					
Ruben Amaro, R OBP: 0.338, SLG: 0.349 (1, 6)						SF8 PB HBP		F8		3	0	0	0	0	0	2					
Art Mahaffey, R OBP: 0.250, SLG: 0.100 Bobby Locke, R OBP: 0.200, SLG: 0.200 Jack Baldschun, R (1, 1) (4, 1) (8, 1)						K		K		2	0	0	0	0	2	3					
Inning Stats	R: 1 E: 0 K: 0 S: 4	H: 2 LOB: 2 BB: 2 P: 18	R: 2 E: 1 K: 1 S: 7	H: 1 LOB: 1 BB: 1 P: 11	R: 1 E: 0 K: 0 S: 4	H: 1 LOB: 1 BB: 1 P: 8	R: 0 E: 0 K: 0 S: 3	H: 0 LOB: 0 BB: 0 P: 3	R: 1 E: 0 K: 0 S: 5	H: 2 LOB: 1 BB: 0 P: 5	R: 0 E: 0 K: 0 S: 4	H: 1 LOB: 0 BB: 0 P: 4	R: 0 E: 0 K: 1 S: 5	H: 0 LOB: 0 BB: 0 P: 5	R: 1 E: 0 K: 0 S: 2	H: 2 LOB: 2 BB: 1 P: 6	1B: 7 2B: 2 3B: 0 HR: 1	SF: 2 SAC: 0 DP: 0 HBP: 1	WP: 0 PB: 1 CS: 0	PA: 41	
PITCHER	IP WLS BF H R ER SO BB IBB HBP BLK WP HR S P ERA WHIP	2.1 2 0 0 0 1 0 0 0 0 0 0 4 4 0.00 0.000	3.1 0 0 0 1 0 0 0 0 0 0 0 7 11 4.50 1.000	2.0 9 3 1 1 0 0 0 0 0 0 0 9 9 4.50 1.500	1.0 L 6 2 1 1 1 1 0 0 0 0 7 11 9.00 3.000																

Milwaukee Braves @ Philadelphia Phillies
 Connie Mack Stadium, Philadelphia, PA
 Thu May 03 1962, 7:05 PM EDT
 Att: 9,983 - Unknown

AB	33
R	9
H	10
RBI	9
BB	5
SO	4
LOB	11



Batter	1	2	3	4	5	6	7	8	9	AB	R	H	RBI	BB	SO	LOB	TOP								
Bob Lillis, R OBP: 0.250, SLG: 0.216 (1, 6)	4-3		E5 1B SF8	F8		G3		F2		5	1	0	0	0	0	2	Houston Colt 45's @ Milwaukee Braves Milwaukee County Stadium, Milwaukee, WI Fri May 04 1962, 8:05 PM EDT Att. 7,811 - Unknown - 69 F								
Joey Amalfitano, R OBP: 0.253, SLG: 0.203 (1, 4)	F8		SF8 1B			K		1-3		4	2	1	0	1	1										
Roman Mejias, R OBP: 0.293, SLG: 0.493 (1, 9)			F8			P4		E4 1B 1B		5	1	2	0	0	2										
Jim Pendleton, R OBP: 0.307, SLG: 0.500 (1, 8)	P5		SF8			HR 1B		F7		4	2	2	2	0	0	3									
Hal Smith, R OBP: 0.302, SLG: 0.500 (1, 2)						HR 1B		L6		4	1	2	3	1	0	2									
Johnny Weekly, R OBP: 0.348, SLG: 0.389 (1, 7)						HR																			
Norm Larker, L OBP: 0.333, SLG: 0.391 (7, PH)						L5				1	0	0	0	2	0	0									
Ai Spangler, L OBP: 0.333, SLG: 0.344 (7, 7)										1	0	1	1	0	0	0									
Dick Gemert, R OBP: 0.444, SLG: 0.333 (1, 3)										1	0	0	0	0	0	0									
Dick Gemert, R OBP: 0.444, SLG: 0.333 (1, 3)										1	0	0	0	0	0	0									
Dick Gemert, R OBP: 0.444, SLG: 0.333 (1, 3)										3	0	1	1	1	0	4									
Bob Aspromonte, R OBP: 0.247, SLG: 0.205 (1, 5)										4	0	0	0	0	0	3									
Hal Woodeshick, R OBP: 0.250, SLG: 0.250 (1, 1)										0	0	0	0	0	0	0									
Bob Bruce, R OBP: 0.250, SLG: 0.250 (1, 1)										4	0	1	0	0	0	3									
Turk Farrell, R OBP: 0.250, SLG: 0.250 (9, 1)										0	0	0	0	0	0	0									
Inning Stats	R: 0 E: 0 K: 0 S: 4	H: 1 LOB: 1 BB: 0 P: 4	R: 0 E: 0 K: 0 S: 3	H: 0 LOB: 2 BB: 2 P: 11	R: 2 E: 1 K: 0 S: 6	H: 2 LOB: 2 BB: 1 P: 10	R: 0 E: 0 K: 0 S: 3	H: 0 LOB: 0 BB: 0 P: 3	R: 2 E: 0 K: 1 S: 7	H: 2 LOB: 0 BB: 0 P: 7	R: 0 E: 0 K: 0 S: 3	H: 0 LOB: 1 BB: 1 P: 7	R: 2 E: 1 K: 0 S: 5	H: 3 LOB: 2 BB: 1 P: 9	R: 0 E: 0 K: 0 S: 4	H: 1 LOB: 1 BB: 0 P: 4	R: 1 E: 0 K: 0 S: 4	H: 1 LOB: 0 BB: 0 P: 4	1B: 8 2B: 0 3B: 0 HR: 2	SF: 1 SAC: 0 DP: 0 HBP: 0	WP: 1 PB: 0 SB: 0 CS: 0	PA: 42			
PITCHER	IP	WLS	BF	H	R	ER	SO	BB	IBB	HBP	BLK	WP	HR	S	P	ERA	WHIP								
Bob Hendley, L ERA: 2.75 (1, 1)	6.1	L	31	6	6	2	1	5	0	0	0	1	1	28	48	2.84	1.737								
Don Nottebart, R ERA: 1.99 (7, 1)	0.2		3	2	0	0	0	0	0	0	0	0	0	3	3	0.00	3.000								
Cecil Butler, R ERA: 1.74 (8, 1)	2.0		8	2	1	1	0	0	0	0	0	0	1	8	8	4.50	1.000								

AB	36
R	7
H	10
RBI	7
BB	5
SO	1
LOB	20



Batter	1	2	3	4	5	6	7	8	9	AB	R	H	RBI	BB	SO	LOB	BOTTOM								
Tommye Aaron, R OBP: 0.341, SLG: 0.444 (1, 7)										5	1	1	0	0	3	4	Houston Colt 45's @ Milwaukee Braves Milwaukee County Stadium, Milwaukee, WI Fri May 04 1962, 8:05 PM EDT Att. 7,811 - Unknown - 69 F								
Mack Jones, L OBP: 0.385, SLG: 0.403 (1, 9)										3	1	0	0	1	2	0									
Hank Aaron, R OBP: 0.349, SLG: 0.521 (1, 8)										4	1	1	1	0	1	0									
Eddie Mathews, L OBP: 0.371, SLG: 0.560 (1, 5)										3	1	2	2	1	0	0									
Joe Adcock, R OBP: 0.357, SLG: 0.420 (1, 3)										4	0	0	0	0	1	3									
Frank Bolling, R OBP: 0.325, SLG: 0.339 (1, 4)										3	0	1	1	0	2	0									
Del Crandall, R OBP: 0.366, SLG: 0.447 (1, 2)										3	0	1	0	1	0	0									
Amado Samuel, R OBP: 0.111, SLG: 0.111 (1, 6)										3	0	0	0	0	2	2									
Howie Bedell, L OBP: 0.239, SLG: 0.270 (9, PH)										1	0	0	0	0	0	2									
Bob Hendley, R OBP: 0.250, SLG: 0.182 (1, 1)										2	0	1	0	0	0	0									
Don Nottebart, R OBP: 0.667, SLG: 0.500 (7, 1)										0	0	0	0	0	0	0									
Lou Klimchok, L OBP: 0.333, SLG: 0.333 (7, PH)										1	0	0	0	0	0	0									
Cecil Butler, R OBP: 0.250, SLG: 0.250 (8, 1)										0	0	0	0	0	0	0									
Denis Menke, R OBP: 0.273, SLG: 0.200 (9, PH)										1	0	0	0	0	1	2									
Inning Stats	R: 4 E: 0 K: 1 S: 8	H: 3 LOB: 1 BB: 2 P: 16	R: 0 E: 0 K: 0 S: 3	H: 0 LOB: 0 BB: 0 P: 3	R: 0 E: 0 K: 0 S: 2	H: 0 LOB: 0 BB: 1 P: 6	R: 0 E: 1 K: 3 S: 11	H: 1 LOB: 2 BB: 0 P: 11	R: 0 E: 0 K: 2 S: 8	H: 1 LOB: 1 BB: 0 P: 8	R: 0 E: 0 K: 1 S: 5	H: 0 LOB: 0 BB: 0 P: 5	R: 0 E: 0 K: 2 S: 7	H: 0 LOB: 0 BB: 0 P: 7	R: 0 E: 0 K: 1 S: 5	H: 0 LOB: 0 BB: 0 P: 5	R: 0 E: 0 K: 2 S: 9	H: 2 LOB: 2 BB: 0 P: 9	1B: 4 2B: 3 3B: 0 HR: 0	SF: 1 SAC: 0 DP: 1 HBP: 0	WP: 0 PB: 0 SB: 0 CS: 0	PA: 37			
PITCHER	IP	WLS	BF	H	R	ER	SO	BB	IBB	HBP	BLK	WP	HR	S	P	ERA	WHIP								
Hal Woodeshick, L ERA: 2.43 (1, 1)	0.2		3	4	0	0	10	1	0	0	0	0	0	46	50	0.00	0.682								
Bob Bruce, R ERA: 1.93 (1, 1)	7.1	W	27	4	0	0	10	1	0	0	0	0	0	7	7	0.00	0.000								
Turk Farrell, R ERA: 1.93 (9, 1)	1.0	S	3	0	0	0	2	0	0	0	0	0	0	7	7	0.00	0.000								



Batter	1	2	3	4	5	6	7	8	9	AB	R	H	RBI	BB	SO	LOB	TOP					
Bob Lillis, R OBP: 0.260, SLG: 0.234 (1,6)	6-3		HR		1B		1B			4	1	3	0	0	0	0	Houston Colt 45's @ Milwaukee Braves Milwaukee County Stadium, Milwaukee, WI Sun May 06 1962, 4:33 AM EDT Unknown - 56 F					
Joey Amalfitano, R OBP: 0.247, SLG: 0.202 (1,4)	P4		F8		1B		FC6-4			4	0	2	0	0	0	1						
Roman Mejias, R OBP: 0.318, SLG: 0.541 (1,9)	FC5-4		HR		1B		FC6-4			4	1	3	2	0	0	2						
Jim Pendleton, R OBP: 0.306, SLG: 0.488 (1,8)	FC5-4		6-3		F2					4	0	0	0	0	0	3						
Hal Smith, R OBP: 0.286, SLG: 0.441 (1,2)		F7	5-3				F8			4	0	0	0	0	0	0						
Dick Gamert, R OBP: 0.409, SLG: 0.278 (1,3)		K			G5-4-3		P4			3	0	0	0	1	1	0						
Johnny Weekly, R OBP: 0.333, SLG: 0.333 (1,7)		BB			F7		6-3			3	0	0	0	1	0	1						
Bob Aspromonte, R OBP: 0.278, SLG: 0.284 (1,5)		BB			G5-4-3		F7			3	0	0	0	1	1	1						
Jim Golden, L OBP: 0.250, SLG: 0.375 (1,1)										3	0	0	0	0	1	2						
Pidge Browne, L OBP: 0.300, SLG: 0.333 (9, PH)					G3		4-3			1	0	0	0	0	1	0						
Inning Stats	R: 0 E: 0 K: 0 S: 4	H: 1 LOB: 1 BB: 0 P: 4	R: 0 E: 0 K: 2 S: 7	H: 0 LOB: 2 BB: 2 P: 15	R: 2 E: 0 K: 0 S: 5	H: 2 LOB: 0 BB: 0 P: 5	R: 0 E: 0 K: 0 S: 2	H: 0 LOB: 0 BB: 1 P: 6	R: 0 E: 0 K: 0 S: 5	H: 3 LOB: 2 BB: 0 P: 5	R: 0 E: 0 K: 0 S: 3	H: 0 LOB: 0 BB: 0 P: 3	R: 0 E: 0 K: 0 S: 5	H: 2 LOB: 2 BB: 0 P: 5	R: 0 E: 0 K: 2 S: 7	H: 0 LOB: 0 BB: 0 P: 7	R: 0 E: 0 K: 2 S: 7	H: 0 LOB: 0 BB: 0 P: 7	1B: 7 2B: 0 3B: 0 HR: 1	SF: 0 SAC: 0 DP: 1 HBP: 0	WP: 0 PB: 0 SB: 0 CS: 0	PA: 36
PITCHER Warren Spahn, L ERA: 4.73 (1,1)	IP: 9.0 WLS: W BF: 36 H: 8 R: 2 ER: 2 SO: 4 BB: 3 IBB: 0 HBP: 0 BLK: 0 WP: 0 HR: 1 S: 41 P: 53 ERA: 2.00 WHIP: 1.222															PITCHER						

AB	33
R	2
H	8
RBI	2
BB	3
SO	4
LOB	10



Batter	1	2	3	4	5	6	7	8	9	AB	R	H	RBI	BB	SO	LOB	BOTTOM					
Howie Bedell, L OBP: 0.278, SLG: 0.250 (1,7)	F2	G6-3			G3		F3			4	0	0	0	0	0	1	Houston Colt 45's @ Milwaukee Braves Milwaukee County Stadium, Milwaukee, WI Sun May 06 1962, 4:33 AM EDT Unknown - 56 F					
Mack Jones, L OBP: 0.416, SLG: 0.506 (1,9)	BB				S					4	1	4	0	0	0	0						
Hank Aaron, R OBP: 0.337, SLG: 0.481 (1,8)	1B				1B					3	0	0	0	1	0	3						
Eddie Mathews, L OBP: 0.367, SLG: 0.530 (1,5)	BB				1B					4	0	1	0	0	1	3						
Joe Adcock, R OBP: 0.348, SLG: 0.403 (1,3)	1B				1B					4	0	1	1	0	0	2						
Denis Menke, R OBP: 0.286, SLG: 0.200 (1,4)	1B									3	0	0	0	0	0	2						
Del Crandall, R OBP: 0.375, SLG: 0.511 (1,2)										3	2	2	1	0	0	1						
Roy McMillan, R OBP: 0.315, SLG: 0.281 (1,6)										2	0	0	0	0	0	0						
Warren Spahn, L OBP: 0.357, SLG: 0.417 (1,1)										3	0	1	1	0	0	0						
Inning Stats	R: 1 E: 0 K: 1 S: 7	H: 2 LOB: 2 BB: 1 P: 11	R: 1 E: 0 K: 0 S: 4	H: 2 LOB: 0 BB: 0 P: 4	R: 0 E: 0 K: 0 S: 3	H: 1 LOB: 0 BB: 0 P: 3	R: 1 E: 0 K: 0 S: 4	H: 1 LOB: 0 BB: 0 P: 4	R: 0 E: 0 K: 0 S: 4	H: 1 LOB: 1 BB: 0 P: 4	R: 0 E: 1 K: 0 S: 4	H: 0 LOB: 1 BB: 0 P: 4	R: 0 E: 0 K: 0 S: 3	H: 0 LOB: 0 BB: 0 P: 3	R: 0 E: 0 K: 0 S: 4	H: 1 LOB: 1 BB: 0 P: 4	R: 0 E: 0 K: 1 S: 7	H: 1 LOB: 1 BB: 0 P: 4	1B: 7 2B: 0 3B: 1 HR: 1	SF: 0 SAC: 1 DP: 3 HBP: 0	WP: 1 PB: 0 SB: 1 CS: 0	PA: 32
PITCHER Jim Golden, R ERA: 2.25 (1,1)	IP: 8.0 WLS: L BF: 32 H: 9 R: 3 ER: 3 SO: 1 BB: 1 IBB: 0 HBP: 0 BLK: 0 WP: 1 HR: 1 S: 33 P: 37 ERA: 3.38 WHIP: 1.250															PITCHER						



Batter	1	2	3	4	5	6	7	8	9	AB	R	H	RBI	BB	SO	LOB	TOP														
Bob Lillis, R OBP: 0.268, SLG: 0.231 (1, 6)	F8	F8		1-2 1B		6-3		E6 HR		5	1	1	1	1	0	2	Houston Colt 45's @ Milwaukee Braves Milwaukee County Stadium, Milwaukee, WI Sun May 06 1962, 4:38 AM EDT Att: 12,635 - Unknown														
Al Spangler, L OBP: 0.306, SLG: 0.315 (1, 8)	WP HR 1B	4-3		F7		5-3		F9	F8	6	1	1	0	0	0	8															
Roman Mejias, R OBP: 0.322, SLG: 0.600 (1, 9)	1-H HR		F7	P6		P4		1-H 2-H HR		5	2	2	5	0	0	2															
Norm Larker, L OBP: 0.354, SLG: 0.544 Jim Pendleton, R OBP: 0.306, SLG: 0.488 (8, 7)	4-3		HR		F9		1-3	G3		5	1	1	1	0	0	0															
Pidge Browne, L OBP: 0.343, SLG: 0.500 (1, 3)	BB 1B		1-3		E4 BB 1B		HR		BB BB 2B	5	3	3	1	0	0	0															
Bob Aspromonte, R OBP: 0.305, SLG: 0.289 (1, 5)	1-2 BB				1B BB		K		BB BB BB	2	0	1	0	3	1	0															
Merritt Ranew, L OBP: 0.256, SLG: 0.395 (1, 2)	P4		F7		F9		K		K	5	0	0	0	0	2	7															
Joey Amalfitano, R OBP: 0.275, SLG: 0.217 (1, 4)		SH3-4 1B		6-3		1-2 2-H 1B		E HR BB	1-2 2-3 BB	3	1	2	1	2	0	0															
Turk Farrell, R OBP: 0.125, SLG: 0.125 (1, 1)		SH3-4		1B		1-2 1B		K	K	4	0	1	0	0	2	6															
Inning Stats	R: 2 E: 0 K: 0 S: 6	H: 3 LOB: 2 BB: 1 P: 10	R: 0 E: 0 K: 0 S: 4	H: 1 LOB: 1 BB: 0 P: 4	R: 1 E: 0 K: 0 S: 5	H: 2 LOB: 1 BB: 0 P: 5	R: 0 E: 0 K: 0 S: 5	H: 2 LOB: 2 BB: 0 P: 5	R: 1 E: 1 K: 0 S: 5	H: 1 LOB: 2 BB: 1 P: 9	R: 0 E: 0 K: 0 S: 3	H: 0 LOB: 0 BB: 0 P: 3	R: 1 E: 0 K: 2 S: 8	H: 1 LOB: 0 BB: 0 P: 8	R: 3 E: 1 K: 1 S: 7	H: 1 LOB: 0 BB: 1 P: 11		R: 1 E: 0 K: 2 S: 8	H: 1 LOB: 3 BB: 3 P: 20	1B: 7 2B: 1 3B: 0 HR: 4	SF: 0 SAC: 1 DP: 0 HBP: 0	WP: 1 PB: 0 CS: 0	PA: 47								
PITCHER	IP WLS BF L	H R ER SO	BB IBB HBP BLK	WP HR S P	ERA WHIP	PITCHER										IP WLS BF L	H R ER SO	BB IBB HBP BLK	WP HR S P	ERA WHIP											
Carl Willey, R ERA: 6.0 (1, 1)	4.2	9	4	3	0	2	0	0	0	1	2	24	32	5.79	2.357																
Ron Piche, R ERA: 2.87 (5, 1)	0.1	0	0	0	0	0	0	0	0	0	1	1	1	0.00	0.000																
Cecil Butler, R ERA: 2.03 (6, 1)	3.0	13	4	1	3	1	0	0	0	2	18	22	3.00	1.000																	
Tony Cloninger, R ERA: 6.75 (9, 1)	1.0	7	1	1	2	3	0	0	0	0	8	20	9.00	4.000																	

AB	40
R	9
H	12
RBI	9
BB	6
SO	5
LOB	25



Batter	1	2	3	4	5	6	7	8	9	AB	R	H	RBI	BB	SO	LOB	BOTTOM														
Tommie Aaron, R OBP: 0.314, SLG: 0.413 (1, 7)	2-3 2B 1B		K		K			6-3		4	1	1	0	0	2	0	Houston Colt 45's @ Milwaukee Braves Milwaukee County Stadium, Milwaukee, WI Sun May 06 1962, 4:38 AM EDT Att: 12,635 - Unknown														
Mack Jones, L OBP: 0.410, SLG: 0.495 (1, 9)	2-3 1-2		F6		K				BB 1B	4	0	1	0	0	1	1															
Hank Aaron, R OBP: 0.344, SLG: 0.488 (1, 8)	2-H 2B			2B BB		F7			F7	3	0	1	1	1	0	1															
Eddie Mathews, L OBP: 0.364, SLG: 0.524 Denis Menke, R OBP: 0.250, SLG: 0.250 (2, 5)	K			1-3 2B		K			K	1	0	0	0	0	1	1															
Joe Adcock, R OBP: 0.344, SLG: 0.388 (1, 3)	F8			P6		6-3			4-0 BB BB	3	0	0	0	1	0	3															
Frank Bolling, R OBP: 0.329, SLG: 0.338 (1, 4)		5-3		F7		4-3			F9	4	0	0	0	0	0	4															
Joe Torre, R OBP: 0.375, SLG: 0.324 (1, 2)		K		K		F3				3	0	0	0	0	2	2															
Amado Samuel, R OBP: 0.083, SLG: 0.083 (1, 6)		P4		K		K			F8	3	0	0	0	0	1	0															
Carl Willey, R Ron Piche, R Warren Spahn, L Cecil Butler, R Howie Bedell, L Tony Cloninger, R (1, 1) (5, 1) (5, PH) (6, 1) (6, PH) (9, 1)			K		K				F5	1	0	0	0	0	1	0															
Inning Stats	R: 1 E: 0 K: 1 S: 7	H: 2 LOB: 1 BB: 0 P: 7	R: 0 E: 0 K: 1 S: 5	H: 0 LOB: 0 BB: 0 P: 5	R: 0 E: 0 K: 2 S: 7	H: 0 LOB: 0 BB: 0 P: 7	R: 0 E: 0 K: 1 S: 6	H: 1 LOB: 2 BB: 1 P: 10	R: 0 E: 0 K: 3 S: 9	H: 0 LOB: 0 BB: 0 P: 9	R: 0 E: 0 K: 2 S: 7	H: 0 LOB: 0 BB: 0 P: 7	R: 0 E: 0 K: 0 S: 3	H: 0 LOB: 0 BB: 0 P: 3	R: 0 E: 0 K: 0 S: 3	H: 0 LOB: 2 BB: 0 P: 3		R: 0 E: 0 K: 1 S: 6	H: 1 LOB: 2 BB: 1 P: 10	1B: 2 2B: 2 3B: 0 HR: 0	SF: 0 SAC: 0 DP: 0 HBP: 0	WP: 0 PB: 0 CS: 0	PA: 33								
PITCHER	IP WLS BF L	H R ER SO	BB IBB HBP BLK	WP HR S P	ERA WHIP	PITCHER										IP WLS BF L	H R ER SO	BB IBB HBP BLK	WP HR S P	ERA WHIP											
Turk Farrell, R ERA: 1.63 (1, 1)	9.0	4	1	1	11	2	0	0	0	0	0	53	61	1.00	0.667																

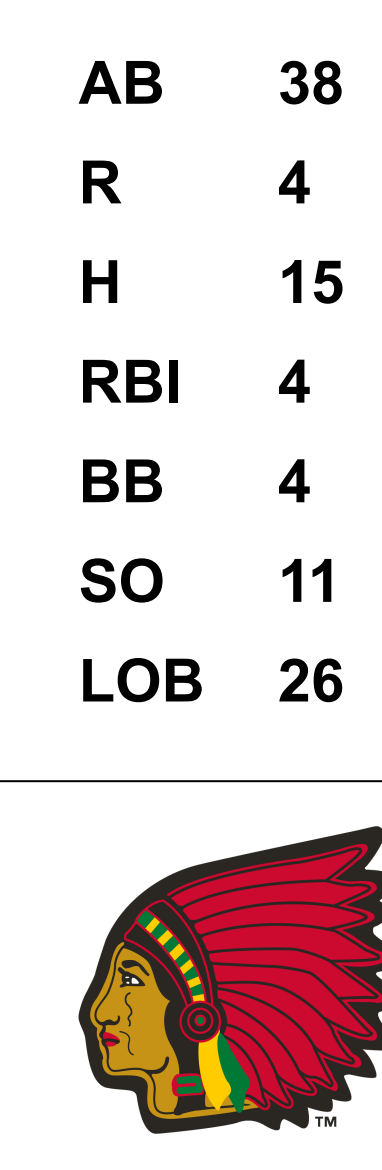


Batter	1	2	3	4	5	6	7	8	9	AB	R	H	RBI	BB	SO	LOB	TOP		
Bill Virdon, L OBP: 0.269, SLG: 0.309 (1,8)	4-3	P3			P1			FC6-4 1B		4	0	1	0	0	0	0	Pittsburgh Pirates @ Milwaukee Braves Milwaukee County Stadium, Milwaukee, WI Wed May 09 1962, 8:05 PM EDT Att: 3,673 - Unknown		
Dick Groat, R OBP: 0.327, SLG: 0.347 (1,6)	BB 1B		P4		P5			FC6-4 G6-3		4	1	1	1	0	0	2			
Bob Skinner, L OBP: 0.325, SLG: 0.471 (1,7)	F8		P6		G5-4-3 1B			G6-3		4	0	1	0	0	0	3			
Dick Stuart, R OBP: 0.301, SLG: 0.326 (1,3)	BB 1B		K		G5-4-3			E6 BB		3	0	0	0	1	1	1			
Roberto Clemente, R OBP: 0.360, SLG: 0.449 (1,9)	BB 1B		F9		K			K		4	0	1	1	0	2	1			
Smoky Burgess, L OBP: 0.333, SLG: 0.407 (1,2)	BB		3-1		F8			F9		3	0	0	0	1	0	1			
Don Hoak, R OBP: 0.375, SLG: 0.390 (1,5)	K		6-3		5-3			BB		3	0	0	0	1	1	3			
Bill Mazerowski, R OBP: 0.352, SLG: 0.523 (1,4)		6-3			6-3			1B FC6-4 1B		4	1	1	0	0	0	2			
Bob Friend, R OBP: 0.158, SLG: 0.211 (1,1)		K			K					2	0	0	0	0	2	0			
Jack Lamabe, R (5,1)										0	0	0	0	0	0	0			
Dick Schofield, S (8,PH)										1	0	1	0	0	0	0			
Diomedes Olivo, L (8,1)										0	0	0	0	0	0	0			
Tom Sturdivant, L (8,1)										0	0	0	0	0	0	0			
Inning Stats	R: 1 E: 0 K: 1 S: 7	H: 2 LOB: 3 BB: 2 P: 15	R: 0 E: 0 K: 1 S: 5	H: 0 LOB: 0 BB: 0 P: 5	R: 0 E: 0 K: 1 S: 5	H: 0 LOB: 0 BB: 0 P: 5	R: 0 E: 0 K: 0 S: 3	H: 0 LOB: 0 BB: 0 P: 3	R: 0 E: 0 K: 0 S: 3	H: 1 LOB: 0 BB: 0 P: 3	R: 0 E: 0 K: 1 S: 5	H: 0 LOB: 0 BB: 0 P: 5	R: 0 E: 0 K: 0 S: 5	H: 3 LOB: 1 BB: 0 P: 5	R: 0 E: 1 K: 1 S: 6	H: 0 LOB: 2 BB: 1 P: 10	1B: 6 2B: 0 3B: 0 HR: 0	SF: 0 SAC: 0 DP: 2 HBP: 0	WP: 0 PA: 35 SB: 0 CS: 0
PITCHER	IP WLS BF H R ER SO BB IBB HBP BLK WP HR S P ERA WHIP																		
Ron Piche, R ERA: 2.78 (1,1)	7.0 W 28 6 2 2 5 2 0 0 0 0 0 0 36 44 2.57 1.143																		
Hank Fischer, R ERA: 3.52 (8,1)	2.0 S 7 0 0 0 1 1 0 0 0 0 0 0 8 12 0.00 0.500																		

AB	32
R	2
H	6
RBI	2
BB	3
SO	6
LOB	13



Batter	1	2	3	4	5	6	7	8	9	AB	R	H	RBI	BB	SO	LOB	BOTTOM		
Tommie Aaron, R OBP: 0.321, SLG: 0.431 (1,7)	4-3			F8		F8 1B		K		5	0	2	0	0	1	0	Pittsburgh Pirates @ Milwaukee Braves Milwaukee County Stadium, Milwaukee, WI Wed May 09 1962, 8:05 PM EDT Att: 3,673 - Unknown		
Mack Jones, L OBP: 0.418, SLG: 0.495 (1,9)	WP 1B	4-3		3-1		F8 1B		1B 1B		4	1	2	0	1	0	2			
Hank Aaron, R OBP: 0.347, SLG: 0.483 (1,8)	P4		5-3 1B		5-3	F8 1B		1B 1B		5	1	2	0	0	0	3			
Joe Adcock, R OBP: 0.360, SLG: 0.434 (1,3)			5-3			FC5-4 IBB		1B 1B		3	1	2	2	1	0	1			
Howie Bedell, L OBP: 0.294, SLG: 0.257 (7,7)	1B				HR			1B 1B		1	0	1	0	0	0	0			
Frank Bolling, R OBP: 0.345, SLG: 0.356 (1,4)	1B		1B 1B		FC6-4 1B	K		K		5	1	3	1	0	2	6			
Denis Menke, R OBP: 0.250, SLG: 0.212 (1,5)	K		K		FC6-4 1B	FC5-4		K		5	0	0	0	0	3	10			
Joe Torre, R OBP: 0.381, SLG: 0.333 (1,2)		4-3						F9		2	0	1	0	0	0	0			
Bob Uecker, R OBP: 0.231, SLG: 0.167 (4,2)			1B 1B			BB 1B				2	0	1	0	0	0	0			
Roy McMillan, R OBP: 0.338, SLG: 0.288 (1,6)		2B BB		1-3 2H		1-2 2-3 BB		K		2	0	1	1	2	1	0			
Ron Piche, R (1,1)										4	0	0	0	0	4	4			
Hank Fischer, R (8,1)										0	0	0	0	0	0	0			
Inning Stats	R: 1 E: 0 K: 1 S: 7	H: 2 LOB: 1 BB: 1 P: 11	R: 0 E: 0 K: 1 S: 6	H: 1 LOB: 2 BB: 1 P: 10	R: 2 E: 0 K: 1 S: 8	H: 4 LOB: 0 BB: 0 P: 8	R: 0 E: 0 K: 1 S: 5	H: 0 LOB: 0 BB: 0 P: 5	R: 1 E: 0 K: 1 S: 8	H: 3 LOB: 3 BB: 1 P: 12	R: 0 E: 0 K: 1 S: 7	H: 2 LOB: 1 BB: 1 P: 11	R: 0 E: 0 K: 2 S: 7	H: 0 LOB: 0 BB: 0 P: 7	R: 0 E: 0 K: 3 S: 12	H: 3 LOB: 3 BB: 0 P: 12	1B: 13 2B: 1 3B: 0 HR: 1	SF: 0 SAC: 0 DP: 0 HBP: 0	WP: 1 PA: 42 SB: 0 CS: 0
PITCHER	IP WLS BF H R ER SO BB IBB HBP BLK WP HR S P ERA WHIP																		
Bob Friend, R ERA: 2.79 (1,1)	4.2 L 25 10 4 4 4 4 1 1 0 0 0 0 31 39 7.71 2.571																		
Jack Lamabe, R ERA: 2.08 (5,1)	2.1 11 2 0 0 4 1 1 0 0 0 0 0 17 25 0.00 1.286																		
Diomedes Olivo, L ERA: 1.86 (8,1)	0.1 4 3 0 0 1 0 0 0 0 0 0 0 6 6 0.00 9.000																		
Tom Sturdivant, R ERA: 10.43 (8,1)	0.2 2 0 0 0 2 0 0 0 0 0 0 0 6 6 0.00 0.000																		



Batter	1	2	3	4	5	6	7	8	9	AB	R	H	RBI	BB	SO	LOB	TOP																
Bill Virdon, L OBP: 0.275, SLG: 0.314 (1, 8)	L7	2H 1B		4-3			F8		1-2 1B	5	0	2	1	0	0	1	Pittsburgh Pirates @ Milwaukee Braves Milwaukee County Stadium, Milwaukee, WI Thu May 10 1962, 4:33 AM EDT Att: 2,746 - Unknown																
Dick Groat, R OBP: 0.321, SLG: 0.340 (1, 6)	E6 FC3-6	5-3			G1-6-3 1B			5-3	F9	5	0	1	0	0	0	3																	
Roberto Clemente, R OBP: 0.356, SLG: 0.476 (1, 9)	FC3-6 1B 1-2				G1-6-3 1-2			HR		4	1	1	1	0	0	2																	
Donn Clendenon, R OBP: 0.345, SLG: 0.360 (1, 3)	S 1B				K			F8		4	0	1	0	0	1	0																	
Howie Goss, R OBP: 0.450, SLG: 0.563 (1, 7)	K 1-2			S BB		CS BB		1B		2	0	1	0	2	1	2																	
Don Hoak, R OBP: 0.368, SLG: 0.381 (1, 5)		2B 4-3 1B		1-2		K 1-2		5-3		4	1	1	0	0	1	3																	
Bill Mazerolski, R OBP: 0.337, SLG: 0.500 (1, 4)		F8			6-3		P5		F3	4	0	0	0	0	0	1																	
Cal Neeman, R OBP: 0.500, SLG: 0.667 (9, PR)					5-3			F8		3	1	1	0	1	0	0																	
Dick Schofield, S OBP: 0.391, SLG: 0.545 (9, 2)	1-3 1B 2B							F8	FC3-6 BB	0	0	0	0	0	0	0																	
Smoky Burgess, L OBP: 0.333, SLG: 0.407 (9, 2)								K		0	0	0	0	0	0	0																	
Earl Francis, R OBP: 0.091, SLG: 0.091 (9, PH)		4-3			E6				FC3-6 1B 1-2	3	0	0	1	0	1	1																	
Bob Skinner, L OBP: 0.321, SLG: 0.465 (9, 1)										1	0	0	0	0	0	1																	
Roy Face, R (9, 1)										0	0	0	0	0	0	0																	
Inning Stats	R: 0 E: 1 K: 1 S: 7	H: 1 LOB: 2 BB: 0 P: 7	R: 2 E: 0 K: 0 S: 6	H: 3 LOB: 1 BB: 0 P: 6	R: 0 E: 0 K: 0 S: 3	H: 0 LOB: 1 BB: 1 P: 7	R: 0 E: 1 K: 0 S: 4	H: 0 LOB: 0 BB: 0 P: 4	R: 0 E: 0 K: 1 S: 5	H: 0 LOB: 0 BB: 1 P: 8	R: 0 E: 0 K: 1 S: 5	H: 0 LOB: 0 BB: 0 P: 5	R: 0 E: 0 K: 0 S: 5	H: 2 LOB: 1 BB: 0 P: 5	R: 0 E: 0 K: 0 S: 4	H: 1 LOB: 2 BB: 1 P: 8	1B: 6 2B: 2 3B: 0 HR: 1	SF: 0 SAC: 0 DP: 2 HBP: 0	WP: 0 PB: 0 SB: 2 CS: 1	PA: 38													
PITCHER	IP WLS BF H R ER SO BB IBB HBP BLK WP HR S P ERA WHIP																																
Bob Hendley, L ERA: 2.86 Hank Fischer, R ERA: 3.12	(1, 1) (9, 1)	8.0 W 5	33 BF 5	7 H 1	3 R 0	3 ER 0	4 SO 0	2 BB 1	0 IBB 0	0 HBP 0	0 BLK 0	0 WP 0	1 HR 0	39 S 4	47 P 8	3.38 ERA 0.00	1.125 2.000																

AB	35
R	3
H	8
RBI	3
BB	3
SO	4
LOB	14



Batter	1	2	3	4	5	6	7	8	9	AB	R	H	RBI	BB	SO	LOB	BOTTOM	
Howie Bedell, L OBP: 0.282, SLG: 0.247 (1, 7)	F7				K			1B HR BB		3	1	0	0	1	1	2	Pittsburgh Pirates @ Milwaukee Braves Milwaukee County Stadium, Milwaukee, WI Thu May 10 1962, 4:33 AM EDT Att: 2,746 - Unknown	
Tommie Aaron, R OBP: 0.333, SLG: 0.426 (1, 3)	G3			4-3 1B BB		5-3		1-2 HR 1B		3	1	1	0	1	0	0		
Mack Jones, L OBP: 0.421, SLG: 0.525 (1, 9)	1-3			4-3 1B		3-1		1-2 HR 2H		4	1	2	3	0	0	0		
Hank Aaron, R OBP: 0.333, SLG: 0.462 (1, 8)		1-3		K		K		6-3		4	0	0	0	0	2	2		
Frank Bolling, R OBP: 0.352, SLG: 0.403 (1, 4)		4-3		4-3		1-2 2-3		G6-4-3 1B		4	1	2	1	0	0	2		
Joe Torre, R OBP: 0.356, SLG: 0.308 (1, 2)		6-3		5-3		G6-4-3 1-2				3	0	0	0	0	0	3		
Denis Menke, R OBP: 0.256, SLG: 0.222 (1, 5)					K			5-3		3	0	1	0	0	1	0		
Roy McMillan, R OBP: 0.325, SLG: 0.275 (1, 6)				K		6-3		F8		3	0	0	0	0	1	1		
Bob Hendley, R ERA: 2.86 Mike Krznich, R OBP: 0.200, SLG: 0.400 Hank Fischer, R (9, 1)	(1, 1) (9, 1)	8.0 L 1	31 BF 1	5 H 1	3 R 1	3 ER 1	3 SO 0	3 BB 0	0 IBB 0	0 HBP 0	0 BLK 0	0 WP 0	1 HR 1	40 S 1	52 P 1	3.38 ERA ∞		1.000 ∞
PITCHER	IP WLS BF H R ER SO BB IBB HBP BLK WP HR S P ERA WHIP																	

AB	29
R	4
H	6
RBI	4
BB	3
SO	6
LOB	11



Batter	1	2	3	4	5	6	7	8	9	AB	R	H	RBI	BB	SO	LOB	TOP	
Tommie Aaron, R OBP: 0.398, SLG: 0.390	5-3	1-3	FC4-6	FC4-6		E5		E5	E5 2B	5	1	0	0	0	0	3		
Mike Krsnich, R OBP: 0.100, SLG: 0.200 Howie Bedell, L OBP: 0.282, SLG: 0.247	K2-3		1-3	F9		K		K	K	5	0	0	0	0	3	4		
Mack Jones, L OBP: 0.429, SLG: 0.520	4-3		1B 1B	1B 1B	1B BB			E4 G5-4-3	2B 1B	3	2	1	0	2	0	0		
Hank Aaron, R OBP: 0.336, SLG: 0.469		1B 2B 1B	F2	F9	F9			G5-4-3	1B 2B	5	2	2	1	0	0	3		
Frank Bolling, R OBP: 0.376, SLG: 0.420		2B 1B 1B	1B	1B	G5-4-3 1B			P5	1B BB	4	2	3	0	1	0	0		
Del Crandall, R OBP: 0.396, SLG: 0.540		1B 2B	1B	G5-4-3				6-3	1B	5	1	3	4	0	0	2		
Denis Menke, R OBP: 0.250, SLG: 0.220		P4	K	K				K	1B	5	0	1	1	0	3	4		
Roy McMillan, R OBP: 0.353, SLG: 0.292		2H 3H 1B		FC4-6 1B					G3	3	0	2	2	2	0	1		
Bob Shaw, R OBP: 0.176, SLG: 0.125 Hank Fischer, R OBP: 0.667, SLG: 0.500	K	K	K	K				1-3		4	0	0	0	0	2	4		
Inning Stats	R: 0 E: 0 K: 1 S: 5	H: 0 LOB: 0 BB: 0 P: 5	R: 3 E: 0 K: 1 S: 9	H: 4 LOB: 1 BB: 0 P: 9	R: 1 E: 0 K: 1 S: 8	H: 3 LOB: 2 BB: 0 P: 8	R: 0 E: 0 K: 1 S: 6	H: 1 LOB: 1 BB: 0 P: 6	R: 0 E: 0 K: 0 S: 3	H: 0 LOB: 0 BB: 0 P: 3	R: 0 E: 0 K: 1 S: 5	H: 0 LOB: 1 BB: 1 P: 9	R: 4 E: 1 K: 1 S: 8	H: 3 LOB: 1 BB: 2 P: 16	1B: 10 2B: 2 3B: 0 HR: 0	SF: 0 SAC: 0 DP: 2 HBP: 0	WP: 1 PB: 0 CS: 0	PA: 44
PITCHER	IP 9.0	WLS L	BF 44	H 12	R 8	ER 6	SO 8	BB 5	IBB 0	HBP 0	BLK 0	WP 1	HR 0	S 55	P 75	ERA 6.00	WHIP 1.889	

Milwaukee Braves @ New York Mets
Polo Grounds, New York, NY
Fri May 11 1962, 7:05 PM EDT
Att: 15,562 - Unknown

AB 39
R 8
H 12
RBI 8
BB 5
SO 8
LOB 21




Batter	1	2	3	4	5	6	7	8	9	AB	R	H	RBI	BB	SO	LOB	BOTTOM			
Jim Hickman, R OBP: 0.431, SLG: 0.605	K		HR		G5-4-3 BB			G5-4-3 1B	1B	4	1	3	2	1	1	0				
Felix Mantilla, R OBP: 0.395, SLG: 0.421	S 1B		P4		G5-4-3			F7	1B	5	0	2	0	0	0	2				
Charlie Neal, R OBP: 0.341, SLG: 0.450	4-0 1-2 BB		5-3		F8			G5-4-3	K	4	0	0	0	1	1	4				
Frank Thomas, R OBP: 0.357, SLG: 0.647	K		P5		K			5-3	5-3	4	0	0	0	0	2	2				
Gus Bell, L OBP: 0.232, SLG: 0.222	L3		P6		L9			1B 1B	1B 1B	4	1	1	0	0	0	2				
Mary Throneberry, L OBP: 0.353, SLG: 0.083		F5		BB BB	F5			1B 1B	1B 1B	3	1	1	0	1	0	0				
Cliff Cook, R OBP: 0.308, SLG: 0.417		SF7 3B		BB BB	6-3			1B 1B	1B 1B	3	2	2	1	1	0	0				
Sammy Taylor, L OBP: 0.326, SLG: 0.237 Elio Chacon, R OBP: 0.293, SLG: 0.179		SF7		G4-6-3 BB	G4-6-3			1B 1B	1B 1B	3	0	2	2	0	0	2				
Al Jackson, L Ed Bouchee, L OBP: 0.400, SLG: 0.528		F9		1-3	1-3			FC6	P6	3	0	0	0	0	0	1				
Inning Stats	R: 0 E: 0 K: 2 S: 8	H: 1 LOB: 2 BB: 1 P: 12	R: 1 E: 0 K: 0 S: 4	H: 1 LOB: 0 BB: 0 P: 4	R: 1 E: 0 K: 0 S: 4	H: 1 LOB: 0 BB: 0 P: 4	R: 0 E: 0 K: 0 S: 2	H: 0 LOB: 2 BB: 1 P: 10	R: 0 E: 0 K: 1 S: 5	H: 0 LOB: 0 BB: 0 P: 5	R: 0 E: 0 K: 0 S: 4	H: 1 LOB: 1 BB: 0 P: 4	R: 0 E: 0 K: 0 S: 3	H: 1 LOB: 0 BB: 0 P: 3	R: 3 E: 0 K: 1 S: 11	H: 6 LOB: 3 BB: 0 P: 11	1B: 9 2B: 0 3B: 1 HR: 1	SF: 1 SAC: 0 DP: 3 HBP: 0	WP: 0 PB: 0 CS: 0	PA: 39
PITCHER	IP 8.1	WLS W	BF 34	H 8	R 5	ER 3	SO 3	BB 4	IBB 0	HBP 0	BLK 0	WP 0	HR 1	S 36	P 52	ERA 5.40	WHIP 1.440			
Bob Shaw, R ERA: 2.36 Hank Fischer, R ERA: 3.0 Don Nottebart, R ERA: 1.84	0.1	4	3	0	0	0	0	0	0	0	0	0	0	4	4	0.00	9.000			
	0.1	S	1	0	0	0	1	0	0	0	0	0	0	3	3	0.00	0.000			

Milwaukee Braves @ New York Mets
Polo Grounds, New York, NY
Fri May 11 1962, 7:05 PM EDT
Att: 15,562 - Unknown

AB 34
R 5
H 11
RBI 5
BB 4
SO 4
LOB 15



Batter	1	2	3	4	5	6	7	8	9	AB	R	H	RBI	BB	SO	LOB	TOP																			
Howie Bedell, L (1, 7) OBP: 0.268, SLG: 0.234	F7		3-1		F8			1-3		4	0	0	0	0	0	2	Milwaukee Braves @ New York Mets Polo Grounds, New York, NY Sat May 12 1962, 3:33 AM EDT Sunny																			
Tommie Aaron, R (1, 3) OBP: 0.290, SLG: 0.365	5-3		K			P6		F2		4	0	0	0	0	1	1																				
Mack Jones, L (1, 9) OBP: 0.415, SLG: 0.500	4-3			K		K		K		4	0	0	0	0	3	1																				
Hank Aaron, R (1, 8) OBP: 0.342, SLG: 0.465		K		F7					4-3 BB	3	0	1	0	1	1	0																				
Del Crandall, R (1, 2) OBP: 0.386, SLG: 0.574		HR		P5		1B		4-3		4	1	1	1	0	0	2																				
Frank Bolling, R (1, 4) OBP: 0.381, SLG: 0.424							4-3	FC6-5-4		4	1	2	0	0	0	1																				
Denis Menke, R (1, 5) OBP: 0.229, SLG: 0.200								1-2		4	0	0	0	0	1	3																				
Roy McMillan, R (1, 6) OBP: 0.341, SLG: 0.280										3	0	0	0	0	2	2																				
Warren Spahn, L (1, 1) OBP: 0.389, SLG: 0.500			G3							3	0	2	1	0	0	0																				
Inning Stats	R: 0 E: 0 K: 0 S: 3	H: 0 LOB: 0 BB: 0 P: 3	R: 1 E: 0 K: 2 S: 9	H: 2 LOB: 1 BB: 0 P: 9	R: 0 E: 0 K: 1 S: 5	H: 0 LOB: 0 BB: 0 P: 5	R: 0 E: 0 K: 1 S: 5	H: 0 LOB: 0 BB: 0 P: 5	R: 1 E: 0 K: 1 S: 7	H: 2 LOB: 1 BB: 0 P: 7	R: 0 E: 0 K: 1 S: 6	H: 1 LOB: 1 BB: 0 P: 6	R: 0 E: 0 K: 1 S: 5	H: 0 LOB: 0 BB: 0 P: 5	R: 0 E: 0 K: 1 S: 6	H: 1 LOB: 1 BB: 0 P: 6		R: 0 E: 0 K: 0 S: 3	H: 0 LOB: 1 BB: 1 P: 7	1B: 4 2B: 1 3B: 0 HR: 1	SF: 0 SAC: 0 DP: 0 HBP: 0	WP: 0 PB: 0 CS: 1	PA: 34													
PITCHER	IP	WLS	BF	H	R	ER	SO	BB	IBB	HBP	BLK	WP	HR	S	P	ERA	WHIP	PITCHER		IP	WLS	BF	H	R	ER	SO	BB	IBB	HBP	BLK	WP	HR	S	P	ERA	WHIP
Roger Craig, R (1, 1) ERA: 8.49	7.0		26	5	2	2	7	0	0	0	0	0	1	40	40	2.57	0.714			7.0		26	5	2	2	7	0	0	0	0	0	1	40	40	2.57	0.714
Craig Anderson, R (8, 1) ERA: 2.3	2.0	W	8	1	0	0	1	1	0	0	0	0	0	9	13	0.00	1.000			2.0	W	8	1	0	0	1	1	0	0	0	0	9	13	0.00	1.000	

Batter	1	2	3	4	5	6	7	8	9	AB	R	H	RBI	BB	SO	LOB	BOTTOM																			
Jim Hickman, R (1, 8) OBP: 0.418, SLG: 0.574	P4					K		5-3		4	0	1	0	0	1	0	Milwaukee Braves @ New York Mets Polo Grounds, New York, NY Sat May 12 1962, 3:33 AM EDT Sunny																			
Elio Chacon, R (1, 6) OBP: 0.300, SLG: 0.209	K		G3			5-3 2B		L8 1B		4	1	2	0	0	1	1																				
Felix Mantilla, R (1, 5) OBP: 0.389, SLG: 0.413	K				L7	5-3				4	0	1	0	0	1	1																				
Frank Thomas, R (1, 7) OBP: 0.363, SLG: 0.652		K						L8		4	0	2	1	0	1	2																				
Charlie Neal, R (1, 4) OBP: 0.326, SLG: 0.429		P4			P6	P7		P6		4	0	0	0	0	0	4																				
Gil Hodges, R (1, 3) OBP: 0.340, SLG: 0.419					P9					4	0	2	0	0	0	1																				
Rod Kanehl, R (8, FR) OBP: 0.286, SLG: 0.357									HR	0	1	0	0	0	0	0																				
Harry Chiti, R (1, 2) OBP: 0.500, SLG: 0.333										3	0	1	0	0	0	1																				
Richie Ashburn, L (7, PR) OBP: 0.400, SLG: 0.303	4-3				L8				K	0	0	0	0	0	0	0																				
Craig Anderson, R (8, 1) OBP: 0.286, SLG: 0.385										0	0	0	0	0	0	0																				
Cliff Cook, R (8, PH) OBP: 0.286, SLG: 0.385										1	0	0	0	0	1	1																				
John DeMerit, R (1, 9) OBP: 0.182, SLG: 0.100										3	0	0	0	0	1	1																				
Gus Bell, L (8, PH) OBP: 0.229, SLG: 0.219			K		F7			F9		1	0	0	0	0	0	1																				
Roger Craig, R (1, 1)										2	0	0	0	0	1	0																				
Ed Bouchee, L (7, PH) OBP: 0.391, SLG: 0.514										1	0	0	0	0	0	1																				
Hobie Landrith, L (8, 2) OBP: 0.478, SLG: 0.737										1	1	1	2	0	0	0																				
Inning Stats	R: 0 E: 0 K: 2 S: 7	H: 0 LOB: 0 BB: 0 P: 7	R: 0 E: 0 K: 1 S: 6	H: 1 LOB: 1 BB: 0 P: 6	R: 0 E: 0 K: 1 S: 6	H: 1 LOB: 1 BB: 0 P: 6	R: 0 E: 0 K: 0 S: 4	H: 1 LOB: 1 BB: 0 P: 4	R: 0 E: 0 K: 1 S: 5	H: 0 LOB: 0 BB: 0 P: 5	R: 1 E: 0 K: 1 S: 7	H: 2 LOB: 1 BB: 0 P: 7	R: 0 E: 0 K: 0 S: 4	H: 1 LOB: 1 BB: 0 P: 4	R: 0 E: 0 K: 0 S: 5	H: 2 LOB: 2 BB: 0 P: 5	R: 2 E: 0 K: 1 S: 6	H: 2 LOB: 1 BB: 0 P: 6	1B: 8 2B: 1 3B: 0 HR: 1	SF: 0 SAC: 0 DP: 0 HBP: 0	WP: 0 PB: 0 CS: 0	PA: 36														
PITCHER	IP	WLS	BF	H	R	ER	SO	BB	IBB	HBP	BLK	WP	HR	S	P	ERA	WHIP	PITCHER		IP	WLS	BF	H	R	ER	SO	BB	IBB	HBP	BLK	WP	HR	S	P	ERA	WHIP
Warren Spahn, L (1, 1) ERA: 4.44	8.2	L	36	10	3	3	7	0	0	0	0	0	1	50	50	3.12	1.154			8.2	L	36	10	3	3	7	0	0	0	0	1	50	50	3.12	1.154	



Batter	1	2	3	4	5	6	7	8	9	AB	R	H	RBI	BB	SO	LOB	TOP						
Tommie Aaron, R OBP: 0.270, SLG: 0.343 (1, 7)	0-0 6-3		0-0 L8		0-0 SF9		0-3 K		0-0 1-3	4	0	0	1	0	1	1							
Mack Jones, L OBP: 0.422, SLG: 0.527 (1, 9)	0-0 4-3			4-0 SF7 BB	0-0 HR			0-0 2B	0-0 3-1	4	3	2	1	1	0	1							
Hank Aaron, R OBP: 0.356, SLG: 0.515 (1, 8)	4-0 S BB			0-0 SF7 1-H	0-0 HR			0-0 SH3 2-H SF9		2	2	2	4	1	0	0							
Joe Adcock, R OBP: 0.350, SLG: 0.419 (1, 3)	0-0 P4			0-3 K	0-3 K			0-0 SH3		3	0	0	0	0	2	1							
Frank Bolling, R OBP: 0.376, SLG: 0.420 (1, 4)		0-0 F7		0-0 FC6-4 1B		0-0 E5		0-0 SF9		3	0	1	1	0	0	0							
Joe Torre, R OBP: 0.347, SLG: 0.302 (1, 2)		0-0 1-3		0-0 FC6-4 1-2		0-0 P3		0-0 1B		4	0	1	0	0	0	2							
Amado Samuel, R OBP: 0.063, SLG: 0.063 (1, 5)			0-3 K		0-0 F4		0-0 G4-3		0-0 F5	4	0	0	0	0	1	2							
Roy McMillan, R OBP: 0.359, SLG: 0.295 (1, 6)			0-0 1-3		0-0 1B SF9		0-0 1B		4-0 WP SH1-4 BB	3	1	2	0	1	0	0							
Carl Willey, R Tony Cloninger, R Jack Curtis, L Mike Krsnich, R Don Nottebart, R Del Grandall, R Hank Fischer, R (1, 1) (1, 1) (5, PH) (7, PH) (7, 1) (9, PH) (9, 1)		0-0 4-3			0-0 1-3 3B		0-0 1B		0-0 SH1-4	0	0	0	0	0	0	0							
Inning Stats	R: 0 E: 0 K: 0 S: 3	H: 0 LOB: 1 BB: 1 P: 7	R: 0 E: 0 K: 1 S: 5	H: 0 LOB: 0 BB: 0 P: 5	R: 0 E: 0 K: 1 S: 3	H: 0 LOB: 0 BB: 0 P: 3	R: 1 E: 1 K: 1 S: 6	H: 1 LOB: 1 BB: 1 P: 10	R: 4 E: 0 K: 1 S: 9	H: 4 LOB: 0 BB: 0 P: 9	R: 0 E: 1 K: 0 S: 3	H: 0 LOB: 0 BB: 0 P: 3	R: 0 E: 0 K: 1 S: 5	H: 1 LOB: 0 BB: 0 P: 5	R: 2 E: 0 K: 0 S: 6	H: 3 LOB: 1 BB: 0 P: 6	R: 0 E: 0 K: 0 S: 3	H: 0 LOB: 1 BB: 1 P: 7	1B: 5 2B: 2 3B: 1 HR: 1	SF: 3 SAC: 2 DP: 2 HBP: 0	WP: 1 PB: 0 CS: 1	PA: 38	
PITCHER	IP	WLS	BF	H	R	ER	SO	BB	IBB	HBP	BLK	WP	HR	S	P	ERA	WHIP					ERA	WHIP
Bob Moorhead, R ERA: 4.73	(1, 1)	5.0	22	5	5	4	3	2	0	0	0	0	1	26	34	7.20	1.400					0.00	0.000
Bob Miller, R ERA: 7.07	(6, 1)	1.0	3	0	0	0	0	0	0	0	0	0	0	3	3	0.00	0.000						
Ken MacKenzie, L ERA: 5.87	(7, 1)	1.0	5	3	2	2	1	0	0	0	0	0	0	7	7	18.00	3.000						
Dave Hillman, R ERA: 5.4	(8, 1)	1.0	4	1	0	0	0	0	0	0	0	0	0	4	4	0.00	1.000						
Vinegar Bend Mizell, L ERA: 4.98	(9, 1)	0.0	1	0	0	0	0	1	0	0	0	0	0	0	4	=	=						
Craig Anderson, R ERA: 2.16	(9, 1)	1.0	W	3	0	0	0	0	0	0	0	0	0	0	0	1	0	3	3	0.00	0.000		

Milwaukee Braves @ New York Mets
Polo Grounds, New York, NY
Sat May 12, 1962, 3:38 AM EDT
Att: 19,748 - Sunny

AB 30
R 7
H 9
RBI 7
BB 3
SO 4
LOB 8



Batter	1	2	3	4	5	6	7	8	9	AB	R	H	RBI	BB	SO	LOB	BOTTOM						
Jim Hickman, R OBP: 0.424, SLG: 0.620 (1, 8)	0-0 HR	0-0 F9		0-3 K		4-0 3B BB		0-0 SH3-4		3	2	1	1	1	1	3							
Elio Chacon, R OBP: 0.394, SLG: 0.304 (1, 6)	4-0 F8 1B BB	0-0 1-2 2-H 1B		4-0 1-2 2B BB		0-0 1-H 1B 3B		0-0 CS 1B		3	2	3	3	2	0	0							
Felix Mantilla, R OBP: 0.389, SLG: 0.424 (1, 5)	0-0 1-2 1B	0-0 1-3		0-0 1-H 2-H 2B		0-0 P6		0-0 L8		5	0	2	2	0	0	4							
Frank Thomas, R OBP: 0.355, SLG: 0.628 (1, 7)	0-0 P6		0-0 F5	0-3 K		0-0 FC5-4 1B		0-0 1-3		5	0	1	1	0	1	3							
Mary Throneberry, L OBP: 0.316, SLG: 0.071 Gil Hodges, R OBP: 0.360, SLG: 0.500 (1, 3) (5, PH) (6, 3)	0-0 F8		0-3 K		0-0 G2-6-3 1B		0-0 FC5-4		0-0 HR	2	0	0	0	0	1	2							
Gus Bell, L OBP: 0.230, SLG: 0.221 (1, 9)	0-0 F7		0-0 FC5-4 1B		0-0 G2-6-3		0-0 F7			4	0	1	0	0	0	3							
Charlie Neal, R OBP: 0.333, SLG: 0.425 (1, 4)		0-0 CS 1B	0-0 FC5-4		4-0 FC4-6 BB		0-3 K			3	0	1	0	1	1	1							
Hobie Landrith, L OBP: 0.481, SLG: 0.682 (1, 2)		4-0 SH 1B BB		0-0 FC1-6 1B		0-0 FC4-6		0-0 2-3		3	1	1	0	1	0	1							
Bob Moorhead, R Bob Miller, R Carl Curtis, L Ken MacKenzie, R Dave Hillman, R Eli Chacon, R Rod Kazmaier, R Vinegar Bend Mizell, R Craig Anderson, R (1, 1) (1, 1) (5, PH) (7, PH) (7, 1) (9, PH) (9, 1)		0-0 SH 1B		0-0 FC1-6 2B		0-0 L8		4-0 SH3-4 1B BB		1	0	0	0	0	0	1							
Inning Stats	R: 1 E: 0 K: 0 S: 5	H: 2 LOB: 2 BB: 1 P: 9	R: 1 E: 0 K: 0 S: 5	H: 2 LOB: 2 BB: 1 P: 9	R: 0 E: 0 K: 1 S: 6	H: 1 LOB: 1 BB: 0 P: 6	R: 2 E: 0 K: 2 S: 9	H: 2 LOB: 1 BB: 1 P: 13	R: 0 E: 0 K: 0 S: 3	H: 1 LOB: 1 BB: 1 P: 7	R: 2 E: 0 K: 0 S: 5	H: 2 LOB: 1 BB: 1 P: 9	R: 0 E: 0 K: 1 S: 5	H: 0 LOB: 0 BB: 0 P: 5	R: 1 E: 0 K: 0 S: 3	H: 1 LOB: 1 BB: 1 P: 7	R: 0 E: 0 K: 0 S: 2	H: 1 LOB: 0 BB: 0 P: 2	1B: 8 2B: 1 3B: 1 HR: 2	SF: 0 SAC: 2 DP: 1 HBP: 0	WP: 0 PB: 0 CS: 2	PA: 41	
PITCHER	IP	WLS	BF	H	R	ER	SO	BB	IBB	HBP	BLK	WP	HR	S	P	ERA	WHIP					ERA	WHIP
Carl Willey, R ERA: 6.75	(1, 1)	0.0		3	2	1	1	0	0	0	0	0	0	23	31	6.75	1.750						
Tony Cloninger, R ERA: 6.75	(1, 1)	4.0	19	5	3	3	3	2	0	0	0	0	0	23	31	6.75	1.750						
Jack Curtis, L ERA: 3.38	(5, 1)	2.0	10	3	2	2	0	2	0	0	0	0	0	8	16	9.00	2.500						
Don Nottebart, R ERA: 2.16	(7, 1)	2.0	7	1	1	1	1	1	0	0	0	0	0	8	12	4.50	1.000						
Hank Fischer, R ERA: 3.96	(9, 1)	0.1	L	2	1	1	1	0	0	0	0	0	1	2	2	27.00	3.000						

Milwaukee Braves @ New York Mets
Polo Grounds, New York, NY
Sat May 12, 1962, 3:38 AM EDT
Att: 19,748 - Sunny

AB 33
R 8
H 12
RBI 8
BB 6
SO 4
LOB 19




Batter	1	2	3	4	5	6	7	8	9	AB	R	H	RBI	BB	SO	LOB	TOP			
Howie Bedell, L (1, 7) OBP: 0.276, SLG: 0.235										4	0	1	0	1	0	0	Milwaukee Braves @ New York Mets Polo Grounds, New York, NY Sun May 13 1962, 3:33 AM EDT Att: 13,447 - Sunny			
Mack Jones, L (1, 9) OBP: 0.421, SLG: 0.518										4	0	1	0	1	1	3				
Hank Aaron, R (1, 8) OBP: 0.358, SLG: 0.519										5	0	2	0	0	0	4				
Joe Adcock, R (1, 3) OBP: 0.333, SLG: 0.396										5	0	0	0	0	3	4				
Tommie Aaron, R (9, 3) OBP: 0.270, SLG: 0.343										0	0	0	0	0	0	0				
Del Crandall, R (1, 2) OBP: 0.393, SLG: 0.561										3	1	1	0	1	0	0				
Frank Bolling, R (1, 4) OBP: 0.381, SLG: 0.457										4	1	2	2	0	0	2				
Amado Samuel, R (1, 5) OBP: 0.050, SLG: 0.050										4	0	0	0	0	1	3				
Roy McMillan, R (1, 6) OBP: 0.375, SLG: 0.346										3	1	2	1	1	0	1				
Cecil Butler, R (1, 1)										4	0	0	0	0	3	3				
Inning Stats	R: 0 E: 0 K: 0 S: 3	H: 1 LOB: 0 BB: 0 P: 3	R: 0 E: 1 K: 1 S: 6	H: 0 LOB: 1 BB: 0 P: 6	R: 0 E: 0 K: 2 S: 8	H: 1 LOB: 2 BB: 1 P: 12	R: 0 E: 0 K: 1 S: 6	H: 1 LOB: 1 BB: 0 P: 6	R: 1 E: 0 K: 2 S: 10	H: 3 LOB: 2 BB: 0 P: 10	R: 0 E: 0 K: 0 S: 4	H: 1 LOB: 1 BB: 0 P: 4	R: 2 E: 1 K: 0 S: 5	H: 2 LOB: 0 BB: 0 P: 5	R: 0 E: 0 K: 1 S: 5	H: 0 LOB: 1 BB: 1 P: 9	1B: 6 2B: 1 3B: 0 HR: 2	SF: 0 SAC: 0 DP: 2 HBP: 0	WP: 1 PB: 0 CS: 1	PA: 40
PITCHER	IP WLS BF H R ER SO BB IBB HBP BLK WP HR S P ERA WHIP	IP WLS BF H R ER SO BB IBB HBP BLK WP HR S P ERA WHIP																		
Jay Hook, R (1, 1) ERA: 3.55	8.0 L 36 9 3 3 7 3 0 0 0 1 2 47 59 3.38 1.500	1.0 4 0 0 0 0 1 1 0 0 0 0 0 5 9 0.00 1.000																		
Craig Anderson, R (9, 1) ERA: 2.04																				

AB	36
R	3
H	9
RBI	3
BB	4
SO	8
LOB	20



Batter	1	2	3	4	5	6	7	8	9	AB	R	H	RBI	BB	SO	LOB	BOTTOM					
Jim Hickman, R (1, 8) OBP: 0.429, SLG: 0.623										3	2	1	0	1	1	0	Milwaukee Braves @ New York Mets Polo Grounds, New York, NY Sun May 13 1962, 3:33 AM EDT Att: 13,447 - Sunny					
Elio Chacon, R (1, 6) OBP: 0.373, SLG: 0.306										3	0	1	1	1	1	0						
Felix Mantilla, R (1, 5) OBP: 0.374, SLG: 0.404										4	0	0	0	0	1	3						
Frank Thomas, R (1, 7) OBP: 0.351, SLG: 0.612										4	0	1	1	0	1	0						
Mary Throneberry, L (1, 3) OBP: 0.304, SLG: 0.111										4	0	1	0	0	1	2						
Gus Bell, L (1, 9) OBP: 0.220, SLG: 0.210										4	0	0	0	0	0	2						
Charlie Neal, R (1, 4) OBP: 0.340, SLG: 0.429										4	0	2	0	0	0	1						
Hobie Landrith, L (1, 2) OBP: 0.452, SLG: 0.600										3	0	0	0	1	0	1						
Jay Hook, L (1, 1) OBP: 0.308, SLG: 0.250										3	0	0	0	0	1	4						
Craig Anderson, R (9, 1) OBP: 0.396, SLG: 0.500										0	0	0	0	0	0	0						
Ed Bouchee, L (9, PH) OBP: 0.396, SLG: 0.500										1	0	0	0	0	1	0						
Inning Stats	R: 0 E: 0 K: 2 S: 7	H: 0 LOB: 0 BB: 0 P: 7	R: 0 E: 1 K: 1 S: 7	H: 1 LOB: 3 BB: 1 P: 11	R: 1 E: 0 K: 0 S: 3	H: 1 LOB: 2 BB: 2 P: 11	R: 0 E: 0 K: 1 S: 6	H: 1 LOB: 1 BB: 0 P: 6	R: 0 E: 0 K: 1 S: 5	H: 0 LOB: 0 BB: 0 P: 5	R: 0 E: 0 K: 0 S: 4	H: 1 LOB: 1 BB: 0 P: 4	R: 1 E: 0 K: 0 S: 5	H: 2 LOB: 1 BB: 0 P: 5	R: 0 E: 0 K: 1 S: 5	H: 0 LOB: 0 BB: 0 P: 5	R: 0 E: 0 K: 1 S: 5	H: 0 LOB: 0 BB: 0 P: 5	1B: 5 2B: 1 3B: 0 HR: 0	SF: 0 SAC: 0 DP: 1 HBP: 0	WP: 0 PB: 0 CS: 0	PA: 36
PITCHER	IP WLS BF H R ER SO BB IBB HBP BLK WP HR S P ERA WHIP	IP WLS BF H R ER SO BB IBB HBP BLK WP HR S P ERA WHIP																				
Cecil Butler, R (1, 1) ERA: 2.01	9.0 W 36 6 2 2 7 3 0 0 0 0 0 47 59 2.00 1.000																					

AB	33
R	2
H	6
RBI	2
BB	3
SO	7
LOB	13



Batter	1	2	3	4	5	6	7	8	9	10	AB	R	H	RBI	BB	SO	LOB	
Howie Bedell, L OBP: 0.272, SLG: 0.233 (1, 7)	G6-4-3 1B		FC6-4 1-2f		3-1		1-3			1-4-3	5	0	1	0	0	0	1	
Mack Jones, L OBP: 0.406, SLG: 0.496 (1, 9)	G6-4-3 1-2f			K	4-3			F8		F8	5	0	0	0	0	1	1	
Hank Aaron, R OBP: 0.352, SLG: 0.513 (1, 8)	F8			F6				F7		F7	5	0	1	0	0	0	0	
Joe Adcock, R OBP: 0.359, SLG: 0.394 (9, 2)	G4-3-6 1B			BB HR BB				F8			3	1	1	0	1	1	1	
Bob Uecker, R OBP: 0.231, SLG: 0.167 (9, 2)											0	0	0	0	0	0	0	
Frank Bolling, R OBP: 0.376, SLG: 0.442 (1, 4)	G4-3-6 1-2f			BB HR BB				P3		6-3	3	1	0	0	1	0	1	
Joe Torre, R OBP: 0.358, SLG: 0.304 (9, PR)								6-3			3	1	1	0	1	1	0	
Amado Samuel, R OBP: 0.050, SLG: 0.050 (9, 6)	K			BB HR BB						1B	0	0	0	0	0	0	0	
Denis Menke, R OBP: 0.250, SLG: 0.286 (1, 5)								K		1B	4	1	2	4	0	2	0	
Roy McMillan, R OBP: 0.384, SLG: 0.341 (9, PH)										1B	1	0	0	0	2	0	0	
Eddie Mathews, L OBP: 0.359, SLG: 0.518 (9, 1)										K	1	0	0	0	0	1	2	
Jack Curtis, L OBP: 0.375, SLG: 0.286 (9, 1)											0	0	0	0	0	0	0	
Ron Piche, R OBP: 0.333, SLG: 0.333 (9, PH)										L9	2	0	0	0	0	1	2	
Lew Burdette, R OBP: 0.267, SLG: 0.338 (9, 3)											1	0	0	0	0	1	0	
Tommie Aaron, R OBP: 0.267, SLG: 0.338 (9, 3)											1	0	0	0	0	0	2	
Inning Stats	R: 0 E: 0 K: 0 S: 3	H: 1 LOB: 0 BB: 0 P: 3	R: 0 E: 0 K: 1 S: 5	H: 1 LOB: 0 BB: 0 P: 5	R: 0 E: 0 K: 2 S: 7	H: 0 LOB: 1 BB: 1 P: 11	R: 4 E: 0 K: 1 S: 6	H: 1 LOB: 1 BB: 4 P: 22	R: 0 E: 0 K: 1 S: 5	H: 0 LOB: 0 BB: 0 P: 5	R: 0 E: 0 K: 1 S: 5	H: 0 LOB: 0 BB: 0 P: 5	R: 0 E: 0 K: 1 S: 7	H: 2 LOB: 2 BB: 0 P: 7	R: 0 E: 0 K: 0 S: 3	H: 0 LOB: 0 BB: 0 P: 3	1B: 4 2B: 1 3B: 0 HR: 1	SF: 0 SAC: 0 DP: 2 HBP: 0
PITCHER	IP WLS BF H R ER SO BB IBB HBP BLK WP HR S P ERA WHIP	3.2 17 3 4 4 4 5 0 0 0 0 0 1 20 40 9.82 2.182	4.1 5 1 0 0 0 0 0 0 0 0 0 0 5 5 0.00 0.750	6.1 6 0 0 0 2 0 0 0 0 0 0 10 10 0.00 0.000	8.1 6 2 0 0 1 0 0 0 0 0 0 8 8 0.00 1.500	9.1 5 0 0 0 1 0 0 0 0 0 0 7 7 0.00 0.000												

Milwaukee Braves @ Pittsburgh Pirates
 Forbes Field, Pittsburgh, PA
 Tue May 15 1962, 7:05 PM EDT
 Att: 9,641 - Unknown

AB	34
R	4
H	6
RBI	4
BB	5
SO	8
LOB	10



WP: 0	PA: 39
PB: 0	
SB: 0	
CS: 0	


Batter	1	2	3	4	5	6	7	8	9	10	AB	R	H	RBI	BB	SO	LOB			
Dick Schofield, S OBP: 0.368, SLG: 0.429 (1, 5)	K		6-3 2B BB		P3		E3 BLK 1B		F9		4	2	0	0	1	1	0			
Dick Groat, R OBP: 0.341, SLG: 0.358 (1, 6)	K		6-3 1-2		K		G3-6-3 1B			SH3-4 1B	5	1	2	1	0	2	1			
Bob Skinner, L OBP: 0.333, SLG: 0.466 (1, 7)	CS 1B		2B				G3-6-3 1B			SH3-4	4	1	3	1	0	0	1			
Jim Marshall, L OBP: 0.426, SLG: 0.714 (1, 3)	CS		2B				E 1B 1B			K	3	1	1	0	1	0	1			
Dick Stuart, R OBP: 0.294, SLG: 0.309 (10, PH)	CS 1-2		SF7 3B		FC6 BB		F7			K	1	0	0	0	0	1	1			
Roberto Clemente, R OBP: 0.346, SLG: 0.433 (1, 9)			K		FC6		K			SH1-3 1B	3	0	0	0	1	2	4			
Smoky Burgess, L OBP: 0.348, SLG: 0.378 (1, 2)			2B				E8 1B			1B	3	0	2	2	1	0	0			
Bill Virdon, L OBP: 0.286, SLG: 0.319 (1, 8)			SF7		P3		E8 1B			G1-6-3 1B	4	0	2	1	0	0	2			
Bill Mazerowski, R OBP: 0.315, SLG: 0.457 (1, 4)			SF7		4-3		1-2 3H 1B			G1-6-3	4	0	0	0	0	0	3			
Earl Francis, R OBP: 0.303, SLG: 0.383 (4, 1)			3B		F8		P4			F9	4	0	0	0	0	0	3			
Diomedes Olivo, L ERA: 1.99 (9, PH)			2B		F8		2-3			F7	1	0	0	0	0	0	0			
Johnny Logan, R OBP: 0.384, SLG: 0.444 (9, PH)			2B				K2-3				0	0	0	0	0	0	0			
Tom Sturdivant, L ERA: 6.12 (7, PH)			2B								0	0	0	0	0	0	0			
Donn Clendenen, R OBP: 0.275, SLG: 0.321 (8, 1)			2B								0	0	0	0	0	0	0			
Jack Lamabe, R ERA: 3.51 (9, 1)			2B								0	0	0	0	0	0	0			
Inning Stats	R: 0 E: 0 K: 2 S: 7	H: 1 LOB: 0 BB: 0 P: 7	R: 1 E: 0 K: 1 S: 7	H: 2 LOB: 1 BB: 0 P: 7	R: 1 E: 0 K: 0 S: 4	H: 1 LOB: 2 BB: 2 P: 12	R: 0 E: 0 K: 0 S: 3	H: 0 LOB: 0 BB: 0 P: 3	R: 0 E: 0 K: 1 S: 5	H: 0 LOB: 0 BB: 0 P: 5	R: 1 E: 1 K: 1 S: 6	H: 3 LOB: 2 BB: 0 P: 8	R: 0 E: 1 K: 0 S: 3	H: 0 LOB: 1 BB: 1 P: 7	R: 0 E: 0 K: 0 S: 3	H: 0 LOB: 0 BB: 0 P: 3	R: 1 E: 0 K: 1 S: 6	H: 2 LOB: 2 BB: 1 P: 10	1B: 8 2B: 1 3B: 1 HR: 0	SF: 1 SAC: 2 DP: 2 HBP: 0
PITCHER	IP WLS BF H R ER SO BB IBB HBP BLK WP HR S P ERA WHIP	5.2 7 1 3 3 5 2 0 0 0 0 0 0 33 41 4.76 1.588	2.1 9 1 1 0 1 0 1 0 0 0 0 0 10 14 0.00 0.429	1.2 8 2 1 1 1 0 1 0 0 0 0 0 9 13 5.40 1.200																

Milwaukee Braves @ Pittsburgh Pirates
 Forbes Field, Pittsburgh, PA
 Tue May 15 1962, 7:05 PM EDT
 Att: 9,641 - Unknown

AB	35
R	5
H	10
RBI	5
BB	4
SO	7
LOB	13



WP: 0	PA: 43
PB: 0	
SB: 0	
CS: 1	


Batter	1	2	3	4	5	6	7	8	9	AB	R	H	RBI	BB	SO	LOB	TOP					
Howie Bedell, L (1, 7) OBP: 0.268, SLG: 0.222	4-3		FC1-5	FC5		FC6-4			F6	4	0	0	0	1	0	5	Milwaukee Braves @ Pittsburgh Pirates Forbes Field, Pittsburgh, PA Wed May 16 1962, 7:05 PM EDT Att: 11,168 - Unknown					
Roy McMillan, R (1, 6) OBP: 0.375, SLG: 0.345	4-3		FC1-5		6-3				6-3	5	0	1	0	0	0	2						
Mack Jones, L (1, 9) OBP: 0.415, SLG: 0.500	4-3									3	0	2	0	1	0	1						
Hank Aaron, R (1, 8) OBP: 0.341, SLG: 0.496	K2-3									4	0	0	0	0	3	6						
Del Crandall, R (1, 2) OBP: 0.385, SLG: 0.533										3	0	0	0	1	0	2						
Frank Bolling, R (1, 4) OBP: 0.372, SLG: 0.429										3	0	0	0	0	0	1						
Joe Adcock, R (1, 3) OBP: 0.342, SLG: 0.406										2	0	1	0	0	1	0						
Tommye Aaron, R (4, 3) OBP: 0.260, SLG: 0.329										2	0	0	0	0	0	1						
Denis Menke, R (1, 5) OBP: 0.266, SLG: 0.288										3	0	1	0	1	1	0						
Bob Hendley, R (1, 1) OBP: 0.375, SLG: 0.167										0	0	0	0	1	0	0						
Tony Cloninger, R (4, 1) Eddie Mathews, L (6, PH) Carl Willey, R (6, 1) Mike Krsnich, R (9, PH)										0	0	0	0	0	0	0						
Inning Stats	R: 0 E: 0 K: 1 S: 6	H: 1 LOB: 1 BB: 0 P: 6	R: 0 E: 0 K: 1 S: 4	H: 0 LOB: 0 BB: 1 P: 8	R: 0 E: 0 K: 2 S: 7	H: 0 LOB: 3 BB: 3 P: 19	R: 0 E: 0 K: 0 S: 4	H: 1 LOB: 3 BB: 1 P: 9	R: 0 E: 0 K: 0 S: 4	H: 1 LOB: 1 BB: 0 P: 4	R: 0 E: 0 K: 0 S: 4	H: 1 LOB: 2 BB: 0 P: 5	R: 0 E: 0 K: 1 S: 6	H: 1 LOB: 1 BB: 0 P: 6	R: 0 E: 0 K: 0 S: 3	H: 0 LOB: 0 BB: 0 P: 3		R: 0 E: 0 K: 0 S: 3	H: 0 LOB: 0 BB: 0 P: 3	1B: 3 2B: 2 3B: 0 HR: 0	SF: 0 SAC: 0 DP: 1 HBP: 2	WP: 0 PB: 0 CS: 0
PITCHER	IP WLS BF H R ER SO BB IBB HBP BLK WP HR S P ERA WHIP																					
Al McBean, R (1, 1) ERA: 2.41	5.1 W 26 4 0 0 4 5 0 0 2 0 0 0 0 27 49 0.00 1.688																					
Diomedes Olivo, L (6, 1) ERA: 1.37	3.2 S 12 1 0 0 1 0 0 0 0 0 0 0 0 14 14 0.00 0.273																					

Batter	1	2	3	4	5	6	7	8	9	AB	R	H	RBI	BB	SO	LOB	BOTTOM			
Bill Virdon, L (1, 8) OBP: 0.292, SLG: 0.358	K									4	0	2	1	0	1	0	Milwaukee Braves @ Pittsburgh Pirates Forbes Field, Pittsburgh, PA Wed May 16 1962, 7:05 PM EDT Att: 11,168 - Unknown			
Dick Groat, R (1, 6) OBP: 0.338, SLG: 0.362	6-3									4	0	1	0	0	0	2				
Roberto Clemente, R (1, 9) OBP: 0.342, SLG: 0.426	K2-3									4	1	1	0	0	1	1				
Dick Stuart, R (1, 3) OBP: 0.301, SLG: 0.356										4	2	2	2	0	0	1				
Bob Skinner, L (1, 7) OBP: 0.330, SLG: 0.451										3	0	0	0	1	0	2				
Don Hoak, R (1, 5) OBP: 0.363, SLG: 0.394										3	0	1	1	0	0	1				
Smoky Burgess, L (1, 2) OBP: 0.362, SLG: 0.463										4	1	2	1	0	0	2				
Bill Mazerowski, R (1, 4) OBP: 0.313, SLG: 0.450										4	1	1	0	0	0	1				
Al McBean, R (1, 1) OBP: 0.267, SLG: 0.400										2	1	1	1	0	0	0				
Diomedes Olivo, L (6, 1) OBP: 0.333, SLG: 0.400										2	0	0	0	0	0	1				
Inning Stats	R: 0 E: 0 K: 2 S: 7	H: 0 LOB: 0 BB: 0 P: 7	R: 0 E: 0 K: 0 S: 4	H: 1 LOB: 1 BB: 0 P: 4	R: 0 E: 0 K: 0 S: 4	H: 1 LOB: 1 BB: 0 P: 4	R: 5 E: 0 K: 0 S: 9	H: 6 LOB: 1 BB: 0 P: 9	R: 1 E: 0 K: 0 S: 4	H: 1 LOB: 1 BB: 1 P: 8	R: 0 E: 0 K: 0 S: 3	H: 0 LOB: 0 BB: 0 P: 3	R: 0 E: 0 K: 0 S: 4	H: 1 LOB: 1 BB: 0 P: 4	R: 0 E: 0 K: 0 S: 4	H: 1 LOB: 1 BB: 0 P: 4	1B: 3 2B: 3 3B: 3 HR: 2	SF: 1 SAC: 0 DP: 0 HBP: 0	WP: 0 PB: 1 CS: 0	PA: 36
PITCHER	IP WLS BF H R ER SO BB IBB HBP BLK WP HR S P ERA WHIP																			
Bob Hendley, L (1, 1) ERA: 3.4	3.2 L 17 6 4 4 2 1 0 0 0 0 0 0 1 7 11 9.82 3.000																			
Tony Cloninger, R (4, 1) ERA: 7.71	1.1 8 3 2 2 0 0 0 0 0 0 0 1 7 11 13.50 3.000																			
Carl Willey, R (6, 1) ERA: 5.4	3.0 11 2 0 0 0 0 0 0 0 0 0 0 11 11 0.00 0.667																			

Batter	1	2	3	4	5	6	7	8	9	AB	R	H	RBI	BB	SO	LOB	TOP					
Jim Hickman, R (1, 8) OBP: 0.385, SLG: 0.530	4-0 FC4-6 BB		0-0 F9		0-0 SH5-4		0-0 FC6-4			2	0	0	0	1	0	2						
Elio Chacon, R (1, 6) OBP: 0.392, SLG: 0.306	0-0 F5		4-0 G6-4-3 BB		0-0 F7		0-0 5-3			3	0	0	0	1	0	2						
Charlie Neal, R (1, 4) OBP: 0.336, SLG: 0.394	0-0 FC4-6		0-0 G6-4-3		0-0 4-3			0-3 K		4	0	0	0	0	1	4						
Frank Thomas, R (1, 7) OBP: 0.360, SLG: 0.609	0-0 L7			0-0 HR				0-3 K		4	1	1	1	0	1	1						
Gil Hodges, R (1, 3) OBP: 0.367, SLG: 0.574		0-0 HR		0-0 E5 F8			0-0 F7		0-0 F8	4	1	1	1	0	0	0						
Felix Mantilla, R (1, 5) OBP: 0.371, SLG: 0.394		1-0 FC4-6 HBP		0-0 F2			0-0 F7		0-0 5-3	3	0	0	0	0	0	1						
Gus Bell, L (1, 9) OBP: 0.216, SLG: 0.198		0-0 FC4-6 L6-3		0-0 F8			0-0 L4		0-0 F8	4	0	0	0	0	0	2						
Hobie Landrith, L (1, 2) OBP: 0.444, SLG: 0.552		0-0 L6-3		0-0 5-3			0-0 FC6-4 1B			3	0	1	0	0	0	2						
Roger Craig, R (1, 1) OBP: 0.371, SLG: 0.394			1-0 BB HBP		0-0 E5 SH5-4		0-3 K			2	0	0	0	0	1	1						
Inning Stats	R: 0 E: 0 K: 0 S: 3	H: 0 LOB: 1 BB: 1 P: 7	R: 1 E: 0 K: 0 S: 3	H: 1 LOB: 0 BB: 0 P: 4	R: 0 E: 0 K: 0 S: 2	H: 0 LOB: 1 BB: 1 P: 7	R: 1 E: 1 K: 0 S: 5	H: 1 LOB: 1 BB: 0 P: 5	R: 0 E: 1 K: 0 S: 4	H: 0 LOB: 1 BB: 0 P: 4	R: 0 E: 0 K: 0 S: 3	H: 0 LOB: 0 BB: 0 P: 3	R: 0 E: 0 K: 1 S: 6	H: 1 LOB: 1 BB: 0 P: 6	R: 0 E: 0 K: 2 S: 7	H: 0 LOB: 0 BB: 0 P: 7	R: 0 E: 0 K: 0 S: 3	H: 0 LOB: 0 BB: 0 P: 3	1B: 1 2B: 1 3B: 0 HR: 2	SF: 0 SAC: 1 DP: 2 HBP: 2	WP: 0 PB: 0 CS: 0	PA: 34
PITCHER Warren Spahn, L (1, 1) ERA: 4.06	IP: 9.0 WLS: W BF: 34 H: 3 R: 2 ER: 2 SO: 3 BB: 2 IBB: 0 HBP: 2 BLK: 0 WP: 0 HR: 2 S: 36 P: 46 ERA: 2.00 WHIP: 0.556															PITCHER						

New York Mets @ Milwaukee Braves
Milwaukee County Stadium, Milwaukee, WI
Fri May 18 1962, 8:05 PM EDT
Att: 9,655 - Unknown


AB	29
R	2
H	3
RBI	2
BB	2
SO	3
LOB	15

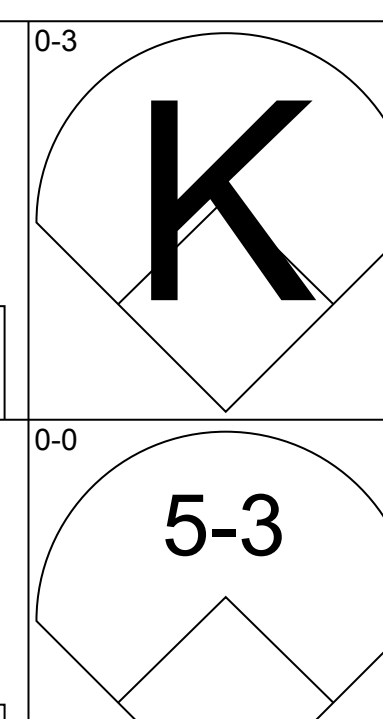
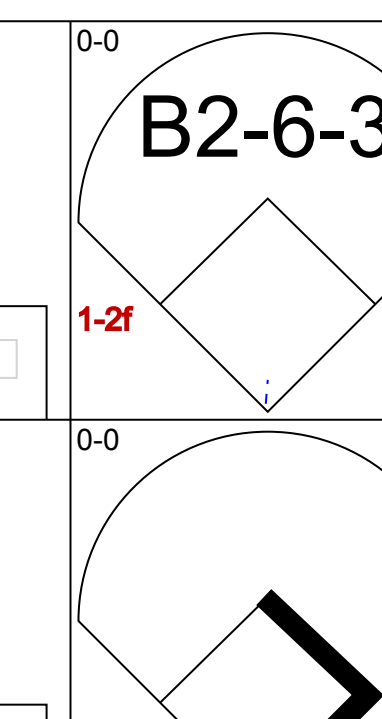
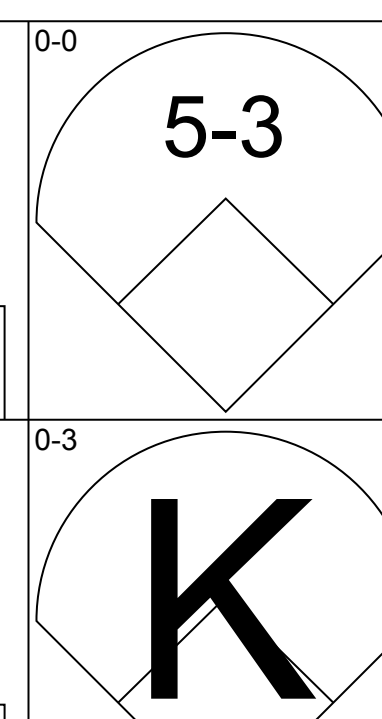
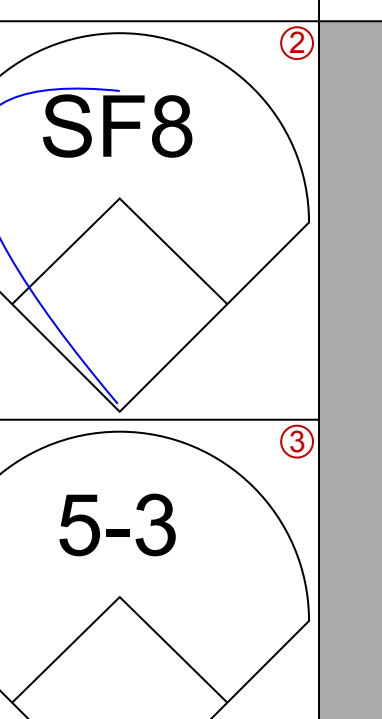
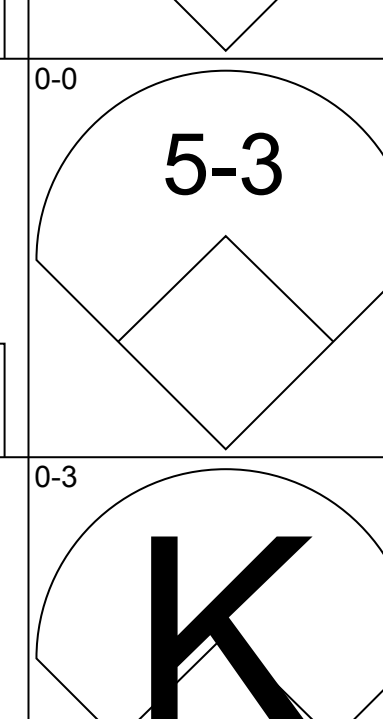
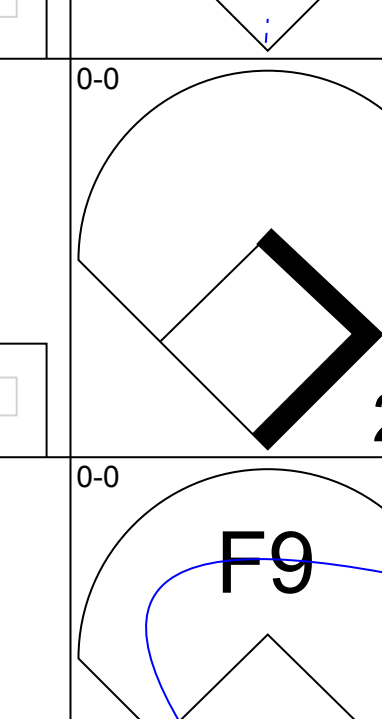
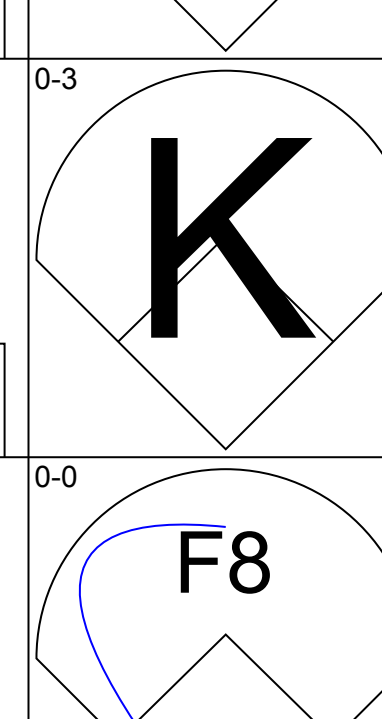
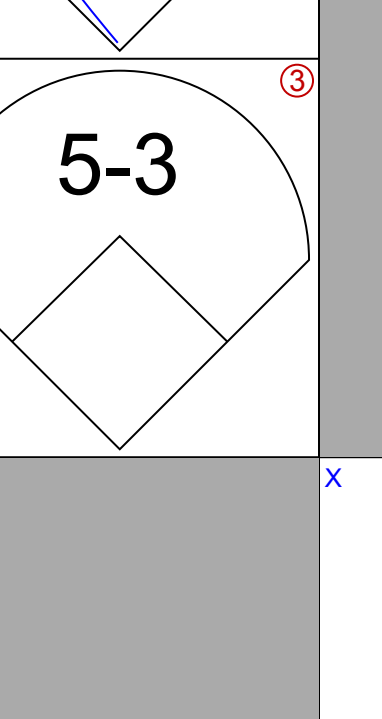
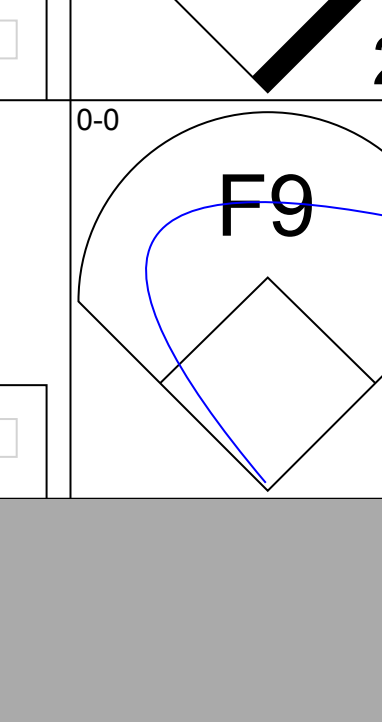
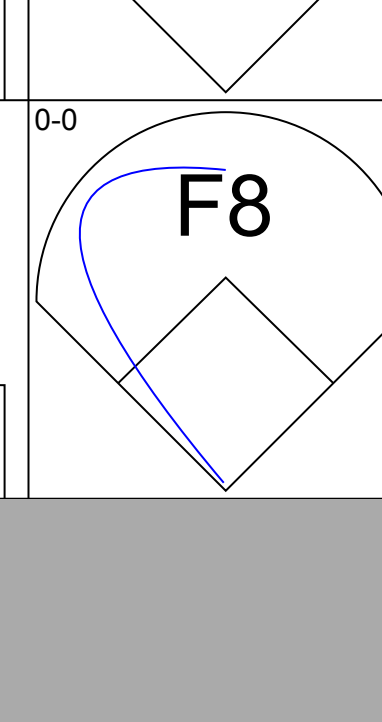
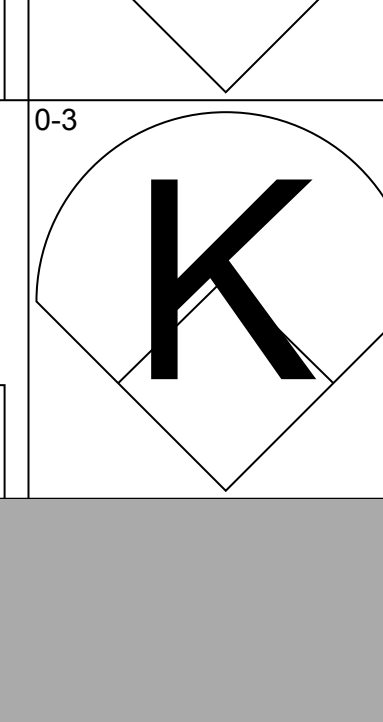
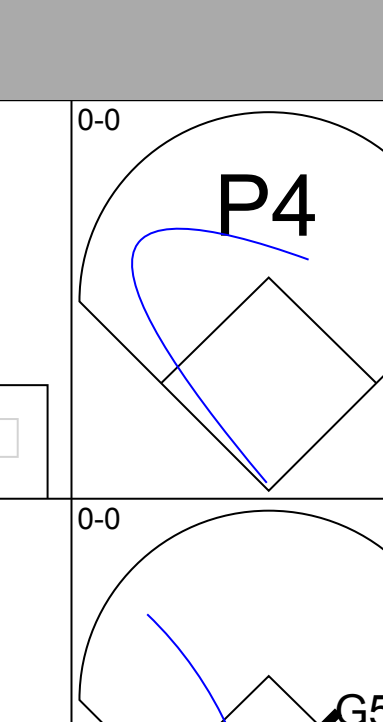
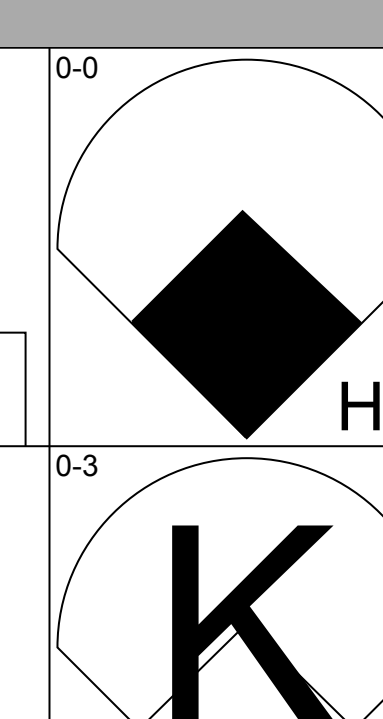
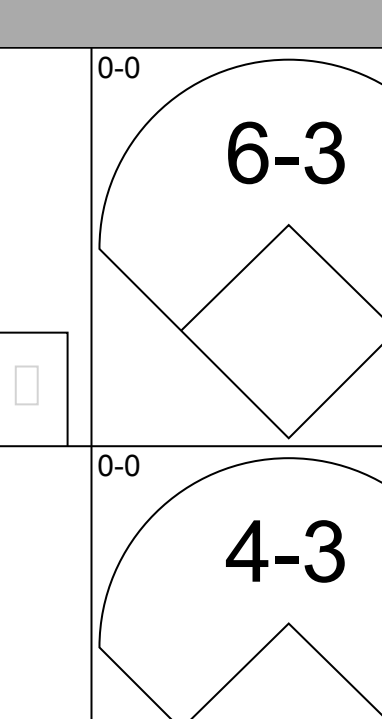
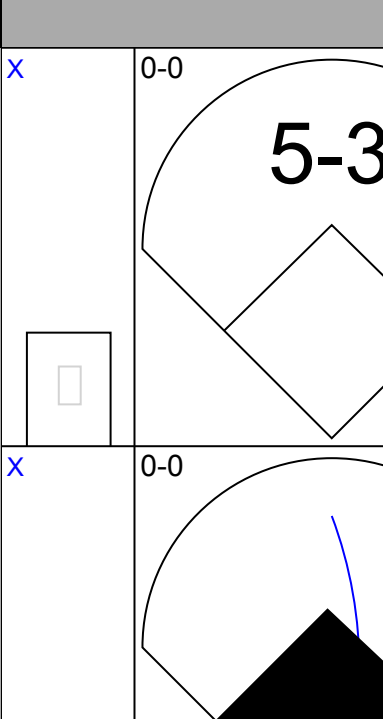
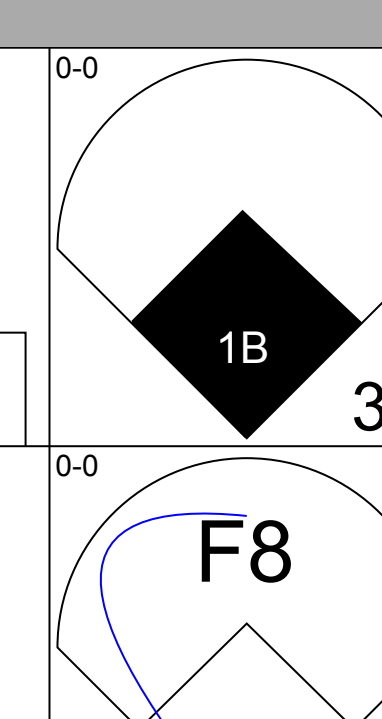
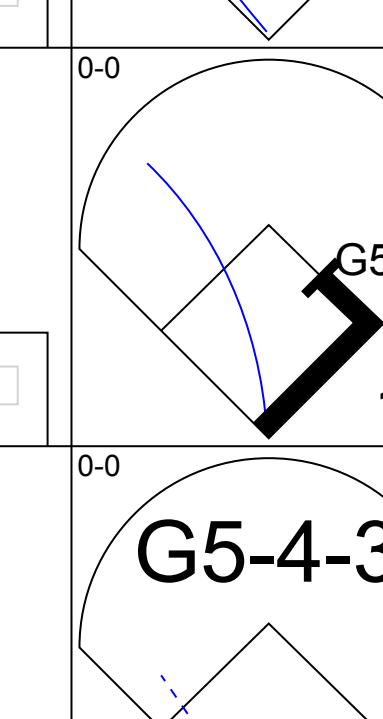
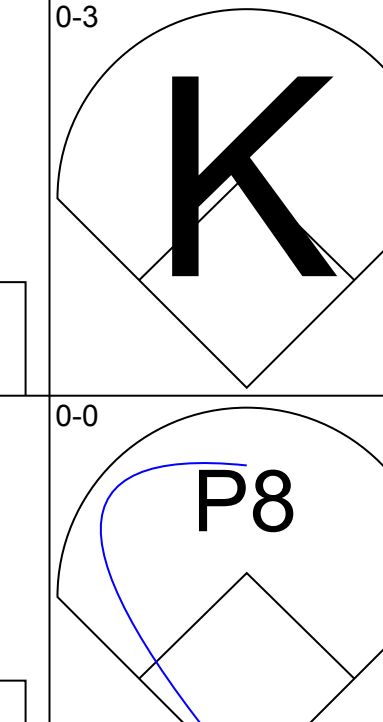
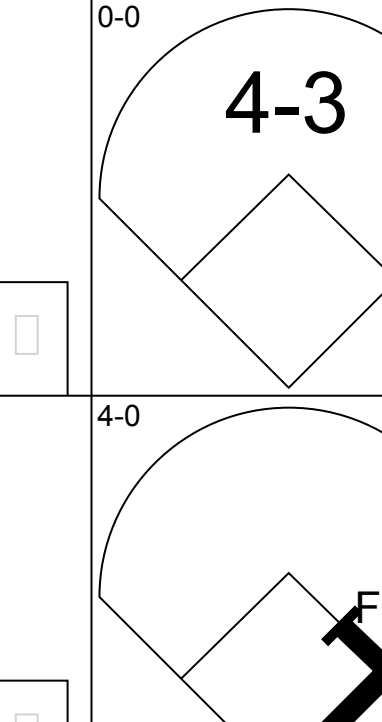
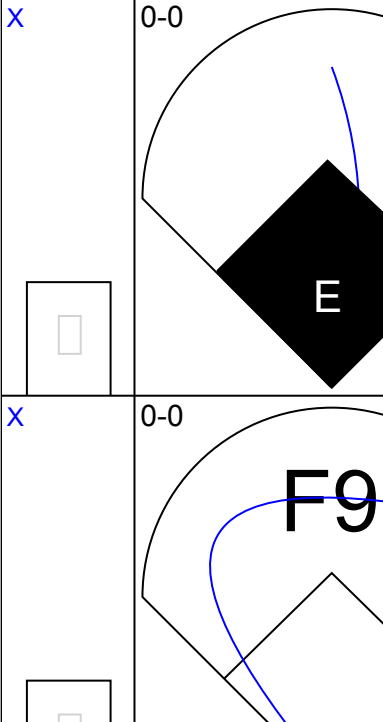
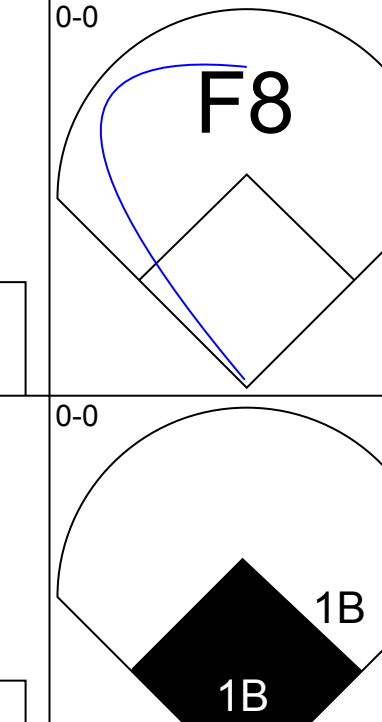
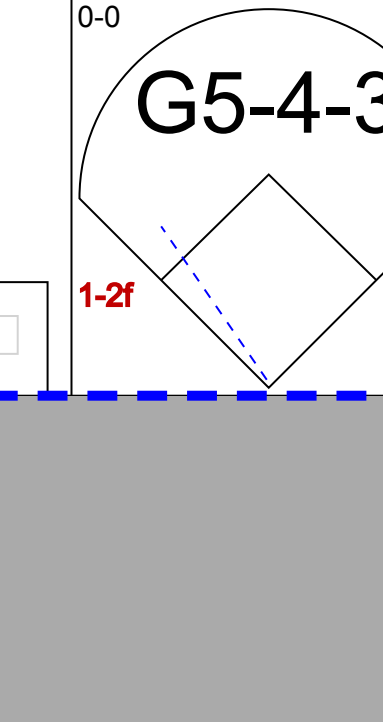
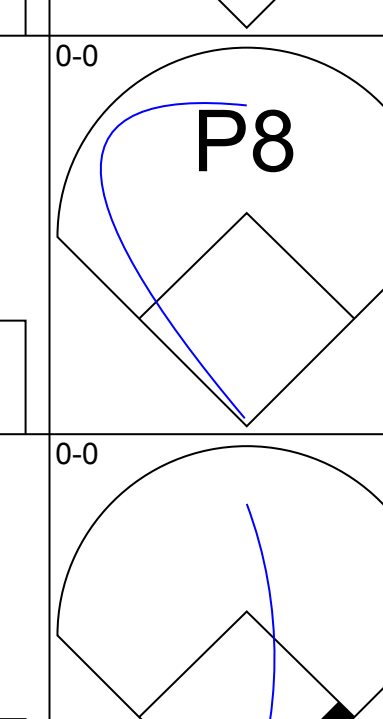
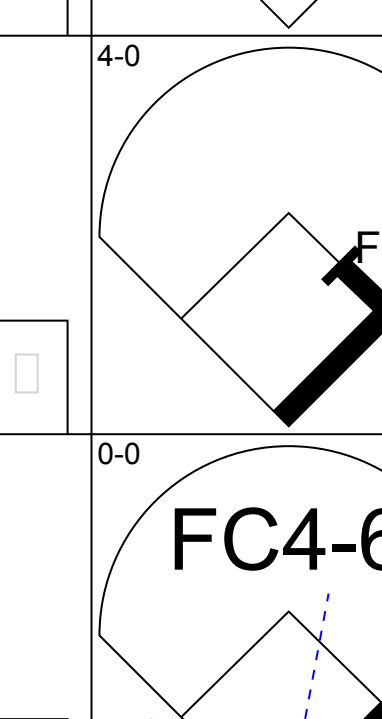
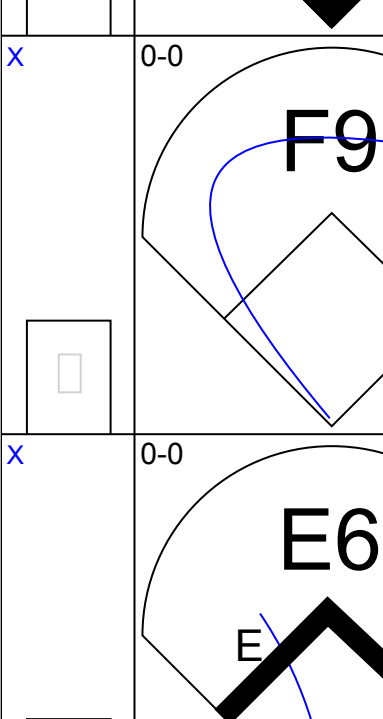
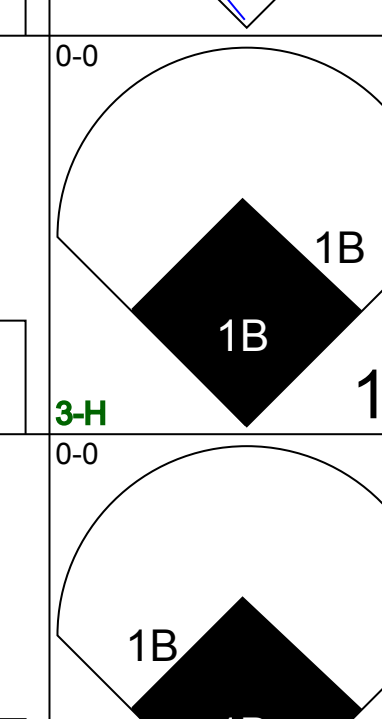

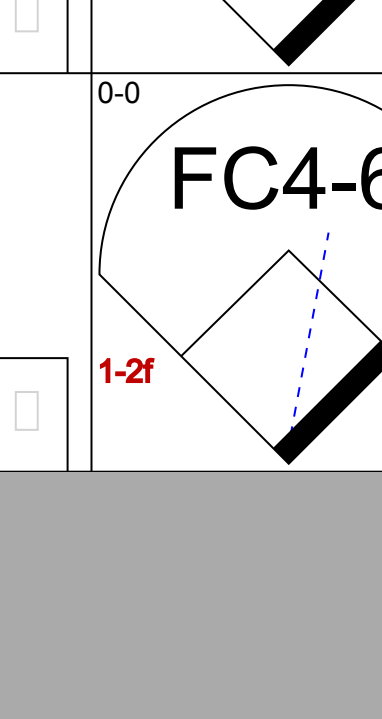
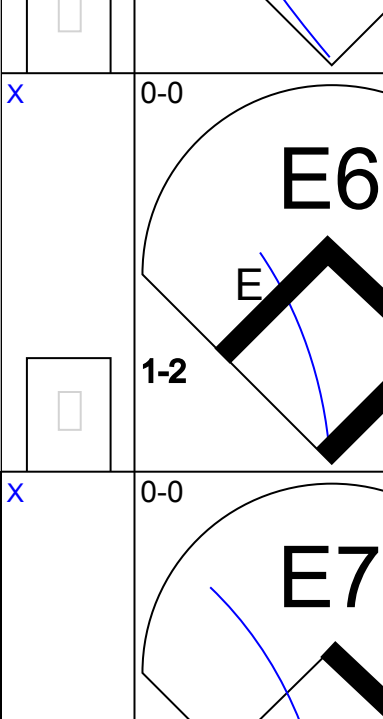
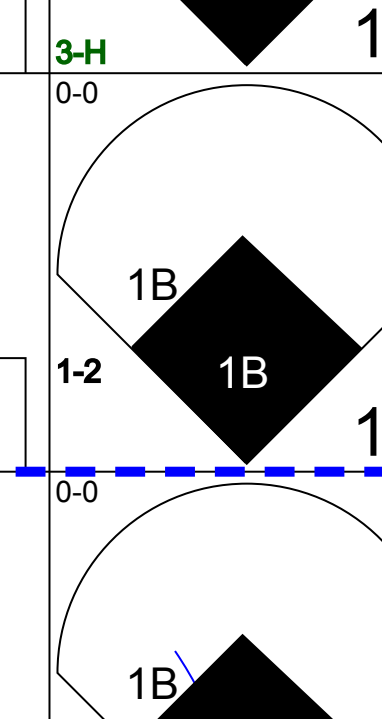
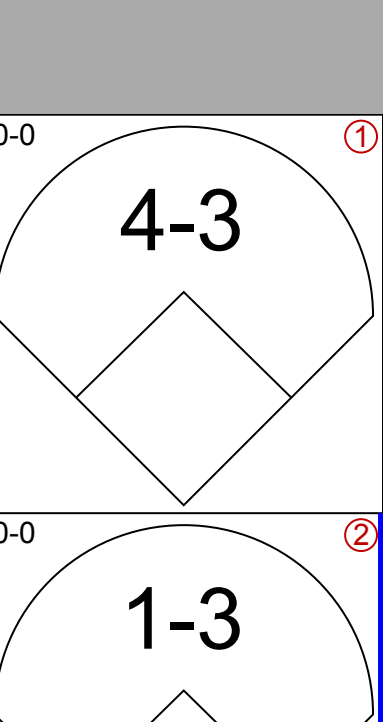
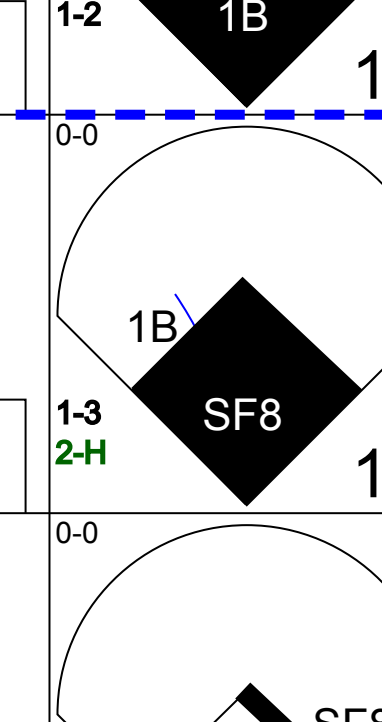
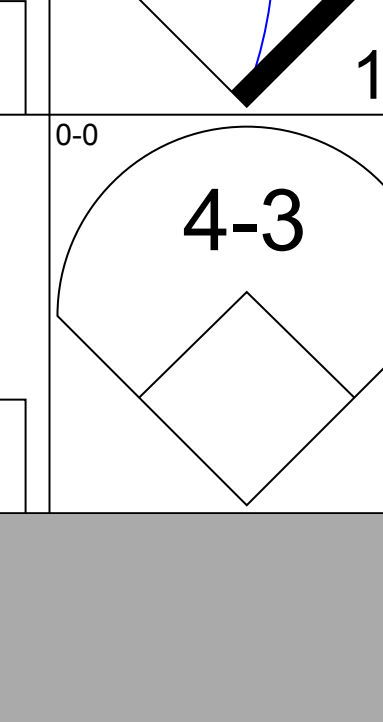
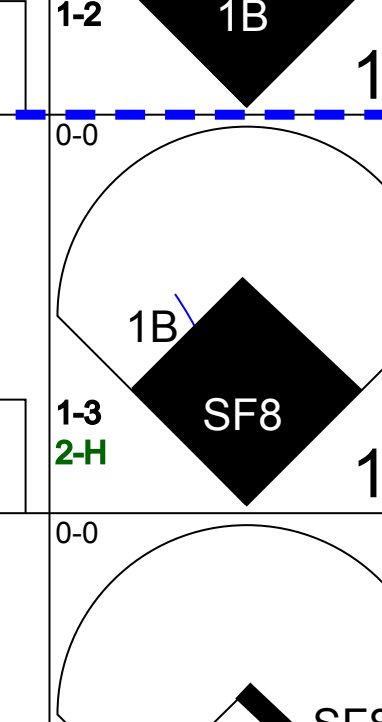
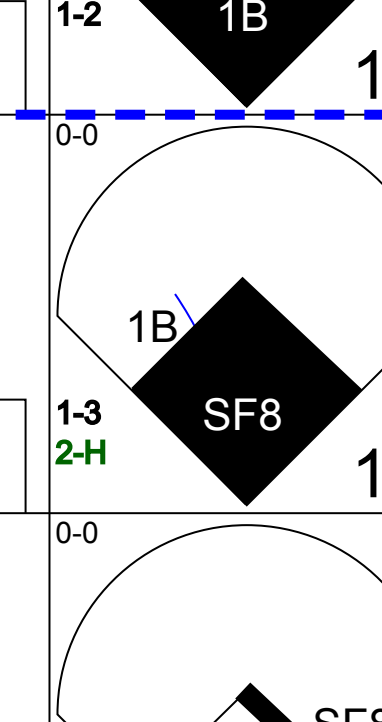
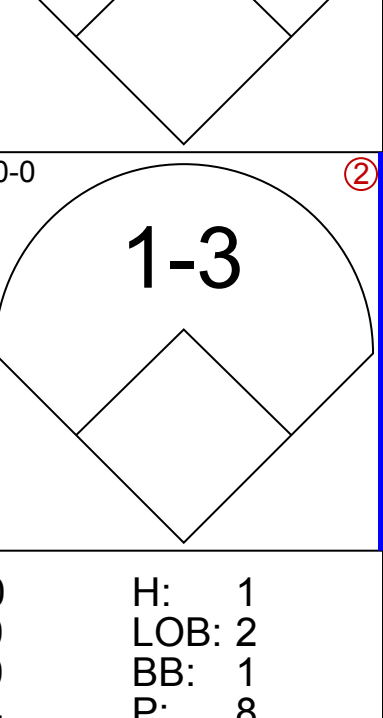
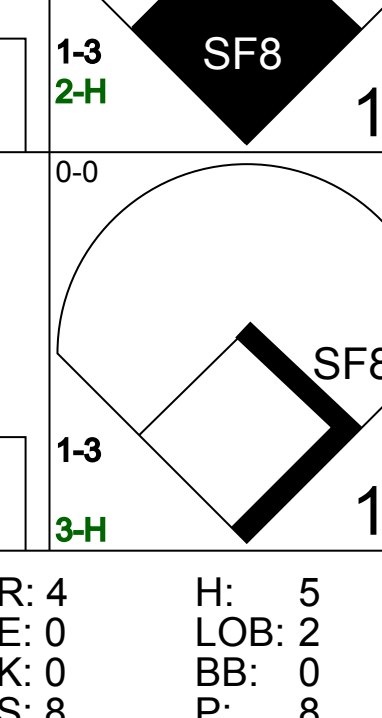
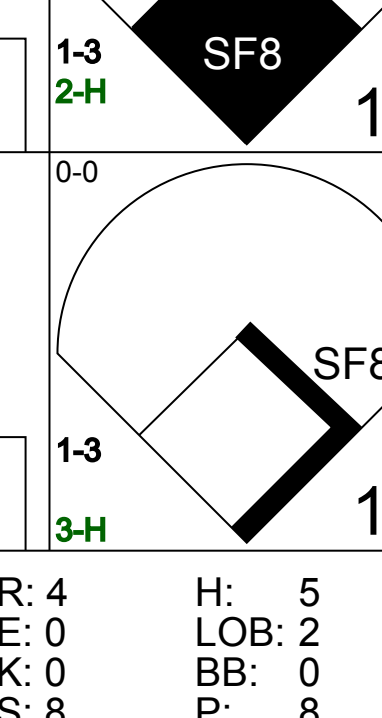
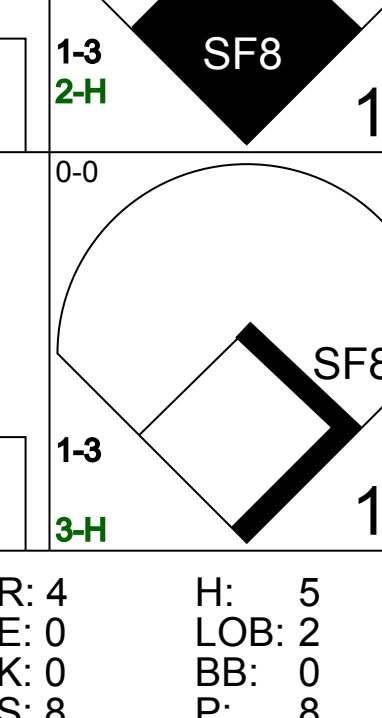
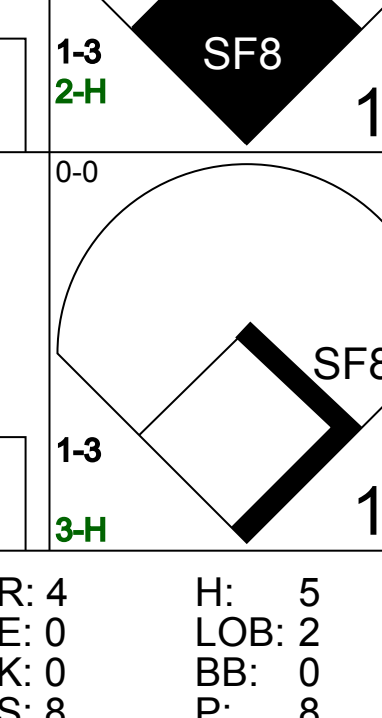
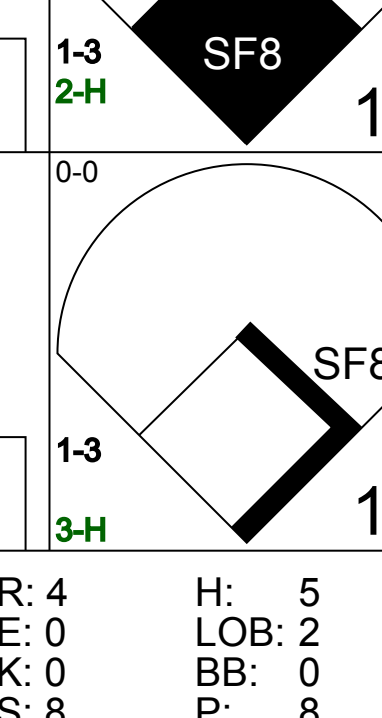
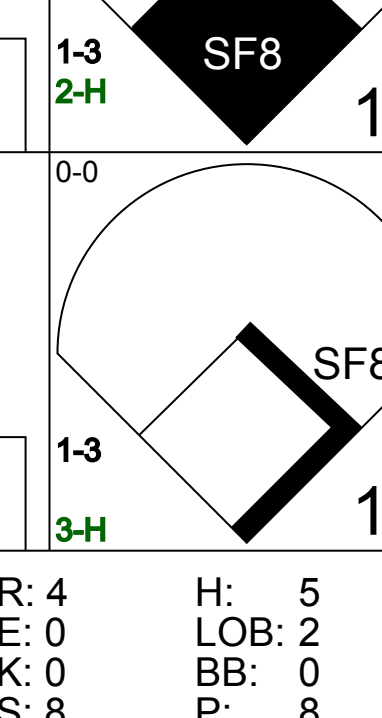


Batter	1	2	3	4	5	6	7	8	9	AB	R	H	RBI	BB	SO	LOB	BOTTOM	
Howie Bedell, L (1, 7) OBP: 0.274, SLG: 0.253	0-0 S 1B		0-0 P6		0-0 6-3		0-0 F8			4	0	1	0	0	0	2		
Roy McMillan, R (1, 6) OBP: 0.381, SLG: 0.351	0-3 K		0-0 F7		0-0 5-3		0-0 HR		0-0 1B	4	1	1	0	0	1	1		
Mack Jones, L (1, 9) OBP: 0.411, SLG: 0.511	0-3 K		0-3 K		0-0 E 1B		0-0 HR		0-0 HR	4	1	2	2	0	2	1		
Eddie Mathews, L (1, 3) OBP: 0.352, SLG: 0.533	0-0 F8		0-3 K		0-0 1-3		0-0 HR		0-0 HR	4	1	1	1	0	1	2		
Tommie Aaron, R (9, 3) OBP: 0.290, SLG: 0.329										0	0	0	0	0	0	0		
Hank Aaron, R (1, 8) OBP: 0.355, SLG: 0.512		0-0 HR		0-0 L5		4-0 FC5-4 IBB		0-0 6-3		3	1	1	1	1	0	0		
Joe Torre, R (1, 2) OBP: 0.333, SLG: 0.280		0-0 5-3		0-0 6-3		0-0 FC5-4		0-3 K		4	0	0	0	0	1	2		
Frank Bolling, R (1, 4) OBP: 0.372, SLG: 0.425		0-0 1B E 1B		0-0 F8		0-0 E1		0-0 1B		4	1	2	0	0	0	0		
Denis Menke, R (1, 5) OBP: 0.250, SLG: 0.267		0-0 E8 1-H 1B		0-0 1-3		0-3 K		0-3 K		4	0	1	0	0	2	2		
Warren Spahn, L (1, 1) OBP: 0.333, SLG: 0.421		0-0 F9		0-0 F9		0-3 K				3	0	0	0	0	1	2		
Inning Stats	R: 0 E: 0 K: 2 S: 8	H: 1 LOB: 1 BB: 0 P: 8	R: 2 E: 1 K: 0 S: 6	H: 3 LOB: 1 BB: 0 P: 6	R: 0 E: 0 K: 0 S: 7	H: 0 LOB: 0 BB: 0 P: 7	R: 0 E: 0 K: 0 S: 3	H: 0 LOB: 0 BB: 0 P: 3	R: 0 E: 1 K: 0 S: 4	H: 1 LOB: 2 BB: 1 P: 8	R: 0 E: 1 K: 2 S: 8	H: 0 LOB: 1 BB: 0 P: 8	R: 3 E: 0 K: 2 S: 11	H: 4 LOB: 1 BB: 0 P: 11	1B: 6 2B: 0 3B: 0 HR: 3	SF: 0 SAC: 0 DP: 0 HBP: 0	WP: 0 PB: 0 CS: 0	PA: 35
PITCHER Roger Craig, R (1, 1) ERA: 6.82	IP: 8.0 WLS: L BF: 35 H: 9 R: 5 ER: 4 SO: 8 BB: 0 IBB: 1 HBP: 0 BLK: 0 WP: 0 HR: 3 S: 50 P: 54 ERA: 4.50 WHIP: 1.125															PITCHER		

New York Mets @ Milwaukee Braves
Milwaukee County Stadium, Milwaukee, WI
Fri May 18 1962, 8:05 PM EDT
Att: 9,655 - Unknown

AB	34
R	5
H	9
RBI	4
BB	1
SO	8
LOB	12



Batter	1	2	3	4	5	6	7	8	9	AB	R	H	RBI	BB	SO	LOB	TOP								
Jim Hickman, R (1, 8) OBP: 0.373, SLG: 0.507										3	0	0	1	1	1	1									
Elio Chacon, R (1, 6) OBP: 0.393, SLG: 0.328										5	0	2	0	0	1	2									
Cliff Cook, R (1, 5) OBP: 0.381, SLG: 0.333										5	0	0	0	0	1	3									
Felix Mantilla, R (9, 5) OBP: 0.371, SLG: 0.394										0	0	0	0	0	0	0									
Frank Thomas, R (1, 7) OBP: 0.369, SLG: 0.652										5	2	3	1	0	0	0									
John DeMent, R (9, 7) OBP: 0.313, SLG: 0.429										0	0	0	0	0	0	0									
Ed Bouchee, L (1, 3) OBP: 0.383, SLG: 0.435										5	1	1	0	0	1	2									
Gil Hodges, R (9, 3) OBP: 0.367, SLG: 0.574										0	0	0	0	0	0	0									
Gus Bell, L (1, 9) OBP: 0.226, SLG: 0.202										3	1	1	1	1	0	1									
Charlie Neal, R (1, 4) OBP: 0.342, SLG: 0.398										4	1	2	0	0	0	2									
Sammy Taylor, L (1, 2) OBP: 0.286, SLG: 0.208										4	0	1	1	0	0	2									
Rod Kanehl, R (9, 7) OBP: 0.375, SLG: 0.400										0	1	0	0	0	0	0									
Hobie Landrith, L (8, 2) OBP: 0.444, SLG: 0.552										0	0	0	0	0	0	0									
Jay Hook, L (1, 1) OBP: 0.426, SLG: 0.357										1	0	1	0	0	0	0									
Bob Moorhead, R (4, 1) OBP: 0.285, SLG: 0.105										1	0	0	0	0	0	0									
Marv Throneberry, L (9, 7) OBP: 0.326, SLG: 0.155										1	0	0	0	0	0	2									
Ken MacKenzie, R (8, 1) OBP: 0.426, SLG: 0.334										0	0	0	0	0	0	0									
Richie Ashburn, R (8, 7) OBP: 0.426, SLG: 0.334										1	0	1	1	0	0	0									
Craig Anderson, R (8, 1) OBP: 0.426, SLG: 0.334										0	0	0	0	0	0	0									
Inning Stats	R: 0 E: 0 K: 2 S: 7	H: 0 LOB: 0 BB: 0 P: 7	R: 1 E: 0 K: 1 S: 7	H: 2 LOB: 1 BB: 0 P: 7	R: 0 E: 0 K: 0 S: 4	H: 2 LOB: 1 BB: 0 P: 4	R: 0 E: 0 K: 0 S: 3	H: 0 LOB: 1 BB: 1 P: 7	R: 0 E: 0 K: 0 S: 4	H: 1 LOB: 2 BB: 1 P: 8	R: 1 E: 2 K: 0 S: 6	H: 1 LOB: 2 BB: 0 P: 6	R: 0 E: 0 K: 1 S: 5	H: 0 LOB: 0 BB: 0 P: 5	R: 4 E: 0 K: 0 S: 8	H: 5 LOB: 2 BB: 0 P: 8	R: 0 E: 0 K: 0 S: 3	H: 1 LOB: 0 BB: 0 P: 3	1B: 9 2B: 1 3B: 1 HR: 1	SF: 1 SAC: 0 DP: 2 HBP: 0	WP: 0 PB: 0 CS: 0	PA: 41			
PITCHER	IP WLS BF H R ER SO BB IBB HBP BLK WP HR S P ERA WHIP																								
Cecil Butler, R (1, 1) ERA: 2.73	7.1		34	9	5	4	4	2	0	0	0	0	0	0	1	40	48	4.91	1.500						
Lew Burdette, R (8, 1) ERA: 6.09	1.2	L	7	3	1	1	0	0	0	0	0	0	0	0	0	7	7	5.40	1.800						

New York Mets @ Milwaukee Braves
Milwaukee County Stadium, Milwaukee, WI

AB 38
R 6
H 12
RBI 5
BB 2
SO 4
LOB 15



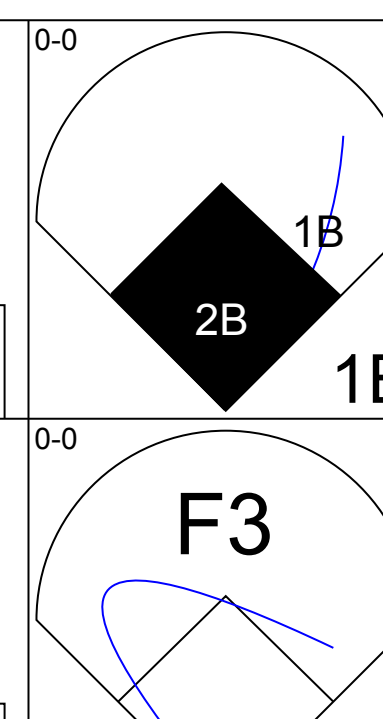
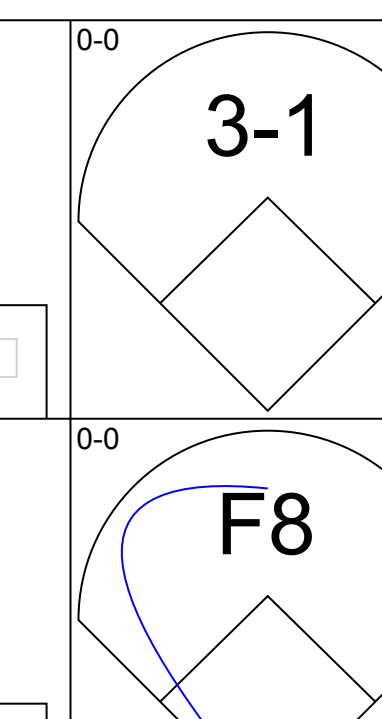
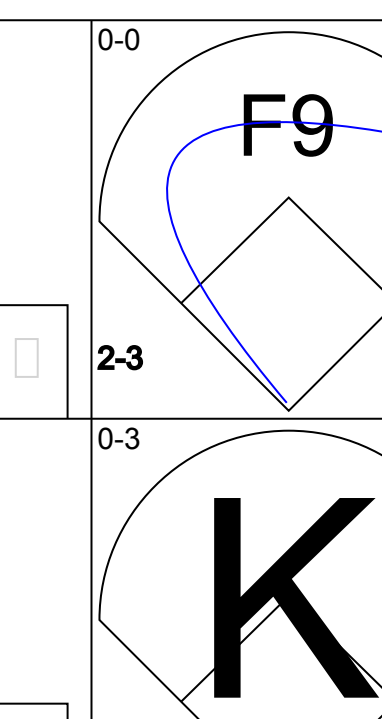
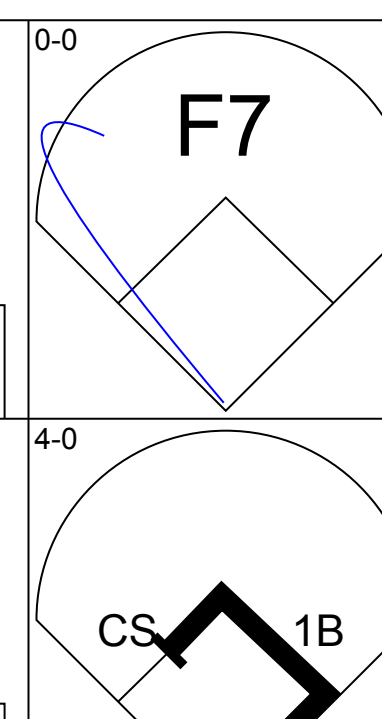
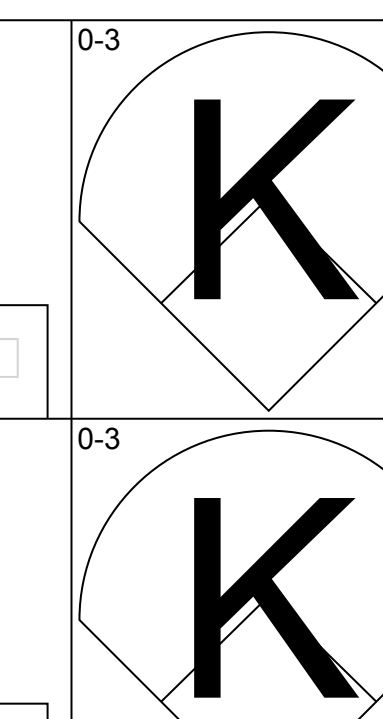
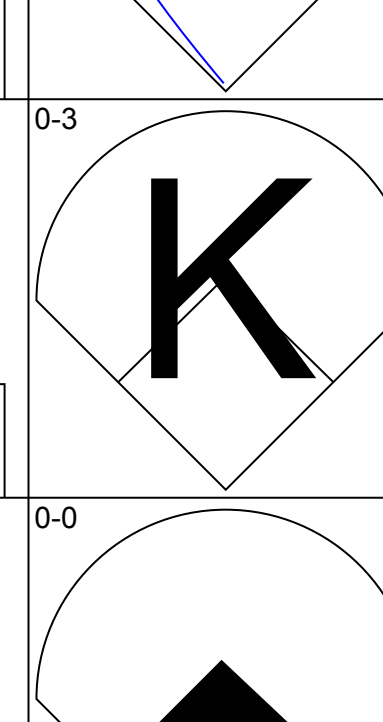
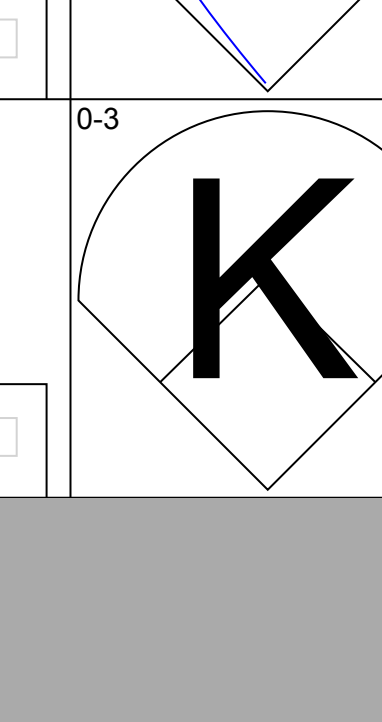
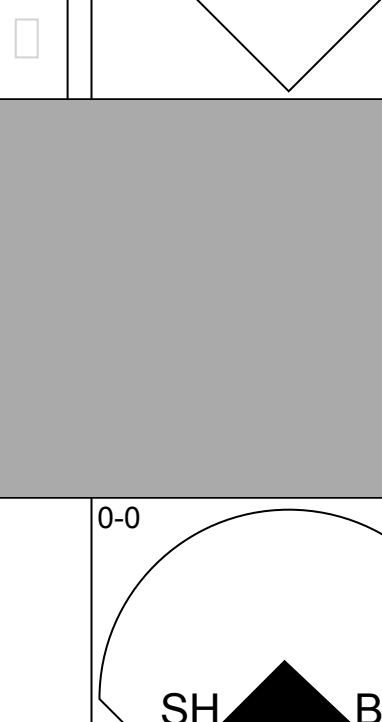
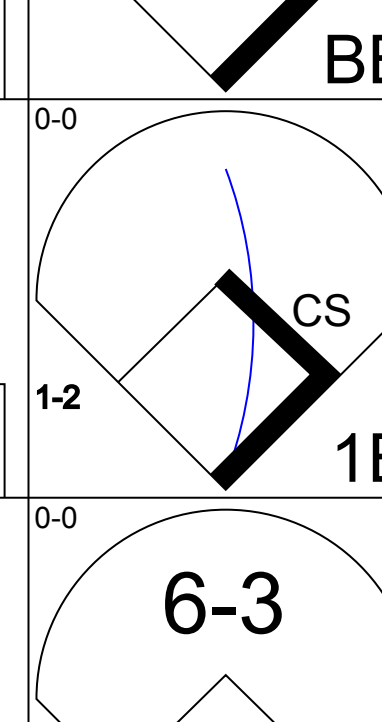

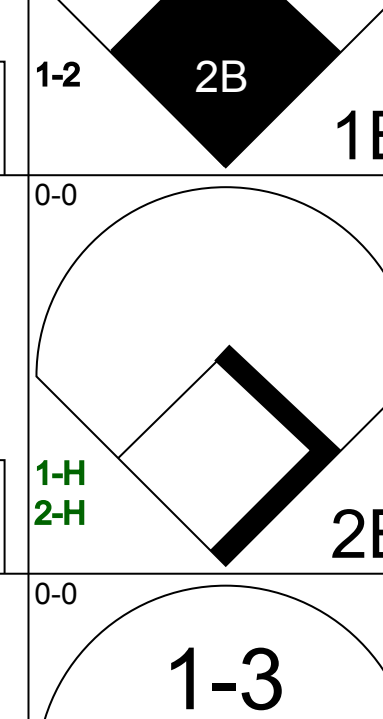

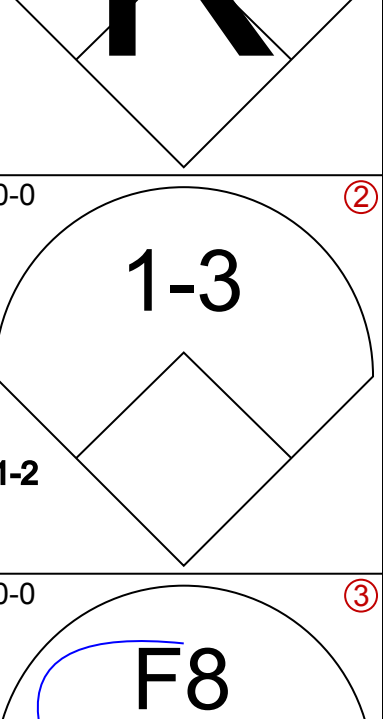

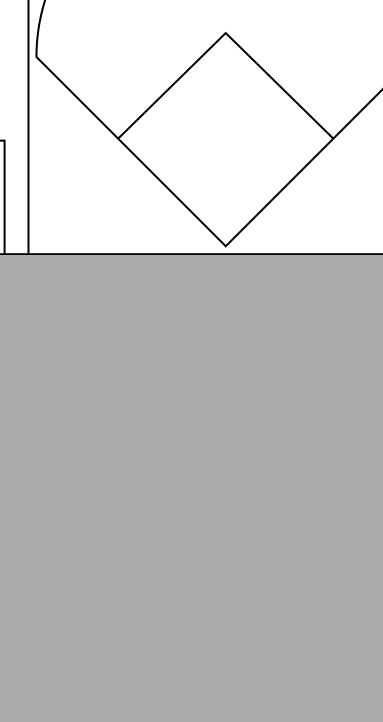
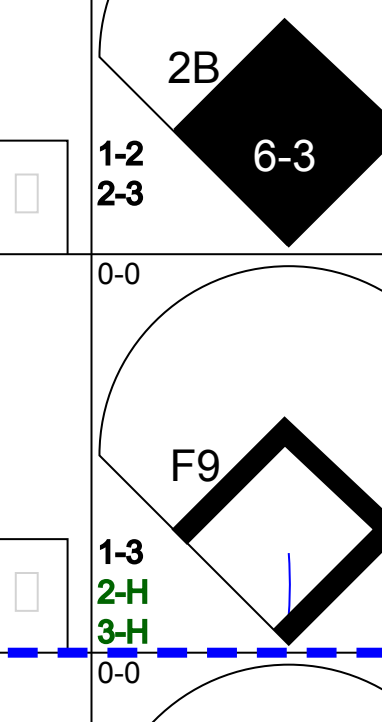

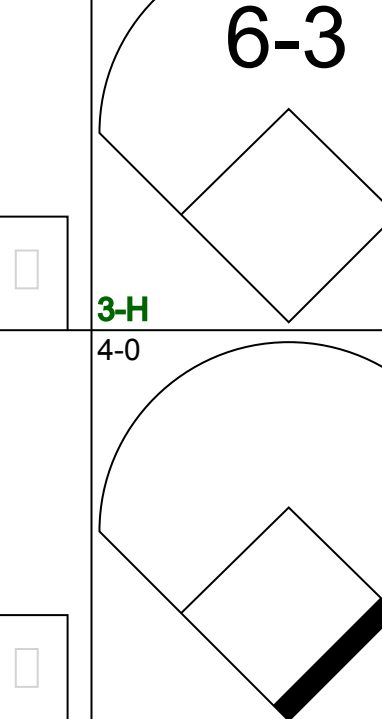

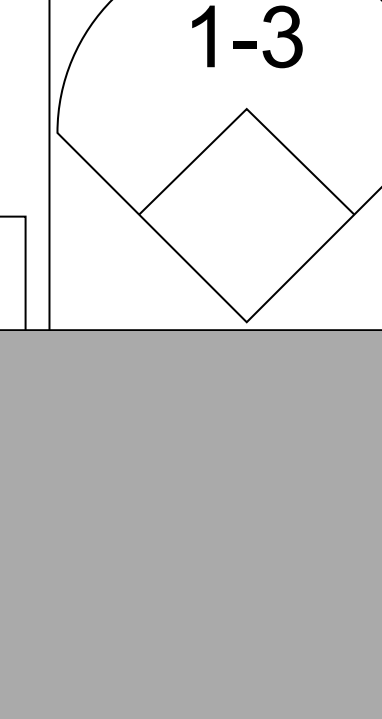

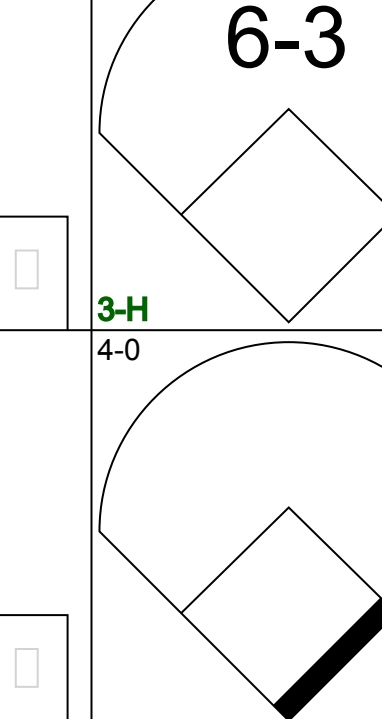


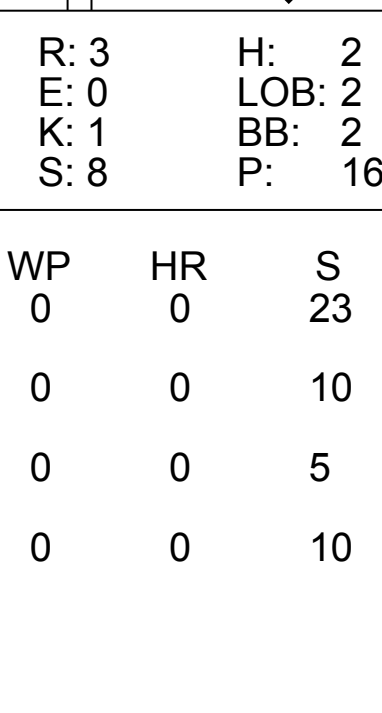
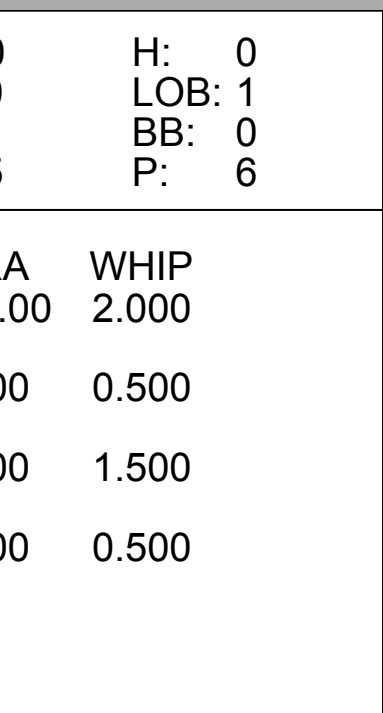
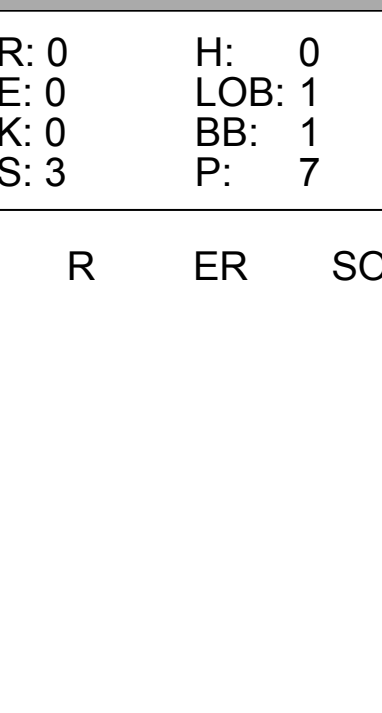
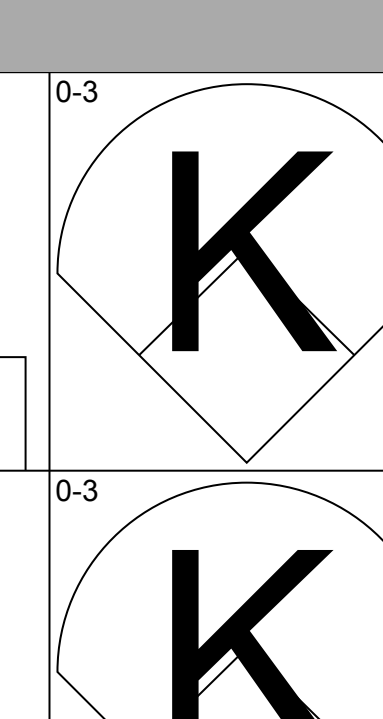
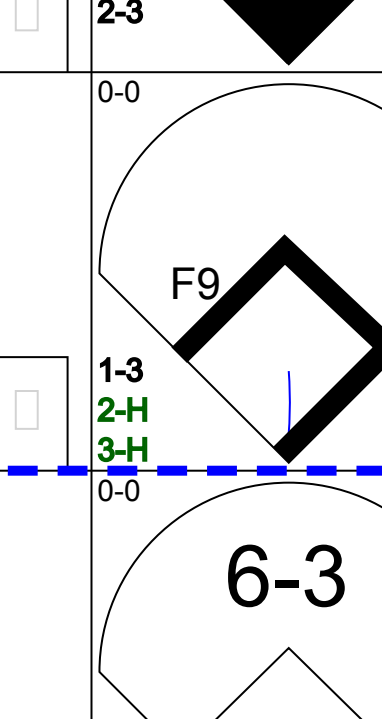
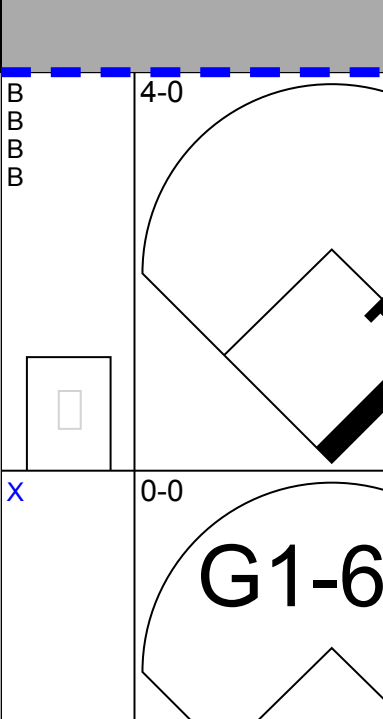
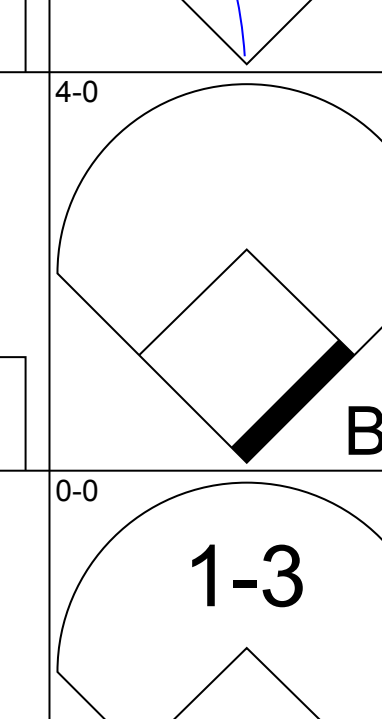
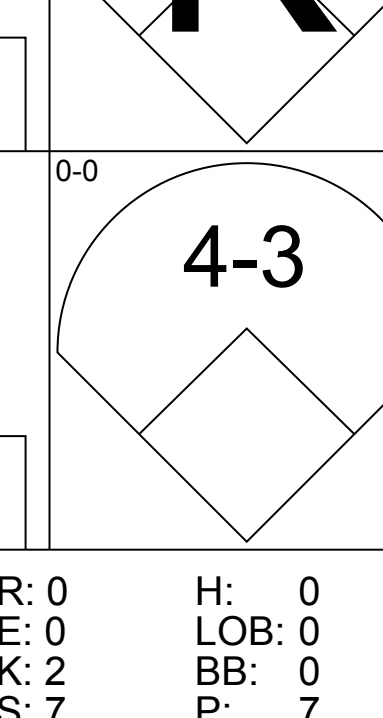
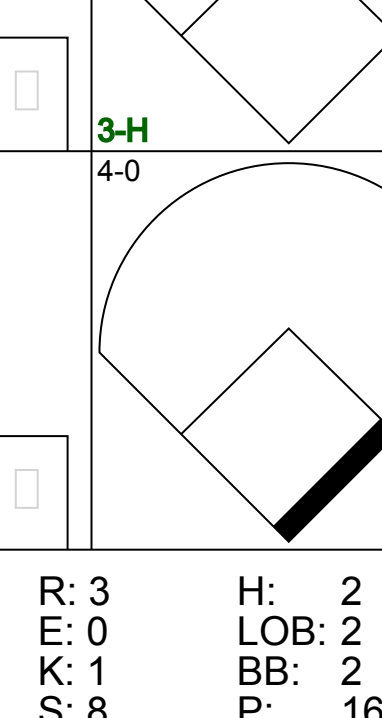
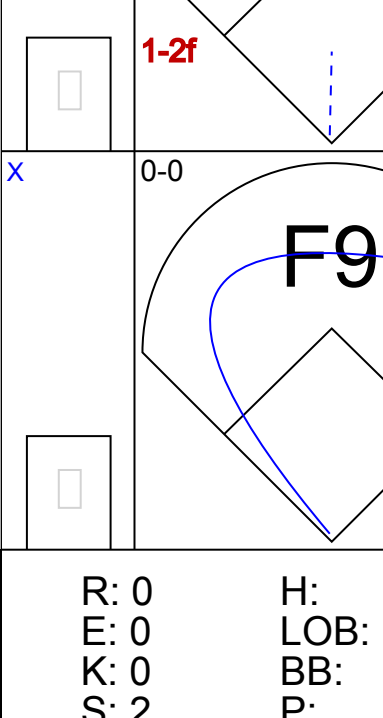

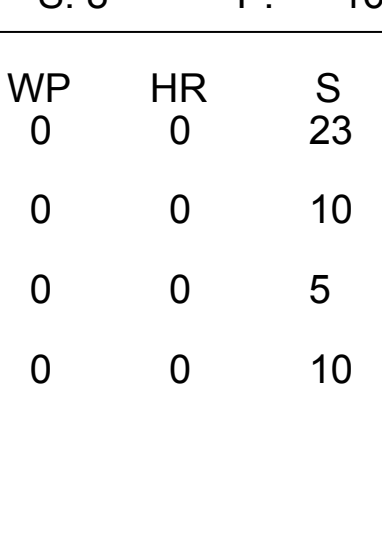
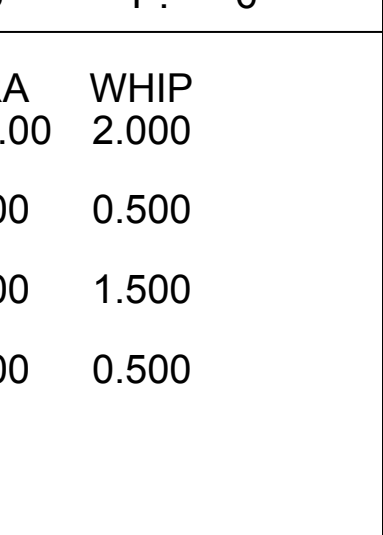
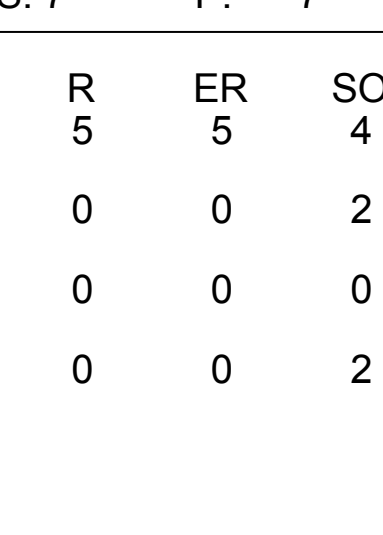

WP: 0 PA: 41
PB: 0
CS: 0

New York Mets @ Milwaukee Braves
Milwaukee County Stadium, Milwaukee, WI

AB 31
R 5
H 6
RBI 5
BB 5
SO 8
LOB 15



WP: 0 PA: 38
PB: 0
CS: 2

Batter	1	2	3	4	5	6	7	8	9	AB	R	H	RBI	BB	SO	LOB	BOTTOM							
Howie Bedell, L (1, 7) OBP: 0.270, SLG: 0.250										5	1	1	0	0	1	2								
Roy McMillan, R (1, 6) OBP: 0.373, SLG: 0.337										4	0	0	0	1	2	3								
Mack Jones, L (1, 9) OBP: 0.413, SLG: 0.507										3	0	1	0	0	2	1								
Hank Aaron, R (1, 8) OBP: 0.359, SLG: 0.512										4	2	2	0	0	1	3								
Eddie Mathews, L (1, 3) OBP: 0.361, SLG: 0.543										2	1	1	2	1	0	1								
Tommie Aaron, R (8, 3) OBP: 0.256, SLG: 0.324										1	0	0	0	0	0	0								
Del Crandall, R (1, 2) OBP: 0.370, SLG: 0.493										3	1	0	0	0	0	2								
Denis Menke, R (1, 5) OBP: 0.279, SLG: 0.290										2	0	1	2	2	1	0								
Amado Samuel, R (1, 4) OBP: 0.074, SLG: 0.038										3	0	0	1	0	1	2								
Joe Adcock, R (9, 7) OBP: 0.339, SLG: 0.402										1	0	0	0	0	0	1								
Mike Krznich, R (9, 5) OBP: 0.083, SLG: 0.167										0	0	0	0	0	0	0								
Cecil Butler, R (1, 1) ERA: 4.19										2	0	0	0	1	0	0								
Lew Burdette, R (8, 1) OBP: 0.333, SLG: 0.333										0	0	0	0	0	0	0								
Joe Torre, R (9, 7) OBP: 0.328, SLG: 0.275										1	0	0	0	0	0	0								
Inning Stats	R: 2 E: 0 K: 1 S: 8	H: 3 LOB: 1 BB: 0 P: 8	R: 0 E: 0 K: 2 S: 7	H: 0 LOB: 0 BB: 0 P: 7	R: 0 E: 0 K: 1 S: 5	H: 0 LOB: 0 BB: 0 P: 5	R: 3 E: 0 K: 1 S: 8	H: 2 LOB: 2 BB: 2 P: 16	R: 0 E: 0 K: 1 S: 5	H: 0 LOB: 1 BB: 0 P: 6	R: 0 E: 0 K: 0 S: 2	H: 0 LOB: 0 BB: 1 P: 6	R: 0 E: 0 K: 0 S: 3	H: 1 LOB: 1 BB: 1 P: 7	R: 0 E: 0 K: 0 S: 3	H: 0 LOB: 1 BB: 1 P: 7	R: 0 E: 0 K: 2 S: 7	H: 0 LOB: 0 BB: 0 P: 7	1B: 4 2B: 2 3B: 0 HR: 0	SF: 0 SAC: 1 DP: 1 HBP: 1	WP: 0 PB: 0 CS: 2	PA: 38		
PITCHER	IP WLS BF H R ER SO BB IBB HBP BLK WP HR S P ERA WHIP																							
Jay Hook, R (1, 1) ERA: 4.19	3.0		16	5	5	5	4	1	0	1	0	0	0	0	10	15	0.00	0.500						
Bob Moorhead, R (4, 1) ERA: 4.4	2.0		8	0	0	0	2	1	0	1	0	0	0	0	5	13	0.00	1.500						
Ken MacKenzie, L (6, 1) ERA: 4.66	2.0	W	7	1	0	0	0	2	0	0	0	0	0	0	5	13	0.00	1.500						
Craig Anderson, R (8, 1) ERA: 2.08	2.0	S	7	0	0	0	2	1	0	0	0	0	0	0	10	14	0.00	0.500						

Sat May 19 1962, 4:33 AM EDT
Att: 8,471 - Unknown

livebaseballscores.com

Batter	1	2	3	4	5	6	7	8	9	AB	R	H	RBI	BB	SO	LOB	TOP					
Jim Hickman, R (1, 8) OBP: 0.387, SLG: 0.526	0-0 SH5-3 1B 2B		0-0 6-3		0-0 CS 1B		0-0 E7 HR 1B		0-0 5-3	5	2	3	0	0	0	0	New York Mets @ Milwaukee Braves Milwaukee County Stadium, Milwaukee, WI Sun May 20 1962, 4:38 AM EDT Att: 12,672 - Unknown AB 36 R 9 H 10 RBI 8 BB 2 SO 4 LOB 10					
Elio Chacon, R (1, 6) OBP: 0.393, SLG: 0.329	0-0 SH5-3 2-3		0-0 5-3		0-0 6-3 1-2		4-0 HR BB		0-0 F3	3	1	0	0	1	0	1						
Felix Mantilla, R (1, 5) OBP: 0.373, SLG: 0.424	0-0 6-3				0-0 BB 2B 1B		0-0 F8 HR		0-0 F7	5	2	2	3	0	0	1						
Frank Thomas, R (1, 7) OBP: 0.374, SLG: 0.669	0-0 3-H 1B				0-0 F5		0-0 5-3 HR			4	1	2	2	0	0	1						
Ed Bouchee, L (1, 3) OBP: 0.385, SLG: 0.408	0-0 F7				4-0 BB 2B 1B		0-0 1-3 K			3	1	0	0	1	1	1						
Gil Hodges, R (8, 3) OBP: 0.385, SLG: 0.561					1-2 2B BB					0	0	0	0	0	0	0						
Charlie Neal, R (1, 4) OBP: 0.341, SLG: 0.427		0-0 F9			0-0 1-H 2-H 2B		0-0 HR		0-0 F8	4	1	2	3	0	0	0						
John DeMerit, R (1, 9) OBP: 0.278, SLG: 0.375					0-3 K		0-0 1B		0-0 E4 G3	1	0	0	0	0	0	0						
Mary Throneberry, L (4, PH) OBP: 0.308, SLG: 0.100	0-0 1-3						0-0 1B			1	0	0	0	0	1	1						
Gus Bell, L (4, 9) OBP: 0.221, SLG: 0.198										2	1	1	0	0	0	0						
Rod Kanehl, R (8, 9) OBP: 0.375, SLG: 0.400										0	0	0	0	0	0	0						
Sammy Taylor, L (1, 2) OBP: 0.267, SLG: 0.192		0-3 K			0-0 3-1		0-0 F2		0-0 G3	4	0	0	0	0	1	3						
Al Jackson, L (1, 1)							0-3 K		0-0 F9	3	0	0	0	0	1	1						
Richie Ashburn, L (8, PH) OBP: 0.432, SLG: 0.333					0-0 1-3					1	0	0	0	0	0	1						
Bob Moorhead, R (8, 1)										0	0	0	0	0	0	0						
Roger Craig, R (9, 1)										0	0	0	0	0	0	0						
Inning Stats	R: 1 E: 0 K: 0 S: 5	H: 2 LOB: 1 BB: 0 P: 5	R: 0 E: 0 K: 1 S: 5	H: 0 LOB: 0 BB: 0 P: 5	R: 0 E: 0 K: 0 S: 3	H: 0 LOB: 0 BB: 0 P: 3	R: 2 E: 0 K: 1 S: 7	H: 2 LOB: 1 BB: 1 P: 11	R: 0 E: 0 K: 0 S: 3	H: 1 LOB: 0 BB: 0 P: 3	R: 0 E: 0 K: 0 S: 3	H: 0 LOB: 0 BB: 0 P: 3	R: 6 E: 1 K: 2 S: 12	H: 5 LOB: 0 BB: 1 P: 16	R: 0 E: 0 K: 0 S: 4	H: 0 LOB: 0 BB: 0 P: 4	R: 0 E: 0 K: 0 S: 3	H: 0 LOB: 0 BB: 0 P: 3	1B: 5 2B: 2 3B: 0 HR: 3	SF: 0 SAC: 1 DP: 0 HBP: 0	WP: 0 PB: 0 CS: 1	PA: 39
PITCHER	IP WLS BF H R ER SO BB IBB HBP BLK WP HR S P ERA WHIP																					
Tony Cloninger, R (1, 1) ERA: 8.44	6.2 L 29 8 7 7 3 2 0 0 0 0 0 1 33 41 9.45 1.500																					
Bob Hendley, L (7, 1) ERA: 3.75	0.1 3 2 2 2 1 0 0 0 0 0 0 2 5 5 54.00 6.000																					
Don Nottebart, R (8, 1) ERA: 1.89	2.0 7 0 0 0 0 0 0 0 0 0 0 0 7 7 0.00 0.000																					

Batter	1	2	3	4	5	6	7	8	9	AB	R	H	RBI	BB	SO	LOB	BOTTOM			
Tommie Aaron, R (1, 7) OBP: 0.262, SLG: 0.307	0-0 5-3	0-0 5-3			0-0 L6		0-0 G6-4-3 1-2		4-0 E BB BB	4	0	0	0	1	0	2	New York Mets @ Milwaukee Braves Milwaukee County Stadium, Milwaukee, WI Sun May 20 1962, 4:38 AM EDT Att: 12,672 - Unknown AB 36 R 6 H 9 RBI 5 BB 4 SO 3 LOB 17			
Roy McMillan, R (1, 6) OBP: 0.378, SLG: 0.327	4-0 1B FC5-4 BB		0-0 P4			4-0 BB		0-0 FC4-6 1B	2	1	1	0	2	0	0					
Joe Adcock, R (9, PH) OBP: 0.345, SLG: 0.402								0-0 FC4-6 1B	0	0	0	0	1	0	0					
Ron Piche, R (9, PR)								1-2 2-3 BB	0	0	0	0	0	0	0					
Eddie Mathews, L (1, 3) OBP: 0.350, SLG: 0.510	0-0 FC5-4 1B		0-0 F8			0-0 F8		0-0 FC4-6 1-3	5	0	1	0	0	0	4					
Hank Aaron, R (1, 8) OBP: 0.348, SLG: 0.496	0-0 FC5-4 1-2 3-H		0-0 5-3			0-0 P5		0-0 1-3	5	0	0	1	0	0	6					
Mack Jones, L (1, 9) OBP: 0.409, SLG: 0.514	0-0 P6				0-0 1-3		0-3 K		0-3 K	4	0	0	0	0	2	3				
Joe Torre, R (1, 2) OBP: 0.339, SLG: 0.309		0-0 HR 1B			0-0 5-3			0-0 6-3	4	2	2	0	0	0	0					
Denis Menke, R (1, 5) OBP: 0.303, SLG: 0.348		0-0 HR			0-0 5-3			0-0 1B 1B	4	3	3	3	0	0	0					
Amado Samuel, R (1, 4) OBP: 0.143, SLG: 0.118		0-0 6-3				0-3 K2-3		0-0 1B 1B	4	0	1	0	0	1	1					
Tony Cloninger, R (1, 1) ERA: 5.13		0-0 5-3			0-0 F7		0-0 G6-4-3 1B		0-0 F9	2	0	0	0	0	0	0				
Bob Hendley, R (7, 1) OBP: 0.375, SLG: 0.167							1-2 2-H 1B		0-0 F9	0	0	0	0	0	0	0				
Del Crandall, R (7, PH) OBP: 0.380, SLG: 0.486										1	0	1	1	0	0	0				
Don Nottebart, R (8, 1) OBP: 0.667, SLG: 0.500										0	0	0	0	0	0	0				
Howie Bedell, L (9, PH) OBP: 0.274, SLG: 0.255										1	0	0	0	0	0	1				
Inning Stats	R: 1 E: 0 K: 0 S: 4	H: 1 LOB: 1 BB: 1 P: 8	R: 2 E: 0 K: 0 S: 5	H: 2 LOB: 0 BB: 0 P: 5	R: 0 E: 0 K: 0 S: 3	H: 0 LOB: 0 BB: 0 P: 3	R: 0 E: 0 K: 1 S: 5	H: 0 LOB: 0 BB: 0 P: 5	R: 0 E: 0 K: 1 S: 5	H: 0 LOB: 1 BB: 1 P: 9	R: 1 E: 0 K: 0 S: 5	H: 3 LOB: 1 BB: 0 P: 5	R: 0 E: 0 K: 1 S: 6	H: 1 LOB: 1 BB: 0 P: 6	R: 2 E: 1 K: 0 S: 6	H: 2 LOB: 3 BB: 2 P: 14	1B: 7 2B: 1 3B: 0 HR: 1	SF: 0 SAC: 0 DP: 1 HBP: 0	WP: 0 PB: 0 CS: 0	PA: 40
PITCHER	IP WLS BF H R ER SO BB IBB HBP BLK WP HR S P ERA WHIP																			
Al Jackson, L (1, 1) ERA: 5.13	7.0 W 28 6 4 4 2 2 0 0 0 0 0 0 10 18 5.14 1.143																			
Bob Moorhead, R (8, 1) ERA: 4.45	1.2 S 2 0 0 0 0 0 0 0 0 0 0 0 2 2 0.00 0.000																			
Roger Craig, R (9, 1) ERA: 6.75	0.1 S 2 0 0 0 0 0 0 0 0 0 0 0 2 2 0.00 0.000																			

Batter	1	2	3	4	5	6	7	8	9	10	11	AB	R	H	RBI	BB	SO	LOB	TOP							
Leo Cardenas, R OBP: 0.320, SLG: 0.359	L3		5-3		1B		K			1-3	1B	6	0	2	1	0	1	0								
Don Zimmer, R OBP: 0.206, SLG: 0.172	K		1B		G5-3			K		1B	K	6	0	2	0	0	3	5								
Vada Pinson, L OBP: 0.381, SLG: 0.692	FC6-4 1B		F9					K		FC4-6 1B	FC6-4 1B	5	0	2	0	0	1	1								
Frank Robinson, R OBP: 0.369, SLG: 0.431	FC6-4 1-2f			K						FC6-4	FC6-4	4	0	1	0	1	1	2								
Gordy Coleman, L OBP: 0.360, SLG: 0.452		HR		K						F7	SH5-3 1B	5	2	2	1	0	1	2								
Wally Post, R OBP: 0.376, SLG: 0.559				5-3						5-3	SH5-3	4	0	2	0	0	0	0								
Marty Keough, L OBP: 0.364, SLG: 0.125		2B										0	0	0	0	0	0	0								
Johnny Edwards, L OBP: 0.381, SLG: 0.441		4-3										4	1	2	0	1	0	3								
Cookie Rojas, R OBP: 0.317, SLG: 0.250					1B						1B															
Jerry Lynch, L OBP: 0.333, SLG: 0.500					G5-3 1B							2	0	0	0	0	0	1								
Don Blasingame, L OBP: 0.370, SLG: 0.303					1-2 HBP					FC4-6 1-2f	1B	1	0	0	0	0	0	1								
Jim O'Toole, S OBP: 0.293, SLG: 0.208											1-2 2-H	1B	4	0	0	0	0	3	4							
Eddie Kasko, R OBP: 0.292, SLG: 0.347												1	0	0	0	0	0	2								
Jim Brosnan, R OBP: 0.292, SLG: 0.347												0	0	0	0	0	0	0								
Bill Henry, L OBP: 0.292, SLG: 0.347												0	0	0	0	0	0	0								
Inning Stats	R: 0 E: 0 K: 1 S: 6	H: 1 LOB: 1 BB: 0 P: 6	R: 1 E: 0 K: 1 S: 7	H: 2 LOB: 1 BB: 0 P: 7	R: 0 E: 0 K: 2 S: 3	H: 1 LOB: 0 BB: 0 P: 3	R: 0 E: 0 K: 2 S: 7	H: 0 LOB: 0 BB: 0 P: 7	R: 0 E: 0 K: 1 S: 6	H: 2 LOB: 2 BB: 0 P: 7	R: 0 E: 0 K: 0 S: 5	H: 3 LOB: 2 BB: 0 P: 5	R: 0 E: 0 K: 2 S: 7	H: 0 LOB: 1 BB: 1 P: 11	R: 0 E: 0 K: 1 S: 6	H: 1 LOB: 0 BB: 0 P: 6	R: 0 E: 0 K: 0 S: 4	H: 1 LOB: 1 BB: 0 P: 4	R: 2 E: 0 K: 1 S: 8	H: 3 LOB: 2 BB: 1 P: 12	1B: 12 2B: 1 3B: 0 HR: 1	SF: 0 SAC: 1 DP: 1 HBP: 1	WP: 0 PB: 0 SB: 0 CS: 1	PA: 47		
PITCHER	IP 10.2	WLS L	BF 46	H 14	R 3	ER 3	SO 9	BB 2	IBB 0	HBP 0	BLK 0	WP 0	HR 1	S 61	P 70	ERA 2.53	WHIP 1.500									
Bob Shaw, R ERA: 2.34																										
Hank Fischer, R ERA: 3.6	0.1	S	1	0	0	0	1	0	0	0	0	0	0	3	3	0.00	0.000									

Cincinnati Reds @ Milwaukee Braves
Milwaukee County Stadium, Milwaukee, WI

AB 43
R 3
H 14
RBI 3
BB 2
SO 10
LOB 21



Batter	1	2	3	4	5	6	7	8	9	10	11	AB	R	H	RBI	BB	SO	LOB	BOTTOM							
Tommie Aaron, R OBP: 0.298, SLG: 0.300	FC1-6 1B	FC5-4 1-2f			K		K		L3-6		1B	5	0	1	0	0	2	3								
Joe Adcock, R OBP: 0.350, SLG: 0.408											1-2 1B	1	0	1	0	0	0	0								
Bob Uecker, R OBP: 0.231, SLG: 0.167												0	0	0	0	0	0	0								
Roy McMillan, R OBP: 0.369, SLG: 0.316	FC1-6 1-2f			5-3	5-3		6-3		L6		1-2 2-H 1B	6	0	1	1	0	0	1								
Eddie Mathews, L OBP: 0.350, SLG: 0.490	4-0 1-2 BB			K	1B		F9				F9	4	0	0	0	2	2	2								
Hank Aaron, R OBP: 0.344, SLG: 0.486	L4			L4				5-3		5-3		5	0	1	0	0	0	2								
Mack Jones, L OBP: 0.408, SLG: 0.507	1-3				1-3							4	0	1	0	1	1	4								
Del Crandall, R OBP: 0.381, SLG: 0.481							E7 6-3 1B				F8	5	1	2	0	0	2	2								
Denis Menke, R OBP: 0.309, SLG: 0.333					L5		6-3					3	0	0	0	2	1	2								
Amado Samuel, R OBP: 0.154, SLG: 0.132												4	0	1	1	0	2	4								
Gus Bell, L OBP: 0.228, SLG: 0.206											1B	1	1	1	0	0	0	0								
Bob Shaw, R OBP: 0.240, SLG: 0.208												4	0	2	0	0	0	2								
Hank Fischer, R ERA: 4.8												0	0	0	0	0	0	0								
Howie Bedell, L OBP: 0.271, SLG: 0.252									L3-6 S 1B		L4	1	0	0	0	0	0	1								
Inning Stats	R: 0 E: 0 K: 0 S: 4	H: 1 LOB: 2 BB: 1 P: 8	R: 0 E: 0 K: 2 S: 8	H: 1 LOB: 2 BB: 1 P: 12	R: 0 E: 0 K: 1 S: 5	H: 0 LOB: 0 BB: 0 P: 5	R: 1 E: 0 K: 1 S: 7	H: 2 LOB: 1 BB: 0 P: 7	R: 0 E: 0 K: 1 S: 6	H: 1 LOB: 2 BB: 1 P: 10	R: 0 E: 1 K: 0 S: 4	H: 0 LOB: 1 BB: 0 P: 4	R: 0 E: 0 K: 1 S: 5	H: 0 LOB: 0 BB: 0 P: 5	R: 0 E: 0 K: 2 S: 8	H: 1 LOB: 2 BB: 1 P: 12	R: 0 E: 0 K: 0 S: 3	H: 1 LOB: 0 BB: 0 P: 3	R: 0 E: 0 K: 0 S: 3	H: 0 LOB: 1 BB: 1 P: 7	R: 1 E: 0 K: 2 S: 10	H: 3 LOB: 2 BB: 0 P: 10	1B: 11 2B: 1 3B: 0 HR: 0	SF: 0 SAC: 0 DP: 1 HBP: 0	WP: 0 PB: 0 SB: 3 CS: 0	PA: 48
PITCHER	IP 10.0	WLS W	BF 42	H 8	R 3	ER 1	SO 8	BB 5	IBB 0	HBP 0	BLK 0	WP 0	HR 0	S 53	P 73	ERA 0.90	WHIP 1.300									
Jim O'Toole, L ERA: 3.72																										
Jim Brosnan, R ERA: 4.8	0.2	S	5	3	1	1	1	0	0	0	0	0	0	7	7	13.50	4.500									
Bill Henry, L ERA: 2.08	0.1	S	1	0	0	0	1	0	0	0	0	0	0	3	3	0.00	0.000									

Cincinnati Reds @ Milwaukee Braves
Milwaukee County Stadium, Milwaukee, WI

AB 43
R 2
H 11
RBI 2
BB 5
SO 10
LOB 23



Tue May 22 1962, 8:05 PM EDT
Att: 5,429 - Unknown

Batter	1	2	3	4	5	6	7	8	9	AB	R	H	RBI	BB	SO	LOB	TOP					
Lou Brock, L (1, 8) OBP: 0.344, SLG: 0.530	0-0 K		0-0 1-3		0-0 4-3			0-0 2B		4	0	1	0	0	0	1	Chicago Cubs @ Milwaukee Braves Milwaukee County Stadium, Milwaukee, WI Wed May 23, 1962, 8:05 PM EDT Att: 6,542 - Unknown					
Ken Hubbs, R (1, 4) OBP: 0.302, SLG: 0.365	0-3 K		0-0 1-3			0-0 1B 14 SF9 1B		0-3 K		4	1	1	0	0	2	2						
Billy Williams, L (1, 7) OBP: 0.429, SLG: 0.628	0-3 K			0-0 F2		0-0 1B		4-0 BB		3	0	1	0	1	1	0						
14 Ernie Banks, R (1, 3) OBP: 0.311, SLG: 0.525		0-0 6-3		4-0 1B SF9 BB		0-0 SF9		0-0 F9		2	1	0	1	1	0	2						
George Altman, L (1, 9) OBP: 0.377, SLG: 0.552		0-0 1-3		0-0 1B		0-0 F7		0-3 K		4	0	1	0	0	1	3						
Ron Santo, R (1, 5) OBP: 0.329, SLG: 0.391		4-0 BB		0-0 SF9		0-0 F9			0-0 F3	2	0	0	1	1	0	1						
Andre Rodgers, R (1, 6) OBP: 0.311, SLG: 0.349		0-0 F6		0-0 F8					0-0 F8	4	0	0	0	0	0	2						
El Tappe, R (1, 2) OBP: 0.444, SLG: 0.375			0-0 SH1-4 1B		0-0 F7		0-3 K		0-0 4-3	2	0	1	0	0	0	0						
Jim McKnight, R (7, PH) OBP: 0.250										1	0	0	0	0	1	0						
Bob Anderson, R (7, 1) OBP: 0.333, SLG: 0.391										0	0	0	0	0	0	0						
Bob Will, L (9, PH) OBP: 0.333, SLG: 0.391										1	0	0	0	0	0	0						
Glen Hobbie, R (1, 1) OBP: 0.333, SLG: 0.200			0-0 SH1-4		0-0 F9		0-0 4-3			1	0	0	0	0	0	0						
Bobby Gene Smith, R (7, PH) OBP: 0.255, SLG: 0.302										1	0	0	0	0	0	0						
Moe Thacker, R (7, 2) OBP: 0.323, SLG: 0.286			1-2							0	0	0	0	0	0	0						
Inning Stats	R: 0 E: 0 K: 2 S: 7	H: 0 LOB: 0 BB: 0 P: 7	R: 0 E: 0 K: 0 S: 3	H: 0 LOB: 1 BB: 1 P: 7	R: 0 E: 0 K: 0 S: 4	H: 1 LOB: 1 BB: 0 P: 4	R: 1 E: 0 K: 0 S: 4	H: 1 LOB: 1 BB: 1 P: 8	R: 0 E: 0 K: 0 S: 3	H: 0 LOB: 0 BB: 0 P: 3	R: 1 E: 0 K: 0 S: 5	H: 2 LOB: 1 BB: 0 P: 5	R: 0 E: 0 K: 1 S: 5	H: 0 LOB: 0 BB: 0 P: 5	R: 0 E: 0 K: 2 S: 8	H: 1 LOB: 2 BB: 1 P: 12	R: 0 E: 0 K: 0 S: 3	H: 0 LOB: 0 BB: 0 P: 3	1B: 4 2B: 1 3B: 0 HR: 0	SF: 2 SAC: 1 DP: 0 HBP: 0	WP: 0 PB: 0 SB: 0 CS: 0	PA: 35
PITCHER Warren Spahn, L (1, 1) ERA: 3.78	IP: 9.0 WLS: W BF: 35 H: 5 R: 2 ER: 2 SO: 5 BB: 3 IBB: 0 HBP: 0 BLK: 0 WP: 0 HR: 0 S: 42 P: 54 ERA: 2.00 WHIP: 0.889															PITCHER						

AB	29
R	2
H	5
RBI	2
BB	3
SO	5
LOB	11



Batter	1	2	3	4	5	6	7	8	9	AB	R	H	RBI	BB	SO	LOB	BOTTOM	
Howie Bedell, L (1, 7) OBP: 0.270, SLG: 0.270	0-3 K		0-0 SF8 3B		0-0 FC4		0-0 F7			4	1	1	0	0	1	1	Chicago Cubs @ Milwaukee Braves Milwaukee County Stadium, Milwaukee, WI Wed May 23, 1962, 8:05 PM EDT Att: 6,542 - Unknown	
Roy McMillan, R (1, 6) OBP: 0.365, SLG: 0.342	0-0 HR		0-0 F5		0-0 1-6-3			0-0 F9		4	1	1	1	0	0	2		
Eddie Mathews, L (1, 3) OBP: 0.346, SLG: 0.481	0-3 K		0-0 SF8			4-0 1B E BB		0-0 4-3		2	1	0	1	1	1	0		
Tommie Aaron, R (9, 3) OBP: 0.258, SLG: 0.300			0-0 3-H			0-0 E5 1B G1-6-3		0-0 4-3		0	0	0	0	0	0	0		
Hank Aaron, R (1, 8) OBP: 0.341, SLG: 0.479	0-0 1B		0-0 5-3			0-0 1-2 G1-6-3				4	1	1	0	0	0	1		
Mack Jones, L (1, 9) OBP: 0.407, SLG: 0.503	0-0 6-3			0-0 F5		0-0 G1-6-3 1B				3	0	1	1	0	0	1		
Del Crandall, R (1, 2) OBP: 0.388, SLG: 0.463		0-0 6-3		0-0 K		0-0 G1-6-3				3	0	0	0	0	1	1		
Denis Menke, R (1, 5) OBP: 0.310, SLG: 0.324		4-0 BB		0-0 6-3		0-0 K				2	0	0	0	1	1	0		
Amado Samuel, R (1, 4) OBP: 0.143, SLG: 0.122		0-0			0-0 6-3		0-3 K			3	0	0	0	0	1	1		
Warren Spahn, L (1, 1) OBP: 0.333, SLG: 0.409		0-3 K			0-0 FC4 1B		0-3 K			3	0	1	0	0	2	1		
Inning Stats	R: 1 E: 0 K: 2 S: 9	H: 2 LOB: 1 BB: 0 P: 9	R: 0 E: 0 K: 1 S: 5	H: 0 LOB: 1 BB: 1 P: 9	R: 1 E: 0 K: 0 S: 4	H: 1 LOB: 0 BB: 0 P: 4	R: 0 E: 0 K: 1 S: 5	H: 0 LOB: 0 BB: 0 P: 5	R: 0 E: 0 K: 1 S: 6	H: 1 LOB: 0 BB: 1 P: 10	R: 0 E: 0 K: 2 S: 7	H: 0 LOB: 0 BB: 0 P: 7	R: 0 E: 0 K: 0 S: 3	H: 0 LOB: 0 BB: 0 P: 3	1B: 3 2B: 0 3B: 1 HR: 1	SF: 1 SAC: 0 DP: 1 HBP: 0	WP: 0 PB: 0 SB: 0 CS: 0	PA: 31
PITCHER Glen Hobbie, R (1, 1) ERA: 7.07	IP: 6.0 WLS: L BF: 25 H: 5 R: 4 ER: 2 SO: 5 BB: 2 IBB: 0 HBP: 0 BLK: 0 WP: 0 HR: 1 S: 33 P: 41 ERA: 3.00 WHIP: 1.167															PITCHER		
Bob Anderson, R (7, 1) ERA: 4.13	IP: 2.0 WLS: 6 BF: 6 H: 0 R: 0 ER: 0 SO: 2 BB: 0 IBB: 0 HBP: 0 BLK: 0 WP: 0 HR: 0 S: 10 P: 10 ERA: 0.00 WHIP: 0.000															PITCHER		



Batter	1	2	3	4	5	6	7	8	9	AB	R	H	RBI	BB	SO	LOB	TOP						
Tommie Aaron, R OBP: 0.290, SLG: 0.356	6-3		L6-3		FC3-6		FC6-4 1B		K	5	0	1	0	0	1	3							
Roy McMillan, R OBP: 0.360, SLG: 0.357	5-3				G4-6-3 1B		FC6-4			4	0	1	0	0	1	2							
Eddie Mathews, L OBP: 0.343, SLG: 0.487	F7				G4-6-3 1-2		FC4-6 2B		4-3	4	0	1	0	0	0	1							
Hank Aaron, R OBP: 0.362, SLG: 0.526					F8 1B BB		FC4-6 BB		F5	2	1	0	0	2	0	0							
Mack Jones, L OBP: 0.389, SLG: 0.475	5-3				1B 1-3		FC4-6 G3		K2-3	4	0	1	0	0	1	2							
Gus Bell, L OBP: 0.244, SLG: 0.234					1B 1-3		G3 1-2			4	1	3	1	0	0	2							
Denis Menke, R OBP: 0.313, SLG: 0.349					F8 1B					3	0	0	0	0	1	5							
Joe Adcock, R OBP: 0.363, SLG: 0.476					F7					1	1	1	2	0	0	0							
Bob Hendley, R OBP: 0.368, SLG: 0.267										0	0	0	0	0	0	0							
Lew Burdette, R OBP: 0.273, SLG: 0.273										0	0	0	0	0	0	0							
Joe Torre, R OBP: 0.314, SLG: 0.274					F9		L6		F8	4	0	0	0	0	0	0							
Carl Willey, R OBP: 0.400, SLG: 0.250										1	0	1	0	1	0	0							
Warren Spahn, L OBP: 0.320, SLG: 0.391										1	0	0	0	0	0	0							
Don Nottebart, R OBP: 0.750, SLG: 0.667					L6-3 BB		FC3-6 1B			1	0	1	0	0	0	0							
Amado Samuel, R OBP: 0.156, SLG: 0.159										0	0	0	0	0	0	0							
Inning Stats	R: 0 E: 0 K: 0 S: 3	H: 0 LOB: 0 BB: 0 P: 3	R: 0 E: 0 K: 0 S: 4	H: 1 LOB: 1 BB: 0 P: 4	R: 0 E: 0 K: 0 S: 2	H: 0 LOB: 0 BB: 1 P: 6	R: 1 E: 0 K: 0 S: 5	H: 3 LOB: 2 BB: 1 P: 9	R: 0 E: 0 K: 1 S: 6	H: 1 LOB: 1 BB: 1 P: 6	R: 0 E: 0 K: 0 S: 6	H: 1 LOB: 2 BB: 1 P: 10	R: 0 E: 0 K: 0 S: 4	H: 1 LOB: 0 BB: 0 P: 4	R: 0 E: 0 K: 1 S: 5	H: 0 LOB: 0 BB: 0 P: 5	R: 2 E: 0 K: 1 S: 7	H: 3 LOB: 1 BB: 0 P: 7	1B: 7 2B: 4 3B: 0 HR: 1	SF: 0 SAC: 0 DP: 3 HBP: 0	WP: 0 PB: 0 CS: 1	PA: 37	
PITCHER	IP	WLS	BF	H	R	ER	SO	BB	IBB	HBP	BLK	WP	HR	S	P	ERA	WHIP					ERA	WHIP
Larry Jackson, R ERA: 4.11	8.1		36	10	3	3	3	3	0	0	0	0	1	39	51	3.24	1.560						
Ed Bauta, R ERA: 1.04	0.2	W	1	0	0	0	1	0	0	0	0	0	0	3	3	0.00	0.000						

Milwaukee Braves @ St. Louis Cardinals
Sportsman's Park, St. Louis, MO

AB 34
R 3
H 10
RBI 3
BB 3
SO 4
LOB 15



Sat May 26 1962, 8:05 PM EDT
Att: 15,355 - Unknown - 86 F

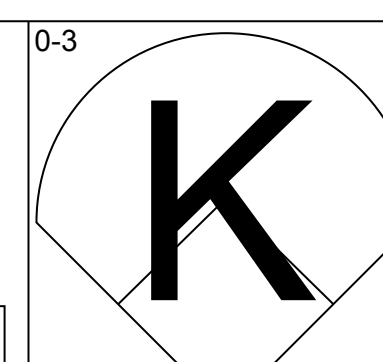
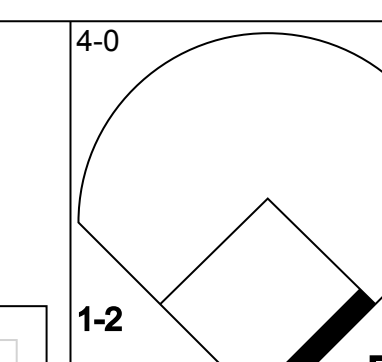
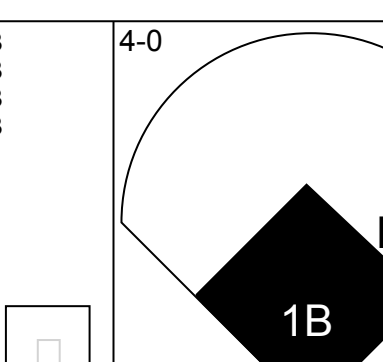
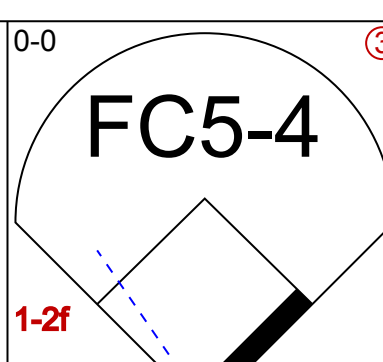
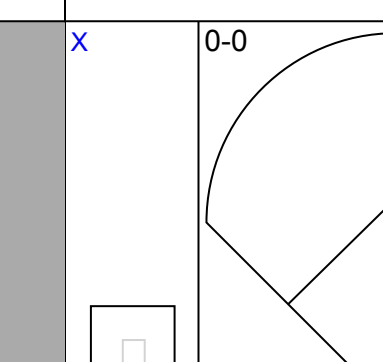
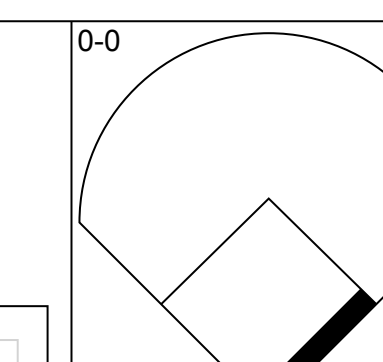
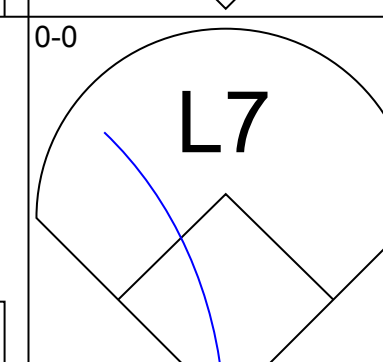
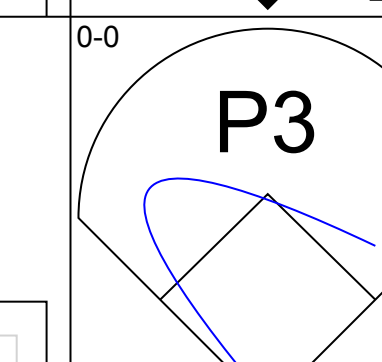
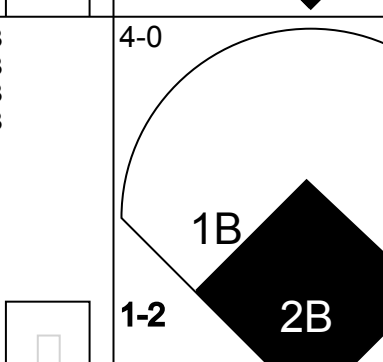
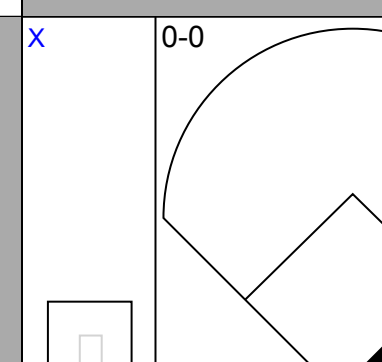
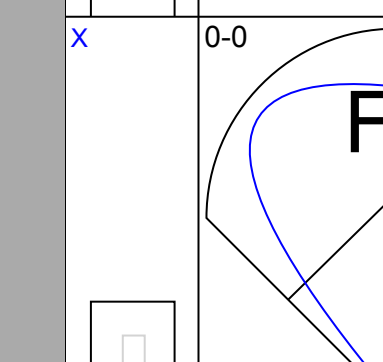
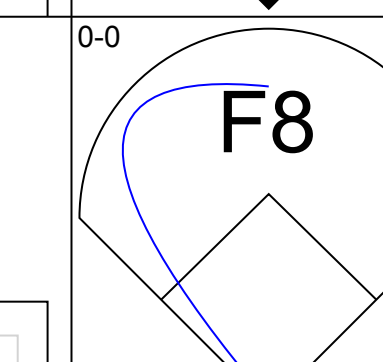
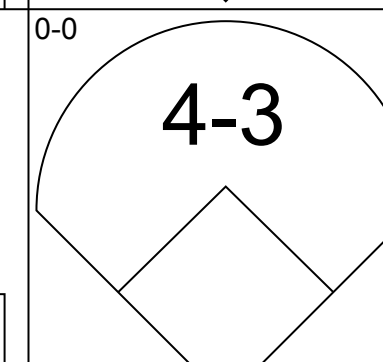
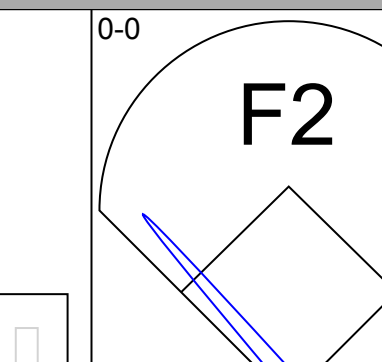
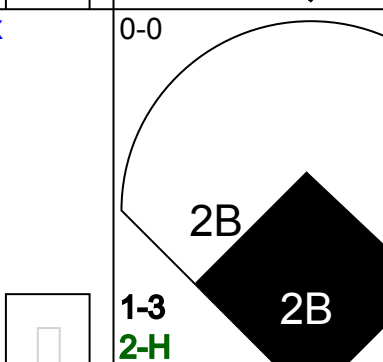

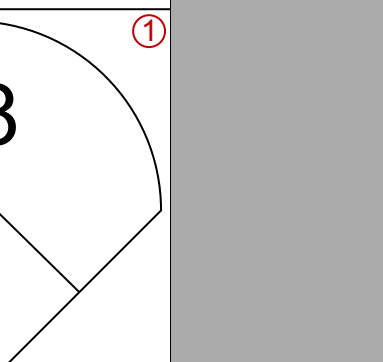
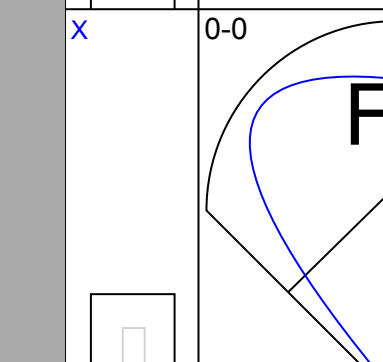
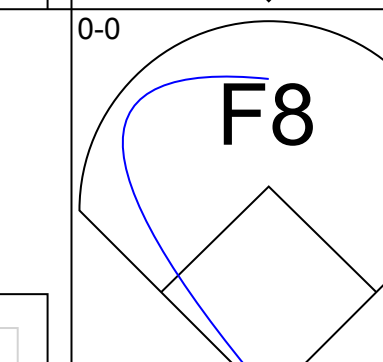
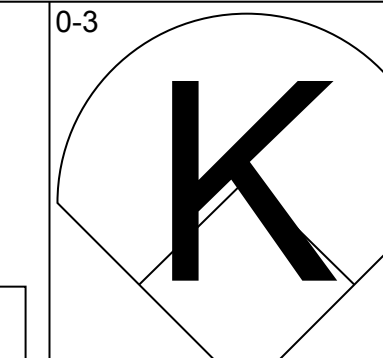
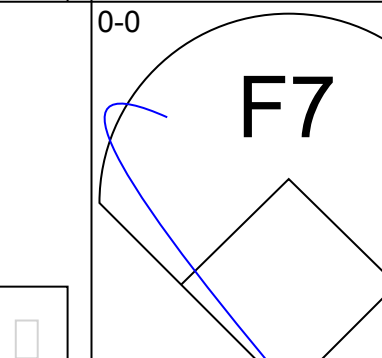
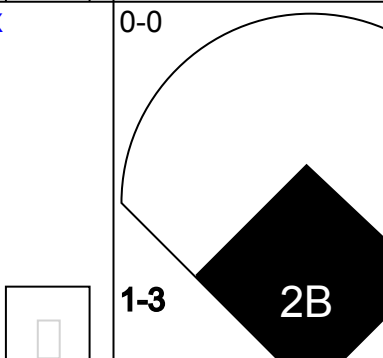

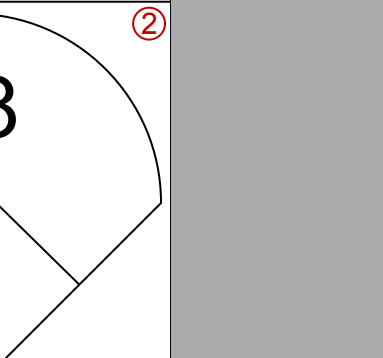


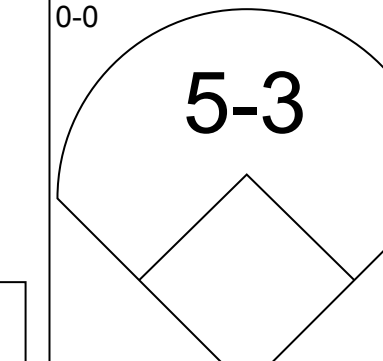
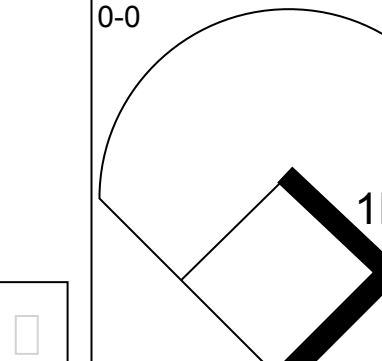


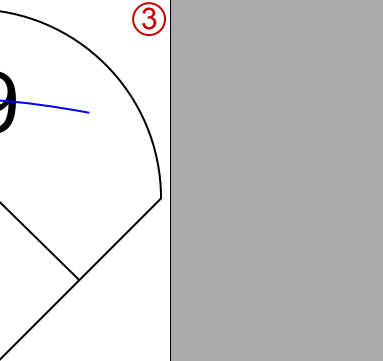


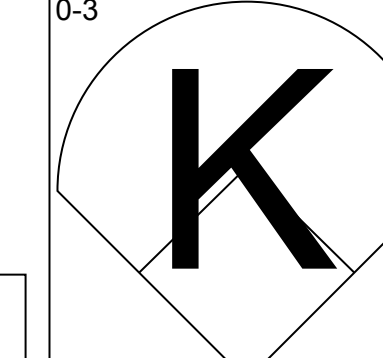

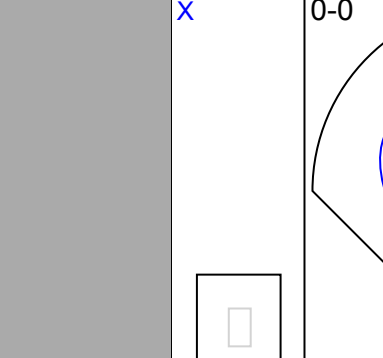

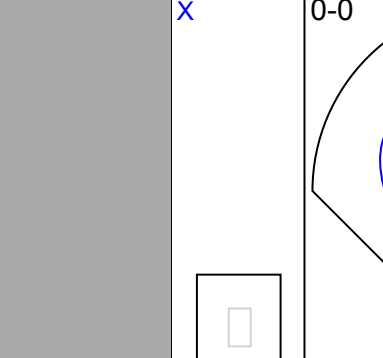
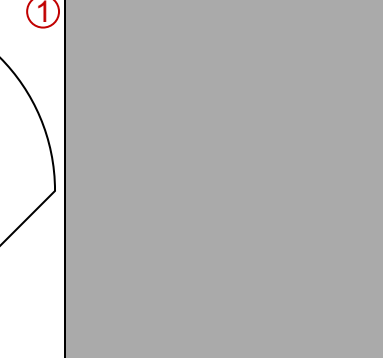
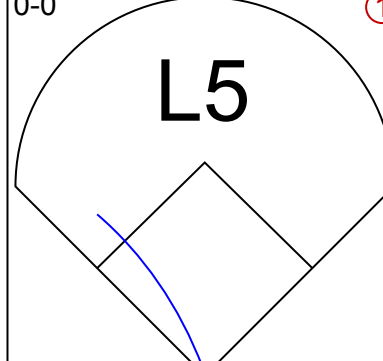

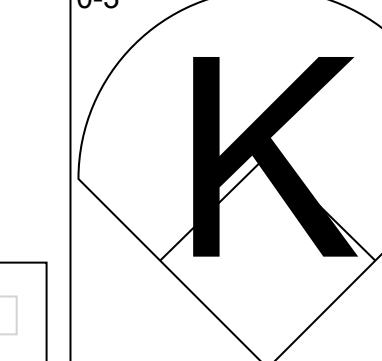
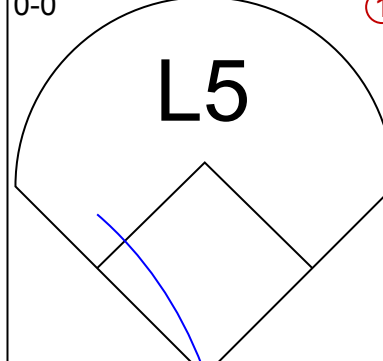
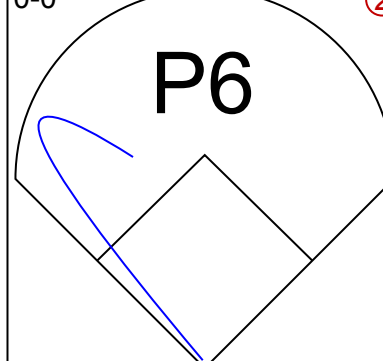
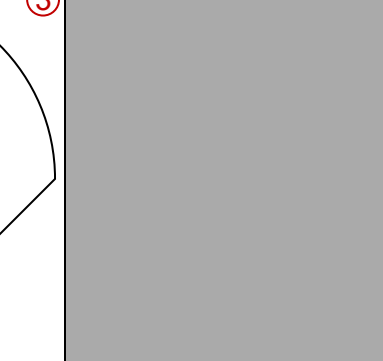
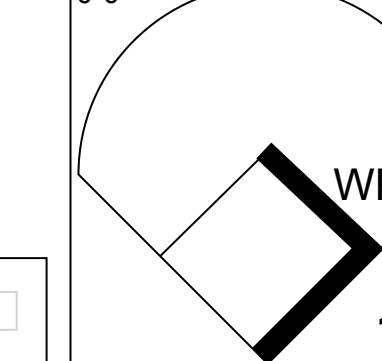
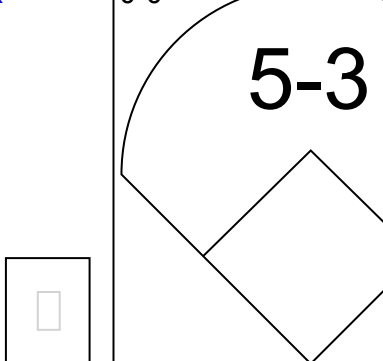
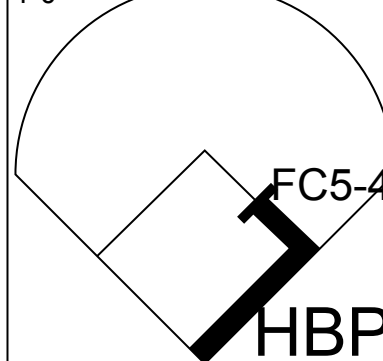
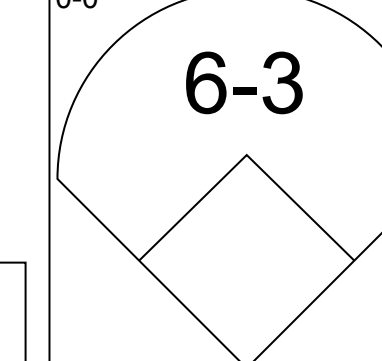

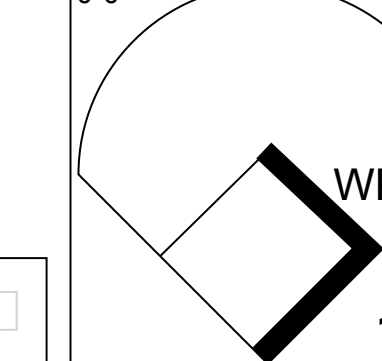
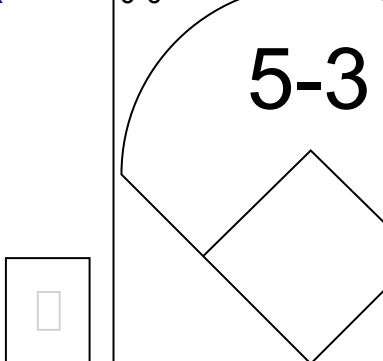
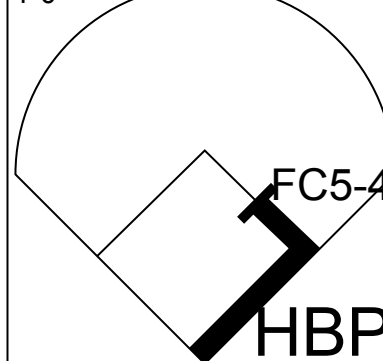
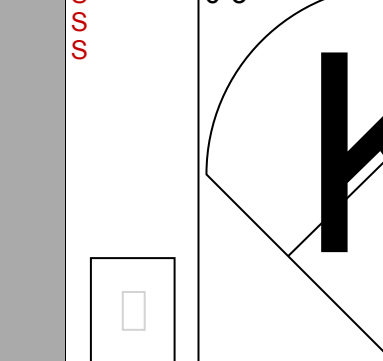
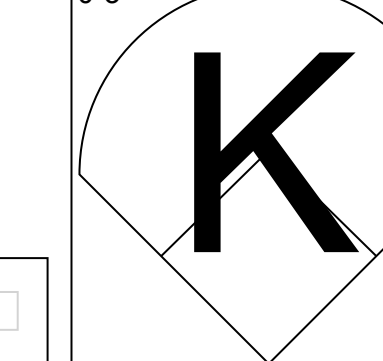
Batter	1	2	3	4	5	6	7	8	9	AB	R	H	RBI	BB	SO	LOB	BOTTOM						
Curt Flood, R OBP: 0.360, SLG: 0.475	2B 4-3 1B		4-3 4-3 1B		FC4-6 BB 1B		L3		1-2 2-3 3-H 1B	5	1	4	1	0	0	0							
Red Schoendienst, S OBP: 0.379, SLG: 0.395			4-3		FC4-6 BB		F9			3	1	1	0	1	0	1							
Julian Javier, R OBP: 0.277, SLG: 0.301	4-3 1B 2B		1-2		1-2 BB					0	0	0	0	0	0	0							
Bill White, L OBP: 0.375, SLG: 0.463	4-3		4-3		FC4-6 1-2 2-3		P4			4	0	0	1	0	0	4							
Ken Boyer, R OBP: 0.409, SLG: 0.526	L4		6-3		5-3					4	0	0	0	0	0	4							
Carl Sawatski, L OBP: 0.519, SLG: 0.750					F8 1B BB					3	1	2	2	1	0	0							
Don Landrum, L OBP: 0.395, SLG: 0.333										0	0	0	0	0	0	0							
Stan Musial, L OBP: 0.383, SLG: 0.459										4	0	1	0	0	0	1							
Jimmie Schaffer, R OBP: 0.400, SLG: 0.385	F8				1-2 1B		F8		P6	0	0	0	0	0	0	0							
Doug Clemens, L OBP: 0.333, SLG: 0.277					F8 2-3		5-3			3	1	0	0	1	1	2							
Julio Gotay, R OBP: 0.351, SLG: 0.341										3	0	1	0	0	1	1							
Alex Grammas, R OBP: 0.156, SLG: 0.111					6-3					0	0	0	0	1	0	0							
Larry Jackson, R OBP: 0.290, SLG: 0.222										3	0	0	0	0	0	1							
Ed Bauta, R OBP: 0.333, SLG: 0.333										0	0	0	0	0	0	0							
Charlie James, R OBP: 0.373, SLG: 0.404										1	0	1	0	0	0	0							
Inning Stats	R: 2 E: 0 K: 0 S: 6	H: 3 LOB: 1 BB: 0 P: 6	R: 0 E: 0 K: 2 S: 7	H: 0 LOB: 0 BB: 0 P: 7	R: 0 E: 0 K: 0 S: 4	H: 1 LOB: 1 BB: 0 P: 4	R: 0 E: 0 K: 0 S: 3	H: 1 LOB: 1 BB: 1 P: 7	R: 0 E: 0 K: 0 S: 4	H: 1 LOB: 2 BB: 1 P: 8	R: 1 E: 0 K: 0 S: 5	H: 2 LOB: 1 BB: 0 P: 5	R: 0 E: 0 K: 0 S: 3	H: 0 LOB: 0 BB: 0 P: 3	R: 0 E: 0 K: 0 S: 3	H: 0 LOB: 0 BB: 0 P: 3	R: 1 E: 0 K: 0 S: 2	H: 2 LOB: 3 BB: 2 P: 10	1B: 8 2B: 1 3B: 0 HR: 1	SF: 0 SAC: 0 DP: 0 HBP: 0	WP: 1 PB: 0 CS: 0	PA: 37	
PITCHER	IP	WLS	BF	H	R	ER	SO	BB	IBB	HBP	BLK	WP	HR	S	P	ERA	WHIP					ERA	WHIP
Carl Willey, R ERA: 5.14	6.0		27	8	3	3	2	2	0	0	0	0	0	29	37	4.50	1.667						
Don Nottebart, R ERA: 2.08	2.0		6	0	0	0	0	0	0	0	0	0	0	6	6	0.00	0.000						
Bob Hendley, L ERA: 3.79	0.0	L	1	0	1	1	0	1	0	0	0	0	0	4	4	∞	∞						
Lew Burdette, R ERA: 6.44	0.0		3	2	0	0	0	0	1	0	0	1	0	2	6	∞	∞						

Milwaukee Braves @ St. Louis Cardinals
Sportsman's Park, St. Louis, MO

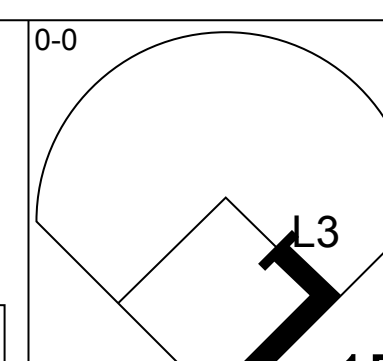
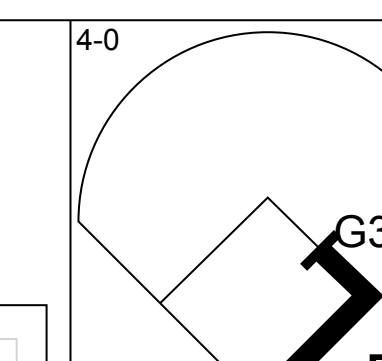
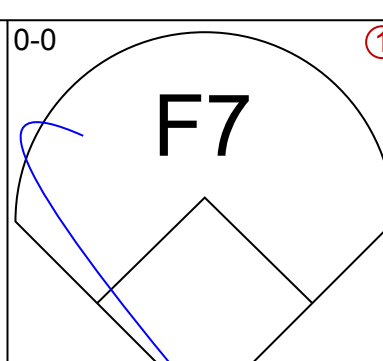
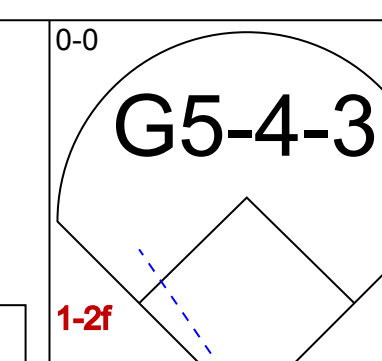
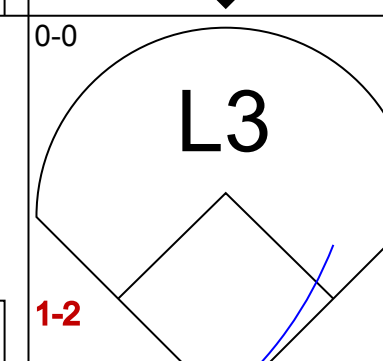
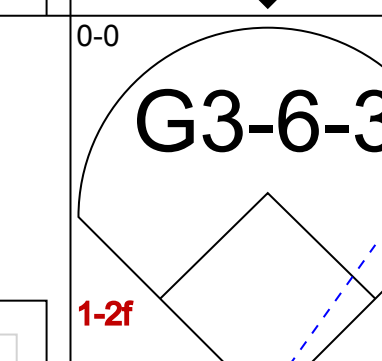
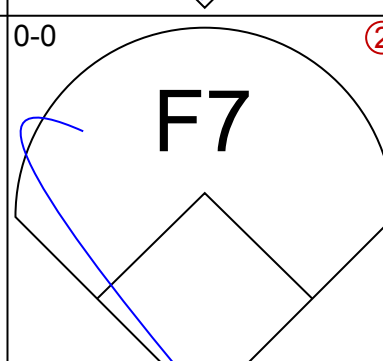
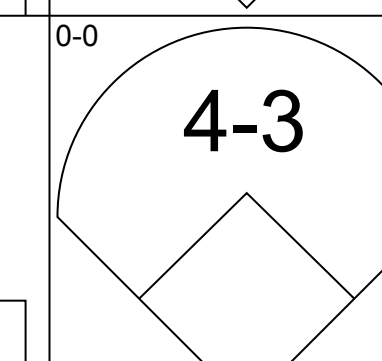
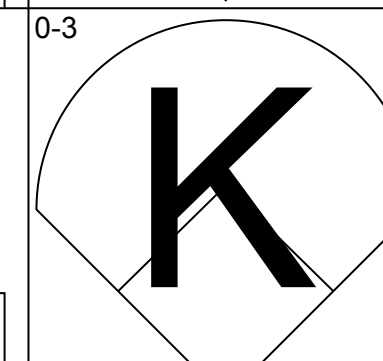
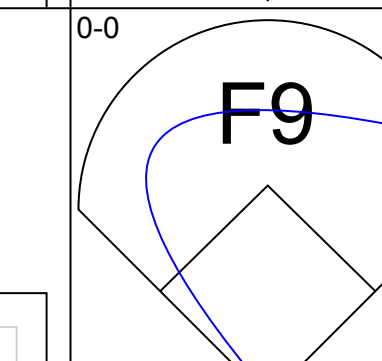
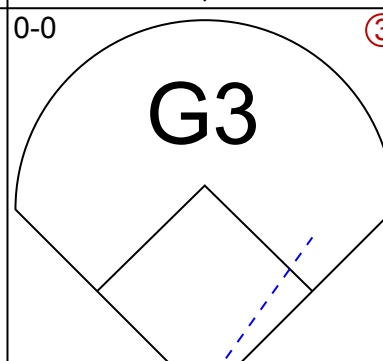
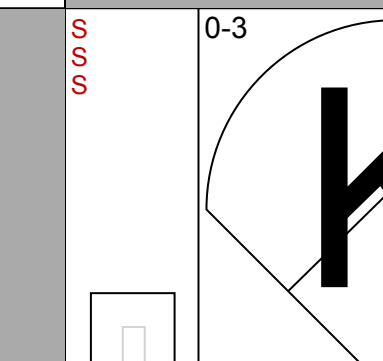
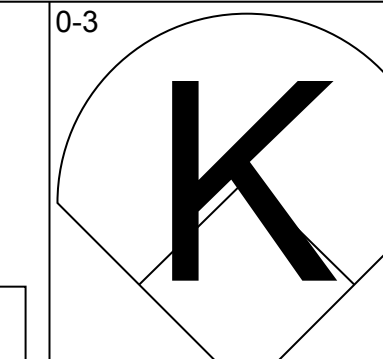
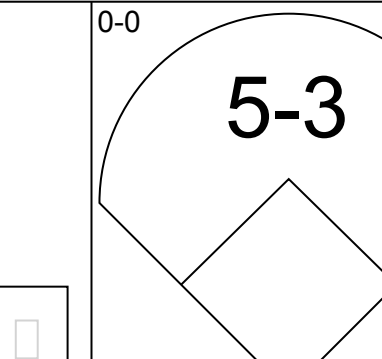
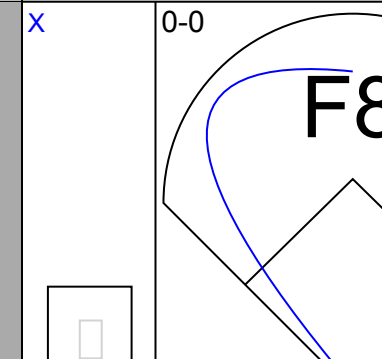
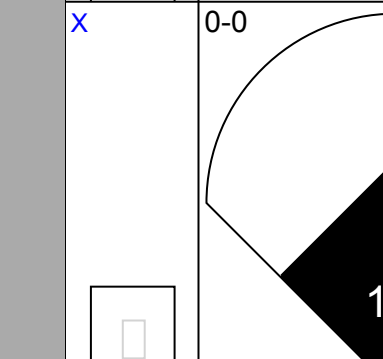
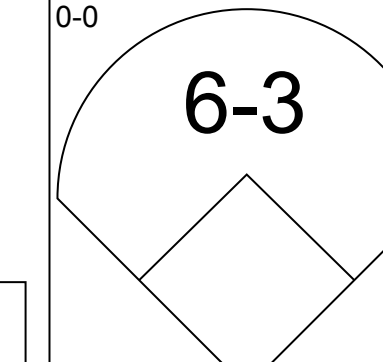
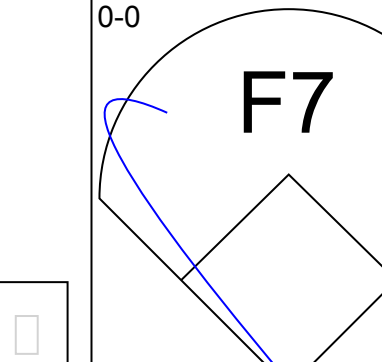
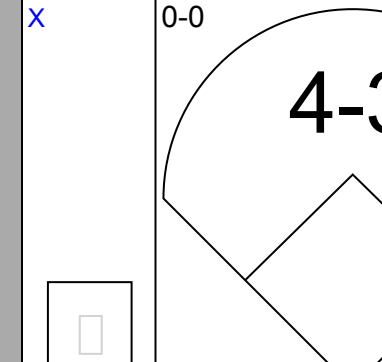
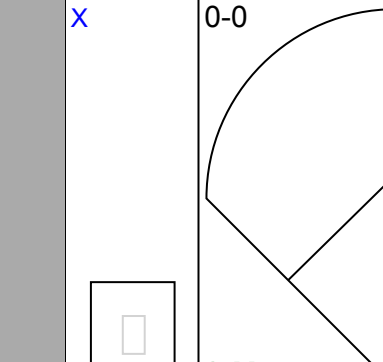
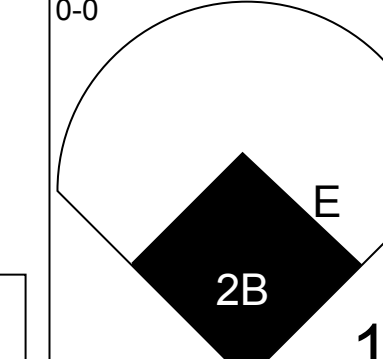
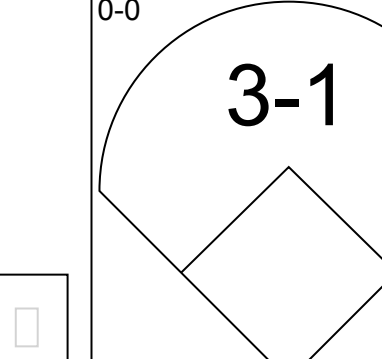
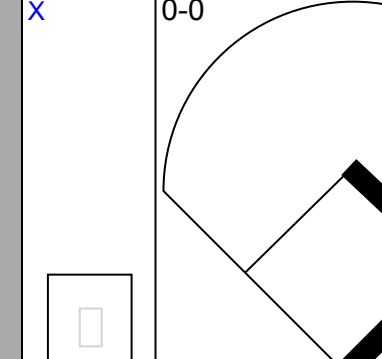
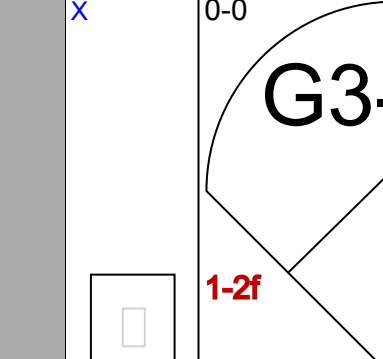
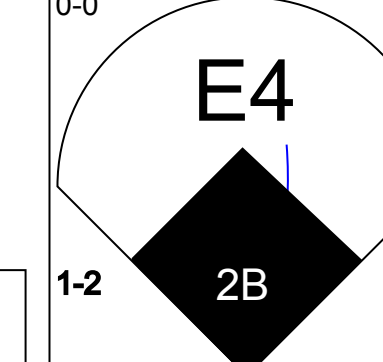
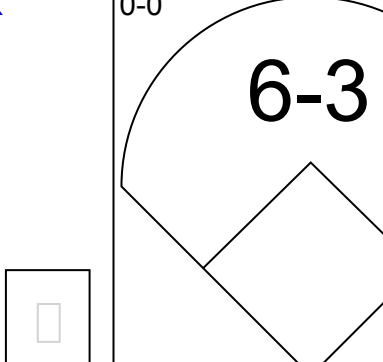
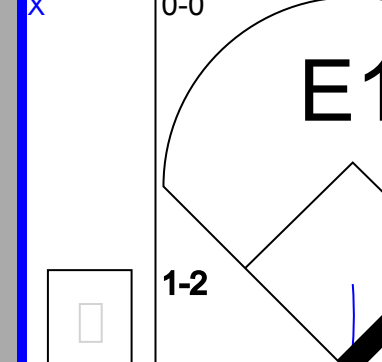
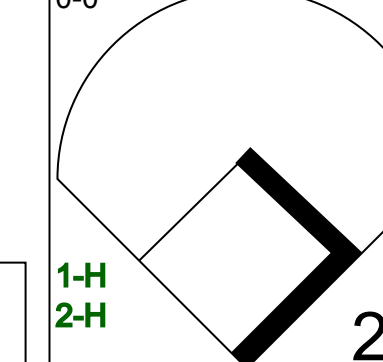
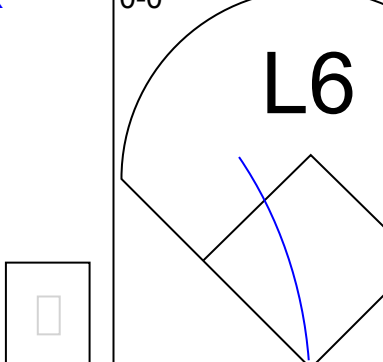
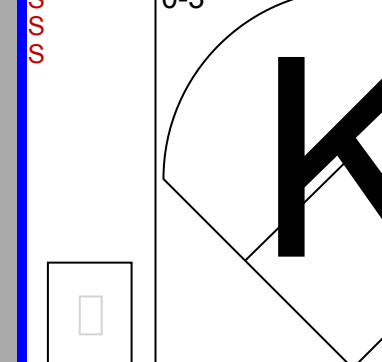
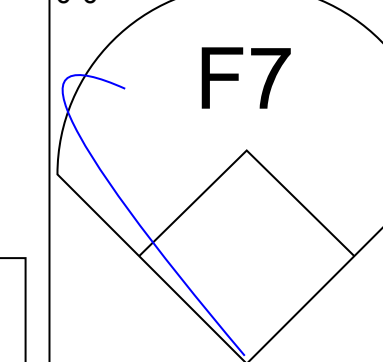
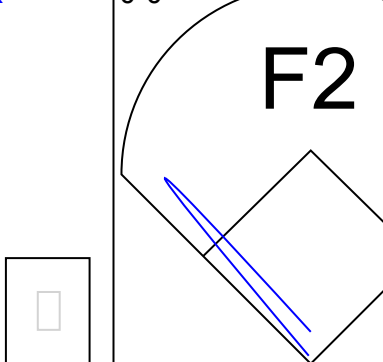
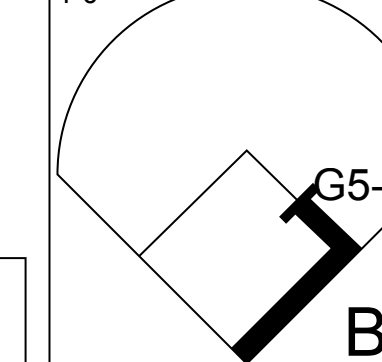
AB 33
R 4
H 10
RBI 4
BB 4
SO 2
LOB 14



Sat May 26 1962, 8:05 PM EDT
Att: 15,355 - Unknown - 86 F

Batter	1	2	3	4	5	6	7	8	9	AB	R	H	RBI	BB	SO	LOB	TOP																					
Tommie Aaron, R OBP: 0.395, SLG: 0.355 (1, 3)										3	1	1	0	2	1	1	Milwaukee Braves @ St. Louis Cardinals Sportsman's Park, St. Louis, MO Sun May 27 1962, 4:33 AM EDT Att: 11,673 - Unknown - 75 F																					
Roy McMillan, R OBP: 0.361, SLG: 0.354 (1, 6)										4	1	1	0	1	0	3																						
Eddie Mathews, L OBP: 0.338, SLG: 0.475 (1, 5)										5	1	1	1	0	0	2																						
Hank Aaron, R OBP: 0.359, SLG: 0.525 (1, 8)										4	1	1	1	0	1	1																						
Mack Jones, L OBP: 0.392, SLG: 0.482 (1, 9)										4	0	2	2	0	0	1																						
Gus Bell, L OBP: 0.244, SLG: 0.234 Howie Bedell, L OBP: 0.270, SLG: 0.263 (1, 7) (9, 7)										4	0	1	0	0	0	1																						
Del Crandall, R OBP: 0.354, SLG: 0.438 (1, 2)										4	0	0	0	0	0	2																						
Denis Menke, R OBP: 0.300, SLG: 0.333 (1, 4)										4	0	0	0	0	1	0																						
Bob Shaw, R OBP: 0.267, SLG: 0.214 (1, 1)										3	0	1	0	0	1	0																						
Inning Stats	R: 0 E: 0 K: 1 S: 5	H: 0 LOB: 0 BB: 0 P: 5	R: 0 E: 0 K: 2 S: 7	H: 0 LOB: 0 BB: 0 P: 7	R: 0 E: 0 K: 1 S: 6	H: 1 LOB: 2 BB: 1 P: 10	R: 0 E: 0 K: 0 S: 5	H: 2 LOB: 2 BB: 0 P: 5	R: 4 E: 0 K: 0 S: 6	H: 3 LOB: 1 BB: 2 P: 14	R: 0 E: 0 K: 0 S: 3	H: 0 LOB: 1 BB: 0 P: 4	R: 0 E: 0 K: 0 S: 4	H: 1 LOB: 1 BB: 0 P: 4	R: 0 E: 0 K: 0 S: 3	H: 0 LOB: 0 BB: 0 P: 3		R: 0 E: 0 K: 1 S: 6	H: 1 LOB: 1 BB: 0 P: 6	1B: 6 2B: 2 3B: 0 HR: 0	SF: 0 SAC: 0 DP: 0 HBP: 1	WP: 1 PB: 0 CS: 0	PA: 39															
PITCHER	IP	WLS	BF	H	R	ER	SO	BB	IBB	HBP	BLK	WP	HR	S	P	ERA	WHIP	PITCHER				IP	WLS	BF	H	R	ER	SO	BB	IBB	HBP	BLK	WP	HR	S	P	ERA	WHIP
Bob Gibson, R ERA: 3.03 (1, 1)	8.0	L	35	7	4	4	4	3	0	1	0	1	0	39	52	4.50	1.250																					
Don Ferrarese, L ERA: 5.28 (9, 1)	1.0		4	1	0	0	1	0	0	0	0	0	0	6	6	0.00	1.000																					




Batter	1	2	3	4	5	6	7	8	9	AB	R	H	RBI	BB	SO	LOB	BOTTOM																					
Curt Flood, R OBP: 0.363, SLG: 0.473 (1, 8)										3	0	1	0	1	0	1	Milwaukee Braves @ St. Louis Cardinals Sportsman's Park, St. Louis, MO Sun May 27 1962, 4:33 AM EDT Att: 11,673 - Unknown - 75 F																					
Doug Clemens, L OBP: 0.316, SLG: 0.261 (1, 9)										4	0	0	0	0	0	2																						
Bill White, L OBP: 0.367, SLG: 0.452 (1, 3)										4	0	0	0	0	2	0																						
Ken Boyer, R OBP: 0.405, SLG: 0.531 (1, 5)										4	1	1	0	0	1	0																						
Carl Sawatski, L OBP: 0.506, SLG: 0.719 Don Landrum, L OBP: 0.395, SLG: 0.333 (1, 2) (9, PR)										4	0	1	1	0	0	0																						
Stan Musial, L OBP: 0.386, SLG: 0.460 (1, 7)										4	1	2	0	0	0	1																						
Julian Javier, R OBP: 0.274, SLG: 0.297 Red Schoendienst, S OBP: 0.370, SLG: 0.386 (1, 4) (7, PH) (8, 4)										2	1	0	0	0	0	1																						
Julio Gotay, R OBP: 0.353, SLG: 0.350 Gene Oliver, R OBP: 0.355, SLG: 0.411 Alex Grammas, R OBP: 0.158, SLG: 0.111 (1, 6) (7, PH) (8, 6)										2	0	1	2	0	0	0																						
Bob Gibson, R OBP: 0.286, SLG: 0.167 Fred Whitfield, L OBP: 1.000, SLG: 1.000 (1, 1) (8, PH) (9, 1)										2	0	0	0	0	0	1																						
Inning Stats	R: 0 E: 0 K: 1 S: 5	H: 1 LOB: 0 BB: 0 P: 5	R: 2 E: 1 K: 1 S: 8	H: 2 LOB: 1 BB: 0 P: 8	R: 0 E: 0 K: 0 S: 2	H: 0 LOB: 0 BB: 1 P: 6	R: 0 E: 0 K: 0 S: 3	H: 0 LOB: 0 BB: 0 P: 3	R: 0 E: 0 K: 0 S: 3	H: 0 LOB: 0 BB: 0 P: 3	R: 0 E: 1 K: 1 S: 7	H: 1 LOB: 2 BB: 0 P: 7	R: 0 E: 0 K: 0 S: 2	H: 0 LOB: 1 BB: 1 P: 6	R: 1 E: 0 K: 1 S: 6	H: 2 LOB: 1 BB: 0 P: 6		1B: 4 2B: 2 3B: 1 HR: 0	SF: 0 SAC: 0 DP: 4 HBP: 0	WP: 0 PB: 0 CS: 0	PA: 33																	
PITCHER	IP	WLS	BF	H	R	ER	SO	BB	IBB	HBP	BLK	WP	HR	S	P	ERA	WHIP	PITCHER				IP	WLS	BF	H	R	ER	SO	BB	IBB	HBP	BLK	WP	HR	S	P	ERA	WHIP
Bob Shaw, R ERA: 2.13 (1, 1)	9.0	W	33	6	3	1	4	2	0	0	0	0	0	39	47	1.00	0.889																					




Batter	1	2	3	4	5	6	7	8	9	AB	R	H	RBI	BB	SO	LOB	TOP	
Gus Bell, L OBP: 0.236, SLG: 0.226 (1, 7)	0-0 3-1		0-0 3-1		0-0 F8			0-3 K		4	0	0	0	0	1	1	Milwaukee Braves @ Chicago Cubs Wrigley Field, Chicago, IL Mon May 28 1962, 3:33 AM CDT Att: 2,787 - Unknown	
Roy McMillan, R OBP: 0.365, SLG: 0.366 (1, 6)	0-0 BB 1B		0-0 2B		0-0 F6			0-0 F8		4	0	2	0	0	0	1		
Eddie Mathews, L OBP: 0.329, SLG: 0.460 (1, 5)	0-0 F7		0-3 K		0-0 L4			0-0 F8		4	0	0	0	0	1	2		
Hank Aaron, R OBP: 0.368, SLG: 0.543 (1, 8)	4-0 1-2 BB			4-0 S BB		0-0 G1			0-0 HR	2	1	1	1	2	0	0		
Mack Jones, L OBP: 0.397, SLG: 0.476 Howie Bedell, L OBP: 0.268, SLG: 0.261 (7, PH) (7, 7)	0-3 K		0-0 F8		0-3 K			0-0 G3 1B		2	0	0	0	0	1	3		
Joe Torre, R OBP: 0.324, SLG: 0.286 Amado Samuel, R OBP: 0.156, SLG: 0.159 (9, PH) (9, PR)										1	0	1	0	0	0	0		
Del Crandall, R OBP: 0.340, SLG: 0.419 (1, 2)		0-0 E6 G6-3		0-0 6-3		0-0 F1		0-0 G3 1-2		4	0	0	0	0	0	2		
Joe Adcock, R OBP: 0.352, SLG: 0.459 (1, 3)		0-0 P4		0-0 L6		0-0 1-3		0-0 6-3		4	0	0	0	0	0	4		
Denis Menke, R OBP: 0.294, SLG: 0.326 Tommie Aaron, R OBP: 0.311, SLG: 0.355 (8, PH) (8, 4)		0-0 G6-3			0-0 5-3			4-0 BB		2	0	0	0	0	0	1		
Warren Spahn, L OBP: 0.286, SLG: 0.346 (1, 1)			0-0 1-3		0-0 L6			0-3 K		3	0	0	0	0	1	1		
Inning Stats	R: 0 E: 0 K: 1 S: 6	H: 1 LOB: 2 BB: 1 P: 10	R: 0 E: 1 K: 0 S: 3	H: 0 LOB: 0 BB: 0 P: 3	R: 0 E: 0 K: 1 S: 6	H: 1 LOB: 1 BB: 1 P: 6	R: 0 E: 0 K: 0 S: 3	H: 0 LOB: 0 BB: 0 P: 3	R: 0 E: 0 K: 1 S: 5	H: 0 LOB: 0 BB: 0 P: 5	R: 0 E: 0 K: 2 S: 7	H: 0 LOB: 1 BB: 1 P: 11	R: 1 E: 0 K: 0 S: 5	H: 2 LOB: 2 BB: 0 P: 5	1B: 2 2B: 1 3B: 0 HR: 1	SF: 0 SAC: 0 DP: 1 HBP: 0	WP: 0 PB: 0 SB: 1 CS: 0	PA: 34
PITCHER Glen Hobbie, R ERA: 6.0 (1, 1)	IP: 9.0 WLS: W BF: 34 H: 4 R: 1 ER: 1 SO: 5 BB: 3 IBB: 0 HBP: 0 BLK: 0 WP: 0 HR: 1 S: 41 P: 53 ERA: 1.00 WHIP: 0.778															PITCHER		

Batter	1	2	3	4	5	6	7	8	9	AB	R	H	RBI	BB	SO	LOB	BOTTOM	
Lou Brock, L OBP: 0.324, SLG: 0.481 (1, 8)	0-3 K		0-3 K		0-3 K			0-0 G3		4	0	0	0	0	3	0	Milwaukee Braves @ Chicago Cubs Wrigley Field, Chicago, IL Mon May 28 1962, 3:33 AM CDT Att: 2,787 - Unknown	
Ken Hubbs, R OBP: 0.309, SLG: 0.358 (1, 4)	0-0 5-3		0-0 6-3		0-3 K			0-0 6-3		4	0	0	0	0	1	0		
Billy Williams, L OBP: 0.431, SLG: 0.607 (1, 7)	0-0 1B 1B			4-0 2B SF8 BB		0-0 G3				2	1	1	0	1	0	0		
Ron Santo, R OBP: 0.323, SLG: 0.391 (1, 5)	0-0 1-2 1B			0-0 1-3 1B 2B		0-3 K				3	1	2	0	0	1	0		
George Altman, L OBP: 0.374, SLG: 0.538 (1, 3)	0-0 F8			4-0 1B IBB		0-3 K				2	0	0	0	1	1	2		
Bobby Gene Smith, R OBP: 0.235, SLG: 0.283 (1, 9)		0-0 L4		0-0 SF8		0-0 F8				2	0	0	1	0	0	0		
Cuno Barragan, R OBP: 0.321, SLG: 0.300 (1, 2)		0-0 1-3		3-H 0-0 F2		0-0 4-3				3	0	0	0	0	2			
Andre Rodgers, R OBP: 0.315, SLG: 0.347 (1, 6)		0-0 6-3		0-0 1-2 2H 1B		0-0 F8				3	0	1	1	0	0	0		
Glen Hobbie, R OBP: 0.267, SLG: 0.154 (1, 1)			0-0 4-3		0-0 F8			0-0 4-3		3	0	0	0	0	0	0		
Inning Stats	R: 0 E: 0 K: 1 S: 7	H: 2 LOB: 2 BB: 0 P: 7	R: 0 E: 0 K: 0 S: 3	H: 0 LOB: 0 BB: 0 P: 3	R: 0 E: 0 K: 1 S: 5	H: 0 LOB: 0 BB: 0 P: 5	R: 2 E: 0 K: 0 S: 4	H: 2 LOB: 1 BB: 2 P: 12	R: 0 E: 0 K: 2 S: 7	H: 0 LOB: 0 BB: 0 P: 7	R: 0 E: 0 K: 2 S: 7	H: 0 LOB: 0 BB: 0 P: 7	R: 0 E: 0 K: 0 S: 3	H: 0 LOB: 0 BB: 0 P: 3	1B: 3 2B: 1 3B: 0 HR: 0	SF: 1 SAC: 0 DP: 0 HBP: 0		WP: 0 PB: 0 SB: 0 CS: 0
PITCHER Warren Spahn, L ERA: 3.62 (1, 1)	IP: 8.0 WLS: L BF: 29 H: 4 R: 2 ER: 2 SO: 6 BB: 1 IBB: 1 HBP: 0 BLK: 0 WP: 0 HR: 0 S: 39 P: 47 ERA: 2.25 WHIP: 0.625															PITCHER		



Batter	1	2	3	4	5	6	7	8	9	AB	R	H	RBI	BB	SO	LOB	TOP	
Gus Bell, L (1, 7) OBP: 0.236, SLG: 0.226											0	0	0	0	0	0	0	Milwaukee Braves @ Chicago Cubs Wrigley Field, Chicago, IL Tue May 29 1962, 3:33 AM CDT Att: 3,468 - Unknown livebaseballscorecards.com
Roy McMillan, R (1, 6) OBP: 0.365, SLG: 0.366											0	0	0	0	0	0	0	
Eddie Mathews, L (1, 5) OBP: 0.329, SLG: 0.460											0	0	0	0	0	0	0	
Hank Aaron, R (1, 8) OBP: 0.368, SLG: 0.543											0	0	0	0	0	0	0	
Mack Jones, L (1, 9) OBP: 0.397, SLG: 0.476											0	0	0	0	0	0	0	
Joe Adcock, R (1, 3) OBP: 0.352, SLG: 0.459											0	0	0	0	0	0	0	
Joe Torre, R (1, 2) OBP: 0.324, SLG: 0.286											0	0	0	0	0	0	0	
Amado Samuel, R (1, 4) OBP: 0.156, SLG: 0.159											0	0	0	0	0	0	0	
Bob Hendley, R (1, 1) OBP: 0.368, SLG: 0.267											0	0	0	0	0	0	0	
Inning Stats											1B: 0	SF: 0	WP: 0	PA: 0				
<table border="0" style="width:100%"> <tr> <td style="width:50%"> PITCHER Bob Buhl, R (1, 1) ERA: 4.91 </td> <td style="width:50%"> PITCHER IP: 0.0 WLS: L BF: 0 H: 0 R: 0 ER: 0 SO: 0 BB: 0 IBB: 0 HBP: 0 BLK: 0 WP: 0 HR: 0 S: 0 P: 0 ERA: ∞ WHIP: ∞ </td> </tr> </table>																	PITCHER Bob Buhl, R (1, 1) ERA: 4.91	PITCHER IP: 0.0 WLS: L BF: 0 H: 0 R: 0 ER: 0 SO: 0 BB: 0 IBB: 0 HBP: 0 BLK: 0 WP: 0 HR: 0 S: 0 P: 0 ERA: ∞ WHIP: ∞
PITCHER Bob Buhl, R (1, 1) ERA: 4.91	PITCHER IP: 0.0 WLS: L BF: 0 H: 0 R: 0 ER: 0 SO: 0 BB: 0 IBB: 0 HBP: 0 BLK: 0 WP: 0 HR: 0 S: 0 P: 0 ERA: ∞ WHIP: ∞																	

Batter	1	2	3	4	5	6	7	8	9	AB	R	H	RBI	BB	SO	LOB	BOTTOM	
Lou Brock, L (1, 8) OBP: 0.324, SLG: 0.481											0	0	0	0	0	0	0	Milwaukee Braves @ Chicago Cubs Wrigley Field, Chicago, IL Tue May 29 1962, 3:33 AM CDT Att: 3,468 - Unknown livebaseballscorecards.com
Ken Hubbs, R (1, 4) OBP: 0.309, SLG: 0.358											0	0	0	0	0	0	0	
Billy Williams, L (1, 7) OBP: 0.431, SLG: 0.607											0	0	0	0	0	0	0	
14 Ernie Banks, R (1, 3) OBP: 0.303, SLG: 0.503											0	0	0	0	0	0	0	
George Altman, L (1, 9) OBP: 0.374, SLG: 0.538											0	0	0	0	0	0	0	
Ron Santo, R (1, 5) OBP: 0.323, SLG: 0.391											0	0	0	0	0	0	0	
Cuno Barragan, R (1, 2) OBP: 0.321, SLG: 0.300											0	0	0	0	0	0	0	
Andre Rodgers, R (1, 6) OBP: 0.315, SLG: 0.347											0	0	0	0	0	0	0	
Bob Buhl, R (1, 1)											0	0	0	0	0	0	0	
Inning Stats											1B: 0	SF: 0	WP: 0	PA: 0				
<table border="0" style="width:100%"> <tr> <td style="width:50%"> PITCHER Bob Hendley, L (1, 1) ERA: 3.79 </td> <td style="width:50%"> PITCHER IP: 0.0 WLS: L BF: 0 H: 0 R: 0 ER: 0 SO: 0 BB: 0 IBB: 0 HBP: 0 BLK: 0 WP: 0 HR: 0 S: 0 P: 0 ERA: ∞ WHIP: ∞ </td> </tr> </table>																	PITCHER Bob Hendley, L (1, 1) ERA: 3.79	PITCHER IP: 0.0 WLS: L BF: 0 H: 0 R: 0 ER: 0 SO: 0 BB: 0 IBB: 0 HBP: 0 BLK: 0 WP: 0 HR: 0 S: 0 P: 0 ERA: ∞ WHIP: ∞
PITCHER Bob Hendley, L (1, 1) ERA: 3.79	PITCHER IP: 0.0 WLS: L BF: 0 H: 0 R: 0 ER: 0 SO: 0 BB: 0 IBB: 0 HBP: 0 BLK: 0 WP: 0 HR: 0 S: 0 P: 0 ERA: ∞ WHIP: ∞																	

Batter	1	2	3	4	5	6	7	8	9	AB	R	H	RBI	BB	SO	LOB	TOP					
Leo Cardenas, R (1,6) OBP: 0.329, SLG: 0.384										4	0	0	0	1	0	4	Cincinnati Reds @ Milwaukee Braves Milwaukee County Stadium, Milwaukee, WI Wed May 30 1962, 4:33 AM EDT Unknown livebaseballscorecards.com					
Don Blasingame, L (1,4) OBP: 0.348, SLG: 0.341										4	0	0	0	0	0	4						
Wally Post, R (9,PH) OBP: 0.362, SLG: 0.532										1	0	0	0	0	0	0						
Dave Sisler, R (9,1)										0	0	0	0	0	0	0						
Vada Pinson, L (1,8) OBP: 0.356, SLG: 0.622										5	0	0	0	0	1	1						
Jerry Lynch, L (1,7) OBP: 0.360, SLG: 0.500										2	0	0	0	2	0	0						
Gordy Coleman, L (1,3) OBP: 0.344, SLG: 0.433										4	0	0	0	0	3	3						
Johnny Edwards, L (1,2)										3	2	1	0	1	0	1						
Frank Robinson, R (1,9) OBP: 0.381, SLG: 0.484										4	1	3	2	0	0	0						
Don Zimmer, R (1,5) OBP: 0.263, SLG: 0.273										2	0	1	1	1	0	0						
Jim O'Toole, S (1,1) OBP: 0.231, SLG: 0.231										2	0	1	0	0	0	2						
Cookie Rojas, R (9,4) OBP: 0.328, SLG: 0.254										0	0	0	0	0	0	0						
Inning Stats	R: 0 E: 0 K: 1 S: 5	H: 0 LOB: 2 BB: 2 P: 13	R: 2 E: 0 K: 0 S: 5	H: 2 LOB: 1 BB: 0 P: 6	R: 0 E: 0 K: 1 S: 5	H: 0 LOB: 0 BB: 0 P: 5	R: 1 E: 0 K: 0 S: 5	H: 2 LOB: 2 BB: 1 P: 9	R: 0 E: 0 K: 2 S: 7	H: 0 LOB: 1 BB: 1 P: 11	R: 0 E: 0 K: 0 S: 4	H: 1 LOB: 1 BB: 0 P: 4	R: 0 E: 0 K: 0 S: 3	H: 0 LOB: 0 BB: 0 P: 3	R: 0 E: 0 K: 0 S: 4	H: 1 LOB: 2 BB: 1 P: 8	R: 0 E: 0 K: 0 S: 3	H: 0 LOB: 0 BB: 0 P: 3	1B: 4 2B: 1 3B: 0 HR: 1	SF: 0 SAC: 2 DP: 0 HBP: 1	WP: 0 PB: 0 SB: 1 CS: 0	PA: 39
PITCHER Ron Piche, R (1,1) ERA: 3.15	IP: 9.0 WLS: W BF: 39 H: 6 R: 3 ER: 3 SO: 4 BB: 4 IBB: 1 HBP: 1 BLK: 0 WP: 0 HR: 1 S: 41 P: 62 ERA: 3.00 WHIP: 1.111															PITCHER	IP: 9.0 WLS: W BF: 39 H: 6 R: 3 ER: 3 SO: 4 BB: 4 IBB: 1 HBP: 1 BLK: 0 WP: 0 HR: 1 S: 41 P: 62 ERA: 3.00 WHIP: 1.111					

Batter	1	2	3	4	5	6	7	8	9	AB	R	H	RBI	BB	SO	LOB	BOTTOM					
Tommie Aaron, R (1,7) OBP: 0.315, SLG: 0.367										5	1	2	0	0	1	1	Cincinnati Reds @ Milwaukee Braves Milwaukee County Stadium, Milwaukee, WI Wed May 30 1962, 4:33 AM EDT Unknown livebaseballscorecards.com					
Roy McMillan, R (1,6) OBP: 0.357, SLG: 0.350										3	0	0	0	0	1	2						
Eddie Mathews, L (1,5) OBP: 0.327, SLG: 0.436										3	0	0	0	2	2	1						
Hank Aaron, R (1,8) OBP: 0.369, SLG: 0.529										4	1	1	1	0	0	4						
Mack Jones, L (1,9) OBP: 0.390, SLG: 0.466										3	1	1	0	1	0	0						
Joe Torre, R (1,2) OBP: 0.375, SLG: 0.386										3	1	2	0	1	0	2						
Joe Adcock, R (1,3) OBP: 0.358, SLG: 0.470										2	0	0	0	2	0	3						
Amado Samuel, R (1,4) OBP: 0.189, SLG: 0.235										2	0	1	1	1	1	2						
Del Crandall, R (9,PH) OBP: 0.337, SLG: 0.415										1	0	0	0	0	0	2						
Denis Menke, R (9,4) OBP: 0.294, SLG: 0.326										0	0	0	0	0	0	0						
Ron Piche, R (1,1) OBP: 0.125, SLG: 0.067										4	0	1	2	0	2	5						
Inning Stats	R: 0 E: 0 K: 2 S: 7	H: 0 LOB: 0 BB: 0 P: 7	R: 1 E: 0 K: 1 S: 6	H: 2 LOB: 2 BB: 1 P: 11	R: 0 E: 0 K: 0 S: 3	H: 0 LOB: 1 BB: 0 P: 4	R: 2 E: 1 K: 1 S: 6	H: 1 LOB: 1 BB: 2 P: 14	R: 0 E: 0 K: 0 S: 5	H: 0 LOB: 0 BB: 0 P: 5	R: 0 E: 0 K: 0 S: 3	H: 1 LOB: 0 BB: 0 P: 3	R: 0 E: 0 K: 1 S: 6	H: 1 LOB: 3 BB: 2 P: 14	R: 0 E: 0 K: 1 S: 6	H: 1 LOB: 2 BB: 1 P: 10	R: 1 E: 0 K: 0 S: 3	H: 2 LOB: 2 BB: 1 P: 7	1B: 6 2B: 2 3B: 0 HR: 0	SF: 0 SAC: 1 DP: 2 HBP: 2	WP: 0 PB: 0 SB: 0 CS: 0	PA: 40
PITCHER Jim O'Toole, L (1,1) ERA: 3.89	IP: 8.0 WLS: L BF: 36 H: 6 R: 3 ER: 3 SO: 7 BB: 5 IBB: 1 HBP: 2 BLK: 0 WP: 0 HR: 0 S: 42 P: 68 ERA: 3.38 WHIP: 1.375															PITCHER Dave Sisler, R (9,1) ERA: 4.76	IP: 0.1 WLS: L BF: 4 H: 2 R: 1 ER: 1 SO: 0 BB: 1 IBB: 0 HBP: 0 BLK: 0 WP: 0 HR: 0 S: 3 P: 7 ERA: 27.00 WHIP: 9.000					



Batter	1	2	3	4	5	6	7	8	9	10	11	12	13	14	15	16	AB	R	H	RBI	BB	SO	LOB	TOP					
Leo Cardenas, R OBP: 0.325, SLG: 0.373 (1, 6)																	7	0	1	0	1	3	5						
Cookie Rojas, R OBP: 0.224, SLG: 0.242 (8, PH)																	3	1	0	0	1	0	1						
Don Blasingame, L OBP: 0.349, SLG: 0.340 (9, 4)																	7	0	2	0	1	2	6						
Frank Robinson, R OBP: 0.381, SLG: 0.481 (1, 9)																	7	1	1	0	0	3	5						
Wally Post, R OBP: 0.351, SLG: 0.511 (1, 7)																	7	1	1	0	0	3	5						
Don Pavletich, R OBP: 0.350, SLG: 0.188 (10, PH)																		3	0	0	0	1	2						
Gordy Coleman, L OBP: 0.337, SLG: 0.425 (10, 3)																		3	0	0	0	0	1						
Don Zimmer, R OBP: 0.275, SLG: 0.309 (1, 5)																		6	1	2	1	1	1	2					
Hank Foiles, R OBP: 0.296, SLG: 0.300 (1, 2)																	5	0	2	2	1	3	1						
Marty Keough, L OBP: 0.368, SLG: 0.200 (1, 8)																	6	1	2	0	1	0	3						
Moe Drabowsky, R OBP: 0.299, SLG: 0.299 (1, 5)																	2	0	0	0	0	2	3						
Bill Henry, L OBP: 0.300, SLG: 0.300 (1, 5)																	2	0	0	0	0	2	3						
Bill Henry, L OBP: 0.300, SLG: 0.300 (1, 5)																	2	0	0	0	0	2	3						
Eddie Kaso, R OBP: 0.299, SLG: 0.299 (1, 5)																	2	0	0	0	0	2	3						
Johnny Klippstein, R OBP: 0.299, SLG: 0.299 (1, 5)																	2	0	0	0	0	2	3						
Inning Stats	R: 0 E: 1 K: 0 S: 2	H: 0 LOB: 1 BB: 2 P: 10	R: 0 E: 0 K: 2 S: 6	H: 1 LOB: 1 BB: 0 P: 8	R: 0 E: 1 K: 0 S: 4	H: 0 LOB: 1 BB: 0 P: 4	R: 1 E: 0 K: 2 S: 6	H: 1 LOB: 0 BB: 0 P: 8	R: 0 E: 0 K: 1 S: 6	H: 0 LOB: 0 BB: 0 P: 8	R: 0 E: 0 K: 1 S: 4	H: 1 LOB: 1 BB: 0 P: 6	R: 0 E: 0 K: 0 S: 4	H: 0 LOB: 0 BB: 0 P: 5	R: 0 E: 0 K: 2 S: 7	H: 0 LOB: 0 BB: 0 P: 7	R: 0 E: 0 K: 0 S: 7	H: 0 LOB: 0 BB: 0 P: 7	R: 0 E: 0 K: 0 S: 3	H: 1 LOB: 1 BB: 1 P: 7	R: 0 E: 0 K: 0 S: 12	H: 0 LOB: 0 BB: 0 P: 3	R: 0 E: 0 K: 1 S: 5	H: 0 LOB: 1 BB: 1 P: 9	R: 1 E: 0 K: 3 S: 12	H: 3 LOB: 2 BB: 0 P: 12	1B: 9 2B: 3 3B: 0 HR: 1	SF: 0 SAC: 2 DP: 2 HBP: 1	WP: 0 PA: 66 PB: 0 SB: 1 CS: 2
PITCHER	IP: 7.0 WLS: 31 BF: 51 ERA: 4.04	H: 5 R: 3 ER: 0 SO: 8	H: 3 R: 1 ER: 0 SO: 5	H: 1 R: 0 ER: 0 SO: 1	H: 1 R: 0 ER: 0 SO: 0	H: 0 R: 1 ER: 0 SO: 4	H: 1 R: 0 ER: 0 SO: 8	H: 0 R: 0 ER: 0 SO: 8	H: 0 R: 0 ER: 0 SO: 4	H: 1 R: 0 ER: 0 SO: 6	H: 0 R: 0 ER: 0 SO: 4	H: 1 R: 0 ER: 0 SO: 6	H: 0 R: 0 ER: 0 SO: 4	H: 0 R: 0 ER: 0 SO: 3	H: 0 R: 0 ER: 0 SO: 2	H: 0 R: 0 ER: 0 SO: 3	H: 0 R: 0 ER: 0 SO: 12	H: 0 R: 0 ER: 0 SO: 5	H: 0 R: 0 ER: 0 SO: 7	H: 0 R: 0 ER: 0 SO: 3	H: 1 R: 0 ER: 0 SO: 7	H: 0 R: 0 ER: 0 SO: 3	H: 0 R: 0 ER: 0 SO: 10	H: 0 R: 0 ER: 0 SO: 12	H: 0 R: 0 ER: 0 SO: 12	H: 0 R: 0 ER: 0 SO: 12	ERA: 9.00 WHIP: 3.000		

Cincinnati Reds @ Milwaukee Braves
Milwaukee County Stadium, Milwaukee, WI
Wed May 30 1962, 4:38 AM EDT
Att. 14,449 - Unknown

AB 54
R 4
H 11
RBI 4
BB 8
SO 17
LOB 31



Batter	1	2	3	4	5	6	7	8	9	10	11	12	13	14	15	16	AB	R	H	RBI	BB	SO	LOB	BOTTOM					
Tommy Aaron, R OBP: 0.314, SLG: 0.362 (1, 3)																	7	1	2	0	0	0	1						
Denis Menke, R OBP: 0.294, SLG: 0.309 (1, 4)																	5	0	0	0	2	1	2						
Eddie Mathews, L OBP: 0.325, SLG: 0.450 (1, 9)																	7	1	2	1	0	2	2						
Hank Aaron, R OBP: 0.376, SLG: 0.531 (1, 8)																	7	1	4	0	0	0	4						
Mack Jones, L OBP: 0.393, SLG: 0.466 (1, 9)																	4	0	1	1	2	1	3						
Del Crandall, R OBP: 0.318, SLG: 0.390 (1, 2)																	6	0	0	0	0	2	7						
Gus Bell, L OBP: 0.234, SLG: 0.242 (1, 7)																	5	0	0	1	0	0	2						
Amado Samuel, R OBP: 0.186, SLG: 0.228 (1, 6)																	6	0	1	0	0	1	1						
Jack Curtis, L OBP: 0.234, SLG: 0.242 (1, 7)																	2	0	0	0	0	1	0						
Joe Zito, R OBP: 0.300, SLG: 0.448 (1, 5)																	1	0	0	0	0	0	0						
Joe Tomp, R OBP: 0.300, SLG: 0.360 (1, 5)																	1	0	0	0	0	0	0						
Tony Cloninger, R OBP: 0.300, SLG: 0.360 (1, 5)																	1	0	0	0	0	0	0						
Don Nottebart, R OBP: 0.299, SLG: 0.299 (1, 5)																	1	0	0	0	0	0	0						
Inning Stats	R: 0 E: 0 K: 0 S: 4	H: 1 LOB: 2 BB: 1 P: 8	R: 0 E: 0 K: 1 S: 5	H: 0 LOB: 0 BB: 0 P: 5	R: 0 E: 0 K: 1 S: 6	H: 2 LOB: 0 BB: 0 P: 6	R: 0 E: 0 K: 0 S: 3	H: 0 LOB: 0 BB: 0 P: 3	R: 0 E: 0 K: 1 S: 5	H: 0 LOB: 0 BB: 0 P: 5	R: 0 E: 0 K: 0 S: 4	H: 0 LOB: 0 BB: 1 P: 8	R: 0 E: 0 K: 1 S: 5	H: 0 LOB: 0 BB: 0 P: 5	R: 0 E: 0 K: 2 S: 7	H: 0 LOB: 0 BB: 0 P: 7	R: 0 E: 0 K: 0 S: 3	H: 0 LOB: 1 BB: 1 P: 8	R: 0 E: 0 K: 1 S: 6	H: 1 LOB: 1 BB: 0 P: 6	R: 0 E: 0 K: 0 S: 3	H: 0 LOB: 0 BB: 0 P: 3	R: 0 E: 0 K: 0 S: 4	H: 1 LOB: 2 BB: 1 P: 8	R: 0 E: 0 K: 0 S: 3	H: 1 LOB: 1 BB: 0 P: 6	1B: 8 2B: 1 3B: 0 HR: 1	SF: 1 SAC: 3 DP: 2 HBP: 0	WP: 0 PA: 61 PB: 0 SB: 0 CS: 1
PITCHER	IP: 8.1 WLS: 33 BF: 73 ERA: 4.73	H: 7 R: 3 ER: 2 SO: 4	H: 3 R: 2 ER: 0 SO: 5	H: 0 R: 0 ER: 0 SO: 5	H: 2 R: 0 ER: 0 SO: 6	H: 0 R: 0 ER: 0 SO: 6	H: 0 R: 0 ER: 0 SO: 3	H: 0 R: 0 ER: 0 SO: 3	H: 0 R: 0 ER: 0 SO: 5	H: 1 R: 0 ER: 0 SO: 5	H: 0 R: 0 ER: 0 SO: 4	H: 0 R: 0 ER: 0 SO: 8	H: 0 R: 0 ER: 0 SO: 5	H: 0 R: 0 ER: 0 SO: 3	H: 0 R: 0 ER: 0 SO: 7	H: 0 R: 0 ER: 0 SO: 3	H: 1 R: 0 ER: 0 SO: 8	H: 1 R: 0 ER: 0 SO: 6	H: 0 R: 0 ER: 0 SO: 3	H: 0 R: 0 ER: 0 SO: 6	H: 0 R: 0 ER: 0 SO: 3	H: 0 R: 0 ER: 0 SO: 4	H: 0 R: 0 ER: 0 SO: 10	H: 0 R: 0 ER: 0 SO: 12	H: 0 R: 0 ER: 0 SO: 12	H: 0 R: 0 ER: 0 SO: 12	ERA: 2.16 WHIP: 0.960		

Cincinnati Reds @ Milwaukee Braves
Milwaukee County Stadium, Milwaukee, WI
Wed May 30 1962, 4:38 AM EDT
Att. 14,449 - Unknown

AB 52
R 3
H 10
RBI 3
BB 4
SO 9
LOB 22



Batter	1	2	3	4	5	6	7	8	9	AB	R	H	RBI	BB	SO	LOB	TOP					
Leo Cardenas, R OBP: 0.322, SLG: 0.367										5	0	1	0	0	1	3	Cincinnati Reds @ Milwaukee Braves Milwaukee County Stadium, Milwaukee, WI Thu May 31 1962, 4:33 AM EDT Att: 5,451 - Unknown					
Marty Keough, L OBP: 0.391, SLG: 0.263										4	1	2	1	0	0	2						
Frank Robinson, R OBP: 0.383, SLG: 0.506										4	1	2	4	0	0	2						
Jerry Lynch, L OBP: 0.327, SLG: 0.449										4	1	0	0	0	0	3						
Wally Post, R OBP: 0.351, SLG: 0.511										0	0	0	0	0	0	0						
Gordy Coleman, L OBP: 0.335, SLG: 0.420										4	1	1	0	0	1	0						
Don Zimmer, R OBP: 0.283, SLG: 0.337										4	0	2	2	0	1	0						
Johnny Edwards, L OBP: 0.349, SLG: 0.438										4	0	0	0	0	0	2						
Don Blasingame, L OBP: 0.354, SLG: 0.347										4	2	2	0	0	0	0						
Bob Purkey, R OBP: 0.095, SLG: 0.073										4	1	0	0	0	2	2						
Inning Stats	R: 0 E: 0 K: 0 S: 4	H: 1 LOB: 1 BB: 0 P: 4	R: 0 E: 0 K: 1 S: 5	H: 0 LOB: 0 BB: 0 P: 5	R: 2 E: 1 K: 1 S: 8	H: 2 LOB: 1 BB: 0 P: 8	R: 0 E: 0 K: 1 S: 5	H: 1 LOB: 0 BB: 0 P: 5	R: 0 E: 0 K: 0 S: 3	H: 0 LOB: 0 BB: 0 P: 3	R: 2 E: 0 K: 0 S: 6	H: 3 LOB: 1 BB: 0 P: 6	R: 3 E: 0 K: 1 S: 8	H: 3 LOB: 0 BB: 0 P: 8	R: 0 E: 0 K: 0 S: 3	H: 0 LOB: 0 BB: 0 P: 3	R: 0 E: 0 K: 1 S: 5	H: 0 LOB: 0 BB: 0 P: 5	1B: 7 2B: 1 3B: 1 HR: 1	SF: 0 SAC: 0 DP: 0 HBP: 0	WP: 0 PB: 1 SB: 0 CS: 1	PA: 38
PITCHER	IP WLS BF H R ER SO BB IBB HBP BLK WP HR S P ERA WHIP	7.0 L 31 10 7 5 4 0 0 0 0 0 1 39 39 6.43 1.429	2.0 6 0 0 0 1 0 0 0 0 0 0 8 8 0.00 0.000																			

AB	37
R	7
H	10
RBI	7
BB	0
SO	5
LOB	14



Batter	1	2	3	4	5	6	7	8	9	AB	R	H	RBI	BB	SO	LOB	BOTTOM			
Roy McMillan, R OBP: 0.360, SLG: 0.345										2	1	0	0	2	1	1	Cincinnati Reds @ Milwaukee Braves Milwaukee County Stadium, Milwaukee, WI Thu May 31 1962, 4:33 AM EDT Att: 5,451 - Unknown			
Eddie Mathews, L OBP: 0.325, SLG: 0.451										4	2	2	0	0	0	2				
Hank Aaron, R OBP: 0.379, SLG: 0.552										4	1	2	2	0	0	4				
Mack Jones, L OBP: 0.386, SLG: 0.456										4	0	0	1	0	1	2				
Tommie Aaron, R OBP: 0.303, SLG: 0.349										4	0	0	0	0	2	0				
Gus Bell, L OBP: 0.227, SLG: 0.234										4	0	0	0	0	0	1				
Joe Torre, R OBP: 0.365, SLG: 0.373										4	0	1	0	0	1	0				
Denis Menke, R OBP: 0.292, SLG: 0.307										4	0	1	0	0	0	1				
Carl Willey, R OBP: 0.429, SLG: 0.500										2	0	1	0	0	0	1				
Howie Bedell, L OBP: 0.294, SLG: 0.256										1	0	0	0	0	0	0				
Lew Burdette, R OBP: 0.231, SLG: 0.231										0	0	0	0	0	0	0				
Del Crandall, R OBP: 0.315, SLG: 0.386										1	0	0	0	0	0	1				
Inning Stats	R: 0 E: 0 K: 2 S: 8	H: 1 LOB: 1 BB: 0 P: 8	R: 0 E: 0 K: 1 S: 5	H: 0 LOB: 0 BB: 0 P: 5	R: 0 E: 0 K: 0 S: 3	H: 0 LOB: 0 BB: 0 P: 3	R: 0 E: 0 K: 0 S: 4	H: 1 LOB: 1 BB: 0 P: 4	R: 2 E: 0 K: 1 S: 7	H: 2 LOB: 0 BB: 0 P: 7	R: 0 E: 0 K: 1 S: 5	H: 0 LOB: 0 BB: 0 P: 5	R: 2 E: 1 K: 0 S: 5	H: 1 LOB: 1 BB: 1 P: 9	R: 0 E: 0 K: 0 S: 3	H: 1 LOB: 0 BB: 0 P: 3	1B: 4 2B: 2 3B: 0 HR: 1	SF: 0 SAC: 0 DP: 1 HBP: 0	WP: 1 PB: 0 SB: 0 CS: 0	PA: 36
PITCHER	IP WLS BF H R ER SO BB IBB HBP BLK WP HR S P ERA WHIP	9.0 W 36 7 4 3 5 2 0 0 0 0 1 1 44 52 3.00 1.000																		



Batter	1	2	3	4	5	6	7	8	9	AB	R	H	RBI	BB	SO	LOB	TOP			
Curt Flood, R OBP: 0.363, SLG: 0.453 (1, 8)										4	0	0	0	0	0	1				
Julian Javier, R OBP: 0.274, SLG: 0.295 (1, 4)										4	0	2	0	0	0	0				
Bill White, L OBP: 0.367, SLG: 0.449 (1, 3)										4	0	0	0	0	1	2				
Stan Musial, L OBP: 0.388, SLG: 0.462 (1, 7)										3	0	1	0	0	0	0				
Ken Boyer, R OBP: 0.386, SLG: 0.492 (1, 5)										3	0	0	0	0	0	2				
Carl Sawatski, L OBP: 0.448, SLG: 0.605 (1, 2)										3	0	0	0	0	0	0				
Charlie James, R OBP: 0.349, SLG: 0.373 (1, 9)										3	0	1	0	0	2	0				
Julio Gotay, R OBP: 0.363, SLG: 0.374 (1, 6)										3	0	1	0	0	1	2				
Larry Jackson, R OBP: 0.281, SLG: 0.214 (1, 1)										1	0	0	0	0	1	1				
Fred Whitfield, L OBP: 0.400, SLG: 0.333 (5, PH)										1	0	0	0	0	0	1				
Ed Bauta, R OBP: 0.333, SLG: 0.333 (5, 1)										0	0	0	0	0	0	0				
Doug Clemens, L OBP: 0.316, SLG: 0.254 (8, PH)										1	0	0	0	0	0	0				
Ray Sadecki, L OBP: 0.143, SLG: 0.143 (8, 1)										0	0	0	0	0	0	0				
Inning Stats	R: 0 E: 0 K: 1 S: 5	H: 1 LOB: 0 BB: 0 P: 5	R: 0 E: 0 K: 0 S: 3	H: 0 LOB: 0 BB: 0 P: 3	R: 0 E: 0 K: 2 S: 8	H: 1 LOB: 1 BB: 0 P: 8	R: 0 E: 0 K: 0 S: 4	H: 2 LOB: 0 BB: 0 P: 4	R: 0 E: 1 K: 0 S: 4	H: 1 LOB: 1 BB: 0 P: 4	R: 0 E: 0 K: 0 S: 3	H: 0 LOB: 0 BB: 0 P: 3	R: 0 E: 0 K: 2 S: 7	H: 0 LOB: 0 BB: 0 P: 7	R: 0 E: 0 K: 0 S: 3	H: 0 LOB: 0 BB: 0 P: 3	1B: 4 2B: 1 3B: 0 HR: 0	SF: 0 SAC: 0 DP: 2 HBP: 0	WP: 0 PB: 0 SB: 0 CS: 1	PA: 30
PITCHER Bob Shaw, R ERA: 1.9 (1, 1)	IP: 9.0 WLS: W BF: 30 H: 5 R: 0 ER: 0 SO: 5 BB: 0 IBB: 0 HBP: 0 BLK: 0 WP: 0 HR: 0 S: 40 P: 40 ERA: 0.00 WHIP: 0.556															PITCHER				

St. Louis Cardinals @ Milwaukee Braves
Milwaukee County Stadium, Milwaukee, WI
Fri Jun 01 1962, 8:05 PM EDT
Att: 7,977 - Unknown

AB 30
R 0
H 5
RBI 0
BB 0
SO 5
LOB 9

Batter	1	2	3	4	5	6	7	8	9	AB	R	H	RBI	BB	SO	LOB	BOTTOM			
Tommie Aaron, R OBP: 0.299, SLG: 0.336 (1, 3)										4	0	0	0	1	0	3				
Roy McMillan, R OBP: 0.362, SLG: 0.349 (1, 6)										4	1	1	0	1	0	3				
Eddie Mathews, L OBP: 0.337, SLG: 0.453 (1, 5)										4	2	2	0	1	1	2				
Hank Aaron, R OBP: 0.386, SLG: 0.554 (1, 8)										3	2	2	0	1	0	1				
Mack Jones, L OBP: 0.379, SLG: 0.446 (1, 9)										4	0	0	0	0	3	7				
Gus Bell, L OBP: 0.234, SLG: 0.273 (1, 7)										4	2	2	2	0	0	3				
Howie Bedell, L OBP: 0.264, SLG: 0.256 (9, 7)										0	0	0	0	0	0	0				
Del Crandall, R OBP: 0.330, SLG: 0.419 (1, 2)										4	0	3	5	0	1	0				
Denis Menke, R OBP: 0.282, SLG: 0.295 (1, 4)										4	0	0	0	0	0	3				
Bob Shaw, R OBP: 0.265, SLG: 0.194 (1, 1)										3	0	0	0	1	2	1				
Inning Stats	R: 0 E: 0 K: 1 S: 6	H: 1 LOB: 2 BB: 1 P: 10	R: 1 E: 1 K: 1 S: 8	H: 2 LOB: 2 BB: 0 P: 8	R: 3 E: 0 K: 1 S: 9	H: 4 LOB: 2 BB: 1 P: 13	R: 0 E: 0 K: 0 S: 3	H: 1 LOB: 0 BB: 0 P: 3	R: 0 E: 0 K: 1 S: 5	H: 0 LOB: 0 BB: 0 P: 5	R: 0 E: 0 K: 1 S: 5	H: 0 LOB: 0 BB: 0 P: 5	R: 3 E: 0 K: 1 S: 7	H: 2 LOB: 1 BB: 2 P: 15	R: 0 E: 0 K: 1 S: 5	H: 0 LOB: 1 BB: 1 P: 9	1B: 6 2B: 1 3B: 3 HR: 0	SF: 0 SAC: 0 DP: 1 HBP: 0	WP: 0 PB: 0 SB: 0 CS: 0	PA: 39
PITCHER Larry Jackson, R ERA: 4.38 (1, 1)	IP: 4.0 WLS: L BF: 22 H: 8 R: 4 ER: 4 SO: 3 BB: 2 IBB: 0 HBP: 0 BLK: 0 WP: 0 HR: 0 S: 26 P: 34 ERA: 9.00 WHIP: 2.500															PITCHER				
Ed Bauta, R ERA: 2.01 (5, 1)	IP: 3.0 WLS: L BF: 13 H: 2 R: 3 ER: 3 SO: 3 BB: 2 IBB: 0 HBP: 0 BLK: 0 WP: 0 HR: 0 S: 17 P: 25 ERA: 9.00 WHIP: 1.333															PITCHER				
Ray Sadecki, L ERA: 6.53 (8, 1)	IP: 1.0 WLS: L BF: 4 H: 0 R: 0 ER: 0 SO: 1 BB: 1 IBB: 0 HBP: 0 BLK: 1 WP: 0 HR: 0 S: 5 P: 9 ERA: 0.00 WHIP: 1.000															PITCHER				

St. Louis Cardinals @ Milwaukee Braves
Milwaukee County Stadium, Milwaukee, WI
Fri Jun 01 1962, 8:05 PM EDT
Att: 7,977 - Unknown

AB 34
R 7
H 10
RBI 7
BB 5
SO 7
LOB 23

Batter	1	2	3	4	5	6	7	8	9	AB	R	H	RBI	BB	SO	LOB	TOP			
Curt Flood, R OBP: 0.361, SLG: 0.449 (1, 8)										4	0	1	0	0	0	2	St. Louis Cardinals @ Milwaukee Braves Milwaukee County Stadium, Milwaukee, WI Sat Jun 02 1962, 4:33 AM EDT Att: 10,230 - Unknown livebaseballscorecards.com			
Julian Javier, R OBP: 0.284, SLG: 0.302 (1, 4)										3	0	2	0	1	0	1				
Ken Boyer, R OBP: 0.379, SLG: 0.481 (1, 5)										4	0	0	0	0	1	3				
Stan Musial, L OBP: 0.385, SLG: 0.455 (1, 7)										4	0	1	0	0	0	2				
Gene Oliver, R OBP: 0.354, SLG: 0.391 (1, 2)										4	0	0	0	0	0	2				
Bill White, L OBP: 0.360, SLG: 0.440 (1, 3)										4	0	0	0	0	1	1				
Charlie James, R OBP: 0.328, SLG: 0.349 (1, 9)										4	1	0	0	0	1	1				
Julio Gotay, R OBP: 0.360, SLG: 0.371 (1, 6)										4	0	1	1	0	0	0				
Ernie Broglio, R OBP: 0.125, SLG: 0.067 (7, PH)										2	0	1	0	0	0	0				
Red Schoendienst, S OBP: 0.345, SLG: 0.357 (7, PH)										1	0	0	0	0	0	0				
Don Ferrarese, R OBP: 1.000, SLG: 1.000 (7, 1)										0	0	0	0	0	0	0				
Inning Stats	R: 0 E: 0 K: 0 S: 3	H: 0 LOB: 1 BB: 1 P: 7	R: 1 E: 1 K: 0 S: 6	H: 2 LOB: 2 BB: 0 P: 6	R: 0 E: 0 K: 0 S: 4	H: 1 LOB: 1 BB: 0 P: 4	R: 0 E: 0 K: 0 S: 3	H: 0 LOB: 0 BB: 0 P: 3	R: 0 E: 0 K: 2 S: 8	H: 1 LOB: 1 BB: 0 P: 8	R: 0 E: 0 K: 0 S: 4	H: 1 LOB: 0 BB: 0 P: 4	R: 0 E: 0 K: 1 S: 5	H: 0 LOB: 0 BB: 0 P: 5	R: 0 E: 0 K: 0 S: 3	H: 0 LOB: 0 BB: 0 P: 3	1B: 6 2B: 0 3B: 0 HR: 0	SF: 0 SAC: 0 DP: 0 HBP: 0	WP: 1 PB: 1 SB: 0 CS: 0	PA: 35
PITCHER Warren Spahn, L ERA: 3.23 (1, 1)	IP: 9.0 WLS: W BF: 35 H: 6 R: 1 ER: 0 SO: 3 BB: 1 IBB: 0 HBP: 0 BLK: 0 WP: 1 HR: 0 S: 40 P: 44 ERA: 0.00 WHIP: 0.778															PITCHER				

Batter	1	2	3	4	5	6	7	8	9	AB	R	H	RBI	BB	SO	LOB	BOTTOM			
Roy McMillan, R OBP: 0.365, SLG: 0.353 (1, 6)										4	0	2	0	0	0	0	St. Louis Cardinals @ Milwaukee Braves Milwaukee County Stadium, Milwaukee, WI Sat Jun 02 1962, 4:33 AM EDT Att: 10,230 - Unknown livebaseballscorecards.com			
Mack Jones, L OBP: 0.376, SLG: 0.447 (1, 9)										4	1	1	0	0	0	2				
Eddie Mathews, L OBP: 0.341, SLG: 0.447 (1, 5)										2	1	0	0	2	0	1				
Hank Aaron, R OBP: 0.393, SLG: 0.565 (1, 8)										2	1	1	2	2	0	1				
Gus Bell, L OBP: 0.235, SLG: 0.272 (1, 7)										4	1	1	1	0	0	4				
Del Crandall, R OBP: 0.328, SLG: 0.407 (1, 3)										3	0	0	0	1	0	1				
Tommie Aaron, R OBP: 0.299, SLG: 0.336 (9, 3)										0	0	0	0	0	0	0				
Joe Torre, R OBP: 0.371, SLG: 0.372 (1, 2)										3	0	1	0	1	1	0				
Denis Menke, R OBP: 0.273, SLG: 0.287 (1, 4)										3	0	0	1	0	1	2				
Warren Spahn, L OBP: 0.258, SLG: 0.310 (1, 1)										3	0	0	0	0	1	2				
Inning Stats	R: 4 E: 1 K: 0 S: 7	H: 3 LOB: 2 BB: 2 P: 15	R: 0 E: 0 K: 0 S: 4	H: 1 LOB: 1 BB: 0 P: 4	R: 0 E: 0 K: 0 S: 3	H: 1 LOB: 1 BB: 1 P: 7	R: 0 E: 0 K: 0 S: 3	H: 0 LOB: 0 BB: 0 P: 3	R: 0 E: 0 K: 0 S: 2	H: 0 LOB: 0 BB: 1 P: 6	R: 0 E: 0 K: 0 S: 3	H: 0 LOB: 0 BB: 0 P: 3	R: 0 E: 0 K: 1 S: 6	H: 1 LOB: 3 BB: 2 P: 14	R: 0 E: 0 K: 2 S: 7	H: 0 LOB: 0 BB: 0 P: 7	1B: 4 2B: 1 3B: 1 HR: 0	SF: 1 SAC: 0 DP: 1 HBP: 0	WP: 0 PB: 1 SB: 0 CS: 1	PA: 35
PITCHER Ernie Broglio, R ERA: 3.2 (1, 1)	IP: 6.0 WLS: L BF: 26 H: 5 R: 4 ER: 3 SO: 0 BB: 4 IBB: 0 HBP: 0 BLK: 0 WP: 0 HR: 0 S: 22 P: 38 ERA: 4.50 WHIP: 1.500															PITCHER				
Don Ferrarese, L ERA: 3.92 (7, 1)	IP: 2.0 WLS: 9 BF: 1 H: 0 R: 0 ER: 0 SO: 3 BB: 1 IBB: 1 HBP: 0 BLK: 0 WP: 0 HR: 0 S: 13 P: 21 ERA: 0.00 WHIP: 1.000															PITCHER				

Batter	1	2	3	4	5	6	7	8	9	AB	R	H	RBI	BB	SO	LOB	TOP								
Curt Flood, R OBP: 0.359, SLG: 0.445 (1, 8)	0-0 4-3		0-0 FC5-4		0-0 5-3			0-0 FC1-6 1B		4	0	1	0	0	0	1									
Julian Javier, R OBP: 0.276, SLG: 0.295 (1, 4)	0-0 F8			0-0 E1 6-3		0-0 1-3		0-0 FC1-6 BB		4	1	0	0	0	0	1									
Ken Boyer, R OBP: 0.376, SLG: 0.473 (1, 5)	0-0 F5			0-0 6-3		0-0 5-3		4-0 BB 1-2 BB		3	0	0	1	1	0	0									
Gene Oliver, R OBP: 0.351, SLG: 0.412 Lindy McDaniel, R (8, 1)		0-0 5-3		0-0 HR		0-3 K		0-0 2-3		4	1	1	1	0	1	2									
Charlie James, R OBP: 0.314, SLG: 0.333 Fred Whitfield, L (9, PH) OBP: 0.455, SLG: 0.400		0-0 1-3		0-0 F7			0-0 4-3		0-0 1B 1B	3	0	0	0	0	0	0									
Bill White, L OBP: 0.354, SLG: 0.431 (1, 3)		0-0 3-1		0-3 K			0-0 3-1		0-0 F5	4	0	0	0	0	1	1									
Julio Gotay, R OBP: 0.360, SLG: 0.377 Carl Sawatski, L (9, PH) OBP: 0.444, SLG: 0.598			0-0 5-3		0-0 6-3 SF9		0-0 F3		0-0 F5	3	1	1	0	0	0	0									
Jimmie Schaffer, R OBP: 0.300, SLG: 0.278 Doug Clemens, L (9, PH) OBP: 0.325, SLG: 0.264			0-0 6-3		0-0 6-3			0-0 F7	0-0 1B	3	0	0	0	0	0	1									
Bob Gibson, R OBP: 0.304, SLG: 0.211 Red Schoendienst, S OBP: 0.356, SLG: 0.421 Don Landrum, L OBP: 0.375, SLG: 0.314 (8, 7)					0-0 SF9			0-0 HR	0-0 4-3	1	0	1	1	0	0	0									
Inning Stats	R: 0 E: 0 K: 0 S: 3	H: 0 LOB: 0 BB: 0 P: 3	R: 0 E: 0 K: 0 S: 3	H: 0 LOB: 0 BB: 0 P: 3	R: 0 E: 0 K: 0 S: 4	H: 1 LOB: 1 BB: 0 P: 4	R: 2 E: 1 K: 1 S: 7	H: 1 LOB: 0 BB: 0 P: 7	R: 1 E: 0 K: 0 S: 4	H: 1 LOB: 0 BB: 0 P: 4	R: 0 E: 0 K: 1 S: 5	H: 0 LOB: 0 BB: 0 P: 5	R: 0 E: 0 K: 0 S: 3	H: 0 LOB: 0 BB: 0 P: 3	R: 1 E: 0 K: 0 S: 5	H: 2 LOB: 2 BB: 1 P: 9	R: 0 E: 0 K: 0 S: 5	H: 2 LOB: 2 BB: 0 P: 5	1B: 4 2B: 1 3B: 0 HR: 2	SF: 1 SAC: 0 DP: 0 HBP: 0	WP: 0 PB: 0 SB: 0 CS: 0	PA: 36			
PITCHER	IP	WLS	BF	H	R	ER	SO	BB	IBB	HBP	BLK	WP	HR	S	P	ERA	WHIP								
Bob Hendley, L ERA: 3.74 Hank Fischer, R ERA: 2.09	(1, 1) 7.2	W 30	5	4	3	2	2	1	0	0	0	0	2	33	37	3.52	0.783								

St. Louis Cardinals @ Milwaukee Braves
Milwaukee County Stadium, Milwaukee, WI
Sun Jun 03 1962, 4:33 AM EDT
Att: 10,770 - Unknown

AB 34
R 4
H 7
RBI 4
BB 1
SO 2
LOB 9



Batter	1	2	3	4	5	6	7	8	9	AB	R	H	RBI	BB	SO	LOB	BOTTOM								
Tommie Aaron, R OBP: 0.290, SLG: 0.325 (1, 3)	0-0 E8 1B	0-0 5-3			0-0 G3		0-3 K			4	1	0	0	0	1	0									
Roy McMillan, R OBP: 0.378, SLG: 0.362 (1, 6)	0-0 1B	4-0 FC4-6 BB			4-0 2B BB		0-0 FC5 BB 1B			2	2	2	1	2	0	0									
Eddie Mathews, L OBP: 0.350, SLG: 0.454 (1, 5)	4-0 BB 2B 1B	0-0 FC4-6			0-0 1H 2B		4-0 1-2 BB			2	1	1	1	2	0	1									
Hank Aaron, R OBP: 0.390, SLG: 0.558 (1, 8)	0-0 2B 1B		0-0 F4		0-0 F3		0-0 FC5			4	1	1	1	0	0	3									
Gus Bell, L OBP: 0.235, SLG: 0.266 (1, 7)	0-3 K		4-0 G1-6-3 BB		0-0 6-3			0-0 6-3		3	0	0	0	1	1	3									
Mack Jones, L OBP: 0.374, SLG: 0.440 (1, 9)	4-0 2B WP BB		0-0 G1-6-3			0-0 4-3		0-3 K		3	1	0	0	1	1	1									
Del Crandall, R OBP: 0.325, SLG: 0.411 (1, 2)	0-0 1-3 2H 3H			0-0 6-3		0-0 6-3		0-0 6-3		4	0	1	2	0	0	0									
Denis Menke, R OBP: 0.266, SLG: 0.279 (1, 4)	0-3 K			0-0 F8		0-0 F9				3	0	0	0	0	1	0									
Bob Hendley, R OBP: 0.292, SLG: 0.200 Hank Fischer, R (8, 1)		0-0 5-3		0-3 K			0-0 F8			3	0	0	0	0	1	0									
Inning Stats	R: 5 E: 1 K: 2 S: 10	H: 3 LOB: 0 BB: 2 P: 18	R: 0 E: 0 K: 0 S: 3	H: 0 LOB: 1 BB: 1 P: 7	R: 0 E: 0 K: 0 S: 2	H: 0 LOB: 0 BB: 1 P: 6	R: 0 E: 0 K: 1 S: 5	H: 0 LOB: 0 BB: 0 P: 5	R: 1 E: 0 K: 0 S: 4	H: 1 LOB: 1 BB: 1 P: 8	R: 0 E: 0 K: 0 S: 3	H: 0 LOB: 0 BB: 0 P: 3	R: 0 E: 0 K: 1 S: 6	H: 1 LOB: 2 BB: 1 P: 10	R: 0 E: 0 K: 1 S: 5	H: 0 LOB: 0 BB: 0 P: 5	1B: 3 2B: 2 3B: 0 HR: 0	SF: 0 SAC: 0 DP: 1 HBP: 0	WP: 1 PB: 0 SB: 0 CS: 0	PA: 34					
PITCHER	IP	WLS	BF	H	R	ER	SO	BB	IBB	HBP	BLK	WP	HR	S	P	ERA	WHIP								
Bob Gibson, R ERA: 3.22 Lindy McDaniel, R ERA: 3.89	(1, 1) 7.0	L 31	5	6	4	4	4	6	0	0	0	0	0	33	57	5.14	1.571								

St. Louis Cardinals @ Milwaukee Braves
Milwaukee County Stadium, Milwaukee, WI
Sun Jun 03 1962, 4:33 AM EDT
Att: 10,770 - Unknown

AB 28
R 6
H 5
RBI 5
BB 6
SO 5
LOB 8



Batter	1	2	3	4	5	6	7	8	9	AB	R	H	RBI	BB	SO	LOB	TOP			
Howie Bedell, L (1,7)	F9		K		F5			FC4-6		4	0	0	0	0	1	1	Milwaukee Braves @ Houston Colt 45's Colt Stadium, Houston, TX Tue Jun 05 1962, 8:05 PM EDT Att: 11,593 - Unknown - 78 F			
Roy McMillan, R (1,6)	K		BLK 2B 1B		F2			G5-4-3		4	1	1	0	0	1	1				
Eddie Mathews, L (1,5)	6-3		1-H 2B		1-3					4	0	2	1	0	0	0				
Hank Aaron, R (1,8)		6-3	6-3		K					4	0	0	0	0	1	2				
Mack Jones, L (1,9)		1B BB			G6-4-3 1B			G3		3	0	1	0	1	1	1				
Del Crandall, R (1,3)		FC1-4 1B			G6-4-3 1-2f					4	0	2	0	0	1	2				
Joe Torre, R (1,2)		FC1-4 FC6-4 1-2f			K					3	0	0	0	0	2	3				
Denis Menke, R (1,4)		FC6-4 1-2f			1-3					3	0	0	0	0	1	3				
Don Nottebart, R (8,1)					K					0	0	0	0	0	0	0				
Ron Piche, R (1,1)			K		K					0	0	0	0	0	0	0				
Tony Cloninger, R (2,1)								FC4-6 1B		0	0	0	0	0	0	0				
Jack Curtis, L (2,1)										2	0	0	0	0	2	0				
Amado Samuel, R (8,PH)										1	0	1	0	0	0	0				
Inning Stats	R: 0 E: 0 K: 1 S: 5	H: 0 LOB: 0 BB: 0 P: 5	R: 0 E: 0 K: 0 S: 4	H: 1 LOB: 2 BB: 1 P: 8	R: 1 E: 0 K: 2 S: 9	H: 2 LOB: 1 BB: 0 P: 9	R: 0 E: 0 K: 1 S: 5	H: 1 LOB: 0 BB: 0 P: 5	R: 0 E: 0 K: 1 S: 5	H: 0 LOB: 0 BB: 0 P: 5	R: 0 E: 0 K: 2 S: 8	H: 1 LOB: 1 BB: 0 P: 8	R: 0 E: 0 K: 0 S: 3	H: 1 LOB: 0 BB: 0 P: 3	R: 0 E: 0 K: 2 S: 8	H: 1 LOB: 1 BB: 0 P: 8	1B: 6 2B: 1 3B: 0 HR: 0	SF: 0 SAC: 0 DP: 2 HBP: 0	WP: 0 PB: 0 SB: 0 CS: 0	PA: 33
PITCHER	IP WLS BF H R ER SO BB IBB HBP BLK WP HR S P ERA WHIP																			
Bob Bruce, R (1,1)	9.0 W 33 7 1 1 10 1 0 0 0 1 0 0 52 56 1.00 0.889																			

Batter	1	2	3	4	5	6	7	8	9	AB	R	H	RBI	BB	SO	LOB	BOTTOM			
Al Spangler, L (1,7)	HR	SF8 BB 1-2 2-3		CS BB	1-3 3-H 1B			F5		3	1	2	2	2	0	0	Milwaukee Braves @ Houston Colt 45's Colt Stadium, Houston, TX Tue Jun 05 1962, 8:05 PM EDT Att: 11,593 - Unknown - 78 F			
Joey Amalfitano, R (1,4)	K			1B 1B				F3		4	0	1	1	1	1	0				
Roman Mejias, R (1,9)	2B BB	SF8		1B 1B				K		3	1	1	1	1	1	0				
Norm Larker, L (1,3)	1B 1-H 2B	4-3		1B 1B						3	0	2	1	0	0	2				
Carl Warwick, R (1,8)	G4-6-3 1B			2B E 1B				F7		4	1	2	0	0	0	3				
Merritt Ranew, L (1,2)	G4-6-3 1-2f			E9 1B 2B				K		3	2	1	0	1	1	2				
Bob Aspromonte, R (1,5)		P4		K				F8		4	0	1	0	0	1	2				
Bob Lillis, R (1,6)		WP BB 1B		G4-6-3 1B				F7		4	1	2	1	0	0	2				
Bob Bruce, R (1,1)		BB WP SF8 BB		G4-6-3 1-2f				4-3		3	1	1	0	1	0	2				
Inning Stats	R: 2 E: 0 K: 1 S: 7	H: 3 LOB: 1 BB: 1 P: 11	R: 2 E: 0 K: 0 S: 4	H: 1 LOB: 2 BB: 3 P: 16	R: 2 E: 1 K: 1 S: 7	H: 3 LOB: 0 BB: 0 P: 7	R: 0 E: 0 K: 0 S: 4	H: 3 LOB: 2 BB: 1 P: 8	R: 1 E: 0 K: 0 S: 4	H: 2 LOB: 2 BB: 1 P: 8	R: 0 E: 0 K: 0 S: 3	H: 0 LOB: 1 BB: 0 P: 4	R: 0 E: 0 K: 1 S: 6	H: 1 LOB: 1 BB: 0 P: 6	R: 0 E: 0 K: 1 S: 5	H: 0 LOB: 0 BB: 0 P: 5		1B: 10 2B: 2 3B: 0 HR: 1	SF: 1 SAC: 0 DP: 2 HBP: 1	WP: 2 PB: 0 SB: 0 CS: 1
PITCHER	IP WLS BF H R ER SO BB IBB HBP BLK WP HR S P ERA WHIP																			
Ron Piche, R (1,1)	1.1 L 9 4 4 0 0 0 2 0 0 0 0 1 0 0 8 ∞ ∞																			
Tony Cloninger, R (2,1)	0.0 2 0 0 0 0 0 2 0 0 0 0 1 0 0 8 ∞ ∞																			
Jack Curtis, L (2,1)	5.2 25 9 3 3 2 2 0 0 1 0 0 0 0 26 35 4.76 1.941																			
Don Nottebart, R (8,1)	1.0 3 0 0 0 0 1 0 0 0 0 0 0 0 5 5 0.00 0.000																			

AB	32
R	1
H	7
RBI	1
BB	1
SO	10
LOB	13



AB	31
R	7
H	13
RBI	6
BB	6
SO	4
LOB	13



Batter	1	2	3	4	5	6	7	8	9	AB	R	H	RBI	BB	SO	LOB	TOP								
Howie Bedell, L (1,7) OBP: 0.254, SLG: 0.240	5-3	FC6			P4		SH1-4 BB		F5	4	0	0	0	1	0	1									
Roy McMillan, R (1,6) OBP: 0.378, SLG: 0.363	E		1B	2B	L7		SH1-4		5-3	4	2	2	0	0	0	0									
Eddie Mathews, L (1,5) OBP: 0.349, SLG: 0.453	E4		2B	1B	3-1		F9		P3	5	1	1	0	0	0	1									
Hank Aaron, R (1,8) OBP: 0.389, SLG: 0.563	F8		CS 1-H 2-H	2B		1B		SH5-4 S 4-6-3 HBP		3	2	2	2	0	0	1									
Mack Jones, L (1,9) OBP: 0.378, SLG: 0.434	1-2 BB		1B	K		K		4-6-3 SH5-4 1B BB		2	1	0	0	2	2	2									
Tommie Aaron, R (1,3) OBP: 0.284, SLG: 0.317	L1		F7		K		SH5-4			3	0	0	0	0	1	4									
Del Crandall, R (1,2) OBP: 0.336, SLG: 0.412		F9		7-4 1-4-3 BB		1B		4-6-3		3	0	1	2	1	0	1									
Amado Samuel, R (1,4) OBP: 0.203, SLG: 0.242	F7		1-4-3		F9		FC4-6 1B			4	0	1	1	0	0	2									
Lew Burdette, R (1,1) OBP: 0.235, SLG: 0.235		FC6 1B		7-4		4-3		FC4-6 1B		4	0	1	0	0	0	2									
Inning Stats	R: 1 E: 1 K: 0 S: 5	H: 1 LOB: 2 BB: 1 P: 9	R: 0 E: 0 K: 0 S: 4	H: 1 LOB: 1 BB: 0 P: 4	R: 2 E: 0 K: 1 S: 7	H: 3 LOB: 0 BB: 0 P: 7	R: 0 E: 0 K: 0 S: 2	H: 0 LOB: 0 BB: 1 P: 6	R: 0 E: 0 K: 0 S: 3	H: 0 LOB: 1 BB: 0 P: 3	R: 1 E: 0 K: 2 S: 9	H: 2 LOB: 1 BB: 0 P: 9	R: 0 E: 0 K: 0 S: 3	H: 0 LOB: 1 BB: 1 P: 7	R: 2 E: 0 K: 0 S: 4	H: 1 LOB: 1 BB: 1 P: 9	R: 0 E: 0 K: 0 S: 3	H: 0 LOB: 0 BB: 0 P: 3	1B: 6 2B: 2 3B: 1 HR: 0	SF: 0 SAC: 2 DP: 1 HBP: 1	WP: 0 PB: 0 SB: 1 CS: 1	PA: 39			
PITCHER	IP	WLS	BF	H	R	ER	SO	BB	IBB	HBP	BLK	WP	HR	S	P	ERA	WHIP								
Jim Golden, R (1,1) ERA: 2.95	7.0	L	30	7	4	3	3	3	0	0	0	0	0	33	45	3.86	1.429								
Bobby Tiefenauer, R (8,1) ERA: 4.7	2.0		9	1	2	2	0	1	0	1	0	0	0	7	12	9.00	1.000								

Milwaukee Braves @ Houston Colt 45's
Colt Stadium, Houston, TX
Wed Jun 06 1962, 8:05 PM EDT
Att: 11,569 - Unknown - 80 F

AB 32
R 6
H 8
RBI 5
BB 4
SO 3
LOB 14



Batter	1	2	3	4	5	6	7	8	9	AB	R	H	RBI	BB	SO	LOB	BOTTOM								
Al Spangler, L (1,7) OBP: 0.393, SLG: 0.371	FC5-4 1B		G3		K		FC6-4 1B		F7	5	0	2	0	0	1	3									
Joey Amalfitano, R (1,4) OBP: 0.284, SLG: 0.246	FC5-4			F7		FC6-4				4	0	1	2	0	0	2									
Roman Mejias, R (1,9) OBP: 0.339, SLG: 0.546	F9			K	P4					4	1	1	1	0	1	2									
Norm Larker, L (1,3) OBP: 0.356, SLG: 0.410	4-3			1B		G6-4-3 1B		4-3		4	0	2	0	0	0	1									
Carl Warwick, R (1,8) OBP: 0.356, SLG: 0.446		K		1B		G6-4-3		F7		4	0	1	0	0	1	1									
Merritt Ranew, L (1,2) OBP: 0.294, SLG: 0.446		K		4-3				1-3		4	0	1	0	0	1	2									
Bob Aspromonte, R (1,5) OBP: 0.352, SLG: 0.376					P6	4-3				4	0	2	0	0	0	1									
Bob Lillis, R (1,6) OBP: 0.252, SLG: 0.243	2-4		4-3							3	1	1	0	0	0	0									
Hal Smith, R (9,PH) OBP: 0.308, SLG: 0.411	1-2				1B	3B	1B		FC1-6 FC1-6	1	0	0	0	0	0	1									
Jim Golden, L (1,1) OBP: 0.143, SLG: 0.190										2	1	1	0	0	0	0									
Billy Goodman, L (7,PH) OBP: 0.333, SLG: 0.279					F8					1	0	0	0	0	0	0									
Bobby Tiefenauer, R (8,1)										0	0	0	0	0	0	0									
Pidge Browne, L (9,PH) OBP: 0.354, SLG: 0.404					1-2 3B	1B				1	0	0	0	0	0	1									
Inning Stats	R: 0 E: 0 K: 0 S: 4	H: 1 LOB: 1 BB: 0 P: 4	R: 0 E: 0 K: 2 S: 7	H: 1 LOB: 0 BB: 0 P: 7	R: 0 E: 0 K: 0 S: 3	H: 0 LOB: 0 BB: 0 P: 3	R: 0 E: 0 K: 1 S: 7	H: 2 LOB: 2 BB: 0 P: 7	R: 2 E: 0 K: 1 S: 8	H: 3 LOB: 1 BB: 0 P: 8	R: 0 E: 0 K: 0 S: 4	H: 2 LOB: 1 BB: 0 P: 4	R: 0 E: 0 K: 0 S: 4	H: 1 LOB: 1 BB: 0 P: 4	R: 1 E: 0 K: 0 S: 4	H: 1 LOB: 0 BB: 0 P: 4	R: 0 E: 0 K: 0 S: 4	H: 1 LOB: 1 BB: 0 P: 4	1B: 9 2B: 0 3B: 2 HR: 1	SF: 0 SAC: 0 DP: 1 HBP: 0	WP: 0 PB: 0 SB: 0 CS: 0	PA: 37			
PITCHER	IP	WLS	BF	H	R	ER	SO	BB	IBB	HBP	BLK	WP	HR	S	P	ERA	WHIP								
Lew Burdette, R (1,1) ERA: 5.44	9.0	W	38	12	3	3	4	0	0	0	0	0	1	45	45	3.00	1.333								

Milwaukee Braves @ Houston Colt 45's
Colt Stadium, Houston, TX
Wed Jun 06 1962, 8:05 PM EDT
Att: 11,569 - Unknown - 80 F

AB 37
R 3
H 12
RBI 3
BB 0
SO 4
LOB 14



Batter	1	2	3	4	5	6	7	8	9	AB	R	H	RBI	BB	SO	LOB	TOP																	
Tommie Aaron, R (1, 3) OBP: 0.290, SLG: 0.325										3	1	1	0	1	1	1	Milwaukee Braves @ Houston Colt 45's Colt Stadium, Houston, TX Thu Jun 07 1962, 8:05 PM EDT Att: 14,818 - Unknown - 80 F																	
Roy McMillan, R (1, 6) OBP: 0.378, SLG: 0.362										3	0	1	0	0	1	1																		
Eddie Mathews, L (1, 5) OBP: 0.352, SLG: 0.461										4	0	2	1	0	1	2																		
Hank Aaron, R (1, 8) OBP: 0.387, SLG: 0.562										4	1	1	0	0	1	2																		
Gus Bell, L (1, 7) OBP: 0.242, SLG: 0.273										4	0	2	1	0	0	1																		
Del Crandall, R (1, 2) OBP: 0.341, SLG: 0.415										4	0	2	0	0	0	2																		
Mack Jones, L (1, 9) OBP: 0.372, SLG: 0.426										4	0	0	0	0	2	4																		
Amado Samuel, R (1, 4) OBP: 0.206, SLG: 0.242										4	0	1	0	0	1	2																		
Warren Spahn, L (1, 1) OBP: 0.257, SLG: 0.303 Hank Fischer, R (9, 1)										4	0	1	0	0	3	3																		
Inning Stats	R: 0 E: 0 K: 2 S: 7	H: 0 LOB: 0 BB: 0 P: 7	R: 0 E: 0 K: 1 S: 6	H: 1 LOB: 1 BB: 0 P: 6	R: 0 E: 0 K: 1 S: 7	H: 2 LOB: 2 BB: 0 P: 7	R: 1 E: 0 K: 2 S: 10	H: 3 LOB: 2 BB: 0 P: 10	R: 1 E: 0 K: 0 S: 3	H: 1 LOB: 0 BB: 1 P: 7	R: 0 E: 0 K: 0 S: 6	H: 2 LOB: 1 BB: 0 P: 6	R: 0 E: 0 K: 1 S: 6	H: 1 LOB: 1 BB: 0 P: 6	R: 0 E: 0 K: 2 S: 7	H: 0 LOB: 0 BB: 0 P: 7	1B: 8 2B: 3 3B: 0 HR: 0	SF: 0 SAC: 1 DP: 2 HBP: 0	WP: 0 PB: 0 SB: 0 CS: 1	PA: 36														
PITCHER	IP WLS BF H R ER SO BB IBB HBP BLK WP HR S P ERA WHIP																																	
Turk Farrell, R (1, 1) ERA: 2.58	8.0	33	11	2	2	8	1	0	0	0	0	0	0	0	48	52	2.25	1.500																
Don McMahon, R (9, 1) ERA: 1.47	1.0	W 3	0	0	0	2	0	0	0	0	0	0	0	0	7	7	0.00	0.000																



Batter	1	2	3	4	5	6	7	8	9	AB	R	H	RBI	BB	SO	LOB	BOTTOM																	
Bob Lillis, R (1, 6) OBP: 0.245, SLG: 0.237										4	0	0	0	0	1	1	Milwaukee Braves @ Houston Colt 45's Colt Stadium, Houston, TX Thu Jun 07 1962, 8:05 PM EDT Att: 14,818 - Unknown - 80 F																	
Jim Pendleton, R (1, 7) OBP: 0.315, SLG: 0.455										4	1	2	0	0	0	0																		
Roman Mejias, R (1, 9) OBP: 0.342, SLG: 0.559										4	1	2	1	0	0	2																		
Norm Larker, L (1, 3) OBP: 0.359, SLG: 0.412 Al Spangler, L (9, PR) OBP: 0.393, SLG: 0.371										4	0	2	0	0	1	1																		
Carl Warwick, R (1, 8) OBP: 0.353, SLG: 0.441										4	0	1	0	0	1	3																		
Merritt Ranew, L (1, 2) OBP: 0.292, SLG: 0.438										4	0	1	1	0	1	2																		
Bob Aspromonte, R (1, 5) OBP: 0.346, SLG: 0.369 Billy Goodman, L (9, PH) OBP: 0.343, SLG: 0.290										3	0	0	0	0	0	1																		
Joey Amalfitano, R (1, 4) OBP: 0.267, SLG: 0.244 Hal Smith, R (9, PH) OBP: 0.306, SLG: 0.408 Don McMahon, R (9, 1)										1	0	0	0	1	0	0																		
Turk Farrell, R (1, 1) OBP: 0.200, SLG: 0.350 Don Buddin, R (9, PH) OBP: 0.324, SLG: 0.300										2	0	0	0	0	0	1																		
Inning Stats	R: 1 E: 0 K: 1 S: 6	H: 1 LOB: 0 BB: 0 P: 6	R: 0 E: 0 K: 2 S: 7	H: 0 LOB: 0 BB: 0 P: 7	R: 0 E: 0 K: 0 S: 2	H: 0 LOB: 0 BB: 1 P: 6	R: 0 E: 0 K: 1 S: 6	H: 1 LOB: 1 BB: 0 P: 6	R: 0 E: 0 K: 0 S: 3	H: 0 LOB: 0 BB: 0 P: 3	R: 0 E: 0 K: 0 S: 4	H: 1 LOB: 1 BB: 0 P: 4	R: 0 E: 0 K: 0 S: 4	H: 2 LOB: 1 BB: 0 P: 4	R: 0 E: 0 K: 0 S: 3	H: 0 LOB: 0 BB: 0 P: 3	R: 2 E: 0 K: 0 S: 6	H: 4 LOB: 2 BB: 0 P: 6	1B: 8 2B: 0 3B: 0 HR: 1	SF: 0 SAC: 0 DP: 1 HBP: 0	WP: 0 PB: 0 SB: 0 CS: 0	PA: 34												
PITCHER	IP WLS BF H R ER SO BB IBB HBP BLK WP HR S P ERA WHIP																																	
Warren Spahn, L (1, 1) ERA: 3.22	8.2	L 33	8	3	3	4	1	0	0	0	0	0	0	0	40	44	3.12	1.038																
Hank Fischer, R (9, 1) ERA: 2.09	0.0	1	1	0	0	0	0	0	0	0	0	0	0	1	1	∞	∞																	



Batter	1	2	3	4	5	6	7	8	9	AB	R	H	RBI	BB	SO	LOB	TOP					
Bill Virdon, L OBP: 0.311, SLG: 0.406 (1, 8)	F7						G3-6-3		1-3								4 0 1 0 1 0 1					
Dick Groat, R OBP: 0.354, SLG: 0.355 (1, 6)	K		1-3		4-3		1-3										4 0 0 0 0 1 3					
Bob Skinner, L OBP: 0.360, SLG: 0.466 (1, 7)	4-3																4 1 2 1 0 1 0					
Dick Stuart, R OBP: 0.304, SLG: 0.410 (1, 3)		K															4 1 2 0 0 1 1					
Roberto Clemente, R OBP: 0.321, SLG: 0.428 (1, 9)		K															4 1 2 1 0 1 1					
Smoky Burgess, L OBP: 0.420, SLG: 0.490 (1, 2)																	4 0 1 0 0 0 3					
Don Hoak, R OBP: 0.355, SLG: 0.366 (1, 5)			K		F3												4 0 1 1 0 1 3					
Bill Mazerowski, R OBP: 0.276, SLG: 0.408 (1, 4)																	4 0 1 0 0 1 1					
Vern Law, R OBP: 0.143, SLG: 0.231 (1, 1)																	2 0 1 0 0 1 0					
Diomedes Olivo, L OBP: 0.375, SLG: 0.429 (8, 1)																	0 0 0 0 0 0 0					
Tom Sturdivant, L OBP: 0.091, SLG: 0.091 (8, 1)																	0 0 0 0 0 0 0					
Jim Marshall, L OBP: 0.328, SLG: 0.525 (8, FH)																	1 0 0 0 0 1 0					
Inning Stats	R: 0 E: 0 K: 1 S: 5	H: 0 LOB: 0 BB: 0 P: 5	R: 0 E: 0 K: 2 S: 7	H: 0 LOB: 0 BB: 0 P: 7	R: 0 E: 0 K: 1 S: 6	H: 1 LOB: 2 BB: 1 P: 10	R: 1 E: 0 K: 0 S: 5	H: 3 LOB: 1 BB: 0 P: 5	R: 0 E: 0 K: 1 S: 6	H: 1 LOB: 1 BB: 0 P: 6	R: 2 E: 0 K: 1 S: 8	H: 3 LOB: 1 BB: 0 P: 8	R: 0 E: 0 K: 0 S: 3	H: 1 LOB: 0 BB: 0 P: 3	R: 0 E: 0 K: 0 S: 5	H: 2 LOB: 2 BB: 0 P: 5	R: 0 E: 0 K: 2 S: 7	H: 0 LOB: 0 BB: 0 P: 7	1B: 8 2B: 2 3B: 0 HR: 1	SF: 0 SAC: 1 DP: 2 HBP: 0	WP: 0 PB: 0 SB: 1 CS: 0	PA: 37
PITCHER Bob Shaw, R ERA: 2.0 (1, 1)	IP: 9.0 WLS: W BF: 37 H: 11 R: 3 ER: 3 SO: 8 BB: 1 IBB: 0 HBP: 0 BLK: 0 WP: 0 HR: 1 S: 52 P: 56 ERA: 3.00 WHIP: 1.333											PITCHER	IP: 9.0 WLS: W BF: 37 H: 11 R: 3 ER: 3 SO: 8 BB: 1 IBB: 0 HBP: 0 BLK: 0 WP: 0 HR: 1 S: 52 P: 56 ERA: 3.00 WHIP: 1.333									

Pittsburgh Pirates @ Milwaukee Braves
Milwaukee County Stadium, Milwaukee, WI
Sat Jun 09 1962, 4:33 AM EDT
Unknown

AB 35
R 3
H 11
RBI 3
BB 1
SO 8
LOB 13



Batter	1	2	3	4	5	6	7	8	9	AB	R	H	RBI	BB	SO	LOB	BOTTOM			
Tommie Aaron, R OBP: 0.287, SLG: 0.328 (1, 3)	F9		P6		1-3			F9									5 0 1 0 0 0 2			
Roy McMillan, R OBP: 0.375, SLG: 0.377 (1, 6)	F5																4 1 1 1 0 1 1			
Eddie Mathews, L OBP: 0.350, SLG: 0.452 (1, 5)	3-1																3 0 0 0 1 0 0			
Hank Aaron, R OBP: 0.380, SLG: 0.551 (1, 8)																	4 0 0 0 0 1 2			
Gus Bell, L OBP: 0.255, SLG: 0.299 (1, 7)																	4 1 3 0 0 0 0			
Howie Bedell, L OBP: 0.254, SLG: 0.240 (8, PR) (9, 7)																	0 1 0 0 0 0 0			
Del Crandall, R OBP: 0.348, SLG: 0.429 (1, 2)																	3 0 2 0 0 0 1			
Frank Bolling, R OBP: 0.422 (1, 4)																	3 0 1 0 1 0 2			
Denis Menke, R OBP: 0.260, SLG: 0.272 (9, 4)																	0 0 0 0 0 0 0			
Mack Jones, L OBP: 0.382, SLG: 0.446 (1, 9)																	2 1 2 3 2 0 0			
Bob Shaw, R OBP: 0.237, SLG: 0.171 (1, 1)																	4 0 0 0 0 0 7			
Inning Stats	R: 0 E: 0 K: 0 S: 3	H: 0 LOB: 0 BB: 0 P: 3	R: 1 E: 0 K: 0 S: 5	H: 3 LOB: 2 BB: 1 P: 9	R: 1 E: 0 K: 1 S: 6	H: 1 LOB: 0 BB: 0 P: 6	R: 0 E: 0 K: 0 S: 4	H: 1 LOB: 2 BB: 1 P: 8	R: 0 E: 0 K: 1 S: 5	H: 0 LOB: 0 BB: 0 P: 5	R: 0 E: 0 K: 0 S: 4	H: 1 LOB: 1 BB: 0 P: 4	R: 1 E: 0 K: 0 S: 5	H: 2 LOB: 2 BB: 1 P: 9	R: 1 E: 1 K: 0 S: 5	H: 2 LOB: 2 BB: 1 P: 9	1B: 4 2B: 4 3B: 0 HR: 2	SF: 0 SAC: 1 DP: 1 HBP: 0	WP: 0 PB: 0 SB: 0 CS: 0	PA: 37
PITCHER Vern Law, R ERA: 2.45 (1, 1)	IP: 7.1 WLS: L BF: 34 H: 9 R: 4 ER: 4 SO: 2 BB: 1 IBB: 3 HBP: 0 BLK: 0 WP: 0 HR: 2 S: 34 P: 50 ERA: 4.91 WHIP: 1.364											PITCHER	IP: 7.1 WLS: L BF: 34 H: 9 R: 4 ER: 4 SO: 2 BB: 1 IBB: 3 HBP: 0 BLK: 0 WP: 0 HR: 2 S: 34 P: 50 ERA: 4.91 WHIP: 1.364							
Diomedes Olivo, L ERA: 2.04 (8, 1)	0.0	1	1	0	0	0	0	0	0	0	0	0	0	0	0	0	0			
Tom Sturdivant, R ERA: 5.74 (8, 1)	0.2	2	0	0	0	0	0	0	0	0	2	2	0.00	0.000						

Pittsburgh Pirates @ Milwaukee Braves
Milwaukee County Stadium, Milwaukee, WI
Sat Jun 09 1962, 4:33 AM EDT
Unknown

AB 32
R 4
H 10
RBI 4
BB 4
SO 2
LOB 15



Batter	1	2	3	4	5	6	7	8	9	AB	R	H	RBI	BB	SO	LOB	TOP					
Dick Schofield, S (1, 5) OBP: 0.400, SLG: 0.442										4	1	1	0	1	2	1	Pittsburgh Pirates @ Milwaukee Braves Milwaukee County Stadium, Milwaukee, WI Sat Jun 09 1962, 4:38 AM EDT Att: 8,901 - Unknown					
Dick Groat, R (1, 6) OBP: 0.355, SLG: 0.356										5	1	2	1	0	0	2						
Bob Skinner, L (1, 7) OBP: 0.356, SLG: 0.475										5	1	1	2	0	2	5						
Dick Stuart, R (1, 3) OBP: 0.303, SLG: 0.407										4	0	1	0	0	2	3						
Roberto Clemente, R (1, 9) OBP: 0.325, SLG: 0.429										4	0	2	0	0	1	3						
Bill Virdon, L (1, 8) OBP: 0.309, SLG: 0.403										4	0	1	0	0	0	3						
Bill Mazerolski, R (1, 4) OBP: 0.271, SLG: 0.400										4	0	0	0	0	1	2						
Cal Neeman, R (1, 2) OBP: 0.273, SLG: 0.300										3	0	0	0	0	1	0						
Johnny Logan, R (9, PH) OBP: 0.500, SLG: 0.409										1	0	0	0	0	0	0						
Al McBean, R (1, 1) OBP: 0.217, SLG: 0.304										2	0	0	0	0	2	0						
Jim Marshall, L (7, PH) OBP: 0.324, SLG: 0.516										1	0	0	0	0	1	0						
Jack Lamabe, R (7, 1) OBP: 0.425, SLG: 0.505										0	0	0	0	0	0	0						
Smoky Burgess, L (9, PH) OBP: 0.425, SLG: 0.505										1	0	1	0	0	0	0						
Inning Stats	R: 1 E: 0 K: 1 S: 8	H: 3 LOB: 2 BB: 0 P: 8	R: 0 E: 0 K: 2 S: 7	H: 0 LOB: 0 BB: 0 P: 7	R: 0 E: 1 K: 3 S: 10	H: 0 LOB: 2 BB: 1 P: 14	R: 0 E: 0 K: 0 S: 3	H: 0 LOB: 0 BB: 0 P: 3	R: 0 E: 0 K: 1 S: 5	H: 1 LOB: 0 BB: 0 P: 5	R: 0 E: 0 K: 0 S: 4	H: 1 LOB: 1 BB: 0 P: 4	R: 0 E: 0 K: 2 S: 7	H: 0 LOB: 0 BB: 0 P: 7	R: 2 E: 0 K: 1 S: 9	H: 4 LOB: 2 BB: 0 P: 9	R: 0 E: 1 K: 2 S: 9	H: 1 LOB: 2 BB: 0 P: 9	1B: 6 2B: 2 3B: 0 HR: 1	SF: 0 SAC: 0 DP: 0 HBP: 0	WP: 0 PB: 0 SB: 1 CS: 0	PA: 39
PITCHER	IP WLS BF H R ER SO BB IBB HBP BLK WP HR S P ERA WHIP																					
Tony Cloninger, R (1, 1) ERA: 6.31	7.2 W 32 7 3 3 10 1 0 0 0 0 1 51 55 3.52 1.043																					
Don Nottebart, R (8, 1) ERA: 2.7	1.1 S 7 2 0 0 2 0 0 0 0 0 0 0 11 11 0.00 1.500																					

Batter	1	2	3	4	5	6	7	8	9	AB	R	H	RBI	BB	SO	LOB	BOTTOM			
Tommie Aaron, R (1, 3) OBP: 0.286, SLG: 0.333										4	1	1	0	0	1	0	Pittsburgh Pirates @ Milwaukee Braves Milwaukee County Stadium, Milwaukee, WI Sat Jun 09 1962, 4:38 AM EDT Att: 8,901 - Unknown			
Roy McMillan, R (1, 6) OBP: 0.377, SLG: 0.373										2	1	0	0	2	1	1				
Eddie Mathews, L (1, 5) OBP: 0.353, SLG: 0.459										4	0	2	0	0	0	2				
Hank Aaron, R (1, 8) OBP: 0.378, SLG: 0.548										3	0	1	2	0	1	2				
Gus Bell, L (1, 7) OBP: 0.248, SLG: 0.291										4	0	0	0	0	1	2				
Joe Torre, R (1, 2) OBP: 0.344, SLG: 0.341										4	1	0	0	0	1	0				
Mack Jones, L (1, 9) OBP: 0.388, SLG: 0.469										3	2	2	1	1	1	0				
Denis Menke, R (1, 4) OBP: 0.260, SLG: 0.274										3	0	1	1	0	0	0				
Tony Cloninger, R (1, 1) ERA: 3.28										3	0	0	0	0	1	2				
Don Nottebart, R (8, 1) OBP: 0.750, SLG: 0.667										0	0	0	0	0	0	0				
Inning Stats	R: 1 E: 0 K: 0 S: 4	H: 1 LOB: 1 BB: 1 P: 8	R: 1 E: 0 K: 1 S: 6	H: 1 LOB: 0 BB: 0 P: 6	R: 0 E: 0 K: 1 S: 5	H: 0 LOB: 1 BB: 1 P: 9	R: 0 E: 0 K: 1 S: 6	H: 1 LOB: 2 BB: 1 P: 10	R: 0 E: 2 K: 0 S: 5	H: 1 LOB: 0 BB: 0 P: 5	R: 1 E: 0 K: 1 S: 7	H: 2 LOB: 1 BB: 0 P: 7	R: 0 E: 0 K: 1 S: 5	H: 0 LOB: 0 BB: 0 P: 5	R: 0 E: 0 K: 1 S: 5	H: 0 LOB: 0 BB: 0 P: 5	1B: 3 2B: 3 3B: 0 HR: 1	SF: 2 SAC: 0 DP: 0 HBP: 0	WP: 0 PB: 0 SB: 0 CS: 0	PA: 35
PITCHER	IP WLS BF H R ER SO BB IBB HBP BLK WP HR S P ERA WHIP																			
Al McBean, R (7, 1) ERA: 2.06	2.0 L 8 2 1 1 2 0 0 0 0 0 0 0 12 12 4.50 1.000																			



Batter	1	2	3	4	5	6	7	8	9	AB	R	H	RBI	BB	SO	LOB	TOP																		
Bill Virdon, L (1, 8) OBP: 0.309, SLG: 0.403																	0	0	0	0	0	0	0	Pittsburgh Pirates @ Milwaukee Braves Milwaukee County Stadium, Milwaukee, WI Sun Jun 10 1962, 4:33 AM EDT Unknown livebaseballscorecards.com											
Dick Groat, R (1, 6) OBP: 0.355, SLG: 0.356																	0	0	0	0	0	0	0												
Bob Skinner, L (1, 7) OBP: 0.356, SLG: 0.475																	0	0	0	0	0	0	0												
Dick Stuart, R (1, 3) OBP: 0.303, SLG: 0.407																	0	0	0	0	0	0	0												
Roberto Clemente, R (1, 9) OBP: 0.325, SLG: 0.429																	0	0	0	0	0	0	0												
Smoky Burgess, L (1, 2) OBP: 0.425, SLG: 0.505																	0	0	0	0	0	0	0												
Dick Schofield, S (1, 5) OBP: 0.400, SLG: 0.442																	0	0	0	0	0	0	0												
Bill Mazeroski, R (1, 4) OBP: 0.271, SLG: 0.400																	0	0	0	0	0	0	0												
Bob Friend, R (1, 1) OBP: 0.138, SLG: 0.172																	0	0	0	0	0	0	0												
Inning Stats																	1B: 0 SF: 0 2B: 0 SAC: 0 3B: 0 DP: 0 HR: 0 HBP: 0	WP: 0 PA: 0 FB: 0 SB: 0 CS: 0																	
PITCHER Ron Piche, R (1, 1) ERA: 3.92	IP	WLS	BF	H	R	ER	SO	BB	IBB	HBP	BLK	WP	HR	S	P	ERA	WHIP	PITCHER	IP	WLS	BF	H	R	ER	SO	BB	IBB	HBP	BLK	WP	HR	S	P	ERA	WHIP

Batter	1	2	3	4	5	6	7	8	9	AB	R	H	RBI	BB	SO	LOB	BOTTOM																		
Tommie Aaron, R (1, 3) OBP: 0.286, SLG: 0.333																	0	0	0	0	0	0	0	Pittsburgh Pirates @ Milwaukee Braves Milwaukee County Stadium, Milwaukee, WI Sun Jun 10 1962, 4:33 AM EDT Unknown livebaseballscorecards.com											
Roy McMillan, R (1, 6) OBP: 0.377, SLG: 0.373																	0	0	0	0	0	0	0												
Eddie Mathews, L (1, 5) OBP: 0.353, SLG: 0.459																	0	0	0	0	0	0	0												
Hank Aaron, R (1, 8) OBP: 0.378, SLG: 0.548																	0	0	0	0	0	0	0												
Gus Bell, L (1, 7) OBP: 0.248, SLG: 0.291																	0	0	0	0	0	0	0												
Frank Bolling, R (1, 4) OBP: 0.376, SLG: 0.422																	0	0	0	0	0	0	0												
Mack Jones, L (1, 9) OBP: 0.388, SLG: 0.469																	0	0	0	0	0	0	0												
Joe Torre, R (1, 2) OBP: 0.344, SLG: 0.341																	0	0	0	0	0	0	0												
Ron Piche, R (1, 1) OBP: 0.125, SLG: 0.067																	0	0	0	0	0	0	0												
Inning Stats																	1B: 0 SF: 0 2B: 0 SAC: 0 3B: 0 DP: 0 HR: 0 HBP: 0	WP: 0 PA: 0 FB: 0 SB: 0 CS: 0																	
PITCHER Bob Friend, R (1, 1) ERA: 3.61	IP	WLS	BF	H	R	ER	SO	BB	IBB	HBP	BLK	WP	HR	S	P	ERA	WHIP	PITCHER	IP	WLS	BF	H	R	ER	SO	BB	IBB	HBP	BLK	WP	HR	S	P	ERA	WHIP

Batter	1	2	3	4	5	6	7	8	9	AB	R	H	RBI	BB	SO	LOB	TOP				
Bill Virdon, L (1, 8) OBP: 0.300, SLG: 0.394	0-3 K		0-0 F7			0-0 2B		0-0 FC1-6 2B		4	1	1	0	0	1	1	Pittsburgh Pirates @ Milwaukee Braves Milwaukee County Stadium, Milwaukee, WI Sun Jun 10 1962, 4:38 AM EDT Att: 14,082 - Unknown				
Dick Groat, R (1, 6) OBP: 0.351, SLG: 0.355	0-0 3-1		0-0 6-3			0-0 1-3		0-3 K		4	0	0	0	0	1	3					
Roberto Clemente, R (1, 9) OBP: 0.330, SLG: 0.443	0-3 K			0-0 1-3		0-0 SF9		0-0 2B		3	0	1	2	0	1	0					
Dick Stuart, R (1, 3) OBP: 0.304, SLG: 0.397		4-0 SH5-3 1B BB		0-0 F9		0-3 K		4-0 2B		2	0	0	0	2	1	1					
Howie Goss, R (1, 7) OBP: 0.308, SLG: 0.348		0-0 SH5-3 1B		0-0 F7			0-3 K	0-3 K		4	0	1	0	0	2	2					
Smoky Burgess, L (1, 2) OBP: 0.438, SLG: 0.505		0-0 SH5-3			0-0 F3		0-0 1-3		0-0 4-3	3	0	0	0	0	0	0					
Don Hoak, R (1, 5) OBP: 0.353, SLG: 0.384		0-0 F9			0-0 F8		0-0 HR		0-0 4-3	4	1	1	1	0	0	2					
Bill Mazerowski, R (1, 4) OBP: 0.269, SLG: 0.422		0-0 6-3			0-0 5-3		0-0 6-3		0-0 F3	4	0	0	0	0	0	2					
Earl Francis, R (1, 1) OBP: 0.143, SLG: 0.143 Roy Face, R (9, 1)			0-3 K			0-0 2B SF9 1B		0-0 FC1-6 1B		3	1	2	0	0	1	0	P				
										0	0	0	0	0	0	0					
Inning Stats	R: 0 E: 0 K: 2 S: 7	H: 0 LOB: 0 BB: 7	R: 0 E: 0 K: 0 S: 4	H: 1 LOB: 2 BB: 1 P: 8	R: 0 E: 0 K: 1 S: 5	H: 0 LOB: 0 BB: 0 P: 5	R: 0 E: 0 K: 0 S: 3	H: 0 LOB: 0 BB: 0 P: 3	R: 0 E: 0 K: 0 S: 3	H: 0 LOB: 0 BB: 0 P: 3	R: 1 E: 0 K: 1 S: 7	H: 2 LOB: 1 BB: 0 P: 7	R: 1 E: 0 K: 1 S: 6	H: 1 LOB: 0 BB: 0 P: 6	R: 1 E: 0 K: 2 S: 9	H: 2 LOB: 2 BB: 1 P: 13	R: 0 E: 0 K: 0 S: 3	H: 0 LOB: 0 BB: 0 P: 3	1B: 3 2B: 2 3B: 0 HR: 1	SF: 1 SAC: 1 DP: 0 HBP: 0	WP: 0 PA: 35 SB: 0 CS: 0
PITCHER	IP WLS BF H R ER SO BB IBB HBP BLK WP HR S P ERA WHIP																				
Bob Hendley, L (1, 1) ERA: 3.63	7.0 L 26 4 2 2 5 1 0 0 0 0 1 35 39 2.57 0.714																				
Hank Fischer, R (8, 1) ERA: 1.77	2.0 9 2 1 0 2 1 0 0 0 0 0 0 12 16 0.00 1.500																				

Batter	1	2	3	4	5	6	7	8	9	AB	R	H	RBI	BB	SO	LOB	BOTTOM		
Amado Samuel, R (1, 6) OBP: 0.208, SLG: 0.232 Roy McMillan, R (9, FH) OBP: 0.367, SLG: 0.360	4-0 1-3 BB		0-0 5-3		0-3 K			0-3 K	0-0 5-3	3	0	0	0	1	2	0	Pittsburgh Pirates @ Milwaukee Braves Milwaukee County Stadium, Milwaukee, WI Sun Jun 10 1962, 4:38 AM EDT Att: 14,082 - Unknown		
Eddie Mathews, L (1, 5) OBP: 0.357, SLG: 0.469	0-0 1-3		4-0 FC5-4 BB		0-0 4-3		0-0 FC6-4 1B			3	0	1	0	1	0	1			
Hank Aaron, R (1, 8) OBP: 0.368, SLG: 0.530	0-3 K		0-0 FC5-4		0-0 F4		0-0 F7			4	0	0	0	0	1	3			
Mack Jones, L (1, 9) OBP: 0.392, SLG: 0.472	4-0 BB		0-0 4-3		0-3 K		0-0 FC6-4			3	0	0	0	1	1	2			
Gus Bell, L (1, 7) OBP: 0.272, SLG: 0.306 Howie Bedell, L (9, PR) OBP: 0.252, SLG: 0.238	0-0 F7			0-0 F4		4-0 G5-4-3 BB		4-0 BB 1B BB		2	0	0	0	2	0	2			
Frank Bolling, R (1, 4) OBP: 0.383, SLG: 0.448 Denis Menke, R (9, PR) OBP: 0.260, SLG: 0.274		0-0 F9		0-0 7-3 1B		0-0 G5-4-3		4-0 SH1-4 1B SF8 BB		3	0	1	0	1	0	1			
Del Crandall, R (1, 3) OBP: 0.355, SLG: 0.427		0-0 BB 1B		0-0 7-3		4-0 1B BB		0-0 SH1-4 1B		3	0	2	1	1	0	1			
Bob Uecker, R (1, 2) OBP: 0.313, SLG: 0.154 Joe Adcock, R (7, FH) OBP: 0.360, SLG: 0.470 Tommye Aaron, R (7, PR) OBP: 0.280, SLG: 0.326		4-0 G5-4-3 BB			0-3 K		0-0 1B		0-0 SH1-4	1	0	0	0	1	1	0			
Bob Hendley, R (1, 1) OBP: 0.269, SLG: 0.182 Lee Maye, L (7, PH) OBP: 0.333, SLG: 0.667 Hank Fischer, R (8, 1) Joe Torre, R (9, PH) OBP: 0.337, SLG: 0.337		0-0 G5-4-3			0-0 5-3		0-0 1-3		0-0 SF8	2	0	0	0	0	0	2	W		
										0	0	0	0	0	0	0			
Inning Stats	R: 0 E: 0 K: 1 S: 5	H: 0 LOB: 2 BB: 2 P: 13	R: 0 E: 0 K: 0 S: 3	H: 1 LOB: 1 BB: 1 P: 7	R: 0 E: 0 K: 0 S: 3	H: 1 LOB: 0 BB: 0 P: 3	R: 0 E: 0 K: 2 S: 7	H: 0 LOB: 0 BB: 0 P: 7	R: 0 E: 0 K: 1 S: 5	H: 0 LOB: 0 BB: 0 P: 5	R: 0 E: 0 K: 0 S: 3	H: 1 LOB: 2 BB: 2 P: 11	R: 0 E: 0 K: 1 S: 6	H: 1 LOB: 1 BB: 0 P: 6	R: 2 E: 0 K: 0 S: 4	H: 1 LOB: 2 BB: 2 P: 12	1B: 5 2B: 1 3B: 0 HR: 0	SF: 1 SAC: 1 DP: 3 HBP: 0	WP: 0 PA: 37 SB: 0 CS: 0
PITCHER	IP WLS BF H R ER SO BB IBB HBP BLK WP HR S P ERA WHIP																		
Earl Francis, R (1, 1) ERA: 3.34	8.0 W 33 4 2 2 5 8 0 0 0 0 0 0 35 67 2.25 1.500																		
Roy Face, R (9, 1) ERA: 1.86	1.0 S 4 1 0 0 0 0 0 0 0 0 0 0 4 4 0.00 1.000																		

Batter	1	2	3	4	5	6	7	8	9	AB	R	H	RBI	BB	SO	LOB	TOP			
Maury Walls, S OBP: 0.328, SLG: 0.345 Lee Walls, R OBP: 0.311, SLG: 0.275	1-0 2B 3B		1-1 4-3			2-1 1-3		3-2 F6		3	1	1	0	0	0	0	Los Angeles Dodgers @ Milwaukee Braves Milwaukee County Stadium, Milwaukee, WI Tue Jun 12 1962, 8:05 PM EDT Att: 10,376 - Unknown livebaseballscorecards.com			
Jim Gilliam, S OBP: 0.378, SLG: 0.352 Daryl Spencer, R OBP: 0.386, SLG: 0.390	0-0 FC6-4 2B		0-0 4-3			1-2 F2		0-0 2B 1B		2	0	1	1	0	0	0				
Willie Davis, L OBP: 0.380, SLG: 0.519	1-1 F3		2-3 K			0-3 K		1-1 2B		4	0	1	1	0	2	1				
Tommy Davis, R OBP: 0.362, SLG: 0.538	2-0 FC6-4 HBP			1-1 1-3				0-0 1-3		3	0	0	0	0	0	2				
Ron Fairly, L OBP: 0.424, SLG: 0.540	1-0 FC6-4			1-2 F5				2-3 K		4	0	1	0	0	1	2				
Wally Moon, L OBP: 0.374, SLG: 0.374	3-3 K			3-2 L9				2-1 1B		4	0	1	0	0	1	3				
John Roseboro, L OBP: 0.379, SLG: 0.407 Doug Camilli, R OBP: 0.394, SLG: 0.567		1-3 K			3-3 K			0-0 F6		2	0	0	0	0	2	0				
Larry Burdette, R OBP: 0.316, SLG: 0.416		2-2 4-3			0-3 K			0-0 F3	1-1 F9	4	0	0	0	0	1	1				
Johnny Podres, L OBP: 0.200, SLG: 0.214 Phil Ortega, R OBP: 0.348, SLG: 0.437 Ed Roebuck, R OBP: 0.348, SLG: 0.437		1-1 F3			1-3 K			4-1 1B 2B BB		1	0	0	0	0	0	0				
Inning Stats	R: 1 E: 0 K: 1 S: 9	H: 2 LOB: 2 BB: 0 P: 17	R: 0 E: 0 K: 1 S: 8	H: 0 LOB: 0 BB: 0 P: 12	R: 0 E: 0 K: 1 S: 6	H: 0 LOB: 0 BB: 0 P: 9	R: 0 E: 0 K: 0 S: 10	H: 0 LOB: 0 BB: 0 P: 15	R: 0 E: 0 K: 3 S: 9	H: 0 LOB: 0 BB: 0 P: 13	R: 0 E: 0 K: 1 S: 8	H: 1 LOB: 1 BB: 0 P: 12	R: 1 E: 0 K: 0 S: 10	H: 2 LOB: 2 BB: 1 P: 18	R: 0 E: 0 K: 0 S: 6	H: 1 LOB: 1 BB: 0 P: 9		1B: 3 2B: 2 3B: 1 HR: 0	SF: 0 SAC: 0 DP: 0 HBP: 1	WP: 0 PB: 0 SB: 0 CS: 0
PITCHER Lew Burdette, R ERA: 4.86	IP: 9.0 WLS: W BF: 35 H: 6 R: 2 ER: 2 SO: 8 BB: 1 IBB: 0 HBP: 1 BLK: 0 WP: 0 HR: 0 S: 74 P: 116 ERA: 2.00 WHIP: 0.778															PITCHER				

Batter	1	2	3	4	5	6	7	8	9	AB	R	H	RBI	BB	SO	LOB	BOTTOM			
Tommie Aaron, R OBP: 0.288, SLG: 0.357	1-3 K	1-0 HR 2B	0-3 K	3-3 K		4-2 BB		1-2 HR		5	2	2	2	1	3	2	Los Angeles Dodgers @ Milwaukee Braves Milwaukee County Stadium, Milwaukee, WI Tue Jun 12 1962, 8:05 PM EDT Att: 10,376 - Unknown livebaseballscorecards.com			
Roy McMillan, R OBP: 0.383, SLG: 0.352 Amado Samuel, R OBP: 0.205, SLG: 0.229	3-2 6-3	1-2 1-3	4-1 1B BB		3-1 F9	0-0 L7		3-3 K		4	1	0	0	1	0	4				
Eddie Mathews, L OBP: 0.361, SLG: 0.484	3-2 1B	2-1 HR	4-0 1B BB		0-0 F8	3-2 1-3		1-1 5-3		5	2	2	3	1	0	3				
Hank Aaron, R OBP: 0.378, SLG: 0.550 Lee Maye, L OBP: 0.250, SLG: 0.500	4-2 1B BB	3-2 HR	2-1 1B BB		3-1 1B			1-0 F7		3	2	3	3	1	0	0				
Mack Jones, L OBP: 0.400, SLG: 0.479	0-0 HR 1B	1-2 HR	1-1 F4		4-1 1B			4-2 FC5-4 BB		3	1	2	1	2	0	2				
Del Crandall, R OBP: 0.356, SLG: 0.426	0-1 HR 1B	2-1 F7		1-0 HR 1B		1-1 6-3		2-1 FC5-4		5	2	2	1	0	0	4				
Gus Bell, L OBP: 0.273, SLG: 0.325 Howie Bedell, L OBP: 0.255, SLG: 0.237	1-1 HR		0-0 F8		0-0 F4			4-1 SH5-4 1B BB		3	1	1	3	0	0	1				
Frank Bolling, R OBP: 0.391, SLG: 0.479 Denis Menke, R OBP: 0.250, SLG: 0.274	0-3 K		0-0 BB 1B BB		1-1 HR			0-0 5-3		5	2	3	2	0	1	0				
Lew Burdette, R OBP: 0.286, SLG: 0.286		0-3 K	0-0 BB 1B 1B		2-3 K			1-1 SH5-4 1B		4	2	2	0	0	2	0				
Inning Stats	R: 5 E: 0 K: 2 S: 21	H: 4 LOB: 1 BB: 1 P: 33	R: 3 E: 0 K: 1 S: 17	H: 4 LOB: 1 BB: 0 P: 27	R: 3 E: 0 K: 1 S: 11	H: 3 LOB: 2 BB: 2 P: 22	R: 2 E: 0 K: 2 S: 11	H: 2 LOB: 0 BB: 0 P: 18	R: 0 E: 0 K: 0 S: 8	H: 1 LOB: 2 BB: 1 P: 19	R: 0 E: 0 K: 0 S: 12	H: 1 LOB: 3 BB: 2 P: 25	R: 0 E: 0 K: 0 S: 6	H: 0 LOB: 1 BB: 1 P: 13	R: 2 E: 0 K: 1 S: 10	H: 2 LOB: 0 BB: 0 P: 15		1B: 10 2B: 2 3B: 0 HR: 5	SF: 0 SAC: 1 DP: 0 HBP: 0	WP: 0 PB: 0 SB: 1 CS: 0
PITCHER Johnny Podres, L ERA: 5.2 Phil Ortega, R ERA: 10.06 Ed Roebuck, R ERA: 4.21	IP: 1.2 WLS: L BF: 12 H: 9 R: 6 ER: 6 SO: 3 BB: 6 IBB: 0 HBP: 0 BLK: 0 WP: 0 HR: 2 S: 30 P: 46 ERA: 37.80 WHIP: 4.200															PITCHER				

Batter	1	2	3	4	5	6	7	8	9	AB	R	H	RBI	BB	SO	LOB	TOP					
Maury Wills, S OBP: 0.327, SLG: 0.343 (1, 6)	1-1 6-3		2-1 1B		2-1 F2		1-2 F8			4	0	1	0	0	0	0	Los Angeles Dodgers @ Milwaukee Braves Milwaukee County Stadium, Milwaukee, WI Wed Jun 13 1962, 8:05 PM EDT Att: 14,913 - Unknown livebaseballscorecards.com					
Jim Gilliam, S OBP: 0.372, SLG: 0.346 (1, 4)	3-2 F8		2-1 F4		2-0 F5			0-1 F7		4	0	0	0	0	0	1						
Willie Davis, L OBP: 0.378, SLG: 0.514 (1, 8)	3-3 K		2-2 G3			1-0 L8 1B		0-0 1-3		4	0	1	0	0	1	1						
Tommy Davis, R OBP: 0.364, SLG: 0.537 (1, 7)		1-0 1B 1B		2-3 K		3-1 FC6-4 1B		0-3 K		4	1	2	0	0	2	0						
Frank Howard, R OBP: 0.338, SLG: 0.423 Tim Harkness, L OBP: 0.326, SLG: 0.357 (9, 3)		2-2 F9		0-3 K		0-0 L8		1-1 F3		4	0	0	0	0	1	3						
Ron Fairly, L OBP: 0.426, SLG: 0.535 (9, 9)		1-0 1B 1-3 1B		4-2 K		2-3 K		2-2 4-3		3	0	1	0	1	1	2						
Daryl Spencer, R OBP: 0.378, SLG: 0.381 (1, 5)		2-1 1B 1-2 G6-4-3 1B 3-H		3-2 6-3		0-0 FC6-4 1-2		1-2 F3		4	0	1	1	0	0	3						
Norm Sherry, R OBP: 0.262, SLG: 0.286 John Roseboro, L OBP: 0.374, SLG: 0.401 (3, 2)		1-0 G6-4-3 1-2			0-3 K		0-0 G3			1	0	0	0	0	0	2						
Sandy Koufax, R OBP: 0.149, SLG: 0.178 (1, 1)			2-2 4-3		0-0 K HR		2-3 K			3	1	1	1	0	1	0						
Inning Stats	R: 0 E: 0 K: 1 S: 8	H: 0 LOB: 0 BB: 0 P: 15	R: 1 E: 0 K: 0 S: 8	H: 3 LOB: 1 BB: 0 P: 15	R: 0 E: 0 K: 0 S: 12	H: 1 LOB: 1 BB: 0 P: 19	R: 0 E: 0 K: 2 S: 12	H: 0 LOB: 1 BB: 1 P: 21	R: 1 E: 0 K: 1 S: 7	H: 1 LOB: 0 BB: 0 P: 11	R: 0 E: 0 K: 1 S: 9	H: 2 LOB: 2 BB: 0 P: 15	R: 0 E: 0 K: 1 S: 8	H: 0 LOB: 0 BB: 0 P: 11	R: 0 E: 0 K: 1 S: 6	H: 0 LOB: 0 BB: 0 P: 6		R: 0 E: 0 K: 0 S: 8	H: 0 LOB: 0 BB: 0 P: 12	1B: 6 2B: 0 3B: 0 HR: 1	SF: 0 SAC: 0 DP: 1 HBP: 0	WP: 0 PB: 0 CS: 0
PITCHER	IP	WLS	BF	H	R	ER	SO	BB	IBB	HBP	BLK	WP	HR	S	P	ERA	WHIP					
Warren Spahn, L ERA: 3.14 Hank Fischer, R ERA: 1.69	(1, 1)	8.0	L	31	7	2	7	1	0	0	0	0	1	70	113	2.25	1.000					
(9, 1)	1.0	3	0	0	0	0	0	0	0	0	0	0	0	8	12	0.00	0.000					

Batter	1	2	3	4	5	6	7	8	9	AB	R	H	RBI	BB	SO	LOB	BOTTOM					
Tommie Aaron, R OBP: 0.281, SLG: 0.347 (1, 3)	2-3 K		1-1 F9		2-1 F3			0-0 L8		4	0	0	0	0	1	1	Los Angeles Dodgers @ Milwaukee Braves Milwaukee County Stadium, Milwaukee, WI Wed Jun 13 1962, 8:05 PM EDT Att: 14,913 - Unknown livebaseballscorecards.com					
Roy McMillan, R OBP: 0.361, SLG: 0.366 (1, 6)	2-2 F5		1-1 6-3			0-1 HR		2-3 K		4	1	1	1	0	1	1						
Eddie Mathews, L OBP: 0.354, SLG: 0.473 (1, 5)	1-3 K		1-3 K			0-0 4-3		1-1 F5		4	0	0	0	0	2	1						
Hank Aaron, R OBP: 0.376, SLG: 0.545 (1, 8)		2-0 L8		3-2 1B		1-0 5-3		2-0 1-3		4	0	1	0	0	0	0						
Mack Jones, L OBP: 0.395, SLG: 0.473 Joe Adcock, R OBP: 0.357, SLG: 0.466 (9, PH)		2-3 K		0-1 B5		1-3 K		1-1 4-3		3	0	0	0	0	2	1						
Del Crandall, R OBP: 0.356, SLG: 0.424 (1, 2)		1-1 PB 1B		2-2 F6			0-0 L7			3	0	1	0	0	0	1						
Gus Bell, L OBP: 0.274, SLG: 0.321 (1, 7)		4-2 1B 1-2 BB		0-1 L4			3-2 1-3			2	0	0	0	1	0	1						
Frank Bolling, R OBP: 0.383, SLG: 0.468 (1, 4)		3-2 L6			2-1 F3		1-2 F8			3	0	0	0	0	0	2						
Warren Spahn, L OBP: 0.270, SLG: 0.294 Joe Torre, R OBP: 0.333, SLG: 0.333 Hank Fischer, R (9, 1)			4-0 F9 WP BB		2-2 F5			3-2 F3		1	0	0	0	1	0	0						
Inning Stats	R: 0 E: 0 K: 2 S: 10	H: 0 LOB: 0 BB: 0 P: 15	R: 0 E: 0 K: 1 S: 12	H: 1 LOB: 2 BB: 1 P: 24	R: 0 E: 0 K: 1 S: 7	H: 0 LOB: 1 BB: 1 P: 14	R: 0 E: 0 K: 0 S: 11	H: 1 LOB: 1 BB: 0 P: 16	R: 0 E: 0 K: 0 S: 7	H: 0 LOB: 0 BB: 0 P: 13	R: 1 E: 0 K: 1 S: 7	H: 1 LOB: 0 BB: 0 P: 9	R: 0 E: 0 K: 0 S: 7	H: 0 LOB: 0 BB: 0 P: 11	R: 0 E: 0 K: 1 S: 7	H: 0 LOB: 0 BB: 0 P: 12		R: 0 E: 0 K: 0 S: 5	H: 0 LOB: 0 BB: 0 P: 9	1B: 2 2B: 0 3B: 0 HR: 1	SF: 0 SAC: 0 DP: 0 HBP: 0	WP: 1 PB: 1 CS: 0
PITCHER	IP	WLS	BF	H	R	ER	SO	BB	IBB	HBP	BLK	WP	HR	S	P	ERA	WHIP					
Sandy Koufax, L ERA: 2.86	(1, 1)	9.0	W	32	3	1	1	6	2	0	0	1	1	73	123	1.00	0.556					

Batter	1	2	3	4	5	6	7	8	9	AB	R	H	RBI	BB	SO	LOB	TOP			
Maury Wills, S OBP: 0.322, SLG: 0.338 (1, 6)	1-3 K		1-2 FC6-4			2-1 4-3			2-3 K	4	0	0	0	0	2	1	Los Angeles Dodgers @ Milwaukee Braves Milwaukee County Stadium, Milwaukee, WI Thu Jun 14 1962, 8:05 PM EDT Att: 11,185 - Unknown livebaseballscorecards.com			
Jim Gilliam, S OBP: 0.397, SLG: 0.340 (1, 4)	1-0 F7			1-0 F5			0-1 L7		0-1 F8	4	0	0	0	0	0	0				
Willie Davis, L OBP: 0.380, SLG: 0.518 (1, 8)	1-0 4-3			0-1 B1			0-0 1B 2B		1-1 1B 1B	4	1	2	0	0	0	0				
Tommy Davis, R OBP: 0.366, SLG: 0.537 (1, 7)		0-0 F6		2-3 K			1-0 FC3-6 1B		1-1 FC6 1B	4	0	2	1	0	1	0				
Ron Fairly, L OBP: 0.417, SLG: 0.521 (1, 3)		1-2 G3			0-0 F7		3-2 FC3-6		0-0 FC6	4	0	0	0	0	0	3				
Wally Moon, L OBP: 0.367, SLG: 0.367 (1, 9)		1-3 K			1-1 3-1		3-2 F9			3	0	0	0	0	1	1				
John Roseboro, L OBP: 0.374, SLG: 0.400 (1, 2)			1-0 G4-6-3 1B		0-1 G3			0-0 4-3		3	0	1	0	0	0	0				
Daryl Spencer, R OBP: 0.377, SLG: 0.369 (1, 5)			0-1 G4-6-3 1-2			2-2 5-3		4-2 G4-6-3 BB		2	0	0	0	1	0	1				
Stan Williams, R OBP: 0.096, SLG: 0.090 (1, 1)			0-0 FC6-4 1B			2-3 K		2-1 G4-6-3 1-2		0	0	0	0	0	0	0				
Ed Roebuck, R OBP: 0.143, SLG: 0.143 (6, PH)										1	0	1	0	0	0	0				
Lee Wallis, R OBP: 0.346, SLG: 0.288 (6, PH)										1	0	0	0	0	1	0				
Ron Perranoski, L OBP: 0.445, SLG: 0.565 (6, PH)										0	0	0	0	0	0	0				
Duke Snider, L OBP: 0.445, SLG: 0.565 (8, PH)										1	0	0	0	0	1	0				
Larry Sherry, R OBP: 0.222, SLG: 0.222 (8, PH)										0	0	0	0	0	0	0				
Inning Stats	R: 0 E: 0 K: 1 S: 5	H: 0 LOB: 0 BB: 0 P: 8	R: 0 E: 0 K: 1 S: 11	H: 0 LOB: 0 BB: 0 P: 13	R: 0 E: 0 K: 0 S: 7	H: 2 LOB: 1 BB: 0 P: 9	R: 0 E: 0 K: 1 S: 7	H: 0 LOB: 0 BB: 0 P: 10	R: 0 E: 0 K: 0 S: 5	H: 0 LOB: 0 BB: 0 P: 6	R: 1 E: 0 K: 0 S: 11	H: 2 LOB: 1 BB: 0 P: 18	R: 0 E: 0 K: 0 S: 5	H: 0 LOB: 0 BB: 1 P: 11	R: 0 E: 0 K: 1 S: 12	H: 2 LOB: 2 BB: 0 P: 16	1B: 5 2B: 1 3B: 0 HR: 0	SF: 0 SAC: 0 DP: 2 HBP: 0	WP: 0 PB: 0 CS: 0	PA: 32
PITCHER Bob Shaw, R ERA: 1.92 (1, 1)	IP: 9.0 WLS: W BF: 32 H: 6 R: 1 ER: 1 SO: 5 BB: 1 IBB: 0 HBP: 0 BLK: 0 WP: 0 HR: 0 S: 72 P: 106 ERA: 1.00 WHIP: 0.778															PITCHER Bob Shaw, R ERA: 1.92 (1, 1)	IP: 9.0 WLS: W BF: 32 H: 6 R: 1 ER: 1 SO: 5 BB: 1 IBB: 0 HBP: 0 BLK: 0 WP: 0 HR: 0 S: 72 P: 106 ERA: 1.00 WHIP: 0.778			

Batter	1	2	3	4	5	6	7	8	9	AB	R	H	RBI	BB	SO	LOB	BOTTOM			
Tommie Aaron, R OBP: 0.274, SLG: 0.338 (1, 3)	E5 K			2-1 F7			3-1 L8			4	1	0	0	0	1	2	Los Angeles Dodgers @ Milwaukee Braves Milwaukee County Stadium, Milwaukee, WI Thu Jun 14 1962, 8:05 PM EDT Att: 11,185 - Unknown livebaseballscorecards.com			
Roy McMillan, R OBP: 0.359, SLG: 0.364 (1, 6)	0-1 HR 1B	2-2 L5			2-1 E6 3-4-1 1B		0-1 5-3			4	2	1	0	0	0	0				
Eddie Mathews, L OBP: 0.348, SLG: 0.466 (1, 5)	1-1 SF8	1-0 F8			2-1 3-4-1		0-0 F8			3	0	0	1	0	0	1				
Hank Aaron, R OBP: 0.378, SLG: 0.561 (1, 8)	2-1 HR	1-1 F7			3-2 F3		0-1 1B 2B			4	2	2	2	0	0	1				
Lee Maye, L OBP: 0.375, SLG: 0.429 (1, 7)	4-1 1B FC6-4 BB		1-0 3-1		1-0 3-1 1B		1-0 F9			3	1	1	1	1	0	1				
Del Crandall, R OBP: 0.359, SLG: 0.427 (1, 2)	2-2 FC6-4 1B 1B		2-3 K		3-1 L9		3-1 2H 1B			4	1	2	1	0	1	1				
Mack Jones, L OBP: 0.393, SLG: 0.466 (1, 9)	4-0 FC6-4 BB		2-3 K		1-3 K		3-1 F6			3	0	0	0	1	2	1				
Frank Bolling, R OBP: 0.372, SLG: 0.453 (1, 4)	2-2 FC6-4 1B 1-2 2-3 3-H			0-1 6-3		1-2 6-3		1-0 F9		4	0	0	1	0	0	3				
Bob Shaw, R OBP: 0.244, SLG: 0.184 (1, 1)	1-2 1B 3-H			0-3 K		3-3 K				3	0	1	1	0	2	0				
Inning Stats	R: 5 E: 1 K: 1 S: 23	H: 4 LOB: 2 BB: 2 P: 43	R: 0 E: 0 K: 0 S: 6	H: 0 LOB: 0 BB: 0 P: 10	R: 0 E: 0 K: 2 S: 8	H: 0 LOB: 0 BB: 0 P: 13	R: 0 E: 0 K: 1 S: 7	H: 0 LOB: 0 BB: 0 P: 9	R: 1 E: 1 K: 0 S: 14	H: 1 LOB: 1 BB: 0 P: 22	R: 0 E: 0 K: 2 S: 9	H: 0 LOB: 0 BB: 0 P: 14	R: 0 E: 0 K: 0 S: 5	H: 0 LOB: 0 BB: 0 P: 8	R: 1 E: 0 K: 0 S: 8	H: 2 LOB: 1 BB: 0 P: 16	1B: 5 2B: 1 3B: 0 HR: 1	SF: 1 SAC: 0 DP: 0 HBP: 0	WP: 0 PB: 1 CS: 0	PA: 35
PITCHER Stan Williams, R ERA: 5.31 (1, 1)	IP: 0.1 WLS: L BF: 6 H: 3 R: 5 ER: 2 SO: 0 BB: 1 IBB: 0 HBP: 0 BLK: 0 WP: 0 HR: 1 S: 13 P: 24 ERA: 54.00 WHIP: 12.000															PITCHER Stan Williams, R ERA: 5.31 (1, 1)	IP: 0.1 WLS: L BF: 6 H: 3 R: 5 ER: 2 SO: 0 BB: 1 IBB: 0 HBP: 0 BLK: 0 WP: 0 HR: 1 S: 13 P: 24 ERA: 54.00 WHIP: 12.000			
Ed Roebuck, R ERA: 3.73 (1, 1)	4.2 BF: 18 H: 2 R: 1 ER: 0 SO: 4 BB: 1 IBB: 0 HBP: 0 BLK: 0 WP: 0 HR: 0 S: 45 P: 73 ERA: 0.00 WHIP: 0.643															Ed Roebuck, R ERA: 3.73 (1, 1)	4.2 BF: 18 H: 2 R: 1 ER: 0 SO: 4 BB: 1 IBB: 0 HBP: 0 BLK: 0 WP: 0 HR: 0 S: 45 P: 73 ERA: 0.00 WHIP: 0.643			
Ron Perranoski, L ERA: 1.45 (6, 1)	2.0 BF: 6 H: 0 R: 0 ER: 0 SO: 2 BB: 0 IBB: 0 HBP: 0 BLK: 0 WP: 0 HR: 0 S: 14 P: 22 ERA: 0.00 WHIP: 0.000															Ron Perranoski, L ERA: 1.45 (6, 1)	2.0 BF: 6 H: 0 R: 0 ER: 0 SO: 2 BB: 0 IBB: 0 HBP: 0 BLK: 0 WP: 0 HR: 0 S: 14 P: 22 ERA: 0.00 WHIP: 0.000			
Larry Sherry, R ERA: 2.51 (8, 1)	1.0 BF: 5 H: 2 R: 1 ER: 1 SO: 0 BB: 0 IBB: 0 HBP: 0 BLK: 0 WP: 0 HR: 0 S: 8 P: 16 ERA: 9.00 WHIP: 2.000															Larry Sherry, R ERA: 2.51 (8, 1)	1.0 BF: 5 H: 2 R: 1 ER: 1 SO: 0 BB: 0 IBB: 0 HBP: 0 BLK: 0 WP: 0 HR: 0 S: 8 P: 16 ERA: 9.00 WHIP: 2.000			

Batter	1	2	3	4	5	6	7	8	9	AB	R	H	RBI	BB	SO	LOB	TOP																	
Roy McMillan, R OBP: 0.360, SLG: 0.361 (1, 6)										4	2	1	0	1	3	0	Milwaukee Braves @ Pittsburgh Pirates Forbes Field, Pittsburgh, PA Fri Jun 15 1962, 7:05 PM EDT Att: 21,673 - Unknown																	
Mack Jones, L OBP: 0.393, SLG: 0.478 (1, 9)										5	2	2	1	0	1	1																		
Eddie Mathews, L OBP: 0.349, SLG: 0.459 (1, 5)										3	2	0	0	2	1	0																		
Hank Aaron, R OBP: 0.386, SLG: 0.579 (1, 8)										5	2	4	5	0	0	0																		
Lee Maye, L OBP: 0.333, SLG: 0.364 (1, 7)										4	0	1	1	0	1	2																		
Joe Adcock, R OBP: 0.357, SLG: 0.463 (6, PR) Tommye Aaron, R OBP: 0.273, SLG: 0.336 (6, 3)										3	0	1	1	0	0	2																		
Frank Bolling, R OBP: 0.369, SLG: 0.447 (1, 4)									4	0	1	0	0	0	1																			
Joe Torre, R OBP: 0.340, SLG: 0.326 (1, 2)										2	0	0	0	2	1	0																		
Tony Cloninger, R (1, 1)										4	0	0	0	0	1	4																		
Hank Fischer, R (8, 1)										0	0	0	0	0	0	0																		
Don Nottebart, R OBP: 0.750, SLG: 0.667 (8, 1)										0	0	0	0	0	0	0																		
Bob Hendley, R OBP: 0.269, SLG: 0.182 (8, 1)										0	0	0	0	0	0	0																		
Inning Stats	R: 1 E: 0 K: 1 S: 7	H: 2 LOB: 1 BB: 0 P: 7	R: 0 E: 0 K: 0 S: 3	H: 1 LOB: 1 BB: 1 P: 7	R: 2 E: 0 K: 1 S: 7	H: 3 LOB: 1 BB: 1 P: 11	R: 0 E: 0 K: 2 S: 7	H: 0 LOB: 0 BB: 0 P: 7	R: 0 E: 0 K: 1 S: 5	H: 2 LOB: 2 BB: 1 P: 9	R: 4 E: 0 K: 1 S: 7	H: 2 LOB: 0 BB: 2 P: 15	R: 0 E: 0 K: 1 S: 5	H: 0 LOB: 0 BB: 0 P: 5	R: 0 E: 0 K: 0 S: 3	H: 0 LOB: 0 BB: 0 P: 3	1B: 8 2B: 0 3B: 0 HR: 2	SF: 0 SAC: 0 DP: 2 HBP: 0	WP: 1 PB: 0 CS: 1	PA: 40														
PITCHER	IP WLS BF H R ER SO BB IBB HBP BLK WP HR S P ERA WHIP																																	
Earl Francis, R ERA: 3.47 (1, 1)	5.1	24	8	4	3	6	2	0	0	0	0	0	1	34	42	5.06	1.875																	
Tom Sturdivant, R ERA: 6.5 (6, 1)	0.2	6	1	3	3	0	2	1	0	0	1	0	3	15	40.50	4.500																		
Diomedes Olivo, L ERA: 2.35 (7, 1)	1.0	4	1	1	1	1	0	0	0	0	0	1	6	6	9.00	1.000																		
Jack Lamabe, R ERA: 2.0 (8, 1)	1.0	W	3	0	0	0	1	0	0	0	0	0	5	5	0.00	0.000																		
Roy Face, R ERA: 1.64 (9, 1)	1.0	S	3	0	0	0	0	0	0	0	0	0	3	3	0.00	0.000																		
Batter	1	2	3	4	5	6	7	8	9	AB	R	H	RBI	BB	SO	LOB	BOTTOM																	
Bill Virdon, L OBP: 0.311, SLG: 0.418 (1, 8)										5	0	1	1	0	1	0	Milwaukee Braves @ Pittsburgh Pirates Forbes Field, Pittsburgh, PA Fri Jun 15 1962, 7:05 PM EDT Att: 21,673 - Unknown																	
Dick Groat, R OBP: 0.353, SLG: 0.352 (1, 6)										4	1	2	1	1	1	0																		
Bob Skinner, L OBP: 0.360, SLG: 0.465 (1, 7)										4	1	1	0	0	0	1																		
Dick Stuart, R OBP: 0.307, SLG: 0.413 (1, 3)										4	1	1	0	0	0	0																		
Roberto Clemente, R OBP: 0.351, SLG: 0.462 (1, 9)										3	2	2	4	1	0	0																		
Smoky Burgess, L OBP: 0.413, SLG: 0.458 (1, 2)										3	0	0	0	1	0	1																		
Don Hoak, R OBP: 0.359, SLG: 0.490 (1, 5)										3	2	0	0	1	1	3																		
Bill Mazeroski, R OBP: 0.267, SLG: 0.417 (1, 4)										4	1	2	2	0	0	2																		
Earl Francis, R OBP: 0.136, SLG: 0.136 (8, 1)										2	0	0	0	0	2	1																		
Tom Sturdivant, L OBP: 0.289, SLG: 0.289 (8, 1)										0	0	0	0	0	0	0																		
Diomedes Olivo, L OBP: 0.335, SLG: 0.375 (7, 1)										0	0	0	0	0	0	0																		
Dick Schofield, S OBP: 0.146, SLG: 0.439 (8, 1)										1	0	0	0	0	1	0																		
Jack Lamabe, R OBP: 0.319, SLG: 0.500 (8, PR)										0	1	1	0	0	0	0																		
Jim Marshall, L OBP: 0.319, SLG: 0.500 (8, PR)										0	1	1	0	0	0	0																		
Howie Goss, R OBP: 0.350, SLG: 0.340 (8, 1)										0	1	0	0	0	0	0																		
Roy Face, R (8, 1)										0	0	0	0	0	0	0																		
Inning Stats	R: 0 E: 0 K: 0 S: 3	H: 0 LOB: 0 BB: 0 P: 3	R: 2 E: 1 K: 1 S: 8	H: 2 LOB: 1 BB: 0 P: 8	R: 0 E: 0 K: 2 S: 7	H: 0 LOB: 0 BB: 0 P: 7	R: 0 E: 0 K: 0 S: 3	H: 0 LOB: 2 BB: 2 P: 11	R: 0 E: 0 K: 1 S: 6	H: 1 LOB: 1 BB: 0 P: 6	R: 0 E: 0 K: 0 S: 3	H: 0 LOB: 0 BB: 0 P: 3	R: 0 E: 0 K: 2 S: 7	H: 0 LOB: 0 BB: 0 P: 7	R: 7 E: 0 K: 0 S: 9	H: 7 LOB: 2 BB: 2 P: 17	1B: 8 2B: 0 3B: 1 HR: 1	SF: 0 SAC: 0 DP: 0 HBP: 0	WP: 1 PB: 0 CS: 0	PA: 38														
PITCHER	IP WLS BF H R ER SO BB IBB HBP BLK WP HR S P ERA WHIP																																	
Tony Cloninger, R ERA: 5.45 (1, 1)	7.1	30	4	4	2	6	3	0	0	0	0	0	1	39	51	2.46	0.955																	
Hank Fischer, R ERA: 2.53 (8, 1)	0.0	2	2	2	2	0	0	0	0	0	1	2	2	2	2	2	27.00	9.000																
Don Nottebart, R ERA: 4.5 (8, 1)	0.1	L	4	2	1	1	0	1	0	0	0	3	7	27.00	9.000																			
Bob Hendley, L ERA: 3.62 (8, 1)	0.1	2	2	2	2	0	0	0	0	0	0	2	2	54.00	6.000																			

Batter	1	2	3	4	5	6	7	8	9	AB	R	H	RBI	BB	SO	LOB	TOP
Roy McMillan, R OBP: 0.361, SLG: 0.378 (1, 6)										5	1	2	2	0	1	0	Milwaukee Braves @ Pittsburgh Pirates Forbes Field, Pittsburgh, PA Sat Jun 16 1962, 3:33 AM EDT Att: 22,437 - Unknown
Mack Jones, L OBP: 0.397, SLG: 0.470 (1, 9)										4	0	0	0	0	0	2	
Eddie Mathews, L OBP: 0.352, SLG: 0.454 (1, 5)										2	0	0	0	2	1	0	
Hank Aaron, R OBP: 0.384, SLG: 0.574 (1, 8)										4	0	1	0	0	0	2	
Lee Maye, L OBP: 0.313, SLG: 0.333 (1, 7)										4	0	1	0	0	0	1	
Del Crandall, R OBP: 0.383, SLG: 0.438 (1, 2)										3	0	1	0	1	0	2	
Joe Adcock, R OBP: 0.354, SLG: 0.452 Tommie Aaron, R OBP: 0.273, SLG: 0.336 (8, 3)										3	1	0	0	1	1	4	
Frank Bolling, R OBP: 0.366, SLG: 0.441 (1, 4)										4	0	1	0	0	0	2	
Lew Burdette, R OBP: 0.240, SLG: 0.240 (1, 1)										4	0	0	0	0	1	3	
Inning Stats	R: 1 E: 0 K: 0 S: 4	H: 1 LOB: 1 BB: 1 P: 8	R: 0 E: 0 K: 0 S: 3	H: 0 LOB: 1 BB: 1 P: 7	R: 0 E: 0 K: 1 S: 6	H: 1 LOB: 1 BB: 0 P: 6	R: 0 E: 0 K: 0 S: 3	H: 0 LOB: 0 BB: 0 P: 3	R: 1 E: 0 K: 1 S: 5	H: 2 LOB: 2 BB: 1 P: 9	R: 0 E: 0 K: 1 S: 7	H: 2 LOB: 2 BB: 0 P: 7	R: 0 E: 0 K: 2 S: 7	H: 0 LOB: 0 BB: 0 P: 7	1B: 4 2B: 0 3B: 1 HR: 1	SF: 0 SAC: 0 DP: 0 HBP: 0	WP: 1 PA: 37 CS: 0
PITCHER	IP WLS BF H R ER SO BB IBB HBP BLK WP HR S P ERA WHIP																
Vern Law, R ERA: 2.47 (1, 1)	7.0 L 29 4 2 2 1 4 0 0 0 0 1 1 27 43 2.57 1.143																
Diomedes Olivo, L ERA: 2.33 (8, 1)	0.1 3 2 0 0 1 0 0 0 0 0 0 0 5 5 0.00 6.000																
Jack Lamabe, R ERA: 1.91 (8, 1)	1.2 5 0 0 0 2 0 0 0 0 0 0 0 9 9 0.00 0.000																

AB	33
R	2
H	6
RBI	2
BB	4
SO	4
LOB	16



Batter	1	2	3	4	5	6	7	8	9	AB	R	H	RBI	BB	SO	LOB	BOTTOM				
Bill Virdon, L OBP: 0.314, SLG: 0.427 (1, 8)										4	1	2	0	0	0	0	Milwaukee Braves @ Pittsburgh Pirates Forbes Field, Pittsburgh, PA Sat Jun 16 1962, 3:33 AM EDT Att: 22,437 - Unknown				
Dick Groat, R OBP: 0.351, SLG: 0.350 (1, 6)										4	0	1	1	0	0	1					
Bob Skinner, L OBP: 0.367, SLG: 0.478 (1, 7)										3	0	2	0	1	0	0					
Dick Stuart, R OBP: 0.302, SLG: 0.406 (1, 3)										4	0	0	0	0	0	4					
Roberto Clemente, R OBP: 0.353, SLG: 0.463 (1, 9)										4	0	2	0	0	0	0					
Smoky Burgess, L OBP: 0.408, SLG: 0.460 (1, 2)										4	0	1	0	0	0	1					
Don Hoak, R OBP: 0.352, SLG: 0.391 (1, 5)										4	0	0	0	0	0	2					
Bill Mazeroski, R OBP: 0.263, SLG: 0.410 (1, 4)										4	0	0	0	0	0	2					
Vern Law, R OBP: 0.125, SLG: 0.200 Jim Marshall, L OBP: 0.315, SLG: 0.493 Diomedes Olivo, L OBP: 0.333, SLG: 0.375 Jack Lamabe, R (8, 1) Dick Schofield, S OBP: 0.412, SLG: 0.431 (8, PH)										2	0	0	0	0	0	2					
Inning Stats	R: 0 E: 0 K: 0 S: 4	H: 1 LOB: 1 BB: 0 P: 4	R: 0 E: 0 K: 0 S: 5	H: 2 LOB: 2 BB: 0 P: 5	R: 0 E: 0 K: 0 S: 4	H: 1 LOB: 1 BB: 0 P: 4	R: 0 E: 0 K: 0 S: 3	H: 0 LOB: 0 BB: 0 P: 3	R: 1 E: 0 K: 0 S: 5	H: 2 LOB: 2 BB: 1 P: 9	R: 0 E: 0 K: 0 S: 3	H: 0 LOB: 0 BB: 0 P: 3	R: 0 E: 0 K: 1 S: 6	H: 1 LOB: 1 BB: 0 P: 6	R: 0 E: 0 K: 0 S: 4	H: 1 LOB: 1 BB: 0 P: 4	R: 0 E: 0 K: 0 S: 3	H: 0 LOB: 0 BB: 0 P: 3	1B: 3 2B: 5 3B: 0 HR: 0	SF: 0 SAC: 0 DP: 0 HBP: 0	WP: 0 PA: 36 CS: 0
PITCHER	IP WLS BF H R ER SO BB IBB HBP BLK WP HR S P ERA WHIP																				
Lew Burdette, R ERA: 4.31 (1, 1)	9.0 W 36 8 1 1 1 1 1 0 0 0 0 0 37 41 1.00 1.000																				



Batter	1	2	3	4	5	6	7	8	9	AB	R	H	RBI	BB	SO	LOB	TOP				
Roy McMillan, R OBP: 0.354, SLG: 0.370	F7		G6-4-3			P6		K		4	0	0	0	0	1	3					
Del Crandall, R OBP: 0.380, SLG: 0.440	K			F7			2B	FC6-4		4	0	1	0	0	1	2					
Lee Mays, L OBP: 0.250, SLG: 0.263	K			K		6-3		F9		4	0	0	0	0	2	1					
Hank Aaron, R OBP: 0.386, SLG: 0.581				4-3		P3		HR		4	1	2	0	0	0	1					
Joe Adcock, R OBP: 0.351, SLG: 0.469	5-3				K			HR		4	1	1	2	0	2	2					
Mack Jones, L OBP: 0.385, SLG: 0.470	K				K			F7		4	1	1	0	0	2	1					
Frank Bolling, R OBP: 0.369, SLG: 0.464	F7				F8			2B		4	0	2	1	0	0	1					
Denis Menke, R OBP: 0.261, SLG: 0.269						F8		FC		2	0	0	0	1	0	1					
Hank Fischer, R OBP: 0.272, SLG: 0.319								FC		0	0	0	0	0	0	0					
Gus Bell, L OBP: 0.272, SLG: 0.319								F9		1	0	0	0	0	0	1					
Warren Spahn, L OBP: 0.263, SLG: 0.286										1	0	0	0	0	1	1					
Bob Lickner, R OBP: 0.294, SLG: 0.143										1	0	0	0	0	1	0					
Carl Willey, R OBP: 0.224, SLG: 0.550										0	0	0	0	0	0	0					
Jack Curtis, L OBP: 0.224, SLG: 0.188										0	0	0	0	0	0	0					
Tommy Aaron, R OBP: 0.277, SLG: 0.340										1	0	1	0	0	0	0					
Inning Stats	R: 0 E: 0 K: 2 S: 7	H: 0 LOB: 0 BB: 0 P: 7	R: 0 E: 0 K: 1 S: 6	H: 1 LOB: 1 BB: 0 P: 6	R: 0 E: 0 K: 1 S: 4	H: 0 LOB: 0 BB: 1 P: 8	R: 0 E: 0 K: 1 S: 5	H: 0 LOB: 0 BB: 0 P: 5	R: 0 E: 0 K: 2 S: 7	H: 0 LOB: 0 BB: 0 P: 7	R: 0 E: 0 K: 1 S: 5	H: 0 LOB: 0 BB: 0 P: 5	R: 0 E: 0 K: 1 S: 6	H: 1 LOB: 1 BB: 0 P: 6	R: 1 E: 0 K: 1 S: 8	H: 3 LOB: 2 BB: 0 P: 8	R: 2 E: 0 K: 0 S: 6	H: 3 LOB: 1 BB: 0 P: 6	1B: 2 2B: 3 3B: 2 HR: 1	SF: 0 SAC: 0 DP: 1 HBP: 0	WP: 0 PA: 35
PITCHER Harvey Haddix, L ERA: 4.02	IP: 9.0 WLS: W BF: 35 H: 8 R: 3 ER: 3 SO: 10 BB: 1 IBB: 0 HBP: 0 BLK: 0 WP: 0 HR: 1 S: 54 P: 58 ERA: 3.00 WHIP: 1.000																				

Milwaukee Braves @ Pittsburgh Pirates
Forbes Field, Pittsburgh, PA
Sun Jun 17 1962, 3:33 AM EDT
Att: 15,448 - Unknown

AB 34
R 3
H 8
RBI 3
BB 1
SO 10
LOB 14



Batter	1	2	3	4	5	6	7	8	9	AB	R	H	RBI	BB	SO	LOB	BOTTOM		
Bill Virdon, L OBP: 0.309, SLG: 0.421	4-3	6-3			3-1	L7				4	0	0	0	0	0	1			
Dick Groat, R OBP: 0.346, SLG: 0.345	1-3		4-3		L4		6-3			4	0	0	0	0	0	1			
Roberto Clemente, R OBP: 0.356, SLG: 0.463	FC6-4		F7			1B	6-3			4	0	2	1	0	0	0			
Dick Stuart, R OBP: 0.297, SLG: 0.398	FC6-4		K				6-3			4	0	0	0	0	1	2			
Bob Skinner, L OBP: 0.378, SLG: 0.502		2B			FC1-6	1B		1B		4	2	4	0	0	0	0			
Howie Goss, R OBP: 0.302, SLG: 0.340								G5-4-3		0	0	0	0	0	0	0			
Don Hoak, R OBP: 0.355, SLG: 0.399		2B			L8		HR			4	2	2	2	0	0	2			
Bill Mazerowski, R OBP: 0.258, SLG: 0.403		1-3			FC1-6		P6			4	0	0	0	0	0	4			
Cal Neeman, R OBP: 0.278, SLG: 0.471		E7			4-3					3	2	2	3	0	0	1			
Harvey Haddix, L OBP: 0.333, SLG: 0.650		SF8								2	1	1	1	0	0	0			
Inning Stats	R: 0 E: 0 K: 0 S: 4	H: 1 LOB: 1 BB: 0 P: 4	R: 3 E: 1 K: 0 S: 6	H: 3 LOB: 0 BB: 0 P: 6	R: 0 E: 0 K: 1 S: 5	H: 0 LOB: 0 BB: 0 P: 5	R: 0 E: 0 K: 0 S: 4	H: 1 LOB: 1 BB: 0 P: 4	R: 1 E: 0 K: 0 S: 5	H: 2 LOB: 1 BB: 0 P: 5	R: 3 E: 0 K: 0 S: 6	H: 3 LOB: 0 BB: 0 P: 6	R: 0 E: 0 K: 0 S: 3	H: 0 LOB: 0 BB: 0 P: 3	R: 0 E: 0 K: 0 S: 3	H: 1 LOB: 1 BB: 0 P: 3	1B: 6 2B: 3 3B: 1 HR: 1	SF: 1 SAC: 0 DP: 1 HBP: 0	WP: 0 PA: 34
PITCHER Warren Spahn, L ERA: 3.25	IP: 5.0 WLS: L BF: 22 H: 7 R: 4 ER: 3 SO: 7 BB: 0 IBB: 0 HBP: 0 BLK: 0 WP: 0 HR: 0 S: 24 P: 24 ERA: 5.40 WHIP: 1.400																		
Carl Willey, R ERA: 6.5	0.1	4	3	3	3	0	0	0	0	0	1	4	4	81.00	9.000				
Jack Curtis, L ERA: 3.96	1.2	5	0	0	0	0	0	0	0	0	5	5	0.00	0.000					
Hank Fischer, R ERA: 2.42	1.0	3	1	0	0	0	0	0	0	0	3	3	0.00	1.000					

Milwaukee Braves @ Pittsburgh Pirates
Forbes Field, Pittsburgh, PA
Sun Jun 17 1962, 3:33 AM EDT
Att: 15,448 - Unknown

AB 33
R 7
H 11
RBI 7
BB 0
SO 1
LOB 11



Batter	1	2	3	4	5	6	7	8	9	AB	R	H	RBI	BB	SO	LOB	TOP																					
Roy McMillan, R OBP: 0.351, SLG: 0.363 (1, 6)	4-3		1B HR BB	F5		F7			6-3	4	1	0	0	1	0	2																						
Del Crandall, R OBP: 0.355, SLG: 0.432 (1, 2)	6-3		1-3 HR BB 1B	F7				6-3	5	1	1	0	0	0	0	1																						
Eddie Mathews, L OBP: 0.357, SLG: 0.452 (1, 5)	F7		1-2 HR BB		G3			E1 1B	3	2	1	0	2	0	0																							
Hank Aaron, R OBP: 0.390, SLG: 0.593 (1, 8)		5-3		HR	1-3 1B			G1-6-3 1B	5	1	3	5	0	0	1																							
Gus Bell, L OBP: 0.277, SLG: 0.331 Howie Bedell, L OBP: 0.255, SLG: 0.237 (1, 7) (7, 7)			FC4-6 BB		1-3 1B			G1-6-3 1B	3	1	1	0	1	0	2																							
Joe Adcock, R OBP: 0.348, SLG: 0.466 Tommye Aaron, R OBP: 0.277, SLG: 0.340 (8, PR) (8, 3)			SF8 3B	FC4-6 BB		F3		G3 1B	3	0	1	1	0	0	2																							
Mack Jones, L OBP: 0.380, SLG: 0.463 (1, 9)	4-3		K			E4 FC5-4		G3	4	0	0	0	0	1	2																							
Frank Bolling, R OBP: 0.366, SLG: 0.479 (1, 4)			HR	5-3		FC5-4 1-2		F8	4	1	1	1	0	0	3																							
Bob Shaw, R OBP: 0.244, SLG: 0.190 (1, 1)			1-3	1-3		K		K	4	0	1	0	0	2	3																							
Inning Stats	R: 0 E: 0 K: 0 S: 3	H: 0 LOB: 0 BB: 0 P: 3	R: 1 E: 0 K: 0 S: 4	H: 1 LOB: 0 BB: 0 P: 4	R: 5 E: 0 K: 1 S: 8	H: 3 LOB: 1 BB: 3 P: 20	R: 0 E: 0 K: 0 S: 4	H: 1 LOB: 1 BB: 0 P: 4	R: 0 E: 1 K: 1 S: 6	H: 0 LOB: 1 BB: 0 P: 6	R: 1 E: 1 K: 0 S: 4	H: 2 LOB: 0 BB: 0 P: 4	R: 0 E: 0 K: 1 S: 6	H: 1 LOB: 2 BB: 0 P: 6	R: 0 E: 0 K: 0 S: 3	H: 0 LOB: 1 BB: 1 P: 7	1B: 6 2B: 0 3B: 1 HR: 2	SF: 1 SAC: 0 DP: 1 HBP: 0	WP: 0 PB: 0 SB: 0 CS: 0	PA: 40																		
PITCHER	IP	WLS	BF	H	R	ER	SO	BB	IBB	HBP	BLK	WP	HR	S	P	ERA	WHIP	PITCHER				IP	WLS	BF	H	R	ER	SO	BB	IBB	HBP	BLK	WP	HR	S	P	ERA	WHIP
Jay Hook, R ERA: 6.24 (1, 1)	3.0	L	16	4	6	6	1	3	0	0	0	0	2	15	27	18.00	2.333																					
Bob Moorhead, R ERA: 4.53 (4, 1)	4.0		16	4	1	0	1	0	0	0	0	0	0	18	18	0.00	1.000																					
Dave Hillman, R ERA: 7.13 (8, 1)	2.0		8	1	0	0	1	1	0	0	0	0	0	9	13	0.00	1.000																					

Milwaukee Braves @ New York Mets
Polo Grounds, New York, NY
Mon Jun 18 1962, 7:05 PM EDT
Att: 9,132 - Unknown

AB 35
R 7
H 9
RBI 7
BB 4
SO 3
LOB 16



Batter	1	2	3	4	5	6	7	8	9	AB	R	H	RBI	BB	SO	LOB	BOTTOM																					
Joe Christopher, R OBP: 0.280, SLG: 0.309 (1, 8)	L3 HBP		G5-4-3 1-2		SH5-3			K	FC6-4 1B	3	0	1	1	0	1	1																						
Elio Chacon, R OBP: 0.369, SLG: 0.287 (1, 6)	L3 1-2		1B		F9			1B	FC6-4 1B	5	0	2	0	0	0	4																						
Gene Woodling, L OBP: 0.426, SLG: 0.454 (1, 7)			1B		1-3			F7	L4	5	0	2	0	0	0	3																						
Frank Thomas, R OBP: 0.350, SLG: 0.529 (1, 5)	5-3		5-3		5-3			K	BB 1B	4	0	1	0	0	1	3																						
Mary Throneberry, L OBP: 0.323, SLG: 0.289 (1, 3)		F2			F8			2B	BB	3	0	1	0	1	0	0																						
Charlie Neal, R OBP: 0.343, SLG: 0.413 (1, 4)		5-3			F7			5-3		4	0	0	0	0	0	4																						
Cliff Cook, R OBP: 0.234, SLG: 0.337 (1, 9)			1B		5-3			5-3	L7	4	0	1	0	0	0	0																						
Sammy Taylor, L OBP: 0.288, SLG: 0.235 Jim Hickman, R OBP: 0.331, SLG: 0.443 (9, PR) (1, 2)			L7		SH5-3 1B			1-3	BB 1B	4	0	2	0	0	0	1																						
Jay Hook, L OBP: 0.286, SLG: 0.259 Richie Ashburn, L OBP: 0.308, SLG: 0.411 Bob Moorhead, R OBP: 0.350, SLG: 0.402 Felix Mantilla, R OBP: 0.330, SLG: 0.402 Dave Hillman, R OBP: 0.277, SLG: 0.340 Rod Kanehl, R OBP: 0.408, SLG: 0.475 (1, 1) (3, PR) (4, 1) (7, PR) (8, 1) (9, PR)			G5-4-3 1B		K			1-3	FC6-4 1B	0	0	0	0	0	0	0																						
Inning Stats	R: 0 E: 0 K: 0 S: 3	H: 1 LOB: 1 BB: 0 P: 4	R: 0 E: 0 K: 0 S: 4	H: 1 LOB: 0 BB: 0 P: 4	R: 0 E: 0 K: 0 S: 5	H: 3 LOB: 2 BB: 0 P: 5	R: 0 E: 0 K: 0 S: 3	H: 0 LOB: 0 BB: 0 P: 3	R: 0 E: 0 K: 1 S: 6	H: 1 LOB: 1 BB: 0 P: 6	R: 0 E: 0 K: 1 S: 3	H: 0 LOB: 0 BB: 0 P: 3	R: 0 E: 0 K: 1 S: 7	H: 2 LOB: 3 BB: 1 P: 11	R: 1 E: 0 K: 0 S: 5	H: 2 LOB: 2 BB: 1 P: 9	1B: 10 2B: 2 3B: 0 HR: 0	SF: 0 SAC: 1 DP: 2 HBP: 1	WP: 0 PB: 0 SB: 0 CS: 0	PA: 39																		
PITCHER	IP	WLS	BF	H	R	ER	SO	BB	IBB	HBP	BLK	WP	HR	S	P	ERA	WHIP	PITCHER				IP	WLS	BF	H	R	ER	SO	BB	IBB	HBP	BLK	WP	HR	S	P	ERA	WHIP
Bob Shaw, R ERA: 1.84 (1, 1)	9.0	W	39	11	1	1	3	2	0	1	0	0	0	42	51	1.00	1.444																					

Milwaukee Braves @ New York Mets
Polo Grounds, New York, NY
Mon Jun 18 1962, 7:05 PM EDT
Att: 9,132 - Unknown

AB 35
R 1
H 11
RBI 1
BB 2
SO 3
LOB 17



Batter	1	2	3	4	5	6	7	8	9	AB	R	H	RBI	BB	SO	LOB	TOP			
Roy McMillan, R (1, 6) OBP: 0.350, SLG: 0.365										4	1	1	0	0	1	0	Milwaukee Braves @ New York Mets Polo Grounds, New York, NY Tue Jun 19 1962, 3:33 AM EDT Att: 3,862 - Unknown			
Mack Jones, L (1, 9) OBP: 0.352, SLG: 0.469										3	1	1	1	1	0	0				
Eddie Mathews, L (1, 5) OBP: 0.355, SLG: 0.463										4	1	1	2	0	1	1				
Hank Aaron, R (1, 8) OBP: 0.388, SLG: 0.592										4	1	1	0	0	0	1				
Lee Maye, L (1, 7) OBP: 0.208, SLG: 0.217										4	0	0	0	0	0	1				
Joe Adcock, R (1, 3) OBP: 0.346, SLG: 0.455										3	0	0	0	1	1	1				
Tommie Aaron, R (9, PR) OBP: 0.277, SLG: 0.340										0	1	0	0	0	0	0				
Frank Bolling, R (1, 4) OBP: 0.370, SLG: 0.486										4	0	2	1	0	1	0				
Denis Menke, R (9, PR) OBP: 0.261, SLG: 0.269										0	0	0	0	0	0	0				
Joe Torre, R (1, 2) OBP: 0.336, SLG: 0.323										1	0	0	0	0	0	0				
Bob Uecker, R (3, 2) OBP: 0.316, SLG: 0.188										2	0	1	0	0	0	0				
Del Crandall, R (9, PH) OBP: 0.353, SLG: 0.432										0	0	0	1	0	0	0				
Ron Piche, R (1, 1) OBP: 0.111, SLG: 0.059										1	0	0	0	0	0	0				
Jack Curtis, L (3, 1) OBP: 0.222, SLG: 0.176										1	0	0	0	0	1	2				
Howie Bedell, L (7, PH) OBP: 0.254, SLG: 0.235										1	0	0	0	0	0	0				
Don Nottebart, R (7, 1) OBP: 0.750, SLG: 0.667										0	0	0	0	0	0	0				
Gus Bell, L (9, PH) OBP: 0.276, SLG: 0.329										1	0	0	0	0	0	2				
Inning Stats	R: 2 E: 0 K: 0 S: 5	H: 2 LOB: 0 BB: 0 P: 5	R: 0 E: 0 K: 1 S: 5	H: 0 LOB: 0 BB: 0 P: 5	R: 0 E: 0 K: 1 S: 5	H: 0 LOB: 0 BB: 0 P: 5	R: 2 E: 0 K: 2 S: 11	H: 4 LOB: 2 BB: 0 P: 11	R: 0 E: 0 K: 0 S: 3	H: 0 LOB: 1 BB: 1 P: 3	R: 0 E: 0 K: 0 S: 3	H: 0 LOB: 0 BB: 0 P: 3	R: 0 E: 0 K: 1 S: 5	H: 0 LOB: 0 BB: 0 P: 5	R: 1 E: 0 K: 0 S: 4	H: 1 LOB: 2 BB: 1 P: 8	1B: 2 2B: 3 3B: 1 HR: 1	SF: 1 SAC: 0 DP: 0 HBP: 0	WP: 0 PB: 0 CS: 0	PA: 36
PITCHER Roger Craig, R (1, 1) ERA: 4.81	IP: 9.0 WLS: W BF: 36 H: 7 R: 5 ER: 5 SO: 5 BB: 2 IBB: 0 HBP: 0 BLK: 0 WP: 0 HR: 1 S: 44 P: 52 ERA: 5.00 WHIP: 1.000															PITCHER				

Batter	1	2	3	4	5	6	7	8	9	AB	R	H	RBI	BB	SO	LOB	BOTTOM			
Joe Christopher, R (1, 8) OBP: 0.288, SLG: 0.356										5	1	2	1	0	0	0	Milwaukee Braves @ New York Mets Polo Grounds, New York, NY Tue Jun 19 1962, 3:33 AM EDT Att: 3,862 - Unknown			
Elio Chacon, R (1, 6) OBP: 0.395, SLG: 0.295										5	1	1	0	0	0	1				
Gene Woodling, L (1, 7) OBP: 0.428, SLG: 0.475										3	2	1	1	1	0	1				
Frank Thomas, R (1, 5) OBP: 0.352, SLG: 0.527										3	1	1	0	0	1	2				
Rod Kanehl, R (9, 5) OBP: 0.406, SLG: 0.478										0	0	0	0	0	0	0				
Mary Throneberry, L (1, 3) OBP: 0.330, SLG: 0.310										4	1	2	1	0	0	2				
Gil Hodges, R (9, 3) OBP: 0.357, SLG: 0.578										0	0	0	0	0	0	0				
Charlie Neal, R (1, 4) OBP: 0.350, SLG: 0.414										2	0	1	0	2	0	0				
Cliff Cook, R (1, 9) OBP: 0.224, SLG: 0.323										4	0	0	1	0	2	7				
Jim Hickman, R (8, 9) OBP: 0.331, SLG: 0.443										0	0	0	0	0	0	0				
Chris Cannizzaro, R (1, 2) OBP: 0.303, SLG: 0.154										4	0	2	2	0	0	2				
Roger Craig, R (1, 1) OBP: 0.143, SLG: 0.040										4	0	0	0	0	1	4				
Inning Stats	R: 3 E: 0 K: 2 S: 11	H: 4 LOB: 3 BB: 1 P: 15	R: 0 E: 0 K: 0 S: 4	H: 1 LOB: 1 BB: 0 P: 4	R: 1 E: 0 K: 0 S: 5	H: 2 LOB: 1 BB: 1 P: 9	R: 0 E: 0 K: 0 S: 3	H: 0 LOB: 0 BB: 0 P: 3	R: 1 E: 0 K: 0 S: 5	H: 1 LOB: 1 BB: 0 P: 5	R: 0 E: 0 K: 1 S: 5	H: 0 LOB: 0 BB: 0 P: 5	R: 0 E: 0 K: 1 S: 5	H: 0 LOB: 0 BB: 0 P: 5	R: 0 E: 0 K: 1 S: 5	H: 0 LOB: 0 BB: 0 P: 5	1B: 6 2B: 1 3B: 1 HR: 2	SF: 0 SAC: 0 DP: 0 HBP: 1	WP: 1 PB: 1 CS: 0	PA: 38
PITCHER Ron Piche, R (1, 1) ERA: 4.78	IP: 2.2 WLS: L BF: 15 H: 3 R: 2 ER: 2 SO: 2 BB: 0 IBB: 1 HBP: 1 BLK: 0 WP: 0 HR: 1 S: 19 P: 27 ERA: 5.40 WHIP: 0.900															PITCHER				
Jack Curtis, L (3, 1) ERA: 4.05	IP: 3.1 WLS: L BF: 15 H: 3 R: 2 ER: 2 SO: 2 BB: 0 IBB: 1 HBP: 1 BLK: 0 WP: 0 HR: 1 S: 13 P: 18 ERA: 5.40 WHIP: 0.900															PITCHER				
Don Nottebart, R (7, 1) ERA: 4.2	IP: 2.0 WLS: L BF: 6 H: 0 R: 0 ER: 0 SO: 2 BB: 0 IBB: 0 HBP: 0 BLK: 0 WP: 0 HR: 0 S: 10 P: 10 ERA: 0.00 WHIP: 0.000															PITCHER				



Batter	1	2	3	4	5	6	7	8	9	AB	R	H	RBI	BB	SO	LOB	TOP
Denis Menke, R (1, 6) OBP: 0.255, SLG: 0.262	0-3 K		0-0 F8		0-3 K					3	0	0	0	0	2	0	Milwaukee Braves @ New York Mets Polo Grounds, New York, NY Wed Jun 20 1962, 3:38 AM EDT Att: 6,643 - Overcast
Mack Jones, L (1, 9) OBP: 0.395, SLG: 0.470	0-3 K		0-3 K		0-0 4-3					3	0	0	0	0	2	0	
Eddie Mathews, L (1, 5) OBP: 0.368, SLG: 0.464	4-0 BB		4-0 HR		0-0 P6					1	1	0	0	2	0	0	
Hank Aaron, R (1, 8) OBP: 0.398, SLG: 0.619	4-0 BB		0-0 HR		0-0 HR					2	2	2	3	1	0	0	
Gus Bell, L (1, 7) OBP: 0.276, SLG: 0.345 Howie Bedell, L (6, 7) OBP: 0.252, SLG: 0.233	0-0 F7		0-0 5-3		0-0 4-3					3	0	0	0	0	0	2	
Frank Bolling, R (1, 4) OBP: 0.363, SLG: 0.477		0-0 F7		0-0 P3		0-0 5-3				3	0	0	0	0	0	0	
Joe Adcock, R (1, 3) OBP: 0.335, SLG: 0.458		0-0 F8		0-0 5-3		0-3 K				3	0	0	0	0	1	0	
Bob Uecker, R (1, 2) OBP: 0.381, SLG: 0.188		4-0 FC6-4		4-0 BB						0	0	0	0	2	0	0	
Bob Hendley, R (1, 1) OBP: 0.250, SLG: 0.167 Lew Burdette, R (6, 1) OBP: 0.240, SLG: 0.240		0-0 FC6-4		0-3 K2-3						2	0	0	0	0	1	2	
Inning Stats	R: 0 E: 0 K: 2 S: 7	H: 0 LOB: 2 BB: 2 P: 15	R: 2 E: 0 K: 0 S: 3	H: 1 LOB: 1 BB: 1 P: 7	R: 0 E: 0 K: 1 S: 6	H: 0 LOB: 1 BB: 1 P: 9	R: 0 E: 0 K: 1 S: 5	H: 0 LOB: 0 BB: 1 P: 5	R: 1 E: 0 K: 1 S: 6	H: 1 LOB: 0 BB: 0 P: 6	1B: 0 2B: 0 3B: 0 HR: 2	SF: 0 SAC: 0 DP: 0 HBP: 0	WP: 0 PB: 0 SB: 0 CS: 0	PA: 25			
PITCHER Willard Hunter, L (1, 1) ERA: 9.93	IP: 6.0 WLS: L BF: 25 H: 2 R: 3 ER: 3 SO: 6 BB: 5 IBB: 0 HBP: 0 BLK: 0 WP: 0 HR: 2 S: 32 P: 52 ERA: 4.50 WHIP: 1.167																

Batter	1	2	3	4	5	6	7	8	9	AB	R	H	RBI	BB	SO	LOB	BOTTOM
Joe Christopher, R (1, 8) OBP: 0.299, SLG: 0.359	0-0 F8		4-0 S		0-0 F9					2	0	0	0	1	0	1	Milwaukee Braves @ New York Mets Polo Grounds, New York, NY Wed Jun 20 1962, 3:38 AM EDT Att: 6,643 - Overcast
Felix Mantilla, R (1, 5) OBP: 0.328, SLG: 0.416	0-0 5-3		0-3 K		0-0 P5					3	0	0	0	0	1	2	
Charlie Neal, R (1, 4) OBP: 0.340, SLG: 0.401	0-0 4-3		0-0 6-3		0-0 L9					3	0	0	0	0	0	1	
Frank Thomas, R (1, 7) OBP: 0.345, SLG: 0.512		0-0 6-3		4-0 1B		0-0 P5				2	0	0	0	1	0	0	
Gil Hodges, R (1, 3) OBP: 0.356, SLG: 0.565		0-3 K		0-3 K		4-0 1B				2	1	0	0	1	2	1	
Jim Hickman, R (1, 9) OBP: 0.342, SLG: 0.453		0-1 CI		0-0 G5-4-3		0-0 1B				2	1	2	0	0	0	0	
Elio Chacon, R (1, 6) OBP: 0.363, SLG: 0.295 Cliff Cook, R (6, PH) OBP: 0.230, SLG: 0.326		0-0 FC6-4		0-0 G5-4-3		0-0 2B				2	0	1	0	0	0	2	
Chris Cannizzaro, R (1, 2) OBP: 0.325, SLG: 0.242 Rod Kanehl, R (6, PR) OBP: 0.400, SLG: 0.468		0-0 FC6-4		0-0 F8		0-0 2B				3	0	1	1	0	0	2	
Willard Hunter, R (1, 1) OBP: 0.429, SLG: 0.429 Gene Woodling, L (6, PH) OBP: 0.430, SLG: 0.472			0-0 1B		0-0 E6					2	0	2	0	0	0	0	
Inning Stats	R: 0 E: 0 K: 0 S: 3	H: 1 LOB: 2 BB: 0 P: 3	R: 0 E: 0 K: 1 S: 7	H: 1 LOB: 1 BB: 1 P: 9	R: 0 E: 0 K: 1 S: 5	H: 1 LOB: 1 BB: 1 P: 9	R: 0 E: 0 K: 0 S: 4	H: 1 LOB: 1 BB: 0 P: 4	R: 2 E: 0 K: 0 S: 6	H: 3 LOB: 2 BB: 1 P: 10	1B: 6 2B: 1 3B: 0 HR: 0	SF: 0 SAC: 0 DP: 1 HBP: 0	WP: 0 PB: 0 SB: 0 CS: 0	PA: 27			
PITCHER Bob Hendley, L (1, 1) ERA: 3.59 Lew Burdette, R (6, 1) ERA: 4.29	IP: 5.2 WLS: W BF: 26 H: 7 R: 2 ER: 2 SO: 3 BB: 3 IBB: 0 HBP: 0 BLK: 0 WP: 0 HR: 0 S: 29 P: 41 ERA: 3.18 WHIP: 1.765																



Batter	1	2	3	4	5	6	7	8	9	AB	R	H	RBI	BB	SO	LOB	TOP									
Denis Menke, R (1, 6) OBP: 0.255, SLG: 0.262										4	1	1	0	0	0	1	Milwaukee Braves @ San Francisco Giants Candlestick Park, San Francisco, CA Sat Jun 23 1962, 6:33 AM EDT Att: 17,345 - Unknown livebaseballscorecards.com									
Lee Mays, L (1, 9) OBP: 0.303, SLG: 0.387										3	1	2	2	1	1	0										
Eddie Mathews, L (1, 5) OBP: 0.370, SLG: 0.472										4	0	0	0	0	2	2										
Hank Aaron, R (1, 8) OBP: 0.393, SLG: 0.605										4	0	0	0	0	0	2										
Gus Bell, L (1, 7) OBP: 0.274, SLG: 0.337										4	0	0	0	0	0	1										
Joe Adcock, R (1, 3) OBP: 0.328, SLG: 0.450										3	0	0	0	0	1	0										
Del Crandall, R (1, 2) OBP: 0.350, SLG: 0.429										3	0	1	0	0	0	0										
Frank Bolling, R (1, 4) OBP: 0.352, SLG: 0.459										3	0	0	0	0	0	2										
Bob Shaw, R (1, 1) OBP: 0.234, SLG: 0.182										2	0	0	0	0	0	1										
Jack Curtis, L (7, 1) OBP: 0.222, SLG: 0.176										0	0	0	0	0	0	0										
Tommie Aaron, R (6, PH) OBP: 0.275, SLG: 0.338										1	0	0	0	0	0	1										
Carl Willey, R (8, 1) OBP: 0.429, SLG: 0.500										0	0	0	0	0	0	0										
Inning Stats	R: 0 E: 0 K: 2 S: 7	H: 0 LOB: 0 BB: 0 P: 7	R: 0 E: 0 K: 1 S: 5	H: 0 LOB: 0 BB: 0 P: 5	R: 0 E: 1 K: 0 S: 3	H: 0 LOB: 0 BB: 0 P: 3	R: 0 E: 0 K: 0 S: 3	H: 0 LOB: 1 BB: 1 P: 7	R: 0 E: 0 K: 0 S: 3	H: 0 LOB: 0 BB: 0 P: 3	R: 2 E: 0 K: 0 S: 5	H: 2 LOB: 0 BB: 0 P: 5	R: 0 E: 0 K: 0 S: 3	H: 0 LOB: 0 BB: 0 P: 3	R: 0 E: 0 K: 0 S: 4	H: 1 LOB: 1 BB: 0 P: 4	R: 0 E: 0 K: 1 S: 6	H: 1 LOB: 1 BB: 0 P: 6	1B: 2 2B: 2 3B: 0 HR: 1	SF: 0 SAC: 0 DP: 1 HBP: 0	WP: 0 PB: 0 SB: 0 CS: 0	PA: 32				
PITCHER Mike McCormick, L (1, 1) ERA: 4.64	IP: 9.0 WLS: W BF: 32	H: 4 R: 2 ER: 2 SO: 4	BB: 1 IBB: 0 HBP: 0 BLK: 0	WP: 0 HR: 1 S: 39 P: 43	ERA: 2.00 WHIP: 0.556											ERA: 2.00 WHIP: 0.556										

Batter	1	2	3	4	5	6	7	8	9	AB	R	H	RBI	BB	SO	LOB	BOTTOM									
Chuck Hiller, L (1, 4) OBP: 0.335, SLG: 0.313										4	0	3	0	0	0	0	Milwaukee Braves @ San Francisco Giants Candlestick Park, San Francisco, CA Sat Jun 23 1962, 6:33 AM EDT Att: 17,345 - Unknown livebaseballscorecards.com									
Willie Mays, R (1, 8) OBP: 0.420, SLG: 0.652										4	1	1	0	0	1	3										
Matty Alou, L (1, 7) OBP: 0.324, SLG: 0.328										4	2	2	0	0	0	2										
Orlando Cepeda, R (1, 3) OBP: 0.356, SLG: 0.545										3	1	1	0	1	1	2										
Felipe Alou, R (1, 9) OBP: 0.367, SLG: 0.530										4	0	1	1	0	1	2										
Ed Bailey, L (1, 2) OBP: 0.356, SLG: 0.486										3	0	0	0	0	1	2										
Bob Nieman, R (7, PH) OBP: 0.143, SLG: 0.231										1	0	0	0	0	0	2										
Tom Haller, L (8, 2) OBP: 0.390, SLG: 0.521										0	0	0	0	0	0	0										
Jim Davenport, R (1, 5) OBP: 0.362, SLG: 0.470										4	0	2	2	0	0	0										
Jose Pagan, R (1, 6) OBP: 0.318, SLG: 0.352										3	0	0	0	1	1	1										
Mike McCormick, L (1, 1) OBP: 0.150, SLG: 0.263										4	0	0	0	0	2	2										
Inning Stats	R: 0 E: 0 K: 1 S: 6	H: 1 LOB: 1 BB: 0 P: 6	R: 0 E: 0 K: 1 S: 6	H: 1 LOB: 2 BB: 1 P: 10	R: 0 E: 0 K: 1 S: 6	H: 1 LOB: 0 BB: 0 P: 6	R: 0 E: 0 K: 0 S: 3	H: 0 LOB: 0 BB: 0 P: 3	R: 0 E: 0 K: 0 S: 4	H: 1 LOB: 1 BB: 0 P: 4	R: 2 E: 0 K: 3 S: 12	H: 3 LOB: 1 BB: 0 P: 12	R: 2 E: 1 K: 0 S: 6	H: 3 LOB: 2 BB: 1 P: 10	R: 0 E: 0 K: 1 S: 5	H: 0 LOB: 0 BB: 0 P: 5	1B: 9 2B: 1 3B: 0 HR: 0	SF: 0 SAC: 0 DP: 0 HBP: 0	WP: 0 PB: 0 SB: 1 CS: 0	PA: 36						
PITCHER Bob Shaw, R (1, 1) ERA: 2.04	IP: 6.2 WLS: L BF: 32	H: 10 R: 4 ER: 4 SO: 6	BB: 2 IBB: 0 HBP: 0 BLK: 0	WP: 0 HR: 0 S: 42 P: 50	ERA: 5.40 WHIP: 1.800											ERA: 5.40 WHIP: 1.800										
Jack Curtis, L (7, 1) ERA: 4.0	IP: 0.1 WLS: 1 BF: 1	H: 0 R: 0 ER: 0 SO: 0	BB: 0 IBB: 0 HBP: 0 BLK: 0	WP: 0 HR: 0 S: 1 P: 1	ERA: 0.00 WHIP: 0.000											ERA: 0.00 WHIP: 0.000										
Carl Willey, R (8, 1) ERA: 6.68	IP: 1.0 WLS: 3 BF: 3	H: 0 R: 0 ER: 0 SO: 1	BB: 0 IBB: 0 HBP: 0 BLK: 0	WP: 0 HR: 0 S: 5 P: 5	ERA: 0.00 WHIP: 0.000											ERA: 0.00 WHIP: 0.000										



Batter	1	2	3	4	5	6	7	8	9	AB	R	H	RBI	BB	SO	LOB	TOP					
Roy McMillan, R (1, 6) OBP: 0.344, SLG: 0.371 Gus Bell, L (9, PH) OBP: 0.273, SLG: 0.335	0-0 P6			0-0 F5		0-0 5-3			0-0 F6	3	0	0	0	0	0	0	Milwaukee Braves @ San Francisco Giants Candlestick Park, San Francisco, CA Sun Jun 24 1962, 6:33 AM EDT Att: 26,130 - Unknown livebaseballscorecards.com					
Lee Mays, L (1, 9) OBP: 0.324, SLG: 0.382	0-0 F5			0-0 F9					4-0 BB	3	0	1	0	1	0							
Eddie Mathews, L (1, 5)	0-0 4-3			0-0 3-1					0-0 P4	4	0	0	0	0	2							
Hank Aaron, R (1, 8) OBP: 0.391, SLG: 0.600		0-3 K			0-0 1-3				0-0 F9	4	0	1	0	0	1							
Frank Bolling, R (1, 4) OBP: 0.346, SLG: 0.451		0-0 P6			0-0 F8				0-3 K	3	0	0	0	0	1							
Joe Adcock, R (1, 3) OBP: 0.328, SLG: 0.467		0-3 K			0-0 HR				0-0 G4-6-3	3	1	1	1	0	1							
Howie Bedell, L (1, 7) OBP: 0.252, SLG: 0.234 Bob Uecker, R (8, 2) OBP: 0.381, SLG: 0.188			0-0 4-3		0-0 1B				0-3 K2-3	3	0	1	0	0	1							
Joe Torre, R (1, 2) OBP: 0.330, SLG: 0.316 Mack Jones, L (8, PH) OBP: 0.377, SLG: 0.459				0-0 F8		0-0 P6			0-0 F9	2	0	0	0	0	0							
Warren Spahn, L (1, 1) OBP: 0.244, SLG: 0.263				0-0 5-3			0-0 3-1		0-0 F7	3	0	0	0	0	0							
Inning Stats	R: 0 E: 0 K: 0 S: 3	H: 0 LOB: 0 BB: 0 P: 3	R: 0 E: 0 K: 2 S: 7	H: 0 LOB: 0 BB: 0 P: 7	R: 0 E: 0 K: 0 S: 3	H: 0 LOB: 0 BB: 0 P: 3	R: 0 E: 0 K: 0 S: 3	H: 0 LOB: 0 BB: 0 P: 3	R: 1 E: 0 K: 0 S: 5	H: 2 LOB: 1 BB: 0 P: 5	R: 0 E: 0 K: 1 S: 4	H: 1 LOB: 1 BB: 0 P: 4	R: 0 E: 0 K: 1 S: 5	H: 1 LOB: 0 BB: 0 P: 5	R: 0 E: 0 K: 1 S: 5	H: 0 LOB: 0 BB: 0 P: 5		R: 0 E: 0 K: 0 S: 3	H: 0 LOB: 1 BB: 1 P: 7	1B: 3 2B: 0 3B: 0 HR: 1	SF: 0 SAC: 0 DP: 1 HBP: 0	WP: 0 PB: 0 SB: 0 CS: 0
PITCHER Juan Marichal, R (1, 1) ERA: 2.64	IP: 9.0 WLS: W BF: 31 H: 4 R: 1 ER: 1 SO: 4 BB: 1 IBB: 0 HBP: 0 BLK: 0 WP: 0 HR: 1 S: 38 P: 42 ERA: 1.00 WHIP: 0.556																					

Batter	1	2	3	4	5	6	7	8	9	AB	R	H	RBI	BB	SO	LOB	BOTTOM			
Harvey Kuenn, R (1, 7) OBP: 0.392, SLG: 0.404	0-0 5-3		0-0 4-3		0-0 1B				0-0 CS	4	1	2	0	0	0	Milwaukee Braves @ San Francisco Giants Candlestick Park, San Francisco, CA Sun Jun 24 1962, 6:33 AM EDT Att: 26,130 - Unknown livebaseballscorecards.com				
Chuck Hillier, L (1, 4) OBP: 0.338, SLG: 0.316	0-0 F2				0-0 2B				0-0 CS	4	1	2	1	0	0					
Willie Mays, R (1, 8) OBP: 0.417, SLG: 0.650	0-0 F4		0-0 P5		0-0 2B				0-0 F3	4	0	1	2	0	1					
Orlando Cepeda, R (1, 3) OBP: 0.352, SLG: 0.537		0-0 6-3		0-0 F3		0-0 4-3			0-0 4-3	4	0	0	0	0	1					
Felipe Alou, R (1, 9) OBP: 0.363, SLG: 0.524		0-0 6-3		0-0 4-3			0-0 1-3			3	0	0	0	0	0					
Jim Davenport, R (1, 5) OBP: 0.362, SLG: 0.468			0-0 BB		0-0 F9				0-0 5-3	3	0	1	0	0	0					
Tom Haller, L (1, 2) OBP: 0.388, SLG: 0.510		4-0 BB			0-0 F2				0-0 F7	2	0	0	0	1	0					
Jose Pagan, R (1, 6) OBP: 0.315, SLG: 0.348		0-0 F4			0-0 5-3				0-0 P4	3	0	0	0	0	2					
Juan Marichal, R (1, 1) OBP: 0.298, SLG: 0.273			0-0 1-3		0-0 1B				0-0 4-3	3	1	1	0	0	0					
Inning Stats	R: 0 E: 0 K: 0 S: 3	H: 0 LOB: 0 BB: 0 P: 3	R: 0 E: 0 K: 0 S: 4	H: 1 LOB: 2 BB: 1 P: 8	R: 0 E: 0 K: 0 S: 4	H: 1 LOB: 1 BB: 0 P: 4	R: 0 E: 0 K: 0 S: 3	H: 0 LOB: 0 BB: 0 P: 3	R: 3 E: 0 K: 0 S: 7	H: 4 LOB: 1 BB: 0 P: 7	R: 0 E: 0 K: 0 S: 3	H: 0 LOB: 0 BB: 0 P: 3	R: 0 E: 0 K: 0 S: 3	H: 1 LOB: 0 BB: 0 P: 3	R: 0 E: 0 K: 0 S: 3		H: 0 LOB: 0 BB: 0 P: 3	1B: 6 2B: 1 3B: 0 HR: 0	SF: 0 SAC: 0 DP: 0 HBP: 0	WP: 0 PB: 0 SB: 0 CS: 1
PITCHER Warren Spahn, L (1, 1) ERA: 3.26	IP: 8.0 WLS: L BF: 31 H: 7 R: 3 ER: 3 SO: 0 BB: 1 IBB: 0 HBP: 0 BLK: 0 WP: 0 HR: 0 S: 30 P: 34 ERA: 3.38 WHIP: 1.000																			



Batter	1	2	3	4	5	6	7	8	9	AB	R	H	RBI	BB	SO	LOB	TOP										
Roy McMillan, R (1, 6) OBP: 0.348, SLG: 0.371	4-1 1B BB	2-1 F9			4-0 S BB		1-2 FC6-4 1B		0-2 6-3	3	0	1	1	2	0	3											
Mack Jones, L (1, 9) OBP: 0.374, SLG: 0.458	0-3 K		3-3 K		1-3 K		1-2 FC6-4 1B		0-1 1B 2B	5	2	1	0	0	3	4											
Eddie Mathews, L (1, 5) OBP: 0.373, SLG: 0.468	2-1 G6-4-3 1B		2-1 F9		4-2 HR BB		2-2 1B 1B		1-1 FC4-6 1B	4	1	3	2	1	0	0											
Hank Aaron, R (1, 8) OBP: 0.391, SLG: 0.607	3-2 G6-4-3 1-2		2-2 F9		2-2 HR BB		1-3 1B 1B		1-2 F7	5	1	2	3	0	0	3											
Lee Maye, L (1, 7) OBP: 0.333, SLG: 0.368		4-1 FC5-4 BB		2-2 F6		1-3 K		0-1 1B	4	0	1	0	1	1	1												
Joe Adcock, R (1, 3) OBP: 0.320, SLG: 0.455		0-0 FC5-4 1B		2-2 F8		0-1 L6		1-3 2-H 1B	4	0	0	0	0	1	3												
Jack Curtis, L (8, 1) OBP: 0.222, SLG: 0.176		1-2						0-3 K	0	0	0	0	0	0	0												
Del Crandall, R (1, 2) OBP: 0.342, SLG: 0.419		3-1 F7		0-3 K		0-0 F8		3-1 1-3	4	0	0	0	0	1	1												
Frank Bolling, R (1, 4) OBP: 0.350, SLG: 0.452		3-2 1B 1B		2-2 6-3		1-2 1B 1B		2-3 K	4	1	2	0	0	1	0												
Bob Hendley, R (1, 1) OBP: 0.267, SLG: 0.192		1-1		2-3 K		4-0 FC6-4 1B		0-3 K	2	0	1	0	0	1	0												
Carl Willey, R (5, 1) OBP: 0.429, SLG: 0.500										0	0	0	0	0	0												
Howie Bedell, L (7, PH) OBP: 0.257, SLG: 0.234										0	1	0	0	1	0												
Ron Piche, R (7, 1) OBP: 0.105, SLG: 0.056										1	0	0	0	1	0												
Tommie Aaron, R (8, 3) OBP: 0.275, SLG: 0.338		1-2 2-3 1B								0	0	0	0	0	0												
Inning Stats	R: 0 E: 0 K: 1 S: 9	H: 1 LOB: 1 BB: 1 P: 18	R: 0 E: 0 K: 0 S: 12	H: 2 LOB: 3 BB: 1 P: 25	R: 0 E: 0 K: 1 S: 10	H: 0 LOB: 0 BB: 0 P: 17	R: 0 E: 0 K: 1 S: 10	H: 0 LOB: 0 BB: 1 P: 14	R: 0 E: 0 K: 2 S: 9	H: 1 LOB: 1 BB: 1 P: 19	R: 3 E: 0 K: 1 S: 21	H: 5 LOB: 2 BB: 1 P: 31	R: 0 E: 0 K: 2 S: 8	H: 0 LOB: 0 BB: 0 P: 13	R: 1 E: 0 K: 0 S: 11	H: 2 LOB: 1 BB: 0 P: 13	1B: 9 2B: 1 3B: 0 HR: 1	SF: 0 SAC: 0 DP: 1 HBP: 0	WP: 0 PB: 0 CS: 1	PA: 41							
PITCHER	IP	WLS	BF	H	R	ER	SO	BB	IBB	HBP	BLK	WP	HR	S	P	ERA	WHIP										
Joe Moeller, R (1, 1) ERA: 4.44	6.0		26	5	3	3	6	4	0	0	0	0	1	65	115	4.50	1.500										
Ron Perranoski, L (7, 1) ERA: 2.05	0.1	L	4	2	1	1	0	1	0	0	0	0	0	9	17	27.00	9.000										
Larry Sherry, R (7, 1) ERA: 2.44	0.2		3	2	1	1	1	0	0	0	0	0	0	9	10	13.50	3.000										
Ed Roebuck, R (8, 1) ERA: 3.5	1.0		3	0	0	0	2	0	0	0	0	0	0	8	13	0.00	0.000										
Phil Ortega, R (9, 1) ERA: 9.47	1.0		5	2	1	1	0	0	0	0	0	0	0	11	13	9.00	2.000										

Milwaukee Braves @ Los Angeles Dodgers
Dodger Stadium, Los Angeles, CA
Mon Jun 25 1962, 7:05 PM PDT
Att: 24,785 - Unknown

AB 36
R 6
H 11
RBI 6
BB 5
SO 9
LOB 15



Batter	1	2	3	4	5	6	7	8	9	AB	R	H	RBI	BB	SO	LOB	BOTTOM										
Maury Wills, S (1, 6) OBP: 0.319, SLG: 0.332	3-3 K		1-1 1B FC4-6	0-3 K			1-2 FC1-5 1B		0-1 1B	5	1	3	0	0	2	1											
Jim Gilliam, S (1, 4) OBP: 0.363, SLG: 0.330	3-2 1B		1-0 FC4-6 1B		1-1 SH2-4 2B		1-1 FC1-5 G4-6-3		1-3 K	5	1	3	0	0	1	3											
Willie Davis, L (1, 8) OBP: 0.373, SLG: 0.496	1-0 F3		0-1 FC4-6 1B		0-0 SH2-4		3-1 G4-6-3		2-3 K	4	1	0	1	0	1	5											
Tommy Davis, R (1, 7) OBP: 0.373, SLG: 0.548	2-0 FC6-4 1B		0-0 2B		2-2 7-4 2B		1-1 BB FC1-2 1B		1-1 1B	5	1	5	1	0	0	0											
Frank Howard, R (1, 9) OBP: 0.347, SLG: 0.460	0-2 FC6-4 1-2		0-0 2B		1-2 7-4		1-1 F2		0-0 3-1	5	0	1	2	0	0	6											
Ron Fairly, L (1, 3) OBP: 0.390, SLG: 0.464		0-1 F9	0-0 F9		2-1 F8		0-0 FC1-2 BB 1B			4	0	1	0	0	0	1											
Daryl Spencer, R (1, 5) OBP: 0.172, SLG: 0.396		3-2 F9		0-1 5-3		2-3 K		4-2 FC1-2 BB	3	0	0	0	0	1	0												
Wally Moon, L (6, PH) OBP: 0.366, SLG: 0.361								1-2 2-3 BB	0	0	0	0	1	0	0												
Doug Camilli, R (9, 2) OBP: 0.354, SLG: 0.429								2-1 FC1-2 BB	0	0	0	0	0	0	0												
Norm Sherry, R (1, 2) OBP: 0.260, SLG: 0.358		2-2 F7		0-3 K2-3		2-3 K		2-1 FC6-4	3	0	0	0	0	2	0												
Duke Snider, L (8, PH) OBP: 0.453, SLG: 0.554								1-2 2-3 3-H	1	0	0	0	0	0	3												
Larry Burright, R (9, 4) OBP: 0.302, SLG: 0.396								1-2 2-3 3-H	0	0	0	0	0	0	0												
Joe Moeller, R (1, 1) OBP: 0.172, SLG: 0.172			3-3 K		1-1		4-2 FC1-5 1B		1-0 FC6-4	2	0	1	0	0	1	0											
Ron Perranoski, L (7, 1) ERA: 2.05										0	0	0	0	0	0												
Larry Sherry, R (7, 1) ERA: 2.44										0	0	0	0	0	0												
Tim Harkness, F (7, PH) OBP: 0.206, SLG: 0.206										0	0	0	0	1	0												
Ed Roebuck, R (8, 1) ERA: 3.5										0	0	0	0	0	0												
Lee Walls, R (8, PH) OBP: 0.229, SLG: 0.333										1	0	0	0	0	3												
Phil Ortega, R (9, 1) ERA: 9.47										0	0	0	0	0	0												
Inning Stats	R: 0 E: 0 K: 1 S: 11	H: 2 LOB: 2 BB: 0 P: 20	R: 0 E: 0 K: 0 S: 8	H: 0 LOB: 0 BB: 0 P: 13	R: 3 E: 0 K: 1 S: 11	H: 4 LOB: 1 BB: 0 P: 16	R: 0 E: 0 K: 2 S: 10	H: 1 LOB: 1 BB: 0 P: 11	R: 1 E: 0 K: 0 S: 13	H: 2 LOB: 0 BB: 0 P: 17	R: 0 E: 0 K: 2 S: 11	H: 0 LOB: 0 BB: 0 P: 17	R: 0 E: 0 K: 0 S: 9	H: 2 LOB: 3 BB: 1 P: 18	R: 0 E: 0 K: 0 S: 11	H: 2 LOB: 2 BB: 1 P: 20	R: 0 E: 0 K: 2 S: 12	H: 2 LOB: 2 BB: 0 P: 16	1B: 12 2B: 3 3B: 0 HR: 0	SF: 0 SAC: 1 DP: 2 HBP: 0	WP: 0 PB: 0 CS: 0	PA: 41					
PITCHER	IP	WLS	BF	H	R	ER	SO	BB	IBB	HBP	BLK	WP	HR	S	P	ERA	WHIP										
Bob Hendley, L (1, 1) ERA: 3.83	4.1		22	9	4	4	4	0	0	0	0	0	0	46	69	8.31	2.077										
Carl Willey, R (5, 1) ERA: 6.34	1.2	W	4	0	0	0	2	0	0	0	0	0	0	18	25	0.00	0.000										
Ron Piche, R (7, 1) ERA: 4.85	1.1		8	3	0	0	0	2	0	0	0	0	0	17	32	0.00	3.750										
Jack Curtis, L (8, 1) ERA: 3.88	1.2	S	7	2	0	0	2	0	0	0	0	0	0	15	22	0.00	1.200										

Milwaukee Braves @ Los Angeles Dodgers
Dodger Stadium, Los Angeles, CA
Mon Jun 25 1962, 7:05 PM PDT
Att: 24,785 - Unknown

AB 38
R 4
H 14
RBI 4
BB 2
SO 8
LOB 22



Batter	1	2	3	4	5	6	7	8	9	AB	R	H	RBI	BB	SO	LOB	TOP										
Amado Samuel, R (1, 6) OBP: 0.217, SLG: 0.218 Roy McMillan, R (9, 6) OBP: 0.348, SLG: 0.371	1-3 K	0-3 K			1-3 K		0-2 5-3			4	0	0	0	0	3	2											
Mack Jones, L (1, 9) OBP: 0.373, SLG: 0.455	2-2 2B 1B	2-3 K			1-1 B1-3			2-3 K		4	0	1	0	0	2	2											
Eddie Mathews, L (1, 5) OBP: 0.367, SLG: 0.460	0-0 F9		1-3 K		2-0 F8			3-3 K		4	0	0	0	0	2	1											
Hank Aaron, R (1, 8) OBP: 0.392, SLG: 0.609	2-0 2B		2-1 S 1B		1-0 E6 1B SF7			1-0 L7		4	1	2	0	0	0	0											
Lee Maye, L (1, 7) OBP: 0.326, SLG: 0.357	1-0 F8		1-3 K		2-2 1B			3-3 K		4	0	1	0	0	2	3											
Del Crandall, R (1, 2) OBP: 0.340, SLG: 0.417		2-2 BB 1B	0-0 L8		1-1 SF7			1-3 K		3	1	1	1	0	1	1											
Joe Adcock, R (1, 3) OBP: 0.321, SLG: 0.449 Tommye Aaron, R (6, 3) OBP: 0.274, SLG: 0.336		4-0 E 1B BB		3-3 K				1-2 5-3		2	0	0	0	1	2	0											
Frank Bolling, R (1, 4) OBP: 0.349, SLG: 0.450		0-2 E7 1B		2-2 6-3				0-0 5-3		3	0	1	1	0	0	0											
Lew Burdette, R (1, 1) OBP: 0.233, SLG: 0.233		1-3 K		0-3 K				0-3 K		3	0	0	0	0	3	2											
Inning Stats	R: 0 H: 2 E: 0 K: 1 S: 9	H: 2 R: 2 ER: 1 SO: 13 BB: 0 IBB: 0 HBP: 0 BLK: 0	R: 1 H: 2 E: 1 K: 3 S: 15	H: 2 R: 1 ER: 0 SO: 24 BB: 1 IBB: 0 HBP: 0 BLK: 0	R: 0 H: 1 E: 0 K: 2 S: 9	H: 1 R: 0 ER: 0 SO: 13 BB: 0 IBB: 0 HBP: 0 BLK: 0	R: 0 H: 0 E: 0 K: 1 S: 11	H: 0 R: 0 ER: 0 SO: 16 BB: 0 IBB: 0 HBP: 0 BLK: 0	R: 0 H: 0 E: 0 K: 1 S: 6	H: 0 R: 0 ER: 0 SO: 10 BB: 0 IBB: 0 HBP: 0 BLK: 0	R: 1 H: 1 E: 1 K: 1 S: 10	H: 1 R: 0 ER: 0 SO: 15 BB: 0 IBB: 0 HBP: 0 BLK: 0	R: 0 H: 0 E: 0 K: 1 S: 8	H: 0 R: 0 ER: 0 SO: 8 BB: 0 IBB: 0 HBP: 0 BLK: 0	R: 0 H: 0 E: 0 K: 2 S: 9	H: 0 R: 0 ER: 0 SO: 15 BB: 0 IBB: 0 HBP: 0 BLK: 0	R: 0 H: 0 E: 0 K: 2 S: 10	H: 0 R: 0 ER: 0 SO: 15 BB: 0 IBB: 0 HBP: 0 BLK: 0	1B: 5 2B: 1 3B: 0 HR: 0	SF: 1 SAC: 0 DP: 0 HBP: 0	WP: 0 PB: 0 CS: 1	PA: 34					
PITCHER	IP	WLS	BF	H	R	ER	SO	BB	IBB	HBP	BLK	WP	HR	S	P	ERA	WHIP										
Sandy Koufax, L (1, 1) ERA: 2.48 Larry Sherry, R (9, 1) ERA: 2.39	8.0	L	31	6	2	1	13	1	0	0	0	0	0	77	116	1.12	0.875										

Milwaukee Braves @ Los Angeles Dodgers
Dodger Stadium, Los Angeles, CA
Tue Jun 26 1962, 7:05 PM PDT
Att: 31,440 - Unknown

AB	32
R	2
H	6
RBI	2
BB	1
SO	15
LOB	11



Batter	1	2	3	4	5	6	7	8	9	AB	R	H	RBI	BB	SO	LOB	BOTTOM										
Maury Wills, S (1, 6) OBP: 0.324, SLG: 0.335	3-2 1-3		4-2 G4-6-3 BB			1-2 G6-3 1B			0-1 2B 6-3 1B	3	1	2	0	1	0	0											
Jim Gilliam, S (1, 4) OBP: 0.365, SLG: 0.336	0-1 1B		0-0 G4-6-3 1-2f			0-2 G6-3 1-2f			3-1 6-3 2B	4	0	2	0	0	0	3											
Willie Davis, L (1, 8) OBP: 0.372, SLG: 0.492	1-0 F5			1-3 K		0-0 G4-6-3 1B			0-2 F7	4	0	1	0	0	1	3											
Tommy Davis, R (1, 7) OBP: 0.368, SLG: 0.541	1-2 6-3			1-0 B1-3		1-2 L7			1-1 6-3	4	0	0	1	0	0	3											
Frank Howard, R (1, 9) OBP: 0.339, SLG: 0.448		1-3 K		0-0 L7		2-2 G4-6-3 1-2f			2-3 3-H 2-1 6-3	4	0	0	0	0	1	2											
Ron Fairly, L (1, 3) OBP: 0.389, SLG: 0.459	1-0 L7				4-2 G4-3 BB			1-0 1-3		2	0	0	0	1	0	0											
Daryl Spencer, R (1, 5) OBP: 0.391, SLG: 0.157 Larry Burright, R (6, PR) OBP: 0.302, SLG: 0.396		0-2 F3			0-1 G4-3 1-2f			1-2 E6 1-3		3	0	0	0	0	0	1											
Norm Sherry, R (1, 2) OBP: 0.250, SLG: 0.343			0-2 E1 BB		0-1 4-3			0-0 1-3		3	0	0	0	0	0	1											
Sandy Koufax, R (1, 1) OBP: 0.132, SLG: 0.157 Duke Snider, L (8, PH) OBP: 0.448, SLG: 0.547 Larry Sherry, R (9, 1) OBP: 0.200, SLG: 0.200			3-3 K		0-3 K			3-2 4-3		2	0	0	0	0	2	1											
	1	0	0	0	0	0	0	0	0	1	0	0	0	0	0	1											
Inning Stats	R: 0 H: 1 E: 0 K: 0 S: 9	H: 0 R: 0 ER: 0 SO: 9 BB: 0 IBB: 0 HBP: 0 BLK: 0	R: 0 H: 0 E: 1 K: 1 S: 7	H: 0 R: 0 ER: 0 SO: 19 BB: 1 IBB: 0 HBP: 0 BLK: 0	R: 0 H: 0 E: 0 K: 1 S: 5	H: 0 R: 0 ER: 0 SO: 7 BB: 0 IBB: 0 HBP: 0 BLK: 0	R: 0 H: 0 E: 0 K: 0 S: 7	H: 0 R: 0 ER: 0 SO: 11 BB: 0 IBB: 0 HBP: 0 BLK: 0	R: 0 H: 1 E: 0 K: 1 S: 9	H: 0 R: 0 ER: 0 SO: 10 BB: 0 IBB: 0 HBP: 0 BLK: 0	R: 0 H: 1 E: 0 K: 1 S: 9	H: 1 R: 0 ER: 0 SO: 12 BB: 0 IBB: 0 HBP: 0 BLK: 0	R: 0 H: 0 E: 1 K: 0 S: 12	H: 0 R: 0 ER: 0 SO: 17 BB: 0 IBB: 0 HBP: 0 BLK: 0	R: 1 H: 2 E: 0 K: 0 S: 11	H: 2 R: 0 ER: 0 SO: 17 BB: 0 IBB: 0 HBP: 0 BLK: 0	1B: 4 2B: 1 3B: 0 HR: 0	SF: 0 SAC: 0 DP: 4 HBP: 0	WP: 0 PB: 0 CS: 0	PA: 32							
PITCHER	IP	WLS	BF	H	R	ER	SO	BB	IBB	HBP	BLK	WP	HR	S	P	ERA	WHIP										
Lew Burdette, R (1, 1)	9.0	W	32	5	1	1	4	2	0	0	0	0	0	81	116	1.00	0.778										

Milwaukee Braves @ Los Angeles Dodgers
Dodger Stadium, Los Angeles, CA
Tue Jun 26 1962, 7:05 PM PDT
Att: 31,440 - Unknown

AB	30
R	1
H	5
RBI	1
BB	2
SO	4
LOB	15



Batter	1	2	3	4	5	6	7	8	9	AB	R	H	RBI	BB	SO	LOB	TOP					
Roy McMillan, R (1, 6) OBP: 0.348, SLG: 0.373	5-3		2B		6-3				F5	4	0	1	0	1	0	0						
Mack Jones, L (1, 9) OBP: 0.373, SLG: 0.455	1B		6-3			G3			K	4	1	1	0	1	2	4						
Eddie Mathews, L (1, 5) OBP: 0.373, SLG: 0.467	1B		FC6			G3			PB	3	1	2	0	1	0	1						
Hank Aaron, R (1, 8) OBP: 0.390, SLG: 0.603	K		FC6			E6			WP	3	0	0	1	1	1	4						
Lee Maye, L (1, 7) OBP: 0.300, SLG: 0.333	L7					1-3			SF7	3	0	0	1	0	0	3						
Del Crandall, R (1, 2) OBP: 0.333, SLG: 0.408					6-3				F9	4	0	0	0	0	1	2						
Joe Adcock, R (1, 3) OBP: 0.321, SLG: 0.453										3	0	1	0	0	1	0						
Tommie Aaron, R (7, PR) OBP: 0.278, SLG: 0.336					K				FC6-4	0	0	0	0	1	0	0						
Frank Bolling, R (1, 4) OBP: 0.342, SLG: 0.439										4	0	0	0	0	1	3						
Bob Shaw, R (1, 1) OBP: 0.224, SLG: 0.174										2	0	0	0	0	1	0						
Gus Bell, L (7, PH) OBP: 0.271, SLG: 0.333										1	0	0	0	0	0	2						
Hank Fischer, R (7, 1) OBP: 0.222, SLG: 0.176										0	0	0	0	0	0	0						
Jack Curtis, L (7, 1) OBP: 0.222, SLG: 0.176										0	0	0	0	0	0	0						
Howie Bedell, L (9, PH) OBP: 0.255, SLG: 0.232										1	0	0	0	0	0	0						
Inning Stats	R: 0 E: 0 K: 1 S: 12	H: 1 LOB: 2 BB: 1 P: 24	R: 0 E: 0 K: 2 S: 9	H: 0 LOB: 0 BB: 0 P: 12	R: 0 E: 0 K: 1 S: 12	H: 1 LOB: 2 BB: 1 P: 20	R: 0 E: 0 K: 1 S: 6	H: 0 LOB: 0 BB: 0 P: 7	R: 0 E: 0 K: 0 S: 6	H: 0 LOB: 0 BB: 0 P: 11	R: 1 E: 1 K: 0 S: 9	H: 1 LOB: 1 BB: 0 P: 12	R: 0 E: 0 K: 1 S: 12	H: 1 LOB: 3 BB: 1 P: 20	R: 1 E: 0 K: 0 S: 9	H: 1 LOB: 2 BB: 2 P: 20	R: 0 E: 0 K: 1 S: 6	H: 0 LOB: 0 BB: 0 P: 6	1B: 1 2B: 4 3B: 0 HR: 0	SF: 1 SAC: 0 DP: 0 HBP: 0	WP: 1 PB: 1 SB: 0 CS: 0	PA: 38
PITCHER Don Drysdale, R (1, 1) ERA: 3.01	IP: 9.0 WLS: W BF: 38 H: 5 R: 2 ER: 1 SO: 7 BB: 5 IBB: 0 HBP: 0 BLK: 0 WP: 1 HR: 0 S: 81 P: 132 ERA: 1.00 WHIP: 1.111															PITCHER	IP: 9.0 WLS: W BF: 38 H: 5 R: 2 ER: 1 SO: 7 BB: 5 IBB: 0 HBP: 0 BLK: 0 WP: 1 HR: 0 S: 81 P: 132 ERA: 1.00 WHIP: 1.111					

Milwaukee Braves @ Los Angeles Dodgers
Dodger Stadium, Los Angeles, CA
Wed Jun 27 1962, 7:05 PM PDT
Att: 28,898 - Unknown

AB 32
R 2
H 5
RBI 2
BB 5
SO 7
LOB 19



Batter	1	2	3	4	5	6	7	8	9	AB	R	H	RBI	BB	SO	LOB	BOTTOM			
Maury Wills, S (1, 6) OBP: 0.322, SLG: 0.333	6-3		B2		FC4-6					5	1	1	1	0	1	3				
Jim Gilliam, S (1, 4) OBP: 0.366, SLG: 0.335	4-3		F9		6-3					4	1	1	0	1	0	1				
Willie Davis, L (1, 8) OBP: 0.369, SLG: 0.498	4-3									5	1	1	2	0	2	6				
Tommy Davis, R (1, 7) OBP: 0.367, SLG: 0.537			K		F4					4	0	1	2	0	1	0				
Ron Fairly, L (1, 3) OBP: 0.387, SLG: 0.455			G3		E6					4	0	1	0	0	0	1				
Frank Howard, R (1, 9) OBP: 0.343, SLG: 0.449			G3							4	0	2	0	0	1	1				
Tim Harkness, L (8, PR) OBP: 0.367, SLG: 0.409										0	0	0	0	0	0	0				
John Roseboro, L (1, 2) OBP: 0.372, SLG: 0.391										1	0	0	0	2	0	0				
Lee Walls, R (8, PH) OBP: 0.268, SLG: 0.235										1	1	1	0	0	0	0				
Norm Sherry, R (9, 2) OBP: 0.250, SLG: 0.343										0	0	0	0	0	0	0				
Daryl Spencer, R (1, 5) OBP: 0.389, SLG: 0.381										3	0	1	0	0	1	5				
Larry Burright, R (7, PR) OBP: 0.300, SLG: 0.393										1	1	0	0	0	0	2				
Don Drysdale, R (1, 1) OBP: 0.315, SLG: 0.333										2	1	0	0	0	1	2				
Inning Stats	R: 0 E: 0 K: 0 S: 7	H: 0 LOB: 0 BB: 0 P: 11	R: 0 E: 0 K: 2 S: 9	H: 1 LOB: 2 BB: 1 P: 18	R: 0 E: 0 K: 0 S: 9	H: 0 LOB: 0 BB: 0 P: 12	R: 0 E: 0 K: 1 S: 12	H: 1 LOB: 3 BB: 1 P: 24	R: 2 E: 0 K: 0 S: 12	H: 1 LOB: 1 BB: 0 P: 18	R: 0 E: 0 K: 1 S: 6	H: 0 LOB: 0 BB: 0 P: 9	R: 3 E: 0 K: 2 S: 15	H: 2 LOB: 2 BB: 1 P: 26	R: 1 E: 1 K: 1 S: 16	H: 4 LOB: 3 BB: 0 P: 27	1B: 8 2B: 0 3B: 0 HR: 1	SF: 0 SAC: 0 DP: 0 HBP: 2	WP: 0 PB: 0 SB: 3 CS: 0	PA: 39
PITCHER Bob Shaw, R (1, 1) ERA: 2.09	IP: 6.0 WLS: L BF: 25 H: 3 R: 2 ER: 2 SO: 4 BB: 2 IBB: 0 HBP: 1 BLK: 0 WP: 0 HR: 1 S: 55 P: 92 ERA: 3.00 WHIP: 0.833															PITCHER	IP: 6.0 WLS: L BF: 25 H: 3 R: 2 ER: 2 SO: 4 BB: 2 IBB: 0 HBP: 1 BLK: 0 WP: 0 HR: 1 S: 55 P: 92 ERA: 3.00 WHIP: 0.833			
Hank Fischer, R (7, 1) ERA: 3.29	0.1 4 1 3 3 1 1 0 1 0 0 0 7 14 81.00 6.000																			
Jack Curtis, L (7, 1) ERA: 3.77	1.2 10 5 1 0 2 0 0 0 0 0 0 24 39 0.00 3.000																			

Milwaukee Braves @ Los Angeles Dodgers
Dodger Stadium, Los Angeles, CA
Wed Jun 27 1962, 7:05 PM PDT
Att: 28,898 - Unknown

AB 34
R 6
H 9
RBI 5
BB 3
SO 7
LOB 21



Batter	1	2	3	4	5	6	7	8	9	AB	R	H	RBI	BB	SO	LOB	TOP					
Don Landrum, L (1, 8) OBP: 0.453, SLG: 0.342										3	1	2	0	1	1	0	Chicago Cubs @ Milwaukee Braves Milwaukee County Stadium, Milwaukee, WI Fri Jun 29 1962, 8:05 PM EDT Att: 20,492 - Unknown					
Ken Hubbs, R (1, 4) OBP: 0.289, SLG: 0.340										3	0	0	0	1	2	4						
Billy Williams, L (1, 7) OBP: 0.399, SLG: 0.555										4	0	2	2	0	0	1						
14 Ernie Banks, R (1, 3) OBP: 0.308, SLG: 0.528										4	0	0	0	0	0	4						
George Altman, L (1, 9) OBP: 0.396, SLG: 0.521										4	2	2	0	0	0	0						
Ron Santo, R (1, 5) OBP: 0.332, SLG: 0.425										3	0	0	0	1	2	1						
Andre Rodgers, R (1, 6) OBP: 0.354, SLG: 0.416										4	0	2	2	0	1	0						
Moe Thacker, R (1, 2) OBP: 0.313, SLG: 0.271										3	1	1	0	1	0	2						
Bob Buhl, R (1, 1) Don Elston, R (8, 1)										2	0	0	0	0	0	1						
Inning Stats	R: 0 E: 0 K: 1 S: 5	H: 0 LOB: 1 BB: 1 P: 9	R: 1 E: 0 K: 1 S: 7	H: 2 LOB: 1 BB: 0 P: 7	R: 1 E: 0 K: 0 S: 4	H: 2 LOB: 0 BB: 0 P: 4	R: 0 E: 0 K: 0 S: 3	H: 0 LOB: 0 BB: 0 P: 3	R: 1 E: 0 K: 1 S: 6	H: 1 LOB: 2 BB: 2 P: 14	R: 1 E: 0 K: 0 S: 3	H: 2 LOB: 0 BB: 1 P: 7	R: 0 E: 0 K: 1 S: 5	H: 1 LOB: 0 BB: 0 P: 5	R: 0 E: 0 K: 0 S: 3	H: 0 LOB: 0 BB: 0 P: 3	R: 0 E: 0 K: 2 S: 8	H: 1 LOB: 1 BB: 0 P: 8	1B: 7 2B: 2 3B: 0 HR: 0	SF: 0 SAC: 1 DP: 1 HBP: 0	WP: 0 PB: 0 SB: 1 CS: 2	PA: 36
PITCHER	IP WLS BF H R ER SO BB IBB HBP BLK WP HR S P ERA WHIP																					
Tony Cloninger, R (1, 1) ERA: 5.17	5.0 L 22 5 3 3 3 3 0 0 0 0 0 0 25 37 5.40 1.600																					
Carl Willey, R (6, 1) ERA: 6.06	3.0 10 3 1 1 1 1 0 0 0 0 0 0 11 15 3.00 1.333																					
Cecil Butler, R (9, 1) ERA: 2.64	1.0 4 1 0 0 2 0 0 0 0 0 0 0 8 8 0.00 1.000																					

Batter	1	2	3	4	5	6	7	8	9	AB	R	H	RBI	BB	SO	LOB	BOTTOM					
Roy McMillan, R (1, 6) OBP: 0.348, SLG: 0.368										3	0	0	0	1	0	2	Chicago Cubs @ Milwaukee Braves Milwaukee County Stadium, Milwaukee, WI Fri Jun 29 1962, 8:05 PM EDT Att: 20,492 - Unknown					
Mack Jones, L (1, 9) OBP: 0.375, SLG: 0.452										2	0	0	0	1	1	0						
Eddie Mathews, L (1, 5) OBP: 0.371, SLG: 0.468										4	0	1	0	0	1	3						
Hank Aaron, R (1, 8) OBP: 0.389, SLG: 0.598										4	0	1	0	0	1	2						
Lee Maye, L (1, 7) OBP: 0.296, SLG: 0.313										3	0	0	0	1	1	2						
Joe Adcock, R (1, 3) OBP: 0.321, SLG: 0.448										2	0	0	0	1	2	0						
Joe Torre, R (1, 2) OBP: 0.330, SLG: 0.316										3	0	1	0	0	0	2						
Frank Bolling, R (1, 4) OBP: 0.342, SLG: 0.434										2	0	0	0	1	0	3						
Tony Cloninger, R (1, 1) Gus Bell, L (5, PH) Carl Willey, R (6, 1) Del Crandall, R (8, PH) Lew Burdette, R (8, PH) Cecil Butler, R (9, 1)										1	0	0	0	0	0	0						
Inning Stats	R: 0 E: 0 K: 0 S: 2	H: 0 LOB: 0 BB: 0 P: 3	R: 0 E: 0 K: 2 S: 7	H: 0 LOB: 0 BB: 0 P: 7	R: 0 E: 0 K: 0 S: 3	H: 1 LOB: 0 BB: 0 P: 3	R: 0 E: 0 K: 0 S: 2	H: 0 LOB: 1 BB: 2 P: 10	R: 0 E: 0 K: 0 S: 3	H: 0 LOB: 2 BB: 2 P: 11	R: 0 E: 0 K: 1 S: 5	H: 0 LOB: 0 BB: 0 P: 5	R: 0 E: 0 K: 2 S: 7	H: 1 LOB: 0 BB: 0 P: 7	R: 0 E: 0 K: 0 S: 3	H: 1 LOB: 2 BB: 1 P: 7	R: 0 E: 0 K: 1 S: 6	H: 1 LOB: 1 BB: 0 P: 6	1B: 3 2B: 2 3B: 0 HR: 0	SF: 0 SAC: 0 DP: 5 HBP: 1	WP: 0 PB: 0 SB: 0 CS: 1	PA: 32
PITCHER	IP WLS BF H R ER SO BB IBB HBP BLK WP HR S P ERA WHIP																					
Bob Buhl, R (1, 1) Don Elston, R (8, 1)	7.1 W 27 3 0 0 5 5 0 0 0 0 0 0 31 52 0.00 1.091																					
	1.2 S 5 1 0 0 1 0 0 0 0 0 0 0 7 7 0.00 0.600																					

Batter	1	2	3	4	5	6	7	8	9	AB	R	H	RBI	BB	SO	LOB	TOP					
Don Landrum, L (1, 8) OBP: 0.455, SLG: 0.350 Lou Brock, L (8, PR) OBP: 0.309, SLG: 0.433	0-0 FC6-4 1B		0-3 K		0-0 6-3			0-0 1B 5-3 1B		4	0	2	0	0	1	3	Chicago Cubs @ Milwaukee Braves Milwaukee County Stadium, Milwaukee, WI Sat Jun 30 1962, 4:33 AM EDT Att: 14,521 - Unknown					
Ken Hubbs, R (1, 4) OBP: 0.288, SLG: 0.338	0-0 FC6-4 CS 1-2		0-0 F7		0-0 6-3		0-0 6-3 1B 5-3 1B	0-0 1-3 2-H 2B 1B	4	1	1	1	0	0	2							
Billy Williams, L (1, 7) OBP: 0.394, SLG: 0.548	0-3 K 1-2			0-0 F4		0-0 3-1		0-0 5-3 1-2 1B	4	0	0	1	0	1	2							
14 Ernie Banks, R (1, 3) OBP: 0.304, SLG: 0.521		0-0 F7		0-0 F6		0-0 F2		0-0 F7 3-H	4	0	0	0	0	0	2							
George Altman, L (1, 9) OBP: 0.401, SLG: 0.529		0-0 FC4-6 1B		0-0 3-1			0-0 G6-4-3 1B 2-H 2B		4	0	3	1	0	0	0							
Ron Santo, R (1, 5) OBP: 0.328, SLG: 0.419		0-0 F9			0-0 F9		0-0 G6-4-3 1-2	0-0 F5	4	0	0	0	0	0	4							
Andre Rodgers, R (1, 6) OBP: 0.357, SLG: 0.418		0-0 FC4-6 1-2			0-0 FC2-5 1B 1B		0-0 6-3 1B		4	0	2	0	0	0	1							
Dick Bertell, R (1, 2) OBP: 0.286, SLG: 0.306			0-0 F8		0-0 FC2-5 1B 1-2		0-0 6-3 1B		4	0	1	0	0	0	1							
Dick Ellsworth, L (1, 1) OBP: 0.275, SLG: 0.065 Glen Hobbie, R (7, 1) OBP: 0.207, SLG: 0.148 Jim McKnight, R (6, PH) OBP: 0.290, SLG: 0.299 Bob Anderson, R (8, 1) OBP: 0.176, SLG: 0.294 Bob Will, L (9, PH) OBP: 0.338, SLG: 0.389			0-0 E1		0-0 FC2-5 1-2 2-3			0-0 1B 1B 0-3 K	2	0	0	0	0	0	2							
Inning Stats	R: 0 E: 0 K: 1 S: 5	H: 1 LOB: 1 BB: 0 P: 5	R: 0 E: 0 K: 0 S: 4	H: 1 LOB: 1 BB: 0 P: 4	R: 0 E: 1 K: 1 S: 6	H: 0 LOB: 1 BB: 0 P: 6	R: 0 E: 0 K: 0 S: 3	H: 0 LOB: 0 BB: 0 P: 3	R: 0 E: 0 K: 0 S: 5	H: 2 LOB: 2 BB: 0 P: 5	R: 0 E: 0 K: 0 S: 3	H: 0 LOB: 0 BB: 0 P: 3	R: 0 E: 0 K: 0 S: 4	H: 2 LOB: 1 BB: 0 P: 4	R: 3 E: 0 K: 0 S: 7	H: 4 LOB: 2 BB: 0 P: 7		R: 0 E: 0 K: 1 S: 5	H: 0 LOB: 0 BB: 0 P: 5	1B: 9 2B: 2 3B: 0 HR: 0	SF: 0 SAC: 0 DP: 2 HBP: 0	WP: 0 PB: 0 SB: 0 CS: 1
PITCHER	IP WLS BF H R ER SO BB IBB HBP BLK WP HR S P ERA WHIP																					
Warren Spahn, L (1, 1) ERA: 3.27	7.2 W 32 10 3 3 2 0 0 0 0 0 0 0 36 36 3.52 1.304																					
Claude Raymond, R (8, 1) ERA:	1.1 S 4 0 0 0 1 0 0 0 0 0 0 0 6 6 0.00 0.000																					

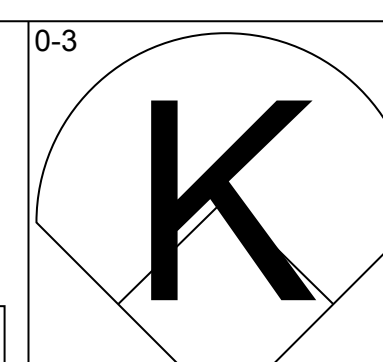
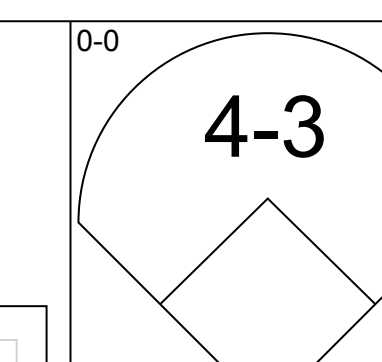
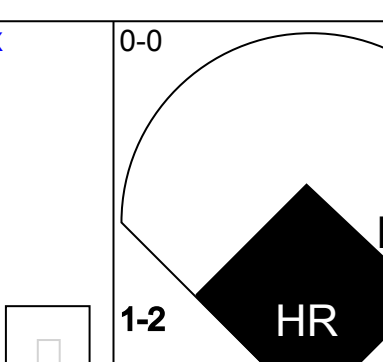
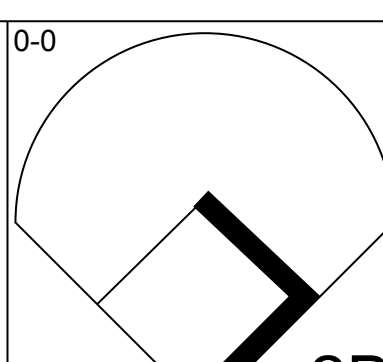
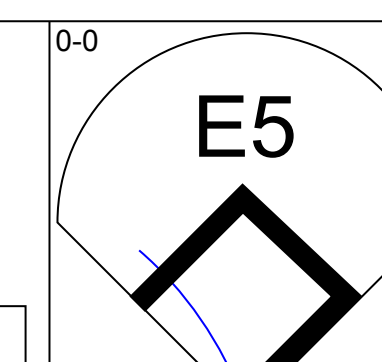
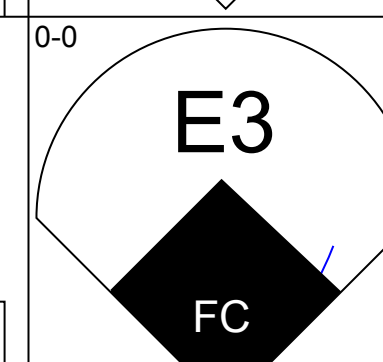
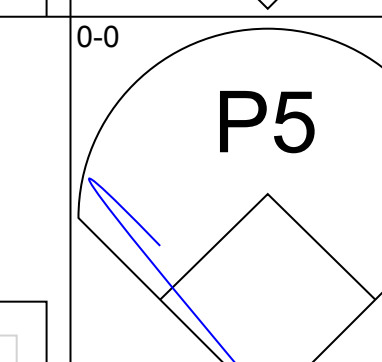
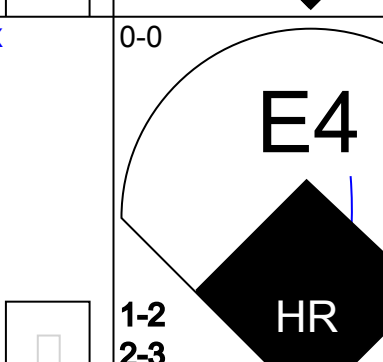
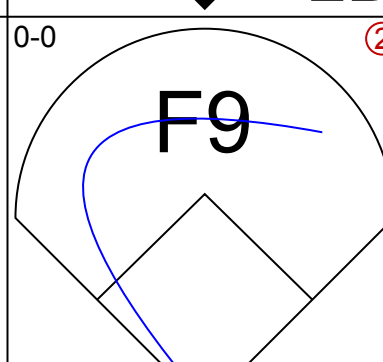
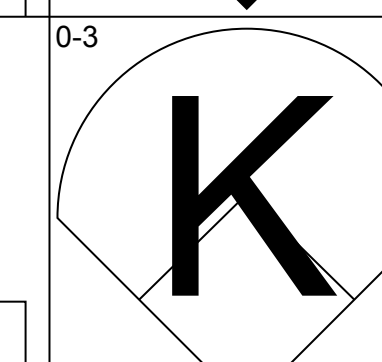
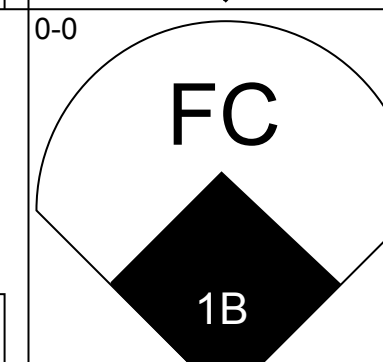
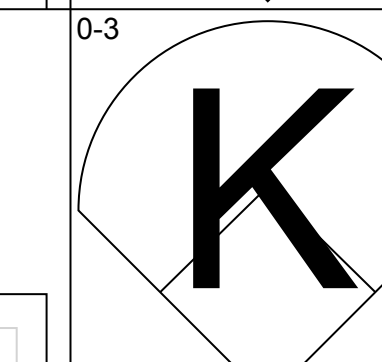
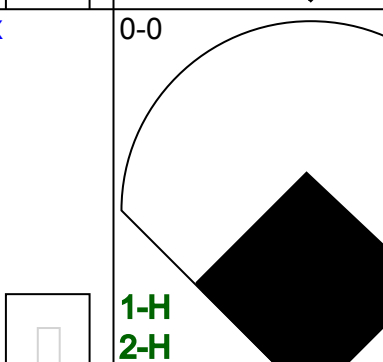
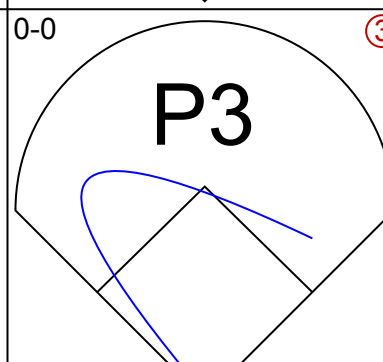
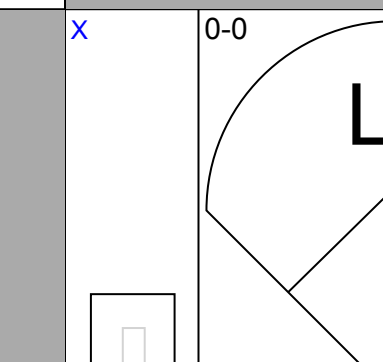
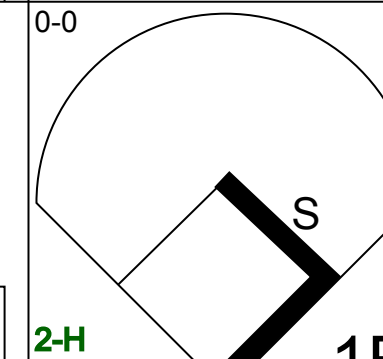
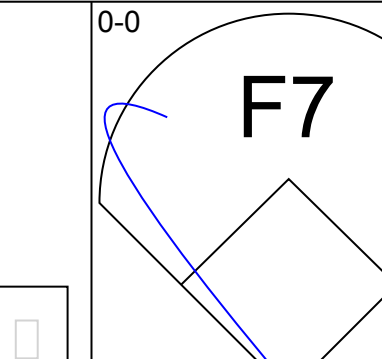
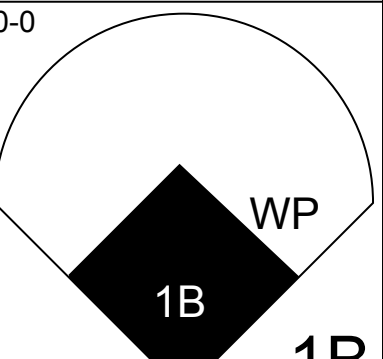
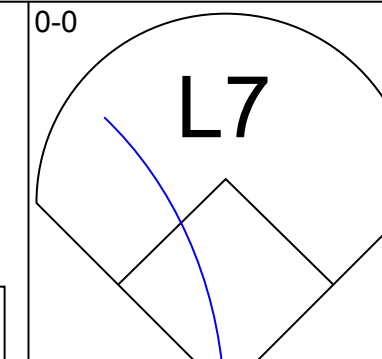
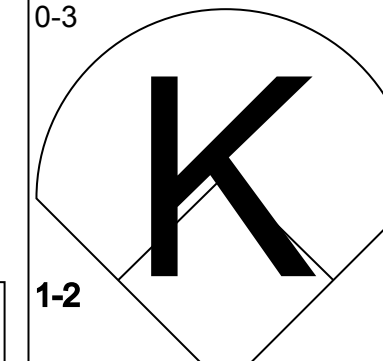
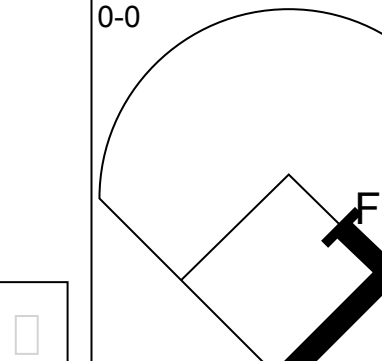
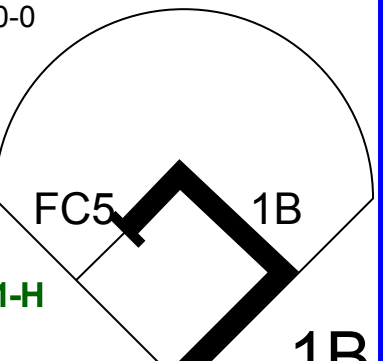
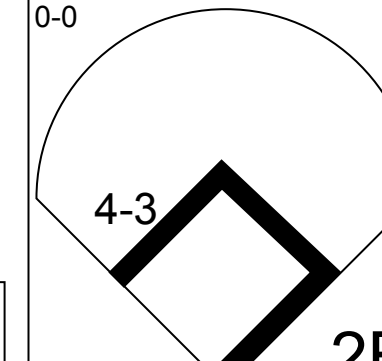
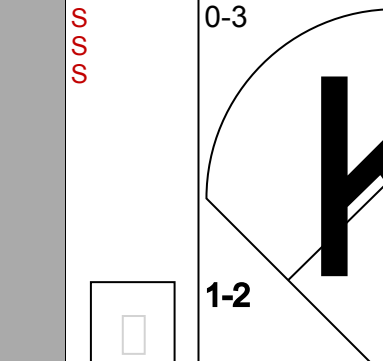
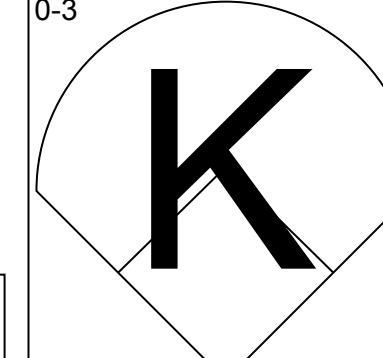
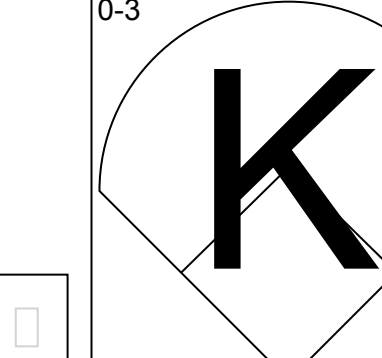
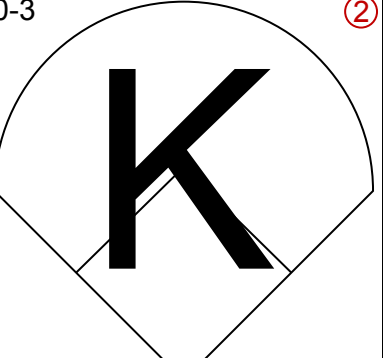
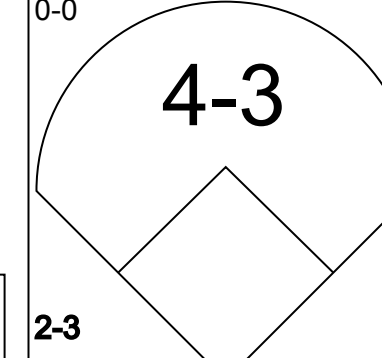
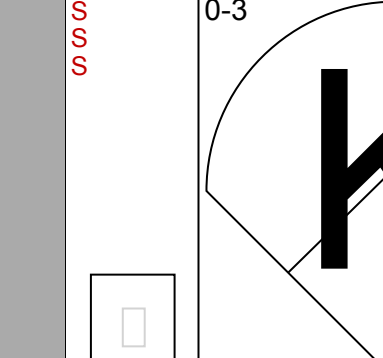
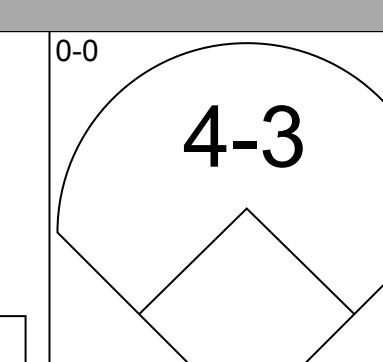
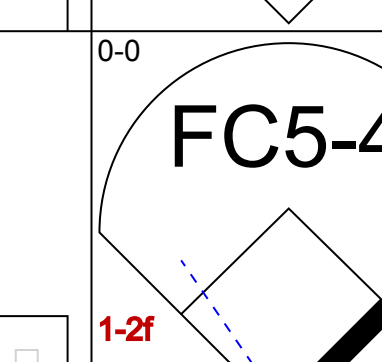
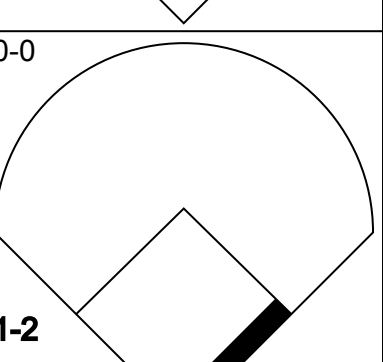
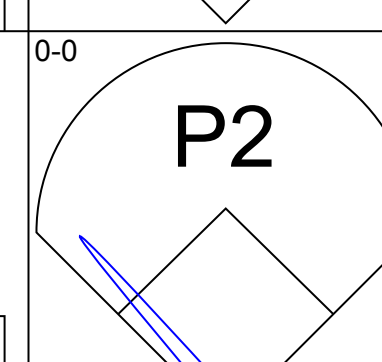
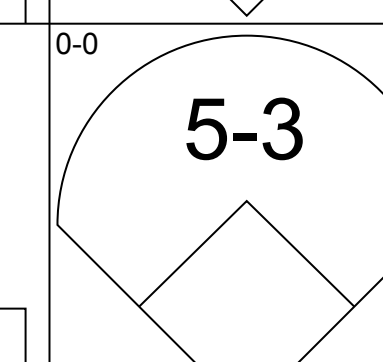
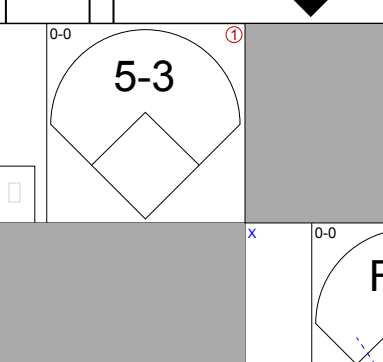
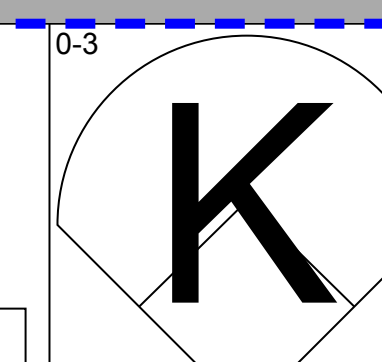
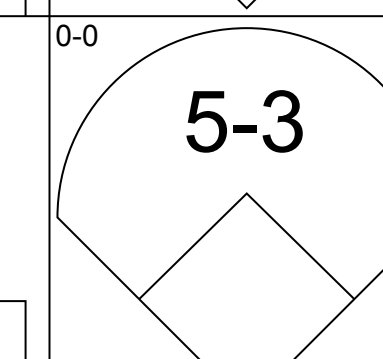
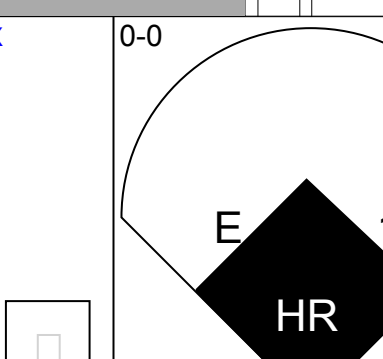
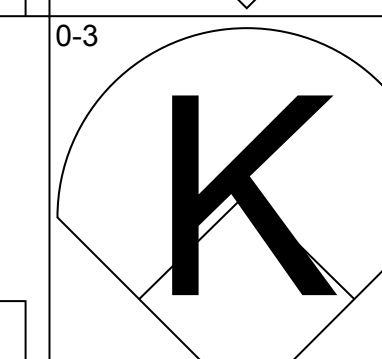
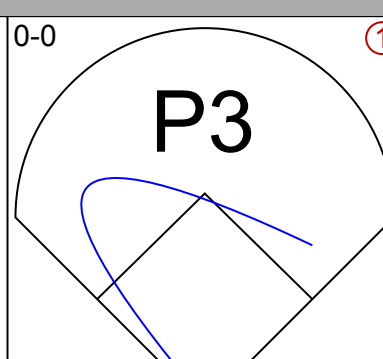
AB	36
R	3
H	10
RBI	3
BB	0
SO	3
LOB	17

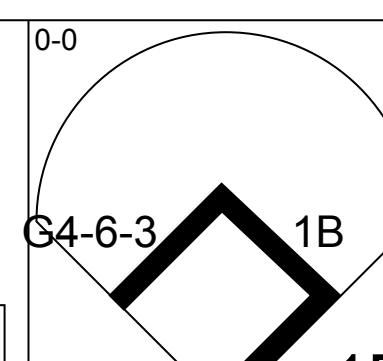
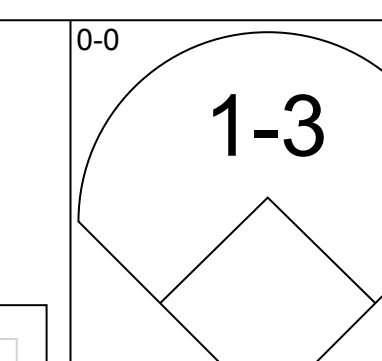
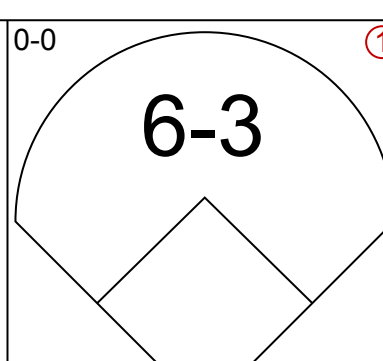
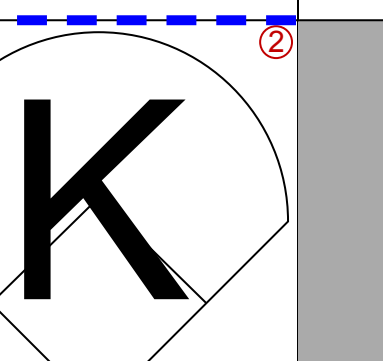
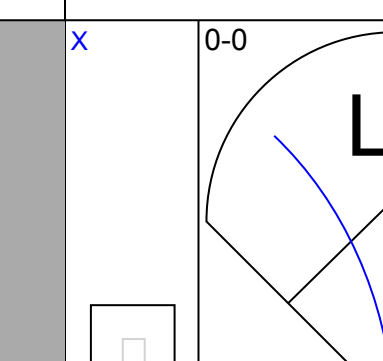
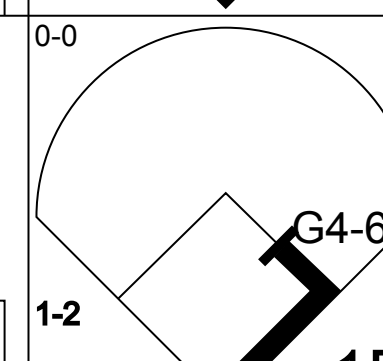
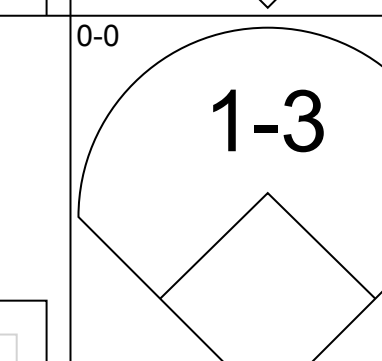
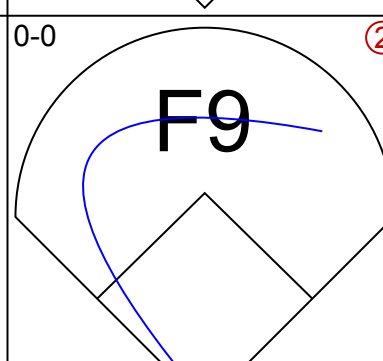
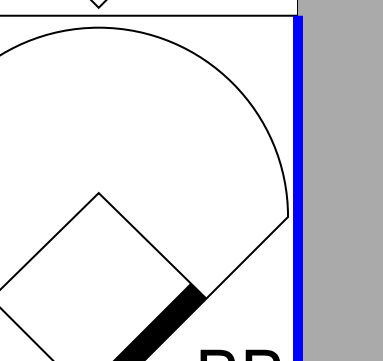
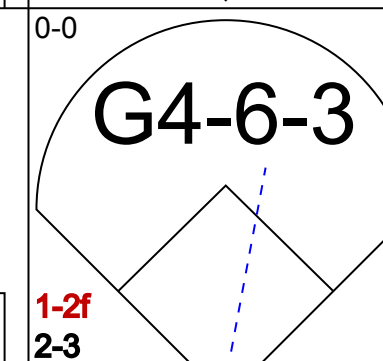
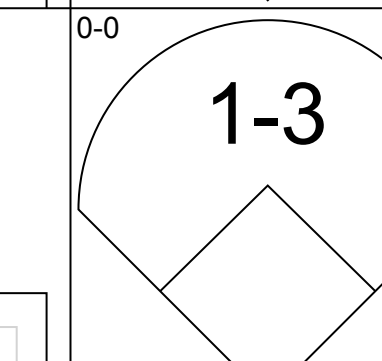
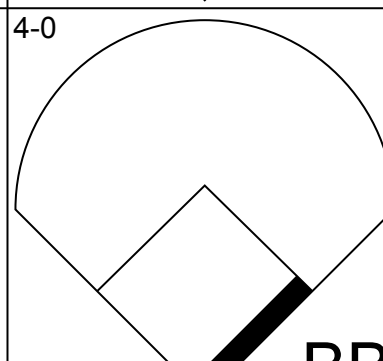
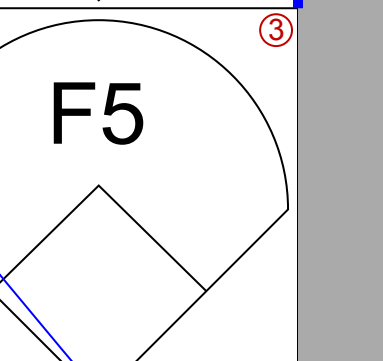
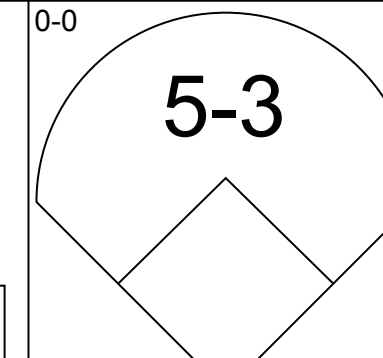
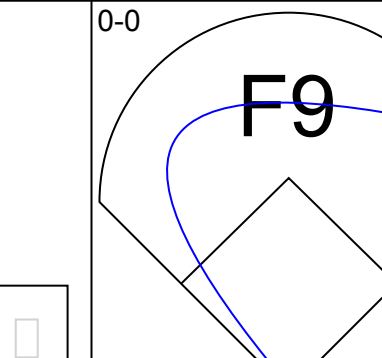
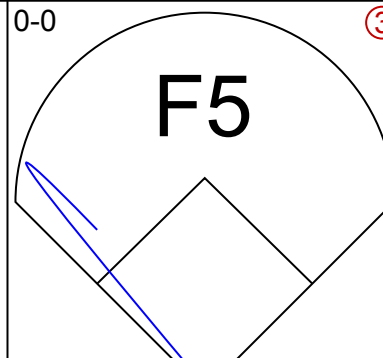
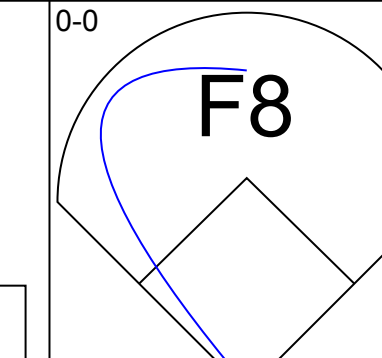
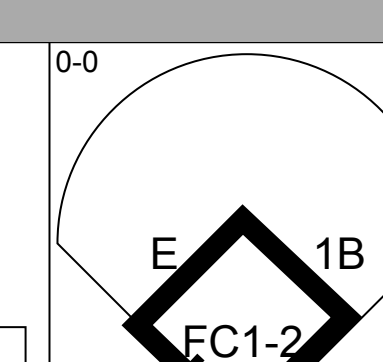
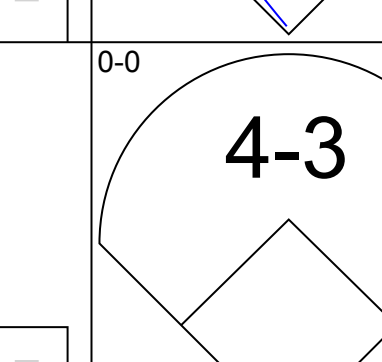
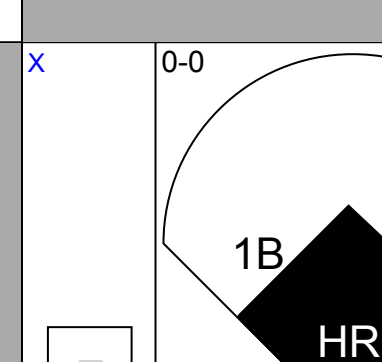
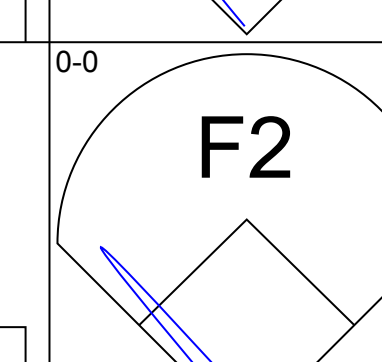
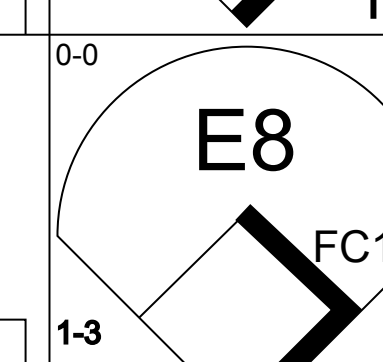
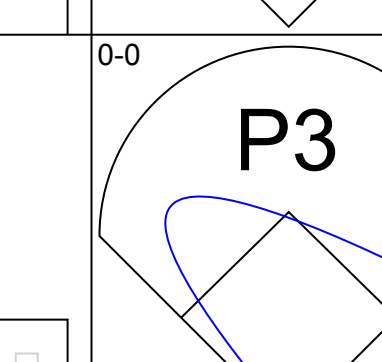
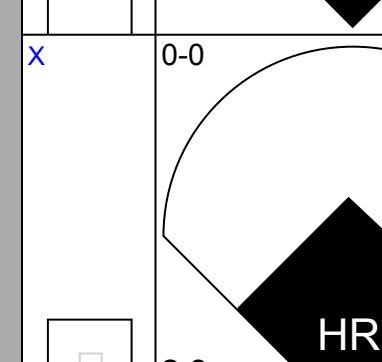
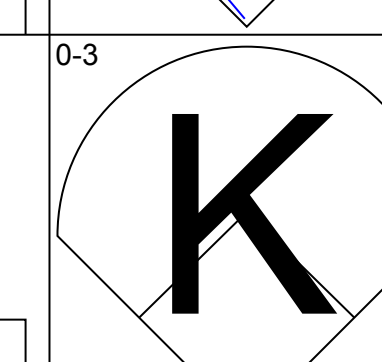
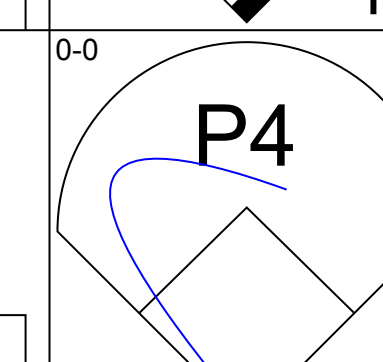
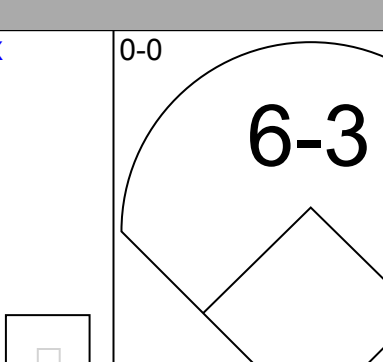
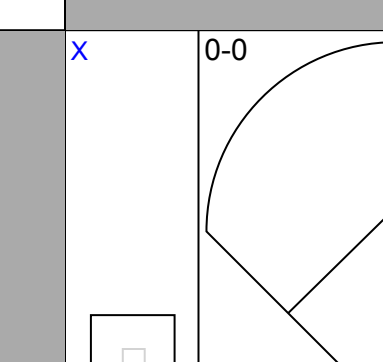
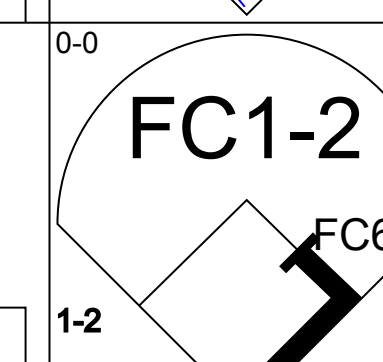
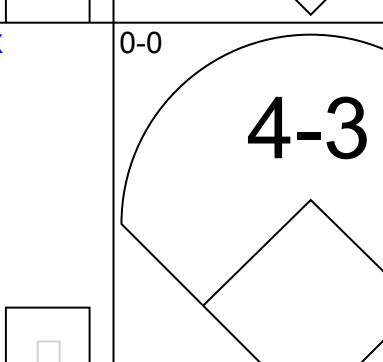
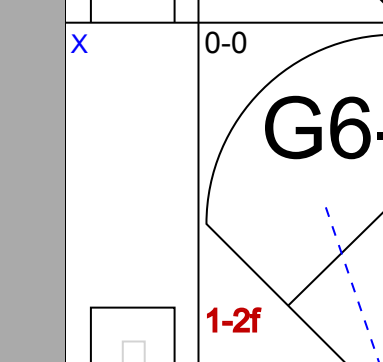
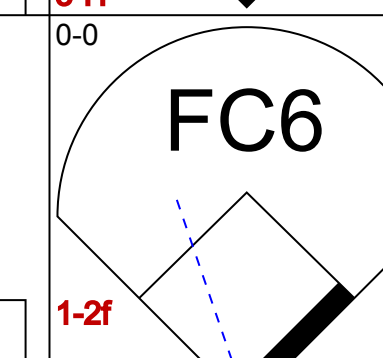
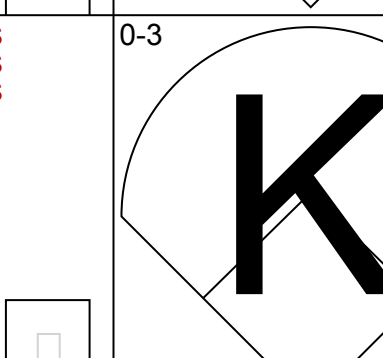
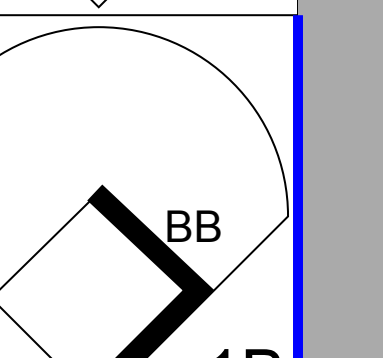
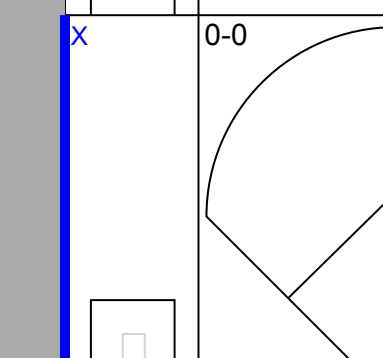


Batter	1	2	3	4	5	6	7	8	9	AB	R	H	RBI	BB	SO	LOB	BOTTOM			
Roy McMillan, R (1, 6) OBP: 0.350, SLG: 0.370	0-0 G3 HR 1B		0-0 FC1-6 CS 1-2		0-0 G6-4-3 1-2		0-0 1B 1B			4	1	2	0	0	0	2	Chicago Cubs @ Milwaukee Braves Milwaukee County Stadium, Milwaukee, WI Sat Jun 30 1962, 4:33 AM EDT Att: 14,521 - Unknown			
Del Crandall, R (1, 2) OBP: 0.340, SLG: 0.415	0-0 G3 1-2		4-0 BB 1-2		0-0 1B 2B		0-0 L4			3	1	1	0	1	0	2				
Eddie Mathews, L (1, 5) OBP: 0.373, SLG: 0.468	0-0 G3 2-3		0-0 F8		0-0 1B 2-H		0-0 1B 1-3			4	0	2	1	0	0	2				
Hank Aaron, R (1, 8) OBP: 0.390, SLG: 0.610	0-0 HR 3-H			0-0 E8 1B 2B	0-0 F4		0-0 F9			4	2	2	2	0	0	3				
Frank Bolling, R (1, 4) OBP: 0.340, SLG: 0.447	0-0 6-3			0-0 6-3		0-0 HR		0-0 5-3		4	1	1	1	0	0	1				
Mack Jones, L (1, 9) OBP: 0.370, SLG: 0.445		0-3 K		0-3 K		0-3 K		0-0 F9		4	0	0	0	0	3	1				
Joe Adcock, R (1, 3) OBP: 0.321, SLG: 0.446 Tommye Aaron, R (7, 3) OBP: 0.276, SLG: 0.333		0-0 F7		0-0 1B 3-H		0-0 5-3		0-0 6-3		3	0	1	1	0	0	0				
Lee Maye, L (1, 7) OBP: 0.281, SLG: 0.294		0-3 K		0-3 K		0-0 G3				3	0	0	0	0	2	1				
Warren Spahn, L (1, 1) OBP: 0.273, SLG: 0.275 Claude Raymond, R (8, 1) ERA:			4-0 FC1-6 BB		0-0 G6-4-3 1B		0-0 4-3			2	0	1	0	1	0	0				
Inning Stats	R: 2 E: 0 K: 0 S: 5	H: 2 LOB: 0 BB: 0 P: 5	R: 0 E: 0 K: 2 S: 7	H: 0 LOB: 0 BB: 0 P: 7	R: 0 E: 0 K: 0 S: 2	H: 0 LOB: 1 BB: 2 P: 10	R: 1 E: 1 K: 2 S: 9	H: 2 LOB: 1 BB: 0 P: 9	R: 1 E: 0 K: 0 S: 5	H: 3 LOB: 1 BB: 0 P: 5	R: 1 E: 0 K: 1 S: 6	H: 1 LOB: 0 BB: 0 P: 6	R: 0 E: 0 K: 0 S: 5	H: 2 LOB: 2 BB: 0 P: 5	R: 0 E: 0 K: 0 S: 3	H: 0 LOB: 0 BB: 0 P: 3		1B: 6 2B: 2 3B: 0 HR: 2	SF: 0 SAC: 0 DP: 1 HBP: 0	WP: 0 PB: 0 SB: 0 CS: 1
PITCHER	IP WLS BF H R ER SO BB IBB HBP BLK WP HR S P ERA WHIP																			
Dick Ellsworth, L (1, 1) ERA: 5.83	6.2 L 30 10 5 5 5 2 0 0 0 0 0 0 2 38 46 6.75 1.800																			
Glen Hobbie, R (7, 1) ERA: 5.32	0.1 1 0 0 0 0 0 0 0 0 0 0 0 1 1 0.00 0.000																			
Bob Anderson, R (8, 1) ERA: 4.71	1.0 3 0 0 0 0 0 0 0 0 0 0 0 3 3 0.00 0.000																			

AB	32
R	5
H	10
RBI	5
BB	2
SO	5
LOB	12



Batter	1	2	3	4	5	6	7	8	9	AB	R	H	RBI	BB	SO	LOB	TOP					
Roy McMillan, R OBP: 0.346, SLG: 0.369 (1, 6)										5	1	2	0	0	1	0	Milwaukee Braves @ St. Louis Cardinals Sportsman's Park, St. Louis, MO Mon Jul 02 1962, 8:05 PM EDT Att: 11,396 - Unknown					
Gus Bell, L OBP: 0.263, SLG: 0.323 (1, 7)										5	2	0	0	0	1	4						
Eddie Mathews, L OBP: 0.369, SLG: 0.471 (1, 5)										5	2	1	5	0	1	1						
Hank Aaron, R OBP: 0.390, SLG: 0.603 (1, 8)										4	1	2	1	1	0	0						
Joe Adcock, R OBP: 0.327, SLG: 0.448 Tommye Aaron, R OBP: 0.279, SLG: 0.342 (5, PR) (5, 3)										3	0	2	1	0	1	1						
Mack Jones, L OBP: 0.394, SLG: 0.440 (1, 9)										5	0	0	0	0	4	5						
Del Crandall, R OBP: 0.337, SLG: 0.405 (1, 2)										4	0	1	0	0	0	2						
Frank Bolling, R OBP: 0.328, SLG: 0.430 (1, 4)										4	0	0	0	0	1	2						
Lew Burdette, R OBP: 0.242, SLG: 0.242 Claude Raymond, R (7, 1)										3	1	1	0	0	0	0						
										1	0	0	0	0	1	0						
Inning Stats	R: 2 E: 2 K: 3 S: 12	H: 1 LOB: 1 BB: 0 P: 12	R: 0 E: 0 K: 0 S: 3	H: 0 LOB: 0 BB: 0 P: 3	R: 0 E: 0 K: 1 S: 5	H: 0 LOB: 0 BB: 0 P: 5	R: 0 E: 0 K: 1 S: 6	H: 1 LOB: 1 BB: 0 P: 6	R: 5 E: 1 K: 1 S: 12	H: 6 LOB: 2 BB: 0 P: 12	R: 0 E: 0 K: 0 S: 4	H: 1 LOB: 1 BB: 0 P: 4	R: 0 E: 0 K: 0 S: 4	H: 1 LOB: 1 BB: 0 P: 4	R: 0 E: 1 K: 3 S: 10	H: 0 LOB: 1 BB: 0 P: 10	R: 0 E: 0 K: 2 S: 7	H: 0 LOB: 1 BB: 1 P: 11	1B: 7 2B: 2 3B: 0 HR: 1	SF: 0 SAC: 0 DP: 0 HBP: 0	WP: 1 PB: 0 SB: 2 CS: 0	PA: 42
PITCHER	IP WLS BF H R ER SO BB IBB HBP BLK WP HR S P ERA WHIP																					
Ray Sadecki, L ERA: 5.29 (1, 1)	4.1 L 23 7 7 4 5 0 0 0 0 1 1 33 33 8.31 1.615																					
Don Ferrarese, L ERA: 3.44 (5, 1)	2.2 11 3 0 0 1 0 0 0 0 0 0 13 13 0.00 1.125																					
Lindy McDaniel, R ERA: 2.26 (8, 1)	2.0 8 0 0 0 5 1 0 0 0 0 0 0 17 21 0.00 0.500																					

Batter	1	2	3	4	5	6	7	8	9	AB	R	H	RBI	BB	SO	LOB	BOTTOM					
Curt Flood, R OBP: 0.347, SLG: 0.428 (1, 8)										5	0	1	0	0	1	2	Milwaukee Braves @ St. Louis Cardinals Sportsman's Park, St. Louis, MO Mon Jul 02 1962, 8:05 PM EDT Att: 11,396 - Unknown					
Julian Javier, R OBP: 0.319, SLG: 0.345 Stan Musial, L OBP: 0.400, SLG: 0.475 Dal Maxvill, R OBP: 0.250, SLG: 0.237 (7, PH) (7, PR) (8, 6)										3	0	1	0	0	0	0						
Fred Whitfield, L OBP: 0.362, SLG: 0.509 (1, 3)										3	0	0	0	1	0	4						
Ken Boyer, R OBP: 0.383, SLG: 0.483 (1, 5)										4	0	0	0	0	0	2						
Bill White, L OBP: 0.352, SLG: 0.466 Bobby Gene Smith, R OBP: 0.275, SLG: 0.359 (3, 7)										1	0	1	0	0	0	0						
Carl Sawatski, L OBP: 0.406, SLG: 0.531 (1, 2)										3	1	1	0	0	0	0						
Charlie James, R OBP: 0.340, SLG: 0.458 (3, 9)										4	1	2	3	0	0	2						
Julio Gotay, R OBP: 0.335, SLG: 0.328 (8, 4)										4	0	0	0	0	0	3						
Ray Sadecki, L OBP: 0.097, SLG: 0.194 Don Ferrarese, R OBP: 0.500, SLG: 1.250 Doug Clemens, L OBP: 0.352, SLG: 0.304 Lindy McDaniel, R OBP: 0.415, SLG: 0.481 (9, PH)										1	0	0	0	0	0	2						
										1	0	0	0	0	1	0						
Inning Stats	R: 0 E: 0 K: 0 S: 4	H: 2 LOB: 1 BB: 0 P: 4	R: 0 E: 1 K: 0 S: 5	H: 2 LOB: 2 BB: 0 P: 5	R: 0 E: 0 K: 0 S: 3	H: 0 LOB: 0 BB: 0 P: 3	R: 0 E: 0 K: 0 S: 3	H: 0 LOB: 0 BB: 0 P: 3	R: 0 E: 0 K: 1 S: 5	H: 0 LOB: 0 BB: 0 P: 5	R: 0 E: 0 K: 0 S: 3	H: 0 LOB: 1 BB: 1 P: 7	R: 3 E: 0 K: 1 S: 9	H: 4 LOB: 2 BB: 1 P: 13	R: 0 E: 0 K: 1 S: 5	H: 0 LOB: 0 BB: 0 P: 5	R: 0 E: 0 K: 0 S: 4	H: 2 LOB: 1 BB: 0 P: 4	1B: 8 2B: 1 3B: 0 HR: 1	SF: 0 SAC: 0 DP: 2 HBP: 0	WP: 0 PB: 0 SB: 0 CS: 0	PA: 37
PITCHER	IP WLS BF H R ER SO BB IBB HBP BLK WP HR S P ERA WHIP																					
Lew Burdette, R ERA: 4.41 (1, 1)	6.1 W 27 8 3 3 1 1 0 0 0 0 0 1 28 32 4.26 1.421																					
Claude Raymond, R ERA: (7, 1)	2.2 S 10 2 0 0 2 1 0 0 0 0 0 0 13 17 0.00 1.125																					



Batter	1	2	3	4	5	6	7	8	9	AB	R	H	RBI	BB	SO	LOB	TOP					
Amado Samuel, R (1, 6) OBP: 0.230, SLG: 0.222										3	1	1	0	1	0	1	Milwaukee Braves @ St. Louis Cardinals Sportsman's Park, St. Louis, MO Tue Jul 03 1962, Postponed Att: 28,953 - Unknown					
Gus Bell, L (8, PH) OBP: 0.266, SLG: 0.324										1	0	0	0	0	1	3						
Jack Curtis, L (8, 1) OBP: 0.222, SLG: 0.176										0	0	0	0	0	0	0						
Lew Burdette, R (9, 1) OBP: 0.242, SLG: 0.242										0	0	0	0	0	0	0						
Lee Maye, L (1, 7) OBP: 0.290, SLG: 0.306										4	2	2	0	1	0	1						
Eddie Mathews, L (1, 5) OBP: 0.368, SLG: 0.486										5	2	3	4	0	1	1						
Hank Aaron, R (1, 8) OBP: 0.388, SLG: 0.607										4	1	2	2	1	1	1						
Joe Adcock, R (1, 3) OBP: 0.329, SLG: 0.444										4	0	1	0	0	2	2						
Tommye Aaron, R (8, PR) OBP: 0.277, SLG: 0.340										1	0	0	0	0	0	1						
Mack Jones, L (1, 9) OBP: 0.360, SLG: 0.436										5	0	1	0	0	3	3						
Frank Bolling, R (1, 4) OBP: 0.324, SLG: 0.419										4	0	0	0	1	3	3						
Joe Torre, R (1, 2) OBP: 0.336, SLG: 0.317										3	0	1	0	1	1	1						
Tony Cloninger, R (1, 1) OBP: 0.071, SLG: 0.071										0	0	0	0	0	0	0						
Hank Fischer, R (2, 1)										2	1	0	0	1	2	2						
Claude Raymond, R (7, 1)										0	0	0	0	0	0	0						
Ken Aspromonte, R (8, PH) OBP: 0.325, SLG: 0.250										0	0	0	0	1	0	0						
Roy McMillan, R (8, 6) OBP: 0.345, SLG: 0.367										0	0	0	0	0	0	0						
Inning Stats	R: 0 E: 0 K: 1 S: 5	H: 0 LOB: 1 BB: 1 P: 9	R: 0 E: 0 K: 3 S: 9	H: 0 LOB: 0 BB: 0 P: 9	R: 0 E: 0 K: 2 S: 8	H: 1 LOB: 1 BB: 0 P: 8	R: 2 E: 0 K: 2 S: 10	H: 3 LOB: 1 BB: 0 P: 10	R: 3 E: 0 K: 1 S: 6	H: 2 LOB: 1 BB: 3 P: 18	R: 0 E: 0 K: 1 S: 5	H: 1 LOB: 1 BB: 1 P: 9	R: 0 E: 0 K: 1 S: 5	H: 0 LOB: 0 BB: 0 P: 5	R: 0 E: 0 K: 2 S: 8	H: 1 LOB: 2 BB: 2 P: 16	R: 2 E: 0 K: 1 S: 8	H: 3 LOB: 1 BB: 0 P: 8	1B: 6 2B: 2 3B: 1 HR: 2	SF: 0 SAC: 0 DP: 1 HBP: 0	WP: 1 PB: 1 CS: 0 SB: 2	PA: 43
PITCHER	IP	WLS	BF	H	R	ER	SO	BB	IBB	HBP	BLK	WP	HR	S	P	ERA	WHIP					
Bob Gibson, R (1, 1) ERA: 3.2	4.0		21	6	5	5	8	3	0	0	0	1	1	34	46	11.25	2.250					
Bob Dilliba, R (5, 1) ERA: 1.72	2.0		7	1	0	0	2	2	0	0	0	0	0	9	17	0.00	1.500					
Bobby Shantz, L (7, 1) ERA: 1.72	1.0		3	0	0	0	1	0	0	0	0	0	0	5	5	0.00	0.000					
Don Ferrarese, L (8, 1) ERA: 3.38	0.2		5	1	0	0	1	2	0	0	0	0	0	5	13	0.00	4.500					
Larry Jackson, R (8, 1) ERA: 4.3	0.1		1	0	0	0	1	0	0	0	0	0	0	3	3	0.00	0.000					

Batter	1	2	3	4	5	6	7	8	9	AB	R	H	RBI	BB	SO	LOB	BOTTOM					
Curt Flood, R (1, 8) OBP: 0.345, SLG: 0.427										4	0	0	0	0	1	2	Milwaukee Braves @ St. Louis Cardinals Sportsman's Park, St. Louis, MO Tue Jul 03 1962, Postponed Att: 28,953 - Unknown					
Julian Javier, R (1, 4) OBP: 0.311, SLG: 0.336										4	0	0	0	0	1	0						
Bill White, L (1, 3) OBP: 0.350, SLG: 0.469										4	0	0	0	0	1	0						
Ken Boyer, R (1, 5) OBP: 0.382, SLG: 0.488										3	1	1	0	1	0	0						
Carl Sawatski, L (1, 2) OBP: 0.405, SLG: 0.524										2	1	0	0	1	1	0						
Gene Oliver, R (8, PH) OBP: 0.366, SLG: 0.417										1	0	0	0	0	0	1						
Curt Simmons, L (9, 1) OBP: 0.282, SLG: 0.235										0	0	0	0	0	0	0						
Charlie James, R (1, 9) OBP: 0.335, SLG: 0.447										4	1	1	1	0	1	0						
Bobby Gene Smith, R (1, 7) OBP: 0.263, SLG: 0.307										3	1	1	1	1	0	0						
Julio Gotay, R (1, 6) OBP: 0.342, SLG: 0.330										2	0	0	0	0	0	1						
Fred Whitfield, L (7, PH) OBP: 0.373, SLG: 0.571										1	1	1	3	0	0	0						
Dal Maxvill, R (8, 6) OBP: 0.244, SLG: 0.231										1	0	0	0	0	0	0						
Bob Gibson, R (1, 1) OBP: 0.325, SLG: 0.257										1	0	0	0	0	1	1						
Bob Dilliba, R (5, 1) ERA: 3.69										0	0	0	0	0	0	0						
Red Schoendienst, S (8, PH) OBP: 0.415, SLG: 0.2474										1	0	0	0	0	0	0						
Bobby Shantz, L (7, 1) ERA: 1.72										0	0	0	0	0	0	0						
Doug Clemens, L (7, PH) OBP: 0.356, SLG: 0.304										0	0	0	0	1	0	0						
Don Ferrarese, R (8, 1) OBP: 0.309, SLG: 0.250										0	0	0	0	0	0	0						
Larry Jackson, R (8, 1) OBP: 0.271, SLG: 0.256										0	0	0	0	0	0	0						
Jimmie Schaffer, R (8, 2) OBP: 0.333, SLG: 0.289										0	0	0	0	0	0	0						
Inning Stats	R: 0 E: 0 K: 0 S: 3	H: 0 LOB: 0 BB: 0 P: 3	R: 0 E: 0 K: 0 S: 3	H: 0 LOB: 0 BB: 0 P: 3	R: 0 E: 0 K: 1 S: 5	H: 0 LOB: 1 BB: 1 P: 9	R: 0 E: 0 K: 1 S: 5	H: 0 LOB: 0 BB: 0 P: 5	R: 0 E: 0 K: 2 S: 7	H: 0 LOB: 0 BB: 0 P: 7	R: 0 E: 0 K: 1 S: 5	H: 0 LOB: 1 BB: 2 P: 5	R: 5 E: 0 K: 1 S: 9	H: 4 LOB: 1 BB: 2 P: 17	R: 0 E: 0 K: 0 S: 3	H: 0 LOB: 1 BB: 1 P: 7	R: 0 E: 0 K: 0 S: 3	H: 0 LOB: 0 BB: 0 P: 3	1B: 3 2B: 0 3B: 0 HR: 1	SF: 0 SAC: 0 DP: 0 HBP: 0	WP: 0 PB: 0 CS: 0 SB: 0	PA: 35
PITCHER	IP	WLS	BF	H	R	ER	SO	BB	IBB	HBP	BLK	WP	HR	S	P	ERA	WHIP					
Tony Cloninger, R (1, 1) ERA: 5.06	1.0		3	0	0	0	0	0	0	0	0	0	0	3	3	0.00	0.000					
Hank Fischer, R (2, 1) ERA: 3.66	5.2		22	3	4	4	6	2	0	0	0	0	0	32	40	6.35	0.882					
Claude Raymond, R (7, 1) ERA: 2.08	0.1		3	1	1	1	0	1	0	0	0	0	1	2	6	27.00	6.000					
Jack Curtis, L (8, 1) ERA: 3.7	1.0	W	4	0	0	0	0	1	0	0	0	0	0	3	7	0.00	1.000					
Lew Burdette, R (9, 1) ERA: 4.35	1.0	S	3	0	0	0	0	0	0	0	0	0	0	3	3	0.00	0.000					

AB	36
R	7
H	11
RBI	6
BB	7
SO	14
LOB	19



AB	31
R	5
H	4
RBI	5
BB	4
SO	6
LOB	5



WP	0
PB	0
CS	0
SB	0

Batter	1	2	3	4	5	6	7	8	9	AB	R	H	RBI	BB	SO	LOB	TOP					
Roy McMillan, R (1, 6) OBP: 0.340, SLG: 0.361	F8		6-3		F7			1-3		4	0	0	0	0	0	1	Milwaukee Braves @ St. Louis Cardinals Sportsman's Park, St. Louis, MO Wed Jul 04 1962, 8:05 PM EDT Att: 12,204 - Unknown livebaseballscorecards.com					
Ken Aspromonte, R (1, 4) Amado Samuel, R (8, PR) OBP: 0.384, SLG: 0.286 OBP: 0.230, SLG: 0.222	F7			2-3 1B		G4-6-3 HBP		1B		3	0	2	0	0	0	0						
Eddie Mathews, L (1, 5) OBP: 0.367, SLG: 0.480	BB		2-3		G4-6-3			3-1		3	0	0	0	1	0	3						
Hank Aaron, R (1, 8) OBP: 0.387, SLG: 0.601	F8			BB		F6				3	0	0	0	1	0	1						
Joe Adcock, R (1, 3) Tommye Aaron, R (9, PR) OBP: 0.327, SLG: 0.437 OBP: 0.277, SLG: 0.340	F7			K		F4		FC6 BB		3	0	0	0	1	1	2						
Lee Maye, L (1, 7) OBP: 0.274, SLG: 0.288	F9		L9			F5		FC6		4	0	0	0	0	0	3						
Del Crandall, R (1, 2) OBP: 0.333, SLG: 0.393	F7				L5		BB	F6		3	0	0	0	1	0	1						
Mack Jones, L (1, 9) OBP: 0.357, SLG: 0.432			F8		3-1			1-3		3	0	0	0	0	0	1						
Warren Spahn, L (1, 1) OBP: 0.277, SLG: 0.279			6-3					F5		3	0	1	0	0	0	0						
Inning Stats	R: 0 E: 0 K: 0 S: 3	H: 0 LOB: 1 BB: 1 P: 7	R: 0 E: 0 K: 0 S: 3	H: 0 LOB: 0 BB: 0 P: 3	R: 0 E: 0 K: 1 S: 3	H: 0 LOB: 0 BB: 0 P: 3	R: 0 E: 0 K: 1 S: 6	H: 1 LOB: 2 BB: 1 P: 10	R: 0 E: 0 K: 0 S: 4	H: 1 LOB: 1 BB: 0 P: 4	R: 0 E: 0 K: 0 S: 2	H: 0 LOB: 0 BB: 0 P: 3	R: 0 E: 0 K: 0 S: 3	H: 0 LOB: 1 BB: 1 P: 7	R: 0 E: 0 K: 0 S: 4	H: 1 LOB: 1 BB: 0 P: 4		R: 0 E: 0 K: 0 S: 3	H: 0 LOB: 1 BB: 1 P: 7	1B: 3 2B: 0 3B: 0 HR: 0	SF: 0 SAC: 0 DP: 1 HBP: 1	WP: 0 PB: 0 CS: 0
PITCHER Ernie Broglio, R (1, 1) ERA: 3.3	IP: 9.0 WLS: W BF: 34 H: 3 R: 0 ER: 0 SO: 1 BB: 4 IBB: 0 HBP: 1 BLK: 0 WP: 0 HR: 0 S: 31 P: 48 ERA: 0.00 WHIP: 0.778															PITCHER						

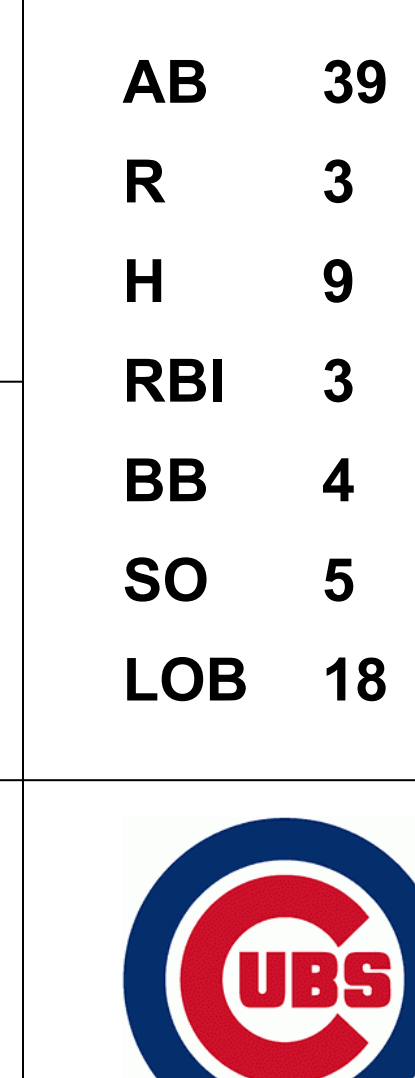
Batter	1	2	3	4	5	6	7	8	9	AB	R	H	RBI	BB	SO	LOB	BOTTOM			
Curt Flood, R (1, 8) OBP: 0.344, SLG: 0.427	4-3		F9			1B 2B		F6		4	1	1	0	0	0	2	Milwaukee Braves @ St. Louis Cardinals Sportsman's Park, St. Louis, MO Wed Jul 04 1962, 8:05 PM EDT Att: 12,204 - Unknown livebaseballscorecards.com			
Julian Javier, R (1, 4) OBP: 0.313, SLG: 0.336	5-3			5-3		1B BB		FC4-6 1B		3	0	1	0	1	0	0				
Bill White, L (1, 3) OBP: 0.345, SLG: 0.463	6-3			4-3		F2		P1		4	0	0	0	0	0	3				
Ken Boyer, R (1, 5) OBP: 0.387, SLG: 0.500		HR		BB		1-3 2H 1B		FC4-6 1-2		3	1	2	2	1	0	1				
Charlie James, R (1, 9) OBP: 0.327, SLG: 0.436	F4			4-3		F8		F7		4	0	0	0	0	0	4				
Bobby Gene Smith, R (1, 7) OBP: 0.293, SLG: 0.317					F7			1B 1B		3	0	2	0	0	0	0				
Gene Oliver, R (1, 2) Jimmie Schaffer, R (9, 2) OBP: 0.361, SLG: 0.410 OBP: 0.333, SLG: 0.269	G4-6-3				F8			F7		3	0	0	0	0	0	2				
Julio Gotay, R (1, 6) OBP: 0.338, SLG: 0.326			F8		1-3			F8		3	0	0	0	0	0	1				
Ernie Broglio, R (1, 1) OBP: 0.179, SLG: 0.148	F8					F8		1-2 1B		3	0	1	0	0	0	0				
Inning Stats	R: 0 E: 0 K: 0 S: 3	H: 0 LOB: 0 BB: 0 P: 3	R: 1 E: 0 K: 0 S: 4	H: 2 LOB: 0 BB: 0 P: 4	R: 0 E: 0 K: 0 S: 3	H: 0 LOB: 0 BB: 0 P: 3	R: 0 E: 0 K: 0 S: 3	H: 0 LOB: 1 BB: 1 P: 7	R: 0 E: 0 K: 0 S: 5	H: 2 LOB: 2 BB: 1 P: 9	R: 0 E: 0 K: 0 S: 5	H: 2 LOB: 2 BB: 0 P: 5	R: 0 E: 0 K: 0 S: 4	H: 1 LOB: 1 BB: 0 P: 4	R: 0 E: 0 K: 0 S: 4	H: 1 LOB: 1 BB: 0 P: 4		1B: 5 2B: 1 3B: 0 HR: 1	SF: 0 SAC: 0 DP: 1 HBP: 0	WP: 0 PB: 0 CS: 0
PITCHER Warren Spahn, L (1, 1) ERA: 3.21	IP: 8.0 WLS: L BF: 32 H: 7 R: 2 ER: 2 SO: 0 BB: 2 IBB: 0 HBP: 0 BLK: 0 WP: 0 HR: 1 S: 30 P: 38 ERA: 2.25 WHIP: 1.125															PITCHER				

Batter	1	2	3	4	5	6	7	8	9	10	AB	R	H	RBI	BB	SO	LOB	TOP			
Roy McMillan, R OBP: 0.334, SLG: 0.354 (1, 6)	6-3		5-3			5-3		F7		E3 HR	5	0	0	0	0	1	0	Milwaukee Braves @ Chicago Cubs Wrigley Field, Chicago, IL Fri Jul 06 1962, 3:33 AM CDT Att: 8,911 - Unknown			
Ken Aspromonte, R OBP: 0.338, SLG: 0.250 Frank Bolling, R OBP: 0.324, SLG: 0.419 (1, 4)	K		4-3			4-3		4-3		HR	5	1	0	0	0	1	0				
Eddie Mathews, L OBP: 0.367, SLG: 0.490 (1, 5)	FC6-4 1B					K				1B	5	1	2	2	0	0	0				
Hank Aaron, R OBP: 0.327, SLG: 0.609 Gus Bell, L OBP: 0.269, SLG: 0.328 (1, 8)	FC6-4		4-3			4-3		HR		1B	4	1	2	1	0	1	1				
Lee Maye, L OBP: 0.282, SLG: 0.296 (1, 7)		6-3				P6		HR		1B	5	1	2	0	0	1	1				
Joe Adcock, R OBP: 0.330, SLG: 0.460 Tommye Aaron, R OBP: 0.276, SLG: 0.338 (1, 3)		F2				K		CS		1B	4	1	2	2	0	0	0				
Mack Jones, L OBP: 0.360, SLG: 0.432 (1, 9)						K		F7		IBB	2	0	1	0	1	1	0				
Del Crandall, R OBP: 0.332, SLG: 0.387 (1, 2)						4-1		B1		K	3	0	0	0	1	1	4				
Bob Hendley, R OBP: 0.250, SLG: 0.181 Claude Raymond, R (1, 1)			5-3			F7		CS		K	3	0	0	0	0	0	2				
								1-2		4-3	1	0	0	0	0	1	0				
Inning Stats	R: 0 E: 0 K: 1 S: 6	H: 1 LOB: 1 BB: 0 P: 6	R: 0 E: 0 K: 0 S: 3	H: 0 LOB: 1 BB: 1 P: 7	R: 0 E: 0 K: 0 S: 3	H: 0 LOB: 0 BB: 0 P: 3	R: 1 E: 0 K: 1 S: 6	H: 1 LOB: 0 BB: 0 P: 6	R: 0 E: 0 K: 1 S: 5	H: 0 LOB: 0 BB: 0 P: 5	R: 2 E: 0 K: 0 S: 5	H: 3 LOB: 0 BB: 0 P: 5	R: 0 E: 0 K: 1 S: 5	H: 0 LOB: 0 BB: 0 P: 5	R: 0 E: 0 K: 0 S: 4	H: 2 LOB: 2 BB: 1 P: 8	R: 2 E: 1 K: 1 S: 9	H: 3 LOB: 2 BB: 0 P: 9	1B: 6 2B: 1 3B: 0 HR: 3	SF: 0 SAC: 0 DP: 1 HBP: 0	WP: 0 PA: 42
PITCHER	IP 9.2	WLS L	BF 40	H 10	R 5	ER 3	SO 6	BB 1	IBB 1	HBP 0	BLK 0	WP 0	HR 3	S 50	P 58	ERA 2.79	WHIP 1.138				
Don Cardwell, R ERA: 4.94 Don Elston, R ERA: 2.3 (1, 1)	(10, 1)	0.1	1	0	0	0	0	0	0	0	0	0	0	1	1	0.00	0.000				

AB	39
R	5
H	10
RBI	5
BB	2
SO	6
LOB	10



Batter	1	2	3	4	5	6	7	8	9	10	AB	R	H	RBI	BB	SO	LOB	BOTTOM	
Lou Brock, L OBP: 0.305, SLG: 0.421 (1, 8)	P6		1B			2-3		L7		FC3-6 FC1-6	5	1	1	0	0	1	1	Milwaukee Braves @ Chicago Cubs Wrigley Field, Chicago, IL Fri Jul 06 1962, 3:33 AM CDT Att: 8,911 - Unknown	
Ken Hubbs, R OBP: 0.288, SLG: 0.334 (1, 4)	K		1B			6-3		P4		FC1-6 BB	5	1	1	1	0	1	1		
Billy Williams, L OBP: 0.399, SLG: 0.542 (1, 7)	F7		1B			14 2B		14 1B		14 2B	4	1	3	0	1	0	0		
14 Ernie Banks, R OBP: 0.312, SLG: 0.529 (1, 3)			1B			1B		1B		P4	5	0	4	2	0	0	2		
George Altman, L OBP: 0.300, SLG: 0.505 (1, 9)	1-3		1B			1B		F7		F9	5	0	0	0	0	1	6		
Ron Santo, R OBP: 0.324, SLG: 0.402 (1, 5)	K		F3			P6		5-3		K	5	0	0	0	0	2	4		
Andre Rodgers, R OBP: 0.352, SLG: 0.400 (1, 6)			1B			F8		F8		F7	3	0	0	0	2	0	0		
El Tappe, R OBP: 0.308, SLG: 0.217 (1, 2)			6-3			5-3		F8		FC5-4	4	0	0	0	0	0	4		
Don Cardwell, R OBP: 0.154, SLG: 0.057 Don Elston, R (1, 1)			4-3			K		F8		FC5-4	3	0	0	0	1	1	0		
								1-3		FC3-6 BB	0	0	0	0	0	0	0		
Inning Stats	R: 0 E: 0 K: 1 S: 5	H: 0 LOB: 0 BB: 0 P: 5	R: 0 E: 0 K: 1 S: 6	H: 1 LOB: 2 BB: 1 P: 10	R: 2 E: 0 K: 1 S: 9	H: 4 LOB: 2 BB: 0 P: 9	R: 0 E: 0 K: 1 S: 5	H: 0 LOB: 0 BB: 0 P: 5	R: 0 E: 0 K: 0 S: 3	H: 2 LOB: 2 BB: 0 P: 3	R: 1 E: 0 K: 0 S: 5	H: 2 LOB: 2 BB: 1 P: 9	R: 0 E: 0 K: 0 S: 3	H: 0 LOB: 2 BB: 2 P: 11	R: 0 E: 0 K: 1 S: 5	H: 0 LOB: 0 BB: 0 P: 5	1B: 6 2B: 3 3B: 0 HR: 0	SF: 0 SAC: 0 DP: 0 HBP: 0	WP: 0 PA: 43
PITCHER	IP 8.2	WLS 39	BF 3	H 9	R 3	ER 3	SO 4	BB 3	IBB 1	HBP 0	BLK 0	WP 0	HR 0	S 43	P 59	ERA 3.12	WHIP 1.385		
Bob Hendley, L ERA: 3.43 Claude Raymond, R ERA: 1.59 (1, 1)	(9, 1)	1.1	W	4	0	0	1	0	0	0	0	0	0	6	6	0.00	0.000		




AB	39
R	3
H	9
RBI	3
BB	4
SO	5
LOB	18

Batter	1	2	3	4	5	6	7	8	9	10	AB	R	H	RBI	BB	SO	LOB	TOP			
Roy McMillan, R (1, 6) OBP: 0.332, SLG: 0.349	5-3		E3 BB 1B	HBP		F9			F7		4	0	0	0	0	0	1				
Ken Aspromonte, R (1, 4) OBP: 0.333, SLG: 0.267	F7		BB						5-3		5	0	2	0	0	0	2				
Frank Bolling, R (9, 4) OBP: 0.324, SLG: 0.419			1B					FC4-6 1B			0	0	0	0	0	0	0				
Eddie Mathews, L (1, 5) OBP: 0.365, SLG: 0.485	2B 1B		F2					F8	G3		5	1	1	0	0	1	3				
Joe Adcock, R (1, 3) OBP: 0.332, SLG: 0.461											4	0	1	1	1	1	3				
Tommie Aaron, R (10, PR) OBP: 0.276, SLG: 0.338	2B		K					L5			0	0	0	0	0	0	0				
Lee Maye, L (1, 8) OBP: 0.277, SLG: 0.280	K							FC1-5 BB			4	0	0	0	1	1	4				
Mack Jones, L (1, 9) OBP: 0.357, SLG: 0.427											4	0	0	0	0	2	6				
Gus Bell, L (1, 7) OBP: 0.269, SLG: 0.326			HBP								4	0	1	0	0	0	1				
Del Crandall, R (1, 2) OBP: 0.330, SLG: 0.384			F9								4	0	1	0	0	0	2				
Bob Shaw, R (1, 1) OBP: 0.238, SLG: 0.176			K								3	0	1	0	1	2	2				
Inning Stats	R: 1 E: 0 K: 1 S: 7	H: 2 LOB: 1 BB: 0 P: 7	R: 0 E: 0 K: 1 S: 5	H: 0 LOB: 1 BB: 0 P: 6	R: 0 E: 1 K: 2 S: 9	H: 1 LOB: 3 BB: 1 P: 13	R: 0 E: 0 K: 0 S: 3	H: 0 LOB: 2 BB: 1 P: 8	R: 0 E: 0 K: 2 S: 7	H: 0 LOB: 1 BB: 0 P: 4	R: 0 E: 0 K: 0 S: 4	H: 1 LOB: 1 BB: 0 P: 4	R: 0 E: 0 K: 1 S: 6	H: 1 LOB: 1 BB: 0 P: 6	R: 0 E: 0 K: 0 S: 3	H: 0 LOB: 1 BB: 0 P: 3	R: 0 E: 1 K: 0 S: 3	H: 0 LOB: 1 BB: 0 P: 3	1B: 6 2B: 2 3B: 0 HR: 0	SF: 0 SAC: 0 DP: 2 HBP: 2	WP: 0 PA: 42 PB: 0 SB: 2 CS: 0
PITCHER	IP WLS BF H R ER SO BB IBB HBP BLK WP HR S P ERA WHIP	IP WLS BF H R ER SO BB IBB HBP BLK WP HR S P ERA WHIP	IP WLS BF H R ER SO BB IBB HBP BLK WP HR S P ERA WHIP	IP WLS BF H R ER SO BB IBB HBP BLK WP HR S P ERA WHIP	IP WLS BF H R ER SO BB IBB HBP BLK WP HR S P ERA WHIP	IP WLS BF H R ER SO BB IBB HBP BLK WP HR S P ERA WHIP	IP WLS BF H R ER SO BB IBB HBP BLK WP HR S P ERA WHIP	IP WLS BF H R ER SO BB IBB HBP BLK WP HR S P ERA WHIP	IP WLS BF H R ER SO BB IBB HBP BLK WP HR S P ERA WHIP	IP WLS BF H R ER SO BB IBB HBP BLK WP HR S P ERA WHIP	IP WLS BF H R ER SO BB IBB HBP BLK WP HR S P ERA WHIP	IP WLS BF H R ER SO BB IBB HBP BLK WP HR S P ERA WHIP	IP WLS BF H R ER SO BB IBB HBP BLK WP HR S P ERA WHIP	IP WLS BF H R ER SO BB IBB HBP BLK WP HR S P ERA WHIP	IP WLS BF H R ER SO BB IBB HBP BLK WP HR S P ERA WHIP	IP WLS BF H R ER SO BB IBB HBP BLK WP HR S P ERA WHIP	IP WLS BF H R ER SO BB IBB HBP BLK WP HR S P ERA WHIP	IP WLS BF H R ER SO BB IBB HBP BLK WP HR S P ERA WHIP	IP WLS BF H R ER SO BB IBB HBP BLK WP HR S P ERA WHIP	IP WLS BF H R ER SO BB IBB HBP BLK WP HR S P ERA WHIP	
Cal Koonce, R (1, 1) ERA: 4.12	7.0	32	6	1	1	6	3	0	0	0	0	0	0	0	0	0	0	1.29	1.286		
Barney Schultz, R (8, 1) ERA: 4.28	2.0	7	1	0	0	1	0	0	0	0	0	0	0	0	0	0	0	0.00	0.500		
Don Elston, R (10, 1) ERA: 2.25	1.0	3	0	0	0	0	0	0	0	0	0	0	0	0	0	0	0	0.00	0.000		

Milwaukee Braves @ Chicago Cubs
Wrigley Field, Chicago, IL
Sat Jul 07 1962, 3:33 AM CDT
Att: 14,266 - Unknown


AB 37
R 1
H 7
RBI 1
BB 3
SO 7
LOB 24



Batter	1	2	3	4	5	6	7	8	9	10	AB	R	H	RBI	BB	SO	LOB	BOTTOM			
Lou Brock, L (1, 8) OBP: 0.309, SLG: 0.420	6-3		P6								3	1	1	0	2	0	1				
Ken Hubbs, R (1, 4) OBP: 0.288, SLG: 0.333			5-3								4	0	1	0	0	0	5				
Billy Williams, L (1, 7) OBP: 0.397, SLG: 0.540	G3 1B										5	0	1	1	0	0	1				
14 Ernie Banks, R (1, 3) OBP: 0.310, SLG: 0.530	6-3										5	0	1	0	0	0	2				
George Altman, L (1, 9) OBP: 0.396, SLG: 0.507			3-1								3	1	2	0	2	0	0				
Ron Santo, R (1, 5) OBP: 0.323, SLG: 0.397											4	0	0	0	1	0	4				
Andre Rodgers, R (1, 6) OBP: 0.348, SLG: 0.395											5	0	1	0	0	0	3				
Dick Bertell, R (1, 2) OBP: 0.297, SLG: 0.306											4	0	2	1	0	1	0				
Cal Koonce, R (1, 1) OBP: 0.128, SLG: 0.154											2	0	1	0	0	1	1				
Bob Will, L (7, PH) OBP: 0.324, SLG: 0.368											1	0	0	0	0	0	0				
Barney Schultz, R (8, 1) OBP: 0.324, SLG: 0.368											0	0	0	0	0	0	0				
Don Landrum, L (9, PH) OBP: 0.448, SLG: 0.341											1	0	0	0	0	0	1				
Don Elston, R (10, 1) OBP: 0.324, SLG: 0.368											0	0	0	0	0	0	0				
Inning Stats	R: 0 E: 0 K: 0 S: 4	H: 1 LOB: 1 BB: 0 P: 4	R: 0 E: 0 K: 0 S: 3	H: 0 LOB: 0 BB: 0 P: 3	R: 0 E: 0 K: 1 S: 6	H: 1 LOB: 1 BB: 0 P: 6	R: 0 E: 0 K: 0 S: 4	H: 1 LOB: 1 BB: 0 P: 4	R: 0 E: 0 K: 1 S: 6	H: 0 LOB: 2 BB: 1 P: 9	R: 0 E: 0 K: 0 S: 4	H: 1 LOB: 2 BB: 1 P: 8	R: 0 E: 0 K: 0 S: 4	H: 1 LOB: 3 BB: 2 P: 12	R: 1 E: 0 K: 0 S: 4	H: 2 LOB: 3 BB: 0 P: 12	R: 1 E: 0 K: 0 S: 4	H: 2 LOB: 3 BB: 0 P: 12	1B: 8 2B: 1 3B: 1 HR: 0	SF: 0 SAC: 2 DP: 0 HBP: 0	WP: 1 PA: 44 PB: 0 SB: 1 CS: 0
PITCHER	IP WLS BF H R ER SO BB IBB HBP BLK WP HR S P ERA WHIP	IP WLS BF H R ER SO BB IBB HBP BLK WP HR S P ERA WHIP	IP WLS BF H R ER SO BB IBB HBP BLK WP HR S P ERA WHIP	IP WLS BF H R ER SO BB IBB HBP BLK WP HR S P ERA WHIP	IP WLS BF H R ER SO BB IBB HBP BLK WP HR S P ERA WHIP	IP WLS BF H R ER SO BB IBB HBP BLK WP HR S P ERA WHIP	IP WLS BF H R ER SO BB IBB HBP BLK WP HR S P ERA WHIP	IP WLS BF H R ER SO BB IBB HBP BLK WP HR S P ERA WHIP	IP WLS BF H R ER SO BB IBB HBP BLK WP HR S P ERA WHIP	IP WLS BF H R ER SO BB IBB HBP BLK WP HR S P ERA WHIP	IP WLS BF H R ER SO BB IBB HBP BLK WP HR S P ERA WHIP	IP WLS BF H R ER SO BB IBB HBP BLK WP HR S P ERA WHIP	IP WLS BF H R ER SO BB IBB HBP BLK WP HR S P ERA WHIP	IP WLS BF H R ER SO BB IBB HBP BLK WP HR S P ERA WHIP	IP WLS BF H R ER SO BB IBB HBP BLK WP HR S P ERA WHIP	IP WLS BF H R ER SO BB IBB HBP BLK WP HR S P ERA WHIP	IP WLS BF H R ER SO BB IBB HBP BLK WP HR S P ERA WHIP	IP WLS BF H R ER SO BB IBB HBP BLK WP HR S P ERA WHIP	IP WLS BF H R ER SO BB IBB HBP BLK WP HR S P ERA WHIP	IP WLS BF H R ER SO BB IBB HBP BLK WP HR S P ERA WHIP	
Bob Shaw, R (1, 1) ERA: 2.37	9.2	44	10	2	2	2	1	4	0	0	1	0	0	0	0	0	0	1.86	1.138		

Milwaukee Braves @ Chicago Cubs
Wrigley Field, Chicago, IL
Sat Jul 07 1962, 3:33 AM CDT
Att: 14,266 - Unknown

AB 37
R 2
H 10
RBI 2
BB 5
SO 2
LOB 18



Batter	1	2	3	4	5	6	7	8	9	AB	R	H	RBI	BB	SO	LOB	TOP					
Amado Samuel, R (1, 6) OBP: 0.239, SLG: 0.244	4-3	1-3							HR	5	1	2	0	0	0	2	Milwaukee Braves @ Chicago Cubs Wrigley Field, Chicago, IL Sun Jul 08 1962, 3:33 AM CDT Unknown					
Lee Mays, L (1, 8) OBP: 0.276, SLG: 0.278 Hank Aaron, R (9, PH) OBP: 0.390, SLG: 0.620	4-3		4-3		G6-3				HR	4	0	1	0	0	0	2						
Eddie Mathews, L (1, 5)			F3		F2				HR	5	0	1	0	0	0	2						
Joe Adcock, R (1, 3) OBP: 0.329, SLG: 0.459	F9		F6						G6-4-3	5	1	1	0	0	0	2						
Gus Bell, L (1, 7) OBP: 0.267, SLG: 0.323		F4			F6				F6	5	0	1	0	0	0	0						
Del Crandall, R (1, 2) OBP: 0.338, SLG: 0.393		BB			FC4-6				F6	3	1	3	1	0	0	0						
Mack Jones, L (1, 9) OBP: 0.359, SLG: 0.424		BB			FC4-6				F6	2	0	0	0	2	1	2						
Frank Bolling, R (1, 4) OBP: 0.322, SLG: 0.415		BB			4-3				F2	4	0	1	1	0	0	4						
Law Burdette, R (1, 1) OBP: 0.257, SLG: 0.235 Joe Torre, R (7, PH) OBP: 0.333, SLG: 0.314 Hank Fischer, R (7, 1) Don Nottebart, R (7, 1) OBP: 0.750, SLG: 0.667 Ken Aspromonte, R (9, PH) OBP: 0.345, SLG: 0.287	F8								HR	1	0	0	0	0	0	2						
Inning Stats	R: 0 E: 0 K: 0 S: 4	H: 1 LOB: 1 BB: 0 P: 4	R: 1 E: 0 K: 0 S: 5	H: 2 LOB: 2 BB: 1 P: 9	R: 0 E: 0 K: 0 S: 3	H: 0 LOB: 0 BB: 0 P: 3	R: 0 E: 0 K: 0 S: 4	H: 1 LOB: 1 BB: 0 P: 4	R: 0 E: 0 K: 0 S: 3	H: 1 LOB: 1 BB: 0 P: 4	R: 1 E: 0 K: 1 S: 7	H: 2 LOB: 1 BB: 0 P: 7	R: 0 E: 0 K: 0 S: 4	H: 1 LOB: 2 BB: 1 P: 8	R: 0 E: 0 K: 0 S: 4	H: 1 LOB: 2 BB: 1 P: 8		R: 3 E: 1 K: 0 S: 5	H: 2 LOB: 0 BB: 1 P: 9	1B: 8 2B: 2 3B: 0 HR: 1	SF: 1 SAC: 0 DP: 2 HBP: 1	WP: 0 PB: 1 SB: 0 CS: 0
PITCHER	IP WLS BF H R ER SO BB IBB HBP BLK WP HR S P ERA WHIP																					
Bob Buhl, R (1, 1) ERA: 4.7	8.0 W 37 10 4 4 1 3 0 1 0 0 0 35 48 4.50 1.625																					
Dick Ellsworth, L (9, 1) ERA: 6.07	0.0 S 2 1 1 1 0 0 0 0 0 0 0 1 2 2 ∞ ∞																					
Dave Gerard, R (9, 1) ERA: 4.55	1.0 S 2 0 0 0 0 0 0 0 0 0 0 0 2 2 0.00 0.000																					

Batter	1	2	3	4	5	6	7	8	9	AB	R	H	RBI	BB	SO	LOB	BOTTOM					
Don Landrum, L (1, 8) OBP: 0.436, SLG: 0.333	F8		FC6							5	2	1	0	0	0	4	Milwaukee Braves @ Chicago Cubs Wrigley Field, Chicago, IL Sun Jul 08 1962, 3:33 AM CDT Unknown					
Ken Hubbs, R (1, 4) OBP: 0.288, SLG: 0.340										5	0	2	1	0	0	2						
Billy Williams, L (1, 7) OBP: 0.399, SLG: 0.538										3	1	1	1	2	0	1						
14 Ernie Banks, R (1, 3) OBP: 0.312, SLG: 0.526	K		F8							4	1	1	0	0	1	3						
George Altman, L (1, 9) OBP: 0.404, SLG: 0.512										3	1	3	2	1	0	0						
Ron Santo, R (1, 5) OBP: 0.322, SLG: 0.393										3	0	0	0	1	1	5						
Andre Rodgers, R (1, 6) OBP: 0.351, SLG: 0.416										4	1	2	3	0	0	0						
Dick Bertell, R (1, 2) OBP: 0.316, SLG: 0.330										3	0	2	0	1	0	0						
Bob Buhl, R (1, 1) Dick Ellsworth, L (9, 1) OBP: 0.290, SLG: 0.125 Dave Gerard, R (9, 1) OBP: 0.333, SLG: 0.200										4	1	0	0	0	2	5						
Inning Stats	R: 0 E: 0 K: 1 S: 6	H: 1 LOB: 1 BB: 0 P: 6	R: 0 E: 0 K: 0 S: 3	H: 1 LOB: 0 BB: 0 P: 3	R: 1 E: 0 K: 1 S: 7	H: 2 LOB: 2 BB: 1 P: 11	R: 0 E: 0 K: 1 S: 5	H: 1 LOB: 0 BB: 0 P: 5	R: 2 E: 0 K: 0 S: 6	H: 3 LOB: 3 BB: 1 P: 11	R: 1 E: 0 K: 0 S: 4	H: 1 LOB: 0 BB: 0 P: 4	R: 3 E: 0 K: 1 S: 8	H: 3 LOB: 3 BB: 3 P: 20	R: 0 E: 0 K: 0 S: 3	H: 0 LOB: 0 BB: 0 P: 3		R: 0 E: 0 K: 0 S: 3	H: 0 LOB: 0 BB: 0 P: 3	1B: 8 2B: 3 3B: 1 HR: 1	SF: 0 SAC: 0 DP: 1 HBP: 1	WP: 0 PB: 0 SB: 0 CS: 1
PITCHER	IP WLS BF H R ER SO BB IBB HBP BLK WP HR S P ERA WHIP																					
Law Burdette, R (1, 1) ERA: 4.47	6.0 L 28 9 4 4 3 2 0 1 0 0 0 31 40 6.00 1.833																					
Hank Fischer, R (7, 1) ERA: 4.7	0.1 S 6 3 3 3 0 2 0 0 0 0 0 0 4 12 81.00 15.000																					
Don Nottebart, R (7, 1) ERA: 3.82	1.2 S 6 0 0 0 1 0 1 0 0 0 0 0 7 11 0.00 0.000																					




Batter	1	2	3	4	5	6	7	8	9	AB	R	H	RBI	BB	SO	LOB	TOP											
Roy McMillan, R OBP: 0.337, SLG: 0.352 (1, 6)										3	1	1	0	2	0	1	Milwaukee Braves @ Chicago Cubs Wrigley Field, Chicago, IL Sun Jul 08 1962, 3:38 AM CDT Att: 31,112 - Unknown											
Lee Mays, L OBP: 0.293, SLG: 0.289 (1, 8)										4	0	2	0	1	0	1												
Eddie Mathews, L OBP: 0.363, SLG: 0.482 (1, 5)										5	0	2	0	0	1	5												
Joe Adcock, R OBP: 0.323, SLG: 0.450 (1, 3)										4	0	0	1	0	1	6												
Gus Bell, L OBP: 0.266, SLG: 0.322 Tommye Aaron, R OBP: 0.270, SLG: 0.329 (2, 7)										1	0	0	0	0	1	0												
Joe Torre, R OBP: 0.336, SLG: 0.346 (1, 2)										5	1	2	1	0	0	2												
Mack Jones, L OBP: 0.366, SLG: 0.441 (1, 9)										4	2	4	1	0	0	0												
Amado Samuel, R OBP: 0.240, SLG: 0.256 (1, 4)										4	1	1	0	0	0	3												
Warren Spahn, L OBP: 0.275, SLG: 0.277 (1, 1)										4	0	1	2	0	0	3												
Inning Stats	R: 0 E: 0 K: 0 S: 3	H: 1 LOB: 1 BB: 1 P: 7	R: 1 E: 0 K: 1 S: 7	H: 2 LOB: 1 BB: 0 P: 7	R: 0 E: 0 K: 0 S: 4	H: 1 LOB: 1 BB: 0 P: 4	R: 0 E: 0 K: 0 S: 5	H: 2 LOB: 2 BB: 0 P: 5	R: 0 E: 0 K: 2 S: 8	H: 1 LOB: 2 BB: 1 P: 12	R: 2 E: 0 K: 0 S: 5	H: 3 LOB: 0 BB: 0 P: 5	R: 0 E: 0 K: 1 S: 6	H: 1 LOB: 1 BB: 0 P: 6	R: 1 E: 0 K: 0 S: 4	H: 1 LOB: 0 BB: 0 P: 4		R: 1 E: 0 K: 0 S: 5	H: 1 LOB: 2 BB: 1 P: 9	1B: 8 2B: 3 3B: 0 HR: 2	SF: 0 SAC: 1 DP: 2 HBP: 0	WP: 0 PB: 1 SB: 1 CS: 0	PA: 42					
PITCHER	IP	WLS	BF	H	R	ER	SO	BB	IBB	HBP	BLK	WP	HR	S	P	ERA	WHIP											
Al Lary, R ERA: 9.22 (1, 1)	5.1		26	9	3	3	3	2	0	0	0	0	0	1	30	38	5.06	2.062										
Bob Anderson, R ERA: 4.48 (6, 1)	0.0		1	1	0	0	0	0	0	0	0	0	0	1	1	∞	∞											
Dave Gerard, R ERA: 4.3 (6, 1)	1.2		5	1	0	0	1	0	0	0	0	0	0	7	7	0.00	0.600											
Barney Schultz, R ERA: 4.53 (8, 1)	1.0	L	5	1	2	2	0	1	0	0	0	0	1	4	8	18.00	2.000											
Don Cardwell, R ERA: 4.9 (9, 1)	1.0		5	1	0	0	0	0	0	0	0	0	0	5	5	0.00	1.000											
Batter	1	2	3	4	5	6	7	8	9	AB	R	H	RBI	BB	SO	LOB	BOTTOM											
Lou Brock, L OBP: 0.314, SLG: 0.421 (1, 8)										4	1	2	0	1	0	0	Milwaukee Braves @ Chicago Cubs Wrigley Field, Chicago, IL Sun Jul 08 1962, 3:38 AM CDT Att: 31,112 - Unknown											
Ken Hubbs, R OBP: 0.292, SLG: 0.349 (1, 4)										5	0	3	1	0	2	1												
Billy Williams, L OBP: 0.395, SLG: 0.533 (1, 7)										3	0	0	1	0	1	3												
14 Ernie Banks, R OBP: 0.314, SLG: 0.525 (1, 3)										3	0	1	0	0	0	1												
George Altman, L OBP: 0.405, SLG: 0.512 (1, 9)										4	0	2	0	0	0	1												
Ron Santo, R OBP: 0.319, SLG: 0.389 (1, 5)										4	0	0	0	0	0	4												
Andre Rodgers, R OBP: 0.354, SLG: 0.424 (1, 6)										3	1	1	0	1	0	2												
Dick Bertell, R OBP: 0.323, SLG: 0.337 (1, 2)										4	1	2	1	0	0	1												
Al Lary, R Bob Anderson, R Dave Gerard, R Jim McKnight, R Barney Schultz, R Don Cardwell, R Alex Grammas, R (1, 1) (6, 1) (6, 1) (7, PH) (8, 1) (9, 1) (9, PH)										2	0	0	0	0	0	1												
Inning Stats	R: 0 E: 0 K: 2 S: 7	H: 0 LOB: 0 BB: 0 P: 7	R: 0 E: 0 K: 0 S: 4	H: 2 LOB: 1 BB: 0 P: 4	R: 0 E: 0 K: 0 S: 4	H: 1 LOB: 2 BB: 1 P: 8	R: 0 E: 0 K: 0 S: 3	H: 0 LOB: 0 BB: 0 P: 3	R: 3 E: 0 K: 1 S: 9	H: 4 LOB: 1 BB: 0 P: 9	R: 0 E: 0 K: 0 S: 3	H: 1 LOB: 1 BB: 1 P: 7	R: 0 E: 0 K: 0 S: 4	H: 1 LOB: 1 BB: 0 P: 4	R: 0 E: 0 K: 0 S: 3	H: 0 LOB: 1 BB: 0 P: 4		R: 0 E: 0 K: 1 S: 6	H: 2 LOB: 1 BB: 0 P: 6	1B: 9 2B: 1 3B: 2 HR: 0	SF: 1 SAC: 0 DP: 2 HBP: 1	WP: 0 PB: 0 SB: 0 CS: 0	PA: 38					
PITCHER	IP	WLS	BF	H	R	ER	SO	BB	IBB	HBP	BLK	WP	HR	S	P	ERA	WHIP											
Warren Spahn, L ERA: 3.2 (1, 1)	9.0	W	38	11	3	3	4	2	0	1	0	0	0	43	52	3.00	1.444											



Batter	1	2	3	4	5	6	7	8	9	AB	R	H	RBI	BB	SO	LOB	TOP			
Julian Javier, R OBP: 0.312, SLG: 0.341 (1, 4)	F7	F8															4 1 2 1 1 0 0			
Bill White, L OBP: 0.353, SLG: 0.481 (1, 3)	FC 1B 2B	1-3															5 1 3 0 0 0 1			
Curt Flood, R OBP: 0.338, SLG: 0.424 (1, 8)	FC 1B 2-3		F8														4 1 0 1 0 0 3			
Ken Boyer, R OBP: 0.395, SLG: 0.506 (1, 5)	1B 1-2 3-H 1B		WP														3 1 2 1 2 1 1			
Charlie James, R OBP: 0.313, SLG: 0.416 Stan Musial, L OBP: 0.402, SLG: 0.521 Doug Clemens, L OBP: 0.358, SLG: 0.304 (1, 9)	L4		FC														4 0 0 0 0 0 5 1 0 0 0 0 0 2 0 0 0 0 0 0 0			
Bobby Gene Smith, R OBP: 0.283, SLG: 0.304 (1, 7)	1B 1-3 2-H 1B		F9														5 1 2 1 0 0 5			
Julio Gotay, R OBP: 0.349, SLG: 0.331 (1, 6)	1-3 3-H 1B																3 1 3 1 1 0 0			
Jimmie Schaffer, R OBP: 0.316, SLG: 0.265 Carl Sawatski, L OBP: 0.393, SLG: 0.497 (1, 2)	5-3		G6-4-3														3 0 0 0 0 1 4 1 0 0 0 0 1 2			
Larry Jackson, R OBP: 0.273, SLG: 0.260 Lindy McDaniel, R (9, 1)		4-3															4 0 1 1 0 1 0 0 0 0 0 0 0 0			
Inning Stats	R: 3 E: 0 K: 0 S: 8	H: 4 LOB: 2 BB: 0 P: 8	R: 0 E: 0 K: 0 S: 3	H: 0 LOB: 0 BB: 0 P: 3	R: 0 E: 0 K: 0 S: 6	H: 1 LOB: 1 BB: 0 P: 6	R: 0 E: 0 K: 0 S: 3	H: 1 LOB: 0 BB: 0 P: 3	R: 1 E: 0 K: 2 S: 6	H: 1 LOB: 2 BB: 1 P: 10	R: 0 E: 0 K: 1 S: 6	H: 1 LOB: 1 BB: 0 P: 6	R: 2 E: 0 K: 1 S: 8	H: 4 LOB: 2 BB: 0 P: 8	R: 0 E: 0 K: 0 S: 4	H: 1 LOB: 2 BB: 1 P: 8	1B: 10 2B: 3 3B: 0 HR: 0	SF: 1 SAC: 0 DP: 1 HBP: 0	WP: 1 PB: 0 SB: 0 CS: 1	PA: 42
PITCHER	IP WLS BF H R ER SO BB IBB HBP BLK WP HR S P ERA WHIP	IP WLS BF H R ER SO BB IBB HBP BLK WP HR S P ERA WHIP																		
Bob Hendley, L ERA: 3.67 (1, 1)	0.2 7 4 3 3 0 0 0 0 0 0 0 0 7 7 40.50 6.000																			
Carl Willey, R ERA: 5.63 (1, 1)	4.1 17 3 1 1 1 2 0 0 0 0 1 0 17 25 2.08 1.154																			
Hank Fischer, R ERA: 4.41 (6, 1)	2.0 7 1 0 0 3 1 0 0 0 0 0 0 12 16 0.00 1.000																			
Claude Raymond, R ERA: 3.52 (8, 1)	2.0 W 11 5 2 2 1 0 1 0 0 0 0 12 16 9.00 2.500																			

St. Louis Cardinals @ Milwaukee Braves
Milwaukee County Stadium, Milwaukee, WI
Thu Jul 12 1962, 8:05 PM EDT
Att: 13,426 - Unknown

AB 37
R 6
H 13
RBI 6
BB 4
SO 4
LOB 23



Batter	1	2	3	4	5	6	7	8	9	AB	R	H	RBI	BB	SO	LOB	BOTTOM			
Roy McMillan, R OBP: 0.334, SLG: 0.349 (1, 6)	F7		K														5 1 1 0 0 1 2			
Mack Jones, L OBP: 0.394, SLG: 0.437 (1, 9)	K		4-3														5 1 1 0 0 2 1			
Eddie Mathews, L OBP: 0.369, SLG: 0.496 (1, 5)	1B																4 3 3 1 1 0 0			
Hank Aaron, R OBP: 0.395, SLG: 0.632 (1, 8)	FC4-6 1B																5 2 4 4 0 1 0			
Joe Adcock, R OBP: 0.322, SLG: 0.446 (1, 3)	FC4-6		F8														4 0 1 0 0 0 3			
Gus Bell, L OBP: 0.261, SLG: 0.315 (1, 7)		F8															4 0 0 1 0 0 3			
Joe Torre, R OBP: 0.325, SLG: 0.333 (1, 2)		5-3															4 0 0 0 0 0 3			
Frank Bolling, R OBP: 0.321, SLG: 0.417 (1, 4)		1-6-3															4 0 1 0 0 1 0			
Bob Hendley, R OBP: 0.256, SLG: 0.161 Carl Willey, R OBP: 0.379, SLG: 0.429 Bob Dickster, R OBP: 0.248, SLG: 0.294 Hank Fischer, R OBP: 0.395, SLG: 0.506 Ken Aspromonte, R OBP: 0.339, SLG: 0.399 Claude Raymond, R OBP: 0.274, SLG: 0.352 (1, 1)			K														0 0 0 0 0 0 0 1 0 0 0 0 1 0 1 0 1 0 0 0 0 0 0 0 0 0 0 0 1 0 0 0 0 0 0 0 0 0 0 0 0 0 1 1 1 1 1 0 0			
Inning Stats	R: 0 E: 1 K: 1 S: 7	H: 2 LOB: 0 BB: 0 P: 7	R: 0 E: 0 K: 0 S: 3	H: 0 LOB: 0 BB: 0 P: 3	R: 0 E: 0 K: 2 S: 7	H: 0 LOB: 0 BB: 0 P: 7	R: 1 E: 0 K: 1 S: 6	H: 1 LOB: 0 BB: 0 P: 6	R: 0 E: 0 K: 0 S: 4	H: 1 LOB: 1 BB: 0 P: 4	R: 2 E: 1 K: 1 S: 8	H: 2 LOB: 1 BB: 0 P: 8	R: 0 E: 0 K: 0 S: 5	H: 1 LOB: 2 BB: 0 P: 5	R: 5 E: 0 K: 1 S: 7	H: 4 LOB: 0 BB: 1 P: 11	1B: 8 2B: 2 3B: 0 HR: 3	SF: 0 SAC: 0 DP: 0 HBP: 0	WP: 1 PB: 0 SB: 0 CS: 0	PA: 40
PITCHER	IP WLS BF H R ER SO BB IBB HBP BLK WP HR S P ERA WHIP	IP WLS BF H R ER SO BB IBB HBP BLK WP HR S P ERA WHIP																		
Larry Jackson, R ERA: 4.23 (9, 1)	8.1 L 3 2 3 3 0 1 0 0 0 0 1 2 6 ∞ ∞																			

St. Louis Cardinals @ Milwaukee Braves
Milwaukee County Stadium, Milwaukee, WI
Thu Jul 12 1962, 8:05 PM EDT
Att: 13,426 - Unknown


AB 39
R 8
H 13
RBI 7
BB 1
SO 6
LOB 13



Batter	1	2	3	4	5	6	7	8	9	AB	R	H	RBI	BB	SO	LOB	TOP										
Julian Javier, R OBP: 0.313, SLG: 0.342 (1,4)	0-0 6-3		0-0 1B 6-3		0-0 CS 1B			0-0 F4	0-3 K	5	1	2	0	0	1	1											
Bill White, L OBP: 0.355, SLG: 0.481 (1,3)	0-0 G3		0-0 WP 1B 1-3		0-0 1-2			0-0 IBB 3B 1B		4	2	2	0	0	0	1											
Curt Flood, R OBP: 0.337, SLG: 0.422 (1,8)	0-0 PO 1B		0-0 6-3		0-0 1-2			0-0 F7		4	0	1	1	0	0	3											
Ken Boyer, R OBP: 0.398, SLG: 0.508 (1,5)	0-0 PO		0-0 G3 1B		0-0 2H 1B			4-0 L5	1-2 3B IBB	3	1	2	1	1	0	0											
Stan Musial, L OBP: 0.397, SLG: 0.514 (1,9)			0-3 K		0-0 F3			0-0 K		3	0	0	0	0	2	2											
Charlie James, R OBP: 0.316, SLG: 0.430 (6,9)								1-1 2H 3H 3B		1	0	1	3	0	0	0											
Bobby Gene Smith, R OBP: 0.282, SLG: 0.303 (1,7)			0-0 G3		0-0 G1-4-3 1B			0-0 1-3	0-0 6-3	4	0	1	0	0	0	2											
Gene Oliver, R OBP: 0.363, SLG: 0.421 (1,2)			4-0 BB		0-0 G1-4-3			0-0 F9		3	1	1	1	1	0	1											
Julio Gotay, R OBP: 0.344, SLG: 0.325 (1,6)			0-0 F5		0-0 6-3			0-0 F8		4	0	0	0	0	0	2											
Bob Gibson, R OBP: 0.347, SLG: 0.364 (1,1)			0-3 K		0-3 K			0-0 1B 3B 1B	0-3 K	4	1	1	0	0	3	0											
Inning Stats	R: 0 E: 0 K: 0 S: 3	H: 1 LOB: 0 BB: 0 P: 3	R: 0 E: 0 K: 1 S: 6	H: 1 LOB: 2 BB: 1 P: 10	R: 2 E: 0 K: 1 S: 8	H: 3 LOB: 1 BB: 0 P: 8	R: 0 E: 0 K: 0 S: 3	H: 1 LOB: 0 BB: 0 P: 3	R: 0 E: 0 K: 1 S: 5	H: 0 LOB: 0 BB: 0 P: 5	R: 0 E: 0 K: 0 S: 3	H: 0 LOB: 0 BB: 0 P: 3	R: 0 E: 0 K: 0 S: 6	H: 3 LOB: 1 BB: 1 P: 10	R: 1 E: 0 K: 2 S: 8	H: 1 LOB: 0 BB: 0 P: 8	1B: 9 2B: 0 3B: 1 HR: 1	SF: 0 SAC: 0 DP: 1 HBP: 0	WP: 1 PB: 0 SB: 0 CS: 1	PA: 38							
PITCHER	IP	WLS	BF	H	R	ER	SO	BB	IBB	HBP	BLK	WP	HR	S	P	ERA	WHIP										
Warren Spahn, L ERA: 3.34 (1,1)	7.2	L	32	10	5	5	4	1	1	0	0	1	0	38	46	5.87	1.435										
Don Nottebart, R ERA: 3.93 (8,1)	1.1		5	1	1	1	2	0	0	0	0	0	1	9	9	6.75	0.750										

St. Louis Cardinals @ Milwaukee Braves
Milwaukee County Stadium, Milwaukee, WI
Fri Jul 13 1962, 8:05 PM EDT
Att: 13,023 - Unknown

AB 35
R 6
H 11
RBI 6
BB 2
SO 6
LOB 12



Batter	1	2	3	4	5	6	7	8	9	AB	R	H	RBI	BB	SO	LOB	BOTTOM										
Roy McMillan, R OBP: 0.333, SLG: 0.346 (1,6)	0-0 4-3		1-0 G6-4-3 HBP		0-0 1-3			0-0 5-3		3	0	0	0	0	0	1											
Mack Jones, L OBP: 0.360, SLG: 0.432 (1,8)	0-0 6-3		0-0 G6-4-3 1-2		0-0 5-3			0-0 G3		4	0	0	0	0	0	1											
Eddie Mathews, L OBP: 0.371, SLG: 0.495 (1,5)	4-0 FC6-4 BB		0-0 F5		0-0 F7			0-0 FC6-4 1B		3	0	1	0	1	0	0											
Hank Aaron, R OBP: 0.394, SLG: 0.626 (1,9)	0-0 FC6-4		0-0 F5		4-0 BB			0-0 FC6-4		3	0	0	0	1	0	2											
Joe Adcock, R OBP: 0.316, SLG: 0.438 (1,3)			0-3 K		0-3 K			0-0 F8		4	0	0	0	0	2	1											
Gus Bell, L OBP: 0.257, SLG: 0.309 (1,7)			0-3 K		0-0 F9			0-0 1-5-3		4	0	0	0	0	1	0											
Del Crandall, R OBP: 0.341, SLG: 0.389 (1,2)			4-0 1B BB		0-0 5-3			4-0 FC6 BB		2	0	0	0	2	0	0											
Amado Samuel, R OBP: 0.253, SLG: 0.280 (1,4)			0-0 1B		0-0 2B			0-3 K		3	0	2	0	0	1	1											
Warren Spahn, L OBP: 0.259, SLG: 0.260 (1,1)			0-3 K		0-0 4-3			0-0 FC6		3	0	0	0	0	1	4											
Don Nottebart, R OBP: 0.750, SLG: 0.667 (8,1)								1-2		0	0	0	0	0	0	0											
Inning Stats	R: 0 E: 0 K: 0 S: 3	H: 0 LOB: 1 BB: 1 P: 7	R: 0 E: 0 K: 3 S: 10	H: 1 LOB: 2 BB: 1 P: 14	R: 0 E: 0 K: 0 S: 2	H: 0 LOB: 0 BB: 0 P: 3	R: 0 E: 0 K: 1 S: 5	H: 0 LOB: 0 BB: 0 P: 5	R: 0 E: 0 K: 0 S: 4	H: 1 LOB: 1 BB: 0 P: 4	R: 0 E: 0 K: 0 S: 3	H: 0 LOB: 1 BB: 1 P: 7	R: 0 E: 0 K: 1 S: 5	H: 0 LOB: 1 BB: 1 P: 9	R: 0 E: 0 K: 0 S: 4	H: 1 LOB: 1 BB: 0 P: 4	R: 0 E: 0 K: 0 S: 3	H: 0 LOB: 0 BB: 0 P: 3	1B: 2 2B: 1 3B: 0 HR: 0	SF: 0 SAC: 0 DP: 1 HBP: 1	WP: 0 PB: 0 SB: 0 CS: 0	PA: 34					
PITCHER	IP	WLS	BF	H	R	ER	SO	BB	IBB	HBP	BLK	WP	HR	S	P	ERA	WHIP										
Bob Gibson, R ERA: 2.85 (1,1)	9.0	W	34	3	0	0	5	4	0	1	0	0	0	39	56	0.00	0.778										

St. Louis Cardinals @ Milwaukee Braves
Milwaukee County Stadium, Milwaukee, WI
Fri Jul 13 1962, 8:05 PM EDT
Att: 13,023 - Unknown

AB 29
R 0
H 3
RBI 0
BB 4
SO 5
LOB 10




Batter	1	2	3	4	5	6	7	8	9	AB	R	H	RBI	BB	SO	LOB	TOP					
Julian Javier, R (1,4) OBP: 0.309, SLG: 0.338	F7		F7		F8			F7		4	0	0	0	0	0	1	St. Louis Cardinals @ Milwaukee Braves Milwaukee County Stadium, Milwaukee, WI Sat Jul 14 1962, 4:33 AM EDT Att: 12,309 - Unknown livebaseballscorecards.com					
Bill White, L (1,9) OBP: 0.354, SLG: 0.478	K		F7			4-3		2B FC5-2 1B		4	0	1	0	0	1	0						
Fred Whitfield, L (1,3) Charlie James, R (6,9) OBP: 0.320, SLG: 0.439	4-3			F7		F7		FC5-2 1-3 2B		3	0	0	0	0	0	0						
Ken Boyer, R (1,5) OBP: 0.394, SLG: 0.502		E5 1B SF8		K		K		FC5-2	2-3 3-H	4	1	0	0	0	2	2						
Stan Musial, L (1,7) Bobby Gene Smith, R (8, PR) OBP: 0.262, SLG: 0.303				4-3			SH5-3 1B		IBB	3	0	2	0	1	0	0						
Curt Flood, R (1,8) OBP: 0.334, SLG: 0.420		SF8			F3		SH5-3 1-2 1B		K	2	0	0	1	0	1	3						
Carl Sawatski, L (1,2) OBP: 0.390, SLG: 0.487		G5-4-3 BB			G3		1-3		K	3	0	0	0	1	1	1						
Julio Gotay, R (1,6) OBP: 0.346, SLG: 0.337		G5-4-3					IBB		F6	3	1	1	1	1	0	2						
Ernie Broglio, R (1,1) OBP: 0.188, SLG: 0.161			1-3				4-3		K	4	0	1	0	0	1	2						
Inning Stats	R: 0 E: 0 K: 1 S: 5	H: 0 LOB: 0 BB: 0 P: 5	R: 1 E: 1 K: 0 S: 4	H: 1 LOB: 1 BB: 1 P: 8	R: 0 E: 0 K: 0 S: 3	H: 0 LOB: 0 BB: 0 P: 3	R: 0 E: 0 K: 1 S: 5	H: 0 LOB: 0 BB: 0 P: 5	R: 1 E: 0 K: 0 S: 5	H: 2 LOB: 1 BB: 0 P: 5	R: 0 E: 0 K: 0 S: 5	H: 0 LOB: 0 BB: 0 P: 5	R: 0 E: 0 K: 0 S: 4	H: 1 LOB: 2 BB: 1 P: 8	R: 0 E: 0 K: 1 S: 7	H: 2 LOB: 3 BB: 1 P: 11		R: 0 E: 0 K: 2 S: 7	H: 0 LOB: 0 BB: 0 P: 7	1B: 4 2B: 1 3B: 0 HR: 1	SF: 1 SAC: 1 DP: 1 HBP: 0	WP: 0 PB: 0 SB: 0 CS: 0
PITCHER	IP WLS BF H R ER SO BB IBB HBP BLK WP HR S P ERA WHIP																					
Bob Shaw, R (1,1) ERA: 2.32	7.0 L 27 4 2 1 3 1 1 0 0 0 1 31 39 1.29 0.714																					
Claude Raymond, R (8,1) ERA: 2.79	2.0 9 2 0 0 3 0 1 0 0 0 0 14 18 0.00 1.000																					

Batter	1	2	3	4	5	6	7	8	9	AB	R	H	RBI	BB	SO	LOB	BOTTOM					
Amado Samuel, R (1,6) Tommy Aaron, R (7, PH) Roy McMillan, R (8,6) OBP: 0.245, SLG: 0.271 OBP: 0.272, SLG: 0.350 OBP: 0.333, SLG: 0.346	F8		F6		K		FC4-6			3	0	0	0	0	1	3	St. Louis Cardinals @ Milwaukee Braves Milwaukee County Stadium, Milwaukee, WI Sat Jul 14 1962, 4:33 AM EDT Att: 12,309 - Unknown livebaseballscorecards.com					
Mack Jones, L (1,8) OBP: 0.356, SLG: 0.426	K		K			F8		5-3		4	0	0	0	0	2	1						
Eddie Mathews, L (1,5) OBP: 0.372, SLG: 0.493	F8			G1-4-3 BB		F7		FC6-4 1B		3	0	1	0	1	0	0						
Hank Aaron, R (1,9) OBP: 0.390, SLG: 0.618		1-3		G1-4-3		K		FC6-4	1-2	4	0	0	0	0	1	2						
Joe Adcock, R (1,3) OBP: 0.315, SLG: 0.434				6-3			K	K		4	0	1	0	0	2	1						
Lee Maye, L (1,7) OBP: 0.292, SLG: 0.299		F9			F8		1B 2B		K	4	0	1	0	0	1	1						
Joe Torre, R (1,2) OBP: 0.331, SLG: 0.342		F6					E5 2B		K	3	0	1	0	1	1	1						
Frank Bolling, R (1,4) OBP: 0.329, SLG: 0.426							E BB		6-3	3	0	2	0	1	0	0						
Bob Shaw, R (1,1) Gus Bell, L (7, PH) Claude Raymond, R (8,1) OBP: 0.228, SLG: 0.170 OBP: 0.256, SLG: 0.308			K				E5		F9	2	0	0	0	0	1	3						
							1-2 2-H			1	0	0	0	0	0	3						
										0	0	0	0	0	0	0						
Inning Stats	R: 0 E: 0 K: 1 S: 5	H: 0 LOB: 0 BB: 0 P: 5	R: 0 E: 0 K: 0 S: 4	H: 1 LOB: 1 BB: 0 P: 4	R: 0 E: 0 K: 2 S: 8	H: 1 LOB: 1 BB: 0 P: 8	R: 0 E: 0 K: 0 S: 2	H: 0 LOB: 0 BB: 1 P: 6	R: 0 E: 1 K: 1 S: 6	H: 1 LOB: 2 BB: 1 P: 10	R: 0 E: 0 K: 1 S: 5	H: 0 LOB: 0 BB: 0 P: 5	R: 0 E: 0 K: 1 S: 7	H: 2 LOB: 3 BB: 1 P: 11	R: 0 E: 0 K: 1 S: 6	H: 1 LOB: 1 BB: 0 P: 6	R: 0 E: 0 K: 2 S: 7	H: 0 LOB: 0 BB: 0 P: 7	1B: 3 2B: 3 3B: 0 HR: 0	SF: 0 SAC: 0 DP: 1 HBP: 0	WP: 0 PB: 0 SB: 0 CS: 0	PA: 35
PITCHER	IP WLS BF H R ER SO BB IBB HBP BLK WP HR S P ERA WHIP																					
Ernie Broglio, R (1,1) ERA: 3.07	9.0 W 35 6 0 0 9 3 0 0 0 0 0 50 62 0.00 1.000																					

Batter	1	2	3	4	5	6	7	8	9	AB	R	H	RBI	BB	SO	LOB	TOP			
Eddie Kasko, R OBP: 0.285, SLG: 0.330 (1.5)	0-0 6-3		0-0 F5			0-0 F8		0-0 P4		4	0	0	0	0	0	0				
Don Blasingame, L OBP: 0.362, SLG: 0.353 (1.4)	0-0 1B		0-0 G3			0-0 1B			0-0 1B	4	0	3	0	0	0	0				
Marty Keough, L OBP: 0.385, SLG: 0.416 (1.7)	0-0 F6			0-0 6-3		0-0 3-1			0-0 F7	4	0	0	0	0	0	3				
Frank Robinson, R OBP: 0.410, SLG: 0.575 (1.9)	0-0 6-3			0-0 P3		0-0 5-3			0-0 F7	4	0	0	0	0	0	3				
Gordy Coleman, L OBP: 0.328, SLG: 0.475 (1.3)		0-0 FC6-4 2B		0-0 F8				0-0 F5	0-0 F7	4	0	1	0	0	0	1				
Vada Pinson, L OBP: 0.333, SLG: 0.503 (1.8)		0-0 F8			0-0 P6			0-0 F7		3	0	0	0	0	0	1				
Johnny Edwards, L OBP: 0.323, SLG: 0.395 (1.2)		0-0 FC6-4 FC6-4 2-3		0-0 3-1		0-0 4-3				3	0	0	0	0	0	1				
Leo Cardenas, R OBP: 0.307, SLG: 0.371 (1.6)		0-0 FC6-4 1-2			0-0 2B			0-0 F9		3	0	1	0	0	0	1				
Jim Maloney, L OBP: 0.294, SLG: 0.313 (1.1)			0-0 F8		0-3 K			0-0 3-1		1	0	0	0	0	0	0				
Ted Wills, L OBP: 0.273, SLG: 0.273 (4.1)										1	0	0	0	0	1	1				
Jerry Lynch, L OBP: 0.348, SLG: 0.500 (6, PH)										1	0	0	0	0	0	0				
Dave Sisler, R (8.1)										0	0	0	0	0	0	0				
Inning Stats	R: 0 E: 0 K: 0 S: 4	H: 1 LOB: 1 BB: 0 P: 4	R: 0 E: 0 K: 0 S: 4	H: 1 LOB: 1 BB: 0 P: 4	R: 0 E: 0 K: 0 S: 3	H: 0 LOB: 0 BB: 0 P: 3	R: 0 E: 0 K: 0 S: 3	H: 0 LOB: 0 BB: 0 P: 3	R: 0 E: 0 K: 1 S: 6	H: 1 LOB: 1 BB: 0 P: 6	R: 0 E: 0 K: 0 S: 4	H: 0 LOB: 0 BB: 0 P: 3	R: 0 E: 0 K: 0 S: 3	H: 0 LOB: 0 BB: 0 P: 3	R: 0 E: 0 K: 0 S: 4	H: 1 LOB: 1 BB: 0 P: 4	1B: 3 2B: 2 3B: 0 HR: 0	SF: 0 SAC: 0 DP: 0 HBP: 0	WP: 0 PB: 0 SB: 0 CS: 0	PA: 32
PITCHER Law Burdette, R ERA: 4.05 (1.1)	IP: 9.0 WLS: W BF: 32 H: 5 R: 0 ER: 0 SO: 1 BB: 0 IBB: 0 HBP: 0 BLK: 0 WP: 0 HR: 0 S: 34 P: 34 ERA: 0.00 WHIP: 0.556															PITCHER Law Burdette, R ERA: 4.05 (1.1)	IP: 9.0 WLS: W BF: 32 H: 5 R: 0 ER: 0 SO: 1 BB: 0 IBB: 0 HBP: 0 BLK: 0 WP: 0 HR: 0 S: 34 P: 34 ERA: 0.00 WHIP: 0.556			

Cincinnati Reds @ Milwaukee Braves
Milwaukee County Stadium, Milwaukee, WI
Sun Jul 15 1962, 4:33 AM EDT
Unknown


AB	32
R	0
H	5
RBI	0
BB	0
SO	1
LOB	11



Batter	1	2	3	4	5	6	7	8	9	AB	R	H	RBI	BB	SO	LOB	BOTTOM			
Tommie Aaron, R OBP: 0.270, SLG: 0.341 (1.3)	0-0 5-3		0-0 L6	0-0 5-3		0-0 P4		4-0 1B S BB		4	1	0	0	1	0	0				
Roy McMillan, R OBP: 0.337, SLG: 0.350 (1.6)	0-0 F8		0-0 6-3				0-0 1B BB	0-0 1B 1-H		5	1	3	1	0	0	0				
Eddie Mathews, L OBP: 0.376, SLG: 0.503 (1.5)	0-0 HR		0-0 2B 1B	0-3 K		0-3 K	0-0 1B BB	4-0 1B BB		4	2	2	1	1	2	2				
Hank Aaron, R OBP: 0.392, SLG: 0.620 (1.9)	0-0 1B		0-0 1B 2B		0-0 P4		4-0 1B BB	0-0 P3		4	1	2	1	1	0	2				
Lee Maye, L OBP: 0.290, SLG: 0.289 (1.7)	0-0 F8		4-0 BB 1B BB		0-3 K	0-3 K				3	0	0	0	1	2	3				
Frank Bolling, R OBP: 0.336, SLG: 0.429 (1.4)		0-0 6-3	0-0 BB 1B		1-0 HBP		0-0 1B			3	0	2	2	0	0	0				
Mack Jones, L OBP: 0.355, SLG: 0.422 (1.8)		0-3 K	4-0 BB 1B		0-3 K	0-3 K				3	0	0	0	1	3	3				
Joe Torre, R OBP: 0.328, SLG: 0.333 (1.2)		1-0 HBP	0-0 F7			0-0 1-3		0-0 P4		3	0	0	0	0	0	3				
Law Burdette, R OBP: 0.231, SLG: 0.211 (1.1)		0-0 F8		0-3 K		0-3 K		0-0 5-3		4	0	0	0	0	2	1				
Inning Stats	R: 1 E: 0 K: 0 S: 5	H: 2 LOB: 1 BB: 0 P: 5	R: 0 E: 0 K: 1 S: 5	H: 0 LOB: 0 BB: 0 P: 6	R: 2 E: 0 K: 0 S: 6	H: 3 LOB: 3 BB: 2 P: 14	R: 0 E: 0 K: 2 S: 8	H: 1 LOB: 1 BB: 0 P: 8	R: 0 E: 0 K: 2 S: 7	H: 0 LOB: 1 BB: 0 P: 8	R: 0 E: 0 K: 1 S: 5	H: 0 LOB: 0 BB: 0 P: 5	R: 1 E: 0 K: 3 S: 11	H: 2 LOB: 2 BB: 1 P: 15	R: 1 E: 0 K: 0 S: 4	H: 1 LOB: 2 BB: 2 P: 12	1B: 7 2B: 1 3B: 0 HR: 1	SF: 0 SAC: 0 DP: 0 HBP: 2	WP: 0 PB: 0 SB: 1 CS: 0	PA: 40
PITCHER Jim Maloney, R ERA: 5.68 (1.1)	IP: 3.0 WLS: L BF: 17 H: 5 R: 3 ER: 3 SO: 1 BB: 2 IBB: 0 HBP: 1 BLK: 0 WP: 0 HR: 1 S: 16 P: 25 ERA: 9.00 WHIP: 2.333															PITCHER Jim Maloney, R ERA: 5.68 (1.1)	IP: 3.0 WLS: L BF: 17 H: 5 R: 3 ER: 3 SO: 1 BB: 2 IBB: 0 HBP: 1 BLK: 0 WP: 0 HR: 1 S: 16 P: 25 ERA: 9.00 WHIP: 2.333			
Ted Wills, L ERA: 6.59 (4.1)	4.0 17 3 1 1 8 1 0 1 0 0 0 31 36 2.25 1.000															Ted Wills, L ERA: 6.59 (4.1)	4.0 17 3 1 1 8 1 0 1 0 0 0 31 36 2.25 1.000			
Dave Sisler, R ERA: 4.28 (8.1)	1.0 6 1 1 1 0 2 0 0 0 0 0 4 12 9.00 3.000															Dave Sisler, R ERA: 4.28 (8.1)	1.0 6 1 1 1 0 2 0 0 0 0 0 4 12 9.00 3.000			

Cincinnati Reds @ Milwaukee Braves
Milwaukee County Stadium, Milwaukee, WI
Sun Jul 15 1962, 4:33 AM EDT
Unknown

AB	33
R	5
H	9
RBI	5
BB	5
SO	9
LOB	14



Batter	1	2	3	4	5	6	7	8	9	AB	R	H	RBI	BB	SO	LOB	TOP					
Leo Cardenas, R (1, 6) OBP: 0.310, SLG: 0.370	4-0 BB G5-4-3			0-0 5-3		0-0 F7		0-0 1B		3	0	1	0	1	0	1	Cincinnati Reds @ Milwaukee Braves Milwaukee County Stadium, Milwaukee, WI Sun Jul 15 1962, 4:38 AM EDT Att: 14,026 - Unknown					
Eddie Kasko, R (1, 5) OBP: 0.291, SLG: 0.325	0-0 G5-4-3			0-0 F7		0-0 6-3		0-0 L5		4	0	0	0	0	0	3						
Vada Pinson, L (1, 8) OBP: 0.338, SLG: 0.516	0-0 1B			0-0 1-3			0-0 WP BB 1B		0-0 HR	4	1	3	1	0	0	0						
Frank Robinson, R (1, 9) OBP: 0.411, SLG: 0.582		0-0 F7			0-0 HR		4-0 WP BB 1-2		0-0 5-3	3	1	1	1	1	0	0						
Wally Post, R (1, 7) OBP: 0.338, SLG: 0.486		0-0 F6			0-3 K		0-3 K		0-0 E7 WP 1B	4	1	0	0	0	2	2						
Hank Foiles, R (1, 2) OBP: 0.392, SLG: 0.563		0-3 K			0-0 F5		0-3 K		0-0 1B	4	0	1	1	0	2	2						
Gordy Coleman, L (1, 3) OBP: 0.324, SLG: 0.469			0-3 K		0-0 G3		0-0 3-1		0-3 K	4	0	0	0	0	2	3						
Don Blasingame, L (1, 4) OBP: 0.360, SLG: 0.349			0-0 G3			0-0 E3		4-0 G6-4-3 BB	0-0 P6	3	0	0	0	1	0	1						
Johnny Klippstein, R (1, 1) OBP: 0.182, SLG: 0.100			0-3 K			0-0 P2		0-0 G6-4-3		2	0	0	0	0	1	1						
Joe Gaines, R (8, PH) OBP: 0.419, SLG: 0.500								1-2		1	0	0	0	0	0	1						
Jim Brosnan, R (8, 1)										0	0	0	0	0	0	0						
Inning Stats	R: 0 E: 0 K: 0 S: 2	H: 1 LOB: 1 BB: 1 P: 6	R: 0 E: 0 K: 1 S: 5	H: 0 LOB: 0 BB: 0 P: 5	R: 0 E: 0 K: 2 S: 7	H: 0 LOB: 0 BB: 0 P: 7	R: 0 E: 0 K: 0 S: 3	H: 0 LOB: 0 BB: 0 P: 3	R: 1 E: 0 K: 1 S: 6	H: 1 LOB: 0 BB: 0 P: 6	R: 0 E: 1 K: 0 S: 4	H: 0 LOB: 1 BB: 0 P: 4	R: 0 E: 0 K: 2 S: 8	H: 1 LOB: 2 BB: 1 P: 12	R: 0 E: 0 K: 0 S: 3	H: 1 LOB: 1 BB: 1 P: 7	R: 2 E: 1 K: 1 S: 8	H: 2 LOB: 1 BB: 0 P: 8	1B: 4 2B: 0 3B: 0 HR: 2	SF: 0 SAC: 0 DP: 2 HBP: 0	WP: 2 PB: 0 SB: 0 CS: 0	PA: 35
PITCHER Denny Lemaster, L (1, 1) ERA: 2.0	IP: 9.0 WLS: L BF: 35 H: 6 R: 3 ER: 2 SO: 7 BB: 3 IBB: 0 HBP: 0 BLK: 0 WP: 2 HR: 2 S: 46 P: 58 ERA: 2.00 WHIP: 1.000															PITCHER						

AB	32
R	3
H	6
RBI	3
BB	3
SO	7
LOB	14



Batter	1	2	3	4	5	6	7	8	9	AB	R	H	RBI	BB	SO	LOB	BOTTOM			
Tommye Aaron, R (1, 3) OBP: 0.266, SLG: 0.335	0-0 F8			0-0 FC6			0-0 SH5-4		0-0 P6	3	0	0	0	0	0	3	Cincinnati Reds @ Milwaukee Braves Milwaukee County Stadium, Milwaukee, WI Sun Jul 15 1962, 4:38 AM EDT Att: 14,026 - Unknown			
Gus Bell, L (9, PH) OBP: 0.254, SLG: 0.306		0-0 L4								1	0	0	0	0	0	0				
Roy McMillan, R (1, 6) OBP: 0.343, SLG: 0.354	0-0 FC6-4 1B		4-0 BB		0-0 G5-4-3 1B		0-0 P3			3	0	2	0	1	0	1				
Eddie Mathews, L (1, 5) OBP: 0.371, SLG: 0.497	0-3 K		0-0 F9		0-0 F9		0-3 K			4	0	0	0	0	2	4				
Hank Aaron, R (1, 9) OBP: 0.388, SLG: 0.613	0-0 FC6-4		0-0 F6		0-0 G5-4-3			0-3 K		4	0	0	0	0	1	3				
Lee Maye, L (1, 7) OBP: 0.288, SLG: 0.319		0-0 HR		0-0 F6		0-0 F6		0-0 4-3		4	1	1	1	0	0	1				
Frank Bolling, R (1, 4) OBP: 0.343, SLG: 0.438		0-0 1B		4-0 FC6-4 BB		0-0 F7		0-0 1B		3	1	2	0	1	0	0				
Mack Jones, L (1, 8) OBP: 0.356, SLG: 0.422		0-0 1B		0-0 FC6-4		4-0 BB		0-0 3-1		3	0	1	0	1	0	2				
Del Crandall, R (1, 2) OBP: 0.343, SLG: 0.389		0-0 1B		4-0 FC6 BB		0-3 K			0-0 5-3	3	0	1	1	1	1	1				
Denny Lemaster, R (1, 1) Joe Adcock, R (9, PH)		0-3 K		0-3 K		4-0 SH5-4 BB			0-3 K	2	0	0	0	1	2	3				
Inning Stats	R: 0 E: 0 K: 1 S: 6	H: 1 LOB: 0 BB: 0 P: 6	R: 2 E: 0 K: 1 S: 8	H: 4 LOB: 0 BB: 0 P: 8	R: 0 E: 0 K: 1 S: 3	H: 0 LOB: 1 BB: 1 P: 7	R: 0 E: 1 K: 1 S: 5	H: 0 LOB: 2 BB: 2 P: 13	R: 0 E: 0 K: 0 S: 3	H: 1 LOB: 0 BB: 0 P: 3	R: 0 E: 0 K: 1 S: 5	H: 0 LOB: 1 BB: 1 P: 9	R: 0 E: 0 K: 1 S: 6	H: 1 LOB: 1 BB: 0 P: 6	R: 0 E: 0 K: 1 S: 5	H: 0 LOB: 0 BB: 0 P: 5	1B: 5 2B: 1 3B: 0 HR: 1	SF: 0 SAC: 1 DP: 1 HBP: 0	WP: 0 PB: 0 SB: 0 CS: 0	PA: 37
PITCHER Johnny Klippstein, R (1, 1) ERA: 4.54	IP: 7.0 WLS: W BF: 30 H: 4 R: 2 ER: 2 SO: 5 BB: 5 IBB: 0 HBP: 0 BLK: 0 WP: 0 HR: 1 S: 35 P: 55 ERA: 2.57 WHIP: 1.571															PITCHER				
Jim Brosnan, R (8, 1) ERA: 3.41	IP: 2.0 WLS: W BF: 7 H: 1 R: 0 ER: 0 SO: 2 BB: 0 IBB: 0 HBP: 0 BLK: 0 WP: 0 HR: 0 S: 11 P: 11 ERA: 0.00 WHIP: 0.500															PITCHER				



Batter	1	2	3	4	5	6	7	8	9	AB	R	H	RBI	BB	SO	LOB	TOP			
Leo Cardenas, R (1,6) OBP: 0.309, SLG: 0.369	F7		F7					6-3		4	0	1	0	0	0	1				
Eddie Kasko, R (1,5) OBP: 0.291, SLG: 0.324	F7			F7					5-3	4	0	1	0	0	0	0				
Vada Pinson, L (1,8) OBP: 0.337, SLG: 0.512	F7			G6-4-3 1B				FC6 1-2	F7	4	0	1	0	0	0	1				
Frank Robinson, R (1,9) OBP: 0.411, SLG: 0.584		6-3		G6-4-3 1-2						4	0	2	0	0	0	1				
Wally Post, R (1,7) OBP: 0.337, SLG: 0.481		K								4	0	1	0	0	2	2				
Hank Foiles, R (1,2) OBP: 0.376, SLG: 0.541		L6								3	0	0	0	0	1	2				
Gordy Coleman, L (1,3) OBP: 0.321, SLG: 0.464				3-1						3	0	0	0	0	0	2				
Don Blasingame, L (1,4) OBP: 0.357, SLG: 0.346				E1					F7	2	0	0	0	0	1	1				
Don Zimmer, R (8, PH) OBP: 0.272, SLG: 0.308				FC1-6						1	0	0	0	0	0	0				
Joey Jay, S (1,1) OBP: 0.210, SLG: 0.271										2	0	0	0	0	1	1				
Bill Henry, L (7,1) OBP: 0.333, SLG: 0.333				FC1-6						0	0	0	0	0	0	0				
Joe Gaines, R (8, PH) OBP: 0.406, SLG: 0.481										1	0	0	0	0	0	0				
Dave Sisler, R (8,1) OBP: 0.406, SLG: 0.481										0	0	0	0	0	0	0				
Inning Stats	R: 0 E: 0 K: 0 S: 3	H: 0 LOB: 0 BB: 0 P: 3	R: 0 E: 0 K: 1 S: 5	H: 0 LOB: 0 BB: 0 P: 5	R: 0 E: 1 K: 0 S: 4	H: 0 LOB: 1 BB: 0 P: 4	R: 0 E: 0 K: 0 S: 3	H: 1 LOB: 0 BB: 0 P: 3	R: 0 E: 0 K: 1 S: 6	H: 1 LOB: 1 BB: 0 P: 6	R: 0 E: 0 K: 1 S: 6	H: 1 LOB: 1 BB: 0 P: 6	R: 0 E: 0 K: 1 S: 6	H: 0 LOB: 0 BB: 0 P: 3	R: 0 E: 0 K: 1 S: 6	H: 1 LOB: 1 BB: 0 P: 6	1B: 5 2B: 1 3B: 0 HR: 0	SF: 0 SAC: 0 DP: 1 HBP: 0	WP: 0 PB: 0 SB: 1 CS: 0	PA: 32
PITCHER Bob Hendley, L (1,1) ERA: 3.38	IP: 9.0 WLS: W BF: 32 H: 6 R: 0 ER: 0 SO: 5 BB: 0 IBB: 0 HBP: 0 BLK: 0 WP: 0 HR: 0 S: 42 P: 42 ERA: 0.00 WHIP: 0.667															PITCHER				

Cincinnati Reds @ Milwaukee Braves
Milwaukee County Stadium, Milwaukee, WI
Mon Jul 16 1962, 8:05 PM EDT
Att: 7,370 - Unknown

AB	32
R	0
H	6
RBI	0
BB	0
SO	5
LOB	11



Batter	1	2	3	4	5	6	7	8	9	AB	R	H	RBI	BB	SO	LOB	BOTTOM	
Roy McMillan, R (1,6) OBP: 0.347, SLG: 0.373					3-1					4	1	3	2	0	0	0		
Ken Aspromonte, R (1,4) OBP: 0.367, SLG: 0.286										3	0	2	0	1	0	0		
Frank Bolling, R (8,4) OBP: 0.343, SLG: 0.438										0	0	0	0	0	0	0		
Eddie Mathews, L (1,5) OBP: 0.376, SLG: 0.498										3	0	2	0	1	1	2		
Hank Aaron, R (1,9) OBP: 0.384, SLG: 0.605										4	0	0	0	0	0	8		
Joe Adcock, R (1,3) OBP: 0.313, SLG: 0.442										4	1	1	1	0	2	2		
Tommie Aaron, R (8,3) OBP: 0.266, SLG: 0.335										0	0	0	0	0	0	0		
Lee Maye, L (1,7) OBP: 0.276, SLG: 0.306										4	0	0	0	0	0	0		
Mack Jones, L (1,8) OBP: 0.355, SLG: 0.422										4	0	1	0	0	2	0		
Del Crandall, R (1,2) OBP: 0.342, SLG: 0.386										4	0	1	0	0	0	0		
Bob Hendley, R (1,1) OBP: 0.256, SLG: 0.152										2	1	0	0	1	0	1		
Inning Stats	R: 0 E: 0 K: 1 S: 5	H: 1 LOB: 1 BB: 1 P: 9	R: 0 E: 0 K: 1 S: 5	H: 0 LOB: 0 BB: 0 P: 5	R: 0 E: 0 K: 0 S: 6	H: 3 LOB: 3 BB: 0 P: 6	R: 1 E: 0 K: 1 S: 7	H: 2 LOB: 1 BB: 0 P: 7	R: 0 E: 0 K: 2 S: 7	H: 0 LOB: 0 BB: 0 P: 7	R: 2 E: 0 K: 0 S: 5	H: 2 LOB: 2 BB: 2 P: 13	R: 0 E: 0 K: 0 S: 3	H: 1 LOB: 0 BB: 0 P: 3	1B: 6 2B: 2 3B: 0 HR: 2	SF: 0 SAC: 0 DP: 1 HBP: 0	WP: 0 PB: 0 SB: 0 CS: 0	PA: 35
PITCHER Joey Jay, R (1,1) ERA: 3.91	IP: 6.1 WLS: L BF: 29 H: 9 R: 3 ER: 3 SO: 3 BB: 2 IBB: 0 HBP: 0 BLK: 0 WP: 0 HR: 2 S: 37 P: 45 ERA: 4.26 WHIP: 1.737															PITCHER		
Bill Henry, L (7,1) ERA: 4.2	0.2 3 0 0 0 0 1 0 0 0 0 0 2 6 0.00 1.500																	
Dave Sisler, R (8,1) ERA: 4.13	1.0 3 1 0 0 0 0 0 0 0 0 0 3 3 0.00 1.000																	

Cincinnati Reds @ Milwaukee Braves
Milwaukee County Stadium, Milwaukee, WI
Mon Jul 16 1962, 8:05 PM EDT
Att: 7,370 - Unknown

AB	32
R	3
H	10
RBI	3
BB	3
SO	5
LOB	13



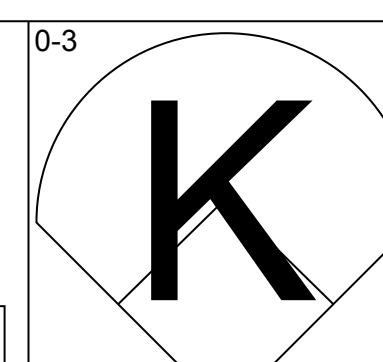
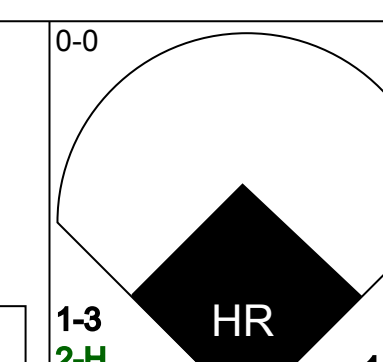
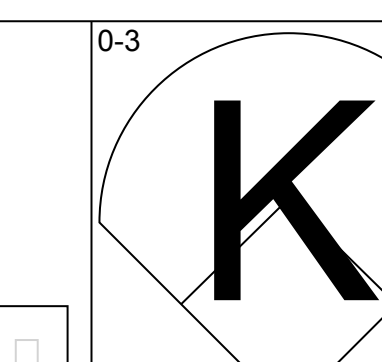
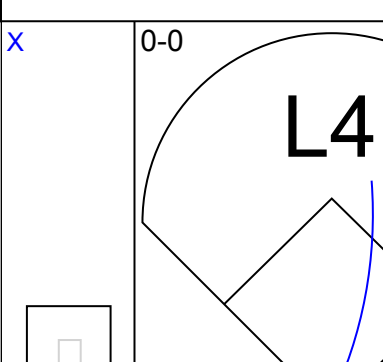
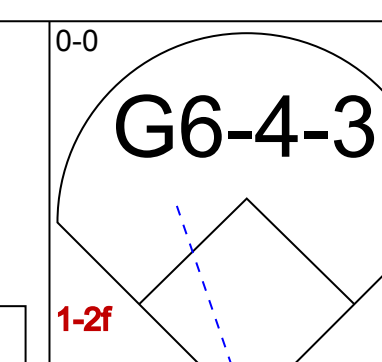
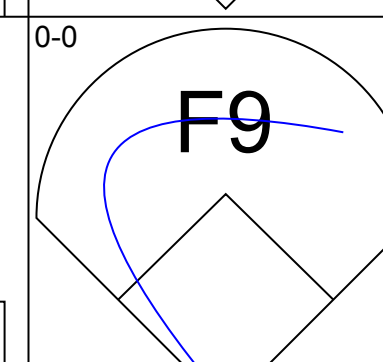
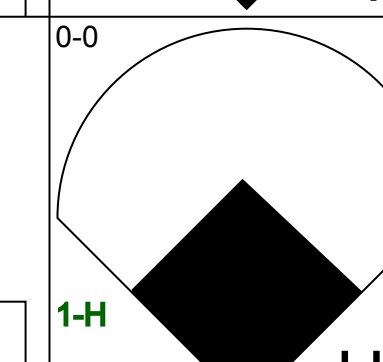
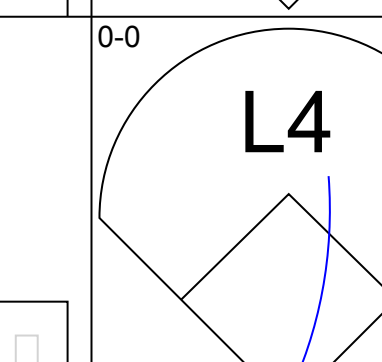
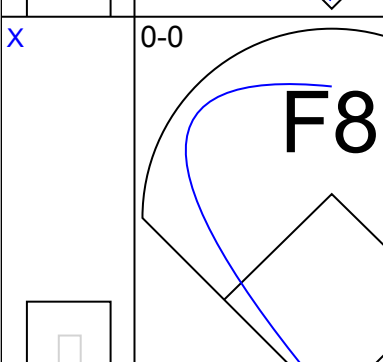
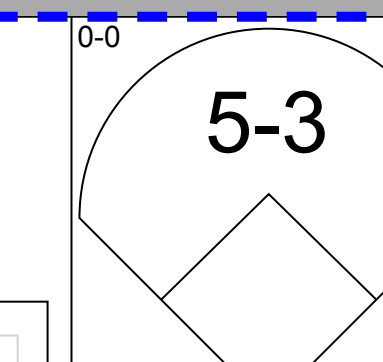
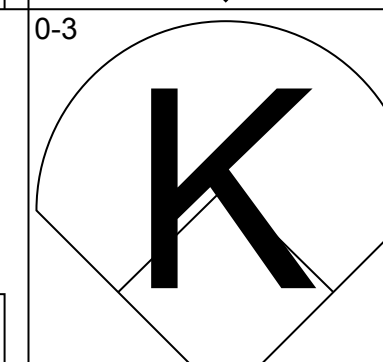
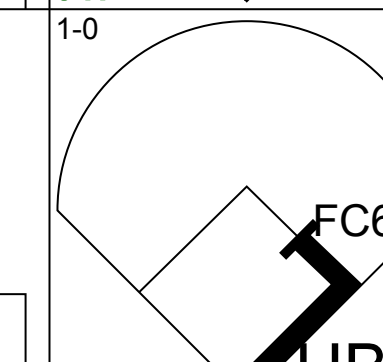
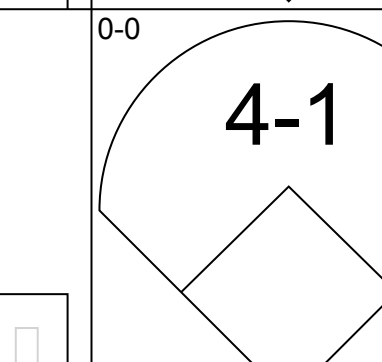
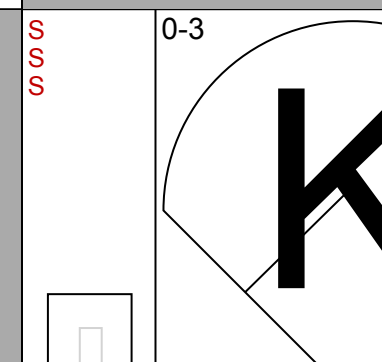
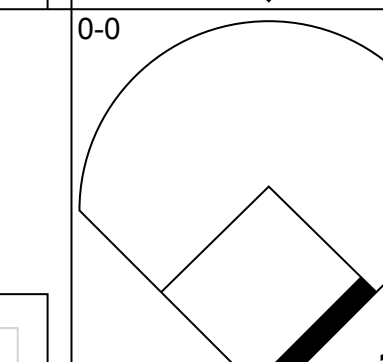
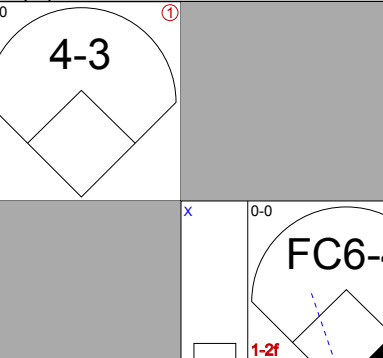
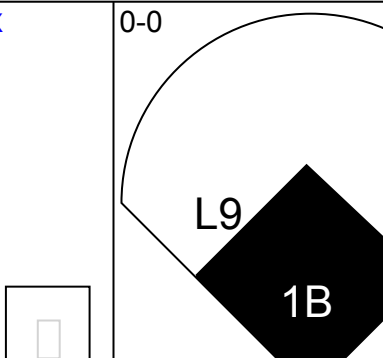
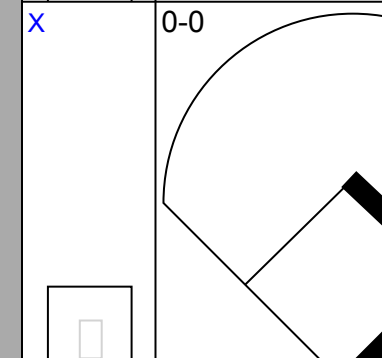
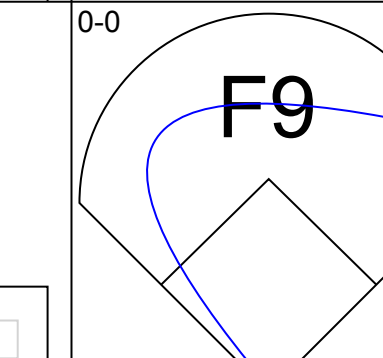
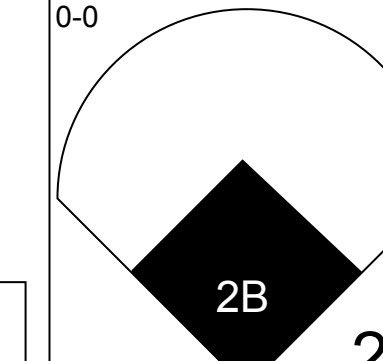
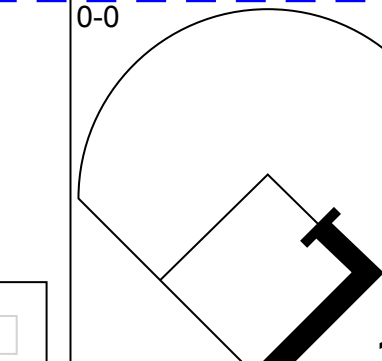
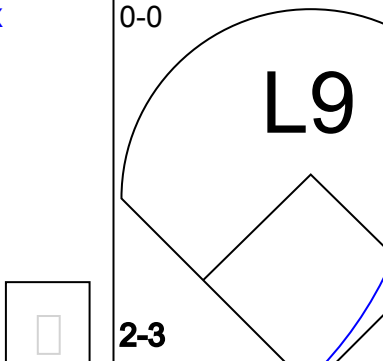
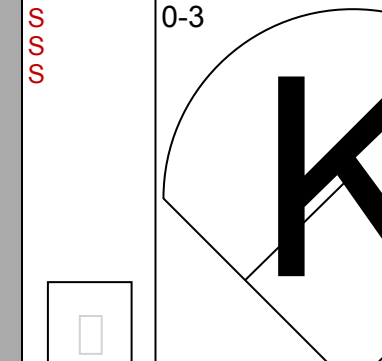
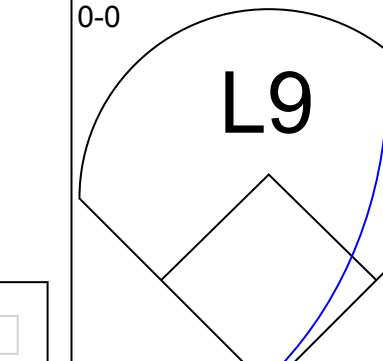

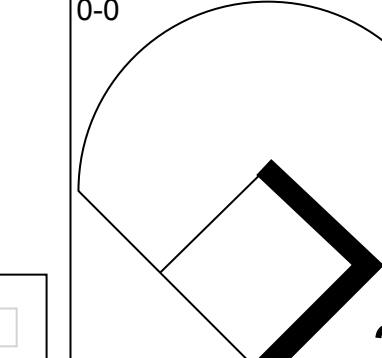
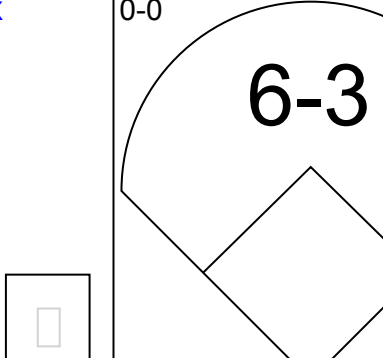
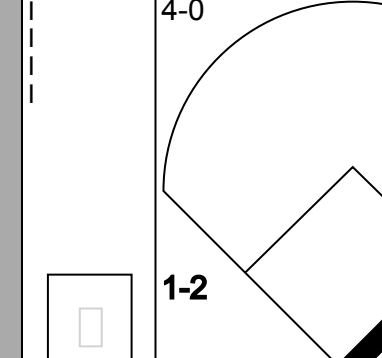
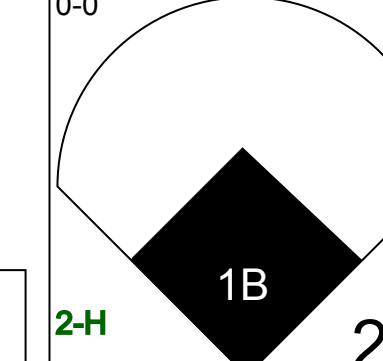
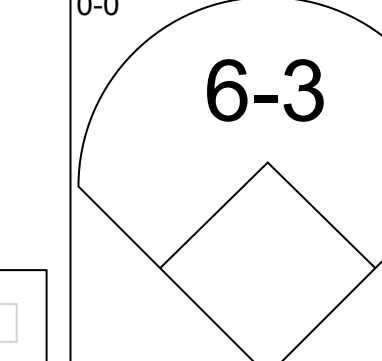
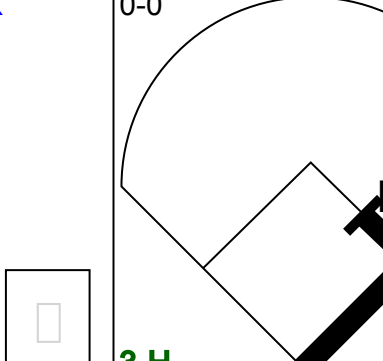
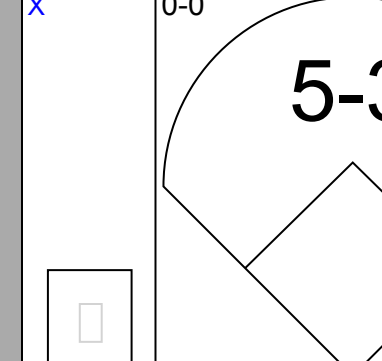
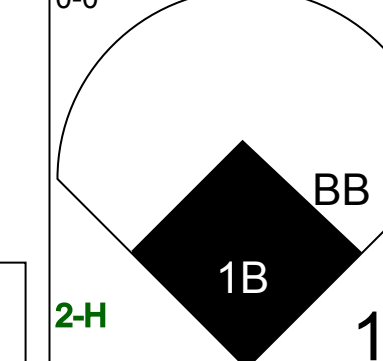
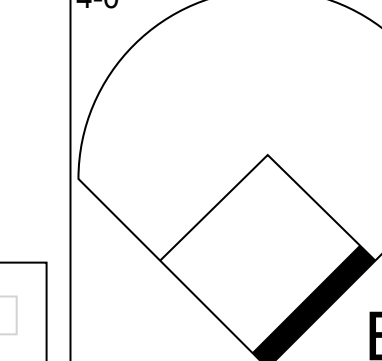
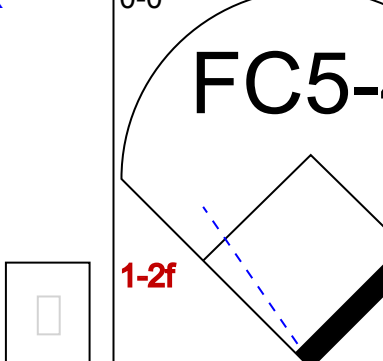
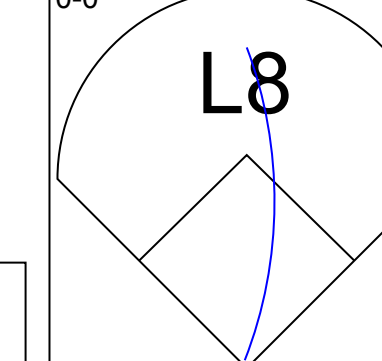
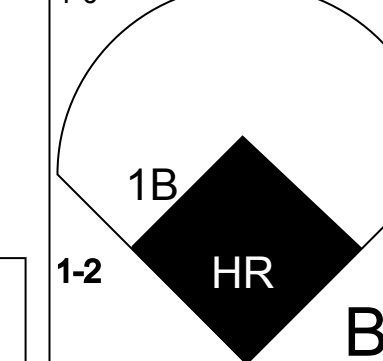
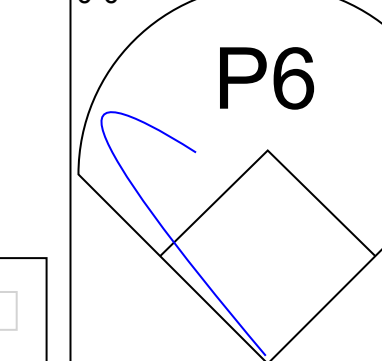
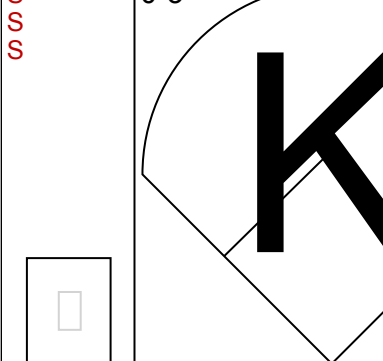
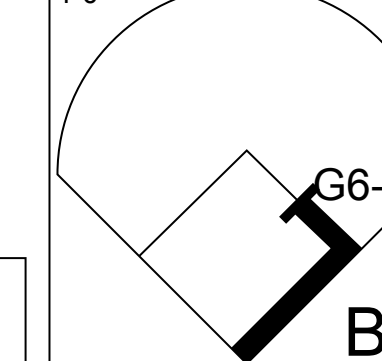

Batter	1	2	3	4	5	6	7	8	9	AB	R	H	RBI	BB	SO	LOB	TOP								
Chuck Hiller, L (1,4) OBP: 0.331, SLG: 0.319	F7		F9		F9			F9		4	0	1	0	0	0	1	San Francisco Giants @ Milwaukee Braves Milwaukee County Stadium, Milwaukee, WI Tue Jul 17 1962, 8:05 PM EDT Att: 14,584 - Unknown livebaseballscores.com								
Jim Davenport, R (1,5) OBP: 0.386, SLG: 0.512	F9		F7			5-3		F9		4	0	0	0	0	0	1									
Willie Mays, R (1,8) OBP: 0.384, SLG: 0.591	HR		F8			F8		F3		4	1	1	0	0	0	1									
Orlando Cepeda, R (1,3) OBP: 0.354, SLG: 0.519	HR			5-3		5-3			SH1-3 BB	3	2	1	2	1	0	0									
Felipe Alou, R (1,9) OBP: 0.369, SLG: 0.534	6-3			FC6-4 1B			HR		SH1-3	3	1	2	1	0	0	0									
Harvey Kuenn, R (1,7) OBP: 0.380, SLG: 0.425		5-3		FC6-4 PB			F9		E4	4	0	0	0	0	0	1									
Tom Haller, L (1,2) OBP: 0.411, SLG: 0.500		G3		F8					E4	3	0	0	0	1	0	2									
Jose Pagan, R (1,6) OBP: 0.325, SLG: 0.345					K					4	0	0	0	0	2	3									
Billy O'Dell, S (1,1) OBP: 0.208, SLG: 0.106										3	0	1	0	0	0	1									
Bobby Bolin, R (9,1) OBP: 0.286, SLG: 0.308			1-3							0	0	0	0	0	0	0									
Inning Stats	R: 2 E: 0 K: 0 S: 5	H: 2 LOB: 0 BB: 0 P: 5	R: 0 E: 0 K: 1 S: 5	H: 0 LOB: 0 BB: 0 P: 5	R: 0 E: 0 K: 0 S: 4	H: 1 LOB: 1 BB: 0 P: 4	R: 0 E: 0 K: 0 S: 4	H: 1 LOB: 0 BB: 0 P: 4	R: 0 E: 0 K: 1 S: 5	H: 1 LOB: 0 BB: 0 P: 5	R: 0 E: 0 K: 0 S: 3	H: 0 LOB: 0 BB: 0 P: 3	R: 1 E: 0 K: 0 S: 4	H: 1 LOB: 1 BB: 1 P: 8	R: 0 E: 0 K: 0 S: 3	H: 0 LOB: 0 BB: 0 P: 3	R: 1 E: 2 K: 0 S: 4	H: 0 LOB: 1 BB: 1 P: 8	1B: 3 2B: 1 3B: 0 HR: 2	SF: 0 SAC: 1 DP: 1 HBP: 0	WP: 0 PB: 1 SB: 0 CS: 0	PA: 35			
PITCHER	IP	WLS	BF	H	R	ER	SO	BB	IBB	HBP	BLK	WP	HR	S	P	ERA	WHIP								
Warren Spahn, L (1,1) ERA: 3.34	8.0		30	6	3	3	2	1	0	0	0	0	2	33	37	3.38	0.875								
Claude Raymond, R (9,1) ERA: 2.53	1.0	L	5	0	1	0	0	1	0	0	0	0	0	4	8	0.00	1.000								

Batter	1	2	3	4	5	6	7	8	9	AB	R	H	RBI	BB	SO	LOB	BOTTOM								
Roy McMillan, R (1,6) OBP: 0.346, SLG: 0.372	F9		G4-6-3			4-3				4	0	1	1	0	0	1	San Francisco Giants @ Milwaukee Braves Milwaukee County Stadium, Milwaukee, WI Tue Jul 17 1962, 8:05 PM EDT Att: 14,584 - Unknown livebaseballscores.com								
Mack Jones, L (1,8) OBP: 0.354, SLG: 0.420	K			K				FC1-6 1B		4	0	1	0	0	2	1									
Eddie Mathews, L (1,5) OBP: 0.374, SLG: 0.493	4-3			HR	BB			F7		3	1	0	0	1	1	2									
Hank Aaron, R (1,9) OBP: 0.383, SLG: 0.610		F8			HR			4-3		4	1	1	2	0	0	1									
Joe Adcock, R (1,3) OBP: 0.312, SLG: 0.439				K					K	4	0	1	0	0	3	1									
Lee Maye, L (1,7) OBP: 0.270, SLG: 0.297				FC4-6 1B						3	0	0	0	0	1	1									
Joe Torre, R (9,PH) OBP: 0.333, SLG: 0.339					F9					1	0	1	0	0	0	0									
Tommie Aaron, R (9,PR) OBP: 0.266, SLG: 0.335										0	0	0	0	0	0	0									
Del Crandall, R (1,2) OBP: 0.336, SLG: 0.379						6-3				4	0	0	0	0	0	3									
Frank Bolling, R (1,4) OBP: 0.343, SLG: 0.436										3	0	1	0	0	0	0									
Amado Samuel, R (9,PR) OBP: 0.245, SLG: 0.271					F9					0	1	0	0	0	0	0									
Warren Spahn, L (1,1) OBP: 0.268, SLG: 0.269										2	0	1	0	0	1	0									
Ken Aspromonte, R (8,PH) OBP: 0.361, SLG: 0.280										1	0	0	0	0	0	1									
Claude Raymond, R (9,1) ERA: 3.96										0	0	0	0	0	0	0									
Inning Stats	R: 0 E: 0 K: 1 S: 5	H: 0 LOB: 0 BB: 0 P: 5	R: 0 E: 0 K: 0 S: 4	H: 1 LOB: 1 BB: 0 P: 4	R: 0 E: 0 K: 0 S: 3	H: 1 LOB: 0 BB: 0 P: 3	R: 2 E: 0 K: 2 S: 8	H: 1 LOB: 0 BB: 1 P: 12	R: 0 E: 0 K: 1 S: 5	H: 0 LOB: 0 BB: 0 P: 5	R: 0 E: 0 K: 0 S: 4	H: 1 LOB: 1 BB: 0 P: 4	R: 0 E: 0 K: 2 S: 7	H: 0 LOB: 0 BB: 0 P: 7	R: 1 E: 0 K: 1 S: 7	H: 2 LOB: 1 BB: 0 P: 7	R: 0 E: 1 K: 1 S: 6	H: 1 LOB: 2 BB: 0 P: 6	1B: 6 2B: 0 3B: 0 HR: 1	SF: 0 SAC: 0 DP: 2 HBP: 0	WP: 0 PB: 1 SB: 0 CS: 0	PA: 34			
PITCHER	IP	WLS	BF	H	R	ER	SO	BB	IBB	HBP	BLK	WP	HR	S	P	ERA	WHIP								
Billy O'Dell, L (1,1) ERA: 3.11	8.1	W	33	7	3	3	8	1	0	0	0	0	1	48	52	3.24	0.960								
Bobby Bolin, R (9,1) ERA: 3.96	0.2	S	1	0	0	0	0	0	0	0	0	0	0	1	1	0.00	0.000								



Batter	1	2	3	4	5	6	7	8	9	AB	R	H	RBI	BB	SO	LOB	TOP		
Chuck Hiller, L (1,4) OBP: 0.333, SLG: 0.323	0-0 3-1		0-0 1B			0-0 6-3			0-0 2B	4	0	2	0	0	0	0	San Francisco Giants @ Milwaukee Braves Milwaukee County Stadium, Milwaukee, WI Wed Jul 18 1962, 8:05 PM EDT Att: 15,324 - Unknown livebaseballscorecards.com		
Jim Davenport, R (1,5) OBP: 0.384, SLG: 0.508	4-0 BB BB		0-3 K			0-0 5-3			0-0 5-3	3	0	0	0	1	1	2			
Willie Mays, R (1,8) OBP: 0.380, SLG: 0.584	0-0 F3		0-0 F9			0-0 6-3			0-0 6-3	4	0	0	0	0	0	3			
Willie McCovey, L (1,7) OBP: 0.372, SLG: 0.586	4-0 1-2 BB			0-0 G3					0-0 F8	3	0	0	0	1	0	1			
Orlando Cepeda, R (1,3) OBP: 0.351, SLG: 0.515	0-3 K			0-3 K					0-0 F8	3	0	0	0	0	2	2			
Felipe Alou, R (1,9) OBP: 0.366, SLG: 0.529		0-3 K			0-0 1-3				0-0 5-3	3	0	0	0	0	1	0			
Tom Haller, L (1,2) Ernie Bowman, R (8,6) OBP: 0.404, SLG: 0.488 OBP: 0.133, SLG: 0.133		0-0 1-3				0-0 F8			0-0 4-3	3	0	0	0	0	0	0			
Jose Pagan, R (1,6) Ed Bailey, L (8,PH) OBP: 0.324, SLG: 0.343 OBP: 0.345, SLG: 0.500		0-0 5-3				0-3 K			0-0 G3	2	0	0	0	0	1	0			
Juan Marichal, R (1,1) Matty Alou, L (8,PH) Bob Garibaldi, L (8,1) OBP: 0.281, SLG: 0.264 OBP: 0.341, SLG: 0.329						0-0 F8			0-0 4-3	2	0	0	0	0	0	0			
						0-0 G3			0-0 4-3	1	0	0	0	0	0	0			
Inning Stats	R: 0 E: 1 K: 1 S: 5	H: 0 LOB: 2 BB: 2 P: 13	R: 0 E: 0 K: 1 S: 5	H: 0 LOB: 0 BB: 0 P: 5	R: 0 E: 0 K: 1 S: 6	H: 1 LOB: 1 BB: 0 P: 6	R: 0 E: 0 K: 1 S: 5	H: 0 LOB: 0 BB: 0 P: 5	R: 0 E: 0 K: 0 S: 3	H: 0 LOB: 0 BB: 0 P: 3	R: 0 E: 0 K: 0 S: 3	H: 0 LOB: 0 BB: 0 P: 3	R: 0 E: 0 K: 0 S: 3	H: 0 LOB: 0 BB: 0 P: 3	R: 0 E: 0 K: 0 S: 4	H: 1 LOB: 1 BB: 0 P: 4	1B: 1 2B: 1 3B: 0 HR: 0	SF: 0 SAC: 0 DP: 0 HBP: 0	WP: 0 PA: 31 CS: 0
PITCHER Bob Shaw, R (1,1) ERA: 2.19	IP: 9.0 WLS: W BF: 31 H: 2 R: 0 ER: 0 SO: 5 BB: 2 IBB: 0 HBP: 0 BLK: 0 WP: 0 HR: 0 S: 39 P: 47 ERA: 0.00 WHIP: 0.444																		

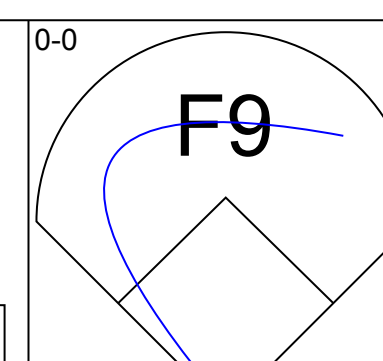
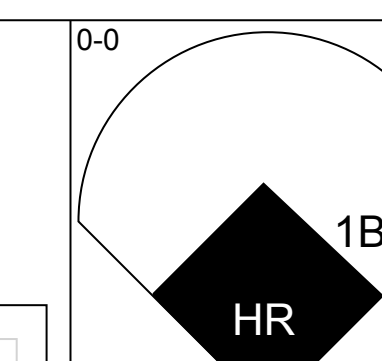
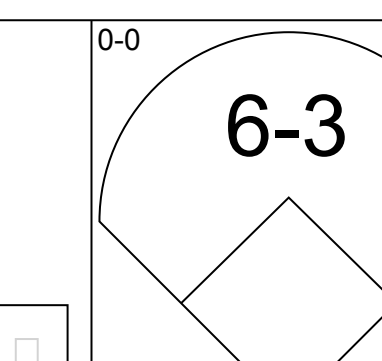
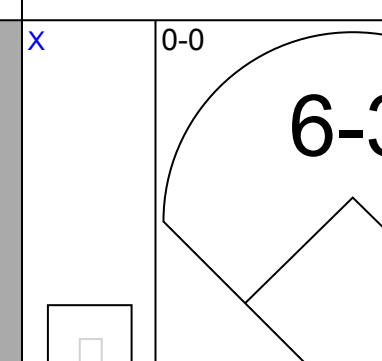
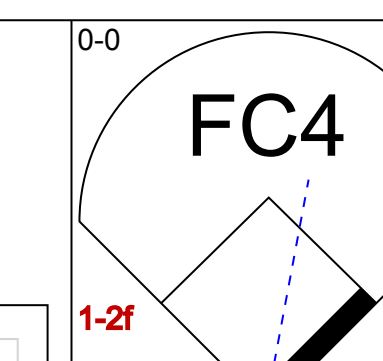
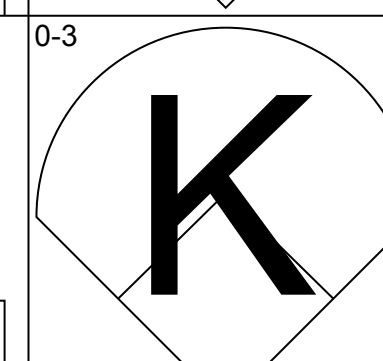
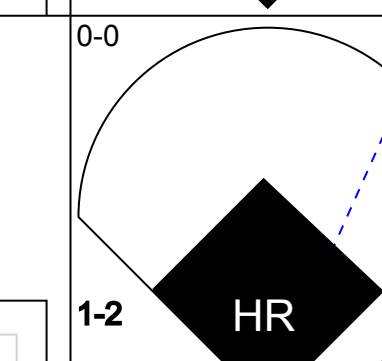
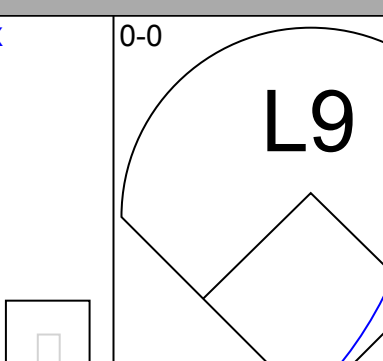
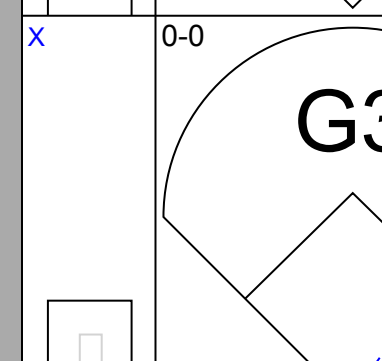
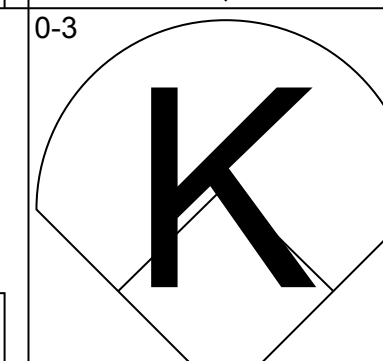
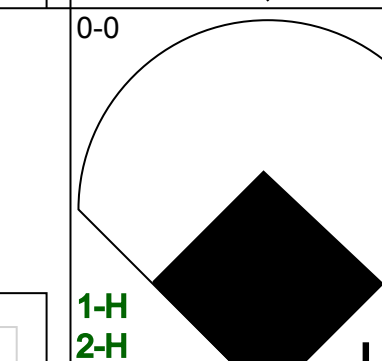
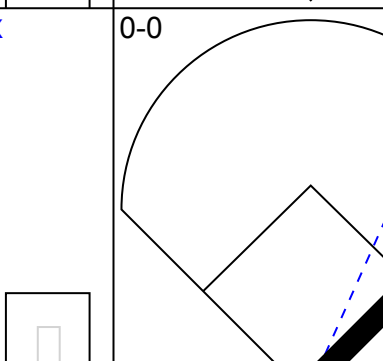
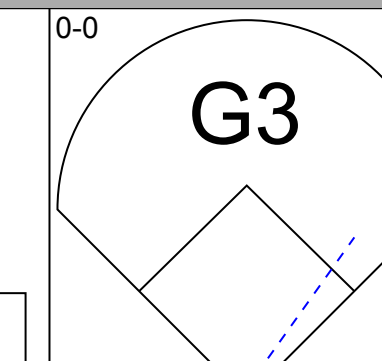
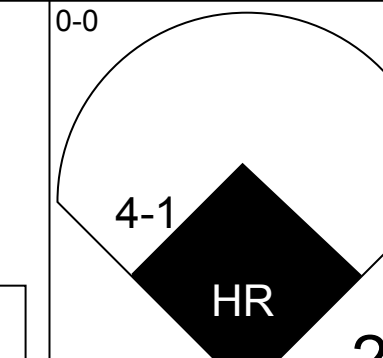
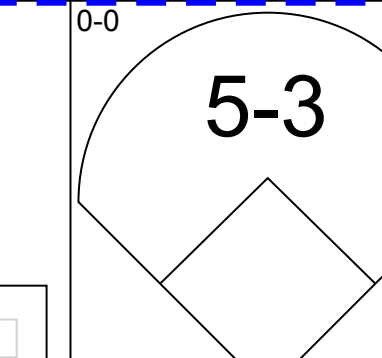
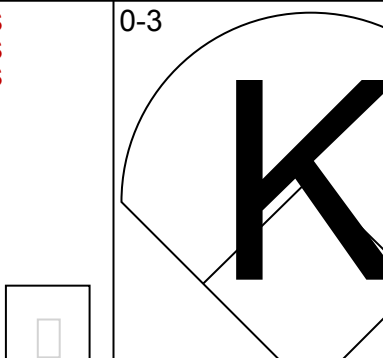

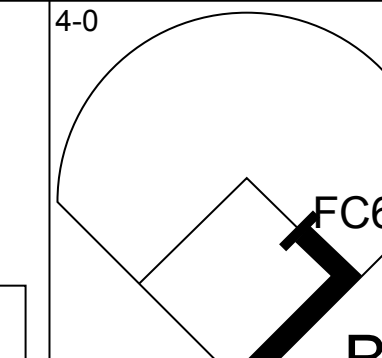
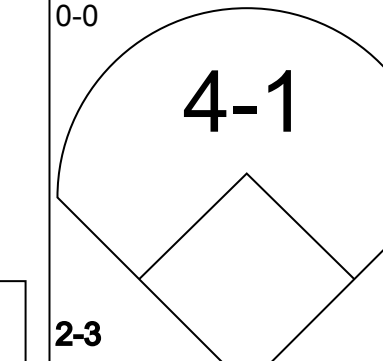
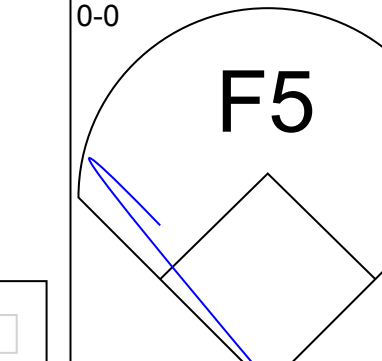
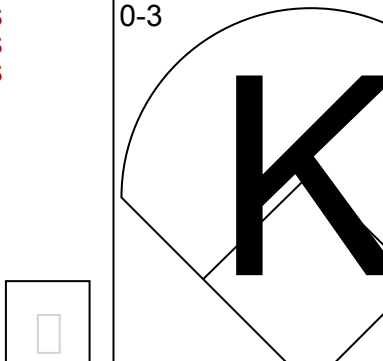

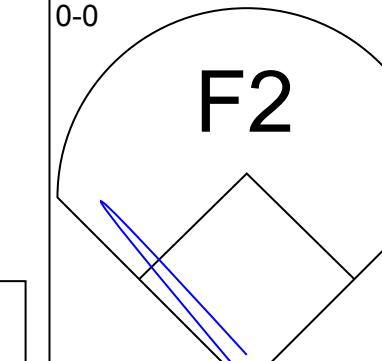
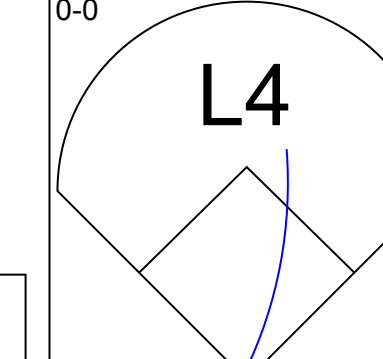
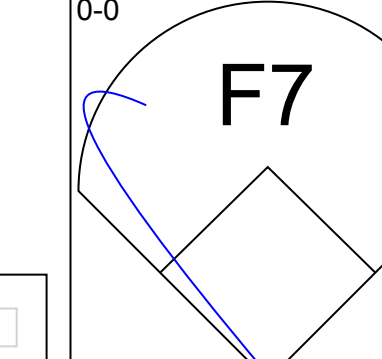
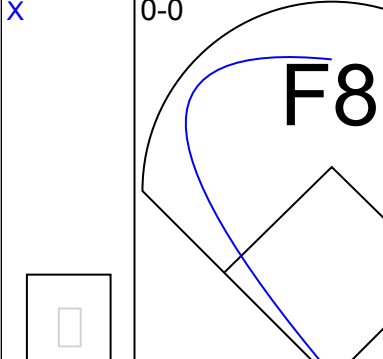
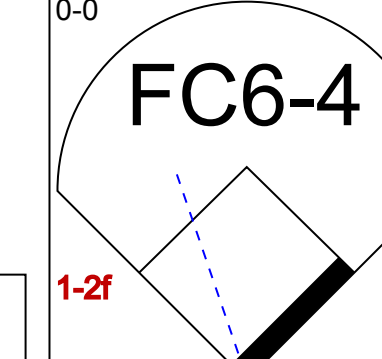
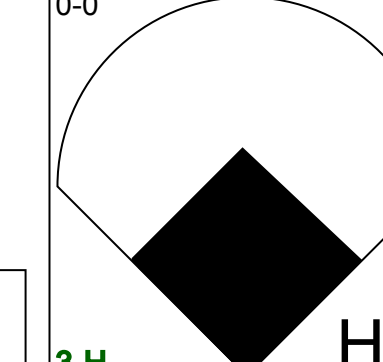
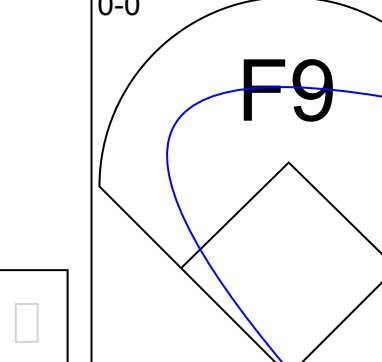
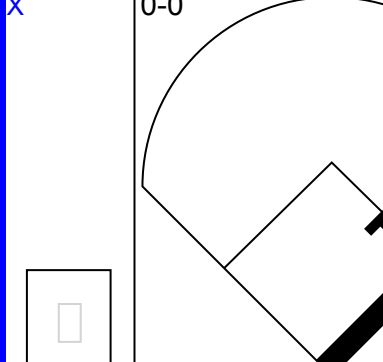
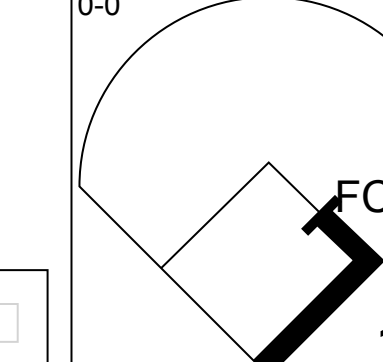
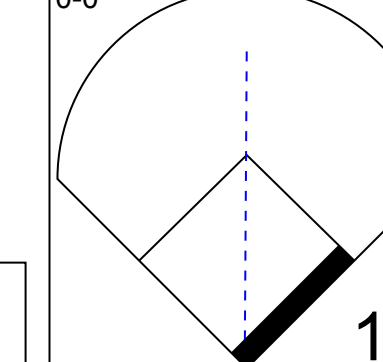
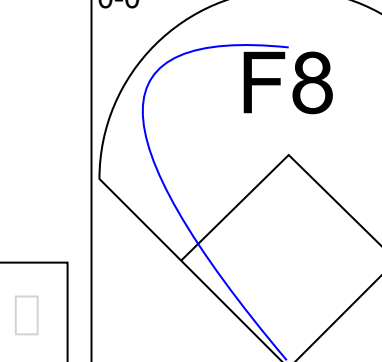
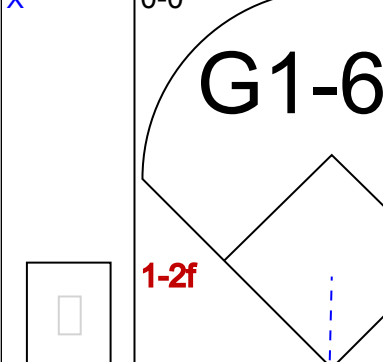
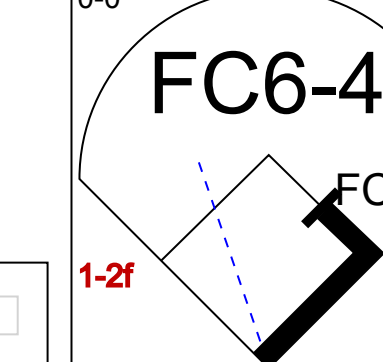
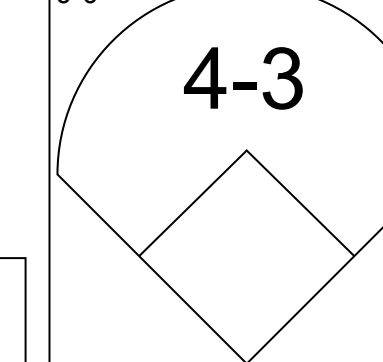
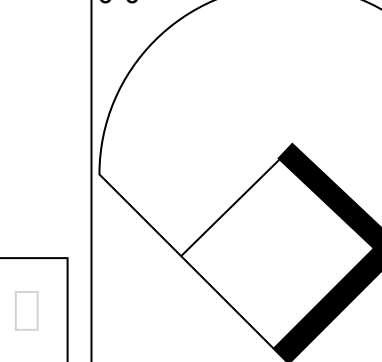
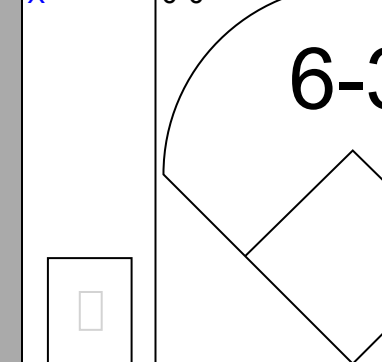
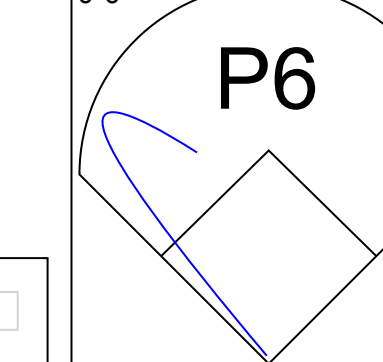
Batter	1	2	3	4	5	6	7	8	9	AB	R	H	RBI	BB	SO	LOB	BOTTOM		
Roy McMillan, R (1,6) OBP: 0.350, SLG: 0.371	0-0 HR		0-0 F3			4-0 1-2 2-3 BB			0-0 FC6	3	1	1	0	2	0	4	San Francisco Giants @ Milwaukee Braves Milwaukee County Stadium, Milwaukee, WI Wed Jul 18 1962, 8:05 PM EDT Att: 15,324 - Unknown livebaseballscorecards.com		
Lee Mays, L (1,8) OBP: 0.276, SLG: 0.324	0-0 HR		0-0 F8			0-0 G3			0-0 4-3	4	2	1	2	1	0	4			
Eddie Mathews, L (1,5) OBP: 0.377, SLG: 0.495	0-0 1B		0-0 2B			0-0 F9			0-0 3-1	5	1	3	0	0	0	0			
Hank Aaron, R (1,9) OBP: 0.380, SLG: 0.606	0-0 F2		0-3 K			0-0 E S 1B			0-0 F3	4	0	1	1	0	1	2			
Gus Bell, L (1,7) OBP: 0.258, SLG: 0.308	0-0 1B		0-0 2B			0-0 F8			0-0 6-3	5	1	2	0	0	0	2			
Joe Adcock, R (1,3) Tommie Aaron, R (5,FR) OBP: 0.312, SLG: 0.435 OBP: 0.263, SLG: 0.331	0-3 K		0-3 K			4-0 BB BB BB			0-0 5-3	2	0	0	0	1	2	4			
Frank Bolling, R (1,4) OBP: 0.346, SLG: 0.447	0-0 F9		0-0 1B			0-0 F9			0-0 4-3	4	1	2	2	0	0	3			
Del Crandall, R (1,2) OBP: 0.335, SLG: 0.377		0-0 5-3				0-0 F9			0-0 4-3	4	0	1	1	0	0	2			
Bob Shaw, R (1,1) OBP: 0.262, SLG: 0.182		0-0 1-3				0-0 1B			4-0 FC6 BB	2	0	1	0	2	0	0			
						0-0 1B			0-0 BB	2	0	1	0	2	0	0			
Inning Stats	R: 2 E: 0 K: 1 S: 9	H: 4 LOB: 2 BB: 0 P: 9	R: 0 E: 0 K: 0 S: 3	H: 0 LOB: 1 BB: 1 P: 7	R: 3 E: 0 K: 2 S: 12	H: 5 LOB: 2 BB: 0 P: 12	R: 0 E: 0 K: 0 S: 4	H: 1 LOB: 1 BB: 0 P: 4	R: 0 E: 0 K: 0 S: 3	H: 0 LOB: 3 BB: 3 P: 15	R: 0 E: 0 K: 0 S: 3	H: 0 LOB: 0 BB: 0 P: 3	R: 0 E: 0 K: 0 S: 4	H: 1 LOB: 2 BB: 1 P: 8	R: 1 E: 0 K: 0 S: 4	H: 1 LOB: 1 BB: 1 P: 8	1B: 9 2B: 2 3B: 0 HR: 1	SF: 1 SAC: 0 DP: 0 HBP: 0	WP: 1 PA: 42 CS: 0
PITCHER Juan Marichal, R (1,1) ERA: 3.24 Bob Garibaldi, R (8,1) ERA: 3.86	IP: 7.0 WLS: L BF: 37 H: 11 R: 5 ER: 5 SO: 3 BB: 5 IBB: 0 HBP: 0 BLK: 0 WP: 1 HR: 1 S: 38 P: 58 ERA: 6.43 WHIP: 2.286																		

Batter	1	2	3	4	5	6	7	8	9	AB	R	H	RBI	BB	SO	LOB	TOP					
Lou Johnson, R OBP: 0.375, SLG: 0.286 (1, 8)		 1B						 1-2		5	1	1	1	0	2	1						
Roy McMillan, R OBP: 0.345, SLG: 0.375 (1, 6)		 1B								5	1	1	3	0	0	0						
Eddie Mathews, L OBP: 0.379, SLG: 0.489 (1, 5)		 FC6-4 HBP								4	0	1	0	0	2	0						
Hank Aaron, R OBP: 0.379, SLG: 0.610 (1, 9)		 FC6-4			 1B 2B					5	1	2	0	0	0	2						
Lee Maye, L OBP: 0.304, SLG: 0.381 (1, 7)		 2B			 2-3					5	1	2	0	0	1	3						
Joe Adcock, R OBP: 0.314, SLG: 0.435 Tommye Aaron, R OBP: 0.260, SLG: 0.328 (7, PR) (7, 3)							 IBB			3	0	1	0	1	1	2						
Ken Aspromonte, R OBP: 0.369, SLG: 0.315 Frank Bolling, R OBP: 0.344, SLG: 0.443 (7, 4)	 2B				 FC5-4 3H					4	1	2	2	0	0	3						
Joe Torre, R OBP: 0.329, SLG: 0.328 (1, 2)	 1B BB				 1-2					3	1	1	1	1	0	1						
Lew Burdette, R OBP: 0.244, SLG: 0.205 Jack Curtis, L OBP: 0.250, SLG: 0.167 (3, 1)	 1B HR BB							 BB		1	1	0	0	1	0	2						
Inning Stats	R: 0 E: 0 K: 2 S: 7	H: 0 LOB: 0 BB: 0 P: 7	R: 6 E: 0 K: 1 S: 10	H: 5 LOB: 1 BB: 1 P: 15	R: 0 E: 0 K: 0 S: 4	H: 2 LOB: 2 BB: 1 P: 8	R: 0 E: 0 K: 1 S: 5	H: 0 LOB: 0 BB: 0 P: 5	R: 1 E: 0 K: 0 S: 5	H: 2 LOB: 1 BB: 0 P: 5	R: 0 E: 0 K: 1 S: 5	H: 0 LOB: 0 BB: 0 P: 5	R: 0 E: 0 K: 2 S: 8	H: 1 LOB: 2 BB: 1 P: 12	R: 0 E: 0 K: 0 S: 2	H: 0 LOB: 0 BB: 1 P: 6	R: 0 E: 0 K: 0 S: 4	H: 1 LOB: 1 BB: 0 P: 4	1B: 6 2B: 4 3B: 0 HR: 1	SF: 0 SAC: 0 DP: 1 HBP: 1	WP: 0 PB: 0 SB: 1 CS: 0	PA: 41
PITCHER	IP	WLS	BF	H	R	ER	SO	BB	IBB	HBP	BLK	WP	HR	S	P	ERA	WHIP					
Dennis Bennett, L ERA: 5.07 Jim Owens, R ERA: 5.51 Chris Short, L ERA: 4.08 Cal McLish, R ERA: 5.61	2.0	L	13	5	6	6	3	1	0	1	0	0	1	17	22	27.00	3.000					
																		1B: 6	SF: 0	WP: 0	PA: 41	

Milwaukee Braves @ Philadelphia Phillies
 Connie Mack Stadium, Philadelphia, PA
 Fri Jul 20 1962, 7:05 PM EDT
 Unknown

AB 36
 R 7
 H 11
 RBI 7
 BB 4
 SO 7
 LOB 14




Batter	1	2	3	4	5	6	7	8	9	AB	R	H	RBI	BB	SO	LOB	BOTTOM				
Tony Taylor, R OBP: 0.358, SLG: 0.376 (1, 4)			 HR 1B						 1-2	5	1	1	0	0	0	2					
Johnny Callison, L OBP: 0.366, SLG: 0.475 (1, 9)			 1B							4	1	1	0	0	1	0					
Tony Gonzalez, L OBP: 0.364, SLG: 0.467 (1, 8)			 1B							4	1	2	3	0	1	0					
Roy Sievers, R OBP: 0.341, SLG: 0.439 (1, 3)		 HR 2B						 BB		3	1	1	0	1	1	1					
Wes Covington, L OBP: 0.304, SLG: 0.371 Chris Short, R OBP: 0.133, SLG: 0.214 Mel Roach, R OBP: 0.250, SLG: 0.257 Cal McLish, S OBP: 0.179, SLG: 0.080 (6, PH) (8, PH) (9, 1)										3	0	0	0	0	1	2					
Don Demeter, R OBP: 0.336, SLG: 0.479 (1, 5)								 1-2		4	0	0	0	0	0	2					
Clay Dalrymple, L OBP: 0.324, SLG: 0.459 Bob Oldis, R OBP: 0.300, SLG: 0.200 (6, PH) (7, 2)		 3H				 1B		 1B		2	1	1	2	0	0	0					
Bobby Wine, R OBP: 0.272, SLG: 0.347 (1, 6)						 1-2		 FC4		4	0	1	0	0	0	2					
Dennis Bennett, L OBP: 0.219, SLG: 0.167 Billy Klaus, L OBP: 0.286, SLG: 0.305 Jim Owens, R OBP: 0.273, SLG: 0.300 Ted Savage, R OBP: 0.358, SLG: 0.413 (1, 1) (2, PH) (3, 1) (6, 7)										0	0	0	0	0	0	0					
Inning Stats	R: 0 E: 0 K: 2 S: 7	H: 0 LOB: 0 BB: 0 P: 7	R: 2 E: 0 K: 0 S: 6	H: 3 LOB: 1 BB: 0 P: 6	R: 3 E: 0 K: 0 S: 6	H: 3 LOB: 0 BB: 0 P: 6	R: 0 E: 0 K: 0 S: 4	H: 1 LOB: 1 BB: 0 P: 4	R: 0 E: 0 K: 0 S: 3	H: 1 LOB: 1 BB: 0 P: 3	R: 0 E: 0 K: 0 S: 3	H: 0 LOB: 0 BB: 0 P: 3	R: 0 E: 0 K: 0 S: 3	H: 0 LOB: 1 BB: 1 P: 7	R: 0 E: 0 K: 0 S: 4	H: 1 LOB: 1 BB: 0 P: 4	1B: 6 2B: 2 3B: 0 HR: 2	SF: 0 SAC: 0 DP: 1 HBP: 0	WP: 0 PB: 0 SB: 0 CS: 0	PA: 37	
PITCHER	IP	WLS	BF	H	R	ER	SO	BB	IBB	HBP	BLK	WP	HR	S	P	ERA	WHIP				
Lew Burdette, R ERA: 4.42 Jack Curtis, L ERA: 3.31	2.0	W	25	4	0	0	2	1	0	0	0	0	0	28	32	0.00	0.714				

Milwaukee Braves @ Philadelphia Phillies
 Connie Mack Stadium, Philadelphia, PA
 Fri Jul 20 1962, 7:05 PM EDT
 Unknown

AB 36
 R 5
 H 10
 RBI 5
 BB 1
 SO 4
 LOB 12



Batter	1	2	3	4	5	6	7	8	9	AB	R	H	RBI	BB	SO	LOB	TOP			
Lou Johnson, R (1, 8) OBP: 0.385, SLG: 0.273	0-3 K		0-0 S 1B		4-0 S BB		0-3 K		0-0 FC6 1-2	4	0	1	0	1	2	3				
Amado Samuel, R (1, 6) OBP: 0.238, SLG: 0.265 Gus Bell, L (8, PH) OBP: 0.255, SLG: 0.306 Roy McMillan, R (8, 6) OBP: 0.345, SLG: 0.375	0-0 6-3		0-0 SF8 1-2 3-H 4-0		0-0 L9 1-2		0-0 4-3			2	0	0	1	0	0	1				
Eddie Mathews, L (1, 5) OBP: 0.378, SLG: 0.484	0-0 F9				0-0 F9				0-0 F9	3	0	0	0	1	0	1				
Hank Aaron, R (1, 9) OBP: 0.378, SLG: 0.615		0-0 HR		0-0 F9		0-3 K		0-3 K		4	1	1	1	0	2	2				
Joe Adcock, R (1, 3) OBP: 0.313, SLG: 0.432	0-3 K			0-0 5-3		0-0 1B		0-3 K		4	0	1	0	0	2	0				
Del Crandall, R (1, 2) OBP: 0.337, SLG: 0.376 Bob Uecker, R (9, PR) OBP: 0.409, SLG: 0.294	0-3 K			0-0 S 1B		0-0 F5		1-0 BB 1B HBP		3	0	1	0	0	1	1				
Lee Maye, L (1, 7) OBP: 0.295, SLG: 0.368	0-3 K			0-0 P4		0-0 G3		0-0 F7		4	0	0	0	0	1	3				
Frank Bolling, R (1, 4) OBP: 0.343, SLG: 0.439			0-0 L7	0-3 K 1-2			0-0 F9		0-0 BB 1B	4	0	1	0	0	1	1				
Bob Hendley, R (1, 1) OBP: 0.268, SLG: 0.171 Ken Aspromonte, R (7, PH) OBP: 0.364, SLG: 0.309 Claude Raymond, R (7, 1) Tommie Aaron, R (9, PH) OBP: 0.264, SLG: 0.328			0-0 1B SF8 1B		0-3 K		0-3 K		4-0 BB FC6 BB	2	1	1	0	0	1	0				
Inning Stats	R: 0 E: 0 K: 1 S: 5	H: 0 LOB: 0 BB: 0 P: 5	R: 1 E: 0 K: 3 S: 10	H: 1 LOB: 0 BB: 0 P: 10	R: 1 E: 0 K: 0 S: 5	H: 2 LOB: 2 BB: 1 P: 9	R: 0 E: 0 K: 1 S: 6	H: 1 LOB: 1 BB: 0 P: 6	R: 0 E: 0 K: 2 S: 5	H: 0 LOB: 0 BB: 0 P: 7	R: 0 E: 0 K: 1 S: 5	H: 0 LOB: 0 BB: 0 P: 5	R: 0 E: 0 K: 1 S: 6	H: 1 LOB: 3 BB: 1 P: 11	1B: 5 2B: 0 3B: 0 HR: 1	SF: 1 SAC: 0 DP: 0 HBP: 1	WP: 0 PB: 0 SB: 3 CS: 0	PA: 37		
PITCHER Art Mahaffey, R (1, 1) ERA: 3.51	IP: 9.0 WLS: W BF: 37 H: 6 R: 2 ER: 2 SO: 11 BB: 2 IBB: 1 HBP: 1 BLK: 0 WP: 0 HR: 1 S: 55 P: 68 ERA: 2.00 WHIP: 0.889																			
Batter	1	2	3	4	5	6	7	8	9	AB	R	H	RBI	BB	SO	LOB	BOTTOM			
Tony Taylor, R (1, 4) OBP: 0.354, SLG: 0.372	0-0 F8		0-0 G3		0-0 5-3		0-3 K 1-2			4	0	0	0	0	1	2				
Johnny Callison, L (1, 9) OBP: 0.365, SLG: 0.478	0-3 K		0-0 9-2 3B		0-0 6-3		0-3 K			4	0	1	1	0	2	0				
Ted Savage, R (1, 7) OBP: 0.356, SLG: 0.408	0-0 F3		4-0 BB		0-0 5-3				0-3 K	3	0	0	0	1	1	0				
Roy Sievers, R (1, 3) OBP: 0.340, SLG: 0.439 Frank Torre, L (9, 3) OBP: 0.404, SLG: 0.400		0-0 5-3	0-0 9-2 3-H				0-0 2B		0-0 4-3	4	0	1	0	0	0	2				
Don Demeter, R (1, 5) OBP: 0.336, SLG: 0.478		0-0 5-3		0-0 1-3 1B		0-0 F7				3	0	1	0	0	0	1				
Tony Gonzalez, L (1, 8) OBP: 0.364, SLG: 0.466		0-0 2B 1B		0-3 K		0-0 F8				3	1	1	0	0	1	2				
Sammy White, R (1, 2) OBP: 0.253, SLG: 0.349		0-0 1B 2B		0-0 1-3 1-2		0-3 K				3	1	1	1	0	1	2				
Bobby Wine, R (1, 6) OBP: 0.274, SLG: 0.353 Wes Covington, L (7, PH) OBP: 0.305, SLG: 0.371 Ruben Amaro, R (7, PR) OBP: 0.354, SLG: 0.338		0-0 2B 2B		0-3 K		1-0 CS HBP				2	0	1	1	0	1	1				
Art Mahaffey, R (1, 1) OBP: 0.197, SLG: 0.228		0-0 6-3		0-0 6-3 3B		0-0 F7				3	1	1	0	0	0	2				
Inning Stats	R: 0 E: 0 K: 1 S: 5	H: 0 LOB: 0 BB: 0 P: 5	R: 2 E: 0 K: 0 S: 6	H: 3 LOB: 1 BB: 0 P: 6	R: 0 E: 0 K: 0 S: 3	H: 1 LOB: 1 BB: 1 P: 7	R: 0 E: 0 K: 2 S: 8	H: 1 LOB: 1 BB: 0 P: 8	R: 1 E: 0 K: 0 S: 4	H: 1 LOB: 0 BB: 0 P: 4	R: 0 E: 0 K: 1 S: 6	H: 0 LOB: 1 BB: 0 P: 6	R: 0 E: 0 K: 1 S: 4	H: 0 LOB: 1 BB: 0 P: 5	R: 0 E: 0 K: 2 S: 7	H: 0 LOB: 0 BB: 0 P: 7	1B: 2 2B: 4 3B: 2 HR: 0	SF: 0 SAC: 0 DP: 1 HBP: 1	WP: 0 PB: 0 SB: 0 CS: 1	PA: 31
PITCHER Bob Hendley, L (1, 1) ERA: 3.43 Claude Raymond, R (7, 1) ERA: 2.13	IP: 6.0 WLS: L BF: 25 H: 7 R: 3 ER: 3 SO: 4 BB: 1 IBB: 0 HBP: 0 BLK: 0 WP: 0 HR: 0 S: 32 P: 36 ERA: 4.50 WHIP: 1.333																			
<div style="display: flex; justify-content: space-between;"> <div> <p>Milwaukee Braves @ Philadelphia Phillies Connie Mack Stadium, Philadelphia, PA Fri Jul 20 1962, 7:05 PM EDT Att: 24,353 - Unknown</p> </div> <div> <p>AB 32 R 2 H 6 RBI 2 BB 3 SO 11 LOB 12</p> </div> <div>  </div> </div>																				

Batter	1	2	3	4	5	6	7	8	9	AB	R	H	RBI	BB	SO	LOB	TOP															
Lou Johnson, R OBP: 0.381, SLG: 0.278	P4		HR	2B		F3		FC5-4		4	2	2	0	1	0	0	Milwaukee Braves @ Philadelphia Phillies Connie Mack Stadium, Philadelphia, PA Sun Jul 22 1962, 3:33 AM EDT Unknown livebaseballscorecards.com															
Roy McMillan, R OBP: 0.346, SLG: 0.385	F8		HR	2B				P5		5	3	2	3	0	0	3																
Eddie Mathews, L OBP: 0.378, SLG: 0.488	K			2B				F7		5	1	2	3	0	1	2																
Hank Aaron, R OBP: 0.383, SLG: 0.626		HR	F8	1-3				FC5-4		5	1	2	2	0	0	3																
Joe Adcock, R OBP: 0.325, SLG: 0.465	F9							F8		4	1	2	1	1	0	0																
Lee Maye, L OBP: 0.299, SLG: 0.377										0	0	0	0	0	0	0																
Del Crandall, R OBP: 0.335, SLG: 0.385	E5							6-3		1	0	0	0	0	0	0																
Bob Uecker, R OBP: 0.385, SLG: 0.286										4	1	1	0	0	0	3																
Tommie Aaron, R OBP: 0.263, SLG: 0.320	G6-4-3							K		4	1	0	0	1	2	1																
Frank Bolling, R OBP: 0.336, SLG: 0.429			F7	F9	P4					4	0	1	0	0	0	3																
Bob Shaw, R OBP: 0.262, SLG: 0.182										0	0	0	0	0	0	0																
Tony Cloninger, R OBP: 0.071, SLG: 0.071			6-3					G3-6-4		0	0	0	0	0	0	0																
Carl Willey, R OBP: 0.400, SLG: 0.444										1	0	0	0	0	0	0																
Ken Aspromonte, R (4, PH) OBP: 0.373, SLG: 0.321										1	1	1	2	0	0	0																
Don Nottebart, R OBP: 0.500, SLG: 0.400										2	0	0	0	0	1	1																
Inning Stats	R: 0 E: 0 K: 1 S: 5	H: 0 LOB: 0 BB: 0 P: 5	R: 1 E: 1 K: 0 S: 4	H: 1 LOB: 0 BB: 0 P: 4	R: 2 E: 0 K: 0 S: 6	H: 3 LOB: 1 BB: 0 P: 6	R: 7 E: 1 K: 0 S: 9	H: 5 LOB: 1 BB: 2 P: 17	R: 0 E: 0 K: 2 S: 7	H: 0 LOB: 0 BB: 0 P: 7	R: 1 E: 0 K: 0 S: 5	H: 2 LOB: 2 BB: 1 P: 9	R: 0 E: 0 K: 0 S: 3	H: 1 LOB: 1 BB: 0 P: 3	R: 0 E: 0 K: 0 S: 4	H: 1 LOB: 0 BB: 0 P: 4		R: 0 E: 0 K: 1 S: 5	H: 0 LOB: 0 BB: 0 P: 5	1B: 8 2B: 2 3B: 1 HR: 2	SF: 0 SAC: 0 DP: 2 HBP: 0	WP: 0 PB: 0 SB: 0 CS: 0	PA: 43									
PITCHER	IP WLS BF H R ER SO BB IBB HBP BLK WP HR S P ERA WHIP																															
Bill Smith, L ERA: 4.55	3.0	15	6	5	5	1	0	0	0	0	0	2	17	17	15.00	2.000																
Jack Baldschun, R ERA: 3.29	1.0	L 9	3	5	3	0	2	0	0	0	0	0	7	15	27.00	5.000																
John Boozar, R ERA: 3.0	3.0	12	3	1	1	2	1	0	0	0	0	0	15	19	3.00	1.333																
Dennis Bennett, L ERA: 4.95	2.0	7	1	0	0	1	0	0	0	0	0	0	9	9	0.00	0.500																

Batter	1	2	3	4	5	6	7	8	9	AB	R	H	RBI	BB	SO	LOB	BOTTOM															
Tony Taylor, R OBP: 0.353, SLG: 0.375	F9									5	2	2	0	0	0	3	Milwaukee Braves @ Philadelphia Phillies Connie Mack Stadium, Philadelphia, PA Sun Jul 22 1962, 3:33 AM EDT Unknown livebaseballscorecards.com															
Johnny Callison, L OBP: 0.362, SLG: 0.472	F9		G3							5	1	1	1	0	0	1																
Tony Gonzalez, L OBP: 0.366, SLG: 0.482	HR							G3		4	3	2	2	1	0	0																
Roy Sievers, R OBP: 0.338, SLG: 0.443	HR		P3					F5		4	2	1	2	1	0	0																
Wes Covington, L OBP: 0.311, SLG: 0.401	1B		4-3					K		5	2	2	2	0	1	2																
Don Demeter, R OBP: 0.334, SLG: 0.471	5-3							F9		4	0	1	0	1	0	1																
Clay Dalrymple, L OBP: 0.423, SLG: 0.455										5	0	3	3	0	0	0																
Ruben Amaro, R OBP: 0.369, SLG: 0.338										2	0	1	0	2	0	2																
Frank Torre, L OBP: 0.400, SLG: 0.396										1	0	0	0	0	0	0																
Bill Smith, L OBP: 0.273, SLG: 0.222										1	0	0	0	1	1	2																
Jack Baldschun, R OBP: 0.286, SLG: 0.311										0	0	0	0	0	0	0																
Billy Klaus, L OBP: 0.592										1	0	0	0	0	0	1																
John Boozar, R										0	0	0	0	0	0	0																
Mel Roach, R OBP: 0.344, SLG: 0.250										1	0	0	0	0	0	0																
Dennis Bennett, L OBP: 0.378, SLG: 0.182										0	0	0	0	0	0	0																
Ted Savage, R OBP: 0.310, SLG: 0.401										1	0	0	0	0	1	0																
Inning Stats	R: 4 E: 0 K: 1 S: 10	H: 5 LOB: 2 BB: 1 P: 14	R: 4 E: 0 K: 0 S: 5	H: 3 LOB: 3 BB: 5 P: 25	R: 1 E: 0 K: 0 S: 4	H: 1 LOB: 0 BB: 0 P: 4	R: 0 E: 0 K: 0 S: 4	H: 1 LOB: 1 BB: 0 P: 4	R: 0 E: 0 K: 1 S: 7	H: 2 LOB: 2 BB: 0 P: 7	R: 0 E: 0 K: 0 S: 3	H: 0 LOB: 0 BB: 0 P: 3	R: 0 E: 0 K: 0 S: 4	H: 1 LOB: 0 BB: 0 P: 4	R: 0 E: 0 K: 1 S: 5	H: 0 LOB: 0 BB: 0 P: 5	1B: 8 2B: 0 3B: 2 HR: 3	SF: 0 SAC: 0 DP: 0 HBP: 0	WP: 0 PB: 0 SB: 1 CS: 1	PA: 45												
PITCHER	IP WLS BF H R ER SO BB IBB HBP BLK WP HR S P ERA WHIP																															
Bob Shaw, R ERA: 2.36	0.1	4	3	3	3	0	0	0	0	0	0	1	4	4	81.00	9.000																
Tony Cloninger, R ERA: 5.92	0.2	9	4	5	5	1	3	0	0	0	0	8	20	67.50	10.500																	
Carl Willey, R ERA: 5.79	2.0	10	2	1	1	0	2	1	0	0	0	1	7	19	4.50	2.000																
Don Nottebart, R ERA: 3.59	6.0	W 22	4	1	1	2	0	0	0	0	0	1	26	26	1.50	0.667																

Batter	1	2	3	4	5	6	7	8	9	AB	R	H	RBI	BB	SO	LOB	TOP								
Roy McMillan, R (1, 6) OBP: 0.347, SLG: 0.385	L7		G4-6-3 1B		FC5-4		FC3-6 1B		F9	5	0	2	0	0	0	1									
Gus Bell, L (1, 7) OBP: 0.261, SLG: 0.311	F8		G4-6-3		P5		FC3-6 1B			4	0	1	1	0	0	2									
Lou Johnson, R (7, FR) OBP: 0.381, SLG: 0.278			G4-6-3				FC3-6 1B			0	0	0	0	0	0	0									
Eddie Mathews, L (1, 5) OBP: 0.374, SLG: 0.482	F8			1-3			FC3-6			4	0	0	1	0	0	2									
Hank Aaron, R (1, 9) OBP: 0.384, SLG: 0.624		1B 1B		HR 1B			F9 P5			4	1	2	0	0	0	2									
Joe Adcock, R (1, 3) OBP: 0.327, SLG: 0.478		1B		HR 1B			P4		1-3	4	1	2	2	0	0	0									
Tommye Aaron, R (8, 3) OBP: 0.263, SLG: 0.320		1B		HR						0	0	0	0	0	0	0									
Lee Maye, L (1, 8) OBP: 0.304, SLG: 0.384	P6			F5			1B 2B		G1-6-3 BB	3	1	1	0	1	0	2									
Ken Aspromonte, R (1, 4) OBP: 0.351, SLG: 0.317	1-3			K			1B 1B		G1-6-3	4	1	1	0	0	1	3									
Frank Bolling, R (9, 4) OBP: 0.336, SLG: 0.429							1B 1B			0	0	0	0	0	0	0									
Joe Torre, R (1, 2) OBP: 0.327, SLG: 0.326	1-3				6-3		1B FC3-6 1B		4-3	4	1	1	1	0	0	2									
Denny Lemaster, R (1, 1) OBP: 0.250, SLG: 0.143			K				K		6-3	3	0	1	0	0	2	2									
Claude Raymond, R (8, 1)							FC5-4 1B			1	0	0	0	0	0	0									
Inning Stats	R: 0 E: 0 K: 0 S: 3	H: 0 LOB: 0 BB: 0 P: 3	R: 0 E: 0 K: 0 S: 5	H: 2 LOB: 2 BB: 0 P: 5	R: 0 E: 0 K: 1 S: 5	H: 1 LOB: 0 BB: 0 P: 5	R: 2 E: 0 K: 1 S: 7	H: 2 LOB: 0 BB: 0 P: 7	R: 0 E: 1 K: 0 S: 4	H: 1 LOB: 1 BB: 0 P: 4	R: 0 E: 0 K: 0 S: 3	H: 0 LOB: 0 BB: 0 P: 3	R: 3 E: 0 K: 1 S: 10	H: 5 LOB: 2 BB: 0 P: 10	R: 0 E: 0 K: 0 S: 2	H: 0 LOB: 0 BB: 0 P: 6	R: 0 E: 0 K: 0 S: 3	H: 0 LOB: 0 BB: 0 P: 3	1B: 9 2B: 1 3B: 0 HR: 1	SF: 0 SAC: 0 DP: 2 HBP: 0	WP: 0 PB: 0 SB: 0 CS: 0	PA: 37			
PITCHER	IP	WLS	BF	H	R	ER	SO	BB	IBB	HBP	BLK	WP	HR	S	P	ERA	WHIP								
Dallas Green, R (1, 1) ERA: 3.86	6.1	L	29	11	5	5	3	0	0	0	0	0	1	35	35	7.11	1.737								
Bill Smith, L (7, 1) ERA: 4.5	0.1		1	0	0	0	0	0	0	0	0	0	0	1	1	0.00	0.000								
Jack Baldschun, R (7, 1) ERA: 3.27	0.1		1	0	0	0	0	0	0	0	0	0	0	1	1	0.00	0.000								
Jack Hamilton, R (8, 1) ERA: 5.03	2.0		6	0	0	0	0	1	0	0	0	0	0	5	9	0.00	0.500								

Milwaukee Braves @ Philadelphia Phillies
 Connie Mack Stadium, Philadelphia, PA
 Sun Jul 22 1962, 3:38 AM EDT
 Att: 11,010 - Unknown

AB 36
 R 5
 H 11
 RBI 5
 BB 1
 SO 3
 LOB 16



Batter	1	2	3	4	5	6	7	8	9	AB	R	H	RBI	BB	SO	LOB	BOTTOM								
Tony Taylor, R (1, 4) OBP: 0.354, SLG: 0.375	F8		CS 1B		L9			G3 F8 BB		3	0	1	0	1	0	1									
Johnny Callison, L (1, 9) OBP: 0.363, SLG: 0.471		BB	S 1B			F2		F8		3	1	1	0	1	0	1									
Ted Savage, R (1, 7) OBP: 0.351, SLG: 0.400	F8					K		G3		3	0	1	1	0	1	1									
Wes Covington, L (6, PH) OBP: 0.308, SLG: 0.399										1	0	0	0	0	0	1									
Roy Sievers, R (1, 3) OBP: 0.337, SLG: 0.443	K				L5			5-3		4	0	1	0	0	1	2									
Don Demeter, R (1, 5) OBP: 0.331, SLG: 0.465			K		K			K		4	0	0	0	0	3	1									
Tony Gonzalez, L (1, 8) OBP: 0.365, SLG: 0.488	F5				4-3			HR		4	1	1	1	0	0	0									
Sammy White, R (1, 2) OBP: 0.256, SLG: 0.349					K			F8		3	0	1	0	0	1	0									
Frank Torre, L (9, PH) OBP: 0.406, SLG: 0.402										1	0	1	0	0	0	0									
Ruben Amaro, R (9, FR) OBP: 0.369, SLG: 0.338										0	0	0	0	0	0	0									
Bobby Wine, R (1, 6) OBP: 0.273, SLG: 0.355										3	0	1	0	0	0	1									
Billy Klaus, L (9, PH) OBP: 0.283, SLG: 0.309	5-3									1	0	0	0	0	0	1									
Dallas Green, L (1, 1) OBP: 0.227, SLG: 0.105										2	0	0	0	0	2	1									
Bill Smith, L (7, 1) OBP: 0.273, SLG: 0.222										0	0	0	0	0	0	0									
Jack Baldschun, R (7, 1)										0	0	0	0	0	0	0									
Mel Roach, R (7, PH) OBP: 0.241, SLG: 0.247										1	0	0	0	0	1	0									
Jack Hamilton, R (8, 1) OBP: 0.103, SLG: 0.054										0	0	0	0	0	0	0									
Inning Stats	R: 0 E: 0 K: 1 S: 5	H: 0 LOB: 1 BB: 1 P: 9	R: 0 E: 0 K: 1 S: 6	H: 1 LOB: 1 BB: 0 P: 6	R: 1 E: 0 K: 1 S: 6	H: 3 LOB: 1 BB: 0 P: 6	R: 0 E: 0 K: 1 S: 5	H: 0 LOB: 0 BB: 0 P: 5	R: 0 E: 0 K: 2 S: 8	H: 1 LOB: 1 BB: 0 P: 8	R: 0 E: 0 K: 2 S: 8	H: 1 LOB: 1 BB: 0 P: 8	R: 1 E: 0 K: 1 S: 6	H: 1 LOB: 0 BB: 0 P: 6	R: 0 E: 0 K: 0 S: 3	H: 0 LOB: 1 BB: 1 P: 7	R: 0 E: 0 K: 0 S: 4	H: 1 LOB: 1 BB: 0 P: 4	1B: 5 2B: 2 3B: 0 HR: 1	SF: 0 SAC: 0 DP: 0 HBP: 0	WP: 0 PB: 0 SB: 1 CS: 1	PA: 35			
PITCHER	IP	WLS	BF	H	R	ER	SO	BB	IBB	HBP	BLK	WP	HR	S	P	ERA	WHIP								
Denny Lemaster, L (1, 1) ERA: 3.15	7.0	W	28	7	2	2	9	2	0	0	0	0	0	44	52	2.57	1.286								
Claude Raymond, R (8, 1) ERA: 1.84	2.0	S	7	1	0	0	0	0	0	0	0	0	0	7	7	0.00	0.500								

Milwaukee Braves @ Philadelphia Phillies
 Connie Mack Stadium, Philadelphia, PA
 Sun Jul 22 1962, 3:38 AM EDT
 Att: 11,010 - Unknown

AB 33
 R 2
 H 8
 RBI 2
 BB 2
 SO 9
 LOB 10



Batter	1	2	3	4	5	6	7	8	9	10	11	12	AB	R	H	RBI	BB	SO	LOB	TOP								
Richie Ashburn, L OBP: 0.410, SLG: 0.414	6-3		CS 1B		F2			4-3		G4-6-3			5	0	1	0	0	0	1									
Rod Kanehl, R OBP: 0.336, SLG: 0.393	HR		F4		K			F3			CS BB		4	1	1	0	1	1	1									
Felix Mantilla, R OBP: 0.328, SLG: 0.427			F9										3	1	2	2	1	0	0									
Charlie Neal, R OBP: 0.318, SLG: 0.366	HR										K		1	0	0	0	0	1	1									
Frank Thomas, R OBP: 0.352, SLG: 0.513	HR				5-3						BB 1B		5	1	2	1	0	0	2									
Mary Throneberry, L OBP: 0.305, SLG: 0.371	K		F9								BB 1B		3	0	0	0	2	2	0									
Jim Hickman, R OBP: 0.351, SLG: 0.462	F9				HR						BB		5	1	1	1	0	0	3									
Elio Chacon, R OBP: 0.353, SLG: 0.287		F9						K					5	0	1	0	0	2	0									
Chris Cannizzaro, R OBP: 0.310, SLG: 0.347		F5						F6					4	0	1	0	0	0	1									
Joe Campesano, R OBP: 0.270, SLG: 0.311													0	0	0	0	0	0	0									
Willard Hunter, R OBP: 0.270, SLG: 0.333													0	0	0	0	0	0	0									
Ed Bouchard, L OBP: 0.270, SLG: 0.294													0	0	1	0	0	0	0									
Al Jacobson, L OBP: 0.270, SLG: 0.140													0	0	0	0	0	0	0									
Bob Miller, R OBP: 0.227, SLG: 0.318													0	0	0	0	0	0	0									
Jay Hook, L OBP: 0.238, SLG: 0.214		1-3											2	0	0	0	0	0	0									
Ray Daviault, R OBP: 0.063, SLG: 0.063					4-3								1	0	0	0	0	0	0									
Craig Anderson, R OBP: 0.063, SLG: 0.063													0	0	0	0	0	0	0									
Gene Woodling, L OBP: 0.362, SLG: 0.399													1	0	0	0	0	1	1									
Joe Pignatano, R OBP: 0.414, SLG: 0.375													1	0	0	0	0	1	1									
Inning Stats	R: 3 E: 0 K: 1 S: 8	H: 3 LOB: 0 BB: 0 P: 8	R: 0 E: 0 K: 0 S: 3	H: 0 LOB: 0 BB: 0 P: 3	R: 0 E: 0 K: 0 S: 3	H: 1 LOB: 0 BB: 0 P: 3	R: 0 E: 0 K: 0 S: 5	H: 1 LOB: 0 BB: 0 P: 6	R: 0 E: 0 K: 1 S: 5	H: 0 LOB: 0 BB: 0 P: 5	R: 0 E: 0 K: 2 S: 7	H: 0 LOB: 1 BB: 0 P: 7	R: 0 E: 0 K: 1 S: 5	H: 0 LOB: 0 BB: 0 P: 5	R: 0 E: 0 K: 2 S: 7	H: 0 LOB: 0 BB: 0 P: 7	R: 0 E: 0 K: 1 S: 5	H: 1 LOB: 1 BB: 1 P: 5	R: 0 E: 0 K: 1 S: 5	H: 1 LOB: 2 BB: 2 P: 13	R: 0 E: 0 K: 1 S: 5	H: 1 LOB: 0 BB: 0 P: 6	R: 0 E: 0 K: 1 S: 5	H: 1 LOB: 1 BB: 0 P: 6	1B: 6 2B: 3 3B: 0 HR: 3	SF: 0 SAC: 0 DP: 4 HBP: 0	WP: 0 PB: 0 SB: 0 CS: 2	PA: 45
PITCHER	IP	WLS	BF	H	R	ER	SO	BB	IBB	HBP	BLK	WP	HR	S	P	ERA	WHIP											
Lew Burdette, R ERA: 4.43	(1.1)	8.0	31	7	4	4	3	2	0	0	0	0	0	3	35	4.50	1.125											
Bob Shaw, R ERA: 2.3	(9.1)	4.0	W 14	3	0	0	5	2	0	0	0	0	0	22	30	0.00	1.250											

New York Mets @ Milwaukee Braves
Milwaukee County Stadium, Milwaukee, WI
Tue Jul 24 1962, 8:05 PM EDT
Att. 9,971 - Unknown

AB 41
R 4
H 10
RBI 4
BB 4
SO 8
LOB 11





Batter	1	2	3	4	5	6	7	8	9	10	11	12	AB	R	H	RBI	BB	SO	LOB	BOTTOM								
Roy McMillan, R OBP: 0.350, SLG: 0.388	1B BB 1B	1B						6-3		K			6	1	3	0	0	2	4									
Lee Maye, L OBP: 0.319, SLG: 0.395	1B BB 1B	1B						F4					4	2	2	0	2	0	1									
Eddie Mathews, L OBP: 0.371, SLG: 0.476	K	F7						K		G4-6-3			6	0	1	1	0	2	5									
Hank Aaron, R OBP: 0.384, SLG: 0.620	S 1B 1-2 2-3	1B						F8		6-3			6	0	2	0	0	0	2									
Joe Adcock, R OBP: 0.333, SLG: 0.482													4	0	3	2	0	0	1									
Tommie Aaron, R OBP: 0.260, SLG: 0.317	S 1B 1-2 2-3	1B						G6-4-3					2	1	0	0	0	1	2									
Del Crandall, R OBP: 0.338, SLG: 0.401	F3							1B					6	1	3	1	0	1	4									
Frank Bolling, R OBP: 0.337, SLG: 0.426	6-3							1B 1B		F7			4	0	1	0	1	0	4									
Lou Johnson, R OBP: 0.333, SLG: 0.238													3	0	0	0	0	2	1									
Gus Bell, L ERA: 4.85		K						K					2	0	1	1	0	0	0									
Lew Burdette, R OBP: 0.227, SLG: 0.190													3	0	0	0	0	1	1									
Ken Aspromonte, R OBP: 0.375, SLG: 0.317		5-3											0	0	0	0	1	0	0									
Bob Shaw, R OBP: 0.274, SLG: 0.182													0	0	0	0	1	0	0									
Inning Stats	R: 2 E: 0 K: 1 S: 8	H: 3 LOB: 2 BB: 1 P: 12	R: 0 E: 0 K: 1 S: 7	H: 2 LOB: 2 BB: 0 P: 7	R: 0 E: 0 K: 0 S: 4	H: 3 LOB: 1 BB: 0 P: 4	R: 0 E: 0 K: 0 S: 6	H: 1 LOB: 1 BB: 0 P: 6	R: 0 E: 0 K: 1 S: 6	H: 1 LOB: 1 BB: 0 P: 8	R: 0 E: 0 K: 0 S: 2	H: 0 LOB: 0 BB: 1 P: 8	R: 0 E: 0 K: 0 S: 4	H: 0 LOB: 0 BB: 0 P: 5	R: 1 E: 0 K: 1 S: 8	H: 3 LOB: 3 BB: 1 P: 12	R: 0 E: 0 K: 1 S: 7	H: 2 LOB: 1 BB: 0 P: 7	R: 0 E: 0 K: 1 S: 5	H: 0 LOB: 1 BB: 1 P: 9	R: 0 E: 0 K: 0 S: 4	H: 0 LOB: 1 BB: 0 P: 4	R: 1 E: 0 K: 0 S: 1	H: 1 LOB: 0 BB: 0 P: 1	1B: 14 2B: 1 3B: 0 HR: 1	SF: 0 SAC: 0 DP: 3 HBP: 0	WP: 0 PB: 0 SB: 4 CS: 1	PA: 52
PITCHER	IP	WLS	BF	H	R	ER	SO	BB	IBB	HBP	BLK	WP	HR	S	P	ERA	WHIP											
Jay Hook, R ERA: 5.5	(1.1)	5.0	25	10	2	2	5	2	0	0	0	0	0	33	41	3.60	2.400											
Ray Daviault, R ERA: 6.5	(8.1)	2.2	11	3	1	1	1	2	0	0	0	0	0	11	19	3.38	1.875											
Craig Anderson, R ERA: 6.5	(8.1)	1.1	6	2	1	1	2	0	0	0	0	0	0	10	10	6.75	1.500											
Willard Hunter, L ERA: 3.06	(10.1)	2.0	8	0	0	0	1	1	0	0	0	0	0	9	13	0.00	0.500											
Bob Miller, R ERA: 5.29	(12.1)	0.0	0	0	0	0	0	0	0	0	0	0	0	0	0	∞	∞											

New York Mets @ Milwaukee Braves
Milwaukee County Stadium, Milwaukee, WI
Tue Jul 24 1962, 8:05 PM EDT
Att. 9,971 - Unknown

AB 46
R 5
H 16
RBI 5
BB 5
SO 9
LOB 25



Batter	1	2	3	4	5	6	7	8	9	AB	R	H	RBI	BB	SO	LOB	TOP		
Richie Ashburn, L OBP: 0.413, SLG: 0.413 (1, 8)	1-3		K							3	1	1	0	2	1	1	New York Mets @ Milwaukee Braves Milwaukee County Stadium, Milwaukee, WI Wed Jul 25 1962, 8:05 PM EDT Att: 9,056 - Unknown 		
Rod Kanehl, R OBP: 0.333, SLG: 0.405 (1, 4)	F4		FC6-4							4	1	1	1	0	0	3			
Felix Mantilla, R OBP: 0.332, SLG: 0.426 (1, 5)										3	1	1	1	2	0	2			
Frank Thomas, R OBP: 0.350, SLG: 0.517 (1, 7)	FC5-4									5	1	1	3	0	2	5			
Jim Hickman, R OBP: 0.348, SLG: 0.456 (1, 9)										5	0	1	0	0	1	1			
Mary Throneberry, L OBP: 0.354, SLG: 0.358 (1, 3)										4	0	1	0	0	0	1			
Elio Chacon, R OBP: 0.354, SLG: 0.290 (1, 6)										4	0	2	0	0	0	1			
Chris Cannizzaro, R OBP: 0.352, SLG: 0.240 (1, 2)										2	1	0	0	2	2	2			
Roger Craig, R OBP: 0.128, SLG: 0.047 (1, 1)										1	0	0	0	1	1	2			
Joe Christopher, R OBP: 0.273, SLG: 0.309 (6, PH)										1	0	0	0	0	0	1			
Vinegar Bend Mizell, R OBP: 0.290, SLG: 0.143 (6, 1)										0	0	0	0	0	0	0			
Bob Miller, R OBP: 0.227, SLG: 0.318 (8, 1)										0	0	0	0	0	0	0			
Gene Woodling, L OBP: 0.350, SLG: 0.397 (9, PH)										1	0	0	0	0	0	1			
Inning Stats	R: 0 E: 0 K: 0 S: 3	H: 0 LOB: 1 BB: 1 P: 7	R: 0 E: 0 K: 1 S: 6	H: 2 LOB: 1 BB: 0 P: 6	R: 0 E: 0 K: 2 S: 7	H: 0 LOB: 2 BB: 2 P: 15	R: 0 E: 0 K: 1 S: 6	H: 1 LOB: 2 BB: 1 P: 10	R: 1 E: 0 K: 0 S: 4	H: 1 LOB: 1 BB: 0 P: 8	R: 0 E: 0 K: 1 S: 6	H: 1 LOB: 1 BB: 0 P: 6	R: 0 E: 0 K: 0 S: 3	H: 0 LOB: 0 BB: 0 P: 3	R: 4 E: 0 K: 1 S: 7	H: 2 LOB: 0 BB: 2 P: 15	1B: 6 2B: 0 3B: 1 HR: 1	SF: 0 SAC: 1 DP: 1 HBP: 0	WP: 1 PA: 41 CS: 0
PITCHER	IP	WLS	BF	H	R	ER	SO	BB	IBB	HBP	BLK	WP	HR	S	P	ERA	WHIP		
Bob Hendley, L ERA: 3.29 (1, 1)	8.0	W	34	6	1	1	6	5	0	0	0	1	0	41	61	1.12	1.375		
Hank Fischer, R ERA: 5.29 (9, 1)	1.0	S	7	2	4	4	1	2	0	0	0	0	1	7	15	36.00	4.000		

Batter	1	2	3	4	5	6	7	8	9	AB	R	H	RBI	BB	SO	LOB	BOTTOM		
Roy McMillan, R OBP: 0.353, SLG: 0.389 (1, 6)										4	1	2	0	1	0	3	New York Mets @ Milwaukee Braves Milwaukee County Stadium, Milwaukee, WI Wed Jul 25 1962, 8:05 PM EDT Att: 9,056 - Unknown 		
Lee Maye, L OBP: 0.322, SLG: 0.396 (1, 7)										5	1	2	1	0	1	4			
Eddie Mathews, L OBP: 0.374, SLG: 0.494 (1, 5)										4	3	2	4	1	0	2			
Hank Aaron, R OBP: 0.384, SLG: 0.615 (1, 9)										3	1	0	0	2	0	2			
Joe Adcock, R OBP: 0.336, SLG: 0.506 (1, 3)										4	2	2	5	0	0	1			
Tommie Aaron, R OBP: 0.260, SLG: 0.317 (8, 3)										0	0	0	0	0	0	0			
Del Crandall, R OBP: 0.337, SLG: 0.396 (1, 2)										3	0	0	0	1	0	0			
Hank Fischer, R ERA: 5.29 (9, 1)										0	0	0	0	0	0	0			
Frank Bolling, R OBP: 0.340, SLG: 0.429 (1, 4)										3	1	1	0	1	0	1			
Lou Johnson, R OBP: 0.321, SLG: 0.320 (1, 8)										4	1	1	1	0	0	1			
Bob Hendley, R OBP: 0.273, SLG: 0.162 (1, 1)										2	1	0	0	1	0	2			
Bob Uecker, R OBP: 0.370, SLG: 0.273 (8, PH)										1	0	0	0	0	1	1			
Inning Stats	R: 3 E: 0 K: 0 S: 6	H: 4 LOB: 0 BB: 0 P: 6	R: 0 E: 1 K: 0 S: 5	H: 1 LOB: 2 BB: 0 P: 5	R: 0 E: 0 K: 0 S: 2	H: 0 LOB: 0 BB: 1 P: 6	R: 0 E: 1 K: 0 S: 3	H: 0 LOB: 1 BB: 1 P: 7	R: 2 E: 0 K: 1 S: 7	H: 2 LOB: 0 BB: 0 P: 7	R: 0 E: 0 K: 0 S: 3	H: 0 LOB: 0 BB: 0 P: 3	R: 4 E: 0 K: 0 S: 4	H: 1 LOB: 0 BB: 3 P: 16	R: 2 E: 0 K: 1 S: 7	H: 2 LOB: 2 BB: 2 P: 15	1B: 4 2B: 1 3B: 1 HR: 4	SF: 0 SAC: 0 DP: 2 HBP: 0	WP: 0 PA: 40 CS: 0
PITCHER	IP	WLS	BF	H	R	ER	SO	BB	IBB	HBP	BLK	WP	HR	S	P	ERA	WHIP		
Roger Craig, R ERA: 4.55 (1, 1)	5.0	L	23	7	5	5	1	2	0	0	0	0	3	23	31	9.00	1.800		
Vinegar Bend Mizell, L ERA: 6.63 (6, 1)	2.1		15	3	6	6	1	5	0	0	0	0	1	12	32	23.14	3.429		
Bob Miller, R ERA: 5.29 (8, 1)	0.0		0	0	0	0	0	0	0	0	0	0	0	0	0	*	*		

Batter	1	2	3	4	5	6	7	8	9	AB	R	H	RBI	BB	SO	LOB	TOP					
Richie Ashburn, L (1, 8) OBP: 0.417, SLG: 0.412	0-3 K		0-0 1B		4-0 BB		4-0 BB		0-0 6-3	3	0	1	0	2	1	0	New York Mets @ Milwaukee Braves Milwaukee County Stadium, Milwaukee, WI Thu Jul 26 1962, 4:33 AM EDT Att: 9,749 - Unknown					
Rod Kanehl, R (1, 4) OBP: 0.331, SLG: 0.400	0-0 5-3		0-0 1B		0-0 F8		0-0 5-3			4	0	1	0	0	0	3						
Felix Mantilla, R (1, 5) OBP: 0.328, SLG: 0.420	0-0 F9		0-0 F4		0-3 K			0-3 K		4	0	0	0	0	2	4						
Frank Thomas, R (1, 7) OBP: 0.349, SLG: 0.514		0-0 F9		0-3 K		0-0 1B		0-0 6-3		4	0	1	0	0	1	0						
Jim Hickman, R (1, 9) OBP: 0.350, SLG: 0.457		0-0 6-3		0-0 1-3 1B		0-0 4-3-6-3		0-0 2B 1B		4	1	2	0	0	0	1						
Mary Throneberry, L (1, 3) OBP: 0.369, SLG: 0.377		0-0 1B		0-0 1-3		0-0 F1		0-0 2B		4	0	2	1	0	0	2						
Elio Chacon, R (1, 6) OBP: 0.350, SLG: 0.286		0-0 F9		0-3 K		0-0 F3		0-0 F9		4	0	0	0	0	1	4						
Chris Cannizzaro, R (1, 2) OBP: 0.347, SLG: 0.231			0-0 F9		4-0 1B BB		0-0 F5		0-0 F7	3	0	0	0	1	0	0						
Craig Anderson, R (1, 1) OBP: 0.111, SLG: 0.111			0-0 6-3		0-0 BB		0-0 F8		0-0 F9	2	0	1	0	0	0	0						
Joe Christopher, R (7, PH) OBP: 0.272, SLG: 0.307					1-2 BB					1	0	0	0	0	0	0						
Ken MacKenzie, R (7, 1)										0	0	0	0	0	0	0						
Gene Woodling, L (9, PH) OBP: 0.379, SLG: 0.395										1	0	0	0	0	0	0						
Inning Stats	R: 0 E: 0 K: 1 S: 5	H: 0 LOB: 0 BB: 0 P: 5	R: 0 E: 0 K: 0 S: 4	H: 1 LOB: 1 BB: 0 P: 4	R: 0 E: 0 K: 0 S: 5	H: 2 LOB: 2 BB: 0 P: 5	R: 0 E: 0 K: 2 S: 8	H: 1 LOB: 1 BB: 0 P: 8	R: 0 E: 0 K: 1 S: 5	H: 1 LOB: 2 BB: 2 P: 13	R: 0 E: 0 K: 0 S: 4	H: 1 LOB: 1 BB: 0 P: 4	R: 0 E: 0 K: 0 S: 3	H: 0 LOB: 1 BB: 1 P: 7	R: 1 E: 0 K: 1 S: 7	H: 2 LOB: 1 BB: 0 P: 7	R: 0 E: 0 K: 0 S: 3	H: 0 LOB: 0 BB: 0 P: 3	1B: 7 2B: 1 3B: 0 HR: 0	SF: 0 SAC: 0 DP: 0 HBP: 0	WP: 0 PB: 0 CS: 0	PA: 37
PITCHER Warren Spahn, L (1, 1) ERA: 3.09	IP: 9.0 WLS: W BF: 37 H: 8 R: 1 ER: 1 SO: 5 BB: 3 IBB: 0 HBP: 0 BLK: 0 WP: 0 HR: 0 S: 44 P: 56 ERA: 1.00 WHIP: 1.222															PITCHER						

AB	34
R	1
H	8
RBI	1
BB	3
SO	5
LOB	14



Batter	1	2	3	4	5	6	7	8	9	AB	R	H	RBI	BB	SO	LOB	BOTTOM			
Lou Johnson, R (1, 8) OBP: 0.333, SLG: 0.379	0-0 5-3		0-3 K		4-0 2B E BB		0-0 WP 3B		0-0 F8	4	2	1	0	1	1	1	New York Mets @ Milwaukee Braves Milwaukee County Stadium, Milwaukee, WI Thu Jul 26 1962, 4:33 AM EDT Att: 9,749 - Unknown			
Lee Maye, L (1, 7) OBP: 0.314, SLG: 0.384	0-0 F6		0-0 4-3		0-3 K		0-0 G3			4	0	0	0	0	1	2				
Eddie Mathews, L (1, 5) OBP: 0.373, SLG: 0.494	0-0 G3			0-0 F4		0-0 1B 2B		0-0 F5		4	1	1	0	0	0	0				
Hank Aaron, R (1, 9) OBP: 0.385, SLG: 0.621		0-0 HR		0-0 WP CS 1B 1B		0-0 E6 1B		0-0 E5 1B		4	2	2	1	0	0	1				
Joe Adcock, R (1, 3) OBP: 0.338, SLG: 0.504		0-0 6-3		4-0 1B WP FC5-2 BB		0-0 G6-4-3 1B		0-0 F8		3	0	1	1	1	0	1				
Tommie Aaron, R (8, 3) OBP: 0.260, SLG: 0.317				1-2 FC5-2 BB		1-2 2H 1B				0	0	0	0	0	0	0				
Joe Torre, R (1, 2) OBP: 0.331, SLG: 0.331		0-0 5-3		0-0 FC5-2 BB		0-0 G6-4-3		0-0 1B		4	0	2	1	0	0	2				
Frank Bolling, R (1, 4) OBP: 0.336, SLG: 0.423		0-0 5-3		4-0 FC5-2 BB		0-0 F8		0-0 1-3		3	0	0	0	1	0	2				
Amado Samuel, R (1, 6) OBP: 0.248, SLG: 0.260			4-0 BB		0-0 FC5-2		0-0 F3		4-0 G1-6-3 BB	2	0	0	0	2	0	3				
Warren Spahn, L (1, 1) OBP: 0.266, SLG: 0.317			0-3 K		1-2 2-3 3-H		0-0 3-1		0-0 G1-6-3	4	1	1	1	0	1	5				
Inning Stats	R: 0 E: 0 K: 0 S: 3	H: 0 LOB: 0 BB: 0 P: 3	R: 1 E: 0 K: 0 S: 4	H: 1 LOB: 0 BB: 0 P: 4	R: 0 E: 0 K: 2 S: 7	H: 0 LOB: 1 BB: 1 P: 11	R: 1 E: 0 K: 0 S: 5	H: 2 LOB: 2 BB: 2 P: 13	R: 2 E: 1 K: 1 S: 7	H: 2 LOB: 1 BB: 1 P: 11	R: 2 E: 0 K: 0 S: 5	H: 2 LOB: 0 BB: 0 P: 5	R: 0 E: 1 K: 0 S: 5	H: 1 LOB: 2 BB: 0 P: 5	R: 0 E: 0 K: 0 S: 2	H: 0 LOB: 0 BB: 1 P: 6	1B: 4 2B: 1 3B: 1 HR: 2	SF: 0 SAC: 0 DP: 2 HBP: 0	WP: 2 PB: 0 CS: 1	PA: 37
PITCHER Craig Anderson, R (1, 1) ERA: 5.06	IP: 6.0 WLS: L BF: 29 H: 7 R: 6 ER: 5 SO: 3 BB: 4 IBB: 0 HBP: 0 BLK: 0 WP: 2 HR: 2 S: 31 P: 47 ERA: 7.50 WHIP: 1.833															PITCHER				
Ken MacKenzie, L (7, 1) ERA: 5.51	IP: 2.0 WLS: L BF: 8 H: 1 R: 0 ER: 0 SO: 0 BB: 1 IBB: 0 HBP: 0 BLK: 0 WP: 0 HR: 0 S: 7 P: 11 ERA: 0.00 WHIP: 1.000															PITCHER				



Batter	1	2	3	4	5	6	7	8	9	AB	R	H	RBI	BB	SO	LOB	TOP					
Lee Maye, L OBP: 0.308, SLG: 0.378 (1, 7)	F4	1B 2B 1B		F8	F4		SF8		4-3	5	1	1	1	0	0	1						
Gus Bell, L OBP: 0.284, SLG: 0.313 Lou Johnson, R OBP: 0.314, SLG: 0.355 (6, PH) (6, 8)	K	1-2 2B 1B		6-3		P3	5-3			3	1	1	1	0	1	0						
Eddie Mathews, L OBP: 0.378, SLG: 0.506 (1, 5)	1B 2B	1B 2B		HBP		K		1B SF8 2B		4	2	3	2	0	1	0						
Hank Aaron, R OBP: 0.392, SLG: 0.625 (1, 8) (6, 9)	BB 1B	1B		1-2 1B		BB		5-3 1B		4	0	4	1	1	0	0						
Joe Adcock, R OBP: 0.336, SLG: 0.498 Tommie Aaron, R OBP: 0.260, SLG: 0.317 (1, 3) (8, 3)	1-2 BB	F4		K		K		SF8		3	0	0	1	1	2	5						
Del Crandall, R OBP: 0.342, SLG: 0.398 (1, 2)	F7			HBP		5-3 2B 1B		1B SF8 1B	5-3	4	2	2	0	0	0	3						
Frank Bolling, R OBP: 0.336, SLG: 0.419 (1, 4)		K		K		5-3		SF8 SH5-4 1B	K	5	0	1	0	0	3	3						
Amado Samuel, R OBP: 0.257, SLG: 0.279 (1, 6)		1B SH3-4 1B		F4		SH1-3 2B		SH5-4	F8	4	1	2	1	0	0	1						
Denny Lemaster, R OBP: 0.222, SLG: 0.125 Jack Curtis, L OBP: 0.250, SLG: 0.167 Joe Torre, R OBP: 0.336, SLG: 0.331 Claude Raymond, R (7, 1)	SH3-4			K		SH1-3		4-0 BB	4-3	1	0	0	0	0	1	1						
Inning Stats	R: 1 E: 0 K: 1 S: 7	H: 2 LOB: 2 BB: 1 P: 11	R: 3 E: 0 K: 1 S: 10	H: 5 LOB: 2 BB: 0 P: 10	R: 0 E: 0 K: 2 S: 7	H: 0 LOB: 1 BB: 0 P: 8	R: 0 E: 0 K: 1 S: 6	H: 1 LOB: 2 BB: 0 P: 7	R: 1 E: 0 K: 0 S: 5	H: 2 LOB: 1 BB: 0 P: 5	R: 0 E: 0 K: 2 S: 7	H: 0 LOB: 1 BB: 1 P: 11	R: 1 E: 0 K: 0 S: 5	H: 2 LOB: 2 BB: 1 P: 9	R: 1 E: 0 K: 1 S: 7	H: 2 LOB: 1 BB: 0 P: 7	R: 0 E: 0 K: 0 S: 3	H: 0 LOB: 0 BB: 0 P: 3	1B: 10 2B: 4 3B: 0 HR: 0	SF: 2 SH: 4 DP: 0 HBP: 2	WP: 0 PB: 0 SB: 0 CS: 0	PA: 46
PITCHER	IP	WLS	BF	H	R	ER	SO	BB	IBB	HBP	BLK	WP	HR	S	P	ERA	WHIP					
Moe Drabowsky, R ERA: 5.06 Ted Wills, L ERA: 6.29 Dave Sisler, R ERA: 4.25 Joe Nuxhall, L ERA: 5.99 Jim Brosnan, R ERA: 3.4	1.2		13	7	4	4	2	1	0	0	0	0	0	16	20	21.60	4.800					
PITCHER	IP	WLS	BF	H	R	ER	SO	BB	IBB	HBP	BLK	WP	HR	S	P	ERA	WHIP					
Jim Maloney, R ERA: 6.0	1.0		3	0	0	0	0	0	0	0	0	0	0	3	3	0.00	0.500					

Milwaukee Braves @ Cincinnati Reds
Crosley Field, Cincinnati, OH
Fri Jul 27 1962, 7:05 PM EDT
Att: 19,939 - Unknown

AB 36
R 7
H 14
RBI 7
BB 3
SO 8
LOB 16

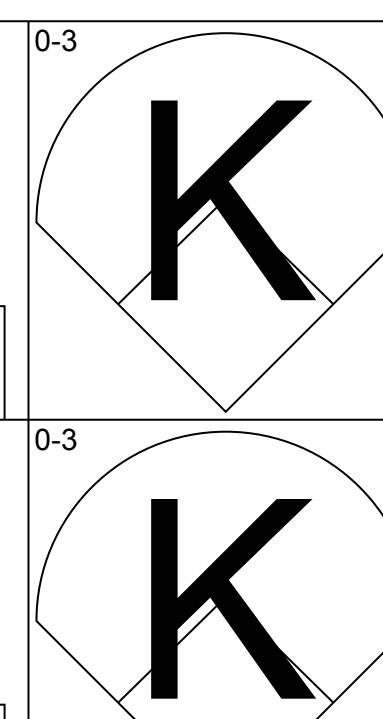
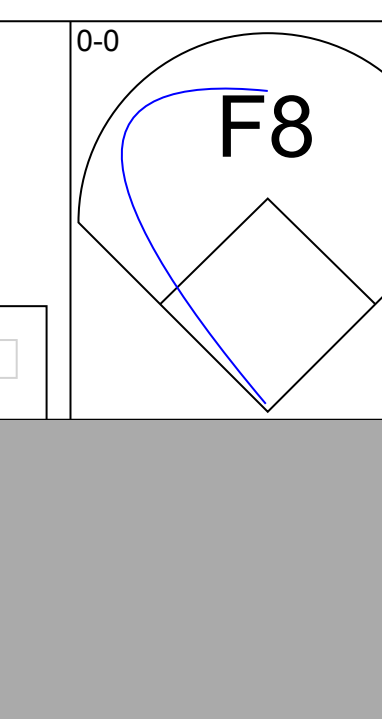
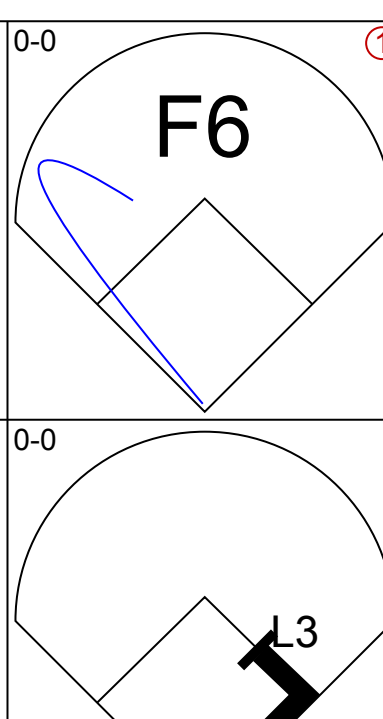
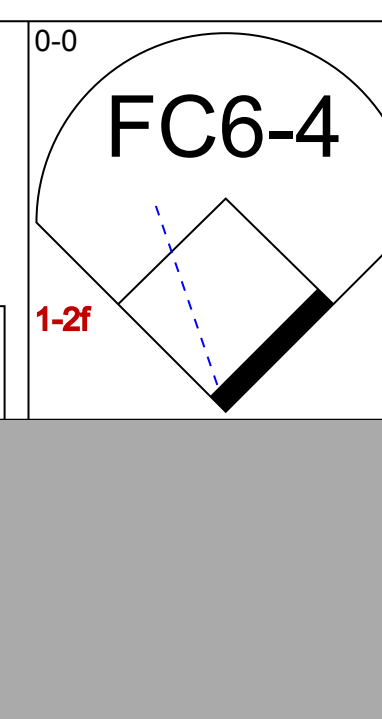
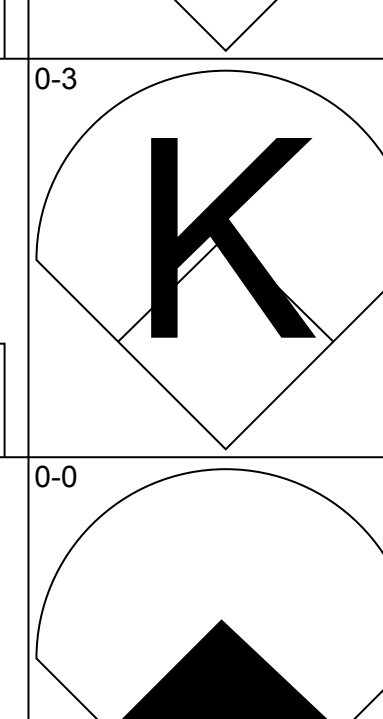
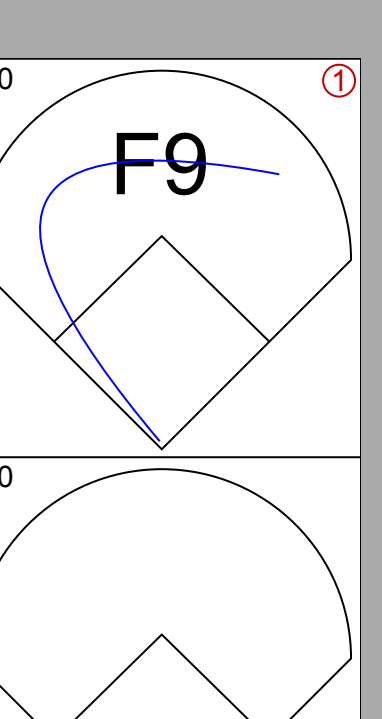
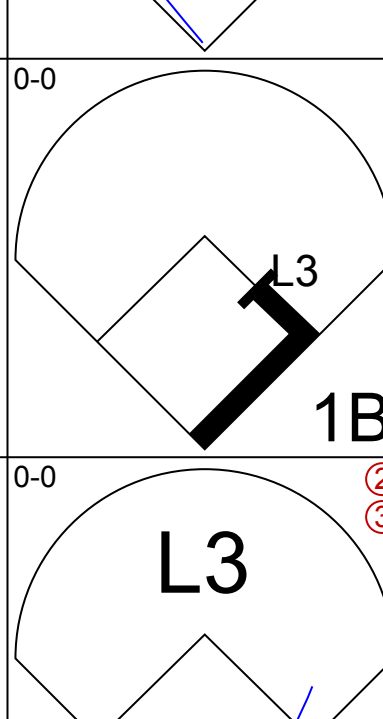
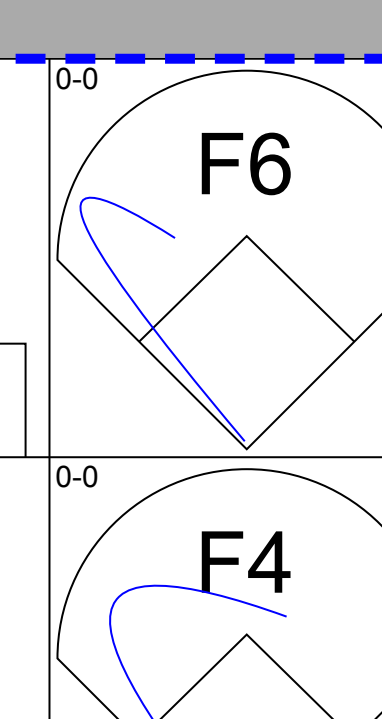
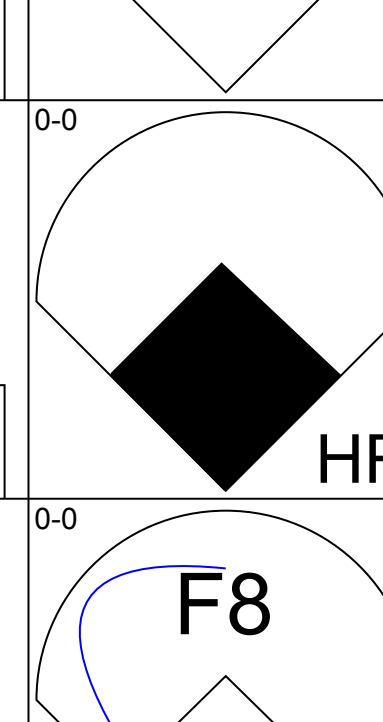
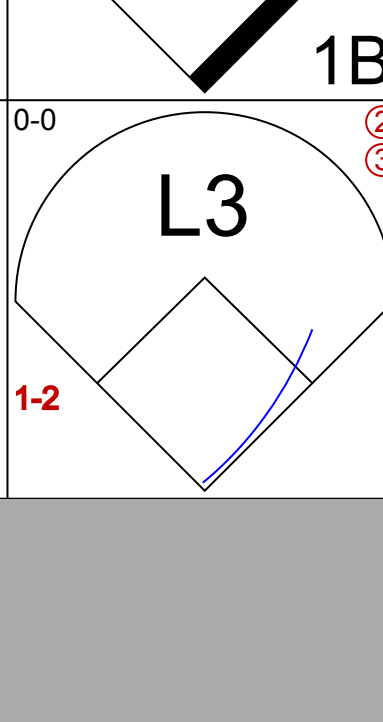
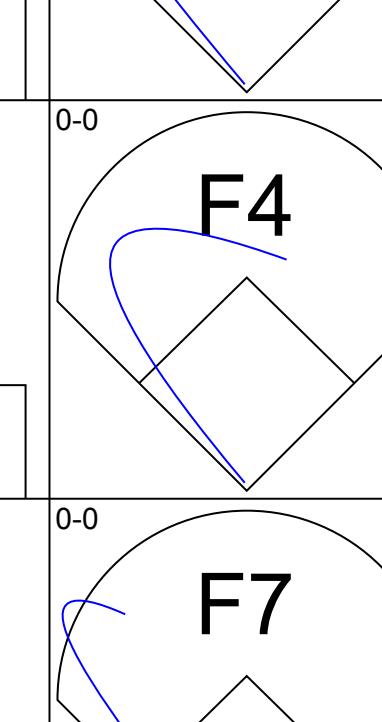
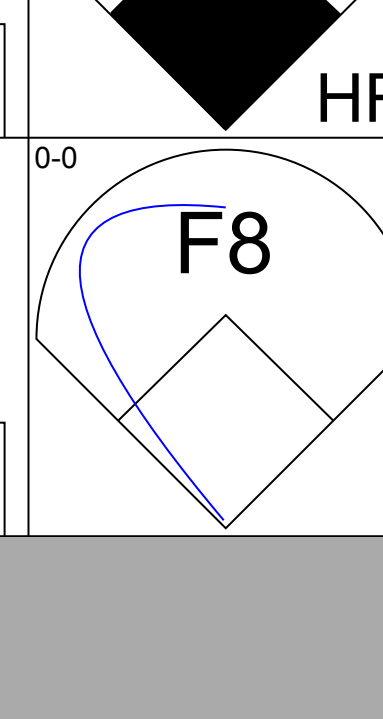
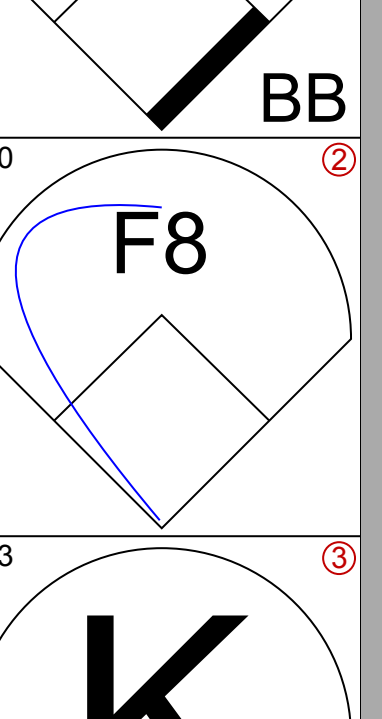
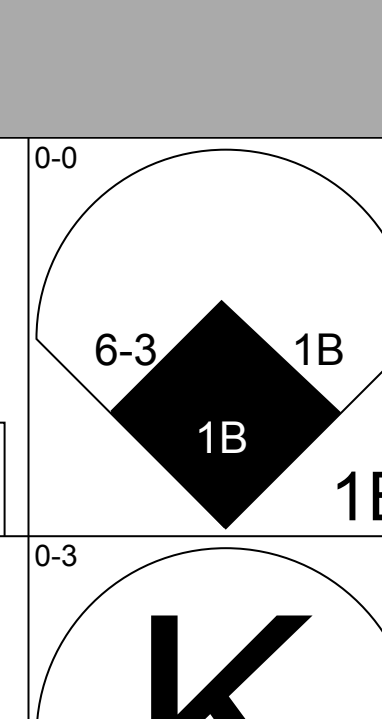
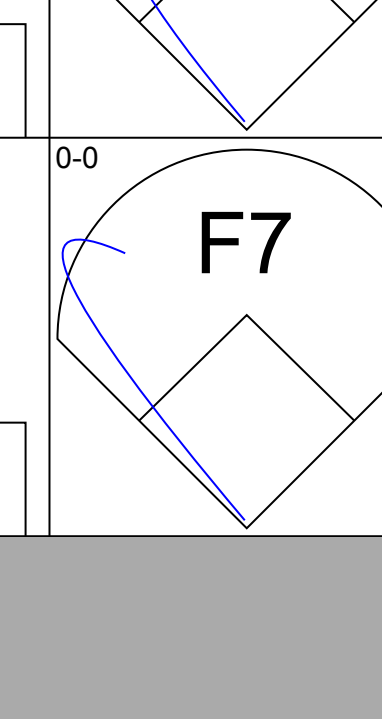
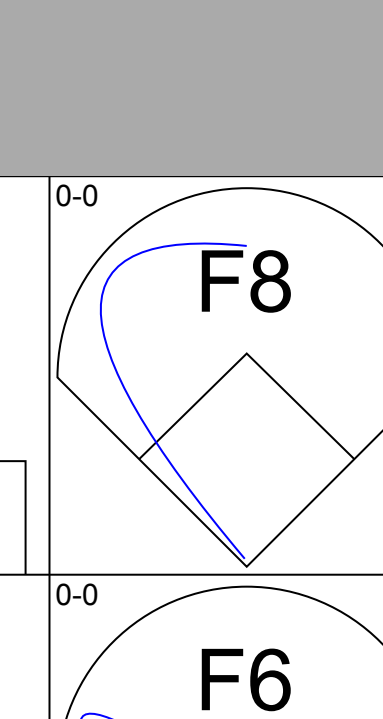
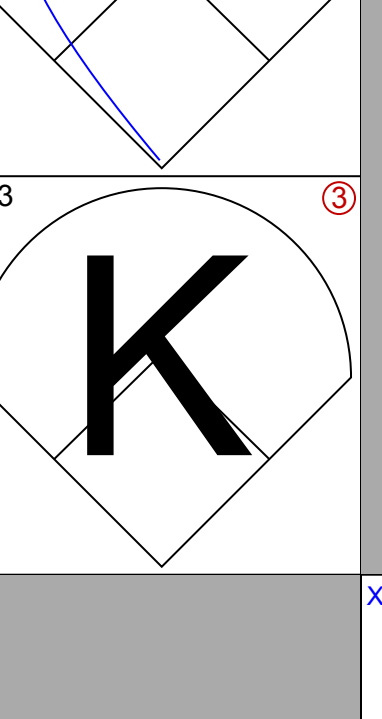
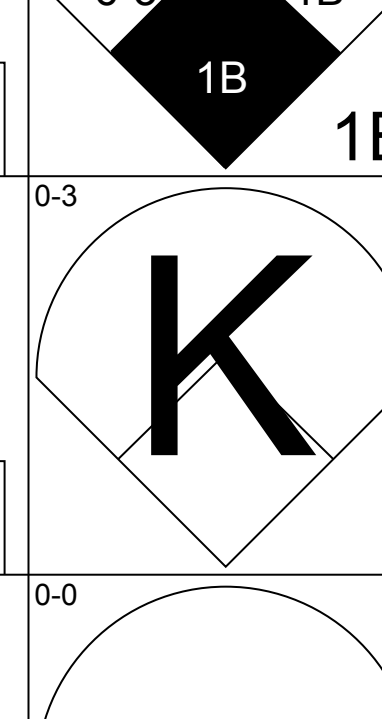
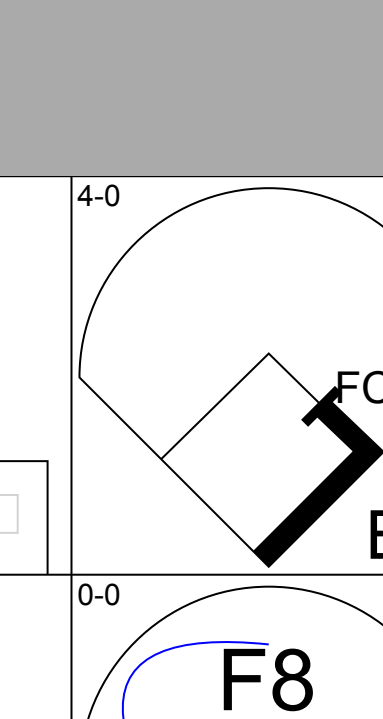
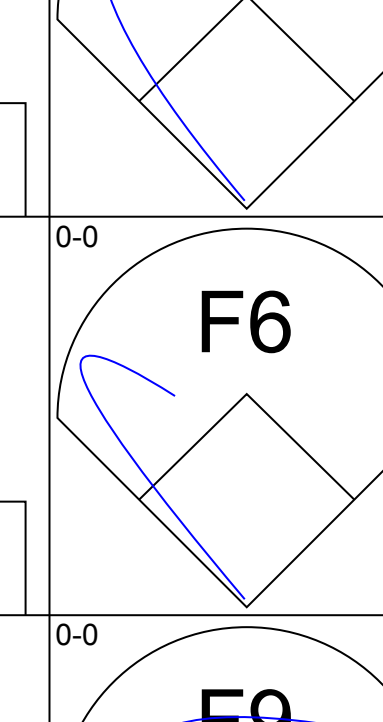
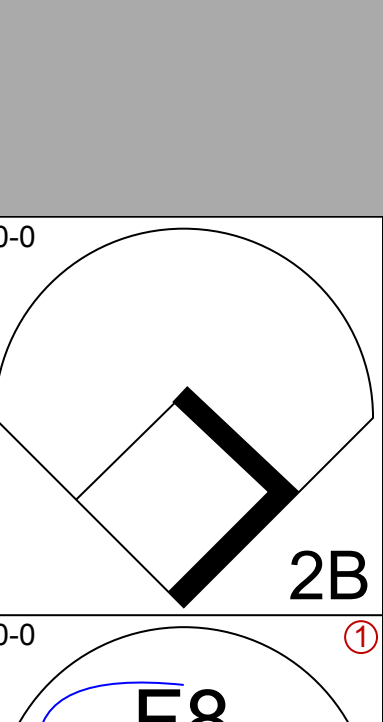
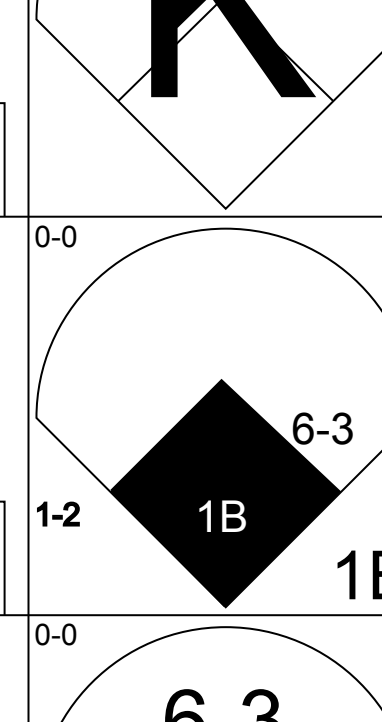
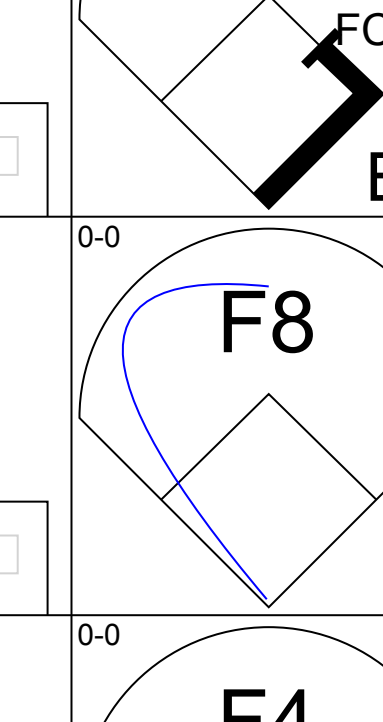
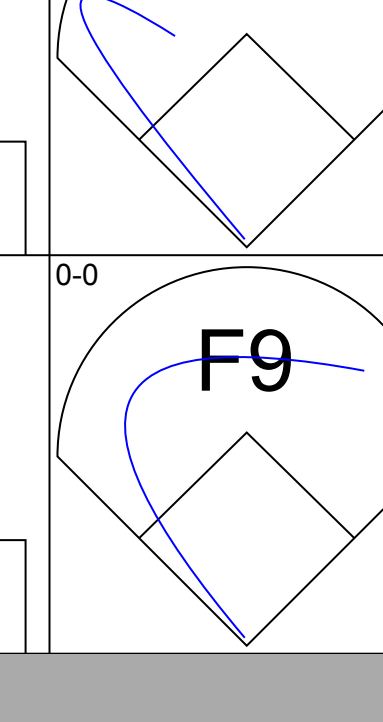
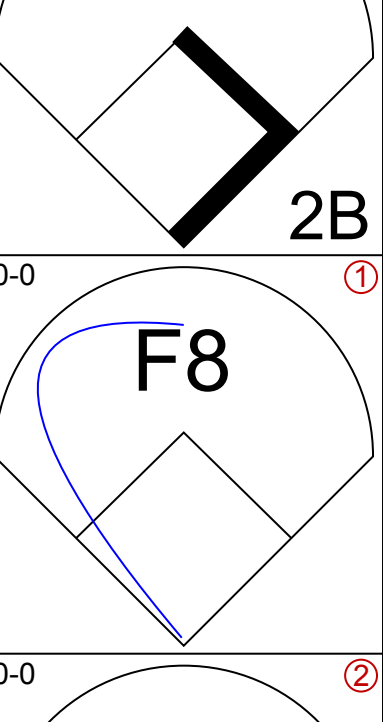
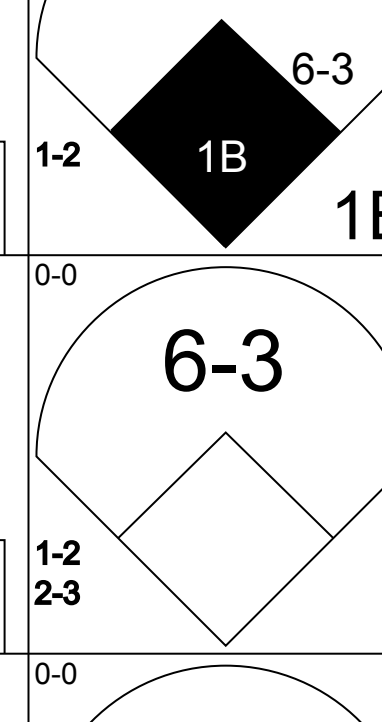
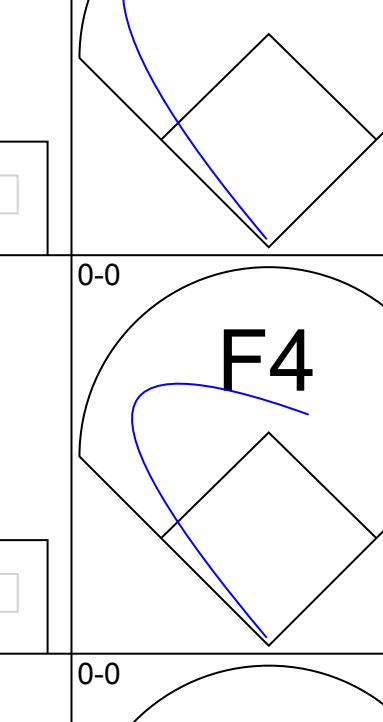

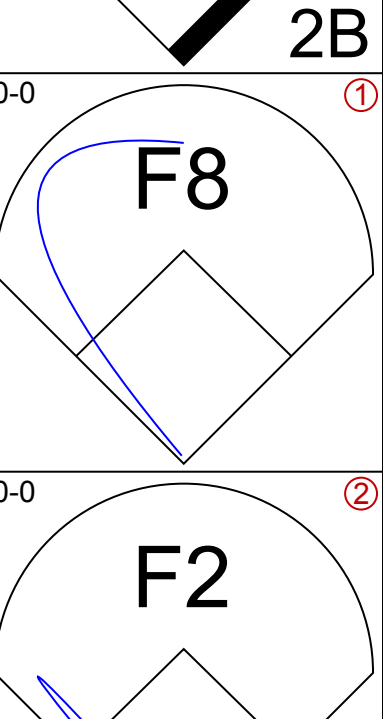
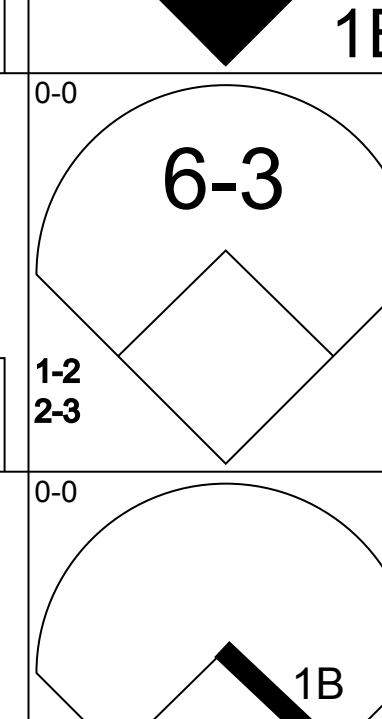
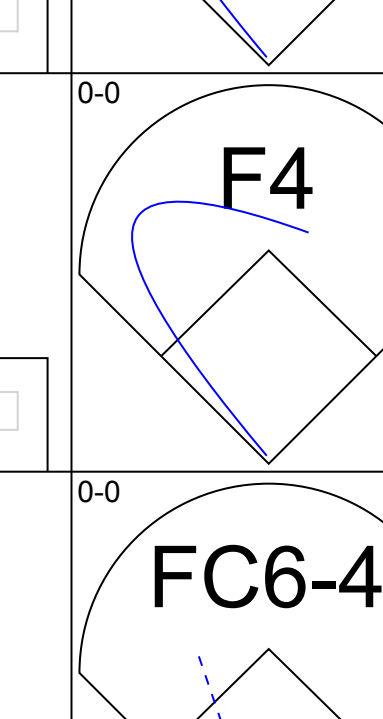
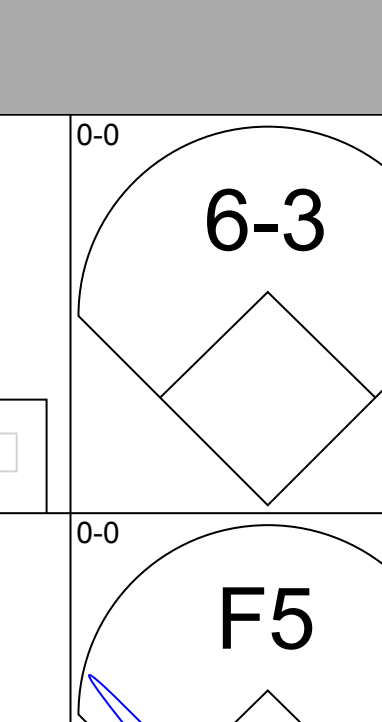
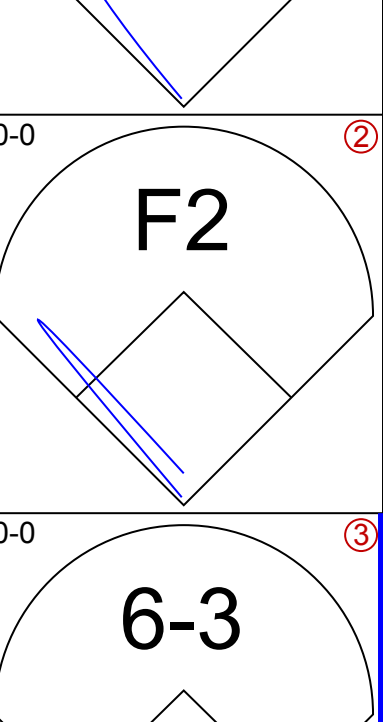
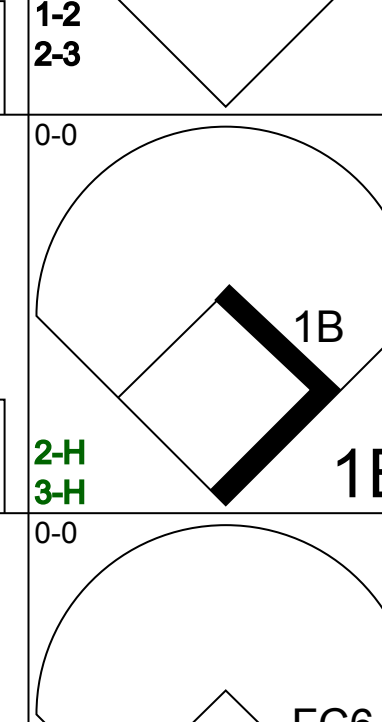
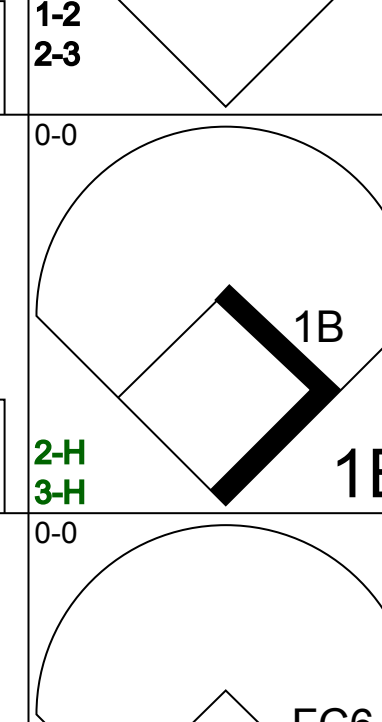


Batter	1	2	3	4	5	6	7	8	9	AB	R	H	RBI	BB	SO	LOB	BOTTOM					
Leo Cardenas, R OBP: 0.328, SLG: 0.395 (1, 6)	BB 1B			F8	1B 2B	1B 1B		F8		5	1	3	0	0	0	0						
Eddie Kasko, R OBP: 0.289, SLG: 0.334 (1, 5)	F8			F8	1B 4-3 1B	1-3 1B		F8		5	1	2	1	0	0	1						
Vada Pinson, L OBP: 0.334, SLG: 0.505 (1, 8)	F7			2-3	4-3 BB 1B	K		K		5	0	1	0	0	2	3						
Frank Robinson, R OBP: 0.410, SLG: 0.567 (1, 9)	1-2 BB			HR	4-3 BB	F3		K		3	1	1	1	2	1	2						
Wally Post, R OBP: 0.338, SLG: 0.488 Jerry Lynch, L OBP: 0.355, SLG: 0.500 (7, PH) (8, 7)	F9			BB BB	4-3	4-3		4-3		2	0	0	1	1	0	4						
Hank Foiles, R OBP: 0.385, SLG: 0.547 Johnny Edwards, L OBP: 0.329, SLG: 0.411 (1, 2) (7, PH) (8, 2)		K		BB BB	4-0 BB	5-3		4-3		2	0	0	0	1	1	2						
Gordy Coleman, L OBP: 0.334, SLG: 0.492 (1, 3)	F2			K		F3		F3		4	0	1	0	0	1	2						
Don Blasingame, L OBP: 0.347, SLG: 0.329 (1, 4)	K			F8		FC4-6 1B		K		4	1	0	0	0	2	3						
Moe Drabowsky, R ERA: 5.06 Ted Wills, L ERA: 6.29 Dave Sisler, R ERA: 4.25 Joe Nuxhall, L ERA: 5.99 Jim Brosnan, R ERA: 3.4 Marty Krogh, L ERA: 3.00 Jim Maloney, R ERA: 6.0				3-1		F9		F5		0	0	0	0	0	0	0						
Inning Stats	R: 0 E: 0 K: 0 S: 4	H: 1 LOB: 2 BB: 1 P: 8	R: 0 E: 0 K: 2 S: 7	H: 0 LOB: 0 BB: 0 P: 7	R: 0 E: 0 K: 0 S: 3	H: 0 LOB: 0 BB: 0 P: 3	R: 1 E: 0 K: 1 S: 6	H: 1 LOB: 2 BB: 2 P: 14	R: 2 E: 0 K: 0 S: 6	H: 3 LOB: 2 BB: 1 P: 10	R: 2 E: 0 K: 1 S: 9	H: 4 LOB: 2 BB: 0 P: 9	R: 0 E: 0 K: 0 S: 3	H: 0 LOB: 0 BB: 0 P: 3	R: 0 E: 0 K: 1 S: 5	H: 0 LOB: 0 BB: 0 P: 5	R: 0 E: 0 K: 2 S: 7	H: 0 LOB: 0 BB: 0 P: 7	1B: 6 2B: 1 3B: 0 HR: 2	SF: 0 SH: 1 DP: 0 HBP: 0	WP: 0 PB: 0 SB: 0 CS: 0	PA: 40
PITCHER	IP	WLS	BF	H	R	ER	SO	BB	IBB	HBP	BLK	WP	HR	S	P	ERA	WHIP					
Denny Lemaster, L ERA: 3.7 Jack Curtis, L ERA: 3.4 Claude Raymond, R ERA: 1.53	4.1		21	5	3	3	3	3	0	0	0	0	0	1	24	36	6.23	1.846				
PITCHER	IP	WLS	BF	H	R	ER	SO	BB	IBB	HBP	BLK	WP	HR	S	P	ERA	WHIP					
	3.0	W	9	0	0	0	3	0	0	0	0	0	0	15	15	0.00	0.000					

Milwaukee Braves @ Cincinnati Reds
Crosley Field, Cincinnati, OH
Fri Jul 27 1962, 7:05 PM EDT
Att: 19,939 - Unknown

AB 36
R 5
H 9
RBI 5
BB 4
SO 7
LOB 17

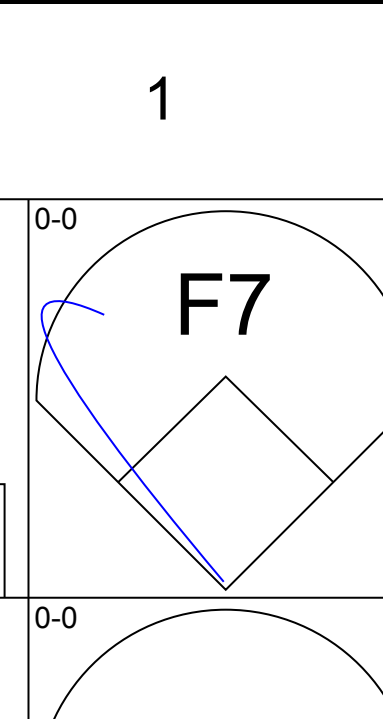
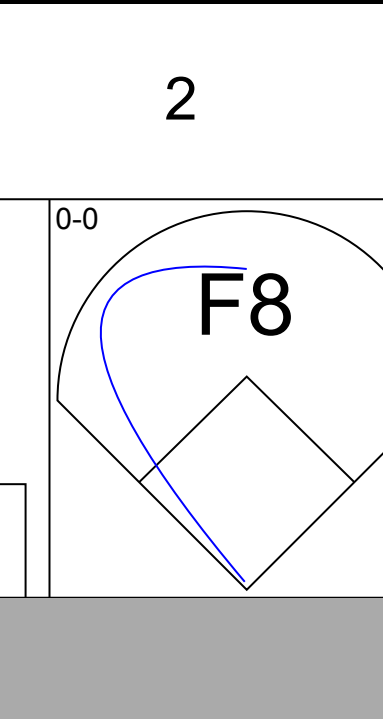
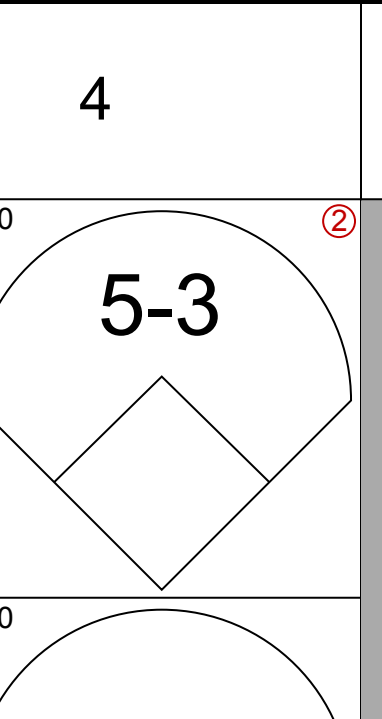
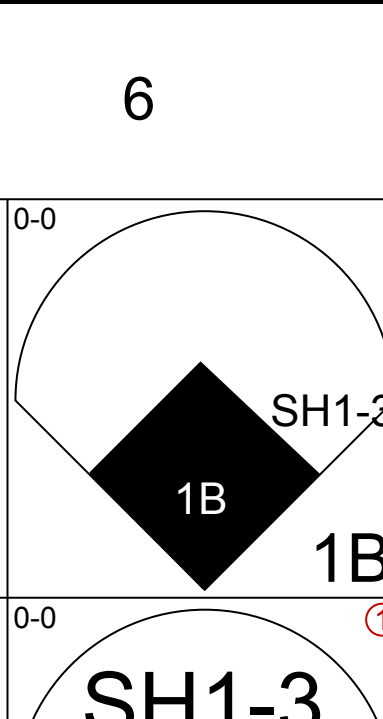
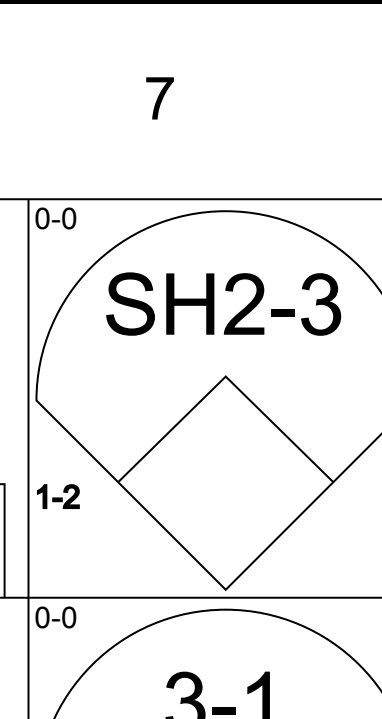
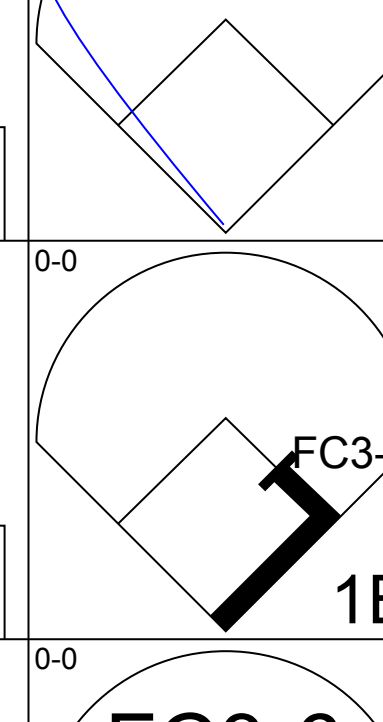
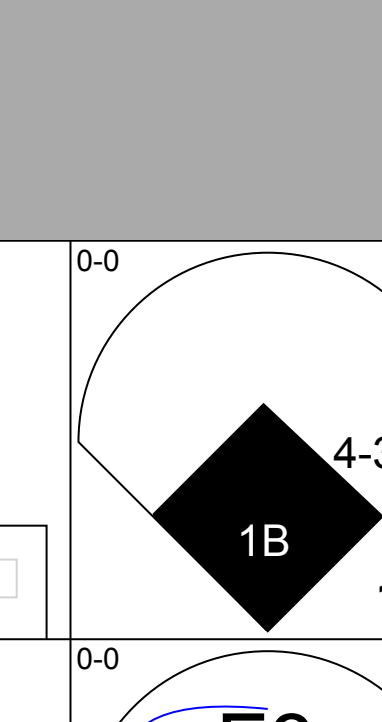
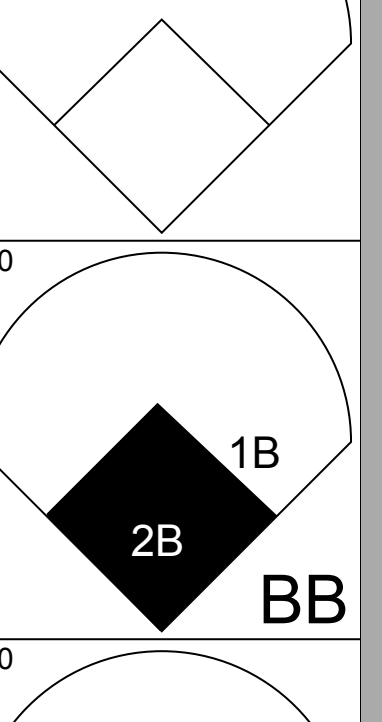

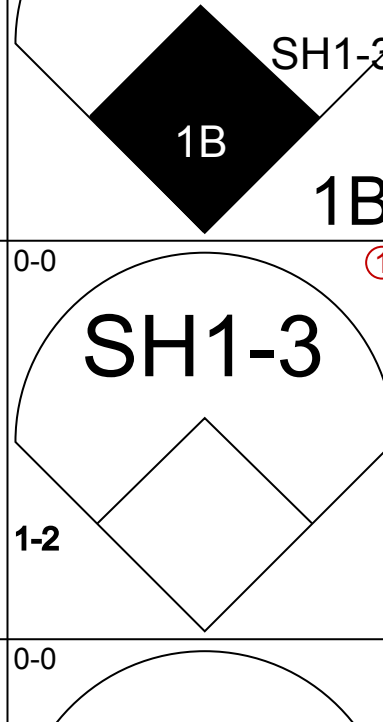
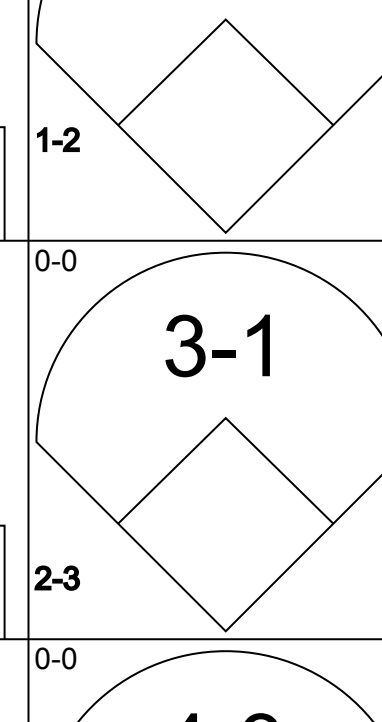
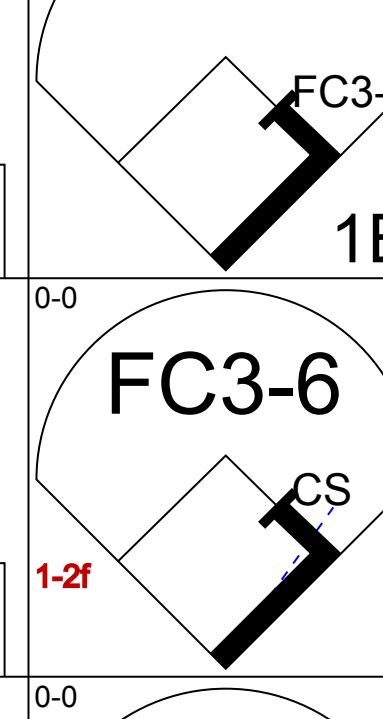
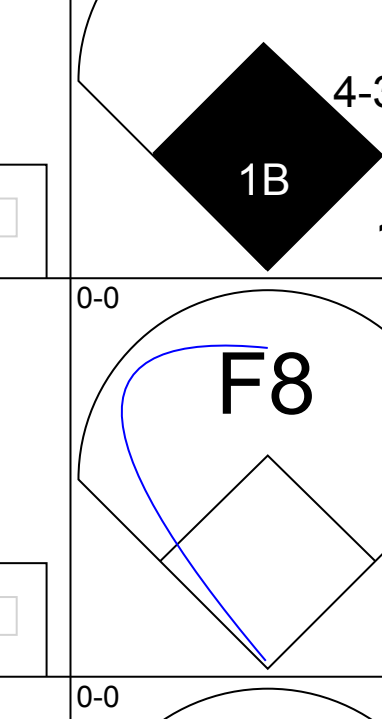
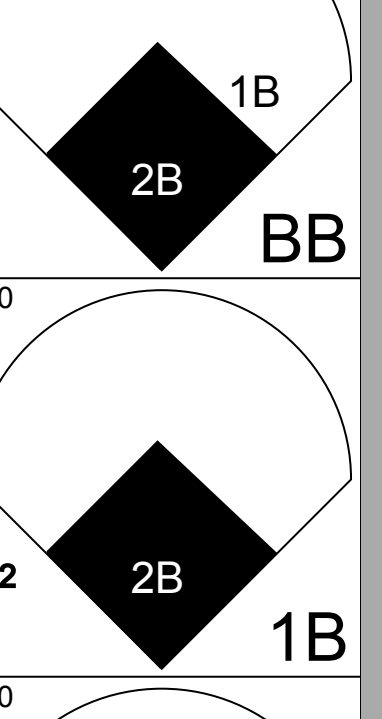

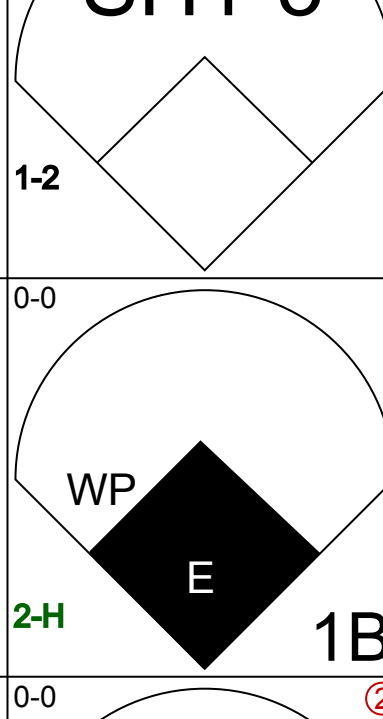
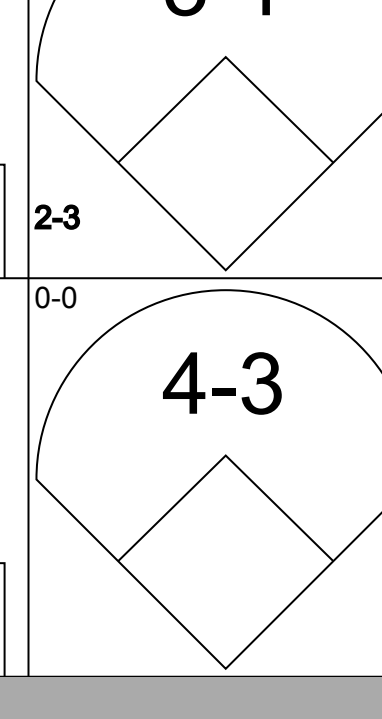
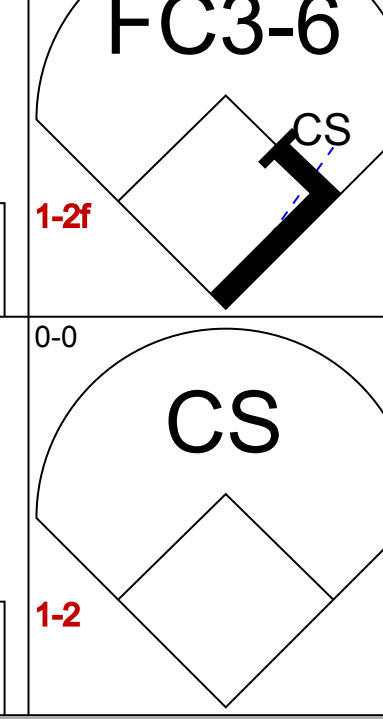
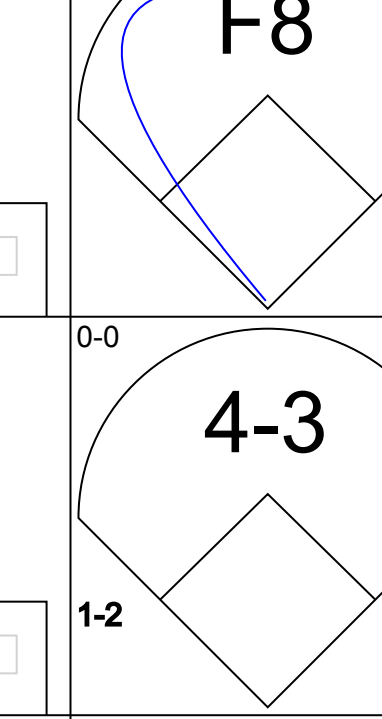
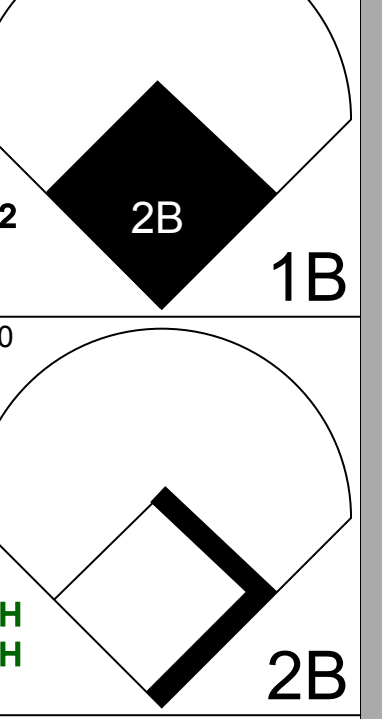

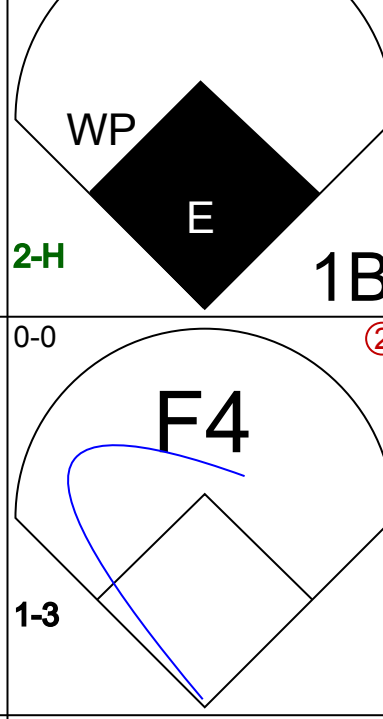
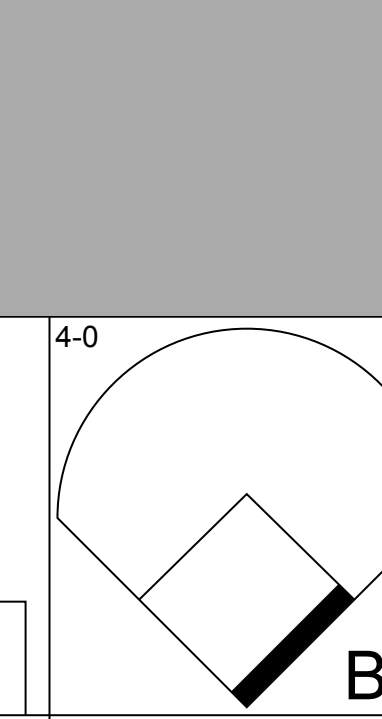
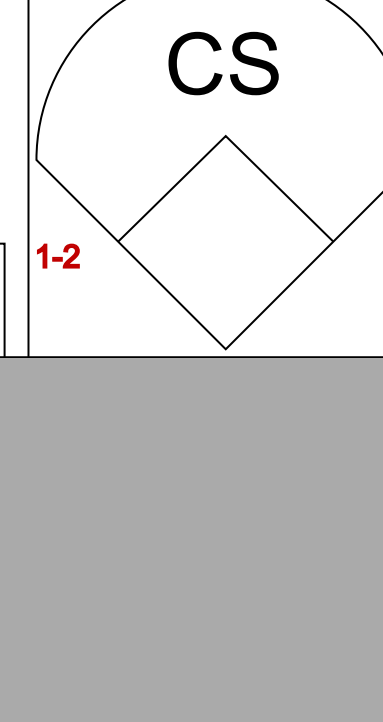
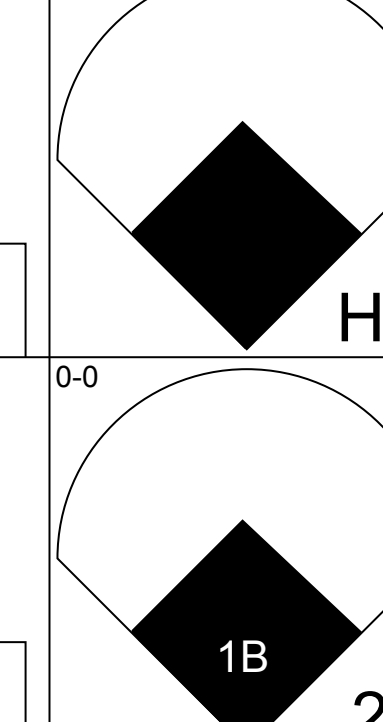
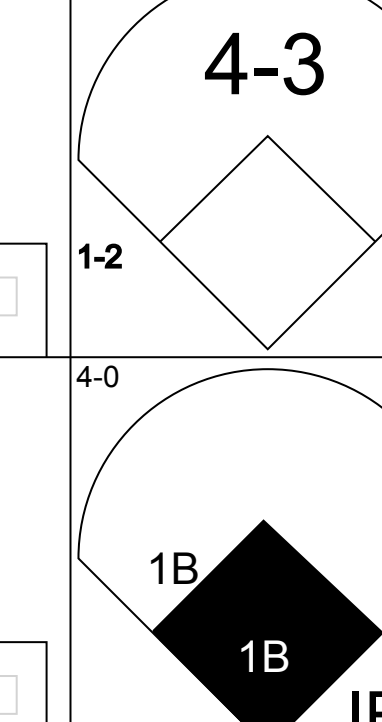
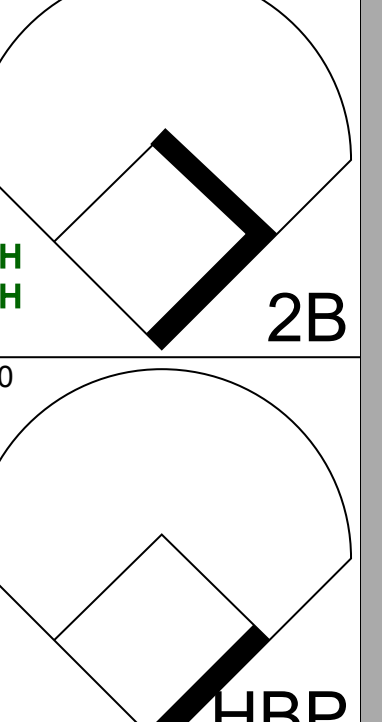

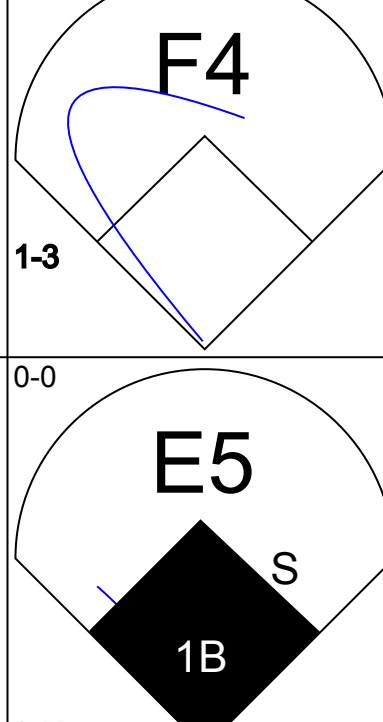
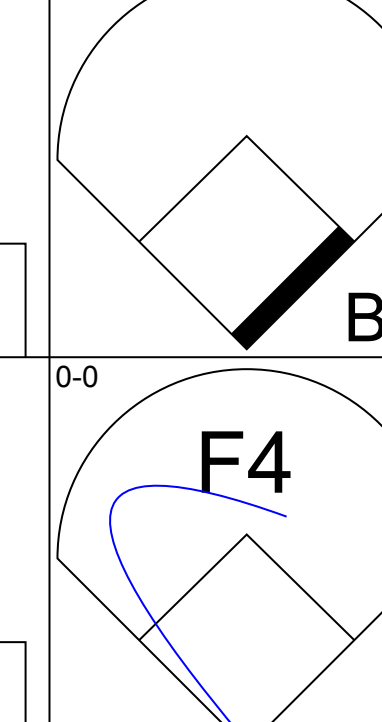
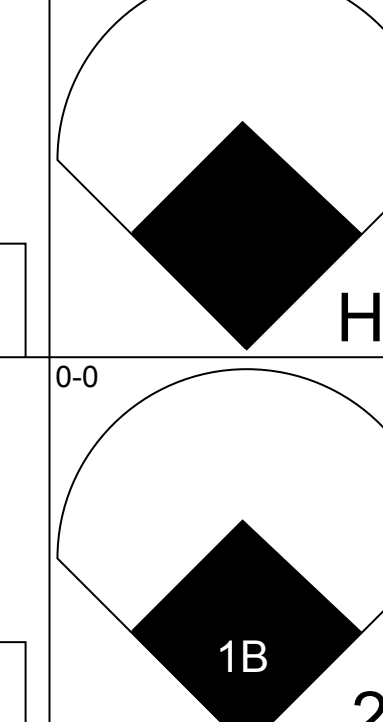
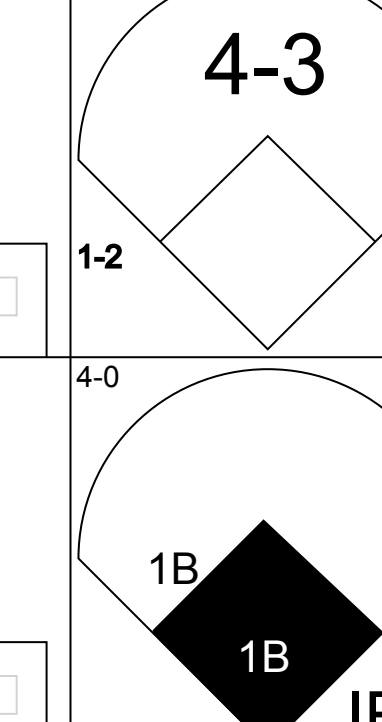
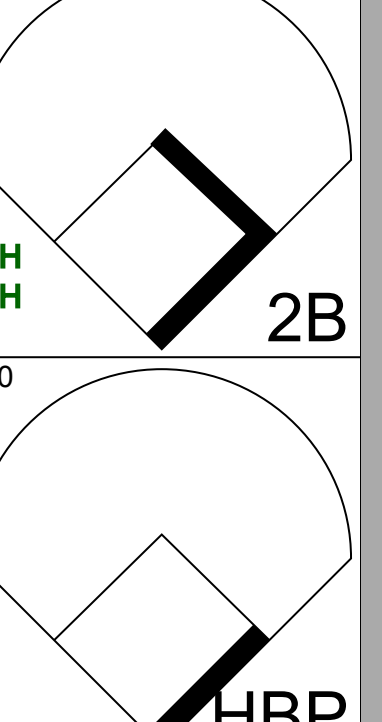

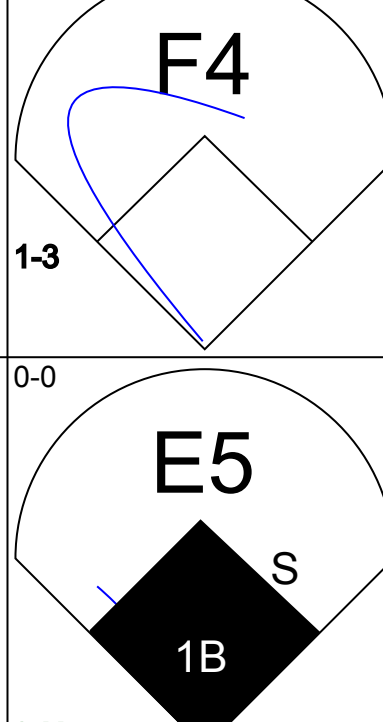
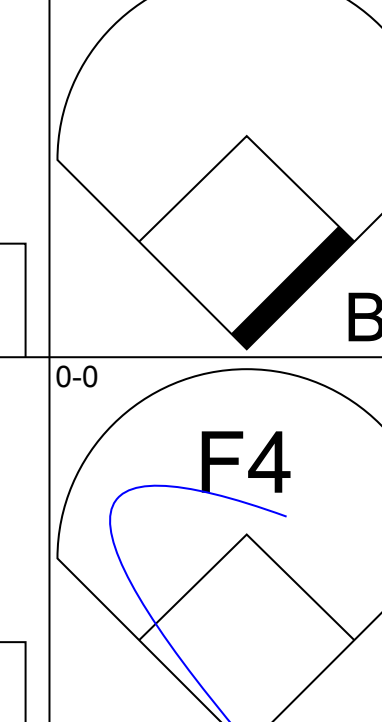
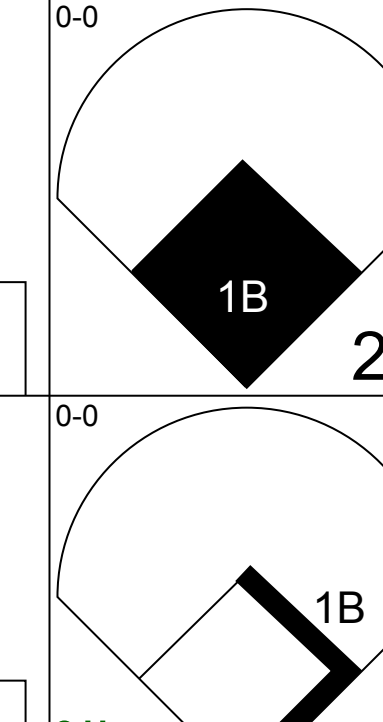
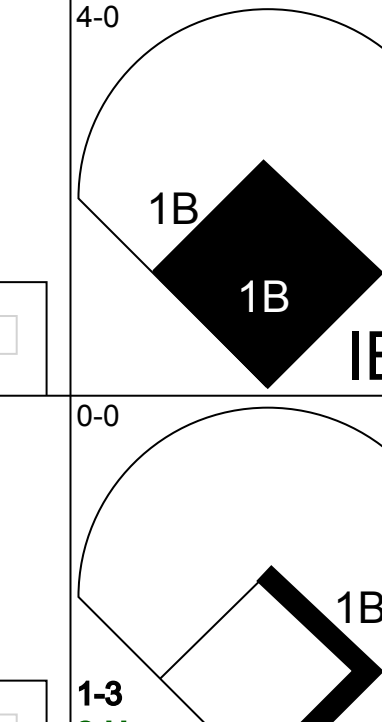
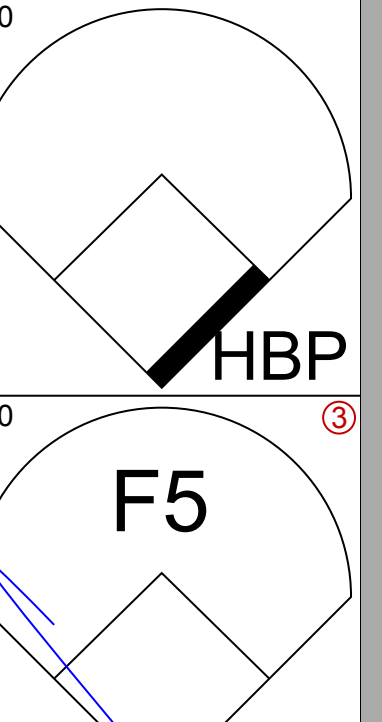
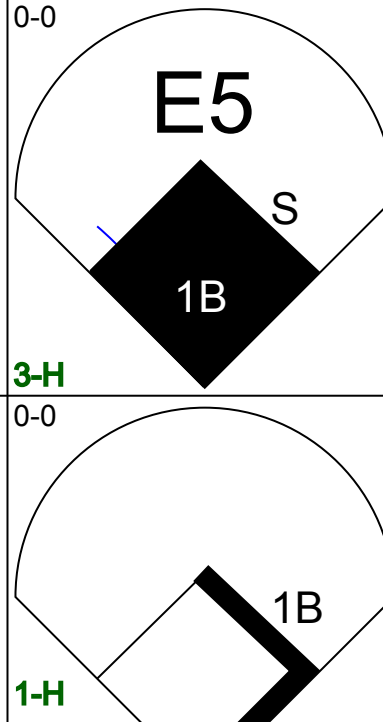
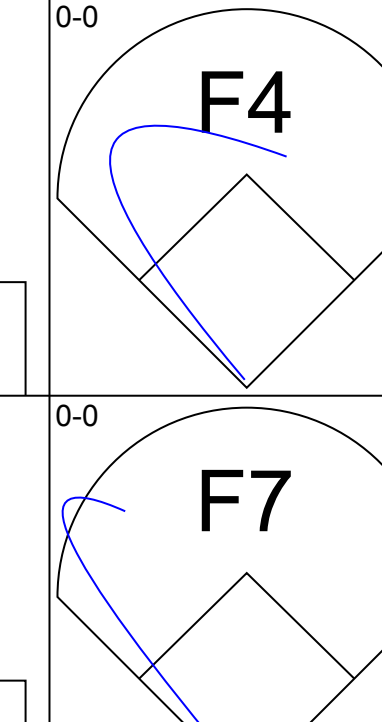
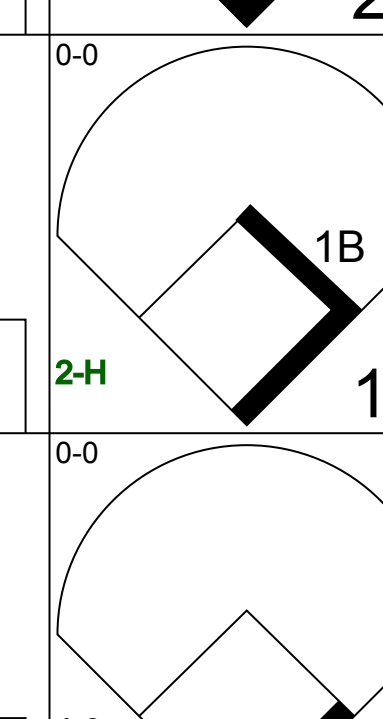
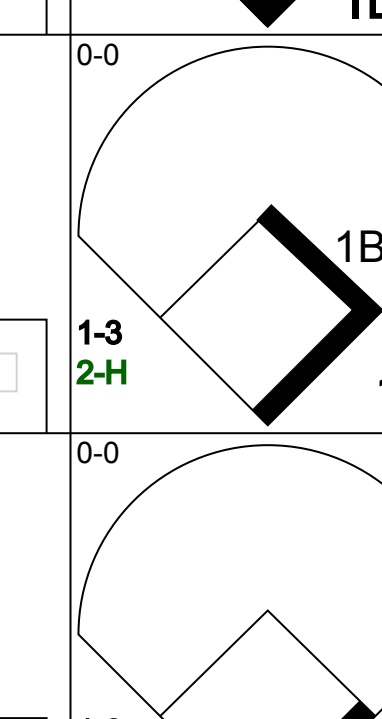
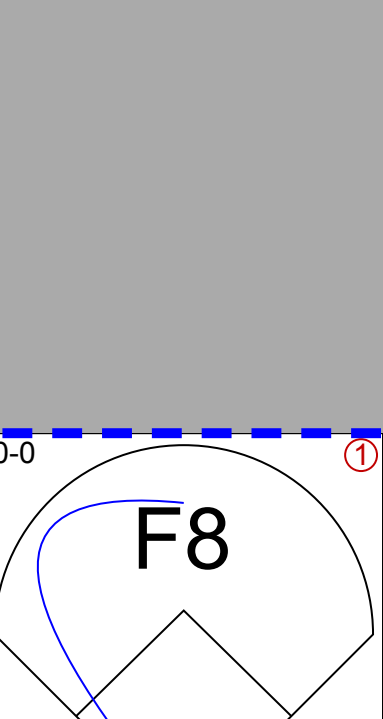
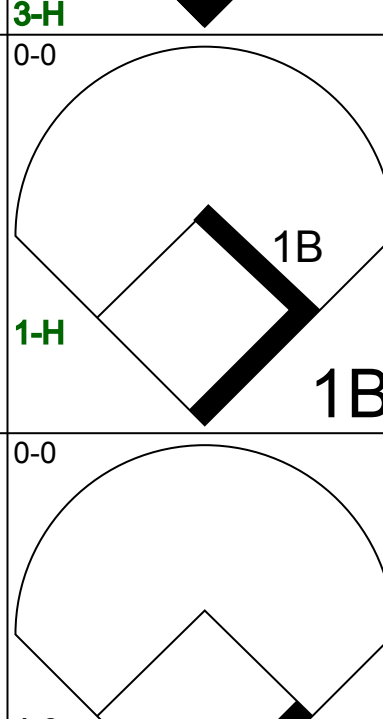
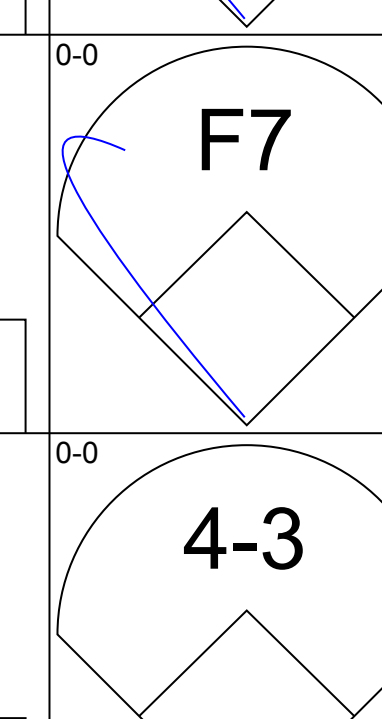
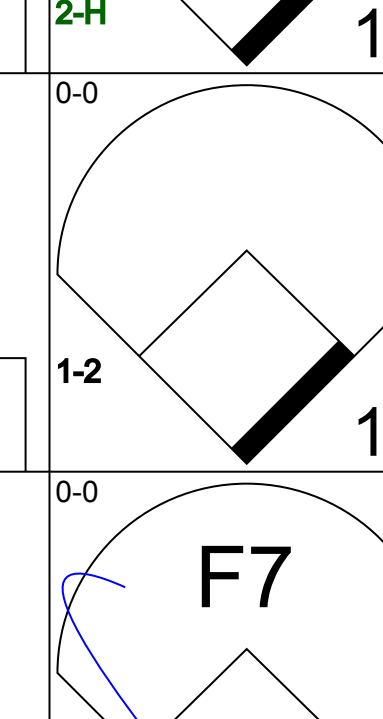
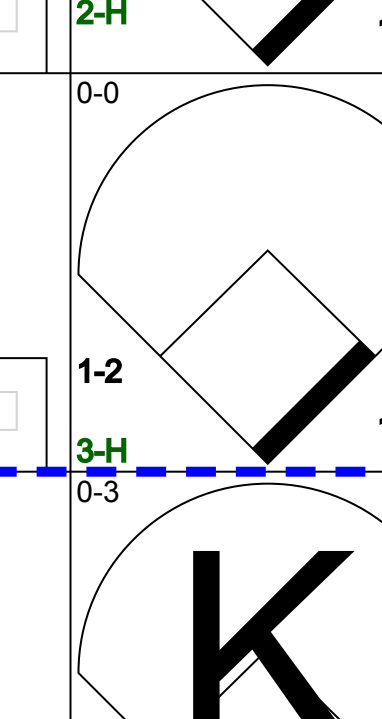
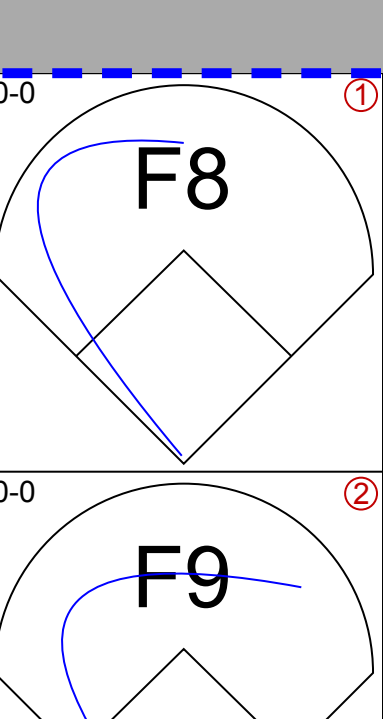
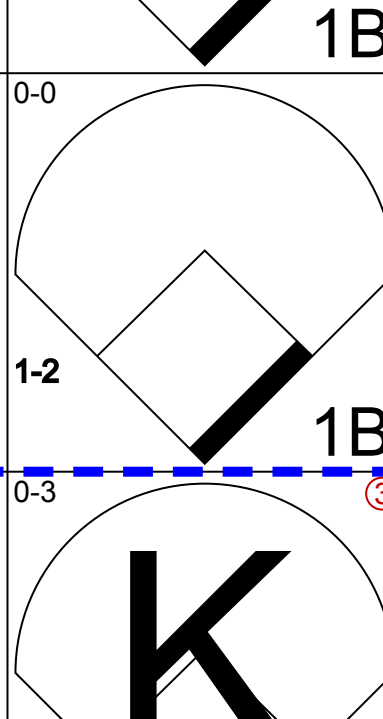
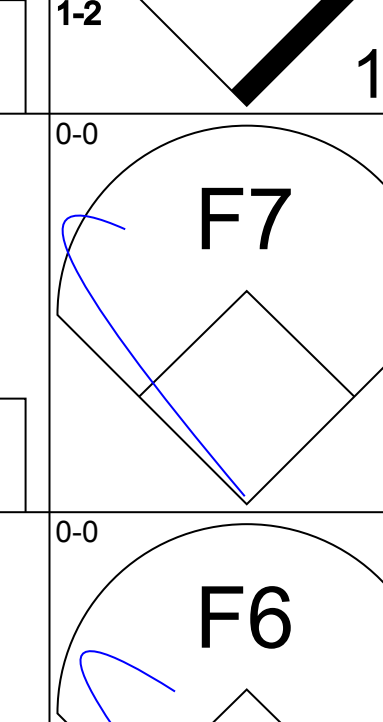

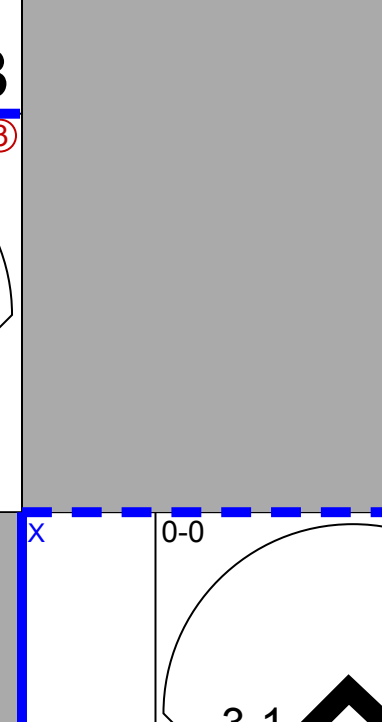
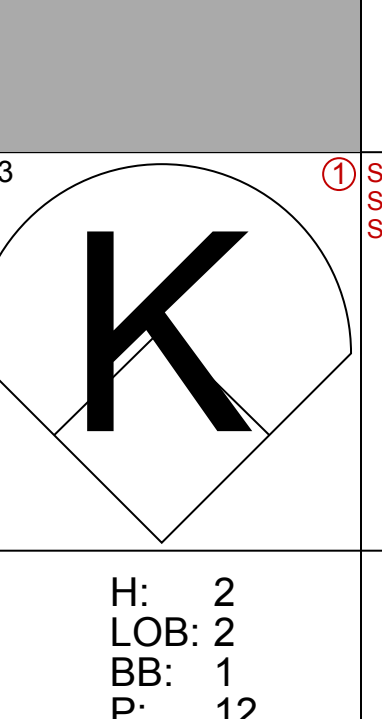
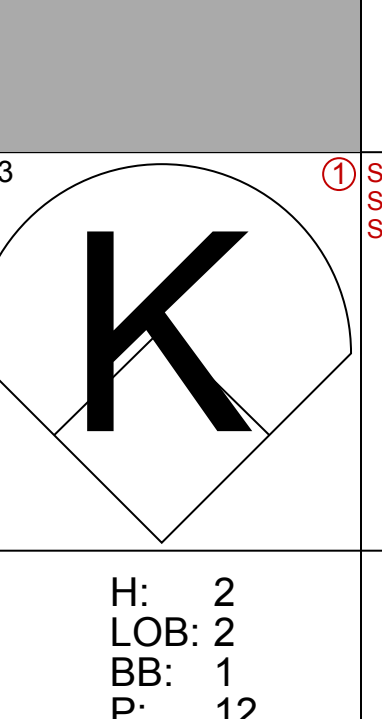


Batter	1	2	3	4	5	6	7	8	9	AB	R	H	RBI	BB	SO	LOB	TOP		
Lou Johnson, R (1.8) OBP: 0.282, SLG: 0.314										4	0	0	0	0	1	2			
Lee Mave, L (1.7) OBP: 0.307, SLG: 0.374										4	0	1	0	0	1	0			
Eddie Mathews, L (1.5) OBP: 0.379, SLG: 0.513										3	1	1	1	1	0	1			
Hank Aaron, R (1.9) OBP: 0.391, SLG: 0.621										4	1	1	0	0	0	1			
Joe Adcock, R (1.3) OBP: 0.334, SLG: 0.492										3	0	0	0	1	2	2			
Del Crandall, R (1.2) OBP: 0.344, SLG: 0.403										4	1	2	0	0	0	1			
Frank Bolling, R (1.4) OBP: 0.331, SLG: 0.412										4	0	0	0	0	0	4			
Amado Samuel, R (1.6) OBP: 0.256, SLG: 0.278										4	0	1	2	0	0	2			
Bob Shaw, R (1.1) OBP: 0.276, SLG: 0.179										1	0	0	0	0	0	0			
Carl Willey, R (3.1) OBP: 0.401, SLG: 0.444										0	0	0	0	0	0	0			
Bob Lickner, R (5. PH) OBP: 0.337, SLG: 0.281										0	0	0	0	0	0	0			
Hank Fischer, R (5.1) OBP: 0.357, SLG: 0.325										0	0	0	0	0	0	0			
Jack Curtis, L (6.1) OBP: 0.262, SLG: 0.167										0	0	0	0	0	0	0			
Ken Aspromonte, R (7. PH) OBP: 0.306, SLG: 0.328										1	0	1	0	0	0	0			
Don Nottebart, R (7.1) OBP: 0.500, SLG: 0.400										0	0	0	0	0	0	0			
Inning Stats	R: 1 E: 0 K: 2 S: 8	H: 1 LOB: 0 BB: 0 P: 8	R: 0 E: 0 K: 0 S: 3	H: 0 LOB: 0 BB: 0 P: 3	R: 0 E: 0 K: 0 S: 3	H: 0 LOB: 0 BB: 0 P: 3	R: 0 E: 0 K: 1 S: 5	H: 1 LOB: 1 BB: 1 P: 9	R: 0 E: 0 K: 0 S: 4	H: 1 LOB: 1 BB: 0 P: 4	R: 2 E: 0 K: 1 S: 9	H: 4 LOB: 2 BB: 0 P: 9	R: 0 E: 0 K: 0 S: 3	H: 0 LOB: 0 BB: 0 P: 3	R: 0 E: 0 K: 0 S: 3	H: 0 LOB: 1 BB: 1 P: 7	1B: 5 2B: 2 3B: 0 HR: 1	SF: 0 SAC: 0 DP: 1 HBP: 0	WP: 0 PA: 35 CS: 0
PITCHER	IP WLS BF H R ER SO BB IBB HBP BLK WP HR S P ERA WHIP																		
Jim O'Toole, L (1.1) ERA: 3.62	7.0 W 28 7 3 3 4 1 0 0 0 0 1 35 39 3.86 1.143																		
Joe Nuxhall, L (8.1) ERA: 4.63	2.0 S 7 0 0 0 0 1 0 0 0 0 0 6 10 0.00 0.500																		

Milwaukee Braves @ Cincinnati Reds
Crosley Field, Cincinnati, OH
Sat Jul 28 1962, 3:33 AM EDT
Att: 12,450 - Unknown

AB 33
R 3
H 7
RBI 3
BB 2
SO 4
LOB 14



Batter	1	2	3	4	5	6	7	8	9	AB	R	H	RBI	BB	SO	LOB	BOTTOM		
Eddie Kasko, R (1.5) OBP: 0.289, SLG: 0.333										4	1	1	0	0	0	2			
Don Blasingame, L (1.4) OBP: 0.352, SLG: 0.332										3	2	2	0	1	0	1			
Vada Pinson, L (1.8) OBP: 0.335, SLG: 0.504										5	2	2	1	0	0	3			
Jerry Lynch, L (1.7) OBP: 0.358, SLG: 0.523										4	1	2	3	0	0	2			
Marty Keough, L (7.7) OBP: 0.377, SLG: 0.424										0	0	0	0	1	0	0			
Frank Robinson, R (1.9) OBP: 0.412, SLG: 0.568										3	3	1	0	1	0	1			
Gordy Coleman, L (1.3) OBP: 0.338, SLG: 0.494										5	0	3	3	0	0	3			
Johnny Edwards, L (1.2) OBP: 0.333, SLG: 0.415										5	0	3	1	0	0	1			
Leo Cardenas, R (1.6) OBP: 0.325, SLG: 0.391										4	0	0	0	0	2	6			
Jim O'Toole, S (1.1) OBP: 0.175, SLG: 0.161										3	0	0	0	0	2	2			
Joe Gaines, R (7. PH) OBP: 0.405, SLG: 0.452										1	0	1	0	0	0	0			
Joe Nuxhall, L (8.1) OBP: 0.500, SLG: 1.000										0	0	0	0	0	0	0			
Inning Stats	R: 0 E: 0 K: 0 S: 3	H: 1 LOB: 0 BB: 0 P: 3	R: 2 E: 0 K: 0 S: 7	H: 4 LOB: 2 BB: 0 P: 7	R: 2 E: 0 K: 1 S: 8	H: 3 LOB: 1 BB: 1 P: 12	R: 2 E: 0 K: 1 S: 7	H: 2 LOB: 2 BB: 1 P: 12	R: 0 E: 0 K: 1 S: 5	H: 0 LOB: 0 BB: 0 P: 5	R: 3 E: 1 K: 1 S: 10	H: 4 LOB: 2 BB: 0 P: 10	R: 0 E: 0 K: 0 S: 4	H: 1 LOB: 1 BB: 0 P: 4	R: 0 E: 0 K: 0 S: 3	H: 0 LOB: 1 BB: 1 P: 7	1B: 12 2B: 2 3B: 0 HR: 1	SF: 0 SAC: 2 DP: 0 HBP: 1	WP: 2 PA: 44 CS: 1
PITCHER	IP WLS BF H R ER SO BB IBB HBP BLK WP HR S P ERA WHIP																		
Bob Shaw, R (1.1) ERA: 2.48	2.2 L 16 8 4 4 4 0 0 0 0 0 0 10 15 13.50 3.000																		
Carl Willey, R (3.1) ERA: 6.0	1.1 8 2 2 2 2 1 0 1 0 0 0 10 15 13.50 2.250																		
Hank Fischer, R (5.1) ERA: 5.3	1.2 10 4 3 1 1 0 0 0 0 0 1 0 12 12 5.40 2.400																		
Jack Curtis, L (6.1) ERA: 3.48	0.1 1 0 0 0 1 0 0 0 0 0 0 0 3 3 0.00 0.000																		
Don Nottebart, R (7.1) ERA: 3.43	2.0 8 1 0 0 0 1 0 0 0 0 0 0 7 11 0.00 1.000																		

Milwaukee Braves @ Cincinnati Reds
Crosley Field, Cincinnati, OH
Sat Jul 28 1962, 3:33 AM EDT
Att: 12,450 - Unknown

AB 37
R 9
H 15
RBI 8
BB 3
SO 4
LOB 21



Batter	1	2	3	4	5	6	7	8	9	AB	R	H	RBI	BB	SO	LOB	TOP								
Roy McMillan, R OBP: 0.351, SLG: 0.386 (1, 6)	4-3		1B		F3		G4-6-3		5-3	5	0	1	0	0	0	4									
Lee Mays, L OBP: 0.299, SLG: 0.364 (1, 8)	F5		K		P2			F5		4	0	0	0	0	1	2									
Eddie Mathews, L OBP: 0.380, SLG: 0.511 (1, 5)	F7			HR				F9		3	2	1	0	1	0	0									
Hank Aaron, R OBP: 0.392, SLG: 0.635 (1, 9)		6-3		HR				6-3		4	2	2	4	0	0	0									
Joe Adcock, R OBP: 0.330, SLG: 0.485 (1, 3)		5-3		HR				5-3		4	0	0	0	0	1	0									
Gus Bell, L OBP: 0.288, SLG: 0.326 (9, PR)					F8			F8		3	1	1	1	1	0	0									
Lou Johnson, R OBP: 0.282, SLG: 0.314 (9, PR)								2B		0	1	0	0	0	0	0									
Ken Aspromonte, R OBP: 0.304, SLG: 0.308 (1, 4)					K			F9		4	0	0	0	0	1	1									
Joe Torre, R OBP: 0.346, SLG: 0.350 (1, 2)			6-3					1B		4	0	3	1	0	0	0									
Lew Burdette, R OBP: 0.217, SLG: 0.182 (8, 1)					SH1-3			1B		2	0	0	0	0	1	1									
Jack Curtis, L OBP: 0.250, SLG: 0.167 (9, PH)			4-3							0	0	0	0	0	0	0									
Del Crandall, R OBP: 0.347, SLG: 0.406 (9, PR)					SH1-3					1	0	1	0	0	0	0									
Amado Samuel, R OBP: 0.256, SLG: 0.278 (9, PR)								1B		0	0	0	0	0	0	0									
Inning Stats	R: 0 E: 0 K: 0 S: 3	H: 0 LOB: 0 BB: 0 P: 3	R: 1 E: 0 K: 0 S: 4	H: 1 LOB: 0 BB: 0 P: 4	R: 0 E: 0 K: 1 S: 6	H: 1 LOB: 1 BB: 0 P: 6	R: 2 E: 0 K: 1 S: 6	H: 1 LOB: 0 BB: 1 P: 10	R: 0 E: 0 K: 0 S: 4	H: 1 LOB: 1 BB: 0 P: 4	R: 2 E: 0 K: 1 S: 7	H: 2 LOB: 0 BB: 0 P: 7	R: 0 E: 0 K: 1 S: 5	H: 1 LOB: 0 BB: 0 P: 5	R: 0 E: 0 K: 0 S: 3	H: 0 LOB: 0 BB: 0 P: 3	R: 1 E: 0 K: 0 S: 5	H: 2 LOB: 2 BB: 1 P: 9	1B: 5 2B: 1 3B: 0 HR: 3	SF: 0 SAC: 1 DP: 1 HBP: 0	WP: 0 PB: 0 SB: 0 CS: 0	PA: 37			
PITCHER	IP	WLS	BF	H	R	ER	SO	BB	IBB	HBP	BLK	WP	HR	S	P	ERA	WHIP								
Bob Purkey, R ERA: 2.97 (1, 1)	6.0		25	6	5	5	3	1	0	0	0	0	3	30	34	7.50	1.167								
Johnny Kippstein, R ERA: 4.52 (7, 1)	2.2	W	10	2	1	1	1	1	0	0	0	0	0	11	15	3.38	1.125								
Jim Brosnan, R ERA: 3.38 (9, 1)	0.1	S	2	1	0	0	0	0	0	0	0	0	0	2	2	0.00	3.000								

Milwaukee Braves @ Cincinnati Reds
Crosley Field, Cincinnati, OH
Sun Jul 29 1962, 3:33 AM EDT
Unknown

AB 34
R 6
H 9
RBI 6
BB 2
SO 4
LOB 8



Batter	1	2	3	4	5	6	7	8	9	AB	R	H	RBI	BB	SO	LOB	BOTTOM								
Eddie Kasko, R OBP: 0.293, SLG: 0.337 (1, 5)	6-3		1B		F8			E7		5	1	3	1	0	0	1									
Don Blasingame, L OBP: 0.350, SLG: 0.331 (1, 4)	K				P2			F8		4	0	1	0	0	1	3									
Vada Pinson, L OBP: 0.337, SLG: 0.506 (1, 8)	6-3									4	2	2	0	0	0	1									
Jerry Lynch, L OBP: 0.351, SLG: 0.514 (1, 7)		F7		L1				SF8		3	0	0	1	0	0	2									
Frank Robinson, R OBP: 0.413, SLG: 0.582 (1, 9)		F6		HR				HR		4	2	2	4	0	0	1									
Gordy Coleman, L OBP: 0.337, SLG: 0.491 (1, 3)		K								4	0	1	0	0	1	0									
Johnny Edwards, L OBP: 0.339, SLG: 0.419 (1, 2)				1B				SH1-4		4	1	3	0	0	0	1									
Leo Cardenas, R OBP: 0.326, SLG: 0.392 (1, 6)										4	2	2	0	0	1	2									
Bob Purkey, R OBP: 0.143, SLG: 0.216 (6, PH)										1	0	0	0	0	0	1									
Marty Keough, L OBP: 0.375, SLG: 0.421 (7, 1)										1	0	0	0	0	0	1									
Johnny Kippstein, R OBP: 0.222, SLG: 0.125 (9, 1)										0	0	0	0	0	0	0									
Jim Brosnan, R ERA: 3.46 (9, 1)										0	0	0	0	0	0	0									
Inning Stats	R: 0 E: 0 K: 1 S: 5	H: 0 LOB: 0 BB: 0 P: 5	R: 0 E: 0 K: 1 S: 5	H: 0 LOB: 0 BB: 0 P: 5	R: 0 E: 0 K: 1 S: 7	H: 2 LOB: 2 BB: 0 P: 7	R: 4 E: 1 K: 0 S: 8	H: 5 LOB: 1 BB: 0 P: 8	R: 0 E: 0 K: 0 S: 4	H: 1 LOB: 1 BB: 0 P: 4	R: 0 E: 1 K: 0 S: 4	H: 0 LOB: 1 BB: 0 P: 4	R: 3 E: 0 K: 0 S: 6	H: 3 LOB: 0 BB: 0 P: 6	R: 1 E: 1 K: 0 S: 5	H: 3 LOB: 1 BB: 0 P: 5	1B: 11 2B: 1 3B: 0 HR: 2	SF: 1 SAC: 3 DP: 0 HBP: 0	WP: 0 PB: 0 SB: 0 CS: 0	PA: 38					
PITCHER	IP	WLS	BF	H	R	ER	SO	BB	IBB	HBP	BLK	WP	HR	S	P	ERA	WHIP								
Lew Burdette, R ERA: 4.6 (8, 1)	0.1		1	0	0	0	0	0	0	0	0	0	0	1	1	0.00	0.000								


Milwaukee Braves @ Cincinnati Reds
Crosley Field, Cincinnati, OH
Sun Jul 29 1962, 3:33 AM EDT
Unknown


AB 34
R 8
H 14
RBI 6
BB 0
SO 3
LOB 13



Batter	1	2	3	4	5	6	7	8	9	AB	R	H	RBI	BB	SO	LOB	TOP
Lou Johnson, R (1, 8) OBP: 0.318, SLG: 0.316	4-0 SH5-3 BB		0-0 F9		0-0 6-3			4-0 SH5-3 1B BB	0-0 FC6-4 1B	3	1	1	0	2	0	0	Milwaukee Braves @ Cincinnati Reds Crosley Field, Cincinnati, OH Sun Jul 29 1962, 3:38 AM EDT Att: 29,515 - Unknown
Frank Bolling, R (1, 4) OBP: 0.327, SLG: 0.407	0-0 SH5-3		0-0 6-3			0-0 1-3		0-0 SH5-3	0-0 FC6-4	3	0	0	0	0	0	2	
Eddie Mathews, L (1, 5) OBP: 0.382, SLG: 0.510	4-0 BB			0-0 1B		0-0 F5		0-0 4-3		3	0	1	0	1	0	1	
Hank Aaron, R (1, 9) OBP: 0.391, SLG: 0.631	0-0 F3			0-0 P1		0-0 F7		4-0 1B IBB		3	0	0	0	1	0	3	
Joe Adcock, R (1, 3) OBP: 0.330, SLG: 0.481 Tommie Aaron, R (7, PR) OBP: 0.264, SLG: 0.320	0-3 K			0-3 K			4-0 1-3 1B BB	0-0 FC6-4 1B		2	0	0	0	1	2	3	
Del Crandall, R (1, 2) OBP: 0.342, SLG: 0.399		0-0 F8		0-0 E6			0-0 F9	0-0 FC6-4		4	0	0	0	0	0	4	
Lee Maye, L (1, 7) OBP: 0.298, SLG: 0.361		0-0 1-3		0-0 F7			0-0 1-3 1B		0-0 F9	4	0	1	0	0	0	2	
Amado Samuel, R (1, 6) OBP: 0.252, SLG: 0.273 Gus Bell, L (7, PH) OBP: 0.287, SLG: 0.325 Roy McMillan, R (7, 6) OBP: 0.353, SLG: 0.388		0-0 F2			0-0 L3		0-0 1-3		0-0 1B	2	0	0	0	0	0	0	
Bob Hendley, R (1, 1) OBP: 0.261, SLG: 0.154 Joe Torre, R (7, PH) OBP: 0.344, SLG: 0.348 Claude Raymond, R (7, 1)			0-0 F9		0-0 5-3		0-0 L3		0-3 K	2	0	0	0	0	0	0	
Inning Stats	R: 0 E: 0 K: 1 S: 5	H: 0 LOB: 2 BB: 2 P: 13	R: 0 E: 0 K: 0 S: 3	H: 0 LOB: 0 BB: 0 P: 3	R: 0 E: 0 K: 0 S: 3	H: 1 LOB: 2 BB: 0 P: 7	R: 0 E: 0 K: 0 S: 3	H: 0 LOB: 0 BB: 0 P: 3	R: 0 E: 0 K: 0 S: 4	H: 1 LOB: 3 BB: 1 P: 8	R: 1 E: 0 K: 0 S: 4	H: 1 LOB: 2 BB: 2 P: 12	R: 0 E: 0 K: 1 S: 7	H: 2 LOB: 2 BB: 0 P: 7	1B: 5 2B: 0 3B: 0 HR: 0	SF: 0 SAC: 2 DP: 0 HBP: 0	
PITCHER Joey Jay, R (1, 1) ERA: 3.7	IP: 9.0 WLS: W BF: 38	H: 5 R: 1 ER: 1 SO: 3	BB: 4 IBB: 1 HBP: 0 BLK: 0	WP: 0 HR: 0 S: 39 P: 59	ERA: 1.00 WHIP: 1.000	PITCHER											

Batter	1	2	3	4	5	6	7	8	9	AB	R	H	RBI	BB	SO	LOB	BOTTOM		
Leo Cardenas, R (1, 6) OBP: 0.326, SLG: 0.390	0-0 G6-4-3 1B		0-3 K		0-0 FC6-4			0-3 K		4	0	1	0	0	2	3	Milwaukee Braves @ Cincinnati Reds Crosley Field, Cincinnati, OH Sun Jul 29 1962, 3:38 AM EDT Att: 29,515 - Unknown		
Eddie Kasko, R (1, 5) OBP: 0.290, SLG: 0.333	0-0 G6-4-3		0-0 6-3			0-0 F7		0-0 F7		4	0	0	0	0	0	2			
Vada Pinson, L (1, 8) OBP: 0.333, SLG: 0.501	0-0 F4			0-0 1-3		0-0 5-3			0-0 F7	4	0	0	0	0	0	0			
Frank Robinson, R (1, 9) OBP: 0.413, SLG: 0.587		0-0 1B 2B		0-0 F8		0-3 K			0-0 1B 2B	4	2	2	0	0	1	0			
Wally Post, R (1, 7) OBP: 0.335, SLG: 0.483 Jerry Lynch, L (7, PH) OBP: 0.349, SLG: 0.511 Marty Keough, L (8, 7) OBP: 0.378, SLG: 0.425		0-3 K		0-0 F7			0-3 K		0-0 1B	2	0	0	0	0	1	1			
Don Pavletich, R (1, 3) OBP: 0.350, SLG: 0.324 Gordy Coleman, L (7, PH) OBP: 0.336, SLG: 0.490		0-3 K			0-0 F8		0-3 K			2	0	0	0	0	1	1			
Hank Foiles, R (1, 2) OBP: 0.374, SLG: 0.551		0-0 1B		0-0 1B			0-0 P2			3	0	2	1	0	0	0			
Don Blasingame, L (1, 4) OBP: 0.353, SLG: 0.334		0-0 3-1			0-0 FC6-4 1B			0-0 FC3-6 1B		3	0	2	0	0	0	1			
Joey Jay, S (1, 1) OBP: 0.211, SLG: 0.254			0-0 1-3		0-3 K			0-0 FC3-6 WP		3	0	0	0	0	1	3			
Inning Stats	R: 0 E: 0 K: 0 S: 3	H: 1 LOB: 0 BB: 0 P: 3	R: 1 E: 0 K: 2 S: 9	H: 2 LOB: 1 BB: 0 P: 9	R: 0 E: 0 K: 1 S: 5	H: 0 LOB: 0 BB: 0 P: 5	R: 0 E: 0 K: 0 S: 3	H: 0 LOB: 0 BB: 0 P: 3	R: 0 E: 0 K: 1 S: 7	H: 2 LOB: 2 BB: 0 P: 7	R: 0 E: 0 K: 2 S: 7	H: 0 LOB: 0 BB: 0 P: 7	R: 0 E: 0 K: 1 S: 6	H: 1 LOB: 1 BB: 0 P: 6	R: 1 E: 0 K: 0 S: 3	H: 2 LOB: 1 BB: 0 P: 3		1B: 6 2B: 2 3B: 0 HR: 0	SF: 0 SAC: 0 DP: 1 HBP: 0
PITCHER Bob Hendley, L (1, 1) ERA: 3.2 Claude Raymond, R (7, 1) ERA: 1.6	IP: 6.0 WLS: L BF: 10	H: 3 R: 1 ER: 1 SO: 3	BB: 0 IBB: 0 HBP: 0 BLK: 0	WP: 1 HR: 0 S: 16 P: 16	ERA: 3.86 WHIP: 1.286	PITCHER													

Batter	1	2	3	4	5	6	7	8	9	AB	R	H	RBI	BB	SO	LOB	TOP	
Bob Lillis, R OBP: 0.276, SLG: 0.258 (1, 4)	1-3		P4					1B		4	0	2	0	0	0	0	Houston Colt 45's @ Milwaukee Braves Milwaukee County Stadium, Milwaukee, WI Wed Aug 01 1962, 8:05 PM EDT Att: 10,829 - Unknown - 64 F 	
Ron Davis, R OBP: 0.250, SLG: 0.250 (1, 8)	K							F8		4	0	1	0	0	2	3		
Al Spangler, L OBP: 0.376, SLG: 0.384 Carl Warwick, R OBP: 0.296, SLG: 0.401 (6, PR) (8, 7)			F7							3	0	1	0	1	0	1		
Norm Larker, L OBP: 0.344, SLG: 0.365 Billy Goodman, L OBP: 0.307, SLG: 0.303 Hal Smith, R OBP: 0.269, SLG: 0.361 (1, 3) (8, PH) (8, 3)	F9			4-3				F8		3	0	0	0	0	0	1		
Roman Mejias, R OBP: 0.343, SLG: 0.504 (1, 9)				5-3				P6		4	0	1	0	0	0	2		
Bob Aspromonte, R OBP: 0.357, SLG: 0.416 (1, 5)	5-3			K						4	0	0	0	0	2	1		
Jim Campbell, R OBP: 0.299, SLG: 0.240 (1, 2)	K				L6					4	0	1	0	0	1	1		
J C Hartman, R OBP: 0.286, SLG: 0.286 (1, 6)	L4							F7		4	0	2	0	0	0	2		
Hal Woodeshick, R OBP: 0.103, SLG: 0.071 Jim Umbricht, R (3, 1)			K							1	0	0	0	0	1	0		
Jim Pendleton, R OBP: 0.273, SLG: 0.392 Russ Kemmerer, R OBP: 0.667, SLG: 0.500 Don Taussig, R OBP: 0.235, SLG: 0.375 (7, PH) (7, 1) (9, PH)					K			P4		1	0	0	0	0	1	1		
Inning Stats	R: 0 E: 0 K: 1 S: 5	H: 0 LOB: 1 BB: 1 P: 9	R: 0 E: 0 K: 1 S: 6	H: 1 LOB: 1 BB: 0 P: 6	R: 0 E: 0 K: 1 S: 6	H: 1 LOB: 0 BB: 0 P: 6	R: 0 E: 0 K: 2 S: 5	H: 2 LOB: 2 BB: 0 P: 9	R: 0 E: 0 K: 1 S: 6	H: 1 LOB: 1 BB: 0 P: 6	R: 0 E: 0 K: 0 S: 5	H: 2 LOB: 2 BB: 0 P: 5	R: 0 E: 0 K: 0 S: 4	H: 1 LOB: 1 BB: 0 P: 4	1B: 8 2B: 0 3B: 0 HR: 0	SF: 0 SAC: 0 DP: 0 HBP: 0		WP: 0 PA: 36 PB: 0 SB: 0 CS: 0
PITCHER Bob Shaw, R ERA: 2.35 (1, 1)	IP: 9.0 WLS: W BF: 36 H: 8 R: 0 ER: 0 SO: 7 BB: 1 IBB: 0 HBP: 0 BLK: 0 WP: 0 HR: 0 S: 49 P: 53 ERA: 0.00 WHIP: 1.000											PITCHER	IP: 9.0 WLS: W BF: 36 H: 8 R: 0 ER: 0 SO: 7 BB: 1 IBB: 0 HBP: 0 BLK: 0 WP: 0 HR: 0 S: 49 P: 53 ERA: 0.00 WHIP: 1.000					

Batter	1	2	3	4	5	6	7	8	9	AB	R	H	RBI	BB	SO	LOB	BOTTOM			
Lou Johnson, R OBP: 0.333, SLG: 0.317 (1, 8)	FC1-6 BB		5-3	FC6-4				CS 1B		3	0	1	0	1	0	1	Houston Colt 45's @ Milwaukee Braves Milwaukee County Stadium, Milwaukee, WI Wed Aug 01 1962, 8:05 PM EDT Att: 10,829 - Unknown - 64 F 			
Roy McMillan, R OBP: 0.352, SLG: 0.386 (1, 6)	FC1-6 1B		BB 1B	4-3			1-3			4	1	1	0	0	0	3				
Eddie Mathews, L OBP: 0.380, SLG: 0.506 (1, 5)	K		BB 1B BB				4-3			3	1	0	0	1	1	1				
Hank Aaron, R OBP: 0.391, SLG: 0.629 (1, 9)	FC6-4 1B		BB 1B	5-3			4-3			4	0	2	1	0	0	0				
Joe Adcock, R OBP: 0.332, SLG: 0.491 Tommy Aaron, R OBP: 0.264, SLG: 0.320 (1, 3) (9, 3)	FC6-4		BB BB				F8			3	1	1	1	1	0	2				
Lee Maye, L OBP: 0.297, SLG: 0.354 (1, 7)			6-3	1-2 2-3 3H			1-3			3	0	0	1	1	1	0				
Del Crandall, R OBP: 0.338, SLG: 0.395 (1, 2)	6-3		K				F8			3	0	0	0	0	1	3				
Frank Bolling, R OBP: 0.324, SLG: 0.402 (1, 4)	F2			L7			L7			3	0	0	0	0	0	0				
Bob Shaw, R OBP: 0.273, SLG: 0.172 (1, 1)			K	FC6-4 BB			6-3			2	0	0	0	1	1	0				
Inning Stats	R: 0 E: 0 K: 1 S: 6	H: 1 LOB: 2 BB: 1 P: 10	R: 0 E: 0 K: 0 S: 3	H: 0 LOB: 0 BB: 0 P: 3	R: 2 E: 0 K: 2 S: 9	H: 2 LOB: 3 BB: 3 P: 21	R: 0 E: 0 K: 0 S: 3	H: 0 LOB: 0 BB: 1 P: 7	R: 1 E: 0 K: 1 S: 6	H: 1 LOB: 0 BB: 0 P: 6	R: 0 E: 0 K: 0 S: 3	H: 0 LOB: 0 BB: 0 P: 3	R: 0 E: 0 K: 0 S: 3	H: 1 LOB: 0 BB: 0 P: 3	R: 0 E: 0 K: 0 S: 3	H: 0 LOB: 0 BB: 0 P: 3		1B: 4 2B: 0 3B: 0 HR: 1	SF: 0 SAC: 0 DP: 0 HBP: 0	WP: 0 PA: 33 PB: 0 SB: 0 CS: 1
PITCHER Hal Woodeshick, L ERA: 3.87 Jim Umbricht, R ERA: 3.29 Russ Kemmerer, R ERA: 4.01 (1, 1) (3, 1) (7, 1)	IP: 2.2 WLS: L BF: 15 H: 3 R: 2 ER: 2 SO: 2 BB: 4 IBB: 0 HBP: 0 BLK: 0 WP: 0 HR: 0 S: 15 P: 31 ERA: 6.75 WHIP: 2.625											PITCHER	IP: 2.2 WLS: L BF: 15 H: 3 R: 2 ER: 2 SO: 2 BB: 4 IBB: 0 HBP: 0 BLK: 0 WP: 0 HR: 0 S: 15 P: 31 ERA: 6.75 WHIP: 2.625							

Batter	1	2	3	4	5	6	7	8	9	AB	R	H	RBI	BB	SO	LOB	TOP		
Bob Lillis, R OBP: 0.275, SLG: 0.258 (1.4)										4	1	1	0	0	0	1			
Al Spangler, L OBP: 0.376, SLG: 0.386 (1.7)										4	1	2	0	0	1	1			
Roman Mejias, R OBP: 0.340, SLG: 0.499 (1.9)										4	0	0	0	0	0	3			
Norm Larker, L OBP: 0.351, SLG: 0.367 (1.3)										1	1	1	0	3	0	0			
Bob Aspromonte, R OBP: 0.356, SLG: 0.416 (1.5)										3	0	1	2	0	1	2			
Jim Campbell, R OBP: 0.295, SLG: 0.241 (1.2)										4	0	1	1	0	2	2			
Ron Davis, R OBP: 0.143, SLG: 0.143 (1.8)										3	0	0	0	0	1	3			
J C Hartman, R OBP: 0.276, SLG: 0.276 (1.6)										4	0	1	0	0	0	1			
Turk Farrell, R OBP: 0.133, SLG: 0.200 (1.1)										2	0	0	0	0	1	0			
Inning Stats	R: 3 E: 0 K: 0 S: 6	H: 4 LOB: 1 BB: 1 P: 10	R: 0 E: 0 K: 0 S: 4	H: 1 LOB: 1 BB: 0 P: 4	R: 0 E: 0 K: 2 S: 7	H: 0 LOB: 1 BB: 1 P: 11	R: 0 E: 0 K: 2 S: 7	H: 0 LOB: 0 BB: 0 P: 7	R: 0 E: 0 K: 1 S: 6	H: 1 LOB: 1 BB: 0 P: 6	R: 0 E: 0 K: 0 S: 3	H: 0 LOB: 0 BB: 0 P: 3	R: 0 E: 0 K: 1 S: 5	H: 0 LOB: 1 BB: 1 P: 9	R: 0 E: 1 K: 0 S: 3	H: 0 LOB: 1 BB: 0 P: 3	1B: 7 2B: 0 3B: 0 HR: 0	SF: 0 SAC: 2 DP: 2 HBP: 0	WP: 0 PA: 35 PB: 0 SB: 1 CS: 0
PITCHER	IP WLS BF H R ER SO BB IBB HBP BLK WP HR S P ERA WHIP	IP WLS BF H R ER SO BB IBB HBP BLK WP HR S P ERA WHIP																	
Lew Burdette, R ERA: 4.82 (1.1)	0.1 L 6 4 3 3 0 0 1 0 0 0 0 0 5 9 81.00 12.000																		
Tony Cloninger, R ERA: 5.4 (1.1)	4.2 15 2 0 0 4 1 0 0 0 0 0 0 22 26 0.00 0.643																		
Don Nottebart, R ERA: 3.21 (6.1)	3.0 11 1 0 0 2 1 0 0 0 0 0 0 14 18 0.00 0.667																		
Carl Willey, R ERA: 5.88 (9.1)	1.0 4 0 0 0 0 0 0 0 0 0 0 0 3 3 0.00 0.000																		

Houston Colt 45's @ Milwaukee Braves
Milwaukee County Stadium, Milwaukee, WI

AB 29
R 3
H 7
RBI 3
BB 3
SO 6
LOB 13



Thu Aug 02 1962, 8:05 PM EDT
Alt: 8,338 - Unknown - 67 F

Batter	1	2	3	4	5	6	7	8	9	AB	R	H	RBI	BB	SO	LOB	BOTTOM		
Roy McMillan, R OBP: 0.348, SLG: 0.382 (1.6)										4	0	0	0	0	1	0			
Gus Bell, L OBP: 0.267, SLG: 0.328 (1.7)										4	0	1	0	0	0	0			
Eddie Mathews, L OBP: 0.377, SLG: 0.500 (1.5)										4	0	0	0	0	1	1			
Hank Aaron, R OBP: 0.390, SLG: 0.626 (1.9)										4	0	1	0	0	1	1			
Joe Adcock, R OBP: 0.328, SLG: 0.484 (1.3)										4	0	0	0	0	3	1			
Lee Maye, L OBP: 0.303, SLG: 0.360 (1.8)										3	0	2	0	0	0	0			
Joe Torre, R OBP: 0.344, SLG: 0.348 (1.2)										3	0	1	0	0	1	2			
Ken Aspromonte, R OBP: 0.350, SLG: 0.294 (1.4)										3	0	0	0	0	1	2			
Lew Burdette, R OBP: 0.217, SLG: 0.182 (1.1)										0	0	0	0	0	0	0			
Frank Bollinger, R OBP: 0.067, SLG: 0.067 (5. PH)										1	0	0	0	0	1	0			
Don Nottebart, R OBP: 0.227, SLG: 0.405 (8.1)										1	0	0	0	0	0	0			
Lou Johnson, R OBP: 0.327, SLG: 0.350 (8. PH)										1	0	0	0	0	1	0			
Carl Willey, R OBP: 0.500, SLG: 0.444 (9.1)										0	0	0	0	0	0	0			
Inning Stats	R: 0 E: 0 K: 0 S: 3	H: 0 LOB: 0 BB: 0 P: 3	R: 0 E: 0 K: 2 S: 8	H: 1 LOB: 1 BB: 0 P: 8	R: 0 E: 0 K: 1 S: 5	H: 0 LOB: 0 BB: 0 P: 5	R: 0 E: 0 K: 1 S: 6	H: 1 LOB: 1 BB: 0 P: 6	R: 0 E: 0 K: 1 S: 6	H: 1 LOB: 1 BB: 0 P: 6	R: 0 E: 0 K: 2 S: 8	H: 1 LOB: 1 BB: 0 P: 8	R: 0 E: 0 K: 2 S: 7	H: 0 LOB: 0 BB: 0 P: 7	R: 0 E: 0 K: 1 S: 5	H: 0 LOB: 0 BB: 0 P: 5	1B: 4 2B: 1 3B: 0 HR: 0	SF: 0 SAC: 0 DP: 0 HBP: 0	WP: 0 PA: 32 PB: 0 SB: 0 CS: 0
PITCHER	IP WLS BF H R ER SO BB IBB HBP BLK WP HR S P ERA WHIP	IP WLS BF H R ER SO BB IBB HBP BLK WP HR S P ERA WHIP																	
Turk Farrell, R ERA: 2.73 (1.1)	9.0 W 32 5 0 0 11 0 0 0 0 0 0 0 54 54 0.00 0.556																		

Houston Colt 45's @ Milwaukee Braves
Milwaukee County Stadium, Milwaukee, WI

AB 32
R 0
H 5
RBI 0
BB 0
SO 11
LOB 8



Thu Aug 02 1962, 8:05 PM EDT
Alt: 8,338 - Unknown - 67 F

Batter	1	2	3	4	5	6	7	8	9	AB	R	H	RBI	BB	SO	LOB	TOP					
Tony Taylor, R OBP: 0.341, SLG: 0.360 (1, 4)										4	0	1	1	0	0	1	Philadelphia Phillies @ Milwaukee Braves Milwaukee County Stadium, Milwaukee, WI Sat Aug 04 1962, 4:33 AM EDT Unknown					
Ted Savage, R OBP: 0.343, SLG: 0.401 (1, 9)										4	0	0	0	0	0	1						
Tony Gonzalez, L OBP: 0.386, SLG: 0.520 (1, 8)										4	0	0	0	0	2	0						
Roy Sievers, R OBP: 0.348, SLG: 0.467 (1, 3)										4	0	0	0	0	1	0						
Don Demeter, R OBP: 0.342, SLG: 0.486 (1, 7)										4	0	3	0	0	0	0						
Bobby Wine, R OBP: 0.273, SLG: 0.345 (1, 5)										4	0	1	0	0	0	2						
Sammy White, R OBP: 0.247, SLG: 0.333 (1, 2)										3	1	0	0	0	0	2						
Ruben Amaro, R OBP: 0.374, SLG: 0.349 (1, 6)										3	1	2	1	0	0	0						
Dallas Green, L OBP: 0.200, SLG: 0.091 (1, 1)										0	0	0	0	0	0	0						
Bill Smith, L OBP: 0.233, SLG: 0.300 (2, 1)										1	0	1	0	0	0	0						
Mel Roach, R OBP: 0.221, SLG: 0.268 (5, PH)										1	0	0	0	0	0	1						
Jim Owens, R OBP: 0.245, SLG: 0.300 (5, 1)										0	0	0	0	0	0	0						
Bob Cladis, R OBP: 0.235, SLG: 0.244 (8, PH)										1	0	0	0	0	0	1						
Jack Baldschun, R OBP: 0.244, SLG: 0.244 (8, 1)										0	0	0	0	0	0	0						
Inning Stats	R: 0 E: 0 K: 1 S: 5	H: 1 LOB: 0 BB: 0 P: 5	R: 0 E: 0 K: 0 S: 3	H: 1 LOB: 0 BB: 0 P: 3	R: 0 E: 0 K: 0 S: 4	H: 0 LOB: 1 BB: 0 P: 4	R: 0 E: 0 K: 0 S: 3	H: 0 LOB: 0 BB: 0 P: 3	R: 1 E: 1 K: 0 S: 5	H: 1 LOB: 1 BB: 0 P: 5	R: 0 E: 0 K: 0 S: 3	H: 0 LOB: 0 BB: 0 P: 3	R: 0 E: 0 K: 0 S: 4	H: 2 LOB: 1 BB: 0 P: 4	R: 1 E: 0 K: 0 S: 4	H: 1 LOB: 0 BB: 0 P: 4	R: 0 E: 0 K: 2 S: 8	H: 1 LOB: 1 BB: 0 P: 8	1B: 7 2B: 1 3B: 0 HR: 0	SF: 0 SAC: 0 DP: 3 HBP: 0	WP: 0 PB: 0 SB: 0 CS: 0	PA: 33
PITCHER Bob Hendley, L ERA: 3.06 (1, 1)	IP: 9.0 WLS: W BF: 33 H: 8 R: 2 ER: 1 SO: 3 BB: 0 IBB: 0 HBP: 0 BLK: 0 WP: 0 HR: 0 S: 39 P: 39 ERA: 1.00 WHIP: 0.889															PITCHER IP: WLS: BF: H: R: ER: SO: BB: IBB: HBP: BLK: WP: HR: S: P: ERA: WHIP						

Batter	1	2	3	4	5	6	7	8	9	AB	R	H	RBI	BB	SO	LOB	BOTTOM			
Roy McMillan, R OBP: 0.347, SLG: 0.380 (1, 6)										4	0	1	0	0	0	0	Philadelphia Phillies @ Milwaukee Braves Milwaukee County Stadium, Milwaukee, WI Sat Aug 04 1962, 4:33 AM EDT Unknown			
Gus Bell, L OBP: 0.288, SLG: 0.333 (1, 7)									2	1	1	0	0	0	1					
Lou Johnson, R OBP: 0.314, SLG: 0.295 (4, PH)									2	0	0	0	0	0	0					
Eddie Mathews, L OBP: 0.373, SLG: 0.495 (1, 5)									4	0	0	0	0	1	2					
Hank Aaron, R OBP: 0.389, SLG: 0.622 (1, 9)									4	1	1	1	0	1	1					
Lee Maye, L OBP: 0.313, SLG: 0.366 (1, 8)									3	1	2	0	1	0	0					
Joe Adcock, R OBP: 0.330, SLG: 0.493 (1, 3)									3	1	1	3	1	0	1					
Del Crandall, R OBP: 0.337, SLG: 0.392 (1, 2)									4	0	1	0	0	0	2					
Frank Bolling, R OBP: 0.319, SLG: 0.396 (1, 4)									3	1	0	0	0	0	1					
Bob Hendley, R OBP: 0.265, SLG: 0.238 (1, 1)									3	1	1	2	0	0	0					
Inning Stats	R: 4 E: 0 K: 0 S: 7	H: 4 LOB: 0 BB: 0 P: 7	R: 2 E: 1 K: 1 S: 8	H: 2 LOB: 1 BB: 0 P: 8	R: 0 E: 0 K: 0 S: 4	H: 1 LOB: 1 BB: 0 P: 4	R: 0 E: 0 K: 0 S: 3	H: 0 LOB: 0 BB: 0 P: 3	R: 0 E: 0 K: 0 S: 4	H: 1 LOB: 1 BB: 0 P: 4	R: 0 E: 0 K: 0 S: 3	H: 0 LOB: 0 BB: 0 P: 3	R: 0 E: 0 K: 1 S: 4	H: 0 LOB: 1 BB: 2 P: 12	R: 0 E: 0 K: 1 S: 8	H: 0 LOB: 1 BB: 2 P: 12	1B: 5 2B: 1 3B: 0 HR: 2	SF: 0 SAC: 0 DP: 1 HBP: 0	WP: 1 PB: 0 SB: 1 CS: 0	PA: 34
PITCHER Dallas Green, R ERA: 4.33 (1, 1)	IP: 1.0 WLS: L BF: 10 H: 6 R: 6 ER: 5 SO: 0 BB: 0 IBB: 0 HBP: 0 BLK: 0 WP: 1 HR: 2 S: 10 P: 10 ERA: 45.00 WHIP: 6.000															PITCHER IP: WLS: BF: H: R: ER: SO: BB: IBB: HBP: BLK: WP: HR: S: P: ERA: WHIP				
Bill Smith, L ERA: 4.5 (2, 1)	IP: 3.0 WLS: L BF: 10 H: 1 R: 0 ER: 0 SO: 1 BB: 0 IBB: 0 HBP: 0 BLK: 0 WP: 0 HR: 0 S: 12 P: 12 ERA: 0.00 WHIP: 0.333																			
Jim Owens, R ERA: 6.1 (5, 1)	IP: 3.0 WLS: L BF: 10 H: 1 R: 0 ER: 0 SO: 0 BB: 0 IBB: 0 HBP: 0 BLK: 0 WP: 0 HR: 0 S: 10 P: 10 ERA: 0.00 WHIP: 0.333																			
Jack Baldschun, R ERA: 3.15 (8, 1)	IP: 1.0 WLS: L BF: 4 H: 0 R: 0 ER: 0 SO: 1 BB: 1 IBB: 1 HBP: 0 BLK: 0 WP: 0 HR: 0 S: 4 P: 4 ERA: 0.00 WHIP: 1.000																			

Batter	1	2	3	4	5	6	7	8	9	AB	R	H	RBI	BB	SO	LOB	TOP			
Tony Taylor, R OBP: 0.340, SLG: 0.358 (1, 4)										5	0	1	0	0	1	1	Philadelphia Phillies @ Milwaukee Braves Milwaukee County Stadium, Milwaukee, WI Sat Aug 04 1962, 4:38 AM EDT Att: 9,474 - Unknown livebaseballscorecards.com			
Johnny Callison, L OBP: 0.383, SLG: 0.457 (1, 9)										4	1	2	0	0	0	1				
Ted Savage, R OBP: 0.359, SLG: 0.396 Chris Short, R OBP: 0.125, SLG: 0.200 Jack Baldschun, R (8, 1)										3	0	0	0	0	0	2				
Clay Dalrymple, L OBP: 0.420, SLG: 0.443 (8, 2)										0	0	0	0	0	0	0				
Roy Sievers, R OBP: 0.347, SLG: 0.474 (1, 3)										4	1	1	1	0	1	4				
Don Demeter, R OBP: 0.338, SLG: 0.481 (7, 7)										4	0	0	0	0	2	4				
Tony Gonzalez, L OBP: 0.387, SLG: 0.517 (1, 8)										2	1	0	0	2	2	0				
Bob Ojdis, R OBP: 0.360, SLG: 0.295 (1, 2)										3	0	2	2	1	1	0				
Ruben Amaro, R OBP: 0.371, SLG: 0.345 Bobby Wine, R OBP: 0.269, SLG: 0.341 (2, 6)										1	0	0	0	0	1	1				
Cal McLish, S OBP: 0.184, SLG: 0.118 Billy Klaus, L OBP: 0.283, SLG: 0.328 (7, 5)										3	0	0	0	0	2	2				
Inning Stats	R: 0 E: 0 K: 1 S: 7	H: 2 LOB: 2 BB: 0 P: 7	R: 1 E: 0 K: 2 S: 8	H: 1 LOB: 1 BB: 1 P: 12	R: 1 E: 1 K: 1 S: 7	H: 1 LOB: 3 BB: 2 P: 15	R: 0 E: 1 K: 0 S: 3	H: 0 LOB: 0 BB: 0 P: 3	R: 0 E: 0 K: 0 S: 3	H: 1 LOB: 1 BB: 0 P: 8	R: 0 E: 0 K: 1 S: 5	H: 0 LOB: 0 BB: 0 P: 5	R: 1 E: 0 K: 3 S: 10	H: 1 LOB: 0 BB: 0 P: 10	R: 0 E: 0 K: 1 S: 5	H: 0 LOB: 0 BB: 0 P: 5	1B: 4 2B: 1 3B: 0 HR: 1	SF: 0 SAC: 1 DP: 0 HBP: 0	WP: 0 PB: 0 SB: 0 CS: 1	PA: 37
PITCHER	IP WLS BF H R ER SO BB IBB HBP BLK WP HR S P ERA WHIP																			
Denny Lemaster, L ERA: 3.67 Carl Willey, R ERA: 5.4 Claude Raymond, R ERA: 2.05	(1, 1) (3, 1) (8, 1)	2.2 4.1 2.0	16 14 7	4 1 1	2 0 1	1 0 1	4 3 4	3 0 0	0 0 0	0 0 0	0 0 0	0 0 0	0 20 15	21 20 15	33 20 15	3.38 0.00 4.50	2.625 0.231 0.500			

Batter	1	2	3	4	5	6	7	8	9	AB	R	H	RBI	BB	SO	LOB	BOTTOM					
Amado Samuel, R OBP: 0.258, SLG: 0.278 (1, 6)										5	0	2	0	0	2	0	Philadelphia Phillies @ Milwaukee Braves Milwaukee County Stadium, Milwaukee, WI Sat Aug 04 1962, 4:38 AM EDT Att: 9,474 - Unknown livebaseballscorecards.com					
Gus Bell, L OBP: 0.289, SLG: 0.333 Del Crandall, R OBP: 0.339, SLG: 0.395 Lew Burdette, R OBP: 0.217, SLG: 0.182 Claude Raymond, R (7, PH) (7, PR) (8, 1)										3	0	1	1	0	0	1						
Eddie Mathews, L OBP: 0.374, SLG: 0.491 (1, 5)										3	1	0	0	2	1	3						
Hank Aaron, R OBP: 0.389, SLG: 0.618 (1, 9)										4	2	1	0	1	0	2						
Lee Maye, L OBP: 0.316, SLG: 0.363 (1, 8)										4	2	1	0	1	0	2						
Joe Adcock, R OBP: 0.335, SLG: 0.498 Tommye Aaron, R OBP: 0.267, SLG: 0.341 (9, 3)										3	0	2	2	1	0	0						
Joe Torre, R OBP: 0.335, SLG: 0.338 (1, 2)										4	0	0	0	0	3	3						
Frank Bolling, R OBP: 0.322, SLG: 0.395 (1, 4)										3	1	1	0	1	0	1						
Denny Lemaster, R OBP: 0.200, SLG: 0.111 Carl Willey, R OBP: 0.400, SLG: 0.444 Lou Johnson, R OBP: 0.302, SLG: 0.283 (7, PH) (8, 7)										1	0	0	0	0	0	1						
Inning Stats	R: 0 E: 0 K: 1 S: 6	H: 1 LOB: 2 BB: 1 P: 10	R: 0 E: 0 K: 1 S: 5	H: 0 LOB: 1 BB: 1 P: 9	R: 0 E: 0 K: 1 S: 5	H: 0 LOB: 0 BB: 0 P: 5	R: 0 E: 0 K: 1 S: 6	H: 1 LOB: 1 BB: 0 P: 6	R: 1 E: 0 K: 1 S: 7	H: 2 LOB: 1 BB: 0 P: 7	R: 0 E: 0 K: 1 S: 5	H: 0 LOB: 1 BB: 1 P: 9	R: 0 E: 0 K: 0 S: 5	H: 2 LOB: 2 BB: 0 P: 5	R: 2 E: 1 K: 0 S: 6	H: 3 LOB: 1 BB: 0 P: 6		R: 4 E: 0 K: 1 S: 5	H: 1 LOB: 0 BB: 3 P: 17	1B: 8 2B: 1 3B: 0 HR: 1	SF: 0 SAC: 1 DP: 0 HBP: 0	WP: 1 PB: 0 SB: 1 CS: 0
PITCHER	IP WLS BF H R ER SO BB IBB HBP BLK WP HR S P ERA WHIP																					
Cal McLish, R ERA: 4.73 Chris Short, L ERA: 3.97 Jack Baldschun, R ERA: 3.53	(1, 1) (7, 1) (8, 1)	6.2 0.1 1.2	28 5 9	5 4 1	1 2 4	1 1 4	6 0 1	3 0 2	0 0 1	0 0 0	0 0 0	0 5 8	37 5 20	49 5 20	1.35 27.00 21.60	1.200 12.000 1.800						

Batter	1	2	3	4	5	6	7	8	9	AB	R	H	RBI	BB	SO	LOB	TOP			
Tony Taylor, R OBP: 0.337, SLG: 0.355 (1, 4)	F8			E6 FC4-6	P4			F2		4	0	0	0	0	0	2				
Johnny Callison, L OBP: 0.383, SLG: 0.456 Wes Covington, L OBP: 0.312, SLG: 0.404 (1, 9) (7, 7)	4-3			K				4-3		3	0	1	0	0	1	1				
Tony Gonzalez, L OBP: 0.386, SLG: 0.515 (1, 8)	K			FC4-6 1-2f	F8			1B		4	0	1	0	0	1	2				
Roy Sievers, R OBP: 0.346, SLG: 0.471 (1, 3)				4-3	G4-3			1B		4	0	1	0	0	0	2				
Don Demeter, R OBP: 0.337, SLG: 0.478 (1, 5)								1B PB		4	1	1	0	0	0	2				
Ted Savage, R OBP: 0.334, SLG: 0.390 (1, 7) (7, 9)	F8				L7			F8		4	0	0	0	0	0	3				
Clay Dalrymple, L OBP: 0.319, SLG: 0.442 (1, 2)				4-3				P6		3	0	1	0	0	0	0				
Ruben Amaro, R OBP: 0.378, SLG: 0.348 (1, 6)								5-3		2	0	1	0	1	0	0				
Dennis Bennett, L Jack Hamilton, R Mel Roach, R John Boozier, R Bob Odis, R Chris Short, R (1, 1) (3, 1) (5, PH) (5, 1) (8, PH) (8, 1)				G6-4-3 1-2f				5-3		1	0	0	0	0	0	1				
Inning Stats	R: 0 E: 0 K: 1 S: 5	H: 0 LOB: 0 BB: 0 P: 5	R: 0 E: 0 K: 0 S: 3	H: 0 LOB: 0 BB: 0 P: 3	R: 0 E: 0 K: 0 S: 3	H: 1 LOB: 0 BB: 0 P: 3	R: 0 E: 1 K: 1 S: 6	H: 0 LOB: 1 BB: 0 P: 6	R: 1 E: 0 K: 0 S: 7	H: 2 LOB: 2 BB: 1 P: 11	R: 0 E: 0 K: 0 S: 3	H: 0 LOB: 0 BB: 0 P: 3	R: 0 E: 0 K: 0 S: 3	H: 0 LOB: 0 BB: 0 P: 3	R: 0 E: 0 K: 0 S: 5	H: 2 LOB: 2 BB: 0 P: 5	1B: 6 2B: 0 3B: 0 HR: 0	SF: 0 SAC: 0 DP: 2 HBP: 0	WP: 0 PB: 1 SB: 0 CS: 0	PA: 33
PITCHER Warren Spahn, L ERA: 2.94 (1, 1)	IP: 9.0 WLS: W BF: 33 H: 6 R: 1 ER: 0 SO: 3 BB: 1 IBB: 0 HBP: 0 BLK: 0 WP: 0 HR: 0 S: 38 P: 42 ERA: 0.00 WHIP: 0.778																			

Philadelphia Phillies @ Milwaukee Braves
Milwaukee County Stadium, Milwaukee, WI
Sun Aug 05 1962, 4:33 AM EDT
Att: 11,664 - Unknown

AB	32
R	1
H	6
RBI	0
BB	1
SO	3
LOB	15



Batter	1	2	3	4	5	6	7	8	9	AB	R	H	RBI	BB	SO	LOB	BOTTOM			
Roy McMillan, R OBP: 0.345, SLG: 0.378 (1, 6)	P6	F3		F5				6-3		5	0	1	1	0	0	2				
Tommie Aaron, R OBP: 0.271, SLG: 0.339 (1, 7) (8, 3)	F9	F8						6-3		4	0	1	1	1	0	2				
Eddie Mathews, L OBP: 0.375, SLG: 0.497 (1, 5)	1B HR BB			HR				F8		3	2	1	1	1	0	3				
Hank Aaron, R OBP: 0.392, SLG: 0.619 (1, 9)	HR 1B			1B CS BB				IHR 1B		3	2	2	0	1	0	1				
Joe Adcock, R OBP: 0.337, SLG: 0.519 Lou Johnson, R OBP: 0.302, SLG: 0.283 (1, 3) (8, 7)	HR			F9				IHR		4	2	2	5	0	0	2				
Lee Maye, L OBP: 0.309, SLG: 0.355 (1, 8)	K			F7				G3		4	0	0	0	0	1	1				
Del Crandall, R OBP: 0.341, SLG: 0.394 (1, 2)				6-3				1B BB		3	1	1	0	1	0	0				
Frank Bolling, R OBP: 0.324, SLG: 0.404 (1, 4)				CS				1B 1B		4	1	2	0	0	0	0				
Warren Spahn, L OBP: 0.265, SLG: 0.302 (1, 1)				3B				F8		3	0	0	0	1	0	2				
Inning Stats	R: 3 E: 0 K: 1 S: 7	H: 2 LOB: 0 BB: 1 P: 11	R: 0 E: 0 K: 0 S: 4	H: 1 LOB: 2 BB: 1 P: 8	R: 1 E: 0 K: 0 S: 4	H: 2 LOB: 1 BB: 1 P: 8	R: 0 E: 0 K: 0 S: 3	H: 0 LOB: 0 BB: 0 P: 3	R: 0 E: 0 K: 0 S: 6	H: 3 LOB: 2 BB: 1 P: 10	R: 2 E: 0 K: 0 S: 5	H: 2 LOB: 0 BB: 0 P: 5	R: 0 E: 0 K: 0 S: 3	H: 0 LOB: 0 BB: 0 P: 3	R: 0 E: 0 K: 0 S: 3	H: 0 LOB: 0 BB: 0 P: 3	1B: 6 2B: 0 3B: 1 HR: 3	SF: 0 SAC: 0 DP: 0 HBP: 0	WP: 0 PB: 0 SB: 0 CS: 1	PA: 39
PITCHER Dennis Bennett, L ERA: 4.98 Jack Hamilton, R ERA: 5.06 John Boozier, R ERA: 7.5 Chris Short, L ERA: 3.92 (1, 1) (3, 1) (5, 1) (8, 1)	IP: 2.0 WLS: L BF: 12 H: 4 R: 4 ER: 4 SO: 1 BB: 2 IBB: 0 HBP: 0 BLK: 0 WP: 0 HR: 0 S: 12 P: 20 ERA: 18.00 WHIP: 3.000																			

Philadelphia Phillies @ Milwaukee Braves
Milwaukee County Stadium, Milwaukee, WI
Sun Aug 05 1962, 4:33 AM EDT
Att: 11,664 - Unknown

AB	33
R	8
H	10
RBI	8
BB	5
SO	1
LOB	13




Batter	1	2	3	4	5	6	7	8	9	AB	R	H	RBI	BB	SO	LOB	TOP			
Don Landrum, L (1, 7) OBP: 0.391, SLG: 0.329	0-3 K		0-0 4-3		0-0 4-3			0-0 P5		4	0	0	0	0	1	0	Chicago Cubs @ Milwaukee Braves Milwaukee County Stadium, Milwaukee, WI Mon Aug 06 1962, 8:05 PM EDT Att: 13,303 - Unknown			
Ken Hubbs, R (1, 4) OBP: 0.300, SLG: 0.362	0-0 5-3			0-0 5-3		0-3 K		0-0 1B		4	0	1	0	0	1	0				
Lou Brock, L (1, 8) OBP: 0.321, SLG: 0.434	0-0 3-1			0-0 G3		0-0 4-3 2B		0-3 K		4	0	1	0	0	1	1				
George Altman, L (1, 9) OBP: 0.401, SLG: 0.520		4-0 FC5-4 BB		0-0 HR		0-0 4-3 2-3			0-0 3-1		3	1	1	1	0	1				
14 Ernie Banks, R (1, 3) OBP: 0.306, SLG: 0.512		0-0 F8		1-0 1B HBP		0-3 K			0-0 5-3		3	0	0	0	0	1		2		
Ron Santo, R (1, 5) OBP: 0.308, SLG: 0.385		0-0 FC5-4 1-2		0-0 1B			0-0 P6		0-0 F8		4	0	1	0	0	0		1		
Andre Rodgers, R (1, 6) OBP: 0.346, SLG: 0.402		0-0 5-3		0-3 K			0-0 1-3				3	0	0	0	0	1		3		
Dick Bertell, R (1, 2) OBP: 0.310, SLG: 0.351			0-0 F9		0-0 P6		0-0 F8				3	0	0	0	0	0		0		
Dick Ellsworth, L (1, 1) OBP: 0.259, SLG: 0.133			0-3 K		0-3 K			0-0 2-3		3	0	0	0	0	0	2	0			
Don Elston, R (8, 1)										0	0	0	0	0	0	0	0			
Inning Stats	R: 0 E: 0 K: 1 S: 5	H: 0 LOB: 0 BB: 0 P: 5	R: 0 E: 0 K: 0 S: 3	H: 0 LOB: 1 BB: 1 P: 7	R: 0 E: 0 K: 1 S: 5	H: 0 LOB: 0 BB: 0 P: 5	R: 1 E: 0 K: 1 S: 7	H: 2 LOB: 2 BB: 0 P: 8	R: 0 E: 0 K: 1 S: 5	H: 0 LOB: 0 BB: 0 P: 5	R: 0 E: 0 K: 0 S: 3	H: 0 LOB: 0 BB: 0 P: 3	R: 0 E: 0 K: 1 S: 6	H: 1 LOB: 1 BB: 0 P: 6	R: 0 E: 0 K: 0 S: 3	H: 0 LOB: 0 BB: 0 P: 3	1B: 2 2B: 1 3B: 0 HR: 1	SF: 0 SAC: 0 DP: 0 HBP: 1	WP: 0 PB: 0 CS: 0	PA: 33
PITCHER Bob Shaw, R (1, 1) ERA: 2.28	IP: 9.0 WLS: W BF: 33 H: 4 R: 1 ER: 1 SO: 7 BB: 1 IBB: 0 HBP: 1 BLK: 0 WP: 0 HR: 1 S: 45 P: 50 ERA: 1.00 WHIP: 0.556															PITCHER				


AB	31
R	1
H	4
RBI	1
BB	1
SO	7
LOB	8



Batter	1	2	3	4	5	6	7	8	9	AB	R	H	RBI	BB	SO	LOB	BOTTOM			
Roy McMillan, R (1, 6) OBP: 0.344, SLG: 0.374	4-0 WP BB 1B BB				0-0 6-3		0-0 L6			3	1	0	0	1	1	1	Chicago Cubs @ Milwaukee Braves Milwaukee County Stadium, Milwaukee, WI Mon Aug 06 1962, 8:05 PM EDT Att: 13,303 - Unknown			
Tommie Aaron, R (1, 7) OBP: 0.280, SLG: 0.344	4-0 WP BB 1B BB		0-0 F9		0-0 1B		0-0 2B 1B		0-0 2B 1B		3	2	2	0	1	0		0		
Eddie Mathews, L (1, 5) OBP: 0.374, SLG: 0.495	0-0 FC1-4 1H 2H 1B		0-0 F9		0-0 P4		0-3 K		0-0 K		4	0	1	2	0	1		2		
Hank Aaron, R (1, 9) OBP: 0.391, SLG: 0.618	0-0 L5		0-0 F8		0-0 F9		0-0 2B 2B		0-0 2B 2B		4	1	1	0	0	0		1		
Joe Adcock, R (1, 3) OBP: 0.339, SLG: 0.517	0-0 FC1-4			0-0 6-3		0-0 G3 1B		4-0 2B FC6-5 1B		3	0	1	0	1	0	1		0		
Amado Samuel, R (8, PR) OBP: 0.258, SLG: 0.278										0	0	0	0	0	0	0		0		
Gus Bell, L (9, 7) OBP: 0.269, SLG: 0.333	0-0 1-2							0-0 FC6-5 1B		0	0	0	0	0	0	0		0		
Lee Maye, L (1, 8) OBP: 0.304, SLG: 0.349	0-0 G3			0-0 4-3		0-0 G3		0-0 1-3 2H 3H 2B		3	0	0	0	0	0	2		0		
Lou Johnson, R (8, PH) OBP: 0.315, SLG: 0.319										1	0	1	2	0	0	0	0			
Del Crandall, R (1, 2) OBP: 0.344, SLG: 0.399			0-0 2B		0-0 FC6-4 1B		0-0 6-3		0-0 FC6-5		4	0	2	0	0	0	4			
Frank Bolling, R (1, 4) OBP: 0.320, SLG: 0.399		0-0 5-3		0-0 FC6-4 1-2			0-0 6-3		0-0 F5		4	0	0	0	0	0	4			
Bob Shaw, R (1, 1) OBP: 0.261, SLG: 0.164		0-3 K			0-0 G3		0-3 K			3	0	0	0	0	2	1	0			
Inning Stats	R: 2 E: 0 K: 0 S: 4	H: 1 LOB: 1 BB: 2 P: 12	R: 0 E: 0 K: 2 S: 8	H: 1 LOB: 1 BB: 0 P: 8	R: 0 E: 0 K: 0 S: 3	H: 0 LOB: 0 BB: 0 P: 3	R: 0 E: 0 K: 0 S: 4	H: 1 LOB: 1 BB: 0 P: 4	R: 0 E: 0 K: 0 S: 4	H: 1 LOB: 1 BB: 0 P: 4	R: 0 E: 0 K: 1 S: 5	H: 0 LOB: 0 BB: 0 P: 5	R: 2 E: 0 K: 1 S: 8	H: 3 LOB: 2 BB: 1 P: 12	R: 0 E: 0 K: 0 S: 3	H: 0 LOB: 0 BB: 0 P: 3	1B: 5 2B: 3 3B: 0 HR: 0	SF: 0 SAC: 0 DP: 0 HBP: 0	WP: 1 PB: 0 CS: 0	PA: 35
PITCHER Dick Ellsworth, L (1, 1) ERA: 5.23	IP: 7.1 WLS: L BF: 33 H: 8 R: 4 ER: 4 SO: 4 BB: 2 IBB: 1 HBP: 0 BLK: 0 WP: 1 HR: 0 S: 38 P: 50 ERA: 4.91 WHIP: 1.364															PITCHER				
Don Elston, R (8, 1) ERA: 2.75	0.2 L 2 0 0 0 0 0 0 0 0 0 0 2 2 0.00 0.000															PITCHER				



Batter	1	2	3	4	5	6	7	8	9	AB	R	H	RBI	BB	SO	LOB	TOP					
Lou Brock, L (1.8) OBP: 0.317, SLG: 0.429	4-3		K			K		F7		4	0	0	0	0	2	1	Chicago Cubs @ Milwaukee Braves Milwaukee County Stadium, Milwaukee, WI Tue Aug 07 1962, 8:05 PM EDT Att: 12,104 - Unknown AB 33 R 1 H 8 RBI 1 BB 0 SO 8 LOB 10 					
Ken Hubbs, R (1.4) OBP: 0.299, SLG: 0.361	1B				K	K		K		4	0	1	0	0	3	1						
Billy Williams, L (1.7) OBP: 0.374, SLG: 0.509	G4-6-3							G3		4	0	2	0	0	0	0						
George Altman, L (1.9) OBP: 0.400, SLG: 0.525	G4-6-3									4	1	1	1	0	1	3						
14 Ernie Banks, R (1.3) OBP: 0.307, SLG: 0.511		6-3								4	0	2	0	0	0	0						
Ron Santo, R (1.5) OBP: 0.306, SLG: 0.384		6-3								4	0	1	0	0	0	2						
Andre Rodgers, R (1.6) OBP: 0.343, SLG: 0.398		6-3								3	0	0	0	0	0	2						
Dick Bertell, R (1.2) OBP: 0.303, SLG: 0.343			6-3							3	0	0	0	0	0	1						
Moe Thacker, R (8.2) OBP: 0.236, SLG: 0.257				6-3						0	0	0	0	0	0	0						
Cal Koonce, R (1.1) OBP: 0.115, SLG: 0.135 (6, PH)										1	0	0	0	0	1	0						
Don Landrum, L (6, PH) OBP: 0.369, SLG: 0.327										1	0	0	0	0	1	0						
Bob Anderson, R (6.1) OBP: 0.143, SLG: 0.238										0	0	0	0	0	0	0						
Bob Will, L (8, PH) OBP: 0.349, SLG: 0.380										1	0	1	0	0	0	0						
Barney Schultz, R (8.1) OBP: 0.349, SLG: 0.380										0	0	0	0	0	0	0						
Inning Stats	R: 0 E: 0 K: 0 S: 4	H: 2 LOB: 1 BB: 0 P: 4	R: 0 E: 0 K: 0 S: 3	H: 0 LOB: 0 BB: 0 P: 3	R: 0 E: 0 K: 2 S: 7	H: 0 LOB: 0 BB: 0 P: 7	R: 0 E: 0 K: 1 S: 5	H: 1 LOB: 0 BB: 0 P: 5	R: 0 E: 1 K: 0 S: 4	H: 1 LOB: 1 BB: 0 P: 4	R: 0 E: 0 K: 3 S: 9	H: 0 LOB: 0 BB: 0 P: 9	R: 1 E: 0 K: 0 S: 5	H: 2 LOB: 1 BB: 0 P: 5	R: 0 E: 0 K: 1 S: 6	H: 1 LOB: 1 BB: 0 P: 6	R: 0 E: 0 K: 1 S: 6	H: 1 LOB: 1 BB: 0 P: 6	1B: 7 2B: 1 3B: 0 HR: 1	SF: 0 SAC: 0 DP: 2 HBP: 0	WP: 0 PB: 0 SB: 0 CS: 0	PA: 33
PITCHER Lew Burdette, R (1.1) ERA: 4.55	IP: 9.0 WLS: W BF: 33 H: 8 R: 1 ER: 1 SO: 8 BB: 0 IBB: 0 HBP: 0 BLK: 0 WP: 0 HR: 1 S: 49 P: 49 ERA: 1.00 WHIP: 0.889															PITCHER	IP: 9.0 WLS: W BF: 33 H: 8 R: 1 ER: 1 SO: 8 BB: 0 IBB: 0 HBP: 0 BLK: 0 WP: 0 HR: 1 S: 49 P: 49 ERA: 1.00 WHIP: 0.889					

Batter	1	2	3	4	5	6	7	8	9	AB	R	H	RBI	BB	SO	LOB	BOTTOM				
Roy McMillan, R (1.6) OBP: 0.346, SLG: 0.376	F9									4	1	2	0	0	0	0	Chicago Cubs @ Milwaukee Braves Milwaukee County Stadium, Milwaukee, WI Tue Aug 07 1962, 8:05 PM EDT Att: 12,104 - Unknown AB 31 R 4 H 7 RBI 4 BB 1 SO 2 LOB 12 				
Gus Bell, L (1.7) OBP: 0.270, SLG: 0.333										3	1	1	0	0	0	1					
Lou Johnson, R (6.7) OBP: 0.309, SLG: 0.313	BB									1	0	0	0	0	1	2					
Eddie Mathews, L (1.5) OBP: 0.375, SLG: 0.496	1B									3	0	1	1	1	0	1					
Hank Aaron, R (1.9) OBP: 0.390, SLG: 0.621	4-3									4	1	1	2	0	0	4					
Joe Adcock, R (1.3) OBP: 0.339, SLG: 0.515										3	0	1	1	0	1	0					
Tommie Aaron, R (7.3) OBP: 0.278, SLG: 0.342										1	0	0	0	0	0	2					
Lee Maye, L (1.8) OBP: 0.299, SLG: 0.343	P4									3	0	0	0	0	0	2					
Joe Torre, R (1.2) OBP: 0.329, SLG: 0.331		6-3								3	0	0	0	0	0	0					
Amado Samuel, R (1.4) OBP: 0.252, SLG: 0.271		5-3								3	0	0	0	0	0	0					
Lew Burdette, R (1.1) OBP: 0.224, SLG: 0.191		1-3								3	1	1	0	0	0	0					
Inning Stats	R: 1 E: 0 K: 0 S: 5	H: 2 LOB: 2 BB: 1 P: 9	R: 0 E: 0 K: 0 S: 3	H: 0 LOB: 0 BB: 0 P: 3	R: 2 E: 0 K: 1 S: 7	H: 2 LOB: 0 BB: 0 P: 7	R: 0 E: 0 K: 0 S: 3	H: 0 LOB: 0 BB: 0 P: 3	R: 0 E: 0 K: 0 S: 3	H: 0 LOB: 0 BB: 0 P: 3	R: 0 E: 0 K: 0 S: 3	H: 0 LOB: 0 BB: 0 P: 3	R: 0 E: 0 K: 0 S: 3	H: 0 LOB: 0 BB: 0 P: 3	R: 1 E: 0 K: 1 S: 8	H: 3 LOB: 2 BB: 0 P: 8		1B: 5 2B: 1 3B: 0 HR: 1	SF: 0 SAC: 0 DP: 0 HBP: 0	WP: 0 PB: 0 SB: 0 CS: 0	PA: 32
PITCHER Cal Koonce, R (1.1) ERA: 3.95	IP: 5.0 WLS: L BF: 20 H: 4 R: 3 ER: 3 SO: 1 BB: 1 IBB: 0 HBP: 0 BLK: 0 WP: 0 HR: 1 S: 21 P: 25 ERA: 5.40 WHIP: 1.000															PITCHER		IP: 5.0 WLS: L BF: 20 H: 4 R: 3 ER: 3 SO: 1 BB: 1 IBB: 0 HBP: 0 BLK: 0 WP: 0 HR: 1 S: 21 P: 25 ERA: 5.40 WHIP: 1.000			
Bob Anderson, R (6.1) ERA: 4.6	2.0 6 0 0 0 0 0 0 0 0 0 0 6 6 0.00 0.000															PITCHER		2.0 6 0 0 0 0 0 0 0 0 0 0 6 6 0.00 0.000			
Barney Schultz, R (8.1) ERA: 4.36	1.0 6 3 1 1 1 0 0 0 0 0 0 8 8 9.00 3.000															PITCHER	1.0 6 3 1 1 1 0 0 0 0 0 0 8 8 9.00 3.000				

Batter	1	2	3	4	5	6	7	8	9	AB	R	H	RBI	BB	SO	LOB	TOP								
Don Landrum, L (1, 8) OBP: 0.386, SLG: 0.327	6-3		F9		FC3-5-2			1B		4	0	1	0	0	0	3	Chicago Cubs @ Milwaukee Braves Milwaukee County Stadium, Milwaukee, WI Thu Aug 09 1962, 4:33 AM EDT Att: 12,117 - Unknown								
Ken Hubbs, R (1, 4) OBP: 0.301, SLG: 0.360	L4		K		K			1B		4	0	1	0	0	2	3									
Billy Williams, L (1, 7) OBP: 0.371, SLG: 0.503	1B		F5				P5	G4-6-3		4	0	1	0	0	0	3									
George Altman, L (1, 9) OBP: 0.398, SLG: 0.523	K			K			F9	1B		4	0	1	0	0	2	1									
14 Ernie Banks, R (1, 3) OBP: 0.312, SLG: 0.517		BB		6-3			F3	K		3	0	0	0	1	1	1									
Ron Santo, R (1, 5) OBP: 0.308, SLG: 0.392		K		P4			6-3	1B		4	0	1	0	0	1	1									
Andre Rodgers, R (1, 6) Bob Will, L (9, PH) OBP: 0.344, SLG: 0.394 OBP: 0.345, SLG: 0.375		K			1B		6-3	K		2	0	0	0	1	1	1									
Cuno Barragan, R (1, 2) Lou Brock, L (9, PH) OBP: 0.268, SLG: 0.222 OBP: 0.316, SLG: 0.428		K			BB		F7	F8		3	0	1	0	0	1	1									
Bob Buhl, R (1, 1)			S				K	K		2	0	0	0	1	2	2									
Inning Stats	R: 0 E: 0 K: 1 S: 6	H: 1 LOB: 1 BB: 0 P: 6	R: 0 E: 0 K: 3 S: 9	H: 0 LOB: 1 BB: 1 P: 13	R: 0 E: 0 K: 1 S: 5	H: 0 LOB: 0 BB: 0 P: 9	R: 0 E: 0 K: 1 S: 5	H: 0 LOB: 0 BB: 0 P: 5	R: 0 E: 0 K: 2 S: 8	H: 1 LOB: 2 BB: 1 P: 12	R: 0 E: 0 K: 0 S: 3	H: 0 LOB: 0 BB: 0 P: 3	R: 0 E: 0 K: 0 S: 3	H: 0 LOB: 0 BB: 0 P: 3	R: 0 E: 0 K: 1 S: 6	H: 2 LOB: 1 BB: 0 P: 6		R: 0 E: 0 K: 2 S: 9	H: 2 LOB: 2 BB: 0 P: 9	1B: 6 2B: 0 3B: 0 HR: 0	SF: 0 SAC: 0 DP: 1 HBP: 0	WP: 0 PB: 0 SB: 1 CS: 0	PA: 35		
PITCHER	IP	WLS	BF	H	R	ER	SO	BB	IBB	HBP	BLK	WP	HR	S	P	ERA	WHIP								
Tony Cloninger, R (1, 1) ERA: 4.67	8.1	W	33	6	0	0	10	3	0	0	0	0	0	50	62	0.00	1.080								
Claude Raymond, R (9, 1) ERA: 1.99	0.2	S	2	0	0	0	1	0	0	0	0	0	0	4	4	0.00	0.000								

AB	32
R	0
H	6
RBI	0
BB	3
SO	11
LOB	20



Batter	1	2	3	4	5	6	7	8	9	AB	R	H	RBI	BB	SO	LOB	BOTTOM								
Roy McMillan, R (1, 6) OBP: 0.341, SLG: 0.369	B3		1B		F3			5-3		4	0	1	0	0	0	1	Chicago Cubs @ Milwaukee Braves Milwaukee County Stadium, Milwaukee, WI Thu Aug 09 1962, 4:33 AM EDT Att: 12,117 - Unknown								
Amado Samuel, R (1, 4) OBP: 0.242, SLG: 0.260	4-3		F7		K			F7		4	0	0	0	0	1	2									
Eddie Mathews, L (1, 5) OBP: 0.369, SLG: 0.488	4-3		F4				1-4-3			3	0	0	0	0	0	1									
Hank Aaron, R (1, 9) OBP: 0.392, SLG: 0.619		6-3			S		1B	G6-4-3		3	0	2	0	0	0	0									
Joe Adcock, R (1, 3) Lou Johnson, R (9, 7) OBP: 0.338, SLG: 0.520 OBP: 0.309, SLG: 0.313					F9			G6-4-3		3	1	1	1	0	0	2									
Lee Maye, L (1, 8) OBP: 0.299, SLG: 0.373		HR			F8			1-2		0	0	0	0	0	0	0									
Tommie Aaron, R (1, 7) OBP: 0.279, SLG: 0.342		F8			F8			4-3		3	0	0	0	0	0	1									
Joe Torre, R (1, 2) OBP: 0.329, SLG: 0.331		1B			4-3			F8		3	0	1	0	0	0	1									
Joe Torre, R (1, 2) OBP: 0.329, SLG: 0.331		P3						F9		3	0	1	0	0	0	1									
Tony Cloninger, R (1, 1) Claude Raymond, R (9, 1) OBP: 0.056, SLG: 0.056					5-3			F8		3	0	0	0	0	0	1									
								4-3		0	0	0	0	0	0	0									
Inning Stats	R: 0 E: 0 K: 0 S: 3	H: 0 LOB: 0 BB: 0 P: 3	R: 1 E: 0 K: 0 S: 5	H: 2 LOB: 1 BB: 0 P: 5	R: 0 E: 0 K: 0 S: 4	H: 1 LOB: 1 BB: 0 P: 4	R: 0 E: 0 K: 0 S: 4	H: 1 LOB: 1 BB: 0 P: 4	R: 0 E: 0 K: 1 S: 6	H: 1 LOB: 1 BB: 0 P: 6	R: 0 E: 0 K: 0 S: 3	H: 1 LOB: 0 BB: 0 P: 3	R: 0 E: 0 K: 0 S: 3	H: 0 LOB: 0 BB: 0 P: 3	R: 0 E: 0 K: 0 S: 3	H: 0 LOB: 0 BB: 0 P: 3	1B: 5 2B: 0 3B: 0 HR: 1	SF: 0 SAC: 0 DP: 1 HBP: 0	WP: 0 PB: 0 SB: 1 CS: 0	PA: 29					
PITCHER	IP	WLS	BF	H	R	ER	SO	BB	IBB	HBP	BLK	WP	HR	S	P	ERA	WHIP								
Bob Buhl, R (1, 1) ERA: 4.21	8.0	L	29	6	1	1	1	0	0	0	0	0	1	31	31	1.12	0.750								



AB	29
R	1
H	6
RBI	1
BB	0
SO	1
LOB	10

Batter	1	2	3	4	5	6	7	8	9	AB	R	H	RBI	BB	SO	LOB	TOP					
Roy McMillan, R OBP: 0.341, SLG: 0.368 (1, 6)	0-0 1B 1B	0-3 K		4-0 BB BB		0-0 P4		0-0 F8		4	1	1	0	1	1	0						
Tommie Aaron, R OBP: 0.292, SLG: 0.340 (1, 7) (7, 3)	0-0 1B 1B	0-0 5-3		4-0 BB 1-2		0-0 L8		0-0 P4		4	1	1	0	1	0	0						
Eddie Mathews, L OBP: 0.369, SLG: 0.486 Ken Aspromonte, R OBP: 0.360, SLG: 0.301 (4, 5)	0-3 K		0-3 K	4-0 BB 1-2		0-0 4-3		0-0 F8		2	0	0	0	1	2	2						
Hank Aaron, R OBP: 0.395, SLG: 0.619 (1, 9)	0-0 1B 1B		0-0 S HR	4-0 BB 1-2		0-0 F8		0-3 K		5	3	3	1	0	1	2						
Joe Adcock, R OBP: 0.340, SLG: 0.528 Lou Johnson, R OBP: 0.304, SLG: 0.306 (1, 3) (7, 7)	0-3 K		0-0 HR	4-0 BB 1-H		0-0 FC4-6 BB		0-0 F9		3	1	1	2	1	1	3						
Lee Maye, L OBP: 0.296, SLG: 0.370 (1, 8)	0-0 1B 1B		0-3 K	4-0 BB 1-2		0-0 FC4-6 S 1B		0-0 E3 FC4-6		4	1	1	1	0	1	1						
Del Crandall, R OBP: 0.343, SLG: 0.398 (1, 2)	0-0 1B 1B		0-0 K	0-3 K		0-0 K		0-0 FC4-6		4	0	2	1	0	1	2						
Amado Samuel, R OBP: 0.243, SLG: 0.260 (1, 4)	0-0 FC5-4		0-0 4-3	0-0 K		0-0 K		0-0 F8		4	0	1	1	0	0	4						
Warren Spahn, L OBP: 0.254, SLG: 0.288 Don Nottebart, R OBP: 0.429, SLG: 0.333 Claude Raymond, R (6, 1) (6, 1)		0-0 P6		0-0 3-1		0-0 1-3		0-0 F9		3	0	0	0	0	0	1						
Inning Stats	R: 3 E: 0 K: 2 S: 12	H: 5 LOB: 2 BB: 0 P: 12	R: 0 E: 0 K: 1 S: 5	H: 0 LOB: 0 BB: 0 P: 5	R: 2 E: 0 K: 2 S: 10	H: 3 LOB: 1 BB: 0 P: 10	R: 0 E: 0 K: 0 S: 2	H: 0 LOB: 2 BB: 3 P: 14	R: 1 E: 0 K: 1 S: 6	H: 1 LOB: 1 BB: 1 P: 10	R: 0 E: 0 K: 0 S: 3	H: 0 LOB: 0 BB: 0 P: 3	R: 1 E: 1 K: 0 S: 5	H: 1 LOB: 1 BB: 0 P: 5	R: 0 E: 0 K: 2 S: 7	H: 0 LOB: 0 BB: 0 P: 7	1B: 9 2B: 0 3B: 0 HR: 1	SF: 0 SAC: 0 DP: 0 HBP: 0	WP: 0 PB: 0 SB: 3 CS: 0	PA: 41		
PITCHER	IP WLS BF H R ER SO BB IBB HBP BLK WP HR S P ERA WHIP	IP WLS BF H R ER SO BB IBB HBP BLK WP HR S P ERA WHIP	IP WLS BF H R ER SO BB IBB HBP BLK WP HR S P ERA WHIP	IP WLS BF H R ER SO BB IBB HBP BLK WP HR S P ERA WHIP	IP WLS BF H R ER SO BB IBB HBP BLK WP HR S P ERA WHIP	IP WLS BF H R ER SO BB IBB HBP BLK WP HR S P ERA WHIP	IP WLS BF H R ER SO BB IBB HBP BLK WP HR S P ERA WHIP	IP WLS BF H R ER SO BB IBB HBP BLK WP HR S P ERA WHIP	IP WLS BF H R ER SO BB IBB HBP BLK WP HR S P ERA WHIP	IP WLS BF H R ER SO BB IBB HBP BLK WP HR S P ERA WHIP	IP WLS BF H R ER SO BB IBB HBP BLK WP HR S P ERA WHIP	IP WLS BF H R ER SO BB IBB HBP BLK WP HR S P ERA WHIP	IP WLS BF H R ER SO BB IBB HBP BLK WP HR S P ERA WHIP	IP WLS BF H R ER SO BB IBB HBP BLK WP HR S P ERA WHIP	IP WLS BF H R ER SO BB IBB HBP BLK WP HR S P ERA WHIP	IP WLS BF H R ER SO BB IBB HBP BLK WP HR S P ERA WHIP	IP WLS BF H R ER SO BB IBB HBP BLK WP HR S P ERA WHIP	IP WLS BF H R ER SO BB IBB HBP BLK WP HR S P ERA WHIP	IP WLS BF H R ER SO BB IBB HBP BLK WP HR S P ERA WHIP	IP WLS BF H R ER SO BB IBB HBP BLK WP HR S P ERA WHIP	IP WLS BF H R ER SO BB IBB HBP BLK WP HR S P ERA WHIP	IP WLS BF H R ER SO BB IBB HBP BLK WP HR S P ERA WHIP

Milwaukee Braves @ Houston Colt 45's
Colt Stadium, Houston, TX
Fri Aug 10 1962, 8:05 PM EDT
Alt. 7, 047 - Unknown - 79 F

AB 37
R 7
H 10
RBI 6
BB 4
SO 8
LOB 15



Batter	1	2	3	4	5	6	7	8	9	AB	R	H	RBI	BB	SO	LOB	BOTTOM					
Bob Lillis, R OBP: 0.272, SLG: 0.265 (1, 4)	0-0 SF9 3B		0-0 F9		0-0 FC6-4 1B	0-0 FC6		0-0 1-2 1B		5	1	3	1	0	0	2						
Jim Pendleton, R OBP: 0.273, SLG: 0.382 (1, 7)	0-0 SF9 3H		0-3 K		0-0 FC6-4 1-2		0-0 1B		0-3 K	4	0	1	1	0	2	4						
Norm Larker, L OBP: 0.349, SLG: 0.370 (1, 3)	0-0 5-3			0-0 2B		4-0 HR BB		0-0 F5		4	1	1	0	1	0	1						
Roman Mejias, R OBP: 0.344, SLG: 0.496 (1, 9)	0-0 1B			0-0 F2		0-0 P4		0-0 K		5	1	2	2	0	1	2						
Carl Warwick, R OBP: 0.299, SLG: 0.399 (1, 8)	0-3 K			0-0 1-3		0-0 1B SF8 1B		0-0 K		5	2	2	0	0	2	3						
Bob Aspromonte, R OBP: 0.351, SLG: 0.402 (1, 5)		0-0 5-3		0-3 K		0-0 1B 1-3 1B		0-0 1-3 1B		5	0	2	1	0	1	1						
Jim Campbell, R OBP: 0.229, SLG: 0.222 Hal Smith, R OBP: 0.261, SLG: 0.345 (1, 2) (2, 2)		0-0 F8			0-3 K	0-0 SF8		0-0 FC6-4 1B		0	0	0	0	0	0	0						
J C Hartman, R OBP: 0.212, SLG: 0.231 (1, 6)		0-0 G3			0-0 P1	0-0 F2		0-0 FC6-4 1B HBP		4	1	0	0	0	0	2						
George Brunet, R OBP: 1.000, SLG: 1.000 Bobby Tiefenauer, R (1, 1) (1, 1) Billy Goodman, L OBP: 0.300, SLG: 0.300 Hal Woodeschick, R OBP: 0.300, SLG: 0.300 Don Jaussig, R OBP: 0.300, SLG: 0.300 Russ Kemmerer, R OBP: 0.300, SLG: 0.300 Al Spangler, R OBP: 0.300, SLG: 0.300 Jim Golden, R OBP: 0.300, SLG: 0.300 (1, 1) (1, 1) (5, PH) (6, 1) (7, 1) (8, PH) (9, 1)		0-3 K			0-0 1B	0-0 FC6		0-0 1B		0	0	0	0	0	0	0						
Inning Stats	R: 1 E: 0 K: 1 S: 7	H: 2 LOB: 1 BB: 0 P: 7	R: 0 E: 0 K: 0 S: 3	H: 0 LOB: 0 BB: 0 P: 3	R: 0 E: 0 K: 2 S: 7	H: 0 LOB: 0 BB: 0 P: 7	R: 0 E: 0 K: 1 S: 6	H: 1 LOB: 1 BB: 0 P: 6	R: 0 E: 0 K: 0 S: 7	H: 2 LOB: 2 BB: 1 P: 11	R: 0 E: 0 K: 1 S: 6	H: 1 LOB: 1 BB: 0 P: 6	R: 1 E: 0 K: 1 S: 7	H: 2 LOB: 2 BB: 0 P: 8	R: 1 E: 1 K: 1 S: 7	H: 2 LOB: 1 BB: 0 P: 7	1B: 11 2B: 1 3B: 1 HR: 1	SF: 2 SAC: 0 DP: 0 HBP: 1	WP: 0 PB: 0 SB: 0 CS: 0	PA: 43		
PITCHER	IP WLS BF H R ER SO BB IBB HBP BLK WP HR S P ERA WHIP	IP WLS BF H R ER SO BB IBB HBP BLK WP HR S P ERA WHIP	IP WLS BF H R ER SO BB IBB HBP BLK WP HR S P ERA WHIP	IP WLS BF H R ER SO BB IBB HBP BLK WP HR S P ERA WHIP	IP WLS BF H R ER SO BB IBB HBP BLK WP HR S P ERA WHIP	IP WLS BF H R ER SO BB IBB HBP BLK WP HR S P ERA WHIP	IP WLS BF H R ER SO BB IBB HBP BLK WP HR S P ERA WHIP	IP WLS BF H R ER SO BB IBB HBP BLK WP HR S P ERA WHIP	IP WLS BF H R ER SO BB IBB HBP BLK WP HR S P ERA WHIP	IP WLS BF H R ER SO BB IBB HBP BLK WP HR S P ERA WHIP	IP WLS BF H R ER SO BB IBB HBP BLK WP HR S P ERA WHIP	IP WLS BF H R ER SO BB IBB HBP BLK WP HR S P ERA WHIP	IP WLS BF H R ER SO BB IBB HBP BLK WP HR S P ERA WHIP	IP WLS BF H R ER SO BB IBB HBP BLK WP HR S P ERA WHIP	IP WLS BF H R ER SO BB IBB HBP BLK WP HR S P ERA WHIP	IP WLS BF H R ER SO BB IBB HBP BLK WP HR S P ERA WHIP	IP WLS BF H R ER SO BB IBB HBP BLK WP HR S P ERA WHIP	IP WLS BF H R ER SO BB IBB HBP BLK WP HR S P ERA WHIP	IP WLS BF H R ER SO BB IBB HBP BLK WP HR S P ERA WHIP	IP WLS BF H R ER SO BB IBB HBP BLK WP HR S P ERA WHIP	IP WLS BF H R ER SO BB IBB HBP BLK WP HR S P ERA WHIP	IP WLS BF H R ER SO BB IBB HBP BLK WP HR S P ERA WHIP

Milwaukee Braves @ Houston Colt 45's
Colt Stadium, Houston, TX
Fri Aug 10 1962, 8:05 PM EDT
Alt. 7, 047 - Unknown - 79 F

AB 39
R 6
H 14
RBI 6
BB 1
SO 8
LOB 16



Batter	1	2	3	4	5	6	7	8	9	AB	R	H	RBI	BB	SO	LOB	TOP			
Roy McMillan, R (1, 6) OBP: 0.347, SLG: 0.385 Hawk Taylor, R (9, PH)	F2			K			E5 1B 1B 1B		K	3	1	0	0	0	1	10	Milwaukee Braves @ Cincinnati Reds Crosley Field, Cincinnati, OH Mon Aug 13 1962, 7:05 PM EDT Att: 9,748 - Unknown			
Lou Johnson, R (1, 7) OBP: 0.323, SLG: 0.345 (7, 8)	L3			1-3			1B 1B 1-2 1B		1B 2B	4	1	2	0	0	0	0				
Eddie Mathews, L (1, 5)	F6			K			1B 1-2 2-3 1B		2B 2-3 1B	4	0	2	0	0	1	10				
Hank Aaron, R (1, 9) OBP: 0.392, SLG: 0.612		F7			K		1-2 2-3 3-H 1B		1-3 3-H 2B	4	0	2	2	0	1	10				
Joe Adcock, R (1, 3) OBP: 0.336, SLG: 0.524		K			K2-3		0-3 K		6-3	4	0	0	0	0	3	5				
Lee Maye, L (1, 8) OBP: 0.301, SLG: 0.364 Tommye Aaron, R (7, PH) OBP: 0.282, SLG: 0.335 (7, 7)					K		0-0 G4-6-3 1-2 2-3 1B		6-3	2	0	0	0	0	2	0				
Del Crandall, R (1, 2) OBP: 0.340, SLG: 0.393 Bob Uecker, R (7, 2) OBP: 0.323, SLG: 0.231							0-3 K		F8	2	0	0	0	0	1	10				
Frank Bolling, R (1, 4) OBP: 0.317, SLG: 0.394							0-0 F6		K	3	0	0	0	0	1	10				
Bob Hendley, R (1, 1) OBP: 0.260, SLG: 0.233 Ken Aspromonte, R (6, PH) OBP: 0.352, SLG: 0.293 Don Nottebart, R (6, 1) OBP: 0.429, SLG: 0.333 Denny Lemaster, R (7, 1) OBP: 0.250, SLG: 0.182							0-0 F5		K	1	0	0	0	0	0	0				
Inning Stats	R: 0 E: 0 K: 0 S: 3	H: 0 LOB: 0 BB: 0 P: 3	R: 0 E: 0 K: 2 S: 7	H: 0 LOB: 0 BB: 0 P: 7	R: 0 E: 0 K: 0 S: 3	H: 0 LOB: 0 BB: 0 P: 3	R: 0 E: 0 K: 2 S: 7	H: 0 LOB: 0 BB: 0 P: 7	R: 0 E: 0 K: 3 S: 9	H: 0 LOB: 0 BB: 0 P: 9	R: 1 E: 0 K: 1 S: 8	H: 3 LOB: 2 BB: 0 P: 8	R: 0 E: 0 K: 1 S: 7	H: 0 LOB: 0 BB: 0 P: 7	R: 1 E: 0 K: 1 S: 8	H: 3 LOB: 2 BB: 0 P: 8		1B: 4 2B: 2 3B: 0 HR: 0	SF: 0 SAC: 0 DP: 1 HBP: 0	WP: 0 PB: 0 SB: 0 CS: 0
PITCHER Jim O'Toole, L (1, 1) ERA: 3.36	IP: 9.0 WLS: W BF: 33 H: 6 R: 2 ER: 1 SO: 12 BB: 0 IBB: 0 HBP: 0 BLK: 0 WP: 0 HR: 0 S: 57 P: 57 ERA: 1.00 WHIP: 0.667											PITCHER	IP: 9.0 WLS: W BF: 33 H: 6 R: 2 ER: 1 SO: 12 BB: 0 IBB: 0 HBP: 0 BLK: 0 WP: 0 HR: 0 S: 57 P: 57 ERA: 1.00 WHIP: 0.667							

AB 33
R 2
H 6
RBI 2
BB 0
SO 12
LOB 10



Batter	1	2	3	4	5	6	7	8	9	AB	R	H	RBI	BB	SO	LOB	BOTTOM			
Leo Cardenas, R (1, 6) OBP: 0.318, SLG: 0.384	1-3	F9					E5 2B	4-3		5	2	1	0	0	0	0	Milwaukee Braves @ Cincinnati Reds Crosley Field, Cincinnati, OH Mon Aug 13 1962, 7:05 PM EDT Att: 9,748 - Unknown			
Eddie Kasko, R (1, 5) OBP: 0.296, SLG: 0.322	2B 1B		5-3		4-0 HR 2B		2B 2B	F7		4	3	2	1	1	0	0				
Frank Robinson, R (1, 9) OBP: 0.415, SLG: 0.624	4-0 2B BB				0-0 HR BB		3-H 2B 1B	F6		4	3	2	5	1	1	10				
Wally Post, R (1, 7) OBP: 0.327, SLG: 0.484	K				1-H 2-H HR		2-H 1B 2B	F8 1B		4	1	1	1	0	2	2				
Don Pavletich, R (1, 3) OBP: 0.333, SLG: 0.340	1-H 2-H 2B				6-3 6-3		0-3 K			4	0	1	2	0	1	1				
Hank Foiles, R (1, 2) OBP: 0.394, SLG: 0.495	4-0 BB				0-0 L6-3 1B		4-0 7-4 1B BB	F8		2	0	1	0	2	0	1				
Vada Pinson, L (1, 8) OBP: 0.337, SLG: 0.488	0-3 K				0-0 L6-3 1-2		1-2 1B	1B 2-H 1B		4	0	2	1	0	1	3				
Don Blasingame, L (1, 4) OBP: 0.355, SLG: 0.335		F6			4-0 FC1-6 BB		0-0 7-4	1-3 1B		3	0	1	0	1	0	2				
Jim O'Toole, S (1, 1) OBP: 0.143, SLG: 0.130		K			0-0 FC1-6 2B HR		0-3 K	4-3		4	1	0	0	0	2	4				
Inning Stats	R: 2 E: 0 K: 2 S: 9	H: 2 LOB: 2 BB: 2 P: 17	R: 0 E: 0 K: 1 S: 5	H: 0 LOB: 0 BB: 0 P: 5	R: 0 E: 0 K: 2 S: 7	H: 0 LOB: 0 BB: 0 P: 7	R: 0 E: 0 K: 0 S: 3	H: 1 LOB: 0 BB: 0 P: 3	R: 4 E: 0 K: 0 S: 5	H: 2 LOB: 2 BB: 2 P: 13	R: 0 E: 0 K: 1 S: 5	H: 1 LOB: 1 BB: 1 P: 9	R: 4 E: 1 K: 1 S: 11	H: 5 LOB: 2 BB: 0 P: 11	R: 0 E: 0 K: 0 S: 3	H: 0 LOB: 0 BB: 0 P: 3		1B: 6 2B: 6 3B: 0 HR: 1	SF: 0 SAC: 0 DP: 2 HBP: 0	WP: 0 PB: 0 SB: 0 CS: 0
PITCHER Bob Hendley, L (1, 1) ERA: 3.56 Don Nottebart, R (6, 1) ERA: 3.61 Denny Lemaster, L (7, 1) ERA: 3.34	IP: 5.0 WLS: L BF: 23 H: 5 R: 4 ER: 2 SO: 5 BB: 1 IBB: 0 HBP: 0 BLK: 0 WP: 0 HR: 1 S: 29 P: 45 ERA: 10.80 WHIP: 1.800											PITCHER	IP: 5.0 WLS: L BF: 23 H: 5 R: 4 ER: 2 SO: 5 BB: 1 IBB: 0 HBP: 0 BLK: 0 WP: 0 HR: 1 S: 29 P: 45 ERA: 10.80 WHIP: 1.800							



Batter	1	2	3	4	5	6	7	8	9	AB	R	H	RBI	BB	SO	LOB	TOP										
Roy McMillan, R OBP: 0.343, SLG: 0.380 (1, 6)	F4	F8		F2		K		F8		5	0	0	0	0	1	4											
Gus Bell, L OBP: 0.271, SLG: 0.333 (1, 7)	F6				4-3	K			K	3	0	1	0	0	0	0											
Lou Johnson, R OBP: 0.313, SLG: 0.333 (6, 7)			FC4-6 1B							2	0	0	0	0	2	2											
Eddie Mathews, L OBP: 0.367, SLG: 0.485 (1, 5)	F3		F8		F8		F3		PB 2B	5	0	1	0	0	0	1											
Hank Aaron, R OBP: 0.396, SLG: 0.623 (1, 9)		G2 2B BB	FC4-6 1B				HR		F7 2-3	4	2	3	1	1	0	1											
Lee Maye, L OBP: 0.295, SLG: 0.355 (1, 8)	G2		FC4-6 BB		4-1		K		G3	5	0	0	0	0	1	5											
Tommie Aaron, R OBP: 0.290, SLG: 0.351 (1, 3)		2B FC4-6 BB					K			2	2	1	1	2	1	0											
Joe Torre, R OBP: 0.346, SLG: 0.348 (1, 2)			4-3			HR				4	1	3	1	0	0	3											
Frank Bolling, R OBP: 0.319, SLG: 0.394 (1, 4)										3	0	1	0	1	2	1											
Tony Cloninger, R OBP: 0.045, SLG: 0.045 (1, 1)										4	0	0	1	0	1	5											
Claude Raymond, R (9, 1)	FC4-6 WP							4-3		0	0	0	0	0	0	0											
Inning Stats	R: 0 E: 0 K: 0 S: 3	H: 0 LOB: 0 BB: 0 P: 3	R: 3 E: 0 K: 0 S: 4	H: 1 LOB: 1 BB: 3 P: 16	R: 0 E: 0 K: 0 S: 5	H: 2 LOB: 3 BB: 1 P: 9	R: 0 E: 0 K: 2 S: 7	H: 0 LOB: 0 BB: 0 P: 7	R: 0 E: 0 K: 1 S: 4	H: 1 LOB: 1 BB: 0 P: 4	R: 1 E: 0 K: 2 S: 10	H: 3 LOB: 2 BB: 0 P: 10	R: 1 E: 0 K: 2 S: 8	H: 1 LOB: 0 BB: 0 P: 8	R: 0 E: 0 K: 1 S: 6	H: 1 LOB: 1 BB: 0 P: 6	R: 0 E: 0 K: 1 S: 6	H: 1 LOB: 1 BB: 0 P: 6	1B: 5 2B: 3 3B: 0 HR: 2	SF: 0 SAC: 0 DP: 0 HBP: 0	WP: 2 PB: 2 CS: 0	PA: 41					
PITCHER	IP	WLS	BF	H	R	ER	SO	BB	IBB	HBP	BLK	WP	HR	S	P	ERA	WHIP										
Johnny Klippstein, R ERA: 4.73 (1, 1)	5.0	L	26	7	4	4	2	3	1	0	0	1	1	26	42	7.20	2.000										
Ted Willis, L ERA: 5.7 (6, 1)	3.0		11	2	1	1	5	0	0	0	0	1	1	21	21	3.00	0.667										
Jim Brosnan, R ERA: 3.18 (9, 1)	1.0		4	1	0	0	1	0	0	0	0	0	0	6	6	0.00	1.000										

Milwaukee Braves @ Cincinnati Reds
Crosley Field, Cincinnati, OH
Tue Aug 14 1962, 7:05 PM EDT
Att: 10,867 - Unknown

AB 37
R 5
H 10
RBI 4
BB 4
SO 8
LOB 22



Batter	1	2	3	4	5	6	7	8	9	AB	R	H	RBI	BB	SO	LOB	BOTTOM										
Eddie Kasko, R OBP: 0.300, SLG: 0.322 (1, 5)	G4-6-3 1B		6-3		F7					3	0	1	0	1	0	0											
Don Blasingame, L OBP: 0.354, SLG: 0.334 (1, 4)	F8				F5					4	0	1	0	0	0	2											
Jerry Lynch, L OBP: 0.351, SLG: 0.502 (1, 7)	G4-6-3									4	0	1	0	0	0	2											
Jim Brosnan, R (9, 1)										0	0	0	0	0	0	0											
Frank Robinson, R OBP: 0.413, SLG: 0.620 (1, 9)		G2 HR BB	F5			5-3			F7	3	1	0	0	1	0	2											
Gordy Coleman, L OBP: 0.326, SLG: 0.496 (1, 3)			4-3						F8	4	1	1	2	0	0	2											
Vada Pinson, L OBP: 0.337, SLG: 0.488 (1, 8)	4-3				F8					4	1	1	0	0	0	0											
Leo Cardenas, R OBP: 0.318, SLG: 0.385 (1, 6)					6-3					4	0	1	1	0	0	0											
Hank Foiles, R OBP: 0.367, SLG: 0.523 (1, 2)										2	1	1	1	0	0	0											
Johnny Edwards, L OBP: 0.330, SLG: 0.401 (7, PH)					F9					2	0	0	0	0	1	1											
Marty Keough, L OBP: 0.364, SLG: 0.404 (8, PH)										1	0	0	0	0	0	0											
Johnny Klippstein, R OBP: 0.238, SLG: 0.316 (1, 1)										2	0	0	0	0	2	0											
Ted Willis, L OBP: 0.267, SLG: 0.267 (6, 1)										0	0	0	0	0	0	0											
Marty Keough, L OBP: 0.364, SLG: 0.404 (9, 7)										1	0	0	0	0	0	0											
Inning Stats	R: 0 E: 0 K: 0 S: 3	H: 1 LOB: 0 BB: 0 P: 3	R: 3 E: 0 K: 1 S: 7	H: 2 LOB: 1 BB: 1 P: 11	R: 0 E: 0 K: 0 S: 3	H: 0 LOB: 0 BB: 0 P: 3	R: 0 E: 0 K: 1 S: 5	H: 0 LOB: 0 BB: 0 P: 5	R: 0 E: 0 K: 0 S: 3	H: 0 LOB: 0 BB: 0 P: 3	R: 0 E: 0 K: 0 S: 3	H: 0 LOB: 1 BB: 1 P: 7	R: 1 E: 0 K: 1 S: 7	H: 2 LOB: 1 BB: 0 P: 7	R: 0 E: 0 K: 1 S: 7	H: 2 LOB: 1 BB: 0 P: 7	1B: 3 2B: 2 3B: 0 HR: 2	SF: 0 SAC: 0 DP: 1 HBP: 0	WP: 1 PB: 0 CS: 0	PA: 35							
PITCHER	IP	WLS	BF	H	R	ER	SO	BB	IBB	HBP	BLK	WP	HR	S	P	ERA	WHIP										
Tony Cloninger, R ERA: 4.61 (1, 1)	8.2	W	34	7	4	4	2	2	0	0	0	1	2	36	44	4.15	1.038										
Claude Raymond, R ERA: 1.75 (9, 1)	0.1	S	1	0	0	0	1	0	0	0	0	0	0	3	3	0.00	0.000										

Milwaukee Braves @ Cincinnati Reds
Crosley Field, Cincinnati, OH
Tue Aug 14 1962, 7:05 PM EDT
Att: 10,867 - Unknown

AB 33
R 4
H 7
RBI 4
BB 2
SO 3
LOB 9



Batter	1	2	3	4	5	6	7	8	9	AB	R	H	RBI	BB	SO	LOB	TOP		
Roy McMillan, R (1,6) OBP: 0.344, SLG: 0.378	F9		HBP			FC4-6 BB		F9		2	0	0	0	1	0	1			
Gus Bell, L (1,7) OBP: 0.267, SLG: 0.328	4-3		F3			FC4-6			4-3	4	0	0	0	0	0	3			
Eddie Mathews, L (1,5) OBP: 0.366, SLG: 0.482	F9				F6				1B BB	3	1	0	0	1	1	1			
Hank Aaron, R (1,9) OBP: 0.395, SLG: 0.619		1-3			P2			F9	1B BB	4	1	1	0	0	0	0			
Joe Torre, R (1,2) OBP: 0.350, SLG: 0.352	F9								1B	4	0	2	1	0	1	0			
Lou Johnson, R (9, PR) OBP: 0.313, SLG: 0.333					1B				1B	0	1	0	0	0	0	0			
Lee Maye, L (1,8) OBP: 0.294, SLG: 0.353	F9					K			1B	4	0	1	1	0	2	0			
Tommie Aaron, R (1,3) OBP: 0.285, SLG: 0.344			6-3			F9		6-3	K	4	0	0	0	0	1	2			
Frank Bolling, R (1,4) OBP: 0.316, SLG: 0.389			5-3			5-3		4-3	FC6 1B	3	0	0	0	0	0	0			
Del Crandall, R (9, PH) OBP: 0.342, SLG: 0.395									FC6 1B	1	0	1	1	0	0	0			
Jack Curtis, L (1,1) OBP: 0.304, SLG: 0.200						F9			FC6	2	0	1	0	0	0	0			
Carl Willey, R (6,1) OBP: 0.364, SLG: 0.400										0	0	0	0	0	0	0			
Hawk Taylor, R (6, PH) OBP: 0.333, SLG: 0.333			HBP							1	0	1	0	0	0	0			
Denny Lemaster, R (8,1) OBP: 0.250, SLG: 0.182										0	0	0	0	0	0	0			
Amado Samuel, R (9, PH) OBP: 0.245, SLG: 0.278									1B	1	0	0	0	0	0	2			
Inning Stats	R: 0 E: 0 K: 0 S: 3	H: 0 LOB: 0 BB: 0 P: 3	R: 0 E: 0 K: 0 S: 3	H: 0 LOB: 0 BB: 0 P: 3	R: 0 E: 0 K: 0 S: 4	H: 1 LOB: 2 BB: 0 P: 5	R: 0 E: 0 K: 0 S: 3	H: 1 LOB: 1 BB: 0 P: 3	R: 0 E: 0 K: 1 S: 5	H: 0 LOB: 0 BB: 0 P: 5	R: 0 E: 0 K: 2 S: 7	H: 0 LOB: 0 BB: 0 P: 7	R: 0 E: 0 K: 0 S: 4	H: 1 LOB: 1 BB: 0 P: 4	R: 3 E: 0 K: 1 S: 9	H: 4 LOB: 2 BB: 1 P: 13	1B: 7 2B: 0 3B: 0 HR: 0	SF: 0 SAC: 0 DP: 0 HBP: 1	WP: 0 PA: 36 PB: 0 SB: 0 CS: 0
PITCHER	IP WLS BF H R ER SO BB IBB HBP BLK WP HR S P ERA WHIP																		
Bob Purkey, R (1,1) ERA: 2.84	8.1 W 33 6 3 3 4 2 0 1 0 0 0 38 47 3.24 0.960																		
Jim Brosnan, R (9,1) ERA: 3.14	0.2 S 3 1 0 0 1 0 0 0 0 0 0 5 5 0.00 1.500																		

Milwaukee Braves @ Cincinnati Reds
Crosley Field, Cincinnati, OH
Wed Aug 15 1962, 7:05 PM EDT
Att: 13,351 - Unknown

AB 33
R 3
H 7
RBI 3
BB 2
SO 5
LOB 9



Batter	1	2	3	4	5	6	7	8	9	AB	R	H	RBI	BB	SO	LOB	BOTTOM		
Leo Cardenas, R (1,6) OBP: 0.317, SLG: 0.382	G5-4-3 BB		F7			F7		5-3		3	0	0	0	1	0	2			
Eddie Kasko, R (1,5) OBP: 0.295, SLG: 0.321	G5-4-3 1-2				F6			F5		4	1	1	0	0	0	1			
Frank Robinson, R (1,9) OBP: 0.416, SLG: 0.633	FC6-4 BB					HR 1B		F7		3	2	2	3	1	0	0			
Wally Post, R (1,7) OBP: 0.322, SLG: 0.476	FC6-4 1-2				F3			F5		4	0	0	0	0	0	1			
Don Pavletich, R (1,3) OBP: 0.317, SLG: 0.321			F9			F6			K	3	0	0	0	0	1	0			
Johnny Edwards, L (1,2) OBP: 0.330, SLG: 0.400			F8			FC4-6 1B		4-3		3	0	1	0	0	0	0			
Vada Pinson, L (1,8) OBP: 0.337, SLG: 0.487			F6			FC4-6 2B			SH1-4 1B	3	1	1	0	0	0	1			
Don Blasingame, L (1,4) OBP: 0.354, SLG: 0.337			4-3					F9		3	0	1	1	0	0	1			
Bob Purkey, R (1,1) ERA: 3.69										2	0	0	0	0	2	1			
Carl Willey, R (6,1) ERA: 5.68										0	0	0	0	0	0	0			
Denny Lemaster, L (8,1) ERA: 3.23									SH1-4	0	0	0	0	0	0	0			
Inning Stats	R: 0 E: 0 K: 0 S: 2	H: 0 LOB: 1 BB: 2 P: 10	R: 0 E: 0 K: 0 S: 3	H: 0 LOB: 0 BB: 0 P: 3	R: 0 E: 0 K: 1 S: 5	H: 0 LOB: 0 BB: 0 P: 5	R: 1 E: 0 K: 0 S: 4	H: 1 LOB: 0 BB: 0 P: 4	R: 1 E: 0 K: 1 S: 7	H: 2 LOB: 1 BB: 0 P: 7	R: 2 E: 0 K: 1 S: 7	H: 2 LOB: 0 BB: 0 P: 7	R: 0 E: 0 K: 0 S: 4	H: 1 LOB: 1 BB: 0 P: 4	R: 0 E: 0 K: 0 S: 3	H: 0 LOB: 0 BB: 0 P: 3	1B: 3 2B: 1 3B: 0 HR: 2	SF: 0 SAC: 1 DP: 1 HBP: 0	WP: 0 PA: 31 PB: 0 SB: 1 CS: 0
PITCHER	IP WLS BF H R ER SO BB IBB HBP BLK WP HR S P ERA WHIP																		
Jack Curtis, L (1,1) ERA: 3.69	5.0 L 21 5 4 4 2 2 0 0 0 0 0 0 9 9 7.20 1.400																		
Carl Willey, R (6,1) ERA: 5.68	2.0 7 1 0 0 1 0 0 0 0 0 0 9 9 0.00 0.500																		
Denny Lemaster, L (8,1) ERA: 3.23	1.0 3 0 0 0 0 0 0 0 0 0 0 3 3 0.00 0.000																		

Milwaukee Braves @ Cincinnati Reds
Crosley Field, Cincinnati, OH
Wed Aug 15 1962, 7:05 PM EDT
Att: 13,351 - Unknown

AB 28
R 4
H 6
RBI 4
BB 2
SO 3
LOB 7



Batter	1	2	3	4	5	6	7	8	9	AB	R	H	RBI	BB	SO	LOB	TOP				
Roy McMillan, R (1.6) OBP: 0.341, SLG: 0.374										4	0	0	0	0	3	2	Milwaukee Braves @ Cincinnati Reds Crosley Field, Cincinnati, OH Thu Aug 16 1962, 7:05 PM EDT Att: 11,734 - Unknown				
Gus Bell, L (1.7) OBP: 0.270, SLG: 0.335			6-3					4-3		4	0	2	0	0	0	0					
Eddie Mathews, L (1.5) OBP: 0.366, SLG: 0.479	F4					G4-6-3		4-3		4	0	1	0	0	0	2					
Hank Aaron, R (1.9) OBP: 0.396, SLG: 0.620	4-3									3	0	1	0	1	0	2					
Joe Torre, R (1.2) OBP: 0.342, SLG: 0.343		F9		6-3		6-3		F9		4	0	0	0	0	0	2					
Lee Maye, L (1.8) OBP: 0.302, SLG: 0.374										4	1	3	1	0	1	0					
Tommie Aaron, R (1.3) OBP: 0.289, SLG: 0.347				F8				1-3		4	0	2	0	0	0	1					
Frank Bolling, R (1.4) OBP: 0.315, SLG: 0.388					CS	F1		FC5-4		4	0	1	0	0	1	3					
Lew Burdette, R (1.1) OBP: 0.212, SLG: 0.180								F9		2	0	0	0	0	2	1					
Don Nottebart, R (5.1) OBP: 0.429, SLG: 0.333								5-3		0	0	0	0	0	0	0					
Ken Aspromonte, R (7, PH) OBP: 0.348, SLG: 0.289										1	0	0	0	0	0	2					
Denny Lemaster, R (7.1) OBP: 0.250, SLG: 0.182										0	0	0	0	0	0	0					
Hawk Taylor, R (9, PH) OBP: 0.250, SLG: 0.250										1	0	0	0	0	0	1					
Inning Stats	R: 0 E: 0 K: 1 S: 6	H: 1 LOB: 1 BB: 0 P: 6	R: 1 E: 0 K: 2 S: 9	H: 2 LOB: 1 BB: 0 P: 9	R: 0 E: 0 K: 1 S: 6	H: 1 LOB: 0 BB: 0 P: 6	R: 0 E: 0 K: 0 S: 3	H: 1 LOB: 0 BB: 0 P: 3	R: 0 E: 0 K: 2 S: 7	H: 0 LOB: 0 BB: 0 P: 7	R: 0 E: 0 K: 0 S: 4	H: 2 LOB: 1 BB: 0 P: 4	R: 0 E: 0 K: 0 S: 5	H: 2 LOB: 2 BB: 0 P: 5	R: 0 E: 0 K: 0 S: 3	H: 0 LOB: 1 BB: 1 P: 7	R: 0 E: 0 K: 1 S: 6	H: 1 LOB: 1 BB: 0 P: 6	1B: 7 2B: 2 3B: 0 HR: 1	SF: 0 SAC: 0 DP: 1 HBP: 0	WP: 0 PA: 37
PITCHER Jim Maloney, R (1.1) ERA: 4.54	IP: 9.0 WLS: W BF: 36 H: 10 R: 1 ER: 1 SO: 7	BB: 1 IBB: 0 HBP: 0 BLK: 0	WP: 0 HR: 1 S: 49 P: 53	ERA: 1.00 WHIP: 1.222	PITCHER																

Batter	1	2	3	4	5	6	7	8	9	AB	R	H	RBI	BB	SO	LOB	BOTTOM		
Eddie Kasko, R (1.5) OBP: 0.299, SLG: 0.321	5-3		5-3					F7		4	0	1	0	0	0	1	Milwaukee Braves @ Cincinnati Reds Crosley Field, Cincinnati, OH Thu Aug 16 1962, 7:05 PM EDT Att: 11,734 - Unknown		
Don Blasingame, L (1.4) OBP: 0.353, SLG: 0.336						F8		F8		4	0	1	0	0	1	3			
Jerry Lynch, L (1.7) OBP: 0.347, SLG: 0.495	F9				F5			F4		3	1	0	0	0	0	3			
Wally Post, R (7, PH) OBP: 0.320, SLG: 0.474	F9				FC4-6					1	0	0	0	0	0	0			
Frank Robinson, R (1.9) OBP: 0.417, SLG: 0.645	F2				F8					4	2	2	4	0	0	1			
Gordy Coleman, L (1.3) OBP: 0.323, SLG: 0.491		F5			F7			G3		4	0	0	0	0	0	0			
Johnny Edwards, L (1.2) OBP: 0.330, SLG: 0.398					F7					4	1	1	0	0	2	0			
Vada Pinson, L (1.8) OBP: 0.336, SLG: 0.489	4-3									4	1	2	0	0	1	0			
Leo Cardenas, R (1.6) OBP: 0.317, SLG: 0.387			F9					1-3		3	1	1	2	0	0	1			
Jim Maloney, L (1.1) OBP: 0.296, SLG: 0.308								F7		3	1	2	1	0	0	1			
Inning Stats	R: 0 E: 0 K: 0 S: 4	H: 1 LOB: 1 BB: 0 P: 4	R: 0 E: 0 K: 1 S: 5	H: 0 LOB: 0 BB: 0 P: 5	R: 0 E: 0 K: 1 S: 6	H: 1 LOB: 1 BB: 0 P: 6	R: 0 E: 0 K: 0 S: 3	H: 0 LOB: 0 BB: 0 P: 3	R: 6 E: 0 K: 0 S: 9	H: 6 LOB: 0 BB: 0 P: 9	R: 0 E: 0 K: 0 S: 4	H: 1 LOB: 1 BB: 0 P: 4	R: 0 E: 0 K: 0 S: 3	H: 0 LOB: 0 BB: 0 P: 3	R: 1 E: 0 K: 2 S: 8	H: 1 LOB: 0 BB: 0 P: 8	1B: 6 2B: 1 3B: 1 HR: 2	SF: 0 SAC: 0 DP: 0 HBP: 0	WP: 1 PA: 34
PITCHER Lew Burdette, R (1.1) ERA: 4.87	IP: 4.2 WLS: L BF: 22 H: 8 R: 6 ER: 6 SO: 2	BB: 0 IBB: 0 HBP: 0 BLK: 0	WP: 0 HR: 1 S: 26 P: 26	ERA: 11.57 WHIP: 1.714	PITCHER														
Don Nottebart, R (5.1) ERA: 3.52	1.1	5	1	0	0	0	0	0	0	1	0	5	5	0.00	0.750				
Denny Lemaster, L (7.1) ERA: 3.31	2.0	7	1	1	1	2	0	0	0	0	1	11	11	4.50	0.500				

AB 35
R 1
H 10
RBI 1
BB 1
SO 7
LOB 16



AB 34
R 7
H 10
RBI 7
BB 0
SO 4
LOB 10



Batter	1	2	3	4	5	6	7	8	9	AB	R	H	RBI	BB	SO	LOB	TOP					
Harvey Kuenn, R (1,5) OBP: 0.372, SLG: 0.433 Ernie Bowman, R (9, FR) OBP: 0.212, SLG: 0.219 (9,5)	6-3		F9		K		FC1-6 BB		1B 2B	4	0	1	1	1	1	1	San Francisco Giants @ Milwaukee Braves Milwaukee County Stadium, Milwaukee, WI Sat Aug 18 1962, 4:33 AM EDT Att: 20,162 - Unknown livebaseballscores.com					
Chuck Hiller, L (1,4) OBP: 0.340, SLG: 0.346	4-3		F9				FC1-6 G5-4-3		1B	5	0	2	1	0	0	2						
Willie Mays, R (1,8) OBP: 0.386, SLG: 0.626				1B	F8		G5-4-3		1-6-3	5	1	2	0	0	0	4						
Orlando Cepeda, R (1,3) OBP: 0.352, SLG: 0.513	1-3			2B 1B	F8				F7	4	1	1	0	0	0	2						
Felipe Alou, R (1,9) OBP: 0.359, SLG: 0.517									F8	4	1	3	1	0	0	0						
Carl Boles, R (1,7) OBP: 0.375, SLG: 0.375 Matty Alou, L (6, PH) OBP: 0.328, SLG: 0.344 (6,7)	G5-4-3			G3 3B			G3-6-3		4-3	2	1	1	1	0	0	1						
Tom Haller, L (1,2) OBP: 0.386, SLG: 0.482				G3			G3-6-3		F5	4	0	0	0	0	1	2						
Jose Pagan, R (1,6) OBP: 0.314, SLG: 0.338			6-3						F4	4	0	2	1	0	0	0						
Jack Sanford, R (1,1) OBP: 0.219, SLG: 0.235 Bobby Bolin, R (6,1) OBP: 0.318, SLG: 0.381				5-3			F9		2B	3	0	1	0	0	0	2						
				1B						1	1	1	0	0	0	0						
Inning Stats	R: 0 E: 0 K: 0 S: 4	H: 1 LOB: 1 BB: 0 P: 4	R: 0 E: 0 K: 1 S: 5	H: 1 LOB: 0 BB: 0 P: 5	R: 0 E: 0 K: 0 S: 4	H: 1 LOB: 1 BB: 0 P: 4	R: 3 E: 0 K: 0 S: 7	H: 5 LOB: 1 BB: 0 P: 7	R: 0 E: 0 K: 1 S: 6	H: 1 LOB: 1 BB: 0 P: 6	R: 1 E: 0 K: 0 S: 5	H: 3 LOB: 1 BB: 0 P: 5	R: 0 E: 0 K: 0 S: 2	H: 0 LOB: 0 BB: 1 P: 6	R: 0 E: 0 K: 0 S: 3	H: 0 LOB: 0 BB: 0 P: 3	R: 2 E: 0 K: 0 S: 6	H: 3 LOB: 2 BB: 0 P: 6	1B: 11 2B: 3 3B: 1 HR: 0	SF: 0 SAC: 0 DP: 3 HBP: 0	WP: 0 PA: 39 CS: 0	
PITCHER	IP WLS BF H R ER SO BB IBB HBP BLK WP HR S P ERA WHIP	3.2 L 17 8 3 3 1 0 0 0 0 0 0 19 19 7.36 2.182	4.1 L 10 4 1 1 1 0 0 0 0 0 0 12 12 3.86 1.714	7.1 L 6 0 0 0 0 1 0 0 0 0 0 5 9 0.00 0.500	9.1 R 6 3 2 2 0 0 0 0 0 0 0 6 6 18.00 3.000																	


Batter	1	2	3	4	5	6	7	8	9	AB	R	H	RBI	BB	SO	LOB	BOTTOM				
Roy McMillan, R (1,6) OBP: 0.337, SLG: 0.369	K	6-3		E5 1B		SH1-3		F9		4	0	1	0	0	1	2	San Francisco Giants @ Milwaukee Braves Milwaukee County Stadium, Milwaukee, WI Sat Aug 18 1962, 4:33 AM EDT Att: 20,162 - Unknown livebaseballscores.com				
Gus Bell, L (1,7) OBP: 0.272, SLG: 0.338	FC6-4 2B			F8		F8		F8		5	1	2	0	0	0	3					
Eddie Mathews, L (1,5) OBP: 0.371, SLG: 0.477	FC6-4 1B				4-3		K		2B SF9 BB	3	1	1	0	2	1	0					
Hank Aaron, R (1,9) OBP: 0.395, SLG: 0.616	FC6-4 2B BB				K		6-3		1-3 2B	5	1	1	0	0	1	4					
Lee Maye, L (1,8) OBP: 0.303, SLG: 0.393	BB 2B			1-3		F6		K		4	0	1	2	0	1	0					
Joe Torre, R (1,2) OBP: 0.344, SLG: 0.341				F8				6-3	6-3	4	0	1	0	1	0	1					
Tommye Aaron, R (1,3) OBP: 0.296, SLG: 0.350				K		FC5-4 E 1B			1B	3	1	1	1	1	1	1					
Frank Bolling, R (1,4) OBP: 0.318, SLG: 0.389	F4				F3				E8 SH1-3 1B	4	0	2	0	0	0	3					
Bob Hendley, R (1,1) OBP: 0.256, SLG: 0.227 Carl Willey, R (4,1) OBP: 0.333, SLG: 0.304 Ken Aspinwall, R (6, PH) OBP: 0.306, SLG: 0.296 Jack Curtis, L (7,1) OBP: 0.341, SLG: 0.300 Del Crandall, R (8, PH) OBP: 0.341, SLG: 0.300 Lew Burdette, R (9,1) OBP: 0.312, SLG: 0.180				K					SH1-3 1B	1	0	0	0	0	1	0					
										1	0	0	0	0	1	0					
										1	0	0	0	0	1	0					
										1	0	1	0	0	0	0					
										0	0	0	0	0	0	0					
										0	0	0	0	0	1	2					
										0	0	0	0	0	0	0					
Inning Stats	R: 2 E: 0 K: 1 S: 8	H: 3 LOB: 3 BB: 2 P: 16	R: 0 E: 0 K: 1 S: 6	H: 1 LOB: 2 BB: 1 P: 10	R: 0 E: 0 K: 1 S: 5	H: 0 LOB: 0 BB: 0 P: 5	R: 0 E: 1 K: 1 S: 6	H: 1 LOB: 1 BB: 0 P: 6	R: 0 E: 0 K: 0 S: 5	H: 0 LOB: 0 BB: 0 P: 5	R: 1 E: 1 K: 0 S: 6	H: 3 LOB: 2 BB: 0 P: 6	R: 0 E: 0 K: 2 S: 7	H: 0 LOB: 0 BB: 0 P: 7	R: 0 E: 0 K: 1 S: 7	H: 2 LOB: 2 BB: 0 P: 7	R: 1 E: 0 K: 0 S: 4	H: 1 LOB: 1 BB: 1 P: 8	1B: 8 2B: 3 3B: 0 HR: 0	SF: 1 SAC: 1 DP: 0 HBP: 0	WP: 0 PA: 42 CS: 0
PITCHER	IP WLS BF H R ER SO BB IBB HBP BLK WP HR S P ERA WHIP	5.1 W 27 8 3 3 3 2 1 0 0 0 0 34 24 5.06 1.875	3.2 S 15 3 1 1 3 1 0 0 0 0 0 20 24 2.46 1.091																		

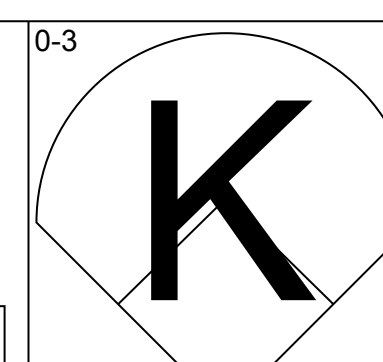
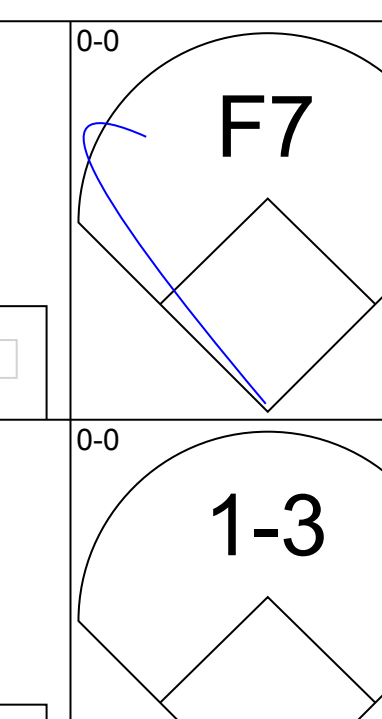
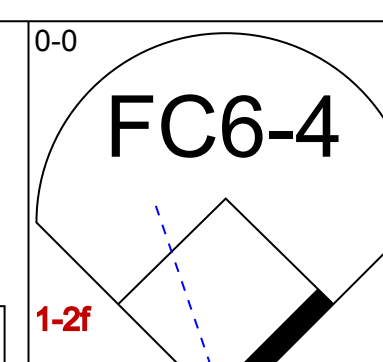
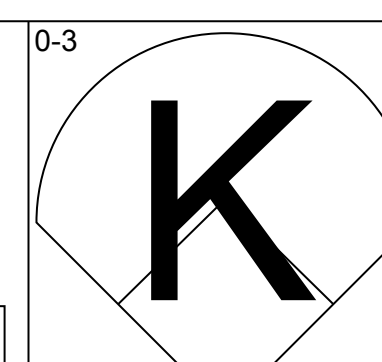
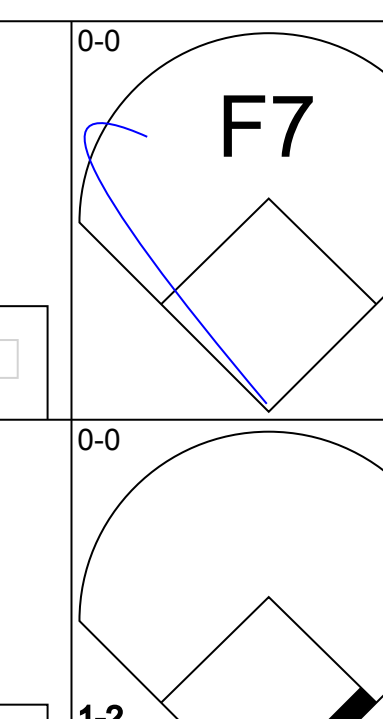
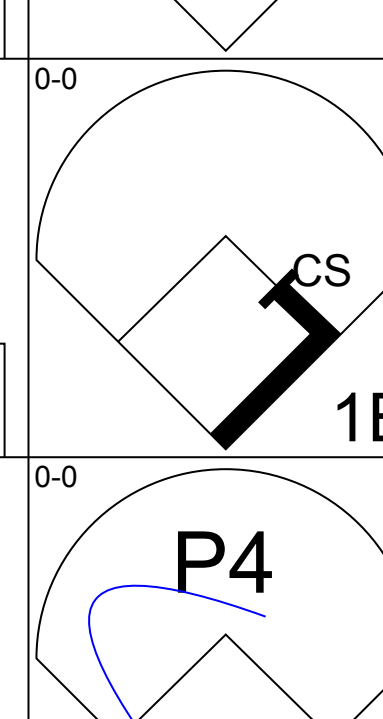
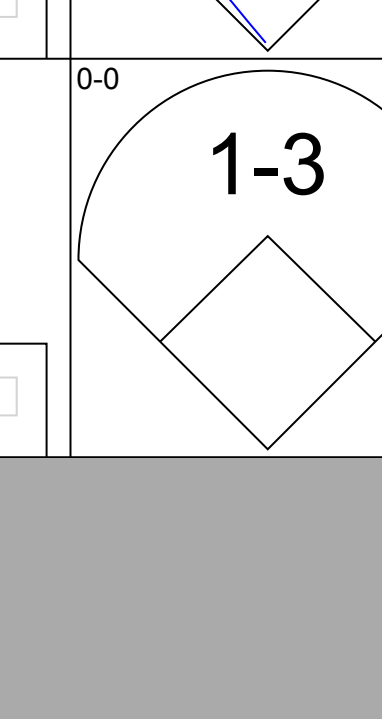
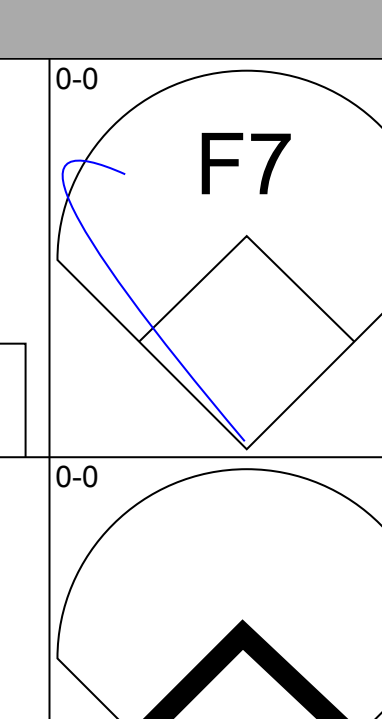
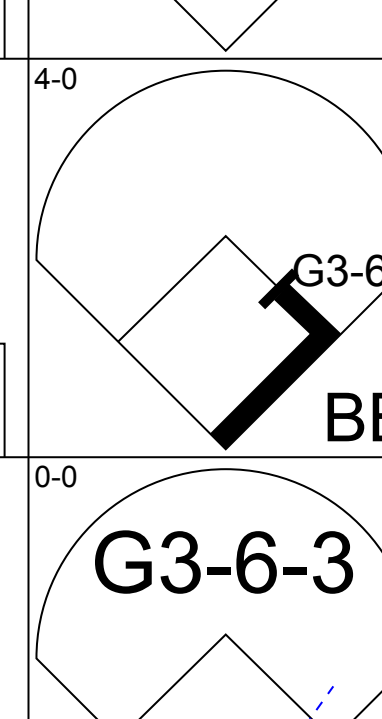
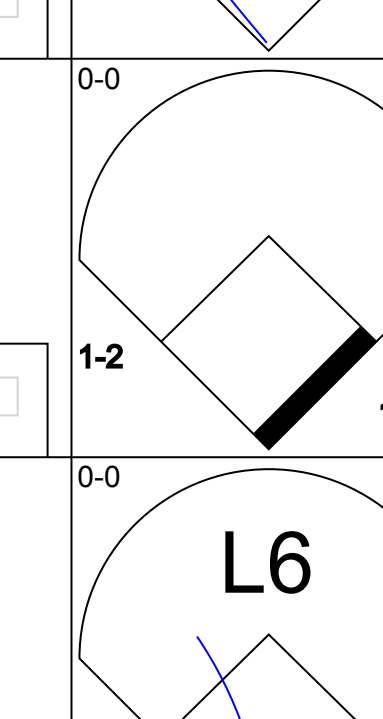
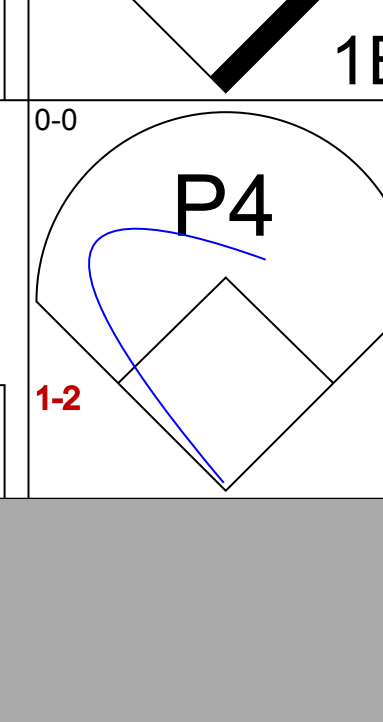
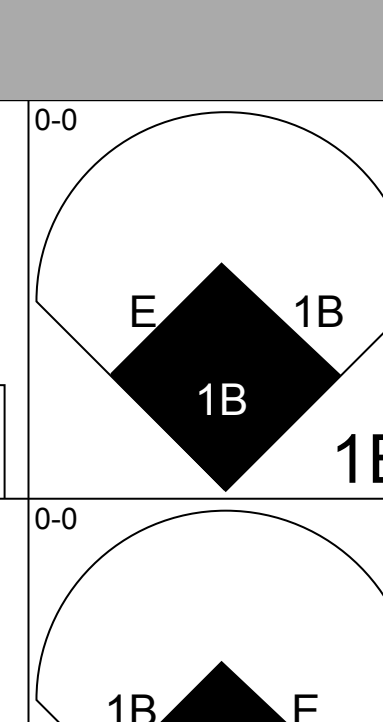
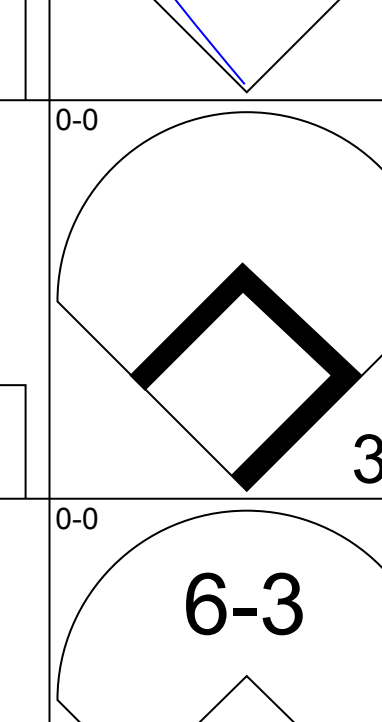
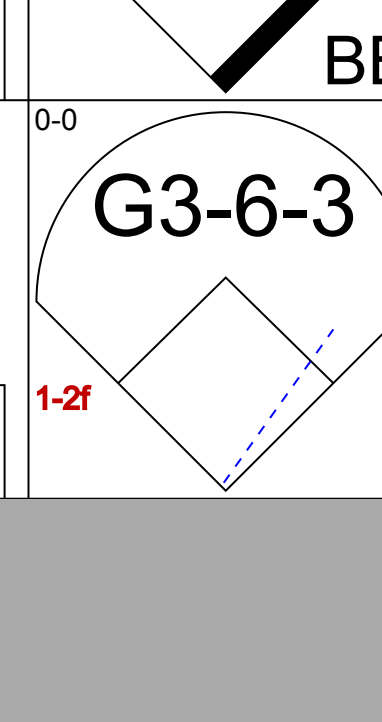
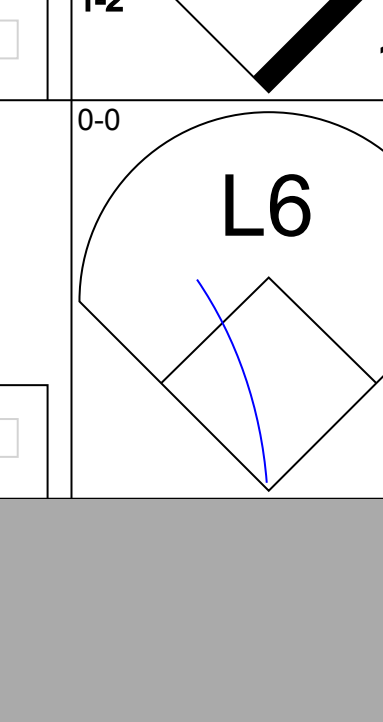
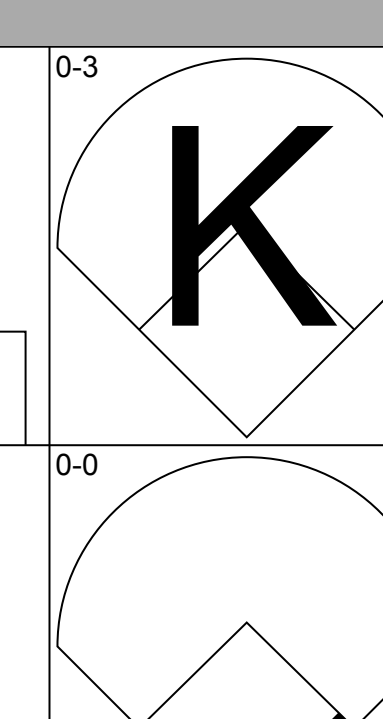
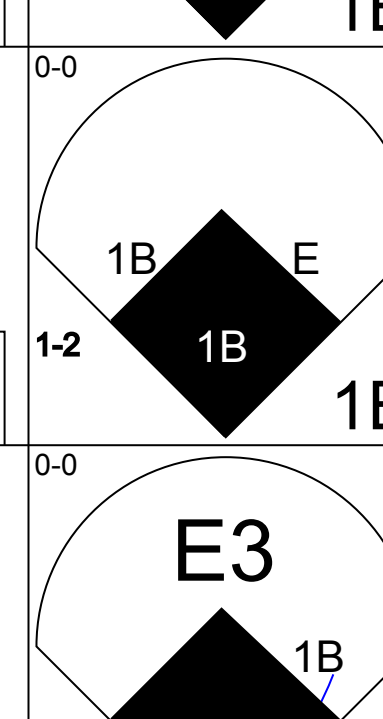
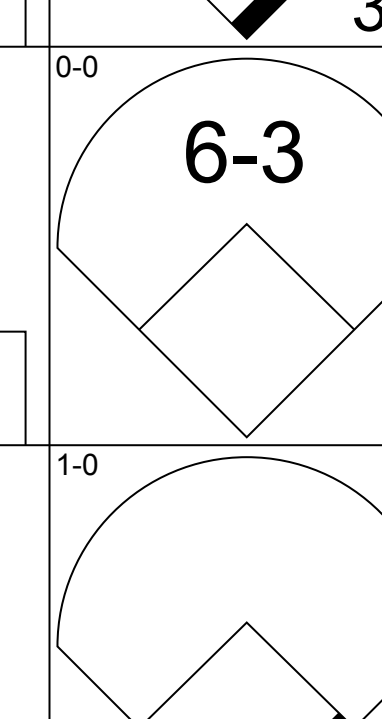
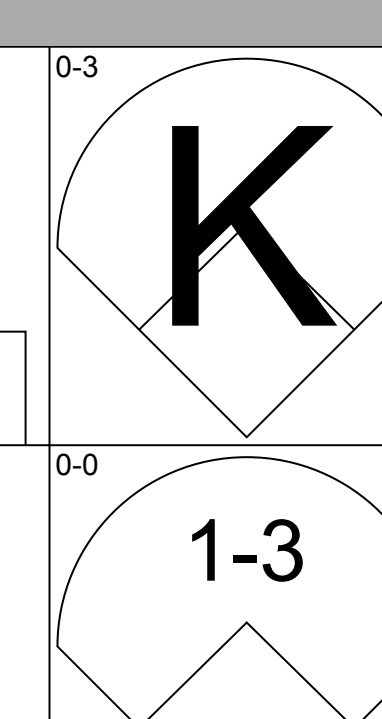
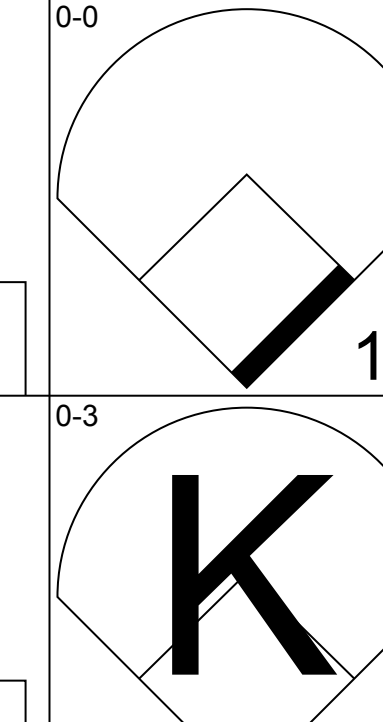
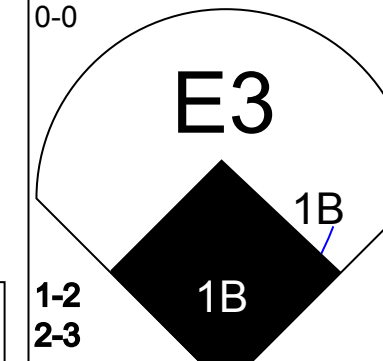
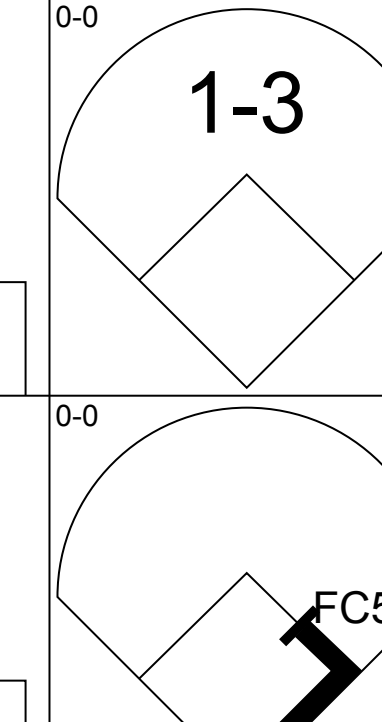


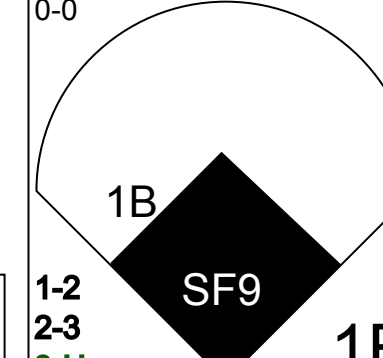
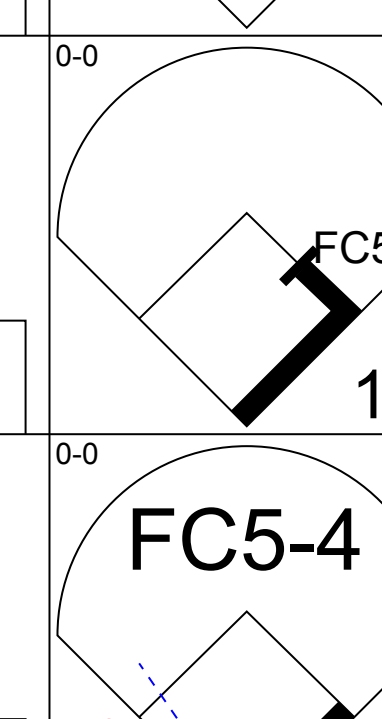

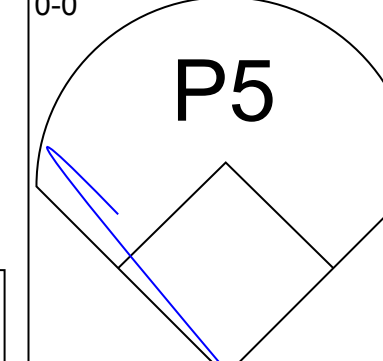
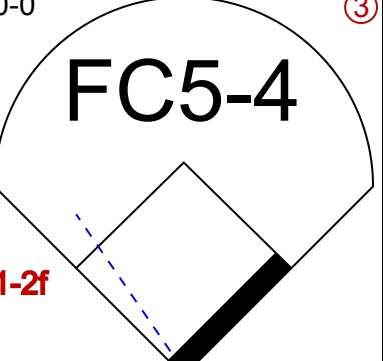

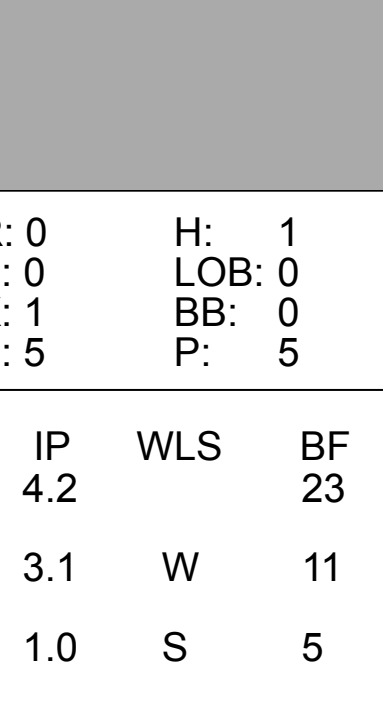
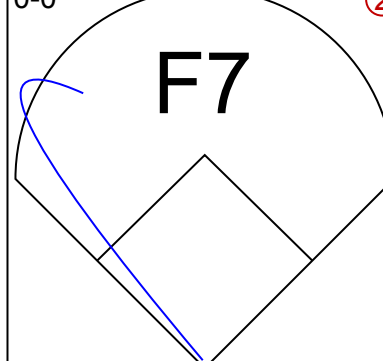
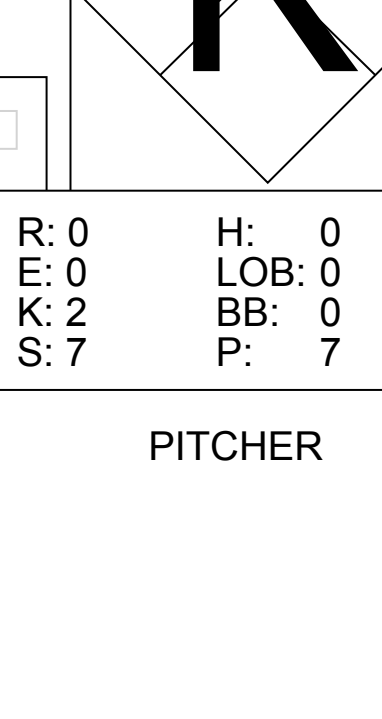
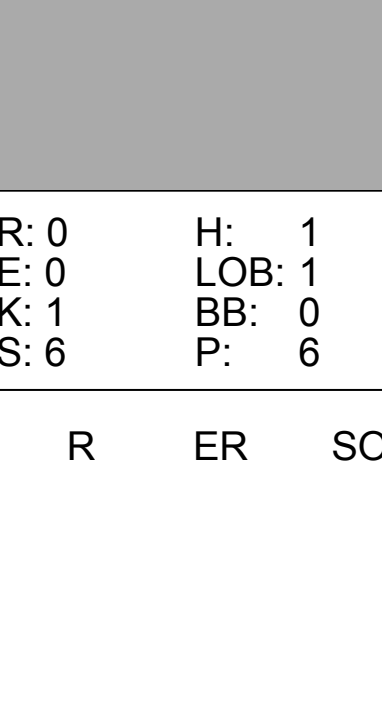
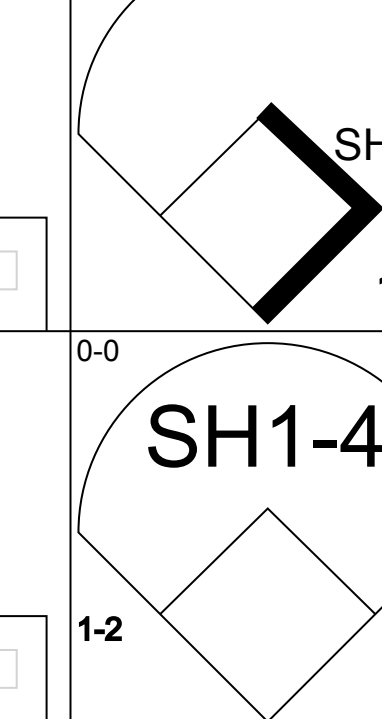
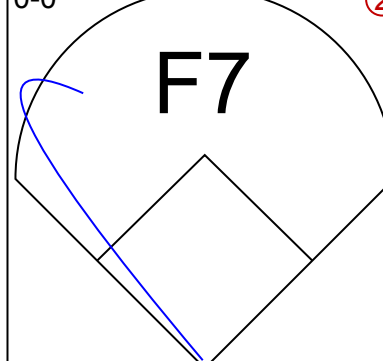
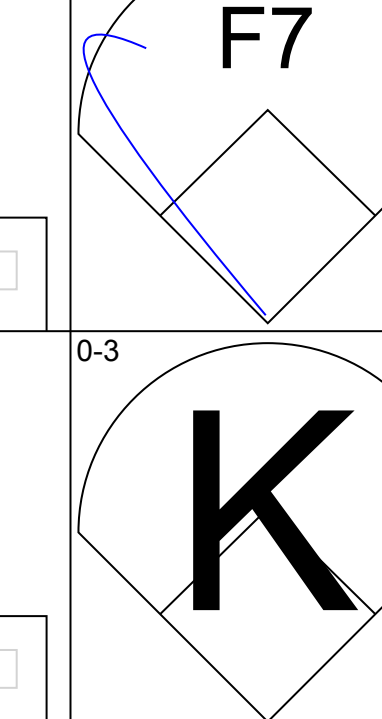
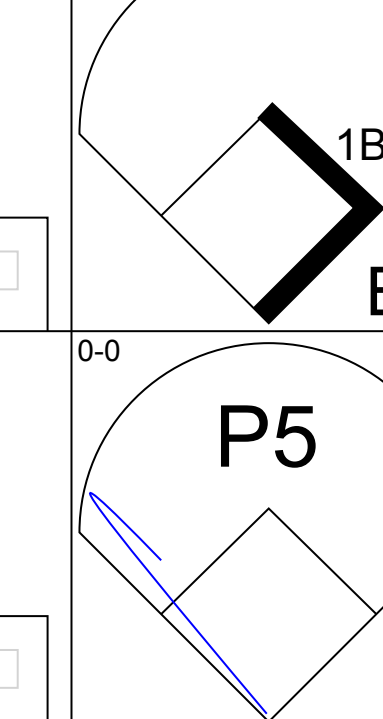
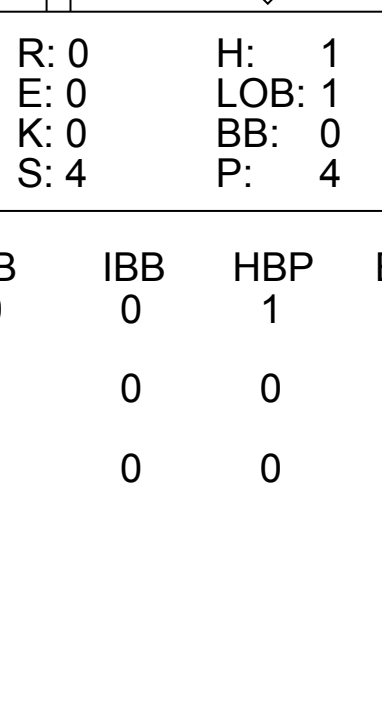
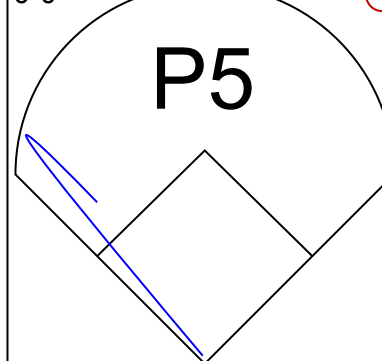
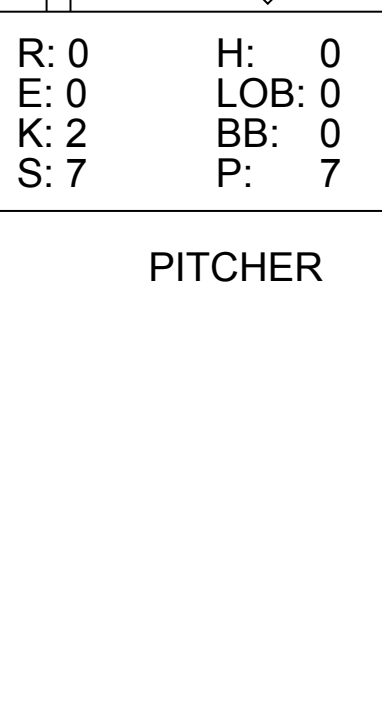
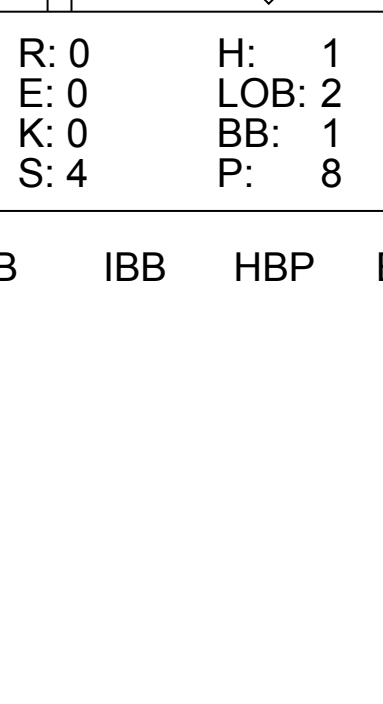


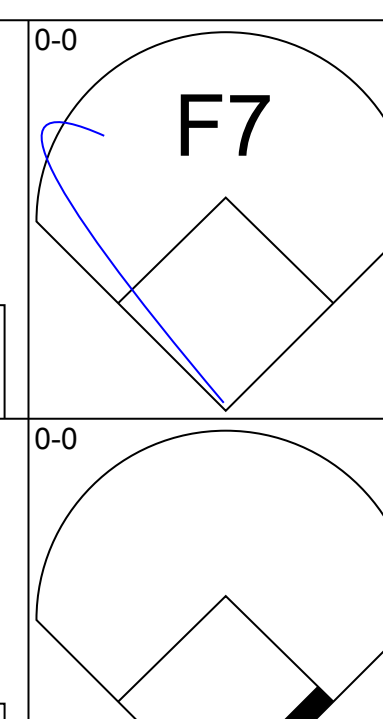
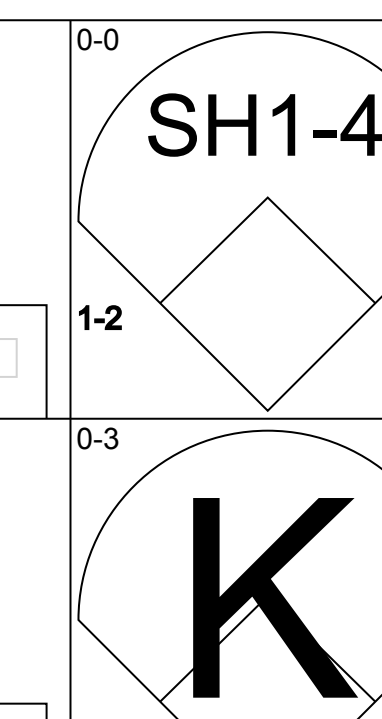
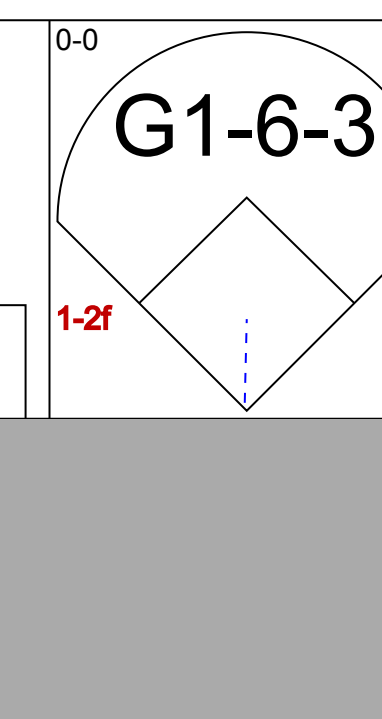
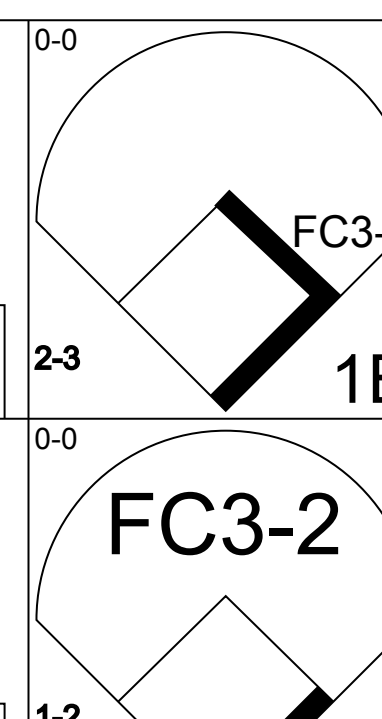
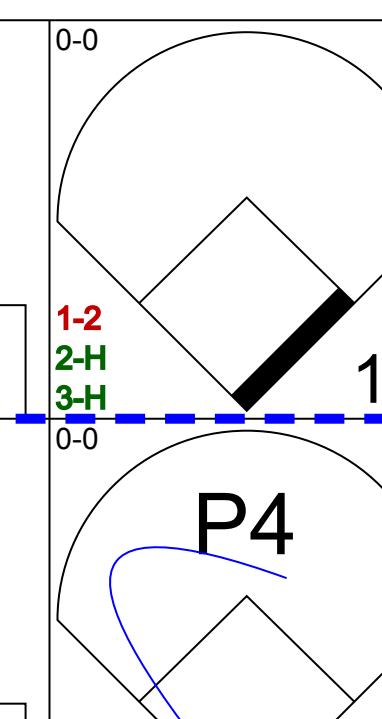

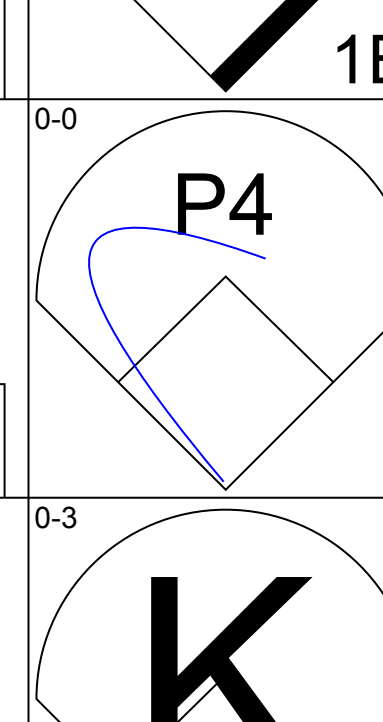

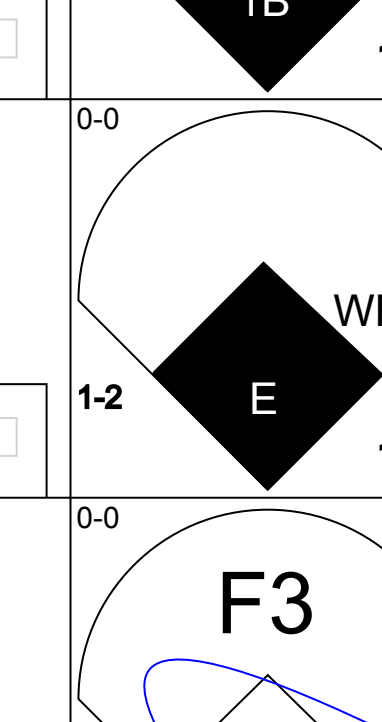
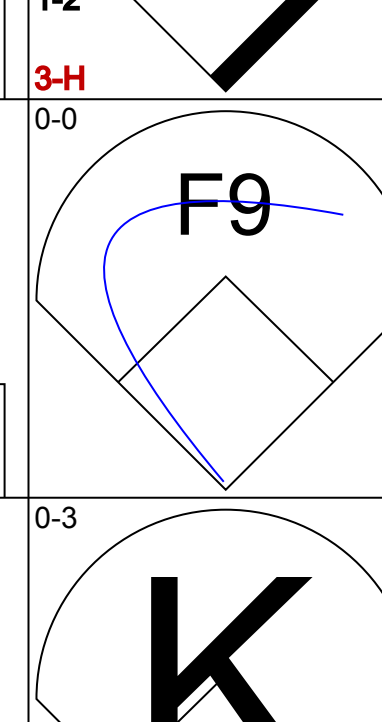


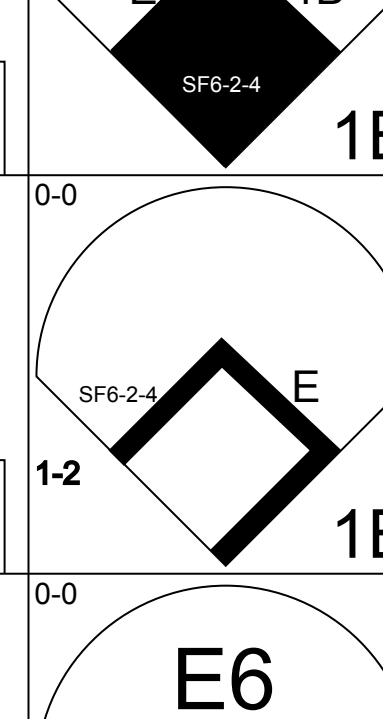
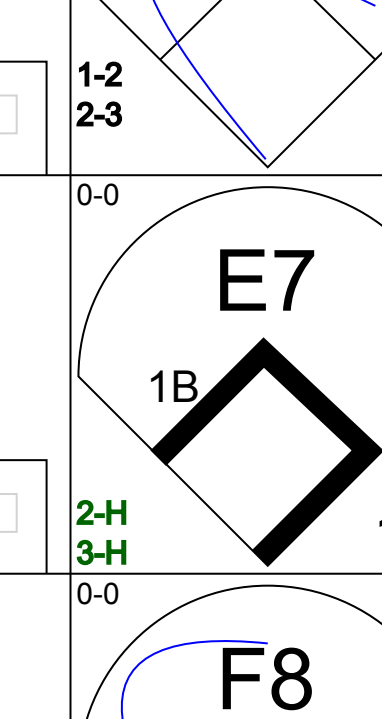


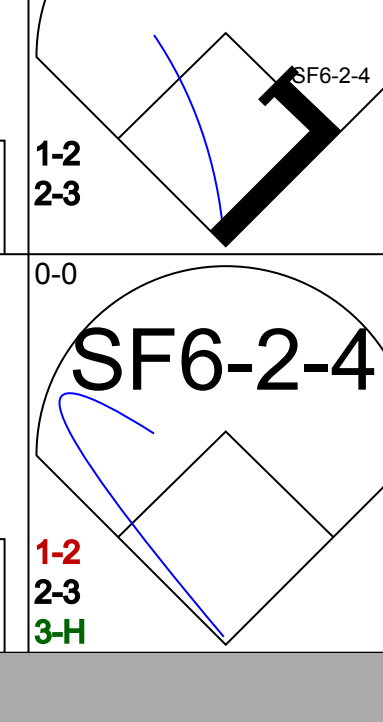

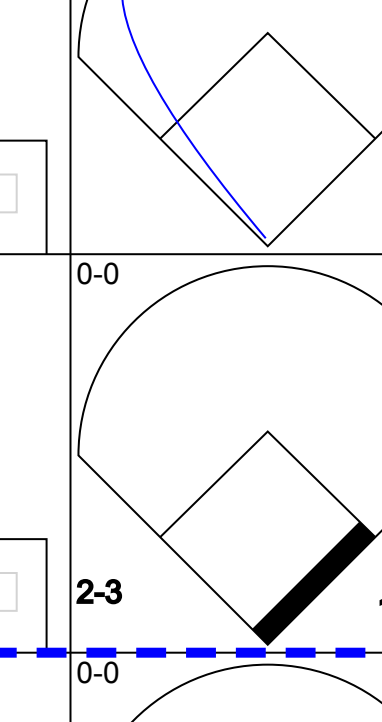

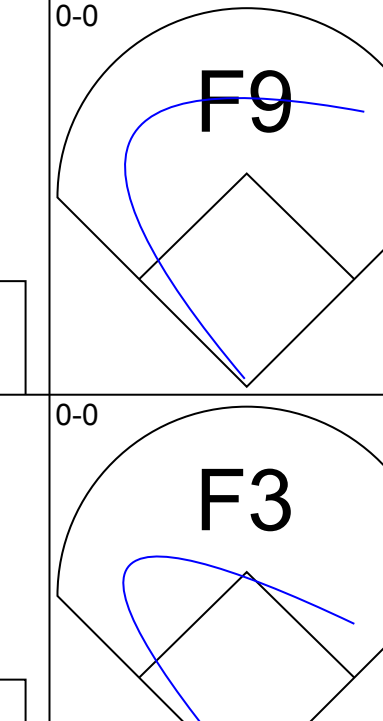
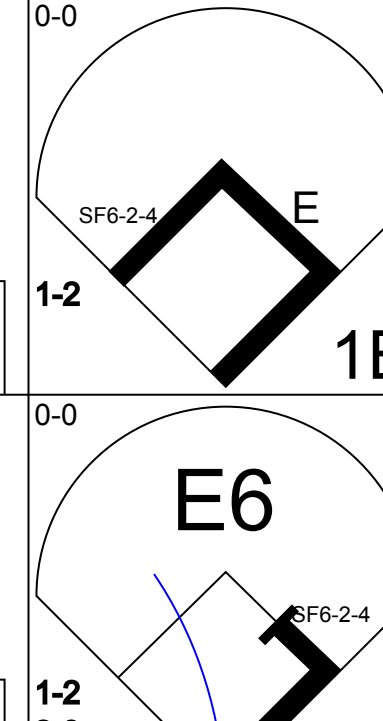

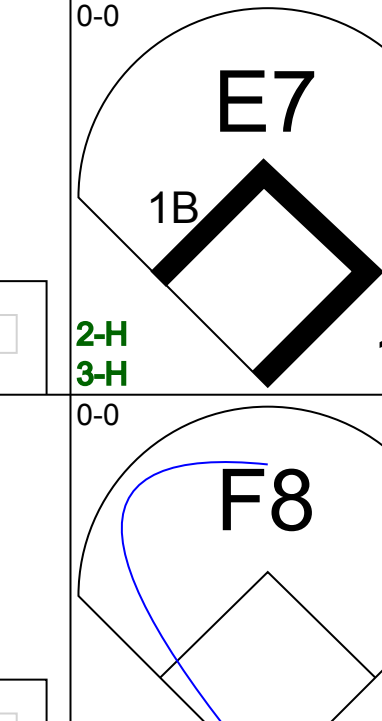
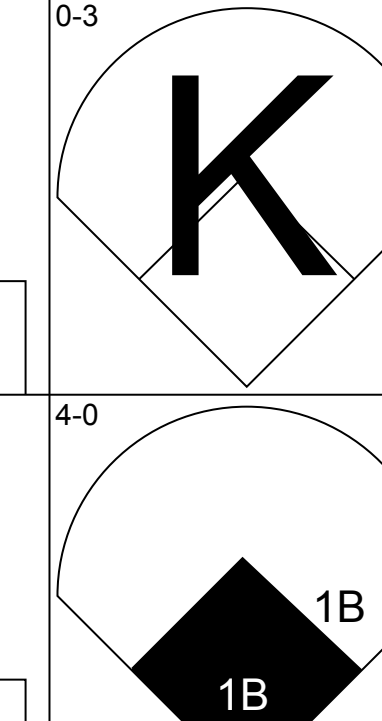
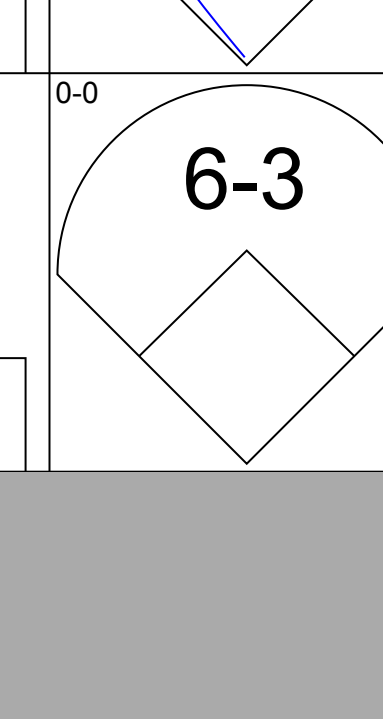
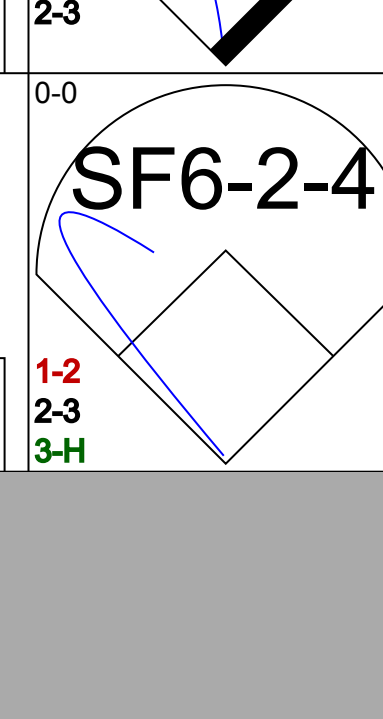
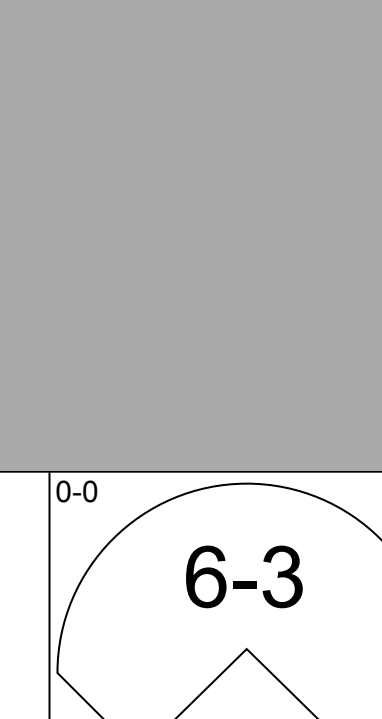
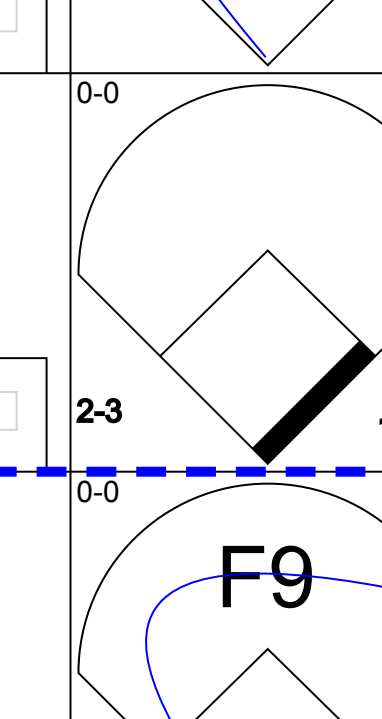
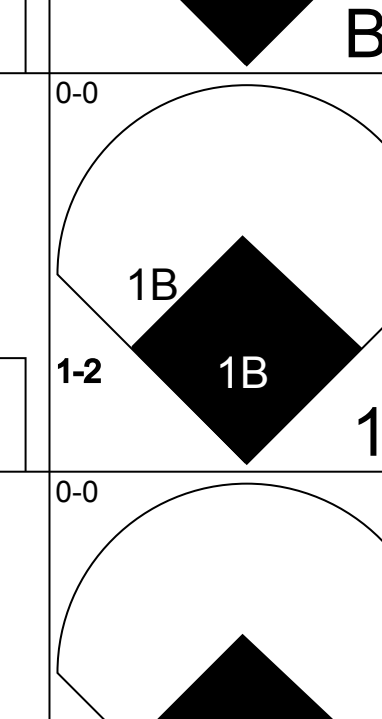



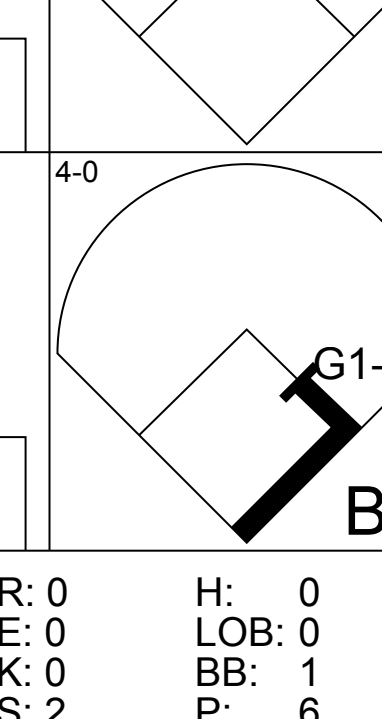

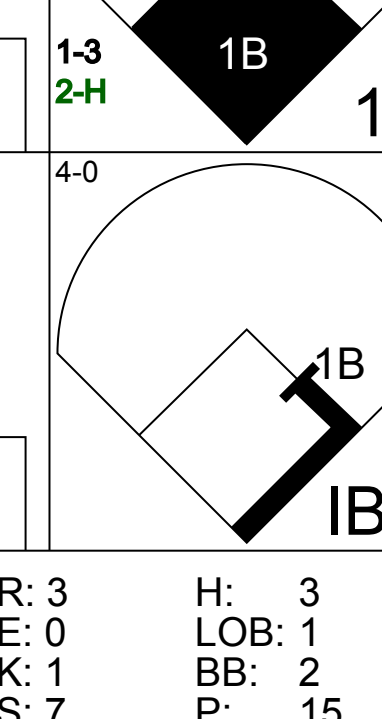

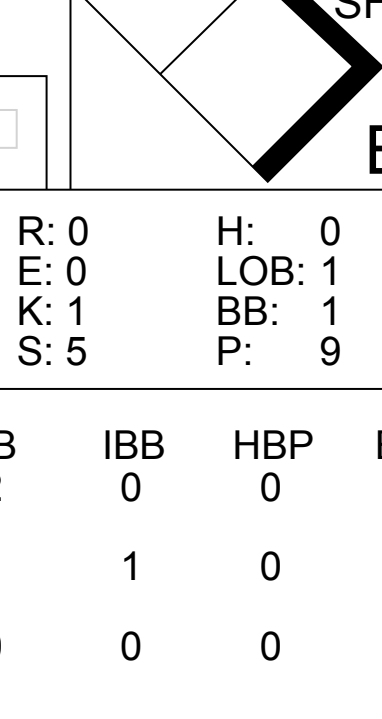
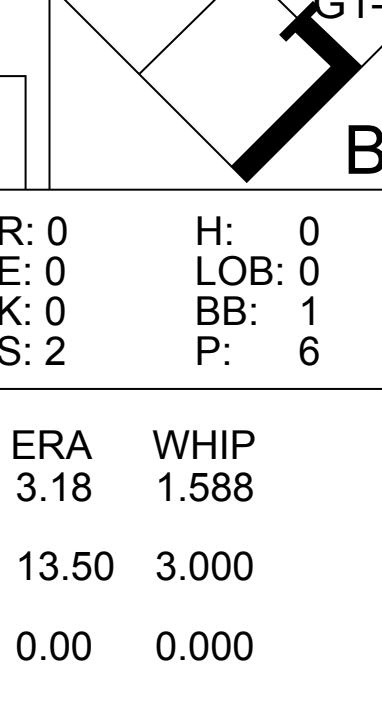
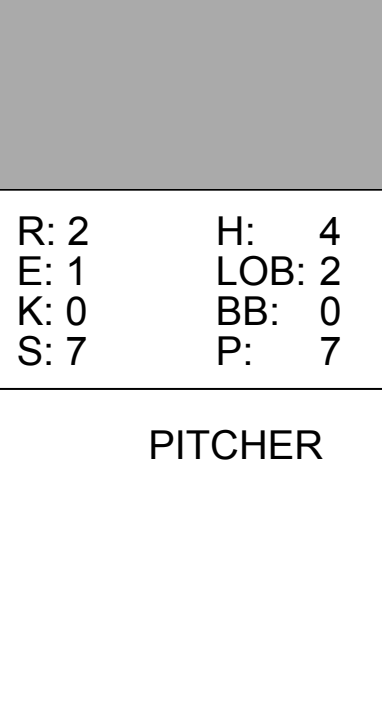
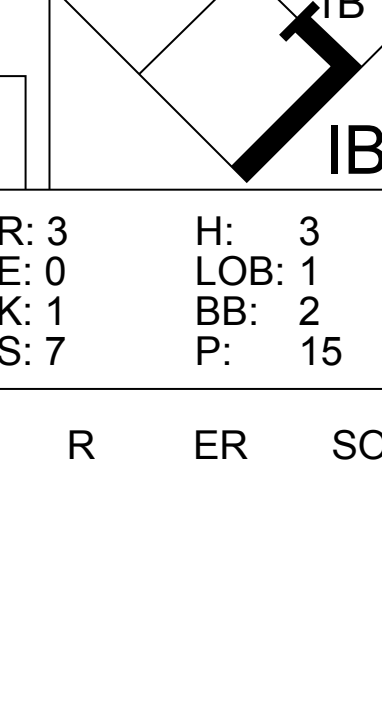

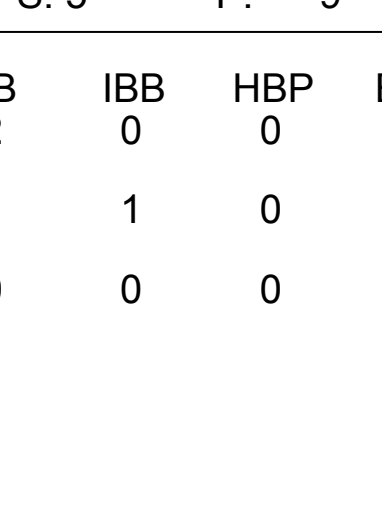
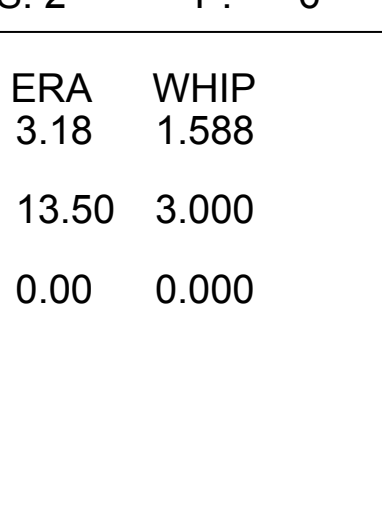



Batter	1	2	3	4	5	6	7	8	9	AB	R	H	RBI	BB	SO	LOB	TOP
Harvey Kuenn, R OBP: 0.370, SLG: 0.435 (1, 5)										3	0	1	1	0	1	0	San Francisco Giants @ Milwaukee Braves Milwaukee County Stadium, Milwaukee, WI Sun Aug 19 1962, 4:33 AM EDT Att: 20,005 - Unknown livebaseballscorecards.com
Chuck Hiller, L OBP: 0.335, SLG: 0.345 (1, 4)										4	1	1	0	0	0	2	
Willie Mays, R OBP: 0.383, SLG: 0.621 (1, 8)										4	2	0	0	0	1	2	
Willie McCovey, L OBP: 0.378, SLG: 0.662 (1, 3)										4	2	2	3	0	2	2	
Felipe Alou, R OBP: 0.358, SLG: 0.521 (1, 9)										4	1	1	3	0	0	0	
Matty Alou, L OBP: 0.326, SLG: 0.336 (1, 7)										3	1	0	0	1	2	0	
Tom Haller, L OBP: 0.392, SLG: 0.485 (1, 2)										3	1	2	0	1	1	0	
Jose Pagan, R OBP: 0.313, SLG: 0.336 (1, 6)										2	0	0	1	1	0	1	
Billy O'Dell, S OBP: 0.229, SLG: 0.169 (3, 1) Jim Duffalo, R (3, 1) Ed Bailey, L OBP: 0.309, SLG: 0.482 (5, PH) Mike McCormick, L OBP: 0.307, SLG: 0.354 (5, 1) Carl Boles, R OBP: 0.323, SLG: 0.333 (7, PH) Stu Miller, R OBP: 0.244, SLG: 0.154 (7, 1) Orlando Cepeda, R OBP: 0.352, SLG: 0.532 (9, PH)										1	0	0	0	0	0	0	
Inning Stats	R: 2 E: 0 K: 0 S: 5	H: 2 LOB: 0 BB: 0 P: 5	R: 0 E: 0 K: 1 S: 5	H: 0 LOB: 0 BB: 0 P: 5	R: 0 E: 0 K: 1 S: 5	H: 0 LOB: 0 BB: 0 P: 5	R: 1 E: 0 K: 2 S: 10	H: 1 LOB: 0 BB: 1 P: 10	R: 1 E: 0 K: 2 S: 8	H: 1 LOB: 0 BB: 0 P: 8	R: 0 E: 0 K: 0 S: 3	H: 1 LOB: 0 BB: 0 P: 3	1B: 3 2B: 1 3B: 0 HR: 3	SF: 2 SAC: 0 DP: 2 HBP: 0	WP: 0 PB: 0 SB: 0 CS: 0	PA: 36	
PITCHER	IP WLS BF H R ER SO BB IBB HBP BLK WP HR S P ERA WHIP	6.0 W 25 5 7 4 5 2 0 0 0 0 2 33 41 6.00 1.167	3.0 S 11 2 1 1 2 1 0 0 0 0 0 1 14 18 3.00 1.000	PITCHER													

Batter	1	2	3	4	5	6	7	8	9	AB	R	H	RBI	BB	SO	LOB	BOTTOM			
Roy McMillan, R OBP: 0.338, SLG: 0.368 (1, 6)										4	1	1	0	1	0	3	San Francisco Giants @ Milwaukee Braves Milwaukee County Stadium, Milwaukee, WI Sun Aug 19 1962, 4:33 AM EDT Att: 20,005 - Unknown livebaseballscorecards.com			
Lou Johnson, R OBP: 0.319, SLG: 0.371 (1, 7)										5	0	2	1	0	1	1				
Eddie Mathews, L OBP: 0.371, SLG: 0.475 (1, 5)										4	2	1	0	1	0	3				
Hank Aaron, R OBP: 0.401, SLG: 0.631 (1, 9)										2	4	2	3	3	0	0				
Lee Maye, L OBP: 0.301, SLG: 0.402 (1, 8)										5	1	1	3	0	0	3				
Del Crandall, R OBP: 0.347, SLG: 0.407 (1, 2)										5	2	3	1	0	0	1				
Tommie Aaron, R OBP: 0.298, SLG: 0.353 (1, 3)										4	2	1	1	0	1	1				
Frank Bolling, R OBP: 0.323, SLG: 0.395 (1, 4)										3	1	2	2	1	1	0				
Tony Cloninger, R OBP: 0.080, SLG: 0.080 Claude Raymond, R (7, 1)										3	0	1	2	0	1	1				
Inning Stats	R: 0 E: 0 K: 0 S: 3	H: 1 LOB: 0 BB: 0 P: 3	R: 3 E: 0 K: 1 S: 9	H: 4 LOB: 1 BB: 0 P: 9	R: 3 E: 0 K: 0 S: 5	H: 2 LOB: 0 BB: 1 P: 9	R: 1 E: 0 K: 1 S: 7	H: 2 LOB: 1 BB: 0 P: 7	R: 3 E: 0 K: 0 S: 4	H: 2 LOB: 1 BB: 2 P: 12	R: 0 E: 0 K: 1 S: 5	H: 0 LOB: 2 BB: 1 P: 13	R: 0 E: 0 K: 0 S: 4	H: 1 LOB: 2 BB: 1 P: 8	R: 3 E: 0 K: 0 S: 5	H: 2 LOB: 0 BB: 1 P: 9	1B: 7 2B: 2 3B: 1 HR: 4	SF: 0 SAC: 1 DP: 1 HBP: 0	WP: 0 PB: 0 SB: 1 CS: 0	PA: 43
PITCHER	IP WLS BF H R ER SO BB IBB HBP BLK WP HR S P ERA WHIP	2.2 L 14 6 5 2 1 0 0 0 0 0 1 9 9 13.50 2.250	1.1 7 3 2 2 1 0 0 0 0 0 0 9 9 13.50 2.500	2.0 11 2 3 3 1 3 1 0 0 0 0 9 25 13.50 2.500	2.0 11 3 3 3 0 2 0 0 0 0 1 9 17 13.50 2.500	PITCHER														

Batter	1	2	3	4	5	6	7	8	9	AB	R	H	RBI	BB	SO	LOB	TOP			
Harvey Kuenn, R OBP: 0.369, SLG: 0.442 (1, 5)	F7		F2					F2		4	1	1	1	0	0	1	San Francisco Giants @ Milwaukee Braves Milwaukee County Stadium, Milwaukee, WI Mon Aug 20 1962, 8:05 PM EDT Att: 15,906 - Unknown livebaseballscorecards.com			
Chuck Hiller, L OBP: 0.337, SLG: 0.342 (1, 4)	4-3			4-1			F8	FC4-6		4	0	0	0	0	0	1				
Willie Mays, R OBP: 0.380, SLG: 0.616 (1, 8)	F5			F3			6-3	FC6-4		4	0	0	0	0	0	1				
Orlando Cepeda, R OBP: 0.353, SLG: 0.524 (1, 9)		HR		F7			HR		F7	4	2	2	2	0	0	0				
Felipe Alou, R OBP: 0.357, SLG: 0.526 (1, 7)		5-3			F9		HR		F4	4	1	1	1	0	0	0				
Willie McCovey, L OBP: 0.375, SLG: 0.650 (1, 3)		K			G3		FC6-4 BB		F8	3	0	0	0	1	1	0				
John Orsino, R OBP: 0.320, SLG: 0.273 (1, 2)		K			5-3		F8			3	0	0	0	0	1	1				
Jose Pagan, R OBP: 0.313, SLG: 0.336 (1, 6)			5-3				FC6-4 1B	FC6-4		3	0	1	0	0	0	1				
Billy Pierce, L OBP: 0.316, SLG: 0.257 (5, PH) Carl Bolin, R OBP: 0.300, SLG: 0.300 (6, 1) Don Larsen, R OBP: 0.271, SLG: 0.354 (7, 1) Bobby Bolin, R OBP: 0.300, SLG: 0.372 (8, PH) Bob Nieman, R OBP: 0.300, SLG: 0.372 (8, 1) Bob Garibaldi, L (8, 1)			F7				G4-6-3 1B	FC4-6 1B		1	0	0	0	0	0	0	GIANTS			
										1	0	0	0	0	0	0				
Inning Stats	R: 0 E: 0 K: 0 S: 3	H: 0 LOB: 0 BB: 0 P: 3	R: 1 E: 0 K: 2 S: 8	H: 1 LOB: 0 BB: 0 P: 8	R: 0 E: 0 K: 0 S: 3	H: 0 LOB: 0 BB: 0 P: 3	R: 0 E: 0 K: 0 S: 3	H: 0 LOB: 0 BB: 0 P: 3	R: 1 E: 0 K: 0 S: 4	H: 2 LOB: 0 BB: 0 P: 4	R: 2 E: 0 K: 0 S: 5	H: 2 LOB: 1 BB: 1 P: 9	R: 0 E: 0 K: 0 S: 4	H: 1 LOB: 1 BB: 0 P: 4	R: 0 E: 0 K: 0 S: 3	H: 0 LOB: 0 BB: 0 P: 3	1B: 2 2B: 0 3B: 0 HR: 4	SF: 0 SAC: 0 DP: 1 HBP: 0	WP: 0 PB: 0 SB: 0 CS: 0	PA: 33
PITCHER Warren Spahn, L ERA: 3.09 (1, 1)	IP: 9.0 WLS: W BF: 33 H: 6 R: 4 ER: 4 SO: 2 BB: 1 IBB: 0 HBP: 0 BLK: 0 WP: 0 HR: 4 S: 36 P: 40 ERA: 4.00 WHIP: 0.778																			

Batter	1	2	3	4	5	6	7	8	9	AB	R	H	RBI	BB	SO	LOB	BOTTOM			
Roy McMillan, R OBP: 0.338, SLG: 0.366 (1, 6)	F9		F9	FC6-4						4	0	1	1	0	0	4	San Francisco Giants @ Milwaukee Braves Milwaukee County Stadium, Milwaukee, WI Mon Aug 20 1962, 8:05 PM EDT Att: 15,906 - Unknown livebaseballscorecards.com			
Lou Johnson, R OBP: 0.324, SLG: 0.418 (1, 7)	F8		F4				F4			5	1	2	1	0	0	4				
Lee Mays, L OBP: 0.299, SLG: 0.402 (1, 8)	E9			K	1-3		E4			5	0	1	0	0	2	3				
Hank Aaron, R OBP: 0.401, SLG: 0.627 (1, 9)	K			1B	F7					4	2	1	0	1	1	3				
Joe Adcock, R OBP: 0.337, SLG: 0.524 Tommie Aaron, R OBP: 0.306, SLG: 0.372 (5, 3)		F6		1B	1B					2	1	1	0	0	0	0				
Del Crandall, R OBP: 0.348, SLG: 0.405 (1, 2)		F6		1B	F7					4	1	1	1	1	1	2				
Ken Aspromonte, R OBP: 0.368, SLG: 0.329 (1, 5)		F8		1B						5	2	3	0	0	0	1				
Frank Bolling, R OBP: 0.327, SLG: 0.399 (1, 4)				SH2-4 1B	FC6-4 1B					5	1	3	2	0	0	2				
Warren Spahn, L OBP: 0.243, SLG: 0.275 (1, 1)			SH2-4 1-2	K						3	0	0	0	0	2	6				
Inning Stats	R: 0 E: 1 K: 1 S: 6	H: 1 LOB: 1 BB: 0 P: 6	R: 0 E: 0 K: 0 S: 3	H: 0 LOB: 0 BB: 0 P: 3	R: 0 E: 0 K: 0 S: 4	H: 1 LOB: 1 BB: 0 P: 4	R: 2 E: 0 K: 2 S: 11	H: 4 LOB: 3 BB: 1 P: 15	R: 1 E: 0 K: 0 S: 5	H: 2 LOB: 1 BB: 0 P: 5	R: 1 E: 0 K: 1 S: 8	H: 3 LOB: 2 BB: 0 P: 8	R: 5 E: 1 K: 1 S: 10	H: 4 LOB: 2 BB: 1 P: 15	R: 0 E: 1 K: 1 S: 5	H: 0 LOB: 1 BB: 1 P: 9	1B: 11 2B: 2 3B: 0 HR: 2	SF: 0 SAC: 1 DP: 0 HBP: 1	WP: 0 PB: 0 SB: 0 CS: 0	PA: 44
PITCHER Billy Pierce, L ERA: 3.86 (1, 1) Don Larsen, R ERA: 5.24 (6, 1) Bobby Bolin, R ERA: 3.69 (7, 1) Bob Garibaldi, R ERA: 2.61 (8, 1)	IP: 5.0 WLS: L BF: 9 H: 5 R: 4 ER: 4 SO: 3 BB: 1 IBB: 0 HBP: 0 BLK: 0 WP: 0 HR: 1 S: 29 P: 33 ERA: 36.00 WHIP: 6.000																			

Batter	1	2	3	4	5	6	7	8	9	AB	R	H	RBI	BB	SO	LOB	TOP				
Julian Javier, R OBP: 0.324, SLG: 0.376 (1, 4)										5	0	0	0	0	2	3	St. Louis Cardinals @ Milwaukee Braves Milwaukee County Stadium, Milwaukee, WI Wed Aug 22 1962, 8:05 PM EDT Att: 14,481 - Unknown				
Bill White, L OBP: 0.371, SLG: 0.489 (1, 9) (8, 3)										4	0	2	0	1	0	1					
Stan Musial, L OBP: 0.419, SLG: 0.506 (1, 7)										5	1	2	0	0	0	4					
Ken Boyer, R OBP: 0.386, SLG: 0.487 (1, 5)										4	1	1	0	0	2	1					
Fred Whitfield, L OBP: 0.331, SLG: 0.546 Charlie James, R OBP: 0.321, SLG: 0.416 (1, 3) (8, 9)										3	1	1	0	0	0	2					
Bobby Gene Smith, R OBP: 0.278, SLG: 0.315 (1, 8)										0	0	0	0	0	0	0					
Bobby Gene Smith, R OBP: 0.278, SLG: 0.315 (1, 8)										4	1	2	1	0	1	3					
Carl Sawatski, L OBP: 0.364, SLG: 0.454 Gene Oliver, R OBP: 0.364, SLG: 0.417 (6, PH) (6, 2)										2	0	0	0	0	1	4					
Julio Gotay, R OBP: 0.328, SLG: 0.315 Dal Maxvill, R OBP: 0.239, SLG: 0.250 (1, 6) (6, 6)										3	0	2	2	0	0	0					
Ray Washburn, R OBP: 0.229, SLG: 0.244 Lindy McDaniel, R OBP: 0.143, SLG: 0.053 Curt Simmons, L OBP: 0.279, SLG: 0.237 Red Schoendienst, S OBP: 0.359, SLG: 0.393 (1, 1) (6, 1) (8, 1) (9, PH)										1	0	0	1	0	1	0					
Inning Stats	R: 0 E: 0 K: 1 S: 5	H: 1 LOB: 0 BB: 0 P: 5	R: 0 E: 0 K: 3 S: 10	H: 1 LOB: 1 BB: 0 P: 10	R: 0 E: 0 K: 0 S: 4	H: 1 LOB: 0 BB: 0 P: 4	R: 4 E: 1 K: 0 S: 8	H: 4 LOB: 1 BB: 0 P: 8	R: 0 E: 0 K: 0 S: 4	H: 0 LOB: 2 BB: 0 P: 5	R: 0 E: 0 K: 1 S: 4	H: 0 LOB: 0 BB: 1 P: 8	R: 0 E: 0 K: 1 S: 6	H: 1 LOB: 1 BB: 0 P: 6	R: 0 E: 0 K: 0 S: 4	H: 1 LOB: 2 BB: 1 P: 8	1B: 9 2B: 0 3B: 1 HR: 0	SF: 1 SAC: 1 DP: 1 HBP: 1	WP: 0 PB: 0 SB: 0 CS: 1	PA: 39	
PITCHER	IP	WLS	BF	H	R	ER	SO	BB	IBB	HBP	BLK	WP	HR	S	P	ERA	WHIP				
Bob Shaw, R ERA: 2.32 (1, 1)	4.2		23	8	4	2	4	0	0	1	0	0	0	30	31	3.86	1.714				
Jack Curtis, L ERA: 3.44 (5, 1)	3.1	W	11	1	0	0	4	1	0	0	0	0	0	18	22	0.00	0.600				
Carl Willey, R ERA: 5.81 (9, 1)	1.0	S	5	1	0	0	0	1	0	0	0	0	0	4	8	0.00	2.000				

Batter	1	2	3	4	5	6	7	8	9	AB	R	H	RBI	BB	SO	LOB	BOTTOM				
Amado Samuel, R OBP: 0.237, SLG: 0.274 Del Crandall, R OBP: 0.348, SLG: 0.407 Carl Willey, R OBP: 0.333, SLG: 0.364 (1, 6) (8, PH) (9, 1)										3	0	1	0	0	0	1	St. Louis Cardinals @ Milwaukee Braves Milwaukee County Stadium, Milwaukee, WI Wed Aug 22 1962, 8:05 PM EDT Att: 14,481 - Unknown				
Gus Bell, L OBP: 0.285, SLG: 0.354 Lou Johnson, R OBP: 0.325, SLG: 0.443 (1, 7) (8, PH) (9, 7)										4	1	2	0	0	1	3					
Lee Mays, L OBP: 0.299, SLG: 0.397 (1, 8)										4	1	1	0	0	0	3					
Hank Aaron, R OBP: 0.403, SLG: 0.624 (1, 9)										4	1	1	0	0	2	5					
Joe Torre, R OBP: 0.350, SLG: 0.354 (1, 2)										4	0	2	1	0	1	0					
Tommie Aaron, R OBP: 0.311, SLG: 0.382 (1, 3)										3	1	0	0	1	0	3					
Ken Aspromonte, R OBP: 0.356, SLG: 0.322 (1, 5)										3	1	2	1	0	0	0					
Frank Bolling, R OBP: 0.327, SLG: 0.395 (1, 4)										4	1	1	1	0	0	2					
Bob Shaw, R OBP: 0.250, SLG: 0.149 Jack Curtis, L OBP: 0.360, SLG: 0.286 Eddie Mathews, L OBP: 0.373, SLG: 0.475 Roy McMillan, R OBP: 0.338, SLG: 0.366 (1, 1) (5, 1) (6, PH) (9, 6)										0	0	0	0	1	0	0					
Inning Stats	R: 0 E: 0 K: 1 S: 6	H: 1 LOB: 1 BB: 0 P: 6	R: 0 E: 0 K: 0 S: 3	H: 0 LOB: 0 BB: 0 P: 3	R: 0 E: 0 K: 1 S: 5	H: 0 LOB: 1 BB: 1 P: 9	R: 1 E: 1 K: 0 S: 5	H: 2 LOB: 1 BB: 0 P: 5	R: 0 E: 0 K: 0 S: 2	H: 0 LOB: 0 BB: 1 P: 6	R: 2 E: 1 K: 0 S: 7	H: 4 LOB: 2 BB: 0 P: 7	R: 0 E: 0 K: 1 S: 7	H: 2 LOB: 2 BB: 0 P: 7	R: 3 E: 0 K: 1 S: 7	H: 3 LOB: 1 BB: 2 P: 15		1B: 11 2B: 2 3B: 0 HR: 0	SF: 1 SAC: 1 DP: 2 HBP: 0	WP: 1 PB: 0 SB: 0 CS: 0	PA: 38
PITCHER	IP	WLS	BF	H	R	ER	SO	BB	IBB	HBP	BLK	WP	HR	S	P	ERA	WHIP				
Ray Washburn, R ERA: 3.88 (1, 1)	5.2		25	7	3	2	2	2	0	0	0	0	0	27	35	3.18	1.588				
Lindy McDaniel, R ERA: 3.83 (6, 1)	2.0	L	12	5	3	3	2	1	1	0	0	0	0	14	22	13.50	3.000				
Curt Simmons, L ERA: 4.14 (8, 1)	0.1		1	0	0	0	0	0	0	0	0	0	0	1	1	0.00	0.000				



Batter	1	2	3	4	5	6	7	8	9	AB	R	H	RBI	BB	SO	LOB	TOP										
Julian Javier, R (1,4) OBP: 0.322, SLG: 0.372 Red Schoendienst, S (9,PH) OBP: 0.356, SLG: 0.390	0-0 1-3		0-0 F7	0-0 FC6-4			0-0 5-3		0-0 G4-6-3	4	0	0	0	0	0	1	St. Louis Cardinals @ Milwaukee Braves Milwaukee County Stadium, Milwaukee, WI Thu Aug 23 1962, 8:05 PM EDT Att: 11,363 - Unknown livebaseballscorecards.com										
Bill White, L (1,3) OBP: 0.372, SLG: 0.491	0-0 4-3			2B	1B	0-0 1-3				4	1	2	0	0	0	0											
Charlie James, R (1,9) OBP: 0.323, SLG: 0.420						0-0 F8				4	0	2	1	0	0	1											
Ken Boyer, R (1,5) OBP: 0.387, SLG: 0.486	0-0 P4		4-0 FC6-4							3	0	1	0	1	0	1											
Gene Oliver, R (1,7) OBP: 0.362, SLG: 0.419		0-0 E3	0-0 FC6-4			0-0 F3				4	0	1	0	0	0	3											
Bobby Gene Smith, R (1,8) OBP: 0.278, SLG: 0.313	0-0 G4-6-3					0-0 L4				4	0	1	0	0	0	1											
Jimmie Schaffer, R (1,2) OBP: 0.273, SLG: 0.283						0-0 F9				4	1	1	0	0	0	3											
Dal Maxvill, R (1,6) OBP: 0.233, SLG: 0.243 Fred Whitfield, L (9,PH) OBP: 0.326, SLG: 0.542	0-0 G4-6-3					0-0 1-3				3	0	0	0	0	0	3											
Ernie Broglio, R (1,1) OBP: 0.143, SLG: 0.111 Stan Musial, L (9,PH) OBP: 0.421, SLG: 0.508 Bob Gibson, R (9,PR) OBP: 0.352, SLG: 0.400			0-0 4-3							3	0	1	1	0	0	0											
Inning Stats	R: 0 E: 0 K: 0 S: 4	H: 1 LOB: 1 BB: 0 P: 4	R: 0 E: 1 K: 0 S: 4	H: 1 LOB: 1 BB: 0 P: 4	R: 1 E: 0 K: 0 S: 5	H: 2 LOB: 2 BB: 1 P: 9	R: 1 E: 0 K: 0 S: 5	H: 2 LOB: 1 BB: 0 P: 5	R: 0 E: 0 K: 0 S: 3	H: 0 LOB: 0 BB: 0 P: 3	R: 0 E: 0 K: 0 S: 4	H: 1 LOB: 1 BB: 0 P: 4	R: 0 E: 0 K: 0 S: 4	H: 1 LOB: 1 BB: 0 P: 4	R: 0 E: 0 K: 1 S: 5	H: 1 LOB: 1 BB: 0 P: 5		1B: 7 2B: 3 3B: 0 HR: 0	SF: 0 SAC: 0 DP: 2 HBP: 0	WP: 0 PB: 0 SB: 0 CS: 0	PA: 37						
PITCHER	IP	WLS	BF	H	R	ER	SO	BB	IBB	HBP	BLK	WP	HR	S	P	ERA	WHIP										
Bob Hendley, L (1,1) ERA: 3.59	8.0	W	34	9	2	2	0	1	0	0	0	0	0	33	37	2.25	1.250										
Claude Raymond, R (9,1) ERA: 1.87	1.0	S	3	1	0	0	1	0	0	0	0	0	0	5	5	0.00	1.000										

Batter	1	2	3	4	5	6	7	8	9	AB	R	H	RBI	BB	SO	LOB	BOTTOM										
Amado Samuel, R (1,6) OBP: 0.233, SLG: 0.268 Joe Torre, R (8,PH) OBP: 0.348, SLG: 0.352 Claude Raymond, R (9,1)	0-0 F8		0-3 K							3	0	0	0	0	1	1	St. Louis Cardinals @ Milwaukee Braves Milwaukee County Stadium, Milwaukee, WI Thu Aug 23 1962, 8:05 PM EDT Att: 11,363 - Unknown livebaseballscorecards.com										
Gus Bell, L (1,7) OBP: 0.291, SLG: 0.366 Lou Johnson, R (8,FR) OBP: 0.325, SLG: 0.443	0-0 4-3									2	1	1	1	2	0	0											
Lee Maye, L (1,8) OBP: 0.294, SLG: 0.391	0-0 G3									4	0	0	1	0	0	2											
Hank Aaron, R (1,9) OBP: 0.404, SLG: 0.622		0-3 K								3	0	1	0	1	2	0											
Del Crandall, R (1,2) OBP: 0.349, SLG: 0.408										4	0	2	0	0	0	2											
Tommie Aaron, R (1,3) OBP: 0.307, SLG: 0.377										3	0	0	0	0	0	3											
Ken Aspromonte, R (1,5) OBP: 0.346, SLG: 0.312										3	0	0	0	0	0	2											
Frank Bolling, R (1,4) OBP: 0.330, SLG: 0.401										3	1	2	0	0	0	0											
Bob Hendley, R (1,1) OBP: 0.245, SLG: 0.217 Roy McMillan, R (8,PH) OBP: 0.340, SLG: 0.370										2	0	0	0	0	0	1											
Inning Stats	R: 0 E: 0 K: 0 S: 3	H: 0 LOB: 0 BB: 0 P: 3	R: 0 E: 0 K: 1 S: 5	H: 1 LOB: 0 BB: 0 P: 5	R: 0 E: 0 K: 1 S: 6	H: 1 LOB: 1 BB: 0 P: 6	R: 1 E: 0 K: 1 S: 6	H: 1 LOB: 0 BB: 0 P: 6	R: 0 E: 0 K: 0 S: 3	H: 0 LOB: 0 BB: 0 P: 3	R: 0 E: 0 K: 0 S: 3	H: 0 LOB: 1 BB: 1 P: 7	R: 0 E: 0 K: 0 S: 4	H: 2 LOB: 1 BB: 0 P: 4	R: 2 E: 0 K: 0 S: 5	H: 2 LOB: 2 BB: 2 P: 13		1B: 4 2B: 2 3B: 0 HR: 1	SF: 0 SAC: 0 DP: 2 HBP: 0	WP: 1 PB: 0 SB: 0 CS: 0	PA: 32						
PITCHER	IP	WLS	BF	H	R	ER	SO	BB	IBB	HBP	BLK	WP	HR	S	P	ERA	WHIP										
Ernie Broglio, R (1,1) ERA: 3.14	8.0	L	32	7	3	3	3	1	2	0	0	1	1	35	47	3.38	1.000										

Batter	1	2	3	4	5	6	7	8	9	AB	R	H	RBI	BB	SO	LOB	TOP					
Amado Samuel, R OBP: 0.232, SLG: 0.266 (1, 6)	5-3		K	K			G3 1B		F2	5	0	1	0	0	2	2	Milwaukee Braves @ Chicago Cubs Wrigley Field, Chicago, IL Fri Aug 24 1962, 3:33 AM CDT Att: 6,518 - Sunny					
Gus Bell, L OBP: 0.288, SLG: 0.360 (1, 7)	4-3		4-3	F8			G3 1-2			4	0	0	0	0	0	3						
Lee Maye, L OBP: 0.294, SLG: 0.386 (1, 8)	L9		BB BB				F5		F5	3	0	0	0	1	0	1						
Hank Aaron, R OBP: 0.405, SLG: 0.626 (1, 9)		HR	BB				K		F3	3	1	1	1	1	1	1						
Joe Torre, R OBP: 0.347, SLG: 0.350 (1, 2)	E 1B		F8				F8		F7	4	0	1	0	0	0	2						
Tommie Aaron, R OBP: 0.310, SLG: 0.377 (1, 3)	E1 1B			1B G3 BB			L8		6-3	3	1	1	0	1	0	0						
Ken Aspromonte, R OBP: 0.351, SLG: 0.320 (1, 5)	G3			G3 BB 1B					5-3	4	0	2	0	0	0	2						
Frank Bolling, R OBP: 0.329, SLG: 0.397 (1, 4)	K			G3 BB			K		F8	3	0	0	0	1	2	3						
Tony Cloninger, R OBP: 0.277, SLG: 0.277 (2, 1)	K			G3			F8		K	1	0	0	0	0	1	2						
Lew Burdette, R OBP: 0.208, SLG: 0.176 (4, PH)				1-2 2-3 3-H						1	0	0	0	0	0	0						
Inning Stats	R: 0 E: 0 K: 0 S: 3	H: 0 LOB: 0 BB: 0 P: 3	R: 1 E: 1 K: 2 S: 10	H: 3 LOB: 2 BB: 0 P: 10	R: 0 E: 0 K: 1 S: 5	H: 0 LOB: 2 BB: 2 P: 13	R: 1 E: 0 K: 1 S: 6	H: 1 LOB: 1 BB: 2 P: 14	R: 0 E: 0 K: 1 S: 5	H: 0 LOB: 0 BB: 0 P: 5	R: 0 E: 0 K: 1 S: 6	H: 1 LOB: 1 BB: 0 P: 6	R: 0 E: 0 K: 0 S: 4	H: 1 LOB: 1 BB: 0 P: 4	R: 0 E: 0 K: 0 S: 3	H: 0 LOB: 0 BB: 0 P: 3	R: 0 E: 0 K: 1 S: 5	H: 0 LOB: 0 BB: 0 P: 5	1B: 5 2B: 0 3B: 0 HR: 1	SF: 0 SAC: 0 DP: 0 HBP: 0	WP: 0 PB: 0 SB: 0 CS: 0	PA: 37
PITCHER Bob Buhl, R ERA: 4.15 (1, 1)	IP: 9.0 WLS: W BF: 37 H: 6 R: 2 ER: 2 SO: 7 BB: 4 IBB: 0 HBP: 0 BLK: 0 WP: 0 HR: 1 S: 47 P: 63 ERA: 2.00 WHIP: 1.111																					

AB	33
R	2
H	6
RBI	2
BB	4
SO	7
LOB	19



Batter	1	2	3	4	5	6	7	8	9	AB	R	H	RBI	BB	SO	LOB	BOTTOM			
Lou Brock, L OBP: 0.331, SLG: 0.439 (1, 8)	FC5-4 1B	1B 2B						1B IBB		4	2	4	1	1	0	0	Milwaukee Braves @ Chicago Cubs Wrigley Field, Chicago, IL Fri Aug 24 1962, 3:33 AM CDT Att: 6,518 - Sunny			
Ken Hubbs, R OBP: 0.299, SLG: 0.358 (1, 4)	FC5-4 2B	G3 1B		4-3			K	1B		5	1	2	2	0	1	3				
Billy Williams, L OBP: 0.380, SLG: 0.488 (1, 7)	2B 1B	G3			4-3		F8			4	1	1	1	1	0	2				
George Altman, L OBP: 0.392, SLG: 0.526 (1, 3)	1B 2B	P5			1B 1B		F7	1-3		5	0	2	1	0	0	3				
Ron Santo, R OBP: 0.302, SLG: 0.379 (1, 5)	G6-3 1B			F8	F8		K			4	0	1	1	0	1	1				
Don Landrum, L OBP: 0.401, SLG: 0.350 (1, 9)	G6-3			F8			K			4	0	1	0	0	1	2				
Andre Rodgers, R OBP: 0.353, SLG: 0.398 (1, 6)		2B 1B		4-3				5-3		4	1	2	0	0	0	0				
Cuno Barragan, R OBP: 0.290, SLG: 0.261 (1, 2)		1B 2B		F9	F3			SH1-4 1B		4	2	2	1	0	0	3				
Bob Buhl, R (1, 1)	F5			1-3			K	SH1-4		3	0	0	0	0	1	1				
Inning Stats	R: 2 E: 0 K: 0 S: 5	H: 3 LOB: 1 BB: 1 P: 9	R: 3 E: 0 K: 0 S: 7	H: 4 LOB: 1 BB: 0 P: 7	R: 0 E: 0 K: 0 S: 3	H: 0 LOB: 0 BB: 0 P: 3	R: 0 E: 0 K: 0 S: 4	H: 1 LOB: 1 BB: 0 P: 4	R: 0 E: 0 K: 2 S: 8	H: 3 LOB: 3 BB: 0 P: 6	R: 0 E: 0 K: 2 S: 7	H: 1 LOB: 1 BB: 0 P: 8	R: 0 E: 0 K: 0 S: 6	H: 0 LOB: 0 BB: 0 P: 7	R: 2 E: 0 K: 0 S: 6	H: 3 LOB: 2 BB: 1 P: 10		1B: 12 2B: 3 3B: 0 HR: 0	SF: 0 SAC: 1 DP: 1 HBP: 0	WP: 0 PB: 0 SB: 1 CS: 0
PITCHER Tony Cloninger, R ERA: 5.21 (1, 1)	IP: 1.1 WLS: L BF: 10 H: 6 R: 5 ER: 5 SO: 0 BB: 1 IBB: 0 HBP: 0 BLK: 0 WP: 0 HR: 0 S: 9 P: 13 ERA: 33.75 WHIP: 5.250																			
Lew Burdette, R ERA: 5.02 (2, 1)	IP: 1.2 WLS: L BF: 6 H: 1 R: 0 ER: 0 SO: 0 BB: 0 IBB: 0 HBP: 0 BLK: 0 WP: 0 HR: 0 S: 6 P: 6 ERA: 0.00 WHIP: 0.600																			
Don Nottebart, R ERA: 3.4 (4, 1)	IP: 2.0 WLS: L BF: 10 H: 4 R: 0 ER: 0 SO: 0 BB: 0 IBB: 0 HBP: 0 BLK: 0 WP: 0 HR: 0 S: 10 P: 10 ERA: 0.00 WHIP: 2.000																			
Carl Willey, R ERA: 5.82 (6, 1)	IP: 3.0 WLS: L BF: 14 H: 4 R: 2 ER: 2 SO: 4 BB: 0 IBB: 1 HBP: 0 BLK: 0 WP: 0 HR: 0 S: 21 P: 25 ERA: 6.00 WHIP: 1.333																			

AB	37
R	7
H	15
RBI	7
BB	2
SO	4
LOB	15



Batter	1	2	3	4	5	6	7	8	9	AB	R	H	RBI	BB	SO	LOB	TOP					
Roy McMillan, R (1, 6) OBP: 0.336, SLG: 0.366	F7			F9	6-3	P6			F7	5	0	0	0	0	0	2						
Gus Bell, L (1, 7) OBP: 0.284, SLG: 0.355	4-3			G3	K				F7	4	0	0	0	0	1	1						
Lou Johnson, R (8, 7) OBP: 0.329, SLG: 0.437									HR	0	1	0	0	1	0	0						
Lee Maye, L (1, 8) OBP: 0.296, SLG: 0.398	L3			HR	F7				HR	5	2	2	2	0	1	1						
Hank Aaron, R (1, 9) OBP: 0.403, SLG: 0.628									HR	5	1	1	2	0	0	0						
Eddie Mathews, L (1, 5) OBP: 0.377, SLG: 0.482				HR						1	3	1	1	3	0	0						
Del Crandall, R (1, 2) OBP: 0.348, SLG: 0.406				1B					HR	4	1	1	0	0	0	2						
Tommie Aaron, R (1, 3) OBP: 0.313, SLG: 0.383										4	1	2	2	0	0	0						
Amado Samuel, R (1, 4) OBP: 0.232, SLG: 0.285										4	1	1	3	0	0	1						
Warren Spahn, L (1, 1) OBP: 0.256, SLG: 0.288				K					K	4	0	2	0	0	2	0						
Inning Stats	R: 0 E: 0 K: 0 S: 3	H: 0 LOB: 0 BB: 3 P: 3	R: 0 E: 0 K: 0 S: 2	H: 0 LOB: 0 BB: 1 P: 6	R: 0 E: 0 K: 1 S: 5	H: 0 LOB: 0 BB: 0 P: 5	R: 4 E: 0 K: 0 S: 7	H: 4 LOB: 1 BB: 1 P: 11	R: 0 E: 0 K: 1 S: 6	H: 1 LOB: 1 BB: 0 P: 6	R: 3 E: 0 K: 0 S: 6	H: 3 LOB: 1 BB: 1 P: 10	R: 0 E: 0 K: 1 S: 5	H: 0 LOB: 0 BB: 0 P: 5	R: 1 E: 0 K: 0 S: 4	H: 1 LOB: 0 BB: 0 P: 4	R: 2 E: 0 K: 1 S: 6	H: 1 LOB: 0 BB: 1 P: 10	1B: 5 2B: 1 3B: 0 HR: 4	SF: 0 SAC: 0 DP: 0 HBP: 0	WP: 0 PB: 1 SB: 0 CS: 1	PA: 40
PITCHER	IP	WLS	BF	H	R	ER	SO	BB	IBB	HBP	BLK	WP	HR	S	P	ERA	WHIP					
Don Cardwell, R (1, 1) ERA: 4.86	6.0	L	28	8	7	7	2	3	0	0	0	0	2	29	41	10.50	1.833					
Glen Hobbie, R (7, 1) ERA: 5.49	3.0		12	2	3	3	2	1	0	0	0	0	2	15	19	9.00	1.000					

Milwaukee Braves @ Chicago Cubs
Wrigley Field, Chicago, IL
Sat Aug 25 1962, 3:33 AM CDT
Att: 7,146 - Cloudy

AB 36
R 10
H 10
RBI 10
BB 4
SO 4
LOB 7



Batter	1	2	3	4	5	6	7	8	9	AB	R	H	RBI	BB	SO	LOB	BOTTOM				
Lou Brock, L (1, 8) OBP: 0.328, SLG: 0.434	F7		1-3			G1-6-3			K	4	0	0	0	0	1	2					
Ken Hubbs, R (1, 4) OBP: 0.299, SLG: 0.358	1-3			P6					FC4-6	4	0	1	1	0	1	0					
Billy Williams, L (1, 7) OBP: 0.377, SLG: 0.484	4-3			P6					FC4-6	4	0	0	0	0	0	1					
George Altman, L (1, 3) OBP: 0.389, SLG: 0.523				P6						3	0	0	0	0	0	0					
Ron Santo, R (1, 5) OBP: 0.303, SLG: 0.377					L4				L4-3	2	0	0	0	1	0	0					
Don Landrum, L (1, 9) OBP: 0.396, SLG: 0.345					4-3				L4-3	3	0	0	0	0	0	2					
Andre Rodgers, R (1, 6) OBP: 0.350, SLG: 0.395					6-3				4-3	3	0	0	0	0	1	1					
Cuno Barragan, R (1, 2) OBP: 0.288, SLG: 0.259										1	0	0	0	0	0	0					
Dick Bertell, R (6, PH) OBP: 0.330, SLG: 0.367				1-3					1B	2	1	2	0	0	0	0					
Don Cardwell, R (1, 1) OBP: 0.170, SLG: 0.102										1	0	0	0	0	1	0					
Jim McNany, R (6, PH)										1	0	0	0	0	1	1					
Glen Hobbie, R (7, 1) OBP: 0.191, SLG: 0.136										0	0	0	0	0	0	0					
Jim McKnight, R (8, PH) OBP: 0.250, SLG: 0.256										1	0	0	0	0	0	1					
Inning Stats	R: 0 E: 0 K: 0 S: 3	H: 0 LOB: 0 BB: 0 P: 3	R: 0 E: 1 K: 1 S: 6	H: 0 LOB: 0 BB: 0 P: 6	R: 0 E: 0 K: 1 S: 5	H: 0 LOB: 0 BB: 0 P: 5	R: 0 E: 0 K: 0 S: 3	H: 0 LOB: 0 BB: 0 P: 3	R: 0 E: 0 K: 1 S: 5	H: 1 LOB: 0 BB: 0 P: 5	R: 0 E: 0 K: 1 S: 5	H: 0 LOB: 0 BB: 0 P: 5	R: 0 E: 0 K: 0 S: 2	H: 0 LOB: 0 BB: 1 P: 6	R: 1 E: 0 K: 1 S: 7	H: 2 LOB: 1 BB: 0 P: 7	1B: 2 2B: 1 3B: 1 HR: 0	SF: 0 SAC: 0 DP: 2 HBP: 0	WP: 0 PB: 0 SB: 1 CS: 0	PA: 30	
PITCHER	IP	WLS	BF	H	R	ER	SO	BB	IBB	HBP	BLK	WP	HR	S	P	ERA	WHIP				
Warren Spahn, L (1, 1) ERA: 3.0	9.0	W	30	3	1	1	5	1	0	0	0	0	0	39	43	1.00	0.444				

Milwaukee Braves @ Chicago Cubs
Wrigley Field, Chicago, IL
Sat Aug 25 1962, 3:33 AM CDT
Att: 7,146 - Cloudy

AB 29
R 1
H 3
RBI 1
BB 1
SO 5
LOB 8



Batter	1	2	3	4	5	6	7	8	9	AB	R	H	RBI	BB	SO	LOB	TOP			
Roy McMillan, R (1, 6) OBP: 0.335, SLG: 0.365	6-3		L7					K		4	0	1	0	0	1	0	Milwaukee Braves @ Chicago Cubs Wrigley Field, Chicago, IL Sun Aug 26 1962, 3:33 AM CDT Att. 16,351 - Cloudy			
Lou Johnson, R (1, 7) OBP: 0.337, SLG: 0.453	BB			PB			K	4-3		4	1	2	0	0	1	1				
Eddie Mathews, L (1, 5) OBP: 0.380, SLG: 0.481	G1-4-3			2B				K		1	0	0	0	3	1	0				
Hank Aaron, R (1, 9) OBP: 0.402, SLG: 0.626	G1-4-3			SF9				6-3		2	0	0	1	1	0	2				
Lee Maye, L (1, 8) OBP: 0.292, SLG: 0.394																				
Del Crandall, R (8, PH) OBP: 0.347, SLG: 0.405		1-3						K												
Joe Torre, R (1, 2) OBP: 0.350, SLG: 0.355																				
Tommie Aaron, R (1, 3) OBP: 0.312, SLG: 0.385																				
Frank Bolling, R (1, 4) OBP: 0.329, SLG: 0.395																				
Denny Lemaster, R (1, 1) OBP: 0.176, SLG: 0.125																				
Bob Uecker, R (7, PH) OBP: 0.313, SLG: 0.222																				
Lew Burdette, R (7, 1) OBP: 0.208, SLG: 0.176																				
Ken Aspromonte, R (8, PH) OBP: 0.348, SLG: 0.316																				
Inning Stats	R: 0 E: 0 K: 0 S: 3	H: 1 LOB: 1 BB: 1 P: 7	R: 0 E: 0 K: 0 S: 2	H: 0 LOB: 0 BB: 1 P: 6	R: 0 E: 0 K: 1 S: 5	H: 0 LOB: 0 BB: 0 P: 5	R: 1 E: 0 K: 1 S: 7	H: 2 LOB: 2 BB: 1 P: 11	R: 0 E: 0 K: 1 S: 6	H: 1 LOB: 1 BB: 0 P: 6	R: 0 E: 0 K: 1 S: 6	H: 1 LOB: 1 BB: 0 P: 6	R: 0 E: 0 K: 1 S: 5	H: 0 LOB: 2 BB: 2 P: 13	R: 0 E: 0 K: 0 S: 4	H: 1 LOB: 1 BB: 0 P: 4	1B: 3 2B: 3 3B: 0 HR: 0	SF: 1 SAC: 0 DP: 2 HBP: 0	WP: 0 PB: 1 SB: 0 CS: 0	PA: 36
PITCHER Dick Ellsworth, L (1, 1) ERA: 5.04	IP: 9.0 WLS: W BF: 36 H: 6 R: 1 ER: 1 SO: 7 BB: 5 IBB: 0 HBP: 0 BLK: 0 WP: 0 HR: 0 S: 45 P: 65 ERA: 1.00 WHIP: 1.222																			

AB	30
R	1
H	6
RBI	1
BB	5
SO	7
LOB	12



Batter	1	2	3	4	5	6	7	8	9	AB	R	H	RBI	BB	SO	LOB	BOTTOM			
Ken Hubbs, R (1, 4) OBP: 0.298, SLG: 0.356	F9		F7			SH		F9		3	1	0	0	0	0	1	Milwaukee Braves @ Chicago Cubs Wrigley Field, Chicago, IL Sun Aug 26 1962, 3:33 AM CDT Att. 16,351 - Cloudy			
Ron Santo, R (1, 5) OBP: 0.301, SLG: 0.375	F7		G5-4-3			SH1-3		6-3		3	0	0	0	0	0	1				
Don Landrum, L (1, 9) OBP: 0.393, SLG: 0.341	F8					SH1-3				2	0	0	1	0	0	0				
George Altman, L (1, 3) OBP: 0.391, SLG: 0.525										2	0	1	1	1	0	0				
Billy Williams, L (1, 7) OBP: 0.377, SLG: 0.489										3	1	1	1	0	0	1				
Lou Brock, L (1, 8) OBP: 0.328, SLG: 0.434										3	0	1	0	0	2	1				
Andre Rodgers, R (1, 6) OBP: 0.348, SLG: 0.392										3	0	0	0	0	3	2				
Dick Bertell, R (1, 2) OBP: 0.330, SLG: 0.384										3	1	1	1	0	0	0				
Dick Ellsworth, L (1, 1) OBP: 0.277, SLG: 0.132										2	1	1	0	1	0	0				
Inning Stats	R: 0 E: 0 K: 0 S: 3	H: 0 LOB: 0 BB: 0 P: 3	R: 0 E: 0 K: 2 S: 7	H: 0 LOB: 1 BB: 1 P: 11	R: 1 E: 0 K: 0 S: 3	H: 1 LOB: 0 BB: 1 P: 7	R: 0 E: 0 K: 0 S: 3	H: 0 LOB: 0 BB: 0 P: 3	R: 0 E: 0 K: 2 S: 7	H: 0 LOB: 0 BB: 0 P: 7	R: 2 E: 0 K: 0 S: 5	H: 2 LOB: 1 BB: 0 P: 5	R: 1 E: 0 K: 1 S: 6	H: 2 LOB: 0 BB: 0 P: 6	R: 0 E: 0 K: 0 S: 3	H: 0 LOB: 0 BB: 0 P: 3		1B: 2 2B: 1 3B: 0 HR: 2	SF: 0 SAC: 3 DP: 1 HBP: 0	WP: 1 PB: 0 SB: 1 CS: 1
PITCHER Denny Lemaster, L (1, 1) ERA: 3.38 Lew Burdette, R (7, 1) ERA: 5.01	IP: 6.0 WLS: L BF: 22 H: 3 R: 3 ER: 3 SO: 4 BB: 2 IBB: 0 HBP: 0 BLK: 0 WP: 1 HR: 1 S: 28 P: 36 ERA: 4.50 WHIP: 0.833																			

AB	24
R	4
H	5
RBI	4
BB	2
SO	5
LOB	6



Batter	1	2	3	4	5	6	7	8	9	AB	R	H	RBI	BB	SO	LOB	TOP			
Roy McMillan, R (1, 6) OBP: 0.335, SLG: 0.362	4-0 1B BB		0-3 K			0-0 6-3		0-0 P3		3	0	0	0	1	1		Milwaukee Braves @ San Francisco Giants Candlestick Park, San Francisco, CA Tue Aug 28 1962, 10:05 PM EDT Att: 24,027 - Unknown			
Lou Johnson, R (1, 7) OBP: 0.333, SLG: 0.443	0-0 1B		0-3 K			0-0 E3 PO		0-3 K		4	0	1	0	0	2	1				
Eddie Mathews, L (1, 5) OBP: 0.379, SLG: 0.479	0-3 K			0-0 4-3		0-0 PO	0-0 1B HR	0-0 F8		4	1	1	0	0	1	3				
Hank Aaron, R (1, 9) OBP: 0.401, SLG: 0.622	0-0 F7			1-0 F8-6 HBP			0-0 F7		0-0 F6	3	0	0	0	0	0	3				
Lee Maye, L (1, 8) OBP: 0.288, SLG: 0.388	0-0 F7			0-0 F8-6			0-0 F7		0-0 6-3	4	0	0	0	0	0	4				
Tommie Aaron, R (1, 3) OBP: 0.314, SLG: 0.386		0-3 K			0-0 F8		0-0 1B HR		0-0 1B	4	1	2	0	0	1	0				
Del Crandall, R (1, 2) Amado Samuel, R (9, PR) OBP: 0.232, SLG: 0.285	0-0 F2				0-0 F6		0-0 1B HR		0-0 1B	4	1	2	3	0	0	0				
Frank Bolling, R (1, 4) Joe Torre, R (9, PH) OBP: 0.346, SLG: 0.353	0-0 5-3				0-0 F8		0-3 K		0-3 K	3	0	0	0	0	1	0				
Bob Shaw, R (5, 1) Don Nottlebart, R (5, 1) Hawk Willey, R (5, PH) Carl Willey, R (5, 1) Gus Bell, L (5, PH) Lew Burdette, R (5, 1) OBP: 0.208, SLG: 0.178			0-3 K			0-0 F4		4-0 BB		1	0	0	0	0	0	0				
Inning Stats	R: 0 E: 0 K: 1 S: 6	H: 1 LOB: 2 BB: 1 P: 10	R: 0 E: 0 K: 1 S: 5	H: 0 LOB: 0 BB: 0 P: 5	R: 0 E: 0 K: 3 S: 9	H: 0 LOB: 0 BB: 0 P: 9	R: 0 E: 0 K: 0 S: 2	H: 0 LOB: 0 BB: 0 P: 3	R: 0 E: 1 K: 0 S: 3	H: 0 LOB: 0 BB: 0 P: 3	R: 3 E: 0 K: 1 S: 8	H: 3 LOB: 0 BB: 0 P: 8	R: 0 E: 0 K: 1 S: 5	H: 0 LOB: 1 BB: 1 P: 9	R: 0 E: 0 K: 1 S: 7	H: 2 LOB: 2 BB: 0 P: 7		1B: 5 2B: 1 3B: 0 HR: 1	SF: 0 SAC: 0 DP: 1 HBP: 1	WP: 0 PB: 0 SB: 0 CS: 0
PITCHER Juan Marichal, R (1, 1) ERA: 3.14	IP: 9.0 WLS: W BF: 35 H: 6 R: 3 ER: 3 SO: 8 BB: 2 IBB: 0 HBP: 1 BLK: 0 WP: 0 HR: 1 S: 48 P: 57 ERA: 3.00 WHIP: 0.889											PITCHER	IP: 9.0 WLS: W BF: 35 H: 6 R: 3 ER: 3 SO: 8 BB: 2 IBB: 0 HBP: 1 BLK: 0 WP: 0 HR: 1 S: 48 P: 57 ERA: 3.00 WHIP: 0.889							

AB	32
R	3
H	6
RBI	3
BB	2
SO	8
LOB	14



Batter	1	2	3	4	5	6	7	8	9	AB	R	H	RBI	BB	SO	LOB	BOTTOM			
Harvey Kuenn, R (1, 5) Ernie Bowman, R (9, 5) OBP: 0.374, SLG: 0.452	0-0 F9		0-0 2B		0-0 1B HR	0-0 F6		0-0 G3		5	1	2	2	0	0	3	Milwaukee Braves @ San Francisco Giants Candlestick Park, San Francisco, CA Tue Aug 28 1962, 10:05 PM EDT Att: 24,027 - Unknown			
Chuck Hiller, L (1, 4) OBP: 0.342, SLG: 0.338	4-0 FC6 BB		0-0 F9		0-0 HBP 5-3 1B		4-0 1B FC6-4 BB			2	1	1	0	2	0	1				
Willie Mays, R (1, 8) OBP: 0.375, SLG: 0.603	0-0 FC6			0-0 HR	0-0 5-3		0-0 F8			4	1	1	1	0	0	3				
Orlando Cepeda, R (1, 3) OBP: 0.360, SLG: 0.551	0-0 5-3			0-0 6-3	1-0 HBP HBP		0-0 FC6-4 1B			3	0	1	0	0	0	1				
Felipe Alou, R (1, 9) OBP: 0.358, SLG: 0.530		0-0 5-3		0-0 G3 2B	1-0 FC3-6 HBP		0-0 FC6-4 CS			3	0	1	1	0	0	1				
Matty Alou, L (1, 7) OBP: 0.314, SLG: 0.324		0-0 6-3		0-0 G3	0-0 FC3-6		0-0 CS	0-0 6-3		4	0	0	0	0	0	4				
Tom Haller, L (1, 2) OBP: 0.394, SLG: 0.473		0-0 3-1		0-3 K		0-3 K		0-3 K		4	0	0	0	0	3	1				
Jose Pagan, R (1, 6) OBP: 0.316, SLG: 0.344			0-3 K		0-0 F2	0-0 5-3		0-0 1B		4	0	1	0	0	1	0				
Juan Marichal, R (1, 1) OBP: 0.268, SLG: 0.247			0-0 5-3		0-0 HR	4-0 BB		0-0 1B		3	1	2	0	1	0	0				
Inning Stats	R: 0 E: 1 K: 0 S: 3	H: 0 LOB: 1 BB: 1 P: 7	R: 0 E: 0 K: 0 S: 3	H: 0 LOB: 0 BB: 0 P: 3	R: 0 E: 0 K: 1 S: 6	H: 1 LOB: 1 BB: 0 P: 6	R: 1 E: 0 K: 1 S: 7	H: 2 LOB: 1 BB: 0 P: 7	R: 2 E: 0 K: 0 S: 6	H: 3 LOB: 3 BB: 0 P: 8	R: 0 E: 0 K: 1 S: 5	H: 0 LOB: 1 BB: 1 P: 9	R: 1 E: 0 K: 0 S: 3	H: 1 LOB: 0 BB: 1 P: 7	R: 0 E: 0 K: 1 S: 7	H: 2 LOB: 2 BB: 0 P: 7		1B: 5 2B: 2 3B: 0 HR: 2	SF: 0 SAC: 0 DP: 0 HBP: 2	WP: 0 PB: 0 SB: 0 CS: 1
PITCHER Bob Shaw, R (1, 1) ERA: 2.4 Don Nottlebart, R (5, 1) ERA: 3.38 Carl Willey, R (5, 1) ERA: 5.78 Lew Burdette, R (5, 1) ERA: 4.97	IP: 4.2 WLS: 1 BF: 23 H: 6 R: 3 ER: 3 SO: 2 BB: 1 IBB: 0 HBP: 0 BLK: 0 WP: 0 HR: 2 S: 24 P: 30 ERA: 5.79 WHIP: 1.500											PITCHER	IP: 4.2 WLS: 1 BF: 23 H: 6 R: 3 ER: 3 SO: 2 BB: 1 IBB: 0 HBP: 0 BLK: 0 WP: 0 HR: 2 S: 24 P: 30 ERA: 5.79 WHIP: 1.500							

AB	32
R	4
H	9
RBI	4
BB	3
SO	4
LOB	14



Batter	1	2	3	4	5	6	7	8	9	AB	R	H	RBI	BB	SO	LOB	TOP			
Roy McMillan, R OBP: 0.335, SLG: 0.362 (1, 6)										6	1	2	1	0	0	2				
Lou Johnson, R OBP: 0.355, SLG: 0.494 (1, 7)										6	2	4	3	0	1	0				
Eddie Mathews, L OBP: 0.379, SLG: 0.478 (1, 5)										5	1	2	1	0	0	3				
Hank Aaron, R OBP: 0.401, SLG: 0.625 (1, 9)										5	2	2	1	0	0	3				
Tommie Aaron, R OBP: 0.316, SLG: 0.384 (1, 3)										4	1	1	0	1	1	3				
Joe Torre, R OBP: 0.349, SLG: 0.362 (1, 2)										4	1	2	1	0	0	1				
Lee Maye, L OBP: 0.294, SLG: 0.389 (1, 8)										4	1	2	1	1	1	2				
Frank Bolling, R OBP: 0.330, SLG: 0.391 (1, 4)										3	1	1	1	2	1	4				
Bob Hendley, R OBP: 0.228, SLG: 0.200 (1, 1)										4	0	0	1	0	0	5				
Inning Stats	R: 0 E: 0 K: 0 S: 5	H: 2 LOB: 2 BB: 0 P: 5	R: 3 E: 0 K: 0 S: 6	H: 3 LOB: 1 BB: 1 P: 10	R: 2 E: 0 K: 1 S: 7	H: 2 LOB: 1 BB: 1 P: 11	R: 4 E: 0 K: 1 S: 11	H: 6 LOB: 0 BB: 0 P: 11	R: 0 E: 0 K: 1 S: 5	H: 0 LOB: 0 BB: 0 P: 5	R: 0 E: 0 K: 0 S: 3	H: 0 LOB: 1 BB: 1 P: 7	R: 1 E: 0 K: 0 S: 6	H: 3 LOB: 3 BB: 1 P: 10	R: 0 E: 0 K: 0 S: 3	H: 0 LOB: 0 BB: 0 P: 3	1B: 13 2B: 1 3B: 0 HR: 2	SF: 1 SAC: 1 DP: 0 HBP: 0	WP: 0 PB: 0 CS: 3	PA: 47
PITCHER	IP WLS BF H R ER SO BB IBB HBP BLK WP HR S P ERA WHIP																			
Billy O'Dell, L ERA: 3.62 (1, 1)	2.0 L 13 6 4 4 4 0 1 0 0 0 0 1 12 16 18.00 3.500																			
Bob Garibaldi, R ERA: 5.11 (3, 1)	1.0 8 4 4 4 1 1 0 0 0 0 0 1 9 13 36.00 5.000																			
Stu Miller, R ERA: 4.05 (4, 1)	3.0 12 3 1 1 3 0 0 0 0 0 0 0 18 18 3.00 1.000																			
Jim Duffalo, R ERA: 3.65 (7, 1)	2.0 11 3 1 1 0 1 1 0 0 0 0 9 17 4.50 2.000																			
Don Larsen, R ERA: 5.16 (9, 1)	1.0 3 0 0 0 0 0 0 0 0 0 0 0 3 3 0.00 0.000																			

Milwaukee Braves @ San Francisco Giants
Candlestick Park, San Francisco, CA
Wed Aug 29 1962, 6:33 AM EDT
Att: 14,399 - Unknown

AB	41
R	10
H	16
RBI	10
BB	4
SO	4
LOB	23



Batter	1	2	3	4	5	6	7	8	9	AB	R	H	RBI	BB	SO	LOB	BOTTOM					
Harvey Kuenn, R OBP: 0.373, SLG: 0.450 (1, 5)										4	0	1	0	0	0	1						
Carl Boles, R OBP: 0.388, SLG: 0.389 Jim Duffalo, R (7, 1)										2	0	1	0	0	0	0						
Jim Davenport, R OBP: 0.370, SLG: 0.492 (6, PH) Don Larsen, R OBP: 0.217, SLG: 0.304 (9, 1)										1	0	1	0	0	0	0						
Willie Mays, R OBP: 0.372, SLG: 0.598 (1, 8)										4	1	0	0	0	2	5						
Orlando Cepeda, R OBP: 0.359, SLG: 0.555 (1, 3)										4	1	1	2	0	1	2						
Felipe Alou, R OBP: 0.355, SLG: 0.525 (1, 9)										4	0	0	0	0	0	1						
John Orsino, R OBP: 0.405, SLG: 0.378 (1, 2)										4	0	1	0	0	1	0						
Jose Pagan, R OBP: 0.314, SLG: 0.341 (1, 6)										4	0	0	0	0	0	1						
Chuck Hiller, L OBP: 0.340, SLG: 0.336 (1, 4)										3	0	0	0	0	0	0						
Billy O'Dell, S OBP: 0.227, SLG: 0.159 Bob Garibaldi, L (3, 1)										0	0	0	0	0	0	0						
Stu Miller, R OBP: 0.214, SLG: 0.154 Bob Nieman, R OBP: 0.357, SLG: 0.538 (6, PH) (7, 7)										1	0	0	0	0	1	0						
										0	0	0	0	0	0	0						
										2	1	2	1	0	0	0						
Inning Stats	R: 0 E: 0 K: 1 S: 6	H: 1 LOB: 1 BB: 0 P: 6	R: 0 E: 0 K: 0 S: 3	H: 0 LOB: 0 BB: 0 P: 3	R: 0 E: 0 K: 1 S: 5	H: 0 LOB: 0 BB: 0 P: 5	R: 0 E: 1 K: 2 S: 8	H: 0 LOB: 1 BB: 0 P: 8	R: 0 E: 0 K: 0 S: 3	H: 0 LOB: 0 BB: 0 P: 3	R: 3 E: 0 K: 0 S: 6	H: 3 LOB: 0 BB: 0 P: 6	R: 0 E: 0 K: 1 S: 5	H: 0 LOB: 0 BB: 0 P: 5	R: 0 E: 0 K: 0 S: 4	H: 2 LOB: 1 BB: 0 P: 4	R: 0 E: 0 K: 0 S: 4	H: 1 LOB: 1 BB: 0 P: 4	1B: 5 2B: 0 3B: 0 HR: 2	SF: 0 SAC: 1 DP: 1 HBP: 0	WP: 0 PB: 0 CS: 0	PA: 34
PITCHER	IP WLS BF H R ER SO BB IBB HBP BLK WP HR S P ERA WHIP																					
Bob Hendley, L ERA: 3.55 (1, 1)	9.0 W 34 7 3 3 5 0 0 0 0 0 2 44 44 3.00 0.778																					

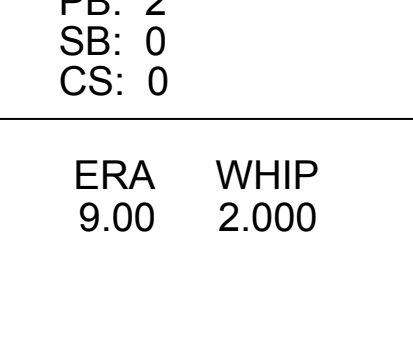
Milwaukee Braves @ San Francisco Giants
Candlestick Park, San Francisco, CA
Wed Aug 29 1962, 6:33 AM EDT
Att: 14,399 - Unknown

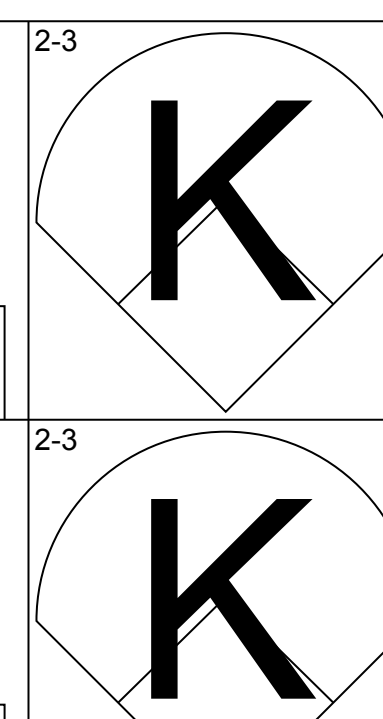
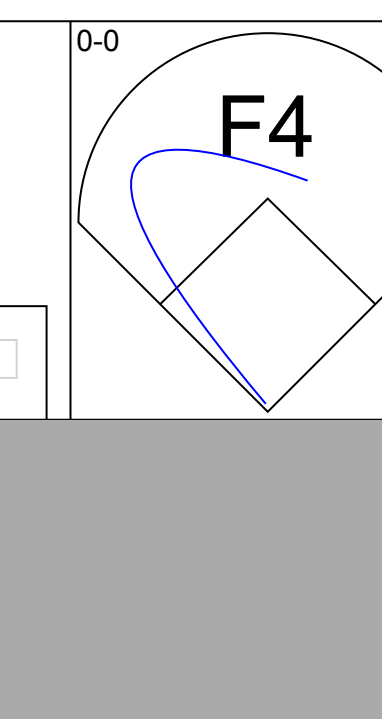
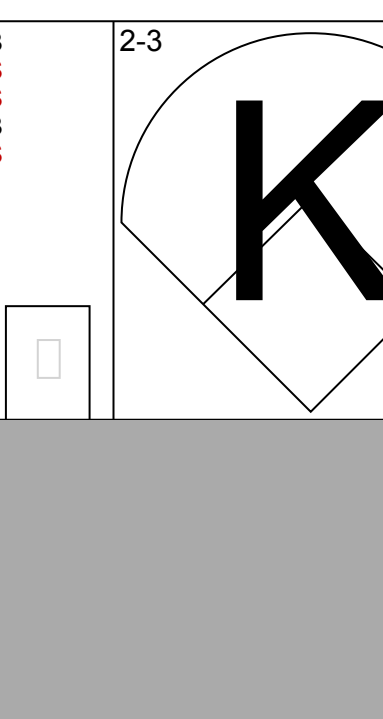
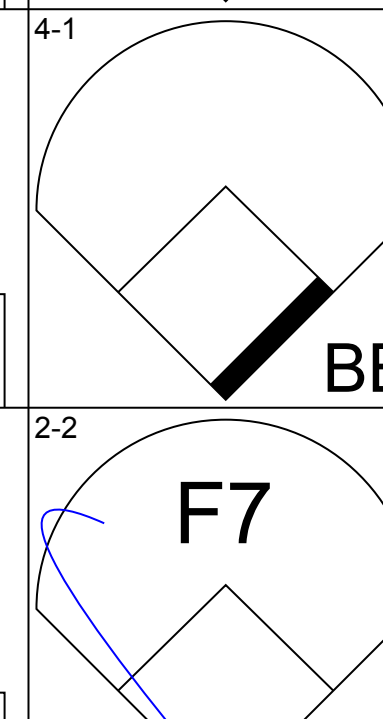
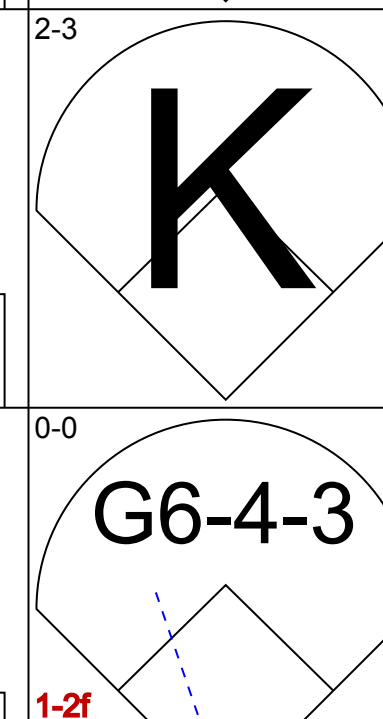
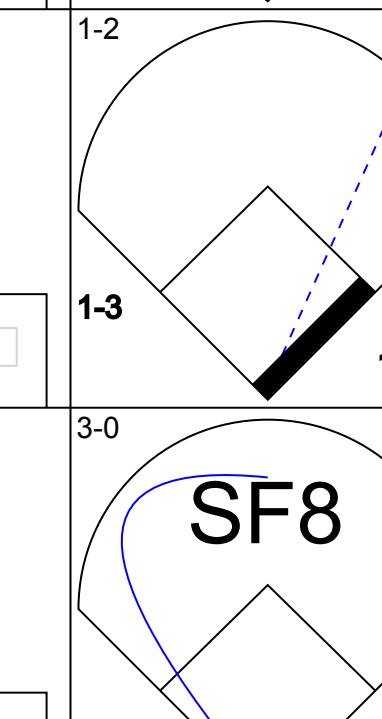
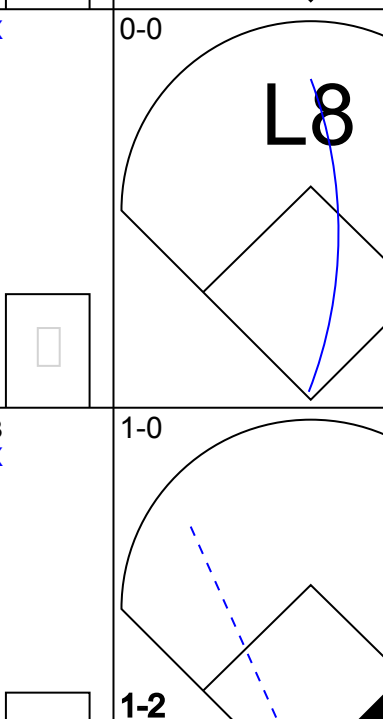


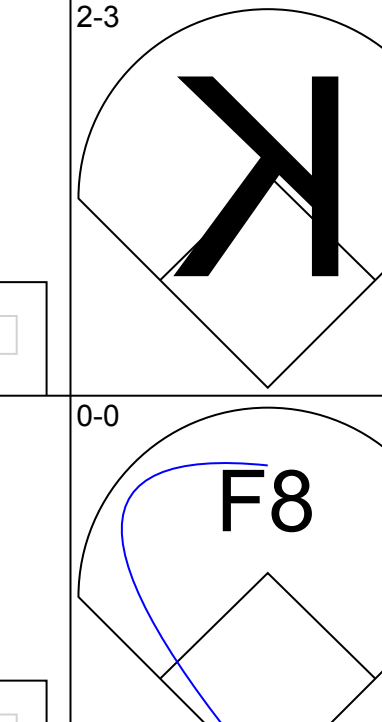
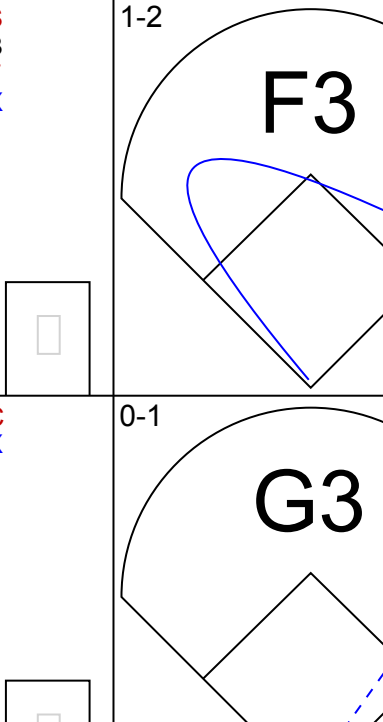




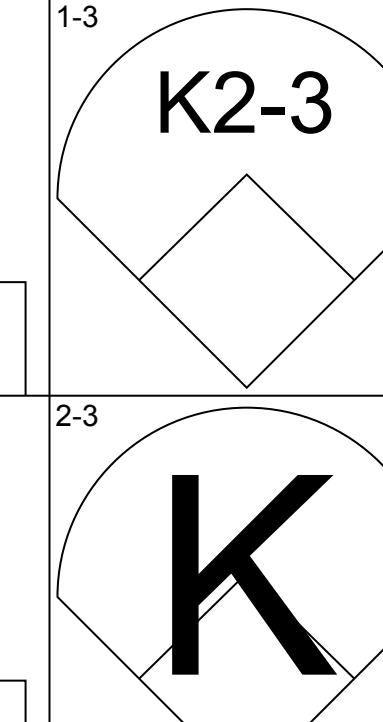
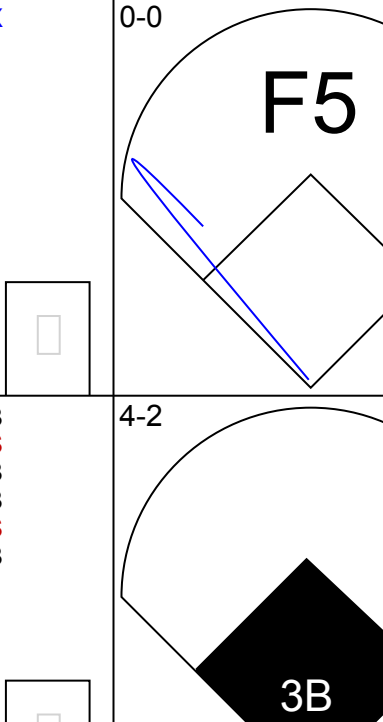
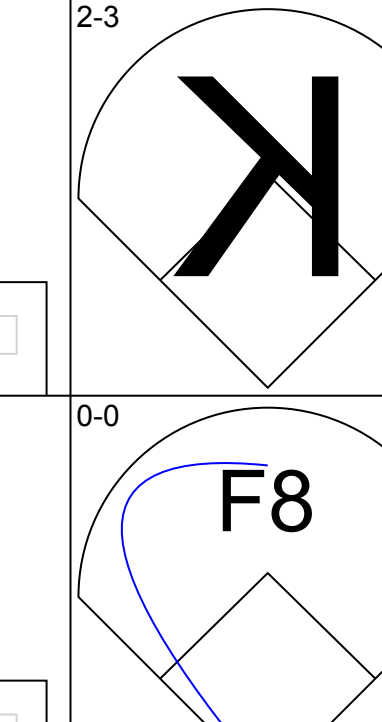
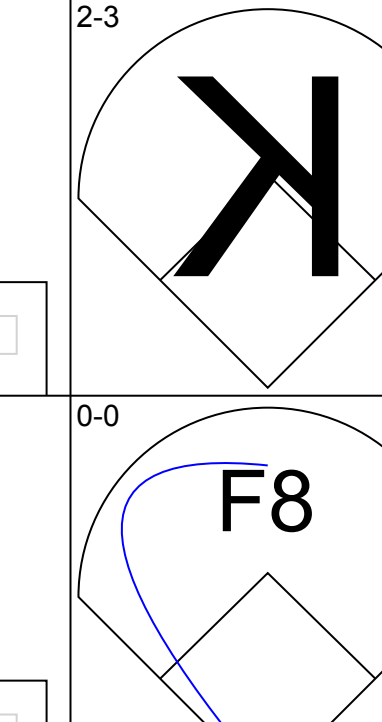

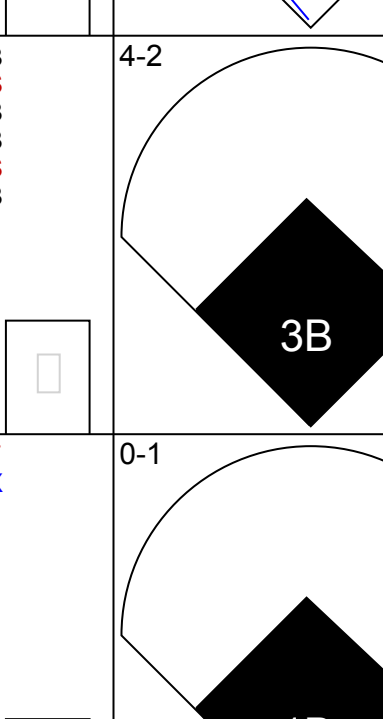
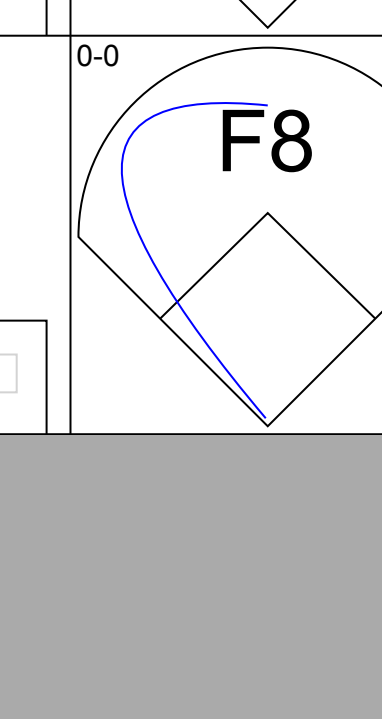
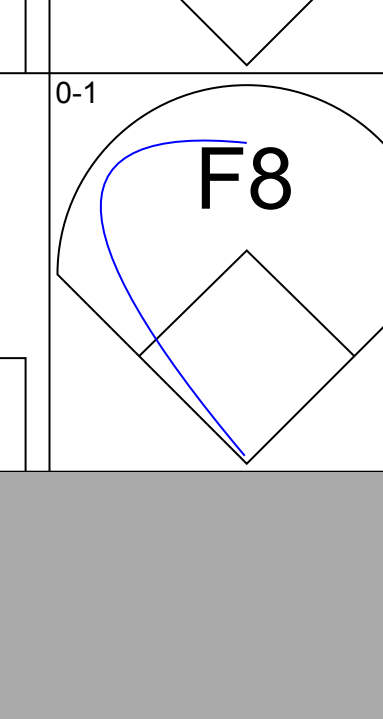
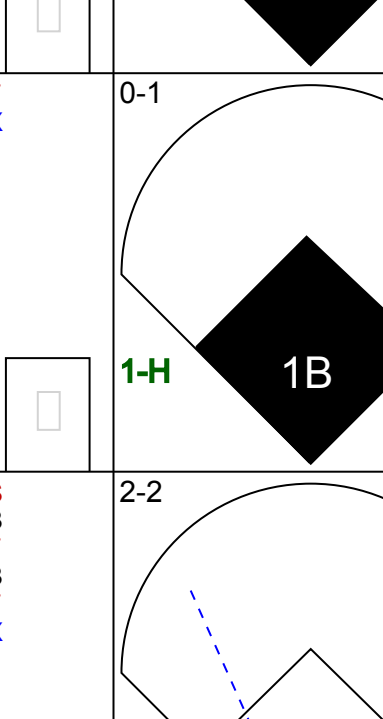
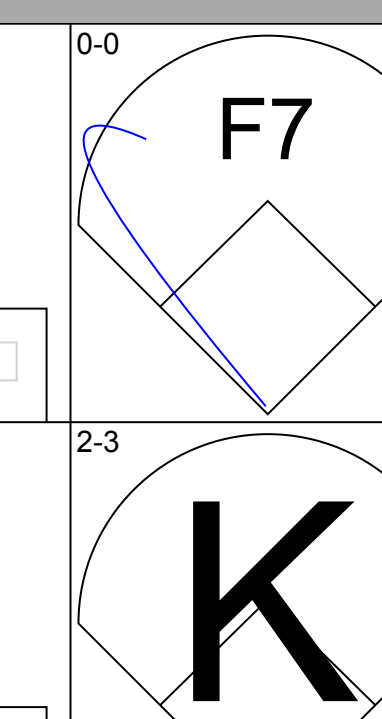
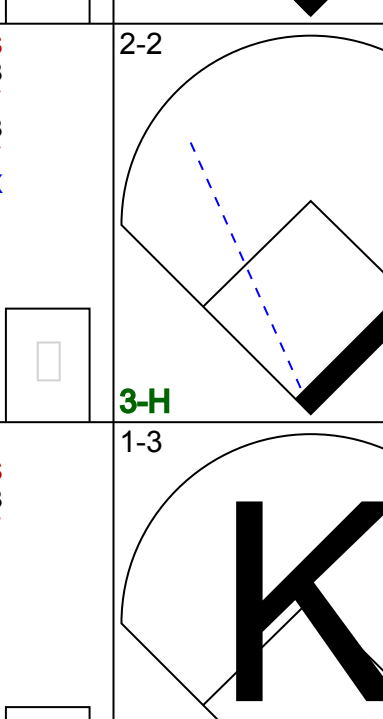
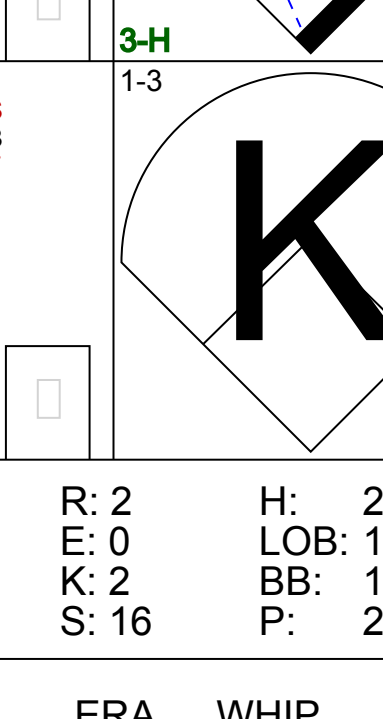
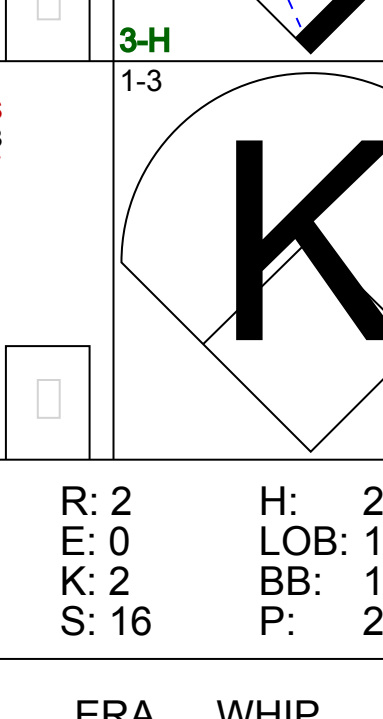
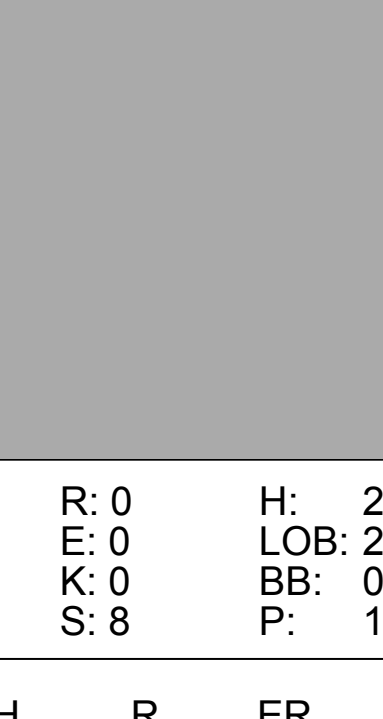
AB	33
R	3
H	7
RBI	3
BB	0
SO	5
LOB	10



Batter	1	2	3	4	5	6	7	8	9	AB	R	H	RBI	BB	SO	LOB	TOP					
Amado Samuel, R OBP: 0.247, SLG: 0.295 (1, 6)	2-3 K	4-2 1B BB		1-2 1-H 1B		2-3 K		1-1 F6		4	0	1	1	1	2	2	Milwaukee Braves @ Los Angeles Dodgers Dodger Stadium, Los Angeles, CA Fri Aug 31 1962, 7:05 PM PDT Att: 34,107 - Unknown					
Tommie Aaron, R OBP: 0.315, SLG: 0.381 (1, 7)	2-2 PB 1B	0-1 1B		0-0 F4		1-0 F8		1-0 G3		5	1	2	0	0	0	3						
Eddie Mathews, L OBP: 0.381, SLG: 0.474 (1, 5)	4-2 1B BB	0-3 K		0-0 F9		0-0 1B		0-0 3-1		4	1	1	0	1	1	4						
Hank Aaron, R OBP: 0.397, SLG: 0.617 (1, 9)	1-2 1B 2H			0-2 F2		3-2 FC5-4 1B		3-2 6-3		5	0	2	1	0	0	2						
Lee Maye, L OBP: 0.289, SLG: 0.379 (1, 8)	3-2 L7			0-3 K		0-1 E4 FC5-4 1B		1-1 L1-3 HBP		4	0	0	0	0	1	3						
Joe Adcock, R OBP: 0.338, SLG: 0.520 (1, 3)	1-2 FC6-4 1B			4-1 FC6-4 BB		1-0 FC5-4 BB		1-0 L1-3		4	0	1	1	1	0	3						
Joe Torre, R OBP: 0.355, SLG: 0.361 (1, 2)	0-1 FC6-4			2-1 FC6-4		4-1 FC5-4 BB		0-1 1B		3	0	1	0	1	0	3						
Frank Bolling, R OBP: 0.328, SLG: 0.396 (1, 4)				1-0 6-3		1-0 FC5-4		0-0 F9		4	1	1	0	0	0	3						
Tony Cloninger, R ERA: 4.42 (1, 1)				0-0 6-3		0-0 F3		0-1 1B		1	0	0	0	0	0	0	Milwaukee Braves @ Los Angeles Dodgers Dodger Stadium, Los Angeles, CA Fri Aug 31 1962, 7:05 PM PDT Att: 34,107 - Unknown					
Ed Roebuck, R ERA: 3.22 (6, 1)										1	0	0	0	0	0	0						
Inning Stats	R: 2 E: 0 K: 1 S: 22	H: 3 LOB: 2 BB: 1 P: 35	R: 0 E: 0 K: 1 S: 9	H: 1 LOB: 2 BB: 1 P: 14	R: 0 E: 0 K: 1 S: 9	H: 0 LOB: 1 BB: 1 P: 15	R: 1 E: 0 K: 0 S: 7	H: 2 LOB: 1 BB: 0 P: 9	R: 0 E: 0 K: 0 S: 10	H: 2 LOB: 2 BB: 0 P: 16	R: 0 E: 0 K: 0 S: 5	H: 1 LOB: 1 BB: 0 P: 7	R: 0 E: 0 K: 0 S: 7	H: 0 LOB: 1 BB: 1 P: 13	R: 0 E: 0 K: 0 S: 7	H: 0 LOB: 0 BB: 0 P: 12		1B: 10 2B: 1 3B: 0 HR: 0	SF: 0 SAC: 0 DP: 2 HBP: 1	WP: 0 PB: 1 SB: 0 CS: 1	PA: 42	
PITCHER	IP	WLS	BF	H	R	ER	SO	BB	IBB	HBP	BLK	WP	HR	S	P	ERA		WHIP				
Pete Richert, L	5.0	W	26	7	3	3	3	4	0	0	0	0	0	54	86	5.40		2.200				
Ed Roebuck, R	4.0	S	16	3	0	0	1	1	0	1	0	0	0	29	48	0.00		1.000				

Batter	1	2	3	4	5	6	7	8	9	AB	R	H	RBI	BB	SO	LOB	BOTTOM				
Maury Wills, S OBP: 0.332, SLG: 0.363 (1, 6)	1-1 F8	1-2 4-3		2-0 G5-4-3 1B	1-0 L5-3 1B		2-2 E8 1B			5	0	3	0	0	0	2	Milwaukee Braves @ Los Angeles Dodgers Dodger Stadium, Los Angeles, CA Fri Aug 31 1962, 7:05 PM PDT Att: 34,107 - Unknown				
Jim Gilliam, S OBP: 0.371, SLG: 0.348 (1, 4)	2-0 1B			3-1 4-3	1-2 G5-4-3 1B		2-1 G3			5	0	1	0	0	0	4					
Willie Davis, L OBP: 0.354, SLG: 0.501 (1, 8)	3-2 1B			1-0 2B	0-0 F2		0-1 PB 4-3 2B		2-0 L9	5	2	3	0	0	0	0					
Tommy Davis, R OBP: 0.371, SLG: 0.530 (1, 5)	0-0 F5			0-1 G3 1B 2B		3-3 K		1-0 4-3		5	2	2	2	0	1	2					
Ron Fairly, L OBP: 0.405, SLG: 0.484 (1, 3)	1-3 K			1-0 G3		3-1 1B 1B		1-0 F6		5	1	1	0	0	1	4					
Frank Howard, R OBP: 0.361, SLG: 0.569 (1, 9)				1-3 K		0-1 1B 1B		1-2 1B 1B		5	1	4	2	0	1	0					
Duke Snider, L OBP: 0.435, SLG: 0.500 (1, 7)				4-1 1B BB		1-1 1B 1B		1-1 F4		2	1	2	1	1	0	0					
Ed Roebuck, R OBP: 0.286, SLG: 0.286 (6, 1)				2-1 1B 1B		1-3 2H 1B 1B		1-0 4-3		2	0	0	0	0	0	2					
John Roseboro, L OBP: 0.357, SLG: 0.404 (1, 2)				3-2 F7		0-1 1B		0-0 F5		3	1	1	1	1	0	1					
Pete Richert, L OBP: 0.167, SLG: 0.118 (1, 1)				0-1 1B		3-3 3H 2-2 1B		1-2 6-3		2	0	1	0	0	0	3					
Lee Walls, R OBP: 0.325, SLG: 0.329 (5, PH)				1-2 1B						2	0	1	2	0	0	0					
Inning Stats	R: 0 E: 0 K: 1 S: 11	H: 2 LOB: 0 BB: 0 P: 18	R: 0 E: 0 K: 1 S: 12	H: 1 LOB: 1 BB: 1 P: 21	R: 2 E: 0 K: 0 S: 10	H: 4 LOB: 3 BB: 1 P: 22	R: 0 E: 0 K: 0 S: 7	H: 1 LOB: 0 BB: 0 P: 9	R: 4 E: 0 K: 1 S: 16	H: 6 LOB: 1 BB: 0 P: 26	R: 1 E: 0 K: 0 S: 9	H: 2 LOB: 1 BB: 0 P: 13	R: 0 E: 1 K: 0 S: 9	H: 1 LOB: 1 BB: 0 P: 14	R: 1 E: 0 K: 0 S: 9	H: 2 LOB: 1 BB: 0 P: 17	1B: 15 2B: 5 3B: 0 HR: 0	SF: 0 SAC: 0 DP: 2 HBP: 0	WP: 0 PB: 2 SB: 0 CS: 0	PA: 43	
PITCHER	IP	WLS	BF	H	R	ER	SO	BB	IBB	HBP	BLK	WP	HR	S	P	ERA	WHIP				
Tony Cloninger, R	2.2		16	7	2	2	2	1	0	0	0	0	0	1	5	6.75	3.000				
Bob Shaw, R	0.1		2	0	0	0	0	0	1	0	0	0	0	1	5	0.00	0.000				
Jack Curtis, L	1.1	L	9	6	4	4	1	0	0	0	0	0	0	21	32	27.00	4.500				
Bob Hendley, L	0.2		2	1	0	0	0	0	0	0	0	0	0	2	3	0.00	1.500				
Lew Burdette, R	2.0		9	3	1	1	0	0	0	0	0	0	0	18	27	4.50	1.500				

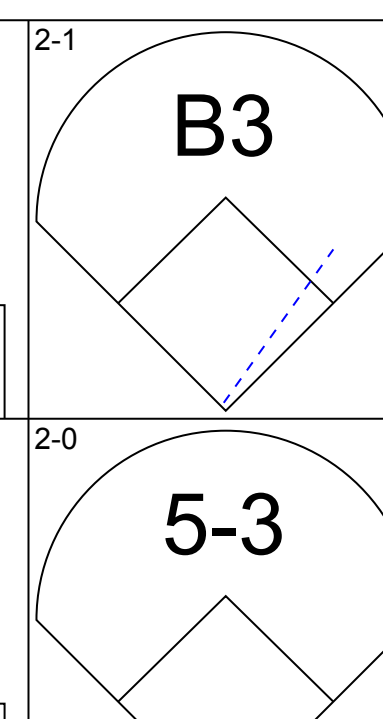
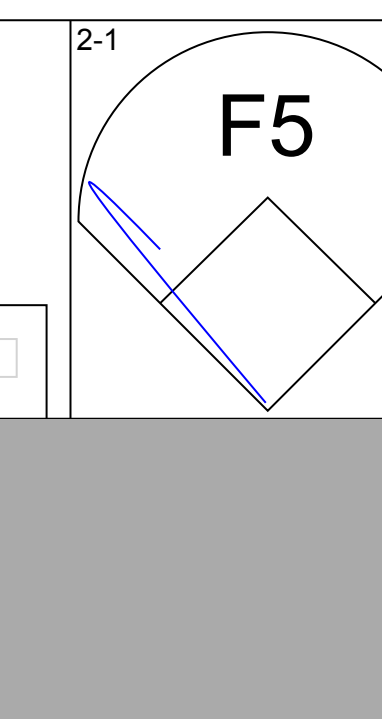

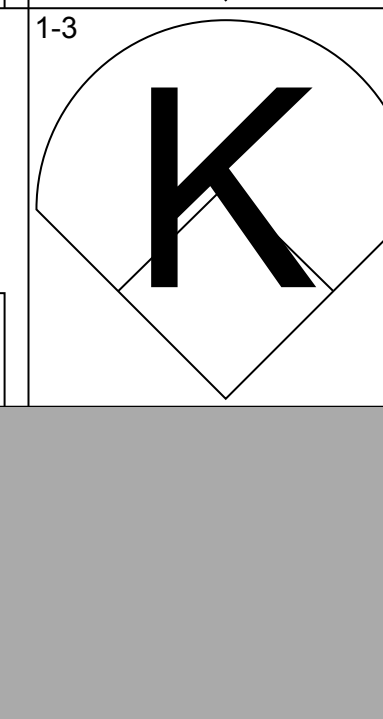
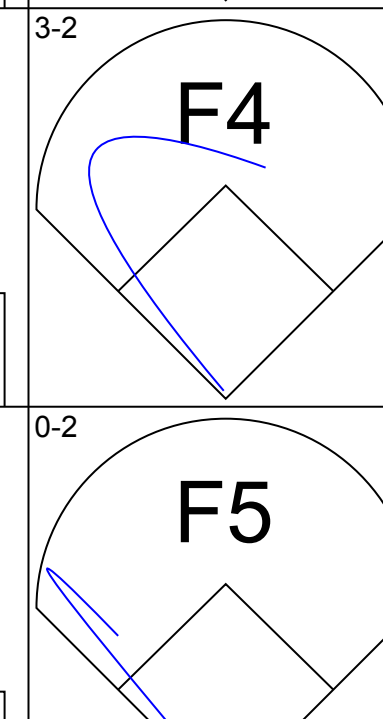

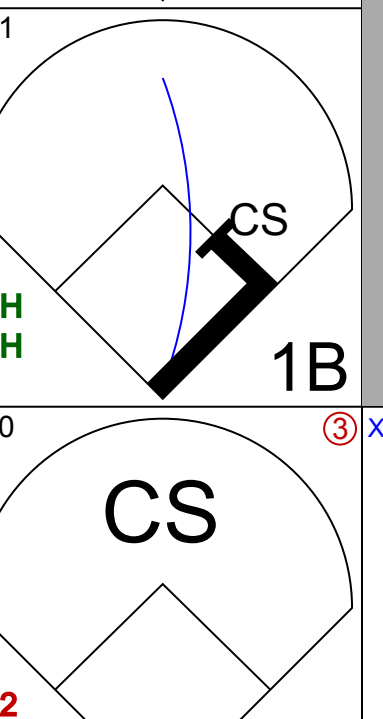

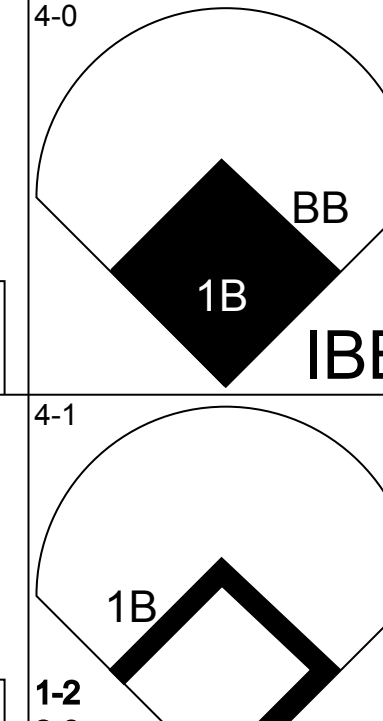
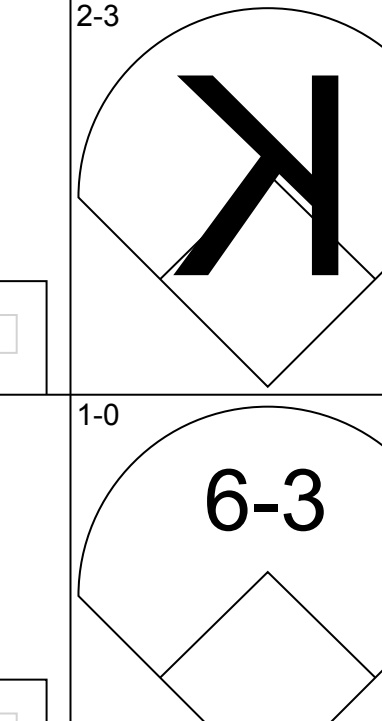

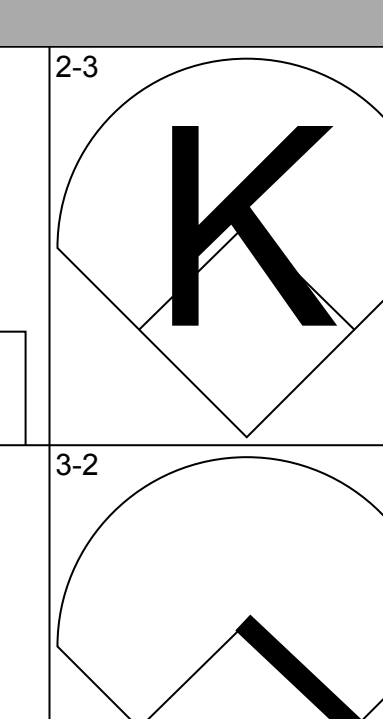
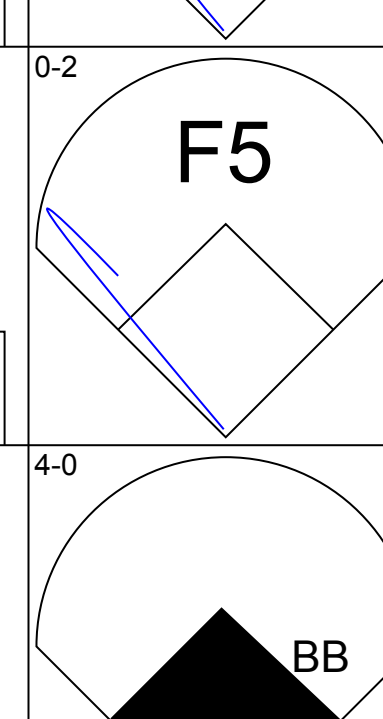
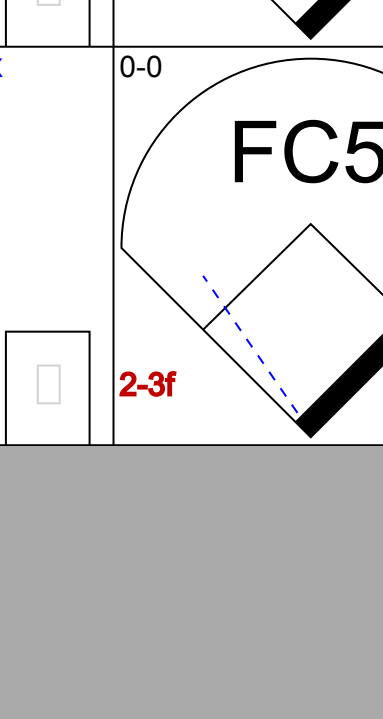
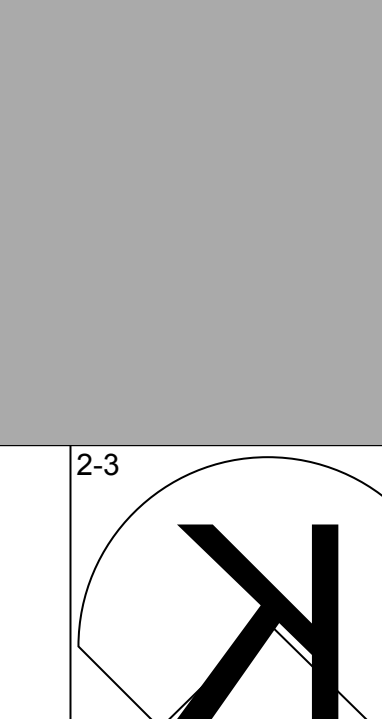
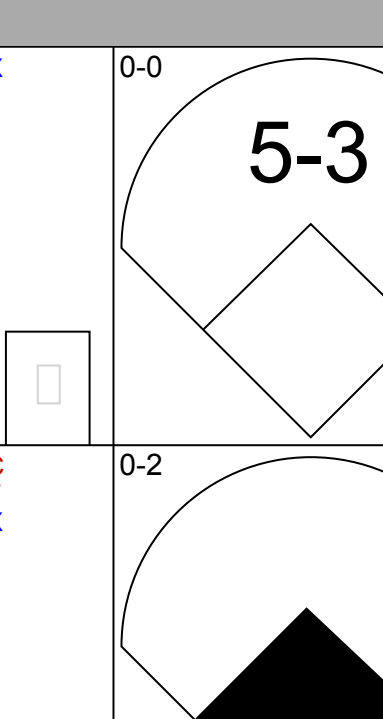
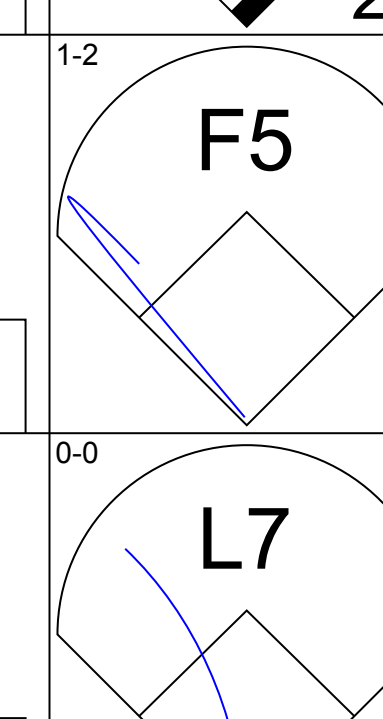
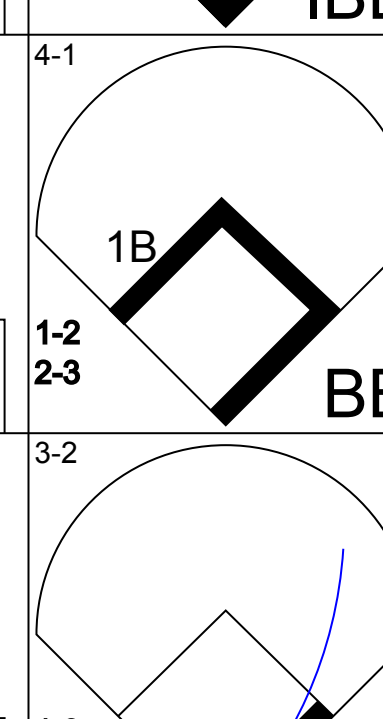
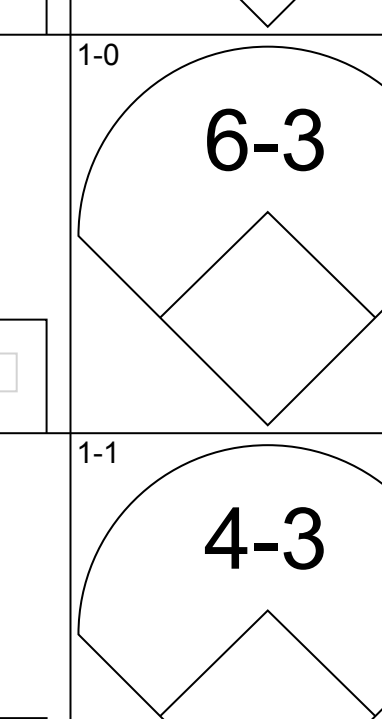
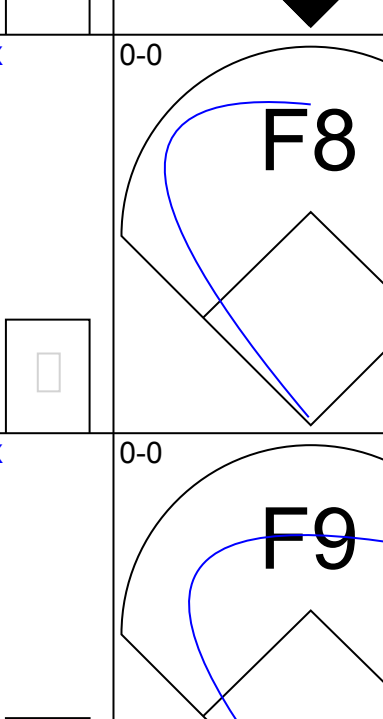

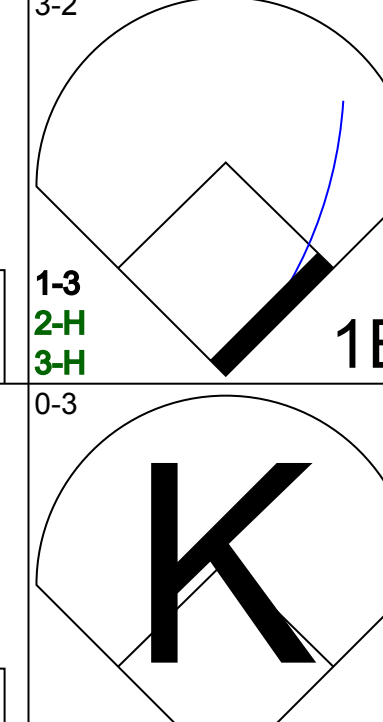
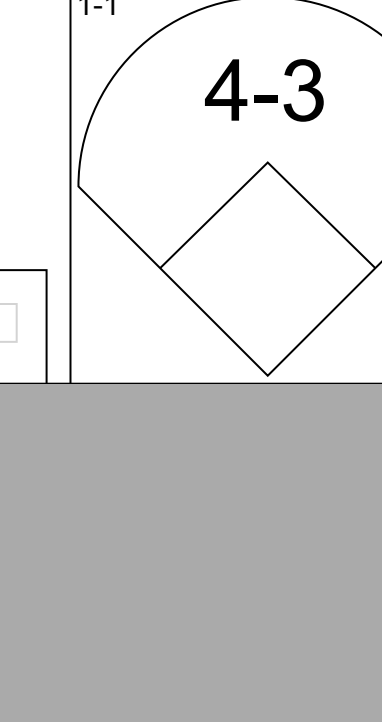
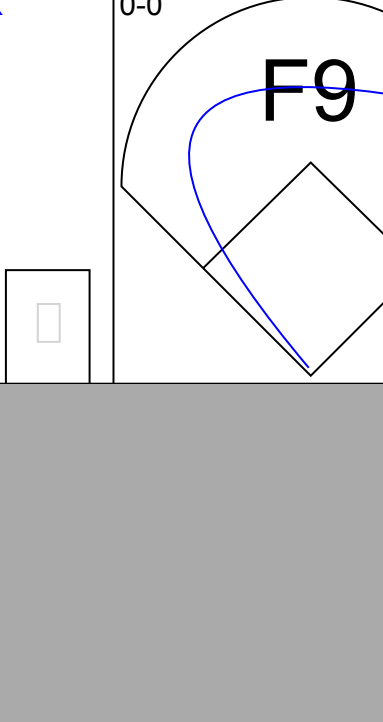


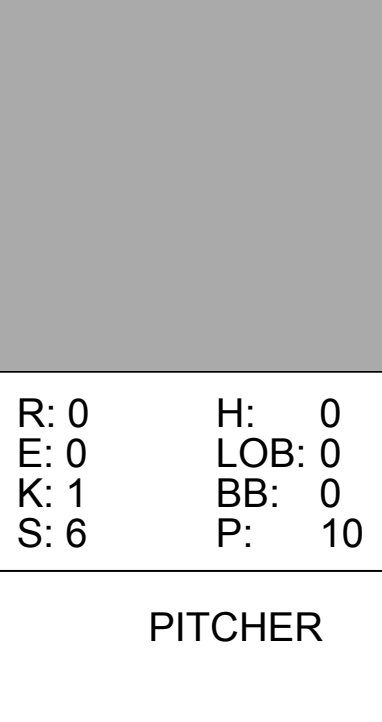

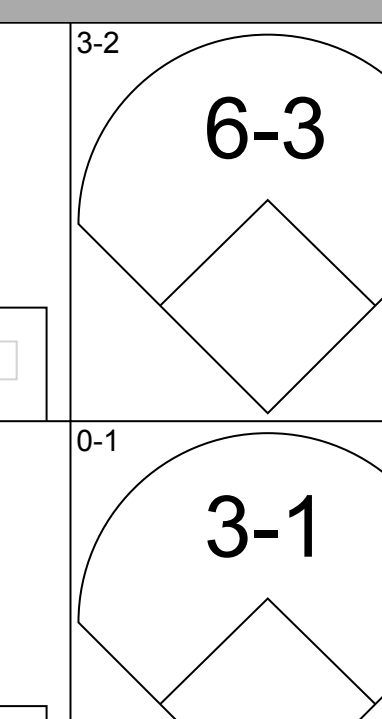


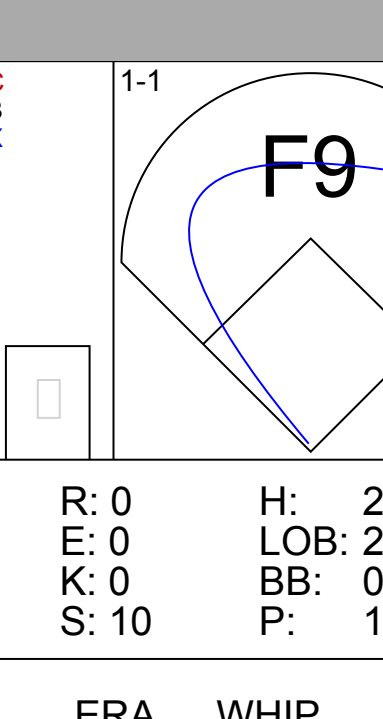
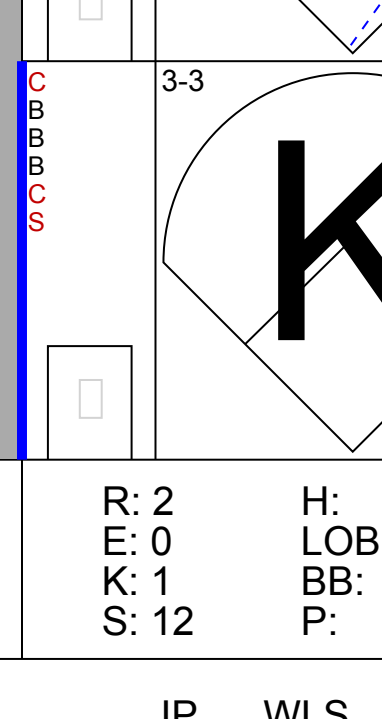
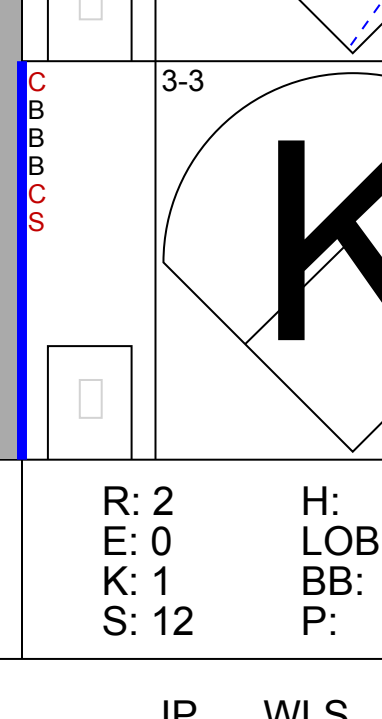


Batter	1	2	3	4	5	6	7	8	9	AB	R	H	RBI	BB	SO	LOB	TOP					
Amado Samuel, R (1, 6) OBP: 0.242, SLG: 0.288																	4 0 0 0 0 3 2					
Tommie Aaron, R (1, 7) OBP: 0.321, SLG: 0.387																	4 1 3 0 0 1 0					
Eddie Mathews, L (1, 5) OBP: 0.382, SLG: 0.473																	3 0 1 0 1 1 2					
Hank Aaron, R (1, 9) OBP: 0.396, SLG: 0.616																	3 0 1 1 0 0 2					
Joe Adcock, R (1, 3) OBP: 0.336, SLG: 0.517																	2 0 0 0 0 1 0					
Lou Johnson, R (5, 7) OBP: 0.354, SLG: 0.483																	2 0 0 0 0 1 3					
Lee Maye, L (1, 8) OBP: 0.289, SLG: 0.375																	3 1 0 0 1 1 3					
Del Crandall, R (1, 2) OBP: 0.347, SLG: 0.417																	4 1 1 1 0 0 0					
Frank Bolling, R (1, 4) OBP: 0.330, SLG: 0.398																	4 0 2 1 0 0 0					
Denny Lemaster, R (1, 1) OBP: 0.150, SLG: 0.105																	3 0 0 0 0 3 2					
Ken Aspromonte, R (9, PH) OBP: 0.345, SLG: 0.313																	1 0 0 0 0 0 0					
Inning Stats	R: 0 H: 0 E: 0 K: 2 S: 10	H: 0 LOB: 1 BB: 1 P: 20	R: 0 H: 0 E: 0 K: 2 S: 8	H: 0 LOB: 0 BB: 0 P: 11	R: 0 H: 0 E: 0 K: 1 S: 5	H: 0 LOB: 0 BB: 0 P: 7	R: 0 H: 1 E: 0 K: 1 S: 7	H: 2 LOB: 1 BB: 1 P: 9	R: 2 H: 2 E: 0 K: 2 S: 16	H: 2 LOB: 1 BB: 0 P: 25	R: 1 H: 2 E: 0 K: 1 S: 9	H: 2 LOB: 1 BB: 0 P: 15	R: 0 H: 1 E: 0 K: 2 S: 9	H: 1 LOB: 1 BB: 0 P: 10	R: 0 H: 2 E: 0 K: 0 S: 8	H: 2 LOB: 2 BB: 0 P: 11	R: 0 H: 0 E: 0 K: 0 S: 7	H: 0 LOB: 0 BB: 0 P: 10	1B: 7 2B: 0 3B: 1 HR: 0	SF: 1 SAC: 0 DP: 1 HBP: 0	WP: 0 PB: 0 SB: 0 CS: 0	PA: 36
PITCHER	IP	WLS	BF	H	R	ER	SO	BB	IBB	HBP	BLK	WP	HR	S	P	ERA	WHIP					
Johnny Podres, L (1, 1) ERA: 3.93	7.0	W	28	6	3	3	11	2	0	0	0	0	0	64	97	3.86	1.143					
Ron Perranoski, L (8, 1) ERA: 1.61	2.0	S	8	2	0	0	0	0	0	0	0	0	0	15	21	0.00	1.000					

Milwaukee Braves @ Los Angeles Dodgers
 Dodger Stadium, Los Angeles, CA
 Sat Sep 01 1962, 7:05 PM PDT
 Att: 38,915 - Unknown

AB 33
 R 3
 H 8
 RBI 3
 BB 2
 SO 11
 LOB 14



Batter	1	2	3	4	5	6	7	8	9	AB	R	H	RBI	BB	SO	LOB	BOTTOM				
Maury Wills, S (1, 6) OBP: 0.331, SLG: 0.364																	4 1 1 0 0 0 0				
Jim Gilliam, S (1, 4) OBP: 0.373, SLG: 0.352																	3 2 2 0 1 0 0				
Willie Davis, L (1, 8) OBP: 0.355, SLG: 0.501																	4 0 2 2 0 1 1				
Tommy Davis, R (1, 5) OBP: 0.369, SLG: 0.526																	4 0 0 0 0 1 3				
Frank Howard, R (1, 9) OBP: 0.365, SLG: 0.580																	3 2 2 1 1 1 0				
Lee Walls, R (1, 7) OBP: 0.322, SLG: 0.316																	3 0 0 0 1 0 1				
Ron Fairly, L (1, 3) OBP: 0.404, SLG: 0.482																	4 0 1 2 0 0 1				
John Roseboro, L (1, 2) OBP: 0.354, SLG: 0.401																	3 0 0 0 0 1 2				
Johnny Podres, L (1, 1) OBP: 0.194, SLG: 0.243																	2 0 0 0 0 0 0				
Andy Carey, R (7, PH) OBP: 0.345, SLG: 0.382																	1 0 0 0 0 1 0				
Ron Perranoski, L (8, 1) ERA: 1.61																	0 0 0 0 0 0 0				
Inning Stats	R: 0 H: 0 E: 0 K: 1 S: 7	H: 1 LOB: 1 BB: 0 P: 12	R: 0 H: 1 E: 0 K: 1 S: 12	H: 1 LOB: 0 BB: 0 P: 18	R: 0 H: 0 E: 0 K: 0 S: 8	H: 0 LOB: 0 BB: 0 P: 13	R: 2 H: 2 E: 0 K: 1 S: 19	H: 2 LOB: 2 BB: 2 P: 35	R: 0 H: 2 E: 0 K: 0 S: 10	H: 2 LOB: 2 BB: 0 P: 15	R: 0 H: 0 E: 0 K: 1 S: 6	H: 0 LOB: 0 BB: 0 P: 10	R: 2 H: 2 E: 0 K: 1 S: 12	H: 2 LOB: 0 BB: 1 P: 20	R: 1 H: 1 E: 0 K: 0 S: 6	H: 1 LOB: 0 BB: 0 P: 6	1B: 4 2B: 3 3B: 0 HR: 1	SF: 0 SAC: 0 DP: 0 HBP: 0	WP: 0 PB: 0 SB: 2 CS: 1	PA: 35	
PITCHER	IP	WLS	BF	H	R	ER	SO	BB	IBB	HBP	BLK	WP	HR	S	P	ERA	WHIP				
Denny Lemaster, L (1, 1) ERA: 3.71	8.0	L	34	8	5	5	5	2	1	0	0	0	1	80	129	5.62	1.250				

Milwaukee Braves @ Los Angeles Dodgers
 Dodger Stadium, Los Angeles, CA
 Sat Sep 01 1962, 7:05 PM PDT
 Att: 38,915 - Unknown

AB 31
 R 5
 H 8
 RBI 5
 BB 3
 SO 5
 LOB 8



Batter	1	2	3	4	5	6	7	8	9	AB	R	H	RBI	BB	SO	LOB	TOP					
Roy McMillan, R OBP: 0.332, SLG: 0.358	F7		L9		F3		FC6-4			4	0	0	0	0	0	3						
Tommy Aaron, R OBP: 0.320, SLG: 0.385	F9		K		1-3			FC4-6 1B		4	0	1	0	0	1	2						
Eddie Mathews, L OBP: 0.381, SLG: 0.471	F2		F9			1B		FC4-6 1-2		4	0	1	0	0	0	1						
Hank Aaron, R OBP: 0.393, SLG: 0.611		E8 1B		1-3		F9		K		4	0	0	0	0	1	2						
Gus Bell, L OBP: 0.288, SLG: 0.353	1-3			4-3		F8		K		4	0	0	0	0	1	3						
Del Crandall, R OBP: 0.343, SLG: 0.412	E5 1B		K		F4				F9	4	0	0	0	0	1	2						
Lee Maye, L OBP: 0.291, SLG: 0.377	F2					E 1B		FC4-6 1B		4	0	2	0	0	0	2						
Frank Bolling, R OBP: 0.329, SLG: 0.396			K		FC4-6 FC6-4 1-2			6-3		4	0	1	0	0	1	2						
Bob Shaw, R Don Notoshari, R Ken Aspromonte, R Carl Willey, R Jack Curtis, L	G3				E6 1-2		F7			1	0	0	0	0	0	3						
Inning Stats	R: 0 E: 0 K: 0 S: 7	H: 0 LOB: 0 BB: 0 P: 9	R: 0 E: 2 K: 0 S: 16	H: 1 LOB: 3 BB: 0 P: 24	R: 0 E: 0 K: 1 S: 7	H: 0 LOB: 0 BB: 0 P: 8	R: 0 E: 0 K: 1 S: 7	H: 0 LOB: 0 BB: 0 P: 11	R: 0 E: 1 K: 0 S: 11	H: 1 LOB: 2 BB: 0 P: 14	R: 0 E: 0 K: 0 S: 7	H: 1 LOB: 1 BB: 0 P: 9	R: 0 E: 0 K: 0 S: 8	H: 1 LOB: 1 BB: 0 P: 12	R: 0 E: 0 K: 2 S: 11	H: 1 LOB: 0 BB: 0 P: 12	R: 0 E: 0 K: 0 S: 11	H: 0 LOB: 0 BB: 0 P: 12	1B: 5 2B: 0 3B: 0 HR: 0	SF: 0 SAC: 0 DP: 0 HBP: 0	WP: 0 PB: 0 CS: 0	PA: 35
PITCHER Don Drysdale, R ERA: 2.92	IP: 9.0 WLS: W BF: 35 H: 5 R: 0 ER: 0 SO: 5 BB: 0 IBB: 0 HBP: 0 BLK: 0 WP: 0 HR: 0 S: 85 P: 117 ERA: 0.00 WHIP: 0.556																					

Milwaukee Braves @ Los Angeles Dodgers
Dodger Stadium, Los Angeles, CA
Sun Sep 02 1962, 3:33 AM PDT
Att: 32,742 - Unknown

AB 35
R 0
H 5
RBI 0
BB 0
SO 5
LOB 22



Batter	1	2	3	4	5	6	7	8	9	AB	R	H	RBI	BB	SO	LOB	BOTTOM			
Maury Wills, S OBP: 0.330, SLG: 0.362	K		5-3	E1 FC5 S				L3		5	0	1	0	0	1	1				
Jim Gilliam, S OBP: 0.374, SLG: 0.352	G3 1B		4-3	1-3		F7 1B		P4-3 BB		4	0	1	0	1	0	4				
Willie Davis, L OBP: 0.354, SLG: 0.497	G3 1-2		F4			3-1		P4-3 1-2		4	0	0	0	1	0	4				
Tommy Davis, R OBP: 0.370, SLG: 0.525	L7									3	2	1	0	1	0	4				
Ron Fairly, L Larry Burright, R Tim Harkness, L		1B SF9 1B		L4		6-3		3B 2B		4	1	2	1	0	0	1				
Frank Howard, R OBP: 0.366, SLG: 0.584		K		1B 2B 1B		K		SF8 3B		4	2	2	1	0	2	1				
Duke Snider, L Lee Walls, R				2B 1B 1B		K		G6-4-3 1B		3	1	2	1	0	1	0				
John Roseboro, L OBP: 0.353, SLG: 0.404		SF9		1B 2B		K		SF8		2	1	1	3	0	1	0				
Don Drysdale, R OBP: 0.260, SLG: 0.284		FC5-4 1-2		E 1B		1B		G6-4-3 1-2		4	0	2	2	0	0	3				
Inning Stats	R: 0 E: 0 K: 1 S: 7	H: 1 LOB: 1 BB: 0 P: 13	R: 1 E: 0 K: 1 S: 10	H: 2 LOB: 1 BB: 0 P: 15	R: 0 E: 0 K: 0 S: 5	H: 0 LOB: 0 BB: 0 P: 8	R: 4 E: 1 K: 0 S: 26	H: 5 LOB: 3 BB: 1 P: 41	R: 0 E: 0 K: 2 S: 9	H: 0 LOB: 0 BB: 0 P: 17	R: 0 E: 0 K: 1 S: 14	H: 2 LOB: 2 BB: 0 P: 18	R: 3 E: 0 K: 0 S: 12	H: 3 LOB: 1 BB: 1 P: 22	R: 0 E: 0 K: 0 S: 2	H: 0 LOB: 0 BB: 1 P: 7	1B: 10 2B: 3 3B: 1 HR: 0	SF: 2 SAC: 0 DP: 2 HBP: 0	WP: 0 PB: 0 CS: 0	PA: 39
PITCHER Bob Shaw, R Don Nottebart, R Carl Willey, R Jack Curtis, L	IP: 3.1 WLS: L BF: 19 H: 8 R: 5 ER: 5 SO: 2 BB: 0 IBB: 0 HBP: 0 BLK: 0 WP: 0 HR: 0 S: 42 P: 66 ERA: 13.50 WHIP: 2.400																			

Milwaukee Braves @ Los Angeles Dodgers
Dodger Stadium, Los Angeles, CA
Sun Sep 02 1962, 3:33 AM PDT
Att: 32,742 - Unknown

AB 34
R 8
H 13
RBI 8
BB 3
SO 5
LOB 18



Batter	1	2	3	4	5	6	7	8	9	AB	R	H	RBI	BB	SO	LOB	TOP										
Eddie Kasko, R (1, 5) OBP: 0.317, SLG: 0.350										4	0	2	1	0	0	0	Cincinnati Reds @ Milwaukee Braves Milwaukee County Stadium, Milwaukee, WI Mon Sep 03 1962, 8:05 PM EDT Att: 11,587 - Unknown										
Don Blasingame, L (1, 4) OBP: 0.397, SLG: 0.337										4	0	1	0	0	0	2											
Vada Pinson, L (1, 8) OBP: 0.336, SLG: 0.473										4	0	1	0	0	1	2											
Frank Robinson, R (1, 9) OBP: 0.410, SLG: 0.611										4	0	0	0	0	0	3											
Joe Gaines, R (1, 7) OBP: 0.358, SLG: 0.391										4	0	0	0	0	1	2											
Leo Cardenas, R (1, 6) OBP: 0.328, SLG: 0.406										4	0	0	0	0	1	0											
Gordy Coleman, L (1, 3) OBP: 0.328, SLG: 0.476										4	1	1	0	0	0	0											
Johnny Edwards, L (1, 2) OBP: 0.315, SLG: 0.383										3	2	2	2	0	0	0											
Joey Jay, S (1, 1) OBP: 0.234, SLG: 0.233										2	0	0	0	0	1	0											
Inning Stats	R: 0 E: 0 K: 0 S: 5	H: 2 LOB: 2 BB: 0 P: 5	R: 2 E: 0 K: 0 S: 5	H: 2 LOB: 0 BB: 0 P: 5	R: 0 E: 0 K: 0 S: 3	H: 0 LOB: 0 BB: 0 P: 3	R: 0 E: 0 K: 0 S: 3	H: 0 LOB: 0 BB: 0 P: 3	R: 1 E: 0 K: 1 S: 7	H: 2 LOB: 1 BB: 0 P: 7	R: 0 E: 0 K: 0 S: 3	H: 0 LOB: 0 BB: 0 P: 3	R: 0 E: 0 K: 1 S: 5	H: 0 LOB: 0 BB: 0 P: 5	R: 0 E: 0 K: 0 S: 4	H: 1 LOB: 1 BB: 0 P: 4	R: 0 E: 0 K: 2 S: 7	H: 0 LOB: 0 BB: 0 P: 7	1B: 5 2B: 1 3B: 0 HR: 1	SF: 0 SAC: 1 DP: 0 HBP: 0	WP: 0 PB: 0 SB: 0 CS: 0	PA: 34					
PITCHER	IP	WLS	BF	H	R	ER	SO	BB	IBB	HBP	BLK	WP	HR	S	P	ERA	WHIP										
Bob Hendley, L (1, 1) ERA: 3.53	8.0	L	31	7	3	3	2	0	0	0	0	0	1	35	35	3.38	0.875										
Claude Raymond, R (9, 1) ERA: 1.82	1.0		3	0	0	0	2	0	0	0	0	0	0	7	7	0.00	0.000										

Batter	1	2	3	4	5	6	7	8	9	AB	R	H	RBI	BB	SO	LOB	BOTTOM										
Roy McMillan, R (1, 6) OBP: 0.329, SLG: 0.355										4	0	0	0	0	0	0	Cincinnati Reds @ Milwaukee Braves Milwaukee County Stadium, Milwaukee, WI Mon Sep 03 1962, 8:05 PM EDT Att: 11,587 - Unknown										
Gus Bell, L (1, 7) OBP: 0.287, SLG: 0.351										4	0	1	0	0	0	0											
Eddie Mathews, L (1, 5) OBP: 0.382, SLG: 0.470										3	0	1	0	1	0	1											
Hank Aaron, R (1, 9) OBP: 0.392, SLG: 0.608										4	0	1	0	0	0	2											
Tommye Aaron, R (1, 3) OBP: 0.317, SLG: 0.380										3	0	0	0	0	1	2											
Joe Torre, R (1, 2) OBP: 0.350, SLG: 0.356										3	0	0	0	0	0	2											
Lee Maye, L (1, 8) OBP: 0.292, SLG: 0.376										3	0	1	0	0	1	0											
Frank Bolling, R (1, 4) OBP: 0.326, SLG: 0.392										3	0	0	0	0	1	1											
Amado Samuel, R (9, 4) OBP: 0.242, SLG: 0.288										0	0	0	0	0	0	0											
Bob Hendley, R (1, 1) OBP: 0.220, SLG: 0.192										2	0	0	0	0	0	0											
Del Crandall, R (8, PH) OBP: 0.342, SLG: 0.411										1	0	0	0	0	0	1											
Claude Raymond, R (9, 1) ERA: 1.82										0	0	0	0	0	0	0											
Inning Stats	R: 0 E: 0 K: 0 S: 3	H: 0 LOB: 0 BB: 0 P: 3	R: 0 E: 0 K: 0 S: 3	H: 0 LOB: 0 BB: 0 P: 3	R: 0 E: 0 K: 0 S: 3	H: 0 LOB: 0 BB: 0 P: 3	R: 0 E: 0 K: 2 S: 4	H: 1 LOB: 1 BB: 0 P: 4	R: 0 E: 0 K: 1 S: 5	H: 0 LOB: 0 BB: 0 P: 5	R: 0 E: 0 K: 0 S: 5	H: 2 LOB: 2 BB: 0 P: 5	R: 0 E: 0 K: 0 S: 3	H: 1 LOB: 1 BB: 0 P: 3	R: 0 E: 0 K: 0 S: 3	H: 0 LOB: 1 BB: 1 P: 7	1B: 4 2B: 0 3B: 0 HR: 0	SF: 0 SAC: 0 DP: 1 HBP: 0	WP: 0 PB: 0 SB: 0 CS: 0	PA: 31							
PITCHER	IP	WLS	BF	H	R	ER	SO	BB	IBB	HBP	BLK	WP	HR	S	P	ERA	WHIP										
Joey Jay, R (1, 1) ERA: 3.48	9.0	W	31	4	0	0	3	1	0	0	0	0	0	36	40	0.00	0.556										



Batter	1	2	3	4	5	6	7	8	9	AB	R	H	RBI	BB	SO	LOB	TOP					
Eddie Kasko, R (1,5) OBP: 0.318, SLG: 0.353	6-3		L4 2B	F7			K		4-3 1B	5	1	2	0	0	1	0	Cincinnati Reds @ Milwaukee Braves Milwaukee County Stadium, Milwaukee, WI Tue Sep 04 1962, 8:05 PM EDT Att. 4,508 - Unknown					
Don Blasingame, L (1,4) OBP: 0.355, SLG: 0.342	HR 1B		F9		SF9 3B		4-3		4-3	5	2	2	0	0	0	3						
Vada Pinson, L (1,8) OBP: 0.339, SLG: 0.479	1-H HR			BB	4-3		6-3		1B	4	1	2	4	1	0	1						
Frank Robinson, R (1,9) OBP: 0.409, SLG: 0.609	F8		L4		SF9				F5	4	0	1	1	0	0	2						
Joe Gaines, R (1,7) OBP: 0.339, SLG: 0.367	K				F5				1-2 1B	3	0	0	0	0	1	0						
Marty Keough, L (8,PH) OBP: 0.362, SLG: 0.468					6-3				F8	2	1	1	1	0	0	2						
Leo Cardenas, R (1,6) OBP: 0.331, SLG: 0.409									HR	4	1	3	0	0	0	0						
Gordy Coleman, L (1,3) OBP: 0.327, SLG: 0.474		G4-6-3 1B			1B HR		4-6-3 1B			4	1	1	0	0	0	2						
Johnny Edwards, L (1,2) OBP: 0.320, SLG: 0.398					1-2 HR		4-3			4	1	3	3	0	0	1						
Jim O'Toole, S (1,1) OBP: 0.122, SLG: 0.111					1-H 2-H HR		2-3		FC4-6 1B	3	0	0	0	0	1	2						
Jim Brosnan, R (8,1)	F5				K		F7		4-3 1B	1	1	0	0	0	0	1						
Inning Stats	R: 2 E: 0 K: 1 S: 7	H: 2 LOB: 0 BB: 0 P: 7	R: 0 E: 0 K: 0 S: 4	H: 2 LOB: 1 BB: 0 P: 4	R: 0 E: 0 K: 0 S: 3	H: 1 LOB: 1 BB: 1 P: 7	R: 3 E: 0 K: 1 S: 8	H: 3 LOB: 0 BB: 0 P: 8	R: 1 E: 0 K: 0 S: 4	H: 1 LOB: 1 BB: 0 P: 4	R: 0 E: 0 K: 0 S: 4	H: 1 LOB: 1 BB: 0 P: 4	R: 0 E: 0 K: 1 S: 5	H: 0 LOB: 0 BB: 0 P: 5	R: 1 E: 0 K: 0 S: 4	H: 1 LOB: 0 BB: 0 P: 4	R: 2 E: 0 K: 0 S: 7	H: 4 LOB: 2 BB: 0 P: 7	1B: 9 2B: 3 3B: 1 HR: 3	SF: 1 SAC: 0 DP: 2 HBP: 0	WP: 0 PB: 0 SB: 0 CS: 0	PA: 41
PITCHER	IP WLS BF H R ER SO BB IBB HBP BLK WP HR S P ERA WHIP																					
Warren Spahn, L (1,1) ERA: 3.19	5.0	23	9	6	6	2	1	0	0	0	0	0	0	0	2	26	30	10.80	2.000			
Don Nottebart, R (8,1) ERA: 3.32	2.0	7	1	0	0	1	0	0	0	0	0	0	0	0	0	9	9	0.00	0.500			
Claude Raymond, R (8,1) ERA: 2.02	1.0	L	4	1	1	1	0	0	0	0	0	0	1	4	4	9.00	1.000					
Bob Shaw, R (9,1) ERA: 2.65	0.2	6	4	2	2	0	0	0	0	0	0	0	0	6	6	27.00	6.000					
Jack Curtis, L (9,1) ERA: 4.64	0.1	1	0	0	0	0	0	0	0	0	0	0	0	1	1	0.00	0.000					

AB	39
R	9
H	15
RBI	9
BB	1
SO	3
LOB	14



Batter	1	2	3	4	5	6	7	8	9	AB	R	H	RBI	BB	SO	LOB	BOTTOM					
Roy McMillan, R (1,6) OBP: 0.333, SLG: 0.359	F5		FC3-6 1B		FC6-4 1B		G6-3 1B		K	4	1	3	0	0	0	0	Cincinnati Reds @ Milwaukee Braves Milwaukee County Stadium, Milwaukee, WI Tue Sep 04 1962, 8:05 PM EDT Att. 4,508 - Unknown					
Lee Maye, L (8,PH) OBP: 0.291, SLG: 0.375					FC6-4 1B		1-2 1B			1	0	0	0	0	1	2						
Bob Shaw, R (9,1) OBP: 0.244, SLG: 0.145							1-2 2-3 1B			0	0	0	0	0	0	0						
Jack Curtis, L (9,1) OBP: 0.346, SLG: 0.273							1-2 2-3 1B			0	0	0	0	0	0	0						
Lou Johnson, R (1,8) OBP: 0.356, SLG: 0.478	F9		FC3-6 1B		FC6-4 HR		1-2 2-3 1B		K	5	1	2	1	0	1	1						
Eddie Mathews, L (1,5) OBP: 0.382, SLG: 0.482			FC3-6 FC6-4		1-2 2-3 HR		1-2 2-3 1B		P6	5	2	2	3	0	0	4						
Hank Aaron, R (1,9) OBP: 0.394, SLG: 0.610			FC6-4		1-2 1B		3-H 1B		6-3	5	0	3	1	0	0	2						
Joe Adcock, R (1,3) OBP: 0.332, SLG: 0.511	4-3				F8		G5-4-3 1B			4	0	0	0	0	0	3						
Tommie Aaron, R (1,7) OBP: 0.313, SLG: 0.375			F6		F7		K		6-3	4	0	0	0	0	1	0						
Del Crandall, R (1,2) OBP: 0.344, SLG: 0.412							K			4	0	2	0	0	1	0						
Bob Uecker, R (8,PR) OBP: 0.333, SLG: 0.250		L4					K		1B 1B	0	0	0	0	0	0	0						
Frank Bolling, R (1,4) OBP: 0.325, SLG: 0.391					6-3		F7		1-2 1B	4	0	1	0	0	1	1						
Warren Spahn, L (1,1) Hawk Taylor, R (5,PH) Don Nottebart, R (8,1) Ken Aspromonte, R (7,PH) Claude Raymond, R (8,1) Gus Bell, L (8,PH) Amado Samuels, R (9,6)							K		F9	1	0	0	0	0	1	0						
Inning Stats	R: 1 E: 0 K: 0 S: 5	H: 2 LOB: 1 BB: 0 P: 5	R: 0 E: 0 K: 1 S: 5	H: 0 LOB: 0 BB: 0 P: 5	R: 0 E: 0 K: 1 S: 7	H: 2 LOB: 2 BB: 0 P: 7	R: 0 E: 0 K: 0 S: 4	H: 1 LOB: 1 BB: 0 P: 4	R: 3 E: 0 K: 0 S: 6	H: 4 LOB: 0 BB: 0 P: 6	R: 0 E: 0 K: 2 S: 7	H: 0 LOB: 0 BB: 0 P: 7	R: 2 E: 0 K: 0 S: 5	H: 3 LOB: 1 BB: 1 P: 9	R: 0 E: 0 K: 1 S: 7	H: 2 LOB: 2 BB: 0 P: 7	R: 0 E: 0 K: 1 S: 5	H: 0 LOB: 0 BB: 0 P: 5	1B: 11 2B: 1 3B: 0 HR: 2	SF: 0 SAC: 0 DP: 2 HBP: 0	WP: 0 PB: 0 SB: 0 CS: 0	PA: 40
PITCHER	IP WLS BF H R ER SO BB IBB HBP BLK WP HR S P ERA WHIP																					
Jim O'Toole, L (1,1) ERA: 3.6	7.1	W	35	14	6	4	1	0	0	0	0	0	0	0	2	42	46	7.36	2.045			
Jim Brosnan, R (8,1) ERA: 3.1	1.2	S	5	0	0	0	2	0	0	0	0	0	0	9	9	0.00	0.000					

AB	39
R	6
H	14
RBI	5
BB	1
SO	6
LOB	15



Batter	1	2	3	4	5	6	7	8	9	AB	R	H	RBI	BB	SO	LOB	TOP		
Roy McMillan, R (1, 6) OBP: 0.334, SLG: 0.358	0-0 6-3		0-0 F2			4-0 FC1-6 BB		0-0 1B		3	0	1	0	1	0	0	Milwaukee Braves @ St. Louis Cardinals Sportsman's Park, St. Louis, MO Wed Sep 05 1962, 8:05 PM EDT Att: 4,973 - Unknown livebaseballscorecards.com		
Hawk Taylor, R (1, 7) OBP: 0.167, SLG: 0.167 Lou Johnson, R (8, 7) OBP: 0.356, SLG: 0.478	0-3 K		0-0 5-3			0-0 FC1-6 1-2		0-3 K		4	0	0	0	0	2	2			
Eddie Mathews, L (1, 5) OBP: 0.379, SLG: 0.478	0-0 F7		0-3 K			0-0 F3		0-0 F8		4	0	0	0	0	1	1			
Hank Aaron, R (1, 9) OBP: 0.393, SLG: 0.606		0-0 6-3		0-0 F9		0-3 K		4-0 CS BB		3	0	0	0	1	1	1			
Joe Adcock, R (1, 3) OBP: 0.330, SLG: 0.506 Tommy Aaron, R (7, 3) OBP: 0.312, SLG: 0.374		0-0 6-3		0-0 F3			0-3 K		0-3 K	3	0	0	0	0	1	0			
Lee Maye, L (1, 8) OBP: 0.291, SLG: 0.375		0-0 E S 1B		0-3 K			0-0 F8			3	1	1	0	0	1	0			
Joe Torre, R (1, 2) OBP: 0.350, SLG: 0.356 Bob Uecker, R (1, 2) OBP: 0.333, SLG: 0.233		4-0 1B 1-3 BB		0-0 5-3			0-0 P4			0	0	0	0	0	0	0			
Amado Samuel, R (1, 4) OBP: 0.243, SLG: 0.289		0-0 1-3 3-H 1B		0-3 K			0-0 5-3			3	0	1	1	0	1	0			
Tony Cloninger, R (1, 1) OBP: 0.067, SLG: 0.067		0-3 K		0-0 F7			0-0 3-1			3	0	0	0	0	1	2			
Inning Stats	R: 0 E: 0 K: 1 S: 5	H: 0 LOB: 0 BB: 0 P: 5	R: 1 E: 0 K: 1 S: 7	H: 2 LOB: 2 BB: 1 P: 11	R: 0 E: 0 K: 1 S: 5	H: 0 LOB: 0 BB: 0 P: 5	R: 0 E: 0 K: 1 S: 5	H: 0 LOB: 0 BB: 0 P: 5	R: 0 E: 0 K: 1 S: 9	H: 0 LOB: 1 BB: 1 P: 6	R: 0 E: 0 K: 1 S: 4	H: 0 LOB: 0 BB: 1 P: 8	R: 0 E: 0 K: 1 S: 4	H: 0 LOB: 0 BB: 1 P: 8	1B: 3 2B: 0 3B: 0 HR: 0	SF: 0 SAC: 0 DP: 0 HBP: 0		WP: 0 PB: 0 CS: 1	PA: 32
PITCHER	IP WLS BF H R ER SO BB IBB HBP BLK WP HR S P ERA WHIP	IP WLS BF H R ER SO BB IBB HBP BLK WP HR S P ERA WHIP	IP WLS BF H R ER SO BB IBB HBP BLK WP HR S P ERA WHIP	IP WLS BF H R ER SO BB IBB HBP BLK WP HR S P ERA WHIP	IP WLS BF H R ER SO BB IBB HBP BLK WP HR S P ERA WHIP	IP WLS BF H R ER SO BB IBB HBP BLK WP HR S P ERA WHIP	IP WLS BF H R ER SO BB IBB HBP BLK WP HR S P ERA WHIP	IP WLS BF H R ER SO BB IBB HBP BLK WP HR S P ERA WHIP	IP WLS BF H R ER SO BB IBB HBP BLK WP HR S P ERA WHIP	IP WLS BF H R ER SO BB IBB HBP BLK WP HR S P ERA WHIP	IP WLS BF H R ER SO BB IBB HBP BLK WP HR S P ERA WHIP	IP WLS BF H R ER SO BB IBB HBP BLK WP HR S P ERA WHIP	IP WLS BF H R ER SO BB IBB HBP BLK WP HR S P ERA WHIP	IP WLS BF H R ER SO BB IBB HBP BLK WP HR S P ERA WHIP	IP WLS BF H R ER SO BB IBB HBP BLK WP HR S P ERA WHIP	IP WLS BF H R ER SO BB IBB HBP BLK WP HR S P ERA WHIP	IP WLS BF H R ER SO BB IBB HBP BLK WP HR S P ERA WHIP	IP WLS BF H R ER SO BB IBB HBP BLK WP HR S P ERA WHIP	
Ray Washburn, R (1, 1) ERA: 3.79 Bob Duliba, R (8, 1) ERA: 1.08	7.0 L 25	2 1 1 7	2 1 0 2	1 0 0 0	0 0 0 0	0 0 0 0	0 0 10 14	1.29 0.571	0.00 1.000										



Batter	1	2	3	4	5	6	7	8	9	AB	R	H	RBI	BB	SO	LOB	BOTTOM					
Julian Javier, R (1, 4) OBP: 0.322, SLG: 0.369	0-0 1B FC1-2 1B		0-3 K		0-0 P4		0-0 F7			4	0	1	0	0	1	1	Milwaukee Braves @ St. Louis Cardinals Sportsman's Park, St. Louis, MO Wed Sep 05 1962, 8:05 PM EDT Att: 4,973 - Unknown livebaseballscorecards.com					
Stan Musial, L (1, 7) OBP: 0.422, SLG: 0.521	0-0 1-3 1B		4-0 FC6-4 BB			0-0 F3		0-0 6-3		3	0	1	0	1	0	0						
Curt Flood, R (1, 8) OBP: 0.347, SLG: 0.431	0-0 FC1-6-2 1-2 3-H		0-0 FC6-4 1-2			4-0 CS BB		4-0 1B BB		2	0	0	0	2	0	3						
Bill White, L (1, 9) OBP: 0.384, SLG: 0.502	0-0 F7			0-0 P4		0-0 1-2 2B		0-0 1-3 1B		4	0	2	0	0	0	1						
Ken Boyer, R (1, 5) OBP: 0.377, SLG: 0.472		0-0 E6		0-0 FC3-6 1B		4-0 BB		0-0 P6		3	0	1	0	1	0	2						
Fred Whitfield, L (1, 3) OBP: 0.306, SLG: 0.493		0-0 P6		0-0 FC3-6 1-2		0-0 P6		0-0 G3		4	0	0	0	0	0	6						
Gene Oliver, R (1, 2) OBP: 0.250, SLG: 0.424 Bob Gibson, R (7, PR) OBP: 0.333, SLG: 0.377 Julio Gotay, R (8, 6) OBP: 0.320, SLG: 0.304		0-0 P4		0-0 G1			0-0 E7		0-0 F3	3	0	0	0	0	0	2						
Dal Maxvill, R (1, 6) OBP: 0.250, SLG: 0.242 Red Schoendienst, S (7, PH) OBP: 0.347, SLG: 0.378 Bob Duliba, R (8, 1) Bobby Gene Smith, R (9, PH) OBP: 0.258, SLG: 0.288		0-0 F8			0-0 F7		0-0 P4		0-0 F9	2	0	0	0	0	0	1						
Ray Washburn, R (1, 1) OBP: 0.245, SLG: 0.229 Carl Sawatski, L (7, PH) OBP: 0.364, SLG: 0.471			0-3 K		0-3 K		0-3 K		0-0 6-3	2	0	0	0	0	1	1						
Inning Stats	R: 0 E: 0 K: 0 S: 4	H: 2 LOB: 1 BB: 0 P: 4	R: 0 E: 1 K: 0 S: 4	H: 0 LOB: 1 BB: 0 P: 4	R: 0 E: 0 K: 2 S: 7	H: 0 LOB: 1 BB: 1 P: 11	R: 0 E: 1 K: 0 S: 4	H: 1 LOB: 1 BB: 0 P: 4	R: 0 E: 0 K: 1 S: 5	H: 0 LOB: 0 BB: 0 P: 5	R: 0 E: 0 K: 0 S: 3	H: 1 LOB: 2 BB: 2 P: 11	R: 0 E: 1 K: 1 S: 6	H: 0 LOB: 1 BB: 0 P: 6	R: 0 E: 0 K: 0 S: 4	H: 1 LOB: 2 BB: 1 P: 8		R: 0 E: 0 K: 0 S: 3	H: 0 LOB: 0 BB: 0 P: 3	1B: 4 2B: 1 3B: 0 HR: 0	SF: 0 SAC: 0 DP: 1 HBP: 0	WP: 0 PB: 0 CS: 1
PITCHER	IP WLS BF H R ER SO BB IBB HBP BLK WP HR S P ERA WHIP	IP WLS BF H R ER SO BB IBB HBP BLK WP HR S P ERA WHIP	IP WLS BF H R ER SO BB IBB HBP BLK WP HR S P ERA WHIP	IP WLS BF H R ER SO BB IBB HBP BLK WP HR S P ERA WHIP	IP WLS BF H R ER SO BB IBB HBP BLK WP HR S P ERA WHIP	IP WLS BF H R ER SO BB IBB HBP BLK WP HR S P ERA WHIP	IP WLS BF H R ER SO BB IBB HBP BLK WP HR S P ERA WHIP	IP WLS BF H R ER SO BB IBB HBP BLK WP HR S P ERA WHIP	IP WLS BF H R ER SO BB IBB HBP BLK WP HR S P ERA WHIP	IP WLS BF H R ER SO BB IBB HBP BLK WP HR S P ERA WHIP	IP WLS BF H R ER SO BB IBB HBP BLK WP HR S P ERA WHIP	IP WLS BF H R ER SO BB IBB HBP BLK WP HR S P ERA WHIP	IP WLS BF H R ER SO BB IBB HBP BLK WP HR S P ERA WHIP	IP WLS BF H R ER SO BB IBB HBP BLK WP HR S P ERA WHIP	IP WLS BF H R ER SO BB IBB HBP BLK WP HR S P ERA WHIP	IP WLS BF H R ER SO BB IBB HBP BLK WP HR S P ERA WHIP	IP WLS BF H R ER SO BB IBB HBP BLK WP HR S P ERA WHIP	IP WLS BF H R ER SO BB IBB HBP BLK WP HR S P ERA WHIP				
Tony Cloninger, R (1, 1) ERA: 4.74	9.0 W 36	5 0 0 4	4 0 0 0	0 0 0 0	0 0 0 0	0 0 0 0	0 0 40 56	0.00 1.000														



Batter	1	2	3	4	5	6	7	8	9	AB	R	H	RBI	BB	SO	LOB	TOP			
Amado Samuel, R (1, 6) OBP: 0.242, SLG: 0.287										5	0	1	0	0	4	3	Milwaukee Braves @ St. Louis Cardinals Sportsman's Park, St. Louis, MO Thu Sep 06 1962, 8:05 PM EDT Att: 4,925 - Unknown			
Frank Bolling, R (1, 4) OBP: 0.327, SLG: 0.401										4	1	2	1	0	0	1				
Eddie Mathews, L (1, 5) OBP: 0.380, SLG: 0.481										3	0	1	0	1	1	2				
Hank Aaron, R (1, 9) OBP: 0.391, SLG: 0.602										4	0	0	0	0	0	4				
Joe Adcock, R (1, 3) OBP: 0.326, SLG: 0.500										4	0	0	0	0	0	1				
Lee Maye, L (1, 8) OBP: 0.291, SLG: 0.373										4	0	1	0	0	1	0				
Bob Uecker, R (1, 2) OBP: 0.333, SLG: 0.242										3	0	1	0	0	1	0				
Ethan Blackaby, L (9, PH) OBP: 1.000, SLG: 2.000										1	0	1	0	0	0	0				
Hawk Taylor, R (1, 7) OBP: 0.188, SLG: 0.188										4	0	1	0	0	1	2				
Denny Lemaster, R (1, 1) OBP: 0.174, SLG: 0.136										3	0	1	0	0	2	2				
Lew Burdette, R (8, 1) OBP: 0.208, SLG: 0.176										0	0	0	0	0	0	0				
Gus Bell, L (9, PH) OBP: 0.285, SLG: 0.349										1	0	0	0	0	0	2				
Inning Stats	R: 1 E: 0 K: 1 S: 7	H: 2 LOB: 1 BB: 0 P: 7	R: 0 E: 0 K: 1 S: 5	H: 0 LOB: 0 BB: 0 P: 5	R: 0 E: 0 K: 1 S: 7	H: 2 LOB: 2 BB: 0 P: 7	R: 0 E: 0 K: 2 S: 9	H: 2 LOB: 1 BB: 1 P: 9	R: 0 E: 0 K: 0 S: 3	H: 0 LOB: 0 BB: 0 P: 3	R: 0 E: 0 K: 2 S: 8	H: 1 LOB: 1 BB: 0 P: 8	R: 0 E: 0 K: 1 S: 5	H: 0 LOB: 0 BB: 0 P: 5	R: 0 E: 0 K: 1 S: 7	H: 2 LOB: 2 BB: 0 P: 7	1B: 6 2B: 1 3B: 1 HR: 1	SF: 0 SAC: 0 DP: 0 HBP: 0	WP: 0 PB: 0 CS: 0	PA: 37
PITCHER Ernie Broglio, R (1, 1) ERA: 3.12	IP: 9.0 WLS: W BF: 37 H: 9 R: 1 ER: 1 SO: 10 BB: 1 IBB: 0 HBP: 0 BLK: 0 WP: 0 HR: 1 S: 56 P: 60 ERA: 1.00 WHIP: 1.111															PITCHER				

Batter	1	2	3	4	5	6	7	8	9	AB	R	H	RBI	BB	SO	LOB	BOTTOM			
Julian Javier, R (1, 4) OBP: 0.321, SLG: 0.367										3	1	0	0	0	1	1	Milwaukee Braves @ St. Louis Cardinals Sportsman's Park, St. Louis, MO Thu Sep 06 1962, 8:05 PM EDT Att: 4,925 - Unknown			
Stan Musial, L (1, 7) OBP: 0.450, SLG: 0.517										3	0	0	0	1	1	3				
Bobby Gene Smith, R (9, 7) OBP: 0.298, SLG: 0.288										0	0	0	0	0	0	0				
Curt Flood, R (1, 8) OBP: 0.348, SLG: 0.434										4	1	2	1	0	0	1				
Bill White, L (1, 3) OBP: 0.383, SLG: 0.499										3	1	0	0	1	0	2				
Ken Boyer, R (1, 5) OBP: 0.378, SLG: 0.474										4	2	2	2	0	1	2				
Gene Oliver, R (1, 2) OBP: 0.381, SLG: 0.436										4	1	2	3	0	0	0				
Charlie James, R (1, 9) OBP: 0.309, SLG: 0.406										4	0	1	0	0	0	2				
Dal Maxvill, R (1, 6) OBP: 0.255, SLG: 0.243										4	0	1	1	0	1	1				
Ernie Broglio, R (1, 1) OBP: 0.145, SLG: 0.117										3	1	1	0	0	0	0				
Inning Stats	R: 0 E: 0 K: 1 S: 5	H: 0 LOB: 0 BB: 0 P: 5	R: 0 E: 0 K: 0 S: 3	H: 0 LOB: 0 BB: 0 P: 3	R: 0 E: 0 K: 1 S: 5	H: 1 LOB: 0 BB: 0 P: 5	R: 0 E: 0 K: 1 S: 6	H: 1 LOB: 2 BB: 1 P: 10	R: 0 E: 0 K: 0 S: 3	H: 0 LOB: 0 BB: 0 P: 3	R: 0 E: 0 K: 1 S: 6	H: 1 LOB: 1 BB: 0 P: 6	R: 2 E: 0 K: 0 S: 5	H: 2 LOB: 0 BB: 0 P: 5	R: 5 E: 3 K: 0 S: 8	H: 4 LOB: 1 BB: 1 P: 12	1B: 6 2B: 3 3B: 0 HR: 1	SF: 0 SAC: 1 DP: 1 HBP: 0	WP: 1 PB: 1 CS: 0	PA: 35
PITCHER Denny Lemaster, L (1, 1) ERA: 3.56	IP: 7.1 WLS: L BF: 30 H: 6 R: 5 ER: 2 SO: 4 BB: 1 IBB: 0 HBP: 0 BLK: 0 WP: 1 HR: 1 S: 37 P: 41 ERA: 2.46 WHIP: 0.955															PITCHER				
Lew Burdette, R (8, 1) ERA: 4.94	IP: 0.2 WLS: L BF: 5 H: 3 R: 2 ER: 0 SO: 0 BB: 0 IBB: 1 HBP: 0 BLK: 0 WP: 0 HR: 0 S: 4 P: 8 ERA: 0.00 WHIP: 4.500															PITCHER				

Batter	1	2	3	4	5	6	7	8	9	10	AB	R	H	RBI	BB	SO	LOB	TOP	
Tony Taylor, R OBP: 0.331, SLG: 0.340 (1.4)	0-0 6-3	0-0 F8			0-0 F9		4-0 IBB		0-0 HBP 1B		4	0	1	1	1	0	2	Philadelphia Phillies @ Milwaukee Braves Milwaukee County Stadium, Milwaukee, WI Fri Sep 07 1962, 8:05 PM EDT Att: 6,571 - Unknown livebaseballscorecards.com	
Billy Klaus, L OBP: 0.296, SLG: 0.338 (1.5)	0-0 BB 1B		0-0 F7		0-0 FC6-4		0-0 F9		1-0 HBP		4	0	1	0	0	0	4		
Johnny Callison, L OBP: 0.364, SLG: 0.488 (1.9)	0-0 F7		0-0 6-3		0-0 F7		0-0 4-3		0-0 F7		5	0	0	0	0	0	6		
Roy Sievers, R OBP: 0.332, SLG: 0.447 (1.3)	4-0 BB		0-0 5-3		0-0 5-3		0-0 4-3		0-0 HR		4	1	1	1	1	0	0		
Wes Covington, L OBP: 0.324, SLG: 0.420 (1.7)	0-3 K		0-0 4-3		0-0 3-1		0-0 F9		0-0 F3		5	0	0	0	0	1	2		
Don Demeter, R OBP: 0.363, SLG: 0.525 (1.8)		0-0 HR		0-0 F9		0-0 BB HBP 4-3 1B		0-0 4-3		0-3 K		5	2	2	1	0	1		
Clay Dalrymple, L OBP: 0.397, SLG: 0.437 (1.2)		0-3 K		0-0 1-3		1-0 4-3 BB HBP		0-0 G3		4-0 BB		3	0	0	0	1	1		
Ruben Amaro, R OBP: 0.355, SLG: 0.309 Frank Torre, L OBP: 0.412, SLG: 0.400 Bobby Wine, R OBP: 0.276, SLG: 0.341 (1.6)		0-0 E5		0-0 P3		4-0 BB HBP		0-0 L9		0-0 F9		2	0	0	0	1	0		0
Dennis Bennett, L OBP: 0.196, SLG: 0.208 Ted Savage, R OBP: 0.340, SLG: 0.370 Jack Baldschun, R (9.1)		0-0 4-3		0-0 FC6-4 1B		0-0 4-3		0-0 1B 2B				3	0	1	1	0	0		3
Inning Stats	R: 0 E: 0 K: 1 S: 6	H: 1 LOB: 2 BB: 1 P: 10	R: 1 E: 1 K: 1 S: 7	H: 1 LOB: 0 BB: 0 P: 7	R: 0 E: 0 K: 0 S: 3	H: 0 LOB: 0 BB: 0 P: 3	R: 0 E: 0 K: 0 S: 3	H: 0 LOB: 0 BB: 0 P: 3	R: 1 E: 0 K: 0 S: 4	H: 2 LOB: 2 BB: 0 P: 6	R: 1 E: 0 K: 1 S: 6	H: 1 LOB: 1 BB: 1 P: 10	1B: 4 2B: 1 3B: 0 HR: 2	SF: 0 SAC: 0 DP: 0 HBP: 2	WP: 0 PB: 0 SB: 0 CS: 0	PA: 44			
PITCHER	IP 8.2	WLS 36	H 5	R 3	ER 3	SO 2	BB 2	IBB 1	HBP 1	BLK 0	WP 0	HR 1	S 36	P 49	ERA 3.12	WHIP 0.808			
Bob Shaw, R ERA: 2.67 Claude Raymond, R ERA: 2.19 (9.1)	1.1	L	8	2	1	1	1	0	1	0	0	0	1	8	13	6.75	2.250		

Batter	1	2	3	4	5	6	7	8	9	10	AB	R	H	RBI	BB	SO	LOB	BOTTOM				
Roy McMillan, R OBP: 0.335, SLG: 0.357 (1.6)	4-0 1B BB		4-0 BB			0-0 L7		0-0 5-3			2	0	0	0	2	0	0	Philadelphia Phillies @ Milwaukee Braves Milwaukee County Stadium, Milwaukee, WI Fri Sep 07 1962, 8:05 PM EDT Att: 6,571 - Unknown livebaseballscorecards.com				
Amado Samuel, R OBP: 0.237, SLG: 0.280 (1.4)	0-3 K		0-3 K			0-3 K		0-0 F7			4	0	0	0	0	3	2					
Eddie Mathews, L OBP: 0.379, SLG: 0.479 (1.5)	0-0 1-2 1B			0-3 K		0-0 3-1		0-0 F3			4	0	1	0	0	1	0					
Hank Aaron, R OBP: 0.390, SLG: 0.605 (1.9)	0-3 K			0-0 HR		0-0 E3 HR		0-0 F9			4	2	1	1	0	1	1					
Joe Adcock, R OBP: 0.329, SLG: 0.510 Tommy Aaron, R OBP: 0.311, SLG: 0.372 (8.3)		0-0 5-3		0-0 1B		0-0 HR		0-3 K			3	1	2	2	0	0	0					
Ethan Blackaby, L OBP: 0.250, SLG: 0.500 Lee Maye, L OBP: 0.290, SLG: 0.372 (9.8)		0-3 K		0-3 K		0-3 K		0-3 K			3	0	0	0	0	3	0					
Hawk Taylor, R OBP: 0.158, SLG: 0.158 Lou Johnson, R OBP: 0.353, SLG: 0.473 (8.7)		0-0 6-3			0-0 5-3		0-0 F7				3	0	0	0	0	0	0					
Bob Uecker, R OBP: 0.333, SLG: 0.229 Joe Torre, R OBP: 0.348, SLG: 0.354 (10, PH)			0-0 F7		0-0 P2		4-0 BB HBP		0-0 F9		2	0	0	0	1	0	0					
Bob Shaw, R OBP: 0.235, SLG: 0.139 Claude Raymond, R OBP: 0.284, SLG: 0.348 (10, PH)			0-0 1-3		0-0 6-3		0-0 1-3				3	0	0	0	0	0	1					
Inning Stats	R: 0 E: 0 K: 2 S: 7	H: 1 LOB: 1 BB: 1 P: 11	R: 0 E: 0 K: 1 S: 5	H: 0 LOB: 0 BB: 0 P: 5	R: 0 E: 0 K: 1 S: 5	H: 0 LOB: 1 BB: 1 P: 9	R: 1 E: 0 K: 2 S: 8	H: 2 LOB: 0 BB: 0 P: 8	R: 0 E: 0 K: 0 S: 3	H: 0 LOB: 0 BB: 0 P: 3	R: 2 E: 1 K: 1 S: 7	H: 1 LOB: 1 BB: 1 P: 11	R: 0 E: 0 K: 0 S: 3	H: 0 LOB: 0 BB: 0 P: 3	R: 0 E: 0 K: 2 S: 7	H: 0 LOB: 0 BB: 0 P: 7	R: 0 E: 0 K: 0 S: 3		H: 0 LOB: 0 BB: 0 P: 3	1B: 2 2B: 0 3B: 0 HR: 2	SF: 0 SAC: 0 DP: 0 HBP: 0	WP: 0 PB: 0 SB: 0 CS: 0
PITCHER	IP 8.0	WLS 30	H 4	R 3	ER 2	SO 8	BB 3	IBB 0	HBP 0	BLK 0	WP 0	HR 2	S 43	P 55	ERA 2.25	WHIP 0.875						
Dennis Bennett, L ERA: 4.42 Jack Baldschun, R ERA: 3.07 (9.1)	2.0	W	6	0	0	2	0	0	0	0	0	0	0	10	10	0.00	0.000					

Batter	1	2	3	4	5	6	7	8	9	AB	R	H	RBI	BB	SO	LOB	TOP			
Tony Taylor, R (1,4) OBP: 0.331, SLG: 0.339										4	1	2	1	0	0	2	Philadelphia Phillies @ Milwaukee Braves Milwaukee County Stadium, Milwaukee, WI Sun Sep 09 1962, 4:33 AM EDT Att: 10,238 - Unknown livebaseballscorecards.com			
Johnny Callison, L (1,9) OBP: 0.361, SLG: 0.483										5	0	1	1	0	0	4				
Ted Savage, R (1,7) OBP: 0.339, SLG: 0.368										5	0	1	0	0	1	1				
Roy Sievers, R (1,3) OBP: 0.334, SLG: 0.451										3	0	0	0	2	1	1				
Frank Torre, L (9,3) OBP: 0.412, SLG: 0.400										0	0	0	0	0	0	0				
Don Demeter, R (1,8) OBP: 0.364, SLG: 0.524										5	0	2	1	0	0	2				
Bobby Wine, R (1,5) OBP: 0.270, SLG: 0.334										4	0	0	0	0	0	4				
Clay Dalrymple, L (1,2) OBP: 0.394, SLG: 0.430										4	1	1	0	0	1	0				
Ruben Amaro, R (1,6) OBP: 0.357, SLG: 0.314										3	1	1	0	0	0	0				
Chris Short, R (1,1) OBP: 0.241, SLG: 0.321										4	1	4	1	0	0	0				
Jack Baldschun, R (8,1)										0	0	0	0	0	0	0				
Inning Stats	R: 1 E: 0 K: 0 S: 5	H: 3 LOB: 2 BB: 1 P: 9	R: 0 E: 0 K: 0 S: 4	H: 1 LOB: 1 BB: 0 P: 4	R: 0 E: 0 K: 0 S: 4	H: 1 LOB: 1 BB: 1 P: 8	R: 1 E: 0 K: 0 S: 5	H: 2 LOB: 1 BB: 0 P: 5	R: 0 E: 0 K: 1 S: 5	H: 0 LOB: 0 BB: 0 P: 5	R: 0 E: 0 K: 1 S: 8	H: 0 LOB: 0 BB: 0 P: 8	R: 1 E: 1 K: 1 S: 6	H: 3 LOB: 2 BB: 0 P: 6	R: 0 E: 0 K: 1 S: 5	H: 0 LOB: 0 BB: 0 P: 5	1B: 10 2B: 2 3B: 0 HR: 0	SF: 0 SAC: 2 DP: 0 HBP: 0	WP: 0 PB: 0 SB: 0 CS: 0	PA: 41
PITCHER	IP WLS BF H R ER SO BB IBB HBP BLK WP HR S P ERA WHIP																			
Warren Spahn, L (1,1) ERA: 3.24	7.2 L 36 11 4 4 2 2 2 0 0 0 0 0 0 0 4.70 1.696																			
Bob Shaw, R (8,1) ERA: 2.67	0.1 2 1 0 0 0 0 0 0 0 0 0 0 0 2 0.00 3.000																			
Claude Raymond, R (9,1) ERA: 2.13	1.0 3 0 0 0 0 1 0 0 0 0 0 0 0 5 0.00 0.000																			

Batter	1	2	3	4	5	6	7	8	9	AB	R	H	RBI	BB	SO	LOB	BOTTOM					
Roy McMillan, R (1,6) OBP: 0.335, SLG: 0.356										4	0	1	0	0	0	0	Philadelphia Phillies @ Milwaukee Braves Milwaukee County Stadium, Milwaukee, WI Sun Sep 09 1962, 4:33 AM EDT Att: 10,238 - Unknown livebaseballscorecards.com					
Eddie Mathews, L (1,5) OBP: 0.380, SLG: 0.474										3	0	0	0	1	0	1						
Hank Aaron, R (1,9) OBP: 0.389, SLG: 0.605										4	1	1	1	0	0	2						
Joe Adcock, R (1,3) OBP: 0.330, SLG: 0.509										2	0	1	0	1	0	1						
Tommie Aaron, R (6, PR) OBP: 0.309, SLG: 0.370										1	0	0	0	0	1	1						
Lee Maye, L (1,8) OBP: 0.291, SLG: 0.370										4	0	1	0	0	1	2						
Del Crandall, R (1,2) OBP: 0.340, SLG: 0.407										4	0	0	0	0	0	2						
Amado Samuel, R (1,4) OBP: 0.239, SLG: 0.277										3	0	0	0	0	1	1						
Lou Johnson, R (9, PH) OBP: 0.350, SLG: 0.468										1	0	0	0	0	1	0						
Hawk Taylor, R (1,7) OBP: 0.154, SLG: 0.154										3	0	0	0	0	0	1						
Warren Spahn, L (1,1) OBP: 0.247, SLG: 0.313										2	0	0	0	0	1	0						
Bob Shaw, R (8,1) OBP: 0.235, SLG: 0.139										0	0	0	0	0	0	0						
Joe Torre, R (6, PH) OBP: 0.350, SLG: 0.385										1	1	1	1	0	0	0						
Claude Raymond, R (9,1)										0	0	0	0	0	0	0						
Inning Stats	R: 0 E: 0 K: 0 S: 4	H: 1 LOB: 1 BB: 0 P: 4	R: 0 E: 0 K: 1 S: 6	H: 1 LOB: 0 BB: 0 P: 6	R: 0 E: 0 K: 0 S: 3	H: 0 LOB: 0 BB: 0 P: 3	R: 0 E: 0 K: 0 S: 4	H: 1 LOB: 1 BB: 0 P: 4	R: 0 E: 0 K: 1 S: 5	H: 0 LOB: 0 BB: 0 P: 5	R: 1 E: 0 K: 0 S: 4	H: 1 LOB: 1 BB: 1 P: 8	R: 0 E: 0 K: 0 S: 3	H: 0 LOB: 0 BB: 0 P: 3	R: 1 E: 0 K: 1 S: 6	H: 1 LOB: 1 BB: 1 P: 10	R: 0 E: 0 K: 2 S: 7	H: 0 LOB: 0 BB: 0 P: 7	1B: 3 2B: 0 3B: 0 HR: 2	SF: 0 SAC: 0 DP: 0 HBP: 0	WP: 0 PB: 0 SB: 0 CS: 0	PA: 34
PITCHER	IP WLS BF H R ER SO BB IBB HBP BLK WP HR S P ERA WHIP																					
Chris Short, L (1,1) ERA: 3.32	7.0 W 27 5 2 2 2 1 0 0 0 0 0 0 2 2.57 0.857																					
Jack Baldschun, R (8,1) ERA: 3.01	2.0 S 7 0 0 0 3 1 0 0 0 0 0 0 0 12 0.00 0.500																					



Batter	1	2	3	4	5	6	7	8	9	AB	R	H	RBI	BB	SO	LOB	TOP								
Amado Samuel, R OBP: 0.243, SLG: 0.280 (1, 6)										5	1	2	0	0	0	1									
Eddie Mathews, L OBP: 0.376, SLG: 0.478 (1, 5)										5	1	1	2	0	1	4									
Hank Aaron, R OBP: 0.391, SLG: 0.609 (1, 9)										3	1	1	1	2	0	1									
Joe Adcock, R OBP: 0.329, SLG: 0.504 Tommie Aaron, R OBP: 0.306, SLG: 0.368 (7, PR) (7, 3)										3	0	0	0	1	2	4									
Lee Maye, L OBP: 0.294, SLG: 0.372 (1, 8)										4	0	2	0	0	0	3									
Frank Bolling, R OBP: 0.331, SLG: 0.403 (1, 4)										4	1	1	0	0	3										
Bob Uecker, R OBP: 0.304, SLG: 0.205 (1, 2)										4	1	0	0	0	4										
Hawk Taylor, R OBP: 0.167, SLG: 0.167 (1, 7)										4	0	1	1	0	0	0									
Tony Cloninger, R OBP: 0.088, SLG: 0.088 (1, 1)										4	0	1	0	0	1	1									
Inning Stats	R: 0 E: 1 K: 1 S: 6	H: 0 LOB: 1 BB: 0 P: 6	R: 2 E: 1 K: 0 S: 7	H: 4 LOB: 2 BB: 0 P: 7	R: 0 E: 0 K: 1 S: 5	H: 0 LOB: 1 BB: 1 P: 9	R: 0 E: 0 K: 0 S: 3	H: 0 LOB: 0 BB: 0 P: 3	R: 0 E: 0 K: 1 S: 6	H: 1 LOB: 2 BB: 1 P: 10	R: 0 E: 0 K: 0 S: 3	H: 0 LOB: 0 BB: 0 P: 3	R: 3 E: 0 K: 0 S: 7	H: 4 LOB: 2 BB: 1 P: 11	R: 0 E: 0 K: 1 S: 5	H: 0 LOB: 0 BB: 0 P: 5	R: 0 E: 0 K: 0 S: 3	H: 0 LOB: 0 BB: 0 P: 3	1B: 7 2B: 0 3B: 0 HR: 2	SF: 0 SAC: 0 DP: 0 HBP: 0	WP: 1 PB: 0 SB: 0 CS: 0	PA: 40			
PITCHER	IP	WLS	BF	H	R	ER	SO	BB	IBB	HBP	BLK	WP	HR	S	P	ERA	WHIP								
Bob Miller, R ERA: 5.4 (1, 1)	6.1	L	31	8	5	5	3	3	0	0	0	1	2	34	46	7.11	1.737								
Larry Foss, R ERA: (7, 1)	0.2		3	1	0	0	0	0	0	0	0	0	0	3	3	0.00	1.500								
Willard Hunter, L ERA: 6.93 (8, 1)	2.0		6	0	0	0	1	0	0	0	0	0	0	8	8	0.00	0.000								

Milwaukee Braves @ New York Mets
Polo Grounds, New York, NY
Mon Sep 10 1962, 7:05 PM EDT
Att: 5,381 - Unknown

AB 37
R 5
H 9
RBI 4
BB 3
SO 4
LOB 21

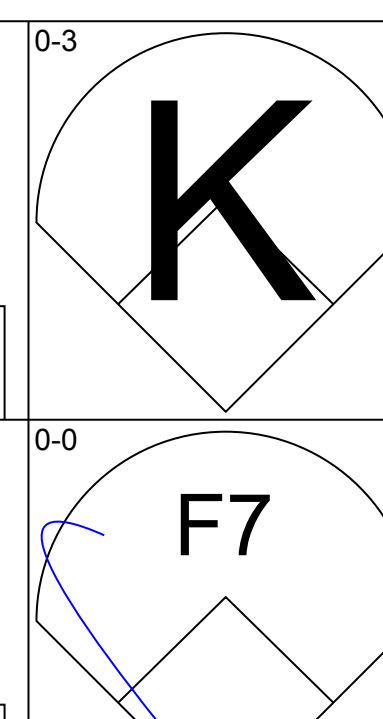
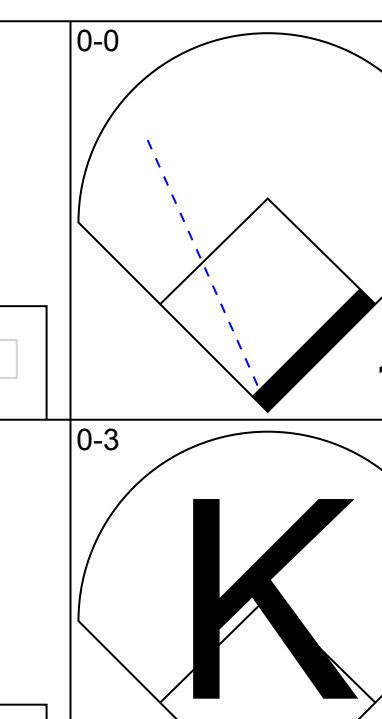
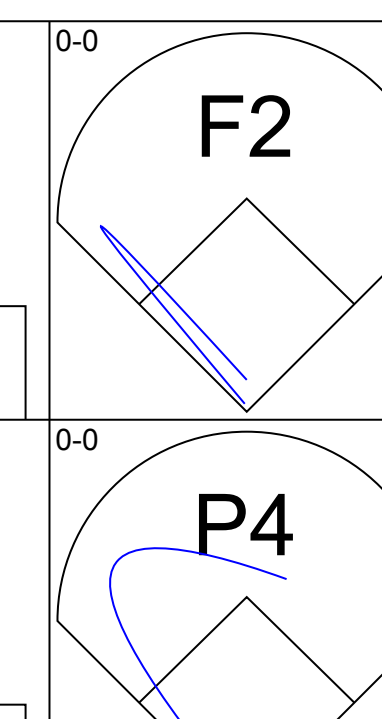
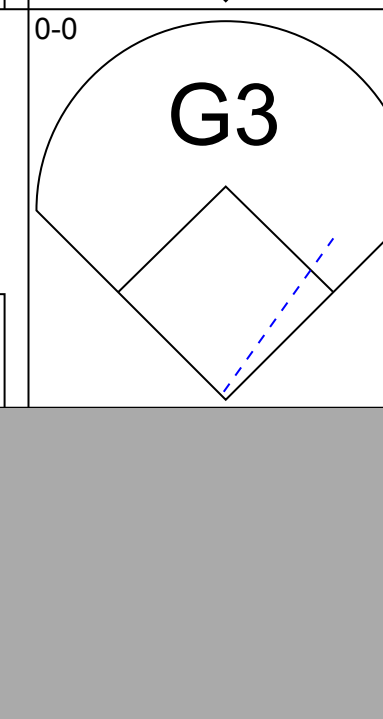


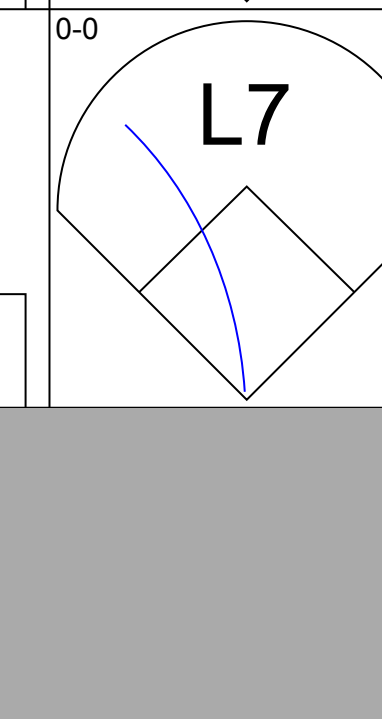

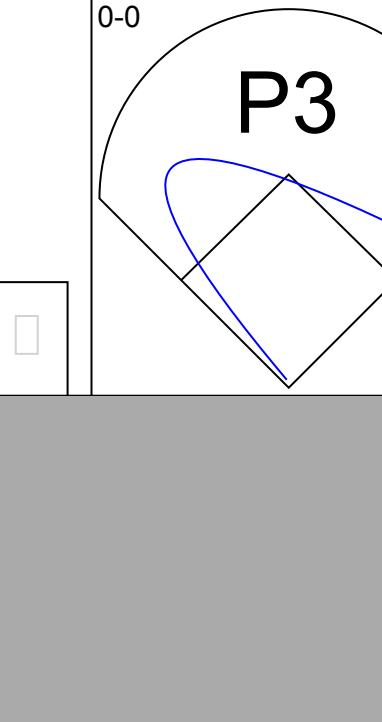
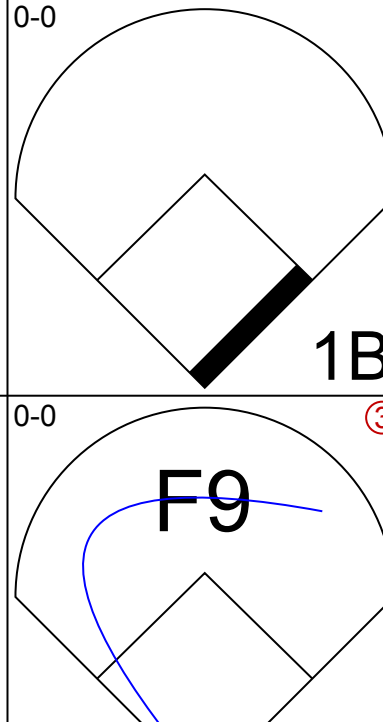

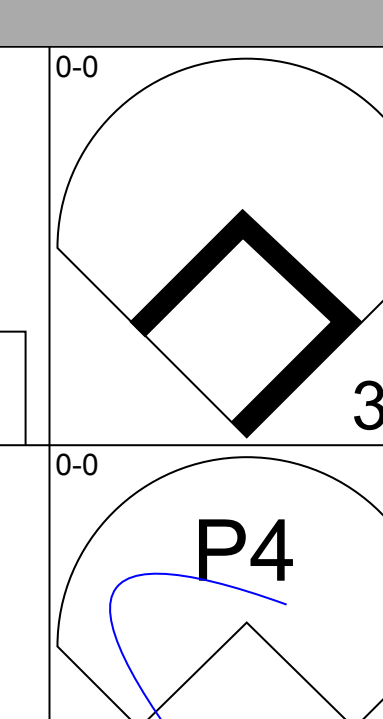
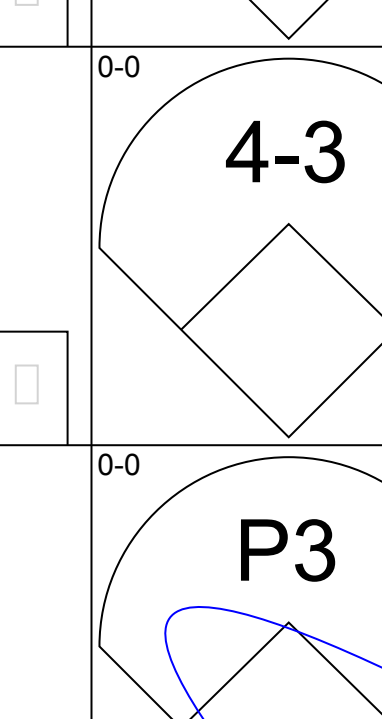
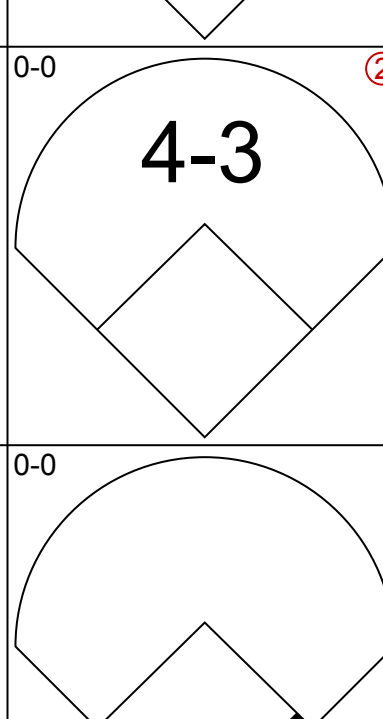
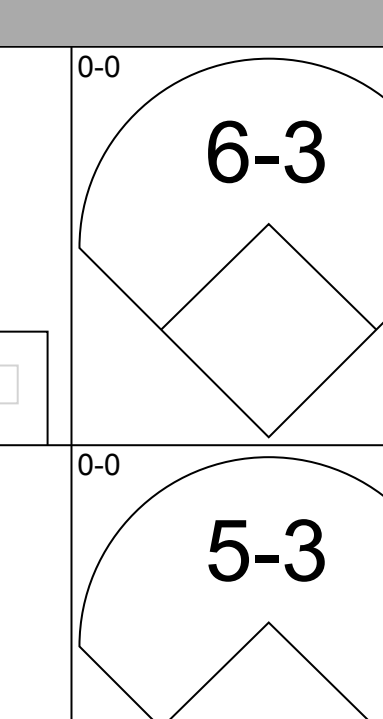
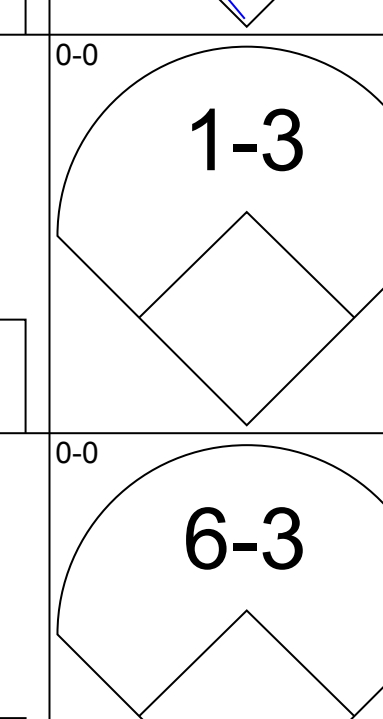

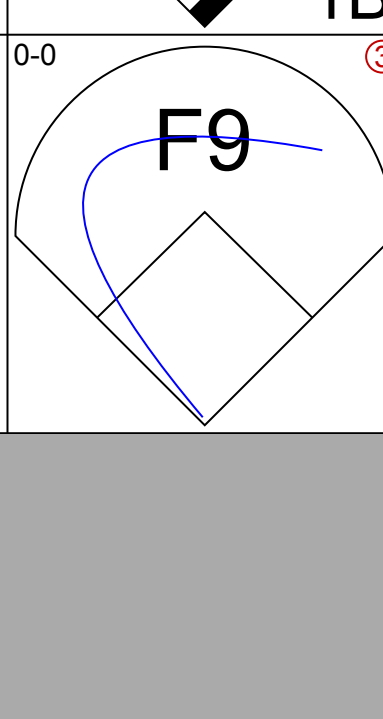
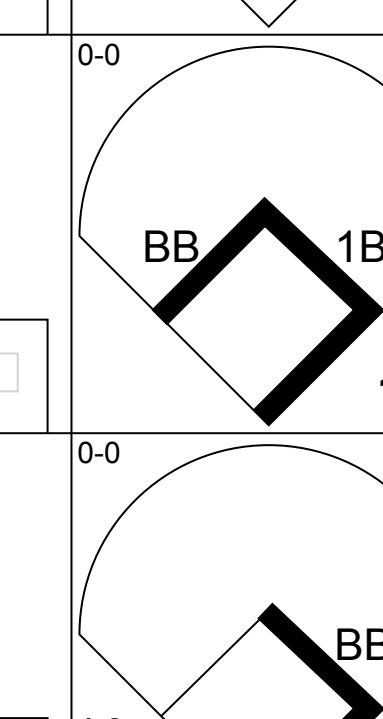

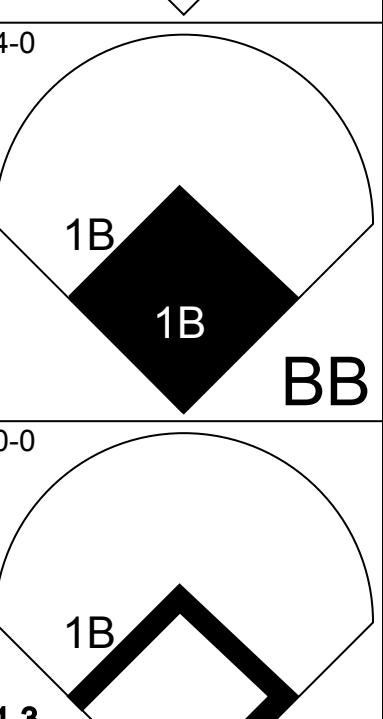

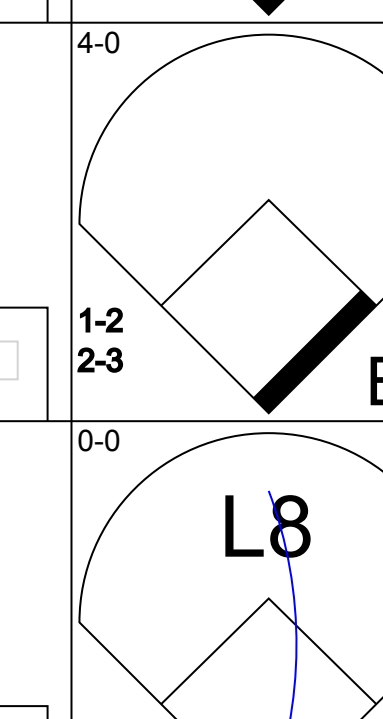
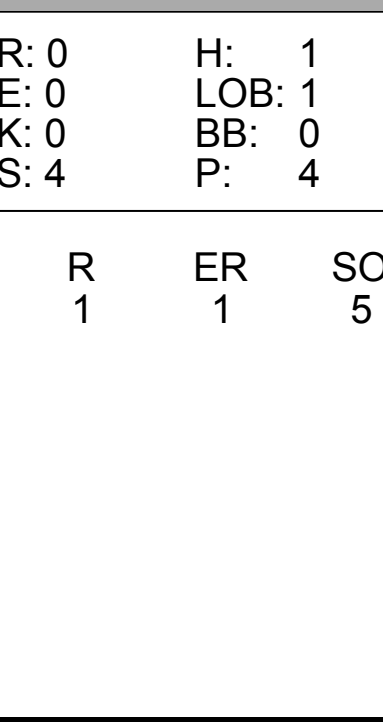
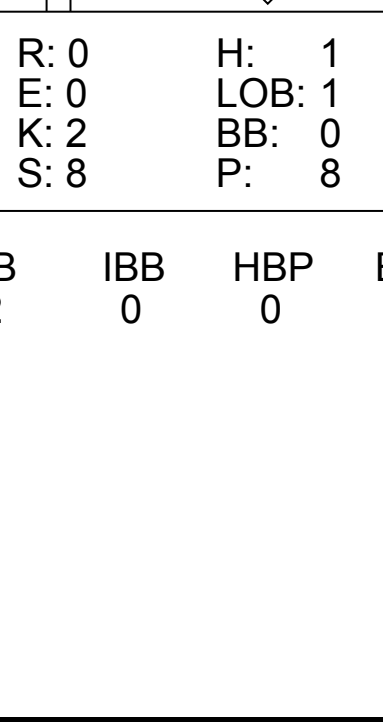
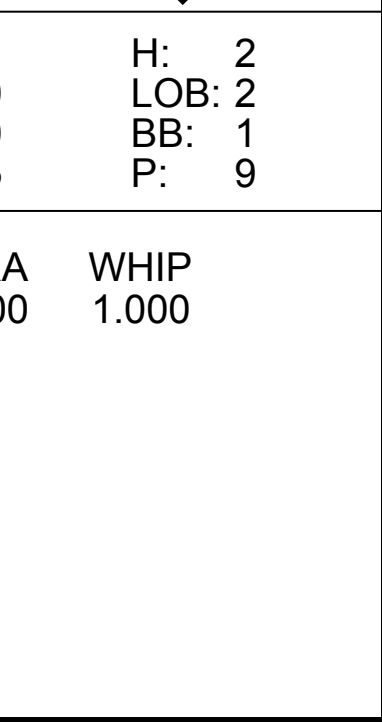
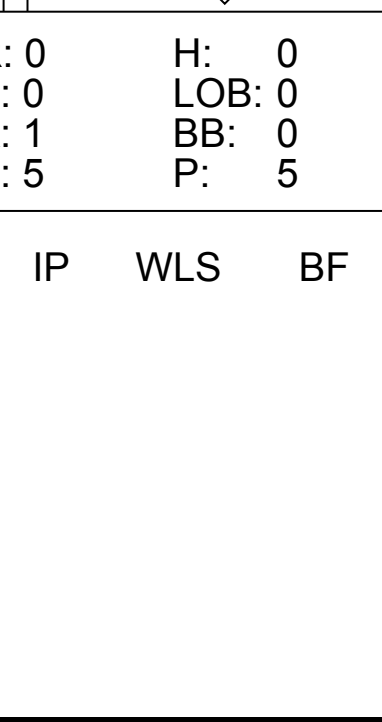
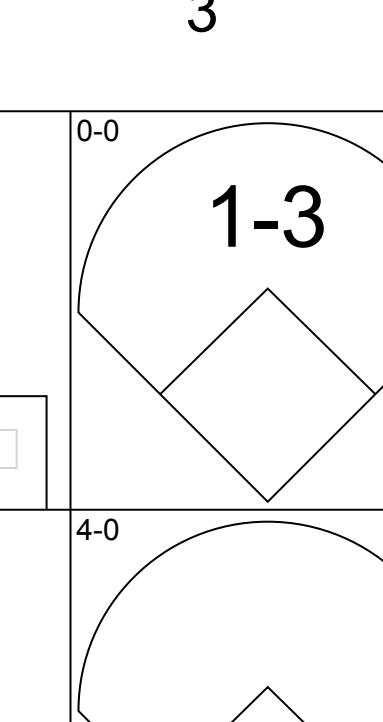
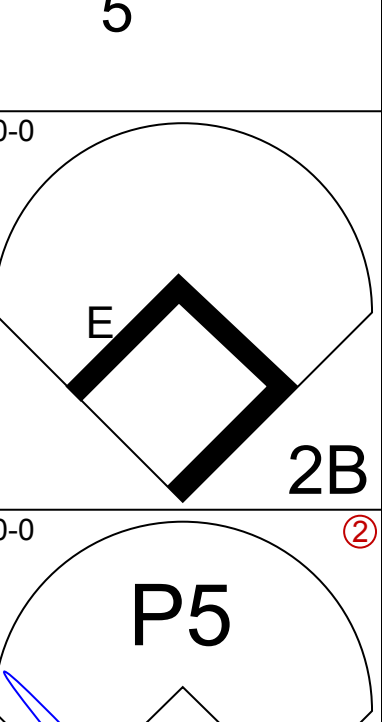
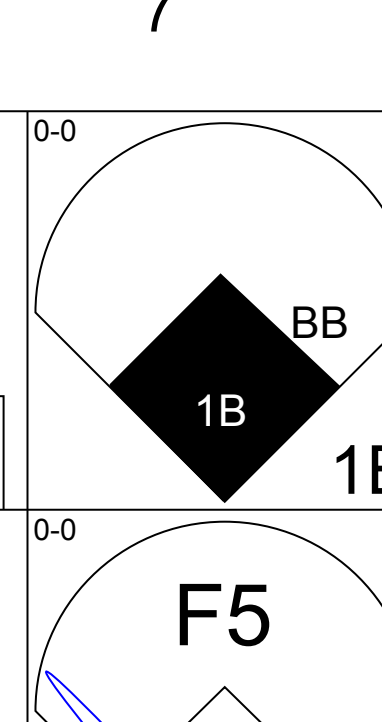
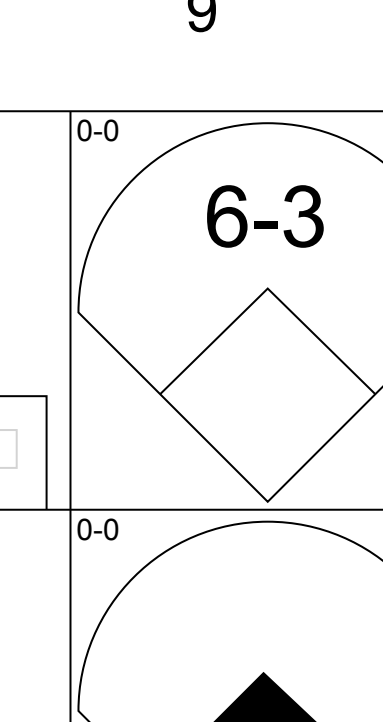
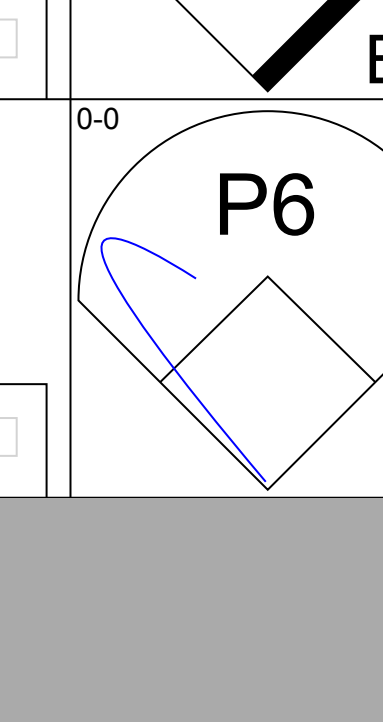
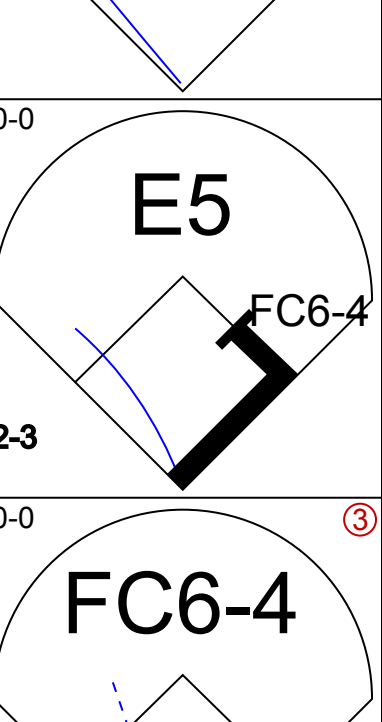
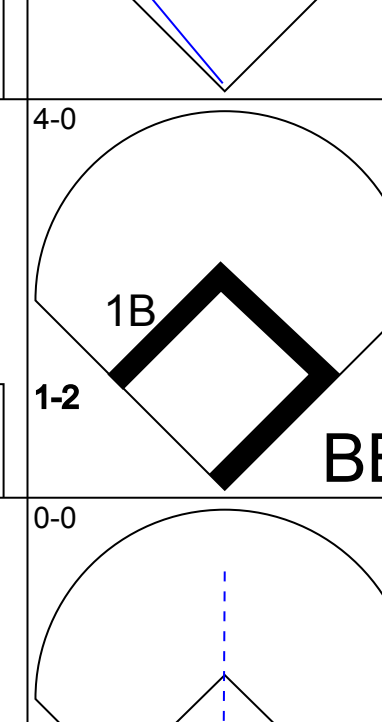



Batter	1	2	3	4	5	6	7	8	9	AB	R	H	RBI	BB	SO	LOB	BOTTOM								
Elio Chacon, R OBP: 0.358, SLG: 0.284 (1, 6)										4	1	1	0	0	1	0									
Choo-Choo Coleman, L OBP: 0.308, SLG: 0.454 (1, 2)										4	1	1	0	0	0	1									
Felix Mantilla, R OBP: 0.335, SLG: 0.402 (1, 4)										3	0	1	1	1	0	0									
Mary Throneberry, L OBP: 0.308, SLG: 0.415 (1, 3)										4	0	1	1	0	0	1									
Frank Thomas, R OBP: 0.317, SLG: 0.484 (1, 7)										4	0	1	0	0	1	3									
Charlie Neal, R OBP: 0.326, SLG: 0.382 (1, 5)										4	0	1	0	0	1	1									
Jim Hickman, R OBP: 0.339, SLG: 0.428 Sammy Drake, S OBP: 0.400, SLG: 0.250 (9, PH)										2	0	0	0	1	1	1									
Joe Christopher, R OBP: 0.316, SLG: 0.333 Gene Woodling, L OBP: 0.376, SLG: 0.427 (9, PH)										3	0	1	0	0	0	2									
Bob Miller, R OBP: 0.139, SLG: 0.194 Larry Foss, R (7, 1)										2	0	0	0	0	2	1									
Rod Kanehl, R OBP: 0.302, SLG: 0.332 Willard Hunter, R OBP: 0.231, SLG: 0.231 (8, 1)										1	0	0	0	0	1	0									
Inning Stats	R: 1 E: 0 K: 0 S: 5	H: 2 LOB: 1 BB: 0 P: 5	R: 0 E: 0 K: 2 S: 8	H: 2 LOB: 0 BB: 0 P: 8	R: 0 E: 0 K: 0 S: 3	H: 0 LOB: 0 BB: 0 P: 3	R: 0 E: 0 K: 0 S: 4	H: 1 LOB: 2 BB: 1 P: 8	R: 0 E: 0 K: 2 S: 9	H: 2 LOB: 2 BB: 1 P: 13	R: 0 E: 0 K: 0 S: 3	H: 0 LOB: 0 BB: 0 P: 3	R: 0 E: 0 K: 2 S: 7	H: 0 LOB: 0 BB: 0 P: 7	R: 0 E: 0 K: 0 S: 3	H: 0 LOB: 0 BB: 0 P: 3	R: 0 E: 0 K: 1 S: 5	H: 0 LOB: 0 BB: 0 P: 5	1B: 7 2B: 0 3B: 0 HR: 0	SF: 0 SAC: 0 DP: 0 HBP: 0	WP: 0 PB: 0 SB: 0 CS: 1	PA: 35			
PITCHER	IP	WLS	BF	H	R	ER	SO	BB	IBB	HBP	BLK	WP	HR	S	P	ERA	WHIP								
Tony Cloninger, R ERA: 4.48 (1, 1)	9.0	W	35	7	2	2	7	2	0	0	0	0	0	47	55	2.00	1.000								

Milwaukee Braves @ New York Mets
Polo Grounds, New York, NY
Mon Sep 10 1962, 7:05 PM EDT
Att: 5,381 - Unknown

AB 33
R 2
H 7
RBI 2
BB 2
SO 7
LOB 10

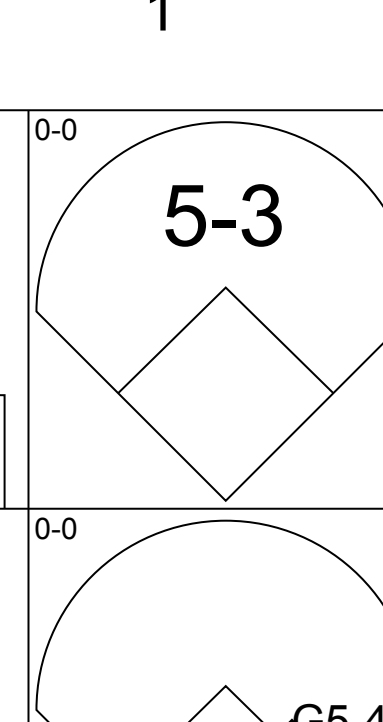
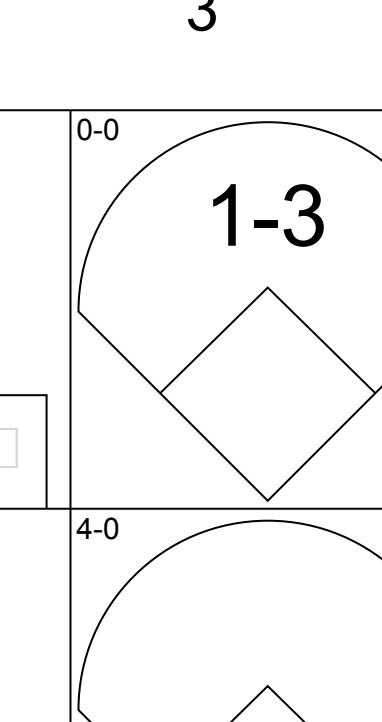
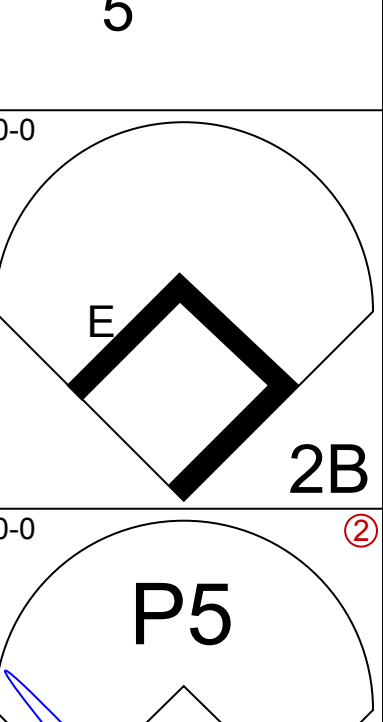
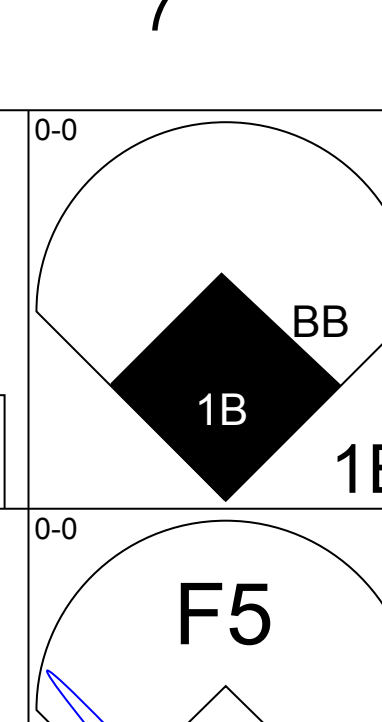
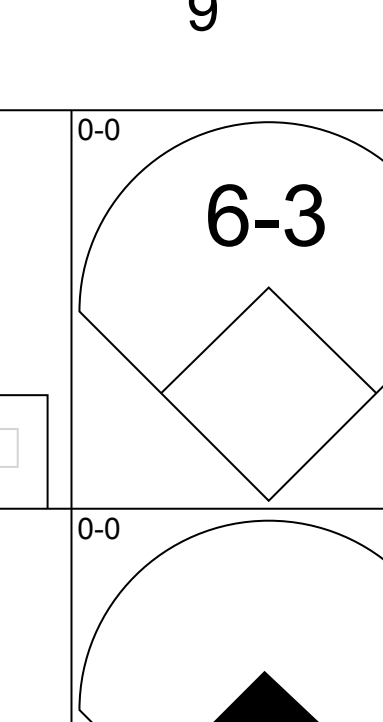
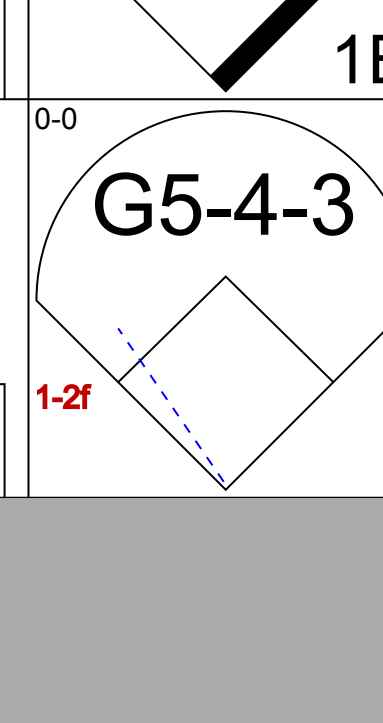
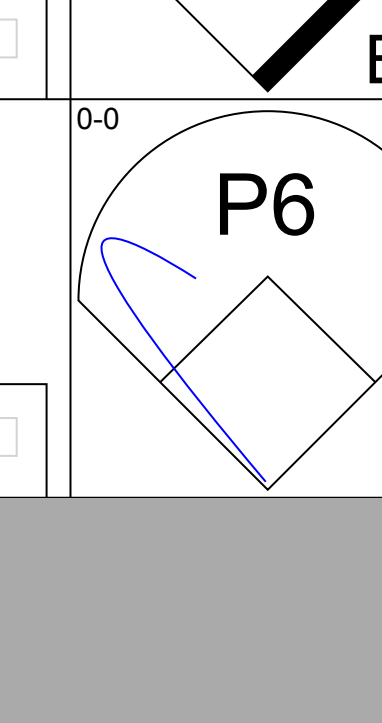
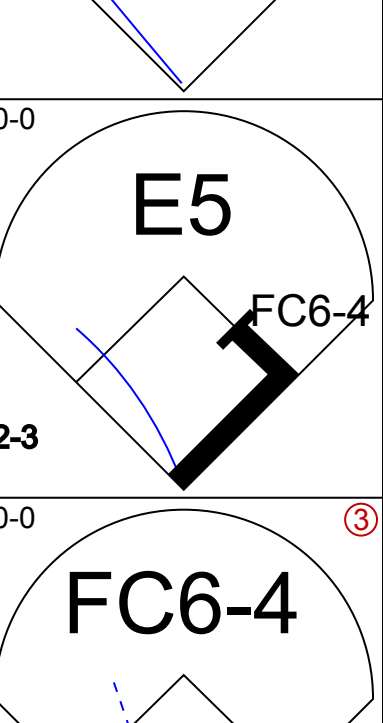
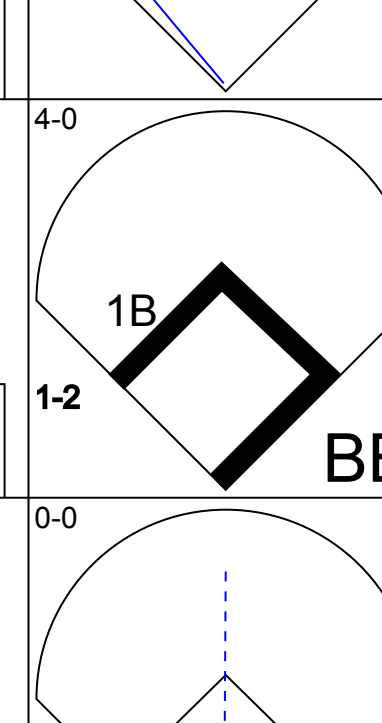




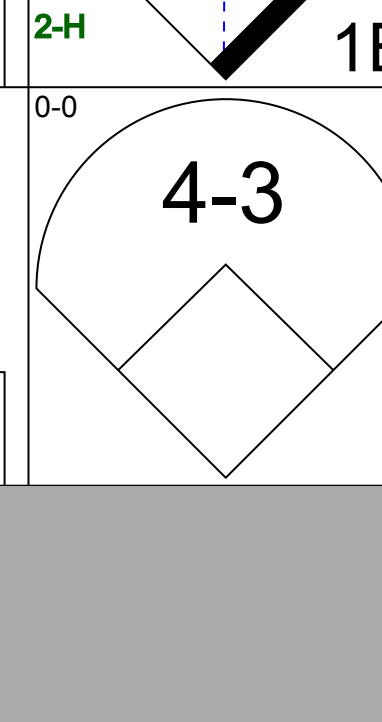
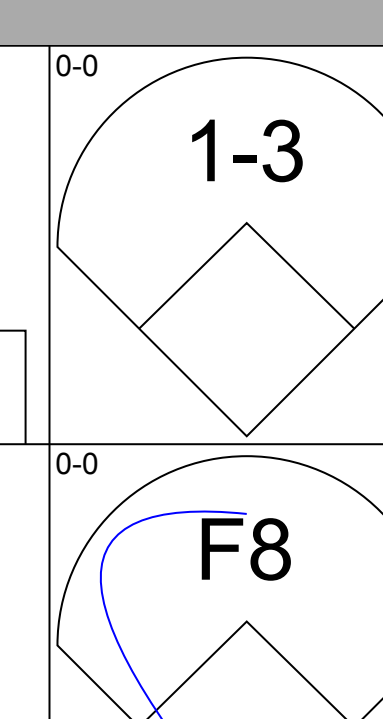
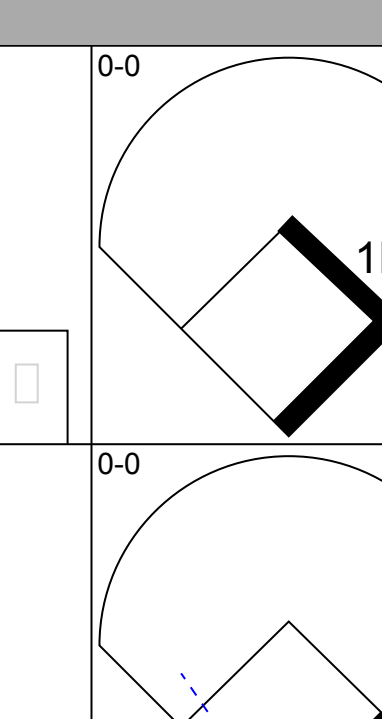
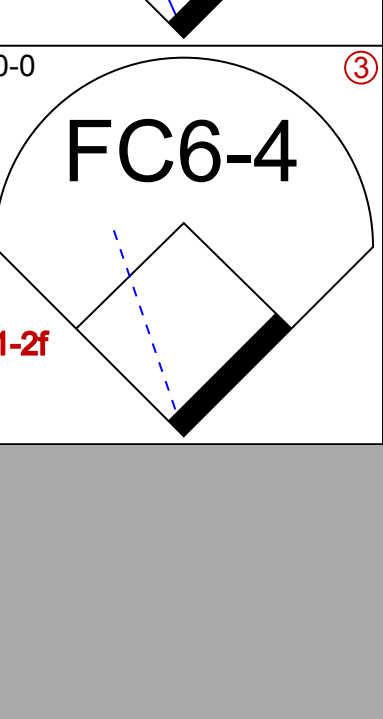
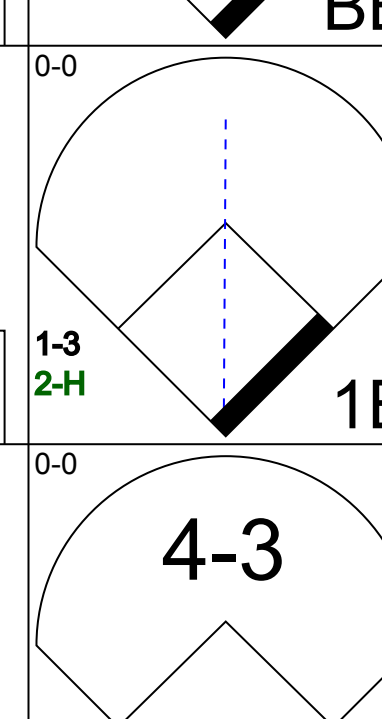
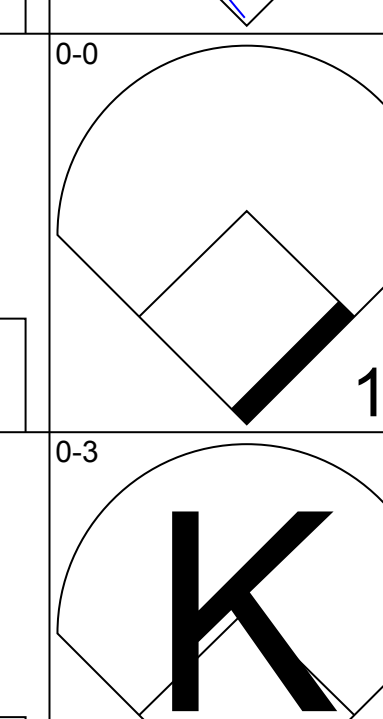
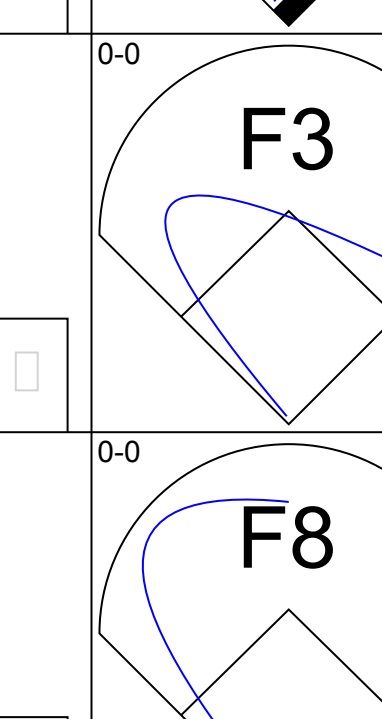
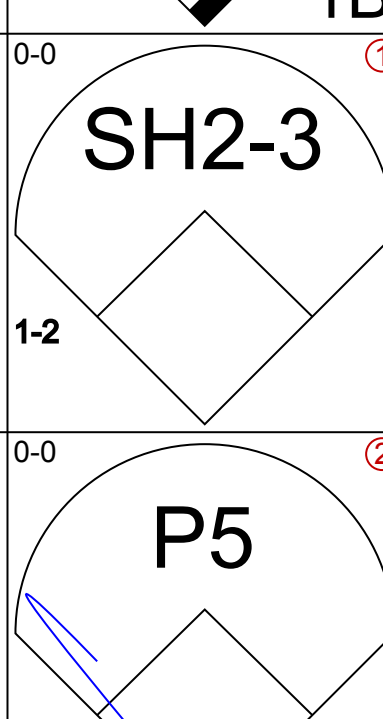


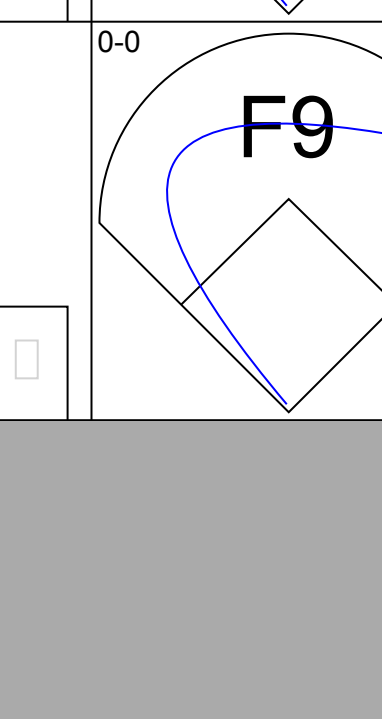
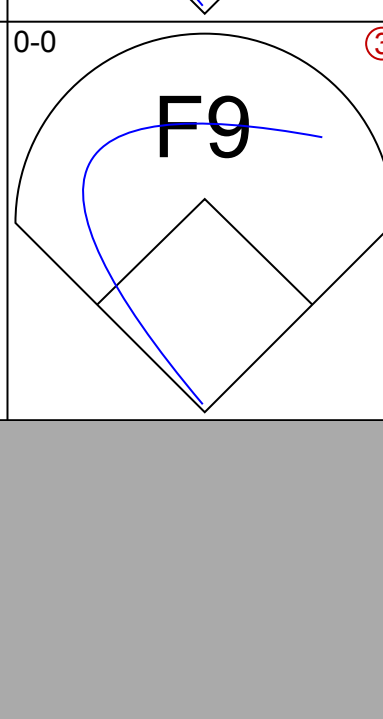
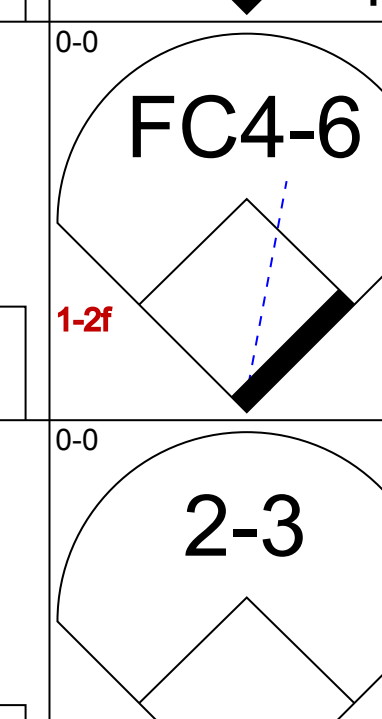
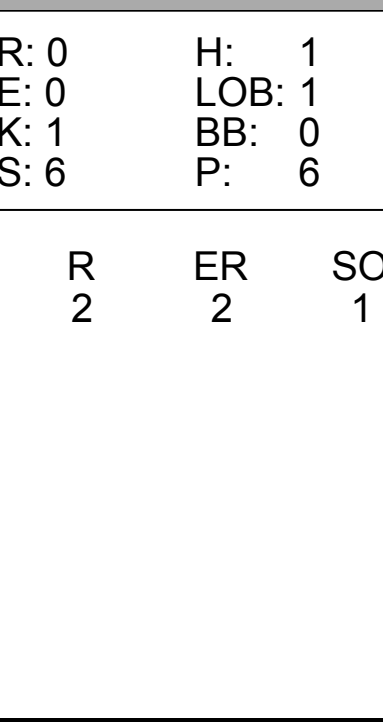
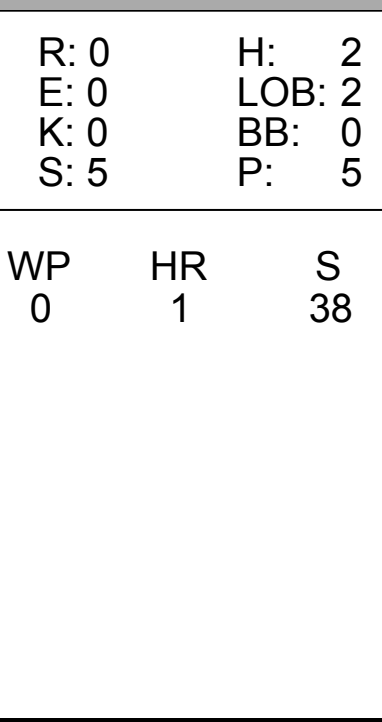
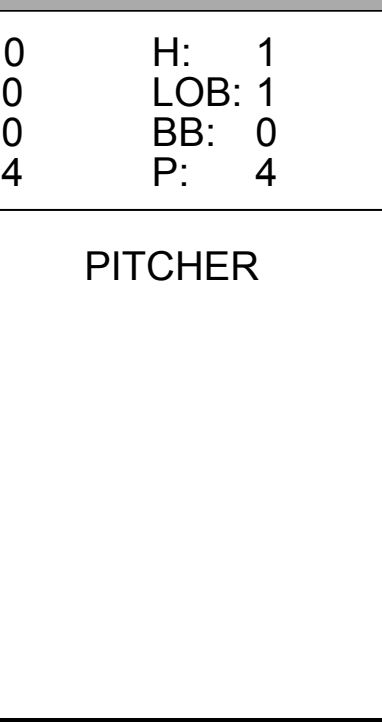
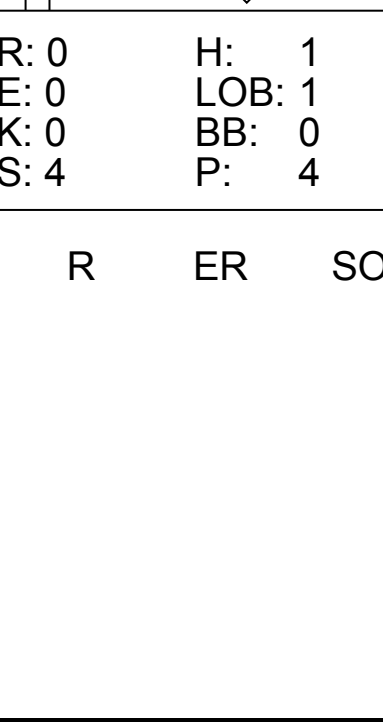
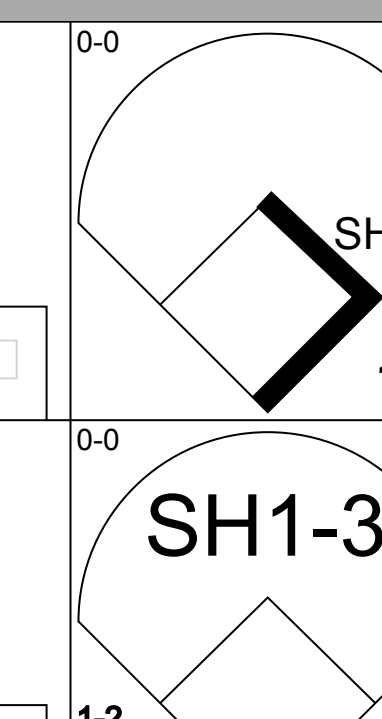
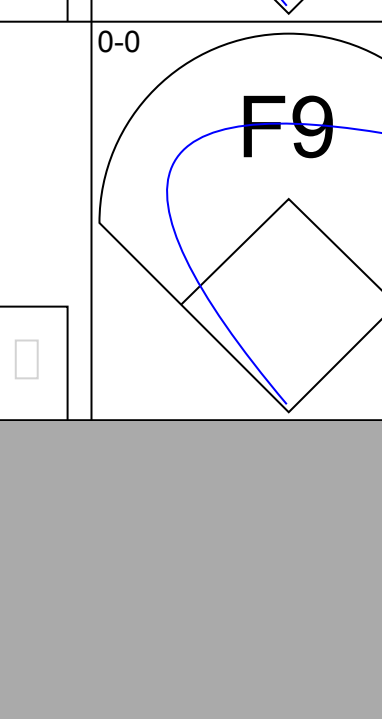
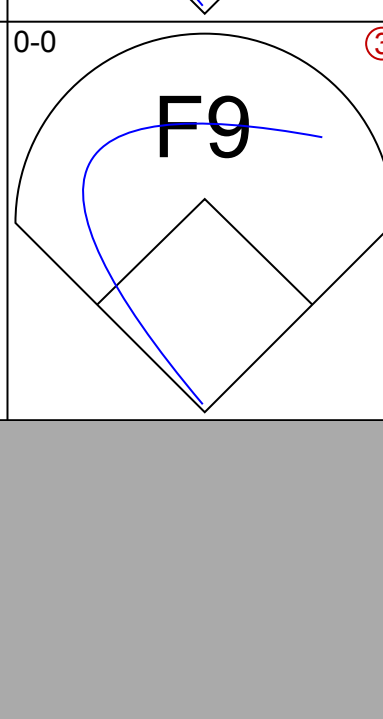
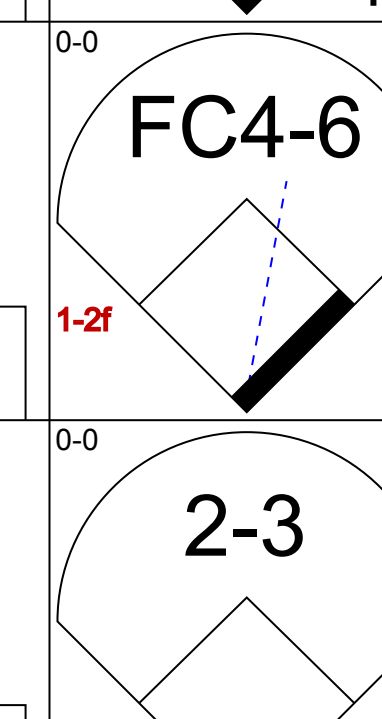
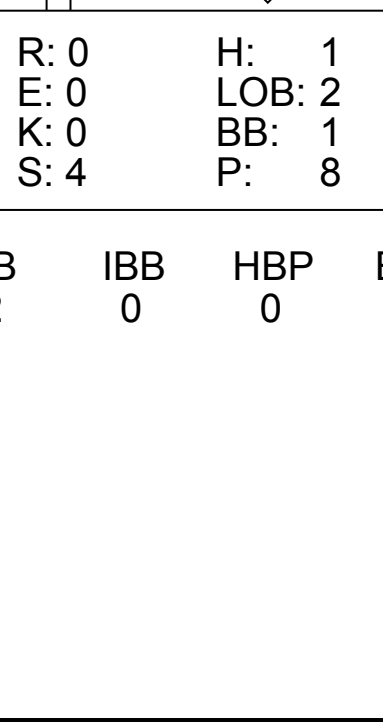
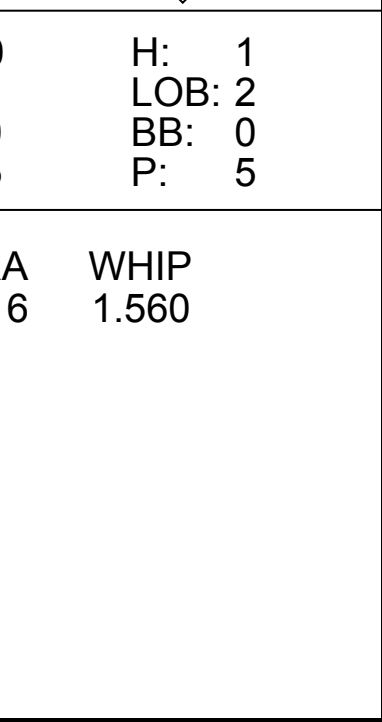
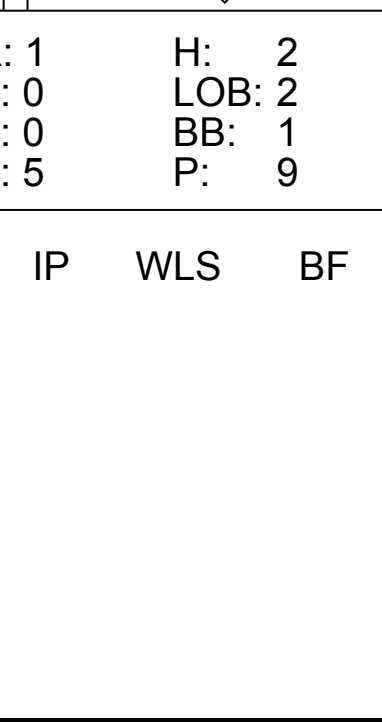
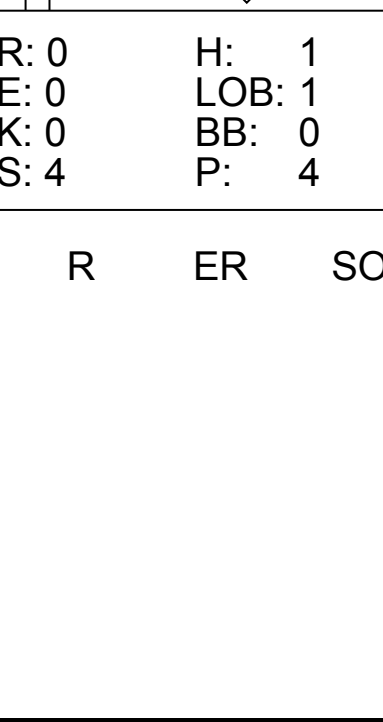


Batter	1	2	3	4	5	6	7	8	9	AB	R	H	RBI	BB	SO	LOB	TOP					
Lou Johnson, R OBP: 0.352, SLG: 0.465 (1, 8)										4	0	2	1	0	1	0						
Eddie Mathews, L OBP: 0.376, SLG: 0.479 (1, 5)										4	0	0	0	0	1	3						
Hank Aaron, R OBP: 0.385, SLG: 0.599 (1, 9)										4	0	0	0	0	1	0						
Joe Adcock, R OBP: 0.239, SLG: 0.504 Roy McMillan, R OBP: 0.335, SLG: 0.356 (1, 3)										4	0	1	0	0	0	0						
Frank Bolling, R OBP: 0.333, SLG: 0.409 (1, 4)										4	0	1	0	0	0	1						
Del Crandall, R OBP: 0.339, SLG: 0.405 Lee Maye, L OBP: 0.295, SLG: 0.370 (1, 2)											4	0	1	0	0	0	2					
Amado Samuel, R OBP: 0.239, SLG: 0.275 Joe Torre, R OBP: 0.362, SLG: 0.410 (1, 6)										3	0	0	0	0	0	1						
Hawk Taylor, R OBP: 0.182, SLG: 0.156 Tommie Aaron, R OBP: 0.310, SLG: 0.368 (1, 7)											2	1	0	0	1	1	0					
Warren Spahn, L OBP: 0.247, SLG: 0.310 (1, 1)											4	0	1	0	0	1	3					
Inning Stats	R: 0 E: 0 K: 1 S: 5	H: 0 LOB: 0 BB: 0 P: 5	R: 0 E: 0 K: 0 S: 4	H: 1 LOB: 1 BB: 0 P: 4	R: 0 E: 0 K: 2 S: 8	H: 1 LOB: 1 BB: 0 P: 8	R: 0 E: 0 K: 0 S: 3	H: 0 LOB: 0 BB: 0 P: 3	R: 1 E: 0 K: 0 S: 5	H: 2 LOB: 2 BB: 1 P: 9	R: 0 E: 0 K: 1 S: 6	H: 1 LOB: 1 BB: 0 P: 6	R: 0 E: 0 K: 1 S: 5	H: 0 LOB: 0 BB: 0 P: 5	R: 0 E: 0 K: 0 S: 3	H: 0 LOB: 0 BB: 0 P: 3	R: 0 E: 0 K: 0 S: 5	H: 2 LOB: 3 BB: 1 P: 9	1B: 6 2B: 0 3B: 1 HR: 0	SF: 0 SAC: 0 DP: 0 HBP: 0	WP: 0 PB: 0 SB: 0 CS: 0	PA: 36
PITCHER Chris Short, L ERA: 3.15 (1, 1)	IP: 9.0 WLS: W BF: 36 H: 7 R: 1 ER: 1 SO: 5 BB: 2 IBB: 0 HBP: 0 BLK: 0 WP: 0 HR: 0 S: 44 P: 52 ERA: 1.00 WHIP: 1.000															PITCHER						

Milwaukee Braves @ Philadelphia Phillies
 Connie Mack Stadium, Philadelphia, PA
 Thu Sep 13 1962, 7:05 PM EDT
 Att: 4,013 - Unknown

AB 34
R 1
H 7
RBI 1
BB 2
SO 5
LOB 10



Batter	1	2	3	4	5	6	7	8	9	AB	R	H	RBI	BB	SO	LOB	BOTTOM					
Tony Taylor, R OBP: 0.331, SLG: 0.340 (1, 4)										5	1	2	0	0	0	1						
Johnny Callison, L OBP: 0.363, SLG: 0.487 (1, 9)										4	1	2	1	1	0	2						
Ted Savage, R OBP: 0.342, SLG: 0.368 (1, 7)										3	0	0	0	1	0	4						
Roy Sievers, R OBP: 0.337, SLG: 0.451 (1, 3)										4	0	2	1	0	0	2						
Don Demeter, R OBP: 0.362, SLG: 0.520 (1, 8)										4	0	2	0	0	0	2						
Bobby Wine, R OBP: 0.271, SLG: 0.333 (1, 5)										3	0	1	0	0	0	2						
Clay Dalrymple, L OBP: 0.394, SLG: 0.426 Billy Klaus, L OBP: 0.296, SLG: 0.335 Bob Oldis, R OBP: 0.352, SLG: 0.303 (1, 2)										4	0	1	0	0	1	4						
Ruben Amaro, R OBP: 0.349, SLG: 0.307 (1, 6)											4	0	1	0	0	4						
Chris Short, R OBP: 0.219, SLG: 0.290 (1, 1)											3	0	0	0	0	1						
Inning Stats	R: 0 E: 0 K: 0 S: 3	H: 1 LOB: 0 BB: 0 P: 3	R: 0 E: 0 K: 1 S: 6	H: 1 LOB: 1 BB: 0 P: 6	R: 0 E: 0 K: 0 S: 4	H: 1 LOB: 2 BB: 1 P: 8	R: 0 E: 0 K: 0 S: 5	H: 2 LOB: 0 BB: 0 P: 5	R: 0 E: 0 K: 0 S: 4	H: 1 LOB: 1 BB: 0 P: 4	R: 1 E: 0 K: 0 S: 5	H: 2 LOB: 2 BB: 1 P: 9	R: 0 E: 0 K: 0 S: 4	H: 1 LOB: 0 BB: 0 P: 4	R: 0 E: 0 K: 0 S: 2	H: 1 LOB: 0 BB: 0 P: 2	R: 1 E: 0 K: 0 S: 5	H: 1 LOB: 0 BB: 0 P: 2	1B: 9 2B: 1 3B: 0 HR: 1	SF: 0 SAC: 2 DP: 1 HBP: 0	WP: 0 PB: 0 SB: 0 CS: 0	PA: 38
PITCHER Warren Spahn, L ERA: 3.2 (1, 1)	IP: 8.1 WLS: L BF: 38 H: 11 R: 2 ER: 2 SO: 1 BB: 2 IBB: 0 HBP: 0 BLK: 0 WP: 0 HR: 1 S: 38 P: 46 ERA: 2.16 WHIP: 1.560															PITCHER						

Milwaukee Braves @ Philadelphia Phillies
 Connie Mack Stadium, Philadelphia, PA
 Thu Sep 13 1962, 7:05 PM EDT
 Att: 4,013 - Unknown

AB 34
R 2
H 11
RBI 2
BB 2
SO 1
LOB 22



Batter	1	2	3	4	5	6	7	8	9	AB	R	H	RBI	BB	SO	LOB	TOP			
Bob Lillis, R OBP: 0.290, SLG: 0.287 (1, 6)										4	0	1	0	0	0	1	Houston Colt 45's @ Milwaukee Braves Milwaukee County Stadium, Milwaukee, WI Fri Sep 14 1962, 8:05 PM EDT Att. 5,505 - Unknown - 70 F			
Johnny Temple, R OBP: 0.346, SLG: 0.317 (1, 4) (4, 5)										4	0	1	0	0	2	2				
Jim Pendleton, R OBP: 0.276, SLG: 0.375 (1, 3)										4	0	1	0	0	1	0				
Roman Mejias, R OBP: 0.330, SLG: 0.450 (1, 9)										4	0	1	0	0	1	3				
Carl Warwick, R OBP: 0.307, SLG: 0.404 (1, 7)										4	1	1	1	0	2	4				
Hal Smith, R OBP: 0.270, SLG: 0.372 (1, 2)										4	0	0	0	0	1	4				
Al Heist, R OBP: 0.230, SLG: 0.175 Dave Roberts, L OBP: 0.176, SLG: 0.188 (9, PR)										3	0	0	0	1	1	0				
Bob Aspromonte, R OBP: 0.331, SLG: 0.379 George Williams, R (4, 4)										2	0	0	0	0	0	1				
Turk Farrell, R OBP: 0.197, SLG: 0.271 (1, 1)										2	0	0	0	0	0	2				
Inning Stats	R: 0 E: 0 K: 1 S: 8	H: 3 LOB: 3 BB: 0 P: 8	R: 0 E: 2 K: 1 S: 7	H: 0 LOB: 2 BB: 0 P: 7	R: 1 E: 0 K: 2 S: 8	H: 1 LOB: 0 BB: 0 P: 8	R: 0 E: 0 K: 0 S: 3	H: 0 LOB: 0 BB: 0 P: 3	R: 0 E: 0 K: 1 S: 5	H: 0 LOB: 0 BB: 0 P: 5	R: 0 E: 0 K: 2 S: 7	H: 0 LOB: 0 BB: 0 P: 7	R: 0 E: 0 K: 1 S: 5	H: 0 LOB: 0 BB: 0 P: 5	R: 0 E: 0 K: 1 S: 6	H: 1 LOB: 2 BB: 1 P: 10		1B: 4 2B: 0 3B: 0 HR: 1	SF: 0 SAC: 0 DP: 0 HBP: 0	WP: 0 PB: 0 SB: 0 CS: 0
PITCHER Bob Hendley, L ERA: 3.59 (1, 1)	IP: 9.0 WLS: W BF: 35	H: 5 R: 1 ER: 1 SO: 10	BB: 1 IBB: 0 HBP: 0 BLK: 0	WP: 0 HR: 1 S: 54 P: 58	ERA: 1.00 WHIP: 0.667	PITCHER														

Batter	1	2	3	4	5	6	7	8	9	AB	R	H	RBI	BB	SO	LOB	BOTTOM			
Roy McMillan, R OBP: 0.336, SLG: 0.357 (1, 6)										4	1	2	1	0	0	1	Houston Colt 45's @ Milwaukee Braves Milwaukee County Stadium, Milwaukee, WI Fri Sep 14 1962, 8:05 PM EDT Att. 5,505 - Unknown - 70 F			
Eddie Mathews, L OBP: 0.377, SLG: 0.479 (1, 5)										4	0	2	0	0	0	1				
Tommie Aaron, R OBP: 0.310, SLG: 0.372 (1, 7) (9, 3)										3	0	1	1	0	0	1				
Joe Adcock, R OBP: 0.326, SLG: 0.499 Lou Johnson, R OBP: 0.352, SLG: 0.465 (1, 3) (9, 7)										4	0	0	0	0	1	3				
Lee Mays, L OBP: 0.295, SLG: 0.369 (1, 8)										4	0	1	0	0	0	2				
Joe Torre, R OBP: 0.357, SLG: 0.404 (1, 2)										3	0	0	0	0	1	1				
Gus Bell, L OBP: 0.290, SLG: 0.352 (1, 9)										3	0	1	0	0	1	1				
Amado Samuel, R OBP: 0.245, SLG: 0.286 (1, 4)										3	1	2	0	0	1	1				
Bob Hendley, R OBP: 0.203, SLG: 0.175 (1, 1)										2	1	0	0	0	0	2				
Inning Stats	R: 0 E: 0 K: 0 S: 4	H: 1 LOB: 1 BB: 0 P: 4	R: 0 E: 0 K: 2 S: 7	H: 1 LOB: 0 BB: 0 P: 7	R: 2 E: 1 K: 1 S: 9	H: 3 LOB: 2 BB: 0 P: 9	R: 0 E: 0 K: 1 S: 6	H: 1 LOB: 1 BB: 0 P: 6	R: 1 E: 0 K: 0 S: 4	H: 2 LOB: 0 BB: 0 P: 4	R: 0 E: 0 K: 0 S: 3	H: 0 LOB: 0 BB: 0 P: 3	R: 0 E: 0 K: 0 S: 4	H: 1 LOB: 1 BB: 0 P: 4	R: 0 E: 0 K: 0 S: 3	H: 0 LOB: 0 BB: 0 P: 3		1B: 7 2B: 2 3B: 0 HR: 0	SF: 1 SAC: 1 DP: 1 HBP: 0	WP: 0 PB: 0 SB: 0 CS: 1
PITCHER Turk Farrell, R ERA: 3.02 (1, 1)	IP: 8.0 WLS: L BF: 32	H: 9 R: 3 ER: 3 SO: 4	BB: 0 IBB: 0 HBP: 0 BLK: 0	WP: 0 HR: 0 S: 40 P: 40	ERA: 3.38 WHIP: 1.125	PITCHER														

Batter	1	2	3	4	5	6	7	8	9	AB	R	H	RBI	BB	SO	LOB	TOP				
Bob Lillis, R OBP: 0.290, SLG: 0.298 (1, 6)	5-3		HR	1B 2B		6-3		G6-4-3		5	2	2	2	0	0	3	Houston Colt 45's @ Milwaukee Braves Milwaukee County Stadium, Milwaukee, WI Sun Sep 16 1962, 8:05 PM EDT Att: 5,477 - Unknown - 75 F				
Al Spangler, L OBP: 0.393, SLG: 0.379 (1, 7)	F9		WP FC3-2	2B			5-3	1B	F7	5	0	3	2	0	0	0					
Carl Warwick, R OBP: 0.309, SLG: 0.409 (1, 8)	L9		FC3-2	BB			5-3	1-2	5-3	4	0	0	0	1	1	2					
Norm Larker, L OBP: 0.360, SLG: 0.370 Jim Pendleton, R OBP: 0.276, SLG: 0.375 (9, PR)	1-3	FC3-2			4-3		P1		BB 1B BB	4	0	0	0	1	0	3					
Bob Aspromonte, R OBP: 0.336, SLG: 0.384 (1, 5)			P4				P4		BB	5	0	3	0	0	0	3					
Dave Roberts, L OBP: 0.273, SLG: 0.300 (1, 9)	1B				F8	L9		4-3	1-2 2-3 BB	4	0	2	0	1	0	1					
Merritt Ranew, L OBP: 0.274, SLG: 0.377 (1, 2)	FC6-4				P6	K		4-3	1-4-3	5	0	1	0	0	1	5					
Joey Amalfitano, R OBP: 0.317, SLG: 0.293 (1, 4)	FC6-4						P1		BB	3	1	1	0	1	0	2					
Bob Bruce, R OBP: 0.355, SLG: 0.220 Jim Umbricht, R OBP: 0.111, SLG: 0.111 Billy Goodman, L OBP: 0.309, SLG: 0.294 George Williams, R (8, PR)	4-3				E4		4-3		G6-4-3	3	1	0	0	0	0	1					
Don McMahon, R OBP: 0.083, SLG: 0.083 (8, 1)								1-2	BB	0	0	0	0	0	0	0					
Inning Stats	R: 0 E: 0 K: 0 S: 3	H: 0 LOB: 0 BB: 0 P: 3	R: 0 E: 0 K: 0 S: 5	H: 3 LOB: 2 BB: 0 P: 5	R: 1 E: 0 K: 0 S: 5	H: 2 LOB: 2 BB: 1 P: 9	R: 3 E: 1 K: 1 S: 9	H: 3 LOB: 1 BB: 0 P: 9	R: 0 E: 0 K: 0 S: 6	H: 0 LOB: 0 BB: 0 P: 3	R: 0 E: 0 K: 0 S: 4	H: 1 LOB: 1 BB: 0 P: 4	R: 0 E: 0 K: 0 S: 3	H: 1 LOB: 3 BB: 2 P: 11	R: 0 E: 0 K: 0 S: 4	H: 1 LOB: 3 BB: 2 P: 12	1B: 8 2B: 3 3B: 0 HR: 1	SF: 0 SAC: 0 DP: 1 HBP: 0	WP: 1 PB: 0 SB: 0 CS: 1	PA: 43	
PITCHER	IP WLS BF H R ER SO	IP WLS BF H R ER SO	IP WLS BF H R ER SO	IP WLS BF H R ER SO	IP WLS BF H R ER SO	IP WLS BF H R ER SO	IP WLS BF H R ER SO	IP WLS BF H R ER SO	IP WLS BF H R ER SO	IP WLS BF H R ER SO	IP WLS BF H R ER SO	IP WLS BF H R ER SO	IP WLS BF H R ER SO	IP WLS BF H R ER SO	IP WLS BF H R ER SO	IP WLS BF H R ER SO	ERA WHIP	ERA WHIP			
Tony Cloninger, R ERA: 4.41 Carl Willey, R ERA: 5.5 Jack Curtis, L ERA: 4.16 Claude Raymond, R ERA: 2.04 Lew Burdette, R ERA: 4.89	3.2 1.1 2.0 1.2 0.1	5 1 7 10 W	20 1 1 0 0	8 0 0 0 0	4 0 0 0 0	1 0 0 0 0	19 9 7 6 1	23 9 9 22 1	2.46 0.00 0.00 0.00 0.00	2.455 0.750 0.500 3.600 0.000											


Batter	1	2	3	4	5	6	7	8	9	AB	R	H	RBI	BB	SO	LOB	BOTTOM					
Amado Samuel, R OBP: 0.248, SLG: 0.297 Hank Aaron, R OBP: 0.386, SLG: 0.599 Bob Hendley, R OBP: 0.203, SLG: 0.175 Claude Raymond, R (8, 1)			6-3		FC4-6		2B			3	0	1	0	0	0	1	Houston Colt 45's @ Milwaukee Braves Milwaukee County Stadium, Milwaukee, WI Sun Sep 16 1962, 8:05 PM EDT Att: 5,477 - Unknown - 75 F					
Lew Burdette, R OBP: 0.208, SLG: 0.176 (9, 1)	2B						1-2 2-3 BB			0	0	0	0	1	0	0						
Eddie Mathews, L OBP: 0.376, SLG: 0.478 (1, 5)	F5		3-1				1-3 2-H 3-H	2B		4	0	1	2	0	0	1						
Tommie Aaron, R OBP: 0.301, SLG: 0.360 (1, 7)	6-3				4-3		1-4-3	F8		4	0	0	0	0	0	4						
Joe Adcock, R OBP: 0.326, SLG: 0.500 Lou Johnson, R OBP: 0.345, SLG: 0.447 (9, 7)	K				K		P6	P4		4	0	0	0	0	2	1						
Lee Maye, L OBP: 0.295, SLG: 0.368 (1, 8)			F8		4-3		WP 1B	K		4	1	1	0	0	1	0						
Del Crandall, R OBP: 0.346, SLG: 0.422 (1, 2)			3-1		HR		WP 1H 2B	BB	BB	3	2	3	2	1	0	0						
Hawk Taylor, R OBP: 0.333, SLG: 0.256 Roy McMillan, R OBP: 0.337, SLG: 0.357 (8, 6)			3-1		FC4-6		P6	FC6-4	BB	2	0	0	0	1	0	2						
Frank Bolling, R OBP: 0.333, SLG: 0.406 (1, 4)			6-3		K		WP 2B	FC6-4	BB	3	1	0	0	1	1	4						
Tony Cloninger, R OBP: 0.293, SLG: 0.293 Carl Willey, R OBP: 0.333, SLG: 0.364 Ethan Phillips, R OBP: 0.250, SLG: 0.430 Jack Curran, R OBP: 0.250, SLG: 0.275 Gus Bell, L OBP: 0.260, SLG: 0.361 (8, 9)			K		K		F2		HR	1	0	0	0	0	1	0						
Inning Stats	R: 0 E: 0 K: 1 S: 6	H: 1 LOB: 1 BB: 0 P: 6	R: 0 E: 0 K: 0 S: 4	H: 1 LOB: 0 BB: 0 P: 4	R: 0 E: 0 K: 1 S: 5	H: 0 LOB: 0 BB: 0 P: 5	R: 0 E: 0 K: 1 S: 5	H: 0 LOB: 0 BB: 0 P: 5	R: 1 E: 0 K: 2 S: 8	H: 1 LOB: 1 BB: 1 P: 12	R: 0 E: 0 K: 0 S: 3	H: 0 LOB: 0 BB: 0 P: 3	R: 3 E: 0 K: 0 S: 6	H: 3 LOB: 3 BB: 2 P: 14	R: 0 E: 0 K: 1 S: 5	H: 0 LOB: 2 BB: 2 P: 13	R: 1 E: 0 K: 0 S: 1	H: 1 LOB: 0 BB: 0 P: 1	1B: 2 2B: 3 3B: 0 HR: 2	SF: 0 SAC: 0 DP: 0 HBP: 0	WP: 2 PB: 0 SB: 0 CS: 0	PA: 36
PITCHER	IP WLS BF H R ER SO	IP WLS BF H R ER SO	IP WLS BF H R ER SO	IP WLS BF H R ER SO	IP WLS BF H R ER SO	IP WLS BF H R ER SO	IP WLS BF H R ER SO	IP WLS BF H R ER SO	IP WLS BF H R ER SO	IP WLS BF H R ER SO	IP WLS BF H R ER SO	IP WLS BF H R ER SO	IP WLS BF H R ER SO	IP WLS BF H R ER SO	IP WLS BF H R ER SO	IP WLS BF H R ER SO	ERA WHIP	ERA WHIP				
Bob Bruce, R ERA: 4.09 Jim Umbricht, R ERA: 2.14 Don McMahon, R ERA: 1.75	6.2 0.1 1.0	29 1 6	6 0 1	4 0 1	5 0 1	2 0 0	36 1 6	48 1 14	5.40 0.00 9.00	1.350 0.000 3.000												




Batter	1	2	3	4	5	6	7	8	9	AB	R	H	RBI	BB	SO	LOB	TOP								
Maury Wills, S OBP: 0.345, SLG: 0.372	F6		6-3			5-3		1-H 2B		4	0	1	0	0	0	0	Los Angeles Dodgers @ Milwaukee Braves Milwaukee County Stadium, Milwaukee, WI Mon Sep 17 1962, 8:05 PM EDT Att: 8,732 - Unknown								
Jim Gilliam, S OBP: 0.375, SLG: 0.343	F3			6-3		F4		F9		4	0	0	0	0	0	2									
Willie Davis, L OBP: 0.342, SLG: 0.474	K			4-3 1B			F8		G3	4	0	1	0	0	1	0									
Tommy Davis, R OBP: 0.370, SLG: 0.529		3-2 1B		4-3 1B			L8		2B	4	0	2	0	0	0	1									
Frank Howard, R OBP: 0.359, SLG: 0.587	F3			F2			HR		6-3	4	1	1	1	0	0	3									
Lee Walls, R OBP: 0.330, SLG: 0.311	F2				5-3				L7	3	0	0	0	1	0	2									
Doug Camilli, R OBP: 0.356, SLG: 0.494	K			4-3			BB			3	0	0	0	0	1	2									
Ron Fairly, L OBP: 0.392, SLG: 0.455			L6							2	0	0	0	1	0	0									
Dick Tracewski, R (8, PR)					G3					0	0	0	0	0	0	0									
Tim Harkness, L OBP: 0.382, SLG: 0.414								2B BB		0	0	0	0	0	0	0									
Pete Richert, L OBP: 0.130, SLG: 0.083						L6				0	0	0	0	0	0	0									
Ed Roebuck, R OBP: 0.290, SLG: 0.280										1	0	0	0	0	0	0									
Ken McMullen, R (6, PH)										1	0	0	0	0	0	0									
Stan Williams, R OBP: 0.190, SLG: 0.190										0	0	0	0	0	0	0									
Ron Perranoski, L OBP: 0.142, SLG: 0.077										0	0	0	0	0	0	0									
Andy Carey, R (6, PH)										1	0	0	0	0	1	1									
Larry Sherry, R OBP: 0.178, SLG: 0.125										0	0	0	0	0	0	0									
Inning Stats	R: 0 E: 0 K: 1 S: 6	H: 0 LOB: 0 BB: 0 P: 9	R: 0 E: 0 K: 1 S: 13	H: 1 LOB: 1 BB: 0 P: 18	R: 0 E: 0 K: 0 S: 7	H: 0 LOB: 0 BB: 0 P: 8	R: 0 E: 0 K: 0 S: 9	H: 1 LOB: 1 BB: 0 P: 14	R: 0 E: 0 K: 0 S: 7	H: 0 LOB: 0 BB: 0 P: 9	R: 1 E: 0 K: 0 S: 7	H: 1 LOB: 1 BB: 1 P: 13	R: 0 E: 0 K: 1 S: 9	H: 1 LOB: 2 BB: 1 P: 15	R: 0 E: 0 K: 0 S: 6	H: 1 LOB: 1 BB: 0 P: 9	1B: 2 2B: 2 3B: 0 HR: 1	SF: 0 SAC: 0 DP: 0 HBP: 0	WP: 0 PB: 0 SB: 1 CS: 0	PA: 33					
PITCHER	IP WLS BF H R ER SO BB IBB HBP BLK WP HR S P ERA WHIP																								
Warren Spahn, L ERA: 3.12	(1, 1)	9.0 W 33	5 1 1 3	2 0 0 0	0 0 0 0	0 1 75	112	1.00	0.778																

Batter	1	2	3	4	5	6	7	8	9	AB	R	H	RBI	BB	SO	LOB	BOTTOM								
Roy McMillan, R OBP: 0.339, SLG: 0.357	1B BB	1B BB		G5-4-3 1-2			BB PB 1B	F2		3	0	1	0	2	0	2	Los Angeles Dodgers @ Milwaukee Braves Milwaukee County Stadium, Milwaukee, WI Mon Sep 17 1962, 8:05 PM EDT Att: 8,732 - Unknown								
Eddie Mathews, L OBP: 0.375, SLG: 0.478	FC6-4 1B	FC6-4 1B			G3		F4			4	0	2	0	0	0	1									
Hank Aaron, R OBP: 0.387, SLG: 0.600	K	F9			2B		BB IBB			3	0	1	0	1	1	5									
Joe Adcock, R OBP: 0.325, SLG: 0.496	F9	FC6-4			BB		K			3	0	0	0	1	1	7									
Lou Johnson, R OBP: 0.345, SLG: 0.447		1-2								0	0	0	0	0	0	0									
Frank Bolling, R OBP: 0.333, SLG: 0.403	FC6-4		6-3		K					3	0	0	0	1	1	4									
Lee Maye, L OBP: 0.295, SLG: 0.365		3B BB	F2		G3			1-3		3	1	0	0	1	0	5									
Tommie Aaron, R OBP: 0.301, SLG: 0.365		1-H FC4-6 3B	F6			6-3		6-3		4	1	1	1	0	0	0									
Del Crandall, R OBP: 0.350, SLG: 0.423		FC4-6 BB		FC1-6 BB		5-3				2	0	1	0	2	0	0									
Warren Spahn, L OBP: 0.237, SLG: 0.295		FC4-6 1B BB		FC1-6 G5-4-3		K		K		4	0	0	1	0	2	3									
Inning Stats	R: 0 E: 0 K: 1 S: 10	H: 1 LOB: 2 BB: 1 P: 19	R: 2 E: 0 K: 0 S: 13	H: 2 LOB: 3 BB: 3 P: 28	R: 0 E: 0 K: 0 S: 8	H: 0 LOB: 0 BB: 1 P: 12	R: 0 E: 0 K: 0 S: 8	H: 0 LOB: 0 BB: 1 P: 14	R: 0 E: 0 K: 1 S: 11	H: 1 LOB: 2 BB: 1 P: 19	R: 0 E: 0 K: 1 S: 10	H: 0 LOB: 0 BB: 0 P: 15	R: 0 E: 0 K: 1 S: 16	H: 1 LOB: 3 BB: 2 P: 31	R: 0 E: 0 K: 1 S: 15	H: 1 LOB: 1 BB: 0 P: 23	1B: 4 2B: 1 3B: 1 HR: 0	SF: 0 SAC: 0 DP: 1 HBP: 0	WP: 0 PB: 1 SB: 0 CS: 0	PA: 37					
PITCHER	IP WLS BF H R ER SO BB IBB HBP BLK WP HR S P ERA WHIP																								
Pete Richert, L ERA: 3.99	(1, 1)	1.1 L 11	3 2 2 1	4 0 0 0	0 0 0 0	0 0 33	53	0.00	0.818																
Ed Roebuck, R ERA: 2.91	(2, 1)	3.2 13	1 0 0 1	2 0 0 0	0 0 0 0	0 0 33	53	0.00	0.818																
Stan Williams, R ERA: 4.39	(6, 1)	1.2 8	1 0 0 2	1 1 0 0	0 0 0 0	0 0 23	42	0.00	1.200																
Ron Perranoski, L ERA: 2.15	(7, 1)	0.1 1	0 0 0 0	0 0 0 0	0 0 0 0	0 0 3	4	0.00	0.000																
Larry Sherry, R ERA: 3.13	(8, 1)	1.0 4	1 0 0 1	0 0 0 0	0 0 0 0	0 0 15	23	0.00	1.000																



Batter	1	2	3	4	5	6	7	8	9	AB	R	H	RBI	BB	SO	LOB	TOP				
Maury Wills, S OBP: 0.344, SLG: 0.372 (1, 6)	B3		S		F2		FC3-6	FC6		5	0	1	0	0	0	3	Los Angeles Dodgers @ Milwaukee Braves Milwaukee County Stadium, Milwaukee, WI Tue Sep 18 1962, 8:05 PM EDT Att: 9,317 - Unknown 				
Jim Gilliam, S OBP: 0.378, SLG: 0.347 (1, 4)	4-3	1B	2B	1-3		HR	FC6-4	BB	G6-4-3	3	2	2	0	2	0	1					
Tommy Davis, R OBP: 0.369, SLG: 0.531 (1, 8)	4-3			F7		HR	FC6-4		G6-4-3	5	1	1	2	0	0	5					
Frank Howard, R OBP: 0.360, SLG: 0.585 (1, 9)				K					6-3	5	0	2	1	0	2	3					
Lee Walls, R OBP: 0.324, SLG: 0.304 Ron Fairly, L (6, PH) OBP: 0.392, SLG: 0.454 (6, 3)	5-3			K		G4-6-3			FC4	2	0	0	0	0	1	1					
Ken McMullen, R OBP: 0.400, SLG: 0.400 (1, 7)		K		L7		BB			FC4-6	4	0	2	0	0	1	0					
Doug Camilli, R OBP: 0.524, SLG: 0.524 John Roseboro, L (8, PR) OBP: 0.350, SLG: 0.393 (8, 2)		HR		F4		1B	FC5-4	BB	FC4	3	1	1	1	1	0	2					
Andy Carey, R OBP: 0.330, SLG: 0.351 (1, 5)	5-3					F8	FC5-4		SF8	3	0	0	1	0	0	2					
Johnny Podres, L OBP: 0.186, SLG: 0.221 Ed Roebuck, R OBP: 0.290, SLG: 0.280 Dary Serrano, R OBP: 0.346, SLG: 0.377 Ron Perranoski, L OBP: 0.222, SLG: 0.222 Wally Moon, R OBP: 0.301, SLG: 0.345 Jack Smith, R (8, 1)	F3					6-3			FC4-6	2	0	0	0	0	0	0					
Inning Stats	R: 1 E: 0 K: 0 S: 10	H: 2 LOB: 1 BB: 0 P: 17	R: 1 E: 0 K: 1 S: 9	H: 1 LOB: 1 BB: 0 P: 15	R: 0 E: 0 K: 1 S: 6	H: 1 LOB: 1 BB: 0 P: 12	R: 0 E: 0 K: 1 S: 6	H: 0 LOB: 0 BB: 0 P: 11	R: 0 E: 0 K: 0 S: 14	H: 3 LOB: 2 BB: 2 P: 29	R: 0 E: 0 K: 1 S: 10	H: 0 LOB: 2 BB: 2 P: 20	R: 1 E: 0 K: 0 S: 14	H: 1 LOB: 2 BB: 1 P: 22	R: 0 E: 0 K: 0 S: 6	H: 1 LOB: 0 BB: 0 P: 9		1B: 5 2B: 2 3B: 0 HR: 2	SF: 1 SAC: 0 DP: 2 HBP: 0	WP: 0 PB: 0 SB: 1 CS: 0	PA: 40
PITCHER	IP	WLS	BF	H	R	ER	SO	BB	IBB	HBP	BLK	WP	HR	S	P	ERA	WHIP				
Denny Lemaster, L ERA: 3.38 (1, 1)	5.0		22	6	4	4	3	1	0	0	0	0	2	41	74	7.20	1.400				
Carl Willey, R ERA: 5.43 (6, 1)	1.0	W	4	1	0	0	0	1	0	0	0	0	0	10	19	0.00	2.000				
Jim Constable, L ERA: 3.0 (7, 1)	3.0	S	14	2	1	1	1	3	0	0	0	0	0	30	51	3.00	1.667				

Batter	1	2	3	4	5	6	7	8	9	AB	R	H	RBI	BB	SO	LOB	BOTTOM				
Roy McMillan, R OBP: 0.340, SLG: 0.356 (1, 6)	1-6-3	5-3				K				4	1	1	0	1	1	3	Los Angeles Dodgers @ Milwaukee Braves Milwaukee County Stadium, Milwaukee, WI Tue Sep 18 1962, 8:05 PM EDT Att: 9,317 - Unknown 				
Eddie Mathews, L OBP: 0.377, SLG: 0.479 (1, 5)	F8			G3		G3				5	1	1	1	0	1	4					
Hank Aaron, R OBP: 0.388, SLG: 0.606 (1, 9)	F3			HR		F8				4	3	2	1	1	0	0					
Joe Adcock, R OBP: 0.325, SLG: 0.495 Jim Constable, S (7, 1)		SH	BB	6-3		F8				3	1	1	0	0	0	0					
Tommy Aaron, R OBP: 0.308, SLG: 0.374 (7, 3)		SH	BB			5-3				1	0	0	0	0	0	2					
Frank Bolling, R OBP: 0.332, SLG: 0.399 (1, 4)	SH	BB		FC6-4		5-3				4	1	3	3	1	0	0					
Joe Torre, R OBP: 0.357, SLG: 0.398 (1, 2)	SH	BB		1B		5-3				3	2	0	0	1	0	4					
Joe Torre, R OBP: 0.357, SLG: 0.398 (1, 2)	5-3	1B		FC6-4		K				3	0	1	2	1	1	2					
Lou Johnson, R OBP: 0.350, SLG: 0.467 (7, 7)	5-3	1B				5-3				4	1	2	2	0	0	3					
Denny Lemaster, R OBP: 0.172, SLG: 0.143 Carl Willey, R OBP: 0.333, SLG: 0.364 Lee Maye, L (6, PH) OBP: 0.296, SLG: 0.364 (7, 8)		K				K				2	0	0	0	0	2	2					
Inning Stats	R: 0 E: 0 K: 0 S: 9	H: 0 LOB: 0 BB: 0 P: 12	R: 3 E: 1 K: 2 S: 23	H: 3 LOB: 2 BB: 1 P: 30	R: 1 E: 0 K: 0 S: 9	H: 2 LOB: 1 BB: 0 P: 16	R: 0 E: 0 K: 1 S: 13	H: 0 LOB: 1 BB: 1 P: 21	R: 0 E: 0 K: 0 S: 7	H: 0 LOB: 0 BB: 0 P: 11	R: 2 E: 1 K: 2 S: 11	H: 1 LOB: 1 BB: 2 P: 23	R: 1 E: 0 K: 0 S: 10	H: 2 LOB: 2 BB: 1 P: 16	R: 3 E: 0 K: 0 S: 11	H: 3 LOB: 1 BB: 1 P: 18	1B: 6 2B: 3 3B: 2 HR: 1	SF: 0 SAC: 2 DP: 1 HBP: 0	WP: 0 PB: 0 SB: 2 CS: 0	PA: 42	
PITCHER	IP	WLS	BF	H	R	ER	SO	BB	IBB	HBP	BLK	WP	HR	S	P	ERA	WHIP				
Johnny Podres, L ERA: 4.11 (1, 1)	5.0	L	24	5	5	4	3	3	0	0	0	0	0	11	19	0.00	2.000				
Ed Roebuck, R ERA: 2.68 (6, 1)	1.0		5	1	1	0	2	1	0	0	0	0	0	11	19	0.00	2.000				
Ron Perranoski, L ERA: 2.22 (7, 1)	1.0		6	2	1	1	0	0	1	0	0	0	0	10	16	9.00	2.000				
Jack Smith, R ERA: 7.94 (8, 1)	1.0		7	3	3	3	0	0	1	0	0	0	0	11	18	27.00	3.000				

Batter	1	2	3	4	5	6	7	8	9	AB	R	H	RBI	BB	SO	LOB	TOP
Maury Wills, S OBP: 0.345, SLG: 0.374	2-1 1B S G6-4-3 1B		0-2 1B BB 1B		0-1 SH1-3			2-2 F9		3	2	2	0	0	0	0	Los Angeles Dodgers @ Milwaukee Braves Milwaukee County Stadium, Milwaukee, WI Wed Sep 19, 1962, 4:33 AM EDT Att: 6,339 - Unknown livebaseballscores.com
Jim Gilliam, S OBP: 0.379, SLG: 0.347	1-1 1B G6-4-3 1B		4-1 1B BB 1B		0-1 6-3			1-0 F7		3	0	1	0	1	0	1	
Tommy Davis, R OBP: 0.368, SLG: 0.529	0-0 G6-4-3 1-2 3-H 1-3		0-2 1B 1-2 2-H 3-H 1-2		1-2 F9			1-2 5-3		4	0	1	2	0	0	2	
Frank Howard, R OBP: 0.359, SLG: 0.588	1-9 K								1-0 HR	4	1	1	1	0	1	2	
Ron Fairly, L OBP: 0.392, SLG: 0.454	9-9 K								2-3 K	0	0	0	0	0	0	0	
Lee Walls, R OBP: 0.311, SLG: 0.292	1-3 K		1-3 K						2-2 5-3	4	0	0	0	0	3	2	
Tim Harkness, L OBP: 0.382, SLG: 0.414	9-3 K								0-2 K S 1B	0	0	0	0	0	0	0	
Ken McMullen, R OBP: 0.250, SLG: 0.250	1-7 5-3				2-3 K				0-2 K S 1B	3	0	0	0	0	2	0	
John Roseboro, L OBP: 0.352, SLG: 0.394	8-2 5-3								1-3 K	1	0	1	0	0	0	0	
Doug Camilli, R OBP: 0.311, SLG: 0.512	1-2 5-3				4-1 G3-6 BB				1-3 K	2	0	0	0	1	1	0	
Larry Burright, R OBP: 0.263, SLG: 0.321	8-4 5-3								1-3 K	1	0	0	0	0	1	1	
Willie Davis, L OBP: 0.340, SLG: 0.471	1-8 5-3				0-1 4-3				0-0 F4	3	0	0	0	0	0	1	
Don Drysdale, R OBP: 0.264, SLG: 0.272	1-1 BB 1B BB				3-2 G3-6 1-2				0-0 6-3	1	1	0	0	2	0	0	
Inning Stats	R: 1 H: 2 E: 0 LOB: 0 K: 1 S: 9	H: 2 R: 0 ER: 0 SO: 6 BB: 0 P: 13	H: 0 R: 0 ER: 0 SO: 9 BB: 0 P: 7	H: 2 R: 0 ER: 0 SO: 27 BB: 2 P: 17	H: 0 R: 0 ER: 0 SO: 21 BB: 1 P: 12	H: 0 R: 0 ER: 0 SO: 14 BB: 0 P: 9	H: 0 R: 0 ER: 0 SO: 12 BB: 0 P: 8	H: 0 R: 0 ER: 0 SO: 6 BB: 0 P: 5	H: 2 R: 1 ER: 0 SO: 15 BB: 0 P: 11	1B: 5 2B: 0 3B: 0 HR: 1	SF: 0 SAC: 1 DP: 2 HBP: 0	WP: 0 PB: 0 SB: 0 CS: 2	PA: 34				
PITCHER	IP WLS BF H R ER SO BB IBB HBP BLK WP HR S P ERA WHIP																
Bob Hendley, L ERA: 3.6	(1, 1) 7.0 L 27 4 3 3 6 4 0 0 0 0 0 0 67 102 3.86 1.143																
Jack Curtis, L ERA: 4.17	(8, 1) 2.0 7 2 1 1 2 0 0 0 0 0 1 19 27 4.50 1.000																

Batter	1	2	3	4	5	6	7	8	9	AB	R	H	RBI	BB	SO	LOB	BOTTOM
Denis Menke, R OBP: 0.269, SLG: 0.279	0-1 L7		1-2 2B		2-1 HBP			3-1 1B		3	0	2	0	0	0	0	Los Angeles Dodgers @ Milwaukee Braves Milwaukee County Stadium, Milwaukee, WI Wed Sep 19, 1962, 4:33 AM EDT Att: 6,339 - Unknown livebaseballscores.com
Eddie Mathews, L OBP: 0.377, SLG: 0.476	4-2 BB		1-3 K		2-0 4-3			0-0 L9		3	0	0	0	1	1	5	
Hank Aaron, R OBP: 0.386, SLG: 0.602	2-3 K		2-0 F9					0-1 F8		4	0	0	0	0	2	2	
Joe Adcock, R OBP: 0.325, SLG: 0.492	0-3 K				2-3 K			2-2 1B		4	0	1	0	0	2	1	
Tommy Aaron, R OBP: 0.304, SLG: 0.369	1-2 F8				0-0 6-3			2-0 F9		4	0	0	0	0	1	1	
Lee Maye, L OBP: 0.293, SLG: 0.359	3-3 K				0-2 4-3			3-3 K		4	0	0	0	0	2	1	
Joe Torre, R OBP: 0.355, SLG: 0.395	2-1 1B				0-0 6-3			0-1 6-3		4	0	1	0	0	0	0	
Frank Bolling, R OBP: 0.331, SLG: 0.396	3-2 5-3				0-2 6-3			4-1 1B BB		3	0	0	0	1	0	1	
Bob Hendley, R OBP: 0.212, SLG: 0.186	1-1 1-3							0-3 K		2	0	1	0	0	0	0	
Ethan Blackaby, L OBP: 0.167, SLG: 0.333	(7, PH)									1	0	0	0	0	1	1	
Jack Curtis, L OBP: 0.346, SLG: 0.273	(8, 1)									0	0	0	0	0	0	0	
Inning Stats	R: 0 H: 0 E: 0 LOB: 1 K: 2 S: 12	H: 1 R: 0 ER: 0 SO: 25 BB: 0 P: 16	H: 1 R: 0 ER: 0 SO: 14 BB: 0 P: 9	H: 1 R: 0 ER: 0 SO: 27 BB: 1 P: 14	H: 0 R: 0 ER: 0 SO: 10 BB: 0 P: 8	H: 1 R: 0 ER: 0 SO: 13 BB: 0 P: 9	H: 1 R: 0 ER: 0 SO: 19 BB: 0 P: 12	H: 1 R: 0 ER: 0 SO: 16 BB: 1 P: 9	H: 0 R: 0 ER: 0 SO: 10 BB: 0 P: 7	1B: 4 2B: 1 3B: 0 HR: 0	SF: 0 SAC: 0 DP: 0 HBP: 1	WP: 0 PB: 0 SB: 0 CS: 0	PA: 35				
PITCHER	IP WLS BF H R ER SO BB IBB HBP BLK WP HR S P ERA WHIP																
Don Drysdale, R ERA: 2.76	(1, 1) 9.0 W 35 5 0 0 9 2 0 0 1 0 0 0 87 132 0.00 0.778																

Batter	1	2	3	4	5	6	7	8	9	AB	R	H	RBI	BB	SO	LOB	TOP			
Denis Menke, R (1, 6) OBP: 0.268, SLG: 0.273										3	0	0	0	1	0	0	Milwaukee Braves @ Pittsburgh Pirates Forbes Field, Pittsburgh, PA Sat Sep 22 1962, 3:33 AM EDT Att: 5,153 - Unknown			
Eddie Mathews, L (1, 5) OBP: 0.374, SLG: 0.472										4	1	1	0	0	1	1				
Hank Aaron, R (1, 9) OBP: 0.390, SLG: 0.607										4	1	3	2	0	0	1				
Joe Adcock, R (1, 3) OBP: 0.328, SLG: 0.499 Lou Johnson, R (8, 7) OBP: 0.347, SLG: 0.463										4	0	1	0	0	1	2				
Tommie Aaron, R (1, 7) OBP: 0.306, SLG: 0.370										3	0	0	0	1	1	2				
Lee Maye, L (1, 8) OBP: 0.294, SLG: 0.360										4	0	2	0	0	0	1				
Bob Uecker, R (1, 2) OBP: 0.280, SLG: 0.186										4	0	0	0	0	0	4				
Frank Bolling, R (1, 4) OBP: 0.332, SLG: 0.393										3	0	1	0	1	0	1				
Jim Constable, S (1, 1)										4	0	0	0	0	2	4				
Inning Stats	R: 0 E: 0 K: 1 S: 4	H: 0 LOB: 0 BB: 1 P: 8	R: 0 E: 0 K: 1 S: 6	H: 1 LOB: 1 BB: 0 P: 6	R: 0 E: 0 K: 1 S: 5	H: 0 LOB: 0 BB: 0 P: 5	R: 0 E: 0 K: 1 S: 6	H: 1 LOB: 1 BB: 0 P: 6	R: 0 E: 0 K: 0 S: 4	H: 1 LOB: 1 BB: 0 P: 4	R: 0 E: 0 K: 0 S: 3	H: 1 LOB: 2 BB: 2 P: 11	R: 2 E: 0 K: 0 S: 5	H: 2 LOB: 0 BB: 0 P: 5	R: 0 E: 1 K: 0 S: 4	H: 1 LOB: 1 BB: 0 P: 4	1B: 7 2B: 0 3B: 0 HR: 1	SF: 0 SAC: 0 DP: 2 HBP: 0	WP: 0 PB: 0 SB: 1 CS: 0	PA: 36
PITCHER Tommy Sisk, R (1, 1) ERA: 2.45	IP: 9.0 WLS: L BF: 36	H: 8 R: 2 ER: 2 SO: 5	BB: 2 IBB: 1 HBP: 0 BLK: 0	WP: 0 HR: 1 S: 43 P: 55	ERA: 2.00 WHIP: 1.111	PITCHER														



Batter	1	2	3	4	5	6	7	8	9	AB	R	H	RBI	BB	SO	LOB	BOTTOM			
Bill Virdon, L (1, 8) OBP: 0.279, SLG: 0.344										3	0	1	0	0	1	0	Milwaukee Braves @ Pittsburgh Pirates Forbes Field, Pittsburgh, PA Sat Sep 22 1962, 3:33 AM EDT Att: 5,153 - Unknown			
Dick Groat, R (1, 6) OBP: 0.324, SLG: 0.358										4	0	0	0	0	0	2				
Roberto Clemente, R (1, 9) OBP: 0.352, SLG: 0.455										4	0	0	0	0	2	2				
Donn Clendenon, R (1, 3) OBP: 0.372, SLG: 0.467										3	0	1	0	0	0	0				
Bill Mazerowski, R (1, 4) OBP: 0.324, SLG: 0.429										3	0	0	0	0	2	1				
Bob Bailey, R (1, 5) OBP: 0.273, SLG: 0.333										3	0	1	0	0	0	0				
Willie Stargell, L (1, 7) OBP: 0.333, SLG: 0.490										3	0	1	0	0	0	0				
Cal Neeman, R (1, 2) OBP: 0.263, SLG: 0.389										3	0	0	0	0	0	2				
Tommie Sisk, R (1, 1) Don Hoak, R (8, PH) OBP: 0.325, SLG: 0.357										2	0	0	0	0	1	0				
Inning Stats	R: 0 E: 0 K: 1 S: 5	H: 1 LOB: 1 BB: 0 P: 5	R: 0 E: 1 K: 1 S: 5	H: 0 LOB: 0 BB: 0 P: 5	R: 0 E: 0 K: 0 S: 3	H: 0 LOB: 0 BB: 0 P: 3	R: 0 E: 0 K: 1 S: 5	H: 0 LOB: 0 BB: 0 P: 5	R: 0 E: 0 K: 1 S: 5	H: 1 LOB: 2 BB: 0 P: 5	R: 0 E: 0 K: 0 S: 3	H: 0 LOB: 0 BB: 0 P: 3	R: 0 E: 0 K: 0 S: 5	H: 2 LOB: 2 BB: 0 P: 5	R: 0 E: 0 K: 1 S: 6	H: 1 LOB: 1 BB: 0 P: 6	1B: 4 2B: 3 3B: 0 HR: 0	SF: 0 SAC: 1 DP: 2 HBP: 0	WP: 0 PB: 0 SB: 0 CS: 3	PA: 31
PITCHER Jim Constable, L (1, 1) ERA: 0.75	IP: 9.0 WLS: W BF: 30	H: 5 R: 0 ER: 0 SO: 6	BB: 0 IBB: 0 HBP: 0 BLK: 0	WP: 0 HR: 0 S: 42 P: 42	ERA: 0.00 WHIP: 0.556	PITCHER														



Batter	1	2	3	4	5	6	7	8	9	AB	R	H	RBI	BB	SO	LOB	TOP					
Denis Menke, R OBP: 0.273, SLG: 0.277 (1, 6)	F7	K		1B HR		G6-4-3 2H		F7		5	1	2	1	0	1	0	Milwaukee Braves @ Pittsburgh Pirates Forbes Field, Pittsburgh, PA Sun Sep 23 1962, 3:33 AM EDT Att: 24,323 - Unknown					
Eddie Mathews, L OBP: 0.376, SLG: 0.488 (1, 5)	HR	1B		HR		G6-4-3 1-2f		3B		5	3	4	1	0	0	1						
Hank Aaron, R OBP: 0.391, SLG: 0.616 (1, 9)	HR	5-3		HR		BB		6-3		4	2	2	4	1	0	2						
Lee Maye, L OBP: 0.296, SLG: 0.360 (1, 8)	4-3 2B	1B		F6		F8		F9		5	1	2	1	0	0	2						
Gus Bell, L OBP: 0.288, SLG: 0.359 Lou Johnson, R OBP: 0.355, SLG: 0.464 (1, 7) (4, PH) (4, 7)	4-3	F7		F4				G4-6-3 1B		2	0	0	0	0	0	2						
Tommie Aaron, R OBP: 0.307, SLG: 0.369 (1, 3)	2B		K	L4-3 1B				F8		4	1	1	0	1	2	2						
Bob Uecker, R OBP: 0.291, SLG: 0.229 (1, 2)	2B		L5	L4-3 1B				G4-6-3 1-2f		5	0	2	3	0	0	2						
Frank Bolling, R OBP: 0.333, SLG: 0.391 (1, 4)	FC4-6 BB		1-3	F8				G4-6-3 BB		2	0	0	0	2	0	0						
Tony Cloninger, R OBP: 0.103, SLG: 0.128 (1, 1)	FC4-6 1-2f			1-3				G4-6-3 1-2f		4	1	1	0	0	0	4						
Inning Stats	R: 4 E: 0 K: 0 S: 7	H: 4 LOB: 2 BB: 2 P: 15	R: 1 E: 0 K: 1 S: 7	H: 2 LOB: 1 BB: 0 P: 7	R: 0 E: 0 K: 1 S: 5	H: 0 LOB: 0 BB: 0 P: 5	R: 3 E: 0 K: 0 S: 6	H: 3 LOB: 0 BB: 0 P: 6	R: 0 E: 0 K: 0 S: 3	H: 1 LOB: 0 BB: 0 P: 3	R: 1 E: 0 K: 0 S: 4	H: 2 LOB: 1 BB: 1 P: 8	R: 1 E: 0 K: 1 S: 5	H: 1 LOB: 1 BB: 2 P: 13	R: 0 E: 0 K: 0 S: 4	H: 1 LOB: 0 BB: 0 P: 4	R: 0 E: 0 K: 0 S: 3	H: 1 LOB: 0 BB: 0 P: 3	1B: 8 2B: 3 3B: 2 HR: 3	SF: 0 SAC: 0 DP: 4 HBP: 0	WP: 0 PB: 0 CS: 1	PA: 43
PITCHER	IP	WLS	BF	H	R	ER	SO	BB	IBB	HBP	BLK	WP	HR	S	P	ERA	WHIP					
Bob Friend, R ERA: 3.07 (1, 1)	3.1	L	21	9	8	8	2	2	0	0	0	0	3	23	31	21.60	3.300					
Joe Gibbon, L ERA: 3.53 (4, 1)	2.2		10	3	1	1	0	1	0	0	0	0	0	9	13	3.38	1.500					
Tom Butters, R ERA: 1.8 (7, 1)	1.0		5	1	1	1	1	2	0	0	0	0	0	5	13	9.00	3.000					
Vern Law, R ERA: 3.8 (8, 1)	2.0		7	2	0	0	0	0	0	0	0	0	0	7	7	0.00	1.000					



Batter	1	2	3	4	5	6	7	8	9	AB	R	H	RBI	BB	SO	LOB	BOTTOM					
Bill Virdon, L OBP: 0.279, SLG: 0.343 Tom Butters, R (7, 1)	F9		4-3			2B 3-1 BB	F8		4-3	2	1	0	0	1	0	0	Milwaukee Braves @ Pittsburgh Pirates Forbes Field, Pittsburgh, PA Sun Sep 23 1962, 3:33 AM EDT Att: 24,323 - Unknown					
Jim Marshall, L OBP: 0.336, SLG: 0.434 Vern Law, R OBP: 0.313, SLG: 0.444 Dick Schofield, S OBP: 0.379, SLG: 0.371 (7, PH) (8, PH) (9, PH)										1	0	0	0	0	0	2						
Dick Groat, R OBP: 0.323, SLG: 0.359 (1, 6)	6-3		6-3			3-1 2B		F9		4	0	1	0	0	0	0						
Bob Skinner, L OBP: 0.395, SLG: 0.508 (1, 7)	K			FC3-6 BB		3-1		3-1		3	0	0	1	1	1	1						
Roberto Clemente, R OBP: 0.352, SLG: 0.454 (1, 9)				FC3-6 1B		6-3		5-3		4	0	1	0	0	0	2						
Bill Mazerowski, R OBP: 0.322, SLG: 0.426 (1, 4)	F8			G6-4-3				5-3		4	0	0	0	0	0	2						
Donn Clendenen, R OBP: 0.379, SLG: 0.473 (1, 3)					F2			1B		4	2	3	0	0	0	0						
Don Hoak, R OBP: 0.324, SLG: 0.356 (1, 5)	F6				6-3			1B		4	0	1	0	0	0	3						
Cal Neeman, R OBP: 0.268, SLG: 0.368 Bob Bailey, R OBP: 0.265, SLG: 0.323 (1, 2) (9, PH)	F7				5-3			1B		2	0	0	0	1	0	2						
Bob Friend, R OBP: 0.121, SLG: 0.143 Joe Gibbon, R OBP: 0.176, SLG: 0.176 Willie Stargell, L OBP: 0.400, SLG: 0.462 (1, 1) (4, 1) (6, PH) (7, 8)			6-3			F6		1B		1	0	0	0	0	0	0						
Inning Stats	R: 0 E: 0 K: 1 S: 5	H: 0 LOB: 0 BB: 0 P: 5	R: 0 E: 0 K: 0 S: 5	H: 2 LOB: 2 BB: 0 P: 5	R: 0 E: 0 K: 0 S: 3	H: 0 LOB: 0 BB: 0 P: 3	R: 0 E: 0 K: 0 S: 2	H: 0 LOB: 1 BB: 1 P: 6	R: 0 E: 0 K: 0 S: 3	H: 0 LOB: 0 BB: 0 P: 3	R: 1 E: 0 K: 0 S: 4	H: 1 LOB: 1 BB: 1 P: 8	R: 1 E: 0 K: 0 S: 5	H: 2 LOB: 2 BB: 1 P: 9	R: 0 E: 0 K: 0 S: 3	H: 0 LOB: 0 BB: 0 P: 3	R: 1 E: 0 K: 0 S: 6	H: 3 LOB: 2 BB: 0 P: 6	1B: 7 2B: 1 3B: 0 HR: 0	SF: 0 SAC: 0 DP: 1 HBP: 0	WP: 0 PB: 0 CS: 0	PA: 37
PITCHER	IP	WLS	BF	H	R	ER	SO	BB	IBB	HBP	BLK	WP	HR	S	P	ERA	WHIP					
Tony Cloninger, R ERA: 4.3 (1, 1)	9.0	W	37	8	3	3	1	3	0	0	0	0	0	36	48	3.00	1.222					



Batter	1	2	3	4	5	6	7	8	9	AB	R	H	RBI	BB	SO	LOB	TOP			
Elio Chacon, R OBP: 0.364, SLG: 0.297 (1, 6)	0-3 K	0-0 5-3		0-0 1B			0-0 F9			4	0	1	2	0	1	2	New York Mets @ Milwaukee Braves Milwaukee County Stadium, Milwaukee, WI Wed Sep 26 1962, 8:05 PM EDT Att: 3,239 - Unknown			
Rod Kanehl, R OBP: 0.296, SLG: 0.322 (1, 4)	0-0 P4		0-0 F3	0-0 F8			0-0 L7			4	0	0	0	0	0	1				
Joe Christopher, R OBP: 0.341, SLG: 0.372 (1, 9)	4-0 BB		0-0 F3		0-0 G5-4-3 1B			0-0 6-3		3	0	1	0	1	0	0				
Frank Thomas, R OBP: 0.324, SLG: 0.490 (1, 7)	0-3 K		0-0		0-0 G5-4-3 1-2			4-0 BB		3	0	1	0	1	1	2				
Felix Mantilla, R OBP: 0.332, SLG: 0.399 (1, 5)		0-0 L5-3 1B	0-3 K		0-0 F7			0-0 F9		4	0	1	0	0	1	2				
Jim Hickman, R OBP: 0.327, SLG: 0.403 (1, 8)		0-0 L5-3 1-2		0-0 P4		0-3 K		0-3 K		4	0	0	0	0	2	2				
Rick Herrscher, R OBP: 0.291, SLG: 0.340 Choo-Choo Coleman, L OBP: 0.312, SLG: 0.458 (9, PH)		0-0 1B E		0-0 PB 1B		0-3 K		0-3 K		3	2	2	0	0	1	0				
Chris Cannizzaro, R OBP: 0.338, SLG: 0.277 (1, 2)		0-0 E 1B		0-0 PB 1B		0-0 E8 2-6		0-0 6-3		4	1	2	0	0	0	0				
Roger Craig, R OBP: 0.111, SLG: 0.053 Richie Ashburn, L OBP: 0.426, SLG: 0.396 Craig Anderson, R OBP: 0.125, SLG: 0.097 Sammy Drake, S OBP: 0.286, SLG: 0.205 (9, PH)		0-0 E6 1-3 3H		0-3 K		0-0 2-6 1-2 2-3		0-3 K		1	0	0	0	0	0	1				
Inning Stats	R: 0 E: 0 K: 2 S: 7	H: 0 LOB: 1 BB: 1 P: 11	R: 1 E: 1 K: 0 S: 6	H: 3 LOB: 2 BB: 0 P: 6	R: 0 E: 0 K: 1 S: 6	H: 1 LOB: 1 BB: 0 P: 6	R: 2 E: 0 K: 1 S: 8	H: 3 LOB: 1 BB: 0 P: 8	R: 0 E: 0 K: 2 S: 3	H: 0 LOB: 0 BB: 0 P: 3	R: 0 E: 0 K: 1 S: 5	H: 0 LOB: 0 BB: 0 P: 5	R: 0 E: 0 K: 1 S: 5	H: 0 LOB: 1 BB: 1 P: 9	R: 0 E: 0 K: 2 S: 7	H: 0 LOB: 0 BB: 0 P: 7		1B: 6 2B: 3 3B: 0 HR: 0	SF: 0 SAC: 0 DP: 2 HBP: 0	WP: 0 PB: 1 CS: 0
PITCHER Denny Lemaster, L ERA: 3.12 (1, 1)	IP: 9.0 WLS: W BF: 37 H: 8 R: 3 ER: 1 SO: 10 BB: 2 IBB: 0 HBP: 0 BLK: 0 WP: 0 HR: 0 S: 54 P: 62 ERA: 1.00 WHIP: 1.111															PITCHER IP: WLS: BF: H: R: ER: SO: BB: IBB: HBP: BLK: WP: HR: S: P: ERA: WHIP				

AB	34
R	3
H	8
RBI	2
BB	2
SO	10
LOB	12

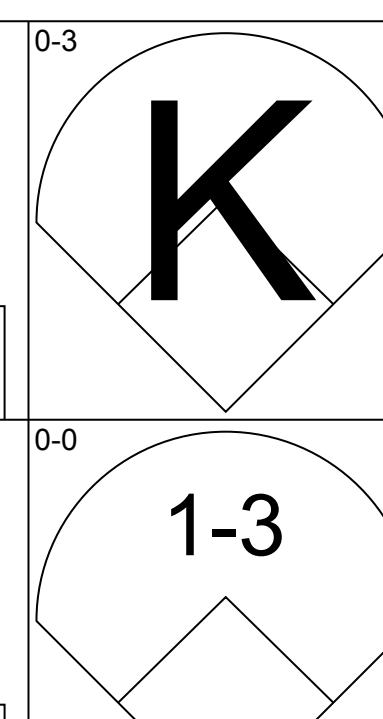
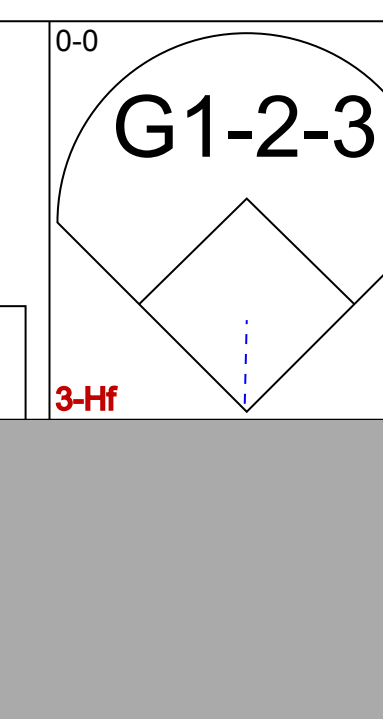
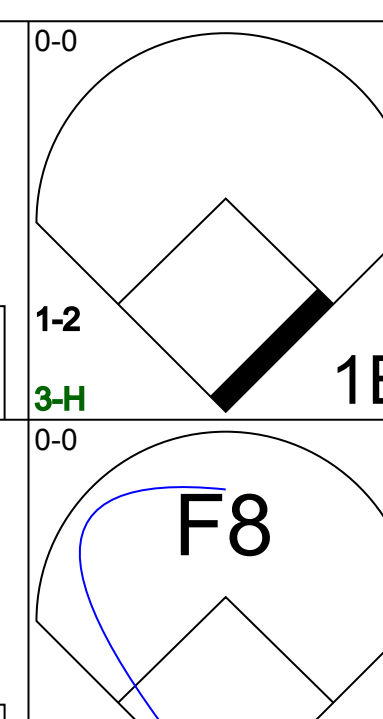
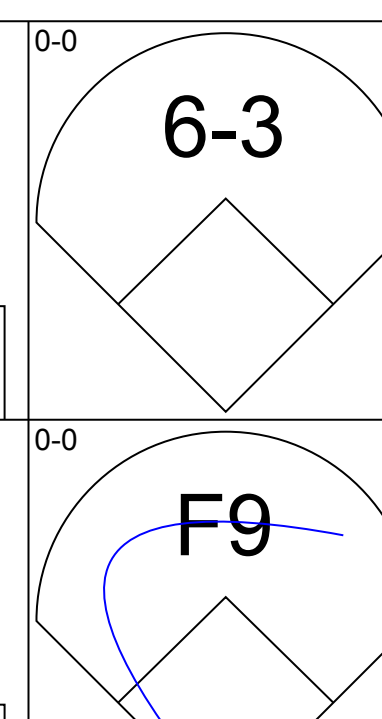
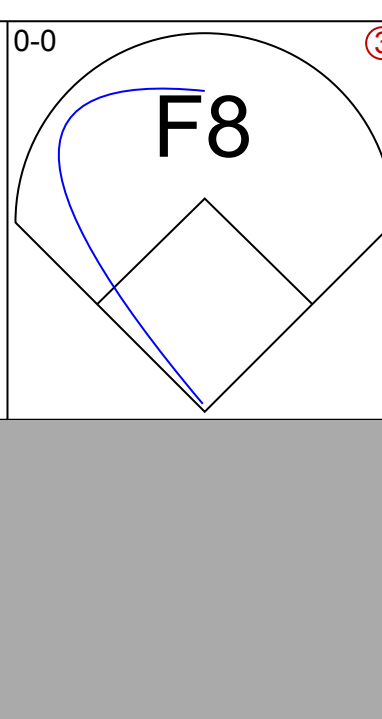
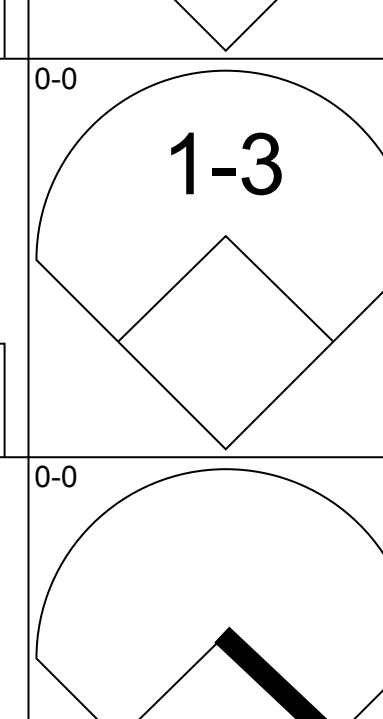
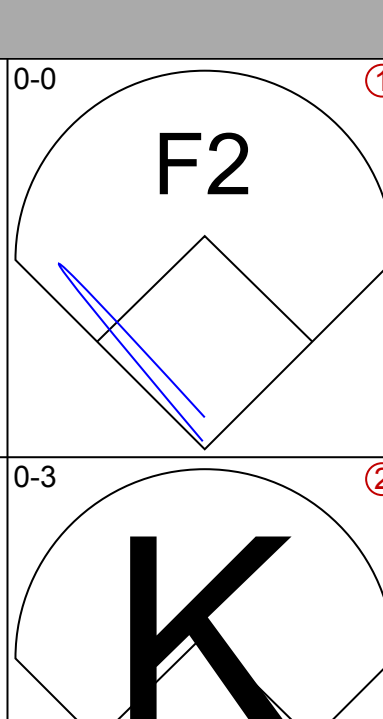
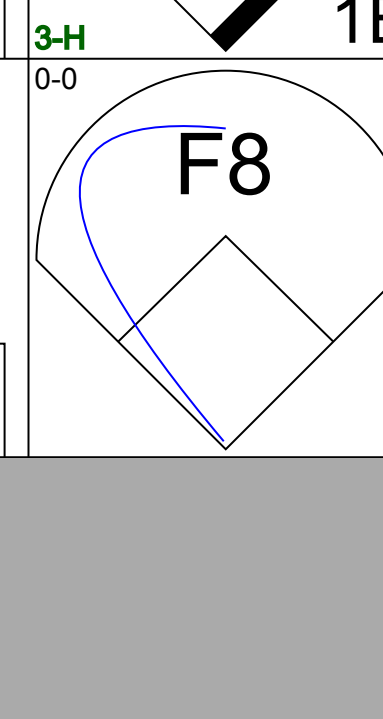
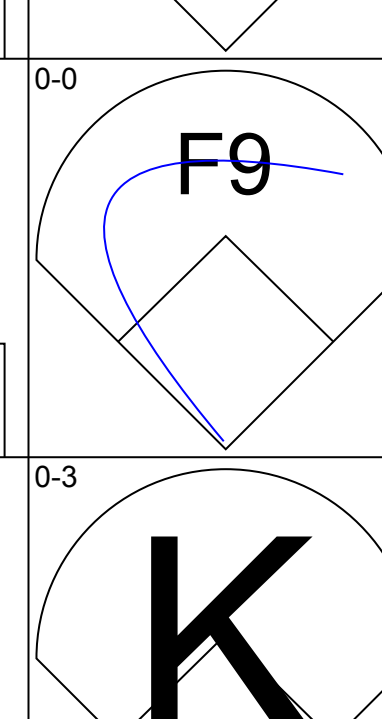
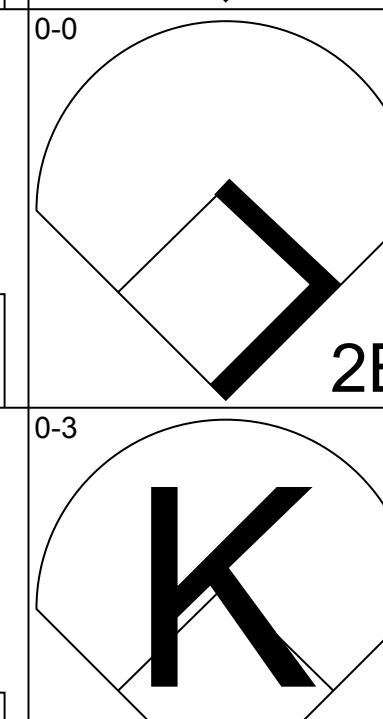
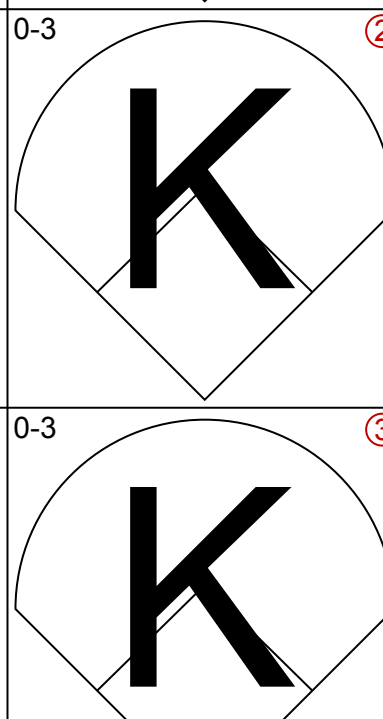
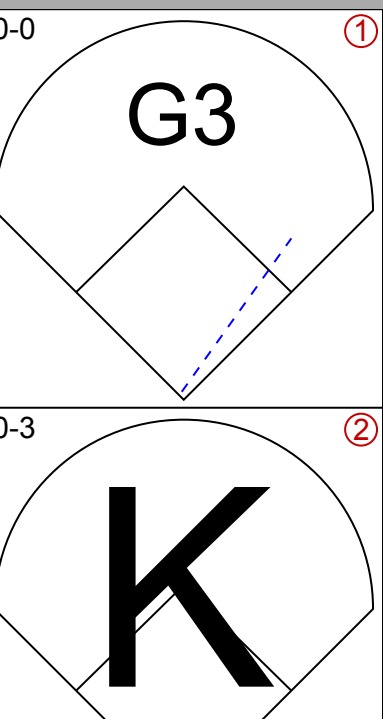
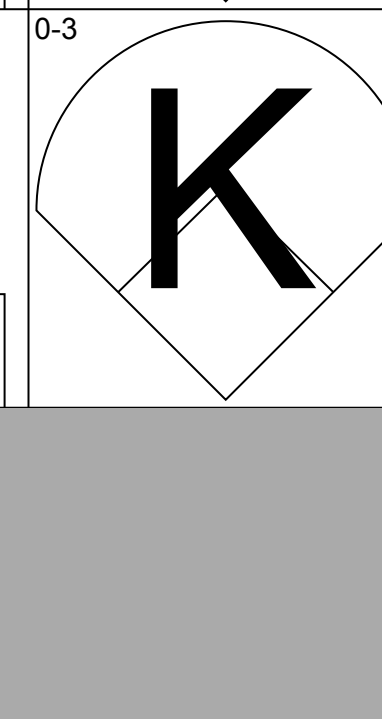
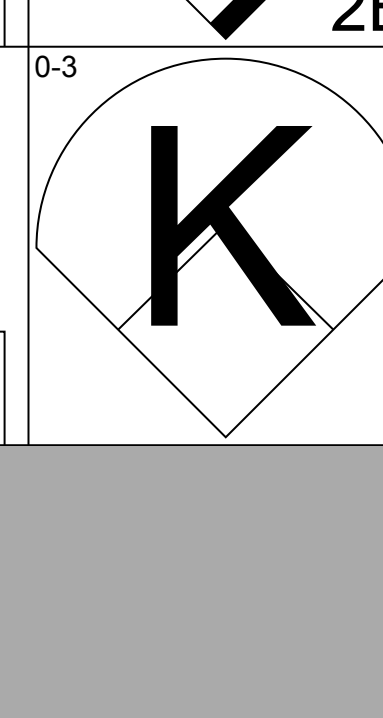

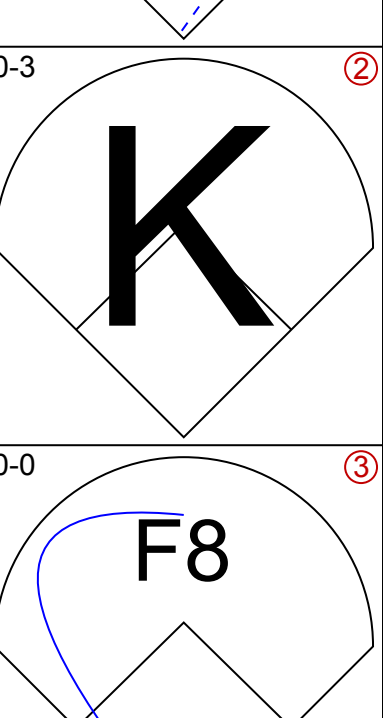
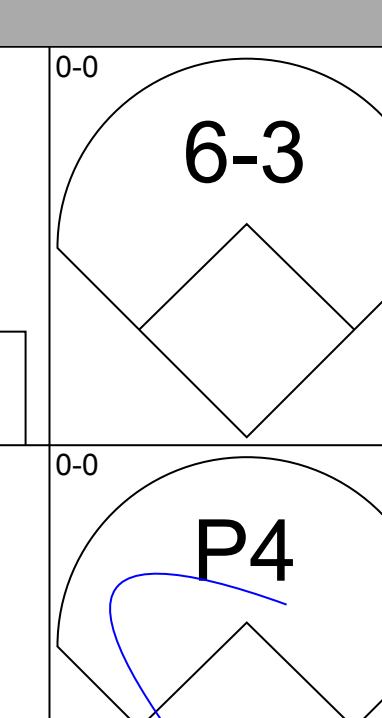
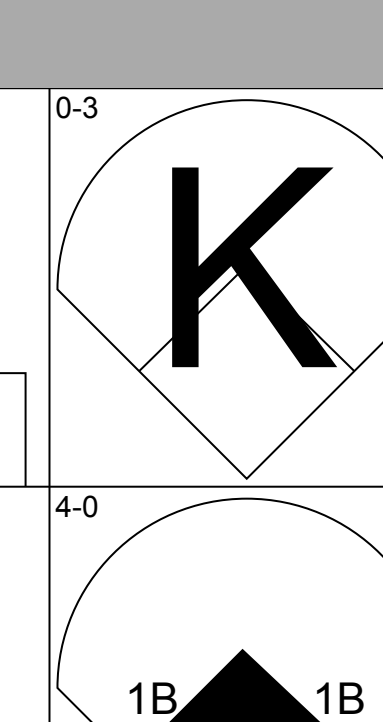
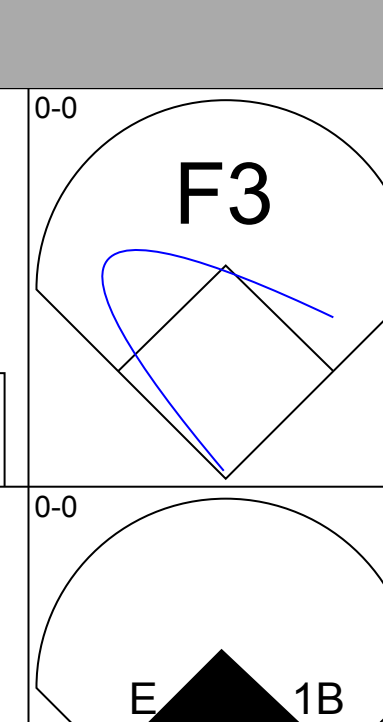
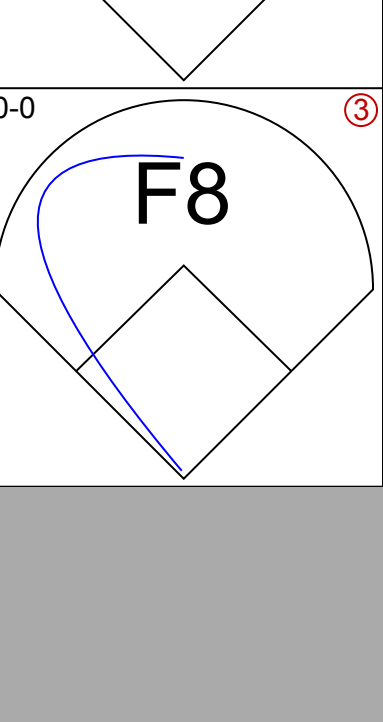
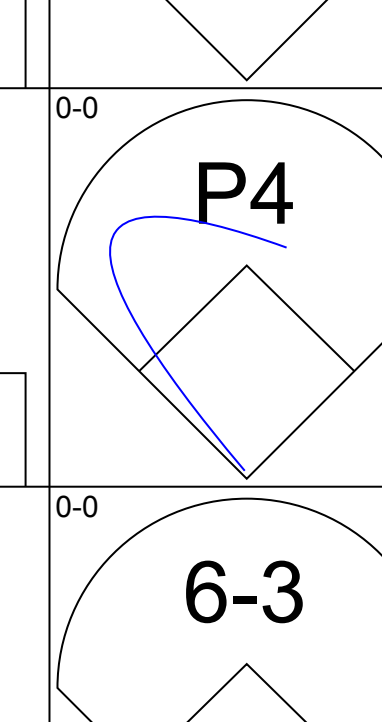
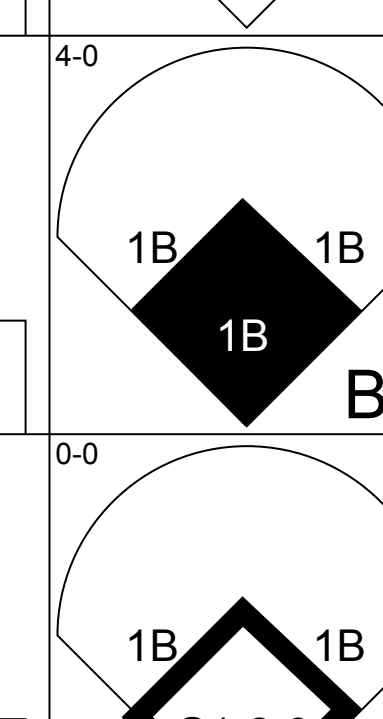
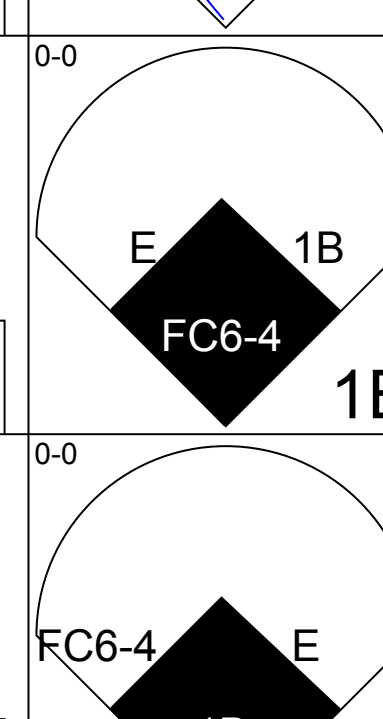

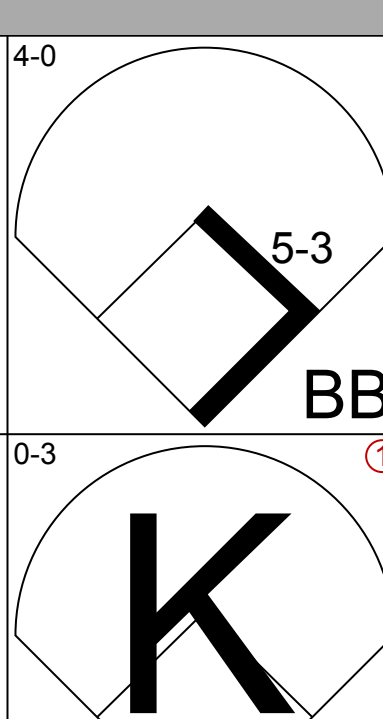

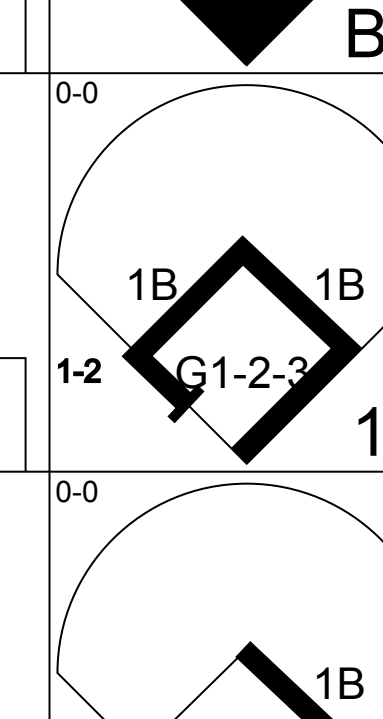
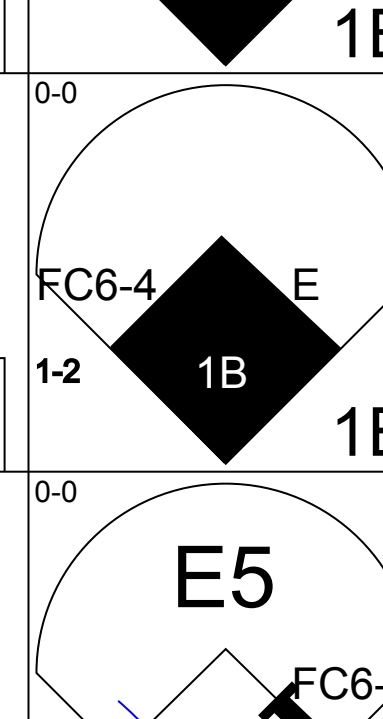

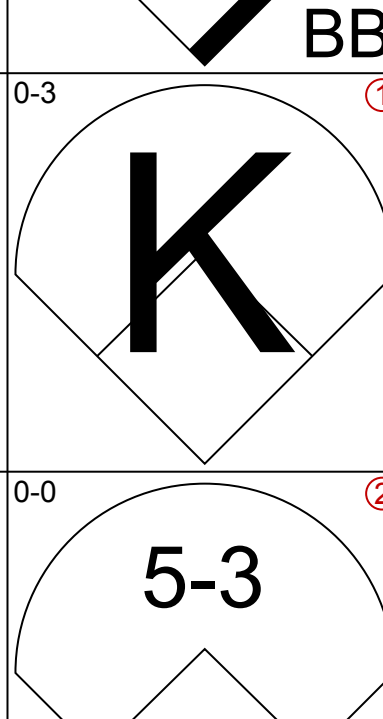
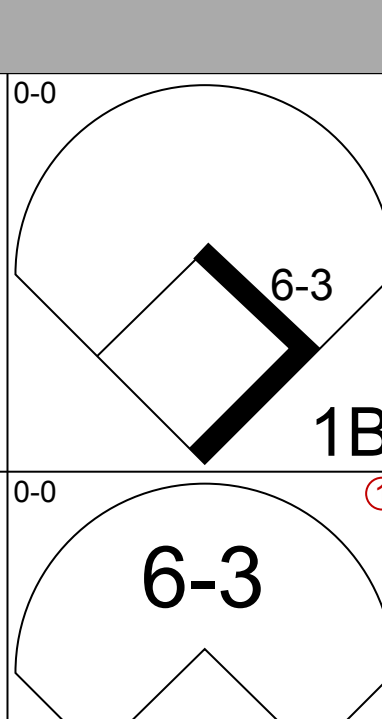
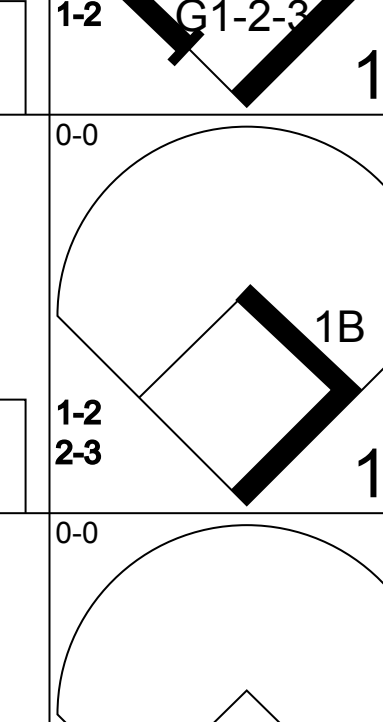
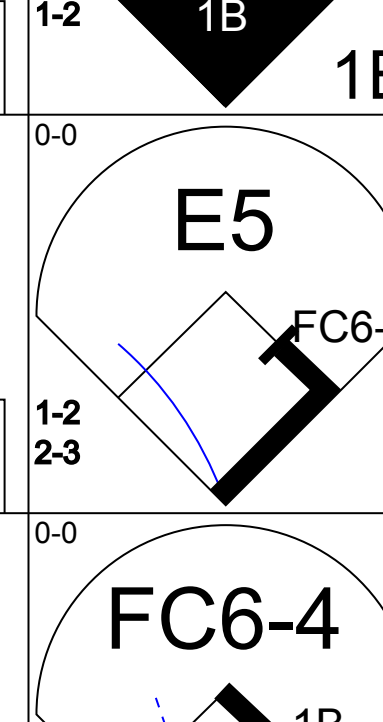

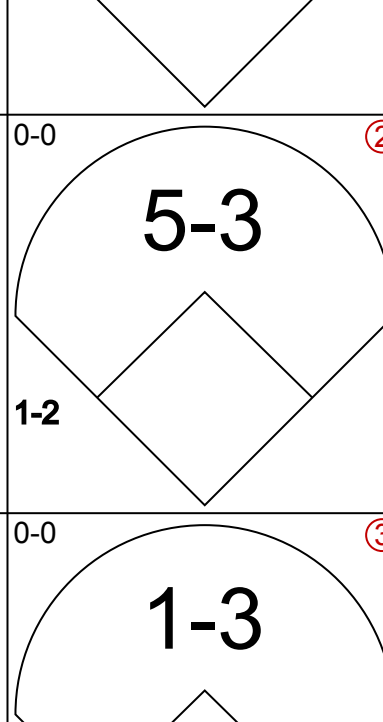
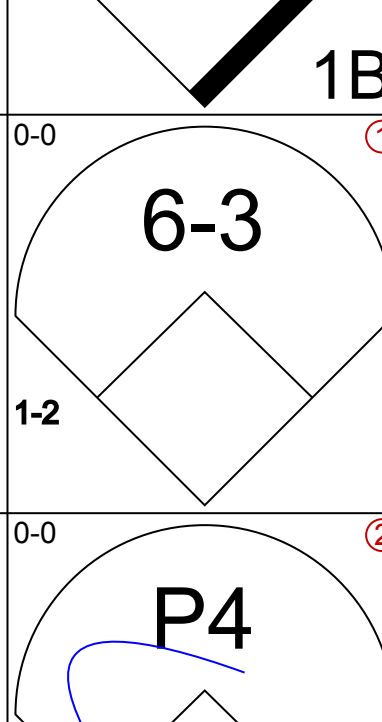
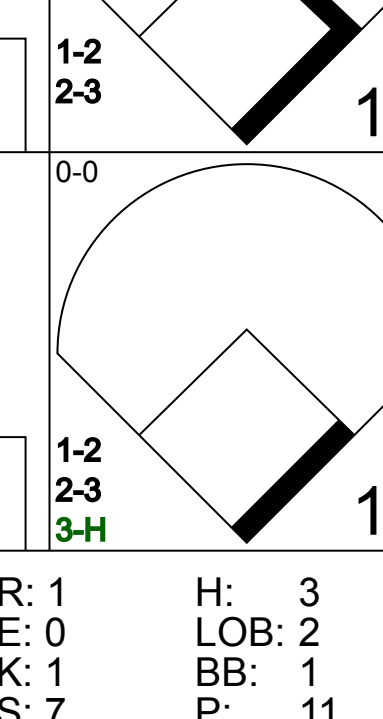
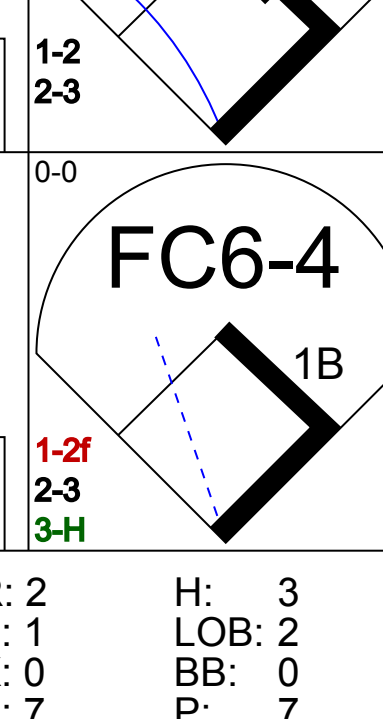

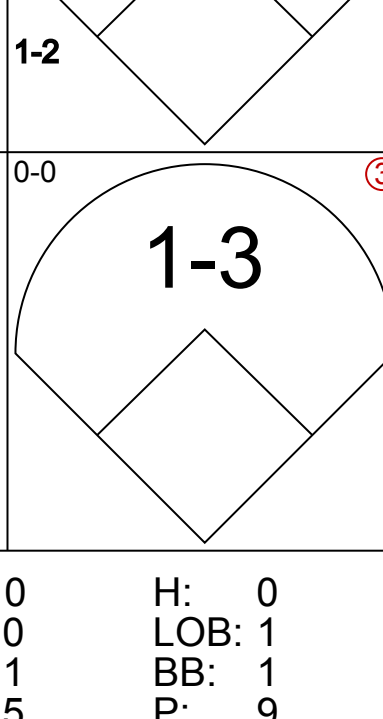
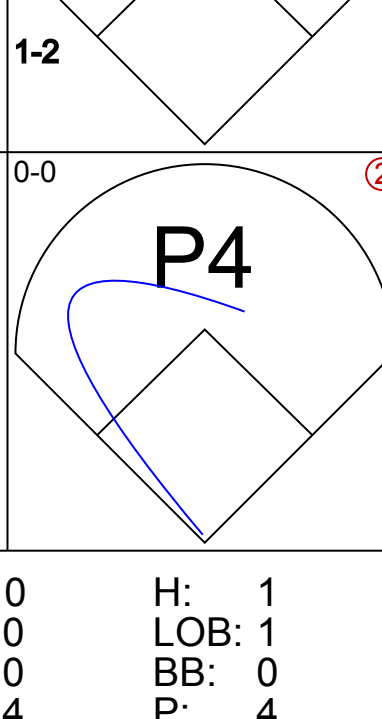
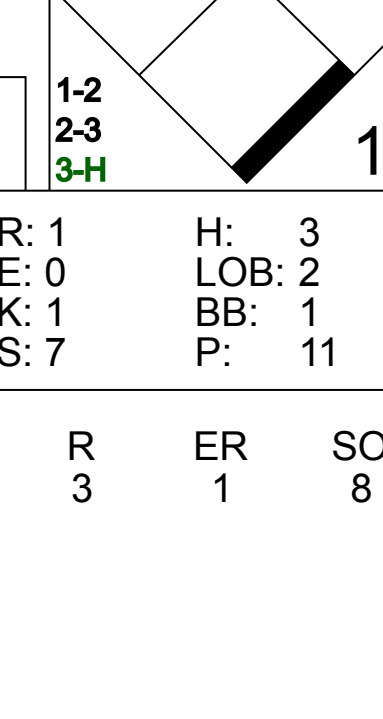
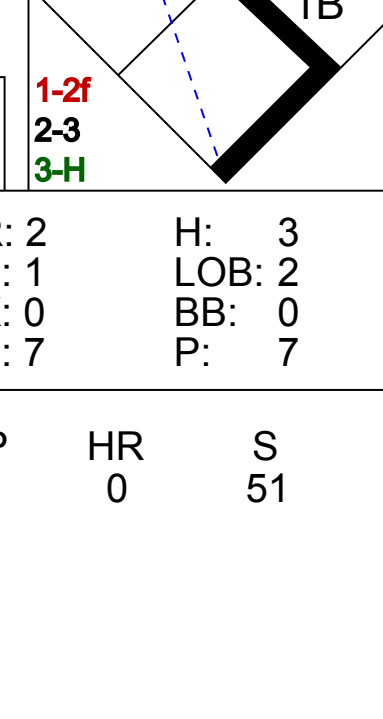
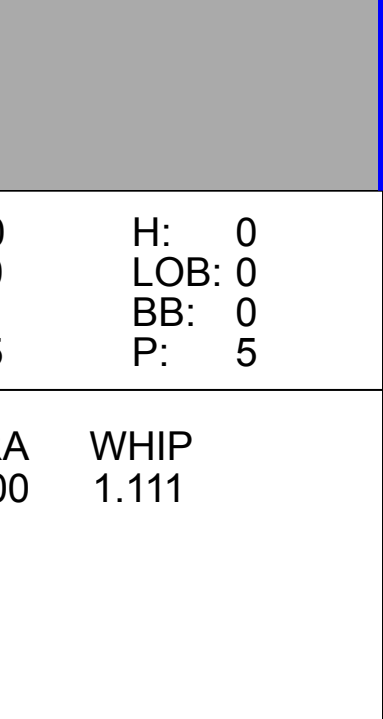
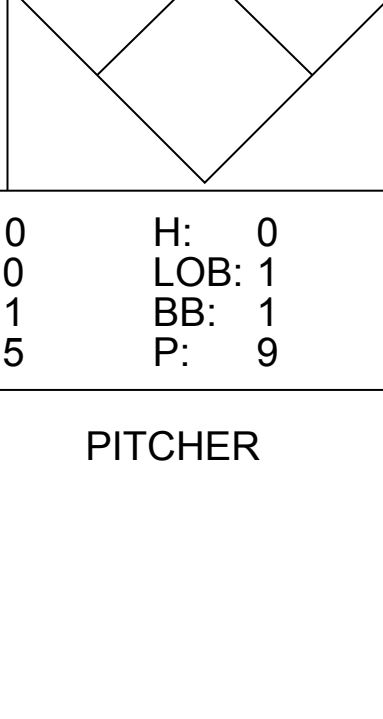
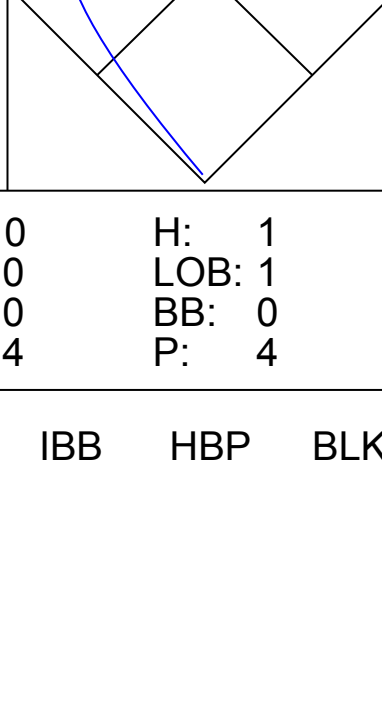


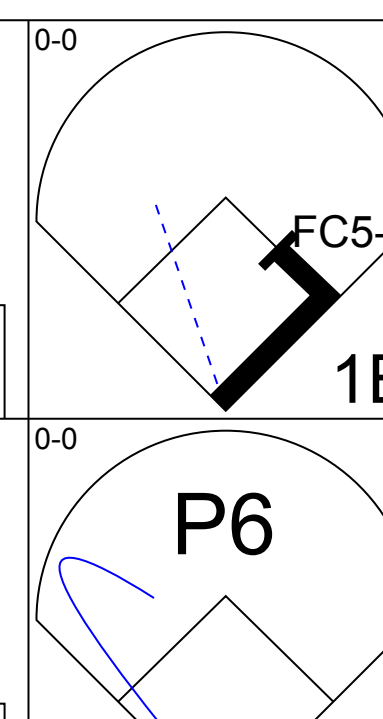
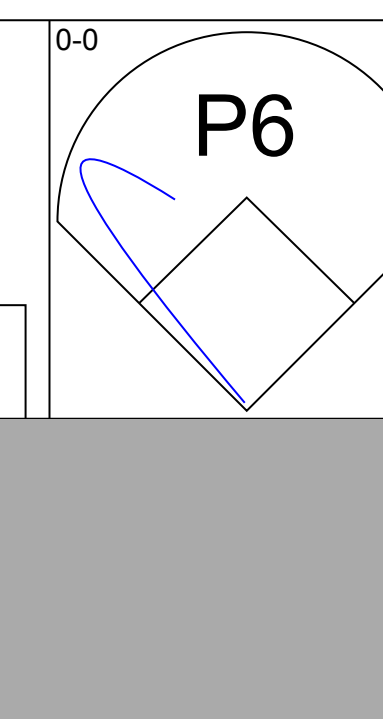
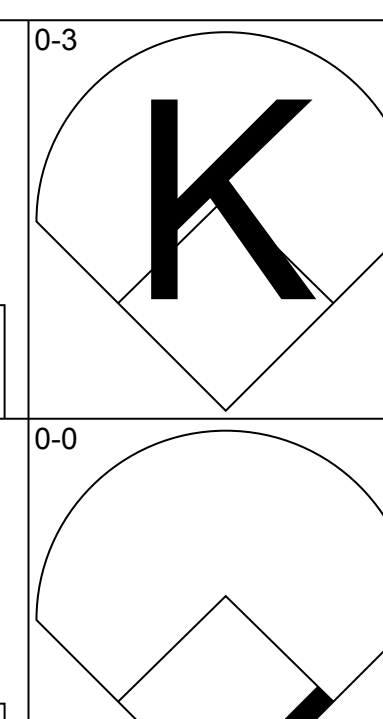
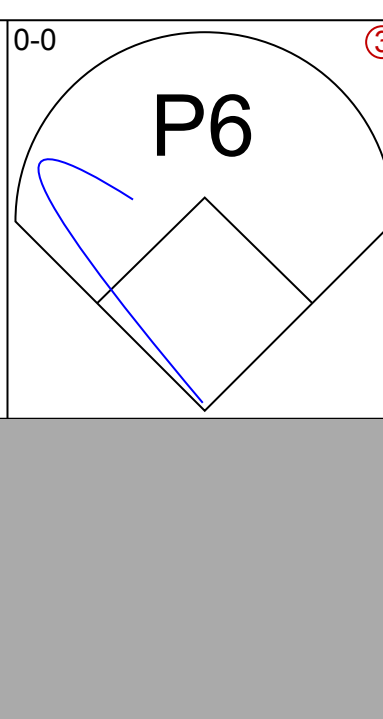
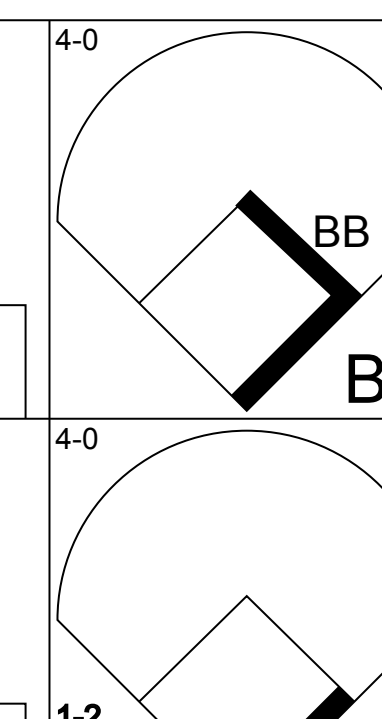
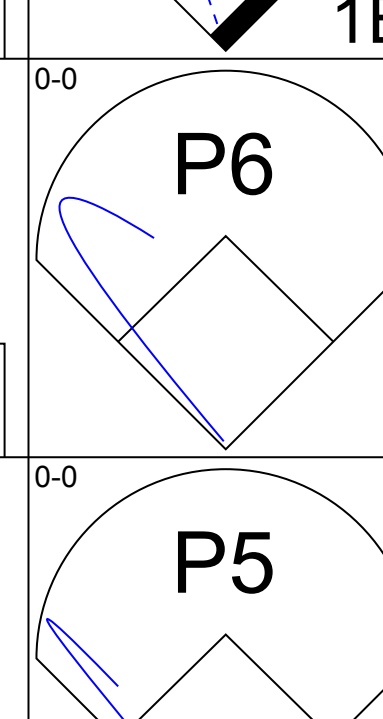
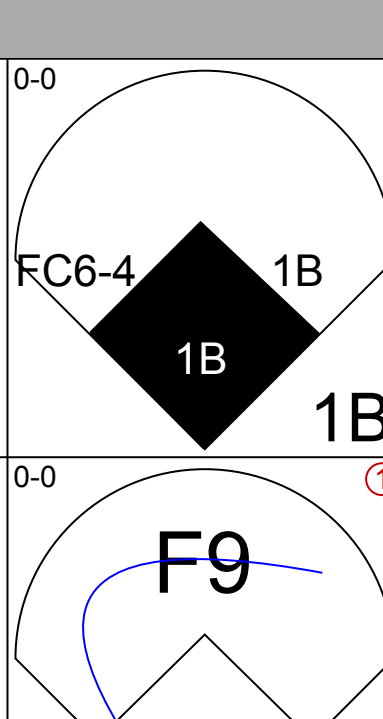
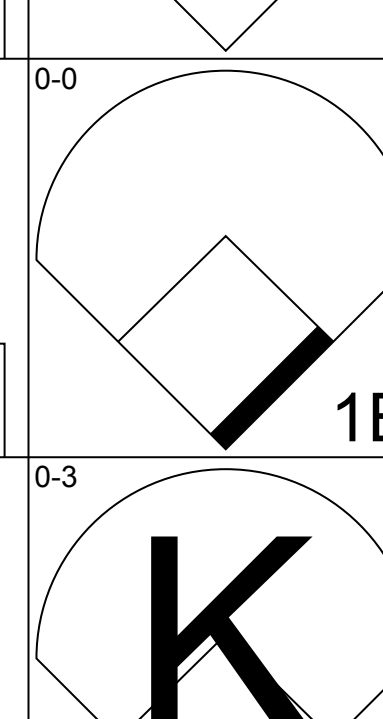

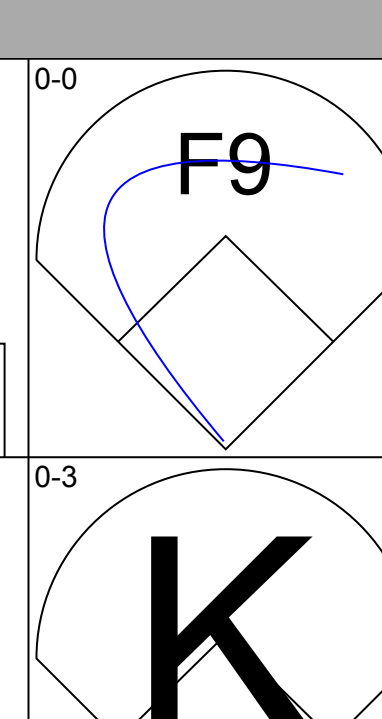
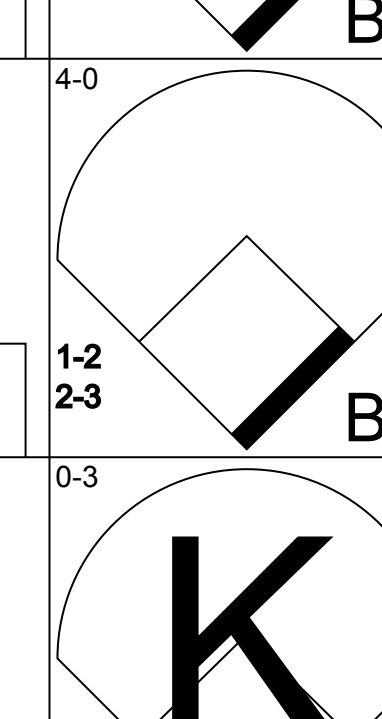
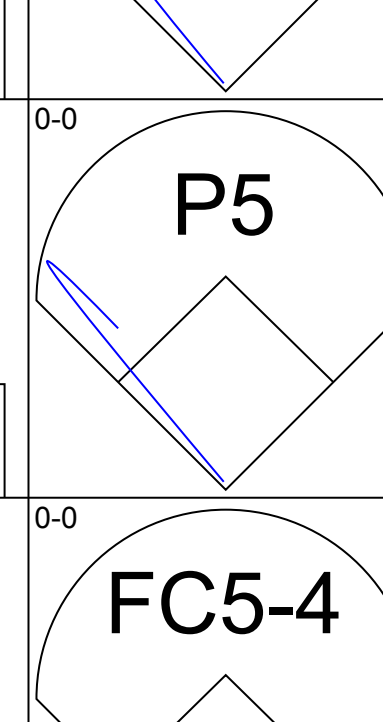
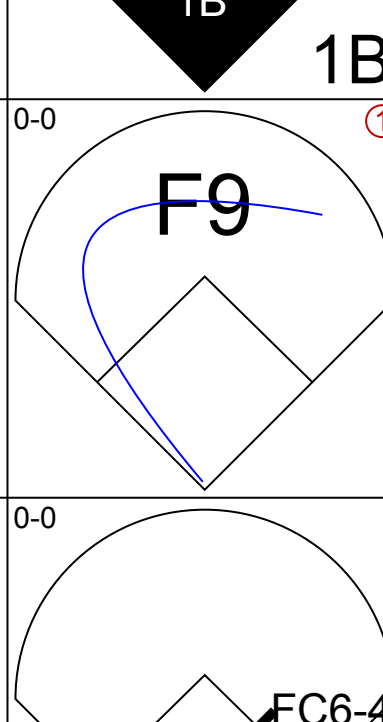
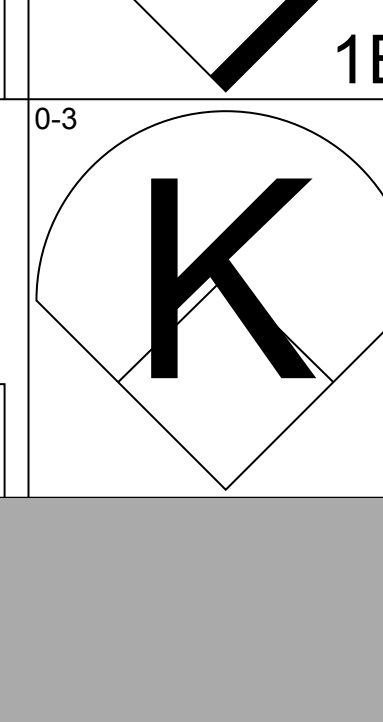
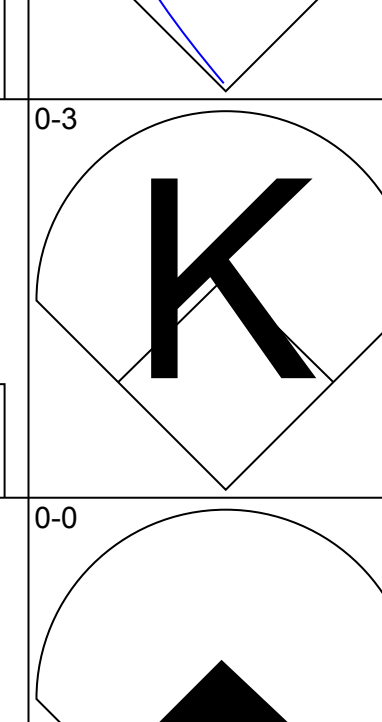
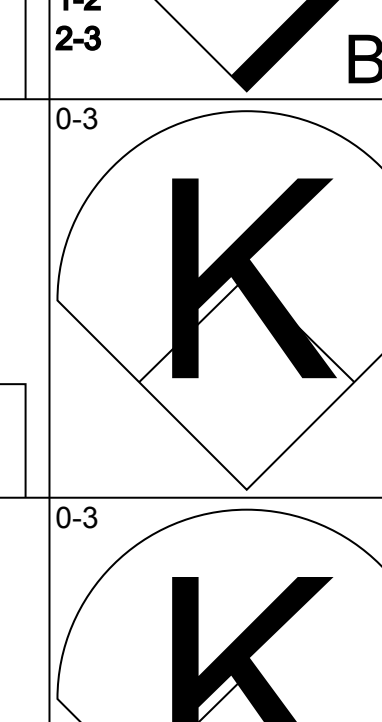
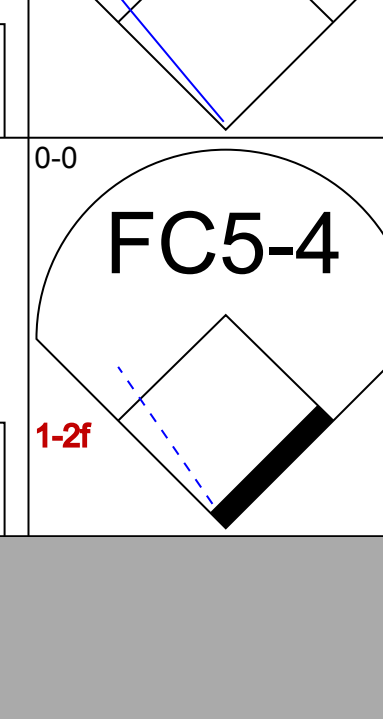
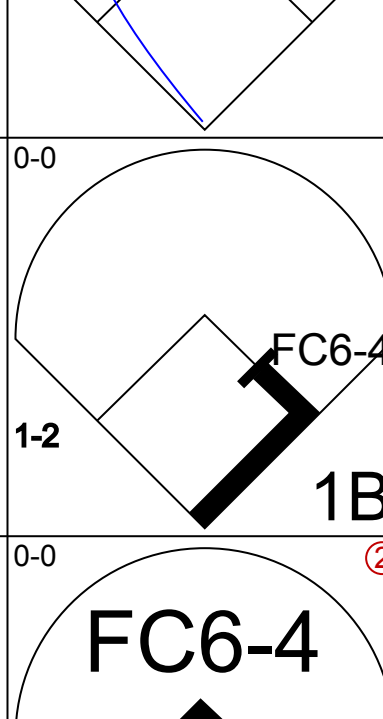

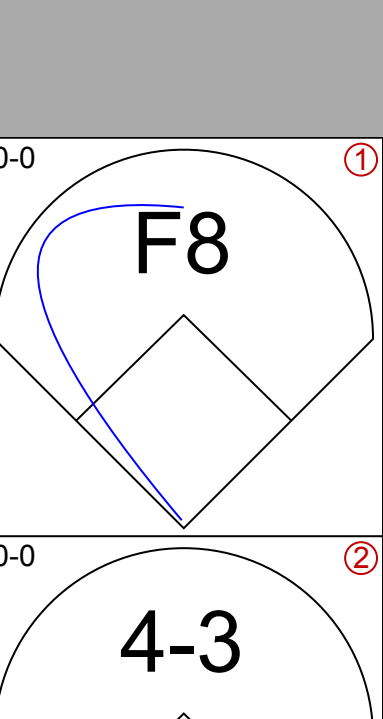
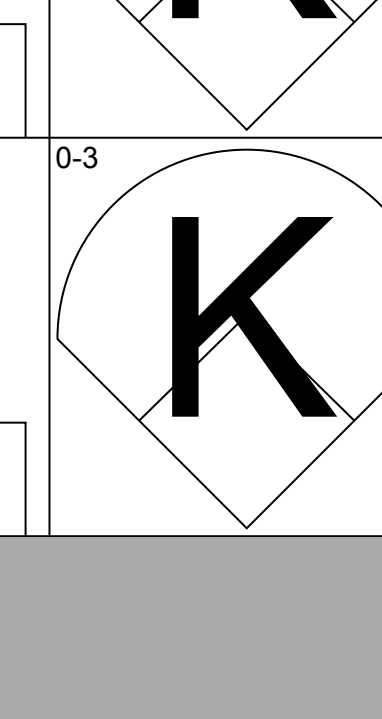

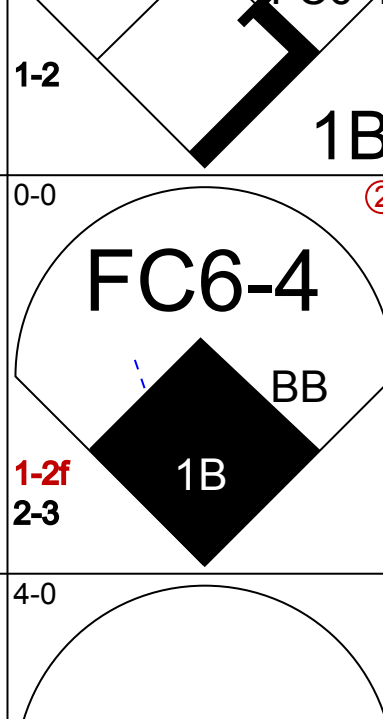

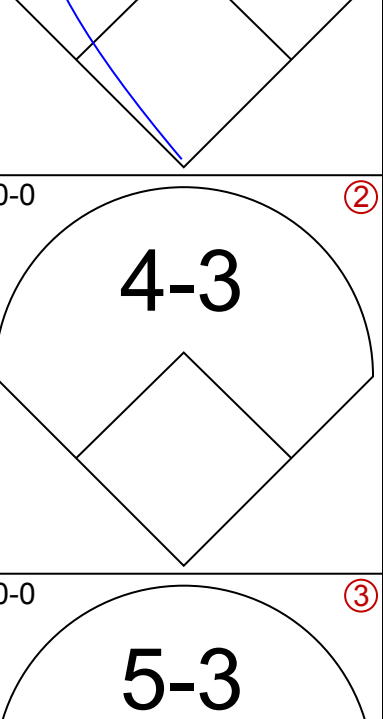

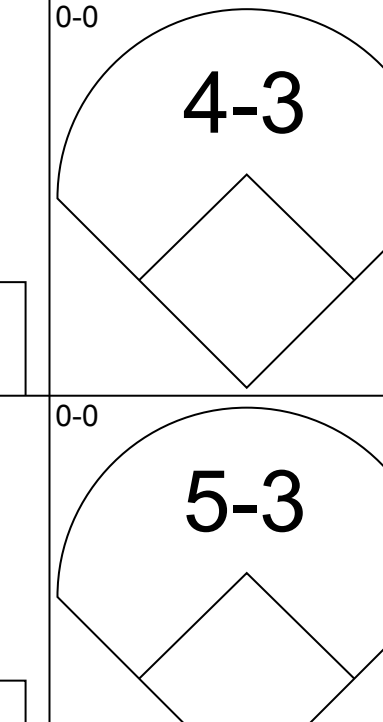
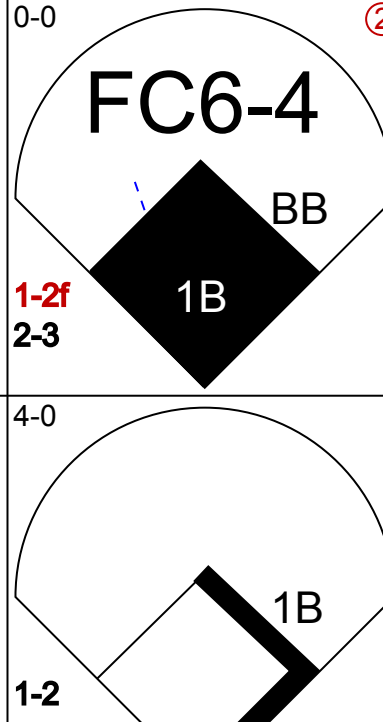

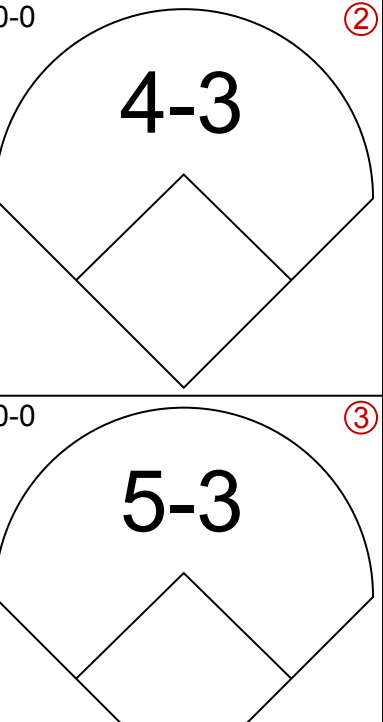


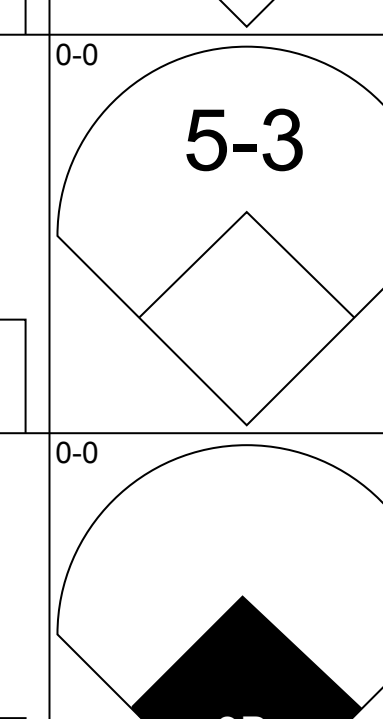
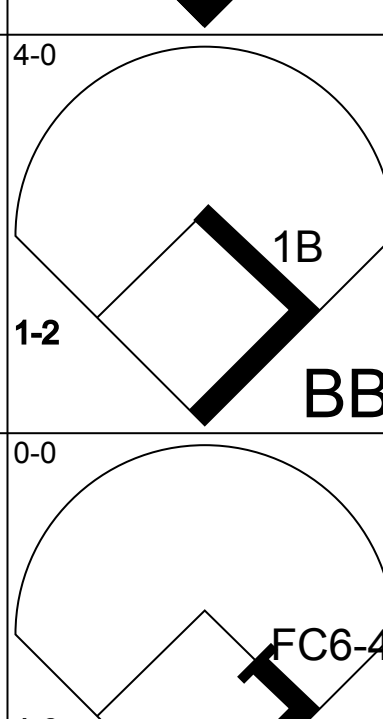

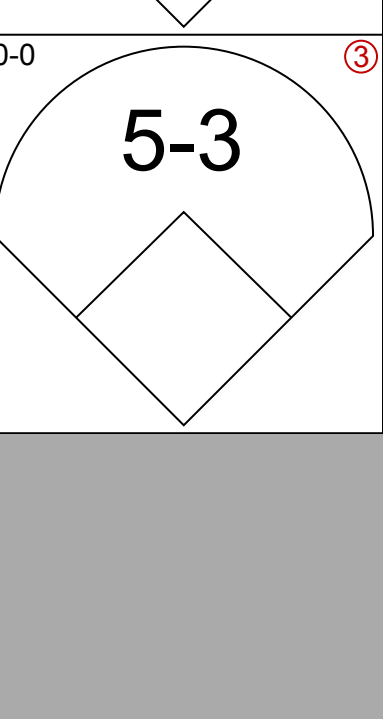


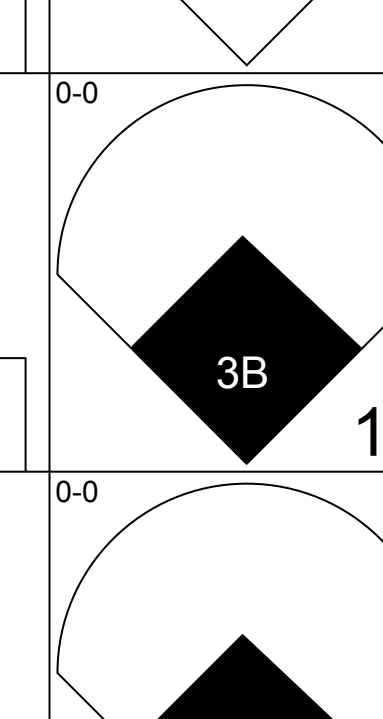
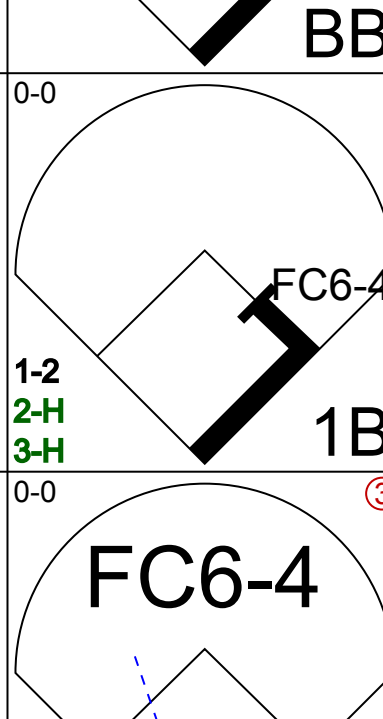

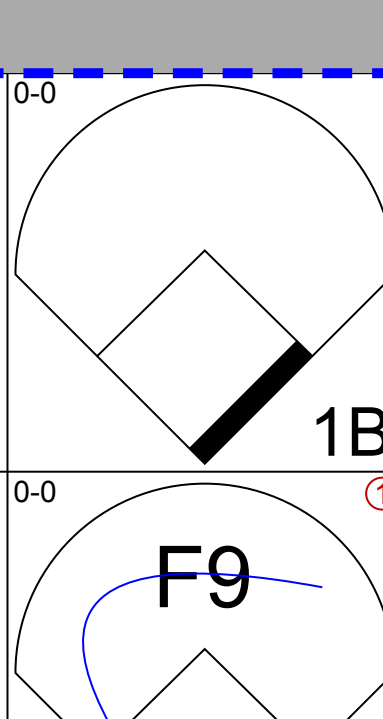
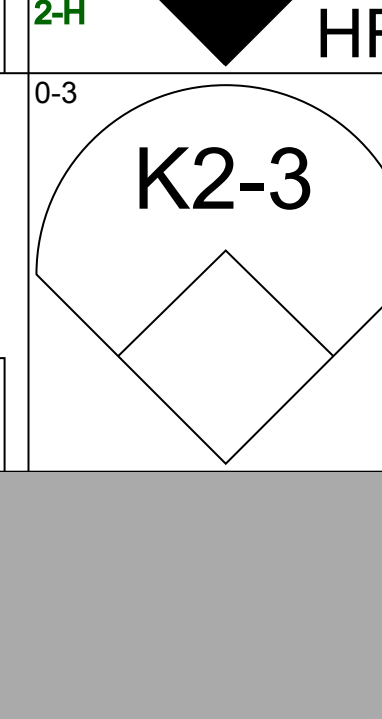
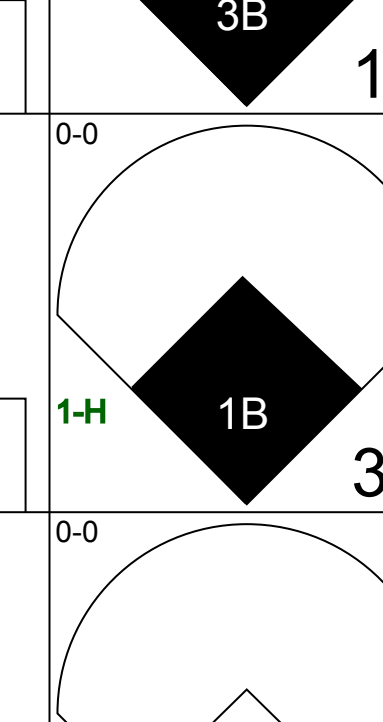
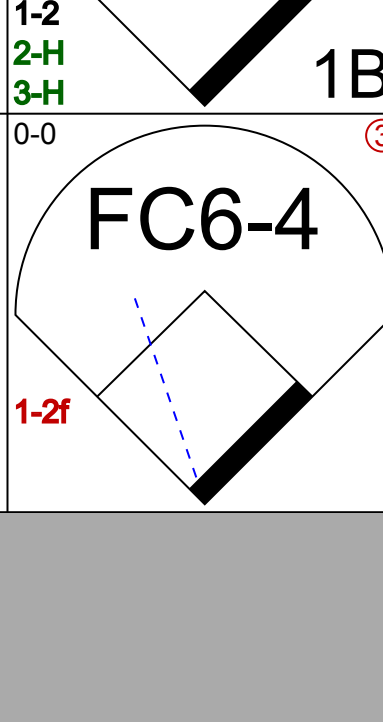
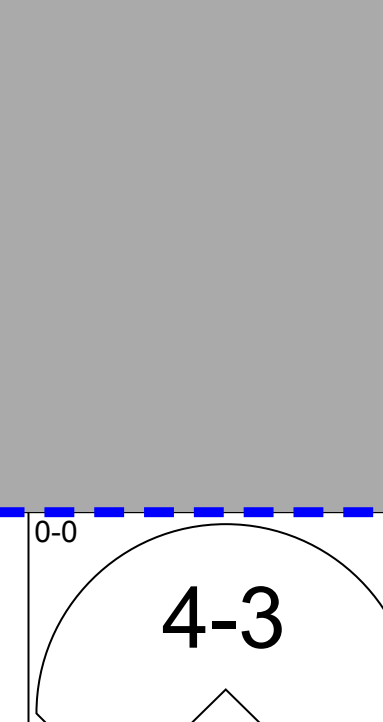
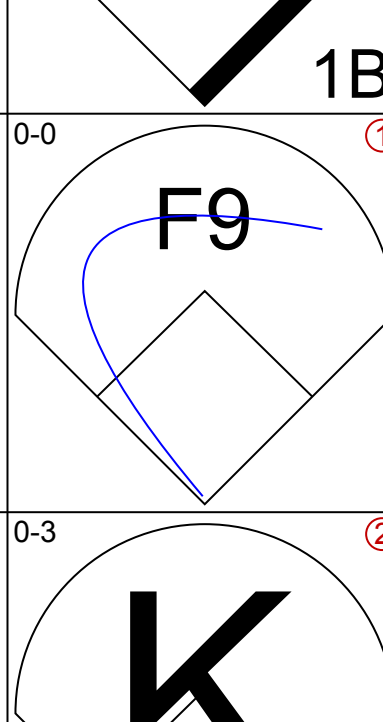
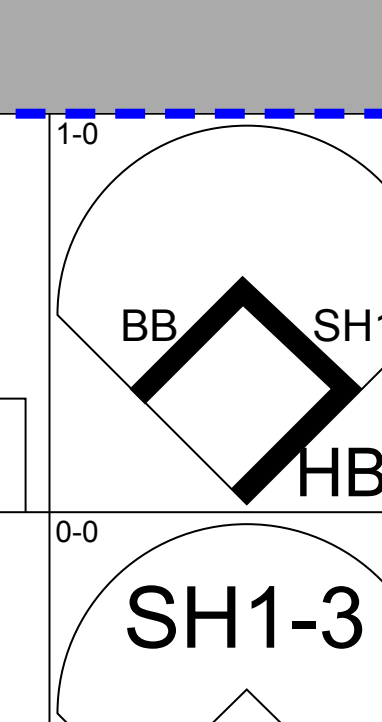

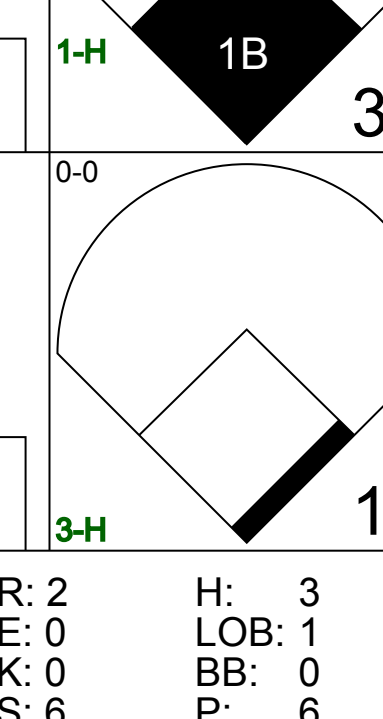
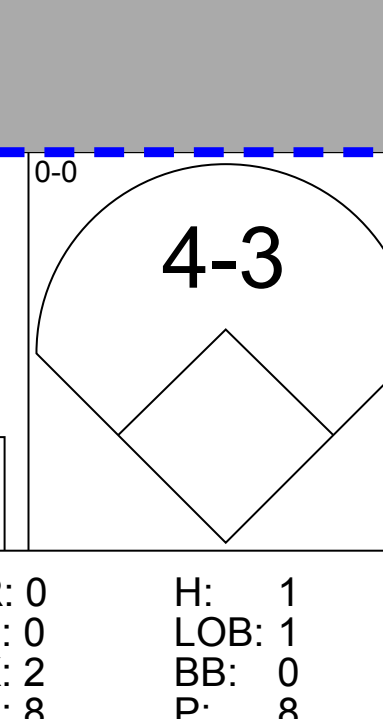
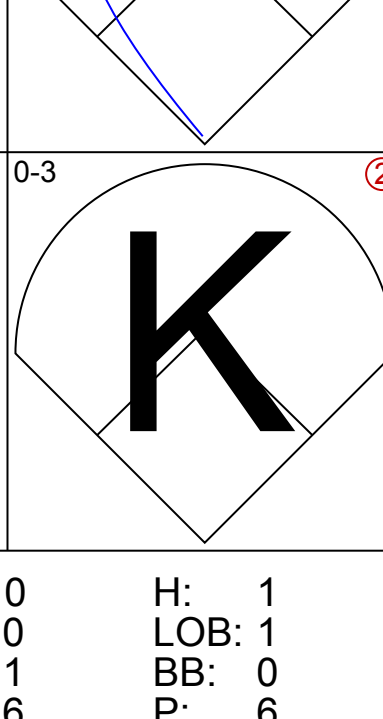
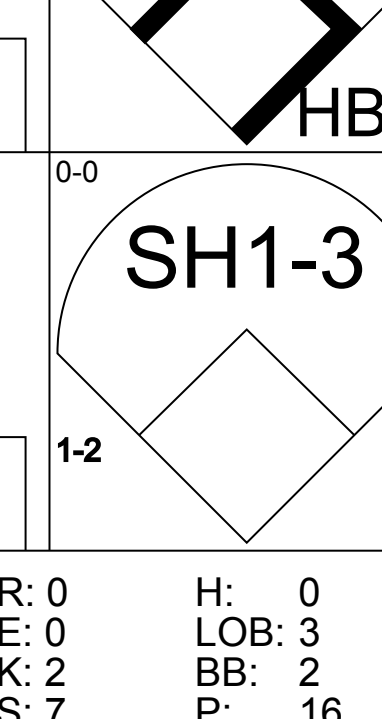
Batter	1	2	3	4	5	6	7	8	9	AB	R	H	RBI	BB	SO	LOB	BOTTOM			
Denis Menke, R OBP: 0.291, SLG: 0.283 (1, 6)	4-0 L4-3 BB		4-0 BB HR		4-0 FC6-4 BB		0-0 1B			1	1	1	1	3	0	0	New York Mets @ Milwaukee Braves Milwaukee County Stadium, Milwaukee, WI Wed Sep 26 1962, 8:05 PM EDT Att: 3,239 - Unknown			
Eddie Mathews, L OBP: 0.381, SLG: 0.494 (1, 5)	0-0 L4-3 1-2		4-0 HR BB		0-0 P9		0-0 G3			3	1	0	0	1	0	3				
Hank Aaron, R OBP: 0.393, SLG: 0.624 (1, 9)	0-0 P5		0-0 HR		0-0 FC6-4 1-2			0-0 F9		4	1	1	3	0	0	1				
Joe Adcock, R OBP: 0.331, SLG: 0.499 Lou Johnson, R OBP: 0.355, SLG: 0.464 (9, 7)		0-0 1B 2B	0-0 G5-4-3 1B		0-0 F8		0-0 L6			4	1	2	0	0	0	0				
Tommye Aaron, R OBP: 0.306, SLG: 0.368 (9, 3)		0-0 F7	0-0 G5-4-3 1-2		0-0 1-3		4-0 1B BB			3	1	0	0	1	0	2				
Lee Maye, L OBP: 0.295, SLG: 0.358 (1, 8)		0-0 L9-6 2H 1B		0-0 F7		0-0 P8		0-0 1B		4	0	2	1	0	0	0				
Bob Uecker, R OBP: 0.305, SLG: 0.250 (1, 2)		0-0 1B		0-0 5-3		0-0 F9		0-0 FC6-4 1B		4	0	2	1	0	0	0				
Frank Bolling, R OBP: 0.332, SLG: 0.396 (1, 4)		0-0 L9-6 2-3		0-0 P6		0-0 E4 4-3 1B		0-0 FC6-4 1-2		4	1	0	0	0	0	4				
Denny Lemaster, R OBP: 0.156, SLG: 0.129 (1, 1)			0-3 K		0-0 1-3		0-0 4-3			3	0	0	0	0	1	1				
Inning Stats	R: 0 E: 0 K: 0 S: 2	H: 0 LOB: 0 BB: 1 P: 6	R: 1 E: 0 K: 0 S: 5	H: 3 LOB: 1 BB: 0 P: 5	R: 3 E: 0 K: 1 S: 6	H: 2 LOB: 2 BB: 0 P: 14	R: 0 E: 0 K: 0 S: 3	H: 0 LOB: 0 BB: 0 P: 3	R: 0 E: 0 K: 0 S: 3	H: 0 LOB: 0 BB: 0 P: 3	R: 1 E: 1 K: 0 S: 5	H: 1 LOB: 1 BB: 0 P: 5	R: 1 E: 0 K: 0 S: 5	H: 2 LOB: 2 BB: 1 P: 9	R: 1 E: 0 K: 0 S: 5	H: 2 LOB: 2 BB: 1 P: 9		1B: 6 2B: 3 3B: 0 HR: 1	SF: 0 SAC: 0 DP: 3 HBP: 0	WP: 0 PB: 0 CS: 0
PITCHER Roger Craig, R ERA: 4.51 Craig Anderson, R ERA: 5.47 (4, 1)	IP: 3.0 WLS: L BF: 14 H: 5 R: 4 ER: 4 SO: 4 BB: 3 IBB: 0 HBP: 0 BLK: 0 WP: 0 HR: 1 S: 13 P: 25 ERA: 12.00 WHIP: 2.667															PITCHER IP: WLS: BF: H: R: ER: SO: BB: IBB: HBP: BLK: WP: HR: S: P: ERA: WHIP				





Batter	1	2	3	4	5	6	7	8	9	AB	R	H	RBI	BB	SO	LOB	TOP		
Dick Schofield, S (1.4)	F8		FC6-4				K		E	5	1	2	0	0	1	1	Pittsburgh Pirates @ Milwaukee Braves Milwaukee County Stadium, Milwaukee, WI Fri Sep 28 1962, 8:05 PM EDT Att: 4,274 - Unknown		
Dick Groat, R (1.6)	5-3			2B HR	F9		4-3	E	5	2	2	1	0	0	1				
Johnny Logan, R (1.5)	4-3			HR	F9			E2	5	3	2	0	0	0	1				
Donn Clendenon, R (1.7)		F3		HR		F4			5	1	3	5	0	0	0				
Willie Stargell, L (1.9)	K			K		F8		F3	5	0	0	0	0	3	2				
Howie Gosz, R (1.8)	K			G5-3 BB				P4	4	0	2	0	0	1	1				
Jim Marshall, L (1.3)			K		4-3				3	0	0	0	1	1	1				
Cal Neeman, R (1.2)			5-3	G5-3			F7		4	0	0	0	0	1	2				
Bob Veale, S (1.1)					K		K		4	1	2	0	0	2	0				
Inning Stats	R: 0 E: 0 K: 0 S: 3	H: 0 LOB: 0 BB: 0 P: 3	R: 0 E: 0 K: 2 S: 7	H: 0 LOB: 0 BB: 0 P: 7	R: 0 E: 0 K: 1 S: 6	H: 1 LOB: 1 BB: 0 P: 6	R: 3 E: 0 K: 1 S: 8	H: 4 LOB: 1 BB: 1 P: 12	R: 0 E: 0 K: 1 S: 6	H: 1 LOB: 1 BB: 0 P: 6	R: 0 E: 0 K: 2 S: 4	H: 0 LOB: 0 BB: 0 P: 7	R: 1 E: 0 K: 1 S: 7	H: 2 LOB: 1 BB: 0 P: 7	R: 4 E: 1 K: 1 S: 10	H: 4 LOB: 1 BB: 0 P: 10	1B: 8 2B: 4 3B: 0 HR: 1	SF: 0 SAC: 0 DP: 1 HBP: 0	WP: 0 PA: 41 SB: 0 CS: 0
PITCHER	IP WLS BF H R ER SO BB IBB HBP BLK WP HR S P ERA WHIP																		
Jim Constable, L (1.1)	6.0 L 25 7 3 3 5 1 0 0 0 0 0 1 34 38 4.50 1.333																		
Carl Willey, R (7.1)	2.0 8 2 1 1 3 0 0 0 0 0 0 0 14 14 4.50 1.000																		
Don Nottebart, R (9.1)	1.0 8 4 4 1 1 0 0 0 0 0 0 0 10 10 9.00 4.000																		

Batter	1	2	3	4	5	6	7	8	9	AB	R	H	RBI	BB	SO	LOB	BOTTOM		
Eddie Mathews, L (1.5)	F9		K			K		K		4	0	0	0	0	3	1	Pittsburgh Pirates @ Milwaukee Braves Milwaukee County Stadium, Milwaukee, WI Fri Sep 28 1962, 8:05 PM EDT Att: 4,274 - Unknown		
Denis Menke, R (1.6)	F8			K		F9		5-3	4	0	0	0	0	1	0				
Tommie Aaron, R (1.3)	K			F9		1B BB		1B SF8 BB	2	1	0	0	2	1	0				
Hawk Taylor, R (1.9)		5-3		6-3		F9		FC5 BB	4	0	1	0	0	0	1				
Ethan Blackaby, L (1.7)	K				1-3				3	0	1	0	1	1	0				
Ken Aspromonte, R (1.4)	F7				4-3		4-3	SF8	3	0	0	1	0	0	2				
Bob Uecker, R (1.2)			F6		K			FC4-6	4	0	1	0	0	1	2				
Lou Johnson, R (1.8)			F7			K		FC4-6	3	1	0	0	0	1	1				
Jim Constable, S (1.1)						F7		4-3	0	0	0	0	1	0	0				
Frank Bolling, R (6, PH)									1	0	0	0	0	0	0				
Carl Willey, R (7.1)									0	0	0	0	0	0	0				
Lee Maye, L (8, PH)									1	0	0	1	0	0	0				
Don Nottebart, R (9.1)									0	0	0	0	0	0	0				
Inning Stats	R: 0 E: 0 K: 1 S: 5	H: 0 LOB: 0 BB: 0 P: 5	R: 0 E: 0 K: 1 S: 5	H: 0 LOB: 0 BB: 0 P: 5	R: 0 E: 0 K: 1 S: 5	H: 0 LOB: 1 BB: 1 P: 9	R: 0 E: 0 K: 1 S: 5	H: 0 LOB: 0 BB: 0 P: 5	R: 0 E: 0 K: 2 S: 7	H: 0 LOB: 0 BB: 0 P: 7	R: 0 E: 0 K: 0 S: 4	H: 1 LOB: 2 BB: 1 P: 8	R: 1 E: 0 K: 1 S: 6	H: 1 LOB: 2 BB: 0 P: 6	R: 1 E: 0 K: 0 S: 4	H: 1 LOB: 2 BB: 2 P: 12	1B: 3 2B: 0 3B: 0 HR: 0	SF: 1 SAC: 0 DP: 0 HBP: 0	WP: 0 PA: 34 SB: 1 CS: 0
PITCHER	IP WLS BF H R ER SO BB IBB HBP BLK WP HR S P ERA WHIP																		
Bob Veale, L (1.1)	9.0 W 34 3 2 1 8 4 0 0 0 0 0 0 46 62 1.00 0.778																		

Batter	1	2	3	4	5	6	7	8	9	AB	R	H	RBI	BB	SO	LOB	TOP		
Howie Goss, R OBP: 0.302, SLG: 0.349 (1, 9)										5	0	1	1	0	1	4	Pittsburgh Pirates @ Milwaukee Braves Milwaukee County Stadium, Milwaukee, WI Sat Sep 29 1962, 4:33 AM EDT Att: 11,339 - Unknown		
Dick Groat, R OBP: 0.323, SLG: 0.358 (1, 6)										4	0	0	0	0	0	2			
Bob Skinner, L OBP: 0.395, SLG: 0.504 (1, 7)										4	0	1	0	0	2	0			
Donn Clendenon, R OBP: 0.371, SLG: 0.475 (1, 3)										4	0	0	0	0	3	1			
Bill Mazerowski, R OBP: 0.318, SLG: 0.422 (1, 4)										4	0	0	0	0	1	0			
Bob Bailey, R OBP: 0.277, SLG: 0.268 (1, 5)										2	2	1	0	2	0	0			
Bill Virdon, L OBP: 0.284, SLG: 0.344 (1, 8)										4	1	3	0	0	1	1			
Cal Neeman, R OBP: 0.226, SLG: 0.300 (1, 2)										4	0	1	0	0	0	4			
Tommy Sisk, R OBP: 0.290, SLG: 0.300 (4, PH)										1	0	1	1	0	0	0			
Don Leppert, R OBP: 0.318, SLG: 0.381 (9, PH)										1	0	0	0	0	0	1			
Inning Stats	R: 0 E: 0 K: 2 S: 8	H: 1 LOB: 1 BB: 0 P: 8	R: 1 E: 0 K: 1 S: 7	H: 3 LOB: 2 BB: 1 P: 11	R: 0 E: 0 K: 2 S: 7	H: 0 LOB: 0 BB: 0 P: 7	R: 2 E: 1 K: 0 S: 7	H: 3 LOB: 2 BB: 0 P: 7	R: 0 E: 0 K: 1 S: 5	H: 0 LOB: 0 BB: 0 P: 5	R: 0 E: 0 K: 1 S: 5	H: 0 LOB: 1 BB: 1 P: 9	R: 0 E: 0 K: 0 S: 3	H: 0 LOB: 0 BB: 0 P: 3	R: 0 E: 0 K: 0 S: 4	H: 1 LOB: 1 BB: 0 P: 4	1B: 7 2B: 1 3B: 0 HR: 0	SF: 0 SAC: 0 DP: 1 HBP: 0	WP: 0 PA: 37 CS: 0
PITCHER Warren Spahn, L ERA: 3.04 (1, 1)	IP: 9.0 WLS: W BF: 37 H: 8 R: 3 ER: 1 SO: 8 BB: 2 IBB: 0 HBP: 0 BLK: 0 WP: 0 HR: 0 S: 51 P: 59 ERA: 1.00 WHIP: 1.111															PITCHER			

Batter	1	2	3	4	5	6	7	8	9	AB	R	H	RBI	BB	SO	LOB	BOTTOM		
Roy McMillan, R OBP: 0.336, SLG: 0.350 (1, 6)										4	0	1	0	1	1	2	Pittsburgh Pirates @ Milwaukee Braves Milwaukee County Stadium, Milwaukee, WI Sat Sep 29 1962, 4:33 AM EDT Att: 11,339 - Unknown		
Eddie Mathews, L OBP: 0.380, SLG: 0.491 (1, 5)										4	1	2	0	1	0	1			
Hank Aaron, R OBP: 0.390, SLG: 0.618 (1, 9)										5	0	0	0	0	3	6			
Joe Adcock, R OBP: 0.333, SLG: 0.506 (1, 3)										4	1	2	1	0	0	1			
Lou Johnson, R OBP: 0.344, SLG: 0.447 (8, 7)										1	0	0	0	0	1	3			
Lee Maye, L OBP: 0.294, SLG: 0.358 (1, 8)										4	2	1	0	0	0	2			
Tommy Aaron, R OBP: 0.310, SLG: 0.375 (1, 7) (8, 3)										3	1	1	2	1	0	0			
Bob Uecker, R OBP: 0.326, SLG: 0.283 (1, 2)										4	1	3	2	0	1	0			
Frank Bolling, R OBP: 0.333, SLG: 0.399 (1, 4)										3	1	1	1	0	0	3			
Warren Spahn, L OBP: 0.223, SLG: 0.276 (1, 1)										3	0	1	1	0	1	1			
Inning Stats	R: 0 E: 0 K: 0 S: 4	H: 1 LOB: 1 BB: 0 P: 4	R: 2 E: 0 K: 0 S: 6	H: 3 LOB: 1 BB: 0 P: 6	R: 2 E: 0 K: 0 S: 6	H: 3 LOB: 2 BB: 1 P: 10	R: 0 E: 0 K: 2 S: 8	H: 1 LOB: 1 BB: 0 P: 8	R: 0 E: 0 K: 0 S: 3	H: 0 LOB: 0 BB: 0 P: 3	R: 0 E: 0 K: 1 S: 6	H: 1 LOB: 1 BB: 0 P: 6	R: 3 E: 0 K: 2 S: 10	H: 3 LOB: 0 BB: 0 P: 10	R: 0 E: 0 K: 2 S: 7	H: 0 LOB: 3 BB: 2 P: 16	1B: 8 2B: 1 3B: 1 HR: 2	SF: 0 SAC: 1 DP: 0 HBP: 1	WP: 0 PA: 40 CS: 0
PITCHER Tommy Sisk, R ERA: 4.08 (1, 1)	IP: 3.0 WLS: L BF: 17 H: 7 R: 4 ER: 4 SO: 0 BB: 1 IBB: 0 HBP: 0 BLK: 0 WP: 0 HR: 0 S: 16 P: 20 ERA: 12.00 WHIP: 2.667															PITCHER			
Jack Lamabe, R ERA: 2.96 (4, 1)	IP: 2.0 WLS: L BF: 7 H: 1 R: 0 ER: 0 SO: 2 BB: 0 IBB: 0 HBP: 0 BLK: 0 WP: 0 HR: 0 S: 11 P: 11 ERA: 0.00 WHIP: 0.500																		
Vern Law, R ERA: 3.94 (6, 1)	IP: 2.0 WLS: L BF: 10 H: 4 R: 3 ER: 3 SO: 3 BB: 0 IBB: 0 HBP: 0 BLK: 0 WP: 2 HR: 16 S: 16 P: 16 ERA: 13.50 WHIP: 2.000																		
Tom Butters, R ERA: 1.5 (8, 1)	IP: 1.0 WLS: L BF: 6 H: 0 R: 0 ER: 0 SO: 2 BB: 2 IBB: 0 HBP: 1 BLK: 0 WP: 0 HR: 7 S: 7 P: 16 ERA: 0.00 WHIP: 2.000																		

Batter	1	2	3	4	5	6	7	8	9	AB	R	H	RBI	BB	SO	LOB	TOP																		
Bill Virdon, L (1, 8) OBP: 0.284, SLG: 0.344											0	0	0	0	0	0	0	Pittsburgh Pirates @ Milwaukee Braves Milwaukee County Stadium, Milwaukee, WI Sun Sep 30 1962, 4:33 AM EDT Att: 7,376 - Unknown livebaseballscorecards.com																	
Dick Groat, R (1, 6) OBP: 0.323, SLG: 0.358											0	0	0	0	0	0	0																		
Donn Clendenon, R (1, 3) OBP: 0.371, SLG: 0.475											0	0	0	0	0	0	0																		
Bill Mazeroski, R (1, 4) OBP: 0.318, SLG: 0.422											0	0	0	0	0	0	0																		
Don Hoak, R (1, 5) OBP: 0.323, SLG: 0.355											0	0	0	0	0	0	0																		
Howie Goss, R (1, 7) OBP: 0.302, SLG: 0.349											0	0	0	0	0	0	0																		
Willie Stargell, L (1, 9) OBP: 0.310, SLG: 0.385											0	0	0	0	0	0	0																		
Don Leppert, R (1, 2) OBP: 0.318, SLG: 0.381											0	0	0	0	0	0	0																		
Diomedes Olivo, L (1, 1) OBP: 0.267, SLG: 0.286											0	0	0	0	0	0	0																		
Inning Stats											1B: 0	SF: 0	WP: 0	PA: 0	2B: 0	SAC: 0	FB: 0	3B: 0	DP: 0	SB: 0	CS: 0	HR: 0	HBP: 0												
PITCHER Jack Curtis, L (1, 1) ERA: 4.17	IP	WLS	BF	H	R	ER	SO	BB	IBB	HBP	BLK	WP	HR	S	P	ERA	WHIP	PITCHER	IP	WLS	BF	H	R	ER	SO	BB	IBB	HBP	BLK	WP	HR	S	P	ERA	WHIP

Batter	1	2	3	4	5	6	7	8	9	AB	R	H	RBI	BB	SO	LOB	BOTTOM																		
Eddie Mathews, L (1, 5) OBP: 0.380, SLG: 0.491											0	0	0	0	0	0	0	Pittsburgh Pirates @ Milwaukee Braves Milwaukee County Stadium, Milwaukee, WI Sun Sep 30 1962, 4:33 AM EDT Att: 7,376 - Unknown livebaseballscorecards.com																	
Lou Johnson, R (1, 8) OBP: 0.344, SLG: 0.447											0	0	0	0	0	0	0																		
Hawk Taylor, R (1, 9) OBP: 0.289, SLG: 0.256											0	0	0	0	0	0	0																		
Tommye Aaron, R (1, 3) OBP: 0.310, SLG: 0.375											0	0	0	0	0	0	0																		
Ken Aspromonte, R (1, 4) OBP: 0.336, SLG: 0.301											0	0	0	0	0	0	0																		
Denis Menke, R (1, 6) OBP: 0.284, SLG: 0.275											0	0	0	0	0	0	0																		
Bob Uecker, R (1, 2) OBP: 0.328, SLG: 0.283											0	0	0	0	0	0	0																		
Ethan Blackaby, L (1, 7) OBP: 0.300, SLG: 0.333											0	0	0	0	0	0	0																		
Jack Curtis, L (1, 1) OBP: 0.346, SLG: 0.273											0	0	0	0	0	0	0																		
Inning Stats											1B: 0	SF: 0	WP: 0	PA: 0	2B: 0	SAC: 0	FB: 0	3B: 0	DP: 0	SB: 0	CS: 0	HR: 0	HBP: 0												
PITCHER Diomedes Olivo, L (1, 1) ERA: 2.69	IP	WLS	BF	H	R	ER	SO	BB	IBB	HBP	BLK	WP	HR	S	P	ERA	WHIP	PITCHER	IP	WLS	BF	H	R	ER	SO	BB	IBB	HBP	BLK	WP	HR	S	P	ERA	WHIP