Milwaukee Braves - 1963

Milwaukee Braves @ Pittsburgh Pirates

Forbes Field, Pittsburgh, PA

Tue Apr 09 1963, 3:33 AM EST

Att. 29,615 - Unknown

TOP

livebaseballscorecards.com

Batter	1	2	3	4	5	6	7	8	9	AB	R	H	RBI	BB	SO	LOB
Ty Cline, L (1, 8) OBP: 0.500, SLG: 0.500	F9, BLK, 1B		L9		S, 1B			L4-3		4	0	2	0	0	0	0
Frank Bolling, R (1, 4)	F9 1-3		5-3		6-3 1-2			6-3		4	0	0	0	0	0	2
Hank Aaron, R (1, 9) OBP: 0.250, SLG: 0.250	L6		1-3			L9			1B, 2B, 1B	4	1	1	0	0	0	1
Eddie Mathews, L (1, 5) OBP: 0.500, SLG: 0.500	G3			4-3, 1B		4-3			2B 1-3, 1B	4	0	2	0	0	0	1
Mack Jones, L (1, 7) OBP: 0.500, SLG: 0.667		H BLK, 1B 6-3, HBP		F7		4-3			L4-6 1-3 3-H, 2B	3	1	1	1	0	0	1
Norm Larker, L (1, 3) OBP: 0.333, SLG: 0.333		BLK 1-2, 1B		4-3 1-2			L6			3	0	1	0	0	0	1
Tommie Aaron, R (9, PH) (9, 3)									IBB	0	0	0	0	1	0	0
Del Crandall, R (1, 2)		6-3 1-2 2-H		P3			F8		F9	4	0	0	1	0	0	5
Roy McMillan, R (1, 6)		F2			F7		F3		L4-6 2-3	3	0	0	0	0	0	1
Gus Bell, L (9, PH)										1	0	0	0	0	0	3
Amado Samuel, R (9, 6)										0	0	0	0	0	0	0
Lew Burdette, R (1, 1)		P6			SSS K			SSS K		2	0	0	0	0	1	1
Lee Maye, L (8, PH)										1	0	0	0	0	1	0
Bob Hendley, R (8, 1)										0	0	0	0	0	0	0
Inning Stats	R: 0 E: 0 K: 0 S: 4 H: 1 LOB: 1 BB: 0 P: 4	R: 1 E: 0 K: 0 S: 4 H: 1 LOB: 1 BB: 0 P: 5	R: 0 E: 0 K: 0 S: 3 H: 0 LOB: 0 BB: 0 P: 3	R: 0 E: 0 K: 0 S: 4 H: 1 LOB: 1 BB: 0 P: 4	R: 0 E: 0 K: 1 S: 6 H: 1 LOB: 1 BB: 0 P: 6	R: 0 E: 0 K: 0 S: 3 H: 0 LOB: 0 BB: 0 P: 3	R: 0 E: 0 K: 0 S: 3 H: 0 LOB: 0 BB: 0 P: 3	R: 0 E: 0 K: 1 S: 5 H: 0 LOB: 0 BB: 0 P: 5	R: 1 E: 0 K: 0 S: 5 H: 3 LOB: 2 BB: 1 P: 9	1B: 6 2B: 2 3B: 0 HR: 0 SF: 0 SAC: 0 DP: 1 HBP: 1						

	AB	33
	R	2
	H	7
	RBI	2
	BB	1
	SO	2
	LOB	16

WP: 0 PB: 0 SB: 1 CS: 0 PA: 35

PITCHER		IP	WLS	BF	H	R	ER	SO	BB	IBB	HBP	BLK	WP	HR	S	P	ERA	WHIP
Bob Friend, R ERA: 2.25	(1, 1)	8.0		31	6	2	2	2	0	0	1	2	0	0	34	35	2.25	0.750
Bob Veale, L ERA:	(9, 1)	0.0		1	1	0	0	0	0	0	0	0	0	0	1	1	∞	∞
Roy Face, R ERA:	(9, 1)	1.0	W	3	0	0	0	0	0	1	0	0	0	0	2	6	0.00	0.000

PITCHER		IP	WLS	BF	H	R	ER	SO	BB	IBB	HBP	BLK	WP	HR	S	P	ERA	WHIP

Batter	1	2	3	4	5	6	7	8	9	AB	R	H	RBI	BB	SO	LOB
Dick Schofield, S (1, 6) OBP: 0.250, SLG: 0.143	BBBB 4-0 G4-6-3 BB		x 0-0 BB 1B		x 0-0 ③ F9		x 0-0 ③ G3			3	0	1	0	1	0	0
Bob Skinner, L (1, 7) OBP: 0.375, SLG: 0.167	x 0-0 ①② G4-6-3 1-2f		BBBB 4-0 G6-4-3 1-2 BB			x 0-0 ① F9		x 0-0 ① P6		3	0	0	0	1	0	1
Roberto Clemente, R (1, 9) OBP: 0.250, SLG: 0.143	x 0-0 FC5-4 1B		x 0-0 ②③ G6-4-3 1-2f			x 0-0 ② 5-3		x 0-0 ② 3-1		4	0	1	0	0	0	2
Smoky Burgess, L (1, 2) OBP: 0.200, SLG: 0.800	x 0-0 ③ FC5-4 1-2f			x 0-0 ① L8		x 0-0 HR		SSS 0-3 ③ K		4	1	1	1	0	1	1
Donn Clendenon, R (1, 3) OBP: 0.375, SLG: 1.000		SSS 0-3 ① K		x 0-0 ② L8		x 0-0 3B			SSS 0-3 ① K	4	0	1	0	0	2	0
Bill Mazeroski, R (1, 4) OBP: 0.250, SLG: 0.429		x 0-0 3B		BBBB 4-0 BB		x 0-0 ③ P6			x 0-0 ② 5-3	3	0	1	0	1	0	1
Bill Virdon, L (1, 8) OBP: 0.375, SLG: 0.375		x 0-0 ② F5		x 0-0 ③ 4-3			x 0-0 CS 1B		x 0-0 1B 1B 1B	4	1	2	0	0	0	2
Bob Bailey, R (1, 5) OBP: 0.375, SLG: 0.750		x 0-0 ③ 6-3			x 0-0 ① F9		x 0-0 ① 1-2 HR		x 0-0 1B 1-2 1B	4	1	2	1	0	0	1
Bob Friend, R (1, 1) Bob Veale, S (9, 1) Roy Face, R (9, 1) Ted Savage, R (9, PH) OBP: 0.500, SLG: 0.500			x 0-0 ① 6-3		x 0-0 ② 6-3		x 0-0 ② P6		x 0-0 1-2 2-H 1B	3 0 0 1	0 0 0 0	0 0 0 1	0 0 0 1	0 0 0 0	0 0 0 0	0 0 0 0
Inning Stats	R: 0 H: 1 E: 0 LOB: 1 K: 0 BB: 1 S: 3 P: 7	R: 0 H: 1 E: 0 LOB: 1 K: 1 BB: 0 S: 6 P: 6	R: 0 H: 1 E: 0 LOB: 1 K: 0 BB: 1 S: 3 P: 7	R: 0 H: 0 E: 0 LOB: 1 K: 0 BB: 1 S: 3 P: 7	R: 0 H: 0 E: 0 LOB: 0 K: 0 BB: 0 S: 3 P: 3	R: 1 H: 2 E: 0 LOB: 1 K: 0 BB: 0 S: 5 P: 5	R: 1 H: 2 E: 0 LOB: 0 K: 0 BB: 0 S: 4 P: 4	R: 0 H: 0 E: 0 LOB: 0 K: 1 BB: 0 S: 5 P: 5	R: 1 H: 3 E: 0 LOB: 2 K: 1 BB: 0 S: 7 P: 7	1B: 6 SF: 0 2B: 0 SAC: 0 3B: 2 DP: 2 HR: 2 HBP: 0						WP: 0 PA: 36 PB: 0 SB: 0 CS: 1	

PITCHER		IP	WLS	BF	H	R	ER	SO	BB	IBB	HBP	BLK	WP	HR	S	P	ERA	WHIP
Lew Burdette, R ERA: 2.57	(1, 1)	7.0		28	7	2	2	1	3	0	0	0	0	2	27	39	2.57	1.429
Bob Hendley, L ERA: 5.4	(8, 1)	1.2	L	8	3	1	1	2	0	0	0	0	0	0	12	12	5.40	1.800

PITCHER	IP	WLS	BF	H	R	ER	SO	BB	IBB	HBP	BLK	WP	HR	S	P	ERA	WHIP

BOTTOM

Milwaukee Braves @ Pittsburgh Pirates

Forbes Field, Pittsburgh, PA

Tue Apr 09 1963, 3:33 AM EST

Att. 29,615 - Unknown

livebaseballscorecards.com

AB	33
R	3
H	10
RBI	3
BB	3
SO	3
LOB	8

Milwaukee Braves @ Pittsburgh Pirates

Forbes Field, Pittsburgh, PA

Wed Apr 10 1963, 3:33 AM EST

Att. 3,601 - Unknown

TOP

livebaseballscorecards.com

Batter	1	2	3	4	5	6	7	8	9	AB	R	H	RBI	BB	SO	LOB
Ty Cline, L (1, 8) OBP: 0.250, SLG: 0.250 Tommie Aaron, R (9, PH)	L1-3	L7		L3			K		L9	4 1	0 0	0 0	0 0	0 0	1 0	3 2
Frank Bolling, R (1, 4)	F9		F9		6-3		6-3			4	0	0	0	0	0	0
Hank Aaron, R (1, 9) OBP: 0.250, SLG: 0.250	S 1B		F8		1-3			P6		4	0	1	0	0	0	0
Eddie Mathews, L (1, 5) OBP: 0.500, SLG: 0.333	1-2 BB		K		E1 CS			1-2 G6-4-3 BB		2	0	0	0	2	1	0
Mack Jones, L (1, 7) OBP: 0.375, SLG: 0.429	F9			G3	CS 1-2	S 1B		G6-4-3 1-2f		4	0	1	0	0	0	3
Norm Larker, L (1, 3) OBP: 0.286, SLG: 0.167		K		6-3 1B 1B HBP		K 1-2			4-3	3	1	0	0	0	2	1
Joe Torre, R (1, 2) OBP: 1.000, SLG: 1.000 Lee Maye, L (9, PH)	BB BB			6-3 1-2 1B 1B		G6-4-3 IBB			4-3	1 1	1 0	1 0	0 0	2 0	0 0	0 0
Roy McMillan, R (1, 6) Gus Bell, L (9, PH) OBP: 0.500, SLG: 0.500 Amado Samuel, R (9, PR)	F9			6-3 1-2 2-3		G6-4-3 1-2f			BB 1B	3 1 0	0 0 0	0 1 0	0 0 0	0 0 0	0 0 0	5 0 0
Bob Shaw, R (1, 1) OBP: 0.667, SLG: 0.500 Denny Lemaster, R (8, 1) Tony Cloninger, R (8, 1) Don Dillard, L (9, PH)	1-2 BB			2-H 3-H 1B			K		1-2 BB	2 0 0 0	0 0 0 0	1 0 0 0	2 0 0 0	1 0 0 1	1 0 0 0	0 0 0 0

AB	30
R	2
H	5
RBI	2
BB	6
SO	5
LOB	14

Inning Stats	1	2	3	4	5	6	7	8	9
	R: 0 E: 0 K: 0 S: 4	R: 0 E: 0 K: 1 S: 5	R: 0 E: 0 K: 1 S: 5	R: 2 E: 0 K: 0 S: 5	R: 0 E: 1 K: 0 S: 3	R: 0 E: 0 K: 1 S: 5	R: 0 E: 0 K: 2 S: 7	R: 0 E: 0 K: 0 S: 2	R: 0 E: 0 K: 0 S: 4
	H: 1 LOB: 2 BB: 1 P: 8	H: 0 LOB: 2 BB: 2 P: 13	H: 0 LOB: 0 BB: 0 P: 5	H: 2 LOB: 1 BB: 0 P: 6	H: 0 LOB: 0 BB: 0 P: 3	H: 1 LOB: 1 BB: 1 P: 9	H: 0 LOB: 0 BB: 0 P: 7	H: 0 LOB: 0 BB: 1 P: 6	H: 1 LOB: 2 BB: 1 P: 8

1B: 5	SF: 0
2B: 0	SAC: 0
3B: 0	DP: 2
HR: 0	HBP: 1

WP: 0	PA: 38
PB: 0	
SB: 2	
CS: 1	

PITCHER		IP	WLS	BF	H	R	ER	SO	BB	IBB	HBP	BLK	WP	HR	S	P	ERA	WHIP
Don Cardwell, R ERA: 2.08	(1, 1)	8.2	W	36	5	2	2	5	5	1	1	0	0	0	39	64	2.08	1.154
Bob Veale, L ERA:	(9, 1)	0.1	S	1	0	0	0	0	0	0	0	0	0	0	1	1	0.00	0.000

PITCHER	IP	WLS	BF	H	R	ER	SO	BB	IBB	HBP	BLK	WP	HR	S	P	ERA	WHIP

Batter	1	2	3	4	5	6	7	8	9	AB	R	H	RBI	BB	SO	LOB
Dick Schofield, S (1, 6) OBP: 0.308, SLG: 0.182	K		BB		4-3		G3	1B		4	0	1	1	1	1	0
Bob Skinner, L (1, 7) OBP: 0.308, SLG: 0.182	K		G1-6-3		P3		G3	F7		5	0	1	0	0	1	3
Roberto Clemente, R (1, 9) OBP: 0.333, SLG: 0.364	6-3		F9			SH5-4 SF7	1B			4	1	2	0	0	0	2
Smoky Burgess, L (1, 2) OBP: 0.333, SLG: 0.625		1-4-3	G1-6-3			BB SH5-4	1B			3	0	1	0	1	0	2
Donn Clendenon, R (1, 3) OBP: 0.455, SLG: 1.182		E 1B		L8		SH5-4		HR		3	1	2	1	0	0	0
Bill Mazeroski, R (1, 4) OBP: 0.250, SLG: 0.400		E6		K		SF7		1B SH3-4		3	0	1	1	0	1	1
Bill Virdon, L (1, 8) OBP: 0.455, SLG: 0.333		IBB		F7		IBB		SH3-4		1	0	0	0	2	0	0
Bob Bailey, R (1, 5) OBP: 0.500, SLG: 0.800		K			4-3 4-3	BB		1B		2	1	1	0	2	1	3
Don Cardwell, R (1, 1)		L7			4-3	K		K		4	0	0	0	0	2	9
Bob Veale, S (9, 1)										0	0	0	0	0	0	0
Inning Stats	R: 0 E: 0 K: 2 S: 7 H: 0 LOB: 0 BB: 0 P: 7	R: 0 E: 1 K: 1 S: 7 H: 1 LOB: 3 BB: 1 P: 11	R: 0 E: 0 K: 0 S: 3 H: 1 LOB: 1 BB: 1 P: 7	R: 0 E: 0 K: 1 S: 5 H: 0 LOB: 0 BB: 0 P: 5	R: 1 E: 0 K: 0 S: 4 H: 1 LOB: 0 BB: 0 P: 4	R: 1 E: 0 K: 1 S: 6 H: 1 LOB: 3 BB: 3 P: 18	R: 0 E: 0 K: 0 S: 4 H: 2 LOB: 2 BB: 0 P: 4	R: 1 E: 0 K: 1 S: 8 H: 3 LOB: 3 BB: 1 P: 12		1B: 6 2B: 2 3B: 0 HR: 1 SF: 1 SAC: 2 DP: 1 HBP: 0						

PITCHER		IP	WLS	BF	H	R	ER	SO	BB	IBB	HBP	BLK	WP	HR	S	P	ERA	WHIP
Bob Shaw, R ERA: 3.86	(1, 1)	7.0	L	33	8	3	3	5	3	2	0	0	0	1	38	58	3.86	1.571
Denny Lemaster, L ERA:	(8, 1)	0.1		1	0	0	0	0	0	0	0	0	0	0	1	1	0.00	0.000
Tony Cloninger, R ERA:	(8, 1)	0.2		4	1	0	0	1	1	0	0	0	0	0	5	9	0.00	3.000

PITCHER	IP	WLS	BF	H	R	ER	SO	BB	IBB	HBP	BLK	WP	HR	S	P	ERA	WHIP

BOTTOM

Milwaukee Braves @ Pittsburgh Pirates

Forbes Field, Pittsburgh, PA

Wed Apr 10 1963, 3:33 AM EST

Att. 3,601 - Unknown

livebaseballscorecards.com

AB	29
R	3
H	9
RBI	3
BB	6
SO	6
LOB	20

WP: 0	PB: 0	SB: 0	CS: 0
PA: 38			

Batter	1	2	3	4	5	6	7	8	9	AB	R	H	RBI	BB	SO	LOB
Larry Burright, R (1, 4) OBP: 0.273, SLG: 0.364	4-3 1B		K		5-3			K2-3		4	0	1	0	0	2	1
Charlie Neal, R (1, 5) OBP: 0.200, SLG: 0.111	4-3 1-2		1B			5-3			F4	4	0	1	0	0	0	1
Cliff Cook, R (1, 9) OBP: 0.200, SLG: 0.200	K		L8			K			G6-4-3 1B	4	0	1	0	0	2	2
Frank Thomas, R (1, 7)	L8			6-3		F2			G6-4-3 1-2f	4	0	0	0	0	0	2
Duke Snider, L (1, 8) OBP: 0.182, SLG: 0.400		HR		1-3			P4			3	1	1	1	0	0	0
Marv Throneberry, L (1, 3)		K		5-3			P4			3	0	0	0	0	1	0
Norm Sherry, R (1, 2) OBP: 0.333, SLG: 0.333		L4-3 1B			5-3		6-3			3	0	1	0	0	0	0
Al Moran, R (1, 6)		L4-3 1-2			F9			6-3		3	0	0	0	0	0	1
Jay Hook, L (1, 1) OBP: 0.500, SLG: 0.500			1-3		1B			L8		2	0	1	0	0	0	0
Don Rowe, L (7, 1)										0	0	0	0	0	0	0
Rod Kanehl, R (8, PH)										1	0	0	0	0	0	0
Carl Willey, R (8, 1)										0	0	0	0	0	0	0
Inning Stats	R: 0 E: 0 K: 1 S: 6 H: 1 LOB: 1 BB: 0 P: 6	R: 1 E: 0 K: 1 S: 6 H: 2 LOB: 0 BB: 0 P: 6	R: 0 E: 0 K: 1 S: 6 H: 1 LOB: 1 BB: 0 P: 6	R: 0 E: 0 K: 0 S: 3 H: 0 LOB: 0 BB: 0 P: 3	R: 0 E: 0 K: 0 S: 4 H: 1 LOB: 1 BB: 0 P: 4	R: 0 E: 0 K: 1 S: 5 H: 0 LOB: 0 BB: 0 P: 5	R: 0 E: 0 K: 0 S: 3 H: 0 LOB: 0 BB: 0 P: 3	R: 0 E: 0 K: 1 S: 5 H: 0 LOB: 0 BB: 0 P: 5	R: 0 E: 0 K: 0 S: 3 H: 1 LOB: 0 BB: 0 P: 3	1B: 5 2B: 1 3B: 0 HR: 1 SF: 0 SAC: 0 DP: 2 HBP: 0						

PITCHER	IP	WLS	BF	H	R	ER	SO	BB	IBB	HBP	BLK	WP	HR	S	P	ERA	WHIP
Warren Spahn, L (1, 1) ERA: 1.0	9.0	W	31	6	1	1	5	0	0	0	0	0	1	41	41	1.00	0.667

PITCHER	IP	WLS	BF	H	R	ER	SO	BB	IBB	HBP	BLK	WP	HR	S	P	ERA	WHIP

TOP

New York Mets @ Milwaukee Braves

Milwaukee County Stadium, Milwaukee, WI

Thu Apr 11 1963, 4:33 AM EST
Att. 26,120 - Unknown

livebaseballscorecards.com

AB	31
R	1
H	6
RBI	1
BB	0
SO	5
LOB	7

New York Mets @ Milwaukee Braves

Milwaukee County Stadium, Milwaukee, WI

Thu Apr 11 1963, 4:33 AM EST

Att. 26,120 - Unknown

BOTTOM

Batter	1	2	3	4	5	6	7	8	9	AB	R	H	RBI	BB	SO	LOB
Ty Cline, L (1, 8) OBP: 0.308, SLG: 0.385	L7		3B 1B		1B 2B 1-3 2-H	L8		FC4-6 1-2f		5	2	2	1	0	0	4
Frank Bolling, R (1, 4) OBP: 0.083, SLG: 0.250	P3		WP 3B 1-H		K S S S		5-3			4	1	1	1	0	1	2
Hank Aaron, R (1, 9) OBP: 0.333, SLG: 0.583	L7		1-3 3-H		BB 1B 2-H 3-H		HR			4	1	2	3	0	0	0
Eddie Mathews, L (1, 5) OBP: 0.500, SLG: 0.333		F8		F2	BB B B B 1-2		G4-6-3 1B			3	0	1	0	1	0	0
Norm Larker, L (1, 3) OBP: 0.300, SLG: 0.125		BB B B B F7		1-3	F8		G4-6-3 1-2f			2	0	0	0	1	0	2
Tommie Aaron, R (6, 3)										1	0	0	0	0	0	1
Mack Jones, L (1, 7) OBP: 0.333, SLG: 0.300		F7 1-2		F8		4-3		BB B B B F7		3	0	0	0	1	0	1
Joe Torre, R (1, 2) OBP: 0.714, SLG: 0.800		K S S S			2B 2B	F9 1B		F7 1-2		4	1	2	0	0	1	2
Roy McMillan, R (1, 6) OBP: 0.300, SLG: 0.300			1-3		2B 1B 1B	1-2 1B		BB 1B		4	1	3	0	0	0	0
Warren Spahn, L (1, 1)			K S S S		K S S S	F9 2-3		FC4-6 1-2 B B B		3	0	0	0	1	2	4
Inning Stats	R: 0 H: 0 E: 0 LOB: 0 K: 0 BB: 0 S: 3 P: 3	R: 0 H: 0 E: 0 LOB: 1 K: 1 BB: 1 S: 5 P: 9	R: 2 H: 2 E: 0 LOB: 0 K: 1 BB: 0 S: 7 P: 7	R: 0 H: 0 E: 0 LOB: 0 K: 0 BB: 0 S: 3 P: 3	R: 3 H: 4 E: 0 LOB: 2 K: 2 BB: 1 S: 11 P: 15	R: 0 H: 2 E: 0 LOB: 2 K: 0 BB: 0 S: 5 P: 5	R: 1 H: 2 E: 0 LOB: 0 K: 0 BB: 0 S: 4 P: 4	R: 0 H: 1 E: 0 LOB: 2 K: 0 BB: 2 S: 3 P: 11		1B: 7 SF: 0 2B: 2 SAC: 0 3B: 1 DP: 1 HR: 1 HBP: 0						

livebaseballscorecards.com

	AB	33
	R	6
	H	11
	RBI	5
	BB	4
	SO	4
	LOB	16

WP: 1 PA: 37
PB: 0
SB: 0
CS: 0

PITCHER		IP	WLS	BF	H	R	ER	SO	BB	IBB	HBP	BLK	WP	HR	S	P	ERA	WHIP
Jay Hook, R ERA: 7.5	(1, 1)	6.0	L	28	8	5	5	4	2	0	0	0	1	0	34	42	7.50	1.667
Don Rowe, L ERA: 2.45	(7, 1)	1.0		4	2	1	1	0	0	0	0	0	0	1	4	4	9.00	2.000
Carl Willey, R ERA:	(8, 1)	1.0		5	1	0	0	0	2	0	0	0	0	0	3	11	0.00	3.000

PITCHER	IP	WLS	BF	H	R	ER	SO	BB	IBB	HBP	BLK	WP	HR	S	P	ERA	WHIP

New York Mets @ Milwaukee Braves

Milwaukee County Stadium, Milwaukee, WI

Sat Apr 13 1963, 4:33 AM EST

Att. 5,067 - Unknown

TOP

livebaseballscorecards.com

Batter	1	2	3	4	5	6	7	8	9	AB	R	H	RBI	BB	SO	LOB
Larry Burright, R (1, 4) OBP: 0.214, SLG: 0.286	F7		3-1			G3			L1	3	0	0	0	0	0	1
Rod Kanehl, R (9, PH)										1	0	0	0	0	0	0
Choo-Choo Coleman, L (1, 2) OBP: 0.083, SLG: 0.083	G3			B5		4-3			F9	4	0	0	0	0	0	0
Duke Snider, L (1, 9) OBP: 0.200, SLG: 0.571 (6, 7)	F5			F9			L8		HR	4	1	1	1	0	0	0
Frank Thomas, R (1, 7)		F5		E5			L7		F7	2	0	0	0	0	0	0
Ed Kranepool, L (6, 9) OBP: 0.200, SLG: 0.200										2	0	0	0	0	0	0
Jim Hickman, R (1, 8) OBP: 0.333, SLG: 1.333		F9		L8			HR			3	1	1	1	0	0	1
Tim Harkness, L (1, 3) OBP: 0.222, SLG: 0.125		F7			6-3		L9			3	0	0	0	0	0	0
Charlie Neal, R (1, 5) OBP: 0.154, SLG: 0.083			F9		F9			5-3		3	0	0	0	0	0	0
Al Moran, R (1, 6)			6-3		F9			6-3		3	0	0	0	0	0	0
Galen Cisco, R (1, 1) OBP: 0.333, SLG: 0.667			2B			5-3		K		3	0	1	0	0	1	0

	AB	31
	R	2
	H	3
	RBI	2
	BB	0
	SO	1
	LOB	2

Inning Stats	1	2	3	4	5	6	7	8	9
R	0	0	0	0	0	0	1	0	1
E	0	0	0	1	0	0	0	0	0
K	0	0	0	0	0	0	0	1	0
S	3	3	4	4	3	3	4	5	4
H	0	0	1	0	0	0	1	0	1
LOB	0	0	1	1	0	0	0	0	0
BB	0	0	0	0	0	0	0	0	0
P	3	3	4	4	3	3	4	5	4

	1B	0	SF	0	WP	0	PA	31
	2B	1	SAC	0	PB	0		
	3B	0	DP	0	SB	0		
	HR	2	HBP	0	CS	0		

PITCHER		IP	WLS	BF	H	R	ER	SO	BB	IBB	HBP	BLK	WP	HR	S	P	ERA	WHIP
Lew Burdette, R ERA: 2.25	(1, 1)	9.0	W	31	3	2	2	1	0	0	0	0	0	2	33	33	2.00	0.333

PITCHER	IP	WLS	BF	H	R	ER	SO	BB	IBB	HBP	BLK	WP	HR	S	P	ERA	WHIP

BOTTOM

New York Mets @ Milwaukee Braves

Milwaukee County Stadium, Milwaukee, WI

Sat Apr 13 1963, 4:33 AM EST

Att. 5,067 - Unknown

livebaseballscorecards.com

Batter	1	2	3	4	5	6	7	8	9	AB	R	H	RBI	BB	SO	LOB
Ty Cline, L (1, 8) OBP: 0.235, SLG: 0.294	L4-3	L6			L6-3		L7			4	0	0	0	0	0	1
Frank Bolling, R (1, 4) OBP: 0.250, SLG: 0.438	BB BB 4-3 1B	F9			1B 2B		1B			4	2	3	0	0	0	1
Hank Aaron, R (1, 9) OBP: 0.313, SLG: 0.467	4-3 BB 1-2 HR BB		5-3		F7		F7			3	1	0	0	1	0	2
Eddie Mathews, L (1, 5) OBP: 0.500, SLG: 0.333	4-3 1-2 2-3 HR BB		4-3		2-H 1B		K			3	1	1	1	1	1	1
Mack Jones, L (1, 7) OBP: 0.250, SLG: 0.214	4-3 1-2 2-3 3-H		4-3		G3			K		4	0	0	1	0	1	3
Len Gabrielson, L (1, 3) OBP: 0.333, SLG: 1.333 Tommie Aaron, R (7, 3)	2-H 3-H HR			K		F7		F2		3 1	1 0	1 0	3 0	0 0	1 0	0 0
Joe Torre, R (1, 2) OBP: 0.545, SLG: 0.556	L7			1-3		1B		K		4	0	1	0	0	1	0
Roy McMillan, R (1, 6) OBP: 0.308, SLG: 0.308		4-3		1B		F8				3	0	1	0	0	0	1
Lew Burdette, R (1, 1)		E8		F9		K				3	0	0	0	0	1	2

	AB	32
	R	5
	H	7
	RBI	5
	BB	2
	SO	5
	LOB	11

Inning Stats	1	2	3	4	5	6	7	8	9
	R: 4 H: 2 E: 0 LOB: 0 K: 0 BB: 2 S: 5 P: 13	R: 0 H: 0 E: 1 LOB: 1 K: 0 BB: 0 S: 4 P: 4	R: 0 H: 0 E: 0 LOB: 0 K: 0 BB: 0 S: 3 P: 3	R: 0 H: 1 E: 0 LOB: 1 K: 1 BB: 0 S: 6 P: 6	R: 1 H: 2 E: 0 LOB: 1 K: 0 BB: 0 S: 5 P: 5	R: 0 H: 1 E: 0 LOB: 1 K: 1 BB: 0 S: 6 P: 6	R: 0 H: 1 E: 0 LOB: 1 K: 1 BB: 0 S: 6 P: 6	R: 0 H: 0 E: 0 LOB: 0 K: 2 BB: 0 S: 7 P: 7	

	1B	5	SF	0	WP	0	PA	34
	2B	1	SAC	0	PB	0		
	3B	0	DP	0	SB	0		
	HR	1	HBP	0	CS	0		

PITCHER		IP	WLS	BF	H	R	ER	SO	BB	IBB	HBP	BLK	WP	HR	S	P	ERA	WHIP
Galen Cisco, R ERA: 5.0	(1, 1)	8.0	L	34	7	5	5	5	2	0	0	0	0	1	42	50	5.62	1.125

PITCHER		IP	WLS	BF	H	R	ER	SO	BB	IBB	HBP	BLK	WP	HR	S	P	ERA	WHIP

Batter	1	2	3	4	5	6	7	8	9	10	AB	R	H	RBI	BB	SO	LOB
Ted Schreiber, R (1, 5) OBP: 0.250, SLG: 0.250	5-3		1-3			K			G4-6-3 1B		4	0	1	0	0	1	0
Charlie Neal, R (1, 6) OBP: 0.176, SLG: 0.125	1B			1-3		P3			G4-6-3 1-2f		4	0	1	0	0	0	1
Duke Snider, L (1, 9) OBP: 0.211, SLG: 0.471	L8			L8			SH2-3 BB		4-3		3	0	0	0	1	0	1
Jim Hickman, R (1, 8) OBP: 0.333, SLG: 0.833	G3			1B			SH2-3 1-2			6-3	3	0	1	0	0	0	1
Cliff Cook, R (1, 7) OBP: 0.111, SLG: 0.111		4-3		L3			K			F7	4	0	0	0	0	1	2
Larry Burright, R (1, 4) OBP: 0.222, SLG: 0.278		5-3			1-3		L8			1B	4	0	1	0	0	0	1
Norm Sherry, R (1, 2) OBP: 0.143, SLG: 0.143		K			L8			6-3		F2	4	0	0	0	0	1	1
Tim Harkness, L (1, 3) OBP: 0.167, SLG: 0.091			K		4-3			4-3			3	0	0	0	0	1	0
Roger Craig, R (1, 1)			1-3			6-3		P4			3	0	0	0	0	0	0

TOP

New York Mets @ Milwaukee Braves

Milwaukee County Stadium, Milwaukee, WI

Sun Apr 14 1963, 4:33 AM EST

Att. 5,576 - Unknown

livebaseballscorecards.com

AB	32
R	0
H	4
RBI	0
BB	1
SO	4
LOB	7

Inning Stats	1	2	3	4	5	6	7	8	9	10
R	0	0	0	0	0	0	0	0	0	0
E	0	0	0	0	0	0	0	0	0	0
K	0	1	1	0	0	1	1	0	0	0
S	4	5	5	4	3	5	5	3	3	4
H	1	0	0	1	0	0	0	0	1	1
LOB	1	0	0	1	0	0	1	0	0	1
BB	0	0	0	0	0	0	1	0	0	0
P	4	5	5	4	3	5	9	3	3	4

PITCHER		IP	WLS	BF	H	R	ER	SO	BB	IBB	HBP	BLK	WP	HR	S	P	ERA	WHIP	PITCHER		IP	WLS	BF	H	R	ER	SO	BB	IBB	HBP	BLK	WP	HR	S	P	ERA	WHIP
Bob Hendley, L (1, 1) ERA: 0.77		10.0	W	34	4	0	0	4	1	0	0	0	0	0	41	45	0.00	0.500																			

1B: 4	SF: 0	WP: 0	PA: 34
2B: 0	SAC: 1	PB: 0	
3B: 0	DP: 1	SB: 0	
HR: 0	HBP: 0	CS: 0	

New York Mets @ Milwaukee Braves

Milwaukee County Stadium, Milwaukee, WI

Sun Apr 14 1963, 4:33 AM EST

Att. 5,576 - Unknown

BOTTOM

livebaseballscorecards.com

Batter	1	2	3	4	5	6	7	8	9	10	AB	R	H	RBI	BB	SO	LOB
Ty Cline, L (1, 8) OBP: 0.227, SLG: 0.273	S S S 0-3 ① K			S S S 0-3 ① K		x 0-0 L1 G5-6-3		x 0-0 ② L9		x 0-0 1-2 2-H 1B	5	0	1	1	0	2	0
Frank Bolling, R (1, 4) OBP: 0.300, SLG: 0.421	x 0-0 ② F8			x 0-0 5-3 BB 1B		x 0-0 ① ② G5-6-3 1-2f		B B B B 4-0 BB			3	0	1	0	1	0	1
Hank Aaron, R (1, 9) OBP: 0.350, SLG: 0.444	x 0-0 ③ F5			B B B B 4-0 5-3 1-2 BB		x 0-0 1B 1B		S S S 0-3 ③ K			3	0	1	0	1	1	1
Eddie Mathews, L (1, 5) OBP: 0.500, SLG: 0.375		x 0-0 ① 4-3		x 0-0 ② 5-3 1-2 2-3		x 0-0 1-3 1B			x 0-0 FC1-6 1B		4	0	2	0	0	0	2
Mack Jones, L (1, 7) OBP: 0.250, SLG: 0.222		x 0-0 CS 1B		x 0-0 ③ 3-1		x 0-0 ③ 4-3			x 0-0 ① FC1-6 FC5-4 1-2f		4	0	1	0	0	0	5
Len Gabrielson, L (1, 3) OBP: 0.167, SLG: 0.667 Tommie Aaron, R (8, 3)		x 0-0 ② ③ F5 1-2		S S S 0-3 ① K		x 0-0 ① 5-3			x 0-0 ② FC5-4 1-2f		3 1	0 0	0 0	0 0	0 0	1 0	1 1
Joe Torre, R (1, 2) OBP: 0.533, SLG: 0.500			B B B B 4-0 K BB	x 0-0 FC6-4 1B		x 0-0 ② 4-3			x 0-0 ③ 4-3		3	0	1	0	1	0	1
Roy McMillan, R (1, 6) OBP: 0.250, SLG: 0.250 Lee Maye, L (10, PH)			S S S 0-3 ① ② K 1-2	S S S 0-3 ② K		x 0-0 ③ 5-3				B B B 4-0 SH 1B BB	3 0	0 1	0 0	0 0	0 1	2 0	2 0
Bob Hendley, R (1, 1)			x 0-0 ③ 1-3	x 0-0 ③ FC6-4 1-2f			x 0-0 ① 6-3			x 0-0 SH 1B 1-2	3	0	0	0	0	0	1

	AB	32
	R	1
	H	7
	RBI	1
	BB	4
	SO	6
	LOB	15

Inning Stats												
	R: 0	H: 0	R: 0	H: 1	R: 0	H: 0	R: 0	H: 1	R: 0	H: 2	R: 0	H: 0
	E: 0	LOB: 0	E: 0	LOB: 0	E: 0	LOB: 0	E: 0	LOB: 2	E: 1	LOB: 2	E: 0	LOB: 0
	K: 1	BB: 0	K: 0	BB: 0	K: 1	BB: 1	K: 1	BB: 1	K: 0	BB: 0	K: 0	BB: 0
	S: 5	P: 5	S: 3	P: 3	S: 4	P: 8	S: 6	P: 10	S: 5	P: 5	S: 3	P: 3
	R: 0	H: 1	R: 0	H: 1	R: 0	H: 1	R: 1	H: 1	1B: 7	SF: 0	WP: 0	PA: 37
	E: 0	LOB: 1	E: 0	LOB: 1	E: 0	LOB: 2	E: 0	LOB: 2	2B: 0	SAC: 1	PB: 0	
	K: 2	BB: 0	K: 0	BB: 1	K: 0	BB: 1	K: 0	BB: 1	3B: 0	DP: 1	SB: 0	
	S: 8	P: 8	S: 4	P: 9	S: 5	P: 4	S: 2	P: 6	HR: 0	HBP: 0	CS: 1	

PITCHER	IP	WLS	BF	H	R	ER	SO	BB	IBB	HBP	BLK	WP	HR	S	P	ERA	WHIP
Roger Craig, R (1, 1) ERA: 5.02	9.0	L	37	7	1	1	6	4	0	0	0	0	0	45	61	1.00	1.222

PITCHER	IP	WLS	BF	H	R	ER	SO	BB	IBB	HBP	BLK	WP	HR	S	P	ERA	WHIP

New York Mets @ Milwaukee Braves

Milwaukee County Stadium, Milwaukee, WI

Mon Apr 15 1963, 4:33 AM EST

Att. 3,756 - Unknown

TOP

livebaseballscorecards.com

Batter	1	2	3	4	5	6	7	8	9	AB	R	H	RBI	BB	SO	LOB
Larry Burright, R (1, 4) OBP: 0.190, SLG: 0.238	SSS 0-3 ① K		x 0-0 ②③ B1-3 1-2f			SSS 0-3 ① K	x 0-0 1-2 3-H 1B		x 0-0 ② SH1-4 1-2	3	0	0	0	0	2	1
Cliff Cook, R (7, PH) OBP: 0.200, SLG: 0.200										1	0	1	1	0	0	0
Tracy Stallard, R (7, 1)										0	0	0	0	0	0	0
Charlie Neal, R (1, 6) OBP: 0.227, SLG: 0.150	x 0-0 ② F9			x 0-0 G4-6-3 1B		x 0-0 ② L8	x 0-0 ③ 5-3		BBB 4-0 BB	4	0	1	0	1	0	2
Ed Kranepool, L (1, 9) OBP: 0.267, SLG: 0.267	x 0-0 ③ 4-3			x 0-0 ①② G4-6-3 1-2f		x 0-0 FC6-4 1B		x 0-0 SSS WP 1B SF7-5 1B	x 0-3 ③ K	5	1	2	0	0	1	3
Duke Snider, L (1, 7) OBP: 0.261, SLG: 0.476		x 0-0 G3 BLK 1B		x 0-0 ③ L8		x 0-0 ③ FC6-4 1-2f		x 0-0 SF7-5 WP 1-2 1B		4	0	2	0	0	0	1
Jim Hickman, R (1, 8) OBP: 0.300, SLG: 0.556		SSS 0-3 ① K 1-2	x 0-0 ① F7			SSS 0-3 ① K	BBB 4-0 1-2 2-3 BB			3	0	0	0	1	2	1
Choo-Choo Coleman, L (1, 2) OBP: 0.063, SLG: 0.063		x 0-0 ② G3 2-3	x 0-0 ② 4-3			x 0-0 ② L4	SSS 0-3 ① K			4	0	0	0	0	1	4
Tim Harkness, L (1, 3) OBP: 0.250, SLG: 0.214		x 0-0 ③ F7	x 0-0 E 1B			x 0-0 1B 1B	x 0-0 ②③ SF7-5 2-3 3-H			3	1	2	1	0	0	1
Ted Schreiber, R (1, 5) OBP: 0.250, SLG: 0.250			x 0-0 ① 6-3		x 0-0 E5 1-2	x 0-0 1B 1-2 1B			x 0-0 ① F9	4	1	1	0	0	0	1
Al Jackson, L (1, 1) OBP: 0.250, SLG: 0.250			x 0-0 B1-3 1B		SSS 0-3 ③ K	x 0-0 1B 1-3 2-H 1B			x 0-0 SH1-4 1B	2	0	1	0	0	1	2
Marv Throneberry, L (7, PH) OBP: 0.167, SLG: 0.167										1	0	1	1	0	0	0
Rod Kanehl, R (7, PR) OBP: 0.333, SLG: 0.333										1	0	1	0	0	0	0
(7, 4)																

Inning Stats	1	2	3	4	5	6	7	8	9
	R: 0 E: 0 K: 1 S: 5	H: 0 LOB: 0 BB: 0 P: 5	R: 0 E: 0 K: 1 S: 6	H: 1 LOB: 1 BB: 0 P: 6	R: 0 E: 0 K: 0 S: 3	H: 1 LOB: 0 BB: 0 P: 3	R: 0 E: 0 K: 0 S: 3	H: 1 LOB: 0 BB: 0 P: 3	R: 0 E: 1 K: 1 S: 7	H: 1 LOB: 2 BB: 0 P: 7	R: 0 E: 0 K: 1 S: 6	H: 1 LOB: 1 BB: 0 P: 6	R: 2 E: 0 K: 1 S: 9	H: 4 LOB: 2 BB: 0 P: 9	R: 1 E: 0 K: 1 S: 6	H: 2 LOB: 1 BB: 1 P: 10	R: 0 E: 0 K: 1 S: 6	H: 1 LOB: 2 BB: 1 P: 10

1B: 12	SF: 1	WP: 1
2B: 2	SAC: 1	PB: 0
3B: 0	DP: 3	SB: 0
HR: 0	HBP: 0	CS: 0

PA: 39

AB	35
R	3
H	12
RBI	3
BB	2
SO	7
LOB	16

PITCHER		IP	WLS	BF	H	R	ER	SO	BB	IBB	HBP	BLK	WP	HR	S	P	ERA	WHIP
Bob Shaw, R ERA: 3.21	(1, 1)	7.0		29	9	2	2	5	0	0	0	1	0	0	39	39	2.57	1.286
Denny Lemaster, L ERA: 6.75	(8, 1)	1.0		5	2	1	1	1	1	0	0	0	1	0	6	10	9.00	3.000
Claude Raymond, R ERA:	(9, 1)	1.0	W	5	1	0	0	1	1	0	0	0	0	0	6	10	0.00	2.000

PITCHER	IP	WLS	BF	H	R	ER	SO	BB	IBB	HBP	BLK	WP	HR	S	P	ERA	WHIP

Batter	1	2	3	4	5	6	7	8	9	AB	R	H	RBI	BB	SO	LOB
Ty Cline, L (1, 8) OBP: 0.192, SLG: 0.231	K		L4-3		L4-6-3			K		4	0	0	0	0	2	1
Frank Bolling, R (1, 4) OBP: 0.375, SLG: 0.429	WP, 1B, BB		BB			BB, 1B		K		2	1	1	0	2	1	0
Hank Aaron, R (1, 9) OBP: 0.292, SLG: 0.364	6-3		K			L6		P4		4	0	0	0	0	1	3
Eddie Mathews, L (1, 5) OBP: 0.500, SLG: 0.400	1B			K		BB			K	4	0	2	1	0	2	0
Joe Torre, R (1, 2) OBP: 0.474, SLG: 0.400	5-3			6-3		G6-4-3, BB			K	3	0	0	0	1	1	1
Tommie Aaron, R (1, 3)		E5, CS		F8		G6-4-3			HR, 1B	3	0	0	0	0	0	3
Mack Jones, L (9, PH) OBP: 0.286, SLG: 0.263										1	1	1	0	0	0	0
Denis Menke, R (1, 7)		K			K	F9			HR	2	0	0	0	0	2	1
Lee Maye, L (7, PH) OBP: 0.400, SLG: 1.000 (8, 7)										2	1	1	2	0	0	0
Roy McMillan, R (1, 6) OBP: 0.316, SLG: 0.444		5-3			HR	BB				2	1	1	1	1	0	0
Bob Shaw, R (1, 1) OBP: 0.600, SLG: 0.500			P4		L4-6-3, 1B	L3				2	0	1	0	0	0	0
Gus Bell, L (7, PH) OBP: 0.333, SLG: 0.333										1	0	0	0	0	0	1
Denny Lemaster, R (8, 1)										0	0	0	0	0	0	0
Claude Raymond, R (9, 1)										0	0	0	0	0	0	0
Inning Stats	R: 1 E: 0 K: 1 S: 6 / H: 1 LOB: 1 BB: 1 P: 10	R: 0 E: 1 K: 1 S: 5 / H: 0 LOB: 0 BB: 0 P: 5	R: 0 E: 0 K: 1 S: 5 / H: 0 LOB: 1 BB: 1 P: 9	R: 0 E: 0 K: 1 S: 5 / H: 0 LOB: 0 BB: 0 P: 5	R: 1 E: 0 K: 1 S: 6 / H: 2 LOB: 0 BB: 0 P: 6	R: 0 E: 0 K: 0 S: 4 / H: 2 LOB: 2 BB: 1 P: 8	R: 0 E: 0 K: 0 S: 2 / H: 0 LOB: 0 BB: 1 P: 6	R: 0 E: 0 K: 2 S: 7 / H: 0 LOB: 0 BB: 0 P: 7	R: 2 E: 0 K: 2 S: 8 / H: 2 LOB: 0 BB: 0 P: 8	1B: 5 2B: 2 3B: 0 HR: 2 / SF: 0 SAC: 0 DP: 4 HBP: 0						

PITCHER		IP	WLS	BF	H	R	ER	SO	BB	IBB	HBP	BLK	WP	HR	S	P	ERA	WHIP
Al Jackson, L ERA: 2.57	(1, 1)	6.0		24	5	2	2	5	3	0	0	0	1	1	31	43	3.00	1.333
Tracy Stallard, R ERA: 7.36	(7, 1)	2.2	L	10	2	2	2	4	1	0	0	0	0	1	17	21	6.75	1.125

PITCHER	IP	WLS	BF	H	R	ER	SO	BB	IBB	HBP	BLK	WP	HR	S	P	ERA	WHIP

BOTTOM

New York Mets @ Milwaukee Braves

Milwaukee County Stadium, Milwaukee, WI

Mon Apr 15 1963, 4:33 AM EST

Att. 3,756 - Unknown

livebaseballscorecards.com

AB	30
R	4
H	7
RBI	4
BB	4
SO	9
LOB	10

PA: 34

WP: 1 PB: 0 SB: 0 CS: 1

Batter	1	2	3	4	5	6	7	8	9	AB	R	H	RBI	BB	SO	LOB
Tony Taylor, R (1, 4) OBP: 0.321, SLG: 0.385	B B S B X 3-1 ① L7		X 0-0 ② 6-3		B C B B S X 3-2 ③ 5-3			B B B S S C 3-3 ① K		4	0	0	0	0	1	0
Don Hoak, R (1, 5) OBP: 0.308, SLG: 0.304	X 0-0 ② 6-3		C X 0-1 ③ 6-3			B S B B C C 3-3 ① K		S S S 0-3 ② K		4	0	0	0	0	2	0
Johnny Callison, L (1, 9) OBP: 0.444, SLG: 0.636	B X 1-0 2B			B F F X 1-2 ① F7		F B B B B 4-1 1B BB		X 0-0 ③ L8		3	0	1	0	1	0	0
Tony Gonzalez, L (1, 8) OBP: 0.364, SLG: 0.222	B F S C 1-3 ③ K			C B B B F F B 4-2 1B BB		S X 0-1 ② F7			B S S B B B 4-2 BB	2	0	0	0	2	1	2
Don Demeter, R (1, 3) OBP: 0.560, SLG: 0.652		F B B B S X 2-2 G3 1B		B S B B X 2-1 1-3 1B		B X 1-0 1-2 1B			X 0-0 ① P3	4	0	3	0	0	0	1
Wes Covington, L (1, 7) OBP: 0.467, SLG: 0.615		L C B C 1-3 ① K		B B B 4-0 G4-6-3 BB		F B B F X 2-2 ③ L8			X 0-0 ② P6	3	0	0	0	1	1	4
Clay Dalrymple, L (1, 2) OBP: 0.267, SLG: 0.533 John Herrnstein, L (7, PR) Bob Oldis, R (7, 2) OBP: 0.167, SLG: 0.167		X 0-0 ② G3 1-2		F B F B X 2-2 ② ③ G4-6-3 1-2f			F C X 0-2 E1 G1-6-3		B S S B B X 3-2 ③ F9	3	0	0	0	0	0	4
										0	0	0	0	0	0	0
										1	0	0	0	0	0	1
Ruben Amaro, R (1, 6) OBP: 0.250, SLG: 0.143		C X 0-1 ③ P1			B X 1-0 ① 5-3		F X 0-1 ① ② G1-6-3 1-2f			3	0	0	0	0	0	2
Cal McLish, S (1, 1) Jack Hamilton, R (7, 1) Marcelino Lopez, R (8, 1)			C B B C S 2-3 ① K		X 0-0 ② 5-3		S S C 0-3 ③ K			3	0	0	0	0	2	1
										0	0	0	0	0	0	0
										0	0	0	0	0	0	0

TOP

Philadelphia Phillies @ Milwaukee Braves

Milwaukee County Stadium, Milwaukee, WI

Tue Apr 16 1963, 4:33 AM EST

Att. 4,098 - Unknown

livebaseballscorecards.com

AB	30
R	0
H	4
RBI	0
BB	4
SO	7
LOB	15

Inning Stats	1	2	3	4	5	6	7	8	9
	R: 0 E: 0 K: 1 S: 7	R: 0 E: 0 K: 1 S: 9	R: 0 E: 0 K: 1 S: 6	R: 0 E: 0 K: 0 S: 11	R: 0 E: 0 K: 0 S: 5	R: 0 E: 0 K: 1 S: 10	R: 0 E: 1 K: 1 S: 8	R: 0 E: 0 K: 2 S: 7	R: 0 E: 0 K: 0 S: 7
	H: 1 LOB: 1 BB: 0 P: 12	H: 1 LOB: 1 BB: 0 P: 12	H: 0 LOB: 0 BB: 0 P: 8	H: 1 LOB: 2 BB: 2 P: 24	H: 0 LOB: 0 BB: 0 P: 9	H: 1 LOB: 2 BB: 1 P: 20	H: 0 LOB: 1 BB: 0 P: 8	H: 0 LOB: 0 BB: 0 P: 10	H: 0 LOB: 1 BB: 1 P: 14

| | | | | | | | | | |

Batter	1	2	3	4	5	6	7	8	9	AB	R	H	RBI	BB	SO	LOB
Ty Cline, L (1, 8) OBP: 0.194, SLG: 0.226	L4	L7			L9		L8	2B, 1B		5	1	1	0	0	0	2
Frank Bolling, R (1, 4) OBP: 0.345, SLG: 0.423	4-3		P6		P5		6-3	2B		5	0	1	3	0	0	1
Hank Aaron, R (1, 9) OBP: 0.379, SLG: 0.462	2B		K		S, 1B		S, HR, 1B	IBB		4	1	3	1	1	1	0
Eddie Mathews, L (1, 5) OBP: 0.483, SLG: 0.500	5-3		BB		3-1		HR	3-4-1		4	1	1	2	1	0	4
Lee Maye, L (1, 7) OBP: 0.375, SLG: 0.667		WP, S, E, BB	4-3			4-3	1-3			2	1	0	0	1	0	1
Mack Jones, L (7, 7) OBP: 0.273, SLG: 0.250										1	0	0	0	0	0	0
Norm Larker, L (1, 3) OBP: 0.385, SLG: 0.200		1B, E, 4-3, BB		1B		F9		F9		2	1	1	0	1	0	0
Tommie Aaron, R (8, 3)										1	0	0	0	0	0	0
Joe Torre, R (1, 2) OBP: 0.478, SLG: 0.421		1 SAFE, 4-3, 1B			F8	FC5-4, 1B		K		4	0	2	0	0	1	1
Roy McMillan, R (1, 6) OBP: 0.304, SLG: 0.409		4-3			F7	FC5-4		1B, BB, 2B, 1B		4	1	1	1	0	0	3
Warren Spahn, L (1, 1) OBP: 0.375, SLG: 0.333		4-3			1-3		WP, 1B, 2B	1B, 2B, BB		3	2	1	0	1	0	2
Inning Stats	R: 0 E: 0 K: 0 S: 10 H: 1 LOB: 1 BB: 0 P: 15	R: 2 E: 1 K: 0 S: 11 H: 1 LOB: 1 BB: 2 P: 21	R: 0 E: 0 K: 1 S: 9 H: 0 LOB: 1 BB: 1 P: 16	R: 0 E: 0 K: 0 S: 7 H: 1 LOB: 1 BB: 0 P: 9	R: 0 E: 0 K: 0 S: 8 H: 1 LOB: 1 BB: 0 P: 13	R: 0 E: 0 K: 0 S: 5 H: 1 LOB: 1 BB: 0 P: 6	R: 3 E: 0 K: 0 S: 15 H: 3 LOB: 0 BB: 0 P: 21	R: 3 E: 0 K: 1 S: 10 H: 3 LOB: 2 BB: 2 P: 21		1B: 7 2B: 3 3B: 0 HR: 1	SF: 0 SAC: 0 DP: 0 HBP: 0					

PITCHER	IP	WLS	BF	H	R	ER	SO	BB	IBB	HBP	BLK	WP	HR	S	P	ERA	WHIP
Cal McLish, R (1, 1) ERA: 5.79	6.1	L	28	6	3	3	1	3	0	0	0	1	0	55	85	4.26	1.421
Jack Hamilton, R (7, 1) ERA: 11.37	1.1		10	5	5	5	1	1	0	0	0	1	1	18	29	33.75	4.500
Marcelino Lopez, L (8, 1) ERA: 27.0	0.1		2	0	0	0	0	0	1	0	0	0	0	2	8	0.00	0.000

PITCHER	IP	WLS	BF	H	R	ER	SO	BB	IBB	HBP	BLK	WP	HR	S	P	ERA	WHIP

BOTTOM

Philadelphia Phillies @ Milwaukee Braves

Milwaukee County Stadium, Milwaukee, WI

Tue Apr 16 1963, 4:33 AM EST

Att. 4,098 - Unknown

livebaseballscorecards.com

AB	35
R	8
H	11
RBI	7
BB	5
SO	2
LOB	14

1B: 7 SF: 0
2B: 3 SAC: 0
3B: 0 DP: 0
HR: 1 HBP: 0

WP: 2 PA: 40
PB: 0
SB: 3
CS: 0

Batter	1	2	3	4	5	6	7	8	9	AB	R	H	RBI	BB	SO	LOB
Tony Taylor, R (1, 4) OBP: 0.375, SLG: 0.433	F F B S 1-3 ① K		B B C B X 3-1 ②③ 1-2 1B			X 0-0 1B 1B		X 0-0 1B		4	0	3	0	0	1	0
Don Hoak, R (1, 5) OBP: 0.333, SLG: 0.308	B B B S B 4-1 FC3-6 BB			X 0-0 ① L6		X 0-0 G1-6-3 1-2 1B		C C S 0-3 ② K		3	0	1	0	1	1	1
Johnny Callison, L (1, 9) OBP: 0.387, SLG: 0.538	S B C X 1-2 ② FC3-6 1-2f			X 0-0 ② 4-3		X 0-0 ②③ G1-6-3 1-2f		B F X 1-1 ③ F3		4	0	0	0	0	0	4
Tony Gonzalez, L (1, 8) OBP: 0.346, SLG: 0.273	B B X 2-0 ③ 5-3			X 0-0 ③ 4-3			X 0-0 HR 2B		S C S 0-3 ① K	4	1	1	0	0	1	1
Wes Covington, L (1, 7) OBP: 0.474, SLG: 0.765		B B X 2-0 ① 4-3			S B B X 2-1 HR		X 0-0 ① F7		X 0-0 HR 1B	4	2	2	1	0	0	1
Don Demeter, R (1, 3) OBP: 0.552, SLG: 0.852		S B S S F X 1-2 ② L8			B S S S X 1-2 ① 6-3		S X 0-1 2-H HR		X 0-0 1-H HR	4	2	2	4	0	0	0
Clay Dalrymple, L (1, 2) OBP: 0.235, SLG: 0.471		B B S B X 3-1 ③ L8			C X 0-1 ② 4-3		C S S 0-3 ② K		C H 1-1 HBP	2	0	0	0	0	0	0
Earl Averill, R (7, PH) OBP: 0.143, SLG: 0.167 (7, 2)										1	0	0	0	0	1	0
Frank Torre, L (9, PH)										0	0	0	0	0	0	0
Marcelino Lopez, R (9, PR)										0	0	0	0	0	0	0
Ruben Amaro, R (1, 6) OBP: 0.278, SLG: 0.188			B B C C F X 2-2 CS 1B		B B S S X 2-2 ③ 5-3		B S B X 2-1 ③ L8		S B X 1-1 ② L8	2	0	1	0	0	0	0
Johnny Klippstein, R (6, 1)										0	0	0	0	0	0	0
Roy Sievers, R (7, PH)										1	0	0	0	0	0	0
Jack Baldschun, R (7, 1)										0	0	0	0	0	0	0
John Herrnstein, L (9, PH)										1	0	0	0	0	0	1
Paul Brown, R (1, 1)			L F M 0-3 ① K			X 0-0 ① L8		C B C S 1-3 ① K	X 0-0 ③ F2	1	0	0	0	0	1	1
Billy Klaus, L (6, PH)										1	0	0	0	0	0	0
(6, 6)																
Bobby Wine, R (7, 6)										1	0	0	0	0	1	0
Cookie Rojas, R (9, PH)										1	0	0	0	0	0	1
Inning Stats	R: 0 E: 0 K: 1 S: 8 H: 0 LOB: 1 BB: 1 P: 16	R: 0 E: 0 K: 0 S: 7 H: 0 LOB: 0 BB: 0 P: 13	R: 0 E: 0 K: 1 S: 8 H: 2 LOB: 1 BB: 0 P: 13	R: 0 E: 0 K: 0 S: 3 H: 0 LOB: 0 BB: 0 P: 3	R: 1 E: 0 K: 0 S: 10 H: 1 LOB: 0 BB: 0 P: 15	R: 0 E: 0 K: 0 S: 4 H: 2 LOB: 1 BB: 0 P: 4	R: 2 E: 0 K: 1 S: 9 H: 2 LOB: 0 BB: 0 P: 11	R: 0 E: 0 K: 2 S: 9 H: 1 LOB: 1 BB: 0 P: 11	R: 2 E: 0 K: 1 S: 9 H: 2 LOB: 1 BB: 0 P: 11	1B: 6 2B: 1 3B: 0 HR: 3 SF: 0 SAC: 0 DP: 1 HBP: 1	WP: 0 PB: 0 SB: 0 CS: 1 PA: 36					

PITCHER		IP	WLS	BF	H	R	ER	SO	BB	IBB	HBP	BLK	WP	HR	S	P	ERA	WHIP
Lew Burdette, R ERA: 2.82	(1, 1)	6.1	W	24	7	3	3	2	1	0	0	0	0	2	44	68	4.26	1.263
Denny Lemaster, L ERA: 8.1	(7, 1)	2.0		9	3	2	2	4	0	0	0	0	0	1	19	23	9.00	1.500
Claude Raymond, R ERA:	(9, 1)	0.2	S	3	0	0	0	0	0	0	1	0	0	0	4	6	0.00	0.000

PITCHER	IP	WLS	BF	H	R	ER	SO	BB	IBB	HBP	BLK	WP	HR	S	P	ERA	WHIP

TOP

Philadelphia Phillies @ Milwaukee Braves

Milwaukee County Stadium, Milwaukee, WI

Wed Apr 17 1963, 7:05 PM EST
Att. 10,569 - Unknown

livebaseballscorecards.com

AB	34
R	5
H	10
RBI	5
BB	1
SO	6
LOB	10

Batter	1	2	3	4	5	6	7	8	9	AB	R	H	RBI	BB	SO	LOB
Ty Cline, L (1, 8) OBP: 0.194, SLG: 0.200	C F B X 1-2 L3 ①		X 0-0 L3 2B SH1-3 E	S C 0-3 K ③		X 0-0 L3 2-H		B B B 4-0 1B 2B BB		4	2	0	0	1	1	1
Frank Bolling, R (1, 4) OBP: 0.333, SLG: 0.400	C B C B B X 3-2 6-3 ②		X 0-0 SH1-3 ① 1-2		S C 0-3 K ①	X 0-0 1-3 ③		B C X 1-1 2B 1-3 2-H 1B		4	0	1	1	0	1	1
Hank Aaron, R (1, 9) OBP: 0.412, SLG: 0.533	B B B B 4-0 2B BB		B F X 1-1 E2 2-H 2B		C B B B X 3-1 4-3 ②		X 0-0 4-3 ①	C X 0-1 1-3 3-H 2B		4	2	2	1	1	0	0
Eddie Mathews, L (1, 5) OBP: 0.529, SLG: 0.556	C B X 1-1 1-H 2B		X 0-0 4-3 ②		X 0-0 BB 1B		B B B B 4-0 BB	B B B S B 4-1 BB		3	0	2	1	2	0	0
Norm Larker, L (1, 3) OBP: 0.412, SLG: 0.308 Tommie Aaron, R (8, 3)	S X 0-1 6-3 ③		X 0-0 2B		B B B B 4-0 1-2 BB		B S B B F X 3-2 F2 ②	S F B S 1-3 K ③		3 1	0 0	1 0	0 0	1 0	0 1	2 3
Mack Jones, L (1, 7) OBP: 0.231, SLG: 0.208		B S M F F C 1-3 K ①	B S X 1-1 F8 ③		B B B S F S 3-3 K ③		S C B X 1-2 1-3 ③			4	0	0	0	0	2	4
Joe Torre, R (1, 2) OBP: 0.481, SLG: 0.381		F B H 2-1 5-3 HBP	B S X 1-1 F9 ①			B B B B 4-0 FC2-4 BB		X 0-0 P4 ①		2	0	0	0	1	0	0
Roy McMillan, R (1, 6) OBP: 0.296, SLG: 0.423		B C B X 2-1 5-3 ② 1-2	X 0-0 F3 ②			X 0-0 FC2-4 SH3-4 ① 1-2f E		X 0-0 1B 2B		4	2	1	0	0	0	2
Lew Burdette, R (1, 1) Denny Lemaster, R (7, 1) Claude Raymond, R (9, 1)		S C B S 1-3 K ③	H 1-0 HBP			X 0-0 SH3-4 ② 1-2		S S S 0-3 K ②		1 1 0	0 0 0	0 0 0	0 0 0	0 0 0	1 1 0	1 1 0
Inning Stats	R: 1 H: 1 E: 0 LOB: 1 K: 0 BB: 1 S: 10 P: 19	R: 0 H: 0 E: 0 LOB: 1 K: 2 BB: 0 S: 11 P: 17	R: 2 H: 2 E: 2 LOB: 1 K: 0 BB: 0 S: 8 P: 10	R: 0 H: 0 E: 0 LOB: 1 K: 1 BB: 0 S: 6 P: 8	R: 0 H: 1 E: 0 LOB: 2 K: 2 BB: 1 S: 9 P: 19	R: 1 H: 0 E: 1 LOB: 1 K: 0 BB: 1 S: 4 P: 8	R: 0 H: 0 E: 0 LOB: 1 K: 0 BB: 1 S: 7 P: 15	R: 2 H: 3 E: 0 LOB: 3 K: 2 BB: 2 S: 13 P: 23		1B: 2 SF: 0 2B: 5 SAC: 2 3B: 0 DP: 0 HR: 0 HBP: 2				WP: 0 PA: 41 PB: 0 SB: 0 CS: 0		

PITCHER		IP	WLS	BF	H	R	ER	SO	BB	IBB	HBP	BLK	WP	HR	S	P	ERA	WHIP
Paul Brown, R ERA: 1.8	(1, 1)	5.0	L	24	4	3	1	5	2	0	2	0	0	0	44	73	1.80	1.200
Johnny Klippstein, R ERA: 2.25	(6, 1)	1.0		5	0	1	0	0	1	0	0	0	0	0	4	8	0.00	1.000
Jack Baldschun, R ERA: 2.84	(7, 1)	2.0		12	3	2	2	2	3	0	0	0	0	0	20	38	9.00	3.000

PITCHER	IP	WLS	BF	H	R	ER	SO	BB	IBB	HBP	BLK	WP	HR	S	P	ERA	WHIP

BOTTOM

Philadelphia Phillies @ Milwaukee Braves

Milwaukee County Stadium, Milwaukee, WI

Wed Apr 17 1963, 7:05 PM EST

Att. 10,569 - Unknown

livebaseballscorecards.com

AB	31
R	6
H	7
RBI	3
BB	6
SO	7
LOB	15

Philadelphia Phillies @ Milwaukee Braves

Milwaukee County Stadium, Milwaukee, WI

Thu Apr 18 1963, 4:33 AM EST

Att. 4,256 - Unknown

TOP

livebaseballscorecards.com

Batter	1	2	3	4	5	6	7	8	9	AB	R	H	RBI	BB	SO	LOB
Tony Taylor, R (1, 4) OBP: 0.405, SLG: 0.471	B S L B F B X 3-2 2-3 1B 1B	B B B C X 3-1 1-2 1B		X 0-0 ② FC5-4 PO 1-2f		M F B X 1-2 ② SF9 3-H			B X 1-0 FC1-6 1B	4	1	3	1	0	0	1
Don Hoak, R (1, 5) OBP: 0.294, SLG: 0.267 Ray Culp, R (6, 1) Jack Baldschun, R (9, 1) Frank Torre, L (9, 3)	B S X 1-1 ① 2-3 1-2	B S B B C T F X 2-2 ③ F2		1 SAFE 0-0 ③ PO 1-2	X 0-0 ① F9	B B C S S 2-3 ③ K			X 0-0 ① FC1-6 WP 1B 1-2f	4 1 0 0	0 0 0 0	0 0 0 0	0 0 0 0	0 0 0 0	1 0 0 0	3 1 0 0
Johnny Callison, L (1, 9) OBP: 0.417, SLG: 0.552	B S S B B B 4-2 1B BB	X 0-0 E 2B			X 0-0 ② 4-3		B B B C F B 4-2 BB		B F C C 1-3 ② K	3	1	1	0	2	1	1
Don Demeter, R (1, 8) OBP: 0.529, SLG: 0.781	B B X 2-0 ② P4	C B B S C 2-3 ① K			B S F F X 1-2 FC6-4 1B		X 0-0 ① B1		X 0-0 WP 1-2 1B	5	0	2	0	0	1	4
Roy Sievers, R (1, 3) OBP: 0.167, SLG: 0.167	B C B X 2-1 1-2 2-H 1B	F B F C 1-3 ② K			X 0-0 ③ FC6-4 1-2f		C S S 0-3 ② K		F B B X 2-1 ③ L8 1-2 2-3	5	0	1	1	0	2	5
Earl Averill, R (1, 7) OBP: 0.200, SLG: 0.222 Billy Klaus, L (6, 5)	S C C 0-3 ③ K	X 0-0 E2 2-H 1B				X 0-0 ① L8	B C F C 1-3 ③ K			3 1	0 0	1 0	1 0	0 0	1 1	2 1
Clay Dalrymple, L (1, 2) OBP: 0.286, SLG: 0.450		X 0-0 FC4-6 1B	C C S 0-3 ③ K			B B B 4-0 WP BB 3B BB		C X 0-1 ① 3-1		3	1	1	0	1	1	1
Ruben Amaro, R (1, 6) OBP: 0.273, SLG: 0.158		S S S 0-3 ① K		X 0-0 ① 1-3		B B B 4-0 WP 1-2 3B BB		B B B S S C 3-3 ② K		3	1	0	0	1	2	1
Art Mahaffey, R (1, 1) OBP: 0.167, SLG: 0.167 Wayne Graham, R (6, PH) Wes Covington, L (6, PH) OBP: 0.476, SLG: 0.842 (6, 7)		X 0-0 ② FC4-6 1B 1-2f		X 0-0 FC5-4 1B		B B X 2-0 1-H 2-H SF9 3B		B B X 2-0 ③ P4		2 0 2	0 0 1	1 0 1	0 0 2	0 0 0	0 0 0	1 0 0
Inning Stats	R: 1 H: 2 E: 0 LOB: 2 K: 1 BB: 1 S: 14 P: 26	R: 0 H: 2 E: 0 LOB: 2 K: 1 BB: 0 S: 12 P: 17	R: 1 H: 2 E: 1 LOB: 1 K: 3 BB: 0 S: 11 P: 14	R: 0 H: 1 E: 0 LOB: 0 K: 0 BB: 0 S: 3 P: 3	R: 0 H: 1 E: 0 LOB: 1 K: 0 BB: 0 S: 7 P: 8	R: 3 H: 1 E: 0 LOB: 0 K: 1 BB: 2 S: 8 P: 21	R: 0 H: 0 E: 0 LOB: 1 K: 2 BB: 1 S: 9 P: 14	R: 0 H: 0 E: 0 LOB: 0 K: 1 BB: 0 S: 6 P: 11	R: 0 H: 2 E: 0 LOB: 2 K: 1 BB: 0 S: 8 P: 12	1B: 9 SF: 1 2B: 1 SAC: 0 3B: 1 DP: 0 HR: 0 HBP: 0						

	AB	36
	R	5
	H	11
	RBI	5
	BB	4
	SO	10
	LOB	21

WP: 2 PA: 42
PB: 0
SB: 0
CS: 0

PITCHER		IP	WLS	BF	H	R	ER	SO	BB	IBB	HBP	BLK	WP	HR	S	P	ERA	WHIP
Bob Hendley, L ERA: 2.65	(1, 1)	5.1		26	8	4	4	5	3	0	0	0	0	0	48	77	6.75	2.062
Hank Fischer, R ERA: 13.5	(6, 1)	0.2		3	1	1	1	1	0	0	0	0	1	0	7	12	13.50	1.500
Ron Piche, R ERA:	(7, 1)	2.1		9	1	0	0	3	1	0	0	0	0	0	17	28	0.00	0.857
Denny Lemaster, L ERA: 7.36	(9, 1)	0.1		1	0	0	0	1	0	0	0	0	0	0	3	4	0.00	0.000
Claude Raymond, R ERA:	(9, 1)	0.1	W	2	1	0	0	0	0	0	0	0	1	0	3	5	0.00	3.000

PITCHER	IP	WLS	BF	H	R	ER	SO	BB	IBB	HBP	BLK	WP	HR	S	P	ERA	WHIP

Batter	1	2	3	4	5	6	7	8	9	AB	R	H	RBI	BB	SO	LOB
Ty Cline, L (1, 8) OBP: 0.225, SLG: 0.231	C B B B X 3-1 1B 1B 1B	X 0-0 BLK 1B		X 0-0 ② L8		X 0-0 ① SH2-4 1-2		X 0-0 ② L4-3		4	1	2	0	0	0	2
Frank Bolling, R (1, 4) OBP: 0.316, SLG: 0.371	X 0-0 ① F9	B 1 SAFE C C S 1-3 ② K 1-2		C X 0-1 E6 BB 2-H 3-H		C X 0-1 1B 2-3		X 0-0 ③ F8		5	0	1	0	0	1	2
Hank Aaron, R (1, 9) OBP: 0.436, SLG: 0.559	B X 1-0 E 1B BB 1B 1-3	X 0-0 ③ L8		B B C B F B 4-2 BB 1-2		B B C B F X 3-2 ② P4			B X 1-0 1B E 2B	4	2	2	0	1	0	3
Eddie Mathews, L (1, 5) OBP: 0.513, SLG: 0.516	X 0-0 BB E 1B 1-2 3-H	X 0-0 ① F2	S B X 1-1 ③ F9		C F B F X 1-2 ③ F2				I I I I 4-0 E IBB	4	0	1	1	1	0	4
Norm Larker, L (1, 3) OBP: 0.455, SLG: 0.529	B B B S 2 I SAFE 4-1 BB IBB 1-2 2-3	X 0-0 ② F8		X 0-0 ① P4		S X 0-1 HR		X 0-0 E2 1-2 2-H 1B		4	1	2	1	1	0	0
Len Gabrielson, L (1, 7) OBP: 0.100, SLG: 0.400	X 0-0 ② F9	X 0-0 ③ F7		X 0-0 ② 4-3		X 0-0 ① 4-3				4	0	0	0	0	0	3
Joe Torre, R (1, 2) OBP: 0.452, SLG: 0.333	B B B S C B 4-2 BB 1-2 2-3 3-H			B C F X 1-2 ① L9		X 0-0 E5 FC5-4		X 0-0 ② 6-3		3	0	0	1	1	0	0
Roy McMillan, R (1, 6) OBP: 0.290, SLG: 0.433	X 0-0 ③ L9			X 0-0 1B E 2B		X 0-0 ③ FC5-4 1-2f		X 0-0 ③ F9		4	1	1	0	0	0	4
Bob Hendley, R (1, 1) OBP: 0.200, SLG: 0.200		S S C 0-3 ① K		X 0-0 E 1B 2-3		B B C B B 4-1 1B SH2-4 BB		S S C 0-3 ① K		2	1	1	0	0	1	0
Hank Fischer, R (6, 1)										0	0	0	0	0	0	0
Don Dillard, L (6, PH)										0	0	0	0	1	0	0
Amado Samuel, R (6, PR)										0	0	0	0	0	0	0
Ron Piche, R (7, 1)										1	0	0	0	0	1	0
Denny Lemaster, R (9, 1)										0	0	0	0	0	0	0
Claude Raymond, R (9, 1)										0	0	0	0	0	0	0
Inning Stats	R: 2 E: 1 K: 0 S: 10 H: 3 LOB: 3 BB: 2 P: 22	R: 0 E: 0 K: 2 S: 8 H: 1 LOB: 1 BB: 0 P: 9	R: 0 E: 0 K: 0 S: 3 H: 0 LOB: 0 BB: 0 P: 3	R: 2 E: 1 K: 0 S: 12 H: 2 LOB: 2 BB: 1 P: 18	R: 0 E: 1 K: 0 S: 4 H: 0 LOB: 1 BB: 0 P: 4	R: 0 E: 0 K: 0 S: 11 H: 1 LOB: 2 BB: 1 P: 19	R: 1 E: 0 K: 0 S: 5 H: 1 LOB: 0 BB: 0 P: 5	R: 0 E: 0 K: 1 S: 5 H: 0 LOB: 0 BB: 0 P: 5	R: 1 E: 1 K: 0 S: 2 H: 2 LOB: 2 BB: 1 P: 7	1B: 7 2B: 2 3B: 0 HR: 1	SF: 0 SAC: 1 DP: 0 HBP: 0						

PITCHER		IP	WLS	BF	H	R	ER	SO	BB	IBB	HBP	BLK	WP	HR	S	P	ERA	WHIP
Art Mahaffey, R ERA: 2.84	(1, 1)	5.0		26	6	4	2	2	2	1	0	1	0	0	37	56	3.60	1.600
Ray Culp, R ERA: 2.08	(6, 1)	3.0	L	13	3	2	1	1	1	0	0	0	0	1	22	31	3.00	1.333
Jack Baldschun, R ERA: 2.84	(9, 1)	0.0		2	1	0	0	0	0	1	0	0	0	0	1	5	∞	∞

PITCHER	IP	WLS	BF	H	R	ER	SO	BB	IBB	HBP	BLK	WP	HR	S	P	ERA	WHIP

BOTTOM

Philadelphia Phillies @ Milwaukee Braves

Milwaukee County Stadium, Milwaukee, WI

Thu Apr 18 1963, 4:33 AM EST

Att. 4,256 - Unknown

livebaseballscorecards.com

AB	35
R	6
H	10
RBI	3
BB	5
SO	3
LOB	18

1B: 7 SF: 0
2B: 2 SAC: 1
3B: 0 DP: 0
HR: 1 HBP: 0

WP: 0 PA: 41
PB: 0
SB: 0
CS: 0

Milwaukee Braves @ New York Mets

Polo Grounds, New York, NY

Fri Apr 19 1963, 3:33 AM EST

Att. 8,104 - Unknown

TOP

livebaseballscorecards.com

Batter	1	2	3	4	5	6	7	8	9	AB	R	H	RBI	BB	SO	LOB
Ty Cline, L (1, 8) OBP: 0.233, SLG: 0.238	L1-3		2B FC1-5-2 1B		L4-3			HR 1B	BB SH5-4 1-2 1B	3	0	1	0	0	0	0
Hank Fischer, R (5, 1)										0	0	0	0	0	0	0
Len Gabrielson, L (8, PH) OBP: 0.250, SLG: 0.500										2	1	2	0	0	0	0
(8, 3)																
(9, 7)																
Frank Bolling, R (1, 4) OBP: 0.357, SLG: 0.421	1B 1B		FC1-5-2 1-3 2B			BBBB FC5-4 BB		F8	SH5-4 1-2 2-3	3	0	2	0	1	0	1
Hank Aaron, R (1, 9) OBP: 0.455, SLG: 0.632	G3-6-3 1-3 1B		FC1-5-2 2-3 3-H			FC5-4 F8 1-2f		1-H HR	BB IBB	4	1	2	2	1	0	3
Eddie Mathews, L (1, 5) OBP: 0.500, SLG: 0.514	G3-6-3 1-2f		4-3			F8 2-3		FC4-6 1B 2B	BBBB 1-2 2-3 3-H BB	4	1	1	1	1	0	5
Norm Larker, L (1, 3) OBP: 0.462, SLG: 0.474		BBBB FC1-6 BB		L6		BBBB BB		E6 FC4-6	K	2	0	0	0	2	0	1
Bob Hendley, R (8, PR) OBP: 0.200, SLG: 0.200										0	0	0	0	0	0	0
Denis Menke, R (8, 6)										0	0	0	0	0	0	0
Amado Samuel, R (8, 6)										1	0	0	0	0	1	3
Lee Maye, L (1, 7) OBP: 0.250, SLG: 0.400		FC1-6 1-2f		G3		1-3		FC4-6 1B 1-2f 2-3	F7	4	0	0	0	0	0	5
Tommie Aaron, R (9, PH)										1	0	0	0	0	0	3
(9, 3)																
Del Crandall, R (1, 2)		F8		F6			F8	1-3 3-H 1B		3	0	0	0	0	0	1
Don Dillard, L (8, PH) OBP: 1.000, SLG: 1.000										1	0	1	1	0	0	0
Frank Funk, R (8, 1)										0	0	0	0	0	0	0
Claude Raymond, R (9, 1)										0	0	0	0	0	0	0
Roy McMillan, R (1, 6) OBP: 0.265, SLG: 0.394		F7			5-3		5-3	P4		3	0	0	0	0	0	1
Joe Torre, R (8, PH) OBP: 0.438, SLG: 0.320										1	0	0	0	0	0	2
(8, 2)																
Bob Shaw, R (1, 1) OBP: 0.500, SLG: 0.400			5-3		SSS K		P5		BBBB SH5-4 1B BB BB	1	0	0	0	0	0	0
Mack Jones, L (5, PH) OBP: 0.241, SLG: 0.192										2	1	0	0	1	1	0
(5, 8)																

AB	35
R	4
H	9
RBI	4
BB	6
SO	2
LOB	25

Inning Stats	1	2	3	4	5	6	7	8	9
	R: 0 E: 0 K: 0 S: 4	H: 2 LOB: 1 BB: 0 P: 4	R: 0 E: 0 K: 0 S: 3	H: 0 LOB: 1 BB: 1 P: 7	R: 0 E: 0 K: 0 S: 5	H: 2 LOB: 2 BB: 0 P: 5	R: 0 E: 0 K: 0 S: 3	H: 0 LOB: 0 BB: 0 P: 3	R: 0 E: 0 K: 1 S: 5	H: 0 LOB: 0 BB: 0 P: 5
	R: 0 E: 1 K: 0 S: 3	H: 0 LOB: 2 BB: 2 P: 11	R: 0 E: 0 K: 0 S: 3	H: 0 LOB: 0 BB: 0 P: 3	R: 3 E: 1 K: 0 S: 8	H: 4 LOB: 2 BB: 0 P: 8	R: 1 E: 0 K: 1 S: 6	H: 1 LOB: 3 BB: 3 P: 18	1B: 6 2B: 2 3B: 0 HR: 1	SF: 0 SAC: 1 DP: 1 HBP: 0
	WP: 0 PB: 0 SB: 0 CS: 0	PA: 42								

PITCHER		IP	WLS	BF	H	R	ER	SO	BB	IBB	HBP	BLK	WP	HR	S	P	ERA	WHIP
Roger Craig, R ERA: 4.09	(1, 1)	7.2		34	8	3	2	1	3	0	0	0	0	1	33	45	2.35	1.435
Tracy Stallard, R ERA: 8.31	(8, 1)	0.2		5	1	1	1	0	1	1	0	0	0	0	3	11	13.50	3.000
Ken MacKenzie, L ERA:	(9, 1)	0.2	W	3	0	0	0	1	1	0	0	0	0	0	4	8	0.00	1.500

PITCHER	IP	WLS	BF	H	R	ER	SO	BB	IBB	HBP	BLK	WP	HR	S	P	ERA	WHIP

Milwaukee Braves @ New York Mets

Polo Grounds, New York, NY

Fri Apr 19 1963, 3:33 AM EST

Att. 8,104 - Unknown

BOTTOM

Batter	1	2	3	4	5	6	7	8	9	AB	R	H	RBI	BB	SO	LOB
Jim Hickman, R (1, 8) OBP: 0.348, SLG: 0.619	BBBB 4-0 G6-4-3 BB		x 0-0 ① 5-3	x 0-0 2-H 3B 3B			x 0-0 ① P4		x 0-0 1-3 2B 2B	4	2	2	1	1	0	0
Ron Hunt, R (1, 4) OBP: 0.462, SLG: 0.667	x 0-0 ① ② G6-4-3 1-2f		x 0-0 HBP BB 1B	x 0-0 3-H 3B			SSS 0-3 ② K		x 0-0 2-H 3-H 2B	5	0	3	3	0	1	1
Duke Snider, L (1, 9) OBP: 0.290, SLG: 0.536	x 0-0 ③ 2-3		BBBB 4-0 FC5 HBP 1-2 BB	SSS 0-3 ③ K			SSS 0-3 ③ K			3	0	0	0	1	2	1
Frank Thomas, R (1, 7) OBP: 0.174, SLG: 0.143 Al Moran, R (8, 6) OBP: 0.077, SLG: 0.077		SSS 0-3 ① K	H 1-0 1-2 2-3 HBP		SSS 0-3 ① K			x 0-0 FC5-6 1B		2 1	0 0	0 1	0 0	0 0	2 0	0 0
Ed Kranepool, L (1, 3) OBP: 0.263, SLG: 0.421 Larry Burright, R (8, PR) OBP: 0.190, SLG: 0.238 Marv Throneberry, L (9, 3) OBP: 0.167, SLG: 0.167		x 0-0 ② HR	SSS 0-3 ② K		x 0-0 ② 1-3			x 0-0 ① FC5-6 L4 BB 1-2f		4 0 0	1 0 0	1 0 0	1 0 0	0 0 0	1 0 0	4 0 0
Charlie Neal, R (1, 6) OBP: 0.206, SLG: 0.161 (8, 5)	SSS 0-3 ② K	x 0-0 ③ FC5 2-3f			x 0-0 ③ 4-3			BBBB 4-0 1-2 BB		3	0	0	0	1	1	3
Cliff Cook, R (1, 5) OBP: 0.190, SLG: 0.105 Rod Kanehl, R (7, 5) OBP: 0.167, SLG: 0.167 (8, 7)	BBBB 4-0 1B BB		SSS 0-3 ① K		SSS 0-3 ① K			x 0-0 ② ③ L4 2-3		2 1	0 0	0 0	0 0	1 0	2 0	0 2
Choo-Choo Coleman, L (1, 2) OBP: 0.208, SLG: 0.174	x 0-0 1-3 1B		H 1-0 SH1-4 3B HBP		x 0-0 CS 1B				x 0-0 2B 2B 1B	3	2	3	0	0	0	0
Roger Craig, R (1, 1) Tracy Stallard, R (8, 1) Ken MacKenzie, R (9, 1) Tim Harkness, L (9, PH) OBP: 0.200, SLG: 0.167	SSS 0-3 ③ K		x 0-0 ② SH1-4 1-2		SSS 0-3 ②③ K 1-2				x 0-0 ① F9	2 0 0 1	0 0 0 0	0 0 0 0	0 0 0 0	0 0 0 0	2 0 0 0	3 0 0 1
Inning Stats	R: 0 E: 0 K: 0 S: 2 H: 0 LOB: 0 BB: 1 P: 6	R: 1 E: 0 K: 3 S: 11 H: 2 LOB: 2 BB: 1 P: 15	R: 0 E: 0 K: 1 S: 6 H: 1 LOB: 3 BB: 1 P: 11	R: 2 E: 0 K: 2 S: 9 H: 2 LOB: 1 BB: 0 P: 10	R: 0 E: 0 K: 1 S: 5 H: 0 LOB: 0 BB: 0 P: 5	R: 0 E: 0 K: 2 S: 7 H: 1 LOB: 0 BB: 0 P: 7	R: 0 E: 0 K: 2 S: 7 H: 0 LOB: 0 BB: 0 P: 7	R: 0 E: 0 K: 0 S: 3 H: 1 LOB: 1 BB: 1 P: 7	R: 2 E: 0 K: 0 S: 4 H: 3 LOB: 1 BB: 0 P: 4	1B: 5 2B: 3 3B: 2 HR: 1	SF: 0 SAC: 1 DP: 2 HBP: 2						

livebaseballscorecards.com

AB	31
R	5
H	10
RBI	5
BB	4
SO	11
LOB	15

PITCHER		IP	WLS	BF	H	R	ER	SO	BB	IBB	HBP	BLK	WP	HR	S	P	ERA	WHIP
Bob Shaw, R ERA: 4.0	(1, 1)	4.0		21	5	3	3	6	3	0	2	0	0	1	28	42	6.75	2.000
Hank Fischer, R ERA: 2.45	(5, 1)	3.0		9	1	0	0	5	0	0	0	0	0	0	19	19	0.00	0.333
Frank Funk, R ERA: 13.5	(8, 1)	1.1	L	7	3	2	2	0	1	0	0	0	0	0	6	10	13.50	3.000
Claude Raymond, R ERA:	(9, 1)	0.0		1	1	0	0	0	0	0	0	0	0	0	1	1	∞	∞

PITCHER	IP	WLS	BF	H	R	ER	SO	BB	IBB	HBP	BLK	WP	HR	S	P	ERA	WHIP

Batter	1	2	3	4	5	6	7	8	9	AB	R	H	RBI	BB	SO	LOB
Roy McMillan, R (1, 6) OBP: 0.237, SLG: 0.351	0-0 ① 5-3		0-0 ③ F8			0-0 ② F9		0-0 ② F8		4	0	0	0	0	0	2
Frank Bolling, R (1, 4) OBP: 0.370, SLG: 0.415	BBBB 4-0 1-3 BB			0-0 G4-6-3 1B		0-0 ③ 5-3		0-0 ③ 6-3		3	0	1	0	1	0	2
Hank Aaron, R (1, 9) OBP: 0.417, SLG: 0.571	0-0 ② 1-3 1-2			0-0 ① F7			0-0 ① 1-3		0-0 ① L7	4	0	0	0	0	0	2
Eddie Mathews, L (1, 5) OBP: 0.500, SLG: 0.513	SSS 0-3 ③ K			0-0 ②③ G4-6-3 1-2f			0-0 1B		0-0 1B 1B	4	0	2	0	0	1	2
Joe Torre, R (1, 2) OBP: 0.389, SLG: 0.276		SSS 0-3 ① K			0-0 ① F9		0-0 ② L5		0-0 ② L9	4	0	0	0	0	1	2
Del Crandall, R (1, 3) OBP: 0.091, SLG: 0.091		0-0 ② 6-3			SSS 0-3 ② K		SSS 0-3 ③ K		0-0 1-2 1B	4	0	1	0	0	2	1
Tommie Aaron, R (1, 7) OBP: 0.200, SLG: 0.357		0-0 ③ 5-3			0-0 HR			0-0 1B 1B	0-0 ③ F8	4	1	2	1	0	0	2
Ty Cline, L (1, 8) OBP: 0.222, SLG: 0.227			0-0 ① L4		0-0 ③ L6			0-0 ① F9		2	0	0	0	0	0	0
Denis Menke, R (8, PH)										1	0	0	0	0	0	1
Len Gabrielson, L (8, 8) OBP: 0.250, SLG: 0.500										0	0	0	0	0	0	0
Warren Spahn, L (1, 1) OBP: 0.300, SLG: 0.250			SSS 0-3 ② K2-3			0-0 ① 1-3		0-0 1-2 1B		2	0	0	0	0	1	0
Bob Uecker, R (8, PH) OBP: 1.000, SLG: 1.000										1	0	1	0	0	0	0
Bob Hendley, R (8, PR) OBP: 0.200, SLG: 0.200										0	0	0	0	0	0	0
Ron Piche, R (8, 1)										0	0	0	0	0	0	0
Inning Stats	R: 0 H: 0 E: 0 LOB: 1 K: 1 BB: 1 S: 5 P: 9	R: 0 H: 0 E: 0 LOB: 0 K: 1 BB: 0 S: 5 P: 5	R: 0 H: 0 E: 0 LOB: 0 K: 1 BB: 0 S: 5 P: 5	R: 0 H: 1 E: 0 LOB: 0 K: 0 BB: 0 S: 3 P: 3	R: 1 H: 1 E: 0 LOB: 0 K: 1 BB: 0 S: 6 P: 6	R: 0 H: 0 E: 0 LOB: 0 K: 0 BB: 0 S: 3 P: 3	R: 0 H: 1 E: 0 LOB: 1 K: 1 BB: 0 S: 6 P: 6	R: 0 H: 2 E: 0 LOB: 2 K: 0 BB: 0 S: 5 P: 5	R: 0 H: 2 E: 0 LOB: 2 K: 0 BB: 0 S: 5 P: 5	1B: 6 SF: 0 2B: 0 SAC: 0 3B: 0 DP: 1 HR: 1 HBP: 0						

TOP

Milwaukee Braves @ New York Mets

Polo Grounds, New York, NY

Sat Apr 20 1963, 3:33 AM EST

Att. 13,703 - Unknown

livebaseballscorecards.com

AB	33
R	1
H	7
RBI	1
BB	1
SO	5
LOB	14

PITCHER		IP	WLS	BF	H	R	ER	SO	BB	IBB	HBP	BLK	WP	HR	S	P	ERA	WHIP
Al Jackson, L ERA: 1.96	(1, 1)	9.0	W	34	7	1	1	5	1	0	0	0	0	1	43	47	1.00	0.889

PITCHER	IP	WLS	BF	H	R	ER	SO	BB	IBB	HBP	BLK	WP	HR	S	P	ERA	WHIP

Batter	1	2	3	4	5	6	7	8	9	AB	R	H	RBI	BB	SO	LOB
Jim Hickman, R (1, 8) OBP: 0.370, SLG: 0.600	L8	1B			K		FC4-6 FC3-5 1-2 3-H 1B			4	0	2	1	0	1	0
Ron Hunt, R (1, 4) OBP: 0.412, SLG: 0.563	1B 1B 1B	1-3			F9		FC3-5 FC4-6 1-2 2-3f			4	1	1	0	0	0	3
Duke Snider, L (1, 9) OBP: 0.286, SLG: 0.500	L4		G5-4-3 1B			K	FC4-6 BB 1-2f 2-3			4	0	1	0	0	1	3
Frank Thomas, R (1, 7) OBP: 0.222, SLG: 0.167 Rod Kanehl, R (9, 7) OBP: 0.167, SLG: 0.167	1B 1-2 1B		G5-4-3 1-2f			P6	BB 1-2 BB			3 0	0 0	1 0	0 0	1 0	0 0	1 0
Gil Hodges, R (1, 3) OBP: 0.250, SLG: 0.143	1-2 2-H 1B		4-3			BB BB	F7			3	0	1	1	1	0	3
Charlie Neal, R (1, 5) OBP: 0.211, SLG: 0.147	L8			6-3		BB 1-2 BB		F8		3	0	0	0	1	0	2
Norm Sherry, R (1, 2) OBP: 0.214, SLG: 0.429		HR		6-3		F9		K		4	1	1	1	0	1	2
Al Moran, R (1, 6) OBP: 0.118, SLG: 0.118		P3		6-3			1B 1B 1B	K		4	1	1	0	0	1	0
Al Jackson, L (1, 1) OBP: 0.286, SLG: 0.286		K			K		FC3-5 1-3 1B			3	0	1	0	0	2	0
Inning Stats	R: 1 H: 3 E: 0 LOB: 2 K: 0 BB: 0 S: 6 P: 6	R: 1 H: 2 E: 0 LOB: 1 K: 1 BB: 0 S: 7 P: 7	R: 0 H: 1 E: 0 LOB: 0 K: 0 BB: 0 S: 3 P: 3	R: 0 H: 0 E: 0 LOB: 0 K: 0 BB: 0 S: 3 P: 3	R: 0 H: 0 E: 0 LOB: 0 K: 2 BB: 0 S: 7 P: 7	R: 0 H: 0 E: 0 LOB: 2 K: 1 BB: 2 S: 5 P: 13	R: 1 H: 3 E: 0 LOB: 3 K: 0 BB: 1 S: 6 P: 10	R: 0 H: 0 E: 0 LOB: 0 K: 2 BB: 0 S: 7 P: 7		1B: 8 SF: 0 2B: 0 SAC: 0 3B: 0 DP: 1 HR: 1 HBP: 0						WP: 0 PA: 35 PB: 0 SB: 0 CS: 0

Milwaukee Braves @ New York Mets

Polo Grounds, New York, NY

Sat Apr 20 1963, 3:33 AM EST

Att. 13,703 - Unknown

livebaseballscorecards.com

BOTTOM

AB	32
R	3
H	9
RBI	3
BB	3
SO	6
LOB	14

PITCHER		IP	WLS	BF	H	R	ER	SO	BB	IBB	HBP	BLK	WP	HR	S	P	ERA	WHIP
Warren Spahn, L ERA: 1.44	(1, 1)	7.0	L	32	9	3	3	4	3	0	0	0	0	1	37	49	3.86	1.714
Ron Piche, R ERA:	(8, 1)	1.0		3	0	0	0	2	0	0	0	0	0	0	7	7	0.00	0.000

PITCHER	IP	WLS	BF	H	R	ER	SO	BB	IBB	HBP	BLK	WP	HR	S	P	ERA	WHIP

Milwaukee Braves @ New York Mets

Polo Grounds, New York, NY

Sun Apr 21 1963, 3:33 AM EST

Unknown

livebaseballscorecards.com

Batter	1	2	3	4	5	6	7	8	9	AB	R	H	RBI	BB	SO	LOB
Ty Cline, L (1, 8) OBP: 0.240, SLG: 0.229	K		G1-4-3 1B		F5		K2-3		G5-4-3 BB	4	0	1	0	1	2	1
Frank Bolling, R (1, 4) OBP: 0.353, SLG: 0.391	K		G1-4-3 1-2f			1B 1B	5-3		G5-4-3 1-2f	5	1	1	0	0	1	3
Hank Aaron, R (1, 9) OBP: 0.423, SLG: 0.630	HR			F8		K	1B			4	1	2	1	0	1	1
Eddie Mathews, L (1, 5) OBP: 0.500, SLG: 0.512	K			FC3-6 1B		1B 1-3 1B	K			4	1	2	0	0	2	1
Norm Larker, L (1, 3) OBP: 0.483, SLG: 0.476		6-3 BB		FC3-6 1-2f		1B 1-2 WP 3-H 1B		P3		2	1	1	1	1	0	1
Tommie Aaron, R (8, PH) (8, 3) OBP: 0.188, SLG: 0.333										1	0	0	0	0	0	0
Lee Maye, L (1, 7) OBP: 0.188, SLG: 0.286		P6		G3		P6		K		4	0	0	0	0	1	4
Len Gabrielson, L (8, 7) OBP: 0.250, SLG: 0.500										0	0	0	0	0	0	0
Joe Torre, R (1, 2) OBP: 0.375, SLG: 0.273		6-3 1-2			L3	WP 1-3 2-H E 1B		F9		4	1	1	1	0	0	1
Roy McMillan, R (1, 6) OBP: 0.286, SLG: 0.342		F8			FC4-6 BB	E 2-3 3-H BB			5-3 BB	1	0	0	0	3	0	1
Tony Cloninger, R (1, 1)			F9		FC4-6 1-2f	K 1-2 3-H			5-3 1-2	0	0	0	0	0	0	0
Denny Lemaster, R (2, 1)										1	0	0	0	0	0	0
Mack Jones, L (5, PH) OBP: 0.233, SLG: 0.185										1	0	0	0	0	0	1
Ron Piche, R (5, 1)										1	0	0	0	0	1	1
Claude Raymond, R (8, 1)										0	0	0	0	0	0	0
Don Dillard, L (9, PH) OBP: 0.750, SLG: 0.500										1	0	0	0	0	0	1
Inning Stats	R: 1 E: 0 K: 3 S: 10 H: 1 LOB: 0 BB: 0 P: 10	R: 0 E: 0 K: 0 S: 3 H: 0 LOB: 1 BB: 1 P: 7	R: 0 E: 0 K: 0 S: 3 H: 1 LOB: 0 BB: 0 P: 3	R: 0 E: 0 K: 0 S: 4 H: 1 LOB: 1 BB: 0 P: 4	R: 0 E: 0 K: 0 S: 3 H: 0 LOB: 1 BB: 1 P: 7	R: 4 E: 1 K: 2 S: 11 H: 4 LOB: 1 BB: 1 P: 15	R: 0 E: 0 K: 2 S: 8 H: 1 LOB: 1 BB: 0 P: 8	R: 0 E: 0 K: 1 S: 5 H: 0 LOB: 0 BB: 0 P: 5	R: 0 E: 0 K: 0 S: 2 H: 0 LOB: 1 BB: 2 P: 10	1B: 7 2B: 0 3B: 0 HR: 1 SF: 0 SAC: 0 DP: 2 HBP: 0	WP: 1 PB: 0 SB: 0 CS: 0 PA: 38					

TOP

AB	33
R	5
H	8
RBI	3
BB	5
SO	8
LOB	16

PITCHER		IP	WLS	BF	H	R	ER	SO	BB	IBB	HBP	BLK	WP	HR	S	P	ERA	WHIP
Jay Hook, R ERA: 8.1	(1, 1)	6.0		27	7	5	5	5	3	0	0	0	1	1	34	46	7.50	1.667
Ken MacKenzie, L ERA:	(7, 1)	2.0	W	7	1	0	0	3	0	0	0	0	0	0	13	13	0.00	0.500
Roger Craig, R ERA: 3.91	(9, 1)	1.0	S	4	0	0	0	0	2	0	0	0	0	0	2	10	0.00	2.000

PITCHER	IP	WLS	BF	H	R	ER	SO	BB	IBB	HBP	BLK	WP	HR	S	P	ERA	WHIP

Milwaukee Braves @ New York Mets

Polo Grounds, New York, NY

Sun Apr 21 1963, 3:33 AM EST

Unknown

BOTTOM

Batter	1	2	3	4	5	6	7	8	9	AB	R	H	RBI	BB	SO	LOB
Jim Hickman, R (1, 8) OBP: 0.375, SLG: 0.679	P6	SF7 3-H		K			E BB	HR 1-H 2-H 3-H		3	1	1	5	1	1	0
Ron Hunt, R (1, 4) OBP: 0.455, SLG: 0.500	6-3	BB 1-2 2-3			1B BB		K	3-1 HBP		2	0	0	0	2	1	1
Duke Snider, L (1, 9) OBP: 0.250, SLG: 0.432	F9	P1			F9		E3 1-3	3-1 1-2		5	0	0	0	0	0	6
Frank Thomas, R (1, 7) OBP: 0.250, SLG: 0.207 Roger Craig, R (9, 1)	1B	G3 1B 1B	E5 SH5-3		1-3 1B		F2	L8		5 0	1 0	2 0	0 0	0 0	0 0	3 0
Ed Kranepool, L (1, 3) OBP: 0.318, SLG: 0.545 Gil Hodges, R (9, 3) OBP: 0.250, SLG: 0.143		G3 1-2 1B	SH5-3 1-2		P6			2B 3B		3 0	2 0	2 0	0 0	0 0	0 0	2 0
Choo-Choo Coleman, L (1, 2) OBP: 0.214, SLG: 0.154		G3 1-2 2-3	P1		K			2B HR BB		3	1	0	0	1	1	5
Charlie Neal, R (1, 5) OBP: 0.238, SLG: 0.211 (9, 6)		BB PB SF7 2-H 3-H	F9			F7		1-3 HR 3-H		4	2	2	3	0	0	1
Al Moran, R (1, 6) OBP: 0.150, SLG: 0.105 Ted Schreiber, R (8, PH) OBP: 0.231, SLG: 0.231 (9, 5)		BB BB 1-2		K		5-3		F9		2 1	0 0	0 0	0 0	1 0	1 0	0 2
Jay Hook, L (1, 1) OBP: 0.400, SLG: 0.250 Marv Throneberry, L (6, PH) OBP: 0.143, SLG: 0.143 Ken MacKenzie, R (7, 1) Tim Harkness, L (8, PH) OBP: 0.238, SLG: 0.167 Rod Kanehl, R (8, PR) OBP: 0.167, SLG: 0.167 (9, 7)		BB 1-2 2-3		1-3		F7		HR IBB		1 1 0 0 0	0 0 0 0 1	0 0 0 0 0	0 0 0 0 0	1 0 0 1 0	0 0 0 0 0	0 0 0 0 0
Inning Stats	R: 0 E: 0 K: 0 S: 3 H: 0 LOB: 0 BB: 0 P: 3	R: 3 E: 0 K: 0 S: 6 H: 3 LOB: 3 BB: 3 P: 18	R: 0 E: 1 K: 0 S: 4 H: 0 LOB: 1 BB: 0 P: 4	R: 0 E: 0 K: 2 S: 7 H: 0 LOB: 0 BB: 0 P: 7	R: 0 E: 0 K: 1 S: 6 H: 1 LOB: 2 BB: 1 P: 10	R: 0 E: 0 K: 0 S: 3 H: 0 LOB: 0 BB: 0 P: 3	R: 0 E: 1 K: 1 S: 5 H: 0 LOB: 1 BB: 1 P: 9	R: 5 E: 0 K: 0 S: 6 H: 3 LOB: 2 BB: 2 P: 15		1B: 4 2B: 1 3B: 1 HR: 1 SF: 1 SAC: 1 DP: 0 HBP: 1						

livebaseballscorecards.com

AB	30
R	8
H	7
RBI	8
BB	7
SO	4
LOB	20

WP: 0 PB: 1 SB: 0 CS: 0 PA: 40

PITCHER		IP	WLS	BF	H	R	ER	SO	BB	IBB	HBP	BLK	WP	HR	S	P	ERA	WHIP
Tony Cloninger, R ERA: 11.57	(1, 1)	1.2		11	3	3	3	0	3	0	0	0	0	0	8	20	16.20	3.600
Denny Lemaster, L ERA: 4.5	(2, 1)	2.1		8	0	0	0	2	0	0	0	0	0	0	12	12	0.00	0.000
Ron Piche, R ERA: 2.84	(5, 1)	3.0		14	2	2	2	2	3	0	0	0	0	0	15	27	6.00	1.667
Claude Raymond, R ERA: 9.0	(8, 1)	1.0	L	7	2	3	3	0	0	1	1	0	0	1	5	10	27.00	2.000

PITCHER		IP	WLS	BF	H	R	ER	SO	BB	IBB	HBP	BLK	WP	HR	S	P	ERA	WHIP

Batter	1	2	3	4	5	6	7	8	9	AB	R	H	RBI	BB	SO	LOB
Ty Cline, L (1, 8) OBP: 0.222, SLG: 0.212	L3		L7		L7			F2		4	0	0	0	0	0	2
Frank Bolling, R (1, 4) OBP: 0.327, SLG: 0.360	L8		F7			K		P6		4	0	0	0	0	1	1
Hank Aaron, R (1, 9) OBP: 0.411, SLG: 0.600	K			F7		1B 6-3 1B		F8		4	1	1	0	0	1	0
Eddie Mathews, L (1, 5) OBP: 0.500, SLG: 0.500		BB G4-6-3 1B		K		6-3 1-3 1B			K	3	0	1	0	1	2	0
Norm Larker, L (1, 3) OBP: 0.455, SLG: 0.440		G4-6-3 1-2 1B		F7		6-3 1-2 3-H			K	4	0	1	1	0	1	1
Lee Maye, L (1, 7) OBP: 0.200, SLG: 0.389		G4-6-3 1-2f 2-3			1B 3B	F9			P6	4	1	1	0	0	0	3
Del Crandall, R (1, 2) OBP: 0.143, SLG: 0.143		6-3			G4-6-3 3-H 1B		5-3			3	0	1	1	0	0	1
Roy McMillan, R (1, 6) OBP: 0.295, SLG: 0.350			SH3-4 1B		G4-6-3 1-2f		5-3			2	0	1	0	0	0	1
Tommie Aaron, R (7, PH) OBP: 0.176, SLG: 0.313										1	0	0	0	0	0	0
Amado Samuel, R (7, 6)										0	0	0	0	0	0	0
Lew Burdette, R (1, 1) OBP: 0.222, SLG: 0.375			SH3-4 1-2		3B		K			2	0	1	0	0	1	0
Denny Lemaster, R (8, 1)										0	0	0	0	0	0	0
Inning Stats	R: 0 E: 0 K: 1 S: 5 H: 0 LOB: 0 BB: 0 P: 5	R: 0 E: 0 K: 0 S: 3 H: 1 LOB: 1 BB: 1 P: 7	R: 0 E: 0 K: 0 S: 4 H: 1 LOB: 1 BB: 0 P: 4	R: 0 E: 0 K: 1 S: 5 H: 0 LOB: 0 BB: 0 P: 5	R: 1 E: 0 K: 0 S: 5 H: 3 LOB: 1 BB: 0 P: 5	R: 1 E: 0 K: 1 S: 7 H: 2 LOB: 1 BB: 0 P: 7	R: 0 E: 0 K: 1 S: 5 H: 0 LOB: 0 BB: 0 P: 5	R: 0 E: 0 K: 0 S: 3 H: 0 LOB: 0 BB: 0 P: 3	R: 0 E: 0 K: 2 S: 7 H: 0 LOB: 0 BB: 0 P: 7	1B: 5 2B: 0 3B: 2 HR: 0	SF: 0 SAC: 1 DP: 2 HBP: 0						

PITCHER	IP	WLS	BF	H	R	ER	SO	BB	IBB	HBP	BLK	WP	HR	S	P	ERA	WHIP
Galen Cisco, R (1, 1) ERA: 3.94	6.0	W	24	7	2	2	3	1	0	0	0	0	0	29	33	3.00	1.333
Ken MacKenzie, L (7, 1) ERA:	3.0	S	9	0	0	0	3	0	0	0	0	0	0	15	15	0.00	0.000

PITCHER	IP	WLS	BF	H	R	ER	SO	BB	IBB	HBP	BLK	WP	HR	S	P	ERA	WHIP

TOP

Milwaukee Braves @ New York Mets

Polo Grounds, New York, NY

Sun Apr 21 1963, 3:38 AM EST

Att. 26,675 - Unknown

livebaseballscorecards.com

AB	31
R	2
H	7
RBI	2
BB	1
SO	6
LOB	9

1B: 5 2B: 0 3B: 2 HR: 0 | SF: 0 SAC: 1 DP: 2 HBP: 0

WP: 0 PB: 0 SB: 0 CS: 0 | PA: 33

Batter	1	2	3	4	5	6	7	8	9	AB	R	H	RBI	BB	SO	LOB
Jim Hickman, R (1, 8) OBP: 0.389, SLG: 0.781	6-3		2B			E5 SH5-4 2B	SH2-3 1-2 2-3	1-H HR		4	2	2	2	0	0	1
Ron Hunt, R (1, 4) OBP: 0.423, SLG: 0.450	L6		6-3			SH5-4 1-2 2-3	SF8 3-H	BBBB BB		2	0	0	1	1	0	1
Duke Snider, L (1, 9) OBP: 0.273, SLG: 0.450 Cliff Cook, R (8, PH) (9, 9) OBP: 0.182, SLG: 0.100	L8			F2		1B 2B 2-H 3-H	SSS FC4 BB	K		3 1	1 0	1 0	2 0	1 0	0 1	0 1
Frank Thomas, R (1, 7) OBP: 0.257, SLG: 0.194 Ken MacKenzie, R (7, 1)		1-3		F7		BBBB FC1-6 1B BB	FC4 1-2f	SSS K		2 2	0 0	0 0	0 0	1 0	0 1	0 3
Ed Kranepool, L (1, 3) OBP: 0.308, SLG: 0.500 Gil Hodges, R (9, 3) OBP: 0.250, SLG: 0.143		1-3		1-3		FC1-6 1-2 2-H 1B		5-3		4 0	0 0	1 0	1 0	0 0	0 0	0 0
Charlie Neal, R (1, 5) OBP: 0.239, SLG: 0.214		1B	P3			FC1-6 FC6-4 1-2f 2-3		E1 1B E		4	1	1	0	0	0	2
Norm Sherry, R (1, 2) OBP: 0.222, SLG: 0.389		F3	5-3			FC6-4 1-2f		1-3 E 1B		4	1	1	0	0	0	4
Al Moran, R (1, 6) OBP: 0.250, SLG: 0.304			CS 1B		4-3		SH2-3 BB SF8 1B	1-H E7 3-H 3B		4	2	3	2	0	0	0
Galen Cisco, R (1, 1) OBP: 0.250, SLG: 0.500 Marv Throneberry, L (6, PH) OBP: 0.250, SLG: 0.375 Rod Kanehl, R (6, PR) (7, 7) OBP: 0.375, SLG: 0.286			G3 1-2			BBBB SH5-4 2B 2B	SH2-3 1-2 BB	HR 1B		1 1 1	0 0 2	0 1 1	0 0 0	0 0 1	0 0 0	1 0 0
Inning Stats	R: 0 E: 0 K: 0 S: 3 H: 0 LOB: 0 BB: 0 P: 3	R: 0 E: 0 K: 0 S: 4 H: 1 LOB: 1 BB: 0 P: 4	R: 0 E: 0 K: 0 S: 4 H: 2 LOB: 1 BB: 0 P: 4	R: 0 E: 0 K: 0 S: 3 H: 0 LOB: 0 BB: 0 P: 3	R: 0 E: 0 K: 0 S: 3 H: 0 LOB: 0 BB: 0 P: 3	R: 3 E: 1 K: 0 S: 7 H: 3 LOB: 3 BB: 1 P: 11	R: 1 E: 0 K: 0 S: 4 H: 1 LOB: 2 BB: 2 P: 12	R: 5 E: 2 K: 2 S: 12 H: 4 LOB: 1 BB: 1 P: 16		1B: 6 2B: 3 3B: 1 HR: 1	SF: 1 SAC: 2 DP: 0 HBP: 0			WP: 0 PB: 0 SB: 0 CS: 1	PA: 40		

PITCHER		IP	WLS	BF	H	R	ER	SO	BB	IBB	HBP	BLK	WP	HR	S	P	ERA	WHIP
Lew Burdette, R ERA: 4.25	(1, 1)	7.1	L	37	11	9	7	0	3	0	0	0	0	1	34	46	8.59	1.909
Denny Lemaster, L ERA: 4.05	(8, 1)	0.2		3	0	0	0	2	1	0	0	0	0	0	6	10	0.00	1.500

PITCHER	IP	WLS	BF	H	R	ER	SO	BB	IBB	HBP	BLK	WP	HR	S	P	ERA	WHIP

BOTTOM

Milwaukee Braves @ New York Mets

Polo Grounds, New York, NY

Sun Apr 21 1963, 3:38 AM EST

Att. 26,675 - Unknown

livebaseballscorecards.com

AB	33
R	9
H	11
RBI	8
BB	4
SO	2
LOB	13

Batter	1	2	3	4	5	6	7	8	9	AB	R	H	RBI	BB	SO	LOB
Ty Cline, L (1, 8) OBP: 0.237, SLG: 0.228	C B F S 1-3 K		X 0-0 1B 1B 1B	C F X 0-2 L6 2-3			C S F F B B X 2-2 BB SH3-4 E 1B	F X 0-1 L5-3		5	2	2	0	0	1	1
Frank Bolling, R (1, 4) OBP: 0.339, SLG: 0.370	B S X 1-1 E5		B X 1-0 1B HR 1B 1-3	C B B B F X 3-2 ③ 1-3 3-H 1B			F X 0-1 ① SH3-4 1-2	B B B C C C 3-3 ③ K		4	1	2	1	0	1	0
Hank Aaron, R (1, 9) OBP: 0.433, SLG: 0.660 Lee Maye, L (9, PH) OBP: 0.190, SLG: 0.368 (9, 9)	C B X 1-1 ② L8		B F F B F X 2-2 HR 1-2 3-H 1B		C B X 1-1 HR		I I I I 4-0 BB E IBB		C B B X 2-1 ① 1-3	3 1	3 0	2 0	2 0	1 0	0 0	1 0
Eddie Mathews, L (1, 5) OBP: 0.492, SLG: 0.540	B S F F X 1-2 ③ F6		F X 0-1 HR 1-H 2-H		B B X 2-0 ① 3-1		S B B B C B 4-2 E 1-2 1B 2-3 BB		S B B F F F S 2-3 ② K	4	1	1	3	1	1	1
Mack Jones, L (1, 7) OBP: 0.200, SLG: 0.156		C F B B F B C 3-3 ① K	B X 1-1 ② 1-3		B X 1-0 ② G3		B C B C F C 2-3 ② K		F S B S S 2-3 ③ K	5	0	0	0	0	3	3
Len Gabrielson, L (1, 3) OBP: 0.200, SLG: 0.400 Tommie Aaron, R (5, 3) OBP: 0.222, SLG: 0.353		B F B F B X 3-2 ② F8	X 0-0 ③ L4		B F X 1-1 ③ F4		F S B F X 1-2 ③ E9 1-H 2-H 3-H 1B			3 1	0 0	0 1	0 2	0 0	0 0	0 0
Joe Torre, R (1, 2) OBP: 0.432, SLG: 0.351	C F B F F F B B X 3-2 FC5-4 1B			C F X 0-2 E SH3-4 1B 1B		C B B F F X 2-2 CS 1B		C X 0-1 HR 1B		4	2	4	0	0	0	0
Denis Menke, R (1, 6) OBP: 0.143, SLG: 0.571	X 0-0 ③ FC5-4 1-2f			C B F S 1-3 ① K		B B F S X 2-2 ① ② F9 1-2		B B B X 3-0 1-H HR		4	1	1	2	0	1	3
Bob Hendley, R (1, 1) OBP: 0.125, SLG: 0.125			C X 0-1 ① 6-3	L X 0-1 ② SH3-4 1-2		B F C F X 1-2 ③ 5-3		C S 0-3 ① K		3	0	0	0	0	1	0
Inning Stats	R: 0 H: 0 E: 1 LOB: 1 K: 1 BB: 0 S: 11 P: 15	R: 0 H: 1 E: 0 LOB: 1 K: 1 BB: 0 S: 14 P: 23	R: 4 H: 4 E: 0 LOB: 0 K: 0 BB: 0 S: 13 P: 17	R: 1 H: 2 E: 1 LOB: 2 K: 1 BB: 0 S: 14 P: 18	R: 1 H: 1 E: 0 LOB: 0 K: 0 BB: 0 S: 6 P: 11	R: 0 H: 1 E: 0 LOB: 0 K: 0 BB: 0 S: 11 P: 16	R: 2 H: 2 E: 1 LOB: 1 K: 1 BB: 2 S: 17 P: 30	R: 2 H: 2 E: 0 LOB: 0 K: 2 BB: 0 S: 11 P: 17	R: 0 H: 0 E: 0 LOB: 0 K: 2 BB: 0 S: 10 P: 16	1B: 10 SF: 0 2B: 0 SAC: 2 3B: 0 DP: 0 HR: 3 HBP: 0						

TOP

Milwaukee Braves @ Los Angeles Dodgers

Dodger Stadium, Los Angeles, CA

Mon Apr 22 1963, 6:05 PM PST

Att. 18,795 - Unknown

livebaseballscorecards.com

AB	37
R	10
H	13
RBI	10
BB	2
SO	8
LOB	9

WP: 0 PA: 41
PB: 0
SB: 0
CS: 1

PITCHER		IP	WLS	BF	H	R	ER	SO	BB	IBB	HBP	BLK	WP	HR	S	P	ERA	WHIP
Don Drysdale, R ERA: 2.4	(1, 1)	5.0	L	24	8	6	5	3	0	0	0	0	0	2	58	84	9.00	1.600
Ken Rowe, R ERA: 3.18	(6, 1)	1.1		6	2	2	2	0	0	1	0	0	0	0	18	29	13.50	1.500
Pete Richert, L ERA: 13.5	(7, 1)	0.2		3	1	0	0	1	1	0	0	0	0	0	10	17	0.00	3.000
Jack Smith, R ERA: 9.0	(8, 1)	1.0		5	2	2	2	2	0	0	0	0	0	1	11	17	18.00	2.000
Dick Calmus, R ERA:	(9, 1)	1.0		3	0	0	0	2	0	0	0	0	0	0	10	16	0.00	0.000

PITCHER	IP	WLS	BF	H	R	ER	SO	BB	IBB	HBP	BLK	WP	HR	S	P	ERA	WHIP

Batter	1	2	3	4	5	6	7	8	9	AB	R	H	RBI	BB	SO	LOB
Maury Wills, S (1, 6) OBP: 0.316, SLG: 0.235	C X 0-1 ① G3		F B B F B B 4-2 1-2 BB		C B X 1-1 ③ F4		S X 0-1 ②③ G5-4-3 1-2f			3	0	0	0	1	0	2
Jim Gilliam, S (1, 5) OBP: 0.296, SLG: 0.217	C F X 0-2 ② F9		B B X 2-0 ③ F4			C X 0-1 ① L7		B B B B 4-0 1B BB		3	0	0	0	1	0	2
Ron Fairly, L (1, 8) OBP: 0.357, SLG: 0.474	F B B C C 2-3 ③ K			B C F F F X 1-2 ① 1-3		C B B F F F F X 3-2 ② G3		C B X 1-1 1-2 G6-4-3 1B		4	0	1	0	0	1	0
Frank Howard, R (1, 9) OBP: 0.481, SLG: 0.511		C X 0-1 ① L8		F S B X 1-2 ② L8		B B B C B 4-1 FC6-4 BB		X 0-0 ① L9		3	0	0	0	1	0	2
Bill Skowron, R (1, 3) OBP: 0.231, SLG: 0.237		C B X 1-1 ② 4-3		F X 0-1 1B		X 0-0 ③ FC6-4 1-2f		B X 1-0 ②③ G6-4-3 1-2f		4	0	1	0	0	0	3
Doug Camilli, R (1, 2) OBP: 0.231, SLG: 0.091		X 0-0 ③ F3		B X 1-0 ③ L8			B C S B B B 4-2 1B 1B BB		B F B F X 2-2 ① F7	3	1	0	0	1	0	1
Ken McMullen, R (1, 7) OBP: 0.300, SLG: 0.393			S B C B X 2-2 FC6-4 1B		X 0-0 HR		B C X 1-1 1-2 1B		X 0-0 ② F7	4	1	3	1	0	0	0
Nate Oliver, R (1, 4) OBP: 0.305, SLG: 0.278			S X 0-1 ① FC6-4 WP 1-2f		B S B B C B 4-2 G4-6-3 BB		B C X 1-1 1-2 2-H G5-4-3 1B		B B F F B F B 4-2 BB	2	0	1	1	2	0	1
Don Drysdale, R (1, 1) OBP: 0.400, SLG: 0.500 Don Zimmer, R (5, PH) Ken Rowe, R (6, 1) Pete Richert, L (7, 1) Daryl Spencer, R (7, PH) OBP: 0.400, SLG: 0.143 Jack Smith, R (8, 1) Dick Calmus, R (9, 1) Lee Walls, R (9, PH) OBP: 0.154, SLG: 0.154			C S B S 1-3 ② K		B C F B X 2-2 ①② G4-6-3 1-2f		C X 0-1 ① F3		S B C B S 2-3 ③ K	1 1 0 0 1 0 0 0 1	0 0 0 0 0 0 0 0 0	0 0 0 0 0 0 0 0 0	0 0 0 0 0 0 0 0 0	0 1 0 0 0 0 0 0 0	1 1 0 0 0 0 2 0 0	1 1 0 0 0 0 0 0 1
Inning Stats	R: 0 H: 0 E: 0 LOB: 0 K: 1 BB: 0 S: 8 P: 10	R: 0 H: 0 E: 0 LOB: 0 K: 0 BB: 0 S: 5 P: 6	R: 0 H: 1 E: 0 LOB: 2 K: 1 BB: 1 S: 11 P: 20	R: 0 H: 1 E: 0 LOB: 1 K: 0 BB: 0 S: 11 P: 14	R: 1 H: 1 E: 0 LOB: 0 K: 0 BB: 1 S: 8 P: 15	R: 0 H: 0 E: 0 LOB: 1 K: 0 BB: 1 S: 10 P: 17	R: 1 H: 2 E: 0 LOB: 1 K: 0 BB: 1 S: 10 P: 16	R: 0 H: 1 E: 0 LOB: 1 K: 0 BB: 1 S: 4 P: 10	R: 0 H: 0 E: 0 LOB: 1 K: 1 BB: 1 S: 10 P: 18	1B: 5 2B: 0 3B: 0 HR: 1	SF: 0 SAC: 0 DP: 3 HBP: 0			WP: 1 PB: 0 SB: 0 CS: 0	PA: 36		

PITCHER	IP	WLS	BF	H	R	ER	SO	BB	IBB	HBP	BLK	WP	HR	S	P	ERA	WHIP
Bob Hendley, L (1, 1) ERA: 2.42	9.0	W	36	6	2	2	3	6	0	0	0	1	1	77	126	2.00	1.333

PITCHER	IP	WLS	BF	H	R	ER	SO	BB	IBB	HBP	BLK	WP	HR	S	P	ERA	WHIP

BOTTOM

Milwaukee Braves @ Los Angeles Dodgers

Dodger Stadium, Los Angeles, CA

Mon Apr 22 1963, 6:05 PM PST

Att. 18,795 - Unknown

livebaseballscorecards.com

AB	30
R	2
H	6
RBI	2
BB	6
SO	3
LOB	16

Batter	1	2	3	4	5	6	7	8	9	AB	R	H	RBI	BB	SO	LOB
Ty Cline, L (1, 8) OBP: 0.222, SLG: 0.213	S S F S 0-3 ① K		B C B F S 2-3 ② K		F C B X 1-2 ③ F7 1-2			C B X 1-1 ③ L1-3		4	0	0	0	0	2	1
Frank Bolling, R (1, 4) OBP: 0.317, SLG: 0.345	C S F S 0-3 ② K		B X 1-0 ③ 6-3			F B B X 2-1 ① 4-3			B X 1-0 ① 6-3	4	0	0	0	0	1	0
Hank Aaron, R (1, 9) OBP: 0.422, SLG: 0.684	B B X 2-0 ③ F8			C B F X 1-2 ① 6-3		B B F X 2-1 ② 6-3			X 0-0 HR	4	1	1	1	0	0	0
Eddie Mathews, L (1, 5) OBP: 0.477, SLG: 0.537		B F B F X 2-2 ① F9		F S B B X 2-2 ② F9		F F B X 1-2 ③ F6			C B S X 1-2 2B	4	0	1	0	0	0	0
Joe Torre, R (1, 2) OBP: 0.417, SLG: 0.341		B B B C X 3-1 ② 6-3		B S F F F X 1-2 1B			F F X 0-2 ① 5-3		X 0-0 ② 6-3	4	0	1	0	0	0	1
Tommie Aaron, R (1, 7) (9, 3) OBP: 0.227, SLG: 0.300		B B B C B 4-1 PB BB		S X 0-1 ③ F3			C C C 0-3 ② K		S B B F B X 3-2 ③ F9	3	0	0	0	1	1	2
Denis Menke, R (1, 6) OBP: 0.200, SLG: 0.444		B C B B F B 4-2 1-2 BB			X 0-0 ① F8		B B C B C S 3-3 ③ K			2	0	0	0	1	1	0
Norm Larker, L (1, 3) OBP: 0.417, SLG: 0.393 Mack Jones, L (9, 7) OBP: 0.200, SLG: 0.156		F B F F B F B S 3-3 ③ K			C B X 1-1 ② L8			B X 1-0 ① G3		3 0	0 0	0 0	0 0	0 0	1 0	2 0
Bob Shaw, R (1, 1) OBP: 0.500, SLG: 0.429 Del Crandall, R (8, PH) OBP: 0.133, SLG: 0.133 Claude Raymond, R (8, 1)			B S B B X 3-1 ① F9		X 0-0 S 1B			B B C X 2-1 ② 6-3		2 1 0	0 0 0	1 0 0	0 0 0	0 0 0	0 0 0	0 0 0
Inning Stats	R: 0 E: 0 K: 2 S: 9 H: 0 LOB: 0 BB: 0 P: 11	R: 0 E: 0 K: 1 S: 13 H: 0 LOB: 2 BB: 2 P: 29	R: 0 E: 0 K: 1 S: 6 H: 0 LOB: 0 BB: 0 P: 12	R: 0 E: 0 K: 0 S: 12 H: 1 LOB: 1 BB: 0 P: 16	R: 0 E: 0 K: 0 S: 7 H: 1 LOB: 1 BB: 0 P: 9	R: 0 E: 0 K: 0 S: 7 H: 0 LOB: 0 BB: 0 P: 12	R: 0 E: 0 K: 2 S: 9 H: 0 LOB: 0 BB: 0 P: 12	R: 0 E: 0 K: 0 S: 5 H: 0 LOB: 0 BB: 0 P: 9	R: 1 E: 0 K: 0 S: 9 H: 2 LOB: 1 BB: 0 P: 14	1B: 2 2B: 1 3B: 0 HR: 1	SF: 0 SAC: 0 DP: 0 HBP: 0					

TOP

Milwaukee Braves @ Los Angeles Dodgers

Dodger Stadium, Los Angeles, CA

Tue Apr 23 1963, 6:05 PM PST

Att. 20,298 - Unknown

livebaseballscorecards.com

AB	31
R	1
H	4
RBI	1
BB	2
SO	6
LOB	6

WP: 0 PA: 33
PB: 1
SB: 1
CS: 0

PITCHER		IP	WLS	BF	H	R	ER	SO	BB	IBB	HBP	BLK	WP	HR	S	P	ERA	WHIP
Sandy Koufax, L ERA: 1.5	(1, 1)	6.2		24	2	0	0	5	2	0	0	0	0	0	60	95	0.00	0.600
Ron Perranoski, L ERA: 1.59	(7, 1)	2.1	W	9	2	1	1	1	0	0	0	0	0	1	17	29	3.86	0.857

PITCHER		IP	WLS	BF	H	R	ER	SO	BB	IBB	HBP	BLK	WP	HR	S	P	ERA	WHIP

Milwaukee Braves @ Los Angeles Dodgers

Dodger Stadium, Los Angeles, CA

Tue Apr 23 1963, 6:05 PM PST

Att. 20,298 - Unknown

livebaseballscorecards.com

BOTTOM

Batter	1	2	3	4	5	6	7	8	9	AB	R	H	RBI	BB	SO	LOB
Maury Wills, S (1, 6) OBP: 0.310, SLG: 0.216	2-1 ① 1-3		4-0 ③ FC3-6 BB		3-2 ③ 5-3			3-3 ③ K		3	0	0	0	1	1	0
Wally Moon, L (1, 7) OBP: 0.318, SLG: 0.350	1-2 ② F9		0-0 ① FC3-6 BLK 1-2f			1-1 ① F6			1-0 ① F7	3	0	0	0	0	0	1
Willie Davis, L (9, 8) OBP: 0.216, SLG: 0.255										1	0	0	0	0	0	0
Ron Fairly, L (1, 8) (9, 7) OBP: 0.326, SLG: 0.429	2-2 ③ 1-3		0-0 ② L8			0-1 ② 4-3			0-0 ② F9	4	0	0	0	0	0	1
Frank Howard, R (1, 9) OBP: 0.466, SLG: 0.549		1-3 ① K	3-3 ③ K 1-3			2-0 ③ 6-3			3-1 HR	4	1	1	1	0	2	1
Bill Skowron, R (1, 3) OBP: 0.238, SLG: 0.225		1-1 1B E HBP		3-2 ① F4			3-3 ① K			2	1	0	0	0	1	0
John Roseboro, L (1, 2) OBP: 0.200, SLG: 0.292		2-1 ② L8		2-1 ② 4-3			2-1 ② F7			3	0	0	0	0	0	1
Ken McMullen, R (1, 5) OBP: 0.303, SLG: 0.387		2-1 E 1-3 1B		1-1 ③ 5-3			0-0 ③ 5-3			3	0	1	0	0	0	0
Nate Oliver, R (1, 4) OBP: 0.290, SLG: 0.263		1-1 E6 FC6-4 1-2 3-H			2-2 ① F3			0-0 ① F9		3	0	0	0	0	0	1
Sandy Koufax, R (1, 1)		0-1 ③ FC6-4 1-2f			1-3 ② K			1-3 ② K		2	0	0	0	0	1	2
Ron Perranoski, L (7, 1)										1	0	0	0	0	1	0
Inning Stats	R: 0 E: 0 K: 0 S: 8 H: 0 LOB: 0 BB: 0 P: 13	R: 1 E: 1 K: 1 S: 12 H: 1 LOB: 2 BB: 0 P: 19	R: 0 E: 0 K: 1 S: 5 H: 0 LOB: 1 BB: 1 P: 12	R: 0 E: 0 K: 0 S: 7 H: 0 LOB: 0 BB: 0 P: 13	R: 0 E: 0 K: 1 S: 10 H: 0 LOB: 0 BB: 0 P: 16	R: 0 E: 0 K: 0 S: 5 H: 0 LOB: 0 BB: 0 P: 8	R: 0 E: 0 K: 1 S: 6 H: 0 LOB: 0 BB: 0 P: 11	R: 0 E: 0 K: 2 S: 8 H: 0 LOB: 0 BB: 0 P: 12	R: 1 E: 0 K: 0 S: 4 H: 1 LOB: 0 BB: 0 P: 8	1B: 1 2B: 0 3B: 0 HR: 1 SF: 0 SAC: 0 DP: 0 HBP: 1							

	AB	29
	R	2
	H	2
	RBI	1
	BB	1
	SO	6
	LOB	7

WP: 0 PB: 0 SB: 0 CS: 0 PA: 31

PITCHER		IP	WLS	BF	H	R	ER	SO	BB	IBB	HBP	BLK	WP	HR	S	P	ERA	WHIP
Bob Shaw, R ERA: 2.88	(1, 1)	7.0		25	1	1	0	4	1	0	1	1	0	0	53	92	0.00	0.286
Claude Raymond, R ERA: 7.71	(8, 1)	1.2	L	6	1	1	1	2	0	0	0	0	0	1	12	20	5.40	0.600

PITCHER	IP	WLS	BF	H	R	ER	SO	BB	IBB	HBP	BLK	WP	HR	S	P	ERA	WHIP

Batter	1	2	3	4	5	6	7	8	9	AB	R	H	RBI	BB	SO	LOB
Lee Maye, L (1, 7) OBP: 0.200, SLG: 0.348	F5		1-3		G4-6-3 2-H 1B		1-3			4	0	1	1	0	0	1
Tommie Aaron, R (7, 3) OBP: 0.227, SLG: 0.300			1-2		1B					0	0	0	0	0	0	0
Frank Bolling, R (1, 4) OBP: 0.313, SLG: 0.339	F5		2-H 1B		G4-6-3 1-2f			G2		4	0	1	1	0	0	1
Hank Aaron, R (1, 9) OBP: 0.412, SLG: 0.656	F8		F8			F8		CS 1B		4	0	1	0	0	0	1
Eddie Mathews, L (1, 5) OBP: 0.464, SLG: 0.569		1-3		HR		F9		F9 1-2		4	1	1	1	0	0	1
Joe Torre, R (1, 2) OBP: 0.442, SLG: 0.409		3B		P4		BB			PB 1B	3	0	2	0	1	0	0
Len Gabrielson, L (1, 3) OBP: 0.167, SLG: 0.333		F4		6-3		F8				3	0	0	0	0	0	2
Ty Cline, L (7, 8) OBP: 0.234, SLG: 0.226									1-2 1B	1	0	1	0	0	0	0
Mack Jones, L (1, 8) OBP: 0.231, SLG: 0.257		K		2-4 BB				HR		3	1	1	1	1	2	3
(7, 7)									2-3							
Denis Menke, R (1, 6) OBP: 0.286, SLG: 0.462			BLK 1-3 1B	2-4 1-2	SH1-4 1B		L3		K	4	2	2	0	0	1	2
			1B		1B											
Warren Spahn, L (1, 1) OBP: 0.231, SLG: 0.182			K		SH1-4 1-2		K		F7	3	0	0	0	0	2	3
Inning Stats	R: 0 E: 0 K: 0 S: 3 H: 0 LOB: 0 BB: 0 P: 3	R: 0 E: 0 K: 1 S: 6 H: 1 LOB: 1 BB: 0 P: 6	R: 1 E: 0 K: 1 S: 7 H: 2 LOB: 1 BB: 0 P: 7	R: 1 E: 0 K: 0 S: 3 H: 1 LOB: 1 BB: 1 P: 7	R: 1 E: 0 K: 0 S: 4 H: 2 LOB: 0 BB: 0 P: 4	R: 0 E: 0 K: 0 S: 3 H: 0 LOB: 1 BB: 1 P: 7	R: 1 E: 0 K: 1 S: 6 H: 1 LOB: 0 BB: 0 P: 6	R: 0 E: 0 K: 0 S: 3 H: 1 LOB: 0 BB: 0 P: 3	R: 0 E: 0 K: 2 S: 9 H: 2 LOB: 2 BB: 0 P: 9	1B: 7 2B: 0 3B: 1 HR: 2 SF: 0 SAC: 1 DP: 1 HBP: 0						

PITCHER	IP	WLS	BF	H	R	ER	SO	BB	IBB	HBP	BLK	WP	HR	S	P	ERA	WHIP
Turk Farrell, R (1, 1) ERA: 3.48	9.0	L	37	10	4	4	5	2	0	0	1	0	2	44	52	4.00	1.333

PITCHER	IP	WLS	BF	H	R	ER	SO	BB	IBB	HBP	BLK	WP	HR	S	P	ERA	WHIP

TOP

Milwaukee Braves @ Houston Colt 45's

Colt Stadium, Houston, TX

Wed Apr 24 1963, 7:05 PM EST
Att. 7,367 - Cloudy - 76 F

livebaseballscorecards.com

AB	33
R	4
H	10
RBI	4
BB	2
SO	5
LOB	14

WP: 0	PA: 36
PB: 1	
SB: 0	
CS: 1	

Batter	1	2	3	4	5	6	7	8	9	AB	R	H	RBI	BB	SO	LOB
Ernie Fazio, R (1, 4) OBP: 0.172, SLG: 0.154	F6			K		G1-4-3 1-H 3B	P3			4	1	1	1	0	1	1
Johnny Temple, R (1, 5) OBP: 0.319, SLG: 0.238	F6			1-3 BB		G1-4-3 BB		F7		2	0	0	0	2	0	0
Pete Runnels, L (1, 3) OBP: 0.286, SLG: 0.255	F7			1-3 1-2		G1-4-3 1-2f 3-H		6-3		4	0	0	0	0	0	2
Carl Warwick, R (1, 9) OBP: 0.400, SLG: 0.341		5-3		F9		1B 1B		HR		4	1	2	1	0	0	1
Howie Goss, R (1, 8) OBP: 0.274, SLG: 0.339		5-3			5-3	1-2 1B		6-3		4	0	1	0	0	0	0
Carroll Hardy, R (1, 7) OBP: 0.297, SLG: 0.343		6-3			F6	F8			F7	4	0	0	0	0	0	2
Jim Campbell, R (1, 2) OBP: 0.167, SLG: 0.206			K		FC1-4 1B		1-3		4-3	4	0	1	0	0	1	0
Bob Lillis, R (1, 6) OBP: 0.213, SLG: 0.182 Bob Aspromonte, R (9, PH) OBP: 0.210, SLG: 0.172		L9			FC1-4 1-2f		FC6-4 1B		1-3	3 1	0 0	1 0	0 0	0 0	0 0	1 0
Turk Farrell, R (1, 1) OBP: 0.250, SLG: 0.143		1-3				3B 1B	FC6-4 1-2f			3	1	1	0	0	0	1
Inning Stats	R: 0 H: 0 E: 0 LOB: 0 K: 0 BB: 0 S: 3 P: 3	R: 0 H: 0 E: 0 LOB: 0 K: 0 BB: 0 S: 3 P: 3	R: 0 H: 0 E: 0 LOB: 0 K: 1 BB: 0 S: 5 P: 5	R: 0 H: 0 E: 0 LOB: 1 K: 1 BB: 1 S: 5 P: 9	R: 0 H: 1 E: 0 LOB: 1 K: 0 BB: 0 S: 4 P: 4	R: 2 H: 4 E: 0 LOB: 2 K: 0 BB: 1 S: 6 P: 10	R: 0 H: 1 E: 0 LOB: 1 K: 0 BB: 0 S: 4 P: 4	R: 1 H: 1 E: 0 LOB: 0 K: 0 BB: 0 S: 4 P: 4	R: 0 H: 0 E: 0 LOB: 0 K: 0 BB: 0 S: 3 P: 3	1B: 5 SF: 0 2B: 0 SAC: 0 3B: 1 DP: 1 HR: 1 HBP: 0						WP: 0 PA: 35 PB: 0 SB: 0 CS: 0	

PITCHER		IP	WLS	BF	H	R	ER	SO	BB	IBB	HBP	BLK	WP	HR	S	P	ERA	WHIP
Warren Spahn, L ERA: 1.85	(1, 1)	9.0	W	35	7	3	3	2	2	0	0	0	0	1	37	45	3.00	1.000

PITCHER	IP	WLS	BF	H	R	ER	SO	BB	IBB	HBP	BLK	WP	HR	S	P	ERA	WHIP

BOTTOM

Milwaukee Braves @ Houston Colt 45's

Colt Stadium, Houston, TX

Wed Apr 24 1963, 7:05 PM EST
Att. 7,367 - Cloudy - 76 F

livebaseballscorecards.com

AB	33
R	3
H	7
RBI	2
BB	2
SO	2
LOB	8

Batter	1	2	3	4	5	6	7	8	9	AB	R	H	RBI	BB	SO	LOB
Ty Cline, L (1, 8) OBP: 0.232, SLG: 0.224	L6-3		L9		L3 3-H			L3	2-H 3-H 1B	5	0	1	2	0	0	1
Frank Bolling, R (1, 4) OBP: 0.306, SLG: 0.318	K2-3		P4		6-3			BB 1B 1B	K	4	1	0	0	1	2	2
Hank Aaron, R (1, 9) OBP: 0.403, SLG: 0.631	K			F2		K		1-2 1B		4	0	1	0	0	2	0
Eddie Mathews, L (1, 5) OBP: 0.452, SLG: 0.548		F8		5-3		F5		1-2 2-H FC6-4 1B		4	0	1	1	0	0	0
Joe Torre, R (1, 2) OBP: 0.429, SLG: 0.458		K		HR		5-3		1-2f FC6-4		4	1	1	1	0	1	2
Len Gabrielson, L (1, 3) OBP: 0.227, SLG: 0.364		1B		1B			L3		G3	4	0	2	0	0	0	0
Mack Jones, L (1, 7) OBP: 0.233, SLG: 0.256		K		P6			F9	BLK 1B 1B		4	1	1	0	0	1	2
Denis Menke, R (1, 6) OBP: 0.389, SLG: 0.588			SH1-4 1B		SH1-4 E 2B		5-3	1-2 BLK 1B	1B	4	2	3	0	0	0	0
Tony Cloninger, R (1, 1)			SH1-4 1-2		SH1-4 2-3			G3	P4 1-2 2-3	0	0	0	0	0	0	0
Hank Fischer, R (6, 1)										0	0	0	0	0	0	0
Ron Piche, R (7, 1)										0	0	0	0	0	0	0
Don Dillard, L (8, PH) OBP: 0.600, SLG: 0.333										1	0	0	0	0	0	0
Claude Raymond, R (8, 1)										0	0	0	0	0	0	0
Lee Maye, L (9, PH) OBP: 0.192, SLG: 0.333										1	0	0	0	0	0	2
Inning Stats	R: 0 E: 0 K: 2 S: 7 H: 0 LOB: 0 BB: 0 P: 7	R: 0 E: 0 K: 2 S: 8 H: 1 LOB: 1 BB: 0 P: 8	R: 0 E: 0 K: 0 S: 4 H: 1 LOB: 1 BB: 0 P: 4	R: 1 E: 0 K: 0 S: 5 H: 2 LOB: 1 BB: 0 P: 5	R: 1 E: 1 K: 0 S: 4 H: 1 LOB: 0 BB: 0 P: 4	R: 0 E: 0 K: 1 S: 5 H: 0 LOB: 0 BB: 0 P: 5	R: 0 E: 0 K: 0 S: 3 H: 0 LOB: 0 BB: 0 P: 3	R: 1 E: 0 K: 0 S: 5 H: 2 LOB: 2 BB: 1 P: 9	R: 2 E: 0 K: 1 S: 8 H: 3 LOB: 1 BB: 0 P: 8	1B: 8 2B: 1 3B: 0 HR: 1 SF: 0 SAC: 2 DP: 0 HBP: 0						

PITCHER		IP	WLS	BF	H	R	ER	SO	BB	IBB	HBP	BLK	WP	HR	S	P	ERA	WHIP
Don Nottebart, R ERA: 2.63	(1, 1)	7.2	W	31	7	3	2	5	1	0	0	0	0	1	40	44	2.35	1.043
Don McMahon, R ERA: 7.0	(8, 1)	1.1	S	7	3	2	2	1	0	0	0	1	0	0	9	9	13.50	2.250

PITCHER	IP	WLS	BF	H	R	ER	SO	BB	IBB	HBP	BLK	WP	HR	S	P	ERA	WHIP

TOP

Milwaukee Braves @ Houston Colt 45's

Colt Stadium, Houston, TX

Thu Apr 25 1963, 4:33 AM EST
Att. 5,270 - Unknown - 75 F

livebaseballscorecards.com

AB	35
R	5
H	10
RBI	4
BB	1
SO	6
LOB	9

WP: 0	PA: 38
PB: 0	
SB: 0	
CS: 0	

BOTTOM

Milwaukee Braves @ Houston Colt 45's

Colt Stadium, Houston, TX

Thu Apr 25 1963, 4:33 AM EST

Att. 5,270 - Unknown - 75 F

livebaseballscorecards.com

Batter	1	2	3	4	5	6	7	8	9	AB	R	H	RBI	BB	SO	LOB
Ernie Fazio, R (1, 4) OBP: 0.235, SLG: 0.241	6-3		F5		BBB 4-0 3B BB		0-0 1B 3B	BBB 4-0 BB		3	2	1	0	2	0	0
Johnny Temple, R (8, PR) OBP: 0.319, SLG: 0.238 (9, 4)										0	0	0	0	0	0	0
Pete Runnels, L (1, 3) OBP: 0.283, SLG: 0.291	L8		L9		1-H 0-0 3B		P6	1-3 4-0 BB		4	0	1	1	0	0	1
Carl Warwick, R (8, 9) OBP: 0.412, SLG: 0.341										0	0	0	0	1	0	0
Al Spangler, L (1, 7) OBP: 0.326, SLG: 0.350	L8		4-3		3-1		3-H S 3B 1B	F5		5	1	1	1	0	0	3
Rusty Staub, L (1, 9) OBP: 0.367, SLG: 0.341 (8, 3)		4-3		F7		FC3-6 BB 1B	1-H 1B 3B	4-3		5	1	2	1	0	0	2
Bob Aspromonte, R (1, 5) OBP: 0.258, SLG: 0.250		BBB 4-0 5-3 1B BB		0-0 HR		BBB 4-0 1-2 FC3-6 BB	3-H E 1B			2	2	2	2	2	0	0
Howie Goss, R (1, 8) OBP: 0.273, SLG: 0.333		0-0 1-2 5-3 1B		0-0 L8		0-0 1 FC3-6 G5-3 HBP 1-2f 2-3	1-H E1 2B			4	1	1	0	0	0	2
Bob Lillis, R (1, 6) OBP: 0.235, SLG: 0.213		0-0 5-3 1-2 2-3		0-0 6-3		H 1-0 1-2 HBP	0-0 1-H 2B			3	0	1	1	0	0	2
John Bateman, R (1, 2) OBP: 0.240, SLG: 0.375		IIII 4-0 IBB			SSS 0-3 1 K	0-0 2 3 G5-3 2-3f	SSS 0-3 3 K			3	0	0	0	1	2	4
Don Nottebart, R (1, 1) OBP: 0.300, SLG: 0.222		0-0 3 4-3			0-0 2 L8		0-0 1 F3	0-0 1 6-3		3	0	0	0	0	0	3
Don McMahon, R (8, 1)										1	0	0	0	0	0	0
Inning Stats	R: 0 E: 0 K: 0 S: 3 H: 0 LOB: 0 BB: 0 P: 3	R: 0 E: 0 K: 0 S: 4 H: 1 LOB: 3 BB: 2 P: 12	R: 0 E: 0 K: 0 S: 3 H: 0 LOB: 0 BB: 0 P: 3	R: 1 E: 0 K: 0 S: 4 H: 1 LOB: 0 BB: 0 P: 4	R: 1 E: 0 K: 1 S: 6 H: 1 LOB: 1 BB: 1 P: 10	R: 0 E: 0 K: 0 S: 3 H: 1 LOB: 2 BB: 1 P: 8	R: 5 E: 1 K: 1 S: 11 H: 5 LOB: 1 BB: 0 P: 11	R: 0 E: 0 K: 0 S: 3 H: 0 LOB: 2 BB: 2 P: 11		1B: 4 2B: 1 3B: 3 HR: 1	SF: 0 SAC: 0 DP: 1 HBP: 1						

	AB	33
	R	7
	H	9
	RBI	6
	BB	6
	SO	2
	LOB	17

WP: 0 PB: 0 SB: 2 CS: 0 PA: 40

PITCHER		IP	WLS	BF	H	R	ER	SO	BB	IBB	HBP	BLK	WP	HR	S	P	ERA	WHIP
Tony Cloninger, R ERA: 6.14	(1, 1)	5.0		23	4	2	2	1	3	1	0	0	0	1	21	37	3.60	1.400
Hank Fischer, R ERA: 6.75	(6, 1)	1.2	L	10	4	5	3	0	0	0	1	0	0	0	9	10	16.20	2.400
Ron Piche, R ERA: 2.7	(7, 1)	0.1		2	1	0	0	1	0	0	0	0	0	0	4	4	0.00	3.000
Claude Raymond, R ERA: 6.35	(8, 1)	1.0		5	0	0	0	0	2	0	0	1	0	0	3	11	0.00	2.000

PITCHER	IP	WLS	BF	H	R	ER	SO	BB	IBB	HBP	BLK	WP	HR	S	P	ERA	WHIP

Milwaukee Braves @ San Francisco Giants

Candlestick Park, San Francisco, CA

Fri Apr 26 1963, 9:05 PM EST

Att. 20,586 - Unknown

TOP

livebaseballscorecards.com

Batter	1	2	3	4	5	6	7	8	9	AB	R	H	RBI	BB	SO	LOB
Len Gabrielson, L (1, 7) OBP: 0.214, SLG: 0.296	P6	E5 1-2 2-3	F7			BBBB 4-0 HR BB	L6		F8	5	2	0	0	1	0	6
Norm Larker, L (1, 3) OBP: 0.405, SLG: 0.364	F8	1B 2B 1-3 2-H 3-H	F2			SSS 0-3 K		BBBB 4-0 BB	F7	5	1	1	2	1	1	4
Hank Aaron, R (1, 9) OBP: 0.416, SLG: 0.667	E6 BB	2B 1-2 3-H	6-3			0-0 1-H HR		BBBB 4-0 FC4 1-2 BB		4	2	2	3	1	0	1
Eddie Mathews, L (1, 5) OBP: 0.449, SLG: 0.545	BBBB 4-0 FC6-4 1-2 BB	2B 1-H 2-H		F8		1-3		P4		4	1	1	2	1	0	2
Joe Torre, R (1, 2) OBP: 0.426, SLG: 0.462	FC6-4 1-2f	1B 2-H		F9		BBBB 4-0 BB		F9		4	1	1	1	1	0	4
Frank Bolling, R (1, 4) OBP: 0.312, SLG: 0.314		BBBB 4-0 E S 1B BB 2-H 1B		5-3		P6		FC4 1-2f		4	1	1	1	1	0	3
Ty Cline, L (1, 8) OBP: 0.230, SLG: 0.211		K 1-2 BBBB 4-0 BB 1-2			L1-3		L4-3		L8	4	0	0	0	1	1	1
Denis Menke, R (1, 6) OBP: 0.435, SLG: 0.571		E 1B F8			SSS 0-3 K		SH1-3 1B		BBBB 4-0 HBP BB	4	1	2	0	1	1	2
Lew Burdette, R (1, 1) OBP: 0.308, SLG: 0.300		F3	BBBB 4-0 BB		1-3		SH1-3 1-2		H 1-0 HBP 1-2	2	0	0	0	1	0	2

	AB	36
	R	9
	H	8
	RBI	9
	BB	9
	SO	3
	LOB	25

Inning Stats																								
	R: 0	H: 0	R: 7	H: 6	R: 0	H: 0	R: 0	H: 0	R: 0	H: 0	R: 2	H: 1	R: 0	H: 1	R: 0	H: 0	R: 0	H: 0	1B: 5	SF: 0	WP: 0	PA: 47
	E: 1	LOB: 2	E: 1	LOB: 2	E: 0	LOB: 1	E: 0	LOB: 0	E: 0	LOB: 0	E: 0	LOB: 1	E: 0	LOB: 1	E: 0	LOB: 2	E: 0	LOB: 2	2B: 2	SAC: 1	PB: 0	
	K: 0	BB: 1	K: 1	BB: 2	K: 0	BB: 1	K: 0	BB: 0	K: 1	BB: 0	K: 1	BB: 2	K: 0	BB: 0	K: 0	BB: 2	K: 0	BB: 1	3B: 0	DP: 0	SB: 1	
	S: 4	P: 8	S: 12	P: 20	S: 3	P: 7	S: 3	P: 3	S: 5	P: 5	S: 6	P: 14	S: 4	P: 4	S: 3	P: 11	S: 3	P: 8	HR: 1	HBP: 1	CS: 0	

PITCHER		IP	WLS	BF	H	R	ER	SO	BB	IBB	HBP	BLK	WP	HR	S	P	ERA	WHIP
Jack Fisher, R ERA: 2.92	(1, 1)	1.2	L	14	5	7	0	1	2	0	0	0	0	0	14	22	0.00	4.200
Gaylord Perry, R ERA: 1.23	(2, 1)	1.1		7	1	0	0	0	2	0	0	0	0	0	5	13	0.00	2.250
Jim Duffalo, R ERA:	(4, 1)	2.0		6	0	0	0	1	0	0	0	0	0	0	8	8	0.00	0.000
Al Stanek, L ERA: 6.0	(6, 1)	3.0		15	2	2	2	1	4	0	0	0	0	1	13	29	6.00	2.000
John Pregenzer, R ERA: 2.08	(9, 1)	1.0		5	0	0	0	0	1	0	1	0	0	0	3	8	0.00	1.000

PITCHER	IP	WLS	BF	H	R	ER	SO	BB	IBB	HBP	BLK	WP	HR	S	P	ERA	WHIP

Batter	1	2	3	4	5	6	7	8	9	AB	R	H	RBI	BB	SO	LOB
Chuck Hiller, L (1, 4) OBP: 0.174, SLG: 0.136	5-3		P6			P6			F3	4	0	0	0	0	0	1
Jim Davenport, R (1, 5) OBP: 0.243, SLG: 0.238	K		5-3			F7			P5	4	0	0	0	0	1	1
Willie Mays, R (1, 8) OBP: 0.356, SLG: 0.484	1-6-3			L8			F7		BB	3	0	0	0	1	0	0
Willie McCovey, L (1, 7) OBP: 0.446, SLG: 0.642		F7		G6-4-3 BB			6-3		F5	3	0	0	0	1	0	2
Orlando Cepeda, R (1, 3) OBP: 0.406, SLG: 0.641		HR 1B		G6-4-3 1-2f			F3			3	1	1	0	0	0	1
Ed Bailey, L (1, 2) OBP: 0.417, SLG: 1.182		1-H HR			6-3			G5-4-3 BB		2	1	1	2	1	0	0
Felipe Alou, R (1, 9) OBP: 0.409, SLG: 0.574		6-3			4-3			G5-4-3 1-2f		3	0	0	0	0	0	1
Jose Pagan, R (1, 6) OBP: 0.262, SLG: 0.254		P4			F7			F7		2	0	0	0	0	0	0
Al Stanek, L (6, 1)										0	0	0	0	0	0	0
Harvey Kuenn, R (8, PH) OBP: 0.167, SLG: 0.091										1	0	0	0	0	0	0
John Pregenzer, R (9, 1)										0	0	0	0	0	0	0
Jack Fisher, R (1, 1)			P3			1-3				0	0	0	0	0	0	0
Gaylord Perry, R (2, 1)										0	0	0	0	0	0	0
Matty Alou, L (3, PH) OBP: 0.333, SLG: 0.333										1	0	0	0	0	0	0
Jim Duffalo, R (4, 1)										0	0	0	0	0	0	0
Ernie Bowman, R (6, 6) OBP: 0.500, SLG: 0.750									2B	2	0	1	0	0	0	0
Inning Stats	R: 0 E: 0 K: 1 S: 5 H: 0 LOB: 0 BB: 0 P: 5	R: 2 E: 0 K: 0 S: 5 H: 2 LOB: 0 BB: 0 P: 5	R: 0 E: 0 K: 0 S: 3 H: 0 LOB: 0 BB: 0 P: 3	R: 0 E: 0 K: 0 S: 2 H: 0 LOB: 0 BB: 1 P: 6	R: 0 E: 0 K: 0 S: 3 H: 0 LOB: 0 BB: 0 P: 3	R: 0 E: 0 K: 0 S: 3 H: 0 LOB: 0 BB: 0 P: 3	R: 0 E: 0 K: 0 S: 3 H: 0 LOB: 0 BB: 0 P: 3	R: 0 E: 0 K: 0 S: 2 H: 0 LOB: 0 BB: 1 P: 6	R: 0 E: 0 K: 0 S: 4 H: 1 LOB: 2 BB: 1 P: 8	1B: 1 2B: 1 3B: 0 HR: 1 SF: 0 SAC: 0 DP: 2 HBP: 0						

PITCHER	IP	WLS	BF	H	R	ER	SO	BB	IBB	HBP	BLK	WP	HR	S	P	ERA	WHIP
Lew Burdette, R (1, 1) ERA: 3.72	9.0	W	31	3	2	2	1	3	0	0	0	0	1	30	42	2.00	0.667

PITCHER	IP	WLS	BF	H	R	ER	SO	BB	IBB	HBP	BLK	WP	HR	S	P	ERA	WHIP

BOTTOM

Milwaukee Braves @ San Francisco Giants

Candlestick Park, San Francisco, CA

Fri Apr 26 1963, 9:05 PM EST

Att. 20,586 - Unknown

livebaseballscorecards.com

AB	28
R	2
H	3
RBI	2
BB	3
SO	1
LOB	6

Batter	1	2	3	4	5	6	7	8	9	10	11	12	AB	R	H	RBI	BB	SO	LOB
Len Gabrielson, L (1, 7) OBP: 0.257, SLG: 0.303	5-3		F7		F9			BB 1B 1B	E9 FC3-2 1-3 BB 1B	F7		1B IBB	6	2	2	0	1	0	3
Norm Larker, L (1, 3) OBP: 0.413, SLG: 0.389			4-3			F8		BB 1B 1-2 1B BB	BB FC3-2 BB		F9	1-2 2-H 1B	3	1	1	0	1	0	0
Tommie Aaron, R (9, PH) OBP: 0.280, SLG: 0.318 (9, 3)	F9 2B												2	0	1	0	1	0	0
Hank Aaron, R (1, 9) OBP: 0.398, SLG: 0.627	F9 2-3		K			5-3		BB 1-2 1B 2-H BB	FC3-2 1-2 BB 2-3 3-Hf		K		6	1	1	1	0	2	4
Eddie Mathews, L (1, 5) OBP: 0.464, SLG: 0.529	BB			K		F3		1B 1-2 BB 2-3	FC6-4 1-2 BB 2-3 3-H		FC6-4	IBB	2	0	0	1	4	1	0
Joe Torre, R (1, 2) OBP: 0.413, SLG: 0.444	F7			4-3			4-3	1B 1-2 2-H 3-H	FC6-4 1-2f		FC6-4 1-2f		2	0	0	0	0	0	2
Del Crandall, R (5, 2) OBP: 0.158, SLG: 0.158													4	0	1	2	0	0	4
Frank Bolling, R (1, 4) OBP: 0.313, SLG: 0.316		F9		6-3			G5-4-3 1B	F8		P6		6-3 1-3 2B 1B	6	1	2	0	0	0	2
Ty Cline, L (1, 8) OBP: 0.237, SLG: 0.219		1B 1B			L7		G5-4-3 1-2f		1-3	BB 1B		1-3 1-2	2	0	1	0	0	0	0
Denny Lemaster, R (5, 1)													0	0	0	0	0	0	0
Don Dillard, L (7, PH) OBP: 0.500, SLG: 0.250													1	0	0	0	0	0	1
Ron Piche, R (7, 1)													0	0	0	0	0	0	0
Mack Jones, L (9, PH) OBP: 0.239, SLG: 0.262 (9, 8)													3	0	1	0	0	0	1
Denis Menke, R (1, 6) OBP: 0.414, SLG: 0.630		G6-4-3 1-3 1B			6-3			5-3	HR	F8		6-3 2-3	6	1	2	1	0	0	2
Bob Hendley, R (1, 1) OBP: 0.117, SLG: 0.111		G6-4-3 1-2f			E4			4-3	E 1B FC3-2 1B	BB 1-2		1B 3-H 2B	1	0	0	0	0	0	2
Hank Fischer, R (4, 1)													0	0	0	0	0	0	0
Lee Maye, L (5, PH) OBP: 0.207, SLG: 0.333 (5, 8)													3	0	1	0	0	0	0
Claude Raymond, R (9, 1) OBP: 1.000, SLG: 2.000													1	0	1	1	1	0	0
Tony Cloninger, R (12, 1)													0	0	0	0	0	0	0
Inning Stats	R: 0 H: 1 E: 0 LOB: 2 K: 0 BB: 1 S: 4 P: 8	R: 0 H: 2 E: 0 LOB: 1 K: 0 BB: 0 S: 4 P: 4	R: 0 H: 0 E: 0 LOB: 0 K: 1 BB: 0 S: 5 P: 5	R: 0 H: 0 E: 0 LOB: 0 K: 1 BB: 0 S: 5 P: 5	R: 0 H: 0 E: 1 LOB: 1 K: 0 BB: 0 S: 4 P: 4	R: 0 H: 0 E: 0 LOB: 0 K: 0 BB: 0 S: 3 P: 3	R: 0 H: 1 E: 0 LOB: 0 K: 0 BB: 0 S: 3 P: 3	R: 3 H: 3 E: 0 LOB: 2 K: 0 BB: 2 S: 6 P: 14	R: 2 H: 3 E: 1 LOB: 3 K: 0 BB: 2 S: 6 P: 14	R: 0 H: 1 E: 0 LOB: 2 K: 0 BB: 1 S: 4 P: 8	R: 0 H: 0 E: 0 LOB: 1 K: 1 BB: 1 S: 5 P: 9	R: 1 H: 3 E: 0 LOB: 3 K: 0 BB: 1 S: 5 P: 9						

PITCHER		IP	WLS	BF	H	R	ER	SO	BB	IBB	HBP	BLK	WP	HR	S	P	ERA	WHIP
Jack Sanford, R ERA: 3.08	(1, 1)	7.2		30	6	3	3	2	2	0	0	0	0	0	32	40	3.52	1.043
Jim Constable, L ERA: 3.86	(8, 1)	0.0		1	0	0	0	0	1	0	0	0	0	0	0	4	∞	∞
Bobby Bolin, R ERA: 3.97	(8, 1)	0.2		5	3	2	2	0	0	0	0	0	0	1	5	5	27.00	4.500
Billy Pierce, L ERA: 3.44	(9, 1)	0.0		1	1	0	0	0	0	0	0	0	0	0	1	1	∞	∞
Don Larsen, R ERA: 1.5	(9, 1)	0.1		3	0	0	0	0	2	0	0	0	0	0	1	9	0.00	6.000

PITCHER		IP	WLS	BF	H	R	ER	SO	BB	IBB	HBP	BLK	WP	HR	S	P	ERA	WHIP
John Pregenzer, R ERA: 1.35	(9, 1)	2.1		10	1	0	0	1	1	1	0	0	0	0	10	18	0.00	0.857
Gaylord Perry, R ERA: 2.16	(12, 1)	1.0	L	6	3	1	1	0	0	1	0	0	0	0	5	9	9.00	3.000

TOP

Milwaukee Braves @ San Francisco Giants

Candlestick Park, San Francisco, CA

Sat Apr 27 1963, 6:33 AM EST

Att. 21,103 - Unknown

livebaseballscorecards.com

AB	48
R	6
H	14
RBI	6
BB	8
SO	3
LOB	21

1B: 11	SF: 0	WP: 0	PA: 56
2B: 2	SAC: 0	PB: 0	
3B: 0	DP: 2	SB: 0	
HR: 1	HBP: 0	CS: 0	

Batter	1	2	3	4	5	6	7	8	9	10	11	12	AB	R	H	RBI	BB	SO	LOB
Harvey Kuenn, R (1, 7) OBP: 0.222, SLG: 0.176 Gaylord Perry, R (12, 1)	F6		FC5-4 1B	3-1			FC3-6 1B		F9		F8		6	0	2	0	0	0	0
													0	0	0	0	0	0	0
Joey Amalfitano, R (1, 4) Chuck Hiller, L (9, PH) OBP: 0.183, SLG: 0.134 (10, 4) Jose Cardenal, R (12, PR) OBP: 0.500, SLG: 0.500	4-3		FC5-4 WP S 1-2f		P3		FC3-6 E S SF8 1-2f		P4			BB WP WP	4	1	0	0	0	0	2
													1	0	0	0	1	0	0
													0	0	0	0	0	0	0
Willie Mays, R (1, 8) OBP: 0.367, SLG: 0.477	F9		BB 1-3		1B		SF8 1-H		FC6-4 BB			K	3	0	1	1	2	1	1
Orlando Cepeda, R (1, 3) OBP: 0.373, SLG: 0.586		K	P6		K		1-3		FC6-4 1-2f			F8	6	0	0	0	0	2	5
Felipe Alou, R (1, 9) OBP: 0.417, SLG: 0.561		5-3 1B 1B		2B SF9 1B	F7			E6 SH1-4		K		BB WP 1-2	5	2	2	0	1	1	1
Jim Davenport, R (1, 5) OBP: 0.260, SLG: 0.288 Ed Bailey, L (10, PH) OBP: 0.429, SLG: 1.083 (11, 2)		5-3 1-2		SF9 2B 1-3 2B		2B		SH1-4 1-2		F7		IBB 1-2 2-3	3	1	2	0	0	0	1
													1	0	0	0	1	0	0
Tom Haller, L (1, 2) OBP: 0.317, SLG: 0.302 Ernie Bowman, R (11, 5) OBP: 0.500, SLG: 0.750 Matty Alou, L (12, PH) OBP: 0.250, SLG: 0.250		1B 2-H		SF9 2-3 3-H		2B		IBB		4-3		F2	3	0	1	2	1	1	1
													0	0	0	0	0	0	0
													1	0	0	0	0	0	3
Jose Pagan, R (1, 6) OBP: 0.257, SLG: 0.265		1-3		S SF9 3-H 2B		P3		F3			6-3		5	1	1	1	0	0	4
Jack Sanford, R (1, 1) OBP: 0.294, SLG: 0.429 Jim Constable, S (8, 1) Bobby Bolin, R (8, 1) Billy Pierce, L (9, 1) Don Larsen, R (9, 1) John Pregenzer, R (9, 1) Willie McCovey, L (11, PH) OBP: 0.439, SLG: 0.630 (12, 7)			K	SF9 2-H		K		K			P6		2	0	0	1	0	2	1
													0	0	0	0	0	0	0
													1	0	0	0	0	1	2
													0	0	0	0	0	0	0
													0	0	0	0	0	0	0
													0	0	0	0	0	0	0
													1	0	0	0	0	0	0

Inning Stats																			
	R: 0 E: 0 K: 0 S: 3	H: 0 LOB: 0 BB: 0 P: 3	R: 1 E: 0 K: 1 S: 7	H: 2 LOB: 1 BB: 0 P: 7	R: 0 E: 0 K: 1 S: 6	H: 1 LOB: 2 BB: 1 P: 10	R: 3 E: 0 K: 0 S: 6	H: 3 LOB: 0 BB: 0 P: 6	R: 0 E: 0 K: 1 S: 6	H: 1 LOB: 1 BB: 0 P: 6	R: 0 E: 0 K: 2 S: 8	H: 1 LOB: 1 BB: 0 P: 8	R: 1 E: 0 K: 0 S: 4	H: 1 LOB: 0 BB: 0 P: 4	R: 0 E: 1 K: 1 S: 6	H: 0 LOB: 2 BB: 1 P: 10	R: 0 E: 0 K: 0 S: 3	H: 0 LOB: 1 BB: 1 P: 7	R: 0 E: 0 K: 1 S: 5	H: 0 LOB: 0 BB: 0 P: 5	R: 0 E: 0 K: 0 S: 3	H: 0 LOB: 0 BB: 0 P: 3	R: 0 E: 0 K: 1 S: 5	H: 0 LOB: 3 BB: 3 P: 17	1B: 6 2B: 3 3B: 0 HR: 0	SF: 3 SAC: 1 DP: 0 HBP: 0	WP: 3 PB: 0 SB: 3 CS: 0	PA: 52

PITCHER		IP	WLS	BF	H	R	ER	SO	BB	IBB	HBP	BLK	WP	HR	S	P	ERA	WHIP
Bob Hendley, L ERA: 3.38	(1, 1)	3.1		17	6	4	4	2	1	0	0	0	1	0	20	24	10.80	2.100
Hank Fischer, R ERA: 8.0	(4, 1)	0.2		2	0	0	0	0	0	0	0	0	0	0	2	2	0.00	0.000
Denny Lemaster, L ERA: 3.12	(5, 1)	2.0		8	2	0	0	3	0	0	0	0	0	0	14	14	0.00	1.000
Ron Piche, R ERA: 2.08	(7, 1)	2.0		9	1	1	0	1	0	1	0	0	0	0	10	14	0.00	0.500
Claude Raymond, R ERA: 4.15	(9, 1)	3.0	W	11	0	0	0	1	2	0	0	0	0	0	11	19	0.00	0.667

PITCHER		IP	WLS	BF	H	R	ER	SO	BB	IBB	HBP	BLK	WP	HR	S	P	ERA	WHIP
Tony Cloninger, R ERA: 5.4	(12, 1)	1.0	S	5	0	0	0	1	1	1	0	0	2	0	5	13	0.00	1.000

BOTTOM

Milwaukee Braves @ San Francisco Giants

Candlestick Park, San Francisco, CA

Sat Apr 27 1963, 6:33 AM EST

Att. 21,103 - Unknown

livebaseballscorecards.com

AB	42
R	5
H	9
RBI	5
BB	6
SO	8
LOB	21

Batter	1	2	3	4	5	6	7	8	9	AB	R	H	RBI	BB	SO	LOB
Len Gabrielson, L (1, 7) OBP: 0.231, SLG: 0.270	F9		F9			K		F5		4	0	0	0	0	1	2
Frank Bolling, R (1, 4) OBP: 0.299, SLG: 0.300	F2			F8			1-3		F7	4	0	0	0	0	0	0
Hank Aaron, R (1, 9) OBP: 0.402, SLG: 0.658	K			F4			FC1-6, 1B		HR	4	1	2	1	0	1	0
Eddie Mathews, L (1, 5) OBP: 0.465, SLG: 0.522		E, SF8, BB		F3			FC1-6, CS 1-2f		K	1	1	0	0	1	0	0
Amado Samuel, R (4, 6)										2	0	0	0	0	1	1
Norm Larker, L (1, 3) OBP: 0.429, SLG: 0.410		E8, SF8, 1-3, L2, 1B			F9		CS 1-2	1B, 1B	K	3	0	2	0	0	0	0
Lew Burdette, R (8, PR) OBP: 0.308, SLG: 0.300										0	1	0	0	0	0	0
Tommie Aaron, R (8, 3) OBP: 0.269, SLG: 0.304										1	0	0	0	0	1	0
Denis Menke, R (1, 6) OBP: 0.375, SLG: 0.586		SF8, 2-3, 3-H			6-3			F1		2	0	0	1	0	0	1
(4, 5)																
Ty Cline, L (1, 8) OBP: 0.228, SLG: 0.211		L2, 3-H			K			K		3	0	0	0	0	2	2
Del Crandall, R (1, 2) OBP: 0.182, SLG: 0.182			F9			1-3		1B, 1-2, 1B		3	0	1	0	0	0	0
Warren Spahn, L (1, 1) OBP: 0.250, SLG: 0.214			F7			G3		1-3, 2-H, 1B		3	0	1	1	0	0	0

TOP

Milwaukee Braves @ San Francisco Giants

Candlestick Park, San Francisco, CA

Sun Apr 28 1963, 6:33 AM EDT

Att. 32,144 - Unknown

livebaseballscorecards.com

AB	30
R	3
H	6
RBI	3
BB	1
SO	6
LOB	6

Inning Stats	1	2	3	4	5	6	7	8	9	1B	SF	PA
R	0	1	0	0	0	0	0	1	1	5	1	33
E	0	1	0	0	0	0	0	0	0	1	0	
K	1	0	0	0	1	1	0	1	2	0	0	
S	5	3	3	3	5	5	3	8	8	0	1	
H	0	1	0	0	0	0	1	3	1	2B	SAC	
LOB	0	0	0	0	0	0	0	2	0	1	0	
BB	0	1	0	0	0	0	0	0	0	3B	DP	
P	5	7	3	3	5	5	3	8	8	0	1	
										HR	HBP	
										1	0	

PITCHER		IP	WLS	BF	H	R	ER	SO	BB	IBB	HBP	BLK	WP	HR	S	P	ERA	WHIP
Juan Marichal, R ERA: 2.73	(1, 1)	8.0	L	28	5	2	2	4	1	0	0	0	0	0	35	39	2.25	0.750
Don Larsen, R ERA: 2.57	(9, 1)	1.0		4	1	1	1	2	0	0	0	0	0	1	8	8	9.00	1.000

PITCHER		IP	WLS	BF	H	R	ER	SO	BB	IBB	HBP	BLK	WP	HR	S	P	ERA	WHIP

BOTTOM

Milwaukee Braves @ San Francisco Giants

Candlestick Park, San Francisco, CA

Sun Apr 28 1963, 6:33 AM EDT

Att. 32,144 - Unknown

Batter	1	2	3	4	5	6	7	8	9	AB	R	H	RBI	BB	SO	LOB
Joey Amalfitano, R (1, 4)	6-3		4-3			6-3		F7	F9	5	0	0	0	0	0	4
Jim Davenport, R (1, 5) OBP: 0.286, SLG: 0.314	G3-6-3 1B			6-3		1B		1B 1-2		4	0	3	0	0	0	0
Willie McCovey, L (1, 7) OBP: 0.429, SLG: 0.603	G3-6-3 1-2f			L8		K		FC6-4 1-2 2-3		4	0	1	0	0	1	2
Willie Mays, R (1, 8) OBP: 0.349, SLG: 0.449		4-3		6-3			F7	FC6-4 1-2f		4	0	0	0	0	0	3
Orlando Cepeda, R (1, 3) OBP: 0.367, SLG: 0.568		K			G4-6-3 1B		F3		F7	4	0	1	0	0	1	0
Felipe Alou, R (1, 9) OBP: 0.447, SLG: 0.614		WP 1B			G4-6-3 1-2		3B		2B E 1B	4	1	4	0	0	0	0
Ed Bailey, L (1, 2) OBP: 0.389, SLG: 0.938		4-3 1-2			G4-6-3 1-2f 2-3		F5		FC3-6 1-3	4	0	1	0	0	0	4
Billy O'Dell, S (9, PR) OBP: 0.111, SLG: 0.111									2B	0	0	0	0	0	0	0
Jose Pagan, R (1, 6) OBP: 0.243, SLG: 0.250			5-3		K			1-3	E5 FC3-6 3-H	4	0	0	1	0	1	2
Juan Marichal, R (1, 1) OBP: 0.364, SLG: 0.455			L8			K		1B 1B 1B	FC3-6 1-2f 2-3	2	0	0	0	0	1	0
Harvey Kuenn, R (8, PH) OBP: 0.263, SLG: 0.222										1	0	1	0	0	0	0
Don Larsen, R (9, 1)										0	0	0	0	0	0	0
Jimmie Coker, R (9, PH)										1	0	0	0	0	0	2
Ernie Bowman, R (9, PR) OBP: 0.500, SLG: 0.750										0	0	0	0	0	0	0
Inning Stats	R: 0 E: 0 K: 0 S: 3 H: 1 LOB: 0 BB: 0 P: 3	R: 0 E: 0 K: 1 S: 6 H: 1 LOB: 1 BB: 0 P: 6	R: 0 E: 0 K: 0 S: 3 H: 0 LOB: 0 BB: 0 P: 3	R: 0 E: 0 K: 0 S: 3 H: 0 LOB: 0 BB: 0 P: 3	R: 0 E: 0 K: 1 S: 6 H: 2 LOB: 1 BB: 0 P: 6	R: 0 E: 0 K: 2 S: 8 H: 1 LOB: 1 BB: 0 P: 8	R: 0 E: 0 K: 0 S: 4 H: 1 LOB: 1 BB: 0 P: 4	R: 0 E: 0 K: 0 S: 6 H: 3 LOB: 3 BB: 0 P: 6	R: 1 E: 1 K: 0 S: 6 H: 2 LOB: 3 BB: 0 P: 6	1B: 9 2B: 1 3B: 1 HR: 0 SF: 0 SAC: 0 DP: 2 HBP: 0						

PITCHER	IP	WLS	BF	H	R	ER	SO	BB	IBB	HBP	BLK	WP	HR	S	P	ERA	WHIP
Warren Spahn, L (1, 1) ERA: 1.67	9.0	W	37	11	1	1	4	0	0	0	0	1	0	45	45	1.00	1.222

PITCHER	IP	WLS	BF	H	R	ER	SO	BB	IBB	HBP	BLK	WP	HR	S	P	ERA	WHIP

AB	37
R	1
H	11
RBI	1
BB	0
SO	4
LOB	17

WP: 1 PB: 0 SB: 0 CS: 0 PA: 37

livebaseballscorecards.com

Batter	1	2	3	4	5	6	7	8	9	AB	R	H	RBI	BB	SO	LOB
Len Gabrielson, L (1, 7) (8, 5) OBP: 0.233, SLG: 0.268	F4		K			3-1		1B		4	0	1	0	0	1	0
Frank Bolling, R (1, 4) OBP: 0.297, SLG: 0.333	HR			F7		F4			F8	4	1	1	1	0	0	0
Hank Aaron, R (1, 9) OBP: 0.396, SLG: 0.634	K			BB			K		F3	3	0	0	0	1	2	0
Joe Torre, R (1, 2) OBP: 0.403, SLG: 0.448	K			F9			F4 2B		6-3	4	0	1	0	0	1	1
Denis Menke, R (1, 5) (8, 6) OBP: 0.343, SLG: 0.531		L8		F5			F4 2-3			3	0	0	0	0	0	2
Tommie Aaron, R (1, 3) (8, 7) OBP: 0.241, SLG: 0.269		K			L7		4-3			3	0	0	0	0	1	1
Mack Jones, L (1, 8) OBP: 0.229, SLG: 0.250		K			K			F8		2	0	0	0	0	2	0
Del Crandall, R (8, PH) (8, 3) OBP: 0.174, SLG: 0.174										1	0	0	0	0	0	0
Amado Samuel, R (1, 6)			F4		F2			K		2	0	0	0	0	0	0
Lee Maye, L (8, PH) (8, 8) OBP: 0.200, SLG: 0.321										1	0	0	0	0	1	0
Denny Lemaster, R (1, 1)			F8			F8		1B 2B		2	0	0	0	0	0	0
Bob Uecker, R (8, PH) OBP: 1.000, SLG: 1.500										1	0	1	0	0	0	0
Claude Raymond, R (8, 1) OBP: 1.000, SLG: 2.000										0	0	0	0	0	0	0
Inning Stats	R: 1 H: 1 E: 0 LOB: 0 K: 2 BB: 0 S: 8 P: 8	R: 0 H: 0 E: 0 LOB: 0 K: 2 BB: 0 S: 7 P: 7	R: 0 H: 0 E: 0 LOB: 0 K: 1 BB: 0 S: 5 P: 5	R: 0 H: 0 E: 0 LOB: 1 K: 0 BB: 1 S: 3 P: 7	R: 0 H: 0 E: 0 LOB: 0 K: 1 BB: 0 S: 5 P: 5	R: 0 H: 0 E: 0 LOB: 1 K: 0 BB: 0 S: 3 P: 3	R: 0 H: 1 E: 0 LOB: 1 K: 1 BB: 0 S: 6 P: 6	R: 0 H: 2 E: 0 LOB: 2 K: 1 BB: 0 S: 6 P: 6	R: 0 H: 0 E: 0 LOB: 0 K: 0 BB: 0 S: 3 P: 3	1B: 1 SF: 0 2B: 2 SAC: 0 3B: 0 DP: 0 HR: 1 HBP: 0						

TOP

Milwaukee Braves @ St. Louis Cardinals

Sportsman's Park, St. Louis, MO

Tue Apr 30 1963, 8:05 PM EDT

Att. 7,049 - Unknown - 53 F

livebaseballscorecards.com

AB	30
R	1
H	4
RBI	1
BB	1
SO	8
LOB	4

WP: 0 PA: 31
PB: 0
SB: 0
CS: 0

PITCHER	IP	WLS	BF	H	R	ER	SO	BB	IBB	HBP	BLK	WP	HR	S	P	ERA	WHIP
Curt Simmons, L (1, 1) ERA: 1.25	9.0	W	31	4	1	1	8	1	0	0	0	0	1	46	50	1.00	0.556

PITCHER	IP	WLS	BF	H	R	ER	SO	BB	IBB	HBP	BLK	WP	HR	S	P	ERA	WHIP

Batter	1	2	3	4	5	6	7	8	9	AB	R	H	RBI	BB	SO	LOB
Curt Flood, R (1, 8) OBP: 0.309, SLG: 0.398	F4			K E 2B		G3 2B		F8		4	1	1	0	0	1	0
Dick Groat, R (1, 6) OBP: 0.429, SLG: 0.550	K			F9 1-3		G3 2-3				3	0	0	0	0	1	2
Bill White, L (1, 3) OBP: 0.427, SLG: 0.513	K			WP 3-H 2B		G5-4-3 BB				2	0	1	1	1	1	0
Ken Boyer, R (1, 5) OBP: 0.356, SLG: 0.432		F9		K 2-3		G5-4-3 1-2f				3	0	0	0	0	1	3
George Altman, L (1, 9) OBP: 0.415, SLG: 0.479		K		F8			L8			3	0	0	0	0	1	1
Charlie James, R (1, 7) OBP: 0.341, SLG: 0.442		L8			K		G5-4-3 1B			3	0	1	0	0	1	0
Gene Oliver, R (1, 2) OBP: 0.250, SLG: 0.235			F7		F8		G5-4-3 1-2f			3	0	0	0	0	0	1
Julian Javier, R (1, 4) OBP: 0.284, SLG: 0.386			F5		HR			F6		3	1	1	1	0	0	0
Curt Simmons, L (1, 1) OBP: 0.143, SLG: 0.143			K		K			6-3		3	0	0	0	0	2	0
Inning Stats	R: 0 E: 0 K: 2 S: 7 H: 0 LOB: 0 BB: 0 P: 7	R: 0 E: 0 K: 1 S: 5 H: 0 LOB: 0 BB: 0 P: 5	R: 0 E: 0 K: 1 S: 5 H: 0 LOB: 0 BB: 0 P: 5	R: 1 E: 1 K: 2 S: 9 H: 1 LOB: 1 BB: 0 P: 9	R: 1 E: 0 K: 2 S: 8 H: 1 LOB: 0 BB: 0 P: 8	R: 0 E: 0 K: 0 S: 3 H: 1 LOB: 1 BB: 1 P: 7	R: 0 E: 0 K: 0 S: 3 H: 1 LOB: 0 BB: 0 P: 3	R: 0 E: 0 K: 0 S: 3 H: 0 LOB: 0 BB: 0 P: 3		1B: 1 2B: 2 3B: 0 HR: 1 SF: 0 SAC: 0 DP: 2 HBP: 0						

PITCHER		IP	WLS	BF	H	R	ER	SO	BB	IBB	HBP	BLK	WP	HR	S	P	ERA	WHIP
Denny Lemaster, L ERA: 2.3	(1, 1)	7.0	L	25	4	2	1	8	1	0	0	0	1	1	40	44	1.29	0.714
Claude Raymond, R ERA: 3.72	(8, 1)	1.0		3	0	0	0	0	0	0	0	0	0	0	3	3	0.00	0.000

PITCHER	IP	WLS	BF	H	R	ER	SO	BB	IBB	HBP	BLK	WP	HR	S	P	ERA	WHIP

BOTTOM

Milwaukee Braves @ St. Louis Cardinals

Sportsman's Park, St. Louis, MO

Tue Apr 30 1963, 8:05 PM EDT
Att. 7,049 - Unknown - 53 F

livebaseballscorecards.com

AB	27
R	2
H	4
RBI	2
BB	1
SO	8
LOB	7

WP: 1 PA: 28
PB: 1
SB: 0
CS: 0

Batter	1	2	3	4	5	6	7	8	9	AB	R	H	RBI	BB	SO	LOB
Denis Menke, R (1, 5) (8, 6) OBP: 0.325, SLG: 0.472	S S S 0-3 ① K	x 0-0 ③ 5-3		x 0-0 ② ③ G5-4-3 1-2f		B B B B 4-0 BB			S S S 0-3 ① K	4	0	0	0	1	2	2
Frank Bolling, R (1, 4) OBP: 0.302, SLG: 0.337	x 0-0 BB 2B 1B	x 0-0 ① P8	x 0-0 FC6-4 1B	x 0-0 ③ F3		x 0-0 ② F9	5	1	2	0	0	0	2
Hank Aaron, R (1, 9) OBP: 0.396, SLG: 0.628	B B B B 4-0 2B 1-2 BB	x 0-0 ② L6	x 0-0 ① FC6-4 1B 1-2f 1B	x 0-0 F8 2B	x 0-0 ③ 6-3		4	1	1	0	1	0	1
Joe Torre, R (1, 2) OBP: 0.423, SLG: 0.475	x 0-0 1-3 2-H 2B	B B B B 4-0 BB	x 0-0 1B 1-2 1B	x 0-0 ① F8 2-3			3	0	2	1	1	0	1
Tommie Aaron, R (1, 7) (7, 3) OBP: 0.242, SLG: 0.267	x 0-0 ② F7	S S S 0-3 ③ K	x 0-0 5-4 1-2 2-H 1B	x 0-0 P8			4	0	1	1	0	1	4
Del Crandall, R (1, 3) OBP: 0.222, SLG: 0.192 Ty Cline, L (7, 8) OBP: 0.228, SLG: 0.211	I I I I 4-0 IBB	x 0-0 1B SH 1B	x 0-0 ② ③ 5-4 1-2f	x 0-0 ③ 6-3	x 0-0 ① 6-3		3 0	1 0	1 0	0 0	1 0	0 0	3 0
Len Gabrielson, L (1, 8) (7, 7) (8, 5) OBP: 0.234, SLG: 0.267	x 0-0 ③ F4	x 0-0 ① F6	x 0-0 SH 1-3 1B	x 0-0 SH1-4 1B	x 0-0 ① SH1-4 1-2	x 0-0 ② 4-1	4	0	1	0	0	0	4
Amado Samuel, R (1, 6) OBP: 0.143, SLG: 0.143 Lee Maye, L (8, PH) OBP: 0.194, SLG: 0.310 Claude Raymond, R (8, 1) OBP: 1.000, SLG: 2.000		x 0-0 ② 3-1	x 0-0 SH G5-4-3 1-2 3-H	x 0-0 ② P7	x 0-0 ③ 4-3		2 1 0	0 0 0	1 0 0	0 0 0	0 0 0	0 0 0	0 0 0
Lew Burdette, R (1, 1) OBP: 0.267, SLG: 0.250 Tony Cloninger, R (7, 1) Mack Jones, L (8, PH) OBP: 0.224, SLG: 0.244 (8, 7)							2 0 1	0 0 0	0 0 0	1 0 0	0 0 0	0 0 0	1 0 0
Inning Stats	R: 1 E: 0 K: 1 S: 7 H: 2 LOB: 3 BB: 2 P: 15	R: 0 E: 0 K: 0 S: 3 H: 0 LOB: 0 BB: 0 P: 3	R: 0 E: 0 K: 1 S: 5 H: 0 LOB: 1 BB: 1 P: 9	R: 1 E: 0 K: 0 S: 5 H: 2 LOB: 1 BB: 0 P: 5	R: 1 E: 0 K: 0 S: 5 H: 3 LOB: 1 BB: 0 P: 5	R: 0 E: 0 K: 0 S: 4 H: 1 LOB: 2 BB: 1 P: 8	R: 0 E: 0 K: 0 S: 4 H: 1 LOB: 1 BB: 0 P: 4	R: 0 E: 0 K: 0 S: 3 H: 0 LOB: 0 BB: 0 P: 3	R: 0 E: 0 K: 1 S: 5 H: 0 LOB: 0 BB: 0 P: 5	1B: 7 2B: 3 3B: 0 HR: 0	SF: 0 SAC: 2 DP: 2 HBP: 0					

PITCHER		IP	WLS	BF	H	R	ER	SO	BB	IBB	HBP	BLK	WP	HR	S	P	ERA	WHIP
Jim O'Toole, L ERA: 1.88	(1, 1)	7.0	W	33	9	3	3	2	3	1	0	0	0	0	33	49	3.86	1.714
Al Worthington, R ERA: 5.4	(8, 1)	2.0	S	6	0	0	0	1	0	0	0	0	0	0	8	8	0.00	0.000

PITCHER	IP	WLS	BF	H	R	ER	SO	BB	IBB	HBP	BLK	WP	HR	S	P	ERA	WHIP

TOP

Milwaukee Braves @ Cincinnati Reds

Crosley Field, Cincinnati, OH

Wed May 01 1963, 7:05 PM EDT

Att. 3,981 - Unknown

livebaseballscorecards.com

AB	33
R	3
H	9
RBI	3
BB	4
SO	3
LOB	18

WP: 0 PB: 0 SB: 0 CS: 0 PA: 39

Batter	1	2	3	4	5	6	7	8	9	AB	R	H	RBI	BB	SO	LOB
Leo Cardenas, R (1, 6) OBP: 0.264, SLG: 0.377	F9			6-3	FC5-4 1-2f		5-3			4	0	0	0	0	0	1
Pete Rose, S (1, 4) OBP: 0.300, SLG: 0.235	K			1B E 1B	4-3		F4			4	1	1	0	0	1	1
Vada Pinson, L (1, 9) OBP: 0.243, SLG: 0.313	1-3			E6 E 1-3 1B		F4	1B			4	0	2	0	0	0	0
Frank Robinson, R (1, 7) OBP: 0.391, SLG: 0.483		3-6-3-4-1 1B		E7 1-3 3-H 1B		F3	F7			4	0	2	1	0	0	1
Gordy Coleman, L (1, 3) OBP: 0.275, SLG: 0.375		3-6-3-4-1 1-2f		F5		BB		L8		3	0	0	0	1	0	3
Johnny Edwards, L (1, 2) OBP: 0.448, SLG: 0.534		1-3		IBB		1-4-3		BB		2	0	0	0	2	0	1
Gene Freese, R (1, 5) OBP: 0.235, SLG: 0.233			1-3	F6			E6 1B	K		4	1	0	0	0	1	4
Tommy Harper, R (1, 8) OBP: 0.313, SLG: 0.185			6-3		K		HR 2-H 1B	1-2 BB		3	1	1	1	1	1	0
Jim O'Toole, S (1, 1) OBP: 0.133, SLG: 0.133			F6		FC5-4 1B		HR 1-H	K		2	0	1	0	0	0	0
Jerry Lynch, L (7, PH) OBP: 0.273, SLG: 0.800										1	1	1	2	0	0	0
Al Worthington, R (8, 1)										1	0	0	0	0	1	2
Inning Stats	R: 0 E: 0 K: 1 S: 5 H: 0 LOB: 0 BB: 0 P: 5	R: 0 E: 0 K: 0 S: 3 H: 1 LOB: 0 BB: 0 P: 3	R: 0 E: 0 K: 0 S: 3 H: 0 LOB: 0 BB: 0 P: 3	R: 1 E: 2 K: 0 S: 6 H: 3 LOB: 3 BB: 1 P: 10	R: 0 E: 0 K: 1 S: 6 H: 1 LOB: 1 BB: 0 P: 6	R: 0 E: 0 K: 0 S: 3 H: 0 LOB: 1 BB: 1 P: 7	R: 3 E: 1 K: 0 S: 7 H: 3 LOB: 1 BB: 0 P: 7	R: 0 E: 0 K: 2 S: 7 H: 0 LOB: 2 BB: 2 P: 15		1B: 7 2B: 1 3B: 0 HR: 1 SF: 0 SAC: 0 DP: 1 HBP: 0						

PITCHER		IP	WLS	BF	H	R	ER	SO	BB	IBB	HBP	BLK	WP	HR	S	P	ERA	WHIP
Lew Burdette, R ERA: 3.77	(1, 1)	6.2	L	30	8	4	3	2	1	1	0	0	0	1	32	40	4.05	1.350
Tony Cloninger, R ERA: 5.19	(7, 1)	0.1		1	0	0	0	0	0	0	0	0	0	0	1	1	0.00	0.000
Claude Raymond, R ERA: 3.38	(8, 1)	1.0		5	0	0	0	2	2	0	0	0	0	0	7	15	0.00	2.000

PITCHER	IP	WLS	BF	H	R	ER	SO	BB	IBB	HBP	BLK	WP	HR	S	P	ERA	WHIP

BOTTOM

Milwaukee Braves @ Cincinnati Reds

Crosley Field, Cincinnati, OH

Wed May 01 1963, 7:05 PM EDT

Att. 3,981 - Unknown

livebaseballscorecards.com

AB	32
R	4
H	8
RBI	4
BB	4
SO	4
LOB	13

WP: 0	PA: 36		
PB: 0			
SB: 0			
CS: 0			

Milwaukee Braves @ Cincinnati Reds

Crosley Field, Cincinnati, OH

Thu May 02 1963, 7:05 PM EDT

Att. 4,040 - Unknown

TOP

livebaseballscorecards.com

Batter	1	2	3	4	5	6	7	8	9	AB	R	H	RBI	BB	SO	LOB
Don Dillard, L (1, 7) OBP: 0.500, SLG: 0.375	F7		1B		WP E 1B	K		K		4	2	2	1	0	1	2
Ty Cline, L (6, 8) OBP: 0.225, SLG: 0.208										1	0	0	0	0	1	0
Norm Larker, L (1, 3) OBP: 0.426, SLG: 0.409	4-3		1B		E3 HR		BB 2B 1B		L3	5	2	2	1	0	0	0
Hank Aaron, R (1, 9) OBP: 0.406, SLG: 0.656	K		K		HR		BB		1B	4	2	2	2	1	2	1
Eddie Mathews, L (1, 5) OBP: 0.456, SLG: 0.521	F8			3-1	F8		2B		F5	4	0	1	2	0	0	0
Amado Samuel, R (7, PR) OBP: 0.125, SLG: 0.125										1	0	0	0	0	0	1
(7, 6)																
Len Gabrielson, L (1, 8) OBP: 0.212, SLG: 0.240	4-3			G3		3-1	L7		K	5	0	0	0	0	1	2
(6, 7)																
Joe Torre, R (1, 2) OBP: 0.427, SLG: 0.484	6-3			BB		WP 1B 2B	K			3	1	1	0	1	1	1
Frank Bolling, R (1, 4) OBP: 0.290, SLG: 0.323			5-3	K		F9	4-3			4	0	0	0	0	1	3
						2-3										
Denis Menke, R (1, 6) OBP: 0.341, SLG: 0.475			1B 1B		F8	1B			F6	4	1	2	1	0	0	0
(7, 5)						3-H										
Bob Hendley, R (1, 1) OBP: 0.231, SLG: 0.231			1B		4-3	1B			1-3	4	0	2	0	0	0	0
			1-2			1-2										

	AB	39
	R	8
	H	12
	RBI	7
	BB	2
	SO	7
	LOB	10

Inning Stats	1	2	3	4	5	6	7	8	9
	R: 0 H: 0 E: 0 LOB: 0 K: 1 BB: 0 S: 5 P: 5	R: 0 H: 0 E: 0 LOB: 0 K: 0 BB: 0 S: 3 P: 3	R: 2 H: 4 E: 0 LOB: 1 K: 1 BB: 0 S: 8 P: 8	R: 0 H: 0 E: 0 LOB: 1 K: 1 BB: 1 S: 5 P: 9	R: 3 H: 2 E: 1 LOB: 0 K: 0 BB: 0 S: 6 P: 6	R: 1 H: 3 E: 0 LOB: 2 K: 1 BB: 0 S: 8 P: 8	R: 2 H: 2 E: 0 LOB: 1 K: 1 BB: 1 S: 7 P: 11	R: 0 H: 0 E: 0 LOB: 0 K: 1 BB: 0 S: 5 P: 5	R: 0 H: 1 E: 0 LOB: 1 K: 1 BB: 0 S: 6 P: 6

	1B	9	SF	0	WP	3	PA	41
	2B	2	SAC	0	PB	0		
	3B	0	DP	0	SB	0		
	HR	1	HBP	0	CS	0		

PITCHER		IP	WLS	BF	H	R	ER	SO	BB	IBB	HBP	BLK	WP	HR	S	P	ERA	WHIP
Joey Jay, R ERA: 3.55	(1, 1)	5.0	L	22	6	5	2	3	1	0	0	0	1	1	27	31	3.60	1.400
John Tsitouris, R ERA: 11.32	(6, 1)	3.0		15	5	3	3	3	1	0	0	0	1	0	20	24	9.00	2.000
Jim Brosnan, R ERA: 7.71	(9, 1)	1.0		4	1	0	0	1	0	0	0	0	0	0	6	6	0.00	1.000

PITCHER	IP	WLS	BF	H	R	ER	SO	BB	IBB	HBP	BLK	WP	HR	S	P	ERA	WHIP

Milwaukee Braves @ Cincinnati Reds

Crosley Field, Cincinnati, OH

Thu May 02 1963, 7:05 PM EDT

Att. 4,040 - Unknown

BOTTOM

Batter	1	2	3	4	5	6	7	8	9	AB	R	H	RBI	BB	SO	LOB
Leo Cardenas, R (1, 6) OBP: 0.289, SLG: 0.411	1B		2B		1B			4-3 ②		4	0	3	0	0	0	0
Pete Rose, S (1, 4) OBP: 0.273, SLG: 0.211	P9 ①		F4 ③		4-3 ③			K ③		4	0	0	0	0	1	3
Vada Pinson, L (1, 9) OBP: 0.230, SLG: 0.294	F9 ②			F4 ①		L8 ①			K ①	4	0	0	0	0	1	1
Frank Robinson, R (1, 7) OBP: 0.370, SLG: 0.453	F3 ③			K ②		F3 ②			K ②	4	0	0	0	0	2	1
Tommy Harper, R (1, 8) OBP: 0.306, SLG: 0.167		K ①		E BB		K ③			5-3 ③	3	0	0	0	1	2	0
Johnny Edwards, L (1, 2) OBP: 0.429, SLG: 0.508		4-3 ②		E4 1-2			1-3 ①			3	0	0	0	0	0	1
Gene Freese, R (1, 5) OBP: 0.216, SLG: 0.212		F8 ③		L5 ③			K ②			3	0	0	0	0	1	2
Gordy Coleman, L (1, 3) OBP: 0.264, SLG: 0.358			K ①		4-3 ①		L8 ③			3	0	0	0	0	1	0
Joey Jay, S (1, 1) OBP: 0.125, SLG: 0.125			1-3 ②		F8 ②			F3 ①		1	0	0	0	0	0	0
Ken Walters, R (5, PH)										1	0	0	0	0	0	0
John Tsitouris, R (6, 1)										0	0	0	0	0	0	0
Wally Post, R (8, PH)										1	0	0	0	0	0	0
Jim Brosnan, R (9, 1)										0	0	0	0	0	0	0

Inning Stats	1	2	3	4	5	6	7	8	9
	R: 0 E: 0 K: 0 S: 4	R: 0 E: 0 K: 1 S: 5	R: 0 E: 0 K: 1 S: 6	R: 0 E: 1 K: 1 S: 6	R: 0 E: 0 K: 0 S: 4	R: 0 E: 0 K: 1 S: 5	R: 0 E: 0 K: 1 S: 5	R: 0 E: 0 K: 1 S: 5	R: 0 E: 0 K: 2 S: 7
	H: 1 LOB: 1 BB: 0 P: 4	H: 0 LOB: 0 BB: 0 P: 5	H: 1 LOB: 1 BB: 0 P: 6	H: 0 LOB: 2 BB: 1 P: 10	H: 1 LOB: 1 BB: 0 P: 4	H: 0 LOB: 0 BB: 0 P: 5	H: 0 LOB: 0 BB: 0 P: 5	H: 0 LOB: 0 BB: 0 P: 5	H: 0 LOB: 0 BB: 0 P: 7

1B: 2	SF: 0
2B: 1	SAC: 0
3B: 0	DP: 0
HR: 0	HBP: 0

WP: 0	PA: 32
PB: 0	
SB: 0	
CS: 0	

AB	31
R	0
H	3
RBI	0
BB	1
SO	8
LOB	8

livebaseballscorecards.com

PITCHER	IP	WLS	BF	H	R	ER	SO	BB	IBB	HBP	BLK	WP	HR	S	P	ERA	WHIP
Bob Hendley, L (1, 1) ERA: 2.58	9.0	W	32	3	0	0	8	1	0	0	0	0	0	47	51	0.00	0.444

PITCHER	IP	WLS	BF	H	R	ER	SO	BB	IBB	HBP	BLK	WP	HR	S	P	ERA	WHIP

Batter	1	2	3	4	5	6	7	8	9	AB	R	H	RBI	BB	SO	LOB
Lou Brock, L (1, 9) OBP: 0.300, SLG: 0.321	K		E5 1B	K		S 1B		BLK 1B		5	1	2	2	0	2	0
Ken Hubbs, R (1, 4) OBP: 0.351, SLG: 0.500	3B		HR 1B	2B 1B		P4 1B		4-3		5	2	3	0	0	0	3
Billy Williams, L (1, 7) OBP: 0.269, SLG: 0.310	K		HR 1B	F9			1-3		HR	5	2	2	2	0	1	2
Ron Santo, R (1, 5) OBP: 0.304, SLG: 0.500	F9		HR	2B			K		5-3	5	1	2	4	0	1	1
14 Ernie Banks, R (1, 3) OBP: 0.267, SLG: 0.459		L7	K	F8			5-3		HR	5	1	1	1	0	1	0
Andre Rodgers, R (1, 6) OBP: 0.341, SLG: 0.304		6-3	CS 1B			K		BLK 1B	HBP	4	1	2	0	0	1	0
Nelson Mathews, R (1, 8) OBP: 0.278, SLG: 0.303		S BB	P4			2B 1B		K	K	4	1	1	0	1	2	3
Dick Bertell, R (1, 2) OBP: 0.294, SLG: 0.273 Merritt Ranew, L (6, PH) OBP: 0.500, SLG: 0.583 (6, 2)		BB	CS	G4-3 BB		1B 2B		BLK 1B BB	K	0 0 0 0 2 0 0 2 1 1 1 1 1 1						
Bob Buhl, R (1, 1) Barney Schultz, R (5, 1) Don Landrum, L (6, PH) OBP: 0.286, SLG: 0.235 Jim Brewer, L (6, 1) Bob Will, L (8, PH) OBP: 0.200, SLG: 0.200 Lindy McDaniel, R (8, 1)		K		G4-3		6-3		F5		2 0 0 0 0 1 3 0 0 0 0 0 0 0 1 0 0 0 0 0 1 0 0 0 0 0 0 0 1 0 0 0 0 0 2 0 0 0 0 0 0 0						
Inning Stats	R: 0 E: 0 K: 2 S: 8 H: 1 LOB: 1 BB: 0 P: 8	R: 0 E: 0 K: 1 S: 5 H: 0 LOB: 2 BB: 2 P: 13	R: 4 E: 1 K: 1 S: 9 H: 4 LOB: 0 BB: 0 P: 9	R: 0 E: 0 K: 1 S: 4 H: 0 LOB: 0 BB: 1 P: 8	R: 1 E: 0 K: 0 S: 4 H: 2 LOB: 0 BB: 0 P: 4	R: 2 E: 0 K: 1 S: 8 H: 3 LOB: 1 BB: 0 P: 8	R: 0 E: 0 K: 1 S: 5 H: 0 LOB: 0 BB: 0 P: 5	R: 1 E: 0 K: 1 S: 7 H: 2 LOB: 2 BB: 1 P: 11	R: 2 E: 0 K: 2 S: 9 H: 2 LOB: 1 BB: 0 P: 10	1B: 8 2B: 2 3B: 1 HR: 3	SF: 0 SAC: 0 DP: 1 HBP: 1					

TOP

Chicago Cubs @ Milwaukee Braves

Milwaukee County Stadium, Milwaukee, WI

Fri May 03 1963, 8:05 PM EDT

Att. 15,113 - Unknown

livebaseballscorecards.com

AB	39
R	10
H	14
RBI	10
BB	4
SO	10
LOB	16

PA: 45

WP: 0 PB: 0 SB: 2 CS: 1

PITCHER		IP	WLS	BF	H	R	ER	SO	BB	IBB	HBP	BLK	WP	HR	S	P	ERA	WHIP
Warren Spahn, L ERA: 2.2	(1, 1)	2.0		13	4	4	3	3	2	0	0	0	0	1	17	25	13.50	3.000
Denny Lemaster, L ERA: 2.41	(3, 1)	3.0		10	3	1	1	2	1	0	0	0	0	0	13	17	3.00	1.333
Frank Funk, R ERA: 18.0	(6, 1)	0.2		5	3	2	2	1	0	0	0	0	0	0	7	7	27.00	4.500
Claude Raymond, R ERA: 4.73	(6, 1)	2.2	L	14	4	3	3	2	1	0	1	2	0	2	16	21	10.12	1.875
Hank Fischer, R ERA: 5.4	(9, 1)	0.2		2	0	0	0	2	0	0	0	0	0	0	6	6	0.00	0.000

PITCHER	IP	WLS	BF	H	R	ER	SO	BB	IBB	HBP	BLK	WP	HR	S	P	ERA	WHIP

BOTTOM

Chicago Cubs @ Milwaukee Braves

Milwaukee County Stadium, Milwaukee, WI

Fri May 03 1963, 8:05 PM EDT

Att. 15,113 - Unknown

livebaseballscorecards.com

Batter	1	2	3	4	5	6	7	8	9	AB	R	H	RBI	BB	SO	LOB
Don Dillard, L (1, 7) OBP: 0.462, SLG: 0.545	SF8 3B		F9		4-3 2-3		BLK 2B		P1	3	1	1	0	0	0	1
Frank Funk, R (6, 1)										0	0	0	0	0	0	0
Claude Raymond, R (6, 1) OBP: 1.000, SLG: 2.000										1	0	1	0	0	0	0
Hank Fischer, R (9, 1)										0	0	0	0	0	0	0
Lee Maye, L (9, PH) OBP: 0.188, SLG: 0.300										1	0	0	0	0	0	0
Norm Larker, L (1, 3) OBP: 0.407, SLG: 0.383	SF8 3-H		F7		HR BB		F5		K	3	1	0	1	1	1	1
Hank Aaron, R (1, 9) OBP: 0.400, SLG: 0.670	F7		1-3		1-H 3-H HR		K			4	1	1	3	0	1	1
Eddie Mathews, L (1, 5) OBP: 0.457, SLG: 0.507	P6			HR BB	WP PB BB		K 2-3			2	1	0	0	2	1	1
Len Gabrielson, L (1, 8) OBP: 0.232, SLG: 0.302		P6		1-H HR	K 1-3			SH3 BB		3	1	1	2	1	1	1
(6, 7)																
Joe Torre, R (1, 2) OBP: 0.410, SLG: 0.463		F9		5-3	K			SH3 1-2		3	0	0	0	0	1	1
Frank Bolling, R (1, 4) OBP: 0.288, SLG: 0.320		3B 1B		L7		F7		5-3		4	1	1	0	0	0	1
Denis Menke, R (1, 6) OBP: 0.333, SLG: 0.500		1-H 3B		5-3		F5		K		4	0	1	1	0	1	1
Warren Spahn, L (1, 1) OBP: 0.235, SLG: 0.200		G3			4-3 HR 2B	K			6-3	1	0	0	0	0	0	1
Denny Lemaster, R (3, 1)										0	0	0	0	0	0	0
Mack Jones, L (5, PH) OBP: 0.231, SLG: 0.271										3	1	1	0	0	1	0
(6, 8)																
Inning Stats	R: 1 E: 0 K: 0 S: 4 H: 1 LOB: 0 BB: 0 P: 4	R: 1 E: 0 K: 0 S: 5 H: 2 LOB: 1 BB: 0 P: 5	R: 0 E: 0 K: 0 S: 3 H: 0 LOB: 0 BB: 0 P: 3	R: 2 E: 0 K: 0 S: 4 H: 1 LOB: 0 BB: 1 P: 8	R: 3 E: 0 K: 2 S: 9 H: 2 LOB: 1 BB: 2 P: 17	R: 0 E: 0 K: 1 S: 5 H: 0 LOB: 0 BB: 0 P: 5	R: 0 E: 0 K: 2 S: 8 H: 1 LOB: 1 BB: 0 P: 8	R: 0 E: 0 K: 1 S: 5 H: 0 LOB: 1 BB: 1 P: 9	R: 0 E: 0 K: 1 S: 5 H: 0 LOB: 0 BB: 0 P: 5	1B: 1 2B: 2 3B: 2 HR: 2	SF: 1 SAC: 1 DP: 0 HBP: 0						

	AB	32
	R	7
	H	7
	RBI	7
	BB	4
	SO	7
	LOB	9

WP: 1 PB: 1 SB: 0 CS: 0 PA: 38

PITCHER		IP	WLS	BF	H	R	ER	SO	BB	IBB	HBP	BLK	WP	HR	S	P	ERA	WHIP
Bob Buhl, R ERA: 2.28	(1, 1)	4.1		21	6	7	7	0	2	0	0	0	0	2	19	27	14.54	1.846
Barney Schultz, R ERA: 2.57	(5, 1)	0.2		3	0	0	0	2	1	0	0	0	1	0	6	10	0.00	1.500
Jim Brewer, L ERA:	(6, 1)	2.0	W	7	1	0	0	3	0	0	0	1	0	0	13	13	0.00	0.500
Lindy McDaniel, R ERA:	(8, 1)	2.0	S	7	0	0	0	2	1	0	0	0	0	0	10	14	0.00	0.500

PITCHER		IP	WLS	BF	H	R	ER	SO	BB	IBB	HBP	BLK	WP	HR	S	P	ERA	WHIP

Batter	1	2	3	4	5	6	7	8	9	AB	R	H	RBI	BB	SO	LOB
Lou Brock, L (1, 9) OBP: 0.305, SLG: 0.318	K	G3 1-2 2-3 3-H		K S	S 1-H 1B			CS BB		4	0	1	2	1	2	2
Ken Hubbs, R (1, 4) OBP: 0.323, SLG: 0.458	1-3	5-3		1-3 1-2	1-3 1-2			6-3 1-2		5	0	0	0	0	0	5
Billy Williams, L (1, 7) OBP: 0.296, SLG: 0.322	BLK 1B		BLK BLK BB		FC5-4 1B	G3		BLK BB		3	1	2	0	2	0	0
Ron Santo, R (1, 5) OBP: 0.299, SLG: 0.478	1-2 BB		F8 1-3		FC5-4 14 BLK 1B 1-2f BB	F8		K 1-2		4	1	0	0	1	1	3
14 Ernie Banks, R (1, 3) OBP: 0.263, SLG: 0.444	K	K			BB BLK 1-2 WP 1B	1-3			K	5	1	1	0	0	3	3
Andre Rodgers, R (1, 6) OBP: 0.344, SLG: 0.293		5-3	BLK BB		WP BB 1-2 2-3 1B BB		P4		F9	3	1	0	0	2	0	0
Nelson Mathews, R (1, 8) OBP: 0.293, SLG: 0.278		1B 1B G3 BB	K 1-2 3-H		WP 1-2 2-3 3-H 1B BB		6-3		K	3	2	0	1	2	2	1
Merritt Ranew, L (1, 2) OBP: 0.556, SLG: 0.625	G3 1-2 1B 1B			P4	PB 1-H 2-H 3-H 1B		1B			4	1	3	2	0	0	0
Glen Hobbie, R (1, 1) OBP: 0.100, SLG: 0.100 Paul Toth, R (4, 1) Lindy McDaniel, R (7, 1)	G3 1-2 2-3 1B			K	P5		K2-3			2 2 0	0 0 0	1 0 0	0 0 0	0 0 0	1 1 0	0 2 0
Inning Stats	R: 0 E: 0 K: 2 S: 8 H: 1 LOB: 2 BB: 1 P: 12	R: 1 E: 0 K: 0 S: 5 H: 2 LOB: 2 BB: 1 P: 9	R: 1 E: 0 K: 2 S: 7 H: 0 LOB: 1 BB: 2 P: 15	R: 0 E: 1 K: 2 S: 8 H: 0 LOB: 1 BB: 0 P: 8	R: 5 E: 0 K: 0 S: 7 H: 4 LOB: 1 BB: 2 P: 15	R: 0 E: 0 K: 0 S: 3 H: 0 LOB: 0 BB: 0 P: 3	R: 0 E: 0 K: 1 S: 6 H: 1 LOB: 1 BB: 0 P: 6	R: 0 E: 0 K: 1 S: 4 H: 0 LOB: 1 BB: 2 P: 12	R: 0 E: 0 K: 2 S: 7 H: 0 LOB: 0 BB: 0 P: 7	1B: 8 2B: 0 3B: 0 HR: 0 SF: 0 SAC: 0 DP: 0 HBP: 0						

PITCHER		IP	WLS	BF	H	R	ER	SO	BB	IBB	HBP	BLK	WP	HR	S	P	ERA	WHIP
Bob Shaw, R ERA: 4.3	(1, 1)	4.1	L	25	5	6	6	6	6	0	0	4	0	0	31	55	12.46	2.538
Ron Piche, R ERA: 1.93	(5, 1)	0.2		4	2	1	0	0	0	0	0	0	1	0	4	4	0.00	3.000
Frank Funk, R ERA: 12.0	(6, 1)	1.0		3	0	0	0	0	0	0	0	0	0	0	3	3	0.00	0.000
Hank Fischer, R ERA: 4.7	(7, 1)	1.0		4	1	0	0	1	0	0	0	0	0	0	6	6	0.00	1.000
Denny Lemaster, L ERA: 2.29	(8, 1)	1.0		4	0	0	0	1	2	0	0	1	0	0	4	12	0.00	2.000

PITCHER		IP	WLS	BF	H	R	ER	SO	BB	IBB	HBP	BLK	WP	HR	S	P	ERA	WHIP
Claude Raymond, R ERA: 4.4	(9, 1)	1.0		3	0	0	0	2	0	0	0	0	0	0	7	7	0.00	0.000

Chicago Cubs @ Milwaukee Braves

Milwaukee County Stadium, Milwaukee, WI

Sat May 04 1963, 4:33 AM EDT

Att. 8,524 - Unknown

TOP

livebaseballscorecards.com

AB	35
R	7
H	8
RBI	5
BB	8
SO	10
LOB	16

1B: 8 SF: 0
2B: 0 SAC: 0
3B: 0 DP: 0
HR: 0 HBP: 0

WP: 1 PA: 43
PB: 1
SB: 2
CS: 1

BOTTOM

Batter	1	2	3	4	5	6	7	8	9	AB	R	H	RBI	BB	SO	LOB
Don Dillard, L (1, 7) OBP: 0.444, SLG: 0.563	x 0-0 F7 ①	x 0-0 F7 ③		x 0-0 BB 1B 2-H		x 0-0 2B 2-H	S S S 0-3 K ③			5	0	2	2	0	1	4
Norm Larker, L (1, 3) OBP: 0.435, SLG: 0.417 Tommie Aaron, R (5, 3) OBP: 0.229, SLG: 0.250	x 0-0 2B		B B B B 4-0 FC5 1B BB	B B B B 4-0 1-2 BB		S S S 0-3 K ③		x 0-0 F7 ①		1 2	0 0	1 0	0 0	2 0	0 1	0 1
Hank Aaron, R (1, 9) OBP: 0.391, SLG: 0.646	x 0-0 F5 ②		x 0-0 1-2 1B	x 0-0 F2 ③			x 0-0 E7 1B 1B	x 0-0 F9 ②		5	1	1	0	0	0	3
Eddie Mathews, L (1, 5) OBP: 0.454, SLG: 0.494 Hank Fischer, R (7, 1) Ty Cline, L (7, PH) OBP: 0.222, SLG: 0.205 Denny Lemaster, R (8, 1) Mack Jones, L (8, PH) OBP: 0.226, SLG: 0.265 Claude Raymond, R (9, 1) OBP: 1.000, SLG: 2.000	B B B B 4-0 BB	x 0-0 F2 ①			S S S 0-3 K ①		x 0-0 F7 ①	x 0-0 F8 ③		2 0 1 0 1 0	0 0 0 0 0 0	0 0 0 0 0 0	0 0 0 0 0 0	1 0 0 0 0 0	1 0 0 0 0 0	2 0 1 0 0 0
Len Gabrielson, L (1, 8) OBP: 0.230, SLG: 0.293 (7, 5)	x 0-0 P5 ③	x 0-0 F7 ②			x 0-0 G3 ②		x 0-0 1B 1-2 BLK 1B		S S S 0-3 K2-3 ①	5	1	1	0	0	1	4
Del Crandall, R (1, 2) OBP: 0.250, SLG: 0.226		x 0-0 1B FC6-4 1B	x 0-0 FC5 ③ 2-3f		S S S 0-3 K ③		x 0-0 4-3 BLK 1-3 2-H 1B		x 0-0 5-3 ②	5	1	2	1	0	1	2
Frank Bolling, R (1, 4) OBP: 0.294, SLG: 0.317		x 0-0 F7 ①		x 0-0 F8 ①		x 0-0 G3 2B 1B	B B B B 4-0 4-3 1-2 3-H BB		x 0-0 P6 ③	4	1	1	0	1	0	1
Denis Menke, R (1, 6) OBP: 0.346, SLG: 0.500		x 0-0 FC6-4 1-3 1B		x 0-0 SH1-4 1B 1B		x 0-0 G3 ① 1-2	x 0-0 4-3 ② 1-2 2-3			4	1	2	0	0	0	3
Bob Shaw, R (1, 1) OBP: 0.444, SLG: 0.375 Ron Piche, R (5, 1) Frank Funk, R (6, 1) Lee Maye, L (6, PH) OBP: 0.206, SLG: 0.290 (7, 8)		x 0-0 FC6-4 ② 1-2f 3-H		x 0-0 SH1-4 ② 1-2		x 0-0 F8 ②	B B B B 4-0 BB			1 0 0 1	0 0 0 0	0 0 0 0	1 0 0 0	0 0 0 1	0 0 0 0	1 0 0 1
Inning Stats	R: 0 E: 0 K: 0 S: 4 H: 1 LOB: 2 BB: 1 P: 8	R: 1 E: 0 K: 0 S: 5 H: 2 LOB: 1 BB: 0 P: 5	R: 0 E: 0 K: 0 S: 4 H: 1 LOB: 2 BB: 1 P: 8	R: 1 E: 0 K: 0 S: 5 H: 2 LOB: 2 BB: 1 P: 9	R: 0 E: 0 K: 2 S: 7 H: 0 LOB: 0 BB: 0 P: 7	R: 1 E: 0 K: 1 S: 7 H: 2 LOB: 1 BB: 0 P: 7	R: 2 E: 1 K: 1 S: 8 H: 2 LOB: 3 BB: 2 P: 16	R: 0 E: 0 K: 0 S: 3 H: 0 LOB: 0 BB: 0 P: 3	R: 0 E: 0 K: 1 S: 5 H: 0 LOB: 0 BB: 0 P: 5	1B: 8 2B: 2 3B: 0 HR: 0 SF: 0 SAC: 1 DP: 0 HBP: 0						

PITCHER		IP	WLS	BF	H	R	ER	SO	BB	IBB	HBP	BLK	WP	HR	S	P	ERA	WHIP
Glen Hobbie, R ERA: 2.83	(1, 1)	3.2		20	6	2	2	0	3	0	0	0	0	0	17	29	4.91	2.455
Paul Toth, R ERA: 3.07	(4, 1)	3.0	W	16	4	3	2	3	2	0	0	1	0	0	20	28	6.00	2.000
Lindy McDaniel, R ERA:	(7, 1)	2.1	S	7	0	0	0	2	0	0	0	0	0	0	11	11	0.00	0.000

PITCHER	IP	WLS	BF	H	R	ER	SO	BB	IBB	HBP	BLK	WP	HR	S	P	ERA	WHIP

Chicago Cubs @ Milwaukee Braves

Milwaukee County Stadium, Milwaukee, WI

Sat May 04 1963, 4:33 AM EDT

Att. 8,524 - Unknown

livebaseballscorecards.com

AB	37
R	5
H	10
RBI	4
BB	5
SO	5
LOB	23

WP: 0 PA: 43
PB: 0
SB: 0
CS: 0

Batter	1	2	3	4	5	6	7	8	9	AB	R	H	RBI	BB	SO	LOB
Lou Brock, L (1, 9) OBP: 0.320, SLG: 0.355	1-3		P6 1-2		SF8 3B		1-3 WP 1B		1B	5	1	3	0	0	0	1
Ken Hubbs, R (1, 4) OBP: 0.299, SLG: 0.429	5-3		4-3		SF8 3-H		1-3 1-3		P4	4	0	0	1	0	0	3
Billy Williams, L (1, 7) OBP: 0.294, SLG: 0.311	F8		L7		BB		K			3	0	0	0	1	1	2
Ron Santo, R (1, 5) OBP: 0.317, SLG: 0.479		BB 14 BB		14 F8 14 BLK 1B	F2			H 14 WP 14 S HBP		2	1	1	0	1	0	1
14 Ernie Banks, R (1, 3) OBP: 0.263, SLG: 0.430		BB G4-6-3 1-2		F8 1-3	5-3			K 1-3		3	0	0	0	1	1	3
Andre Rodgers, R (1, 6) OBP: 0.330, SLG: 0.279		K		5-3		F9		K		4	0	0	0	0	2	4
Nelson Mathews, R (1, 8) OBP: 0.289, SLG: 0.256		G4-6-3 1-2f		BB 1B		F8		K		3	0	0	0	1	1	3
Merritt Ranew, L (1, 2) OBP: 0.545, SLG: 0.750			HR	1-2 3-H 1B		K			3-1	4	1	2	2	0	1	0
Cal Koonce, R (1, 1) OBP: 0.400, SLG: 0.250			WP HBP	F7			K		F8	3	0	0	0	0	1	2
Jim Brewer, L (9, 1)										0	0	0	0	0	0	0
Lindy McDaniel, R (9, 1)										0	0	0	0	0	0	0
Inning Stats	R: 0 E: 0 K: 0 S: 3 H: 0 LOB: 0 BB: 0 P: 3	R: 0 E: 0 K: 1 S: 4 H: 0 LOB: 1 BB: 2 P: 12	R: 1 E: 0 K: 0 S: 4 H: 1 LOB: 1 BB: 0 P: 5	R: 1 E: 0 K: 0 S: 5 H: 2 LOB: 2 BB: 1 P: 9	R: 1 E: 0 K: 0 S: 4 H: 1 LOB: 1 BB: 1 P: 8	R: 0 E: 0 K: 1 S: 5 H: 0 LOB: 0 BB: 0 P: 5	R: 0 E: 0 K: 2 S: 8 H: 1 LOB: 1 BB: 0 P: 8	R: 0 E: 0 K: 3 S: 9 H: 0 LOB: 1 BB: 0 P: 10	R: 0 E: 0 K: 0 S: 4 H: 1 LOB: 1 BB: 0 P: 4	1B: 4 2B: 0 3B: 1 HR: 1	SF: 1 SAC: 0 DP: 1 HBP: 2						

TOP

Chicago Cubs @ Milwaukee Braves

Milwaukee County Stadium, Milwaukee, WI

Sun May 05 1963, 4:33 AM EDT

Att. 10,024 - Unknown

livebaseballscorecards.com

AB	31
R	3
H	6
RBI	3
BB	4
SO	7
LOB	19

WP: 3 PB: 0 SB: 1 CS: 0 PA: 38

PITCHER		IP	WLS	BF	H	R	ER	SO	BB	IBB	HBP	BLK	WP	HR	S	P	ERA	WHIP
Tony Cloninger, R ERA: 4.91	(1, 1)	6.0	L	26	4	3	3	2	4	0	1	1	1	1	25	42	4.50	1.333
Hank Fischer, R ERA: 3.72	(7, 1)	2.0		8	1	0	0	5	0	0	1	0	2	0	17	18	0.00	0.500
Denny Lemaster, L ERA: 2.18	(9, 1)	1.0		4	1	0	0	0	0	0	0	0	0	0	4	4	0.00	1.000

Chicago Cubs @ Milwaukee Braves

Milwaukee County Stadium, Milwaukee, WI

Sun May 05 1963, 4:33 AM EDT

Att. 10,024 - Unknown

BOTTOM

Batter	1	2	3	4	5	6	7	8	9	AB	R	H	RBI	BB	SO	LOB
Don Dillard, L (1, 7) OBP: 0.455, SLG: 0.650	G3		3B			E9 G3 1-3 4-3 1B		F5		4	1	2	0	0	0	0
Norm Larker, L (1, 3) OBP: 0.409, SLG: 0.385	1-3		F5			G3 2-3 3-H		1-4-3		4	0	0	1	0	0	2
Hank Aaron, R (1, 9) OBP: 0.386, SLG: 0.631	PO 1B			F5		4-3 3-H			P3	4	0	1	1	0	0	0
Eddie Mathews, L (1, 5) OBP: 0.455, SLG: 0.500 Amado Samuel, R (9, PR) OBP: 0.125, SLG: 0.125	PO 1-2	4-3		4-3		BB			FC6-4 2B	3 0	0 0	1 0	0 0	1 0	0 0	0 0
Len Gabrielson, L (1, 8) OBP: 0.234, SLG: 0.283 Joe Torre, R (9, PH) OBP: 0.418, SLG: 0.463		BB		3-1		1-3			FC6-4 BB	2 0	0 0	0 0	0 0	1 1	0 0	1 0
Del Crandall, R (1, 2) OBP: 0.229, SLG: 0.206 Lee Maye, L (9, PH) OBP: 0.200, SLG: 0.281		F7			F9		P5		FC6-4 1-2f 2-3	3 1	0 0	0 0	0 0	0 0	0 0	1 2
Frank Bolling, R (1, 4) OBP: 0.283, SLG: 0.305		K			F7		5-3		5-3	4	0	0	0	0	1	4
Denis Menke, R (1, 6) OBP: 0.327, SLG: 0.471			K		K		P5			3	0	0	0	0	2	0
Tony Cloninger, R (1, 1) Ty Cline, L (6, PH) OBP: 0.232, SLG: 0.215 Hank Fischer, R (7, 1) Mack Jones, L (8, PH) OBP: 0.222, SLG: 0.260 Denny Lemaster, R (9, 1)			5-3			E G3 1B		F8		1 1 0 1 0	0 1 0 0 0	0 1 0 0 0	0 0 0 0 0	0 0 0 0 0	0 0 0 0 0	0 0 0 0 0
Inning Stats	R: 0 E: 0 K: 0 S: 3 H: 1 LOB: 0 BB: 0 P: 3	R: 0 E: 0 K: 1 S: 5 H: 0 LOB: 1 BB: 1 P: 9	R: 0 E: 0 K: 1 S: 6 H: 1 LOB: 1 BB: 0 P: 6	R: 0 E: 0 K: 0 S: 3 H: 0 LOB: 0 BB: 0 P: 3	R: 0 E: 0 K: 1 S: 5 H: 0 LOB: 0 BB: 0 P: 5	R: 2 E: 1 K: 0 S: 5 H: 2 LOB: 1 BB: 1 P: 9	R: 0 E: 0 K: 0 S: 3 H: 0 LOB: 0 BB: 0 P: 3	R: 0 E: 0 K: 0 S: 3 H: 0 LOB: 0 BB: 0 P: 3	R: 0 E: 0 K: 0 S: 4 H: 1 LOB: 3 BB: 1 P: 8	1B: 3 2B: 1 3B: 1 HR: 0	SF: 0 SAC: 0 DP: 0 HBP: 0					

PITCHER		IP	WLS	BF	H	R	ER	SO	BB	IBB	HBP	BLK	WP	HR	S	P	ERA	WHIP
Cal Koonce, R ERA: 4.91	(1, 1)	8.1	W	31	5	2	1	3	2	0	0	0	0	0	35	43	1.08	0.840
Jim Brewer, L ERA:	(9, 1)	0.0		1	0	0	0	0	1	0	0	0	0	0	0	4	∞	∞
Lindy McDaniel, R ERA:	(9, 1)	0.2	S	2	0	0	0	0	0	0	0	0	0	0	2	2	0.00	0.000

PITCHER		IP	WLS	BF	H	R	ER	SO	BB	IBB	HBP	BLK	WP	HR	S	P	ERA	WHIP

AB	31
R	2
H	5
RBI	2
BB	3
SO	3
LOB	10

WP: 0 PB: 0 SB: 0 CS: 0 PA: 35

livebaseballscorecards.com

San Francisco Giants @ Milwaukee Braves

Milwaukee County Stadium, Milwaukee, WI

Tue May 07 1963, 8:05 PM EDT

Att. 7,299 - Unknown

TOP

livebaseballscorecards.com

Batter	1	2	3	4	5	6	7	8	9	AB	R	H	RBI	BB	SO	LOB
Jim Davenport, R (1, 5) OBP: 0.305, SLG: 0.379	S S S 0-3 ① K	X 0-0 ③ 2-H 1B		X 0-0 ② F8			S S S 0-3 ② K		X 0-0 ② F2	5	0	1	1	0	2	1
Felipe Alou, R (1, 9) OBP: 0.416, SLG: 0.650	X 0-0 HR		X 0-0 ① F3	X 0-0 ③ F8			S S S 0-3 ③ K		X 0-0 ③ F6	5	1	1	1	0	1	1
Willie Mays, R (1, 8) OBP: 0.356, SLG: 0.465	X 0-0 ② 6-3		B B B B 4-0 E BB		X 0-0 ① 5-3			S S S 0-3 ① K		3	0	0	0	1	1	0
Willie McCovey, L (1, 7) OBP: 0.387, SLG: 0.516	X 0-0 ③ 3-1		X 0-0 E4 HBP 1-3		S S S 0-3 ② K			H 1-0 BB HBP		3	0	0	0	0	1	1
Orlando Cepeda, R (1, 3) OBP: 0.368, SLG: 0.566		X 0-0 E3 HR	H 1-0 1-2 HBP		X 0-0 ③ F6			B B B B 4-0 1-2 BB		2	1	0	0	1	0	0
Ed Bailey, L (1, 2) OBP: 0.390, SLG: 0.846		X 0-0 1-H HR	X 0-0 ② F5			X 0-0 ① F8		S S S 0-3 ② K		4	1	1	2	0	1	5
Joey Amalfitano, R (1, 4) OBP: 0.178, SLG: 0.163		X 0-0 ① F5	S S S 0-3 ③ K			X 0-0 ② 1-3		S S S 0-3 ③ K		4	0	0	0	0	2	5
Jose Pagan, R (1, 6) OBP: 0.255, SLG: 0.277		X 0-0 S 1B 1B		X 0-0 HR		S S S 0-3 ③ K			X 0-0 ① F7	4	2	2	1	0	1	0
Juan Marichal, R (1, 1) OBP: 0.294, SLG: 0.353		X 0-0 ② 6-3 1-2		S S S 0-3 ① K			S S S 0-3 ① K		X 0-0 1B	4	0	1	0	0	2	1

	AB	34
	R	5
	H	6
	RBI	5
	BB	2
	SO	11
	LOB	14

Inning Stats	1	2	3	4	5	6	7	8	9	1B: 3	SF: 0	WP: 0	PA: 38
R:	1	3	0	1	0	0	0	0	0	2B: 0	SAC: 0	PB: 0	
E:	0	1	0	0	0	0	0	0	0	3B: 0	DP: 0	SB: 1	
K:	1	0	1	1	1	1	3	3	0	HR: 3	HBP: 2	CS: 0	
S:	6	6	6	6	5	5	9	9	4				
H:	1	3	0	1	0	0	0	0	1				
LOB:	0	1	3	0	0	0	0	2	1				
BB:	0	0	1	0	0	0	0	1	0				
P:	6	6	11	6	5	5	9	14	4				

PITCHER		IP	WLS	BF	H	R	ER	SO	BB	IBB	HBP	BLK	WP	HR	S	P	ERA	WHIP
Lew Burdette, R (1, 1) ERA: 4.01		4.0	L	20	5	5	3	3	1	0	1	0	0	3	24	29	6.75	1.500
Hank Fischer, R (5, 1) ERA: 2.63		4.0		14	0	0	0	8	1	0	1	0	0	0	28	33	0.00	0.250
Frank Funk, R (9, 1) ERA: 9.0		1.0		4	1	0	0	0	0	0	0	0	0	0	4	4	0.00	1.000

PITCHER	IP	WLS	BF	H	R	ER	SO	BB	IBB	HBP	BLK	WP	HR	S	P	ERA	WHIP

BOTTOM

San Francisco Giants @ Milwaukee Braves

Milwaukee County Stadium, Milwaukee, WI

Tue May 07 1963, 8:05 PM EDT

Att. 7,299 - Unknown

livebaseballscorecards.com

Batter	1	2	3	4	5	6	7	8	9	AB	R	H	RBI	BB	SO	LOB
Don Dillard, L (1, 7) OBP: 0.423, SLG: 0.565	B B B B 4-0 BB		x 0-0 ③ 4-3			S S S 0-3 ① K		S S S 0-3 ① K		3	0	0	0	1	2	2
Len Gabrielson, L (1, 3) OBP: 0.235, SLG: 0.281	S S S 0-3 ① K			x 0-0 ① F8		x 0-0 ② F8		x 0-0 1-2 2-3 1B		4	0	1	0	0	1	1
Hank Aaron, R (1, 9) OBP: 0.390, SLG: 0.657	S S S 0-3 ② K			x 0-0 HR		B B B B 4-0 BB		x 0-0 ② SF9 3-H		2	1	1	2	1	1	1
Eddie Mathews, L (1, 5) OBP: 0.448, SLG: 0.482	S S S 0-3 ③ K			B B B B 4-0 BB		x 0-0 ③ 4-3		x 0-0 ③ 5-3		3	0	0	0	1	1	4
Joe Torre, R (1, 2) OBP: 0.410, SLG: 0.451 Ty Cline, L (9, PR) OBP: 0.232, SLG: 0.215		x 0-0 ① 5-3		S S S 0-3 ② K			x 0-0 ① 4-3		x 0-0 E 1B	4 0	0 0	1 0	0 0	0 0	1 0	1 0
Frank Bolling, R (1, 4) OBP: 0.274, SLG: 0.294		x 0-0 ② 4-3		x 0-0 ③ F9			x 0-0 ② 6-3		x 0-0 ① F7	4	0	0	0	0	0	2
Mack Jones, L (1, 8) OBP: 0.207, SLG: 0.241		S S S 0-3 ③ K			S S S 0-3 ① K2-3		x 0-0 ③ 4-3		x 0-0 1-2 E1	4	0	0	0	0	2	1
Denis Menke, R (1, 6) OBP: 0.322, SLG: 0.444			S S S 0-3 ① K		x 0-0 ② F7			B B B B 4-0 1B 1B SF9 BB	x 0-0 ② F5	3	1	0	0	1	1	2
Lew Burdette, R (1, 1) OBP: 0.250, SLG: 0.231 Hank Fischer, R (5, 1) Lee Maye, L (8, PH) OBP: 0.222, SLG: 0.303 Frank Funk, R (9, 1) Norm Larker, L (9, PH) OBP: 0.403, SLG: 0.377			x 0-0 ② 5-3		x 0-0 ③ F9			x 0-0 1-2 1B 1B	x 0-0 ③ F4	1 1 1 0 1	0 0 0 0 0	0 0 1 0 0	0 0 0 0 0	0 0 0 0 0	0 0 0 0 0	0 0 0 0 2
Inning Stats	R: 0 H: 0 E: 0 LOB: 1 K: 3 BB: 1 S: 9 P: 13	R: 0 H: 0 E: 0 LOB: 0 K: 1 BB: 0 S: 5 P: 5	R: 0 H: 0 E: 0 LOB: 0 K: 1 BB: 0 S: 5 P: 5	R: 1 H: 1 E: 0 LOB: 1 K: 1 BB: 1 S: 6 P: 10	R: 0 H: 0 E: 0 LOB: 0 K: 1 BB: 0 S: 5 P: 5	R: 0 H: 0 E: 0 LOB: 1 K: 1 BB: 1 S: 5 P: 9	R: 0 H: 0 E: 0 LOB: 0 K: 0 BB: 0 S: 3 P: 3	R: 1 H: 2 E: 0 LOB: 2 K: 1 BB: 1 S: 7 P: 11	R: 0 H: 1 E: 1 LOB: 2 K: 0 BB: 0 S: 5 P: 5	1B: 3 SF: 1 2B: 0 SAC: 0 3B: 0 DP: 0 HR: 1 HBP: 0						

	AB	31
	R	2
	H	4
	RBI	2
	BB	4
	SO	9
	LOB	16

WP: 0 PA: 36
PB: 0
SB: 0
CS: 0

PITCHER	IP	WLS	BF	H	R	ER	SO	BB	IBB	HBP	BLK	WP	HR	S	P	ERA	WHIP
Juan Marichal, R (1, 1) ERA: 2.12	9.0	W	36	4	2	1	9	4	0	0	0	0	1	50	66	1.00	0.889

PITCHER	IP	WLS	BF	H	R	ER	SO	BB	IBB	HBP	BLK	WP	HR	S	P	ERA	WHIP

San Francisco Giants @ Milwaukee Braves

Milwaukee County Stadium, Milwaukee, WI

Wed May 08 1963, 8:05 PM EDT

Att. 6,902 - Unknown

TOP

livebaseballscorecards.com

Batter	1	2	3	4	5	6	7	8	9	AB	R	H	RBI	BB	SO	LOB
Jim Davenport, R (1, 5) OBP: 0.320, SLG: 0.385	S S S 0-3 ① K		x 0-0 1-2 1B	B B B B 4-0 2B E BB		S S S 0-3 ① K	x 0-0 2-H 3-H 1B			4	1	2	2	1	2	0
Felipe Alou, R (1, 9) (8, 8) OBP: 0.415, SLG: 0.648	x 0-0 ② F9		x 0-0 ② P5	x 0-0 1-3 2-H 3-H E 2B		x 0-0 1B 1-3 1B	x 0-0 ② F7			5	2	2	2	0	0	3
Willie McCovey, L (1, 7) OBP: 0.396, SLG: 0.547	x 0-0 HR		x 0-0 ③ F9	4-0 E IBB		x 0-0 S 1-3 1-3 1B	x 0-0 ③ F8			4	1	2	1	1	0	3
Willie Mays, R (1, 8) OBP: 0.344, SLG: 0.448 Matty Alou, L (8, PH) (8, 9) OBP: 0.167, SLG: 0.167	x 0-0 ③ F9			x 0-0 ① P3 x 0-0 E3 1-2 2-H 3-H		x 0-0 ② 1-3 1-2 3-H		x 0-0 ① 3-1		4 1	0 0	0 0	2 0	0 0	0 0	2 0
Orlando Cepeda, R (1, 3) OBP: 0.361, SLG: 0.550		x 0-0 ① 2-3		x 0-0 E 1B 1B 0-3 ② K		S S S 0-3 ③ K 2-3		x 0-0 ② F8		5	1	1	0	0	2	3
Ed Bailey, L (1, 2) OBP: 0.370, SLG: 0.767		S S S 0-3 ② K		x 0-0 E3 1B 1-2 1B 0-3 ③ K			B B B B 4-0 BB 1B BB	x 0-0 ③ F8		4	2	0	0	1	2	3
Joey Amalfitano, R (1, 4) OBP: 0.240, SLG: 0.178		B B B B 4-0 CS BB	x 0-0 1-2 2-H 1B 1B	B B B B 4-0 B3 BB		B B B B 4-0 SH1-3 1B 1-2 1B BB			x 0-0 ① F6	2	2	1	1	3	0	0
Jose Pagan, R (1, 6) OBP: 0.264, SLG: 0.286 Ernie Bowman, R (7, 6) OBP: 0.333, SLG: 0.500	0-0 ③ CS 1-2	x 0-0 ① 6-3	x 0-0 E 1B 2B 1-2 2-H 1B	x 0-0 ① P6		x 0-0 SH1-3 1-2 2-H 1B 1B			S S S 0-3 ② K	4 1	2 0	2 0	2 0	0 1	0 0	1 0
Jack Fisher, R (1, 1) OBP: 0.385, SLG: 0.455 Bobby Bolin, R (9, 1)		B B B B 4-0 1B BB	x 0-0 E8 1-3 2-H 2B 1B	x 0-0 ② ③ B3 1-2f		x 0-0 ① SH1-3 1-2 2-3			S S S 0-3 ③ K	3 0	1 0	1 0	1 0	1 0	1 0	1 0
Inning Stats	R: 1 E: 0 K: 1 S: 6 H: 1 LOB: 0 BB: 0 P: 6	R: 0 E: 0 K: 1 S: 4 H: 0 LOB: 0 BB: 1 P: 8	R: 0 E: 0 K: 0 S: 4 H: 1 LOB: 2 BB: 1 P: 8	R: 7 E: 3 K: 2 S: 14 H: 5 LOB: 2 BB: 2 P: 22	R: 0 E: 0 K: 0 S: 2 H: 0 LOB: 0 BB: 1 P: 6	R: 1 E: 0 K: 2 S: 9 H: 2 LOB: 1 BB: 0 P: 9	R: 3 E: 0 K: 0 S: 5 H: 2 LOB: 1 BB: 2 P: 13	R: 0 E: 0 K: 0 S: 3 H: 0 LOB: 0 BB: 0 P: 3	R: 0 E: 0 K: 2 S: 7 H: 0 LOB: 0 BB: 0 P: 7	1B: 9 2B: 2 3B: 0 HR: 1	SF: 0 SAC: 1 DP: 1 HBP: 0						

AB	37
R	12
H	11
RBI	11
BB	7
SO	8
LOB	16

WP: 0 PB: 0 SB: 1 CS: 1 PA: 46

PITCHER		IP	WLS	BF	H	R	ER	SO	BB	IBB	HBP	BLK	WP	HR	S	P	ERA	WHIP
Bob Hendley, L ERA: 3.46	(1, 1)	3.1	L	18	6	6	5	2	2	0	0	0	0	1	20	28	13.50	2.400
Tony Cloninger, R ERA: 4.41	(4, 1)	1.2		9	1	2	0	2	2	1	0	0	0	0	10	22	0.00	1.800
Ron Piche, R ERA: 4.76	(6, 1)	2.0		12	4	4	4	2	2	0	0	0	0	0	14	22	18.00	3.000
Frank Funk, R ERA: 6.0	(8, 1)	2.0		6	0	0	0	2	0	0	0	0	0	0	10	10	0.00	0.000

PITCHER	IP	WLS	BF	H	R	ER	SO	BB	IBB	HBP	BLK	WP	HR	S	P	ERA	WHIP

BOTTOM

San Francisco Giants @ Milwaukee Braves

Milwaukee County Stadium, Milwaukee, WI

Wed May 08 1963, 8:05 PM EDT

Att. 6,902 - Unknown

livebaseballscorecards.com

Batter	1	2	3	4	5	6	7	8	9	AB	R	H	RBI	BB	SO	LOB
Don Dillard, L (1, 7) OBP: 0.452, SLG: 0.679	3-1 BLK FC6-2 1B		F8		G3 1-2 2-3			2B 3B	1-3 2B	5	1	3	0	0	0	2
Len Gabrielson, L (1, 3) OBP: 0.233, SLG: 0.290	3-1 1-3		F7		F7			1B 4-3 2B 3-H	K	5	1	1	1	0	1	5
Hank Aaron, R (1, 9) OBP: 0.390, SLG: 0.645	FC6-2 3-H		F8			FC3-6 1B		4-3 2B 1B 2-3	K	5	1	2	0	0	1	3
Eddie Mathews, L (1, 5) OBP: 0.431, SLG: 0.460	P6			G3		FC3-6 G4-3 1-2f		4-3 1-2 3-H		4	0	0	1	0	0	3
Joe Torre, R (1, 2) OBP: 0.414, SLG: 0.467		HR 1B		L5		G4-3 1-2f		2-H 2B		4	1	2	1	0	0	1
Frank Bolling, R (1, 4) OBP: 0.273, SLG: 0.319		1-H HR		6-3			F8	5-3		4	1	1	2	0	0	1
Mack Jones, L (1, 8) OBP: 0.210, SLG: 0.228		4-3			BBB G3 1B BB		G3	F8		3	0	0	0	1	0	1
Denis Menke, R (1, 6) OBP: 0.365, SLG: 0.500		CS 1B			G3 1-2 1B		2B		2B 1B	4	0	4	0	0	0	0
Bob Hendley, R (1, 1) OBP: 0.214, SLG: 0.214 Tony Cloninger, R (4, 1) Ty Cline, L (5, PH) OBP: 0.229, SLG: 0.213 Ron Piche, R (6, 1) Norm Larker, L (7, PH) OBP: 0.397, SLG: 0.370 Frank Funk, R (8, 1) Lee Maye, L (9, PH) OBP: 0.216, SLG: 0.294		K 1-2			K		F9		F9	1 0 1 0 1 0 1	0 0 0 0 0 0 0	0 0 0 0 0 0 0	0 0 0 0 0 0 0	1 0 0 0 0 0 0	1 0 2 0 1 0 1	1 0 0 0 0 0 1
Inning Stats	R: 0 H: 1 E: 0 LOB: 1 K: 0 BB: 0 S: 4 P: 4	R: 2 H: 3 E: 0 LOB: 0 K: 1 BB: 0 S: 7 P: 7	R: 0 H: 0 E: 0 LOB: 0 K: 0 BB: 0 S: 3 P: 3	R: 0 H: 0 E: 0 LOB: 0 K: 0 BB: 0 S: 3 P: 3	R: 0 H: 1 E: 0 LOB: 2 K: 1 BB: 1 S: 6 P: 10	R: 0 H: 1 E: 0 LOB: 0 K: 0 BB: 0 S: 3 P: 3	R: 0 H: 1 E: 0 LOB: 1 K: 0 BB: 0 S: 4 P: 4	R: 3 H: 4 E: 0 LOB: 1 K: 0 BB: 0 S: 7 P: 7	R: 0 H: 2 E: 0 LOB: 2 K: 2 BB: 0 S: 9 P: 9	1B: 7 SF: 0 2B: 4 SAC: 0 3B: 1 DP: 1 HR: 1 HBP: 0						

	AB	38
	R	5
	H	13
	RBI	5
	BB	1
	SO	4
	LOB	21

WP: 0 PA: 39
PB: 0
SB: 0
CS: 1

PITCHER		IP	WLS	BF	H	R	ER	SO	BB	IBB	HBP	BLK	WP	HR	S	P	ERA	WHIP
Jack Fisher, R ERA: 3.49	(1, 1)	8.1	W	37	13	5	5	2	1	0	0	1	0	1	40	44	5.40	1.680
Bobby Bolin, R ERA: 3.75	(9, 1)	0.2	S	2	0	0	0	2	0	0	0	0	0	0	6	6	0.00	0.000

PITCHER	IP	WLS	BF	H	R	ER	SO	BB	IBB	HBP	BLK	WP	HR	S	P	ERA	WHIP

San Francisco Giants @ Milwaukee Braves

Milwaukee County Stadium, Milwaukee, WI

Thu May 09 1963, 4:33 AM EDT
Att. 3,920 - Unknown

livebaseballscorecards.com

Batter	1	2	3	4	5	6	7	8	9	AB	R	H	RBI	BB	SO	LOB
Jim Davenport, R (1, 5) OBP: 0.314, SLG: 0.385	6-3		6-3 1-2		E5 FC1-5 WP	2B 2B		F8		5	1	1	0	0	0	1
Felipe Alou, R (1, 9) OBP: 0.431, SLG: 0.696	5-3		HR 2-H		WP FC1-5 1B BB 1-2	1B 2B 2-H			PB 1B 2B	4	4	3	3	1	0	0
Willie McCovey, L (1, 7) OBP: 0.388, SLG: 0.530	K		F8		FC1-5 BB 1B 1-2 2-3f	1B 2-H			G3 2-3	5	1	1	1	0	1	3
Willie Mays, R (1, 8) OBP: 0.346, SLG: 0.445		F8 1B 3-2-5 1B		F8	P4	K			E 1B 3-H	5	0	2	1	0	1	3
Orlando Cepeda, R (1, 3) OBP: 0.371, SLG: 0.557		1B 1-2		S SF7 2B	1B BB 1-2 2-3		F9		F8	4	1	2	0	1	0	1
Ed Bailey, L (1, 2) OBP: 0.373, SLG: 0.739		F8 2-3		SF7 2-H	1B 1-3 2-H 3-H		G6-4-3 BB		E7 1-3	3	0	1	3	1	0	3
Joey Amalfitano, R (1, 4) OBP: 0.236, SLG: 0.180		3-2-5 3-Hf		BB 1B	F8		G6-4-3 1-2f		6-3	5	0	1	0	0	0	7
Jose Pagan, R (1, 6) OBP: 0.272, SLG: 0.287			6-3 HR 1B	BB 1-2		F7		6-3		3	1	1	0	1	0	0
Billy O'Dell, S (1, 1) OBP: 0.063, SLG: 0.063			P1	3-1		P3		P6		4	0	0	0	0	0	3

Inning Stats	1	2	3	4	5	6	7	8	9	AB	R	H	RBI	BB	SO	LOB
	R: 0 E: 0 K: 1 S: 5	R: 0 E: 0 K: 0 S: 4	R: 2 E: 0 K: 0 S: 5	R: 1 E: 0 K: 0 S: 5	R: 2 E: 1 K: 0 S: 5	R: 2 E: 0 K: 1 S: 8	R: 0 E: 0 K: 0 S: 2	R: 0 E: 0 K: 0 S: 3	R: 1 E: 1 K: 0 S: 6	1B: 7 2B: 5 3B: 0 HR: 1	SF: 1 SAC: 0 DP: 2 HBP: 0	WP: 2 PB: 1 SB: 1 CS: 0	PA: 43			

PITCHER		IP	WLS	BF	H	R	ER	SO	BB	IBB	HBP	BLK	WP	HR	S	P	ERA	WHIP
Warren Spahn, L ERA: 2.84	(1, 1)	5.2	L	30	10	7	5	1	3	0	0	0	2	1	29	41	7.94	2.294
Hank Fischer, R ERA: 2.57	(6, 1)	0.1		1	0	0	0	1	0	0	0	0	0	0	3	3	0.00	0.000
Frank Funk, R ERA: 5.0	(7, 1)	3.0		12	2	1	1	0	1	0	0	0	0	0	11	15	3.00	1.000

PITCHER	IP	WLS	BF	H	R	ER	SO	BB	IBB	HBP	BLK	WP	HR	S	P	ERA	WHIP

San Francisco Giants @ Milwaukee Braves

Milwaukee County Stadium, Milwaukee, WI

Thu May 09 1963, 4:33 AM EDT

Att. 3,920 - Unknown

livebaseballscorecards.com

BOTTOM

Batter	1	2	3	4	5	6	7	8	9	AB	R	H	RBI	BB	SO	LOB
Bubba Morton, R (1, 8) OBP: 0.222, SLG: 0.125	1-3		E WP SF8 1B 1-2	FC5 1-2 2-3f			4-3		F9	5	1	1	0	0	0	2
Frank Bolling, R (1, 4) OBP: 0.272, SLG: 0.316	5-3		E4 FC5 WP 1-3 2-H	K			1B			4	0	1	1	0	1	3
Hank Aaron, R (1, 9) OBP: 0.394, SLG: 0.646	WP 2B		IBB 1-2		F8		K			3	0	1	0	1	1	1
Eddie Mathews, L (1, 7) OBP: 0.425, SLG: 0.444	WP BB		F8		K		F9			3	0	0	0	1	1	4
Joe Torre, R (1, 2) OBP: 0.407, SLG: 0.462	F3 1-2 2-3		SF8 3-H		4-3			G4-6-3 1B		3	0	1	1	0	0	2
Denis Menke, R (1, 5) OBP: 0.343, SLG: 0.468		K	FC5 2-3f			F9		K		4	0	0	0	0	2	3
Del Crandall, R (1, 3) OBP: 0.231, SLG: 0.189		F9		FC1-5 1B BB		4-3		G4-6-3 1-2f		3	0	0	0	1	0	1
Roy McMillan, R (1, 6) OBP: 0.313, SLG: 0.386		F9		FC5 FC1-5 1B 1-2		2B			F8	4	0	2	0	0	0	0
Warren Spahn, L (1, 1) OBP: 0.263, SLG: 0.235			WP 1B E 1B	FC1-5 1-2 2-3f		K			K	2	1	1	0	0	0	2
Hank Fischer, R (6, 1)										0	0	0	0	0	0	0
Len Gabrielson, L (6, PH) OBP: 0.230, SLG: 0.286										1	0	0	0	0	1	1
Frank Funk, R (7, 1)										0	0	0	0	0	0	0
Norm Larker, L (9, PH) OBP: 0.391, SLG: 0.364										1	0	0	0	0	1	0

Inning Stats	1	2	3	4	5	6	7	8	9
	R: 0 E: 0 K: 0 S: 4	H: 1 LOB: 2 BB: 1 P: 8	R: 0 E: 0 K: 1 S: 5	H: 0 LOB: 0 BB: 0 P: 5	R: 2 E: 1 K: 0 S: 6	H: 2 LOB: 2 BB: 1 P: 10	R: 0 E: 0 K: 1 S: 6	H: 1 LOB: 2 BB: 1 P: 10	R: 0 E: 0 K: 1 S: 5	H: 0 LOB: 0 BB: 0 P: 5	R: 0 E: 0 K: 1 S: 6	H: 1 LOB: 1 BB: 0 P: 6	R: 0 E: 0 K: 1 S: 6	H: 1 LOB: 1 BB: 0 P: 6	R: 0 E: 0 K: 1 S: 5	H: 1 LOB: 0 BB: 0 P: 5	R: 0 E: 0 K: 1 S: 5	H: 0 LOB: 0 BB: 0 P: 5

	AB	R	H	RBI	BB	SO	LOB
	33	2	7	2	3	7	19

	1B	SF	2B	SAC	3B	DP	HR	HBP
	5	1	2	0	0	1	0	0

	WP	PA	PB	SB	CS
	3	37	0	0	0

PITCHER	IP	WLS	BF	H	R	ER	SO	BB	IBB	HBP	BLK	WP	HR	S	P	ERA	WHIP
Billy O'Dell, L (1, 1) ERA: 2.01	9.0	W	37	7	2	1	7	2	1	0	0	3	0	48	60	1.00	1.000

PITCHER	IP	WLS	BF	H	R	ER	SO	BB	IBB	HBP	BLK	WP	HR	S	P	ERA	WHIP

Milwaukee Braves @ Philadelphia Phillies

Connie Mack Stadium, Philadelphia, PA

Fri May 10 1963, 7:05 PM EDT
Att. 11,904 - Unknown

livebaseballscorecards.com

Batter	1	2	3	4	5	6	7	8	9	AB	R	H	RBI	BB	SO	LOB
Bubba Morton, R (1, 8) OBP: 0.286, SLG: 0.167	0-0 3-1 BB 1B		0-3 K		4-0 BB		0-0 4-3			2	0	1	0	1	1	0
Mack Jones, L (6, 8) OBP: 0.206, SLG: 0.224										1	0	0	0	0	0	0
Frank Bolling, R (1, 4) OBP: 0.264, SLG: 0.306	0-3 K		0-0 F7		0-3 K		0-0 1-3			4	0	0	0	0	2	3
Hank Aaron, R (1, 9) OBP: 0.405, SLG: 0.643	4-0 3-1 1-2 BB		0-0 F7			0-0 1B G6-4-3 1B	4-0 BB			2	1	1	0	2	0	0
Eddie Mathews, L (1, 7) OBP: 0.427, SLG: 0.447	0-0 3-1 1-2 2-3			0-0 CS 1B		0-0 G6-4-3 1-3 1B	0-0 F8			4	0	2	0	0	0	3
Len Gabrielson, L (7, 7) OBP: 0.230, SLG: 0.286										0	0	0	0	0	0	0
Joe Torre, R (1, 2) OBP: 0.404, SLG: 0.450	4-0 BB			0-3 K		0-0 G6-4-3 1-2f 3-H				2	0	0	0	1	1	2
Denis Menke, R (1, 5) OBP: 0.343, SLG: 0.508	0-3 K			0-3 K 1-2		0-0 HR				3	1	1	1	0	2	4
Del Crandall, R (1, 3) OBP: 0.238, SLG: 0.179		0-0 5-3			0-0 P3	4-0 HR BB				2	1	0	0	1	0	0
Roy McMillan, R (1, 6) OBP: 0.333, SLG: 0.489		0-0 F8			0-0 2B	0-0 1-H HR				3	1	2	2	0	0	0
Denny Lemaster, R (1, 1)		0-0 5-3			0-0 1-3	0-0 L4				3	0	0	0	0	0	1

Inning Stats	1	2	3	4	5	6	7	8	9
	R: 0 H: 1 E: 0 LOB: 3 K: 2 BB: 2 S: 8 P: 16	R: 0 H: 0 E: 0 LOB: 0 K: 0 BB: 0 S: 3 P: 3	R: 0 H: 0 E: 0 LOB: 0 K: 1 BB: 0 S: 5 P: 5	R: 0 H: 1 E: 0 LOB: 0 K: 2 BB: 0 S: 7 P: 7	R: 0 H: 1 E: 0 LOB: 2 K: 1 BB: 1 S: 6 P: 10	R: 4 H: 4 E: 0 LOB: 0 K: 0 BB: 1 S: 6 P: 10	R: 0 H: 0 E: 0 LOB: 1 K: 0 BB: 1 S: 3 P: 7		

1B: 4	SF: 0
2B: 1	SAC: 0
3B: 0	DP: 1
HR: 2	HBP: 0

WP: 0	PA: 31
PB: 0	
SB: 0	
CS: 1	

PITCHER		IP	WLS	BF	H	R	ER	SO	BB	IBB	HBP	BLK	WP	HR	S	P	ERA	WHIP
Chris Short, L ERA: 4.5	(1, 1)	5.2	L	26	7	4	4	6	4	0	0	0	0	2	34	50	6.35	1.941
Jack Hamilton, R ERA: 5.79	(6, 1)	1.1		5	0	0	0	0	1	0	0	0	0	0	4	8	0.00	0.750

PITCHER	IP	WLS	BF	H	R	ER	SO	BB	IBB	HBP	BLK	WP	HR	S	P	ERA	WHIP

Batter	1	2	3	4	5	6	7	8	9	AB	R	H	RBI	BB	SO	LOB
Cookie Rojas, R (1, 4)	F7		5-3			F5				3	0	0	0	0	0	0
Don Hoak, R (1, 5) OBP: 0.274, SLG: 0.320	6-3		P6			5-3				3	0	0	0	0	0	0
Don Demeter, R (1, 8) OBP: 0.365, SLG: 0.528	P4			SF9 3B		F8				3	1	1	0	0	0	0
Roy Sievers, R (1, 3) OBP: 0.319, SLG: 0.381		K		BBBB 4-0 G6-4-3 BB			0-0			2	0	0	0	1	1	0
Jim Lemon, R (1, 7) OBP: 0.192, SLG: 0.208		1B 1B		SF9 3-H						1	0	1	1	0	0	0
Earl Averill, R (1, 2) OBP: 0.308, SLG: 0.304		1-2 1B		G6-4-3 1-2f						2	0	1	0	0	0	1
Tony Gonzalez, L (1, 9) OBP: 0.371, SLG: 0.388		K			3-1					2	0	0	0	0	1	2
Bobby Wine, R (1, 6) OBP: 0.344, SLG: 0.516		K			K					2	0	0	0	0	2	2
Chris Short, R (1, 1) OBP: 0.071, SLG: 0.214 Jack Hamilton, R (6, 1)			K		K					2 0	0 0	0 0	0 0	0 0	2 0	0 0
Inning Stats	R: 0 E: 0 K: 0 S: 3 H: 0 LOB: 0 BB: 0 P: 3	R: 0 E: 0 K: 3 S: 11 H: 2 LOB: 2 BB: 0 P: 11	R: 0 E: 0 K: 1 S: 5 H: 0 LOB: 0 BB: 0 P: 5	R: 1 E: 0 K: 0 S: 3 H: 1 LOB: 0 BB: 1 P: 7	R: 0 E: 0 K: 2 S: 7 H: 0 LOB: 0 BB: 0 P: 7	R: 0 E: 0 K: 0 S: 3 H: 0 LOB: 0 BB: 0 P: 3	R: 0 E: 0 K: 0 S: 0 H: 0 LOB: 0 BB: 0 P: 0			1B: 2 2B: 0 3B: 1 HR: 0	SF: 1 SAC: 0 DP: 1 HBP: 0						

PITCHER	IP	WLS	BF	H	R	ER	SO	BB	IBB	HBP	BLK	WP	HR	S	P	ERA	WHIP
Denny Lemaster, L (1, 1) ERA: 2.03	6.0	W	22	3	1	1	6	1	0	0	0	0	0	32	36	1.50	0.667

PITCHER	IP	WLS	BF	H	R	ER	SO	BB	IBB	HBP	BLK	WP	HR	S	P	ERA	WHIP

BOTTOM

Milwaukee Braves @ Philadelphia Phillies

Connie Mack Stadium, Philadelphia, PA

Fri May 10 1963, 7:05 PM EDT

Att. 11,904 - Unknown

livebaseballscorecards.com

AB	20
R	1
H	3
RBI	1
BB	1
SO	6
LOB	5



Milwaukee Braves @ Philadelphia Phillies

Connie Mack Stadium, Philadelphia, PA

Sat May 11 1963, 3:33 AM EDT

Att. 3,192 - Unknown

TOP

livebaseballscorecards.com

Batter	1	2	3	4	5	6	7	8	9	AB	R	H	RBI	BB	SO	LOB
Don Dillard, L (1, 8) OBP: 0.400, SLG: 0.594	4-3	G3			P5		4-3			4	0	0	0	0	0	2
Frank Bolling, R (1, 4) OBP: 0.263, SLG: 0.328	P3		HR		F9			L4		4	1	1	1	0	0	0
Hank Aaron, R (1, 9) OBP: 0.415, SLG: 0.667	5-3		BBBB 4-0 CS BB			HR		BBBB 4-0 BB		2	1	1	1	2	0	0
Eddie Mathews, L (1, 7) OBP: 0.438, SLG: 0.485		2B 1B 1B	1-2 P5			HR		BBBB 4-0 FC4-6 1-2 BB		3	2	2	1	1	0	1
Norm Larker, L (1, 3) OBP: 0.397, SLG: 0.379		1B 1-3 SF9 2B	F8			H 1-0 K HBP		SSS 0-3 K		3	1	1	0	0	1	2
Joe Torre, R (1, 2) OBP: 0.402, SLG: 0.446		BB 2-3 3-H 1B		6-3	SSS 0-3 K 1-2			FC4-6 1-2f		3	0	1	1	0	1	1
Lee Maye, L (8, PH) OBP: 0.211, SLG: 0.286										1	0	0	0	0	0	2
Bob Uecker, R (8, 2) OBP: 1.000, SLG: 1.500										0	0	0	0	0	0	0
Denis Menke, R (1, 5) OBP: 0.324, SLG: 0.485		SF9 3-H		SSS 0-3 K		6-3			F8	3	0	0	1	0	1	0
Roy McMillan, R (1, 6) OBP: 0.333, SLG: 0.469		BBBB 4-0 1-2 BB		SSS 0-3 K			4-3		G3	2	0	0	0	1	1	0
Len Gabrielson, L (9, PH) OBP: 0.227, SLG: 0.282										1	0	0	0	0	0	0
Bob Shaw, R (1, 1) OBP: 0.333, SLG: 0.273		SSS 0-3 K			P6		SSS 0-3 K		SSS 0-3 K	3	0	0	0	0	2	2
Hank Fischer, R (7, 1)										0	0	0	0	0	0	0
Tony Cloninger, R (7, 1)										0	0	0	0	0	0	0
Mack Jones, L (9, PH) OBP: 0.203, SLG: 0.220										1	0	0	0	0	1	0

	AB	30
	R	5
	H	6
	RBI	5
	BB	4
	SO	7
	LOB	10

Inning Stats	1	2	3	4	5	6	7	8	9
	R: 0 E: 0 K: 0 S: 3	H: 0 LOB: 0 BB: 0 P: 3	R: 2 E: 0 K: 1 S: 8	H: 3 LOB: 2 BB: 1 P: 12	R: 1 E: 0 K: 0 S: 3	H: 1 LOB: 0 BB: 1 P: 7	R: 0 E: 0 K: 2 S: 7	H: 0 LOB: 0 BB: 0 P: 7	R: 0 E: 0 K: 0 S: 3	H: 0 LOB: 0 BB: 0 P: 3	R: 2 E: 0 K: 1 S: 6	H: 2 LOB: 0 BB: 0 P: 7	R: 0 E: 0 K: 1 S: 5	H: 0 LOB: 0 BB: 0 P: 5	R: 0 E: 0 K: 1 S: 5	H: 0 LOB: 2 BB: 2 P: 13	R: 0 E: 0 K: 1 S: 5	H: 0 LOB: 0 BB: 0 P: 5

	1B: 2	SF: 1	WP: 0	PA: 36
	2B: 1	SAC: 0	PB: 0	
	3B: 0	DP: 0	SB: 0	
	HR: 3	HBP: 1	CS: 1	

PITCHER		IP	WLS	BF	H	R	ER	SO	BB	IBB	HBP	BLK	WP	HR	S	P	ERA	WHIP
Art Mahaffey, R ERA: 4.38	(1, 1)	5.0		22	6	5	5	3	2	0	0	0	0	3	26	34	9.00	1.600
Ryne Duren, R ERA: 4.5	(6, 1)	4.0	W	14	0	0	0	4	2	0	1	0	0	0	19	28	0.00	0.500

PITCHER	IP	WLS	BF	H	R	ER	SO	BB	IBB	HBP	BLK	WP	HR	S	P	ERA	WHIP

Batter	1	2	3	4	5	6	7	8	9	AB	R	H	RBI	BB	SO	LOB
Don Hoak, R (1, 5) OBP: 0.279, SLG: 0.317	L8		G3 G3 2B 1B	6-3			E5 FC1-5 BB 1-2 2-3 3-H BB			4	1	1	1	1	0	0
Johnny Callison, L (1, 9) OBP: 0.306, SLG: 0.372	G3		G3 1-2		1B 1B BB		BB FC1-S 2B BB F9			3	2	0	0	2	0	4
Tony Gonzalez, L (1, 8) OBP: 0.383, SLG: 0.393	1B 1B		G3 2B BB		1-3 1B		FC1-5 BB 2B 1-2 2-3f	P6		4	2	2	0	1	0	2
Wes Covington, L (1, 7) OBP: 0.405, SLG: 0.726 Frank Torre, L (9, 3) OBP: 0.400, SLG: 0.100	WP 1-3 1B		G3 1-2 2-3		K		2B 1B BB 1-2 2-3	4-3		4 0	1 0	1 0	0 0	1 0	1 0	3 0
Don Demeter, R (1, 3) OBP: 0.376, SLG: 0.553 (9, 7)	P5 1-2		2-H 3-H 2B		3-H 1B		1-3 2-H 3-H 2B	6-3		5	1	3	5	0	0	2
Clay Dalrymple, L (1, 2) OBP: 0.329, SLG: 0.354		4-3	FC6-4 BB		4-3		BB 1B BB IBB			2	1	0	0	2	0	1
Bobby Wine, R (1, 6) OBP: 0.338, SLG: 0.500		5-3	FC6-4 1-2f			5-3	BB BB 1-2 2-H 3-H 1B			4	0	1	2	0	0	2
Cookie Rojas, R (1, 4) OBP: 0.176, SLG: 0.067		FC6-4 1B		6-3		L7	BB 1-2 2-3 BB			3	0	1	0	1	0	0
Art Mahaffey, R (1, 1) OBP: 0.118, SLG: 0.118 Ryne Duren, R (6, 1)		FC6-4 1-2f		5-3		5-3	K			2 2	0 0	0 0	0 0	0 0	0 1	1 3
Inning Stats	R: 0 E: 0 K: 0 S: 5 H: 2 LOB: 2 BB: 0 P: 5	R: 0 E: 0 K: 0 S: 4 H: 1 LOB: 1 BB: 0 P: 4	R: 2 E: 0 K: 0 S: 5 H: 2 LOB: 2 BB: 2 P: 13	R: 0 E: 0 K: 0 S: 3 H: 0 LOB: 0 BB: 0 P: 3	R: 1 E: 0 K: 1 S: 6 H: 2 LOB: 1 BB: 1 P: 10	R: 0 E: 0 K: 0 S: 3 H: 0 LOB: 0 BB: 0 P: 3	R: 5 E: 1 K: 1 S: 8 H: 2 LOB: 3 BB: 5 P: 28	R: 0 E: 0 K: 0 S: 3 H: 0 LOB: 0 BB: 0 P: 3		1B: 7 2B: 2 3B: 0 HR: 0 SF: 0 SAC: 0 DP: 0 HBP: 0						

PITCHER		IP	WLS	BF	H	R	ER	SO	BB	IBB	HBP	BLK	WP	HR	S	P	ERA	WHIP
Bob Shaw, R ERA: 4.58	(1, 1)	6.0		29	7	5	5	1	4	0	0	0	1	0	27	43	7.50	1.833
Hank Fischer, R ERA: 3.77	(7, 1)	0.1	L	6	2	2	1	0	2	1	0	0	0	0	3	15	27.00	12.000
Tony Cloninger, R ERA: 4.0	(7, 1)	1.2		6	0	1	0	1	1	0	0	0	0	0	7	11	0.00	0.600

PITCHER	IP	WLS	BF	H	R	ER	SO	BB	IBB	HBP	BLK	WP	HR	S	P	ERA	WHIP

BOTTOM

Milwaukee Braves @ Philadelphia Phillies

Connie Mack Stadium, Philadelphia, PA

Sat May 11 1963, 3:33 AM EDT

Att. 3,192 - Unknown

livebaseballscorecards.com

AB	33
R	8
H	9
RBI	8
BB	8
SO	2
LOB	18

Batter	1	2	3	4	5	6	7	8	9	10	11	AB	R	H	RBI	BB	SO	LOB
Don Dillard, L (1, 8) OBP: 0.415, SLG: 0.583	0-1 FC5-4 1B		3-2 3-1		4-2 FC6-4 BB 1-2		0-0 WP 1B		2-0 SF7 3-H		1-3 K	4	0	2	1	1	1	1
Frank Bolling, R (1, 4) OBP: 0.261, SLG: 0.323	1-2 FC5-4 E BB 2B 1-2f		0-0 1-3		3-2 P5		1-1 WP 1B 1-2		0-1 F8			5	1	1	0	0	0	3
Hank Aaron, R (1, 9) OBP: 0.414, SLG: 0.653	4-1 E 2B BB 1-2		2-3 K		3-0 FC6-4 1-2f		2-3 K 1-2 2-3			1-2 6-3 1B		4	1	1	0	1	2	4
Eddie Mathews, L (1, 7) OBP: 0.429, SLG: 0.471 (6, 5)	2-1 E3 2B 1-2 2-3			3-3 K		1-2 FC4-6 BB 1B	0-0 F8			0-3 K		5	0	1	0	0	2	5
Norm Larker, L (1, 3) OBP: 0.385, SLG: 0.381	2-1 2B 1-H 2-H 3-H			2-3 K		2-1 L8		1-3 K		3-2 6-3 1-2		5	0	1	2	0	2	2
Denis Menke, R (1, 5) OBP: 0.342, SLG: 0.471 (6, 6)	1-2 L8			4-2 FC6-4 BB		4-1 FC4-6 BB 1-2		G6-4-3 BB		1-2 F7		2	0	0	0	3	0	2
Roy McMillan, R (1, 6) OBP: 0.321, SLG: 0.451		2-2 P6		1-0 FC6-4 1-2f		3-2 FC4-6 1-2f 2-3		2-2 G6-4-3 1-2f			2-0 E 2B	2	0	0	0	0	0	1
Lee Maye, L (6, PH) OBP: 0.220, SLG: 0.316 (6, 7)												3	0	1	0	0	0	3
Del Crandall, R (1, 2) OBP: 0.222, SLG: 0.167		2-1 6-3			0-0 6-3		0-0 L1		1-0 6-3		0-0 E1 G6-4-3 2-3	3	0	0	0	0	0	2
Joe Torre, R (9, PH) OBP: 0.394, SLG: 0.435 (9, 2)												2	0	0	0	0	0	1
Lew Burdette, R (1, 1) OBP: 0.222, SLG: 0.250 Dan Schneider, L (6, 1) Len Gabrielsen, L (7, PH) OBP: 0.324, SLG: 0.378 Denny Lemaster, R (7, 1) Mack Jones, L (9, PH) OBP: 0.214, SLG: 0.357 Hank Fischer, R (8, 1) Claude Raymond, R (10, 1) Bubba Morton, R (11, PH) OBP: 0.273, SLG: 0.318 Tony Cloninger, R (11, 1)		2-3 K			0-0 E3 BB		0-1 P4		0-1 SF7 3B		0-0 G6-4-3 1-2f							
Inning Stats	R: 2 E: 1 K: 0 S: 14 H: 2 LOB: 1 BB: 1 P: 24	R: 0 E: 0 K: 1 S: 11 H: 0 LOB: 0 BB: 0 P: 17	R: 0 E: 0 K: 1 S: 7 H: 0 LOB: 0 BB: 0 P: 12	R: 0 E: 0 K: 2 S: 9 H: 0 LOB: 1 BB: 1 P: 19	R: 0 E: 1 K: 0 S: 15 H: 0 LOB: 2 BB: 1 P: 25	R: 0 E: 0 K: 0 S: 12 H: 1 LOB: 2 BB: 1 P: 22	R: 0 E: 0 K: 1 S: 9 H: 2 LOB: 2 BB: 0 P: 12	R: 0 E: 0 K: 1 S: 9 H: 0 LOB: 0 BB: 1 P: 16	R: 1 E: 0 K: 0 S: 6 H: 1 LOB: 0 BB: 0 P: 9	R: 0 E: 0 K: 1 S: 12 H: 1 LOB: 1 BB: 0 P: 17	R: 0 E: 1 K: 1 S: 6 H: 1 LOB: 1 BB: 0 P: 9							

PITCHER		IP	WLS	BF	H	R	ER	SO	BB	IBB	HBP	BLK	WP	HR	S	P	ERA	WHIP
Dallas Green, R ERA: 0.57	(1, 1)	6.1		29	5	2	1	4	4	0	0	0	0	0	73	125	1.42	1.421
Johnny Klippstein, R ERA: 2.16	(7, 1)	2.2		9	1	1	1	2	1	0	0	0	1	0	19	31	3.38	0.750
Jack Baldschun, R ERA: 2.79	(10, 1)	2.0	W	8	2	0	0	2	0	0	0	0	0	0	18	26	0.00	1.000

PITCHER	IP	WLS	BF	H	R	ER	SO	BB	IBB	HBP	BLK	WP	HR	S	P	ERA	WHIP

TOP

Milwaukee Braves @ Philadelphia Phillies

Connie Mack Stadium, Philadelphia, PA

Sun May 12 1963, 3:33 AM EDT

Unknown

livebaseballscorecards.com

AB	40
R	3
H	8
RBI	3
BB	5
SO	8
LOB	26

1B: 5	SF: 1	WP: 1	PA: 46
2B: 2	SAC: 0	PB: 0	
3B: 1	DP: 2	SB: 0	
HR: 0	HBP: 0	CS: 0	

Batter	1	2	3	4	5	6	7	8	9	10	11	AB	R	H	RBI	BB	SO	LOB
Don Hoak, R (1, 5) OBP: 0.282, SLG: 0.311	6-3		1-3		SH2-4, HR, 1B		BB, 1B, BB		F7		1-3	5	1	1	0	1	0	0
Johnny Callison, L (1, 9) OBP: 0.327, SLG: 0.418	3B		CS, BB		SH2-4, 1-2		BB, 1-2, 1B		K		1B, 2B	4	1	3	0	1	1	0
Tony Gonzalez, L (1, 8) OBP: 0.400, SLG: 0.384	1B, BB		1-2, BB		4-3		L8			HBP, SH3-4	IBB, 1B	2	0	0	0	3	0	3
Wes Covington, L (1, 7) OBP: 0.422, SLG: 0.763 Frank Torre, L (8, 3) OBP: 0.438, SLG: 0.182	1-2, FC6-4, 1B		K		2-H, HR		1-2, 2-3, BB			SH3-4, 1-2	1-2, 2-H, 1B	3 1	1 0	2 1	2 1	1 1	1 0	1 0
Don Demeter, R (1, 3) (8, 7) OBP: 0.368, SLG: 0.531	FC6-4, 1-2f			F5	5-3		K			FC5, BB, IBB		4	0	0	0	1	1	5
Clay Dalrymple, L (1, 2) OBP: 0.333, SLG: 0.400		HR		1B		F5		K		K		5	1	2	1	0	2	2
Bobby Wine, R (1, 6) OBP: 0.342, SLG: 0.486		G4-3, 1B		F8		P5		K			BB	4	0	1	0	1	1	1
Cookie Rojas, R (1, 4) OBP: 0.182, SLG: 0.100		G4-3, 1-2f		1-2, 1B		6-3		F5		FC5, 2-3f		5	0	1	0	0	0	4
Dallas Green, L (1, 1) Johnny Klippstein, R (7, 1) Billy Klaus, L (9, PH) OBP: 0.111, SLG: 0.059 Jack Baldschun, R (10, 1)		K		3-1			K		K		K	2 1 1 1	0 0 0 0	0 0 0 0	0 0 0 0	0 0 0 0	1 1 1 1	2 0 0 0
Inning Stats	R: 0 H: 2 E: 0 LOB: 2 K: 0 BB: 1 S: 7 P: 13	R: 1 H: 2 E: 0 LOB: 0 K: 1 BB: 0 S: 10 P: 15	R: 0 H: 0 E: 0 LOB: 1 K: 1 BB: 2 S: 11 P: 22	R: 0 H: 2 E: 0 LOB: 2 K: 0 BB: 0 S: 8 P: 11	R: 2 H: 2 E: 0 LOB: 0 K: 0 BB: 0 S: 9 P: 15	R: 0 H: 0 E: 0 LOB: 0 K: 0 BB: 0 S: 8 P: 10	R: 0 H: 1 E: 0 LOB: 3 K: 2 BB: 2 S: 12 P: 25	R: 0 H: 0 E: 0 LOB: 0 K: 2 BB: 0 S: 8 P: 12	R: 0 H: 0 E: 0 LOB: 0 K: 2 BB: 0 S: 9 P: 13	R: 0 H: 0 E: 0 LOB: 3 K: 1 BB: 2 S: 10 P: 24	R: 1 H: 2 E: 0 LOB: 2 K: 1 BB: 1 S: 7 P: 14	1B: 7 SF: 0 2B: 1 SAC: 2 3B: 1 DP: 1 HR: 2 HBP: 1						WP: 0 PA: 49 PB: 0 SB: 0 CS: 1

PITCHER	IP	WLS	BF	H	R	ER	SO	BB	IBB	HBP	BLK	WP	HR	S	P	ERA	WHIP
Lew Burdette, R (1, 1) ERA: 4.14	5.0		23	8	3	3	2	3	0	0	0	0	2	45	76	5.40	2.200
Dan Schneider, L (6, 1) ERA:	1.0		3	0	0	0	0	0	0	0	0	0	0	8	10	0.00	0.000
Denny Lemaster, L (7, 1) ERA: 1.88	2.0		9	1	0	0	4	2	0	0	0	0	0	20	37	0.00	1.500
Hank Fischer, R (9, 1) ERA: 3.45	1.1		6	0	0	0	2	0	1	1	0	0	0	12	24	0.00	0.000
Claude Raymond, R (10, 1) ERA: 4.2	0.2		3	0	0	0	1	1	0	0	0	0	0	7	13	0.00	1.500

PITCHER	IP	WLS	BF	H	R	ER	SO	BB	IBB	HBP	BLK	WP	HR	S	P	ERA	WHIP
Tony Cloninger, R (11, 1) ERA: 4.34	0.2	L	5	2	1	1	1	0	1	0	0	0	0	7	14	13.50	3.000

BOTTOM

Milwaukee Braves @ Philadelphia Phillies

Connie Mack Stadium, Philadelphia, PA

Sun May 12 1963, 3:33 AM EDT

Unknown

livebaseballscorecards.com

AB	38
R	4
H	11
RBI	4
BB	8
SO	10
LOB	18

Milwaukee Braves @ Philadelphia Phillies

Connie Mack Stadium, Philadelphia, PA

Sun May 12 1963, 7:05 PM EDT

Att. 9,836 - Unknown

TOP

livebaseballscorecards.com

Batter	1	2	3	4	5	6	7	8	9	10	11	12	AB	R	H	RBI	BB	SO	LOB
Don Dillard, L (1, 8) OBP: 0.404, SLG: 0.571	F7		P6	2B 3-H		4-3		FC6-4 1-2f			4-1 1B		6	0	2	1	0	0	3
Frank Bolling, R (1, 4) OBP: 0.264, SLG: 0.319	K		L8	BB			1B BB		K		4-1 1-2		5	0	1	0	1	2	2
Hank Aaron, R (1, 9) OBP: 0.411, SLG: 0.632	K2-3			1B 2B BB; F7			G6-4-3 1-2 BB		F9		6-3		4	1	0	0	2	1	3
Eddie Mathews, L (1, 7) OBP: 0.439, SLG: 0.467		G4-6-3 1B BB		2B 1-3 1B	S BB		K		K	FC4-6 BB		P6	3	0	1	0	3	1	2
Joe Torre, R (1, 2) OBP: 0.381, SLG: 0.418		G4-6-3 1-2 1B		K	F9		G6-4-3 1-2f		FC4-6 1-2f			E6 FC3-6	6	0	1	0	0	1	6
Norm Larker, L (1, 3) OBP: 0.369, SLG: 0.377	G4-6-3 1-2f 2-3			1B 1-H 3-H 2B	6-3 1-2			F9		K		FC3-6 HBP 1-2f	6	1	1	1	0	1	4
Denis Menke, R (1, 5) OBP: 0.341, SLG: 0.453	K			1B E 2-H 1B	K			K		5-3		HBP 1-2	5	1	1	1	0	3	2
Roy McMillan, R (1, 6) OBP: 0.323, SLG: 0.429			L8	E 1-3 1B		5-3		BB		5-3		K	5	1	1	0	1	1	2
Bob Hendley, R (1, 1) OBP: 0.077, SLG: 0.214 Frank Funk, R (2, 1) Len Gabrielson, L (4, PH) OBP: 0.000, SLG: 0.000 Hank Fischer, R (4, 1) Dan Schneider, L (5, 1) Lee Maye, L (5, PH) OBP: 0.333, SLG: 0.333 Claude Raymond, R (6, 1) OBP: 0.000, SLG: 0.000 Denny Lemaster, R (6, 1) Mack Jones, L (11, PH) OBP: 0.333, SLG: 0.333 Lew Burdette, R (11, 1) OBP: 0.222, SLG: 0.389 OBP: 0.000, SLG: 0.000		BB		E5 2B 1-H 3-H 2B				FC6-4 1-2 BB			K		0	0	0	0	0	0	0
Inning Stats	R: 0 E: 0 K: 2 S: 7 H: 0 LOB: 0 BB: 0 P: 9	R: 0 E: 0 K: 1 S: 8 H: 1 LOB: 1 BB: 1 P: 18	R: 0 E: 0 K: 0 S: 6 H: 0 LOB: 1 BB: 1 P: 11	R: 5 E: 1 K: 1 S: 15 H: 6 LOB: 2 BB: 2 P: 25	R: 0 E: 0 K: 1 S: 6 H: 0 LOB: 1 BB: 1 P: 10	R: 0 E: 0 K: 1 S: 5 H: 0 LOB: 0 BB: 0 P: 5	R: 0 E: 0 K: 1 S: 8 H: 1 LOB: 1 BB: 1 P: 16	R: 0 E: 0 K: 1 S: 10 H: 0 LOB: 2 BB: 2 P: 20	R: 0 E: 0 K: 1 S: 8 H: 0 LOB: 1 BB: 1 P: 15	R: 0 E: 0 K: 1 S: 9 H: 0 LOB: 0 BB: 0 P: 10	R: 0 E: 0 K: 1 S: 10 H: 1 LOB: 1 BB: 0 P: 15	R: 0 E: 1 K: 1 S: 11 H: 0 LOB: 2 BB: 0 P: 20	1B: 6 2B: 3 3B: 0 HR: 0	SF: 0 SAC: 0 DP: 2 HBP: 1						

	AB	43
	R	5
	H	9
	RBI	5
	BB	9
	SO	12
	LOB	24

WP: 0 PB: 0 SB: 1 CS: 0 PA: 53

PITCHER		IP	WLS	BF	H	R	ER	SO	BB	IBB	HBP	BLK	WP	HR	S	P	ERA	WHIP
Ray Culp, R ERA: 3.12	(1, 1)	3.2		18	6	5	4	4	3	0	0	0	0	0	34	57	9.82	2.455
Jack Hamilton, R ERA: 4.96	(4, 1)	2.1		10	1	0	0	2	2	0	0	0	0	0	13	21	0.00	1.286
Johnny Klippstein, R ERA: 1.74	(7, 1)	6.0	W	25	2	0	0	6	4	0	1	0	0	0	56	96	0.00	1.000

PITCHER	IP	WLS	BF	H	R	ER	SO	BB	IBB	HBP	BLK	WP	HR	S	P	ERA	WHIP

Batter	1	2	3	4	5	6	7	8	9	10	11	12	AB	R	H	RBI	BB	SO	LOB
Don Hoak, R (1, 5) OBP: 0.268, SLG: 0.297	K	SF8 2-3 3-H			5-3		L7		G3		F8		5	0	0	1	0	1	0
Cookie Rojas, R (1, 4) OBP: 0.214, SLG: 0.154	1-3	FC6-4 1-2f			F9		WP 1B 1B		1B 1B		F8		6	1	2	0	0	0	2
Don Demeter, R (1, 8) (7, 3) OBP: 0.366, SLG: 0.510	5-3		6-3			1-3 1B BB	1B 1-2 IBB		K			E6 SH E	4	2	0	0	2	1	1
Roy Sievers, R (1, 3) Johnny Callison, L (6, PH) (7, 9) OBP: 0.327, SLG: 0.372 OBP: 0.333, SLG: 0.416		1B 1B BB	F7			1-3 1-2	K		1B 1-2			E IBB	1 3	1 0	0 1	0 0	1 1	0 3	0 3
Jim Lemon, R (1, 7) Wes Covington, L (6, PH) (7, 7) OBP: 0.214, SLG: 0.231 OBP: 0.419, SLG: 0.747		1B BB 1-3 FC5-2 1B	L9			K	S 1-3 2-H 1B		K			SH 1-2 2-H	2 3	0 0	1 1	0 1	0 1	0 2	0 3
Earl Averill, R (1, 2) Clay Dalrymple, L (4, PH) (5, 2) Bob Oldis, R (10, PH) (11, 2) OBP: 0.333, SLG: 0.304 OBP: 0.333, SLG: 0.389 OBP: 0.083, SLG: 0.083	FC5-2 1B 1-2 BB BB			K		BB 1B BB	3-1 1-2			K			0 2 1	1 0 0	0 0 0	0 1 0	1 1 0	0 2 1	0 2 0
Tony Gonzalez, L (1, 9) (7, 8) OBP: 0.400, SLG: 0.385	BB FC5-2 SF8 1B 1-2 2-3 3-H		4-3			1B 1-2 2-H	F8			4-3			5	1	2	2	0	0	0
Bobby Wine, R (1, 6) OBP: 0.333, SLG: 0.459	FC5-2 SF8 BB 1-2 2-3 3-Hf		L9			BB 1-2 2-3	K			K			4	0	0	0	1	2	3
Ray Culp, R (1, 1) Jack Hamilton, R (4, 1) Frank Torre, L (6, PH) Tony Taylor, R (6, PH) Johnny Klippstein, R (7, 1) OBP: 0.385, SLG: 0.273 OBP: 0.438, SLG: 0.182 OBP: 0.345, SLG: 0.353	FC6-4 1-2 2-3 3-H BB				K	F8	K			K		K	0 1 0 1 2	0 0 0 0 0	0 0 0 0 0	1 0 0 0 2	1 0 0 0 0	0 1 0 0 2	0 0 0 3 0
Inning Stats	R: 0 E: 0 K: 1 S: 7 H: 0 LOB: 0 BB: 0 P: 8	R: 3 E: 0 K: 0 S: 13 H: 2 LOB: 2 BB: 3 P: 30	R: 0 E: 0 K: 0 S: 3 H: 0 LOB: 0 BB: 0 P: 3	R: 0 E: 0 K: 1 S: 5 H: 0 LOB: 0 BB: 0 P: 7	R: 0 E: 0 K: 1 S: 5 H: 0 LOB: 0 BB: 0 P: 5	R: 1 E: 0 K: 1 S: 11 H: 1 LOB: 3 BB: 3 P: 27	R: 1 E: 0 K: 1 S: 12 H: 2 LOB: 2 BB: 1 P: 24	R: 0 E: 0 K: 2 S: 8 H: 0 LOB: 0 BB: 0 P: 12	R: 0 E: 0 K: 2 S: 13 H: 2 LOB: 2 BB: 0 P: 20	R: 0 E: 0 K: 2 S: 7 H: 0 LOB: 0 BB: 0 P: 8	R: 0 E: 0 K: 1 S: 6 H: 0 LOB: 0 BB: 0 P: 9	R: 1 E: 2 K: 0 S: 2 H: 0 LOB: 2 BB: 1 P: 6	1B: 7 2B: 0 3B: 0 HR: 0	SF: 1 SAC: 1 DP: 0 HBP: 0	WP: 1 PB: 0 SB: 1 CS: 0	PA: 50		

PITCHER		IP	WLS	BF	H	R	ER	SO	BB	IBB	HBP	BLK	WP	HR	S	P	ERA	WHIP
Bob Hendley, L ERA: 3.98	(1, 1)	1.1		9	2	3	3	1	3	0	0	0	0	0	16	30	20.25	3.750
Frank Funk, R ERA: 4.22	(2, 1)	1.2		5	0	0	0	0	0	0	0	0	0	0	7	11	0.00	0.000
Hank Fischer, R ERA: 3.44	(4, 1)	2.2		12	1	1	1	3	3	0	0	0	0	0	19	37	3.38	1.500
Dan Schneider, L ERA: 3.86	(6, 1)	1.1		7	2	1	1	1	0	1	0	0	1	0	14	26	6.75	1.500
Claude Raymond, R ERA: 3.78	(8, 1)	1.2		7	2	0	0	3	0	0	0	0	0	0	18	27	0.00	1.200

PITCHER		IP	WLS	BF	H	R	ER	SO	BB	IBB	HBP	BLK	WP	HR	S	P	ERA	WHIP
Denny Lemaster, L ERA: 1.8	(9, 1)	1.1		4	0	0	0	3	0	0	0	0	0	0	10	13	0.00	0.000
Lew Burdette, R ERA: 4.07	(11, 1)	1.0	L	6	0	1	0	1	0	1	0	0	0	0	8	15	0.00	0.000

BOTTOM

Milwaukee Braves @ Philadelphia Phillies

Connie Mack Stadium, Philadelphia, PA

Sun May 12 1963, 7:05 PM EDT

Att. 9,836 - Unknown

livebaseballscorecards.com

AB	40
R	6
H	7
RBI	5
BB	8
SO	12
LOB	17

St. Louis Cardinals @ Milwaukee Braves

Milwaukee County Stadium, Milwaukee, WI

Tue May 14 1963, 8:05 PM EDT

Att. 5,055 - Unknown

TOP

livebaseballscorecards.com

Batter	1	2	3	4	5	6	7	8	9	AB	R	H	RBI	BB	SO	LOB
Curt Flood, R (1, 8) OBP: 0.296, SLG: 0.349	6-3		4-3		2-3		S 1B		4-3	5	0	1	0	0	0	1
Dick Groat, R (1, 6) OBP: 0.394, SLG: 0.450	F3		1B		1B 3-H 1B		F8 1-2		E5	5	0	2	1	0	0	1
Bill White, L (1, 3) OBP: 0.382, SLG: 0.463	1B		G3		FC6-4 1-3 1B		F5		F8	5	0	2	0	0	0	3
Ken Boyer, R (1, 5) OBP: 0.360, SLG: 0.435	K			1B	FC6-4 1-2f			G3 1B 1B		4	1	2	0	0	1	3
Charlie James, R (1, 9) OBP: 0.338, SLG: 0.432		F9		F4		G3 1B		F4		4	0	1	0	0	0	2
Stan Musial, L (1, 7) OBP: 0.280, SLG: 0.360		1-3		L9		G3 1-2		G3 1-2		4	0	0	0	0	0	3
Gene Oliver, R (1, 2) OBP: 0.260, SLG: 0.338		6-3		K		6-3		2-H 1B		4	0	1	1	0	1	2
Dal Maxvill, R (8, PR) OBP: 0.286, SLG: 0.167										0	0	0	0	0	0	0
Tim McCarver, L (8, 2) OBP: 0.444, SLG: 0.588										0	0	0	0	0	0	0
Julian Javier, R (1, 4) OBP: 0.280, SLG: 0.397			HR		1B 3B	F3		K		4	2	2	1	0	1	2
Bob Gibson, R (1, 1) OBP: 0.385, SLG: 0.273			K		6-3		F2		F5	3	0	0	0	0	1	1
Leo Burke, R (9, PH) OBP: 0.259, SLG: 0.481										1	0	0	0	0	0	0
Inning Stats	R: 0 E: 0 K: 1 S: 6 H: 1 LOB: 1 BB: 0 P: 6	R: 0 E: 0 K: 0 S: 3 H: 0 LOB: 0 BB: 0 P: 3	R: 1 E: 0 K: 1 S: 7 H: 2 LOB: 1 BB: 0 P: 7	R: 0 E: 0 K: 1 S: 6 H: 1 LOB: 1 BB: 0 P: 6	R: 1 E: 0 K: 0 S: 6 H: 3 LOB: 2 BB: 0 P: 6	R: 0 E: 0 K: 0 S: 4 H: 1 LOB: 1 BB: 0 P: 4	R: 0 E: 0 K: 0 S: 4 H: 1 LOB: 1 BB: 0 P: 4	R: 1 E: 0 K: 1 S: 7 H: 2 LOB: 1 BB: 0 P: 7	R: 0 E: 1 K: 0 S: 4 H: 0 LOB: 1 BB: 0 P: 4	1B: 9 2B: 0 3B: 1 HR: 1	SF: 0 SAC: 0 DP: 0 HBP: 0						

	AB	39
	R	3
	H	11
	RBI	3
	BB	0
	SO	4
	LOB	18

WP: 0 PB: 0 SB: 1 CS: 0 PA: 39

PITCHER	IP	WLS	BF	H	R	ER	SO	BB	IBB	HBP	BLK	WP	HR	S	P	ERA	WHIP
Warren Spahn, L (1, 1) ERA: 2.87	9.0	W	39	11	3	3	4	0	0	0	0	0	1	47	47	3.00	1.222

PITCHER	IP	WLS	BF	H	R	ER	SO	BB	IBB	HBP	BLK	WP	HR	S	P	ERA	WHIP

Batter	1	2	3	4	5	6	7	8	9	AB	R	H	RBI	BB	SO	LOB
Mack Jones, L (1, 8) OBP: 0.214, SLG: 0.250	F8		2B HBP		K		K			3	1	0	0	0	2	2
Frank Bolling, R (1, 4) OBP: 0.264, SLG: 0.324	F8		WP 2B 1-H 2-H			E5	FC6 1-2f			4	1	1	2	0	0	2
Hank Aaron, R (1, 9) OBP: 0.400, SLG: 0.612	K		6-3 3-H			F3		L7		4	0	0	0	0	1	1
Eddie Mathews, L (1, 7) OBP: 0.434, SLG: 0.459		6-3		FC3-6 1B		K		3-1		4	0	1	0	0	1	1
Don Dillard, L (9, 7) OBP: 0.404, SLG: 0.571										0	0	0	0	0	0	0
Len Gabrielson, L (1, 3) OBP: 0.225, SLG: 0.289		6-3		FC3-6 1-2f		4-3		BBBB		3	0	0	0	0	0	2
Norm Larker, L (8, 3) OBP: 0.376, SLG: 0.377								BB		0	0	0	0	1	0	0
Denis Menke, R (1, 5) OBP: 0.337, SLG: 0.436		BBBB CS BB		F7 1-2			K	K		3	0	0	0	1	2	2
Roy McMillan, R (1, 6) OBP: 0.323, SLG: 0.424		CS 1-2	5-3	6-3			1B 1B			3	1	1	0	0	0	1
Del Crandall, R (1, 2) OBP: 0.250, SLG: 0.200			1-3 2B 1B		F3		1B 1-3			3	1	2	0	0	0	0
Warren Spahn, L (1, 1) OBP: 0.273, SLG: 0.250			1-3 1-2		G3		FC6 1-2 3-H			3	0	1	1	0	0	1
Inning Stats	R: 0 H: 0 E: 0 LOB: 0 K: 1 BB: 0 S: 5 P: 5	R: 0 H: 0 E: 0 LOB: 0 K: 0 BB: 1 S: 2 P: 6	R: 3 H: 2 E: 0 LOB: 0 K: 0 BB: 0 S: 5 P: 6	R: 0 H: 1 E: 0 LOB: 1 K: 0 BB: 0 S: 4 P: 4	R: 0 H: 0 E: 0 LOB: 0 K: 1 BB: 0 S: 5 P: 5	R: 0 H: 0 E: 1 LOB: 1 K: 1 BB: 0 S: 6 P: 6	R: 1 H: 3 E: 0 LOB: 2 K: 2 BB: 0 S: 10 P: 10	R: 0 H: 0 E: 0 LOB: 1 K: 1 BB: 1 S: 5 P: 9		1B: 5 SF: 0 2B: 1 SAC: 0 3B: 0 DP: 0 HR: 0 HBP: 1						

PITCHER	IP	WLS	BF	H	R	ER	SO	BB	IBB	HBP	BLK	WP	HR	S	P	ERA	WHIP
Bob Gibson, R (1, 1) ERA: 6.82	8.0	L	33	6	4	4	6	2	0	1	0	1	0	42	51	4.50	1.000

PITCHER	IP	WLS	BF	H	R	ER	SO	BB	IBB	HBP	BLK	WP	HR	S	P	ERA	WHIP

BOTTOM

St. Louis Cardinals @ Milwaukee Braves

Milwaukee County Stadium, Milwaukee, WI

Tue May 14 1963, 8:05 PM EDT

Att. 5,055 - Unknown

livebaseballscorecards.com

AB	30
R	4
H	6
RBI	3
BB	2
SO	6
LOB	12

WP: 1	PA: 34		
PB: 0			
SB: 1			
CS: 1			

Batter	1	2	3	4	5	6	7	8	9	AB	R	H	RBI	BB	SO	LOB
Curt Flood, R (1, 8) OBP: 0.295, SLG: 0.359	6-3			5-3			6-3		1-H: 1B 3B	4	1	1	1	0	0	0
Dick Groat, R (1, 6) OBP: 0.403, SLG: 0.451	BB G5-4-3			BB G4-6-3			6-3		3-H: E 1B 1B	2	1	1	1	2	0	0
Charlie James, R (1, 7) OBP: 0.321, SLG: 0.410	G5-4-3 1-2f			G4-6-3 1-2f			6-3		1-3: E5 (F8, 1B)	4	0	0	0	0	0	3
Ken Boyer, R (1, 5) OBP: 0.357, SLG: 0.430		K			F8			5-3	1-2, 3-H: 1B	4	0	1	1	0	1	0
Leo Burke, R (1, 9) OBP: 0.258, SLG: 0.433		F8			6-3			BB	2-3: F8	3	0	0	0	1	0	2
Bill White, L (1, 3) OBP: 0.372, SLG: 0.450		K			F7			K	K	4	0	0	0	0	3	3
Gene Oliver, R (1, 2) OBP: 0.250, SLG: 0.324			5-3			F7		L7		3	0	0	0	0	0	1
Julian Javier, R (1, 4) OBP: 0.273, SLG: 0.387			1-3			6-3			6-3	3	0	0	0	0	0	0
Curt Simmons, L (1, 1) OBP: 0.200, SLG: 0.158			1-3			K			E4 (3B)	1	0	0	0	0	0	0
Duke Carmel, L (6, PH) OBP: 0.389, SLG: 0.385										1	0	0	0	0	1	0
Harry Fanok, S (6, 1) OBP: 0.500, SLG: 0.750										0	0	0	0	0	0	0
Ed Bauta, R (7, 1)										0	0	0	0	0	0	0
George Altman, L (9, PH) OBP: 0.370, SLG: 0.387										1	1	0	0	0	0	0
Inning Stats	R: 0 E: 0 K: 0 S: 2 / H: 0 LOB: 0 BB: 1 P: 6	R: 0 E: 0 K: 2 S: 7 / H: 0 LOB: 0 BB: 0 P: 7	R: 0 E: 0 K: 0 S: 3 / H: 0 LOB: 0 BB: 0 P: 3	R: 0 E: 0 K: 0 S: 2 / H: 0 LOB: 0 BB: 1 P: 6	R: 0 E: 0 K: 0 S: 3 / H: 0 LOB: 0 BB: 0 P: 3	R: 0 E: 0 K: 1 S: 5 / H: 0 LOB: 0 BB: 0 P: 5	R: 0 E: 0 K: 0 S: 3 / H: 0 LOB: 0 BB: 0 P: 3	R: 0 E: 0 K: 1 S: 5 / H: 0 LOB: 1 BB: 1 P: 9	R: 3 E: 2 K: 1 S: 10 / H: 3 LOB: 2 BB: 0 P: 10	1B: 2 2B: 0 3B: 1 HR: 0	SF: 0 SAC: 0 DP: 2 HBP: 0						

TOP

St. Louis Cardinals @ Milwaukee Braves

Milwaukee County Stadium, Milwaukee, WI

Wed May 15 1963, 8:05 PM EDT

Att. 4,851 - Unknown

livebaseballscorecards.com

AB	30
R	3
H	3
RBI	3
BB	3
SO	5
LOB	9

PA: 33

PITCHER	IP	WLS	BF	H	R	ER	SO	BB	IBB	HBP	BLK	WP	HR	S	P	ERA	WHIP
Bob Hendley, L (1, 1) ERA: 3.46	9.0	W	33	3	3	1	5	3	0	0	0	0	0	40	52	1.00	0.667

PITCHER	IP	WLS	BF	H	R	ER	SO	BB	IBB	HBP	BLK	WP	HR	S	P	ERA	WHIP

Batter	1	2	3	4	5	6	7	8	9	AB	R	H	RBI	BB	SO	LOB
Denis Menke, R (1, 5) OBP: 0.333, SLG: 0.469	L8		HR		F4		SF9 1-2 2-3 3-H			3	1	1	2	0	0	0
Frank Bolling, R (1, 4) OBP: 0.263, SLG: 0.322	E6 BB		5-3		F3		E3 BB BB 1B 2-H 3-H 1B			4	1	1	1	0	0	0
Hank Aaron, R (1, 9) OBP: 0.396, SLG: 0.598	K S S S		6-3		L7		B B B BB 1B 1-2 BB			3	1	0	0	1	1	1
Eddie Mathews, L (1, 7) OBP: 0.443, SLG: 0.459 Don Dillard, L (8, 7) OBP: 0.404, SLG: 0.571	B B B B 1-2 BB			3B 1B		F6	B B B B G5-3 1B 1-2 2-3 BB			2 0	1 0	1 0	0 0	2 0	0 0	0 0
Joe Torre, R (1, 2) OBP: 0.385, SLG: 0.442	4-3			1-H 3B 3B		4-3	1-2 2-H 3-H 1B			4	1	2	3	0	0	2
Roy McMillan, R (1, 6) OBP: 0.319, SLG: 0.444		F9		SF7 3-H 3B		F8	G5-3 2-3f			4	1	1	1	0	0	2
Mack Jones, L (1, 8) OBP: 0.216, SLG: 0.239		6-3		6-3			B B B 1B SF9 BB	S S S K		3	1	0	0	1	1	1
Del Crandall, R (1, 3) OBP: 0.250, SLG: 0.208		4-3		SF7 3-H			SF9 HBP 1-3 1B 1B	F4		3	1	1	1	0	0	0
Bob Hendley, R (1, 1) OBP: 0.222, SLG: 0.176			S S S K	6-3			H SF9 E 1-2 HBP	6-3		3	1	0	0	0	1	0
Inning Stats	R: 0 E: 1 K: 1 S: 6 H: 0 LOB: 2 BB: 1 P: 10	R: 0 E: 0 K: 0 S: 3 H: 0 LOB: 0 BB: 0 P: 3	R: 1 E: 0 K: 1 S: 6 H: 1 LOB: 0 BB: 0 P: 6	R: 3 E: 0 K: 0 S: 6 H: 3 LOB: 0 BB: 0 P: 6	R: 0 E: 0 K: 0 S: 3 H: 0 LOB: 0 BB: 0 P: 3	R: 0 E: 0 K: 0 S: 3 H: 0 LOB: 0 BB: 0 P: 3	R: 5 E: 1 K: 0 S: 5 H: 3 LOB: 1 BB: 3 P: 18	R: 0 E: 0 K: 1 S: 5 H: 0 LOB: 0 BB: 0 P: 5		1B: 4 2B: 0 3B: 2 HR: 1	SF: 2 SAC: 0 DP: 1 HBP: 1					

PITCHER		IP	WLS	BF	H	R	ER	SO	BB	IBB	HBP	BLK	WP	HR	S	P	ERA	WHIP
Curt Simmons, L ERA: 1.77	(1, 1)	5.0	L	21	4	4	4	2	1	0	0	0	0	1	24	28	7.20	1.000
Harry Fanok, R ERA: 5.7	(6, 1)	1.1		10	2	5	4	0	3	0	1	0	0	0	6	19	27.00	3.750
Ed Bauta, R ERA: 2.84	(7, 1)	1.2		5	1	0	0	1	0	0	0	0	0	0	7	7	0.00	0.600

PITCHER	IP	WLS	BF	H	R	ER	SO	BB	IBB	HBP	BLK	WP	HR	S	P	ERA	WHIP

BOTTOM

St. Louis Cardinals @ Milwaukee Braves

Milwaukee County Stadium, Milwaukee, WI

Wed May 15 1963, 8:05 PM EDT

Att. 4,851 - Unknown

livebaseballscorecards.com

AB	29
R	9
H	7
RBI	8
BB	4
SO	3
LOB	6

WP: 0 PB: 0 SB: 0 CS: 0 PA: 36

St. Louis Cardinals @ Milwaukee Braves

Milwaukee County Stadium, Milwaukee, WI

Thu May 16 1963, 4:33 AM EDT

Att. 3,157 - Unknown

TOP

livebaseballscorecards.com

Batter	1	2	3	4	5	6	7	8	9	AB	R	H	RBI	BB	SO	LOB
Curt Flood, R (1, 8) OBP: 0.287, SLG: 0.348	F8		F8		K			F9	1-3	5	0	0	0	0	1	2
Dick Groat, R (1, 6) OBP: 0.405, SLG: 0.452	FC3-6 1B		5-3			F9		1B		4	0	2	0	0	0	0
Bill White, L (1, 3) OBP: 0.369, SLG: 0.444	FC3-6 E 1-2f			FC1-6 1B		K		F9		4	0	1	0	0	1	2
Ken Boyer, R (1, 5) OBP: 0.354, SLG: 0.420	F4 1-3			F9		BB		F8		3	0	0	0	1	0	3
Stan Musial, L (1, 7) OBP: 0.279, SLG: 0.392		L8		FC1-6 1-2f		K			HR	4	1	1	1	0	1	2
George Altman, L (1, 9) OBP: 0.366, SLG: 0.382		1B		4-3			K		K	4	0	1	0	0	2	1
Gene Oliver, R (1, 2) OBP: 0.250, SLG: 0.361		F5			K		6-3		HR	4	1	1	1	0	1	1
Julian Javier, R (1, 4) OBP: 0.280, SLG: 0.398		K			2B		1B		1-3	4	0	2	0	0	1	1
Ray Washburn, R (1, 1) OBP: 0.105, SLG: 0.056			K		4-3		K		BB	2	0	0	0	0	1	1
Charlie James, R (7, PH) OBP: 0.317, SLG: 0.405										1	0	0	0	0	1	1
Bobby Shantz, R (7, 1)										0	0	0	0	0	0	0
Leo Burke, R (9, PH) OBP: 0.281, SLG: 0.433										0	0	0	0	1	0	0
Dal Maxvill, R (9, PR) OBP: 0.286, SLG: 0.167										0	0	0	0	0	0	0
Inning Stats	R: 0 E: 1 K: 0 S: 4 H: 1 LOB: 1 BB: 0 P: 4	R: 0 E: 0 K: 1 S: 6 H: 1 LOB: 1 BB: 0 P: 6	R: 0 E: 0 K: 1 S: 5 H: 0 LOB: 0 BB: 0 P: 5	R: 0 E: 0 K: 0 S: 4 H: 1 LOB: 1 BB: 0 P: 4	R: 0 E: 0 K: 2 S: 8 H: 1 LOB: 1 BB: 0 P: 8	R: 0 E: 0 K: 2 S: 7 H: 0 LOB: 1 BB: 1 P: 11	R: 0 E: 0 K: 2 S: 8 H: 1 LOB: 1 BB: 0 P: 8	R: 0 E: 0 K: 0 S: 4 H: 1 LOB: 1 BB: 0 P: 4	R: 2 E: 0 K: 1 S: 7 H: 2 LOB: 1 BB: 1 P: 11	1B: 5 2B: 1 3B: 0 HR: 2 SF: 0 SAC: 0 DP: 0 HBP: 0						

	AB	35
	R	2
	H	8
	RBI	2
	BB	2
	SO	9
	LOB	14

WP: 0 PB: 0 SB: 0 CS: 0 PA: 37

PITCHER	IP	WLS	BF	H	R	ER	SO	BB	IBB	HBP	BLK	WP	HR	S	P	ERA	WHIP
Denny Lemaster, L (1, 1) ERA: 1.85	9.0	W	37	8	2	2	9	2	0	0	0	0	2	53	61	2.00	1.111

PITCHER	IP	WLS	BF	H	R	ER	SO	BB	IBB	HBP	BLK	WP	HR	S	P	ERA	WHIP

Batter	1	2	3	4	5	6	7	8	9	AB	R	H	RBI	BB	SO	LOB
Mack Jones, L (1, 8) OBP: 0.231, SLG: 0.254	1B 1B 1B	FC4-6 CS 1-2f			E S FC 1B		5-3			4	2	2	0	0	0	1
Frank Bolling, R (1, 4) OBP: 0.269, SLG: 0.333	1B HR 1B 1-3	CS 1-2	4-3		FC 1B 1-H		WP 2B			4	1	2	1	0	0	0
Hank Aaron, R (1, 9) OBP: 0.405, SLG: 0.600	HR 1B 1-2 3-H		F4		BB 1B 2-3		IBB 2-3			3	1	2	1	1	0	0
Eddie Mathews, L (1, 7) OBP: 0.451, SLG: 0.487	HR 1-H 2-H		BB		FC6-4 BB 1-2		K			2	1	1	3	2	1	2
Len Gabrielson, L (1, 3) OBP: 0.214, SLG: 0.275	4-3		F8		F6		K			4	0	0	0	0	1	6
Denis Menke, R (1, 5) OBP: 0.330, SLG: 0.459	E5 G4-6-3			CS 1B	FC6-4 1-2f			F6		4	0	1	0	0	0	3
Roy McMillan, R (1, 6) OBP: 0.301, SLG: 0.418	G4-6-3 1-2f			L4 1-2		F2		F8		4	0	0	0	0	0	2
Del Crandall, R (1, 2) OBP: 0.232, SLG: 0.192		F8		6-3		F7		6-3		4	0	0	0	0	0	0
Denny Lemaster, R (1, 1) OBP: 0.100, SLG: 0.100		FC4-6 1B			L1	K				3	0	1	0	0	1	0
Inning Stats	R: 4 H: 4 E: 1 LOB: 0 K: 0 BB: 0 S: 7 P: 7	R: 0 H: 1 E: 0 LOB: 0 K: 0 BB: 0 S: 3 P: 3	R: 0 H: 0 E: 0 LOB: 1 K: 0 BB: 1 S: 3 P: 7	R: 0 H: 1 E: 0 LOB: 0 K: 0 BB: 0 S: 3 P: 3	R: 1 H: 2 E: 1 LOB: 3 K: 0 BB: 1 S: 6 P: 10	R: 0 H: 0 E: 0 LOB: 0 K: 1 BB: 0 S: 5 P: 5	R: 0 H: 1 E: 0 LOB: 2 K: 2 BB: 1 S: 8 P: 12	R: 0 H: 0 E: 0 LOB: 0 K: 0 BB: 0 S: 3 P: 3		1B: 7 SF: 0 2B: 1 SAC: 0 3B: 0 DP: 1 HR: 1 HBP: 0						

PITCHER	IP	WLS	BF	H	R	ER	SO	BB	IBB	HBP	BLK	WP	HR	S	P	ERA	WHIP
Ray Washburn, R (1, 1) ERA: 2.73	6.0	L	27	8	5	5	1	2	0	0	0	0	1	27	35	7.50	1.667
Bobby Shantz, L (7, 1) ERA: 4.5	2.0		8	1	0	0	2	0	1	0	0	1	0	11	15	0.00	0.500

PITCHER	IP	WLS	BF	H	R	ER	SO	BB	IBB	HBP	BLK	WP	HR	S	P	ERA	WHIP

BOTTOM

St. Louis Cardinals @ Milwaukee Braves

Milwaukee County Stadium, Milwaukee, WI

Thu May 16 1963, 4:33 AM EDT

Att. 3,157 - Unknown

livebaseballscorecards.com

AB	32
R	5
H	9
RBI	5
BB	3
SO	3
LOB	14

Milwaukee Braves @ Chicago Cubs

Wrigley Field, Chicago, IL

Sat May 18 1963, 3:33 AM CDT

Att. 16,162 - Unknown

TOP

livebaseballscorecards.com

Batter	1	2	3	4	5	6	7	8	9	AB	R	H	RBI	BB	SO	LOB
Mack Jones, L (1, 8) OBP: 0.241, SLG: 0.276	K		FC5 2B 2-H		K		P6	CS 1B 1-3 2-H		5	1	2	2	0	2	4
Frank Bolling, R (1, 4) OBP: 0.273, SLG: 0.327	K		FC5 2-3			F9	HR BB 1-2	1B BB 1-2 3-H		3	1	0	0	2	1	1
Hank Aaron, R (1, 9) OBP: 0.411, SLG: 0.621	K			F2		BB 1B	HR 1-H 2-H 3-H	1B 1-3 2-H		5	1	3	5	0	1	0
Eddie Mathews, L (1, 5) OBP: 0.443, SLG: 0.470		F9		4-3		L4-3 BB 1-2	F9	F2		4	0	0	0	1	0	3
Don Dillard, L (1, 7) OBP: 0.365, SLG: 0.511		G3		K		L4-3 1-2	G3		4-3	5	0	0	0	0	1	3
Len Gabrielson, L (1, 3) OBP: 0.236, SLG: 0.321		F7			F7		1B 1B	HR	FC5-4 BB	4	2	2	1	1	0	0
Denis Menke, R (1, 6) OBP: 0.343, SLG: 0.467			K		FC1-4 1B		1B 1B 1-2	1B 1B	FC5-4 FC6-4 1-2f	5	2	3	0	0	1	1
Del Crandall, R (1, 2) OBP: 0.241, SLG: 0.222			2B		FC1-4 BB 1-2f		1B HR 1-3 2-H	1B CS 1-2	FC6-4 1-2f	2	1	1	0	0	0	1
Lee Maye, L (7, PH) OBP: 0.256, SLG: 0.333										1	1	1	1	0	0	0
Joe Torre, R (7, 2) OBP: 0.387, SLG: 0.443										2	0	1	0	0	0	1
Bob Shaw, R (1, 1) OBP: 0.357, SLG: 0.250			F9		BB 1-2		BB HR 1-3 3-H	K		1	0	0	0	1	0	1
Norm Larker, L (7, PH) OBP: 0.384, SLG: 0.386										1	0	1	1	0	0	0
Frank Funk, R (7, PR)										0	1	0	0	0	0	0
Bob Hendley, R (7, 1) OBP: 0.211, SLG: 0.167										1	0	0	0	0	1	2
Claude Raymond, R (8, 1) OBP: 1.000, SLG: 2.000										0	0	0	0	0	0	0
Inning Stats	R: 0 E: 0 K: 3 S: 9 H: 0 LOB: 0 BB: 0 P: 9	R: 0 E: 0 K: 0 S: 3 H: 0 LOB: 0 BB: 0 P: 3	R: 1 E: 0 K: 1 S: 7 H: 2 LOB: 1 BB: 0 P: 7	R: 0 E: 0 K: 1 S: 5 H: 0 LOB: 0 BB: 0 P: 5	R: 0 E: 0 K: 1 S: 6 H: 1 LOB: 2 BB: 1 P: 10	R: 0 E: 0 K: 0 S: 3 H: 1 LOB: 1 BB: 1 P: 7	R: 6 E: 0 K: 0 S: 8 H: 5 LOB: 1 BB: 1 P: 12	R: 3 E: 0 K: 1 S: 9 H: 5 LOB: 2 BB: 1 P: 13	R: 0 E: 0 K: 0 S: 3 H: 0 LOB: 1 BB: 1 P: 7	1B: 10 2B: 3 3B: 0 HR: 2 SF: 0 SAC: 0 DP: 1 HBP: 0						

	AB	39
	R	10
	H	14
	RBI	10
	BB	5
	SO	7
	LOB	17

WP: 0 PB: 0 SB: 0 CS: 2 PA: 44

PITCHER		IP	WLS	BF	H	R	ER	SO	BB	IBB	HBP	BLK	WP	HR	S	P	ERA	WHIP
Bob Buhl, R ERA: 2.48	(1, 1)	6.0	L	27	8	5	5	6	2	0	0	0	0	0	37	45	7.50	1.667
Jim Brewer, L ERA:	(7, 1)	0.1		1	0	0	0	0	0	0	0	0	0	0	1	1	0.00	0.000
Lindy McDaniel, R ERA: 2.57	(7, 1)	0.2		6	3	4	4	0	1	0	0	0	0	2	5	9	54.00	6.000
Don Elston, R ERA: 0.77	(8, 1)	2.0		10	3	1	1	1	2	0	0	0	0	0	10	18	4.50	2.500

PITCHER		IP	WLS	BF	H	R	ER	SO	BB	IBB	HBP	BLK	WP	HR	S	P	ERA	WHIP

Batter	1	2	3	4	5	6	7	8	9	AB	R	H	RBI	BB	SO	LOB
Lou Brock, L (1, 9) OBP: 0.295, SLG: 0.370	K		4-3		FC6-4 1B 1-2 3-H		K		5-3	5	0	1	1	0	2	0
Ken Hubbs, R (1, 4) OBP: 0.281, SLG: 0.383	K		F7		FC6-4 1-2f		F9		K	5	0	0	0	0	2	2
Billy Williams, L (1, 7) OBP: 0.352, SLG: 0.444	HR			F2		1-3	4-3			4	1	1	1	0	0	0
Ron Santo, R (1, 5) OBP: 0.317, SLG: 0.467	2B			F7		5-3		14 HR 2B		4	1	2	0	0	0	0
14 Ernie Banks, R (1, 3) OBP: 0.275, SLG: 0.425	K2-3			3-1		HR 1B		2-H HR		4	2	2	2	0	1	1
Andre Rodgers, R (1, 6) OBP: 0.305, SLG: 0.268		P3			F9 1-H	HR		G1-6-3 1B		4	1	2	2	0	0	0
Don Landrum, L (1, 8) OBP: 0.264, SLG: 0.224		6-3			1B 1B	E4 BB		G1-6-3 1-2f		4	1	1	0	0	0	1
Dick Bertell, R (1, 2) OBP: 0.269, SLG: 0.254		1-3			1B 1-3	BB 1-2		K		3	0	1	0	1	1	0
Bob Buhl, R (1, 1) OBP: 0.087, SLG: 0.087 Jim Brewer, L (7, 1) Lindy McDaniel, R (7, 1) Don Elston, R (8, 1) Bob Will, L (9, PH) OBP: 0.143, SLG: 0.143			5-3		K	P3			4-3	3 0 0 0 1	0 0 0 0 0	0 0 0 0 0	0 0 0 0 0	1 0 0 0 0	4 0 0 0 0	
Inning Stats	R: 1 H: 2 E: 0 LOB: 1 K: 3 BB: 0 S: 11 P: 11	R: 0 H: 0 E: 0 LOB: 0 K: 0 BB: 0 S: 3 P: 3	R: 0 H: 0 E: 0 LOB: 0 K: 0 BB: 0 S: 3 P: 3	R: 0 H: 0 E: 0 LOB: 0 K: 0 BB: 0 S: 3 P: 3	R: 1 H: 3 E: 0 LOB: 2 K: 1 BB: 0 S: 8 P: 8	R: 2 H: 2 E: 1 LOB: 2 K: 0 BB: 1 S: 6 P: 10	R: 0 H: 0 E: 0 LOB: 0 K: 1 BB: 0 S: 5 P: 5	R: 2 H: 3 E: 0 LOB: 0 K: 1 BB: 0 S: 7 P: 7	R: 0 H: 0 E: 0 LOB: 0 K: 1 BB: 0 S: 5 P: 5	1B: 5 SF: 0 2B: 2 SAC: 0 3B: 0 DP: 1 HR: 3 HBP: 0						WP: 0 PA: 38 PB: 0 SB: 0 CS: 0	

PITCHER	IP	WLS	BF	H	R	ER	SO	BB	IBB	HBP	BLK	WP	HR	S	P	ERA	WHIP
Bob Shaw, R (1, 1) ERA: 4.79	6.0	W	27	7	4	4	4	1	0	0	0	0	2	34	38	6.00	1.333
Bob Hendley, L (7, 1) ERA: 3.74	1.0		5	2	2	2	1	0	0	0	0	0	1	7	7	18.00	2.000
Claude Raymond, R (8, 1) ERA: 3.38	2.0	S	6	1	0	0	2	0	0	0	0	0	0	10	10	0.00	0.500

PITCHER	IP	WLS	BF	H	R	ER	SO	BB	IBB	HBP	BLK	WP	HR	S	P	ERA	WHIP

BOTTOM

Milwaukee Braves @ Chicago Cubs

Wrigley Field, Chicago, IL

Sat May 18 1963, 3:33 AM CDT

Att. 16,162 - Unknown

livebaseballscorecards.com

AB	37
R	6
H	10
RBI	6
BB	1
SO	7
LOB	8

Batter	1	2	3	4	5	6	7	8	9	AB	R	H	RBI	BB	SO	LOB
Denis Menke, R (1, 6) OBP: 0.327, SLG: 0.442	5-3		6-3		K		6-3		E5	5	0	0	0	0	1	0
Frank Bolling, R (1, 4) OBP: 0.289, SLG: 0.342	FC6-4 1B		1B 1B		1B 1B			HR 1B	F7	5	1	4	0	0	0	1
Hank Aaron, R (1, 9) OBP: 0.419, SLG: 0.646	K		1-3 1B		1-3 1B			1-H HR		4	1	3	2	0	1	1
Eddie Mathews, L (1, 5) OBP: 0.431, SLG: 0.455	FC6-4 1-2f		F9		4-3			K		4	0	0	0	0	1	5
Joe Torre, R (1, 2) OBP: 0.383, SLG: 0.430		1-3		5-3		F8		5-3 BB		3	0	0	0	1	0	0
Bob Hendley, R (8, PR) OBP: 0.211, SLG: 0.167										0	0	0	0	0	0	0
Claude Raymond, R (8, 1) OBP: 1.000, SLG: 2.000										0	0	0	0	0	0	0
Bubba Morton, R (1, 7) OBP: 0.231, SLG: 0.130		6-3		6-3		6-3		5-3 1-2		4	0	0	0	0	0	1
Del Crandall, R (1, 3) OBP: 0.242, SLG: 0.224 (8, 2)		1B		E5		5-3		F8		4	0	1	0	0	0	2
Mack Jones, L (1, 8) OBP: 0.230, SLG: 0.263		4-3		4-3			4-3		F9	4	0	0	0	0	0	2
Lew Burdette, R (1, 1) OBP: 0.222, SLG: 0.200										0	0	0	0	0	0	0
Hank Fischer, R (1, 1)										1	0	0	0	0	0	0
Bob Uecker, R (5, PH) OBP: 0.667, SLG: 1.000										1	0	0	0	0	0	0
Tony Cloninger, R (5, 1)										0	0	0	0	0	0	0
Norm Larker, L (7, PH) OBP: 0.379, SLG: 0.380										1	0	0	0	0	1	0
Dan Schneider, L (7, 1)										0	0	0	0	0	0	0
Len Gabrielson, L (8, 3) OBP: 0.233, SLG: 0.318		4-3			6-3		K		P5	1	0	0	0	0	0	0
Inning Stats	R: 0 E: 0 K: 1 S: 6 H: 1 LOB: 1 BB: 0 P: 6	R: 0 E: 0 K: 0 S: 4 H: 1 LOB: 1 BB: 0 P: 4	R: 0 E: 0 K: 0 S: 5 H: 2 LOB: 2 BB: 0 P: 5	R: 0 E: 1 K: 0 S: 4 H: 0 LOB: 1 BB: 0 P: 4	R: 0 E: 0 K: 1 S: 7 H: 2 LOB: 2 BB: 0 P: 7	R: 0 E: 0 K: 0 S: 3 H: 0 LOB: 0 BB: 0 P: 3	R: 0 E: 0 K: 1 S: 5 H: 0 LOB: 0 BB: 0 P: 5	R: 2 E: 0 K: 1 S: 7 H: 2 LOB: 2 BB: 1 P: 11	R: 0 E: 1 K: 0 S: 4 H: 0 LOB: 1 BB: 0 P: 4	1B: 7 2B: 0 3B: 0 HR: 1 SF: 0 SAC: 0 DP: 0 HBP: 0							

PITCHER	IP	WLS	BF	H	R	ER	SO	BB	IBB	HBP	BLK	WP	HR	S	P	ERA	WHIP
Dick Ellsworth, L (1, 1) ERA: 1.07	9.0	W	38	8	2	2	4	1	0	0	0	0	1	45	49	2.00	1.000

PITCHER	IP	WLS	BF	H	R	ER	SO	BB	IBB	HBP	BLK	WP	HR	S	P	ERA	WHIP

TOP

Milwaukee Braves @ Chicago Cubs

Wrigley Field, Chicago, IL

Sun May 19 1963, 3:33 AM CDT

Unknown

livebaseballscorecards.com

AB	37
R	2
H	8
RBI	2
BB	1
SO	4
LOB	12

WP: 0 PA: 38
PB: 0
SB: 0
CS: 0

Milwaukee Braves @ Chicago Cubs

Wrigley Field, Chicago, IL

Sun May 19 1963, 3:33 AM CDT

Unknown

livebaseballscorecards.com

BOTTOM

Batter	1	2	3	4	5	6	7	8	9	AB	R	H	RBI	BB	SO	LOB
Lou Brock, L (1, 9) OBP: 0.293, SLG: 0.366	0-0 1B S 14 1B 1B	0-0 ① L9			0-0 ① F8		0-0 ① L7			4	1	1	0	0	0	0
Ken Hubbs, R (1, 4) OBP: 0.271, SLG: 0.369	0-3 ① K 1-2	0-0 ② P4			0-0 ② 6-3		0-0 ② F7			4	0	0	0	0	1	1
Billy Williams, L (1, 7) OBP: 0.356, SLG: 0.442	4-0 14 1B 1B 1B BB	0-3 ③ K			0-0 1B		0-3 ③ K			3	1	1	0	1	2	0
Ron Santo, R (1, 5) OBP: 0.315, SLG: 0.460	0-0 14 1B 1B 1-2 2-3 1B		0-0 ① L7		0-3 ③ K			0-0 ① F8		4	1	1	0	0	1	1
14 Ernie Banks, R (1, 3) OBP: 0.282, SLG: 0.427	0-0 BB 1B 1-2 2-3 3-H 1B		0-3 ② K			0-0 FC4-6 1B		0-0 ② 3-1		4	0	2	1	0	1	0
Andre Rodgers, R (1, 6) OBP: 0.310, SLG: 0.270	0-0 BB 1-2 2-H 3-H 1B		4-0 CS BB			0-0 ① P4		0-0 ③ 6-3		3	0	1	2	1	0	1
Don Landrum, L (1, 8) OBP: 0.253, SLG: 0.214	0-3 ② K	0-0 ③ CS 1-2		0-0 ① F8		0-0 ② FC4-6 S 1-2f				3	0	0	0	0	1	3
Dick Bertell, R (1, 2) OBP: 0.286, SLG: 0.250	4-0 1-2 2-3 BB			0-0 ② F9		4-0 FC6-4 1-2 IBB				1	0	0	0	2	0	0
Dick Ellsworth, L (1, 1) OBP: 0.056, SLG: 0.056	0-0 ③ F7			0-0 ③ 6-3		0-0 ③ FC6-4 1-2f				3	0	0	0	0	0	5
Inning Stats	R: 3 E: 0 K: 2 S: 11 H: 4 LOB: 3 BB: 2 P: 19	R: 0 E: 0 K: 1 S: 5 H: 0 LOB: 0 BB: 0 P: 5	R: 0 E: 0 K: 1 S: 4 H: 0 LOB: 0 BB: 1 P: 8	R: 0 E: 0 K: 0 S: 3 H: 0 LOB: 0 BB: 0 P: 3	R: 0 E: 0 K: 1 S: 6 H: 1 LOB: 1 BB: 0 P: 6	R: 0 E: 0 K: 0 S: 4 H: 1 LOB: 2 BB: 1 P: 8	R: 0 E: 0 K: 1 S: 5 H: 0 LOB: 0 BB: 0 P: 5	R: 0 E: 0 K: 0 S: 3 H: 0 LOB: 0 BB: 0 P: 3		1B: 6 2B: 0 3B: 0 HR: 0	SF: 0 SAC: 0 DP: 0 HBP: 0						

	AB	29
	R	3
	H	6
	RBI	3
	BB	4
	SO	6
	LOB	11

WP: 0 PB: 0 SB: 2 CS: 1 PA: 34

PITCHER		IP	WLS	BF	H	R	ER	SO	BB	IBB	HBP	BLK	WP	HR	S	P	ERA	WHIP
Lew Burdette, R ERA: 4.53	(1, 1)	0.1	L	6	4	3	3	1	1	0	0	0	0	0	7	11	81.00	15.000
Hank Fischer, R ERA: 2.86	(1, 1)	3.2		12	0	0	0	3	2	0	0	0	0	0	16	24	0.00	0.545
Tony Cloninger, R ERA: 3.92	(5, 1)	2.0		9	2	0	0	1	0	1	0	0	0	0	10	14	0.00	1.000
Dan Schneider, L ERA: 2.7	(7, 1)	1.0		3	0	0	0	1	0	0	0	0	0	0	5	5	0.00	0.000
Claude Raymond, R ERA: 3.2	(8, 1)	1.0		3	0	0	0	0	0	0	0	0	0	0	3	3	0.00	0.000

PITCHER	IP	WLS	BF	H	R	ER	SO	BB	IBB	HBP	BLK	WP	HR	S	P	ERA	WHIP

Milwaukee Braves @ Chicago Cubs

Wrigley Field, Chicago, IL

Sun May 19 1963, 3:38 AM CDT

Att. 21,007 - Unknown

TOP

livebaseballscorecards.com

Batter	1	2	3	4	5	6	7	8	9	AB	R	H	RBI	BB	SO	LOB
Mack Jones, L (1, 8) OBP: 0.239, SLG: 0.286	BB 3B	BBB 1-2 1B BB		4-3	3-1		3-1			4	2	1	0	1	0	2
Lee Maye, L (1, 7) OBP: 0.292, SLG: 0.349	BBB 4-0 BB BB BB	P5		1B		2B SF9 1B		F7		4	1	2	0	1	0	2
Hank Aaron, R (1, 9) OBP: 0.419, SLG: 0.644	SSS 0-3 K	1B 1-2 2-H 1B		F5		SF9 SF9 1-3 2B		SSS 0-3 K		5	1	2	1	0	2	3
Eddie Mathews, L (1, 5) OBP: 0.437, SLG: 0.484	BBBB 4-0 BB 1-2 BB	1-3 2-H 1B			HR	SF9 2-3 3-H		F8		3	1	2	3	1	0	0
Len Gabrielson, L (1, 3) OBP: 0.253, SLG: 0.322	BBBB 4-0 1-2 2-3 3-H BB	G3			BBB 4-0 SH5-4 WP 1B BB	SF9 3-H			CS 1B	2	1	1	2	2	0	2
Frank Bolling, R (1, 4) OBP: 0.287, SLG: 0.333	SSS 0-3 K		F8		BBB 4-0 SH5-4 1-2 1B BB	4-3			F8 1-2	4	1	0	0	1	1	4
Denis Menke, R (1, 6) OBP: 0.315, SLG: 0.424	F7		P6		SH5-4 1-2 2-3		F9		SSS 0-3 K	4	0	0	0	0	1	3
Del Crandall, R (1, 2) OBP: 0.242, SLG: 0.226		P5	5-3		SH3-4 2-H 3-H 1B		E7 F9			4	0	1	2	0	0	0
Warren Spahn, L (1, 1) OBP: 0.280, SLG: 0.261		BB 1B 1B		SSS 0-3 K	SH3-4 1-2		F9 2-3			3	1	1	0	0	1	1
Inning Stats	R: 1 E: 0 K: 2 S: 8 H: 1 LOB: 3 BB: 3 P: 20	R: 2 E: 0 K: 0 S: 6 H: 3 LOB: 2 BB: 1 P: 10	R: 0 E: 0 K: 0 S: 3 H: 0 LOB: 0 BB: 0 P: 3	R: 0 E: 0 K: 1 S: 6 H: 1 LOB: 1 BB: 0 P: 6	R: 3 E: 0 K: 0 S: 5 H: 2 LOB: 1 BB: 2 P: 13	R: 2 E: 0 K: 0 S: 5 H: 2 LOB: 0 BB: 0 P: 5	R: 0 E: 1 K: 0 S: 4 H: 0 LOB: 1 BB: 0 P: 4	R: 0 E: 0 K: 1 S: 5 H: 0 LOB: 0 BB: 0 P: 5	R: 0 E: 0 K: 1 S: 5 H: 1 LOB: 0 BB: 0 P: 5	1B: 7 2B: 1 3B: 1 HR: 1	SF: 2 SAC: 2 DP: 0 HBP: 0						

	AB	33
	R	8
	H	10
	RBI	8
	BB	6
	SO	5
	LOB	17

WP: 1 PB: 0 SB: 0 CS: 1 PA: 43

PITCHER		IP	WLS	BF	H	R	ER	SO	BB	IBB	HBP	BLK	WP	HR	S	P	ERA	WHIP
Cal Koonce, R (1, 1) ERA: 6.38		0.1	L	5	1	1	1	1	3	0	0	0	0	0	4	16	27.00	12.000
Jim Brewer, L (1, 1) ERA: 1.69		1.2		9	3	2	2	1	1	0	0	0	0	0	10	14	10.80	2.400
Barney Schultz, R (3, 1) ERA: 3.97		3.0		14	3	3	3	1	2	0	0	0	1	1	14	22	9.00	1.667
Paul Toth, R (6, 1) ERA: 4.88		2.0		9	2	2	2	0	0	0	0	0	0	0	9	9	9.00	1.000
Don Elston, R (8, 1) ERA: 0.66		2.0		6	1	0	0	2	0	0	0	0	0	0	10	10	0.00	0.500

PITCHER	IP	WLS	BF	H	R	ER	SO	BB	IBB	HBP	BLK	WP	HR	S	P	ERA	WHIP

Batter	1	2	3	4	5	6	7	8	9	AB	R	H	RBI	BB	SO	LOB
Lou Brock, L (1, 9) OBP: 0.310, SLG: 0.381	FC1-6 1B		6-3		1B 1B		1B		G6-4-3 1B 2-3	5	1	4	0	0	0	0
Ken Hubbs, R (1, 4) OBP: 0.268, SLG: 0.362	FC1-6 1B 1-2f		F9		1B 1-2 1B		4-3		G6-4-3 1-2f	5	0	1	0	0	0	4
Billy Williams, L (1, 7) OBP: 0.366, SLG: 0.459	1-3 1B		P6		1-3 2-H 1B			2B		4	0	3	1	0	0	0
Ron Santo, R (1, 5) OBP: 0.314, SLG: 0.451	P5			1-6-3		5-3		B B B B 4-0 BB		3	0	0	0	1	0	2
14 Ernie Banks, R (1, 3) OBP: 0.274, SLG: 0.415	P4			B2		F8		F7		4	0	0	0	0	0	4
Andre Rodgers, R (1, 6) OBP: 0.309, SLG: 0.269		P3		1B		F8		S S S 0-3 K		4	0	1	0	0	1	2
Nelson Mathews, R (1, 8) OBP: 0.274, SLG: 0.297		B B B 4-0 BB		1-3			1-3	F8		3	0	0	0	1	0	3
Jimmie Schaffer, R (1, 2) OBP: 0.289, SLG: 0.457		S S S 0-3 K			G6-4-3 1B		HR		E5 1B	4	1	2	1	0	1	1
Cal Koonce, R (1, 1) OBP: 0.400, SLG: 0.200 Jim Brewer, L (1, 1) Alex Grammas, R (2, PH) Barney Schultz, R (1, 1) Ken Aspromonte, R (5, PH) OBP: 0.000, SLG: 0.000 Paul Toth, R (6, 1) Steve Boros, R (7, PH) Don Elston, R (8, 1) Dick Bertell, R (9, PH) OBP: 0.250, SLG: 0.250		S S S 0-3 K			1-2f G6-4-3		F7		F3	0 0 1 0 1 0 1 0 0	0 0 0 0 0 0 0 0 1	0 0 0 0 0 0 0 0 0	0 0 1 0 0 0 0 0 0	0 0 0 0 0 0 0 0 0	0 0 1 0 1 0 0 0 1	0 0 1 0 0 0 0 0 0
Inning Stats	R: 0 E: 0 K: 0 S: 5 H: 2 LOB: 2 BB: 0 P: 5	R: 0 E: 0 K: 2 S: 7 H: 0 LOB: 1 BB: 1 P: 11	R: 0 E: 0 K: 0 S: 3 H: 0 LOB: 0 BB: 0 P: 3	R: 0 E: 0 K: 0 S: 4 H: 1 LOB: 1 BB: 0 P: 4	R: 1 E: 0 K: 0 S: 5 H: 4 LOB: 2 BB: 0 P: 5	R: 0 E: 0 K: 0 S: 3 H: 0 LOB: 0 BB: 0 P: 3	R: 1 E: 0 K: 0 S: 5 H: 2 LOB: 1 BB: 0 P: 5	R: 0 E: 0 K: 1 S: 6 H: 1 LOB: 2 BB: 1 P: 10	R: 0 E: 1 K: 0 S: 4 H: 1 LOB: 1 BB: 0 P: 4	1B: 9 2B: 1 3B: 0 HR: 1	SF: 0 SAC: 0 DP: 2 HBP: 0					

PITCHER	IP	WLS	BF	H	R	ER	SO	BB	IBB	HBP	BLK	WP	HR	S	P	ERA	WHIP
Warren Spahn, L (1, 1) ERA: 2.75	9.0	W	38	11	2	2	3	2	0	0	0	0	1	42	50	2.00	1.444

PITCHER	IP	WLS	BF	H	R	ER	SO	BB	IBB	HBP	BLK	WP	HR	S	P	ERA	WHIP

BOTTOM

Milwaukee Braves @ Chicago Cubs

Wrigley Field, Chicago, IL

Sun May 19 1963, 3:38 AM CDT

Att. 21,007 - Unknown

livebaseballscorecards.com

AB	36
R	2
H	11
RBI	2
BB	2
SO	3
LOB	19

WP: 0	PA: 38		
PB: 0			
SB: 0			
CS: 0			

Batter	1	2	3	4	5	6	7	8	9	AB	R	H	RBI	BB	SO	LOB
Leo Cardenas, R (1, 6) OBP: 0.276, SLG: 0.427	F7		5-3		F9			F4		4	0	0	0	0	0	0
Pete Rose, S (1, 4) OBP: 0.364, SLG: 0.380	6-3		BB, 1B, SF8		1-3			6-3		3	1	0	0	1	0	0
Vada Pinson, L (1, 8) OBP: 0.314, SLG: 0.414	1B, 2B		1-3, 1B			F9, S, 1B		4-3		4	1	3	0	0	0	0
Frank Robinson, R (1, 7) OBP: 0.386, SLG: 0.461	2-H, 1B, 1B		SF8, 3-H			1-2, F4			F2	3	0	1	2	0	0	1
Daryl Spencer, R (1, 5) OBP: 0.444, SLG: 0.409	1-2, 1B		K			2-3, F9			K	4	0	1	0	0	2	2
Ken Walters, R (1, 9) OBP: 0.286, SLG: 0.381	F8			6-3		K			2B	3	0	0	0	0	1	3
Jerry Lynch, L (9, PH) OBP: 0.294, SLG: 0.531										1	0	1	0	0	0	0
Marty Keough, L (9, 9) OBP: 0.211, SLG: 0.182										0	0	0	0	0	0	0
Don Pavletich, R (1, 3) OBP: 0.308, SLG: 0.182		F9		K			5-3		F3	3	0	0	0	0	1	0
Gordy Coleman, L (9, PH) OBP: 0.255, SLG: 0.388										1	0	0	0	0	0	1
(9, 3)																
Johnny Edwards, L (1, 2) OBP: 0.380, SLG: 0.439		4-3		4-3			4-3			3	0	0	0	0	0	0
Jim Maloney, L (1, 1) OBP: 0.130, SLG: 0.091		K			K		F7			3	0	0	0	0	2	0
Bill Henry, L (9, 1)										0	0	0	0	0	0	0

TOP

Cincinnati Reds @ Milwaukee Braves

Milwaukee County Stadium, Milwaukee, WI

Tue May 21 1963, 8:05 PM EDT

Att. 3,204 - Unknown

livebaseballscorecards.com

AB	32
R	2
H	6
RBI	2
BB	1
SO	6
LOB	7

Inning Stats	1	2	3	4	5	6	7	8	9
	R: 1 E: 0 K: 0 S: 6	H: 3 LOB: 2 BB: 0 P: 6	R: 0 E: 0 K: 1 S: 5	H: 0 LOB: 0 BB: 0 P: 5	R: 1 E: 0 K: 1 S: 6	H: 1 LOB: 1 BB: 1 P: 10	R: 0 E: 0 K: 1 S: 5	H: 0 LOB: 0 BB: 0 P: 5	R: 0 E: 0 K: 1 S: 5	H: 0 LOB: 0 BB: 0 P: 5	R: 0 E: 0 K: 0 S: 6	H: 1 LOB: 1 BB: 0 P: 6	R: 0 E: 0 K: 0 S: 3	H: 0 LOB: 0 BB: 0 P: 3	R: 0 E: 0 K: 0 S: 3	H: 0 LOB: 0 BB: 0 P: 3	R: 0 E: 0 K: 1 S: 6	H: 1 LOB: 1 BB: 0 P: 6

PITCHER		IP	WLS	BF	H	R	ER	SO	BB	IBB	HBP	BLK	WP	HR	S	P	ERA	WHIP	PITCHER		IP	WLS	BF	H	R	ER	SO	BB	IBB	HBP	BLK	WP	HR	S	P	ERA	WHIP
Bob Hendley, L (1, 1) ERA: 3.66		6.0	L	24	5	2	2	5	1	0	0	0	0	0	33	37	3.00	1.000																			
Dan Schneider, L (7, 1) ERA: 1.69		2.0		6	0	0	0	0	0	0	0	0	0	0	6	6	0.00	0.000																			
Tony Cloninger, R (9, 1) ERA: 3.74		1.0		4	1	0	0	1	0	0	0	0	0	0	6	6	0.00	1.000																			

1B: 4	SF: 1	WP: 0	PA: 34
2B: 2	SAC: 0	PB: 0	
3B: 0	DP: 0	SB: 1	
HR: 0	HBP: 0	CS: 0	

Cincinnati Reds @ Milwaukee Braves

Milwaukee County Stadium, Milwaukee, WI

Tue May 21 1963, 8:05 PM EDT

Att. 3,204 - Unknown

BOTTOM

livebaseballscorecards.com

Batter	1	2	3	4	5	6	7	8	9	AB	R	H	RBI	BB	SO	LOB
Mack Jones, L (1, 8) OBP: 0.229, SLG: 0.273	K		K			FC5-4 1-2f		4-3		4	0	0	0	0	2	2
Lee Maye, L (1, 7) OBP: 0.308, SLG: 0.348	1B			K		F7			4-3 BB	3	0	1	0	1	1	1
Hank Aaron, R (1, 9) OBP: 0.409, SLG: 0.627	F8			5-3			F5		K	4	0	0	0	0	1	2
Eddie Mathews, L (1, 5) OBP: 0.432, SLG: 0.472	K			K			K		4-3 1-2 BB	3	0	0	0	1	3	1
Norm Larker, L (1, 3) OBP: 0.378, SLG: 0.370 Joe Torre, R (9, PH) OBP: 0.379, SLG: 0.426		K			K		BB		4-3 1-2 2-3	2 1	0 0	0 0	0 0	1 0	2 0	0 2
Frank Bolling, R (1, 4) OBP: 0.280, SLG: 0.325		K			1-6-3		K		F9	4	0	0	0	0	2	3
Denis Menke, R (1, 6) OBP: 0.307, SLG: 0.412		K			K			5-3		3	0	0	0	0	2	0
Del Crandall, R (1, 2) OBP: 0.246, SLG: 0.219 Bubba Morton, R (8, PR) OBP: 0.231, SLG: 0.130 Bob Uecker, R (9, 2) OBP: 0.667, SLG: 1.000			K			K		BB		2 0 0	0 0 0	0 0 0	0 0 0	1 0 0	2 0 0	0 0 0
Bob Hendley, R (1, 1) OBP: 0.200, SLG: 0.158 Len Gabrielson, L (6, PH) OBP: 0.269, SLG: 0.330 Lew Burdette, R (6, PR) OBP: 0.222, SLG: 0.200 Dan Schneider, L (7, 1) Don Dillard, L (8, PH) OBP: 0.368, SLG: 0.500 Tony Cloninger, R (9, 1)			K			FC5-4 1B		F4		1 1 0 0 1 0	0 0 0 0 0 0	0 1 0 0 0 0	0 0 0 0 0 0	1 0 0 0 0 0	0 0 0 0 0 0	0 0 0 0 1 0
Inning Stats	R: 0 E: 0 K: 2 S: 8 H: 1 LOB: 1 BB: 0 P: 8	R: 0 E: 0 K: 3 S: 9 H: 0 LOB: 0 BB: 0 P: 9	R: 0 E: 0 K: 3 S: 9 H: 0 LOB: 0 BB: 0 P: 9	R: 0 E: 0 K: 2 S: 7 H: 0 LOB: 0 BB: 0 P: 7	R: 0 E: 0 K: 2 S: 7 H: 0 LOB: 0 BB: 0 P: 7	R: 0 E: 0 K: 1 S: 6 H: 1 LOB: 1 BB: 0 P: 6	R: 0 E: 0 K: 2 S: 7 H: 0 LOB: 1 BB: 1 P: 11	R: 0 E: 0 K: 0 S: 3 H: 0 LOB: 1 BB: 1 P: 7	R: 0 E: 0 K: 1 S: 5 H: 0 LOB: 2 BB: 2 P: 13	1B: 2 2B: 0 3B: 0 HR: 0	SF: 0 SAC: 0 DP: 0 HBP: 0						

	AB	29
	R	0
	H	2
	RBI	0
	BB	4
	SO	16
	LOB	12

WP: 0 PB: 0 SB: 0 CS: 0 PA: 33

PITCHER		IP	WLS	BF	H	R	ER	SO	BB	IBB	HBP	BLK	WP	HR	S	P	ERA	WHIP
Jim Maloney, R ERA: 2.24	(1, 1)	8.1	W	31	2	0	0	16	4	0	0	0	0	0	59	75	0.00	0.720
Bill Henry, L ERA: 3.86	(9, 1)	0.2	S	2	0	0	0	0	0	0	0	0	0	0	2	2	0.00	0.000

PITCHER	IP	WLS	BF	H	R	ER	SO	BB	IBB	HBP	BLK	WP	HR	S	P	ERA	WHIP

Batter	1	2	3	4	5	6	7	8	9	AB	R	H	RBI	BB	SO	LOB
Leo Cardenas, R (1, 6) OBP: 0.275, SLG: 0.422	P4		6-3			L9-6 SH5-4 1B		P4		4	0	1	0	0	0	1
Pete Rose, S (1, 4) OBP: 0.356, SLG: 0.369	6-3			E6 2B		SH5-4 1-2			K	3	1	0	0	0	1	0
Vada Pinson, L (1, 8) OBP: 0.313, SLG: 0.409	1B			K		L9-6 2-3			E4 S 1B	4	1	1	0	0	1	2
Frank Robinson, R (1, 7) OBP: 0.382, SLG: 0.450	K			K			P4		1B 1-2 IBB	3	0	0	0	1	2	2
Daryl Spencer, R (1, 5) OBP: 0.419, SLG: 0.423		5-3		1-H 2B			F7		F9	4	0	1	1	0	0	2
Ken Walters, R (1, 9) OBP: 0.280, SLG: 0.360		L1		K			F2		1-3 2-H 1B	4	0	1	1	0	1	1
Don Pavletich, R (1, 3) OBP: 0.294, SLG: 0.143		5-3			F5			F2	IBB	3	0	0	0	1	0	0
Johnny Edwards, L (1, 2) OBP: 0.376, SLG: 0.427			K		K			BB	P6	3	0	0	0	1	2	3
Jim O'Toole, S (1, 1) OBP: 0.120, SLG: 0.120			F8		K			B3		3	0	0	0	0	1	1
Inning Stats	R: 0 H: 1 E: 0 LOB: 1 K: 1 BB: 0 S: 6 P: 6	R: 0 H: 0 E: 0 LOB: 0 K: 0 BB: 0 S: 3 P: 3	R: 0 H: 0 E: 0 LOB: 0 K: 1 BB: 0 S: 5 P: 5	R: 1 H: 1 E: 1 LOB: 1 K: 3 BB: 0 S: 11 P: 11	R: 0 H: 0 E: 0 LOB: 0 K: 2 BB: 0 S: 7 P: 7	R: 0 H: 1 E: 0 LOB: 0 K: 0 BB: 0 S: 3 P: 3	R: 0 H: 0 E: 0 LOB: 0 K: 0 BB: 0 S: 3 P: 3	R: 0 H: 0 E: 0 LOB: 1 K: 0 BB: 1 S: 3 P: 7	R: 1 H: 1 E: 1 LOB: 3 K: 1 BB: 2 S: 7 P: 15	1B: 3 SF: 0 2B: 2 SAC: 1 3B: 0 DP: 1 HR: 0 HBP: 0						

PITCHER	IP	WLS	BF	H	R	ER	SO	BB	IBB	HBP	BLK	WP	HR	S	P	ERA	WHIP
Denny Lemaster, L (1, 1) ERA: 1.5	9.0	L	35	4	2	0	8	1	2	0	0	0	0	48	60	0.00	0.556

PITCHER	IP	WLS	BF	H	R	ER	SO	BB	IBB	HBP	BLK	WP	HR	S	P	ERA	WHIP

TOP

Cincinnati Reds @ Milwaukee Braves

Milwaukee County Stadium, Milwaukee, WI

Thu May 23 1963, 4:33 AM EDT

Att. 4,272 - Unknown

livebaseballscorecards.com

AB	31
R	2
H	4
RBI	2
BB	3
SO	8
LOB	12

WP: 0 PA: 35
PB: 0
SB: 1
CS: 0

Cincinnati Reds @ Milwaukee Braves

Milwaukee County Stadium, Milwaukee, WI

Thu May 23 1963, 4:33 AM EDT

Att. 4,272 - Unknown

BOTTOM

Batter	1	2	3	4	5	6	7	8	9	AB	R	H	RBI	BB	SO	LOB
Denis Menke, R (1, 6) OBP: 0.305, SLG: 0.406	5-3		F7			FC3-6 1B		F8		4	0	1	0	0	0	0
Eddie Mathews, L (1, 5) OBP: 0.428, SLG: 0.473	4-3 2B			4-3		FC3-6 1-2f			K	4	0	1	0	0	1	1
Hank Aaron, R (1, 9) OBP: 0.400, SLG: 0.611	4-3 2-3			F7		P3			P3	4	0	0	0	0	0	2
Joe Torre, R (1, 3) OBP: 0.375, SLG: 0.413	F8			6-3			6-3		FC6-4 BB	3	0	0	0	1	0	1
Frank Bolling, R (1, 4) OBP: 0.279, SLG: 0.319		5-3			E6 6-3		BB		FC6-4 1-2f	3	0	0	0	1	0	1
Lee Maye, L (1, 7) OBP: 0.291, SLG: 0.327		6-3			F2		P4			3	0	0	0	0	0	2
Del Crandall, R (1, 2) OBP: 0.236, SLG: 0.209		5-3			6-3 1-2		5-3			3	0	0	0	0	0	2
Mack Jones, L (1, 8) OBP: 0.232, SLG: 0.275			F8		G3			B1-3 1B		3	0	1	0	0	0	1
Denny Lemaster, R (1, 1) OBP: 0.077, SLG: 0.077			F8			F9		B1-3 1-2f		3	0	0	0	0	0	1
Inning Stats	R: 0 E: 0 K: 0 S: 4 H: 1 LOB: 1 BB: 0 P: 4	R: 0 E: 0 K: 0 S: 3 H: 0 LOB: 0 BB: 0 P: 3	R: 0 E: 0 K: 0 S: 3 H: 0 LOB: 0 BB: 0 P: 3	R: 0 E: 0 K: 0 S: 3 H: 0 LOB: 0 BB: 0 P: 3	R: 0 E: 1 K: 0 S: 4 H: 0 LOB: 1 BB: 0 P: 4	R: 0 E: 0 K: 0 S: 4 H: 1 LOB: 1 BB: 0 P: 4	R: 0 E: 0 K: 0 S: 3 H: 0 LOB: 1 BB: 1 P: 7	R: 0 E: 0 K: 0 S: 3 H: 1 LOB: 0 BB: 0 P: 3	R: 0 E: 0 K: 1 S: 5 H: 0 LOB: 1 BB: 1 P: 9	1B: 2 2B: 2 3B: 0 HR: 0	SF: 0 SAC: 0 DP: 1 HBP: 0						

PITCHER	IP	WLS	BF	H	R	ER	SO	BB	IBB	HBP	BLK	WP	HR	S	P	ERA	WHIP
Jim O'Toole, L (1, 1) ERA: 2.08	9.0	W	32	3	0	0	1	2	0	0	0	0	0	32	40	0.00	0.556

PITCHER	IP	WLS	BF	H	R	ER	SO	BB	IBB	HBP	BLK	WP	HR	S	P	ERA	WHIP

livebaseballscorecards.com

AB	30
R	0
H	3
RBI	0
BB	2
SO	1
LOB	11

WP: 0 PA: 32
PB: 0
SB: 0
CS: 0

Batter	1	2	3	4	5	6	7	8	9	AB	R	H	RBI	BB	SO	LOB
Dick Schofield, S (1, 6) OBP: 0.324, SLG: 0.274	1-3		1B		4-3	HR 1-3 2-H 3-H 1B		3-1 WP BB		4	1	2	2	1	0	0
Ted Savage, R (1, 7) OBP: 0.306, SLG: 0.421 Willie Stargell, L (6, PH) OBP: 0.371, SLG: 0.482 (6, 7)	1-3 BB		P4		5-3	1-H 3-H HR		3-1 1-3		2 2	0 1	0 1	0 3	1 0	0 0	1 1
Roberto Clemente, R (1, 9) OBP: 0.331, SLG: 0.424	1-3 1-2			BB 2B		BB 1B 2B G3		BB		4	1	2	0	1	0	1
Bill Mazeroski, R (1, 4) OBP: 0.368, SLG: 0.386	F8			F9		1B BB FC5-2 BB	SH1-3 1B	K		4	0	1	0	1	1	4
Donn Clendenon, R (1, 3) OBP: 0.341, SLG: 0.482		F8		BB		FC5-2 1B 1-2 2-3 1B BB	SH1-3 1-2		K	2	1	0	0	2	1	0
Bob Bailey, R (1, 5) OBP: 0.309, SLG: 0.366		G2		1-2 2-3 BB		1B FC5-2 1-2 2-3 3-H 1B	F7		K	4	1	1	1	1	1	1
Jim Pagliaroni, R (1, 2) OBP: 0.388, SLG: 0.436		F8		K		FC5-2 1-2 2-3 3-Hf 1B		BB		3	1	0	0	2	1	6
Bill Virdon, L (1, 8) OBP: 0.284, SLG: 0.307			1-3	4-3		1B HR 1-2 2-3 3-H 1B	F2		P6	5	1	1	1	0	0	6
Bob Friend, R (1, 1) OBP: 0.115, SLG: 0.080			K		5-3	K		K		4	0	0	0	0	3	3
Inning Stats	R: 0 E: 0 K: 0 S: 3 H: 0 LOB: 1 BB: 1 P: 7	R: 0 E: 0 K: 0 S: 3 H: 0 LOB: 0 BB: 0 P: 3	R: 0 E: 0 K: 1 S: 6 H: 1 LOB: 1 BB: 0 P: 6	R: 0 E: 0 K: 1 S: 6 H: 1 LOB: 3 BB: 2 P: 14	R: 0 E: 0 K: 0 S: 3 H: 0 LOB: 0 BB: 0 P: 3	R: 7 E: 0 K: 1 S: 10 H: 5 LOB: 0 BB: 2 P: 18	R: 0 E: 0 K: 0 S: 4 H: 1 LOB: 2 BB: 1 P: 8	R: 0 E: 0 K: 2 S: 7 H: 0 LOB: 2 BB: 2 P: 15	R: 0 E: 0 K: 2 S: 7 H: 0 LOB: 1 BB: 1 P: 11	1B: 5 2B: 2 3B: 0 HR: 1 SF: 0 SAC: 1 DP: 0 HBP: 0						

PITCHER		IP	WLS	BF	H	R	ER	SO	BB	IBB	HBP	BLK	WP	HR	S	P	ERA	WHIP
Warren Spahn, L ERA: 3.27	(1, 1)	5.2	L	28	6	6	6	3	5	0	0	0	0	0	29	49	9.53	1.941
Tony Cloninger, R ERA: 3.75	(6, 1)	2.1		12	2	1	1	2	3	0	0	0	1	1	13	25	3.86	2.143
Ron Piche, R ERA: 4.38	(9, 1)	1.0		4	0	0	0	2	1	0	0	0	0	0	7	11	0.00	1.000

PITCHER	IP	WLS	BF	H	R	ER	SO	BB	IBB	HBP	BLK	WP	HR	S	P	ERA	WHIP

TOP

Pittsburgh Pirates @ Milwaukee Braves

Milwaukee County Stadium, Milwaukee, WI

Fri May 24 1963, 8:05 PM EDT
Att. 7,731 - Unknown

livebaseballscorecards.com

AB	34
R	7
H	8
RBI	7
BB	9
SO	7
LOB	23

1B: 5 SF: 0 WP: 1 PA: 44
2B: 2 SAC: 1 PB: 0
3B: 0 DP: 0 SB: 0
HR: 1 HBP: 0 CS: 0

Batter	1	2	3	4	5	6	7	8	9	AB	R	H	RBI	BB	SO	LOB
Mack Jones, L (1, 8) OBP: 0.223, SLG: 0.263	4-3		4-3		6-3			4-3		4	0	0	0	0	0	1
Norm Larker, L (1, 3) OBP: 0.362, SLG: 0.351	F9		G3			4-1		P6		4	0	0	0	0	0	0
Hank Aaron, R (1, 9) OBP: 0.402, SLG: 0.627	HR			E1 G3 SF9		5-3			4-3 1B	4	2	2	1	0	0	0
Eddie Mathews, L (1, 5) OBP: 0.429, SLG: 0.481	2B			G3 2-3		FC4-6 1B			4-3 1-2	4	0	2	0	0	0	2
Lee Maye, L (1, 7) OBP: 0.271, SLG: 0.308	3-1			SF9 3-H		FC4-6 1-2f			F8	3	0	0	1	0	0	3
Joe Torre, R (1, 2) OBP: 0.363, SLG: 0.398		5-3		P3			F8		K	4	0	0	0	0	1	1
Denis Menke, R (1, 6) OBP: 0.306, SLG: 0.404		G1			FC4 1B		K			3	0	1	0	0	1	0
Frank Bolling, R (1, 4) OBP: 0.275, SLG: 0.314		3-1			FC4 G3 1-2f		4-3			3	0	0	0	0	0	1
Warren Spahn, L (1, 1) OBP: 0.259, SLG: 0.240			4-3		G3 1-2			F8		2	0	0	0	0	0	1
Tony Cloninger, R (6, 1)										0	0	0	0	0	0	0
Don Dillard, L (8, PH) OBP: 0.352, SLG: 0.490										1	0	0	0	0	0	0
Ron Piche, R (9, 1)										0	0	0	0	0	0	0
Inning Stats	R: 1 E: 0 K: 0 S: 5 H: 2 LOB: 1 BB: 0 P: 5	R: 0 E: 0 K: 0 S: 3 H: 0 LOB: 0 BB: 0 P: 3	R: 0 E: 0 K: 0 S: 3 H: 0 LOB: 0 BB: 0 P: 3	R: 1 E: 1 K: 0 S: 4 H: 0 LOB: 0 BB: 0 P: 4	R: 0 E: 0 K: 0 S: 4 H: 1 LOB: 1 BB: 0 P: 4	R: 0 E: 0 K: 0 S: 4 H: 1 LOB: 1 BB: 0 P: 4	R: 0 E: 0 K: 1 S: 5 H: 0 LOB: 0 BB: 0 P: 5	R: 0 E: 0 K: 0 S: 3 H: 0 LOB: 0 BB: 0 P: 3	R: 0 E: 0 K: 1 S: 6 H: 1 LOB: 1 BB: 0 P: 6	1B: 3 2B: 1 3B: 0 HR: 1 SF: 1 SAC: 0 DP: 0 HBP: 0						

PITCHER	IP	WLS	BF	H	R	ER	SO	BB	IBB	HBP	BLK	WP	HR	S	P	ERA	WHIP
Bob Friend, R (1, 1) ERA: 2.57	9.0	W	33	5	2	1	2	0	0	0	0	0	1	37	37	1.00	0.556

PITCHER	IP	WLS	BF	H	R	ER	SO	BB	IBB	HBP	BLK	WP	HR	S	P	ERA	WHIP

BOTTOM

Pittsburgh Pirates @ Milwaukee Braves

Milwaukee County Stadium, Milwaukee, WI

Fri May 24 1963, 8:05 PM EDT

Att. 7,731 - Unknown

livebaseballscorecards.com

AB	32
R	2
H	5
RBI	2
BB	0
SO	2
LOB	9

WP: 0 PA: 33
PB: 0
SB: 0
CS: 0

Batter	1	2	3	4	5	6	7	8	9	AB	R	H	RBI	BB	SO	LOB
Dick Schofield, S (1, 6) OBP: 0.322, SLG: 0.269	S S S 0-3 ① K		x 0-0 ①② FC4-6 1-2f 2-3		B B B B 4-0 BB			x 0-0 ② 4-3		3	0	0	0	1	1	2
Bill Virdon, L (1, 8) OBP: 0.275, SLG: 0.298	S S S 0-3 ② K		x 0-0 ③ G3		x 0-0 ③ L1			x 0-0 ③ F7		4	0	0	0	0	1	3
Willie Stargell, L (1, 7) OBP: 0.364, SLG: 0.458	x 0-0 E1			x 0-0 ① 4-3		S S S 0-3 ① K			B B B B 4-0 L6-3 BB	3	0	0	0	1	1	0
Bill Mazeroski, R (1, 4) OBP: 0.365, SLG: 0.382	x 0-0 ③ P6			x 0-0 ② F8		x 0-0 G5-4-3 1B			x 0-0 ①② L6-3 1-2	4	0	1	0	0	0	2
Roberto Clemente, R (1, 9) OBP: 0.336, SLG: 0.426		x 0-0 G4-6-3 1B		x 0-0 S 1B		x 0-0 ②③ G5-4-3 1-2f			x 0-0 ③ 4-3	4	0	2	0	0	0	1
Smoky Burgess, L (1, 2) OBP: 0.308, SLG: 0.425		x 0-0 ①② G4-6-3 1-2f		x 0-0 ③ 4-3 1-2			x 0-0 ① 4-3			3	0	0	0	0	0	2
Donn Clendenon, R (1, 3) OBP: 0.341, SLG: 0.478		x 0-0 ③ 6-3			S S S 0-3 ① K		x 0-0 CS 1B			3	0	1	0	0	1	0
Bob Bailey, R (1, 5) OBP: 0.316, SLG: 0.363			B B B B 4-0 CS E BB		B B B B 4-0 SH3 BB		S S S 0-3 ②③ K 1-2			1	0	0	0	2	1	1
Joe Gibbon, R (1, 1) OBP: 0.091, SLG: 0.091 Roy Face, R (8, 1)			x 0-0 E3 FC4-6 1-2		x 0-0 ② SH3 1-2			x 0-0 ① 5-3		2 0	0 0	0 0	0 0	0 0	0 0	1 0
Inning Stats	R: 0 H: 0 E: 1 LOB: 1 K: 2 BB: 0 S: 8 P: 8	R: 0 H: 1 E: 0 LOB: 0 K: 0 BB: 0 S: 3 P: 3	R: 0 H: 0 E: 1 LOB: 1 K: 0 BB: 1 S: 3 P: 7	R: 0 H: 1 E: 0 LOB: 1 K: 0 BB: 0 S: 4 P: 4	R: 0 H: 0 E: 0 LOB: 2 K: 1 BB: 2 S: 5 P: 13	R: 0 H: 1 E: 0 LOB: 0 K: 1 BB: 0 S: 5 P: 5	R: 0 H: 1 E: 0 LOB: 0 K: 1 BB: 0 S: 5 P: 5	R: 0 H: 0 E: 0 LOB: 0 K: 0 BB: 0 S: 3 P: 3	R: 0 H: 0 E: 0 LOB: 0 K: 0 BB: 1 S: 2 P: 6	1B: 4 SF: 0 2B: 1 SAC: 1 3B: 0 DP: 3 HR: 0 HBP: 0						

TOP

Pittsburgh Pirates @ Milwaukee Braves

Milwaukee County Stadium, Milwaukee, WI

Sat May 25 1963, 4:33 AM EDT
Att. 7,981 - Unknown

livebaseballscorecards.com

AB	27
R	0
H	4
RBI	0
BB	4
SO	5
LOB	12

PITCHER		IP	W/L/S	BF	H	R	ER	SO	BB	IBB	HBP	BLK	WP	HR	S	P	ERA	WHIP
Bob Shaw, R ERA: 3.93	(1, 1)	9.0	W	32	4	0	0	5	4	0	0	0	0	0	38	54	0.00	0.889

PITCHER	IP	W/L/S	BF	H	R	ER	SO	BB	IBB	HBP	BLK	WP	HR	S	P	ERA	WHIP

Batter	1	2	3	4	5	6	7	8	9	AB	R	H	RBI	BB	SO	LOB
Denis Menke, R (1, 6) OBP: 0.296, SLG: 0.389	S S S 0-3 ① K		x 0-0 ① F8		x 0-0 ② F8		x 0-0 ① FC5-6 FC5-4 1-2f			4	0	0	0	0	1	2
Eddie Mathews, L (1, 5) OBP: 0.420, SLG: 0.468	x 0-0 ② F7		S S S 0-3 ② K		x 0-0 ③ 3-1		x 0-0 ② F8			4	0	0	0	0	1	2
Hank Aaron, R (1, 9) OBP: 0.410, SLG: 0.626	B B B B 4-0 BB		B B B B 4-0 S BB			x 0-0 BB WP 1B	x 0-0 ③ FC5-4 1-2f			2	0	1	0	2	0	1
Joe Torre, R (1, 3) OBP: 0.359, SLG: 0.420	x 0-0 ③ G3		x 0-0 ③ F9 1-2			x 0-0 ① F3		x 0-0 HR		4	1	1	1	0	0	3
Frank Bolling, R (1, 4) OBP: 0.274, SLG: 0.308		B B B B 4-0 E BB		x 0-0 ① P4		x 0-0 ② F9		x 0-0 ① F9		3	0	0	0	1	0	1
Bubba Morton, R (1, 7) OBP: 0.267, SLG: 0.120		x 0-0 E1 1-2		x 0-0 ② 5-3		I I I 4-0 BB 1-2 IBB		H 1-0 1B HBP		2	0	0	0	1	0	1
Mack Jones, L (1, 8) OBP: 0.234, SLG: 0.265		S S S 0-3 ① K		x 0-0 ③ L6		B B B B 4-0 FC4 1-2 2-3 BB		x 0-0 FC6-4 1-2 1B		3	0	1	0	1	1	2
Del Crandall, R (1, 2) OBP: 0.224, SLG: 0.197		x 0-0 ② F9			x 0-0 ① F8	x 0-0 ③ FC4 1-2f		x 0-0 ② F3		4	0	0	0	0	0	7
Bob Shaw, R (1, 1) OBP: 0.389, SLG: 0.267		x 0-0 ③ F9			B B B B 4-0 BB		x 0-0 FC5-6 1B	x 0-0 ③ FC6-4 1-2f		3	0	1	0	1	0	4
Inning Stats	R: 0 H: 0 E: 0 LOB: 1 K: 1 BB: 1 S: 5 P: 9	R: 0 H: 0 E: 1 LOB: 2 K: 1 BB: 1 S: 6 P: 10	R: 0 H: 0 E: 0 LOB: 1 K: 1 BB: 1 S: 5 P: 9	R: 0 H: 0 E: 0 LOB: 0 K: 0 BB: 0 S: 3 P: 3	R: 0 H: 0 E: 0 LOB: 1 K: 0 BB: 1 S: 3 P: 7	R: 0 H: 1 E: 0 LOB: 3 K: 0 BB: 2 S: 4 P: 12	R: 0 H: 1 E: 0 LOB: 1 K: 0 BB: 0 S: 4 P: 4	R: 1 H: 2 E: 0 LOB: 2 K: 0 BB: 0 S: 5 P: 6		1B: 3 SF: 0 2B: 0 SAC: 0 3B: 0 DP: 0 HR: 1 HBP: 1						

PITCHER		IP	WLS	BF	H	R	ER	SO	BB	IBB	HBP	BLK	WP	HR	S	P	ERA	WHIP
Joe Gibbon, L ERA: 1.64	(1, 1)	7.1	L	34	4	1	1	3	5	1	1	0	1	1	33	58	1.23	1.227
Roy Face, R ERA: 3.38	(8, 1)	0.2		2	0	0	0	0	0	0	0	0	0	0	2	2	0.00	0.000

PITCHER	IP	WLS	BF	H	R	ER	SO	BB	IBB	HBP	BLK	WP	HR	S	P	ERA	WHIP

BOTTOM

Pittsburgh Pirates @ Milwaukee Braves

Milwaukee County Stadium, Milwaukee, WI

Sat May 25 1963, 4:33 AM EDT

Att. 7,981 - Unknown

AB	29
R	1
H	4
RBI	1
BB	6
SO	3
LOB	23

WP: 1 PA: 36
PB: 0
SB: 1
CS: 0

livebaseballscorecards.com

Batter	1	2	3	4	5	6	7	8	9	10	11	AB	R	H	RBI	BB	SO	LOB
Dick Schofield, S (1, 6) OBP: 0.323, SLG: 0.262	6-3		G3			K		4-3 1-2 2-3		BB	FC6-4 BB	4	0	0	0	2	1	2
Bill Virdon, L (1, 8) OBP: 0.270, SLG: 0.291 Johnny Logan, R (8, PH) OBP: 0.455, SLG: 0.400 Al McBean, R (8, 1) OBP: 0.133, SLG: 0.133 Bob Veale, S (11, 1)	4-3		4-3			4-3		IBB		K	FC6-4 1-2f	3 0 2 0	0 0 0 0	0 0 0 0	0 0 0 0	0 1 0 0	0 0 1 0	0 0 2 0
Jerry Lynch, L (1, 7) OBP: 0.270, SLG: 0.486 Ted Savage, R (7, 7) OBP: 0.297, SLG: 0.407	3-1			6-3			G3	5-3		K		3 2	0 0	0 0	0 0	0 0	0 1	0 4
Bill Mazeroski, R (1, 4) OBP: 0.366, SLG: 0.404		BB 1B		5-3			5-3		HR	P6		5	1	2	1	0	0	1
Roberto Clemente, R (1, 9) OBP: 0.345, SLG: 0.455		P4		1-6-3			HR		FC3-6 1B		BB HR 1B	5	2	3	1	0	0	1
Donn Clendenon, R (1, 3) OBP: 0.343, SLG: 0.466		1-2 BB			K		P3		FC3-6 FC5-4 1-2f		1-2 HR BB	3	1	0	0	2	1	1
Bob Bailey, R (1, 5) OBP: 0.318, SLG: 0.386		P2			6-3			4-3 BB 1B	FC5-4 1-2f BB		1-H 2-H HR	5	1	2	3	0	0	3
Jim Pagliaroni, R (1, 2) OBP: 0.377, SLG: 0.421 Willie Stargell, L (8, PH) OBP: 0.377, SLG: 0.459 (8, 8)		K			5-3			K	1-2 BB		CS 1B	2 2	0 0	0 1	0 0	0 1	1 1	2 1
Don Schwall, R (1, 1) OBP: 0.167, SLG: 0.125 Harvey Haddix, L (7, 1) OBP: 0.200, SLG: 0.400 Tommie Sisk, R (7, 1) Smoky Burgess, L (8, PH) OBP: 0.316, SLG: 0.425 Ron Brand, R (8, PR) (8, 2)			1-3			P4		4-3 1-2 BB	K		K 1-2	2 0 0 0 2	0 0 0 0 0	0 0 0 0 0	0 0 0 1 0	0 0 0 0 2	0 0 0 0 2	0 0 0 0 3
Inning Stats	R: 0 E: 0 K: 0 S: 3 H: 0 LOB: 0 BB: 0 P: 3	R: 0 E: 0 K: 1 S: 6 H: 1 LOB: 2 BB: 1 P: 10	R: 0 E: 0 K: 0 S: 3 H: 0 LOB: 0 BB: 0 P: 3	R: 0 E: 0 K: 0 S: 3 H: 0 LOB: 0 BB: 0 P: 3	R: 0 E: 0 K: 1 S: 5 H: 0 LOB: 0 BB: 0 P: 5	R: 0 E: 0 K: 1 S: 5 H: 0 LOB: 0 BB: 0 P: 5	R: 1 E: 0 K: 0 S: 4 H: 1 LOB: 0 BB: 0 P: 4	R: 0 E: 0 K: 1 S: 6 H: 1 LOB: 3 BB: 2 P: 14	R: 1 E: 0 K: 1 S: 7 H: 2 LOB: 2 BB: 1 P: 11	R: 0 E: 0 K: 2 S: 7 H: 0 LOB: 1 BB: 1 P: 11	R: 3 E: 0 K: 1 S: 7 H: 3 LOB: 1 BB: 2 P: 15	1B: 5 2B: 0 3B: 0 HR: 3	SF: 0 SAC: 0 DP: 0 HBP: 0	WP: 0 PB: 0 SB: 0 CS: 1	PA: 47		

TOP

Pittsburgh Pirates @ Milwaukee Braves

Milwaukee County Stadium, Milwaukee, WI

Sun May 26 1963, 4:33 AM EDT
Att. 9,794 - Unknown

livebaseballscorecards.com

AB	40
R	5
H	8
RBI	5
BB	7
SO	8
LOB	20

PITCHER		IP	WLS	BF	H	R	ER	SO	BB	IBB	HBP	BLK	WP	HR	S	P	ERA	WHIP
Lew Burdette, R ERA: 4.16	(1, 1)	7.0		24	2	1	1	3	1	0	0	0	0	1	29	33	1.29	0.429
Claude Raymond, R ERA: 3.1	(8, 1)	0.2		4	1	0	0	1	1	0	0	0	0	0	5	9	0.00	3.000
Dan Schneider, L ERA: 1.69	(8, 1)	0.0		1	0	0	0	0	0	1	0	0	0	0	0	4	∞	∞
Hank Fischer, R ERA: 3.22	(8, 1)	0.1		3	2	1	1	0	0	0	0	0	0	1	3	3	27.00	6.000
Ron Piche, R ERA: 4.05	(9, 1)	1.0		4	0	0	0	1	1	0	0	0	0	0	5	9	0.00	1.000

PITCHER		IP	WLS	BF	H	R	ER	SO	BB	IBB	HBP	BLK	WP	HR	S	P	ERA	WHIP
Frank Funk, R ERA: 5.68	(10, 1)	2.0	L	11	3	3	3	3	3	0	0	0	0	1	14	26	13.50	3.000

Pittsburgh Pirates @ Milwaukee Braves

Milwaukee County Stadium, Milwaukee, WI

Sun May 26 1963, 4:33 AM EDT

Att. 9,794 - Unknown

livebaseballscorecards.com

BOTTOM

Batter	1	2	3	4	5	6	7	8	9	10	11	AB	R	H	RBI	BB	SO	LOB
Mack Jones, L (1, 8) OBP: 0.250, SLG: 0.275	x 0-0 CS 1B		x 0-0 6-3		x 0-0 6-3		x 0-0 E 1B 1-2 1B	H 1-0 FC4-6 HBP			x 0-0 5-3	4	1	2	0	0	0	0
Frank Funk, R (10, 1)												0	0	0	0	0	0	0
Bubba Morton, R (11, PH) OBP: 0.258, SLG: 0.115												1	0	0	0	0	0	0
Norm Larker, L (1, 3) OBP: 0.350, SLG: 0.337	SSS 0-3 K		x 0-0 6-3		SSS 0-3 K E		x 0-0 F5	x 0-0 FC4-6 1-2f			x 0-0 FC4-6 1B	6	0	1	0	0	2	4
Hank Aaron, R (1, 9) OBP: 0.402, SLG: 0.609	SSS 0-3 K 1-2		x 0-0 1B		x 0-0 F8 1-2		x 0-0 E5 BB 1B 1-2 2-3		SSS 0-3 K		x 0-0 FC4-6 BB 1-2f	6	0	1	0	0	2	5
Eddie Mathews, L (1, 5) OBP: 0.428, SLG: 0.469		BBBB 4-0 FC3-6 BB	x 0-0 F7		SSS 0-3 K		x 0-0 BB 1B 1-2 2-H 3-H		x 0-0 1B		BBBB 4-0 BB 1-2	4	0	2	2	2	1	2
Don Dillard, L (1, 7) OBP: 0.333, SLG: 0.462		x 0-0 FC3-6 BB 1B 1-2f		x 0-0 F8		x 0-0 F3	BBBB 4-0 BB 1-2 2-3		SSS 0-3 K		SSS 0-3 K	3	0	0	0	0	1	1
Joe Torre, R (7, PH) OBP: 0.364, SLG: 0.420												0	0	0	0	1	0	0
Claude Raymond, R (8, 1) OBP: 1.000, SLG: 2.000												0	0	0	0	0	0	0
Dan Schneider, L (8, 1)												0	0	0	0	0	0	0
Hank Fischer, R (8, 1)												0	0	0	0	0	0	0
Ron Piche, R (9, 1)												0	0	0	0	0	0	0
Len Gabrielson, L (9, PH) OBP: 0.255, SLG: 0.322												2	0	0	0	0	2	3
Frank Bolling, R (1, 4) OBP: 0.272, SLG: 0.311		x 0-0 F7		x 0-0 2B		x 0-0 F7	x 0-0 F7		x 0-0 4-3			5	0	1	0	0	0	5
Denis Menke, R (1, 6) OBP: 0.300, SLG: 0.385	x 0-0 BB 1-2 1B		x 0-0 F7			BBBB 4-0 FC6-4 BB	SSS 0-3 K			SSS 0-3 K		4	0	1	0	1	2	4
Roy McMillan, R (11, 6) OBP: 0.301, SLG: 0.418												0	0	0	0	0	0	0
Del Crandall, R (1, 2) OBP: 0.235, SLG: 0.189	BBBB 4-0 1-2 2-3 BB			IIII 4-0 IBB		x 0-0 FC6-4 1-2f		x 0-0 F2			x 0-0 6-3	3	0	0	0	2	0	1
Lew Burdette, R (1, 1) OBP: 0.200, SLG: 0.176	SSS 0-3 K			SSS 0-3 K			x 0-0 E 1B 1B 1B	x 0-0 P6			x 0-0 4-3	2	0	0	0	0	2	5
Lee Maye, L (7, PH) OBP: 0.274, SLG: 0.309												3	1	1	0	0	0	0
(8, 7)																		
(10, 8)																		
Inning Stats	R: 0 H: 1 E: 0 LOB: 1 K: 2 BB: 0 S: 7 P: 7	R: 0 H: 1 E: 0 LOB: 3 K: 1 BB: 2 S: 6 P: 14	R: 0 H: 1 E: 0 LOB: 1 K: 0 BB: 0 S: 4 P: 4	R: 0 H: 1 E: 0 LOB: 2 K: 1 BB: 1 S: 6 P: 10	R: 0 H: 0 E: 1 LOB: 1 K: 2 BB: 0 S: 8 P: 8	R: 0 H: 0 E: 0 LOB: 1 K: 0 BB: 1 S: 3 P: 7	R: 2 H: 3 E: 1 LOB: 3 K: 1 BB: 1 S: 9 P: 13	R: 0 H: 0 E: 0 LOB: 1 K: 0 BB: 0 S: 3 P: 4	R: 0 H: 1 E: 0 LOB: 1 K: 2 BB: 0 S: 8 P: 8	R: 0 H: 0 E: 0 LOB: 0 K: 1 BB: 0 S: 5 P: 5	R: 0 H: 1 E: 0 LOB: 2 K: 1 BB: 1 S: 6 P: 10	1B: 8 SF: 0 2B: 2 SAC: 0 3B: 0 DP: 1 HR: 0 HBP: 1						PA: 50

AB	43
R	2
H	9
RBI	2
BB	6
SO	11
LOB	30

WP: 1 PB: 0 SB: 0 CS: 1

PITCHER		IP	WLS	BF	H	R	ER	SO	BB	IBB	HBP	BLK	WP	HR	S	P	ERA	WHIP
Don Schwall, R ERA: 1.63	(1, 1)	6.0		28	6	2	2	6	3	1	0	0	1	0	36	52	3.00	1.500
Harvey Haddix, L ERA: 2.66	(7, 1)	0.1		3	1	0	0	0	0	0	0	0	0	0	3	3	0.00	3.000
Tommie Sisk, R ERA: 0.93	(7, 1)	0.2		3	0	0	0	1	1	0	0	0	0	0	4	8	0.00	1.500
Al McBean, R ERA: 2.79	(8, 1)	3.2	W	15	2	0	0	3	1	0	1	0	0	0	19	24	0.00	0.818
Bob Veale, L ERA:	(11, 1)	0.1	S	1	0	0	0	1	0	0	0	0	0	0	3	3	0.00	0.000

PITCHER	IP	WLS	BF	H	R	ER	SO	BB	IBB	HBP	BLK	WP	HR	S	P	ERA	WHIP

Batter	1	2	3	4	5	6	7	8	9	AB	R	H	RBI	BB	SO	LOB
Nate Oliver, R (1, 4) OBP: 0.302, SLG: 0.305	K		F9			6-3		F7	FC4-6, BB, 1B	5	0	1	0	0	1	0
Jim Gilliam, S (1, 5) OBP: 0.376, SLG: 0.431	5-3		2B			F9		G3	FC4-6, BB	4	0	1	0	1	0	0
Ron Fairly, L (1, 8) (8, 3) OBP: 0.391, SLG: 0.474	BB		4-3			4-3			2B, BLK, BB; FC4-6	3	1	0	1	2	0	3
Tommy Davis, R (1, 7) OBP: 0.347, SLG: 0.436	6-3			CS, 1B			L8		B3; K	5	0	1	0	0	1	4
Frank Howard, R (1, 9) OBP: 0.356, SLG: 0.518		5-3		F2			HR		BLK, 1B, 2B	4	2	2	1	0	0	1
Bill Skowron, R (1, 3) OBP: 0.280, SLG: 0.280 Willie Davis, L (8, 8) OBP: 0.260, SLG: 0.371		2B		K			6-3		1B, SH, BB	3 0	0 1	1 0	0 0	1 1	1 0	1 0
John Roseboro, L (1, 2) OBP: 0.292, SLG: 0.364	5-3		CS, 1-2		F8		BB		SH, S, 1B	3	1	1	1	1	0	1
Dick Tracewski, R (1, 6) OBP: 0.299, SLG: 0.217	F9				F6		F3		SH, S, FC5	3	1	0	1	0	0	2
Sandy Koufax, R (1, 1) OBP: 0.138, SLG: 0.040			K		K			K	FC5, BB, 1B, FC4-6	4	1	0	1	0	3	0
Inning Stats	R: 0 E: 0 K: 1 S: 13	H: 0 LOB: 1 BB: 1 P: 23	R: 0 E: 0 K: 0 S: 8	H: 1 LOB: 1 BB: 0 P: 12	R: 0 E: 0 K: 1 S: 9	H: 1 LOB: 1 BB: 0 P: 14	R: 0 E: 0 K: 1 S: 8	H: 1 LOB: 0 BB: 0 P: 17	R: 0 E: 0 K: 1 S: 10	H: 0 LOB: 0 BB: 0 P: 13	R: 0 E: 0 K: 0 S: 6	H: 0 LOB: 0 BB: 0 P: 7	R: 1 E: 0 K: 0 S: 9	H: 1 LOB: 1 BB: 1 P: 18	R: 0 E: 0 K: 1 S: 8	H: 0 LOB: 0 BB: 0 P: 12	R: 6 E: 1 K: 1 S: 20	H: 3 LOB: 2 BB: 3 P: 44	1B: 3 2B: 3 3B: 0 HR: 1	SF: 0 SAC: 1 DP: 0 HBP: 0	WP: 0 PB: 0 SB: 2 CS: 1	PA: 41

TOP

Los Angeles Dodgers @ Milwaukee Braves

Milwaukee County Stadium, Milwaukee, WI

Tue May 28 1963, 8:05 PM EDT

Att. 4,573 - Unknown

livebaseballscorecards.com

AB	34
R	7
H	7
RBI	5
BB	5
SO	6
LOB	12

PITCHER		IP	WLS	BF	H	R	ER	SO	BB	IBB	HBP	BLK	WP	HR	S	P	ERA	WHIP
Denny Lemaster, L ERA: 1.47	(1, 1)	7.0	L	26	4	1	1	4	2	0	0	0	0	1	63	104	1.29	0.857
Claude Raymond, R ERA: 3.74	(8, 1)	1.1		6	1	2	2	1	1	0	0	0	0	0	13	25	13.50	1.500
Dan Schneider, L ERA: 8.44	(9, 1)	0.0		5	2	3	3	0	1	0	0	1	0	0	8	16	∞	∞
Tony Cloninger, R ERA: 3.65	(9, 1)	0.2		3	0	1	1	1	1	0	0	0	0	0	7	15	13.50	1.500

PITCHER	IP	WLS	BF	H	R	ER	SO	BB	IBB	HBP	BLK	WP	HR	S	P	ERA	WHIP

Batter	1	2	3	4	5	6	7	8	9	AB	R	H	RBI	BB	SO	LOB
Denis Menke, R (1, 4) OBP: 0.299, SLG: 0.380	B F B B X 3-1 F7 ①		X 0-0 5-3 ①		C F F X 0-2 BB 1B		B S C C 1-3 K ③			4	0	1	0	0	1	0
Eddie Mathews, L (1, 5) OBP: 0.429, SLG: 0.469	X 0-0 3-1 ②		X 0-0 1B		B F B S B X 3-2 F8 ②			S B X 1-1 G6-4-3 1B		4	0	2	0	0	0	1
Hank Aaron, R (1, 9) OBP: 0.399, SLG: 0.599	X 0-0 F4 ③		B B X 2-0 F5 ②		B B B C B 4-1 1-2 BB			B B F F X 2-2 F2 ①		3	0	0	0	1	0	2
Joe Torre, R (1, 3) OBP: 0.361, SLG: 0.414		B X 1-0 BB 1B 1B	B C B S S 2-3 K ③		X 0-0 F9 ③			S B B X 2-1 G6-4-3 1-2f ② ③		4	0	1	0	0	1	4
Bubba Morton, R (1, 8) OBP: 0.257, SLG: 0.133		C B X 1-1 BB 1-2 1B		C X 0-1 4-3 ①		C X 0-1 L8 ①			B B C X 2-1 4-3 ①	4	0	1	0	0	0	0
Del Crandall, R (1, 2) OBP: 0.235, SLG: 0.192		C B X 1-1 F7 ①		X 0-0 S 1B		C X 0-1 5-3 ②			F C F X 0-2 1-3 ②	4	0	1	0	0	0	2
Roy McMillan, R (1, 6) OBP: 0.299, SLG: 0.400		B B S B B 4-1 1-2 2-3 BB		B S C F C 1-3 K 1-2 ②		C X 0-1 F4 ③			B C B S B F S 3-3 K ③	3	0	0	0	1	2	1
Len Gabrielson, L (1, 7) OBP: 0.248, SLG: 0.312		B C B S S 2-3 K ②		C C S 0-3 K ③			S C S 0-3 K ①			3	0	0	0	0	3	4
Denny Lemaster, R (1, 1) OBP: 0.067, SLG: 0.067 Bob Uecker, R (7, PH) OBP: 0.500, SLG: 0.750 Claude Raymond, R (8, 1) OBP: 1.000, SLG: 2.000 Dan Schneider, L (9, 1) Tony Cloninger, R (9, 1)		B C S X 1-2 F8 ③			B S F S 1-3 K ①		X 0-0 5-3 ②			2 1 0 0 0	0 0 0 0 0	0 0 0 0 0	0 0 0 0 0	0 0 0 0 0	1 0 0 0 0	3 0 0 0 0
Inning Stats	R: 0 H: 0 E: 0 LOB: 0 K: 0 BB: 0 S: 4 P: 7	R: 0 H: 2 E: 0 LOB: 3 K: 1 BB: 1 S: 12 P: 22	R: 0 H: 1 E: 0 LOB: 1 K: 1 BB: 0 S: 6 P: 10	R: 0 H: 1 E: 0 LOB: 1 K: 2 BB: 0 S: 10 P: 11	R: 0 H: 1 E: 0 LOB: 2 K: 1 BB: 1 S: 12 P: 20	R: 0 H: 0 E: 0 LOB: 0 K: 0 BB: 0 S: 6 P: 6	R: 0 H: 0 E: 0 LOB: 0 K: 2 BB: 0 S: 7 P: 8	R: 0 H: 1 E: 0 LOB: 0 K: 0 BB: 0 S: 7 P: 12	R: 0 H: 0 E: 0 LOB: 0 K: 1 BB: 0 S: 10 P: 15	1B: 6 2B: 0 3B: 0 HR: 0	SF: 0 SAC: 0 DP: 1 HBP: 0			WP: 0 PB: 0 SB: 1 CS: 0	PA: 34		

PITCHER	IP	WLS	BF	H	R	ER	SO	BB	IBB	HBP	BLK	WP	HR	S	P	ERA	WHIP
Sandy Koufax, L (1, 1) ERA: 1.51	9.0	W	34	6	0	0	8	2	0	0	0	0	0	74	111	0.00	0.889

PITCHER	IP	WLS	BF	H	R	ER	SO	BB	IBB	HBP	BLK	WP	HR	S	P	ERA	WHIP

BOTTOM

Los Angeles Dodgers @ Milwaukee Braves

Milwaukee County Stadium, Milwaukee, WI

Tue May 28 1963, 8:05 PM EDT

Att. 4,573 - Unknown

livebaseballscorecards.com

AB	32
R	0
H	6
RBI	0
BB	2
SO	8
LOB	17

Batter	1	2	3	4	5	6	7	8	9	AB	R	H	RBI	BB	SO	LOB
Nate Oliver, R (1, 4) OBP: 0.308, SLG: 0.311	F X 0-1 CS 1B	C X 0-1 FC6-4 1-2f ③		B F C C 1-3 K ③			C C B F F X 1-2 5-3 1B			4	0	2	0	0	1	2
Jim Gilliam, S (1, 5) OBP: 0.372, SLG: 0.420	B F P B F X 3-2 4-3 1-2 ①②	C B B X 2-1 4-3 ①		B B B B 4-0 SH1-4 BB			P B C B X 3-1 5-3 1-2 ①			3	0	0	0	1	0	2
Ron Fairly, L (1, 8) OBP: 0.390, SLG: 0.468	B B B C C B 4-2 1B BB	B B F S X 2-2 1-3 ②		X 0-0 SH1-4 1-2 ①			X 0-0 F7 ②			2	0	0	0	1	0	1
Tommy Davis, R (1, 7) OBP: 0.355, SLG: 0.442	X 0-0 FC6-4 1-2 1B	C B B X 2-1 HR 1B		F C C 0-3 K ②						3	1	2	0	0	1	1
Frank Howard, R (1, 9) OBP: 0.356, SLG: 0.535	B F C X 1-2 FC6-4 1-2f ③	X 0-0 1-H HR		B S C B S 2-3 K ③						3	1	1	2	0	1	3
Bill Skowron, R (1, 3) OBP: 0.273, SLG: 0.272		C X 0-1 F8 ①	C F B B X 2-2 4-3 ③		C S S 0-3 K ①					3	0	0	0	0	1	0
John Roseboro, L (1, 2) OBP: 0.298, SLG: 0.372		B B B 4-0 1B SF9 BB	B C B X 2-1 L8 ①		C S B F X 1-2 2B					2	1	1	0	1	0	0
Dick Tracewski, R (1, 6) OBP: 0.313, SLG: 0.236		B S X 1-1 FC6-4 1-3 1B	F X 0-1 FC3-6 1B		C X 0-1 F9 ②					3	0	2	0	0	0	1
Johnny Podres, L (1, 1) OBP: 0.050, SLG: 0.056 Ron Perranoski, L (6, 1)		F X 0-1 SF9 3-H ②	L X 0-1 FC3-6 1-2f ②		B B X 2-0 4-3 ③					2 0	0 0	0 0	1 0	0 0	0 0	2 0
Inning Stats	R: 0 H: 2 E: 0 LOB: 2 K: 0 BB: 1 S: 12 P: 19	R: 1 H: 1 E: 0 LOB: 1 K: 0 BB: 1 S: 8 P: 13	R: 2 H: 2 E: 0 LOB: 0 K: 0 BB: 0 S: 11 P: 19	R: 0 H: 1 E: 0 LOB: 1 K: 1 BB: 0 S: 9 P: 12	R: 0 H: 0 E: 0 LOB: 1 K: 2 BB: 1 S: 7 P: 13	R: 0 H: 1 E: 0 LOB: 1 K: 1 BB: 0 S: 10 P: 13	R: 0 H: 1 E: 0 LOB: 1 K: 0 BB: 0 S: 9 P: 12			1B: 6 SF: 1 2B: 1 SAC: 1 3B: 0 DP: 0 HR: 1 HBP: 0						

TOP

Los Angeles Dodgers @ Milwaukee Braves

Milwaukee County Stadium, Milwaukee, WI

Wed May 29 1963, 8:05 PM EDT

Att. 11,968 - Unknown

livebaseballscorecards.com

AB	25
R	3
H	8
RBI	3
BB	3
SO	4
LOB	12

WP: 0 PA: 30
PB: 0
SB: 0
CS: 1

PITCHER		IP	WLS	BF	H	R	ER	SO	BB	IBB	HBP	BLK	WP	HR	S	P	ERA	WHIP
Bob Hendley, L ERA: 3.84	(1, 1)	4.1		21	6	3	3	1	3	0	0	0	0	1	41	68	6.23	2.077
Ron Piche, R ERA: 3.6	(5, 1)	1.2		6	1	0	0	3	0	0	0	0	0	0	16	21	0.00	0.600
Claude Raymond, R ERA: 3.63	(7, 1)	0.2		3	1	0	0	0	0	0	0	0	0	0	9	12	0.00	1.500

PITCHER		IP	WLS	BF	H	R	ER	SO	BB	IBB	HBP	BLK	WP	HR	S	P	ERA	WHIP

Batter	1	2	3	4	5	6	7	8	9	AB	R	H	RBI	BB	SO	LOB
Denis Menke, R (1, 5) OBP: 0.292, SLG: 0.371	B S B F X 2-2 ① F2		B F F X 1-2 ② 5-3		F C F F F X 0-2 ② 6-3					3	0	0	0	0	0	0
Lee Maye, L (1, 8) OBP: 0.292, SLG: 0.345	B F X 1-1 1B 2B		C B B B F X 3-2 1B		F X 0-1 ③ 3-1					3	0	2	0	0	0	0
Hank Aaron, R (1, 9) OBP: 0.403, SLG: 0.606	F B X 1-1 2-3 1B		B S F C 1-3 ③ K			F X 0-1 1B 1B 2B				3	1	2	0	0	1	1
Eddie Mathews, L (1, 7) OBP: 0.433, SLG: 0.470	F B B S B C 3-3 ② K			C C B B F B B 4-2 4-3 BB		X 0-0 SH5-4 1B 2-3 1B 1B				2	1	1	0	1	1	2
Joe Torre, R (1, 3) OBP: 0.360, SLG: 0.412	C C B S 1-3 ③ K			C S X 0-2 ① F9		B X 1-0 SH5-4 1-2 3-H 1B 1B				3	1	1	1	0	1	3
Roy McMillan, R (1, 6) OBP: 0.291, SLG: 0.389		X 0-0 ① F4		C F X 0-2 ② 4-3 1-2		X 0-0 ① SH5-4 1-2 2-3				2	0	0	0	0	0	1
Del Crandall, R (1, 2) OBP: 0.250, SLG: 0.200		B C B B X 3-1 ② F9		B B B B 4-0 BB		X 0-0 1B 2-H 3-H 1B				2	0	1	2	1	0	0
Amado Samuel, R (1, 4) OBP: 0.182, SLG: 0.182		C X 0-1 ③ F8		B B B C C X 3-2 ③ F3		B F F X 1-2 G4-6-3 1-3 1B				3	0	1	0	0	0	2
Bob Hendley, R (1, 1) OBP: 0.190, SLG: 0.150			B X 1-0 ① F7		B F C S 1-3 ① K	X 0-0 ②③ G4-6-3 1-2f				1	0	0	0	0	0	0
Ron Piche, R (5, 1)										1	0	0	0	0	1	0
Bubba Morton, R (6, PH) OBP: 0.250, SLG: 0.129										1	0	0	0	0	0	2
Claude Raymond, R (7, 1) OBP: 1.000, SLG: 2.000										0	0	0	0	0	0	0
Inning Stats	R: 0 E: 0 K: 2 S: 13 H: 2 LOB: 2 BB: 0 P: 21	R: 0 E: 0 K: 0 S: 5 H: 0 LOB: 0 BB: 0 P: 8	R: 0 E: 0 K: 1 S: 10 H: 1 LOB: 1 BB: 0 P: 16	R: 0 E: 0 K: 0 S: 12 H: 0 LOB: 2 BB: 2 P: 23	R: 0 E: 0 K: 1 S: 11 H: 0 LOB: 0 BB: 0 P: 12	R: 3 E: 0 K: 0 S: 10 H: 5 LOB: 1 BB: 0 P: 12				1B: 6 2B: 2 3B: 0 HR: 0	SF: 0 SAC: 1 DP: 1 HBP: 0					

PITCHER	IP	WLS	BF	H	R	ER	SO	BB	IBB	HBP	BLK	WP	HR	S	P	ERA	WHIP
Johnny Podres, L (1, 1) ERA: 3.25	5.1		26	8	3	3	4	2	0	0	0	0	0	60	91	5.06	1.875
Ron Perranoski, L (6, 1) ERA: 1.97	0.2		1	0	0	0	0	0	0	0	0	0	0	1	1	0.00	0.000

PITCHER	IP	WLS	BF	H	R	ER	SO	BB	IBB	HBP	BLK	WP	HR	S	P	ERA	WHIP

BOTTOM

Los Angeles Dodgers @ Milwaukee Braves

Milwaukee County Stadium, Milwaukee, WI

Wed May 29 1963, 8:05 PM EDT

Att. 11,968 - Unknown

livebaseballscorecards.com

AB	24
R	3
H	8
RBI	3
BB	2
SO	4
LOB	11

WP: 0 PA: 27
PB: 0
SB: 0
CS: 0

Batter	1	2	3	4	5	6	7	8	9	AB	R	H	RBI	BB	SO	LOB
Nate Oliver, R (1, 4) (8, 6) OBP: 0.297, SLG: 0.299	C B S X 1-2 5-3 ①		B X 1-0 F2 ②		X 0-0 E4 G4-3		X 0-0 6-3 ③		X 0-0 F9 ①	5	0	0	0	0	0	3
Jim Gilliam, S (1, 5) (8, 4) OBP: 0.373, SLG: 0.444	X 0-0 1B		B B X 2-0 F8 ③		F B X 1-1 G4-3 1-2f ② ③			C X 0-1 HR	S F B F F S 1-3 K ②	5	1	2	1	0	1	3
Ron Fairly, L (1, 8) OBP: 0.385, SLG: 0.466	B B F S B X 3-2 L8 ②			B C F F B X 2-2 1B 2B		C B X 1-1 F9 ①		C X 0-1 4-3 ①	B C B X 2-1 F7 ③	5	1	1	0	0	0	2
Tommy Davis, R (1, 7) OBP: 0.367, SLG: 0.453	F F F B C 1-3 K ③			X 0-0 BB 2-H 1B		C X 0-1 1B		B B X 2-0 2B 1B		4	1	3	1	0	1	1
Frank Howard, R (1, 9) OBP: 0.347, SLG: 0.520		C C B X 1-2 F6 ①		F B B B C C 3-3 K ①		B X 2-0 F7 ②		B B C B X 3-1 F8 ②		4	0	0	0	0	1	3
Bill Skowron, R (1, 3) OBP: 0.272, SLG: 0.280		C X 0-1 F3 ②		F F C 0-3 K ②		F B F F X 1-2 F4 ③		F B F X 1-2 1-H 3B 2B		4	1	1	1	0	1	2
John Roseboro, L (1, 2) OBP: 0.309, SLG: 0.390		B X 1-0 F9 ③		C B B B C F F B 4-2 1-2 BB			X 0-0 G6-3 1B 1B	C X 0-1 2-H 3B		3	0	2	1	1	0	0
Dick Tracewski, R (1, 6) OBP: 0.313, SLG: 0.240 Wally Moon, L (8, PH) OBP: 0.359, SLG: 0.368 Don Zimmer, R (8, 5) OBP: 0.300, SLG: 0.500			F X 0-1 6-3 ①	C B X 1-1 F9 ③			B X 1-0 G6-3 1-2 1B	C C B X 1-2 4-3 ③		3	0	1	0	0	0	2
										1	0	0	0	0	0	1
										0	0	0	0	0	0	0
Don Drysdale, R (1, 1) OBP: 0.222, SLG: 0.242 Lee Walls, R (7, PH) OBP: 0.261, SLG: 0.391 Ron Perranoski, L (7, 1) Ed Roebuck, R (8, 1) Willie Davis, L (9, PH) OBP: 0.265, SLG: 0.376			B B F F F F X 2-2 1B		X 0-0 L7 ①		B S X 1-1 G6-3 1-2f 2-3 ① ②		F X 0-1 1B	2	0	1	0	0	0	0
										1	0	0	0	0	0	2
										0	0	0	0	0	0	0
										0	0	0	0	0	0	0
										1	0	1	0	0	0	0
Inning Stats	R: 0 E: 0 K: 1 S: 11 H: 1 LOB: 1 BB: 0 P: 16	R: 0 E: 0 K: 0 S: 6 H: 0 LOB: 0 BB: 0 P: 8	R: 0 E: 0 K: 0 S: 8 H: 1 LOB: 1 BB: 0 P: 13	R: 1 E: 0 K: 2 S: 17 H: 2 LOB: 2 BB: 1 P: 27	R: 0 E: 1 K: 0 S: 4 H: 0 LOB: 0 BB: 0 P: 5	R: 0 E: 0 K: 0 S: 9 H: 1 LOB: 1 BB: 0 P: 13	R: 0 E: 0 K: 0 S: 5 H: 2 LOB: 1 BB: 0 P: 7	R: 3 E: 0 K: 0 S: 15 H: 4 LOB: 1 BB: 0 P: 22	R: 0 E: 0 K: 1 S: 10 H: 1 LOB: 1 BB: 0 P: 13	1B: 8 2B: 2 3B: 1 HR: 1	SF: 0 SAC: 0 DP: 2 HBP: 0					

PITCHER	IP	WLS	BF	H	R	ER	SO	BB	IBB	HBP	BLK	WP	HR	S	P	ERA	WHIP
Warren Spahn, L (1, 1) ERA: 3.4	7.2	W	34	11	4	4	3	1	0	0	0	0	1	72	107	4.70	1.565
Claude Raymond, R (8, 1) ERA: 3.42	1.1	S	5	1	0	0	1	0	0	0	0	0	0	13	17	0.00	0.750

PITCHER	IP	WLS	BF	H	R	ER	SO	BB	IBB	HBP	BLK	WP	HR	S	P	ERA	WHIP

TOP

Los Angeles Dodgers @ Milwaukee Braves

Milwaukee County Stadium, Milwaukee, WI

Thu May 30 1963, 4:33 AM EDT

Att. 12,403 - Unknown

livebaseballscorecards.com

AB	38
R	4
H	12
RBI	4
BB	1
SO	4
LOB	19

1B: 8	SF: 0	WP: 0	PA: 39
2B: 2	SAC: 0	PB: 0	
3B: 1	DP: 2	SB: 0	
HR: 1	HBP: 0	CS: 0	

Batter	1	2	3	4	5	6	7	8	9	AB	R	H	RBI	BB	SO	LOB
Lee Maye, L (1, 8) OBP: 0.300, SLG: 0.349	5-3		1-2 PB 2B 1B		1-1 F7		0-0 1-3	0-0 2B 1B		5	2	2	0	0	0	0
Eddie Mathews, L (1, 5) OBP: 0.438, SLG: 0.474	K		4-2 2B E 1-2 BB		0-2 G3		4-2 2B 1B BB	1-0 FC5 1-H 2B		3	2	1	1	2	1	0
Hank Aaron, R (1, 9) OBP: 0.413, SLG: 0.631	S 1B 1B		0-3 K		0-1 HR		0-1 1-3 1B 2B	4-0 IBB		4	3	3	1	1	1	2
Joe Torre, R (1, 2) OBP: 0.376, SLG: 0.431	2-1 1-H 1B		0-1 E 1-3 2-H 2B		2-1 1B		4-0 1B IBB	0-0 FC5 2-3f		4	0	3	2	1	0	2
Don Dillard, L (1, 7) OBP: 0.317, SLG: 0.436 Bubba Morton, R (7, PH) OBP: 0.270, SLG: 0.156 (8, 7)	1-1 6-3		1-2 E3 G4-6-3 2-3 3-H		1-0 4-3		2-1 1B 1-3 2-H 3-H 1B			3 1	0 0	0 1	1 2	0 0	0 0	3 0
Norm Larker, L (1, 3) OBP: 0.346, SLG: 0.333		2-3 K	2-1 G4-6-3 1-2f			1-2 E3	0-0 1-3 1B			4	0	1	0	0	1	2
Denis Menke, R (1, 6) OBP: 0.284, SLG: 0.359		1-0 F8	1-2 6-3			1-2 L9	0-0 F7			4	0	0	0	0	0	3
Amado Samuel, R (1, 4) OBP: 0.200, SLG: 0.267		2-2 2B	2-3 K			2-3 K		1-2 4-3		4	0	1	0	0	2	1
Warren Spahn, L (1, 1) OBP: 0.233, SLG: 0.214 Claude Raymond, R (8, 1) OBP: 0.750, SLG: 1.333		2-3 K		0-0 F6		1-3 K		0-3 K		3 1	0 0	0 0	0 0	0 0	2 1	2 0
Inning Stats	R: 1 H: 2 E: 0 LOB: 1 K: 1 BB: 0 S: 11 P: 19	R: 0 H: 1 E: 0 LOB: 1 K: 2 BB: 0 S: 10 P: 17	R: 2 H: 2 E: 1 LOB: 1 K: 1 BB: 1 S: 18 P: 25	R: 0 H: 0 E: 0 LOB: 0 K: 1 BB: 0 S: 8 P: 11	R: 1 H: 2 E: 0 LOB: 1 K: 0 BB: 0 S: 10 P: 14	R: 0 H: 0 E: 1 LOB: 1 K: 2 BB: 0 S: 16 P: 20	R: 2 H: 3 E: 0 LOB: 2 K: 0 BB: 2 S: 9 P: 19	R: 1 H: 2 E: 0 LOB: 2 K: 1 BB: 1 S: 9 P: 15		1B: 7 SF: 0 2B: 4 SAC: 0 3B: 0 DP: 1 HR: 1 HBP: 0						

PITCHER		IP	WLS	BF	H	R	ER	SO	BB	IBB	HBP	BLK	WP	HR	S	P	ERA	WHIP
Don Drysdale, R ERA: 3.14	(1, 1)	6.0	L	27	7	4	4	7	1	0	0	0	0	1	73	106	6.00	1.333
Ron Perranoski, L ERA: 2.67	(7, 1)	1.2		12	5	3	3	1	1	2	0	0	0	0	17	33	16.20	3.600
Ed Roebuck, R ERA: 3.63	(8, 1)	0.1		1	0	0	0	0	0	0	0	0	0	0	1	1	0.00	0.000

BOTTOM

Los Angeles Dodgers @ Milwaukee Braves

Milwaukee County Stadium, Milwaukee, WI

Thu May 30 1963, 4:33 AM EDT

Att. 12,403 - Unknown

livebaseballscorecards.com

AB	36
R	7
H	12
RBI	7
BB	4
SO	8
LOB	15

WP: 0 PA: 40
PB: 1
SB: 1
CS: 0

Batter	1	2	3	4	5	6	7	8	9	AB	R	H	RBI	BB	SO	LOB
Ernie Fazio, R (1, 4) OBP: 0.264, SLG: 0.244	B B B B 4-0 FC3-6 E FC5-4 BB		x 0-0 ② 6-3	S S S 0-3 ③ K			x 0-0 ② F8			3	1	0	0	1	1	3
Johnny Temple, R (1, 5) OBP: 0.353, SLG: 0.344	x 0-0 E1 FC3-6 1-2		B B B B 4-0 BB		S S S 0-3 ① K		S S S 0-3 ③ K			3	0	0	0	1	2	2
Al Spangler, L (1, 7) OBP: 0.325, SLG: 0.321	x 0-0 ① FC3-6 FC5-4 1-2f 2-3		x 0-0 ③ F9		x 0-0 ② F7			x 0-0 ① 3-1		4	0	0	0	0	0	3
Carl Warwick, R (1, 9) OBP: 0.390, SLG: 0.437	x 0-0 ② FC5-4 1-2f 3-H			x 0-0 E S 1B 1B	x 0-0 ③ 6-3			x 0-0 ② F2		4	1	1	1	0	0	1
Rusty Staub, L (1, 3) OBP: 0.331, SLG: 0.331	x 0-0 ③ G3			S S S 0-3 ① K 1-2		x 0-0 ① 3-1		B B B B 4-0 FC6-4 BB		3	0	0	0	1	1	2
Howie Goss, R (1, 8) OBP: 0.283, SLG: 0.432		x 0-0 ① F5		B B B B 4-0 E 1B BB		x 0-0 ② 5-3		x 0-0 ③ FC6-4 1-2f		3	1	0	0	1	0	1
Bob Lillis, R (1, 6) OBP: 0.269, SLG: 0.277		x 0-0 ② F9		x 0-0 E3 SH1-4 1B 1-2 2-3		x 0-0 ③ F9			x 0-0 ① P5	4	0	0	0	0	0	2
John Bateman, R (1, 2) OBP: 0.230, SLG: 0.348		S S S 0-3 ③ K		x 0-0 SH1-4 1B 1-2 2-H 3-H			B B B B 4-0 BB		x 0-0 ② F8	3	0	1	2	1	1	0
Ken Johnson, R (1, 1) OBP: 0.056, SLG: 0.056			S S S 0-3 ① K	x 0-0 ② SH1-4 1-2 2-3			S S S 0-3 ① K		S S S 0-3 ③ K	3	0	0	0	0	3	1
Inning Stats	R: 1 H: 0 E: 1 LOB: 1 K: 0 BB: 1 S: 4 P: 8	R: 0 H: 0 E: 0 LOB: 0 K: 1 BB: 0 S: 5 P: 5	R: 0 H: 0 E: 0 LOB: 1 K: 1 BB: 1 S: 5 P: 9	R: 2 H: 2 E: 1 LOB: 2 K: 2 BB: 1 S: 10 P: 14	R: 0 H: 0 E: 0 LOB: 0 K: 1 BB: 0 S: 5 P: 5	R: 0 H: 0 E: 0 LOB: 0 K: 0 BB: 0 S: 3 P: 3	R: 0 H: 0 E: 0 LOB: 1 K: 2 BB: 1 S: 7 P: 11	R: 0 H: 0 E: 0 LOB: 1 K: 0 BB: 1 S: 3 P: 7	R: 0 H: 0 E: 0 LOB: 0 K: 1 BB: 0 S: 5 P: 5	1B: 2 SF: 0 2B: 0 SAC: 1 3B: 0 DP: 0 HR: 0 HBP: 0						

TOP

Houston Colt 45's @ Milwaukee Braves

Milwaukee County Stadium, Milwaukee, WI

Fri May 31 1963, 8:05 PM EDT

Att. 6,619 - Unknown - 67 F

livebaseballscorecards.com

AB	30
R	3
H	2
RBI	3
BB	5
SO	8
LOB	15

WP: 0 PA: 36
PB: 0
SB: 1
CS: 0

PITCHER		IP	WLS	BF	H	R	ER	SO	BB	IBB	HBP	BLK	WP	HR	S	P	ERA	WHIP
Bob Shaw, R ERA: 3.67	(1, 1)	6.0	L	25	2	3	1	5	3	0	0	0	0	0	32	44	1.50	0.833
Tony Cloninger, R ERA: 3.38	(7, 1)	2.0		8	0	0	0	2	2	0	0	0	0	0	10	18	0.00	1.000
Ron Piche, R ERA: 3.38	(9, 1)	1.0		3	0	0	0	1	0	0	0	0	0	0	5	5	0.00	0.000

PITCHER	IP	WLS	BF	H	R	ER	SO	BB	IBB	HBP	BLK	WP	HR	S	P	ERA	WHIP

BOTTOM

Houston Colt 45's @ Milwaukee Braves

Milwaukee County Stadium, Milwaukee, WI

Fri May 31 1963, 8:05 PM EDT
Att. 6,619 - Unknown - 67 F

livebaseballscorecards.com

Batter	1	2	3	4	5	6	7	8	9	AB	R	H	RBI	BB	SO	LOB
Lee Maye, L (1, 8) OBP: 0.288, SLG: 0.333	S S S 0-3 ① K		x 0-0 ② F7			x 0-0 E1 6-3 HR		x 0-0 ① SH2-4 1-2		3	1	0	0	0	1	1
Eddie Mathews, L (1, 5) OBP: 0.429, SLG: 0.462	S S S 0-3 ② K		x 0-0 ③ 6-3			x 0-0 ② 6-3 1-2		x 0-0 ② 3-1		4	0	0	0	0	1	3
Hank Aaron, R (1, 9) OBP: 0.414, SLG: 0.643	B B B B 4-0 BB			x 0-0 ① P4		x 0-0 2-H HR		x 0-0 ③ F8		3	1	1	2	1	0	1
Joe Torre, R (1, 2) OBP: 0.366, SLG: 0.417	x 0-0 ③ F8			x 0-0 ② 4-3		x 0-0 ③ F7			x 0-0 ① 6-3	4	0	0	0	0	0	1
Don Dillard, L (1, 7) OBP: 0.313, SLG: 0.424		x 0-0 CS 1B		x 0-0 ③ 4-3			x 0-0 ① G3		x 0-0 ② F7	4	0	1	0	0	0	0
Norm Larker, L (1, 3) OBP: 0.333, SLG: 0.319		x 0-0 ① ② G3 1-2			x 0-0 ① F8		x 0-0 ② F7		x 0-0 ③ 4-3	4	0	0	0	0	0	1
Denis Menke, R (1, 6) OBP: 0.285, SLG: 0.354 (8, 4)		x 0-0 ③ 1-3			x 0-0 ② 1-3		B B B B 4-0 BB			2	0	0	0	1	0	0
Amado Samuel, R (1, 4) OBP: 0.176, SLG: 0.235 Tommie Aaron, R (7, PH) OBP: 0.222, SLG: 0.242 Roy McMillan, R (8, 6) OBP: 0.291, SLG: 0.389			x 0-0 E4 SH1-4		x 0-0 ③ 6-3		x 0-0 ③ 1-3			2 1 0	0 0 0	0 0 0	0 0 0	0 0 0	0 0 0	0 1 0
Bob Shaw, R (1, 1) OBP: 0.389, SLG: 0.267 Bubba Morton, R (6, PH) OBP: 0.263, SLG: 0.152 Tony Cloninger, R (7, 1) Mack Jones, L (8, PH) OBP: 0.257, SLG: 0.282 Ron Piche, R (9, 1)			x 0-0 ① SH1-4 1-2			x 0-0 ① 4-3		x 0-0 SH2-4 1B		0 1 0 1 0	0 0 0 0 0	0 0 0 1 0	0 0 0 0 0	0 0 0 0 0	0 0 0 0 0	0 0 0 0 0
Inning Stats	R: 0 H: 0 E: 0 LOB: 1 K: 2 BB: 1 S: 7 P: 11	R: 0 H: 1 E: 0 LOB: 0 K: 0 BB: 0 S: 3 P: 3	R: 0 H: 0 E: 1 LOB: 1 K: 0 BB: 0 S: 4 P: 4	R: 0 H: 0 E: 0 LOB: 0 K: 0 BB: 0 S: 3 P: 3	R: 0 H: 0 E: 0 LOB: 0 K: 0 BB: 0 S: 3 P: 3	R: 2 H: 1 E: 1 LOB: 0 K: 0 BB: 0 S: 5 P: 5	R: 0 H: 0 E: 0 LOB: 1 K: 0 BB: 1 S: 3 P: 7	R: 0 H: 1 E: 0 LOB: 1 K: 0 BB: 0 S: 4 P: 4	R: 0 H: 0 E: 0 LOB: 0 K: 0 BB: 0 S: 3 P: 3	1B: 2 2B: 0 3B: 0 HR: 1	SF: 0 SAC: 2 DP: 0 HBP: 0			WP: 0 PB: 0 SB: 0 CS: 1	PA: 33		

PITCHER	IP	WLS	BF	H	R	ER	SO	BB	IBB	HBP	BLK	WP	HR	S	P	ERA	WHIP
Ken Johnson, R (1, 1) ERA: 2.8	9.0	W	33	3	2	0	2	2	0	0	0	0	1	35	43	0.00	0.556

PITCHER	IP	WLS	BF	H	R	ER	SO	BB	IBB	HBP	BLK	WP	HR	S	P	ERA	WHIP

AB	29
R	2
H	3
RBI	2
BB	2
SO	2
LOB	8

Batter	1	2	3	4	5	6	7	8	9	AB	R	H	RBI	BB	SO	LOB
J C Hartman, R (1, 6) OBP: 0.169, SLG: 0.145	6-3	6-3			F3		1-3			4	0	0	0	0	0	3
Johnny Temple, R (1, 5) OBP: 0.345, SLG: 0.335	F8		F9		F7			F9		4	0	0	0	0	0	0
Al Spangler, L (1, 7) OBP: 0.329, SLG: 0.329	1B 2B		BBBB 2B BB		3-1			P6		3	1	1	0	1	0	0
Carl Warwick, R (1, 9) OBP: 0.387, SLG: 0.431	2-H 1B		F8			5-3		6-3		4	0	1	1	0	0	1
Rusty Staub, L (1, 3) OBP: 0.329, SLG: 0.336	5-3		1-3 2B			4-3			L6	4	0	1	0	0	0	1
Howie Goss, R (1, 8) OBP: 0.277, SLG: 0.422		L5	P4			5-3			F8	4	0	0	0	0	0	2
Bob Lillis, R (1, 4) OBP: 0.269, SLG: 0.272		BBBB 1B BB		P5			5-3		6-3	3	0	0	0	1	0	0
John Bateman, R (1, 2) OBP: 0.236, SLG: 0.353 Jim Campbell, R (2, PR) OBP: 0.215, SLG: 0.230 (2, 2)	1-2 1B			F7			2B			1 2	0 0	1 1	0 0	0 0	0 0	0 0
Don Nottebart, R (1, 1) OBP: 0.115, SLG: 0.080	SSS K			6-3			P4			3	0	0	0	0	1	3
Inning Stats	R: 1 E: 0 K: 0 S: 5 H: 2 LOB: 1 BB: 0 P: 5	R: 0 E: 0 K: 1 S: 6 H: 1 LOB: 2 BB: 1 P: 10	R: 0 E: 0 K: 0 S: 4 H: 1 LOB: 2 BB: 1 P: 8	R: 0 E: 0 K: 0 S: 3 H: 0 LOB: 0 BB: 0 P: 3	R: 0 E: 0 K: 0 S: 3 H: 0 LOB: 0 BB: 0 P: 3	R: 0 E: 0 K: 0 S: 3 H: 0 LOB: 0 BB: 0 P: 3	R: 0 E: 0 K: 0 S: 4 H: 1 LOB: 1 BB: 0 P: 4	R: 0 E: 0 K: 0 S: 3 H: 0 LOB: 0 BB: 0 P: 3	R: 0 E: 0 K: 0 S: 3 H: 0 LOB: 0 BB: 0 P: 3	1B: 2 2B: 3 3B: 0 HR: 0	SF: 0 SAC: 0 DP: 0 HBP: 0						

PITCHER	IP	WLS	BF	H	R	ER	SO	BB	IBB	HBP	BLK	WP	HR	S	P	ERA	WHIP
Lew Burdette, R (1, 1) ERA: 3.77	9.0	W	34	5	1	1	1	2	0	0	0	0	0	34	42	1.00	0.778

PITCHER	IP	WLS	BF	H	R	ER	SO	BB	IBB	HBP	BLK	WP	HR	S	P	ERA	WHIP

Houston Colt 45's @ Milwaukee Braves

Milwaukee County Stadium, Milwaukee, WI

Sat Jun 01 1963, 4:33 AM EDT

Att. 5,135 - Unknown - 77 F

TOP

livebaseballscorecards.com

AB	32
R	1
H	5
RBI	1
BB	2
SO	1
LOB	10

WP: 0 PB: 0 SB: 0 CS: 0 PA: 34

Batter	1	2	3	4	5	6	7	8	9	AB	R	H	RBI	BB	SO	LOB
Lee Maye, L (1, 8) OBP: 0.286, SLG: 0.329	F7			F7		FC4-6, 1B		K		4	0	1	0	0	1	0
Eddie Mathews, L (1, 5) OBP: 0.420, SLG: 0.450	F9			F9		FC4-6 1-2f		5-3		4	0	0	0	0	0	1
Hank Aaron, R (1, 9) OBP: 0.408, SLG: 0.632	3-1			F7			P6			3	0	0	0	0	0	0
Joe Torre, R (1, 2) OBP: 0.372, SLG: 0.419		BBBB G4-6-3, BB			E5, SH1-4, 1B		2B, 3B, 1B			2	2	1	0	1	0	0
Don Dillard, L (1, 7) OBP: 0.318, SLG: 0.443		G4-6-3 1-2f			SH1-4 1-2		1-3 3B, 2B			2	1	1	0	0	0	1
Tommie Aaron, R (1, 3) OBP: 0.256, SLG: 0.333		SSS K			2-H 1B		2-H 3-H SF9, 3B			3	1	2	3	0	1	0
Denis Menke, R (1, 4) OBP: 0.279, SLG: 0.348		1-3			F8		3-H SF9			2	0	0	1	0	0	0
Roy McMillan, R (1, 6) OBP: 0.280, SLG: 0.373		5-3				4-3	6-3			3	0	0	0	0	0	0
Lew Burdette, R (1, 1) OBP: 0.174, SLG: 0.150		SSS K				1-3		3-1		3	0	0	0	0	1	0
Inning Stats	R: 0 E: 0 K: 0 S: 3 H: 0 LOB: 0 BB: 0 P: 3	R: 0 E: 0 K: 1 S: 4 H: 0 LOB: 0 BB: 1 P: 8	R: 0 E: 0 K: 1 S: 5 H: 0 LOB: 0 BB: 0 P: 5	R: 0 E: 0 K: 0 S: 3 H: 0 LOB: 0 BB: 0 P: 3	R: 1 E: 1 K: 0 S: 4 H: 1 LOB: 0 BB: 0 P: 4	R: 0 E: 0 K: 0 S: 4 H: 1 LOB: 1 BB: 0 P: 4	R: 3 E: 0 K: 0 S: 6 H: 3 LOB: 0 BB: 0 P: 6	R: 0 E: 0 K: 1 S: 5 H: 0 LOB: 0 BB: 0 P: 5		1B: 3 2B: 1 3B: 1 HR: 0 SF: 1 SAC: 1 DP: 1 HBP: 0						

PITCHER	IP	WLS	BF	H	R	ER	SO	BB	IBB	HBP	BLK	WP	HR	S	P	ERA	WHIP
Don Nottebart, R (1, 1) ERA: 3.3	8.0	L	29	5	4	3	3	1	0	0	0	0	0	34	38	3.38	0.750

PITCHER	IP	WLS	BF	H	R	ER	SO	BB	IBB	HBP	BLK	WP	HR	S	P	ERA	WHIP

BOTTOM

Houston Colt 45's @ Milwaukee Braves

Milwaukee County Stadium, Milwaukee, WI

Sat Jun 01 1963, 4:33 AM EDT

Att. 5,135 - Unknown - 77 F

livebaseballscorecards.com

AB	26
R	4
H	5
RBI	4
BB	1
SO	3
LOB	2

PB: 0
SB: 0
CS: 0
PA: 29

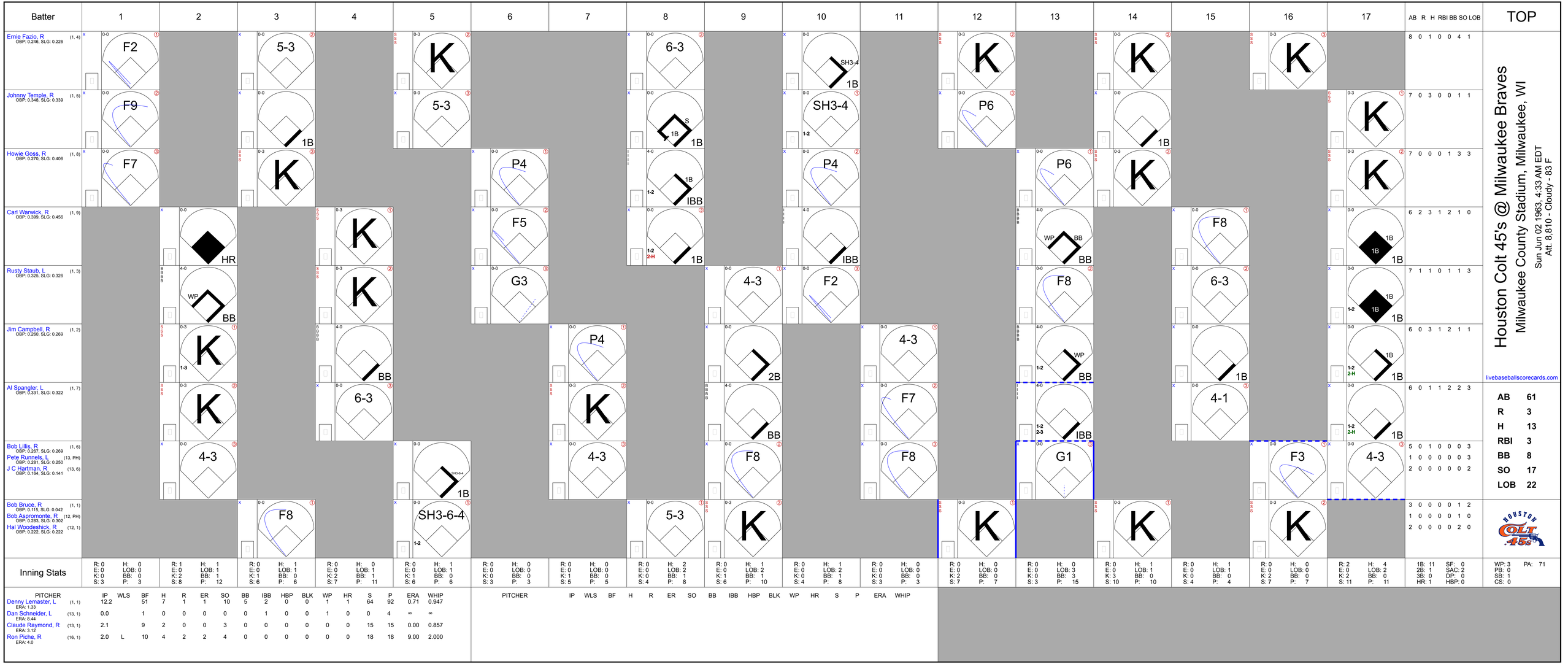
Batter
1
2
3
4
5
6
7
8
9
10
11
12
13
14
15
16
17
AB R H RBI BB SO LOB
TOP
Ernie Fazio, R (1, 4) OBP: 0.246, SLG: 0.226
F2
5-3
K
6-3
SH3-4
1B
K
K
K
8 0 1 0 0 4 1
Johnny Temple, R (1, 5) OBP: 0.348, SLG: 0.339
F9
5-3
SH3-4
P6
1B
K
7 0 3 0 0 1 1
Howie Goss, R (1, 8) OBP: 0.270, SLG: 0.406
F7
K
P4
P4
P6
K
K
7 0 0 0 1 3 3
Carl Warwick, R (1, 9) OBP: 0.399, SLG: 0.456
HR
K
F5
P4
P6
F8
K
6 2 3 1 2 1 0
Rusty Staub, L (1, 3) OBP: 0.325, SLG: 0.326
WP
BB
K
G3
4-3
F2
F8
6-3
7 1 1 0 1 1 3
Jim Campbell, R (1, 2) OBP: 0.260, SLG: 0.269
K
BB
P4
2B
4-3
WP
BB
1B
6 0 3 1 2 1 1
Al Spangler, L (1, 7) OBP: 0.331, SLG: 0.322
K
6-3
K
BB
F7
IBB
4-1
6 0 1 1 2 2 3
Bob Lillis, R (1, 6) OBP: 0.267, SLG: 0.269
Pete Runnels, L (13, PH) OBP: 0.281, SLG: 0.250
J C Hartman, R (13, 6) OBP: 0.164, SLG: 0.141
4-3
SH3-6-4
4-3
F8
F8
G1
F3
4-3
5 0 1 0 0 0 3
1 0 0 0 0 0 3
2 0 0 0 0 0 2
Houston Colt 45's @ Milwaukee Braves
Milwaukee County Stadium, Milwaukee, WI
Sun Jun 02 1963, 4:33 AM EDT
Att: 8,810 - Cloudy - 83 F
livebaseballscorecards.com
AB 61
R 3
H 13
RBI 3
BB 8
SO 17
LOB 22
Bob Bruce, R (1, 1) OBP: 0.115, SLG: 0.042
Bob Aspromonte, R (12, PH) OBP: 0.283, SLG: 0.302
Hal Woodeshick, R (12, 1) OBP: 0.222, SLG: 0.222
F8
SH3-6-4
5-3
K
K
K
K
3 0 0 0 0 1 2
1 0 0 0 0 1 0
2 0 0 0 0 2 0
HOUSTON COLT 45's
Inning Stats
R: 0 E: 0 K: 0 S: 3
H: 0 LOB: 0 BB: 0 P: 3
R: 1 E: 0 K: 2 S: 8
H: 1 LOB: 1 BB: 1 P: 12
R: 0 E: 0 K: 1 S: 6
H: 1 LOB: 1 BB: 0 P: 6
R: 0 E: 0 K: 2 S: 7
H: 0 LOB: 1 BB: 1 P: 11
R: 0 E: 0 K: 1 S: 6
H: 1 LOB: 1 BB: 0 P: 6
R: 0 E: 0 K: 0 S: 3
H: 0 LOB: 0 BB: 0 P: 3
R: 0 E: 0 K: 1 S: 5
H: 0 LOB: 0 BB: 0 P: 5
R: 0 E: 0 K: 0 S: 4
H: 2 LOB: 2 BB: 1 P: 8
R: 0 E: 0 K: 1 S: 6
H: 1 LOB: 2 BB: 1 P: 10
R: 0 E: 0 K: 0 S: 4
H: 1 LOB: 2 BB: 1 P: 8
R: 0 E: 0 K: 0 S: 3
H: 0 LOB: 0 BB: 0 P: 3
R: 0 E: 0 K: 2 S: 7
H: 0 LOB: 0 BB: 0 P: 7
R: 0 E: 0 K: 0 S: 3
H: 0 LOB: 3 BB: 3 P: 15
R: 0 E: 0 K: 3 S: 10
H: 1 LOB: 1 BB: 0 P: 10
R: 0 E: 0 K: 0 S: 4
H: 1 LOB: 1 BB: 0 P: 4
R: 0 E: 0 K: 2 S: 7
H: 0 LOB: 0 BB: 0 P: 7
R: 2 E: 0 K: 2 S: 11
H: 4 LOB: 2 BB: 0 P: 11
1B: 11 2B: 1 3B: 0 HR: 1
SF: 0 SAC: 2 DP: 0 HBP: 0
WP: 3 PB: 0 SB: 1 CS: 0
PA: 71
PITCHER IP WLS BF H R ER SO BB IBB HBP BLK WP HR S P ERA WHIP
Denny Lemaster, L (1, 1) ERA: 1.33 12.2 51 7 1 1 10 5 2 0 0 1 0 1 64 92 0.71 0.947
Dan Schneider, L (13, 1) ERA: 8.44 0.0 1 0 0 0 0 0 1 0 0 1 0 0 4 ∞ ∞
Claude Raymond, R (13, 1) ERA: 3.12 2.1 9 2 0 0 3 0 0 0 0 0 0 1 15 15 0.00 0.857
Ron Piche, R (16, 1) ERA: 4.0 2.0 L 10 4 2 2 4 0 0 0 0 0 0 1 18 18 9.00 2.000
PITCHER IP WLS BF H R ER SO BB IBB HBP BLK WP HR S P ERA WHIP

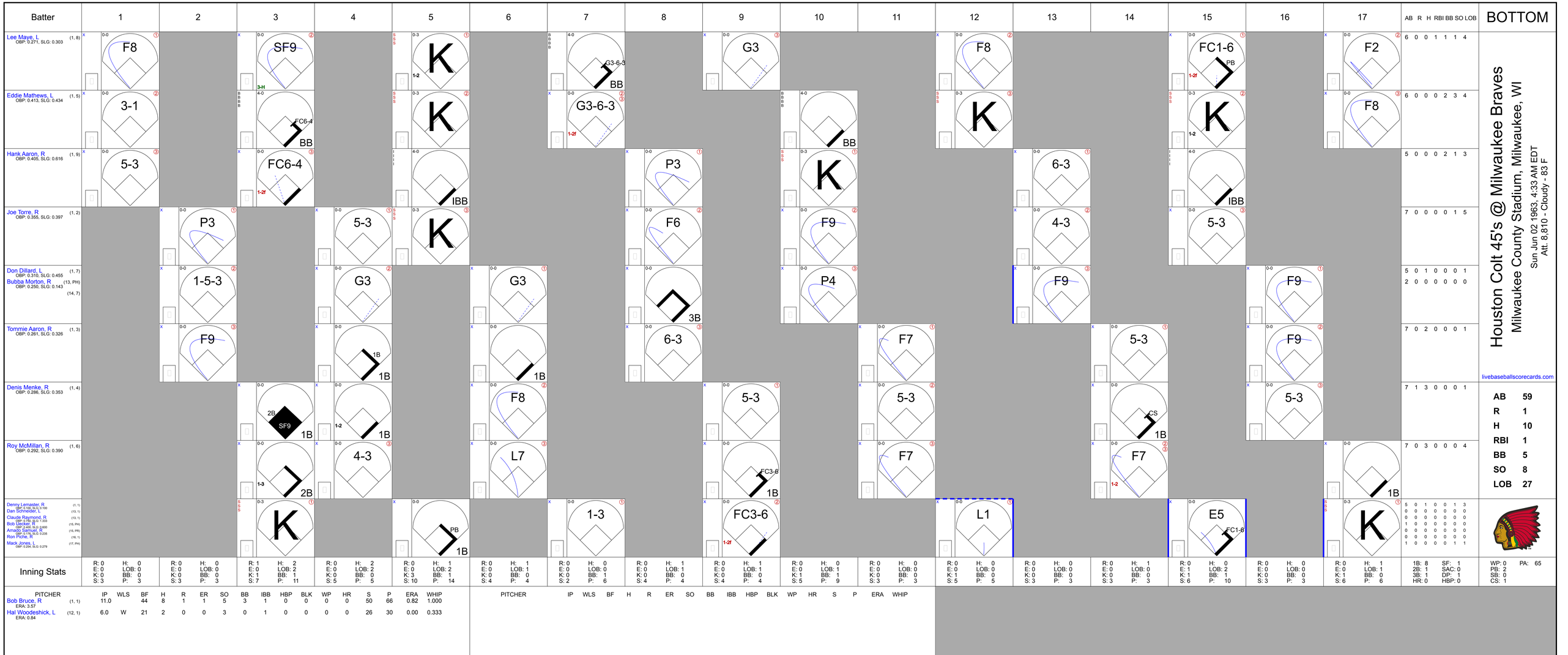
Batter
1
2
3
4
5
6
7
8
9
10
11
12
13
14
15
16
17
AB R H RBI BB SO LOB
BOTTOM
Lee Maye, L (1, 8) OBP: 0.271, SLG: 0.303
F8
6 0 0 1 1 1 4
Eddie Mathews, L (1, 5) OBP: 0.413, SLG: 0.434
3-1
SF9
3-H
FC6-4
BB
G3-6-3
BB
G3
F8
FC1-6
PB
1-2f
K
F2
F8
6 0 0 0 2 3 4
Hank Aaron, R (1, 9) OBP: 0.405, SLG: 0.616
5-3
FC6-4
1-2f
IBB
P3
6-3
IBB
5 0 0 0 2 1 3
Joe Torre, R (1, 2) OBP: 0.355, SLG: 0.397
P3
5-3
K
F6
F9
4-3
5-3
7 0 0 0 0 1 5
Don Dillard, L (1, 7) OBP: 0.310, SLG: 0.455
1-5-3
G3
G3
P4
F9
F9
5 0 1 0 0 0 1
Bubba Morton, R (13, PH) (14, 7) OBP: 0.250, SLG: 0.143
3B
2 0 0 0 0 0 0
Tommie Aaron, R (1, 3) OBP: 0.261, SLG: 0.326
F9
1B
1B
6-3
F7
5-3
F9
7 0 2 0 0 0 1
Denis Menke, R (1, 4) OBP: 0.286, SLG: 0.353
2B
SF9
1B
1-2
1B
F8
5-3
5-3
5-3
7 1 3 0 0 0 1
Roy McMillan, R (1, 6) OBP: 0.292, SLG: 0.390
1-3
2B
4-3
L7
FC3-6
1B
F7
F7
1-2
1B
7 0 3 0 0 0 4
Denny Lemaster, R (1, 1)
Dan Schneider, L (13, 1) OBP: 0.100, SLG: 0.100
Claude Raymond, R (13, 1) OBP: 0.750, SLG: 1.000
Bob Uecker, R (15, PH) OBP: 0.400, SLG: 0.600
Amado Samuel, R (15, PB) OBP: 0.000, SLG: 0.235
Ron Piche, R (16, 1)
Mack Jones, L (17, PH) OBP: 0.294, SLG: 0.279
K
PB
1B
1-3
FC3-6
1-2f
L1
E5
FC1-6
K
5 0 1 0 0 1 3
0 0 0 0 0 0 0
0 0 0 0 0 0 0
1 0 0 0 0 0 0
0 0 0 0 0 0 0
0 0 0 0 0 0 0
1 0 0 0 0 1 1
Houston Colt 45's @ Milwaukee Braves
Milwaukee County Stadium, Milwaukee, WI
Sun Jun 02 1963, 4:33 AM EDT
Att. 8,810 - Cloudy - 83 F
livebaseballscorecards.com
AB 59
R 1
H 10
RBI 1
BB 5
SO 8
LOB 27
Inning Stats
R: 0 E: 0 K: 0 S: 3 H: 0 LOB: 0 BB: 0 P: 3
R: 0 E: 0 K: 0 S: 3 H: 0 LOB: 0 BB: 0 P: 3
R: 1 E: 0 K: 1 S: 7 H: 2 LOB: 2 BB: 1 P: 11
R: 0 E: 0 K: 0 S: 5 H: 2 LOB: 2 BB: 0 P: 5
R: 0 E: 0 K: 3 S: 10 H: 1 LOB: 2 BB: 1 P: 14
R: 0 E: 0 K: 0 S: 4 H: 1 LOB: 1 BB: 0 P: 4
R: 0 E: 0 K: 0 S: 2 H: 0 LOB: 0 BB: 1 P: 6
R: 0 E: 0 K: 0 S: 4 H: 1 LOB: 1 BB: 0 P: 4
R: 0 E: 0 K: 0 S: 4 H: 1 LOB: 1 BB: 0 P: 4
R: 0 E: 0 K: 0 S: 5 H: 0 LOB: 1 BB: 1 P: 9
R: 0 E: 0 K: 1 S: 5 H: 0 LOB: 1 BB: 1 P: 9
R: 0 E: 0 K: 0 S: 3 H: 0 LOB: 0 BB: 0 P: 3
R: 0 E: 0 K: 1 S: 5 H: 0 LOB: 0 BB: 0 P: 5
R: 0 E: 0 K: 0 S: 3 H: 0 LOB: 0 BB: 0 P: 3
R: 0 E: 0 K: 0 S: 3 H: 1 LOB: 0 BB: 0 P: 3
R: 0 E: 1 K: 1 S: 6 H: 0 LOB: 2 BB: 1 P: 10
R: 0 E: 0 K: 0 S: 3 H: 0 LOB: 0 BB: 0 P: 3
R: 0 E: 0 K: 1 S: 6 H: 1 LOB: 1 BB: 0 P: 6
1B: 8 2B: 1 3B: 1 HR: 0 SF: 1 SAC: 0 DP: 1 HBP: 0
WP: 0 PB: 2 SB: 0 CS: 1 PA: 65
PITCHER IP WLS BF H R ER SO BB IBB HBP BLK WP HR S P ERA WHIP
Bob Bruce, R (1, 1) ERA: 3.57 11.0 44 8 1 1 5 3 1 0 0 0 0 50 66 0.82 1.000
Hal Woodeshick, L (12, 1) ERA: 0.84 6.0 W 21 2 0 0 3 0 1 0 0 0 0 26 30 0.00 0.333
PITCHER IP WLS BF H R ER SO BB IBB HBP BLK WP HR S P ERA WHIP

Milwaukee Braves @ New York Mets

Polo Grounds, New York, NY

Tue Jun 04 1963, 7:05 PM EDT

Att. 10,168 - Unknown

TOP

livebaseballscorecards.com

Batter	1	2	3	4	5	6	7	8	9	AB	R	H	RBI	BB	SO	LOB
Roy McMillan, R (1, 6) OBP: 0.277, SLG: 0.368	5-3		K			F5		1-3	F7	5	0	0	0	0	1	3
Lee Maye, L (1, 8) (9, 7) OBP: 0.258, SLG: 0.288	K			4-3		P4			1-3	4	0	0	0	0	1	0
Hank Aaron, R (1, 9) OBP: 0.402, SLG: 0.608	K			P6			L8		S 1B 1B	4	1	1	0	0	1	0
Eddie Mathews, L (1, 5) OBP: 0.420, SLG: 0.435		1B		BB			FC6-4 BB		K 1-2	2	0	1	0	2	1	1
Don Dillard, L (1, 7) OBP: 0.307, SLG: 0.443 Ron Piche, R (9, 1) Bob Shaw, R (9, 1) OBP: 0.389, SLG: 0.267		F2		1-3			FC6-4 1B 1-2f		1B BB 1B 2-H	4 0 0	1 0 0	1 0 0	1 0 0	0 0 0	0 0 0	3 0 0
Tommie Aaron, R (1, 3) OBP: 0.280, SLG: 0.340		P6			F3		1B 1-2		BB BB HBP 1B 1-3	4	1	2	0	0	0	1
Bob Uecker, R (1, 2) OBP: 0.250, SLG: 0.375 Joe Torre, R (9, PH) (9, 2) OBP: 0.359, SLG: 0.397		K			F9		K		HBP BB BB 1-2	3 0	0 0	0 0	0 0	0 1	2 0	3 0
Denis Menke, R (1, 4) OBP: 0.285, SLG: 0.345			K		L8			4-3	HBP BB 1-2 2-3 3-H	3	0	0	1	1	1	0
Bob Hendley, R (1, 1) OBP: 0.174, SLG: 0.136 Norm Larker, L (8, PH) OBP: 0.330, SLG: 0.315 Claude Raymond, R (8, 1) OBP: 0.750, SLG: 1.333 Mack Jones, L (9, PH) (9, 8) OBP: 0.261, SLG: 0.279			K			F8		F8	HBP 1-2 2-3 3-H	2 1 0 0	0 0 0 0	0 0 0 0	0 0 0 1	0 0 0 0	1 0 0 0	0 0 0 0
Inning Stats	R: 0 E: 0 K: 2 S: 7 H: 0 LOB: 0 BB: 0 P: 7	R: 0 E: 0 K: 1 S: 6 H: 1 LOB: 1 BB: 0 P: 6	R: 0 E: 0 K: 3 S: 9 H: 0 LOB: 0 BB: 0 P: 9	R: 0 E: 0 K: 0 S: 3 H: 0 LOB: 1 BB: 1 P: 7	R: 0 E: 0 K: 0 S: 3 H: 0 LOB: 1 BB: 0 P: 3	R: 0 E: 0 K: 0 S: 3 H: 0 LOB: 0 BB: 0 P: 3	R: 0 E: 0 K: 1 S: 6 H: 1 LOB: 2 BB: 1 P: 10	R: 0 E: 0 K: 0 S: 3 H: 0 LOB: 0 BB: 0 P: 3	R: 3 E: 0 K: 1 S: 8 H: 3 LOB: 3 BB: 2 P: 17	1B: 5 2B: 0 3B: 0 HR: 0 SF: 0 SAC: 0 DP: 0 HBP: 1						

AB	32
R	3
H	5
RBI	3
BB	4
SO	8
LOB	11

WP: 0 PB: 0 SB: 1 CS: 0 PA: 37

PITCHER		IP	WLS	BF	H	R	ER	SO	BB	IBB	HBP	BLK	WP	HR	S	P	ERA	WHIP
Carl Willey, R ERA: 2.35	(1, 1)	8.2	L	34	5	3	3	8	3	0	0	0	0	0	47	59	3.12	0.923
Galen Cisco, R ERA: 4.05	(9, 1)	0.0		2	0	0	0	0	1	0	1	0	0	0	0	5	∞	∞
Larry Bearnarth, R ERA: 2.92	(9, 1)	0.1		1	0	0	0	0	0	0	0	0	0	0	1	1	0.00	0.000

PITCHER	IP	WLS	BF	H	R	ER	SO	BB	IBB	HBP	BLK	WP	HR	S	P	ERA	WHIP

Milwaukee Braves @ New York Mets

Polo Grounds, New York, NY

Tue Jun 04 1963, 7:05 PM EDT

Att. 10,168 - Unknown

livebaseballscorecards.com

Batter	1	2	3	4	5	6	7	8	9	AB	R	H	RBI	BB	SO	LOB
Jim Piersall, R (1, 8) OBP: 0.277, SLG: 0.269	F9		F3		K		F3			4	0	0	0	0	1	1
Charlie Neal, R (1, 5) OBP: 0.320, SLG: 0.309	SF7 1B		K		6-3			K		4	1	1	0	0	2	0
Ron Hunt, R (1, 4) OBP: 0.359, SLG: 0.379	CS 1-3 1B		K			F9		K		4	0	1	0	0	2	0
Frank Thomas, R (1, 7) OBP: 0.277, SLG: 0.304 Rod Kanehl, R (8, PR) OBP: 0.208, SLG: 0.217 (9, 7)	BB			E BB		L7		FC6-4 1B		2 0	0 0	1 0	0 0	2 0	0 0	0 0
Jim Hickman, R (1, 9) OBP: 0.331, SLG: 0.443	SF7 3-H			K		F7		FC6-4 1-2f		3	0	0	1	0	1	2
Chico Fernandez, R (1, 6) OBP: 0.263, SLG: 0.262 Duke Snider, L (9, PH) OBP: 0.333, SLG: 0.472 Al Moran, R (9, PR) OBP: 0.214, SLG: 0.212	CS 2-3	F8		FC6 1-2			1B 2B		BBBB FC4-6 BB	3 0 0	1 0 0	1 0 0	0 0 0	0 1 0	0 0 0	1 0 0
Cliff Cook, R (1, 3) OBP: 0.198, SLG: 0.230 Tim Harkness, L (8, 3) OBP: 0.303, SLG: 0.383		2B		K			K	FC4-6 1-2f	G4-6-3	3 1	0 0	1 0	0 0	0 0	2 0	3 1
Norm Sherry, R (1, 2) OBP: 0.141, SLG: 0.194 Sammy Taylor, L (9, PH) OBP: 0.375, SLG: 0.200		5-3		P5			SH1-4 2-H 1B		G4-6-3 1-2f	3 1	0 0	1 0	1 0	0 0	0 0	3 1
Carl Willey, R (1, 1) OBP: 0.167, SLG: 0.130 Galen Cisco, R (9, 1) OBP: 0.176, SLG: 0.143 Larry Bearnarth, R (9, 1) OBP: 0.125, SLG: 0.125		K			K		SH1-4 1-2			2 0 0	0 0 0	0 0 0	0 0 0	0 0 0	2 0 0	1 0 0
Inning Stats	R: 1 E: 0 K: 0 S: 4 H: 2 LOB: 1 BB: 1 P: 8	R: 0 E: 0 K: 1 S: 6 H: 1 LOB: 1 BB: 0 P: 6	R: 0 E: 0 K: 2 S: 7 H: 0 LOB: 0 BB: 0 P: 7	R: 0 E: 1 K: 2 S: 8 H: 0 LOB: 2 BB: 1 P: 12	R: 0 E: 0 K: 2 S: 7 H: 0 LOB: 0 BB: 0 P: 7	R: 0 E: 0 K: 0 S: 3 H: 0 LOB: 0 BB: 0 P: 3	R: 1 E: 0 K: 1 S: 7 H: 2 LOB: 1 BB: 0 P: 7	R: 0 E: 0 K: 2 S: 8 H: 1 LOB: 1 BB: 0 P: 8	R: 0 E: 0 K: 0 S: 2 H: 0 LOB: 1 BB: 1 P: 6	1B: 4 2B: 2 3B: 0 HR: 0 SF: 1 SAC: 1 DP: 1 HBP: 0						

	AB	30
	R	2
	H	6
	RBI	2
	BB	3
	SO	10
	LOB	13

WP: 0 PB: 0 SB: 0 CS: 1 PA: 36

PITCHER		IP	WLS	BF	H	R	ER	SO	BB	IBB	HBP	BLK	WP	HR	S	P	ERA	WHIP
Bob Hendley, L ERA: 3.71	(1, 1)	7.0		28	5	2	2	8	2	0	0	0	0	0	42	50	2.57	1.000
Claude Raymond, R ERA: 3.0	(8, 1)	1.0	W	4	1	0	0	2	0	0	0	0	0	0	8	8	0.00	1.000
Ron Piche, R ERA: 4.0	(9, 1)	0.0		1	0	0	0	0	1	0	0	0	0	0	0	4	∞	∞
Bob Shaw, R ERA: 3.61	(9, 1)	1.0	S	2	0	0	0	0	0	0	0	0	0	0	2	2	0.00	0.000

PITCHER	IP	WLS	BF	H	R	ER	SO	BB	IBB	HBP	BLK	WP	HR	S	P	ERA	WHIP

Batter	1	2	3	4	5	6	7	8	9	10	AB	R	H	RBI	BB	SO	LOB
Roy McMillan, R (1, 6) OBP: 0.280, SLG: 0.359	BBBB 4-0 G3-6-3 BB		x 0-0 ② FC6-5 HR 2-3	x 0-0 E1 3-2 1-3 2-H 1B	x 0-0 ③ FC5-4 1-2f		x 0-0 ② F7			x 0-0 ① 6-3	5	1	1	0	1	0	4
Lee Maye, L (1, 8) OBP: 0.255, SLG: 0.318 Mack Jones, L (7, 8) OBP: 0.267, SLG: 0.295	x 0-0 ①② G3-6-3 1-2f		x 0-0 1-H HR	x 0-0 ①② 3-2 1-2 3-Hf		x 0-0 ① G3	x 0-0 ③ F7			x 0-0 WP 1B 2B	5	1	1	2	0	0	5
											1	1	1	0	0	0	0
Hank Aaron, R (1, 9) OBP: 0.409, SLG: 0.618	SSS 0-3 ③ K		x 0-0 ③ S 2B 1B	x 0-0 ③ F4		x 0-0 1B 3B		x 0-0 1B		IIII 4-0 IBB 1B 2-3 IBB	5	3	3	0	1	1	1
Eddie Mathews, L (1, 5) OBP: 0.427, SLG: 0.445		x 0-0 1B	x 0-0 1-H 2B		x 0-0 ① P5	x 0-0 FC5-4 3-H 1B		SSS 0-3 ① K		IIII 4-0 1B 1-2 IBB	5	0	3	2	1	1	1
Don Dillard, L (1, 7) OBP: 0.304, SLG: 0.425 Bubba Morton, R (8, PH) OBP: 0.262, SLG: 0.162 (8, 7)		x 0-0 ① F8	H 1-0 HBP		x 0-0 ② F9	x 0-0 ② FC5-4 FC6-4 1-2f		x 0-0 ② F7		x 0-0 1-3 2-H 3-H 1B	3	0	0	0	0	0	2
											2	0	1	2	0	0	1
Tommie Aaron, R (1, 3) OBP: 0.268, SLG: 0.340		x 0-0 ② F2	SSS 0-3 ③ K		x 0-0 HR 2B	x 0-0 ③ FC6-4 1-2f		x 0-0 ③ P6		x 0-0 ② P4	6	1	1	0	0	1	7
Bob Uecker, R (1, 2) OBP: 0.333, SLG: 0.300 Norm Larker, L (9, PH) OBP: 0.327, SLG: 0.312 Lew Burdette, R (9, 1) OBP: 0.167, SLG: 0.143		x 0-0 ③ F8		BBB 4-0 1B E BB	BBB 4-0 HR BB		x 0-0 ① 6-3		x 0-0 ① 4-1	x 0-0 ③ 5-3	2	2	0	0	2	0	1
											1	0	0	0	0	0	0
											1	0	0	0	0	0	2
Denis Menke, R (1, 4) OBP: 0.294, SLG: 0.370			x 0-0 ① F9	x 0-0 1B E E 1-3 1B	x 0-0 1-H 2-H HR		BBBB 4-0 HBP BB		x 0-0 ② F8		4	2	2	3	1	0	0
Warren Spahn, L (1, 1) OBP: 0.273, SLG: 0.267 Ron Piche, R (6, 1) Claude Raymond, R (6, 1) OBP: 0.600, SLG: 1.333 Tony Cloninger, R (8, 1) Joe Torre, R (9, PH) OBP: 0.357, SLG: 0.394 (9, 2)			x 0-0 FC6-5 2B	x 0-0 E2 E 1-2 3-2 3-H	BBB 4-0 FC5-4 BB		H 1-0 1-2 HBP		x 0-0 ③ 6-3		2	0	1	0	1	0	1
											0	0	0	0	0	0	0
											0	0	0	0	0	0	0
											0	0	0	0	0	0	0
											1	0	0	0	0	0	0
Inning Stats	R: 0 E: 0 K: 1 S: 4 H: 0 LOB: 0 BB: 1 P: 8	R: 0 E: 0 K: 0 S: 4 H: 1 LOB: 1 BB: 0 P: 4	R: 3 E: 0 K: 1 S: 9 H: 4 LOB: 2 BB: 0 P: 10	R: 2 E: 2 K: 0 S: 5 H: 2 LOB: 1 BB: 1 P: 9	R: 3 E: 0 K: 0 S: 5 H: 2 LOB: 1 BB: 2 P: 13	R: 1 E: 0 K: 0 S: 5 H: 2 LOB: 1 BB: 0 P: 5	R: 0 E: 0 K: 0 S: 3 H: 0 LOB: 2 BB: 1 P: 8	R: 0 E: 0 K: 1 S: 6 H: 1 LOB: 1 BB: 0 P: 6	R: 0 E: 0 K: 0 S: 3 H: 0 LOB: 0 BB: 0 P: 3	R: 2 E: 0 K: 0 S: 5 H: 2 LOB: 2 BB: 2 P: 13	1B: 7 2B: 5 3B: 1 HR: 2	SF: 0 SAC: 0 DP: 2 HBP: 2					

PITCHER		IP	WLS	BF	H	R	ER	SO	BB	IBB	HBP	BLK	WP	HR	S	P	ERA	WHIP
Jay Hook, R ERA: 5.51	(1, 1)	3.0		16	5	4	3	2	2	0	1	0	0	1	17	26	9.00	2.333
Don Rowe, L ERA: 4.42	(4, 1)	2.0		12	4	4	3	0	2	0	0	0	0	1	10	18	13.50	3.000
Galen Cisco, R ERA: 4.13	(6, 1)	1.0		5	2	1	1	0	0	0	0	0	0	0	5	5	9.00	2.000
Ken MacKenzie, L ERA: 5.48	(7, 1)	2.0		9	1	0	0	1	1	0	1	0	0	0	9	14	0.00	1.000
Larry Bearnarth, R ERA: 3.38	(9, 1)	2.0	L	10	2	2	2	0	0	2	0	0	1	0	8	16	9.00	1.000

PITCHER	IP	WLS	BF	H	R	ER	SO	BB	IBB	HBP	BLK	WP	HR	S	P	ERA	WHIP

TOP

Milwaukee Braves @ New York Mets

Polo Grounds, New York, NY

Wed Jun 05 1963, 3:33 AM EDT

Att. 5,141 - Unknown

livebaseballscorecards.com

AB	43
R	11
H	14
RBI	9
BB	7
SO	3
LOB	25

WP: 1	PB: 0	SB: 1	CS: 0	PA:	52	

Batter	1	2	3	4	5	6	7	8	9	10	AB	R	H	RBI	BB	SO	LOB
Jim Piersall, R (1, 8) OBP: 0.283, SLG: 0.275	5-3		G6-4-3 1-2f		E8 1-H	WP 2B 1-2 3-H		WP S 1B BB		K	4	1	2	1	0	0	1
Ken MacKenzie, R (7, 1)											0	0	0	0	0	0	0
Ed Kranepool, L (8, PH) OBP: 0.282, SLG: 0.315											0	1	0	0	1	0	0
Larry Bearnarth, R (9, 1) OBP: 0.125, SLG: 0.125											0	0	0	0	0	0	0
Al Moran, R (10, PH) OBP: 0.212, SLG: 0.211											1	0	0	0	0	1	0
Charlie Neal, R (1, 5) OBP: 0.317, SLG: 0.311	5-3		6-3		6-3	1B 1-H 2-H 2B		K 1-2			5	1	1	2	0	1	2
Ron Hunt, R (1, 4) OBP: 0.355, SLG: 0.374	1-3			L5		G6-4-3 1B E 1B 2-H 1B		G5-4-3 2-H 1B			2	0	0	0	0	0	0
Rod Kanehl, R (6, 4) OBP: 0.255, SLG: 0.265						L5					3	1	3	2	0	0	0
Frank Thomas, R (1, 7) OBP: 0.289, SLG: 0.317		1-4 BB G1-2-3 1B		1B		G6-4-3 1-2 1B		G5-4-3 1-2f			5	0	3	0	0	0	2
Jim Hickman, R (1, 9) OBP: 0.333, SLG: 0.438		1-4 1-2 BB		K		G6-4-3 1-2f 2-3	2B 1B		5-3		4	0	1	0	1	1	3
Chico Fernandez, R (1, 6) OBP: 0.268, SLG: 0.270	1-4 1-2 2-3			F8		BB E 1B BB	FC1-6 1-3 2B		6-3		4	1	1	0	1	0	3
Cliff Cook, R (1, 3) OBP: 0.202, SLG: 0.224		IBB			6-3	E5 BB 1B 1-2 3-H	FC1-6 2-3		F5		2	1	0	0	1	0	1
Tim Harkness, L (7, PH) OBP: 0.298, SLG: 0.376											2	0	0	0	0	0	2
(8, 3)																	
Norm Sherry, R (1, 2) OBP: 0.137, SLG: 0.188		G1-2-3 3-Hf			F5	1B 1B 1-2 2-3 BB	P6			K	2	0	0	0	0	0	3
Galen Cisco, R (6, 1) OBP: 0.176, SLG: 0.143											0	0	0	0	0	0	0
Duke Snider, L (6, PH) OBP: 0.333, SLG: 0.465											2	1	0	0	1	1	2
(7, 8)																	
Jay Hook, L (1, 1) OBP: 0.286, SLG: 0.263			G6-4-3 1B		E 1B	WP 1B 1-3 2-H 3-H 2B 1B	K			4-3	1	0	1	0	0	0	0
Don Rowe, L (4, 1) OBP: 0.222, SLG: 0.222											0	0	0	0	0	0	0
Sammy Taylor, L (5, PH) OBP: 0.455, SLG: 0.375											3	2	2	2	0	1	2
(6, 2)																	
Choo-Choo Coleman, L (10, 2) OBP: 0.286, SLG: 0.212											1	0	0	0	0	0	0
Inning Stats	R: 0 E: 0 K: 0 S: 3 H: 0 LOB: 0 BB: 0 P: 3	R: 0 E: 0 K: 0 S: 3 H: 1 LOB: 2 BB: 2 P: 11	R: 0 E: 0 K: 0 S: 3 H: 1 LOB: 0 BB: 0 P: 3	R: 0 E: 0 K: 1 S: 6 H: 1 LOB: 1 BB: 0 P: 6	R: 1 E: 1 K: 0 S: 5 H: 2 LOB: 1 BB: 0 P: 5	R: 7 E: 1 K: 0 S: 9 H: 6 LOB: 1 BB: 2 P: 17	R: 0 E: 0 K: 1 S: 7 H: 2 LOB: 2 BB: 0 P: 7	R: 1 E: 0 K: 1 S: 5 H: 1 LOB: 0 BB: 1 P: 9	R: 0 E: 0 K: 0 S: 3 H: 0 LOB: 0 BB: 0 P: 3	R: 0 E: 0 K: 2 S: 7 H: 0 LOB: 0 BB: 0 P: 7	1B: 12 2B: 2 3B: 0 HR: 0 SF: 0 SAC: 0 DP: 4 HBP: 0						

PITCHER		IP	WLS	BF	H	R	ER	SO	BB	IBB	HBP	BLK	WP	HR	S	P	ERA	WHIP
Warren Spahn, L ERA: 3.18	(1, 1)	5.2		27	8	6	0	1	3	1	0	0	0	0	25	41	0.00	1.941
Ron Piche, R ERA: 4.0	(6, 1)	0.0		2	2	1	0	0	0	0	0	0	1	0	2	2	∞	∞
Claude Raymond, R ERA: 3.14	(6, 1)	1.2		9	3	2	1	2	1	0	0	0	0	0	12	16	5.40	2.400
Tony Cloninger, R ERA: 3.29	(8, 1)	0.2		2	1	0	0	0	0	0	0	0	1	0	2	2	0.00	1.500
Lew Burdette, R ERA: 3.67	(9, 1)	2.0	W	6	0	0	0	2	0	0	0	0	0	0	10	10	0.00	0.000

PITCHER	IP	WLS	BF	H	R	ER	SO	BB	IBB	HBP	BLK	WP	HR	S	P	ERA	WHIP

BOTTOM

Milwaukee Braves @ New York Mets

Polo Grounds, New York, NY

Wed Jun 05 1963, 3:33 AM EDT

Att. 5,141 - Unknown

livebaseballscorecards.com

AB	41
R	9
H	14
RBI	7
BB	5
SO	5
LOB	21

WP: 2 PA: 46
PB: 0
SB: 1
CS: 0

Batter	1	2	3	4	5	6	7	8	9	AB	R	H	RBI	BB	SO	LOB
Roy McMillan, R (1, 6) OBP: 0.280, SLG: 0.359										0	0	0	0	0	0	0
Lee Maye, L (1, 7) OBP: 0.255, SLG: 0.318										0	0	0	0	0	0	0
Hank Aaron, R (1, 9) OBP: 0.409, SLG: 0.618										0	0	0	0	0	0	0
Eddie Mathews, L (1, 5) OBP: 0.427, SLG: 0.445										0	0	0	0	0	0	0
Joe Torre, R (1, 2) OBP: 0.357, SLG: 0.394										0	0	0	0	0	0	0
Mack Jones, L (1, 8) OBP: 0.267, SLG: 0.295										0	0	0	0	0	0	0
Tommie Aaron, R (1, 3) OBP: 0.268, SLG: 0.340										0	0	0	0	0	0	0
Denis Menke, R (1, 4) OBP: 0.294, SLG: 0.370										0	0	0	0	0	0	0
Bob Shaw, R (1, 1) OBP: 0.389, SLG: 0.267										0	0	0	0	0	0	0
Inning Stats										1B: 0 2B: 0 3B: 0 HR: 0		SF: 0 SAC: 0 DP: 0 HBP: 0				

Milwaukee Braves @ Pittsburgh Pirates

Forbes Field, Pittsburgh, PA

Fri Jun 07 1963, 7:05 PM EDT

Att. 15,084 - Unknown

TOP

livebaseballscorecards.com

AB	**0**
R	**0**
H	**0**
RBI	**0**
BB	**0**
SO	**0**
LOB	**0**

WP: 0 PA: 0
PB: 0
SB: 0
CS: 0

PITCHER	IP	WLS	BF	H	R	ER	SO	BB	IBB	HBP	BLK	WP	HR	S	P	ERA	WHIP
Al McBean, R (1, 1) ERA: 2.74	0.0		0	0	0	0	0	0	0	0	0	0	0	0	0	∞	∞

PITCHER	IP	WLS	BF	H	R	ER	SO	BB	IBB	HBP	BLK	WP	HR	S	P	ERA	WHIP

Batter	1	2	3	4	5	6	7	8	9	AB	R	H	RBI	BB	SO	LOB
Dick Schofield, S (1, 6) OBP: 0.339, SLG: 0.274										0	0	0	0	0	0	0
Bill Virdon, L (1, 8) OBP: 0.289, SLG: 0.316										0	0	0	0	0	0	0
Roberto Clemente, R (1, 9) OBP: 0.339, SLG: 0.431										0	0	0	0	0	0	0
Bill Mazeroski, R (1, 4) OBP: 0.372, SLG: 0.465										0	0	0	0	0	0	0
Jerry Lynch, L (1, 7) OBP: 0.312, SLG: 0.565										0	0	0	0	0	0	0
Smoky Burgess, L (1, 2) OBP: 0.337, SLG: 0.458										0	0	0	0	0	0	0
Donn Clendenon, R (1, 3) OBP: 0.363, SLG: 0.490										0	0	0	0	0	0	0
Johnny Logan, R (1, 5) OBP: 0.313, SLG: 0.267										0	0	0	0	0	0	0
Al McBean, R (1, 1) OBP: 0.125, SLG: 0.125										0	0	0	0	0	0	0
Inning Stats										1B: 0 2B: 0 3B: 0 HR: 0		SF: 0 SAC: 0 DP: 0 HBP: 0				

BOTTOM

Milwaukee Braves @ Pittsburgh Pirates

Forbes Field, Pittsburgh, PA

Fri Jun 07 1963, 7:05 PM EDT

Att. 15,084 - Unknown

livebaseballscorecards.com

AB	**0**
R	**0**
H	**0**
RBI	**0**
BB	**0**
SO	**0**
LOB	**0**

WP: 0 PA: 0
PB: 0
SB: 0
CS: 0

PITCHER	IP	WLS	BF	H	R	ER	SO	BB	IBB	HBP	BLK	WP	HR	S	P	ERA	WHIP
Bob Shaw, R (1, 1) ERA: 3.61	0.0		0	0	0	0	0	0	0	0	0	0	0	0	0	∞	∞

PITCHER	IP	WLS	BF	H	R	ER	SO	BB	IBB	HBP	BLK	WP	HR	S	P	ERA	WHIP

Milwaukee Braves @ Pittsburgh Pirates

Forbes Field, Pittsburgh, PA

Sat Jun 08 1963, 3:33 AM EDT

Att. 9,650 - Unknown

TOP

livebaseballscorecards.com

Batter	1	2	3	4	5	6	7	8	9	AB	R	H	RBI	BB	SO	LOB
Roy McMillan, R (1, 6) OBP: 0.284, SLG: 0.356	F9		WP 1B 4-3 1B	1-2 3-H 1B			P3		F9	4	1	2	1	0	0	0
Norm Larker, L (9, PH) OBP: 0.324, SLG: 0.309										1	0	0	0	0	0	1
Lee Maye, L (1, 7) OBP: 0.252, SLG: 0.309	HR 1B		F8	L4			3-1			4	1	1	0	0	0	3
Hank Aaron, R (1, 9) OBP: 0.406, SLG: 0.620	P6		4-3 WP 1-2 1B		G4-6-3 1B		F2			4	0	2	0	0	0	1
Eddie Mathews, L (1, 5) OBP: 0.423, SLG: 0.453	1-H HR		4-3 1-3 2-H		F2			F9		4	1	1	3	0	0	2
Joe Torre, R (1, 2) OBP: 0.361, SLG: 0.397	P3		F2		G4-6-3 1-2f			F8		4	0	0	0	0	0	2
Mack Jones, L (1, 8) OBP: 0.290, SLG: 0.336		F9		L1-3 1B		G3		SSS K		4	0	1	0	0	1	0
Tommie Aaron, R (1, 3) OBP: 0.266, SLG: 0.333		CS 1B		L1-3 1-2		SSS K			P6	4	0	1	0	0	1	1
Denis Menke, R (1, 4) OBP: 0.322, SLG: 0.395		1-2 1B		1B 1B 1B		BBBB 4-0 BB			1B	3	1	3	0	1	0	0
Lew Burdette, R (1, 1) OBP: 0.160, SLG: 0.136		F7		1B 1-3 1B		SSS K			F9	1	0	0	0	0	0	1
Tony Cloninger, R (2, 1) OBP: 0.333, SLG: 0.333										2	0	1	0	0	1	1
Don Dillard, L (9, PH) OBP: 0.300, SLG: 0.419										1	0	0	0	0	0	1

Inning Stats	1	2	3	4	5	6	7	8	9
R	2	0	1	1	0	0	0	0	0
H	2	2	2	4	1	0	0	0	1
E	0	0	0	0	0	0	0	0	0
LOB	0	1	1	2	0	0	0	0	0
K	0	0	0	0	0	2	0	1	0
BB	0	0	0	0	0	1	0	0	0
S	5	4	5	6	3	7	3	5	4
P	5	4	5	6	3	11	3	5	4

AB	36
R	4
H	12
RBI	4
BB	1
SO	3
LOB	13

1B:	11
2B:	1
3B:	0
HR:	1
SF:	0
SAC:	0
DP:	2
HBP:	0
WP:	1
PB:	0
SB:	0
CS:	1
PA:	37

PITCHER		IP	WLS	BF	H	R	ER	SO	BB	IBB	HBP	BLK	WP	HR	S	P	ERA	WHIP
Vern Law, R (1, 1) ERA: 4.84		3.2		19	10	4	4	0	0	0	0	0	1	1	19	19	9.82	2.727
Al McBean, R (4, 1) ERA: 2.7		5.1	W	18	2	0	0	3	1	0	0	0	0	0	23	27	0.00	0.562

BOTTOM

Milwaukee Braves @ Pittsburgh Pirates

Forbes Field, Pittsburgh, PA

Sat Jun 08 1963, 3:33 AM EDT

Att. 9,650 - Unknown

livebaseballscorecards.com

Batter	1	2	3	4	5	6	7	8	9	AB	R	H	RBI	BB	SO	LOB
Dick Schofield, S (1, 6) OBP: 0.345, SLG: 0.279	0-0 4-3 1B 2B	BBB 4-0 2B 1-2 2-3 3-H BB		0-0 F8 ③			0-0 F7 ②	0-0 E4 1-3		4	1	1	1	1	0	1
Willie Stargell, L (1, 8) OBP: 0.324, SLG: 0.432	0-0 4-3 ① 2-3	0-0 1-3 2-H 3-H 2B			0-0 F3 ①		BBBB 4-0 1B 1B BB	0-0 G3 ③		4	1	1	2	1	0	3
Roberto Clemente, R (1, 9) OBP: 0.345, SLG: 0.438	0-0 G5-4-3 3-H 1B	0-0 1-3 ③			0-0 2B		0-0 1B 1-2 1B			4	0	3	1	0	0	2
Bill Mazeroski, R (1, 4) OBP: 0.372, SLG: 0.461	0-0 G5-4-3 ② ③ 1-2f		0-0 F9 ①		0-0 P4 ②		0-0 1-3 2-H 1B			4	0	1	1	0	0	2
Jerry Lynch, L (1, 7) OBP: 0.318, SLG: 0.545 Ted Savage, R (8, 7) OBP: 0.260, SLG: 0.353		0-0 2B BB 1B	0-0 F7 ②		0-0 F9 ③		SSS 0-3 K ③			4 0	1 0	1 0	0 0	0 0	1 0	3 0
Smoky Burgess, L (1, 2) OBP: 0.330, SLG: 0.442		0-0 F7 ①	0-0 1B			0-0 5-3 ①		0-0 G3 ①		4	0	1	0	0	0	1
Donn Clendenon, R (1, 3) OBP: 0.369, SLG: 0.503		0-0 BB 1-3 2B 2B	0-0 F9 ③			0-0 L8 ②		0-0 4-3 1B 1B		4	2	2	0	0	0	1
Johnny Logan, R (1, 5) OBP: 0.292, SLG: 0.227		IIII 4-0 BB 2B IBB		0-0 4-3 ①		SSS 0-3 K ③		0-0 4-3 ② 1-2		3	1	0	0	1	1	1
Vern Law, R (1, 1) OBP: 0.222, SLG: 0.222 Al McBean, R (4, 1) OBP: 0.158, SLG: 0.158		SSS 0-3 K ②		SSS 0-3 K ②			0-0 L9 ①	0-0 E 2-H 1B		1 3	0 0	0 1	0 1	0 0	1 1	3 0
Inning Stats	R: 1 E: 0 K: 0 S: 4 H: 2 LOB: 0 BB: 0 P: 4	R: 3 E: 0 K: 1 S: 8 H: 3 LOB: 2 BB: 2 P: 16	R: 0 E: 0 K: 0 S: 4 H: 1 LOB: 1 BB: 0 P: 4	R: 0 E: 0 K: 1 S: 5 H: 0 LOB: 0 BB: 0 P: 5	R: 0 E: 0 K: 0 S: 4 H: 1 LOB: 1 BB: 0 P: 4	R: 0 E: 0 K: 1 S: 5 H: 0 LOB: 0 BB: 0 P: 5	R: 1 E: 0 K: 1 S: 7 H: 2 LOB: 2 BB: 1 P: 11	R: 1 E: 1 K: 0 S: 6 H: 2 LOB: 2 BB: 0 P: 6		1B: 7 2B: 4 3B: 0 HR: 0	SF: 0 SAC: 0 DP: 1 HBP: 0			WP: 0 PB: 0 SB: 0 CS: 0	PA: 38		

	AB	35
	R	6
	H	11
	RBI	6
	BB	3
	SO	4
	LOB	17

PITCHER		IP	WLS	BF	H	R	ER	SO	BB	IBB	HBP	BLK	WP	HR	S	P	ERA	WHIP
Lew Burdette, R ERA: 4.06	(1, 1)	1.2		11	5	4	4	1	1	1	0	0	0	0	11	19	21.60	3.600
Tony Cloninger, R ERA: 3.21	(2, 1)	6.1	L	27	6	2	2	3	1	0	0	0	0	0	32	36	2.84	1.105

PITCHER	IP	WLS	BF	H	R	ER	SO	BB	IBB	HBP	BLK	WP	HR	S	P	ERA	WHIP

Batter	1	2	3	4	5	6	7	8	9	AB	R	H	RBI	BB	SO	LOB
Denis Menke, R (1, 4) OBP: 0.320, SLG: 0.391	F4		F7			1B 1-2		6-3		4	0	1	0	0	0	1
Lee Maye, L (1, 7) OBP: 0.248, SLG: 0.302	F2		4-3			F4			F8	2	0	0	0	0	0	1
Norm Larker, L (6, PH) (6, 3) OBP: 0.319, SLG: 0.302										2	0	0	0	0	0	1
Hank Aaron, R (1, 9) OBP: 0.403, SLG: 0.618	F7			F7		G3			2B	4	0	1	0	0	0	1
Eddie Mathews, L (1, 5) OBP: 0.416, SLG: 0.443		F4		K SSS			F6		K SSS	4	0	0	0	0	2	1
Joe Torre, R (1, 2) OBP: 0.353, SLG: 0.387		K SSS		F9			E5		F7	4	0	0	0	0	1	1
Mack Jones, L (1, 8) OBP: 0.291, SLG: 0.336		1B S			3-1		F7			3	0	1	0	0	0	1
Tommie Aaron, R (1, 3) (6, 7) OBP: 0.254, SLG: 0.317		K SSS 1-2			5-3		6-3			3	0	0	0	0	1	2
Roy McMillan, R (1, 6) OBP: 0.286, SLG: 0.356			SH3-4 1B		F3			F6		3	0	1	0	0	0	0
Denny Lemaster, R (1, 1) OBP: 0.143, SLG: 0.143			SH3-4 1-2			1B 1B		K SSS		1	0	1	0	0	0	0
Ron Piche, R (7, 1)										0	0	0	0	0	0	0
Don Dillard, L (8, PH) OBP: 0.296, SLG: 0.413										1	0	0	0	0	1	0
Dan Schneider, L (8, 1)										0	0	0	0	0	0	0
Inning Stats	R: 0 E: 0 K: 0 S: 3 H: 0 LOB: 0 BB: 0 P: 3	R: 0 E: 0 K: 2 S: 8 H: 1 LOB: 1 BB: 0 P: 8	R: 0 E: 0 K: 0 S: 4 H: 1 LOB: 1 BB: 0 P: 4	R: 0 E: 0 K: 1 S: 5 H: 0 LOB: 0 BB: 0 P: 5	R: 0 E: 0 K: 0 S: 3 H: 0 LOB: 0 BB: 0 P: 3	R: 0 E: 0 K: 0 S: 4 H: 2 LOB: 1 BB: 0 P: 4	R: 0 E: 1 K: 0 S: 4 H: 0 LOB: 1 BB: 0 P: 4	R: 0 E: 0 K: 1 S: 5 H: 0 LOB: 0 BB: 0 P: 5	R: 0 E: 0 K: 1 S: 6 H: 1 LOB: 1 BB: 0 P: 6	1B: 4 2B: 1 3B: 0 HR: 0 SF: 0 SAC: 1 DP: 0 HBP: 0						

PITCHER	IP	WLS	BF	H	R	ER	SO	BB	IBB	HBP	BLK	WP	HR	S	P	ERA	WHIP
Bob Friend, R (1, 1) ERA: 2.24	9.0	W	32	5	0	0	5	0	0	0	0	0	0	42	42	0.00	0.556

PITCHER	IP	WLS	BF	H	R	ER	SO	BB	IBB	HBP	BLK	WP	HR	S	P	ERA	WHIP

TOP

Milwaukee Braves @ Pittsburgh Pirates

Forbes Field, Pittsburgh, PA

Sun Jun 09 1963, 3:33 AM EDT

Unknown

livebaseballscorecards.com

AB	31
R	0
H	5
RBI	0
BB	0
SO	5
LOB	9

PA:	32
WP:	0
PB:	0
SB:	1
CS:	0

Milwaukee Braves @ Pittsburgh Pirates

Forbes Field, Pittsburgh, PA

Sun Jun 09 1963, 3:33 AM EDT

Unknown

BOTTOM

livebaseballscorecards.com

Batter	1	2	3	4	5	6	7	8	9	AB	R	H	RBI	BB	SO	LOB
Dick Schofield, S (1, 6) OBP: 0.348, SLG: 0.288	F3		2B		K		1B 2B 1B			4	1	2	0	0	1	0
Ted Savage, R (1, 7) OBP: 0.286, SLG: 0.408	1B BB		K		HR		1-3 2B 1B			3	2	2	1	1	1	1
Roberto Clemente, R (1, 9) OBP: 0.343, SLG: 0.440	F9		G3		F9		1-H 3-H 2B			4	0	1	2	0	0	2
Bill Mazeroski, R (1, 4) OBP: 0.370, SLG: 0.457	1-2 1B			E5 1B		F7	F8			4	0	1	0	0	0	1
Donn Clendenon, R (1, 3) OBP: 0.372, SLG: 0.521	F7			F7		HR		CS 1B		4	1	2	1	0	0	3
Bob Bailey, R (1, 5) OBP: 0.332, SLG: 0.385		K		K		K		F7		4	0	0	0	0	3	2
Jim Pagliaroni, R (1, 2) OBP: 0.368, SLG: 0.443		F2		1-2 1B		F7		K		4	0	1	0	0	1	1
Willie Stargell, L (1, 8) OBP: 0.315, SLG: 0.418		K		K			F9	1-2 CS		3	0	0	0	0	2	2
Bob Friend, R (1, 1) OBP: 0.128, SLG: 0.105			K		K		F6			3	0	0	0	0	2	0
Inning Stats	R: 0 E: 0 K: 0 S: 4 H: 1 LOB: 2 BB: 1 P: 8	R: 0 E: 0 K: 2 S: 7 H: 0 LOB: 0 BB: 0 P: 7	R: 0 E: 0 K: 2 S: 8 H: 1 LOB: 1 BB: 0 P: 8	R: 0 E: 1 K: 2 S: 9 H: 1 LOB: 2 BB: 0 P: 9	R: 1 E: 0 K: 2 S: 8 H: 1 LOB: 0 BB: 0 P: 8	R: 1 E: 0 K: 1 S: 6 H: 1 LOB: 0 BB: 0 P: 6	R: 2 E: 0 K: 0 S: 6 H: 3 LOB: 1 BB: 0 P: 6	R: 0 E: 0 K: 1 S: 5 H: 1 LOB: 0 BB: 0 P: 5		1B: 5 2B: 2 3B: 0 HR: 2	SF: 0 SAC: 0 DP: 0 HBP: 0						

	AB	33
	R	4
	H	9
	RBI	4
	BB	1
	SO	10
	LOB	12

WP: 0 PB: 0 SB: 0 CS: 1 PA: 35

PITCHER		IP	WLS	BF	H	R	ER	SO	BB	IBB	HBP	BLK	WP	HR	S	P	ERA	WHIP
Denny Lemaster, L ERA: 1.7	(1, 1)	6.2	L	30	8	4	4	9	1	0	0	0	0	2	47	51	5.40	1.350
Ron Piche, R ERA: 3.93	(7, 1)	0.1		1	0	0	0	0	0	0	0	0	0	0	1	1	0.00	0.000
Dan Schneider, L ERA: 7.11	(8, 1)	1.0		3	1	0	0	1	0	0	0	0	0	0	5	5	0.00	1.000

PITCHER		IP	WLS	BF	H	R	ER	SO	BB	IBB	HBP	BLK	WP	HR	S	P	ERA	WHIP

Milwaukee Braves @ Pittsburgh Pirates

Forbes Field, Pittsburgh, PA

Sun Jun 09 1963, 3:38 AM EDT

Att. 18,209 - Unknown

TOP

livebaseballscorecards.com

Batter	1	2	3	4	5	6	7	8	9	AB	R	H	RBI	BB	SO	LOB
Denis Menke, R (1, 4) (9, 6) OBP: 0.322, SLG: 0.398	1B 2B	F9			F9 ②			E6 E	1-2 1B	5	2	2	0	0	0	1
Norm Larker, L (1, 3) OBP: 0.310, SLG: 0.293	4-3 ①	F3 ①			F9 ③			SH 1-H 2B	K ③	3	0	0	0	0	0	2
Frank Bolling, R (8, PR) OBP: 0.272, SLG: 0.311										0	1	0	0	0	0	0
Don Dillard, L (8, 7) OBP: 0.296, SLG: 0.413										0	0	0	0	0	0	0
Bubba Morton, R (9, PH) (9, 7) OBP: 0.256, SLG: 0.158										1	0	0	0	0	1	2
Hank Aaron, R (1, 9) OBP: 0.401, SLG: 0.611	S 3B 2-H 1B	K ②				F2 ①		K ①		4	1	1	1	0	2	1
Eddie Mathews, L (1, 5) OBP: 0.413, SLG: 0.450	1B 1-H 3B	G3 ③				3-1 ②		F8 ②		4	1	1	1	0	0	1
Mack Jones, L (1, 8) OBP: 0.305, SLG: 0.353	FC6-4 3-H 1B			F6 ①		FC5-4 HBP		1-H 2B		3	0	2	2	0	0	0
Tommie Aaron, R (1, 7) (8, 3) OBP: 0.239, SLG: 0.299	FC6-4 ② 1-2f			F6 ②		FC5-4 ③ 1-2f		F8 ③		4	0	0	0	0	0	4
Roy McMillan, R (1, 6) OBP: 0.284, SLG: 0.352	F9 ③			6-3 ③			4-3 ①		CS 1B	4	0	1	0	0	0	1
Amado Samuel, R (9, 4) OBP: 0.176, SLG: 0.235										0	0	0	0	0	0	0
Del Crandall, R (1, 2) OBP: 0.237, SLG: 0.188		5-3 ①			E5 SH1-4		F1 ②		6-3 ① ② 1-2	4	0	0	0	0	0	1
Warren Spahn, L (1, 1) OBP: 0.257, SLG: 0.250		F7 ②			SH1-4 ① 1-2		K ③		1B BB	2	0	0	0	0	1	0
Bob Shaw, R (8, 1) OBP: 0.364, SLG: 0.222										0	0	0	0	1	0	0
Inning Stats	R: 3 E: 0 K: 0 S: 7 H: 4 LOB: 1 BB: 0 P: 7	R: 0 E: 0 K: 0 S: 3 H: 0 LOB: 0 BB: 0 P: 3	R: 0 E: 0 K: 1 S: 5 H: 0 LOB: 0 BB: 0 P: 5	R: 0 E: 0 K: 0 S: 3 H: 0 LOB: 0 BB: 0 P: 3	R: 0 E: 1 K: 0 S: 4 H: 0 LOB: 1 BB: 0 P: 4	R: 0 E: 0 K: 0 S: 3 H: 0 LOB: 1 BB: 0 P: 4	R: 0 E: 0 K: 1 S: 5 H: 0 LOB: 0 BB: 0 P: 5	R: 2 E: 2 K: 1 S: 8 H: 1 LOB: 2 BB: 0 P: 8	R: 0 E: 0 K: 1 S: 6 H: 2 LOB: 2 BB: 1 P: 10	1B: 4 2B: 2 3B: 1 HR: 0 SF: 0 SAC: 2 DP: 0 HBP: 1						

	AB	34
	R	5
	H	7
	RBI	4
	BB	1
	SO	4
	LOB	13

WP: 0 PB: 0 SB: 1 CS: 1 PA: 38

PITCHER		IP	WLS	BF	H	R	ER	SO	BB	IBB	HBP	BLK	WP	HR	ERA	WHIP
Don Cardwell, R ERA: 3.61	(1, 1)	6.0	L	24	4	3	3	1	0	0	1	0	0	0	4.50	0.667
Roy Face, R ERA: 3.38	(7, 1)	2.0		9	1	2	0	2	0	0	0	0	0	0	0.00	0.500
Tommie Sisk, R ERA: 2.32	(9, 1)	0.2		3	1	0	0	0	1	0	0	0	0	0	0.00	3.000
Bob Veale, L ERA:	(9, 1)	0.1		2	1	0	0	1	0	0	0	0	0	0	0.00	3.000

PITCHER	IP	WLS	BF	H	R	ER	SO	BB	IBB	HBP	BLK	WP	HR	S	P	ERA	WHIP

Batter	1	2	3	4	5	6	7	8	9	AB	R	H	RBI	BB	SO	LOB
Dick Schofield, S (1, 6) OBP: 0.350, SLG: 0.300	0-0 2B		0-0 G4-6-3 1-2f			0-0 F8		0-0 1-H 1B 2B		4	1	2	0	0	0	1
Ted Savage, R (1, 7) OBP: 0.284, SLG: 0.392	0-3 K			0-3 K		0-3 K		4-0 1B BB		3	0	0	0	1	3	1
Roberto Clemente, R (1, 9) OBP: 0.346, SLG: 0.459	0-0 F3			0-0 4-3			0-0 HR	0-0 1-2 2-H 1B		4	1	2	2	0	0	1
Bill Mazeroski, R (1, 4) OBP: 0.363, SLG: 0.448	0-0 F6			0-0 1-3			0-0 6-3	0-0 F6		4	0	0	0	0	0	3
Donn Clendenon, R (1, 3) OBP: 0.369, SLG: 0.514		0-0 F4			0-0 F3		0-0 G6-4-3 1B		0-0 6-3	4	0	1	0	0	0	0
Bob Bailey, R (1, 5) OBP: 0.325, SLG: 0.377		0-0 6-3			0-0 F6		0-0 G6-4-3 1-2f		0-3 K	4	0	0	0	0	1	1
Jim Pagliaroni, R (1, 2) OBP: 0.374, SLG: 0.458		0-0 F4			0-0 1B			0-0 1B 2B	0-3 K	4	1	2	0	0	1	0
Willie Stargell, L (1, 8) OBP: 0.306, SLG: 0.406			0-0 F8		0-3 K			0-0 4-3		3	0	0	0	0	1	2
Don Cardwell, R (1, 1) Johnny Logan, R (6, PH) OBP: 0.280, SLG: 0.217 Roy Face, R (7, 1) Smoky Burgess, L (8, PH) OBP: 0.338, SLG: 0.448 Al McBean, R (8, PR) OBP: 0.158, SLG: 0.158 Tommie Sisk, R (9, 1) Bob Veale, S (9, 1)			4-0 G4-6-3 BB			0-0 6-3		0-0 2-H 2B 1B		0 1 0 1 0 0 0 0	0 0 0 0 0 0 0 0	0 0 0 1 0 0 0 0	0 0 0 0 0 0 0 0	1 0 0 0 0 0 0 0	0 0 0 0 0 0 0 0	0 0 0 0 0 0 0 0
Inning Stats	R: 0 E: 0 K: 1 S: 6 H: 1 LOB: 1 BB: 0 P: 6	R: 0 E: 0 K: 0 S: 3 H: 0 LOB: 0 BB: 0 P: 3	R: 0 E: 0 K: 0 S: 2 H: 0 LOB: 0 BB: 1 P: 6	R: 0 E: 0 K: 1 S: 5 H: 0 LOB: 0 BB: 0 P: 5	R: 0 E: 0 K: 1 S: 6 H: 1 LOB: 1 BB: 0 P: 6	R: 0 E: 0 K: 1 S: 5 H: 0 LOB: 0 BB: 0 P: 5	R: 1 E: 0 K: 0 S: 4 H: 2 LOB: 0 BB: 0 P: 4	R: 2 E: 0 K: 0 S: 6 H: 4 LOB: 2 BB: 1 P: 10	R: 0 E: 0 K: 2 S: 7 H: 0 LOB: 0 BB: 0 P: 7	1B: 4 2B: 3 3B: 0 HR: 1	SF: 0 SAC: 0 DP: 2 HBP: 0			WP: 0 PB: 0 SB: 0 CS: 0	PA: 34		

PITCHER		IP	WLS	BF	H	R	ER	SO	BB	IBB	HBP	BLK	WP	HR	S	P	ERA	WHIP
Warren Spahn, L ERA: 3.21	(1, 1)	7.2	W	30	8	3	3	4	2	0	0	0	0	1	36	44	3.52	1.304
Bob Shaw, R ERA: 3.68	(8, 1)	1.1	S	4	0	0	0	2	0	0	0	0	0	0	8	8	0.00	0.000

PITCHER	IP	WLS	BF	H	R	ER	SO	BB	IBB	HBP	BLK	WP	HR	S	P	ERA	WHIP

BOTTOM

Milwaukee Braves @ Pittsburgh Pirates

Forbes Field, Pittsburgh, PA

Sun Jun 09 1963, 3:38 AM EDT

Att. 18,209 - Unknown

livebaseballscorecards.com

AB	32
R	3
H	8
RBI	3
BB	2
SO	6
LOB	9

Milwaukee Braves @ Philadelphia Phillies

Connie Mack Stadium, Philadelphia, PA

Mon Jun 10 1963, 7:05 PM EDT

Att. 9,404 - Overcast

TOP

livebaseballscorecards.com

Batter	1	2	3	4	5	6	7	8	9	AB	R	H	RBI	BB	SO	LOB
Denis Menke, R (1, 4) OBP: 0.317, SLG: 0.390	K		K		F7					3	0	0	0	0	2	2
Norm Larker, L (1, 3) OBP: 0.319, SLG: 0.297	CS, BB			6-3		HR, 1B				2	1	1	0	1	0	0
Hank Aaron, R (1, 9) OBP: 0.400, SLG: 0.606	K			S, BB		F7				2	0	0	0	1	1	2
Eddie Mathews, L (1, 7) OBP: 0.416, SLG: 0.466		G4-6-3, BB		K		HR				2	1	1	2	1	1	1
Mack Jones, L (1, 8) OBP: 0.299, SLG: 0.344		G4-6-3		4-3		6-3				3	0	0	0	0	0	2
Joe Torre, R (1, 2) OBP: 0.358, SLG: 0.388		BB			FC1-5, 1B	4-3				2	0	1	0	1	0	0
Tommie Aaron, R (1, 5) OBP: 0.247, SLG: 0.304		K			FC1-5, 1B					2	0	1	0	0	1	1
Roy McMillan, R (1, 6) OBP: 0.280, SLG: 0.345			5-3		FC1-5					2	0	0	0	0	0	2
Bob Hendley, R (1, 1) OBP: 0.167, SLG: 0.130										1	0	0	0	0	1	0
Don Dillard, L (5, PH) OBP: 0.293, SLG: 0.408			K		K					1	0	0	0	0	1	2
Ron Piche, R (5, 1)										0	0	0	0	0	0	0
Inning Stats	R: 0 E: 0 K: 2 S: 8 H: 0 LOB: 1 BB: 1 P: 16	R: 0 E: 0 K: 1 S: 10 H: 0 LOB: 1 BB: 2 P: 19	R: 0 E: 0 K: 2 S: 8 H: 0 LOB: 0 BB: 0 P: 13	R: 0 E: 0 K: 1 S: 8 H: 0 LOB: 1 BB: 1 P: 14	R: 0 E: 0 K: 1 S: 11 H: 2 LOB: 2 BB: 0 P: 16	R: 2 E: 0 K: 0 S: 7 H: 2 LOB: 0 BB: 0 P: 8				1B: 3 2B: 1 3B: 0 HR: 1 SF: 0 SAC: 0 DP: 2 HBP: 0						

	AB	20
	R	2
	H	4
	RBI	2
	BB	4
	SO	7
	LOB	12

	WP: 0	PA: 24
	PB: 0	
	SB: 1	
	CS: 1	

PITCHER	IP	WLS	BF	H	R	ER	SO	BB	IBB	HBP	BLK	WP	HR	S	P	ERA	WHIP
Ray Culp, R (1, 1) ERA: 2.7	6.0	W	24	4	2	2	7	4	0	0	0	0	1	52	86	3.00	1.333

PITCHER	IP	WLS	BF	H	R	ER	SO	BB	IBB	HBP	BLK	WP	HR	S	P	ERA	WHIP

Batter	1	2	3	4	5	6	7	8	9	AB	R	H	RBI	BB	SO	LOB
Tony Taylor, R (1, 4) OBP: 0.358, SLG: 0.372	S X 0-1 SH2-3 2B 1B		S S B X 1-2 ① F9	B F B B F B 4-2 1-2 2-3 3-H BB	B F B X 2-1 ③ FC5-4 1-2f					3	1	1	1	1	0	2
Johnny Callison, L (1, 9) OBP: 0.309, SLG: 0.406	X 0-0 ① SH2-3 1-2		X 0-0 ② 4-3	B B C F S 2-3 ③ K						2	0	0	0	0	1	3
Tony Gonzalez, L (1, 8) OBP: 0.380, SLG: 0.415	B S X 1-1 2-H 2B		F B C S 1-3 ③ K		B C X 1-1 ① L4					3	0	1	1	0	1	0
Don Demeter, R (1, 5) (6, 7) OBP: 0.351, SLG: 0.451	B B S S B X 3-2 ② F5			X 0-0 CS 1B	C B C F X 1-2 1B 2B 1B					3	1	2	0	0	0	1
Roy Sievers, R (1, 3) OBP: 0.322, SLG: 0.390	C B F X 1-2 ③ F7			B B S B B 4-1 ① WP 1B 1-2 E BB	X 0-0 2B 1-3 1B 1B					2	2	1	0	1	0	1
Jim Lemon, R (1, 7) OBP: 0.274, SLG: 0.368 Wes Covington, L (5, PH) OBP: 0.405, SLG: 0.601 Ruben Amaro, R (6, 5) OBP: 0.200, SLG: 0.111		B F B F B B B 4-2 SH3-4 BB	C B F F B X 2-2 E WP 1-2 BB 1B	C F B X 1-2 1-3 1B 3-H 2B						1 1 0	1 1 0	1 1 0	0 1 0	1 0 0	0 0 0	0 0 0
Clay Dalrymple, L (1, 2) OBP: 0.337, SLG: 0.350		B X 1-0 ① SH3-4 1-2	C F B B B B 4-2 BB E 1-2 2-3 BB	E 1B IBB						0	0	0	0	2	0	0
Bobby Wine, R (1, 6) OBP: 0.273, SLG: 0.335		X 0-0 ② L7	F F B X 1-2 E6 BB 1-2 2-3 3-H	S X 0-1 E7 FC5-4 1-3 2-H 3-H 1B						3	0	1	3	0	0	3
Ray Culp, R (1, 1) OBP: 0.310, SLG: 0.296		X 0-0 ③ 4-3	X 0-0 ② F9	S B S S 1-3 ② K						3	0	0	0	0	1	6
Inning Stats	R: 1 E: 0 K: 0 S: 11 H: 2 LOB: 1 BB: 0 P: 16	R: 0 E: 0 K: 0 S: 5 H: 0 LOB: 1 BB: 1 P: 10	R: 0 E: 0 K: 1 S: 7 H: 0 LOB: 0 BB: 0 P: 9	R: 2 E: 1 K: 1 S: 17 H: 2 LOB: 3 BB: 3 P: 34	R: 3 E: 1 K: 1 S: 17 H: 4 LOB: 2 BB: 1 P: 27					1B: 6 2B: 2 3B: 0 HR: 0 SF: 0 SAC: 2 DP: 0 HBP: 0						

PITCHER		IP	WLS	BF	H	R	ER	SO	BB	IBB	HBP	BLK	WP	HR	S	P	ERA	WHIP
Bob Hendley, L ERA: 3.66	(1, 1)	4.0	L	20	4	3	2	2	4	0	0	0	1	0	40	69	4.50	2.000
Ron Piche, R ERA: 5.12	(5, 1)	1.0		8	4	3	3	1	0	1	0	0	0	0	17	27	27.00	4.000

PITCHER	IP	WLS	BF	H	R	ER	SO	BB	IBB	HBP	BLK	WP	HR	S	P	ERA	WHIP

BOTTOM

Milwaukee Braves @ Philadelphia Phillies

Connie Mack Stadium, Philadelphia, PA

Mon Jun 10 1963, 7:05 PM EDT

Att. 9,404 - Overcast

livebaseballscorecards.com

AB	21
R	6
H	8
RBI	6
BB	5
SO	3
LOB	16

Batter	1	2	3	4	5	6	7	8	9	10	AB	R	H	RBI	BB	SO	LOB
Denis Menke, R (1, 4) OBP: 0.309, SLG: 0.379	C B S S 1-3 ① K		S C F S 0-3 ① K		B C F B B X 3-2 ③ F2		B F S F X 1-2 ② 5-3		C B S X 1-2 ② F8		5	0	0	0	0	2	0
Lee Maye, L (1, 7) OBP: 0.255, SLG: 0.320	S C F F X 0-2 ② 4-3		X 0-0 ② 4-3			F B F X 1-2 SF7 3B	X 0-0 ③ F8		B B B B 4-0 BB		4	1	1	0	1	0	0
Hank Aaron, R (1, 9) OBP: 0.400, SLG: 0.604	C S B F B S 2-3 ③ K		X 0-0 1B			B X 1-0 SF7 ① 3-H		C F F B B X 2-2 4-3 WP 1B 1B	C F B X 1-2 ③ 6-3		4	1	2	1	0	1	1
Eddie Mathews, L (1, 5) OBP: 0.416, SLG: 0.462		B B X 2-0 ① F8	B X 1-0 ③ P6			B B B B 4-0 G3 1B BB		B B X 2-0 ① 4-3 1-3		X 0-0 FC5-6 1B	4	1	1	0	1	0	2
Mack Jones, L (1, 8) OBP: 0.302, SLG: 0.341		B S B B B 4-1 S S E BB		B S S S 1-3 ① K		S X 0-1 ② G3 1-2		B F X 1-1 S 1B 3-H 1B		B X 1-0 ① FC5-6 E S 1-2f 1B	4	3	1	1	1	1	2
Norm Larker, L (1, 3) OBP: 0.325, SLG: 0.291 Tommie Aaron, R (8, 3) OBP: 0.243, SLG: 0.300		P F B C S B 4-2 E E 1-2 BB		B S S S 1-3 ② K		B B B C B 4-1 1B BB		B B C F F B F F S 3-3 ② K 1-2		C B F F B S 2-3 ② K 1-3	2	1	0	0	2	2	1
											1	0	0	0	0	1	1
Roy McMillan, R (1, 6) OBP: 0.293, SLG: 0.357		B F X 1-1 ② F7		X 0-0 ③ L5		X 0-0 1-3 2-H 1B		X 0-0 2-H 1B		B X 1-0 E 3-H 1B	5	0	3	3	0	0	2
Del Crandall, R (1, 2) OBP: 0.245, SLG: 0.191		C C F F B 3 SAFE X 1-2 E7 1-H 2-H 1B			S B B F X 2-2 ① F7	X 0-0 ③ 1-3		B S X 1-1 ③ P6		1 SAFE I I I I 4-0 1-3 IBB	4	0	1	1	1	0	3
Dan Schneider, L (1, 1)		B X 1-0 ③ G3			B C C S 1-3 ② K		B F C C 1-3 ① K		S B X 1-1 ① F9	X 0-0 ③ L6	1	0	0	0	0	0	1
Tony Cloninger, R (3, 1) OBP: 0.333, SLG: 0.333											0	0	0	0	0	0	0
Bubba Morton, R (5, PH) OBP: 0.250, SLG: 0.154											1	0	0	0	0	1	0
Frank Funk, R (5, 1)											1	0	0	0	0	1	0
Bob Shaw, R (8, 1) OBP: 0.333, SLG: 0.200											2	0	0	0	0	0	2
Inning Stats	R: 0 E: 0 K: 2 S: 12 H: 0 LOB: 0 BB: 0 P: 15	R: 2 E: 2 K: 0 S: 14 H: 1 LOB: 1 BB: 2 P: 25	R: 0 E: 0 K: 1 S: 7 H: 1 LOB: 1 BB: 0 P: 8	R: 0 E: 0 K: 2 S: 7 H: 0 LOB: 0 BB: 0 P: 9	R: 0 E: 0 K: 1 S: 9 H: 0 LOB: 0 BB: 0 P: 15	R: 2 E: 0 K: 0 S: 9 H: 2 LOB: 2 BB: 2 P: 19	R: 0 E: 0 K: 1 S: 8 H: 0 LOB: 0 BB: 0 P: 10	R: 2 E: 0 K: 1 S: 16 H: 3 LOB: 1 BB: 0 P: 25	R: 0 E: 0 K: 0 S: 8 H: 0 LOB: 1 BB: 1 P: 15	R: 1 E: 2 K: 1 S: 8 H: 2 LOB: 2 BB: 1 P: 16	1B: 8 2B: 0 3B: 1 HR: 0	SF: 1 SAC: 0 DP: 0 HBP: 0					

PITCHER		IP	WLS	BF	H	R	ER	SO	BB	IBB	HBP	BLK	WP	HR	S	P	ERA	WHIP
Cal McLish, R ERA: 3.43	(1, 1)	7.1		31	5	5	4	7	4	0	0	0	1	0	71	110	4.91	1.227
Ryne Duren, R ERA: 4.08	(8, 1)	0.2		4	2	1	1	1	0	0	0	0	0	0	11	16	13.50	3.000
Jack Baldschun, R ERA: 3.14	(9, 1)	2.0	W	10	2	1	1	1	1	1	0	0	0	0	16	31	4.50	1.500

PITCHER	IP	WLS	BF	H	R	ER	SO	BB	IBB	HBP	BLK	WP	HR	S	P	ERA	WHIP

TOP

Milwaukee Braves @ Philadelphia Phillies

Connie Mack Stadium, Philadelphia, PA

Tue Jun 11 1963, 7:05 PM EDT

Att. 11,107 - Unknown

livebaseballscorecards.com

AB	38
R	7
H	9
RBI	6
BB	6
SO	9
LOB	15

WP: 1	PA: 45
PB: 0	
SB: 4	
CS: 0	

Milwaukee Braves @ Philadelphia Phillies

Connie Mack Stadium, Philadelphia, PA

Tue Jun 11 1963, 7:05 PM EDT

Att. 11,107 - Unknown

livebaseballscorecards.com

BOTTOM

Batter	1	2	3	4	5	6	7	8	9	10	AB	R	H	RBI	BB	SO	LOB
Tony Taylor, R (1, 4) OBP: 0.357, SLG: 0.372	BBBB 4-0 WP 1B BB BB	BLX 1-1 FC1-5 E 2B 1-2 2-3f	FCX 0-2 FC6 1-2f		BX 1-0 F8			BX 1-0 4-3 1B 2B	FX 0-1 F9		5	3	1	0	1	0	7
Johnny Callison, L (1, 9) OBP: 0.310, SLG: 0.415	BBX 2-0 BB WP 1-2 1B	BX 1-0 F2		BX 1-0 4-3		BBCX 2-1 6-3		X 0-0 4-3 2-3		X 0-0 1B 3B	6	1	2	0	0	0	3
Tony Gonzalez, L (1, 8) OBP: 0.379, SLG: 0.410	BFBSBB 4-2 BB 1-2 2-3 BB	BX 1-0 E3 2B 1-2 2-3		X 0-0 5-3		SX 0-1 F8		BCCBX 2-2 6-3 3-H 1B		BCX 1-1 5-3	5	0	1	1	1	0	3
Don Demeter, R (1, 5) (6, 7) (9, 5) OBP: 0.350, SLG: 0.452	X 0-0 P4	FBSBX 2-2 1-3 2-H 3-H 2B		CBSC 1-3 K		X 0-0 6-3		CFFBX 1-2 6-3 1-2		BBCSX 2-2 1B 1B 3-H 1B	6	1	2	3	0	1	4
Roy Sievers, R (1, 3) OBP: 0.323, SLG: 0.382	CFS 0-3 K	SCX 0-2 P5			X 0-0 5-3		X 0-0 5-3	IIII 4-0 IBB		BCBX 2-1 1B IBB 1-3 1B	5	0	1	0	1	1	5
Jim Lemon, R (1, 7) OBP: 0.308, SLG: 0.390 Ruben Amaro, R (5, PR) OBP: 0.219, SLG: 0.138 (6, 5) Jack Baldschun, R (9, 1) Frank Torre, L (10, PH) OBP: 0.216, SLG: 0.091 Cookie Rojas, R (10, PR) OBP: 0.194, SLG: 0.114	BCBFBB 4-2 1-2 2-3 3-H BB		BSFBX 2-2 SH3-4 1B 1B		BCBX 2-1 E1 FC5 1B		X 0-0 FC5-4 1B	CBBX 2-1 5-3	IIII 4-0 1B 1-2 IBB		2 1 2 1 1 0 0 2 0 1 0 0 0 2 0 0 0 0 0 0 0 0 0 0 0 1 0 0 0 0 0 0 0 0 0						
Clay Dalrymple, L (1, 2) OBP: 0.339, SLG: 0.347	FFX 0-2 3-1		X 0-0 SH3-4 1-2		BBBBB 4-0 1B FC5 BB		X 0-0 FC5-4 1-2f		X 0-0 G3	X 0-0 1-2 2-3 3-H 1B	4	0	1	1	1	0	4
Bobby Wine, R (1, 6) OBP: 0.271, SLG: 0.331		BBSSX 2-2 FC1-5 SH 1B	BSFX 1-2 P6		SX 0-1 FC5 1B 1-2 2-3f		CSBX 1-2 1-3		BBX 2-0 5-3		5	0	1	0	0	0	4
Cal McLish, S (1, 1) OBP: 0.333, SLG: 0.333 Ryne Duren, R (8, 1) Wes Covington, L (8, PH) OBP: 0.412, SLG: 0.627 (9, 7)		CLX 0-2 SH E FC1-5 1-2 2B	X 0-0 FC6 2-H 1B		FFX 0-2 1-2 2-3 1B			BFFBX 2-2 HR	X 0-0 1B		2 1 2 1 0 0 0 0 0 0 0 0 0 0 2 1 2 1 0 0 0						
Inning Stats	R: 1 H: 1 E: 0 LOB: 3 K: 1 BB: 3 S: 13 P: 27	R: 2 H: 2 E: 1 LOB: 2 K: 0 BB: 0 S: 16 P: 23	R: 1 H: 2 E: 0 LOB: 1 K: 0 BB: 0 S: 11 P: 14	R: 0 H: 0 E: 0 LOB: 0 K: 1 BB: 0 S: 5 P: 7	R: 0 H: 2 E: 1 LOB: 3 K: 0 BB: 1 S: 9 P: 16	R: 0 H: 0 E: 0 LOB: 0 K: 0 BB: 0 S: 5 P: 7	R: 0 H: 1 E: 0 LOB: 1 K: 0 BB: 0 S: 6 P: 7	R: 2 H: 3 E: 0 LOB: 2 K: 0 BB: 1 S: 14 P: 26	R: 0 H: 1 E: 0 LOB: 1 K: 0 BB: 0 S: 5 P: 7	R: 2 H: 4 E: 0 LOB: 3 K: 0 BB: 1 S: 9 P: 18	1B: 12 SF: 0 2B: 2 SAC: 2 3B: 1 DP: 0 HR: 1 HBP: 0						

PITCHER		IP	WLS	BF	H	R	ER	SO	BB	IBB	HBP	BLK	WP	HR	S	P	ERA	WHIP
Dan Schneider, L ERA: 7.0	(1, 1)	2.2		18	5	4	2	1	3	0	0	0	1	0	37	61	6.75	3.000
Tony Cloninger, R ERA: 3.09	(3, 1)	1.1		4	0	0	0	1	0	0	0	0	0	0	8	10	0.00	0.000
Frank Funk, R ERA: 5.29	(5, 1)	3.0		15	5	2	2	0	1	0	0	0	0	1	24	37	6.00	2.000
Bob Shaw, R ERA: 3.82	(8, 1)	2.1	L	15	6	2	2	0	0	2	0	0	0	0	24	44	7.71	2.571

PITCHER		IP	WLS	BF	H	R	ER	SO	BB	IBB	HBP	BLK	WP	HR	S	P	ERA	WHIP

AB	44
R	8
H	16
RBI	8
BB	6
SO	2
LOB	32

WP: 1 PA: 52
PB: 0
SB: 0
CS: 0

Batter	1	2	3	4	5	6	7	8	9	AB	R	H	RBI	BB	SO	LOB
Chico Fernandez, R (1, 6) OBP: 0.253, SLG: 0.242	S S S 0-3 ① K			x 0-0 ① F8		x 0-0 ③ F5			x 0-0 ① F2	4	0	0	0	0	1	0
Ed Kranepool, L (1, 9) OBP: 0.263, SLG: 0.297	x 0-0 ② 6-3			x 0-0 ② F7			x 0-0 ① F9		x 0-0 ② P4	4	0	0	0	0	0	0
Ron Hunt, R (1, 4) OBP: 0.339, SLG: 0.349	x 0-0 ③ L7			x 0-0 ③ F9			x 0-0 ② 6-3		x 0-0 1B	4	0	1	0	0	0	0
Duke Snider, L (1, 7) OBP: 0.341, SLG: 0.465		x 0-0 ① G3			x 0-0 ① 5-3		B B B B 4-0 1B BB		x 0-0 ③ L4	3	0	0	0	1	0	1
Tim Harkness, L (1, 3) OBP: 0.284, SLG: 0.362		x 0-0 ② L4			x 0-0 ② 1-3		x 0-0 1-2 1B			3	0	1	0	0	0	0
Jim Hickman, R (1, 8) OBP: 0.345, SLG: 0.448		x 0-0 ③ P5			x 0-0 1B		x 0-0 ③ P6			3	0	1	0	0	0	2
Choo-Choo Coleman, L (1, 2) OBP: 0.275, SLG: 0.207			S S S 0-3 ① K		S S S 0-3 ③ K			x 0-0 ① G3		3	0	0	0	0	2	1
Charlie Neal, R (1, 5) OBP: 0.319, SLG: 0.323			S S S 0-3 ② K			x 0-0 ① L7		x 0-0 ② L8		3	0	0	0	0	1	0
Galen Cisco, R (1, 1) OBP: 0.158, SLG: 0.125			S S S 0-3 ③ K			S S S 0-3 ② K		S S S 0-3 ③ K		1	0	0	0	0	1	0
Ken MacKenzie, R (4, 1)										1	0	0	0	0	1	0
Cliff Cook, R (8, PH) OBP: 0.231, SLG: 0.268										1	0	0	0	0	1	0
Jay Hook, L (8, 1) OBP: 0.261, SLG: 0.238										0	0	0	0	0	0	0
Inning Stats	R: 0 H: 0 E: 0 LOB: 0 K: 1 BB: 0 S: 5 P: 5	R: 0 H: 0 E: 0 LOB: 0 K: 0 BB: 0 S: 3 P: 3	R: 0 H: 0 E: 0 LOB: 0 K: 3 BB: 0 S: 9 P: 9	R: 0 H: 0 E: 0 LOB: 0 K: 0 BB: 0 S: 3 P: 3	R: 0 H: 1 E: 0 LOB: 1 K: 1 BB: 0 S: 6 P: 6	R: 0 H: 0 E: 0 LOB: 0 K: 1 BB: 0 S: 5 P: 5	R: 0 H: 1 E: 0 LOB: 2 K: 0 BB: 1 S: 4 P: 8	R: 0 H: 0 E: 0 LOB: 0 K: 1 BB: 0 S: 5 P: 5	R: 0 H: 1 E: 0 LOB: 1 K: 0 BB: 0 S: 4 P: 4	1B: 3 SF: 0 2B: 0 SAC: 0 3B: 0 DP: 0 HR: 0 HBP: 0						WP: 0 PA: 31 PB: 0 SB: 0 CS: 0	

PITCHER	IP	WLS	BF	H	R	ER	SO	BB	IBB	HBP	BLK	WP	HR	S	P	ERA	WHIP
Lew Burdette, R (1, 1) ERA: 3.63	9.0	W	31	3	0	0	7	1	0	0	0	0	0	44	48	0.00	0.444

PITCHER	IP	WLS	BF	H	R	ER	SO	BB	IBB	HBP	BLK	WP	HR	S	P	ERA	WHIP

TOP

New York Mets @ Milwaukee Braves

Milwaukee County Stadium, Milwaukee, WI

Wed Jun 12 1963, 8:05 PM EDT

Att. 5,470 - Unknown

livebaseballscorecards.com

AB	30
R	0
H	3
RBI	0
BB	1
SO	7
LOB	4

Batter	1	2	3	4	5	6	7	8	9	AB	R	H	RBI	BB	SO	LOB
Denis Menke, R (1, 4) OBP: 0.313, SLG: 0.393	0-0 1B FC3-2 2B		0-0 ① SH3-4 1-2	0-0 HR 2B	0-0 ③ F8			0-0 ① F3		4	1	2	0	0	0	0
Lee Maye, L (1, 7) OBP: 0.278, SLG: 0.337	0-0 FC3-2 2-3 1B		0-0 1B 2-3 1B	BBB 4-0 HR BB		0-0 ① F8		0-0 1B		4	2	3	0	1	0	0
Hank Aaron, R (1, 9) OBP: 0.400, SLG: 0.612	SSS 0-3 ① K		0-0 2B 1B 2-H 3-H 1B	0-0 1-H 2-H HR		SSS 0-3 ② K		0-0 ② F3		5	2	2	5	0	2	3
Eddie Mathews, L (1, 5) OBP: 0.411, SLG: 0.460	0-0 ② FC3-2 2-3 3-H		0-0 1B 1-3 2B	0-0 ② 4-3		SSS 0-3 ③ K		SSS 0-3 ③ K		5	1	1	0	0	2	3
Mack Jones, L (1, 8) OBP: 0.315, SLG: 0.357	SSS 0-3 ③ K		0-0 1B 2-H 3-H 1B	BBBB 4-0 1B BB			0-0 4-3 E 2B			3	1	2	2	1	1	2
Tommie Aaron, R (1, 3) OBP: 0.256, SLG: 0.311		0-0 ① 5-3	0-0 1B 1-2 1B	0-0 FC6-4 1-3 1B			0-0 ① 4-3 2-3			4	0	2	0	0	0	1
Roy McMillan, R (1, 6) OBP: 0.283, SLG: 0.345		0-0 ② 6-3	0-0 ② P4	0-0 ③ FC6-4 1-2f			0-0 E3 CS 3-H			4	0	0	1	0	0	4
Del Crandall, R (1, 2) OBP: 0.245, SLG: 0.226		0-0 ③ L7	0-0 ③ 1-3		0-0 ① F7		0-0 ② 1-2 HR			4	1	1	1	0	0	2
Lew Burdette, R (1, 1) OBP: 0.138, SLG: 0.115			0-0 E6 1B SH3-4 1B	SSS 0-3 ① K	SSS 0-3 ② K		SSS 0-3 ③ K			4	1	0	0	0	3	0
Inning Stats	R: 0 E: 0 K: 2 S: 9 H: 2 LOB: 2 BB: 0 P: 9	R: 0 E: 0 K: 0 S: 3 H: 0 LOB: 0 BB: 0 P: 3	R: 4 E: 1 K: 0 S: 9 H: 5 LOB: 2 BB: 0 P: 9	R: 3 E: 0 K: 1 S: 8 H: 3 LOB: 2 BB: 2 P: 16	R: 0 E: 0 K: 1 S: 5 H: 0 LOB: 0 BB: 0 P: 5	R: 0 E: 0 K: 2 S: 7 H: 0 LOB: 0 BB: 0 P: 7	R: 2 E: 1 K: 1 S: 7 H: 2 LOB: 0 BB: 0 P: 7	R: 0 E: 0 K: 1 S: 6 H: 1 LOB: 1 BB: 0 P: 6		1B: 7 2B: 4 3B: 0 HR: 2	SF: 0 SAC: 1 DP: 0 HBP: 0						

PITCHER		IP	WLS	BF	H	R	ER	SO	BB	IBB	HBP	BLK	WP	HR	S	P	ERA	WHIP
Galen Cisco, R ERA: 4.64	(1, 1)	3.2	L	24	10	7	6	3	2	0	0	0	0	1	28	36	14.73	3.273
Ken MacKenzie, L ERA: 5.46	(4, 1)	3.1		12	2	2	2	4	0	0	0	0	0	1	20	20	5.40	0.600
Jay Hook, R ERA: 5.71	(8, 1)	1.0		4	1	0	0	1	0	0	0	0	0	0	6	6	0.00	1.000

PITCHER	IP	WLS	BF	H	R	ER	SO	BB	IBB	HBP	BLK	WP	HR	S	P	ERA	WHIP

BOTTOM

New York Mets @ Milwaukee Braves

Milwaukee County Stadium, Milwaukee, WI

Wed Jun 12 1963, 8:05 PM EDT

Att. 5,470 - Unknown

livebaseballscorecards.com

AB	37
R	9
H	13
RBI	9
BB	2
SO	8
LOB	15

WP: 0 PB: 0 SB: 0 CS: 1 PA: 40

Batter	1	2	3	4	5	6	7	8	9	AB	R	H	RBI	BB	SO	LOB
Tony Taylor, R (1, 4) OBP: 0.348, SLG: 0.361	X 0-0 ① 5-3		C B B X 2-1 ② 1-3			F X 0-1 ① 6-3			X 0-0 FC1-6-4 E 1B	4	0	1	0	0	0	0
Johnny Callison, L (1, 9) OBP: 0.316, SLG: 0.414	C T B B B B 4-2 BB		X 0-0 ③ 1-3			B X 1-0 ② F8			X 0-0 E4 FC1-6-4 1-2	3	0	0	0	1	0	1
Tony Gonzalez, L (1, 8) OBP: 0.378, SLG: 0.412	B T F X 1-2 ② P5			B X 1-0 6-3 2B		B C C X 1-2 ③ 1-3			B C X 1-1 FC1-6-4 G4-6-3 1-2f 2-3	4	0	1	0	0	0	3
Roy Sievers, R (1, 3) OBP: 0.319, SLG: 0.405	B B F X 2-1 ③ L9			X 0-0 ① 5-3			C B X 1-1 ① F3		B C X 1-1 ②③ G4-6-3 1-2f	4	0	0	0	0	0	4
Wes Covington, L (1, 7) OBP: 0.394, SLG: 0.600		B F X 1-1 2B		B B X 2-0 ② 6-3 2-3			C X 0-1 ② L9			3	0	1	0	0	0	1
Don Hoak, R (1, 5) OBP: 0.250, SLG: 0.261		S B B C C 2-3 ① K		F X 0-1 ③ F9			B F C F B S 2-3 ③ K			3	0	0	0	0	2	2
Clay Dalrymple, L (1, 2) OBP: 0.339, SLG: 0.349		S B T F T B F X 2-2 ② F7			X 0-0 ① F8			C B B C C 2-3 ① K		2	0	0	0	0	0	1
Jim Lemon, R (8, PH) OBP: 0.299, SLG: 0.377										1	0	0	0	0	1	0
Bob Oldis, R (8, 2) OBP: 0.176, SLG: 0.176										0	0	0	0	0	0	0
Bobby Wine, R (1, 6) OBP: 0.267, SLG: 0.320		B S C X 1-2 ③ P4			C S B X 1-2 ② P4			X 0-0 ② 4-3		3	0	0	0	0	0	1
Ray Culp, R (1, 1) OBP: 0.290, SLG: 0.276			S S X 0-2 ① 6-3		X 0-0 ③ 6-3			X 0-0 ③ 5-3		2	0	0	0	0	0	0
Don Demeter, R (8, PH) OBP: 0.356, SLG: 0.453										1	0	0	0	0	0	0
Jack Baldschun, R (8, 1)										0	0	0	0	0	0	0
Inning Stats	R: 0 E: 0 K: 0 S: 8 H: 0 LOB: 1 BB: 1 P: 15	R: 0 E: 0 K: 1 S: 13 H: 1 LOB: 1 BB: 0 P: 19	R: 0 E: 0 K: 0 S: 6 H: 0 LOB: 0 BB: 0 P: 8	R: 0 E: 0 K: 0 S: 5 H: 1 LOB: 1 BB: 0 P: 8	R: 0 E: 0 K: 0 S: 5 H: 0 LOB: 0 BB: 0 P: 6	R: 0 E: 0 K: 0 S: 6 H: 0 LOB: 0 BB: 0 P: 8	R: 0 E: 0 K: 1 S: 8 H: 0 LOB: 0 BB: 0 P: 11	R: 0 E: 0 K: 1 S: 5 H: 0 LOB: 0 BB: 0 P: 7	R: 0 E: 1 K: 0 S: 6 H: 1 LOB: 1 BB: 0 P: 8	1B: 1 2B: 2 3B: 0 HR: 0	SF: 0 SAC: 0 DP: 1 HBP: 0						

TOP

Philadelphia Phillies @ Milwaukee Braves

Milwaukee County Stadium, Milwaukee, WI

Fri Jun 14 1963, 8:05 PM EDT

Att. 10,937 - Unknown

livebaseballscorecards.com

AB	30
R	0
H	3
RBI	0
BB	1
SO	3
LOB	13

WP: 0 PB: 0 SB: 0 CS: 0 PA: 31

PITCHER	IP	WLS	BF	H	R	ER	SO	BB	IBB	HBP	BLK	WP	HR	S	P	ERA	WHIP
Warren Spahn, L (1, 1) ERA: 2.93	9.0	W	31	3	0	0	3	1	0	0	0	0	0	62	90	0.00	0.444

PITCHER	IP	WLS	BF	H	R	ER	SO	BB	IBB	HBP	BLK	WP	HR	S	P	ERA	WHIP

Batter	1	2	3	4	5	6	7	8	9	AB	R	H	RBI	BB	SO	LOB
Denis Menke, R (1, 4) OBP: 0.306, SLG: 0.384	B F X 1-1 ① 4-3		X 0-0 ③ P6		B S S S 1-3 ③ K		X 0-0 ③ F9			4	0	0	0	0	1	3
Lee Maye, L (1, 7) OBP: 0.269, SLG: 0.324	C B C X 1-2 ② F8			B S F X 1-2 ① L9		B B X 2-0 ① F9		B C F S 1-3 ① K2-3		4	0	0	0	0	1	0
Hank Aaron, R (1, 9) OBP: 0.398, SLG: 0.604	C B C B B C 3-3 ③ K			C C S 0-3 ② K		C B B F X 2-2 ② P6		B B S B B 4-1 S BB		3	0	0	0	1	2	0
Eddie Mathews, L (1, 5) OBP: 0.409, SLG: 0.453		C S F B C 1-3 ① K		B F B B C S 3-3 ③ K		B B C C F B B 4-2 S 2B BB		B C B C B C 3-3 ② K 1-2		3	1	0	0	1	3	1
Mack Jones, L (1, 8) OBP: 0.327, SLG: 0.374		C X 0-1 SF7 3B			B B B C B 4-1 WP SH3 BB	B B B C S B 4-2 1-2 2B BB		X 0-0 ③ G3		2	2	1	0	2	0	1
Tommie Aaron, R (1, 3) OBP: 0.263, SLG: 0.333		X 0-0 ② SF7 3-H			L X 0-1 ① SH3 1-2	X 0-0 1-H 2-H 2B				1	0	1	3	0	0	0
Roy McMillan, R (1, 6) OBP: 0.285, SLG: 0.339		X 0-0 ③ L9			B B B C B 4-1 WP BB	F X 0-1 ③ F7				2	0	0	0	1	0	1
Del Crandall, R (1, 2) OBP: 0.248, SLG: 0.221			B S S B B X 3-2 ① F2		B B C F B B 4-2 1-2 2-3 BB		X 0-0 ① 6-3			2	0	0	0	1	0	0
Warren Spahn, L (1, 1) OBP: 0.237, SLG: 0.229			S B B X 2-1 ② 4-3		F S B S 1-3 ② K		S B C F B F F S 2-3 ② K			3	0	0	0	0	2	3
Inning Stats	R: 0 E: 0 K: 1 S: 8 H: 0 LOB: 0 BB: 0 P: 13	R: 1 E: 0 K: 1 S: 8 H: 1 LOB: 0 BB: 0 P: 9	R: 0 E: 0 K: 0 S: 6 H: 0 LOB: 0 BB: 0 P: 11	R: 0 E: 0 K: 2 S: 9 H: 0 LOB: 0 BB: 0 P: 13	R: 0 E: 0 K: 2 S: 12 H: 0 LOB: 3 BB: 3 P: 26	R: 2 E: 0 K: 0 S: 12 H: 1 LOB: 1 BB: 2 P: 24	R: 0 E: 0 K: 1 S: 8 H: 0 LOB: 0 BB: 0 P: 10	R: 0 E: 0 K: 2 S: 8 H: 0 LOB: 1 BB: 1 P: 16		1B: 0 2B: 1 3B: 1 HR: 0	SF: 1 SAC: 1 DP: 0 HBP: 0					

BOTTOM

Philadelphia Phillies @ Milwaukee Braves

Milwaukee County Stadium, Milwaukee, WI

Fri Jun 14 1963, 8:05 PM EDT

Att. 10,937 - Unknown

livebaseballscorecards.com

AB	24
R	3
H	2
RBI	3
BB	6
SO	9
LOB	9

1B: 0 SF: 1 PA: 32
2B: 1 SAC: 1
3B: 1 DP: 0
HR: 0 HBP: 0

WP: 1
PB: 0
SB: 2
CS: 0

PITCHER	IP	WLS	BF	H	R	ER	SO	BB	IBB	HBP	BLK	WP	HR	S	P	ERA	WHIP
Ray Culp, R (1, 1) ERA: 2.79	7.0	L	28	2	3	3	7	5	0	0	0	1	0	63	106	3.86	1.000
Jack Baldschun, R (8, 1) ERA: 3.07	1.0		4	0	0	0	2	1	0	0	0	0	0	8	16	0.00	1.000

PITCHER	IP	WLS	BF	H	R	ER	SO	BB	IBB	HBP	BLK	WP	HR	S	P	ERA	WHIP

Philadelphia Phillies @ Milwaukee Braves

Milwaukee County Stadium, Milwaukee, WI

Sat Jun 15 1963, 4:33 AM EDT

Att. 6,855 - Unknown

TOP

livebaseballscorecards.com

Batter	1	2	3	4	5	6	7	8	9	AB	R	H	RBI	BB	SO	LOB
Don Hoak, R (1, 5) OBP: 0.253, SLG: 0.259	X 0-0 ① P6		B C B F B B 4-2 BB BB		B C F X 1-2 1B SF9 1B	S B B S S 2-3 ② K			X 0-0 1B 1B	1	0	0	0	1	0	0
Chris Short, R (3, 1) OBP: 0.048, SLG: 0.143										0	0	0	0	0	0	0
Frank Torre, L (5, PH) OBP: 0.231, SLG: 0.111										1	0	1	0	0	0	0
Ryne Duren, R (5, PR)										0	1	0	0	0	0	0
Johnny Klippstein, R (5, 1)										0	0	0	0	0	0	0
Bobby Wine, R (6, PH) OBP: 0.266, SLG: 0.318										1	0	0	0	0	1	0
Dallas Green, L (6, 1)										0	0	0	0	0	0	0
Bob Oldis, R (9, PH) OBP: 0.222, SLG: 0.222										1	0	1	0	0	0	0
Johnny Callison, L (1, 9) OBP: 0.322, SLG: 0.415	C F B X 1-2 ② 4-3		B F F B B B 4-2 1-2 BB		F S X 0-2 SF9 1B 1-2 1B	B B S S F X 2-2 ③ F7			B S X 1-1 1-2 1B	4	1	2	0	1	0	0
Don Demeter, R (1, 8) OBP: 0.352, SLG: 0.447	C F B B F X 2-2 ③ P3		B X 1-0 ② P6		F F B B X 2-2 SF9 1B 1-2 2-3		X 0-0 ① 6-3		B S F C 1-3 ② K	5	1	1	0	0	1	4
(5, 5)																
Roy Sievers, R (1, 3) OBP: 0.314, SLG: 0.400		B B S F X 2-2 1B 1B	C C B F F B S 2-3 ③ K		B X 1-0 ① SF9 1-2 2-3 3-H		X 0-0 ② F3		F B C S 1-3 ③ K	4	0	1	1	0	2	4
Jim Lemon, R (1, 7) OBP: 0.290, SLG: 0.365		B B B C F X 3-2 ① F7		X 0-0 ① P4	B B S C B I 4-2 1B IBB		B B S C B S 3-3 ③ K			2	0	0	0	0	0	1
Wes Covington, L (5, PH) OBP: 0.395, SLG: 0.596										1	0	0	0	1	1	0
(5, 7)																
Earl Averill, R (1, 2) OBP: 0.316, SLG: 0.364		C F B F B C 2-3 ② K		X 0-0 1B 1B	F F B B B S 3-3 ② K			S S S 0-3 ① K		2	0	1	0	0	1	1
Tony Gonzalez, L (5, PH) OBP: 0.374, SLG: 0.408										2	0	0	0	0	2	3
(5, 8)																
Cookie Rojas, R (1, 4) OBP: 0.225, SLG: 0.162	B C X 1-1 1-2 1B		B X 1-0 1-2 1B	C X 0-1 1-3 2-H 3-H 1B				S S S 0-3 ② K		2	0	2	0	0	0	0
Clay Dalrymple, L (5, PH) OBP: 0.341, SLG: 0.351										2	0	1	2	0	1	0
(5, 2)																
Ruben Amaro, R (1, 6) OBP: 0.189, SLG: 0.118	X 0-0 ③ F7		B B C S B X 3-2 ② F8		X 0-0 ③ L1			S S S 0-3 ③ K		4	0	0	0	0	1	6
John Boozer, R (1, 1)		X 0-0 ① L6	B B B C C F X 3-2 ③ F9			B X 1-0 ① 4-3			X 0-0 ① L3	0	0	0	0	0	0	0
Tony Taylor, R (3, PH) OBP: 0.342, SLG: 0.354										4	0	0	0	0	0	2
(3, 5)																
(5, 4)																

Inning Stats									
	R: 0 H: 0 E: 0 LOB: 0 K: 0 BB: 0 S: 8 P: 11	R: 0 H: 2 E: 0 LOB: 2 K: 1 BB: 0 S: 13 P: 21	R: 0 H: 0 E: 0 LOB: 2 K: 1 BB: 2 S: 11 P: 22	R: 0 H: 2 E: 0 LOB: 2 K: 0 BB: 0 S: 10 P: 17	R: 3 H: 4 E: 0 LOB: 2 K: 1 BB: 1 S: 18 P: 29	R: 0 H: 0 E: 0 LOB: 0 K: 1 BB: 0 S: 8 P: 13	R: 0 H: 0 E: 0 LOB: 0 K: 1 BB: 0 S: 5 P: 8	R: 0 H: 0 E: 0 LOB: 0 K: 3 BB: 0 S: 9 P: 9	R: 0 H: 2 E: 0 LOB: 2 K: 2 BB: 0 S: 10 P: 13	1B: 10 SF: 1 2B: 0 SAC: 0 3B: 0 DP: 0 HR: 0 HBP: 0	WP: 0 PA: 40 PB: 0 SB: 0 CS: 0

	AB	36
	R	3
	H	10
	RBI	3
	BB	3
	SO	10
	LOB	21

PITCHER		IP	WLS	BF	H	R	ER	SO	BB	IBB	HBP	BLK	WP	HR	S	P	ERA	WHIP
Denny Lemaster, L ERA: 1.94	(1, 1)	4.1		22	7	3	3	2	2	0	0	0	0	0	52	85	6.23	2.077
Tony Cloninger, R ERA: 2.72	(5, 1)	4.2	W	18	3	0	0	8	0	1	0	0	0	0	40	58	0.00	0.643

PITCHER	IP	WLS	BF	H	R	ER	SO	BB	IBB	HBP	BLK	WP	HR	S	P	ERA	WHIP

Batter	1	2	3	4	5	6	7	8	9	AB	R	H	RBI	BB	SO	LOB
Denis Menke, R (1, 4) (6, 6) OBP: 0.308, SLG: 0.378	BCBBB 4-1 FC5-4 BB	BFBSTFX 2-2 ② P4		IIII 4-0 IBB	BBFBX 3-1 ③ FC6-4 1-2f		BBSSFFX 2-2 ③ 5-3			3	0	0	0	2	0	4
Lee Maye, L (1, 7) OBP: 0.282, SLG: 0.363	FBFX 1-2 ① FC5-4 PB 1B SF7 1-2f	X 0-0 HR		CFBX 1-2 ③ 4-3		X 0-0 FC4-6 1B		X 0-0 E 1B		5	2	3	1	0	0	3
Hank Aaron, R (1, 9) OBP: 0.398, SLG: 0.600	CCBFX 1-2 BB PB FC5 1-2 1B	X 0-0 ③ 6-3			X 0-0 ① 6-3	X 0-0 ① FC4-6 1-2f		X 0-0 E7 1-3 1B		5	0	2	0	0	0	1
Eddie Mathews, L (1, 5) OBP: 0.405, SLG: 0.449	FBSBFBX 3-2 ② SF7 1-2 2-H		BBBSSSS 3-3 ① K		X 0-0 BB BB BB 1B	X 0-0 ② F8		SSS 0-3 ① K		4	1	1	1	0	2	3
Mack Jones, L (1, 8) OBP: 0.342, SLG: 0.371	IIII 4-0 BB IBB		BBBCCX 3-1 ② 6-3		FBBBBSB 4-2 BB BB BB 1-2 BB	IIII 4-0 FC5-4 IBB		IIII 4-0 G6-4-3 IBB		1	1	0	0	4	0	0
Tommie Aaron, R (1, 3) OBP: 0.282, SLG: 0.325	BFBBB 4-1 1-2 2-3 BB		BBBSB 4-1 CS BB		BFCBBFFB 4-2 BB BB 1-2 2-3 BB	SSBBX 2-2 ③ FC5-4 1-2f		BBFBX 3-1 ② ③ G6-4-3 1-2f		2	0	0	0	3	0	5
Roy McMillan, R (1, 6) OBP: 0.288, SLG: 0.350 Norm Larker, L (5, PH) OBP: 0.331, SLG: 0.291 Frank Bolling, R (5, PR) OBP: 0.276, SLG: 0.315 (6, 4)	CSCFX 0-2 ③ FC5 3-Hf	B 1-0 ③ CS 1-2	X 0-0 2B	BBCBB 4-1 BB 1-2 2-3 3-H BB		X 0-0 S 1B				2 0 1	0 0 0	1 0 1	0 1 0	0 1 0	0 0 0	3 0 0
Del Crandall, R (1, 2) OBP: 0.248, SLG: 0.214		X 0-0 ① 5-3		X 0-0 ① 1-3	FBBLFBB 4-2 FC6-4 1-2 2-3 3-H BB		X 0-0 ① P5			3	0	0	1	1	0	2
Denny Lemaster, R (1, 1) OBP: 0.174, SLG: 0.304 Tony Cloninger, R (5, 1) OBP: 0.200, SLG: 0.200		FBSX 1-2 HR		SSX 0-2 ② 5-3	CCC 0-3 ② K		LBX 1-1 ② F8 1-2			2 2	1 0	1 0	1 0	0 0	0 1	1 4
Inning Stats	R: 1 H: 1 E: 0 LOB: 3 K: 0 BB: 3 S: 17 P: 34	R: 2 H: 2 E: 0 LOB: 0 K: 0 BB: 0 S: 11 P: 14	R: 0 H: 0 E: 0 LOB: 0 K: 1 BB: 1 S: 6 P: 17	R: 0 H: 1 E: 0 LOB: 2 K: 0 BB: 1 S: 8 P: 13	R: 2 H: 1 E: 0 LOB: 3 K: 1 BB: 4 S: 17 P: 36	R: 0 H: 1 E: 1 LOB: 2 K: 0 BB: 1 S: 6 P: 12	R: 0 H: 1 E: 0 LOB: 1 K: 0 BB: 0 S: 9 P: 12	R: 0 H: 2 E: 1 LOB: 2 K: 1 BB: 1 S: 7 P: 14		1B: 6 SF: 1 2B: 1 SAC: 0 3B: 0 DP: 1 HR: 2 HBP: 0				WP: 0 PA: 43 PB: 1 SB: 1 CS: 1		

BOTTOM

Philadelphia Phillies @ Milwaukee Braves

Milwaukee County Stadium, Milwaukee, WI

Sat Jun 15 1963, 4:33 AM EDT

Att. 6,855 - Unknown

livebaseballscorecards.com

AB	30
R	5
H	9
RBI	5
BB	11
SO	3
LOB	26

PITCHER		IP	WLS	BF	H	R	ER	SO	BB	IBB	HBP	BLK	WP	HR	S	P	ERA	WHIP
John Boozer, R ERA: 3.91	(1, 1)	2.0		12	3	3	3	0	2	1	0	0	0	2	28	48	13.50	2.500
Chris Short, L ERA: 4.68	(3, 1)	2.0		8	1	0	0	1	1	1	0	0	0	0	14	30	0.00	1.000
Johnny Klippstein, R ERA: 1.85	(5, 1)	1.0	L	8	1	2	2	1	4	0	0	0	0	0	17	36	18.00	5.000
Dallas Green, R ERA: 1.85	(6, 1)	3.0		14	4	0	0	1	0	2	0	0	0	0	22	38	0.00	1.333

PITCHER	IP	WLS	BF	H	R	ER	SO	BB	IBB	HBP	BLK	WP	HR	S	P	ERA	WHIP

Batter	1	2	3	4	5	6	7	8	9	AB	R	H	RBI	BB	SO	LOB
Tony Taylor, R (1, 4) OBP: 0.336, SLG: 0.347	C C B F B F S 2-3 ① K		F F B F F F B C 2-3 ① K		F X 0-1 ① 5-3		C B X 1-1 ③ F8			4	0	0	0	0	2	1
Johnny Callison, L (1, 9) OBP: 0.321, SLG: 0.427	L B X 1-1 HR		C S F B B X 2-2 ② F9		B C F B X 2-2 ② G3			S X 0-1 ① 1-3		4	1	1	1	0	0	0
Tony Gonzalez, L (1, 8) OBP: 0.377, SLG: 0.420	S C X 0-2 CS S 1B		S X 0-1 ③ 4-3		S S C 0-3 ③ K			S S B X 1-2 3B		4	0	2	0	0	1	0
Don Demeter, R (1, 5) OBP: 0.351, SLG: 0.443 (6, 7)	F B B S X 2-2 ② E8 1-3			X 0-0 ① 5-3	X 0-0 CS 1B			F B B C X 2-2 ② F2		4	0	1	0	0	0	2
Roy Sievers, R (1, 3) OBP: 0.306, SLG: 0.388	C B X 1-1 ③ F7			F B B C F X 2-2 ② F5	C B B C X 2-2 ① ② F8 1-2			B F B F B F X 3-2 ③ P4		4	0	0	0	0	0	3
Jim Lemon, R (1, 7) OBP: 0.306, SLG: 0.369		B B C B F F B 4-2 BB		B B B X 3-0 3B 1B	B X 1-0 ③ P3				F B X 1-1 ① 1-3	2	1	1	0	1	0	0
Ruben Amaro, R (6, 5) OBP: 0.189, SLG: 0.118										0	0	0	0	0	0	0
Frank Torre, L (9, PH) OBP: 0.226, SLG: 0.109										1	0	0	0	0	0	0
Clay Dalrymple, L (1, 2) OBP: 0.344, SLG: 0.367		L B L S 1-3 ① K		B X 1-0 1-H E 3B			B B F X 2-1 SH1-4 1B		X 0-0 ② F9	4	1	2	1	0	1	1
Bobby Wine, R (1, 6) OBP: 0.262, SLG: 0.313		X 0-0 ② F9		B F X 1-1 3-H FC1			X 0-0 ① SH1-4 1-2		C X 0-1 ③ 1-3	3	0	0	0	0	0	1
Cal McLish, S (1, 1) OBP: 0.303, SLG: 0.300		X 0-0 ③ F9		C C C 0-3 ③ K			B C F B S 2-3 ② K			3	0	0	0	0	2	3
Jack Baldschun, R (7, 1)										0	0	0	0	0	0	0
Chris Short, R (7, 1) OBP: 0.048, SLG: 0.143										0	0	0	0	0	0	0

TOP

Philadelphia Phillies @ Milwaukee Braves

Milwaukee County Stadium, Milwaukee, WI

Sun Jun 16 1963, 4:33 AM EDT

Unknown

livebaseballscorecards.com

AB	33
R	3
H	7
RBI	2
BB	1
SO	6
LOB	11

Inning Stats	1	2	3	4	5	6	7	8	9	1B: 4	SF: 0	WP: 0	PA: 35
R:	1	0	0	2	0	0	0	0	0	2B: 0	SAC: 1	PB: 0	
E:	1	0	0	1	0	0	0	0	0	3B: 2	DP: 0	SB: 1	
K:	1	1	1	1	1	0	1	0	0	HR: 1	HBP: 0	CS: 2	
S:	15	8	11	12	8	5	8	12	5				
H:	2	0	0	2	0	1	1	1	0				
LOB:	1	1	0	1	0	0	1	1	0				
BB:	0	1	0	0	0	0	0	0	0				
P:	21	13	15	19	10	8	13	18	6				

PITCHER		IP	WLS	BF	H	R	ER	SO	BB	IBB	HBP	BLK	WP	HR	S	P	ERA	WHIP
Bob Hendley, L ERA: 3.65	(1, 1)	5.0		21	4	3	2	5	1	0	0	0	0	1	54	78	3.60	1.000
Frank Funk, R ERA: 4.74	(6, 1)	2.0	W	7	2	0	0	1	0	0	0	0	0	0	13	21	0.00	1.000
Claude Raymond, R ERA: 3.45	(8, 1)	2.0	S	7	1	0	0	0	0	0	0	0	0	0	17	24	0.00	0.500

PITCHER	IP	WLS	BF	H	R	ER	SO	BB	IBB	HBP	BLK	WP	HR	S	P	ERA	WHIP

BOTTOM

Philadelphia Phillies @ Milwaukee Braves

Milwaukee County Stadium, Milwaukee, WI

Sun Jun 16 1963, 4:33 AM EDT

Unknown

livebaseballscorecards.com

Batter	1	2	3	4	5	6	7	8	9	AB	R	H	RBI	BB	SO	LOB
Lee Maye, L (1, 7) OBP: 0.297, SLG: 0.385	F7		S, 1B			6-3, 6-3, 2B	1B, 1-3, 3-H, 1B			4	1	3	1	0	0	0
Frank Bolling, R (1, 4) OBP: 0.270, SLG: 0.308	5-3		1-3, 1-2			6-3, 2-3	L9			4	0	0	0	0	0	4
Hank Aaron, R (1, 9) OBP: 0.396, SLG: 0.594	E5			L8		6-3, 3-H	HBP, 1-3, 3-H, 1B			4	0	1	2	0	0	0
Eddie Mathews, L (1, 5) OBP: 0.402, SLG: 0.443	L6			P6		F8	HBP, 1-2			3	0	0	0	0	0	1
Mack Jones, L (1, 8) OBP: 0.333, SLG: 0.360		L8		G3			K, 1-3			4	0	0	0	0	1	3
Denis Menke, R (1, 6) OBP: 0.312, SLG: 0.377		G1-6-3, 1B			6-3		1B, HBP	F7		3	1	1	0	0	0	0
Tommie Aaron, R (1, 3) OBP: 0.279, SLG: 0.321 Norm Larker, L (5, PH) OBP: 0.331, SLG: 0.292 (6, 3)		G1-6-3, 1-2f			F7		1B, 1-2, 1B	K		1 3	0 1	0 1	0 0	0 0	0 1	1 0
Del Crandall, R (1, 2) OBP: 0.245, SLG: 0.212 Joe Torre, R (5, PH) OBP: 0.364, SLG: 0.390 (6, 2)			5-3		FC6-4, BB		1B, 1-3, 2-H, 1B	K		1 2	0 1	0 1	0 1	0 1	0 1	0 0
Bob Hendley, R (1, 1) OBP: 0.160, SLG: 0.125 Roy McMillan, R (5, PH) OBP: 0.286, SLG: 0.347 Frank Funk, R (6, 1) Don Dillard, L (7, PH) OBP: 0.301, SLG: 0.416 Claude Raymond, R (8, 1) OBP: 0.800, SLG: 1.333			P6		FC6-4, 1-2f		1B, 1-3, 3-H, 1B			1 1 0 1 0	0 0 0 1 0	0 0 0 1 0	0 0 0 1 0	0 0 0 0 0	0 0 0 0 0	0 1 0 0 0
Inning Stats	R: 0 E: 1 K: 0 S: 8 H: 0 LOB: 1 BB: 0 P: 11	R: 0 E: 0 K: 0 S: 4 H: 1 LOB: 0 BB: 0 P: 5	R: 0 E: 0 K: 0 S: 5 H: 1 LOB: 1 BB: 0 P: 8	R: 0 E: 0 K: 0 S: 5 H: 0 LOB: 0 BB: 0 P: 7	R: 0 E: 0 K: 0 S: 7 H: 0 LOB: 1 BB: 1 P: 15	R: 1 E: 0 K: 0 S: 10 H: 1 LOB: 0 BB: 0 P: 16	R: 4 E: 0 K: 1 S: 16 H: 5 LOB: 3 BB: 0 P: 23	R: 0 E: 0 K: 2 S: 10 H: 0 LOB: 0 BB: 0 P: 16		1B: 7 2B: 1 3B: 0 HR: 0 SF: 0 SAC: 0 DP: 1 HBP: 2						

	AB	32
	R	5
	H	8
	RBI	5
	BB	1
	SO	3
	LOB	10

WP: 0 PB: 0 SB: 1 CS: 0 PA: 35

PITCHER		IP	WLS	BF	H	R	ER	SO	BB	IBB	HBP	BLK	WP	HR	S	P	ERA	WHIP
Cal McLish, R ERA: 3.69	(1, 1)	6.1	L	27	6	5	5	1	1	0	1	0	0	0	49	76	7.11	1.105
Jack Baldschun, R ERA: 3.05	(7, 1)	0.1		3	2	0	0	0	0	0	0	0	0	0	4	4	0.00	6.000
Chris Short, L ERA: 4.59	(7, 1)	1.1		5	0	0	0	2	0	0	1	0	0	0	12	21	0.00	0.000

PITCHER	IP	WLS	BF	H	R	ER	SO	BB	IBB	HBP	BLK	WP	HR	S	P	ERA	WHIP

Batter	1	2	3	4	5	6	7	8	9	10	11	AB	R	H	RBI	BB	SO	LOB
Tony Taylor, R (1, 4) OBP: 0.336, SLG: 0.347	5-3			F8	1B			K	FC4-6 1-2f		BB 1B 1-3 2-H	6	1	2	1	0	1	2
Johnny Callison, L (1, 9) OBP: 0.325, SLG: 0.426 (10, 7)	4-3			E5 E 1B	4-3			K		1B	1B BB 1-2	5	1	2	0	1	1	1
Tony Gonzalez, L (1, 8) OBP: 0.371, SLG: 0.412	6-3			L7	L7			K		F8	F8 1-2 2-H 3-H	6	0	1	2	0	1	2
Don Demeter, R (1, 5) OBP: 0.350, SLG: 0.445		F7		E7 2-H 2B	F9				2B	F8	F7	6	2	2	1	0	0	3
Roy Sievers, R (1, 3) OBP: 0.302, SLG: 0.388		5-3		2B 2-H	5-3				L7	L7		5	0	1	1	0	0	2
Jim Lemon, R (1, 7) OBP: 0.325, SLG: 0.368 (10, 9)		K		IBB			BB L1-4		1B		K	3	1	1	0	2	2	0
Clay Dalrymple, L (1, 2) OBP: 0.344, SLG: 0.366			3-1	L9			1B 1-2		L7		5-3 1B	3	0	1	0	0	0	2
Cookie Rojas, R (7, PR) OBP: 0.225, SLG: 0.162												0	0	0	0	0	0	0
Ruben Amaro, R (7, 6) OBP: 0.205, SLG: 0.139												2	1	1	0	0	0	2
Bobby Wine, R (1, 6) OBP: 0.259, SLG: 0.310			5-3		F8		K		2B 1-H 2-H		5-3 1-2	2	0	0	0	0	0	0
Wes Covington, L (7, PH) OBP: 0.393, SLG: 0.593												1	0	0	0	0	1	2
Johnny Klippstein, R (7, 1)												0	0	0	0	0	0	0
Bob Oldis, R (9, PH) OBP: 0.250, SLG: 0.300 (9, 2)												2	0	1	2	0	0	1
Art Mahaffey, R (1, 1) OBP: 0.133, SLG: 0.138			F8		F8		L1-4 2-3		IBB FC4-6		1B 1B IBB	2	0	0	0	0	1	0
Earl Averill, R (7, PH) OBP: 0.325, SLG: 0.353												1	0	0	0	1	0	2
(7, 2)												0	0	0	0	0	0	0
Jack Baldschun, R (9, 1)												0	1	0	0	1	0	0
Frank Torre, L (11, PH) OBP: 0.241, SLG: 0.109												0	0	0	0	0	0	0
Dallas Green, L (11, 1)																		
Inning Stats	R: 0 E: 0 K: 0 S: 4 H: 0 LOB: 0 BB: 0 P: 4	R: 0 E: 0 K: 1 S: 8 H: 0 LOB: 0 BB: 0 P: 10	R: 0 E: 0 K: 0 S: 3 H: 0 LOB: 0 BB: 0 P: 3	R: 2 E: 2 K: 0 S: 8 H: 3 LOB: 2 BB: 1 P: 17	R: 0 E: 0 K: 1 S: 6 H: 1 LOB: 1 BB: 0 P: 6	R: 0 E: 0 K: 0 S: 3 H: 0 LOB: 0 BB: 0 P: 3	R: 0 E: 0 K: 1 S: 10 H: 1 LOB: 1 BB: 1 P: 14	R: 0 E: 0 K: 3 S: 9 H: 0 LOB: 0 BB: 0 P: 10	R: 2 E: 0 K: 0 S: 9 H: 3 LOB: 2 BB: 1 P: 13	R: 0 E: 0 K: 0 S: 7 H: 1 LOB: 1 BB: 0 P: 10	R: 3 E: 0 K: 1 S: 15 H: 3 LOB: 2 BB: 2 P: 27	1B: 9 2B: 4 3B: 0 HR: 0	SF: 0 SAC: 0 DP: 1 HBP: 0					

PITCHER	IP	WLS	BF	H	R	ER	SO	BB	IBB	HBP	BLK	WP	HR	S	P	ERA	WHIP
Dan Schneider, L (1, 1) ERA: 5.14	5.0		20	4	2	1	2	0	1	0	0	0	0	29	40	1.80	0.800
Frank Funk, R (6, 1) ERA: 4.5	1.0		5	1	0	0	0	1	0	0	0	0	0	8	12	0.00	2.000
Denny Lemaster, L (7, 1) ERA: 2.07	4.0		16	4	2	2	4	0	1	0	0	0	0	30	38	4.50	1.000
Claude Raymond, R (11, 1) ERA: 4.22	0.2	L	5	2	3	3	1	0	1	0	0	0	0	8	14	40.50	3.000
Bob Hendley, L (11, 1) ERA: 3.64	0.1		3	1	0	0	0	1	0	0	0	0	0	7	13	0.00	6.000

TOP

Philadelphia Phillies @ Milwaukee Braves

Milwaukee County Stadium, Milwaukee, WI

Sun Jun 16 1963, 4:38 AM EDT

Att. 16,326 - Unknown

livebaseballscorecards.com

AB	44
R	7
H	12
RBI	7
BB	5
SO	7
LOB	19

1B: 9	SF: 0	WP: 0	PA: 49
2B: 4	SAC: 0	PB: 0	
3B: 0	DP: 1	SB: 0	
HR: 0	HBP: 0	CS: 0	

Batter	1	2	3	4	5	6	7	8	9	10	11	AB	R	H	RBI	BB	SO	LOB
Lee Maye, L (1, 7) OBP: 0.291, SLG: 0.377	B B S S S 2-3 ① K		X 0-0 ③ 5-3		B X 1-0 ② SF8 2-3 3-H		X 0-0 P4 S 1B		B X 1-0 ② F5		S S S 0-3 ② K	5	0	1	1	0	2	0
Frank Bolling, R (1, 4) OBP: 0.277, SLG: 0.314	B B X 2-0 1B			S S X 0-2 FC5-4 1B	B X 2-0 ③ 1-3		B B X 2-0 ① ② P4 1-3		S S S B B B X 3-2 1B		S S S 0-3 ③ K	6	0	3	0	0	1	2
Hank Aaron, R (1, 9) OBP: 0.392, SLG: 0.586	B B S S X 2-1 ② F7			B B F X 2-1 ① FC5-4 1-2f		S F X 0-2 E S 1B 1B	S S S 0-3 ③ K		C B F X 1-2 ③ P6			5	1	1	0	0	1	3
Eddie Mathews, L (1, 5) OBP: 0.395, SLG: 0.433	X 0-0 ③ F7			S S S 0-3 ② K		C X 0-1 ① L9		X 0-0 ① 6-3		F X 0-1 ① 3-1		5	0	0	0	0	1	3
Mack Jones, L (1, 8) OBP: 0.329, SLG: 0.350		S S S 0-3 ① K		S S S 0-3 ③ K		S B B B B B 4-2 F8 1B 1-3 1B BB		C C C 0-3 ② K		B B X 2-0 ② F5		4	1	0	0	1	3	1
Denis Menke, R (1, 6) OBP: 0.324, SLG: 0.387		S S S 0-3 ② K			B B F B C B 4-2 1B 2B BB	B B X 2-0 1B 1-2 3-H 1B		B B B B 4-0 1B BB		B B X 2-0 2B		3	1	2	1	2	1	0
Norm Larker, L (1, 3) OBP: 0.333, SLG: 0.291	B B B S S X 3-1 ③ 3-1				X 0-0 ① F8	S S B F F B X 2-2 ② F8 2-3		X 0-0 1-3 1B		I I I I 4-0 IBB		4	0	1	0	1	0	3
Joe Torre, R (1, 2) OBP: 0.365, SLG: 0.390			X 0-0 ① 6-3		X 0-0 2B SF8 1-3 1B	X 0-0 1-2 3-H 1B		X 0-0 ③ 1-3		B C T F B C 2-3 ③ K		5	1	2	1	0	1	4
Dan Schneider, L (1, 1) Tommie Aaron, R (5, PH) OBP: 0.287, SLG: 0.342 Frank Funk, R (6, 1) Denny Lemaster, R (7, 1) OBP: 0.167, SLG: 0.222 Claude Raymond, R (11, 1) OBP: 0.950, SLG: 1.333 Bob Hendley, R (11, 1) OBP: 0.160, SLG: 0.125 Don Dillard, L (11, PH) OBP: 0.298, SLG: 0.410			X 0-0 ② 1-3		X 0-0 SF8 1-3 2B	S S S 0-3 ③ K			B S B F S 2-3 ① K		B B S S S 2-3 ① K	1 1 1 1 0 0 1	0 0 0 0 0 0 0	0 1 0 0 0 0 0	0 1 0 0 0 0 0	0 0 0 0 0 0 0	0 0 0 1 0 0 0	0 0 2 0 0 0 0
Inning Stats	R: 0 E: 0 K: 1 S: 7 H: 1 LOB: 1 BB: 0 P: 13	R: 0 E: 0 K: 2 S: 8 H: 0 LOB: 0 BB: 0 P: 11	R: 0 E: 0 K: 0 S: 3 H: 0 LOB: 0 BB: 0 P: 3	R: 0 E: 0 K: 2 S: 11 H: 1 LOB: 1 BB: 0 P: 13	R: 2 E: 0 K: 0 S: 7 H: 2 LOB: 1 BB: 1 P: 14	R: 2 E: 0 K: 1 S: 17 H: 3 LOB: 2 BB: 1 P: 25	R: 0 E: 0 K: 1 S: 5 H: 1 LOB: 0 BB: 0 P: 7	R: 0 E: 0 K: 1 S: 6 H: 1 LOB: 2 BB: 1 P: 10	R: 0 E: 0 K: 1 S: 10 H: 1 LOB: 1 BB: 0 P: 17	R: 0 E: 0 K: 1 S: 8 H: 1 LOB: 2 BB: 1 P: 18	R: 0 E: 0 K: 3 S: 9 H: 0 LOB: 0 BB: 0 P: 11	1B: 9 2B: 2 3B: 0 HR: 0	SF: 1 SAC: 0 DP: 0 HBP: 0		WP: 0 PB: 0 SB: 2 CS: 0	PA: 47		

PITCHER		IP	WLS	BF	H	R	ER	SO	BB	IBB	HBP	BLK	WP	HR	S	P	ERA	WHIP
Art Mahaffey, R ERA: 4.04	(1, 1)	6.0		27	7	4	4	6	2	0	0	0	0	0	53	79	6.00	1.500
Johnny Klippstein, R ERA: 1.78	(7, 1)	2.0		8	2	0	0	2	1	0	0	0	0	0	11	17	0.00	1.500
Jack Baldschun, R ERA: 2.91	(9, 1)	2.0	W	9	2	0	0	2	0	1	0	0	0	0	18	35	0.00	1.000
Dallas Green, R ERA: 1.8	(11, 1)	1.0	S	3	0	0	0	3	0	0	0	0	0	0	9	11	0.00	0.000

PITCHER	IP	WLS	BF	H	R	ER	SO	BB	IBB	HBP	BLK	WP	HR	S	P	ERA	WHIP

BOTTOM

Philadelphia Phillies @ Milwaukee Braves

Milwaukee County Stadium, Milwaukee, WI

Sun Jun 16 1963, 4:38 AM EDT

Att. 16,326 - Unknown

livebaseballscorecards.com

AB	42
R	4
H	11
RBI	4
BB	4
SO	13
LOB	18

Batter	1	2	3	4	5	6	7	8	9	AB	R	H	RBI	BB	SO	LOB
Bob Bailey, R (1, 5) OBP: 0.328, SLG: 0.383	HR	1B		K		FC5-4 1-2f		5-3		5	1	2	1	0	1	2
Dick Schofield, S (1, 6) OBP: 0.339, SLG: 0.289	E FC6-4 BB	1-2 1B		K			6-3		E HR 1B	4	2	2	0	1	1	1
Roberto Clemente, R (1, 8) OBP: 0.347, SLG: 0.452	E4 FC6-4 1-3	F8			K		1B WP HR 1B		E9 1-3 HR	5	2	1	0	0	1	4
Bill Mazeroski, R (1, 4) OBP: 0.350, SLG: 0.437	FC6-4 1B 1-2f 3-H		HR		F5		1-3 HR 1B		F4	5	2	2	2	0	0	3
Jerry Lynch, L (1, 7) OBP: 0.321, SLG: 0.495 Ted Savage, R (8, 7) OBP: 0.287, SLG: 0.407	K		4-3		1B		P3		F7	4 1	0 0	1 0	0 0	0 0	1 0	3 2
Willie Stargell, L (1, 9) OBP: 0.300, SLG: 0.422	1-2 1B		4-1		K		1-H 3-H HR		2-H 3-H HR	5	2	3	6	0	1	1
Donn Clendenon, R (1, 3) OBP: 0.350, SLG: 0.488	1-3		5-3			K	K		K	5	0	0	0	0	3	2
Ron Brand, R (1, 2) OBP: 0.364, SLG: 0.222		F8		F8 BLK 1B		FC5-4 BB		F8		3	0	1	0	1	0	0
Don Cardwell, R (1, 1)		K		F8 1-3		F9		K		4	0	0	0	0	2	2
Inning Stats	R: 2 E: 1 K: 1 S: 8 H: 2 LOB: 2 BB: 1 P: 12	R: 0 E: 0 K: 1 S: 7 H: 2 LOB: 2 BB: 0 P: 7	R: 1 E: 0 K: 0 S: 4 H: 1 LOB: 0 BB: 0 P: 4	R: 0 E: 0 K: 2 S: 8 H: 1 LOB: 1 BB: 0 P: 8	R: 0 E: 0 K: 2 S: 8 H: 1 LOB: 1 BB: 0 P: 8	R: 0 E: 0 K: 1 S: 5 H: 0 LOB: 1 BB: 1 P: 9	R: 3 E: 0 K: 1 S: 8 H: 3 LOB: 0 BB: 0 P: 8	R: 0 E: 0 K: 1 S: 5 H: 0 LOB: 0 BB: 0 P: 5	R: 3 E: 1 K: 1 S: 8 H: 2 LOB: 0 BB: 0 P: 8	1B: 8 2B: 0 3B: 0 HR: 4 SF: 0 SAC: 0 DP: 0 HBP: 0						

PITCHER		IP	WLS	BF	H	R	ER	SO	BB	IBB	HBP	BLK	WP	HR	S	P	ERA	WHIP
Ron Piche, R ERA: 5.24	(1, 1)	3.0		17	6	3	2	2	1	0	0	0	0	2	20	24	6.00	2.333
Tony Cloninger, R ERA: 3.09	(4, 1)	4.0	L	17	4	3	3	6	1	0	0	1	1	1	28	32	6.75	1.250
Claude Raymond, R ERA: 3.97	(8, 1)	2.0		9	2	3	0	2	0	0	0	0	0	1	13	13	0.00	1.000

PITCHER	IP	WLS	BF	H	R	ER	SO	BB	IBB	HBP	BLK	WP	HR	S	P	ERA	WHIP

TOP

Pittsburgh Pirates @ Milwaukee Braves

Milwaukee County Stadium, Milwaukee, WI

Mon Jun 17 1963, 8:05 PM EDT

Att. 8,631 - Unknown

livebaseballscorecards.com

AB	41
R	9
H	12
RBI	9
BB	2
SO	10
LOB	20

WP: 1	PA: 43		
PB: 0			
SB: 0			
CS: 0			

Pittsburgh Pirates @ Milwaukee Braves

Milwaukee County Stadium, Milwaukee, WI

Mon Jun 17 1963, 8:05 PM EDT

Att. 8,631 - Unknown

BOTTOM

livebaseballscorecards.com

Batter	1	2	3	4	5	6	7	8	9	AB	R	H	RBI	BB	SO	LOB
Lee Maye, L (1, 7) OBP: 0.297, SLG: 0.384	0-0 1B 2B		H 1-0 SH1-3 HBP		F8		F8			3	0	1	0	0	0	0
Frank Bolling, R (1, 4) OBP: 0.278, SLG: 0.314	0-0 HR 1B 2-3		0-0 SH1-3 1-2		P3		F8			3	1	1	0	0	0	0
Hank Aaron, R (1, 9) OBP: 0.394, SLG: 0.597	0-0 HR 1-H		0-0 F5			0-0 1B E 1B		0-0 3-1		4	2	2	2	0	0	1
Eddie Mathews, L (1, 5) OBP: 0.389, SLG: 0.425	0-0 P3		0-0 F2			S S S 0-3 K		0-0 F7		4	0	0	0	0	1	2
Mack Jones, L (1, 8) OBP: 0.333, SLG: 0.350	H 1-0 HBP			S S S 0-3 K		0-0 FC5 E 1B 1-3		0-0 4-3		3	0	1	0	0	1	0
Joe Torre, R (1, 2) OBP: 0.362, SLG: 0.387	0-0 F8			0-0 1B 1B		0-0 E6 FC5 1-2 3-H			0-0 6-3	4	0	1	1	0	0	2
Gene Oliver, R (1, 3) OBP: 0.314, SLG: 0.443		0-0 5-3		0-0 G6-4-3 1B 1-2		0-0 FC5 1-2 2-3f			0-0 G6-4-3 1B	4	0	2	0	0	0	2
Denis Menke, R (1, 6) OBP: 0.318, SLG: 0.379		0-0 P3		0-0 G6-4-3 1-2f		0-0 1-3			0-0 G6-4-3 1-2f	4	0	0	0	0	0	5
Ron Piche, R (1, 1) Tony Cloninger, R (4, 1) OBP: 0.167, SLG: 0.167 Don Dillard, L (7, PH) OBP: 0.294, SLG: 0.405 Claude Raymond, R (8, 1) OBP: 0.800, SLG: 1.333		S S S 0-3 K			0-0 5-3		0-0 F9			1 1 1 0	0 0 0 0	0 0 0 0	0 0 0 0	0 0 0 0	1 0 0 0	0 0 0 0
Inning Stats	R: 2 E: 0 K: 0 S: 5 H: 3 LOB: 1 BB: 0 P: 6	R: 0 E: 0 K: 1 S: 5 H: 0 LOB: 0 BB: 0 P: 5	R: 0 E: 0 K: 0 S: 3 H: 0 LOB: 1 BB: 0 P: 4	R: 0 E: 0 K: 1 S: 6 H: 2 LOB: 1 BB: 0 P: 6	R: 0 E: 0 K: 0 S: 3 H: 0 LOB: 0 BB: 0 P: 3	R: 1 E: 1 K: 1 S: 8 H: 2 LOB: 2 BB: 0 P: 8	R: 0 E: 0 K: 0 S: 3 H: 0 LOB: 0 BB: 0 P: 3	R: 0 E: 0 K: 0 S: 3 H: 0 LOB: 0 BB: 0 P: 3	R: 0 E: 0 K: 0 S: 3 H: 1 LOB: 0 BB: 0 P: 3	1B: 6 2B: 1 3B: 0 HR: 1	SF: 0 SAC: 1 DP: 2 HBP: 2					

	AB	32
	R	3
	H	8
	RBI	3
	BB	0
	SO	3
	LOB	12

WP: 0 PB: 0 SB: 0 CS: 0 PA: 35

PITCHER	IP	WLS	BF	H	R	ER	SO	BB	IBB	HBP	BLK	WP	HR	S	P	ERA	WHIP
Don Cardwell, R (1, 1) ERA: 3.82	9.0	W	35	8	3	3	3	0	0	2	0	0	1	39	41	3.00	0.889

PITCHER	IP	WLS	BF	H	R	ER	SO	BB	IBB	HBP	BLK	WP	HR	S	P	ERA	WHIP

Batter	1	2	3	4	5	6	7	8	9	10	AB	R	H	RBI	BB	SO	LOB
Bob Bailey, R (1, 5) OBP: 0.329, SLG: 0.384	E 6-3 1B	6-3	FC6-4 1-2f			F9			SH2-4 1B		5	1	2	0	0	0	3
Dick Schofield, S (1, 6) OBP: 0.341, SLG: 0.292	6-3 1-H	1B 1B 2-H 1B		K			E8 F8 1B		SH2-4 1-2		4	1	2	2	0	1	0
Roberto Clemente, R (1, 8) OBP: 0.353, SLG: 0.450	HR BB	1B 1-2 1B		K			F8		IBB		3	1	1	0	2	1	1
Bill Mazeroski, R (1, 4) OBP: 0.351, SLG: 0.449	HR 1-H	1B 1-2 2-H		F8			F8 2-3		P6		5	1	2	3	0	0	3
Donn Clendenon, R (1, 3) OBP: 0.346, SLG: 0.478	P5	K2-3			FC9-6 BB		4-3		F8		4	0	0	0	1	1	5
Ted Savage, R (1, 7) OBP: 0.293, SLG: 0.407	1B		K		FC9-6 CS 1-2f			G3 1B		6-3	5	0	2	0	0	1	1
Willie Stargell, L (1, 9) OBP: 0.290, SLG: 0.406	6-3		4-3		P1 1-2			F8		4-3	5	0	0	0	0	0	3
Ron Brand, R (1, 2) OBP: 0.375, SLG: 0.286		SH1-4 1B 1B	1B 1B			5-3		G3 1-2		K	5	1	2	0	0	1	1
Bob Friend, R (1, 1) OBP: 0.140, SLG: 0.119		SH1-4 1-2	FC6-4 1B 1-2			F8		K			2	0	1	0	0	0	0
Roy Face, R (7, 1)											1	0	0	0	0	1	1
Al McBean, R (9, 1) OBP: 0.190, SLG: 0.333											0	0	0	0	0	0	0
Inning Stats	R: 3 H: 3 E: 1 LOB: 1 K: 0 BB: 1 S: 6 P: 10	R: 2 H: 4 E: 0 LOB: 2 K: 1 BB: 0 S: 9 P: 9	R: 0 H: 2 E: 0 LOB: 2 K: 1 BB: 0 S: 7 P: 7	R: 0 H: 0 E: 0 LOB: 0 K: 2 BB: 0 S: 7 P: 7	R: 0 H: 0 E: 0 LOB: 0 K: 0 BB: 1 S: 2 P: 6	R: 0 H: 0 E: 0 LOB: 0 K: 0 BB: 0 S: 3 P: 3	R: 0 H: 1 E: 1 LOB: 1 K: 0 BB: 0 S: 4 P: 4	R: 0 H: 1 E: 0 LOB: 1 K: 1 BB: 0 S: 6 P: 6	R: 0 H: 1 E: 0 LOB: 2 K: 0 BB: 1 S: 4 P: 8	R: 0 H: 0 E: 0 LOB: 0 K: 1 BB: 0 S: 5 P: 5	1B: 11 SF: 0 2B: 0 SAC: 2 3B: 0 DP: 0 HR: 1 HBP: 0						

PITCHER		IP	WLS	BF	H	R	ER	SO	BB	IBB	HBP	BLK	WP	HR	S	P	ERA	WHIP
Warren Spahn, L ERA: 3.31	(1, 1)	1.2		12	6	5	5	0	1	0	0	0	0	1	11	15	27.00	4.200
Frank Funk, R ERA: 4.22	(2, 1)	1.1		7	3	0	0	2	0	0	0	0	0	0	11	11	0.00	2.250
Ron Piche, R ERA: 4.81	(4, 1)	2.0		6	0	0	0	2	1	0	0	0	0	0	9	13	0.00	0.500
Bob Hendley, L ERA: 3.55	(6, 1)	2.0		7	1	0	0	0	0	0	0	0	0	0	7	7	0.00	0.500
Claude Raymond, R ERA: 3.86	(8, 1)	1.0		4	1	0	0	1	0	0	0	0	0	0	6	6	0.00	1.000

PITCHER		IP	WLS	BF	H	R	ER	SO	BB	IBB	HBP	BLK	WP	HR	S	P	ERA	WHIP
Bob Shaw, R ERA: 3.71	(9, 1)	2.0	W	8	1	0	0	1	0	1	0	0	0	0	9	13	0.00	0.500

TOP

Pittsburgh Pirates @ Milwaukee Braves

Milwaukee County Stadium, Milwaukee, WI

Tue Jun 18 1963, 8:05 PM EDT

Att. 7,397 - Unknown

livebaseballscorecards.com

AB	39
R	5
H	12
RBI	5
BB	3
SO	6
LOB	18

1B: 11	SF: 0	WP: 0	PA: 44
2B: 0	SAC: 2	PB: 0	
3B: 0	DP: 0	SB: 0	
HR: 1	HBP: 0	CS: 1	

Pittsburgh Pirates @ Milwaukee Braves

Milwaukee County Stadium, Milwaukee, WI

Tue Jun 18 1963, 8:05 PM EDT

Att. 7,397 - Unknown

livebaseballscorecards.com

BOTTOM

Batter	1	2	3	4	5	6	7	8	9	10	AB	R	H	RBI	BB	SO	LOB
Eddie Mathews, L (1, 5) OBP: 0.385, SLG: 0.420	K2-3		F7		G3		E4				5	0	1	1	0	1	2
Frank Bolling, R (1, 4) OBP: 0.276, SLG: 0.311	E6		F3		4-3		G6-4-3		P5		5	0	1	1	0	0	2
Hank Aaron, R (1, 9) OBP: 0.387, SLG: 0.585	F9			F9	F7		G6-4-3		P5		5	0	0	0	0	0	5
Lee Maye, L (1, 7) OBP: 0.301, SLG: 0.385	F9			FC4-6		F8		E	K		5	1	2	0	0	1	2
Mack Jones, L (1, 8) OBP: 0.324, SLG: 0.338		5-3		FC4-6		K		K		E6	5	1	0	0	0	2	2
Joe Torre, R (1, 2) OBP: 0.368, SLG: 0.423		L6		K				E6			5	2	3	3	0	1	1
Gene Oliver, R (1, 3) OBP: 0.320, SLG: 0.445					E	K		K			4	1	2	0	0	2	1
Denis Menke, R (1, 6) OBP: 0.321, SLG: 0.392		K			E4		E				4	2	2	0	0	1	2
Warren Spahn, L (1, 1) OBP: 0.227, SLG: 0.229 Frank Funk, R (2, 1) Hawk Taylor, R (3, PH) Ron Piche, R (4, 1) Don Dillard, L (5, PH) Bob Hendley, R (6, 1) OBP: 0.143, SLG: 0.143 Bob Hendley, R (6, 1) OBP: 0.143, SLG: 0.143 Norm Larker, L (7, PH) OBP: 0.000, SLG: 0.000 Claude Raymond, R (8, 1) OBP: 1.000, SLG: 1.000 Tommie Aaron, R (8, PR) OBP: 1.000, SLG: 3.000 Bob Shaw, R (9, 1) OBP: 0.333, SLG: 0.200			K		E8		K	5-3			0 0 1 0 1 0 1 0 1 0	0 0 0 0 0 0 0 0 0 0	0 0 0 0 0 0 0 0 0 0	0 0 0 0 0 0 0 0 0 0	0 0 0 0 0 0 0 0 0 0	0 0 1 0 0 0 0 0 1 0	0 0 0 0 0 0 0 1 0 0
Inning Stats	R: 0 E: 1 K: 1 S: 6 H: 0 LOB: 1 BB: 0 P: 6	R: 0 E: 0 K: 1 S: 6 H: 1 LOB: 1 BB: 0 P: 6	R: 0 E: 0 K: 1 S: 5 H: 0 LOB: 0 BB: 0 P: 5	R: 0 E: 0 K: 1 S: 6 H: 1 LOB: 1 BB: 0 P: 6	R: 2 E: 2 K: 0 S: 6 H: 2 LOB: 1 BB: 0 P: 6	R: 0 E: 0 K: 2 S: 8 H: 1 LOB: 1 BB: 0 P: 8	R: 1 E: 1 K: 1 S: 7 H: 2 LOB: 1 BB: 0 P: 7	R: 2 E: 1 K: 2 S: 10 H: 3 LOB: 1 BB: 0 P: 10	R: 0 E: 0 K: 1 S: 6 H: 1 LOB: 1 BB: 0 P: 6	R: 2 E: 1 K: 0 S: 2 H: 1 LOB: 0 BB: 0 P: 2	1B: 9 2B: 0 3B: 2 HR: 1	SF: 0 SAC: 0 DP: 1 HBP: 0	WP: 0 PB: 0 SB: 0 CS: 0	PA: 42				

	AB	42
	R	7
	H	12
	RBI	6
	BB	0
	SO	10
	LOB	19

PITCHER		IP	WLS	BF	H	R	ER	SO	BB	IBB	HBP	BLK	WP	HR	S	P	ERA	WHIP
Bob Friend, R ERA: 2.31	(1, 1)	6.1		29	7	3	1	7	0	0	0	0	0	0	43	43	1.42	1.105
Roy Face, R ERA: 4.15	(7, 1)	1.2		7	3	2	2	2	0	0	0	0	0	0	11	11	10.80	1.800
Al McBean, R ERA: 2.44	(9, 1)	1.0	L	6	2	2	1	1	0	0	0	1	0	1	8	8	9.00	2.000

PITCHER	IP	WLS	BF	H	R	ER	SO	BB	IBB	HBP	BLK	WP	HR	S	P	ERA	WHIP

Batter	1	2	3	4	5	6	7	8	9	AB	R	H	RBI	BB	SO	LOB
Bob Bailey, R (1, 5) OBP: 0.329, SLG: 0.384										0	0	0	0	0	0	0
Dick Schofield, S (1, 4) OBP: 0.341, SLG: 0.292										0	0	0	0	0	0	0
Roberto Clemente, R (1, 8) OBP: 0.353, SLG: 0.450										0	0	0	0	0	0	0
Jerry Lynch, L (1, 7) OBP: 0.321, SLG: 0.495										0	0	0	0	0	0	0
Willie Stargell, L (1, 9) OBP: 0.290, SLG: 0.406										0	0	0	0	0	0	0
Donn Clendenon, R (1, 3) OBP: 0.346, SLG: 0.478										0	0	0	0	0	0	0
Johnny Logan, R (1, 6) OBP: 0.273, SLG: 0.200										0	0	0	0	0	0	0
Ron Brand, R (1, 2) OBP: 0.375, SLG: 0.286										0	0	0	0	0	0	0
Earl Francis, R (1, 1) OBP: 0.200, SLG: 0.300										0	0	0	0	0	0	0
Inning Stats										1B: 0 2B: 0 3B: 0 HR: 0			SF: 0 SAC: 0 DP: 0 HBP: 0			

Pittsburgh Pirates @ Milwaukee Braves

Milwaukee County Stadium, Milwaukee, WI

Wed Jun 19 1963, 8:05 PM EDT

Att. 6,715 - Unknown

TOP

livebaseballscorecards.com

AB	0
R	0
H	0
RBI	0
BB	0
SO	0
LOB	0

WP: 0 PA: 0
PB: 0
SB: 0
CS: 0

PITCHER	IP	WLS	BF	H	R	ER	SO	BB	IBB	HBP	BLK	WP	HR	S	P	ERA	WHIP
Bob Sadowski, R (1, 1) ERA:	0.0	L	0	0	0	0	0	0	0	0	0	0	0	0	0	∞	∞

PITCHER	IP	WLS	BF	H	R	ER	SO	BB	IBB	HBP	BLK	WP	HR	S	P	ERA	WHIP

Batter	1	2	3	4	5	6	7	8	9	AB	R	H	RBI	BB	SO	LOB
Eddie Mathews, L (1, 5) OBP: 0.385, SLG: 0.420										0	0	0	0	0	0	0
Frank Bolling, R (1, 4) OBP: 0.276, SLG: 0.311										0	0	0	0	0	0	0
Hank Aaron, R (1, 9) OBP: 0.387, SLG: 0.585										0	0	0	0	0	0	0
Lee Maye, L (1, 7) OBP: 0.301, SLG: 0.385										0	0	0	0	0	0	0
Joe Torre, R (1, 2) OBP: 0.368, SLG: 0.423										0	0	0	0	0	0	0
Mack Jones, L (1, 8) OBP: 0.324, SLG: 0.338										0	0	0	0	0	0	0
Gene Oliver, R (1, 3) OBP: 0.320, SLG: 0.445										0	0	0	0	0	0	0
Denis Menke, R (1, 6) OBP: 0.321, SLG: 0.392										0	0	0	0	0	0	0
Bob Sadowski, R (1, 1)										0	0	0	0	0	0	0
Inning Stats										1B: 0 2B: 0 3B: 0 HR: 0		SF: 0 SAC: 0 DP: 0 HBP: 0		WP: 0 PB: 0 SB: 0 CS: 0		PA: 0

BOTTOM

Pittsburgh Pirates @ Milwaukee Braves

Milwaukee County Stadium, Milwaukee, WI

Wed Jun 19 1963, 8:05 PM EDT

Att. 6,715 - Unknown

livebaseballscorecards.com

AB	0
R	0
H	0
RBI	0
BB	0
SO	0
LOB	0

PITCHER	IP	WLS	BF	H	R	ER	SO	BB	IBB	HBP	BLK	WP	HR	S	P	ERA	WHIP
Earl Francis, R (1, 1) ERA: 4.46	0.0	W	0	0	0	0	0	0	0	0	0	0	0	0	0	∞	∞

PITCHER	IP	WLS	BF	H	R	ER	SO	BB	IBB	HBP	BLK	WP	HR	S	P	ERA	WHIP

Pittsburgh Pirates @ Milwaukee Braves

Milwaukee County Stadium, Milwaukee, WI

Thu Jun 20 1963, 4:33 AM EDT

Att. 6,496 - Unknown

TOP

livebaseballscorecards.com

Batter	1	2	3	4	5	6	7	8	9	AB	R	H	RBI	BB	SO	LOB
Bob Bailey, R (1, 5) OBP: 0.321, SLG: 0.370	P4		K			P4		BB		3	0	0	0	1	1	0
Dick Schofield, S (1, 4) OBP: 0.338, SLG: 0.291	5-3		K			2B		F7		4	0	1	0	0	1	1
Roberto Clemente, R (1, 8) OBP: 0.370, SLG: 0.462	FC5-4 1B			FC5-4 1B		FC6-4 IBB			6-3 5-3 1B	3	0	3	0	1	0	0
Donn Clendenon, R (1, 3) OBP: 0.347, SLG: 0.479	FC5-4			FC5-4 F9		FC6-4			5-3	4	0	0	0	0	0	5
Ted Savage, R (1, 7) OBP: 0.279, SLG: 0.385		K		F9			6-3		6-3	4	0	0	0	0	1	2
Johnny Logan, R (1, 6) OBP: 0.244, SLG: 0.211		5-3			K		F5		6-3	4	0	0	0	0	1	1
Willie Stargell, L (1, 9) OBP: 0.289, SLG: 0.410		K			K		WP BB			2	0	0	0	1	2	0
Ron Brand, R (1, 2) OBP: 0.391, SLG: 0.450			HR		F7		P5			3	1	1	1	0	0	1
Don Schwall, R (1, 1) OBP: 0.143, SLG: 0.115			5-3			1-3		P3		2	0	0	0	0	0	0
Tommie Sisk, R (6, 1)										0	0	0	0	0	0	0
Jerry Lynch, L (8, PH) OBP: 0.324, SLG: 0.495										1	0	0	0	0	0	0
Harvey Haddix, L (8, 1) OBP: 0.167, SLG: 0.333										0	0	0	0	0	0	0
Inning Stats	R: 0 E: 0 K: 0 S: 4 H: 1 LOB: 1 BB: 0 P: 4	R: 0 E: 0 K: 2 S: 7 H: 0 LOB: 0 BB: 0 P: 7	R: 1 E: 0 K: 2 S: 8 H: 1 LOB: 0 BB: 0 P: 8	R: 0 E: 0 K: 0 S: 3 H: 1 LOB: 0 BB: 0 P: 3	R: 0 E: 0 K: 2 S: 7 H: 0 LOB: 0 BB: 0 P: 7	R: 0 E: 0 K: 0 S: 4 H: 1 LOB: 2 BB: 1 P: 8	R: 0 E: 0 K: 0 S: 3 H: 0 LOB: 1 BB: 1 P: 7	R: 0 E: 0 K: 0 S: 2 H: 0 LOB: 0 BB: 1 P: 6	R: 0 E: 0 K: 0 S: 4 H: 1 LOB: 1 BB: 0 P: 4	1B: 3 2B: 1 3B: 0 HR: 1 SF: 0 SAC: 0 DP: 0 HBP: 0	WP: 1 PB: 0 SB: 0 CS: 1 PA: 33					

	AB	30
	R	1
	H	5
	RBI	1
	BB	3
	SO	6
	LOB	10

PITCHER	IP	WLS	BF	H	R	ER	SO	BB	IBB	HBP	BLK	WP	HR	S	P	ERA	WHIP
Denny Lemaster, L (1, 1) ERA: 1.96	9.0	W	33	5	1	1	6	2	1	0	0	1	1	42	54	1.00	0.778

PITCHER	IP	WLS	BF	H	R	ER	SO	BB	IBB	HBP	BLK	WP	HR	S	P	ERA	WHIP

Batter	1	2	3	4	5	6	7	8	9	AB	R	H	RBI	BB	SO	LOB
Eddie Mathews, L (1, 5) OBP: 0.385, SLG: 0.426	K		F7			HR		K		4	1	1	1	0	2	0
Frank Bolling, R (1, 4) OBP: 0.271, SLG: 0.300	BB			6-3		F3		F9		3	0	0	0	1	0	0
Hank Aaron, R (1, 9) OBP: 0.381, SLG: 0.585	P6			K		F3				3	0	0	0	0	1	1
Lee Maye, L (1, 7) OBP: 0.293, SLG: 0.372	G3			1-6-3			F7			3	0	0	0	0	0	1
Joe Torre, R (1, 2) OBP: 0.360, SLG: 0.411		F9			E4		K			3	0	0	0	0	1	0
Mack Jones, L (1, 8) OBP: 0.333, SLG: 0.359		CS 1B			L6 1-3		FC6-4 BB			2	0	1	0	1	0	1
Gene Oliver, R (1, 3) OBP: 0.318, SLG: 0.436		K 1-2			K		FC6-4 1-2f			3	0	0	0	0	2	3
Tommie Aaron, R (8, 3) OBP: 0.281, SLG: 0.333										0	0	0	0	0	0	0
Denis Menke, R (1, 6) OBP: 0.316, SLG: 0.383			1-3		L5			F8		3	0	0	0	0	0	1
Denny Lemaster, R (1, 1) OBP: 0.185, SLG: 0.407			F7			K		HR		3	1	1	1	0	1	0
Inning Stats	R: 0 E: 0 K: 1 S: 5 / H: 0 LOB: 1 BB: 1 P: 9	R: 0 E: 0 K: 1 S: 5 / H: 1 LOB: 0 BB: 0 P: 5	R: 0 E: 0 K: 0 S: 3 / H: 0 LOB: 0 BB: 0 P: 3	R: 0 E: 0 K: 1 S: 5 / H: 0 LOB: 0 BB: 0 P: 5	R: 0 E: 2 K: 1 S: 6 / H: 0 LOB: 1 BB: 0 P: 6	R: 1 E: 0 K: 1 S: 6 / H: 1 LOB: 0 BB: 0 P: 6	R: 0 E: 0 K: 1 S: 5 / H: 0 LOB: 1 BB: 1 P: 9	R: 1 E: 0 K: 1 S: 6 / H: 1 LOB: 0 BB: 0 P: 6		1B: 1 2B: 0 3B: 0 HR: 2 / SF: 0 SAC: 0 DP: 0 HBP: 0						

PITCHER		IP	WLS	BF	H	R	ER	SO	BB	IBB	HBP	BLK	WP	HR	S	P	ERA	WHIP
Don Schwall, R ERA: 2.34	(1, 1)	5.1		18	1	0	0	5	1	0	0	0	0	0	27	31	0.00	0.375
Tommie Sisk, R ERA: 2.97	(6, 1)	1.2		7	1	1	1	1	1	0	0	0	0	1	8	12	5.40	1.200
Harvey Haddix, L ERA: 3.41	(8, 1)	1.0	L	4	1	1	1	1	0	0	0	0	0	1	6	6	9.00	1.000

PITCHER	IP	WLS	BF	H	R	ER	SO	BB	IBB	HBP	BLK	WP	HR	S	P	ERA	WHIP

BOTTOM

Pittsburgh Pirates @ Milwaukee Braves

Milwaukee County Stadium, Milwaukee, WI

Thu Jun 20 1963, 4:33 AM EDT

Att. 6,496 - Unknown

livebaseballscorecards.com

AB	27
R	2
H	3
RBI	2
BB	2
SO	7
LOB	7

WP: 0 PA: 29
PB: 0
SB: 0
CS: 1

San Francisco Giants @ Milwaukee Braves

Milwaukee County Stadium, Milwaukee, WI

Fri Jun 21 1963, 8:05 PM EDT

Att. 13,753 - Unknown

TOP

livebaseballscorecards.com

Batter	1	2	3	4	5	6	7	8	9	AB	R	H	RBI	BB	SO	LOB
Harvey Kuenn, R (1, 9) OBP: 0.289, SLG: 0.302	F9		K		FC5 BB 1B		6-3		F8	5	0	1	0	0	1	2
Chuck Hiller, L (1, 4) OBP: 0.234, SLG: 0.205	F5		F7		FC5 BB 1-2		4-3			3	0	0	0	1	0	1
Willie Mays, R (1, 8) OBP: 0.346, SLG: 0.452	BB		F9		FC5 1-2 2-3f			1-3		3	0	0	0	1	0	2
Willie McCovey, L (1, 7) OBP: 0.359, SLG: 0.516	K			4-3	P4			K		4	0	0	0	0	2	3
Orlando Cepeda, R (1, 3) OBP: 0.357, SLG: 0.539		HR		HR		F8		6-3		4	2	2	2	0	0	0
Tom Haller, L (1, 2) OBP: 0.336, SLG: 0.464		4-3		BB WP		K			PB 1B 1B	3	1	1	0	1	1	0
Cap Peterson, R (1, 5) OBP: 0.317, SLG: 0.439		6-3		6-3 1-2		1-3			K	4	0	0	0	0	1	2
Jose Pagan, R (1, 6) OBP: 0.260, SLG: 0.253		BB		6-3			2B		6-3 1-2	3	0	1	0	1	0	2
Bobby Bolin, R (1, 1) OBP: 0.267, SLG: 0.083		5-3			K		1-3		1B 2-H	2	0	0	0	0	1	1
Gaylord Perry, R (5, 1) OBP: 0.222, SLG: 0.333										0	0	0	0	0	0	0
Joey Amalfitano, R (7, PH) OBP: 0.271, SLG: 0.238										1	0	0	0	0	0	1
Al Stanek, L (7, 1)										0	0	0	0	0	0	0
Felipe Alou, R (9, PH) OBP: 0.322, SLG: 0.496										1	0	1	1	0	0	0
Inning Stats	R: 0 E: 0 K: 1 S: 5 H: 0 LOB: 1 BB: 1 P: 9	R: 1 E: 0 K: 0 S: 4 H: 1 LOB: 1 BB: 1 P: 8	R: 0 E: 0 K: 1 S: 5 H: 0 LOB: 0 BB: 0 P: 5	R: 1 E: 0 K: 0 S: 4 H: 1 LOB: 1 BB: 1 P: 8	R: 0 E: 0 K: 1 S: 6 H: 1 LOB: 2 BB: 1 P: 10	R: 0 E: 0 K: 1 S: 5 H: 0 LOB: 0 BB: 0 P: 5	R: 0 E: 0 K: 0 S: 4 H: 1 LOB: 1 BB: 0 P: 4	R: 0 E: 0 K: 1 S: 5 H: 0 LOB: 0 BB: 0 P: 5	R: 1 E: 0 K: 1 S: 7 H: 2 LOB: 1 BB: 0 P: 7	1B: 3 2B: 1 3B: 0 HR: 2	SF: 0 SAC: 0 DP: 0 HBP: 0						

	AB	33
	R	3
	H	6
	RBI	3
	BB	4
	SO	6
	LOB	14

WP: 1 PB: 1 SB: 0 CS: 0 PA: 37

PITCHER	IP	WLS	BF	H	R	ER	SO	BB	IBB	HBP	BLK	WP	HR	S	P	ERA	WHIP
Tony Cloninger, R (1, 1) ERA: 3.14	5.0	W	22	3	2	2	3	4	0	0	0	1	2	24	40	3.60	1.400
Bob Hendley, L (6, 1) ERA: 3.39	4.0	S	15	3	1	0	3	0	0	0	0	0	0	21	21	0.00	0.750

PITCHER	IP	WLS	BF	H	R	ER	SO	BB	IBB	HBP	BLK	WP	HR	S	P	ERA	WHIP

Batter	1	2	3	4	5	6	7	8	9	AB	R	H	RBI	BB	SO	LOB
Eddie Mathews, L (1, 5) OBP: 0.383, SLG: 0.421	F7			3-1	BB, 3B, IBB		4-3			3	1	0	0	1	0	0
Frank Bolling, R (1, 4) OBP: 0.270, SLG: 0.296	E5, CS			L4	1-2, 2-3, 3-H, 3B, BB		5-3			3	1	0	1	1	0	0
Lee Maye, L (1, 9) OBP: 0.292, SLG: 0.383	F5, 1-2			6-3	1-H, 2-H, 3-H, 3B			G3		4	0	1	3	0	0	1
Joe Torre, R (1, 2) OBP: 0.363, SLG: 0.427		F8			HR, 1-3			4-3, BB		3	1	1	1	1	0	1
Mack Jones, L (1, 8) OBP: 0.331, SLG: 0.353		K			HBP, E, WP, BB	4-3		4-3, 1-2		3	1	0	0	1	1	1
Don Dillard, L (1, 7) OBP: 0.286, SLG: 0.388		1-3			L4	1-3		4-3		4	0	0	0	0	0	2
Gene Oliver, R (1, 3) OBP: 0.313, SLG: 0.429 Bob Hendley, R (6, 1) OBP: 0.192, SLG: 0.160		K			E5, WP, HBP, 1-2, BB	1B				2 1	1 0	0 1	0 0	0 0	1 0	1 0
Denis Menke, R (1, 6) OBP: 0.316, SLG: 0.379		2-3			BB, WP, 1-2, 2-3, 3B, HBP	K				2	1	0	0	0	1	1
Tony Cloninger, R (1, 1) OBP: 0.143, SLG: 0.143 Norm Larker, L (5, PH) (6, 3) OBP: 0.331, SLG: 0.283		K			F2, 1-2, 2-3, 3-H		P4			1 2	0 0	0 0	0 0	0 0	1 0	0 2
Inning Stats	R: 0 E: 1 K: 0 S: 3 H: 0 LOB: 0 BB: 0 P: 3	R: 0 E: 0 K: 1 S: 5 H: 0 LOB: 0 BB: 0 P: 5	R: 0 E: 0 K: 2 S: 7 H: 0 LOB: 0 BB: 0 P: 7	R: 0 E: 0 K: 0 S: 3 H: 0 LOB: 0 BB: 0 P: 3	R: 6 E: 1 K: 0 S: 6 H: 2 LOB: 1 BB: 3 P: 19	R: 0 E: 0 K: 1 S: 6 H: 1 LOB: 1 BB: 0 P: 6	R: 0 E: 0 K: 0 S: 3 H: 0 LOB: 0 BB: 0 P: 3	R: 0 E: 0 K: 0 S: 3 H: 0 LOB: 1 BB: 1 P: 7		1B: 1 2B: 0 3B: 1 HR: 1	SF: 0 SAC: 0 DP: 0 HBP: 1			WP: 1 PB: 0 SB: 0 CS: 1		PA: 33	

PITCHER		IP	WLS	BF	H	R	ER	SO	BB	IBB	HBP	BLK	WP	HR	S	P	ERA	WHIP
Bobby Bolin, R ERA: 1.83	(1, 1)	4.2	L	21	2	6	1	3	2	1	1	0	1	1	23	36	1.93	0.857
Gaylord Perry, R ERA: 2.56	(5, 1)	1.1		5	1	0	0	1	0	0	0	0	0	0	7	7	0.00	0.750
Al Stanek, L ERA: 3.0	(7, 1)	2.0		7	0	0	0	0	1	0	0	0	0	0	6	10	0.00	0.500

PITCHER	IP	WLS	BF	H	R	ER	SO	BB	IBB	HBP	BLK	WP	HR	S	P	ERA	WHIP

BOTTOM

San Francisco Giants @ Milwaukee Braves

Milwaukee County Stadium, Milwaukee, WI

Fri Jun 21 1963, 8:05 PM EDT

Att. 13,753 - Unknown

livebaseballscorecards.com

AB	28
R	6
H	3
RBI	5
BB	4
SO	4
LOB	9

Batter	1	2	3	4	5	6	7	8	9	AB	R	H	RBI	BB	SO	LOB
Harvey Kuenn, R (1, 9) OBP: 0.288, SLG: 0.300	FC5-6 1B		G6-4-3 1-2f			P6		6-3		4	0	1	0	0	0	1
Chuck Hiller, L (1, 4) OBP: 0.235, SLG: 0.206	F9		4-3			1B 1B 1B		6-3		4	1	1	0	0	0	1
Willie Mays, R (1, 8) OBP: 0.348, SLG: 0.452	K			K		1B 1-3 1B			2B 1B 1B	4	1	2	0	0	2	1
Willie McCovey, L (1, 7) OBP: 0.361, SLG: 0.520	FC5-6 1-2f			F6		G4-3 1-3 3-H 1B			1-3 1B 2B	4	0	2	1	0	0	1
Felipe Alou, R (9, PR) OBP: 0.322, SLG: 0.496 (9, 7)										0	1	0	0	0	0	0
Orlando Cepeda, R (1, 3) OBP: 0.359, SLG: 0.535		4-3	HBP			G4-3 1-2f			1B IBB	2	0	0	0	1	0	2
Ed Bailey, L (1, 2) OBP: 0.372, SLG: 0.556		1B	F4				4-3		1-2 2-H 3-H 1B	4	0	2	2	0	0	1
Joey Amalfitano, R (1, 5) OBP: 0.264, SLG: 0.231		K			6-3		F7		P4	3	0	0	0	0	1	1
Matty Alou, L (9, PH) OBP: 0.152, SLG: 0.152										1	0	0	0	0	0	2
Jim Davenport, R (9, 5) OBP: 0.283, SLG: 0.335										0	0	0	0	0	0	0
Jose Pagan, R (1, 6) OBP: 0.260, SLG: 0.253		F9			B2-6-4 1B		F7		F8	4	0	1	0	0	0	3
Billy O'Dell, S (1, 1) OBP: 0.167, SLG: 0.125			G6-4-3 1B		B2-6-4 1-2f			1-3	K	4	0	1	0	0	1	3
Inning Stats	R: 0 E: 0 K: 1 S: 6 H: 1 LOB: 1 BB: 0 P: 6	R: 0 E: 0 K: 1 S: 6 H: 1 LOB: 1 BB: 0 P: 6	R: 0 E: 0 K: 0 S: 3 H: 1 LOB: 0 BB: 0 P: 3	R: 0 E: 0 K: 1 S: 5 H: 0 LOB: 1 BB: 0 P: 6	R: 0 E: 0 K: 0 S: 3 H: 1 LOB: 0 BB: 0 P: 3	R: 1 E: 0 K: 0 S: 5 H: 3 LOB: 1 BB: 0 P: 5	R: 0 E: 0 K: 0 S: 3 H: 0 LOB: 0 BB: 0 P: 3	R: 0 E: 0 K: 0 S: 3 H: 0 LOB: 0 BB: 0 P: 3	R: 2 E: 0 K: 1 S: 8 H: 3 LOB: 2 BB: 1 P: 12	1B: 9 2B: 1 3B: 0 HR: 0	SF: 0 SAC: 0 DP: 3 HBP: 1						

TOP

San Francisco Giants @ Milwaukee Braves

Milwaukee County Stadium, Milwaukee, WI

Sat Jun 22 1963, 4:33 AM EDT

Att. 11,208 - Unknown

livebaseballscorecards.com

AB	34
R	3
H	10
RBI	3
BB	1
SO	4
LOB	16

WP: 0 PB: 0 SB: 0 CS: 0 PA: 36

PITCHER		IP	WLS	BF	H	R	ER	SO	BB	IBB	HBP	BLK	WP	HR	S	P	ERA	WHIP
Bob Shaw, R ERA: 3.43	(1, 1)	8.0	L	29	7	1	1	3	0	0	1	0	0	0	34	35	1.12	0.875
Hank Fischer, R ERA: 5.09	(9, 1)	0.0		4	3	2	2	0	0	1	0	0	0	0	3	7	∞	∞
Claude Raymond, R ERA: 3.75	(9, 1)	1.0		3	0	0	0	1	0	0	0	0	0	0	5	5	0.00	0.000

PITCHER	IP	WLS	BF	H	R	ER	SO	BB	IBB	HBP	BLK	WP	HR	S	P	ERA	WHIP

BOTTOM

San Francisco Giants @ Milwaukee Braves

Milwaukee County Stadium, Milwaukee, WI

Sat Jun 22 1963, 4:33 AM EDT

Att. 11,208 - Unknown

livebaseballscorecards.com

Batter	1	2	3	4	5	6	7	8	9	AB	R	H	RBI	BB	SO	LOB
Lee Maye, L (1, 9) OBP: 0.285, SLG: 0.372	F5		F9			P6			4-3	4	0	0	0	0	0	0
Frank Bolling, R (1, 4) OBP: 0.270, SLG: 0.295	F8		1B			P4			E5 (4-3)	4	0	1	0	0	0	0
Joe Torre, R (1, 2) OBP: 0.361, SLG: 0.420	BB		F8			F9			4-3 (2-3)	3	0	0	0	1	0	2
Gene Oliver, R (1, 3) OBP: 0.312, SLG: 0.418	6-3			F7			BB (G6-4-3)		K	3	0	0	0	1	1	2
Eddie Mathews, L (1, 5) OBP: 0.383, SLG: 0.417		4-3		BB (G6-4-3)			K			2	0	0	0	1	1	1
Denis Menke, R (1, 6) OBP: 0.316, SLG: 0.379		1B		G6-4-3 (1-2f)			G6-4-3 (1-2f)			3	0	1	0	0	0	2
Hawk Taylor, R (1, 7)		F9			5-3			K		3	0	0	0	0	1	1
Mack Jones, L (1, 8) OBP: 0.326, SLG: 0.346		F7			K			4-3		3	0	0	0	0	1	1
Bob Shaw, R (1, 1) OBP: 0.308, SLG: 0.182			6-3		5-3			F9		2	0	0	0	0	0	0
Tommie Aaron, R (8, PH) OBP: 0.278, SLG: 0.329										1	0	0	0	0	0	0
Hank Fischer, R (9, 1)										0	0	0	0	0	0	0
Claude Raymond, R (9, 1) OBP: 0.800, SLG: 1.333										0	0	0	0	0	0	0

Inning Stats	1	2	3	4	5	6	7	8	9
R	0	0	0	0	0	0	0	0	0
E	0	0	0	0	0	0	0	0	1
K	0	0	0	0	1	0	1	1	1
S	3	4	4	2	5	3	4	5	6
H	0	1	1	0	0	0	0	0	0
LOB	1	1	1	0	0	0	0	0	1
BB	1	0	0	1	0	0	1	0	0
P	7	4	4	6	5	3	8	5	6

	1B	2B	3B	HR	SF	SAC	DP	HBP
	2	0	0	0	0	0	2	0

	AB	R	H	RBI	BB	SO	LOB
	28	0	2	0	3	4	9

WP: 0 PA: 31
PB: 0
SB: 0
CS: 0

PITCHER	IP	WLS	BF	H	R	ER	SO	BB	IBB	HBP	BLK	WP	HR	S	P	ERA	WHIP
Billy O'Dell, L (1, 1) ERA: 2.55	9.0	W	31	2	0	0	4	3	0	0	0	0	0	36	48	0.00	0.556

PITCHER	IP	WLS	BF	H	R	ER	SO	BB	IBB	HBP	BLK	WP	HR	S	P	ERA	WHIP

San Francisco Giants @ Milwaukee Braves

Milwaukee County Stadium, Milwaukee, WI

Sun Jun 23 1963, 4:33 AM EDT

Att. 19,016 - Unknown

TOP

livebaseballscorecards.com

Batter	1	2	3	4	5	6	7	8	9	AB	R	H	RBI	BB	SO	LOB
Harvey Kuenn, R (1, 5) OBP: 0.295, SLG: 0.333	HR	5-3			1B		F9			4	1	2	1	0	0	0
Chuck Hiller, L (1, 4) OBP: 0.242, SLG: 0.221	2B		3-1		FC6-4 1-2 1B		1-3			4	0	2	0	0	0	0
Willie Mays, R (1, 8) OBP: 0.344, SLG: 0.445	P6		F3		FC6-4 1-2f			6-3		4	0	0	0	0	0	3
Willie McCovey, L (1, 7) OBP: 0.355, SLG: 0.511	6-3		K			F9		K		4	0	0	0	0	2	1
Orlando Cepeda, R (1, 3) OBP: 0.361, SLG: 0.538	6-3			G1-6-3 1B		1B 2B		6-3		4	1	2	0	0	0	1
Felipe Alou, R (1, 9) OBP: 0.325, SLG: 0.504		HR 3B		F9		F7			G5-4-3 1B	4	1	2	0	0	0	2
Tom Haller, L (1, 2) OBP: 0.341, SLG: 0.491		3-H HR		G1-6-3 1-2f		FC6-4 2-H 1B			F8	4	1	2	3	0	0	2
Jose Pagan, R (1, 6) OBP: 0.257, SLG: 0.250		5-3			F9	FC6-4 1-2f			G5-4-3 1-2f	3	0	0	0	0	0	1
Jim Duffalo, R (6, 1)										0	0	0	0	0	0	0
Joey Amalfitano, R (9, PH)										1	0	0	0	0	0	1
Jack Sanford, R (1, 1) OBP: 0.216, SLG: 0.217		K			K		F4			2	0	0	0	0	2	0
Gaylord Perry, R (5, 1) OBP: 0.222, SLG: 0.333										0	0	0	0	0	0	0
Al Stanek, L (5, 1)										0	0	0	0	0	0	0
Cap Peterson, R (6, 6) OBP: 0.310, SLG: 0.429										1	0	0	0	0	0	0

	AB	35
	R	4
	H	10
	RBI	4
	BB	0
	SO	4
	LOB	11



Inning Stats	1	2	3	4	5	6	7	8	9
	R: 1 E: 0 K: 0 S: 5	H: 2 LOB: 1 BB: 0 P: 5	R: 2 E: 0 K: 1 S: 7	H: 2 LOB: 0 BB: 0 P: 7	R: 0 E: 0 K: 1 S: 5	H: 0 LOB: 0 BB: 0 P: 5	R: 0 E: 0 K: 0 S: 3	H: 1 LOB: 0 BB: 0 P: 3	R: 0 E: 0 K: 1 S: 7	H: 2 LOB: 2 BB: 0 P: 7	R: 1 E: 0 K: 0 S: 5	H: 2 LOB: 1 BB: 0 P: 5	R: 0 E: 0 K: 0 S: 3	H: 0 LOB: 0 BB: 0 P: 3	R: 0 E: 0 K: 1 S: 5	H: 0 LOB: 0 BB: 0 P: 5	R: 0 E: 0 K: 0 S: 3	H: 1 LOB: 0 BB: 0 P: 3

	1B: 5	SF: 0	WP: 0	PA: 35
	2B: 2	SAC: 0	PB: 0	
	3B: 1	DP: 2	SB: 0	
	HR: 2	HBP: 0	CS: 0	

PITCHER	IP	WLS	BF	H	R	ER	SO	BB	IBB	HBP	BLK	WP	HR	S	P	ERA	WHIP
Warren Spahn, L (1, 1) ERA: 3.37	9.0	W	35	10	4	4	4	0	0	0	0	0	2	43	43	4.00	1.111

PITCHER	IP	WLS	BF	H	R	ER	SO	BB	IBB	HBP	BLK	WP	HR	S	P	ERA	WHIP

Batter	1	2	3	4	5	6	7	8	9	AB	R	H	RBI	BB	SO	LOB
Lee Maye, L (1, 7) OBP: 0.294, SLG: 0.383	SH1-3 SF8 2B		K		1B 1B	BB SH1-4 SF9 BB		K		4	3	2	0	1	2	0
Frank Bolling, R (1, 4) OBP: 0.266, SLG: 0.291	SH1-3 2-3		F7		F8	SH1-4 1-2		5-3		3	0	0	0	0	0	1
Hank Aaron, R (1, 9) OBP: 0.385, SLG: 0.597	SF8 3-H		HR		1B 2B 1-3 1B	SF9 BB IBB		6-3		3	2	2	2	1	0	0
Eddie Mathews, L (1, 5) OBP: 0.388, SLG: 0.418	1B BB		3-1		BB 2B 1-3 3-H 1B	BB 1-2 2-3 BB				2	1	1	1	2	0	0
Joe Torre, R (1, 2) OBP: 0.364, SLG: 0.421	1-2 1B			5-3	2B WP 1-2 BB	SF9 2-3 3-H				2	1	1	1	1	0	0
Mack Jones, L (1, 8) OBP: 0.330, SLG: 0.356	P6			PO 1B	WP 1B 1-3 2-H 3-H 2B	K				4	1	2	2	0	1	4
Gene Oliver, R (1, 3) OBP: 0.312, SLG: 0.411		F7		P4	1B WP 2-3 3-H BB		F8			2	1	0	0	1	0	1
Tommie Aaron, R (6, 3) OBP: 0.275, SLG: 0.325										1	0	0	0	0	0	0
Denis Menke, R (1, 6) OBP: 0.315, SLG: 0.376		K		PO 1-2	F8 WP 1-3 3-H 1B		K			4	0	1	1	0	2	0
Warren Spahn, L (1, 1) OBP: 0.238, SLG: 0.308		G3			HR F7 1-3 3-H		4-3			4	1	1	1	0	0	1
Inning Stats	R: 1 E: 0 K: 0 S: 5 H: 2 LOB: 2 BB: 1 P: 9	R: 0 E: 0 K: 1 S: 5 H: 0 LOB: 0 BB: 0 P: 5	R: 1 E: 0 K: 1 S: 6 H: 1 LOB: 0 BB: 0 P: 6	R: 0 E: 0 K: 0 S: 3 H: 1 LOB: 0 BB: 0 P: 3	R: 7 E: 0 K: 0 S: 9 H: 6 LOB: 1 BB: 2 P: 17	R: 1 E: 0 K: 1 S: 5 H: 0 LOB: 2 BB: 3 P: 17	R: 0 E: 0 K: 1 S: 5 H: 0 LOB: 0 BB: 0 P: 5	R: 0 E: 0 K: 1 S: 5 H: 0 LOB: 0 BB: 0 P: 5		1B: 6 2B: 2 3B: 0 HR: 2 SF: 2 SAC: 2 DP: 0 HBP: 0						

PITCHER		IP	WLS	BF	H	R	ER	SO	BB	IBB	HBP	BLK	WP	HR	S	P	ERA	WHIP
Jack Sanford, R ERA: 2.9	(1, 1)	4.2	L	22	8	6	6	2	1	0	0	0	0	2	25	29	11.57	1.929
Gaylord Perry, R ERA: 3.26	(5, 1)	0.0		4	2	2	2	0	2	0	0	0	1	0	2	10	∞	∞
Al Stanek, L ERA: 4.05	(5, 1)	0.2		5	0	2	2	0	2	1	0	0	1	0	2	14	27.00	3.000
Jim Duffalo, R ERA: 1.54	(6, 1)	2.2		8	0	0	0	3	0	0	0	0	0	0	14	14	0.00	0.000

PITCHER	IP	WLS	BF	H	R	ER	SO	BB	IBB	HBP	BLK	WP	HR	S	P	ERA	WHIP

BOTTOM

San Francisco Giants @ Milwaukee Braves

Milwaukee County Stadium, Milwaukee, WI

Sun Jun 23 1963, 4:33 AM EDT

Att. 19,016 - Unknown

livebaseballscorecards.com

AB	29
R	10
H	10
RBI	8
BB	6
SO	5
LOB	7

Batter	1	2	3	4	5	6	7	8	9	AB	R	H	RBI	BB	SO	LOB
Ernie Fazio, R (1, 4) OBP: 0.262, SLG: 0.228	S S S 0-3 ① K		S S S 0-3 ① K		x 0-0 ① 5-3		S S S 0-3 ③ K			4	0	0	0	0	3	0
Johnny Temple, R (1, 5) OBP: 0.339, SLG: 0.314	x 0-0 ② F9		B B B B 4-0 S BB		x 0-0 ② F7			x 0-0 FC6-4 1B		3	0	1	0	1	0	0
Al Spangler, L (1, 7) OBP: 0.303, SLG: 0.302	x 0-0 BB 1B		B B B B 4-0 1-2 BB		x 0-0 ③ 4-3			x 0-0 ① L9		3	0	1	0	1	0	1
Carl Warwick, R (1, 9) OBP: 0.374, SLG: 0.431	B B B B 4-0 1-2 BB		x 0-0 ② P3			x 0-0 ① 6-3		x 0-0 ② F8		3	0	0	0	1	0	3
Howie Goss, R (1, 8) OBP: 0.275, SLG: 0.386	S S S 0-3 ③ K		S S S 0-3 ③ K			x 0-0 ② F7		x 0-0 ③ FC6-4 1-2f		4	0	0	0	0	2	5
Rusty Staub, L (1, 3) OBP: 0.296, SLG: 0.321		x 0-0 ① F7		x 0-0 1B		B B B B 4-0 FC5 WP BB			x 0-0 ① F9	3	0	1	0	1	0	0
John Bateman, R (1, 2) OBP: 0.230, SLG: 0.303		x 0-0 1B		x 0-0 ① L5		x 0-0 ③ FC5 1-3			x 0-0 ② P4	4	0	1	0	0	0	2
Bob Lillis, R (1, 6) OBP: 0.244, SLG: 0.252		x 0-0 ② F8		x 0-0 ② P3			x 0-0 ① F8		x 0-0 ③ P4	4	0	0	0	0	0	2
Hal Brown, R (1, 1)		x 0-0 ③ 5-3		S S S 0-3 ③ K			x 0-0 ② F7			2	0	0	0	0	1	2
J C Hartman, R (7, PH) OBP: 0.151, SLG: 0.133										1	0	0	0	0	0	0
Don McMahon, R (7, 1)										0	0	0	0	0	0	0
Inning Stats	R: 0 H: 1 E: 0 LOB: 2 K: 2 BB: 1 S: 8 P: 12	R: 0 H: 1 E: 0 LOB: 1 K: 0 BB: 0 S: 4 P: 4	R: 0 H: 0 E: 0 LOB: 2 K: 2 BB: 2 S: 7 P: 15	R: 0 H: 1 E: 0 LOB: 1 K: 1 BB: 0 S: 6 P: 6	R: 0 H: 0 E: 0 LOB: 0 K: 0 BB: 0 S: 3 P: 3	R: 0 H: 0 E: 0 LOB: 1 K: 0 BB: 1 S: 3 P: 7	R: 0 H: 0 E: 0 LOB: 0 K: 1 BB: 0 S: 5 P: 5	R: 0 H: 1 E: 0 LOB: 1 K: 0 BB: 0 S: 4 P: 4	R: 0 H: 0 E: 0 LOB: 0 K: 0 BB: 0 S: 3 P: 3	1B: 4 SF: 0 2B: 0 SAC: 0 3B: 0 DP: 0 HR: 0 HBP: 0						WP: 1 PA: 35 PB: 0 SB: 1 CS: 0

PITCHER	IP	WLS	BF	H	R	ER	SO	BB	IBB	HBP	BLK	WP	HR	S	P	ERA	WHIP
Denny Lemaster, L (1, 1) ERA: 1.79	9.0	W	35	4	0	0	6	4	0	0	0	1	0	43	59	0.00	0.889

PITCHER	IP	WLS	BF	H	R	ER	SO	BB	IBB	HBP	BLK	WP	HR	S	P	ERA	WHIP

TOP

Houston Colt 45's @ Milwaukee Braves

Milwaukee County Stadium, Milwaukee, WI

Mon Jun 24 1963, 8:05 PM EDT

Att. 6,592 - Unknown - 74 F

livebaseballscorecards.com

AB	31
R	0
H	4
RBI	0
BB	4
SO	6
LOB	15

Batter	1	2	3	4	5	6	7	8	9	AB	R	H	RBI	BB	SO	LOB
Lee Maye, L (1, 7) OBP: 0.299, SLG: 0.405	P6			HR	1-2 2-3 1B			1-3		4	1	2	1	0	0	0
Frank Bolling, R (1, 4) OBP: 0.266, SLG: 0.290	5-3			6-3		F6		1B		4	0	1	0	0	0	0
Hank Aaron, R (1, 9) OBP: 0.380, SLG: 0.588	F7			6-3		F8		F9		4	0	0	0	0	0	1
Eddie Mathews, L (1, 5) OBP: 0.387, SLG: 0.429		G3		4-3		HR				3	1	1	1	0	0	0
Joe Torre, R (1, 2) OBP: 0.358, SLG: 0.414		F9			6-3	6-3				3	0	0	0	0	0	0
Mack Jones, L (1, 8) OBP: 0.330, SLG: 0.361		4-3			1B 2B		6-3			3	1	1	0	0	0	0
Gene Oliver, R (1, 3) OBP: 0.313, SLG: 0.409 Tommie Aaron, R (8, 3) OBP: 0.275, SLG: 0.325			F7	FC1-5 2-H 1B	FC		SSS K			3 0	0 0	1 0	1 0	0 0	1 0	0 0
Denis Menke, R (1, 6) OBP: 0.311, SLG: 0.371			5-3		FC 1B FC1-5 1-2		SSS K			3	0	0	0	0	1	1
Denny Lemaster, R (1, 1) OBP: 0.167, SLG: 0.367			4-3		FC1-5 1-2 2-3f 1B			6-3		3	0	0	0	0	0	2
Inning Stats	R: 0 E: 0 K: 0 S: 3 H: 0 LOB: 0 BB: 0 P: 3	R: 0 E: 0 K: 0 S: 3 H: 0 LOB: 0 BB: 0 P: 3	R: 0 E: 0 K: 0 S: 3 H: 0 LOB: 0 BB: 0 P: 3	R: 1 E: 0 K: 0 S: 4 H: 1 LOB: 0 BB: 0 P: 4	R: 1 E: 0 K: 0 S: 6 H: 3 LOB: 2 BB: 0 P: 6	R: 1 E: 0 K: 0 S: 4 H: 1 LOB: 0 BB: 0 P: 4	R: 0 E: 0 K: 2 S: 7 H: 0 LOB: 0 BB: 0 P: 7	R: 0 E: 0 K: 0 S: 4 H: 1 LOB: 1 BB: 0 P: 4		1B: 3 2B: 1 3B: 0 HR: 2 SF: 0 SAC: 0 DP: 0 HBP: 0						

PITCHER		IP	WLS	BF	H	R	ER	SO	BB	IBB	HBP	BLK	WP	HR	S	P	ERA	WHIP
Hal Brown, R ERA: 4.29	(1, 1)	6.0	L	23	5	3	3	0	0	0	0	0	0	2	23	23	4.50	0.833
Don McMahon, R ERA: 3.98	(7, 1)	2.0		7	1	0	0	2	0	0	0	0	0	0	11	11	0.00	0.500

PITCHER	IP	WLS	BF	H	R	ER	SO	BB	IBB	HBP	BLK	WP	HR	S	P	ERA	WHIP

BOTTOM

Houston Colt 45's @ Milwaukee Braves

Milwaukee County Stadium, Milwaukee, WI

Mon Jun 24 1963, 8:05 PM EDT

Att. 6,592 - Unknown - 74 F

livebaseballscorecards.com

AB	30
R	3
H	6
RBI	3
BB	0
SO	2
LOB	4

WP: 0 PA: 30
PB: 0
SB: 0
CS: 0

Batter	1	2	3	4	5	6	7	8	9	AB	R	H	RBI	BB	SO	LOB
Bob Lillis, R (1, 6) OBP: 0.240, SLG: 0.248	6-3		F9			F8		F2		4	0	0	0	0	0	1
Johnny Temple, R (1, 5) OBP: 0.333, SLG: 0.308	4-3		K			F8			F9	4	0	0	0	0	1	0
Johnny Weekly, R (1, 7)	F8		F8			K			6-3	4	0	0	0	0	1	0
Carl Warwick, R (1, 9) OBP: 0.372, SLG: 0.427		F2		K			K		1B	4	0	1	0	0	2	0
Rusty Staub, L (1, 3) OBP: 0.291, SLG: 0.315		4-3		4-3			4-3		P3	4	0	0	0	0	0	1
Al Spangler, L (1, 8) OBP: 0.304, SLG: 0.302		BB 1B 1B		3-1			F7			3	0	1	0	0	0	0
John Bateman, R (1, 2) OBP: 0.232, SLG: 0.304		BB 1-2 1B			5-3			K		3	0	1	0	0	1	0
Ernie Fazio, R (1, 4) OBP: 0.263, SLG: 0.224		FC6-4 1-2 2-3 BB			F5			6-3		2	0	0	0	1	0	0
Ken Johnson, R (1, 1) OBP: 0.103, SLG: 0.037		FC6-4 1-2f			F9			1B		2	0	0	0	0	0	3
Pete Runnels, L (8, PH) OBP: 0.280, SLG: 0.243										1	0	1	0	0	0	0
Jim Umbricht, R (8, 1)										0	0	0	0	0	0	0
Inning Stats	R: 0 E: 0 K: 0 S: 3 H: 0 LOB: 0 BB: 0 P: 3	R: 0 E: 0 K: 0 S: 5 H: 2 LOB: 3 BB: 1 P: 9	R: 0 E: 0 K: 1 S: 5 H: 0 LOB: 0 BB: 0 P: 5	R: 0 E: 0 K: 1 S: 5 H: 0 LOB: 0 BB: 0 P: 5	R: 0 E: 0 K: 0 S: 3 H: 0 LOB: 0 BB: 0 P: 3	R: 0 E: 0 K: 1 S: 5 H: 0 LOB: 0 BB: 0 P: 5	R: 0 E: 0 K: 1 S: 5 H: 0 LOB: 0 BB: 0 P: 5	R: 0 E: 0 K: 1 S: 6 H: 1 LOB: 1 BB: 0 P: 6	R: 0 E: 0 K: 0 S: 4 H: 1 LOB: 1 BB: 0 P: 4	1B: 4 2B: 0 3B: 0 HR: 0	SF: 0 SAC: 0 DP: 0 HBP: 0					

PITCHER	IP	WLS	BF	H	R	ER	SO	BB	IBB	HBP	BLK	WP	HR	S	P	ERA	WHIP
Tony Cloninger, R (1, 1) ERA: 2.65	9.0	W	32	4	0	0	5	1	0	0	0	0	0	41	45	0.00	0.556

PITCHER	IP	WLS	BF	H	R	ER	SO	BB	IBB	HBP	BLK	WP	HR	S	P	ERA	WHIP

TOP

Houston Colt 45's @ Milwaukee Braves

Milwaukee County Stadium, Milwaukee, WI

Tue Jun 25 1963, 8:05 PM EDT

Att. 7,444 - Unknown - 80 F

livebaseballscorecards.com

AB	31
R	0
H	4
RBI	0
BB	1
SO	5
LOB	5

1B: 4 SF: 0
2B: 0 SAC: 0
3B: 0 DP: 0
HR: 0 HBP: 0

WP: 0 PA: 32
PB: 0
SB: 0
CS: 0

Batter	1	2	3	4	5	6	7	8	9	AB	R	H	RBI	BB	SO	LOB
Lee Maye, L (1, 7) OBP: 0.310, SLG: 0.436	HR	BB			F8		2B			3	2	2	1	1	0	0
Frank Bolling, R (1, 4) OBP: 0.270, SLG: 0.295	G4-6-3 BB 1B BB	6-3 1-2			P4		1B 2-H			3	2	1	1	1	0	1
Hank Aaron, R (1, 9) OBP: 0.381, SLG: 0.585	G4-6-3 1-2 BB		P3		1B		F8			3	0	1	0	1	0	1
Eddie Mathews, L (1, 5) OBP: 0.385, SLG: 0.426	G4-6-3 1-2f 2-3		K		G3		FC6-4 2-H 1B			4	0	1	1	0	1	3
Joe Torre, R (1, 2) OBP: 0.361, SLG: 0.413	E 1B 3-H 1B		6-3			FC6-4 HBP	FC6-4 1-2f			3	0	1	1	0	0	1
Mack Jones, L (1, 8) OBP: 0.333, SLG: 0.371	E 1-2 1B			2B		F8		F7		4	0	2	0	0	0	1
Gene Oliver, R (1, 3) OBP: 0.306, SLG: 0.400	E5 1-2 2-3			K		P6		1-3		3	0	0	0	0	1	4
Tommie Aaron, R (8, 3) OBP: 0.272, SLG: 0.321										1	0	0	0	0	0	0
Denis Menke, R (1, 6) OBP: 0.306, SLG: 0.364	L7			1-3		FC6-4 1-2f		F2		4	0	0	0	0	0	5
Tony Cloninger, R (1, 1) OBP: 0.100, SLG: 0.100		K		K			4-3			3	0	0	0	0	2	1
Inning Stats	R: 2 E: 1 K: 0 S: 6 H: 3 LOB: 3 BB: 2 P: 14	R: 0 E: 0 K: 1 S: 4 H: 0 LOB: 0 BB: 1 P: 8	R: 0 E: 0 K: 1 S: 5 H: 0 LOB: 0 BB: 0 P: 5	R: 0 E: 0 K: 2 S: 8 H: 1 LOB: 1 BB: 0 P: 8	R: 0 E: 0 K: 0 S: 4 H: 1 LOB: 1 BB: 0 P: 4	R: 0 E: 0 K: 0 S: 3 H: 0 LOB: 1 BB: 0 P: 4	R: 2 E: 0 K: 0 S: 6 H: 3 LOB: 1 BB: 0 P: 6	R: 0 E: 0 K: 0 S: 3 H: 0 LOB: 0 BB: 0 P: 3		1B: 4 2B: 3 3B: 0 HR: 1 SF: 0 SAC: 0 DP: 1 HBP: 1						

PITCHER		IP	WLS	BF	H	R	ER	SO	BB	IBB	HBP	BLK	WP	HR	S	P	ERA	WHIP
Ken Johnson, R ERA: 3.14	(1, 1)	7.0	L	32	8	4	4	4	3	0	1	0	0	1	36	49	5.14	1.571
Jim Umbricht, R ERA: 4.76	(8, 1)	1.0		3	0	0	0	0	0	0	0	0	0	0	3	3	0.00	0.000

PITCHER	IP	WLS	BF	H	R	ER	SO	BB	IBB	HBP	BLK	WP	HR	S	P	ERA	WHIP

BOTTOM

Houston Colt 45's @ Milwaukee Braves

Milwaukee County Stadium, Milwaukee, WI

Tue Jun 25 1963, 8:05 PM EDT

Att. 7,444 - Unknown - 80 F

livebaseballscorecards.com

AB	31
R	4
H	8
RBI	4
BB	3
SO	4
LOB	17

WP: 0 PB: 0 SB: 0 CS: 1 PA: 35

Batter	1	2	3	4	5	6	7	8	9	10	11	12	13	AB	R	H	RBI	BB	SO	LOB
Johnny Temple, R (1, 5) OBP: 0.340, SLG: 0.315	6-3		F3			K		1B		SH1-4		BB	WP 1-3 2-H 3-H 2B	5	1	2	2	2	1	1
Al Spangler, L (1, 8) (13, 7) OBP: 0.309, SLG: 0.318	CS 1B		6-3			HR		L4		SH1-4 1-2		F3	2-3 3-H IBB	5	1	2	1	1	0	3
Johnny Weekly, R (1, 7) OBP: 0.091, SLG: 0.091 Howie Goss, R (13, 8) OBP: 0.275, SLG: 0.386	K 1-2			6-3		F8		1B 1-2 1B		5-3		F7	K	7 0	0 0	1 0	0 0	0 0	2 0	5 0
Carl Warwick, R (1, 9) OBP: 0.381, SLG: 0.434		1B		E 1B		4-3		1-3 2-H 1B		IBB		SH3-4 1B	K	6	1	4	1	1	1	2
Rusty Staub, L (1, 3) OBP: 0.289, SLG: 0.312	K			E3 G4-3 1-2			G4-6-3 1B	F7		L7			SH3-4 1-2	5	0	1	0	0	1	6
Jim Campbell, R (1, 2) OBP: 0.259, SLG: 0.259	F8			G4-3 1-2f			G4-6-3 1-2f		K		E3 G6-4-3		1B E 1B IBB	5	1	0	0	1	1	4
Bob Lillis, R (1, 6) OBP: 0.247, SLG: 0.255	L9				G6-4-3 1B		1B		P6		F3		E 1-2 2-H 2B 1B	6	1	3	1	0	0	2
Ernie Fazio, R (1, 4) OBP: 0.273, SLG: 0.246		2B			G6-4-3 1-2f		5-3		FC6-4 1B		G6-4-3 1-2f		E7 1-3 2-H 2B 1B	6	1	3	0	0	0	3
Bob Bruce, R (1, 1) OBP: 0.139, SLG: 0.061 Pete Runnels, L (8, PH) OBP: 0.278, SLG: 0.242 Hal Woodeshick, R (8, 1) OBP: 0.286, SLG: 0.231		K			6-3			F8	FC6-4 1-2f			K	2B WP BB	2 1 2	0 0 1	0 0 0	0 0 1	1 0 1	1 0 1	1 0 1
Inning Stats	R: 0 E: 0 K: 1 S: 5 H: 1 LOB: 1 BB: 0 P: 5	R: 0 E: 0 K: 1 S: 6 H: 1 LOB: 1 BB: 0 P: 6	R: 0 E: 0 K: 1 S: 6 H: 1 LOB: 1 BB: 0 P: 6	R: 0 E: 1 K: 0 S: 4 H: 1 LOB: 1 BB: 0 P: 4	R: 0 E: 0 K: 0 S: 3 H: 1 LOB: 0 BB: 0 P: 3	R: 1 E: 0 K: 1 S: 6 H: 1 LOB: 0 BB: 0 P: 6	R: 0 E: 0 K: 0 S: 4 H: 2 LOB: 1 BB: 0 P: 4	R: 1 E: 0 K: 0 S: 6 H: 3 LOB: 2 BB: 0 P: 6	R: 0 E: 0 K: 1 S: 6 H: 1 LOB: 1 BB: 0 P: 6	R: 0 E: 0 K: 0 S: 3 H: 0 LOB: 2 BB: 2 P: 11	R: 0 E: 1 K: 0 S: 3 H: 0 LOB: 0 BB: 0 P: 3	R: 0 E: 0 K: 1 S: 5 H: 0 LOB: 1 BB: 1 P: 9	R: 5 E: 1 K: 2 S: 11 H: 4 LOB: 2 BB: 3 P: 23	1B: 13 2B: 3 3B: 0 HR: 1 SF: 0 SAC: 2 DP: 5 HBP: 0			WP: 1 PB: 0 SB: 0 CS: 1	PA: 58		

PITCHER		IP	WLS	BF	H	R	ER	SO	BB	IBB	HBP	BLK	WP	HR	S	P	ERA	WHIP
Bob Shaw, R ERA: 3.33	(1, 1)	7.2		31	11	2	2	4	0	0	0	0	0	1	39	39	2.35	1.435
Bob Hendley, L ERA: 3.61	(8, 1)	4.2	L	22	4	4	4	2	2	2	0	0	0	0	22	38	7.71	1.286
Claude Raymond, R ERA: 3.93	(13, 1)	0.2		5	1	1	1	2	1	1	0	0	1	0	7	15	13.50	3.000

PITCHER	IP	WLS	BF	H	R	ER	SO	BB	IBB	HBP	BLK	WP	HR	S	P	ERA	WHIP

TOP

Houston Colt 45's @ Milwaukee Braves

Milwaukee County Stadium, Milwaukee, WI

Wed Jun 26 1963, 8:05 PM EDT

Att. 7,729 - Cloudy - 84 F

livebaseballscorecards.com

AB	50
R	7
H	16
RBI	5
BB	6
SO	8
LOB	28

Batter	1	2	3	4	5	6	7	8	9	10	11	12	13	AB	R	H	RBI	BB	SO	LOB
Lee Maye, L (1, 7) OBP: 0.299, SLG: 0.420	3-1	F9			6-3		L4		F9		4-3			6	0	0	0	0	0	0
Frank Bolling, R (1, 4) OBP: 0.276, SLG: 0.301	1B		5-3		6-3		BLK		WP BB			F8		6	2	3	0	0	0	0
Hank Aaron, R (1, 9) OBP: 0.383, SLG: 0.582	L7		E S		E5		1B 1-H		WP 1-2			F8		5	0	2	1	1	0	1
Eddie Mathews, L (1, 5) OBP: 0.384, SLG: 0.424	BB 1B 1-2		F6 1-3		K 1-2		1-2		K 1-2 2-3			4-3		6	0	2	0	0	2	4
Joe Torre, R (1, 2) OBP: 0.356, SLG: 0.405	BB 1-2 2-H		K2-3	4-3	1-3					4-3			6-3	6	0	1	1	0	1	3
Mack Jones, L (1, 8) OBP: 0.333, SLG: 0.366	FC6-4 BB 1-2 2-3			F9	FC4-6 1B		4-3			K			K	5	0	1	0	1	2	0
Gene Oliver, R (1, 3) OBP: 0.301, SLG: 0.385	FC6-4 1-2f			5-3	FC4-6 1-2f		4-3			L6			FC6-4 BB	5	0	0	0	1	0	4
Denis Menke, R (1, 6) OBP: 0.302, SLG: 0.359		F9		1B	F4		6-3				6-3		FC6-4 1-2f	6	0	1	0	0	0	2
Bob Shaw, R (1, 1) OBP: 0.276, SLG: 0.160 Bob Hendley, R (8, 1) OBP: 0.179, SLG: 0.148 Claude Raymond, R (13, 1) OBP: 0.800, SLG: 1.333		K		G3			G1		5-3		6-3			3 2 0	0 0 0	0 0 0	0 0 0	1 0 0	1 0 0	1 0 0
Inning Stats	R: 1 H: 3 E: 0 LOB: 3 K: 0 BB: 1 S: 6 P: 10	R: 0 H: 0 E: 0 LOB: 0 K: 1 BB: 0 S: 5 P: 5	R: 0 H: 1 E: 0 LOB: 1 K: 1 BB: 0 S: 6 P: 6	R: 0 H: 1 E: 0 LOB: 1 K: 0 BB: 0 S: 4 P: 4	R: 0 H: 0 E: 1 LOB: 1 K: 1 BB: 0 S: 6 P: 6	R: 0 H: 1 E: 0 LOB: 1 K: 0 BB: 0 S: 4 P: 4	R: 1 H: 3 E: 0 LOB: 2 K: 0 BB: 0 S: 6 P: 6	R: 0 H: 0 E: 0 LOB: 0 K: 0 BB: 0 S: 3 P: 3	R: 0 H: 1 E: 0 LOB: 2 K: 1 BB: 1 S: 6 P: 10	R: 0 H: 0 E: 0 LOB: 0 K: 1 BB: 0 S: 5 P: 5	R: 0 H: 0 E: 0 LOB: 0 K: 0 BB: 0 S: 3 P: 3	R: 0 H: 0 E: 0 LOB: 0 K: 0 BB: 0 S: 3 P: 3	R: 0 H: 0 E: 0 LOB: 1 K: 1 BB: 1 S: 5 P: 9	1B: 10 SF: 0 2B: 0 SAC: 0 3B: 0 DP: 0 HR: 0 HBP: 0		WP: 1 PA: 53 PB: 0 SB: 2 CS: 0			

PITCHER		IP	WLS	BF	H	R	ER	SO	BB	IBB	HBP	BLK	WP	HR	S	P	ERA	WHIP
Bob Bruce, R ERA: 3.32	(1, 1)	7.0		32	9	2	2	3	1	0	0	1	0	0	37	41	2.57	1.429
Hal Woodeshick, L ERA: 1.44	(8, 1)	6.0	W	21	1	0	0	3	2	0	0	0	1	0	25	33	0.00	0.500

PITCHER		IP	WLS	BF	H	R	ER	SO	BB	IBB	HBP	BLK	WP	HR	S	P	ERA	WHIP

BOTTOM

Houston Colt 45's @ Milwaukee Braves

Milwaukee County Stadium, Milwaukee, WI

Wed Jun 26 1963, 8:05 PM EDT

Att. 7,729 - Cloudy - 84 F

livebaseballscorecards.com

AB	50
R	2
H	10
RBI	2
BB	3
SO	6
LOB	15

Batter	1	2	3	4	5	6	7	8	9	AB	R	H	RBI	BB	SO	LOB
Lee Maye, L (1, 7) OBP: 0.304, SLG: 0.422	C X 0-1 1B BB SF8 1B	X 0-0 ① 1-2 1B			S F B B F X 2-2 ① 4-3		X 0-0 ③ 3-1			4	1	2	0	0	0	0
Eddie Mathews, L (1, 5) OBP: 0.383, SLG: 0.419	B C B B B 4-1 SF8 1B 1-2 BB	X 0-0 ③ F9			B B C C S 2-3 ② K			B C C C 1-3 ① K		3	0	0	0	1	2	2
Hank Aaron, R (1, 9) OBP: 0.385, SLG: 0.588	C X 0-1 SF8 1-2 2-3 1B		B F B C B X 3-2 ① F8		C X 0-1 3B			C B C C 1-3 ② K		4	0	2	0	0	1	0
Joe Torre, R (1, 2) OBP: 0.358, SLG: 0.414	C X 0-1 ① SF8 1-2 2-3 3-H		C X 0-1 1B 1B		X 0-0 ③ 6-3			C S X 0-2 2B		3	0	2	1	0	0	1
Mack Jones, L (1, 8) OBP: 0.333, SLG: 0.365 Don Dillard, L (6, 8) OBP: 0.283, SLG: 0.384	B X 1-0 ② F6		X 0-0 ② 1-3 1B			F B S B F C 2-3 ① K		F B C F C 1-3 ③ K		3 1	0 0	1 0	0 0	0 0	1 1	2 1
Frank Bolling, R (1, 4) OBP: 0.271, SLG: 0.296	B X 1-0 ③ F5		B B C X 2-1 ③ G3			C F B B X 2-2 ② F9			S B X 1-1 ① 4-3	4	0	0	0	0	0	3
Norm Larker, L (1, 3) OBP: 0.321, SLG: 0.274		B F C B X 2-2 ① F9		X 0-0 ① F9		B S C X 1-2 ③ 4-3			B F S F B B X 3-2 ② F5	4	0	0	0	0	0	0
Denis Menke, R (1, 6) OBP: 0.298, SLG: 0.352		X 0-0 ② F9		C C S 0-3 ② K			F F B X 1-2 ① F7		F X 0-1 ③ 6-3	4	0	0	0	0	1	0
Warren Spahn, L (1, 1) OBP: 0.222, SLG: 0.286		X 0-0 E5 1B		B C B S S 2-3 ③ K			F B B F X 2-2 ② G3			3	0	0	0	0	1	0
Inning Stats	R: 1 E: 0 K: 0 S: 9 H: 2 LOB: 2 BB: 1 P: 15	R: 0 E: 1 K: 0 S: 7 H: 1 LOB: 2 BB: 0 P: 9	R: 0 E: 0 K: 0 S: 8 H: 2 LOB: 1 BB: 0 P: 13	R: 0 E: 0 K: 2 S: 7 H: 0 LOB: 0 BB: 0 P: 9	R: 0 E: 0 K: 1 S: 10 H: 1 LOB: 1 BB: 0 P: 14	R: 0 E: 0 K: 1 S: 10 H: 0 LOB: 0 BB: 0 P: 15	R: 0 E: 0 K: 0 S: 7 H: 0 LOB: 0 BB: 0 P: 10	R: 0 E: 0 K: 3 S: 13 H: 1 LOB: 1 BB: 0 P: 16	R: 0 E: 0 K: 0 S: 8 H: 0 LOB: 0 BB: 0 P: 12	1B: 5 2B: 1 3B: 1 HR: 0 SF: 1 SAC: 0 DP: 0 HBP: 0						

PITCHER	IP	WLS	BF	H	R	ER	SO	BB	IBB	HBP	BLK	WP	HR	S	P	ERA	WHIP
Don Drysdale, R (1, 1) ERA: 2.93	9.0	L	35	7	1	1	7	1	0	0	0	0	0	79	113	1.00	0.889

PITCHER	IP	WLS	BF	H	R	ER	SO	BB	IBB	HBP	BLK	WP	HR	S	P	ERA	WHIP

TOP

Milwaukee Braves @ Los Angeles Dodgers

Dodger Stadium, Los Angeles, CA

Fri Jun 28 1963, 7:05 PM PDT

Att. 44,894 - Unknown

livebaseballscorecards.com

AB	33
R	1
H	7
RBI	1
BB	1
SO	7
LOB	9

Batter	1	2	3	4	5	6	7	8	9	AB	R	H	RBI	BB	SO	LOB
Maury Wills, S (1, 5) (9, 6) OBP: 0.373, SLG: 0.366	6-3			5-3			1-3		CS 1B	4	0	1	0	0	0	0
Jim Gilliam, S (1, 4) (9, 5) OBP: 0.340, SLG: 0.403	6-3			F9			E 1B		SAFE 6-3 1-2	4	0	1	0	0	0	1
Willie Davis, L (1, 8) OBP: 0.275, SLG: 0.391	G3			F9			E4 G4-3 1-2			3	0	0	0	0	0	1
Tommy Davis, R (1, 7) OBP: 0.372, SLG: 0.479		K			F3		G4-3 1-2f			3	0	0	0	0	1	2
Frank Howard, R (1, 9) OBP: 0.312, SLG: 0.457		5-3			F2			SH3-4 1B		3	0	1	0	0	0	0
Nate Oliver, R (8, PR) (9, 4) OBP: 0.288, SLG: 0.289										0	0	0	0	0	0	0
Ron Fairly, L (1, 3) OBP: 0.351, SLG: 0.413		K			L4			SH3-4 1-2		2	0	0	0	0	1	0
Doug Camilli, R (1, 2) OBP: 0.196, SLG: 0.227			F6			5-3		F2		3	0	0	0	0	0	2
Dick Tracewski, R (1, 6) OBP: 0.292, SLG: 0.263			F9			F3		5-3		2	0	0	0	0	0	0
Lee Walls, R (8, PH) (9, 9) OBP: 0.220, SLG: 0.256										1	0	0	0	0	0	2
Don Drysdale, R (1, 1) OBP: 0.208, SLG: 0.204			6-3			F3			6-3	2	0	0	0	0	0	0
Bill Skowron, R (9, PH) OBP: 0.273, SLG: 0.266										1	0	0	0	0	0	0
Inning Stats	R: 0 E: 0 K: 0 S: 8 H: 0 LOB: 0 BB: 0 P: 12	R: 0 E: 0 K: 2 S: 8 H: 0 LOB: 0 BB: 0 P: 13	R: 0 E: 0 K: 0 S: 5 H: 0 LOB: 0 BB: 0 P: 9	R: 0 E: 0 K: 0 S: 9 H: 0 LOB: 0 BB: 0 P: 12	R: 0 E: 0 K: 0 S: 9 H: 0 LOB: 0 BB: 0 P: 17	R: 0 E: 0 K: 0 S: 7 H: 0 LOB: 0 BB: 0 P: 9	R: 0 E: 1 K: 0 S: 5 H: 1 LOB: 1 BB: 0 P: 6	R: 0 E: 0 K: 0 S: 8 H: 1 LOB: 2 BB: 0 P: 9	R: 0 E: 0 K: 0 S: 7 H: 1 LOB: 0 BB: 0 P: 10	1B: 3 2B: 0 3B: 0 HR: 0	SF: 0 SAC: 1 DP: 1 HBP: 0						

PITCHER	IP	WLS	BF	H	R	ER	SO	BB	IBB	HBP	BLK	WP	HR	S	P	ERA	WHIP
Warren Spahn, L (1, 1) ERA: 3.12	9.0	W	29	3	0	0	2	0	0	0	0	0	0	66	97	0.00	0.333

PITCHER	IP	WLS	BF	H	R	ER	SO	BB	IBB	HBP	BLK	WP	HR	S	P	ERA	WHIP

BOTTOM

Milwaukee Braves @ Los Angeles Dodgers

Dodger Stadium, Los Angeles, CA

Fri Jun 28 1963, 7:05 PM PDT

Att. 44,894 - Unknown

livebaseballscorecards.com

AB	28
R	0
H	3
RBI	0
BB	0
SO	2
LOB	8

Milwaukee Braves @ Los Angeles Dodgers

Dodger Stadium, Los Angeles, CA

Sat Jun 29 1963, 7:05 PM PDT

Att. 44,075 - Unknown

TOP

livebaseballscorecards.com

Batter	1	2	3	4	5	6	7	8	9	10	11	AB	R	H	RBI	BB	SO	LOB
Roy McMillan, R (1, 6) OBP: 0.283, SLG: 0.341	F C C 0-3 ① K		S X 0-1 ① SH1-3 2-3		L X 0-1 1B 1-2 1B 1B	B B F F X 2-2 ③ 6-3			X 0-0 ② B2-3		B B X 2-0 ② G3	5	1	1	0	0	1	1
Frank Bolling, R (1, 4) OBP: 0.277, SLG: 0.298	B X 1-0 ② 5-3		B B B B 4-0 ① 2B BB		L F C 0-3 ① K	B B B C F X 3-2 FC1-4 1B			C B F X 1-2 ③ F8		X 0-0 1B 1B	5	1	2	0	1	1	2
Hank Aaron, R (1, 9) OBP: 0.390, SLG: 0.593	B X 1-0 ③ 6-3		C F X 0-2 1-H 3-H 2B		B X 1-0 1B 1-2 2-H 1B		F X 0-1 ① F7			X 0-0 FC3-6 1B	B X 1-0 1-2 1B	6	0	4	3	0	0	1
Joe Torre, R (1, 2) OBP: 0.353, SLG: 0.422		C X 0-1 HR	C F B C 1-3 ② K		S S F F C 0-3 ② K		C B S B X 2-2 ② FC1-4 1-2f			X 0-0 ① FC3-6 1B 1B 1-2f	B C F X 1-2 ③ 1-3	6	1	1	1	0	2	7
Gene Oliver, R (1, 3) OBP: 0.301, SLG: 0.384 Don Dillard, L (5, 7) OBP: 0.280, SLG: 0.379 Hawk Taylor, R (10, PH) (10, 7)	F B C X 1-2 ① F6		F B F S 1-3 ③ K		B S X 1-1 1-2 2-H 1B		X 0-0 ③ G3			S B X 1-1 ② F8		3 1 1	0 0 0	1 0 0	1 0 0	0 0 0	1 0 0	1 1 1
Denis Menke, R (1, 5) OBP: 0.296, SLG: 0.349	B F B B X 3-1 ② 5-3			B B X 2-0 ① F3	B B X 2-0 ③ F7			B S F B S 3-3 ① K		C B F X 1-2 1B 1-2 1B		5	0	1	0	0	1	2
Tommie Aaron, R (1, 7) OBP: 0.289, SLG: 0.360 (5, 3)	C X 0-1 2B			L C B S 1-3 ② K		B B C B F F F X 3-2 2B		S C B S 1-3 ② K		B B B C X 3-1 1-2 2-3 1B		5	0	3	0	0	2	0
Lee Maye, L (1, 8) OBP: 0.301, SLG: 0.417 Mack Jones, L (4, 8) OBP: 0.329, SLG: 0.359	C S B S 1-3 ③ K			B F F C 1-3 ③ K		F B F S 1-3 ① K		X 0-0 ③ 4-3		B X 1-0 ③ 4-3		2 3	0 0	0 0	0 0	0 0	2 1	1 4
Denny Lemaster, R (1, 1) OBP: 0.212, SLG: 0.424 Claude Raymond, R (8, 1) OBP: 0.800, SLG: 1.333 Bob Hendley, R (8, 1) OBP: 0.172, SLG: 0.143 Bob Shaw, R (9, 1) OBP: 0.267, SLG: 0.154			B B B C X 3-1 SH1-3 2B 2B		X 0-0 1B 1B 1B	B S C S 1-3 ② K			B S C S 2-3 ① K		C B X 1-1 ① 4-3	3 0 1 1	2 0 0 0	2 0 0 0	0 0 0 0	0 0 1 0	1 0 0 0	1 0 0 0
Inning Stats	R: 0 H: 0 E: 0 LOB: 0 K: 1 BB: 0 S: 5 P: 7	R: 1 H: 2 E: 0 LOB: 1 K: 1 BB: 0 S: 12 P: 17	R: 2 H: 2 E: 0 LOB: 1 K: 2 BB: 1 S: 13 P: 22	R: 0 H: 0 E: 0 LOB: 0 K: 2 BB: 0 S: 7 P: 11	R: 2 H: 4 E: 0 LOB: 2 K: 2 BB: 0 S: 15 P: 19	R: 0 H: 1 E: 0 LOB: 1 K: 2 BB: 0 S: 14 P: 21	R: 0 H: 1 E: 0 LOB: 1 K: 0 BB: 0 S: 9 P: 14	R: 0 H: 0 E: 0 LOB: 0 K: 2 BB: 0 S: 7 P: 11	R: 0 H: 0 E: 0 LOB: 0 K: 1 BB: 0 S: 7 P: 10	R: 0 H: 3 E: 0 LOB: 3 K: 0 BB: 0 S: 10 P: 16	R: 0 H: 2 E: 0 LOB: 2 K: 0 BB: 0 S: 8 P: 13	1B: 10 2B: 4 3B: 0 HR: 1	SF: 0 SAC: 1 DP: 0 HBP: 0					

PITCHER		IP	WLS	BF	H	R	ER	SO	BB	IBB	HBP	BLK	WP	HR	S	P	ERA	WHIP
Sandy Koufax, L ERA: 1.95	(1, 1)	4.2		23	8	5	5	8	1	0	0	0	0	1	51	73	9.64	1.929
Larry Sherry, R ERA: 2.95	(5, 1)	2.1		9	2	0	0	2	0	0	0	0	0	0	24	38	0.00	0.857
Ed Roebuck, R ERA: 2.76	(8, 1)	2.0		6	0	0	0	3	0	0	0	0	0	0	14	21	0.00	0.000
Ron Perranoski, L ERA: 2.01	(10, 1)	2.0	W	11	5	0	0	0	0	0	0	0	0	0	18	29	0.00	2.500

PITCHER	IP	WLS	BF	H	R	ER	SO	BB	IBB	HBP	BLK	WP	HR	S	P	ERA	WHIP

AB	47
R	5
H	15
RBI	5
BB	1
SO	13
LOB	22

WP: 0 PA: 49
PB: 0
SB: 0
CS: 0

Batter	1	2	3	4	5	6	7	8	9	10	11	AB	R	H	RBI	BB	SO	LOB
Maury Wills, S (1, 6) (10, 5) OBP: 0.368, SLG: 0.357	K		5-3		G6-4-3 BB		4-3		FC5-2 E 1B 3-H		6-3 2-3	5	0	0	0	1	1	4
Jim Gilliam, S (1, 4) OBP: 0.344, SLG: 0.419	F7		L6		G6-4-3 1-2f			HR	E7 1-3 2-H 1B		1B 3-H	6	1	3	3	0	0	1
Willie Davis, L (1, 8) OBP: 0.269, SLG: 0.382	F9		F8			K		F4	K			5	0	0	0	0	2	3
Tommy Davis, R (1, 7) OBP: 0.377, SLG: 0.482		5-3 2B 1B		F8		G6-4-3 1B		E6 G3 1B		F5		5	1	3	0	0	0	0
Frank Howard, R (1, 9) OBP: 0.312, SLG: 0.453		5-3 1-2		1B BB		G6-4-3 1-2f		G3 2-3		6-3		2	0	0	0	1	0	2
Wally Moon, L (8, PH) (9, 9) OBP: 0.362, SLG: 0.364												2	0	0	0	0	0	1
Ron Fairly, L (1, 3) OBP: 0.352, SLG: 0.416		2B 2-H		F6			6-3	F7		FC6 1B		5	0	2	1	0	0	2
Ken McMullen, R (1, 5) OBP: 0.321, SLG: 0.333		F9		1B 1-3			E7 HR 1B		SH2-4 FC5-2 1B	FC6 1-2f		4	1	3	0	0	0	1
Nate Oliver, R (9, PR) OBP: 0.288, SLG: 0.289												0	0	0	0	0	0	0
John Roseboro, L (10, 2) OBP: 0.278, SLG: 0.330												1	0	0	0	0	0	1
Doug Camilli, R (1, 2) OBP: 0.220, SLG: 0.234		IBB		F2			F7		SH2-4 1B 1-2		6-3 SH1-4 1B	3	0	1	0	1	0	3
Dick Tracewski, R (9, PR) OBP: 0.296, SLG: 0.268 (10, 6)												1	2	1	0	0	0	0
Sandy Koufax, R (1, 1) OBP: 0.135, SLG: 0.083		K			5-3		HR 2-H		SH2-4 1-2 2-3		SH1-4 1-2	1	0	0	0	0	1	2
Larry Sherry, R (5, 1) OBP: 0.278, SLG: 0.293												1	0	0	0	0	0	0
Bill Skowron, R (7, PH) OBP: 0.220, SLG: 0.256												1	1	1	2	0	0	0
Ed Roebuck, R (8, 1) OBP: 0.154, SLG: 0.083												0	0	0	0	0	0	0
Lee Walls, R (9, PH)												0	0	0	0	0	0	0
Ron Perranoski, L (10, 1)												0	0	0	0	0	0	0
Inning Stats	R: 0 E: 0 K: 1 S: 6 H: 0 LOB: 0 BB: 0 P: 10	R: 1 E: 0 K: 1 S: 10 H: 2 LOB: 2 BB: 1 P: 20	R: 0 E: 0 K: 0 S: 6 H: 0 LOB: 0 BB: 0 P: 8	R: 0 E: 0 K: 0 S: 11 H: 1 LOB: 2 BB: 1 P: 17	R: 0 E: 0 K: 0 S: 6 H: 0 LOB: 0 BB: 1 P: 13	R: 0 E: 0 K: 1 S: 5 H: 1 LOB: 0 BB: 0 P: 7	R: 2 E: 1 K: 0 S: 10 H: 2 LOB: 0 BB: 0 P: 16	R: 1 E: 1 K: 0 S: 12 H: 2 LOB: 1 BB: 0 P: 18	R: 1 E: 1 K: 1 S: 15 H: 3 LOB: 3 BB: 0 P: 21	R: 0 E: 0 K: 0 S: 9 H: 1 LOB: 1 BB: 0 P: 13	R: 1 E: 0 K: 0 S: 4 H: 2 LOB: 1 BB: 0 P: 8	1B: 11 2B: 1 3B: 0 HR: 2	SF: 0 SAC: 2 DP: 2 HBP: 0					

PITCHER		IP	WLS	BF	H	R	ER	SO	BB	IBB	HBP	BLK	WP	HR	S	P	ERA	WHIP
Denny Lemaster, L ERA: 2.0	(1, 1)	7.1		31	8	4	4	3	2	1	0	0	0	2	59	99	4.91	1.364
Claude Raymond, R ERA: 3.89	(8, 1)	0.1		1	0	0	0	0	0	0	0	0	0	0	4	5	0.00	0.000
Bob Hendley, L ERA: 3.68	(8, 1)	0.2		4	2	1	1	0	0	0	0	0	0	0	11	15	13.50	3.000
Bob Shaw, R ERA: 3.35	(9, 1)	2.1	L	11	4	1	1	1	0	0	0	0	0	0	20	32	3.86	1.714

PITCHER	IP	WLS	BF	H	R	ER	SO	BB	IBB	HBP	BLK	WP	HR	S	P	ERA	WHIP

BOTTOM

Milwaukee Braves @ Los Angeles Dodgers

Dodger Stadium, Los Angeles, CA

Sat Jun 29 1963, 7:05 PM PDT

Att. 44,075 - Unknown

livebaseballscorecards.com

AB	42
R	6
H	14
RBI	6
BB	3
SO	4
LOB	20

WP: 0 PA: 47
PB: 0
SB: 0
CS: 0

Batter	1	2	3	4	5	6	7	8	9	AB	R	H	RBI	BB	SO	LOB
Roy McMillan, R (1, 6) OBP: 0.287, SLG: 0.373	B B C S C 2-3 K		X 0-0 HR		B C B B X 3-1 F8	X 0-0 4-3		X 0-0 5-3 WP 2B 2-H		5	2	2	2	0	1	2
Frank Bolling, R (1, 4) OBP: 0.271, SLG: 0.292	B C X 1-1 F7		C F B S 1-3 K		B S C F B X 2-2 F3		C B X 1-1 F7	C B B X 2-1 5-3 2-3		5	0	0	0	0	1	1
Hank Aaron, R (1, 9) OBP: 0.396, SLG: 0.604	C C B X 1-2 HR		B B C B B 4-1 1B BB		S B X 1-1 1B		F B B B F B 4-2 1-3 E BB	B X 1-0 5-3 3-H		3	2	2	1	2	0	0
Joe Torre, R (1, 2) OBP: 0.354, SLG: 0.421	C B S X 1-2 1B		B 1 SAFE B X 2-0 1-2 1B		B X 1-0 L7		B F X 1-1 1-3 1-2		C F B B B X 3-2 4-3	5	0	2	0	0	0	2
Gene Oliver, R (1, 3) OBP: 0.306, SLG: 0.394 Lee Maye, L (7, 7) OBP: 0.299, SLG: 0.414	B S C C 1-3 K		F X 0-1 L9			B X 1-0 4-3 1B 2B	X 0-0 E2 E 1B 2-H		X 0-0 5-3	4 1	2 0	2 0	0 0	0 0	1 0	2 0
Tommie Aaron, R (1, 7) OBP: 0.284, SLG: 0.351 (7, 3)		F X 0-1 FC4-6 1B		B S B F X 2-2 F7		L X 0-1 4-3 2-3	F F B B X 2-2 E6 FC6-4 3-H		F F B F B X 2-2 6-3	5	0	1	0	0	0	1
Denis Menke, R (1, 5) OBP: 0.295, SLG: 0.347		X 0-0 F6		B C X 1-1 FC3-6 1B		C S S 0-3 K	C C X 0-2 FC6-4 1-2f			4	0	1	0	0	1	3
Mack Jones, L (1, 8) OBP: 0.332, SLG: 0.355		C X 0-1 FC4-6 1-2f		B X 1-0 FC3-6 FC6-4 1-2f		I I I I 4-0 1B IBB		B B C B B 4-1 SH1-4 2B BB		2	1	0	0	2	0	2
Tony Cloninger, R (1, 1) OBP: 0.154, SLG: 0.154		F C B X 1-2 F2		B F F B X 2-2 FC6-4 1-2f		F X 0-1 1-3 3-H		X 0-0 SH1-4 1-2		3	0	1	1	0	0	2
Inning Stats	R: 1 H: 2 E: 0 LOB: 1 K: 2 BB: 0 S: 14 P: 20	R: 0 H: 1 E: 0 LOB: 1 K: 0 BB: 0 S: 8 P: 9	R: 1 H: 2 E: 0 LOB: 1 K: 1 BB: 1 S: 8 P: 15	R: 0 H: 1 E: 0 LOB: 1 K: 0 BB: 0 S: 9 P: 15	R: 0 H: 1 E: 0 LOB: 1 K: 0 BB: 0 S: 9 P: 16	R: 1 H: 2 E: 0 LOB: 2 K: 1 BB: 1 S: 9 P: 14	R: 2 H: 1 E: 2 LOB: 1 K: 0 BB: 1 S: 13 P: 21	R: 2 H: 1 E: 0 LOB: 0 K: 0 BB: 1 S: 6 P: 13	R: 0 H: 0 E: 0 LOB: 0 K: 0 BB: 0 S: 8 P: 13	1B: 7 SF: 0 2B: 2 SAC: 1 3B: 0 DP: 0 HR: 2 HBP: 0						

TOP

Milwaukee Braves @ Los Angeles Dodgers

Dodger Stadium, Los Angeles, CA

Sun Jun 30 1963, 3:33 AM PDT

Att. 29,953 - Unknown

livebaseballscorecards.com

AB	37
R	7
H	11
RBI	4
BB	4
SO	4
LOB	15

		WP: 1	PA: 42
		PB: 0	
		SB: 0	
		CS: 0	

PITCHER		IP	WLS	BF	H	R	ER	SO	BB	IBB	HBP	BLK	WP	HR	S	P	ERA	WHIP
Nick Willhite, L ERA: 2.1	(1, 1)	5.2	L	27	9	3	3	4	1	1	0	0	0	2	56	88	4.76	1.765
Ed Roebuck, R ERA: 2.73	(6, 1)	0.1		1	0	0	0	0	0	0	0	0	0	0	1	1	0.00	0.000
Bob Miller, R ERA: 3.48	(7, 1)	3.0		14	2	4	2	0	2	0	0	0	1	0	27	47	6.00	1.333

PITCHER	IP	WLS	BF	H	R	ER	SO	BB	IBB	HBP	BLK	WP	HR	S	P	ERA	WHIP

Batter	1	2	3	4	5	6	7	8	9	AB	R	H	RBI	BB	SO	LOB
Maury Wills, S (1, 6) OBP: 0.362, SLG: 0.351	C B F F X 1-2 ① 4-3			B F F F F C 1-3 ① K			C B X 1-1 ① G3		S C X 0-2 ③ 6-3	4	0	0	0	0	1	0
Jim Gilliam, S (1, 4) OBP: 0.348, SLG: 0.420	S X 0-1 G6-3 1B			B B X 2-0 ② 4-3			F S B H 2-2 HBP			2	0	1	0	0	0	0
Willie Davis, L (1, 8) OBP: 0.266, SLG: 0.378	X 0-0 ② ③ G6-3 1-2f			X 0-0 ③ 4-3			B X 1-0 ② F5			3	0	0	0	0	0	2
Tommy Davis, R (1, 7) OBP: 0.372, SLG: 0.476		X 0-0 ① 4-3			B F F X 1-2 ① 4-3		B X 1-0 ③ F5			3	0	0	0	0	0	1
Ron Fairly, L (1, 3) OBP: 0.352, SLG: 0.415		B B F X 2-1 ② F8			B S C B B X 3-2 ② F4			X 0-0 G4-6-3 1B		3	0	1	0	0	0	0
Wally Moon, L (1, 9) OBP: 0.355, SLG: 0.355		F B B F X 2-2 ③ 6-3			X 0-0 ③ F8			X 0-0 ① ② G4-6-3 1-2f		3	0	0	0	0	0	1
Ken McMullen, R (1, 5) OBP: 0.304, SLG: 0.314			C C X 0-2 ① 1-6-3			C F F F B B X 2-2 ① F9		F F X 0-2 ③ F6		3	0	0	0	0	0	0
Doug Camilli, R (1, 2) OBP: 0.208, SLG: 0.220			B F X 1-1 ② F8			B C S F B X 2-2 ② L4			C F F F B X 1-2 ① 1-3	3	0	0	0	0	0	0
Nick Willhite, L (1, 1) OBP: 0.333, SLG: 0.500 Ed Roebuck, R (6, 1) Frank Howard, R (6, PH) OBP: 0.311, SLG: 0.451 Bob Miller, R (7, 1) OBP: 0.033, SLG: 0.033 Bill Skowron, R (9, PH) OBP: 0.276, SLG: 0.291			X 0-0 ③ L8			S S B X 1-2 ③ F3			C B S F X 1-2 ② 3-1	1 0 1 0 1	0 0 0 0 0	0 0 0 0 0	0 0 0 0 0	0 0 0 0 0	0 0 0 0 0	0 0 0 0 0
Inning Stats	R: 0 H: 1 E: 0 LOB: 0 K: 0 BB: 0 S: 7 P: 8	R: 0 H: 0 E: 0 LOB: 0 K: 0 BB: 0 S: 6 P: 10	R: 0 H: 0 E: 0 LOB: 0 K: 0 BB: 0 S: 6 P: 7	R: 0 H: 0 E: 0 LOB: 0 K: 1 BB: 0 S: 7 P: 10	R: 0 H: 0 E: 0 LOB: 0 K: 0 BB: 0 S: 7 P: 11	R: 0 H: 0 E: 0 LOB: 0 K: 0 BB: 0 S: 12 P: 17	R: 0 H: 0 E: 0 LOB: 1 K: 0 BB: 0 S: 6 P: 11	R: 0 H: 1 E: 0 LOB: 0 K: 0 BB: 0 S: 5 P: 5	R: 0 H: 0 E: 0 LOB: 0 K: 0 BB: 0 S: 12 P: 14	1B: 2 2B: 0 3B: 0 HR: 0	SF: 0 SAC: 0 DP: 2 HBP: 1				WP: 0 PB: 0 SB: 0 CS: 0	PA: 28	

PITCHER	IP	WLS	BF	H	R	ER	SO	BB	IBB	HBP	BLK	WP	HR	S	P	ERA	WHIP
Tony Cloninger, R (1, 1) ERA: 2.3	9.0	W	28	2	0	0	1	0	0	1	0	0	0	68	93	0.00	0.222

PITCHER	IP	WLS	BF	H	R	ER	SO	BB	IBB	HBP	BLK	WP	HR	S	P	ERA	WHIP

BOTTOM

Milwaukee Braves @ Los Angeles Dodgers

Dodger Stadium, Los Angeles, CA

Sun Jun 30 1963, 3:33 AM PDT

Att. 29,953 - Unknown

livebaseballscorecards.com

AB	27
R	0
H	2
RBI	0
BB	0
SO	1
LOB	4

Batter	1	2	3	4	5	6	7	8	9	AB	R	H	RBI	BB	SO	LOB
Roy McMillan, R (1, 6) OBP: 0.279, SLG: 0.362	C B S X 1-2 ① F7		C C X 0-2 ② 4-3		F B F X 1-2 ③ 4-3			C L B F F F S 1-3 ① K		4	0	0	0	0	1	0
Frank Bolling, R (1, 4) OBP: 0.275, SLG: 0.295	F B F X 1-2 ② 6-3		B F F X 1-2 1B			X 0-0 ① F9		C X 0-1 1B		4	0	2	0	0	0	0
Hank Aaron, R (1, 9) OBP: 0.392, SLG: 0.596	X 0-0 ③ 5-3		B X 1-0 ③ L8			C F X 0-2 ② F8		F X 0-1 ② F7		4	0	0	0	0	0	2
Joe Torre, R (1, 2) OBP: 0.353, SLG: 0.418		B C B S X 2-2 ① F9		S X 0-1 ① 6-3		X 0-0 BB 1B		B C F S 1-3 ③ K		4	0	1	0	0	1	1
Gene Oliver, R (1, 3) OBP: 0.317, SLG: 0.428		X 0-0 2B		C X 0-1 HR		B B C B B 4-1 1-2 BB			C B X 1-1 ① 1-3	3	1	2	1	1	0	0
Tommie Aaron, R (1, 7) OBP: 0.283, SLG: 0.340		B B B C B 4-1 BB		F B C X 1-2 ② F9		F F B B F S 2-3 ③ K			C F F C 0-3 ② K	3	0	0	0	1	2	2
Denis Menke, R (1, 5) OBP: 0.291, SLG: 0.342		B C C B F S 2-3 ② K		B C S S 1-3 ③ K			F C B B S 2-3 ① K		C B F S 1-3 ③ K	4	0	0	0	0	4	2
Mack Jones, L (1, 8) OBP: 0.327, SLG: 0.349		S F B C 1-3 ③ K			C B S F S 1-3 ① K		B B X 2-0 ② 1-3			3	0	0	0	0	2	2
Bob Sadowski, R (1, 1)			X 0-0 ① 6-3		S B B S F F S 2-3 ② K		F C B S 1-3 ③ K			3	0	0	0	0	2	0
Inning Stats	R: 0 E: 0 K: 0 S: 7 H: 0 LOB: 0 BB: 0 P: 9	R: 0 E: 0 K: 2 S: 12 H: 1 LOB: 2 BB: 1 P: 21	R: 0 E: 0 K: 0 S: 8 H: 1 LOB: 1 BB: 0 P: 10	R: 1 E: 0 K: 1 S: 10 H: 1 LOB: 0 BB: 0 P: 12	R: 0 E: 0 K: 2 S: 12 H: 0 LOB: 0 BB: 0 P: 16	R: 0 E: 0 K: 1 S: 10 H: 1 LOB: 2 BB: 1 P: 16	R: 0 E: 0 K: 2 S: 7 H: 0 LOB: 0 BB: 0 P: 12	R: 0 E: 0 K: 2 S: 14 H: 1 LOB: 1 BB: 0 P: 16	R: 0 E: 0 K: 2 S: 9 H: 0 LOB: 0 BB: 0 P: 11	1B: 3 2B: 1 3B: 0 HR: 1 SF: 0 SAC: 0 DP: 0 HBP: 0						

TOP

Milwaukee Braves @ Los Angeles Dodgers

Dodger Stadium, Los Angeles, CA

Mon Jul 01 1963, 7:05 PM PDT

Att. 21,603 - Unknown

livebaseballscorecards.com

AB	32
R	1
H	5
RBI	1
BB	2
SO	12
LOB	9

PITCHER	IP	WLS	BF	H	R	ER	SO	BB	IBB	HBP	BLK	WP	HR	S	P	ERA	WHIP
Johnny Podres, L (1, 1) ERA: 3.31	9.0	W	34	5	1	1	12	2	0	0	0	0	1	89	123	1.00	0.778

PITCHER	IP	WLS	BF	H	R	ER	SO	BB	IBB	HBP	BLK	WP	HR	S	P	ERA	WHIP

BOTTOM

Batter	1	2	3	4	5	6	7	8	9	AB	R	H	RBI	BB	SO	LOB
Maury Wills, S (1, 6) OBP: 0.360, SLG: 0.349	1-1 6-3		2-0 5-3			0-2 4-3			0-0 S 2B 1B	4	1	1	0	0	0	0
Jim Gilliam, S (1, 4) OBP: 0.346, SLG: 0.414	2-2 F8		0-0 G3			0-1 6-3			4-1 2B 1-2 IBB	3	0	0	0	1	0	0
Willie Davis, L (1, 8) OBP: 0.263, SLG: 0.373 Wally Moon, L (9, PH) OBP: 0.359, SLG: 0.368	2-3 K			3-3 K			0-3 K		2-1 1-3 2-H 2B	3 1	0 0	0 1	0 1	0 0	3 0	0 0
Tommy Davis, R (1, 7) OBP: 0.372, SLG: 0.474		2-3 K		1-0 G4-6-3 1B			1-0 4-3			3	0	1	0	0	1	0
Ron Fairly, L (1, 3) OBP: 0.348, SLG: 0.411		0-0 6-3		0-0 G4-6-3 1-2f			0-0 G3			3	0	0	0	0	0	1
Frank Howard, R (1, 9) OBP: 0.311, SLG: 0.463		2-2 HR			3-2 F7			2-1 F8		3	1	1	1	0	0	0
Ken McMullen, R (1, 5) OBP: 0.305, SLG: 0.302		4-0 BB			0-0 5-3			1-2 5-3		2	0	0	0	1	0	0
Doug Camilli, R (1, 2) OBP: 0.196, SLG: 0.208		0-1 F4			1-2 6-3			1-1 L5		3	0	0	0	0	0	1
Johnny Podres, L (1, 1) OBP: 0.033, SLG: 0.036			0-1 1-3			0-1 1-3			0-2 F8	3	0	0	0	0	0	0
Inning Stats	R: 0 E: 0 K: 1 S: 8 H: 0 LOB: 0 BB: 0 P: 13	R: 1 E: 0 K: 1 S: 10 H: 1 LOB: 1 BB: 1 P: 18	R: 0 E: 0 K: 0 S: 4 H: 0 LOB: 0 BB: 0 P: 6	R: 0 E: 0 K: 1 S: 6 H: 1 LOB: 0 BB: 0 P: 10	R: 0 E: 0 K: 0 S: 7 H: 0 LOB: 0 BB: 0 P: 11	R: 0 E: 0 K: 0 S: 7 H: 0 LOB: 0 BB: 0 P: 7	R: 0 E: 0 K: 1 S: 5 H: 0 LOB: 0 BB: 0 P: 6	R: 0 E: 0 K: 0 S: 7 H: 0 LOB: 0 BB: 0 P: 11	R: 1 E: 0 K: 0 S: 7 H: 2 LOB: 2 BB: 1 P: 13	1B: 2 2B: 1 3B: 0 HR: 1	SF: 0 SAC: 0 DP: 1 HBP: 0						

PITCHER	IP	WLS	BF	H	R	ER	SO	BB	IBB	HBP	BLK	WP	HR	S	P	ERA	WHIP
Bob Sadowski, R (1, 1) ERA: 3.65	8.1	L	30	4	2	2	4	1	1	0	0	0	1	61	95	2.16	0.600

PITCHER	IP	WLS	BF	H	R	ER	SO	BB	IBB	HBP	BLK	WP	HR	S	P	ERA	WHIP

Milwaukee Braves @ Los Angeles Dodgers

Dodger Stadium, Los Angeles, CA

Mon Jul 01 1963, 7:05 PM PDT

Att. 21,603 - Unknown

livebaseballscorecards.com

AB	28
R	2
H	4
RBI	2
BB	2
SO	4
LOB	2

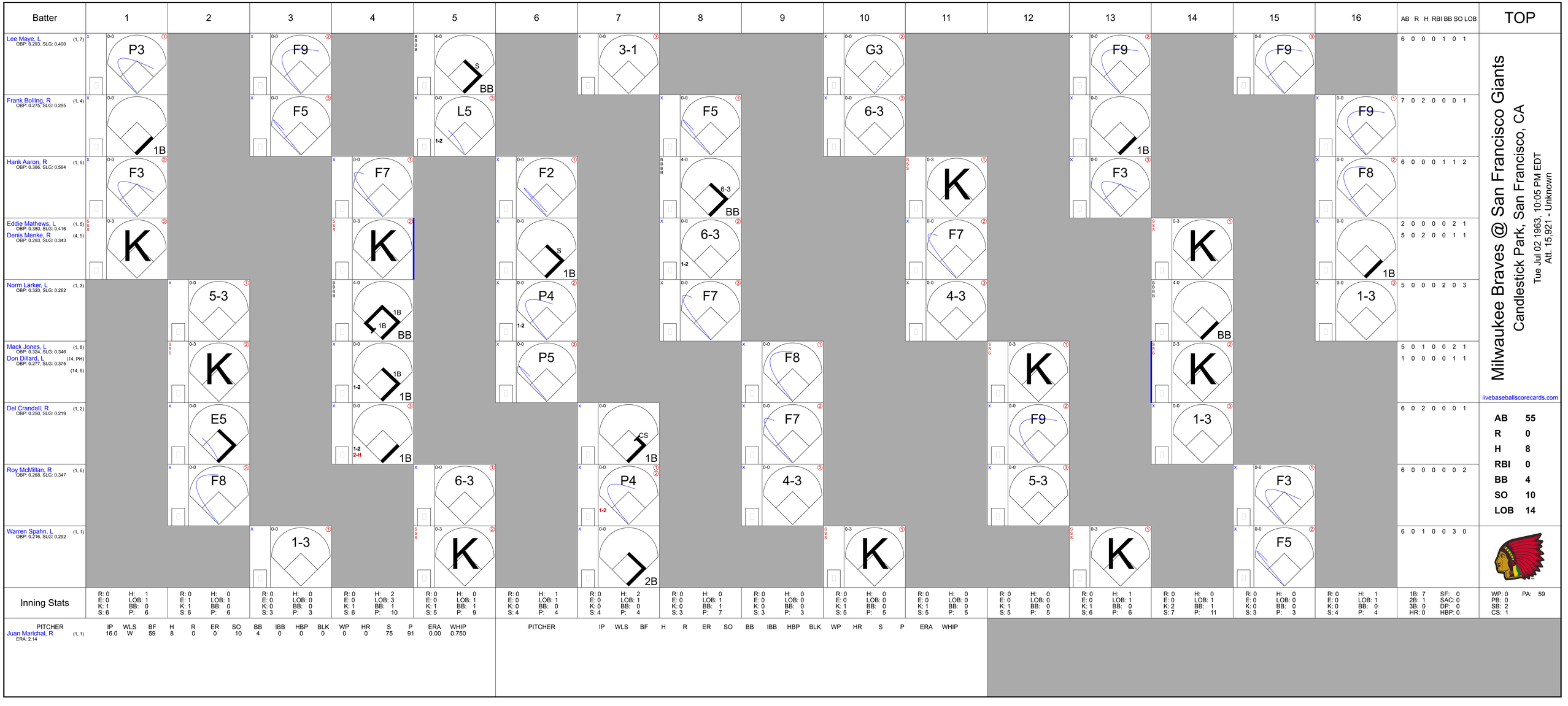
Batter
1
2
3
4
5
6
7
8
9
10
11
12
13
14
15
16
AB R H RBI BB SO LOB
TOP
Lee Maye, L (1, 7) OBP: 0.293, SLG: 0.400
P3
F9
BB
F5
L5
3-1
F5
6-3
BB
G3
6-3
F9
1B
F9
6 0 0 0 1 0 1
Frank Bolling, R (1, 4) OBP: 0.275, SLG: 0.295
1B
F5
L5
F5
6-3
1B
F9
7 0 2 0 0 0 1
Hank Aaron, R (1, 9) OBP: 0.386, SLG: 0.584
F3
F7
F2
K
F3
F8
6 0 0 0 1 1 2
Eddie Mathews, L (1, 5) OBP: 0.380, SLG: 0.416
Denis Menke, R (4, 5) OBP: 0.293, SLG: 0.343
K
K
BB
1B
6-3
F7
K
F7
K
1B
2 0 0 0 0 2 1
5 0 2 0 0 1 1
Norm Larker, L (1, 3) OBP: 0.320, SLG: 0.262
5-3
BB
P4
F7
4-3
1-3
5 0 0 0 2 0 3
Mack Jones, L (1, 8) OBP: 0.324, SLG: 0.346
Don Dillard, L (14, PH) (14, 8) OBP: 0.277, SLG: 0.375
K
1B
P5
F8
K
K
5 0 1 0 0 2 1
1 0 0 0 0 1 1
Del Crandall, R (1, 2) OBP: 0.250, SLG: 0.219
E5
1B
F7
F9
1-3
6 0 2 0 0 0 1
Roy McMillan, R (1, 6) OBP: 0.268, SLG: 0.347
F8
6-3
P4
4-3
5-3
F3
6 0 0 0 0 0 2
Warren Spahn, L (1, 1) OBP: 0.216, SLG: 0.292
1-3
K
2B
K
K
F5
6 0 1 0 0 3 0
Inning Stats
R: 0 H: 1 E: 0 LOB: 1 K: 1 BB: 0 S: 6 P: 6
R: 0 H: 0 E: 1 LOB: 1 K: 1 BB: 0 S: 6 P: 6
R: 0 H: 0 E: 0 LOB: 0 K: 0 BB: 0 S: 3 P: 3
R: 0 H: 2 E: 0 LOB: 3 K: 1 BB: 1 S: 6 P: 10
R: 0 H: 0 E: 0 LOB: 1 K: 1 BB: 1 S: 5 P: 9
R: 0 H: 1 E: 0 LOB: 1 K: 0 BB: 0 S: 4 P: 4
R: 0 H: 2 E: 0 LOB: 1 K: 0 BB: 0 S: 4 P: 4
R: 0 H: 0 E: 0 LOB: 1 K: 0 BB: 1 S: 3 P: 7
R: 0 H: 0 E: 0 LOB: 0 K: 0 BB: 0 S: 3 P: 3
R: 0 H: 0 E: 0 LOB: 1 K: 1 BB: 0 S: 5 P: 5
R: 0 H: 0 E: 0 LOB: 0 K: 1 BB: 0 S: 5 P: 5
R: 0 H: 0 E: 1 LOB: 0 K: 1 BB: 0 S: 5 P: 5
R: 0 H: 1 E: 0 LOB: 1 K: 1 BB: 0 S: 6 P: 6
R: 0 H: 0 E: 0 LOB: 1 K: 2 BB: 1 S: 7 P: 11
R: 0 H: 0 E: 0 LOB: 0 K: 0 BB: 0 S: 3 P: 3
R: 0 H: 1 E: 0 LOB: 1 K: 0 BB: 0 S: 4 P: 4
1B: 7 SF: 0 2B: 1 SAC: 0 3B: 0 DP: 0 HR: 0 HBP: 0
WP: 0 PA: 59 PB: 0 SB: 2 CS: 1
PITCHER IP WLS BF H R ER SO BB IBB HBP BLK WP HR S P ERA WHIP
Juan Marichal, R (1, 1) ERA: 2.14
16.0 W 59 8 0 0 10 4 0 0 0 0 0 75 91 0.00 0.750
PITCHER IP WLS BF H R ER SO BB IBB HBP BLK WP HR S P ERA WHIP
Milwaukee Braves @ San Francisco Giants
Candlestick Park, San Francisco, CA
Tue Jul 02 1963, 10:05 PM EDT
Att. 15,921 - Unknown
livebaseballscorecards.com
AB 55
R 0
H 8
RBI 0
BB 4
SO 10
LOB 14

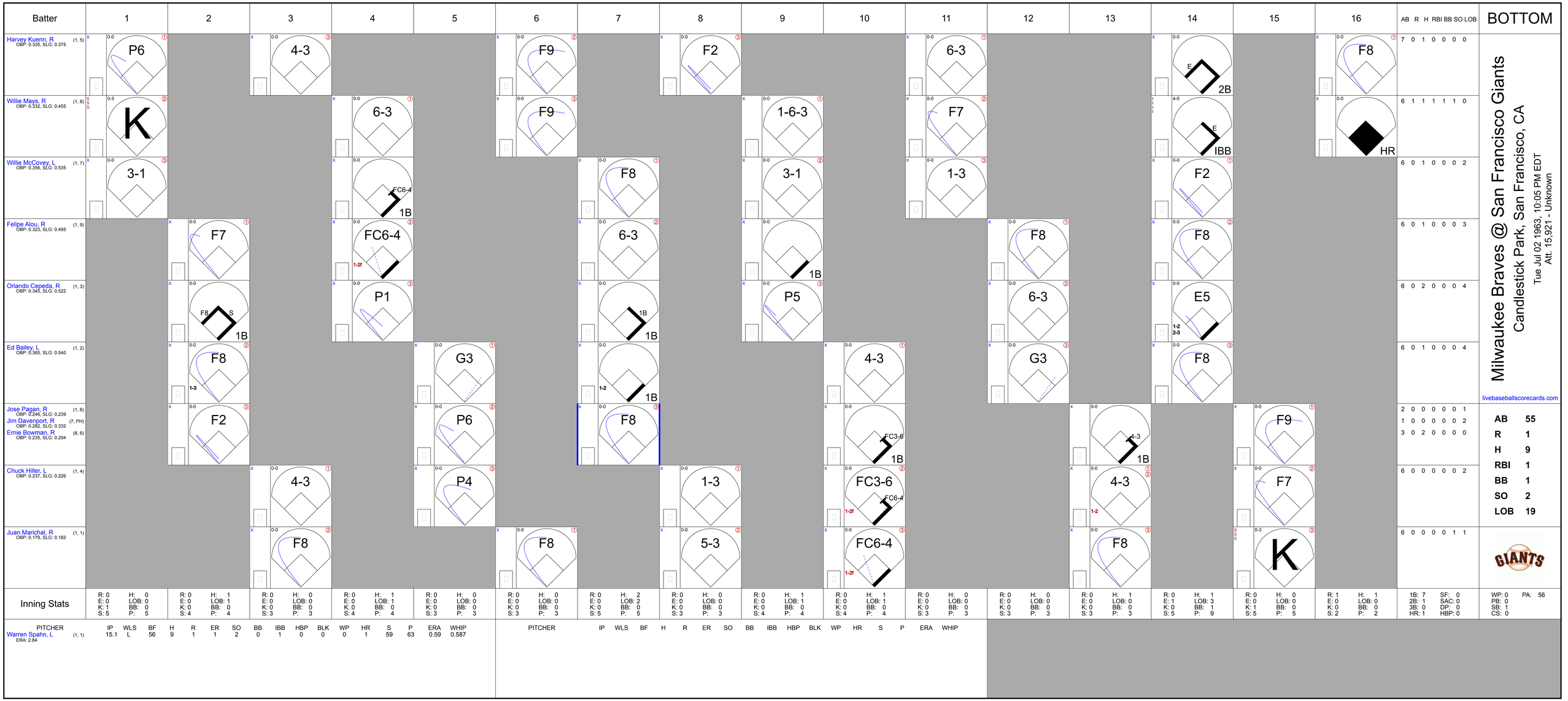
Batter
1
2
3
4
5
6
7
8
9
10
11
12
13
14
15
16
AB R H RBI BB SO LOB
BOTTOM
Harvey Kuenn, R (1, 5) OBP: 0.335, SLG: 0.375
P6
4-3
F9
F2
6-3
F2
7 0 1 0 0 0 0
Willie Mays, R (1, 8) OBP: 0.332, SLG: 0.455
K
6-3
F9
1-6-3
F7
2B
IBB
HR
6 1 1 1 1 1 0
Willie McCovey, L (1, 7) OBP: 0.356, SLG: 0.535
3-1
FC6-4
1B
F8
3-1
1-3
F2
6 0 1 0 0 0 2
Felipe Alou, R (1, 9) OBP: 0.323, SLG: 0.495
F7
FC6-4
1-2f
6-3
1B
F8
F8
6 0 1 0 0 0 3
Orlando Cepeda, R (1, 3) OBP: 0.345, SLG: 0.522
F8
S
1B
P1
1B
1B
P5
6-3
E5
1-2
2-3
6 0 2 0 0 0 4
Ed Bailey, L (1, 2) OBP: 0.365, SLG: 0.540
F8
1-3
G3
1-2
1B
4-3
G3
F8
6 0 1 0 0 0 4
Jose Pagan, R (1, 6) OBP: 0.246, SLG: 0.239
Jim Davenport, R (7, PH) OBP: 0.262, SLG: 0.332
Ernie Bowman, R (8, 6) OBP: 0.235, SLG: 0.294
F2
P6
F8
FC3-6
1B
4-3
1B
F9
2 0 0 0 0 0 1
1 0 0 0 0 0 2
3 0 2 0 0 0 0
Chuck Hiller, L (1, 4) OBP: 0.237, SLG: 0.226
4-3
P4
1-3
FC3-6
FC6-4
1-2f
4-3
1-2
F7
6 0 0 0 0 0 2
Juan Marichal, R (1, 1) OBP: 0.179, SLG: 0.182
F8
F8
5-3
FC6-4
1-2f
F8
K
6 0 0 0 0 1 1
Milwaukee Braves @ San Francisco Giants
Candlestick Park, San Francisco, CA
Tue Jul 02 1963, 10:05 PM EDT
Att. 15,921 - Unknown
livebaseballscorecards.com
AB 55
R 1
H 9
RBI 1
BB 1
SO 2
LOB 19
Inning Stats
R: 0 H: 0 E: 0 LOB: 0 K: 1 BB: 0 S: 5 P: 5
R: 0 H: 1 E: 0 LOB: 1 K: 0 BB: 0 S: 4 P: 4
R: 0 H: 0 E: 0 LOB: 0 K: 0 BB: 0 S: 3 P: 3
R: 0 H: 1 E: 0 LOB: 1 K: 0 BB: 0 S: 4 P: 4
R: 0 H: 0 E: 0 LOB: 0 K: 0 BB: 0 S: 3 P: 3
R: 0 H: 0 E: 0 LOB: 0 K: 0 BB: 0 S: 3 P: 3
R: 0 H: 2 E: 0 LOB: 2 K: 0 BB: 0 S: 5 P: 5
R: 0 H: 0 E: 0 LOB: 0 K: 0 BB: 0 S: 3 P: 3
R: 0 H: 1 E: 0 LOB: 1 K: 0 BB: 0 S: 4 P: 4
R: 0 H: 1 E: 0 LOB: 1 K: 0 BB: 0 S: 4 P: 4
R: 0 H: 0 E: 0 LOB: 0 K: 0 BB: 0 S: 3 P: 3
R: 0 H: 0 E: 0 LOB: 0 K: 0 BB: 0 S: 3 P: 3
R: 0 H: 1 E: 0 LOB: 0 K: 0 BB: 0 S: 3 P: 3
R: 0 H: 1 E: 1 LOB: 3 K: 0 BB: 1 S: 5 P: 9
R: 0 H: 0 E: 0 LOB: 0 K: 1 BB: 0 S: 5 P: 5
R: 1 H: 1 E: 0 LOB: 0 K: 0 BB: 0 S: 2 P: 2
1B: 7 SF: 0 2B: 1 SAC: 0 3B: 0 DP: 0 HR: 1 HBP: 0
WP: 0 PA: 56 PB: 0 SB: 1 CS: 0
PITCHER IP WLS BF H R ER SO BB IBB HBP BLK WP HR S P ERA WHIP
Warren Spahn, L (1, 1) ERA: 2.84
15.1 L 56 9 1 1 2 0 1 0 0 0 1 59 63 0.59 0.587
PITCHER IP WLS BF H R ER SO BB IBB HBP BLK WP HR S P ERA WHIP

Batter	1	2	3	4	5	6	7	8	9	AB	R	H	RBI	BB	SO	LOB
Lee Maye, L (1, 8) (6, 7) OBP: 0.301, SLG: 0.417	E3		G3 2-3			4-3 HR 2B 1-3 1B			SH1-3 2B	5	1	3	0	0	0	1
Frank Bolling, R (1, 4) OBP: 0.271, SLG: 0.290	4-3		6-3			4-3 2-3 1-3			SH1-3 2-3	4	0	0	0	0	0	4
Hank Aaron, R (1, 9) OBP: 0.387, SLG: 0.589	F7			F2		HR 3-H	K		IBB	4	1	1	2	1	1	0
Joe Torre, R (1, 7) (6, 3) OBP: 0.354, SLG: 0.417		F8		1B		BB 1B 1B	F8		K	5	1	2	0	0	1	2
Eddie Mathews, L (1, 5) OBP: 0.387, SLG: 0.414		FC4-6 BB		K		1B 1-2 2B BB	IBB		IBB 1-2	1	1	0	0	4	1	1
Gene Oliver, R (1, 3) OBP: 0.317, SLG: 0.426 Bob Shaw, R (6, 1) OBP: 0.250, SLG: 0.143		K		K		2B 1-2 2-H 1B	K		1-4-6	3 2	1 0	1 0	1 0	0 0	2 1	2 4
Denis Menke, R (1, 6) OBP: 0.292, SLG: 0.345		FC4-6 1-2f			5-3	WP SH3 1-H 2-H 2B		F8		4	1	1	2	0	0	1
Del Crandall, R (1, 2) OBP: 0.261, SLG: 0.231			G3 SH2-3 1B		F7	SH3 2-H		F9-4-3 1B		3	0	2	1	0	0	0
Denny Lemaster, R (1, 1) OBP: 0.212, SLG: 0.424 Don Dillard, L (5, PH) OBP: 0.274, SLG: 0.371 Frank Funk, R (5, 1) Norm Larker, L (6, PH) OBP: 0.324, SLG: 0.262 Mack Jones, L (6, PR) OBP: 0.323, SLG: 0.344 (6, 8)			SH2-3 1-2		4-3	1B BB		F9-4-3 1-2		0 1 0 0 1	0 0 0 0 0	0 0 0 0 0	0 0 0 0 1	0 0 0 0 0	0 0 0 0 0	0 0 0 0 1
Inning Stats	R: 0 E: 1 K: 0 S: 3 / H: 0 LOB: 0 BB: 0 P: 3	R: 0 E: 0 K: 1 S: 5 / H: 0 LOB: 1 BB: 1 P: 9	R: 0 E: 0 K: 0 S: 4 / H: 1 LOB: 1 BB: 0 P: 4	R: 0 E: 0 K: 2 S: 8 / H: 1 LOB: 1 BB: 0 P: 8	R: 0 E: 0 K: 0 S: 3 / H: 0 LOB: 0 BB: 0 P: 3	R: 6 E: 0 K: 0 S: 9 / H: 6 LOB: 2 BB: 2 P: 17	R: 0 E: 0 K: 2 S: 7 / H: 0 LOB: 1 BB: 1 P: 11	R: 0 E: 0 K: 0 S: 3 / H: 1 LOB: 0 BB: 0 P: 3	R: 0 E: 0 K: 1 S: 6 / H: 1 LOB: 3 BB: 2 P: 14	1B: 6 2B: 4 3B: 0 HR: 1 / SF: 0 SAC: 3 DP: 1 HBP: 0							

TOP

Milwaukee Braves @ San Francisco Giants

Candlestick Park, San Francisco, CA

Wed Jul 03 1963, 6:33 AM EDT

Att. 11,189 - Unknown

livebaseballscorecards.com

AB	33
R	6
H	10
RBI	6
BB	6
SO	6
LOB	16

PITCHER		IP	WLS	BF	H	R	ER	SO	BB	IBB	HBP	BLK	WP	HR	S	P	ERA	WHIP
Jack Sanford, R ERA: 3.38	(1, 1)	5.1	L	24	6	5	5	3	2	0	0	0	0	1	28	36	8.44	1.500
Don Larsen, R ERA: 2.28	(6, 1)	0.2		5	2	1	1	0	1	0	0	0	1	0	4	8	13.50	4.500
Bobby Bolin, R ERA: 1.77	(7, 1)	2.0		7	1	0	0	2	0	1	0	0	0	0	10	14	0.00	0.500
Jim Duffalo, R ERA: 3.16	(9, 1)	1.0		6	1	0	0	1	0	2	0	0	0	0	6	14	0.00	1.000

PITCHER	IP	WLS	BF	H	R	ER	SO	BB	IBB	HBP	BLK	WP	HR	S	P	ERA	WHIP

WP: 1	PA: 42																
PB: 0																	
SB: 0																	
CS: 0																	

Milwaukee Braves @ San Francisco Giants

Candlestick Park, San Francisco, CA

Wed Jul 03 1963, 6:33 AM EDT

Att. 11,189 - Unknown

livebaseballscorecards.com

BOTTOM

Batter	1	2	3	4	5	6	7	8	9	AB	R	H	RBI	BB	SO	LOB
Harvey Kuenn, R (1, 5) OBP: 0.344, SLG: 0.395	BBBB 4-0 G4-6-3 BB		x 0-0 1-H HR	4-0 IBB		x 0-0 ② 4-3		x 0-0 ② F7		3	1	1	2	2	0	0
Joey Amalfitano, R (1, 4) OBP: 0.270, SLG: 0.244 Ed Bailey, L (8, PH) OBP: 0.369, SLG: 0.540 Billy O'Dell, S (8, PR) OBP: 0.191, SLG: 0.178 Jim Duffalo, R (9, 1)	x 0-0 ①② G4-6-3 1-2f		SSS 0-3 ① K	x 0-0 ③ 5-3		x 0-0 1B BB 1B		BBBB 4-0 BB		4 0 0 0	0 0 0 0	1 0 0 0	0 1 0 0	0 0 0 0	1 0 0 0	4 0 0 0
Willie McCovey, L (1, 7) OBP: 0.357, SLG: 0.542	SSS 0-3 ③ K	x 0-0 ② F9			x 0-0 HR	BBBB 4-0 1-2 BB		SSS 0-3 ③ K		4	1	1	1	1	2	1
Willie Mays, R (1, 8) OBP: 0.336, SLG: 0.466		x 0-0 HR	BBBB 4-0 BB		x 0-0 5-3 1B	SSS 0-3 ③ K			x 0-0 ① F4	4	1	2	1	1	1	2
Orlando Cepeda, R (1, 3) OBP: 0.340, SLG: 0.514		x 0-0 ① F8	x 0-0 ③ 3-1		x 0-0 ① 5-3 1-2		x 0-0 ① F7		x 0-0 ② 6-3	5	0	0	0	0	0	2
Felipe Alou, R (1, 9) OBP: 0.321, SLG: 0.490		x 0-0 ② P4		x 0-0 SH1-4 1B 1B	x 0-0 ② F8		SSS 0-3 ② K		x 0-0 ③ 6-3	5	0	1	0	0	1	1
Tom Haller, L (1, 2) OBP: 0.358, SLG: 0.500	BBBB 4-0 BB			x 0-0 1-2 SH1-4 1B	4-0 IBB		x 0-0 HR			2	1	2	1	2	0	0
Ernie Bowman, R (1, 6) OBP: 0.200, SLG: 0.250		x 0-0 ③ F8		x 0-0 ① SH1-4 1-2 2-3	x 0-0 ③ F9		x 0-0 ③ 6-3			3	0	0	0	0	0	3
Jack Sanford, R (1, 1) OBP: 0.222, SLG: 0.224 Don Larsen, R (6, 1) OBP: 0.286, SLG: 0.286 Matty Alou, L (6, PH) OBP: 0.149, SLG: 0.152 Bobby Bolin, R (7, 1) OBP: 0.267, SLG: 0.083 Jim Davenport, R (8, PH) OBP: 0.280, SLG: 0.330 (9, 4)			x 0-0 HR 1B	SSS 0-3 ② K		x 0-0 ① 4-3		x 0-0 ① F7		2 0 1 0 1	1 0 0 0 0	1 0 0 0 0	0 0 0 0 0	0 0 0 0 0	1 0 0 0 0	2 0 0 0 0
Inning Stats	R: 0 E: 0 K: 1 S: 4 H: 0 LOB: 0 BB: 1 P: 8	R: 1 E: 0 K: 0 S: 4 H: 1 LOB: 1 BB: 1 P: 8	R: 2 E: 0 K: 1 S: 7 H: 2 LOB: 1 BB: 1 P: 11	R: 0 E: 0 K: 1 S: 7 H: 2 LOB: 3 BB: 1 P: 11	R: 1 E: 0 K: 0 S: 5 H: 2 LOB: 2 BB: 1 P: 9	R: 0 E: 0 K: 1 S: 6 H: 1 LOB: 2 BB: 1 P: 10	R: 1 E: 0 K: 1 S: 6 H: 1 LOB: 0 BB: 0 P: 6	R: 0 E: 0 K: 1 S: 5 H: 0 LOB: 1 BB: 1 P: 9	R: 0 E: 0 K: 0 S: 3 H: 0 LOB: 0 BB: 0 P: 3	1B: 5 2B: 0 3B: 0 HR: 4	SF: 0 SAC: 1 DP: 1 HBP: 0				WP: 0 PB: 0 SB: 0 CS: 0	PA: 42	

AB	34
R	5
H	9
RBI	5
BB	7
SO	6
LOB	15

PITCHER		IP	WLS	BF	H	R	ER	SO	BB	IBB	HBP	BLK	WP	HR	S	P	ERA	WHIP
Denny Lemaster, L ERA: 2.17	(1, 1)	4.0		20	5	3	3	3	3	1	0	0	0	2	22	38	6.75	2.000
Frank Funk, R ERA: 4.07	(5, 1)	1.0	W	6	2	1	1	0	0	1	0	0	0	1	5	9	9.00	2.000
Bob Shaw, R ERA: 3.3	(6, 1)	4.0	S	16	2	1	1	3	2	0	0	0	0	1	20	28	2.25	1.000

PITCHER	IP	WLS	BF	H	R	ER	SO	BB	IBB	HBP	BLK	WP	HR	S	P	ERA	WHIP

Batter	1	2	3	4	5	6	7	8	9	AB	R	H	RBI	BB	SO	LOB
Lee Maye, L (1, 8) (7, 7) OBP: 0.303, SLG: 0.429	3-1		F8		G3 2-3		HR	BB 1B 1-2 2-3		4	1	1	1	1	0	1
Frank Bolling, R (1, 4) OBP: 0.277, SLG: 0.293	F7		F3		HR 3-H 1B		BB 1B	FC6-4 1-2 2-H 3-H 1B		4	1	2	3	1	0	0
Hank Aaron, R (1, 9) OBP: 0.390, SLG: 0.599	1B S 1B		F2		HR 1-H		1B 1-2	FC6-4 1-2f		5	1	3	2	0	0	2
Joe Torre, R (1, 3) OBP: 0.355, SLG: 0.417	BB 1B 1-3			F8	1B		F2		6-3	5	0	2	0	0	0	2
Eddie Mathews, L (1, 5) OBP: 0.384, SLG: 0.408	BB 1-2			K	F5		K		K	4	0	0	0	1	3	3
Gene Oliver, R (1, 7) OBP: 0.318, SLG: 0.420 Mack Jones, L (7, 8) OBP: 0.320, SLG: 0.340	F7			BB		K		4-3	G3	2 2	0 0	0 0	0 0	1 0	1 0	3 0
Denis Menke, R (1, 6) OBP: 0.288, SLG: 0.340		F7	6-3		5-3			E3 WP 6-3 1B		4	1	0	0	0	0	1
Del Crandall, R (1, 2) OBP: 0.260, SLG: 0.232		F2			G3 SH1-4 1B 1B	F7		6-3 1-2		4	1	1	0	0	0	1
Tony Cloninger, R (1, 1) OBP: 0.133, SLG: 0.133 Bob Hendley, R (7, 1) OBP: 0.200, SLG: 0.143		F8			SH1-4 1-2		K	WP BB 1B		2 0	0 1	0 0	0 0	0 1	1 0	0 0
Inning Stats	R: 0 H: 2 E: 0 LOB: 3 K: 0 BB: 1 S: 5 P: 9	R: 0 H: 0 E: 0 LOB: 0 K: 0 BB: 0 S: 3 P: 3	R: 0 H: 0 E: 0 LOB: 0 K: 0 BB: 0 S: 3 P: 3	R: 0 H: 0 E: 0 LOB: 1 K: 1 BB: 1 S: 5 P: 9	R: 3 H: 4 E: 0 LOB: 1 K: 0 BB: 0 S: 7 P: 7	R: 0 H: 0 E: 0 LOB: 0 K: 1 BB: 0 S: 5 P: 5	R: 1 H: 2 E: 0 LOB: 2 K: 2 BB: 1 S: 9 P: 13	R: 2 H: 1 E: 1 LOB: 2 K: 0 BB: 2 S: 5 P: 13	R: 0 H: 0 E: 0 LOB: 0 K: 1 BB: 0 S: 5 P: 5	1B: 7 SF: 0 2B: 0 SAC: 1 3B: 0 DP: 0 HR: 2 HBP: 0						WP: 1 PA: 42 PB: 0 SB: 1 CS: 0

TOP

Milwaukee Braves @ San Francisco Giants

Candlestick Park, San Francisco, CA

Thu Jul 04 1963, 6:33 AM EDT

Att. 23,557 - Unknown

livebaseballscorecards.com

AB	36
R	6
H	9
RBI	6
BB	5
SO	5
LOB	13

PITCHER		IP	WLS	BF	H	R	ER	SO	BB	IBB	HBP	BLK	WP	HR	S	P	ERA	WHIP
Jack Fisher, R ERA: 4.15	(1, 1)	4.2		22	6	3	3	1	2	0	0	0	0	1	22	30	5.79	1.714
Gaylord Perry, R ERA: 3.38	(5, 1)	1.2	L	7	1	1	1	2	1	0	0	0	0	1	10	14	5.40	1.200
Bobby Bolin, R ERA: 1.73	(7, 1)	1.1		8	1	2	0	1	2	0	0	0	1	0	8	16	0.00	2.250
Jim Duffalo, R ERA: 3.0	(8, 1)	1.1		5	1	0	0	1	0	0	0	0	0	0	7	7	0.00	0.750

PITCHER	IP	WLS	BF	H	R	ER	SO	BB	IBB	HBP	BLK	WP	HR	S	P	ERA	WHIP

Milwaukee Braves @ San Francisco Giants

Candlestick Park, San Francisco, CA

Thu Jul 04 1963, 6:33 AM EDT

Att. 23,557 - Unknown

livebaseballscorecards.com

BOTTOM

Batter	1	2	3	4	5	6	7	8	9	AB	R	H	RBI	BB	SO	LOB
Harvey Kuenn, R (1, 7) OBP: 0.345, SLG: 0.391	6-3	F7		F3			1B SH2-4 1B		BBBB FC3-6 BB	4	0	1	0	1	0	0
Chuck Hiller, L (1, 4) OBP: 0.238, SLG: 0.226	2B BB 1B		6-3		5-3		SH2-4 1-2		FC3-6 1-2f	4	1	1	0	0	0	1
Willie Mays, R (1, 8) OBP: 0.343, SLG: 0.475	BB 1-3 2B		1B S 1B		HR 1B		2-3 1B		F8	5	1	4	0	0	0	1
Willie McCovey, L (1, 3) OBP: 0.359, SLG: 0.551	BB IBB		F2		1-H HR		S S S K			3	1	1	2	1	1	3
Tom Haller, L (1, 2) OBP: 0.371, SLG: 0.504 Orlando Cepeda, R (7, PH) OBP: 0.339, SLG: 0.512 Ed Bailey, L (8, 2) OBP: 0.369, SLG: 0.540	BBBB 1-2 2-3 3-H BB		IIII 1-2 1B IBB		G6-4-3 1B		P4			1 1 0	0 0 0	1 0 0	1 0 0	2 0 0	0 0 0	0 2 0
Felipe Alou, R (1, 9) OBP: 0.321, SLG: 0.486	P4		1-2 2-3 1B		G6-4-3 1-2f			6-3		4	0	1	0	0	0	4
Jim Davenport, R (1, 5) OBP: 0.276, SLG: 0.325	F9		P4				F9	S S S K		4	0	0	0	0	1	6
Ernie Bowman, R (1, 6) OBP: 0.167, SLG: 0.208		1-3		4-3			9-6-3	6-3		4	0	0	0	0	0	0
Jack Fisher, R (1, 1) OBP: 0.222, SLG: 0.208 Gaylord Perry, R (5, 1) OBP: 0.200, SLG: 0.300 Bobby Bolin, R (7, 1) OBP: 0.267, SLG: 0.083 Jim Duffalo, R (8, 1) Joey Amalfitano, R (9, PH) OBP: 0.268, SLG: 0.242		6-3		1-3			F8		6-3	2 1 0 0 1	0 0 0 0 0	0 0 0 0 0	0 0 0 0 0	0 0 0 0 0	0 0 0 0 0	0 0 0 0 0
Inning Stats	R: 1 E: 0 K: 0 S: 5 H: 2 LOB: 3 BB: 2 P: 13	R: 0 E: 0 K: 0 S: 3 H: 0 LOB: 0 BB: 0 P: 3	R: 0 E: 0 K: 0 S: 5 H: 2 LOB: 3 BB: 1 P: 9	R: 0 E: 0 K: 0 S: 3 H: 0 LOB: 0 BB: 0 P: 3	R: 2 E: 0 K: 0 S: 5 H: 3 LOB: 0 BB: 0 P: 5		R: 0 E: 0 K: 0 S: 3 H: 0 LOB: 0 BB: 0 P: 3	R: 0 E: 0 K: 1 S: 7 H: 2 LOB: 2 BB: 0 P: 7	R: 0 E: 0 K: 1 S: 5 H: 0 LOB: 0 BB: 0 P: 5	R: 0 E: 0 K: 0 S: 3 H: 0 LOB: 1 BB: 1 P: 7	1B: 7 2B: 1 3B: 0 HR: 1 SF: 0 SAC: 1 DP: 1 HBP: 0						

AB	34
R	3
H	9
RBI	3
BB	4
SO	2
LOB	17

WP: 0 PB: 0 SB: 1 CS: 0 PA: 39

PITCHER		IP	WLS	BF	H	R	ER	SO	BB	IBB	HBP	BLK	WP	HR	S	P	ERA	WHIP
Tony Cloninger, R ERA: 2.47	(1, 1)	6.1	W	30	9	3	3	0	1	2	0	0	0	1	27	39	4.26	1.579
Bob Hendley, L ERA: 3.57	(7, 1)	2.2	S	9	0	0	0	2	1	0	0	0	0	0	12	16	0.00	0.375

PITCHER	IP	WLS	BF	H	R	ER	SO	BB	IBB	HBP	BLK	WP	HR	S	P	ERA	WHIP

Batter	1	2	3	4	5	6	7	8	9	AB	R	H	RBI	BB	SO	LOB
Lee Maye, L (1, 8) OBP: 0.306, SLG: 0.426	H 1-0 FC6-4 HBP	x 0-0 ②③ G4-6-3 1-2f			x 0-0 ① 4-3		x 0-0 1-2 1B		x 0-0 ② G3	4	0	1	0	0	0	1
Frank Bolling, R (1, 4) OBP: 0.276, SLG: 0.292	x 0-0 ① FC6-4 BB 1B 1B 1-2f		x 0-0 ① 5-3		x 0-0 ① 1B 1B		S S S 0-3 ① K		S S S 0-3 ③ K	5	1	1	0	0	2	3
Hank Aaron, R (1, 9) OBP: 0.391, SLG: 0.598	x 0-0 BB 1B 1-2 1B		x 0-0 S 1B		x 0-0 ② F6		x 0-0 ②③ G5-3 2-3f			4	1	2	0	0	0	3
Joe Torre, R (1, 3) OBP: 0.353, SLG: 0.414	x 0-0 ② F7		x 0-0 ② F8 1-2		x 0-0 1-2 1B			x 0-0 ① P5		4	0	1	0	0	0	3
Eddie Mathews, L (1, 5) OBP: 0.385, SLG: 0.407	B B B B 4-0 1B 1-2 2-3 BB		x 0-0 ③ 4-3		x 0-0 ③ L8			x 0-0 BB 1B		3	0	1	0	1	0	3
Gene Oliver, R (1, 7) OBP: 0.322, SLG: 0.429	x 0-0 1-2 2-H 3-H 1B			x 0-0 2B		x 0-0 ① 5-3		x 0-0 ② F7		4	0	2	2	0	0	1
Denis Menke, R (1, 6) OBP: 0.287, SLG: 0.336	S S S 0-3 ③ K			S S S 0-3 ① K		x 0-0 ② 5-3		B B B B 4-0 FC6-4 1-2 BB		3	0	0	0	1	2	3
Del Crandall, R (1, 2) OBP: 0.260, SLG: 0.233		x 0-0 G4-6-3 1B		x 0-0 ② F7		x 0-0 ③ F6		x 0-0 ③ FC6-4 1-2f		4	0	1	0	0	0	3
Bob Sadowski, R (1, 1) Dan Schneider, L (6, 1) Norm Larker, L (7, PH) OBP: 0.329, SLG: 0.268 Mack Jones, L (7, PR) OBP: 0.320, SLG: 0.340 Bob Hendley, R (7, 1) OBP: 0.200, SLG: 0.143 Don Dillard, L (9, PH) OBP: 0.271, SLG: 0.367		x 0-0 ① F2		S S S 0-3 ③ K			x 0-0 G5-3 1B 1B		x 0-0 ① 4-3	2 0 1 0 0 0	0 0 0 0 0 0	0 0 1 0 0 0	0 0 0 0 0 0	0 0 0 0 0 0	1 0 0 0 0 0	2 0 0 0 0 0
Inning Stats	R: 2 E: 0 K: 1 S: 7 H: 2 LOB: 2 BB: 1 P: 12	R: 0 E: 0 K: 0 S: 3 H: 1 LOB: 0 BB: 0 P: 3	R: 0 E: 0 K: 0 S: 4 H: 1 LOB: 1 BB: 0 P: 4	R: 0 E: 0 K: 2 S: 8 H: 1 LOB: 1 BB: 0 P: 8	R: 0 E: 0 K: 0 S: 5 H: 2 LOB: 2 BB: 0 P: 5	R: 0 E: 0 K: 0 S: 3 H: 0 LOB: 0 BB: 0 P: 3	R: 0 E: 0 K: 1 S: 6 H: 2 LOB: 1 BB: 0 P: 6	R: 0 E: 0 K: 0 S: 4 H: 1 LOB: 2 BB: 1 P: 8	R: 0 E: 0 K: 1 S: 5 H: 0 LOB: 0 BB: 0 P: 5	1B: 9 2B: 1 3B: 0 HR: 0 SF: 0 SAC: 0 DP: 2 HBP: 1						

PITCHER		IP	WLS	BF	H	R	ER	SO	BB	IBB	HBP	BLK	WP	HR	S	P	ERA	WHIP
Bob Bruce, R ERA: 3.12	(1, 1)	7.2	W	34	10	2	2	4	2	0	1	0	0	0	39	48	2.35	1.565
Jim Dickson, R ERA:	(8, 1)	1.1	S	4	0	0	0	1	0	0	0	0	0	0	6	6	0.00	0.000

PITCHER		IP	WLS	BF	H	R	ER	SO	BB	IBB	HBP	BLK	WP	HR	S	P	ERA	WHIP

TOP

Milwaukee Braves @ Houston Colt 45's

Colt Stadium, Houston, TX

Fri Jul 05 1963, 8:05 PM EDT

Att. 7,111 - Unknown - 86 F

livebaseballscorecards.com

AB	35
R	2
H	10
RBI	2
BB	2
SO	5
LOB	22

WP: 0	PA: 38																	
PB: 0																		
SB: 1																		
CS: 0																		

BOTTOM

Milwaukee Braves @ Houston Colt 45's

Colt Stadium, Houston, TX

Fri Jul 05 1963, 8:05 PM EDT

Att. 7,111 - Unknown - 86 F

livebaseballscorecards.com

Batter	1	2	3	4	5	6	7	8	9	AB	R	H	RBI	BB	SO	LOB
Al Spangler, L (1, 7) OBP: 0.326, SLG: 0.333	x 0-0 SH1-3 1B		x 0-0 ① 4-3		x 0-0 E4 1B 2-H SF7 1B	S S S 0-3 ③ K				4	2	2	0	0	1	1
Johnny Temple, R (1, 4) OBP: 0.353, SLG: 0.321	x 0-0 ① SH1-3 1-2		x 0-0 ② F9		x 0-0 1-3	B B B B 4-0 FC3-6 BB				2	0	1	0	1	0	0
Ernie Fazio, R (9, 4) OBP: 0.285, SLG: 0.254					1B					0	0	0	0	0	0	0
Pete Runnels, L (1, 5) OBP: 0.287, SLG: 0.241	x 0-0 BB 2-H 1B		B B B 4-0 1B BB		x 0-0 ① SF7 3-H	x 0-0 ① FC3-6 G6-4-3 1-2f				2	0	1	2	1	0	1
Carl Warwick, R (1, 9) OBP: 0.359, SLG: 0.394	S S S 0-3 ② K		x 0-0 FC1-6 1-2 1B		x 0-0 ② F9	x 0-0 ②③ G6-4-3 1-2f				4	0	1	0	0	1	3
Rusty Staub, L (1, 3) OBP: 0.305, SLG: 0.335	B B B B 4-0 1-2 BB		x 0-0 ③ FC1-6 1-2f		x 0-0 ③ L6			x 0-0 ① 4-3		3	0	0	0	1	0	3
Howie Goss, R (1, 8) OBP: 0.270, SLG: 0.366	S S S 0-3 ③ K			B B B 4-0 G6-3 BB		S S S 0-3 ① K		S S S 0-3 ② K		3	0	0	0	1	3	2
Jim Campbell, R (1, 2) OBP: 0.262, SLG: 0.281		x 0-0 ① 6-3		x 0-0 ①② G6-3 1-2f		x 0-0 ② F7		x 0-0 ③ 4-3		4	0	0	0	0	0	1
Bob Lillis, R (1, 6) OBP: 0.239, SLG: 0.245		x 0-0 ② P3		x 0-0 ③ P3		x 0-0 3B 1B				3	1	1	0	0	0	0
Bob Bruce, R (1, 1) OBP: 0.167, SLG: 0.179		S S S 0-3 ③ K			x 0-0 E 2B	x 0-0 1-H 3B				3	1	2	1	0	1	0
Jim Dickson, L (8, 1)										0	0	0	0	0	0	0
Inning Stats	R: 1 E: 0 K: 2 S: 9 H: 2 LOB: 2 BB: 1 P: 13	R: 0 E: 0 K: 1 S: 5 H: 0 LOB: 0 BB: 0 P: 5	R: 0 E: 0 K: 0 S: 4 H: 1 LOB: 2 BB: 1 P: 8	R: 0 E: 0 K: 0 S: 2 H: 0 LOB: 0 BB: 1 P: 6	R: 2 E: 1 K: 0 S: 6 H: 3 LOB: 1 BB: 0 P: 6	R: 1 E: 0 K: 2 S: 9 H: 2 LOB: 1 BB: 0 P: 9	R: 0 E: 0 K: 0 S: 2 H: 0 LOB: 0 BB: 1 P: 6	R: 0 E: 0 K: 1 S: 5 H: 0 LOB: 0 BB: 0 P: 5		1B: 6 2B: 1 3B: 1 HR: 0	SF: 1 SAC: 1 DP: 2 HBP: 0			WP: 0 PB: 0 SB: 0 CS: 0	PA: 34		

	AB	28
	R	4
	H	8
	RBI	3
	BB	4
	SO	6
	LOB	11

PITCHER		IP	WLS	BF	H	R	ER	SO	BB	IBB	HBP	BLK	WP	HR	S	P	ERA	WHIP
Bob Sadowski, R ERA: 4.5	(1, 1)	5.2	L	27	8	4	4	4	3	0	0	0	0	0	32	44	6.35	1.941
Dan Schneider, L ERA: 4.32	(6, 1)	0.1		1	0	0	0	1	0	0	0	0	0	0	3	3	0.00	0.000
Bob Hendley, L ERA: 3.5	(7, 1)	2.0		6	0	0	0	1	1	0	0	0	0	0	7	11	0.00	0.500

PITCHER	IP	WLS	BF	H	R	ER	SO	BB	IBB	HBP	BLK	WP	HR	S	P	ERA	WHIP

Batter	1	2	3	4	5	6	7	8	9	AB	R	H	RBI	BB	SO	LOB
Lee Maye, L (1, 8) (7, 7) OBP: 0.300, SLG: 0.417	0-3 ① K		0-0 ② F9			0-0 ① L3		0-0 E1 1B 2-3		4	0	0	0	0	1	1
Frank Bolling, R (1, 4) OBP: 0.279, SLG: 0.295	0-0 ② F7		0-0 ③ 5-3			0-0 G6-4-3 1B		0-0 G1-4-3 1B 1-2 3-H		4	0	2	1	0	0	0
Hank Aaron, R (1, 9) OBP: 0.387, SLG: 0.590	0-3 ③ K			0-0 ① F3		0-0 ②③ G6-4-3 1-2f		0-0 ②③ G1-4-3 1-2f		4	0	0	0	0	1	3
Joe Torre, R (1, 3) OBP: 0.355, SLG: 0.429		0-0 HR 1B		0-3 ② K			0-0 HR		0-0 ① F9	4	2	2	1	0	1	0
Eddie Mathews, L (1, 5) OBP: 0.384, SLG: 0.404		0-0 ① P4		0-3 ③ K			0-0 ① 4-3		0-0 WP 1B 1B	4	1	1	0	0	1	1
Gene Oliver, R (1, 7) OBP: 0.322, SLG: 0.446		0-0 1-H HR			0-0 ① F3		0-0 ② F7		0-3 ② K 1-2	3	1	1	2	0	0	0
Mack Jones, L (7, 8) OBP: 0.318, SLG: 0.338										1	0	0	0	0	1	1
Denis Menke, R (1, 6) OBP: 0.287, SLG: 0.335		0-3 ② K			0-3 ② K		0-0 ③ F7		0-0 S HR 2-H 1B	4	1	1	1	0	2	0
Del Crandall, R (1, 2) OBP: 0.275, SLG: 0.269		0-3 ③ K			0-0 1B			4-0 E SH4 1B BB	0-0 1-H HR	3	2	2	2	1	1	0
Denny Lemaster, R (1, 1) OBP: 0.194, SLG: 0.389			0-0 ① 5-3		0-0 ③ 5-3			0-0 ① SH4 1-2	0-3 ③ K	3	0	0	0	0	1	1
Inning Stats	R: 0 E: 0 K: 2 S: 7 H: 0 LOB: 0 BB: 0 P: 7	R: 2 E: 0 K: 2 S: 9 H: 2 LOB: 0 BB: 0 P: 9	R: 0 E: 0 K: 0 S: 3 H: 0 LOB: 0 BB: 0 P: 3	R: 0 E: 0 K: 2 S: 7 H: 0 LOB: 0 BB: 0 P: 7	R: 0 E: 0 K: 1 S: 6 H: 1 LOB: 1 BB: 0 P: 6	R: 0 E: 0 K: 0 S: 3 H: 1 LOB: 0 BB: 0 P: 3	R: 1 E: 0 K: 0 S: 4 H: 1 LOB: 0 BB: 0 P: 4	R: 1 E: 1 K: 0 S: 4 H: 1 LOB: 1 BB: 1 P: 8	R: 3 E: 0 K: 2 S: 10 H: 3 LOB: 0 BB: 0 P: 10	1B: 6 2B: 0 3B: 0 HR: 3	SF: 0 SAC: 1 DP: 2 HBP: 0						

PITCHER	IP	WLS	BF	H	R	ER	SO	BB	IBB	HBP	BLK	WP	HR	S	P	ERA	WHIP
Don McMahon, R (1, 1) ERA: 4.07	7.0	L	25	5	3	3	7	0	0	0	0	0	2	39	39	3.86	0.714
Don Nottebart, R (8, 1) ERA: 3.69	2.0		11	4	4	4	2	1	0	0	0	1	1	14	18	18.00	2.500

PITCHER	IP	WLS	BF	H	R	ER	SO	BB	IBB	HBP	BLK	WP	HR	S	P	ERA	WHIP

TOP

Milwaukee Braves @ Houston Colt 45's

Colt Stadium, Houston, TX

Sat Jul 06 1963, 8:05 PM EDT

Unknown - 85 F

livebaseballscorecards.com

AB	34
R	7
H	9
RBI	7
BB	1
SO	9
LOB	7

1B: 6	SF: 0	WP: 1	PA: 36
2B: 0	SAC: 1	PB: 0	
3B: 0	DP: 2	SB: 1	
HR: 3	HBP: 0	CS: 0	

Batter	1	2	3	4	5	6	7	8	9	AB	R	H	RBI	BB	SO	LOB
Ernie Fazio, R (1, 4) OBP: 0.284, SLG: 0.275	F7		HR		FC1-6 1B 1-2f		F8			4	1	1	1	0	0	1
Al Spangler, L (1, 7) OBP: 0.336, SLG: 0.345	1-3 1B		BB BB		1-2 1B		2B			3	0	3	0	1	0	0
Johnny Temple, R (1, 5) OBP: 0.351, SLG: 0.317	1-3 1-2		BB 1-2		F3		F3			3	0	0	0	1	0	4
Carl Warwick, R (1, 9) OBP: 0.358, SLG: 0.389	BB		P4		P6			5-3		3	0	0	0	1	0	4
Rusty Staub, L (1, 3) OBP: 0.304, SLG: 0.331	P5		F9			SH1-3 BB		L8		3	0	0	0	1	0	4
Howie Goss, R (1, 8) OBP: 0.268, SLG: 0.362		4-3		F2		SH1-3 1-2		K		3	0	0	0	0	1	0
Jim Campbell, R (1, 2) OBP: 0.254, SLG: 0.272		K		P3		K			K	4	0	0	0	0	3	1
Bob Lillis, R (1, 6) OBP: 0.235, SLG: 0.241		K2-3		5-3		P4			L7	4	0	0	0	0	1	1
Don McMahon, R (1, 1) OBP: 0.200, SLG: 0.222			K		FC1-6 BB		K2-3		K	1	0	0	0	1	1	0
John Bateman, R (7, PH) OBP: 0.228, SLG: 0.291										1	0	0	0	0	1	0
Don Nottebart, R (8, 1) OBP: 0.161, SLG: 0.133										0	0	0	0	0	0	0
Pete Runnels, L (9, PH) OBP: 0.286, SLG: 0.240										1	0	0	0	0	1	0
Inning Stats	R: 0 E: 0 K: 0 S: 4 H: 1 LOB: 2 BB: 1 P: 8	R: 0 E: 0 K: 2 S: 7 H: 0 LOB: 0 BB: 0 P: 7	R: 1 E: 0 K: 1 S: 6 H: 1 LOB: 2 BB: 2 P: 14	R: 0 E: 0 K: 0 S: 3 H: 0 LOB: 0 BB: 0 P: 3	R: 0 E: 0 K: 0 S: 4 H: 1 LOB: 2 BB: 1 P: 8	R: 0 E: 0 K: 1 S: 5 H: 0 LOB: 1 BB: 1 P: 9	R: 0 E: 0 K: 1 S: 6 H: 1 LOB: 1 BB: 0 P: 6	R: 0 E: 0 K: 1 S: 5 H: 0 LOB: 0 BB: 0 P: 5	R: 0 E: 0 K: 2 S: 7 H: 0 LOB: 0 BB: 0 P: 7	1B: 2 2B: 1 3B: 0 HR: 1	SF: 0 SAC: 1 DP: 0 HBP: 0						

PITCHER	IP	WLS	BF	H	R	ER	SO	BB	IBB	HBP	BLK	WP	HR	S	P	ERA	WHIP
Denny Lemaster, L (1, 1) ERA: 2.08	9.0	W	36	4	1	1	8	5	0	0	0	0	1	47	67	1.00	1.000

PITCHER	IP	WLS	BF	H	R	ER	SO	BB	IBB	HBP	BLK	WP	HR	S	P	ERA	WHIP

BOTTOM

Milwaukee Braves @ Houston Colt 45's

Colt Stadium, Houston, TX

Sat Jul 06 1963, 8:05 PM EDT

Unknown - 85 F

livebaseballscorecards.com

AB	30
R	1
H	4
RBI	1
BB	5
SO	8
LOB	15

PB: 0 SB: 0 CS: 0 PA: 36

Milwaukee Braves @ Houston Colt 45's

Colt Stadium, Houston, TX

Sat Jul 06 1963, 8:05 PM EDT
Att. 13,776 - Unknown - 85 F

livebaseballscorecards.com

Batter	1	2	3	4	5	6	7	8	9	AB	R	H	RBI	BB	SO	LOB
Lee Maye, L (1, 8) (7, 7) OBP: 0.304, SLG: 0.423	F5			G3		2-H 2B		2-H 1B 1B		4	0	2	2	0	0	0
Frank Bolling, R (1, 4) OBP: 0.278, SLG: 0.294	F7			P6		F7		2-H 1B		4	0	1	0	0	0	1
Hank Aaron, R (1, 9) OBP: 0.385, SLG: 0.589	F7			P5			G3 2B		F8	4	0	1	0	0	0	0
Joe Torre, R (1, 3) OBP: 0.354, SLG: 0.426		F9			CS 1B		G3 2-3		F7	4	0	1	0	0	0	1
Eddie Mathews, L (1, 5) OBP: 0.379, SLG: 0.399		F9			SSS 0-3 K 1-2		G3		SSS 0-3 K	4	0	0	0	0	2	2
Gene Oliver, R (1, 7) OBP: 0.317, SLG: 0.438		5-3			SSS 0-3 K		L5			3	0	0	0	0	1	1
Mack Jones, L (7, 8) OBP: 0.318, SLG: 0.338										0	0	0	0	0	0	0
Denis Menke, R (1, 6) OBP: 0.287, SLG: 0.332			1-3			BBBB 4-0 SH3-4 2B BB		F7		2	1	0	0	1	0	0
Del Crandall, R (1, 2) OBP: 0.286, SLG: 0.275			CS 1B			SH3-4 1-2		BBBB 4-0 SH2-4 1B BB		1	1	1	0	1	0	0
Bob Shaw, R (1, 1) OBP: 0.235, SLG: 0.133			6-3 1-2			F8		SH2-4 1-2		2	0	0	0	0	0	2

Inning Stats	1	2	3	4	5	6	7	8	9	
	R: 0 E: 0 K: 0 S: 3	R: 0 E: 0 K: 0 S: 3	R: 0 E: 0 K: 0 S: 3	R: 0 E: 0 K: 0 S: 3	R: 0 E: 0 K: 2 S: 7	R: 1 E: 0 K: 0 S: 4	R: 0 E: 0 K: 0 S: 4	R: 1 E: 0 K: 0 S: 4	R: 0 E: 0 K: 1 S: 5	1B: 4 2B: 3 3B: 0 HR: 0
	H: 0 LOB: 0 BB: 0 P: 3	H: 0 LOB: 0 BB: 0 P: 3	H: 1 LOB: 0 BB: 0 P: 3	H: 0 LOB: 0 BB: 0 P: 3	H: 1 LOB: 0 BB: 0 P: 7	H: 1 LOB: 1 BB: 1 P: 8	H: 1 LOB: 1 BB: 0 P: 4	H: 2 LOB: 2 BB: 1 P: 8	H: 0 LOB: 0 BB: 0 P: 5	SF: 0 SAC: 2 DP: 1 HBP: 0

PITCHER	IP	WLS	BF	H	R	ER	SO	BB	IBB	HBP	BLK	WP	HR	S	P	ERA	WHIP
Hal Brown, R (1, 1) ERA: 3.3	9.0	L	32	6	2	2	3	2	0	0	0	0	0	36	44	2.00	0.889

PITCHER	IP	WLS	BF	H	R	ER	SO	BB	IBB	HBP	BLK	WP	HR	S	P	ERA	WHIP

TOP	
AB	28
R	2
H	6
RBI	2
BB	2
SO	3
LOB	7

WP: 0 PB: 0 SB: 0 CS: 2 PA: 32

Batter	1	2	3	4	5	6	7	8	9	AB	R	H	RBI	BB	SO	LOB
Ernie Fazio, R (1, 4) OBP: 0.295, SLG: 0.290	BBBB 4-0 CS BB		x 0-0 4-3 2B		SSS 0-3 ① K		x 0-0 G6-4-3 1B			3	0	2	0	1	1	0
Johnny Temple, R (1, 5) OBP: 0.350, SLG: 0.316	x 0-0 ① BB 1B 1-2		x 0-0 ② 4-3 2-3		x 0-0 ② 6-3		x 0-0 ②③ G6-4-3 1-2f			4	0	1	0	0	0	2
Pete Runnels, L (1, 3) OBP: 0.285, SLG: 0.236	x 0-0 ② F9		BBBB 4-0 FC6-4 BB		x 0-0 E6			x 0-0 ① F9		3	0	0	0	1	0	1
Carl Warwick, R (1, 7) OBP: 0.356, SLG: 0.385	BBBB 4-0 1-2 BB		x 0-0 ③ FC6-4 1-2f		x 0-0 ③ 5-3			x 0-0 ② F7		3	0	0	0	1	0	3
Rusty Staub, L (1, 9) OBP: 0.300, SLG: 0.326	SSS 0-3 ③ K			x 0-0 ① 6-3		x 0-0 ① 6-3		x 0-0 ③ 4-3		4	0	0	0	0	1	2
Howie Goss, R (1, 8) OBP: 0.267, SLG: 0.364		x 0-0 ① F2		SSS 0-3 ② K		x 0-0 2B			SSS 0-3 ① K	4	0	1	0	0	2	0
John Bateman, R (1, 2) OBP: 0.228, SLG: 0.290		x 0-0 ② 5-3		x 0-0 1B 1B		x 0-0 ② F8			x 0-0 ② P4	4	0	1	0	0	0	1
Bob Lillis, R (1, 6) OBP: 0.235, SLG: 0.241		x 0-0 ③ 1-3		x 0-0 1-2 1B		x 0-0 ③ F8			x 0-0 ③ F5	4	0	1	0	0	0	1
Hal Brown, R (1, 1) OBP: 0.059, SLG: 0.059			SSS 0-3 ① K	x 0-0 ③ F8			SSS 0-3 ① K			3	0	0	0	0	2	2
Inning Stats	R: 0 H: 1 E: 0 LOB: 2 K: 1 BB: 2 S: 5 P: 13	R: 0 H: 0 E: 0 LOB: 0 K: 0 BB: 0 S: 3 P: 3	R: 0 H: 1 E: 0 LOB: 2 K: 1 BB: 1 S: 6 P: 10	R: 0 H: 2 E: 0 LOB: 2 K: 1 BB: 0 S: 7 P: 7	R: 0 H: 0 E: 1 LOB: 1 K: 1 BB: 0 S: 6 P: 6	R: 0 H: 1 E: 0 LOB: 1 K: 0 BB: 0 S: 4 P: 4	R: 0 H: 1 E: 0 LOB: 0 K: 1 BB: 0 S: 5 P: 5	R: 0 H: 0 E: 0 LOB: 0 K: 0 BB: 0 S: 3 P: 3	R: 0 H: 0 E: 0 LOB: 0 K: 1 BB: 0 S: 5 P: 5	1B: 4 SF: 0 2B: 2 SAC: 0 3B: 0 DP: 1 HR: 0 HBP: 0						

PITCHER		IP	WLS	BF	H	R	ER	SO	BB	IBB	HBP	BLK	WP	HR	S	P	ERA	WHIP
Bob Shaw, R ERA: 3.0	(1, 1)	9.0	W	35	6	0	0	6	3	0	0	0	0	0	44	56	0.00	1.000

PITCHER	IP	WLS	BF	H	R	ER	SO	BB	IBB	HBP	BLK	WP	HR	S	P	ERA	WHIP

BOTTOM

Milwaukee Braves @ Houston Colt 45's

Colt Stadium, Houston, TX

Sat Jul 06 1963, 8:05 PM EDT
Att. 13,776 - Unknown - 85 F

livebaseballscorecards.com

AB	32
R	0
H	6
RBI	0
BB	3
SO	6
LOB	12

HOUSTON COLT .45s

WP: 0 PA: 35
PB: 0
SB: 0
CS: 1

Batter	1	2	3	4	5	6	7	8	9	AB	R	H	RBI	BB	SO	LOB
Lee Maye, L (1, 8) (7, 7) OBP: 0.307, SLG: 0.419	B B B B 4-0 FC6-4-5 6-3 BB		S S S 0-3 ③ K			X 0-0 ② G3		B B B B 4-0 BB 1B BB BB		2	1	0	0	2	1	0
Frank Bolling, R (1, 4) OBP: 0.285, SLG: 0.301	X 0-0 ① 6-3 1-2			X 0-0 1B		X 0-0 1B		X 0-0 BB BB 1-2 1B 1B		4	1	3	0	0	0	1
Hank Aaron, R (1, 9) OBP: 0.381, SLG: 0.582	X 0-0 ② FC6-4-5 2-3			S S S 0-3 ① K		S S S 0-3 ③ K		X 0-0 ② F3		4	0	0	0	0	2	5
Joe Torre, R (1, 3) OBP: 0.352, SLG: 0.420	S S S 0-3 ③ K			X 0-0 ② F8			S S S 0-3 ① K	B B B B 4-0 BB 1-2 1B 2-3 BB		3	1	0	0	1	2	2
Eddie Mathews, L (1, 5) OBP: 0.381, SLG: 0.398		X 0-0 ① F8		X 0-0 ③ 4-3			X 0-0 3B 1B	B B B B 4-0 1B 1-2 CS 2-3 3-H BB		3	1	1	1	1	0	1
Gene Oliver, R (1, 7) OBP: 0.311, SLG: 0.429 Mack Jones, L (7, 8) OBP: 0.321, SLG: 0.342		S S S 0-3 ② K			X 0-0 E5 G1-6-3		X 0-0 ② F9	X 0-0 1-3 2-H 3-H 1B		3 1	0 0	0 1	0 2	0 0	1 0	1 0
Denis Menke, R (1, 6) OBP: 0.287, SLG: 0.338	X 0-0 ③ F7		S S S 0-3 ① K				X 0-0 ③ 1-H 3B	0-0 ③ CS 3-H	X 0-0 ① 5-3	4	0	1	1	0	1	1
Del Crandall, R (1, 2) OBP: 0.277, SLG: 0.266		X 0-0 ① F8		X 0-0 ② ③ G1-6-3 1-2f		X 0-0 F9		S S S 0-3 ② K		4	0	0	0	0	1	2
Warren Spahn, L (1, 1) OBP: 0.200, SLG: 0.269		X 0-0 ② F7			S S S 0-3 ① K		S S S 0-3 ① K	X 0-0 ③ F7		4	0	0	0	0	2	0
Inning Stats	R: 0 H: 0 E: 0 LOB: 1 K: 1 BB: 1 S: 5 P: 9	R: 0 H: 0 E: 0 LOB: 0 K: 1 BB: 0 S: 5 P: 5	R: 0 H: 0 E: 0 LOB: 0 K: 1 BB: 0 S: 5 P: 5	R: 0 H: 1 E: 0 LOB: 1 K: 1 BB: 0 S: 6 P: 6	R: 0 H: 0 E: 1 LOB: 0 K: 1 BB: 0 S: 5 P: 5	R: 0 H: 1 E: 0 LOB: 1 K: 2 BB: 0 S: 8 P: 8	R: 1 H: 2 E: 0 LOB: 1 K: 1 BB: 0 S: 7 P: 7	R: 3 H: 2 E: 0 LOB: 1 K: 1 BB: 3 S: 6 P: 18	R: 0 H: 0 E: 0 LOB: 0 K: 1 BB: 0 S: 5 P: 5	1B: 5 SF: 0 2B: 0 SAC: 0 3B: 1 DP: 1 HR: 0 HBP: 0						WP: 0 PA: 37 PB: 0 SB: 0 CS: 1	

PITCHER		IP	WLS	BF	H	R	ER	SO	BB	IBB	HBP	BLK	WP	HR	S	P	ERA	WHIP
Jim Umbricht, R ERA: 3.94	(1, 1)	7.0	L	26	4	1	1	8	1	0	0	0	0	0	41	45	1.29	0.714
Turk Farrell, R ERA: 2.8	(8, 1)	1.0		7	2	3	3	1	3	0	0	0	0	0	6	18	27.00	5.000
Chris Zachary, R ERA: 6.04	(9, 1)	1.0		3	0	0	0	1	0	0	0	0	0	0	5	5	0.00	0.000

PITCHER	IP	WLS	BF	H	R	ER	SO	BB	IBB	HBP	BLK	WP	HR	S	P	ERA	WHIP

TOP

Milwaukee Braves @ Houston Colt 45's

Colt Stadium, Houston, TX

Sun Jul 07 1963, 8:05 PM EDT
Att. 9,665 - Unknown - 84 F

livebaseballscorecards.com

AB	32
R	4
H	6
RBI	4
BB	4
SO	10
LOB	13

Batter	1	2	3	4	5	6	7	8	9	AB	R	H	RBI	BB	SO	LOB
Ernie Fazio, R (1, 4) OBP: 0.294, SLG: 0.289	K		1B			F7		K		4	0	1	0	0	2	0
Johnny Temple, R (1, 5) OBP: 0.345, SLG: 0.311	1-3		K			6-3			L8	4	0	0	0	0	1	1
Pete Runnels, L (1, 3) OBP: 0.289, SLG: 0.241	1B		L4			F8			1B	4	0	2	0	0	0	1
Carl Warwick, R (1, 7) OBP: 0.358, SLG: 0.384	4-3			G3-6-3 1B			BB		F9	3	0	1	0	1	0	2
Rusty Staub, L (1, 9) OBP: 0.296, SLG: 0.321		5-3		G3-6-3 1-2f			F9		F9	4	0	0	0	0	0	3
Howie Goss, R (1, 8) OBP: 0.265, SLG: 0.360		F8		P5			F7			3	0	0	0	0	0	1
Jim Campbell, R (1, 2) OBP: 0.255, SLG: 0.273		1B		P3			F8			3	0	1	0	0	0	1
Bob Lillis, R (1, 6) OBP: 0.233, SLG: 0.239		4-3		F8				P5		3	0	0	0	0	0	1
Jim Umbricht, R (1, 1) Turk Farrell, R (8, 1) OBP: 0.214, SLG: 0.160 John Bateman, R (8, PH) OBP: 0.227, SLG: 0.289 Chris Zachary, L (9, 1)			F5	P3				K		2 0 1 0	0 0 0 0	0 0 0 0	0 0 0 0	0 0 1 0	0 0 0 0	0 0 0 0
Inning Stats	R: 0 E: 0 K: 1 S: 6 H: 1 LOB: 1 BB: 0 P: 6	R: 0 E: 0 K: 0 S: 4 H: 1 LOB: 1 BB: 0 P: 4	R: 0 E: 0 K: 1 S: 6 H: 1 LOB: 1 BB: 0 P: 6	R: 0 E: 0 K: 0 S: 3 H: 1 LOB: 0 BB: 0 P: 3	R: 0 E: 0 K: 0 S: 3 H: 0 LOB: 0 BB: 0 P: 3	R: 0 E: 0 K: 0 S: 3 H: 0 LOB: 0 BB: 0 P: 3	R: 0 E: 0 K: 0 S: 3 H: 0 LOB: 1 BB: 1 P: 7	R: 0 E: 0 K: 2 S: 7 H: 0 LOB: 0 BB: 0 P: 7	R: 0 E: 0 K: 0 S: 4 H: 1 LOB: 1 BB: 0 P: 4	1B: 5 2B: 0 3B: 0 HR: 0	SF: 0 SAC: 0 DP: 1 HBP: 0					WP: 0 PB: 0 SB: 0 CS: 0	PA: 32

PITCHER	IP	WLS	BF	H	R	ER	SO	BB	IBB	HBP	BLK	WP	HR	S	P	ERA	WHIP
Warren Spahn, L (1, 1) ERA: 2.67	9.0	W	32	5	0	0	4	1	0	0	0	0	0	39	43	0.00	0.667

PITCHER	IP	WLS	BF	H	R	ER	SO	BB	IBB	HBP	BLK	WP	HR	S	P	ERA	WHIP

BOTTOM

Milwaukee Braves @ Houston Colt 45's

Colt Stadium, Houston, TX

Sun Jul 07 1963, 8:05 PM EDT

Att. 9,665 - Unknown - 84 F

livebaseballscorecards.com

AB	31
R	0
H	5
RBI	0
BB	1
SO	4
LOB	10

Milwaukee Braves @ St. Louis Cardinals

Sportsman's Park, St. Louis, MO

Thu Jul 11 1963, 8:05 PM EDT

Unknown - 83 F

TOP

livebaseballscorecards.com

Batter	1	2	3	4	5	6	7	8	9	AB	R	H	RBI	BB	SO	LOB
Lee Maye, L (1, 8) (6, 7) OBP: 0.306, SLG: 0.421	1-3		F5		1B 2B		F8			4	1	1	0	0	0	0
Eddie Mathews, L (1, 5) OBP: 0.382, SLG: 0.395	BB BB		HR BB		F7		1-3			2	1	0	0	2	0	1
Hank Aaron, R (1, 9) OBP: 0.385, SLG: 0.591	1-2 BB		1-H HR		1B IBB		F2			2	1	1	2	2	0	0
Joe Torre, R (1, 2) OBP: 0.351, SLG: 0.417	K		F4		1-2 2-H 1B			5-3		4	0	1	1	0	1	2
Norm Larker, L (1, 3) OBP: 0.320, SLG: 0.260	K			F2	4-3			G3		4	0	0	0	0	1	4
Gene Oliver, R (1, 7) OBP: 0.312, SLG: 0.424		F5		3-1 BB		F8		K		2	0	0	0	1	0	0
Mack Jones, L (6, 8) OBP: 0.320, SLG: 0.340										1	0	0	0	0	1	0
Frank Bolling, R (1, 4) OBP: 0.284, SLG: 0.297		F9		3-1 1-2		F7			G6-3 BB	3	0	0	0	1	0	1
Denis Menke, R (1, 6) OBP: 0.286, SLG: 0.335		F3		K		BB			F9	3	0	0	0	1	1	2
Denny Lemaster, R (1, 1) OBP: 0.179, SLG: 0.359			F9		F8	6-3			G6-3 1-2f	3	0	0	0	0	0	1
Dan Schneider, L (7, 1)										0	0	0	0	0	0	0
Don Dillard, L (9, PH) OBP: 0.268, SLG: 0.363										1	0	0	0	0	0	1

	AB	29
	R	3
	H	3
	RBI	3
	BB	7
	SO	4
	LOB	12

Inning Stats	1	2	3	4	5	6	7	8	9	1B: 1	SF: 0	WP: 0	PA: 36
R:	0	0	2	0	1	0	0	0	0	2B: 1	SAC: 0	PB: 0	
E:	0	0	0	0	0	0	0	0	0	3B: 0	DP: 1	SB: 0	
K:	2	0	0	1	0	0	0	1	2	HR: 1	HBP: 0	CS: 0	
S:	7	3	4	5	5	3	3	5	2				
H:	0	0	1	0	2	0	0	0	0				
LOB:	2	0	0	1	2	1	0	1	1				
BB:	2	0	1	1	1	1	0	0	1				
P:	15	3	8	9	9	7	3	5	6				

PITCHER		IP	WLS	BF	H	R	ER	SO	BB	IBB	HBP	BLK	WP	HR	S	P	ERA	WHIP
Ernie Broglio, R ERA: 2.88	(1, 1)	7.0	W	30	3	3	3	3	5	1	0	0	0	1	30	54	3.86	1.143
Ron Taylor, R ERA: 2.74	(8, 1)	2.0	S	6	0	0	0	1	1	0	0	0	0	0	7	11	0.00	0.500

PITCHER	IP	WLS	BF	H	R	ER	SO	BB	IBB	HBP	BLK	WP	HR	S	P	ERA	WHIP

Batter	1	2	3	4	5	6	7	8	9	AB	R	H	RBI	BB	SO	LOB
Julian Javier, R (1, 4) OBP: 0.308, SLG: 0.416	x 0-0 ① 1-3		x 0-0 ① 6-3		x 0-0 1-2 1B		x 0-0 ② F6			4	0	1	0	0	0	2
Dick Groat, R (1, 6) OBP: 0.396, SLG: 0.467	x 0-0 ② F7		x 0-0 ② F3		x 0-0 ③ F3		x 0-0 1-H 2-H HR 2B			4	1	1	2	0	0	2
Bill White, L (1, 3) OBP: 0.375, SLG: 0.533	S S S 0-3 ③ K		x 0-0 ③ F8			S S S 0-3 ① K	x 0-0 3-H HR			4	1	1	2	0	2	0
Stan Musial, L (1, 7) OBP: 0.351, SLG: 0.463 Ron Taylor, R (8, 1) OBP: 0.056, SLG: 0.056		x 0-0 F8 1B 2B		S S S 0-3 ① K		x 0-0 ② L9	x 0-0 ③ L9			4 0	1 0	1 0	0 0	0 0	1 0	0 0
Charlie James, R (1, 9) OBP: 0.301, SLG: 0.437		x 0-0 ① F8 2-3		S S S 0-3 ② K		S S S 0-3 ③ K		x 0-0 ① 5-3		4	0	0	0	0	2	1
Ken Boyer, R (1, 5) OBP: 0.365, SLG: 0.411		B B B B 4-0 1B BB		S S S 0-3 ③ K			S S S 0-3 ① K	x 0-0 ② F9		3	0	0	0	1	2	0
Curt Flood, R (1, 8) OBP: 0.315, SLG: 0.358		S S S 0-3 ② K			x 0-0 ① 1-3		x 0-0 BB 1B	x 0-0 ③ 1-3		4	1	1	0	0	1	2
Tim McCarver, L (1, 2) OBP: 0.338, SLG: 0.404		x 0-0 1-2 3-H 1B			x 0-0 ② F5		B B B B 4-0 1B 1-2 2B BB			2	1	1	1	1	0	0
Ernie Broglio, R (1, 1) OBP: 0.125, SLG: 0.128 Jack Damaska, R (7, PH) OBP: 0.333, SLG: 0.333 Duke Carmel, L (8, 7) OBP: 0.370, SLG: 0.324		S S S 0-3 ③ K			B B B B 4-0 1B BB		x 0-0 1-2 2-H 2B 1B			1 1 0	0 1 0	0 1 0	0 1 0	1 0 0	1 0 0	2 0 0
Inning Stats	R: 0 E: 0 K: 1 S: 5 H: 0 LOB: 0 BB: 0 P: 5	R: 1 E: 0 K: 2 S: 9 H: 2 LOB: 2 BB: 1 P: 13	R: 0 E: 0 K: 0 S: 3 H: 0 LOB: 0 BB: 0 P: 3	R: 0 E: 0 K: 3 S: 9 H: 0 LOB: 0 BB: 0 P: 9	R: 0 E: 0 K: 0 S: 4 H: 1 LOB: 2 BB: 1 P: 8	R: 0 E: 0 K: 2 S: 7 H: 0 LOB: 0 BB: 0 P: 7	R: 5 E: 0 K: 1 S: 9 H: 4 LOB: 0 BB: 1 P: 13	R: 0 E: 0 K: 0 S: 3 H: 0 LOB: 0 BB: 0 P: 3		1B: 4 2B: 2 3B: 0 HR: 1	SF: 0 SAC: 0 DP: 0 HBP: 0					

PITCHER	IP	WLS	BF	H	R	ER	SO	BB	IBB	HBP	BLK	WP	HR	S	P	ERA	WHIP
Denny Lemaster, L (1, 1) ERA: 2.4	6.2	L	30	7	6	6	9	3	0	0	0	0	1	45	57	8.10	1.500
Dan Schneider, L (7, 1) ERA: 4.0	1.1		4	0	0	0	0	0	0	0	0	0	0	4	4	0.00	0.000

PITCHER	IP	WLS	BF	H	R	ER	SO	BB	IBB	HBP	BLK	WP	HR	S	P	ERA	WHIP

BOTTOM

Milwaukee Braves @ St. Louis Cardinals

Sportsman's Park, St. Louis, MO

Thu Jul 11 1963, 8:05 PM EDT

Unknown - 83 F

livebaseballscorecards.com

AB	31
R	6
H	7
RBI	6
BB	3
SO	9
LOB	9

Milwaukee Braves @ St. Louis Cardinals

Sportsman's Park, St. Louis, MO

Thu Jul 11 1963, 8:05 PM EDT

Att. 32,078 - Unknown

TOP

livebaseballscorecards.com

Batter	1	2	3	4	5	6	7	8	9	AB	R	H	RBI	BB	SO	LOB
Lee Maye, L (1, 8) (6, 7) OBP: 0.313, SLG: 0.440	6-3		F4		1B 2B 1B		HR		BB 1B 1B	5	3	3	1	0	0	0
Eddie Mathews, L (1, 5) OBP: 0.385, SLG: 0.394	BBBB 3-1 BB BB		1-3		2B 1-3 SF8 1B		4-3		BBBB 1B 1-2 BB	3	1	1	0	2	0	0
Hank Aaron, R (1, 9) OBP: 0.385, SLG: 0.590	BBBB 3-1 1-2 BB		F7		1-3 3-H 2B		F8		F5	4	0	1	1	1	0	2
Joe Torre, R (1, 3) OBP: 0.351, SLG: 0.415	3-1 1-2 2-3			6-3	H 1-0 HBP		4-3		1-2 2-H 1B	4	0	1	1	0	0	2
Gene Oliver, R (1, 7) OBP: 0.317, SLG: 0.428	BBBB FC6-4 BB			1B 1B	SF8 3-H			BBBB 6-3 BB	SSS K	1	1	1	1	1	0	0
Mack Jones, L (6, 8) OBP: 0.322, SLG: 0.338										1	0	0	0	1	1	2
Frank Bolling, R (1, 4) OBP: 0.284, SLG: 0.297	FC6-4 1-2f			1B 1-2 1B	F9			F7		4	0	1	0	0	0	6
Roy McMillan, R (1, 6) OBP: 0.268, SLG: 0.345		F6		G6-4-3 1-2 2-H 1B		6-3		6-3 1-2		4	0	1	1	0	0	1
Del Crandall, R (1, 2) OBP: 0.270, SLG: 0.258		F8		G6-4-3 1-2f		1-3		F9		4	0	0	0	0	0	3
Bob Hendley, R (1, 1) OBP: 0.182, SLG: 0.129		F9			F4	1-3			5-3	3	0	0	0	0	0	0
Bob Shaw, R (8, 1) OBP: 0.229, SLG: 0.129										1	0	0	0	0	0	0

	AB	34
	R	5
	H	9
	RBI	5
	BB	5
	SO	1
	LOB	16

Inning Stats	1	2	3	4	5	6	7	8	9
	R: 0 E: 0 K: 0 S: 3 H: 0 LOB: 3 BB: 3 P: 15	R: 0 E: 0 K: 0 S: 3 H: 0 LOB: 0 BB: 0 P: 3	R: 0 E: 0 K: 0 S: 3 H: 0 LOB: 0 BB: 0 P: 3	R: 1 E: 0 K: 0 S: 5 H: 3 LOB: 1 BB: 0 P: 5	R: 2 E: 0 K: 0 S: 6 H: 3 LOB: 2 BB: 0 P: 7	R: 0 E: 0 K: 0 S: 3 H: 0 LOB: 0 BB: 0 P: 3	R: 1 E: 0 K: 0 S: 4 H: 1 LOB: 0 BB: 0 P: 4	R: 0 E: 0 K: 0 S: 3 H: 0 LOB: 1 BB: 1 P: 7	R: 1 E: 0 K: 1 S: 7 H: 2 LOB: 2 BB: 1 P: 11

	1B: 7	SF: 1
	2B: 1	SAC: 0
	3B: 0	DP: 1
	HR: 1	HBP: 1

	WP: 0	PA: 41
	PB: 0	
	SB: 0	
	CS: 0	

PITCHER		IP	WLS	BF	H	R	ER	SO	BB	IBB	HBP	BLK	WP	HR	S	P	ERA	WHIP
Lew Burdette, R ERA: 3.62	(1, 1)	0.0	L	0	0	0	0	0	0	0	0	0	0	0	0	0	∞	∞
Ed Bauta, R ERA: 2.43	(8, 1)	1.1		6	1	1	1	0	1	0	0	0	0	0	5	9	6.75	1.500
Bobby Shantz, L ERA: 3.04	(9, 1)	0.2		4	1	0	0	1	1	0	0	0	0	0	5	9	0.00	3.000

PITCHER	IP	WLS	BF	H	R	ER	SO	BB	IBB	HBP	BLK	WP	HR	S	P	ERA	WHIP

BOTTOM

Milwaukee Braves @ St. Louis Cardinals

Sportsman's Park, St. Louis, MO

Thu Jul 11 1963, 8:05 PM EDT

Att. 32,078 - Unknown

livebaseballscorecards.com

Batter	1	2	3	4	5	6	7	8	9	AB	R	H	RBI	BB	SO	LOB
Julian Javier, R (1, 4) OBP: 0.309, SLG: 0.420	1B 3B		F4			F9		BBB 4-0 HR 4-3 BB	SSS 0-3 K	4	2	1	0	1	1	0
Dick Groat, R (1, 6) OBP: 0.392, SLG: 0.461	6-3			F9		6-3		4-3 1-2		4	0	0	0	0	0	2
Bill White, L (1, 3) OBP: 0.376, SLG: 0.532	G5-4-3 3-H 1B			F8		1B 1B		SSS 0-3 K		4	0	2	1	0	1	1
Ken Boyer, R (1, 5) OBP: 0.369, SLG: 0.425	G5-4-3 1-2f			FC6-4 1B		1-2 1B		2-H HR		4	1	3	2	0	0	1
Charlie James, R (1, 9) OBP: 0.305, SLG: 0.438		FC3-6 1B		FC6-4 1-2f		F8		1B 1B		4	0	2	0	0	0	3
Stan Musial, L (1, 7) OBP: 0.349, SLG: 0.459 Duke Carmel, L (8, PR) OBP: 0.370, SLG: 0.324 (9, 8)		FC3-6 G6-4-3 1-2f			SSS 0-3 K		SSS 0-3 K	1-2 1B		4 0	0 0	1 0	0 0	0 0	2 0	1 0
Curt Flood, R (1, 8) OBP: 0.315, SLG: 0.356 Carl Sawatski, L (8, PH) OBP: 0.333, SLG: 0.368 Jack Damaska, R (9, 7) OBP: 0.333, SLG: 0.333		G6-4-3 1-2f			F4		BBB 4-0 BB	F8		2 1 0	0 0 0	0 0 0	0 0 0	1 0 0	0 0 0	1 2 0
Tim McCarver, L (1, 2) OBP: 0.335, SLG: 0.396			SSS 0-3 K		BBB 4-0 G5-4 BB		F7		F7	3	0	0	0	1	1	1
Lew Burdette, R (1, 1) OBP: 0.150, SLG: 0.162 George Altman, L (7, PH) OBP: 0.341, SLG: 0.384 Ed Bauta, R (8, 1) Bobby Shantz, R (9, 1) OBP: 0.200, SLG: 0.200 Gary Kolb, L (9, PH)			3-1		G5-4 1-2f		SSS 0-3 K		6-3	2 1 0 0 1	0 0 0 0 0	0 0 0 0 0	0 0 0 0 0	0 1 0 0 0	0 1 0 0 0	1 1 0 0 0
Inning Stats	R: 1 H: 2 E: 0 LOB: 0 K: 0 BB: 0 S: 4 P: 4	R: 0 H: 1 E: 0 LOB: 0 K: 0 BB: 0 S: 3 P: 3	R: 0 H: 0 E: 0 LOB: 0 K: 1 BB: 0 S: 5 P: 5	R: 0 H: 1 E: 0 LOB: 1 K: 0 BB: 0 S: 4 P: 4	R: 0 H: 0 E: 0 LOB: 1 K: 1 BB: 1 S: 5 P: 9	R: 0 H: 2 E: 0 LOB: 2 K: 0 BB: 0 S: 5 P: 5	R: 0 H: 0 E: 0 LOB: 1 K: 2 BB: 1 S: 7 P: 11	R: 2 H: 3 E: 0 LOB: 2 K: 1 BB: 1 S: 8 P: 12	R: 0 H: 0 E: 0 LOB: 0 K: 1 BB: 0 S: 5 P: 5	1B: 7 SF: 0 2B: 0 SAC: 0 3B: 1 DP: 2 HR: 1 HBP: 0				WP: 0 PA: 37 PB: 0 SB: 0 CS: 0		

	AB	34
	R	3
	H	9
	RBI	3
	BB	3
	SO	6
	LOB	14

PITCHER		IP	WLS	BF	H	R	ER	SO	BB	IBB	HBP	BLK	WP	HR	S	P	ERA	WHIP
Bob Hendley, L ERA: 3.5	(1, 1)	7.2	W	31	7	3	3	5	3	0	0	0	0	1	38	50	3.52	1.304
Bob Shaw, R ERA: 2.96	(8, 1)	1.1	S	6	2	0	0	1	0	0	0	0	0	0	8	8	0.00	1.500

PITCHER	IP	WLS	BF	H	R	ER	SO	BB	IBB	HBP	BLK	WP	HR	S	P	ERA	WHIP

Milwaukee Braves @ St. Louis Cardinals

Sportsman's Park, St. Louis, MO

Fri Jul 12 1963, 8:05 PM EDT

Att. 16,832 - Unknown - 82 F

TOP

livebaseballscorecards.com

Batter	1	2	3	4	5	6	7	8	9	AB	R	H	RBI	BB	SO	LOB
Lee Maye, L (1, 8) (5, 7) OBP: 0.315, SLG: 0.439	2-3 1B		F3			1B 1B 1B	6-3		F7	5	0	2	0	0	0	1
Frank Bolling, R (1, 4) OBP: 0.287, SLG: 0.297	F3		1B BB			1-2 1B		F7		3	0	1	0	1	0	1
Hank Aaron, R (1, 9) OBP: 0.384, SLG: 0.586	2-3 1-2		1-3 1B			L6		F8		4	0	1	0	0	0	3
Eddie Mathews, L (1, 5) OBP: 0.386, SLG: 0.396	L7			L9		G6-4-3 1-2 2-3 1B		FC5 1B		4	0	2	0	0	0	1
Joe Torre, R (1, 3) (5, 2) OBP: 0.350, SLG: 0.412		F4		5-3		G6-4-3 1-2f		1-2 1B		4	0	1	0	0	0	3
Gene Oliver, R (1, 7) (5, 3) OBP: 0.321, SLG: 0.444		HR		F4			G3 2B BB	FC5 2-3f		3	2	1	1	1	0	2
Roy McMillan, R (1, 6) OBP: 0.266, SLG: 0.342		5-3			5-3		K		5-3	1	0	0	0	0	0	0
Denis Menke, R (4, 6) OBP: 0.283, SLG: 0.331										3	0	0	0	0	1	1
Del Crandall, R (1, 2) OBP: 0.268, SLG: 0.256		F2			K		G3 1-2		HR	1	0	0	0	0	0	0
Mack Jones, L (5, PH) (5, 8) OBP: 0.322, SLG: 0.353										3	1	1	1	0	1	1
Tony Cloninger, R (1, 1) OBP: 0.125, SLG: 0.125			5-3		F8		2-H 2B		K	1	0	0	0	0	0	0
Ron Piche, R (4, 1)										1	0	0	0	0	0	0
Don Dillard, L (7, PH) OBP: 0.276, SLG: 0.380										1	0	1	1	0	0	0
Dan Schneider, L (7, 1)										0	0	0	0	0	0	0
Norm Larker, L (9, PH) OBP: 0.318, SLG: 0.258										1	0	0	0	0	1	0
Inning Stats	R: 0 E: 0 K: 0 S: 4 H: 1 LOB: 1 BB: 0 P: 4	R: 1 E: 0 K: 0 S: 4 H: 1 LOB: 0 BB: 0 P: 4	R: 0 E: 0 K: 0 S: 3 H: 1 LOB: 2 BB: 1 P: 7	R: 0 E: 0 K: 0 S: 3 H: 0 LOB: 0 BB: 0 P: 3	R: 0 E: 0 K: 1 S: 5 H: 0 LOB: 0 BB: 0 P: 5	R: 0 E: 0 K: 0 S: 5 H: 3 LOB: 2 BB: 0 P: 5	R: 1 E: 0 K: 1 S: 6 H: 1 LOB: 1 BB: 1 P: 10	R: 0 E: 0 K: 0 S: 5 H: 2 LOB: 2 BB: 0 P: 5	R: 1 E: 0 K: 1 S: 6 H: 1 LOB: 0 BB: 0 P: 6	1B: 7 2B: 1 3B: 0 HR: 2	SF: 0 SAC: 0 DP: 1 HBP: 0						

	AB	35
	R	3
	H	10
	RBI	3
	BB	2
	SO	3
	LOB	13

WP: 0 PB: 0 SB: 0 CS: 0 PA: 37

PITCHER		IP	WLS	BF	H	R	ER	SO	BB	IBB	HBP	BLK	WP	HR	S	P	ERA	WHIP
Bob Gibson, R ERA: 3.94	(1, 1)	7.2	W	32	9	2	2	2	2	0	0	0	0	1	34	42	2.35	1.435
Barney Schultz, R ERA: 2.92	(8, 1)	1.1	S	5	1	1	1	1	0	0	0	0	0	1	7	7	6.75	0.750

PITCHER	IP	WLS	BF	H	R	ER	SO	BB	IBB	HBP	BLK	WP	HR	S	P	ERA	WHIP

Batter	1	2	3	4	5	6	7	8	9	AB	R	H	RBI	BB	SO	LOB
Julian Javier, R (1, 4) OBP: 0.309, SLG: 0.418	K	K		K			S 1B			4	0	1	0	0	3	1
Bill White, L (1, 3) OBP: 0.375, SLG: 0.528	E S 2B BB		G3	L7			F5 1-2			3	1	0	0	1	0	1
Dick Groat, R (1, 6) OBP: 0.388, SLG: 0.456	F9		6-3		4-3		F7			4	0	0	0	0	0	2
Stan Musial, L (1, 7) OBP: 0.352, SLG: 0.454	2B 1-3 BB		1B BB		F2		F6			2	1	0	0	2	0	1
Duke Carmel, L (8, 7) OBP: 0.370, SLG: 0.324										0	0	0	0	0	0	0
Ken Boyer, R (1, 5) OBP: 0.371, SLG: 0.427	1-3 3-H 2B		1B 1-2 BB		F8			4-3		3	1	1	1	1	0	0
Tim McCarver, L (1, 2) OBP: 0.335, SLG: 0.395	K		S HR 1-3 2-H 1B			1-3		FC6-4 BB		3	1	1	1	0	1	2
Moe Thacker, R (7, 2)										0	0	0	0	1	0	0
Gary Kolb, L (1, 9) OBP: 0.556, SLG: 0.833		SH1-3 1B	1-H 3-H HR			FC4-6 BB		F7		3	1	2	2	1	0	1
Curt Flood, R (1, 8) OBP: 0.313, SLG: 0.353		SH1-3 1-2	5-3			FC4-6 1-2f		FC6-4 1-2f		3	0	0	0	0	0	2
Bob Gibson, R (1, 1) OBP: 0.244, SLG: 0.262		K		K		F9				3	0	0	0	0	2	2
Barney Schultz, R (8, 1)										0	0	0	0	0	0	0
Inning Stats	R: 1 H: 1 E: 0 LOB: 2 K: 2 BB: 2 S: 8 P: 16	R: 0 H: 1 E: 0 LOB: 1 K: 2 BB: 0 S: 8 P: 8	R: 4 H: 2 E: 0 LOB: 0 K: 0 BB: 2 S: 5 P: 13	R: 0 H: 0 E: 0 LOB: 0 K: 2 BB: 0 S: 7 P: 7	R: 0 H: 0 E: 0 LOB: 0 K: 0 BB: 0 S: 3 P: 3	R: 0 H: 0 E: 0 LOB: 1 K: 0 BB: 1 S: 3 P: 7	R: 0 H: 1 E: 0 LOB: 1 K: 0 BB: 0 S: 4 P: 4	R: 0 H: 0 E: 0 LOB: 1 K: 0 BB: 1 S: 3 P: 7		1B: 3 SF: 0 2B: 1 SAC: 1 3B: 0 DP: 0 HR: 1 HBP: 0						WP: 0 PA: 35 PB: 0 SB: 4 CS: 0

PITCHER		IP	WLS	BF	H	R	ER	SO	BB	IBB	HBP	BLK	WP	HR	S	P	ERA	WHIP
Tony Cloninger, R ERA: 2.96	(1, 1)	3.0	L	17	4	5	5	4	4	0	0	0	0	1	21	37	15.00	2.667
Ron Piche, R ERA: 4.28	(4, 1)	3.0		10	0	0	0	2	1	0	0	0	0	0	13	17	0.00	0.333
Dan Schneider, L ERA: 3.6	(7, 1)	2.0		8	1	0	0	0	1	0	0	0	0	0	7	11	0.00	1.000

PITCHER	IP	WLS	BF	H	R	ER	SO	BB	IBB	HBP	BLK	WP	HR	S	P	ERA	WHIP

BOTTOM

Milwaukee Braves @ St. Louis Cardinals

Sportsman's Park, St. Louis, MO

Fri Jul 12 1963, 8:05 PM EDT
Att. 16,832 - Unknown - 82 F

livebaseballscorecards.com

AB	28
R	5
H	5
RBI	4
BB	6
SO	6
LOB	12

Milwaukee Braves @ St. Louis Cardinals

Sportsman's Park, St. Louis, MO

Sat Jul 13 1963, 4:33 AM EDT

Att. 13,032 - Unknown - 83 F

TOP

livebaseballscorecards.com

Batter	1	2	3	4	5	6	7	8	9	AB	R	H	RBI	BB	SO	LOB
Frank Bolling, R (1, 4) OBP: 0.288, SLG: 0.294	BBBB 4-0 BB HR BB	x 0-0 ②③ G6-4-3 1-2f		x 0-0 ③ 5-3			H 1-0 F8 1B 1B HBP	x 0-0 ③ F9		3	2	0	0	1	0	2
Eddie Mathews, L (1, 5) OBP: 0.387, SLG: 0.394	BBBBB 4-0 1-2 HR BB		x 0-0 ① F8		x 0-0 G6-4-3 1B		x 0-0 ① F7		x 0-0 ① F3	4	1	1	0	1	0	1
Hank Aaron, R (1, 9) OBP: 0.386, SLG: 0.595	x 0-0 1-H 2-H HR		x 0-0 E5 3B		x 0-0 ①② G6-4-3 1-2f		x 0-0 F8 1-2 1B 1B		x 0-0 WP PB 1B	5	3	3	3	0	0	1
Joe Torre, R (1, 3) OBP: 0.354, SLG: 0.421	x 0-0 FC4-6 1B		x 0-0 1-H WP 3B		BBBB 4-0 BB		x 0-0 ② F8 1-2 2-3		x 0-0 ② L7 1-2	4	1	2	1	1	0	3
Gene Oliver, R (1, 7) OBP: 0.323, SLG: 0.444 Lee Maye, L (4, 8) OBP: 0.315, SLG: 0.435 (6, 7)	x 0-0 ① F5		x 0-0 G6-4-3 3-H 1B		SSS 0-3 ③ K		BBBB 4-0 1B BB		x 0-0 ③ 3-1 2-3	2 2	0 0	1 0	0 0	0 1	0 1	1 2
Tommie Aaron, R (1, 8) OBP: 0.275, SLG: 0.330 (4, 7) Mack Jones, L (6, 8) OBP: 0.325, SLG: 0.356	x 0-0 ② L4		x 0-0 ②③ G6-4-3 1-2f			SSS 0-3 ① K	x 0-0 1-3 2-H 3-H 1B			3 1	0 0	0 1	0 2	0 0	1 0	2 0
Denis Menke, R (1, 6) OBP: 0.283, SLG: 0.330	x 0-0 ③ FC4-6 1-2f			x 0-0 SH3 1B		SSS 0-3 ② K	x 0-0 ③ F7			4	0	1	0	0	1	3
Del Crandall, R (1, 2) OBP: 0.274, SLG: 0.263		x 0-0 FC1-6 1B		x 0-0 ① F4		x 0-0 1B		SSS 0-3 ① K		4	0	2	0	0	1	1
Hank Fischer, R (1, 1) Dan Schneider, L (9, 1) Claude Raymond, R (9, 1) OBP: 0.800, SLG: 1.333		x 0-0 ① FC1-6 G6-4-3 1-2f		x 0-0 ② SH3 1-2		SSS 0-3 ③ K		x 0-0 ② F8		3 0 0	0 0 0	0 0 0	0 0 0	0 0 0	1 0 0	2 0 0
Inning Stats	R: 3 H: 2 E: 0 LOB: 1 K: 0 BB: 2 S: 5 P: 13	R: 0 H: 1 E: 0 LOB: 0 K: 0 BB: 0 S: 3 P: 3	R: 2 H: 2 E: 1 LOB: 0 K: 0 BB: 0 S: 5 P: 5	R: 0 H: 1 E: 0 LOB: 1 K: 0 BB: 0 S: 4 P: 4	R: 0 H: 1 E: 0 LOB: 1 K: 1 BB: 1 S: 5 P: 9	R: 0 H: 1 E: 0 LOB: 1 K: 3 BB: 0 S: 10 P: 10	R: 2 H: 2 E: 0 LOB: 2 K: 0 BB: 1 S: 5 P: 10	R: 0 H: 0 E: 0 LOB: 0 K: 1 BB: 0 S: 5 P: 5	R: 0 H: 1 E: 0 LOB: 1 K: 0 BB: 0 S: 4 P: 4	1B: 9 2B: 0 3B: 1 HR: 1	SF: 0 SAC: 1 DP: 3 HBP: 1			WP: 2 PB: 1 SB: 0 CS: 0	PA: 41		

PITCHER		IP	WLS	BF	H	R	ER	SO	BB	IBB	HBP	BLK	WP	HR	S	P	ERA	WHIP
Curt Simmons, L ERA: 3.25	(1, 1)	3.0	L	15	5	5	4	0	2	0	0	0	1	1	13	21	12.00	2.333
Ed Bauta, R ERA: 2.62	(4, 1)	4.0		19	5	2	2	4	2	0	1	0	0	0	24	33	4.50	1.750
Barney Schultz, R ERA: 2.77	(8, 1)	2.0		7	1	0	0	1	0	0	0	0	1	0	9	9	0.00	0.500

PITCHER	IP	WLS	BF	H	R	ER	SO	BB	IBB	HBP	BLK	WP	HR	S	P	ERA	WHIP

Batter	1	2	3	4	5	6	7	8	9	AB	R	H	RBI	BB	SO	LOB
Julian Javier, R (1, 4) OBP: 0.304, SLG: 0.412	6-3		K		G6-4-3 1-2f 2-3 3-H		K		F3	5	0	0	0	0	2	3
Bill White, L (1, 3) OBP: 0.374, SLG: 0.524	BB 1B		G3		6-3			F6		3	0	0	0	1	0	1
Dick Groat, R (1, 6) OBP: 0.387, SLG: 0.454 Dal Maxvill, R (9, 6) OBP: 0.182, SLG: 0.100	1B 1-2		5-3			F6		K		4 0	0 0	1 0	0 0	0 0	1 0	0 0
Ken Boyer, R (1, 5) OBP: 0.369, SLG: 0.431	F7			F8		SF7 3B		K		4	1	1	0	0	1	2
Tim McCarver, L (1, 2) OBP: 0.327, SLG: 0.388	3-1			3-1		SF7 3-H			6-3	3	0	0	1	0	0	2
George Altman, L (1, 7) OBP: 0.343, SLG: 0.389		G4-6-3 1B		F7		F8			HR 2B	4	1	2	0	0	0	0
Gary Kolb, L (1, 9) OBP: 0.615, SLG: 1.100		G4-6-3 1-2f			SH 1B G6-4-3 1B		1B		2-H HR	4	2	3	2	0	0	1
Duke Carmel, L (1, 8) OBP: 0.380, SLG: 0.341		1B			G6-4-3 SH 1-2 1B		L8		K	4	0	2	0	0	1	1
Curt Simmons, L (1, 1) OBP: 0.186, SLG: 0.171 Ed Bauta, R (4, 1) Stan Musial, L (7, PH) OBP: 0.350, SLG: 0.452 Barney Schultz, R (8, 1) Charlie James, R (9, PH) OBP: 0.308, SLG: 0.456		5-3			SH G6-4-3 1-2 2-3		F5		HR	1 0 1 0 1	0 0 0 0 1	0 0 0 0 1	0 0 0 0 1	0 0 0 0 0	0 0 0 0 0	1 0 1 0 0
Inning Stats	R: 0 E: 0 K: 0 S: 4 H: 1 LOB: 2 BB: 1 P: 8	R: 0 E: 0 K: 0 S: 4 H: 2 LOB: 1 BB: 0 P: 4	R: 0 E: 0 K: 1 S: 5 H: 0 LOB: 0 BB: 0 P: 5	R: 0 E: 0 K: 0 S: 3 H: 0 LOB: 0 BB: 0 P: 3	R: 1 E: 1 K: 0 S: 5 H: 2 LOB: 1 BB: 0 P: 5	R: 1 E: 0 K: 0 S: 4 H: 1 LOB: 0 BB: 0 P: 4	R: 0 E: 0 K: 1 S: 6 H: 1 LOB: 1 BB: 0 P: 6	R: 0 E: 0 K: 2 S: 7 H: 0 LOB: 0 BB: 0 P: 7	R: 3 E: 0 K: 1 S: 8 H: 3 LOB: 0 BB: 0 P: 8	1B: 6 2B: 1 3B: 1 HR: 2	SF: 1 SAC: 1 DP: 2 HBP: 0			WP: 0 PB: 0 SB: 0 CS: 0	PA: 37		

PITCHER	IP	WLS	BF	H	R	ER	SO	BB	IBB	HBP	BLK	WP	HR	S	P	ERA	WHIP
Hank Fischer, R (1, 1) ERA: 4.88	8.1	W	34	9	4	4	4	1	0	0	0	0	1	41	45	4.32	1.200
Dan Schneider, L (9, 1) ERA: 3.98	0.1		2	1	1	1	1	0	0	0	0	0	1	4	4	27.00	3.000
Claude Raymond, R (9, 1) ERA: 3.86	0.1	S	1	0	0	0	0	0	0	0	0	0	0	1	1	0.00	0.000

PITCHER	IP	WLS	BF	H	R	ER	SO	BB	IBB	HBP	BLK	WP	HR	S	P	ERA	WHIP

BOTTOM

Milwaukee Braves @ St. Louis Cardinals

Sportsman's Park, St. Louis, MO

Sat Jul 13 1963, 4:33 AM EDT

Att. 13,032 - Unknown - 83 F

livebaseballscorecards.com

AB	34
R	5
H	10
RBI	4
BB	1
SO	5
LOB	12

Batter	1	2	3	4	5	6	7	8	9	AB	R	H	RBI	BB	SO	LOB
Lee Maye, L (1, 8) OBP: 0.317, SLG: 0.438	F9			2B	F8			HBP 1B 1B	F8	5	1	2	0	0	0	2
Frank Bolling, R (1, 4) OBP: 0.288, SLG: 0.291	5-3			F7		F4		1B SF9 1-2 HBP		3	1	0	0	0	0	1
Hank Aaron, R (1, 9) OBP: 0.385, SLG: 0.591	F5			K		6-3		S 1-3 2-H 1B		4	0	1	1	0	1	1
Eddie Mathews, L (1, 5) OBP: 0.385, SLG: 0.391		G3		FC6-4 BB		G3		SF9 1-2 3-H		2	0	0	1	1	0	0
Joe Torre, R (1, 3) OBP: 0.353, SLG: 0.430		K		FC6-4 1-2f			HR	K		4	1	1	1	0	2	3
Gene Oliver, R (1, 7) OBP: 0.322, SLG: 0.437		F4			K		F8		BB	3	0	0	0	1	1	0
Denis Menke, R (1, 6) OBP: 0.286, SLG: 0.330			F8		1B HBP		BLK 1B	L8		3	0	1	0	0	0	2
Del Crandall, R (1, 2) OBP: 0.267, SLG: 0.255			6-3		F8		K 1-2		F9	4	0	0	0	0	1	2
Bob Shaw, R (1, 1) OBP: 0.222, SLG: 0.125 Norm Larker, L (5, PH) OBP: 0.323, SLG: 0.264 Frank Funk, R (5, 1) Don Dillard, L (7, PH) OBP: 0.273, SLG: 0.376 Ron Piche, R (7, 1) Bob Hendley, R (8, 1) OBP: 0.182, SLG: 0.129 Mack Jones, L (9, PH) OBP: 0.323, SLG: 0.355			K	1B		L4			F7	1 1 0 1 0 0 1	0 0 0 0 0 0 0	0 1 0 0 0 0 0	0 0 0 0 0 0 0	1 0 0 0 0 0 0	0 0 0 0 0 0 0	0 0 0 1 0 0 0
Inning Stats	R: 0 E: 0 K: 0 S: 3 H: 0 LOB: 0 BB: 0 P: 3	R: 0 E: 0 K: 1 S: 5 H: 0 LOB: 0 BB: 0 P: 5	R: 0 E: 0 K: 1 S: 5 H: 0 LOB: 0 BB: 0 P: 5	R: 0 E: 0 K: 1 S: 6 H: 1 LOB: 2 BB: 1 P: 10	R: 0 E: 0 K: 1 S: 6 H: 1 LOB: 2 BB: 0 P: 7	R: 0 E: 0 K: 0 S: 3 H: 0 LOB: 0 BB: 0 P: 3	R: 1 E: 0 K: 1 S: 7 H: 2 LOB: 1 BB: 0 P: 7	R: 2 E: 0 K: 1 S: 7 H: 2 LOB: 2 BB: 1 P: 12	R: 0 E: 0 K: 0 S: 3 H: 0 LOB: 0 BB: 0 P: 3	1B: 4 2B: 1 3B: 0 HR: 1 SF: 1 SAC: 0 DP: 0 HBP: 2	WP: 0 PB: 0 SB: 1 CS: 0 PA: 37					

PITCHER		IP	WLS	BF	H	R	ER	SO	BB	IBB	HBP	BLK	WP	HR	S	P	ERA	WHIP
John Tsitouris, R ERA: 3.59	(1, 1)	7.0	W	30	6	3	3	5	1	0	2	1	0	1	37	43	3.86	1.000
Jim Owens, R ERA: 4.79	(8, 1)	2.0	S	7	0	0	0	1	1	0	0	0	0	0	8	12	0.00	0.500

PITCHER	IP	WLS	BF	H	R	ER	SO	BB	IBB	HBP	BLK	WP	HR	S	P	ERA	WHIP

TOP

Milwaukee Braves @ Cincinnati Reds

Crosley Field, Cincinnati, OH

Sun Jul 14 1963, 3:33 AM EDT

Unknown

livebaseballscorecards.com

AB	32
R	3
H	6
RBI	3
BB	2
SO	6
LOB	12

Batter	1	2	3	4	5	6	7	8	9	AB	R	H	RBI	BB	SO	LOB
Pete Rose, S (1, 4) OBP: 0.343, SLG: 0.359	4-3	FC3-2 1-2 3-H		4-3			1-3			4	0	0	0	0	0	3
Tommy Harper, R (1, 9) OBP: 0.327, SLG: 0.315	1-3	FC5 2-3f			F8		F8			4	0	0	0	0	0	2
Vada Pinson, L (1, 8) OBP: 0.347, SLG: 0.508	HR 2B		HR		1B		3-1			4	2	3	1	0	0	0
Frank Robinson, R (1, 7) OBP: 0.392, SLG: 0.430	HR BB		L8		L8			G3 2B 1B		3	2	1	0	1	0	1
Marty Keough, L (1, 3) OBP: 0.374, SLG: 0.474	HR 1-H 2-H		3-1		F7			G3 1-2		4	1	1	3	0	0	2
Gene Freese, R (1, 5) OBP: 0.226, SLG: 0.250	K		1-3			F9		2B 2-H		4	0	1	1	0	1	0
Charlie Neal, R (8, PR) OBP: 0.296, SLG: 0.298 (9, 5)										0	0	0	0	0	0	0
Johnny Edwards, L (1, 2) OBP: 0.328, SLG: 0.391		1B FC3-2 1B		F8		HBP		F8		3	0	1	0	0	0	1
Eddie Kasko, R (1, 6) OBP: 0.327, SLG: 0.330		FC5 FC3-2 1-3 1B		2B	F7			FC6-4 IBB		3	0	2	0	1	0	1
Leo Cardenas, R (9, 6) OBP: 0.256, SLG: 0.323										0	0	0	0	0	0	0
John Tsitouris, R (1, 1) OBP: 0.043, SLG: 0.045		F5		K	F4			FC6-4 1-2f		3	0	0	0	0	1	4
Jim Owens, R (8, 1)										1	0	0	0	0	0	2
Inning Stats	R: 3 E: 0 K: 1 S: 7 H: 2 LOB: 0 BB: 1 P: 11	R: 0 E: 0 K: 0 S: 5 H: 2 LOB: 2 BB: 0 P: 5	R: 1 E: 0 K: 0 S: 4 H: 1 LOB: 0 BB: 0 P: 4	R: 0 E: 0 K: 1 S: 6 H: 1 LOB: 1 BB: 0 P: 6	R: 0 E: 0 K: 0 S: 4 H: 1 LOB: 1 BB: 0 P: 4	R: 0 E: 0 K: 0 S: 3 H: 0 LOB: 1 BB: 0 P: 4	R: 0 E: 0 K: 0 S: 3 H: 0 LOB: 0 BB: 0 P: 3	R: 1 E: 0 K: 0 S: 5 H: 2 LOB: 2 BB: 1 P: 9		1B: 4 2B: 3 3B: 0 HR: 2 SF: 0 SAC: 0 DP: 0 HBP: 1				WP: 0 PB: 0 SB: 0 CS: 0 PA: 36	

PITCHER		IP	WLS	BF	H	R	ER	SO	BB	IBB	HBP	BLK	WP	HR	S	P	ERA	WHIP
Bob Shaw, R ERA: 3.19	(1, 1)	4.0	L	19	6	4	4	2	1	0	0	0	0	2	22	26	9.00	1.750
Frank Funk, R ERA: 3.76	(5, 1)	2.0		8	1	0	0	0	0	0	1	0	0	0	7	8	0.00	0.500
Ron Piche, R ERA: 4.4	(7, 1)	1.1		6	2	1	1	0	0	0	0	0	0	0	6	6	6.75	1.500
Bob Hendley, L ERA: 3.48	(8, 1)	0.2		3	0	0	0	0	0	1	0	0	0	0	2	6	0.00	0.000

PITCHER	IP	WLS	BF	H	R	ER	SO	BB	IBB	HBP	BLK	WP	HR	S	P	ERA	WHIP

BOTTOM

Milwaukee Braves @ Cincinnati Reds

Crosley Field, Cincinnati, OH

Sun Jul 14 1963, 3:33 AM EDT

Unknown

livebaseballscorecards.com

AB	33
R	5
H	9
RBI	5
BB	2
SO	2
LOB	16

Batter	1	2	3	4	5	6	7	8	9	AB	R	H	RBI	BB	SO	LOB
Lee Maye, L (1, 7) OBP: 0.325, SLG: 0.448	F8	1-3 1B		2B S BB		K		SF9 3B	IBB	4	2	2	0	2	1	0
Norm Larker, L (1, 3) OBP: 0.321, SLG: 0.263 Gene Oliver, R (8, PH) OBP: 0.320, SLG: 0.437 Del Crandall, R (8, 2) OBP: 0.265, SLG: 0.254	BB BB 2B 1B	F4		K 1-2		5-3		SF9 3-H	K	4 0 1	1 0 0	1 0 0	0 1 0	0 0 0	1 0 1	3 0 3
Hank Aaron, R (1, 9) OBP: 0.385, SLG: 0.587	BB 2B 1-2 BB	F5		K		K		1B		4	1	1	0	1	2	3
Eddie Mathews, L (1, 5) OBP: 0.388, SLG: 0.394	2B 1B 1-2 2-3 BB		S BB WP BB	2-H 2B			F7	K		3	2	1	1	2	1	1
Joe Torre, R (1, 2) OBP: 0.354, SLG: 0.433 (8, 3)	1B L6-5 1-3 2-H 3-H 2B		K	F7			K		1B S SH 1B	5	1	2	2	0	2	2
Mack Jones, L (1, 8) OBP: 0.333, SLG: 0.364	2-3 3-H 1B		WP S 1-2 BB		H 1-0 HBP		2B		B2 1-2	3	0	2	1	1	0	1
Denis Menke, R (1, 4) OBP: 0.288, SLG: 0.327 Frank Bolling, R (8, 4) OBP: 0.290, SLG: 0.294	L6-5 3-H		WP 1-2 2-3 BB		K		IBB		SH 2-3 1B	2 1	0 0	0 1	0 0	2 0	1 0	3 0
Roy McMillan, R (1, 6) OBP: 0.259, SLG: 0.333		K	K 1-2 2-3 3-H		P8		F7		SH S 1-3 3-H	4	0	0	1	0	2	5
Tony Cloninger, R (1, 1) OBP: 0.158, SLG: 0.158 Bob Hendley, R (7, 1) OBP: 0.176, SLG: 0.125 Claude Raymond, R (8, 1) OBP: 0.667, SLG: 1.000 Bob Shaw, R (9, 1) OBP: 0.222, SLG: 0.125		1B 1B	4-3		F2			K	1-3 1-2	3 1 1 0	0 0 0 0	1 0 0 0	0 0 0 0	0 1 0 0	0 0 0 0	3 0 2 0
Inning Stats	R: 3 E: 0 K: 0 S: 5 H: 3 LOB: 1 BB: 2 P: 13	R: 0 E: 0 K: 1 S: 7 H: 2 LOB: 2 BB: 0 P: 7	R: 1 E: 0 K: 2 S: 7 H: 0 LOB: 2 BB: 3 P: 19	R: 1 E: 0 K: 2 S: 8 H: 1 LOB: 1 BB: 1 P: 12	R: 0 E: 0 K: 1 S: 5 H: 0 LOB: 1 BB: 0 P: 6	R: 0 E: 0 K: 2 S: 7 H: 0 LOB: 0 BB: 0 P: 7	R: 0 E: 0 K: 1 S: 6 H: 1 LOB: 2 BB: 1 P: 10	R: 1 E: 0 K: 2 S: 9 H: 2 LOB: 1 BB: 0 P: 9	R: 1 E: 1 K: 1 S: 8 H: 2 LOB: 3 BB: 1 P: 12	1B: 7 2B: 4 3B: 1 HR: 0	SF: 1 SAC: 1 DP: 1 HBP: 1						

PITCHER		IP	WLS	BF	H	R	ER	SO	BB	IBB	HBP	BLK	WP	HR	S	P	ERA	WHIP
Joey Jay, R ERA: 4.21	(1, 1)	4.0	L	23	6	5	5	5	6	0	0	0	1	0	27	51	11.25	3.000
Dom Zanni, R ERA: 5.11	(5, 1)	3.0		12	1	0	0	4	0	1	1	0	0	0	18	23	0.00	0.333
Bill Henry, L ERA: 6.92	(8, 1)	1.1		8	4	2	2	2	0	0	0	0	0	0	12	12	13.50	3.000
Al Worthington, R ERA: 3.38	(9, 1)	0.2		4	0	0	0	1	0	1	0	0	0	0	5	9	0.00	0.000

PITCHER	IP	WLS	BF	H	R	ER	SO	BB	IBB	HBP	BLK	WP	HR	S	P	ERA	WHIP

TOP

Milwaukee Braves @ Cincinnati Reds

Crosley Field, Cincinnati, OH

Sun Jul 14 1963, 3:38 AM EDT

Att. 18,905 - Unknown

livebaseballscorecards.com

AB	36
R	7
H	11
RBI	6
BB	8
SO	12
LOB	26

WP: 1 PA: 47
PB: 0
SB: 5
CS: 0

Batter	1	2	3	4	5	6	7	8	9	AB	R	H	RBI	BB	SO	LOB
Pete Rose, S (1, 4) OBP: 0.341, SLG: 0.355	5-3		1-3		P7		K	BB		4	0	0	0	1	1	0
Tommy Harper, R (1, 9) OBP: 0.322, SLG: 0.306	F9		BB 1B		K		B1-3	5-3		4	0	0	0	1	1	3
Vada Pinson, L (1, 8) OBP: 0.350, SLG: 0.512	F6		1-2 1B		F4		FC5 2B		2B 1B	5	1	3	0	0	0	0
Frank Robinson, R (1, 7) (9, 3) OBP: 0.395, SLG: 0.434		1B SF9 1B	P8			P7	4-0 IBB		1-H 1B 2B	4	2	2	1	1	0	2
Marty Keough, L (1, 3) OBP: 0.373, SLG: 0.470		K		E9 1B		2B 1B	FC5 2-3f		FC3-6 2-H 1B	3	2	1	0	0	1	1
Ken Walters, R (7, PH) OBP: 0.255, SLG: 0.327										1	0	0	0	0	0	2
Bill Henry, L (8, 1)										0	0	0	0	0	0	0
Al Worthington, R (9, 1)										0	0	0	0	0	0	0
Charlie Neal, R (9, PH) OBP: 0.298, SLG: 0.300										1	0	1	1	0	0	0
Gene Freese, R (1, 5) (9, 7) OBP: 0.224, SLG: 0.246		1-3 1B		5-3		F5		F7	FC3-6 1-2f FC5-4	5	0	1	0	0	0	3
Don Pavletich, R (1, 2) OBP: 0.300, SLG: 0.278		SF9 3-H		2-H 1B		1-H 2B		BB BB	F7	3	0	2	3	1	0	1
Eddie Kasko, R (1, 6) (9, 5) OBP: 0.312, SLG: 0.313		F7		K		F8		F7	FC5-4 1-2f	5	0	0	0	0	1	5
Joey Jay, S (1, 1) OBP: 0.143, SLG: 0.147			K	F4			HR	1-2 BB		1	0	0	0	0	1	0
Bob Skinner, L (4, PH) OBP: 0.329, SLG: 0.373										1	0	0	0	0	0	1
Dom Zanni, R (5, 1)										0	0	0	0	0	0	0
Gordy Coleman, L (7, PH) OBP: 0.278, SLG: 0.397										1	1	1	1	0	0	0
(8, 3)																
Leo Cardenas, R (8, PH) OBP: 0.259, SLG: 0.323										0	0	0	0	1	0	0
(9, 6)																
Inning Stats	R: 0 E: 0 K: 0 S: 3 H: 0 LOB: 0 BB: 0 P: 3	R: 1 E: 0 K: 1 S: 7 H: 2 LOB: 1 BB: 0 P: 7	R: 0 E: 0 K: 1 S: 6 H: 1 LOB: 2 BB: 1 P: 10	R: 1 E: 1 K: 1 S: 7 H: 1 LOB: 1 BB: 0 P: 7	R: 0 E: 0 K: 1 S: 5 H: 0 LOB: 0 BB: 0 P: 5	R: 1 E: 0 K: 0 S: 5 H: 2 LOB: 1 BB: 0 P: 5	R: 1 E: 0 K: 1 S: 7 H: 2 LOB: 2 BB: 1 P: 11	R: 0 E: 0 K: 0 S: 3 H: 0 LOB: 3 BB: 3 P: 15	R: 2 E: 0 K: 0 S: 6 H: 3 LOB: 1 BB: 0 P: 6	1B: 7 2B: 3 3B: 0 HR: 1 SF: 1 SAC: 0 DP: 0 HBP: 0						

PITCHER		IP	WLS	BF	H	R	ER	SO	BB	IBB	HBP	BLK	WP	HR	S	P	ERA	WHIP
Tony Cloninger, R ERA: 3.07	(1, 1)	6.0	W	27	7	4	3	4	1	0	0	0	0	1	34	38	4.50	1.333
Bob Hendley, L ERA: 3.43	(7, 1)	1.2		10	1	0	0	1	3	1	0	0	0	0	8	24	0.00	2.400
Claude Raymond, R ERA: 4.26	(8, 1)	0.2		5	3	2	2	0	0	0	0	0	0	0	5	5	27.00	4.500
Bob Shaw, R ERA: 3.17	(9, 1)	0.2	S	2	0	0	0	0	0	0	0	0	0	0	2	2	0.00	0.000

PITCHER	IP	WLS	BF	H	R	ER	SO	BB	IBB	HBP	BLK	WP	HR	S	P	ERA	WHIP

BOTTOM

Milwaukee Braves @ Cincinnati Reds

Crosley Field, Cincinnati, OH

Sun Jul 14 1963, 3:38 AM EDT

Att. 18,905 - Unknown

livebaseballscorecards.com

AB	38
R	6
H	11
RBI	6
BB	5
SO	5
LOB	18

Batter	1	2	3	4	5	6	7	8	9	10	11	12	AB	R	H	RBI	BB	SO	LOB
Denis Menke, R (1, 6) OBP: 0.286, SLG: 0.324	5-3		FC5-6 E, 1-2f		K	F3		F8			1B		6	0	1	0	0	1	6
Frank Bolling, R (1, 4) OBP: 0.288, SLG: 0.291	F4		FC6, 1-2		1B, 1-2	5-3			K		6-3		6	0	1	0	0	1	4
Hank Aaron, R (1, 9) OBP: 0.382, SLG: 0.580	K		F4		1B, 1-2, 2-H		F9		K			F6	6	0	1	1	0	2	2
Joe Torre, R (1, 3) OBP: 0.347, SLG: 0.424		F9	F8		F9		L9		K			F8	6	0	0	0	0	1	4
Eddie Mathews, L (1, 5) OBP: 0.390, SLG: 0.409		2B		K		HR	K			K2-6-2 1B		F4	6	1	3	1	0	2	0
Gene Oliver, R (1, 7) OBP: 0.325, SLG: 0.434		HBP		F8		2B E, BB		SH2-4, BB 1B		K2-6-2, 1-2f			1	1	0	0	1	0	0
Lee Maye, L (7, 7) OBP: 0.327, SLG: 0.449													2	0	1	0	0	1	1
Hawk Taylor, R (1, 8)		K		K		K				K			3	0	0	0	0	3	3
Mack Jones, L (6, 8) OBP: 0.335, SLG: 0.362								BB, SH2-4, 1-2					1	0	0	0	1	1	0
Del Crandall, R (1, 2) OBP: 0.263, SLG: 0.259		F4			F7	2B E, 1-3		F7			5-3		5	0	1	0	0	0	4
Denny Lemaster, R (1, 1) OBP: 0.214, SLG: 0.381			FC5-6, 1B		1B, 1B	FC5, 2-3, 3-H		SH2-4, 1-2, 2-3			K		3	1	2	0	0	0	1
Bob Shaw, R (8, 1) OBP: 0.222, SLG: 0.125													0	0	0	0	0	0	0
Bob Hendley, R (8, 1) OBP: 0.176, SLG: 0.125													0	0	0	0	0	0	0
Frank Funk, R (8, 1)													1	0	0	0	0	1	0
Inning Stats	R: 0 E: 0 K: 1 S: 5 H: 0 LOB: 0 BB: 0 P: 5	R: 0 E: 0 K: 1 S: 6 H: 1 LOB: 2 BB: 0 P: 7	R: 0 E: 1 K: 0 S: 5 H: 1 LOB: 2 BB: 0 P: 5	R: 0 E: 0 K: 2 S: 7 H: 0 LOB: 0 BB: 0 P: 7	R: 1 E: 0 K: 1 S: 8 H: 3 LOB: 2 BB: 0 P: 8	R: 2 E: 1 K: 1 S: 8 H: 2 LOB: 2 BB: 1 P: 12	R: 0 E: 0 K: 1 S: 5 H: 0 LOB: 0 BB: 0 P: 5	R: 0 E: 0 K: 0 S: 4 H: 1 LOB: 2 BB: 1 P: 8	R: 0 E: 0 K: 3 S: 9 H: 0 LOB: 0 BB: 0 P: 9	R: 0 E: 0 K: 2 S: 7 H: 1 LOB: 0 BB: 0 P: 7	R: 0 E: 0 K: 1 S: 6 H: 1 LOB: 1 BB: 0 P: 6	R: 0 E: 0 K: 0 S: 3 H: 0 LOB: 0 BB: 0 P: 3	1B: 7 2B: 3 3B: 0 HR: 1 SF: 0 SAC: 1 DP: 1 HBP: 1						

PITCHER		IP	WLS	BF	H	R	ER	SO	BB	IBB	HBP	BLK	WP	HR	S	P	ERA	WHIP
Joe Nuxhall, L ERA: 2.51	(1, 1)	6.0		29	7	3	2	6	1	0	1	0	0	1	39	44	3.00	1.333
Jim Owens, R ERA: 4.54	(7, 1)	2.0		8	1	0	0	1	1	0	0	0	0	0	9	13	0.00	1.000
Al Worthington, R ERA: 3.07	(9, 1)	4.0	W	13	2	0	0	6	0	0	0	0	0	0	25	25	0.00	0.500

PITCHER	IP	WLS	BF	H	R	ER	SO	BB	IBB	HBP	BLK	WP	HR	S	P	ERA	WHIP

TOP

Milwaukee Braves @ Cincinnati Reds

Crosley Field, Cincinnati, OH

Mon Jul 15 1963, 7:05 PM EDT

Att. 6,188 - Unknown

livebaseballscorecards.com

AB	46
R	3
H	10
RBI	2
BB	2
SO	13
LOB	25

WP: 0 PB: 0 SB: 0 CS: 0 PA: 50

Milwaukee Braves @ Cincinnati Reds

Crosley Field, Cincinnati, OH

Mon Jul 15 1963, 7:05 PM EDT

Att. 6,188 - Unknown

livebaseballscorecards.com

BOTTOM

Batter	1	2	3	4	5	6	7	8	9	10	11	12	AB	R	H	RBI	BB	SO	LOB
Pete Rose, S (1, 4) OBP: 0.339, SLG: 0.351	6-3		SH5-4 1-2		L8		F9	F8		K		BB 1-2 2-3 3-H	3	0	0	0	0	0	0
Gordy Coleman, L (8, PH) OBP: 0.277, SLG: 0.395													1	0	0	0	0	0	2
Al Worthington, R (9, 1)													1	0	0	0	0	1	0
Ken Walters, R (12, PH) OBP: 0.269, SLG: 0.327													0	0	0	1	1	0	0
Tommy Harper, R (1, 9) OBP: 0.321, SLG: 0.326	6-3		HR 2-H		6-3		F4	1B 1-2 2-3 BBBB		5-3			4	1	1	2	0	0	0
Bob Skinner, L (8, PH) OBP: 0.329, SLG: 0.373													0	0	0	0	0	0	0
Leo Cardenas, R (8, PH) OBP: 0.260, SLG: 0.322													1	0	0	0	1	0	0
(9, 6)																			
Vada Pinson, L (1, 8) OBP: 0.358, SLG: 0.516	1B		K SSS		CS BB BBBB		2B 1B	1B 1-2 2-3 3-H			S 1B		5	0	4	1	1	1	0
Frank Robinson, R (1, 7) OBP: 0.394, SLG: 0.434	F9		K SSS		CS 1-2	1B BB BBBB	2B 1-3	K SSS			L7 1-2		5	0	1	0	1	2	5
Gene Freese, R (1, 5) OBP: 0.247, SLG: 0.246		6-3		F6		1B 1-3	IBB		FC1-6 BB BBBB		F7		4	0	1	0	2	0	1
Don Pavletich, R (1, 3) OBP: 0.292, SLG: 0.271		1B		F9		K SSS	F2		FC1-6 1-2f		4-3		6	0	1	0	0	1	7
Johnny Edwards, L (1, 2) OBP: 0.331, SLG: 0.400		F8		BB		K SSS		FC1-5 SH 1B	F8			BB 3B	6	1	3	0	0	1	4
Eddie Kasko, R (1, 6) OBP: 0.325, SLG: 0.306		F7		1-2 BB BBBB		IBB		SH WP FC1-5 1B 1-2	1-3			BB IBB	2	1	0	0	3	0	2
(9, 4)																			
Joe Nuxhall, L (1, 1) OBP: 0.167, SLG: 0.171			E6 SH5-4 HR		3-1	6-3		FC1-5 1B WP 1-2 2-3f		3-1		BB 1-2 IBB	2	1	0	0	0	0	2
Charlie Neal, R (6, PH) OBP: 0.297, SLG: 0.299													1	0	0	0	0	0	3
Jim Owens, R (7, 1)													0	0	0	0	0	0	0
Marty Keough, L (8, PH) OBP: 0.372, SLG: 0.461													2	0	0	0	1	0	2
(9, 9)																			

Inning Stats																								
	R: 0	H: 1	R: 0	H: 1	R: 2	H: 1	R: 0	H: 1	R: 0	H: 0	R: 0	H: 1	R: 0	H: 2	R: 1	H: 2	R: 0	H: 0	R: 0	H: 1	R: 1	H: 1	1B: 8	SF: 0
	E: 0	LOB: 1	E: 0	LOB: 1	E: 1	LOB: 0	E: 0	LOB: 2	E: 0	LOB: 0	E: 0	LOB: 3	E: 0	LOB: 3	E: 0	LOB: 3	E: 0	LOB: 1	E: 0	LOB: 1	E: 0	LOB: 3	2B: 1	SAC: 2
	K: 0	BB: 0	K: 0	BB: 0	K: 2	BB: 0	K: 0	BB: 1	K: 0	BB: 1	K: 2	BB: 2	K: 0	BB: 1	K: 1	BB: 1	K: 0	BB: 1	K: 1	BB: 0	K: 0	BB: 3	3B: 1	DP: 0
	S: 4	P: 4	S: 4	P: 4	S: 9	P: 9	S: 4	P: 8	S: 2	P: 6	S: 8	P: 16	S: 5	P: 9	S: 8	P: 12	S: 3	P: 7	S: 5	P: 5	S: 4	P: 4	HR: 1	HBP: 0
																					S: 1	P: 13		

PITCHER		IP	WLS	BF	H	R	ER	SO	BB	IBB	HBP	BLK	WP	HR	S	P	ERA	WHIP
Denny Lemaster, L ERA: 2.34	(1, 1)	7.0		33	7	2	1	4	3	2	0	0	0	1	36	56	1.29	1.429
Bob Shaw, R ERA: 3.24	(8, 1)	0.2		4	1	1	1	0	0	0	0	0	0	0	4	4	13.50	1.500
Bob Hendley, L ERA: 3.43	(8, 1)	0.0		2	1	0	0	0	1	0	0	0	1	0	1	5	∞	∞
Frank Funk, R ERA: 3.64	(8, 1)	3.1	L	16	2	1	1	2	2	2	0	0	0	0	16	32	2.70	1.200

PITCHER	IP	WLS	BF	H	R	ER	SO	BB	IBB	HBP	BLK	WP	HR	S	P	ERA	WHIP

AB	43
R	4
H	11
RBI	4
BB	10
SO	6
LOB	28

WP: 1	PA: 56
PB: 0	
SB: 1	
CS: 1	

Milwaukee Braves @ Chicago Cubs

Wrigley Field, Chicago, IL

Tue Jul 16 1963, 3:33 AM CDT

Att. 14,527 - Unknown

TOP

livebaseballscorecards.com

Batter	1	2	3	4	5	6	7	8	9	AB	R	H	RBI	BB	SO	LOB
Mack Jones, L (1, 8) OBP: 0.333, SLG: 0.360	2-3			6-3			4-3		1B	4	0	1	0	0	0	0
Lee Maye, L (1, 7) OBP: 0.321, SLG: 0.441	G3			F8			F9		K	4	0	0	0	0	1	1
Hank Aaron, R (1, 9) OBP: 0.381, SLG: 0.579	F5			P4			E8		K2-3	4	0	1	0	0	1	1
Eddie Mathews, L (1, 5) OBP: 0.389, SLG: 0.407		BB G6-4-3			K		4-3			2	0	0	0	1	1	1
Joe Torre, R (1, 2) OBP: 0.343, SLG: 0.419		G6-4-3 1-2f			F7			6-3		3	0	0	0	0	0	1
Norm Larker, L (1, 3) OBP: 0.321, SLG: 0.259		F8			3-1			BB		2	0	0	0	1	0	0
Tommie Aaron, R (8, PR) OBP: 0.275, SLG: 0.330 (8, 4)										0	0	0	0	0	0	0
Frank Bolling, R (1, 4) OBP: 0.289, SLG: 0.290			BB B1-6-4			K		P6		1	0	0	0	1	1	0
Gene Oliver, R (8, PH) OBP: 0.324, SLG: 0.432 (8, 3)										1	0	0	0	0	0	1
Roy McMillan, R (1, 6) OBP: 0.256, SLG: 0.329			F8			6-3		G3		2	0	0	0	0	0	1
Don Dillard, L (8, PH) OBP: 0.270, SLG: 0.372										1	0	0	0	0	0	1
Denis Menke, R (8, 6) OBP: 0.286, SLG: 0.324										0	0	0	0	0	0	0
Bob Sadowski, R (1, 1)			B1-6-4 1-2f			F7			K	2	0	0	0	0	0	1
Del Crandall, R (9, PH) OBP: 0.261, SLG: 0.257										1	0	0	0	0	1	0
Inning Stats	R: 0 E: 0 K: 0 S: 3 H: 0 LOB: 0 BB: 0 P: 3	R: 0 E: 0 K: 0 S: 2 H: 0 LOB: 0 BB: 1 P: 6	R: 0 E: 0 K: 0 S: 2 H: 0 LOB: 0 BB: 1 P: 6	R: 0 E: 0 K: 0 S: 3 H: 0 LOB: 0 BB: 0 P: 3	R: 0 E: 0 K: 1 S: 5 H: 0 LOB: 0 BB: 0 P: 5	R: 0 E: 0 K: 1 S: 5 H: 0 LOB: 0 BB: 0 P: 5	R: 0 E: 1 K: 0 S: 4 H: 1 LOB: 1 BB: 0 P: 4	R: 0 E: 0 K: 0 S: 3 H: 0 LOB: 1 BB: 1 P: 7	R: 0 E: 0 K: 3 S: 10 H: 1 LOB: 1 BB: 0 P: 10	1B: 1 2B: 1 3B: 0 HR: 0 SF: 0 SAC: 0 DP: 2 HBP: 0						

	AB	27
	R	0
	H	2
	RBI	0
	BB	3
	SO	5
	LOB	8

WP: 0 PB: 0 SB: 0 CS: 0 PA: 30

PITCHER	IP	WLS	BF	H	R	ER	SO	BB	IBB	HBP	BLK	WP	HR	S	P	ERA	WHIP
Bob Buhl, R (1, 1) ERA: 2.82	7.0	W	22	1	0	0	2	2	0	0	0	0	0	24	32	0.00	0.429
Don Elston, R (8, 1) ERA: 0.75	1.1		5	0	0	0	1	1	0	0	0	0	0	6	10	0.00	0.750
Richard LeMay, L (9, 1) ERA: 5.06	0.1		2	1	0	0	1	0	0	0	0	0	0	4	4	0.00	3.000
Lindy McDaniel, R (9, 1) ERA: 2.36	0.1	S	1	0	0	0	1	0	0	0	0	0	0	3	3	0.00	0.000

PITCHER	IP	WLS	BF	H	R	ER	SO	BB	IBB	HBP	BLK	WP	HR	S	P	ERA	WHIP

Batter	1	2	3	4	5	6	7	8	9	AB	R	H	RBI	BB	SO	LOB
Don Landrum, L (1, 8) OBP: 0.306, SLG: 0.298	F7		P6			FC1-6, HBP		4-3		3	0	0	0	0	0	2
Lou Brock, L (1, 9) OBP: 0.289, SLG: 0.363	S, BB			L7		FC1-6, CS 1-2f				2	0	0	0	1	0	1
Billy Williams, L (1, 7) OBP: 0.370, SLG: 0.485	F7 1-2			4-3		CS 1-2	4-3			3	0	0	0	0	0	1
Ron Santo, R (1, 5) OBP: 0.345, SLG: 0.504	K			F7			6-3			3	0	0	0	0	1	1
14 Ernie Banks, R (1, 3) OBP: 0.288, SLG: 0.444		F2			P6		5-3			3	0	0	0	0	0	0
Ken Hubbs, R (1, 4) OBP: 0.277, SLG: 0.331		K			HR			5-3		3	1	1	1	0	1	0
Dick Bertell, R (1, 2) OBP: 0.328, SLG: 0.339		6-3			G6-4-3, 1B			CI, 1B		3	0	2	0	0	0	0
Jimmie Schaffer, R (9, 2) OBP: 0.293, SLG: 0.353										0	0	0	0	0	0	0
Andre Rodgers, R (1, 6) OBP: 0.318, SLG: 0.286			F8		G6-4-3 1-2f			F9		3	0	0	0	0	0	2
Bob Buhl, R (1, 1) OBP: 0.113, SLG: 0.113			4-3			6-3		CI 1-2		2	0	0	0	0	0	0
Don Elston, R (8, 1)										0	0	0	0	0	0	0
Richard LeMay, L (9, 1)										0	0	0	0	0	0	0
Lindy McDaniel, R (9, 1) OBP: 0.100, SLG: 0.400										0	0	0	0	0	0	0
Inning Stats	R: 0 E: 0 K: 1 S: 5 H: 0 LOB: 1 BB: 1 P: 9	R: 0 E: 0 K: 1 S: 5 H: 0 LOB: 0 BB: 0 P: 5	R: 0 E: 0 K: 0 S: 3 H: 0 LOB: 0 BB: 0 P: 3	R: 0 E: 0 K: 0 S: 3 H: 0 LOB: 0 BB: 0 P: 3	R: 1 E: 0 K: 0 S: 4 H: 2 LOB: 0 BB: 0 P: 4	R: 0 E: 0 K: 0 S: 2 H: 0 LOB: 0 BB: 0 P: 3	R: 0 E: 0 K: 0 S: 3 H: 0 LOB: 0 BB: 0 P: 3	R: 0 E: 1 K: 0 S: 5 H: 1 LOB: 2 BB: 0 P: 5		1B: 2 2B: 0 3B: 0 HR: 1 SF: 0 SAC: 0 DP: 1 HBP: 1						

PITCHER	IP	WLS	BF	H	R	ER	SO	BB	IBB	HBP	BLK	WP	HR	S	P	ERA	WHIP
Bob Sadowski, R (1, 1) ERA: 3.46	8.0	L	28	3	1	1	2	1	0	1	0	0	1	30	35	1.12	0.500

PITCHER	IP	WLS	BF	H	R	ER	SO	BB	IBB	HBP	BLK	WP	HR	S	P	ERA	WHIP

Milwaukee Braves @ Chicago Cubs

Wrigley Field, Chicago, IL

Tue Jul 16 1963, 3:33 AM CDT

Att. 14,527 - Unknown

BOTTOM

livebaseballscorecards.com

AB	25
R	1
H	3
RBI	1
BB	1
SO	2
LOB	7

Batter	1	2	3	4	5	6	7	8	9	AB	R	H	RBI	BB	SO	LOB
Lee Maye, L (1, 8) (7, 7) OBP: 0.327, SLG: 0.449	0-0 3B 2B	0-0 ② F2		x 0-0 1-2 1B		x 0-0 ② 3-1		x 0-0 G6-3 1B		5	1	3	0	0	0	1
Eddie Mathews, L (1, 5) OBP: 0.387, SLG: 0.413	0-3 ① K	0-3 ③ K		x 0-0 ③ F2		x 0-0 HR		x 0-0 ① ② G6-3 1-2f		5	1	1	1	0	2	5
Hank Aaron, R (1, 9) OBP: 0.381, SLG: 0.582	0-0 2-H 1B 3B		x 0-0 E5 1B		x 0-0 1B 1B 1B	x 0-0 ③ F9		x 0-0 ③ F9		5	3	2	1	0	0	0
Joe Torre, R (1, 3) OBP: 0.347, SLG: 0.422	0-0 3-H 1B 1B		x 0-0 2-H CS 1B		x 0-0 ① F9		x 0-0 6-3 1B 1B		x 0-0 ① F9	5	1	3	2	0	0	1
Gene Oliver, R (1, 7) OBP: 0.322, SLG: 0.428	0-3 ② K		x 0-3 ① ② K 1-2		x 0-0 F9 1B 1-3 1B		x 0-0 ① P3		x 0-0 ② 4-3	4	0	1	0	0	2	3
Mack Jones, L (7, 8) OBP: 0.332, SLG: 0.358										1	0	0	0	0	0	0
Denis Menke, R (1, 6) OBP: 0.288, SLG: 0.325	0-0 1-2 1B		x 0-0 ③ F8		x 0-0 1-2 3-H 1B		x 0-0 ② 6-3 1-2		x 0-0 ③ 5-3	5	0	2	1	0	0	1
Del Crandall, R (1, 2) OBP: 0.261, SLG: 0.257	x 0-0 ③ F7			x 0-0 ① 6-3	x 0-0 ② F9 2-3		x 0-0 1B 2-H 1B			4	0	1	1	0	0	4
Frank Bolling, R (1, 4) OBP: 0.292, SLG: 0.293		x 0-0 SH3-4 1B		x 0-0 ② 6-3	x 0-0 ③ F9		x 0-0 1-2 1B			4	0	2	0	0	0	2
Hank Fischer, R (1, 1) OBP: 0.111, SLG: 0.111		x 0-0 ① SH3-4 1-2		x 0-0 1B 1B		x 0-0 ① 1-3	x 0-0 ③ P3			3	0	1	0	0	0	2
Bob Shaw, R (8, 1) OBP: 0.222, SLG: 0.125										0	0	0	0	0	0	0
Inning Stats	R: 2 E: 0 K: 2 S: 11 H: 4 LOB: 2 BB: 0 P: 11	R: 0 E: 0 K: 1 S: 6 H: 1 LOB: 1 BB: 0 P: 6	R: 1 E: 1 K: 1 S: 6 H: 1 LOB: 0 BB: 0 P: 6	R: 0 E: 0 K: 0 S: 5 H: 2 LOB: 2 BB: 0 P: 5	R: 1 E: 0 K: 0 S: 6 H: 3 LOB: 2 BB: 0 P: 6	R: 1 E: 0 K: 0 S: 4 H: 1 LOB: 0 BB: 0 P: 4	R: 1 E: 0 K: 0 S: 6 H: 3 LOB: 2 BB: 0 P: 6	R: 0 E: 0 K: 0 S: 3 H: 1 LOB: 0 BB: 0 P: 3	R: 0 E: 0 K: 0 S: 3 H: 0 LOB: 0 BB: 0 P: 3	1B: 13 2B: 2 3B: 1 HR: 1	SF: 0 SAC: 1 DP: 2 HBP: 0						

PITCHER		IP	WLS	BF	H	R	ER	SO	BB	IBB	HBP	BLK	WP	HR	S	P	ERA	WHIP
Glen Hobbie, R ERA: 3.46	(1, 1)	0.2		6	4	2	2	2	0	0	0	0	0	0	10	10	27.00	6.000
Paul Toth, R ERA: 3.18	(1, 1)	3.1	L	14	4	1	0	2	0	0	0	0	0	0	18	18	0.00	1.200
Jack Warner, R ERA: 3.65	(5, 1)	3.0		16	7	3	3	0	0	0	0	0	0	1	16	16	9.00	2.333
Jim Brewer, L ERA: 4.34	(8, 1)	2.0		6	1	0	0	0	0	0	0	0	0	0	6	6	0.00	0.500

PITCHER	IP	WLS	BF	H	R	ER	SO	BB	IBB	HBP	BLK	WP	HR	S	P	ERA	WHIP

TOP

Milwaukee Braves @ Chicago Cubs

Wrigley Field, Chicago, IL

Wed Jul 17 1963, 3:33 AM CDT

Att. 17,094 - Unknown

livebaseballscorecards.com

AB	41
R	6
H	16
RBI	6
BB	0
SO	4
LOB	19

| | | | | | | | | | |

Milwaukee Braves @ Chicago Cubs

Wrigley Field, Chicago, IL

Wed Jul 17 1963, 3:33 AM CDT

Att. 17,094 - Unknown

livebaseballscorecards.com

BOTTOM

Batter	1	2	3	4	5	6	7	8	9	AB	R	H	RBI	BB	SO	LOB
Don Landrum, L (1, 8) OBP: 0.303, SLG: 0.296	HBP 1B 1B		4-3		F7		F7		4-3	5	1	1	0	0	0	1
Lou Brock, L (1, 9) OBP: 0.292, SLG: 0.362	1-2 1B SF9 HBP		FC5-4 1B		G3		G3			3	1	1	0	0	0	0
Ellis Burton, S (1, 7) OBP: 0.274, SLG: 0.415	1-3 2-H S 1B		F8		1B			HR		4	1	3	2	0	0	1
Ron Santo, R (1, 5) OBP: 0.341, SLG: 0.500	SF9 1-2 3-H		1-2f FC5-4		S S S K			5-3		3	0	0	1	0	1	2
14 Ernie Banks, R (1, 3) OBP: 0.287, SLG: 0.445	P4			FC4-6 2B		5-3		F6		4	0	1	0	0	0	1
Ken Hubbs, R (1, 4) OBP: 0.277, SLG: 0.328	S S S K			B B B B 4-0 FC4-6 BB		x 0-0 5-3		1-3		3	0	0	0	1	1	1
Jimmie Schaffer, R (1, 2) OBP: 0.274, SLG: 0.327		5-3		1-2f 2-3 FC4-6		F8			F2	4	0	0	0	0	0	2
Andre Rodgers, R (1, 6) OBP: 0.320, SLG: 0.295		4-3		S S S K			SF7 3B		FC6-4 1B	4	1	2	0	0	1	2
Glen Hobbie, R (1, 1) OBP: 0.118, SLG: 0.091 Paul Toth, R (1, 1) Merritt Ranew, L (4, PH) OBP: 0.433, SLG: 0.625 Jack Warner, R (5, 1) Leo Burke, R (7, PH) OBP: 0.224, SLG: 0.290 Jim Brewer, L (8, 1) Billy Williams, L (9, PH) OBP: 0.370, SLG: 0.484		6-3		F5			3-H SF7		1-2f FC6-4	0 1 1 0 0 0 1	0 0 0 0 0 0 0	0 0 0 0 1 0 0	0 0 0 0 0 0 0	0 0 0 0 0 0 0	0 0 0 0 0 0 0	0 2 0 0 0 0 1
Inning Stats	R: 2 E: 0 K: 1 S: 7 H: 2 LOB: 1 BB: 0 P: 8	R: 0 E: 0 K: 0 S: 3 H: 0 LOB: 0 BB: 0 P: 3	R: 0 E: 0 K: 0 S: 4 H: 1 LOB: 1 BB: 0 P: 4	R: 0 E: 0 K: 1 S: 6 H: 1 LOB: 2 BB: 1 P: 10	R: 0 E: 0 K: 1 S: 6 H: 1 LOB: 1 BB: 0 P: 6	R: 0 E: 0 K: 0 S: 3 H: 0 LOB: 0 BB: 0 P: 3	R: 1 E: 0 K: 0 S: 4 H: 1 LOB: 0 BB: 0 P: 4	R: 1 E: 0 K: 0 S: 4 H: 1 LOB: 0 BB: 0 P: 4	R: 0 E: 0 K: 0 S: 4 H: 1 LOB: 1 BB: 0 P: 4	1B: 5 2B: 1 3B: 1 HR: 1	SF: 2 SAC: 0 DP: 0 HBP: 1					

	AB	33
	R	4
	H	8
	RBI	4
	BB	1
	SO	3
	LOB	13

PITCHER		IP	WLS	BF	H	R	ER	SO	BB	IBB	HBP	BLK	WP	HR	S	P	ERA	WHIP
Hank Fischer, R ERA: 4.93	(1, 1)	7.0	W	30	7	4	4	3	1	0	1	0	0	1	34	39	5.14	1.143
Bob Shaw, R ERA: 3.18	(8, 1)	2.0	S	7	1	0	0	0	0	0	0	0	0	0	7	7	0.00	0.500

PITCHER	IP	WLS	BF	H	R	ER	SO	BB	IBB	HBP	BLK	WP	HR	S	P	ERA	WHIP

WP: 0 PB: 0 SB: 1 CS: 0 PA: 37

Batter	1	2	3	4	5	6	7	8	9	AB	R	H	RBI	BB	SO	LOB
Lee Maye, L (1, 8) OBP: 0.326, SLG: 0.445	3-1	9-2 3-Hf			P4			G6-3 1B		4	0	1	0	0	0	3
Eddie Mathews, L (1, 5) OBP: 0.383, SLG: 0.408	F9		K		L8			G6-3 1-2f		4	0	0	0	0	1	1
Hank Aaron, R (1, 9) OBP: 0.380, SLG: 0.578	CS 1B		K			1-3		6-3		4	0	1	0	0	1	0
Joe Torre, R (1, 3) OBP: 0.353, SLG: 0.429	CS 1-2	BB 1B E 1B	2B			K			G5-4-3 1B	3	1	2	0	1	1	0
Bob Hendley, R (9, PR) OBP: 0.176, SLG: 0.125										0	0	0	0	0	0	0
Gene Oliver, R (1, 7) OBP: 0.316, SLG: 0.418		E6 1-2 1B 1B	L8			K			G5-4-3 1-2f	4	1	0	0	0	1	3
Denis Menke, R (1, 6) OBP: 0.291, SLG: 0.331 (7, 4)		9-2 1-2 2-3 1B 1B		1-3			3-1 2B		5-3	4	0	2	0	0	0	1
Del Crandall, R (1, 2) OBP: 0.268, SLG: 0.265		1-3 2-H 3-H 1B		CS 1B			5-3			3	0	2	2	0	0	1
Frank Bolling, R (1, 4) OBP: 0.293, SLG: 0.292		BB		5-3 1-2			3-1 2-3			1	0	0	0	1	0	1
Don Dillard, L (7, PH) OBP: 0.267, SLG: 0.368										1	0	0	0	0	0	1
Roy McMillan, R (7, 6) OBP: 0.256, SLG: 0.329										0	0	0	0	0	0	0
Tony Cloninger, R (1, 1) OBP: 0.143, SLG: 0.143		K			F9		L9			2	0	0	0	0	1	3
Norm Larker, L (7, PH) OBP: 0.319, SLG: 0.257										1	0	0	0	0	0	1
Dan Schneider, L (7, 1)										0	0	0	0	0	0	0
Claude Raymond, R (8, 1) OBP: 0.667, SLG: 1.000										0	0	0	0	0	0	0
Inning Stats	R: 0 E: 0 K: 0 S: 3 H: 1 LOB: 0 BB: 0 P: 3	R: 2 E: 1 K: 1 S: 7 H: 2 LOB: 2 BB: 2 P: 15	R: 0 E: 0 K: 2 S: 8 H: 1 LOB: 1 BB: 0 P: 8	R: 0 E: 0 K: 0 S: 3 H: 1 LOB: 0 BB: 0 P: 3	R: 0 E: 0 K: 0 S: 3 H: 0 LOB: 0 BB: 0 P: 3	R: 0 E: 0 K: 2 S: 7 H: 0 LOB: 0 BB: 0 P: 7	R: 0 E: 0 K: 0 S: 4 H: 1 LOB: 1 BB: 0 P: 4	R: 0 E: 0 K: 0 S: 3 H: 1 LOB: 0 BB: 0 P: 3	R: 0 E: 0 K: 0 S: 3 H: 1 LOB: 1 BB: 0 P: 3	1B: 6 2B: 3 3B: 0 HR: 0 SF: 0 SAC: 0 DP: 3 HBP: 0						

PITCHER		IP	WLS	BF	H	R	ER	SO	BB	IBB	HBP	BLK	WP	HR	S	P	ERA	WHIP
Larry Jackson, R ERA: 2.11	(1, 1)	8.0	W	31	8	2	1	5	2	0	0	0	0	0	39	47	1.12	1.250
Lindy McDaniel, R ERA: 2.31	(9, 1)	1.0	S	2	0	0	0	0	0	0	0	0	0	0	2	2	0.00	0.000

PITCHER	IP	WLS	BF	H	R	ER	SO	BB	IBB	HBP	BLK	WP	HR	S	P	ERA	WHIP

TOP

Milwaukee Braves @ Chicago Cubs

Wrigley Field, Chicago, IL

Thu Jul 18 1963, 3:33 AM CDT

Att. 15,231 - Unknown

livebaseballscorecards.com

AB	31
R	2
H	8
RBI	2
BB	2
SO	5
LOB	15

PA: 34

WP: 0 PB: 0 SB: 0 CS: 2

Batter	1	2	3	4	5	6	7	8	9	AB	R	H	RBI	BB	SO	LOB
Don Landrum, L (1, 8) OBP: 0.302, SLG: 0.295	S S S 0-3 K ①		x 0-0 FC3-6 1B		x 0-0 1-3 ③		S S S 0-3 K ①			4	0	1	0	0	2	0
Lou Brock, L (1, 9) OBP: 0.288, SLG: 0.358	S S S 0-3 K ②		x 0-0 FC3-6 ② 1-2f			S S S 0-3 K ①	S S S 0-3 K ②			4	0	0	0	0	3	1
Billy Williams, L (1, 7) OBP: 0.368, SLG: 0.480	x 0-0 F7 ③		x 0-0 F9 ③			B B B B 4-0 3B BB	x 0-0 3-1 ③			3	1	0	0	1	0	1
Ron Santo, R (1, 5) OBP: 0.343, SLG: 0.505		x 0-0 4-3 ①		x 0-0 FC3-6 1B		x 0-0 1-H 2B 3B		x 0-0 P4 ①		4	1	2	1	0	0	0
14 Ernie Banks, R (1, 3) OBP: 0.287, SLG: 0.441		x 0-0 6-3 ②		x 0-0 F7 ①		S S S 0-3 K ②		B B B B 4-0 1B BB		3	0	0	0	1	1	2
Ken Hubbs, R (1, 4) OBP: 0.282, SLG: 0.336		x 0-0 1B 1B		x 0-0 FC3-6 S ② 1-2f		x 0-0 1B 3-H 2B		x 0-0 1-2 1B		4	1	3	1	0	0	1
Dick Bertell, R (1, 2) OBP: 0.331, SLG: 0.339		x 0-0 1-3 1B		S S S 0-3 K ③ 1-2		4-0 1B IBB		x 0-0 F9 ②		3	0	1	0	1	1	3
Andre Rodgers, R (1, 6) OBP: 0.319, SLG: 0.294		x 0-0 4-3 ③			x 0-0 6-3 ①	x 0-0 1-2 2-H 1B		S S S 0-3 K ③		4	0	1	1	0	1	4
Larry Jackson, R (1, 1) OBP: 0.200, SLG: 0.226 Lindy McDaniel, R (9, 1) OBP: 0.100, SLG: 0.400			x 0-0 F8 ①		x 0-0 3-1 ②	S S S 0-3 K ③				3 0	0 0	0 0	0 0	0 0	1 0	2 0
Inning Stats	R: 0 E: 0 K: 2 S: 7 H: 0 LOB: 0 BB: 0 P: 7	R: 0 E: 0 K: 0 S: 5 H: 2 LOB: 2 BB: 0 P: 5	R: 0 E: 0 K: 0 S: 4 H: 1 LOB: 1 BB: 0 P: 4	R: 0 E: 0 K: 1 S: 6 H: 1 LOB: 1 BB: 0 P: 6	R: 0 E: 0 K: 0 S: 3 H: 0 LOB: 0 BB: 0 P: 3	R: 3 E: 0 K: 3 S: 12 H: 3 LOB: 2 BB: 2 P: 20	R: 0 E: 0 K: 2 S: 7 H: 0 LOB: 0 BB: 0 P: 7	R: 0 E: 0 K: 1 S: 6 H: 1 LOB: 2 BB: 1 P: 10		1B: 6 2B: 1 3B: 1 HR: 0 SF: 0 SAC: 0 DP: 0 HBP: 0					WP: 0 PB: 0 SB: 1 CS: 0	PA: 35

PITCHER		IP	WLS	BF	H	R	ER	SO	BB	IBB	HBP	BLK	WP	HR	S	P	ERA	WHIP
Tony Cloninger, R ERA: 3.17	(1, 1)	6.0	L	27	7	3	3	6	1	1	0	0	0	0	37	45	4.50	1.333
Dan Schneider, L ERA: 3.8	(7, 1)	1.0		3	0	0	0	2	0	0	0	0	0	0	7	7	0.00	0.000
Claude Raymond, R ERA: 4.15	(8, 1)	1.0		5	1	0	0	1	1	0	0	0	0	0	6	10	0.00	2.000

PITCHER	IP	WLS	BF	H	R	ER	SO	BB	IBB	HBP	BLK	WP	HR	S	P	ERA	WHIP

BOTTOM

Milwaukee Braves @ Chicago Cubs

Wrigley Field, Chicago, IL

Thu Jul 18 1963, 3:33 AM CDT

Att. 15,231 - Unknown

livebaseballscorecards.com

AB	32
R	3
H	8
RBI	3
BB	3
SO	9
LOB	14

Los Angeles Dodgers @ Milwaukee Braves

Milwaukee County Stadium, Milwaukee, WI

Fri Jul 19 1963, 8:05 PM EDT

Att. 18,547 - Unknown

livebaseballscorecards.com

TOP

Batter	1	2	3	4	5	6	7	8	9	AB	R	H	RBI	BB	SO	LOB
Maury Wills, S (1, 6) OBP: 0.369, SLG: 0.357	1-0 4-3		2-1 4-3			3-2 FC6-4 G5-4-3 1-2f		1-0 6-3		4	0	0	0	0	0	1
Jim Gilliam, S (1, 4) OBP: 0.356, SLG: 0.407	3-2 5-3			0-2 L3		0-0 G5-4-3 1-2f		4-0 1B BB		3	0	0	0	1	0	1
Tommy Davis, R (1, 7) OBP: 0.366, SLG: 0.457	0-3 K			0-3 K			1-2 4-3	1-2 1B 1-2		4	0	1	0	0	2	0
Frank Howard, R (1, 9) OBP: 0.304, SLG: 0.483		0-0 HR		0-0 HR			0-0 E5 2B 1B	1-3 K		4	3	2	2	0	1	2
Bill Skowron, R (1, 3) OBP: 0.274, SLG: 0.295		0-1 1-3		0-0 6-3			0-1 1B 2B 1-3		1-0 6-3	4	1	1	0	0	0	0
Ken McMullen, R (1, 5) OBP: 0.262, SLG: 0.299		0-3 K			2-2 G4-6-3 1B		0-1 1B 2-H 3-H		0-2 6-3	4	0	2	2	0	1	0
Doug Camilli, R (1, 2) OBP: 0.234, SLG: 0.306		1-0 F7			1-1 G4-6-3 1-2f		0-3 K		2-3 K	4	0	0	0	0	2	2
Willie Davis, L (1, 8) OBP: 0.260, SLG: 0.364			1-3 K		0-0 G3		2-2 F4			3	0	0	0	0	1	1
Don Drysdale, R (1, 1) OBP: 0.212, SLG: 0.183			1-1 5-3			4-2 FC6-4 BB		1-3 K		2	0	0	0	1	1	0
Inning Stats	R: 0 E: 0 K: 1 S: 8 H: 0 LOB: 0 BB: 0 P: 12	R: 1 E: 0 K: 1 S: 7 H: 1 LOB: 0 BB: 0 P: 8	R: 0 E: 0 K: 1 S: 7 H: 0 LOB: 0 BB: 0 P: 11	R: 1 E: 0 K: 1 S: 8 H: 1 LOB: 0 BB: 0 P: 8	R: 0 E: 0 K: 0 S: 6 H: 1 LOB: 0 BB: 0 P: 9	R: 0 E: 0 K: 0 S: 8 H: 0 LOB: 0 BB: 1 P: 15	R: 2 E: 1 K: 1 S: 14 H: 2 LOB: 1 BB: 0 P: 17	R: 0 E: 0 K: 2 S: 12 H: 1 LOB: 2 BB: 1 P: 19	R: 0 E: 0 K: 1 S: 7 H: 0 LOB: 0 BB: 0 P: 10	1B: 3 2B: 1 3B: 0 HR: 2	SF: 0 SAC: 0 DP: 2 HBP: 0						

	AB	32
	R	4
	H	6
	RBI	4
	BB	2
	SO	8
	LOB	7

WP: 0 PB: 0 SB: 0 CS: 0 PA: 34

PITCHER		IP	WLS	BF	H	R	ER	SO	BB	IBB	HBP	BLK	WP	HR	S	P	ERA	WHIP
Bob Hendley, L ERA: 3.4	(1, 1)	6.0	L	20	3	2	2	4	1	0	0	0	0	2	44	63	3.00	0.667
Frank Funk, R ERA: 3.69	(7, 1)	2.0		11	3	2	1	3	1	0	0	0	0	0	26	36	4.50	2.000
Ron Piche, R ERA: 4.25	(9, 1)	1.0		3	0	0	0	1	0	0	0	0	0	0	7	10	0.00	0.000

PITCHER	IP	WLS	BF	H	R	ER	SO	BB	IBB	HBP	BLK	WP	HR	S	P	ERA	WHIP

BOTTOM

Los Angeles Dodgers @ Milwaukee Braves

Milwaukee County Stadium, Milwaukee, WI

Fri Jul 19 1963, 8:05 PM EDT

Att. 18,547 - Unknown

livebaseballscorecards.com

Batter	1	2	3	4	5	6	7	8	9	AB	R	H	RBI	BB	SO	LOB
Eddie Mathews, L (1, 5) OBP: 0.379, SLG: 0.403	CBFBS 2-3 K ①		BBBCFFFX 3-2 4-3 ③			BBCCS 2-3 K ②		CBSFBS 2-3 K ②		4	0	0	0	0	3	1
Mack Jones, L (1, 8) OBP: 0.328, SLG: 0.353	BBBCFS 3-3 K ②			CX 0-1 F8 ①		LCS 0-3 K ③		BBCSFS 2-3 K ③		3	0	0	0	0	2	0
Frank Funk, R (7, 1)										0	0	0	0	0	0	0
Don Dillard, L (8, PH) OBP: 0.265, SLG: 0.365										1	0	0	0	0	1	0
Ron Piche, R (9, 1)										0	0	0	0	0	0	0
Hank Aaron, R (1, 9) OBP: 0.378, SLG: 0.583	CSS 0-3 K ③			CBBCS 2-3 K ②			X 0-0 HR		CX 0-1 4-3 ①	4	1	1	1	0	2	0
Lee Maye, L (1, 7) OBP: 0.328, SLG: 0.444		BX 1-0 L9 ①		FX 0-1 1B 1B			BCBBB 4-1 5-3 1B BB		BCFFS 1-3 K ②	3	1	1	0	1	1	0
(7, 8)																
Joe Torre, R (1, 3) OBP: 0.354, SLG: 0.430		CX 0-1 L8 ②		BBSX 2-1 1-3 1B ③			BSBX 2-1 F3 ①		CX 0-1 1B	4	0	2	0	0	0	1
(7, 7)										0	0	0	0	0	0	0
Roy McMillan, R (9, PR) OBP: 0.256, SLG: 0.329																
Frank Bolling, R (1, 4) OBP: 0.290, SLG: 0.289		X 0-0 F3 ③			BX 1-0 6-3 ①		BX 1-0 5-3 1-2 ②		FSBBBBC 3-3 K ③	3	0	0	0	0	0	1
Gene Oliver, R (9, PH) OBP: 0.315, SLG: 0.416										1	0	0	0	0	1	1
Denis Menke, R (1, 6) OBP: 0.294, SLG: 0.334			BBX 2-0 SH1-4 1B		X 0-0 F9 ②		FBBBCFX 2-2 2-H 1B			3	0	2	1	0	0	0
Del Crandall, R (1, 2) OBP: 0.263, SLG: 0.260			X 0-0 F4 ①		SX 0-1 5-3 ③		FSFC 0-3 K ③			3	0	0	0	0	1	2
Bob Hendley, R (1, 1) OBP: 0.176, SLG: 0.125			LFX 0-2 SH1-4 1-2 ②			BBCFBX 3-2 L8 ①		CX 0-1 4-3 ①		0	0	0	0	0	0	0
Norm Larker, L (6, PH) OBP: 0.315, SLG: 0.254										2	0	0	0	0	0	0
(7, 3)																

	AB	31
	R	2
	H	6
	RBI	2
	BB	1
	SO	11
	LOB	6

Inning Stats	R: 0 E: 0 K: 3 S: 9	H: 0 LOB: 0 BB: 0 P: 14	R: 0 E: 0 K: 0 S: 4	H: 0 LOB: 0 BB: 0 P: 5	R: 0 E: 0 K: 0 S: 10	H: 1 LOB: 1 BB: 0 P: 15	R: 0 E: 0 K: 1 S: 9	H: 2 LOB: 2 BB: 0 P: 13	R: 0 E: 0 K: 0 S: 4	H: 0 LOB: 0 BB: 0 P: 5	R: 0 E: 0 K: 2 S: 9	H: 0 LOB: 0 BB: 0 P: 14	R: 2 E: 0 K: 1 S: 13	H: 2 LOB: 1 BB: 1 P: 22	R: 0 E: 0 K: 2 S: 10	H: 0 LOB: 0 BB: 0 P: 14	R: 0 E: 0 K: 2 S: 11	H: 1 LOB: 1 BB: 0 P: 15	1B: 5 2B: 0 3B: 0 HR: 1	SF: 0 SAC: 1 DP: 0 HBP: 0	WP: 0 PB: 0 SB: 0 CS: 0	PA: 33

PITCHER	IP	WLS	BF	H	R	ER	SO	BB	IBB	HBP	BLK	WP	HR	S	P	ERA	WHIP
Don Drysdale, R (1, 1) ERA: 2.82	9.0	W	33	6	2	2	11	1	0	0	0	0	1	79	117	2.00	0.778

PITCHER	IP	WLS	BF	H	R	ER	SO	BB	IBB	HBP	BLK	WP	HR	S	P	ERA	WHIP

Batter	1	2	3	4	5	6	7	8	9	AB	R	H	RBI	BB	SO	LOB
Maury Wills, S (1, 6) OBP: 0.363, SLG: 0.351	X 0-0 ① F5		B B F X 2-1 ③ L9		B X 1-0 ③ 6-3		B B B X 3-0 ② FC1-5-2 3-H		X 0-0 ③ F8	5	0	0	0	0	0	3
Jim Gilliam, S (1, 4) OBP: 0.352, SLG: 0.401	C B F X 1-2 ② 5-3			X 0-0 ① 5-3		B F C X 1-2 ① 5-3	B S B B X 3-1 ③ F6			4	0	0	0	0	0	1
Tommy Davis, R (1, 7) OBP: 0.362, SLG: 0.451	F B S X 1-2 ③ F7			X 0-0 ② 1-3		B B F X 2-1 ② F4		B B C F S 2-3 ① K		4	0	0	0	0	1	0
Frank Howard, R (1, 9) OBP: 0.307, SLG: 0.496		B B X 2-0 ① 6-3		B C B F X 2-2 ③ L7		B S B B X 3-1 2B 1B		X 0-0 HR		4	2	2	1	0	0	0
Bill Skowron, R (1, 3) OBP: 0.272, SLG: 0.293 Lee Walls, R (3, 3) OBP: 0.244, SLG: 0.302		X 0-0 ② 5-3			C B F X 1-2 G3 BB HR 1B	B B B C F X 3-2 1-H 2B		F B B S S 2-3 ② K		1 3	0 1	0 2	0 1	0 0	0 1	0 0
Ken McMullen, R (1, 5) OBP: 0.262, SLG: 0.292		B B B C F S 3-3 ③ K			C B X 1-1 ① L4	I I I 4-0 IBB		X 0-0 ③ 6-3		3	0	0	0	1	1	1
Doug Camilli, R (1, 2) OBP: 0.253, SLG: 0.315 John Roseboro, L (6, PH) OBP: 0.284, SLG: 0.336 (6, 2)			X 0-0 SH1-4 1B		B B B 4-0 G3 1-2 HR BB	X 0-0 ③ G3			X 0-0 ① F9	1 2	1 0	1 0	0 0	1 0	0 0	0 2
Willie Davis, L (1, 8) OBP: 0.259, SLG: 0.365			F F S 0-3 ① K		S X 0-1 ② G3 1-2 2-3		S X 0-1 SH1-4 FC1-5-2 2B		L X 0-1 ② F9	4	0	1	0	0	1	3
Sandy Koufax, R (1, 1) OBP: 0.136, SLG: 0.131 Ron Perranoski, L (6, 1) OBP: 0.235, SLG: 0.133			X 0-0 ② SH1-4 1-2		S B B F B X 3-2 2-H 3-H HR		X 0-0 ① SH1-4 2-3		C X 0-1 1B	1 1	1 0	1 1	3 0	0 0	0 0	0 0
Inning Stats	R: 0 E: 0 K: 0 S: 7 H: 0 LOB: 0 BB: 0 P: 9	R: 0 E: 0 K: 1 S: 5 H: 0 LOB: 0 BB: 0 P: 10	R: 0 E: 0 K: 1 S: 7 H: 1 LOB: 1 BB: 0 P: 9	R: 0 E: 0 K: 0 S: 5 H: 0 LOB: 0 BB: 0 P: 7	R: 3 E: 0 K: 0 S: 11 H: 2 LOB: 0 BB: 1 P: 21	R: 1 E: 0 K: 0 S: 11 H: 2 LOB: 2 BB: 1 P: 24	R: 0 E: 0 K: 0 S: 6 H: 1 LOB: 1 BB: 0 P: 12	R: 1 E: 0 K: 2 S: 8 H: 1 LOB: 0 BB: 0 P: 12	R: 0 E: 0 K: 0 S: 6 H: 1 LOB: 1 BB: 0 P: 6	1B: 4 2B: 2 3B: 0 HR: 2 SF: 0 SAC: 2 DP: 0 HBP: 0						

PITCHER		IP	WLS	BF	H	R	ER	SO	BB	IBB	HBP	BLK	WP	HR	S	P	ERA	WHIP
Denny Lemaster, L ERA: 2.5	(1, 1)	5.2		24	5	4	4	2	1	1	0	0	0	1	45	79	6.35	1.059
Ron Piche, R ERA: 4.2	(6, 1)	0.1		1	0	0	0	0	0	0	0	0	0	0	1	1	0.00	0.000
Claude Raymond, R ERA: 4.17	(7, 1)	2.0	L	8	2	1	1	2	0	0	0	0	0	1	14	24	4.50	1.000
Dan Schneider, L ERA: 3.63	(9, 1)	1.0		4	1	0	0	0	0	0	0	0	0	0	6	6	0.00	1.000

PITCHER	IP	WLS	BF	H	R	ER	SO	BB	IBB	HBP	BLK	WP	HR	S	P	ERA	WHIP

TOP

Los Angeles Dodgers @ Milwaukee Braves

Milwaukee County Stadium, Milwaukee, WI

Sat Jul 20 1963, 4:33 AM EDT

Att. 11,804 - Unknown

livebaseballscorecards.com

AB	33
R	5
H	8
RBI	5
BB	2
SO	4
LOB	10

1B: 4 2B: 2 3B: 0 HR: 2 SF: 0 SAC: 2 DP: 0 HBP: 0

WP: 0 PB: 0 SB: 0 CS: 0 PA: 37

Batter	1	2	3	4	5	6	7	8	9	AB	R	H	RBI	BB	SO	LOB
Denis Menke, R (1, 5) OBP: 0.293, SLG: 0.339	0-0 ① 6-3		0-0 3B		0-3 ① K	2-2 ③ 5-3		1-3 ② K		5	0	1	0	0	2	2
Tommie Aaron, R (1, 7) OBP: 0.263, SLG: 0.314	0-3 ② K		2-3 ② K		1-3 ② K		1-0 ① L5	2-2 ③ F4		5	0	0	0	0	3	1
Hank Aaron, R (1, 9) OBP: 0.383, SLG: 0.583	0-0 1B		4-0 FC5-4 IBB		0-0 ③ F4		4-2 1B 1B BB		3-2 FC3-6 1B	3	1	2	0	2	0	0
Joe Torre, R (1, 2) OBP: 0.355, SLG: 0.429 Don Dillard, L (9, PR) OBP: 0.265, SLG: 0.365	2-2 ③ F9		0-0 ③ FC5-4 1-2f			2-0 F9 1B 1B 1B	2-2 BB 1B 1-2 1B		0-0 ① FC3-6 FC1-6-4 1-2f	5	1	2	0	0	0	4
										0	0	0	0	0	0	0
Gene Oliver, R (1, 3) OBP: 0.326, SLG: 0.442		0-1 1B		0-0 HR		2-2 BB 1B 1-2 FC4-6 1B	0-0 1-2 2-H BB 1B		0-0 ② F8	5	2	4	2	0	0	1
Hawk Taylor, R (1, 8) Mack Jones, L (8, 8) OBP: 0.327, SLG: 0.352		1-3 ① K		2-3 ① K		0-2 ① F9 2-3	0-3 ② K		1-0 ③ FC1-6-4 1-2	4	0	0	0	0	3	5
										1	0	0	0	0	0	1
Frank Bolling, R (1, 4) OBP: 0.296, SLG: 0.299		0-2 ② F3		0-1 3B		2-0 FC4-6 BB 1-2 3-H 1B	4-2 1-2 2-3 BB			3	0	2	1	1	0	1
Roy McMillan, R (1, 6) OBP: 0.256, SLG: 0.323		3-2 ③ 5-3		0-0 ② F8		4-1 FC4-6 1-2 2-3 BB	0-1 ③ F9			3	0	0	0	1	0	5
Denny Lemaster, R (1, 1) OBP: 0.205, SLG: 0.364 Ron Piche, R (6, 1) Lee Maye, L (6, PH) OBP: 0.327, SLG: 0.442 Claude Raymond, R (7, 1) OBP: 0.667, SLG: 1.000 Eddie Mathews, L (8, PH) OBP: 0.378, SLG: 0.401 Dan Schneider, L (9, 1)			0-2 ① F3	0-0 ③ 6-3		2-2 ② FC4-6 1-2f 2-3 3-H		2-3 ① K		2	0	0	0	0	0	1
										0	0	0	0	0	0	0
										1	0	0	1	0	0	2
										0	0	0	0	0	0	0
										1	0	0	0	0	1	0
										0	0	0	0	0	0	0
Inning Stats	R: 0 E: 0 K: 1 S: 8 H: 1 LOB: 1 BB: 0 P: 10	R: 0 E: 0 K: 1 S: 17 H: 1 LOB: 1 BB: 0 P: 21	R: 0 E: 0 K: 1 S: 9 H: 1 LOB: 2 BB: 1 P: 15	R: 1 E: 0 K: 1 S: 9 H: 2 LOB: 1 BB: 0 P: 11	R: 0 E: 0 K: 2 S: 7 H: 0 LOB: 0 BB: 0 P: 8	R: 2 E: 0 K: 0 S: 17 H: 3 LOB: 2 BB: 1 P: 31	R: 1 E: 0 K: 1 S: 17 H: 2 LOB: 3 BB: 2 P: 28	R: 0 E: 0 K: 2 S: 10 H: 0 LOB: 0 BB: 0 P: 15	R: 0 E: 0 K: 0 S: 6 H: 1 LOB: 1 BB: 0 P: 10	1B: 8 2B: 0 3B: 2 HR: 1 SF: 0 SAC: 0 DP: 0 HBP: 0						

PITCHER		IP	WLS	BF	H	R	ER	SO	BB	IBB	HBP	BLK	WP	HR	S	P	ERA	WHIP
Sandy Koufax, L ERA: 1.75	(1, 1)	5.1		25	8	3	3	6	0	1	0	0	0	1	60	81	5.06	1.500
Ron Perranoski, L ERA: 1.8	(6, 1)	3.2	W	17	3	1	1	3	3	0	0	0	0	0	40	68	2.46	1.636

PITCHER	IP	WLS	BF	H	R	ER	SO	BB	IBB	HBP	BLK	WP	HR	S	P	ERA	WHIP

BOTTOM

Los Angeles Dodgers @ Milwaukee Braves

Milwaukee County Stadium, Milwaukee, WI

Sat Jul 20 1963, 4:33 AM EDT

Att. 11,804 - Unknown

livebaseballscorecards.com

AB	38
R	4
H	11
RBI	4
BB	4
SO	9
LOB	23

Batter	1	2	3	4	5	6	7	8	9	AB	R	H	RBI	BB	SO	LOB
Maury Wills, S (1, 6) OBP: 0.359, SLG: 0.347	C X 0-1 4-3		B F B X 2-1 B1			B F B F F X 2-2 5-3		B X 1-0 1-3		4	0	0	0	0	0	1
Dick Tracewski, R (8, 6) OBP: 0.290, SLG: 0.258										0	0	0	0	0	0	0
Jim Gilliam, S (1, 4) OBP: 0.354, SLG: 0.403	C C B B X 2-2 4-3		S X 0-1 6-3			B X 1-0 1B		S B X 1-1 2-3 1B		4	0	2	0	0	0	0
Wally Moon, L (1, 7) OBP: 0.377, SLG: 0.431	B C B X 2-1 HR			F B X 1-1 1B FC1-2-5-6 1B		C F B S 1-3 K		B X 1-0 FC6-4 1-2 3-H 1B		4	1	3	2	0	1	1
Tommy Davis, R (1, 8) OBP: 0.357, SLG: 0.445	X 0-0 F3			X 0-0 F8		C S B C 1-3 K		X 0-0 FC6-4 1-2f		4	0	0	0	0	1	4
Ron Fairly, L (1, 3) OBP: 0.354, SLG: 0.409		C F F X 0-2 FC5-4 1B		B F P B X 3-1 FC1-2-5-6 1-3 1B			X 0-0 4-3		X 0-0 5-3	4	0	2	0	0	0	0
Frank Howard, R (1, 9) OBP: 0.302, SLG: 0.488		F F B X 1-2 FC5-4 1-2f 1B		X 0-0 FC1-2-5-6 1-3 3-H			S B S F B F F B S 3-3 K		S C S 0-3 K	4	0	0	0	0	2	3
John Roseboro, L (1, 2) OBP: 0.283, SLG: 0.335		B B B C X 3-1 G5-4-3 1-2 1B			B C B X 2-1 L8		B B F X 2-1 F4		B S B B X 3-1 4-3	4	0	1	0	0	0	0
Ken McMullen, R (1, 5) OBP: 0.263, SLG: 0.301	C X 0-1 G5-4-3 1-2f				F F B B F F X 2-2 F2			B B C F X 2-2 1B 1B 2B		3	1	1	0	0	0	2
Bob Miller, R (1, 1) OBP: 0.075, SLG: 0.053			C X 0-1 1-3		C C X 0-2 6-3			X 0-0 F8		2	0	0	0	0	0	0
Ed Roebuck, R (6, 1) OBP: 0.250, SLG: 0.250										0	0	0	0	0	0	0
Willie Davis, L (8, PH) OBP: 0.259, SLG: 0.364										1	0	0	0	0	0	1
Dick Scott, R (8, 1)										0	0	0	0	0	0	0
Inning Stats	R: 1 E: 0 K: 0 S: 8 H: 1 LOB: 0 BB: 0 P: 12	R: 0 E: 0 K: 0 S: 11 H: 2 LOB: 1 BB: 0 P: 15	R: 0 E: 0 K: 0 S: 6 H: 0 LOB: 0 BB: 0 P: 8	R: 0 E: 0 K: 0 S: 7 H: 2 LOB: 1 BB: 0 P: 10	R: 0 E: 0 K: 0 S: 10 H: 0 LOB: 0 BB: 0 P: 14	R: 0 E: 0 K: 2 S: 11 H: 1 LOB: 1 BB: 0 P: 16	R: 0 E: 0 K: 1 S: 9 H: 0 LOB: 0 BB: 0 P: 14	R: 1 E: 0 K: 0 S: 9 H: 3 LOB: 2 BB: 0 P: 14	R: 0 E: 0 K: 1 S: 6 H: 0 LOB: 0 BB: 0 P: 9	1B: 7 2B: 2 3B: 0 HR: 1	SF: 0 SAC: 0 DP: 2 HBP: 0				WP: 0 PB: 0 SB: 0 CS: 0	PA: 34	

PITCHER		IP	WLS	BF	H	R	ER	SO	BB	IBB	HBP	BLK	WP	HR	S	P	ERA	WHIP
Bob Sadowski, R ERA: 3.21	(1, 1)	7.2	W	30	9	2	2	3	0	0	0	0	0	1	70	102	2.35	1.174
Bob Shaw, R ERA: 3.14	(8, 1)	1.1	S	4	0	0	0	1	0	0	0	0	0	0	7	10	0.00	0.000

PITCHER	IP	WLS	BF	H	R	ER	SO	BB	IBB	HBP	BLK	WP	HR	S	P	ERA	WHIP

TOP

Los Angeles Dodgers @ Milwaukee Braves

Milwaukee County Stadium, Milwaukee, WI

Sun Jul 21 1963, 4:33 AM EDT

Unknown

livebaseballscorecards.com

AB	34
R	2
H	9
RBI	2
BB	0
SO	4
LOB	12

BOTTOM

Los Angeles Dodgers @ Milwaukee Braves

Milwaukee County Stadium, Milwaukee, WI

Sun Jul 21 1963, 4:33 AM EDT

Unknown

livebaseballscorecards.com

Batter	1	2	3	4	5	6	7	8	9	AB	R	H	RBI	BB	SO	LOB
Denis Menke, R (1, 6) OBP: 0.291, SLG: 0.346	C B S F B S 2-3 ① K		B X 1-0 E5 3-H		C B X 1-1 ② 5-3	X 0-0 ③ 1-3		B F B S B F X 3-2 HR		5	1	1	1	0	1	2
Eddie Mathews, L (1, 5) OBP: 0.376, SLG: 0.398	B F C B B S 3-3 ② K		X 0-0 ③ L7		X 0-0 ③ 3-1		C B F C 1-3 ① K	B X 1-0 1B		5	0	1	0	0	2	1
Hank Aaron, R (1, 9) OBP: 0.384, SLG: 0.588	B C F F S 1-3 ③ K			B B C B C X 3-2 ① F8		B B B C B 4-1 BB 1B FC6-4 BB	B F B B X 3-1 HR	C C F F X 0-2 ③ L8		4	2	1	1	1	1	1
Lee Maye, L (1, 8) OBP: 0.333, SLG: 0.447 (7, 7)		X 0-0 E4 G1-4-3		C B S X 1-2 L9 BB 1B 1B	X 0-0 FC6-4 BB 1-2 1B 1B	C B F B B F X 3-2 1B 1B				4	2	3	0	0	0	0
Joe Torre, R (1, 3) OBP: 0.360, SLG: 0.430	C B S B S 2-3 ① K			S P S B F B B 4-2 1B 1-2 BB	B B B C B 4-1 FC6-4 1-2 2-3 BB	B P F F B X 3-2 1-2 1B				2	0	1	0	2	1	1
Gene Oliver, R (1, 7) OBP: 0.321, SLG: 0.435 Mack Jones, L (6, PR) (7, 8) OBP: 0.325, SLG: 0.350	B B C X 2-1 ② ③ G1-4-3 1-2f		X 0-0 ② L9 2-3		B S B X 2-1 ① FC6-4 1B 1B 1-2f 2-3 3-H	S B B S S 2-3 ② K				3 1	0 1	0 1	1 0	0 0	0 1	5 2
Frank Bolling, R (1, 4) OBP: 0.301, SLG: 0.303			C B S B F B B 4-2 6-3 4-3 E BB	C F B F X 1-2 1B 1-2 3-H		X 0-0 1B 1-3 3-H 1B	B X 1-0 ③ 1-3			3	1	2	2	1	0	2
Del Crandall, R (1, 2) OBP: 0.263, SLG: 0.259			C B X 1-1 ① 4-3 1-2	X 0-0 ③ 4-3		B F B L X 2-2 1B 1-2 3-H		X 0-0 ① F7		4	0	1	1	0	0	3
Bob Sadowski, R (1, 1) Bob Shaw, R (8, 1) OBP: 0.216, SLG: 0.121			S X 0-1 ② 6-3 2-3		C B S S 1-3 ① K	F C B L 1-3 ② K		C C C 0-3 ② K		3 1	0 0	0 0	0 0	0 0	2 1	3 0
Inning Stats	R: 0 H: 0 E: 0 LOB: 0 K: 3 BB: 0 S: 11 P: 17	R: 0 H: 0 E: 1 LOB: 0 K: 1 BB: 0 S: 6 P: 10	R: 1 H: 0 E: 1 LOB: 1 K: 0 BB: 1 S: 9 P: 15	R: 1 H: 2 E: 0 LOB: 2 K: 0 BB: 1 S: 16 P: 24	R: 0 H: 0 E: 0 LOB: 0 K: 1 BB: 0 S: 6 P: 8	R: 3 H: 3 E: 0 LOB: 2 K: 1 BB: 2 S: 13 P: 26	R: 1 H: 3 E: 0 LOB: 2 K: 2 BB: 0 S: 17 P: 29	R: 1 H: 2 E: 0 LOB: 1 K: 1 BB: 0 S: 14 P: 18		1B: 8 SF: 0 2B: 0 SAC: 0 3B: 0 DP: 1 HR: 2 HBP: 0						

AB	35
R	7
H	10
RBI	6
BB	4
SO	9
LOB	20

PITCHER		IP	WLS	BF	H	R	ER	SO	BB	IBB	HBP	BLK	WP	HR	S	P	ERA	WHIP
Bob Miller, R ERA: 3.59	(1, 1)	5.0	L	23	3	5	4	5	4	0	0	0	0	0	51	85	7.20	1.400
Ed Roebuck, R ERA: 4.28	(6, 1)	2.0		11	5	1	1	3	0	0	0	0	0	1	27	44	4.50	2.500
Dick Scott, L ERA: 6.55	(8, 1)	1.0		5	2	1	1	1	0	0	0	0	0	1	14	18	9.00	2.000

PITCHER	IP	WLS	BF	H	R	ER	SO	BB	IBB	HBP	BLK	WP	HR	S	P	ERA	WHIP

Los Angeles Dodgers @ Milwaukee Braves

Milwaukee County Stadium, Milwaukee, WI

Sun Jul 21 1963, 4:38 AM EDT

Att. 28,534 - Unknown

TOP

livebaseballscorecards.com

Batter	1	2	3	4	5	6	7	8	9	AB	R	H	RBI	BB	SO	LOB
Maury Wills, S (1, 6) OBP: 0.362, SLG: 0.351	1-1 6-3		2-2 HR BB 1B 1-2	0-0 1B BB 1B	1-3 K			0-0 FC6-4 1B		5	2	3	0	0	1	0
Nate Oliver, R (1, 4) OBP: 0.303, SLG: 0.313	2-1 2B		4-2 HR BB 1-2 2-3	4-1 1B BB BB 1-2		2-3 K		2-1 F3		3	2	1	0	2	1	1
Wally Moon, L (1, 7) OBP: 0.378, SLG: 0.430	2-3 K		1-3 K 1-2	1-1 BB 1B 1-3 2-H		1-1 G6-4-3 1B		1-2 FC6-4 1-2f		5	0	2	1	0	2	4
Frank Howard, R (1, 9) OBP: 0.300, SLG: 0.480		1-2 F2 1-2	3-3 K 2-3	4-0 BB IBB		0-2 G6-4-3 1-2f 2-3			0-0 6-3 1-2	4	0	0	0	1	1	4
Ron Fairly, L (1, 3) OBP: 0.363, SLG: 0.438	1-1 2B	0-0 HR 1-H 2-H 3-H	4-1 BB 1-2 2-3 3-H				2-1 HR		3-2 1B 1-2	4	2	4	6	1	0	0
Ken McMullen, R (1, 5) OBP: 0.268, SLG: 0.307	4-2 BB	0-1 2B	2-2 F3				0-3 K		1-3 K	4	0	1	0	1	2	4
Willie Davis, L (1, 8) OBP: 0.258, SLG: 0.359	0-0 F4	4-0 IBB	0-0 F3				1-1 F3		1-3 K	4	0	0	0	1	1	6
Doug Camilli, R (1, 2) OBP: 0.241, SLG: 0.299	0-0 F8	0-2 F2			3-3 K		2-3 K			4	0	0	0	0	2	4
Nick Willhite, L (1, 1) OBP: 0.300, SLG: 0.400			0-1 HR BB 1B 1B	0-0 4-3	0-0 F5			1-2 F9		2	1	1	0	0	0	0
Larry Sherry, R (4, 1)										0	0	0	0	0	0	0
Ed Roebuck, R (4, 1) OBP: 0.250, SLG: 0.250										0	0	0	0	0	0	0
Jim Gilliam, S (5, PH) OBP: 0.353, SLG: 0.401										1	0	0	0	0	0	0
Dick Calmus, R (5, 1)										0	0	0	0	0	0	0
John Roseboro, L (8, PH) OBP: 0.282, SLG: 0.333										1	0	0	0	0	0	0
Dick Scott, R (8, 1)										0	0	0	0	0	0	0
Inning Stats	R: 0 E: 0 K: 1 S: 7 H: 1 LOB: 0 BB: 0 P: 12	R: 0 E: 0 K: 0 S: 9 H: 1 LOB: 2 BB: 1 P: 15	R: 4 E: 0 K: 2 S: 19 H: 4 LOB: 2 BB: 2 P: 33	R: 2 E: 0 K: 0 S: 10 H: 2 LOB: 3 BB: 3 P: 25	R: 0 E: 0 K: 2 S: 7 H: 0 LOB: 0 BB: 0 P: 11	R: 0 E: 0 K: 1 S: 10 H: 1 LOB: 0 BB: 0 P: 13	R: 1 E: 0 K: 2 S: 10 H: 1 LOB: 0 BB: 0 P: 15	R: 0 E: 0 K: 0 S: 9 H: 1 LOB: 1 BB: 0 P: 13	R: 0 E: 0 K: 2 S: 10 H: 1 LOB: 1 BB: 0 P: 15	1B: 7 2B: 3 3B: 0 HR: 2 SF: 0 SAC: 0 DP: 1 HBP: 0						

AB	37
R	7
H	12
RBI	7
BB	6
SO	10
LOB	23

WP: 0 PB: 0 SB: 0 CS: 0 PA: 43

PITCHER		IP	WLS	BF	H	R	ER	SO	BB	IBB	HBP	BLK	WP	HR	S	P	ERA	WHIP
Hank Fischer, R ERA: 5.49	(1, 1)	2.2		15	6	4	4	3	2	0	0	0	0	1	32	53	13.50	3.000
Ron Piche, R ERA: 4.7	(3, 1)	0.2		7	2	2	2	0	1	2	0	0	0	0	8	21	27.00	4.500
Dan Schneider, L ERA: 3.52	(4, 1)	0.2		3	0	0	0	0	1	0	0	0	0	0	5	11	0.00	1.500
Tony Cloninger, R ERA: 3.1	(5, 1)	5.0	W	18	4	1	1	7	0	0	0	0	0	1	46	67	1.80	0.800

PITCHER	IP	WLS	BF	H	R	ER	SO	BB	IBB	HBP	BLK	WP	HR	S	P	ERA	WHIP

Batter	1	2	3	4	5	6	7	8	9	AB	R	H	RBI	BB	SO	LOB
Denis Menke, R (1, 6) OBP: 0.296, SLG: 0.350	C S F B B X 2-2 G3 BLK 1B 1B		S B C S 1-3 ① K	L X 0-1 WP 2B 3-H 1B	B C C F B X 2-2 WP 3-H 1B	B B B C F X 3-2 ③ F9				5	2	3	2	0	1	1
Eddie Mathews, L (1, 5) OBP: 0.373, SLG: 0.398	B B F C F X 2-2 ① G3 1-3		B B F C F F X 2-2 ② G3	C B B B F X 3-2 ② F8	B X 1-0 ③ G3 1-2			C B F B B X 3-2 1B 2B		5	1	1	0	0	0	3
Hank Aaron, R (1, 9) OBP: 0.384, SLG: 0.588	F B X 1-1 HR 3-H 1B		B B X 2-0 ③ F3	B S F F B X 2-2 1-H 1B 2B		C B B X 2-1 ① F8		F X 0-1 ① 6-3		5	2	2	2	0	0	1
Joe Torre, R (1, 2) OBP: 0.367, SLG: 0.444	C S B F F F F X 1-2 1-H HR			S B S S 4-1 HR BB S B S S X 2-2 1B 2-H 1B		B B C X 2-1 ② 6-3		B F F X 1-2 ② 2-H 1B		4	2	3	4	1	0	0
Gene Oliver, R (1, 7) OBP: 0.326, SLG: 0.454 Mack Jones, L (6, 8) OBP: 0.323, SLG: 0.347	B F B B C F X 2-2 ② F8			X 1-0 1-H HR X 0-0 1-2 1B		C B B X 2-1 ③ F6		X 0-0 ③ 4-3		3 2	1 0	2 0	2 0	0 0	0 0	0 0
Lee Maye, L (1, 8) OBP: 0.336, SLG: 0.448 (6, 7)	F B X 1-1 ③ 4-3			S B S S X 2-2 1B SH 1B X 0-0 ③ F5			S C F B X 1-2 E S 2B 1B			4	2	2	0	0	0	2
Frank Bolling, R (1, 4) OBP: 0.303, SLG: 0.308		X 0-0 ① 6-3		X 0-0 SH 1-2 SF8 1B	C F B C 1-3 ① K		S F B X 1-2 1-H 2B			4	1	2	1	0	1	0
Tommie Aaron, R (1, 3) OBP: 0.265, SLG: 0.324		C F X 0-2 ② F9		L B X 1-1 SH SF8 1-3 2-H 1B	F B C X 1-2 4-3 1B 2B		S F X 0-2 ① 5-3			3	2	1	0	0	0	1
Hank Fischer, R (1, 1) OBP: 0.100, SLG: 0.100 Ron Piche, R (3, 1) Dan Schneider, L (4, 1) Norm Larker, L (4, PH) OBP: 0.313, SLG: 0.254 Tony Cloninger, R (5, 1) OBP: 0.130, SLG: 0.130		C T T T S 0-3 ③ K		C C X 0-2 ① SF8 2-3 3-H	C X 0-1 ② 4-3 2-3		B S C B X 2-2 ② 6-3			1 0 0 0 2	0 0 0 0 0	0 0 0 1 0	0 0 0 0 0	0 0 0 0 0	1 0 0 0 0	0 0 0 0 2
Inning Stats	R: 3 H: 3 E: 0 LOB: 0 K: 0 BB: 0 S: 22 P: 31	R: 0 H: 0 E: 0 LOB: 0 K: 1 BB: 0 S: 9 P: 9	R: 0 H: 0 E: 0 LOB: 0 K: 1 BB: 0 S: 9 P: 14	R: 7 H: 7 E: 1 LOB: 2 K: 0 BB: 1 S: 27 P: 43	R: 1 H: 2 E: 0 LOB: 1 K: 1 BB: 0 S: 13 P: 18	R: 0 H: 0 E: 0 LOB: 0 K: 0 BB: 0 S: 6 P: 12	R: 1 H: 2 E: 0 LOB: 1 K: 0 BB: 0 S: 16 P: 23	R: 1 H: 2 E: 0 LOB: 0 K: 0 BB: 0 S: 9 P: 13		1B: 10 SF: 1 2B: 4 SAC: 1 3B: 0 DP: 0 HR: 2 HBP: 0						

PITCHER		IP	WLS	BF	H	R	ER	SO	BB	IBB	HBP	BLK	WP	HR	S	P	ERA	WHIP
Nick Willhite, L ERA: 4.04	(1, 1)	3.0		15	5	6	6	2	1	0	0	1	0	2	46	67	18.00	2.000
Larry Sherry, R ERA: 2.93	(4, 1)	0.2	L	6	3	3	1	0	0	0	0	0	1	0	15	21	13.50	4.500
Ed Roebuck, R ERA: 4.24	(4, 1)	0.1		3	2	1	0	0	0	0	0	0	0	0	6	9	0.00	6.000
Dick Calmus, R ERA: 2.55	(5, 1)	3.0		13	4	2	2	1	0	0	0	0	1	0	35	53	6.00	1.333
Dick Scott, L ERA: 6.75	(8, 1)	1.0		4	2	1	1	0	0	0	0	0	0	0	9	13	9.00	2.000

PITCHER	IP	WLS	BF	H	R	ER	SO	BB	IBB	HBP	BLK	WP	HR	S	P	ERA	WHIP

BOTTOM

Los Angeles Dodgers @ Milwaukee Braves

Milwaukee County Stadium, Milwaukee, WI

Sun Jul 21 1963, 4:38 AM EDT

Att. 28,534 - Unknown

livebaseballscorecards.com

AB	38
R	13
H	16
RBI	12
BB	1
SO	3
LOB	10

WP: 2		PA:	41
PB: 0			
SB: 1			
CS: 0			

St. Louis Cardinals @ Milwaukee Braves

Milwaukee County Stadium, Milwaukee, WI

Tue Jul 23 1963, 8:05 PM EDT

Att. 11,278 - Unknown

TOP

livebaseballscorecards.com

Batter	1	2	3	4	5	6	7	8	9	AB	R	H	RBI	BB	SO	LOB
Curt Flood, R (1, 8) OBP: 0.328, SLG: 0.386	1B	L9			6-3	1B		1-3		5	0	2	0	0	0	3
Dick Groat, R (1, 6) OBP: 0.406, SLG: 0.487	1-3 1B		6-3		1B	FC3-6				5	1	4	1	0	0	0
Bill White, L (1, 3) OBP: 0.376, SLG: 0.527	1-3		K		FC6-4	FC3-6			G6-4-3	5	0	2	0	0	1	3
Ken Boyer, R (1, 5) OBP: 0.375, SLG: 0.446	BB		6-3		K		L9		G6-4-3	4	0	0	0	1	1	3
Charlie James, R (1, 7) OBP: 0.301, SLG: 0.435	1B			2B 1B	FC6-4		6-3		6-3	5	1	2	1	0	0	2
Tim McCarver, L (1, 2) OBP: 0.333, SLG: 0.395	F6			G3 2B		4-3	F8			4	0	1	1	0	0	2
Julian Javier, R (1, 4) OBP: 0.309, SLG: 0.410		4-3		G3		3B 1B		F7		4	1	1	0	0	0	1
Gary Kolb, L (1, 9) OBP: 0.471, SLG: 0.650		F7		K		SF8 3B		1-3 E 1B		4	2	2	1	0	1	1
Ray Sadecki, L (1, 1) OBP: 0.182, SLG: 0.233		E4		2-3		SF8		FC3 1-3 1B		2	0	0	1	0	0	1
Ron Taylor, R (6, 1) OBP: 0.045, SLG: 0.045										1	0	0	0	0	0	1
Inning Stats	R: 1 E: 0 K: 0 S: 5 H: 3 LOB: 2 BB: 1 P: 9	R: 0 E: 1 K: 0 S: 4 H: 0 LOB: 1 BB: 0 P: 4	R: 0 E: 0 K: 1 S: 5 H: 0 LOB: 0 BB: 0 P: 5	R: 1 E: 0 K: 1 S: 7 H: 2 LOB: 1 BB: 0 P: 7	R: 0 E: 0 K: 1 S: 7 H: 2 LOB: 2 BB: 0 P: 7	R: 2 E: 0 K: 0 S: 7 H: 4 LOB: 2 BB: 0 P: 7	R: 0 E: 0 K: 0 S: 3 H: 0 LOB: 0 BB: 0 P: 3	R: 1 E: 1 K: 0 S: 5 H: 2 LOB: 2 BB: 0 P: 5	R: 0 E: 0 K: 0 S: 3 H: 1 LOB: 0 BB: 0 P: 3	1B: 12 2B: 1 3B: 1 HR: 0 SF: 1 SAC: 0 DP: 1 HBP: 0							

	AB	39
	R	5
	H	14
	RBI	5
	BB	1
	SO	3
	LOB	17

WP: 0 PB: 0 SB: 0 CS: 0 PA: 41

PITCHER		IP	WLS	BF	H	R	ER	SO	BB	IBB	HBP	BLK	WP	HR	S	P	ERA	WHIP
Bob Hendley, L ERA: 3.43	(1, 1)	4.1	L	21	7	2	2	2	1	0	0	0	0	0	24	28	4.15	1.846
Ron Piche, R ERA: 5.06	(5, 1)	1.1		8	4	2	2	1	0	0	0	0	0	0	10	10	13.50	3.000
Hank Fischer, R ERA: 5.44	(6, 1)	0.1		1	0	0	0	0	0	0	0	0	0	0	1	1	0.00	0.000
Claude Raymond, R ERA: 3.98	(7, 1)	2.0		8	2	1	0	0	0	0	0	0	0	0	8	8	0.00	1.000
Frank Funk, R ERA: 3.58	(9, 1)	1.0		3	1	0	0	0	0	0	0	0	0	0	3	3	0.00	1.000

PITCHER	IP	WLS	BF	H	R	ER	SO	BB	IBB	HBP	BLK	WP	HR	S	P	ERA	WHIP

St. Louis Cardinals @ Milwaukee Braves

County Stadium, Milwaukee, WI

Tue Jul 23 1963, 8:05 PM EDT

Att. 11,278 - Unknown

livebaseballscorecards.com

BOTTOM

Batter	1	2	3	4	5	6	7	8	9	AB	R	H	RBI	BB	SO	LOB
Denis Menke, R (1, 6) OBP: 0.295, SLG: 0.347	L7			FC6 1B BB		E9		K		3	0	0	0	1	1	0
Eddie Mathews, L (1, 5) OBP: 0.380, SLG: 0.410	8-5 2B			FC6 1B 1-2		BB			2B	3	0	3	0	1	0	0
Hank Aaron, R (1, 9) OBP: 0.380, SLG: 0.582	8-5 2-3f			FC6 G1-4-3 1-2f 2-3		F3			5-3	4	0	0	0	0	0	6
Joe Torre, R (1, 3) OBP: 0.362, SLG: 0.438		K		G1-4-3 1-2f		6-3			K	4	0	0	0	0	2	5
Gene Oliver, R (1, 7) OBP: 0.320, SLG: 0.445		L8			F5		K		L5	4	0	0	0	0	1	1
Lee Maye, L (1, 8) OBP: 0.332, SLG: 0.443		K			6-3		K			3	0	0	0	0	2	0
Frank Bolling, R (1, 4) OBP: 0.301, SLG: 0.305			F8		5-3		F2			3	0	0	0	0	0	0
Del Crandall, R (1, 2) OBP: 0.264, SLG: 0.280			F8			HR		F7		3	1	1	1	0	0	0
Bob Hendley, R (1, 1) OBP: 0.171, SLG: 0.121			F3			F7		6-3		1	0	0	0	0	0	0
Ron Piche, R (5, 1)										0	0	0	0	0	0	0
Hank Fischer, R (6, 1) OBP: 0.100, SLG: 0.100										0	0	0	0	0	0	0
Tommie Aaron, R (6, PH) OBP: 0.263, SLG: 0.321										1	0	0	0	0	0	0
Claude Raymond, R (7, 1) OBP: 0.667, SLG: 1.000										0	0	0	0	0	0	0
Mack Jones, L (8, PH) OBP: 0.321, SLG: 0.345										1	0	0	0	0	0	0
Frank Funk, R (9, 1)										0	0	0	0	0	0	0
Inning Stats	R: 0 H: 1 E: 0 LOB: 0 K: 0 BB: 0 S: 3 P: 3	R: 0 H: 0 E: 0 LOB: 0 K: 2 BB: 0 S: 7 P: 7	R: 0 H: 0 E: 0 LOB: 0 K: 0 BB: 0 S: 3 P: 3	R: 0 H: 1 E: 0 LOB: 1 K: 0 BB: 1 S: 3 P: 7	R: 0 H: 0 E: 0 LOB: 0 K: 0 BB: 0 S: 3 P: 3	R: 1 H: 1 E: 1 LOB: 2 K: 0 BB: 1 S: 5 P: 9	R: 0 H: 0 E: 0 LOB: 0 K: 2 BB: 0 S: 7 P: 7	R: 0 H: 0 E: 0 LOB: 0 K: 1 BB: 0 S: 5 P: 5	R: 0 H: 1 E: 0 LOB: 1 K: 1 BB: 0 S: 6 P: 6	1B: 1 SF: 0 2B: 3 SAC: 0 3B: 0 DP: 2 HR: 1 HBP: 0							

	AB	30
	R	1
	H	4
	RBI	1
	BB	2
	SO	6
	LOB	12

WP: 0 PB: 0 SB: 0 CS: 0 PA: 32

PITCHER		IP	WLS	BF	H	R	ER	SO	BB	IBB	HBP	BLK	WP	HR	S	P	ERA	WHIP
Ray Sadecki, L (1, 1) ERA: 4.89		5.1	W	20	3	1	1	2	2	0	0	0	0	1	22	30	1.69	0.938
Ron Taylor, R (6, 1) ERA: 2.77		3.2	S	12	1	0	0	4	0	0	0	0	0	0	20	20	0.00	0.273

PITCHER	IP	WLS	BF	H	R	ER	SO	BB	IBB	HBP	BLK	WP	HR	S	P	ERA	WHIP

Batter	1	2	3	4	5	6	7	8	9	AB	R	H	RBI	BB	SO	LOB
Curt Flood, R (1, 8) OBP: 0.330, SLG: 0.387	5-3			5-3		F7 1B			1B FC3-6 1B	4	1	2	0	0	0	0
Dick Groat, R (1, 6) OBP: 0.405, SLG: 0.485	6-3			5-3		F7 (1-2)			FC3-6 (1-3) 1B	4	0	1	0	0	0	1
Bill White, L (1, 3) OBP: 0.375, SLG: 0.525	K			1B		F5			FC3-6 S (1-2f, 3-H)	4	0	1	1	0	1	1
Ken Boyer, R (1, 5) OBP: 0.371, SLG: 0.441		F4		K			6-3		K (1-2)	4	0	0	0	0	2	2
Charlie James, R (1, 7) OBP: 0.300, SLG: 0.431		6-3			SH1-3 1B		F4		F7	4	0	1	0	0	0	1
Tim McCarver, L (1, 2) OBP: 0.330, SLG: 0.391		1-3			SH1-3 (1-2)		G3			2	0	0	0	0	0	0
Julian Javier, R (1, 4) OBP: 0.306, SLG: 0.406			F8		K			6-3		3	0	0	0	0	1	1
Gary Kolb, L (1, 9) OBP: 0.481, SLG: 0.634			3-1		BB			G5-4-3 BB		1	0	0	0	2	0	0
Ernie Broglio, R (1, 1) OBP: 0.113, SLG: 0.115			6-3		4-3			G5-4-3 (1-2f)		2	0	0	0	0	0	2
Barney Schultz, R (6, 1)										0	0	0	0	0	0	0
Dal Maxvill, R (8, PH) OBP: 0.250, SLG: 0.200										1	0	0	0	0	0	1
Ed Bauta, R (8, 1)										0	0	0	0	0	0	0
Inning Stats	R: 0 E: 0 K: 1 S: 5 H: 0 LOB: 0 BB: 0 P: 5	R: 0 E: 0 K: 0 S: 3 H: 0 LOB: 0 BB: 0 P: 3	R: 0 E: 0 K: 0 S: 3 H: 0 LOB: 0 BB: 0 P: 3	R: 0 E: 0 K: 1 S: 6 H: 1 LOB: 0 BB: 0 P: 6	R: 0 E: 0 K: 1 S: 6 H: 1 LOB: 2 BB: 1 P: 10	R: 0 E: 0 K: 0 S: 3 H: 1 LOB: 0 BB: 0 P: 3	R: 0 E: 0 K: 0 S: 3 H: 0 LOB: 0 BB: 0 P: 3	R: 0 E: 0 K: 0 S: 2 H: 0 LOB: 0 BB: 1 P: 6	R: 1 E: 0 K: 1 S: 7 H: 2 LOB: 1 BB: 0 P: 7	1B: 5 2B: 0 3B: 0 HR: 0 SF: 0 SAC: 1 DP: 1 HBP: 0							

PITCHER	IP	WLS	BF	H	R	ER	SO	BB	IBB	HBP	BLK	WP	HR	S	P	ERA	WHIP
Denny Lemaster, L (1, 1) ERA: 2.41	9.0	W	32	5	1	1	4	2	0	0	0	0	0	38	46	1.00	0.778

PITCHER	IP	WLS	BF	H	R	ER	SO	BB	IBB	HBP	BLK	WP	HR	S	P	ERA	WHIP

TOP

St. Louis Cardinals @ Milwaukee Braves

Milwaukee County Stadium, Milwaukee, WI

Wed Jul 24 1963, 8:05 PM EDT

Att. 10,684 - Unknown

livebaseballscorecards.com

AB	29
R	1
H	5
RBI	1
BB	2
SO	4
LOB	9

WP: 0 PB: 0 SB: 1 CS: 0 PA: 32

Batter	1	2	3	4	5	6	7	8	9	AB	R	H	RBI	BB	SO	LOB
Denis Menke, R (1, 6) OBP: 0.297, SLG: 0.361	HR		F9 ③			1B 1B 2B	FC1-2 ① 1-2 3-H			4	2	2	1	0	0	2
Eddie Mathews, L (1, 5) OBP: 0.378, SLG: 0.408	K ① S S S			F6 ①		1B 2B 2-3 1B	9-5 ②③ 2-3f			4	1	1	0	0	1	2
Hank Aaron, R (1, 9) OBP: 0.381, SLG: 0.584	6-3 ②			F3 ②		2B 1-2 3-H 1B		WP FC6-2-5-2 2B		4	0	2	1	0	0	0
Lee Maye, L (1, 8) (7, 7) OBP: 0.338, SLG: 0.449	F6 ③			1B		1-3 2-H 2B		B B B B 4-0 FC6-2-5-2 2-3 BB BB		3	1	2	1	1	0	0
Joe Torre, R (1, 3) OBP: 0.358, SLG: 0.432		K ① S S S		L8 ③		S S S 0-3 K ①		0-0 FC6-2-5-2 ① BB 1-3 WP 3-H		4	1	0	0	0	2	5
Gene Oliver, R (1, 7) OBP: 0.316, SLG: 0.438 Mack Jones, L (7, 8) OBP: 0.324, SLG: 0.345		5-3 ②			S S S 0-3 K ①	F6 ②		I I I 4-0 WP BB 1B IBB		3 0	0 1	0 0	0 0	0 1	1 0	2 0
Frank Bolling, R (1, 4) OBP: 0.303, SLG: 0.315		L7 ③			HR	5-3		B B B B 4-0 WP 1-2 1B 2-3 3-H BB		3	2	1	2	1	0	2
Del Crandall, R (1, 2) OBP: 0.270, SLG: 0.285			F6 ①		F3 ②		E6 1B FC1-2 1B	G6-4-3 1-H 2-H 3-H 1B		4	0	2	2	0	0	0
Denny Lemaster, R (1, 1) OBP: 0.208, SLG: 0.354			S S S 0-3 K ②		S S S 0-3 K ③		9-5 2-3 FC1-2 1B	G6-4-3 ②③ 1-2f		4	0	1	0	0	2	1
Inning Stats	R: 1 H: 1 E: 0 LOB: 0 K: 1 BB: 0 S: 6 P: 6	R: 0 H: 0 E: 0 LOB: 0 K: 1 BB: 0 S: 5 P: 5	R: 0 H: 0 E: 0 LOB: 0 K: 1 BB: 0 S: 5 P: 5	R: 0 H: 1 E: 0 LOB: 1 K: 0 BB: 0 S: 4 P: 4	R: 1 H: 1 E: 0 LOB: 0 K: 2 BB: 0 S: 8 P: 8	R: 2 H: 4 E: 0 LOB: 2 K: 1 BB: 0 S: 9 P: 9	R: 0 H: 2 E: 1 LOB: 1 K: 0 BB: 0 S: 4 P: 4	R: 4 H: 2 E: 0 LOB: 0 K: 0 BB: 3 S: 4 P: 16		1B: 6 SF: 0 2B: 4 SAC: 0 3B: 0 DP: 2 HR: 2 HBP: 0						WP: 2 PA: 36 PB: 0 SB: 0 CS: 0

PITCHER		IP	WLS	BF	H	R	ER	SO	BB	IBB	HBP	BLK	WP	HR	S	P	ERA	WHIP
Ernie Broglio, R ERA: 3.09	(1, 1)	5.0	L	22	7	4	4	5	0	0	0	0	0	2	32	32	7.20	1.400
Barney Schultz, R ERA: 2.86	(6, 1)	2.0		7	2	0	0	1	0	0	0	0	0	0	9	9	0.00	1.000
Ed Bauta, R ERA: 3.26	(8, 1)	1.0		7	2	4	4	0	2	1	0	0	2	0	4	16	36.00	4.000

PITCHER	IP	WLS	BF	H	R	ER	SO	BB	IBB	HBP	BLK	WP	HR	S	P	ERA	WHIP

BOTTOM

St. Louis Cardinals @ Milwaukee Braves

Milwaukee County Stadium, Milwaukee, WI

Wed Jul 24 1963, 8:05 PM EDT

Att. 10,684 - Unknown

livebaseballscorecards.com

AB	33
R	8
H	11
RBI	7
BB	3
SO	6
LOB	14

Batter	1	2	3	4	5	6	7	8	9	AB	R	H	RBI	BB	SO	LOB
Curt Flood, R (1, 8) OBP: 0.331, SLG: 0.388	F8 1B G3 1B		6-3		5-3			E9 SH1-3 FC6-2 1B		4	1	2	0	0	0	0
Dick Groat, R (1, 6) OBP: 0.404, SLG: 0.484	G3 F8 1-2 1B		6-3		F7			SH1-3 2-3		3	0	1	0	0	0	0
Ken Boyer, R (1, 5) OBP: 0.370, SLG: 0.439	F8 1-2 2-3			5-3		FC3-6 1B		FC6-2 3-H		4	0	1	0	0	0	3
Bill White, L (1, 3) OBP: 0.374, SLG: 0.524	G3 2-3 3-H			1B 2B		FC3-6 G5-4-3 1-2f		S S S K		4	1	1	1	0	1	3
Charlie James, R (1, 9) (7, 7) OBP: 0.300, SLG: 0.428	F2			5-3		G5-4-3 1-2f			SH5-3 S 1B	4	0	1	0	0	0	3
Stan Musial, L (1, 7) OBP: 0.339, SLG: 0.433 Mike Shannon, R (7, PR) (7, 9) OBP: 0.500, SLG: 0.500		F2		E 1B 2-H 1B			4-3 SH1-3 1B		SH5-3 1-3	3 0	1 0	2 0	1 0	0 0	0 0	0 0
Julian Javier, R (1, 4) OBP: 0.304, SLG: 0.403		L3		E6 1B 1-2 1B			SH1-3 1-2		F5	3	0	0	0	0	0	2
Tim McCarver, L (1, 2) OBP: 0.333, SLG: 0.390		F8		E7 1-H 2-H 1B			4-3 2-3		IBB	3	0	1	1	1	0	2
Lew Burdette, R (1, 1) OBP: 0.128, SLG: 0.136			F4		5-3		1-3		S S S K	0	0	0	0	0	0	0
Inning Stats	R: 1 H: 2 E: 0 LOB: 1 K: 0 BB: 0 S: 5 P: 5	R: 0 H: 0 E: 0 LOB: 0 K: 0 BB: 0 S: 3 P: 3	R: 0 H: 0 E: 0 LOB: 0 K: 0 BB: 0 S: 3 P: 3	R: 2 H: 3 E: 2 LOB: 2 K: 0 BB: 0 S: 6 P: 6	R: 0 H: 0 E: 0 LOB: 0 K: 0 BB: 0 S: 3 P: 3	R: 0 H: 1 E: 0 LOB: 0 K: 0 BB: 0 S: 3 P: 3	R: 0 H: 1 E: 0 LOB: 2 K: 0 BB: 0 S: 4 P: 4	R: 0 H: 1 E: 1 LOB: 1 K: 1 BB: 0 S: 6 P: 6	R: 0 H: 1 E: 0 LOB: 2 K: 1 BB: 1 S: 6 P: 10	1B: 8 SF: 0 2B: 1 SAC: 3 3B: 0 DP: 1 HR: 0 HBP: 0						

TOP

St. Louis Cardinals @ Milwaukee Braves

Milwaukee County Stadium, Milwaukee, WI

Thu Jul 25 1963, 4:33 AM EDT

Att. 22,331 - Unknown

livebaseballscorecards.com

AB	28
R	3
H	9
RBI	3
BB	1
SO	1
LOB	13

WP: 0 PA: 36
PB: 0
SB: 1
CS: 0

PITCHER		IP	WLS	BF	H	R	ER	SO	BB	IBB	HBP	BLK	WP	HR	S	P	ERA	WHIP
Warren Spahn, L ERA: 2.65	(1, 1)	8.0	L	31	8	3	2	1	0	0	0	0	0	0	33	33	2.25	1.000
Bob Shaw, R ERA: 3.11	(9, 1)	1.0		5	1	0	0	1	0	1	0	0	0	0	6	10	0.00	1.000

PITCHER		IP	WLS	BF	H	R	ER	SO	BB	IBB	HBP	BLK	WP	HR	S	P	ERA	WHIP

Batter	1	2	3	4	5	6	7	8	9	AB	R	H	RBI	BB	SO	LOB
Denis Menke, R (1, 6) OBP: 0.297, SLG: 0.363	4-3 1B 2B		6-3			K		6-3		4	1	1	0	0	1	1
Eddie Mathews, L (1, 5) OBP: 0.377, SLG: 0.409	4-3 2-3		F9			1-3 2B			K	4	0	1	0	0	1	1
Hank Aaron, R (1, 9) OBP: 0.380, SLG: 0.580	G6-4-3 1B 3-H			F8		F5			F4	4	0	1	1	0	0	2
Lee Maye, L (1, 8) OBP: 0.333, SLG: 0.442	G6-4-3 1-2f			F8		G3			6-3	4	0	0	0	0	0	3
Joe Torre, R (1, 3) OBP: 0.361, SLG: 0.433		HBP		F3			G6-3 1B			2	0	1	0	0	0	0
Gene Oliver, R (1, 7) OBP: 0.312, SLG: 0.432		F9			5-3		F7			3	0	0	0	0	0	2
Frank Bolling, R (1, 4) OBP: 0.301, SLG: 0.312		L9			F9		G6-3 1-2f			3	0	0	0	0	0	2
Del Crandall, R (1, 2) OBP: 0.265, SLG: 0.280		F7			5-3			6-3		3	0	0	0	0	0	1
Warren Spahn, L (1, 1) OBP: 0.211, SLG: 0.278			F4			2B 1B		4-3		2	0	1	0	0	0	0
Norm Larker, L (8, PH) OBP: 0.311, SLG: 0.252										1	0	0	0	0	0	0
Bob Shaw, R (9, 1) OBP: 0.216, SLG: 0.121										0	0	0	0	0	0	0
Inning Stats	R: 1 E: 0 K: 0 S: 4 H: 2 LOB: 0 BB: 0 P: 4	R: 0 E: 0 K: 0 S: 3 H: 0 LOB: 1 BB: 0 P: 4	R: 0 E: 0 K: 0 S: 3 H: 0 LOB: 0 BB: 0 P: 3	R: 0 E: 0 K: 0 S: 3 H: 0 LOB: 0 BB: 0 P: 3	R: 0 E: 0 K: 0 S: 3 H: 0 LOB: 0 BB: 0 P: 3	R: 0 E: 0 K: 1 S: 7 H: 2 LOB: 2 BB: 0 P: 7	R: 0 E: 0 K: 0 S: 3 H: 1 LOB: 0 BB: 0 P: 3	R: 0 E: 0 K: 0 S: 3 H: 0 LOB: 0 BB: 0 P: 3	R: 0 E: 0 K: 1 S: 5 H: 0 LOB: 0 BB: 0 P: 5	1B: 3 2B: 2 3B: 0 HR: 0	SF: 0 SAC: 0 DP: 2 HBP: 1						

PITCHER	IP	WLS	BF	H	R	ER	SO	BB	IBB	HBP	BLK	WP	HR	S	P	ERA	WHIP
Lew Burdette, R (1, 1) ERA: 3.47	9.0	W	31	5	1	1	2	0	0	1	0	0	0	34	35	1.00	0.556

PITCHER	IP	WLS	BF	H	R	ER	SO	BB	IBB	HBP	BLK	WP	HR	S	P	ERA	WHIP

BOTTOM

St. Louis Cardinals @ Milwaukee Braves

Milwaukee County Stadium, Milwaukee, WI

Thu Jul 25 1963, 4:33 AM EDT

Att. 22,331 - Unknown

livebaseballscorecards.com

AB	30
R	1
H	5
RBI	1
BB	0
SO	2
LOB	12

1B: 3	SF: 0	WP: 0	PA: 31
2B: 2	SAC: 0	PB: 0	
3B: 0	DP: 2	SB: 0	
HR: 0	HBP: 1	CS: 0	

Batter	1	2	3	4	5	6	7	8	9	AB	R	H	RBI	BB	SO	LOB
Pete Rose, S (1, 4) OBP: 0.346, SLG: 0.361	2B	1B		P8		BB		HR	F7	5	2	3	1	1	0	1
Tommy Harper, R (1, 9) OBP: 0.352, SLG: 0.401	HR 1B	1-2 1B			HR	F7		2B BB		4	3	3	1	1	0	2
Vada Pinson, L (1, 8) OBP: 0.360, SLG: 0.516	1-2 HR 1B	1-3 2-H 2B			BB 1B BB	1-2f 2-3 FC4-6 E		1-H 2B		4	2	3	2	1	0	2
Gordy Coleman, L (1, 3) OBP: 0.277, SLG: 0.385	F2	5-3			F8	1-3 3-H E3		F4		5	0	0	0	0	0	6
Frank Robinson, R (1, 7) OBP: 0.390, SLG: 0.430	1-H 2-H HR		L7		1-2 1B S BB	F8		5-3		4	2	1	3	1	0	2
Johnny Edwards, L (1, 2) OBP: 0.327, SLG: 0.386	1B		6-3		1-3 2-H S 1B		4-1		2B 1B	5	1	3	1	0	0	0
Gene Freese, R (1, 5) OBP: 0.288, SLG: 0.316	K		F3		F6		1B 2B		K	3	0	0	0	0	1	3
Charlie Neal, R (6, 5) OBP: 0.298, SLG: 0.303										2	0	1	0	0	1	1
Leo Cardenas, R (1, 6) OBP: 0.253, SLG: 0.310		6-3		F5	1-2 3-H K		2-3 CS 1B		1-H 2B	5	0	2	1	0	1	1
Joe Nuxhall, L (1, 1) OBP: 0.205, SLG: 0.233		L4		4-3		FC4-6 BB E 1B	1-2 K		1B	5	1	2	0	0	1	2
Inning Stats	R: 3 E: 0 K: 1 S: 9 H: 5 LOB: 1 BB: 0 P: 9	R: 1 E: 0 K: 0 S: 6 H: 3 LOB: 2 BB: 0 P: 6	R: 0 E: 0 K: 0 S: 3 H: 0 LOB: 0 BB: 0 P: 3	R: 0 E: 0 K: 0 S: 3 H: 0 LOB: 0 BB: 0 P: 3	R: 3 E: 0 K: 1 S: 7 H: 2 LOB: 1 BB: 2 P: 15	R: 1 E: 1 K: 0 S: 5 H: 1 LOB: 2 BB: 1 P: 9	R: 0 E: 0 K: 1 S: 6 H: 2 LOB: 2 BB: 0 P: 6	R: 2 E: 0 K: 0 S: 4 H: 2 LOB: 0 BB: 1 P: 8	R: 1 E: 0 K: 1 S: 7 H: 3 LOB: 1 BB: 0 P: 7	1B: 10 2B: 6 3B: 0 HR: 3 SF: 0 SAC: 0 DP: 1 HBP: 0							

TOP

Cincinnati Reds @ Milwaukee Braves

Milwaukee County Stadium, Milwaukee, WI

Fri Jul 26 1963, 8:05 PM EDT

Att. 12,241 - Unknown

livebaseballscorecards.com

AB	42
R	11
H	18
RBI	9
BB	4
SO	4
LOB	20

WP: 0 PB: 0 SB: 2 CS: 1 PA: 46

PITCHER		IP	WLS	BF	H	R	ER	SO	BB	IBB	HBP	BLK	WP	HR	S	P	ERA	WHIP
Tony Cloninger, R ERA: 3.42	(1, 1)	1.2	L	11	7	4	4	1	0	0	0	0	0	1	13	13	21.60	4.200
Dan Schneider, L ERA: 4.21	(2, 1)	2.2		13	3	3	3	0	2	0	0	0	0	1	11	19	10.12	1.875
Frank Funk, R ERA: 3.51	(5, 1)	0.2		2	0	0	0	1	0	0	0	0	0	0	4	4	0.00	0.000
Ron Piche, R ERA: 4.76	(6, 1)	2.0		10	3	1	0	1	1	0	0	0	0	0	11	15	0.00	2.000
Claude Raymond, R ERA: 4.4	(8, 1)	2.0		10	5	3	3	1	1	0	0	0	0	1	11	15	13.50	3.000

PITCHER	IP	WLS	BF	H	R	ER	SO	BB	IBB	HBP	BLK	WP	HR	S	P	ERA	WHIP

Batter	1	2	3	4	5	6	7	8	9	AB	R	H	RBI	BB	SO	LOB
Denis Menke, R (1, 6) OBP: 0.296, SLG: 0.362	1B		F9			K		F6		4	0	1	0	0	1	0
Eddie Mathews, L (1, 5) OBP: 0.376, SLG: 0.407	K		3-1			1B		2-3		4	0	1	0	0	1	1
Hank Aaron, R (1, 9) OBP: 0.379, SLG: 0.577	F6		F7			1-2 1B		K		4	0	1	0	0	1	1
Gene Oliver, R (1, 3) OBP: 0.315, SLG: 0.448	1-2 1B			6-3		K			HR	4	1	2	1	0	1	2
Lee Maye, L (1, 8) OBP: 0.329, SLG: 0.436	F7			K		F5			F7	4	0	0	0	0	1	4
Tommie Aaron, R (1, 4) OBP: 0.254, SLG: 0.310		F8		F4			6-3		E3 G4-6-3	4	0	0	0	0	0	0
Del Crandall, R (1, 2) OBP: 0.265, SLG: 0.279		1B			6-3		6-3		G4-6-3 1-2f	4	0	1	0	0	0	1
Hawk Taylor, R (1, 7) OBP: 0.067, SLG: 0.067		K			F3		1B			3	0	1	0	0	1	1
Tony Cloninger, R (1, 1) OBP: 0.130, SLG: 0.130		4-3			4-3		K			0	0	0	0	0	0	0
Dan Schneider, L (2, 1)										1	0	0	0	0	0	1
Frank Funk, R (5, 1)										0	0	0	0	0	0	0
Roy McMillan, R (5, PH) OBP: 0.254, SLG: 0.321										1	0	0	0	0	0	0
Ron Piche, R (6, 1)										0	0	0	0	0	0	0
Mack Jones, L (7, PH) OBP: 0.333, SLG: 0.344										1	0	0	0	0	1	1
Claude Raymond, R (8, 1) OBP: 0.667, SLG: 1.000										0	0	0	0	0	0	0
Inning Stats	R: 0 E: 0 K: 1 S: 7 H: 2 LOB: 2 BB: 0 P: 7	R: 0 E: 0 K: 1 S: 6 H: 1 LOB: 1 BB: 0 P: 6	R: 0 E: 0 K: 0 S: 3 H: 0 LOB: 0 BB: 0 P: 3	R: 0 E: 0 K: 1 S: 5 H: 0 LOB: 0 BB: 0 P: 5	R: 0 E: 0 K: 0 S: 3 H: 0 LOB: 0 BB: 0 P: 3	R: 0 E: 0 K: 2 S: 9 H: 2 LOB: 2 BB: 0 P: 9	R: 0 E: 0 K: 1 S: 6 H: 1 LOB: 1 BB: 0 P: 6	R: 0 E: 0 K: 1 S: 5 H: 0 LOB: 0 BB: 0 P: 5	R: 1 E: 1 K: 0 S: 4 H: 1 LOB: 0 BB: 0 P: 4	1B: 6 2B: 0 3B: 0 HR: 1	SF: 0 SAC: 0 DP: 1 HBP: 0						

PITCHER		IP	WLS	BF	H	R	ER	SO	BB	IBB	HBP	BLK	WP	HR	S	P	ERA	WHIP
Joe Nuxhall, L ERA: 2.37	(1, 1)	9.0	W	34	7	1	1	7	0	0	0	0	0	1	48	48	1.00	0.778

PITCHER	IP	WLS	BF	H	R	ER	SO	BB	IBB	HBP	BLK	WP	HR	S	P	ERA	WHIP

Cincinnati Reds @ Milwaukee Braves

Milwaukee County Stadium, Milwaukee, WI

Fri Jul 26 1963, 8:05 PM EDT

Att. 12,241 - Unknown

BOTTOM

livebaseballscorecards.com

AB	34
R	1
H	7
RBI	1
BB	0
SO	7
LOB	12

Cincinnati Reds @ Milwaukee Braves

Milwaukee County Stadium, Milwaukee, WI

Sat Jul 27 1963, 4:33 AM EDT

Att. 6,845 - Unknown

TOP

livebaseballscorecards.com

Batter	1	2	3	4	5	6	7	8	9	AB	R	H	RBI	BB	SO	LOB
Pete Rose, S (1, 4) OBP: 0.349, SLG: 0.364	0-0 FC5-4 1B		0-0 ① FC4-6 SH5-3 1-2f 1B		0-0 G1-6-3 BB 1B		S S S 0-3 ① K		0-0 1B	5	2	3	0	0	1	2
Tommy Harper, R (1, 9) OBP: 0.355, SLG: 0.400	0-0 ① FC5-4 S 1-2f 2B		0-0 ② SH5-3 1-2		B B B B 4-0 G1-6-3 1-2 BB		0-0 FC3-6 1-2 1B		S S S 0-3 ② K	3	1	1	0	1	1	2
Vada Pinson, L (1, 8) OBP: 0.358, SLG: 0.512	0-0 ② L8 1-2		0-0 BB 1B 2-H 1B		0-0 ① ② G1-6-3 1-2f 2-3		0-0 ② FC3-6 1-2f 2-3		0-0 ③ 1-3	5	1	1	1	0	0	6
Gordy Coleman, L (1, 3) OBP: 0.283, SLG: 0.392	0-0 2-H 2B		B B B B 4-0 1B 1-2 BB		0-0 3-H 1B		S S S 0-3 ③ K			3	0	2	2	1	1	2
Frank Robinson, R (1, 7) OBP: 0.391, SLG: 0.429	0-0 ③ 6-3		0-0 1-2 2-H 1B		0-0 ③ F4			B B B B 4-0 5-3 4-3 BB		3	0	1	1	1	0	2
Johnny Edwards, L (1, 2) OBP: 0.323, SLG: 0.381		0-0 ① 4-3	0-0 ③ G3			0-0 ① 1-3		0-0 ① 4-3 1-2		4	0	0	0	0	0	3
Charlie Neal, R (1, 5) OBP: 0.297, SLG: 0.302		0-0 ② F9		0-0 G6-3 1B		0-0 ② F4		0-0 ② 5-3 2-3		4	0	1	0	0	0	1
Leo Cardenas, R (1, 6) OBP: 0.251, SLG: 0.307		S S S 0-3 ③ K		0-0 ① ② G6-3 1-2f		0-0 ③ 5-3		0-0 ③ F4		3	0	0	0	0	1	1
Marty Keough, L (8, PH) OBP: 0.356, SLG: 0.430										1	0	0	0	0	0	1
Eddie Kasko, R (8, 6) OBP: 0.325, SLG: 0.306										0	0	0	0	0	0	0
Joey Jay, S (1, 1) OBP: 0.162, SLG: 0.167			0-0 FC4-6 1B	S S S 0-3 ③ K		B B B B 4-0 FC3-6 1B BB		S S S 0-3 ① K		2	0	1	0	0	1	0
Bob Skinner, L (7, PH) OBP: 0.332, SLG: 0.374										0	0	0	0	1	0	0
Jim Owens, R (7, 1) OBP: 0.125, SLG: 0.250										0	0	0	0	0	0	0
Bill Henry, L (7, 1)										0	0	0	0	0	0	0
Sammy Taylor, L (9, PH) OBP: 0.298, SLG: 0.268										1	0	0	0	0	1	0

	AB	34
	R	4
	H	10
	RBI	4
	BB	4
	SO	6
	LOB	20

Inning Stats																						
	R: 1	H: 2	R: 0	H: 0	R: 2	H: 3	R: 0	H: 1	R: 1	H: 2	R: 0	H: 0	R: 0	H: 1	R: 0	H: 0	R: 0	H: 1	1B: 9	SF: 0	WP: 0	PA: 39
	E: 0	LOB: 1	E: 0	LOB: 0	E: 0	LOB: 2	E: 0	LOB: 0	E: 0	LOB: 1	E: 0	LOB: 0	E: 0	LOB: 2	E: 0	LOB: 1	E: 0	LOB: 1	2B: 1	SAC: 1	PB: 0	
	K: 0	BB: 0	K: 1	BB: 0	K: 0	BB: 1	K: 1	BB: 0	K: 0	BB: 1	K: 0	BB: 0	K: 2	BB: 1	K: 0	BB: 1	K: 2	BB: 0	3B: 0	DP: 2	SB: 1	
	S: 5	P: 5	S: 5	P: 5	S: 6	P: 10	S: 5	P: 5	S: 4	P: 8	S: 3	P: 3	S: 8	P: 12	S: 3	P: 7	S: 8	P: 8	HR: 0	HBP: 0	CS: 0	

PITCHER		IP	WLS	BF	H	R	ER	SO	BB	IBB	HBP	BLK	WP	HR	S	P	ERA	WHIP
Bob Sadowski, R	(1, 1)	6.0		26	8	4	4	2	2	0	0	0	0	0	28	36	6.00	1.667
ERA: 3.63																		
Hank Fischer, R	(7, 1)	1.0	W	6	1	0	0	2	2	0	0	0	0	0	8	16	0.00	3.000
ERA: 5.31																		
Bob Shaw, R	(8, 1)	2.0	S	7	1	0	0	2	0	0	0	0	0	0	11	11	0.00	0.500
ERA: 3.05																		

PITCHER	IP	WLS	BF	H	R	ER	SO	BB	IBB	HBP	BLK	WP	HR	S	P	ERA	WHIP

Batter	1	2	3	4	5	6	7	8	9	AB	R	H	RBI	BB	SO	LOB
Denis Menke, R (1, 6) OBP: 0.296, SLG: 0.360	S S S 0-3 ① K		x 0-0 ② BB 2B 1B	x 0-0 ② F8		x 0-0 ③ F7				4	1	1	0	0	1	3
Eddie Mathews, L (1, 5) OBP: 0.379, SLG: 0.415	S S S 0-3 ② K2-3		B B B B 4-0 2B 1-2 SF9 BB	x 0-0 1-3 2-H 1B			x 0-0 1B 3B			3	2	2	1	1	1	0
Hank Aaron, R (1, 9) OBP: 0.382, SLG: 0.581	x 0-0 WP S 1B		x 0-0 SF9 1-3 2-H 2B	x 0-0 ③ F7			x 0-0 S SH1-4 SH5-3 3-H 1B			4	1	3	2	0	0	2
Lee Maye, L (1, 7) OBP: 0.329, SLG: 0.432 (8, 8)	B B B B 4-0 1-3 BB		x 0-0 ① 3-1		x 0-0 ① F8		x 0-0 ① SH1-4 1-2			2	0	0	0	1	0	2
Mack Jones, L (1, 8) OBP: 0.319, SLG: 0.341 Frank Bolling, R (7, PH) (8, 4) OBP: 0.301, SLG: 0.312	x 0-0 ③ F2		x 0-0 ② SF9 2-3 3-H		x 0-0 ② F6		x 0-0 ② SH5-3 2-H			2 0	0 0	0 0	1 1	0 0	0 0	2 0
Norm Larker, L (1, 3) OBP: 0.310, SLG: 0.246		x 0-0 ① F9	x 0-0 ③ 4-3		B B B B 4-0 CS BB		x 0-0 ③ F6			3	0	0	0	1	0	1
Tommie Aaron, R (1, 4) (8, 7) OBP: 0.254, SLG: 0.302		x 0-0 ② L7		B B B B 4-0 FC1-5 E BB	0-0 ③ CS 1-2	S S S 0-3 ① K		S S S 0-3 ① K		3	0	0	0	1	2	0
Del Crandall, R (1, 2) OBP: 0.270, SLG: 0.290		x 0-0 E6		x 0-0 E1 FC1-5 1-2 1B		x 0-0 4-3 2B		x 0-0 B3-4 1B		4	1	2	0	0	0	1
Bob Sadowski, R (1, 1) Gene Oliver, R (6, PH) OBP: 0.314, SLG: 0.445 Hank Fischer, R (7, 1) OBP: 0.100, SLG: 0.100 Bob Shaw, R (8, 1) OBP: 0.211, SLG: 0.118		S S S 0-3 ③ K		x 0-0 ① FC1-5 1B 1-2 2-3f		x 0-0 ② 4-3 2-3		x 0-0 ② ③ B3-4 1-2f		2 1 0 1	0 0 0 0	0 0 0 0	0 0 0 0	0 0 0 0	1 0 0 0	3 1 0 1
Inning Stats	R: 0 H: 1 E: 0 LOB: 2 K: 2 BB: 1 S: 8 P: 12	R: 0 H: 0 E: 1 LOB: 1 K: 1 BB: 0 S: 6 P: 6	R: 2 H: 2 E: 0 LOB: 1 K: 0 BB: 1 S: 5 P: 9	R: 1 H: 1 E: 1 LOB: 2 K: 0 BB: 1 S: 5 P: 9	R: 0 H: 0 E: 0 LOB: 0 K: 0 BB: 1 S: 2 P: 6	R: 0 H: 1 E: 0 LOB: 1 K: 1 BB: 0 S: 6 P: 6	R: 2 H: 2 E: 0 LOB: 0 K: 0 BB: 0 S: 5 P: 5	R: 0 H: 1 E: 0 LOB: 0 K: 1 BB: 0 S: 5 P: 5		1B: 5 SF: 1 2B: 3 SAC: 2 3B: 1 DP: 1 HR: 0 HBP: 0				WP: 1 PA: 37 PB: 0 SB: 2 CS: 1		

PITCHER		IP	WLS	BF	H	R	ER	SO	BB	IBB	HBP	BLK	WP	HR	S	P	ERA	WHIP
Joey Jay, R ERA: 4.21	(1, 1)	6.0		28	5	3	2	4	4	0	0	0	1	0	32	48	3.00	1.500
Jim Owens, R ERA: 5.31	(7, 1)	0.1	L	3	2	2	2	0	0	0	0	0	0	0	3	3	54.00	6.000
Bill Henry, L ERA: 6.3	(7, 1)	1.2		5	1	0	0	1	0	0	0	0	0	0	7	7	0.00	0.600

PITCHER	IP	WLS	BF	H	R	ER	SO	BB	IBB	HBP	BLK	WP	HR	S	P	ERA	WHIP

BOTTOM

Cincinnati Reds @ Milwaukee Braves

Milwaukee County Stadium, Milwaukee, WI

Sat Jul 27 1963, 4:33 AM EDT

Att. 6,845 - Unknown

livebaseballscorecards.com

AB	29
R	5
H	8
RBI	5
BB	4
SO	5
LOB	16

Cincinnati Reds @ Milwaukee Braves

Milwaukee County Stadium, Milwaukee, WI

Sun Jul 28 1963, 4:33 AM EDT

Unknown

livebaseballscorecards.com

TOP

Batter	1	2	3	4	5	6	7	8	9	AB	R	H	RBI	BB	SO	LOB
Pete Rose, S (1, 4) OBP: 0.347, SLG: 0.362	5-3	1-2 1B		F4			L4		FC2-6 WP BB 1-2f	5	0	1	0	0	0	1
Tommy Harper, R (1, 9) OBP: 0.361, SLG: 0.402	1B 1B 1B	2-3f FC5		F8			WP 1B		B B B B 1-2 WP BB	4	1	2	0	1	0	2
Vada Pinson, L (1, 8) OBP: 0.359, SLG: 0.513	1B 1-2 1B		HR 2B	F8			F5 1-2		S S S 1-2 2-3 K	5	1	2	0	0	1	3
Frank Robinson, R (1, 7) OBP: 0.396, SLG: 0.432	2B 1-3 2-H 1B		F7		L4-3 1B		B B B B BB		I I I I IBB	3	1	2	1	2	0	1
Gene Freese, R (1, 5) OBP: 0.296, SLG: 0.363	2-H 2B		2-H HR		P9		F4		S S S K	4	1	2	3	0	0	3
Al Worthington, R (8, 1)										0	0	0	0	0	0	0
Gordy Coleman, L (9, PH) OBP: 0.282, SLG: 0.391										1	0	0	0	0	1	3
Dom Zanni, R (9, 1)										0	0	0	0	0	0	0
Don Pavletich, R (1, 3) OBP: 0.264, SLG: 0.253	F5		B B B B 6-3 BB		1-2 L4-3			S S S K		1	0	0	0	0	0	1
Marty Keough, L (2, 3) OBP: 0.355, SLG: 0.422										2	0	0	0	1	1	1
Leo Cardenas, R (1, 6) OBP: 0.251, SLG: 0.305		H 1-0 FC5 1B HBP	1-2 6-3			F7		5-3		3	0	0	0	0	0	1
Johnny Edwards, L (1, 2) OBP: 0.322, SLG: 0.378		S S S K	I I I IBB			S S S K		F9		3	0	0	0	1	2	1
Jim Maloney, L (1, 1) OBP: 0.197, SLG: 0.155		S S S K	F4			F9			FC2-6 1B	3	0	0	0	0	1	3
Charlie Neal, R (8, 5) OBP: 0.299, SLG: 0.305										1	0	1	0	0	0	0

	AB	35
	R	4
	H	10
	RBI	4
	BB	5
	SO	6
	LOB	20

Inning Stats	1	2	3	4	5	6	7	8	9	1B	SF	WP	PA
R	2	0	2	0	0	0	0	0	0	7	0	2	41
E	0	0	0	0	0	0	0	0	0	2B 3	SAC 0	PB 0	
K	0	2	0	0	0	1	0	1	2	3B 0	DP 1	SB 0	
S	6	8	5	3	3	5	4	5	8	HR 1	HBP 1	CS 0	
H	4	1	2	0	1	0	1	0	1				
LOB	1	2	2	0	0	2	2	3	2				
BB	0	0	0	0	0	0	1	0	2				
P	6	9	13	3	3	5	8	5	16				

PITCHER		IP	WLS	BF	H	R	ER	SO	BB	IBB	HBP	BLK	WP	HR	S	P	ERA	WHIP
Bob Hendley, L (1, 1) ERA: 3.53		1.2	L	10	5	2	2	2	0	0	1	0	0	0	13	14	10.80	3.000
Tony Cloninger, R (2, 1) ERA: 3.56		1.1		8	2	2	2	0	1	1	0	0	0	1	6	14	13.50	2.250
Dan Schneider, L (4, 1) ERA: 3.64		4.0		14	2	0	0	1	1	0	0	0	1	0	15	19	0.00	0.750
Bob Shaw, R (8, 1) ERA: 3.0		2.0		9	1	0	0	3	1	1	0	0	1	0	13	21	0.00	1.000

PITCHER	IP	WLS	BF	H	R	ER	SO	BB	IBB	HBP	BLK	WP	HR	S	P	ERA	WHIP

Batter	1	2	3	4	5	6	7	8	9	AB	R	H	RBI	BB	SO	LOB
Denis Menke, R (1, 6) OBP: 0.295, SLG: 0.368	5-3		6-3		HR			5-3		4	1	1	1	0	0	0
Eddie Mathews, L (1, 5) OBP: 0.381, SLG: 0.414	K			HR 1B	5-3			4-3 1B BB		3	1	1	0	1	1	0
Hank Aaron, R (1, 9) OBP: 0.385, SLG: 0.590	1B			1-H HR	F2			1-2 4-3 1B		4	1	3	2	0	0	0
Lee Maye, L (1, 7) OBP: 0.324, SLG: 0.426	K			6-3		G3		1-2 2-3 4-3		4	0	0	0	0	1	3
Gene Oliver, R (1, 3) OBP: 0.314, SLG: 0.441		F2		BB HBP		K				2	0	0	0	0	1	0
Frank Bolling, R (7, 4) OBP: 0.303, SLG: 0.312								BB		0	0	0	0	1	0	0
Mack Jones, L (1, 8) OBP: 0.314, SLG: 0.335		F9		K		K		K		4	0	0	0	0	3	4
Tommie Aaron, R (1, 4) (7, 3) OBP: 0.254, SLG: 0.294		F5		1-2 BB			K		4-3	3	0	0	0	1	1	0
Del Crandall, R (1, 2) OBP: 0.264, SLG: 0.283			1-3	P8			5-3		6-3	4	0	0	0	0	0	2
Bob Hendley, R (1, 1) OBP: 0.177, SLG: 0.121			F6		K		4-3		K	0	0	0	0	0	0	0
Tony Cloninger, R (2, 1) OBP: 0.130, SLG: 0.130										0	0	0	0	0	0	0
Hawk Taylor, R (3, PH) OBP: 0.063, SLG: 0.063										1	0	0	0	0	0	0
Dan Schneider, L (4, 1)										1	0	0	0	0	1	0
Norm Larker, L (7, PH) OBP: 0.308, SLG: 0.245										1	0	0	0	0	0	0
Bob Shaw, R (8, 1) OBP: 0.211, SLG: 0.118										0	0	0	0	0	0	0
Joe Torre, R (9, PH) OBP: 0.360, SLG: 0.431										1	0	0	0	0	1	0
Inning Stats	R: 0 H: 1 E: 0 LOB: 1 K: 2 BB: 0 S: 8 P: 8	R: 0 H: 0 E: 0 LOB: 0 K: 0 BB: 0 S: 3 P: 3	R: 0 H: 0 E: 0 LOB: 0 K: 0 BB: 0 S: 3 P: 3	R: 2 H: 2 E: 0 LOB: 2 K: 1 BB: 1 S: 7 P: 12	R: 1 H: 1 E: 0 LOB: 0 K: 1 BB: 0 S: 6 P: 6	R: 0 H: 0 E: 0 LOB: 0 K: 2 BB: 0 S: 7 P: 7	R: 0 H: 0 E: 0 LOB: 0 K: 2 BB: 0 S: 5 P: 5	R: 0 H: 1 E: 0 LOB: 3 K: 1 BB: 2 S: 6 P: 14	R: 0 H: 0 E: 0 LOB: 0 K: 1 BB: 0 S: 5 P: 5	1B: 3 2B: 0 3B: 0 HR: 2	SF: 0 SAC: 0 DP: 0 HBP: 1						

PITCHER		IP	WLS	BF	H	R	ER	SO	BB	IBB	HBP	BLK	WP	HR	S	P	ERA	WHIP
Jim Maloney, R ERA: 2.87	(1, 1)	7.0	W	27	4	3	3	7	1	0	1	0	0	2	39	44	3.86	0.714
Al Worthington, R ERA: 2.98	(8, 1)	1.0		6	1	0	0	1	2	0	0	0	0	0	6	14	0.00	3.000
Dom Zanni, R ERA: 4.55	(9, 1)	1.0	S	3	0	0	0	1	0	0	0	0	0	0	5	5	0.00	0.000

PITCHER	IP	WLS	BF	H	R	ER	SO	BB	IBB	HBP	BLK	WP	HR	S	P	ERA	WHIP

BOTTOM

Cincinnati Reds @ Milwaukee Braves

Milwaukee County Stadium, Milwaukee, WI

Sun Jul 28 1963, 4:33 AM EDT

Unknown

livebaseballscorecards.com

AB	32
R	3
H	5
RBI	3
BB	3
SO	9
LOB	9

1B: 3	SF: 0	WP: 0	PA: 36
2B: 0	SAC: 0	PB: 0	
3B: 0	DP: 0	SB: 0	
HR: 2	HBP: 1	CS: 0	

Cincinnati Reds @ Milwaukee Braves

Milwaukee County Stadium, Milwaukee, WI

Sun Jul 28 1963, 4:38 AM EDT

Att. 13,250 - Unknown

TOP

livebaseballscorecards.com

Batter	1	2	3	4	5	6	7	8	9	AB	R	H	RBI	BB	SO	LOB
Pete Rose, S (1, 4) OBP: 0.344, SLG: 0.358	6-3		F9			F3		6-3		4	0	0	0	0	0	0
Tommy Harper, R (1, 9) OBP: 0.358, SLG: 0.404	F8 2B		L8			F8		F4		4	0	1	0	0	0	0
Vada Pinson, L (1, 8) OBP: 0.358, SLG: 0.513	F8 2-3			F5		HR 2B		F5		4	1	1	0	0	0	1
Frank Robinson, R (1, 7) OBP: 0.397, SLG: 0.440	F8			CS HBP		2-H HR			L8	3	1	1	2	0	0	1
Gene Freese, R (1, 5) OBP: 0.311, SLG: 0.371		FC4-6 1B		WP S 1-2 BB		6-3			E6 1B	3	0	2	0	1	0	0
Ken Walters, R (1, 3) OBP: 0.250, SLG: 0.302		FC4-6 1-2f		K 1-3			F5		6-3	3	0	0	0	0	1	2
Johnny Edwards, L (7, 2) OBP: 0.322, SLG: 0.378										0	0	0	0	0	0	0
Charlie Neal, R (9, PH) OBP: 0.298, SLG: 0.304										1	0	0	0	0	0	1
Leo Cardenas, R (1, 6) OBP: 0.248, SLG: 0.302		P9			6-3		F8		L9	4	0	0	0	0	0	2
Don Pavletich, R (1, 2) OBP: 0.274, SLG: 0.267		F8			P4-6 2B		BB			2	0	1	0	1	0	1
Marty Keough, L (7, PR) OBP: 0.355, SLG: 0.422										0	0	0	0	0	0	0
(7, 3)																
Bob Purkey, R (1, 1) OBP: 0.171, SLG: 0.065			F4		P4-6 2-3f		F7			3	0	0	0	0	0	2

	AB	31
	R	2
	H	6
	RBI	2
	BB	2
	SO	1
	LOB	10

Inning Stats										
	R: 0	H: 1	R: 0	H: 1	R: 0	H: 0	R: 0	H: 0	R: 0	H: 1
	E: 0	LOB: 1	E: 0	LOB: 1	E: 0	LOB: 0	E: 0	LOB: 1	E: 0	LOB: 0
	K: 0	BB: 0	K: 0	BB: 0	K: 0	BB: 0	K: 1	BB: 1	K: 0	BB: 0
	S: 4	P: 4	S: 4	P: 4	S: 3	P: 3	S: 4	P: 9	S: 3	P: 3

Inning Stats										
	R: 2	H: 2	R: 0	H: 0	R: 0	H: 0	R: 0	H: 1	1B: 2	SF: 0
	E: 0	LOB: 0	E: 0	LOB: 1	E: 1	LOB: 1	E: 0	LOB: 0	2B: 4	SAC: 0
	K: 0	BB: 0	K: 0	BB: 1	K: 0	BB: 0	K: 0	BB: 0	3B: 0	DP: 1
	S: 5	P: 5	S: 3	P: 7	S: 4	P: 4	S: 3	P: 3	HR: 1	HBP: 1

	WP: 1	PA: 34
	PB: 0	
	SB: 1	
	CS: 1	

PITCHER	IP	WLS	BF	H	R	ER	SO	BB	IBB	HBP	BLK	WP	HR	S	P	ERA	WHIP
Denny Lemaster, L (1, 1) ERA: 2.39	9.0	W	34	6	2	2	1	2	0	1	0	1	1	33	42	2.00	0.889

PITCHER	IP	WLS	BF	H	R	ER	SO	BB	IBB	HBP	BLK	WP	HR	S	P	ERA	WHIP

Cincinnati Reds @ Milwaukee Braves

Milwaukee County Stadium, Milwaukee, WI

Sun Jul 28 1963, 4:38 AM EDT

Att. 13,250 - Unknown

BOTTOM

livebaseballscorecards.com

Batter	1	2	3	4	5	6	7	8	9	AB	R	H	RBI	BB	SO	LOB
Denis Menke, R (1, 6) OBP: 0.298, SLG: 0.372	1B E 1B 1B		F3 ①		PB WP 1-H 2B			F8 ①		4	2	2	1	0	0	0
Eddie Mathews, L (1, 5) OBP: 0.379, SLG: 0.415	K 1-2 ①		4-3 ②		K ②			1B 2B		4	1	1	0	0	2	2
Hank Aaron, R (1, 9) OBP: 0.384, SLG: 0.586	F9 ②		F4 ③		5-3 ③ 2-H			1B 1B BB		3	1	0	0	1	0	1
Lee Maye, L (1, 8) (9, 7) OBP: 0.327, SLG: 0.427	1B 2-3 1B			WP PB 1B		K2-3 ①		F8 ②		4	0	2	0	0	1	2
Joe Torre, R (1, 2) OBP: 0.361, SLG: 0.432	FC6-4 1-2 3-H 1B			F8 ①		K ②		1B 1-3 2-H 1B		4	0	2	2	0	1	1
Gene Oliver, R (1, 3) OBP: 0.310, SLG: 0.435 Tommie Aaron, R (8, 3) OBP: 0.260, SLG: 0.300	FC6-4 1-2f ③			K 1-3 ②	5-3 ③			1B 1-2 3-H 1B		3 1	0 0	0 1	0 1	0 0	1 0	3 0
Frank Bolling, R (1, 4) OBP: 0.302, SLG: 0.311		F3 ①		4-3 ③			G4-6-3 1B	P8 ③		4	0	1	0	0	0	3
Hawk Taylor, R (1, 7) OBP: 0.105, SLG: 0.105 Mack Jones, L (9, 8) OBP: 0.314, SLG: 0.335		5-3 ②			2B 1B		G4-6-3 ① ② 1-2f			3 0	1 0	1 0	0 0	0 0	0 0	1 0
Denny Lemaster, R (1, 1) OBP: 0.196, SLG: 0.333		2-3 ③			K ①		K ③			3	0	0	0	0	2	1
Inning Stats	R: 1 H: 3 E: 1 LOB: 2 K: 1 BB: 0 S: 8 P: 8	R: 0 H: 0 E: 0 LOB: 0 K: 0 BB: 0 S: 3 P: 3	R: 0 H: 0 E: 0 LOB: 0 K: 0 BB: 0 S: 3 P: 3	R: 0 H: 1 E: 0 LOB: 1 K: 1 BB: 0 S: 6 P: 6	R: 2 H: 2 E: 0 LOB: 0 K: 2 BB: 0 S: 9 P: 9	R: 0 H: 0 E: 0 LOB: 0 K: 2 BB: 0 S: 7 P: 7	R: 0 H: 1 E: 0 LOB: 0 K: 1 BB: 0 S: 5 P: 5	R: 2 H: 3 E: 0 LOB: 2 K: 0 BB: 1 S: 6 P: 10		1B: 8 SF: 0 2B: 2 SAC: 0 3B: 0 DP: 1 HR: 0 HBP: 0						

	AB	33
	R	5
	H	10
	RBI	4
	BB	1
	SO	7
	LOB	14

WP: 2 PA: 34
PB: 2
SB: 0
CS: 0

PITCHER	IP	WLS	BF	H	R	ER	SO	BB	IBB	HBP	BLK	WP	HR	S	P	ERA	WHIP
Bob Purkey, R (1, 1) ERA: 3.65	8.0	L	34	10	5	4	7	1	0	0	0	2	0	47	51	4.50	1.375

PITCHER	IP	WLS	BF	H	R	ER	SO	BB	IBB	HBP	BLK	WP	HR	S	P	ERA	WHIP

Batter	1	2	3	4	5	6	7	8	9	AB	R	H	RBI	BB	SO	LOB
Pete Rose, S (1, 4) OBP: 0.343, SLG: 0.357	F8			6-3		1B		F8		4	0	1	0	0	0	0
Tommy Harper, R (1, 9) OBP: 0.352, SLG: 0.396	K			F8		P7		L7		4	0	0	0	0	1	1
Vada Pinson, L (1, 8) OBP: 0.359, SLG: 0.519	5-3			HR		4-3		BB		3	1	1	1	1	0	1
Frank Robinson, R (1, 7) OBP: 0.396, SLG: 0.447		4-3		5-3			HR	F4		4	1	1	1	0	0	1
Gene Freese, R (1, 5) OBP: 0.309, SLG: 0.367		6-3			L7		FC3-6 1B		F3	4	0	1	0	0	0	0
Gordy Coleman, L (1, 3) OBP: 0.282, SLG: 0.386		4-3			K		FC3-6 1B 1-2f		BB	3	0	0	0	1	1	1
Leo Cardenas, R (1, 6) OBP: 0.248, SLG: 0.301			6-3		1B		F9		L5	4	0	1	0	0	0	2
Johnny Edwards, L (1, 2) OBP: 0.322, SLG: 0.376			K		K		FC5-4 1B 1-2		4-3	4	0	1	0	0	2	2
John Tsitouris, R (1, 1) OBP: 0.065, SLG: 0.067			1-3			K	FC5-4 1-2f			1	0	0	0	0	0	0
Eddie Kasko, R (6, PH) OBP: 0.322, SLG: 0.303										1	0	0	0	0	1	0
Dom Zanni, R (6, 1)										0	0	0	0	0	0	0
Charlie Neal, R (7, PH) OBP: 0.297, SLG: 0.303										1	0	0	0	0	0	2
Al Worthington, R (7, 1)										0	0	0	0	0	0	0
Inning Stats	R: 0 E: 0 K: 1 S: 5 H: 0 LOB: 0 BB: 0 P: 5	R: 0 E: 0 K: 0 S: 3 H: 0 LOB: 0 BB: 0 P: 3	R: 0 E: 0 K: 1 S: 5 H: 0 LOB: 0 BB: 0 P: 5	R: 1 E: 0 K: 0 S: 4 H: 1 LOB: 0 BB: 0 P: 4	R: 0 E: 0 K: 2 S: 8 H: 1 LOB: 1 BB: 0 P: 8	R: 0 E: 0 K: 1 S: 6 H: 1 LOB: 1 BB: 0 P: 6	R: 1 E: 0 K: 0 S: 6 H: 3 LOB: 2 BB: 0 P: 6	R: 0 E: 0 K: 0 S: 3 H: 0 LOB: 1 BB: 1 P: 7	R: 0 E: 0 K: 0 S: 3 H: 0 LOB: 1 BB: 1 P: 7	1B: 4 2B: 0 3B: 0 HR: 2 SF: 0 SAC: 0 DP: 0 HBP: 0						

PITCHER	IP	WLS	BF	H	R	ER	SO	BB	IBB	HBP	BLK	WP	HR	S	P	ERA	WHIP
Warren Spahn, L (1, 1) ERA: 2.61	9.0	W	35	6	2	2	5	2	0	0	0	0	2	43	51	2.00	0.889

PITCHER	IP	WLS	BF	H	R	ER	SO	BB	IBB	HBP	BLK	WP	HR	S	P	ERA	WHIP

TOP

Cincinnati Reds @ Milwaukee Braves

Milwaukee County Stadium, Milwaukee, WI

Mon Jul 29 1963, 8:05 PM EDT

Att. 6,142 - Unknown

livebaseballscorecards.com

AB	33
R	2
H	6
RBI	2
BB	2
SO	5
LOB	10

WP: 0 PB: 0 SB: 0 CS: 0 PA: 35

BOTTOM

Cincinnati Reds @ Milwaukee Braves

Milwaukee County Stadium, Milwaukee, WI

Mon Jul 29 1963, 8:05 PM EDT

Att. 6,142 - Unknown

Batter	1	2	3	4	5	6	7	8	9	AB	R	H	RBI	BB	SO	LOB
Denis Menke, R (1, 6) OBP: 0.296, SLG: 0.370	5-3	L4		F3		F2		1B 1B 1B 1-2		5	1	1	0	0	0	2
Eddie Mathews, L (1, 5) OBP: 0.382, SLG: 0.416	HR BB	F7			E4 1B 1B	4-3		1B 1B 1B 1-3 2-H		4	2	2	1	1	0	1
Hank Aaron, R (1, 9) OBP: 0.387, SLG: 0.593	HR 1-H		L7		2B FC4-2-5-2 1B 2-H		F3	1B 1-2 3-H		5	1	3	4	0	0	0
Lee Maye, L (1, 8) (8, 7) OBP: 0.334, SLG: 0.446	HR		G6-4-3 BB		FC4-2-5-2 2B 1-3		3-1	1B 1-2 2-3		4	1	3	1	1	0	0
Joe Torre, R (1, 3) OBP: 0.359, SLG: 0.429	1B 1B		G6-4-3 1-2f		5-3		K	L8		5	0	1	0	0	1	6
Gene Oliver, R (1, 7) OBP: 0.306, SLG: 0.429	F9			5-3	FC4-2-5-2 2B 2-3 3-H			SH3 1B 2B		3	0	0	0	0	0	3
Mack Jones, L (8, 8) OBP: 0.317, SLG: 0.342										1	1	1	0	0	0	0
Frank Bolling, R (1, 4) OBP: 0.305, SLG: 0.314	1B 1-2			E6 1B 1B	F2			SH3 2-3		3	1	2	0	0	0	2
Del Crandall, R (1, 2) OBP: 0.274, SLG: 0.290	L5			1B 2-H		CS BB		1B 1B 1B 3-H		3	1	2	2	1	0	2
Warren Spahn, L (1, 1) OBP: 0.213, SLG: 0.263		4-3		F7		BB 1-2		F8		3	0	0	0	1	0	2
Inning Stats	R: 3 H: 4 E: 0 LOB: 2 K: 0 BB: 1 S: 7 P: 11	R: 0 H: 0 E: 0 LOB: 0 K: 0 BB: 0 S: 3 P: 3	R: 0 H: 0 E: 0 LOB: 0 K: 0 BB: 1 S: 2 P: 6	R: 1 H: 2 E: 1 LOB: 1 K: 0 BB: 0 S: 5 P: 5	R: 1 H: 3 E: 1 LOB: 2 K: 0 BB: 0 S: 6 P: 6	R: 0 H: 0 E: 0 LOB: 1 K: 0 BB: 2 S: 2 P: 10	R: 0 H: 0 E: 0 LOB: 0 K: 1 BB: 0 S: 5 P: 5	R: 3 H: 6 E: 0 LOB: 3 K: 0 BB: 0 S: 9 P: 9		1B: 11 SF: 0 2B: 2 SAC: 1 3B: 0 DP: 1 HR: 2 HBP: 0						

livebaseballscorecards.com

	AB	R	H	RBI	BB	SO	LOB
	36	8	15	8	4	1	18

WP: 0 PB: 0 SB: 0 CS: 1 PA: 41

PITCHER		IP	WLS	BF	H	R	ER	SO	BB	IBB	HBP	BLK	WP	HR	S	P	ERA	WHIP
John Tsitouris, R ERA: 3.52	(1, 1)	5.0	L	25	9	5	5	0	2	0	0	0	0	2	23	31	9.00	2.200
Dom Zanni, R ERA: 4.4	(6, 1)	1.0		4	0	0	0	0	2	0	0	0	0	0	2	10	0.00	2.000
Al Worthington, R ERA: 3.42	(7, 1)	2.0		12	6	3	3	1	0	0	0	0	0	0	14	14	13.50	3.000

PITCHER	IP	WLS	BF	H	R	ER	SO	BB	IBB	HBP	BLK	WP	HR	S	P	ERA	WHIP

Batter	1	2	3	4	5	6	7	8	9	AB	R	H	RBI	BB	SO	LOB
Lou Brock, L (1, 9) OBP: 0.283, SLG: 0.378	K			1-3		4-3 2-3		G3		4	0	0	0	0	1	1
Ellis Burton, S (1, 8) OBP: 0.292, SLG: 0.399	BB G4-6-3			K		BB 1B		K		1	0	0	0	2	1	0
Nelson Mathews, R (6, 8) OBP: 0.238, SLG: 0.274										1	0	0	0	0	1	0
Billy Williams, L (1, 7) OBP: 0.375, SLG: 0.513	G4-6-3 1-2f			4-3		1B 1-2 3-H		FC5-4 1B		4	0	2	1	0	0	1
Ron Santo, R (1, 5) OBP: 0.325, SLG: 0.478		K			E6 14 G5-4-3	F3		FC5-4 1-2f		4	0	0	0	0	1	3
14 Ernie Banks, R (1, 3) OBP: 0.287, SLG: 0.425		4-3			G5-4-3 1-2f		HR		5-3	2	0	0	0	0	0	1
Steve Boros, R (6, 3) OBP: 0.293, SLG: 0.421										2	1	1	1	0	0	0
Ken Hubbs, R (1, 4) OBP: 0.276, SLG: 0.322		6-3			1B		6-3		6-3	4	0	1	0	0	0	0
Dick Bertell, R (1, 2) OBP: 0.326, SLG: 0.332			P4		K		FC6-4 1B		L3	4	0	1	0	0	1	1
Andre Rodgers, R (1, 6) OBP: 0.310, SLG: 0.284			G3			4-3 1B 2B	FC6-4 1-2f			3	1	1	0	0	0	1
Bob Buhl, R (1, 1) OBP: 0.105, SLG: 0.105			K			K	P4			1	0	0	0	0	1	0
Glen Hobbie, R (3, 1) OBP: 0.108, SLG: 0.083										2	0	0	0	0	1	2
Inning Stats	R: 0 E: 0 K: 1 S: 4 H: 0 LOB: 0 BB: 1 P: 8	R: 0 E: 0 K: 1 S: 5 H: 0 LOB: 0 BB: 0 P: 5	R: 0 E: 0 K: 1 S: 5 H: 0 LOB: 0 BB: 0 P: 5	R: 0 E: 0 K: 1 S: 5 H: 0 LOB: 0 BB: 0 P: 5	R: 0 E: 1 K: 1 S: 6 H: 1 LOB: 1 BB: 0 P: 6	R: 1 E: 0 K: 1 S: 7 H: 2 LOB: 2 BB: 1 P: 11	R: 1 E: 0 K: 0 S: 5 H: 2 LOB: 1 BB: 0 P: 5	R: 0 E: 0 K: 1 S: 6 H: 1 LOB: 1 BB: 0 P: 6	R: 0 E: 0 K: 0 S: 3 H: 0 LOB: 0 BB: 0 P: 3	1B: 4 2B: 1 3B: 0 HR: 1 SF: 0 SAC: 0 DP: 2 HBP: 0						

PITCHER	IP	WLS	BF	H	R	ER	SO	BB	IBB	HBP	BLK	WP	HR	S	P	ERA	WHIP
Hank Fischer, R (1, 1) ERA: 4.73	9.0	W	34	6	2	2	7	2	0	0	0	0	1	46	54	2.00	0.889

PITCHER	IP	WLS	BF	H	R	ER	SO	BB	IBB	HBP	BLK	WP	HR	S	P	ERA	WHIP

TOP

Chicago Cubs @ Milwaukee Braves

Milwaukee County Stadium, Milwaukee, WI

Tue Jul 30 1963, 8:05 PM EDT

Att. 15,876 - Unknown

livebaseballscorecards.com

AB	32
R	2
H	6
RBI	2
BB	2
SO	7
LOB	10

WP: 0 PB: 0 SB: 0 CS: 0 PA: 34

Batter	1	2	3	4	5	6	7	8	9	AB	R	H	RBI	BB	SO	LOB
Lee Maye, L (1, 8) (8, 7) OBP: 0.335, SLG: 0.454	L8		HR	BB		4-3		4-3		4	2	1	1	1	0	0
Eddie Mathews, L (1, 5) OBP: 0.382, SLG: 0.425	4-3		HR	1B		F9		F7		5	1	2	1	0	0	0
Hank Aaron, R (1, 9) OBP: 0.385, SLG: 0.590	BB		L4	SF8		P4				2	0	0	1	1	0	0
Joe Torre, R (1, 2) OBP: 0.363, SLG: 0.433	CS	FC4-6 1B	FC5-4 1B	F8			3-4-1 1B			4	1	3	0	0	0	1
Lou Klimchock, L (1, 3) OBP: 0.111, SLG: 0.111		FC4-6 2B	FC5-4 WP HR	K			3-4-1			4	2	0	0	0	1	4
Gene Oliver, R (1, 7) OBP: 0.317, SLG: 0.443 Ty Cline, L (8, 8) OBP: 0.229, SLG: 0.213		WP 1B 2B	BB	HBP			FC6-5 2B			2 0	2 0	2 0	2 0	1 0	0 0	0 0
Denis Menke, R (1, 6) OBP: 0.298, SLG: 0.380		CS 1B	HR	K			FC6-5			4	1	2	4	0	1	2
Frank Bolling, R (1, 4) OBP: 0.307, SLG: 0.315		1B	BB	K			F8			3	0	1	0	1	1	2
Hank Fischer, R (1, 1) OBP: 0.071, SLG: 0.071		P3	K	K				K		4	0	0	0	0	3	3
Inning Stats	R: 0 H: 0 E: 0 LOB: 0 K: 0 BB: 1 S: 2 P: 6	R: 2 H: 4 E: 0 LOB: 1 K: 0 BB: 0 S: 6 P: 6	R: 5 H: 4 E: 0 LOB: 1 K: 1 BB: 2 S: 9 P: 17	R: 1 H: 1 E: 0 LOB: 1 K: 1 BB: 1 S: 6 P: 10	R: 0 H: 0 E: 0 LOB: 1 K: 3 BB: 0 S: 9 P: 10	R: 0 H: 0 E: 0 LOB: 0 K: 0 BB: 0 S: 3 P: 3	R: 1 H: 2 E: 0 LOB: 1 K: 0 BB: 0 S: 5 P: 5	R: 0 H: 0 E: 0 LOB: 0 K: 1 BB: 0 S: 5 P: 5		1B: 6 SF: 1 2B: 2 SAC: 0 3B: 0 DP: 0 HR: 3 HBP: 1						

PITCHER		IP	WLS	BF	H	R	ER	SO	BB	IBB	HBP	BLK	WP	HR	S	P	ERA	WHIP
Bob Buhl, R ERA: 3.02	(1, 1)	2.0	L	11	6	4	4	0	1	0	0	0	1	2	10	14	18.00	3.500
Glen Hobbie, R ERA: 3.93	(3, 1)	6.0		27	5	5	5	6	3	0	1	0	1	1	35	48	7.50	1.333

PITCHER	IP	WLS	BF	H	R	ER	SO	BB	IBB	HBP	BLK	WP	HR	S	P	ERA	WHIP

BOTTOM

Chicago Cubs @ Milwaukee Braves

Milwaukee County Stadium, Milwaukee, WI

Tue Jul 30 1963, 8:05 PM EDT

Att. 15,876 - Unknown

livebaseballscorecards.com

AB	32
R	9
H	11
RBI	9
BB	4
SO	6
LOB	12

WP: 2 PA: 39
PB: 0
SB: 0
CS: 2

Batter	1	2	3	4	5	6	7	8	9	AB	R	H	RBI	BB	SO	LOB
Lou Brock, L (1, 9) OBP: 0.285, SLG: 0.379	1B		5-3		BLK 1B		K2-3		K2-3	5	0	2	0	0	2	0
Ellis Burton, S (1, 8) OBP: 0.290, SLG: 0.389	FC1-4-6 1B 1-2f CS		G3		1-3 1-2		F9		1B SF7 BB	4	1	0	0	1	0	2
Billy Williams, L (1, 7) OBP: 0.380, SLG: 0.519	CS 1-3 1B		HR 1B		P1		2B		1-3 1B	5	1	4	0	0	0	1
Ron Santo, R (1, 5) OBP: 0.328, SLG: 0.485	6-3 1-2 3-H		1-H HR		IBB		FC6-4 IBB		SF7 3-H	2	1	1	3	2	0	2
Steve Boros, R (1, 3) OBP: 0.289, SLG: 0.429		2B 2B	F8		G1		FC6-4 1-2f		L6	4	0	1	0	0	0	4
14 Ernie Banks, R (8, 3) OBP: 0.286, SLG: 0.424										1	0	0	0	0	0	1
Ken Hubbs, R (1, 4) OBP: 0.275, SLG: 0.324		2-3 2B		K		4-3		F9		4	0	1	0	0	1	0
Dick Bertell, R (1, 2) OBP: 0.321, SLG: 0.327		K		K		5-3		1-3		4	0	0	0	0	2	2
Andre Rodgers, R (1, 6) OBP: 0.316, SLG: 0.284		G6-4-3 IBB		BB		BB		BB		0	0	0	0	4	0	0
Paul Toth, R (1, 1)		G6-4-3 1-2f		K		L1		F8		3	0	0	0	0	1	5
Lindy McDaniel, R (7, 1) OBP: 0.071, SLG: 0.286										1	0	0	0	0	0	1
Inning Stats	R: 0 H: 2 E: 0 LOB: 1 K: 0 BB: 0 S: 4 P: 4	R: 0 H: 2 E: 0 LOB: 2 K: 1 BB: 1 S: 6 P: 10	R: 2 H: 2 E: 0 LOB: 0 K: 0 BB: 0 S: 5 P: 5	R: 0 H: 0 E: 0 LOB: 1 K: 3 BB: 1 S: 9 P: 13	R: 0 H: 1 E: 0 LOB: 2 K: 0 BB: 1 S: 4 P: 8	R: 0 H: 0 E: 0 LOB: 1 K: 0 BB: 1 S: 3 P: 7	R: 0 H: 1 E: 0 LOB: 2 K: 1 BB: 1 S: 6 P: 10	R: 0 H: 0 E: 0 LOB: 1 K: 0 BB: 1 S: 3 P: 7	R: 1 H: 1 E: 0 LOB: 1 K: 1 BB: 1 S: 6 P: 10	1B: 5 SF: 1 2B: 3 SAC: 0 3B: 0 DP: 1 HR: 1 HBP: 0						

TOP

Chicago Cubs @ Milwaukee Braves

Milwaukee County Stadium, Milwaukee, WI

Wed Jul 31 1963, 8:05 PM EDT

Att. 27,919 - Unknown

livebaseballscorecards.com

AB	33
R	3
H	9
RBI	3
BB	7
SO	6
LOB	18

PITCHER		IP	WLS	BF	H	R	ER	SO	BB	IBB	HBP	BLK	WP	HR	S	P	ERA	WHIP
Tony Cloninger, R ERA: 3.6	(1, 1)	4.0		19	7	2	2	4	1	1	0	0	0	1	25	33	4.50	2.000
Ron Piche, R ERA: 4.5	(5, 1)	2.0		8	0	0	0	0	1	1	0	1	0	0	6	14	0.00	0.500
Dan Schneider, L ERA: 3.56	(7, 1)	0.2		4	1	0	0	1	0	1	0	0	0	0	5	9	0.00	1.500
Claude Raymond, R ERA: 4.27	(7, 1)	1.1		5	0	0	0	0	1	0	0	0	0	0	4	8	0.00	0.750
Bob Shaw, R ERA: 3.05	(9, 1)	1.0	L	5	1	1	1	1	1	0	0	0	0	0	6	10	9.00	2.000

PITCHER	IP	WLS	BF	H	R	ER	SO	BB	IBB	HBP	BLK	WP	HR	S	P	ERA	WHIP

WP: 0 PA: 41
PB: 0
SB: 0
CS: 2

Batter	1	2	3	4	5	6	7	8	9	AB	R	H	RBI	BB	SO	LOB
Lee Maye, L (1, 8) OBP: 0.331, SLG: 0.448	L3			G3			F7	K		4	0	0	0	0	1	2
Eddie Mathews, L (1, 5) OBP: 0.381, SLG: 0.423	4-3			F3			F8	1-3 1B 2-H		4	0	1	1	0	0	0
Hank Aaron, R (1, 9) OBP: 0.384, SLG: 0.589	6-3			K			2B	1-3		4	0	1	0	0	1	2
Joe Torre, R (1, 2) OBP: 0.365, SLG: 0.435		6-3			F7		BB		2B	3	0	1	0	1	0	0
Roy McMillan, R (9, PR) OBP: 0.254, SLG: 0.321										0	0	0	0	0	0	0
Lou Klimchock, L (1, 3) OBP: 0.136, SLG: 0.136		CS 1B			3-1		F3		K2-3	4	0	1	0	0	1	3
Gene Oliver, R (1, 7) OBP: 0.313, SLG: 0.436		K 1-2			L5			K	5-3	4	0	0	0	0	2	2
Denis Menke, R (1, 6) OBP: 0.298, SLG: 0.379			K			5-3		1B 1B	F9	4	1	1	0	0	1	1
Frank Bolling, R (1, 4) OBP: 0.307, SLG: 0.315			F8			K		1B 1-2 1B		3	1	1	0	0	1	0
Tony Cloninger, R (1, 1) OBP: 0.125, SLG: 0.125			F2			4-3		1B 1-2 2-H 1B		1	0	0	0	0	0	0
Ron Piche, R (5, 1)										0	0	0	0	0	0	0
Norm Larker, L (6, PH) OBP: 0.306, SLG: 0.243										1	0	0	0	0	0	0
Dan Schneider, L (7, 1)										0	0	0	0	0	0	0
Claude Raymond, R (7, 1) OBP: 0.667, SLG: 1.000										0	0	0	0	0	0	0
Ty Cline, L (8, PH) OBP: 0.238, SLG: 0.222										1	0	1	1	0	0	0
Bob Shaw, R (9, 1) OBP: 0.211, SLG: 0.118										0	0	0	0	0	0	0
Inning Stats	R: 0 E: 0 K: 0 S: 3 H: 0 LOB: 0 BB: 0 P: 3	R: 0 E: 0 K: 1 S: 5 H: 1 LOB: 1 BB: 0 P: 5	R: 0 E: 0 K: 1 S: 5 H: 0 LOB: 0 BB: 0 P: 5	R: 0 E: 0 K: 1 S: 5 H: 0 LOB: 0 BB: 0 P: 5	R: 0 E: 0 K: 0 S: 3 H: 0 LOB: 0 BB: 0 P: 3	R: 0 E: 0 K: 1 S: 5 H: 0 LOB: 0 BB: 0 P: 5	R: 0 E: 0 K: 0 S: 4 H: 1 LOB: 2 BB: 1 P: 8	R: 2 E: 0 K: 2 S: 11 H: 4 LOB: 2 BB: 0 P: 11	R: 0 E: 0 K: 1 S: 6 H: 1 LOB: 1 BB: 0 P: 6	1B: 5 2B: 3 3B: 0 HR: 0	SF: 0 SAC: 0 DP: 1 HBP: 0						

PITCHER	IP	WLS	BF	H	R	ER	SO	BB	IBB	HBP	BLK	WP	HR	S	P	ERA	WHIP
Paul Toth, R (1, 1) ERA: 2.84	6.2		22	2	0	0	4	1	0	0	0	0	0	29	33	0.00	0.450
Lindy McDaniel, R (7, 1) ERA: 2.73	2.1	W	12	5	2	2	3	0	0	0	0	0	0	18	18	7.71	2.143

PITCHER	IP	WLS	BF	H	R	ER	SO	BB	IBB	HBP	BLK	WP	HR	S	P	ERA	WHIP

BOTTOM

Chicago Cubs @ Milwaukee Braves

Milwaukee County Stadium, Milwaukee, WI

Wed Jul 31 1963, 8:05 PM EDT

Att. 27,919 - Unknown

livebaseballscorecards.com

AB	33
R	2
H	7
RBI	2
BB	1
SO	7
LOB	10

WP: 0	PB: 0	SB: 0	CS: 1
PA: 34			

Chicago Cubs @ Milwaukee Braves

Milwaukee County Stadium, Milwaukee, WI

Thu Aug 01 1963, 8:05 PM EDT

Att. 13,456 - Unknown

TOP

livebaseballscorecards.com

Batter	1	2	3	4	5	6	7	8	9	AB	R	H	RBI	BB	SO	LOB
Lou Brock, L (1, 9) OBP: 0.283, SLG: 0.376	4-3 K			0-0 L3 1B			0-0 5-3	0-0 4-3		5	0	1	0	0	1	2
Ellis Burton, S (1, 8) OBP: 0.298, SLG: 0.431	0-0 HR	0-0 FC4-6 1B		0-0 L3 1-2			0-0 HR		SSS 0-3 K	5	2	3	2	0	1	1
Billy Williams, L (1, 7) OBP: 0.380, SLG: 0.516	0-0 BB 2B 1B	0-0 FC4-6 G6-4-3 1-2f			0-0 3-1		0-0 5-3		BBBB 4-0 BB	4	1	1	0	1	0	1
Ron Santo, R (1, 5) OBP: 0.324, SLG: 0.480	0-0 F3	0-0 G6-4-3 1-2f			0-0 5-3			0-0 P4	SSS 0-3 K	5	0	0	0	0	1	3
Steve Boros, R (1, 3) OBP: 0.320, SLG: 0.489	BBBB 4-0 2B WP 1-2 BB		0-0 L5		0-0 5-3			0-0 HR	BBBB 4-0 FC6-4 1-2 BB	3	2	1	1	2	0	0
Ken Hubbs, R (1, 4) OBP: 0.277, SLG: 0.326	0-0 WP 1B 1-3 2-H 2B		0-0 L6			0-0 5-3		BBBB 4-0 HR BB	0-0 FC6-4 1-2f	4	2	1	1	1	0	2
Jimmie Schaffer, R (1, 2) OBP: 0.329, SLG: 0.532	0-0 1B 2B 2-H 3-H 1B		0-0 2B			SSS 0-3 K		0-0 1-H HR		4	2	3	3	0	1	0
Andre Rodgers, R (1, 6) OBP: 0.318, SLG: 0.285	0-0 2B 1-2 1B		SSS 0-3 K			0-0 F9		H 1-0 HBP		3	1	1	0	0	1	1
Larry Jackson, R (1, 1) OBP: 0.190, SLG: 0.230	0-0 1-H 2-H 2B			SSS 0-3 K			SSS 0-3 K	SSS 0-3 K		4	0	1	2	0	3	1
Inning Stats	R: 6 E: 0 K: 1 S: 11 H: 6 LOB: 1 BB: 1 P: 15	R: 0 E: 0 K: 0 S: 3 H: 1 LOB: 0 BB: 0 P: 3	R: 0 E: 0 K: 1 S: 6 H: 1 LOB: 1 BB: 0 P: 6	R: 0 E: 0 K: 1 S: 5 H: 1 LOB: 0 BB: 0 P: 5	R: 0 E: 0 K: 0 S: 3 H: 0 LOB: 0 BB: 0 P: 3	R: 0 E: 0 K: 1 S: 5 H: 0 LOB: 0 BB: 0 P: 5	R: 1 E: 0 K: 1 S: 6 H: 1 LOB: 0 BB: 0 P: 6	R: 3 E: 0 K: 1 S: 7 H: 2 LOB: 1 BB: 1 P: 12	R: 0 E: 0 K: 2 S: 7 H: 0 LOB: 2 BB: 2 P: 15	1B: 5 2B: 4 3B: 0 HR: 4 SF: 0 SAC: 0 DP: 2 HBP: 1						

	AB	37
	R	10
	H	12
	RBI	9
	BB	4
	SO	8
	LOB	11

WP: 1 PB: 0 SB: 0 CS: 0 PA: 42

PITCHER		IP	WLS	BF	H	R	ER	SO	BB	IBB	HBP	BLK	WP	HR	S	P	ERA	WHIP
Denny Lemaster, L ERA: 2.72	(1, 1)	0.2	L	9	6	6	6	0	1	0	0	0	1	1	8	12	81.00	10.500
Frank Funk, R ERA: 3.11	(1, 1)	4.1		14	3	0	0	3	0	0	0	0	0	0	20	20	0.00	0.692
Ron Piche, R ERA: 4.5	(6, 1)	2.0		7	1	1	1	2	0	0	0	0	0	1	11	11	4.50	0.500
Claude Raymond, R ERA: 4.66	(8, 1)	2.0		12	2	3	3	3	3	0	1	0	0	2	14	27	13.50	2.500

PITCHER	IP	WLS	BF	H	R	ER	SO	BB	IBB	HBP	BLK	WP	HR	S	P	ERA	WHIP

Batter	1	2	3	4	5	6	7	8	9	AB	R	H	RBI	BB	SO	LOB
Lee Maye, L (1, 8) OBP: 0.330, SLG: 0.448	1B 2B		5-3		F9			K		4	1	1	0	0	1	0
Eddie Mathews, L (1, 5) OBP: 0.380, SLG: 0.421	F9		1B			3-1		L3		4	0	1	0	0	0	1
Hank Aaron, R (1, 9) OBP: 0.383, SLG: 0.586	2-H 1B		P4			F8		F3		4	0	1	1	0	0	1
Joe Torre, R (1, 2) OBP: 0.364, SLG: 0.433	F9			E3 G6-4-3 1B		F9			FC4-6 1B	4	0	1	0	0	0	1
Lou Klimchock, L (1, 3) OBP: 0.154, SLG: 0.154	4-3			1-2 G6-4-3 1B			K		1-2f FC4-6 1B SF7	4	1	1	0	0	1	2
Gene Oliver, R (1, 7) OBP: 0.315, SLG: 0.437		5-3		1-2f 2-3 G6-4-3			E 1B		2-3 FC5-4 1B	4	0	2	0	0	0	2
Denis Menke, R (1, 6) OBP: 0.295, SLG: 0.375		F8		K			F8		3-H SF7	3	0	0	1	0	1	2
Frank Bolling, R (1, 4) OBP: 0.304, SLG: 0.311		K			5-3		E4 1-3		1-2f FC5-4	4	0	0	0	0	1	2
Denny Lemaster, R (1, 1) OBP: 0.196, SLG: 0.333 Frank Funk, R (1, 1) Ty Cline, L (5, PH) OBP: 0.235, SLG: 0.220 Ron Piche, R (6, 1) Norm Larker, L (7, PH) OBP: 0.305, SLG: 0.241 Claude Raymond, R (8, 1) OBP: 0.667, SLG: 1.000			6-3		K		F8			0 1 1 0 1 0	0 0 0 0 0 0	0 0 0 0 0 0	0 0 0 0 0 0	0 0 0 0 0 0	0 0 1 0 0 0	0 0 0 0 2 0
Inning Stats	R: 1 E: 0 K: 0 S: 5 H: 2 LOB: 1 BB: 0 P: 5	R: 0 E: 0 K: 1 S: 5 H: 0 LOB: 0 BB: 0 P: 5	R: 0 E: 0 K: 0 S: 4 H: 1 LOB: 1 BB: 0 P: 4	R: 0 E: 1 K: 1 S: 6 H: 1 LOB: 1 BB: 0 P: 6	R: 0 E: 0 K: 1 S: 5 H: 0 LOB: 0 BB: 0 P: 5	R: 0 E: 0 K: 0 S: 3 H: 0 LOB: 0 BB: 0 P: 3	R: 0 E: 1 K: 1 S: 7 H: 1 LOB: 2 BB: 0 P: 7	R: 0 E: 0 K: 1 S: 5 H: 0 LOB: 0 BB: 0 P: 5	R: 1 E: 1 K: 0 S: 5 H: 2 LOB: 1 BB: 0 P: 5	1B: 6 2B: 1 3B: 0 HR: 0	SF: 1 SAC: 0 DP: 1 HBP: 0						

PITCHER	IP	WLS	BF	H	R	ER	SO	BB	IBB	HBP	BLK	WP	HR	S	P	ERA	WHIP
Larry Jackson, R (1, 1) ERA: 2.06	9.0	W	35	7	2	1	5	0	0	0	0	0	0	45	45	1.00	0.778

PITCHER	IP	WLS	BF	H	R	ER	SO	BB	IBB	HBP	BLK	WP	HR	S	P	ERA	WHIP

BOTTOM

Chicago Cubs @ Milwaukee Braves

Milwaukee County Stadium, Milwaukee, WI

Thu Aug 01 1963, 8:05 PM EDT

Att. 13,456 - Unknown

livebaseballscorecards.com

AB	34
R	2
H	7
RBI	2
BB	0
SO	5
LOB	13

PA: 35

Batter	1	2	3	4	5	6	7	8	9	AB	R	H	RBI	BB	SO	LOB
Rod Kanehl, R (1, 8) OBP: 0.240, SLG: 0.242	F3		F7		5-3		G6-4-3 1-2f			4	0	0	0	0	0	3
Ron Hunt, R (1, 4) OBP: 0.333, SLG: 0.374	5-3		6-3			BB		BB		2	0	0	0	2	0	0
Jesse Gonder, L (1, 2) OBP: 0.360, SLG: 0.528 Choo-Choo Coleman, L (6, 2) OBP: 0.285, SLG: 0.212	FC6-4 BB			1B 1B		K 1-2		K		2 1	0 0	1 0	0 0	1 0	1 1	1 1
Frank Thomas, R (1, 7) OBP: 0.319, SLG: 0.390	FC6-4 1-2f			L7		F7		F8		4	0	0	0	0	0	4
Jim Hickman, R (1, 5) OBP: 0.294, SLG: 0.362		L7		1B 1-2		L5		K		4	0	1	0	0	1	2
Joe Christopher, R (1, 9) OBP: 0.297, SLG: 0.281		1B BB		K			5-3		F2	3	0	0	0	1	1	2
Duke Carmel, L (1, 3) OBP: 0.415, SLG: 0.365		G5-4-3 1-3 1B		6-3			BB 2B		E3 FC5-4	4	0	2	0	0	0	2
Al Moran, R (1, 6) OBP: 0.246, SLG: 0.218		G5-4-3 1-2f			6-3		BB BB		FC5-4 1-2f	3	0	0	0	1	0	3
Al Jackson, L (1, 1) OBP: 0.204, SLG: 0.213 Grover Powell, L (5, 1) Ted Schreiber, R (7, PH) OBP: 0.261, SLG: 0.150 Jay Hook, L (7, 1) OBP: 0.242, SLG: 0.233 Tim Harkness, L (9, PH) OBP: 0.293, SLG: 0.329			F7		1-3		G6-4-3 1-2 2-3 BB		K	2 0 0 0 1	0 0 0 0 0	0 0 0 0 0	0 0 0 0 0	0 0 1 0 1	0 0 0 0 0	0 0 0 0 1
Inning Stats	R: 0 E: 0 K: 0 S: 3 H: 0 LOB: 1 BB: 1 P: 7	R: 0 E: 0 K: 0 S: 3 H: 1 LOB: 1 BB: 1 P: 7	R: 0 E: 0 K: 0 S: 3 H: 0 LOB: 0 BB: 0 P: 3	R: 0 E: 0 K: 1 S: 7 H: 2 LOB: 2 BB: 0 P: 7	R: 0 E: 0 K: 0 S: 3 H: 0 LOB: 0 BB: 0 P: 3	R: 0 E: 0 K: 1 S: 5 H: 0 LOB: 1 BB: 1 P: 9	R: 0 E: 0 K: 0 S: 3 H: 1 LOB: 2 BB: 2 P: 11	R: 0 E: 0 K: 2 S: 7 H: 0 LOB: 1 BB: 1 P: 11	R: 0 E: 1 K: 1 S: 6 H: 0 LOB: 1 BB: 0 P: 6	1B: 3 2B: 1 3B: 0 HR: 0 SF: 0 SAC: 0 DP: 2 HBP: 0						

PITCHER	IP	WLS	BF	H	R	ER	SO	BB	IBB	HBP	BLK	WP	HR	S	P	ERA	WHIP
Bob Hendley, L (1, 1) ERA: 3.29	9.0	W	36	4	0	0	5	6	0	0	0	0	0	40	64	0.00	1.111

PITCHER	IP	WLS	BF	H	R	ER	SO	BB	IBB	HBP	BLK	WP	HR	S	P	ERA	WHIP

TOP

New York Mets @ Milwaukee Braves

Milwaukee County Stadium, Milwaukee, WI

Fri Aug 02 1963, 8:05 PM EDT

Unknown

livebaseballscorecards.com

AB	30
R	0
H	4
RBI	0
BB	6
SO	5
LOB	19

WP: 0 PA: 36
PB: 0
SB: 1
CS: 0

New York Mets @ Milwaukee Braves

Milwaukee County Stadium, Milwaukee, WI

Fri Aug 02 1963, 8:05 PM EDT

Unknown

livebaseballscorecards.com

Batter	1	2	3	4	5	6	7	8	9	AB	R	H	RBI	BB	SO	LOB
Denis Menke, R (1, 6) OBP: 0.299, SLG: 0.378	PB 1B 1B		4-3		6-3	K				3	3	2	0	1	0	0
Eddie Mathews, L (1, 5) OBP: 0.381, SLG: 0.430	F8 1-2		HR BB		HR 1B 1B		P4			4	2	2	2	0	0	1
Hank Aaron, R (1, 9) OBP: 0.384, SLG: 0.593	G6-4-3 2-H 1B		1-H HR		1-2 HR 1B		4-1			4	1	2	4	0	0	0
Joe Torre, R (1, 3) OBP: 0.365, SLG: 0.442	G6-4-3 1-2f		F2		1-H 2-H HR		F3			4	1	2	1	0	0	1
Lee Maye, L (1, 8) OBP: 0.329, SLG: 0.444		2B BB	HR		1B			4-3		3	1	0	0	1	0	1
Frank Bolling, R (1, 4) OBP: 0.306, SLG: 0.319		F8 1-H PO 2B	4-3		F3			P3		4	0	2	1	0	0	1
Hawk Taylor, R (1, 7) OBP: 0.136, SLG: 0.095		PO BB		F9 1-5-2-6-4 2B	L8			4-3		2	0	0	0	1	0	1
Del Crandall, R (1, 2) OBP: 0.270, SLG: 0.285		F8 2-3		F9 2-3		5-3				3	0	0	0	0	0	3
Bob Hendley, R (1, 1) OBP: 0.158, SLG: 0.111		PO 1-3 3-3		1-5-2-6-4 3-Hf		F8				3	0	0	0	0	1	0

Inning Stats	1	2	3	4	5	6	7	8	9	
	R: 1 H: 2 E: 0 LOB: 0 K: 0 BB: 0 S: 4 P: 4	R: 1 H: 1 E: 0 LOB: 1 K: 0 BB: 2 S: 2 P: 10	R: 3 H: 2 E: 0 LOB: 0 K: 0 BB: 1 S: 5 P: 9	R: 0 H: 1 E: 0 LOB: 0 K: 0 BB: 0 S: 3 P: 3	R: 3 H: 4 E: 0 LOB: 1 K: 0 BB: 0 S: 7 P: 7	R: 0 H: 0 E: 0 LOB: 0 K: 1 BB: 0 S: 5 P: 5	R: 0 H: 0 E: 0 LOB: 0 K: 0 BB: 0 S: 3 P: 3	R: 0 H: 0 E: 0 LOB: 0 K: 0 BB: 0 S: 3 P: 3		1B: 5 SF: 0 2B: 4 SAC: 0 3B: 0 DP: 3 HR: 3 HBP: 0

WP: 0 PA: 34 PB: 1 SB: 0 CS: 0

PITCHER		IP	WLS	BF	H	R	ER	SO	BB	IBB	HBP	BLK	WP	HR	S	P	ERA	WHIP
Al Jackson, L ERA: 4.7	(1, 1)	4.1	L	22	10	8	7	0	3	0	0	0	0	3	19	31	14.54	3.000
Grover Powell, L ERA: 2.35	(5, 1)	1.2		5	0	0	0	1	0	0	0	0	0	0	7	7	0.00	0.000
Jay Hook, R ERA: 5.66	(7, 1)	2.0		6	0	0	0	0	0	0	0	0	0	0	6	6	0.00	0.000

PITCHER	IP	WLS	BF	H	R	ER	SO	BB	IBB	HBP	BLK	WP	HR	S	P	ERA	WHIP

Batter	1	2	3	4	5	6	7	8	9	10	11	AB	R	H	RBI	BB	SO	LOB
Jim Hickman, R (1, 5) OBP: 0.290, SLG: 0.357	P4		G6-4-3 1-2f		F7			FC1-6 G3 1-2f		5-3		5	0	0	0	0	0	4
Ron Hunt, R (1, 4) OBP: 0.332, SLG: 0.372	4-3			4-3 1B 1B		4-3		G3 1-2			F2	5	1	1	0	0	0	1
Duke Snider, L (1, 9) OBP: 0.337, SLG: 0.436	L8			4-3 1-2		L8		IBB			2B 1B 1B	4	0	1	0	1	0	1
Joe Christopher, R (11, PR) OBP: 0.297, SLG: 0.281												0	1	0	0	0	0	0
(11, 9)																		
Jesse Gonder, L (1, 2) OBP: 0.379, SLG: 0.550		G6-4-3 1B		BLK 2-H 1B		1B		K			1B SF8 1-3 2B	5	0	4	1	0	1	2
Choo-Choo Coleman, L (11, PR) OBP: 0.285, SLG: 0.212												0	1	0	0	0	0	0
(11, 2)																		
Frank Thomas, R (1, 7) OBP: 0.317, SLG: 0.385		G6-4-3 1-2f		F9 1-2		P4			L6		IBB	4	0	0	0	1	0	3
Joe Hicks, L (1, 8) OBP: 0.282, SLG: 0.453	K			2-3			K		K		1-2 2-3 3-H 1B	5	0	1	1	0	3	1
Duke Carmel, L (1, 3) OBP: 0.386, SLG: 0.339			6-3		L8		L8		G3		SF8 3-H	4	0	0	1	0	0	0
Al Moran, R (1, 6) OBP: 0.250, SLG: 0.215			BB BB		1-3 S BB		6-3			6-3	F9	3	0	0	0	2	0	2
Galen Cisco, R (1, 1) OBP: 0.167, SLG: 0.125			G6-4-3 1-2 BB		1-3 1-3			FC1-6 1B		F9		3	0	1	0	1	0	1
Ken MacKenzie, R (11, 1)												0	0	0	0	0	0	0
Inning Stats	R: 0 E: 0 K: 0 S: 3 H: 0 LOB: 0 BB: 0 P: 3	R: 0 E: 0 K: 1 S: 5 H: 1 LOB: 0 BB: 0 P: 5	R: 0 E: 0 K: 0 S: 2 H: 0 LOB: 1 BB: 2 P: 10	R: 1 E: 0 K: 0 S: 5 H: 2 LOB: 1 BB: 0 P: 5	R: 0 E: 0 K: 0 S: 3 H: 0 LOB: 1 BB: 1 P: 7	R: 0 E: 0 K: 0 S: 4 H: 1 LOB: 1 BB: 0 P: 4	R: 0 E: 0 K: 1 S: 5 H: 0 LOB: 0 BB: 0 P: 5	R: 0 E: 0 K: 1 S: 6 H: 1 LOB: 2 BB: 1 P: 10	R: 0 E: 0 K: 1 S: 5 H: 0 LOB: 0 BB: 0 P: 5	R: 0 E: 0 K: 0 S: 3 H: 0 LOB: 0 BB: 0 P: 3	R: 2 E: 0 K: 0 S: 6 H: 3 LOB: 2 BB: 1 P: 10	1B: 7 2B: 1 3B: 0 HR: 0 SF: 1 SAC: 0 DP: 2 HBP: 0						

PITCHER		IP	WLS	BF	H	R	ER	SO	BB	IBB	HBP	BLK	WP	HR	S	P	ERA	WHIP
Bob Sadowski, R ERA: 3.08	(1, 1)	10.0		37	5	1	1	4	3	1	0	1	0	0	41	57	0.90	0.800
Bob Shaw, R ERA: 3.18	(11, 1)	1.0	L	7	3	2	2	0	0	1	0	0	0	0	6	10	18.00	3.000

PITCHER	IP	WLS	BF	H	R	ER	SO	BB	IBB	HBP	BLK	WP	HR	S	P	ERA	WHIP

TOP

New York Mets @ Milwaukee Braves

Milwaukee County Stadium, Milwaukee, WI

Fri Aug 02 1963, 8:05 PM EDT
Att. 5,341 - Unknown

livebaseballscorecards.com

AB	38
R	3
H	8
RBI	3
BB	5
SO	4
LOB	15

Batter	1	2	3	4	5	6	7	8	9	10	11	AB	R	H	RBI	BB	SO	LOB
Lee Maye, L (1, 7) OBP: 0.324, SLG: 0.436	4-3		F8		4-3			4-3		F8		5	0	0	0	0	0	0
Eddie Mathews, L (1, 5) OBP: 0.381, SLG: 0.432	1B L6-5 1B		2B			4-3		F9			F7	5	0	2	0	0	0	0
Hank Aaron, R (1, 9) OBP: 0.386, SLG: 0.592	1-3 1B		BBBB 4-0 BB			L9		6-3			7-6-3 1B	4	0	2	0	1	0	0
Joe Torre, R (1, 2) OBP: 0.364, SLG: 0.440 Roy McMillan, R (9, PR) OBP: 0.254, SLG: 0.321 Del Crandall, R (10, 2) OBP: 0.269, SLG: 0.283	L6-5 3-H		L8			F9			SH3-4 1B		7-6-3 1-2f	4 0 1	0 0 0	1 0 0	0 0 0	0 0 0	0 0 0	4 0 1
Lou Klimchock, L (1, 3) OBP: 0.172, SLG: 0.172		SH3-4 1B		4-3			4-3		SH3-4 1-2			3	0	1	0	0	0	0
Denis Menke, R (1, 6) OBP: 0.300, SLG: 0.377		SH3-4 1-2		P4			E SF8 1B		F9			3	1	1	0	0	0	2
Ty Cline, L (1, 8) OBP: 0.225, SLG: 0.212		L6-3		L4-3			SF8 1-H		L7			3	0	0	1	0	0	3
Frank Bolling, R (1, 4) OBP: 0.305, SLG: 0.318		4-3			F8		1B			F8		4	0	1	0	0	0	1
Bob Sadowski, R (1, 1) Gene Oliver, R (10, PH) OBP: 0.314, SLG: 0.435 Bob Shaw, R (11, 1) OBP: 0.211, SLG: 0.118			4-3		4-3		1-3			SSS K		3 1 0	0 0 0	0 0 0	0 0 0	0 1 0	0 0 0	1 0 0
Inning Stats	R: 0 E: 0 K: 0 S: 4 H: 2 LOB: 1 BB: 0 P: 4	R: 0 E: 0 K: 0 S: 4 H: 1 LOB: 1 BB: 0 P: 4	R: 0 E: 0 K: 0 S: 4 H: 1 LOB: 2 BB: 1 P: 8	R: 0 E: 0 K: 0 S: 3 H: 0 LOB: 0 BB: 0 P: 3	R: 0 E: 0 K: 0 S: 3 H: 0 LOB: 0 BB: 0 P: 3	R: 0 E: 0 K: 0 S: 3 H: 0 LOB: 0 BB: 0 P: 3	R: 1 E: 1 K: 0 S: 5 H: 2 LOB: 1 BB: 0 P: 5	R: 0 E: 0 K: 0 S: 3 H: 0 LOB: 0 BB: 0 P: 3	R: 0 E: 0 K: 0 S: 4 H: 1 LOB: 2 BB: 0 P: 4	R: 0 E: 0 K: 1 S: 5 H: 0 LOB: 0 BB: 0 P: 5	R: 0 E: 0 K: 0 S: 3 H: 1 LOB: 0 BB: 0 P: 3	1B: 7 2B: 3 3B: 0 HR: 0 SF: 1 SAC: 2 DP: 2 HBP: 0						

PITCHER	IP	WLS	BF	H	R	ER	SO	BB	IBB	HBP	BLK	WP	HR	S	P	ERA	WHIP
Galen Cisco, R (1, 1) ERA: 4.19	10.0	W	37	7	1	0	1	1	0	0	0	0	0	38	42	0.00	0.800
Ken MacKenzie, L (11, 1) ERA: 4.89	1.0	S	3	1	0	0	0	0	0	0	0	0	0	3	3	0.00	1.000

PITCHER	IP	WLS	BF	H	R	ER	SO	BB	IBB	HBP	BLK	WP	HR	S	P	ERA	WHIP

BOTTOM

New York Mets @ Milwaukee Braves

Milwaukee County Stadium, Milwaukee, WI

Fri Aug 02 1963, 8:05 PM EDT

Att. 5,341 - Unknown

livebaseballscorecards.com

AB	36
R	1
H	8
RBI	1
BB	1
SO	1
LOB	12

WP: 0	PB: 0	SB: 0	CS: 0
PA: 40			

Batter	1	2	3	4	5	6	7	8	9	AB	R	H	RBI	BB	SO	LOB
Jim Hickman, R (1, 5) OBP: 0.294, SLG: 0.361	K		E E 1B		G6-3 1B		1B 1B WP 1B	K		5	2	3	0	0	2	1
Ron Hunt, R (1, 4) OBP: 0.332, SLG: 0.372	1B HR 1B		6-3 1-2		G6-3 1-2f		WP 1B 1-2 SF8 1B		F9	5	2	2	0	0	0	2
Duke Snider, L (1, 9) OBP: 0.338, SLG: 0.437 Joe Christopher, R (5, PH) OBP: 0.313, SLG: 0.300 (5, 9)	L8		E9 2-H SF7 1B		L8		WP 1-2 2-3 1B		3-6 1B	2 3	1 0	1 2	0 0	0 0	0 0	1 0
Jesse Gonder, L (1, 2) OBP: 0.380, SLG: 0.553	HR 1-2 1B		SF7 3-H			1B 1B	SF8 1-2 2-H 3-H		3-6 1-2f	3	1	2	2	0	0	1
Frank Thomas, R (1, 7) OBP: 0.319, SLG: 0.397	HR 1-H 2-H		K			BB 1-3 1B	5-3			4	1	2	3	0	1	1
Joe Hicks, L (1, 8) OBP: 0.268, SLG: 0.430	K			4-3		K	4-3			4	0	0	0	0	2	3
Duke Carmel, L (1, 3) OBP: 0.378, SLG: 0.350		P5		2B		P4		L8		4	0	1	0	0	0	2
Al Moran, R (1, 6) OBP: 0.250, SLG: 0.211		K		P4		1-2 BB		K		3	0	0	0	1	2	1
Tracy Stallard, R (1, 1) OBP: 0.067, SLG: 0.067 Ken MacKenzie, R (6, 1) Grover Powell, L (7, 1) Tim Harkness, L (8, PH) OBP: 0.296, SLG: 0.332 Jay Hook, L (8, 1) OBP: 0.242, SLG: 0.233		P5		6-3		K		1B		3 0 0 1 0	0 0 0 0 0	0 0 0 1 0	0 0 0 0 0	0 0 0 0 0	1 0 0 0 0	4 0 0 0 0
Inning Stats	R: 3 E: 0 K: 2 S: 10 H: 3 LOB: 0 BB: 0 P: 10	R: 0 E: 0 K: 1 S: 5 H: 0 LOB: 0 BB: 0 P: 5	R: 2 E: 2 K: 1 S: 7 H: 2 LOB: 0 BB: 0 P: 7	R: 0 E: 0 K: 0 S: 4 H: 1 LOB: 1 BB: 0 P: 4	R: 0 E: 0 K: 0 S: 3 H: 1 LOB: 0 BB: 0 P: 3	R: 0 E: 0 K: 2 S: 9 H: 2 LOB: 3 BB: 1 P: 13	R: 2 E: 0 K: 0 S: 6 H: 3 LOB: 1 BB: 0 P: 6	R: 0 E: 0 K: 2 S: 8 H: 1 LOB: 1 BB: 0 P: 8	R: 0 E: 0 K: 0 S: 3 H: 1 LOB: 0 BB: 0 P: 3	1B: 12 2B: 2 3B: 0 HR: 1 SF: 2 SAC: 0 DP: 2 HBP: 0						

PITCHER		IP	WLS	BF	H	R	ER	SO	BB	IBB	HBP	BLK	WP	HR	S	P	ERA	WHIP
Hank Fischer, R ERA: 4.97	(1, 1)	3.0		14	5	5	3	4	0	0	0	0	0	1	22	22	9.00	1.667
Frank Funk, R ERA: 3.03	(4, 1)	1.0		4	1	0	0	0	0	0	0	0	0	0	4	4	0.00	1.000
Denny Lemaster, L ERA: 2.68	(5, 1)	2.0	W	9	3	0	0	2	1	0	0	0	0	0	12	16	0.00	2.000
Tony Cloninger, R ERA: 3.78	(7, 1)	0.0		3	3	2	2	0	0	0	0	0	0	0	3	3	∞	∞
Bob Shaw, R ERA: 3.1	(7, 1)	3.0	S	10	2	0	0	2	0	0	0	0	1	0	14	14	0.00	0.667

PITCHER	IP	WLS	BF	H	R	ER	SO	BB	IBB	HBP	BLK	WP	HR	S	P	ERA	WHIP

TOP

New York Mets @ Milwaukee Braves

Milwaukee County Stadium, Milwaukee, WI

Sat Aug 03 1963, 4:33 AM EDT
Att. 5,384 - Unknown

livebaseballscorecards.com

AB	37
R	7
H	14
RBI	5
BB	1
SO	8
LOB	16

WP: 1 PA: 40
PB: 0
SB: 0
CS: 0

BOTTOM

New York Mets @ Milwaukee Braves

Milwaukee County Stadium, Milwaukee, WI

Sat Aug 03 1963, 4:33 AM EDT

Att. 5,384 - Unknown

Batter	1	2	3	4	5	6	7	8	9	AB	R	H	RBI	BB	SO	LOB
Ty Cline, L (1, 8) OBP: 0.245, SLG: 0.207	BBBB 4-0 PB 1B BB		BBBB 4-0 BB		SSS 0-3 ① K	x 0-0 ② FC6-2 1B E 2-3 3-H		H 1-0 WP 1-2 1B HBP		2	3	0	0	2	1	2
Eddie Mathews, L (1, 5) OBP: 0.381, SLG: 0.432	SSS 0-3 ① K 1-2		x 0-0 ② F3		x 0-0 ② G3	x 0-0 E 1-2 3-H 1B		x 0-0 1-H 2-H 2B FC6-2-4 1B		5	0	2	3	0	1	2
Hank Aaron, R (1, 9) OBP: 0.384, SLG: 0.589	x 0-0 ② L7		x 0-0 ③ L9		x 0-0 ③ F9	x 0-0 E6 1-2 2-H		x 0-0 1-3 2B		5	0	1	0	0	0	3
Lee Maye, L (1, 7) OBP: 0.325, SLG: 0.436	x 0-0 2-H 1B			x 0-0 HR 1B		K 3-1		x 0-0 ① 4-3		5	1	2	1	0	1	4
Joe Torre, R (1, 2) OBP: 0.364, SLG: 0.448	SSS 0-3 ③ K			x 0-0 1-H HR		x 0-0 1B 2B 1B	SSS 0-3 K	x 0-0 ②③ FC6-2-4 3-H		5	2	2	2	0	2	3
Lou Klimchock, L (1, 3) OBP: 0.219, SLG: 0.250 Tony Cloninger, R (7, 1) OBP: 0.125, SLG: 0.125 Bob Shaw, R (7, 1) OBP: 0.205, SLG: 0.114		x 0-0 ① F8		x 0-0 2B		x 0-0 SSS 2B 1B 1B 1-2	SSS 0-3 ① K			3 0 1	1 0 0	2 0 0	0 0 0	0 0 0	0 0 1	0 0 1
Denis Menke, R (1, 6) (7, 3) OBP: 0.299, SLG: 0.379		x 0-0 ② 6-3		x 0-0 ① P4		x 0-0 1B 2B 1-3 2-H	x 0-0 ② F8			4	1	1	1	0	0	2
Frank Bolling, R (1, 4) OBP: 0.305, SLG: 0.315		x 0-0 ③ F8		x 0-0 ② 5-3		4-0 1B FC6-2 IBB	x 0-0 ③ 4-3			3	0	0	0	1	0	2
Hank Fischer, R (1, 1) OBP: 0.071, SLG: 0.071 Don Dillard, L (3, PH) OBP: 0.262, SLG: 0.361 Frank Funk, R (4, 1) Gene Oliver, R (4, PH) OBP: 0.313, SLG: 0.433 Denny Lemaster, R (5, 1) OBP: 0.196, SLG: 0.333 Roy McMillan, R (6, PH) OBP: 0.263, SLG: 0.329 (7, 6)			x 0-0 ① L7	x 0-0 ③ L7		x 0-0 1-3 2-H 3-H FC6-2 1B 1B		x 0-0 WP HBP 1B 1B		0 1 0 1 0 2	0 0 0 0 0 2	0 0 0 0 0 2	0 0 0 0 0 2	0 0 0 0 0 0	0 0 0 1 0 0	0 1 0 0 0 0
Inning Stats	R: 1 E: 0 K: 2 S: 8 H: 1 LOB: 1 BB: 1 P: 12	R: 0 E: 0 K: 0 S: 3 H: 0 LOB: 0 BB: 0 P: 3	R: 0 E: 0 K: 0 S: 3 H: 0 LOB: 1 BB: 1 P: 7	R: 2 E: 0 K: 0 S: 6 H: 3 LOB: 1 BB: 0 P: 6	R: 0 E: 0 K: 1 S: 5 H: 0 LOB: 0 BB: 0 P: 5	R: 5 E: 1 K: 1 S: 11 H: 5 LOB: 2 BB: 1 P: 15	R: 0 E: 1 K: 2 S: 8 H: 0 LOB: 1 BB: 0 P: 8	R: 2 E: 0 K: 0 S: 5 H: 3 LOB: 1 BB: 0 P: 6		1B: 8 2B: 4 3B: 0 HR: 1	SF: 0 SAC: 0 DP: 1 HBP: 1						

	AB	37
	R	10
	H	12
	RBI	9
	BB	3
	SO	6
	LOB	20

WP: 1 PB: 1 SB: 0 CS: 0 PA: 41

livebaseballscorecards.com

PITCHER		IP	WLS	BF	H	R	ER	SO	BB	IBB	HBP	BLK	WP	HR	S	P	ERA	WHIP
Tracy Stallard, R ERA: 5.22	(1, 1)	5.1	L	25	7	6	5	4	2	0	0	0	0	1	31	39	8.44	1.688
Ken MacKenzie, L ERA: 4.99	(6, 1)	0.2		6	2	2	1	0	0	1	0	0	0	0	5	9	13.50	3.000
Grover Powell, L ERA: 2.08	(7, 1)	1.0		4	0	0	0	2	0	0	0	0	0	0	8	8	0.00	0.000
Jay Hook, R ERA: 5.77	(8, 1)	1.0		6	3	2	2	0	0	0	1	0	1	0	5	6	18.00	3.000

PITCHER	IP	WLS	BF	H	R	ER	SO	BB	IBB	HBP	BLK	WP	HR	S	P	ERA	WHIP

New York Mets @ Milwaukee Braves

Milwaukee County Stadium, Milwaukee, WI

Sun Aug 04 1963, 4:33 AM EDT
Att. 8,557 - Unknown

TOP

livebaseballscorecards.com

Batter	1	2	3	4	5	6	7	8	9	AB	R	H	RBI	BB	SO	LOB
Joe Christopher, R (1, 7) OBP: 0.310, SLG: 0.297	P5		1-2 1B		1-2 L3			6-3		4	0	1	0	0	0	1
Ron Hunt, R (1, 4) OBP: 0.332, SLG: 0.371	L9		F7			6-3		2B 1B		4	1	1	0	0	0	2
Jesse Gonder, L (1, 2) OBP: 0.384, SLG: 0.556 Choo-Choo Coleman, L (8, PR) OBP: 0.285, SLG: 0.212 (8, 2)	BB		P4			4-3		1-H 2B		3 0	0 0	1 0	1 0	1 0	0 0	2 0
Frank Thomas, R (1, 3) OBP: 0.318, SLG: 0.395 (7, 5)	6-3			L4-6 1B		P6		F7		4	0	1	0	0	0	2
Jim Hickman, R (1, 9) OBP: 0.294, SLG: 0.362		5-3		F9			3-1 2B	F5		4	0	1	0	0	0	2
Ted Schreiber, R (1, 5) OBP: 0.320, SLG: 0.227 Duke Snider, L (7, PH) OBP: 0.339, SLG: 0.435 (7, 8) Al Jackson, L (9, PR) OBP: 0.204, SLG: 0.213		G3 1B		1-2 1B			2-3 3-1		BB	2 1 0	0 0 0	2 0 0	0 0 0	0 1 0	0 0 0	0 1 0
Duke Carmel, L (1, 8) OBP: 0.359, SLG: 0.328 (7, 3)		1-2 G3		2-3 L4-6			F7		K	4	0	0	0	0	1	5
Al Moran, R (1, 6) OBP: 0.256, SLG: 0.214 Rod Kanehl, R (9, PH) OBP: 0.238, SLG: 0.240		K		FC2-6 1B			PB BB		P4	2 1	0 0	1 0	0 0	1 0	1 0	0 1
Roger Craig, R (1, 1) OBP: 0.164, SLG: 0.115 Tim Harkness, L (7, PH) OBP: 0.295, SLG: 0.330 Larry Bearnarth, R (7, 1) OBP: 0.105, SLG: 0.056 Joe Hicks, L (9, PH) OBP: 0.265, SLG: 0.425		1B		FC2-6 L3 1-2f			F7 1-2		K	2 1 0 1	0 0 0 0	1 0 0 0	0 0 0 0	0 0 0 1	0 0 0 1	1 2 0 1

Inning Stats									
	R: 0 E: 0 K: 0 S: 3	H: 0 LOB: 1 BB: 1 P: 7	R: 0 E: 0 K: 0 S: 3	H: 1 LOB: 0 BB: 0 P: 3	R: 0 E: 0 K: 1 S: 7	H: 2 LOB: 2 BB: 0 P: 7	R: 0 E: 0 K: 0 S: 4	H: 2 LOB: 1 BB: 0 P: 4	R: 0 E: 0 K: 0 S: 3	H: 1 LOB: 0 BB: 0 P: 3
	R: 0 E: 0 K: 0 S: 3	H: 0 LOB: 0 BB: 0 P: 3	R: 0 E: 0 K: 0 S: 4	H: 1 LOB: 2 BB: 1 P: 8	R: 1 E: 0 K: 0 S: 5	H: 2 LOB: 1 BB: 0 P: 5	R: 0 E: 0 K: 2 S: 7	H: 0 LOB: 1 BB: 1 P: 11	1B: 7 2B: 4 3B: 0 HR: 0	SF: 0 SAC: 0 DP: 2 HBP: 0	WP: 0 PB: 1 SB: 0 CS: 0	PA: 36

PITCHER		IP	WLS	BF	H	R	ER	SO	BB	IBB	HBP	BLK	WP	HR	S	P	ERA	WHIP
Dan Schneider, L ERA: 2.97	(1, 1)	6.0	W	23	7	0	0	1	1	0	0	0	0	0	24	28	0.00	1.333
Claude Raymond, R ERA: 4.71	(7, 1)	1.1		7	2	1	1	0	1	0	0	0	0	0	6	10	6.75	2.250
Bob Shaw, R ERA: 3.06	(8, 1)	1.2	S	6	0	0	0	2	1	0	0	0	0	0	9	13	0.00	0.600

PITCHER	IP	WLS	BF	H	R	ER	SO	BB	IBB	HBP	BLK	WP	HR	S	P	ERA	WHIP

AB	33
R	1
H	9
RBI	1
BB	3
SO	3
LOB	20

New York Mets @ Milwaukee Braves

Milwaukee County Stadium, Milwaukee, WI

Sun Aug 04 1963, 4:33 AM EDT

Att. 8,557 - Unknown

BOTTOM

Batter	1	2	3	4	5	6	7	8	9	AB	R	H	RBI	BB	SO	LOB
Lee Maye, L (1, 8) (7, 7) OBP: 0.326, SLG: 0.435	G3		1B 5-3 1B		G3		4-3 1-3 1B	F7		5	0	2	0	0	0	2
Eddie Mathews, L (1, 5) OBP: 0.380, SLG: 0.438	HR		K		4-3		1-3 1-2			4	1	1	1	0	1	2
Hank Aaron, R (1, 9) OBP: 0.383, SLG: 0.585	4-3		5-3 1-2		5-3		4-3 IBB			3	0	0	0	1	0	1
Joe Torre, R (1, 2) OBP: 0.363, SLG: 0.446	5-3		1B 2-3			4-3	4-3 1-2 2-3			4	0	1	0	0	0	2
Lou Klimchock, L (1, 3) OBP: 0.222, SLG: 0.250 Norm Larker, L (8, 3) OBP: 0.305, SLG: 0.241		4-3	P3			1B E 1B	4-3			4 0	1 0	1 0	0 0	0 0	0 0	4 0
Gene Oliver, R (1, 7) OBP: 0.317, SLG: 0.436 Ty Cline, L (6, PR) (7, 8) OBP: 0.242, SLG: 0.205		4-3 FC 1B		K		1-3 E 1B		L5 SH1-4 6-3		3 1	0 0	2 0	0 0	0 0	1 0	0 0
Denis Menke, R (1, 6) OBP: 0.299, SLG: 0.377		FC 4-3 1-2		1B		F3 1-2 3-H		6-3 1-2		4	0	1	0	0	0	3
Frank Bolling, R (1, 4) OBP: 0.307, SLG: 0.314		4-3 1-2 2-3		F2		IBB		SH1-4 IBB		2	0	0	0	2	0	3
Dan Schneider, L (1, 1) Claude Raymond, R (7, 1) OBP: 0.667, SLG: 1.000 Bob Shaw, R (8, 1) OBP: 0.205, SLG: 0.114		K2-3		5-3		4-3		SH1-4 1-2 2-3		3 0 0	0 0 0	0 0 0	0 0 0	0 0 0	1 0 0	5 0 0
Inning Stats	R: 1 H: 1 E: 0 LOB: 0 K: 0 BB: 0 S: 4 P: 4	R: 0 H: 1 E: 0 LOB: 2 K: 1 BB: 0 S: 7 P: 7	R: 0 H: 2 E: 0 LOB: 2 K: 1 BB: 0 S: 7 P: 7	R: 0 H: 1 E: 0 LOB: 1 K: 1 BB: 0 S: 6 P: 6	R: 0 H: 0 E: 0 LOB: 0 K: 0 BB: 0 S: 3 P: 3	R: 1 H: 2 E: 1 LOB: 2 K: 0 BB: 1 S: 5 P: 9	R: 0 H: 1 E: 0 LOB: 2 K: 0 BB: 1 S: 4 P: 8	R: 0 H: 0 E: 1 LOB: 2 K: 0 BB: 1 S: 4 P: 8		1B: 7 SF: 0 2B: 0 SAC: 1 3B: 0 DP: 0 HR: 1 HBP: 0						

livebaseballscorecards.com

AB	33
R	2
H	8
RBI	1
BB	3
SO	3
LOB	22

WP: 0 PA: 37
PB: 0
SB: 0
CS: 0

PITCHER		IP	WLS	BF	H	R	ER	SO	BB	IBB	HBP	BLK	WP	HR	S	P	ERA	WHIP
Roger Craig, R ERA: 3.9	(1, 1)	6.0	L	27	7	2	1	3	0	1	0	0	0	1	32	36	1.50	1.167
Larry Bearnarth, R ERA: 3.65	(7, 1)	2.0		10	1	0	0	0	0	2	0	0	0	0	8	16	0.00	0.500

PITCHER	IP	WLS	BF	H	R	ER	SO	BB	IBB	HBP	BLK	WP	HR	S	P	ERA	WHIP

Milwaukee Braves @ Pittsburgh Pirates

Forbes Field, Pittsburgh, PA

Tue Aug 06 1963, 7:05 PM EDT

Att. 9,992 - Unknown

TOP

livebaseballscorecards.com

Batter	1	2	3	4	5	6	7	8	9	AB	R	H	RBI	BB	SO	LOB
Lee Maye, L (1, 8) OBP: 0.328, SLG: 0.432	BBBB 4-0 BB ①		BBBB 4-0 G4-6-3 BB ①		x 0-0 G ③			x 0-0 F ②		2	0	0	0	2	0	1
Eddie Mathews, L (1, 5) OBP: 0.377, SLG: 0.433	x 0-0 P ①		x 0-0 G4-6-3 1-2f ②③			x 0-0 P ①		SSS 0-3 K ③		4	0	0	0	0	1	2
Hank Aaron, R (1, 9) OBP: 0.384, SLG: 0.584	SSS 0-3 K ②			BBBB 4-0 E BB ①		x 0-0 F ②			x 0-0 BB 1B ①	3	0	1	0	1	1	1
Joe Torre, R (1, 3) OBP: 0.365, SLG: 0.443 Ty Cline, L (9, PR) OBP: 0.242, SLG: 0.205	BBBB 4-0 1-2 BB ①			x 0-0 F 1-2 ①		SSS 0-3 K ③			BBBB 4-0 G4-6-3 1-2 BB ①	2 0	0 0	0 0	0 0	2 0	1 0	1 0
Gene Oliver, R (1, 7) OBP: 0.312, SLG: 0.429	x 0-0 L ③			x 0-0 G ②			x 0-0 F ①		x 0-0 F ①	4	0	0	0	0	0	5
Denis Menke, R (1, 6) OBP: 0.298, SLG: 0.376		x 0-0 CS 1B ①		x 0-0 L ③			x 0-0 G ②		x 0-0 G4-6-3 1-2f ②③	4	0	1	0	0	0	3
Frank Bolling, R (1, 4) OBP: 0.310, SLG: 0.319		SSS 0-3 K 1-2 ①②			x 0-0 2B ①		x 0-0 1B ①			3	0	2	0	0	1	1
Del Crandall, R (1, 2) OBP: 0.265, SLG: 0.279		x 0-0 F ③			SSS 0-3 K ①		x 0-0 G ③			3	0	0	0	0	1	2
Denny Lemaster, R (1, 1) OBP: 0.189, SLG: 0.321 Bob Sadowski, R (7, 1) Norm Larker, L (8, PH) OBP: 0.303, SLG: 0.240 Claude Raymond, R (8, 1) OBP: 0.667, SLG: 1.000			x 0-0 P ①		x 0-0 F ②			x 0-0 F ①		2 0 1 0	0 0 0 0	0 0 0 0	0 0 0 0	0 0 0 0	0 0 0 0	1 0 0 0

	AB	28
	R	0
	H	4
	RBI	0
	BB	5
	SO	5
	LOB	17

Inning Stats	1	2	3	4	5	6	7	8	9	1B: 3	SF: 0	WP: 0	PA: 33
R:	0	0	0	0	0	0	0	0	0	2B: 1	SAC: 0	PB: 0	
E:	0	0	0	1	0	0	0	0	0	3B: 0	DP: 2	SB: 0	
K:	1	1	0	0	1	1	0	1	0	HR: 0	HBP: 0	CS: 1	
S:	5	5	2	3	6	5	4	5	3				
H:	0	1	0	0	1	0	1	0	1				
LOB:	2	0	1	1	1	0	1	0	2				
BB:	2	0	1	1	0	0	0	0	1				
P:	13	5	6	7	6	5	4	5	7				

PITCHER		IP	WLS	BF	H	R	ER	SO	BB	IBB	HBP	BLK	WP	HR	S	P	ERA	WHIP
Don Cardwell, R ERA: 3.46	(1, 1)	8.0	W	31	4	0	0	5	5	0	0	0	0	0	36	56	0.00	1.125
Al McBean, R ERA: 2.16	(9, 1)	1.0	S	2	0	0	0	0	0	0	0	0	0	0	2	2	0.00	0.000

PITCHER	IP	WLS	BF	H	R	ER	SO	BB	IBB	HBP	BLK	WP	HR	S	P	ERA	WHIP

Batter	1	2	3	4	5	6	7	8	9	AB	R	H	RBI	BB	SO	LOB
Bob Bailey, R (1, 5) OBP: 0.311, SLG: 0.341	G		G			G	G			4	0	0	0	0	0	2
Manny Mota, R (1, 7) OBP: 0.341, SLG: 0.317	G		G			P		G		4	0	0	0	0	0	0
Roberto Clemente, R (1, 9) OBP: 0.367, SLG: 0.485	1B			G			2B 1B	G		4	1	2	0	0	0	0
Bill Mazeroski, R (1, 4) OBP: 0.307, SLG: 0.383	F			G			P	K		4	0	0	0	0	1	2
Donn Clendenon, R (1, 3) OBP: 0.345, SLG: 0.458		E5 S		K			S 1-H 1B 2B			3	1	1	1	0	1	0
Jim Pagliaroni, R (1, 2) OBP: 0.365, SLG: 0.438		P 1-2			P		BB 2-H 1B 1B			3	1	1	1	0	0	1
Bill Virdon, L (1, 8) OBP: 0.307, SLG: 0.350		G			G4-6-3 1B		BBBB 1-2 1B BB			2	0	1	0	1	0	1
Johnny Logan, R (1, 6) OBP: 0.306, SLG: 0.237		F			G4-6-3 1-2f		1-2 2-H 1B			3	0	1	1	0	0	2
Don Cardwell, R (1, 1) OBP: 0.160, SLG: 0.067 Al McBean, R (9, 1) OBP: 0.185, SLG: 0.296			F			K	F			3 0	0 0	0 0	0 0	0 0	1 0	2 0
Inning Stats	R: 0 E: 0 K: 0 S: 4 H: 1 LOB: 1 BB: 0 P: 4	R: 0 E: 1 K: 0 S: 4 H: 0 LOB: 1 BB: 0 P: 4	R: 0 E: 0 K: 0 S: 3 H: 0 LOB: 0 BB: 0 P: 3	R: 0 E: 0 K: 1 S: 5 H: 0 LOB: 0 BB: 0 P: 5	R: 0 E: 0 K: 0 S: 3 H: 1 LOB: 0 BB: 0 P: 3	R: 0 E: 0 K: 1 S: 5 H: 0 LOB: 0 BB: 0 P: 5	R: 3 E: 0 K: 0 S: 7 H: 4 LOB: 2 BB: 1 P: 11	R: 0 E: 0 K: 1 S: 5 H: 0 LOB: 0 BB: 0 P: 5		1B: 5 2B: 1 3B: 0 HR: 0 SF: 0 SAC: 0 DP: 1 HBP: 0						

PITCHER		IP	WLS	BF	H	R	ER	SO	BB	IBB	HBP	BLK	WP	HR	S	P	ERA	WHIP
Denny Lemaster, L ERA: 2.74	(1, 1)	6.1	L	25	5	3	3	2	1	0	0	0	0	0	28	32	4.26	0.947
Bob Sadowski, R ERA: 3.04	(7, 1)	0.2		3	1	0	0	0	0	0	0	0	0	0	3	3	0.00	1.500
Claude Raymond, R ERA: 4.62	(8, 1)	1.0		3	0	0	0	1	0	0	0	0	0	0	5	5	0.00	0.000

PITCHER	IP	WLS	BF	H	R	ER	SO	BB	IBB	HBP	BLK	WP	HR	S	P	ERA	WHIP

BOTTOM

Milwaukee Braves @ Pittsburgh Pirates

Forbes Field, Pittsburgh, PA

Tue Aug 06 1963, 7:05 PM EDT

Att. 9,992 - Unknown

livebaseballscorecards.com

AB	30
R	3
H	6
RBI	3
BB	1
SO	3
LOB	10

Batter	1	2	3	4	5	6	7	8	9	AB	R	H	RBI	BB	SO	LOB
Ty Cline, L (1, 8) OBP: 0.242, SLG: 0.205										0	0	0	0	0	0	0
Lee Maye, L (1, 7) OBP: 0.328, SLG: 0.432										0	0	0	0	0	0	0
Hank Aaron, R (1, 9) OBP: 0.384, SLG: 0.584										0	0	0	0	0	0	0
Eddie Mathews, L (1, 5) OBP: 0.377, SLG: 0.433										0	0	0	0	0	0	0
Lou Klimchock, L (1, 3) OBP: 0.222, SLG: 0.250										0	0	0	0	0	0	0
Frank Bolling, R (1, 4) OBP: 0.310, SLG: 0.319										0	0	0	0	0	0	0
Denis Menke, R (1, 6) OBP: 0.298, SLG: 0.376										0	0	0	0	0	0	0
Del Crandall, R (1, 2) OBP: 0.265, SLG: 0.279										0	0	0	0	0	0	0
Hank Fischer, R (1, 1) OBP: 0.071, SLG: 0.071										0	0	0	0	0	0	0
Inning Stats										1B: 0 2B: 0 3B: 0 HR: 0		SF: 0 SAC: 0 DP: 0 HBP: 0				

TOP

Milwaukee Braves @ Pittsburgh Pirates

Forbes Field, Pittsburgh, PA

Wed Aug 07 1963, 7:05 PM EDT

Att. 8,124 - Unknown

livebaseballscorecards.com

AB	0
R	0
H	0
RBI	0
BB	0
SO	0
LOB	0

WP: 0 PA: 0
PB: 0
SB: 0
CS: 0

PITCHER	IP	WLS	BF	H	R	ER	SO	BB	IBB	HBP	BLK	WP	HR	S	P	ERA	WHIP
Don Schwall, R (1, 1) ERA: 2.6	0.0		0	0	0	0	0	0	0	0	0	0	0	0	0	∞	∞

PITCHER	IP	WLS	BF	H	R	ER	SO	BB	IBB	HBP	BLK	WP	HR	S	P	ERA	WHIP

Batter	1	2	3	4	5	6	7	8	9	AB	R	H	RBI	BB	SO	LOB
Bob Bailey, R (1, 5) OBP: 0.311, SLG: 0.341										0	0	0	0	0	0	0
Bill Virdon, L (1, 8) OBP: 0.307, SLG: 0.350										0	0	0	0	0	0	0
Roberto Clemente, R (1, 9) OBP: 0.367, SLG: 0.485										0	0	0	0	0	0	0
Jerry Lynch, L (1, 7) OBP: 0.347, SLG: 0.457										0	0	0	0	0	0	0
Bill Mazeroski, R (1, 4) OBP: 0.307, SLG: 0.383										0	0	0	0	0	0	0
Donn Clendenon, R (1, 3) OBP: 0.345, SLG: 0.458										0	0	0	0	0	0	0
Jim Pagliaroni, R (1, 2) OBP: 0.365, SLG: 0.438										0	0	0	0	0	0	0
Johnny Logan, R (1, 6) OBP: 0.306, SLG: 0.237										0	0	0	0	0	0	0
Don Schwall, R (1, 1) OBP: 0.195, SLG: 0.179										0	0	0	0	0	0	0
Inning Stats										1B: 0 2B: 0 3B: 0 HR: 0		SF: 0 SAC: 0 DP: 0 HBP: 0		WP: 0 PB: 0 SB: 0 CS: 0		PA: 0

BOTTOM

Milwaukee Braves @ Pittsburgh Pirates

Forbes Field, Pittsburgh, PA

Wed Aug 07 1963, 7:05 PM EDT

Att. 8,124 - Unknown

livebaseballscorecards.com

AB	**0**
R	**0**
H	**0**
RBI	**0**
BB	**0**
SO	**0**
LOB	**0**

PITCHER	IP	WLS	BF	H	R	ER	SO	BB	IBB	HBP	BLK	WP	HR	S	P	ERA	WHIP
Hank Fischer, R (1, 1) ERA: 4.97	0.0		0	0	0	0	0	0	0	0	0	0	0	0	0	∞	∞

PITCHER	IP	WLS	BF	H	R	ER	SO	BB	IBB	HBP	BLK	WP	HR	S	P	ERA	WHIP

Milwaukee Braves @ Pittsburgh Pirates

Forbes Field, Pittsburgh, PA

Thu Aug 08 1963, 7:05 PM EDT

Att. 9,110 - Unknown

TOP

livebaseballscorecards.com

Batter	1	2	3	4	5	6	7	8	9	AB	R	H	RBI	BB	SO	LOB
Roy McMillan, R (1, 6) OBP: 0.263, SLG: 0.327	F2		P5			FC6-4 1B	F9			4	0	1	0	0	0	3
Lee Maye, L (1, 8) OBP: 0.331, SLG: 0.439	F5		F7			FC6-4 BB 1-2f		G3		4	0	0	0	0	0	2
Hank Aaron, R (1, 9) OBP: 0.383, SLG: 0.580	F7			F8		P6		F7		4	0	0	0	0	0	1
Eddie Mathews, L (1, 7) OBP: 0.380, SLG: 0.430		F9		3-1		BBBB 4-0 1-2 BB		4-3		3	0	0	0	1	0	0
Joe Torre, R (1, 3) OBP: 0.360, SLG: 0.437		1-3		F9		F9			F7	4	0	0	0	0	0	2
Denis Menke, R (1, 5) OBP: 0.295, SLG: 0.371		FC6-4 1B			4-3		P5		F3	4	0	1	0	0	0	0
Frank Bolling, R (1, 4) OBP: 0.308, SLG: 0.320		FC6-4 1-2f			6-3 2B		1-3 1B		F7	4	0	2	0	0	0	1
Del Crandall, R (1, 2) OBP: 0.267, SLG: 0.277			5-3 1B		6-3 2-3		1-3 1B 1-2			3	0	1	0	0	0	1
Bob Sadowski, R (1, 1) OBP: 0.053, SLG: 0.053					SSS K		1-3 1-2 2-3			3	0	1	0	0	1	3

	AB	33
	R	0
	H	6
	RBI	0
	BB	1
	SO	1
	LOB	13

Inning Stats	1	2	3	4	5	6	7	8	9	1B	SF	WP	PA
R	0	0	0	0	0	0	0	0	0	5	0	0	34
E	0	0	0	0	0	0	0	0	0	2B: 1	SAC: 0	PB: 0	
K	0	0	0	0	1	0	0	0	0	3B: 0	DP: 0	SB: 0	
S	3	4	4	3	6	4	5	3	3	HR: 0	HBP: 0	CS: 0	
H	0	1	1	0	1	1	2	0	0				
LOB	0	1	1	0	1	2	2	0	0				
BB	0	0	0	0	0	1	0	0	0				
P	3	4	4	3	6	8	5	3	3				

PITCHER	IP	WLS	BF	H	R	ER	SO	BB	IBB	HBP	BLK	WP	HR	S	P	ERA	WHIP
Bob Friend, R (1, 1) ERA: 2.03	9.0	W	34	6	0	0	1	1	0	0	0	0	0	35	39	0.00	0.778

PITCHER	IP	WLS	BF	H	R	ER	SO	BB	IBB	HBP	BLK	WP	HR	S	P	ERA	WHIP

Batter	1	2	3	4	5	6	7	8	9	AB	R	H	RBI	BB	SO	LOB
Bob Bailey, R (1, 5) OBP: 0.306, SLG: 0.336	5-3		5-3		K			FC1-4 1-2f 6-3		4	0	0	0	0	1	2
Bill Virdon, L (1, 8) OBP: 0.308, SLG: 0.350	1B		4-3			F7		6-3 1-2		4	0	1	0	0	0	1
Roberto Clemente, R (1, 9) OBP: 0.366, SLG: 0.479	K		K			4-3		4-3		4	0	0	0	0	2	2
Jerry Lynch, L (1, 7) OBP: 0.341, SLG: 0.462	4-3			4-3		FC5-4 1B			4-3	4	0	1	0	0	0	1
Bill Mazeroski, R (1, 4) OBP: 0.311, SLG: 0.386		E S 1B		K		FC5-4 1-2f			2B 1B	4	1	2	0	0	1	1
Donn Clendenon, R (1, 3) OBP: 0.346, SLG: 0.464		P6 1-3		6-3			K		1-H 2B	4	0	1	1	0	1	1
Jim Pagliaroni, R (1, 2) OBP: 0.362, SLG: 0.428		K			P5		L5			3	0	0	0	0	1	1
Johnny Logan, R (1, 6) OBP: 0.305, SLG: 0.229		HBP			6-3		K2-3			2	0	0	0	0	1	0
Bob Friend, R (1, 1) OBP: 0.132, SLG: 0.119		P6			1B			FC1-4 1B		3	0	2	0	0	0	2
Inning Stats	R: 0 E: 0 K: 1 S: 6 H: 1 LOB: 1 BB: 0 P: 6	R: 0 E: 0 K: 1 S: 6 H: 1 LOB: 2 BB: 0 P: 7	R: 0 E: 0 K: 1 S: 5 H: 0 LOB: 0 BB: 0 P: 5	R: 0 E: 0 K: 1 S: 5 H: 0 LOB: 0 BB: 0 P: 5	R: 0 E: 0 K: 1 S: 6 H: 1 LOB: 1 BB: 0 P: 6	R: 0 E: 0 K: 0 S: 4 H: 1 LOB: 1 BB: 0 P: 4	R: 0 E: 0 K: 2 S: 7 H: 0 LOB: 0 BB: 0 P: 7	R: 0 E: 0 K: 0 S: 4 H: 1 LOB: 1 BB: 0 P: 4	R: 1 E: 0 K: 0 S: 3 H: 2 LOB: 1 BB: 0 P: 3	1B: 6 2B: 1 3B: 0 HR: 0	SF: 0 SAC: 0 DP: 0 HBP: 1						

PITCHER		IP	WLS	BF	H	R	ER	SO	BB	IBB	HBP	BLK	WP	HR	S	P	ERA	WHIP
Bob Sadowski, R ERA: 2.76	(1, 1)	8.1	L	33	7	1	1	7	0	0	1	0	0	0	46	47	1.08	0.840

PITCHER	IP	WLS	BF	H	R	ER	SO	BB	IBB	HBP	BLK	WP	HR	S	P	ERA	WHIP

BOTTOM

Milwaukee Braves @ Pittsburgh Pirates

Forbes Field, Pittsburgh, PA

Thu Aug 08 1963, 7:05 PM EDT

Att. 9,110 - Unknown

livebaseballscorecards.com

AB	32
R	1
H	7
RBI	1
BB	0
SO	7
LOB	11

1B: 6 2B: 1 3B: 0 HR: 0 SF: 0 SAC: 0 DP: 0 HBP: 1

WP: 0 PB: 0 SB: 1 CS: 0 PA: 33

Batter	1	2	3	4	5	6	7	8	9	AB	R	H	RBI	BB	SO	LOB
Julian Javier, R (1, 4) OBP: 0.309, SLG: 0.402	6-3		4-3		K			F6		4	0	0	0	0	1	2
Bill White, L (1, 3) OBP: 0.363, SLG: 0.510	3-1			HR	G3			K		4	1	1	1	0	1	1
Ken Boyer, R (1, 5) OBP: 0.352, SLG: 0.420	6-3			6-3		5-3		K		4	0	0	0	0	1	0
Charlie James, R (1, 7) OBP: 0.300, SLG: 0.439		K		5-3		4-3			F7	4	0	0	0	0	1	0
Dick Groat, R (1, 6) OBP: 0.400, SLG: 0.481		F8		F8		1B			F3	4	0	1	0	0	0	0
Curt Flood, R (1, 8) OBP: 0.335, SLG: 0.385		4-3			1B 3B BB	5-3			F7	3	1	0	0	1	0	1
Tim McCarver, L (1, 2) OBP: 0.324, SLG: 0.365			K2-3		1-2 3B 1B		G6-4-3 BB			2	1	1	0	1	1	0
Mike Shannon, R (1, 9) OBP: 0.286, SLG: 0.286			1B		K		G6-4-3 1-2f			3	0	1	0	0	1	3
Bob Gibson, R (1, 1) OBP: 0.283, SLG: 0.327			L9		1-H 2-H 3B		6-3			3	0	1	2	0	0	1
Inning Stats	R: 0 E: 0 K: 0 S: 3	H: 0 LOB: 0 BB: 0 P: 3	R: 0 E: 0 K: 1 S: 5	H: 0 LOB: 0 BB: 0 P: 5	R: 0 E: 0 K: 1 S: 6	H: 1 LOB: 1 BB: 0 P: 6	R: 1 E: 0 K: 0 S: 4	H: 1 LOB: 0 BB: 0 P: 4	R: 2 E: 0 K: 2 S: 9	H: 2 LOB: 1 BB: 1 P: 13	R: 0 E: 0 K: 0 S: 4	H: 1 LOB: 1 BB: 0 P: 4	R: 0 E: 0 K: 0 S: 2	H: 0 LOB: 0 BB: 1 P: 6	R: 0 E: 0 K: 2 S: 7	H: 0 LOB: 0 BB: 0 P: 7	R: 0 E: 0 K: 0 S: 3	H: 0 LOB: 0 BB: 0 P: 3	1B: 3 2B: 0 3B: 1 HR: 1	SF: 0 SAC: 0 DP: 1 HBP: 0	WP: 0 PB: 0 SB: 0 CS: 0	PA: 33

PITCHER	IP	WLS	BF	H	R	ER	SO	BB	IBB	HBP	BLK	WP	HR	S	P	ERA	WHIP
Bob Hendley, L (1, 1) ERA: 3.27	9.0	W	33	5	3	3	6	2	0	0	0	0	1	43	51	3.00	0.778

PITCHER	IP	WLS	BF	H	R	ER	SO	BB	IBB	HBP	BLK	WP	HR	S	P	ERA	WHIP

TOP

St. Louis Cardinals @ Milwaukee Braves

Milwaukee County Stadium, Milwaukee, WI

Fri Aug 09 1963, 8:05 PM EDT
Att. 12,976 - Unknown

livebaseballscorecards.com

AB	31
R	3
H	5
RBI	3
BB	2
SO	6
LOB	8

Batter	1	2	3	4	5	6	7	8	9	AB	R	H	RBI	BB	SO	LOB
Lee Maye, L (1, 8) OBP: 0.336, SLG: 0.444	BBBB 4-0 S SH1-3 FC6-4 BB	x 0-0 1-3 3-H FC3-2 1B		x 0-0 2B		x 0-0 ② 4-3				3	1	2	1	1	0	0
Frank Bolling, R (1, 4) OBP: 0.305, SLG: 0.317	x 0-0 ① SH1-3 1-2	x 0-0 ② FC3-2 1-2 3-H		x 0-0 ① 6-3		SSS 0-3 ③ K2-3				3	0	0	0	0	1	3
Hank Aaron, R (1, 9) OBP: 0.382, SLG: 0.576	BBBB 4-0 FC6-4 2-3 BB	x 0-0 ③ F8		x 0-0 ② L6			x 0-0 ① 4-3			3	0	0	0	1	0	3
Eddie Mathews, L (1, 7) OBP: 0.383, SLG: 0.430	x 0-0 ② FC6-4 1-2f 3-H		BBBB 4-0 E HR BB	BBBB 4-0 BB			x 0-0 G6-4-3 1B			2	1	1	1	2	0	1
Joe Torre, R (1, 3) OBP: 0.356, SLG: 0.432	SSS 0-3 ③ K		x 0-0 E5 1-2 HR	x 0-0 ③ L7			x 0-0 ② ③ G6-4-3 1-2f			4	1	0	0	0	1	5
Denis Menke, R (1, 5) OBP: 0.297, SLG: 0.382		x 0-0 2B 2B	x 0-0 1-H 2-H HR		x 0-0 ① 5-3			SSS 0-3 ① K		4	2	2	3	0	1	0
Roy McMillan, R (1, 6) OBP: 0.268, SLG: 0.323		H 1-0 2B FC6-2 HBP	H 1-0 CS HBP	SSS 0-3 ② K				x 0-0 ② F4		2	0	0	0	0	1	0
Del Crandall, R (1, 2) OBP: 0.266, SLG: 0.281		x 0-0 FC6-2 1-3 2-H 1B 2B	x 0-0 ① ② 6-3 1-2	x 0-0 ③ 6-3				x 0-0 ③ F9		4	1	1	1	0	0	1
Bob Hendley, R (1, 1) OBP: 0.146, SLG: 0.103		x 0-0 ① FC6-2 1B FC3-2 2-3 3-H	SSS 0-3 ③ K			SSS 0-3 ① K				3	0	0	0	0	2	2
Inning Stats	R: 1 E: 0 K: 1 S: 5 H: 0 LOB: 1 BB: 2 P: 13	R: 2 E: 0 K: 0 S: 6 H: 3 LOB: 2 BB: 0 P: 7	R: 3 E: 1 K: 1 S: 6 H: 1 LOB: 0 BB: 1 P: 11	R: 0 E: 0 K: 0 S: 4 H: 1 LOB: 2 BB: 1 P: 8	R: 0 E: 0 K: 1 S: 5 H: 0 LOB: 0 BB: 0 P: 5	R: 0 E: 0 K: 2 S: 7 H: 0 LOB: 0 BB: 0 P: 7	R: 0 E: 0 K: 0 S: 3 H: 1 LOB: 0 BB: 0 P: 3	R: 0 E: 0 K: 1 S: 5 H: 0 LOB: 0 BB: 0 P: 5		1B: 2 2B: 3 3B: 0 HR: 1 SF: 0 SAC: 1 DP: 1 HBP: 2						

PITCHER	IP	WLS	BF	H	R	ER	SO	BB	IBB	HBP	BLK	WP	HR	S	P	ERA	WHIP
Bob Gibson, R (1, 1) ERA: 3.94	8.0	L	35	6	6	5	6	4	0	2	0	0	1	41	59	5.62	1.250

PITCHER	IP	WLS	BF	H	R	ER	SO	BB	IBB	HBP	BLK	WP	HR	S	P	ERA	WHIP

BOTTOM

St. Louis Cardinals @ Milwaukee Braves

Milwaukee County Stadium, Milwaukee, WI

Fri Aug 09 1963, 8:05 PM EDT

Att. 12,976 - Unknown

livebaseballscorecards.com

AB	28
R	6
H	6
RBI	6
BB	4
SO	6
LOB	15

Batter	1	2	3	4	5	6	7	8	9	AB	R	H	RBI	BB	SO	LOB
Julian Javier, R (1, 4) OBP: 0.313, SLG: 0.403	B B B B 4-0 CS BB		x 0-0 G4-6-3 1-2 1B			x 0-0 ① F8		x 0-0 ① F8	x 0-0 1B 1-3 1B	4	0	2	0	1	0	0
Dick Groat, R (1, 6) OBP: 0.404, SLG: 0.486	x 0-0 ① E 1-2 2B		x 0-0 ② ③ G4-6-3 1-2f			x 0-0 2B 1B		x 0-0 1B 2B 1B	x 0-0 1-2 3-H 1B	5	2	4	1	0	0	2
Bill White, L (1, 3) OBP: 0.362, SLG: 0.506	x 0-0 E7 CS 2-H 1B			x 0-0 ① G3		x 0-0 ② F7		x 0-0 ② F8 S S S	0-3 ② K	5	0	1	1	0	1	4
Charlie James, R (1, 7) OBP: 0.302, SLG: 0.442 Sam Jones, R (9, 1)	x 0-0 ② ③ 5-3 2-3			x 0-0 ② F9		x 0-0 1-3 2B		x 0-0 1-2 2B 1B	x 0-0 ③ F7	5 0	1 0	2 0	0 0	0 0	0 0	3 0
Ken Boyer, R (1, 5) OBP: 0.353, SLG: 0.421		x 0-0 ① 6-3		S S S 0-3 ③ K		4-0 IBB		x 0-0 1-H 2-H 2B		3	0	1	2	1	1	0
Curt Flood, R (1, 8) OBP: 0.333, SLG: 0.382		x 0-0 ② 1-3			S S S 0-3 ① K	x 0-0 ③ F3		x 0-0 ③ 6-3		4	0	0	0	0	1	4
George Altman, L (1, 9) OBP: 0.332, SLG: 0.399 Gary Kolb, L (9, 7) OBP: 0.450, SLG: 0.565		S S S 0-3 ③ K			x 0-0 ② 1-6-3		x 0-0 ① 5-3		x 0-0 4-3 1B 2B	4 0	1 0	1 0	0 0	0 0	1 0	0 0
Tim McCarver, L (1, 2) OBP: 0.327, SLG: 0.379			x 0-0 1B 1B		x 0-0 HR		x 0-0 ② L7		x 0-0 ① 4-3 2-3	4	1	2	1	0	0	1
Lew Burdette, R (1, 1) OBP: 0.137, SLG: 0.146 Jeoff Long, R (7, PH) Ron Taylor, R (7, 1) OBP: 0.040, SLG: 0.040 Stan Musial, L (9, PH) OBP: 0.332, SLG: 0.416 Mike Shannon, R (9, PR) OBP: 0.286, SLG: 0.286 (9, 9)			x 0-0 ① F3		x 0-0 ③ F8		x 0-0 ③ 6-3		x 0-0 1B 1B 3-H 1B	0 1 0 1 0	0 0 0 0 1	0 0 0 1 0	0 0 0 0 0	0 0 0 0 0	0 0 0 0 0	0 0 0 0 0
Inning Stats	R: 1 E: 1 K: 0 S: 3 H: 2 LOB: 0 BB: 1 P: 7	R: 0 E: 0 K: 1 S: 5 H: 0 LOB: 0 BB: 0 P: 5	R: 0 E: 0 K: 0 S: 4 H: 2 LOB: 1 BB: 0 P: 4	R: 0 E: 0 K: 1 S: 5 H: 0 LOB: 0 BB: 0 P: 5	R: 1 E: 0 K: 1 S: 6 H: 1 LOB: 0 BB: 0 P: 6	R: 0 E: 0 K: 0 S: 5 H: 2 LOB: 3 BB: 1 P: 9	R: 0 E: 0 K: 0 S: 3 H: 0 LOB: 0 BB: 0 P: 3	R: 2 E: 0 K: 0 S: 6 H: 3 LOB: 1 BB: 0 P: 6	R: 2 E: 0 K: 1 S: 9 H: 4 LOB: 2 BB: 0 P: 9	1B: 9 2B: 4 3B: 0 HR: 1 SF: 0 SAC: 0 DP: 1 HBP: 0						WP: 0 PB: 0 SB: 0 CS: 2 PA: 40

PITCHER		IP	WLS	BF	H	R	ER	SO	BB	IBB	HBP	BLK	WP	HR	S	P	ERA	WHIP
Denny Lemaster, L ERA: 2.92	(1, 1)	8.1	L	36	12	6	6	3	1	1	0	0	0	1	40	48	6.48	1.560
Bob Shaw, R ERA: 3.02	(9, 1)	0.0		2	2	0	0	0	0	0	0	0	0	0	2	2	∞	∞
Ron Piche, R ERA: 4.31	(9, 1)	0.2		2	0	0	0	1	0	0	0	0	0	0	4	4	0.00	0.000

PITCHER	IP	WLS	BF	H	R	ER	SO	BB	IBB	HBP	BLK	WP	HR	S	P	ERA	WHIP

TOP

St. Louis Cardinals @ Milwaukee Braves

Milwaukee County Stadium, Milwaukee, WI

Sat Aug 10 1963, 4:33 AM EDT

Att. 10,560 - Unknown

livebaseballscorecards.com

AB	36
R	6
H	14
RBI	6
BB	2
SO	4
LOB	14

Batter	1	2	3	4	5	6	7	8	9	AB	R	H	RBI	BB	SO	LOB
Lee Maye, L (1, 8) (9, 7) OBP: 0.340, SLG: 0.445	BBB 4-0 1B SH3-4 2B BB		x 0-0 E S 1B 1B		x 0-0 ① F8		x 0-0 ③ 6-3		x 0-0 G5-4-3 1-3 1B	4	2	2	0	1	0	0
Frank Bolling, R (1, 4) OBP: 0.305, SLG: 0.319	x 0-0 ① SH3-4 1-2		x 0-0 ① 1-3 1-3		x 0-0 ② 4-3			x 0-0 3B 2B	x 0-0 ① ② G5-4-3 1-2f 3-H	4	1	1	0	0	0	2
Hank Aaron, R (1, 9) OBP: 0.384, SLG: 0.581	x 0-0 2B 2-3 1B		x 0-0 E S 3-H 1B		S S S 0-3 ③ K			x 0-0 2-H 3B	x 0-0 ③ F4	5	1	3	2	0	1	0
Eddie Mathews, L (1, 7) (9, 5) OBP: 0.382, SLG: 0.427	S S S 0-3 ② K		S S S 0-3 ② K 1-2			x 0-0 ① 6-3		4-0 F9 IBB		3	0	0	0	1	2	3
Joe Torre, R (1, 3) (9, 2) OBP: 0.355, SLG: 0.433	x 0-0 1-H 3-H 2B		x 0-0 E6 FC6-4 2-3			x 0-0 ② F8		x 0-0 ① F9 1-2		4	0	1	2	0	0	3
Denis Menke, R (1, 5) (9, 6) OBP: 0.299, SLG: 0.382	x 0-0 ③ F9		x 0-0 ③ FC6-4 1-2f			x 0-0 1B		4-0 IBB		3	0	1	0	1	0	3
Roy McMillan, R (1, 6) OBP: 0.269, SLG: 0.324 Lou Klimchock, L (8, PH) OBP: 0.195, SLG: 0.220 (9, 3)		x 0-0 ① F9		x 0-0 G4-3 1B		S S S 0-3 ③ K		S S S 0-3 ② K		3 1	0 0	1 0	0 0	0 0	1 1	1 3
Del Crandall, R (1, 2) OBP: 0.263, SLG: 0.277 Don Dillard, L (8, PH) OBP: 0.260, SLG: 0.357 Ty Cline, L (9, 8) OBP: 0.240, SLG: 0.204		x 0-0 ② 6-3		x 0-0 ① ② G4-3 1-2f			S S S 0-3 ① K	S S S 0-3 ③ K		3 1 0	0 0 0	0 0 0	0 0 0	0 0 0	1 1 0	1 3 0
Denny Lemaster, R (1, 1) OBP: 0.179, SLG: 0.304 Bob Shaw, R (9, 1) OBP: 0.205, SLG: 0.114 Ron Piche, R (9, 1) Gene Oliver, R (9, 2) OBP: 0.317, SLG: 0.438		x 0-0 ③ 6-3		S S S 0-3 ③ K			S S S 0-3 ② K		x 0-0 1B G5-4-3 1B	3 0 0 1	0 0 0 1	0 0 0 1	0 0 0 1	0 0 0 0	2 0 0 0	0 0 0 0
Inning Stats	R: 2 H: 2 E: 0 LOB: 1 K: 1 BB: 1 S: 7 P: 11	R: 0 H: 0 E: 0 LOB: 0 K: 0 BB: 0 S: 3 P: 3	R: 1 H: 2 E: 1 LOB: 2 K: 1 BB: 0 S: 8 P: 8	R: 0 H: 1 E: 0 LOB: 0 K: 1 BB: 0 S: 5 P: 5	R: 0 H: 0 E: 0 LOB: 0 K: 1 BB: 0 S: 5 P: 5	R: 0 H: 1 E: 0 LOB: 1 K: 1 BB: 0 S: 6 P: 6	R: 0 H: 0 E: 0 LOB: 0 K: 2 BB: 0 S: 7 P: 7	R: 1 H: 2 E: 0 LOB: 3 K: 2 BB: 2 S: 9 P: 17	R: 1 H: 2 E: 0 LOB: 0 K: 0 BB: 0 S: 4 P: 4	1B: 7 SF: 0 2B: 2 SAC: 1 3B: 1 DP: 2 HR: 0 HBP: 0						WP: 0 PA: 39 PB: 0 SB: 2 CS: 0	

PITCHER	IP	WLS	BF	H	R	ER	SO	BB	IBB	HBP	BLK	WP	HR	S	P	ERA	WHIP
Lew Burdette, R (1, 1) ERA: 3.93	6.0		25	6	3	3	5	1	0	0	0	0	0	34	38	4.50	1.167
Ron Taylor, R (7, 1) ERA: 3.08	2.0	W	10	2	1	1	4	0	2	0	0	0	0	16	24	4.50	1.000
Sam Jones, R (9, 1) ERA: 9.0	1.0	S	4	2	1	1	0	0	0	0	0	0	0	4	4	9.00	2.000

PITCHER	IP	WLS	BF	H	R	ER	SO	BB	IBB	HBP	BLK	WP	HR	S	P	ERA	WHIP

BOTTOM

St. Louis Cardinals @ Milwaukee Braves

Milwaukee County Stadium, Milwaukee, WI

Sat Aug 10 1963, 4:33 AM EDT

Att. 10,560 - Unknown

livebaseballscorecards.com

AB	35
R	5
H	10
RBI	4
BB	3
SO	9
LOB	19

St. Louis Cardinals @ Milwaukee Braves

Milwaukee County Stadium, Milwaukee, WI

Sun Aug 11 1963, 4:33 AM EDT

Att. 14,627 - Unknown

TOP

livebaseballscorecards.com

Batter	1	2	3	4	5	6	7	8	9	AB	R	H	RBI	BB	SO	LOB
Julian Javier, R (1, 4) OBP: 0.310, SLG: 0.400	K	FC5 2-3f			6-3			F3		4	0	0	0	0	1	2
Dick Groat, R (1, 6) OBP: 0.403, SLG: 0.483	1B BB		F8		5-3			5-3		3	0	0	0	1	0	0
Bill White, L (1, 3) OBP: 0.361, SLG: 0.504	1-2 1B		K		6-3			K		4	0	1	0	0	2	0
Ken Boyer, R (1, 5) OBP: 0.350, SLG: 0.418	K		F7			K			5-3	4	0	0	0	0	2	2
Stan Musial, L (1, 7) OBP: 0.328, SLG: 0.411	K			F5		4-3			G6-3 1B	3	0	0	0	0	1	2
Gary Kolb, L (6, 9) OBP: 0.457, SLG: 0.571										1	0	1	0	0	0	0
George Altman, L (1, 9) OBP: 0.333, SLG: 0.397		FC1-5 1B BB		1B E BB		K			G6-3 1-2f	2	1	0	0	2	1	1
(6, 7)																
Curt Flood, R (1, 8) OBP: 0.335, SLG: 0.383		FC5 FC1-5 1-2 1B		E1 1-H 1B			K			3	0	2	0	0	1	0
Tim McCarver, L (1, 2) OBP: 0.323, SLG: 0.375		FC1-5 1-2 2-3f		K			F9			3	0	0	0	0	1	3
Curt Simmons, L (1, 1) OBP: 0.158, SLG: 0.145		K		1-3			K			2	0	0	0	0	1	3
Barney Schultz, R (6, 1)										0	0	0	0	0	0	0
Charlie James, R (7, PH) OBP: 0.301, SLG: 0.440										1	0	0	0	0	1	0
Sam Jones, R (7, 1)										0	0	0	0	0	0	0
Ken MacKenzie, R (7, 1)										0	0	0	0	0	0	0

	AB	30
	R	1
	H	4
	RBI	0
	BB	3
	SO	11
	LOB	13

Inning Stats	1	2	3	4	5	6	7	8	9
	R: 0 E: 0 K: 3 S: 10	R: 0 E: 0 K: 1 S: 6	R: 0 E: 0 K: 1 S: 5	R: 1 E: 1 K: 1 S: 6	R: 0 E: 0 K: 0 S: 3	R: 0 E: 0 K: 2 S: 7	R: 0 E: 0 K: 2 S: 7	R: 0 E: 0 K: 1 S: 5	R: 0 E: 0 K: 0 S: 3
	H: 1 LOB: 2 BB: 1 P: 14	H: 1 LOB: 2 BB: 1 P: 10	H: 0 LOB: 0 BB: 0 P: 5	H: 1 LOB: 1 BB: 1 P: 10	H: 0 LOB: 0 BB: 0 P: 3	H: 0 LOB: 0 BB: 0 P: 7	H: 0 LOB: 0 BB: 0 P: 7	H: 0 LOB: 0 BB: 0 P: 5	H: 1 LOB: 0 BB: 0 P: 3

1B: 4	SF: 0	WP: 0	PA: 33
2B: 0	SAC: 0	PB: 0	
3B: 0	DP: 1	SB: 0	
HR: 0	HBP: 0	CS: 0	

PITCHER	IP	WLS	BF	H	R	ER	SO	BB	IBB	HBP	BLK	WP	HR	S	P	ERA	WHIP
Tony Cloninger, R (1, 1) ERA: 3.47	9.0	W	33	4	1	0	11	3	0	0	0	0	0	52	64	0.00	0.778

PITCHER	IP	WLS	BF	H	R	ER	SO	BB	IBB	HBP	BLK	WP	HR	S	P	ERA	WHIP

Batter	1	2	3	4	5	6	7	8	9	AB	R	H	RBI	BB	SO	LOB
Lee Maye, L (1, 8) (8, 7) OBP: 0.341, SLG: 0.442	1B		4-3 ②			G3 ①	S 1B BB	FC 1-3		4	1	1	0	1	0	1
Frank Bolling, R (1, 4) OBP: 0.306, SLG: 0.321	F8 ①		6-3 ③			3-1 1B 2B	1B 1-2 HR BB	6-3 ② 3-H		4	2	1	1	1	0	2
Hank Aaron, R (1, 9) OBP: 0.385, SLG: 0.578	S S S K ②			F9 ①		4-0 3-1 1B BB	1-3 2-H HR 1B	6-3 ③		4	2	1	1	1	1	2
Eddie Mathews, L (1, 7) Ty Cline, L (8, 8) OBP: 0.383, SLG: 0.435 OBP: 0.240, SLG: 0.204	F7 ③			1B		3-1 ② 1-2 2-3	1-H 3-H HR			4 0	1 0	2 0	3 0	0 0	0 0	3 0
Gene Oliver, R (1, 3) OBP: 0.320, SLG: 0.436		4-3 ①		F9 ②		E 2-H 3-H 1B	BB			3	1	1	2	1	0	1
Denis Menke, R (1, 5) OBP: 0.301, SLG: 0.386		2B		F8 ③		E7 2-H 1B	F7 ③			4	0	2	1	0	0	2
Roy McMillan, R (1, 6) OBP: 0.269, SLG: 0.322		F9 ②			L7 ①	S S S K2-3 ③		E 1B		4	1	1	0	0	1	2
Del Crandall, R (1, 2) OBP: 0.258, SLG: 0.272		5-3 ③			F3 ②		F9 ①	F4 ①		4	0	0	0	0	0	2
Tony Cloninger, R (1, 1) OBP: 0.107, SLG: 0.107			1-6-3 ①		1-3 ③		6-3 ②	FC E1 1-H 6-3		4	1	0	0	0	0	0
Inning Stats	R: 0 H: 1 E: 0 LOB: 1 K: 1 BB: 0 S: 6 P: 6	R: 0 H: 1 E: 0 LOB: 1 K: 0 BB: 0 S: 4 P: 4	R: 0 H: 0 E: 0 LOB: 0 K: 0 BB: 0 S: 3 P: 3	R: 0 H: 1 E: 0 LOB: 1 K: 0 BB: 0 S: 4 P: 4	R: 0 H: 0 E: 0 LOB: 0 K: 0 BB: 0 S: 3 P: 3	R: 3 H: 3 E: 1 LOB: 1 K: 1 BB: 1 S: 8 P: 12	R: 4 H: 2 E: 0 LOB: 1 K: 0 BB: 3 S: 5 P: 17	R: 2 H: 1 E: 1 LOB: 1 K: 0 BB: 0 S: 6 P: 6		1B: 6 SF: 0 2B: 2 SAC: 0 3B: 0 DP: 0 HR: 1 HBP: 0						

PITCHER		IP	WLS	BF	H	R	ER	SO	BB	IBB	HBP	BLK	WP	HR	S	P	ERA	WHIP
Curt Simmons, L ERA: 3.1	(1, 1)	5.2	L	24	6	3	3	1	1	0	0	0	0	0	25	29	4.76	1.235
Barney Schultz, R ERA: 3.23	(6, 1)	0.1		1	0	0	0	1	0	0	0	0	0	0	3	3	0.00	0.000
Sam Jones, R ERA: 21.6	(7, 1)	0.2		5	1	3	3	0	2	0	0	0	0	0	3	11	40.50	4.500
Ken MacKenzie, L ERA: 4.87	(7, 1)	1.1		9	2	3	1	0	1	0	0	0	0	1	8	12	6.75	2.250

PITCHER	IP	WLS	BF	H	R	ER	SO	BB	IBB	HBP	BLK	WP	HR	S	P	ERA	WHIP

BOTTOM

St. Louis Cardinals @ Milwaukee Braves

Milwaukee County Stadium, Milwaukee, WI

Sun Aug 11 1963, 4:33 AM EDT

Att. 14,627 - Unknown

livebaseballscorecards.com

AB	35
R	9
H	9
RBI	8
BB	4
SO	2
LOB	15

WP: 0	PA: 39		
PB: 0			
SB: 1			
CS: 0			

Batter	1	2	3	4	5	6	7	8	9	AB	R	H	RBI	BB	SO	LOB
Maury Wills, S (1, 6) OBP: 0.356, SLG: 0.344	B X 1-0 G5-4-3 1B		B X 1-0 1B		B S X 1-1 ② F8		B C B S X 2-2 ③ F8			4	0	2	0	0	0	0
Jim Gilliam, S (1, 5) OBP: 0.358, SLG: 0.396	B B X 2-0 ① F7		B X 1-0 ③ G3		B B F F X 2-2 ③ G3			X 0-0 E1 1B		4	0	1	0	0	0	2
Tommy Davis, R (1, 7) OBP: 0.358, SLG: 0.452	C B X 1-1 ②③ G5-4-3 1-2f			C C B X 1-2 BB 3B 1B		B B F F F X 2-2 SH3-4 1B SF8 1B		C B B X 2-1 ① 5-3		4	2	2	0	0	0	2
Frank Howard, R (1, 9) OBP: 0.312, SLG: 0.486		B F X 1-1 1B		B B B 4-0 1-2 3B BB		B B X 2-0 SF8 SH3-4 1-2 1B		I I I 4-0 G6-4-3 IBB		2	1	2	0	2	0	0
Bill Skowron, R (1, 3) OBP: 0.263, SLG: 0.299		F F X 0-2 ① F5		F B B B F S 3-3 ① K		M X 0-1 ① SH3-4 1-2 2-3		B S X 1-1 ②③ G6-4-3 1-2f		3	0	0	0	0	1	5
John Roseboro, L (1, 2) OBP: 0.294, SLG: 0.339		X 0-0 ② F5		X 0-0 ② F5		X 0-0 ② SF8 2-3 3-H			C C B X 1-2 ① F2	3	0	0	1	0	0	3
Willie Davis, L (1, 8) OBP: 0.259, SLG: 0.365		C X 0-1 ③ 3-1		C B B F X 2-2 1-H 2-H 3B		B F S X 1-2 ③ 4-3			C X 0-1 ② F9	4	0	1	2	0	0	2
Dick Tracewski, R (1, 4) OBP: 0.286, SLG: 0.256 Lee Walls, R (9, PH) OBP: 0.283, SLG: 0.392			X 0-0 ① F3	X 0-0 ③ 5-3			B S B F C 2-3 ① K		X 0-0 1B	3 1	0 0	0 1	0 0	0 0	1 0	1 0
Johnny Podres, L (1, 1) OBP: 0.132, SLG: 0.180 Bob Miller, R (1, 1) OBP: 0.087, SLG: 0.068 Al Ferrara, R (9, PH) OBP: 0.286, SLG: 0.333			B C B S F F S 2-3 ② K		X 0-0 ① L6		B C S C 1-3 ② K		B S F C 1-3 ③ K	0 3 1	0 0 0	0 0 0	0 0 0	0 0 0	0 2 1	0 0 1
Inning Stats	R: 0 H: 1 E: 0 LOB: 0 K: 0 BB: 0 S: 4 P: 8	R: 0 H: 1 E: 0 LOB: 1 K: 0 BB: 0 S: 8 P: 9	R: 0 H: 1 E: 0 LOB: 1 K: 1 BB: 0 S: 8 P: 12	R: 2 H: 2 E: 0 LOB: 1 K: 1 BB: 1 S: 11 P: 21	R: 0 H: 0 E: 0 LOB: 0 K: 0 BB: 0 S: 6 P: 9	R: 1 H: 2 E: 0 LOB: 1 K: 0 BB: 0 S: 11 P: 16	R: 0 H: 0 E: 0 LOB: 0 K: 2 BB: 0 S: 9 P: 14	R: 0 H: 1 E: 1 LOB: 1 K: 0 BB: 1 S: 5 P: 12	R: 0 H: 1 E: 0 LOB: 1 K: 1 BB: 0 S: 9 P: 11	1B: 8 SF: 1 2B: 0 SAC: 1 3B: 1 DP: 2 HR: 0 HBP: 0						WP: 0 PA: 36 PB: 0 SB: 0 CS: 0	

PITCHER	IP	WLS	BF	H	R	ER	SO	BB	IBB	HBP	BLK	WP	HR	S	P	ERA	WHIP
Warren Spahn, L (1, 1) ERA: 2.63	9.0	W	36	9	3	3	5	1	1	0	0	0	0	71	112	3.00	1.111

PITCHER	IP	WLS	BF	H	R	ER	SO	BB	IBB	HBP	BLK	WP	HR	S	P	ERA	WHIP

TOP

Los Angeles Dodgers @ Milwaukee Braves

Milwaukee County Stadium, Milwaukee, WI

Tue Aug 13 1963, 8:05 PM EDT

Att. 13,529 - Unknown

livebaseballscorecards.com

AB	32
R	3
H	9
RBI	3
BB	2
SO	5
LOB	16

Batter	1	2	3	4	5	6	7	8	9	AB	R	H	RBI	BB	SO	LOB
Lee Maye, L (1, 8) OBP: 0.342, SLG: 0.443	K	4-3 1B			SH1-4 1B		4-3			4	0	2	0	0	1	0
Frank Bolling, R (1, 4) OBP: 0.306, SLG: 0.321	BB 1B 1B	4-3 1-2			SH1-4 1-2		1-3			3	1	1	0	0	0	1
Hank Aaron, R (1, 9) OBP: 0.387, SLG: 0.577	BB 1B BB 1-2 BB	F3			IBB			1B SF8 BB		1	2	0	0	3	0	1
Eddie Mathews, L (1, 7) OBP: 0.382, SLG: 0.433	BB BB 4-3 1B 1-2 2-H		5-3		F7			F7		4	1	1	1	0	0	3
Gene Oliver, R (1, 3) OBP: 0.323, SLG: 0.435	4-3 BB BB 1-2 2-3		K		K			SF8 1B 1-3		3	0	1	0	1	2	2
Denis Menke, R (1, 5) OBP: 0.300, SLG: 0.384	4-3 BB 1-2 2-3 3-H		F9			K		SF8 1-2 3-H		2	0	0	2	1	1	0
Roy McMillan, R (1, 6) OBP: 0.263, SLG: 0.315	4-3 1-2 2-3 3-H		F9			L7		1-3		4	0	0	1	0	0	3
Del Crandall, R (1, 2) OBP: 0.254, SLG: 0.268	F9		5-3			4-3				3	0	0	0	0	0	2
Warren Spahn, L (1, 1) OBP: 0.203, SLG: 0.250		F2	K				1-5-3			3	0	0	0	0	1	0
Inning Stats	R: 3 H: 2 E: 0 LOB: 2 K: 1 BB: 3 S: 17 P: 36	R: 0 H: 1 E: 0 LOB: 1 K: 0 BB: 0 S: 7 P: 11	R: 0 H: 0 E: 0 LOB: 0 K: 1 BB: 0 S: 8 P: 13	R: 0 H: 0 E: 0 LOB: 0 K: 1 BB: 0 S: 8 P: 8	R: 0 H: 1 E: 0 LOB: 2 K: 1 BB: 1 S: 6 P: 14	R: 0 H: 0 E: 0 LOB: 0 K: 1 BB: 0 S: 7 P: 8	R: 0 H: 0 E: 0 LOB: 0 K: 0 BB: 0 S: 6 P: 7	R: 1 H: 1 E: 0 LOB: 1 K: 0 BB: 1 S: 5 P: 10		1B: 5 SF: 1 2B: 0 SAC: 1 3B: 0 DP: 0 HR: 0 HBP: 0						WP: 0 PA: 34 PB: 0 SB: 0 CS: 0

PITCHER		IP	WLS	BF	H	R	ER	SO	BB	IBB	HBP	BLK	WP	HR	S	P	ERA	WHIP
Johnny Podres, L ERA: 2.8	(1, 1)	0.1		6	2	3	3	1	3	0	0	0	0	0	14	31	81.00	15.000
Bob Miller, R ERA: 3.64	(1, 1)	7.2	L	28	3	1	1	4	1	1	0	0	0	0	50	76	1.17	0.522

PITCHER	IP	WLS	BF	H	R	ER	SO	BB	IBB	HBP	BLK	WP	HR	S	P	ERA	WHIP

BOTTOM

Los Angeles Dodgers @ Milwaukee Braves

Milwaukee County Stadium, Milwaukee, WI

Tue Aug 13 1963, 8:05 PM EDT
Att. 13,529 - Unknown

livebaseballscorecards.com

AB	27
R	4
H	5
RBI	4
BB	5
SO	5
LOB	12

Batter	1	2	3	4	5	6	7	8	9	AB	R	H	RBI	BB	SO	LOB
Maury Wills, S (1, 6) OBP: 0.353, SLG: 0.340	C B F B X 2-2 ① 6-3		C B F B F C 2-3 ② K		B X 1-0 ② ③ L6-3 1-2			B F B X 2-1 ① B3		4	0	0	0	0	1	1
Jim Gilliam, S (1, 4) (7, 5) OBP: 0.362, SLG: 0.399	F B B X 2-1 ② L7		B B X 2-0 1B			X 0-0 4-3 1B		X 0-0 HR 1B		4	1	3	0	0	0	0
Wally Moon, L (1, 7) (7, 9) OBP: 0.358, SLG: 0.409	B B C B B 4-1 1B BB		X 0-0 ③ L9			L P B B X 3-1 ① 4-3 1-2		B B B C C F X 3-2 ② F5		3	0	0	0	1	0	3
Tommy Davis, R (1, 5) (7, 7) OBP: 0.360, SLG: 0.460	B B X 2-0 1-3 1B			C B S X 1-2 ① 1-3		C F B X 1-2 ② 1-3		B X 1-0 1-H HR		4	1	2	2	0	0	1
Ron Fairly, L (1, 3) OBP: 0.353, SLG: 0.423	C C B B F X 2-2 ③ 1-3			B X 1-0 ② 1-3		C S X 0-2 ③ F7		S B B F S 2-3 ③ K		4	0	0	0	0	1	3
Frank Howard, R (1, 9) OBP: 0.309, SLG: 0.481 Dick Tracewski, R (7, 4) OBP: 0.286, SLG: 0.256 Lee Walls, R (9, PH) OBP: 0.278, SLG: 0.385		B B B C S S 3-3 ① K		B F B S S B S 3-3 ③ K			F X 0-1 ① 4-3		X 0-0 ① L8	3 0 1	0 0 0	0 0 0	0 0 0	0 0 0	2 0 0	0 0 0
John Roseboro, L (1, 2) OBP: 0.294, SLG: 0.337 Al Ferrara, R (9, PH) OBP: 0.273, SLG: 0.316		C B B C F B C 3-3 ② K			F C B B B B 4-2 1B SF8 BB		B B C X 2-1 ② 4-3		F S S 0-3 ② K	2 1	1 0	0 0	0 0	1 0	1 1	0 0
Willie Davis, L (1, 8) OBP: 0.262, SLG: 0.367		C S X 0-2 ③ 4-3			X 0-0 L6-3 1-3 1B		F B B B F B F X 3-2 1B		B F X 1-1 ③ F6	4	0	2	0	0	0	0
Don Drysdale, R (1, 1) OBP: 0.217, SLG: 0.189 Larry Sherry, R (7, 1)			C C B F S 1-3 ① K		F X 0-1 ① SF8 3-H		S S B S 1-3 ③ K			2 0	0 0	0 0	1 0	0 0	2 0	1 0
Inning Stats	R: 0 H: 1 E: 0 LOB: 2 K: 0 BB: 1 S: 11 P: 23	R: 0 H: 0 E: 0 LOB: 0 K: 2 BB: 0 S: 10 P: 16	R: 0 H: 1 E: 0 LOB: 1 K: 2 BB: 0 S: 10 P: 15	R: 0 H: 0 E: 0 LOB: 0 K: 1 BB: 0 S: 7 P: 12	R: 1 H: 1 E: 0 LOB: 0 K: 0 BB: 1 S: 6 P: 11	R: 0 H: 1 E: 0 LOB: 1 K: 0 BB: 0 S: 11 P: 13	R: 0 H: 1 E: 0 LOB: 1 K: 1 BB: 0 S: 11 P: 17	R: 2 H: 2 E: 0 LOB: 0 K: 1 BB: 0 S: 11 P: 19	R: 0 H: 0 E: 0 LOB: 0 K: 1 BB: 0 S: 6 P: 7	1B: 6 2B: 1 3B: 0 HR: 1	SF: 1 SAC: 0 DP: 1 HBP: 0					

TOP

Los Angeles Dodgers @ Milwaukee Braves

Milwaukee County Stadium, Milwaukee, WI

Wed Aug 14 1963, 8:05 PM EDT

Att. 13,429 - Unknown

livebaseballscorecards.com

AB	32
R	3
H	7
RBI	3
BB	2
SO	8
LOB	9

WP: 0 PB: 0 SB: 0 CS: 0 PA: 35

PITCHER		IP	WLS	BF	H	R	ER	SO	BB	IBB	HBP	BLK	WP	HR	S	P	ERA	WHIP
Bob Sadowski, R ERA: 2.6	(1, 1)	7.0	W	27	5	1	1	6	2	0	0	0	0	0	66	107	1.29	1.000
Denny Lemaster, L ERA: 2.99	(8, 1)	2.0	S	8	2	2	2	2	0	0	0	0	0	1	17	26	9.00	1.000

PITCHER	IP	WLS	BF	H	R	ER	SO	BB	IBB	HBP	BLK	WP	HR	S	P	ERA	WHIP

Batter	1	2	3	4	5	6	7	8	9	AB	R	H	RBI	BB	SO	LOB
Lee Maye, L (1, 8) (9, 7) OBP: 0.343, SLG: 0.439	F S S 0-3 ① K2-3		F B X 1-1 ① F8		F F S 0-3 ② K		I I I 4-0 E HR IBB	B C B B S B 4-2 BB		3	1	0	0	2	2	1
Frank Bolling, R (1, 4) OBP: 0.303, SLG: 0.317	C X 0-1 ② 6-3		X 0-0 ② 5-3		B S C X 1-2 ③ 4-3		X 0-0 E4 HR 1-2 2-3 3-H	X 0-0 ③ F8		5	1	0	0	0	0	5
Hank Aaron, R (1, 9) OBP: 0.388, SLG: 0.582	B B B C B 4-1 BB		F F B B B F X 3-2 ③ 6-3			B F X 1-1 ① L8	C B X 1-1 1-H 2-H 3-H HR			3	1	1	4	1	0	0
Eddie Mathews, L (1, 7) OBP: 0.381, SLG: 0.432	B X 1-0 ③ F6			F B S B X 2-2 ① 4-3		B B B C X 3-1 ② F6	C F B X 1-2 WP 1B			4	0	1	0	0	0	1
Ty Cline, L (9, 8) OBP: 0.240, SLG: 0.204										0	0	0	0	0	0	0
Gene Oliver, R (1, 3) OBP: 0.325, SLG: 0.434		B X 1-0 SH3-4 K 1B 1B		F B F X 1-2 ② F3		B F X 1-1 ③ 5-3	B B B B 4-0 1-2 BB			3	0	1	0	1	0	0
Denis Menke, R (1, 5) OBP: 0.300, SLG: 0.383		B X 1-0 K SH3-4 1-2 1B		B C F F B F S 2-3 K			I I I 1-1 L7 F S S 3-2 6-3			4	0	1	0	0	1	2
Roy McMillan, R (1, 6) OBP: 0.269, SLG: 0.320		X 0-0 ① SH3-4 1-2 2-3		B X 1-0 ③ F5			F X 0-1 PB BB E 1B	F C B B X 2-2 6-3 1B		3	1	2	0	0	0	1
Del Crandall, R (1, 2) OBP: 0.263, SLG: 0.270		I I I I 4-0 K IBB			B X 1-0 FC1-6 1B		B B B B 4-0 E PB 1-2 HR BB	C X 0-1 ① 6-3 1-2		2	1	1	0	2	0	1
Bob Sadowski, R (1, 1) OBP: 0.048, SLG: 0.048		B B F S S 2-3 ② ③ K 1-2 2-3 3-H			X 0-0 ① FC1-6 1-2f		S S B S 1-3 ② K 1-2 2-3	F B X 1-1 ② 4-3		2	0	0	0	0	1	4
Lou Klimchock, L (7, PH) OBP: 0.190, SLG: 0.214										1	0	0	0	0	1	2
Denny Lemaster, R (8, 1) OBP: 0.175, SLG: 0.298										1	0	0	0	0	0	1
Inning Stats	R: 0 E: 0 K: 1 S: 7 H: 0 LOB: 1 BB: 1 P: 12	R: 0 E: 0 K: 1 S: 6 H: 2 LOB: 3 BB: 1 P: 14	R: 0 E: 0 K: 0 S: 7 H: 0 LOB: 0 BB: 0 P: 11	R: 0 E: 0 K: 1 S: 12 H: 0 LOB: 1 BB: 0 P: 18	R: 0 E: 0 K: 1 S: 8 H: 1 LOB: 1 BB: 0 P: 10	R: 0 E: 0 K: 0 S: 6 H: 0 LOB: 0 BB: 0 P: 11	R: 5 E: 1 K: 1 S: 18 H: 3 LOB: 2 BB: 3 P: 37	R: 0 E: 0 K: 0 S: 10 H: 1 LOB: 2 BB: 1 P: 17		1B: 6 2B: 0 3B: 0 HR: 1 SF: 0 SAC: 1 DP: 0 HBP: 0						

PITCHER		IP	WLS	BF	H	R	ER	SO	BB	IBB	HBP	BLK	WP	HR	S	P	ERA	WHIP
Don Drysdale, R ERA: 2.84	(1, 1)	6.2	L	31	6	5	0	5	2	2	0	0	0	1	60	102	0.00	1.200
Larry Sherry, R ERA: 3.22	(7, 1)	1.1		7	1	0	0	0	2	0	0	0	1	0	14	28	0.00	2.250

PITCHER	IP	WLS	BF	H	R	ER	SO	BB	IBB	HBP	BLK	WP	HR	S	P	ERA	WHIP

BOTTOM

Los Angeles Dodgers @ Milwaukee Braves

Milwaukee County Stadium, Milwaukee, WI

Wed Aug 14 1963, 8:05 PM EDT

Att. 13,429 - Unknown

livebaseballscorecards.com

AB	31
R	5
H	7
RBI	4
BB	6
SO	5
LOB	18

WP: 1 PA: 38
PB: 2
SB: 0
CS: 0

Los Angeles Dodgers @ Milwaukee Braves

Milwaukee County Stadium, Milwaukee, WI

Thu Aug 15 1963, 4:33 AM EDT

Att. 13,425 - Unknown

TOP

livebaseballscorecards.com

Batter	1	2	3	4	5	6	7	8	9	AB	R	H	RBI	BB	SO	LOB
Maury Wills, S (1, 6) OBP: 0.352, SLG: 0.339	4-3		1-3		4-3		S 1B 3-H			4	0	1	1	0	0	0
Willie Davis, L (1, 8) OBP: 0.262, SLG: 0.366	G3 1B 1B		G3		F8		F6 1-2			4	1	1	0	0	0	1
Jim Gilliam, S (1, 4) (7, 5) OBP: 0.361, SLG: 0.398	G3 1-2		HR 1B		K			4-3		4	1	1	0	0	1	1
Tommy Davis, R (1, 5) (7, 7) OBP: 0.361, SLG: 0.468	HR 2-H 1B		1-H HR		5-3			F2		4	2	2	3	0	0	0
Frank Howard, R (1, 9) OBP: 0.312, SLG: 0.491	1-H HR		6-3		K			1B		4	1	2	2	0	1	0
Al Ferrara, R (1, 7) OBP: 0.280, SLG: 0.286	F8			F3			2B SF9 BB	K		2	1	0	0	1	0	0
Dick Tracewski, R (7, 4) OBP: 0.285, SLG: 0.254										1	0	0	0	0	1	1
Ron Fairly, L (1, 3) OBP: 0.352, SLG: 0.424		6-3		F7			SF9 1-3 1B 2B		K	4	1	1	0	0	1	0
John Roseboro, L (1, 2) OBP: 0.291, SLG: 0.334		4-3		F8			SF9 2-3 3-H		K	3	0	0	1	0	1	0
Sandy Koufax, R (1, 1) OBP: 0.123, SLG: 0.107		K			K		K		K	0	0	0	0	0	0	0
Dick Calmus, R (1, 1)										2	0	0	0	0	2	0
Ron Perranoski, L (6, 1) OBP: 0.211, SLG: 0.118										2	0	0	0	0	2	1
Inning Stats	R: 3 E: 0 K: 0 S: 9 H: 3 LOB: 0 BB: 0 P: 13	R: 0 E: 0 K: 1 S: 12 H: 0 LOB: 0 BB: 0 P: 17	R: 2 E: 0 K: 0 S: 8 H: 2 LOB: 0 BB: 0 P: 14	R: 0 E: 0 K: 0 S: 6 H: 0 LOB: 0 BB: 0 P: 9	R: 0 E: 0 K: 1 S: 8 H: 0 LOB: 0 BB: 0 P: 11	R: 0 E: 0 K: 2 S: 10 H: 0 LOB: 0 BB: 0 P: 15	R: 2 E: 0 K: 1 S: 15 H: 2 LOB: 1 BB: 1 P: 25	R: 0 E: 0 K: 1 S: 9 H: 1 LOB: 1 BB: 0 P: 15	R: 0 E: 0 K: 3 S: 9 H: 0 LOB: 0 BB: 0 P: 10	1B: 5 2B: 1 3B: 0 HR: 2 SF: 1 SAC: 0 DP: 0 HBP: 0	WP: 0 PB: 0 SB: 1 CS: 0 PA: 36					

	AB	34
	R	7
	H	8
	RBI	7
	BB	1
	SO	9
	LOB	4

PITCHER		IP	WLS	BF	H	R	ER	SO	BB	IBB	HBP	BLK	WP	HR	S	P	ERA	WHIP
Bob Hendley, L ERA: 3.53	(1, 1)	2.2		13	5	5	5	1	0	0	0	0	0	2	28	43	16.88	1.875
Hank Fischer, R ERA: 5.12	(3, 1)	3.1	L	12	1	2	2	3	1	0	0	0	0	0	27	43	5.40	0.600
Bobby Tiefenauer, R ERA:	(7, 1)	3.0		11	2	0	0	5	0	0	0	0	0	0	31	43	0.00	0.667

PITCHER	IP	WLS	BF	H	R	ER	SO	BB	IBB	HBP	BLK	WP	HR	S	P	ERA	WHIP

BOTTOM

Los Angeles Dodgers @ Milwaukee Braves

Milwaukee County Stadium, Milwaukee, WI

Thu Aug 15 1963, 4:33 AM EDT

Att. 13,425 - Unknown

livebaseballscorecards.com

Batter	1	2	3	4	5	6	7	8	9	AB	R	H	RBI	BB	SO	LOB
Lee Maye, L (1, 8) OBP: 0.341, SLG: 0.436	S C X 0-2 ① F7	C C F S 0-3 ② K		B X 1-0 ② L4		S B C F S 1-3 ③ K			F C X 0-2 1B	5	0	1	0	0	2	3
Frank Bolling, R (1, 4) OBP: 0.301, SLG: 0.316	F X 0-1 1B 1B	B B X 2-0 ③ F6		F B B F S 2-3 ③ K			C X 0-2 ① 5-3		C S F F F X 0-2 ② F9	5	1	1	0	0	1	2
Hank Aaron, R (1, 9) OBP: 0.390, SLG: 0.580	C B B B F X 3-2 1B HR 1-3 1B		F B B C F B F B 4-2 1B 1B BB BB		B C C X 1-2 ① 1-3		S B F F F B F B B 4-2 FC4-6 BB		C C B X 1-2 ③ F9	3	2	1	0	2	0	1
Eddie Mathews, L (1, 7) OBP: 0.380, SLG: 0.430	F X 0-1 HR 1-3 3-H 1B		F B B B F S 2-3 ① K		B X 1-0 ② 4-3		X 0-0 ② FC4-6 FC6-4 1-2f			4	1	1	1	0	1	2
Gene Oliver, R (1, 3) OBP: 0.328, SLG: 0.447	B S X 1-1 HR 1-H 3-H		C F P X 1-2 BB 1B 1-2 1B		B B B F F X 3-2 ③ F8		S F B X 1-2 ③ FC6-4 1-2f			4	1	2	3	0	0	1
Denis Menke, R (1, 5) OBP: 0.302, SLG: 0.382	B F B B F X 3-2 ② L7		B X 1-0 BB 1-2 2-3 1B			C F B B B B 4-2 1B BB		B C B X 2-1 ① L4		3	0	1	0	1	0	0
Roy McMillan, R (1, 6) OBP: 0.269, SLG: 0.315	B F B X 2-1 ③ F7		B B B B 4-0 G5-4-3 1-2 2-3 3-H BB			X 0-0 ① L7		B X 1-0 ② 6-3		3	0	0	1	1	0	1
Del Crandall, R (1, 2) OBP: 0.263, SLG: 0.270		X 0-0 ① F8	C X 0-1 ② ③ G5-4-3 1-2f			B F B X 2-1 1-3 1B		B C C X 1-2 ③ G3		4	0	1	0	0	0	3
Bob Hendley, R (1, 1) OBP: 0.167, SLG: 0.125 Hank Fischer, R (3, 1) OBP: 0.105, SLG: 0.105 Bobby Tiefenauer, R (7, 1) Hawk Taylor, R (9, PH) OBP: 0.130, SLG: 0.091		B X 1-0 1B		X 0-0 ① 4-3		B C C F L 1-3 ② K			X 0-0 ① 6-3	1 2 0 1	0 0 0 0	1 0 0 0	0 0 0 0	0 0 0 0	0 1 0 0	0 2 0 0
Inning Stats	R: 4 E: 0 K: 0 S: 17 H: 4 LOB: 0 BB: 0 P: 26	R: 0 E: 0 K: 1 S: 7 H: 1 LOB: 1 BB: 0 P: 10	R: 1 E: 0 K: 1 S: 14 H: 2 LOB: 2 BB: 2 P: 25	R: 0 E: 0 K: 1 S: 5 H: 0 LOB: 0 BB: 0 P: 8	R: 0 E: 0 K: 0 S: 7 H: 0 LOB: 0 BB: 0 P: 12	R: 0 E: 0 K: 2 S: 13 H: 1 LOB: 2 BB: 1 P: 21	R: 0 E: 0 K: 0 S: 12 H: 0 LOB: 1 BB: 1 P: 17	R: 0 E: 0 K: 0 S: 6 H: 0 LOB: 0 BB: 0 P: 10	R: 0 E: 0 K: 0 S: 13 H: 1 LOB: 1 BB: 0 P: 14	1B: 8 2B: 0 3B: 0 HR: 1	SF: 0 SAC: 0 DP: 1 HBP: 0						

	AB	35
	R	5
	H	9
	RBI	5
	BB	4
	SO	5
	LOB	15

	WP: 0	PA: 39
	PB: 0	
	SB: 0	
	CS: 0	

PITCHER		IP	WLS	BF	H	R	ER	SO	BB	IBB	HBP	BLK	WP	HR	S	P	ERA	WHIP
Sandy Koufax, L ERA: 2.1	(1, 1)	0.1		5	4	4	4	0	0	0	0	0	0	1	12	16	108.00	12.000
Dick Calmus, R ERA: 2.7	(1, 1)	5.0		21	4	1	1	3	3	0	0	0	0	0	43	76	1.80	1.400
Ron Perranoski, L ERA: 1.89	(6, 1)	3.2	W	13	1	0	0	2	1	0	0	0	0	0	39	51	0.00	0.545

PITCHER	IP	WLS	BF	H	R	ER	SO	BB	IBB	HBP	BLK	WP	HR	S	P	ERA	WHIP

Batter	1	2	3	4	5	6	7	8	9	AB	R	H	RBI	BB	SO	LOB
Al Spangler, L (1, 8) OBP: 0.350, SLG: 0.376	F7 1B	1B 1B			CS 1B		6-3			4	0	2	0	0	0	0
Pete Runnels, L (1, 4) OBP: 0.319, SLG: 0.269	WP HR 2B	1-2 1B			1-2 5-3 1B		G3			4	1	3	0	0	0	0
Jimmy Wynn, R (1, 7) OBP: 0.324, SLG: 0.379	F9 2-3	F7			5-3 1-2			E5 FC1-5		4	0	0	0	0	0	4
John Bateman, R (1, 2) OBP: 0.244, SLG: 0.361	HR 3-H		SSS K		6-3			FC1-5 1B 2-3		4	1	1	2	0	1	2
Rusty Staub, L (1, 3) OBP: 0.309, SLG: 0.302	1B 1B		P6			1-3		G6-4-3 1-2 1B		4	0	2	0	0	0	0
Carl Warwick, R (1, 9) OBP: 0.327, SLG: 0.343	1-2 1B		6-3			F2		G6-4-3 1-2f		4	0	1	0	0	0	2
Bob Aspromonte, R (1, 5) OBP: 0.245, SLG: 0.264	F8			6-3		1B			6-3	4	0	1	0	0	0	2
Bob Lillis, R (1, 6) OBP: 0.225, SLG: 0.225		F3		5-3		P4			SSS K	4	0	0	0	0	1	1
Turk Farrell, R (1, 1) OBP: 0.235, SLG: 0.213		5-3		SSS K			4-1		SSS K	4	0	0	0	0	2	0
Hal Woodeshick, R (9, 1) OBP: 0.200, SLG: 0.158										0	0	0	0	0	0	0
Inning Stats	R: 2 E: 0 K: 0 S: 7 H: 4 LOB: 2 BB: 0 P: 7	R: 0 E: 0 K: 0 S: 5 H: 2 LOB: 2 BB: 0 P: 5	R: 0 E: 0 K: 1 S: 5 H: 0 LOB: 0 BB: 0 P: 5	R: 0 E: 0 K: 1 S: 5 H: 0 LOB: 0 BB: 0 P: 5	R: 0 E: 0 K: 0 S: 4 H: 2 LOB: 1 BB: 0 P: 4	R: 0 E: 0 K: 0 S: 4 H: 1 LOB: 1 BB: 0 P: 4	R: 0 E: 0 K: 0 S: 3 H: 0 LOB: 0 BB: 0 P: 3	R: 0 E: 1 K: 0 S: 4 H: 1 LOB: 1 BB: 0 P: 4	R: 0 E: 0 K: 2 S: 7 H: 0 LOB: 0 BB: 0 P: 7	1B: 8 2B: 1 3B: 0 HR: 1	SF: 0 SAC: 0 DP: 1 HBP: 0						

PITCHER	IP	WLS	BF	H	R	ER	SO	BB	IBB	HBP	BLK	WP	HR	S	P	ERA	WHIP
Tony Cloninger, R (1, 1) ERA: 3.41	7.0		29	9	2	2	2	0	0	0	0	1	1	33	33	2.57	1.286
Bob Shaw, R (8, 1) ERA: 2.98	2.0	W	7	1	0	0	2	0	0	0	0	0	0	11	11	0.00	0.500

PITCHER	IP	WLS	BF	H	R	ER	SO	BB	IBB	HBP	BLK	WP	HR	S	P	ERA	WHIP

TOP

Houston Colt 45's @ Milwaukee Braves

Milwaukee County Stadium, Milwaukee, WI

Fri Aug 16 1963, 8:05 PM EDT
Att. 7,506 - Cloudy - 71 F

livebaseballscorecards.com

AB	36
R	2
H	10
RBI	2
BB	0
SO	4
LOB	11

1B: 8	SF: 0	WP: 1	PA: 36
2B: 1	SAC: 0	PB: 0	
3B: 0	DP: 1	SB: 0	
HR: 1	HBP: 0	CS: 1	

BOTTOM

Houston Colt 45's @ Milwaukee Braves

Milwaukee County Stadium, Milwaukee, WI

Fri Aug 16 1963, 8:05 PM EDT

Att. 7,506 - Cloudy - 71 F

livebaseballscorecards.com

Batter	1	2	3	4	5	6	7	8	9	AB	R	H	RBI	BB	SO	LOB
Lee Maye, L (1, 8) OBP: 0.342, SLG: 0.435	F9		1B		4-3		6-3		BB PB 1B 2-H	5	1	2	1	0	0	1
Frank Bolling, R (1, 4) OBP: 0.305, SLG: 0.319	1B		1-2 FC6-4 1B			K		4-3 2B 1B	1-2 K	5	1	3	0	0	2	1
Hank Aaron, R (1, 9) OBP: 0.390, SLG: 0.577	F8		1-2f FC6-4			1B		4-3 1-2	1B BB IBB	4	0	1	0	1	0	4
Eddie Mathews, L (1, 7) OBP: 0.380, SLG: 0.431	K			F2		F3		2-H 2B	1-2 2-3 1B BB	4	0	1	1	1	1	2
Gene Oliver, R (1, 3) OBP: 0.332, SLG: 0.447		6-3		6-3		1-2 1B		BB	1-2 2-3 3-H 1B	4	0	2	1	1	0	0
Denis Menke, R (1, 5) OBP: 0.301, SLG: 0.381		K		1B		F9		K		4	0	1	0	0	2	4
Roy McMillan, R (1, 6) OBP: 0.269, SLG: 0.314		6-3		F7			1B	5-3		4	0	1	0	0	0	3
Del Crandall, R (1, 2) OBP: 0.260, SLG: 0.266			6-3		5-3		K		SH2-4 1B	3	0	0	0	0	1	1
Joe Torre, R (9, PH) OBP: 0.357, SLG: 0.435										1	0	1	0	0	0	0
Bob Hendley, R (9, PR) OBP: 0.167, SLG: 0.125										0	1	0	0	0	0	0
Tony Cloninger, R (1, 1) OBP: 0.133, SLG: 0.133			1B		F8		K		SH2-4 1-2	2	0	1	0	0	0	0
Lou Klimchock, L (7, PH) OBP: 0.186, SLG: 0.209										1	0	0	0	0	1	1
Bob Shaw, R (8, 1) OBP: 0.205, SLG: 0.114										0	0	0	0	0	0	0
Ty Cline, L (9, PH) OBP: 0.240, SLG: 0.204										0	0	0	0	0	0	0
Inning Stats	R: 0 E: 0 K: 1 S: 6 H: 1 LOB: 1 BB: 0 P: 6	R: 0 E: 0 K: 1 S: 5 H: 0 LOB: 0 BB: 0 P: 5	R: 0 E: 0 K: 0 S: 5 H: 3 LOB: 2 BB: 0 P: 5	R: 0 E: 0 K: 0 S: 4 H: 1 LOB: 1 BB: 0 P: 4	R: 0 E: 0 K: 0 S: 3 H: 0 LOB: 0 BB: 0 P: 3	R: 0 E: 0 K: 1 S: 7 H: 2 LOB: 2 BB: 0 P: 7	R: 0 E: 0 K: 2 S: 8 H: 1 LOB: 1 BB: 0 P: 8	R: 1 E: 0 K: 1 S: 7 H: 2 LOB: 2 BB: 1 P: 11	R: 2 E: 0 K: 1 S: 7 H: 3 LOB: 3 BB: 2 P: 15	1B: 12 2B: 1 3B: 0 HR: 0	SF: 0 SAC: 1 DP: 0 HBP: 0						

AB	37
R	3
H	13
RBI	3
BB	3
SO	7
LOB	17

WP: 0 PB: 1 SB: 0 CS: 0 PA: 41

PITCHER		IP	WLS	BF	H	R	ER	SO	BB	IBB	HBP	BLK	WP	HR	S	P	ERA	WHIP
Turk Farrell, R ERA: 2.74	(1, 1)	8.0		35	11	2	2	6	1	0	0	0	0	0	46	50	2.25	1.500
Hal Woodeshick, L ERA: 1.61	(9, 1)	0.2	L	6	2	1	1	1	1	1	0	0	0	0	6	14	13.50	4.500

PITCHER		IP	WLS	BF	H	R	ER	SO	BB	IBB	HBP	BLK	WP	HR	S	P	ERA	WHIP

Batter	1	2	3	4	5	6	7	8	9	AB	R	H	RBI	BB	SO	LOB
Al Spangler, L (1, 9) OBP: 0.346, SLG: 0.372	0-3 ① K		x 0-0 ② F9		x 0-0 ② F6			x 0-0 ① F5		4	0	0	0	0	1	0
Ernie Fazio, R (1, 4) OBP: 0.284, SLG: 0.268	0-3 ② K		x 0-0 1B 1B		x 0-0 ③ F3			0-3 ② K		4	0	1	0	0	2	0
Jimmy Wynn, R (1, 7) OBP: 0.329, SLG: 0.378	4-0 WP BB		x 0-0 1-2 1B			0-3 ① K		x 0-0 ③ F5		3	0	1	0	1	1	0
John Bateman, R (1, 2) OBP: 0.244, SLG: 0.357	0-3 ③ K 1-2		x 0-0 ③ F9			x 0-0 ② P3			4-0 BB	3	0	0	0	1	1	3
Rusty Staub, L (1, 3) OBP: 0.308, SLG: 0.304		x 0-0 G6-4-3 2B		0-3 ① K		0-3 ③ K			x 0-0 ① F8	4	0	1	0	0	2	1
Howie Goss, R (1, 8) OBP: 0.265, SLG: 0.343		x 0-0 G6-4-3 1B		4-0 CS WP BB			x 0-0 ① F2		x 0-0 ② F7	3	0	1	0	1	0	1
Bob Aspromonte, R (1, 5) OBP: 0.247, SLG: 0.275		x 0-0 ①② G6-4-3 1-2f 2-3		x 0-0 ② 1B 1-3			x 0-0 HR		x 0-0 ③ P3	4	1	2	1	0	0	3
Bob Lillis, R (1, 6) OBP: 0.223, SLG: 0.223		x 0-0 ③ 5-3		x 0-0 ③ F2			x 0-0 ② F5			3	0	0	0	0	0	2
Dick Drott, R (1, 1) OBP: 0.111, SLG: 0.111			0-3 ① K		x 0-0 ① 6-3		x 0-0 ③ 1-3			1	0	0	0	0	1	0
Don McMahon, R (3, 1) OBP: 0.167, SLG: 0.182										0	0	0	0	0	0	0
Johnny Weekly, R (5, PH) OBP: 0.185, SLG: 0.120										1	0	0	0	0	0	0
Jim Umbricht, R (5, 1)										1	0	0	0	0	0	0

TOP

Houston Colt 45's @ Milwaukee Braves

Milwaukee County Stadium, Milwaukee, WI

Sat Aug 17 1963, 8:05 PM EDT

Att. 8,937 - Unknown - 61 F

livebaseballscorecards.com

AB	31
R	1
H	6
RBI	1
BB	3
SO	8
LOB	10

Inning Stats	1	2	3	4	5	6	7	8	9
	R: 0 E: 0 K: 3 S: 9	R: 0 E: 0 K: 0 S: 4	R: 0 E: 0 K: 1 S: 7	R: 0 E: 0 K: 1 S: 5	R: 0 E: 0 K: 0 S: 3	R: 0 E: 0 K: 2 S: 7	R: 1 E: 0 K: 0 S: 4	R: 0 E: 0 K: 1 S: 5	R: 0 E: 0 K: 0 S: 3
	H: 0 LOB: 1 BB: 1 P: 13	H: 2 LOB: 1 BB: 0 P: 4	H: 2 LOB: 2 BB: 0 P: 7	H: 1 LOB: 1 BB: 1 P: 9	H: 0 LOB: 0 BB: 0 P: 3	H: 0 LOB: 0 BB: 0 P: 7	H: 1 LOB: 0 BB: 0 P: 4	H: 0 LOB: 0 BB: 0 P: 5	H: 0 LOB: 1 BB: 1 P: 7

1B: 4 2B: 1 3B: 0 HR: 1 SF: 0 SAC: 0 DP: 1 HBP: 0

WP: 2 PB: 0 SB: 0 CS: 1 PA: 34

PITCHER	IP	WLS	BF	H	R	ER	SO	BB	IBB	HBP	BLK	WP	HR	S	P	ERA	WHIP
Denny Lemaster, L (1, 1) ERA: 2.89	9.0	W	34	6	1	1	8	3	0	0	0	2	1	47	59	1.00	1.000

PITCHER	IP	WLS	BF	H	R	ER	SO	BB	IBB	HBP	BLK	WP	HR	S	P	ERA	WHIP

Batter	1	2	3	4	5	6	7	8	9	AB	R	H	RBI	BB	SO	LOB
Lee Maye, L (1, 8) OBP: 0.344, SLG: 0.433	BBBB 4-0 WP BB		H 1-0 BB 1B HBP	x 0-0 ② 4-3 2-3		SSS 0-3 ③ K				2	1	0	0	1	1	1
Frank Bolling, R (1, 4) OBP: 0.307, SLG: 0.319	x 0-0 ① L8 1-2		BBBB 4-0 BB 1B BB 1-2 2-3 BB	x 0-0 FC4 3-H 1B			x 0-0 ① 6-3			3	1	1	1	1	0	1
Hank Aaron, R (1, 9) OBP: 0.389, SLG: 0.574	x 0-0 ② 6-3		x 0-0 BB BB 1B 1-2 2-H 3-H	x 0-0 ③ FC4 1-2f			SSS 0-3 ② K			4	0	1	2	0	1	2
Eddie Mathews, L (1, 7) OBP: 0.383, SLG: 0.431	x 0-0 ③ F8		BBBB 4-0 BB 1-2 2-3 BB		BBBB 4-0 FC5-4 BB		x 0-0 2B 1B			2	0	1	0	2	0	1
Gene Oliver, R (1, 3) OBP: 0.338, SLG: 0.454		x 0-0 CS 1B	BBBB 4-0 FC4 1-2 2-3 3-H BB		SSS 0-3 ① K		x 0-0 1-3 2B			3	0	2	1	1	1	1
Denis Menke, R (1, 5) OBP: 0.298, SLG: 0.377		SSS 0-3 ①② K 1-2	x 0-0 ② P6		x 0-0 ② FC5-4 1-2f		x 0-0 ③ F9			4	0	0	0	0	1	7
Roy McMillan, R (1, 6) OBP: 0.263, SLG: 0.307		x 0-0 ③ F8	x 0-0 ③ FC4 1-2f		x 0-0 ③ L4			SSS 0-3 ① K		4	0	0	0	0	1	4
Del Crandall, R (1, 2) OBP: 0.264, SLG: 0.270			x 0-0 BB SH2-4 1B 1B	x 0-0 4-3 SH5-4 1B 1B		x 0-0 ① 5-3		SSS 0-3 ② K		4	2	2	0	0	1	0
Denny Lemaster, R (1, 1) OBP: 0.169, SLG: 0.288			x 0-0 ① SH2-4 1-2	x 0-0 ① SH5-4 1-2		SSS 0-3 ② K		SSS 0-3 ③ K		2	0	0	0	0	2	0
Inning Stats	R: 0 E: 0 K: 0 S: 3 H: 0 LOB: 1 BB: 1 P: 7	R: 0 E: 0 K: 1 S: 5 H: 1 LOB: 0 BB: 0 P: 5	R: 3 E: 0 K: 0 S: 5 H: 2 LOB: 3 BB: 3 P: 18	R: 1 E: 0 K: 0 S: 5 H: 2 LOB: 1 BB: 0 P: 5	R: 0 E: 0 K: 1 S: 5 H: 0 LOB: 1 BB: 1 P: 9	R: 0 E: 0 K: 2 S: 7 H: 0 LOB: 0 BB: 0 P: 7	R: 0 E: 0 K: 1 S: 7 H: 2 LOB: 2 BB: 0 P: 7	R: 0 E: 0 K: 3 S: 9 H: 0 LOB: 0 BB: 0 P: 9		1B: 6 2B: 1 3B: 0 HR: 0	SF: 0 SAC: 2 DP: 0 HBP: 1			WP: 1 PB: 0 SB: 0 CS: 1	PA: 36	

PITCHER		IP	WLS	BF	H	R	ER	SO	BB	IBB	HBP	BLK	WP	HR	S	P	ERA	WHIP
Dick Drott, R ERA: 3.65	(1, 1)	2.1	L	11	2	3	3	1	2	0	1	0	1	0	10	19	11.57	1.714
Don McMahon, R ERA: 3.99	(3, 1)	1.2		10	3	1	1	0	2	0	0	0	0	0	8	16	5.40	3.000
Jim Umbricht, R ERA: 3.0	(5, 1)	4.0		15	2	0	0	7	1	0	0	0	0	0	28	32	0.00	0.750

PITCHER	IP	WLS	BF	H	R	ER	SO	BB	IBB	HBP	BLK	WP	HR	S	P	ERA	WHIP

BOTTOM

Houston Colt 45's @ Milwaukee Braves

Milwaukee County Stadium, Milwaukee, WI

Sat Aug 17 1963, 8:05 PM EDT

Att. 8,937 - Unknown - 61 F

livebaseballscorecards.com

AB	28
R	4
H	7
RBI	4
BB	5
SO	8
LOB	17

Batter	1	2	3	4	5	6	7	8	9	AB	R	H	RBI	BB	SO	LOB
Al Spangler, L (1, 8) OBP: 0.343, SLG: 0.369	G3 ①		1-3 ②			6-3 ①		F8 ②		4	0	0	0	0	0	1
Pete Runnels, L (1, 3) OBP: 0.315, SLG: 0.266	F7 ②		F8 ③			F5 ②		FC6-4 ③ 1-2f		4	0	0	0	0	0	1
Jimmy Wynn, R (1, 7) OBP: 0.333, SLG: 0.396	6-3 ③			6-3 ①		1B			SF7 3B	4	1	2	0	0	0	0
John Bateman, R (1, 2) OBP: 0.248, SLG: 0.360		SH 1B		G4-6-3 1B		1-3 ③			SF7 ① 3-H	3	0	2	1	0	0	1
Rusty Staub, L (1, 9) OBP: 0.306, SLG: 0.302		SH 1-2		G4-6-3 ② ③ 1-2f			F5 ①		5-3 ②	3	0	0	0	0	0	1
Bob Aspromonte, R (1, 5) OBP: 0.250, SLG: 0.276		P1 ①			G6-3 1B		6-3 ②		B B B B BB	3	0	1	0	1	0	2
Bob Lillis, R (1, 6) OBP: 0.221, SLG: 0.221		F7 ②			G6-3 ① ② 1-2f		F7 ③		P4 ③	3	0	0	0	0	0	3
Johnny Weekly, R (9, PH) OBP: 0.179, SLG: 0.115										1	0	0	0	0	0	1
Ernie Fazio, R (1, 4) OBP: 0.284, SLG: 0.285		5-3 ③			HR			6-3 ①		3	1	1	1	0	0	2
Hal Brown, R (1, 1) OBP: 0.094, SLG: 0.094			S S S K ①		4-3 ③			FC6-4 1B		2	0	0	0	0	1	0
Hal Smith, R (8, PH) OBP: 0.313, SLG: 0.300										1	0	1	0	0	0	0
Hal Woodeshick, R (8, 1) OBP: 0.200, SLG: 0.158										0	0	0	0	0	0	0
Inning Stats	R: 0 E: 0 K: 0 S: 3 H: 0 LOB: 0 BB: 0 P: 3	R: 0 E: 0 K: 0 S: 5 H: 1 LOB: 2 BB: 0 P: 5	R: 0 E: 0 K: 1 S: 5 H: 0 LOB: 0 BB: 0 P: 5	R: 0 E: 0 K: 0 S: 3 H: 1 LOB: 0 BB: 0 P: 3	R: 1 E: 0 K: 0 S: 4 H: 2 LOB: 0 BB: 0 P: 4	R: 0 E: 0 K: 0 S: 4 H: 1 LOB: 1 BB: 0 P: 4	R: 0 E: 0 K: 0 S: 3 H: 0 LOB: 0 BB: 0 P: 3	R: 0 E: 0 K: 0 S: 4 H: 1 LOB: 1 BB: 0 P: 4	R: 1 E: 0 K: 0 S: 4 H: 1 LOB: 1 BB: 1 P: 8	1B: 5 2B: 0 3B: 1 HR: 1 SF: 1 SAC: 1 DP: 2 HBP: 0						

PITCHER	IP	WLS	BF	H	R	ER	SO	BB	IBB	HBP	BLK	WP	HR	S	P	ERA	WHIP
Warren Spahn, L (1, 1) ERA: 2.6	9.0	W	34	7	2	2	1	1	0	0	0	0	1	35	39	2.00	0.889

PITCHER	IP	WLS	BF	H	R	ER	SO	BB	IBB	HBP	BLK	WP	HR	S	P	ERA	WHIP

TOP

Houston Colt 45's @ Milwaukee Braves

Milwaukee County Stadium, Milwaukee, WI

Sun Aug 18 1963, 4:33 AM EDT
Att. 9,322 - Unknown - 64 F

livebaseballscorecards.com

AB	31
R	2
H	7
RBI	2
BB	1
SO	1
LOB	12

Batter	1	2	3	4	5	6	7	8	9	AB	R	H	RBI	BB	SO	LOB
Lee Maye, L (1, 8) OBP: 0.343, SLG: 0.433	P6			1B 2B	P5			K		4	1	1	0	0	1	0
Frank Bolling, R (1, 4) OBP: 0.306, SLG: 0.319	K			P3		F8		1B		4	0	1	0	0	1	1
Hank Aaron, R (1, 9) OBP: 0.390, SLG: 0.573	6-3			1B 1B BB		F7		1-2 1B		3	1	1	0	1	0	0
Eddie Mathews, L (1, 7) OBP: 0.382, SLG: 0.429		F9		1B 1-2 2-H 1B		L3		K		4	0	1	1	0	1	2
Gene Oliver, R (1, 3) OBP: 0.340, SLG: 0.455		1-3		1-2 2-H 1B			SH1-4 1B 1B	F8		4	1	2	1	0	0	2
Denis Menke, R (1, 5) OBP: 0.297, SLG: 0.375		K2-3		F8			SH1-4 1-2			2	0	0	0	0	1	2
Roy McMillan, R (1, 6) OBP: 0.264, SLG: 0.308			4-3	K			5-3 2-H 1B			3	0	1	1	0	1	2
Del Crandall, R (1, 2) OBP: 0.260, SLG: 0.267			P5		5-3		5-3 1-2			3	0	0	0	0	0	1
Warren Spahn, L (1, 1) OBP: 0.194, SLG: 0.238			P3		F8		F5			3	0	0	0	0	0	1
Inning Stats	R: 0 E: 0 K: 1 S: 5 H: 0 LOB: 0 BB: 0 P: 5	R: 0 E: 0 K: 1 S: 5 H: 0 LOB: 0 BB: 0 P: 5	R: 0 E: 0 K: 0 S: 3 H: 0 LOB: 0 BB: 0 P: 3	R: 2 E: 0 K: 1 S: 8 H: 3 LOB: 2 BB: 1 P: 12	R: 0 E: 0 K: 0 S: 3 H: 0 LOB: 0 BB: 0 P: 3	R: 0 E: 0 K: 0 S: 3 H: 0 LOB: 0 BB: 0 P: 3	R: 1 E: 0 K: 0 S: 5 H: 2 LOB: 1 BB: 0 P: 5	R: 0 E: 0 K: 2 S: 9 H: 2 LOB: 2 BB: 0 P: 9		1B: 6 2B: 1 3B: 0 HR: 0 SF: 0 SAC: 1 DP: 0 HBP: 0						

PITCHER		IP	WLS	BF	H	R	ER	SO	BB	IBB	HBP	BLK	WP	HR	S	P	ERA	WHIP
Hal Brown, R ERA: 3.58	(1, 1)	7.0	L	27	5	3	3	3	1	0	0	0	0	0	32	36	3.86	0.857
Hal Woodeshick, L ERA: 1.59	(8, 1)	1.0		5	2	0	0	2	0	0	0	0	0	0	9	9	0.00	2.000

PITCHER	IP	WLS	BF	H	R	ER	SO	BB	IBB	HBP	BLK	WP	HR	S	P	ERA	WHIP

BOTTOM

Houston Colt 45's @ Milwaukee Braves

Milwaukee County Stadium, Milwaukee, WI

Sun Aug 18 1963, 4:33 AM EDT

Att. 9,322 - Unknown - 64 F

livebaseballscorecards.com

AB	30
R	3
H	7
RBI	3
BB	1
SO	5
LOB	11

WP: 0 PA: 32
PB: 0
SB: 0
CS: 0

Milwaukee Braves @ San Francisco Giants

Candlestick Park, San Francisco, CA

Tue Aug 20 1963, 10:05 PM EDT

Att. 19,983 - Unknown

TOP

livebaseballscorecards.com

Batter	1	2	3	4	5	6	7	8	9	AB	R	H	RBI	BB	SO	LOB
Lee Maye, L (1, 8) (7, 7) OBP: 0.341, SLG: 0.439	F9		F2		4-3		1-H 2-H HR		1-3	5	1	1	3	0	0	2
Frank Bolling, R (1, 4) OBP: 0.308, SLG: 0.323	1B		SH2-3 1-2			6-3	E 2B		6-3	4	1	2	0	0	0	0
Hank Aaron, R (1, 9) OBP: 0.388, SLG: 0.569	K		F4			F8	E7 2-H 1B		K2-3	5	0	1	1	0	2	2
Eddie Mathews, L (1, 5) OBP: 0.381, SLG: 0.426	K			K		1-3	IBB			3	0	0	0	1	2	1
Gene Oliver, R (1, 7) OBP: 0.342, SLG: 0.455		F2		G4-6-3 1B			1B 1B K			4	1	2	0	0	1	2
Bob Shaw, R (7, 1) OBP: 0.205, SLG: 0.114										0	0	0	0	0	0	0
Joe Torre, R (1, 3) OBP: 0.361, SLG: 0.435		BB		G4-6-3 1-2f			FC1-5 1B 1-3 1B		BB SH2-4 WP	2	1	1	0	2	0	1
Roy McMillan, R (1, 6) OBP: 0.265, SLG: 0.308		K			F8		FC1-5 HR 1-2 3-H 1B		SH2-4 1-2	3	1	1	1	0	1	1
Del Crandall, R (1, 2) OBP: 0.260, SLG: 0.266		F9			SH1-4 1B		K		1-3	4	0	1	0	0	1	4
Bob Sadowski, R (1, 1) OBP: 0.091, SLG: 0.091			SH2-3 1B		SH1-4 1-2		FC1-5 HR 1-2 2-3f		K 2-H	1	0	1	0	0	0	0
Lou Klimchock, L (7, PH) OBP: 0.182, SLG: 0.205										1	1	0	0	0	0	2
Ty Cline, L (7, 8) OBP: 0.238, SLG: 0.202										1	0	0	0	0	1	0
Inning Stats	R: 0 E: 0 K: 2 S: 8 H: 1 LOB: 1 BB: 0 P: 8	R: 0 E: 0 K: 1 S: 5 H: 0 LOB: 1 BB: 1 P: 9	R: 0 E: 0 K: 0 S: 4 H: 1 LOB: 1 BB: 0 P: 4	R: 0 E: 0 K: 1 S: 5 H: 1 LOB: 0 BB: 0 P: 5	R: 0 E: 0 K: 0 S: 4 H: 1 LOB: 1 BB: 0 P: 4	R: 0 E: 0 K: 0 S: 3 H: 0 LOB: 0 BB: 0 P: 3	R: 5 E: 1 K: 2 S: 13 H: 6 LOB: 2 BB: 1 P: 17	R: 1 E: 0 K: 1 S: 5 H: 0 LOB: 0 BB: 1 P: 9	R: 0 E: 0 K: 1 S: 5 H: 0 LOB: 0 BB: 0 P: 5	1B: 8 2B: 1 3B: 0 HR: 1	SF: 0 SAC: 3 DP: 1 HBP: 0						

	AB	33
	R	6
	H	10
	RBI	5
	BB	3
	SO	8
	LOB	15

WP: 2 PB: 0 SB: 0 CS: 0 PA: 39

PITCHER		IP	WLS	BF	H	R	ER	SO	BB	IBB	HBP	BLK	WP	HR	S	P	ERA	WHIP
Billy Pierce, L ERA: 3.77	(1, 1)	6.0	L	25	7	3	3	4	1	0	0	0	0	0	32	36	4.50	1.333
Bobby Bolin, R ERA: 3.18	(7, 1)	1.0		7	3	2	2	2	0	1	0	0	0	1	10	14	18.00	3.000
Frank Linzy, R ERA: 10.57	(8, 1)	2.0		7	0	1	1	2	1	0	0	0	1	0	10	14	4.50	0.500

PITCHER		IP	WLS	BF	H	R	ER	SO	BB	IBB	HBP	BLK	WP	HR	S	P	ERA	WHIP

Batter	1	2	3	4	5	6	7	8	9	AB	R	H	RBI	BB	SO	LOB
Harvey Kuenn, R (1, 5) OBP: 0.365, SLG: 0.411	L5-3 1B		5-3 1B BB		4-3			G1-5-6-3 1B		3	1	2	0	1	0	0
Chuck Hiller, L (1, 4) OBP: 0.256, SLG: 0.281	F5		5-3 1-2			F9		G1-5-6-3 1-2f		4	0	0	0	0	0	3
Willie McCovey, L (1, 3) OBP: 0.366, SLG: 0.576	L5-3 1-2		G6-4-3 2-H 1B			6-3		FC5-4 1B		4	0	2	1	0	0	1
Willie Mays, R (1, 8) OBP: 0.366, SLG: 0.552		SH5-4 BB FC5-2 BB	G6-4-3 1-2f			2B		FC5-4 1-2f		3	0	1	0	1	0	2
Ed Bailey, L (1, 2) OBP: 0.370, SLG: 0.492		FC5-2 SH5-4 1-2 BB		3-1		IBB			5-3	2	0	0	0	2	0	0
Felipe Alou, R (1, 9) OBP: 0.324, SLG: 0.471		SH5-4 1-2 2-3		F2		K			1B	3	0	1	0	0	1	2
Tom Haller, L (1, 7) OBP: 0.325, SLG: 0.400		FC5-2 HBP 2-3 3-H		G3			K		K	4	0	0	0	0	2	3
Jose Pagan, R (1, 6) OBP: 0.268, SLG: 0.268		1-0 1-2 HBP			5-3		4-3		F9	3	0	0	0	0	0	1
Billy Pierce, L (1, 1) OBP: 0.167, SLG: 0.107 Bobby Bolin, R (7, 1) OBP: 0.192, SLG: 0.087 Jim Davenport, R (7, PH) OBP: 0.292, SLG: 0.342 Frank Linzy, R (8, 1)		K			K		3-1			2 0 1 0	0 0 0 0	0 0 0 0	0 0 0 0	0 0 0 0	2 0 0 0	3 0 0 0
Inning Stats	R: 0 E: 0 K: 0 S: 3 H: 1 LOB: 0 BB: 0 P: 3	R: 0 E: 0 K: 1 S: 5 H: 0 LOB: 3 BB: 2 P: 14	R: 1 E: 0 K: 0 S: 3 H: 1 LOB: 0 BB: 1 P: 7	R: 0 E: 0 K: 0 S: 3 H: 0 LOB: 0 BB: 0 P: 3	R: 0 E: 0 K: 1 S: 5 H: 0 LOB: 0 BB: 0 P: 5	R: 0 E: 0 K: 1 S: 6 H: 1 LOB: 2 BB: 1 P: 10	R: 0 E: 0 K: 1 S: 5 H: 0 LOB: 0 BB: 0 P: 5	R: 0 E: 0 K: 0 S: 4 H: 2 LOB: 1 BB: 0 P: 4	R: 0 E: 0 K: 1 S: 6 H: 1 LOB: 1 BB: 0 P: 6	1B: 5 2B: 2 3B: 0 HR: 0	SF: 0 SAC: 1 DP: 3 HBP: 1			WP: 0 PB: 0 SB: 0 CS: 0	PA: 35		

PITCHER		IP	WLS	BF	H	R	ER	SO	BB	IBB	HBP	BLK	WP	HR	S	P	ERA	WHIP
Bob Sadowski, R ERA: 2.51	(1, 1)	6.0	W	24	3	1	1	3	3	1	1	0	0	0	25	42	1.50	1.000
Bob Shaw, R ERA: 2.91	(7, 1)	3.0	S	11	3	0	0	2	0	0	0	0	0	0	15	15	0.00	1.000

PITCHER	IP	WLS	BF	H	R	ER	SO	BB	IBB	HBP	BLK	WP	HR	S	P	ERA	WHIP

BOTTOM

Milwaukee Braves @ San Francisco Giants

Candlestick Park, San Francisco, CA

Tue Aug 20 1963, 10:05 PM EDT

Att. 19,983 - Unknown

livebaseballscorecards.com

AB	29
R	1
H	6
RBI	1
BB	4
SO	5
LOB	15

Batter	1	2	3	4	5	6	7	8	9	AB	R	H	RBI	BB	SO	LOB
Lee Maye, L (1, 8) (7, 7) OBP: 0.342, SLG: 0.444	SF9 3B		CS 1B	K		4-3		6-3		5	1	2	0	0	1	3
Frank Bolling, R (1, 4) OBP: 0.309, SLG: 0.324	SF9 3-H		1-2 2B 1B		F8		E8 FC4-6 1B 1B	1-3		4	2	2	1	0	0	0
Hank Aaron, R (1, 9) OBP: 0.390, SLG: 0.571	F2		1-H 2B		F6		4-0 FC4-6 BB	1B		4	0	2	1	1	0	0
Eddie Mathews, L (1, 5) OBP: 0.383, SLG: 0.441	HR		IBB		HR		FC4-6 BB 1-2f 2-3 1B	F5		4	3	2	2	1	0	3
Gene Oliver, R (1, 7) OBP: 0.341, SLG: 0.450	6-3		K		K		4-0 E 1B 1-2 BB		L3 FC1-4	3	0	0	0	1	2	2
Ty Cline, L (7, PR) (7, 8) OBP: 0.235, SLG: 0.200										1	0	0	0	0	0	0
Joe Torre, R (1, 3) OBP: 0.364, SLG: 0.436		L6-3 1B	K			1-0 FC1-6 HBP	E 1-2 2-H 3-H 1B		FC1-4 L4 1B 1-2f	4	0	2	2	0	1	3
Roy McMillan, R (1, 6) OBP: 0.269, SLG: 0.310		L6-3 1-2		SH2-4 1B		FC1-6 1B 1-2f	E7 1-2 2-3		1-2 1B	5	0	2	0	0	0	4
Del Crandall, R (1, 2) OBP: 0.263, SLG: 0.269		1B	F5			1-3 1B	F3		L4 2-3	5	0	2	0	0	0	6
Bob Hendley, R (1, 1) OBP: 0.156, SLG: 0.116		F8	SH2-4 1-2			K	F7			3	0	0	0	0	1	6
Inning Stats	R: 2 E: 0 K: 0 S: 5 H: 2 LOB: 0 BB: 0 P: 5	R: 0 E: 0 K: 0 S: 4 H: 2 LOB: 1 BB: 0 P: 4	R: 1 E: 0 K: 2 S: 9 H: 3 LOB: 2 BB: 1 P: 13	R: 0 E: 0 K: 1 S: 6 H: 1 LOB: 1 BB: 0 P: 6	R: 1 E: 0 K: 1 S: 6 H: 1 LOB: 0 BB: 0 P: 6	R: 0 E: 0 K: 1 S: 6 H: 1 LOB: 2 BB: 0 P: 7	R: 2 E: 2 K: 0 S: 6 H: 2 LOB: 3 BB: 2 P: 14	R: 0 E: 0 K: 0 S: 4 H: 1 LOB: 1 BB: 0 P: 4	R: 0 E: 1 K: 0 S: 4 H: 1 LOB: 1 BB: 0 P: 4	1B: 10 2B: 3 3B: 1 HR: 2	SF: 1 SAC: 1 DP: 2 HBP: 1						

PITCHER		IP	WLS	BF	H	R	ER	SO	BB	IBB	HBP	BLK	WP	HR	S	P	ERA	WHIP
Gaylord Perry, R ERA: 4.27	(1, 1)	5.0	L	23	9	4	4	4	0	1	0	0	0	2	30	34	7.20	1.800
Jack Fisher, R ERA: 3.97	(6, 1)	2.0		13	3	2	2	1	2	0	1	0	0	0	12	21	9.00	2.500
Frank Linzy, R ERA: 8.38	(8, 1)	2.0		8	2	0	0	0	0	0	0	0	0	0	8	8	0.00	1.000

PITCHER	IP	WLS	BF	H	R	ER	SO	BB	IBB	HBP	BLK	WP	HR	S	P	ERA	WHIP

TOP

Milwaukee Braves @ San Francisco Giants

Candlestick Park, San Francisco, CA

Wed Aug 21 1963, 6:33 AM EDT

Att. 14,015 - Unknown

livebaseballscorecards.com

AB	38
R	6
H	14
RBI	6
BB	3
SO	5
LOB	27

WP: 0	PB: 0	SB: 0	CS: 1	PA: 44		

Batter	1	2	3	4	5	6	7	8	9	AB	R	H	RBI	BB	SO	LOB
Harvey Kuenn, R (1, 5) OBP: 0.360, SLG: 0.406	5-3	F8			FC5-4 1-2f		4-3			4	0	0	0	0	0	3
Felipe Alou, R (1, 9) OBP: 0.321, SLG: 0.466	6-3		5-3		F7		F5			4	0	0	0	0	0	1
Willie McCovey, L (1, 7) OBP: 0.368, SLG: 0.574	PB 2B BB		4-3		K			F8-3 1B		3	1	1	0	1	1	1
Willie Mays, R (1, 8) OBP: 0.366, SLG: 0.551	1-H 2B		F7			6-3		F7		4	0	1	1	0	0	1
Orlando Cepeda, R (1, 3) OBP: 0.352, SLG: 0.511	K			FC1-6 1B		1B 3B		F8-3 1-2		4	1	2	0	0	1	2
Ed Bailey, L (1, 2) OBP: 0.369, SLG: 0.488		FC1-5 1B 1B		K		K			K	4	0	1	0	0	3	2
Jose Pagan, R (1, 6) OBP: 0.271, SLG: 0.270		FC1-5 1-2 1B		FC1-6 1-2f		3-H 1B			5-3	4	0	2	1	0	0	1
Ernie Bowman, R (1, 4) OBP: 0.193, SLG: 0.223		K		K2-3		1-3			F9	4	0	0	0	0	2	4
Gaylord Perry, R (1, 1) OBP: 0.214, SLG: 0.286 Jim Davenport, R (5, PH) OBP: 0.293, SLG: 0.343 Jack Fisher, R (5, PR) OBP: 0.200, SLG: 0.185 (6, 1) Jack Sanford, R (7, PH) OBP: 0.241, SLG: 0.205 Frank Linzy, R (8, 1)		FC1-5 1-2 2-3f			FC5-4 1B		4-3			1 1 0 1 0	0 0 0 0 0	0 1 0 0 0	0 0 0 0 0	0 0 0 0 0	0 0 0 0 0	2 0 0 0 0
Inning Stats	R: 1 H: 1 E: 0 LOB: 1 K: 1 BB: 1 S: 6 P: 10	R: 0 H: 2 E: 0 LOB: 2 K: 1 BB: 0 S: 7 P: 7	R: 0 H: 0 E: 0 LOB: 0 K: 0 BB: 0 S: 3 P: 3	R: 0 H: 1 E: 0 LOB: 1 K: 2 BB: 0 S: 8 P: 8	R: 0 H: 1 E: 0 LOB: 1 K: 1 BB: 0 S: 6 P: 6	R: 1 H: 2 E: 0 LOB: 1 K: 1 BB: 0 S: 7 P: 7	R: 0 H: 0 E: 0 LOB: 0 K: 0 BB: 0 S: 3 P: 3	R: 0 H: 1 E: 0 LOB: 0 K: 0 BB: 0 S: 3 P: 3	R: 0 H: 0 E: 0 LOB: 0 K: 1 BB: 0 S: 5 P: 5	1B: 6 SF: 0 2B: 2 SAC: 0 3B: 1 DP: 1 HR: 0 HBP: 0						

PITCHER	IP	WLS	BF	H	R	ER	SO	BB	IBB	HBP	BLK	WP	HR	S	P	ERA	WHIP
Bob Hendley, L (1, 1) ERA: 3.44	9.0	W	35	8	2	2	7	1	0	0	0	0	0	48	52	2.00	1.000

PITCHER	IP	WLS	BF	H	R	ER	SO	BB	IBB	HBP	BLK	WP	HR	S	P	ERA	WHIP

BOTTOM

Milwaukee Braves @ San Francisco Giants

Candlestick Park, San Francisco, CA

Wed Aug 21 1963, 6:33 AM EDT

Att. 14,015 - Unknown

livebaseballscorecards.com

AB	34
R	2
H	8
RBI	2
BB	1
SO	7
LOB	17

Batter	1	2	3	4	5	6	7	8	9	AB	R	H	RBI	BB	SO	LOB
Lee Maye, L (1, 8) OBP: 0.340, SLG: 0.440	1B		F8		F6			K	G3 1-2	5	0	1	0	0	1	1
Frank Bolling, R (1, 4) OBP: 0.310, SLG: 0.325	E 1-3 1B		F8		6-3			BB 1B HR 1B	6-3	5	1	2	0	0	0	1
Hank Aaron, R (1, 9) OBP: 0.391, SLG: 0.569	E6 1-3		BB 2B BB		K			BB 1-2 HR 1B		3	2	1	0	1	1	1
Eddie Mathews, L (1, 5) OBP: 0.386, SLG: 0.440	FC4 IBB		2B 1-2 BB			F3		BB 1-2 2-3 HR BB		1	2	0	0	3	0	0
Gene Oliver, R (1, 7) OBP: 0.340, SLG: 0.451	K		2B 1-H 2-H			F6		F3		4	0	1	2	0	1	6
Joe Torre, R (1, 3) OBP: 0.363, SLG: 0.442	FC4 1-2f		5-3			5-3		HR 1-H 2-H 3-H		4	1	1	4	0	0	4
Roy McMillan, R (1, 6) OBP: 0.264, SLG: 0.304		K		F7			5-3	F9		4	0	0	0	0	1	0
Del Crandall, R (1, 2) OBP: 0.259, SLG: 0.265		K		6-3			K		F3	4	0	0	0	0	2	0
Tony Cloninger, R (1, 1) OBP: 0.125, SLG: 0.129		1-3		4-3			F6		G3 1B	1	0	0	0	0	0	0
Don Dillard, L (4, PH) OBP: 0.257, SLG: 0.354										1	0	0	0	0	0	0
Hank Fischer, R (4, 1) OBP: 0.105, SLG: 0.105										0	0	0	0	0	0	0
Lou Klimchock, L (7, PH) OBP: 0.178, SLG: 0.200										1	0	0	0	0	0	0
Ron Piche, R (7, 1)										0	0	0	0	0	0	0
Bobby Tiefenauer, R (8, 1)										0	0	0	0	0	0	0
Ty Cline, L (9, PH) OBP: 0.243, SLG: 0.208										1	0	1	0	0	0	0
Inning Stats	R: 0 E: 1 K: 1 S: 7 H: 2 LOB: 3 BB: 1 P: 11	R: 0 E: 0 K: 2 S: 7 H: 0 LOB: 0 BB: 0 P: 7	R: 2 E: 0 K: 0 S: 4 H: 1 LOB: 1 BB: 2 P: 12	R: 0 E: 0 K: 0 S: 3 H: 0 LOB: 0 BB: 0 P: 3	R: 0 E: 0 K: 1 S: 5 H: 0 LOB: 0 BB: 0 P: 5	R: 0 E: 0 K: 0 S: 3 H: 0 LOB: 0 BB: 0 P: 3	R: 0 E: 0 K: 1 S: 5 H: 0 LOB: 0 BB: 0 P: 5	R: 4 E: 0 K: 1 S: 8 H: 3 LOB: 0 BB: 1 P: 12	R: 0 E: 0 K: 0 S: 4 H: 1 LOB: 1 BB: 0 P: 4	1B: 5 2B: 1 3B: 0 HR: 1 SF: 0 SAC: 0 DP: 0 HBP: 0	WP: 0 PB: 0 SB: 0 CS: 0 PA: 38					

PITCHER	IP	WLS	BF	H	R	ER	SO	BB	IBB	HBP	BLK	WP	HR	S	P	ERA	WHIP
Juan Marichal, R (1, 1) ERA: 2.37	9.0	W	38	7	6	6	6	3	1	0	0	0	1	46	62	6.00	1.111

PITCHER	IP	WLS	BF	H	R	ER	SO	BB	IBB	HBP	BLK	WP	HR	S	P	ERA	WHIP

TOP

Milwaukee Braves @ San Francisco Giants

Candlestick Park, San Francisco, CA

Thu Aug 22 1963, 6:33 AM EDT

Att. 12,535 - Unknown

livebaseballscorecards.com

AB	34
R	6
H	7
RBI	6
BB	4
SO	6
LOB	13

Milwaukee Braves @ San Francisco Giants

Candlestick Park, San Francisco, CA

Thu Aug 22 1963, 6:33 AM EDT

Att. 12,535 - Unknown

livebaseballscorecards.com

BOTTOM

Batter	1	2	3	4	5	6	7	8	9	AB	R	H	RBI	BB	SO	LOB
Harvey Kuenn, R (1, 5) OBP: 0.358, SLG: 0.403	BB, 1B, 1B 1B	6-3		G5-4-3 1-2f		F8		F9		5	1	1	0	0	0	2
Ernie Bowman, R (9, 5) OBP: 0.193, SLG: 0.223										0	0	0	0	0	0	0
Chuck Hiller, L (1, 4) OBP: 0.262, SLG: 0.287	BB, 1B 1-2 1B		WP, FC4-6 1B	1B		F5				4	2	3	0	0	0	1
Willie McCovey, L (1, 7) OBP: 0.367, SLG: 0.576	P6		F8 SSS	K			1B 3B			4	1	1	0	0	1	4
Willie Mays, R (1, 8) OBP: 0.368, SLG: 0.551	BBBB 1B 1-2 2-3 BB		BBBB FC4-6 1-3 BB		5-3		G6-4-3, BB PB 3-H 1B			2	1	1	1	2	0	0
Ed Bailey, L (1, 2) OBP: 0.370, SLG: 0.484	F4		FC4-6 1B 1-2f 3-H HR		BBBB BB		BBBB G6-4-3 1-2 BB			2	1	0	1	2	0	4
Orlando Cepeda, R (1, 3) OBP: 0.353, SLG: 0.511	1-3 2-H 3-H 1B		1-3 HR 1B	F9			G6-4-3 1-2f 2-3			4	1	2	2	0	0	3
Felipe Alou, R (1, 9) OBP: 0.321, SLG: 0.471	F6		1-H 3-H HR	F9			5-3 3-H			4	1	1	3	0	0	3
Jose Pagan, R (1, 6) OBP: 0.268, SLG: 0.267		1-3	5-3			6-3		5-3		4	0	0	0	0	0	0
Juan Marichal, R (1, 1) OBP: 0.159, SLG: 0.141		6-3		G5-4-3 1B		E5		F4		4	0	1	0	0	0	0
Inning Stats	R: 2 E: 0 K: 0 S: 6 H: 3 LOB: 2 BB: 1 P: 10	R: 0 E: 0 K: 0 S: 3 H: 0 LOB: 0 BB: 0 P: 3	R: 4 E: 0 K: 0 S: 6 H: 3 LOB: 0 BB: 1 P: 10	R: 0 E: 0 K: 1 S: 6 H: 2 LOB: 1 BB: 0 P: 6	R: 0 E: 0 K: 0 S: 3 H: 0 LOB: 1 BB: 1 P: 7	R: 0 E: 1 K: 0 S: 4 H: 0 LOB: 1 BB: 0 P: 4	R: 2 E: 0 K: 0 S: 4 H: 2 LOB: 0 BB: 1 P: 8	R: 0 E: 0 K: 0 S: 3 H: 0 LOB: 0 BB: 0 P: 3		1B: 8 2B: 0 3B: 1 HR: 1 SF: 0 SAC: 0 DP: 2 HBP: 0						

	AB	33
	R	8
	H	10
	RBI	7
	BB	4
	SO	1
	LOB	17

WP: 2 PB: 1 SB: 0 CS: 0 PA: 37

PITCHER		IP	WLS	BF	H	R	ER	SO	BB	IBB	HBP	BLK	WP	HR	S	P	ERA	WHIP
Tony Cloninger, R ERA: 3.78	(1, 1)	3.0	L	17	6	6	6	0	2	0	0	0	1	1	15	23	18.00	2.667
Hank Fischer, R ERA: 4.88	(4, 1)	3.0		12	2	0	0	1	1	0	0	0	0	0	13	17	0.00	1.000
Ron Piche, R ERA: 4.43	(7, 1)	1.0		5	2	2	1	0	1	0	0	0	0	0	4	8	9.00	3.000
Bobby Tiefenauer, R ERA:	(8, 1)	1.0		3	0	0	0	0	0	0	0	0	0	0	3	3	0.00	0.000

PITCHER	IP	WLS	BF	H	R	ER	SO	BB	IBB	HBP	BLK	WP	HR	S	P	ERA	WHIP

Batter	1	2	3	4	5	6	7	8	9	AB	R	H	RBI	BB	SO	LOB
Lee Maye, L (1, 8) (9, 7) OBP: 0.341, SLG: 0.438	S F B B X 2-2 L5-4 1B 1B	X 0-0 ③ F6			B F B B B 4-1 BB S BB	B F X 1-1 ③ F7			C X 0-1 ① F5	4	0	1	0	1	0	3
Frank Bolling, R (1, 4) OBP: 0.313, SLG: 0.329	C X 0-1 1-2 HR 1B		B C X 1-1 ① G3		P S X 1-1 ② F8 1-2		X 0-0 G4-6-3 1B		B F X 1-1 2-H HR 1B	5	2	3	1	0	0	1
Hank Aaron, R (1, 9) OBP: 0.393, SLG: 0.575	B B X 2-0 ① ② L5-4 2-3		X 0-0 S 1B		B C X 1-1 BB 1B		S B F S 1-3 ① K		B F X 1-1 1-H HR	5	1	3	2	0	1	3
Eddie Mathews, L (1, 7) OBP: 0.388, SLG: 0.446 Ty Cline, L (9, 8) OBP: 0.243, SLG: 0.208	F B B X 2-1 1-H HR		F X 0-1 ② F4		B B B F B 4-1 1-2 2-3 BB		B C X 1-1 ② ③ G4-6-3 1-2f		B F B B B 4-1 HBP BB	3 0	1 0	1 0	2 0	2 0	0 0	2 0
Joe Torre, R (1, 2) OBP: 0.361, SLG: 0.439	B F F X 1-2 1B		B C X 1-1 ③ 5-3 1-2		B C F B S 2-3 ③ K			B B C F B F F X 3-2 E5 G5-4-3	B X 2-0 ② F9	5	0	1	0	0	1	5
Gene Oliver, R (1, 3) OBP: 0.341, SLG: 0.448	S C X 0-2 ③ F3			C B F F X 1-2 ① 5-3		X 0-0 E SF9 1B		B B C X 2-1 ① ② G5-4-3 1-2f	C H 1-1 1-2 FC6-4 HBP	4	1	1	0	0	0	2
Denis Menke, R (1, 5) OBP: 0.296, SLG: 0.373		F X 0-1 ① 5-3		X 0-0 ② 5-3		B B B C C X 3-2 ① F8		B X 1-0 1B	X 0-0 ③ FC6-4 1-2f	5	0	1	0	0	0	3
Roy McMillan, R (1, 6) OBP: 0.263, SLG: 0.303		B X 1-0 1B		X 0-0 ③ 4-3		1 B F S F B B X SAFE 3-2 FC5 1-3		C F P B X 2-2 ③ 4-3		4	0	1	0	0	0	2
Warren Spahn, L (1, 1) OBP: 0.197, SLG: 0.258		X 0-0 ② F8			B C S S 1-3 ① K	B B X 2-0 ② SF9 3-H			B B C F B X 3-2 1B 2B	3	1	1	1	0	1	1
Inning Stats	R: 2 E: 0 K: 0 S: 14 H: 4 LOB: 1 BB: 0 P: 21	R: 0 E: 0 K: 0 S: 5 H: 1 LOB: 1 BB: 0 P: 6	R: 0 E: 0 K: 0 S: 7 H: 1 LOB: 0 BB: 0 P: 9	R: 0 E: 0 K: 0 S: 6 H: 0 LOB: 0 BB: 0 P: 7	R: 0 E: 0 K: 2 S: 13 H: 1 LOB: 3 BB: 2 P: 25	R: 1 E: 2 K: 0 S: 11 H: 1 LOB: 1 BB: 0 P: 20	R: 0 E: 0 K: 1 S: 6 H: 1 LOB: 0 BB: 0 P: 8	R: 0 E: 1 K: 0 S: 12 H: 1 LOB: 1 BB: 0 P: 19	R: 3 E: 0 K: 0 S: 13 H: 3 LOB: 2 BB: 1 P: 25	1B: 10 2B: 2 3B: 0 HR: 2 SF: 1 SAC: 0 DP: 3 HBP: 1						

TOP

Milwaukee Braves @ Los Angeles Dodgers

Dodger Stadium, Los Angeles, CA

Fri Aug 23 1963, 7:05 PM PDT

Att. 36,013 - Unknown

livebaseballscorecards.com

AB	38
R	6
H	13
RBI	6
BB	3
SO	3
LOB	22

PITCHER		IP	WLS	BF	H	R	ER	SO	BB	IBB	HBP	BLK	WP	HR	S	P	ERA	WHIP
Dick Calmus, R ERA: 2.78	(1, 1)	0.2	L	5	4	2	2	0	0	0	0	0	0	1	11	18	27.00	6.000
Ken Rowe, R ERA: 3.0	(1, 1)	6.1		26	5	1	0	3	2	0	0	0	0	0	51	78	0.00	1.105
Larry Sherry, R ERA: 3.36	(8, 1)	2.0		12	4	3	3	0	1	0	1	0	0	1	25	44	13.50	2.500

PITCHER	IP	WLS	BF	H	R	ER	SO	BB	IBB	HBP	BLK	WP	HR	S	P	ERA	WHIP

Batter	1	2	3	4	5	6	7	8	9	AB	R	H	RBI	BB	SO	LOB
Maury Wills, S (1, 6) OBP: 0.350, SLG: 0.340	3-2 G3 1B 1B		2-1 6-3 ①		4-2 1-2 BB		1-2 FC6-4 ③ 1-2f			3	1	1	0	1	0	1
Jim Gilliam, S (1, 4) OBP: 0.357, SLG: 0.390	1-2 G3 ① 1-2		4-2 G6-4-3 BB		0-0 F8 ③			0-0 E 1B		3	0	1	0	1	0	3
Tommy Davis, R (1, 5) OBP: 0.368, SLG: 0.465	2-0 2-H 1B		3-2 G6-4-3 ② ③ 1-2f			0-0 B2-6 1B 1B		1-1 F8 ①		4	0	2	1	0	0	2
Frank Howard, R (1, 9) OBP: 0.319, SLG: 0.500	0-1 F3 ②			1-2 1-3 ①		0-0 1-2 1B		0-0 E5 G1-6-3 1-2		4	0	1	0	0	0	2
Lee Walls, R (1, 3) OBP: 0.250, SLG: 0.309	0-1 F9 ③			2-2 F5 ②		2-0 B2-6 ① ② 2-3f		0-1 G1-6-3 ② ③ 1-2f		4	0	0	0	0	0	5
Al Ferrara, R (1, 7) OBP: 0.289, SLG: 0.250		1-0 F7 ①		1-0 1-3 ③		1-3 K ③			2-2 1B	4	0	1	0	0	1	1
Willie Davis, L (1, 8) OBP: 0.262, SLG: 0.354		2-0 1B			2-2 F5 ①		0-1 F9 ①		0-1 F9 ①	4	0	1	0	0	0	1
John Roseboro, L (1, 2) OBP: 0.301, SLG: 0.350		0-0 F8 ②			0-1 BB 1B		2-2 FC6-4 1B		1-2 L8 ②	4	0	2	0	0	0	2
Dick Calmus, R (1, 1)		1-3 K ③			1-3 K ②		0-0 F4 ②		1-0 F9 ③	0	0	0	0	0	0	0
Ken Rowe, R (1, 1)										2	0	0	0	0	2	2
Ken McMullen, R (7, PH) OBP: 0.265, SLG: 0.333										1	0	0	0	0	0	1
Larry Sherry, R (8, 1)										0	0	0	0	0	0	0
Bill Skowron, R (9, PH) OBP: 0.259, SLG: 0.294										1	0	0	0	0	0	1
Inning Stats	R: 1 E: 0 K: 0 S: 11 H: 2 LOB: 1 BB: 0 P: 17	R: 0 E: 0 K: 1 S: 6 H: 1 LOB: 1 BB: 0 P: 10	R: 0 E: 0 K: 0 S: 7 H: 0 LOB: 0 BB: 1 P: 16	R: 0 E: 0 K: 0 S: 7 H: 0 LOB: 0 BB: 0 P: 11	R: 0 E: 0 K: 1 S: 11 H: 1 LOB: 2 BB: 1 P: 18	R: 0 E: 0 K: 1 S: 6 H: 2 LOB: 1 BB: 0 P: 9	R: 0 E: 0 K: 0 S: 9 H: 1 LOB: 1 BB: 0 P: 12	R: 0 E: 1 K: 0 S: 6 H: 1 LOB: 1 BB: 0 P: 7	R: 0 E: 0 K: 0 S: 9 H: 1 LOB: 1 BB: 0 P: 13							

PITCHER		IP	WLS	BF	H	R	ER	SO	BB	IBB	HBP	BLK	WP	HR	S	P	ERA	WHIP
Warren Spahn, L ERA: 2.53	(1, 1)	9.0	W	36	9	1	1	3	2	0	0	0	0	0	72	113	1.00	1.222

PITCHER	IP	WLS	BF	H	R	ER	SO	BB	IBB	HBP	BLK	WP	HR	S	P	ERA	WHIP

BOTTOM

Milwaukee Braves @ Los Angeles Dodgers

Dodger Stadium, Los Angeles, CA

Fri Aug 23 1963, 7:05 PM PDT

Att. 36,013 - Unknown

livebaseballscorecards.com

AB	34
R	1
H	9
RBI	1
BB	2
SO	3
LOB	21

1B: 9	SF: 0	WP: 0	PA: 36
2B: 1	SAC: 0	PB: 0	
3B: 0	DP: 3	SB: 0	
HR: 0	HBP: 0	CS: 0	

Batter	1	2	3	4	5	6	7	8	9	AB	R	H	RBI	BB	SO	LOB
Lee Maye, L (1, 8) (9, 7) OBP: 0.339, SLG: 0.438	L9		4-3	2-0 1-3 2B		F7			1-3	5	0	1	0	0	0	0
Frank Bolling, R (1, 4) OBP: 0.316, SLG: 0.333	1-0 FC3-6 2B		2-2 2B E 1B	4-1 BB		2-1 1-3			1-3 K	4	1	2	0	1	1	0
Hank Aaron, R (1, 9) OBP: 0.393, SLG: 0.575	4-0 FC3-6 IBB		1-2 E9 SF9 1-H 2B	2-0 4-2-5 3-Hf			2-3 K		1-3 K	4	1	1	0	1	2	3
Eddie Mathews, L (1, 7) OBP: 0.389, SLG: 0.445 Ty Cline, L (9, 8) OBP: 0.243, SLG: 0.208	1-1 FC3-6 1-2f 2-3		4-2 1B BB		0-0 1B 1B		0-0 F7			3 0	0 0	1 0	0 0	1 0	0 0	2 0
Joe Torre, R (1, 2) OBP: 0.360, SLG: 0.438 Del Crandall, R (7, 2) OBP: 0.259, SLG: 0.265	0-3 K		1-1 SF9 3-H		1-1 FC6-4 1-2 1B		2-0 5-3			3 0	0 0	1 0	1 0	0 0	1 0	2 0
Gene Oliver, R (1, 3) OBP: 0.343, SLG: 0.449		0-1 4-3 1B	3-1 1-2 1B		0-0 F2			1-3 K		4	0	2	0	0	1	2
Denis Menke, R (1, 5) OBP: 0.296, SLG: 0.371		3-2 F8	3-1 F7		1-0 L8			4-2 4-3 BB		3	0	0	0	1	0	5
Roy McMillan, R (1, 6) OBP: 0.259, SLG: 0.298		0-1 4-3 1-2		1-0 F3	1-1 FC6-4 1-2f			3-2 4-3 1-2		4	0	0	0	0	0	4
Denny Lemaster, R (1, 1) OBP: 0.177, SLG: 0.290 Bob Shaw, R (7, 1) OBP: 0.200, SLG: 0.111		2-1 F9		0-0 2B 4-2-5 1B		1-0 4-3		2-3 K		3 1	0 0	1 0	0 0	0 0	0 1	1 1
Inning Stats	R: 0 E: 0 K: 1 S: 7 H: 1 LOB: 2 BB: 1 P: 14	R: 0 E: 0 K: 0 S: 9 H: 1 LOB: 1 BB: 0 P: 14	R: 2 E: 1 K: 0 S: 22 H: 3 LOB: 2 BB: 1 P: 36	R: 0 E: 0 K: 0 S: 5 H: 2 LOB: 2 BB: 1 P: 14	R: 0 E: 0 K: 0 S: 7 H: 2 LOB: 2 BB: 0 P: 10	R: 0 E: 0 K: 0 S: 5 H: 0 LOB: 0 BB: 0 P: 8	R: 0 E: 0 K: 1 S: 7 H: 0 LOB: 0 BB: 0 P: 11	R: 0 E: 0 K: 2 S: 12 H: 0 LOB: 1 BB: 1 P: 22	R: 0 E: 0 K: 2 S: 7 H: 0 LOB: 0 BB: 0 P: 9	1B: 6 2B: 4 3B: 0 HR: 0		SF: 1 SAC: 0 DP: 1 HBP: 0				

PITCHER	IP	WLS	BF	H	R	ER	SO	BB	IBB	HBP	BLK	WP	HR	S	P	ERA	WHIP
Johnny Podres, L (1, 1) ERA: 3.26	3.1	L	20	7	2	2	1	2	1	0	0	0	0	42	75	5.40	2.700
Bob Miller, R (4, 1) ERA: 3.29	5.2		19	2	0	0	5	1	0	0	0	0	0	39	63	0.00	0.529

PITCHER	IP	WLS	BF	H	R	ER	SO	BB	IBB	HBP	BLK	WP	HR	S	P	ERA	WHIP

TOP

Milwaukee Braves @ Los Angeles Dodgers

Dodger Stadium, Los Angeles, CA

Sat Aug 24 1963, 7:05 PM PDT

Att. 36,479 - Unknown

livebaseballscorecards.com

AB	34
R	2
H	9
RBI	1
BB	4
SO	6
LOB	20

1B: 6 SF: 1
2B: 4 SAC: 0
3B: 0 DP: 1
HR: 0 HBP: 0

WP: 0 PA: 39
PB: 0
SB: 0
CS: 0

Milwaukee Braves @ Los Angeles Dodgers

Dodger Stadium, Los Angeles, CA

Sat Aug 24 1963, 7:05 PM PDT

Att. 36,479 - Unknown

livebaseballscorecards.com

BOTTOM

Batter	1	2	3	4	5	6	7	8	9	AB	R	H	RBI	BB	SO	LOB
Maury Wills, S (1, 6) OBP: 0.351, SLG: 0.344	G3		BLK 1B		1-H 2B		G4-3 1-2f 2-3			4	0	2	1	0	0	2
Jim Gilliam, S (1, 4) OBP: 0.356, SLG: 0.387	BB		F7 1-2		4-3		F9			3	0	0	0	1	0	3
Wally Moon, L (1, 7) OBP: 0.353, SLG: 0.411	F2			G3		4-3		5-3		4	0	0	0	0	0	1
Tommy Davis, R (1, 5) (7, 8) OBP: 0.364, SLG: 0.460	F8			5-3		5-3		5-3		4	0	0	0	0	0	1
Frank Howard, R (1, 9) OBP: 0.321, SLG: 0.498		F3		1B		BB		F7		3	0	1	0	1	0	0
Bill Skowron, R (1, 3) OBP: 0.259, SLG: 0.293		5-3		F8		FC6 1-2 1B			5-3	4	0	1	0	0	0	1
Willie Davis, L (1, 8) OBP: 0.260, SLG: 0.352 Ken McMullen, R (6, PH) OBP: 0.268, SLG: 0.335 (7, 5) Dick Tracewski, R (9, PR) OBP: 0.283, SLG: 0.253		E4 CS			1-3	FC6 1-2f			G4-6-3 1B	2 2 0	0 0 0	0 1 0	0 0 0	0 0 0	0 0 0	0 2 0
Doug Camilli, R (1, 2) OBP: 0.225, SLG: 0.302 Ron Fairly, L (9, PH) OBP: 0.349, SLG: 0.411	CS 1-2		F2		F7		K G4-3 E		G4-6-3 1-2f	3 1	0 0	0 0	0 0	1 0	0 0	0 1
Johnny Podres, L (1, 1) OBP: 0.140, SLG: 0.241 Bob Miller, R (4, 1) OBP: 0.100, SLG: 0.083			4-3		2B 1B		E3 G4-3 1-2			1 2	0 1	0 1	0 0	0 0	0 0	0 1
Inning Stats	R: 0 E: 0 K: 0 S: 7 H: 0 LOB: 1 BB: 1 P: 13	R: 0 E: 1 K: 0 S: 9 H: 0 LOB: 0 BB: 0 P: 12	R: 0 E: 0 K: 0 S: 10 H: 1 LOB: 1 BB: 0 P: 16	R: 0 E: 0 K: 0 S: 9 H: 1 LOB: 1 BB: 0 P: 16	R: 1 E: 0 K: 0 S: 11 H: 2 LOB: 1 BB: 0 P: 15	R: 0 E: 0 K: 0 S: 11 H: 1 LOB: 2 BB: 1 P: 17	R: 0 E: 1 K: 1 S: 10 H: 0 LOB: 1 BB: 0 P: 18	R: 0 E: 0 K: 0 S: 5 H: 0 LOB: 0 BB: 0 P: 7	R: 0 E: 0 K: 0 S: 5 H: 1 LOB: 1 BB: 0 P: 5	1B: 5 2B: 1 3B: 0 HR: 0 SF: 0 SAC: 0 DP: 2 HBP: 0						

	AB	33
	R	1
	H	6
	RBI	1
	BB	2
	SO	1
	LOB	12

WP: 1 PA: 36
PB: 0
SB: 0
CS: 1

PITCHER		IP	WLS	BF	H	R	ER	SO	BB	IBB	HBP	BLK	WP	HR	S	P	ERA	WHIP
Denny Lemaster, L ERA: 2.85	(1, 1)	6.0	W	27	5	1	1	1	2	0	0	1	1	0	61	95	1.50	1.167
Bob Shaw, R ERA: 2.84	(7, 1)	3.0	S	8	1	0	0	0	0	0	0	0	0	0	16	24	0.00	0.333

PITCHER	IP	WLS	BF	H	R	ER	SO	BB	IBB	HBP	BLK	WP	HR	S	P	ERA	WHIP

Milwaukee Braves @ Los Angeles Dodgers

Dodger Stadium, Los Angeles, CA

Sun Aug 25 1963, 3:33 AM PDT

Att. 32,137 - Unknown

livebaseballscorecards.com

TOP

Batter	1	2	3	4	5	6	7	8	9	AB	R	H	RBI	BB	SO	LOB
Lee Maye, L (1, 8) OBP: 0.338, SLG: 0.436	S S B S 1-3 ① K		X 0-0 ②③ L1-6 2-3		S F X 0-2 ③ G3			C F X 0-2 1B		4	0	1	0	0	1	2
Frank Bolling, R (1, 4) OBP: 0.313, SLG: 0.329	F X 0-1 ② 6-3			B F X 1-1 ① F2		X 0-0 ① 1-3		X 0-0 ③ F2		4	0	0	0	0	0	1
Hank Aaron, R (1, 9) OBP: 0.392, SLG: 0.571	B F C B X 2-2 ③ L7			B F B B B 4-1 1B BB		C X 0-1 ② 5-3			F X 0-1 ① F8	3	0	0	0	1	0	0
Eddie Mathews, L (1, 7) OBP: 0.391, SLG: 0.449		B C B F B B 4-2 BB		C C B F X 1-2 **1-3** 1B		C B F F B F B F X 3-2 ③ 3-1			S B B X 2-1 F9 2B	3	1	2	0	1	0	0
Joe Torre, R (1, 2) OBP: 0.356, SLG: 0.433		B F B B F X 2-2 ① F8		F F C 0-3 ② K			X 0-0 ① 6-3		C F X 0-2 ② F9 2-3	4	0	0	0	0	1	4
Gene Oliver, R (1, 3) OBP: 0.342, SLG: 0.449		F C F S 0-3 ② K		B C S X 1-2 ③ L7			C B B X 2-1 ② F2		C X 0-1 3-H 2B	4	0	1	1	0	1	3
Denis Menke, R (1, 5) OBP: 0.297, SLG: 0.369		B B F S F E F F B 3-3 C ③ K			B F F H 2-2 SH1-4 HBP		B B F X 2-1 ③ L8		C F B B B B 4-2 BB	2	0	0	0	1	1	1
Roy McMillan, R (1, 6) OBP: 0.260, SLG: 0.298			S S B X 1-2 L1-6 SH1-4 1B		X 0-0 ① SH1-4 **1-2**			F C F S 0-3 ① K	X 0-0 ③ 6-3	3	0	1	0	0	1	2
Bob Sadowski, R (1, 1) OBP: 0.087, SLG: 0.087 Del Crandall, R (8, PH) OBP: 0.258, SLG: 0.264 Bob Shaw, R (8, 1) OBP: 0.200, SLG: 0.111			X 0-0 ① SH1-4 1-2		F C S 0-3 ② K			S F B X 1-2 ② 5-3		1 1 0	0 0 0	0 0 0	0 0 0	0 0 0	1 0 0	1 0 0
Inning Stats	R: 0 H: 0 E: 0 LOB: 0 K: 1 BB: 0 S: 8 P: 11	R: 0 H: 0 E: 0 LOB: 1 K: 2 BB: 1 S: 16 P: 25	R: 0 H: 1 E: 0 LOB: 0 K: 0 BB: 0 S: 5 P: 6	R: 0 H: 1 E: 0 LOB: 2 K: 1 BB: 1 S: 13 P: 20	R: 0 H: 0 E: 0 LOB: 1 K: 1 BB: 0 S: 9 P: 11	R: 0 H: 0 E: 0 LOB: 0 K: 0 BB: 0 S: 9 P: 12	R: 0 H: 0 E: 0 LOB: 0 K: 0 BB: 0 S: 5 P: 9	R: 0 H: 1 E: 0 LOB: 1 K: 1 BB: 0 S: 11 P: 12	R: 1 H: 2 E: 0 LOB: 2 K: 0 BB: 1 S: 12 P: 18	1B: 3 SF: 0 2B: 3 SAC: 2 3B: 0 DP: 1 HR: 0 HBP: 1						WP: 0 PA: 35 PB: 0 SB: 0 CS: 0

	AB	29
	R	1
	H	5
	RBI	1
	BB	3
	SO	6
	LOB	14

PITCHER		IP	WLS	BF	H	R	ER	SO	BB	IBB	HBP	BLK	WP	HR	S	P	ERA	WHIP
Sandy Koufax, L ERA: 1.96	(1, 1)	8.2		33	5	1	1	6	2	0	1	0	0	0	85	117	1.04	0.808
Bob Miller, R ERA: 3.28	(9, 1)	0.1	W	2	0	0	0	0	1	0	0	0	0	0	3	7	0.00	3.000

PITCHER	IP	WLS	BF	H	R	ER	SO	BB	IBB	HBP	BLK	WP	HR	S	P	ERA	WHIP

BOTTOM

Milwaukee Braves @ Los Angeles Dodgers

Dodger Stadium, Los Angeles, CA

Sun Aug 25 1963, 3:33 AM PDT

Att. 32,137 - Unknown

livebaseballscorecards.com

Batter	1	2	3	4	5	6	7	8	9	AB	R	H	RBI	BB	SO	LOB
Maury Wills, S (1, 6) OBP: 0.353, SLG: 0.346	CS 1B		6-3			6-3		3-1 SH3-4 1B		4	0	2	0	0	0	0
Jim Gilliam, S (1, 4) (9, 5) OBP: 0.354, SLG: 0.384	F8 1-2		G3			1-4-3		SH3-4 1-2		3	0	0	0	0	0	1
Wally Moon, L (1, 7) OBP: 0.348, SLG: 0.405 Dick Tracewski, R (9, 4) OBP: 0.283, SLG: 0.253	P1			B1-3		G3		3-1 2-3		4 0	0 0	0 0	0 0	0 0	0 0	1 0
Tommy Davis, R (1, 5) (9, 7) OBP: 0.366, SLG: 0.461		1B 1B		1B			F7	F5		4	0	2	0	0	0	1
Frank Howard, R (1, 9) OBP: 0.321, SLG: 0.500 Lee Walls, R (9, 9) OBP: 0.260, SLG: 0.319	K			F5			2B 2B		1B 1B	3 1	1 1	1 1	1 0	0 0	1 0	2 0
Ron Fairly, L (1, 3) OBP: 0.353, SLG: 0.413	1-2 1B			4-3			2B IBB		1B IBB 1-3 1B	3	0	2	0	1	0	1
Willie Davis, L (1, 8) OBP: 0.263, SLG: 0.354	F2		F9				1-3 2-H 2B		1B 1-2 IBB	3	0	1	1	1	0	2
Doug Camilli, R (1, 2) OBP: 0.236, SLG: 0.303	F8		K				G6-4-3 IBB		1-2 2-3 3-H 1B	3	0	1	1	1	1	2
Sandy Koufax, R (1, 1) OBP: 0.109, SLG: 0.093 Bob Miller, R (9, 1) OBP: 0.100, SLG: 0.083			L7			1-3		G6-4-3 1-2f		3 0	0 0	0 0	0 0	0 0	0 0	3 0

Inning Stats	R: 0 E: 0 K: 0 S: 7	H: 1 LOB: 0 BB: 0 P: 11	R: 0 E: 0 K: 1 S: 11	H: 2 LOB: 2 BB: 0 P: 15	R: 0 E: 0 K: 0 S: 8	H: 0 LOB: 0 BB: 0 P: 13	R: 0 E: 0 K: 0 S: 8	H: 1 LOB: 1 BB: 0 P: 13	R: 0 E: 0 K: 1 S: 8	H: 0 LOB: 0 BB: 0 P: 9	R: 0 E: 0 K: 0 S: 9	H: 0 LOB: 0 BB: 0 P: 11	R: 1 E: 0 K: 0 S: 8	H: 2 LOB: 2 BB: 2 P: 24	R: 0 E: 0 K: 0 S: 11	H: 1 LOB: 1 BB: 0 P: 14	R: 1 E: 0 K: 0 S: 11	H: 3 LOB: 3 BB: 1 P: 21	1B: 8 2B: 2 3B: 0 HR: 0	SF: 0 SAC: 1 DP: 1 HBP: 0	WP: 0 PB: 0 SB: 0 CS: 1	PA: 35

	AB	31
	R	2
	H	10
	RBI	2
	BB	3
	SO	2
	LOB	13

PITCHER		IP	WLS	BF	H	R	ER	SO	BB	IBB	HBP	BLK	WP	HR	S	P	ERA	WHIP
Bob Sadowski, R ERA: 2.4	(1, 1)	7.0		27	6	1	1	2	0	2	0	0	0	0	59	96	1.29	0.857
Bob Shaw, R ERA: 2.89	(8, 1)	1.0	L	8	4	1	1	0	0	1	0	0	0	0	22	35	9.00	4.000

PITCHER	IP	WLS	BF	H	R	ER	SO	BB	IBB	HBP	BLK	WP	HR	S	P	ERA	WHIP

Batter	1	2	3	4	5	6	7	8	9	AB	R	H	RBI	BB	SO	LOB
Lee Maye, L (1, 8) (6, 7) OBP: 0.333, SLG: 0.429	F5	P5	3-1		F7		K		F8	6	0	0	0	0	1	5
Frank Bolling, R (1, 4) OBP: 0.316, SLG: 0.332	K		HR 1B 1B	K		BB BB SF8 1B		6-3	HR 1B	6	3	3	0	0	2	0
Hank Aaron, R (1, 9) OBP: 0.395, SLG: 0.578	6-3		1-2 HR 1B	F8		1-2 BB BB		1-H S 1B 1B	1-H HR	5	3	3	2	1	0	0
Eddie Mathews, L (1, 7) (6, 5) OBP: 0.396, SLG: 0.457		PB 1B 1B	1-H 2-H HR	2B BB		1-2 2-3 FC5-4 BB		BB 1B SF7 1B	K	3	3	2	3	3	1	0
Joe Torre, R (1, 2) OBP: 0.356, SLG: 0.434		1-2 K	K	1-3 2B		K		1-2 2-H BB BB 1B	F8	6	0	2	1	0	3	4
Gene Oliver, R (1, 3) OBP: 0.339, SLG: 0.445		K	6-3	6-3		3-H SF8		1-2 2-3 BB BB		3	0	0	1	1	1	3
Denis Menke, R (1, 5) (6, 6) OBP: 0.299, SLG: 0.367		1-0 1B 1B HBP	BB 1B BB		1-3	1-2f FC5-4		3-H SF7		2	1	0	1	1	0	2
Roy McMillan, R (1, 6) OBP: 0.265, SLG: 0.303 Ty Cline, L (6, 8) OBP: 0.248, SLG: 0.206		1-2 2-H 1B 1B	1-2 BB 1B		F5		K	1-2 2-3 BB		3 0 2 1 0 0 0 1 0 0 0 1 1 0						
Bob Hendley, R (1, 1) OBP: 0.156, SLG: 0.116 Lou Klimchock, L (2, PH) OBP: 0.196, SLG: 0.217 Hank Fischer, R (2, 1) OBP: 0.150, SLG: 0.105 Don Dillard, L (5, PH) OBP: 0.264, SLG: 0.390 Ron Piche, R (5, 1) Bobby Tiefenauer, R (8, 1)		1-2 2-H 1B	1-2 2-3 BB		HR		K	4-3		0 0 0 0 0 0 0 1 0 1 1 0 0 0 0 0 0 0 1 0 0 1 1 1 1 0 0 0 2 0 0 0 0 1 3 0 0 0 0 0 0 0						
Inning Stats	R: 0 E: 0 K: 1 S: 5 H: 0 LOB: 0 BB: 0 P: 5	R: 2 E: 0 K: 2 S: 10 H: 3 LOB: 2 BB: 0 P: 11	R: 3 E: 0 K: 1 S: 9 H: 4 LOB: 3 BB: 2 P: 17	R: 0 E: 0 K: 1 S: 6 H: 1 LOB: 2 BB: 1 P: 10	R: 1 E: 0 K: 0 S: 4 H: 1 LOB: 0 BB: 0 P: 4	R: 1 E: 0 K: 1 S: 6 H: 1 LOB: 2 BB: 2 P: 14	R: 0 E: 0 K: 3 S: 9 H: 0 LOB: 0 BB: 0 P: 9	R: 2 E: 0 K: 0 S: 5 H: 2 LOB: 3 BB: 3 P: 17	R: 2 E: 0 K: 1 S: 7 H: 2 LOB: 0 BB: 0 P: 7	1B: 10 2B: 1 3B: 0 HR: 3 SF: 2 SAC: 0 DP: 0 HBP: 1							

TOP

Milwaukee Braves @ Houston Colt 45's

Colt Stadium, Houston, TX

Mon Aug 26 1963, 8:05 PM EDT

Att. 5,908 - Cloudy - 85 F

livebaseballscorecards.com

AB	39
R	11
H	14
RBI	11
BB	8
SO	10
LOB	17

WP: 0 PB: 1 SB: 1 CS: 0 PA: 50

PITCHER		IP	WLS	BF	H	R	ER	SO	BB	IBB	HBP	BLK	WP	HR	S	P	ERA	WHIP
Ken Johnson, R ERA: 3.27	(1, 1)	2.0		12	5	4	4	3	0	0	1	0	0	0	17	18	18.00	2.500
Don McMahon, R ERA: 4.01	(3, 1)	2.0		12	3	1	1	2	3	0	0	0	0	1	13	25	4.50	3.000
Dick Drott, R ERA: 3.83	(5, 1)	1.0	L	6	2	2	2	0	1	0	0	0	0	1	5	9	18.00	3.000
Hal Woodeshick, L ERA: 1.71	(6, 1)	3.0		15	2	2	2	4	4	0	0	0	0	0	19	35	6.00	2.000
Hal Brown, R ERA: 3.42	(9, 1)	1.0		5	2	2	2	1	0	0	0	0	0	1	7	7	18.00	2.000

PITCHER	IP	WLS	BF	H	R	ER	SO	BB	IBB	HBP	BLK	WP	HR	S	P	ERA	WHIP

BOTTOM

Milwaukee Braves @ Houston Colt 45's

Colt Stadium, Houston, TX

Mon Aug 26 1963, 8:05 PM EDT

Att. 5,908 - Cloudy - 85 F

livebaseballscorecards.com

Batter	1	2	3	4	5	6	7	8	9	AB	R	H	RBI	BB	SO	LOB
Ernie Fazio, R (1, 4) OBP: 0.271, SLG: 0.270	F7	K		K		5-3		F2		3	0	0	0	0	2	2
Dick Drott, R (5, 1) OBP: 0.111, SLG: 0.111										0	0	0	0	0	0	0
Hal Woodeshick, R (6, 1) OBP: 0.190, SLG: 0.150										1	0	0	0	0	0	0
Howie Goss, R (8, PH) (9, 8) OBP: 0.262, SLG: 0.338										1	0	0	0	0	0	1
Al Spangler, L (1, 8) (9, 7) OBP: 0.347, SLG: 0.374	2B 1B BB	F7		F8		2B		1-2 1B		4	1	2	0	1	0	2
Jimmy Wynn, R (1, 7) (9, 6) OBP: 0.328, SLG: 0.388	K		BB 1B 1B	1-2 HR BB		L5		F3		4	1	1	0	1	1	4
John Bateman, R (1, 2) OBP: 0.248, SLG: 0.359	2B 1-2 1B 1B		K	1-H 2-H HR			K		5-3	5	2	2	3	0	2	1
Carl Warwick, R (1, 9) OBP: 0.324, SLG: 0.341	1-3 2-H 1B 2B		K	1-3			5-3		1B 1B FC5 1B	5	2	2	1	0	1	1
Rusty Staub, L (1, 3) OBP: 0.306, SLG: 0.301	2-H 3-H 1B		BB 1-2 1B	4-3			BB FC5-4		FC5 1B 1-2 1B	4	0	3	2	1	0	0
Bob Aspromonte, R (1, 5) OBP: 0.254, SLG: 0.273	F7		1-2 2-3 BB	6-3		FC5-4 1-2f			FC5 1-2 2-3 1B	4	0	1	0	1	0	2
Bob Lillis, R (1, 6) OBP: 0.222, SLG: 0.223		BB	4-3	5-3				K	FC5 1-2 2-3f 3-H	2	0	0	0	1	0	3
Hal Smith, R (8, PH) OBP: 0.278, SLG: 0.265										1	0	0	0	0	1	0
Hal Brown, R (9, 1) OBP: 0.114, SLG: 0.114										0	0	0	0	0	0	0
Johnny Weekly, R (9, PH) OBP: 0.172, SLG: 0.111										1	0	0	1	0	0	2
Ken Johnson, R (1, 1) OBP: 0.088, SLG: 0.055		K		BB HR 1B		6-3		1B BB	L8	1	0	0	0	0	1	1
Don McMahon, R (3, 1) OBP: 0.167, SLG: 0.182										0	0	0	0	0	0	0
Pete Runnels, L (4, PH) (5, 4) OBP: 0.313, SLG: 0.264										3	1	1	0	1	0	2
Inning Stats	R: 3 E: 0 K: 1 S: 8 H: 3 LOB: 1 BB: 1 P: 12	R: 0 E: 0 K: 2 S: 7 H: 0 LOB: 1 BB: 1 P: 11	R: 0 E: 0 K: 2 S: 9 H: 2 LOB: 3 BB: 1 P: 13	R: 3 E: 0 K: 1 S: 7 H: 2 LOB: 0 BB: 1 P: 11	R: 0 E: 0 K: 0 S: 3 H: 0 LOB: 0 BB: 0 P: 3	R: 0 E: 0 K: 0 S: 4 H: 1 LOB: 1 BB: 0 P: 4	R: 0 E: 0 K: 1 S: 5 H: 0 LOB: 1 BB: 1 P: 9	R: 0 E: 0 K: 1 S: 6 H: 1 LOB: 2 BB: 1 P: 10	R: 1 E: 0 K: 0 S: 6 H: 3 LOB: 2 BB: 0 P: 6	1B: 9 2B: 2 3B: 0 HR: 1 SF: 0 SAC: 0 DP: 0 HBP: 0						

	AB	39
	R	7
	H	12
	RBI	7
	BB	6
	SO	8
	LOB	21

WP: 0 PA: 45
PB: 0
SB: 0
CS: 0

PITCHER		IP	WLS	BF	H	R	ER	SO	BB	IBB	HBP	BLK	WP	HR	S	P	ERA	WHIP
Bob Hendley, L ERA: 3.59	(1, 1)	1.0		7	3	3	3	1	1	0	0	0	0	0	8	12	27.00	4.000
Hank Fischer, R ERA: 5.06	(2, 1)	3.0		16	4	3	3	5	3	0	0	0	0	1	23	35	9.00	2.333
Ron Piche, R ERA: 4.06	(5, 1)	3.2	W	15	2	0	0	2	2	0	0	0	0	0	17	25	0.00	1.091
Bobby Tiefenauer, R ERA: 1.69	(8, 1)	1.1	S	7	3	1	1	0	0	0	0	0	0	0	7	7	6.75	2.250

PITCHER	IP	WLS	BF	H	R	ER	SO	BB	IBB	HBP	BLK	WP	HR	S	P	ERA	WHIP

Batter	1	2	3	4	5	6	7	8	9	AB	R	H	RBI	BB	SO	LOB
Lee Maye, L (1, 8) OBP: 0.330, SLG: 0.425	K		FC6-4 1-2f		P6			3-1		4	0	0	0	0	1	1
Frank Bolling, R (1, 4) OBP: 0.315, SLG: 0.331	F9			HR 1B		F8		1-3		4	1	1	0	0	0	0
Hank Aaron, R (1, 9) OBP: 0.396, SLG: 0.583	4-3			1-H HR		F7			1B S 1B 1B	4	2	2	2	0	0	0
Eddie Mathews, L (1, 7) OBP: 0.397, SLG: 0.458		G6-4-3 1B		3-1		G3			1-3 1B	4	0	2	0	0	0	0
Joe Torre, R (1, 2) (9, 3) OBP: 0.357, SLG: 0.435		G6-4-3 1-2f		1B			K		1-2 3-H 1B	4	0	2	1	0	1	1
Gene Oliver, R (1, 3) OBP: 0.335, SLG: 0.439 Del Crandall, R (9, 2) OBP: 0.258, SLG: 0.264		K		K			F6		F5	4 0	0 0	0 0	0 0	0 0	2 0	3 0
Denis Menke, R (1, 5) OBP: 0.296, SLG: 0.364			K	5-3			E5		K	4	0	0	0	0	2	3
Roy McMillan, R (1, 6) OBP: 0.261, SLG: 0.298			P3		F9		F9		F8	4	0	0	0	0	0	3
Warren Spahn, L (1, 1) OBP: 0.189, SLG: 0.246			E4 FC6-4		G3			K		3	0	0	0	0	1	0
Inning Stats	R: 0 E: 0 K: 1 S: 5 H: 0 LOB: 0 BB: 0 P: 5	R: 0 E: 0 K: 1 S: 5 H: 1 LOB: 0 BB: 0 P: 5	R: 0 E: 1 K: 1 S: 6 H: 0 LOB: 1 BB: 0 P: 6	R: 2 E: 0 K: 1 S: 8 H: 3 LOB: 1 BB: 0 P: 8	R: 0 E: 0 K: 0 S: 3 H: 0 LOB: 0 BB: 0 P: 3	R: 0 E: 0 K: 0 S: 3 H: 0 LOB: 0 BB: 0 P: 3	R: 0 E: 1 K: 1 S: 6 H: 0 LOB: 1 BB: 0 P: 6	R: 0 E: 0 K: 1 S: 5 H: 0 LOB: 0 BB: 0 P: 5	R: 1 E: 0 K: 1 S: 8 H: 3 LOB: 2 BB: 0 P: 8	1B: 6 2B: 0 3B: 0 HR: 1 SF: 0 SAC: 0 DP: 1 HBP: 0						

PITCHER	IP	WLS	BF	H	R	ER	SO	BB	IBB	HBP	BLK	WP	HR	S	P	ERA	WHIP
Don Nottebart, R (1, 1) ERA: 3.16	9.0	L	35	7	3	3	7	0	0	0	0	0	1	49	49	3.00	0.778

PITCHER	IP	WLS	BF	H	R	ER	SO	BB	IBB	HBP	BLK	WP	HR	S	P	ERA	WHIP

TOP

Milwaukee Braves @ Houston Colt 45's

Colt Stadium, Houston, TX

Tue Aug 27 1963, 8:05 PM EDT

Att. 7,349 - Cloudy - 85 F

livebaseballscorecards.com

AB	35
R	3
H	7
RBI	3
BB	0
SO	7
LOB	11

WP: 0 PA: 35
PB: 0
SB: 1
CS: 0

Batter	1	2	3	4	5	6	7	8	9	AB	R	H	RBI	BB	SO	LOB
Al Spangler, L (1, 8) OBP: 0.352, SLG: 0.377	BB 4-0 1B 1B BB	1-2 2-H 0-0 1B 1B		0-0 1B			SH1-4 0-0 1B		1-2f G6-4-3 0-0 ②③	4	1	3	1	1	0	1
Pete Runnels, L (1, 4) OBP: 0.313, SLG: 0.264	F7 0-0 ①	1-2 2-3 0-0 1B		1-3 0-0 ③			SH1-4 1-2 0-0 ①			3	0	1	0	0	0	2
Jimmy Wynn, R (1, 7) OBP: 0.332, SLG: 0.390	1-2 1B 0-0 1B	K 0-3 ②			FC6-4 0-0 1B		4-3 0-0 ②			4	0	2	0	0	1	4
John Bateman, R (1, 2) OBP: 0.248, SLG: 0.358	1-2 2-H 0-0 1B	F8 0-0 ③			F2 0-0 ①		5-3 0-0 ③			4	0	1	1	0	0	5
Carl Warwick, R (1, 9) OBP: 0.321, SLG: 0.338	F7 0-0 ②	F9 0-0 ①			FC6-4 1-2f 0-0 ②			K 0-3 ①		4	0	0	0	0	1	3
Rusty Staub, L (1, 3) OBP: 0.303, SLG: 0.298	4-3 0-0 ③	F8 0-0 ②			1-3 0-0 ③			K 0-3 ②		4	0	0	0	0	1	3
Bob Aspromonte, R (1, 5) OBP: 0.252, SLG: 0.270		F3 0-0 ①	5-3 0-0 ③			F8 0-0 ①		F7 0-0 ③		4	0	0	0	0	0	0
Bob Lillis, R (1, 6) OBP: 0.223, SLG: 0.224 Hal Smith, R (9, PH) OBP: 0.270, SLG: 0.257		1B 1B 0-0 1B		P1 0-0 ①		L6 0-0 ②			1-3 0-0 ①	3 1	1 0	1 0	0 0	0 0	0 0	0 0
Don Nottebart, R (1, 1) OBP: 0.170, SLG: 0.154 Johnny Weekly, R (9, PH) OBP: 0.200, SLG: 0.143 Ernie Fazio, R (9, PR) OBP: 0.271, SLG: 0.270		1-2 1B 1B 0-0 1B		6-3 0-0 ②		K 0-3 ③			G6-4-3 0-0 ① 1B	3 1 0	0 0 0	1 1 0	0 0 0	1 0 0	0 0 0	0 0 0
Inning Stats	R: 1 E: 0 K: 0 S: 5 H: 2 LOB: 2 BB: 1 P: 9	R: 1 E: 0 K: 1 S: 9 H: 4 LOB: 3 BB: 0 P: 9	R: 0 E: 0 K: 0 S: 3 H: 0 LOB: 0 BB: 0 P: 3	R: 0 E: 0 K: 0 S: 4 H: 1 LOB: 1 BB: 0 P: 4	R: 0 E: 0 K: 0 S: 4 H: 1 LOB: 1 BB: 0 P: 4	R: 0 E: 0 K: 1 S: 5 H: 0 LOB: 0 BB: 0 P: 5	R: 0 E: 0 K: 0 S: 4 H: 1 LOB: 1 BB: 0 P: 4	R: 0 E: 0 K: 2 S: 7 H: 0 LOB: 0 BB: 0 P: 7	R: 0 E: 0 K: 0 S: 3 H: 1 LOB: 1 BB: 0 P: 3	1B: 10 2B: 0 3B: 0 HR: 0	SF: 0 SAC: 1 DP: 1 HBP: 0						

PITCHER	IP	WLS	BF	H	R	ER	SO	BB	IBB	HBP	BLK	WP	HR	S	P	ERA	WHIP
Warren Spahn, L (1, 1) ERA: 2.5	9.0	W	37	10	2	2	4	1	0	0	0	0	0	44	48	2.00	1.222

PITCHER	IP	WLS	BF	H	R	ER	SO	BB	IBB	HBP	BLK	WP	HR	S	P	ERA	WHIP

BOTTOM

Milwaukee Braves @ Houston Colt 45's

Colt Stadium, Houston, TX

Tue Aug 27 1963, 8:05 PM EDT

Att. 7,349 - Cloudy - 85 F

livebaseballscorecards.com

AB	35
R	2
H	10
RBI	2
BB	1
SO	4
LOB	18

1B: 10	SF: 0	WP: 0	PA: 37
2B: 0	SAC: 1	PB: 0	
3B: 0	DP: 1	SB: 0	
HR: 0	HBP: 0	CS: 0	

Milwaukee Braves @ Houston Colt 45's

Colt Stadium, Houston, TX

Wed Aug 28 1963, 8:05 PM EDT

Att. 6,695 - Unknown - 83 F

TOP

livebaseballscorecards.com

Batter	1	2	3	4	5	6	7	8	9	AB	R	H	RBI	BB	SO	LOB
Lee Maye, L (1, 8) (9, 7) OBP: 0.332, SLG: 0.428	P6		1-3			2-3 1B		SH5-4 (1-2)	2B (2-H) 2B	4	1	2	1	0	0	0
Frank Bolling, R (1, 4) OBP: 0.314, SLG: 0.330	F8		5-3			2-3 (1-2)		1B IBB HR (2-3) 1B	F9	5	1	1	0	0	0	2
Hank Aaron, R (1, 9) OBP: 0.396, SLG: 0.583	6-3			6-3		BBBB BB		SF7 (3-H)	2B (2-H)	3	0	1	2	1	0	0
Eddie Mathews, L (1, 7) OBP: 0.395, SLG: 0.454 Ty Cline, L (9, 8) OBP: 0.248, SLG: 0.206		F9		SSS K		F9		1B HR (1-2) IBB	F8	4 0	1 0	0 0	0 0	1 0	1 0	3 0
Joe Torre, R (1, 2) OBP: 0.358, SLG: 0.435		HR 1B		5-3			SSS K	HR (1-2 2-3) 1B		4	2	2	0	0	1	0
Gene Oliver, R (1, 3) OBP: 0.337, SLG: 0.460		HR (1-H)			6-3		F7	HR (1-H 2-H 3-H)		4	2	2	6	0	0	0
Denis Menke, R (1, 5) OBP: 0.296, SLG: 0.363		F5			5-3		E S 1B	F6		4	0	1	0	0	0	0
Roy McMillan, R (1, 6) OBP: 0.260, SLG: 0.297		5-3			F5		L8 (1-3)		SH5-4 2B 1B	4	1	1	0	0	0	1
Tony Cloninger, R (1, 1) OBP: 0.147, SLG: 0.147			P6			F8		1B SH5-4 SF7 1B	SH5-4 (1-2)	3	1	1	0	0	0	0
Inning Stats	R: 0 E: 0 K: 0 S: 3 / H: 0 LOB: 0 BB: 0 P: 3	R: 2 E: 0 K: 0 S: 5 / H: 2 LOB: 0 BB: 0 P: 5	R: 0 E: 0 K: 0 S: 3 / H: 0 LOB: 0 BB: 0 P: 3	R: 0 E: 0 K: 1 S: 5 / H: 0 LOB: 0 BB: 0 P: 5	R: 0 E: 0 K: 0 S: 3 / H: 0 LOB: 0 BB: 0 P: 3	R: 0 E: 0 K: 0 S: 4 / H: 1 LOB: 2 BB: 1 P: 8	R: 0 E: 0 K: 1 S: 6 / H: 1 LOB: 1 BB: 0 P: 6	R: 5 E: 0 K: 0 S: 7 / H: 4 LOB: 0 BB: 1 P: 11	R: 2 E: 0 K: 0 S: 6 / H: 3 LOB: 1 BB: 0 P: 6	1B: 7 2B: 2 3B: 0 HR: 2	SF: 1 SAC: 2 DP: 0 HBP: 0						

	AB	35
	R	9
	H	11
	RBI	9
	BB	2
	SO	2
	LOB	6

WP: 0 PB: 0 SB: 1 CS: 0 PA: 40

PITCHER	IP	WLS	BF	H	R	ER	SO	BB	IBB	HBP	BLK	WP	HR	S	P	ERA	WHIP
Turk Farrell, R (1, 1) ERA: 3.07	8.0	L	34	8	7	7	2	1	1	0	0	0	2	36	44	7.88	1.125
Jim Umbricht, R (9, 1) ERA: 2.97	1.0		6	3	2	2	0	0	0	0	0	0	0	6	6	18.00	3.000

PITCHER	IP	WLS	BF	H	R	ER	SO	BB	IBB	HBP	BLK	WP	HR	S	P	ERA	WHIP

Batter	1	2	3	4	5	6	7	8	9	AB	R	H	RBI	BB	SO	LOB
Al Spangler, L (1, 8) OBP: 0.353, SLG: 0.376	BBBB 4-0 S BB		x 0-0 ③ F7			BBBB 4-0 G4-3 BB		x 0-0 ② L9		2	0	0	0	2	0	1
Pete Runnels, L (1, 4) OBP: 0.309, SLG: 0.261	x 0-0 ① F8 1-2			x 0-0 ① F8		x 0-0 ②③ G4-3 1-2f		x 0-0 ③ FC4-6 1-2f		4	0	0	0	0	0	3
Jimmy Wynn, R (1, 7) OBP: 0.324, SLG: 0.381 (9, 6)	x 0-0 ② L8			x 0-0 ② F8			x 0-0 E7 1B		x 0-0 ① F7	4	1	0	0	0	0	1
John Bateman, R (1, 2) OBP: 0.245, SLG: 0.353	SSS 0-3 ③ K			SSS 0-3 ③ K			x 0-0 ① 1-3		x 0-0 ② 5-3	4	0	0	0	0	2	2
Rusty Staub, L (1, 3) OBP: 0.301, SLG: 0.295		x 0-0 ① F7			x 0-0 ① F9		x 0-0 ② F9		x 0-0 ③ L8	4	0	0	0	0	0	1
Carl Warwick, R (1, 9) OBP: 0.323, SLG: 0.340		x 0-0 ② F9			x 0-0 1B		x 0-0 2-H 1B			3	0	2	1	0	0	0
Bob Aspromonte, R (1, 5) OBP: 0.250, SLG: 0.268		x 0-0 ③ F8			x 0-0 ② P4		x 0-0 ③ P4			3	0	0	0	0	0	2
Bob Lillis, R (1, 6) OBP: 0.222, SLG: 0.223 Johnny Weekly, R (8, PH) OBP: 0.194, SLG: 0.138 (9, 7)			x 0-0 ① F7		SSS 0-3 ③ K			x 0-0 ① L1		2 1	0 0	0 0	0 0	1 0	1 0	1 0
Turk Farrell, R (1, 1) OBP: 0.218, SLG: 0.196 Hal Smith, R (8, PH) OBP: 0.289, SLG: 0.278 Jim Umbricht, R (9, 1)			SSS 0-3 ② K			SSS 0-3 ① K		x 0-0 FC4-6 1B		2 1 0	0 0 0	0 1 0	0 0 0	0 0 0	2 0 0	0 0 0
Inning Stats	R: 0 E: 0 K: 1 S: 5 H: 0 LOB: 1 BB: 1 P: 9	R: 0 E: 0 K: 0 S: 3 H: 0 LOB: 0 BB: 0 P: 3	R: 0 E: 0 K: 1 S: 5 H: 0 LOB: 0 BB: 0 P: 5	R: 0 E: 0 K: 1 S: 5 H: 0 LOB: 0 BB: 0 P: 5	R: 0 E: 0 K: 1 S: 6 H: 1 LOB: 1 BB: 0 P: 6	R: 0 E: 0 K: 1 S: 4 H: 0 LOB: 0 BB: 1 P: 8	R: 1 E: 1 K: 0 S: 5 H: 1 LOB: 1 BB: 0 P: 5	R: 0 E: 0 K: 0 S: 4 H: 1 LOB: 1 BB: 0 P: 4	R: 0 E: 0 K: 0 S: 3 H: 0 LOB: 0 BB: 0 P: 3	1B: 3 2B: 0 3B: 0 HR: 0	SF: 0 SAC: 0 DP: 1 HBP: 0			WP: 0 PB: 0 SB: 1 CS: 0	PA: 32		

PITCHER	IP	WLS	BF	H	R	ER	SO	BB	IBB	HBP	BLK	WP	HR	S	P	ERA	WHIP
Tony Cloninger, R (1, 1) ERA: 3.52	9.0	W	32	3	1	0	5	2	0	0	0	0	0	40	48	0.00	0.556

PITCHER	IP	WLS	BF	H	R	ER	SO	BB	IBB	HBP	BLK	WP	HR	S	P	ERA	WHIP

BOTTOM

Milwaukee Braves @ Houston Colt 45's

Colt Stadium, Houston, TX

Wed Aug 28 1963, 8:05 PM EDT

Att. 6,695 - Unknown - 83 F

livebaseballscorecards.com

AB	30
R	1
H	3
RBI	1
BB	2
SO	5
LOB	11

Batter	1	2	3	4	5	6	7	8	9	AB	R	H	RBI	BB	SO	LOB
Lee Maye, L (1, 8) (8, 7) OBP: 0.333, SLG: 0.434	2B		F2		G3 1-2 2-3		G3 2-H 2B			4	0	2	1	0	0	3
Frank Bolling, R (1, 4) OBP: 0.311, SLG: 0.327	L3		5-3		SF8 3-H		G3 2-3			3	0	0	1	0	0	3
Hank Aaron, R (1, 9) OBP: 0.393, SLG: 0.579	F9			P4	K			6-3		4	0	0	0	0	1	2
Eddie Mathews, L (1, 7) (8, 5) OBP: 0.396, SLG: 0.455	K			2B		F2		G4-3 BB		3	0	1	0	1	1	1
Joe Torre, R (1, 2) OBP: 0.355, SLG: 0.431		6-3		F8		L7		G4-3 1-2f		4	0	0	0	0	0	2
Gene Oliver, R (1, 3) OBP: 0.339, SLG: 0.460		5-3		F7		S 1B			CS 1B	4	0	2	0	0	0	1
Denis Menke, R (1, 5) OBP: 0.296, SLG: 0.362		K			1B 1B	5-3 1-2			K 1-2	3	1	1	0	0	1	1
Ty Cline, L (8, 8) OBP: 0.245, SLG: 0.204										1	0	0	0	0	1	1
Roy McMillan, R (1, 6) OBP: 0.264, SLG: 0.300			P4		G3 SF8 1-2	SH1-4 2B			F8	4	2	2	0	0	0	0
Denny Lemaster, R (1, 1) OBP: 0.203, SLG: 0.313			1B		G3 1-2 2-H	SH1-4 1-2				2	0	2	1	0	0	0
Bob Shaw, R (7, 1) OBP: 0.200, SLG: 0.111										0	0	0	0	0	0	0
Inning Stats	R: 0 E: 0 K: 1 S: 6 H: 1 LOB: 1 BB: 0 P: 6	R: 0 E: 0 K: 1 S: 5 H: 0 LOB: 0 BB: 0 P: 5	R: 0 E: 0 K: 0 S: 4 H: 1 LOB: 1 BB: 0 P: 4	R: 0 E: 0 K: 0 S: 4 H: 1 LOB: 1 BB: 0 P: 4	R: 2 E: 0 K: 1 S: 8 H: 3 LOB: 1 BB: 0 P: 8	R: 0 E: 0 K: 0 S: 4 H: 1 LOB: 1 BB: 0 P: 4	R: 1 E: 0 K: 0 S: 4 H: 2 LOB: 0 BB: 0 P: 4	R: 0 E: 0 K: 0 S: 2 H: 0 LOB: 0 BB: 1 P: 6	R: 0 E: 0 K: 1 S: 5 H: 1 LOB: 0 BB: 0 P: 5	1B: 7 2B: 3 3B: 0 HR: 0	SF: 1 SAC: 1 DP: 1 HBP: 0						

PITCHER	IP	WLS	BF	H	R	ER	SO	BB	IBB	HBP	BLK	WP	HR	S	P	ERA	WHIP
Tracy Stallard, R (1, 1) ERA: 4.9	5.0	L	21	6	2	2	3	0	0	0	0	0	0	27	27	3.60	1.200
Galen Cisco, R (6, 1) ERA: 4.23	2.0		8	3	1	1	0	0	0	0	0	0	0	8	8	4.50	1.500
Larry Bearnarth, R (8, 1) ERA: 3.29	2.0		6	1	0	0	1	1	0	0	0	0	0	7	11	0.00	1.000

PITCHER	IP	WLS	BF	H	R	ER	SO	BB	IBB	HBP	BLK	WP	HR	S	P	ERA	WHIP

TOP

Milwaukee Braves @ New York Mets

Polo Grounds, New York, NY

Fri Aug 30 1963, 7:05 PM EDT

Att. 10,912 - Unknown

livebaseballscorecards.com

AB	32
R	3
H	10
RBI	3
BB	1
SO	4
LOB	14

Batter	1	2	3	4	5	6	7	8	9	AB	R	H	RBI	BB	SO	LOB
Joe Christopher, R (1, 9) OBP: 0.289, SLG: 0.275	F8		P4 1-2		P3		1B 3-H		FC5 2-3	5	0	1	1	0	0	5
Rod Kanehl, R (1, 8) OBP: 0.254, SLG: 0.277	K			P5	4-3		FC6-4 1-2			4	0	1	0	0	1	0
Ron Hunt, R (1, 4) OBP: 0.335, SLG: 0.382	F9			G5-4-3		FC4-6 WP	FC6-4 1-2f			4	0	2	0	0	0	2
Frank Thomas, R (1, 7) OBP: 0.320, SLG: 0.396		K		G5-4-3 1-2f		FC4-6 1-2 BB		F5		3	0	0	0	1	1	1
Jesse Gonder, L (1, 2) OBP: 0.358, SLG: 0.503		K			4-3	FC4-6 FC6-4 1-2f 2-3		4-3		4	0	0	0	0	1	2
Jim Hickman, R (1, 5) OBP: 0.292, SLG: 0.391		L6			P5	FC6-4 1-2f		F3		4	0	0	0	0	0	2
Tim Harkness, L (1, 3) OBP: 0.290, SLG: 0.310			K		BB 1B		4-3 PB 1B		L7	3	1	1	0	1	1	0
Al Moran, R (1, 6) OBP: 0.273, SLG: 0.227			F8		BB 1-2		K 1-2		FC5 5-3	3	0	1	0	0	1	1
Duke Carmel, L (9, PH) OBP: 0.358, SLG: 0.362										1	0	1	0	0	0	0
Tracy Stallard, R (1, 1) OBP: 0.073, SLG: 0.073			PB		4-0 BB 1-2 2-3		4-3 2-3		5-3 1-2	1	0	1	0	0	0	0
Ted Schreiber, R (5, PH) OBP: 0.270, SLG: 0.182										0	0	0	0	1	0	0
Galen Cisco, R (6, 1) OBP: 0.209, SLG: 0.158										0	0	0	0	0	0	0
Joe Hicks, L (7, PH) OBP: 0.289, SLG: 0.412										1	0	0	0	0	0	1
Larry Bearnarth, R (8, 1) OBP: 0.148, SLG: 0.154										0	0	0	0	0	0	0
Duke Snider, L (9, PH) OBP: 0.352, SLG: 0.429										1	0	0	0	0	0	1
Inning Stats	R: 0 E: 0 K: 1 S: 5 H: 0 LOB: 0 BB: 0 P: 5	R: 0 E: 0 K: 2 S: 7 H: 0 LOB: 0 BB: 0 P: 7	R: 0 E: 0 K: 1 S: 6 H: 1 LOB: 1 BB: 0 P: 6	R: 0 E: 0 K: 0 S: 3 H: 1 LOB: 0 BB: 0 P: 3	R: 0 E: 0 K: 0 S: 5 H: 2 LOB: 3 BB: 1 P: 9	R: 0 E: 0 K: 0 S: 4 H: 1 LOB: 2 BB: 1 P: 8	R: 1 E: 0 K: 1 S: 7 H: 2 LOB: 2 BB: 1 P: 11	R: 0 E: 0 K: 0 S: 3 H: 0 LOB: 0 BB: 0 P: 3	R: 0 E: 0 K: 0 S: 4 H: 1 LOB: 1 BB: 0 P: 4	1B: 8 2B: 0 3B: 0 HR: 0	SF: 0 SAC: 0 DP: 1 HBP: 0						

PITCHER		IP	WLS	BF	H	R	ER	SO	BB	IBB	HBP	BLK	WP	HR	S	P	ERA	WHIP
Denny Lemaster, L ERA: 2.8	(1, 1)	6.2	W	29	7	1	1	5	3	0	0	0	1	0	36	48	1.35	1.500
Bob Shaw, R ERA: 2.84	(7, 1)	2.1	S	8	1	0	0	0	0	0	0	0	0	0	8	8	0.00	0.429

PITCHER	IP	WLS	BF	H	R	ER	SO	BB	IBB	HBP	BLK	WP	HR	S	P	ERA	WHIP

BOTTOM

Milwaukee Braves @ New York Mets

Polo Grounds, New York, NY

Fri Aug 30 1963, 7:05 PM EDT

Att. 10,912 - Unknown

livebaseballscorecards.com

AB	34
R	1
H	8
RBI	1
BB	3
SO	5
LOB	15

WP: 1 PB: 2 SB: 0 CS: 0 PA: 37

Batter	1	2	3	4	5	6	7	8	9	AB	R	H	RBI	BB	SO	LOB
Lee Maye, L (1, 8) (8, 7) OBP: 0.330, SLG: 0.428	F8		FC4-3 S 1-2f		6-3		G3-6 1-2f 3-H		F7	5	0	0	0	0	0	3
Frank Bolling, R (1, 4) OBP: 0.311, SLG: 0.333	K		F5 1-2		F8			HR		4	1	1	1	0	1	1
Hank Aaron, R (1, 9) OBP: 0.392, SLG: 0.576	F5			6-3		E5 1B		6-3		4	0	1	0	0	0	0
Eddie Mathews, L (1, 5) OBP: 0.397, SLG: 0.453		G3		1B E SF8 BB		K		FC6-4 BB		2	1	0	0	2	1	1
Joe Torre, R (1, 3) OBP: 0.354, SLG: 0.437		HR		E5 1B 1-2		P6		K		4	1	1	1	0	1	3
Gene Oliver, R (1, 7) OBP: 0.338, SLG: 0.458		K		1-2 2-3 1B		K		FC6-4 1-2f		4	0	1	0	0	2	2
Ty Cline, L (8, 8) OBP: 0.245, SLG: 0.204										0	0	0	0	0	0	0
Roy McMillan, R (1, 6) OBP: 0.268, SLG: 0.305		F7		SF8 3-H			1B 6-3 G3-6 1B		SH3 1B	3	1	2	1	0	0	0
Del Crandall, R (1, 2) OBP: 0.255, SLG: 0.260			L7	K			6-3 1-2		SH3 1-2	3	0	0	0	0	1	3
Warren Spahn, L (1, 1) OBP: 0.192, SLG: 0.247			K FC4-3		L1		G3-6 2-3 1B		L9	4	0	1	0	0	1	1
Inning Stats	R: 0 E: 0 K: 1 S: 5 H: 0 LOB: 0 BB: 0 P: 5	R: 1 E: 0 K: 1 S: 6 H: 1 LOB: 0 BB: 0 P: 6	R: 0 E: 0 K: 1 S: 6 H: 0 LOB: 1 BB: 0 P: 6	R: 1 E: 1 K: 1 S: 7 H: 1 LOB: 2 BB: 1 P: 11	R: 0 E: 0 K: 0 S: 3 H: 0 LOB: 0 BB: 0 P: 3	R: 0 E: 1 K: 2 S: 8 H: 1 LOB: 1 BB: 0 P: 8	R: 1 E: 0 K: 0 S: 4 H: 2 LOB: 0 BB: 0 P: 4	R: 1 E: 0 K: 1 S: 6 H: 1 LOB: 1 BB: 1 P: 10	R: 0 E: 0 K: 0 S: 4 H: 1 LOB: 1 BB: 0 P: 4	1B: 5 2B: 0 3B: 0 HR: 2 SF: 1 SAC: 1 DP: 1 HBP: 0						

TOP

Milwaukee Braves @ New York Mets

Polo Grounds, New York, NY

Sat Aug 31 1963, 7:05 PM EDT

Att. 11,788 - Unknown

livebaseballscorecards.com

AB	33
R	4
H	7
RBI	3
BB	2
SO	7
LOB	14

PITCHER		IP	WLS	BF	H	R	ER	SO	BB	IBB	HBP	BLK	WP	HR	S	P	ERA	WHIP
Carl Willey, R ERA: 2.9	(1, 1)	8.0	L	33	6	4	3	7	2	0	0	0	0	2	45	53	3.38	1.000
Roger Craig, R ERA: 3.88	(9, 1)	1.0		4	1	0	0	0	0	0	0	0	0	0	4	4	0.00	1.000

PITCHER	IP	WLS	BF	H	R	ER	SO	BB	IBB	HBP	BLK	WP	HR	S	P	ERA	WHIP

Batter	1	2	3	4	5	6	7	8	9	AB	R	H	RBI	BB	SO	LOB
Joe Christopher, R (1, 9) OBP: 0.288, SLG: 0.274	L7		L7			L8		L8-3 3-H 1B		4	0	1	1	0	0	1
Rod Kanehl, R (1, 7) OBP: 0.254, SLG: 0.276	G6-4-3 1B			5-3		4-3		L8-3 1-2		4	0	1	0	0	0	1
Ron Hunt, R (1, 4) OBP: 0.335, SLG: 0.381	G6-4-3 1-2f			5-3		1-3			G1-6-3 1B	4	0	1	0	0	0	1
Jesse Gonder, L (1, 2) OBP: 0.348, SLG: 0.490		4-3		K			5-3		G1-6-3 1-2f	4	0	0	0	0	1	1
Jim Hickman, R (1, 5) OBP: 0.294, SLG: 0.392		5-3			F8		1-3 1B		1B	4	0	2	0	0	0	0
Tim Harkness, L (1, 3) OBP: 0.286, SLG: 0.305		K			4-3		1-3 1-2		P4	4	0	0	0	0	1	2
Duke Carmel, L (1, 8) OBP: 0.358, SLG: 0.377			F8		HR 3B		P9			3	1	1	0	0	0	1
Al Moran, R (1, 6) OBP: 0.280, SLG: 0.248			SH2-3 BB		HR 3-H			4-3 1B 2B		2	2	2	2	1	0	0
Carl Willey, R (1, 1) OBP: 0.130, SLG: 0.178 Duke Snider, L (8, PH) OBP: 0.351, SLG: 0.428 Roger Craig, R (9, 1) OBP: 0.141, SLG: 0.098			SH2-3 1-2		K			4-3 2-3		1 1 0	0 0 0	0 0 0	0 0 0	0 0 0	1 0 0	0 1 0
Inning Stats	R: 0 H: 1 E: 0 LOB: 0 K: 0 BB: 0 S: 3 P: 3	R: 0 H: 0 E: 0 LOB: 0 K: 1 BB: 0 S: 5 P: 5	R: 0 H: 0 E: 0 LOB: 1 K: 0 BB: 1 S: 3 P: 7	R: 0 H: 0 E: 0 LOB: 0 K: 1 BB: 0 S: 5 P: 5	R: 2 H: 2 E: 0 LOB: 0 K: 1 BB: 0 S: 7 P: 7	R: 0 H: 0 E: 0 LOB: 0 K: 0 BB: 0 S: 3 P: 3	R: 0 H: 1 E: 0 LOB: 1 K: 0 BB: 0 S: 4 P: 4	R: 1 H: 2 E: 0 LOB: 0 K: 0 BB: 0 S: 4 P: 4	R: 0 H: 2 E: 0 LOB: 1 K: 0 BB: 0 S: 4 P: 4	1B: 5 SF: 0 2B: 2 SAC: 1 3B: 1 DP: 3 HR: 1 HBP: 0						WP: 0 PA: 33 PB: 0 SB: 0 CS: 0	

PITCHER	IP	WLS	BF	H	R	ER	SO	BB	IBB	HBP	BLK	WP	HR	S	P	ERA	WHIP
Warren Spahn, L (1, 1) ERA: 2.52	9.0	W	33	8	3	3	3	1	0	0	0	0	1	38	42	3.00	1.000

PITCHER	IP	WLS	BF	H	R	ER	SO	BB	IBB	HBP	BLK	WP	HR	S	P	ERA	WHIP

BOTTOM

Milwaukee Braves @ New York Mets

Polo Grounds, New York, NY

Sat Aug 31 1963, 7:05 PM EDT

Att. 11,788 - Unknown

livebaseballscorecards.com

AB	31
R	3
H	8
RBI	3
BB	1
SO	3
LOB	8

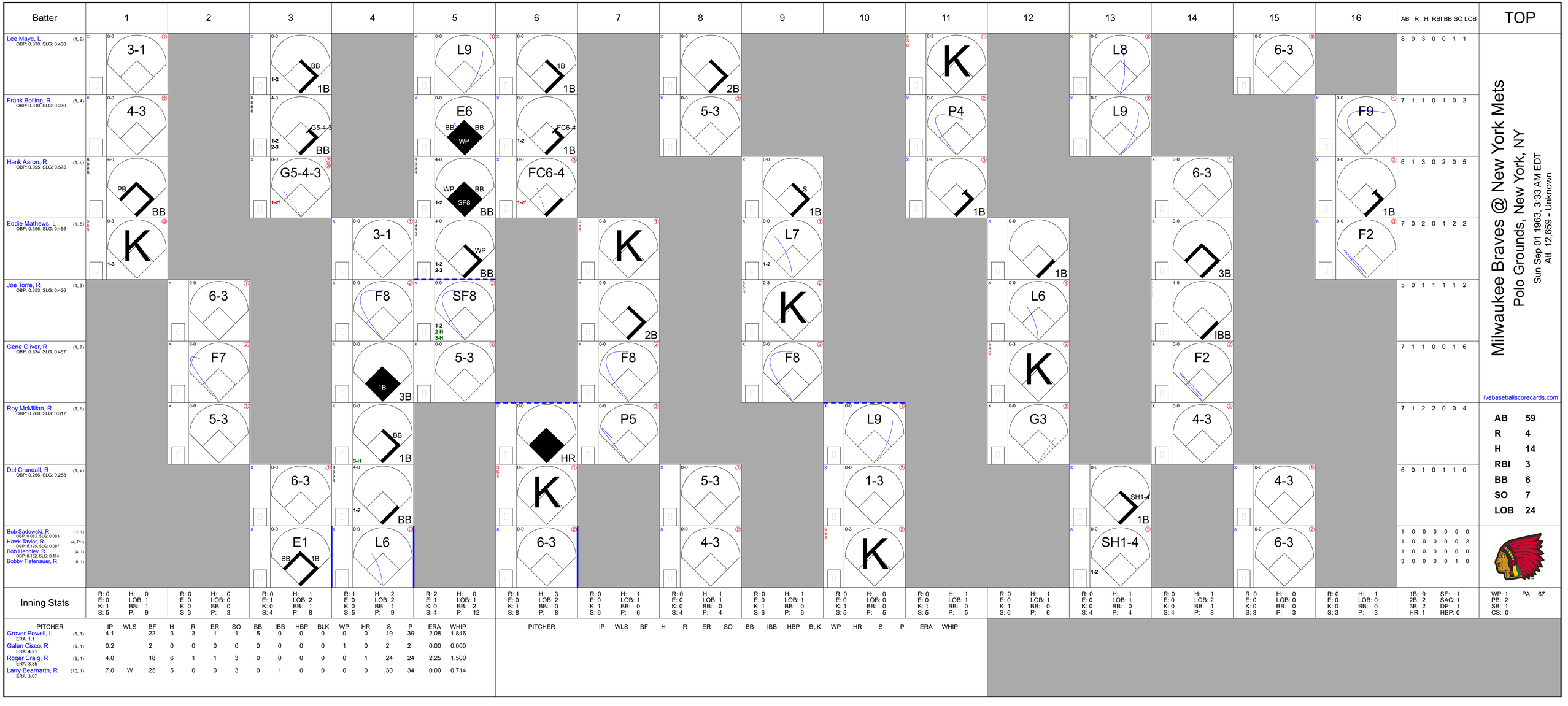

Batter	AB	R	H	RBI	BB	SO	LOB
Lee Maye, L (1, 8)	8	0	3	0	0	1	1
Frank Bolling, R (1, 4)	7	1	1	0	1	0	2
Hank Aaron, R (1, 9)	6	1	3	0	2	0	5
Eddie Mathews, L (1, 5)	7	0	2	0	1	2	2
Joe Torre, R (1, 3)	5	0	1	1	1	1	2
Gene Oliver, R (1, 7)	7	1	1	0	0	1	6
Roy McMillan, R (1, 6)	7	1	2	2	0	0	4
Del Crandall, R (1, 2)	6	0	1	0	1	1	0
Bob Sadowski, R (1, 1)	1	0	0	0	0	0	0
Hawk Taylor, R (4, PH)	1	0	0	0	0	0	2
Bob Hendley, R (4, 1)	1	0	0	0	0	0	0
Bobby Tiefenauer, R (6, 1)	3	0	0	0	0	1	0

Inning Stats	1	2	3	4	5	6	7	8	9	10	11	12	13	14	15	16
R	0	0	0	1	2	1	0	0	0	0	0	0	0	0	0	0
H	0	0	1	2	0	3	1	1	1	0	1	1	1	1	0	1
E	0	0	1	0	1	0	0	0	0	0	0	0	0	0	0	0
LOB	1	0	2	2	1	2	1	1	1	1	1	1	1	2	0	0
K	1	0	1	0	0	1	1	0	1	1	1	0	0	0	0	0
BB	1	0	1	1	1	0	0	1	0	0	0	1	1	1	0	0
S	5	3	4	5	4	5	6	4	6	5	5	6	5	4	3	3
P	9	3	8	9	12	8	6	4	6	5	5	6	4	8	3	3

PITCHER	IP	WLS	BF	H	R	ER	SO	BB	IBB	HBP	BLK	WP	HR	S	P	ERA	WHIP
Grover Powell, L (1, 1)	4.1		22	3	3	1	5	0	0	0	0	0	0	19	39	2.08	1.846
Galen Cisco, R (5, 1)	0.2		2	0	0	0	0	0	0	0	0	1	0	2	2	0.00	0.000
Roger Craig, R (6, 1)	4.0		18	6	1	1	3	0	0	0	0	0	1	24	24	2.25	1.500
Larry Bearnarth, R (10, 1)	7.0	W	25	5	0	0	3	0	1	0	0	0	0	30	34	0.00	0.714

PITCHER	IP	WLS	BF	H	R	ER	SO	BB	IBB	HBP	BLK	WP	HR	S	P	ERA	WHIP

1B: 9	SF: 1	WP: 1	PA: 67
2B: 2	SAC: 1	PB: 2	
3B: 2	DP: 1	SB: 1	
HR: 1	HBP: 0	CS: 0	

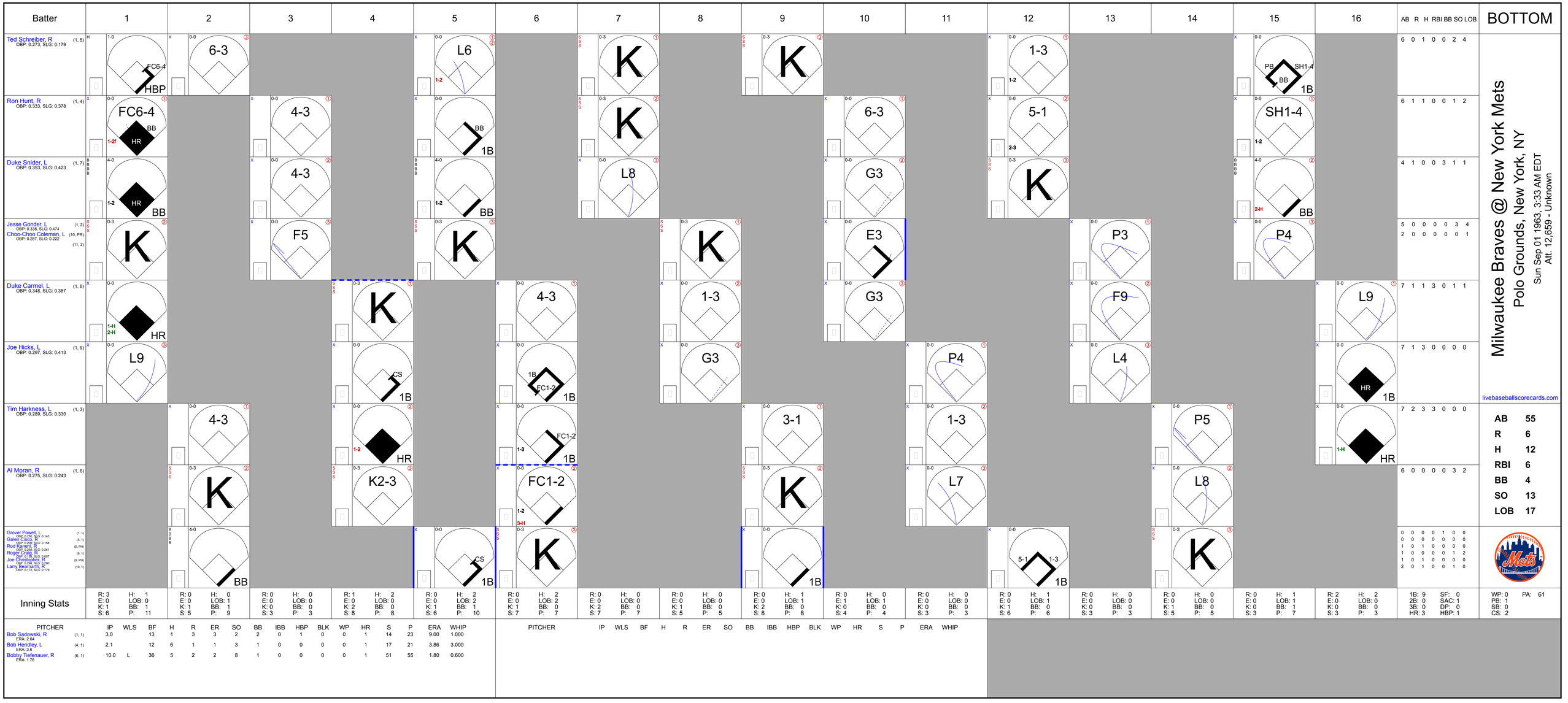
Batter
1
2
3
4
5
6
7
8
9
10
11
12
13
14
15
16
AB R H RBI BB SO LOB
BOTTOM
Ted Schreiber, R (1, 5) OBP: 0.273, SLG: 0.179
Ron Hunt, R (1, 4) OBP: 0.333, SLG: 0.378
Duke Snider, L (1, 7) OBP: 0.353, SLG: 0.423
Jesse Gonder, L (1, 2) OBP: 0.338, SLG: 0.474
Choo-Choo Coleman, L (10, PR) (11, 2) OBP: 0.287, SLG: 0.222
Duke Carmel, L (1, 8) OBP: 0.348, SLG: 0.387
Joe Hicks, L (1, 9) OBP: 0.297, SLG: 0.413
Tim Harkness, L (1, 3) OBP: 0.289, SLG: 0.330
Al Moran, R (1, 6) OBP: 0.275, SLG: 0.243
Grover Powell, L (1, 1) OBP: 0.286, SLG: 0.143
Galen Cisco, R (5, 1) OBP: 0.209, SLG: 0.158
Rod Kanehl, R (5, PH) OBP: 0.429, SLG: 0.281
Roger Craig, R (6, 1) OBP: 0.158, SLG: 0.097
Joe Christopher, R (9, PH) OBP: 0.286, SLG: 0.280
Larry Bearnarth, R (10, 1) OBP: 0.172, SLG: 0.179
6 0 1 0 0 2 4
6 1 1 0 0 1 2
4 1 0 0 3 1 1
5 0 0 0 0 3 4
2 0 0 0 0 0 1
7 1 1 3 0 1 1
7 1 3 0 0 0 0
7 2 3 3 0 0 0
6 0 0 0 0 3 2
0 0 0 0 1 0 0
0 0 0 0 0 0 0
1 0 1 0 0 0 0
1 0 0 0 0 1 2
1 0 1 0 0 0 0
2 0 1 0 0 1 0
Milwaukee Braves @ New York Mets
Polo Grounds, New York, NY
Sun Sep 01 1963, 3:33 AM EDT
Att. 12,659 - Unknown
livebaseballscorecards.com
AB 55
R 6
H 12
RBI 6
BB 4
SO 13
LOB 17
Inning Stats
1: R: 3 E: 0 K: 1 S: 6 | H: 1 LOB: 0 BB: 1 P: 11
2: R: 0 E: 0 K: 1 S: 5 | H: 0 LOB: 1 BB: 1 P: 9
3: R: 0 E: 0 K: 0 S: 3 | H: 0 LOB: 0 BB: 0 P: 3
4: R: 1 E: 0 K: 2 S: 8 | H: 2 LOB: 0 BB: 0 P: 8
5: R: 0 E: 0 K: 1 S: 6 | H: 2 LOB: 2 BB: 1 P: 10
6: R: 0 E: 0 K: 1 S: 7 | H: 2 LOB: 2 BB: 0 P: 7
7: R: 0 E: 0 K: 2 S: 7 | H: 0 LOB: 0 BB: 0 P: 7
8: R: 0 E: 0 K: 1 S: 5 | H: 0 LOB: 0 BB: 0 P: 5
9: R: 0 E: 0 K: 2 S: 8 | H: 1 LOB: 1 BB: 0 P: 8
10: R: 0 E: 1 K: 0 S: 4 | H: 0 LOB: 1 BB: 0 P: 4
11: R: 0 E: 0 K: 0 S: 3 | H: 0 LOB: 0 BB: 0 P: 3
12: R: 0 E: 0 K: 1 S: 6 | H: 1 LOB: 1 BB: 0 P: 6
13: R: 0 E: 0 K: 0 S: 3 | H: 0 LOB: 0 BB: 0 P: 3
14: R: 0 E: 0 K: 1 S: 5 | H: 0 LOB: 0 BB: 0 P: 5
15: R: 0 E: 0 K: 0 S: 3 | H: 1 LOB: 1 BB: 1 P: 7
16: R: 2 E: 0 K: 0 S: 3 | H: 2 LOB: 0 BB: 0 P: 3
1B: 9 2B: 0 3B: 0 HR: 3
SF: 0 SAC: 1 DP: 0 HBP: 1
WP: 0 PB: 1 SB: 0 CS: 2
PA: 61
PITCHER IP WLS BF H R ER SO BB IBB HBP BLK WP HR S P ERA WHIP
Bob Sadowski, R (1, 1) ERA: 2.84 3.0 13 1 3 3 2 2 0 1 0 0 1 14 23 9.00 1.000
Bob Hendley, L (4, 1) ERA: 3.6 2.1 12 6 1 1 3 1 0 0 0 0 1 17 21 3.86 3.000
Bobby Tiefenauer, R (6, 1) ERA: 1.76 10.0 L 36 5 2 2 8 1 0 0 0 0 1 51 55 1.80 0.600

Batter	1	2	3	4	5	6	7	8	9	AB	R	H	RBI	BB	SO	LOB
Tony Taylor, R (1, 4) OBP: 0.336, SLG: 0.376	F8		1B WP 1B	6-3			1B		HR	5	2	3	2	0	0	0
Johnny Callison, L (1, 9) OBP: 0.344, SLG: 0.494	4-3 3B		6-3 WP 1B		G5-4-3 1B		2B BB		F8	4	2	3	1	1	0	0
Don Demeter, R (1, 8) OBP: 0.316, SLG: 0.436	4-3		6-3		G5-4-3		1-H 2B		5-3	5	0	1	2	0	0	2
Wes Covington, L (1, 7) OBP: 0.369, SLG: 0.553	F5		F7		K		F8			4	0	0	0	0	1	2
Roy Sievers, R (1, 3) OBP: 0.310, SLG: 0.407		F5	K			6-3		L6		4	0	0	0	0	1	0
Clay Dalrymple, L (1, 2) OBP: 0.331, SLG: 0.366		F8	1B HR BB			1-4-3		F7		3	1	0	0	1	0	0
Don Hoak, R (1, 5) OBP: 0.273, SLG: 0.305		P4	1B HR 1B			BB		5-3		3	1	1	0	1	0	0
Ruben Amaro, R (8, 5) OBP: 0.276, SLG: 0.301										0	0	0	0	0	0	0
Bobby Wine, R (1, 6) OBP: 0.229, SLG: 0.284			1B SH1-4 1B	1-H 2-H HR		K			SH1-4 HR 1B	4	3	3	3	0	1	1
Cal McLish, S (1, 1) OBP: 0.268, SLG: 0.258			SH1-4 1-2	6-3			K		SH1-4 1-2	2	0	0	0	0	1	0
Inning Stats	R: 1 E: 0 K: 0 S: 8 H: 1 LOB: 0 BB: 0 P: 11	R: 0 E: 0 K: 0 S: 3 H: 0 LOB: 0 BB: 0 P: 5	R: 2 E: 0 K: 0 S: 11 H: 3 LOB: 1 BB: 0 P: 15	R: 3 E: 0 K: 1 S: 13 H: 2 LOB: 0 BB: 1 P: 19	R: 0 E: 0 K: 1 S: 5 H: 1 LOB: 0 BB: 0 P: 10	R: 0 E: 0 K: 1 S: 12 H: 0 LOB: 1 BB: 1 P: 21	R: 1 E: 0 K: 1 S: 14 H: 2 LOB: 1 BB: 1 P: 21	R: 0 E: 0 K: 0 S: 5 H: 0 LOB: 0 BB: 0 P: 6	R: 2 E: 0 K: 0 S: 5 H: 2 LOB: 0 BB: 0 P: 5	1B: 7 2B: 1 3B: 1 HR: 2 SF: 0 SAC: 2 DP: 1 HBP: 0							

TOP

Philadelphia Phillies @ Milwaukee Braves

Milwaukee County Stadium, Milwaukee, WI

Mon Sep 02 1963, 4:33 AM EDT

Att. 13,654 - Unknown

livebaseballscorecards.com

AB	34
R	9
H	11
RBI	8
BB	3
SO	4
LOB	5

WP: 1 PB: 0 SB: 0 CS: 0 PA: 39

PITCHER		IP	WLS	BF	H	R	ER	SO	BB	IBB	HBP	BLK	WP	HR	S	P	ERA	WHIP
Tony Cloninger, R ERA: 3.84	(1, 1)	3.1	L	17	6	6	6	1	1	0	0	0	1	1	32	47	16.20	2.100
Hank Fischer, R ERA: 4.94	(4, 1)	1.2		5	1	0	0	1	0	0	0	0	0	0	8	13	0.00	0.600
Ron Piche, R ERA: 3.97	(6, 1)	1.0		4	0	0	0	1	1	0	0	0	0	0	12	21	0.00	1.000
Bob Hendley, L ERA: 3.7	(7, 1)	3.0		13	4	3	3	1	1	0	0	0	0	1	24	32	9.00	1.667

PITCHER	IP	WLS	BF	H	R	ER	SO	BB	IBB	HBP	BLK	WP	HR	S	P	ERA	WHIP

BOTTOM

Batter	1	2	3	4	5	6	7	8	9	AB	R	H	RBI	BB	SO	LOB
Lee Maye, L (1, 8) OBP: 0.331, SLG: 0.429	F X 0-1 ① P6		F F B B F X 2-2 ① P6		C B B B X 3-1 E 1B 1B	B B F F C 2-3 ③ K			X 0-0 G1-6-3 1-2 1B	5	0	2	0	0	1	2
Frank Bolling, R (1, 4) OBP: 0.307, SLG: 0.327	C X 0-1 ② 5-3		X 0-0 ② 6-3		B X 1-0 ② L7		S C X 0-2 ① 5-3		B B C X 2-1 ②③ G1-6-3 1-2f	5	0	0	0	0	0	3
Hank Aaron, R (1, 9) OBP: 0.397, SLG: 0.582	C F F B B B F B 4-2 2B BB		B B S X 2-1 HR		X 0-0 E3 1-3 1B		B C F S 1-3 ② K			3	2	2	1	1	1	0
Eddie Mathews, L (1, 7) OBP: 0.395, SLG: 0.455	B X 1-0 1-H 1B 2B		X 0-0 ③ F9		S S B S S 2-3 ③ K		B X 1-0 ③ 1-3			4	1	1	1	0	1	2
Joe Torre, R (1, 2) OBP: 0.357, SLG: 0.440	C C B B X 2-2 2-H 1B			S S B X 1-2 ① 1-3		X 0-0 1B 1B 2B		B B B B 4-0 G4-3 BB		3	1	2	1	1	0	0
Gene Oliver, R (1, 3) OBP: 0.333, SLG: 0.454	B C F X 1-2 ③ 6-3			B X 1-0 ② F8		B F B B X 3-1 1B 2-3 1B		X 0-0 ① L6		4	0	1	0	0	0	2
Denis Menke, R (1, 5) OBP: 0.295, SLG: 0.361		B C C F S 1-3 ① K		X 0-0 1B		B B B C X 3-1 ① F3		C F F X 0-2 ②③ G4-3 1-2f		4	0	1	0	0	1	3
Roy McMillan, R (1, 6) OBP: 0.272, SLG: 0.320		S C X 0-2 ② 6-3		B B S S X 3-1 ③ P6		B S B B X 3-1 1-3 3-H 1B			X 0-0 1B 1B	4	0	2	1	0	0	1
Tony Cloninger, R (1, 1) OBP: 0.143, SLG: 0.143 Hank Fischer, R (4, 1) OBP: 0.150, SLG: 0.105 Don Dillard, L (5, PH) OBP: 0.262, SLG: 0.386 Ron Piche, R (6, 1) Lou Klimchock, L (6, PH) OBP: 0.191, SLG: 0.213 Bob Hendley, R (7, 1) Ty Cline, L (9, PH) OBP: 0.243, SLG: 0.202		B S S S B X 2-2 ③ G3			F C B X 1-2 ① 6-3	B S F S 1-3 ② K			X 0-0 ① L7	1 0 1 0 1 0 1	0 0 0 0 0 0 0	0 0 0 0 1 0 1	0 0 0 0 0 0 0	0 0 0 0 0 0 0	0 0 0 0 1 0 0	0 0 0 0 2 0 1
Inning Stats	R: 2 E: 0 K: 0 S: 15 H: 2 LOB: 1 BB: 1 P: 23	R: 0 E: 0 K: 1 S: 10 H: 0 LOB: 0 BB: 0 P: 13	R: 1 E: 0 K: 0 S: 8 H: 1 LOB: 0 BB: 0 P: 12	R: 0 E: 0 K: 0 S: 7 H: 1 LOB: 1 BB: 0 P: 12	R: 0 E: 1 K: 1 S: 10 H: 2 LOB: 2 BB: 0 P: 17	R: 1 E: 0 K: 2 S: 13 H: 3 LOB: 2 BB: 0 P: 25	R: 0 E: 0 K: 1 S: 7 H: 0 LOB: 0 BB: 0 P: 9	R: 0 E: 0 K: 0 S: 5 H: 0 LOB: 0 BB: 1 P: 9	R: 0 E: 0 K: 0 S: 5 H: 2 LOB: 1 BB: 0 P: 7	1B: 8 2B: 2 3B: 0 HR: 1	SF: 0 SAC: 0 DP: 2 HBP: 0						

PITCHER		IP	WLS	BF	H	R	ER	SO	BB	IBB	HBP	BLK	WP	HR	S	P	ERA	WHIP
Cal McLish, R ERA: 3.02	(1, 1)	9.0	W	38	11	4	4	5	2	0	0	0	0	1	80	127	4.00	1.444

PITCHER	IP	WLS	BF	H	R	ER	SO	BB	IBB	HBP	BLK	WP	HR	S	P	ERA	WHIP

Philadelphia Phillies @ Milwaukee Braves

Milwaukee County Stadium, Milwaukee, WI

Mon Sep 02 1963, 4:33 AM EDT

Att. 13,654 - Unknown

livebaseballscorecards.com

AB	36
R	4
H	11
RBI	4
BB	2
SO	5
LOB	16

1B: 8	SF: 0	WP: 0	PA: 38
2B: 2	SAC: 0	PB: 0	
3B: 0	DP: 2	SB: 0	
HR: 1	HBP: 0	CS: 0	

Batter	1	2	3	4	5	6	7	8	9	AB	R	H	RBI	BB	SO	LOB
Tony Taylor, R (1, 4) OBP: 0.333, SLG: 0.373	B C F S 1-3 ① K		C C F S 0-3 ③ K			B B C F B F X 3-2 ② F7		S S S 0-3 ③ K2-3		4	0	0	0	0	3	1
Johnny Callison, L (1, 9) OBP: 0.344, SLG: 0.492	C C S 0-3 ② K			C X 0-1 ① F9		C B B F X 2-2 ③ 3-1			X 0-0 SH1-4 2B 1B	4	1	1	0	0	1	0
Don Demeter, R (1, 8) OBP: 0.316, SLG: 0.442	F C B B X 2-2 E5			B X 1-0 HR			C X 0-1 ① 6-3		B L B X 2-1 ① SH1-4 1-2	3	1	1	1	0	0	0
Roy Sievers, R (1, 3) OBP: 0.312, SLG: 0.411	X 0-0 ③ F5			X 0-0 G5-4-3 1B			B B B C X 3-1 ② 5-3		C S F X 0-2 FC1-6-3 2-H 2B	4	0	2	1	0	0	1
John Herrnstein, L (9, PR) (9, 7)										0	0	0	0	0	0	0
Dick Allen, R (1, 7) OBP: 0.333, SLG: 0.667		B B F B F F F S 3-3 ① K		B S F X 1-2 ② ③ G5-4-3 1-2f			S B F F F X 1-2 2B		B B F F X 2-1 ② FC1-6-5 2B 2-3	3	0	1	0	0	1	1
Tony Gonzalez, L (9, PH) OBP: 0.385, SLG: 0.447										1	0	0	0	0	0	1
Frank Torre, L (9, 3) OBP: 0.315, SLG: 0.333										0	0	0	0	0	0	0
Don Hoak, R (1, 5) OBP: 0.273, SLG: 0.308		C B S S F X 1-2 ② F9			B S X 1-1 ① F9		X 0-0 ③ F8		X 0-0 1-3 2B	4	0	1	0	0	0	1
Bobby Wine, R (1, 6) OBP: 0.230, SLG: 0.283		X 0-0 ③ 5-3			B B S S F F F F S 2-3 ② K			B C X 1-1 PB 1B	B S X 1-1 ③ 5-3	4	0	1	0	0	1	2
Bob Oldis, R (1, 2) OBP: 0.281, SLG: 0.306			B B B X 3-0 ① 6-3		C B B B C X 2-2 ③ L8			B B C F B F F X 3-2 ① 6-3 1-2		3	0	0	0	0	0	1
Ray Culp, R (1, 1) OBP: 0.194, SLG: 0.169			X 0-0 ② 6-3			B C S B S 2-3 ① K		S S C 0-3 ② K		3	0	0	0	0	2	1
Inning Stats	R: 0 E: 1 K: 2 S: 10 H: 0 LOB: 1 BB: 0 P: 13	R: 0 E: 0 K: 1 S: 10 H: 0 LOB: 0 BB: 0 P: 14	R: 0 E: 0 K: 1 S: 6 H: 0 LOB: 0 BB: 0 P: 9	R: 1 E: 0 K: 0 S: 7 H: 2 LOB: 0 BB: 0 P: 9	R: 0 E: 0 K: 1 S: 12 H: 0 LOB: 0 BB: 0 P: 17	R: 0 E: 0 K: 1 S: 10 H: 0 LOB: 0 BB: 0 P: 17	R: 0 E: 0 K: 0 S: 10 H: 1 LOB: 1 BB: 0 P: 14	R: 0 E: 0 K: 2 S: 13 H: 1 LOB: 1 BB: 0 P: 17	R: 1 E: 0 K: 0 S: 12 H: 3 LOB: 2 BB: 0 P: 17							

PITCHER		IP	WLS	BF	H	R	ER	SO	BB	IBB	HBP	BLK	WP	HR	S	P	ERA	WHIP
Denny Lemaster, L ERA: 2.75	(1, 1)	7.0	L	24	3	1	1	6	0	0	0	0	0	1	65	93	1.29	0.429
Bobby Tiefenauer, R ERA: 2.08	(8, 1)	2.0		10	4	1	1	2	0	0	0	0	0	0	25	34	4.50	2.000

PITCHER	IP	WLS	BF	H	R	ER	SO	BB	IBB	HBP	BLK	WP	HR	S	P	ERA	WHIP

TOP

Philadelphia Phillies @ Milwaukee Braves

Milwaukee County Stadium, Milwaukee, WI

Tue Sep 03 1963, 8:05 PM EDT

Att. 4,949 - Unknown

livebaseballscorecards.com

AB	33
R	2
H	7
RBI	2
BB	0
SO	8
LOB	9

1B: 3	SF: 0	WP: 0	PA: 34
2B: 3	SAC: 1	PB: 1	
3B: 0	DP: 1	SB: 0	
HR: 1	HBP: 0	CS: 0	

Batter	1	2	3	4	5	6	7	8	9	AB	R	H	RBI	BB	SO	LOB
Lee Maye, L (1, 8) OBP: 0.330, SLG: 0.426	3-1		BB		F8			K		3	0	0	0	1	1	0
Frank Bolling, R (1, 4) OBP: 0.305, SLG: 0.324	3-1		5-3			6-3		6-3		4	0	0	0	0	0	2
Hank Aaron, R (1, 9) OBP: 0.396, SLG: 0.579	K			1B		K		K		4	0	1	0	0	3	0
Eddie Mathews, L (1, 7) OBP: 0.394, SLG: 0.452		G3		E3		BB			K	3	0	0	0	1	1	1
Joe Torre, R (1, 2) OBP: 0.358, SLG: 0.438		G5-4-3		E6		BB			K	2	0	0	0	2	1	2
Gene Oliver, R (1, 3) OBP: 0.330, SLG: 0.449		G5-4-3		K		6-3			L5	4	0	0	0	0	1	6
Denis Menke, R (1, 5) OBP: 0.294, SLG: 0.359			F7	G5-3			P4			3	0	0	0	0	0	3
Roy McMillan, R (1, 6) OBP: 0.273, SLG: 0.324			WP		6-3		6-3			3	0	1	0	0	0	0
Denny Lemaster, R (1, 1) OBP: 0.197, SLG: 0.303			6-3		K		F8			2	0	0	0	0	1	1
Don Dillard, L (7, PH) OBP: 0.259, SLG: 0.382										1	0	0	0	0	0	0
Bobby Tiefenauer, R (8, 1)										0	0	0	0	0	0	0
Inning Stats	R: 0 E: 0 K: 1 S: 7 H: 0 LOB: 0 BB: 0 P: 11	R: 0 E: 0 K: 0 S: 9 H: 0 LOB: 0 BB: 1 P: 16	R: 0 E: 0 K: 0 S: 7 H: 1 LOB: 2 BB: 1 P: 14	R: 0 E: 2 K: 1 S: 10 H: 1 LOB: 2 BB: 0 P: 14	R: 0 E: 0 K: 1 S: 7 H: 0 LOB: 0 BB: 0 P: 9	R: 0 E: 0 K: 1 S: 12 H: 0 LOB: 2 BB: 2 P: 24	R: 0 E: 0 K: 0 S: 5 H: 0 LOB: 0 BB: 0 P: 8	R: 0 E: 0 K: 2 S: 10 H: 0 LOB: 0 BB: 0 P: 13	R: 0 E: 0 K: 2 S: 8 H: 0 LOB: 0 BB: 0 P: 13	1B: 1 2B: 1 3B: 0 HR: 0 SF: 0 SAC: 0 DP: 2 HBP: 0						

PITCHER	IP	WLS	BF	H	R	ER	SO	BB	IBB	HBP	BLK	WP	HR	S	P	ERA	WHIP
Ray Culp, R (1, 1) ERA: 2.87	9.0	W	33	2	0	0	8	4	0	0	0	1	0	75	122	0.00	0.667

PITCHER	IP	WLS	BF	H	R	ER	SO	BB	IBB	HBP	BLK	WP	HR	S	P	ERA	WHIP

BOTTOM

Philadelphia Phillies @ Milwaukee Braves

Milwaukee County Stadium, Milwaukee, WI

Tue Sep 03 1963, 8:05 PM EDT

Att. 4,949 - Unknown

livebaseballscorecards.com

AB	29
R	0
H	2
RBI	0
BB	4
SO	8
LOB	15

1B: 1	SF: 0	WP: 1	PA: 33
2B: 1	SAC: 0	PB: 0	
3B: 0	DP: 2	SB: 0	
HR: 0	HBP: 0	CS: 0	

Batter	1	2	3	4	5	6	7	8	9	AB	R	H	RBI	BB	SO	LOB
Bob Bailey, R (1, 5) OBP: 0.304, SLG: 0.330	4-3		F8			F8		G1-2-3 3-Hf		4	0	0	0	0	0	3
Manny Mota, R (1, 7) OBP: 0.365, SLG: 0.381	FC6-4 1B			F9		CS BB			L8	3	0	1	0	1	0	0
Roberto Clemente, R (1, 9) OBP: 0.360, SLG: 0.481	FC6-4 1-2f			1B		CS 1-2	4-3		P3	4	0	1	0	0	0	1
Jim Pagliaroni, R (1, 2) OBP: 0.337, SLG: 0.408	F4			K			F7		4-3	4	0	0	0	0	1	2
Bill Mazeroski, R (1, 4) OBP: 0.303, SLG: 0.376		K		P3			K			3	0	0	0	0	2	1
Donn Clendenon, R (1, 3) OBP: 0.330, SLG: 0.438		F7			F9			SH1-3 1B G1-2-3 1B		3	0	1	0	0	0	0
Bill Virdon, L (1, 8) OBP: 0.319, SLG: 0.389		4-3			F8			SH1-3 1-2 1B		3	0	1	0	0	0	0
Gene Alley, R (1, 6)			5-3		6-3			SH1-3 1-2 2-3		2	0	0	0	0	0	0
Bob Friend, R (1, 1) OBP: 0.113, SLG: 0.101 Ted Savage, R (8, PH) OBP: 0.290, SLG: 0.363 Tom Butters, R (8, 1)			K			F6		IBB		2 0 0	0 0 0	0 0 0	0 0 0	0 1 0	1 0 0	0 0 0
Inning Stats	R: 0 H: 1 E: 0 LOB: 1 K: 0 BB: 0 S: 4 P: 4	R: 0 H: 0 E: 0 LOB: 0 K: 1 BB: 0 S: 5 P: 5	R: 0 H: 0 E: 0 LOB: 0 K: 1 BB: 0 S: 5 P: 5	R: 0 H: 1 E: 0 LOB: 1 K: 1 BB: 0 S: 6 P: 6	R: 0 H: 0 E: 0 LOB: 0 K: 0 BB: 0 S: 3 P: 3	R: 0 H: 0 E: 0 LOB: 0 K: 0 BB: 1 S: 2 P: 6	R: 0 H: 0 E: 0 LOB: 0 K: 1 BB: 0 S: 5 P: 5	R: 0 H: 2 E: 0 LOB: 2 K: 0 BB: 1 S: 4 P: 8	R: 0 H: 0 E: 0 LOB: 0 K: 0 BB: 0 S: 3 P: 3	1B: 4 SF: 0 2B: 0 SAC: 1 3B: 0 DP: 1 HR: 0 HBP: 0						

PITCHER	IP	WLS	BF	H	R	ER	SO	BB	IBB	HBP	BLK	WP	HR	S	P	ERA	WHIP
Warren Spahn, L (1, 1) ERA: 2.42	9.0	W	31	4	0	0	4	1	1	0	0	0	0	37	45	0.00	0.556

PITCHER	IP	WLS	BF	H	R	ER	SO	BB	IBB	HBP	BLK	WP	HR	S	P	ERA	WHIP

TOP

Pittsburgh Pirates @ Milwaukee Braves

Milwaukee County Stadium, Milwaukee, WI

Wed Sep 04 1963, 8:05 PM EDT

Att. 6,219 - Unknown

livebaseballscorecards.com

AB	28
R	0
H	4
RBI	0
BB	2
SO	4
LOB	7

PA: 32

WP: 0 PB: 0 SB: 0 CS: 1

Pittsburgh Pirates @ Milwaukee Braves

Milwaukee County Stadium, Milwaukee, WI

Wed Sep 04 1963, 8:05 PM EDT

Att. 6,219 - Unknown

BOTTOM

livebaseballscorecards.com

Batter	1	2	3	4	5	6	7	8	9	AB	R	H	RBI	BB	SO	LOB
Lee Maye, L (1, 8) (9, 7) OBP: 0.332, SLG: 0.433	B B B B 4-0 S BB		x 0-0 HR			x 0-0 ① 4-3		x 0-0 ① F6		3	1	1	1	1	0	0
Frank Bolling, R (1, 4) OBP: 0.306, SLG: 0.324	x 0-0 ① F4 1-2		x 0-0 ③ 6-3			x 0-0 BB 1B		H 1-0 1B HBP		3	0	1	0	0	0	1
Hank Aaron, R (1, 9) OBP: 0.395, SLG: 0.577	S S S 0-3 ② K			x 0-0 ① 5-3		x 0-0 ② F7		x 0-0 FC6-4 1-3 1B		4	0	1	0	0	1	2
Eddie Mathews, L (1, 7) OBP: 0.393, SLG: 0.449 Ty Cline, L (9, 8) OBP: 0.243, SLG: 0.202	x 0-0 ③ P2			x 0-0 ② 4-3		B B B B 4-0 FC5-4 1-2 BB		x 0-0 ② F6		3 0	0 0	0 0	0 0	1 0	0 0	3 0
Joe Torre, R (1, 2) OBP: 0.355, SLG: 0.434		x 0-0 ① F4		x 0-0 ③ F8		x 0-0 ③ FC5-4 1-2f		x 0-0 ③ FC6-4 1-2f		4	0	0	0	0	0	4
Gene Oliver, R (1, 3) OBP: 0.327, SLG: 0.444		x 0-0 ② 6-3			x 0-0 ① 5-3		x 0-0 ① 5-3			3	0	0	0	0	0	0
Denis Menke, R (1, 5) OBP: 0.294, SLG: 0.359		x 0-0 ③ F9			x 0-0 S 1B		S S S 0-3 ② K			3	0	1	0	0	1	0
Roy McMillan, R (1, 6) OBP: 0.273, SLG: 0.321			S S S 0-3 ① K		x 0-0 ② 5-3 1-2		B B B B 4-0 BB			2	0	0	0	1	1	1
Warren Spahn, L (1, 1) OBP: 0.185, SLG: 0.237			x 0-0 ② F2		x 0-0 ③ 6-3		x 0-0 ③ 4-3			3	0	0	0	0	0	2

	AB	28
	R	1
	H	4
	RBI	1
	BB	3
	SO	3
	LOB	13

Inning Stats																		
	R: 0	H: 0	R: 0	H: 0	R: 1	H: 1	R: 0	H: 0	R: 0	H: 1	R: 0	H: 1	R: 0	H: 0	R: 0	H: 1	1B: 3	SF: 0
	E: 0	LOB: 1	E: 0	LOB: 0	K: 1	LOB: 0	K: 0	BB: 0	E: 0	LOB: 1	E: 0	LOB: 2	K: 0	BB: 1	E: 0	LOB: 2	2B: 0	SAC: 0
	K: 1	BB: 1	K: 0	BB: 0	S: 6	BB: 0	S: 3	P: 3	K: 0	BB: 0	K: 1	BB: 1	S: 4	P: 8	K: 1	BB: 0	3B: 0	DP: 0
	S: 5	P: 9	S: 3	P: 3		P: 6			S: 4	P: 4	S: 5	P: 9	S: 4	P: 5			HR: 1	HBP: 1

	WP: 0	PA: 32
	PB: 0	
	SB: 2	
	CS: 0	

PITCHER		IP	WLS	BF	H	R	ER	SO	BB	IBB	HBP	BLK	WP	HR	S	P	ERA	WHIP
Bob Friend, R ERA: 2.11	(1, 1)	7.0	L	27	3	1	1	3	3	0	0	0	0	1	30	42	1.29	0.857
Tom Butters, R ERA:	(8, 1)	1.0		5	1	0	0	0	0	0	1	0	0	0	4	5	0.00	1.000

PITCHER	IP	WLS	BF	H	R	ER	SO	BB	IBB	HBP	BLK	WP	HR	S	P	ERA	WHIP

Batter	1	2	3	4	5	6	7	8	9	AB	R	H	RBI	BB	SO	LOB
Dick Schofield, S (1, 6) OBP: 0.333, SLG: 0.305	F8		F8 1B		6-3			FC3-6 1B		4	0	2	0	0	0	0
Bill Virdon, L (1, 8) OBP: 0.318, SLG: 0.388	1B		F8 1-2			4-3		FC3-6 1-2f		4	0	1	0	0	0	2
Roberto Clemente, R (1, 9) OBP: 0.358, SLG: 0.479	K			K		1B		K		2	0	0	0	0	2	1
Donn Clendenon, R (4, 3) OBP: 0.331, SLG: 0.438										2	0	1	0	0	1	1
Jerry Lynch, L (1, 7) OBP: 0.325, SLG: 0.456	F4			K		K			G4-6-3 1B	4	0	1	0	0	2	2
Smoky Burgess, L (1, 2) OBP: 0.332, SLG: 0.386		E7		1B 2B		4-3			G4-6-3 1-2 1B	4	0	2	0	0	0	1
Joe Gibbon, R (9, PR) OBP: 0.029, SLG: 0.029										0	0	0	0	0	0	0
Willie Stargell, L (1, 3) OBP: 0.264, SLG: 0.381 (4, 9)		K		2-3 1B			K		G4-6-3 1-2f 2-3	4	0	1	0	0	2	3
Bill Mazeroski, R (1, 4) OBP: 0.301, SLG: 0.373		K		K			F9		L8	4	0	0	0	0	2	5
Gene Alley, R (1, 5)		K			K		4-3			3	0	0	0	0	2	1
Tom Parsons, R (1, 1)			F6		K			F3		2	0	0	0	0	1	0
Earl Francis, R (5, 1) OBP: 0.333, SLG: 0.458										0	0	0	0	0	0	0
Johnny Logan, R (8, PH) OBP: 0.325, SLG: 0.256										1	0	0	0	0	0	0
Don Schwall, R (8, 1) OBP: 0.167, SLG: 0.152										0	0	0	0	0	0	0
Inning Stats	R: 0 E: 0 K: 1 S: 6 H: 1 LOB: 1 BB: 0 P: 6	R: 0 E: 1 K: 3 S: 10 H: 0 LOB: 1 BB: 0 P: 10	R: 0 E: 0 K: 0 S: 3 H: 1 LOB: 0 BB: 0 P: 3	R: 0 E: 0 K: 3 S: 11 H: 2 LOB: 2 BB: 0 P: 11	R: 0 E: 0 K: 2 S: 7 H: 0 LOB: 0 BB: 0 P: 7	R: 0 E: 0 K: 1 S: 6 H: 1 LOB: 1 BB: 0 P: 6	R: 0 E: 0 K: 1 S: 5 H: 0 LOB: 0 BB: 0 P: 5	R: 0 E: 0 K: 1 S: 6 H: 1 LOB: 1 BB: 0 P: 6	R: 0 E: 0 K: 0 S: 4 H: 2 LOB: 2 BB: 0 P: 4	1B: 7 2B: 1 3B: 0 HR: 0	SF: 0 SAC: 0 DP: 1 HBP: 0						

PITCHER	IP	WLS	BF	H	R	ER	SO	BB	IBB	HBP	BLK	WP	HR	S	P	ERA	WHIP
Bob Sadowski, R (1, 1) ERA: 2.38	9.0	W	34	8	0	0	12	0	0	0	0	0	0	58	58	0.00	0.889

PITCHER	IP	WLS	BF	H	R	ER	SO	BB	IBB	HBP	BLK	WP	HR	S	P	ERA	WHIP

TOP

Pittsburgh Pirates @ Milwaukee Braves

Milwaukee County Stadium, Milwaukee, WI

Thu Sep 05 1963, 8:05 PM EDT

Att. 4,699 - Unknown

livebaseballscorecards.com

AB	34
R	0
H	8
RBI	0
BB	0
SO	12
LOB	16

WP: 0 PB: 0 SB: 0 CS: 0 PA: 34

Batter	1	2	3	4	5	6	7	8	9	AB	R	H	RBI	BB	SO	LOB
Lee Maye, L (1, 8) (8, 7) OBP: 0.330, SLG: 0.429	K		1B SH1-3 HR BB		F5	4-3		4-3		4	1	0	0	1	1	0
Frank Bolling, R (1, 4) OBP: 0.309, SLG: 0.332	2B		SH1-3 1-2		1B 2B 2B	E SF8 1B		5-3		4	2	3	0	0	0	0
Hank Aaron, R (1, 9) OBP: 0.396, SLG: 0.576 Hawk Taylor, R (8, 9) OBP: 0.120, SLG: 0.083	K		HR 2-3 1B		2B BB 2-3 1B	E1 1-3		K		4 1	2 0	2 0	0 0	0 0	1 1	2 0
Eddie Mathews, L (1, 7) OBP: 0.398, SLG: 0.460 Ty Cline, L (8, 8) OBP: 0.243, SLG: 0.202	BB		1-H HR 3-H		BB E 2B 1-3 3-H	IBB				2 0	2 0	2 0	4 0	2 0	0 0	0 0
Joe Torre, R (1, 2) OBP: 0.354, SLG: 0.432	4-3		6-3		BB E IBB	SF8 3-H				2	1	0	1	1	0	2
Gene Oliver, R (1, 3) OBP: 0.326, SLG: 0.440 Lou Klimchock, L (8, 3) OBP: 0.191, SLG: 0.213		F8	F8		E BB 1-2 2-3 3-H	F8				3 0	0 0	0 0	1 0	1 0	0 0	2 0
Denis Menke, R (1, 5) OBP: 0.294, SLG: 0.358		1B	F7	K		F8				4	0	1	0	0	1	3
Roy McMillan, R (1, 6) OBP: 0.269, SLG: 0.316		P3	6-3	E3 1-3 2-H 3-H		4-3				4	0	0	0	0	0	2
Bob Sadowski, R (1, 1) OBP: 0.071, SLG: 0.071		F9	4-3	K		K				4	0	0	0	0	2	3
Inning Stats	R: 0 H: 1 E: 0 LOB: 2 K: 2 BB: 1 S: 8 P: 12	R: 0 H: 1 E: 0 LOB: 1 K: 0 BB: 0 S: 4 P: 4	R: 3 H: 2 E: 0 LOB: 0 K: 0 BB: 1 S: 5 P: 9	R: 0 H: 0 E: 0 LOB: 0 K: 0 BB: 0 S: 3 P: 3	R: 4 H: 3 E: 1 LOB: 2 K: 2 BB: 2 S: 11 P: 19	R: 1 H: 1 E: 1 LOB: 2 K: 0 BB: 1 S: 5 P: 9	R: 0 H: 0 E: 0 LOB: 0 K: 1 BB: 0 S: 5 P: 5	R: 0 H: 0 E: 0 LOB: 0 K: 1 BB: 0 S: 5 P: 5		1B: 4 SF: 1 2B: 3 SAC: 1 3B: 0 DP: 0 HR: 1 HBP: 0						WP: 0 PA: 39 PB: 0 SB: 0 CS: 0

PITCHER		IP	WLS	BF	H	R	ER	SO	BB	IBB	HBP	BLK	WP	HR	S	P	ERA	WHIP
Tom Parsons, R ERA: 10.38	(1, 1)	4.1	L	22	7	6	5	2	2	0	0	0	0	1	24	32	10.38	2.077
Earl Francis, R ERA: 4.31	(5, 1)	2.2		14	1	2	0	3	1	2	0	0	0	0	17	29	0.00	0.750
Don Schwall, R ERA: 3.34	(8, 1)	1.0		3	0	0	0	1	0	0	0	0	0	0	5	5	0.00	0.000

PITCHER	IP	WLS	BF	H	R	ER	SO	BB	IBB	HBP	BLK	WP	HR	S	P	ERA	WHIP

BOTTOM

Pittsburgh Pirates @ Milwaukee Braves

Milwaukee County Stadium, Milwaukee, WI

Thu Sep 05 1963, 8:05 PM EDT

Att. 4,699 - Unknown

livebaseballscorecards.com

AB	32
R	8
H	8
RBI	6
BB	5
SO	6
LOB	14

Milwaukee Braves @ Philadelphia Phillies

Connie Mack Stadium, Philadelphia, PA

Fri Sep 06 1963, 7:05 PM EDT

Att. 10,767 - Unknown

TOP

livebaseballscorecards.com

Batter	1	2	3	4	5	6	7	8	9	AB	R	H	RBI	BB	SO	LOB
Lee Maye, L (1, 8) (7, 7) OBP: 0.331, SLG: 0.433	F7	4-3		PB, 1-H, 3B		SH1-4, 2B, 1B	4-3			5	2	2	1	0	0	4
Frank Bolling, R (1, 4) OBP: 0.307, SLG: 0.329	6-3		6-3	4-3		SH1-4, 1-2		F8		4	0	0	0	0	0	1
Hank Aaron, R (1, 9) OBP: 0.398, SLG: 0.583 Don Dillard, L (8, 9) OBP: 0.259, SLG: 0.382	BB		HR	K, 3-H		2B, 2-H		5-3		4 0	1 0	2 0	2 0	1 0	1 0	0 0
Eddie Mathews, L (1, 7) OBP: 0.400, SLG: 0.459 Ty Cline, L (7, 8) OBP: 0.241, SLG: 0.200	F8		6-3, 1B, BB	1B, BB		IBB		L1-3		1 1	1 0	0 0	0 0	3 0	0 0	1 0
Joe Torre, R (1, 2) OBP: 0.354, SLG: 0.432		E, 1B	6-3, 1-2	FC6-4, 1-2, 1B		P3			K	5	0	2	0	0	1	3
Gene Oliver, R (1, 3) OBP: 0.324, SLG: 0.435		E5, 1-3	1B, BB	FC6-4, 1-2f		K			6-3	4	0	0	0	1	1	5
Denis Menke, R (1, 5) OBP: 0.293, SLG: 0.356		1-3	1-2, 2-H, 1B		K		E5, 5-3		6-3	5	0	1	1	0	1	2
Roy McMillan, R (1, 6) OBP: 0.273, SLG: 0.317		IBB	K		CS, 1B		5-3, 1-2			3	0	1	0	1	1	3
Bob Shaw, R (1, 1) OBP: 0.205, SLG: 0.125		K		3B, 1B	6-3, 1-2		K			4	1	1	0	0	2	5

Inning Stats	R: 0 E: 0 K: 0 S: 5	H: 0 LOB: 1 BB: 1 P: 12	R: 0 E: 1 K: 1 S: 12	H: 1 LOB: 3 BB: 1 P: 24	R: 2 E: 0 K: 1 S: 14	H: 2 LOB: 2 BB: 2 P: 25	R: 2 E: 0 K: 1 S: 11	H: 3 LOB: 2 BB: 1 P: 19	R: 0 E: 0 K: 1 S: 9	H: 1 LOB: 0 BB: 0 P: 15	R: 1 E: 0 K: 1 S: 10	H: 2 LOB: 2 BB: 1 P: 21	R: 0 E: 1 K: 1 S: 7	H: 0 LOB: 1 BB: 0 P: 9	R: 0 E: 0 K: 0 S: 3	H: 0 LOB: 0 BB: 0 P: 3	R: 0 E: 0 K: 1 S: 7	H: 0 LOB: 0 BB: 0 P: 10	1B: 6 2B: 1 3B: 1 HR: 1	SF: 0 SAC: 1 DP: 0 HBP: 0	WP: 0 PB: 1 SB: 0 CS: 1	PA: 43

PITCHER		IP	WLS	BF	H	R	ER	SO	BB	IBB	HBP	BLK	WP	HR	S	P	ERA	WHIP
Cal McLish, R ERA: 3.15	(1, 1)	3.0	L	19	5	4	4	2	3	1	0	0	0	1	34	65	12.00	2.667
Johnny Klippstein, R ERA: 1.93	(4, 1)	3.0		14	4	1	1	3	1	1	0	0	0	0	27	51	3.00	1.667
Paul Brown, R ERA: 2.61	(7, 1)	3.0		10	0	0	0	2	0	0	0	0	0	0	17	22	0.00	0.000

PITCHER	IP	WLS	BF	H	R	ER	SO	BB	IBB	HBP	BLK	WP	HR	S	P	ERA	WHIP

AB	36
R	5
H	9
RBI	4
BB	6
SO	7
LOB	24

BOTTOM

Milwaukee Braves @ Philadelphia Phillies

Connie Mack Stadium, Philadelphia, PA

Fri Sep 06 1963, 7:05 PM EDT

Att. 10,767 - Unknown

livebaseballscorecards.com

Batter	1	2	3	4	5	6	7	8	9	AB	R	H	RBI	BB	SO	LOB
Tony Taylor, R (1, 4) OBP: 0.337, SLG: 0.376	C B B B B 4-1 CS BB		X 0-0 ③ 3-1			X 0-0 ③ F8			X 0-0 S 1B	3	0	1	0	1	0	0
Johnny Callison, L (1, 9) OBP: 0.340, SLG: 0.486	F B B F B S 3-3 ①② K 1-2			F X 0-1 ① 4-3			B F F B S 2-3 ① K2-3		B S S F X 1-2 ② L8 1-2	4	0	0	0	0	2	2
Don Demeter, R (1, 8) OBP: 0.311, SLG: 0.435 (9, 5)	X 0-0 ③ F9			X 0-0 ② 4-3			C B B X 2-1 ② F5		S X 0-1 ③ F3	4	0	0	0	0	0	1
Wes Covington, L (1, 7) OBP: 0.369, SLG: 0.554		F B B B C X 3-2 2B		B X 1-0 ③ 4-3			F B X 1-1 ③ 4-3			3	0	1	0	0	0	0
Roy Sievers, R (1, 3) OBP: 0.309, SLG: 0.406		C B C B F B F X 3-2 ① F7			S B S X 1-2 ① 6-3			X 0-0 ① F5		3	0	0	0	0	0	1
Clay Dalrymple, L (1, 2) OBP: 0.331, SLG: 0.368		F C S 0-3 ② K			S S B C 1-3 ② K			B B F F B X 3-2 2B		3	0	1	0	0	2	1
Don Hoak, R (1, 5) OBP: 0.268, SLG: 0.302 Tony Gonzalez, L (8, PH) OBP: 0.384, SLG: 0.446 (9, 8)		C X 0-1 ③ 6-3			C C B X 1-2 ③ 6-3			C B C B B S 3-3 ② K		2 1	0 0	0 0	0 0	0 1	0 1	1 1
Bobby Wine, R (1, 6) OBP: 0.228, SLG: 0.284 John Herrnstein, L (8, PH) Ruben Amaro, R (9, 6) OBP: 0.276, SLG: 0.301			C C B S 1-3 ① K			C X 0-1 ① F2		B C C F S 1-3 ③ K		2 1 0	0 0 0	0 0 0	0 0 0	1 1 0	0 1 0	0 1 0
Cal McLish, S (1, 1) OBP: 0.264, SLG: 0.254 Johnny Klippstein, R (4, 1) OBP: 0.038, SLG: 0.038 Cal Emery, L (6, PH) OBP: 0.200, SLG: 0.267 Paul Brown, R (7, 1) Frank Torre, L (9, PH) OBP: 0.313, SLG: 0.330			F B C X 1-2 ② F5			X 0-0 ② 4-3			X 0-0 ① 1-3	1 0 1 0 1	0 0 0 0 0	0 0 0 0 0	0 0 0 0 0	0 0 0 0 0	0 0 0 0 0	0 0 0 0 0
Inning Stats	R: 0 E: 0 K: 1 S: 5 H: 0 LOB: 0 BB: 1 P: 12	R: 0 E: 0 K: 1 S: 13 H: 1 LOB: 1 BB: 0 P: 19	R: 0 E: 0 K: 1 S: 7 H: 0 LOB: 0 BB: 0 P: 9	R: 0 E: 0 K: 0 S: 4 H: 0 LOB: 0 BB: 0 P: 5	R: 0 E: 0 K: 1 S: 9 H: 0 LOB: 0 BB: 0 P: 12	R: 0 E: 0 K: 0 S: 4 H: 0 LOB: 0 BB: 0 P: 4	R: 0 E: 0 K: 1 S: 7 H: 0 LOB: 0 BB: 0 P: 12	R: 0 E: 0 K: 2 S: 11 H: 1 LOB: 1 BB: 0 P: 18	R: 0 E: 0 K: 0 S: 8 H: 1 LOB: 1 BB: 0 P: 9	1B: 1 2B: 3 3B: 0 HR: 0	SF: 0 SAC: 0 DP: 1 HBP: 0					

	AB	29
	R	0
	H	3
	RBI	0
	BB	1
	SO	7
	LOB	8

PITCHER	IP	WLS	BF	H	R	ER	SO	BB	IBB	HBP	BLK	WP	HR	S	P	ERA	WHIP
Bob Shaw, R (1, 1) ERA: 2.66	9.0	W	30	3	0	0	7	1	0	0	0	0	0	68	100	0.00	0.444

PITCHER	IP	WLS	BF	H	R	ER	SO	BB	IBB	HBP	BLK	WP	HR	S	P	ERA	WHIP

Milwaukee Braves @ Philadelphia Phillies

Connie Mack Stadium, Philadelphia, PA

Sat Sep 07 1963, 7:05 PM EDT

Att. 11,589 - Unknown

livebaseballscorecards.com

TOP

Batter	1	2	3	4	5	6	7	8	9	10	AB	R	H	RBI	BB	SO	LOB
Lee Maye, L (1, 8) (10, 7) OBP: 0.328, SLG: 0.428	E4	F8		K			FC3-6		4-3		5	0	0	0	0	1	3
Frank Bolling, R (1, 4) OBP: 0.306, SLG: 0.326	FC4-5-2-4		P6		1-6-3				K2-3		4	1	0	0	1	1	1
Hank Aaron, R (1, 9) OBP: 0.399, SLG: 0.587	5-3		HR		K						3	2	1	1	2	1	1
Eddie Mathews, L (1, 7) (7, 5) OBP: 0.402, SLG: 0.457					K						2	1	0	0	3	2	3
Joe Torre, R (1, 2) (7, 3) OBP: 0.357, SLG: 0.438		F7									3	2	1	1	2	0	2
Gene Oliver, R (1, 3) (7, 7) OBP: 0.325, SLG: 0.436			CS			L7					4	0	1	2	1	1	3
Ty Cline, L (10, PR) (10, 8) OBP: 0.241, SLG: 0.200											0	0	0	0	0	0	0
Denis Menke, R (1, 5) OBP: 0.291, SLG: 0.354											3	0	0	0	0	3	4
Del Crandall, R (7, 2) OBP: 0.254, SLG: 0.257											1	0	0	1	0	1	0
Roy McMillan, R (1, 6) OBP: 0.275, SLG: 0.316											4	0	1	0	1	0	1
Denny Lemaster, R (1, 1) OBP: 0.206, SLG: 0.309											2	0	1	0	0	0	0
Tony Cloninger, R (6, 1) OBP: 0.139, SLG: 0.139											1	0	0	0	0	1	1
Bobby Tiefenauer, R (7, 1)											2	0	0	0	0	0	2

	AB	R	H	RBI	BB	SO	LOB
	34	6	5	5	10	11	21

Inning Stats	1	2	3	4	5	6	7	8	9	10
	R: 2	R: 0	R: 1	R: 0	R: 0	R: 0	R: 0	R: 1	R: 0	R: 2
	E: 1	E: 0	E: 0	K: 2	S: 12	E: 0	E: 1	E: 0	E: 0	E: 1
	K: 1	K: 0	K: 0	S: 12	H: 1	K: 1	K: 2	K: 2	K: 1	K: 0
	S: 14	S: 5	S: 9	H: 1	LOB: 2	S: 8	S: 15	S: 11	S: 8	S: 11
	H: 1	H: 0	H: 1	BB: 1	BB: 1	H: 0	H: 1	H: 1	H: 0	H: 0
	LOB: 2	LOB: 0	LOB: 0	P: 19	P: 18	LOB: 1	LOB: 3	LOB: 0	LOB: 0	LOB: 2
	BB: 2	BB: 0	BB: 1			BB: 1	BB: 2	BB: 0	BB: 0	BB: 3
	P: 27	P: 7	P: 17			P: 18	P: 26	P: 15	P: 11	P: 26

	1B	2	SF	1
	2B	2	SAC	0
	3B	0	DP	1
	HR	2	HBP	0

WP:	0
PB:	0
SB:	3
CS:	2
PA:	46

PITCHER	IP	WLS	BF	H	R	ER	SO	BB	IBB	HBP	BLK	WP	HR	S	P	ERA	WHIP
Ray Culp, R (1, 1) ERA: 2.81	7.0		31	4	3	1	8	6	1	0	0	0	1	71	128	1.29	1.429
Jack Baldschun, R (8, 1) ERA: 2.35	3.0	L	14	1	3	1	3	2	1	0	0	0	1	30	52	3.00	1.000

PITCHER	IP	WLS	BF	H	R	ER	SO	BB	IBB	HBP	BLK	WP	HR	S	P	ERA	WHIP

Batter	1	2	3	4	5	6	7	8	9	10	AB	R	H	RBI	BB	SO	LOB
Tony Taylor, R (1, 4) OBP: 0.336, SLG: 0.374	X 0-0 F8 ①			X 0-0 1B HR 1B	B F X 1-1 F3 ③		F X 0-1 F9 ③			C L F X 0-2 G6-4-3 ②③ 1-2f	5	1	1	0	0	0	3
Johnny Callison, L (1, 9) OBP: 0.339, SLG: 0.483	S X 0-1 F7 ②			F S X 0-2 F2 ①		B B B B 4-0 G4-3 BB BB		B X 1-0 L4 ①			3	0	0	0	1	0	1
Don Demeter, R (1, 8) OBP: 0.312, SLG: 0.434	B S B S B X 3-2 F5 ③			X 0-0 1-2 HR 1B		F B B B B B 4-1 G4-3 1-2 BB		X 0-0 5-3 ②			3	1	1	0	1	0	0
Roy Sievers, R (1, 3) OBP: 0.309, SLG: 0.412		B B X 2-0 F8 ①		C X 0-1 1-H 2-H HR		X 0-0 G4-3 ①② 1-2f 2-3		B B S S X 2-2 6-3 ③			4	1	1	3	0	0	2
Dick Allen, R (1, 7) OBP: 0.091, SLG: 0.182		F B F X 1-2 F8 ②		B C F B S 2-3 K ②		B B C F C 2-3 K ③			S X 0-1 P4 ①		4	0	0	0	0	2	1
Don Hoak, R (1, 5) OBP: 0.268, SLG: 0.301		B B F F X 2-2 4-3 ③		B B F X 2-1 CS 1B			X 0-0 F8 ①		F C B F X 1-2 F5 ②		4	0	1	0	0	0	0
Bobby Wine, R (1, 6) OBP: 0.234, SLG: 0.289		S F B S 1-3 K ①	S F B 1-2 CS ③ 1-2	B S F X 1-2 6-3 1B			B S F X 1-2 1B WP 1B		C B B X 2-1 CS 1B		4	1	3	0	0	1	0
Bob Oldis, R (1, 2) OBP: 0.286, SLG: 0.299 Clay Dalrymple, L (7, 2) OBP: 0.334, SLG: 0.371		C B X 1-1 F9 ②		C F X 0-2 6-3 ① 1-2			B B S S X 2-2 WP 1-3 1B		S S 0-2 CS ③ 1-2	B B C B C X 3-2 G6-4-3 1B	2	0	0	0	0	0	1
											2	0	2	0	0	0	0
Ray Culp, R (1, 1) OBP: 0.188, SLG: 0.164 Wes Covington, L (7, PH) OBP: 0.369, SLG: 0.554 Tony Gonzalez, L (7, PH) OBP: 0.384, SLG: 0.445 Jack Baldschun, R (8, 1) Cal Emery, L (10, PH) OBP: 0.188, SLG: 0.250		S S S 0-3 K ③		B F F C 1-3 K ②			B X 1-0 F9 ② 1-2 3-H			S X 0-1 L8 ①	2	0	0	0	0	2	1
											0	0	0	0	0	0	0
											1	0	0	0	0	0	1
											0	0	0	0	0	0	0
											1	0	0	0	0	0	1
Inning Stats	R: 0 E: 0 K: 0 S: 6 H: 0 LOB: 0 BB: 0 P: 9	R: 0 E: 0 K: 0 S: 7 H: 0 LOB: 0 BB: 0 P: 12	R: 0 E: 0 K: 2 S: 8 H: 0 LOB: 0 BB: 0 P: 10	R: 3 E: 0 K: 1 S: 14 H: 4 LOB: 0 BB: 0 P: 19	R: 0 E: 0 K: 1 S: 11 H: 1 LOB: 1 BB: 0 P: 14	R: 0 E: 0 K: 1 S: 5 H: 0 LOB: 1 BB: 2 P: 15	R: 1 E: 0 K: 0 S: 10 H: 2 LOB: 1 BB: 0 P: 14	R: 0 E: 0 K: 0 S: 5 H: 0 LOB: 0 BB: 0 P: 8	R: 0 E: 0 K: 0 S: 10 H: 1 LOB: 0 BB: 0 P: 13	R: 0 E: 0 K: 0 S: 9 H: 1 LOB: 0 BB: 0 P: 12	1B: 8 2B: 0 3B: 0 HR: 1	SF: 0 SAC: 0 DP: 2 HBP: 0					

PITCHER	IP	WLS	BF	H	R	ER	SO	BB	IBB	HBP	BLK	WP	HR	S	P	ERA	WHIP
Denny Lemaster, L (1, 1) ERA: 2.81	5.0		21	5	3	3	4	2	0	0	0	0	1	47	73	5.40	1.400
Tony Cloninger, R (6, 1) ERA: 3.87	1.1		5	2	1	1	1	0	0	0	0	0	0	11	16	6.75	1.500
Bobby Tiefenauer, R (7, 1) ERA: 1.71	3.2	W	11	2	0	0	0	0	0	0	0	1	0	27	37	0.00	0.545

PITCHER	IP	WLS	BF	H	R	ER	SO	BB	IBB	HBP	BLK	WP	HR	S	P	ERA	WHIP

BOTTOM

Milwaukee Braves @ Philadelphia Phillies

Connie Mack Stadium, Philadelphia, PA

Sat Sep 07 1963, 7:05 PM EDT

Att. 11,589 - Unknown

livebaseballscorecards.com

AB	35
R	4
H	9
RBI	3
BB	2
SO	5
LOB	11

WP: 1 PB: 0 SB: 0 CS: 2 PA: 39

Batter	1	2	3	4	5	6	7	8	9	AB	R	H	RBI	BB	SO	LOB
Lee Maye, L (1, 8) (8, 7) OBP: 0.329, SLG: 0.428	E1 SH1-3 4-3 1B	K			FC5-4 FC3-5 1-2 1B		1-3	K		5	1	2	0	0	2	4
Frank Bolling, R (1, 4) OBP: 0.304, SLG: 0.324	SH1-3 2-3		6-3		FC3-5 FC5-4 1-2 2-3f		5-3		L8	4	0	0	0	0	0	2
Hank Aaron, R (1, 9) OBP: 0.396, SLG: 0.582	4-3 3-H		6-3		FC5-4 1-2f 2-3		6-3		L8	5	0	0	1	0	0	2
Eddie Mathews, L (1, 7) OBP: 0.404, SLG: 0.463 Ty Cline, L (8, 8) OBP: 0.239, SLG: 0.198	3B		1B		L9			6-3 HR BB	K	3 1	1 0	2 0	0 0	1 0	0 1	2 0
Joe Torre, R (1, 2) OBP: 0.354, SLG: 0.434	1-3	5-3				F8		6-3 1-2		4	0	0	0	0	0	3
Gene Oliver, R (1, 3) OBP: 0.325, SLG: 0.442		F4		F7		P4		HR 2-H		4	1	1	2	0	0	0
Denis Menke, R (1, 5) OBP: 0.294, SLG: 0.357		1B 1B		CS 1B		S 1B		5-3		4	0	3	0	0	0	0
Roy McMillan, R (1, 6) OBP: 0.282, SLG: 0.320		1-3 1B		5-3 1-2		1-2 BB		BB 1B		3	0	2	0	1	0	1
Warren Spahn, L (1, 1) OBP: 0.200, SLG: 0.241		P6			FC3-5 1B	F9		1-2 BB		3	0	1	0	1	0	4
Inning Stats	R: 1 E: 1 K: 0 S: 10 H: 2 LOB: 1 BB: 0 P: 13	R: 0 E: 0 K: 1 S: 8 H: 2 LOB: 2 BB: 0 P: 9	R: 0 E: 0 K: 0 S: 6 H: 1 LOB: 1 BB: 0 P: 9	R: 0 E: 0 K: 0 S: 4 H: 1 LOB: 0 BB: 0 P: 6	R: 0 E: 0 K: 0 S: 8 H: 2 LOB: 2 BB: 0 P: 11	R: 0 E: 0 K: 0 S: 7 H: 1 LOB: 2 BB: 1 P: 16	R: 0 E: 0 K: 0 S: 4 H: 0 LOB: 0 BB: 0 P: 8	R: 2 E: 0 K: 1 S: 16 H: 2 LOB: 2 BB: 2 P: 29	R: 0 E: 0 K: 1 S: 12 H: 0 LOB: 0 BB: 0 P: 15	1B: 9 2B: 0 3B: 1 HR: 1 SF: 0 SAC: 1 DP: 0 HBP: 0						

PITCHER		IP	WLS	BF	H	R	ER	SO	BB	IBB	HBP	BLK	WP	HR	S	P	ERA	WHIP
Dallas Green, R ERA: 3.2	(1, 1)	7.2	L	36	11	3	3	1	3	0	0	0	0	1	60	97	3.52	1.826
Chris Short, L ERA: 3.39	(8, 1)	1.1		4	0	0	0	2	0	0	0	0	0	0	15	19	0.00	0.000

PITCHER	IP	WLS	BF	H	R	ER	SO	BB	IBB	HBP	BLK	WP	HR	S	P	ERA	WHIP

TOP

Milwaukee Braves @ Philadelphia Phillies

Connie Mack Stadium, Philadelphia, PA

Sun Sep 08 1963, 3:33 AM EDT

Att. 8,807 - Unknown

livebaseballscorecards.com

AB	36
R	3
H	11
RBI	3
BB	3
SO	3
LOB	18

Batter	1	2	3	4	5	6	7	8	9	AB	R	H	RBI	BB	SO	LOB
Tony Taylor, R (1, 4) OBP: 0.334, SLG: 0.371	1-3		6-3			1-3		L9		4	0	0	0	0	0	0
Johnny Callison, L (1, 9) OBP: 0.338, SLG: 0.482	P6			G3		P4		1B		4	0	1	0	0	0	0
Tony Gonzalez, L (1, 7) OBP: 0.384, SLG: 0.449	6-3			1B 1B			SF9 3B	F5		4	1	2	0	0	0	1
Roy Sievers, R (1, 3) OBP: 0.308, SLG: 0.411		6-3		G5-4-3 1-2 1B			SF9 3-H		L8	3	0	1	1	0	0	0
Don Demeter, R (1, 8) OBP: 0.314, SLG: 0.441		P3		G5-4-3 1-2f			5-3 1B		HR	4	1	2	1	0	0	2
Don Hoak, R (1, 5) OBP: 0.273, SLG: 0.310		FC6-4 1B			L8		5-3 1-2 1B		2B	4	0	3	0	0	0	0
Bob Oldis, R (1, 2) OBP: 0.270, SLG: 0.282		FC6-4 1-2f			1-6-3		5-3 1-2 2-3		5-3	4	0	0	0	0	0	4
Bobby Wine, R (1, 6) OBP: 0.232, SLG: 0.287			5-3		G3		5-3		F9	3	0	0	0	0	0	2
Chris Short, R (8, 1) OBP: 0.080, SLG: 0.120										0	0	0	0	0	0	0
Wes Covington, L (9, PH) OBP: 0.367, SLG: 0.552										1	0	0	0	0	0	1
Dallas Green, L (1, 1) OBP: 0.071, SLG: 0.071			3-1			4-3		P4		2	0	0	0	0	0	0
Ruben Amaro, R (8, 6) OBP: 0.275, SLG: 0.300										1	0	0	0	0	0	0
Inning Stats	R: 0 E: 0 K: 0 S: 7 H: 0 LOB: 0 BB: 0 P: 8	R: 0 E: 0 K: 0 S: 6 H: 1 LOB: 1 BB: 0 P: 7	R: 0 E: 0 K: 0 S: 5 H: 0 LOB: 0 BB: 0 P: 9	R: 0 E: 0 K: 0 S: 12 H: 2 LOB: 1 BB: 0 P: 18	R: 0 E: 0 K: 0 S: 7 H: 0 LOB: 0 BB: 0 P: 10	R: 0 E: 0 K: 0 S: 5 H: 0 LOB: 0 BB: 0 P: 6	R: 1 E: 0 K: 0 S: 14 H: 3 LOB: 2 BB: 0 P: 20	R: 0 E: 0 K: 0 S: 9 H: 1 LOB: 1 BB: 0 P: 13	R: 1 E: 0 K: 0 S: 11 H: 2 LOB: 1 BB: 0 P: 17	1B: 6 2B: 1 3B: 1 HR: 1 SF: 1 SAC: 0 DP: 1 HBP: 0						

PITCHER	IP	WLS	BF	H	R	ER	SO	BB	IBB	HBP	BLK	WP	HR	S	P	ERA	WHIP
Warren Spahn, L (1, 1) ERA: 2.4	9.0	W	35	9	2	2	0	0	0	0	0	0	1	76	108	2.00	1.000

PITCHER	IP	WLS	BF	H	R	ER	SO	BB	IBB	HBP	BLK	WP	HR	S	P	ERA	WHIP

BOTTOM

Milwaukee Braves @ Philadelphia Phillies

Connie Mack Stadium, Philadelphia, PA

Sun Sep 08 1963, 3:33 AM EDT

Att. 8,807 - Unknown

livebaseballscorecards.com

AB	34
R	2
H	9
RBI	2
BB	0
SO	0
LOB	10

Batter	1	2	3	4	5	6	7	8	9	AB	R	H	RBI	BB	SO	LOB
Roy McMillan, R (1, 6) OBP: 0.287, SLG: 0.328	1B 2B 1B			4-3		1B 2B		F7		5	3	3	0	0	0	3
Woody Woodward, R (8, 6)			SH1-3 2B 1B							0	0	0	0	0	0	0
Frank Bolling, R (1, 4) OBP: 0.307, SLG: 0.327	2B 1-3 1B 1B		SH1-3 1-2		6-3	2-H 1B		1-3 2-H 1B		4	1	3	2	0	0	0
Hank Aaron, R (1, 9) OBP: 0.396, SLG: 0.582	1-3 3-H 1B 2B		P3		S 1B 1B	F3		F8		5	2	2	1	0	0	4
Eddie Mathews, L (1, 7) OBP: 0.408, SLG: 0.466	G4-3-6-4 2-H 3-H 1B		BBB 2B BB		1-H 2B 1B		G6-4-3 1B		2B	3	2	3	3	1	0	0
Len Gabrielson, L (7, PR) OBP: 0.255, SLG: 0.330										1	0	1	0	0	0	0
(7, 7)																
Joe Torre, R (1, 2) OBP: 0.352, SLG: 0.433	G4-3-6-4 1-2f		1-H 2-H 2B		SSS K		G6-4-3 1-2f		P3	5	0	1	2	0	1	4
Gene Oliver, R (1, 3) OBP: 0.324, SLG: 0.443	SSS K		6-3		1-H 2B		F7		SSS K	4	0	1	1	0	1	2
Tommie Aaron, R (7, 3) OBP: 0.258, SLG: 0.298										1	0	0	0	0	1	1
Denis Menke, R (1, 5) OBP: 0.294, SLG: 0.354		SSS K		F7	SSS K			BBB FC6-4 BB	F9	4	0	0	0	1	2	2
Ty Cline, L (1, 8) OBP: 0.239, SLG: 0.200		L7		SH1-4 1B		L9		FC6-4 HBP 1-2f 1B		4	1	1	0	0	0	1
Bob Sadowski, R (1, 1) OBP: 0.097, SLG: 0.067		1-3		SH1-4 1-2		1-3		1B 1-2 HBP		2	0	0	0	0	0	0
Inning Stats	R: 3 E: 0 K: 1 S: 8 H: 4 LOB: 0 BB: 0 P: 8	R: 0 E: 0 K: 1 S: 5 H: 0 LOB: 0 BB: 0 P: 5	R: 2 E: 0 K: 0 S: 5 H: 2 LOB: 1 BB: 1 P: 9	R: 0 E: 0 K: 0 S: 4 H: 1 LOB: 1 BB: 0 P: 4	R: 2 E: 0 K: 2 S: 10 H: 3 LOB: 1 BB: 0 P: 10	R: 1 E: 0 K: 0 S: 5 H: 2 LOB: 1 BB: 0 P: 5	R: 0 E: 0 K: 0 S: 3 H: 1 LOB: 1 BB: 0 P: 3	R: 1 E: 0 K: 0 S: 4 H: 1 LOB: 2 BB: 1 P: 9	R: 0 E: 0 K: 1 S: 6 H: 1 LOB: 1 BB: 0 P: 6	1B: 10 2B: 5 3B: 0 HR: 0	SF: 0 SAC: 2 DP: 2 HBP: 1						

TOP

Milwaukee Braves @ Cincinnati Reds

Crosley Field, Cincinnati, OH

Mon Sep 09 1963, 7:05 PM EDT

Unknown - 85 F

livebaseballscorecards.com

AB	38
R	9
H	15
RBI	9
BB	2
SO	5
LOB	17

PITCHER		IP	WLS	BF	H	R	ER	SO	BB	IBB	HBP	BLK	WP	HR	S	P	ERA	WHIP
Jim O'Toole, L ERA: 2.79	(1, 1)	3.0	L	15	6	5	5	2	1	0	0	0	0	0	18	22	15.00	2.333
Jim Coates, R ERA: 5.34	(4, 1)	2.0		10	4	2	2	2	0	0	0	0	0	0	14	14	9.00	2.000
Al Worthington, R ERA: 3.34	(6, 1)	3.0		14	4	2	2	0	1	0	1	0	0	0	12	17	6.00	1.667
Dom Zanni, R ERA: 3.67	(9, 1)	1.0		4	1	0	0	1	0	0	0	0	0	0	6	6	0.00	1.000

PITCHER	IP	WLS	BF	H	R	ER	SO	BB	IBB	HBP	BLK	WP	HR	S	P	ERA	WHIP

WP: 0 PB: 0 SB: 1 CS: 0 PA: 43

Batter	1	2	3	4	5	6	7	8	9	AB	R	H	RBI	BB	SO	LOB
Pete Rose, S (1, 4) OBP: 0.325, SLG: 0.366	1B		G3			4-3		K		4	0	1	0	0	1	1
Tommy Harper, R (1, 9) OBP: 0.333, SLG: 0.380	F4		6-3			6-3		4-3		4	0	0	0	0	0	2
Vada Pinson, L (1, 8) OBP: 0.352, SLG: 0.513	K			4-3		F7			4-3	4	0	0	0	0	1	1
Gordy Coleman, L (1, 3) OBP: 0.292, SLG: 0.407	4-3			HR			G3 1B		HR	4	2	3	2	0	0	1
Johnny Edwards, L (1, 2) OBP: 0.321, SLG: 0.383		BB 1B		4-3			G3 1-2		4-3	4	0	1	0	0	0	1
Bob Skinner, L (1, 7) OBP: 0.321, SLG: 0.351		K		4-3			F7		FC6-4 HBP	3	0	0	0	0	1	2
Gene Freese, R (1, 5) OBP: 0.308, SLG: 0.385		L8-6 1-2 BB			K		6-3		FC6-4 1-2f	3	0	0	0	1	1	2
Leo Cardenas, R (1, 6) OBP: 0.267, SLG: 0.317		L8-6 1-2			5-3			1B		3	0	1	0	0	0	2
Jim O'Toole, S (1, 1) Charlie Neal, R (3, PH) Jim Coates, R (4, 1) Eddie Kasko, R (5, PH) Al Worthington, R (6, 1) Marty Keough, L (8, PH) Dom Zanni, R (9, 1)			4-3		K			F7		0 1 0 1 0 0 1 0	0 0 0 0 0 0 0 0	0 0 0 0 0 0 0 0	0 0 0 0 0 0 0 0	0 0 0 1 0 0 0 0	0 0 0 0 0 0 1 0	0 0 0 0 0 0 1 0

Inning Stats	1	2	3	4	5	6	7	8	9
	R: 0 E: 0 K: 1 S: 6	H: 1 LOB: 1 BB: 0 P: 6	R: 0 E: 0 K: 1 S: 5	H: 1 LOB: 1 BB: 1 P: 9	R: 0 E: 0 K: 0 S: 3	H: 0 LOB: 0 BB: 0 P: 3	R: 1 E: 0 K: 0 S: 4	H: 1 LOB: 0 BB: 0 P: 4	R: 0 E: 0 K: 2 S: 7	H: 0 LOB: 0 BB: 0 P: 7	R: 0 E: 0 K: 0 S: 3	H: 0 LOB: 0 BB: 0 P: 3	R: 0 E: 0 K: 0 S: 4	H: 1 LOB: 1 BB: 0 P: 4	R: 0 E: 0 K: 1 S: 6	H: 1 LOB: 1 BB: 0 P: 6	R: 1 E: 0 K: 0 S: 4	H: 1 LOB: 1 BB: 0 P: 5

PITCHER	IP	WLS	BF	H	R	ER	SO	BB	IBB	HBP	BLK	WP	HR	S	P	ERA	WHIP
Bob Sadowski, R (1, 1) ERA: 2.35	9.0	W	34	6	2	2	5	1	0	1	0	0	2	42	47	2.00	0.778

PITCHER	IP	WLS	BF	H	R	ER	SO	BB	IBB	HBP	BLK	WP	HR	S	P	ERA	WHIP

BOTTOM

Milwaukee Braves @ Cincinnati Reds

Crosley Field, Cincinnati, OH

Mon Sep 09 1963, 7:05 PM EDT

Unknown - 85 F

livebaseballscorecards.com

AB	32
R	2
H	6
RBI	2
BB	1
SO	5
LOB	13

1B: 4	SF: 0		WP: 0	PA: 34
2B: 1	SAC: 0		PB: 0	
3B: 0	DP: 1		SB: 0	
HR: 2	HBP: 1		CS: 0	

Milwaukee Braves @ Cincinnati Reds

Crosley Field, Cincinnati, OH

Mon Sep 09 1963, 7:05 PM EDT

Att. 5,939 - Unknown

TOP

livebaseballscorecards.com

Batter	1	2	3	4	5	6	7	8	9	AB	R	H	RBI	BB	SO	LOB
Ty Cline, L (1, 8) OBP: 0.254, SLG: 0.218	S S S 0-3 ① K		x 0-0 1-3 2B 1B		x 0-0 S 1-3 2-H 1B		x 0-0 ② L7	x 0-0 E1 1-3 2-H 3-H 1B		5	1	3	2	0	1	0
Frank Bolling, R (1, 4) OBP: 0.308, SLG: 0.327	B B B B 4-0 BB BB		x 0-0 ② 1-3 1-2		x 0-0 ① SF8 3-H		x 0-0 HR 1B	x 0-0 ③ 1-3		3	1	1	1	1	0	3
Hank Aaron, R (1, 9) OBP: 0.396, SLG: 0.587	x 0-0 ② F9		x 0-0 2-H 2B		x 0-0 ② F9		x 0-0 1-H HR		x 0-0 ① F8	5	1	2	3	0	0	2
Eddie Mathews, L (1, 7) OBP: 0.407, SLG: 0.463 Len Gabrielson, L (7, 7) OBP: 0.252, SLG: 0.326	B B B B 4-0 1-2 BB		x 0-0 ③ F4		S S S 0-3 ③ K 1-2		x 0-0 ③ F8		S S S 0-3 ② K	3 1	0 0	0 0	0 0	1 0	1 1	2 0
Joe Torre, R (1, 2) OBP: 0.353, SLG: 0.433	x 0-0 ③ F8			x 0-0 ① 5-3		x 0-0 G1-4-3 1B		x 0-0 1B FC5-2 1B	S S S 0-3 ③ K	5	0	2	0	0	1	2
Gene Oliver, R (1, 3) OBP: 0.323, SLG: 0.441 Tommie Aaron, R (8, 3) OBP: 0.258, SLG: 0.298		S S S 0-3 ① K		x 0-0 ② 5-3		x 0-0 ① ② G1-4-3 1-2f		x 0-0 BB FC5-2 1-3 1B 1B		4 0	1 0	1 0	0 0	0 0	1 0	1 0
Denis Menke, R (1, 5) OBP: 0.293, SLG: 0.353		x 0-0 ② 5-3		x 0-0 ③ F9		x 0-0 S 1B		x 0-0 ① FC5-2 1B BB 1-2 3-H E		4	1	1	0	0	0	2
Roy McMillan, R (1, 6) OBP: 0.287, SLG: 0.325		x 0-0 ③ 6-3		B B B B 4-0 SH 1B BB		x 0-0 ③ 5-3 1-2		x 0-0 ② F5		3	1	0	0	1	0	3
Bob Hendley, R (1, 1) OBP: 0.146, SLG: 0.109 Bobby Tiefenauer, R (7, 1)			S S S 0-3 ① K		x 0-0 SH 1B 1-2 SF8		S S S 0-3 ① K	B B B B 4-0 E 1-2 2-3 BB		2 0	1 0	0 0	0 0	0 1	2 0	0 0

	AB	35
	R	7
	H	10
	RBI	6
	BB	4
	SO	7
	LOB	15

Inning Stats																																		
	R: 0	E: 0	K: 1	S: 5	H: 0	LOB: 2	BB: 2	P: 13	R: 0	E: 0	K: 1	S: 5	H: 0	LOB: 0	BB: 0	P: 5	R: 1	E: 0	K: 1	S: 7	H: 2	LOB: 0	BB: 0	P: 7	R: 0	E: 0	K: 0	S: 3	H: 0	LOB: 0	BB: 0	P: 3	R: 2	E: 1	K: 1	S: 7	H: 1	LOB: 1	BB: 1	P: 11
	R: 0	E: 0	K: 0	S: 4	H: 2	LOB: 1	BB: 0	P: 4	R: 2	E: 0	K: 1	S: 7	H: 2	LOB: 0	BB: 0	P: 7	R: 2	E: 1	K: 0	S: 6	H: 3	LOB: 2	BB: 1	P: 10	R: 0	E: 0	K: 2	S: 7	H: 0	LOB: 0	BB: 0	P: 7	1B: 8	2B: 1	3B: 0	HR: 1	SF: 1	SAC: 1	DP: 1	HBP: 0	WP: 0	PB: 0	SB: 2	CS: 0	PA: 41

PITCHER		IP	WLS	BF	H	R	ER	SO	BB	IBB	HBP	BLK	WP	HR	S	P	ERA	WHIP
Joey Jay, R ERA: 4.28	(1, 1)	7.0	L	31	7	5	4	5	3	0	0	0	0	1	38	50	5.14	1.429
Dom Zanni, R ERA: 3.83	(8, 1)	0.2		5	2	2	1	0	1	0	0	0	0	0	4	8	13.50	4.500
Bill Henry, L ERA: 4.6	(8, 1)	1.1		5	1	0	0	2	0	0	0	0	0	0	9	9	0.00	0.750

PITCHER	IP	WLS	BF	H	R	ER	SO	BB	IBB	HBP	BLK	WP	HR	S	P	ERA	WHIP

Batter	1	2	3	4	5	6	7	8	9	AB	R	H	RBI	BB	SO	LOB
Pete Rose, S (1, 4) OBP: 0.330, SLG: 0.368	1B		BB		BB		BB		1B	2	1	2	0	3	0	0
Tommy Harper, R (1, 9) OBP: 0.334, SLG: 0.387	F9		1B		SF9		1B		5-3	4	1	2	3	0	0	2
Vada Pinson, L (1, 8) OBP: 0.352, SLG: 0.511	F7		G3		L8		1B			4	0	1	1	0	0	5
Gene Freese, R (1, 5) OBP: 0.303, SLG: 0.378	4-3			F4		5-3	L8			4	0	0	0	0	0	2
Gene Green, R (1, 2) OBP: 0.254, SLG: 0.336		2-5 1-3 1B		1-4-3		F4		L8		3	0	1	0	0	0	0
Johnny Edwards, L (7, 2) OBP: 0.320, SLG: 0.382										1	0	0	0	0	0	0
Don Pavletich, R (1, 3) OBP: 0.273, SLG: 0.316	1-3			4-3		F7		G4-6-3 BB		3	0	0	0	0	0	1
Gordy Coleman, L (8, PH) OBP: 0.294, SLG: 0.407 (9, 3)	1-2									0	0	0	0	1	0	0
Ken Walters, R (1, 7) OBP: 0.227, SLG: 0.270	L8				B1-3		F9	G4-6-3		3	0	0	0	0	0	1
Bob Skinner, L (8, PH) OBP: 0.320, SLG: 0.350 (9, 7)								1-2f		1	0	0	0	0	0	1
Leo Cardenas, R (1, 6) OBP: 0.269, SLG: 0.318		2-5 2-3	4-3		BB 1B SF9 1B		BB 3B 1B		L8	4	2	2	0	0	0	0
Joey Jay, S (1, 1) OBP: 0.188, SLG: 0.191										2	0	1	0	0	0	0
Eddie Kasko, R (7, PH) OBP: 0.306, SLG: 0.336										1	0	0	0	0	0	1
Dom Zanni, R (8, 1)										0	0	0	0	0	0	0
Bill Henry, L (8, 1) OBP: 0.167, SLG: 0.200										0	0	0	0	0	0	0
Marty Keough, L (9, PH) OBP: 0.343, SLG: 0.411			1-3		1-2 BB 1B		F7		F1	1	0	0	0	0	0	0
Inning Stats	R: 0 E: 0 K: 0 S: 4 H: 1 LOB: 1 BB: 0 P: 4	R: 0 E: 0 K: 0 S: 3 H: 1 LOB: 1 BB: 0 P: 3	R: 0 E: 0 K: 0 S: 4 H: 1 LOB: 2 BB: 1 P: 8	R: 0 E: 0 K: 0 S: 3 H: 0 LOB: 0 BB: 0 P: 3	R: 1 E: 0 K: 0 S: 5 H: 2 LOB: 2 BB: 1 P: 9	R: 0 E: 0 K: 0 S: 3 H: 0 LOB: 0 BB: 0 P: 3	R: 3 E: 0 K: 0 S: 6 H: 3 LOB: 1 BB: 1 P: 10	R: 0 E: 0 K: 0 S: 2 H: 0 LOB: 0 BB: 1 P: 6	R: 0 E: 0 K: 0 S: 4 H: 1 LOB: 1 BB: 0 P: 4	1B: 8 2B: 0 3B: 1 HR: 0 SF: 1 SAC: 0 DP: 1 HBP: 0	WP: 0 PB: 0 SB: 0 CS: 0 PA: 38					

PITCHER		IP	WLS	BF	H	R	ER	SO	BB	IBB	HBP	BLK	WP	HR	S	P	ERA	WHIP
Bob Hendley, L ERA: 3.77	(1, 1)	6.2	W	31	8	4	4	0	3	0	0	0	0	0	27	39	5.40	1.650
Bobby Tiefenauer, R ERA: 1.54	(7, 1)	2.1	S	8	1	0	0	0	1	0	0	0	0	0	7	11	0.00	0.857

PITCHER	IP	WLS	BF	H	R	ER	SO	BB	IBB	HBP	BLK	WP	HR	S	P	ERA	WHIP

BOTTOM

Milwaukee Braves @ Cincinnati Reds

Crosley Field, Cincinnati, OH

Mon Sep 09 1963, 7:05 PM EDT

Att. 5,939 - Unknown

livebaseballscorecards.com

AB	33
R	4
H	9
RBI	4
BB	4
SO	0
LOB	13

Batter	1	2	3	4	5	6	7	8	9	AB	R	H	RBI	BB	SO	LOB
Ty Cline, L (1, 8) OBP: 0.268, SLG: 0.235	L4-3	2-3 1B		2-H 1B		L7		G6-3 1-2 1B		5	0	3	1	0	0	1
Frank Bolling, R (1, 4) OBP: 0.305, SLG: 0.324	E6 BB BB	F8		1-3		K2-3		G6-3 1-2f		5	0	0	0	0	1	6
Hank Aaron, R (1, 9) OBP: 0.399, SLG: 0.599	FC5 BB 1-2 BB	HR		6-3		HR		G5-4-3 1B		4	2	3	2	1	0	0
Eddie Mathews, L (1, 7) OBP: 0.405, SLG: 0.459 (5, 5)	1-2 2-3 BB	F6		K		F9		F9		4	0	0	0	1	1	1
Joe Torre, R (1, 2) OBP: 0.353, SLG: 0.432	K	K		2B 1B		K		G5-4-3 1-2f		3	0	1	0	0	2	3
Bob Uecker, R (6, 2) OBP: 0.286, SLG: 0.250										2	0	0	0	0	1	1
Gene Oliver, R (1, 3) (5, 7) OBP: 0.325, SLG: 0.444	FC5 2-3f	F2		1-3 2B		E8		1B		4	0	2	0	0	0	3
Denis Menke, R (1, 5) OBP: 0.292, SLG: 0.351		K		6-3	K	F7				3	0	0	0	0	2	2
Dan Schneider, L (5, 1)										0	0	0	0	0	0	0
Don Dillard, L (7, PH) OBP: 0.257, SLG: 0.379										1	0	0	0	0	0	1
Tony Cloninger, R (7, 1) OBP: 0.139, SLG: 0.139										0	0	0	0	0	0	0
Roy McMillan, R (1, 6) OBP: 0.293, SLG: 0.331		1B SH3 1B		SH3-4 1B 1B		FC6-4 1B		F8		4	1	3	0	0	0	0
Bob Shaw, R (1, 1) OBP: 0.205, SLG: 0.125		SH3 1-2		SH3-4 1-2		FC6-4 1-2f		1B 1B		0	0	0	0	0	0	0
Lou Klimchock, L (5, 3) OBP: 0.204, SLG: 0.224										2	0	1	0	0	0	1
Woody Woodward, R (8, PR)										0	0	0	0	0	0	0
Tommie Aaron, R (8, 3) OBP: 0.258, SLG: 0.298										0	0	0	0	0	0	0
Inning Stats	R: 0 E: 1 K: 1 S: 6 H: 0 LOB: 3 BB: 2 P: 14	R: 0 E: 0 K: 1 S: 7 H: 2 LOB: 2 BB: 0 P: 7	R: 1 E: 0 K: 1 S: 6 H: 1 LOB: 0 BB: 0 P: 6	R: 1 E: 0 K: 0 S: 5 H: 2 LOB: 1 BB: 0 P: 5	R: 0 E: 0 K: 2 S: 9 H: 2 LOB: 2 BB: 0 P: 9	R: 0 E: 0 K: 1 S: 6 H: 1 LOB: 1 BB: 0 P: 6	R: 1 E: 1 K: 1 S: 7 H: 2 LOB: 1 BB: 0 P: 7	R: 0 E: 0 K: 0 S: 4 H: 2 LOB: 2 BB: 0 P: 4	R: 0 E: 0 K: 0 S: 3 H: 1 LOB: 0 BB: 0 P: 3	1B: 10 2B: 1 3B: 0 HR: 2	SF: 0 SAC: 2 DP: 2 HBP: 0						

PITCHER	IP	WLS	BF	H	R	ER	SO	BB	IBB	HBP	BLK	WP	HR	S	P	ERA	WHIP
John Tsitouris, R (1, 1) ERA: 3.62	8.0	W	39	13	3	3	7	2	0	0	0	0	2	51	59	3.38	1.875
Bill Henry, L (9, 1) ERA: 4.5	1.0	S	2	0	0	0	0	0	0	0	0	0	0	2	2	0.00	0.000

PITCHER	IP	WLS	BF	H	R	ER	SO	BB	IBB	HBP	BLK	WP	HR	S	P	ERA	WHIP

TOP

Milwaukee Braves @ Cincinnati Reds

Crosley Field, Cincinnati, OH

Tue Sep 10 1963, 7:05 PM EDT

Att. 3,759 - Unknown - 75 F

livebaseballscorecards.com

AB	37
R	3
H	13
RBI	3
BB	2
SO	7
LOB	19

1B: 10	SF: 0	WP: 0	PA: 41
2B: 1	SAC: 2	PB: 0	
3B: 0	DP: 2	SB: 0	
HR: 2	HBP: 0	CS: 0	

Batter	1	2	3	4	5	6	7	8	9	AB	R	H	RBI	BB	SO	LOB
Pete Rose, S (1, 4) OBP: 0.330, SLG: 0.366	F5		F7		BB, CS		F7			3	0	0	0	1	0	0
Tommy Harper, R (1, 9) OBP: 0.331, SLG: 0.383	K		E6		F7		F9			4	0	0	0	0	1	1
Vada Pinson, L (1, 8) OBP: 0.351, SLG: 0.509	K		G3		2B, 1-2		K			4	1	1	0	0	2	1
Gordy Coleman, L (1, 3) OBP: 0.299, SLG: 0.421		4-3		HR	2B, 1-H			BB, L6-4, SH3-4		3	1	2	2	1	0	0
Marty Keough, L (8, PR) (9, 3) OBP: 0.343, SLG: 0.411										0	0	0	0	0	0	0
Johnny Edwards, L (1, 2) OBP: 0.322, SLG: 0.389		HR		L8	IBB			SH3-4, 1-2		2	1	1	1	1	0	0
Bob Skinner, L (1, 7) OBP: 0.322, SLG: 0.353		2B, 1B		E4, FC5, WP	K			IBB		3	1	1	0	1	1	2
Leo Cardenas, R (1, 6) OBP: 0.269, SLG: 0.317		5-3		6-3, 1-2		BB, 7-4		L6-4, 2-3		3	0	0	0	1	0	4
Eddie Kasko, R (1, 5) OBP: 0.313, SLG: 0.338		1B, 2-H		IBB		7-4, 1-2f				2	0	1	1	1	0	1
John Tsitouris, R (1, 1) OBP: 0.057, SLG: 0.058			K	FC5, 2-3f		6-3				3	0	0	0	0	1	2
Bill Henry, L (9, 1) OBP: 0.167, SLG: 0.200										0	0	0	0	0	0	0
Inning Stats	R: 0 E: 0 K: 2 S: 7 H: 0 LOB: 0 BB: 0 P: 7	R: 2 E: 0 K: 0 S: 5 H: 3 LOB: 1 BB: 0 P: 5	R: 0 E: 1 K: 1 S: 6 H: 0 LOB: 1 BB: 0 P: 6	R: 1 E: 1 K: 0 S: 5 H: 1 LOB: 2 BB: 1 P: 9	R: 1 E: 0 K: 1 S: 6 H: 2 LOB: 2 BB: 2 P: 14	R: 0 E: 0 K: 0 S: 2 H: 0 LOB: 0 BB: 1 P: 6	R: 0 E: 0 K: 1 S: 5 H: 0 LOB: 0 BB: 0 P: 5	R: 0 E: 0 K: 0 S: 2 H: 0 LOB: 1 BB: 2 P: 10		1B: 2 2B: 4 3B: 0 HR: 2	SF: 0 SAC: 1 DP: 2 HBP: 0					

PITCHER		IP	WLS	BF	H	R	ER	SO	BB	IBB	HBP	BLK	WP	HR	S	P	ERA	WHIP
Bob Shaw, R ERA: 2.82	(1, 1)	4.2	L	23	6	4	4	3	1	2	0	0	1	2	26	38	7.71	1.500
Dan Schneider, L ERA: 2.84	(5, 1)	1.1		4	0	0	0	1	1	0	0	0	0	0	5	9	0.00	0.750
Tony Cloninger, R ERA: 3.81	(7, 1)	2.0		7	0	0	0	1	1	1	0	0	0	0	7	15	0.00	0.500

PITCHER	IP	WLS	BF	H	R	ER	SO	BB	IBB	HBP	BLK	WP	HR	S	P	ERA	WHIP

BOTTOM

Milwaukee Braves @ Cincinnati Reds

Crosley Field, Cincinnati, OH

Tue Sep 10 1963, 7:05 PM EDT

Att. 3,759 - Unknown - 75 F

livebaseballscorecards.com

AB	27
R	4
H	6
RBI	4
BB	6
SO	5
LOB	11

WP: 1	PA: 34		
PB: 0			
SB: 0			
CS: 1			

Batter	1	2	3	4	5	6	7	8	9	AB	R	H	RBI	BB	SO	LOB
Ty Cline, L (1, 8) OBP: 0.273, SLG: 0.235	PB 1B 1B		K	L8		K		BB	4	1	1	0	1	2	0
Frank Bolling, R (1, 4) OBP: 0.303, SLG: 0.322	K 1-3		4-3		4-3	1B		F9	3	0	0	0	0	1	1
Tommie Aaron, R (6, 4) OBP: 0.261, SLG: 0.301									2	0	1	0	0	0	1
Hank Aaron, R (1, 9) OBP: 0.399, SLG: 0.598	S 3-H 1B		F9			4-3	K		3	0	1	1	0	0	0
Claude Raymond, R (6, 1) OBP: 0.667, SLG: 1.000									0	0	0	0	0	0	0
Don Dillard, L (7, PH) OBP: 0.255, SLG: 0.375									1	0	0	0	0	1	1
Dan Schneider, L (7, 1)									0	0	0	0	0	0	0
Bobby Tiefenauer, R (8, 1)									0	0	0	0	0	0	0
Eddie Mathews, L (1, 7) OBP: 0.406, SLG: 0.459	P2 1-2			BB		1B 1B		F8	3	1	1	0	1	0	1
Joe Torre, R (1, 2) OBP: 0.351, SLG: 0.430	P6			K		E 1-2 1B		2B	2	0	0	0	0	1	2
Bob Uecker, R (5, 2) OBP: 0.375, SLG: 0.429									2	1	2	0	0	0	0
Gene Oliver, R (1, 3) OBP: 0.326, SLG: 0.445		CS BB 1B		K		E 1-3 2-H 1B		F5	2	0	1	0	0	1	1
Hank Fischer, R (5, 1) OBP: 0.150, SLG: 0.105									0	0	0	0	0	0	0
Len Gabrielson, L (6, PH) OBP: 0.257, SLG: 0.330									2	0	1	1	0	0	1
(6, 9)															
Denis Menke, R (1, 5) OBP: 0.291, SLG: 0.349		1-2 CS BB		F8		E5 1-3 3-H		P3	3	0	0	0	1	0	3
Roy McMillan, R (1, 6) OBP: 0.290, SLG: 0.327	K 1-2 2-3			P4		5-3		6-3	3	0	0	0	0	1	4
Woody Woodward, R (6, 6)									1	0	0	0	0	0	0
Denny Lemaster, R (1, 1) OBP: 0.203, SLG: 0.304	K			4-3			F5	F7	1	0	0	0	0	1	1
Ron Piche, R (4, 1)									0	0	0	0	0	0	0
Lou Klimchock, L (5, PH) OBP: 0.192, SLG: 0.212									3	0	0	0	0	0	0
(5, 3)															

Inning Stats									
	R: 1 E: 0 K: 1 S: 7	H: 2 LOB: 1 BB: 0 P: 7	R: 0 E: 0 K: 2 S: 7	H: 1 LOB: 1 BB: 1 P: 11	R: 0 E: 0 K: 1 S: 5	H: 0 LOB: 0 BB: 0 P: 5	R: 0 E: 0 K: 2 S: 7	H: 0 LOB: 1 BB: 1 P: 11	R: 0 E: 0 K: 0 S: 3	H: 0 LOB: 0 BB: 0 P: 3	R: 2 E: 1 K: 0 S: 7	H: 3 LOB: 2 BB: 0 P: 7	R: 0 E: 0 K: 2 S: 8	H: 1 LOB: 1 BB: 0 P: 8	R: 0 E: 0 K: 0 S: 4	H: 1 LOB: 1 BB: 0 P: 4	R: 0 E: 0 K: 0 S: 3	H: 0 LOB: 1 BB: 1 P: 7

PITCHER	IP	WLS	BF	H	R	ER	SO	BB	IBB	HBP	BLK	WP	HR	S	P	ERA	WHIP
Jim Maloney, R (1, 1) ERA: 2.63	9.0	W	38	8	3	1	8	3	0	0	0	0	0	51	63	1.00	1.222

PITCHER	IP	WLS	BF	H	R	ER	SO	BB	IBB	HBP	BLK	WP	HR	S	P	ERA	WHIP

TOP

Milwaukee Braves @ Cincinnati Reds

Crosley Field, Cincinnati, OH

Wed Sep 11 1963, 7:05 PM EDT

Att. 4,442 - Unknown - 77 F

livebaseballscorecards.com

AB	35
R	3
H	8
RBI	2
BB	3
SO	8
LOB	16

1B: 7	SF: 0	WP: 0	PA: 38
2B: 2	SAC: 0	PB: 1	
3B: 0	DP: 1	SB: 1	
HR: 0	HBP: 0	CS: 2	

Batter	1	2	3	4	5	6	7	8	9	AB	R	H	RBI	BB	SO	LOB
Pete Rose, S (1, 4) OBP: 0.330, SLG: 0.370	F9		F9	HR, PB, 1-2, 3-H, 1B	1-3		SF7, 1-H, 2-H, 3B			5	2	2	3	0	0	2
Eddie Kasko, R (1, 5) OBP: 0.304, SLG: 0.329	P3		P6	5-3, 1-2, 2-3		K, S S S	SF7, 3-H			4	0	0	1	0	1	2
Vada Pinson, L (1, 8) OBP: 0.354, SLG: 0.520 Marty Keough, L (7, 8) OBP: 0.342, SLG: 0.408	IHR			E7, HR HR, IBB		HR, S S S	K			3 1	4 0	2 0	2 0	1 0	0 1	0 0
Don Pavletich, R (1, 3) OBP: 0.276, SLG: 0.338 Gordy Coleman, L (4, PH) OBP: 0.305, SLG: 0.434 (5, 3)	F7			HR, 2-H HR, 1-H, 2-H, 3-H		WP, B B B B, BB	FC6-4, 1B			2 2	1 1	1 2	2 4	0 1	0 0	0 0
Tommy Harper, R (1, 9) OBP: 0.329, SLG: 0.383		FC5-4, 2B		F7 6-3		L8	FC6-4, FC6-4, 1-2f			5	0	1	0	0	0	2
Leo Cardenas, R (1, 6) OBP: 0.270, SLG: 0.317		P1		E, BB, 1B	FC3-6, 1B, 1B	4-3, 1-2		FC6-4, 1-2f		5	1	2	0	0	0	3
Ken Walters, R (1, 7) OBP: 0.235, SLG: 0.266 Bob Skinner, L (5, PH) OBP: 0.325, SLG: 0.354 (6, 7)		FC5-4, 2-3		E, 1-2, 1B, BB FC3-6, 1-2, 1B			BB, 3B, BB	L8		1 2	1 1	0 1	0 0	1 1	0 0	1 1
Johnny Edwards, L (1, 2) OBP: 0.323, SLG: 0.389		P4		E5, 1B, 1-3, 2-H, 1B	K, S S S		1-2, 3B, BB			3	2	1	1	1	1	3
Jim Maloney, L (1, 1) OBP: 0.188, SLG: 0.173			K, S S S	PB, HR, 1B, 2-3, 3-H	FC3-6, 1-2f, 2-3		K, S S S			4	1	1	1	0	2	4
Inning Stats	R: 1 E: 0 K: 0 S: 4 H: 1 LOB: 0 BB: 0 P: 4	R: 0 E: 0 K: 0 S: 4 H: 1 LOB: 1 BB: 0 P: 4	R: 0 E: 0 K: 1 S: 5 H: 0 LOB: 0 BB: 0 P: 5	R: 9 E: 2 K: 0 S: 10 H: 6 LOB: 0 BB: 2 P: 18	R: 0 E: 0 K: 1 S: 7 H: 2 LOB: 2 BB: 0 P: 7	R: 1 E: 0 K: 1 S: 6 H: 1 LOB: 1 BB: 1 P: 10	R: 3 E: 0 K: 2 S: 8 H: 1 LOB: 0 BB: 2 P: 16	R: 0 E: 0 K: 0 S: 4 H: 1 LOB: 1 BB: 0 P: 4		1B: 7 2B: 1 3B: 1 HR: 4 SF: 1 SAC: 0 DP: 0 HBP: 0			WP: 1 PB: 1 SB: 0 CS: 0 PA: 43	

PITCHER		IP	WLS	BF	H	R	ER	SO	BB	IBB	HBP	BLK	WP	HR	S	P	ERA	WHIP
Denny Lemaster, L ERA: 2.93	(1, 1)	3.1	L	18	6	7	4	1	1	0	0	0	0	1	19	23	10.80	2.100
Ron Piche, R ERA: 3.91	(4, 1)	0.2		5	2	3	0	0	0	1	0	0	0	1	4	8	0.00	3.000
Hank Fischer, R ERA: 4.88	(5, 1)	1.0		5	2	0	0	1	0	0	0	0	0	0	7	7	0.00	2.000
Claude Raymond, R ERA: 4.85	(6, 1)	1.0		5	1	1	1	1	1	0	0	0	1	1	6	10	9.00	2.000
Dan Schneider, L ERA: 3.46	(7, 1)	1.0		6	1	3	3	2	2	0	0	0	0	0	8	16	27.00	3.000

PITCHER		IP	WLS	BF	H	R	ER	SO	BB	IBB	HBP	BLK	WP	HR	S	P	ERA	WHIP
Bobby Tiefenauer, R ERA: 1.48	(8, 1)	1.0		4	1	0	0	0	0	0	0	0	0	0	4	4	0.00	1.000

Milwaukee Braves @ Cincinnati Reds

Crosley Field, Cincinnati, OH

Wed Sep 11 1963, 7:05 PM EDT

Att. 4,442 - Unknown - 77 F

BOTTOM

livebaseballscorecards.com

AB	37
R	14
H	13
RBI	14
BB	5
SO	5
LOB	18

Batter	1	2	3	4	5	6	7	8	9	AB	R	H	RBI	BB	SO	LOB
Roy McMillan, R (1, 6) OBP: 0.293, SLG: 0.330	CS 1B		1B			4-3	6-3			4	0	2	0	0	0	3
Frank Bolling, R (1, 4) OBP: 0.305, SLG: 0.322	F6		F8			WP BB		1B		3	0	1	0	1	0	2
Hank Aaron, R (1, 9) OBP: 0.397, SLG: 0.593	K 1-2		F9			K 1-2		F8		4	0	0	0	0	2	4
Eddie Mathews, L (1, 7) OBP: 0.403, SLG: 0.455		E4 BB		K		F3		K		4	0	0	0	0	2	2
Joe Torre, R (1, 2) OBP: 0.349, SLG: 0.427		F5		K			F8	F9		4	0	0	0	0	1	2
Gene Oliver, R (1, 3) OBP: 0.328, SLG: 0.444		BB 1-2		5-3			5-3		1B	3	0	1	0	1	0	0
Denis Menke, R (1, 5) OBP: 0.291, SLG: 0.348		F7			F7		BB HBP 1B		K	4	0	1	0	0	1	3
Ty Cline, L (1, 8) OBP: 0.273, SLG: 0.230		L3-1			L5-3		BB HBP 1-2		L8	3	0	0	0	0	0	3
Warren Spahn, L (1, 1) OBP: 0.240, SLG: 0.241 Hank Fischer, R (2, 1) OBP: 0.150, SLG: 0.165 Dan Schneider, L (2, 1) Hawk Taylor, R (3, PH) OBP: 0.310, SLG: 0.690 Ron Piche, R (3, 1) Woody Woodward, R (3, PH) Frank Funk, R (5, 1) Tommie Aaron, R (7, PH) OBP: 0.267, SLG: 0.267 Tony Cloninger, R (7, 1) OBP: 0.125, SLG: 0.156 Len Gabrielson, L (9, PH) OBP: 0.250, SLG: 0.500			F8		4-3		BB 1-2 2-3		K	0 0 0 0 0 0 0 0 0 1	0 0 0 0 0 0 0 0 0 0	0 0 0 0 0 0 0 0 0 0	0 0 0 0 0 0 0 0 0 0	0 0 0 0 0 0 0 0 0 1	0 0 0 0 0 0 0 0 0 1	0 0 0 0 0 0 0 0 0 1
Inning Stats	R: 0 E: 0 K: 1 S: 5 H: 1 LOB: 1 BB: 0 P: 5	R: 0 E: 1 K: 0 S: 4 H: 0 LOB: 2 BB: 1 P: 8	R: 0 E: 0 K: 0 S: 4 H: 1 LOB: 1 BB: 0 P: 4	R: 0 E: 0 K: 2 S: 7 H: 0 LOB: 0 BB: 0 P: 7	R: 0 E: 0 K: 0 S: 3 H: 0 LOB: 0 BB: 0 P: 3	R: 0 E: 0 K: 1 S: 5 H: 0 LOB: 1 BB: 1 P: 9	R: 0 E: 0 K: 0 S: 4 H: 1 LOB: 3 BB: 1 P: 9	R: 0 E: 0 K: 1 S: 6 H: 1 LOB: 1 BB: 0 P: 6	R: 0 E: 0 K: 2 S: 8 H: 1 LOB: 1 BB: 0 P: 8	1B: 5 2B: 1 3B: 0 HR: 0 SF: 0 SAC: 0 DP: 1 HBP: 1						

PITCHER		IP	WLS	BF	H	R	ER	SO	BB	IBB	HBP	BLK	WP	HR	S	P	ERA	WHIP
Curt Simmons, L ERA: 2.5	(1, 1)	9.0	W	36	5	0	0	7	3	0	1	0	1	0	46	59	0.00	0.889

PITCHER	IP	WLS	BF	H	R	ER	SO	BB	IBB	HBP	BLK	WP	HR	S	P	ERA	WHIP

TOP

Milwaukee Braves @ St. Louis Cardinals

Sportsman's Park, St. Louis, MO

Fri Sep 13 1963, 8:05 PM EDT

Att. 23,625 - Unknown - 66 F

livebaseballscorecards.com

AB	32
R	0
H	5
RBI	0
BB	3
SO	7
LOB	20

WP: 1	PA: 36		
PB: 0			
SB: 0			
CS: 1			

Batter	1	2	3	4	5	6	7	8	9	AB	R	H	RBI	BB	SO	LOB
Julian Javier, R (1, 4) OBP: 0.307, SLG: 0.398	1-3	S, 1B, 2-H: 1B		6-3		3B				4	1	2	1	0	0	0
Dick Groat, R (1, 6) OBP: 0.388, SLG: 0.464	K	K, 1-2		F6			F9			4	0	0	0	0	2	1
Stan Musial, L (1, 7) OBP: 0.330, SLG: 0.411 Gary Kolb, L (5, 7) OBP: 0.409, SLG: 0.477	HR, 2B	1B, 1B, 2-H: 1B		G3			K			3 1	2 0	2 0	1 0	0 0	0 1	0 0
Ken Boyer, R (1, 5) OBP: 0.368, SLG: 0.465	2-H: HR	1B, 1-2: 1B			6-3		5-3			4	1	2	2	0	0	0
Bill White, L (1, 3) OBP: 0.366, SLG: 0.501	F9	1-3, 2-H: 1B			K			K		4	0	1	1	0	2	0
Curt Flood, R (1, 8) OBP: 0.354, SLG: 0.409		E9, 1B F3			1B			5-3		4	1	2	0	0	0	2
Charlie James, R (1, 9) OBP: 0.291, SLG: 0.407		SH1-3, 2B, 2-H: 1B			F7			BB, FC5, 1B		3	1	1	1	1	0	1
Tim McCarver, L (1, 2) OBP: 0.332, SLG: 0.391		SH1-3, 1-2				4-3		1B, 1-2		3	0	1	0	0	0	0
Curt Simmons, L (1, 1) OBP: 0.193, SLG: 0.215		1B, 2-H: 2B				L8		FC5, 2-3f		4	1	1	1	0	0	2
Inning Stats	R: 2 E: 0 K: 1 S: 7 H: 2 LOB: 0 BB: 0 P: 7	R: 5 E: 1 K: 1 S: 12 H: 7 LOB: 2 BB: 0 P: 12	R: 0 E: 0 K: 0 S: 3 H: 0 LOB: 0 BB: 0 P: 3	R: 0 E: 0 K: 0 S: 3 H: 0 LOB: 0 BB: 0 P: 3	R: 0 E: 0 K: 1 S: 6 H: 1 LOB: 1 BB: 0 P: 6	R: 0 E: 0 K: 0 S: 3 H: 1 LOB: 1 BB: 0 P: 3	R: 0 E: 0 K: 1 S: 5 H: 0 LOB: 0 BB: 0 P: 5	R: 0 E: 0 K: 1 S: 6 H: 1 LOB: 2 BB: 1 P: 10		1B: 8 2B: 2 3B: 1 HR: 1 SF: 0 SAC: 1 DP: 0 HBP: 0						

PITCHER		IP	WLS	BF	H	R	ER	SO	BB	IBB	HBP	BLK	WP	HR	S	P	ERA	WHIP
Warren Spahn, L ERA: 2.59	(1, 1)	1.1	L	9	5	5	5	1	0	0	0	0	0	1	11	11	33.75	3.750
Hank Fischer, R ERA: 5.1	(2, 1)	0.1		4	3	1	1	1	0	0	0	0	0	0	6	6	27.00	9.000
Dan Schneider, L ERA: 3.43	(2, 1)	0.1		2	1	1	1	0	0	0	0	0	0	0	2	2	27.00	3.000
Ron Piche, R ERA: 3.75	(3, 1)	2.0		6	0	0	0	0	0	0	0	0	0	0	6	6	0.00	0.000
Frank Funk, R ERA: 2.88	(5, 1)	2.0		7	2	0	0	1	0	0	0	0	0	0	9	9	0.00	1.000

PITCHER		IP	WLS	BF	H	R	ER	SO	BB	IBB	HBP	BLK	WP	HR	S	P	ERA	WHIP
Tony Cloninger, R ERA: 3.75	(7, 1)	2.0		8	1	0	0	2	1	0	0	0	0	0	11	15	0.00	1.000

BOTTOM

Milwaukee Braves @ St. Louis Cardinals

Sportsman's Park, St. Louis, MO

Fri Sep 13 1963, 8:05 PM EDT

Att. 23,625 - Unknown - 66 F

livebaseballscorecards.com

AB	34
R	7
H	12
RBI	7
BB	1
SO	5
LOB	6

WP: 0	PA: 36		
PB: 0			
SB: 1			
CS: 0			

Batter	1	2	3	4	5	6	7	8	9	AB	R	H	RBI	BB	SO	LOB
Ty Cline, L (1, 8) OBP: 0.270, SLG: 0.228	L1-6-3		K		CS 1B		L8		K	5	0	1	0	0	2	3
Frank Bolling, R (1, 4) OBP: 0.304, SLG: 0.320	1-3		5-3		L 1-2	FC3-6 BB		F8	FC5-4 1-2f	5	0	0	0	1	0	3
Hank Aaron, R (1, 9) OBP: 0.396, SLG: 0.591	E4 BB S		4-3			K		E 1B		4	0	1	0	0	1	1
Eddie Mathews, L (1, 5) OBP: 0.402, SLG: 0.452	BB 1-2 BB			K		FC3-6 FC6-4 1-2f		E6 G5-4-3 1-2		3	0	0	0	1	1	2
Gene Oliver, R (1, 7) OBP: 0.327, SLG: 0.440	FC5-4 1-2 2-3 BB			5-3		FC6-4 1-2f		G5-4-3 1-2f		3	0	0	0	1	0	3
Joe Torre, R (1, 3) (7, 2) OBP: 0.350, SLG: 0.433	FC5-4 1-2f			BB			HR		E5 2B 1B	3	2	1	1	1	0	3
Roy McMillan, R (1, 6) OBP: 0.291, SLG: 0.328 Len Gabrielson, L (7, PH) (7, 3) OBP: 0.259, SLG: 0.340		K		F9			F6		1B 1-3 2B	2	0	0	0	0	1	1
										2	0	1	0	0	0	0
Del Crandall, R (1, 2) OBP: 0.252, SLG: 0.255 Lou Klimchock, L (7, PH) OBP: 0.189, SLG: 0.208 Woody Woodward, R (7, 6) Tommie Aaron, R (9, PH) OBP: 0.272, SLG: 0.306		6-3			6-3		K		FC5-4 2-3 3-H 1B	2	0	0	0	0	0	0
										1	0	0	0	0	1	0
										0	0	0	0	0	0	0
										1	0	1	1	0	0	0
Bob Sadowski, R (1, 1) OBP: 0.091, SLG: 0.063 Don Dillard, L (7, PH) OBP: 0.261, SLG: 0.375 Bob Shaw, R (7, 1) OBP: 0.205, SLG: 0.125 Denis Menke, R (9, PH) OBP: 0.290, SLG: 0.347		K			K		BB		F3	2	0	0	0	0	2	0
										0	0	0	0	1	0	0
										0	0	0	0	0	0	0
										1	0	0	0	0	0	2
Inning Stats	R: 0 E: 1 K: 0 S: 4 H: 0 LOB: 3 BB: 2 P: 12	R: 0 E: 0 K: 2 S: 7 H: 0 LOB: 0 BB: 0 P: 7	R: 0 E: 0 K: 1 S: 5 H: 0 LOB: 0 BB: 0 P: 5	R: 0 E: 0 K: 1 S: 5 H: 0 LOB: 1 BB: 1 P: 9	R: 0 E: 0 K: 1 S: 5 H: 1 LOB: 0 BB: 0 P: 5	R: 0 E: 0 K: 1 S: 5 H: 0 LOB: 1 BB: 1 P: 9	R: 1 E: 0 K: 1 S: 6 H: 1 LOB: 1 BB: 1 P: 10	R: 0 E: 1 K: 0 S: 4 H: 1 LOB: 1 BB: 0 P: 4	R: 1 E: 1 K: 1 S: 8 H: 2 LOB: 2 BB: 0 P: 8	1B: 3 2B: 1 3B: 0 HR: 1 SF: 0 SAC: 0 DP: 1 HBP: 0						

PITCHER		IP	WLS	BF	H	R	ER	SO	BB	IBB	HBP	BLK	WP	HR	S	P	ERA	WHIP
Bob Gibson, R ERA: 3.31	(1, 1)	8.0	W	36	5	2	1	7	5	0	0	0	0	1	44	64	1.12	1.250
Ron Taylor, R ERA: 2.76	(9, 1)	1.0	S	3	0	0	0	1	0	0	0	0	0	0	5	5	0.00	0.000

PITCHER	IP	WLS	BF	H	R	ER	SO	BB	IBB	HBP	BLK	WP	HR	S	P	ERA	WHIP

TOP

Milwaukee Braves @ St. Louis Cardinals

Sportsman's Park, St. Louis, MO

Sat Sep 14 1963, 4:33 AM EDT
Att. 22,630 - Unknown - 71 F

livebaseballscorecards.com

AB	34
R	2
H	5
RBI	2
BB	5
SO	8
LOB	18

WP: 0	PA: 39								
PB: 0									
SB: 1									
CS: 1									

Batter	1	2	3	4	5	6	7	8	9	AB	R	H	RBI	BB	SO	LOB
Julian Javier, R (1, 4) OBP: 0.305, SLG: 0.395	E6 3-1 S		4-3 ②		FC FC 2-3 3-H	4-3 ③				4	0	0	0	0	0	3
Dick Groat, R (1, 6) OBP: 0.388, SLG: 0.462	K ① 1-2		1B		FC S 2-3 3-H		L8 ①			4	0	1	1	0	1	2
Stan Musial, L (1, 7) OBP: 0.328, SLG: 0.407 Gary Kolb, L (6, 7) OBP: 0.405, SLG: 0.472 (9, 9)	3-1 ② 2-3		F9 ③		L8 ② 1-2		K ②			3 1	0 0	0 0	0 0	0 0	0 1	4 0
Ken Boyer, R (1, 5) OBP: 0.366, SLG: 0.461	K ③			F7 ①	K ③		F6 ③			4	0	0	0	0	2	3
Bill White, L (1, 3) OBP: 0.365, SLG: 0.504		F7 ①		G3 ②		HR		L8 ①		4	1	1	1	0	0	0
Curt Flood, R (1, 8) OBP: 0.354, SLG: 0.408		5-3 ②		G3 ③		SH5-3 1B		F9 ②		4	0	1	0	0	0	0
Tim McCarver, L (1, 2) OBP: 0.337, SLG: 0.396		1B			2B E 1B	SH5-3 ① 1-2		1B		3	1	3	0	0	0	0
George Altman, L (1, 9) OBP: 0.339, SLG: 0.404 Mike Shannon, R (9, 7) OBP: 0.385, SLG: 0.615		G3 ③			L8 ① 1B	L8 ②		4-3 ③		4 0	0 0	0 0	0 0	0 0	0 0	4 0
Bob Gibson, R (1, 1) OBP: 0.294, SLG: 0.410 Ron Taylor, R (9, 1) OBP: 0.031, SLG: 0.031			K ①		E FC 1-3 2B	BB				2 0	1 0	1 0	0 0	1 0	1 0	0 0
Inning Stats	R: 0 H: 0 E: 1 LOB: 1 K: 2 BB: 0 S: 8 P: 8	R: 0 H: 1 E: 0 LOB: 1 K: 0 BB: 0 S: 4 P: 4	R: 0 H: 1 E: 0 LOB: 1 K: 1 BB: 0 S: 6 P: 6	R: 0 H: 0 E: 0 LOB: 0 K: 0 BB: 0 S: 3 P: 3	R: 2 H: 2 E: 1 LOB: 2 K: 1 BB: 0 S: 9 P: 9	R: 1 H: 2 E: 0 LOB: 2 K: 0 BB: 1 S: 5 P: 9	R: 0 H: 0 E: 0 LOB: 0 K: 1 BB: 0 S: 5 P: 5	R: 0 H: 1 E: 0 LOB: 1 K: 0 BB: 0 S: 4 P: 4		1B: 5 SF: 0 2B: 1 SAC: 1 3B: 0 DP: 0 HR: 1 HBP: 0					WP: 0 PA: 35 PB: 0 SB: 2 CS: 0	

PITCHER		IP	WLS	BF	H	R	ER	SO	BB	IBB	HBP	BLK	WP	HR	S	P	ERA	WHIP
Bob Sadowski, R ERA: 2.3	(1, 1)	6.0	L	28	6	3	1	4	1	0	0	0	0	1	35	39	1.50	1.167
Bob Shaw, R ERA: 2.78	(7, 1)	2.0		7	1	0	0	1	0	0	0	0	0	0	9	9	0.00	0.500

PITCHER	IP	WLS	BF	H	R	ER	SO	BB	IBB	HBP	BLK	WP	HR	S	P	ERA	WHIP

BOTTOM

Milwaukee Braves @ St. Louis Cardinals

Sportsman's Park, St. Louis, MO

Sat Sep 14 1963, 4:33 AM EDT
Att. 22,630 - Unknown - 71 F

livebaseballscorecards.com

AB	33
R	3
H	7
RBI	2
BB	1
SO	5
LOB	16

Batter	1	2	3	4	5	6	7	8	9	AB	R	H	RBI	BB	SO	LOB
Ty Cline, L (1, 8) OBP: 0.270, SLG: 0.229	L6-3			G4-6-3 1B		F2		F5		4	0	1	0	0	0	1
Frank Bolling, R (1, 4) OBP: 0.304, SLG: 0.319	4-3			G4-6-3 1-2f			HR 1B		F3	4	1	1	0	0	0	1
Hank Aaron, R (1, 9) OBP: 0.395, SLG: 0.594	F8			F2			1-H HR		F3	4	1	1	2	0	0	0
Eddie Mathews, L (1, 5) OBP: 0.401, SLG: 0.453		L9			4-3		F4		2B	4	0	1	0	0	0	0
Gene Oliver, R (1, 7) OBP: 0.324, SLG: 0.435		6-3			F3		4-3		F8	4	0	0	0	0	0	1
Joe Torre, R (1, 2) OBP: 0.350, SLG: 0.432		6-3			K		1B			3	0	1	0	0	1	0
Len Gabrielson, L (1, 3) OBP: 0.261, SLG: 0.340			K			1B	F7			3	0	1	0	0	1	1
Roy McMillan, R (1, 6) OBP: 0.290, SLG: 0.326			F9			K		K		1	0	0	0	0	0	0
Lou Klimchock, L (6, PH) OBP: 0.185, SLG: 0.204										1	0	0	0	0	1	1
Woody Woodward, R (6, 6)										0	0	0	0	0	0	0
Hawk Taylor, R (8, PH) OBP: 0.111, SLG: 0.077										1	0	0	0	0	1	0
Denis Menke, R (8, 6) OBP: 0.290, SLG: 0.347										0	0	0	0	0	0	0
Bob Hendley, R (1, 1) OBP: 0.143, SLG: 0.106			K			F3		F7		1	0	0	0	0	1	0
Dan Schneider, L (4, 1)										0	0	0	0	0	0	0
Tommie Aaron, R (6, PH) OBP: 0.270, SLG: 0.304										1	0	0	0	0	0	1
Bob Shaw, R (6, 1) OBP: 0.205, SLG: 0.125										0	0	0	0	0	0	0
Don Dillard, L (8, PH) OBP: 0.259, SLG: 0.371										1	0	0	0	0	0	0
Bobby Tiefenauer, R (8, 1)										0	0	0	0	0	0	0
Inning Stats	R: 0 E: 0 K: 0 S: 3 H: 0 LOB: 0 BB: 0 P: 3	R: 0 E: 0 K: 0 S: 3 H: 0 LOB: 0 BB: 0 P: 3	R: 0 E: 0 K: 2 S: 7 H: 0 LOB: 0 BB: 0 P: 7	R: 0 E: 0 K: 0 S: 3 H: 1 LOB: 0 BB: 0 P: 3	R: 0 E: 0 K: 1 S: 5 H: 0 LOB: 0 BB: 0 P: 5	R: 0 E: 0 K: 1 S: 6 H: 1 LOB: 1 BB: 0 P: 6	R: 2 E: 0 K: 0 S: 6 H: 3 LOB: 1 BB: 0 P: 6	R: 0 E: 0 K: 1 S: 5 H: 0 LOB: 0 BB: 0 P: 5	R: 0 E: 0 K: 0 S: 4 H: 1 LOB: 1 BB: 0 P: 4	1B: 4 2B: 1 3B: 0 HR: 1 SF: 0 SAC: 0 DP: 1 HBP: 0						

PITCHER		IP	WLS	BF	H	R	ER	SO	BB	IBB	HBP	BLK	WP	HR	S	P	ERA	WHIP
Lew Burdette, R ERA: 3.8	(1, 1)	0.0	W	0	0	0	0	0	0	0	0	0	0	0	0	0	∞	∞

PITCHER	IP	WLS	BF	H	R	ER	SO	BB	IBB	HBP	BLK	WP	HR	S	P	ERA	WHIP

TOP

Milwaukee Braves @ St. Louis Cardinals

Sportsman's Park, St. Louis, MO

Sun Sep 15 1963, 4:33 AM EDT

Unknown - 75 F

livebaseballscorecards.com

AB	32
R	2
H	6
RBI	2
BB	0
SO	5
LOB	6

PA: 32

WP: 0
PB: 0
SB: 0
CS: 0

Batter	1	2	3	4	5	6	7	8	9	AB	R	H	RBI	BB	SO	LOB
Julian Javier, R (1, 4) OBP: 0.305, SLG: 0.394	CI CS		K		G3		1B 1-2 2-3			3	0	1	0	0	1	0
Dick Groat, R (1, 6) OBP: 0.385, SLG: 0.459	G3 1-2		F9		L9		F4			4	0	0	0	0	0	4
Stan Musial, L (1, 7) OBP: 0.325, SLG: 0.403 Gary Kolb, L (7, 7) OBP: 0.402, SLG: 0.467	L8			4-3		6-3		K		3 1	0 0	0 0	0 0	0 0	0 1	0 0
Ken Boyer, R (1, 5) OBP: 0.366, SLG: 0.469		HR 2B		HR		K		K		4	2	2	1	0	2	0
Bill White, L (1, 3) OBP: 0.368, SLG: 0.512		2-H HR		FC6-4 1B		4-3		E 2B		4	1	3	2	0	0	0
Curt Flood, R (1, 8) OBP: 0.351, SLG: 0.405		1-3		FC6-4 BB 1-2f			4-3	E3 2-3		4	0	0	0	0	0	2
Charlie James, R (1, 9) OBP: 0.295, SLG: 0.410		K		BB 1-2			1B 2B			2	0	1	0	1	1	0
Tim McCarver, L (1, 2) OBP: 0.337, SLG: 0.394		K		4-3			1B IBB			2	0	0	0	1	1	2
Lew Burdette, R (1, 1) OBP: 0.123, SLG: 0.130			5-3		L8		F5			3	0	0	0	0	0	2
Inning Stats	R: 0 H: 0 E: 1 LOB: 0 K: 0 BB: 0 S: 3 P: 3	R: 2 H: 2 E: 0 LOB: 0 K: 2 BB: 0 S: 9 P: 9	R: 0 H: 0 E: 0 LOB: 0 K: 1 BB: 0 S: 5 P: 5	R: 1 H: 2 E: 0 LOB: 2 K: 0 BB: 1 S: 5 P: 9	R: 0 H: 0 E: 0 LOB: 0 K: 0 BB: 0 S: 3 P: 3	R: 0 H: 0 E: 0 LOB: 0 K: 1 BB: 0 S: 5 P: 5	R: 0 H: 2 E: 0 LOB: 3 K: 0 BB: 1 S: 5 P: 9	R: 0 H: 1 E: 1 LOB: 2 K: 2 BB: 0 S: 8 P: 8		1B: 2 SF: 0 2B: 3 SAC: 0 3B: 0 DP: 0 HR: 2 HBP: 0						

PITCHER		IP	WLS	BF	H	R	ER	SO	BB	IBB	HBP	BLK	WP	HR	S	P	ERA	WHIP
Bob Hendley, L ERA: 3.86	(1, 1)	3.1	L	14	4	3	3	3	0	0	0	0	0	2	20	20	8.10	1.200
Dan Schneider, L ERA: 3.29	(4, 1)	1.2		6	0	0	0	0	1	0	0	0	0	0	5	9	0.00	0.600
Bob Shaw, R ERA: 2.74	(6, 1)	2.0		9	2	0	0	1	0	1	0	0	0	0	10	14	0.00	1.000
Bobby Tiefenauer, R ERA: 1.42	(8, 1)	1.0		4	1	0	0	2	0	0	0	0	0	0	8	8	0.00	1.000

PITCHER	IP	WLS	BF	H	R	ER	SO	BB	IBB	HBP	BLK	WP	HR	S	P	ERA	WHIP

BOTTOM

Milwaukee Braves @ St. Louis Cardinals

Sportsman's Park, St. Louis, MO

Sun Sep 15 1963, 4:33 AM EDT

Unknown - 75 F

livebaseballscorecards.com

AB	30
R	3
H	7
RBI	3
BB	2
SO	6
LOB	10

WP: 0 PA: 33
PB: 0
SB: 0
CS: 1

Batter	1	2	3	4	5	6	7	8	9	AB	R	H	RBI	BB	SO	LOB
Roy McMillan, R (1, 6) OBP: 0.289, SLG: 0.325	5-3		1B		1-3			F9		4	0	1	0	0	0	0
Frank Bolling, R (1, 4) OBP: 0.302, SLG: 0.318	4-3		K			F7		5-3		2	0	0	0	0	1	1
Tommie Aaron, R (4, 4) OBP: 0.266, SLG: 0.299										2	0	0	0	0	0	0
Hank Aaron, R (1, 9) OBP: 0.396, SLG: 0.594	K			G3 2B		FC5-4 BB			F8	3	0	1	0	1	1	0
Eddie Mathews, L (1, 5) OBP: 0.402, SLG: 0.452		1B 1B		G3 2-3		F8			1B BB	3	0	1	0	1	0	2
Joe Torre, R (1, 3) OBP: 0.351, SLG: 0.433		G6-4-3 1-2 1B		K		FC5-4 1-2f			G6-4-3 1-2 1B	4	0	2	0	0	1	2
Gene Oliver, R (1, 7) OBP: 0.325, SLG: 0.433		L7		S BB					G6-4-3 1-2f	2	0	0	0	2	0	4
Del Crandall, R (1, 2) OBP: 0.249, SLG: 0.252		G6-4-3 1-2f		4-3 1-2						3	0	0	0	0	0	5
Ty Cline, L (1, 8) OBP: 0.268, SLG: 0.227			L4		K					1	0	0	0	0	0	0
Hawk Taylor, R (5, PH) OBP: 0.103, SLG: 0.071										2	0	0	0	0	1	0
(5, 8)																
Denny Lemaster, R (1, 1) OBP: 0.200, SLG: 0.300			F4		K					1	0	0	0	0	0	0
Claude Raymond, R (4, 1) OBP: 0.667, SLG: 1.000										0	0	0	0	0	0	0
Dan Schneider, L (4, 1)										0	0	0	0	0	0	0
Rico Carty, R (5, PH)										1	0	0	0	0	1	0
Ron Piche, R (5, 1)										0	0	0	0	0	0	0
Bob Uecker, R (8, PH) OBP: 0.353, SLG: 0.400										1	0	0	0	0	1	0
Bobby Tiefenauer, R (8, 1)										0	0	0	0	0	0	0
Inning Stats	R: 0 E: 0 K: 1 S: 5 H: 0 LOB: 0 BB: 0 P: 5	R: 0 E: 0 K: 0 S: 4 H: 2 LOB: 1 BB: 0 P: 4	R: 0 E: 0 K: 1 S: 6 H: 1 LOB: 1 BB: 0 P: 6	R: 0 E: 0 K: 1 S: 6 H: 1 LOB: 2 BB: 1 P: 10	R: 0 E: 0 K: 2 S: 7 H: 0 LOB: 0 BB: 0 P: 7	R: 0 E: 0 K: 0 S: 3 H: 0 LOB: 1 BB: 1 P: 7	R: 0 E: 0 K: 0 S: 2 H: 0 LOB: 0 BB: 1 P: 6	R: 0 E: 0 K: 1 S: 5 H: 0 LOB: 0 BB: 0 P: 5	R: 0 E: 0 K: 0 S: 3 H: 1 LOB: 1 BB: 1 P: 7	1B: 4 2B: 1 3B: 0 HR: 0	SF: 0 SAC: 0 DP: 3 HBP: 0					

TOP

Milwaukee Braves @ St. Louis Cardinals

Sportsman's Park, St. Louis, MO

Sun Sep 15 1963, 4:38 AM EDT

Att. 30,308 - Unknown

livebaseballscorecards.com

AB	29
R	0
H	5
RBI	0
BB	4
SO	6
LOB	14

WP: 0 PB: 0 SB: 1 CS: 0 PA: 33

PITCHER	IP	WLS	BF	H	R	ER	SO	BB	IBB	HBP	BLK	WP	HR	S	P	ERA	WHIP
Ray Sadecki, L (1, 1) ERA: 4.25	9.0	W	33	5	0	0	6	4	0	0	0	0	0	41	57	0.00	1.000

PITCHER	IP	WLS	BF	H	R	ER	SO	BB	IBB	HBP	BLK	WP	HR	S	P	ERA	WHIP

Batter	1	2	3	4	5	6	7	8	9	AB	R	H	RBI	BB	SO	LOB
Julian Javier, R (1, 4) OBP: 0.307, SLG: 0.396	S S S 0-3 ① K	x 0-0 1-3 2-H 1B		x 0-0 FC6-4 1-2 2-3 1B		x 0-0 ③ F7		x 0-0 1-3 1B		5	0	3	1	0	1	0
Dick Groat, R (1, 6) OBP: 0.387, SLG: 0.459	x 0-0 1B	I I I 4-0 IBB		x 0-0 ② FC6-4 1-2f 2-3 3-H			x 0-0 E 1B 1B	x 0-0 ② 1-3 1-2		4	1	2	1	1	0	3
Bill White, L (1, 3) OBP: 0.365, SLG: 0.508	S S S 0-3 ② K	x 0-0 ③ F5		x 0-0 ③ F4			x 0-0 E6 FC1-5-2 1-3	S S S 0-3 ③ K		5	0	0	0	0	2	8
Ken Boyer, R (1, 5) OBP: 0.366, SLG: 0.466	x 0-0 ③ L8		B B B 4-0 FC3-6 BB		x 0-0 ① 6-3		x 0-0 ① L6			3	0	0	0	1	0	3
Curt Flood, R (1, 8) OBP: 0.351, SLG: 0.404		x 0-0 1B BLK 1B 1B	x 0-0 ① FC3-6 G6-4-3 1-2f 1B		x 0-0 ② F9		x 0-0 ② FC1-5-2 2-3 1B			4	2	1	0	0	0	3
Charlie James, R (1, 7) OBP: 0.300, SLG: 0.415		x 0-0 1-3 1B 1B	x 0-0 ② ③ G6-4-3 1-2f		x 0-0 1B		x 0-0 1B 2-H 3-H 1B			4	1	3	2	0	0	1
Mike Shannon, R (1, 9) OBP: 0.400, SLG: 0.600 Stan Musial, L (5, PH) OBP: 0.324, SLG: 0.402 Gary Kolb, L (6, 9) OBP: 0.407, SLG: 0.473	S S S 0-3 ① K	x 0-0 1B 1B FC6-4 1B	x 0-0 ③ G3		x 0-0 1B 1-2 1B			2 1 1	1 0 0	1 0 1	2 1 0	0 0 0	1 0 0	2 1 0
Tim McCarver, L (1, 2) OBP: 0.341, SLG: 0.398	x 0-0 1B 1-2 3-H 1B	x 0-0 FC6-4 1B 1-2 1B		x 0-0 ① F3	x 0-0 ③ 1-2 1B			4	0	3	1	0	0	0
Ray Sadecki, L (1, 1) OBP: 0.161, SLG: 0.183	S S S 0-3 ② K	S S S 0-3 ① K		x 0-0 ② F5		x 0-0 ① 1-3				4	0	0	0	0	2	4
Inning Stats	R: 0 H: 1 E: 0 LOB: 1 K: 2 BB: 0 S: 8 P: 8	R: 2 H: 4 E: 0 LOB: 3 K: 2 BB: 1 S: 11 P: 15	R: 0 H: 0 E: 0 LOB: 0 K: 0 BB: 1 S: 2 P: 6	R: 1 H: 3 E: 0 LOB: 2 K: 1 BB: 0 S: 8 P: 8	R: 0 H: 1 E: 0 LOB: 1 K: 0 BB: 0 S: 4 P: 4	R: 0 H: 0 E: 0 LOB: 0 K: 0 BB: 0 S: 3 P: 3	R: 2 H: 4 E: 1 LOB: 2 K: 0 BB: 0 S: 7 P: 7	R: 0 H: 1 E: 0 LOB: 1 K: 1 BB: 0 S: 6 P: 6		1B: 14 SF: 0 2B: 0 SAC: 0 3B: 0 DP: 1 HR: 0 HBP: 0					WP: 0 PA: 39 PB: 0 SB: 0 CS: 0	

PITCHER		IP	WLS	BF	H	R	ER	SO	BB	IBB	HBP	BLK	WP	HR	S	P	ERA	WHIP
Denny Lemaster, L ERA: 3.01	(1, 1)	3.1	L	18	7	3	3	5	1	1	0	1	0	0	26	34	8.10	2.400
Claude Raymond, R ERA: 4.82	(4, 1)	0.1		2	1	0	0	0	0	0	0	0	0	0	2	2	0.00	3.000
Dan Schneider, L ERA: 3.27	(4, 1)	0.1		1	0	0	0	0	0	0	0	0	0	0	1	1	0.00	0.000
Ron Piche, R ERA: 3.53	(5, 1)	3.0		14	5	2	0	0	0	0	0	0	0	0	14	14	0.00	1.667
Bobby Tiefenauer, R ERA: 1.37	(8, 1)	1.0		4	1	0	0	1	0	0	0	0	0	0	6	6	0.00	1.000

PITCHER	IP	WLS	BF	H	R	ER	SO	BB	IBB	HBP	BLK	WP	HR	S	P	ERA	WHIP

BOTTOM

Milwaukee Braves @ St. Louis Cardinals

Sportsman's Park, St. Louis, MO

Sun Sep 15 1963, 4:38 AM EDT

Att. 30,308 - Unknown

livebaseballscorecards.com

AB	37
R	5
H	14
RBI	5
BB	2
SO	6
LOB	25

Batter	1	2	3	4	5	6	7	8	9	AB	R	H	RBI	BB	SO	LOB
Harvey Kuenn, R (1, 5) OBP: 0.363, SLG: 0.389 Jim Davenport, R (9, 5) OBP: 0.289, SLG: 0.326	0-0 1B SH5-3 SF7 1B		0-0 ① 4-3	BBBB 4-0 3B BB		x 0-0 ③ F4			SSS 0-3 ② K	4 0	2 0	1 0	0 0	1 0	1 0	0 0
Chuck Hiller, L (1, 4) OBP: 0.263, SLG: 0.299	0-0 ① SH5-3 1-2		BBBB 4-0 1B 1B BB	x 0-0 1B 1-H 3B			x 0-0 ① L8		SSS 0-3 ③ K	3	1	1	1	1	1	0
Willie McCovey, L (1, 7) OBP: 0.349, SLG: 0.550	0-0 2-3 1B		0-0 1B 1-3 1B	x 0-0 ③ F9			SSS 0-3 ② K			4	0	2	0	0	1	1
Willie Mays, R (1, 8) OBP: 0.372, SLG: 0.564	0-0 ② SF7 3-H		SSS 0-3 ② K		x 0-0 ① L8		x 0-0 FC5-4 1B			3	0	1	1	0	1	2
Orlando Cepeda, R (1, 3) OBP: 0.364, SLG: 0.561	0-0 ③ L8		0-0 1-3 3-H 1B		0-0 HR		0-0 ③ FC5-4 1-2f			4	1	2	2	0	0	2
Ed Bailey, L (1, 2) OBP: 0.366, SLG: 0.472		0-0 ① L8	IIII 4-0 IBB		0-0 ② F2			0-0 ① L8		3	0	0	0	1	0	0
Felipe Alou, R (1, 9) OBP: 0.319, SLG: 0.467		SSS 0-3 ② K	0-0 ③ L8		0-0 ③ 5-3			SSS 0-3 ② K		4	0	0	0	0	2	3
Jose Pagan, R (1, 6) OBP: 0.276, SLG: 0.294		0-0 E6		x 0-0 ① 5-3		SSS 0-3 ① K		x 0-0 ③ L8		4	0	0	0	0	1	0
Juan Marichal, R (1, 1) OBP: 0.178, SLG: 0.202		x 0-0 ③ 5-3		SSS 0-3 ② K		SSS 0-3 ② K			x 0-0 ① 6-3	4	0	0	0	0	2	1
Inning Stats	R: 1 E: 0 K: 0 S: 5 H: 2 LOB: 1 BB: 0 P: 5	R: 0 E: 1 K: 1 S: 6 H: 0 LOB: 1 BB: 0 P: 6	R: 1 E: 0 K: 1 S: 7 H: 2 LOB: 3 BB: 2 P: 15	R: 1 E: 0 K: 1 S: 6 H: 1 LOB: 1 BB: 1 P: 10	R: 1 E: 0 K: 0 S: 4 H: 1 LOB: 0 BB: 0 P: 4	R: 0 E: 0 K: 2 S: 7 H: 0 LOB: 0 BB: 0 P: 7	R: 0 E: 0 K: 1 S: 6 H: 1 LOB: 1 BB: 0 P: 6	R: 0 E: 0 K: 1 S: 5 H: 0 LOB: 0 BB: 0 P: 5	R: 0 E: 0 K: 2 S: 7 H: 0 LOB: 0 BB: 0 P: 7	1B: 5 2B: 0 3B: 1 HR: 1 SF: 1 SAC: 1 DP: 0 HBP: 0	WP: 0 PB: 0 SB: 0 CS: 0 PA: 38					

PITCHER		IP	WLS	BF	H	R	ER	SO	BB	IBB	HBP	BLK	WP	HR	S	P	ERA	WHIP
Tony Cloninger, R ERA: 3.88	(1, 1)	5.0	L	25	6	4	4	3	2	1	0	0	0	1	28	40	7.20	1.600
Bob Shaw, R ERA: 2.71	(6, 1)	2.0		7	1	0	0	3	0	0	0	0	0	0	13	13	0.00	0.500
Bobby Tiefenauer, R ERA: 1.27	(8, 1)	2.0		6	0	0	0	3	0	0	0	0	0	0	12	12	0.00	0.000

PITCHER	IP	WLS	BF	H	R	ER	SO	BB	IBB	HBP	BLK	WP	HR	S	P	ERA	WHIP

TOP

San Francisco Giants @ Milwaukee Braves

Milwaukee County Stadium, Milwaukee, WI

Mon Sep 16 1963, 8:05 PM EDT

Att. 5,437 - Unknown

livebaseballscorecards.com

AB	33
R	4
H	7
RBI	4
BB	3
SO	9
LOB	9

Batter	1	2	3	4	5	6	7	8	9	AB	R	H	RBI	BB	SO	LOB
Ty Cline, L (1, 8) OBP: 0.267, SLG: 0.228	L4-3		FC5-6 1B		L4		L3			4	0	1	0	0	0	0
Len Gabrielson, L (1, 7) OBP: 0.252, SLG: 0.327	4-3		FC5-6 6-3 1-2f		K		K			4	0	0	0	0	2	1
Hank Aaron, R (1, 9) OBP: 0.395, SLG: 0.592	6-3		6-3 1-2			E S FC5-2 1B		K		4	0	1	0	0	1	1
Eddie Mathews, L (1, 5) OBP: 0.399, SLG: 0.448		F8	K			K 1-2		3-1		4	0	0	0	0	2	2
Joe Torre, R (1, 2) OBP: 0.352, SLG: 0.433		1B HR 1B		FC6-4 1B		E3 FC5-2 2-3		F4		4	1	2	0	0	0	1
Gene Oliver, R (1, 3) OBP: 0.327, SLG: 0.432		1-2 HR 1B		FC6-4 S 1-2f		FC5-2 IBB			F6	3	1	1	0	1	0	1
Denis Menke, R (1, 4) OBP: 0.290, SLG: 0.353		1-H 2-H HR		F6 1-2		FC5-2 1-2 2-3 3-Hf			F8	4	1	1	3	0	0	4
Roy McMillan, R (1, 6) OBP: 0.287, SLG: 0.322		F4		F3		F9			K	3	0	0	0	0	0	4
Don Dillard, L (9, PH) OBP: 0.257, SLG: 0.368										1	0	0	0	0	1	0
Tony Cloninger, R (1, 1) OBP: 0.135, SLG: 0.135	G3				K		4-3			1	0	0	0	0	0	0
Lou Klimchock, L (5, PH) OBP: 0.182, SLG: 0.200										1	0	0	0	0	1	0
Bob Shaw, R (6, 1) OBP: 0.205, SLG: 0.125										0	0	0	0	0	0	0
Tommie Aaron, R (7, PH) OBP: 0.264, SLG: 0.297										1	0	0	0	0	0	0
Bobby Tiefenauer, R (8, 1)										0	0	0	0	0	0	0
Inning Stats	R: 0 E: 0 K: 0 S: 3 H: 0 LOB: 0 BB: 0 P: 3	R: 3 E: 0 K: 0 S: 6 H: 3 LOB: 0 BB: 0 P: 6	R: 0 E: 0 K: 1 S: 6 H: 1 LOB: 1 BB: 0 P: 6	R: 0 E: 0 K: 0 S: 4 H: 1 LOB: 1 BB: 0 P: 4	R: 0 E: 0 K: 2 S: 7 H: 0 LOB: 0 BB: 0 P: 7	R: 0 E: 1 K: 1 S: 7 H: 1 LOB: 3 BB: 1 P: 11	R: 0 E: 0 K: 1 S: 5 H: 0 LOB: 0 BB: 0 P: 5	R: 0 E: 0 K: 1 S: 5 H: 0 LOB: 0 BB: 0 P: 5	R: 0 E: 0 K: 1 S: 5 H: 0 LOB: 0 BB: 0 P: 5	1B: 5 2B: 0 3B: 0 HR: 1 SF: 0 SAC: 0 DP: 0 HBP: 0						

PITCHER		IP	WLS	BF	H	R	ER	SO	BB	IBB	HBP	BLK	WP	HR	S	P	ERA	WHIP
Juan Marichal, R ERA: 2.41	(1, 1)	9.0	W	35	6	3	3	7	0	1	0	0	0	1	48	52	3.00	0.667

PITCHER	IP	WLS	BF	H	R	ER	SO	BB	IBB	HBP	BLK	WP	HR	S	P	ERA	WHIP

BOTTOM

San Francisco Giants @ Milwaukee Braves

Milwaukee County Stadium, Milwaukee, WI

Mon Sep 16 1963, 8:05 PM EDT

Att. 5,437 - Unknown

livebaseballscorecards.com

AB	34
R	3
H	6
RBI	3
BB	1
SO	7
LOB	14

1B: 5	SF: 0	WP: 0	PA: 35
2B: 0	SAC: 0	PB: 0	
3B: 0	DP: 0	SB: 2	
HR: 1	HBP: 0	CS: 0	

San Francisco Giants @ Milwaukee Braves

Milwaukee County Stadium, Milwaukee, WI

Tue Sep 17 1963, 8:05 PM EDT
Att. 33,676 - Unknown

TOP

livebaseballscorecards.com

Batter	1	2	3	4	5	6	7	8	9	AB	R	H	RBI	BB	SO	LOB
Harvey Kuenn, R (1, 5) OBP: 0.362, SLG: 0.386	K	1-3		6-3			BB	2B		3	0	0	0	1	1	0
Jesus Alou, R (7, PR) OBP: 0.267, SLG: 0.333 (7, 7) (9, 9)										1	1	1	2	0	0	0
Willie McCovey, L (1, 7) OBP: 0.350, SLG: 0.549	BB		F5		K		G4-6-3	6-3		3	1	1	0	1	1	0
Ernie Bowman, R (7, PR) OBP: 0.184, SLG: 0.211 (7, 4)							1B			1	1	0	0	0	0	1
Orlando Cepeda, R (1, 3) OBP: 0.366, SLG: 0.567	1B		HR		K		G4-6-3		1-3	5	2	3	2	0	1	0
Norm Larker, L (9, 3) OBP: 0.293, SLG: 0.225										0	0	0	0	0	0	0
Willie Mays, R (1, 8) OBP: 0.370, SLG: 0.562	SF9	F6			6-3		G4-6-3		2B	4	1	1	1	0	0	1
Matty Alou, L (9, 7) OBP: 0.173, SLG: 0.153										0	0	0	0	0	0	0
Felipe Alou, R (1, 9) OBP: 0.321, SLG: 0.476 (9, 8)	BB		HR			L8	K		1B	5	1	3	3	0	1	1
Jim Davenport, R (1, 4) OBP: 0.297, SLG: 0.332 (7, 5)	BB		1B			HR		2B	2-3	4	2	4	0	1	0	0
Jose Pagan, R (1, 6) OBP: 0.275, SLG: 0.299	K		G3			HR		K	K	5	1	1	2	0	3	6
Tom Haller, L (1, 2) OBP: 0.336, SLG: 0.443		K		L8		L8		2B	K	5	1	1	0	0	2	2
Bobby Bolin, R (1, 1) OBP: 0.231, SLG: 0.229		F4		K		K		K		4	0	0	0	0	3	2
Inning Stats	R: 2 E: 0 K: 2 S: 9 H: 2 LOB: 2 BB: 2 P: 17	R: 0 E: 0 K: 1 S: 5 H: 0 LOB: 0 BB: 0 P: 5	R: 2 E: 0 K: 0 S: 6 H: 3 LOB: 1 BB: 0 P: 6	R: 0 E: 0 K: 1 S: 5 H: 0 LOB: 0 BB: 0 P: 5	R: 0 E: 0 K: 2 S: 7 H: 0 LOB: 0 BB: 0 P: 7	R: 2 E: 0 K: 1 S: 7 H: 2 LOB: 0 BB: 0 P: 7	R: 2 E: 0 K: 1 S: 6 H: 2 LOB: 1 BB: 1 P: 10	R: 2 E: 0 K: 2 S: 10 H: 3 LOB: 1 BB: 0 P: 10	R: 1 E: 0 K: 2 S: 10 H: 3 LOB: 2 BB: 0 P: 10	1B: 9 2B: 3 3B: 0 HR: 3 SF: 1 SAC: 0 DP: 1 HBP: 0							

AB	40
R	11
H	15
RBI	10
BB	3
SO	12
LOB	13

PITCHER		IP	WLS	BF	H	R	ER	SO	BB	IBB	HBP	BLK	WP	HR	S	P	ERA	WHIP
Warren Spahn, L ERA: 2.71	(1, 1)	3.0	L	16	5	4	4	3	2	0	0	0	0	2	20	28	12.00	2.333
Hank Fischer, R ERA: 4.96	(4, 1)	2.0		6	0	0	0	3	0	0	0	0	0	0	12	12	0.00	0.000
Claude Raymond, R ERA: 5.4	(6, 1)	1.0		8	4	4	4	1	1	0	0	0	0	1	9	13	36.00	5.000
Ron Piche, R ERA: 3.46	(7, 1)	1.0		2	0	0	0	1	0	0	0	0	0	0	4	4	0.00	0.000
Wade Blasingame, L ERA: 13.5	(8, 1)	2.0		12	6	3	3	4	0	0	0	0	0	0	20	20	13.50	3.000

PITCHER	IP	WLS	BF	H	R	ER	SO	BB	IBB	HBP	BLK	WP	HR	S	P	ERA	WHIP

Batter	1	2	3	4	5	6	7	8	9	AB	R	H	RBI	BB	SO	LOB
Ty Cline, L (1, 8) OBP: 0.280, SLG: 0.243	G6-4-3 BB 1B		1B		FC5-4 BB 1B		L6			4	0	3	0	0	0	0
Eddie Mathews, L (1, 5) OBP: 0.402, SLG: 0.449	BBBB 4-0 G6-4-3 1-2 BB		4-3		BBBB 4-0 FC5-4 1-2 BB			G6-3 1B		2	0	1	0	2	0	1
Hank Aaron, R (1, 9) OBP: 0.392, SLG: 0.588	G6-4-3 1-2f 2-3			6-3	FC5-4 1-2f 2-3			G6-3 1-2f		4	0	0	0	0	0	5
Joe Torre, R (1, 3) OBP: 0.353, SLG: 0.434	SSS K			FC4-6 1B	1-3			HR 1B		4	1	2	0	0	1	3
Gene Oliver, R (1, 7) OBP: 0.326, SLG: 0.438		E5 G4-6-3		FC4-6 1B 1B 1-2f		6-3		1-H HR		4	2	1	2	0	0	1
Denis Menke, R (1, 4) OBP: 0.292, SLG: 0.352		F7		1B 1-2 1B		BBBB 4-0 G4-6-3 BB		5-3		3	0	1	0	1	0	1
Del Crandall, R (1, 2) OBP: 0.249, SLG: 0.252		G4-6-3 1-2f		1-3 2-H 1B		G4-6-3 1-2f			F2	4	0	1	1	0	0	2
Roy McMillan, R (1, 6) OBP: 0.286, SLG: 0.321			F3	F2			6-3		F2 G4-6-3 1B	4	0	1	0	0	0	2
Warren Spahn, L (1, 1) OBP: 0.198, SLG: 0.238			2-3		SSS K		SSS K		G4-6-3 1-2f	1	0	0	0	0	0	0
Hank Fischer, R (4, 1) OBP: 0.150, SLG: 0.105										0	0	0	0	0	0	0
Lou Klimchock, L (5, PH) OBP: 0.179, SLG: 0.196										1	0	0	0	0	1	0
Claude Raymond, R (6, 1) OBP: 0.667, SLG: 1.000										0	0	0	0	0	0	0
Ron Piche, R (7, 1)										0	0	0	0	0	0	0
Len Gabrielson, L (7, PH) OBP: 0.250, SLG: 0.324										1	0	0	0	0	1	0
Wade Blasingame, L (8, 1)										0	0	0	0	0	0	0
Tommie Aaron, R (9, PH) OBP: 0.262, SLG: 0.295										1	0	0	0	0	0	1
Inning Stats	R: 0 H: 1 E: 0 LOB: 1 K: 1 BB: 1 S: 5 P: 9	R: 0 H: 0 E: 1 LOB: 0 K: 0 BB: 0 S: 3 P: 3	R: 0 H: 1 E: 0 LOB: 1 K: 0 BB: 0 S: 4 P: 4	R: 1 H: 3 E: 0 LOB: 2 K: 0 BB: 0 S: 6 P: 6	R: 0 H: 1 E: 0 LOB: 2 K: 1 BB: 1 S: 6 P: 10	R: 0 H: 0 E: 0 LOB: 0 K: 0 BB: 1 S: 2 P: 6	R: 0 H: 0 E: 0 LOB: 0 K: 1 BB: 0 S: 5 P: 5	R: 2 H: 3 E: 0 LOB: 0 K: 0 BB: 0 S: 5 P: 5	R: 0 H: 1 E: 0 LOB: 0 K: 0 BB: 0 S: 3 P: 3	1B: 9 SF: 0 2B: 0 SAC: 0 3B: 0 DP: 5 HR: 1 HBP: 0						

PITCHER	IP	WLS	BF	H	R	ER	SO	BB	IBB	HBP	BLK	WP	HR	S	P	ERA	WHIP
Bobby Bolin, R (1, 1) ERA: 3.18	9.0	W	36	10	3	3	3	3	0	0	0	0	1	39	51	3.00	1.444

PITCHER	IP	WLS	BF	H	R	ER	SO	BB	IBB	HBP	BLK	WP	HR	S	P	ERA	WHIP

BOTTOM

San Francisco Giants @ Milwaukee Braves

Milwaukee County Stadium, Milwaukee, WI

Tue Sep 17 1963, 8:05 PM EDT

Att. 33,676 - Unknown

livebaseballscorecards.com

AB	33
R	3
H	10
RBI	3
BB	3
SO	3
LOB	16

WP: 0	PA: 36		
PB: 0			
SB: 0			
CS: 0			

Batter	1	2	3	4	5	6	7	8	9	AB	R	H	RBI	BB	SO	LOB
Felipe Alou, R (1, 9) OBP: 0.322, SLG: 0.477	F4		F7			2B 1B		L8	1-3 3-H 2B	5	1	2	1	0	0	0
Chuck Hiller, L (1, 4) OBP: 0.260, SLG: 0.296	K2-3			6-3		P1		L8	4-3	5	0	0	0	0	1	3
Willie McCovey, L (1, 7) OBP: 0.349, SLG: 0.546	F3			K		K		BB 1B		3	0	0	0	1	2	1
Willie Mays, R (1, 8) OBP: 0.373, SLG: 0.570		HR		6-3		1-H 2B		1-2 1B		4	1	3	2	0	0	0
Orlando Cepeda, R (1, 3) OBP: 0.367, SLG: 0.568		5-3			4-3 SH 2B	IBB		F3		3	1	1	0	1	0	2
Tom Haller, L (1, 2) OBP: 0.332, SLG: 0.437		4-3			4-3 2-3	K			F4	4	0	0	0	0	1	3
Jim Davenport, R (1, 5) OBP: 0.297, SLG: 0.330		F7			SH 3-H		6-3		BB 1B 2B	2	1	0	1	1	0	0
Jose Pagan, R (1, 6) OBP: 0.275, SLG: 0.300 Matty Alou, L (9, PH) OBP: 0.184, SLG: 0.164			K		FC6-4 1B		F3		2B 1B	3 1	0 0	1 1	0 0	0 0	1 0	0 0
Jack Sanford, R (1, 1) OBP: 0.245, SLG: 0.191 Norm Larker, L (7, PH) OBP: 0.292, SLG: 0.224 Jim Duffalo, R (7, 1) OBP: 0.118, SLG: 0.118 Billy O'Dell, S (7, 1) OBP: 0.221, SLG: 0.219 Bob Garibaldi, L (8, 1) Ed Bailey, L (9, PH) OBP: 0.365, SLG: 0.471			K		FC6-4 1-2f		1-3		F6	2 1 0 0 0 0 1	0 0 0 0 0 0 0	0 0 0 0 0 0 0	0 0 0 0 0 0 0	0 0 0 0 0 0 0	1 0 0 0 0 0 0	1 0 0 0 0 0 2
Inning Stats	R: 0 E: 0 K: 1 S: 5 H: 0 LOB: 0 BB: 0 P: 5	R: 1 E: 0 K: 0 S: 4 H: 1 LOB: 0 BB: 0 P: 4	R: 0 E: 0 K: 2 S: 7 H: 0 LOB: 0 BB: 0 P: 7	R: 0 E: 0 K: 1 S: 5 H: 0 LOB: 0 BB: 0 P: 5	R: 1 E: 0 K: 0 S: 5 H: 2 LOB: 1 BB: 0 P: 5	R: 1 E: 0 K: 2 S: 9 H: 2 LOB: 2 BB: 1 P: 13	R: 0 E: 0 K: 0 S: 3 H: 0 LOB: 0 BB: 0 P: 3	R: 0 E: 0 K: 0 S: 4 H: 1 LOB: 2 BB: 1 P: 8	R: 1 E: 0 K: 0 S: 5 H: 2 LOB: 2 BB: 1 P: 9	1B: 4 2B: 3 3B: 0 HR: 1 SF: 0 SAC: 1 DP: 0 HBP: 0						

TOP

San Francisco Giants @ Milwaukee Braves

Milwaukee County Stadium, Milwaukee, WI

Wed Sep 18 1963, 4:33 AM EDT

Att. 3,865 - Unknown

livebaseballscorecards.com

AB	34
R	4
H	8
RBI	4
BB	3
SO	6
LOB	12

WP: 0 PB: 0 SB: 0 CS: 0 PA: 38

PITCHER		IP	WLS	BF	H	R	ER	SO	BB	IBB	HBP	BLK	WP	HR	S	P	ERA	WHIP
Bob Sadowski, R ERA: 2.4	(1, 1)	7.0		27	5	3	3	6	0	1	0	0	0	1	38	42	3.86	0.714
Bob Shaw, R ERA: 2.73	(8, 1)	2.0	W	11	3	1	1	0	2	0	0	0	0	0	9	17	4.50	2.500

PITCHER	IP	WLS	BF	H	R	ER	SO	BB	IBB	HBP	BLK	WP	HR	S	P	ERA	WHIP

BOTTOM

San Francisco Giants @ Milwaukee Braves

Milwaukee County Stadium, Milwaukee, WI

Wed Sep 18 1963, 4:33 AM EDT

Att. 3,865 - Unknown

livebaseballscorecards.com

Batter	1	2	3	4	5	6	7	8	9	AB	R	H	RBI	BB	SO	LOB
Ty Cline, L (1, 8) OBP: 0.284, SLG: 0.248	L4-3		L1-3		1-2 1B		FC3-4-6 3-1 1-2f 2-3 2B	1-2 2-H 1B		5	1	2	1	0	0	2
Len Gabrielson, L (1, 7) OBP: 0.250, SLG: 0.321	1B E 1B		F8		F5		3-1 1-2 3-H	K 2-3		4	1	1	1	0	0	3
Bob Shaw, R (8, 1) OBP: 0.200, SLG: 0.122										1	0	0	0	0	1	2
Hank Aaron, R (1, 9) OBP: 0.393, SLG: 0.589	E 1-3 1B		6-3			K	2-H 2B			4	0	2	1	0	1	0
Eddie Mathews, L (1, 5) OBP: 0.401, SLG: 0.447	E4 4-3-1-6-4 1-2 3-H			4-3		1B 1B	G3			4	0	1	1	0	0	2
Joe Torre, R (1, 2) OBP: 0.354, SLG: 0.434	4-3-1-6-4 1-2f			3-1		1-2 1B		BB 2B 1B		4	0	2	0	0	0	2
Woody Woodward, R (8, PR)										0	1	0	0	0	0	0
Tommie Aaron, R (9, 7) OBP: 0.262, SLG: 0.295										0	0	0	0	0	0	0
Gene Oliver, R (1, 3) OBP: 0.323, SLG: 0.434		K		F4		F8		K		4	0	0	0	0	2	3
Denis Menke, R (1, 4) OBP: 0.291, SLG: 0.350		G3			K	F8		1-2 2B BB		3	1	0	0	1	1	2
Roy McMillan, R (1, 6) OBP: 0.295, SLG: 0.331		FC4 1B			1B BB		FC3-4-6 1B 3-1 1B	1-H 2-H 1B 2B		3	2	3	2	1	0	0
Bob Sadowski, R (1, 1) OBP: 0.086, SLG: 0.059										2	0	0	0	0	1	2
Don Dillard, L (7, PH) OBP: 0.263, SLG: 0.374										1	0	1	0	0	0	0
(8, 7)																
Del Crandall, R (8, PH) OBP: 0.252, SLG: 0.252		FC4 1-2f			K		FC3-4-6 1-2 1B	K 1B IBB		0	0	0	0	1	0	0
(9, 2)																
Inning Stats	R: 1 H: 2 E: 1 LOB: 1 K: 0 BB: 0 S: 5 P: 5	R: 0 H: 1 E: 0 LOB: 1 K: 1 BB: 0 S: 6 P: 6	R: 0 H: 0 E: 0 LOB: 0 K: 0 BB: 0 S: 3 P: 3	R: 0 H: 0 E: 0 LOB: 0 K: 0 BB: 0 S: 3 P: 3	R: 0 H: 1 E: 0 LOB: 2 K: 2 BB: 1 S: 8 P: 12	R: 0 H: 2 E: 0 LOB: 2 K: 1 BB: 0 S: 7 P: 7	R: 2 H: 3 E: 0 LOB: 1 K: 0 BB: 0 S: 6 P: 6	R: 3 H: 3 E: 0 LOB: 1 K: 2 BB: 2 S: 9 P: 17		1B: 10 SF: 0 2B: 3 SAC: 0 3B: 0 DP: 1 HR: 0 HBP: 0						

AB	35
R	6
H	12
RBI	6
BB	3
SO	6
LOB	18

WP: 0 PA: 38
PB: 0
SB: 0
CS: 0

PITCHER		IP	WLS	BF	H	R	ER	SO	BB	IBB	HBP	BLK	WP	HR	S	P	ERA	WHIP
Jack Sanford, R ERA: 3.53	(1, 1)	6.0		25	6	1	1	4	1	0	0	0	0	0	32	36	1.50	1.167
Jim Duffalo, R ERA: 3.07	(7, 1)	0.2		5	3	2	2	0	0	0	0	0	0	0	5	5	27.00	4.500
Billy O'Dell, L ERA: 3.15	(7, 1)	0.2	L	7	3	3	3	1	1	1	0	0	0	0	7	15	40.50	6.000
Bob Garibaldi, R ERA: 1.5	(8, 1)	0.2		1	0	0	0	1	0	0	0	0	0	0	3	3	0.00	0.000

PITCHER	IP	WLS	BF	H	R	ER	SO	BB	IBB	HBP	BLK	WP	HR	S	P	ERA	WHIP

Milwaukee Braves @ Chicago Cubs

Wrigley Field, Chicago, IL

Fri Sep 20 1963, 3:33 AM CDT

Att. 1,004 - Unknown

TOP

livebaseballscorecards.com

Batter	1	2	3	4	5	6	7	8	9	AB	R	H	RBI	BB	SO	LOB
Roy McMillan, R (1, 6) OBP: 0.294, SLG: 0.330	6-3			4-3		F8			BB, 1B	4	0	1	0	0	0	0
Woody Woodward, R (9, PR)										0	0	0	0	0	0	0
Frank Bolling, R (1, 4) OBP: 0.304, SLG: 0.318	6-3			G4-6-3, 1B			6-3		BB, 1-2	3	0	1	0	1	0	0
Hank Aaron, R (1, 9) OBP: 0.391, SLG: 0.585	K			G4-6-3, 1-2f			E6, CS		L7	4	0	0	0	0	1	3
Eddie Mathews, L (1, 7) OBP: 0.400, SLG: 0.445		G1-6-3, BB			G3		K, 1-2			2	0	0	0	1	1	1
Joe Torre, R (1, 2) OBP: 0.354, SLG: 0.434		G1-6-3, 1-2f			1B			6-3		3	0	1	0	0	0	1
Gene Oliver, R (1, 3) OBP: 0.321, SLG: 0.430		F9			K			L4		3	0	0	0	0	1	1
Denis Menke, R (1, 5) OBP: 0.290, SLG: 0.348			5-3		F9			K		3	0	0	0	0	1	1
Ty Cline, L (1, 8) OBP: 0.280, SLG: 0.245			F2			L4-3			K	2	0	0	0	0	0	0
Bob Uecker, R (9, PH) OBP: 0.333, SLG: 0.375										1	0	0	0	0	1	0
Denny Lemaster, R (1, 1) OBP: 0.194, SLG: 0.292			6-3			5-3			K	2	0	0	0	0	0	0
Tommie Aaron, R (9, PH) OBP: 0.261, SLG: 0.292										1	0	0	0	0	1	0
Inning Stats	R: 0 E: 0 K: 1 S: 5 H: 0 LOB: 0 BB: 0 P: 5	R: 0 E: 0 K: 0 S: 2 H: 0 LOB: 0 BB: 1 P: 6	R: 0 E: 0 K: 0 S: 3 H: 0 LOB: 0 BB: 0 P: 3	R: 0 E: 0 K: 0 S: 3 H: 1 LOB: 0 BB: 0 P: 3	R: 0 E: 0 K: 1 S: 6 H: 1 LOB: 1 BB: 0 P: 6	R: 0 E: 0 K: 0 S: 3 H: 0 LOB: 0 BB: 0 P: 3	R: 0 E: 1 K: 1 S: 5 H: 0 LOB: 1 BB: 0 P: 5	R: 0 E: 0 K: 1 S: 5 H: 0 LOB: 0 BB: 0 P: 5	R: 0 E: 0 K: 2 S: 8 H: 1 LOB: 2 BB: 1 P: 12	1B: 3 2B: 1 3B: 0 HR: 0	SF: 0 SAC: 0 DP: 3 HBP: 0						

	AB	28
	R	0
	H	3
	RBI	0
	BB	2
	SO	6
	LOB	7

WP: 0 PB: 0 SB: 0 CS: 1 PA: 30

PITCHER	IP	WLS	BF	H	R	ER	SO	BB	IBB	HBP	BLK	WP	HR	S	P	ERA	WHIP
Dick Ellsworth, L (1, 1) ERA: 2.14	9.0	W	30	3	0	0	6	2	0	0	0	0	0	40	48	0.00	0.556

PITCHER	IP	WLS	BF	H	R	ER	SO	BB	IBB	HBP	BLK	WP	HR	S	P	ERA	WHIP

Batter	1	2	3	4	5	6	7	8	9	AB	R	H	RBI	BB	SO	LOB
Billy Cowan, R (1, 9) OBP: 0.320, SLG: 0.560	3B		K2-3		K			5-3		4	0	1	0	0	2	1
Lou Brock, L (9, 9) OBP: 0.305, SLG: 0.392										0	0	0	0	0	0	0
Andre Rodgers, R (1, 6) OBP: 0.325, SLG: 0.306	P4		PO 1B			E5 G6-4-3 WP		HR		4	1	2	1	0	0	1
Billy Williams, L (1, 7) OBP: 0.358, SLG: 0.493	E3		PO 1-2	P3		G6-4-3 1-2 BB		BB		2	0	0	0	2	0	1
Ron Santo, R (1, 5) OBP: 0.338, SLG: 0.488	F5			1B 1B		G6-4-3 1-2f 2-3		L8		4	0	1	0	0	0	5
Ken Hubbs, R (1, 4) OBP: 0.289, SLG: 0.324	K			1-2 1B		5-3				3	0	1	0	0	1	3
Nelson Mathews, R (1, 8) OBP: 0.228, SLG: 0.272		F9		K			4-3			3	0	0	0	0	1	1
John Boccabella, R (1, 3) OBP: 0.268, SLG: 0.392		F9			K		K			3	0	0	0	0	2	0
Jimmie Schaffer, R (1, 2) OBP: 0.308, SLG: 0.459		L8			1B		K			3	0	1	0	0	1	0
Dick Ellsworth, L (1, 1) OBP: 0.153, SLG: 0.088			4-3		K			5-3		3	0	0	0	0	1	1
Inning Stats	R: 0 E: 1 K: 1 S: 7 H: 1 LOB: 2 BB: 0 P: 7	R: 0 E: 0 K: 0 S: 3 H: 0 LOB: 0 BB: 0 P: 3	R: 0 E: 0 K: 1 S: 5 H: 1 LOB: 0 BB: 0 P: 5	R: 0 E: 0 K: 1 S: 6 H: 2 LOB: 1 BB: 0 P: 6	R: 0 E: 0 K: 3 S: 10 H: 1 LOB: 1 BB: 0 P: 10	R: 0 E: 1 K: 0 S: 3 H: 0 LOB: 1 BB: 1 P: 7	R: 0 E: 0 K: 2 S: 7 H: 0 LOB: 0 BB: 0 P: 7	R: 1 E: 0 K: 0 S: 4 H: 1 LOB: 1 BB: 1 P: 8		1B: 4 2B: 0 3B: 1 HR: 1 SF: 0 SAC: 0 DP: 1 HBP: 0						

PITCHER	IP	WLS	BF	H	R	ER	SO	BB	IBB	HBP	BLK	WP	HR	S	P	ERA	WHIP
Denny Lemaster, L (1, 1) ERA: 2.95	8.0	L	31	6	1	1	8	2	0	0	0	1	1	45	53	1.12	1.000

PITCHER	IP	WLS	BF	H	R	ER	SO	BB	IBB	HBP	BLK	WP	HR	S	P	ERA	WHIP

BOTTOM

Milwaukee Braves @ Chicago Cubs

Wrigley Field, Chicago, IL

Fri Sep 20 1963, 3:33 AM CDT

Att. 1,004 - Unknown

livebaseballscorecards.com

AB	29
R	1
H	6
RBI	1
BB	2
SO	8
LOB	13

Batter	1	2	3	4	5	6	7	8	9	AB	R	H	RBI	BB	SO	LOB
Ty Cline, L (1, 8) OBP: 0.286, SLG: 0.258	4-3 4-3 1B		L3 ①		SH3-4 ① 1-2	2B			L4-3 ②	4	0	2	0	0	0	0
Frank Bolling, R (1, 4) OBP: 0.303, SLG: 0.317	4-3 ① 1-2		6-3 ②		BB FC5-2 2B 2-3 1B	F8 ③			5-3 ③	5	1	1	0	0	0	2
Hank Aaron, R (1, 9) OBP: 0.390, SLG: 0.583	4-3 ② 2-3		1B		FC5-2 ② BB 2B 1-2 3-H		6-3 ①			4	1	1	0	0	0	3
Eddie Mathews, L (1, 5) OBP: 0.399, SLG: 0.443	G3 ③		G3 ③		B B B 4-0 2B 1-2 2-3 BB		G3 ②			3	1	0	0	1	0	2
Joe Torre, R (1, 2) OBP: 0.353, SLG: 0.434		F8 ①		F7 ①	3B 1-H 2-H 3-H 2B		6-3 ③			4	1	1	3	0	0	0
Gene Oliver, R (1, 3) OBP: 0.320, SLG: 0.433 Tommie Aaron, R (8, 3) OBP: 0.261, SLG: 0.292		F2 ②		6-3 ②	3B 2-H			5-3 ①		4 0	0 0	1 0	1 0	0 0	0 0	0 0
Don Dillard, L (1, 7) OBP: 0.271, SLG: 0.387	1B 1B			2B	S S S K ③			6-3 ②		4	0	2	0	0	1	1
Denis Menke, R (1, 6) OBP: 0.289, SLG: 0.347	1-2 1B			S S S K ③		5-3 ①		S S S K ③		4	0	1	0	0	2	1
Warren Spahn, L (1, 1) OBP: 0.200, SLG: 0.238	G3 ③				1B SH3-4 FC5-2 1B	S S S K ②			3-1 ①	4	0	1	0	0	1	2
Inning Stats	R: 0 H: 1 E: 0 LOB: 1 K: 0 BB: 0 S: 4 P: 4	R: 0 H: 2 E: 0 LOB: 2 K: 0 BB: 0 S: 5 P: 5	R: 0 H: 1 E: 0 LOB: 1 K: 0 BB: 0 S: 4 P: 4	R: 0 H: 1 E: 0 LOB: 1 K: 1 BB: 0 S: 6 P: 6	R: 4 H: 4 E: 0 LOB: 1 K: 1 BB: 1 S: 9 P: 13	R: 0 H: 1 E: 0 LOB: 1 K: 1 BB: 0 S: 6 P: 6	R: 0 H: 0 E: 0 LOB: 0 K: 0 BB: 0 S: 3 P: 3	R: 0 H: 0 E: 0 LOB: 0 K: 1 BB: 0 S: 5 P: 5	R: 0 H: 0 E: 0 LOB: 0 K: 0 BB: 0 S: 3 P: 3	1B: 6 SF: 0 2B: 3 SAC: 1 3B: 1 DP: 0 HR: 0 HBP: 0						

PITCHER	IP	WLS	BF	H	R	ER	SO	BB	IBB	HBP	BLK	WP	HR	S	P	ERA	WHIP
Larry Jackson, R (1, 1) ERA: 2.48	9.0	L	38	10	4	4	4	1	0	0	0	0	0	45	49	4.00	1.222

PITCHER	IP	WLS	BF	H	R	ER	SO	BB	IBB	HBP	BLK	WP	HR	S	P	ERA	WHIP

TOP

Milwaukee Braves @ Chicago Cubs

Wrigley Field, Chicago, IL

Sat Sep 21 1963, 3:33 AM CDT

Att. 7,847 - Unknown

livebaseballscorecards.com

AB	36
R	4
H	10
RBI	4
BB	1
SO	4
LOB	11

WP: 0	PA: 38		
PB: 0			
SB: 0			
CS: 0			

Batter	1	2	3	4	5	6	7	8	9	AB	R	H	RBI	BB	SO	LOB
Billy Cowan, R (1, 7) OBP: 0.310, SLG: 0.517	1-3			K		1B			K	4	0	1	0	0	2	0
Andre Rodgers, R (1, 6) OBP: 0.322, SLG: 0.303	6-3			E4 G5-4-3		6-3			L8	4	0	0	0	0	0	1
Ellis Burton, S (1, 9) OBP: 0.309, SLG: 0.405	P5			G5-4-3 1-2f			4-3			3	0	0	0	0	0	1
Ron Santo, R (1, 5) OBP: 0.338, SLG: 0.487		G1-4-3 1B			5-3		1-3			3	0	1	0	0	0	0
Ken Hubbs, R (1, 4) OBP: 0.287, SLG: 0.322		G1-4-3 1-2f			5-3		F9			3	0	0	0	0	0	1
Nelson Mathews, R (1, 8) OBP: 0.229, SLG: 0.273		6-3			1B			L8		3	0	1	0	0	0	0
John Boccabella, R (1, 3) OBP: 0.254, SLG: 0.370			5-3		4-3			5-3		3	0	0	0	0	0	1
Jimmie Schaffer, R (1, 2) OBP: 0.302, SLG: 0.449			F7			P6		5-3		3	0	0	0	0	0	0
Larry Jackson, R (1, 1) OBP: 0.207, SLG: 0.247 Steve Boros, R (9, PH) OBP: 0.304, SLG: 0.389			P4			K			K	2 1	0 0	0 0	0 0	1 1	0 0	0 0
Inning Stats	R: 0 E: 0 K: 0 S: 3 H: 0 LOB: 0 BB: 0 P: 3	R: 0 E: 0 K: 0 S: 3 H: 1 LOB: 0 BB: 0 P: 3	R: 0 E: 0 K: 0 S: 3 H: 0 LOB: 0 BB: 0 P: 3	R: 0 E: 1 K: 1 S: 5 H: 0 LOB: 0 BB: 0 P: 5	R: 0 E: 0 K: 0 S: 4 H: 1 LOB: 1 BB: 0 P: 4	R: 0 E: 0 K: 1 S: 6 H: 1 LOB: 1 BB: 0 P: 6	R: 0 E: 0 K: 0 S: 3 H: 0 LOB: 0 BB: 0 P: 3	R: 0 E: 0 K: 0 S: 3 H: 0 LOB: 0 BB: 0 P: 3	R: 0 E: 0 K: 2 S: 7 H: 0 LOB: 0 BB: 0 P: 7	1B: 3 2B: 0 3B: 0 HR: 0 SF: 0 SAC: 0 DP: 2 HBP: 0						

PITCHER	IP	WLS	BF	H	R	ER	SO	BB	IBB	HBP	BLK	WP	HR	S	P	ERA	WHIP
Warren Spahn, L (1, 1) ERA: 2.61	9.0	W	29	3	0	0	4	0	0	0	0	0	0	37	37	0.00	0.333

PITCHER	IP	WLS	BF	H	R	ER	SO	BB	IBB	HBP	BLK	WP	HR	S	P	ERA	WHIP

BOTTOM

Milwaukee Braves @ Chicago Cubs

Wrigley Field, Chicago, IL

Sat Sep 21 1963, 3:33 AM CDT

Att. 7,847 - Unknown

livebaseballscorecards.com

AB	29
R	0
H	3
RBI	0
BB	0
SO	4
LOB	4

WP: 0 PA: 29
PB: 0
SB: 0
CS: 0

Milwaukee Braves @ Chicago Cubs

Wrigley Field, Chicago, IL

Sun Sep 22 1963, 3:33 AM CDT

Att. 8,866 - Sunny

TOP

Batter	1	2	3	4	5	6	7	8	9	AB	R	H	RBI	BB	SO	LOB
Ty Cline, L (1, 8) OBP: 0.285, SLG: 0.258	L6		L4-3			L4-3		1B		4	0	1	0	0	0	0
Frank Bolling, R (1, 4) OBP: 0.303, SLG: 0.316	F8		F3			1B		K		4	0	1	0	0	1	1
Hank Aaron, R (1, 9) OBP: 0.390, SLG: 0.582	S 1B		F7			F9			1B SF7 1B	4	1	2	0	0	0	1
Eddie Mathews, L (1, 5) OBP: 0.400, SLG: 0.443	K 1-2			G4-6-3 1B		K			E 1B 1-3 BLK 1B	4	1	2	0	0	2	2
Joe Torre, R (1, 2) OBP: 0.351, SLG: 0.432		P3		G4-6-3 1-2f			K		SF7 3-H	3	0	0	1	0	1	1
Gene Oliver, R (1, 3) OBP: 0.320, SLG: 0.430		1B 1B BB		K			P5		L7	3	1	0	0	1	1	1
Don Dillard, L (1, 7) OBP: 0.279, SLG: 0.391		CS 1B 1-2 1B			3-1		4-3		E5 BLK 1-3 1B	4	0	2	0	0	0	0
Denis Menke, R (1, 6) OBP: 0.289, SLG: 0.347		1-2 2-H 1B			4-3			F8	5-3 2-3 3-H	4	0	1	1	0	0	1
Bob Sadowski, R (1, 1) OBP: 0.083, SLG: 0.057		K 2-3			F5			5-3		1	0	0	0	0	1	2
Bob Hendley, R (2, 1)										0	0	0	0	0	0	0
Dan Schneider, L (2, 1)										0	0	0	0	0	0	0
Ron Piche, R (4, 1)										0	0	0	0	0	0	0
Len Gabrielson, L (5, PH) OBP: 0.248, SLG: 0.319										1	0	0	0	0	0	0
Frank Funk, R (5, 1)										0	0	0	0	0	0	0
Lou Klimchock, L (8, PH) OBP: 0.175, SLG: 0.193										1	0	0	0	0	0	0
Wade Blasingame, L (8, 1)										0	0	0	0	0	0	0
Inning Stats	R: 0 E: 0 K: 1 S: 6 H: 1 LOB: 1 BB: 0 P: 6	R: 1 E: 0 K: 1 S: 6 H: 2 LOB: 2 BB: 1 P: 10	R: 0 E: 0 K: 0 S: 3 H: 0 LOB: 0 BB: 0 P: 3	R: 0 E: 0 K: 1 S: 5 H: 1 LOB: 0 BB: 0 P: 5	R: 0 E: 0 K: 0 S: 3 H: 0 LOB: 0 BB: 0 P: 3	R: 0 E: 0 K: 1 S: 6 H: 1 LOB: 1 BB: 0 P: 6	R: 0 E: 0 K: 1 S: 5 H: 0 LOB: 0 BB: 0 P: 5	R: 0 E: 0 K: 1 S: 6 H: 1 LOB: 1 BB: 0 P: 6	R: 2 E: 1 K: 0 S: 6 H: 3 LOB: 1 BB: 0 P: 6	1B: 9 2B: 1 3B: 0 HR: 0	SF: 1 SAC: 0 DP: 2 HBP: 0						

PITCHER	IP	WLS	BF	H	R	ER	SO	BB	IBB	HBP	BLK	WP	HR	S	P	ERA	WHIP
Bob Buhl, R (1, 1) ERA: 3.41	9.0	W	35	9	3	2	6	1	0	0	1	0	0	46	50	2.00	1.111

PITCHER	IP	WLS	BF	H	R	ER	SO	BB	IBB	HBP	BLK	WP	HR	S	P	ERA	WHIP

AB	33
R	3
H	9
RBI	2
BB	1
SO	6
LOB	9

WP: 0	PA: 35
PB: 0	
SB: 1	
CS: 1	

livebaseballscorecards.com

Batter	1	2	3	4	5	6	7	8	9	AB	R	H	RBI	BB	SO	LOB
Lou Brock, L (1, 9) OBP: 0.304, SLG: 0.390	BBBB 4-0 S 1B BB	x 0-0 ② SF8 3-H	x 0-0 ③ L8 1-2 2-3			x 0-0 E3 B2-3		SSS 0-3 ② K 2-3		3	1	0	1	1	1	3
Andre Rodgers, R (1, 6) OBP: 0.325, SLG: 0.309	x 0-0 S 1-H 1B	x 0-0 2-H 3B		x 0-0 ① 4-3		x 0-0 ①② B2-3 1-2f		BBBB 4-0 BB		4	0	2	2	1	0	1
Billy Williams, L (1, 7) OBP: 0.355, SLG: 0.489	x 0-0 ① F7 1-2	x 0-0 ③ 1-3		SSS 0-3 ② K		x 0-0 ③ F9		SSS 0-3 ③ K		5	0	0	0	0	2	4
Ron Santo, R (1, 5) OBP: 0.337, SLG: 0.485	x 0-0 ② L6	SSS 0-3 ① K	x 0-0 1B				x 0-0 ① F7			4	0	1	0	0	1	1
Ellis Burton, S (1, 8) OBP: 0.308, SLG: 0.404	x 0-0 ③ G3	x 0-0 E S 1B 1B	x 0-0 ③ 1-3				x 0-0 ② L6			4	1	1	0	0	0	2
Ken Hubbs, R (1, 4) OBP: 0.287, SLG: 0.322		x 0-0 1B 2B 1B	x 0-0 ② F9 1-2		x 0-0 ① 6-3		x 0-0 ③ 6-3			4	1	1	0	0	0	1
John Boccabella, R (1, 3) OBP: 0.286, SLG: 0.375		x 0-0 2B 1-2 SF8 1B	BBBB 4-0 E 1B BB		x 0-0 ② 6-3			BBBB 4-0 1B WP SH3-4 BB		2	3	1	0	2	0	0
Merritt Ranew, L (1, 2) OBP: 0.374, SLG: 0.473		x 0-0 1-3 2-H 3B 2B	x 0-0 E4 WP 1B 1-2 2-3		x 0-0 1B			x 0-0 PB SH3-4 1-3 1B		4	1	3	1	0	0	2
Bob Buhl, R (1, 1) OBP: 0.111, SLG: 0.111		x 0-0 ① 6-3	x 0-0 WP 1-2 2-H 3-H 1B		x 0-0 ③ L8			x 0-0 ① SH3-4 1-2 3-H		3	0	1	3	0	0	3
Inning Stats	R: 1 H: 1 E: 0 LOB: 1 K: 0 BB: 1 S: 4 P: 8	R: 3 H: 4 E: 0 LOB: 1 K: 0 BB: 0 S: 7 P: 7	R: 2 H: 2 E: 1 LOB: 2 K: 1 BB: 1 S: 8 P: 12	R: 0 H: 1 E: 0 LOB: 1 K: 1 BB: 0 S: 6 P: 6	R: 0 H: 1 E: 0 LOB: 1 K: 0 BB: 0 S: 4 P: 4	R: 0 H: 0 E: 1 LOB: 0 K: 0 BB: 0 S: 3 P: 3	R: 0 H: 0 E: 0 LOB: 0 K: 0 BB: 0 S: 3 P: 3	R: 1 H: 1 E: 0 LOB: 2 K: 2 BB: 2 S: 8 P: 16		1B: 8 SF: 1 2B: 2 SAC: 1 3B: 1 DP: 1 HR: 0 HBP: 0						

PITCHER		IP	WLS	BF	H	R	ER	SO	BB	IBB	HBP	BLK	WP	HR	S	P	ERA	WHIP
Bob Sadowski, R ERA: 2.61	(1, 1)	1.0	L	7	3	3	3	0	1	0	0	0	0	0	6	10	27.00	4.000
Bob Hendley, L ERA: 3.9	(2, 1)	0.2		4	2	1	1	0	0	0	0	0	0	0	4	4	13.50	3.000
Dan Schneider, L ERA: 3.16	(2, 1)	1.1		8	2	2	0	1	1	0	0	0	1	0	9	13	0.00	2.250
Ron Piche, R ERA: 3.4	(4, 1)	1.0		4	1	0	0	1	0	0	0	0	0	0	6	6	0.00	1.000
Frank Funk, R ERA: 2.68	(5, 1)	3.0		10	1	0	0	0	0	0	0	0	0	0	10	10	0.00	0.333

PITCHER		IP	WLS	BF	H	R	ER	SO	BB	IBB	HBP	BLK	WP	HR	S	P	ERA	WHIP
Wade Blasingame, L ERA: 12.0	(8, 1)	1.0		6	1	1	1	2	2	0	0	0	1	0	8	16	9.00	3.000

BOTTOM

Milwaukee Braves @ Chicago Cubs

Wrigley Field, Chicago, IL

Sun Sep 22 1963, 3:33 AM CDT

Att. 8,866 - Sunny

livebaseballscorecards.com

AB	33
R	7
H	10
RBI	7
BB	4
SO	4
LOB	17

WP: 2 PA: 39
PB: 1
SB: 3
CS: 0

Batter	1	2	3	4	5	6	7	8	9	AB	R	H	RBI	BB	SO	LOB
Pete Rose, S (1, 4) OBP: 0.328, SLG: 0.362	SSS 0-3 ① K		x 0-0 ② F9		x 0-0 ③ P4		x 0-0 ② 5-3		x 0-0 ② 1-3	5	0	0	0	0	1	0
Eddie Kasko, R (1, 5) OBP: 0.327, SLG: 0.356	SSS 0-3 ② K		x 0-0 ③ 5-3			x 0-0 1B 2B	x 0-0 ③ L8		x 0-0 ③ 5-3	5	1	1	0	0	1	0
Vada Pinson, L (1, 8) OBP: 0.350, SLG: 0.524	x 0-0 ③ L8			x 0-0 HR		x 0-0 ① L8		SSS 0-3 ① K		4	1	1	1	0	1	1
Frank Robinson, R (1, 7) OBP: 0.384, SLG: 0.454		SSS 0-3 ① K		x 0-0 HR		4-0 1B 1B IBB		BBBB 4-0 BB BB FC5-2 BB		2	2	1	1	2	1	0
Don Pavletich, R (1, 3) OBP: 0.280, SLG: 0.345 Gordy Coleman, L (8, PH) OBP: 0.298, SLG: 0.419 Marty Keough, L (8, PR) OBP: 0.338, SLG: 0.404 (8, 3)		x 0-0 2B		x 0-0 ① P6		x 0-0 1B 1B 1-2 2-H 1B		BBBB 4-0 FC5-2 BB 1-2 BB		3 0 0	0 0 0	2 0 0	1 0 0	0 1 0	0 0 0	0 0 0
Tommy Harper, R (1, 9) OBP: 0.331, SLG: 0.372		BBBB 4-0 BB		x 0-0 ② L8		x 0-0 ② P3		BBBB 4-0 FC5-2 BB 1-2 2-3		2	0	0	0	2	0	2
Leo Cardenas, R (1, 6) OBP: 0.265, SLG: 0.315		x 0-0 ② L8		x 0-0 ③ 5-3		x 0-0 1-3 2-H 1B		x 0-0 ② FC5-2 1-2 2-3 3-Hf		4	0	1	1	0	0	5
Johnny Edwards, L (1, 2) OBP: 0.321, SLG: 0.379		x 0-0 ③ F5			x 0-0 ① L8	x 0-0 ③ 4-3		x 0-0 ③ 4-3		4	0	0	0	0	0	7
Jim Maloney, L (1, 1) OBP: 0.198, SLG: 0.184 Bill Henry, L (8, 1) OBP: 0.143, SLG: 0.167			x 0-0 ① F7		SSS 0-3 ② K		x 0-0 ① 1B		SSS 0-3 ① K	3 1	0 0	1 0	0 0	0 0	1 1	0 0
Inning Stats	R: 0 E: 0 K: 2 S: 7 H: 0 LOB: 0 BB: 0 P: 7	R: 0 E: 0 K: 1 S: 6 H: 1 LOB: 2 BB: 1 P: 10	R: 0 E: 0 K: 0 S: 3 H: 0 LOB: 0 BB: 0 P: 3	R: 2 E: 0 K: 0 S: 5 H: 2 LOB: 0 BB: 0 P: 5	R: 0 E: 0 K: 1 S: 5 H: 0 LOB: 0 BB: 0 P: 5	R: 2 E: 0 K: 0 S: 6 H: 3 LOB: 2 BB: 1 P: 10	R: 0 E: 0 K: 0 S: 3 H: 1 LOB: 0 BB: 0 P: 3	R: 0 E: 0 K: 1 S: 5 H: 0 LOB: 3 BB: 3 P: 17	R: 0 E: 0 K: 1 S: 5 H: 0 LOB: 0 BB: 0 P: 5	1B: 3 2B: 2 3B: 0 HR: 2 SF: 0 SAC: 0 DP: 0 HBP: 0						

PITCHER		IP	WLS	BF	H	R	ER	SO	BB	IBB	HBP	BLK	WP	HR	S	P	ERA	WHIP
Denny Lemaster, L ERA: 3.03	(1, 1)	6.0	L	26	6	4	4	4	1	1	0	0	0	2	32	40	6.00	1.167
Dan Schneider, L ERA: 3.09	(7, 1)	1.0		3	1	0	0	0	0	0	0	0	0	0	3	3	0.00	1.000
Bob Shaw, R ERA: 2.69	(8, 1)	2.0		9	0	0	0	2	3	0	0	0	0	0	10	22	0.00	1.500

PITCHER	IP	WLS	BF	H	R	ER	SO	BB	IBB	HBP	BLK	WP	HR	S	P	ERA	WHIP

TOP

Cincinnati Reds @ Milwaukee Braves

Milwaukee County Stadium, Milwaukee, WI

Tue Sep 24 1963, 8:05 PM EDT

Att. 4,744 - Unknown

livebaseballscorecards.com

AB	33
R	4
H	7
RBI	4
BB	5
SO	6
LOB	15

Cincinnati Reds @ Milwaukee Braves

Milwaukee County Stadium, Milwaukee, WI

Tue Sep 24 1963, 8:05 PM EDT

Att. 4,744 - Unknown

BOTTOM

livebaseballscorecards.com

Batter	1	2	3	4	5	6	7	8	9	AB	R	H	RBI	BB	SO	LOB
Ty Cline, L (1, 8) OBP: 0.278, SLG: 0.252	K		K			K		L5-3		4	0	0	0	0	3	0
Frank Bolling, R (1, 4) OBP: 0.301, SLG: 0.314	F8			6-3		6-3		4-3		4	0	0	0	0	0	0
Hank Aaron, R (1, 9) OBP: 0.391, SLG: 0.583	K			2B			2B 2B BB	F9		3	1	1	0	1	1	0
Eddie Mathews, L (1, 5) OBP: 0.399, SLG: 0.441		BB		P6			F8		K	3	0	0	0	1	1	2
Joe Torre, R (1, 2) OBP: 0.350, SLG: 0.432		K		K			2B 1-3		F9	4	1	1	0	0	2	2
Len Gabrielson, L (1, 3) OBP: 0.250, SLG: 0.328 Roy McMillan, R (9, PH) OBP: 0.297, SLG: 0.332		P4			K		WP 2B 2-H 3-H		1B	3 1	0 0	1 1	2 0	0 0	1 0	1 0
Don Dillard, L (1, 7) OBP: 0.272, SLG: 0.381 Gene Oliver, R (9, PH) OBP: 0.319, SLG: 0.429		K			K		K		K	3 1	0 0	0 0	0 0	0 0	3 1	2 1
Denis Menke, R (1, 6) OBP: 0.289, SLG: 0.345			K		5-3		2-3 BB			2	0	0	0	1	1	0
Denny Lemaster, R (1, 1) OBP: 0.192, SLG: 0.288 Tommie Aaron, R (6, PH) OBP: 0.259, SLG: 0.290 Dan Schneider, L (7, 1) Lou Klimchock, L (7, PH) OBP: 0.172, SLG: 0.190 Bob Shaw, R (8, 1) OBP: 0.200, SLG: 0.122			K			K	K			1 1 0 1 0	0 0 0 0 0	0 0 0 0 0	0 0 0 0 0	0 0 0 0 0	1 1 0 1 0	0 0 0 2 0

Inning Stats	1	2	3	4	5	6	7	8	9
	R: 0 E: 0 K: 2 S: 7	H: 0 LOB: 0 BB: 0 P: 7	R: 0 E: 0 K: 2 S: 7	H: 0 LOB: 1 BB: 1 P: 11	R: 0 E: 0 K: 3 S: 9	H: 0 LOB: 0 BB: 0 P: 9	R: 0 E: 0 K: 1 S: 6	H: 1 LOB: 1 BB: 0 P: 6	R: 0 E: 0 K: 2 S: 7	H: 0 LOB: 0 BB: 0 P: 7	R: 0 E: 0 K: 2 S: 7	H: 0 LOB: 0 BB: 0 P: 7	R: 2 E: 0 K: 2 S: 9	H: 2 LOB: 2 BB: 2 P: 17	R: 0 E: 0 K: 0 S: 3	H: 0 LOB: 0 BB: 0 P: 3	R: 0 E: 0 K: 2 S: 8	H: 1 LOB: 1 BB: 0 P: 8

	AB	31
	R	2
	H	4
	RBI	2
	BB	3
	SO	16
	LOB	10

	1B: 1	SF: 0	WP: 1	PA: 34
	2B: 3	SAC: 0	PB: 0	
	3B: 0	DP: 0	SB: 0	
	HR: 0	HBP: 0	CS: 0	

PITCHER		IP	WLS	BF	H	R	ER	SO	BB	IBB	HBP	BLK	WP	HR	S	P	ERA	WHIP
Jim Maloney, R ERA: 2.77	(1, 1)	7.0	W	27	3	2	2	14	3	0	0	0	1	0	52	64	2.57	0.857
Bill Henry, L ERA: 4.29	(8, 1)	2.0	S	7	1	0	0	2	0	0	0	0	0	0	11	11	0.00	0.500

PITCHER	IP	WLS	BF	H	R	ER	SO	BB	IBB	HBP	BLK	WP	HR	S	P	ERA	WHIP

Cincinnati Reds @ Milwaukee Braves

Milwaukee County Stadium, Milwaukee, WI

Wed Sep 25 1963, 8:05 PM EDT

Att. 5,596 - Unknown

TOP

livebaseballscorecards.com

Batter	1	2	3	4	5	6	7	8	9	AB	R	H	RBI	BB	SO	LOB
Pete Rose, S (1, 4) OBP: 0.329, SLG: 0.364	0-0 1B WP 1B		0-0 ① F9		0-0 ② 5-3		0-0 ③ L8		0-0 1B 2B	5	1	2	0	0	0	2
Eddie Kasko, R (1, 5) OBP: 0.324, SLG: 0.351	0-0 ① 6-3 1-2		0-0 ② F3		0-0 1B			0-0 ① L8	0-0 ① 6-3	5	0	1	0	0	0	3
Vada Pinson, L (1, 8) OBP: 0.347, SLG: 0.520	0-0 ② P4		0-0 ③ L8		0-0 ③ 4-3			SSS 0-3 ② K	0-0 ② P5	5	0	0	0	0	1	4
Frank Robinson, R (1, 7) OBP: 0.388, SLG: 0.455	0-0 ③ 2-3 1B			BBBB 4-0 1B FC1-2-5 BB		0-0 ① F5		BBBB 4-0 HR BB	0-0 2-H 1B	3	1	2	1	2	0	0
Don Pavletich, R (1, 3) OBP: 0.278, SLG: 0.358		0-0 ① P4		0-0 ① L8		0-0 ② 3-1		0-0 1-H HR	0-0 ③ 1-3	5	1	1	2	0	0	2
Tommy Harper, R (1, 9) OBP: 0.335, SLG: 0.376		0-0 1-3 1B		0-0 FC1-2-5 1-3 1B		0-0 ③ 6-3		0-0 HR 1B		4	1	3	0	0	0	0
Leo Cardenas, R (1, 6) OBP: 0.265, SLG: 0.320		0-0 ② 1-3 1-2		0-0 ② FC1-2-5 1-3 3-H			0-0 ① 6-3	0-0 1-H HR		4	1	1	2	0	0	3
Johnny Edwards, L (1, 2) OBP: 0.323, SLG: 0.379		0-0 ③ F9		0-0 ③ F7			0-0 1B	BBBB 4-0 BB		3	0	1	0	1	0	3
Jim O'Toole, S (1, 1) OBP: 0.160, SLG: 0.149 Charlie Neal, R (5, PH) OBP: 0.286, SLG: 0.287 Joey Jay, S (5, 1) OBP: 0.196, SLG: 0.184 Ken Walters, R (7, PH) OBP: 0.241, SLG: 0.257 Al Worthington, R (7, 1) OBP: 0.083, SLG: 0.167 Gene Green, R (8, PH) OBP: 0.259, SLG: 0.333 Dom Zanni, R (8, 1) OBP: 0.333, SLG: 0.333		0-0 1B			SSS 0-3 ① K		SSS 0-3 ② K	0-0 ③ P3		1 1 0 1 0 1	0 0 0 0 0 0	1 0 0 0 0 0	0 0 0 0 0 0	0 1 0 1 0 1	0 0 0 0 0 0	0 0 0 1 0 1
Inning Stats	R: 0 E: 0 K: 0 S: 4 H: 2 LOB: 2 BB: 0 P: 4	R: 0 E: 0 K: 0 S: 4 H: 1 LOB: 1 BB: 0 P: 4	R: 0 E: 0 K: 0 S: 4 H: 1 LOB: 1 BB: 0 P: 4	R: 0 E: 0 K: 0 S: 4 H: 1 LOB: 2 BB: 1 P: 8	R: 0 E: 0 K: 1 S: 6 H: 1 LOB: 1 BB: 0 P: 6	R: 0 E: 0 K: 0 S: 3 H: 0 LOB: 0 BB: 0 P: 3	R: 0 E: 0 K: 1 S: 6 H: 1 LOB: 1 BB: 0 P: 6	R: 4 E: 0 K: 1 S: 8 H: 3 LOB: 1 BB: 2 P: 16	R: 1 E: 0 K: 0 S: 5 H: 2 LOB: 1 BB: 0 P: 5	1B: 9 2B: 1 3B: 0 HR: 2	SF: 0 SAC: 0 DP: 0 HBP: 0					

	AB	38
	R	5
	H	12
	RBI	5
	BB	3
	SO	3
	LOB	19

WP: 1 PB: 0 SB: 0 CS: 0 PA: 41

PITCHER	IP	WLS	BF	H	R	ER	SO	BB	IBB	HBP	BLK	WP	HR	S	P	ERA	WHIP
Warren Spahn, L (1, 1) ERA: 2.69	9.0	W	41	12	5	5	3	3	0	0	0	1	2	44	56	5.00	1.667

PITCHER	IP	WLS	BF	H	R	ER	SO	BB	IBB	HBP	BLK	WP	HR	S	P	ERA	WHIP

Cincinnati Reds @ Milwaukee Braves

Milwaukee County Stadium, Milwaukee, WI

Wed Sep 25 1963, 8:05 PM EDT

Att. 5,596 - Unknown

BOTTOM

Batter	1	2	3	4	5	6	7	8	9	AB	R	H	RBI	BB	SO	LOB
Ty Cline, L (1, 8) OBP: 0.282, SLG: 0.264	L8		L6		L7	BB, 1B		3B		4	0	1	0	1	0	1
Frank Bolling, R (1, 4) OBP: 0.301, SLG: 0.315	F7		HR, 1B		6-3	1B		P1		5	1	2	2	0	0	1
Hank Aaron, R (1, 9) OBP: 0.392, SLG: 0.586	F9		HR			BB; FC1-2				3	2	1	2	1	0	3
Eddie Mathews, L (1, 7) OBP: 0.398, SLG: 0.445		HR	F9			G3	4-3			4	1	1	1	0	0	1
Don Dillard, L (8, 7) OBP: 0.272, SLG: 0.381										0	0	0	0	0	0	0
Joe Torre, R (1, 2) OBP: 0.349, SLG: 0.433		6-3		K		2B	F8			4	1	1	1	0	1	0
Gene Oliver, R (1, 3) OBP: 0.320, SLG: 0.428		F9		CS, 1B		K	HBP			3	0	1	0	0	1	1
Tommie Aaron, R (8, 3) OBP: 0.259, SLG: 0.290										0	0	0	0	0	0	0
Denis Menke, R (1, 5) OBP: 0.289, SLG: 0.344		K		F6		1B	F9			4	1	1	1	0	1	2
Roy McMillan, R (1, 6) OBP: 0.300, SLG: 0.335			SH3, 1B		5-3	BB, 1B		K		3	2	2	0	0	0	0
Rico Carty, R (8, PH)										1	0	0	0	0	1	0
Woody Woodward, R (9, 6)										0	0	0	0	0	0	0
Warren Spahn, L (1, 1) OBP: 0.215, SLG: 0.287			SH3		HR	1B, BB		K		3	1	2	2	0	1	0
Inning Stats	R: 0 E: 0 K: 0 S: 3 H: 0 LOB: 0 BB: 0 P: 3	R: 1 E: 0 K: 1 S: 6 H: 1 LOB: 0 BB: 0 P: 6	R: 3 E: 0 K: 0 S: 6 H: 3 LOB: 0 BB: 0 P: 6	R: 0 E: 0 K: 1 S: 5 H: 1 LOB: 0 BB: 0 P: 5	R: 1 E: 0 K: 0 S: 4 H: 1 LOB: 0 BB: 0 P: 4	R: 4 E: 0 K: 1 S: 10 H: 5 LOB: 3 BB: 2 P: 18	R: 0 E: 0 K: 0 S: 3 H: 0 LOB: 1 BB: 0 P: 4	R: 0 E: 0 K: 2 S: 8 H: 1 LOB: 1 BB: 0 P: 8		1B: 7 2B: 1 3B: 1 HR: 3 SF: 0 SAC: 1 DP: 0 HBP: 1						

livebaseballscorecards.com

AB	34
R	9
H	12
RBI	9
BB	2
SO	5
LOB	9

WP: 0 PB: 0 SB: 1 CS: 1 PA: 38

PITCHER		IP	WLS	BF	H	R	ER	SO	BB	IBB	HBP	BLK	WP	HR	S	P	ERA	WHIP
Jim O'Toole, L ERA: 2.89	(1, 1)	4.0	L	16	5	4	4	2	0	0	0	0	0	2	20	20	9.00	1.250
Joey Jay, R ERA: 4.32	(5, 1)	2.0		14	6	5	5	1	2	0	0	0	0	1	14	22	22.50	4.000
Al Worthington, R ERA: 3.0	(7, 1)	1.0		4	0	0	0	0	0	0	1	0	0	0	3	4	0.00	0.000
Dom Zanni, R ERA: 4.56	(8, 1)	1.0		4	1	0	0	2	0	0	0	0	0	0	8	8	0.00	1.000

PITCHER	IP	WLS	BF	H	R	ER	SO	BB	IBB	HBP	BLK	WP	HR	S	P	ERA	WHIP

Chicago Cubs @ Milwaukee Braves

Milwaukee County Stadium, Milwaukee, WI

Fri Sep 27 1963, 8:05 PM EDT

Att. 10,088 - Unknown

TOP

livebaseballscorecards.com

Batter	1	2	3	4	5	6	7	8	9	AB	R	H	RBI	BB	SO	LOB
Lou Brock, L (1, 9) OBP: 0.304, SLG: 0.387	K		G3 2B		K		FC4-6 BB S BB 1-2f		CS 1B	5	2	2	0	0	2	1
Andre Rodgers, R (1, 6) OBP: 0.324, SLG: 0.306	L8		G3 2-3		3-1		BB BB 1-2 BB		K 1-2	4	0	0	0	1	1	2
Billy Williams, L (1, 7) OBP: 0.355, SLG: 0.492	BB 1B 1B		WP 3-H 2B		4-3		BB 1-2 2-3 BB			3	0	2	1	1	0	0
Ron Santo, R (1, 5) OBP: 0.339, SLG: 0.482	BB 1-2 1B		WP BB			K	BB 1-2 2-3 3-H BB			2	0	1	1	2	1	0
Ellis Burton, S (1, 8) OBP: 0.309, SLG: 0.398	1-2 2-3 BB		F7 1-2 2-3			5-3	1-3			3	0	0	0	1	0	5
Ken Hubbs, R (1, 4) OBP: 0.286, SLG: 0.323	K		L8			K		K		4	0	0	0	0	3	5
John Boccabella, R (1, 3) OBP: 0.243, SLG: 0.313		K		P3			E5 1B	F7		4	1	0	0	0	1	0
Jimmie Schaffer, R (1, 2) OBP: 0.294, SLG: 0.437		F7		K			6-3	6-3		4	0	0	0	0	1	1
Cal Koonce, R (1, 1) OBP: 0.190, SLG: 0.105		1-3		K			FC4-6 3-H 1B		K	2	0	0	0	0	1	0
Merritt Ranew, L (7, PH) OBP: 0.387, SLG: 0.470										1	0	1	1	0	0	0
Billy Cowan, R (7, PR) OBP: 0.310, SLG: 0.517										0	0	0	0	0	0	0
Lindy McDaniel, R (7, 1) OBP: 0.091, SLG: 0.227										1	0	0	0	0	1	0

AB	33								
R	3								
H	6								
RBI	3								
BB	5								
SO	11								
LOB	14								

Inning Stats	1	2	3	4	5	6	7	8	9	1B	SF	WP	PA
R	0	0	1	0	0	0	2	0	0	4	0	1	38
E	0	0	0	0	0	0	1	0	0	2B 2	SAC 0	PB 0	
K	2	1	0	2	1	2	0	1	2	3B 0	DP 0	SB 1	
S	9	5	5	7	5	7	5	5	7	HR 0	HBP 0	CS 1	
H	2	0	2	0	0	0	1	0	1				
LOB	3	0	2	0	0	0	3	0	1				
BB	1	0	1	0	0	0	3	0	0				
P	13	5	9	7	5	7	17	5	7				

PITCHER		IP	WLS	BF	H	R	ER	SO	BB	IBB	HBP	BLK	WP	HR	S	P	ERA	WHIP
Bob Sadowski, R ERA: 2.62	(1, 1)	3.0		15	4	1	1	3	2	0	0	0	1	0	19	27	3.00	2.000
Tony Cloninger, R ERA: 3.78	(4, 1)	3.2	L	14	1	2	0	5	1	0	0	0	0	0	23	27	0.00	0.545
Bobby Tiefenauer, R ERA: 1.21	(7, 1)	1.1		6	0	0	0	1	2	0	0	0	0	0	6	14	0.00	1.500
Bob Shaw, R ERA: 2.68	(9, 1)	1.0		3	1	0	0	2	0	0	0	0	0	0	7	7	0.00	1.000

PITCHER		IP	WLS	BF	H	R	ER	SO	BB	IBB	HBP	BLK	WP	HR	S	P	ERA	WHIP

Chicago Cubs @ Milwaukee Braves

Milwaukee County Stadium, Milwaukee, WI

Fri Sep 27 1963, 8:05 PM EDT

Att. 10,088 - Unknown

BOTTOM

Batter	1	2	3	4	5	6	7	8	9	AB	R	H	RBI	BB	SO	LOB
Ty Cline, L (1, 8) OBP: 0.291, SLG: 0.269	L4-3		G6-3 1-2 2-3 1B		FC6-4 1-2f 2-3		WP BB		L3 1-2 1B	4	0	2	0	1	0	2
Frank Bolling, R (1, 4) OBP: 0.299, SLG: 0.312	5-3		G6-3 1-2f		1-3		F2 1-3 2-H		L3 1-2	5	0	0	0	0	0	8
Hank Aaron, R (1, 9) OBP: 0.391, SLG: 0.584	K			K		K2-3		1B 1B		4	0	1	0	0	3	0
Eddie Mathews, L (1, 7) OBP: 0.399, SLG: 0.453		G3		4-3 2B		HR		F4		4	1	2	1	0	0	1
Joe Torre, R (1, 2) OBP: 0.349, SLG: 0.431		K		4-3 2-3		5-6-3		1-2 1B		4	0	1	0	0	1	1
Gene Oliver, R (1, 3) OBP: 0.318, SLG: 0.425 Bobby Tiefenauer, R (7, 1) Don Dillard, L (8, PH) OBP: 0.270, SLG: 0.378 Bob Shaw, R (9, 1) OBP: 0.200, SLG: 0.122		F9		6-3		K		K		3 0 1 0	0 0 0 0	0 0 0 0	0 0 0 0	0 0 0 0	1 0 1 0	1 0 2 0
Denis Menke, R (1, 5) OBP: 0.292, SLG: 0.348			1B 5-3 1B		FC6-4 2B		WP WP BB	F8		3	1	2	0	1	0	2
Roy McMillan, R (1, 6) OBP: 0.296, SLG: 0.331			5-3 1-2		L3		K 1-2		5-3	4	0	0	0	0	1	3
Bob Sadowski, R (1, 1) OBP: 0.083, SLG: 0.057 Len Gabrielson, L (3, PH) OBP: 0.256, SLG: 0.328 Tony Cloninger, R (4, 1) OBP: 0.158, SLG: 0.135 Lou Klimchock, L (7, 3) OBP: 0.183, SLG: 0.200 Woody Woodward, R (9, PR)			1B BB		FC6-4 BB		F5		1B	0 0 0 2 0	0 0 0 0 0	0 0 0 1 0	0 0 0 0 0	0 1 1 0 0	0 0 0 0 0	0 0 0 1 0
Inning Stats	R: 0 E: 0 K: 1 S: 5 H: 0 LOB: 0 BB: 0 P: 5	R: 0 E: 0 K: 1 S: 5 H: 0 LOB: 0 BB: 0 P: 5	R: 0 E: 0 K: 0 S: 4 H: 2 LOB: 2 BB: 1 P: 8	R: 0 E: 0 K: 1 S: 6 H: 1 LOB: 1 BB: 0 P: 6	R: 0 E: 0 K: 0 S: 4 H: 1 LOB: 2 BB: 1 P: 8	R: 1 E: 0 K: 2 S: 8 H: 1 LOB: 0 BB: 0 P: 8	R: 1 E: 0 K: 1 S: 5 H: 0 LOB: 1 BB: 2 P: 13	R: 0 E: 0 K: 1 S: 7 H: 2 LOB: 2 BB: 0 P: 7	R: 0 E: 0 K: 0 S: 4 H: 2 LOB: 2 BB: 0 P: 4	1B: 6 2B: 3 3B: 0 HR: 1 SF: 0 SAC: 0 DP: 2 HBP: 0						

livebaseballscorecards.com

AB	34
R	2
H	9
RBI	1
BB	4
SO	7
LOB	21

WP: 3 PB: 0 SB: 0 CS: 0 PA: 38

PITCHER		IP	WLS	BF	H	R	ER	SO	BB	IBB	HBP	BLK	WP	HR	S	P	ERA	WHIP
Cal Koonce, R ERA: 4.58	(1, 1)	6.0	W	24	5	1	1	5	2	0	0	0	0	1	32	40	1.50	1.167
Lindy McDaniel, R ERA: 2.86	(7, 1)	3.0	S	14	4	1	1	2	2	0	0	0	2	0	16	24	3.00	2.000

PITCHER	IP	WLS	BF	H	R	ER	SO	BB	IBB	HBP	BLK	WP	HR	S	P	ERA	WHIP

Chicago Cubs @ Milwaukee Braves

Milwaukee County Stadium, Milwaukee, WI

Sat Sep 28 1963, 4:33 AM EDT

Att. 8,289 - Cloudy

TOP

livebaseballscorecards.com

Batter	1	2	3	4	5	6	7	8	9	AB	R	H	RBI	BB	SO	LOB
Billy Cowan, R (1, 8) OBP: 0.273, SLG: 0.455	P6		5-4 1-2		K 1-2		K		K	4	0	0	0	0	2	2
Ellis Burton, S (7, 8) OBP: 0.308, SLG: 0.397										1	0	0	0	0	1	1
Jimmy Stewart, S (1, 6) OBP: 0.353, SLG: 0.394	K		K		F2			1-3		4	0	0	0	0	2	2
Billy Williams, L (1, 7) OBP: 0.357, SLG: 0.498	F9		2-H HR		BB			S HR 1B		3	2	2	2	1	0	1
Ron Santo, R (1, 5) OBP: 0.338, SLG: 0.479	K		BB		K			6-3 1-2		3	0	0	0	1	2	4
Leo Burke, R (1, 4) OBP: 0.252, SLG: 0.327		K	K			FC6-4 BB		2-H HR		3	1	1	2	1	2	1
Lou Brock, L (1, 9) OBP: 0.302, SLG: 0.384		K		K		FC6-4 G5-4-3 1-2f		6-3		4	0	0	0	0	2	1
John Boccabella, R (1, 3) OBP: 0.256, SLG: 0.324		1B		K		G5-4-3 1-2f			WP 1B	4	0	2	0	0	1	1
Dick Bertell, R (1, 2) OBP: 0.284, SLG: 0.286		F9		P4			6-3		L8 1-2	4	0	0	0	0	0	2
Dick Ellsworth, L (1, 1) OBP: 0.167, SLG: 0.096			5-4 HR BB		WP 1B		K		K	3	1	1	0	1	2	1

	AB	33
	R	4
	H	6
	RBI	4
	BB	4
	SO	14
	LOB	16

Inning Stats										
	R: 0	H: 0	R: 0	H: 1	R: 2	H: 1	R: 0	H: 0	R: 0	H: 1
	E: 0	LOB: 1	E: 0	LOB: 1	E: 0	LOB: 2	E: 0	LOB: 0	E: 0	LOB: 2
	K: 2	BB: 0	K: 2	BB: 0	K: 2	BB: 1	K: 0	BB: 1	K: 2	BB: 1
	S: 8	P: 8	S: 8	P: 8	S: 8	P: 16	S: 7	P: 7	S: 8	P: 12

R: 0	H: 0	R: 0	H: 0	R: 2	H: 2	R: 0	H: 1	1B: 4	SF: 0	WP: 2	PA: 37
E: 0	LOB: 0	E: 0	LOB: 0	E: 0	LOB: 0	E: 0	LOB: 1	2B: 0	SAC: 0	PB: 1	
K: 2	BB: 0	K: 2	BB: 0	K: 0	BB: 0	K: 2	BB: 0	3B: 0	DP: 1	SB: 1	
S: 2	P: 6	S: 7	P: 7	S: 5	P: 5	S: 8	P: 8	HR: 2	HBP: 0	CS: 0	

PITCHER		IP	WLS	BF	H	R	ER	SO	BB	IBB	HBP	BLK	WP	HR	S	P	ERA	WHIP
Denny Lemaster, L ERA: 3.04	(1, 1)	5.0	L	22	3	2	2	10	3	0	0	0	1	1	39	51	3.60	1.200
Bob Hendley, L ERA: 3.93	(6, 1)	3.0		11	2	2	2	2	1	0	0	0	0	1	14	18	6.00	1.000
Bob Shaw, R ERA: 2.66	(9, 1)	1.0		4	1	0	0	2	0	0	0	0	1	0	8	8	0.00	1.000

PITCHER	IP	WLS	BF	H	R	ER	SO	BB	IBB	HBP	BLK	WP	HR	S	P	ERA	WHIP

Batter	1	2	3	4	5	6	7	8	9	AB	R	H	RBI	BB	SO	LOB
Ty Cline, L (1, 8) OBP: 0.290, SLG: 0.265	L6-3		L4			L6		BB		3	0	0	0	1	0	0
Denis Menke, R (1, 4) OBP: 0.290, SLG: 0.346	5-3		K			F9		L4		4	0	0	0	0	1	2
Hank Aaron, R (1, 9) OBP: 0.390, SLG: 0.582	1B			P6		K			5-3	4	0	1	0	0	1	0
Eddie Mathews, L (1, 5) OBP: 0.399, SLG: 0.455	P3			K			1B 2B		G5-4-3 1B	4	1	2	0	0	1	1
Joe Torre, R (1, 2) OBP: 0.348, SLG: 0.430		6-3		6-3			G6-4-3 1B 2-H		G5-4-3 1-2f	4	0	1	1	0	0	1
Gene Oliver, R (1, 3) OBP: 0.318, SLG: 0.424		4-3			1-3 1B		P4			3	0	1	0	0	0	1
Tommie Aaron, R (1, 7) OBP: 0.253, SLG: 0.284		5-3			1-3 1-2		G6-4-3 1-2f			3	0	0	0	0	0	2
Roy McMillan, R (1, 6) OBP: 0.294, SLG: 0.328			L6		6-3			1-4-3		3	0	0	0	0	0	1
Denny Lemaster, R (1, 1) OBP: 0.189, SLG: 0.284			5-3		6-3			5-3		1	0	0	0	0	0	0
Del Crandall, R (5, PH) OBP: 0.251, SLG: 0.251										1	0	0	0	0	0	1
Bob Hendley, R (6, 1) OBP: 0.143, SLG: 0.106										0	0	0	0	0	0	0
Hawk Taylor, R (8, PH) OBP: 0.100, SLG: 0.069										1	0	0	0	0	0	0
Bob Shaw, R (9, 1) OBP: 0.200, SLG: 0.122										0	0	0	0	0	0	0
Inning Stats	R: 0 E: 0 K: 0 S: 4 H: 1 LOB: 1 BB: 0 P: 4	R: 0 E: 0 K: 0 S: 3 H: 0 LOB: 0 BB: 0 P: 3	R: 0 E: 1 K: 1 S: 6 H: 0 LOB: 1 BB: 0 P: 6	R: 0 E: 0 K: 1 S: 5 H: 0 LOB: 0 BB: 0 P: 5	R: 0 E: 0 K: 0 S: 4 H: 1 LOB: 1 BB: 0 P: 4	R: 0 E: 0 K: 1 S: 5 H: 0 LOB: 0 BB: 0 P: 5	R: 1 E: 0 K: 0 S: 4 H: 2 LOB: 0 BB: 0 P: 4	R: 0 E: 0 K: 0 S: 3 H: 0 LOB: 1 BB: 1 P: 7	R: 0 E: 0 K: 0 S: 3 H: 1 LOB: 0 BB: 0 P: 3	1B: 4 2B: 1 3B: 0 HR: 0 SF: 0 SAC: 0 DP: 2 HBP: 0						

PITCHER	IP	WLS	BF	H	R	ER	SO	BB	IBB	HBP	BLK	WP	HR	S	P	ERA	WHIP
Dick Ellsworth, L (1, 1) ERA: 2.11	9.0	W	32	5	1	1	3	1	0	0	0	0	0	37	41	1.00	0.667

PITCHER	IP	WLS	BF	H	R	ER	SO	BB	IBB	HBP	BLK	WP	HR	S	P	ERA	WHIP

BOTTOM

Chicago Cubs @ Milwaukee Braves

Milwaukee County Stadium, Milwaukee, WI

Sat Sep 28 1963, 4:33 AM EDT

Att. 8,289 - Cloudy

livebaseballscorecards.com

AB	31
R	1
H	5
RBI	1
BB	1
SO	3
LOB	9

PA: 32

Batter	1	2	3	4	5	6	7	8	9	AB	R	H	RBI	BB	SO	LOB
Jimmy Stewart, S (1, 6) OBP: 0.316, SLG: 0.351	F9			P6		F3			4-3	4	0	0	0	0	0	0
Lou Brock, L (1, 9) Nelson Mathews, R (7, 9) OBP: 0.234, SLG: 0.277	6-3			K		4-3			1B	3 1	0 0	0 1	0 0	0 0	1 0	0 0
Billy Williams, L (1, 7) OBP: 0.358, SLG: 0.497	K			2B BB			1-3		G6-4-3 1-3 1B	3	0	1	0	1	1	0
Ron Santo, R (1, 5) OBP: 0.339, SLG: 0.481		6-3		1-3 2B			FC6-4 1B		G6-4-3 1-2f	4	0	2	0	0	0	2
Ken Hubbs, R (1, 4) OBP: 0.285, SLG: 0.322		F9		F2			FC6-4 1-2f			3	0	0	0	0	0	3
Billy Cowan, R (1, 8) OBP: 0.250, SLG: 0.417		K			F7		L8			3	0	0	0	0	1	1
John Boccabella, R (1, 3) OBP: 0.247, SLG: 0.311			5-3		4-3			6-3		3	0	0	0	0	0	0
Merritt Ranew, L (1, 2) OBP: 0.380, SLG: 0.461			6-3		3-1			K		3	0	0	0	0	1	0
Bob Buhl, R (1, 1) OBP: 0.108, SLG: 0.108 Alex Grammas, R (8, PH) OBP: 0.185, SLG: 0.185 Freddie Burdette, R (8, 1)			K			K		6-3		2 1 0	0 0 0	0 0 0	0 0 0	0 0 0	2 0 0	0 0 0
Inning Stats	R: 0 E: 0 K: 1 S: 5 H: 0 LOB: 0 BB: 0 P: 5	R: 0 E: 0 K: 1 S: 5 H: 0 LOB: 0 BB: 0 P: 5	R: 0 E: 0 K: 1 S: 5 H: 0 LOB: 0 BB: 0 P: 5	R: 0 E: 0 K: 1 S: 6 H: 1 LOB: 2 BB: 1 P: 10	R: 0 E: 0 K: 0 S: 3 H: 0 LOB: 0 BB: 0 P: 3	R: 0 E: 0 K: 1 S: 5 H: 0 LOB: 0 BB: 0 P: 5	R: 0 E: 0 K: 0 S: 4 H: 1 LOB: 1 BB: 0 P: 4	R: 0 E: 0 K: 1 S: 5 H: 0 LOB: 0 BB: 0 P: 5	R: 0 E: 0 K: 0 S: 4 H: 2 LOB: 1 BB: 0 P: 4	1B: 3 2B: 1 3B: 0 HR: 0 SF: 0 SAC: 0 DP: 1 HBP: 0						

PITCHER	IP	WLS	BF	H	R	ER	SO	BB	IBB	HBP	BLK	WP	HR	S	P	ERA	WHIP
Warren Spahn, L (1, 1) ERA: 2.6	9.0	W	31	4	0	0	6	1	0	0	0	0	0	42	46	0.00	0.556

PITCHER	IP	WLS	BF	H	R	ER	SO	BB	IBB	HBP	BLK	WP	HR	S	P	ERA	WHIP

TOP

Chicago Cubs @ Milwaukee Braves

Milwaukee County Stadium, Milwaukee, WI

Sun Sep 29 1963, 4:33 AM EDT

Att. 14,490 - Sunny

livebaseballscorecards.com

AB	30
R	0
H	4
RBI	0
BB	1
SO	6
LOB	6

WP: 0 PA: 31
PB: 0
SB: 0
CS: 0

Batter	1	2	3	4	5	6	7	8	9	AB	R	H	RBI	BB	SO	LOB
Ty Cline, L (1, 8) OBP: 0.283, SLG: 0.259	L9	L8			L1-3		L6			4	0	0	0	0	0	1
Len Gabrielson, L (1, 7) OBP: 0.264, SLG: 0.333	6-3		4-3		G6-4-3, 1B			G1-6-3, 1B		4	0	2	0	0	0	0
Hank Aaron, R (1, 9) OBP: 0.391, SLG: 0.586	HR		S, 1B		G6-4-3, 1-2f			F5		4	2	2	1	0	0	2
Eddie Mathews, L (1, 5) OBP: 0.399, SLG: 0.453	E6, 1B		SSS, K, 1-2			E8, 4-3, 1B		G1-6-3, 1-2f		4	0	1	0	0	1	2
Joe Torre, R (1, 2) OBP: 0.350, SLG: 0.431	1-2, 1B		2-H, 1B			4-3, 2-3				3	0	2	1	0	0	1
Gene Oliver, R (1, 3) OBP: 0.317, SLG: 0.422	F9		P3			6-3				2	0	0	0	0	0	3
Tommie Aaron, R (4, 3) OBP: 0.252, SLG: 0.281										1	0	0	0	0	0	1
Denis Menke, R (1, 4) OBP: 0.289, SLG: 0.344		5-3		F9		5-3				3	0	0	0	0	0	1
Roy McMillan, R (1, 6) OBP: 0.291, SLG: 0.325		L1		6-3			F9			3	0	0	0	0	0	0
Warren Spahn, L (1, 1) OBP: 0.219, SLG: 0.289		1B		4-3			SSS, K			3	0	1	0	0	1	0
Inning Stats	R: 1 E: 1 K: 0 S: 6 H: 2 LOB: 2 BB: 0 P: 6	R: 0 E: 0 K: 0 S: 4 H: 1 LOB: 1 BB: 0 P: 4	R: 1 E: 0 K: 1 S: 7 H: 2 LOB: 1 BB: 0 P: 7	R: 0 E: 0 K: 0 S: 3 H: 0 LOB: 0 BB: 0 P: 3	R: 0 E: 0 K: 0 S: 3 H: 1 LOB: 0 BB: 0 P: 3	R: 0 E: 1 K: 0 S: 4 H: 1 LOB: 1 BB: 0 P: 4	R: 0 E: 0 K: 1 S: 5 H: 0 LOB: 0 BB: 0 P: 5	R: 0 E: 0 K: 0 S: 3 H: 1 LOB: 0 BB: 0 P: 3		1B: 7 2B: 0 3B: 0 HR: 1 SF: 0 SAC: 0 DP: 2 HBP: 0						

PITCHER	IP	WLS	BF	H	R	ER	SO	BB	IBB	HBP	BLK	WP	HR	S	P	ERA	WHIP
Bob Buhl, R (1, 1) ERA: 3.38	7.0	L	28	7	2	2	2	0	0	0	0	0	1	32	32	2.57	1.000
Freddie Burdette, R (8, 1) ERA: 3.86	1.0		3	1	0	0	0	0	0	0	0	0	0	3	3	0.00	1.000

PITCHER	IP	WLS	BF	H	R	ER	SO	BB	IBB	HBP	BLK	WP	HR	S	P	ERA	WHIP

BOTTOM

Chicago Cubs @ Milwaukee Braves

Milwaukee County Stadium, Milwaukee, WI

Sun Sep 29 1963, 4:33 AM EDT

Att. 14,490 - Sunny

livebaseballscorecards.com

AB	31
R	2
H	8
RBI	2
BB	0
SO	2
LOB	11