

Milwaukee Braves - 1964

Batter	1	2	3	4	5	6	7	8	9	AB	R	H	RBI	BB	SO	LOB	TOP			
Felipe Alou, R OBP: 0.250, SLG: 0.250 (1,8)										4	1	1	0	0	0	0	Milwaukee Braves @ San Francisco Giants Candlestick Park, San Francisco, CA Tue Apr 14 1964, 6:33 AM EST Att: 42,894 - Unknown			
Lee Maye, L OBP: 0.500, SLG: 0.500 (1,7)										4	0	2	0	0	0	1				
Hank Aaron, R OBP: 0.500, SLG: 0.333 (1,9)										3	2	1	0	1	0	2				
Eddie Mathews, L OBP: 0.500, SLG: 0.333 (1,5)										3	0	1	0	1	2	1				
Joe Torre, R OBP: 0.500, SLG: 0.333 (1,3)										3	1	1	1	1	0	1				
Ed Bailey, L OBP: 0.250, SLG: 0.500 (1,2)										4	0	1	2	0	0	3				
Frank Bolling, R (1,4)										3	0	0	0	1	0	1				
Roy McMillan, R Ty Cline, L (9,PH)										3	0	0	0	0	1	2				
Warren Spahn, L Hank Fischer, R Gus Bell, L (9,PH)										3	0	0	0	0	0	0				
Inning Stats	R: 1 E: 0 K: 0 S: 5	H: 2 LOB: 2 BB: 1 P: 9	R: 0 E: 0 K: 0 S: 3	H: 0 LOB: 0 BB: 0 P: 3	R: 3 E: 2 K: 2 S: 10	H: 2 LOB: 2 BB: 2 P: 18	R: 0 E: 0 K: 0 S: 4	H: 1 LOB: 1 BB: 0 P: 4	R: 0 E: 0 K: 0 S: 5	H: 0 LOB: 0 BB: 0 P: 5	R: 0 E: 0 K: 0 S: 3	H: 1 LOB: 0 BB: 0 P: 3	R: 0 E: 0 K: 0 S: 3	H: 1 LOB: 0 BB: 0 P: 3	R: 0 E: 0 K: 1 S: 4	H: 0 LOB: 0 BB: 1 P: 8	1B: 6 2B: 1 3B: 0 HR: 0	SF: 0 SAC: 0 DP: 3 HBP: 0	WP: 0 PB: 0 CS: 1	PA: 36
PITCHER Juan Marichal, R ERA: 1.0 (1,1)	IP: 9.0 WLS: W BF: 36	H: 7 R: 4 ER: 1 SO: 4	BB: 4 IBB: 0 HBP: 0 BLK: 1	WP: 0 HR: 0 S: 40 P: 56	ERA: 1.00 WHIP: 1.222															


Batter	1	2	3	4	5	6	7	8	9	AB	R	H	RBI	BB	SO	LOB	BOTTOM		
Harvey Kuenn, R (1,9) (9,7)										4	0	0	0	0	0	2	Milwaukee Braves @ San Francisco Giants Candlestick Park, San Francisco, CA Tue Apr 14 1964, 6:33 AM EST Att: 42,894 - Unknown		
Jim Davenport, R OBP: 0.250, SLG: 0.250 (1,4)										4	1	1	0	0	0	0			
Willie McCovey, L Matty Alou, L (1,7) (9,9)										3	0	0	0	1	1	1			
Willie Mays, R OBP: 0.500, SLG: 2.000 (1,8)										4	2	2	3	0	0	1			
Orlando Cepeda, R OBP: 0.750, SLG: 1.500 (1,3)										4	3	3	1	0	1	0			
Jim Ray Hart, R OBP: 0.250, SLG: 1.000 (1,5)										4	1	1	2	0	1	1			
Tom Haller, L OBP: 0.750, SLG: 1.667 (1,2)										3	1	2	2	1	0	0			
Jose Pagan, R (1,6)										4	0	0	0	0	0	2			
Juan Marichal, R OBP: 0.333, SLG: 0.333 (1,1)										3	0	1	0	0	0	0			
Inning Stats	R: 0 E: 0 K: 0 S: 3	H: 0 LOB: 1 BB: 1 P: 7	R: 2 E: 0 K: 0 S: 5	H: 3 LOB: 1 BB: 1 P: 9	R: 2 E: 0 K: 2 S: 9	H: 2 LOB: 0 BB: 0 P: 9	R: 0 E: 0 K: 0 S: 3	H: 0 LOB: 0 BB: 0 P: 3	R: 0 E: 0 K: 0 S: 5	H: 2 LOB: 1 BB: 0 P: 5	R: 0 E: 0 K: 0 S: 3	H: 0 LOB: 0 BB: 0 P: 3	R: 3 E: 0 K: 1 S: 8	H: 3 LOB: 0 BB: 0 P: 8	1B: 5 2B: 0 3B: 0 HR: 5	SF: 0 SAC: 0 DP: 1 HBP: 0	WP: 1 PB: 0 CS: 0	PA: 35	
PITCHER Warren Spahn, L ERA: 7.36 (1,1)	IP: 7.1 WLS: L BF: 31	H: 8 R: 6 ER: 6 SO: 3	BB: 0 IBB: 0 HBP: 0 BLK: 0	WP: 0 HR: 3 S: 35 P: 43	ERA: 7.36 WHIP: 1.364														
Hank Fischer, R ERA: 27.0 (8,1)	IP: 0.2 WLS: L BF: 4	H: 2 R: 2 ER: 2 SO: 0	BB: 0 IBB: 0 HBP: 0 BLK: 0	WP: 0 HR: 2 S: 4 P: 4	ERA: 27.00 WHIP: 3.000														




Batter	1	2	3	4	5	6	7	8	9	AB	R	H	RBI	BB	SO	LOB	TOP								
Felipe Alou, R OBP: 0.167, SLG: 0.222 (1,8)	0-0 4-3		0-0 5-3		0-0 6-3		0-0 E9 2H 1B			4	0	1	2	0	0	1	Milwaukee Braves @ Houston Colt 45's Colt Stadium, Houston, TX Fri Apr 17 1964, 7:05 PM EST Att: 7,526 - Unknown								
Lee Maye, L OBP: 0.389, SLG: 0.389 (1,7)	0-0 F7		0-0 4-3			0-0 F2	0-0 F8			4	0	0	0	0	0	3									
Hank Aaron, R OBP: 0.412, SLG: 0.571 (1,9)	0-0 F8			0-0 F9		0-0 5-3		0-3 K		4	0	0	0	0	1	0									
Eddie Mathews, L OBP: 0.353, SLG: 0.429 (1,5)		0-0 F2		0-0 F9		0-0 6-3		0-3 K		4	0	0	0	0	1	0									
Joe Torre, R OBP: 0.438, SLG: 0.429 (1,3)		0-3 K						0-0 4-3		3	0	2	0	0	1	0									
Ty Cline, L OBP: 0.500, SLG: 0.500 (7, PR)										0	1	0	0	0	0	0									
Len Gabrielson, L OBP: 0.500, SLG: 0.500 (7, 3)										1	0	0	0	0	0	0									
Ed Bailey, L OBP: 0.235, SLG: 0.529 (1,2)	0-0 F8			0-0 G3		0-0 FC5 1-2 1B		0-0 FC1-5 2B		4	0	2	0	0	0	1									
Frank Bolling, R OBP: 0.412, SLG: 0.875 (1,4)			0-0 HR		0-0 HR		0-0 SH3-4 1-2 2H FC5 E 1B		0-0 FC1-5 2-3	4	3	3	3	0	0	1									
Denis Menke, R OBP: 0.412, SLG: 0.875 (1,6)			4-0 SH2-4 BB		0-0 F7		0-0 FC5 1-2 2-3 E		0-0 F6	3	1	0	0	1	0	3									
Hank Fischer, R OBP: 0.412, SLG: 0.875 (1,1)			0-0 SH2-4 1-2		0-0 1-3		0-0 SH3-4 1-2 2-3		0-0 1-3	2	0	0	0	0	0	1									
Inning Stats	R: 0 E: 0 K: 0 S: 3	H: 0 LOB: 0 BB: 0 P: 3	R: 0 E: 0 K: 1 S: 5	H: 0 LOB: 0 BB: 0 P: 5	R: 1 E: 0 K: 0 S: 4	H: 1 LOB: 1 BB: 1 P: 8	R: 0 E: 0 K: 0 S: 4	H: 1 LOB: 1 BB: 0 P: 4	R: 1 E: 0 K: 0 S: 4	H: 1 LOB: 0 BB: 0 P: 4	R: 0 E: 0 K: 0 S: 3	H: 0 LOB: 0 BB: 0 P: 3	R: 3 E: 1 K: 0 S: 7	H: 4 LOB: 2 BB: 0 P: 7	R: 0 E: 0 K: 0 S: 7	H: 0 LOB: 0 BB: 0 P: 7	R: 0 E: 0 K: 0 S: 4	H: 1 LOB: 1 BB: 0 P: 4	1B: 5 2B: 1 3B: 0 HR: 2	SF: 0 SAC: 2 DP: 0 HBP: 0	WP: 0 PB: 0 SB: 0 CS: 0	PA: 36			
PITCHER	IP	WLS	BF	H	R	ER	SO	BB	IBB	HBP	BLK	WP	HR	S	P	ERA	WHIP								
Hal Brown, R ERA: 6.75 (1, 1)	6.2	L	28	7	5	5	1	1	0	0	0	0	2	29	33	6.75	1.200								
Dave Giusti, R ERA: (7, 1)	2.1		8	1	0	0	2	0	0	0	0	0	0	12	12	0.00	0.429								

Batter	1	2	3	4	5	6	7	8	9	AB	R	H	RBI	BB	SO	LOB	BOTTOM								
Eddie Kasko, R OBP: 0.308, SLG: 0.462 (1,6)	0-0 1B		0-0 1B		0-0 F8			0-0 F6		4	1	2	0	0	0	0	Milwaukee Braves @ Houston Colt 45's Colt Stadium, Houston, TX Fri Apr 17 1964, 7:05 PM EST Att: 7,526 - Unknown								
Nellie Fox, L OBP: 0.429, SLG: 0.538 (1,4)	0-0 F9		0-0 1B		0-0 F4		0-0 4-3			4	0	1	0	0	0	1									
Pete Runnels, L OBP: 0.385, SLG: 0.333 (1,3)	0-0 1B		0-0 L3		0-3 K			0-0 6-3		4	0	2	1	0	1	0									
Walt Bond, L OBP: 0.385, SLG: 0.333 (1,7)	0-3 K		0-0 L3		0-0 F3			0-0 E7 1B		4	1	0	0	0	1	4									
Rusty Staub, L OBP: 0.125, SLG: 0.125 (1,9)	0-3 K			0-0 F7		0-0 3-1		0-0 F7		4	0	0	0	0	1	3									
Bob Aspromonte, R OBP: 0.455, SLG: 0.400 (1,5)		0-0 F8		0-0 E7 1B		0-0 3-1		0-0 6-3		4	0	1	0	0	0	1									
Jimmy Wynn, R OBP: 0.250, SLG: 0.455 (1,8)		0-0 F9		0-0 F8			0-0 L6		0-0 1B 2H	4	0	1	1	0	0	1									
John Bateman, R OBP: 0.333, SLG: 0.200 (1,2)		0-0 F8		4-0 IBB			0-0 F8		0-0 F8	3	0	0	0	1	0	1									
Hal Brown, R OBP: 0.412, SLG: 0.875 (1,1)				0-0 F7			0-0 F8			2	0	0	0	0	0	2									
Dave Giusti, R ERA: 2.79 (7, 1)				0-0 F7			0-0 F8			1	0	0	0	0	0	0									
Inning Stats	R: 0 E: 0 K: 2 S: 9	H: 2 LOB: 2 BB: 0 P: 9	R: 0 E: 0 K: 0 S: 3	H: 0 LOB: 0 BB: 0 P: 3	R: 1 E: 0 K: 0 S: 5	H: 3 LOB: 1 BB: 0 P: 5	R: 0 E: 0 K: 0 S: 4	H: 1 LOB: 2 BB: 1 P: 8	R: 0 E: 0 K: 1 S: 5	H: 0 LOB: 0 BB: 0 P: 5	R: 0 E: 0 K: 0 S: 3	H: 0 LOB: 0 BB: 0 P: 3	R: 0 E: 0 K: 0 S: 3	H: 0 LOB: 0 BB: 0 P: 3	R: 1 E: 1 K: 0 S: 5	H: 1 LOB: 1 BB: 0 P: 5	1B: 7 2B: 1 3B: 0 HR: 0	SF: 0 SAC: 0 DP: 1 HBP: 0	WP: 0 PB: 0 SB: 0 CS: 0	PA: 35					
PITCHER	IP	WLS	BF	H	R	ER	SO	BB	IBB	HBP	BLK	WP	HR	S	P	ERA	WHIP								
Hank Fischer, R ERA: 2.79 (1, 1)	9.0	W	35	7	2	1	3	0	1	0	0	0	0	40	44	1.00	0.778								



Batter	1	2	3	4	5	6	7	8	9	AB	R	H	RBI	BB	SO	LOB	TOP										
Dick Schofield, S (1, 6) OBP: 0.370, SLG: 0.356											0	0	0	0	0	0	0	Pittsburgh Pirates @ Milwaukee Braves Milwaukee County Stadium, Milwaukee, WI Tue Apr 28 1964, 8:05 PM EDT Att: 3,782 - Unknown livebaseballscorecards.com									
Bill Virdon, L (1, 8) OBP: 0.352, SLG: 0.340											0	0	0	0	0	0	0										
Roberto Clemente, R (1, 9) OBP: 0.415, SLG: 0.551											0	0	0	0	0	0	0										
Donn Clendenon, R (1, 3) OBP: 0.431, SLG: 0.533											0	0	0	0	0	0	0										
Bob Bailey, R (1, 5) OBP: 0.367, SLG: 0.489											0	0	0	0	0	0	0										
Bill Mazeroski, R (1, 4) OBP: 0.287, SLG: 0.364											0	0	0	0	0	0	0										
Willie Stargell, L (1, 7) OBP: 0.386, SLG: 0.625											0	0	0	0	0	0	0										
Jim Pagliaroni, R (1, 2) OBP: 0.294, SLG: 0.300											0	0	0	0	0	0	0										
Bob Friend, R (1, 1) OBP: 0.143, SLG: 0.143											0	0	0	0	0	0	0										
Inning Stats											1B: 0	SF: 0	WP: 0	PA: 0	2B: 0	SAC: 0	FB: 0		3B: 0	DP: 0	SB: 0	CS: 0	HR: 0	HBP: 0			
PITCHER Denny Lemaster, L (1, 1) ERA: 6.75	IP	WLS	BF	H	R	ER	SO	BB	IBB	HBP	BLK	WP	HR	S	P	ERA	WHIP	PITCHER									
	0.0		0	0	0	0	0	0	0	0	0	0	0	0	0	∞	∞										

Batter	1	2	3	4	5	6	7	8	9	AB	R	H	RBI	BB	SO	LOB	BOTTOM										
Lee Maye, L (1, 7) OBP: 0.400, SLG: 0.574											0	0	0	0	0	0	0	Pittsburgh Pirates @ Milwaukee Braves Milwaukee County Stadium, Milwaukee, WI Tue Apr 28 1964, 8:05 PM EDT Att: 3,782 - Unknown livebaseballscorecards.com									
Eddie Mathews, L (1, 5) OBP: 0.320, SLG: 0.275											0	0	0	0	0	0	0										
Hank Aaron, R (1, 9) OBP: 0.383, SLG: 0.351											0	0	0	0	0	0	0										
Joe Torre, R (1, 3) OBP: 0.422, SLG: 0.561											0	0	0	0	0	0	0										
Ed Bailey, L (1, 2) OBP: 0.313, SLG: 0.517											0	0	0	0	0	0	0										
Felipe Alou, R (1, 8) OBP: 0.192, SLG: 0.200											0	0	0	0	0	0	0										
Frank Bolling, R (1, 4) OBP: 0.326, SLG: 0.524											0	0	0	0	0	0	0										
Denis Menke, R (1, 6) OBP: 0.417, SLG: 0.263											0	0	0	0	0	0	0										
Denny Lemaster, R (1, 1)											0	0	0	0	0	0	0										
Inning Stats											1B: 0	SF: 0	WP: 0	PA: 0	2B: 0	SAC: 0	FB: 0		3B: 0	DP: 0	SB: 0	CS: 0	HR: 0	HBP: 0			
PITCHER Bob Friend, R (1, 1) ERA: 3.0	IP	WLS	BF	H	R	ER	SO	BB	IBB	HBP	BLK	WP	HR	S	P	ERA	WHIP	PITCHER									
	0.0		0	0	0	0	0	0	0	0	0	0	0	0	0	∞	∞										

Batter	1	2	3	4	5	6	7	8	9	AB	R	H	RBI	BB	SO	LOB	TOP			
Tony Taylor, R (1, 4) OBP: 0.258, SLG: 0.317	F9		6-3 BB		4-3			6-3		3	0	0	0	1	0	0				
Dick Allen, R (1, 5) OBP: 0.410, SLG: 0.847	P4		6-3				P4		6-3	4	0	0	0	0	0	1				
Johnny Callison, L (1, 9) OBP: 0.300, SLG: 0.364	K		F7				P6		F5	4	0	0	0	0	1	1				
Wes Covington, L (1, 7) OBP: 0.179, SLG: 0.259		K			K			G3		4	0	0	0	0	2	0				
Tony Gonzalez, L (1, 8) OBP: 0.327, SLG: 0.295			BB 1B		5-3			F7		3	0	1	0	0	0	0				
John Herrnstein, L (1, 3) OBP: 0.478, SLG: 0.789		K					F9			3	0	1	0	0	1	1				
Clay Dalrymple, L (1, 2) OBP: 0.133, SLG: 0.107					G3			G3		2	0	0	0	1	0	1				
Bobby Wine, R (1, 6) OBP: 0.275, SLG: 0.326			4-3				F7		6-3	3	0	0	0	0	0	2				
Art Mahaffey, R (1, 1) OBP: 0.375, SLG: 0.857							F7			2	0	0	0	0	0	0				
Roy Sievers, R (8, PH) OBP: 0.225, SLG: 0.306					6-3					1	0	0	0	0	0	0				
Chris Short, R (8, 1)								P6		0	0	0	0	0	0	0				
Inning Stats	R: 0 E: 0 K: 1 S: 5	H: 0 LOB: 0 BB: 0 P: 5	R: 0 E: 0 K: 2 S: 8	H: 1 LOB: 2 BB: 1 P: 12	R: 0 E: 0 K: 0 S: 3	H: 0 LOB: 1 BB: 1 P: 7	R: 0 E: 0 K: 1 S: 6	H: 1 LOB: 1 BB: 0 P: 6	R: 0 E: 0 K: 0 S: 3	H: 0 LOB: 0 BB: 0 P: 3	R: 0 E: 0 K: 0 S: 3	H: 0 LOB: 0 BB: 0 P: 3	R: 0 E: 0 K: 0 S: 3	H: 0 LOB: 0 BB: 0 P: 3	R: 0 E: 0 K: 0 S: 3	H: 0 LOB: 0 BB: 0 P: 3	1B: 2 2B: 0 3B: 0 HR: 0	SF: 0 SAC: 0 DP: 0 HBP: 0	WP: 0 PB: 0 SB: 0 CS: 0	PA: 31
PITCHER Hank Fischer, R (1, 1) ERA: 1.95	IP: 9.0 WLS: W BF: 31 H: 2 R: 0 ER: 0 SO: 4 BB: 2 IBB: 0 HBP: 0 BLK: 0 WP: 0 HR: 0 S: 37 P: 45 ERA: 0.00 WHIP: 0.444															PITCHER Hank Fischer, R (1, 1) ERA: 1.95	IP: 9.0 WLS: W BF: 31 H: 2 R: 0 ER: 0 SO: 4 BB: 2 IBB: 0 HBP: 0 BLK: 0 WP: 0 HR: 0 S: 37 P: 45 ERA: 0.00 WHIP: 0.444			

Philadelphia Phillies @ Milwaukee Braves
Milwaukee County Stadium, Milwaukee, WI
Sun May 03 1964, 4:33 AM EDT
Att: 14,753 - Unknown

AB	29
R	0
H	2
RBI	0
BB	2
SO	4
LOB	6



Batter	1	2	3	4	5	6	7	8	9	AB	R	H	RBI	BB	SO	LOB	BOTTOM			
Lee Maye, L (1, 7) OBP: 0.378, SLG: 0.485	F9	FC4-6			F9			K2-3		4	0	0	0	0	1	2				
Eddie Mathews, L (1, 5) OBP: 0.395, SLG: 0.350			K			F8		P5		3	0	0	0	1	1	0				
Hank Aaron, R (1, 9) OBP: 0.435, SLG: 0.446	F8		G4-3 1B		5-3					3	0	1	0	0	0	1				
Felipe Alou, R (1, 8) OBP: 0.274, SLG: 0.309	K		G4-3							3	0	1	0	0	1	2				
Ed Bailey, L (1, 2) OBP: 0.327, SLG: 0.488		K			K			G3		3	0	0	0	0	2	1				
Joe Torre, R (1, 3) OBP: 0.373, SLG: 0.556		F9 1B 2B			5-3			5-3		3	1	1	0	0	0	0				
Frank Bolling, R (1, 4) OBP: 0.348, SLG: 0.448		F9			5-3			F7		3	0	0	0	0	0	1				
Denis Menke, R (1, 6) OBP: 0.390, SLG: 0.344		1B IBB			6-3			K		2	0	0	0	1	1	0				
Hank Fischer, R (1, 1) OBP: 0.222, SLG: 0.125		FC4-6 1B			6-3			5-3		3	0	1	1	0	0	0				
Inning Stats	R: 0 E: 0 K: 1 S: 5	H: 0 LOB: 1 BB: 1 P: 9	R: 1 E: 0 K: 1 S: 7	H: 2 LOB: 2 BB: 1 P: 11	R: 0 E: 0 K: 1 S: 5	H: 1 LOB: 0 BB: 0 P: 5	R: 0 E: 0 K: 1 S: 5	H: 0 LOB: 0 BB: 0 P: 5	R: 0 E: 0 K: 0 S: 3	H: 0 LOB: 0 BB: 0 P: 3	R: 0 E: 0 K: 0 S: 4	H: 1 LOB: 1 BB: 0 P: 4	R: 0 E: 0 K: 1 S: 5	H: 0 LOB: 0 BB: 0 P: 5	R: 0 E: 0 K: 1 S: 5	H: 0 LOB: 0 BB: 0 P: 5	1B: 2 2B: 2 3B: 0 HR: 0	SF: 0 SAC: 0 DP: 1 HBP: 0	WP: 0 PB: 0 SB: 0 CS: 0	PA: 29
PITCHER Art Mahaffey, R (1, 1) ERA: 6.41	IP: 7.0 WLS: L BF: 26 H: 4 R: 1 ER: 1 SO: 5 BB: 1 IBB: 1 HBP: 0 BLK: 0 WP: 0 HR: 0 S: 34 P: 42 ERA: 1.29 WHIP: 0.714															PITCHER Art Mahaffey, R (1, 1) ERA: 6.41	IP: 7.0 WLS: L BF: 26 H: 4 R: 1 ER: 1 SO: 5 BB: 1 IBB: 1 HBP: 0 BLK: 0 WP: 0 HR: 0 S: 34 P: 42 ERA: 1.29 WHIP: 0.714			
Chris Short, L (8, 1)	IP: 1.0 WLS: 3 BF: 3 H: 0 R: 0 ER: 0 SO: 1 BB: 0 IBB: 0 HBP: 0 BLK: 0 WP: 0 HR: 0 S: 5 P: 5 ERA: 0.00 WHIP: 0.000															PITCHER Chris Short, L (8, 1)	IP: 1.0 WLS: 3 BF: 3 H: 0 R: 0 ER: 0 SO: 1 BB: 0 IBB: 0 HBP: 0 BLK: 0 WP: 0 HR: 0 S: 5 P: 5 ERA: 0.00 WHIP: 0.000			

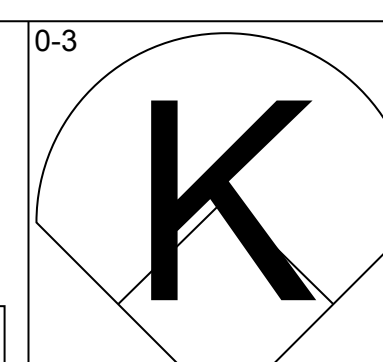
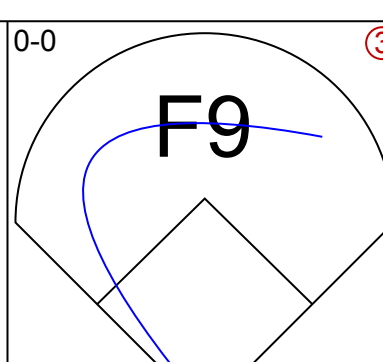
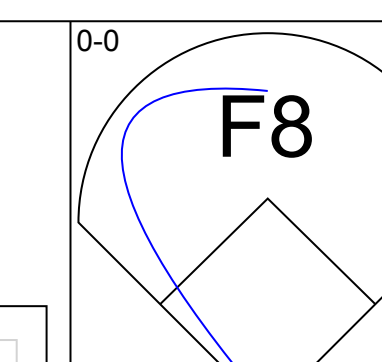
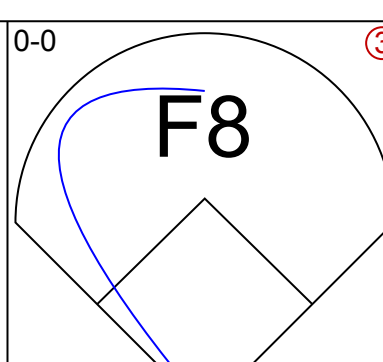
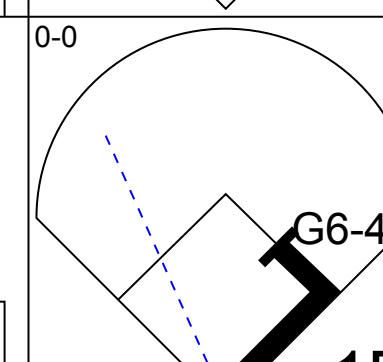
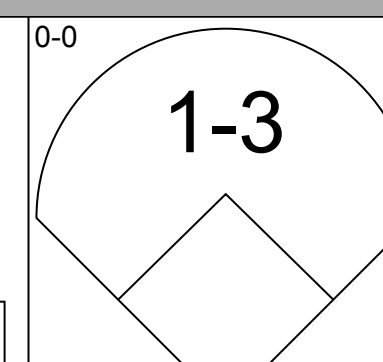
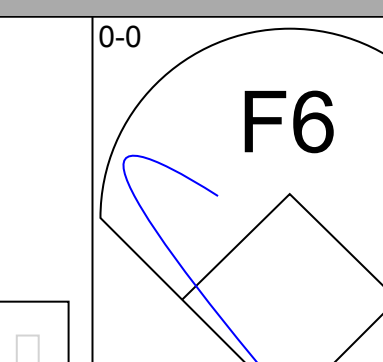
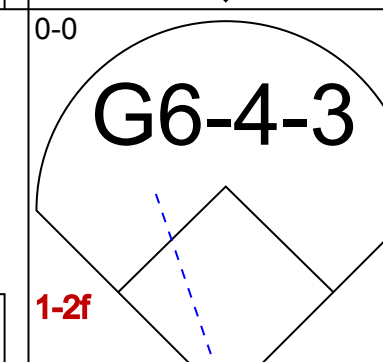
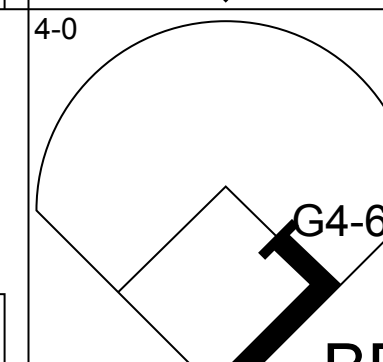
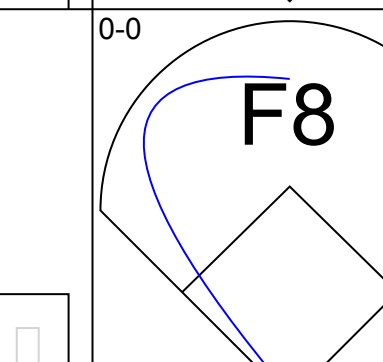
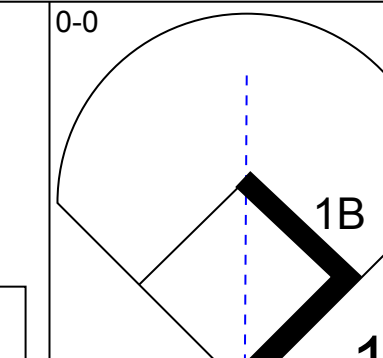
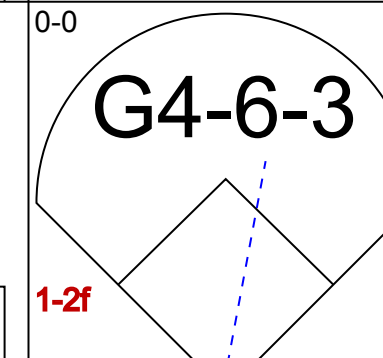
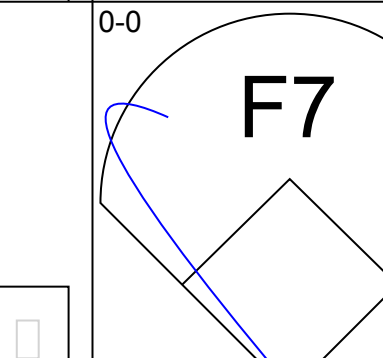
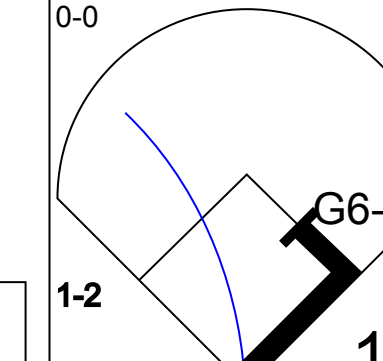
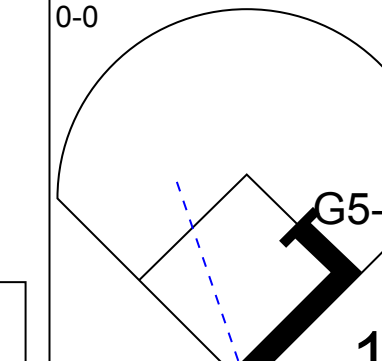
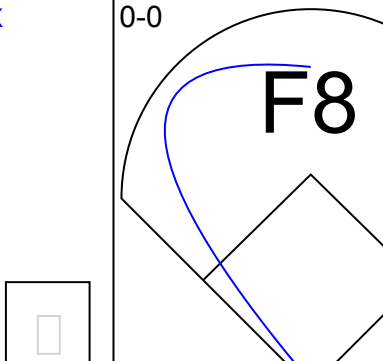
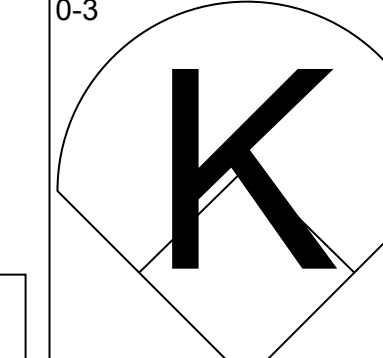
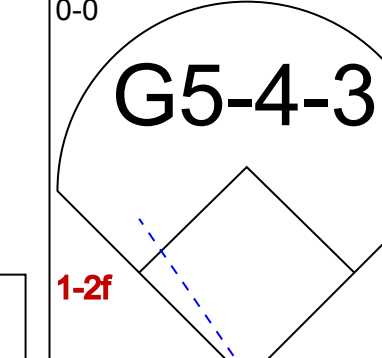
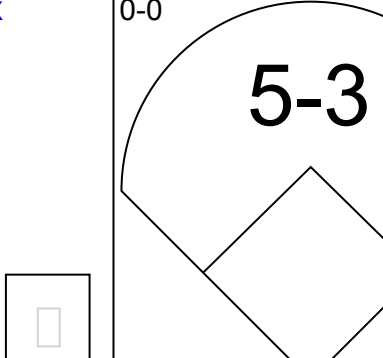
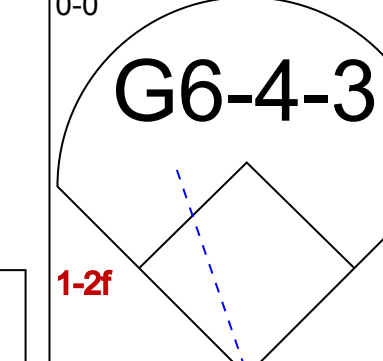
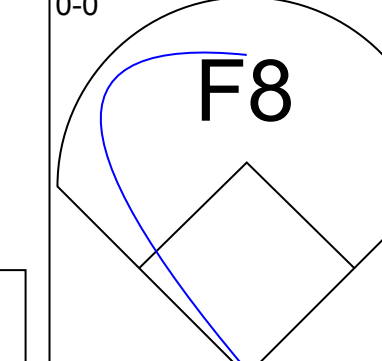
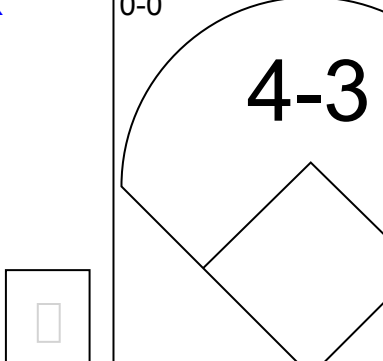
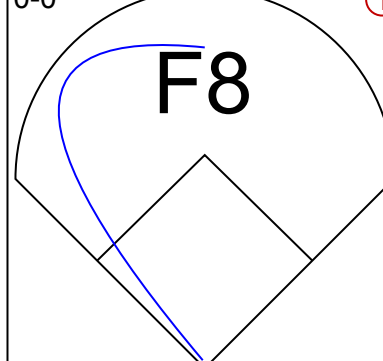
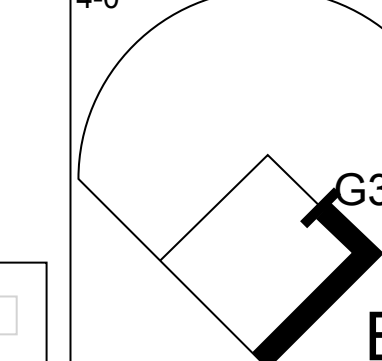
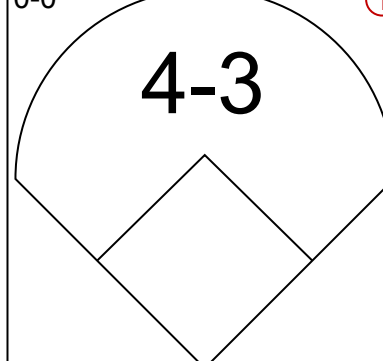
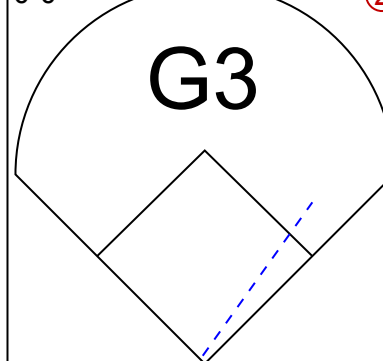
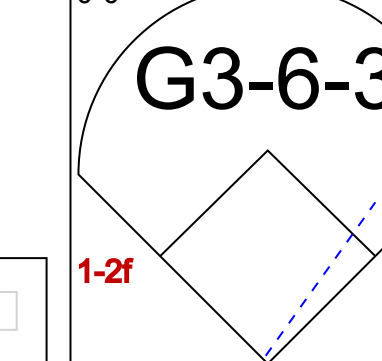
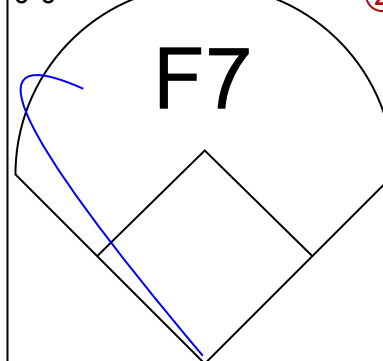
Philadelphia Phillies @ Milwaukee Braves
Milwaukee County Stadium, Milwaukee, WI
Sun May 03 1964, 4:33 AM EDT
Att: 14,753 - Unknown

AB	27
R	1
H	4
RBI	1
BB	2
SO	6
LOB	7




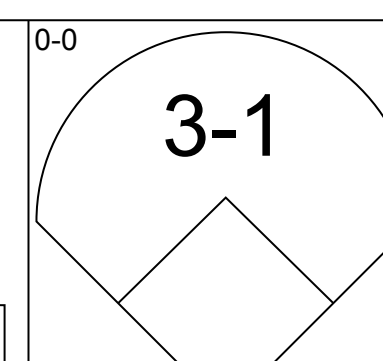
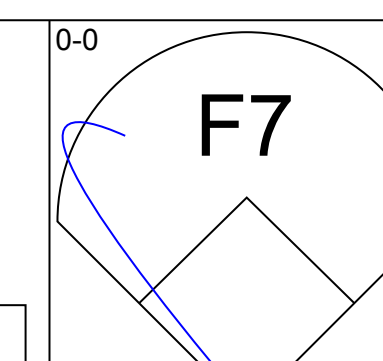
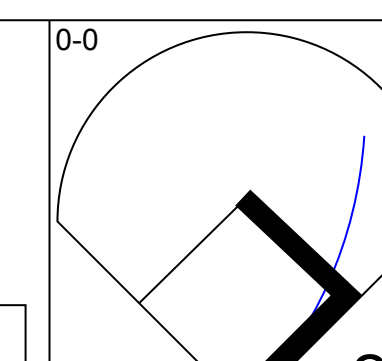
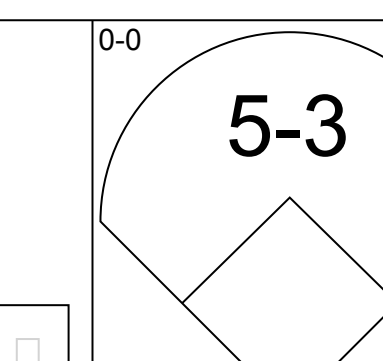
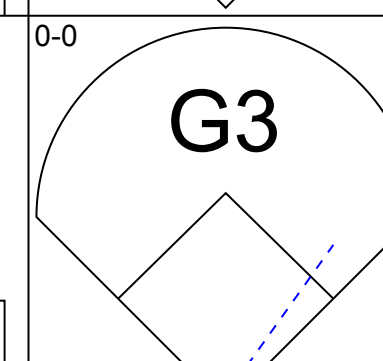
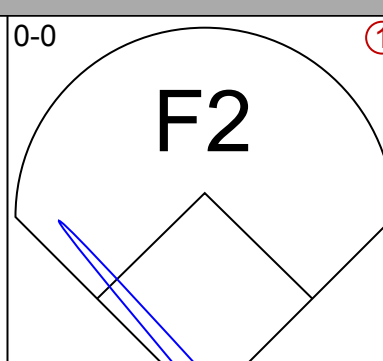
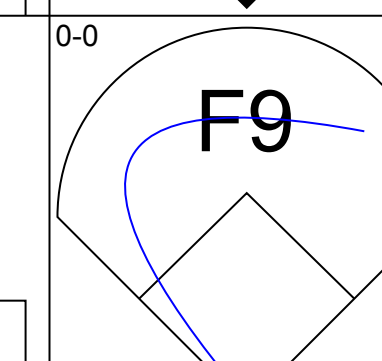
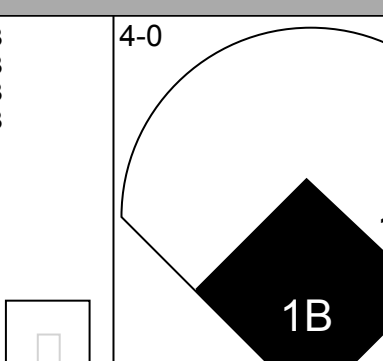
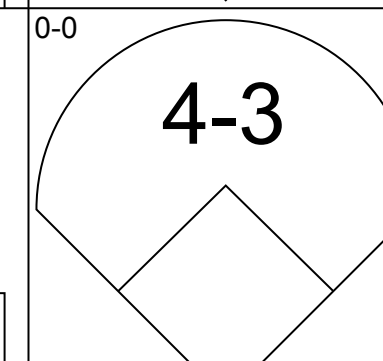
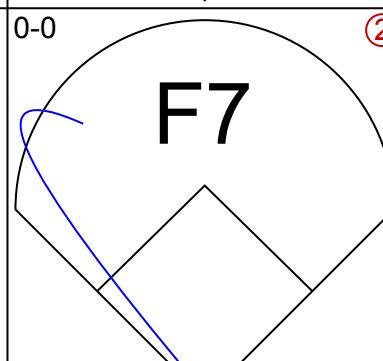
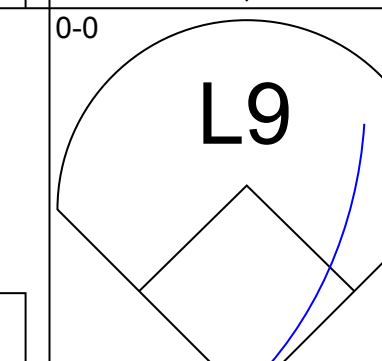
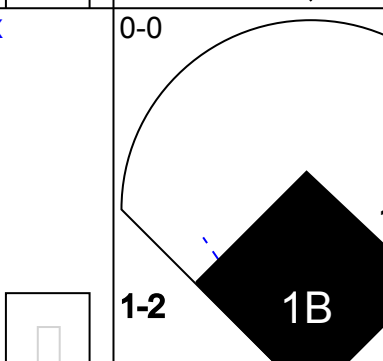
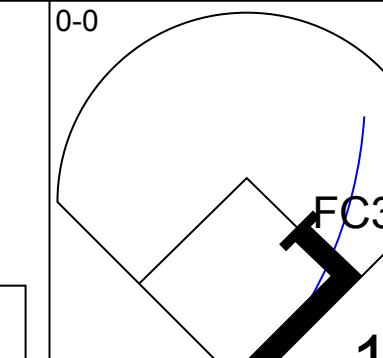
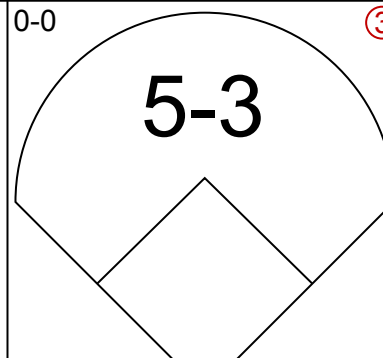
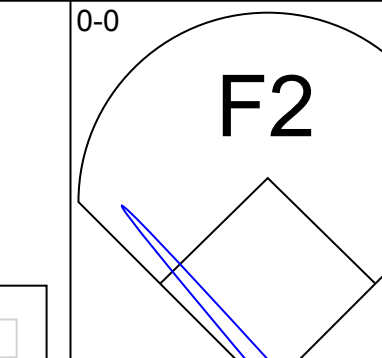
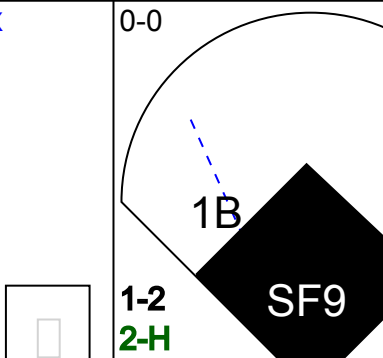
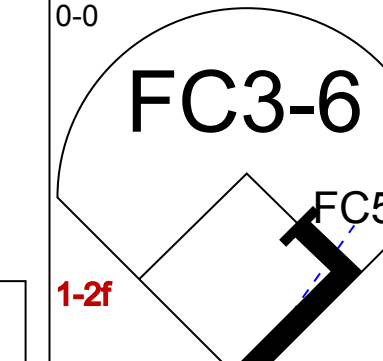
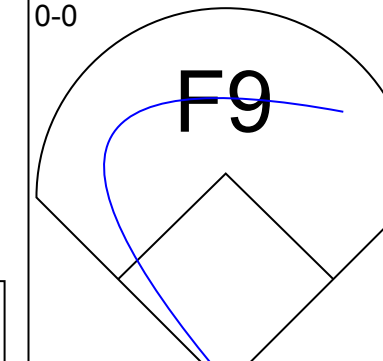
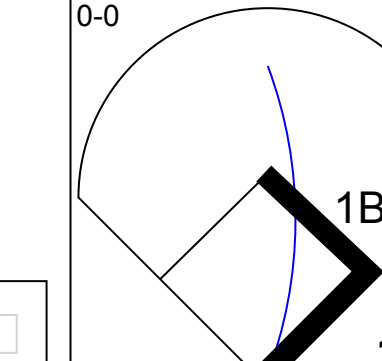
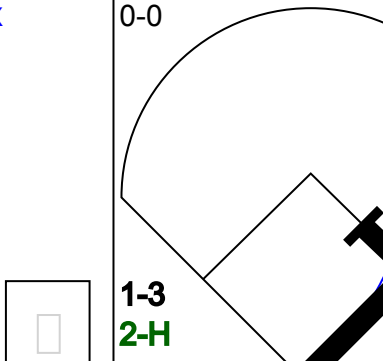
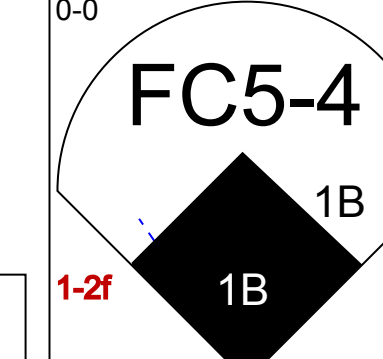
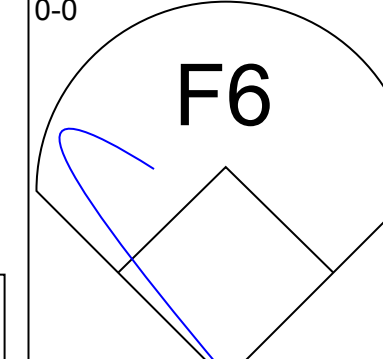
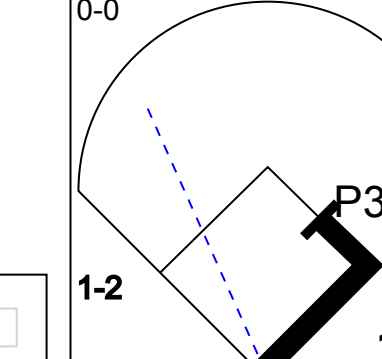
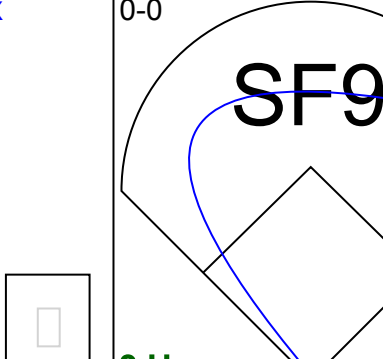
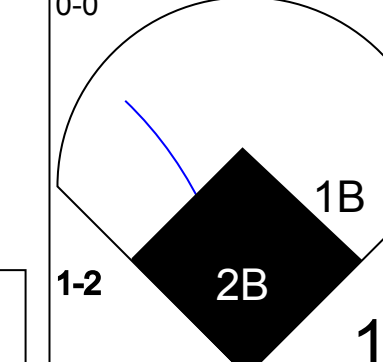
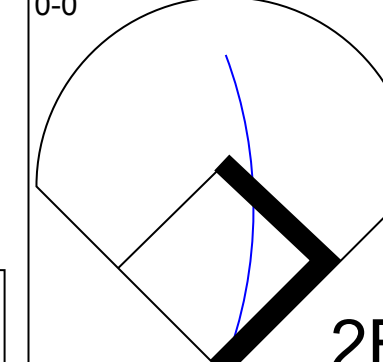
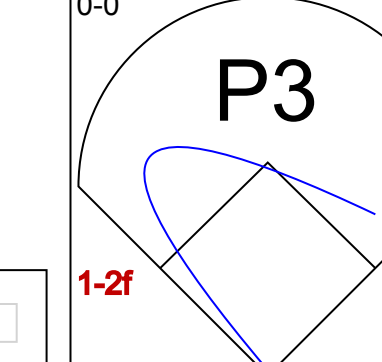
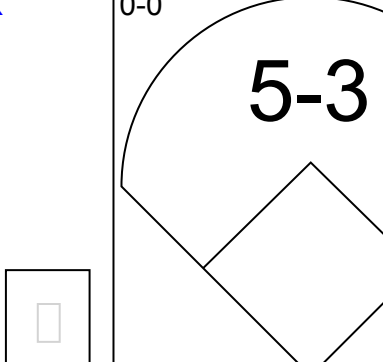
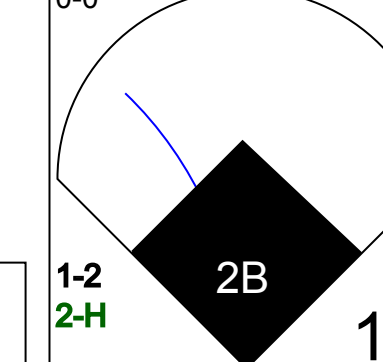
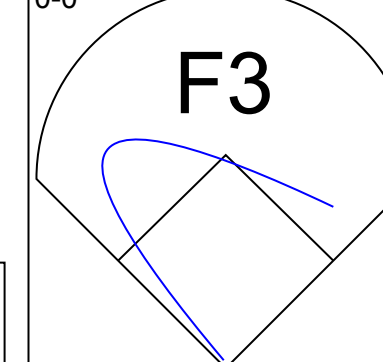
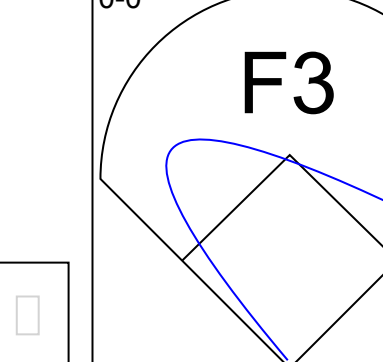
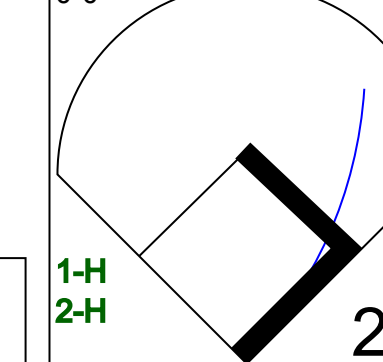
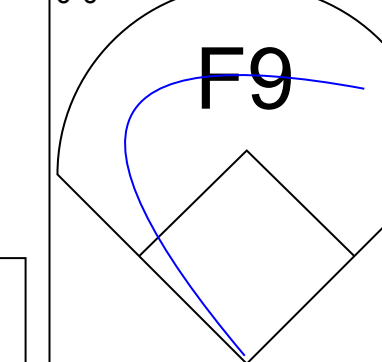
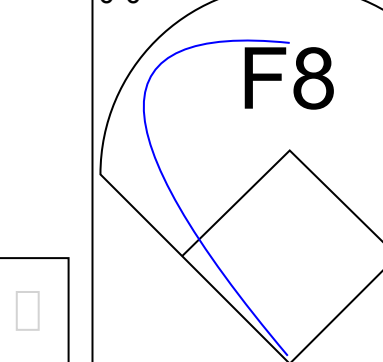
Batter	1	2	3	4	5	6	7	8	9	AB	R	H	RBI	BB	SO	LOB	TOP					
Charley Smith, R OBP: 0.163, SLG: 0.268 (1,5)										4	1	1	1	0	0	0	New York Mets @ Milwaukee Braves Milwaukee County Stadium, Milwaukee, WI Mon May 04 1964, 8:05 PM EDT Att: 7,369 - Unknown					
Ron Hunt, R OBP: 0.397, SLG: 0.523 (1,4)										3	0	1	0	1	0	0						
Joe Christopher, R OBP: 0.417, SLG: 0.571 (1,8)										3	0	0	0	1	1	1						
Frank Thomas, R OBP: 0.299, SLG: 0.306 (1,3)										3	0	0	0	1	0	2						
Hawk Taylor, R OBP: 0.342, SLG: 0.371 (1,7)										3	0	0	0	0	0	2						
Jim Hickman, R OBP: 0.333, SLG: 0.217 (1,9)										3	0	0	0	0	1	2						
Chris Cannizzaro, R Dick Smith, R Amado Samuel, R OBP: 0.158, SLG: 0.211 OBP: 0.241, SLG: 0.345 (8, PR) (8, 6)										2	0	0	0	1	0	0		AB 27 R 1 H 2 RBI 1 BB 4 SO 4 LOB 9				
Al Moran, R OBP: 0.278, SLG: 0.200 (8, PH)										2	0	0	0	0	0	0						
Jesse Gonder, L OBP: 0.268, SLG: 0.263 (8, 2)										1	0	0	0	0	0	1						
Galen Cisco, R Tim Harkness, L Larry Bearnarth, R OBP: 0.500, SLG: 0.500 (8, PH) (8, 1)										0	0	0	0	0	0	0						
Inning Stats	R: 1 E: 0 K: 0 S: 4	H: 1 LOB: 0 BB: 0 P: 4	R: 0 E: 0 K: 0 S: 3	H: 0 LOB: 0 BB: 0 P: 3	R: 0 E: 0 K: 1 S: 5	H: 0 LOB: 2 BB: 0 P: 5	R: 0 E: 0 K: 2 S: 7	H: 0 LOB: 0 BB: 0 P: 15	R: 0 E: 0 K: 1 S: 5	H: 0 LOB: 0 BB: 0 P: 5	R: 0 E: 0 K: 0 S: 3	H: 0 LOB: 0 BB: 0 P: 3	R: 0 E: 0 K: 0 S: 3	H: 0 LOB: 0 BB: 0 P: 3	R: 0 E: 0 K: 0 S: 2	H: 0 LOB: 1 BB: 1 P: 6	R: 0 E: 0 K: 0 S: 3	H: 1 LOB: 1 BB: 1 P: 7	1B: 1 2B: 0 3B: 0 HR: 1	SF: 0 SAC: 0 DP: 2 HBP: 0	WP: 1 PB: 0 CS: 0	PA: 31
PITCHER Denny Lemaster, L ERA: 5.3 (1, 1)	IP: 9.0 WLS: W BF: 31 H: 2 R: 1 ER: 1 SO: 4 BB: 4 IBB: 0 HBP: 0 BLK: 0 WP: 1 HR: 1 S: 35 P: 51 ERA: 1.00 WHIP: 0.667															PITCHER	IP: 9.0 WLS: W BF: 31 H: 2 R: 1 ER: 1 SO: 4 BB: 4 IBB: 0 HBP: 0 BLK: 0 WP: 1 HR: 1 S: 35 P: 51 ERA: 1.00 WHIP: 0.667					

Batter	1	2	3	4	5	6	7	8	9	AB	R	H	RBI	BB	SO	LOB	BOTTOM			
Lee Mays, L OBP: 0.372, SLG: 0.472 (1,7)										4	0	1	0	0	1	3	New York Mets @ Milwaukee Braves Milwaukee County Stadium, Milwaukee, WI Mon May 04 1964, 8:05 PM EDT Att: 7,369 - Unknown			
Ty Cline, L OBP: 0.600, SLG: 0.500 (9,7)										0	0	0	0	0	0	0				
Eddie Mathews, L OBP: 0.346, SLG: 0.328 (1,5)										4	0	0	0	0	0	1				
Hank Aaron, R OBP: 0.425, SLG: 0.433 (1,9)										4	0	1	0	0	0	1				
Joe Torre, R OBP: 0.366, SLG: 0.537 (1,3)										4	1	1	0	0	2	1				
Ed Bailey, L OBP: 0.308, SLG: 0.455 (1,2)										3	1	0	0	0	0	1				
Felipe Alou, R OBP: 0.276, SLG: 0.310 (1,8)										3	0	1	2	0	0	0				
Frank Bolling, R OBP: 0.348, SLG: 0.433 (1,4)										2	0	0	0	1	0	1				
Denis Menke, R OBP: 0.432, SLG: 0.382 (1,6)										2	0	2	0	0	0	0				
Denny Lemaster, R (1, 1)										2	0	0	0	1	1	3				
Inning Stats	R: 0 E: 0 K: 0 S: 3	H: 1 LOB: 0 BB: 0 P: 3	R: 2 E: 1 K: 1 S: 8	H: 3 LOB: 2 BB: 1 P: 12	R: 0 E: 0 K: 1 S: 5	H: 0 LOB: 0 BB: 0 P: 5	R: 0 E: 0 K: 1 S: 5	H: 0 LOB: 2 BB: 1 P: 10	R: 0 E: 0 K: 1 S: 6	H: 1 LOB: 1 BB: 0 P: 6	R: 0 E: 0 K: 0 S: 3	H: 0 LOB: 0 BB: 0 P: 3	R: 0 E: 0 K: 0 S: 3	H: 1 LOB: 0 BB: 0 P: 3	R: 0 E: 0 K: 0 S: 3	H: 0 LOB: 0 BB: 0 P: 3	1B: 6 2B: 0 3B: 0 HR: 0	SF: 0 SAC: 0 DP: 2 HBP: 1	WP: 1 PB: 0 CS: 0	PA: 31
PITCHER Galen Cisco, R ERA: 0.87 Larry Bearnarth, R ERA: 5.69 (8, 1)	IP: 7.0 WLS: L BF: 28 H: 6 R: 2 ER: 1 SO: 4 BB: 2 IBB: 1 HBP: 1 BLK: 0 WP: 1 HR: 0 S: 33 P: 42 ERA: 1.29 WHIP: 1.143															PITCHER	IP: 1.0 WLS: L BF: 3 H: 0 R: 0 ER: 0 SO: 3 BB: 0 IBB: 0 HBP: 0 BLK: 0 WP: 0 HR: 0 S: 3 P: 3 ERA: 0.00 WHIP: 0.000			

Batter	1	2	3	4	5	6	7	8	9	AB	R	H	RBI	BB	SO	LOB	TOP			
Charley Smith, R (1, 5) OBP: 0.152, SLG: 0.250 Ed Kranepool, L (9, PH) OBP: 0.250, SLG: 0.231										3	0	0	0	0	1	0	New York Mets @ Milwaukee Braves Milwaukee County Stadium, Milwaukee, WI Tue May 05 1964, 4:33 AM EDT Att: 4,842 - Unknown			
Ron Hunt, R (1, 4) OBP: 0.395, SLG: 0.515										3	0	1	0	0	0	0				
Joe Christopher, R (1, 8) OBP: 0.407, SLG: 0.522										2	0	0	0	1	0	1				
Frank Thomas, R (1, 3) OBP: 0.300, SLG: 0.308										3	0	1	0	0	0	1				
Hawk Taylor, R (1, 7) OBP: 0.366, SLG: 0.395										3	0	2	0	0	0	0				
Jim Hickman, R (1, 9) OBP: 0.300, SLG: 0.192										3	0	0	0	0	1	3				
Jesse Gonder, L (1, 2) OBP: 0.250, SLG: 0.244										3	0	0	0	0	0	2				
Amado Samuel, R (1, 6) OBP: 0.258, SLG: 0.333 Tim Harkness, L (9, PH) OBP: 0.362, SLG: 0.467										1	0	0	0	1	0	0				
Tracy Stallard, R (1, 1) OBP: 0.250, SLG: 0.333 Jerry Hinsley, R (8, 1) George Altman, L (9, PH) OBP: 0.171, SLG: 0.175										2	0	0	0	0	0	1				
Inning Stats	R: 0 E: 0 K: 1 S: 5	H: 1 LOB: 0 BB: 0 P: 5	R: 0 E: 0 K: 1 S: 6	H: 2 LOB: 1 BB: 0 P: 6	R: 0 E: 0 K: 0 S: 3	H: 0 LOB: 0 BB: 0 P: 3	R: 0 E: 0 K: 0 S: 2	H: 0 LOB: 0 BB: 1 P: 6	R: 0 E: 0 K: 0 S: 3	H: 0 LOB: 0 BB: 0 P: 3	R: 0 E: 0 K: 0 S: 3	H: 0 LOB: 0 BB: 0 P: 3	R: 0 E: 0 K: 0 S: 3	H: 0 LOB: 0 BB: 0 P: 3	R: 0 E: 0 K: 0 S: 3	H: 0 LOB: 0 BB: 0 P: 3		1B: 4 2B: 0 3B: 0 HR: 0	SF: 0 SAC: 0 DP: 5 HBP: 0	WP: 0 PB: 0 CS: 0
PITCHER Warren Spahn, L (1, 1) ERA: 2.77	IP: 9.0 WLS: W BF: 28 H: 4 R: 0 ER: 0 SO: 2 BB: 2 IBB: 0 HBP: 0 BLK: 0 WP: 0 HR: 0 S: 30 P: 38 ERA: 0.00 WHIP: 0.667																			

AB	26
R	0
H	4
RBI	0
BB	2
SO	2
LOB	8



Batter	1	2	3	4	5	6	7	8	9	AB	R	H	RBI	BB	SO	LOB	BOTTOM			
Lee Maye, L (1, 7) OBP: 0.366, SLG: 0.474										4	0	1	0	0	0	1	New York Mets @ Milwaukee Braves Milwaukee County Stadium, Milwaukee, WI Tue May 05 1964, 4:33 AM EDT Att: 4,842 - Unknown			
Eddie Mathews, L (1, 5) OBP: 0.341, SLG: 0.313										3	1	0	0	1	0	1				
Hank Aaron, R (1, 9) OBP: 0.416, SLG: 0.422										4	1	1	0	0	0	1				
Joe Torre, R (1, 3) OBP: 0.373, SLG: 0.535										4	1	2	1	0	0	0				
Ed Bailey, L (1, 2) OBP: 0.321, SLG: 0.458										4	0	2	1	0	0	1				
Felipe Alou, R (1, 8) OBP: 0.275, SLG: 0.311										3	1	1	1	0	0	1				
Frank Bolling, R (1, 4) OBP: 0.356, SLG: 0.453										4	1	2	0	0	0	2				
Denis Menke, R (1, 6) OBP: 0.426, SLG: 0.378										3	1	1	1	0	0	1				
Warren Spahn, L (1, 1) OBP: 0.143, SLG: 0.214										3	0	1	2	0	0	0				
Inning Stats	R: 0 E: 0 K: 0 S: 3	H: 0 LOB: 0 BB: 0 P: 3	R: 3 E: 0 K: 0 S: 7	H: 4 LOB: 1 BB: 0 P: 7	R: 0 E: 0 K: 0 S: 3	H: 0 LOB: 0 BB: 0 P: 3	R: 0 E: 0 K: 0 S: 4	H: 1 LOB: 1 BB: 0 P: 4	R: 0 E: 0 K: 0 S: 4	H: 2 LOB: 1 BB: 0 P: 4	R: 0 E: 0 K: 0 S: 3	H: 0 LOB: 0 BB: 0 P: 3	R: 3 E: 0 K: 0 S: 5	H: 3 LOB: 0 BB: 1 P: 9	R: 0 E: 0 K: 0 S: 3	H: 0 LOB: 0 BB: 0 P: 3		1B: 8 2B: 4 3B: 0 HR: 0	SF: 1 SAC: 0 DP: 1 HBP: 0	WP: 0 PB: 0 CS: 0
PITCHER Tracy Stallard, R (1, 1) ERA: 3.9 Jerry Hinsley, R (8, 1) ERA: 5.67	IP: 0.2 WLS: L BF: 2 H: 0 R: 0 ER: 0 SO: 0 BB: 0 IBB: 0 HBP: 0 BLK: 0 WP: 0 HR: 0 S: 2 P: 2 ERA: 0.00 WHIP: 0.000																			


AB	32
R	6
H	11
RBI	6
BB	1
SO	0
LOB	8





Batter	1	2	3	4	5	6	7	8	9	AB	R	H	RBI	BB	SO	LOB	TOP			
Lee Maye, L OBP: 0.356, SLG: 0.450 (1, 7)										4	0	0	0	1	1	5	Milwaukee Braves @ Philadelphia Phillies Connie Mack Stadium, Philadelphia, PA Wed May 06 1964, 7:05 PM EDT Att: 14,331 - Unknown			
Eddie Mathews, L OBP: 0.356, SLG: 0.352 (1, 5)										4	2	2	0	1	0	1				
Hank Aaron, R OBP: 0.415, SLG: 0.449 (1, 9)										5	2	2	1	0	0	2				
Joe Torre, R OBP: 0.375, SLG: 0.566 (1, 3) (5, 2)										5	1	2	4	0	0	0				
Ed Bailey, L OBP: 0.339, SLG: 0.460 Gene Oliver, R OBP: 0.346, SLG: 0.400 (1, 2) (5, PR) (5, 3)										2	0	1	0	1	1	0				
Felipe Alou, R OBP: 0.262, SLG: 0.295 (1, 8)										4	0	0	0	0	2	4				
Frank Bolling, R OBP: 0.351, SLG: 0.456 (1, 4)										4	0	1	0	0	0	0				
Denis Menke, R OBP: 0.431, SLG: 0.375 (1, 6)										3	0	1	0	1	0	0				
Bob Sadowski, R OBP: 0.083, SLG: 0.083 Len Gabrielson, L OBP: 0.167, SLG: 0.167 Billy Hoelt, L Bobby Tiefenauer, R (1, 1) (2, PH) (2, 1) (6, 1)										0	0	0	0	0	0	0				
Inning Stats	R: 0 E: 0 K: 1 S: 5	H: 1 LOB: 3 BB: 3 P: 17	R: 0 E: 0 K: 1 S: 6	H: 1 LOB: 1 BB: 0 P: 6	R: 2 E: 0 K: 2 S: 9	H: 2 LOB: 0 BB: 0 P: 9	R: 0 E: 0 K: 0 S: 3	H: 0 LOB: 0 BB: 0 P: 3	R: 4 E: 0 K: 0 S: 8	H: 5 LOB: 3 BB: 2 P: 16	R: 0 E: 0 K: 0 S: 3	H: 0 LOB: 0 BB: 0 P: 3	R: 0 E: 0 K: 0 S: 4	H: 1 LOB: 1 BB: 0 P: 4	R: 0 E: 0 K: 0 S: 3	H: 0 LOB: 0 BB: 0 P: 3	1B: 5 2B: 4 3B: 1 HR: 1	SF: 0 SAC: 1 DP: 1 HBP: 0	WP: 0 PB: 1 SB: 0 CS: 0	PA: 41
PITCHER	IP WLS BF H R ER SO BB IBB HBP BLK WP HR S P ERA WHIP																			
Ray Culp, R ERA: 7.96 Johnny Klippstein, R ERA: 2.36 Rick Wise, R ERA: 1.29 Ed Roebuck, R ERA: 1.93	(1, 1) (5, 1) (6, 1) (8, 1)	4.1 0.2 2.0 2.0	22 6 6 7	7 2 0 1	5 1 0 0	5 1 0 0	4 1 0 0	3 1 0 0	0 1 0 0	0 0 0 0	0 0 0 0	0 0 0 0	0 0 6 7	27 12 6 7	39 4 6 7	10.38 13.50 0.000 0.000	2.308 4.500 0.000 0.500			


Batter	1	2	3	4	5	6	7	8	9	AB	R	H	RBI	BB	SO	LOB	BOTTOM	
Tony Taylor, R OBP: 0.267, SLG: 0.296 (1, 4)										4	0	0	0	0	0	2	Milwaukee Braves @ Philadelphia Phillies Connie Mack Stadium, Philadelphia, PA Wed May 06 1964, 7:05 PM EDT Att: 14,331 - Unknown	
Dick Allen, R OBP: 0.392, SLG: 0.775 (1, 5)										3	3	2	0	1	0	0		
Johnny Callison, L OBP: 0.264, SLG: 0.313 (1, 9)										4	1	1	1	0	0	1		
Tony Gonzalez, L OBP: 0.359, SLG: 0.382 (1, 8)										4	1	2	1	0	1	1		
Wes Covington, L OBP: 0.225, SLG: 0.342 Ruben Amaro, R OBP: 0.667, SLG: 0.500 (1, 7) (9, 3)										3	2	1	2	1	0	1		
John Herrnstein, L OBP: 0.428, SLG: 0.633 (1, 3) (9, 7)										4	0	2	3	0	0	0		
Clay Dalrymple, L OBP: 0.125, SLG: 0.081 (1, 2)										2	0	0	0	0	0	1		
Bobby Wine, R OBP: 0.323, SLG: 0.357 (1, 6)										3	0	1	0	0	0	2		
Ray Culp, R OBP: 0.333, SLG: 0.200 Johnny Klippstein, R ERA: 4.25 Rick Wise, R Don Hoak, R Ed Roebuck, R (1, 1) (5, 1) (6, 1) (7, PH) (8, 1)										2	0	1	0	0	1	1		
Inning Stats	R: 4 E: 0 K: 0 S: 7	H: 4 LOB: 1 BB: 1 P: 11	R: 0 E: 0 K: 0 S: 3	H: 1 LOB: 0 BB: 0 P: 3	R: 0 E: 0 K: 1 S: 6	H: 1 LOB: 1 BB: 0 P: 6	R: 1 E: 0 K: 0 S: 4	H: 1 LOB: 0 BB: 0 P: 4	R: 0 E: 0 K: 0 S: 3	H: 0 LOB: 0 BB: 0 P: 3	R: 0 E: 0 K: 0 S: 3	H: 1 LOB: 0 BB: 0 P: 3	R: 2 E: 0 K: 1 S: 6	H: 1 LOB: 0 BB: 1 P: 10	1B: 7 2B: 2 3B: 1 HR: 1	SF: 0 SAC: 2 DP: 3 HBP: 0	WP: 0 PB: 1 SB: 0 CS: 0	PA: 33
PITCHER	IP WLS BF H R ER SO BB IBB HBP BLK WP HR S P ERA WHIP																	
Bob Sadowski, R ERA: 4.25 Billy Hoelt, L ERA: 2.84 Bobby Tiefenauer, R ERA: 1.93	(1, 1) (2, 1) (6, 1)	1.0 4.0 3.0	8 14 11	4 4 2	1 1 2	1 1 2	1 1 1	0 0 1	0 0 0	0 0 0	0 0 0	0 0 0	0 0 1	12 16 16	6.00 2.25 6.00	1.000 1.000 1.000		



Batter	1	2	3	4	5	6	7	8	9	AB	R	H	RBI	BB	SO	LOB	TOP	
Lee Maye, L OBP: 0.374, SLG: 0.470 (1, 8) X	0-0 4-3			0-0 G3 HR 2B		4-0 L3 BB		0-0 1-2 HR 1B		3	2	2	0	1	0	0	Milwaukee Braves @ Philadelphia Phillies Connie Mack Stadium, Philadelphia, PA Thu May 07 1964, 7:05 PM EDT Att: 11,749 - Unknown 	
Eddie Mathews, L OBP: 0.363, SLG: 0.400 (1, 5) X	0-0 1B			0-0 G3		0-0 L3		0-0 1-H 2-H HR		4	1	2	3	0	0	2		
Hank Aaron, R OBP: 0.395, SLG: 0.425 (1, 9) X	0-0 F2			0-0 P6			0-0 4-3	0-0 F8		4	0	0	0	0	0	1		
Joe Torre, R OBP: 0.369, SLG: 0.588 (1, 2)		0-0 L6		0-0 HR			0-0 P6		0-0 6-3		4	1	1	2	0	0		
Gene Oliver, R OBP: 0.300, SLG: 0.345 (1, 3)		0-0 F9		0-0 F8			0-0 P3		0-0 F7		4	0	0	0	0	0		
Rico Carty, R OBP: 0.167, SLG: 0.333 (1, 7)		0-3 K					0-0 4-3		0-0 1B 2B		4	1	1	0	0	1		
Frank Bolling, R OBP: 0.336, SLG: 0.437 (1, 4)			0-0 L5		0-0 4-3			0-0 6-3		3	0	0	0	0	0	1		
Denis Menke, R OBP: 0.415, SLG: 0.357 Phil Niekro, R (5, 1) Jack Smith, R (7, 1) Len Gabrielson, L (8, PH) Billy Hoelt, L (8, 1)			0-0 F7		0-0 L5			0-0 F7		2	0	0	0	0	0	0		
Hank Fischer, R OBP: 0.200, SLG: 0.111 Roy McMillan, R OBP: 0.308, SLG: 0.308 (5, 6)			0-0 F9				0-0 F8		0-0 1B HR 1B 2-H		1	0	0	0	0	0		
Inning Stats	R: 0 E: 0 K: 0 S: 3	H: 1 LOB: 0 BB: 0 P: 3	R: 0 E: 0 K: 1 S: 5	H: 0 LOB: 0 BB: 0 P: 5	R: 0 E: 0 K: 0 S: 3	H: 0 LOB: 0 BB: 0 P: 3	R: 2 E: 0 K: 0 S: 5	H: 2 LOB: 0 BB: 1 P: 6	R: 0 E: 0 K: 0 S: 3	H: 0 LOB: 0 BB: 0 P: 3	R: 4 E: 0 K: 0 S: 7	H: 4 LOB: 0 BB: 0 P: 7	R: 0 E: 0 K: 0 S: 3	H: 0 LOB: 0 BB: 0 P: 3	1B: 3 2B: 3 3B: 0 HR: 2	SF: 0 SAC: 0 DP: 1 HBP: 0		WP: 0 PB: 0 SB: 0 CS: 0
PITCHER Art Mahaffey, R ERA: 6.59 Jack Baldschun, R ERA: 4.5	IP: 7.2 WLS: W BF: 29	H: 7 R: 6 ER: 6 SO: 1	BB: 1 IBB: 0 HBP: 0 BLK: 0	WP: 0 HR: 2 S: 30 P: 34	ERA: 7.04 WHIP: 1.043	IP: 1.1 WLS: S BF: 4	H: 0 R: 0 ER: 0 SO: 0	BB: 0 IBB: 0 HBP: 0 BLK: 0	WP: 0 HR: 0 S: 4 P: 4	ERA: 0.00 WHIP: 0.000								

Batter	1	2	3	4	5	6	7	8	9	AB	R	H	RBI	BB	SO	LOB	BOTTOM				
Tony Taylor, R OBP: 0.288, SLG: 0.297 (1, 4) X	0-0 5-3 1B	0-0 4-1			0-0 B1-3	1-0 HBP	4-0 BB			3	1	1	0	1	0	0	Milwaukee Braves @ Philadelphia Phillies Connie Mack Stadium, Philadelphia, PA Thu May 07 1964, 7:05 PM EDT Att: 11,749 - Unknown 				
Dick Allen, R OBP: 0.392, SLG: 0.747 (1, 5) X	0-0 5-3 1-3		0-0 F9		0-0 3B 1B	0-3 K	4-0 1-2 2-3 BB			4	1	1	0	1	1	3					
Johnny Callison, L OBP: 0.260, SLG: 0.306 (1, 9) X	0-0 1B FC6-4 3-H		0-3 K		0-0 P6	0-0 5-3	0-0 F8			5	1	1	1	0	1	6					
Tony Gonzalez, L OBP: 0.377, SLG: 0.424 (1, 8) X	0-0 FC6-4 1-3 1B		0-0 2-3		0-0 1-H 1B 3B		4-0 1B E BB	0-0 4-3		4	2	2	1	1	0	0					
Wes Covington, L OBP: 0.250, SLG: 0.357 Ruben Amaro, R OBP: 0.500, SLG: 0.333 (7, PR) (8, 3)	0-0 FC6-4 2B			0-0 G3	0-0 PB 1B		0-0 E 1B	0-0 L5		4	0	2	2	0	0	1					
John Herrnstein, L OBP: 0.475, SLG: 0.676 (1, 3) (8, 7) X	0-0 1-2 3-H			0-0 G3	0-0 3-H 1B		1-3 E 1B	0-0 L5		1	1	0	0	0	0	0					
Clay Dalrymple, L OBP: 0.136, SLG: 0.171 (1, 2) X	0-0 4-3			0-0 HR 1B	0-0 1-3 BB		1-2 E FC 1B	0-0 4-3		4	2	3	0	1	0	0					
Bobby Wine, R OBP: 0.323, SLG: 0.356 (1, 6)		0-0 4-3		0-0 HR 1B	0-0 F8		0-0 SH5-4 1B	0-0 FC BB SH2-4		4	0	1	1	0	0	1					
Art Mahaffey, R OBP: 0.300, SLG: 0.667 Jack Baldschun, R (8, 1)		0-0 F8		0-0 F8		0-0 SH5-4	0-0 SH2-4			2	0	0	0	0	0	0					
Inning Stats	R: 2 E: 0 K: 0 S: 7	H: 4 LOB: 2 BB: 0 P: 7	R: 0 E: 0 K: 0 S: 3	H: 0 LOB: 0 BB: 0 P: 3	R: 0 E: 0 K: 1 S: 5	H: 0 LOB: 0 BB: 0 P: 5	R: 2 E: 0 K: 0 S: 5	H: 2 LOB: 0 BB: 0 P: 5	R: 2 E: 0 K: 0 S: 6	H: 3 LOB: 2 BB: 1 P: 10	R: 0 E: 0 K: 1 S: 6	H: 1 LOB: 0 BB: 0 P: 7	R: 3 E: 1 K: 0 S: 6	H: 2 LOB: 3 BB: 3 P: 18	R: 0 E: 0 K: 0 S: 3	H: 0 LOB: 0 BB: 0 P: 3		1B: 9 2B: 1 3B: 1 HR: 1	SF: 0 SAC: 3 DP: 0 HBP: 1	WP: 0 PB: 2 SB: 1 CS: 0	
PITCHER Hank Fischer, R ERA: 3.34 Phil Niekro, R ERA: 2.99 Jack Smith, R ERA: 1.8 Billy Hoelt, L ERA: 2.45	IP: 4.2 WLS: L BF: 22	H: 8 R: 6 ER: 6 SO: 1	BB: 0 IBB: 0 HBP: 0 BLK: 0	WP: 0 HR: 1 S: 24 P: 24	ERA: 11.57 WHIP: 1.714	IP: 2.0 WLS: 1 BF: 16	H: 4 R: 3 ER: 1 SO: 1	BB: 0 IBB: 0 HBP: 0 BLK: 0	WP: 0 HR: 0 S: 13 P: 30	ERA: 4.50 WHIP: 4.000	IP: 0.1 WLS: 1 BF: 1	H: 0 R: 0 ER: 0 SO: 0	BB: 0 IBB: 0 HBP: 0 BLK: 0	WP: 0 HR: 0 S: 1 P: 1	ERA: 0.00 WHIP: 0.000	IP: 1.0 WLS: 3 BF: 0		H: 0 R: 0 ER: 0 SO: 0	BB: 0 IBB: 0 HBP: 0 BLK: 0	WP: 0 HR: 0 S: 3 P: 3	ERA: 0.00 WHIP: 0.000

Batter	1	2	3	4	5	6	7	8	9	AB	R	H	RBI	BB	SO	LOB	TOP																		
Felipe Alou, R (1, 8) OBP: 0.262, SLG: 0.295											0	0	0	0	0	0	0	Milwaukee Braves @ Pittsburgh Pirates Forbes Field, Pittsburgh, PA Fri May 08 1964, 7:05 PM EDT Att: 11,508 - Unknown livebaseballscorecards.com																	
Eddie Mathews, L (1, 5) OBP: 0.363, SLG: 0.400											0	0	0	0	0	0	0																		
Hank Aaron, R (1, 9) OBP: 0.395, SLG: 0.425											0	0	0	0	0	0	0																		
Joe Torre, R (1, 2) OBP: 0.369, SLG: 0.588											0	0	0	0	0	0	0																		
Gene Oliver, R (1, 3) OBP: 0.300, SLG: 0.345											0	0	0	0	0	0	0																		
Rico Carty, R (1, 7) OBP: 0.167, SLG: 0.333											0	0	0	0	0	0	0																		
Frank Bolling, R (1, 4) OBP: 0.336, SLG: 0.437											0	0	0	0	0	0	0																		
Denis Menke, R (1, 6) OBP: 0.415, SLG: 0.357											0	0	0	0	0	0	0																		
Tony Cloninger, R (1, 1) OBP: 0.200, SLG: 0.200											0	0	0	0	0	0	0																		
Inning Stats											1B: 0	SF: 0	WP: 0	PA: 0	2B: 0	SAC: 0	FB: 0	3B: 0	DP: 0	SB: 0	HR: 0	HBP: 0	CS: 0												
PITCHER Joe Gibbon, L (1, 1) ERA: 3.09	IP	WLS	BF	H	R	ER	SO	BB	IBB	HBP	BLK	WP	HR	S	P	ERA	WHIP	PITCHER	IP	WLS	BF	H	R	ER	SO	BB	IBB	HBP	BLK	WP	HR	S	P	ERA	WHIP

Batter	1	2	3	4	5	6	7	8	9	AB	R	H	RBI	BB	SO	LOB	BOTTOM																		
Dick Schofield, S (1, 6) OBP: 0.378, SLG: 0.381											0	0	0	0	0	0	0	Milwaukee Braves @ Pittsburgh Pirates Forbes Field, Pittsburgh, PA Fri May 08 1964, 7:05 PM EDT Att: 11,508 - Unknown livebaseballscorecards.com																	
Bill Virdon, L (1, 8) OBP: 0.281, SLG: 0.250											0	0	0	0	0	0	0																		
Roberto Clemente, R (1, 9) OBP: 0.424, SLG: 0.591											0	0	0	0	0	0	0																		
Willie Stargell, L (1, 7) OBP: 0.422, SLG: 0.746											0	0	0	0	0	0	0																		
Smoky Burgess, L (1, 2) OBP: 0.750, SLG: 0.667											0	0	0	0	0	0	0																		
Gene Freese, R (1, 5) OBP: 0.385, SLG: 0.769											0	0	0	0	0	0	0																		
Donn Clendenon, R (1, 3) OBP: 0.341, SLG: 0.436											0	0	0	0	0	0	0																		
Bill Mazeroski, R (1, 4) OBP: 0.250, SLG: 0.385											0	0	0	0	0	0	0																		
Joe Gibbon, R (1, 1) OBP: 0.222, SLG: 0.125											0	0	0	0	0	0	0																		
Inning Stats											1B: 0	SF: 0	WP: 0	PA: 0	2B: 0	SAC: 0	FB: 0	3B: 0	DP: 0	SB: 0	HR: 0	HBP: 0	CS: 0												
PITCHER Tony Cloninger, R (1, 1) ERA: 2.55	IP	WLS	BF	H	R	ER	SO	BB	IBB	HBP	BLK	WP	HR	S	P	ERA	WHIP	PITCHER	IP	WLS	BF	H	R	ER	SO	BB	IBB	HBP	BLK	WP	HR	S	P	ERA	WHIP

Batter	1	2	3	4	5	6	7	8	9	AB	R	H	RBI	BB	SO	LOB	TOP			
Len Gabrielson, L (1, 3) OBP: 0.118, SLG: 0.118	3-1		FC1-6			F9		F9		4	0	0	0	0	0	2	Milwaukee Braves @ Pittsburgh Pirates Forbes Field, Pittsburgh, PA Sat May 09 1964, 3:33 AM EDT Att: 6,536 - Unknown			
Eddie Mathews, L (1, 5) OBP: 0.354, SLG: 0.386	K		F2					F9		4	0	1	0	0	1	1				
Hank Aaron, R (1, 9) OBP: 0.394, SLG: 0.405	F2			6-3		F2			G1-6-3	4	0	1	0	0	0	1				
Joe Torre, R (1, 2) OBP: 0.370, SLG: 0.575		K		4-3			F9		G1-6-3	4	0	0	0	0	1	1				
Lee Maye, L (1, 7) OBP: 0.368, SLG: 0.471				6-3			4-3			3	0	1	0	0	0	0				
Felipe Alou, R (1, 8) OBP: 0.272, SLG: 0.329					6-3		1-3			2	0	0	0	0	0	0				
Frank Bolling, R (1, 4) OBP: 0.333, SLG: 0.416			G6-3		F8			6-3		3	0	0	0	0	0	2				
Denis Menke, R (1, 6) OBP: 0.400, SLG: 0.367					1-3			5-3		3	0	1	0	0	0	0				
Denny Lemaster, R (1, 1) Jack Smith, R (1, 1) Rico Carty, R (3, PH) Phil Niekro, R (3, 1) Miguel de la Hoz, R (6, PH) Billy Hoelt, L (6, 1) Ty Cline, R (8, PH) Bobby Tiefenauer, R (8, 1)					F6					0	0	0	0	0	0	0				
Inning Stats	R: 0 E: 0 K: 1 S: 5	H: 0 LOB: 0 BB: 0 P: 5	R: 0 E: 0 K: 1 S: 5	H: 1 LOB: 1 BB: 0 P: 6	R: 0 E: 0 K: 0 S: 4	H: 1 LOB: 1 BB: 0 P: 4	R: 0 E: 0 K: 0 S: 3	H: 0 LOB: 0 BB: 0 P: 3	R: 0 E: 0 K: 0 S: 4	H: 1 LOB: 1 BB: 0 P: 4	R: 0 E: 0 K: 0 S: 3	H: 0 LOB: 0 BB: 0 P: 3	R: 0 E: 0 K: 0 S: 4	H: 1 LOB: 0 BB: 0 P: 4	R: 0 E: 0 K: 0 S: 3	H: 1 LOB: 0 BB: 0 P: 3		1B: 4 2B: 1 3B: 0 HR: 0	SF: 0 SAC: 0 DP: 2 HBP: 1	WP: 0 PA: 31 CS: 0
PITCHER	IP WLS BF H R ER SO BB IBB HBP BLK WP HR S P ERA WHIP																			
Vern Law, R (1, 1) ERA: 3.5	9.0 W 31 5 0 0 2 0 0 0 0 0 0 0 0 35 0.00 0.556																			



Batter	1	2	3	4	5	6	7	8	9	AB	R	H	RBI	BB	SO	LOB	BOTTOM			
Gene Alley, R (1, 6) OBP: 0.321, SLG: 0.440	1B SH4-3 WP	FC1-6		F8			F8	K		5	1	1	0	0	1	5	Milwaukee Braves @ Pittsburgh Pirates Forbes Field, Pittsburgh, PA Sat May 09 1964, 3:33 AM EDT Att: 6,536 - Unknown			
Manny Mota, R (1, 8) OBP: 0.500, SLG: 0.600	SH4-3						E 1B	E		4	1	4	3	0	0	0				
Roberto Clemente, R (1, 9) OBP: 0.426, SLG: 0.599	WP BB	G6-4-3		F9			E8	F8		5	2	2	0	0	0	5				
Gene Freese, R (1, 5) OBP: 0.382, SLG: 0.645	WP		6-3		6-3		1B	E5		3	1	0	0	2	0	1				
Willie Stargell, L (1, 7) OBP: 0.411, SLG: 0.706	2B BB			F7		4-3	FC1-5	K		5	1	2	4	0	1	2				
Donn Clendenen, R (1, 3) OBP: 0.315, SLG: 0.400	1-3 HR	G6-4-3		F9			1B	F8		4	0	0	0	0	1	3				
Bill Mazerowski, R (1, 4) OBP: 0.250, SLG: 0.407	1-3			1-3		K		FC1-5		4	0	0	0	0	1	3				
Jim Pagliaroni, R (1, 2) OBP: 0.364, SLG: 0.328				5-3		5-3		F8		4	1	1	2	0	0	2				
Vern Law, R (1, 1) OBP: 0.462, SLG: 0.538				5-3		5-3				3	2	1	0	1	0	0				
Inning Stats	R: 5 E: 0 K: 0 S: 7	H: 4 LOB: 0 BB: 1 P: 11	R: 0 E: 0 K: 0 S: 4	H: 2 LOB: 1 BB: 0 P: 4	R: 0 E: 0 K: 0 S: 3	H: 0 LOB: 0 BB: 0 P: 3	R: 1 E: 0 K: 0 S: 5	H: 2 LOB: 2 BB: 1 P: 9	R: 0 E: 0 K: 1 S: 5	H: 0 LOB: 0 BB: 0 P: 5	R: 0 E: 0 K: 0 S: 3	H: 0 LOB: 0 BB: 0 P: 3	R: 2 E: 1 K: 0 S: 6	H: 3 LOB: 2 BB: 1 P: 10	R: 2 E: 2 K: 2 S: 11	H: 2 LOB: 2 BB: 0 P: 11		1B: 10 2B: 2 3B: 0 HR: 1	SF: 0 SAC: 2 DP: 1 HBP: 0	WP: 1 PA: 41 CS: 0
PITCHER	IP WLS BF H R ER SO BB IBB HBP BLK WP HR S P ERA WHIP																			
Denny Lemaster, L (1, 1) ERA: 7.11	0.1 L 5 3 4 4 0 0 0 0 0 0 0 0 1 7 108.00 12.000																			
Jack Smith, R (1, 1) ERA: 2.31	1.2 7 3 1 1 0 0 0 0 0 0 0 1 7 5.40 1.800																			
Phil Niekro, R (3, 1) ERA: 2.92	3.0 12 2 1 1 1 1 0 0 0 0 0 0 13 3.00 1.000																			
Billy Hoelt, L (6, 1) ERA: 3.86	2.0 10 3 2 2 0 0 0 0 0 0 0 9 13 9.00 1.500																			
Bobby Tiefenauer, R (8, 1) ERA: 2.4	1.0 7 2 2 1 2 0 0 0 0 0 0 0 11 9.00 2.000																			



Batter	1	2	3	4	5	6	7	8	9	AB	R	H	RBI	BB	SO	LOB	TOP										
Lee Mays, L OBP: 0.384, SLG: 0.484 Felipe Alou, R OBP: 0.266, SLG: 0.322 (7, 7)										4	2	3	0	0	0	2	Milwaukee Braves @ Pittsburgh Pirates Forbes Field, Pittsburgh, PA Sun May 10 1964, 3:33 AM EDT Unknown										
Ty Cline, L OBP: 0.417, SLG: 0.364 (1, 8)										6	0	1	2	0	4												
Hank Aaron, R OBP: 0.414, SLG: 0.464 (1, 9)										5	2	4	3	0	0												
Eddie Mathews, L OBP: 0.365, SLG: 0.419 Len Gabrielson, L OBP: 0.118, SLG: 0.118 (7, 3)										3	2	1	3	2	1	2											
Joe Torre, R OBP: 0.371, SLG: 0.576 (1, 2)										5	1	2	0	0	2	2											
Miguel de la Hoz, R OBP: 0.417, SLG: 0.583 (1, 5)										5	1	2	1	0	0	0											
Frank Bolling, R OBP: 0.337, SLG: 0.407 (1, 4)										4	1	1	0	0	1	1											
Denis Menke, R OBP: 0.385, SLG: 0.352 (1, 6)										5	1	1	1	0	2	2											
Warren Spahn, L OBP: 0.235, SLG: 0.294 Denny Lemaster, R (6, 1)										3	0	2	0	0	0	0											
Inning Stats	R: 3 E: 0 K: 1 S: 8	H: 3 LOB: 0 BB: 0 P: 8	R: 0 E: 0 K: 2 S: 9	H: 2 LOB: 2 BB: 0 P: 9	R: 0 E: 0 K: 1 S: 5	H: 0 LOB: 0 BB: 0 P: 5	R: 0 E: 0 K: 0 S: 3	H: 0 LOB: 0 BB: 0 P: 3	R: 1 E: 0 K: 0 S: 5	H: 2 LOB: 2 BB: 1 P: 9	R: 0 E: 0 K: 0 S: 5	H: 2 LOB: 2 BB: 0 P: 5	R: 7 E: 2 K: 2 S: 14	H: 6 LOB: 2 BB: 1 P: 19	R: 0 E: 0 K: 1 S: 6	H: 2 LOB: 1 BB: 0 P: 6		R: 0 E: 0 K: 1 S: 5	H: 0 LOB: 0 BB: 0 P: 5	1B: 13 2B: 2 3B: 0 HR: 2	SF: 0 SAC: 0 DP: 0 HBP: 1	WP: 0 PB: 0 CS: 1	PA: 47				
PITCHER	IP	WLS	BF	H	R	ER	SO	BB	IBB	HBP	BLK	WP	HR	S	P	ERA	WHIP										
Bob Friend, R ERA: 4.06 Al McBean, R ERA: 2.25 Frank Bork, L ERA: 3.86 Tom Butters, R ERA: 2.87	6.1	L	31	10	6	6	4	1	1	0	0	0	2	37	45	8.53	1.737										

AB	44
R	11
H	17
RBI	10
BB	2
SO	8
LOB	17



Batter	1	2	3	4	5	6	7	8	9	AB	R	H	RBI	BB	SO	LOB	BOTTOM										
Gene Alley, R OBP: 0.303, SLG: 0.379 (1, 6)										4	1	0	0	1	3	3	Milwaukee Braves @ Pittsburgh Pirates Forbes Field, Pittsburgh, PA Sun May 10 1964, 3:33 AM EDT Unknown										
Manny Mota, R OBP: 0.497, SLG: 0.643 (1, 8)										4	1	1	1	1	1	1											
Roberto Clemente, R OBP: 0.429, SLG: 0.586 (1, 9)										4	1	2	1	0	0	1											
Gene Freese, R OBP: 0.368, SLG: 0.600 (1, 5)										4	0	1	0	0	0	2											
Willie Stargell, L OBP: 0.403, SLG: 0.708 (1, 7)										4	2	1	0	0	1	2											
Donn Clendenen, R OBP: 0.323, SLG: 0.402 (1, 3)										2	0	1	2	1	0	0											
Bill Mazerowski, R OBP: 0.250, SLG: 0.400 (1, 4)										4	0	1	1	0	0	1											
Jim Pagliaroni, R OBP: 0.371, SLG: 0.328 (1, 2)										3	0	1	0	1	0	3											
Bob Friend, R OBP: 0.118, SLG: 0.063 Al McBean, R Frank Bork, R Tom Butters, R Rex Johnston, S (9, PH)										2	0	0	0	1	1	0											
Inning Stats	R: 0 E: 0 K: 1 S: 5	H: 0 LOB: 1 BB: 1 P: 9	R: 0 E: 0 K: 0 S: 3	H: 0 LOB: 1 BB: 1 P: 7	R: 0 E: 0 K: 1 S: 5	H: 0 LOB: 0 BB: 0 P: 5	R: 2 E: 0 K: 0 S: 6	H: 4 LOB: 1 BB: 0 P: 6	R: 2 E: 0 K: 0 S: 4	H: 2 LOB: 0 BB: 1 P: 8	R: 1 E: 0 K: 1 S: 6	H: 1 LOB: 2 BB: 2 P: 14	R: 0 E: 0 K: 1 S: 5	H: 0 LOB: 0 BB: 0 P: 5	R: 0 E: 0 K: 1 S: 5	H: 0 LOB: 0 BB: 0 P: 5		R: 0 E: 0 K: 1 S: 6	H: 1 LOB: 1 BB: 0 P: 6	1B: 6 2B: 0 3B: 2 HR: 0	SF: 1 SAC: 0 DP: 2 HBP: 0	WP: 0 PB: 0 CS: 0	PA: 38				
PITCHER	IP	WLS	BF	H	R	ER	SO	BB	IBB	HBP	BLK	WP	HR	S	P	ERA	WHIP										
Warren Spahn, L ERA: 3.48 Denny Lemaster, L ERA: 5.87	5.0	W	23	7	5	5	2	3	0	0	0	0	0	24	36	9.00	2.000										

AB	32
R	5
H	8
RBI	5
BB	5
SO	6
LOB	14

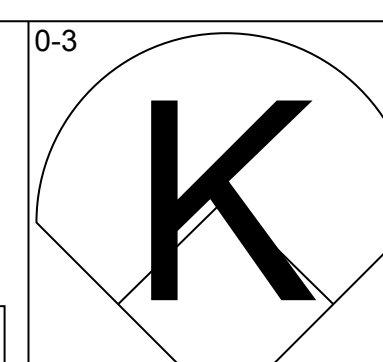
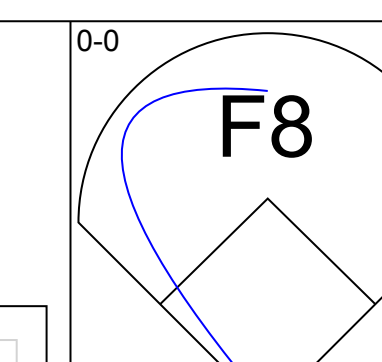
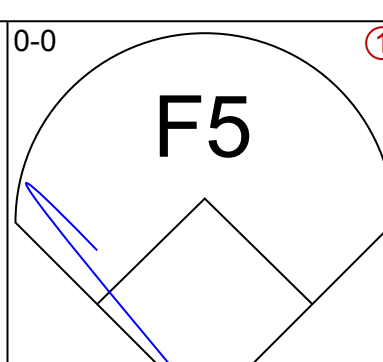
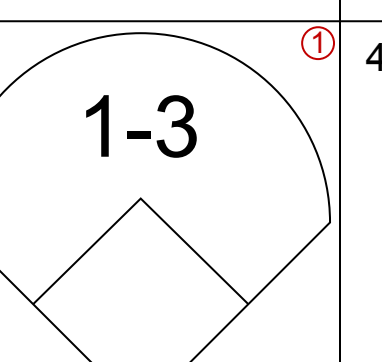
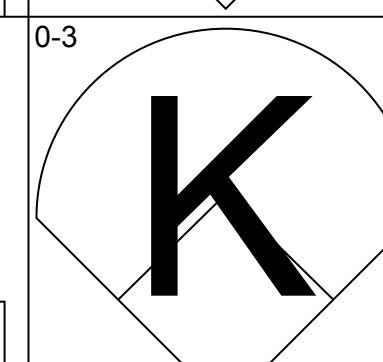
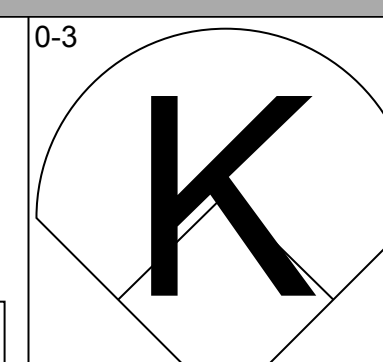
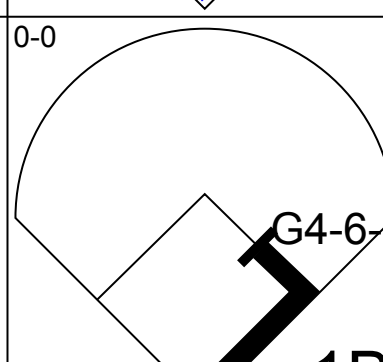
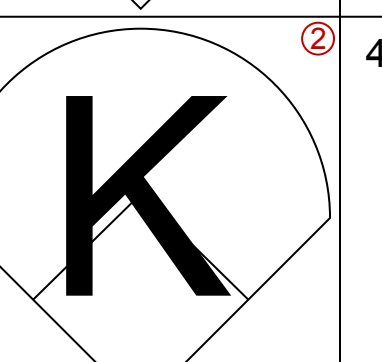
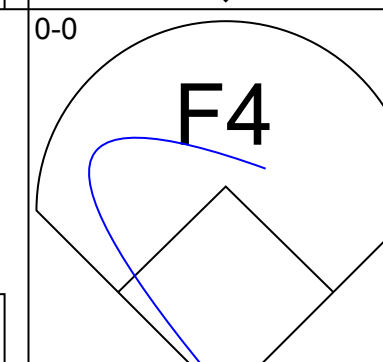
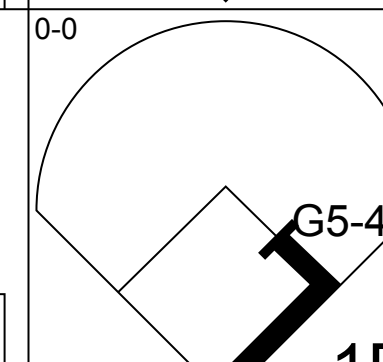
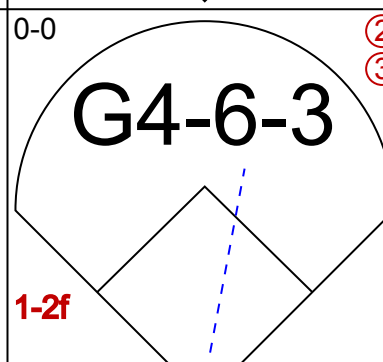
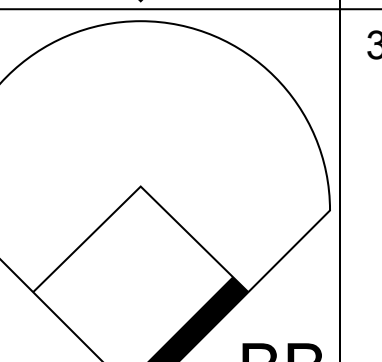
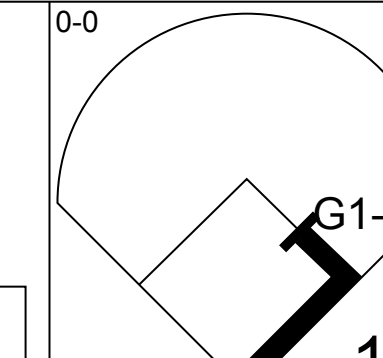
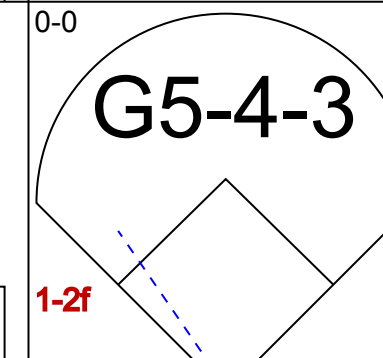
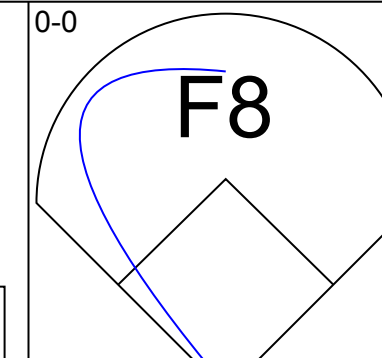
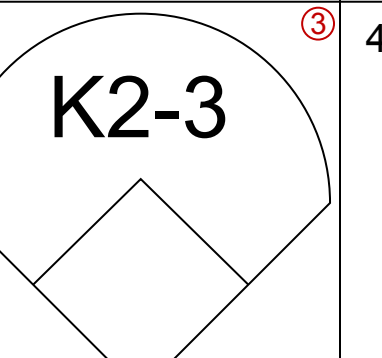
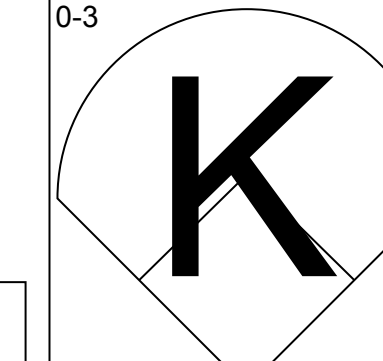
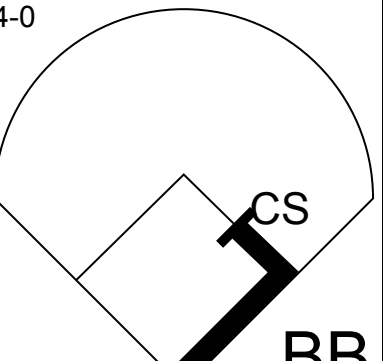
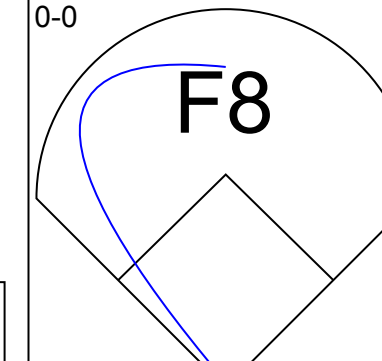
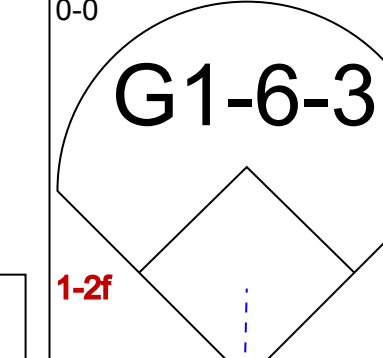
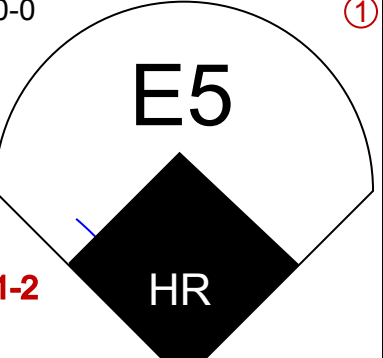
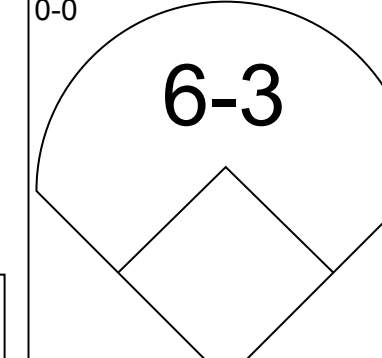
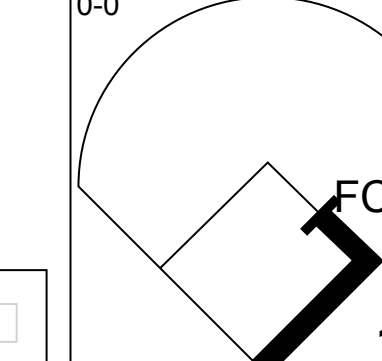
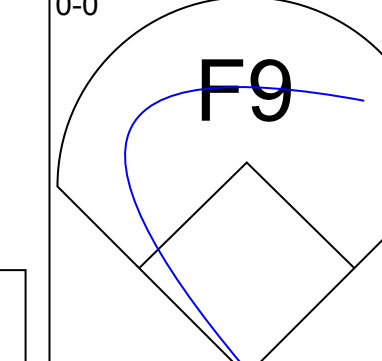
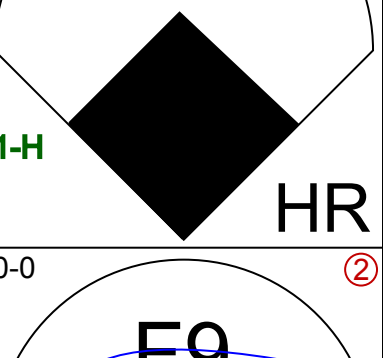
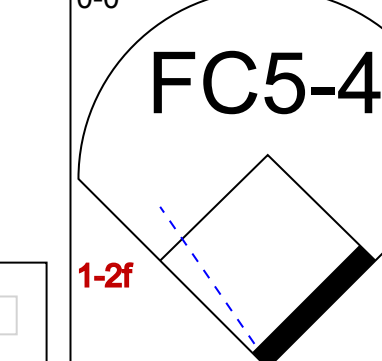
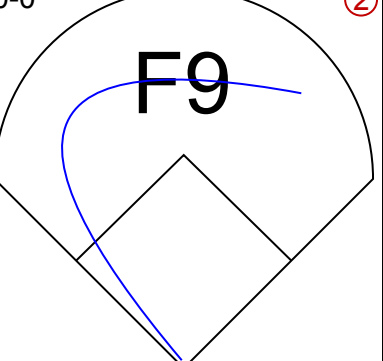
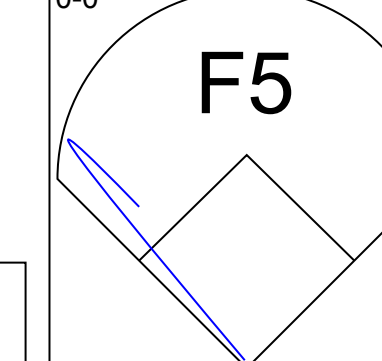
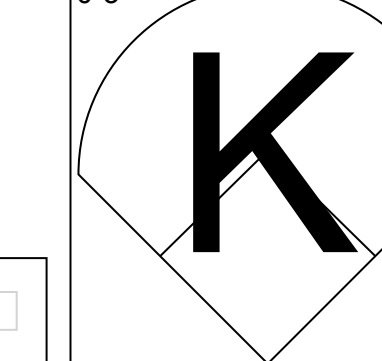
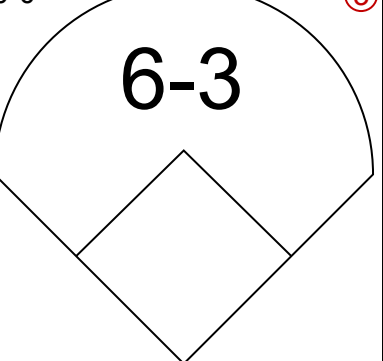
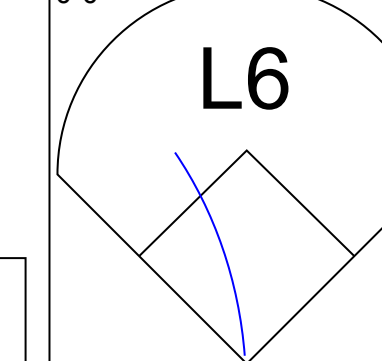


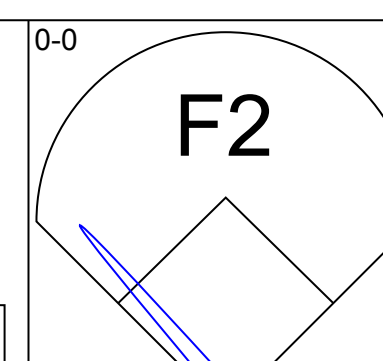
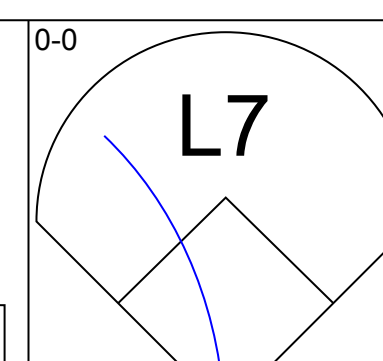
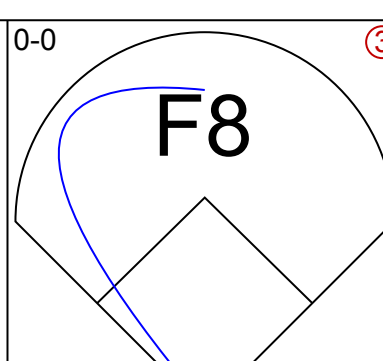
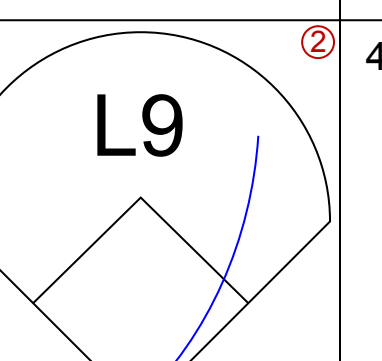
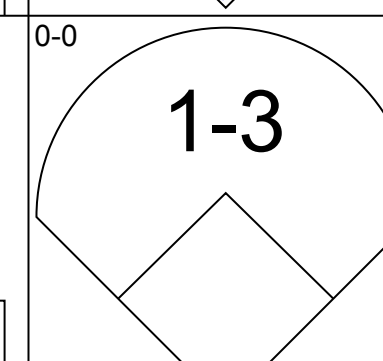
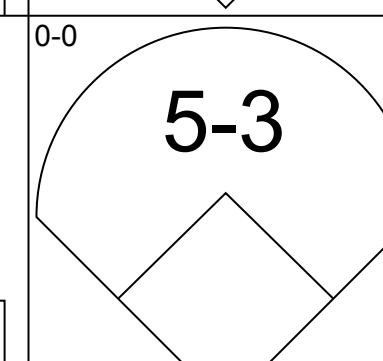
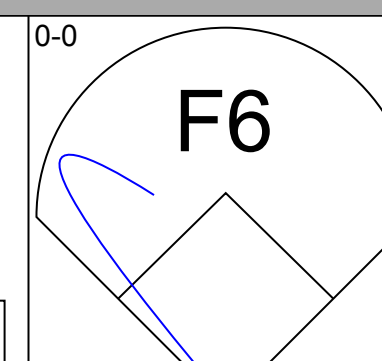
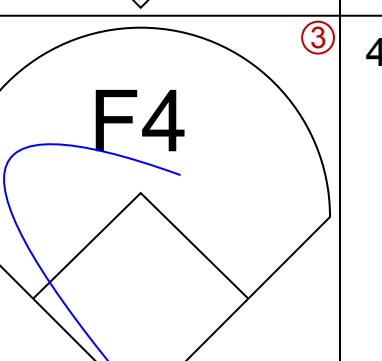
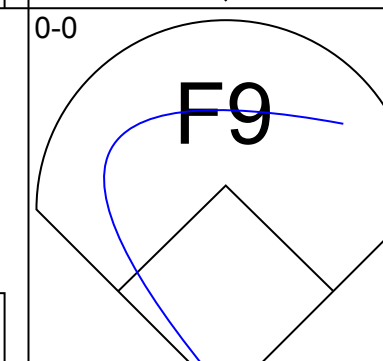
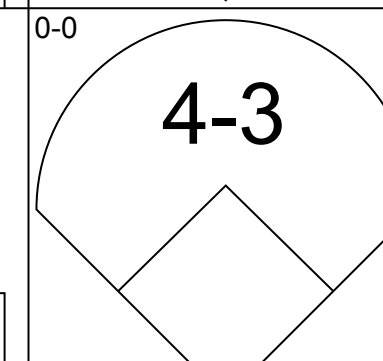
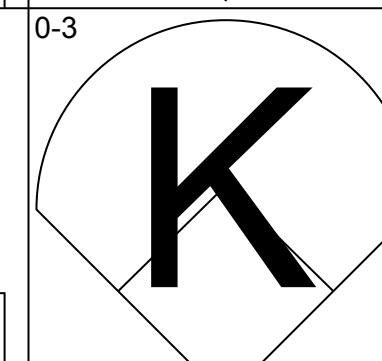
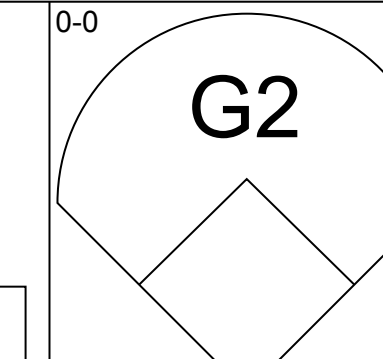
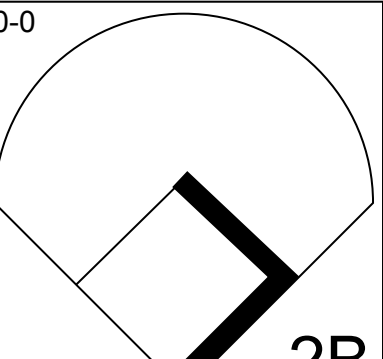
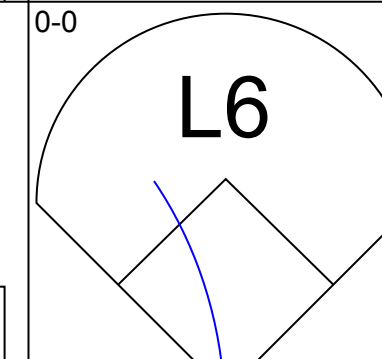
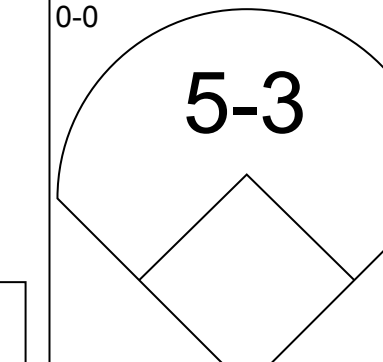
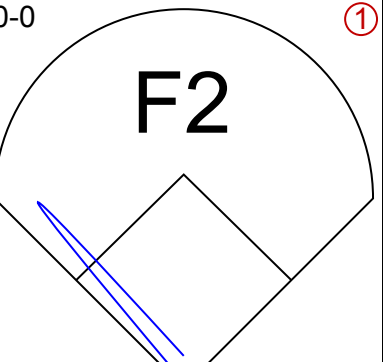
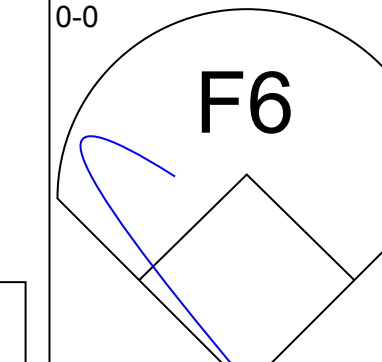
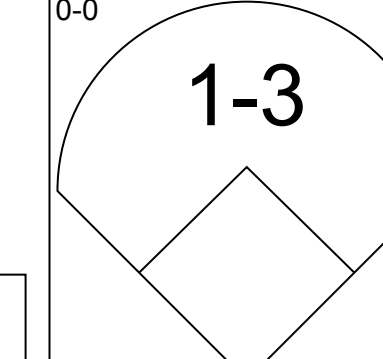
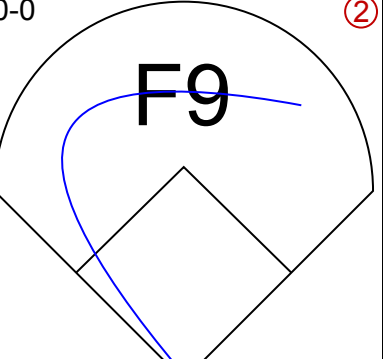
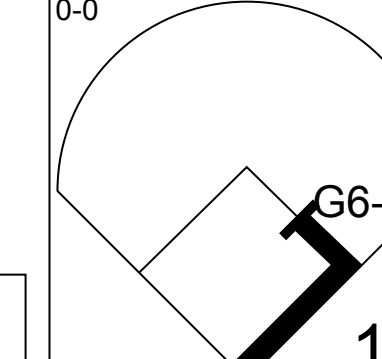
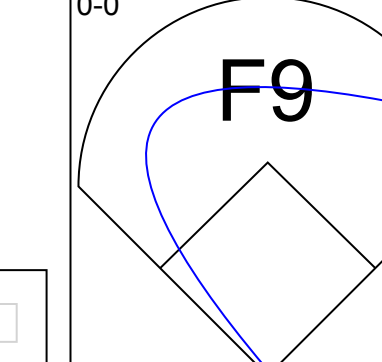
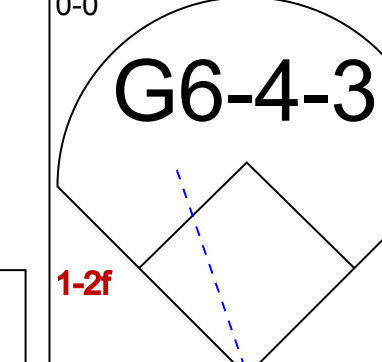
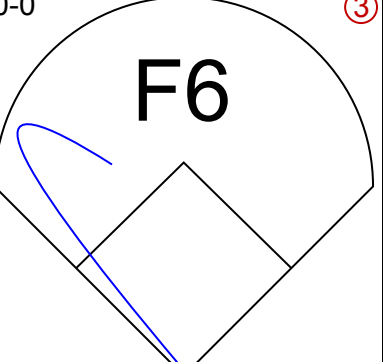
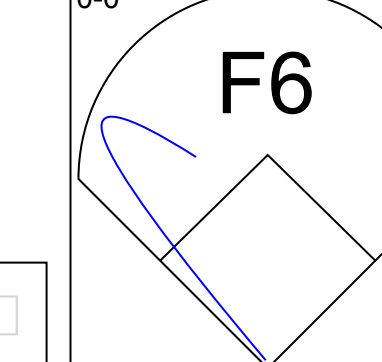
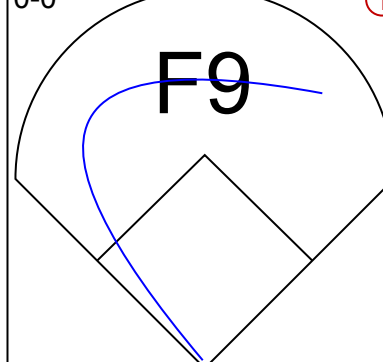
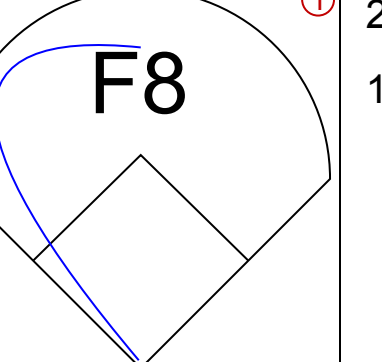
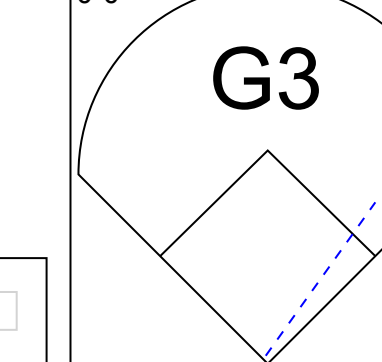
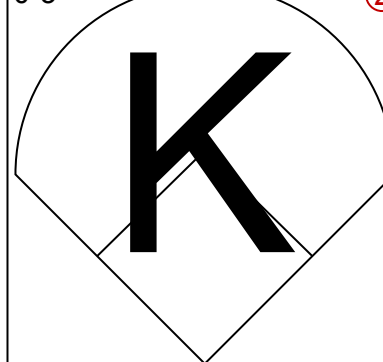
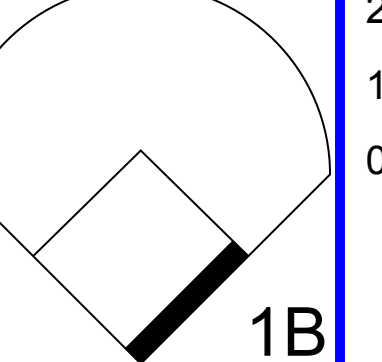
Batter	1	2	3	4	5	6	7	8	9	AB	R	H	RBI	BB	SO	LOB	TOP			
Felipe Alou, R OBP: 0.273, SLG: 0.326 (1, 7)										5	1	2	0	0	1	0	Milwaukee Braves @ Pittsburgh Pirates Forbes Field, Pittsburgh, PA Sun May 10 1964, 3:38 AM EDT Att: 16,430 - Unknown			
Ty Cline, L OBP: 0.333, SLG: 0.286 (1, 8)										3	1	0	0	0	0	1				
Hank Aaron, R OBP: 0.408, SLG: 0.448 (1, 9)										3	1	0	0	1	0	1				
Eddie Mathews, L OBP: 0.370, SLG: 0.427 Len Gabrielson, L OBP: 0.118, SLG: 0.118 (8, 3)										3	1	1	2	1	2	0				
Joe Torre, R OBP: 0.366, SLG: 0.558 (1, 2)										3	1	0	0	1	0	2				
Miguel de la Hoz, R OBP: 0.508, SLG: 0.688 (1, 5)										4	0	3	2	0	0	0				
Frank Bolling, R OBP: 0.323, SLG: 0.393 (1, 4)										3	0	0	1	0	0	2				
Denis Menke, R OBP: 0.391, SLG: 0.386 (1, 6)										3	0	1	0	1	0	0				
Bob Sadowski, R OBP: 0.067, SLG: 0.067 Bobby Tiefenauer, R (8, 1)										3	0	0	0	0	2	2				
Inning Stats	R: 5 E: 1 K: 0 S: 6	H: 3 LOB: 1 BB: 3 P: 18	R: 0 E: 0 K: 0 S: 4	H: 1 LOB: 2 BB: 1 P: 8	R: 0 E: 0 K: 0 S: 3	H: 1 LOB: 0 BB: 0 P: 3	R: 0 E: 0 K: 1 S: 5	H: 0 LOB: 0 BB: 0 P: 5	R: 0 E: 0 K: 1 S: 6	H: 1 LOB: 1 BB: 0 P: 6	R: 0 E: 0 K: 1 S: 5	H: 0 LOB: 0 BB: 0 P: 5	R: 0 E: 0 K: 1 S: 6	H: 1 LOB: 1 BB: 0 P: 6	R: 0 E: 0 K: 0 S: 3	H: 0 LOB: 0 BB: 0 P: 3		1B: 4 2B: 3 3B: 1 HR: 0	SF: 1 SAC: 1 DP: 2 HBP: 0	WP: 1 PB: 0 SB: 1 CS: 0
PITCHER	IP WLS BF H R ER SO BB IBB HBP BLK WP HR S P ERA WHIP																			
Tommie Sisk, R ERA: 9.0 Steve Blass, R ERA: Roy Face, R ERA: 3.68 Al McBean, R ERA: 1.8	(1, 1) 5.0 (6, 1) (9, 1)	0.0 17 3.0 1.0	WLS 6 2 3	BF 3 11 3	H 3 2 0	R 5 0 0	ER 4 0 0	SO 0 2 0	BB 1 0 0	IBB 1 0 0	HBP 0 0 0	BLK 0 0 0	WP 0 1 0	HR 0 19 17	S 4 27 3	P 12 27 3	ERA ∞ 0.00 0.00 0.00	WHIP ∞ 0.800 0.667 0.000		



Batter	1	2	3	4	5	6	7	8	9	AB	R	H	RBI	BB	SO	LOB	BOTTOM				
Bob Bailey, R OBP: 0.370, SLG: 0.446 (1, 5)										5	2	3	2	0	0	0	Milwaukee Braves @ Pittsburgh Pirates Forbes Field, Pittsburgh, PA Sun May 10 1964, 3:38 AM EDT Att: 16,430 - Unknown				
Bill Virdon, L OBP: 0.285, SLG: 0.227 (1, 8)										4	0	0	0	1	1	2					
Roberto Clemente, R OBP: 0.436, SLG: 0.612 (1, 9)										4	1	2	3	1	1	1					
Willie Stargell, L OBP: 0.390, SLG: 0.675 (1, 7)										5	0	1	1	0	1	3					
Smoky Burgess, L OBP: 0.417, SLG: 0.300 Orlando McFarlane, R OBP: 0.214, SLG: 0.154 (8, PR) (9, 2)										4	0	0	0	0	0	2					
Donn Clendenen, R OBP: 0.330, SLG: 0.400 (1, 3)										3	0	1	0	1	1	2					
Bill Mazerowski, R OBP: 0.250, SLG: 0.394 (1, 4)										4	1	1	0	0	1	2					
Gene Alley, R OBP: 0.297, SLG: 0.364 (1, 6)										4	1	1	0	0	1	3					
Tommie Sisk, R Steve Blass, R Manny Mota, R Roy Face, R Rex Johnston, S Al McBean, R Gene Freese, R (1, 1) (1, 1) (5, PH) (8, 1) (8, PH) (9, 1) (9, PH)										0	0	0	0	0	0	0					
Inning Stats	R: 1 E: 0 K: 0 S: 4	H: 1 LOB: 0 BB: 0 P: 4	R: 0 E: 0 K: 1 S: 6	H: 1 LOB: 0 BB: 0 P: 6	R: 0 E: 0 K: 0 S: 3	H: 0 LOB: 0 BB: 0 P: 3	R: 0 E: 0 K: 0 S: 3	H: 0 LOB: 0 BB: 0 P: 3	R: 0 E: 0 K: 1 S: 6	H: 1 LOB: 1 BB: 0 P: 6	R: 0 E: 0 K: 0 S: 3	H: 0 LOB: 0 BB: 0 P: 7	R: 2 E: 0 K: 2 S: 9	H: 2 LOB: 2 BB: 2 P: 17	R: 3 E: 0 K: 2 S: 10	H: 3 LOB: 2 BB: 1 P: 14		1B: 7 2B: 1 3B: 0 HR: 1	SF: 0 SAC: 1 DP: 0 HBP: 0	WP: 0 PB: 1 SB: 1 CS: 0	PA: 40
PITCHER	IP WLS BF H R ER SO BB IBB HBP BLK WP HR S P ERA WHIP																				
Bob Sadowski, R ERA: 4.17 Bobby Tiefenauer, R ERA: 2.7	(1, 1) 7.0 (8, 1)	7.0 1.2	L	11	4	3	1	4	3	0	1	0	0	0	0	0	22	5.40 1.143	2.400		



Batter	1	2	3	4	5	6	7	8	9	AB	R	H	RBI	BB	SO	LOB	TOP			
Felipe Alou, R OBP: 0.262, SLG: 0.313 (1, 8)										4	0	0	0	0	1	1	Milwaukee Braves @ New York Mets Shea Stadium, Flushing, NY Tue May 12 1964, 7:05 PM EDT Att: 18,554 - Unknown			
Eddie Mathews, L OBP: 0.366, SLG: 0.419 (1, 5)										4	0	1	0	0	3	0				
Hank Aaron, R OBP: 0.411, SLG: 0.444 (1, 9)										3	0	1	0	1	0	1				
Joe Torre, R OBP: 0.362, SLG: 0.545 (1, 2)										4	0	1	0	0	1	2				
Gene Oliver, R OBP: 0.297, SLG: 0.314 (1, 3)										2	0	0	0	1	1	1				
Frank Bolling, R OBP: 0.313, SLG: 0.379 (1, 4)										3	1	0	0	0	0	2				
Rico Carty, R OBP: 0.231, SLG: 0.538 (1, 7)										3	1	2	2	0	0	0				
Ty Cline, L OBP: 0.333, SLG: 0.286 (9, 7)										0	0	0	0	0	0	0				
Denis Menke, R OBP: 0.375, SLG: 0.367 (1, 6)										3	0	0	0	0	0	1				
Hank Fischer, R OBP: 0.154, SLG: 0.083 (1, 1)										3	0	0	0	0	1	1				
Inning Stats	R: 0 E: 0 K: 2 S: 7	H: 0 LOB: 0 BB: 0 P: 7	R: 0 E: 0 K: 1 S: 5	H: 1 LOB: 0 BB: 0 P: 5	R: 0 E: 0 K: 1 S: 6	H: 1 LOB: 1 BB: 0 P: 6	R: 0 E: 0 K: 1 S: 5	H: 1 LOB: 0 BB: 0 P: 5	R: 2 E: 1 K: 0 S: 4	H: 1 LOB: 0 BB: 1 P: 8	R: 0 E: 0 K: 0 S: 3	H: 0 LOB: 0 BB: 0 P: 3	R: 0 E: 0 K: 0 S: 3	H: 0 LOB: 0 BB: 0 P: 3	R: 0 E: 0 K: 2 S: 7	H: 0 LOB: 1 BB: 1 P: 11	1B: 4 2B: 0 3B: 0 HR: 1	SF: 0 SAC: 0 DP: 3 HBP: 0	WP: 0 PB: 0 CS: 1	PA: 31
PITCHER Al Jackson, L ERA: 2.86 (1, 1)	IP: 9.0 WLS: L BF: 31	H: 5 R: 2 ER: 1 SO: 7	BB: 2 IBB: 0 HBP: 0 BLK: 0	WP: 0 HR: 1 S: 43 P: 51	ERA: 1.00 WHIP: 0.778	PITCHER IP: WLS: BF: H: R: ER: SO: BB: IBB: HBP: BLK: WP: HR: S: P: ERA: WHIP														

Batter	1	2	3	4	5	6	7	8	9	AB	R	H	RBI	BB	SO	LOB	BOTTOM			
Roy McMillan, R OBP: 0.250, SLG: 0.333 (1, 6)										4	0	0	0	0	0	1	Milwaukee Braves @ New York Mets Shea Stadium, Flushing, NY Tue May 12 1964, 7:05 PM EDT Att: 18,554 - Unknown			
Ron Hunt, R OBP: 0.381, SLG: 0.457 (1, 4)										4	0	0	0	0	0	1				
Tim Harkness, L OBP: 0.293, SLG: 0.380 (1, 3)										3	0	0	0	0	1	0				
Frank Thomas, R OBP: 0.280, SLG: 0.341 (1, 7)										3	0	1	0	0	0	0				
Hawk Taylor, R OBP: 0.339, SLG: 0.346 (1, 2)										3	0	0	0	0	0	1				
Larry Elliot, L OBP: 0.273, SLG: 0.286 (1, 9)										3	0	1	0	0	0	1				
Rod Kanehl, R OBP: 0.404, SLG: 0.467 (1, 8)										2	0	0	0	0	0	1				
Ed Kranepool, L OBP: 0.184, SLG: 0.167 (9, PH)										1	0	0	0	0	0	1				
Joe Christopher, R OBP: 0.400, SLG: 0.500 (9, 8)										0	0	0	0	0	0	0				
Amado Samuel, R OBP: 0.200, SLG: 0.233 (1, 5)										2	0	0	0	0	0	0				
Jim Hickman, R OBP: 0.333, SLG: 0.214 (9, PH)										1	0	0	0	0	0	0				
Al Jackson, L OBP: 0.056, SLG: 0.111 (1, 1)										2	0	0	0	0	1	0				
Jesse Gonder, L OBP: 0.345, SLG: 0.434 (9, PH)										1	0	1	0	0	0	0				
Dick Smith, R OBP: 0.150, SLG: 0.200 (9, PR)										0	0	0	0	0	0	0				
Inning Stats	R: 0 E: 0 K: 0 S: 3	H: 0 LOB: 0 BB: 0 P: 3	R: 0 E: 0 K: 0 S: 3	H: 0 LOB: 0 BB: 0 P: 3	R: 0 E: 0 K: 0 S: 3	H: 0 LOB: 0 BB: 0 P: 3	R: 0 E: 0 K: 0 S: 3	H: 0 LOB: 0 BB: 0 P: 3	R: 0 E: 0 K: 1 S: 5	H: 1 LOB: 1 BB: 0 P: 4	R: 0 E: 0 K: 1 S: 5	H: 0 LOB: 0 BB: 0 P: 5	R: 0 E: 0 K: 0 S: 3	H: 1 LOB: 0 BB: 0 P: 3	R: 0 E: 0 K: 0 S: 4	H: 1 LOB: 1 BB: 0 P: 4	1B: 2 2B: 1 3B: 0 HR: 0	SF: 0 SAC: 0 DP: 1 HBP: 0	WP: 0 PB: 0 CS: 0	PA: 29
PITCHER Hank Fischer, R ERA: 2.61 (1, 1)	IP: 9.0 WLS: W BF: 29	H: 3 R: 0 ER: 0 SO: 2	BB: 0 IBB: 0 HBP: 0 BLK: 0	WP: 0 HR: 0 S: 33 P: 33	ERA: 0.00 WHIP: 0.333	PITCHER IP: WLS: BF: H: R: ER: SO: BB: IBB: HBP: BLK: WP: HR: S: P: ERA: WHIP														

Batter	1	2	3	4	5	6	7	8	9	AB	R	H	RBI	BB	SO	LOB	TOP										
Lee Maye, L OBP: 0.385, SLG: 0.479 (1, 8)										5	0	2	0	0	1	4											
Eddie Mathews, L OBP: 0.366, SLG: 0.406 (1, 5)										3	0	0	0	2	0	2											
Hank Aaron, R OBP: 0.411, SLG: 0.436 (1, 9)										4	0	1	0	1	0	3											
Joe Torre, R OBP: 0.364, SLG: 0.534 (1, 3) Woody Woodward, R (9, PR)										4	0	1	0	0	0	4											
Ed Bailey, L OBP: 0.328, SLG: 0.455 (1, 2)										5	0	1	0	0	1	4											
Rico Carty, R OBP: 0.278, SLG: 0.438 (1, 7)										3	0	0	0	1	0	1											
Frank Bolling, R OBP: 0.311, SLG: 0.385 (1, 4)										4	1	1	0	0	2	3											
Denis Menke, R OBP: 0.382, SLG: 0.391 (1, 6)										4	1	2	1	0	0	3											
Tony Cloninger, R (1, 1) Billy Hoelt, L (5, 1) Len Gabrielson, L (6, PH) Jack Smith, R (6, 1) Felipe Alou, R (8, PH) Phil Niekro, R (8, 1)										2	0	1	0	0	0	2											
Inning Stats	R: 0 E: 0 K: 0 S: 3	H: 1 LOB: 1 BB: 1 P: 7	R: 0 E: 0 K: 1 S: 6	H: 1 LOB: 2 BB: 0 P: 7	R: 0 E: 0 K: 1 S: 6	H: 1 LOB: 2 BB: 0 P: 7	R: 0 E: 0 K: 0 S: 5	H: 0 LOB: 1 BB: 1 P: 9	R: 0 E: 0 K: 1 S: 6	H: 1 LOB: 2 BB: 1 P: 10	R: 0 E: 0 K: 0 S: 2	H: 0 LOB: 0 BB: 1 P: 6	R: 2 E: 0 K: 0 S: 7	H: 4 LOB: 2 BB: 0 P: 7	R: 0 E: 0 K: 0 S: 4	H: 1 LOB: 1 BB: 0 P: 4	1B: 8 2B: 3 3B: 0 HR: 0	SF: 0 SAC: 0 DP: 2 HBP: 2	WP: 0 PB: 0 CS: 0	PA: 42							
PITCHER	IP	WLS	BF	H	R	ER	SO	BB	IBB	HBP	BLK	WP	HR	S	P	ERA	WHIP										
Jack Fisher, R ERA: 4.39 (1, 1)	7.2	W	36	9	2	2	4	4	0	2	0	0	0	38	56	2.35	1.696										
Larry Bearnarth, R ERA: 5.51 (8, 1)	1.1	S	6	2	0	0	0	0	0	0	0	0	0	6	6	0.00	1.500										

Milwaukee Braves @ New York Mets
Shea Stadium, Flushing, NY
Wed May 13 1964, 3:33 AM EDT
Att: 4,277 - Unknown

AB	36
R	2
H	11
RBI	2
BB	4
SO	4
LOB	26



Batter	1	2	3	4	5	6	7	8	9	AB	R	H	RBI	BB	SO	LOB	BOTTOM										
Roy McMillan, R OBP: 0.242, SLG: 0.344 (1, 6)										5	0	1	1	0	0	1											
Ron Hunt, R OBP: 0.373, SLG: 0.439 (1, 4)										4	1	0	0	1	1	1											
Jesse Gonder, L OBP: 0.355, SLG: 0.491 (1, 2)										4	1	2	1	0	0	1											
Frank Thomas, R OBP: 0.289, SLG: 0.341 (1, 7) Joe Christopher, R OBP: 0.400, SLG: 0.500 (9, 9)										3	0	1	0	1	0	1											
Larry Elliot, L OBP: 0.288, SLG: 0.288 (1, 9) Dick Smith, R OBP: 0.150, SLG: 0.200 (9, 7)										3	0	1	0	1	1	2											
Rod Kanehl, R OBP: 0.412, SLG: 0.510 (1, 8)										4	1	2	1	0	0	2											
Tim Harkness, L OBP: 0.316, SLG: 0.384 (1, 3)										2	1	1	0	2	0	2											
Amado Samuel, R OBP: 0.184, SLG: 0.213 (1, 5)										4	0	0	0	0	0	6											
Jack Fisher, R OBP: 0.176, SLG: 0.200 (1, 1) Larry Bearnarth, R OBP: 0.333, SLG: 0.333 (8, 1)										2	1	1	2	0	0	0											
Inning Stats	R: 1 E: 0 K: 1 S: 6	H: 1 LOB: 1 BB: 1 P: 10	R: 1 E: 0 K: 0 S: 5	H: 2 LOB: 1 BB: 0 P: 5	R: 0 E: 0 K: 1 S: 6	H: 1 LOB: 1 BB: 0 P: 6	R: 2 E: 0 K: 0 S: 5	H: 2 LOB: 1 BB: 1 P: 9	R: 0 E: 0 K: 0 S: 3	H: 0 LOB: 0 BB: 0 P: 3	R: 1 E: 0 K: 0 S: 5	H: 2 LOB: 3 BB: 2 P: 13	R: 0 E: 0 K: 0 S: 3	H: 0 LOB: 0 BB: 0 P: 3	1B: 5 2B: 2 3B: 1 HR: 1	SF: 1 SAC: 0 DP: 0 HBP: 0	WP: 0 PB: 0 CS: 0	PA: 38									
PITCHER	IP	WLS	BF	H	R	ER	SO	BB	IBB	HBP	BLK	WP	HR	S	P	ERA	WHIP										
Tony Cloninger, R ERA: 2.87 (1, 1)	4.2	L	24	7	4	4	2	3	0	0	0	0	0	1	1	0.00	0.000										
Billy Hoelt, L ERA: 3.72 (5, 1)	0.1		1	0	0	0	0	0	0	0	0	0	0	1	1	0.00	0.000										
Jack Smith, R ERA: 2.63 (6, 1)	2.0		10	2	1	1	0	1	1	0	0	0	0	8	16	4.50	1.500										
Phil Niekro, R ERA: 2.7 (8, 1)	1.0		3	0	0	0	0	0	0	0	0	0	0	3	3	0.00	0.000										

Milwaukee Braves @ New York Mets
Shea Stadium, Flushing, NY
Wed May 13 1964, 3:33 AM EDT
Att: 4,277 - Unknown

AB	32
R	5
H	9
RBI	5
BB	5
SO	2
LOB	16



Batter	1	2	3	4	5	6	7	8	9	AB	R	H	RBI	BB	SO	LOB	TOP			
Lee Mays, L OBP: 0.367, SLG: 0.455 (1, 8)	0-0 4-3		0-3 K		0-0 4-3		0-0 F7		0-3 K	5	0	0	0	0	2	2	Milwaukee Braves @ New York Mets Shea Stadium, Flushing, NY Thu May 14 1964, 3:33 AM EDT Att: 5,270 - Unknown			
Eddie Mathews, L OBP: 0.361, SLG: 0.390 (1, 5)	0-0 F6		0-0 F2		0-0 F8		4-0 FC5-4 BB		0-0 1-3	4	0	0	0	1	0	0				
Hank Aaron, R OBP: 0.405, SLG: 0.423 (1, 9)	0-3 K2-3		4-0 S 1B BB		0-0 F5		0-0 F3			3	1	0	0	1	1	3				
Joe Torre, R OBP: 0.368, SLG: 0.542 (1, 3)		0-0 4-1 1B 2B	0-0 1-H 1B		0-0 L1		0-0 FC5-4			4	1	2	1	0	0	3				
Ed Bailey, L OBP: 0.324, SLG: 0.458 (1, 2)		0-0 4-1	0-0 F8		0-0 WP 1B 2B			0-3 K		4	1	1	0	0	1	2				
Rico Carty, R OBP: 0.364, SLG: 0.474 (1, 7)		0-0 E SF9 1B		0-0 F8		0-0 2-H 1B		4-0 BB		3	1	2	2	1	0	0				
Frank Bolling, R OBP: 0.308, SLG: 0.379 (1, 4)		0-0 3-H E5 1B		0-0 F8		0-0 G1		0-3 K		4	0	1	0	0	1	2				
Denis Menke, R OBP: 0.375, SLG: 0.403 (1, 6)		0-0 SF9		0-0 1-3 1B			0-0 BB 2B	0-3 K2-3		3	0	1	1	0	1	1				
Warren Spahn, L OBP: 0.211, SLG: 0.263 (1, 1)		0-0 6-3			0-3 K				0-0 4-3	2	0	0	0	0	1	1				
Phil Niekro, R (5, 1)										0	0	0	0	0	0	0				
Jack Smith, R (6, 1)										0	0	0	0	0	0	0				
Billy Hoelt, L (6, 1)										0	0	0	0	1	0	0				
Len Gabrielson, L (9, PH)										1	0	0	0	0	0	0				
Inning Stats	R: 0 E: 0 K: 1 S: 5	H: 0 LOB: 0 BB: 0 P: 5	R: 2 E: 1 K: 0 S: 6	H: 3 LOB: 1 BB: 0 P: 6	R: 1 E: 0 K: 1 S: 6	H: 1 LOB: 1 BB: 1 P: 10	R: 0 E: 0 K: 0 S: 3	H: 0 LOB: 0 BB: 0 P: 3	R: 0 E: 0 K: 1 S: 5	H: 2 LOB: 1 BB: 0 P: 5	R: 0 E: 0 K: 0 S: 4	H: 1 LOB: 3 BB: 2 P: 12	R: 0 E: 0 K: 3 S: 9	H: 0 LOB: 1 BB: 1 P: 13	R: 0 E: 0 K: 1 S: 5	H: 0 LOB: 0 BB: 0 P: 5	1B: 4 2B: 3 3B: 0 HR: 0	SF: 1 SAC: 0 DP: 0 HBP: 0	WP: 1 PB: 0 SB: 1 CS: 0	PA: 38
PITCHER	IP WLS BF H R ER SO BB IBB HBP BLK WP HR S P ERA WHIP	IP WLS BF H R ER SO BB IBB HBP BLK WP HR S P ERA WHIP																		
Galen Cisco, R (1, 1) ERA: 1.99	6.1 W 29 7 4 3 3 3 0 0 0 0 1 0 32 44 4.26 1.579																			
Tom Sturdivant, R (7, 1) ERA: 7.71	2.2 S 9 0 0 0 4 1 0 0 0 0 0 0 16 20 0.00 0.375																			

AB	33
R	4
H	7
RBI	4
BB	4
SO	7
LOB	14



Batter	1	2	3	4	5	6	7	8	9	AB	R	H	RBI	BB	SO	LOB	BOTTOM			
Dick Smith, R OBP: 0.240, SLG: 0.400 (1, 3)	0-0 1B 2B	0-0 F8		0-0 1-3 2B 2B		0-0 1B 2B G4-3				5	3	3	0	0	0	2	Milwaukee Braves @ New York Mets Shea Stadium, Flushing, NY Thu May 14 1964, 3:33 AM EDT Att: 5,270 - Unknown			
Rod Kanehl, R OBP: 0.411, SLG: 0.491 (1, 8)	0-0 F7	0-0 F8		4-0 2B BB		0-0 1B 1B E	0-0 5-3			4	1	1	0	1	0	1				
Ron Hunt, R OBP: 0.391, SLG: 0.461 (1, 4)	1-0 BB 1B HBP		0-0 BB 1B	0-0 1-3 2-H 3-H 2B		0-0 E 1B 1B	0-0 F9			4	2	3	3	0	0	0				
Frank Thomas, R OBP: 0.304, SLG: 0.347 (1, 7)	0-0 1-2 2-H 1B 1B		0-0 F3	0-0 1B IBB		0-0 E5 1B 1B	0-0 G5-3			4	2	2	1	1	0	1				
Jesse Gonder, L OBP: 0.358, SLG: 0.467 (1, 2)	0-3 K		4-0 G6-4-3 BB	0-3 K		4-0 SH1-4 1B IBB		0-3 K		3	1	0	0	2	3	5				
Joe Christopher, R OBP: 0.425, SLG: 0.600 (1, 9)	4-0 1-2 2-3 BB		0-0 G6-4-3		0-0 HR	0-0 SH1-4 1B 1B		0-0 5-3		4	2	2	3	1	0	2				
Roy McMillan, R OBP: 0.243, SLG: 0.333 (1, 6)	0-0 1-2 2-H 3-H 1B			0-0 F4	0-0 F8	0-0 SH1-4		0-0 L1		4	0	1	2	0	0	0				
Charley Smith, R OBP: 0.211, SLG: 0.296 (1, 5)	0-3 K			0-0 FC3-6 1B	0-0 G4-6-3 1B	4-0 1B IBB				3	0	2	0	1	1	2				
Galen Cisco, R (1, 1) OBP: 0.111, SLG: 0.111		0-3 K		0-0 FC3-6 2B	0-0 G4-6-3	0-0 G4-3				4	1	1	2	0	1	2				
Tom Sturdivant, L (7, 1) OBP: 1.000, SLG: 1.000				0-0 1-2 2B	0-0 1-2	0-0 1-3 2-H 3-H 1B				0	0	0	0	0	0	0				
Inning Stats	R: 3 E: 0 K: 2 S: 10	H: 3 LOB: 2 BB: 1 P: 15	R: 0 E: 0 K: 1 S: 5	H: 0 LOB: 0 BB: 0 P: 5	R: 0 E: 0 K: 0 S: 3	H: 1 LOB: 1 BB: 1 P: 7	R: 2 E: 0 K: 1 S: 8	H: 3 LOB: 3 BB: 2 P: 16	R: 1 E: 0 K: 0 S: 4	H: 2 LOB: 0 BB: 0 P: 4	R: 6 E: 1 K: 0 S: 8	H: 6 LOB: 1 BB: 2 P: 16	R: 0 E: 0 K: 1 S: 5	H: 0 LOB: 0 BB: 0 P: 5	R: 0 E: 0 K: 1 S: 5	H: 0 LOB: 0 BB: 0 P: 5	1B: 10 2B: 4 3B: 0 HR: 1	SF: 0 SAC: 1 DP: 3 HBP: 1	WP: 0 PB: 0 SB: 0 CS: 0	PA: 43
PITCHER	IP WLS BF H R ER SO BB IBB HBP BLK WP HR S P ERA WHIP	IP WLS BF H R ER SO BB IBB HBP BLK WP HR S P ERA WHIP																		
Warren Spahn, L (1, 1) ERA: 4.28	4.1 L 26 9 6 6 4 3 1 1 0 0 0 0 4 4 40.50 4.500																			
Phil Niekro, R (5, 1) ERA: 4.5	0.2 4 3 3 3 0 0 0 0 0 0 0 0 4 4 40.50 4.500																			
Jack Smith, R (6, 1) ERA: 4.5	0.1 6 3 3 3 0 0 2 0 0 0 0 0 4 12 81.00 9.000																			
Billy Hoelt, L (6, 1) ERA: 2.92	2.2 7 0 0 0 1 0 0 0 0 0 0 0 9 9 0.00 0.000																			



Batter	1	2	3	4	5	6	7	8	9	AB	R	H	RBI	BB	SO	LOB	TOP					
Lee Mays, L OBP: 0.368, SLG: 0.491 (1, 8)	F9	1B 2B		1-H HR	1-3			6-3		5	1	2	2	0	0	1						
Eddie Mathews, L OBP: 0.392, SLG: 0.394 (1, 5)	WP 1B 2B	1B BB		4-3			K	K		4	1	1	0	1	2	0						
Hank Aaron, R OBP: 0.413, SLG: 0.441 (1, 9)	BB 1B	G4-6-3 1B		5-3			S 2B	K		5	1	3	1	0	1	0						
Ed Bailey, L OBP: 0.315, SLG: 0.429 (1, 2)	1B 1-2 BB	G4-6-3		F3			K			4	0	0	0	1	1	4						
Joe Torre, R OBP: 0.387, SLG: 0.563 (1, 3)	BB 1B			F8 2B			2B SF8 1B	F4		5	1	4	1	0	0	1						
Rico Carty, R OBP: 0.333, SLG: 0.458 (1, 7)	F4			F8			SF8 1-3 2B	F3		5	1	1	0	0	0	4						
Denis Menke, R OBP: 0.388, SLG: 0.414 (1, 6)	1-2 BB			5-3			SF8			3	0	2	1	1	0	1						
Frank Bolling, R OBP: 0.303, SLG: 0.371 Jack Smith, R (5, PH)	F6			6-3			2-3 3-H 2B	F2		2	0	0	0	0	0	4						
Len Gabrielson, L OBP: 0.150, SLG: 0.150 (8, PH)							3-H 2B			1	0	0	0	0	0	2						
Denny Lemaster, R Miguel de la Hoz, R OBP: 0.474, SLG: 0.832 (3, 4)		5-3		HR 1B			F4	4-3		1	0	0	0	0	0	0						
Inning Stats	R: 2 E: 0 K: 0 S: 6	H: 3 LOB: 3 BB: 2 P: 14	R: 0 E: 0 K: 0 S: 4	H: 2 LOB: 1 BB: 1 P: 8	R: 0 E: 0 K: 0 S: 4	H: 1 LOB: 1 BB: 0 P: 4	R: 2 E: 0 K: 0 S: 5	H: 2 LOB: 1 BB: 0 P: 5	R: 2 E: 0 K: 2 S: 6	H: 3 LOB: 1 BB: 0 P: 6	R: 0 E: 0 K: 2 S: 8	H: 1 LOB: 1 BB: 0 P: 8	R: 0 E: 0 K: 0 S: 4	H: 1 LOB: 1 BB: 0 P: 4	R: 0 E: 0 K: 2 S: 7	H: 0 LOB: 0 BB: 0 P: 7	R: 0 E: 1 K: 0 S: 5	H: 2 LOB: 2 BB: 0 P: 5	1B: 8 2B: 6 3B: 0 HR: 1	SF: 1 SAC: 0 DP: 1 HBP: 0	WP: 1 PB: 0 SB: 2 CS: 0	PA: 44
PITCHER	IP	WLS	BF	H	R	ER	SO	BB	IBB	HBP	BLK	WP	HR	S	P	ERA	WHIP					
Bob Gibson, R ERA: 2.57 (1, 1)	3.0		19	8	4	4	0	3	0	0	0	1	1	16	28	12.00	3.667					
Ron Taylor, R ERA: 8.14 (4, 1)	1.1		7	3	2	2	0	0	0	0	0	0	0	7	7	13.50	2.250					
Roger Craig, R ERA: 2.15 (5, 1)	4.2	W	18	4	0	0	4	0	0	0	0	0	0	26	26	0.00	0.857					

Milwaukee Braves @ St. Louis Cardinals
Sportsman's Park, St. Louis, MO
Fri May 15 1964, 8:05 PM EDT
Att: 22,400 - Unknown

AB 40
R 6
H 15
RBI 6
BB 3
SO 4
LOB 20



Batter	1	2	3	4	5	6	7	8	9	AB	R	H	RBI	BB	SO	LOB	BOTTOM				
Curt Flood, R OBP: 0.320, SLG: 0.395 (1, 8)	1B 1B BB	L5		4-3				6-3		3	1	0	0	1	0	0					
Carl Warwick, R OBP: 0.347, SLG: 0.545 (1, 9)	1B 1B HR	FC5-4 1B		F9				L5		5	1	3	0	0	0	0					
Dick Groat, R OBP: 0.308, SLG: 0.314 (1, 6)	1-2 3-H 1B	FC5-4						F8		5	1	2	2	0	0	2					
Ken Boyer, R OBP: 0.400, SLG: 0.540 (1, 5)	K			F5				5-3		5	1	1	0	0	1	4					
Jeff Long, R OBP: 0.367, SLG: 0.583 (1, 3)	HR 1B			K				G5-4-3 HBP		3	2	2	2	0	1	0					
Charlie James, R OBP: 0.305, SLG: 0.429 (1, 7)	K			HR				G5-4-3		4	2	2	2	0	1	4					
Julian Javier, R OBP: 0.281, SLG: 0.409 (1, 4)	1-H 2-H 3-H HR			BB 1B				4-3		4	1	3	4	0	0	0					
Bob Uecker, R OBP: 0.227, SLG: 0.190 (1, 2)	F8			1-2 BB				6-3		3	0	0	0	1	0	1					
Bob Gibson, R OBP: 0.250, SLG: 0.167 Ron Taylor, R (4, 1)		L5		K				K		2	0	0	0	0	1	2					
Roger Craig, R OBP: 0.438, SLG: 0.385 (5, 1)								1B SH3-4 FC4-6 1B		2	1	1	0	0	1	0					
Inning Stats	R: 5 E: 0 K: 2 S: 11	H: 4 LOB: 0 BB: 1 P: 15	R: 0 E: 0 K: 0 S: 4	H: 1 LOB: 1 BB: 0 P: 4	R: 1 E: 0 K: 2 S: 9	H: 2 LOB: 2 BB: 1 P: 13	R: 0 E: 0 K: 0 S: 4	H: 1 LOB: 1 BB: 0 P: 4	R: 0 E: 0 K: 1 S: 5	H: 0 LOB: 0 BB: 0 P: 5	R: 3 E: 1 K: 0 S: 7	H: 4 LOB: 1 BB: 0 P: 7	R: 1 E: 0 K: 0 S: 5	H: 2 LOB: 1 BB: 0 P: 5	1B: 10 2B: 0 3B: 0 HR: 4	SF: 0 SAC: 1 DP: 1 HBP: 1	WP: 0 PB: 0 SB: 0 CS: 0	PA: 40			
PITCHER	IP	WLS	BF	H	R	ER	SO	BB	IBB	HBP	BLK	WP	HR	S	P	ERA	WHIP				
Denny Lemaster, L ERA: 7.38 (1, 1)	2.2		16	7	6	6	3	1	0	0	0	0	0	7	11	0.00	1.500				
Jack Smith, R ERA: 4.11 (3, 1)	1.1		6	1	0	0	1	1	0	0	0	0	0	7	11	0.00	1.500				
Bobby Tiefenauer, R ERA: 9.92 (5, 1)	4.0	L	18	6	4	4	1	0	0	1	0	0	2	19	20	9.00	1.500				

Milwaukee Braves @ St. Louis Cardinals
Sportsman's Park, St. Louis, MO
Fri May 15 1964, 8:05 PM EDT
Att: 22,400 - Unknown

AB 36
R 10
H 14
RBI 10
BB 2
SO 5
LOB 13



Batter	1	2	3	4	5	6	7	8	9	AB	R	H	RBI	BB	SO	LOB	TOP					
Felipe Alou, R OBP: 0.266, SLG: 0.324 (1, 8)	F9		G5-4-3			K		L9		4	0	0	0	0	1	3						
Rico Carty, R OBP: 0.323, SLG: 0.464 (1, 7)	F9			K		F5				4	0	1	1	0	1	1						
Hank Aaron, R OBP: 0.408, SLG: 0.434 (1, 9)	4-3			E6			1B	K		4	1	1	0	0	1	1						
Joe Torre, R OBP: 0.382, SLG: 0.552 (1, 2)		F8		G6-3			1B		F9	4	0	1	0	0	0	1						
Gene Oliver, R OBP: 0.300, SLG: 0.316 (1, 3)		F5			F3					3	0	1	1	0	0	0						
Len Gabrielson, L OBP: 0.190, SLG: 0.190 (7, PR) (7, 3)						G5-4-3		FC5-4		1	0	1	0	0	0	0						
Miguel de la Hoz, R OBP: 0.351, SLG: 0.522 (1, 5)		1-3			F7			FC5-4		4	1	0	0	0	0	3						
Denis Menke, R OBP: 0.393, SLG: 0.452 (1, 6)				F8		G5-4-3				3	2	1	2	1	0	2						
Frank Bolling, R OBP: 0.310, SLG: 0.386 (1, 4)					L7				F4	4	1	2	0	0	0	0						
Bob Sadovecki, R OBP: 0.063, SLG: 0.063 (5, PH)				1B						1	0	0	1	0	0	0						
Lee Mayo, R OBP: 0.374, SLG: 0.496 (6, PH)										1	0	1	0	0	0	0						
Denny Lemaster, R OBP: 0.190, SLG: 0.190 (6, PH)				FC						0	0	0	0	0	0	0						
Eddie Mathews, L OBP: 0.363, SLG: 0.530 (8, PH)										1	0	0	0	0	1	1						
Jack Smith, R OBP: 0.190, SLG: 0.190 (8, PH)										0	0	0	0	0	0	0						
Bobby Tiefenauer, R OBP: 0.190, SLG: 0.190 (8, PH)										0	0	0	0	0	0	0						
Inning Stats	R: 0 E: 0 K: 0 S: 3	H: 0 LOB: 0 BB: 0 P: 3	R: 0 E: 0 K: 0 S: 3	H: 0 LOB: 0 BB: 0 P: 3	R: 1 E: 0 K: 0 S: 3	H: 1 LOB: 0 BB: 1 P: 7	R: 0 E: 1 K: 1 S: 5	H: 0 LOB: 0 BB: 0 P: 5	R: 0 E: 0 K: 0 S: 3	H: 0 LOB: 0 BB: 0 P: 3	R: 0 E: 0 K: 1 S: 6	H: 1 LOB: 1 BB: 0 P: 6	R: 1 E: 0 K: 0 S: 5	H: 3 LOB: 2 BB: 0 P: 5	R: 1 E: 0 K: 2 S: 9	H: 2 LOB: 1 BB: 0 P: 9	R: 2 E: 0 K: 0 S: 5	H: 2 LOB: 0 BB: 0 P: 5	1B: 6 2B: 2 3B: 0 HR: 1	SF: 0 SAC: 0 DP: 3 HBP: 0	WP: 0 PB: 0 SB: 0 CS: 0	PA: 35
PITCHER	IP	WLS	BF	H	R	ER	SO	BB	IBB	HBP	BLK	WP	HR	S	P	ERA	WHIP					
Ray Sadecki, L ERA: 3.38 (1, 1)	7.2	W	28	6	3	3	3	1	0	0	0	0	0	33	37	3.52	0.913					
Ron Taylor, R ERA: 6.75 (8, 1)	1.1	S	7	3	2	2	1	0	0	0	0	0	1	9	9	13.50	2.250					

Milwaukee Braves @ St. Louis Cardinals
Sportsman's Park, St. Louis, MO
Sat May 16 1964, 4:33 AM EDT
Att: 13,564 - Unknown

AB 34
R 5
H 9
RBI 5
BB 1
SO 4
LOB 12



Batter	1	2	3	4	5	6	7	8	9	AB	R	H	RBI	BB	SO	LOB	BOTTOM				
Curt Flood, R OBP: 0.331, SLG: 0.407 (1, 8)	WP	F8				FC9-6	SH1-4	F9		4	0	2	0	0	0	2					
Doug Clemens, L OBP: 0.333, SLG: 0.519 (1, 7)							HBP			3	1	1	0	0	1	3					
Carl Warwick, R OBP: 0.360, SLG: 0.600 (6, PH) (7, 7)	K				F7	SH1-4				1	1	1	0	0	0	0					
Dick Groat, R OBP: 0.304, SLG: 0.310 (1, 6)	F6					FC9-6				5	0	1	0	0	0	3					
Ken Boyer, R OBP: 0.423, SLG: 0.556 (1, 5)										4	2	4	2	1	0	0					
Jeff Long, R OBP: 0.350, SLG: 0.588 (1, 3)										5	1	2	0	0	2	5					
Bill White, L OBP: 0.320, SLG: 0.387 (9, 3)	K									0	0	0	0	0	0	0					
Tim McCarver, L OBP: 0.327, SLG: 0.418 (1, 2)										4	1	0	1	1	1	5					
Johnny Lewis, L OBP: 0.347, SLG: 0.406 (1, 9)										4	0	0	0	1	1	6					
Julian Javier, R OBP: 0.290, SLG: 0.406 (1, 4)										3	0	1	2	1	1	2					
Ray Sadecki, L OBP: 0.100, SLG: 0.200 (1, 1)										4	0	0	0	0	2	5					
Ron Taylor, R (8, 1)										0	0	0	0	0	0	0					
Inning Stats	R: 0 E: 0 K: 2 S: 8	H: 1 LOB: 2 BB: 1 P: 12	R: 0 E: 0 K: 1 S: 5	H: 0 LOB: 2 BB: 2 P: 13	R: 1 E: 0 K: 0 S: 5	H: 2 LOB: 1 BB: 0 P: 5	R: 0 E: 1 K: 1 S: 7	H: 1 LOB: 2 BB: 0 P: 7	R: 3 E: 0 K: 0 S: 7	H: 3 LOB: 1 BB: 0 P: 7	R: 0 E: 0 K: 0 S: 2	H: 0 LOB: 0 BB: 0 P: 3	R: 1 E: 0 K: 2 S: 9	H: 2 LOB: 2 BB: 1 P: 13	R: 1 E: 1 K: 2 S: 11	H: 3 LOB: 3 BB: 0 P: 11	1B: 8 2B: 4 3B: 1 HR: 0	SF: 0 SAC: 1 DP: 1 HBP: 1	WP: 2 PB: 0 SB: 1 CS: 0	PA: 43	
PITCHER	IP	WLS	BF	H	R	ER	SO	BB	IBB	HBP	BLK	WP	HR	S	P	ERA	WHIP				
Bob Sadovecki, R ERA: 4.54 (1, 1)	5.0	L	27	7	4	4	4	3	0	0	0	0	0	32	44	7.20	2.000				
Denny Lemaster, L ERA: 7.16 (6, 1)	2.0		9	2	1	1	2	0	1	1	0	1	0	11	16	4.50	1.000				
Jack Smith, R ERA: 4.6 (8, 1)	0.1		4	3	1	1	0	0	0	0	0	0	0	4	4	27.00	9.000				
Bobby Tiefenauer, R ERA: 3.8 (8, 1)	0.2		3	0	0	0	2	0	0	0	0	0	0	7	7	0.00	0.000				

Milwaukee Braves @ St. Louis Cardinals
Sportsman's Park, St. Louis, MO
Sat May 16 1964, 4:33 AM EDT
Att: 13,564 - Unknown

AB 37
R 6
H 12
RBI 5
BB 4
SO 8
LOB 31



Batter	1	2	3	4	5	6	7	8	9	AB	R	H	RBI	BB	SO	LOB	TOP	
Felipe Alou, R <small>OBP: 0.265, SLG: 0.314</small> 										3	0	0	0	1	0	0	Milwaukee Braves @ St. Louis Cardinals Sportsman's Park, St. Louis, MO Sun May 17 1964, 4:33 AM EDT Unknown	
Eddie Mathews, L <small>OBP: 0.346, SLG: 0.376</small> 										4	0	0	0	0	1	1		
Hank Aaron, R <small>OBP: 0.403, SLG: 0.427</small> 										4	0	1	0	0	0	1		
Joe Torre, R <small>OBP: 0.370, SLG: 0.533</small> 										4	1	0	0	0	0	2		
Rico Carty, R <small>OBP: 0.343, SLG: 0.500</small> 										4	1	2	1	0	0	2		
Denis Menke, R <small>OBP: 0.376, SLG: 0.429</small> 										4	0	0	0	0	0	2		
Frank Bolling, R <small>OBP: 0.316, SLG: 0.400</small> 										4	1	2	1	0	0	0		
Woody Woodward, R <small>OBP: 0.200, SLG: 0.200</small> 										4	0	1	1	0	0	1		
Hank Fischer, R <small>OBP: 0.317, SLG: 0.071</small> Billy Hoeltl, L <small>OBP: 0.333, SLG: 0.500</small> Phil Niekro, R <small>OBP: 0.309, SLG: 0.430</small> Miguel de la Hoz, R <small>OBP: 0.365, SLG: 0.596</small> Jack Smith, R <small>OBP: 0.371, SLG: 0.493</small> 										2	0	0	0	0	1	0		
Inning Stats <small>R: 0 H: 0 E: 1 LOB: 2 K: 1 BB: 1 S: 6</small>	<small>R: 0 H: 0 E: 0 LOB: 0 K: 0 BB: 0 S: 3</small>	<small>R: 0 H: 0 E: 0 LOB: 0 K: 0 BB: 0 S: 3</small>	<small>R: 0 H: 0 E: 0 LOB: 0 K: 1 BB: 0 S: 5</small>	<small>R: 0 H: 1 E: 0 LOB: 1 K: 0 BB: 0 S: 4</small>	<small>R: 0 H: 0 E: 0 LOB: 0 K: 0 BB: 0 S: 3</small>	<small>R: 0 H: 1 E: 0 LOB: 1 K: 0 BB: 0 S: 4</small>	<small>R: 0 H: 1 E: 0 LOB: 1 K: 0 BB: 0 S: 4</small>	<small>R: 0 H: 0 E: 0 LOB: 0 K: 0 BB: 0 S: 3</small>	<small>R: 3 H: 3 E: 1 LOB: 1 K: 1 BB: 0 S: 9</small>	<small>1B: 4 SF: 0 2B: 2 SAC: 0 3B: 0 DP: 0 HR: 0 HBP: 0</small>	<small>WP: 0 PA: 36</small>							
PITCHER Curt Simmons, L <small>ERA: 2.6</small>	<small>IP: 9.0 WLS: W BF: 36 H: 6 R: 3 ER: 0 SO: 3 BB: 1 IBB: 0 HBP: 0 BLK: 0 WP: 0 HR: 0 S: 41 P: 45 ERA: 0.00 WHIP: 0.778</small>											<small>WP: 0 PA: 36</small>						

Batter	1	2	3	4	5	6	7	8	9	AB	R	H	RBI	BB	SO	LOB	BOTTOM
Curt Flood, R <small>OBP: 0.348, SLG: 0.430</small> 										5	1	4	0	0	0	0	Milwaukee Braves @ St. Louis Cardinals Sportsman's Park, St. Louis, MO Sun May 17 1964, 4:33 AM EDT Unknown
Doug Clemens, L <small>OBP: 0.333, SLG: 0.500</small> Charlie James, R <small>OBP: 0.309, SLG: 0.430</small> 										3	1	1	1	0	0	1	
Dick Groat, R <small>OBP: 0.338</small> Jerry Buchek, R <small>OBP: 0.500, SLG: 1.000</small> 										4	1	3	2	0	0	2	
Ken Boyer, R <small>OBP: 0.418, SLG: 0.545</small> 										4	0	1	1	0	0	2	
Bill White, L <small>OBP: 0.325, SLG: 0.412</small> 										3	1	1	1	1	1	2	
Johnny Lewis, L <small>OBP: 0.338, SLG: 0.394</small> Carl Warwick, R <small>OBP: 0.365, SLG: 0.596</small> 										2	0	0	0	0	0	0	
Tim McCarver, L <small>OBP: 0.333, SLG: 0.453</small> 										2	0	1	1	0	1	2	
Julian Javier, R <small>OBP: 0.282, SLG: 0.394</small> 										4	1	2	1	0	0	2	
Curt Simmons, L <small>OBP: 0.087, SLG: 0.045</small> 										4	0	0	0	0	2	1	
Inning Stats <small>R: 0 H: 1 E: 0 LOB: 1 K: 0 BB: 0 S: 4</small>	<small>R: 3 H: 4 E: 1 LOB: 2 K: 0 BB: 0 S: 8</small>	<small>R: 0 H: 0 E: 0 LOB: 0 K: 0 BB: 0 S: 3</small>	<small>R: 0 H: 0 E: 0 LOB: 0 K: 0 BB: 0 S: 3</small>	<small>R: 0 H: 1 E: 0 LOB: 0 K: 0 BB: 0 S: 3</small>	<small>R: 2 H: 4 E: 0 LOB: 2 K: 1 BB: 0 S: 8</small>	<small>R: 0 H: 0 E: 0 LOB: 0 K: 1 BB: 0 S: 5</small>	<small>R: 2 H: 3 E: 0 LOB: 2 K: 1 BB: 1 S: 8</small>	<small>R: 0 H: 1 E: 0 LOB: 1 K: 1 BB: 0 S: 6</small>	<small>1B: 10 SF: 0 2B: 1 SAC: 0 3B: 1 DP: 1 HR: 2 HBP: 0</small>	<small>WP: 0 PA: 38</small>							
PITCHER Hank Fischer, R <small>ERA: 3.15</small> Billy Hoeltl, L <small>ERA: 3.21</small> Phil Niekro, R <small>ERA: 4.8</small> Jack Smith, R <small>ERA: 4.32</small>	<small>IP: 4.1 WLS: L BF: 22 H: 5 R: 1 ER: 1 SO: 4 BB: 0 IBB: 0 HBP: 0 BLK: 0 WP: 0 HR: 2 S: 22 P: 22 ERA: 8.31 WHIP: 2.077</small>											<small>WP: 0 PA: 38</small>					

Batter	1	2	3	4	5	6	7	8	9	AB	R	H	RBI	BB	SO	LOB	TOP											
Lee Mays, L OBP: 0.367, SLG: 0.482 Joe Torre, R OBP: 0.367, SLG: 0.529										4	1	1	0	0	0	2	Milwaukee Braves @ St. Louis Cardinals Sportsman's Park, St. Louis, MO Sun May 17 1964, 4:38 AM EDT Att: 28,594 - Unknown											
Eddie Mathews, L OBP: 0.355, SLG: 0.369 Woody Woodward, R OBP: 0.167, SLG: 0.167										2	0	0	0	2	0	1												
Hank Aaron, R OBP: 0.388, SLG: 0.409										5	0	0	0	0	0	6												
Felipe Alou, R OBP: 0.274, SLG: 0.346										2	1	1	2	1	0	1												
Rico Carty, R OBP: 0.308, SLG: 0.444										4	0	0	0	0	1	3												
Ed Bailey, L OBP: 0.312, SLG: 0.463										4	1	1	1	0	1	0												
Denis Menke, R OBP: 0.392, SLG: 0.475										3	1	2	1	1	0	0												
Frank Bolling, R OBP: 0.306, SLG: 0.385										4	0	0	0	0	0	2												
Tony Cloninger, R OBP: 0.286, SLG: 0.286										4	0	2	0	0	0	1												
Inning Stats	R: 0 E: 0 K: 0 S: 4	H: 1 LOB: 1 BB: 0 P: 4	R: 0 E: 0 K: 0 S: 3	H: 0 LOB: 0 BB: 0 P: 3	R: 0 E: 0 K: 0 S: 3	H: 0 LOB: 0 BB: 1 P: 7	R: 2 E: 0 K: 0 S: 6	H: 3 LOB: 2 BB: 1 P: 10	R: 1 E: 0 K: 1 S: 7	H: 2 LOB: 1 BB: 0 P: 7	R: 1 E: 1 K: 0 S: 5	H: 1 LOB: 2 BB: 1 P: 9	R: 0 E: 0 K: 1 S: 5	H: 0 LOB: 1 BB: 1 P: 9	R: 0 E: 0 K: 0 S: 3	H: 0 LOB: 0 BB: 0 P: 3	1B: 4 2B: 0 3B: 0 HR: 3	SF: 1 SAC: 0 DP: 0 HBP: 0	WP: 0 PB: 0 SB: 1 CS: 0	PA: 39								
PITCHER	IP	WLS	BF	H	R	ER	SO	BB	IBB	HBP	BLK	WP	HR	S	P	ERA	WHIP											
Ray Washburn, R ERA: 2.18	(1, 1)	6.0	L	26	6	3	3	1	2	0	0	0	0	3	26	34	4.50	1.333										
Lew Burdette, R ERA: 1.59	(7, 1)	1.0		6	1	1	0	0	1	0	0	0	0	5	9	0.00	2.000											
Bobby Shantz, L ERA: 3.18	(8, 1)	2.0		7	0	0	0	1	1	0	0	0	0	8	12	0.00	0.500											

Batter	1	2	3	4	5	6	7	8	9	AB	R	H	RBI	BB	SO	LOB	BOTTOM										
Curt Flood, R OBP: 0.345, SLG: 0.424										4	0	1	0	0	0	1	Milwaukee Braves @ St. Louis Cardinals Sportsman's Park, St. Louis, MO Sun May 17 1964, 4:38 AM EDT Att: 28,594 - Unknown										
Doug Clemens, L OBP: 0.324, SLG: 0.559										4	1	1	2	0	2	1											
Dick Groat, R OBP: 0.315, SLG: 0.336 Jerry Buchek, R OBP: 0.500, SLG: 1.000										4	0	1	0	0	1	1											
Ken Boyer, R OBP: 0.406, SLG: 0.528										4	0	0	0	0	1	1											
Bill White, L OBP: 0.323, SLG: 0.402										3	0	0	0	1	2	0											
Johnny Lewis, L OBP: 0.346, SLG: 0.420										3	0	1	0	1	0	1											
Julian Javier, R OBP: 0.289, SLG: 0.392 Tim McCarver, L OBP: 0.330, SLG: 0.448										3	0	1	0	0	0	1											
Bob Uecker, R OBP: 0.240, SLG: 0.208										3	1	1	0	0	0	2											
Ray Washburn, R OBP: 0.167, SLG: 0.167 Phil Gagliano, R OBP: 0.364, SLG: 0.429 Lew Burdette, R OBP: 0.330, SLG: 0.448										1	0	0	0	0	1	0											
Jeff Long, R OBP: 0.429, SLG: 0.556 Bobby Shantz, R OBP: 0.330, SLG: 0.448										0	0	0	0	0	0	0											
Inning Stats	R: 0 E: 0 K: 1 S: 5	H: 0 LOB: 0 BB: 0 P: 5	R: 0 E: 0 K: 1 S: 5	H: 0 LOB: 0 BB: 0 P: 5	R: 0 E: 0 K: 1 S: 5	H: 0 LOB: 0 BB: 0 P: 5	R: 0 E: 0 K: 1 S: 6	H: 1 LOB: 1 BB: 0 P: 6	R: 2 E: 0 K: 1 S: 8	H: 3 LOB: 1 BB: 0 P: 8	R: 0 E: 0 K: 2 S: 8	H: 1 LOB: 2 BB: 1 P: 12	R: 0 E: 0 K: 1 S: 5	H: 1 LOB: 0 BB: 0 P: 5	R: 0 E: 0 K: 0 S: 3	H: 0 LOB: 1 BB: 1 P: 7	1B: 4 2B: 0 3B: 1 HR: 1	SF: 0 SAC: 0 DP: 1 HBP: 0	WP: 0 PB: 0 SB: 0 CS: 0	PA: 34							
PITCHER	IP	WLS	BF	H	R	ER	SO	BB	IBB	HBP	BLK	WP	HR	S	P	ERA	WHIP										
Tony Cloninger, R ERA: 2.88	(1, 1)	9.0	W	34	6	2	2	9	2	0	0	0	1	50	58	2.00	0.889										



Batter	1	2	3	4	5	6	7	8	9	AB	R	H	RBI	BB	SO	LOB	TOP																					
Lee Mays, L (1,5) OBP: 0.371, SLG: 0.504 Woody Woodward, R (8,5) OBP: 0.143, SLG: 0.143	F7		K					HR	6-3	3	1	1	1	1	1	1	Milwaukee Braves @ Cincinnati Reds Crosley Field, Cincinnati, OH Tue May 19 1964, 7:05 PM EDT Att: 10,011 - Unknown																					
Eddie Mathews, L (1,3) OBP: 0.350, SLG: 0.365	3-1		1B				F9	E3		4	0	1	1	0	0	1																						
Hank Aaron, R (1,9) OBP: 0.391, SLG: 0.412	K							G5-4-3		4	0	2	0	0	1	1																						
Joe Torre, R (1,2) OBP: 0.371, SLG: 0.548			F3					HR		3	1	1	1	1	0	3																						
Felipe Alou, R (1,8) OBP: 0.264, SLG: 0.333	K							HR		4	0	0	0	0	2	1																						
Rico Carty, R (1,7) OBP: 0.326, SLG: 0.525	L8							HR		4	1	2	1	0	0	1																						
Denis Menke, R (1,6) OBP: 0.386, SLG: 0.464	K							1B		4	0	1	0	0	1	2																						
Frank Bolling, R (1,4) OBP: 0.315, SLG: 0.393			SH1-3					1B		3	1	2	0	0	0	1																						
Warren Spahn, L (1,1) OBP: 0.182, SLG: 0.227			SH1-3					K		3	0	0	0	0	2	3																						
Inning Stats	R: 0 E: 0 K: 1 S: 5	H: 0 LOB: 0 BB: 0 P: 5	R: 0 E: 0 K: 2 S: 7	H: 0 LOB: 1 BB: 1 P: 11	R: 1 E: 0 K: 1 S: 8	H: 3 LOB: 2 BB: 0 P: 8	R: 0 E: 0 K: 0 S: 3	H: 0 LOB: 0 BB: 0 P: 3	R: 0 E: 0 K: 0 S: 3	H: 1 LOB: 1 BB: 1 P: 7	R: 0 E: 0 K: 0 S: 3	H: 1 LOB: 0 BB: 0 P: 3	R: 0 E: 0 K: 1 S: 6	H: 1 LOB: 0 BB: 0 P: 6	R: 2 E: 1 K: 1 S: 7	H: 2 LOB: 0 BB: 0 P: 7	R: 1 E: 0 K: 1 S: 7	H: 2 LOB: 1 BB: 0 P: 7	1B: 7 2B: 0 3B: 0 HR: 3	SF: 0 SAC: 2 DP: 2 HBP: 0	WP: 0 PB: 0 SB: 0 CS: 0	PA: 37																
PITCHER	IP	WLS	BF	H	R	ER	SO	BB	IBB	HBP	BLK	WP	HR	S	P	ERA	WHIP	PITCHER				IP	WLS	BF	H	R	ER	SO	BB	IBB	HBP	BLK	WP	HR	S	P	ERA	WHIP
Sammy Ellis, R (1,1) ERA: 3.94	8.0	L	32	8	3	3	6	2	0	0	0	0	2	42	50	3.38	1.250																					
John Tsitouris, R (9,1) ERA: 7.29	1.0		5	2	1	1	1	0	0	0	0	0	1	7	7	9.00	2.000																					

AB	33
R	4
H	10
RBI	4
BB	2
SO	7
LOB	15



Batter	1	2	3	4	5	6	7	8	9	AB	R	H	RBI	BB	SO	LOB	BOTTOM																					
Pete Rose, S (1,4) OBP: 0.279, SLG: 0.280	F7							F8		4	0	1	0	0	0	1	Milwaukee Braves @ Cincinnati Reds Crosley Field, Cincinnati, OH Tue May 19 1964, 7:05 PM EDT Att: 10,011 - Unknown																					
Tommy Harper, R (1,7) OBP: 0.272, SLG: 0.169	FC1-3-6							F5		4	1	1	0	0	1	3																						
Vada Pinson, L (1,8) OBP: 0.336, SLG: 0.440	K							1B		4	0	1	0	0	1	1																						
Gordy Coleman, L (1,3) OBP: 0.385, SLG: 0.525	CS		F7					HR		3	1	1	1	0	0	0																						
Frank Robinson, R (1,9) OBP: 0.387, SLG: 0.558	L9							1B		3	0	0	0	1	0	0																						
Leo Cardenas, R (1,6) OBP: 0.367, SLG: 0.486	K							F9		3	0	1	1	0	1	0																						
Steve Boros, R (1,5) OBP: 0.292, SLG: 0.429			F2					K		3	0	0	0	0	1	3																						
Johnny Edwards, L (1,2) OBP: 0.292, SLG: 0.361			L8					G3		3	0	0	0	0	0	0																						
Sammy Ellis, L (1,1) Hal Smith, R (8,PH) Marty Keough, L (6,PR) John Tsitouris, R (9,1)			K					1B		2	0	0	0	0	2	0																						
Inning Stats	R: 0 E: 0 K: 1 S: 5	H: 1 LOB: 0 BB: 0 P: 5	R: 0 E: 0 K: 1 S: 5	H: 0 LOB: 0 BB: 0 P: 5	R: 0 E: 0 K: 1 S: 5	H: 0 LOB: 0 BB: 0 P: 5	R: 0 E: 0 K: 1 S: 5	H: 0 LOB: 0 BB: 0 P: 5	R: 0 E: 1 K: 0 S: 4	H: 1 LOB: 2 BB: 0 P: 4	R: 1 E: 0 K: 0 S: 4	H: 2 LOB: 2 BB: 0 P: 4	R: 0 E: 0 K: 0 S: 4	H: 1 LOB: 0 BB: 0 P: 4	R: 1 E: 0 K: 0 S: 4	H: 1 LOB: 0 BB: 0 P: 4	1B: 5 2B: 0 3B: 0 HR: 1	SF: 1 SAC: 1 DP: 0 HBP: 0	WP: 0 PB: 0 SB: 0 CS: 1	PA: 34																		
PITCHER	IP	WLS	BF	H	R	ER	SO	BB	IBB	HBP	BLK	WP	HR	S	P	ERA	WHIP	PITCHER				IP	WLS	BF	H	R	ER	SO	BB	IBB	HBP	BLK	WP	HR	S	P	ERA	WHIP
Warren Spahn, L (1,1) ERA: 3.92	9.0	W	33	6	2	2	6	0	1	0	0	0	1	44	48	2.00	0.667																					




Batter	1	2	3	4	5	6	7	8	9	AB R H RBI BB SO LOB	TOP									
Lee Maye, L (1.5) OBP: 0.359, SLG: 0.487 Miguel de la Hoz, R (7.5) OBP: 0.400, SLG: 0.520	0-0 4-3	0-0 FC3-6		0-0 F9			0-0 3-1		0-0 G3 HR 1B	4 0 0 0 0 0 3 1 1 1 0 0 0 0	Milwaukee Braves @ Cincinnati Reds Crosley Field, Cincinnati, OH Wed May 20 1964, 7:05 PM EDT Att: 6,054 - Unknown									
Eddie Mathews, L (1.3) OBP: 0.359, SLG: 0.373	4-0 1B 1B BB	0-0 4-3			4-0 G5-4-3 BB		0-0 2B		0-0 G3 1-2 2-3	3 1 1 1 2 0 4										
Hank Aaron, R (1.9) OBP: 0.399, SLG: 0.410	0-0 1B 1-2 FC6-2 1B		4-0 G3-6-3 BB		0-0 G5-4-3 1-2		0-0 F8		4-0 HR IBB	3 1 1 0 2 0 2										
Joe Torre, R (1.2) OBP: 0.380, SLG: 0.581	0-0 1-3 2H 1B		0-0 G3-6-3		0-0 F8			0-0 1-3 2B	0-0 HR	5 1 3 5 0 0 1										
Felipe Alou, R (1.8) OBP: 0.262, SLG: 0.328	0-0 FC6-2		0-0 1B			0-0 F3		0-0 1-3	0-0 F4	5 0 1 0 0 0 3										
Rico Carty, R (1.7) OBP: 0.340, SLG: 0.545		0-0 1B 2B	0-0 FC5-4 1B			0-3 K		0-0 6-3		4 1 2 0 0 1 1										
Denis Menke, R (1.6) OBP: 0.381, SLG: 0.455		0-0 FC1-5 1B	0-0 FC5-4 1B			0-0 6-3		0-0 L7		4 0 1 0 0 0 3										
Frank Bolling, R (1.4) OBP: 0.320, SLG: 0.397		0-0 FC3-6 FC1-5 1B		0-0 5-3		0-0 3-1 SH1-4 2B 1B		0-0 6-3		4 1 2 1 0 0 0										
Denny Lemaster, R (1.1) Bob Sadowski, R (8.1) Billy Hoelt, L (9.1)		0-0 FC1-5		0-0 F8		0-0 SH1-4		0-0 G3 HR 1B		2 0 0 0 0 0 2 1 1 1 0 0 0 0 0 0 0 0 0 0 0										
Inning Stats	R: 1 E: 0 K: 0 S: 4	H: 2 LOB: 1 BB: 1 P: 8	R: 1 E: 0 K: 0 S: 6	H: 3 LOB: 2 BB: 0 P: 6	R: 0 E: 0 K: 0 S: 4	H: 2 LOB: 2 BB: 1 P: 8	R: 0 E: 0 K: 0 S: 3	H: 0 LOB: 0 BB: 0 P: 3	R: 0 E: 0 K: 1 S: 5	H: 0 LOB: 0 BB: 0 P: 5		R: 1 E: 0 K: 0 S: 5	H: 2 LOB: 1 BB: 0 P: 5	R: 0 E: 0 K: 0 S: 4	H: 1 LOB: 1 BB: 0 P: 4	R: 4 E: 0 K: 0 S: 6	H: 3 LOB: 0 BB: 1 P: 10	1B: 9 2B: 4 3B: 0 HR: 1	SF: 0 SAC: 1 DP: 3 HBP: 0	WP: 0 PB: 0 SB: 0 CS: 0
PITCHER	IP WLS BF H R ER SO BB IBB HBP BLK WP HR S P ERA WHIP											IP WLS BF H R ER SO BB IBB HBP BLK WP HR S P ERA WHIP								
Bob Purkey, R (1.1) ERA: 4.04	7.0 L 30 9 3 3 1 3 0 0 0 0 0 0 29 41 3.86 1.714																			
Joey Jay, R (8.1) ERA: 4.66	2.0 11 4 4 4 0 0 1 0 0 0 0 1 10 14 18.00 2.000																			

AB	36
R	7
H	13
RBI	7
BB	4
SO	1
LOB	19




Batter	1	2	3	4	5	6	7	8	9	AB R H RBI BB SO LOB	BOTTOM									
Pete Rose, S (1.4) OBP: 0.277, SLG: 0.277	0-0 F4		0-0 6-3	0-0 FC6-4			0-0 5-3		0-0 HBP 1B	5 0 1 0 0 0 2	Milwaukee Braves @ Cincinnati Reds Crosley Field, Cincinnati, OH Wed May 20 1964, 7:05 PM EDT Att: 6,054 - Unknown									
Tommy Harper, R (1.7) OBP: 0.275, SLG: 0.173	0-0 S 1B		0-0 F6		0-3 K		0-0 L6		1-0 HBP 1B	4 1 1 1 0 1 0										
Vada Pinson, L (1.8) OBP: 0.331, SLG: 0.447	0-0 F8		0-0 3B		0-3 K		0-3 K		0-3 K	5 0 1 0 0 3 4										
Deron Johnson, R (1.3) OBP: 0.443, SLG: 0.542 Marty Keough, L (8, PR) OBP: 0.231, SLG: 0.417	0-0 BB 1B		0-0 F3		0-0 1B		0-0 E5		0-3 K	4 0 2 1 0 0 1 1 0 0 0 0 1 3										
Frank Robinson, R (1.9) OBP: 0.390, SLG: 0.579	4-0 1-2 BB			0-0 HR		0-0 F3		0-3 K		3 1 1 1 1 1 2										
Leo Cardenas, R (1.6) OBP: 0.355, SLG: 0.470	0-0 F8			0-0 F8		0-0 F6		0-0 5-3		4 0 0 0 0 0 3										
Steve Boros, R (1.5) OBP: 0.296, SLG: 0.417 Bob Skinner, L (9, PH) OBP: 0.302, SLG: 0.490		0-0 5-3		0-0 BB 1B		0-0 L7		0-0 4-3		3 0 1 0 0 0 0 1 0 0 0 0 0 0										
Johnny Edwards, L (1.2) OBP: 0.300, SLG: 0.360		0-3 K		4-0 FC6-4 BB		0-0 F8		0-0 1B HBP 1B		3 1 1 0 1 1 0										
Bob Purkey, R (1.1) ERA: 6.17 Hal Smith, R (7, PH) OBP: 0.333, SLG: 0.316 Joey Jay, S (8.1) Gordy Coleman, L (9, PH) ERA: 3.07		0-3 K		0-0 F5		0-3 K		0-0 HBP 1B		2 0 0 0 0 1 2 1 0 0 0 0 1 0 0 0 0 0 0 0 0 1 0 1 0 0 0 0										
Inning Stats	R: 1 E: 0 K: 0 S: 5	H: 2 LOB: 2 BB: 1 P: 9	R: 0 E: 0 K: 2 S: 7	H: 0 LOB: 0 BB: 0 P: 7	R: 0 E: 0 K: 0 S: 4	H: 1 LOB: 1 BB: 0 P: 4	R: 1 E: 0 K: 0 S: 5	H: 2 LOB: 2 BB: 1 P: 9	R: 0 E: 0 K: 2 S: 8	H: 1 LOB: 1 BB: 0 P: 8		R: 0 E: 0 K: 1 S: 5	H: 0 LOB: 0 BB: 0 P: 5	R: 0 E: 1 K: 2 S: 8	H: 0 LOB: 1 BB: 0 P: 8	R: 1 E: 0 K: 2 S: 10	H: 3 LOB: 3 BB: 0 P: 11	1B: 7 2B: 0 3B: 1 HR: 1	SF: 0 SAC: 0 DP: 0 HBP: 1	WP: 0 PB: 0 SB: 1 CS: 0
PITCHER	IP WLS BF H R ER SO BB IBB HBP BLK WP HR S P ERA WHIP											IP WLS BF H R ER SO BB IBB HBP BLK WP HR S P ERA WHIP								
Denny Lemaster, L (1.1) ERA: 6.17	7.1 W 31 6 2 2 6 2 0 0 0 0 0 0 41 49 2.46 1.091																			
Bob Sadowski, R (8.1) ERA: 4.64	1.0 7 3 1 1 1 0 0 0 1 0 0 0 8 9 9.00 3.000																			
Billy Hoelt, L (9.1) ERA: 3.07	0.2 S 2 0 0 0 2 0 0 0 0 0 0 0 6 6 0.00 0.000																			


AB	37
R	3
H	9
RBI	3
BB	2
SO	9
LOB	17



Batter	1	2	3	4	5	6	7	8	9	AB	R	H	RBI	BB	SO	LOB	TOP				
Curt Flood, R OBP: 0.348, SLG: 0.401	4-0 FC3 BB	1-3			6-3		1-3		0-0 E 1B	4	0	1	0	1	0	1	St. Louis Cardinals @ Milwaukee Braves Milwaukee County Stadium, Milwaukee, WI Fri May 22 1964, 8:05 PM EDT Att: 20,489 - Unknown livebaseballscorecards.com				
Doug Clemens, L OBP: 0.315, SLG: 0.533	0-0 F6	0-3 K			0-0 F8		0-0 2B 1B		0-0 SH4-6 1-3	4	1	1	0	0	1	2					
Dick Groat, R OBP: 0.323, SLG: 0.340	0-0 FC3 1-2 HR			0-0 F9		0-0 4-3		0-0 1-H 2B		0-0 F3	5	1	1	1	0	2					
Ken Boyer, R OBP: 0.423, SLG: 0.561	0-0 1-H HR			4-0 1-3 BB		0-0 6-3		4-0 1B		0-0 6-3	3	1	1	2	2	0					
Bill White, L OBP: 0.317, SLG: 0.411	0-0 4-3			0-0 1-3		0-0 F6		0-0 F7			4	0	0	0	0	3					
Charlie James, R OBP: 0.314, SLG: 0.424		0-0 1-3		0-0 6-3		4-0 BB		0-0 E3			3	0	0	0	1	0					
Tim McCarver, L OBP: 0.357, SLG: 0.491		4-0 1B E BB		0-0 F7		0-0 F9		0-0 F5			3	1	0	0	1	0					
Julian Javier, R OBP: 0.279, SLG: 0.407		0-0 1-2 E 1B		0-3 K			0-0 HR		0-0 F8	4	2	2	1	0	1	1					
Curt Simmons, L OBP: 0.074, SLG: 0.038		0-0 E6 1-3 1-H 2-H		0-0 5-3			0-3 K		0-0 1-3	4	0	0	0	0	1	1					
Inning Stats	R: 2 E: 0 K: 0 S: 4	H: 1 LOB: 0 BB: 1 P: 8	R: 2 E: 1 K: 1 S: 7	H: 1 LOB: 1 BB: 1 P: 11	R: 0 E: 0 K: 0 S: 3	H: 0 LOB: 1 BB: 1 P: 7	R: 0 E: 0 K: 1 S: 5	H: 0 LOB: 0 BB: 0 P: 5	R: 0 E: 0 K: 0 S: 3	H: 0 LOB: 0 BB: 1 P: 7	R: 2 E: 0 K: 1 S: 8	H: 3 LOB: 2 BB: 1 P: 12	R: 0 E: 1 K: 0 S: 4	H: 0 LOB: 1 BB: 0 P: 4	R: 0 E: 1 K: 0 S: 4	H: 1 LOB: 1 BB: 0 P: 4	1B: 3 2B: 1 3B: 0 HR: 2	SF: 0 SAC: 1 DP: 0 HBP: 0	WP: 0 PB: 0 SB: 0 CS: 0	PA: 40	
PITCHER	IP	WLS	BF	H	R	ER	SO	BB	IBB	HBP	BLK	WP	HR	S	P	ERA	WHIP				
Tony Cloninger, R ERA: 2.72	(1, 1)	6.0	L	25	2	4	2	2	4	0	0	0	0	1	25	41	3.00	1.000			
Billy Hoelt, L ERA: 4.02	(7, 1)	1.0		7	3	2	1	0	1	0	0	0	1	8	12	18.00	3.000				
Jack Smith, R ERA: 3.86	(8, 1)	2.0		8	1	0	0	0	0	0	0	0	0	8	8	0.00	0.500				

Batter	1	2	3	4	5	6	7	8	9	AB	R	H	RBI	BB	SO	LOB	BOTTOM			
Felipe Alou, R OBP: 0.269, SLG: 0.333	0-0 G5-4-3 1B			0-0 F3		0-0 1-3			0-0 FC6-4 1B	4	0	2	0	0	0	0	St. Louis Cardinals @ Milwaukee Braves Milwaukee County Stadium, Milwaukee, WI Fri May 22 1964, 8:05 PM EDT Att: 20,489 - Unknown livebaseballscorecards.com			
Lee Maye, L OBP: 0.348, SLG: 0.472	0-0 F8			0-0 L6		0-0 F5			0-0 FC6-4 1-2	4	0	0	0	0	0	2				
Hank Aaron, R OBP: 0.388, SLG: 0.397	0-0 G5-4-3 1-2			0-3 K			0-0 F8		0-3 K	4	0	0	0	0	2	2				
Joe Torre, R OBP: 0.379, SLG: 0.576		0-0 6-3			0-0 3-1 FC5 BB 1B		0-0 F8			3	1	1	0	0	0	0				
Rico Carty, R OBP: 0.340, SLG: 0.522		0-0 G3			4-0 FC5 1-2 BB		0-0 4-3			2	0	0	0	1	0	0				
Eddie Mathews, L OBP: 0.351, SLG: 0.364		0-3 K			0-0 3-1 1-2 2-3			0-3 K		3	0	0	0	0	2	2				
Frank Bolling, R OBP: 0.313, SLG: 0.387				0-0 5-3		0-0 FC5 2-3 3-H			0-0 F8	3	0	0	1	0	0	1				
Denis Menke, R OBP: 0.370, SLG: 0.440				0-0 4-3		0-0 1-3			0-3 K	3	0	0	0	0	1	1				
Tony Cloninger, R OBP: 0.267, SLG: 0.267	(1, 1)								0-3 K	1	0	0	0	0	0	0				
Miguel de la Hoz, R OBP: 0.355, SLG: 0.500	(6, PH)									1	0	0	0	0	0	0				
Billy Hoelt, L	(7, 1)									0	0	0	0	0	0	0				
Jack Smith, R	(8, 1)									0	0	0	0	0	0	0				
Len Gabrielson, L OBP: 0.182, SLG: 0.182	(9, PH)									1	0	0	0	0	1	0				
Inning Stats	R: 0 E: 0 K: 0 S: 3	H: 1 LOB: 0 BB: 0 P: 3	R: 0 E: 0 K: 1 S: 5	H: 0 LOB: 0 BB: 0 P: 5	R: 0 E: 0 K: 1 S: 3	H: 0 LOB: 0 BB: 0 P: 3	R: 1 E: 0 K: 0 S: 4	H: 1 LOB: 1 BB: 1 P: 8	R: 0 E: 0 K: 0 S: 3	H: 0 LOB: 0 BB: 0 P: 3	R: 0 E: 0 K: 2 S: 7	H: 0 LOB: 0 BB: 0 P: 7	R: 0 E: 0 K: 2 S: 8	H: 0 LOB: 1 BB: 0 P: 8	R: 0 E: 0 K: 2 S: 8	H: 1 LOB: 1 BB: 0 P: 8	1B: 3 2B: 0 3B: 0 HR: 0	SF: 0 SAC: 0 DP: 1 HBP: 0	WP: 0 PB: 0 SB: 0 CS: 0	PA: 30
PITCHER	IP	WLS	BF	H	R	ER	SO	BB	IBB	HBP	BLK	WP	HR	S	P	ERA	WHIP			
Curt Simmons, L ERA: 2.38	(1, 1)	9.0	W	30	3	1	1	6	1	0	0	0	0	41	45	1.00	0.444			

Batter	1	2	3	4	5	6	7	8	9	AB	R	H	RBI	BB	SO	LOB	TOP								
Curt Flood, R OBP: 0.352, SLG: 0.400 (1, 8)	0-0 6-3		0-0 SH3-4		0-0 1B	0-0 1B		0-0 4-3		3	0	1	1	1	0	0	St. Louis Cardinals @ Milwaukee Braves Milwaukee County Stadium, Milwaukee, WI Sat May 23 1964, 4:33 AM EDT Att: 10,567 - Unknown AB 32 R 4 H 10 RBI 4 BB 5 SO 4 LOB 12 								
Doug Clemens, L OBP: 0.314, SLG: 0.521 (1, 7)	0-0 4-3		0-0 4-3		0-0 1B	0-0 BB		0-0 G4-6-3		3	0	1	0	0	0	1									
Charlie James, R OBP: 0.308, SLG: 0.416 (6, PH)	0-0 4-3		0-0 4-3		0-0 1B	0-0 1B		0-0 G4-6-3		2	0	0	0	0	0	3									
Dick Groat, R OBP: 0.327, SLG: 0.346 (1, 6)	0-3 K		0-0 2B		0-0 BB	0-0 BB		0-0 6-3		3	0	1	1	1	1	0									
Ken Boyer, R OBP: 0.419, SLG: 0.552 (1, 5)		0-0 4-3	0-0 F8		0-0 G6-4-3	0-0 1B		0-0 G4-6-3		4	0	1	0	0	0	4									
Bill White, L OBP: 0.315, SLG: 0.429 (1, 3)		0-0 HR		0-0 4-3		0-0 1-3		0-0 G4-6-3		4	1	1	1	0	0	1									
Johnny Lewis, L OBP: 0.386, SLG: 0.418 (1, 9)		0-0 1B		0-0 CS	0-0 1B	0-0 BB		0-3 K		3	1	2	0	1	1	0									
Julian Javier, R OBP: 0.278, SLG: 0.402 (1, 4)	0-3 K		0-0 2-3		0-0 1B	0-0 BB		0-0 F9		4	1	1	0	0	1	2									
Tim McCarver, L OBP: 0.361, SLG: 0.486 (1, 2)	0-0 F9		0-0 IBB		0-0 1B	0-0 1B		0-0 F9		3	0	1	0	1	0	1									
Roger Craig, R OBP: 0.448, SLG: 0.400 (5, 1)			0-0 SH3-4		0-0 CS	0-0 6-3		0-3 K		2	1	1	0	0	0	0									
Lew Burdette, R OBP: 0.370, SLG: 0.435 (6, PH)			0-0 2B		0-0 1B	0-0 BB		0-0 K		0	0	0	0	0	0	0									
Jeff Long, R OBP: 0.310, SLG: 0.435 (6, PH)			0-0 2B		0-0 1B	0-0 BB		0-0 K		0	0	0	0	0	0	0									
Ray Sadock, R OBP: 0.310, SLG: 0.435 (6, PH)			0-0 2B		0-0 1B	0-0 BB		0-0 K		0	0	0	0	0	0	0									
Ron Taylor, R OBP: 0.333, SLG: 0.393 (6, PH)			0-0 2B		0-0 1B	0-0 BB		0-0 K		0	0	0	0	0	0	0									
Phil Gagliano, R OBP: 0.333, SLG: 0.393 (6, PH)			0-0 2B		0-0 1B	0-0 BB		0-0 K		1	0	0	0	0	0	1									
Inning Stats	R: 0 E: 0 K: 1 S: 5	H: 0 LOB: 0 BB: 0 P: 5	R: 1 E: 0 K: 1 S: 7	H: 2 LOB: 1 BB: 0 P: 7	R: 1 E: 0 K: 0 S: 5	H: 2 LOB: 1 BB: 0 P: 5	R: 0 E: 0 K: 0 S: 3	H: 1 LOB: 1 BB: 1 P: 7	R: 0 E: 0 K: 0 S: 4	H: 2 LOB: 2 BB: 1 P: 8	R: 2 E: 0 K: 0 S: 4	H: 2 LOB: 3 BB: 3 P: 16	R: 0 E: 0 K: 0 S: 3	H: 1 LOB: 0 BB: 0 P: 3	R: 0 E: 0 K: 1 S: 5	H: 0 LOB: 0 BB: 0 P: 5	R: 0 E: 0 K: 1 S: 5	H: 0 LOB: 0 BB: 0 P: 5	1B: 8 2B: 1 3B: 0 HR: 1	SF: 0 SAC: 1 DP: 3 HBP: 0	WP: 0 PB: 0 SB: 1 CS: 1	PA: 39			
PITCHER	IP	WLS	BF	H	R	ER	SO	BB	IBB	HBP	BLK	WP	HR	S	P	ERA	WHIP								
Hank Fischer, R ERA: 3.24	(1, 1)	4.1	21	7	2	2	2	1	1	0	0	0	1	23	31	4.15	1.846								
Bob Sadowski, R ERA: 4.95	(5, 1)	1.0	7	2	2	2	0	3	0	0	0	0	0	4	16	18.00	5.000								
Billy Hoelt, L ERA: 3.26	(6, 1)	3.2	W	10	1	0	0	2	0	0	0	0	0	14	14	0.00	0.273								

Batter	1	2	3	4	5	6	7	8	9	AB	R	H	RBI	BB	SO	LOB	BOTTOM								
Felipe Alou, R OBP: 0.281, SLG: 0.368 (1, 8)	0-0 WP		0-0 F3	0-0 1B		0-0 IHR		0-0 F4		5	1	3	1	0	0	3	St. Louis Cardinals @ Milwaukee Braves Milwaukee County Stadium, Milwaukee, WI Sat May 23 1964, 4:33 AM EDT Att: 10,567 - Unknown AB 38 R 8 H 14 RBI 8 BB 7 SO 6 LOB 27 								
Lee Maye, L OBP: 0.346, SLG: 0.460 (1, 5)	4-0 1B		0-0 F3	0-0 1B		0-0 IHR		0-3 K		3	0	0	0	1	0	3									
Woody Woodward, R OBP: 0.125, SLG: 0.125 (7, 5)	4-0 1B		0-0 F3	0-0 1B		0-0 IHR		0-3 K		1	0	0	0	0	1	0									
Hank Aaron, R OBP: 0.388, SLG: 0.420 (1, 9)	0-0 F6		0-0 F5		0-0 HR	0-0 1B		0-0 HR		5	2	2	1	0	0	3									
Joe Torre, R OBP: 0.386, SLG: 0.574 (1, 3)	0-0 G1-4-3		0-0 F5		0-0 HR	0-0 1B		0-0 HR		4	3	2	0	1	1	3									
Rico Carty, R OBP: 0.382, SLG: 0.653 (1, 7)		0-3 K		0-0 HR	0-0 1B	0-0 HR		4-0 2B	4-0 2B	3	2	2	5	2	1	0									
Ed Bailey, L OBP: 0.321, SLG: 0.485 (1, 2)		0-0 K		0-0 HR	0-0 1B	0-0 HR		0-0 BB	0-0 BB	1	0	1	0	0	0	0									
Len Gabrielson, L OBP: 0.231, SLG: 0.308 (4, 3)		0-0 2B		0-0 HR	0-0 1B	0-0 HR		0-0 BB	0-0 BB	4	0	2	1	0	0	0									
Frank Bolling, R OBP: 0.309, SLG: 0.379 (1, 4)		0-0 2B		0-0 HR	0-0 1B	0-0 HR		0-0 BB	0-0 BB	5	0	1	0	0	1	5									
Denis Menke, R OBP: 0.389, SLG: 0.441 (1, 6)		0-0 2B		0-0 HR	0-0 1B	0-0 HR		0-0 BB	0-0 BB	2	0	1	0	3	0	0									
Hank Fischer, R OBP: 0.118, SLG: 0.063 (1, 1)		0-3 K		0-0 HR	0-0 1B	0-0 HR		0-0 BB	0-0 BB	2	0	0	0	0	1	4									
Bob Sadowski, R OBP: 0.118, SLG: 0.118 (5, 1)		0-3 K		0-0 HR	0-0 1B	0-0 HR		0-0 BB	0-0 BB	0	0	0	0	0	0	0									
Billy Hoelt, L ERA: 3.26		0-3 K		0-0 HR	0-0 1B	0-0 HR		0-0 BB	0-0 BB	3	0	0	0	0	1	6									
Inning Stats	R: 0 E: 0 K: 0 S: 3	H: 1 LOB: 1 BB: 1 P: 7	R: 0 E: 0 K: 2 S: 8	H: 1 LOB: 2 BB: 1 P: 12	R: 0 E: 0 K: 0 S: 3	H: 0 LOB: 0 BB: 0 P: 3	R: 2 E: 0 K: 0 S: 8	H: 5 LOB: 3 BB: 0 P: 8	R: 3 E: 0 K: 1 S: 6	H: 3 LOB: 0 BB: 0 P: 6	R: 1 E: 1 K: 1 S: 7	H: 1 LOB: 1 BB: 0 P: 7	R: 0 E: 0 K: 2 S: 8	H: 1 LOB: 3 BB: 2 P: 16	R: 2 E: 0 K: 1 S: 7	H: 2 LOB: 3 BB: 3 P: 19	1B: 7 2B: 3 3B: 0 HR: 4	SF: 0 SAC: 0 DP: 1 HBP: 0	WP: 1 PB: 0 SB: 0 CS: 0	PA: 45					
PITCHER	IP	WLS	BF	H	R	ER	SO	BB	IBB	HBP	BLK	WP	HR	S	P	ERA	WHIP								
Roger Craig, R ERA: 2.88	(1, 1)	4.0	L	23	10	5	2	1	1	0	0	0	1	25	33	11.25	2.750								
Lew Burdette, R ERA: 1.35	(5, 1)	1.0	3	0	0	0	0	0	0	0	0	0	0	3	3	0.00	0.000								
Ron Taylor, R ERA: 7.29	(6, 1)	3.0	19	4	3	3	4	3	2	0	0	0	1	22	42	9.00	2.333								

Batter	1	2	3	4	5	6	7	8	9	AB	R	H	RBI	BB	SO	LOB	TOP			
Curt Flood, R OBP: 0.365, SLG: 0.419 (1, 8) X	0-0 1B FC 1B	0-0 2H 2B		0-0 1-2 1B		0-0 1-2 1B		0-0 4-3		5	1	4	1	0	0	0	St. Louis Cardinals @ Milwaukee Braves Milwaukee County Stadium, Milwaukee, WI Sun May 24 1964, 4:33 AM EDT Unknown			
Dick Groat, R OBP: 0.318, SLG: 0.335 (1, 6) X	0-0 FC 1B	0-0 F7		0-0 FC5		0-0 F7		0-0 F9		5	1	0	0	0	0	6				
Bill White, L OBP: 0.311, SLG: 0.420 (1, 3) X	0-0 1B FC5-2 1B	0-0 F3			0-0 4-3		0-3 K		0-0 F8	5	0	1	0	0	1	3				
Ken Boyer, R OBP: 0.430, SLG: 0.555 (1, 5) X	0-0 FC5-2 E 1B		0-0 G6-4-3 1B		0-3 K		4-0 FC6-4 BB		4-0 1B 1-3 BB	3	1	2	2	2	1	0				
Charlie James, R OBP: 0.304, SLG: 0.406 (1, 7) X	0-0 FC5-2 E 1B		0-0 G6-4-3 1B		0-0 1B		0-0 FC6-4 BB		0-0 1-3	5	0	1	0	0	0	5				
Jeff Long, R OBP: 0.306, SLG: 0.444 (1, 9) S	0-3 K		0-3 G3		0-0 1B		4-0 FC6-4 BB		0-0	4	0	2	0	1	1	1				
Julian Javier, R OBP: 0.267, SLG: 0.386 (1, 4) X	0-0 4-3			0-0 5-3		0-0 F7		0-0 FC6-4 BB	0-0 5-3	5	0	0	0	0	0	7				
Bob Uecker, R OBP: 0.303, SLG: 0.258 (1, 2) X		0-0 SH1-3 2B 1B		4-0 FC1-6 BB		0-0 1B		0-0 F9		3	1	2	0	1	0	2				
Ray Washburn, R OBP: 0.167, SLG: 0.167 (1, 1) X		0-0 SH1-3		0-0 FC1-6 1B		0-0 F5		0-3 K		0	0	0	0	0	0	0				
Ray Sadecki, L OBP: 0.143, SLG: 0.214 (3, 1) X				0-0 FC5 1B						1	0	0	0	0	0	1				
Lew Burdette, R ERA: 4.08 (4, 1) X				1-2 2H						1	0	0	0	0	0	1				
Doug Clemens, L OBP: 0.308, SLG: 0.510 (8, PH) X				1-2 2H						1	0	0	0	0	0	1				
Bobby Shantz, R ERA: 4.96 (8, 1) X										0	0	0	0	0	0	0				
Inning Stats	R: 3 E: 1 K: 1 S: 9	H: 3 LOB: 1 BB: 0 P: 9	R: 1 E: 0 K: 0 S: 5	H: 2 LOB: 1 BB: 0 P: 5	R: 0 E: 0 K: 0 S: 3	H: 1 LOB: 0 BB: 0 P: 3	R: 0 E: 0 K: 0 S: 4	H: 1 LOB: 2 BB: 1 P: 8	R: 0 E: 0 K: 1 S: 7	H: 2 LOB: 2 BB: 0 P: 7	R: 0 E: 0 K: 0 S: 3	H: 0 LOB: 2 BB: 2 P: 11	R: 0 E: 0 K: 1 S: 5	H: 0 LOB: 0 BB: 1 P: 5	R: 0 E: 0 K: 0 S: 4	H: 1 LOB: 2 BB: 1 P: 8	1B: 11 2B: 1 3B: 0 HR: 0	SF: 0 SAC: 1 DP: 1 HBP: 0	WP: 0 PB: 0 SB: 0 CS: 0	PA: 43
PITCHER	IP WLS BF H R ER SO	IP WLS BF H R ER SO	IP WLS BF H R ER SO	IP WLS BF H R ER SO	IP WLS BF H R ER SO	IP WLS BF H R ER SO	IP WLS BF H R ER SO	IP WLS BF H R ER SO	IP WLS BF H R ER SO	IP WLS BF H R ER SO	IP WLS BF H R ER SO	IP WLS BF H R ER SO	IP WLS BF H R ER SO	IP WLS BF H R ER SO	IP WLS BF H R ER SO	IP WLS BF H R ER SO	ERA WHIP	ERA WHIP		
Warren Spahn, L ERA: 4.02 (1, 1)	5.1 W 28 11 4 3 2																5.06 2.250			
Bob Sadowski, R ERA: 4.96 (6, 1)	3.2 S 15 1 0 0 2																0.00 1.091			

AB	38
R	4
H	12
RBI	3
BB	4
SO	4
LOB	26



Batter	1	2	3	4	5	6	7	8	9	AB	R	H	RBI	BB	SO	LOB	BOTTOM			
Felipe Alou, R OBP: 0.293, SLG: 0.385 (1, 8) X	0-0 2B 2B		0-0 F8	0-0 2B 1B	0-0 1-2 1B		0-3 K			5	2	3	2	0	1	0	St. Louis Cardinals @ Milwaukee Braves Milwaukee County Stadium, Milwaukee, WI Sun May 24 1964, 4:33 AM EDT Unknown			
Eddie Mathews, L OBP: 0.355, SLG: 0.389 (1, 5) X	0-0 2B		0-0 1B	0-0 1B 2B	0-0 1-3		0-3 K			5	2	3	2	0	1	2				
Hank Aaron, R OBP: 0.389, SLG: 0.415 (1, 9) B	4-0 BB		0-0 1B	0-0 F7		0-0 6-3		0-3 K		4	0	1	0	1	1	1				
Joe Torre, R OBP: 0.400, SLG: 0.582 (1, 2) X	0-0 F8		0-0 1B	0-0 1B		0-0 FC4-6 1B		0-0 FC5-4 1B		5	0	4	2	0	0	2				
Rico Carty, R OBP: 0.367, SLG: 0.611 (1, 7) X	0-0 F8		0-0 F3	0-0 F4		0-0 FC4-6 1B		0-0 FC5-4		5	0	1	0	0	0	6				
Len Gabrielson, L OBP: 0.200, SLG: 0.267 (1, 3) X	0-0 G3		0-3 K		0-0 F5		0-0 FC4-6			4	0	0	0	0	1	6				
Frank Bolling, R OBP: 0.307, SLG: 0.370 (1, 4) X		0-0 F3		4-0 2B SF9 BB	0-0 F3	0-0 F8				3	1	0	0	1	0	2				
Denis Menke, R OBP: 0.393, SLG: 0.454 (1, 6) X		0-0 4-3		0-0 SF9 1B 2B	0-0 1B 1B		0-0 F8			4	2	2	0	0	0	0				
Warren Spahn, L OBP: 0.200, SLG: 0.250 (1, 1) X		0-0 F7		0-0 SF9	0-0 1B		0-0 4-3			2	0	1	1	0	0	0				
Bob Sadowski, R OBP: 0.111, SLG: 0.111 (6, 1) X				2-3 3H	1-3 1B					1	0	0	0	0	0	0				
Inning Stats	R: 1 E: 0 K: 0 S: 5	H: 2 LOB: 2 BB: 1 P: 9	R: 0 E: 0 K: 0 S: 3	H: 0 LOB: 0 BB: 0 P: 3	R: 1 E: 0 K: 1 S: 8	H: 3 LOB: 2 BB: 0 P: 8	R: 4 E: 0 K: 0 S: 7	H: 4 LOB: 1 BB: 1 P: 11	R: 1 E: 0 K: 0 S: 6	H: 3 LOB: 2 BB: 0 P: 6	R: 0 E: 0 K: 0 S: 5	H: 2 LOB: 0 BB: 0 P: 5	R: 0 E: 0 K: 1 S: 5	H: 0 LOB: 0 BB: 0 P: 5	R: 0 E: 0 K: 2 S: 8	H: 1 LOB: 1 BB: 0 P: 8	1B: 11 2B: 4 3B: 0 HR: 0	SF: 1 SAC: 0 DP: 0 HBP: 0	WP: 0 PB: 0 SB: 0 CS: 0	PA: 41
PITCHER	IP WLS BF H R ER SO	IP WLS BF H R ER SO	IP WLS BF H R ER SO	IP WLS BF H R ER SO	IP WLS BF H R ER SO	IP WLS BF H R ER SO	IP WLS BF H R ER SO	IP WLS BF H R ER SO	IP WLS BF H R ER SO	IP WLS BF H R ER SO	IP WLS BF H R ER SO	IP WLS BF H R ER SO	IP WLS BF H R ER SO	IP WLS BF H R ER SO	IP WLS BF H R ER SO	IP WLS BF H R ER SO	ERA WHIP	ERA WHIP		
Ray Washburn, R ERA: 2.74 (1, 1)	2.1 L 9 4 4 4 1																7.71 2.571			
Ray Sadecki, L ERA: 4.08 (3, 1)	1.1 L 9 4 4 4 1																27.00 3.750			
Lew Burdette, R ERA: 1.8 (4, 1)	3.1 L 15 5 1 1 1																2.70 1.500			
Bobby Shantz, L ERA: 2.77 (8, 1)	1.0 L 4 1 0 0 2																0.00 1.000			



Batter	1	2	3	4	5	6	7	8	9	AB	R	H	RBI	BB	SO	LOB	TOP							
Curt Flood, R OBP: 0.362, SLG: 0.415 (1, 8)	F8		F7			1B			6-3	4	0	1	0	0	0	0								
Dick Groat, R OBP: 0.316, SLG: 0.340 (1, 6)	2B			5-3		F9			F8	4	0	1	0	0	0	1								
Bill White, L OBP: 0.312, SLG: 0.418 (1, 3)	K			G5-4-3 1B			K			3	0	1	0	0	2	1								
Ken Boyer, R OBP: 0.423, SLG: 0.544 (1, 5)	F9			G5-4-3 1-2			K			3	0	0	0	0	1	2								
Jeff Long, R OBP: 0.371, SLG: 0.400 (1, 9)		K				K			K	3	0	0	0	0	3	0								
Charlie James, R OBP: 0.296, SLG: 0.394 (1, 7)	F2				K2-3			F3		3	0	0	0	0	1	0								
Julian Javier, R OBP: 0.261, SLG: 0.377 (1, 4)	F2				K			F3		3	0	0	0	0	1	0								
Tim McCarver, L OBP: 0.352, SLG: 0.473 (1, 2)			F7			F8		F7		3	0	0	0	0	0	0								
Ernie Broglio, R OBP: 0.222, SLG: 0.188 (1, 1)						K			F8	0	0	0	0	0	0	0								
Ron Taylor, R (2, 1)										2	0	0	0	0	2	0								
Bobby Shantz, R (7, 1)										0	0	0	0	0	0	0								
Phil Gagliano, R (9, PH) OBP: 0.320, SLG: 0.375										1	0	0	0	0	0	0								
Inning Stats	R: 0 E: 0 K: 1 S: 6	H: 1 LOB: 1 BB: 0 P: 6	R: 0 E: 0 K: 1 S: 5	H: 0 LOB: 0 BB: 0 P: 5	R: 0 E: 0 K: 1 S: 5	H: 0 LOB: 0 BB: 0 P: 5	R: 0 E: 0 K: 0 S: 3	H: 1 LOB: 0 BB: 0 P: 3	R: 0 E: 0 K: 3 S: 9	H: 0 LOB: 0 BB: 0 P: 9	R: 0 E: 0 K: 0 S: 6	H: 1 LOB: 1 BB: 0 P: 6	R: 0 E: 0 K: 3 S: 9	H: 0 LOB: 0 BB: 0 P: 9	R: 0 E: 0 K: 0 S: 3	H: 0 LOB: 0 BB: 0 P: 3	R: 0 E: 0 K: 0 S: 3	H: 0 LOB: 0 BB: 0 P: 3	R: 0 E: 0 K: 0 S: 3	H: 0 LOB: 0 BB: 0 P: 3	1B: 2 2B: 1 3B: 0 HR: 0	SF: 0 SAC: 0 DP: 1 HBP: 0	WP: 0 PB: 0 SB: 0 CS: 0	PA: 29
PITCHER Denny Lemaster, L ERA: 4.91 (1, 1)	IP: 9.0 WLS: W BF: 29 H: 3 R: 0 ER: 0 SO: 10 BB: 0 IBB: 0 HBP: 0 BLK: 0 WP: 0 HR: 0 S: 49 P: 49 ERA: 0.00 WHIP: 0.333																	PITCHER IP: WLS: BF: H: R: ER: SO: BB: IBB: HBP: BLK: WP: HR: S: P: ERA: WHIP						

St. Louis Cardinals @ Milwaukee Braves
Milwaukee County Stadium, Milwaukee, WI
Sun May 24 1964, 4:38 AM EDT
Att: 26,084 - Unknown

AB 29
R 0
H 3
RBI 0
BB 0
SO 10
LOB 4



Batter	1	2	3	4	5	6	7	8	9	AB	R	H	RBI	BB	SO	LOB	BOTTOM			
Felipe Alou, R OBP: 0.290, SLG: 0.378 (1, 8)	F9			5-3		FC6-4-5 2-3	4-3			5	0	1	2	0	0	2				
Eddie Mathews, L OBP: 0.354, SLG: 0.377 (1, 5)	5-3			F3		1-3		3-1		4	0	0	0	1	0	1				
Hank Aaron, R OBP: 0.395, SLG: 0.439 (1, 9)	6-3			FC5-4 1-2		CS BB	HR 1B	HR		4	2	2	1	1	0	3				
Joe Torre, R OBP: 0.406, SLG: 0.623 (1, 2)		E 1B 1B		F8		HR 1-2	1-3			5	3	3	3	0	0	0				
Rico Carty, R OBP: 0.385, SLG: 0.627 (1, 7)		1B E 1B		L4		F8	E WP 1B	2B		5	2	3	0	0	0	0				
Len Gabrielson, L OBP: 0.229, SLG: 0.265 (1, 3)	F4			S BB		1B	F8	F7		4	0	1	0	1	0	4				
Frank Bolling, R OBP: 0.306, SLG: 0.366 (1, 4)	E5 1B			K		F9	E9 WP SF8 1B			4	2	1	0	0	1	4				
Denis Menke, R OBP: 0.413, SLG: 0.510 (1, 6)		1B 1-2 2-3 3-H			HR		WP IBB			3	1	3	2	1	0	0				
Denny Lemaster, R (1, 1)	K			1-3		K	SF8 1-2 2-H 3-H			3	0	0	1	0	2	4				
Inning Stats	R: 0 E: 0 K: 0 S: 3	H: 0 LOB: 0 BB: 0 P: 3	R: 3 E: 1 K: 1 S: 10	H: 4 LOB: 3 BB: 1 P: 14	R: 0 E: 0 K: 1 S: 5	H: 0 LOB: 1 BB: 1 P: 9	R: 1 E: 0 K: 0 S: 4	H: 1 LOB: 0 BB: 0 P: 4	R: 1 E: 0 K: 0 S: 4	H: 2 LOB: 1 BB: 1 P: 8	R: 0 E: 0 K: 1 S: 6	H: 1 LOB: 1 BB: 0 P: 6	R: 4 E: 1 K: 0 S: 7	H: 4 LOB: 1 BB: 1 P: 11	R: 1 E: 0 K: 0 S: 5	H: 2 LOB: 1 BB: 0 P: 5	1B: 8 2B: 2 3B: 0 HR: 4	SF: 1 SAC: 0 DP: 0 HBP: 0	WP: 1 PB: 0 SB: 2 CS: 1	PA: 42
PITCHER Ernie Broglio, R ERA: 4.19 (1, 1)	IP: 1.1 WLS: L BF: 7 H: 2 R: 3 ER: 1 SO: 3 BB: 0 IBB: 0 HBP: 0 BLK: 0 WP: 0 HR: 0 S: 7 P: 7 ERA: 6.75 WHIP: 1.500																	PITCHER IP: WLS: BF: H: R: ER: SO: BB: IBB: HBP: BLK: WP: HR: S: P: ERA: WHIP		
Ron Taylor, R ERA: 7.99 (2, 1)	5.0 28 10 6 6 3 3 1 0 0 0 3 30 46 10.80 2.600																			
Bobby Shantz, L ERA: 3.07 (7, 1)	1.2 7 2 1 1 0 0 0 0 0 1 1 7 7 5.40 1.200																			

St. Louis Cardinals @ Milwaukee Braves
Milwaukee County Stadium, Milwaukee, WI
Sun May 24 1964, 4:38 AM EDT
Att: 26,084 - Unknown

AB 37
R 10
H 14
RBI 9
BB 4
SO 3
LOB 18



Batter	1	2	3	4	5	6	7	8	9	AB	R	H	RBI	BB	SO	LOB	TOP				
Al Spangler, L OBP: 0.243, SLG: 0.283 (1, 7)										5	1	1	1	0	0	1	Houston Colt 45's @ Milwaukee Braves Milwaukee County Stadium, Milwaukee, WI Tue May 26 1964, 8:05 PM EDT Att: 9,937 - Unknown				
Nellie Fox, L OBP: 0.356, SLG: 0.356 (1, 4)										4	1	1	0	0	0	0					
Mike White, R OBP: 0.433, SLG: 0.464 (1, 8)										4	1	4	0	0	0	0					
Walt Bond, L OBP: 0.328, SLG: 0.513 (1, 9)										2	1	1	1	2	1	1					
Rusty Staub, L OBP: 0.261, SLG: 0.288 (1, 3)										4	0	1	2	0	0	4					
Bob Aspromonte, R OBP: 0.295, SLG: 0.312 (1, 5)										4	0	2	0	0	0	1					
John Bateman, R OBP: 0.273, SLG: 0.253 (1, 2)										4	0	1	0	0	1	2					
Eddie Kasko, R OBP: 0.252, SLG: 0.269 (1, 6)										4	0	0	0	0	2	2					
Turk Farrell, R OBP: 0.208, SLG: 0.136 (1, 1)										4	0	0	0	0	3	2					
Inning Stats	R: 1 E: 0 K: 0 S: 4	H: 2 LOB: 1 BB: 1 P: 8	R: 0 E: 0 K: 1 S: 5	H: 0 LOB: 0 BB: 0 P: 5	R: 1 E: 0 K: 1 S: 8	H: 3 LOB: 2 BB: 0 P: 8	R: 0 E: 0 K: 1 S: 6	H: 1 LOB: 1 BB: 0 P: 6	R: 2 E: 0 K: 0 S: 5	H: 2 LOB: 1 BB: 1 P: 9	R: 0 E: 0 K: 1 S: 6	H: 1 LOB: 1 BB: 0 P: 6	R: 0 E: 0 K: 1 S: 5	H: 1 LOB: 0 BB: 0 P: 5	R: 0 E: 0 K: 2 S: 7	H: 0 LOB: 0 BB: 0 P: 7	1B: 7 2B: 2 3B: 1 HR: 1	SF: 0 SAC: 0 DP: 2 HBP: 0	WP: 0 PB: 0 SB: 0 CS: 0	PA: 38	
PITCHER	IP	WLS	BF	H	R	ER	SO	BB	IBB	HBP	BLK	WP	HR	S	P	ERA	WHIP				
Tony Cloninger, R ERA: 3.18 (1, 1)	4.2	L	23	8	4	4	3	1	1	0	0	0	1	27	35	7.71	1.929				
Jack Smith, R ERA: 3.79 (5, 1)	0.1		1	0	0	0	0	0	0	0	0	0	0	1	1	0.00	0.000				
Dan Schneider, L ERA: (6, 1)	2.0		7	2	0	0	2	0	0	0	0	0	0	11	11	0.00	1.000				
Bobby Tiefenauer, R ERA: 3.47 (8, 1)	2.0		6	1	0	0	2	0	0	0	0	0	0	10	10	0.00	0.500				

AB	35
R	4
H	11
RBI	4
BB	2
SO	7
LOB	13



Batter	1	2	3	4	5	6	7	8	9	AB	R	H	RBI	BB	SO	LOB	BOTTOM				
Felipe Alou, R OBP: 0.295, SLG: 0.399 (1, 8)										3	1	1	1	1	1	1	Houston Colt 45's @ Milwaukee Braves Milwaukee County Stadium, Milwaukee, WI Tue May 26 1964, 8:05 PM EDT Att: 9,937 - Unknown				
Eddie Mathews, L OBP: 0.346, SLG: 0.366 (1, 5)										4	0	0	0	0	2	2					
Woody Woodward, R OBP: 0.125, SLG: 0.125 (9, 5)										0	0	0	0	0	0	0					
Hank Aaron, R OBP: 0.386, SLG: 0.427 (1, 9)										4	0	0	0	0	1	2					
Joe Torre, R OBP: 0.415, SLG: 0.651 (1, 2)										3	1	2	1	0	0	1					
Rico Carty, R OBP: 0.377, SLG: 0.603 (1, 7)										4	0	1	0	0	2	2					
Len Gabrielson, L OBP: 0.205, SLG: 0.237 (1, 3)										4	0	0	0	0	2	2					
Frank Bolling, R OBP: 0.299, SLG: 0.358 (1, 4)										3	0	0	0	0	0	2					
Lee Maye, L OBP: 0.343, SLG: 0.457 (9, PH)										1	0	0	0	0	0	0					
Denis Menke, R OBP: 0.408, SLG: 0.495 (1, 6)										3	0	0	0	1	2	0					
Tony Cloninger, R OBP: 0.267, SLG: 0.250 (5, 1)										1	0	0	0	0	1	2					
Ty Cline, L OBP: 0.375, SLG: 0.298 (5, PH)										0	0	0	0	0	0	0					
Dan Schneider, L OBP: 0.370, SLG: 0.449 (8, 1)										0	0	0	0	0	0	0					
Miguel de la Hoz, R OBP: 0.370, SLG: 0.449 (7, PH)										1	0	0	0	0	0	0					
Bobby Tiefenauer, R ERA: 3.47 (8, 1)										0	0	0	0	0	0	0					
Inning Stats	R: 0 E: 0 K: 0 S: 3	H: 0 LOB: 1 BB: 1 P: 7	R: 0 E: 0 K: 1 S: 6	H: 1 LOB: 1 BB: 1 P: 10	R: 2 E: 0 K: 2 S: 9	H: 2 LOB: 0 BB: 0 P: 9	R: 0 E: 0 K: 1 S: 5	H: 0 LOB: 0 BB: 0 P: 5	R: 0 E: 0 K: 2 S: 7	H: 0 LOB: 1 BB: 1 P: 11	R: 0 E: 0 K: 2 S: 8	H: 1 LOB: 1 BB: 0 P: 8	R: 0 E: 0 K: 1 S: 5	H: 0 LOB: 0 BB: 0 P: 5	R: 0 E: 0 K: 1 S: 5	H: 0 LOB: 0 BB: 0 P: 5	1B: 1 2B: 1 3B: 0 HR: 2	SF: 0 SAC: 0 DP: 0 HBP: 1	WP: 0 PB: 0 SB: 0 CS: 0	PA: 35	
PITCHER	IP	WLS	BF	H	R	ER	SO	BB	IBB	HBP	BLK	WP	HR	S	P	ERA	WHIP				
Turk Farrell, R ERA: 2.14 (1, 1)	9.0	W	35	4	2	2	11	3	0	1	0	0	2	53	66	2.00	0.778				

AB	31
R	2
H	4
RBI	2
BB	3
SO	11
LOB	14



Batter	1	2	3	4	5	6	7	8	9	AB	R	H	RBI	BB	SO	LOB	TOP					
Al Spangler, L OBP: 0.252, SLG: 0.291 (1, 7)	0-0 1-3		0-0 CS 1B		0-0 1-3			0-0 1B		4	0	2	0	0	0	0	Houston Colt 45's @ Milwaukee Braves Milwaukee County Stadium, Milwaukee, WI Wed May 27 1964, 8:05 PM EDT Att: 6,682 - Unknown livebaseballscorecards.com					
Nelle Fox, L OBP: 0.353, SLG: 0.348 Don Nottebart, R (8, 1)	4-0 1B BB		0-0 F7		0-0 F7			0-0 G3		3	0	0	0	1	0	2						
Mike White, R OBP: 0.406, SLG: 0.433 (8, 4)	0-0 F4		0-0 CS 1-2	0-0 L8				0-0 5-3		4	0	0	0	0	0	1						
Walt Bond, L OBP: 0.326, SLG: 0.504 (1, 9)	0-0 1-2 1B			0-0 F6				0-0 P5		4	0	1	0	0	0	0						
Rusty Staub, L OBP: 0.260, SLG: 0.294 (8, 8)	0-0 1-3			0-0 2B				0-0 F6		4	0	1	0	0	0	2						
Bob Aspromonte, R OBP: 0.296, SLG: 0.308 (1, 5)		0-0 6-3		4-0 BB				0-3 K		2	0	0	0	1	1	0						
John Bateman, R OBP: 0.265, SLG: 0.245 (1, 2)		0-3 K		0-0 F7				0-0 6-3		3	0	0	0	0	1	2						
Eddie Kasko, R OBP: 0.247, SLG: 0.264 (1, 6)		0-3 K			0-0 F2			0-3 K		3	0	0	0	0	2	0						
Hal Brown, R Dave Roberts, L (8, PH) (8, 3)			0-0 L8		0-3 K			0-0 G3		2	0	0	0	0	1	0						
Inning Stats	R: 0 E: 0 K: 1 S: 4	H: 1 LOB: 2 BB: 1 P: 8	R: 0 E: 0 K: 2 S: 7	H: 0 LOB: 0 BB: 0 P: 7	R: 0 E: 0 K: 0 S: 3	H: 1 LOB: 0 BB: 1 P: 3	R: 0 E: 0 K: 0 S: 4	H: 1 LOB: 2 BB: 1 P: 8	R: 0 E: 0 K: 1 S: 5	H: 0 LOB: 0 BB: 0 P: 5	R: 0 E: 0 K: 0 S: 3	H: 0 LOB: 0 BB: 0 P: 3	R: 0 E: 0 K: 1 S: 5	H: 0 LOB: 0 BB: 0 P: 5	R: 0 E: 0 K: 1 S: 6	H: 1 LOB: 1 BB: 0 P: 6	R: 0 E: 0 K: 0 S: 3	H: 0 LOB: 0 BB: 0 P: 3	1B: 3 2B: 1 3B: 0 HR: 0	SF: 0 SAC: 0 DP: 0 HBP: 0	WP: 0 PB: 0 SB: 0 CS: 1	PA: 33
PITCHER Hank Fischer, R ERA: 2.75 (1, 1)	IP: 9.0 WLS: W BF: 32 H: 4 R: 0 ER: 0 SO: 5 BB: 2 IBB: 0 HBP: 0 BLK: 0 WP: 0 HR: 0 S: 40 P: 48 ERA: 0.00 WHIP: 0.667															PITCHER IP: WLS: BF: H: R: ER: SO: BB: IBB: HBP: BLK: WP: HR: S: P: ERA: WHIP						

Batter	1	2	3	4	5	6	7	8	9	AB	R	H	RBI	BB	SO	LOB	BOTTOM					
Eddie Mathews, L OBP: 0.349, SLG: 0.365 (1, 5)	4-0 G6-4-3 BB			0-0 PB HBP E 1B	0-0 F8			0-0 L4		3	1	1	0	1	0	1	Houston Colt 45's @ Milwaukee Braves Milwaukee County Stadium, Milwaukee, WI Wed May 27 1964, 8:05 PM EDT Att: 6,682 - Unknown livebaseballscorecards.com					
Ty Cline, L OBP: 0.350, SLG: 0.235 (1, 8)	0-3 K			1-0 PB E HBP 1B			0-0 L3	0-0 L1-3		3	1	0	0	0	1	1						
Hank Aaron, R OBP: 0.379, SLG: 0.418 (1, 9)	0-0 G6-4-3 1-2			0-0 F3			0-0 F7			3	0	0	0	0	0	3						
Joe Torre, R OBP: 0.414, SLG: 0.642 (1, 2)		0-0 4-3		4-0 FC6 1-2 2-3 IBB			0-0 5-3			2	0	0	0	1	0	0						
Rico Carty, R OBP: 0.361, SLG: 0.576 (1, 7)		0-0 1-3		0-0 FC6 1-2 2-4 3-4 FC6-4			0-0 L6			3	0	0	0	0	0	1						
Gene Oliver, R OBP: 0.302, SLG: 0.317 (1, 3)		0-3 K		0-0 FC6-4 1-2			0-0 FC6-4 1B			3	0	1	0	0	1	1						
Miguel de la Hoz, R OBP: 0.333, SLG: 0.433 Frank Bolling, R OBP: 0.299, SLG: 0.358 (8, 4)			0-0 6-3		0-0 6-3			0-0 FC6-4 1-2		3	0	0	0	0	0	1						
Denis Menke, R OBP: 0.406, SLG: 0.486 (1, 6)			0-0 6-3		4-0 WP BB			0-0 L7		2	0	0	0	1	0	1						
Hank Fischer, R OBP: 0.100, SLG: 0.053 (1, 1)			0-0 1-3		0-3 K 1-2			0-3 K		3	0	0	0	0	2	1						
Inning Stats	R: 0 E: 0 K: 1 S: 4	H: 0 LOB: 0 BB: 1 P: 8	R: 0 E: 0 K: 1 S: 5	H: 0 LOB: 0 BB: 0 P: 5	R: 0 E: 0 K: 0 S: 3	H: 0 LOB: 0 BB: 0 P: 3	R: 2 E: 1 K: 0 S: 4	H: 1 LOB: 1 BB: 1 P: 9	R: 0 E: 0 K: 1 S: 5	H: 0 LOB: 1 BB: 1 P: 9	R: 0 E: 0 K: 0 S: 3	H: 0 LOB: 0 BB: 0 P: 3	R: 0 E: 0 K: 0 S: 4	H: 1 LOB: 1 BB: 0 P: 4	R: 0 E: 0 K: 1 S: 5	H: 0 LOB: 0 BB: 0 P: 5	R: 0 E: 0 K: 0 S: 3	H: 0 LOB: 0 BB: 0 P: 3	1B: 2 2B: 0 3B: 0 HR: 0	SF: 0 SAC: 0 DP: 1 HBP: 1	WP: 1 PB: 1 SB: 0 CS: 0	PA: 29
PITCHER Hal Brown, R ERA: 3.2 Don Nottebart, R ERA: 5.4 (8, 1)	IP: 7.0 WLS: L BF: 26 H: 2 R: 2 ER: 0 SO: 3 BB: 2 IBB: 1 HBP: 1 BLK: 0 WP: 1 HR: 0 S: 28 P: 41 ERA: 0.00 WHIP: 0.571															PITCHER IP: WLS: BF: H: R: ER: SO: BB: IBB: HBP: BLK: WP: HR: S: P: ERA: WHIP						

Batter	1	2	3	4	5	6	7	8	9	AB	R	H	RBI	BB	SO	LOB	TOP				
Eddie Kasko, R (1,6) OBP: 0.247, SLG: 0.258	0-0 5-3		0-0 4-3					0-0 L8		3	1	0	0	1	0	0	Houston Colt 45's @ Milwaukee Braves Milwaukee County Stadium, Milwaukee, WI Thu May 28 1964, 4:33 AM EDT Att: 4,827 - Unknown				
Nelle Fox, L (1,4) OBP: 0.346, SLG: 0.340	0-0 4-3			0-0 6-3				0-0 4-3		3	0	0	1	0	0						
Mike White, R (1,8) OBP: 0.397, SLG: 0.422	0-0 L8			0-0 L8				0-0 5-3		4	0	1	2	0	0						
Walt Bond, L (1,9) OBP: 0.331, SLG: 0.528		0-0 HR		0-0 1B				0-0 L9		4	1	2	1	0	1						
Jimmy Wynn, R (1,7) OBP: 0.322, SLG: 0.369		0-0 F7		0-0 1B				0-0 F7		4	0	1	0	0	0						
Bob Aspromonte, R (1,5) OBP: 0.295, SLG: 0.306		0-0 CS		0-0 L8				0-0 1-3		4	0	1	0	0	2						
Rusty Staub, L (1,3) OBP: 0.253, SLG: 0.286		0-3 K						0-0 L8		4	0	0	0	0	1						
John Bateman, R (1,2) OBP: 0.267, SLG: 0.248		0-0 CS	0-0 6-3		0-0 6-3			0-0 E6		3	1	1	0	0	0						
Ken Johnson, R (1,1) OBP: 0.148, SLG: 0.080			0-0 L7					0-0 SH1-3		3	1	1	0	0	1						
Hal Woodeshick, R (8,1)								0-3 K		0	0	0	0	0	0						
Inning Stats	R: 0 E: 0 K: 0 S: 3	H: 0 LOB: 0 BB: 0 P: 3	R: 1 E: 0 K: 1 S: 6	H: 2 LOB: 0 BB: 0 P: 6	R: 0 E: 0 K: 0 S: 3	H: 0 LOB: 2 BB: 0 P: 3	R: 0 E: 0 K: 1 S: 5	H: 0 LOB: 0 BB: 0 P: 5	R: 0 E: 0 K: 0 S: 3	H: 0 LOB: 0 BB: 0 P: 3	R: 0 E: 0 K: 0 S: 3	H: 0 LOB: 0 BB: 0 P: 3	R: 3 E: 1 K: 1 S: 8	H: 3 LOB: 1 BB: 1 P: 12	R: 0 E: 0 K: 0 S: 3	H: 0 LOB: 0 BB: 0 P: 3	1B: 6 2B: 0 3B: 0 HR: 1	SF: 0 SAC: 1 DP: 0 HBP: 0	WP: 0 PB: 0 SB: 0 CS: 1	PA: 35	
PITCHER	IP	WLS	BF	H	R	ER	SO	BB	IBB	HBP	BLK	WP	HR	S	P	ERA	WHIP				
Warren Spahn, L (1,1) ERA: 4.08	8.0	L	31	7	4	4	3	1	0	0	0	0	1	36	40	4.50	1.000				
Bobby Tiefenauer, R (9,1) ERA: 3.33	1.0	S	3	0	0	0	0	0	0	0	0	0	0	3	3	0.00	0.000				

Batter	1	2	3	4	5	6	7	8	9	AB	R	H	RBI	BB	SO	LOB	BOTTOM					
Eddie Mathews, L (1,5) OBP: 0.347, SLG: 0.362	0-0 1B		0-0 F7		0-0 1-3			0-0 F8		4	1	1	0	0	0	3	Houston Colt 45's @ Milwaukee Braves Milwaukee County Stadium, Milwaukee, WI Thu May 28 1964, 4:33 AM EDT Att: 4,827 - Unknown					
Ty Cline, L (1,8) OBP: 0.318, SLG: 0.211	0-0 SH2-3		0-0 L5					0-0 SF9		2	0	0	0	0	0							
Felipe Alou, R (8,PH) OBP: 0.293, SLG: 0.399	1-2 SH2-3							3-H SF9		0	0	0	1	0	0							
Hank Aaron, R (1,9) OBP: 0.376, SLG: 0.409	4-0 1B		0-0 F6					0-0 FC6-4		3	0	0	0	1	0							
Gene Oliver, R (1,3) OBP: 0.298, SLG: 0.311	0-0 1B			0-0 1-3				0-0 F5		4	0	1	0	0	0							
Ed Bailey, L (1,2) OBP: 0.305, SLG: 0.465	1-2 2-3 SF7			0-0 F6				0-0 4-3		3	0	0	1	0	0							
Rico Carty, R (1,7) OBP: 0.385, SLG: 0.557	3-H F8			0-0 5-3				0-0 6-3		4	0	1	0	0	2							
Miguel de la Hoz, R (1,4) OBP: 0.303, SLG: 0.394			0-0 F7		0-0 6-3			0-0 5-3		3	0	0	0	0	0							
Frank Bolling, R (8,4) OBP: 0.297, SLG: 0.356								1-2 FC6-4		1	0	0	0	0	1							
Denis Menke, R (1,6) OBP: 0.405, SLG: 0.481		0-0 6-3			0-0 F8			0-0 1B		3	1	1	0	0	0							
Warren Spahn, L (1,1) OBP: 0.222, SLG: 0.269		0-3 K						0-0 1B		2	0	1	0	0	1							
Lee Maye, L (8,PH) OBP: 0.348, SLG: 0.461								1-3 FC6-4		1	0	1	0	0	0							
Woody Woodward, R (8,PR) OBP: 0.123, SLG: 0.123										0	0	0	0	0	0							
Bobby Tiefenauer, R (9,1)										0	0	0	0	0	0							
Inning Stats	R: 1 E: 0 K: 0 S: 5	H: 2 LOB: 2 BB: 1 P: 9	R: 0 E: 0 K: 1 S: 5	H: 0 LOB: 0 BB: 0 P: 5	R: 0 E: 0 K: 0 S: 3	H: 0 LOB: 0 BB: 0 P: 3	R: 0 E: 0 K: 0 S: 3	H: 0 LOB: 0 BB: 0 P: 3	R: 0 E: 0 K: 0 S: 3	H: 0 LOB: 0 BB: 0 P: 3	R: 0 E: 0 K: 0 S: 3	H: 0 LOB: 0 BB: 0 P: 3	R: 1 E: 0 K: 0 S: 5	H: 2 LOB: 1 BB: 0 P: 5	R: 0 E: 0 K: 0 S: 4	H: 1 LOB: 1 BB: 0 P: 4	R: 0 E: 0 K: 0 S: 4	H: 1 LOB: 1 BB: 0 P: 4	1B: 6 2B: 0 3B: 0 HR: 0	SF: 2 SAC: 1 DP: 0 HBP: 0	WP: 0 PB: 0 SB: 0 CS: 0	PA: 34
PITCHER	IP	WLS	BF	H	R	ER	SO	BB	IBB	HBP	BLK	WP	HR	S	P	ERA	WHIP					
Ken Johnson, R (1,1) ERA: 2.65	7.0	W	27	5	2	2	1	1	0	0	0	0	0	28	32	2.57	0.857					
Hal Woodeshick, L (8,1) ERA: 1.25	2.0	S	7	1	0	0	0	0	0	0	0	0	0	7	7	0.00	0.500					



Batter	1	2	3	4	5	6	7	8	9	AB	R	H	RBI	BB	SO	LOB	TOP										
Eddie Mathews, L (1, 5) OBP: 0.349, SLG: 0.359	F4	E		G3			FC1-6 1B	F8		4	1	1	0	1	0	2											
Lee Mays, L (1, 8) OBP: 0.362, SLG: 0.470	4-3	E9		G3			FC1-6 1B	L1-3		4	1	2	3	0	0	0											
Ty Cline, L (7, FR) OBP: 0.304, SLG: 0.200		WP								1	0	0	0	0	0	0											
Hank Aaron, R (1, 9) OBP: 0.371, SLG: 0.399	F4				K		K	5-3		4	0	0	0	1	2	2											
Ed Bailey, L (1, 2) OBP: 0.299, SLG: 0.440		1-3					FC1-6 2B	4-3		4	0	0	0	1	0	3											
Gene Oliver, R (1, 3) OBP: 0.294, SLG: 0.367			F3		FC6-4 BB		5-3			4	1	1	1	0	0	3											
Rico Carty, R (1, 7) OBP: 0.363, SLG: 0.568		HR		6-3				F6		4	1	2	0	0	0	0											
Denis Menke, R (1, 6) OBP: 0.400, SLG: 0.468		1B			1B		5-3	4-3		3	1	0	0	1	0	1											
Frank Bolling, R (1, 4) OBP: 0.303, SLG: 0.360		1B					F5			4	1	2	1	0	0	1											
Denny Lemaster, R (1, 1)		1B					4-3			3	0	0	0	0	2	3											
Billy Hoelt, L (7, 1)										0	0	0	0	1	0	0											
Bobby Tiefenauer, R (9, 1)										0	0	0	0	0	0	0											
Inning Stats	R: 0 E: 0 K: 0 S: 3	H: 0 LOB: 0 BB: 0 P: 3	R: 6 E: 1 K: 1 S: 9	H: 4 LOB: 1 BB: 3 P: 21	R: 0 E: 0 K: 0 S: 3	H: 0 LOB: 0 BB: 0 P: 3	R: 0 E: 0 K: 1 S: 5	H: 0 LOB: 0 BB: 0 P: 5	R: 0 E: 0 K: 1 S: 5	H: 1 LOB: 1 BB: 0 P: 9	R: 0 E: 0 K: 0 S: 4	H: 2 LOB: 2 BB: 0 P: 7	R: 0 E: 0 K: 0 S: 4	H: 1 LOB: 2 BB: 1 P: 8	R: 0 E: 0 K: 0 S: 3	H: 0 LOB: 0 BB: 0 P: 3	1B: 5 2B: 2 3B: 0 HR: 1	SF: 0 SAC: 0 DP: 0 HBP: 0	WP: 1 PB: 0 SB: 0 CS: 0	PA: 40							
PITCHER	IP	WLS	BF	H	R	ER	SO	BB	IBB	HBP	BLK	WP	HR	S	P	ERA	WHIP										
Glen Hobbie, R (1, 1) ERA: 7.9	1.2	L	11	4	6	5	1	2	0	0	0	0	1	11	19	27.00	3.600										
Wayne Schurr, R (2, 1) ERA: 2.73	5.1		21	3	0	0	3	2	0	0	0	1	0	25	33	0.00	0.938										
Jack Warner, R (8, 1) ERA:	1.0		5	1	0	0	0	1	0	0	0	0	0	4	8	0.00	2.000										
Jack Spring, L (9, 1) ERA: 3.38	1.0		3	0	0	0	0	0	0	0	0	0	0	3	3	0.00	0.000										

Milwaukee Braves @ Chicago Cubs
Wrigley Field, Chicago, IL
Fri May 29 1964, 3:33 AM CDT
Att: 10,446 - Unknown

AB 35
R 6
H 8
RBI 5
BB 5
SO 4
LOB 15



Batter	1	2	3	4	5	6	7	8	9	AB	R	H	RBI	BB	SO	LOB	BOTTOM										
Lou Brock, L (1, 9) OBP: 0.300, SLG: 0.347	K		K		L3		BB FC6-4 BB	G6-4-3		4	1	0	0	1	2	2											
Andra Rodgers, R (1, 6) OBP: 0.335, SLG: 0.435	E6	1B	1B		F3		FC6-4 BB	F9		3	2	1	0	2	0	0											
Billy Williams, L (1, 7) OBP: 0.491, SLG: 0.738		2B					FC6-4 BB			4	1	4	2	1	0	0											
Ron Santo, R (1, 5) OBP: 0.388, SLG: 0.507	K		E6		F5		FC6-4 14 FC6-4	F6		5	0	0	2	0	1	5											
14 Ernie Banks, R (1, 3) OBP: 0.297, SLG: 0.435	6-3		F9				L8 FC6-4			5	0	1	0	0	0	5											
Joey Amalfitano, R (1, 4) OBP: 0.400, SLG: 0.333			K		F2			F9		4	1	2	0	0	1	2											
Jimmy Stewart, S (9, PH) OBP: 0.322, SLG: 0.284							WP 1B			1	0	0	0	0	0	1											
Dick Bertell, R (1, 2) OBP: 0.304, SLG: 0.324					1-3					4	0	2	0	0	1	1											
Billy Cowan, R (1, 8) OBP: 0.307, SLG: 0.439					F7		K			4	0	1	1	0	1	2											
Glen Hobbie, R (1, 1) ERA: 4.65										0	0	0	0	0	0	0											
Wayne Schurr, R (2, 1) ERA: 2.73										2	0	0	0	2	1	0											
Jimmie Schaffer, R (7, PH) ERA: 0.833										1	0	0	0	0	1	0											
Jack Warner, R (8, 1) ERA:										0	0	0	0	0	0	0											
Don Landrum, L (8, PH) ERA: 3.8										1	0	0	0	0	2	0											
Jack Spring, R (9, 1) ERA: 3.38										0	0	0	0	0	0	0											
Inning Stats	R: 1 E: 1 K: 2 S: 9	H: 2 LOB: 1 BB: 0 P: 9	R: 0 E: 0 K: 2 S: 8	H: 1 LOB: 1 BB: 0 P: 8	R: 1 E: 1 K: 1 S: 7	H: 1 LOB: 2 BB: 1 P: 11	R: 0 E: 0 K: 1 S: 5	H: 0 LOB: 0 BB: 0 P: 5	R: 0 E: 0 K: 0 S: 4	H: 1 LOB: 1 BB: 0 P: 4	R: 0 E: 0 K: 2 S: 8	H: 1 LOB: 1 BB: 0 P: 8	R: 1 E: 0 K: 0 S: 5	H: 3 LOB: 1 BB: 0 P: 5	R: 1 E: 0 K: 0 S: 5	H: 2 LOB: 1 BB: 0 P: 5	1B: 7 2B: 3 3B: 0 HR: 1	SF: 0 SAC: 0 DP: 1 HBP: 0	WP: 1 PB: 0 SB: 0 CS: 0	PA: 42							
PITCHER	IP	WLS	BF	H	R	ER	SO	BB	IBB	HBP	BLK	WP	HR	S	P	ERA	WHIP										
Denny Lemaster, L (1, 1) ERA: 4.65	6.1	W	29	6	3	2	9	3	0	0	0	0	0	44	56	2.84	1.421										
Billy Hoelt, L (7, 1) ERA: 3.8	2.0		10	4	2	2	0	1	0	0	0	0	0	9	13	9.00	2.500										
Bobby Tiefenauer, R (9, 1) ERA: 3.24	0.2	S	3	1	0	0	0	0	0	0	0	0	0	3	3	0.00	1.500										

Milwaukee Braves @ Chicago Cubs
Wrigley Field, Chicago, IL
Fri May 29 1964, 3:33 AM CDT
Att: 10,446 - Unknown

AB 38
R 5
H 11
RBI 5
BB 4
SO 9
LOB 21



Batter	1	2	3	4	5	6	7	8	9	AB	R	H	RBI	BB	SO	LOB	TOP			
Felipe Alou, R OBP: 0.292, SLG: 0.390 (1, 8)	L8		HBP		1-3			K		3	0	0	0	0	1	0	Milwaukee Braves @ Chicago Cubs Wrigley Field, Chicago, IL Sat May 30 1964, 3:33 AM CDT Unknown			
Eddie Mathews, L OBP: 0.346, SLG: 0.356 (1, 5)	G3		1-3			1B		K		4	0	1	0	0	1	2				
Rico Carty, R OBP: 0.369, SLG: 0.564 (1, 7)	5-3			HR		1B			6-3	4	1	2	0	0	0	0				
Hank Aaron, R OBP: 0.374, SLG: 0.420 (1, 9)		CS		HR		1B		1-3		4	1	2	2	0	0	1				
Ed Bailey, L OBP: 0.286, SLG: 0.418 (1, 2)	F9		F8			G3		F7		4	0	0	0	0	0	2				
Gene Oliver, R OBP: 0.276, SLG: 0.346 (1, 3)	K		F5			F6				3	0	0	0	0	1	0				
Denis Menke, R OBP: 0.399, SLG: 0.474 (1, 6)			G3	K2-3		K				3	0	1	0	0	2	0				
Frank Bolling, R OBP: 0.299, SLG: 0.355 (1, 4)			K		F8					2	0	0	0	0	1	1				
Lee Maye, L OBP: 0.350, SLG: 0.466 (7, PH)						4-3				1	0	0	0	0	0	0				
Woody Woodward, R OBP: 0.125, SLG: 0.125 (7, 4)										0	0	0	0	0	0	0				
Bob Sadowski, R OBP: 0.100, SLG: 0.100 (1, 1)			G3					L7		2	0	0	0	0	1	1				
Ty Cline, L OBP: 0.292, SLG: 0.190 (8, PH)										1	0	0	0	0	0	0				
Warren Spahn, L OBP: 0.222, SLG: 0.269 (8, 1)										0	0	0	0	0	0	0				
Inning Stats	R: 0 E: 0 K: 0 S: 3	H: 0 LOB: 0 BB: 0 P: 3	R: 0 E: 0 K: 1 S: 5	H: 1 LOB: 0 BB: 0 P: 5	R: 0 E: 0 K: 1 S: 6	H: 1 LOB: 2 BB: 0 P: 7	R: 2 E: 0 K: 1 S: 7	H: 2 LOB: 2 BB: 0 P: 7	R: 0 E: 0 K: 1 S: 5	H: 0 LOB: 0 BB: 0 P: 5	R: 0 E: 0 K: 2 S: 7	H: 0 LOB: 0 BB: 0 P: 7	R: 0 E: 0 K: 0 S: 3	H: 0 LOB: 0 BB: 0 P: 3	R: 0 E: 0 K: 0 S: 3	H: 0 LOB: 0 BB: 0 P: 3	1B: 4 2B: 1 3B: 0 HR: 1	SF: 0 SAC: 0 DP: 0 HBP: 1	WP: 0 PB: 0 SB: 0 CS: 1	PA: 32
PITCHER Bob Buhl, R ERA: 3.46 (1, 1)	IP: 9.0 WLS: W BF: 32 H: 6 R: 2 ER: 2 SO: 7 BB: 0 IBB: 0 HBP: 1 BLK: 0 WP: 0 HR: 1 S: 45 P: 46 ERA: 2.00 WHIP: 0.667																			

Batter	1	2	3	4	5	6	7	8	9	AB	R	H	RBI	BB	SO	LOB	BOTTOM			
Jimmy Stewart, S OBP: 0.320, SLG: 0.289 (1, 4)	G3		4-3	4-3		F1				4	1	1	0	0	0	2	Milwaukee Braves @ Chicago Cubs Wrigley Field, Chicago, IL Sat May 30 1964, 3:33 AM CDT Unknown			
Lou Brock, L OBP: 0.299, SLG: 0.351 (1, 9)	6-3		4-3			6-3				4	0	1	2	0	0	1				
Billy Williams, L OBP: 0.491, SLG: 0.730 (1, 7)	E4		FC6-4	2B		L4				3	0	1	1	1	0	0				
Ron Santo, R OBP: 0.378, SLG: 0.493 (1, 5)	K		FC6-4	K		F8				4	0	0	0	0	2	4				
14 Ernie Banks, R OBP: 0.308, SLG: 0.460 (1, 3)		F3	FC5-4			HR				3	1	2	1	0	0	0				
Andre Rodgers, R OBP: 0.327, SLG: 0.423 (1, 6)		5-3	FC5-4			F8				4	0	0	0	0	0	3				
Dick Bertell, R OBP: 0.302, SLG: 0.330 (1, 2)						6-3				4	0	1	0	0	1	1				
Billy Cowan, R OBP: 0.313, SLG: 0.437 (1, 8)						1-3				3	1	1	0	1	0	1				
Bob Buhl, R OBP: 0.095, SLG: 0.050 (1, 1)	K					K				4	1	1	0	0	3	2				
Inning Stats	R: 0 E: 1 K: 1 S: 6	H: 0 LOB: 1 BB: 0 P: 6	R: 0 E: 0 K: 1 S: 6	H: 1 LOB: 2 BB: 1 P: 10	R: 1 E: 0 K: 0 S: 5	H: 2 LOB: 0 BB: 0 P: 6	R: 2 E: 1 K: 1 S: 8	H: 3 LOB: 2 BB: 1 P: 12	R: 0 E: 0 K: 1 S: 6	H: 1 LOB: 1 BB: 0 P: 6	R: 0 E: 0 K: 1 S: 5	H: 0 LOB: 0 BB: 0 P: 5	R: 1 E: 0 K: 0 S: 4	H: 1 LOB: 0 BB: 0 P: 4	R: 0 E: 0 K: 1 S: 5	H: 0 LOB: 0 BB: 0 P: 5		1B: 4 2B: 3 3B: 0 HR: 1	SF: 0 SAC: 0 DP: 0 HBP: 1	WP: 0 PB: 0 SB: 0 CS: 0
PITCHER Bob Sadowski, R ERA: 4.64 (1, 1)	IP: 7.0 WLS: L BF: 33 H: 8 R: 4 ER: 4 SO: 5 BB: 0 IBB: 0 HBP: 1 BLK: 0 WP: 0 HR: 1 S: 40 P: 49 ERA: 5.14 WHIP: 1.143																			
Warren Spahn, L ERA: 4.02 (8, 1)	IP: 1.0 WLS: 3 BF: 0 H: 0 R: 0 ER: 0 SO: 1 BB: 0 IBB: 0 HBP: 0 BLK: 0 WP: 0 HR: 0 S: 5 P: 5 ERA: 0.00 WHIP: 0.000																			

Batter	1	2	3	4	5	6	7	8	9	AB	R	H	RBI	BB	SO	LOB	TOP		
Felipe Alou, R OBP: 0.287, SLG: 0.382 Ty Cline, L OBP: 0.280, SLG: 0.182	F6		K			F8		L8		3	0	0	0	0	1	1			
Eddie Mathews, L OBP: 0.335, SLG: 0.346	F5			K		G3			K	4	0	0	0	0	2	0			
Rico Carty, R OBP: 0.352, SLG: 0.537	F8			F4		F7			F3	4	0	0	0	0	0	0			
Hank Aaron, R OBP: 0.371, SLG: 0.413		F9		1B BB			K		6-3	3	0	0	0	1	1	0			
Ed Bailey, L OBP: 0.287, SLG: 0.415	K			1-2 1B			1-3			3	0	1	0	0	1	0			
Gene Oliver, R OBP: 0.281, SLG: 0.333	K				F8		BB			2	0	0	0	1	1	0			
Denis Menke, R OBP: 0.397, SLG: 0.466			SH1-4 BB		F8			F7		2	0	0	0	1	0	1			
Frank Bolling, R OBP: 0.301, SLG: 0.352 Lee Mays, L OBP: 0.354, SLG: 0.466 (8, PH) Woody Woodward, R OBP: 0.125, SLG: 0.125 (8, 4)			K			BB		CS BB		1	0	0	0	1	1	1			
Tony Cloninger, R OBP: 0.235, SLG: 0.235 (8, PH) Joe Torre, R OBP: 0.411, SLG: 0.638 (8, 1) Bobby Tiefenauer, R (8, 1)			SH1-4		5-3			K		1	0	0	0	0	0	1			
Inning Stats	R: 0 E: 0 K: 0 S: 3	H: 0 LOB: 0 BB: 0 P: 3	R: 0 E: 0 K: 2 S: 7	H: 0 LOB: 0 BB: 0 P: 7	R: 0 E: 0 K: 2 S: 7	H: 0 LOB: 1 BB: 1 P: 11	R: 0 E: 0 K: 1 S: 5	H: 1 LOB: 1 BB: 1 P: 9	R: 0 E: 0 K: 0 S: 3	H: 0 LOB: 0 BB: 0 P: 3	R: 0 E: 0 K: 1 S: 5	H: 0 LOB: 1 BB: 1 P: 9	R: 0 E: 0 K: 1 S: 4	H: 0 LOB: 0 BB: 1 P: 8	R: 0 E: 0 K: 1 S: 5	H: 0 LOB: 0 BB: 0 P: 5	1B: 1 2B: 1 3B: 0 HR: 0	SF: 0 SAC: 1 DP: 1 HBP: 0	WP: 0 PA: 31 PB: 0 SB: 0 CS: 1
PITCHER	IP	WLS	BF	H	R	ER	SO	BB	IBB	HBP	BLK	WP	HR	S	P	ERA	WHIP		
Sterling Slaughter, R ERA: 2.12 Lindy McDaniel, R ERA: 5.09	7.0	W	26	1	0	0	6	5	0	0	0	0	0	33	53	0.00	0.857		
PITCHER	IP	WLS	BF	H	R	ER	SO	BB	IBB	HBP	BLK	WP	HR	S	P	ERA	WHIP		

Milwaukee Braves @ Chicago Cubs
Wrigley Field, Chicago, IL
Sat May 30 1964, 3:38 AM CDT
Att: 27,245 - Unknown

AB 25
R 0
H 1
RBI 0
BB 5
SO 8
LOB 5



Batter	1	2	3	4	5	6	7	8	9	AB	R	H	RBI	BB	SO	LOB	BOTTOM		
Jimmy Stewart, S OBP: 0.315, SLG: 0.286	1-3		SH3-4		4-3		SF8			2	0	0	1	0	0	0			
Lou Brock, L OBP: 0.304, SLG: 0.350	2B 1B		1B HBP		K		K			3	0	1	0	0	2	2			
Billy Williams, L OBP: 0.486, SLG: 0.724	1-3 2B		F6			F7		F9		4	0	1	0	0	0	2			
Ron Santo, R OBP: 0.375, SLG: 0.486	K		1-3 2H 1B			F6		5-3		4	0	1	1	0	1	2			
14 Ernie Banks, R OBP: 0.301, SLG: 0.448	K		F6			K		K FC4-6		4	0	0	0	0	3	4			
Andre Rodgers, R OBP: 0.325, SLG: 0.414		F8		K		E S SF8 BB		FC4-6		3	1	0	0	1	1	1			
Billy Cowan, R OBP: 0.306, SLG: 0.428		F6		K		K				3	0	0	0	0	2	1			
Jimmie Schaffer, R OBP: 0.529, SLG: 0.714		K		5-3		SF8 E IBB				2	0	0	0	1	1	0			
Sterling Slaughter, R Lindy McDaniel, R			SH3-4 1B BB		F9		FC3 E			2	1	0	0	1	0	2			
Inning Stats	R: 0 E: 0 K: 2 S: 9	H: 2 LOB: 2 BB: 0 P: 9	R: 0 E: 0 K: 1 S: 5	H: 0 LOB: 0 BB: 0 P: 5	R: 1 E: 0 K: 0 S: 4	H: 1 LOB: 2 BB: 1 P: 9	R: 0 E: 0 K: 2 S: 7	H: 0 LOB: 0 BB: 0 P: 7	R: 0 E: 0 K: 1 S: 5	H: 0 LOB: 0 BB: 0 P: 5	R: 1 E: 2 K: 2 S: 8	H: 0 LOB: 2 BB: 2 P: 16	R: 0 E: 0 K: 1 S: 6	H: 0 LOB: 1 BB: 0 P: 6	1B: 2 2B: 1 3B: 0 HR: 0	SF: 1 SAC: 1 DP: 0 HBP: 1	WP: 0 PA: 33 PB: 1 SB: 1 CS: 0		
PITCHER	IP	WLS	BF	H	R	ER	SO	BB	IBB	HBP	BLK	WP	HR	S	P	ERA	WHIP		
Tony Cloninger, R ERA: 2.95 Bobby Tiefenauer, R ERA: 3.12	7.0	L	29	3	2	1	9	2	1	1	0	0	0	43	56	1.29	0.714		
PITCHER	IP	WLS	BF	H	R	ER	SO	BB	IBB	HBP	BLK	WP	HR	S	P	ERA	WHIP		

Milwaukee Braves @ Chicago Cubs
Wrigley Field, Chicago, IL
Sat May 30 1964, 3:38 AM CDT
Att: 27,245 - Unknown

AB 27
R 2
H 3
RBI 2
BB 3
SO 10
LOB 14



Batter	1	2	3	4	5	6	7	8	9	AB	R	H	RBI	BB	SO	LOB	TOP					
Pete Rose, S OBP: 0.283, SLG: 0.269 (1, 4)	1-3		1-3		E7			2B 3B 1B	K	5	1	2	0	0	1	1						
Tommy Harper, R OBP: 0.345, SLG: 0.344 (1, 7)	2B		F2		F3			1-3 3B 2B	5-3	5	1	2	0	0	0	2						
Vada Pinson, L OBP: 0.315, SLG: 0.409 (1, 8)	5-3		BB		F8			2-H 3-H 3B	1B IBB	3	2	1	2	2	0	1						
Deron Johnson, R OBP: 0.378, SLG: 0.477 (1, 3)	F8		K		K			6-3	1B	5	0	1	2	0	2	2						
Frank Robinson, R OBP: 0.414, SLG: 0.578 (1, 9)		F3		4-3		5-3		2B 2B	1B	5	1	2	1	0	0	0						
Leo Cardenas, R OBP: 0.347, SLG: 0.441 (1, 6)	1B FC6-4		5-3				6-3	F3	F8	5	1	1	0	0	0	3						
Johnny Edwards, L OBP: 0.327, SLG: 0.378 (1, 2)	1B FC6-4		K				F8	2B		4	0	2	1	0	1	0						
Steve Boros, R OBP: 0.292, SLG: 0.348 (1, 5)	FC6-4				1-3			F9		4	0	1	1	0	0	2						
Joe Nuxhall, L OBP: 0.287, SLG: 0.287 (5, PH)	K				4-3					1	0	0	0	0	1	1						
Bob Skinner, L OBP: 0.282, SLG: 0.421 (5, PH)										0	0	0	0	0	0	0						
Joey Jay, S OBP: 0.340, SLG: 0.486 (5, PH)										0	0	0	0	0	0	0						
Gordy Coleman, L OBP: 0.340, SLG: 0.486 (7, PH)										1	0	0	0	0	1	1						
Billy McCool, L OBP: 0.287, SLG: 0.409 (7, PH)										0	0	0	0	0	0	0						
Marty Keough, L OBP: 0.287, SLG: 0.409 (9, PH)										1	1	1	0	0	0	0						
Ryne Duren, R OBP: 0.287, SLG: 0.409 (9, PH)										0	0	0	0	0	0	0						
Inning Stats	R: 0 E: 0 K: 0 S: 4	H: 1 LOB: 1 BB: 0 P: 4	R: 1 E: 0 K: 0 S: 7	H: 2 LOB: 1 BB: 0 P: 7	R: 0 E: 0 K: 1 S: 5	H: 0 LOB: 1 BB: 1 P: 9	R: 0 E: 0 K: 1 S: 5	H: 0 LOB: 0 BB: 0 P: 5	R: 0 E: 1 K: 0 S: 4	H: 1 LOB: 1 BB: 0 P: 4	R: 0 E: 0 K: 1 S: 5	H: 0 LOB: 0 BB: 0 P: 5	R: 0 E: 0 K: 1 S: 6	H: 1 LOB: 1 BB: 0 P: 6	R: 4 E: 0 K: 0 S: 8	H: 5 LOB: 1 BB: 0 P: 8	R: 2 E: 0 K: 1 S: 8	H: 3 LOB: 2 BB: 1 P: 12	1B: 7 2B: 5 3B: 1 HR: 0	SF: 0 SAC: 0 DP: 0 HBP: 0	WP: 0 PB: 0 SB: 0 CS: 0	PA: 42
PITCHER	IP	WLS	BF	H	R	ER	SO	BB	IBB	HBP	BLK	WP	HR	S	P	ERA	WHIP					
Warren Spahn, L ERA: 4.22 (1, 1)	7.1		32	9	5	5	5	1	0	0	0	0	0	41	45	6.14	1.364					
Bob Sadowski, R ERA: 4.82 (8, 1)	1.2	L	10	4	2	2	1	0	1	0	0	0	0	11	15	10.80	2.400					

Cincinnati Reds @ Milwaukee Braves
Milwaukee County Stadium, Milwaukee, WI
Tue Jun 02 1964, 8:05 PM EDT
Att: 6,739 - Unknown

AB 40
R 7
H 13
RBI 7
BB 2
SO 6
LOB 13



Batter	1	2	3	4	5	6	7	8	9	AB	R	H	RBI	BB	SO	LOB	BOTTOM					
Rico Carty, R OBP: 0.333, SLG: 0.511 (1, 7)	L4		K		F2		K			4	0	0	0	0	2	2						
Eddie Mathews, L OBP: 0.325, SLG: 0.329 (1, 5)	K		K		L9			K		4	0	0	0	0	3	1						
Hank Aaron, R OBP: 0.376, SLG: 0.429 (1, 9)	F8			F2	F7			2B		4	0	1	0	0	0	0						
Joe Torre, R OBP: 0.415, SLG: 0.624 (1, 2)		F9		HR BB		1-3		BB		2	1	0	0	2	0	0						
Gene Oliver, R OBP: 0.290, SLG: 0.441 (1, 3)		HR		HR		F6		F8		4	2	2	3	0	0	2						
Felipe Alou, R OBP: 0.291, SLG: 0.373 (1, 8)		F3		WP HR 1B		CS BB		1-3		3	1	1	0	1	0	2						
Denis Menke, R OBP: 0.389, SLG: 0.476 (1, 6)		3-1		HR		CS		F6		4	1	1	2	0	1	0						
Frank Bolling, R OBP: 0.300, SLG: 0.345 (1, 4)			FC3-6 BB		K					2	0	0	0	1	1	0						
Ty Cline, L OBP: 0.269, SLG: 0.174 (9, PH)										1	0	0	0	0	1	0						
Warren Spahn, L OBP: 0.233, SLG: 0.276 (1, 1)										3	0	1	0	0	0	1						
Bob Sadowski, R OBP: 0.100, SLG: 0.100 (8, 1)										0	0	0	0	0	0	0						
Lee Maye, L OBP: 0.352, SLG: 0.463 (9, PH)										1	0	0	0	0	0	0						
Inning Stats	R: 0 E: 0 K: 1 S: 5	H: 0 LOB: 0 BB: 0 P: 5	R: 1 E: 0 K: 0 S: 4	H: 1 LOB: 0 BB: 0 P: 4	R: 0 E: 0 K: 2 S: 7	H: 0 LOB: 1 BB: 1 P: 11	R: 4 E: 0 K: 1 S: 8	H: 3 LOB: 0 BB: 1 P: 12	R: 0 E: 0 K: 0 S: 3	H: 0 LOB: 0 BB: 0 P: 3	R: 0 E: 0 K: 0 S: 2	H: 0 LOB: 0 BB: 1 P: 6	R: 0 E: 0 K: 2 S: 8	H: 1 LOB: 1 BB: 0 P: 8	R: 0 E: 0 K: 1 S: 6	H: 1 LOB: 2 BB: 1 P: 10	R: 0 E: 0 K: 1 S: 5	H: 0 LOB: 0 BB: 0 P: 5	1B: 2 2B: 1 3B: 0 HR: 3	SF: 0 SAC: 0 DP: 0 HBP: 0	WP: 1 PB: 0 SB: 0 CS: 1	PA: 37
PITCHER	IP	WLS	BF	H	R	ER	SO	BB	IBB	HBP	BLK	WP	HR	S	P	ERA	WHIP					
Joe Nuxhall, L ERA: 3.8 (1, 1)	4.0		18	4	5	5	4	2	0	0	0	0	1	3	24	32	11.25	1.500				
Joey Jay, R ERA: 3.72 (5, 1)	2.0		6	0	0	0	0	1	0	0	0	0	0	5	9	0.00	0.500					
Billy McCool, L ERA: 2.57 (7, 1)	2.0	W	9	2	0	0	3	1	0	0	0	0	0	14	18	0.00	1.500					
Ryne Duren, R ERA: 4.91 (9, 1)	1.0	S	3	0	0	0	1	0	0	0	0	0	0	5	5	0.00	0.000					

Cincinnati Reds @ Milwaukee Braves
Milwaukee County Stadium, Milwaukee, WI
Tue Jun 02 1964, 8:05 PM EDT
Att: 6,739 - Unknown

AB 32
R 5
H 6
RBI 5
BB 4
SO 8
LOB 8



Batter	1	2	3	4	5	6	7	8	9	AB	R	H	RBI	BB	SO	LOB	TOP					
Pete Rose, S OBP: 0.282, SLG: 0.269 (1,4)	0-0 5-3		0-0 F8		0-0 1-3		0-0 1B			4	0	1	0	0	0	1						
Tommy Harper, R OBP: 0.335, SLG: 0.333 (1,7)	0-3 K		0-3 K			0-3 K	0-3 K			4	0	0	0	0	4	1						
Vada Pinson, L OBP: 0.313, SLG: 0.423 (1,8)	0-0 F6		0-0 F7			0-0 HR		0-0 4-3		4	1	1	1	0	0	0						
Deron Johnson, R OBP: 0.373, SLG: 0.461 (1,3)		0-0 2-3		0-3 K		4-0 1B BB		0-0 F4		3	0	0	0	1	1	0						
Frank Robinson, R OBP: 0.416, SLG: 0.573 (1,9)		4-0 FC4-6 BB		0-3 K		0-0 FC6-4 1B		0-0 1-3		3	0	1	0	1	1	0						
Leo Cardenas, R OBP: 0.335, SLG: 0.430 (1,6)		0-0 FC4-6 1B 1-2		0-0 6-3		0-3 K			0-0 F5	4	1	0	0	0	1	3						
Johnny Edwards, L OBP: 0.325, SLG: 0.374 (1,2)		0-0 1B 1-2		0-0 F7		0-0 FC6-4 1-2		0-3 K		4	0	1	0	0	1	2						
Steve Boros, R OBP: 0.303, SLG: 0.357 (1,5)		0-0 1B 1-2 2H		0-0 4-3 S 1B		0-3 K		0-0 F4		4	0	2	1	0	1	0						
Jim Maloney, L OBP: 0.308, SLG: 0.182 (1,1)		0-3 K		0-0 4-3		0-0 3-1				3	0	0	0	0	1	3						
Bill Henry, L (7,1)										0	0	0	0	0	0	0						
Inning Stats	R: 0 E: 0 K: 1 S: 5	H: 0 LOB: 0 BB: 0 P: 5	R: 1 E: 0 K: 1 S: 7	H: 2 LOB: 2 BB: 1 P: 11	R: 0 E: 0 K: 2 S: 5	H: 0 LOB: 0 BB: 0 P: 5	R: 0 E: 0 K: 2 S: 7	H: 0 LOB: 0 BB: 0 P: 7	R: 0 E: 0 K: 0 S: 4	H: 1 LOB: 1 BB: 0 P: 4	R: 1 E: 0 K: 2 S: 9	H: 2 LOB: 2 BB: 1 P: 13	R: 0 E: 0 K: 0 S: 8	H: 1 LOB: 1 BB: 0 P: 8	R: 0 E: 0 K: 0 S: 3	H: 0 LOB: 0 BB: 0 P: 3	R: 0 E: 0 K: 1 S: 5	H: 0 LOB: 0 BB: 0 P: 5	1B: 5 2B: 0 3B: 0 HR: 1	SF: 0 SAC: 0 DP: 0 HBP: 0	WP: 0 PB: 0 SB: 1 CS: 0	PA: 35
PITCHER Denny Lemaster, L ERA: 4.25 (1,1)	IP: 9.0 WLS: W BF: 35 H: 6 R: 2 ER: 2 SO: 10 BB: 2 IBB: 0 HBP: 0 BLK: 0 WP: 0 HR: 1 S: 53 P: 61 ERA: 2.00 WHIP: 0.889											PITCHER	IP: 9.0 WLS: W BF: 35 H: 6 R: 2 ER: 2 SO: 10 BB: 2 IBB: 0 HBP: 0 BLK: 0 WP: 0 HR: 1 S: 53 P: 61 ERA: 2.00 WHIP: 0.889									

Cincinnati Reds @ Milwaukee Braves
Milwaukee County Stadium, Milwaukee, WI
Wed Jun 03 1964, 8:05 PM EDT
Att: 11,834 - Unknown

AB	33
R	2
H	6
RBI	2
BB	2
SO	10
LOB	10



Batter	1	2	3	4	5	6	7	8	9	AB	R	H	RBI	BB	SO	LOB	BOTTOM			
Lee Maye, L OBP: 0.356, SLG: 0.486 (1,7)	0-0 FC5-4 1B WP		0-0 F7			0-0 HR	0-0 4-3			4	2	2	1	0	0	2				
Eddie Mathews, L OBP: 0.323, SLG: 0.327 (1,5)	0-0 FC5-4 1B 1-2		0-0 4-3			0-0 G3		0-0 2-3		4	0	1	0	0	0	0				
Hank Aaron, R OBP: 0.369, SLG: 0.419 (1,9)	0-0 FC5-4 6-3 WP 1-2 2-3		0-0 6-3			0-0 1-3		0-0 E3 FC6-4		4	0	0	0	0	0	2				
Joe Torre, R OBP: 0.411, SLG: 0.613 (1,2)	0-0 6-3			4-0 CS BB		0-0 F7		0-0 FC6-4 1-2		3	0	0	0	1	0	2				
Gene Oliver, R OBP: 0.273, SLG: 0.413 (1,3)	0-0 F7		0-3 K		0-3 K		0-0 6-3		0-0 F8	4	0	0	0	0	1	3				
Felipe Alou, R OBP: 0.286, SLG: 0.366 (1,8)		0-3 K		0-0 F9			0-0 F8			3	0	0	0	0	1	0				
Denis Menke, R OBP: 0.388, SLG: 0.496 (1,6)		0-0 F7			0-0 F7		0-0 HR			3	1	1	1	0	0	0				
Miguel de la Hoz, R OBP: 0.333, SLG: 0.400 (1,4)		4-0 BB			0-0 6-3		0-0 BB 1B			2	0	1	0	1	0	0				
Denny Lemaster, R (1,1)		0-3 K			0-3 K		4-0 BB 1B 1-2			2	0	0	0	1	2	1				
Inning Stats	R: 1 E: 0 K: 0 S: 5	H: 2 LOB: 1 BB: 0 P: 5	R: 0 E: 0 K: 2 S: 7	H: 0 LOB: 1 BB: 1 P: 11	R: 0 E: 0 K: 1 S: 4	H: 0 LOB: 0 BB: 1 P: 8	R: 0 E: 0 K: 1 S: 5	H: 0 LOB: 0 BB: 0 P: 5	R: 1 E: 0 K: 0 S: 4	H: 1 LOB: 0 BB: 0 P: 4	R: 1 E: 0 K: 0 S: 5	H: 2 LOB: 2 BB: 1 P: 9	R: 0 E: 1 K: 0 S: 4	H: 0 LOB: 1 BB: 0 P: 4	R: 0 E: 0 K: 0 S: 5	H: 0 LOB: 0 BB: 0 P: 4	1B: 3 2B: 1 3B: 0 HR: 2	SF: 0 SAC: 0 DP: 1 HBP: 0	WP: 1 PB: 0 SB: 0 CS: 1	PA: 32
PITCHER Jim Maloney, R ERA: 2.4 (1,1)	IP: 6.2 WLS: L BF: 27 H: 5 R: 3 ER: 3 SO: 3 BB: 3 IBB: 0 HBP: 0 BLK: 0 WP: 1 HR: 2 S: 32 P: 44 ERA: 4.05 WHIP: 1.200											PITCHER	IP: 6.2 WLS: L BF: 27 H: 5 R: 3 ER: 3 SO: 3 BB: 3 IBB: 0 HBP: 0 BLK: 0 WP: 1 HR: 2 S: 32 P: 44 ERA: 4.05 WHIP: 1.200							
Bill Henry, L ERA: 1.32 (7,1)	IP: 1.1 WLS: 5 BF: 0 H: 0 R: 0 ER: 0 SO: 0 BB: 0 IBB: 0 HBP: 0 BLK: 0 WP: 0 HR: 0 S: 5 P: 5 ERA: 0.00 WHIP: 0.000											PITCHER	IP: 1.1 WLS: 5 BF: 0 H: 0 R: 0 ER: 0 SO: 0 BB: 0 IBB: 0 HBP: 0 BLK: 0 WP: 0 HR: 0 S: 5 P: 5 ERA: 0.00 WHIP: 0.000							

Cincinnati Reds @ Milwaukee Braves
Milwaukee County Stadium, Milwaukee, WI
Wed Jun 03 1964, 8:05 PM EDT
Att: 11,834 - Unknown

AB	29
R	3
H	5
RBI	2
BB	3
SO	4
LOB	10



Batter	1	2	3	4	5	6	7	8	9	AB	R	H	RBI	BB	SO	LOB	TOP								
Pete Rose, S OBP: 0.282, SLG: 0.268 (1,4)	F7			E E 1B		4-3		F5		4	1	1	0	0	0	0									
Tommy Harper, R OBP: 0.342, SLG: 0.338 (1,7)	L1			E8 SF7 1B				F8		4	1	2	0	0	0	0									
Vada Pinson, L OBP: 0.312, SLG: 0.418 (1,8)	4-3			SF7		K		HR BB		2	1	0	1	1	1	1									
Gordy Coleman, L OBP: 0.340, SLG: 0.456 (9, PH)		L4-6-3 BB		L9		F6		HR BB		2	0	0	0	1	0	1									
Deron Johnson, R OBP: 0.379, SLG: 0.461 (9, 3)										0	1	0	0	1	0	0									
Frank Robinson, R OBP: 0.423, SLG: 0.614 (1, 9)		L4-6-3 BB		HR		4-3		HR		3	2	2	4	1	0	0									
Leo Cardenas, R OBP: 0.337, SLG: 0.426 (1, 6)				4-3		1-3		G4-6-3 1B		4	0	1	0	0	0	2									
Johnny Edwards, L OBP: 0.323, SLG: 0.366 (1, 2)				G6-4-3 BB		6-3		G4-6-3 1-2		3	0	0	0	1	0	1									
Steve Boros, R OBP: 0.291, SLG: 0.342 (1, 5)				G6-4-3 1-2		F8		F8		3	0	0	0	0	0	1									
Jim O'Toole, S OBP: 0.150, SLG: 0.167 (1, 1)				K		6-3		6-3		3	0	0	0	0	1	0									
Inning Stats	R: 0 E: 0 K: 0 S: 3	H: 0 LOB: 0 BB: 0 P: 3	R: 0 E: 0 K: 0 S: 1	H: 0 LOB: 0 BB: 2 P: 9	R: 0 E: 0 K: 1 S: 4	H: 0 LOB: 0 BB: 1 P: 8	R: 3 E: 1 K: 0 S: 6	H: 3 LOB: 0 BB: 0 P: 6	R: 0 E: 0 K: 0 S: 3	H: 0 LOB: 0 BB: 0 P: 3	R: 0 E: 0 K: 1 S: 6	H: 1 LOB: 1 BB: 0 P: 6	R: 0 E: 0 K: 0 S: 3	H: 0 LOB: 0 BB: 0 P: 3	R: 0 E: 0 K: 0 S: 3	H: 0 LOB: 0 BB: 0 P: 3	R: 3 E: 0 K: 0 S: 4	H: 2 LOB: 2 BB: 2 P: 12	1B: 4 2B: 0 3B: 1 HR: 2	SF: 1 SAC: 0 DP: 2 HBP: 0	WP: 0 PB: 0 SB: 0 CS: 0	PA: 34			
PITCHER	IP	WLS	BF	H	R	ER	SO	BB	IBB	HBP	BLK	WP	HR	S	P	ERA	WHIP								
Tony Cloninger, R ERA: 3.19 (1, 1)	4.0		15	3	3	3	1	3	0	0	0	0	1	14	26	6.75	1.500								
Dan Schneider, L ERA: 2.94 (5, 1)	4.1	L	16	1	2	2	1	2	0	0	0	0	0	16	24	4.15	0.692								
Bob Sadowski, R ERA: 4.92 (9, 1)	0.2		3	2	1	1	0	0	0	0	0	0	1	3	3	13.50	3.000								

Cincinnati Reds @ Milwaukee Braves
Milwaukee County Stadium, Milwaukee, WI

AB 28
R 6
H 6
RBI 5
BB 5
SO 2
LOB 6



Thu Jun 04 1964, 4:33 AM EDT
Att: 4,964 - Unknown


Batter	1	2	3	4	5	6	7	8	9	AB	R	H	RBI	BB	SO	LOB	BOTTOM								
Rico Carty, R OBP: 0.337, SLG: 0.511 (1, 7)	F8		3-1 BB	1-H 2-H 2B		6-3		L8		4	0	1	2	1	0	1									
Eddie Mathews, L OBP: 0.315, SLG: 0.318 (1, 5)	K		3-1 1-2	K		3-1		K		5	0	0	0	0	3	3									
Hank Aaron, R OBP: 0.376, SLG: 0.420 (1, 9)	F6		BB	FC6-4 BB		E7 1B		2 0 1 0 2 0 0		2	0	1	0	2	0	0									
Joe Torre, R OBP: 0.402, SLG: 0.598 (1, 2)		5-3	F4	FC6-4 FC5-4 1-2		4-3		4 0 0 0 0 0 4		4	0	0	0	0	0	4									
Gene Oliver, R OBP: 0.271, SLG: 0.403 (1, 3)		FC5-4 1B		6-3		FC5-4 1-2		6-3		4	0	1	0	0	0	1									
Felipe Alou, R OBP: 0.285, SLG: 0.363 (1, 8)		FC5-4 1B 1-2		BB 1B		F6		5-3		4	1	1	0	0	0	2									
Denis Menke, R OBP: 0.391, SLG: 0.492 (1, 6)		FC6-4 1B 1-2		1B 2B BB		K		F7		3	1	1	0	1	1	0									
Miguel de la Hoz, R OBP: 0.325, SLG: 0.385 (1, 4)		FC6-4 1-2		2B 1B		F7		K		4	1	1	1	0	1	2									
Tony Cloninger, R OBP: 0.222, SLG: 0.222 (1, 1)				F7		K				1	0	0	0	0	1	0									
Lee Maye, L OBP: 0.353, SLG: 0.482 (4, PH)										1	0	0	0	0	0	2									
Dan Schneider, L OBP: 0.100, SLG: 0.100 (9, 1)				K						1	0	0	0	0	1	0									
Bob Sadowski, R OBP: 0.100, SLG: 0.100 (9, PH)										0	0	0	0	0	0	0									
Ty Cline, L OBP: 0.296, SLG: 0.208 (9, PH)										1	0	1	0	0	0	0									
Inning Stats	R: 0 E: 0 K: 1 S: 5	H: 0 LOB: 0 BB: 0 P: 5	R: 0 E: 0 K: 0 S: 5	H: 2 LOB: 2 BB: 0 P: 5	R: 0 E: 0 K: 1 S: 5	H: 0 LOB: 2 BB: 2 P: 13	R: 3 E: 0 K: 1 S: 8	H: 3 LOB: 1 BB: 1 P: 12	R: 0 E: 0 K: 0 S: 3	H: 0 LOB: 1 BB: 1 P: 7	R: 0 E: 0 K: 2 S: 7	H: 0 LOB: 0 BB: 0 P: 7	R: 0 E: 1 K: 0 S: 4	H: 1 LOB: 1 BB: 0 P: 4	R: 0 E: 0 K: 0 S: 3	H: 0 LOB: 0 BB: 0 P: 3	R: 0 E: 0 K: 2 S: 8	H: 1 LOB: 1 BB: 0 P: 8	1B: 6 2B: 1 3B: 0 HR: 0	SF: 0 SAC: 0 DP: 0 HBP: 0	WP: 0 PB: 0 SB: 0 CS: 0	PA: 38			
PITCHER	IP	WLS	BF	H	R	ER	SO	BB	IBB	HBP	BLK	WP	HR	S	P	ERA	WHIP								
Jim O'Toole, L ERA: 3.71 (1, 1)	9.0	W	38	7	3	3	7	4	0	0	0	0	0	48	64	3.00	1.222								


Cincinnati Reds @ Milwaukee Braves
Milwaukee County Stadium, Milwaukee, WI

AB 34
R 3
H 7
RBI 3
BB 4
SO 7
LOB 15



Thu Jun 04 1964, 4:33 AM EDT
Att: 4,964 - Unknown

Batter	1	2	3	4	5	6	7	8	9	AB	R	H	RBI	BB	SO	LOB	TOP		
Lee Mays, L (1, 7) OBP: 0.347, SLG: 0.451 Ty Cline, L (8, 8) OBP: 0.333, SLG: 0.241	F9		1-3 1B		L7			K		4	0	1	0	0	1	1	<p>Milwaukee Braves @ Houston Colt 45's Colt Stadium, Houston, TX Tue Jun 09 1964, 8:05 PM EDT Att. 11,186 - Unknown</p>		
Frank Bolling, R (1, 4) OBP: 0.297, SLG: 0.342	5-3		SF8		G3			4-3		3	0	0	1	0	0	1			
Hank Aaron, R (1, 9) OBP: 0.383, SLG: 0.455	BB		3-H F7		1-3			FC6 1B		3	0	1	0	1	0	1			
Felipe Alou, R (1, 8) OBP: 0.292, SLG: 0.388	F7		3-1 1B		F2			FC6 FC4		4	0	1	0	0	0	2			
Gene Oliver, R (1, 3)	5-3		3-1 1B		F2			FC4		4	0	0	0	0	1	2			
Ed Bailey, L (1, 2) OBP: 0.280, SLG: 0.376	K		3-1		3-1			L9		3	0	0	0	1	1	2			
Eddie Mathews, L (1, 5) OBP: 0.304, SLG: 0.306	F9		4-3		F8					3	0	0	0	0	0	2			
Denis Menke, R (1, 6) OBP: 0.369, SLG: 0.447	L7		SH3-4 1B		G5-4-3					3	0	1	0	0	0	1			
Bob Sadowski, R (1, 1) OBP: 0.136, SLG: 0.136 Dan Schneider, L (8, 1)	1B SF8 1B		SH3-4		G1					2	1	1	0	0	0	0			
Inning Stats	R: 0 E: 0 K: 0 S: 3	H: 0 LOB: 1 BB: 1 P: 7	R: 0 E: 0 K: 1 S: 5	H: 0 LOB: 0 BB: 0 P: 5	R: 1 E: 0 K: 0 S: 5	H: 2 LOB: 1 BB: 0 P: 5	R: 0 E: 0 K: 1 S: 6	H: 1 LOB: 1 BB: 0 P: 6	R: 0 E: 0 K: 0 S: 4	H: 0 LOB: 0 BB: 0 P: 3	R: 0 E: 0 K: 0 S: 2	H: 0 LOB: 0 BB: 1 P: 6	R: 0 E: 0 K: 1 S: 5	H: 0 LOB: 0 BB: 0 P: 5	R: 0 E: 0 K: 0 S: 4	H: 1 LOB: 1 BB: 0 P: 4		1B: 5 2B: 0 3B: 0 HR: 0	SF: 1 SAC: 1 DP: 1 HBP: 0
PITCHER Don Nottebart, R (1, 1) ERA: 4.48	IP: 9.0 WLS: W BF: 33 H: 5 R: 1 ER: 1 SO: 3 BB: 2 IBB: 0 HBP: 0 BLK: 0 WP: 0 HR: 0 S: 37 P: 45 ERA: 1.00 WHIP: 0.778															PITCHER			

Batter	1	2	3	4	5	6	7	8	9	AB	R	H	RBI	BB	SO	LOB	BOTTOM		
Bob Lillis, R (1, 6) OBP: 0.321, SLG: 0.316	4-3		4-3			G3		1-3 2-H 3-H 1B		4	1	1	2	0	0	1	<p>Milwaukee Braves @ Houston Colt 45's Colt Stadium, Houston, TX Tue Jun 09 1964, 8:05 PM EDT Att. 11,186 - Unknown</p>		
Al Spangler, L (1, 7) OBP: 0.243, SLG: 0.262	K				K		F9	BB S 1B		4	0	1	1	0	2	0			
Mike White, R (1, 4) OBP: 0.397, SLG: 0.435	G3				K		6-3	BB BB 1B		3	0	0	0	1	1	0			
Dave Roberts, L (1, 3) OBP: 0.345, SLG: 0.346					3-1		L8	FC6-4 BB		2	0	0	0	1	0	0			
Bob Aspromonte, R (1, 5) OBP: 0.304, SLG: 0.344	G5-4-3				4-3			FC6-4		4	1	1	1	0	0	4			
Jimmy Wynn, R (1, 8) OBP: 0.312, SLG: 0.349 Eddie Kasko, R (9, 6) OBP: 0.271, SLG: 0.261	K				F7			K		3	0	0	0	0	2	0			
Rusty Staub, L (1, 9) OBP: 0.269, SLG: 0.271					F3		K	E BB 1B BB		2	1	0	0	1	1	0			
Jerry Grote, R (1, 2) OBP: 0.213, SLG: 0.262					SH1-4 1B		4-3	E 1B BB		2	1	1	0	1	0	0			
Don Nottebart, R (1, 1)					SH1-4		4-3	E5		2	0	0	0	0	2				
Inning Stats	R: 0 E: 0 K: 1 S: 5	H: 0 LOB: 0 BB: 0 P: 5	R: 0 E: 0 K: 1 S: 4	H: 0 LOB: 0 BB: 0 P: 5	R: 0 E: 0 K: 0 S: 4	H: 1 LOB: 1 BB: 0 P: 4	R: 0 E: 0 K: 2 S: 7	H: 0 LOB: 0 BB: 0 P: 7	R: 0 E: 0 K: 1 S: 5	H: 0 LOB: 0 BB: 0 P: 5	R: 0 E: 0 K: 0 S: 3	H: 0 LOB: 0 BB: 0 P: 3	R: 0 E: 0 K: 1 S: 3	H: 0 LOB: 0 BB: 0 P: 3	R: 4 E: 1 K: 1 S: 8	H: 3 LOB: 3 BB: 4 P: 24		1B: 3 2B: 0 3B: 0 HR: 1	SF: 0 SAC: 1 DP: 1 HBP: 1
PITCHER Bob Sadowski, R (1, 1) ERA: 4.48 Dan Schneider, L (8, 1) ERA: 2.09	IP: 7.2 WLS: L BF: 30 H: 4 R: 4 ER: 2 SO: 6 BB: 3 IBB: 0 HBP: 1 BLK: 0 WP: 0 HR: 1 S: 38 P: 51 ERA: 2.35 WHIP: 0.913															PITCHER			

Batter	1	2	3	4	5	6	7	8	9	AB	R	H	RBI	BB	SO	LOB	TOP								
Felipe Alou, R OBP: 0.288, SLG: 0.394 (1, 8)	E6 PB FC1-6		K		P5		5-3		6-3	5	1	0	0	0	1	1									
Frank Bolling, R OBP: 0.269, SLG: 0.331 (1, 4)	K		G3		F3				1-3	4	0	0	0	0	1	2									
Hank Aaron, R OBP: 0.381, SLG: 0.447 (1, 9)	FC1-6 2-3 BB		K		5-3				1B 1B	3	1	1	0	1	1	1									
Lee Maye, L OBP: 0.353, SLG: 0.462 (1, 7)	FC1-6 1-2 3-H				HR 2B				1B 1B	4	1	2	1	0	0	1									
Joe Torre, R OBP: 0.386, SLG: 0.563 (1, 3) (8, 2)	F9 1-2				K				1B 1B	4	0	1	1	0	2	2									
Eddie Mathews, L OBP: 0.310, SLG: 0.332 (1, 5)					HR				K	3	1	2	2	1	1	2									
Merritt Ranew, L OBP: 0.163, SLG: 0.100 (8, PH) Gene Oliver, R OBP: 0.227, SLG: 0.321 (8, 3)	K				F7				K	3	0	0	0	0	1	2									
Denis Menke, R OBP: 0.356, SLG: 0.431 (1, 6)					K				K	4	0	0	0	0	1	1									
Denny Lemaster, R OBP: 0.120, SLG: 0.095 Jack Smith, R OBP: 0.333, SLG: 0.333 (7, 1)	5-3				E5				K	3	0	0	0	0	0	1									
Inning Stats	R: 1 E: 1 K: 1 S: 6	H: 0 LOB: 1 BB: 1 P: 10	R: 0 E: 0 K: 1 S: 6	H: 1 LOB: 1 BB: 0 P: 6	R: 0 E: 0 K: 2 S: 7	H: 0 LOB: 0 BB: 0 P: 7	R: 2 E: 0 K: 2 S: 9	H: 2 LOB: 0 BB: 0 P: 9	R: 0 E: 1 K: 0 S: 4	H: 0 LOB: 1 BB: 1 P: 4	R: 0 E: 0 K: 1 S: 5	H: 0 LOB: 0 BB: 0 P: 9	R: 0 E: 0 K: 0 S: 3	H: 0 LOB: 0 BB: 0 P: 3	R: 1 E: 0 K: 2 S: 10	H: 3 LOB: 2 BB: 0 P: 10	R: 0 E: 0 K: 1 S: 5	H: 0 LOB: 0 BB: 0 P: 5	1B: 4 2B: 1 3B: 0 HR: 1	SF: 0 SAC: 0 DP: 0 HBP: 0	WP: 0 PB: 1 SB: 2 CS: 0	PA: 37			
PITCHER	IP	WLS	BF	H	R	ER	SO	BB	IBB	HBP	BLK	WP	HR	S	P	ERA	WHIP								
Bobby Bolin, R ERA: 3.12 Gaylord Perry, R ERA: 2.37 Billy O'Dell, L ERA: 6.5	(1, 1) (8, 1) (8, 1)	7.0 0.1 1.2	L L 5	28 4 0	3 3 0	2 1 0	7 0 3	2 0 0	0 0 0	0 0 0	0 0 0	0 0 0	1 4 11	40 4 11	48 4 11	2.57 27.00 0.00	0.714 9.000 0.000								

Milwaukee Braves @ San Francisco Giants
Candlestick Park, San Francisco, CA
Fri Jun 12 1964, 10:05 PM EDT
Att: 21,822 - Unknown

AB 35
R 4
H 6
RBI 4
BB 2
SO 10
LOB 15



Batter	1	2	3	4	5	6	7	8	9	AB	R	H	RBI	BB	SO	LOB	BOTTOM								
Harvey Kuenn, R OBP: 0.293, SLG: 0.305 (1, 7)	K		FC1-6 1-2 BB		HR		G4-6-3 1B 1B		6-3	4	1	2	2	1	1	0									
Chuck Hillier, L OBP: 0.250, SLG: 0.271 (1, 4)	K		FC1-6 1-2 2-3		F8		G4-6-3 1B 1B			4	0	1	0	0	1	2									
Willie Mays, R OBP: 0.429, SLG: 0.712 (1, 8)	5-3		F8		F3		G4-6-3 1B 1B			4	0	0	0	0	0	4									
Orlando Cepeda, R OBP: 0.364, SLG: 0.489 (1, 3)			F7		P4		K		K	4	0	0	0	0	2	1									
Jim Ray Hart, R OBP: 0.292, SLG: 0.370 (8, PH) Duke Snider, L OBP: 0.301, SLG: 0.406 Jose Pagan, R OBP: 0.264, SLG: 0.256 (9, 6)	5-3				FC1-6 1B		E BB		K	2	0	1	0	1	0	0									
Jesus Alou, R OBP: 0.300, SLG: 0.321 (1, 9)			WP 1B		FC1-6 1-2		F3		K2-3	4	0	1	0	0	1	2									
Jim Davenport, R OBP: 0.259, SLG: 0.310 (9, 5)	K				F9		E6 1-3		F8	4	0	0	0	0	1	3									
Del Crandall, R OBP: 0.307, SLG: 0.190 Tom Haller, L OBP: 0.296, SLG: 0.338 (9, PH)			CS BB		P5		F2		F5	2	0	0	0	1	0	2									
Bobby Bolin, R OBP: 0.400, SLG: 0.100 Cap Peterson, R OBP: 0.212, SLG: 0.161 Gaylord Perry, R Billy O'Dell, S Willie McCovey, L OBP: 0.299, SLG: 0.409 (9, PH)	FC1-6 BB 1-2				HR BB		1B G4-6-3 1B		4-3	0	1	1	0	0	0	0									
Inning Stats	R: 0 E: 0 K: 2 S: 7	H: 0 LOB: 0 BB: 0 P: 7	R: 0 E: 0 K: 1 S: 6	H: 1 LOB: 1 BB: 0 P: 6	R: 0 E: 0 K: 0 S: 2	H: 0 LOB: 2 BB: 3 P: 14	R: 0 E: 0 K: 0 S: 4	H: 1 LOB: 1 BB: 0 P: 4	R: 2 E: 0 K: 0 S: 4	H: 1 LOB: 0 BB: 1 P: 8	R: 0 E: 1 K: 1 S: 6	H: 0 LOB: 2 BB: 1 P: 10	R: 1 E: 0 K: 1 S: 7	H: 3 LOB: 1 BB: 0 P: 7	R: 0 E: 0 K: 2 S: 7	H: 0 LOB: 0 BB: 0 P: 7	R: 0 E: 0 K: 0 S: 3	H: 0 LOB: 0 BB: 0 P: 3	1B: 5 2B: 0 3B: 0 HR: 1	SF: 0 SAC: 0 DP: 1 HBP: 0	WP: 1 PB: 0 SB: 0 CS: 1	PA: 37			
PITCHER	IP	WLS	BF	H	R	ER	SO	BB	IBB	HBP	BLK	WP	HR	S	P	ERA	WHIP								
Denny Lemaster, L ERA: 4.46 Jack Smith, R ERA: 2.77	(1, 1) (7, 1)	6.0 3.0	L W	29 8	6 0	3 0	3 3	4 0	0 0	0 0	0 0	0 0	0 14	14 14	4.50 0.00	1.833 0.000									

Milwaukee Braves @ San Francisco Giants
Candlestick Park, San Francisco, CA
Fri Jun 12 1964, 10:05 PM EDT
Att: 21,822 - Unknown

AB 32
R 3
H 6
RBI 2
BB 5
SO 7
LOB 14



Batter	1	2	3	4	5	6	7	8	9	AB	R	H	RBI	BB	SO	LOB	TOP		
Felipe Alou, R OBP: 0.295, SLG: 0.425 (1,8)										5	2	3	1	0	0	3			
Eddie Mathews, L OBP: 0.312, SLG: 0.330 (1,5)										4	1	1	1	1	0	2			
Hank Aaron, R OBP: 0.382, SLG: 0.445 (1,9)										5	0	2	1	0	0	3			
Lee Maye, L OBP: 0.351, SLG: 0.457 (1,7)										4	0	1	0	0	0	3			
Joe Torre, R OBP: 0.379, SLG: 0.552 (8,2)										4	0	0	1	0	0	4			
Merritt Ranew, L OBP: 0.148, SLG: 0.091 (8, PR)										4	0	0	0	0	0	1			
Woody Woodward, R OBP: 0.100, SLG: 0.100 (8,3)										4	0	0	0	0	0	2			
Frank Bolling, R OBP: 0.282, SLG: 0.323 (1,4)										4	0	0	0	0	1	2			
Denis Menke, R OBP: 0.356, SLG: 0.433 (1,6)										4	0	1	0	0	1	2			
Hank Fischer, R OBP: 0.214, SLG: 0.120 (7, PH)										1	0	1	0	1	0	0			
Ty Cline, L OBP: 0.333, SLG: 0.267 (7,1)										1	1	1	0	0	0	0			
Jack Smith, R OBP: 0.333, SLG: 0.333 (9, PH)										0	0	0	0	0	0	0			
Miguel de la Hoz, R OBP: 0.300, SLG: 0.362 (9, PH)										1	0	0	0	0	0	0			
Inning Stats	R: 2 E: 0 K: 0 S: 6	H: 3 LOB: 1 BB: 0 P: 6	R: 0 E: 0 K: 0 S: 4	H: 1 LOB: 1 BB: 0 P: 4	R: 0 E: 0 K: 0 S: 3	H: 0 LOB: 1 BB: 1 P: 7	R: 0 E: 0 K: 2 S: 8	H: 1 LOB: 2 BB: 1 P: 12	R: 0 E: 0 K: 1 S: 5	H: 0 LOB: 1 BB: 0 P: 5	R: 2 E: 2 K: 0 S: 6	H: 3 LOB: 1 BB: 0 P: 6	R: 0 E: 1 K: 0 S: 3	H: 0 LOB: 1 BB: 0 P: 3	R: 0 E: 0 K: 0 S: 4	H: 1 LOB: 1 BB: 0 P: 4	1B: 6 2B: 3 3B: 2 HR: 0	SF: 0 SAC: 0 DP: 2 HBP: 0	WP: 0 PA: 39 RBI: 0 BB: 0 CS: 1
PITCHER	IP	WLS	BF	H	R	ER	SO	BB	IBB	HBP	BLK	WP	HR	S	P	ERA	WHIP		
Juan Marichal, R ERA: 2.42 (1,1)	6.0		28	8	4	4	3	2	0	0	0	0	0	32	40	6.00	1.667		
Ken MacKenzie, L ERA: 2.7 (7,1)	0.1	1	0	0	0	0	0	0	0	0	0	0	0	1	1	0.00	0.000		
Bob Shaw, R ERA: 2.7 (7,1)	2.0	W	8	2	0	0	0	0	0	0	0	0	0	8	8	0.00	1.000		
Billy O'Dell, L ERA: 6.38 (9,1)	0.1	S	1	0	0	0	0	0	0	0	0	0	0	1	1	0.00	0.000		
Jack Sanford, R ERA: 3.23 (9,1)	0.1	S	1	0	0	0	0	0	0	0	0	0	0	1	1	0.00	0.000		

Milwaukee Braves @ San Francisco Giants
Candlestick Park, San Francisco, CA

AB 37
R 4
H 10
RBI 4
BB 2
SO 3
LOB 20



Sat Jun 13 1964, 6:33 AM EDT
Att: 25,157 - Unknown

Batter	1	2	3	4	5	6	7	8	9	AB	R	H	RBI	BB	SO	LOB	BOTTOM		
Harvey Kuenn, R OBP: 0.281, SLG: 0.291 (8,7)										4	1	0	0	0	0	0			
Chuck Hillier, L OBP: 0.244, SLG: 0.264 (1,4)										4	0	0	0	0	1	1			
Willie Mays, R OBP: 0.430, SLG: 0.708 (1,8)										4	1	2	1	0	0	0			
Willie McCovey, L OBP: 0.304, SLG: 0.411 (8,9)										4	2	2	0	0	2	1			
Jesus Alou, R OBP: 0.300, SLG: 0.321 (8,9)										0	0	0	0	0	0	0			
Orlando Cepeda, R OBP: 0.367, SLG: 0.496 (1,3)										4	1	2	2	0	0	2			
Tom Haller, L OBP: 0.295, SLG: 0.331 (1,2)										3	0	0	0	1	0	3			
Jim Ray Hart, R OBP: 0.296, SLG: 0.386 (1,5)										3	1	1	2	1	1	1			
Jose Pagan, R OBP: 0.263, SLG: 0.250 (1,6)										3	0	0	1	1	1	3			
Juan Marichal, R OBP: 0.167, SLG: 0.125 (7,1)										3	0	0	0	0	0	4			
Ken MacKenzie, R ERA: 2.71 (7,1)										0	0	0	0	0	0	0			
Bob Shaw, R ERA: 2.71 (7,1)										1	0	0	0	0	0	0			
Billy O'Dell, S ERA: 3.21 (9,1)										0	0	0	0	0	0	0			
Jack Sanford, R OBP: 0.222, SLG: 0.167 (9,1)										0	0	0	0	0	0	0			
Inning Stats	R: 1 E: 1 K: 1 S: 7	H: 1 LOB: 1 BB: 0 P: 7	R: 0 E: 0 K: 0 S: 3	H: 0 LOB: 1 BB: 1 P: 7	R: 0 E: 0 K: 0 S: 3	H: 0 LOB: 0 BB: 0 P: 3	R: 1 E: 1 K: 1 S: 7	H: 1 LOB: 2 BB: 1 P: 11	R: 0 E: 0 K: 0 S: 3	H: 0 LOB: 0 BB: 0 P: 3	R: 2 E: 0 K: 0 S: 5	H: 2 LOB: 1 BB: 1 P: 9	R: 2 E: 0 K: 1 S: 8	H: 3 LOB: 1 BB: 0 P: 8	R: 0 E: 0 K: 2 S: 7	H: 0 LOB: 0 BB: 0 P: 7	1B: 5 2B: 1 3B: 0 HR: 1	SF: 0 SAC: 0 DP: 0 HBP: 0	WP: 1 PA: 36 RBI: 0 BB: 0 CS: 0
PITCHER	IP	WLS	BF	H	R	ER	SO	BB	IBB	HBP	BLK	WP	HR	S	P	ERA	WHIP		
Hank Fischer, R ERA: 2.71 (1,1)	6.0		27	4	4	2	2	3	0	0	0	0	0	15	15	9.00	1.500		
Jack Smith, R ERA: 3.21 (7,1)	2.0	L	9	3	2	2	3	0	0	0	0	0	0	15	15	9.00	1.500		

Milwaukee Braves @ San Francisco Giants
Candlestick Park, San Francisco, CA

AB 33
R 6
H 7
RBI 6
BB 3
SO 5
LOB 15



Sat Jun 13 1964, 6:33 AM EDT
Att: 25,157 - Unknown

Batter	1	2	3	4	5	6	7	8	9	AB	R	H	RBI	BB	SO	LOB	TOP			
Felipe Alou, R OBP: 0.302, SLG: 0.447 Ty Cline, L OBP: 0.353, SLG: 0.267	0-1 1B 2B		2-0 1-H HR		4-0 BB		2-1 F6		2-1 1-3	4	1	2	2	1	0	1	Milwaukee Braves @ Los Angeles Dodgers Dodger Stadium, Los Angeles, CA Sun Jun 14 1964, 3:33 AM PDT Unknown			
Frank Bolling, R OBP: 0.296, SLG: 0.331	1-4 G6-4-3 1B		0-0 F7		1-0 F9		0-0 BB 2B		2-0 6-3	5	0	2	0	0	0	3				
Hank Aaron, R OBP: 0.382, SLG: 0.456	1-9 K		3-2 6-3		2-3 K		4-0 BB BB		0-0 HR	4	1	1	2	1	2	4				
Joe Torre, R OBP: 0.375, SLG: 0.540	1-2 G6-4-3				1-1 F3		0-0 L7		1-1 6-3	4	0	0	0	1	0	2				
Rico Carty, R OBP: 0.336, SLG: 0.510 Lee Maye, L OBP: 0.353, SLG: 0.455	1-7 1-2 G6-4-3		2-2 F8		1-0 2B		4-1 BB		0-3 K	2	0	1	0	0	0	0				
Gene Oliver, R OBP: 0.228, SLG: 0.318	1-3 G3-6 1B		3-2 G3-6 1B		1-1 5-3		1-0 F9		3-2 E5 CS	4	0	1	0	0	0	2				
Eddie Mathews, L OBP: 0.307, SLG: 0.324	1-5 G3-6 1-2		0-0 G3-6		1-2 4-3		3-2 G3		3-2 F3	4	0	0	0	0	0	4				
Denis Menke, R OBP: 0.359, SLG: 0.452	1-6		1-1 5-3		3-2 F9 SH3-4 1B		0-0 HR		3-1 F7 1-2	4	1	2	1	0	0	1				
Tony Cloninger, R OBP: 0.240, SLG: 0.240	1-1 HR 1B		3-2 HR 1B		0-1 SH3-4		0-0 F8		1-2 E8 HR	3	2	1	0	0	0	0				
Inning Stats	R: 0 E: 0 K: 1 S: 9	H: 2 LOB: 1 BB: 0 P: 13	R: 0 E: 0 K: 0 S: 8	H: 1 LOB: 0 BB: 0 P: 13	R: 2 E: 0 K: 0 S: 13	H: 2 LOB: 0 BB: 0 P: 22	R: 0 E: 0 K: 0 S: 8	H: 1 LOB: 1 BB: 0 P: 10	R: 0 E: 0 K: 1 S: 13	H: 0 LOB: 1 BB: 1 P: 14	R: 1 E: 0 K: 1 S: 8	H: 2 LOB: 3 BB: 2 P: 18	R: 0 E: 1 K: 0 S: 8	H: 0 LOB: 0 BB: 0 P: 17	R: 2 E: 1 K: 0 S: 10	H: 1 LOB: 0 BB: 0 P: 16		1B: 4 2B: 3 3B: 0 HR: 3	SF: 0 SAC: 1 DP: 2 HBP: 0	WP: 0 PB: 0 CS: 1
PITCHER	IP WLS BF H R ER SO	IP WLS BF H R ER SO	IP WLS BF H R ER SO	IP WLS BF H R ER SO	IP WLS BF H R ER SO	IP WLS BF H R ER SO	IP WLS BF H R ER SO	IP WLS BF H R ER SO	IP WLS BF H R ER SO	IP WLS BF H R ER SO	IP WLS BF H R ER SO	IP WLS BF H R ER SO	IP WLS BF H R ER SO	IP WLS BF H R ER SO	IP WLS BF H R ER SO	IP WLS BF H R ER SO	ERA WHIP	ERA WHIP		
Nick Willhite, L ERA: 3.71	4.0	17	7	2	2	1	0	0	0	0	0	0	0	0	0	0	0	4.50	1.750	
Bob Miller, R ERA: 2.4	2.0	8	0	0	0	1	2	0	0	0	0	0	0	0	0	0	0	0.00	1.000	
Phil Ortega, R ERA: 2.91	0.2	6	2	1	1	0	2	0	0	0	0	0	1	0	0	0	0	13.50	6.000	
Jim Brewer, L ERA: 2.51	1.1	4	0	0	0	1	0	0	0	0	0	0	0	0	0	0	0	0.00	0.000	
Ron Ferranski, L ERA: 1.94	1.0	5	1	2	0	0	0	0	0	0	0	0	1	0	0	0	0	0.00	1.000	
Batter	1	2	3	4	5	6	7	8	9	AB	R	H	RBI	BB	SO	LOB	BOTTOM			
Maury Wills, S OBP: 0.327, SLG: 0.336	2-2 CS 1B		0-0 6-3							4	0	1	0	0	0	4	Milwaukee Braves @ Los Angeles Dodgers Dodger Stadium, Los Angeles, CA Sun Jun 14 1964, 3:33 AM PDT Unknown			
Jim Gilliam, S OBP: 0.289, SLG: 0.261	0-3 K 1-2				0-0 F5					4	0	0	0	0	2	5				
Willie Davis, L OBP: 0.291, SLG: 0.389	2-2 F7				1-0 L9					4	0	0	0	0	0	2				
Wally Moon, L OBP: 0.344, SLG: 0.393					2-1 G3					3	0	0	0	1	0	0				
Tommy Davis, R OBP: 0.311, SLG: 0.335	0-1 F9				1-0 WP 1B 2B					4	1	1	0	0	1	1				
John Roseboro, L OBP: 0.355, SLG: 0.397	1-1 1-3				1-1 F7					3	0	0	0	0	0	1				
Wes Parker, S OBP: 0.357, SLG: 0.462					2-1 FC3-6 1B					3	0	2	1	0	0	0				
Derrell Griffith, L OBP: 0.333, SLG: 0.333					0-2 FC3-6 FC1-6 1-2					3	0	1	0	0	0	2				
Nick Willhite, L ERA: 3.25	9.0	32	5	1	1	3	3	0	0	0	0	0	0	0	0	0		1.00	0.889	
Bob Miller, R ERA: 2.00	2.0	8	0	0	0	1	2	0	0	0	0	0	0	0	0	0		0.00	1.000	
Phil Ortega, R ERA: 2.91	0.2	6	2	1	1	0	2	0	0	0	0	0	0	0	0	0	13.50	6.000		
Jim Brewer, L ERA: 2.51	1.1	4	0	0	0	1	0	0	0	0	0	0	0	0	0	0	0.00	0.000		
Ron Ferranski, L ERA: 1.94	1.0	5	1	2	0	0	0	0	0	0	0	0	0	0	0	0	0.00	1.000		
Inning Stats	R: 0 E: 0 K: 1 S: 10	H: 1 LOB: 0 BB: 0 P: 14	R: 0 E: 0 K: 0 S: 6	H: 0 LOB: 0 BB: 0 P: 8	R: 0 E: 0 K: 0 S: 7	H: 1 LOB: 1 BB: 0 P: 8	R: 0 E: 0 K: 0 S: 4	H: 0 LOB: 0 BB: 0 P: 7	R: 1 E: 0 K: 0 S: 6	H: 2 LOB: 2 BB: 1 P: 11	R: 0 E: 0 K: 1 S: 7	H: 0 LOB: 0 BB: 0 P: 9	R: 0 E: 0 K: 0 S: 10	H: 1 LOB: 2 BB: 1 P: 16	R: 0 E: 0 K: 0 S: 7	H: 0 LOB: 0 BB: 1 P: 11	1B: 4 2B: 1 3B: 0 HR: 0	SF: 0 SAC: 0 DP: 2 HBP: 0	WP: 2 PB: 0 CS: 1	PA: 32
PITCHER	IP WLS BF H R ER SO	IP WLS BF H R ER SO	IP WLS BF H R ER SO	IP WLS BF H R ER SO	IP WLS BF H R ER SO	IP WLS BF H R ER SO	IP WLS BF H R ER SO	IP WLS BF H R ER SO	IP WLS BF H R ER SO	IP WLS BF H R ER SO	IP WLS BF H R ER SO	IP WLS BF H R ER SO	IP WLS BF H R ER SO	IP WLS BF H R ER SO	IP WLS BF H R ER SO	IP WLS BF H R ER SO	ERA WHIP	ERA WHIP		



Batter	1	2	3	4	5	6	7	8	9	AB	R	H	RBI	BB	SO	LOB	TOP		
Felipe Alou, R OBP: 0.301, SLG: 0.443 (1,8)	0-2 5-3	1-2 2H 1B			0-0 F6		1-2 6-3			4	0	1	1	0	0	2			
Eddie Mathews, L OBP: 0.340, SLG: 0.318 (1,5)	1-3 K		2-0 F8		1-1 F8			1-2 F5		4	0	0	0	0	1	1			
Hank Aaron, R OBP: 0.384, SLG: 0.457 (1,9)	0-0 F2		1-0 G1-6-3 1B			0-1 6-3		1-1 G6-3 1B		4	0	2	0	0	0	0			
Lee Maye, L OBP: 0.351, SLG: 0.456 (8,8)		0-0 2B	1-2 G1-6-3			2-3 K		0-1 G6-3		4	1	1	0	0	1	2			
Ty Cline, L OBP: 0.267, SLG: 0.267 (8,8)										0	0	0	0	0	0	0			
Joe Torre, R OBP: 0.368, SLG: 0.530 (1,2)		0-1 F2		1-2 F2		2-2 4-3			2-2 4-3	4	0	0	0	0	0	1			
Gene Oliver, R OBP: 0.240, SLG: 0.370 (1,3)		0-0 2B		1-2 5-3			1-2 HR		1-3 K	4	2	2	2	0	1	0			
Denis Menke, R OBP: 0.352, SLG: 0.442 (1,6)		1-0 F4		2-3 K			0-1 4-3		2-2 5-3	4	0	0	0	0	1	1			
Frank Bolling, R OBP: 0.292, SLG: 0.339 (1,4)		4-0 2B			1-2 F8		0-1 2B			2	1	1	0	1	0	0			
Bob Sadowski, R OBP: 0.174, SLG: 0.217 (1,1)		2-1 IBB			0-0 E3		1-3 K			1	1	1	2	0	0	0			
Dan Schneider, L (3,1)										2	0	0	0	0	1	1			
Denny Lemaster, R OBP: 0.120, SLG: 0.095 (8,1)		1-H 2-H 1B								0	0	0	0	0	0	0			
Inning Stats	R: 0 H: 0 E: 0 K: 1 S: 7	H: 0 R: 4 ER: 0 LOB: 0 BB: 0 P: 8	H: 0 R: 4 ER: 0 LOB: 1 BB: 1 P: 18	H: 1 R: 0 ER: 0 LOB: 0 BB: 0 P: 9	H: 0 R: 0 ER: 0 LOB: 0 BB: 0 P: 13	H: 0 R: 0 ER: 1 LOB: 1 BB: 0 P: 9	H: 0 R: 0 ER: 0 LOB: 0 BB: 0 P: 13	H: 2 R: 1 ER: 0 LOB: 1 BB: 0 P: 16	H: 1 R: 0 ER: 0 LOB: 0 BB: 0 P: 9	H: 0 R: 0 ER: 0 LOB: 0 BB: 0 P: 17	1B: 3 2B: 4 3B: 0 HR: 1	SF: 0 SAC: 0 DP: 2 HBP: 0	WP: 0 PA: 34 CS: 0						
PITCHER	IP	WLS	BF	H	R	ER	SO	BB	IBB	HBP	BLK	WP	HR	S	P	ERA	WHIP		
Howie Reed, R ERA: 7.2 (1,1)	5.0	L	20	5	4	4	2	0	1	0	0	0	0	38	57	7.20	1.000		
Jim Brewer, L ERA: 2.64 (6,1)	2.0		8	2	1	1	2	0	0	0	0	0	1	22	29	4.50	1.000		
Bob Miller, R ERA: 2.3 (8,1)	2.0		6	1	0	0	1	0	0	0	0	0	0	19	26	0.00	0.500		

Milwaukee Braves @ Los Angeles Dodgers
 Dodger Stadium, Los Angeles, CA
 Sun Jun 14 1964, 3:38 AM PDT
 Att: 47,128 - Unknown

AB 33
 R 5
 H 8
 RBI 5
 BB 1
 SO 5
 LOB 8



Batter	1	2	3	4	5	6	7	8	9	AB	R	H	RBI	BB	SO	LOB	BOTTOM		
Maury Wills, S OBP: 0.325, SLG: 0.333 (1,6)	0-0 BB 1B		2-2 3-1		2-2 1-3		3-2 F8		0-2 FC4	5	0	1	0	0	0	5			
Jim Gilliam, S OBP: 0.289, SLG: 0.257 (1,4)	4-0 SAFE FC3-6 BB		1-1 1-3			1-2 6-3		2-1 F7		3	0	0	0	1	0	1			
Willie Davis, L OBP: 0.290, SLG: 0.386 (1,8)	0-0 FC3-6 BB		1-0 F9			2-1 E7		3-2 FC6-4 1B		4	0	1	0	0	0	2			
Wally Moon, L OBP: 0.338, SLG: 0.373 (1,9)	4-2 FC6-4 BB			1-1 F4		1-3 K		1-3 K		3	0	0	0	1	2	2			
Tommy Davis, R OBP: 0.305, SLG: 0.329 (1,7)	0-0 FC6-4			3-1 F7		1-0 1-3		0-0 FC6-4		4	0	0	0	0	0	4			
Wes Parker, S OBP: 0.338, SLG: 0.435 (1,3)		2-1 1-3		2-3 K			0-1 6-3		3-2 4-3	4	0	0	0	0	1	0			
Derrell Griffith, L OBP: 0.571, SLG: 0.571 (1,5)		0-0 1-6-3			0-1 1B		0-2 4-3 1B		0-1 1B	4	1	3	0	0	0	0			
Doug Camilli, R OBP: 0.235, SLG: 0.246 (1,2)		0-0 1-3			0-3 K		0-0 4-3		0-0 FC4 1B	4	0	1	0	0	1	2			
Howie Reed, R OBP: 0.279, SLG: 0.450 (5, PH)					1-3 K		2-2 2B		3-3 K	0	0	0	0	1	0	0			
Frank Howard, R OBP: 0.279, SLG: 0.450 (5, PH)										1	0	0	0	0	0	1			
Jim Brewer, L (5, PH)										0	0	0	0	0	0	0			
Lee Walls, R OBP: 0.279, SLG: 0.450 (7, PH)										1	0	1	0	0	0	0			
Bob Miller, R OBP: 0.279, SLG: 0.450 (8, PH)										0	0	0	0	0	0	0			
Ken McMullen, R OBP: 0.279, SLG: 0.450 (9, PH)										1	0	0	0	0	1	2			
Inning Stats	R: 0 H: 1 E: 0 K: 0 S: 8	H: 0 R: 0 ER: 0 LOB: 0 BB: 2 P: 15	H: 0 R: 0 ER: 0 LOB: 0 BB: 0 P: 6	H: 0 R: 0 ER: 0 LOB: 1 BB: 1 P: 14	H: 0 R: 0 ER: 0 LOB: 0 BB: 0 P: 14	H: 1 R: 0 ER: 0 LOB: 1 BB: 0 P: 15	H: 0 R: 0 ER: 0 LOB: 0 BB: 0 P: 15	H: 2 R: 1 ER: 0 LOB: 1 BB: 0 P: 20	H: 1 R: 0 ER: 0 LOB: 0 BB: 0 P: 15	H: 2 R: 0 ER: 0 LOB: 2 BB: 0 P: 20	1B: 7 2B: 0 3B: 0 HR: 0	SF: 0 SAC: 0 DP: 0 HBP: 0	WP: 0 PA: 37 CS: 0						
PITCHER	IP	WLS	BF	H	R	ER	SO	BB	IBB	HBP	BLK	WP	HR	S	P	ERA	WHIP		
Bob Sadowski, R ERA: 4.33 (1,1)	2.1		10	1	0	0	0	3	0	0	0	0	0	15	30	0.00	1.714		
Dan Schneider, L ERA: 1.99 (3,1)	5.0	W	20	4	1	1	4	0	0	0	0	0	0	53	79	1.80	0.800		
Denny Lemaster, L ERA: 4.35 (8,1)	1.2	S	7	2	0	0	2	0	0	0	0	0	0	18	25	0.00	1.200		

Milwaukee Braves @ Los Angeles Dodgers
 Dodger Stadium, Los Angeles, CA
 Sun Jun 14 1964, 3:38 AM PDT
 Att: 47,128 - Unknown

AB 34
 R 1
 H 7
 RBI 1
 BB 3
 SO 6
 LOB 19



Batter	1	2	3	4	5	6	7	8	9	AB	R	H	RBI	BB	SO	LOB	TOP				
Ty Cline, L OBP: 0.316, SLG: 0.235 (1, 3)	1-1 L4		2-1 L6 G4-6-3			0-1 L4-3		0-2 L5-3		4	0	0	0	0	0	0					
Eddie Mathews, L OBP: 0.301, SLG: 0.321 (1, 5)	0-0 6-3		0-0 G4-6-3 1-2			0-0 1B 2B		0-1 F6		4	1	1	0	0	0	1					
Hank Aaron, R OBP: 0.382, SLG: 0.453 (1, 9)	2-2 4-3			3-0 6-3		0-0 1B 2H		2-3 K		4	0	1	1	0	1	0					
Lee Maye, L OBP: 0.348, SLG: 0.451 (1, 7)		0-0 1B 1B		1-2 1-3		0-3 K		1-1 1-3		4	0	1	0	0	1	1					
Joe Torre, R OBP: 0.368, SLG: 0.527 (1, 2)		1-1 1-2 1B		3-3 K			2-3 K			3	0	1	0	0	2	0					
Felipe Alou, R OBP: 0.297, SLG: 0.436 (1, 8)		0-3 K		2-2 L7		0-2 F9				3	0	0	0	0	1	2					
Denis Menke, R OBP: 0.347, SLG: 0.434 (1, 6)		2-0 F4		0-0 6-3		1-3 K				3	0	0	0	0	1	2					
Frank Bolling, R OBP: 0.289, SLG: 0.335 (8, PH)		0-0 5-3		0-1 L4			2-1 6-3			2	0	0	0	0	0	2					
Meritt Ranew, L OBP: 0.146, SLG: 0.089 (8, 4)										1	0	0	0	0	0	0					
Woody Woodward, R OBP: 0.100, SLG: 0.100 (8, 4)										0	0	0	0	0	0	0					
Warren Spahn, L OBP: 0.216, SLG: 0.250 (8, PH)			0-0 F7			0-3 K		2-3 K		2	0	0	0	0	1	0					
Ed Bailey, L OBP: 0.278, SLG: 0.372 (8, 1)										1	0	0	0	0	1	0					
Jack Smith, R OBP: 0.333, SLG: 0.333 (8, 1)										0	0	0	0	0	0	0					
Inning Stats	R: 0 H: 0 E: 0 K: 0 S: 6	H: 0 LOB: 0 BB: 0 P: 9	R: 0 H: 2 E: 0 K: 1 S: 8	LOB: 2 BB: 0 P: 11	R: 0 H: 0 E: 1 K: 0 S: 4	H: 0 LOB: 0 BB: 0 P: 6	R: 0 H: 0 E: 0 K: 1 S: 10	H: 0 LOB: 0 BB: 0 P: 17	R: 0 H: 2 E: 0 K: 0 S: 7	H: 0 LOB: 0 BB: 0 P: 9	R: 1 H: 2 E: 0 K: 2 S: 10	H: 1 LOB: 1 BB: 0 P: 10	R: 0 H: 0 E: 0 K: 2 S: 12	H: 0 LOB: 0 BB: 0 P: 15	R: 0 H: 0 E: 0 K: 1 S: 10	H: 0 LOB: 0 BB: 0 P: 14	R: 0 H: 0 E: 0 K: 1 S: 7	H: 0 LOB: 0 BB: 0 P: 10	1B: 3 2B: 1 3B: 0 HR: 0	SF: 0 SAC: 0 DP: 1 HBP: 0	WP: 0 PA: 31 CS: 0
PITCHER Don Drysdale, R ERA: 1.85 (1, 1)	IP 9.0 WLS W BF 31 H 4 R 1 ER 1 SO 8 BB 0 IBB 0 HBP 0 BLK 0 WP 0 HR 0 S 74 P 101 ERA 1.00 WHIP 0.444																				

Milwaukee Braves @ Los Angeles Dodgers
Dodger Stadium, Los Angeles, CA
Tue Jun 16 1964, 7:05 PM PDT
Att: 32,076 - Unknown

AB 31
R 1
H 4
RBI 1
BB 0
SO 8
LOB 8



Batter	1	2	3	4	5	6	7	8	9	AB	R	H	RBI	BB	SO	LOB	BOTTOM				
Willie Davis, L OBP: 0.289, SLG: 0.393 (1, 8)	0-0 B5		0-1 L7		1-0 L4-3		2-2 1B 3B			4	1	1	2	0	0	0					
Maury Wills, S OBP: 0.323, SLG: 0.332 (1, 6)	3-2 L9		2-1 F8		2-3 K		0-1 CS 1B			4	0	1	1	0	1	0					
Wes Parker, S OBP: 0.333, SLG: 0.425 (8, 9)	0-1 E PB 1B			2-1 L1-3		1-2 L4-3		1-0 CS K		4	1	1	0	0	1	0					
Tommy Davis, R OBP: 0.304, SLG: 0.327 (1, 7)	SAFE L5-3			0-0 2B 1B		2-2 L4-3		0-0 L7		4	1	1	0	0	0	0					
Frank Howard, R OBP: 0.279, SLG: 0.448 (8, 3)		4-2 FC3-6 BB		0-1 F7		0-1 L6-3		1-2 L5-3		2	0	0	0	1	0	1					
John Roseboro, L OBP: 0.360, SLG: 0.416 (1, 2)		1-1 FC3-6 1-2		0-0 1H 2B		0-1 L4-3 3B 2B		0-1 L4-3 3B 2B		3	1	2	1	0	0	1					
Nate Oliver, R (1, 4)		0-3 K		4-2 BB		0-2 F7				2	0	0	0	1	1	2					
Derrell Griffith, L OBP: 0.400, SLG: 0.400 (1, 5)		0-0 L2-3		0-2 F9			0-0 L4-3			3	0	0	0	0	0	4					
Don Drysdale, R OBP: 0.182, SLG: 0.238 (1, 1)			0-1 F8		0-0 F8		4-0 3B BB			2	1	0	0	1	0	0					
Inning Stats	R: 1 H: 1 E: 1 K: 0 S: 7	H: 1 LOB: 0 BB: 0 P: 13	R: 0 H: 0 E: 0 K: 1 S: 12	H: 0 LOB: 1 BB: 1 P: 17	R: 0 H: 0 E: 0 K: 0 S: 6	H: 0 LOB: 0 BB: 0 P: 8	R: 1 H: 2 E: 0 K: 0 S: 11	H: 2 LOB: 2 BB: 1 P: 17	R: 0 H: 0 E: 0 K: 1 S: 5	H: 0 LOB: 0 BB: 0 P: 8	R: 0 H: 0 E: 0 K: 0 S: 9	H: 0 LOB: 0 BB: 0 P: 12	R: 3 H: 3 E: 0 K: 0 S: 11	H: 3 LOB: 0 BB: 1 P: 18	R: 0 H: 0 E: 0 K: 1 S: 7	H: 0 LOB: 0 BB: 0 P: 8	1B: 3 2B: 2 3B: 1 HR: 0	SF: 0 SAC: 0 DP: 0 HBP: 0	WP: 0 PA: 33 CS: 1		
PITCHER Warren Spahn, L ERA: 4.31 Jack Smith, R ERA: 3.1 (8, 1)	IP 7.0 WLS L BF 29 H 6 R 5 ER 4 SO 2 BB 3 IBB 0 HBP 0 BLK 0 WP 0 HR 0 S 61 P 93 ERA 5.14 WHIP 1.286																				

Milwaukee Braves @ Los Angeles Dodgers
Dodger Stadium, Los Angeles, CA
Tue Jun 16 1964, 7:05 PM PDT
Att: 32,076 - Unknown

AB 29
R 5
H 6
RBI 4
BB 3
SO 3
LOB 8



Batter	1	2	3	4	5	6	7	8	9	AB	R	H	RBI	BB	SO	LOB	TOP					
Felipe Alou, R OBP: 0.292, SLG: 0.428 (1, 8)	F5		K			F3		E5		4	0	0	0	0	1	1						
Rico Carty, R OBP: 0.324, SLG: 0.490 (1, 7)	K			F8		K		K		4	0	0	0	0	3	1						
Hank Aaron, R OBP: 0.376, SLG: 0.445 (1, 9)	K			F5			F4		4-3	4	0	0	0	0	1	0						
Joe Torre, R OBP: 0.361, SLG: 0.517 (1, 2)		3-1			F9			1-3		4	0	0	0	0	1	0						
Gene Oliver, R OBP: 0.250, SLG: 0.368 (1, 3)		F9				K		1B		3	0	1	0	1	1	0						
Miguel de la Hoz, R OBP: 0.313, SLG: 0.371 (1, 5)		F8			FC5-4 1B			1B		4	0	2	0	0	0	1						
Denis Menke, R OBP: 0.341, SLG: 0.427 (1, 6)			F5		F3			F3		3	0	0	0	0	0	3						
Frank Bolling, R OBP: 0.284, SLG: 0.329 (1, 4)			E5		FC5-4 1-2			F7		3	0	0	0	0	0	1						
Denny Lemaster, R OBP: 0.115, SLG: 0.091 (1, 1)			K				4-3			1	0	0	0	0	1	1						
Wade Blasingame, L (4, 1)								F6		1	0	0	0	0	0	0						
Lee Maye, L (8, PH) OBP: 0.347, SLG: 0.449 (8, 1)										1	0	0	0	0	0	0						
Jack Smith, R OBP: 0.333, SLG: 0.333 (8, 1)										0	0	0	0	0	0	0						
Inning Stats	R: 0 E: 0 K: 2 S: 9	H: 0 LOB: 0 BB: 0 P: 14	R: 0 E: 0 K: 0 S: 8	H: 0 LOB: 0 BB: 0 P: 11	R: 0 E: 1 K: 2 S: 8	H: 0 LOB: 1 BB: 0 P: 12	R: 0 E: 0 K: 0 S: 9	H: 0 LOB: 0 BB: 0 P: 12	R: 0 E: 0 K: 1 S: 11	H: 1 LOB: 1 BB: 0 P: 13	R: 0 E: 0 K: 1 S: 7	H: 0 LOB: 0 BB: 0 P: 9	R: 0 E: 0 K: 0 S: 11	H: 2 LOB: 2 BB: 0 P: 17	R: 0 E: 1 K: 1 S: 11	H: 0 LOB: 1 BB: 0 P: 13	R: 0 E: 0 K: 1 S: 8	H: 0 LOB: 1 BB: 1 P: 12	1B: 3 2B: 0 3B: 0 HR: 0	SF: 0 SAC: 0 DP: 0 HBP: 0	WP: 0 PB: 0 CS: 0	PA: 33
PITCHER Sandy Koufax, L ERA: 1.84 (1, 1)	IP: 9.0 WLS: W BF: 33 H: 3 R: 0 ER: 0 SO: 8 BB: 1 IBB: 0 HBP: 0 BLK: 0 WP: 0 HR: 0 S: 82 P: 113 ERA: 0.00 WHIP: 0.444											PITCHER	IP: WLS: BF: H: R: ER: SO: BB: IBB: HBP: BLK: WP: HR: S: P: ERA: WHIP:									
Willie Davis, L OBP: 0.289, SLG: 0.395 (1, 8)	4-3	F9		3B		F8				4	1	1	0	0	0	3						
Maury Wills, S OBP: 0.326, SLG: 0.343 (1, 6)	S 1B		5-3	1B		6-3				4	1	2	1	0	0	0						
Wes Parker, S OBP: 0.329, SLG: 0.416 (1, 3)	K		F9	1B		F8				4	1	1	1	0	1	1						
Tommy Davis, R OBP: 0.308, SLG: 0.330 (1, 7)	F8			1B		5-3				4	1	2	0	0	0	1						
Frank Howard, R OBP: 0.288, SLG: 0.454 (1, 9)		1B	1B	1B		FC6-4 1B				2	0	2	1	1	0	0						
Nate Oliver, R OBP: 0.428, SLG: 0.200 (1, 4)		1B	1B	1B		FC6-4 1-2				3	0	1	1	1	1	1						
Doug Camilli, R OBP: 0.222, SLG: 0.232 (1, 2)	F2	F7				6-3		K		4	0	0	0	0	1	4						
Derrell Griffith, L OBP: 0.429, SLG: 0.643 (1, 5)				1B		F7		L6		4	1	2	1	0	0	0						
Sandy Koufax, R OBP: 0.143, SLG: 0.091 (1, 1)	K			F8		K		L3		4	0	0	0	0	2	3						
Inning Stats	R: 0 E: 0 K: 1 S: 11	H: 1 LOB: 1 BB: 0 P: 12	R: 0 E: 0 K: 1 S: 11	H: 2 LOB: 3 BB: 1 P: 20	R: 1 E: 0 K: 0 S: 11	H: 2 LOB: 2 BB: 1 P: 19	R: 4 E: 0 K: 0 S: 15	H: 5 LOB: 0 BB: 0 P: 26	R: 0 E: 0 K: 1 S: 6	H: 0 LOB: 0 BB: 0 P: 7	R: 0 E: 0 K: 1 S: 6	H: 0 LOB: 0 BB: 0 P: 8	R: 0 E: 0 K: 0 S: 4	H: 1 LOB: 1 BB: 0 P: 6	R: 0 E: 0 K: 1 S: 7	H: 0 LOB: 0 BB: 0 P: 8	R: 0 E: 0 K: 1 S: 8	H: 0 LOB: 0 BB: 0 P: 8	1B: 8 2B: 2 3B: 1 HR: 1	SF: 1 SAC: 0 DP: 1 HBP: 0	WP: 0 PB: 0 CS: 0	PA: 36
PITCHER Denny Lemaster, L ERA: 4.64 (1, 1)	IP: 3.1 WLS: L BF: 20 H: 8 R: 4 ER: 4 SO: 2 BB: 2 IBB: 0 HBP: 0 BLK: 0 WP: 0 HR: 1 S: 42 P: 67 ERA: 10.80 WHIP: 3.000											PITCHER	IP: WLS: BF: H: R: ER: SO: BB: IBB: HBP: BLK: WP: HR: S: P: ERA: WHIP:									
Wade Blasingame, L ERA: 2.45 (4, 1)	3.2	13	3	1	1	2	0	0	0	0	0	22	31	2.46	0.818							
Jack Smith, R ERA: 3.0 (8, 1)	1.0	3	0	0	0	1	0	0	0	0	0	7	8	0.00	0.000							

Milwaukee Braves @ Los Angeles Dodgers
Dodger Stadium, Los Angeles, CA
Wed Jun 17 1964, 7:05 PM PDT
Att: 41,688 - Unknown

AB 32
R 0
H 3
RBI 0
BB 1
SO 8
LOB 8



Milwaukee Braves @ Los Angeles Dodgers
Dodger Stadium, Los Angeles, CA
Wed Jun 17 1964, 7:05 PM PDT
Att: 41,688 - Unknown

AB 33
R 5
H 11
RBI 5
BB 2
SO 5
LOB 13



Batter	1	2	3	4	5	6	7	8	9	AB	R	H	RBI	BB	SO	LOB	TOP				
Bob Lillis, R OBP: 0.325, SLG: 0.330 (1, 4)	4-3		L5	F9			F8	E BB		4	0	0	0	1	0	3	Houston Colt 45's @ Milwaukee Braves Milwaukee County Stadium, Milwaukee, WI Fri Jun 19 1964, 8:05 PM EDT Att: 10,337 - Unknown				
Joe Gaines, R OBP: 0.257, SLG: 0.375 (1, 9)	6-3		2H 1B		F5			HR E5		5	1	2	2	0	0	1					
Mike White, R OBP: 0.356, SLG: 0.376 (1, 8)	F6		1-3		F8			BB F9		4	1	0	0	1	0	4					
Walt Bond, L OBP: 0.320, SLG: 0.446 Al Spangler, L OBP: 0.241, SLG: 0.266 (8, FR) (8, 7)		F4		FC1-5 E 1B	G3			FC3-5 2B	5-3	4	0	2	1	0	0	0					
Bob Aspromonte, R OBP: 0.312, SLG: 0.375 (1, 5)	F8		E5 BB FC1-5 1B		K			FC3-5 2B IBB	5-3	4	2	0	0	1	1	1					
John Bateman, R OBP: 0.251, SLG: 0.268 (1, 2)			FC1-5 BB 1B		6-3			FC3-5 2B SF8	F3	5	2	1	0	0	0	4					
Rusty Staub, L OBP: 0.266, SLG: 0.280 (1, 3)	F5		FC1-5 1B BB		3-1			SF8 WP 2B		3	1	1	1	1	0	1					
Eddie Kasko, R OBP: 0.290, SLG: 0.272 (1, 6)			SH1-4 1B 1B	FC1-5 1B			F5	WP E IBB		3	2	2	2	1	0	0					
Turk Farrell, R OBP: 0.171, SLG: 0.121 Jim Owens, R OBP: 0.200, SLG: 0.267 Dave Roberts, L OBP: 0.286, SLG: 0.245 Claude Raymond, R OBP: 0.251, SLG: 0.268 Hal Woodeshick, R OBP: 0.251, SLG: 0.268 (1, 1) (6, 1) (7, PH) (7, 1) (8, 1)			SH1-4 1B 1B	FC1-5 1B			K	SF8		1	0	0	0	0	0	2					
Inning Stats	R: 0 E: 0 K: 0 S: 3	H: 0 LOB: 0 BB: 0 P: 3	R: 0 E: 0 K: 0 S: 4	H: 1 LOB: 1 BB: 0 P: 4	R: 1 E: 0 K: 0 S: 5	H: 2 LOB: 1 BB: 0 P: 5	R: 2 E: 1 K: 0 S: 6	H: 2 LOB: 2 BB: 1 P: 10	R: 0 E: 0 K: 1 S: 5	H: 0 LOB: 0 BB: 0 P: 5	R: 0 E: 0 K: 1 S: 5	H: 0 LOB: 0 BB: 0 P: 5	R: 0 E: 0 K: 1 S: 7	H: 3 LOB: 3 BB: 2 P: 23	R: 0 E: 0 K: 0 S: 3	H: 0 LOB: 0 BB: 0 P: 3		1B: 4 2B: 3 3B: 0 HR: 1	SF: 1 SAC: 1 DP: 0 HBP: 0	WP: 1 PB: 0 SB: 0 CS: 0	PA: 42
PITCHER	IP WLS BF H R ER SO BB IBB HBP BLK WP HR S P ERA WHIP																				
Dan Schneider, L ERA: 3.05 Jack Smith, R ERA: 3.82 Billy Hoelt, L ERA: 3.62 Bobby Tiefenauer, R ERA: 3.1	(1, 1) (8, 1) (8, 1) (9, 1)	7.0 0.2 0.1 1.0	30 L 2 3	6 2 2 0	5 3 1 0	4 3 0 0	2 3 0 0	2 1 0 0	0 2 0 0	0 0 0 0	0 1 0 0	32 4 2 3	40 16 2 3	5.14 40.50 0.00 0.00	1.143 4.500 0.000 0.000						

Batter	1	2	3	4	5	6	7	8	9	AB	R	H	RBI	BB	SO	LOB	BOTTOM					
Felipe Alou, R OBP: 0.294, SLG: 0.432 (1, 8)	6-3		BB 1B		L9 L7-2 2B		F8	K		5	0	2	0	0	1	3	Houston Colt 45's @ Milwaukee Braves Milwaukee County Stadium, Milwaukee, WI Fri Jun 19 1964, 8:05 PM EDT Att: 10,337 - Unknown					
Eddie Mathews, L OBP: 0.300, SLG: 0.317 Gene Oliver, R OBP: 0.248, SLG: 0.365 (1, 5) (9, PH)	3-1		FC6-4 BB		L9		F9		F8	3	0	0	0	1	0	1						
Hank Aaron, R OBP: 0.369, SLG: 0.435 (1, 9)	L7		FC6-4 1-2		L7-2 3H			L8	F9	5	0	0	0	0	0	4						
Lee Maye, L OBP: 0.353, SLG: 0.463 (1, 7)	6-3			HR			4-3	HBP WP 1B BB	HBP	3	2	1	1	1	0	0						
Joe Torre, R OBP: 0.366, SLG: 0.516 (1, 3)	4-3			CS 1B			1B BB E 1B	HBP 1B BB	G3	4	2	2	0	1	0	1						
Ed Bailey, L OBP: 0.286, SLG: 0.371 (1, 2)	K			1-2 HR 1B			4-0 E BB			3	2	1	0	1	2	2						
Denis Menke, R OBP: 0.349, SLG: 0.431 (1, 6)			FC6-4 1B		F5		E7 1-2 2H 1B	1B 1B HBP		3	0	2	0	0	0	1						
Frank Bolling, R OBP: 0.289, SLG: 0.350 (1, 4)			FC6-4 BB 1B		HR		K 2-3	1B 1B		4	1	2	4	0	1	2						
Dan Schneider, L Jack Smith, R Billy Hoelt, L Miguel de la Hoz, R Woody Woodward, R Bobby Tiefenauer, R (1, 1) (8, 1) (8, 1) (8, PH) (8, PH) (9, 1)			F7		K			1-2 2-3 1B		3	0	0	0	0	2	1						
Inning Stats	R: 0 E: 0 K: 0 S: 3	H: 0 LOB: 0 BB: 0 P: 3	R: 0 E: 0 K: 1 S: 5	H: 0 LOB: 0 BB: 0 P: 5	R: 0 E: 0 K: 0 S: 5	H: 2 LOB: 3 BB: 1 P: 9	R: 3 E: 0 K: 1 S: 8	H: 4 LOB: 0 BB: 0 P: 8	R: 0 E: 0 K: 1 S: 3	H: 1 LOB: 0 BB: 0 P: 3	R: 2 E: 1 K: 1 S: 6	H: 2 LOB: 1 BB: 1 P: 10	R: 0 E: 0 K: 1 S: 5	H: 0 LOB: 0 BB: 0 P: 5	R: 2 E: 0 K: 2 S: 9	H: 2 LOB: 2 BB: 2 P: 18		R: 0 E: 0 K: 0 S: 3	H: 0 LOB: 1 BB: 0 P: 4	1B: 8 2B: 2 3B: 0 HR: 2	SF: 0 SAC: 0 DP: 1 HBP: 2	WP: 1 PB: 0 SB: 0 CS: 1
PITCHER	IP WLS BF H R ER SO BB IBB HBP BLK WP HR S P ERA WHIP																					
Turk Farrell, R ERA: 2.56 Jim Owens, R ERA: 3.56 Claude Raymond, R ERA: 1.21 Hal Woodeshick, L ERA: 2.51	(1, 1) (6, 1) (7, 1) (8, 1)	5.1 0.2 1.2 1.1	25 1 9 6	9 0 1 1	5 0 2 0	3 0 2 0	2 0 1 0	2 0 10 7	35 3 19 8	5.06 0.00 10.80 0.00	2.062 0.000 1.800 0.750											

Batter	1	2	3	4	5	6	7	8	9	AB	R	H	RBI	BB	SO	LOB	TOP		
Al Spangler, L (1,7) OBP: 0.236, SLG: 0.259	0-0 6-3		0-0 3-1			0-0 F9		0-0 F9		4	0	0	0	0	0	0	Houston Colt 45's @ Milwaukee Braves Milwaukee County Stadium, Milwaukee, WI Sat Jun 20 1964, 4:33 AM EDT Att: 6,619 - Unknown		
Nellie Fox, L (1,4) OBP: 0.325, SLG: 0.326	0-0 G3			0-0 F9		0-0 4-3		0-0 F8		4	0	0	0	0	0				
Joe Gaines, R (1,9) OBP: 0.308, SLG: 0.400	0-3 K			0-0 S 1B		0-0 E S SF8 1B		4-0 BB BB		3	1	2	0	1	1				
Mike White, R (1,8) OBP: 0.367, SLG: 0.378		4-0 G4-6-3 BB		0-3 K		0-0 E2 SF8 1B		4-0 BB BB		2	1	1	0	2	1				
Bob Aspromonte, R (1,5) OBP: 0.307, SLG: 0.370	0-0 F9			0-0 L5		0-0 SF8		0-0 F7		3	0	0	1	0	0				
Rusty Staub, L (1,3) OBP: 0.281, SLG: 0.276	0-0 G4-6-3				0-0 F7		0-0 SF8		0-0 F8		3	0	0	1	0				
John Bateman, R (1,2) OBP: 0.247, SLG: 0.263			0-3 K		0-0 F5		0-0 5-3				3	0	0	0	0				
Bob Lillis, R (1,6) OBP: 0.325, SLG: 0.349			0-0 SH3-4 3B		0-0 L7			0-0 F8		3	1	1	0	0	0				
Don Nottebart, R (1,1) OBP: 0.325, SLG: 0.349			0-0 SH3-4			0-0 1-3		0-3 K		2	0	0	1	0	1				
Inning Stats	R: 0 E: 0 K: 1 S: 5	H: 0 LOB: 0 BB: 0 P: 5	R: 0 E: 0 K: 0 S: 2	H: 0 LOB: 0 BB: 1 P: 6	R: 1 E: 0 K: 1 S: 6	H: 1 LOB: 0 BB: 0 P: 6	R: 0 E: 0 K: 1 S: 6	H: 1 LOB: 1 BB: 0 P: 6	R: 0 E: 0 K: 0 S: 3	H: 0 LOB: 0 BB: 0 P: 3	R: 2 E: 1 K: 0 S: 5	H: 2 LOB: 0 BB: 0 P: 5	R: 0 E: 0 K: 1 S: 5	H: 0 LOB: 0 BB: 0 P: 5	R: 0 E: 0 K: 0 S: 3	H: 0 LOB: 2 BB: 2 P: 11	1B: 3 2B: 0 3B: 1 HR: 0	SF: 2 SAC: 1 DP: 1 HBP: 0	WP: 0 PA: 33 SB: 0 CS: 0
PITCHER Tony Cloninger, R (1,1) ERA: 3.12	IP: 9.0 WLS: L BF: 33	H: 4 R: 3 ER: 2 SO: 4	BB: 3 IBB: 0 HBP: 0 BLK: 0	WP: 0 HR: 0 S: 38 P: 50	ERA: 2.00 WHIP: 0.778	PITCHER IP: 9.0 WLS: L BF: 33 H: 4 R: 3 ER: 2 SO: 4 BB: 3 IBB: 0 HBP: 0 BLK: 0 WP: 0 HR: 0 S: 38 P: 50 ERA: 2.00 WHIP: 0.778													

Batter	1	2	3	4	5	6	7	8	9	AB	R	H	RBI	BB	SO	LOB	BOTTOM		
Felipe Alou, R (1,8) OBP: 0.298, SLG: 0.431	0-0 5-3		4-0 1B BB		0-0 2B 1B		0-0 6-3			3	2	1	0	1	0	0	Houston Colt 45's @ Milwaukee Braves Milwaukee County Stadium, Milwaukee, WI Sat Jun 20 1964, 4:33 AM EDT Att: 6,619 - Unknown		
Eddie Mathews, L (1,5) OBP: 0.300, SLG: 0.315	0-0 F2		0-0 1B 1B		0-0 F4		0-3 K			4	0	1	0	0	1				
Hank Aaron, R (1,9) OBP: 0.367, SLG: 0.432	0-0 1B		0-0 F5		0-0 F2		0-3 K			4	0	1	0	0	1				
Lee Maye, L (1,7) OBP: 0.356, SLG: 0.469	0-0 4-3		0-0 G4-6-3 1B		0-0 1H 2B		0-0 3-1			4	0	2	2	0	0				
Joe Torre, R (1,3) OBP: 0.364, SLG: 0.512		0-0 HBP 1B	0-0 G4-6-3		0-3 K		0-0 2-3			4	0	1	0	0	1				
Ed Bailey, L (1,2) OBP: 0.293, SLG: 0.376		0-0 F6		0-0 S 1B		0-0 FC4-6 1B		0-0 4-3		4	0	2	0	0	0				
Denis Menke, R (1,6) OBP: 0.347, SLG: 0.424		1-0 HBP		0-3 K		0-0 F7		0-0 F7		3	0	0	0	0	1				
Frank Bolling, R (1,4) OBP: 0.284, SLG: 0.344 Rico Carty, R (9,PH) OBP: 0.321, SLG: 0.486		0-0 F9		0-0 F5		0-0 F5		0-0 1-3		3	0	0	0	0	0				
Tony Cloninger, R (1,1) OBP: 0.214, SLG: 0.214 Gene Oliver, R (9,PH) OBP: 0.245, SLG: 0.361		0-3 K		0-0 1-3		0-0 FC4-6		0-0 6-3		3	0	0	0	0	1				
Inning Stats	R: 0 E: 0 K: 0 S: 4	H: 1 LOB: 1 BB: 0 P: 4	R: 0 E: 0 K: 1 S: 6	H: 1 LOB: 2 BB: 0 P: 7	R: 1 E: 0 K: 0 S: 4	H: 2 LOB: 1 BB: 1 P: 8	R: 0 E: 0 K: 1 S: 6	H: 1 LOB: 1 BB: 0 P: 6	R: 1 E: 0 K: 1 S: 7	H: 2 LOB: 1 BB: 0 P: 7	R: 0 E: 0 K: 2 S: 7	H: 0 LOB: 0 BB: 0 P: 7	R: 0 E: 0 K: 0 S: 3	H: 0 LOB: 0 BB: 0 P: 3	R: 0 E: 0 K: 0 S: 3	H: 0 LOB: 0 BB: 0 P: 3	1B: 7 2B: 1 3B: 0 HR: 0	SF: 0 SAC: 0 DP: 1 HBP: 1	WP: 0 PA: 36 SB: 1 CS: 0
PITCHER Don Nottebart, R (1,1) ERA: 4.15	IP: 9.0 WLS: W BF: 36	H: 8 R: 2 ER: 2 SO: 5	BB: 1 IBB: 0 HBP: 1 BLK: 0	WP: 0 HR: 0 S: 44 P: 49	ERA: 2.00 WHIP: 1.000	PITCHER IP: 9.0 WLS: W BF: 36 H: 8 R: 2 ER: 2 SO: 5 BB: 1 IBB: 0 HBP: 1 BLK: 0 WP: 0 HR: 0 S: 44 P: 49 ERA: 2.00 WHIP: 1.000													

Batter	1	2	3	4	5	6	7	8	9	AB	R	H	RBI	BB	SO	LOB	TOP							
Bob Lillis, R OBP: 0.328, SLG: 0.351 (1, 4)																	5 1 2 0 0 0 1							
Al Spangler, L OBP: 0.236, SLG: 0.255 (1, 7)																	3 0 0 0 1 0 0							
Joe Gaines, R OBP: 0.295, SLG: 0.436 (1, 9)																	4 0 1 1 0 1 1							
Mike White, R OBP: 0.368, SLG: 0.379 (1, 8)																	5 1 2 0 0 1 2							
Bob Aspromonte, R OBP: 0.306, SLG: 0.367 (1, 5)																	4 1 1 0 0 0 3							
Rusty Staub, L OBP: 0.274, SLG: 0.321 (1, 3)																	4 2 4 3 0 0 0							
Jerry Grote, R OBP: 0.200, SLG: 0.250 (1, 2)																	4 0 1 0 0 0 2							
Eddie Kasko, R OBP: 0.289, SLG: 0.277 (1, 6)																	4 0 1 0 0 0 2							
Bob Bruce, R OBP: 0.333, SLG: 0.316 (1, 1)																	4 0 1 0 0 1 3							
Inning Stats	R: 1 E: 0 K: 0 S: 4	H: 1 LOB: 1 BB: 1 P: 8	R: 0 E: 0 K: 1 S: 6	H: 1 LOB: 1 BB: 0 P: 6	R: 0 E: 0 K: 1 S: 5	H: 0 LOB: 0 BB: 0 P: 5	R: 2 E: 0 K: 0 S: 6	H: 4 LOB: 1 BB: 0 P: 6	R: 0 E: 1 K: 1 S: 6	H: 2 LOB: 1 BB: 0 P: 5	R: 1 E: 0 K: 0 S: 5	H: 2 LOB: 1 BB: 0 P: 5	R: 0 E: 0 K: 1 S: 5	H: 0 LOB: 0 BB: 0 P: 5	R: 1 E: 0 K: 0 S: 5	H: 2 LOB: 1 BB: 0 P: 5	R: 0 E: 0 K: 0 S: 4	H: 1 LOB: 1 BB: 0 P: 4	R: 0 E: 0 K: 0 S: 4	H: 1 LOB: 1 BB: 0 P: 4	1B: 8 2B: 2 3B: 1 HR: 2	SF: 1 SAC: 1 DP: 1 HBP: 0	WP: 2 PB: 0 SB: 0 CS: 0	PA: 40
PITCHER	IP WLS BF H R ER SO BB IBB HBP BLK WP HR S P ERA WHIP																			PITCHER	IP WLS BF H R ER SO BB IBB HBP BLK WP HR S P ERA WHIP			
Warren Spahn, L ERA: 4.42 (1, 1)	5.2 L 27 10 4 4 2 1 0 0 0 0 1 1 30 34 6.35 1.941																							
Wade Blasingame, L ERA: 1.5 (6, 1)	1.1 4 0 0 0 1 0 0 0 0 0 0 0 6 6 0.00 0.000																							
Billy Hoelt, L ERA: 3.68 (8, 1)	2.0 9 3 1 1 0 0 0 0 0 0 0 1 9 9 4.50 1.500																							

Houston Colt 45's @ Milwaukee Braves
Milwaukee County Stadium, Milwaukee, WI
Sun Jun 21 1964, 4:33 AM EDT
Unknown

AB 37
R 5
H 13
RBI 4
BB 1
SO 3
LOB 14



Batter	1	2	3	4	5	6	7	8	9	AB	R	H	RBI	BB	SO	LOB	BOTTOM					
Ty Cline, L OBP: 0.333, SLG: 0.263 (1, 8)																	4 0 2 0 0 0 1					
Frank Bolling, R OBP: 0.289, SLG: 0.348 (1, 4)																	4 0 2 0 0 1 2					
Hank Aaron, R OBP: 0.362, SLG: 0.425 (1, 9)																	4 0 0 0 0 0 3					
Lee Mays, L OBP: 0.349, SLG: 0.459 (1, 7)																	4 0 0 0 0 0 3					
Felipe Alou, R OBP: 0.297, SLG: 0.427 (1, 3)																	4 0 1 0 0 0 1					
Joe Torre, R OBP: 0.367, SLG: 0.525 Dan Schneider, L (9, FR)																	4 1 2 1 0 0 1					
Denis Menke, R OBP: 0.341, SLG: 0.415 (1, 5)																	0 0 0 0 0 0 0					
Woody Woodward, R OBP: 0.286, SLG: 0.286 (1, 6)																	4 0 0 0 0 1 2					
Warren Spahn, L OBP: 0.231, SLG: 0.289 Wade Blasingame, L (6, 1)																	4 1 3 0 0 0 1					
Rico Carty, R OBP: 0.319, SLG: 0.481 Billy Hoelt, L (8, 1)																	2 0 1 1 0 0 1					
Ed Bailey, L OBP: 0.291, SLG: 0.373 (9, PH)																	0 0 0 0 0 0 0					
Inning Stats	R: 0 E: 0 K: 0 S: 4	H: 1 LOB: 1 BB: 0 P: 4	R: 2 E: 0 K: 1 S: 8	H: 3 LOB: 1 BB: 0 P: 8	R: 0 E: 0 K: 0 S: 4	H: 1 LOB: 1 BB: 0 P: 4	R: 0 E: 0 K: 0 S: 4	H: 1 LOB: 1 BB: 0 P: 4	R: 0 E: 0 K: 0 S: 3	H: 1 LOB: 0 BB: 0 P: 3	R: 0 E: 0 K: 0 S: 4	H: 2 LOB: 1 BB: 0 P: 4	R: 0 E: 0 K: 0 S: 3	H: 0 LOB: 0 BB: 0 P: 3	R: 0 E: 0 K: 0 S: 4	H: 1 LOB: 1 BB: 0 P: 4	R: 0 E: 0 K: 0 S: 4	H: 1 LOB: 1 BB: 0 P: 4	1B: 9 2B: 1 3B: 0 HR: 1	SF: 0 SAC: 0 DP: 2 HBP: 0	WP: 0 PB: 0 SB: 0 CS: 0	PA: 36
PITCHER	IP WLS BF H R ER SO BB IBB HBP BLK WP HR S P ERA WHIP																			PITCHER	IP WLS BF H R ER SO BB IBB HBP BLK WP HR S P ERA WHIP	
Bob Bruce, R ERA: 2.96 (1, 1)	9.0 W 36 11 2 2 2 0 0 0 0 0 1 40 40 2.00 1.222																					

Houston Colt 45's @ Milwaukee Braves
Milwaukee County Stadium, Milwaukee, WI
Sun Jun 21 1964, 4:33 AM EDT
Unknown

AB 36
R 2
H 11
RBI 2
BB 0
SO 2
LOB 17



Batter	1	2	3	4	5	6	7	8	9	AB R H RBI BB SO LOB	TOP									
Jim Hickman, R (1, 8) OBP: 0.300, SLG: 0.333	0-0 5-3	4-0 E 1B HR BB	0-3 K		4-0 1-2 BB		0-3 K			3 1 0 0 2 2 4	New York Mets @ Milwaukee Braves Milwaukee County Stadium, Milwaukee, WI Fri Jun 26 1964, 8:05 PM EDT Att: 20,198 - Unknown AB 38 R 8 H 11 RBI 7 BB 6 SO 8 LOB 21									
Hawk Taylor, R (1, 2) OBP: 0.295, SLG: 0.331	0-0 1B	0-0 E HR	0-0 6-3		0-0 F2		0-3 K			5 1 2 1 0 1 6										
Ron Hunt, R (1, 4) OBP: 0.372, SLG: 0.422	0-0 F3	0-0 E5 HR		0-0 L9		0-0 F9		0-0 L9		5 1 0 0 0 0 3										
Joe Christopher, R (1, 9) OBP: 0.340, SLG: 0.469	0-0 L8	0-0 HR		0-0 F4		0-0 F8		0-3 K		5 1 1 4 0 1 1										
Ed Kranepool, L (1, 3) OBP: 0.306, SLG: 0.368		1-2 2-3 3-H HR 1B		4-0 FC6-4 BB		0-0 5-3		0-0 4-3		3 1 1 0 2 0 0										
Charley Smith, R (1, 6) OBP: 0.270, SLG: 0.392		1-H 2-H 3-H HR		0-0 FC6-4		0-0 1B BB		0-0 G6-4-3 1B		5 1 3 2 0 1 2										
George Altman, L (1, 7) OBP: 0.238, SLG: 0.286		F8		0-0 4-3		0-3 K		0-0 G6-4-3 1B		5 0 0 0 0 1 3										
Amado Samuel, R (1, 5) OBP: 0.232, SLG: 0.226		0-0 2B 1B 1B		4-0 BB BB		4-0 1B BB		0-0 F7		3 1 2 0 2 0 0										
Tracy Stallard, R (1, 1) OBP: 0.263, SLG: 0.297		0-0 1B E 2B		0-3 K		0-0 K		1-2 2-3 1B		4 1 2 0 0 2 2										
Inning Stats	R: 0 E: 0 K: 0 S: 4	H: 1 LOB: 1 BB: 0 P: 4	R: 3 E: 1 K: 1 S: 12	H: 6 LOB: 1 BB: 2 P: 20	R: 0 E: 0 K: 2 S: 8	H: 1 LOB: 1 BB: 0 P: 8	R: 0 E: 0 K: 0 S: 3	H: 0 LOB: 1 BB: 1 P: 7	R: 0 E: 0 K: 0 S: 5	H: 0 LOB: 2 BB: 2 P: 13		R: 0 E: 0 K: 3 S: 11	H: 2 LOB: 3 BB: 1 P: 15	R: 0 E: 0 K: 1 S: 5	H: 0 LOB: 0 BB: 0 P: 5	R: 0 E: 0 K: 0 S: 3	H: 1 LOB: 0 BB: 0 P: 3	1B: 8 2B: 1 3B: 0 HR: 2	SF: 0 SAC: 0 DP: 1 HBP: 0	WP: 0 PB: 0 CS: 0
PITCHER	IP WLS BF H R ER SO BB IBB HBP BLK WP HR S P ERA WHIP											PITCHER	IP WLS BF H R ER SO BB IBB HBP BLK WP HR S P ERA WHIP							
Warren Spahn, L (1, 1) ERA: 4.86	1.1 L 11 6 6 6 0 1 0 0 0 0 1 10 14 40.50 5.250																			
Bob Sadowski, R (2, 1) ERA: 4.4	0.2 5 1 2 1 1 1 0 0 0 0 1 6 10 13.50 3.000																			
Wade Blasingame, L (3, 1) ERA: 5.4	7.0 28 4 0 0 7 4 0 0 0 0 0 38 54 0.00 1.143																			

Batter	1	2	3	4	5	6	7	8	9	AB R H RBI BB SO LOB	BOTTOM											
Eddie Mathews, L (1, 5) OBP: 0.310, SLG: 0.348	0-0 F2		0-0 3-1 1B	4-0 BB			0-0 HR		0-0 F2	4 1 2 1 1 0 0	New York Mets @ Milwaukee Braves Milwaukee County Stadium, Milwaukee, WI Fri Jun 26 1964, 8:05 PM EDT Att: 20,198 - Unknown AB 36 R 4 H 7 RBI 4 BB 3 SO 3 LOB 18											
Denis Menke, R (1, 6) OBP: 0.351, SLG: 0.432	0-0 2B		0-0 F8	0-0 B1-3			0-0 5-3		0-0 1-3	5 0 1 0 0 0 2												
Hank Aaron, R (1, 9) OBP: 0.373, SLG: 0.442	0-0 F5		0-0 1-2 3-1 1B		0-0 F7		4-0 HBP BB		0-0 E5	4 0 1 0 1 0 1												
Lee Maye, L (1, 8) OBP: 0.336, SLG: 0.447	0-0 L9		0-0 3-1		0-0 F2		0-3 K		0-0 L3	5 0 0 0 0 1 5												
Joe Torre, R (1, 2) OBP: 0.375, SLG: 0.529		0-0 E5 4-3 1B	0-0 F4		0-0 6-3		1-0 HBP			3 0 0 0 0 0 2												
Gene Oliver, R (1, 3) OBP: 0.245, SLG: 0.381		0-0 F8		0-0 F2		0-0 6-3	0-0 F6			4 0 0 0 0 0 3												
Rico Carty, R (1, 7) OBP: 0.336, SLG: 0.504		0-0 4-3 1B		4-0 HR BB		0-0 HR		0-3 K		3 2 2 1 1 1 0												
Frank Bolling, R (1, 4) OBP: 0.275, SLG: 0.328		0-0 4-3		0-0 F9		0-0 6-3		0-0 4-3		4 0 0 0 0 0 3												
Warren Spahn, L (1, 1) OBP: 0.225, SLG: 0.282		0-0 L6-3		0-0 HR		0-3 K		0-0 G3		0 0 0 0 0 0 0												
Bob Sadowski, R (2, 1) OBP: 0.208, SLG: 0.250										0 0 0 0 0 0 0												
Ty Cline, L (2, PH) OBP: 0.339, SLG: 0.315										1 0 0 0 0 0 2												
Wade Blasingame, L (3, 1) OBP: 0.200, SLG: 0.800				1-H HR						3 1 1 2 0 1 0												
Inning Stats	R: 0 E: 0 K: 0 S: 4	H: 1 LOB: 1 BB: 0 P: 4	R: 0 E: 1 K: 0 S: 5	H: 1 LOB: 2 BB: 0 P: 5	R: 0 E: 0 K: 0 S: 5	H: 2 LOB: 1 BB: 0 P: 5	R: 2 E: 0 K: 0 S: 4	H: 1 LOB: 1 BB: 2 P: 12	R: 0 E: 0 K: 0 S: 3	H: 0 LOB: 0 BB: 0 P: 3	R: 1 E: 0 K: 1 S: 6	H: 1 LOB: 0 BB: 0 P: 6	R: 1 E: 0 K: 1 S: 6	H: 1 LOB: 2 BB: 1 P: 11	R: 0 E: 0 K: 1 S: 5	H: 0 LOB: 0 BB: 0 P: 5	R: 0 E: 1 K: 0 S: 4	H: 0 LOB: 1 BB: 0 P: 4	1B: 3 2B: 1 3B: 0 HR: 3	SF: 0 SAC: 0 DP: 0 HBP: 1	WP: 0 PB: 0 CS: 0	PA: 40
PITCHER	IP WLS BF H R ER SO BB IBB HBP BLK WP HR S P ERA WHIP											PITCHER	IP WLS BF H R ER SO BB IBB HBP BLK WP HR S P ERA WHIP									
Tracy Stallard, R (1, 1) ERA: 4.17	9.0 W 40 7 4 4 3 3 0 1 0 0 3 42 55 4.00 1.111																					



Batter	1	2	3	4	5	6	7	8	9	AB	R	H	RBI	BB	SO	LOB	TOP				
Ed Kranepool, L (1, 3) OBP: 0.315, SLG: 0.372										4	1	2	0	1	0	2	<p>New York Mets @ Milwaukee Braves Milwaukee County Stadium, Milwaukee, WI</p> <p>Sat Jun 27 1964, 4:33 AM EDT Att: 8,379 - Unknown</p> <p>livebaseballscorecards.com</p> <p>AB 37 R 6 H 13 RBI 6 BB 2 SO 3 LOB 20</p>				
Ron Hunt, R (1, 4) OBP: 0.376, SLG: 0.438										5	2	3	1	0	0	3					
George Altman, L (1, 7) OBP: 0.236, SLG: 0.282										5	0	1	2	0	1	2					
Joe Christopher, R (1, 8) OBP: 0.347, SLG: 0.472										3	0	2	1	1	0	1					
Larry Elliot, L (1, 9) OBP: 0.270, SLG: 0.268										4	0	0	0	0	1	6					
Charley Smith, R (1, 6) OBP: 0.269, SLG: 0.394										4	1	1	0	0	0	3					
Jesse Gonder, L (1, 2) OBP: 0.346, SLG: 0.376										1	0	1	0	0	0	0					
Hawk Taylor, R (2, 2) OBP: 0.279, SLG: 0.323										3	1	1	1	0	0	1					
Amado Samuel, R (1, 5) OBP: 0.235, SLG: 0.229										1	0	0	0	0	0	0					
John Stephenson, L (8, PH) OBP: 0.176, SLG: 0.067										1	0	0	0	0	0	0					
Carl Willey, R (1, 1)										1	0	0	0	0	1	1					
Al Jackson, L (2, 1) OBP: 0.121, SLG: 0.152										2	1	2	1	0	0	0					
Jim Hickman, R (8, PH) OBP: 0.299, SLG: 0.332										1	0	0	0	0	0	0					
Willard Hunter, R (8, 1)										0	0	0	0	0	0	0					
Inning Stats	R: 2 E: 0 K: 0 S: 5	H: 3 LOB: 1 BB: 1 P: 9	R: 0 E: 0 K: 1 S: 6	H: 1 LOB: 1 BB: 0 P: 6	R: 0 E: 0 K: 1 S: 6	H: 1 LOB: 1 BB: 0 P: 6	R: 0 E: 0 K: 0 S: 3	H: 0 LOB: 0 BB: 0 P: 3	R: 1 E: 0 K: 0 S: 5	H: 2 LOB: 2 BB: 1 P: 9	R: 2 E: 1 K: 0 S: 5	H: 3 LOB: 0 BB: 0 P: 5	R: 1 E: 0 K: 1 S: 7	H: 2 LOB: 1 BB: 0 P: 7	R: 0 E: 0 K: 0 S: 3	H: 0 LOB: 0 BB: 0 P: 3	R: 0 E: 0 K: 0 S: 3	H: 1 LOB: 0 BB: 0 P: 3	1B: 11 2B: 1 3B: 0 HR: 1	SF: 0 SAC: 0 DP: 3 HBP: 0	WP: 0 PA: 39 CS: 0
PITCHER	IP WLS BF H R ER SO BB IBB HBP BLK WP HR S P ERA WHIP																				
Hank Fischer, R (1, 1) ERA: 2.92	5.1 W 26 9 5 4 2 2 0 0 0 0 0 0 28 36 6.75 2.062																				
Chi-Chi Olivo, R (8, PH) ERA: 18.9	1.0 5 3 1 1 0 0 0 0 0 0 0 1 5 5 9.00 3.000																				
Bobby Tiefenauer, R (7, 1) ERA: 2.37	2.2 S 8 1 0 0 1 0 0 0 0 0 0 0 10 10 0.00 0.375																				

Batter	1	2	3	4	5	6	7	8	9	AB	R	H	RBI	BB	SO	LOB	BOTTOM		
Eddie Mathews, L (1, 5) OBP: 0.315, SLG: 0.350										4	2	2	0	1	0	0	<p>New York Mets @ Milwaukee Braves Milwaukee County Stadium, Milwaukee, WI</p> <p>Sat Jun 27 1964, 4:33 AM EDT Att: 8,379 - Unknown</p> <p>livebaseballscorecards.com</p> <p>AB 32 R 9 H 9 RBI 8 BB 7 SO 3 LOB 9</p>		
Denis Menke, R (1, 6) OBP: 0.357, SLG: 0.435										3	1	1	3	2	1	1			
Hank Aaron, R (1, 9) OBP: 0.373, SLG: 0.453										5	1	2	3	0	0	2			
Lee Maye, L (1, 8) OBP: 0.333, SLG: 0.439										4	1	0	0	1	0	3			
Joe Torre, R (1, 2) OBP: 0.374, SLG: 0.525										4	0	1	0	0	0	0			
Gene Oliver, R (1, 3) OBP: 0.254, SLG: 0.380										3	1	1	0	1	1	0			
Rico Carty, R (1, 7) OBP: 0.349, SLG: 0.530										2	2	1	1	2	1	2			
Frank Bolling, R (1, 4) OBP: 0.274, SLG: 0.327										4	1	1	1	0	0	1			
Hank Fischer, R (1, 1) OBP: 0.200, SLG: 0.111										2	0	0	0	0	0	0			
Chi-Chi Olivo, R (6, 1)										0	0	0	0	0	0	0			
Bobby Tiefenauer, R (7, 1)										1	0	0	0	0	0	0			
Inning Stats	R: 0 E: 0 K: 0 S: 4	H: 1 LOB: 1 BB: 0 P: 4	R: 7 E: 1 K: 1 S: 10	H: 4 LOB: 4 BB: 4 P: 26	R: 1 E: 0 K: 0 S: 5	H: 2 LOB: 1 BB: 1 P: 9	R: 0 E: 0 K: 1 S: 5	H: 0 LOB: 1 BB: 1 P: 9	R: 0 E: 0 K: 0 S: 3	H: 0 LOB: 1 BB: 1 P: 7	R: 0 E: 0 K: 0 S: 3	H: 1 LOB: 0 BB: 0 P: 3	R: 1 E: 0 K: 0 S: 4	H: 1 LOB: 0 BB: 0 P: 4	R: 0 E: 0 K: 1 S: 5	H: 0 LOB: 0 BB: 0 P: 5	1B: 6 2B: 1 3B: 0 HR: 2	SF: 0 SAC: 1 DP: 0 HBP: 0	WP: 0 PA: 41 CS: 1
PITCHER	IP WLS BF H R ER SO BB IBB HBP BLK WP HR S P ERA WHIP																		
Carl Willey, R (1, 1) ERA: 2.41	1.2 L 12 4 3 2 2 5 0 0 0 0 0 1 24 44 3.38 1.875																		
Al Jackson, L (2, 1) ERA: 4.49	5.1 25 5 3 2 2 5 0 0 0 0 0 1 24 44 3.38 1.875																		
Willard Hunter, L (8, 1)	1.0 3 0 0 0 0 1 0 0 0 0 0 0 5 5 0.00 0.000																		

Batter	1	2	3	4	5	6	7	8	9	AB	R	H	RBI	BB	SO	LOB	TOP																					
Charley Smith, R (1, 6) OBP: 0.270, SLG: 0.390	0-3 K		0-0 E6 1B		1-0 2B HBP	0-3 K			0-0 F8	2	1	0	1	0	1	1	New York Mets @ Milwaukee Braves Milwaukee County Stadium, Milwaukee, WI Sun Jun 28 1964, 4:33 AM EDT Unknown																					
Jesse Gonder, L (6, PH) OBP: 0.344, SLG: 0.374		0-0 3-1	0-0 1B FC5-4 1B		0-0 L6				0-0 1B 1B	5	2	2	0	0	0	1																						
Willard Hunter, R (6, 1)			0-0 1B FC5-4 1B		0-0 2B				0-0 1B 1B	5	1	4	2	0	1	0																						
Larry Elliot, L (9, PH) OBP: 0.266, SLG: 0.263			0-0 1B FC5-4 1B		0-0 2B				0-0 1B 1B	4	0	2	1	1	0	1																						
Ed Kranepool, L (1, 3) OBP: 0.317, SLG: 0.373			0-0 1B FC5-4 1B		0-0 IBB				0-0 1B 1B	5	0	1	2	0	1	5																						
Ron Hunt, R (1, 4) OBP: 0.384, SLG: 0.449			0-0 1B FC5-4 1B		0-0 1B				0-0 1B 1B	5	0	1	2	0	1	5																						
Joe Christopher, R (1, 9) OBP: 0.353, SLG: 0.473			0-0 1B FC5-4 1B		0-0 1B				0-0 1B 1B	5	0	1	2	0	1	5																						
George Altman, L (1, 7) OBP: 0.235, SLG: 0.279			0-0 1B FC5-4 1B		0-0 1B				0-0 1B 1B	5	0	1	2	0	1	5																						
Hawk Taylor, R (1, 2) OBP: 0.276, SLG: 0.319			0-0 1B FC5-4 1B		0-0 1B				0-0 1B 1B	5	0	1	0	0	0	1																						
Jim Hickman, R (1, 8) OBP: 0.298, SLG: 0.330			0-0 1B FC5-4 1B		0-0 1B				0-0 1B 1B	4	1	1	0	0	0	1																						
Amado Samuel, R (1, 5) OBP: 0.252, SLG: 0.248			0-0 1B SH1-3 1B		0-0 6-3				0-0 1B	4	1	3	0	0	0	0																						
Darrell Sutherland, R (1, 1)			0-0 1B SH1-3 1B		0-0 6-3				0-0 1B	0	0	0	0	0	0	0																						
Bill Wakefield, R (1, 1) OBP: 0.077, SLG: 0.077			0-0 1B SH1-3 1B		0-0 6-3				0-0 1B	1	0	0	0	0	1	0																						
John Stephenson, L (6, PH) OBP: 0.194, SLG: 0.065			0-0 1B SH1-3 1B		0-0 6-3				0-0 1B	1	0	0	0	1	0	1																						
Inning Stats	R: 0 E: 0 K: 2 S: 7	H: 0 LOB: 0 BB: 0 P: 7	R: 0 E: 0 K: 1 S: 5	H: 0 LOB: 0 BB: 0 P: 5	R: 4 E: 1 K: 0 S: 8	H: 4 LOB: 1 BB: 0 P: 8	R: 0 E: 0 K: 0 S: 3	H: 0 LOB: 0 BB: 0 P: 3	R: 0 E: 0 K: 1 S: 6	H: 1 LOB: 3 BB: 1 P: 11	R: 0 E: 0 K: 1 S: 6	H: 2 LOB: 2 BB: 1 P: 10	R: 0 E: 0 K: 0 S: 4	H: 2 LOB: 1 BB: 0 P: 4	R: 0 E: 0 K: 0 S: 4	H: 1 LOB: 1 BB: 0 P: 4	R: 2 E: 0 K: 0 S: 6	H: 4 LOB: 1 BB: 0 P: 6	1B: 13 2B: 1 3B: 0 HR: 0	SF: 0 SAC: 1 DP: 0 HBP: 1	WP: 2 PB: 0 CS: 0	PA: 42																
PITCHER	IP	WLS	BF	H	R	ER	SO	BB	IBB	HBP	BLK	WP	HR	S	P	ERA	WHIP	PITCHER				IP	WLS	BF	H	R	ER	SO	BB	IBB	HBP	BLK	WP	HR	S	P	ERA	WHIP
Denny Lemaster, L (1, 1) ERA: 4.64	7.0	W	32	9	4	3	5	1	1	1	0	2	0	39	48	3.86	1.429																					
Bobby Tiefenauer, R (8, 1) ERA: 2.7	2.0	S	10	5	2	2	0	0	0	0	0	0	0	10	10	9.00	2.500																					

AB	38
R	6
H	14
RBI	6
BB	2
SO	5
LOB	13



Batter	1	2	3	4	5	6	7	8	9	AB	R	H	RBI	BB	SO	LOB	BOTTOM																					
Eddie Mathews, L (1, 5) OBP: 0.317, SLG: 0.349	0-0 K			0-0 F7		0-0 FC6-4 1B			0-3 K	4	1	1	0	1	2	1	New York Mets @ Milwaukee Braves Milwaukee County Stadium, Milwaukee, WI Sun Jun 28 1964, 4:33 AM EDT Unknown																					
Denis Menke, R (1, 6) OBP: 0.357, SLG: 0.432	0-0 E8 1B	0-0 F4		4-0 1B BB		0-0 FC6-4 E			0-0 5-3	4	1	1	0	1	0	1																						
Hank Aaron, R (1, 9) OBP: 0.374, SLG: 0.452	0-0 3B 1B	0-0 F7		0-0 1B		0-0 L5			0-0 F7	5	1	2	2	0	0	1																						
Lee Mays, L (1, 8) OBP: 0.332, SLG: 0.434	4-0 3B BB	0-0 F4		0-0 F5		0-0 G3				3	1	0	0	1	0	3																						
Ty Cline, L (9, 8) OBP: 0.339, SLG: 0.315	1-2 3B BB	0-0 F4		0-0 F5		0-0 G3				0	0	0	0	0	0	0																						
Joe Torre, R (1, 2) OBP: 0.372, SLG: 0.518	0-3 K		1-0 G6-4-3 HBP		0-0 F8				0-0 L8	3	0	0	0	0	1	4																						
Gene Oliver, R (1, 3) OBP: 0.271, SLG: 0.411	0-0 1B		0-0 G6-4-3 1B		0-0 G3-6-3 1B				0-0 2B 5-3 1B	4	2	3	2	0	0	1																						
Rico Carty, R (1, 7) OBP: 0.362, SLG: 0.542	0-0 WP SF8 1B		4-0 1B BB		0-0 G3-6-3 1B				0-0 5-3 2B	3	1	2	1	1	0	1																						
Frank Bolling, R (1, 4) OBP: 0.283, SLG: 0.332	0-0 WP 1B		0-0 1B BB		4-0 PB BB				0-0 5-3	3	0	2	1	1	0	1																						
Denny Lemaster, R (1, 1) OBP: 0.100, SLG: 0.080	0-0 SF8		0-3 K		0-0 F4				0-0 4-3	2	0	0	1	0	1	3																						
Miguel de la Hoz, R (7, PH) OBP: 0.310, SLG: 0.353	1-2 2H				1-2					1	0	0	0	0	0	1																						
Bobby Tiefenauer, R (8, 1) ERA: 0.68	1-2 2H				1-2					0	0	0	0	0	0	0																						
Inning Stats	R: 6 E: 1 K: 2 S: 12	H: 5 LOB: 1 BB: 2 P: 20	R: 0 E: 0 K: 0 S: 3	H: 0 LOB: 0 BB: 0 P: 3	R: 0 E: 0 K: 1 S: 5	H: 1 LOB: 2 BB: 1 P: 10	R: 0 E: 0 K: 0 S: 4	H: 1 LOB: 2 BB: 1 P: 8	R: 0 E: 0 K: 0 S: 3	H: 1 LOB: 1 BB: 1 P: 7	R: 0 E: 1 K: 0 S: 4	H: 1 LOB: 1 BB: 0 P: 4	R: 1 E: 0 K: 0 S: 5	H: 2 LOB: 1 BB: 0 P: 5	R: 0 E: 0 K: 1 S: 5	H: 0 LOB: 0 BB: 0 P: 5	R: 0 E: 0 K: 1 S: 5	H: 0 LOB: 0 BB: 0 P: 5	1B: 9 2B: 1 3B: 1 HR: 0	SF: 1 SAC: 0 DP: 2 HBP: 1	WP: 1 PB: 1 CS: 0	PA: 39																
PITCHER	IP	WLS	BF	H	R	ER	SO	BB	IBB	HBP	BLK	WP	HR	S	P	ERA	WHIP	PITCHER				IP	WLS	BF	H	R	ER	SO	BB	IBB	HBP	BLK	WP	HR	S	P	ERA	WHIP
Darrell Sutherland, R (1, 1) ERA: 195.0	0.1	L	6	3	5	5	1	2	0	0	0	0	0	6	14	135.00	15.000																					
Bill Wakefield, R (1, 1) ERA: 3.71	4.2		21	5	1	1	2	3	0	1	0	1	0	21	34	1.93	1.714																					
Willard Hunter, L (6, 1) ERA: 0.68	3.0		12	3	1	1	1	0	0	0	0	0	0	14	14	3.00	1.000																					



Batter	1	2	3	4	5	6	7	8	9	AB	R	H	RBI	BB	SO	LOB	TOP					
John Stephenson, L (1.5) OBP: 0.225, SLG: 0.114										4	0	2	0	0	2	2	New York Mets @ Milwaukee Braves Milwaukee County Stadium, Milwaukee, WI Sun Jun 28 1964, 4:38 AM EDT Att: 11,644 - Unknown					
George Altman, L (1.7) OBP: 0.226, SLG: 0.271										4	0	0	0	0	0	3						
Rod Kanehl, R (1.4) OBP: 0.272, SLG: 0.312										4	0	0	0	0	0	1						
Joe Christopher, R (1.9) OBP: 0.351, SLG: 0.466										3	0	0	0	1	1	0						
Ed Kranepool, L (1.3) OBP: 0.316, SLG: 0.369										4	0	1	0	0	1	1						
Larry Elliot, L (1.8) OBP: 0.285, SLG: 0.262										4	0	1	0	0	1	2						
Amado Samuel, R (1.6) OBP: 0.260, SLG: 0.256										4	0	2	0	0	1	2						
Chris Cannizzaro, R (1.2) OBP: 0.329, SLG: 0.290									3	0	0	0	0	0	3							
Jesse Gonder, L (7.2) OBP: 0.344, SLG: 0.374									0	0	0	0	0	0	0							
Frank Lary, R (1.1) Darrell Sutherland, R (6.1) Jim Hickman, R (8. PH) Carl Willey, R (8.1)										0	0	0	0	2	0	0						
Inning Stats	R: 0 E: 0 K: 1 S: 5	H: 0 LOB: 0 BB: 0 P: 5	R: 0 E: 0 K: 2 S: 8	H: 1 LOB: 1 BB: 0 P: 8	R: 0 E: 0 K: 0 S: 3	H: 1 LOB: 1 BB: 1 P: 7	R: 0 E: 0 K: 2 S: 7	H: 0 LOB: 0 BB: 0 P: 7	R: 0 E: 0 K: 1 S: 6	H: 2 LOB: 2 BB: 1 P: 10	R: 0 E: 0 K: 0 S: 3	H: 0 LOB: 0 BB: 0 P: 3	R: 0 E: 0 K: 0 S: 4	H: 1 LOB: 1 BB: 0 P: 4	R: 0 E: 0 K: 0 S: 4	H: 1 LOB: 1 BB: 0 P: 4	R: 0 E: 0 K: 0 S: 3	H: 0 LOB: 1 BB: 1 P: 7	1B: 6 2B: 1 3B: 0 HR: 0	SF: 0 SAC: 0 DP: 2 HBP: 0	WP: 0 PB: 0 CS: 0	PA: 34
PITCHER Tony Cloninger, R (1.1) ERA: 3.09	IP: 9.0 WLS: W BF: 34 H: 6 R: 0 ER: 0 SO: 6 BB: 3 IBB: 0 HBP: 0 BLK: 0 WP: 0 HR: 0 S: 43 P: 55 ERA: 0.00 WHIP: 1.000															PITCHER						

AB	31
R	0
H	6
RBI	0
BB	3
SO	6
LOB	14



Batter	1	2	3	4	5	6	7	8	9	AB	R	H	RBI	BB	SO	LOB	BOTTOM					
Eddie Mathews, L (1.5) OBP: 0.323, SLG: 0.352										3	1	2	1	1	0	0	New York Mets @ Milwaukee Braves Milwaukee County Stadium, Milwaukee, WI Sun Jun 28 1964, 4:38 AM EDT Att: 11,644 - Unknown					
Denis Menke, R (1.6) OBP: 0.357, SLG: 0.428									2	1	0	0	1	0	1							
Hank Aaron, R (1.9) Gary Kolb, L (9.9)									4	1	1	3	0	0	1							
Lee Mays, L (1.8) Ty Cline, L (8.8)									4	0	1	0	0	0	0							
Joe Torre, R (1.2) OBP: 0.377, SLG: 0.522										4	2	3	0	0	0							
Gene Oliver, R (1.3) OBP: 0.279, SLG: 0.414										4	1	2	0	0	1							
Rico Carty, R (1.7) OBP: 0.366, SLG: 0.566										4	2	2	3	0	3							
Frank Bolling, R (1.4) OBP: 0.282, SLG: 0.330										4	0	1	0	0	0	1						
Tony Cloninger, R (1.1) OBP: 0.219, SLG: 0.219										4	1	1	0	0	1	1						
Inning Stats	R: 0 E: 0 K: 0 S: 4	H: 2 LOB: 2 BB: 0 P: 4	R: 0 E: 0 K: 1 S: 5	H: 1 LOB: 0 BB: 0 P: 5	R: 0 E: 0 K: 0 S: 3	H: 0 LOB: 1 BB: 1 P: 7	R: 0 E: 0 K: 0 S: 3	H: 0 LOB: 0 BB: 0 P: 3	R: 5 E: 0 K: 0 S: 7	H: 4 LOB: 0 BB: 1 P: 11	R: 3 E: 0 K: 0 S: 6	H: 3 LOB: 0 BB: 0 P: 6	R: 0 E: 0 K: 0 S: 3	H: 0 LOB: 0 BB: 0 P: 3	R: 1 E: 0 K: 1 S: 7	H: 3 LOB: 1 BB: 0 P: 7		R: 0 E: 0 K: 0 S: 3	H: 0 LOB: 0 BB: 0 P: 7	1B: 11 2B: 1 3B: 0 HR: 2	SF: 0 SAC: 1 DP: 2 HBP: 0	WP: 2 PB: 0 CS: 0
PITCHER Frank Lary, R (1.1) ERA: 6.43 Darrell Sutherland, R (6.1) Carl Willey, R (8.1)	IP: 5.0 WLS: L BF: 22 H: 7 R: 5 ER: 5 SO: 1 BB: 5 IBB: 5 HBP: 1 BLK: 0 WP: 1 HR: 1 S: 22 P: 30 ERA: 9.00 WHIP: 1.800															PITCHER						

AB	33
R	9
H	13
RBI	7
BB	2
SO	2
LOB	8



Batter	1	2	3	4	5	6	7	8	9	AB R H RBI BB SO LOB	TOP		
Eddie Mathews, L OBP: 0.334, SLG: 0.367 (1, 5)										1 3 1 1 4 0 0	Milwaukee Braves @ St. Louis Cardinals Sportsman's Park, St. Louis, MO Mon Jun 29 1964, 8:05 PM EDT Att: 11,336 - Unknown		
Denis Menke, R OBP: 0.335, SLG: 0.422 (1, 6)										3 1 0 0 1 0 4			
Hank Aaron, R OBP: 0.376, SLG: 0.458 (1, 9)										3 0 1 0 2 1 1			
Lee Maye, L OBP: 0.336, SLG: 0.438 Ty Cline, L OBP: 0.339, SLG: 0.315 (1, 8) (9, 8)										5 0 3 2 0 1 3 0 0 0 0 0 0 0			
Joe Torre, R OBP: 0.374, SLG: 0.516 (1, 2)										5 1 1 0 0 0 5			
Gene Oliver, R OBP: 0.291, SLG: 0.421 (1, 3)										5 2 3 1 0 1 1			
Rico Carty, R OBP: 0.374, SLG: 0.567 (1, 7)										5 0 3 2 0 0 1			
Frank Bolling, R OBP: 0.276, SLG: 0.323 (1, 4)										5 0 0 0 0 3 4			
Dan Schneider, L Bob Sadowski, R Ed Bailey, L Billy Hoelt, L Gary Kolb, L Bobby Tiefenauer, R (1, 1) (3, 1) (6, PH) (6, 1) (8, PH) (8, 1)										1 0 0 0 0 0 0 1 0 0 0 0 0 0 1 0 0 0 0 0 1 0 0 0 0 0 0 0 1 0 0 0 0 1 0 0 0 0 0 0 1 0			
Inning Stats	R: 0 H: 1 E: 0 LOB: 1 K: 0 BB: 1 S: 3 P: 7	R: 0 H: 1 E: 0 LOB: 1 K: 1 BB: 0 S: 6 P: 6	R: 1 H: 1 E: 0 LOB: 2 K: 0 BB: 2 S: 4 P: 12	R: 0 H: 1 E: 0 LOB: 0 K: 1 BB: 0 S: 5 P: 5	R: 1 H: 1 E: 0 LOB: 2 K: 0 BB: 2 S: 4 P: 12	R: 1 H: 2 E: 1 LOB: 2 K: 1 BB: 1 S: 7 P: 11	R: 0 H: 1 E: 0 LOB: 1 K: 1 BB: 0 S: 6 P: 6	R: 0 H: 0 E: 0 LOB: 0 K: 2 BB: 0 S: 7 P: 7	R: 4 H: 4 E: 1 LOB: 1 K: 1 BB: 1 S: 9 P: 13	1B: 10 SF: 0 2B: 2 SAC: 1 3B: 0 DP: 2 HR: 1 HBP: 0	WP: 0 PA: 44 PB: 1 SB: 0 CS: 0		
PITCHER	IP WLS BF H R ER SO BB IBB HBP BLK WP HR S P ERA WHIP	IP WLS BF H R ER SO BB IBB HBP BLK WP HR S P ERA WHIP											
Ray Washburn, R ERA: 3.29 (1, 1) 3.0 14 3 1 1 1 3 0 0 0 0 0 13 25 3.00 2.000	Glen Hobbie, R ERA: 5.43 (4, 1) 2.2 14 4 2 1 2 2 1 0 0 0 0 15 27 3.38 2.250	Bob Gibson, R ERA: 2.55 (6, 1) 3.1 L 16 5 4 3 4 1 0 0 0 0 0 1 23 27 8.10 1.800											
Batter	1	2	3	4	5	6	7	8	9	AB R H RBI BB SO LOB	BOTTOM		
Curt Flood, R OBP: 0.355, SLG: 0.383 (1, 8)										5 1 2 1 0 1 0	Milwaukee Braves @ St. Louis Cardinals Sportsman's Park, St. Louis, MO Mon Jun 29 1964, 8:05 PM EDT Att: 11,336 - Unknown		
Lou Brock, L OBP: 0.323, SLG: 0.391 (1, 7)										3 1 2 0 0 0 1			
Dick Groat, R OBP: 0.315, SLG: 0.366 (1, 6)										4 1 2 1 0 0 2			
Ken Boyer, R OBP: 0.366, SLG: 0.491 (1, 5)										4 0 1 1 0 1 3			
Bill White, L OBP: 0.315, SLG: 0.405 (1, 3)										4 0 0 0 0 1 1			
Carl Warwick, R OBP: 0.293, SLG: 0.394 (1, 9)										4 0 1 0 0 0 1			
Phil Gagliano, R OBP: 0.311, SLG: 0.452 (1, 4)										4 0 2 0 0 1 1			
Tim McCarver, L OBP: 0.325, SLG: 0.382 (1, 2)										3 1 1 0 1 2 1			
Ray Washburn, R OBP: 0.133, SLG: 0.200 Glen Hobbie, R OBP: 0.235, SLG: 0.400 Bob Gibson, R OBP: 0.268, SLG: 0.243 Bob Skinner, L OBP: 0.277, SLG: 0.377 (1, 1) (4, 1) (6, 1) (8, PH)										1 0 0 0 0 0 1 0 0 0 0 0 0 0 1 0 0 0 0 1 2 1 0 0 0 0 0 0			
Inning Stats	R: 2 H: 3 E: 0 LOB: 1 K: 0 BB: 0 S: 6 P: 6	R: 0 H: 1 E: 0 LOB: 0 K: 1 BB: 0 S: 5 P: 5	R: 1 H: 1 E: 0 LOB: 0 K: 0 BB: 0 S: 4 P: 4	R: 0 H: 1 E: 0 LOB: 0 K: 0 BB: 0 S: 3 P: 3	R: 1 H: 3 E: 0 LOB: 2 K: 1 BB: 0 S: 8 P: 8	R: 0 H: 1 E: 0 LOB: 2 K: 2 BB: 1 S: 8 P: 12	R: 0 H: 1 E: 0 LOB: 1 K: 1 BB: 0 S: 6 P: 6	R: 0 H: 0 E: 0 LOB: 0 K: 1 BB: 0 S: 5 P: 5	R: 0 H: 0 E: 0 LOB: 0 K: 1 BB: 0 S: 5 P: 5	1B: 9 SF: 0 2B: 2 SAC: 2 3B: 0 DP: 1 HR: 0 HBP: 0	WP: 3 PA: 37 PB: 0 SB: 1 CS: 0		
PITCHER	IP WLS BF H R ER SO BB IBB HBP BLK WP HR S P ERA WHIP	IP WLS BF H R ER SO BB IBB HBP BLK WP HR S P ERA WHIP											
Dan Schneider, L ERA: 3.88 (1, 1) 2.1 11 5 3 3 1 0 0 0 0 0 2 0 13 13 3.38 1.500	Bob Sadowski, R ERA: 4.37 (3, 1) 2.2 11 4 1 1 1 1 0 0 0 0 0 2 0 13 13 3.38 1.500	Billy Hoelt, L ERA: 3.75 (6, 1) 2.0 9 2 0 0 3 1 0 0 0 0 0 0 14 18 0.00 1.500	Bobby Tiefenauer, R ERA: 2.57 (8, 1) 2.0 W 6 0 0 0 2 0 0 0 0 0 0 0 10 10 0.00 0.000										

Batter	1	2	3	4	5	6	7	8	9	AB	R	H	RBI	BB	SO	LOB	TOP										
Eddie Mathews, L (1, 5) OBP: 0.332, SLG: 0.364	F9		4-3		HR		F4	G3		5	1	1	0	0	0	1	Milwaukee Braves @ St. Louis Cardinals Sportsman's Park, St. Louis, MO Tue Jun 30 1964, 4:33 AM EDT Att: 7,484 - Unknown										
Denis Menke, R (1, 6) OBP: 0.356, SLG: 0.419	5-3		BB		F3		FC3-6		6-3	4	0	1	0	1	0	1											
Hank Aaron, R (1, 9) OBP: 0.382, SLG: 0.479			2-3		HR		FC3-6			5	1	4	2	0	0	1											
Lee Maye, L (1, 8) OBP: 0.331, SLG: 0.431	4-3				L9		FC3-6		K	4	0	0	0	0	0	3											
Bobby Tiefenauer, R (8, 1)					6-3		1-2		L5	1	0	0	0	0	1	1											
Joe Torre, R (1, 2) OBP: 0.371, SLG: 0.510		6-3			BB		G1			5	1	1	0	0	1	3											
Gene Oliver, R (1, 3) OBP: 0.282, SLG: 0.408		1-3			2B					4	0	0	0	0	0	1											
Rico Carty, R (1, 7) OBP: 0.385, SLG: 0.569					F8					3	0	2	0	1	1	0											
Frank Bolling, R (1, 4) OBP: 0.277, SLG: 0.327					2B					3	0	1	1	0	0	2											
Ed Bailey, L (8, PH) OBP: 0.310, SLG: 0.385					1-2					1	0	1	0	0	0	0											
Woody Woodward, R (8, PR) OBP: 0.250, SLG: 0.250					1-3					0	1	0	0	0	0	0											
Wade Blasingame, L (1, 1) OBP: 0.125, SLG: 0.500					2B					3	0	0	0	0	1	3											
Bob Sadowski, R (8, PH) OBP: 0.200, SLG: 0.240					F7					0	0	0	0	0	0	0											
Ty Cline, L (8, PH) OBP: 0.350, SLG: 0.382					G3					1	1	1	2	0	0	0											
Inning Stats	R: 0 E: 0 K: 0 S: 4	H: 1 LOB: 1 BB: 0 P: 4	R: 0 E: 0 K: 0 S: 4	H: 1 LOB: 1 BB: 0 P: 4	R: 0 E: 0 K: 0 S: 3	H: 0 LOB: 1 BB: 1 P: 7	R: 1 E: 0 K: 0 S: 5	H: 2 LOB: 2 BB: 1 P: 9	R: 2 E: 0 K: 1 S: 7	H: 2 LOB: 0 BB: 0 P: 7	R: 0 E: 0 K: 0 S: 5	H: 2 LOB: 2 BB: 0 P: 5	R: 2 E: 0 K: 1 S: 7	H: 2 LOB: 1 BB: 0 P: 7	R: 0 E: 0 K: 1 S: 6	H: 1 LOB: 1 BB: 0 P: 6	R: 0 E: 0 K: 1 S: 5	H: 2 LOB: 2 BB: 0 P: 7	R: 0 E: 0 K: 1 S: 6	H: 1 LOB: 1 BB: 0 P: 6	R: 0 E: 0 K: 1 S: 6	H: 1 LOB: 1 BB: 0 P: 6	1B: 7 2B: 3 3B: 0 HR: 2	SF: 0 SAC: 0 DP: 0 HBP: 0	WP: 0 PB: 0 SB: 1 CS: 0	PA: 41	
PITCHER	IP	WLS	BF	H	R	ER	SO	BB	IBB	HBP	BLK	WP	HR	S	P	ERA	WHIP										
Roger Craig, R (1, 1) ERA: 2.71	9.0	L	41	12	5	5	4	2	0	0	0	0	2	47	55	5.00	1.556										

Batter	1	2	3	4	5	6	7	8	9	AB	R	H	RBI	BB	SO	LOB	BOTTOM										
Curt Flood, R (1, 8) OBP: 0.356, SLG: 0.383	1-3		2B		1B		K		K	5	2	2	0	0	2	0	Milwaukee Braves @ St. Louis Cardinals Sportsman's Park, St. Louis, MO Tue Jun 30 1964, 4:33 AM EDT Att: 7,484 - Unknown										
Lou Brock, L (1, 7) OBP: 0.324, SLG: 0.391	6-3		FC6-2-5		1B		FC6-4		4-3	5	1	2	0	0	0	2											
Dick Groat, R (1, 6) OBP: 0.318, SLG: 0.369			BB		2B		FC6-4			3	0	1	3	1	0	2											
Ken Boyer, R (1, 5) OBP: 0.364, SLG: 0.488			K		K		1-2			4	0	1	0	0	3	3											
Charlie James, R (1, 9) OBP: 0.261, SLG: 0.352							1-3			3	0	0	0	0	1	0											
Bob Skinner, L (8, PH) OBP: 0.274, SLG: 0.374					K					1	0	0	0	0	0	0											
Carl Warwick, R (8, 9) OBP: 0.293, SLG: 0.394										0	0	0	0	0	0	0											
Bill White, L (1, 3) OBP: 0.314, SLG: 0.403										4	0	1	0	0	0	0											
Phil Gagliano, R (1, 4) OBP: 0.327, SLG: 0.444										3	0	1	0	1	0	0											
Tim McCarver, L (1, 2) OBP: 0.323, SLG: 0.380										4	0	1	0	0	1	1											
Roger Craig, R (1, 1) OBP: 0.407, SLG: 0.375										3	1	2	0	0	0	2											
Jeff Long, R (8, PH) OBP: 0.347, SLG: 0.333										1	0	0	0	0	1	0											
Inning Stats	R: 0 E: 0 K: 1 S: 5	H: 0 LOB: 1 BB: 1 P: 9	R: 0 E: 0 K: 0 S: 3	H: 0 LOB: 0 BB: 0 P: 3	R: 2 E: 0 K: 1 S: 8	H: 3 LOB: 1 BB: 0 P: 8	R: 0 E: 0 K: 1 S: 5	H: 0 LOB: 0 BB: 0 P: 5	R: 2 E: 1 K: 2 S: 10	H: 3 LOB: 1 BB: 0 P: 10	R: 0 E: 0 K: 0 S: 5	H: 3 LOB: 2 BB: 0 P: 5	R: 0 E: 0 K: 1 S: 6	H: 2 LOB: 0 BB: 0 P: 6	R: 0 E: 0 K: 0 S: 3	H: 0 LOB: 1 BB: 1 P: 7	R: 0 E: 0 K: 2 S: 7	H: 0 LOB: 0 BB: 0 P: 7	R: 0 E: 0 K: 2 S: 7	H: 0 LOB: 0 BB: 0 P: 7	1B: 10 2B: 1 3B: 0 HR: 0	SF: 0 SAC: 0 DP: 0 HBP: 0	WP: 0 PB: 0 SB: 1 CS: 1	PA: 38			
PITCHER	IP	WLS	BF	H	R	ER	SO	BB	IBB	HBP	BLK	WP	HR	S	P	ERA	WHIP										
Wade Blasingame, L (1, 1) ERA: 5.24	5.2		26	9	4	3	5	1	0	0	0	0	0	35	39	4.76	1.765										
Bob Sadowski, R (8, 1) ERA: 4.29	1.1	W	5	2	0	0	1	0	0	0	0	0	0	7	7	0.00	1.500										
Bobby Tiefenauer, R (8, 1) ERA: 2.45	2.0	S	7	0	0	0	2	1	0	0	0	0	0	10	14	0.00	0.500										





Batter	1	2	3	4	5	6	7	8	9	AB	R	H	RBI	BB	SO	LOB	TOP										
Curt Flood, R OBP: 0.350, SLG: 0.377 (1, 8)	F9	K		K			6-3		F8	5	0	0	0	0	2	2	St. Louis Cardinals @ Milwaukee Braves Milwaukee County Stadium, Milwaukee, WI Wed Jul 01 1964, 8:05 PM EDT Att: 13,608 - Unknown AB 37 R 6 H 11 RBI 5 BB 1 SO 5 LOB 9										
Lou Brock, L OBP: 0.322, SLG: 0.387 (1, 7)	K	1-3					E6 FC5-4		F7	5	0	1	0	0	1	2											
Bill White, L OBP: 0.310, SLG: 0.397 (1, 3)	6-3		1-3	CS	F5		FC5-4 1B			4	0	0	0	0	0	1											
Ken Boyer, R OBP: 0.363, SLG: 0.484 (1, 5)		F8	F3		K					4	0	1	0	0	1	0											
Bob Skinner, L OBP: 0.291, SLG: 0.382 Carl Warwick, R OBP: 0.293, SLG: 0.394 (7, 9)		1B	1B	HR	1B		G3			3	2	2	0	1	0	2											
Dick Groat, R OBP: 0.320, SLG: 0.370 (1, 6)		1B	HR	1B						0	0	0	0	0	0	0											
Julian Javier, R OBP: 0.285, SLG: 0.423 (1, 4)		E	HR	1B						4	2	2	4	0	0	0											
Tim McCarver, L OBP: 0.326, SLG: 0.386 (1, 2)		1B	K							4	0	2	1	0	1	0											
Curt Simmons, L OBP: 0.130, SLG: 0.111 (1, 1)					F5		G4-6-3		G3	4	0	1	0	0	0	1											
Inning Stats	R: 0 E: 0 K: 1 S: 5	H: 0 LOB: 0 BB: 0 P: 5	R: 3 E: 1 K: 1 S: 10	H: 5 LOB: 2 BB: 0 P: 10	R: 3 E: 0 K: 1 S: 7	H: 2 LOB: 0 BB: 1 P: 11	R: 0 E: 0 K: 1 S: 5	H: 1 LOB: 0 BB: 0 P: 5	R: 0 E: 0 K: 0 S: 6	H: 1 LOB: 1 BB: 0 P: 6	R: 0 E: 1 K: 0 S: 5	H: 1 LOB: 2 BB: 0 P: 5	R: 0 E: 0 K: 0 S: 3	H: 0 LOB: 0 BB: 0 P: 3	R: 0 E: 0 K: 0 S: 3	H: 0 LOB: 0 BB: 0 P: 3		R: 0 E: 0 K: 0 S: 3	H: 0 LOB: 0 BB: 0 P: 3	1B: 9 2B: 1 3B: 0 HR: 1	SF: 0 SAC: 0 DP: 1 HBP: 0	WP: 0 PB: 0 SB: 0 CS: 1	PA: 39				
PITCHER	IP	WLS	BF	H	R	ER	SO	BB	IBB	HBP	BLK	WP	HR	S	P	ERA	WHIP										
Hank Fischer, R ERA: 3.18 (1, 1)	1.1	L	8	4	3	3	1	0	0	0	0	0	0	10	10	20.25	3.000										
Billy Hoelt, L ERA: 4.3 (2, 1)	1.2	9	3	3	3	2	1	0	0	0	0	0	1	12	16	16.20	2.400										
Chi-Chi Olivo, R ERA: 11.81 (4, 1)	2.0	7	2	0	0	2	0	0	0	0	0	0	0	11	11	0.00	1.000										
Bob Sadowski, R ERA: 4.19 (6, 1)	2.0	8	2	0	0	0	0	0	0	0	0	0	0	8	8	0.00	1.000										
Denny Lemaster, L ERA: 4.53 (8, 1)	2.0	6	0	0	0	0	0	0	0	0	0	0	0	6	6	0.00	0.000										

Batter	1	2	3	4	5	6	7	8	9	AB	R	H	RBI	BB	SO	LOB	BOTTOM										
Eddie Mathews, L OBP: 0.334, SLG: 0.364 (1, 5)			F5		L3					3	0	1	0	1	0	2	St. Louis Cardinals @ Milwaukee Braves Milwaukee County Stadium, Milwaukee, WI Wed Jul 01 1964, 8:05 PM EDT Att: 13,608 - Unknown AB 32 R 1 H 7 RBI 1 BB 1 SO 2 LOB 12										
Denis Menke, R OBP: 0.351, SLG: 0.412 (1, 6)	K		F6			F7		G6-4-3	4	0	0	0	0	1	3												
Hank Aaron, R OBP: 0.381, SLG: 0.479 (1, 9)	G6-4-3				F9	F6				4	1	1	0	0	0	1											
Joe Torre, R OBP: 0.366, SLG: 0.502 (1, 2)		F3		K		F8				4	0	0	0	0	1	1											
Gene Oliver, R OBP: 0.289, SLG: 0.419 (1, 3)							4-3			4	0	2	1	0	0	0											
Rico Carty, R OBP: 0.374, SLG: 0.552 (1, 7)			F4		F8		G3			4	0	0	0	0	0	2											
Lee Maye, L OBP: 0.331, SLG: 0.430 (1, 8)			F6							3	0	1	0	0	0	1											
Frank Bolling, R OBP: 0.276, SLG: 0.326 (4, 1)										1	0	0	0	0	0	0											
Ty Cline, L OBP: 0.301, SLG: 0.393 Bob Sadowski, R OBP: 0.295, SLG: 0.290 Miguel de la Hoz, R OBP: 0.266, SLG: 0.245 Denny Lemaster, R OBP: 0.190, SLG: 0.280 (8, 1)			F6							0	0	0	0	0	0	0											
Hank Fischer, R OBP: 0.200, SLG: 0.111 Billy Hoelt, L (2, 1)										0	0	0	0	0	0	0											
Woody Woodward, R OBP: 0.261, SLG: 0.261 (3, PH) (4, 4)										3	0	1	0	0	0	1											
Inning Stats	R: 0 E: 0 K: 1 S: 5	H: 1 LOB: 0 BB: 0 P: 5	R: 0 E: 0 K: 0 S: 4	H: 1 LOB: 1 BB: 0 P: 4	R: 0 E: 0 K: 1 S: 6	H: 1 LOB: 1 BB: 0 P: 6	R: 0 E: 0 K: 0 S: 4	H: 1 LOB: 1 BB: 0 P: 4	R: 0 E: 0 K: 0 S: 3	H: 0 LOB: 0 BB: 0 P: 3	R: 0 E: 0 K: 0 S: 4	H: 1 LOB: 1 BB: 0 P: 4	R: 0 E: 0 K: 0 S: 2	H: 0 LOB: 1 BB: 1 P: 6	R: 1 E: 0 K: 0 S: 4	H: 1 LOB: 0 BB: 0 P: 4	1B: 5 2B: 2 3B: 0 HR: 0	SF: 0 SAC: 0 DP: 2 HBP: 0	WP: 0 PB: 0 SB: 0 CS: 0	PA: 33							
PITCHER	IP	WLS	BF	H	R	ER	SO	BB	IBB	HBP	BLK	WP	HR	S	P	ERA	WHIP										
Curt Simmons, L ERA: 3.11 (1, 1)	9.0	W	33	7	1	1	2	1	0	0	0	0	0	36	40	1.00	0.889										

Batter	1	2	3	4	5	6	7	8	9	AB	R	H	RBI	BB	SO	LOB	TOP				
Joey Amalfitano, R OBP: 0.275, SLG: 0.355 (1, 4)	6-3		F8			F8				4	1	1	0	0	0	2	Chicago Cubs @ Milwaukee Braves Milwaukee County Stadium, Milwaukee, WI Fri Jul 03 1964, 4:33 AM EDT Att: 18,583 - Unknown livebaseballscores.com				
Jimmy Stewart, S OBP: 0.325, SLG: 0.298 (1, 6)	1B		F9			1B		K		4	1	2	1	0	1	0					
Billy Williams, L OBP: 0.396, SLG: 0.613 (1, 7)	K			4-3		4-3				4	0	1	0	0	1	2					
Ron Santo, R OBP: 0.382, SLG: 0.560 (1, 5)	1B			6-3		14 WP		F8		4	0	2	1	0	0	1					
14 Ernie Banks, R OBP: 0.324, SLG: 0.474 (1, 3)	K			F9		F2		F8		4	0	0	0	0	1	4					
Len Gabrielson, L OBP: 0.288, SLG: 0.261 Wayne Schurr, R Leo Burke, R OBP: 0.359, SLG: 0.457 (9, PH)	K							F4		3	0	0	0	0	0	2		0			
Billy Cowan, R OBP: 0.292, SLG: 0.434 (1, 8)	6-3					F7		F7		4	0	1	0	0	0	0					
Dick Bertell, R OBP: 0.321, SLG: 0.351 (1, 2)	K			6-3						4	0	1	0	0	2	1					
Bob Buhl, R OBP: 0.158, SLG: 0.088 Doug Clemens, L OBP: 0.299, SLG: 0.398 Lew Burdette, R OBP: 0.222, SLG: 0.125 Don Elston, R OBP: 0.194, SLG: 0.508 Billy Ott, S OBP: 0.250, SLG: 0.300 (7, 9)	K					4-3				1	0	0	0	0	0	1		0			
Inning Stats	R: 0 E: 0 K: 2 S: 9	H: 2 LOB: 2 BB: 0 P: 9	R: 0 E: 0 K: 2 S: 7	H: 0 LOB: 0 BB: 0 P: 7	R: 0 E: 0 K: 1 S: 5	H: 0 LOB: 0 BB: 0 P: 5	R: 0 E: 0 K: 0 S: 3	H: 0 LOB: 0 BB: 0 P: 3	R: 0 E: 0 K: 1 S: 5	H: 0 LOB: 0 BB: 0 P: 5	R: 2 E: 0 K: 0 S: 6	H: 3 LOB: 1 BB: 0 P: 6	R: 0 E: 0 K: 1 S: 7	H: 2 LOB: 2 BB: 0 P: 7	R: 0 E: 0 K: 1 S: 6	H: 1 LOB: 1 BB: 0 P: 6		R: 0 E: 0 K: 1 S: 6	H: 1 LOB: 1 BB: 0 P: 6	1B: 7 2B: 1 3B: 1 HR: 0	SF: 0 SAC: 0 DP: 0 HBP: 0
PITCHER Tony Cloninger, R ERA: 3.0 (1, 1)	IP: 9.0 WLS: W BF: 36 H: 9 R: 2 ER: 2 SO: 9 BB: 0 IBB: 0 HBP: 0 BLK: 0 WP: 1 HR: 0 S: 54 P: 54 ERA: 2.00 WHIP: 1.000											PITCHER IP: 9.0 WLS: W BF: 36 H: 9 R: 2 ER: 2 SO: 9 BB: 0 IBB: 0 HBP: 0 BLK: 0 WP: 1 HR: 0 S: 54 P: 54 ERA: 2.00 WHIP: 1.000									


Batter	1	2	3	4	5	6	7	8	9	AB	R	H	RBI	BB	SO	LOB	BOTTOM		
Eddie Mathews, L OBP: 0.334, SLG: 0.369 (1, 5)	G3		HR		3-1	BB				3	1	1	1	1	0	0	Chicago Cubs @ Milwaukee Braves Milwaukee County Stadium, Milwaukee, WI Fri Jul 03 1964, 4:33 AM EDT Att: 18,583 - Unknown livebaseballscores.com		
Denis Menke, R OBP: 0.350, SLG: 0.403 (1, 6)	E5		FC5-4		F8	F4				3	0	0	0	1	0	2			
Hank Aaron, R OBP: 0.381, SLG: 0.476 (1, 9)	G5-4-3		FC5-4			HR		FC4-6		4	2	2	0	0	0	2			
Lee Maye, L OBP: 0.336, SLG: 0.460 (1, 8)		SF9	1B			HR		FC4-6		4	3	3	2	0	0	1			
Joe Torre, R OBP: 0.363, SLG: 0.493 (1, 3)	1-3		1B			HR		FC4-6		3	1	1	2	1	1	2			
Rico Carty, R OBP: 0.381, SLG: 0.571 (1, 7)	SF9		1B			HR		K		3	1	1	1	0	1	1			
Ed Bailey, L OBP: 0.321, SLG: 0.395 (1, 2)			1B		F8	1B				4	0	3	1	0	0	1			
Woody Woodward, R OBP: 0.233, SLG: 0.207 (1, 4)			K			FC6		K		4	0	0	1	0	3	3			
Tony Cloninger, R OBP: 0.194, SLG: 0.194 (1, 1)			K		6-3	6-3		4-3		4	0	0	0	0	1	3			
Inning Stats	R: 0 E: 1 K: 0 S: 3	H: 0 LOB: 0 BB: 0 P: 3	R: 1 E: 0 K: 1 S: 7	H: 2 LOB: 1 BB: 0 P: 7	R: 3 E: 0 K: 1 S: 7	H: 3 LOB: 1 BB: 1 P: 11	R: 0 E: 0 K: 1 S: 5	H: 1 LOB: 0 BB: 0 P: 5	R: 0 E: 0 K: 0 S: 3	H: 0 LOB: 0 BB: 0 P: 3	R: 4 E: 2 K: 0 S: 7	H: 3 LOB: 2 BB: 2 P: 15	R: 0 E: 0 K: 1 S: 5	H: 1 LOB: 1 BB: 0 P: 5	R: 0 E: 0 K: 2 S: 8	H: 1 LOB: 1 BB: 0 P: 8		1B: 7 2B: 2 3B: 1 HR: 2	SF: 1 SAC: 0 DP: 2 HBP: 0
PITCHER Bob Buhl, R ERA: 3.67 Lew Burdette, R ERA: 5.31 Don Elston, R ERA: 4.95 Wayne Schurr, R ERA: 3.4 (7, 1)	IP: 5.0 WLS: L BF: 20 H: 4 R: 4 ER: 4 SO: 4 BB: 1 IBB: 0 HBP: 0 BLK: 0 WP: 0 HR: 1 S: 25 P: 29 ERA: 7.20 WHIP: 1.400											PITCHER IP: 5.0 WLS: L BF: 20 H: 4 R: 4 ER: 4 SO: 4 BB: 1 IBB: 0 HBP: 0 BLK: 0 WP: 0 HR: 1 S: 25 P: 29 ERA: 7.20 WHIP: 1.400							


Batter	1	2	3	4	5	6	7	8	9	AB	R	H	RBI	BB	SO	LOB	TOP
Joey Amalfitano, R (1.4) OBP: 0.290, SLG: 0.372	0-0 2B 2B		4-0 CS BB			0-0 F7			0-0 BB HR 1B	3	2	2	0	1	0	0	Chicago Cubs @ Milwaukee Braves Milwaukee County Stadium, Milwaukee, WI Sat Jul 04 1964, 4:33 AM EDT Att: 21,045 - Unknown livebaseballscores.com AB 30 R 4 H 4 RBI 4 BB 2 SO 10 LOB 5 
Jimmy Stewart, S (1.6) OBP: 0.320, SLG: 0.293	0-0 1-3		0-3 K 1-2			0-3 K			0-0 F9	4	0	0	0	0	2	3	
Billy Williams, L (1.7) OBP: 0.397, SLG: 0.613	0-0 4-3 2H 2B			0-0 4-3			0-3 K		4-0 1-2 HR BB	3	1	1	1	1	1	0	
Ron Santo, R (1.5) OBP: 0.380, SLG: 0.567	0-0 4-3 2-3			0-3 K			0-0 L5		0-0 1-2 HR	4	1	1	3	0	1	1	
14 Ernie Banks, R (1.3) OBP: 0.320, SLG: 0.467	0-0 5-3			0-0 1-3			0-0 F9		0-0 F9	4	0	0	0	0	0	1	
Billy Ott, S (1.9) OBP: 0.229, SLG: 0.273		0-3 K			0-0 1-3				0-3 K	3	0	0	0	0	2	0	
Billy Cowan, R (1.8) OBP: 0.289, SLG: 0.429		0-0 4-3			0-3 K				0-3 K	3	0	0	0	0	2	0	
Dick Bertell, R (1.2) OBP: 0.316, SLG: 0.345		0-3 K			0-0 F9				0-0 F8	3	0	0	0	0	1	0	
Larry Jackson, R (1.1) OBP: 0.140, SLG: 0.163			0-3 K			0-0 L4			0-0 6-3	2	0	0	0	0	1	0	
Leo Burke, R (9, PH) OBP: 0.350, SLG: 0.444										1	0	0	0	0	0	0	
Lindy McDaniel, R (9.1) OBP: 0.316, SLG: 0.345										0	0	0	0	0	0	0	
Inning Stats	R: 1 E: 0 K: 0 S: 5	H: 2 LOB: 1 BB: 0 P: 5	R: 0 E: 0 K: 2 S: 7	H: 0 LOB: 0 BB: 0 P: 7	R: 0 E: 0 K: 2 S: 6	H: 0 LOB: 0 BB: 1 P: 10	R: 0 E: 0 K: 1 S: 5	H: 0 LOB: 0 BB: 0 P: 5	R: 0 E: 0 K: 1 S: 5	H: 0 LOB: 0 BB: 0 P: 5	R: 0 E: 0 K: 2 S: 7	H: 0 LOB: 0 BB: 0 P: 7	R: 0 E: 0 K: 0 S: 5	H: 2 LOB: 0 BB: 1 P: 9	1B: 1 2B: 2 3B: 0 HR: 1	SF: 0 SAC: 0 DP: 0 HBP: 0	WP: 0 PA: 32 CS: 1
PITCHER Denny Lemaster, L (1.1) ERA: 4.48	IP: 9.0 WLS: L BF: 32 H: 4 R: 4 ER: 4 SO: 10 BB: 2 IBB: 0 HBP: 0 BLK: 0 WP: 0 HR: 1 S: 50 P: 58 ERA: 4.00 WHIP: 0.667																

Batter	1	2	3	4	5	6	7	8	9	AB	R	H	RBI	BB	SO	LOB	BOTTOM		
Eddie Mathews, L (1.5) OBP: 0.335, SLG: 0.370	0-0 SH1-4 2B 1B	0-0 1B		0-0 4-3		0-0 5-3			0-3 K	5	1	2	0	0	1	1	Chicago Cubs @ Milwaukee Braves Milwaukee County Stadium, Milwaukee, WI Sat Jul 04 1964, 4:33 AM EDT Att: 21,045 - Unknown livebaseballscores.com AB 36 R 3 H 11 RBI 3 BB 2 SO 7 LOB 15 		
Denis Menke, R (1.6) OBP: 0.353, SLG: 0.414	0-0 SH1-4 1-2	0-3 K		0-0 PB 2B			0-0 CS 2B		0-3 K	4	0	2	0	0	2	1			
Hank Aaron, R (1.9) OBP: 0.378, SLG: 0.475	0-0 F9		0-0 1-3 2B	0-0 1-3			0-3 K 2-3		0-0 5-3	5	1	1	0	0	1	3			
Lee Maye, L (1.8) OBP: 0.335, SLG: 0.461	0-0 1B 2H 2B		0-0 1-3		0-0 4-3		0-0 3-1			4	0	1	1	0	0	1			
Joe Torre, R (1.3) OBP: 0.368, SLG: 0.498	4-0 1B BB		0-0 1B FC3-4-6 2B		0-3 K			0-0 FC6-4 1B		3	1	2	1	1	1	0			
Rico Carty, R (1.7) OBP: 0.394, SLG: 0.569	0-0 1-2 2-3 1B		0-0 CS-4-4 1B		0-0 L5			0-0 FC6-4 1B 1-2		4	0	2	0	0	0	1			
Ed Bailey, L (1.2) OBP: 0.311, SLG: 0.381	0-3 K		0-0 FC3-4-6 1-2 3H			0-0 3-1		0-0 F6		4	0	0	1	0	1	5			
Woody Woodward, R (1.4) OBP: 0.235, SLG: 0.212		0-0 F9		0-0 F9		0-0 4-3		0-0 1-2 1B		4	0	1	0	0	0	1			
Frank Bolling, R (9.4) OBP: 0.276, SLG: 0.326										0	0	0	0	0	0	0			
Denny Lemaster, R (1.1) OBP: 0.118, SLG: 0.071		0-0 2-3		0-3 K		4-0 BB		0-0 6-3		3	0	0	0	1	1	2			
Inning Stats	R: 1 E: 0 K: 1 S: 8	H: 3 LOB: 3 BB: 1 P: 12	R: 0 E: 0 K: 1 S: 6	H: 1 LOB: 1 BB: 0 P: 6	R: 2 E: 0 K: 0 S: 6	H: 3 LOB: 1 BB: 0 P: 6	R: 0 E: 0 K: 1 S: 6	H: 1 LOB: 0 BB: 0 P: 6	R: 0 E: 0 K: 0 S: 3	H: 0 LOB: 1 BB: 1 P: 7	R: 0 E: 0 K: 1 S: 5	H: 1 LOB: 0 BB: 0 P: 5	R: 0 E: 0 K: 0 S: 5	H: 2 LOB: 2 BB: 0 P: 5	R: 0 E: 0 K: 2 S: 7	H: 0 LOB: 0 BB: 0 P: 7	1B: 6 2B: 5 3B: 0 HR: 0	SF: 0 SAC: 1 DP: 0 HBP: 0	WP: 0 PA: 39 CS: 1
PITCHER Larry Jackson, R (1.1) ERA: 3.13	IP: 8.0 WLS: W BF: 36 H: 11 R: 3 ER: 3 SO: 3 BB: 2 IBB: 0 HBP: 0 BLK: 0 WP: 0 HR: 0 S: 44 P: 52 ERA: 3.38 WHIP: 1.625																		
Lindy McDaniel, R (9.1) ERA: 4.0	IP: 1.0 WLS: S BF: 3 H: 0 R: 0 ER: 0 SO: 2 BB: 0 IBB: 0 HBP: 0 BLK: 0 WP: 0 HR: 0 S: 7 P: 7 ERA: 0.00 WHIP: 0.000																		

Batter	1	2	3	4	5	6	7	8	9	AB	R	H	RBI	BB	SO	LOB	TOP			
Joey Amalfitano, R OBP: 0.297, SLG: 0.371 (1, 4)										3	0	1	0	1	1	2	Chicago Cubs @ Milwaukee Braves Milwaukee County Stadium, Milwaukee, WI Sun Jul 05 1964, 4:33 AM EDT Att: 15,986 - Unknown			
Jimmy Stewart, S OBP: 0.319, SLG: 0.290 (1, 6)										3	0	0	0	1	0	2				
Billy Williams, L OBP: 0.393, SLG: 0.605 (1, 7)										4	0	0	0	0	0	2				
Ron Santo, R OBP: 0.385, SLG: 0.569 (1, 5)										4	0	3	0	0	0	1				
14 Ernie Banks, R OBP: 0.319, SLG: 0.464 (1, 3)										4	0	1	0	0	0	4				
Leo Burke, R OBP: 0.318, SLG: 0.400 (1, 9)										4	0	0	0	0	1	2				
Billy Cowan, R OBP: 0.296, SLG: 0.443 (1, 8)										3	1	2	1	1	0	0				
Dick Bertell, R OBP: 0.316, SLG: 0.350 (1, 2)										3	0	1	0	0	0	1				
Dick Ellsworth, L OBP: 0.285, SLG: 0.354 (4, PH) Arnie Rodgers, R OBP: 0.316, SLG: 0.377 (4, 1) Ernie Broglio, R OBP: 0.297, SLG: 0.185 (4, 1) Don Elston, R OBP: 0.296, SLG: 0.500 (7, PH) Len Gabrielson, L OBP: 0.298, SLG: 0.352 (7, 1) Sterling Slaughter, R OBP: 0.200, SLG: 0.111 (7, 1)										1	0	0	0	0	1	2				
Inning Stats	R: 0 E: 0 K: 1 S: 6	H: 1 LOB: 2 BB: 1 P: 10	R: 0 E: 0 K: 2 S: 9	H: 2 LOB: 2 BB: 0 P: 9	R: 0 E: 0 K: 0 S: 4	H: 1 LOB: 1 BB: 0 P: 4	R: 1 E: 0 K: 0 S: 4	H: 1 LOB: 0 BB: 0 P: 4	R: 0 E: 0 K: 0 S: 2	H: 0 LOB: 0 BB: 1 P: 6	R: 0 E: 0 K: 0 S: 3	H: 0 LOB: 0 BB: 0 P: 3	R: 0 E: 0 K: 0 S: 2	H: 1 LOB: 1 BB: 0 P: 4	R: 0 E: 0 K: 0 S: 3	H: 1 LOB: 0 BB: 0 P: 3	1B: 6 2B: 1 3B: 0 HR: 1	SF: 0 SAC: 0 DP: 4 HBP: 0	WP: 0 PB: 0 CS: 0	PA: 34
PITCHER Wade Blasingame, L ERA: 4.02 (1, 1)	IP: 9.0 WLS: W BF: 34 H: 8 R: 1 ER: 1 SO: 3 BB: 3 IBB: 0 HBP: 0 BLK: 0 WP: 0 HR: 1 S: 37 P: 49 ERA: 1.00 WHIP: 1.222															PITCHER IP: WLS: BF: H: R: ER: SO: BB: IBB: HBP: BLK: WP: HR: S: P: ERA: WHIP				

Batter	1	2	3	4	5	6	7	8	9	AB	R	H	RBI	BB	SO	LOB	BOTTOM			
Miguel de la Hoz, R OBP: 0.325, SLG: 0.389 (1, 5)										3	2	1	1	2	1	2	Chicago Cubs @ Milwaukee Braves Milwaukee County Stadium, Milwaukee, WI Sun Jul 05 1964, 4:33 AM EDT Att: 15,986 - Unknown			
Denis Menke, R OBP: 0.350, SLG: 0.409 (1, 6)										5	1	1	0	0	1	3				
Hank Aaron, R OBP: 0.381, SLG: 0.477 (1, 9)										5	2	3	0	0	0	1				
Joe Torre, R OBP: 0.372, SLG: 0.505 (1, 2)										4	2	2	3	1	1	1				
Gene Oliver, R OBP: 0.315, SLG: 0.463 (1, 3)										4	0	3	2	0	0	1				
Rico Carty, R OBP: 0.387, SLG: 0.565 (1, 7)										3	0	1	0	1	0	3				
Lee Maye, L OBP: 0.330, SLG: 0.453 (1, 8)										4	0	0	0	0	0	6				
Woody Woodward, R OBP: 0.237, SLG: 0.216 (1, 4)										4	0	1	1	0	1	1				
Wade Blasingame, L OBP: 0.167, SLG: 0.364 (1, 1)										3	0	0	0	1	0	3				
Inning Stats	R: 3 E: 0 K: 1 S: 8	H: 4 LOB: 1 BB: 1 P: 12	R: 0 E: 0 K: 0 S: 3	H: 0 LOB: 1 BB: 1 P: 7	R: 2 E: 0 K: 0 S: 6	H: 3 LOB: 2 BB: 1 P: 10	R: 2 E: 0 K: 0 S: 6	H: 3 LOB: 1 BB: 1 P: 10	R: 0 E: 0 K: 1 S: 5	H: 0 LOB: 1 BB: 1 P: 9	R: 0 E: 0 K: 1 S: 6	H: 1 LOB: 0 BB: 0 P: 6	R: 0 E: 1 K: 1 S: 6	H: 0 LOB: 1 BB: 0 P: 6	R: 0 E: 0 K: 0 S: 3	H: 1 LOB: 0 BB: 0 P: 3	1B: 9 2B: 3 3B: 0 HR: 1	SF: 0 SAC: 0 DP: 2 HBP: 0	WP: 1 PB: 0 CS: 0	PA: 40
PITCHER Dick Ellsworth, L ERA: 3.05 (1, 1) Ernie Broglio, R ERA: 4.3 (4, 1) Don Elston, R ERA: 4.37 (4, 1) Sterling Slaughter, R ERA: 3.86 (7, 1)	IP: 3.0 WLS: L BF: 18 H: 7 R: 5 ER: 5 SO: 1 BB: 2 IBB: 0 HBP: 0 BLK: 0 WP: 1 HR: 1 S: 17 P: 29 ERA: 15.00 WHIP: 3.000															PITCHER IP: WLS: BF: H: R: ER: SO: BB: IBB: HBP: BLK: WP: HR: S: P: ERA: WHIP				

Batter	1	2	3	4	5	6	7	8	9	AB	R	H	RBI	BB	SO	LOB	TOP				
Eddie Mathews, L OBP: 0.342, SLG: 0.382 (1, 5) X	0-0 E7 FC5-4 1B		0-0 4-3			4-0 1B BB		0-0 G1		3	0	0	0	1	0	0	<p>Milwaukee Braves @ Pittsburgh Pirates Forbes Field, Pittsburgh, PA</p> <p>Fri Jul 10 1964, 7:05 PM EDT Att: 13,148 - Unknown</p> <p></p>				
Denis Menke, R OBP: 0.355, SLG: 0.410 (1, 6) X	0-0 FC5-4 1B			0-0 F9		0-0 F7		0-0 E5 1B		4	0	1	0	0	0	2					
Hank Aaron, R OBP: 0.383, SLG: 0.476 (1, 9) X	0-0 FC5-4 G6-3 1-2 2-3			0-0 5-3		0-0 FC6-4 1B		0-0 FC6-4 1B		4	0	2	1	0	0	2					
Lee Maye, L OBP: 0.333, SLG: 0.459 (1, 8) X	0-0 G6-3 1-2			0-0 G1		0-0 FC6-4 1-2		0-0 FC6-4 1-2		4	0	0	0	0	0	6					
Joe Torre, R OBP: 0.371, SLG: 0.503 (1, 3) X		0-0 5-3			0-0 G6-4-3 1B		0-0 6-3		0-0 6-3		4	0	1	0	0	0					
Rico Carty, R OBP: 0.376, SLG: 0.542 (1, 7) X		0-3 K			0-0 G6-4-3 1-2		0-0 F6		0-0 F9		4	0	0	0	0	1					
Ed Bailey, L OBP: 0.299, SLG: 0.362 (1, 2) X		0-0 F7			0-0 F9		0-0 1B		0-0 F9		4	0	1	0	0	0					
Frank Bolling, R OBP: 0.275, SLG: 0.323 (1, 4) X			0-0 G3			0-0 FC5-4 1B		0-0 G3		3	0	1	0	0	0	1					
Tony Cloninger, R Chi-Chi Olivo, R Ty Cline, L Billy Hoelt, L Bob Sadowski, R Merrill Ranney, L Bobby Tiefenauer, R (1, 1) (3, 1) (6, PH) (6, 1) (7, 1) (8, PH) (8, 1)		0-3 K			0-0 FC5-4 1-2 1B BB		0-0 6-3		0-0 6-3		1	0	0	0	0	1		0			
Inning Stats	R: 0 E: 1 K: 0 S: 4	H: 1 LOB: 1 BB: 0 P: 4	R: 0 E: 0 K: 1 S: 5	H: 0 LOB: 0 BB: 0 P: 5	R: 0 E: 0 K: 1 S: 5	H: 0 LOB: 0 BB: 0 P: 5	R: 0 E: 0 K: 0 S: 3	H: 0 LOB: 0 BB: 0 P: 3	R: 0 E: 0 K: 0 S: 3	H: 1 LOB: 0 BB: 0 P: 3	R: 0 E: 0 K: 0 S: 5	H: 1 LOB: 2 BB: 1 P: 9	R: 0 E: 0 K: 0 S: 4	H: 1 LOB: 1 BB: 0 P: 4	R: 0 E: 1 K: 0 S: 5	H: 1 LOB: 2 BB: 0 P: 5		R: 0 E: 0 K: 0 S: 3	H: 0 LOB: 0 BB: 0 P: 3	1B: 6 2B: 0 3B: 0 HR: 0	SF: 0 SAC: 0 DP: 2 HBP: 0
PITCHER Bob Friend, R ERA: 3.62 (1, 1)	IP: 9.0 WLS: W BF: 34 H: 6 R: 1 ER: 1 SO: 2 BB: 1 IBB: 0 HBP: 0 BLK: 0 WP: 0 HR: 0 S: 37 P: 41 ERA: 1.00 WHIP: 0.778																PITCHER Bob Friend, R ERA: 3.62 (1, 1)	IP: 9.0 WLS: W BF: 34 H: 6 R: 1 ER: 1 SO: 2 BB: 1 IBB: 0 HBP: 0 BLK: 0 WP: 0 HR: 0 S: 37 P: 41 ERA: 1.00 WHIP: 0.778			

Batter	1	2	3	4	5	6	7	8	9	AB	R	H	RBI	BB	SO	LOB	BOTTOM		
Bob Bailey, R OBP: 0.326, SLG: 0.373 (1, 5) X	0-0 F3	0-0 1-3 2-H 2B		0-0 5-3		4-0 SH1-3 1B BB		4-0 BB		3	1	1	1	2	0	0	<p>Milwaukee Braves @ Pittsburgh Pirates Forbes Field, Pittsburgh, PA</p> <p>Fri Jul 10 1964, 7:05 PM EDT Att: 13,148 - Unknown</p> <p></p>		
Manny Mota, R OBP: 0.336, SLG: 0.454 (8, 7) S	0-3 K	0-0 SF8		0-0 6-3		0-0 SH1-3 1-2		0-0 F5		3	0	0	1	0	1	2			
Roberto Clemente, R OBP: 0.392, SLG: 0.597 (1, 9) X	0-0 1B BB	0-0 6-3		0-0 6-3		4-0 1B IBB				3	0	1	0	1	0	1			
Willie Stargell, L OBP: 0.314, SLG: 0.524 Bill Virdon, L OBP: 0.298, SLG: 0.300 (1, 7) (8, 8) BB	4-0 1B BB		0-0 3-1		0-0 F8		0-0 F9			3	0	0	0	1	0	2			
Donn Clendenon, R OBP: 0.324, SLG: 0.395 (1, 3) X	0-0 1-2 2-3 1B		4-0 1B BB		0-3 K		0-0 1-3 2-H 1B			3	1	2	1	1	1	0			
Bill Mazerowski, R OBP: 0.285, SLG: 0.388 (1, 4) X		0-0 1B WP 1B	0-0 5-3 1B		0-0 F6		0-0 F8			4	1	2	0	0	0	2			
Gene Alley, R OBP: 0.265, SLG: 0.319 (1, 6) S		0-3 K	0-0 5-3 1B		0-3 K		0-0 SH 1B			4	0	2	1	0	2	1			
Jim Pagliaroni, R OBP: 0.382, SLG: 0.371 (1, 2) X		0-0 1B 2B 1B	0-0 5-3		0-0 F2		0-3 K			4	1	1	0	0	1	3			
Bob Friend, R OBP: 0.190, SLG: 0.128 (1, 1) X		0-0 2B SF8 1B	0-0 F5		0-3 K		0-0 SH			3	1	1	1	0	1	2			
Inning Stats	R: 0 E: 0 K: 1 S: 6	H: 2 LOB: 2 BB: 1 P: 10	R: 3 E: 0 K: 1 S: 9	H: 4 LOB: 1 BB: 0 P: 9	R: 1 E: 0 K: 0 S: 5	H: 2 LOB: 2 BB: 1 P: 9	R: 0 E: 0 K: 0 S: 3	H: 0 LOB: 0 BB: 0 P: 3	R: 0 E: 0 K: 1 S: 5	H: 0 LOB: 0 BB: 0 P: 5	R: 0 E: 0 K: 2 S: 7	H: 0 LOB: 0 BB: 0 P: 7	R: 1 E: 0 K: 0 S: 4	H: 1 LOB: 2 BB: 2 P: 12	R: 0 E: 0 K: 1 S: 6	H: 1 LOB: 2 BB: 1 P: 10		1B: 9 2B: 1 3B: 0 HR: 0	SF: 1 SAC: 2 DP: 0 HBP: 0
PITCHER Tony Cloninger, R ERA: 3.26 Chi-Chi Olivo, R ERA: 7.88 Billy Hoelt, L ERA: 4.35 Bob Sadowski, R ERA: 3.98 Bobby Tiefenauer, R ERA: 2.4 (1, 1) (3, 1) (6, 1) (7, 1) (8, 1)	IP: 2.1 WLS: L BF: 16 H: 8 R: 4 ER: 4 SO: 2 BB: 2 IBB: 0 HBP: 0 BLK: 0 WP: 0 HR: 0 S: 18 P: 26 ERA: 15.43 WHIP: 4.286																PITCHER Tony Cloninger, R ERA: 3.26 Chi-Chi Olivo, R ERA: 7.88 Billy Hoelt, L ERA: 4.35 Bob Sadowski, R ERA: 3.98 Bobby Tiefenauer, R ERA: 2.4 (1, 1) (3, 1) (6, 1) (7, 1) (8, 1)	IP: 2.1 WLS: L BF: 16 H: 8 R: 4 ER: 4 SO: 2 BB: 2 IBB: 0 HBP: 0 BLK: 0 WP: 0 HR: 0 S: 18 P: 26 ERA: 15.43 WHIP: 4.286	

Batter	1	2	3	4	5	6	7	8	9	AB R H RBI BB SO LOB	TOP																		
Miguel de la Hoz, R (1.5) OBP: 0.337, SLG: 0.425 Eddie Mathews, L (6. PH) OBP: 0.359, SLG: 0.390 (6.5)	5-3		1B 1B	L6		F7		4-1	3 1 1 0 0 0 0 2 0 0 0 0 0 2																				
Frank Bolling, R (1.4) OBP: 0.274, SLG: 0.321	K		FC6-4 1B 1B			K		F8	5 1 1 0 0 2 0																				
Hank Aaron, R (1.9) OBP: 0.382, SLG: 0.472	1B		FC6-4 1B		6-3		P6	L5	5 0 2 2 0 0 0																				
Joe Torre, R (1.2) OBP: 0.375, SLG: 0.508	5-3		FC6-4 2B		1B		K		4 1 1 0 0 1 3																				
Gene Oliver, R (1.3) OBP: 0.301, SLG: 0.445		4-3				K		6-3	4 0 1 2 0 1 1																				
Rico Carty, R (1.7) OBP: 0.376, SLG: 0.537 Ty Cline, L (9.8) OBP: 0.369, SLG: 0.400	5-3		IBB			4-3 1B		K	3 0 1 0 1 1 0 0 0 0 0 0 0 0																				
Lee Mays, L (1.8) OBP: 0.330, SLG: 0.451 (9.7)	K		F9		4-3	1-2 4-3 1B			4 0 1 0 0 1 3																				
Woody Woodward, R (1.6) OBP: 0.262, SLG: 0.225			5-3		9-3 1B	5-3			3 0 1 0 1 0 1																				
Wade Blasingame, L (1.1) OBP: 0.250, SLG: 0.357 Bobby Tiefenauer, R (8.1) Chi-Chi Olivo, R (8.1)			1B 1B 1B		9-3	BB		G3	3 1 1 0 1 0 3 0 0 0 0 0 0 0 0 0 0 0 0 0 0																				
Inning Stats	R: 0 E: 0 K: 1 S: 6	H: 1 LOB: 1 BB: 0 P: 6	R: 0 E: 0 K: 1 S: 5	H: 0 LOB: 0 BB: 0 P: 5	R: 4 E: 0 K: 0 S: 8	H: 5 LOB: 2 BB: 1 P: 12	R: 0 E: 0 K: 0 S: 3	H: 1 LOB: 0 BB: 0 P: 3	R: 0 E: 0 K: 2 S: 8	H: 1 LOB: 1 BB: 1 P: 8	R: 0 E: 0 K: 1 S: 5	H: 0 LOB: 0 BB: 0 P: 5	R: 0 E: 0 K: 1 S: 6	H: 1 LOB: 2 BB: 0 P: 10	R: 0 E: 0 K: 0 S: 3	H: 0 LOB: 0 BB: 0 P: 3	1B: 9 2B: 2 3B: 0 HR: 0	SF: 0 SAC: 0 DP: 1 HBP: 0	WP: 0 PA: 39 PB: 0 SB: 0 CS: 0										
PITCHER	IP	WLS	BF	H	R	ER	SO	BB	IBB	HBP	BLK	WP	HR	S	P	ERA	WHIP	PITCHER IP WLS BF H R ER SO BB IBB HBP BLK WP HR S P ERA WHIP											
Chris Short, L (1.1) ERA: 1.9	4.0	L	19	7	4	4	2	0	1	0	0	0	0	8	26	9.00	1.750												
Dallas Green, R (5.1) ERA: 3.56	1.0		4	1	0	0	2	0	0	0	0	0	0	8	8	0.00	1.000												
Rick Wise, R (6.1) ERA: 2.77	2.0		8	1	0	0	1	1	0	0	0	0	0	9	13	0.00	1.000												
Ed Roebuck, R (8.1) ERA: 2.06	2.0		8	1	0	0	1	1	0	0	0	0	0	9	13	0.00	1.000												

Milwaukee Braves @ Philadelphia Phillies
Connie Mack Stadium, Philadelphia, PA
Sun Jul 12 1964, 3:33 AM EDT
Unknown

AB 36
R 4
H 10
RBI 4
BB 3
SO 6
LOB 13





Batter	1	2	3	4	5	6	7	8	9	AB R H RBI BB SO LOB	BOTTOM																		
Tony Taylor, R (1.4) OBP: 0.319, SLG: 0.294	3-1		F9		L9			WP BB 4-3 BB	FC5-4	4 1 0 0 1 0 2																			
Cookie Rojas, R (1.8) OBP: 0.362, SLG: 0.446	F8		5-3			F3		WP 2B BB		3 1 0 0 1 0 0																			
Johnny Callison, L (1.9) OBP: 0.318, SLG: 0.475	K				HR	4-3		4-3		4 1 1 2 0 1 1																			
Dick Allen, R (1.5) OBP: 0.368, SLG: 0.558		6-3			F8	6-3		2H 2B		4 0 1 1 0 0 0																			
Danny Cater, R (1.7) OBP: 0.321, SLG: 0.413					P6			F8	F7	4 0 1 0 0 0 1																			
Roy Sievers, R (1.3) OBP: 0.287, SLG: 0.328 Ruben Amaro, R (8.3) OBP: 0.293, SLG: 0.312			FC6 BB		K			1B 2B	1-3	2 0 1 0 1 1 0 1 0 0 0 0 0 1																			
Bobby Wine, R (1.6) OBP: 0.378, SLG: 0.261 John Briggs, L (9. PH) OBP: 0.326, SLG: 0.342	K				L6			1-3		3 0 0 0 0 1 3 1 0 0 0 0 0 0	AB 32 R 3 H 5 RBI 3 BB 5 SO 3 LOB 13																		
Clay Dalrymple, L (1.2) OBP: 0.297, SLG: 0.356			FC6					WP BB	F9	3 0 1 0 1 0 2																			
Chris Short, R (1.1) OBP: 0.274, SLG: 0.077 Dallas Green, L (5. PH) OBP: 0.375, SLG: 0.438 Wes Covington, L (6.1) OBP: 0.326, SLG: 0.438 Rick Wise, R (7. PH) OBP: 0.378, SLG: 0.374 Ed Roebuck, R (8.1) John Hermstein, L (9. PH) OBP: 0.334, SLG: 0.465	F8				F8			5-3		1 0 0 0 0 0 0 0 0 0 0 0 0 0 1 0 0 0 0 0 1 0 0 0 0 0 0 0 1 0 0 0 0 0 2 0 0 0 0 0 0 0 0 0 0 0 1 0 0																			
Inning Stats	R: 0 E: 0 K: 1 S: 5	H: 0 LOB: 0 BB: 0 P: 5	R: 0 E: 0 K: 1 S: 6	H: 1 LOB: 2 BB: 1 P: 10	R: 0 E: 0 K: 0 S: 3	H: 0 LOB: 0 BB: 0 P: 3	R: 1 E: 0 K: 1 S: 6	H: 1 LOB: 0 BB: 0 P: 6	R: 0 E: 0 K: 0 S: 3	H: 0 LOB: 2 BB: 1 P: 7	R: 0 E: 0 K: 0 S: 5	H: 2 LOB: 2 BB: 0 P: 5	R: 2 E: 0 K: 0 S: 4	H: 1 LOB: 1 BB: 2 P: 12	R: 0 E: 0 K: 0 S: 3	H: 0 LOB: 1 BB: 1 P: 7	1B: 1 2B: 2 3B: 1 HR: 1	SF: 0 SAC: 0 DP: 0 HBP: 0	WP: 2 PA: 37 PB: 0 SB: 0 CS: 0										
PITCHER	IP	WLS	BF	H	R	ER	SO	BB	IBB	HBP	BLK	WP	HR	S	P	ERA	WHIP	PITCHER IP WLS BF H R ER SO BB IBB HBP BLK WP HR S P ERA WHIP											
Wade Blasingame, L (1.1) ERA: 3.95	7.0	W	29	4	3	3	3	4	0	0	0	0	1	31	47	3.86	1.143												
Bobby Tiefenauer, R (8.1) ERA: 2.54	0.1		2	1	0	0	0	0	0	0	0	1	0	2	2	0.00	3.000												
Chi-Chi Olivo, R (8.1) ERA: 6.3	1.2	S	6	0	0	0	0	1	0	0	0	0	0	5	9	0.00	0.600												


Milwaukee Braves @ Philadelphia Phillies
Connie Mack Stadium, Philadelphia, PA
Sun Jul 12 1964, 3:33 AM EDT
Unknown


AB 32
R 3
H 5
RBI 3
BB 5
SO 3
LOB 13



Batter	1	2	3	4	5	6	7	8	9	AB	R	H	RBI	BB	SO	LOB	TOP										
Eddie Mathews, L (1, 5) OBP: 0.343, SLG: 0.396	4-0 B2-6-3 BB		0-0 F8		0-0 F8		0-0 6-3 1B 2B		0-0 HR	4	2	2	1	0	1		Milwaukee Braves @ Philadelphia Phillies										
Frank Bolling, R (1, 4) OBP: 0.277, SLG: 0.332	0-0 B2-6-3 1-2		0-0 F3		0-0 HR		0-0 6-3		4-0 WP BB	4	1	1	2	1	0	2	Sun Jul 12 1964, 3:38 AM EDT Att: 28,044 - Unknown										
Hank Aaron, R (1, 9) OBP: 0.383, SLG: 0.474	0-0 F8			0-0 S 1B 2B		0-0 F5		0-0 1B	0-0 5-3 1-2	5	1	2	1	0	0	1	Milwaukee Braves @ Philadelphia Phillies Connie Mack Stadium, Philadelphia, PA										
Lee Maye, L (1, 8) OBP: 0.324, SLG: 0.443 (8, 7)		0-3 K		0-0 F7		0-0 F2		0-0 G3	0-0 4-3	5	0	0	0	0	1	3	livebaseballscores.com										
Joe Torre, R (1, 3) OBP: 0.373, SLG: 0.505		0-0 1B FC1-2 1B		0-0 P4		0-3 K		0-0 E3 L9		4	0	1	0	0	1	1	AB 35										
Ed Bailey, L (1, 2) OBP: 0.315, SLG: 0.374		0-0 FC1-2 1B		0-0 1B		4-0 BB		0-0 L9		3	0	2	1	1	0	1	R 6										
Rico Carty, R (1, 7) Ty Cline, L (8, 8) OBP: 0.366, SLG: 0.524 OBP: 0.369, SLG: 0.400		0-0 FC1-2		0-0 5-3		0-0 F8		0-3 K		4	0	0	0	0	1	5	H 10										
Woody Woodward, R (1, 6) OBP: 0.283, SLG: 0.250		0-3 K						0-0 F7		4	2	2	0	0	1	3	RBI 6										
Hank Fischer, R (1, 1) Merritt Ranew, L (3, PH) Billy Hoelt, L (3, 1) OBP: 0.200, SLG: 0.111 OBP: 0.154, SLG: 0.102				0-0 4-3		0-0 SH1-4 1B		0-0 SH3-4 1B		0	0	0	0	0	0	0	BB 3										
Inning Stats	R: 0 E: 0 K: 0 S: 2	H: 0 LOB: 0 BB: 1 P: 6	R: 0 E: 0 K: 2 S: 9	H: 2 LOB: 2 BB: 0 P: 9	R: 0 E: 0 K: 0 S: 3	H: 0 LOB: 0 BB: 0 P: 3	R: 1 E: 0 K: 0 S: 5	H: 2 LOB: 1 BB: 0 P: 5	R: 2 E: 0 K: 1 S: 5	H: 2 LOB: 0 BB: 1 P: 5	R: 0 E: 0 K: 1 S: 5	H: 0 LOB: 1 BB: 1 P: 9	R: 2 E: 0 K: 0 S: 6	H: 3 LOB: 1 BB: 0 P: 6	R: 0 E: 1 K: 1 S: 6	H: 0 LOB: 1 BB: 0 P: 6	R: 1 E: 0 K: 1 S: 6	H: 1 LOB: 1 BB: 1 P: 10	1B: 6 2B: 2 3B: 0 HR: 2	SF: 0 SAC: 2 DP: 1 HBP: 0	WP: 1 PB: 0 SB: 1 CS: 0	PA: 40					
PITCHER	IP	WLS	BF	H	R	ER	SO	BB	IBB	HBP	BLK	WP	HR	S	P	ERA	WHIP	PITCHER									
Art Mahaffey, R (1, 1) ERA: 4.71	6.0	L	25	6	3	3	3	2	0	0	0	0	1	29	37	4.50	1.333										
Jack Baldschun, R (7, 1) ERA: 3.27	3.0		15	4	3	3	2	1	0	0	0	1	1	18	22	9.00	1.667										

Batter	1	2	3	4	5	6	7	8	9	AB	R	H	RBI	BB	SO	LOB	BOTTOM										
Tony Gonzalez, L (1, 8) OBP: 0.374, SLG: 0.370	0-0 F8			0-0 4-3		0-0 F8			0-0 4-3	5	0	1	0	0	0	2	Milwaukee Braves @ Philadelphia Phillies										
John Herrnstein, L (1, 3) OBP: 0.312, SLG: 0.405	0-0 G3 1B 2B			0-0 F8		0-0 4-3			0-0 3-1	5	1	1	0	0	1	2	Sun Jul 12 1964, 3:38 AM EDT Att: 28,044 - Unknown										
Johnny Callison, L (1, 9) OBP: 0.317, SLG: 0.475	0-0 G3			0-0 F9		0-0 4-3			0-0 4-3	4	0	1	1	0	0	1	livebaseballscores.com										
Dick Allen, R (1, 5) OBP: 0.367, SLG: 0.553	4-0 BB 1B BB			0-0 F9		0-0 6-3			0-0 F9	3	0	0	0	1	0	2	AB 34										
Wes Covington, L (1, 7) OBP: 0.340, SLG: 0.434	0-0 BB 1-2 1B			0-0 F8		0-0 4-3			0-3 K	4	0	1	1	0	1	0	R 2										
Clay Dalrymple, L (1, 2) OBP: 0.301, SLG: 0.356	4-0 1-2 2-3 BB			0-0 1B		0-0 P4			0-3 K	3	0	1	0	1	1	0	H 8										
Tony Taylor, R (1, 4) OBP: 0.322, SLG: 0.297	0-0 F8			0-0 1B		0-3 K			0-0 FC5-4 1B	4	0	2	0	0	1	3	RBI 2										
Ruben Amaro, R (1, 6) OBP: 0.302, SLG: 0.313		0-0 1B 2B 1B		0-0 4-3		4-0 BB BB			0-0 FC5-4 1-2	3	1	1	0	1	0	2	BB 4										
Art Mahaffey, R (1, 1) Danny Cater, R (6, PH) Jack Baldschun, R (7, 1) Cookie Rojas, R (8, PH) OBP: 0.172, SLG: 0.321 OBP: 0.327, SLG: 0.413 OBP: 0.286, SLG: 0.286		0-3 K		0-0 1-3		4-0 BB			0-0 5-3	2	0	0	0	0	1	1	SO 5										
Inning Stats	R: 1 E: 0 K: 0 S: 5	H: 2 LOB: 3 BB: 2 P: 13	R: 1 E: 0 K: 2 S: 10	H: 3 LOB: 2 BB: 0 P: 10	R: 0 E: 0 K: 0 S: 4	H: 2 LOB: 1 BB: 0 P: 4	R: 0 E: 0 K: 0 S: 3	H: 0 LOB: 0 BB: 0 P: 3	R: 0 E: 0 K: 1 S: 5	H: 0 LOB: 2 BB: 2 P: 13	R: 0 E: 0 K: 0 S: 3	H: 0 LOB: 0 BB: 0 P: 3	R: 0 E: 0 K: 2 S: 8	H: 1 LOB: 1 BB: 0 P: 8	R: 0 E: 0 K: 0 S: 3	H: 0 LOB: 0 BB: 0 P: 3	1B: 6 2B: 2 3B: 0 HR: 0	SF: 0 SAC: 0 DP: 0 HBP: 0	WP: 0 PB: 0 SB: 0 CS: 0	PA: 38							
PITCHER	IP	WLS	BF	H	R	ER	SO	BB	IBB	HBP	BLK	WP	HR	S	P	ERA	WHIP	PITCHER									
Hank Fischer, R (1, 1) ERA: 3.21	2.0		13	5	2	2	2	2	0	0	0	0	0	15	23	9.00	3.500										
Billy Hoelt, L (3, 1) ERA: 3.69	7.0	W	25	3	0	0	3	2	0	0	0	0	0	29	37	0.00	0.714										

Batter	1	2	3	4	5	6	7	8	9	AB	R	H	RBI	BB	SO	LOB	TOP			
Eddie Mathews, L OBP: 0.344, SLG: 0.392 (1, 5)	0-3 K		4-0 SH2-4 BB		0-0 1-3		0-0 G3		4-0 IBB	3	0	0	0	2	1	0	Milwaukee Braves @ Philadelphia Phillies Connie Mack Stadium, Philadelphia, PA Mon Jul 13 1964, 7:05 PM EDT Att: 13,817 - Unknown livebaseballscorecards.com			
Frank Bolling, R OBP: 0.273, SLG: 0.328 Merritt Ranew, L OBP: 0.151, SLG: 0.100 (1, 4) (9, PH)	0-0 G3		0-0 SH2-4 1-2		0-0 F8		0-0 F9		0-0 3-1	3	0	0	0	0	0	0				
Hank Aaron, R OBP: 0.378, SLG: 0.468 (1, 9)	0-0 1-3		0-0 F8		0-0 4-3				0-0 5-3	4	0	0	0	0	0	1				
Lee Maye, L OBP: 0.327, SLG: 0.447 (1, 8)		0-0 WP 1B 2B	0-0 4-3		0-0 CS BB 1B				0-0 F2	4	1	2	0	0	0	1				
Joe Torre, R OBP: 0.372, SLG: 0.500 (1, 3)		0-0 P4 2-3		0-0 6-3		0-0 WP CS BB 1B			0-0 F2	3	0	0	0	1	0	1				
Ed Bailey, L OBP: 0.327, SLG: 0.385 Gary Kolb, L (9, PR) (1, 2)		0-0 1B 1-3 1B		0-0 1-3 1B E		0-3 K 1-2 2-3			0-0 SH1-4 1B	4	1	3	1	0	1	2				
Rico Carty, R OBP: 0.376, SLG: 0.527 (1, 7)		0-0 1-3 1-2		0-0 E 1-3 1B		0-0 2-3 BB			0-0 SH1-4 1B	3	0	2	0	1	0	1				
Woody Woodward, R OBP: 0.286, SLG: 0.255 Ty Cline, L OBP: 0.569, SLG: 0.400 (9, PH) (1, 6)		0-0 2-3 1B		0-0 1-3 1-2 2-3		0-3 K			0-0 SH1-4 1-2 2-3	3	0	1	0	0	1	4				
Warren Spahn, L OBP: 0.184, SLG: 0.229 Gene Oliver, R OBP: 0.299, SLG: 0.442 (9, PH) (1, 1)		0-0 F9		0-0 P6 2-3 3-H					0-0 P6	3	0	0	0	0	0	3				
Inning Stats	R: 0 E: 0 K: 1 S: 5	H: 0 LOB: 0 BB: 0 P: 5	R: 1 E: 0 K: 0 S: 6	H: 3 LOB: 2 BB: 0 P: 6	R: 0 E: 0 K: 0 S: 3	H: 0 LOB: 1 BB: 1 P: 7	R: 1 E: 1 K: 0 S: 5	H: 2 LOB: 1 BB: 0 P: 5	R: 0 E: 0 K: 2 S: 7	H: 1 LOB: 2 BB: 2 P: 15	R: 0 E: 0 K: 0 S: 3	H: 0 LOB: 0 BB: 0 P: 3	R: 0 E: 0 K: 0 S: 3	H: 0 LOB: 0 BB: 0 P: 3	R: 0 E: 0 K: 0 S: 5	H: 2 LOB: 3 BB: 1 P: 9			1B: 7 2B: 2 3B: 0 HR: 0	SF: 0 SAC: 2 DP: 1 HBP: 0
PITCHER Ray Culp, R ERA: 3.27 Jim Bunning, R ERA: 2.19 (1, 1) (9, 1)	IP: 8.0 WLS: W BF: 34	H: 8 R: 2 ER: 1 SO: 3	BB: 3 IBB: 0 HBP: 0 BLK: 0	WP: 2 HR: 0 S: 37 P: 49	ERA: 1.12 WHIP: 1.375	IP: 1.0 WLS: S BF: 4	H: 0 R: 0 ER: 0 SO: 0	BB: 0 IBB: 1 HBP: 0 BLK: 0	WP: 0 HR: 0 S: 3 P: 7	ERA: 0.00 WHIP: 0.000										

Batter	1	2	3	4	5	6	7	8	9	AB	R	H	RBI	BB	SO	LOB	BOTTOM			
Tony Gonzalez, L OBP: 0.368, SLG: 0.363 (1, 8)	0-0 4-3		0-0 5-3		0-0 4-3		0-0 4-3			4	0	0	0	0	0	0	Milwaukee Braves @ Philadelphia Phillies Connie Mack Stadium, Philadelphia, PA Mon Jul 13 1964, 7:05 PM EDT Att: 13,817 - Unknown livebaseballscorecards.com			
Tony Taylor, R OBP: 0.324, SLG: 0.297 (1, 4)	0-0 F9		4-0 BB		0-0 F9				0-0 1B	3	0	1	0	1	0	0				
Johnny Callison, L OBP: 0.313, SLG: 0.469 (1, 9)	0-0 4-3		0-0 L8		0-3 K				0-3 K	4	0	0	0	0	2	2				
Dick Allen, R OBP: 0.369, SLG: 0.562 (1, 5)		0-0 SF9 3B		0-0 1B SF8 2B		0-0 P5			0-0 F8	4	2	2	0	0	0	1				
Wes Covington, L OBP: 0.338, SLG: 0.432 Ruben Amaro, R OBP: 0.302, SLG: 0.313 (1, 7) (9, 3)		0-0 SF9 3-H		0-0 2-3 3B 1B		0-0 4-3			0-0 P3	3	1	1	1	0	0	1				
Danny Cater, R OBP: 0.327, SLG: 0.415 (1, 3) (9, 7)		0-0 F3		0-0 SF8		0-0 1B				2	0	1	1	0	0	0				
Clay Dalrymple, L OBP: 0.301, SLG: 0.352 (1, 2)		4-0 BB		3-H 0-0 F7		0-0 P6				2	0	0	0	1	0	2				
Bobby Wine, R OBP: 0.262, SLG: 0.272 (1, 6)		0-0 4-6-3		0-0 1-H 3B		0-3 K				3	0	1	1	0	1	1				
Ray Culp, R OBP: 0.121, SLG: 0.094 Jim Bunning, R OBP: 0.170, SLG: 0.208 (1, 1) (9, 1)			0-3 K		0-3 K		0-0 F3			3	0	0	0	0	2	1				
Inning Stats	R: 0 E: 0 K: 0 S: 3	H: 0 LOB: 0 BB: 0 P: 3	R: 1 E: 0 K: 0 S: 4	H: 1 LOB: 1 BB: 1 P: 8	R: 0 E: 0 K: 1 S: 5	H: 0 LOB: 1 BB: 1 P: 9	R: 2 E: 0 K: 1 S: 8	H: 3 LOB: 1 BB: 0 P: 8	R: 0 E: 0 K: 1 S: 5	H: 0 LOB: 0 BB: 0 P: 5	R: 0 E: 0 K: 0 S: 4	H: 1 LOB: 1 BB: 0 P: 4	R: 0 E: 0 K: 1 S: 5	H: 0 LOB: 0 BB: 0 P: 5	R: 0 E: 0 K: 1 S: 6	H: 1 LOB: 1 BB: 0 P: 6			1B: 3 2B: 1 3B: 2 HR: 0	SF: 2 SAC: 0 DP: 0 HBP: 0
PITCHER Warren Spahn, L ERA: 5.04 (1, 1)	IP: 8.0 WLS: L BF: 32	H: 6 R: 3 ER: 3 SO: 5	BB: 2 IBB: 0 HBP: 0 BLK: 0	WP: 0 HR: 0 S: 40 P: 48	ERA: 3.38 WHIP: 1.000															

Batter	1	2	3	4	5	6	7	8	9	AB	R	H	RBI	BB	SO	LOB	TOP																		
Jesus Alou, R OBP: 0.305, SLG: 0.325 (1, 9)	0-0 6-3		0-0 6-3		0-0 F7	0-0 F4		0-0 5-3	0-0 F7	6	0	0	0	0	0	2	San Francisco Giants @ Milwaukee Braves Milwaukee County Stadium, Milwaukee, WI Tue Jul 14 1964, 8:05 PM EDT Att: 16,263 - Unknown																		
Willie Mays, R OBP: 0.421, SLG: 0.662 (1, 8)	0-0 5-3 1B		0-0 F8		4-0 BB 1B	0-0 6-3		4-0 BB		3	1	1	0	2	0	0																			
Willie McCovey, L OBP: 0.324, SLG: 0.451 (1, 7)	4-0 5-3 1B			0-3 K	0-0 1B			0-0 F7		4	2	2	1	1	1	1																			
Orlando Cepeda, R OBP: 0.382, SLG: 0.558 (1, 3)	0-0 5-3			0-0 1B	4-0 1B FC5-2 BB			0-0 FC1-6 HBP		3	2	2	0	1	0	2																			
Jim Ray Hart, R OBP: 0.347, SLG: 0.476 (1, 5)	0-0 5-3			0-0 2B 1B	0-0 FC5-2 1B			0-0 FC1-6 1B		5	1	3	3	0	0	3																			
Tom Haller, L OBP: 0.325, SLG: 0.397 (1, 2)		0-3 K		0-0 1B	0-0 FC5-2 1B			0-3 K		4	0	1	1	1	2	3																			
Hal Lanier, R OBP: 0.299, SLG: 0.372 (1, 4)	0-0 F8			0-0 2B	0-0 FC5-2 FC6-4			0-0 1B		5	1	3	1	0	0	3																			
Jose Pagan, R OBP: 0.307, SLG: 0.288 (7, PH)	0-0 1-3			0-0 F7	0-0 FC6-4			0-0 1B		3	0	0	0	0	0	5																			
Duke Snider, L OBP: 0.311, SLG: 0.365 (7, 6)					0-0 FC6-4			0-0 1B		1	0	0	0	0	1	2																			
Jim Davenport, R OBP: 0.257, SLG: 0.325 (7, 6)					0-0 1-2 2-3 3-H			0-0 1B		1	0	1	0	0	0	0																			
Juan Marichal, R OBP: 0.156, SLG: 0.115 (6, 1)			0-0 F6		0-0 1-3			0-3 K		3	0	0	0	0	0	2																			
Billy Pierce, L (6, 1)								0-0 1B		0	0	0	0	0	0	0																			
Matty Alou, L OBP: 0.265, SLG: 0.228 (6, PH)								0-0 1B		1	0	0	0	0	1	0																			
Jim Duffalo, R (8, 1)								0-0 1B		0	0	0	0	0	0	0																			
Chuck Hiller, L OBP: 0.281, SLG: 0.273 (9, PH)								1-3 3-H	1B	1	0	1	1	0	0	0																			
Inning Stats	R: 0 E: 0 K: 0 S: 4	H: 1 LOB: 2 BB: 1 P: 8	R: 0 E: 0 K: 1 S: 5	H: 0 LOB: 0 BB: 0 P: 5	R: 0 E: 0 K: 0 S: 3	H: 0 LOB: 0 BB: 0 P: 3	R: 2 E: 0 K: 1 S: 9	H: 4 LOB: 2 BB: 0 P: 9	R: 2 E: 0 K: 0 S: 5	H: 2 LOB: 3 BB: 3 P: 17	R: 0 E: 0 K: 0 S: 3	H: 0 LOB: 0 BB: 0 P: 3	R: 1 E: 0 K: 2 S: 9	H: 2 LOB: 2 BB: 0 P: 10	R: 0 E: 0 K: 1 S: 5	H: 0 LOB: 1 BB: 1 P: 9	R: 2 E: 0 K: 0 S: 7	H: 5 LOB: 2 BB: 0 P: 7	1B: 11 2B: 2 3B: 0 HR: 1	SF: 0 SAC: 0 DP: 1 HBP: 1	WP: 0 PA: 46 PB: 0 CS: 1														
PITCHER	IP WLS BF H R ER SO BB IBB HBP BLK WP HR S P ERA WHIP	4.1 24 7 4 4 2 3 1 0 0 0 0 24 40 8.31 2.308	3.2 W 17 4 3 3 3 1 0 1 0 0 1 21 26 7.36 1.364	1.0 S 5 3 0 0 0 0 0 0 0 0 0 0 5 5 0.00 3.000	PITCHER IP WLS BF H R ER SO BB IBB HBP BLK WP HR S P ERA WHIP																														
Tony Cloninger, R ERA: 3.45	(1, 1)																																		
Bob Sadowski, R ERA: 4.12	(5, 1)																																		
Chi-Chi Olivo, R ERA: 6.55	(9, 1)																																		
Inning Stats	R: 0 E: 0 K: 1 S: 6	H: 1 LOB: 1 BB: 0 P: 6	R: 0 E: 0 K: 0 S: 4	H: 1 LOB: 1 BB: 0 P: 4	R: 0 E: 0 K: 1 S: 5	H: 0 LOB: 0 BB: 0 P: 5	R: 2 E: 1 K: 0 S: 5	H: 1 LOB: 2 BB: 2 P: 13	R: 1 E: 1 K: 0 S: 6	H: 2 LOB: 2 BB: 0 P: 6	R: 5 E: 1 K: 1 S: 9	H: 4 LOB: 2 BB: 2 P: 17	R: 0 E: 0 K: 0 S: 2	H: 0 LOB: 0 BB: 1 P: 6	R: 0 E: 0 K: 1 S: 5	H: 0 LOB: 0 BB: 0 P: 5	1B: 6 2B: 2 3B: 0 HR: 2	SF: 0 SAC: 1 DP: 1 HBP: 0	WP: 0 PA: 39 PB: 0 CS: 2																
PITCHER	IP WLS BF H R ER SO BB IBB HBP BLK WP HR S P ERA WHIP	5.1 L 32 9 8 5 2 3 1 0 1 1 0 0 5 9 0.00 0.600	1.2 4 0 0 0 1 1 0 0 0 0 0 0 5 9 0.00 0.600	1.0 3 0 0 0 1 0 0 0 0 0 0 0 5 5 0.00 0.000	PITCHER IP WLS BF H R ER SO BB IBB HBP BLK WP HR S P ERA WHIP																														
Juan Marichal, R ERA: 2.6	(1, 1)																																		
Billy Pierce, L ERA: 1.69	(6, 1)																																		
Jim Duffalo, R ERA: 1.59	(8, 1)																																		
Inning Stats	R: 0 E: 0 K: 1 S: 6	H: 1 LOB: 1 BB: 0 P: 6	R: 0 E: 0 K: 0 S: 4	H: 1 LOB: 1 BB: 0 P: 4	R: 0 E: 0 K: 1 S: 5	H: 0 LOB: 0 BB: 0 P: 5	R: 2 E: 1 K: 0 S: 5	H: 1 LOB: 2 BB: 2 P: 13	R: 1 E: 1 K: 0 S: 6	H: 2 LOB: 2 BB: 0 P: 6	R: 5 E: 1 K: 1 S: 9	H: 4 LOB: 2 BB: 2 P: 17	R: 0 E: 0 K: 0 S: 2	H: 0 LOB: 0 BB: 1 P: 6	R: 0 E: 0 K: 1 S: 5	H: 0 LOB: 0 BB: 0 P: 5	1B: 6 2B: 2 3B: 0 HR: 2	SF: 0 SAC: 1 DP: 1 HBP: 0	WP: 0 PA: 39 PB: 0 CS: 2																

Batter	1	2	3	4	5	6	7	8	9	AB	R	H	RBI	BB	SO	LOB	TOP					
Duke Snider, L (1,9) OBP: 0.309, SLG: 0.370	3-1		K			2B		F9		4	0	1	0	0	1	2	San Francisco Giants @ Milwaukee Braves Milwaukee County Stadium, Milwaukee, WI Thu Jul 16 1964, 4:33 AM EDT Att: 12,117 - Unknown livebaseballscores.com					
Willie Mays, R (1,8) OBP: 0.420, SLG: 0.664	6-3		FC6-4			F5		1B		4	0	1	0	0	0	2						
Willie McCovey, L (1,7) OBP: 0.328, SLG: 0.441						F8		F2		3	0	0	0	1	0	3						
Orlando Cepeda, R (1,3) OBP: 0.375, SLG: 0.544	1-4-3					F9				4	0	0	0	0	1	2						
Jim Ray Hart, R (1,5) OBP: 0.357, SLG: 0.479										2	0	1	0	2	0	0						
Tom Haller, L (1,2) OBP: 0.315, SLG: 0.383										4	0	0	0	0	0	3						
Jim Davenport, R (1,6) OBP: 0.297, SLG: 0.322										4	0	0	0	0	1	1						
Hal Lanier, R (1,4) OBP: 0.291, SLG: 0.360										2	0	0	0	0	0	0						
Chuck Hillier, L (8, PH) OBP: 0.260, SLG: 0.271										1	0	0	0	0	0	0						
Gaylord Perry, R (1,1) OBP: 0.100, SLG: 0.053										1	0	0	0	0	0	0						
Matty Alou, L (8, PH) OBP: 0.270, SLG: 0.234										1	0	1	0	0	0	0						
Bob Shaw, R (8,1)										0	0	0	0	0	0	0						
Inning Stats	R: 0 E: 0 K: 0 S: 3	H: 0 LOB: 1 BB: 1 P: 7	R: 0 E: 0 K: 0 S: 2	H: 0 LOB: 0 BB: 1 P: 6	R: 0 E: 0 K: 1 S: 5	H: 0 LOB: 1 BB: 0 P: 6	R: 0 E: 0 K: 1 S: 5	H: 0 LOB: 1 BB: 1 P: 9	R: 0 E: 0 K: 0 S: 3	H: 0 LOB: 0 BB: 0 P: 3	R: 0 E: 0 K: 0 S: 4	H: 1 LOB: 1 BB: 0 P: 4	R: 0 E: 0 K: 1 S: 5	H: 0 LOB: 0 BB: 0 P: 5	R: 0 E: 0 K: 0 S: 5	H: 2 LOB: 2 BB: 0 P: 5	R: 0 E: 0 K: 0 S: 4	H: 1 LOB: 1 BB: 0 P: 4	1B: 3 2B: 1 3B: 0 HR: 0	SF: 0 SAC: 0 DP: 1 HBP: 1	WP: 1 PB: 0 SB: 0 CS: 0	PA: 34
PITCHER Hank Fischer, R (1,1) ERA: 2.93	IP: 9.0 WLS: W BF: 34 H: 4 R: 0 ER: 0 SO: 3 BB: 3 IBB: 0 HBP: 1 BLK: 0 WP: 1 HR: 0 S: 36 P: 49 ERA: 0.00 WHIP: 0.778															PITCHER						

Batter	1	2	3	4	5	6	7	8	9	AB	R	H	RBI	BB	SO	LOB	BOTTOM					
Eddie Mathews, L (1,5) OBP: 0.347, SLG: 0.407	G3		FC6 1B					F7		5	0	1	0	0	0	1	San Francisco Giants @ Milwaukee Braves Milwaukee County Stadium, Milwaukee, WI Thu Jul 16 1964, 4:33 AM EDT Att: 12,117 - Unknown livebaseballscores.com					
Frank Bolling, R (1,4) OBP: 0.265, SLG: 0.314	K		K							3	0	0	0	1	2	1						
Hank Aaron, R (1,9) OBP: 0.385, SLG: 0.478			F8							4	1	1	1	0	0	2						
Lee Maye, L (1,8) OBP: 0.333, SLG: 0.443	K		FC6							2	1	0	0	2	1	1						
Joe Torre, R (1,3) OBP: 0.372, SLG: 0.508										4	2	2	1	0	0	1						
Ed Bailey, L (1,2) OBP: 0.329, SLG: 0.379	K									4	0	1	0	0	1	2						
Rico Carty, R (1,7) OBP: 0.388, SLG: 0.556										3	1	1	1	0	1	1						
Denis Menke, R (1,6) OBP: 0.360, SLG: 0.436										4	1	3	1	0	0	2						
Hank Fischer, R (1,1) OBP: 0.206, SLG: 0.161	K									4	0	1	2	0	2	3						
Inning Stats	R: 1 E: 0 K: 2 S: 8	H: 1 LOB: 0 BB: 0 P: 8	R: 0 E: 0 K: 2 S: 8	H: 1 LOB: 2 BB: 0 P: 9	R: 0 E: 0 K: 1 S: 6	H: 1 LOB: 1 BB: 0 P: 6	R: 1 E: 0 K: 1 S: 7	H: 2 LOB: 1 BB: 0 P: 7	R: 0 E: 0 K: 0 S: 3	H: 0 LOB: 0 BB: 0 P: 3	R: 0 E: 0 K: 0 S: 3	H: 1 LOB: 1 BB: 1 P: 7	R: 1 E: 0 K: 1 S: 6	H: 1 LOB: 1 BB: 1 P: 10	R: 3 E: 0 K: 0 S: 6	H: 3 LOB: 1 BB: 1 P: 10		R: 0 E: 0 K: 0 S: 6	H: 1 LOB: 1 BB: 1 P: 10	1B: 6 2B: 1 3B: 0 HR: 3	SF: 0 SAC: 0 DP: 1 HBP: 1	WP: 0 PB: 0 SB: 0 CS: 0
PITCHER Gaylord Perry, R (1,1) ERA: 2.3 Bob Shaw, R (8,1) ERA: 3.22	IP: 7.0 WLS: L BF: 30 H: 7 R: 3 ER: 3 SO: 7 BB: 2 IBB: 1 HBP: 0 BLK: 0 WP: 0 HR: 3 S: 41 P: 50 ERA: 3.86 WHIP: 1.286															PITCHER						



Batter	1	2	3	4	5	6	7	8	9	AB	R	H	RBI	BB	SO	LOB	TOP			
Bob Bailey, R OBP: 0.347, SLG: 0.398 (1, 7) (8, 5)										5	2	3	1	0	1	1				
Manny Mota, R OBP: 0.355, SLG: 0.470 (1, 8) (8, 7)										4	1	2	1	0	0	1				
Roberto Clemente, R OBP: 0.386, SLG: 0.497 (1, 9)										5	1	3	2	0	0	3				
Gene Freese, R OBP: 0.306, SLG: 0.408 Bill Virdon, L OBP: 0.287, SLG: 0.299 (8, 8)										4	1	2	1	0	0	1				
Donn Clendenon, R OBP: 0.313, SLG: 0.386 (1, 3)										4	1	1	3	0	0	3				
Bill Mazerowski, R OBP: 0.285, SLG: 0.379 (1, 4)										4	1	1	0	0	1	0				
Jim Pagliaroni, R OBP: 0.385, SLG: 0.411 (1, 2)										4	0	0	0	0	0	1				
Gene Alley, R OBP: 0.246, SLG: 0.275 (1, 6)										4	0	0	0	0	2	1				
Bob Veale, S OBP: 0.192, SLG: 0.160 (1, 1)										4	1	2	0	0	2	0				
Inning Stats	R: 3 E: 1 K: 0 S: 6	H: 3 LOB: 0 BB: 0 P: 6	R: 0 E: 0 K: 2 S: 7	H: 0 LOB: 0 BB: 0 P: 7	R: 1 E: 0 K: 0 S: 5	H: 2 LOB: 1 BB: 0 P: 5	R: 2 E: 0 K: 1 S: 7	H: 2 LOB: 0 BB: 0 P: 7	R: 0 E: 0 K: 2 S: 8	H: 1 LOB: 1 BB: 0 P: 8	R: 0 E: 0 K: 0 S: 3	H: 0 LOB: 0 BB: 0 P: 3	R: 0 E: 0 K: 0 S: 4	H: 1 LOB: 1 BB: 0 P: 4	R: 0 E: 0 K: 0 S: 4	H: 2 LOB: 1 BB: 0 P: 4	1B: 12 2B: 3 3B: 0 HR: 1	SF: 1 SAC: 1 DP: 2 HBP: 0	WP: 0 SB: 0 CS: 0	PA: 41
PITCHER	IP WLS BF	H R ER SO	BB IBB HBP BLK	WP HR S P	ERA WHIP	PITCHER IP WLS BF H R ER SO BB IBB HBP BLK WP HR S P ERA WHIP														
Warren Spahn, L ERA: 5.18 (1, 1)	3.2 L 18	7 6 4 3	0 0 0 0	0 0 1 10	9.82 1.909															
Cecil Butler, R ERA: 13.5 (4, 1)	1.1 8	4 2 2 1	0 0 0 0	0 0 1 10	13.50 3.000															
Chi-Chi Olivo, R ERA: 5.54 (6, 1)	2.0 7	1 0 0 2	0 0 0 0	0 0 1 11	0.00 0.500															
Bob Sadowski, R ERA: 4.03 (8, 1)	2.0 8	3 0 0 0	0 0 0 0	0 0 8 8	0.00 1.500															

Pittsburgh Pirates @ Milwaukee Braves
Milwaukee County Stadium, Milwaukee, WI
Sat Jul 18 1964, 8:05 PM EDT
Att: 17,192 - Unknown

AB 39
R 8
H 15
RBI 8
BB 0
SO 6
LOB 11



Batter	1	2	3	4	5	6	7	8	9	AB	R	H	RBI	BB	SO	LOB	BOTTOM				
Eddie Mathews, L OBP: 0.345, SLG: 0.404 Miguel de la Hoz, R OBP: 0.337, SLG: 0.422 (5, 5)										2	0	0	0	0	0	0					
Denis Menke, R OBP: 0.355, SLG: 0.430 (1, 6)										4	0	0	0	0	0	3					
Hank Aaron, R OBP: 0.387, SLG: 0.481 (1, 9)										4	1	2	0	0	0	0					
Joe Torre, R OBP: 0.374, SLG: 0.506 (1, 2)										3	0	1	0	1	1	2					
Rico Carty, R OBP: 0.385, SLG: 0.552 (1, 7)										3	0	1	1	0	1	2					
Gene Oliver, R OBP: 0.288, SLG: 0.425 (1, 3)										4	0	0	0	0	1	4					
Lee Maye, L OBP: 0.335, SLG: 0.442 (1, 8)										3	1	1	0	1	1	2					
Frank Bolling, R OBP: 0.265, SLG: 0.313 (1, 4)										4	0	1	0	0	0	2					
Warren Spahn, L ERA: 3.1 (1, 1)	9.0 W 36	7 2 2 7	2 0 0 0	0 0 0 0	0 0 48 56	2.00 1.000	PITCHER IP WLS BF H R ER SO BB IBB HBP BLK WP HR S P ERA WHIP														
Bob Veale, L ERA: 3.1 (1, 1)	9.0 W 36	7 2 2 7	2 0 0 0	0 0 48 56	2.00 1.000																

Pittsburgh Pirates @ Milwaukee Braves
Milwaukee County Stadium, Milwaukee, WI
Sat Jul 18 1964, 8:05 PM EDT
Att: 17,192 - Unknown

AB 33
R 2
H 7
RBI 2
BB 2
SO 7
LOB 19



Batter	1	2	3	4	5	6	7	8	9	AB	R	H	RBI	BB	SO	LOB	TOP								
Bob Bailey, R (1, 5) OBP: 0.342, SLG: 0.392	0-3 K		0-0 1-3			0-0 F4		0-3 K		4	0	0	0	0	2	1	Pittsburgh Pirates @ Milwaukee Braves Milwaukee County Stadium, Milwaukee, WI Sun Jul 19 1964, 4:33 AM EDT Unknown								
Bill Virdon, L (1, 8) OBP: 0.287, SLG: 0.295 Don Schwall, R (8, 1) OBP: 0.333, SLG: 0.333	0-3 K		0-0 F9		4-0 BB		0-0 F8		3	0	0	0	1	1	1										
Roberto Clemente, R (1, 9) OBP: 0.362, SLG: 0.491	0-0 6-3		0-0 1-3		0-0 5-3		0-0 4-3		4	0	0	0	0	0	1	3									
Willie Stargell, L (1, 3) OBP: 0.312, SLG: 0.521 Donn Clendenon, R (8, 3) OBP: 0.316, SLG: 0.396	0-3 K		0-0 1B		0-0 F9		0-0 3B		3	0	1	0	0	1	0										
Jerry Lynch, L (1, 7) OBP: 0.370, SLG: 0.560	4-0 G4-6-3 BB		0-0 F8		0-0 FC6-4 1B		0-0 6-3		3	0	1	1	1	0	1	4									
Smoky Burgess, L (1, 2) OBP: 0.294, SLG: 0.287	0-0 G4-6-3 1-2f		0-0 G4-6-3 1B		0-3 K		0-3 K		4	0	1	0	0	2	2										
Bill Mazerolski, R (1, 4) OBP: 0.283, SLG: 0.375			0-0 6-3		0-0 F9		0-0 FC6-4 1-2f		3	0	0	0	0	0	2	5									
Dick Schofield, S (1, 6) OBP: 0.371, SLG: 0.387			0-0 HR		0-0 G4-6-3 1-2f		0-0 2B		3	1	2	1	0	0	1										
Bob Friend, R (1, 1) OBP: 0.176, SLG: 0.119 Tommie Sisk, R (5, 1) OBP: 0.346, SLG: 0.406 Roy Face, R (6, 1) OBP: 0.395, SLG: 0.468 Manny Mota, R (8, 9) OBP: 0.352, SLG: 0.468			0-0 F3		0-0 F8		0-0 F7		1	0	0	0	0	0	0	P									
Inning Stats	R: 0 E: 0 K: 2 S: 7	H: 0 LOB: 0 BB: 0 P: 7	R: 0 E: 0 K: 1 S: 4	H: 0 LOB: 0 BB: 1 P: 8	R: 1 E: 0 K: 0 S: 4	H: 1 LOB: 0 BB: 0 P: 4	R: 0 E: 0 K: 0 S: 4	H: 1 LOB: 0 BB: 0 P: 3	R: 0 E: 0 K: 0 S: 3	H: 0 LOB: 1 BB: 1 P: 7	R: 0 E: 0 K: 1 S: 6	H: 1 LOB: 1 BB: 0 P: 6	R: 0 E: 0 K: 1 S: 6	H: 1 LOB: 0 BB: 0 P: 6	R: 1 E: 0 K: 1 S: 6		H: 1 LOB: 0 BB: 0 P: 6	1B: 3 2B: 1 3B: 1 HR: 1	SF: 0 SAC: 0 DP: 2 HBP: 0	WP: 0 PB: 0 SB: 0 CS: 0	PA: 33				
PITCHER Tony Cloninger, R (1, 1) ERA: 3.35	IP: 9.0 WLS: W BF: 33	H: 6 R: 2 ER: 2 SO: 6	BB: 2 IBB: 0 HBP: 0 BLK: 0	WP: 0 HR: 1 S: 43 P: 51	ERA: 2.00 WHIP: 0.889	PITCHER					IP: 9.0 WLS: W BF: 33	H: 6 R: 2 ER: 2 SO: 6	BB: 2 IBB: 0 HBP: 0 BLK: 0	WP: 0 HR: 1 S: 43 P: 51	ERA: 2.00 WHIP: 0.889	PITCHER					IP: 9.0 WLS: W BF: 33	H: 6 R: 2 ER: 2 SO: 6	BB: 2 IBB: 0 HBP: 0 BLK: 0	WP: 0 HR: 1 S: 43 P: 51	ERA: 2.00 WHIP: 0.889

Batter	1	2	3	4	5	6	7	8	9	AB	R	H	RBI	BB	SO	LOB	BOTTOM								
Lee Maye, L (1, 8) OBP: 0.340, SLG: 0.441	0-0 F2		4-0 G6-4-3 BB		4-0 IBB		0-0 G6-4-3 1B		0-0 F7		3	0	1	0	2	0	Pittsburgh Pirates @ Milwaukee Braves Milwaukee County Stadium, Milwaukee, WI Sun Jul 19 1964, 4:33 AM EDT Unknown								
Denis Menke, R (1, 6) OBP: 0.353, SLG: 0.425	0-0 L6		0-0 G6-4-3 1-2f		4-3		0-0 G6-4-3 1-2f		5	0	1	0	0	0	5										
Hank Aaron, R (1, 9) OBP: 0.389, SLG: 0.486	0-0 4-3				0-0 4-3 1B		0-0 1-3 2B		0-0 5-3		5	2	3	0	0	0	6								
Joe Torre, R (1, 3) OBP: 0.368, SLG: 0.498		0-0 5-3		0-0 4-3		0-0 F3		0-0 4-3		5	0	0	1	0	1	4									
Ed Bailey, L (1, 2) OBP: 0.329, SLG: 0.373	0-0 F8		0-0 1B		0-0 1-3		0-0 F9		4	1	1	1	1	0	1	7									
Rico Carty, R (1, 7) OBP: 0.395, SLG: 0.568	0-0 1B		0-0 1B		0-0 1B		0-0 FC4 IBB		4	2	3	1	0	0	3										
Miguel de la Hoz, R (1, 5) OBP: 0.366, SLG: 0.442	0-0 FC4-6 1B		4-0 SH5-3 IBB		4-0 SH5-3 IBB		0-0 1B		3	0	3	0	1	0	0	8									
Frank Bolling, R (1, 4) OBP: 0.268, SLG: 0.316	0-0 FC4-6 1-2f		0-0 SH5-3 1B		0-0 SH5-3 1B		0-0 K		4	0	2	3	0	1	4										
Tony Cloninger, R (1, 1) OBP: 0.186, SLG: 0.186			0-3 K		0-0 SH5-3		1-3 1B		3	1	1	0	0	1	2	9									
Inning Stats	R: 0 E: 0 K: 0 S: 3	H: 0 LOB: 0 BB: 0 P: 3	R: 0 E: 0 K: 0 S: 5	H: 2 LOB: 2 BB: 0 P: 5	R: 0 E: 0 K: 1 S: 4	H: 0 LOB: 0 BB: 1 P: 8	R: 3 E: 0 K: 0 S: 7	H: 4 LOB: 3 BB: 2 P: 15	R: 2 E: 0 K: 0 S: 7	H: 4 LOB: 2 BB: 0 P: 7	R: 0 E: 0 K: 2 S: 8	H: 1 LOB: 2 BB: 0 P: 9	R: 0 E: 0 K: 0 S: 6	H: 3 LOB: 3 BB: 1 P: 10	R: 1 E: 0 K: 0 S: 6		H: 1 LOB: 0 BB: 0 P: 10	1B: 12 2B: 3 3B: 0 HR: 0	SF: 0 SAC: 1 DP: 2 HBP: 1	WP: 0 PB: 0 SB: 1 CS: 0	PA: 42				
PITCHER Bob Friend, R (1, 1) ERA: 3.59 Tommie Sisk, R (5, 1) ERA: 9.12 Roy Face, R (6, 1) ERA: 4.2 Don Schwall, R (8, 1) ERA: 3.29	IP: 4.2 WLS: L BF: 24	H: 8 R: 5 ER: 5 SO: 1	BB: 1 IBB: 0 HBP: 0 BLK: 0	WP: 0 HR: 2 S: 23 P: 35	ERA: 9.64 WHIP: 1.929	PITCHER					IP: 4.2 WLS: L BF: 24	H: 8 R: 5 ER: 5 SO: 1	BB: 1 IBB: 0 HBP: 0 BLK: 0	WP: 0 HR: 2 S: 23 P: 35	ERA: 9.64 WHIP: 1.929	PITCHER					IP: 4.2 WLS: L BF: 24	H: 8 R: 5 ER: 5 SO: 1	BB: 1 IBB: 0 HBP: 0 BLK: 0	WP: 0 HR: 2 S: 23 P: 35	ERA: 9.64 WHIP: 1.929

Batter	1	2	3	4	5	6	7	8	9	AB	R	H	RBI	BB	SO	LOB	TOP					
Tony Gonzalez, L (1,8) OBP: 0.397, SLG: 0.372	L6		F8		L6		F9		1B	5	0	1	0	0	0	0	Philadelphia Phillies @ Milwaukee Braves Milwaukee County Stadium, Milwaukee, WI Wed Jul 22 1964, 8:05 PM EDT Att: 20,457 - Unknown livebaseballscorecards.com					
Cookie Rojas, R (1,4) OBP: 0.360, SLG: 0.426	4-3		L9		6-3			F9	1-3	5	0	0	0	0	0	1						
Johnny Callison, L (1,9) OBP: 0.315, SLG: 0.468	4-3						F3			4	1	2	0	0	0	0						
Dick Allen, R (1,5) OBP: 0.369, SLG: 0.546										4	1	2	0	0	0	2						
Wes Covington, L (1,7) OBP: 0.350, SLG: 0.434										3	0	2	0	1	1	1						
Ruben Amaro, R (8, PR) OBP: 0.313, SLG: 0.333	K									0	1	0	0	0	0	0						
Danny Cater, R (1,3) OBP: 0.333, SLG: 0.408										4	0	2	1	0	0	3						
John Herrnstein, L (8, PR) OBP: 0.304, SLG: 0.390										0	0	0	0	0	0	0						
Clay Dalrymple, L (1,2) OBP: 0.295, SLG: 0.348										4	0	1	0	0	0	3						
Bobby Wine, R (1,6) OBP: 0.266, SLG: 0.313										4	1	1	1	0	1	4						
Ray Culp, R (1,1) OBP: 0.108, SLG: 0.083										3	0	0	0	0	3	0						
Jack Baldschun, R (8,1) OBP: 0.182, SLG: 0.182										1	0	0	0	0	1	0						
Inning Stats	R: 0 E: 0 K: 0 S: 3	H: 0 LOB: 0 BB: 0 P: 3	R: 0 E: 0 K: 1 S: 7	H: 2 LOB: 2 BB: 0 P: 7	R: 0 E: 0 K: 1 S: 5	H: 0 LOB: 0 BB: 0 P: 5	R: 1 E: 0 K: 0 S: 6	H: 3 LOB: 2 BB: 0 P: 6	R: 0 E: 0 K: 1 S: 5	H: 0 LOB: 0 BB: 0 P: 5	R: 0 E: 0 K: 0 S: 4	H: 2 LOB: 1 BB: 0 P: 4	R: 1 E: 0 K: 1 S: 6	H: 1 LOB: 0 BB: 0 P: 6	R: 2 E: 1 K: 0 S: 5	H: 2 LOB: 1 BB: 1 P: 9	R: 0 E: 0 K: 2 S: 8	H: 1 LOB: 1 BB: 0 P: 8	1B: 10 2B: 0 3B: 0 HR: 1	SF: 0 SAC: 0 DP: 1 HBP: 0	WP: 0 PB: 0 SB: 0 CS: 0	PA: 38
PITCHER	IP WLS BF H R ER SO BB IBB HBP BLK WP HR S P ERA WHIP																					
Warren Spahn, L (1,1) ERA: 5.01	8.0 L 34 10 4 2 4 1 0 0 0 0 1 41 45 2.25 1.375																					
Chi-Chi Olivo, R (9,1) ERA: 5.02	1.0 4 1 0 0 2 0 0 0 0 0 0 8 8 0.00 1.000																					

Batter	1	2	3	4	5	6	7	8	9	AB	R	H	RBI	BB	SO	LOB	BOTTOM					
Denis Menke, R (1,6) OBP: 0.356, SLG: 0.423			F7							4	0	2	0	0	1	0	Philadelphia Phillies @ Milwaukee Braves Milwaukee County Stadium, Milwaukee, WI Wed Jul 22 1964, 8:05 PM EDT Att: 20,457 - Unknown livebaseballscorecards.com					
Lee Maye, L (1,8) OBP: 0.342, SLG: 0.440			3-1							4	0	1	0	0	0	3						
Chi-Chi Olivo, R (9,1)										0	0	0	0	0	0	0						
Hank Aaron, R (1,9) OBP: 0.385, SLG: 0.481										4	0	1	0	0	1	3						
Joe Torre, R (1,3) OBP: 0.362, SLG: 0.485										3	0	0	0	1	0	0						
Ed Bailey, L (1,2) OBP: 0.319, SLG: 0.358										4	0	0	0	0	0	2						
Rico Carty, R (1,7) OBP: 0.392, SLG: 0.553										4	0	1	0	0	0	0						
Miguel de la Hoz, R (1,5) OBP: 0.362, SLG: 0.417										3	0	0	0	0	1	2						
Frank Bolling, R (1,4) OBP: 0.266, SLG: 0.314										2	0	0	0	0	1	1						
Ty Cline, L (8, PH) OBP: 0.357, SLG: 0.385										1	0	0	0	0	0	0						
Warren Spahn, L (1,1) OBP: 0.192, SLG: 0.294										2	1	1	1	0	0	0						
Eddie Mathews, L (8, PH) OBP: 0.348, SLG: 0.406										1	0	1	0	0	0	0						
Woody Woodward, R (8, PR) OBP: 0.254, SLG: 0.228										0	0	0	0	0	0	0						
Inning Stats	R: 0 E: 0 K: 0 S: 4	H: 2 LOB: 2 BB: 1 P: 8	R: 0 E: 0 K: 1 S: 5	H: 0 LOB: 0 BB: 0 P: 5	R: 1 E: 0 K: 1 S: 6	H: 1 LOB: 0 BB: 0 P: 6	R: 0 E: 0 K: 0 S: 3	H: 0 LOB: 0 BB: 0 P: 3	R: 0 E: 0 K: 1 S: 4	H: 0 LOB: 0 BB: 0 P: 5	R: 0 E: 0 K: 1 S: 5	H: 1 LOB: 0 BB: 0 P: 5	R: 0 E: 0 K: 0 S: 4	H: 1 LOB: 1 BB: 0 P: 4	R: 0 E: 0 K: 0 S: 5	H: 2 LOB: 3 BB: 0 P: 5	R: 0 E: 1 K: 0 S: 4	H: 0 LOB: 1 BB: 0 P: 4	1B: 5 2B: 1 3B: 0 HR: 1	SF: 0 SAC: 0 DP: 1 HBP: 1	WP: 1 PB: 0 SB: 0 CS: 1	PA: 34
PITCHER	IP WLS BF H R ER SO BB IBB HBP BLK WP HR S P ERA WHIP																					
Ray Culp, R (1,1) ERA: 3.55	7.2 W 29 7 1 1 4 1 0 0 0 0 1 35 40 1.17 1.043																					
Jack Baldschun, R (8,1) ERA: 3.36	1.1 S 5 0 0 0 0 0 0 0 0 0 0 5 5 0.00 0.000																					

Batter	1	2	3	4	5	6	7	8	9	AB R H RBI BB SO LOB	TOP												
Denis Menke, R (1.6) OBP: 0.396, SLG: 0.442										5 1 2 0 0 1 1	<p>Milwaukee Braves @ New York Mets Shea Stadium, Flushing, NY Fri Jul 24, 1964, 7:05 PM EDT Att: 20,646 - Unknown</p> <p>AB 40 R 8 H 13 RBI 7 BB 1 SO 2 LOB 10</p>												
Lee Maye, L (1.8) OBP: 0.350, SLG: 0.447										4 1 3 3 1 0 0													
Hank Aaron, R (1.9) OBP: 0.380, SLG: 0.471										5 0 0 0 0 1 5													
Rico Carty, R (1.7) OBP: 0.395, SLG: 0.548										5 1 3 1 0 0 0													
Ed Bailey, L (1.2) OBP: 0.321, SLG: 0.351										5 1 1 0 0 0 2													
Gene Oliver, R (1.3) OBP: 0.298, SLG: 0.476										4 2 2 3 0 0 0													
Miguel de la Hoz, R (1.5) OBP: 0.355, SLG: 0.406										4 0 0 0 0 0 0													
Frank Bolling, R (1.4) OBP: 0.261, SLG: 0.304										4 0 0 0 0 0 1													
Hank Fischer, R (1.1) OBP: 0.225, SLG: 0.189										4 2 2 0 0 0 1													
Inning Stats	R: 0 E: 0 K: 1 S: 5	H: 1 LOB: 0 BB: 5	R: 0 E: 0 K: 0 S: 3	H: 0 LOB: 0 BB: 3	R: 1 E: 0 K: 0 S: 6	H: 3 LOB: 2 BB: 0 P: 6	R: 3 E: 1 K: 0 S: 7	H: 3 LOB: 1 BB: 0 P: 7	R: 0 E: 0 K: 0 S: 4	H: 1 LOB: 1 BB: 0 P: 4	R: 3 E: 0 K: 0 S: 7	H: 4 LOB: 1 BB: 0 P: 7	R: 0 E: 0 K: 0 S: 3	H: 0 LOB: 0 BB: 0 P: 3	R: 0 E: 0 K: 0 S: 3	H: 0 LOB: 0 BB: 0 P: 3	R: 1 E: 0 K: 1 S: 6	H: 1 LOB: 1 BB: 1 P: 10	1B: 10 2B: 2 3B: 0 HR: 1	SF: 0 SAC: 0 DP: 0 HBP: 0	WP: 0 PB: 1 CS: 1	PA: 41	
PITCHER	IP WLS BF H R ER SO BB IBB HBP BLK WP HR S P ERA WHIP											PITCHER	IP WLS BF H R ER SO BB IBB HBP BLK WP HR S P ERA WHIP										
Jack Fisher, R (1.1) ERA: 4.09	6.0 L 30 12 7 6 1 0 0 0 0 0 0 1 32 32 9.00 2.000																						
Bill Wakefield, R (7.1) ERA: 3.32	1.0 3 0 0 0 0 0 0 0 0 0 0 0 3 3 0.00 0.000																						
Carl Willey, R (8.1) ERA: 2.52	2.0 8 1 1 1 1 1 0 0 0 0 0 0 9 13 4.50 1.000																						

Batter	1	2	3	4	5	6	7	8	9	AB R H RBI BB SO LOB	BOTTOM												
Rod Kanehl, R (1.4) OBP: 0.258, SLG: 0.290										4 0 1 0 0 0 0	<p>Milwaukee Braves @ New York Mets Shea Stadium, Flushing, NY Fri Jul 24, 1964, 7:05 PM EDT Att: 20,646 - Unknown</p> <p>AB 34 R 5 H 8 RBI 4 BB 3 SO 6 LOB 14</p>												
Larry Elliot, L (1.8) OBP: 0.338, SLG: 0.406										5 2 2 1 0 0 1													
Joe Christopher, R (1.9) OBP: 0.352, SLG: 0.441										3 1 1 0 1 1 2													
George Altman, L (1.7) OBP: 0.253, SLG: 0.301										4 1 1 1 0 1 2													
Frank Thomas, R (1.3) OBP: 0.288, SLG: 0.341										4 0 1 1 0 2 3													
Jesse Conder, L (1.2) OBP: 0.349, SLG: 0.417										3 0 2 1 1 0 0													
Charley Smith, R (1.5) OBP: 0.264, SLG: 0.387										4 0 0 0 0 2 4													
Roy McMillan, R (1.6) OBP: 0.224, SLG: 0.234										4 0 0 0 0 0 2													
Jack Fisher, R (1.1) OBP: 0.182, SLG: 0.157										1 1 0 0 1 0 0													
Bill Wakefield, R (7.1) OBP: 0.125, SLG: 0.125										0 0 0 0 0 0 0													
Tim Harkness, L (7. PH) OBP: 0.313, SLG: 0.343										1 0 0 0 0 0 0													
Carl Willey, R (8.1) OBP: 0.299, SLG: 0.325										0 0 0 0 0 0 0													
Inning Stats	R: 0 E: 0 K: 1 S: 6	H: 1 LOB: 2 BB: 1 P: 10	R: 0 E: 0 K: 1 S: 5	H: 1 LOB: 0 BB: 0 P: 5	R: 3 E: 0 K: 1 S: 9	H: 4 LOB: 2 BB: 1 P: 13	R: 0 E: 0 K: 0 S: 3	H: 0 LOB: 0 BB: 0 P: 3	R: 0 E: 0 K: 2 S: 7	H: 0 LOB: 1 BB: 1 P: 11	R: 2 E: 1 K: 1 S: 8	H: 2 LOB: 1 BB: 0 P: 8	R: 0 E: 0 K: 0 S: 3	H: 0 LOB: 0 BB: 0 P: 3	R: 0 E: 0 K: 0 S: 3	H: 0 LOB: 0 BB: 0 P: 3	R: 0 E: 0 K: 0 S: 3	H: 0 LOB: 0 BB: 0 P: 3	1B: 6 2B: 1 3B: 0 HR: 1	SF: 0 SAC: 1 DP: 1 HBP: 0	WP: 0 PB: 0 CS: 0	PA: 38	
PITCHER	IP WLS BF H R ER SO BB IBB HBP BLK WP HR S P ERA WHIP											PITCHER	IP WLS BF H R ER SO BB IBB HBP BLK WP HR S P ERA WHIP										
Hank Fischer, R (1.1) ERA: 2.91	9.0 W 38 8 5 4 6 3 0 0 0 0 0 1 47 59 4.00 1.222																						

Batter	1	2	3	4	5	6	7	8	9	AB	R	H	RBI	BB	SO	LOB	TOP					
Giraldo Ruiz, S OBP: 0.245, SLG: 0.317	1-3		6-3														5 1 3 1 0 0 0					
Tommy Harner, R OBP: 0.324, SLG: 0.306	F8		K														3 0 0 1 0 1 2					
Vada Pinson, L OBP: 0.326, SLG: 0.463																	1 0 0 0 0 0 1					
Frank Robinson, R OBP: 0.377, SLG: 0.494	K		K														5 1 1 1 0 2 2					
Deron Johnson, R OBP: 0.383, SLG: 0.538																	4 2 2 1 0 1 1					
Tony Perez, R OBP: 0.273, SLG: 0.300																	4 1 2 1 0 0 1					
Marty Keough, L OBP: 0.346, SLG: 0.477																	1 1 1 2 0 0 0					
Leo Cardenas, R OBP: 0.314, SLG: 0.384																	4 0 1 0 0 2 2					
Johanny Edwards, L OBP: 0.331, SLG: 0.388																	4 2 2 1 1 0 1					
Steve Boros, R OBP: 0.324, SLG: 0.340																	5 2 2 1 0 1 4					
Jim Maloney, L OBP: 0.204, SLG: 0.143																	4 1 2 2 0 0 2					
Inning Stats	R: 0 E: 0 K: 1 S: 5	H: 0 LOB: 0 BB: 0 P: 5	R: 2 E: 0 K: 1 S: 8	H: 3 LOB: 1 BB: 0 P: 8	R: 0 E: 0 K: 2 S: 7	H: 0 LOB: 0 BB: 0 P: 7	R: 0 E: 0 K: 1 S: 6	H: 1 LOB: 2 BB: 1 P: 10	R: 0 E: 0 K: 2 S: 4	H: 2 LOB: 1 BB: 0 P: 4	R: 0 E: 0 K: 2 S: 7	H: 0 LOB: 0 BB: 0 P: 7	R: 5 E: 1 K: 0 S: 9	H: 6 LOB: 1 BB: 0 P: 9	R: 2 E: 1 K: 0 S: 6	H: 2 LOB: 1 BB: 0 P: 6	R: 2 E: 0 K: 0 S: 5	H: 2 LOB: 1 BB: 0 P: 6	1B: 8 2B: 6 3B: 1 HR: 2	SF: 2 SAC: 1 DP: 1 HBP: 1	WP: 0 PB: 0 SB: 0 CS: 0	PA: 45
PITCHER	IP WLS BF H R ER SO BB IBB HBP BLK WP HR S P ERA WHIP																					
Denny Lemaster, L ERA: 4.83	(1, 1) 6.2 L 32 12 7 7 7 7 1 0 0 0 0 1 45 49 9.45 1.950																					
Chi-Chi Olivo, R ERA: 5.19	(7, 1) 0.1 1 0 0 0 0 0 0 0 0 0 0 0 1 1 0.00 0.000																					
Dave Eilers, R ERA: 13.5	(8, 1) 2.0 12 4 4 3 0 0 0 0 1 0 0 0 1 11 13.50 2.000																					

Cincinnati Reds @ Milwaukee Braves
Milwaukee County Stadium, Milwaukee, WI
Mon Jul 27 1964, 8:05 PM EDT
Att: 9,550 - Unknown

AB 40
R 11
H 16
RBI 11
BB 1
SO 7
LOB 16





Batter	1	2	3	4	5	6	7	8	9	AB	R	H	RBI	BB	SO	LOB	BOTTOM					
Denis Menke, R OBP: 0.368, SLG: 0.458	F4		K														4 1 1 1 0 2 0					
Lee Maye, L OBP: 0.356, SLG: 0.448	F7		E5														4 0 1 0 0 0 0					
Hank Aaron, R OBP: 0.385, SLG: 0.490			F8														3 1 0 0 1 0 2					
Rico Carty, R OBP: 0.398, SLG: 0.570			CS														4 0 1 1 0 1 2					
Joe Torre, R OBP: 0.366, SLG: 0.491																	3 0 0 0 1 1 2					
Ed Bailey, L OBP: 0.330, SLG: 0.344																	3 0 2 0 1 0 2					
Gary Kolb, L OBP: 0.286, SLG: 0.091																	4 0 1 0 0 1 1					
Frank Bolling, R OBP: 0.255, SLG: 0.300			F4														4 0 0 0 0 1 2					
Denny Lemaster, R OBP: 0.133, SLG: 0.103			F5														2 0 0 0 0 1 0					
Chi-Chi Olivo, R	(7, 1)																					
Ty Cline, L OBP: 0.346, SLG: 0.397	(7, PH)																					
Dave Eilers, R	(8, 1)																					
Inning Stats	R: 1 E: 0 K: 0 S: 4	H: 1 LOB: 2 BB: 2 P: 12	R: 0 E: 0 K: 1 S: 5	H: 0 LOB: 0 BB: 0 P: 5	R: 0 E: 1 K: 1 S: 5	H: 0 LOB: 0 BB: 0 P: 5	R: 0 E: 0 K: 2 S: 9	H: 2 LOB: 2 BB: 0 P: 9	R: 0 E: 0 K: 2 S: 7	H: 0 LOB: 0 BB: 0 P: 7	R: 0 E: 1 K: 0 S: 4	H: 1 LOB: 2 BB: 0 P: 4	R: 0 E: 0 K: 0 S: 3	H: 0 LOB: 0 BB: 0 P: 3	R: 1 E: 0 K: 0 S: 5	H: 2 LOB: 1 BB: 0 P: 5	R: 0 E: 0 K: 1 S: 4	H: 0 LOB: 0 BB: 1 P: 8	1B: 5 2B: 1 3B: 0 HR: 1	SF: 0 SAC: 0 DP: 1 HBP: 0	WP: 1 PB: 0 SB: 1 CS: 1	PA: 36
PITCHER	IP WLS BF H R ER SO BB IBB HBP BLK WP HR S P ERA WHIP																					
Jim Maloney, R ERA: 3.0	(1, 1) 9.0 W 35 6 2 2 7 3 0 0 0 1 1 46 58 2.00 1.000																					

Cincinnati Reds @ Milwaukee Braves
Milwaukee County Stadium, Milwaukee, WI
Mon Jul 27 1964, 8:05 PM EDT
Att: 9,550 - Unknown

AB 32
R 2
H 6
RBI 2
BB 3
SO 7
LOB 11



Batter	1	2	3	4	5	6	7	8	9	AB	R	H	RBI	BB	SO	LOB	TOP					
Pete Rose, S (1,4) X OBP: 0.329, SLG: 0.343	0-0 PB 1B		0-0 1B 3B		0-0 1-3		4-0 2B BB		0-0 FC5-4 1-2	4	2	2	0	1	0	1	Cincinnati Reds @ Milwaukee Braves Milwaukee County Stadium, Milwaukee, WI Wed Jul 29 1964, 4:33 AM EDT Att: 9,109 - Unknown AB 33 R 2 H 7 RBI 2 BB 5 SO 11 LOB 19 					
Giraldo Ruiz, S (1,5) S OBP: 0.262, SLG: 0.330	0-3 K 1-2		0-0 FC4-6 1B 3-H		0-3 K		0-0 2B 1-H		0-0 B1	5	0	2	2	0	2	2						
Vada Pinson, L (1,8) S OBP: 0.322, SLG: 0.455	0-3 K		0-0 FC4-6 BB 1-2		0-0 G3		0-0 L4			4	0	0	0	0	1	3						
Frank Robinson, R (1,9) B OBP: 0.379, SLG: 0.503	4-0 BB		4-0 1-2 BB		0-0 G6-3 2B		0-0 5-3			2	0	1	0	2	0	0						
Deron Johnson, R (1,7) X OBP: 0.379, SLG: 0.535	0-0 F9		0-0 F5		4-0 G6-3 BB		0-0 3B			3	0	1	0	1	0	4						
Gordy Coleman, L (1,3) S OBP: 0.308, SLG: 0.377		0-3 K		4-0 BB		0-0 G6-3 1-2 2-3		0-3 K		3	0	0	0	1	2	3						
Johnny Edwards, L (1,2) S OBP: 0.329, SLG: 0.384		0-3 K		0-3 K		0-0 L6		0-0 F5		4	0	0	0	0	2	3						
Leo Cardenas, R (1,6) X OBP: 0.313, SLG: 0.379		0-0 F8		0-3 K			0-0 F8		0-0 FC5-4 1B	4	0	1	0	0	1	1						
Joe Nuxhall, L (1,1) S Ryne Duren, R (1,1) S Mel Queen, L (4, Ph) Bill Henry, L (4, Ph) Marty Keough, L (7, Ph) Billy McCool, R (7, Ph) Tony Perez, R (9, Ph)			0-3 K		0-3 K		0-3 K		0-0 F5	0	0	0	0	0	0	0						
Inning Stats	R: 0 E: 0 K: 2 S: 8	H: 1 LOB: 2 BB: 1 P: 12	R: 0 E: 0 K: 2 S: 7	H: 0 LOB: 0 BB: 0 P: 7	R: 1 E: 0 K: 1 S: 7	H: 2 LOB: 2 BB: 1 P: 11	R: 0 E: 0 K: 3 S: 9	H: 0 LOB: 1 BB: 1 P: 13	R: 0 E: 0 K: 1 S: 5	H: 0 LOB: 0 BB: 0 P: 5	R: 0 E: 0 K: 0 S: 3	H: 1 LOB: 1 BB: 1 P: 7	R: 1 E: 0 K: 1 S: 6	H: 1 LOB: 1 BB: 1 P: 10	R: 0 E: 0 K: 1 S: 6	H: 1 LOB: 1 BB: 0 P: 6		R: 0 E: 0 K: 0 S: 4	H: 1 LOB: 1 BB: 0 P: 4	1B: 3 2B: 2 HR: 0	SF: 0 SAC: 0 HBP: 0	WP: 0 PB: 1 CS: 0
PITCHER Tony Cloninger, R (1,1) ERA: 3.54	IP: 9.0 WLS: W BF: 38 H: 7 R: 2 ER: 2 SO: 11 BB: 5 IBB: 0 HBP: 0 BLK: 0 WP: 0 HR: 0 S: 55 P: 75 ERA: 2.00 WHIP: 1.333															PITCHER						

Batter	1	2	3	4	5	6	7	8	9	AB	R	H	RBI	BB	SO	LOB	BOTTOM			
Denis Menke, R (1,6) X OBP: 0.371, SLG: 0.456	0-0 BB 2B 1B		0-0 5-3		0-3 K		0-3 K			4	1	1	0	0	2	1	Cincinnati Reds @ Milwaukee Braves Milwaukee County Stadium, Milwaukee, WI Wed Jul 29 1964, 4:33 AM EDT Att: 9,109 - Unknown AB 32 R 6 H 11 RBI 6 BB 2 SO 4 LOB 10 			
Felipe Alou, R (1,3) X OBP: 0.291, SLG: 0.415	0-0 F5		0-0 F7		0-0 F7		0-0 5-3			4	0	0	0	0	0	2				
Hank Aaron, R (1,9) B OBP: 0.385, SLG: 0.486	4-0 2B 1-2 BB		0-0 S 1B		0-0 FC6-4 1-2		0-0 1B			3	2	2	0	1	0	1				
Rico Carty, R (1,7) B OBP: 0.397, SLG: 0.559	4-0 2B 1-2 2-3 BB		0-0 FC5-4 1B 1-H		0-0 F9		0-3 K			3	1	1	1	1	1	1				
Joe Torre, R (1,2) X Ed Bailey, L (8,2) S OBP: 0.367, SLG: 0.493 OBP: 0.333, SLG: 0.344	0-0 1B 1-3 2-H 3-H 2B		0-0 FC5-4 1-2		0-0 5-3		0-0 K		0-3 K	3	1	1	2	0	0	1				
Lee Maye, L (1,8) X OBP: 0.351, SLG: 0.440	0-0 1B SH3 2-3 3-H 1B		0-0 5-3		0-0 4-3		0-0 4-3			4	1	1	1	0	0	0				
Miguel de la Hoz, R (1,5) X OBP: 0.354, SLG: 0.419	0-0 SH3 1-3 1B		0-0 G4-6-3 1B		0-0 L4-6 S 1B		0-0 1B			4	0	4	1	0	0	0				
Frank Bolling, R (1,4) X OBP: 0.254, SLG: 0.297	0-0 SH3 1-2 3-H		0-0 G4-6-3 1-2		0-0 L4-6 1-3		0-0 4-3			3	0	0	1	0	0	3				
Tony Cloninger, R (1,1) X OBP: 0.191, SLG: 0.191	0-0 5-3		0-0 FC6-4 1B		0-0 F7					3	0	1	0	0	0	1				
Inning Stats	R: 5 E: 0 K: 0 S: 7	H: 4 LOB: 1 BB: 2 P: 15	R: 1 E: 0 K: 0 S: 5	H: 2 LOB: 1 BB: 0 P: 5	R: 0 E: 0 K: 0 S: 3	H: 1 LOB: 0 BB: 0 P: 3	R: 0 E: 0 K: 1 S: 6	H: 1 LOB: 0 BB: 0 P: 6	R: 0 E: 0 K: 0 S: 3	H: 1 LOB: 0 BB: 0 P: 3	R: 0 E: 0 K: 2 S: 8	H: 1 LOB: 1 BB: 0 P: 8	R: 0 E: 0 K: 1 S: 6	H: 1 LOB: 1 BB: 0 P: 6	R: 0 E: 0 K: 0 S: 8	H: 1 LOB: 1 BB: 0 P: 6		1B: 10 2B: 2 3B: 0 HR: 0	SF: 0 SAC: 1 DP: 2 HBP: 0	WP: 0 PB: 0 CS: 0
PITCHER Joe Nuxhall, L (1,1) ERA: 3.72 Ryne Duren, R (1,1) ERA: 3.66 Bill Henry, L (4,1) ERA: 1.31 Billy McCool, L (7,1) ERA: 1.51	IP: 0.1 WLS: L BF: 7 H: 4 R: 5 ER: 5 SO: 0 BB: 2 IBB: 0 HBP: 0 BLK: 0 WP: 0 HR: 0 S: 10 P: 10 ERA: 135.00 WHIP: 18.000															PITCHER				

Batter	1	2	3	4	5	6	7	8	9	AB	R	H	RBI	BB	SO	LOB	TOP										
Eddie Mathews, L (1, 5) OBP: 0.349, SLG: 0.404 Woody Woodward, R (7, FR) OBP: 0.281, SLG: 0.290	F8	2B E 1B		FC4-6 BB	L3		FC3-6		HR 1B	4	1	1	1	1	0	3											
Lee Maye, L (1, 8) OBP: 0.351, SLG: 0.441	K	E9 1B		FC4-6			K		FC3-2-5 HR 1B	6	1	2	0	0	2	5											
Hank Aaron, R (1, 9) OBP: 0.386, SLG: 0.491	BB 3B BB	IBB		G3		E5 6-3 FC6-2 WP 1B		6-3	HR 1B	4	3	1	3	2	0	2											
Rico Carty, R (1, 7) OBP: 0.399, SLG: 0.554	1-2 3B BB	F7			5-3	FC6-2 WP 6-3 1B		1B	1B BB	4	1	1	0	2	0	4											
Joe Torre, R (1, 2) OBP: 0.369, SLG: 0.507	1-H 2-H 3B			F9		6-3 HR		K	1B	6	1	3	3	0	1	3											
Felipe Alou, R (1, 3) OBP: 0.286, SLG: 0.406	F1			F8		F7		F3		5	0	0	0	0	0	3											
Denis Menke, R (1, 6) OBP: 0.374, SLG: 0.473		F8		HR		WP 3B		F8	FC1-5 1B BB	4	2	2	1	1	0	0											
Miguel de la Hoz, R (1, 4) OBP: 0.364, SLG: 0.417		F8		F7		WP 1B IBB		FC3-6 1B BB	FC1-5 1B 1B	3	2	1	0	2	0	0											
Bob Sadowski, R (1, 1) OBP: 0.200, SLG: 0.229		E9 1B		5-3		1-H 3-H 1B		FC3-6 1B	FC1-5 1B 1B	5	1	2	1	0	0	2											
Inning Stats	R: 2 E: 0 K: 1 S: 6	H: 1 LOB: 1 BB: 2 P: 14	R: 2 E: 2 K: 0 S: 6	H: 2 LOB: 2 BB: 1 P: 10	R: 1 E: 0 K: 0 S: 4	H: 1 LOB: 0 BB: 0 P: 4	R: 0 E: 0 K: 0 S: 3	H: 0 LOB: 1 BB: 1 P: 7	R: 3 E: 0 K: 0 S: 6	H: 3 LOB: 1 BB: 0 P: 10	R: 1 E: 1 K: 0 S: 5	H: 1 LOB: 1 BB: 0 P: 5	R: 0 E: 0 K: 1 S: 6	H: 1 LOB: 2 BB: 1 P: 10	R: 0 E: 0 K: 1 S: 6	H: 1 LOB: 1 BB: 0 P: 6	R: 4 E: 0 K: 0 S: 6	H: 4 LOB: 1 BB: 2 P: 14	1B: 8 2B: 1 3B: 2 HR: 3	SF: 0 SAC: 0 DP: 0 HBP: 0	WP: 2 PA: 50 PB: 0 SB: 0 CS: 0						
PITCHER	IP	WLS	BF	H	R	ER	SO	BB	IBB	HBP	BLK	WP	HR	S	P	ERA	WHIP										
Bob Buhl, R (1, 1) ERA: 3.47	1.2	L	11	3	4	2	1	2	0	0	0	0	0	11	19	10.80	3.000										
Sterling Slaughter, R (2, 1) ERA: 4.74	3.0		16	4	4	4	0	1	2	0	0	1	2	13	25	12.00	1.667										
Freddie Burdette, R (5, 1) ERA: 10.15	0.1		1	0	0	0	0	0	0	0	0	0	0	1	1	0.00	0.000										
Lindy McDaniel, R (6, 1) ERA: 4.53	4.0		22	7	5	4	2	3	0	0	0	1	1	23	35	9.00	2.500										

Milwaukee Braves @ Chicago Cubs
Wrigley Field, Chicago, IL
Fri Jul 31 1964, 3:33 AM CDT
Att: 8,614 - Unknown

AB 42
R 13
H 14
RBI 10
BB 8
SO 3
LOB 22



Batter	1	2	3	4	5	6	7	8	9	AB	R	H	RBI	BB	SO	LOB	BOTTOM										
Joey Amalfitano, R (1, 4) OBP: 0.306, SLG: 0.373 Lindy McDaniel, R (6, 1)	4-3		4-1		1-H PB 3B		K			3	1	1	1	0	0	0											
Len Gabrielson, L (1, 8) OBP: 0.304, SLG: 0.341	3-1		K		3-H 1B			FC3-6 1B		4	0	2	0	0	1	0											
Billy Williams, L (1, 7) OBP: 0.397, SLG: 0.595	2B		K		4-3			FC3-6 G5-4-3 1B		4	0	1	0	0	1	2											
Ron Santo, R (1, 5) OBP: 0.405, SLG: 0.581	5-3			6-3		F4		G5-4-3		4	0	0	0	0	0	2											
14 Ernie Banks, R (1, 3) OBP: 0.316, SLG: 0.444		6-3		F5		F8		G3 BB		3	0	0	0	1	0	0											
Doug Clemens, L (1, 9) OBP: 0.294, SLG: 0.369		4-3 1B BB		4-1		4-3		F9		3	1	0	0	1	0	1											
Jimmie Schaffer, R (1, 2) OBP: 0.348, SLG: 0.433 Jimmy Stewart, S (6, 4) OBP: 0.314, SLG: 0.285		4-3		4-3				G3		2	0	0	0	0	0	1											
Andre Rodgers, R (1, 6) OBP: 0.319, SLG: 0.373		FC6 2-H 1B		K		K		F6		4	0	1	1	0	2	2											
Bob Buhl, R (1, 1) OBP: 0.154, SLG: 0.085 Sterling Slaughter, R (2, 1) OBP: 0.197, SLG: 0.091 Freddie Burdette, R (5, PH) Vic Roznovsky, L (6, 2) OBP: 0.333, SLG: 0.304		FC6		3B 1B		K		K		0	0	0	0	0	0	0											
Inning Stats	R: 0 E: 0 K: 0 S: 4	H: 1 LOB: 1 BB: 0 P: 4	R: 1 E: 0 K: 0 S: 4	H: 1 LOB: 1 BB: 1 P: 8	R: 0 E: 0 K: 2 S: 7	H: 0 LOB: 0 BB: 0 P: 7	R: 0 E: 0 K: 0 S: 3	H: 0 LOB: 0 BB: 0 P: 3	R: 2 E: 0 K: 1 S: 8	H: 3 LOB: 1 BB: 0 P: 8	R: 0 E: 0 K: 0 S: 3	H: 0 LOB: 0 BB: 0 P: 3	R: 0 E: 0 K: 2 S: 7	H: 0 LOB: 1 BB: 1 P: 11	R: 0 E: 0 K: 0 S: 3	H: 1 LOB: 0 BB: 0 P: 3	R: 0 E: 0 K: 1 S: 5	H: 0 LOB: 1 BB: 1 P: 9	1B: 4 2B: 1 3B: 1 HR: 0	SF: 0 SAC: 0 DP: 1 HBP: 0	WP: 0 PA: 35 PB: 1 SB: 0 CS: 0						
PITCHER	IP	WLS	BF	H	R	ER	SO	BB	IBB	HBP	BLK	WP	HR	S	P	ERA	WHIP										
Bob Sadowski, R (1, 1) ERA: 4.21	9.0	W	35	6	3	3	6	3	0	0	0	0	0	44	56	3.00	1.000										

Milwaukee Braves @ Chicago Cubs
Wrigley Field, Chicago, IL
Fri Jul 31 1964, 3:33 AM CDT
Att: 8,614 - Unknown

AB 32
R 3
H 6
RBI 2
BB 3
SO 6
LOB 12



Batter	1	2	3	4	5	6	7	8	9	AB	R	H	RBI	BB	SO	LOB	TOP			
Eddie Mathews, L (1.5) X	G3		3-1		F4		G4-6-3 BB			3	0	0	0	1	0	0	Milwaukee Braves @ Chicago Cubs Wrigley Field, Chicago, IL Sun Aug 02 1964, 3:33 AM CDT Att: 19,001 - Unknown AB 32 R 1 H 8 RBI 1 BB 4 SO 4 LOB 18			
Lee Maye, L (1.8) X	F7		F7		G6-4-3 BB		G4-6-3			3	0	0	0	1	0					
Hank Aaron, R (1.9) X	1B		F8		G6-4-3			1B		4	0	2	0	0	0					
Rico Carty, R (1.7) X	5-3			F9		PB		F8		4	0	1	0	0	0					
Joe Torre, R (1.2) X		F4		1B	2B		F7			4	1	2	0	0	0					
Felipe Alou, R (1.3) X				1B	1B			G4-6-3		3	0	2	1	1	0					
Denis Menke, R (1.6) X		2B		1B	1B		BB			4	0	1	0	0	2					
Miguel de la Hoz, R (1.4) X				1B	F4		K			3	0	0	0	1	1					
Hank Fischer, R (1.1) X				IBB	F4		K			4	0	1	0	0	2					
Billy Hoelt, L (2.1) X				F9	F5		K			1	0	0	0	0	0					
Ed Bailey, L (4.0) X										0	0	0	0	0	0					
Chi-Chi Olivo, R (4.1) X										0	0	0	0	0	0					
Ty Cline, L (7.0) X										0	0	0	0	0	0					
Bobby Tiefenauer, R (7.1) X										0	0	0	0	0	0					
Dave Eilers, R (8.1) X										0	0	0	0	0	0					
Gary Kott, L (9.0) X										1	0	0	0	0	0					
Inning Stats	R: 0 E: 0 K: 0 S: 4	H: 1 LOB: 1 BB: 0 P: 4	R: 0 E: 0 K: 0 S: 4	H: 1 LOB: 2 BB: 1 P: 8	R: 0 E: 0 K: 0 S: 3	H: 0 LOB: 0 BB: 0 P: 3	R: 1 E: 0 K: 0 S: 6	H: 3 LOB: 2 BB: 0 P: 6	R: 0 E: 0 K: 2 S: 8	H: 1 LOB: 2 BB: 1 P: 12	R: 0 E: 0 K: 1 S: 4	H: 0 LOB: 0 BB: 1 P: 8	R: 0 E: 0 K: 1 S: 5	H: 2 LOB: 1 BB: 0 P: 4	R: 0 E: 0 K: 1 S: 5	H: 0 LOB: 0 BB: 0 P: 5	1B: 6 2B: 2 3B: 0 HR: 0	SF: 0 SAC: 0 DP: 3 HBP: 0	WP: 0 PB: 1 SB: 1 CS: 0	PA: 36
PITCHER	IP WLS BF H R ER SO BB IBB HBP BLK WP HR S P ERA WHIP																			
Ernie Broglio, R (1.1) ERA: 4.32	9.0 W 36 8 1 1 4 3 1 0 0 0 0 40 56 1.00 1.222																			

Batter	1	2	3	4	5	6	7	8	9	AB	R	H	RBI	BB	SO	LOB	BOTTOM			
Joey Amalfitano, R (1.4) X	4-3 SF9				F2		1B			4	1	3	1	0	0	Milwaukee Braves @ Chicago Cubs Wrigley Field, Chicago, IL Sun Aug 02 1964, 3:33 AM CDT Att: 19,001 - Unknown AB 32 R 5 H 9 RBI 4 BB 3 SO 5 LOB 15				
Len Gabrielson, L (1.9) X	SF9	CS		K	F9		1B			3	1	1	0	1	1					
Billy Williams, L (1.7) X	4-3			3-1	2-3		F9			4	0	0	0	0	4					
Ron Santo, R (1.5) X	SF9			5-3			E6			3	0	0	1	0	1					
14 Ernie Banks, R (1.3) X	6-3			F6			F6			4	1	0	0	0	1					
Billy Cowan, R (1.8) X							5-3			3	1	2	1	1	0					
Dick Bertell, R (1.2) X		HR								4	1	2	0	0	2					
Andre Rodgers, R (1.6) X										3	0	1	1	1	0					
Ernie Broglio, R (1.1) X										4	0	0	0	0	1					
Inning Stats	R: 2 E: 0 K: 0 S: 4	H: 1 LOB: 0 BB: 1 P: 8	R: 2 E: 0 K: 1 S: 7	H: 3 LOB: 0 BB: 0 P: 7	R: 0 E: 0 K: 1 S: 5	H: 0 LOB: 0 BB: 0 P: 5	R: 0 E: 0 K: 1 S: 6	H: 1 LOB: 2 BB: 1 P: 10	R: 0 E: 0 K: 1 S: 3	H: 0 LOB: 0 BB: 0 P: 3	R: 0 E: 1 K: 1 S: 6	H: 0 LOB: 1 BB: 0 P: 6	R: 0 E: 0 K: 0 S: 5	H: 2 LOB: 2 BB: 0 P: 5	R: 1 E: 1 K: 1 S: 7		H: 2 LOB: 2 BB: 1 P: 11	1B: 6 2B: 2 3B: 0 HR: 1	SF: 1 SAC: 0 DP: 1 HBP: 0	WP: 0 PB: 1 SB: 1 CS: 1
PITCHER	IP WLS BF H R ER SO BB IBB HBP BLK WP HR S P ERA WHIP																			
Hank Fischer, R (1.1) ERA: 3.07	1.2 L 10 4 4 3 1 0 0 0 0 0 0 0 1 11 15 16.20 3.000																			
Billy Hoelt, L (2.1) ERA: 3.79	1.1 3 0 0 0 1 0 0 0 0 0 0 0 5 5 0.00 0.000																			
Chi-Chi Olivo, R (4.1) ERA: 4.43	3.0 12 1 0 0 2 0 1 0 0 0 0 0 15 19 0.00 0.333																			
Bobby Tiefenauer, R (7.1) ERA: 3.0	1.1 10 4 1 0 1 1 0 0 0 0 0 0 11 15 0.00 3.750																			
Dave Eilers, R (8.1) ERA: 10.13	0.2 1 0 0 0 0 0 0 0 0 0 0 0 1 1 0.00 0.000																			



Batter	1	2	3	4	5	6	7	8	9	AB	R	H	RBI	BB	SO	LOB	TOP			
Denis Menke, R (1, 6) OBP: 0.374, SLG: 0.468										3	1	0	0	1	3	0	Milwaukee Braves @ Cincinnati Reds Crosley Field, Cincinnati, OH Tue Aug 04 1964, 7:05 PM EDT Att: 16,285 - Unknown			
Lee Mays, L (1, 8) OBP: 0.354, SLG: 0.444										4	0	4	1	0	0	0				
Hank Aaron, R (1, 9) OBP: 0.383, SLG: 0.490										4	0	0	0	0	0	5				
Rico Carty, R (1, 7) OBP: 0.396, SLG: 0.546										4	0	1	1	0	1	0				
Joe Torre, R (1, 2) OBP: 0.369, SLG: 0.504										4	0	1	0	0	0	2				
Gene Oliver, R (1, 3) OBP: 0.297, SLG: 0.460										4	0	2	0	0	0	1				
Miguel de la Hoz, R (1, 5) OBP: 0.347, SLG: 0.383										4	0	0	0	0	1	3				
Frank Bolling, R (1, 4) OBP: 0.257, SLG: 0.300										3	1	1	0	0	1	0				
Bob Sadowski, R (1, 1) OBP: 0.189, SLG: 0.216										2	0	0	0	0	1	1				
Felipe Alou, R (8, PH) OBP: 0.289, SLG: 0.402										1	0	0	0	0	0	0				
Chi-Chi Olivo, R (8, 1)										0	0	0	0	0	0	0				
Inning Stats	R: 0 E: 0 K: 1 S: 5	H: 1 LOB: 0 BB: 0 P: 5	R: 0 E: 0 K: 1 S: 6	H: 1 LOB: 1 BB: 0 P: 6	R: 0 E: 0 K: 3 S: 9	H: 0 LOB: 0 BB: 0 P: 9	R: 0 E: 0 K: 1 S: 5	H: 1 LOB: 0 BB: 0 P: 5	R: 0 E: 0 K: 0 S: 3	H: 1 LOB: 0 BB: 0 P: 3	R: 0 E: 0 K: 0 S: 3	H: 0 LOB: 0 BB: 0 P: 3	R: 0 E: 0 K: 1 S: 6	H: 1 LOB: 1 BB: 0 P: 6	R: 0 E: 0 K: 0 S: 4	H: 1 LOB: 1 BB: 0 P: 4	1B: 8 2B: 1 3B: 0 HR: 0	SF: 0 SAC: 0 DP: 3 HBP: 0	WP: 2 PB: 0 CS: 0	PA: 34
PITCHER Jim O'Toole, L (1, 1) ERA: 2.48	IP: 9.0 WLS: W BF: 34 H: 9 R: 2 ER: 2 SO: 7 BB: 1 IBB: 0 HBP: 0 BLK: 0 WP: 2 HR: 0 S: 47 P: 51 ERA: 2.00 WHIP: 1.111											PITCHER	IP: 9.0 WLS: W BF: 34 H: 9 R: 2 ER: 2 SO: 7 BB: 1 IBB: 0 HBP: 0 BLK: 0 WP: 2 HR: 0 S: 47 P: 51 ERA: 2.00 WHIP: 1.111							

AB	33
R	2
H	9
RBI	2
BB	1
SO	7
LOB	12



Batter	1	2	3	4	5	6	7	8	9	AB	R	H	RBI	BB	SO	LOB	BOTTOM			
Giraldo Ruiz, S (1, 4) OBP: 0.242, SLG: 0.316										3	0	0	1	0	1	0	Milwaukee Braves @ Cincinnati Reds Crosley Field, Cincinnati, OH Tue Aug 04 1964, 7:05 PM EDT Att: 16,285 - Unknown			
Marty Keough, L (1, 9) OBP: 0.335, SLG: 0.445										3	0	0	0	1	1	0				
Vada Pinson, L (1, 8) OBP: 0.323, SLG: 0.453										4	1	2	0	0	1	1				
Frank Robinson, R (1, 7) OBP: 0.382, SLG: 0.505										3	2	2	1	1	0	1				
Deron Johnson, R (1, 3) OBP: 0.374, SLG: 0.553										4	0	0	0	0	0	3				
Johnny Edwards, L (1, 2) OBP: 0.326, SLG: 0.380										4	0	1	1	0	1	1				
Leo Cardenas, R (1, 6) OBP: 0.312, SLG: 0.383										4	0	1	0	0	3	3				
Steve Boros, R (1, 5) OBP: 0.321, SLG: 0.337										3	1	1	0	0	0	2				
Jim O'Toole, S (1, 1) OBP: 0.146, SLG: 0.114										2	0	0	0	0	0	2				
Inning Stats	R: 0 E: 0 K: 1 S: 5	H: 0 LOB: 0 BB: 0 P: 5	R: 0 E: 1 K: 1 S: 6	H: 1 LOB: 1 BB: 0 P: 6	R: 1 E: 0 K: 1 S: 6	H: 1 LOB: 1 BB: 1 P: 10	R: 1 E: 0 K: 1 S: 7	H: 2 LOB: 1 BB: 0 P: 7	R: 0 E: 0 K: 1 S: 5	H: 0 LOB: 0 BB: 0 P: 5	R: 2 E: 1 K: 1 S: 8	H: 2 LOB: 2 BB: 1 P: 12	R: 0 E: 0 K: 0 S: 4	H: 1 LOB: 1 BB: 0 P: 4	R: 0 E: 0 K: 1 S: 5	H: 0 LOB: 0 BB: 0 P: 5		1B: 4 2B: 2 3B: 0 HR: 1	SF: 1 SAC: 1 DP: 0 HBP: 0	WP: 0 PB: 0 CS: 0
PITCHER Bob Sadowski, R (1, 1) ERA: 4.18	IP: 7.0 WLS: L BF: 31 H: 7 R: 4 ER: 3 SO: 6 BB: 2 IBB: 0 HBP: 0 BLK: 0 WP: 0 HR: 1 S: 41 P: 49 ERA: 3.86 WHIP: 1.286											PITCHER Chi-Chi Olivo, R (8, 1) ERA: 4.22	IP: 1.0 WLS: L BF: 3 H: 0 R: 0 ER: 0 SO: 1 BB: 0 IBB: 0 HBP: 0 BLK: 0 WP: 0 HR: 0 S: 5 P: 5 ERA: 0.00 WHIP: 0.000							



Batter	1	2	3	4	5	6	7	8	9	AB	R	H	RBI	BB	SO	LOB	TOP								
Eddie Mathews, L (1, 5) OBP: 0.346, SLG: 0.415										5	1	2	2	0	2	0									
Lee Maye, L (1, 8) OBP: 0.354, SLG: 0.443										5	0	2	0	0	0	1									
Hank Aaron, R (1, 9) OBP: 0.385, SLG: 0.492										5	2	3	0	0	0	3									
Rico Carty, R (1, 7) OBP: 0.394, SLG: 0.542										4	1	1	0	0	1	3									
Joe Torre, R (1, 2) OBP: 0.370, SLG: 0.504										4	1	2	2	0	0	0									
Felipe Alou, R (1, 3) OBP: 0.288, SLG: 0.400										4	0	1	1	0	0	1									
Ty Cline, L (8, 3) OBP: 0.333, SLG: 0.387										0	0	0	0	0	0	0									
Denis Menke, R (1, 6) OBP: 0.373, SLG: 0.463										3	0	0	0	1	1	0									
Miguel de la Hoz, R (1, 4) OBP: 0.338, SLG: 0.372										4	0	0	0	0	1	2									
Wade Blasingame, L (8, 1) OBP: 0.273, SLG: 0.450										0	0	0	0	0	0	0									
Denny Lemaster, R (1, 1) OBP: 0.140, SLG: 0.114										2	0	0	0	0	0	0									
Ed Bailey, L (8, PH) OBP: 0.333, SLG: 0.344										1	0	1	0	0	0	0									
Gary Kolb, L (8, PH) OBP: 0.235, SLG: 0.071										0	1	0	0	0	0	0									
Frank Bolling, R (8, 4) OBP: 0.256, SLG: 0.299										1	0	0	0	0	1	0									
Inning Stats	R: 0 E: 0 K: 1 S: 6	H: 2 LOB: 1 BB: 0 P: 6	R: 0 E: 0 K: 0 S: 3	H: 0 LOB: 0 BB: 0 P: 3	R: 0 E: 0 K: 1 S: 5	H: 0 LOB: 0 BB: 0 P: 5	R: 1 E: 0 K: 0 S: 5	H: 2 LOB: 1 BB: 0 P: 5	R: 0 E: 0 K: 1 S: 5	H: 0 LOB: 0 BB: 0 P: 5	R: 0 E: 0 K: 1 S: 6	H: 1 LOB: 1 BB: 0 P: 6	R: 0 E: 0 K: 0 S: 3	H: 0 LOB: 0 BB: 0 P: 3	R: 5 E: 1 K: 0 S: 9	H: 6 LOB: 2 BB: 1 P: 13	R: 0 E: 0 K: 2 S: 8	H: 1 LOB: 1 BB: 0 P: 8	1B: 11 2B: 0 3B: 0 HR: 1	SF: 0 SAC: 0 DP: 1 HBP: 0	WP: 0 PB: 0 SB: 1 CS: 0	PA: 39			
PITCHER	IP	WLS	BF	H	R	ER	SO	BB	IBB	HBP	BLK	WP	HR	S	P	ERA	WHIP								
John Tsitouris, R (1, 1) ERA: 4.2	7.2	L	32	10	6	6	4	0	0	0	0	0	1	40	40	7.04	1.304								
Ryne Duren, R (8, 1) ERA: 3.55	1.1	S	7	2	0	0	2	1	0	0	0	0	0	10	14	0.00	2.250								

Milwaukee Braves @ Cincinnati Reds
Crosley Field, Cincinnati, OH
Wed Aug 05 1964, 7:05 PM EDT
Att: 7,553 - Unknown

AB 38
R 6
H 12
RBI 5
BB 1
SO 6
LOB 10



Batter	1	2	3	4	5	6	7	8	9	AB	R	H	RBI	BB	SO	LOB	BOTTOM								
Giraldo Ruiz, S (1, 4) OBP: 0.242, SLG: 0.314										4	0	1	0	0	2	1									
Tommy Harper, R (1, 7) OBP: 0.322, SLG: 0.304										4	1	1	0	0	0	3									
Frank Robinson, R (1, 9) OBP: 0.381, SLG: 0.503										4	0	1	1	0	0	2									
Deron Johnson, R (1, 3) OBP: 0.369, SLG: 0.545										4	0	0	0	0	1	2									
Don Pavletich, R (1, 2) OBP: 0.391, SLG: 0.683										4	1	1	1	0	2	1									
Leo Cardenas, R (1, 6) OBP: 0.312, SLG: 0.389										4	1	1	1	0	1	0									
Vada Pinson, L (1, 8) OBP: 0.320, SLG: 0.448										4	0	0	0	0	2	0									
Steve Boros, R (1, 5) OBP: 0.321, SLG: 0.335										2	0	0	0	1	0	0									
John Tsitouris, R (1, 1) OBP: 0.244, SLG: 0.273										3	0	1	0	0	0	2									
Ryne Duren, R (8, 1) OBP: 0.208, SLG: 0.143										0	0	0	0	0	0	0									
Tony Perez, R (8, PH)										1	0	0	0	0	1	0									
Inning Stats	R: 0 E: 0 K: 1 S: 6	H: 1 LOB: 1 BB: 0 P: 6	R: 1 E: 0 K: 2 S: 8	H: 1 LOB: 1 BB: 1 P: 12	R: 1 E: 1 K: 1 S: 7	H: 1 LOB: 1 BB: 0 P: 7	R: 0 E: 0 K: 0 S: 3	H: 0 LOB: 0 BB: 0 P: 3	R: 0 E: 0 K: 0 S: 3	H: 0 LOB: 0 BB: 0 P: 3	R: 0 E: 0 K: 2 S: 7	H: 0 LOB: 0 BB: 0 P: 7	R: 0 E: 1 K: 1 S: 7	H: 1 LOB: 2 BB: 0 P: 7	R: 0 E: 0 K: 1 S: 5	H: 0 LOB: 0 BB: 0 P: 5	R: 1 E: 0 K: 1 S: 6	H: 1 LOB: 0 BB: 0 P: 6	1B: 4 2B: 0 3B: 0 HR: 2	SF: 0 SAC: 0 DP: 0 HBP: 0	WP: 0 PB: 0 SB: 1 CS: 0	PA: 36			
PITCHER	IP	WLS	BF	H	R	ER	SO	BB	IBB	HBP	BLK	WP	HR	S	P	ERA	WHIP								
Denny Lemaster, L (1, 1) ERA: 4.57	7.0	W	29	5	2	1	7	1	0	0	0	0	1	42	46	1.29	0.857								
Wade Blasingame, L (8, 1) ERA: 4.25	2.0	S	7	1	1	1	2	0	0	0	0	0	1	11	11	4.50	0.500								

Milwaukee Braves @ Cincinnati Reds
Crosley Field, Cincinnati, OH
Wed Aug 05 1964, 7:05 PM EDT
Att: 7,553 - Unknown

AB 34
R 3
H 6
RBI 3
BB 1
SO 9
LOB 11



Batter	1	2	3	4	5	6	7	8	9	AB	R	H	RBI	BB	SO	LOB	TOP								
Eddie Mathews, L (1,5) OBP: 0.342, SLG: 0.409	3-1		6-3			F7		K		4	0	0	0	0	1	1	Milwaukee Braves @ Cincinnati Reds Crosley Field, Cincinnati, OH Thu Aug 06 1964, 7:05 PM EDT Att: 7,828 - Unknown								
Lee Maye, L (1,8) OBP: 0.356, SLG: 0.447	F7			6-3		HR		2B		4	1	2	0	0	0	0									
Hank Aaron, R (1,9) OBP: 0.384, SLG: 0.496	5-3			K		HR		F8		4	1	1	3	0	1	1									
Rico Carty, R (1,7) OBP: 0.392, SLG: 0.535		G3		K				K		3	0	0	0	1	2	1									
Joe Torre, R (1,3) OBP: 0.366, SLG: 0.499		4-3			K	F4		K		4	0	0	0	0	2	1									
Ed Bailey, L (1,2) OBP: 0.336, SLG: 0.344						F9		1B		3	0	1	0	1	0	0									
Denis Menke, R (1,6) OBP: 0.371, SLG: 0.461				K				F3		4	0	1	0	0	2	1									
Miguel de la Hoz, R (1,4) OBP: 0.335, SLG: 0.369			1-3			F7		G6-4-3		4	0	1	0	0	0	2									
Hank Fischer, R (1,1) OBP: 0.299, SLG: 0.175										0	0	0	0	0	0	0									
Billy Hoelt, L (1,1) OBP: 0.309, SLG: 0.286										0	0	0	0	0	0	0									
Gary Kofel, L (3, PH) OBP: 0.222, SLG: 0.087										1	0	0	0	0	0	0									
Chi-Chi Olivo, R (3, PH) OBP: 0.222, SLG: 0.087										0	0	0	0	0	0	0									
Ty Cline, L (6, PH) OBP: 0.341, SLG: 0.395										1	1	1	0	0	0	0									
Dave Eilers, R (6, PH) OBP: 0.286, SLG: 0.398										0	0	0	0	0	0	0									
Felipe Alou, R (7, PH) OBP: 0.286, SLG: 0.398										1	0	0	0	0	0	1									
Warren Spahn, L (7, PH) OBP: 0.286, SLG: 0.398										0	0	0	0	0	0	0									
Inning Stats	R: 0 E: 0 K: 0 S: 3	H: 0 LOB: 0 BB: 0 P: 3	R: 0 E: 0 K: 1 S: 6	H: 1 LOB: 0 BB: 0 P: 6	R: 0 E: 0 K: 0 S: 3	H: 0 LOB: 0 BB: 0 P: 3	R: 0 E: 0 K: 2 S: 7	H: 0 LOB: 0 BB: 0 P: 7	R: 0 E: 0 K: 2 S: 7	H: 0 LOB: 0 BB: 0 P: 7	R: 3 E: 0 K: 0 S: 6	H: 3 LOB: 1 BB: 1 P: 10	R: 0 E: 0 K: 0 S: 4	H: 1 LOB: 1 BB: 0 P: 4	R: 0 E: 0 K: 1 S: 8	H: 1 LOB: 1 BB: 1 P: 8	R: 0 E: 0 K: 1 S: 5	H: 1 LOB: 1 BB: 1 P: 9	1B: 5 2B: 1 3B: 0 HR: 1	SF: 0 SAC: 0 DP: 1 HBP: 0	WP: 0 PB: 0 SB: 0 CS: 0	PA: 35			
PITCHER	IP	WLS	BF	H	R	ER	SO	BB	IBB	HBP	BLK	WP	HR	S	P	ERA	WHIP								
Joey Jay, R (1,1) ERA: 3.52	7.0	W	27	5	3	3	5	1	0	0	0	0	1	36	40	3.86	0.857								
Sammy Ellis, R (8,1) ERA: 3.71	2.0	S	8	2	0	0	3	1	0	0	0	0	0	13	17	0.00	1.500								

AB 33
R 3
H 7
RBI 3
BB 2
SO 8
LOB 8



Batter	1	2	3	4	5	6	7	8	9	AB	R	H	RBI	BB	SO	LOB	BOTTOM									
Giraldo Ruiz, S (1,4) OBP: 0.240, SLG: 0.317	G3 HR	6-3		L1		FC6-4	G6-4-3			5	1	1	0	0	0	3	Milwaukee Braves @ Cincinnati Reds Crosley Field, Cincinnati, OH Thu Aug 06 1964, 7:05 PM EDT Att: 7,828 - Unknown									
Marty Keough, L (1,9) OBP: 0.326, SLG: 0.432	G3	K		K		F8		F7		5	0	0	0	0	2	2										
Vada Pinson, L (1,8) OBP: 0.321, SLG: 0.455	HR		K	F1				6-3		5	2	2	2	0	1	0										
Frank Robinson, R (1,7) OBP: 0.388, SLG: 0.515	2B		1B					3B		3	3	3	0	2	0	0										
Deron Johnson, R (1,3) OBP: 0.373, SLG: 0.556	2B		1B					3B		5	2	3	3	0	1	2										
Johnny Edwards, L (1,2) OBP: 0.331, SLG: 0.380	2B		1B					F6		3	1	1	1	1	1	2										
Leo Cardenas, R (1,6) OBP: 0.313, SLG: 0.390	1B		K					1B		4	0	2	1	0	1	4										
Steve Boros, R (1,5) OBP: 0.323, SLG: 0.337	F9							1B		4	0	2	1	0	1	3										
Joey Jay, S (1,1)								1B		3	0	0	0	0	1	4										
Tommy Harper, R (7, PH) OBP: 0.324, SLG: 0.307		5-3						1B		1	0	1	1	0	0	0										
Sammy Ellis, L (8,1)			K					1B		0	0	0	0	0	0	0										
Inning Stats	R: 4 E: 0 K: 0 S: 8	H: 5 LOB: 1 BB: 0 P: 8	R: 0 E: 0 K: 1 S: 5	H: 0 LOB: 0 BB: 0 P: 5	R: 1 E: 0 K: 3 S: 11	H: 2 LOB: 2 BB: 2 P: 19	R: 0 E: 0 K: 1 S: 5	H: 0 LOB: 0 BB: 0 P: 5	R: 0 E: 0 K: 0 S: 4	H: 1 LOB: 1 BB: 0 P: 4	R: 4 E: 0 K: 1 S: 9	H: 5 LOB: 1 BB: 1 P: 13	R: 0 E: 0 K: 0 S: 4	H: 1 LOB: 1 BB: 0 P: 4	R: 0 E: 0 K: 0 S: 4	H: 1 LOB: 1 BB: 0 P: 4		1B: 9 2B: 3 3B: 2 HR: 1	SF: 0 SAC: 0 DP: 1 HBP: 0	WP: 0 PB: 0 SB: 1 CS: 0	PA: 41					
PITCHER	IP	WLS	BF	H	R	ER	SO	BB	IBB	HBP	BLK	WP	HR	S	P	ERA		WHIP								
Hank Fischer, R (1,1) ERA: 3.21	0.1	L	5	4	4	2	0	0	0	0	0	0	0	8	8	0.00		0.600								
Billy Hoelt, L (1,1) ERA: 3.07	1.2		6	1	0	0	1	0	0	0	0	0	0	8	8	0.00		0.600								
Chi-Chi Olivo, R (3,1) ERA: 4.07	3.0		14	3	1	1	6	1	1	0	0	0	0	24	32	3.00	1.333									
Dave Eilers, R (6,1) ERA: 7.36	1.0		4	1	0	0	0	0	0	0	0	0	0	4	4	0.00	1.000									
Warren Spahn, L (7,1) ERA: 5.35	2.0		12	6	4	4	1	1	0	0	0	0	0	13	17	18.00	3.500									

AB 38
R 9
H 15
RBI 9
BB 3
SO 8
LOB 20



Batter	1	2	3	4	5	6	7	8	9	AB	R	H	RBI	BB	SO	LOB	TOP										
Maury Wills, S OBP: 0.344, SLG: 0.358 (1, 6)	L5-3	L5-3			K		F4			4	0	0	0	0	1	1	Los Angeles Dodgers @ Milwaukee Braves Milwaukee County Stadium, Milwaukee, WI Fri Aug 07 1964, 8:05 PM EDT Att: 19,304 - Unknown AB 33 R 5 H 9 RBI 5 BB 2 SO 4 LOB 13										
Jim Gilliam, S OBP: 0.306, SLG: 0.287 (1, 5)	1B 2B	1B CS			F8		L3			4	1	2	0	0	0	1											
Willie Davis, L OBP: 0.303, SLG: 0.407 (1, 8)	1B 2B	1B			F8		L4		F7	4	1	1	0	0	0	1											
Ron Fairly, L OBP: 0.382, SLG: 0.434 (1, 3)	1B 2B	CS		L8		FC6-4 BB		L6-3	1B	3	1	2	2	1	0	0											
Tommy Davis, R OBP: 0.321, SLG: 0.372 (1, 7)	FC4-6 2B	1B		L4-3		FC6-4		L6-3	1B	4	1	1	1	0	0	2											
Frank Howard, R OBP: 0.303, SLG: 0.443 Wes Parker, S OBP: 0.275, SLG: 0.303 (8, 9)	FC4-6 BB	1B		K		K		L6-3		3	0	0	0	1	2	2											
John Roseboro, L OBP: 0.359, SLG: 0.398 (1, 2)	FC4-6 2B				L1-3					4	1	1	0	0	0	3											
Nate Oliver, R OBP: 0.344, SLG: 0.311 (1, 4)	1B 2B			F5				L5-3		4	0	2	2	0	0	1											
Phil Ortega, R OBP: 0.167, SLG: 0.152 Bob Miller, R OBP: 0.176, SLG: 0.067 (9, 1)	L4			L6-3		SH1-3		SH1-3		3	0	0	0	0	1	2											
Inning Stats	R: 5 E: 0 K: 0 S: 19	H: 5 LOB: 1 BB: 1 P: 31	R: 0 E: 0 K: 0 S: 9	H: 1 LOB: 0 BB: 0 P: 9	R: 0 E: 0 K: 1 S: 6	H: 0 LOB: 0 BB: 0 P: 7	R: 0 E: 0 K: 0 S: 8	H: 1 LOB: 0 BB: 0 P: 14	R: 0 E: 0 K: 1 S: 10	H: 0 LOB: 1 BB: 1 P: 15	R: 0 E: 0 K: 0 S: 9	H: 1 LOB: 1 BB: 0 P: 16	R: 0 E: 0 K: 0 S: 6	H: 1 LOB: 1 BB: 0 P: 11	R: 0 E: 0 K: 1 S: 6	H: 0 LOB: 0 BB: 0 P: 12	1B: 7 2B: 2 3B: 0 HR: 0	SF: 0 SAC: 1 DP: 1 HBP: 0	WP: 0 PB: 0 SB: 0 CS: 1	PA: 37							
PITCHER	IP	WLS	BF	H	R	ER	SO	BB	IBB	HBP	BLK	WP	HR	S	P	ERA	WHIP										
Hank Fischer, R ERA: 3.55 (1, 1)	0.1	L	6	4	5	5	0	1	0	0	0	0	0	14	24	135.00	15.000										
Billy Hoelt, L ERA: 3.39 (1, 1)	4.2		15	3	0	0	2	0	0	0	0	0	0	36	47	0.00	0.643										
Chi-Chi Ollivo, R ERA: 3.62 (6, 1)	3.0		12	2	0	0	1	1	0	0	0	0	0	25	42	0.00	1.000										
Bobby Tiefenauer, R ERA: 3.16 (9, 1)	1.0		3	0	0	0	1	0	0	0	0	0	0	6	12	0.00	0.000										

Batter	1	2	3	4	5	6	7	8	9	AB	R	H	RBI	BB	SO	LOB	BOTTOM										
Eddie Mathews, L OBP: 0.341, SLG: 0.406 (1, 5)	1-3 BB		G3		4-3			F9		3	0	0	0	1	0	2	Los Angeles Dodgers @ Milwaukee Braves Milwaukee County Stadium, Milwaukee, WI Fri Aug 07 1964, 8:05 PM EDT Att: 19,304 - Unknown AB 33 R 1 H 7 RBI 1 BB 2 SO 4 LOB 13										
Lee Maye, L OBP: 0.355, SLG: 0.447 (1, 8)	1-3				F4		F6		F9	4	0	1	1	0	0	1											
Hank Aaron, R OBP: 0.383, SLG: 0.494 (1, 9)	F5				F9		F9		5-3	4	0	1	0	0	0	2											
Joe Torre, R OBP: 0.363, SLG: 0.494 (1, 2)	F9				L9		5-3		6-3	4	0	0	0	0	0	2											
Rico Carty, R OBP: 0.390, SLG: 0.531 (1, 7)					F9		K		5-3	4	0	1	0	0	1	0											
Ty Cline, L OBP: 0.337, SLG: 0.388 (1, 3)	K				K		L6		2B	4	0	1	0	0	2	2											
Denis Menke, R OBP: 0.373, SLG: 0.464 (1, 6)	5-3				G6-4-3 1B		F7		2B	4	0	2	0	0	0	0											
Woody Woodward, R OBP: 0.273, SLG: 0.281 Chi-Chi Ollivo, R OBP: 0.351, SLG: 0.460 Gene Oliver, R OBP: 0.455, SLG: 0.450 Bobby Tiefenauer, R OBP: 0.287, SLG: 0.397 (8, PH)					K		G6-4-3		6-3	2	0	0	0	0	0	1											
Hank Fischer, R OBP: 0.209, SLG: 0.175 Billy Hoelt, L OBP: 0.455, SLG: 0.250 Frank Bolling, R OBP: 0.257, SLG: 0.300 (5, PH)					L6		F8			0	0	0	0	0	0	0											
Inning Stats	R: 0 E: 0 K: 0 S: 10	H: 0 LOB: 1 BB: 1 P: 16	R: 0 E: 0 K: 1 S: 9	H: 0 LOB: 0 BB: 0 P: 17	R: 0 E: 0 K: 1 S: 8	H: 0 LOB: 0 BB: 0 P: 14	R: 0 E: 0 K: 1 S: 9	H: 2 LOB: 2 BB: 0 P: 13	R: 0 E: 1 K: 0 S: 13	H: 2 LOB: 1 BB: 0 P: 20	R: 0 E: 0 K: 0 S: 7	H: 0 LOB: 0 BB: 0 P: 12	R: 0 E: 0 K: 1 S: 8	H: 0 LOB: 0 BB: 0 P: 14	R: 1 E: 0 K: 0 S: 13	H: 1 LOB: 1 BB: 1 P: 24	R: 0 E: 0 K: 0 S: 8	H: 2 LOB: 2 BB: 0 P: 12	1B: 5 2B: 2 3B: 0 HR: 0	SF: 0 SAC: 0 DP: 1 HBP: 0	WP: 0 PB: 0 SB: 0 CS: 0	PA: 35					
PITCHER	IP	WLS	BF	H	R	ER	SO	BB	IBB	HBP	BLK	WP	HR	S	P	ERA	WHIP										
Phil Ortega, R ERA: 3.49 (1, 1)	8.2	W	34	7	1	1	4	2	0	0	0	0	0	83	139	1.04	1.038										
Bob Miller, R ERA: 2.64 (9, 1)	0.1	S	1	0	0	0	0	0	0	0	0	0	0	2	3	0.00	0.000										




Batter	1	2	3	4	5	6	7	8	9	AB R H RBI BB SO LOB	TOP																	
Maury Wills, S OBP: 0.344, SLG: 0.358 (1,6)	K		F1					G6-4-3		5 0 2 0 0 1 1	<p>Los Angeles Dodgers @ Milwaukee Braves</p> <p>Milwaukee County Stadium, Milwaukee, WI</p> <p>Sat Aug 08 1964, 4:33 AM EDT Att: 17,647 - Unknown</p> <p>livebaseballscores.com</p>																	
Jim Gilliam, S OBP: 0.311, SLG: 0.287 (1,5)	1B		1B		FC1-6	1B		L8		3 2 1 0 2 0 2																		
Willie Davis, L OBP: 0.307, SLG: 0.408 (1,8)	1B		1B		1B			4-3		4 1 2 0 1 1 2																		
Ron Fairly, L OBP: 0.385, SLG: 0.442 (1,3)	K		1B		1B			BB		4 1 2 4 1 1 2																		
Tommy Davis, R OBP: 0.322, SLG: 0.371 (1,7)	F4		FC5-4		1B			F9		4 0 1 1 0 0 5																		
Frank Howard, R OBP: 0.300, SLG: 0.438 Wes Parker, S OBP: 0.275, SLG: 0.303 (7, PR) (7, 9)	K				F7					4 0 0 0 0 1 2 0 0 0 0 0 0 0																		
John Roseboro, L OBP: 0.358, SLG: 0.394 (1,2)					K			L7		3 0 0 0 1 2 2																		
Nate Oliver, R OBP: 0.342, SLG: 0.310 (1,4)					K			F2		4 0 1 0 0 1 1																		
Sandy Koufax, R OBP: 0.127, SLG: 0.088 (1,1)								FC1-6		4 1 1 0 0 0 1																		
Inning Stats	R: 0 E: 0 K: 2 S: 16	H: 2 LOB: 2 BB: 0 P: 20	R: 0 E: 0 K: 1 S: 8	H: 0 LOB: 0 BB: 1 P: 14	R: 1 E: 0 K: 0 S: 15	H: 2 LOB: 2 BB: 1 P: 24	R: 0 E: 0 K: 2 S: 7	H: 0 LOB: 0 BB: 0 P: 8	R: 4 E: 0 K: 1 S: 19	H: 4 LOB: 1 BB: 1 P: 26		R: 0 E: 0 K: 1 S: 13	H: 1 LOB: 2 BB: 1 P: 19	R: 0 E: 0 K: 0 S: 6	H: 0 LOB: 1 BB: 0 P: 12	R: 0 E: 0 K: 0 S: 4	H: 1 LOB: 0 BB: 0 P: 8	R: 0 E: 0 K: 0 S: 10	H: 0 LOB: 1 BB: 1 P: 16	1B: 9 2B: 0 3B: 1 HR: 0	SF: 0 SAC: 0 DP: 2 HBP: 1	WP: 0 PB: 0 SB: 0 CS: 0	PA: 41					
PITCHER	IP WLS BF H R ER SO BB IBB HBP BLK WP HR S P ERA WHIP												PITCHER	IP WLS BF H R ER SO BB IBB HBP BLK WP HR S P ERA WHIP														
Tony Cloninger, R ERA: 3.59 Bob Sadowski, R ERA: 4.05 Wade Blasingame, L ERA: 4.17	(1,1) (5,1) (9,1)	4.1 3.2 1.0	L 14 4	23 2 0	8 0 0	5 0 0	5 2 0	5 0 0	5 1 1	3 0 1		0 0 0	0 1 0	0 0 0	0 0 10	82 49 16	10.38 0.00 0.00	2.538 0.818 1.000										


Batter	1	2	3	4	5	6	7	8	9	AB R H RBI BB SO LOB	BOTTOM												
Denis Menke, R OBP: 0.374, SLG: 0.476 (1,6)	5-3		FC5-4							4 1 2 2 0 0 1	<p>Los Angeles Dodgers @ Milwaukee Braves</p> <p>Milwaukee County Stadium, Milwaukee, WI</p> <p>Sat Aug 08 1964, 4:33 AM EDT Att: 17,647 - Unknown</p> <p>livebaseballscores.com</p>												
Lee Maye, L OBP: 0.351, SLG: 0.442 (1,8)	4-3		K			2B		F4		4 0 0 0 0 2 2													
Hank Aaron, R OBP: 0.380, SLG: 0.490 (1,9)	5-3		F5			L8		F7		4 0 0 0 0 0 2													
Joe Torre, R OBP: 0.359, SLG: 0.488 (1,2)						K				4 0 0 0 0 3 1													
Gene Oliver, R OBP: 0.305, SLG: 0.458 Ty Cline, L OBP: 0.337, SLG: 0.388 (9, PR)										3 0 1 0 1 1 0 0 0 0 0 0 0 0													
Rico Carty, R OBP: 0.385, SLG: 0.523 (1,7)										4 0 0 0 0 2 2													
Miguel de la Hoz, R OBP: 0.333, SLG: 0.372 (1,5)										4 1 1 0 0 0 1													
Frank Bolling, R OBP: 0.261, SLG: 0.304 (1,4)										3 2 2 0 0 1 0													
Tony Cloninger, R OBP: 0.240, SLG: 0.240 Bob Sadowski, R OBP: 0.194, SLG: 0.211 Felipe Alou, R OBP: 0.286, SLG: 0.395 Wade Blasingame, L OBP: 0.273, SLG: 0.450 (9,1)										1 0 1 1 0 0 0 1 0 0 0 0 0 0 1 0 0 0 0 0 1 0 0 0 0 0 0 0													
Inning Stats	R: 0 E: 0 K: 0 S: 6	H: 0 LOB: 0 BB: 0 P: 8	R: 0 E: 0 K: 2 S: 8	H: 0 LOB: 0 BB: 0 P: 10	R: 2 E: 1 K: 1 S: 15	H: 3 LOB: 1 BB: 0 P: 19	R: 0 E: 0 K: 2 S: 11	H: 1 LOB: 0 BB: 0 P: 16	R: 0 E: 0 K: 1 S: 8	H: 0 LOB: 0 BB: 0 P: 13		R: 0 E: 0 K: 2 S: 11	H: 1 LOB: 1 BB: 0 P: 13	R: 0 E: 0 K: 1 S: 7	H: 0 LOB: 0 BB: 0 P: 9	R: 2 E: 0 K: 0 S: 7	H: 2 LOB: 0 BB: 0 P: 12	R: 0 E: 0 K: 0 S: 6	H: 0 LOB: 1 BB: 1 P: 10	1B: 4 2B: 2 3B: 0 HR: 1	SF: 0 SAC: 0 DP: 0 HBP: 0	WP: 0 PB: 0 SB: 0 CS: 1	PA: 35
PITCHER	IP WLS BF H R ER SO BB IBB HBP BLK WP HR S P ERA WHIP												PITCHER	IP WLS BF H R ER SO BB IBB HBP BLK WP HR S P ERA WHIP									
Sandy Koufax, L ERA: 1.84	(1,1)	9.0 W	34	7 4 3 9	7 4 3 9	7 4 3 9	1 0 0 0	0 0 0 0	0 1 1 110	79 110		3.00 0.889											

Batter	1	2	3	4	5	6	7	8	9	AB	R	H	RBI	BB	SO	LOB	TOP					
Maury Wills, S (1, 6) OBP: 0.341, SLG: 0.355	1-3 K		0-0 FC6-4 2B			3-2 F9		0-3 K		4	0	0	0	0	2	3	Los Angeles Dodgers @ Milwaukee Braves Milwaukee County Stadium, Milwaukee, WI Sun Aug 09 1964, 4:33 AM EDT Att: 23,615 - Unknown					
Dick Tracewski, R (1, 5) OBP: 0.333, SLG: 0.340	3-2 L8		0-1 K			2-2 K		2-3 K		4	0	2	1	0	1	1						
Bob Miller, R (8, 1) OBP: 0.176, SLG: 0.087			1-3 3-H 0-3 2B			K				0	0	0	0	0	0	0						
Ron Perranoski, L (8, 1) OBP: 0.083, SLG: 0.083						2B				0	0	0	0	0	0	0						
Willie Davis, L (1, 8) OBP: 0.306, SLG: 0.407	0-1 5-3		K			1-1 F9		3-2 FC5-4 1B		4	0	1	1	0	1	3						
Tommy Davis, R (1, 7) OBP: 0.319, SLG: 0.367		0-0 4-3		1-1 4-3		1-1 F4		0-0 FC5-4 1B		4	0	0	0	0	2							
Frank Howard, R (1, 9) OBP: 0.299, SLG: 0.434		0-1 1-3		2-0 F7			4-0 FC6-4 BB		1-1 6-3	3	0	0	0	1	0	0						
Ron Fairly, L (1, 3) OBP: 0.381, SLG: 0.436		2-2 L9		1-0 L9			1-3 K		1-2 4-3	4	0	0	0	0	1	1						
Nate Oliver, R (1, 4) OBP: 0.340, SLG: 0.314			0-0 FC6-4 2B		0-0 L8		0-0 FC6-4 WP		1-2 L8	4	1	1	0	0	0	1						
Doug Camilli, R (1, 2) OBP: 0.227, SLG: 0.209			3-2 6-3		1-1 F7		2-1 L8			3	0	0	0	0	2							
Don Drysdale, R (1, 1) OBP: 0.213, SLG: 0.247			4-1 K		0-0 6-3			4-1 WP 1B BB		1	0	0	0	1	0	0						
Jim Gilliam, S (8, PH) OBP: 0.313, SLG: 0.287										0	1	0	0	1	0	0						
Inning Stats	R: 0 E: 0 K: 1 S: 8	H: 0 LOB: 0 BB: 0 P: 12	R: 0 E: 0 K: 0 S: 6	H: 0 LOB: 0 BB: 0 P: 8	R: 1 E: 0 K: 1 S: 12	H: 2 LOB: 2 BB: 1 P: 19	R: 0 E: 0 K: 0 S: 4	H: 0 LOB: 0 BB: 0 P: 8	R: 0 E: 0 K: 0 S: 4	H: 0 LOB: 0 BB: 0 P: 5	R: 0 E: 0 K: 1 S: 10	H: 1 LOB: 1 BB: 0 P: 17	R: 0 E: 0 K: 1 S: 6	H: 0 LOB: 1 BB: 1 P: 13	R: 1 E: 0 K: 2 S: 13	H: 1 LOB: 1 BB: 1 P: 22	R: 0 E: 0 K: 0 S: 9	H: 0 LOB: 0 BB: 0 P: 12	1B: 1 2B: 3 3B: 0 HR: 0	SF: 0 SAC: 0 DP: 0 HBP: 0	WP: 2 PB: 0 SB: 0 CS: 0	PA: 34
PITCHER Denny Lemaster, L (1, 1) ERA: 4.42	IP: 9.0 WLS: W BF: 34 H: 4 R: 2 ER: 2 SO: 5 BB: 3 IBB: 0 HBP: 0 BLK: 0 WP: 2 HR: 0 S: 72 P: 116 ERA: 2.00 WHIP: 0.778															PITCHER	IP: 9.0 WLS: W BF: 34 H: 4 R: 2 ER: 2 SO: 5 BB: 3 IBB: 0 HBP: 0 BLK: 0 WP: 2 HR: 0 S: 72 P: 116 ERA: 2.00 WHIP: 0.778					

Batter	1	2	3	4	5	6	7	8	9	AB	R	H	RBI	BB	SO	LOB	BOTTOM			
Eddie Mathews, L (1, 5) OBP: 0.339, SLG: 0.402	1-1 6-3			1-1 F8	0-0 F8		0-0 FC2-6 1B	2-3 K		5	0	1	0	0	1	1	Los Angeles Dodgers @ Milwaukee Braves Milwaukee County Stadium, Milwaukee, WI Sun Aug 09 1964, 4:33 AM EDT Att: 23,615 - Unknown			
Ty Cline, L (1, 8) OBP: 0.333, SLG: 0.381	1-3 K			0-0 WP 1B	1-3 K		0-0 FC2-6			4	1	1	0	0	2	1				
Hank Aaron, R (1, 9) OBP: 0.379, SLG: 0.486	2-2 L9			4-0 1B 2B BB	0-3 K		1-0 F7			3	1	0	0	1	1	2				
Lee Maye, L (1, 7) OBP: 0.350, SLG: 0.440		0-0 5-3		0-1 2B 1B	0-3 K		0-1 1-3			4	1	1	1	0	1	2				
Joe Torre, R (1, 3) OBP: 0.361, SLG: 0.491		1-0 4-3		0-2 F9 E 2B		2-2 CS 1B		2-1 6-3		4	1	2	2	0	0	0				
Ed Bailey, L (1, 2) OBP: 0.344, SLG: 0.342		1-3 K		1-H 3-H 4-2 E BB		4-1 2B BB		4-2 WP 1B BB		1	1	0	0	3	1	0				
Denis Menke, R (1, 6) OBP: 0.375, SLG: 0.480			2-2 F8	3-2 F9		1-0 2B		2-2 4-3 1B 1B		4	1	2	1	0	2					
Frank Bolling, R (1, 4) OBP: 0.258, SLG: 0.300			1-1 G3	1-0 E4		2-3 K		0-1 4-3 1B		4	0	0	0	0	1	4				
Denny Lemaster, R (1, 1) OBP: 0.148, SLG: 0.125			1-0 5-3	0-2 6-3		3-2 F8		2-2 3-H 1B		4	0	1	1	0	0	4				
Inning Stats	R: 0 E: 0 K: 1 S: 8	H: 0 LOB: 0 BB: 0 P: 12	R: 0 E: 0 K: 1 S: 6	H: 0 LOB: 0 BB: 0 P: 8	R: 0 E: 0 K: 0 S: 7	H: 0 LOB: 0 BB: 0 P: 11	R: 4 E: 1 K: 0 S: 20	H: 3 LOB: 2 BB: 2 P: 33	R: 0 E: 0 K: 3 S: 12	H: 0 LOB: 1 BB: 0 P: 13	R: 0 E: 0 K: 1 S: 11	H: 2 LOB: 2 BB: 1 P: 23	R: 0 E: 0 K: 0 S: 5	H: 1 LOB: 1 BB: 0 P: 6	R: 2 E: 0 K: 1 S: 19	H: 2 LOB: 1 BB: 1 P: 31		1B: 6 2B: 2 3B: 0 HR: 0	SF: 0 SAC: 0 DP: 0 HBP: 0	WP: 3 PB: 0 SB: 0 CS: 1
PITCHER Don Drysdale, R (1, 1) ERA: 2.43	IP: 7.0 WLS: L BF: 31 H: 6 R: 4 ER: 3 SO: 6 BB: 3 IBB: 0 HBP: 0 BLK: 0 WP: 2 HR: 0 S: 69 P: 106 ERA: 3.86 WHIP: 1.286															PITCHER	IP: 7.0 WLS: L BF: 31 H: 6 R: 4 ER: 3 SO: 6 BB: 3 IBB: 0 HBP: 0 BLK: 0 WP: 2 HR: 0 S: 69 P: 106 ERA: 3.86 WHIP: 1.286			
Bob Miller, R (8, 1) ERA: 2.81	0.2 5 2 2 2 0 1 0 0 0 0 1 0 0 16 26 27.00 4.500																			
Ron Perranoski, L (8, 1) ERA: 3.84	0.1 1 0 0 0 0 1 0 0 0 0 0 0 0 3 5 0.00 0.000																			




Batter	1	2	3	4	5	6	7	8	9	AB	R	H	RBI	BB	SO	LOB	TOP								
Al Spangler, L OBP: 0.281, SLG: 0.317	0-0 HR	0-0 3-1		0-0 2H 3H 2B	0-0	0-0 F5		0-3 K		5	1	2	3	0	1	3	Houston Colt 45's @ Milwaukee Braves Milwaukee County Stadium, Milwaukee, WI Tue Aug 11 1964, 8:05 PM EDT Att: 10,197 - Unknown 								
Nelle Fox, L OBP: 0.312, SLG: 0.320	0-0 4-3		0-0 FC5 WP 1B	0-3 K			0-0 1B		4-0 FC4-6 BB	4	0	2	0	1	1	1									
Joe Gaines, R OBP: 0.331, SLG: 0.410	0-0 F3		0-0 6-3 1-2		0-0 HR 1B		0-3 K		0-0 FC4-6 1B	5	2	1	0	0	1	3									
Walt Bond, L OBP: 0.303, SLG: 0.444	4-0 BB		4-0 FC5 3-2 BB		0-0 1H HR		0-0 1B		0-0 F2	3	1	2	2	2	0	1									
Bob Aspromonte, R OBP: 0.321, SLG: 0.407	0-3 K		0-0 FC5 E 1-2 2-3F		0-0 G1-6-3 1B		0-0 F7		0-0 1B	5	0	2	0	0	1	5									
Carroll Hardy, R OBP: 0.236, SLG: 0.265		0-0 1B 2B	0-0 3-2 1-2 2-H		0-0 F8		0-0 F8		0-0 1B	5	0	2	1	0	0	3									
Bob Lillis, R OBP: 0.296, SLG: 0.307		0-0 2-3 1B		0-0 SH1-4 2B 1B		0-0 G1-6-3 1-2		0-0 6-3	0-0 3-1	5	1	2	0	0	0	3									
Jerry Grote, R OBP: 0.225, SLG: 0.271		0-0 F9		4-0 SH1-4 2B BB		0-3 K		0-3 K		3	1	0	0	1	2	2									
Ken Johnson, R OBP: 0.103, SLG: 0.143 Claude Raymond, R OBP: 0.091, SLG: 0.200 Hal Woodeshick, L OBP: 0.192, SLG: 0.298 Eddie Kasko, R OBP: 0.334, SLG: 0.233 Bob Bruce, R OBP: 0.233 Don Larsen, R	0-3 K		0-0 SH1-4		0-0 F8		0-0 1B			2	0	0	0	0	1	2									
Inning Stats	R: 1 E: 0 K: 1 S: 6	H: 1 LOB: 1 BB: 1 P: 10	R: 0 E: 0 K: 1 S: 7	H: 2 LOB: 2 BB: 0 P: 7	R: 0 E: 1 K: 0 S: 3	H: 1 LOB: 2 BB: 1 P: 7	R: 2 E: 0 K: 1 S: 7	H: 2 LOB: 1 BB: 1 P: 11	R: 2 E: 0 K: 0 S: 5	H: 3 LOB: 0 BB: 0 P: 5	R: 0 E: 0 K: 1 S: 5	H: 0 LOB: 0 BB: 0 P: 5	R: 0 E: 0 K: 2 S: 8	H: 2 LOB: 2 BB: 0 P: 7	R: 0 E: 0 K: 2 S: 8	H: 1 LOB: 1 BB: 0 P: 8	R: 1 E: 0 K: 0 S: 5	H: 2 LOB: 2 BB: 1 P: 9	1B: 10 2B: 2 3B: 0 HR: 2	SF: 0 SAC: 1 DP: 1 HBP: 0	WP: 1 PB: 0 SB: 0 CS: 0	PA: 43			
PITCHER	IP	WLS	BF	H	R	ER	SO	BB	IBB	HBP	BLK	WP	HR	S	P	ERA	WHIP	PITCHER							
Warren Spahn, L ERA: 5.51	4.0		23	8	5	5	3	3	0	0	0	1	2	25	37	11.25	2.750								
Bob Sadowski, R ERA: 3.99	2.0	W	6	1	0	0	1	0	0	0	0	0	0	8	8	0.00	0.500								
Wade Blasingame, L ERA: 4.11	3.0	S	15	5	1	1	3	1	0	0	0	0	0	20	24	3.00	2.000								


Batter	1	2	3	4	5	6	7	8	9	AB	R	H	RBI	BB	SO	LOB	BOTTOM								
Eddie Mathews, L OBP: 0.340, SLG: 0.399	0-0 F5		0-0 F7		4-0 WP BB	4-0 1B HR BB		0-3 K		3	1	0	0	2	1	0	Houston Colt 45's @ Milwaukee Braves Milwaukee County Stadium, Milwaukee, WI Tue Aug 11 1964, 8:05 PM EDT Att: 10,197 - Unknown 								
Lee Maye, L OBP: 0.353, SLG: 0.442	0-0 1B		0-0 HR		0-0 F8 1-2	0-0 1B HR		0-0 4-3		5	2	3	2	0	0	1									
Hank Aaron, R OBP: 0.379, SLG: 0.499	0-0 F7		0-0 HR		0-0 6-3	0-0 1B HR		0-0 F9		5	2	2	5	0	0	2									
Joe Torre, R OBP: 0.364, SLG: 0.494	0-0 1B		0-0 1B		0-0 F4	0-0 1B				4	0	3	0	0	0	1									
Ed Bailey, L OBP: 0.338, SLG: 0.335	0-0 F7		0-3 K			0-0 F3 1-3				4	0	0	0	0	1	4									
Rico Carty, R OBP: 0.397, SLG: 0.521		0-0 F5		0-0 F7 PB SF9 1B		4-0 1B BB		0-0 1-3		3	2	1	0	1	0	0									
Denis Menke, R OBP: 0.377, SLG: 0.480		0-0 6-3		0-0 F7 1-3		0-0 BB 1B 1B		0-0 E S 1B		4	1	2	0	0	0	1									
Frank Bolling, R OBP: 0.255, SLG: 0.297		0-0 6-3		0-0 SF9		0-0 F9		0-3 K		3	0	0	1	0	1	3									
Warren Spahn, L OBP: 0.196, SLG: 0.291 Bob Sadowski, R OBP: 0.184, SLG: 0.211 Felipe Alou, R OBP: 0.288, SLG: 0.398 Wade Blasingame, L OBP: 0.261, SLG: 0.429			0-0 1-3		0-0 F8		0-0 1B 1B		0-3 K	2	0	0	0	0	0	0									
Inning Stats	R: 0 E: 0 K: 0 S: 5	H: 2 LOB: 2 BB: 0 P: 5	R: 0 E: 0 K: 0 S: 3	H: 0 LOB: 0 BB: 0 P: 3	R: 2 E: 0 K: 1 S: 8	H: 3 LOB: 1 BB: 0 P: 8	R: 1 E: 0 K: 0 S: 4	H: 1 LOB: 0 BB: 0 P: 4	R: 0 E: 0 K: 0 S: 3	H: 0 LOB: 1 BB: 1 P: 7	R: 6 E: 0 K: 0 S: 8	H: 5 LOB: 1 BB: 2 P: 16	R: 0 E: 0 K: 2 S: 8	H: 1 LOB: 1 BB: 0 P: 8	R: 0 E: 0 K: 1 S: 5	H: 0 LOB: 0 BB: 0 P: 5	1B: 10 2B: 0 3B: 0 HR: 2	SF: 1 SAC: 0 DP: 0 HBP: 0	WP: 1 PB: 1 SB: 1 CS: 0	PA: 39					
PITCHER	IP	WLS	BF	H	R	ER	SO	BB	IBB	HBP	BLK	WP	HR	S	P	ERA	WHIP	PITCHER							
Ken Johnson, R ERA: 3.56	5.2	L	27	8	6	6	1	2	0	0	0	0	1	27	35	9.53	1.765								
Claude Raymond, R ERA: 2.69	0.0		2	1	0	0	0	1	0	0	0	0	0	1	5	∞	∞								
Hal Woodeshick, L ERA: 3.02	1.1		7	3	3	3	2	0	0	0	0	0	1	11	11	20.25	2.250								
Don Larsen, R ERA: 2.72	1.0		3	0	0	0	1	0	0	0	0	0	0	5	5	0.00	0.000								

Batter	1	2	3	4	5	6	7	8	9	AB	R	H	RBI	BB	SO	LOB	TOP						
Al Spangler, L OBP: 0.278, SLG: 0.313 (1, 8)										4	0	0	0	0	1	1	Houston Colt 45's @ Milwaukee Braves Milwaukee County Stadium, Milwaukee, WI Wed Aug 12 1964, 8:05 PM EDT Att: 8,165 - Unknown						
Nelle Fox, L OBP: 0.314, SLG: 0.325 (1, 4)										4	0	2	0	0	0	0							
Joe Gaines, R OBP: 0.329, SLG: 0.407 (1, 9)										4	0	1	0	0	2	3							
Walt Bond, L OBP: 0.304, SLG: 0.444 (1, 7)										3	0	1	0	1	0	1							
Bob Aspromonte, R OBP: 0.318, SLG: 0.403 (1, 5)										4	0	0	0	0	1	3							
Dave Roberts, L OBP: 0.280, SLG: 0.299 (1, 3)										4	1	1	1	0	1	3							
Bob Lillis, R OBP: 0.295, SLG: 0.315 (1, 6)										4	0	1	0	0	0	1							
Jerry Grote, R OBP: 0.226, SLG: 0.267 (1, 2)										3	0	0	0	1	1	0							
Hal Brown, R OBP: 0.172, SLG: 0.143 Claude Raymond, R OBP: 0.077, SLG: 0.167 Don Larsen, R (7, 1) Eddie Kasko, R OBP: 0.315, SLG: 0.297 (9, FH)										1	0	1	0	0	0	0							
Inning Stats	R: 0 E: 0 K: 0 S: 4	H: 1 LOB: 1 BB: 0 P: 4	R: 0 E: 0 K: 0 S: 3	H: 0 LOB: 0 BB: 0 P: 3	R: 0 E: 0 K: 1 S: 7	H: 2 LOB: 2 BB: 0 P: 7	R: 0 E: 1 K: 0 S: 4	H: 1 LOB: 1 BB: 0 P: 4	R: 0 E: 0 K: 3 S: 9	H: 0 LOB: 0 BB: 0 P: 9	R: 0 E: 0 K: 1 S: 6	H: 1 LOB: 2 BB: 1 P: 10	R: 0 E: 0 K: 1 S: 5	H: 0 LOB: 0 BB: 0 P: 5	R: 0 E: 0 K: 1 S: 5	H: 0 LOB: 0 BB: 0 P: 5		R: 1 E: 0 K: 1 S: 7	H: 2 LOB: 2 BB: 1 P: 11	1B: 4 2B: 1 3B: 1 HR: 1	SF: 0 SAC: 0 DP: 0 HBP: 0	WP: 1 PB: 0 SB: 1 CS: 0	PA: 36
PITCHER Tony Cloninger, R ERA: 3.45 (1, 1)	IP: 9.0 WLS: W BF: 36 H: 7 R: 1 ER: 1 SO: 8 BB: 2 IBB: 0 HBP: 0 BLK: 0 WP: 1 HR: 1 S: 50 P: 58 ERA: 1.00 WHIP: 1.000											PITCHER	IP: 9.0 WLS: W BF: 36 H: 7 R: 1 ER: 1 SO: 8 BB: 2 IBB: 0 HBP: 0 BLK: 0 WP: 1 HR: 1 S: 50 P: 58 ERA: 1.00 WHIP: 1.000										

AB	R	H	RBI	BB	SO	LOB
34	1	7	1	2	8	14



Batter	1	2	3	4	5	6	7	8	9	AB	R	H	RBI	BB	SO	LOB	BOTTOM						
Eddie Mathews, L OBP: 0.346, SLG: 0.417 (1, 5)										5	2	4	1	0	0	0	Houston Colt 45's @ Milwaukee Braves Milwaukee County Stadium, Milwaukee, WI Wed Aug 12 1964, 8:05 PM EDT Att: 8,165 - Unknown						
Lee Maye, L OBP: 0.354, SLG: 0.443 (1, 8)										4	3	1	0	1	0	3							
Hank Aaron, R OBP: 0.379, SLG: 0.497 (1, 9)										4	0	1	0	1	0	4							
Joe Torre, R OBP: 0.363, SLG: 0.493 (1, 3)										3	0	1	2	0	0	2							
Ed Bailey, L OBP: 0.336, SLG: 0.333 (1, 2)										4	0	1	2	0	0	2							
Rico Carty, R OBP: 0.385, SLG: 0.517 (1, 7)										4	0	1	0	0	1	5							
Denis Menke, R OBP: 0.375, SLG: 0.477 (1, 6)										4	0	1	0	0	1	4							
Frank Bolling, R OBP: 0.252, SLG: 0.293 (1, 4)										4	0	0	0	0	0	2							
Tony Cloninger, R OBP: 0.241, SLG: 0.241 (1, 1)										4	0	1	0	0	1	1							
Inning Stats	R: 1 E: 1 K: 0 S: 6	H: 2 LOB: 2 BB: 0 P: 6	R: 0 E: 0 K: 1 S: 5	H: 0 LOB: 0 BB: 0 P: 5	R: 2 E: 0 K: 0 S: 5	H: 2 LOB: 0 BB: 0 P: 5	R: 0 E: 0 K: 1 S: 6	H: 1 LOB: 1 BB: 0 P: 6	R: 0 E: 0 K: 0 S: 4	H: 1 LOB: 1 BB: 0 P: 4	R: 0 E: 0 K: 0 S: 4	H: 1 LOB: 1 BB: 0 P: 4	R: 2 E: 1 K: 1 S: 8	H: 2 LOB: 3 BB: 2 P: 16	R: 0 E: 0 K: 0 S: 5	H: 2 LOB: 2 BB: 0 P: 5		1B: 8 2B: 2 3B: 0 HR: 1	SF: 1 SAC: 0 DP: 0 HBP: 0	WP: 0 PB: 0 SB: 0 CS: 0	PA: 39		
PITCHER Hal Brown, R ERA: 3.66 Claude Raymond, R ERA: 3.03 Don Larsen, R ERA: 2.63 (7, 1)	IP: 3.0 WLS: L BF: 15 H: 5 R: 3 ER: 2 SO: 3 BB: 0 IBB: 0 HBP: 0 BLK: 0 WP: 0 HR: 1 S: 17 P: 17 ERA: 6.00 WHIP: 1.667											PITCHER	IP: 3.0 WLS: L BF: 15 H: 5 R: 3 ER: 2 SO: 3 BB: 0 IBB: 0 HBP: 0 BLK: 0 WP: 0 HR: 1 S: 17 P: 17 ERA: 6.00 WHIP: 1.667										



Batter	1	2	3	4	5	6	7	8	9	AB	R	H	RBI	BB	SO	LOB	TOP					
Eddie Mathews, L OBP: 0.347, SLG: 0.414 (1,5) X	0-0 4-3		0-0 F8			4-0 BB		4-0 FC4-6 BB		2	0	0	0	2	0	0	Milwaukee Braves @ San Francisco Giants Candlestick Park, San Francisco, CA Fri Aug 14, 1964, 10:05 PM EDT Att: 20,854 - Unknown livebaseballscorecards.com					
Lee Maye, L OBP: 0.350, SLG: 0.439 (1,8) X	0-0 F7			0-0 F8		0-0 F8		0-3 K		4	0	0	0	0	1	3						
Hank Aaron, R OBP: 0.378, SLG: 0.493 (1,9) B (7,4) B	4-0 CS BB			0-0 4-3		0-0 F9		0-0 FC4-6 1-2		3	0	0	0	1	0	3						
Joe Torre, R OBP: 0.360, SLG: 0.488 (1,3) X	0-0 CS 1-2	0-0 6-3		0-0 F9		0-3 K			0-0 F9	4	0	0	0	0	1	2						
Ed Bailey, L OBP: 0.343, SLG: 0.335 (1,2) B B B B		4-0 BB			0-0 L5-4 E 1B		4-0 FC6-4 BB		0-0 F8	2	0	1	0	2	0	0						
Rico Carty, R OBP: 0.383, SLG: 0.511 (1,7) B B B B	0-3 K				0-0 E6 1-2		0-3 K		4-0 BB	3	0	0	0	1	2	3						
Denis Menke, R OBP: 0.372, SLG: 0.472 (1,6) X		0-0 F4			0-0 L5-4 2-3		0-0 FC6-4 1-2		0-0 F6	4	0	0	0	0	0	5						
Woody Woodward, R OBP: 0.265, SLG: 0.273 (7, PH) Felipe Alou, R OBP: 0.287, SLG: 0.396 (7, 9)			0-3 K			0-0 G3		0-0 F4		2	0	0	0	0	1	1						
Denny Lemaster, R OBP: 0.145, SLG: 0.122 (6, PH) Ty Cline, L OBP: 0.330, SLG: 0.376 (6, 1) Bob Sadowski, R OBP: 0.184, SLG: 0.211 (8, PH) Miguel de la Hoz, R OBP: 0.331, SLG: 0.370 (8, 1) Chi-Chi Olivo, R (8, 1)			0-0 F8			0-0 L4 BB		0-3 K		1	0	0	0	0	0	0						
Inning Stats	R: 0 E: 0 K: 0 S: 2	H: 0 LOB: 0 BB: 1 P: 6	R: 0 E: 0 K: 1 S: 5	H: 0 LOB: 1 BB: 1 P: 9	R: 0 E: 0 K: 1 S: 5	H: 0 LOB: 0 BB: 0 P: 5	R: 0 E: 0 K: 0 S: 3	H: 0 LOB: 0 BB: 0 P: 3	R: 0 E: 1 K: 0 S: 4	H: 1 LOB: 1 BB: 0 P: 4	R: 0 E: 1 K: 1 S: 6	H: 0 LOB: 2 BB: 1 P: 10	R: 0 E: 0 K: 1 S: 5	H: 0 LOB: 1 BB: 1 P: 9	R: 0 E: 0 K: 2 S: 7	H: 0 LOB: 1 BB: 1 P: 11		R: 0 E: 0 K: 0 S: 3	H: 0 LOB: 1 BB: 1 P: 7	1B: 1 2B: 1 3B: 0 HR: 0	SF: 0 SAC: 0 DP: 1 HBP: 0	WP: 0 PB: 0 SB: 0 CS: 1
PITCHER Bobby Bolin, R ERA: 2.7 (1,1)	IP: 9.0 WLS: W BF: 34 H: 1 R: 0 ER: 0 SO: 6 BB: 6 IBB: 0 HBP: 0 BLK: 0 WP: 0 HR: 0 S: 40 P: 64 ERA: 0.00 WHIP: 0.778															PITCHER						

Batter	1	2	3	4	5	6	7	8	9	AB	R	H	RBI	BB	SO	LOB	BOTTOM			
Harvey Kuenn, R OBP: 0.313, SLG: 0.343 (1,9) X (9,7)	0-0 4-3		0-0 F8			0-0 F9		0-0 5-3		4	0	0	0	0	0	0	Milwaukee Braves @ San Francisco Giants Candlestick Park, San Francisco, CA Fri Aug 14, 1964, 10:05 PM EDT Att: 20,854 - Unknown livebaseballscorecards.com			
Hal Lanier, R OBP: 0.286, SLG: 0.367 (1,4) X	0-0 F4		0-0 E5			0-0 F8		0-0 F7		4	0	0	0	0	0	0				
Willie McCovey, L OBP: 0.337, SLG: 0.439 (1,7) X Jesus Alou, R OBP: 0.311, SLG: 0.340 (9,9)	0-0 HR		0-0 F4			0-0 F5		0-0 F7		4	1	1	1	0	0	1				
Willie Mays, R OBP: 0.406, SLG: 0.637 (1,8) X	0-0 F5		4-0 BB			0-0 HR				2	1	1	1	1	0	0				
Orlando Cepeda, R OBP: 0.363, SLG: 0.543 (1,3) X		0-0 HR	0-3 K			0-0 5-3				3	1	1	1	0	1	2				
Jim Ray Hart, R OBP: 0.337, SLG: 0.480 (1,5) X		0-0 F3		0-0 1-3		0-0 6-3				3	0	0	0	0	0	0				
Del Crandall, R OBP: 0.299, SLG: 0.281 (1,2) X		0-0 F6		0-0 5-3			0-0 F7			3	0	0	0	0	0	0				
Jose Pagan, R OBP: 0.287, SLG: 0.264 (1,6) B B B B	4-0 BB		0-3 K				0-0 6-3			2	0	0	0	1	1	0				
Bobby Bolin, R OBP: 0.244, SLG: 0.088 (1,1) X		0-0 5-3		0-3 K			0-3 K			3	0	0	0	0	2	1				
Inning Stats	R: 1 E: 0 K: 0 S: 4	H: 1 LOB: 0 BB: 0 P: 4	R: 1 E: 0 K: 0 S: 4	H: 1 LOB: 1 BB: 1 P: 8	R: 0 E: 1 K: 1 S: 6	H: 0 LOB: 0 BB: 1 P: 10	R: 0 E: 0 K: 1 S: 5	H: 0 LOB: 0 BB: 0 P: 5	R: 0 E: 0 K: 0 S: 3	H: 0 LOB: 0 BB: 0 P: 3	R: 1 E: 0 K: 1 S: 4	H: 1 LOB: 0 BB: 0 P: 4	R: 0 E: 0 K: 1 S: 5	H: 0 LOB: 0 BB: 0 P: 5	R: 0 E: 0 K: 0 S: 3	H: 0 LOB: 0 BB: 0 P: 3		1B: 0 2B: 0 3B: 0 HR: 3	SF: 0 SAC: 0 DP: 0 HBP: 0	WP: 0 PB: 0 SB: 0 CS: 0
PITCHER Denny Lemaster, L ERA: 4.39 (1,1) Bob Sadowski, R ERA: 3.99 (6,1) Chi-Chi Olivo, R ERA: 3.49 (8,1)	IP: 5.0 WLS: L BF: 20 H: 2 R: 2 ER: 2 SO: 2 BB: 2 IBB: 2 HBP: 2 BLK: 3 WP: 0 HR: 2 S: 24 P: 32 ERA: 3.60 WHIP: 0.800															PITCHER				



Batter	1	2	3	4	5	6	7	8	9	AB	R	H	RBI	BB	SO	LOB	TOP																			
Eddie Mathews, L OBP: 0.346, SLG: 0.428 (1, 5)	F9		F4		4-3		HR		4-1	5	1	1	3	0	0	0	Milwaukee Braves @ San Francisco Giants Candlestick Park, San Francisco, CA Sun Aug 16 1964, 6:33 AM EDT Unknown livebaseballscorecards.com																			
Lee Maye, L OBP: 0.348, SLG: 0.435 (1, 8)	5-3		F5		F6		4-3			4	0	0	0	0	0	0																				
Hank Aaron, R OBP: 0.379, SLG: 0.499 (1, 4) (6, 9)	1B			6-3	F9		F5			4	0	1	0	0	0	0																				
Ed Bailey, L OBP: 0.385, SLG: 0.343 Ty Cline, L OBP: 0.326, SLG: 0.371 (1, 2) (6, PR) (6, 3)	F8				1B 2B	F9	K			3	1	2	0	0	0	1																				
Joe Torre, R OBP: 0.359, SLG: 0.485 (1, 3) (6, 2)		FC1-5 2B		2B SF8 1B		F7		6-3		4	1	2	0	0	0	1																				
Felipe Alou, R OBP: 0.286, SLG: 0.396 (1, 9) (6, 7)	K			SF8 1-3 2H		F9		K		4	0	1	1	0	2	2																				
Rico Carty, R Frank Bolling, R OBP: 0.251, SLG: 0.291 (1, 7) (6, 4)	FC1-5			IBB				4-3		2	0	0	0	1	1	3																				
Denis Menke, R OBP: 0.367, SLG: 0.464 (1, 6)	F5			SF8			E5 1B HR		6-3	3	1	0	1	0	0	1																				
Frank Lary, R OBP: 0.226, SLG: 0.077 Miguel de la Hoz, R OBP: 0.300, SLG: 0.378 Bobby Tiefenauer, R (1, 1) (7, PH) (7, 1)	F6			K			HR 1B		K	2	0	0	0	0	1	2																				
Inning Stats	R: 0 E: 0 K: 0 S: 4	H: 1 LOB: 1 BB: 0 P: 4	R: 0 E: 0 K: 1 S: 6	H: 1 LOB: 1 BB: 0 P: 6	R: 0 E: 0 K: 0 S: 3	H: 0 LOB: 0 BB: 0 P: 3	R: 2 E: 0 K: 1 S: 8	H: 3 LOB: 2 BB: 1 P: 12	R: 0 E: 0 K: 0 S: 3	H: 0 LOB: 0 BB: 0 P: 3	R: 0 E: 0 K: 1 S: 6	H: 1 LOB: 2 BB: 0 P: 6	R: 3 E: 1 K: 1 S: 8	H: 2 LOB: 0 BB: 0 P: 8	R: 0 E: 0 K: 1 S: 5	H: 0 LOB: 0 BB: 0 P: 5		R: 0 E: 0 K: 1 S: 5	H: 0 LOB: 0 BB: 0 P: 5	1B: 4 2B: 3 3B: 0 HR: 1	SF: 1 SAC: 0 DP: 0 HBP: 0	WP: 0 PB: 0 SB: 0 CS: 0	PA: 37													
PITCHER	IP	WLS	BF	H	R	ER	SO	BB	IBB	HBP	BLK	WP	HR	S	P	ERA	WHIP	PITCHER		IP	WLS	BF	H	R	ER	SO	BB	IBB	HBP	BLK	WP	HR	S	P	ERA	WHIP
Gaylord Perry, R ERA: 2.72	(1, 1)	7.0	L	31	8	5	4	4	0	1	0	0	0	1	38	42	5.14	1.143	Jim Duffalo, R ERA: 1.62		(8, 1)	2.0	6	0	0	0	2	0	0	0	0	0	10	10	0.00	0.000

Batter	1	2	3	4	5	6	7	8	9	AB	R	H	RBI	BB	SO	LOB	BOTTOM																					
Hal Lanier, R OBP: 0.285, SLG: 0.363 (1, 4)	6-3	1-3			F9		K			4	0	0	0	0	1	3	Milwaukee Braves @ San Francisco Giants Candlestick Park, San Francisco, CA Sun Aug 16 1964, 6:33 AM EDT Unknown livebaseballscorecards.com																					
Duke Snider, L OBP: 0.299, SLG: 0.331 Jesus Alou, R OBP: 0.310, SLG: 0.338 (1, 9) (6, 9)	4-3		3-1		4-3			K		3	0	0	0	0	0	0																						
Willie Mays, R OBP: 0.406, SLG: 0.645 (1, 8)	HR		HR			F2		L5-3		4	2	2	2	0	0	0																						
Orlando Cepeda, R OBP: 0.366, SLG: 0.561 (1, 3)	6-3		F3		L6-3		HR			4	1	1	1	0	0	0																						
Willie McCovey, L OBP: 0.338, SLG: 0.446 (1, 7)	HR		F6		1B		F8			4	1	2	1	0	0	0																						
Jim Ray Hart, R OBP: 0.336, SLG: 0.480 (1, 5)	FC2-5 1B			F6		K		F3		4	0	1	0	0	1	1																						
Tom Haller, L OBP: 0.326, SLG: 0.390 (1, 2)	SH1-4 FC2-5 1B			3-1		L5-3		F2		4	0	1	0	0	0	0																						
Jose Pagan, R OBP: 0.288, SLG: 0.263 Matty Alou, L OBP: 0.282, SLG: 0.256 (1, 6) (9, PH)	FC2-5 SH1-4			F8		BB		K		2	0	0	0	1	0	2																						
Gaylord Perry, R OBP: 0.059, SLG: 0.030 Cap Peterson, R OBP: 0.230, SLG: 0.224 Jim Duffalo, R (1, 1) (7, PH) (8, 1)	SH1-4			1-3		F8				1	0	0	0	0	0	0																						
Inning Stats	R: 1 E: 0 K: 0 S: 4	H: 1 LOB: 0 BB: 0 P: 4	R: 1 E: 0 K: 0 S: 6	H: 3 LOB: 2 BB: 0 P: 6	R: 1 E: 0 K: 0 S: 4	H: 1 LOB: 0 BB: 0 P: 4	R: 0 E: 0 K: 0 S: 3	H: 0 LOB: 0 BB: 0 P: 3	R: 0 E: 0 K: 1 S: 6	H: 1 LOB: 1 BB: 0 P: 6	R: 0 E: 0 K: 1 S: 5	H: 0 LOB: 1 BB: 1 P: 9	R: 1 E: 0 K: 1 S: 6	H: 1 LOB: 0 BB: 0 P: 6	R: 0 E: 0 K: 1 S: 5	H: 0 LOB: 0 BB: 0 P: 5		R: 0 E: 0 K: 1 S: 5	H: 0 LOB: 0 BB: 0 P: 5	1B: 3 2B: 0 3B: 0 HR: 4	SF: 0 SAC: 1 DP: 0 HBP: 0	WP: 0 PB: 0 SB: 0 CS: 0	PA: 35															
PITCHER	IP	WLS	BF	H	R	ER	SO	BB	IBB	HBP	BLK	WP	HR	S	P	ERA	WHIP	PITCHER		IP	WLS	BF	H	R	ER	SO	BB	IBB	HBP	BLK	WP	HR	S	P	ERA	WHIP		
Frank Lary, R ERA: 3.09	(1, 1)	6.0	W	24	3	3	3	1	0	0	0	0	0	3	26	26	4.50	1.000	Bobby Tiefenauer, R ERA: 3.15		(7, 1)	3.0	S	11	1	1	1	3	1	0	0	0	0	1	16	20	3.00	0.667



Batter	1	2	3	4	5	6	7	8	9	AB	R	H	RBI	BB	SO	LOB	TOP					
Eddie Mathews, L (1, 5) OBP: 0.348, SLG: 0.428	FC5-4 BB		E 1B HR		FC6-4 1B	F7	6-3		K	5	1	2	1	1	1	6	Milwaukee Braves @ San Francisco Giants Candlestick Park, San Francisco, CA Sun Aug 16 1964, 6:38 AM EDT Att: 40,713 - Unknown					
Felipe Alou, R (1, 9) OBP: 0.295, SLG: 0.404	FC5-4 FC5-4 1-2		E8 HR		FC6-4 1B		FC6 BB	1B 2B		4	2	3	0	1	0	1						
Hank Aaron, R (1, 4) OBP: 0.377, SLG: 0.496	F6		F6		FC6-4 G1-4-3 1-2 2-3		FC6 1B	G4-3 1B		5	1	1	1	0	0	6						
Gene Oliver, R (1, 3) OBP: 0.297, SLG: 0.462	FC5-4 1-2				G1-4-3 1-2		E3 1B 6-3	F8		5	2	1	3	0	0	5						
Joe Torre, R (1, 2) OBP: 0.360, SLG: 0.487		F4	6-3			FC6-4 2B	6-3 E 1B	G4-3		5	1	2	1	0	0	1						
Lee Maye, L (1, 8) OBP: 0.353, SLG: 0.444		E3 G1-4-3				FC6-4 BB	6-3 E 1B		1B 2B	3	2	2	0	2	0	0						
Rico Carty, R (1, 7) OBP: 0.380, SLG: 0.502																		Milwaukee Braves @ San Francisco Giants Candlestick Park, San Francisco, CA Sun Aug 16 1964, 6:38 AM EDT Att: 40,713 - Unknown				
Frank Bolling, R (7, 4) OBP: 0.250, SLG: 0.291	G1-4-3 1-2				5-3	FC6-4 BB 1-2 2-3	6-3		6-3	4	0	0	1	0	0	6						
Denis Menke, R (1, 6) OBP: 0.372, SLG: 0.468			1B 2B		6-3					3	1	2	1	2	0	1						
Tony Cloninger, R (1, 1) OBP: 0.241, SLG: 0.241			5-3		K				E2 1B	4	0	1	2	0	2	5						
Inning Stats	R: 0 E: 0 K: 0 S: 3	H: 0 LOB: 1 BB: 1 P: 7	R: 0 E: 1 K: 0 S: 3	H: 0 LOB: 0 BB: 0 P: 3	R: 4 E: 1 K: 0 S: 7	H: 4 LOB: 0 BB: 0 P: 7	R: 0 E: 0 K: 1 S: 6	H: 1 LOB: 1 BB: 0 P: 6	R: 0 E: 0 K: 1 S: 4	H: 2 LOB: 1 BB: 0 P: 4	R: 0 E: 0 K: 1 S: 6	H: 1 LOB: 3 BB: 2 P: 14	R: 4 E: 2 K: 0 S: 6	H: 2 LOB: 2 BB: 3 P: 18	R: 1 E: 0 K: 0 S: 4	H: 2 LOB: 0 BB: 0 P: 4	R: 1 E: 0 K: 1 S: 7	H: 2 LOB: 1 BB: 0 P: 7	1B: 8 2B: 4 3B: 1 HR: 1	SF: 0 SAC: 1 DP: 3 HBP: 0	WP: 0 PB: 0 SB: 0 CS: 0	PA: 46
PITCHER	IP WLS BF H R ER SO BB IBB HBP BLK WP HR S P ERA WHIP	3.0 L 14 4 4 4 0 1 0 0 0 0 0 10 10 12.00 1.667	2.0 8 3 0 0 1 0 0 0 0 0 0 10 10 0.00 1.500	2.0 15 3 4 1 1 3 2 0 0 0 0 12 32 4.50 3.000	2.0 9 4 2 2 1 0 0 0 0 0 0 11 11 9.00 2.000																	
Bob Hendley, L (1, 1) ERA: 3.32																						
Bob Shaw, R (4, 1) ERA: 3.67																						
John Pregarz, R (6, 1) ERA: 4.15																						
Billy Pierce, L (8, 1) ERA: 1.75																						
Batter	1	2	3	4	5	6	7	8	9	AB	R	H	RBI	BB	SO	LOB	BOTTOM					
Harvey Kuenn, R (1, 9) OBP: 0.321, SLG: 0.352	K				F8					3	0	1	0	1	1	0	Milwaukee Braves @ San Francisco Giants Candlestick Park, San Francisco, CA Sun Aug 16 1964, 6:38 AM EDT Att: 40,713 - Unknown					
Hal Lanier, R (1, 4) OBP: 0.280, SLG: 0.356	6-3				F9					4	0	0	0	0	0	3						
Billy Pierce, L (8, 1) OBP: 0.200, SLG: 0.200							1-3			0	0	0	0	0	0	0						
Willie Mays, R (1, 8) OBP: 0.404, SLG: 0.644			F4			6-3			6-3	4	0	1	0	0	0	1						
Orlando Cepeda, R (1, 3) OBP: 0.363, SLG: 0.555	4-3				F6	K			F5	4	0	0	0	0	1	1						
Willie McCovey, L (1, 7) OBP: 0.337, SLG: 0.446		F6				F9			3-1	4	0	1	0	0	0	0						
Jim Ray Hart, R (1, 5) OBP: 0.339, SLG: 0.482		6-3								3	1	2	0	1	0	0						
Del Crandall, R (1, 2) OBP: 0.298, SLG: 0.301					F4		5-3 2B 1B		G6-4-3 1B	4	1	1	1	0	0	4						
Jose Pagan, R (1, 6) OBP: 0.287, SLG: 0.262										1	0	0	0	0	0	0		Milwaukee Braves @ San Francisco Giants Candlestick Park, San Francisco, CA Sun Aug 16 1964, 6:38 AM EDT Att: 40,713 - Unknown				
Duke Snider, L (4, PH) OBP: 0.297, SLG: 0.328										1	0	0	0	0	1	2						
Jim Davenport, R (5, 6) OBP: 0.271, SLG: 0.316					K					1	0	0	0	1	0	1						
Inning Stats	R: 0 E: 0 K: 1 S: 6	H: 1 LOB: 1 BB: 0 P: 6	R: 1 E: 0 K: 0 S: 4	H: 1 LOB: 0 BB: 0 P: 4	R: 0 E: 0 K: 1 S: 4	H: 1 LOB: 1 BB: 0 P: 4	R: 0 E: 0 K: 1 S: 6	H: 1 LOB: 2 BB: 1 P: 10	R: 0 E: 0 K: 1 S: 5	H: 0 LOB: 0 BB: 0 P: 5	R: 0 E: 0 K: 1 S: 5	H: 0 LOB: 0 BB: 0 P: 5	R: 1 E: 0 K: 0 S: 5	H: 2 LOB: 2 BB: 1 P: 9	R: 0 E: 0 K: 0 S: 3	H: 0 LOB: 0 BB: 0 P: 3	R: 0 E: 0 K: 0 S: 3	H: 1 LOB: 1 BB: 1 P: 7	1B: 2 2B: 4 3B: 0 HR: 1	SF: 0 SAC: 0 DP: 1 HBP: 0	WP: 0 PB: 0 SB: 0 CS: 0	PA: 36
PITCHER	IP WLS BF H R ER SO BB IBB HBP BLK WP HR S P ERA WHIP	9.0 W 36 7 2 2 4 3 0 0 0 0 1 41 53 2.00 1.111																				
Tony Cloninger, R (1, 1) ERA: 3.37																						

Batter	1	2	3	4	5	6	7	8	9	AB	R	H	RBI	BB	SO	LOB	TOP					
Eddie Mathews, L OBP: 0.347, SLG: 0.423 (1, 5)	F8		BB		1-3		K		G1-6-3	4	0	0	0	1	1	5						
Ty Cline, L OBP: 0.313, SLG: 0.355 (1, 8)	K		L3			L4-3	K			4	0	0	0	0	2	4						
Hank Aaron, R OBP: 0.376, SLG: 0.494 (1, 4) (6, 9)	5-3			G3		E6	FC6-4			4	1	1	1	0	0	0						
Lee Maye, L OBP: 0.352, SLG: 0.442 (1, 7)		4-3		F8		E6	FC6-4			4	1	1	0	0	0	2						
Joe Torre, R OBP: 0.359, SLG: 0.483 (1, 3)	K			F8				K		3	0	0	0	1	2	0						
Ed Bailey, L OBP: 0.348, SLG: 0.346 (1, 2)	K				SH1-3			4-3		4	0	2	2	0	1	0						
Felipe Alou, R OBP: 0.295, SLG: 0.401 Frank Bolling, R OBP: 0.249, SLG: 0.290 (1, 9) (6, 4)			SH1-4		F5		G4-6-3		L8	2	0	0	0	1	0	3						
Denis Menke, R OBP: 0.376, SLG: 0.470 (1, 6)			K		SH1-3				FC1-6	3	1	2	0	1	1	1						
Denny Lemaster, R OBP: 0.143, SLG: 0.120 (1, 1)			SH1-4		SH1-3		SH		FC1-6	1	0	0	0	0	0	1						
Inning Stats	R: 0 H: 0 E: 0 K: 1 S: 9	H: 0 LOB: 0 BB: 0 P: 13	R: 0 H: 0 E: 0 K: 2 S: 11	H: 0 LOB: 0 BB: 0 P: 17	R: 0 H: 0 E: 0 K: 1 S: 12	H: 0 LOB: 2 BB: 2 P: 22	R: 0 H: 0 E: 0 K: 0 S: 4	H: 0 LOB: 0 BB: 0 P: 4	R: 0 H: 1 E: 0 K: 0 S: 9	H: 2 LOB: 2 BB: 1 P: 13	R: 2 H: 2 E: 1 K: 0 S: 14	H: 2 LOB: 1 BB: 1 P: 21	R: 1 H: 2 E: 0 K: 2 S: 16	H: 2 LOB: 2 BB: 0 P: 20	R: 0 H: 0 E: 0 K: 1 S: 8	H: 0 LOB: 0 BB: 0 P: 13	R: 0 H: 1 E: 0 K: 0 S: 4	H: 1 LOB: 0 BB: 0 P: 8	1B: 6 2B: 0 3B: 0 HR: 0	SF: 0 SAC: 0 DP: 2 HBP: 0	WP: 0 PB: 0 CS: 0	PA: 37
PITCHER	IP	WLS	BF	H	R	ER	SO	BB	IBB	HBP	BLK	WP	HR	S	P	ERA	WHIP					
Don Drysdale, R ERA: 2.47 (1, 1)	7.0	L	31	5	3	2	6	4	0	0	0	0	0	75	110	2.57	1.286					
Bob Miller, R ERA: 2.66 (8, 1)	2.0		6	1	0	0	1	0	0	0	0	0	0	12	21	0.00	0.500					

Milwaukee Braves @ Los Angeles Dodgers
Dodger Stadium, Los Angeles, CA
Tue Aug 18 1964, 7:05 PM PDT
Att: 30,860 - Unknown

AB 30
R 3
H 6
RBI 3
BB 4
SO 7
LOB 16



Batter	1	2	3	4	5	6	7	8	9	AB	R	H	RBI	BB	SO	LOB	BOTTOM					
Maury Wills, S OBP: 0.334, SLG: 0.345 (1, 6)	6-3		4-3		L9			K		4	0	0	0	0	1	0						
Dick Tracewski, R OBP: 0.326, SLG: 0.333 (1, 5)	K		L8			5-3		L9		4	0	0	0	0	1	0						
Willie Davis, L OBP: 0.308, SLG: 0.399 (1, 8)	K		3-1			3-1			1B	4	0	1	0	0	1	0						
Tommy Davis, R OBP: 0.309, SLG: 0.360 (1, 7)		K		F5		6-3		K		4	0	0	0	0	2	1						
Frank Howard, R OBP: 0.303, SLG: 0.429 (1, 9)		6-3		BB		L8		K		3	0	0	0	1	1	0						
Ron Fairly, L OBP: 0.369, SLG: 0.417 (1, 3)		1B		L9		5-3	BB	F9		3	1	1	0	1	0	1						
Nate Oliver, R OBP: 0.327, SLG: 0.296 (1, 4)		1B		F3		5-3		5-3		4	0	1	0	0	0	2						
John Roseboro, L OBP: 0.367, SLG: 0.391 (1, 2)					F6			1B		2	0	1	1	1	0	0						
Don Drysdale, R OBP: 0.202, SLG: 0.235 Jim Gilliam, S OBP: 0.318, SLG: 0.287 Bob Miller, R OBP: 0.176, SLG: 0.067 (1, 1) (7, PH) (8, 1)		K				4-3				2	0	0	0	0	2	3						
Inning Stats	R: 0 H: 0 E: 0 K: 2 S: 10	H: 2 LOB: 3 BB: 1 P: 23	R: 0 H: 0 E: 0 K: 2 S: 16	H: 0 LOB: 0 BB: 0 P: 12	R: 0 H: 0 E: 0 K: 0 S: 8	H: 0 LOB: 1 BB: 1 P: 16	R: 0 H: 0 E: 0 K: 1 S: 8	H: 0 LOB: 0 BB: 0 P: 13	R: 0 H: 0 E: 0 K: 0 S: 8	H: 0 LOB: 0 BB: 0 P: 12	R: 1 H: 1 E: 0 K: 0 S: 9	H: 1 LOB: 1 BB: 1 P: 15	R: 0 H: 1 E: 0 K: 2 S: 16	H: 1 LOB: 1 BB: 0 P: 24	R: 0 H: 0 E: 0 K: 1 S: 8	H: 0 LOB: 0 BB: 0 P: 11	1B: 4 2B: 0 3B: 0 HR: 0	SF: 0 SAC: 0 DP: 0 HBP: 0	WP: 0 PB: 0 CS: 0	PA: 34		
PITCHER	IP	WLS	BF	H	R	ER	SO	BB	IBB	HBP	BLK	WP	HR	S	P	ERA	WHIP					
Denny Lemaster, L ERA: 4.21 (1, 1)	9.0	W	34	4	1	1	8	3	0	0	0	0	0	89	139	1.00	0.778					

Milwaukee Braves @ Los Angeles Dodgers
Dodger Stadium, Los Angeles, CA
Tue Aug 18 1964, 7:05 PM PDT
Att: 30,860 - Unknown

AB 31
R 1
H 4
RBI 1
BB 3
SO 8
LOB 8



Batter	1	2	3	4	5	6	7	8	9	AB	R	H	RBI	BB	SO	LOB	TOP								
Eddie Mathews, L OBP: 0.347, SLG: 0.434	F2		2B		HR		3-1	F6		5	1	2	2	0	0	3	Milwaukee Braves @ Los Angeles Dodgers Dodger Stadium, Los Angeles, CA Wed Aug 19 1964, 7:05 PM PDT Att: 23,038 - Unknown								
Rico Carty, R OBP: 0.378, SLG: 0.496	4-1		6-3		K		E4	1B		3	1	0	1	1	1	1									
Hank Fischer, R OBP: 0.239, SLG: 0.175	1B						3-1	1B		0	0	0	0	0	0	0									
Miguel de la Hoz, R OBP: 0.344, SLG: 0.383	BB						3-H	1B		1	0	1	0	0	0	0									
Woody Woodward, R OBP: 0.276, SLG: 0.25							1-1	1B		0	0	0	0	0	0	0									
Bobby Tiefenauer, R OBP: 0.177, SLG: 0.229							1-2	1B		0	0	0	0	0	0	0									
Hank Aaron, R OBP: 0.379, SLG: 0.494	F8		F4		1B		3-1	1B		4	0	2	0	1	0	2									
Lee Maye, L OBP: 0.350, SLG: 0.439	1B		3-1		F8		3-1	K		5	0	1	0	0	1	7									
Joe Torre, R OBP: 0.357, SLG: 0.480	1-2				F8		1-3			5	0	1	1	0	2	2									
Ed Bailey, L OBP: 0.350, SLG: 0.352	1-3				2B		1-3			2	0	1	0	0	0	2									
Gene Oliver, R OBP: 0.303, SLG: 0.462								FC5-4	1B	2	1	1	0	1	0	0									
Denis Menke, R OBP: 0.374, SLG: 0.466		6-3			F8		F3		5-3	5	0	1	0	0	0	2									
Felipe Alou, R OBP: 0.300, SLG: 0.403		1B			F8			FC5-4	1B	4	2	2	0	1	0	3									
Wade Blasingame, L OBP: 0.289, SLG: 0.435								2B	3-1	1	0	0	0	0	1	0									
Billy Hoeltl, L OBP: 0.255, SLG: 0.250								1B	3-1	1	0	0	0	0	0	0									
Chi-Chi Oloro, R OBP: 0.250, SLG: 0.500								1B	1-2	2	1	1	1	0	0	1									
Ty Cline, R OBP: 0.317, SLG: 0.388								1B	1-2	1	0	0	0	0	0	2									
Frank Bolling, R OBP: 0.247, SLG: 0.289								1-3	2B	1	0	0	0	0	0	2									
Inning Stats	R: 1 E: 0 K: 0 S: 11	H: 2 LOB: 2 BB: 1 P: 23	R: 0 E: 0 K: 1 S: 6	H: 1 LOB: 0 BB: 0 P: 10	R: 0 E: 0 K: 0 S: 10	H: 1 LOB: 1 BB: 0 P: 14	R: 0 E: 0 K: 0 S: 12	H: 1 LOB: 1 BB: 0 P: 16	R: 1 E: 0 K: 1 S: 12	H: 2 LOB: 1 BB: 0 P: 19	R: 0 E: 0 K: 1 S: 6	H: 0 LOB: 0 BB: 0 P: 8	R: 2 E: 1 K: 0 S: 22	H: 3 LOB: 2 BB: 0 P: 34	R: 2 E: 1 K: 1 S: 19	H: 2 LOB: 2 BB: 1 P: 32	R: 0 E: 0 K: 1 S: 10	H: 1 LOB: 2 BB: 1 P: 17	1B: 9 2B: 3 3B: 0 HR: 1	SF: 0 SAC: 0 DP: 0 HBP: 0	WP: 0 PB: 0 SB: 0 CS: 0	PA: 45			
PITCHER	IP	WLS	BF	H	R	ER	SO	BB	IBB	HBP	BLK	WP	HR	S	P	ERA	WHIP								
Phil Ortega, R ERA: 3.8	6.0	W	27	9	4	4	3	1	0	0	0	0	1	66	105	6.00	1.667								
Bob Miller, R ERA: 2.71	1.2		12	3	2	1	0	1	1	0	0	0	0	27	45	5.40	2.400								
Ron Perranoski, L ERA: 3.52	1.1	S	6	1	0	0	2	0	1	0	0	0	0	15	23	0.00	0.750								

Batter	1	2	3	4	5	6	7	8	9	AB	R	H	RBI	BB	SO	LOB	BOTTOM								
Maury Wills, S OBP: 0.331, SLG: 0.342	6-3	5-3		K	5-3			SH1-4		4	0	0	0	0	1	2	Milwaukee Braves @ Los Angeles Dodgers Dodger Stadium, Los Angeles, CA Wed Aug 19 1964, 7:05 PM PDT Att: 23,038 - Unknown								
Dick Tracyowski, R OBP: 0.333, SLG: 0.344	FC6-4		6-3	1B	1B		SH1-3	SF8		5	2	3	0	0	0	1									
Willie Davis, L OBP: 0.310, SLG: 0.398	F6		K	1B	SF8		SH1-3			3	1	1	0	1	1	1									
Tommy Davis, R OBP: 0.310, SLG: 0.361	FC6-4		HR	1B	1B		SF8	4-3		4	1	2	2	0	0	3									
Frank Howard, R OBP: 0.305, SLG: 0.438		1B								2	2	1	3	1	0	0									
Wes Parker, S OBP: 0.284, SLG: 0.312		1B			SF8					0	0	0	0	0	0	0									
Ron Fairly, L OBP: 0.370, SLG: 0.418		L7		1B	1B		1-3	1B		4	1	2	0	0	0	1									
Nate Oliver, R OBP: 0.330, SLG: 0.300	S	1B		1B	K		F9			4	0	2	0	0	1	2									
John Roseboro, L OBP: 0.368, SLG: 0.392		S		1B	1B		K			4	0	2	2	0	2	0									
Phil Ortega, R ERA: 4.57										3	0	0	0	0	1	4									
Bob Miller, R OBP: 0.176, SLG: 0.067										0	0	0	0	0	0	0									
Ron Perranoski, L OBP: 0.154, SLG: 0.154								SH1-4		1	0	1	0	0	0	0									
Inning Stats	R: 0 E: 0 K: 0 S: 8	H: 1 LOB: 1 BB: 0 P: 11	R: 1 E: 0 K: 1 S: 15	H: 2 LOB: 2 BB: 1 P: 23	R: 3 E: 0 K: 1 S: 22	H: 5 LOB: 2 BB: 0 P: 32	R: 2 E: 0 K: 2 S: 19	H: 4 LOB: 2 BB: 0 P: 28	R: 0 E: 0 K: 1 S: 6	H: 0 LOB: 0 BB: 0 P: 10	R: 1 E: 0 K: 0 S: 9	H: 1 LOB: 0 BB: 0 P: 16	R: 0 E: 0 K: 1 S: 7	H: 0 LOB: 0 BB: 0 P: 10	R: 0 E: 0 K: 0 S: 7	H: 1 LOB: 2 BB: 1 P: 14		1B: 12 2B: 1 3B: 0 HR: 1	SF: 2 SAC: 2 DP: 0 HBP: 0	WP: 0 PB: 0 SB: 0 CS: 0	PA: 40				
PITCHER	IP	WLS	BF	H	R	ER	SO	BB	IBB	HBP	BLK	WP	HR	S	P	ERA	WHIP								
Wade Blasingame, L ERA: 4.57	2.2	L	16	7	4	4	2	1	0	0	0	0	0	13	19	27.00	6.000								
Billy Hoeltl, L ERA: 3.65	0.2		6	4	2	2	1	0	0	0	0	0	0	24	39	3.38	0.750								
Chi-Chi Oloro, R ERA: 0.36	2.2		10	2	1	1	2	0	0	0	0	0	0	7	10	0.00	0.000								
Hank Fischer, R ERA: 3.83	1.0		3	0	0	0	0	1	0	0	0	0	0	7	14	0.00	2.000								
Bobby Tiefenauer, R ERA: 3.1	1.0		5	1	0	0	0	1	0	0	0	0	0	7	14	0.00	2.000								

Batter	1	2	3	4	5	6	7	8	9	AB	R	H	RBI	BB	SO	LOB	TOP								
Felipe Alou, R OBP: 0.295, SLG: 0.396 (1, 9)	2-1 6-3		2-3 K		0-0 1-3	0-1 L8		0-1 F8		5	0	0	0	0	1	6									
Lee Maye, L OBP: 0.346, SLG: 0.434 (1, 8)	0-3 K			2-0 4-3	1-1 3-1		2-0 4-3	0-0 4-3		5	0	0	0	0	1	4									
Hank Aaron, R OBP: 0.383, SLG: 0.499 (1, 4)	2-3 K			2-1 G3 1B		1-0 3B 2B	1-1 1B		0-1 E 1B	5	2	4	0	0	1	0									
Eddie Mathews, L OBP: 0.348, SLG: 0.439 (1, 5)		3-2 G5-4-3 1B		1-0 G3		3-2 2H 1B 3B	2-3 K		1-0 F7	5	1	2	1	0	1	3									
Joe Torre, R OBP: 0.355, SLG: 0.477 (1, 2)		1-0 G5-4-3 1-2		1-2 3-1		2-0 6-3	3-2 F8		3-1 E 1B 1B	5	0	1	0	0	0	4									
Gene Oliver, R OBP: 0.315, SLG: 0.474 (1, 3)		1-1 5-3			1-2 E 2B	4-2 WP 1B 3B BB		0-0 S 1B	1-0 E7 1B	4	4	3	1	1	0	0									
Rico Carty, R OBP: 0.378, SLG: 0.495 Frank Bolling, R OBP: 0.253, SLG: 0.293 (6, 4)			0-0 6-3		1-2 E5 2B	1-0 WP 3B 1B		1-1 1-H 1B	1-1 1B	3	1	1	1	0	0	1	AB 42								
Denis Menke, R OBP: 0.376, SLG: 0.475 (1, 6)			1-1 F2		2-1 1-3 3-H 2B	3-2 1-H 2-H 3B		4-0 1-2 BB	1-1 1-3	4	0	2	3	1	0	1	R 8								
Bob Sadowski, R OBP: 0.190, SLG: 0.214 (1, 1)			0-1 1B		0-0 4-3	1-3 K		0-3 K		4	0	1	0	0	2	5	H 16								
Inning Stats	R: 0 E: 0 K: 2 S: 8	H: 0 LOB: 0 BB: 0 P: 12	R: 0 E: 0 K: 0 S: 6	H: 1 LOB: 0 BB: 0 P: 11	R: 0 E: 0 K: 1 S: 9	H: 1 LOB: 1 BB: 0 P: 12	R: 0 E: 0 K: 0 S: 7	H: 1 LOB: 1 BB: 0 P: 13	R: 1 E: 1 K: 0 S: 12	H: 2 LOB: 2 BB: 0 P: 17	R: 4 E: 0 K: 1 S: 18	H: 4 LOB: 1 BB: 1 P: 33	R: 0 E: 0 K: 1 S: 10	H: 1 LOB: 1 BB: 0 P: 17	R: 1 E: 0 K: 1 S: 9	H: 2 LOB: 2 BB: 1 P: 14	R: 2 E: 1 K: 0 S: 10	H: 4 LOB: 1 BB: 0 P: 17	1B: 11 2B: 3 3B: 2 HR: 0	SF: 0 SAC: 0 DP: 1 HBP: 0	WP: 1 PB: 0 SB: 1 CS: 1	PA: 44			
PITCHER	IP	WLS	BF	H	R	ER	SO	BB	IBB	HBP	BLK	WP	HR	S	P	ERA	WHIP								
Joe Moeller, R ERA: 3.99 Bob Miller, R ERA: 2.75 Ron Perranoski, L ERA: 3.74	(1, 1)	5.1	L	24	7	4	4	3	1	0	0	0	0	49	82	6.75	1.500								
	(6, 1)	1.2		8	3	1	1	2	0	0	0	1	0	21	33	5.40	1.800								
	(8, 1)	2.0		12	6	3	3	1	1	0	0	0	0	19	31	13.50	3.500								

Milwaukee Braves @ Los Angeles Dodgers
 Dodger Stadium, Los Angeles, CA
 Thu Aug 20 1964, 7:05 PM PDT
 Att: 27,287 - Unknown

AB	42
R	8
H	16
RBI	8
BB	2
SO	6
LOB	24

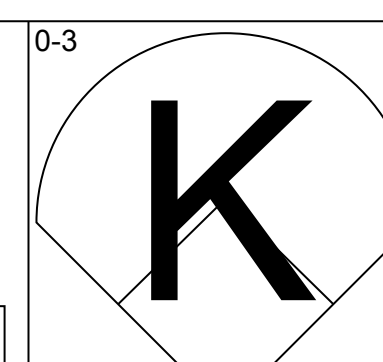
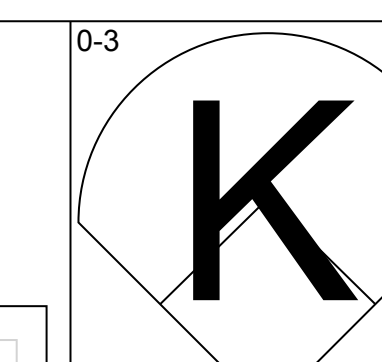
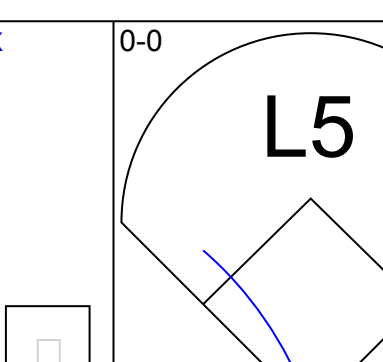
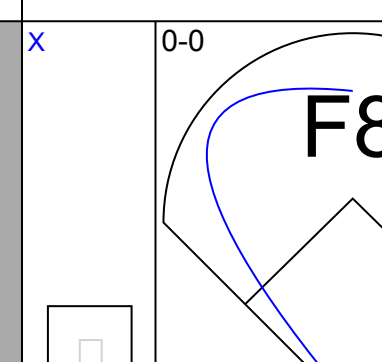
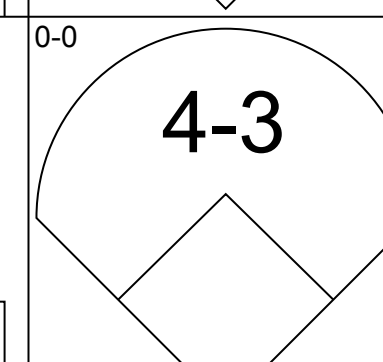
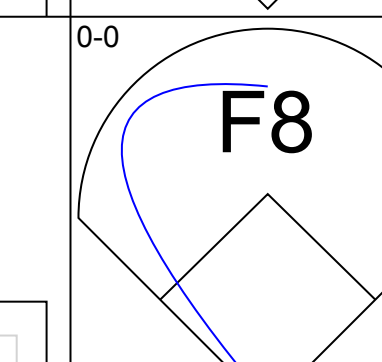
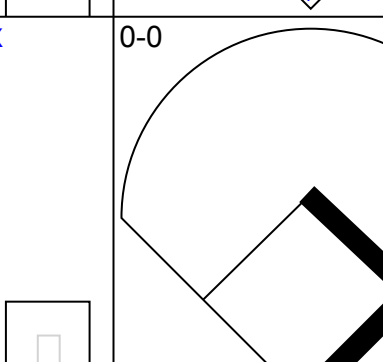
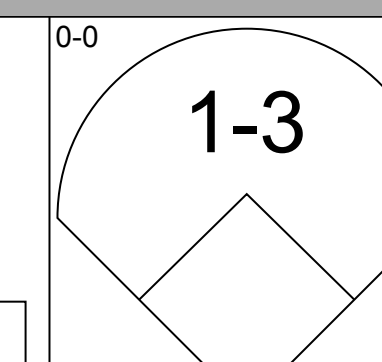
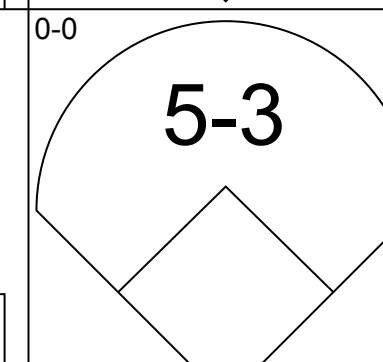
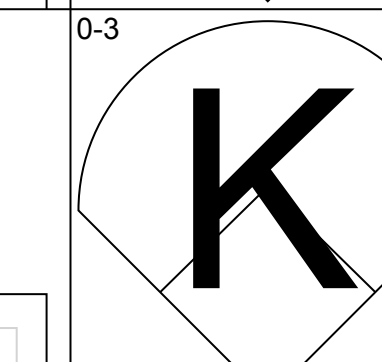
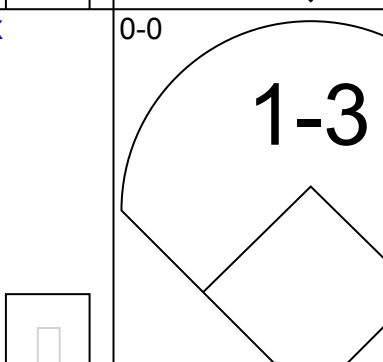
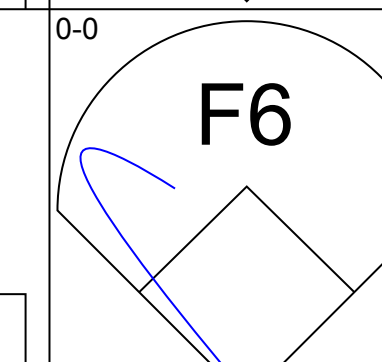
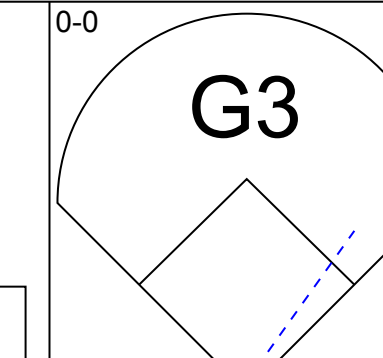
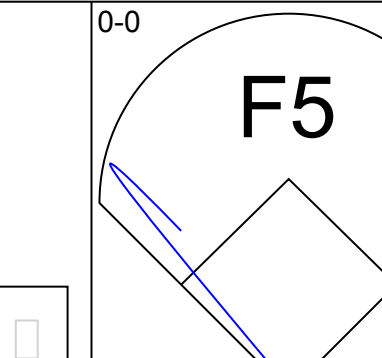
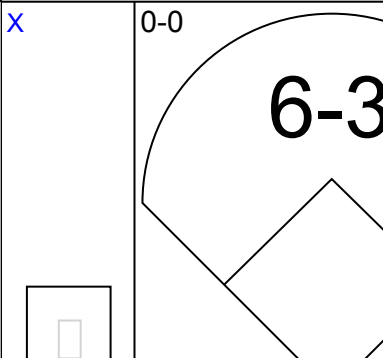
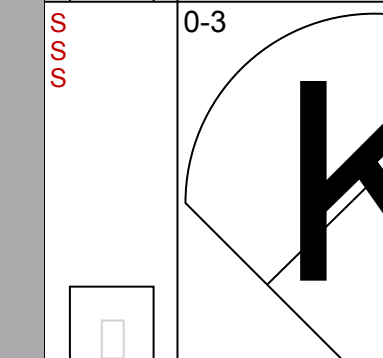
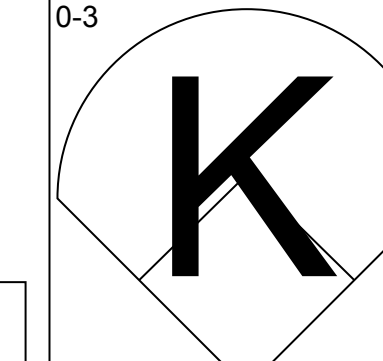
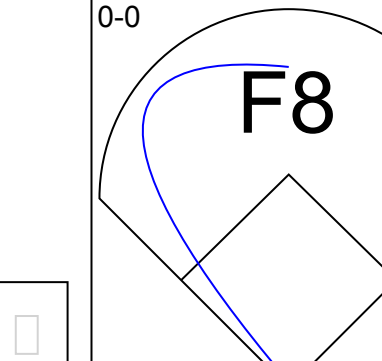
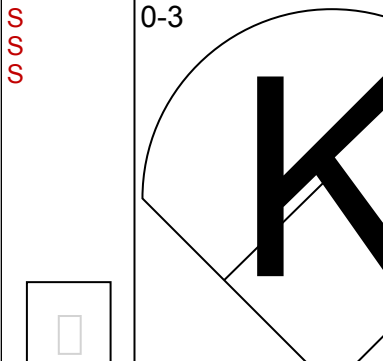
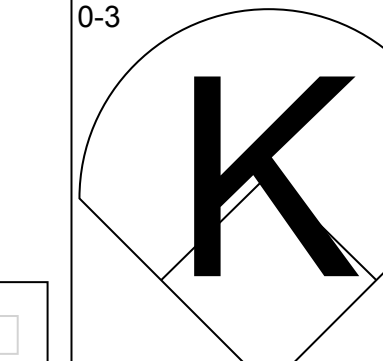
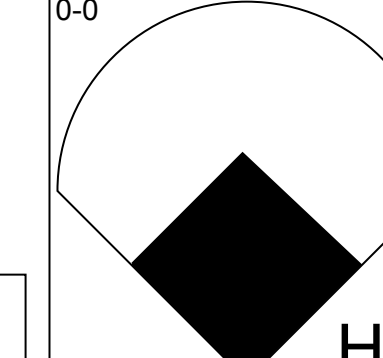
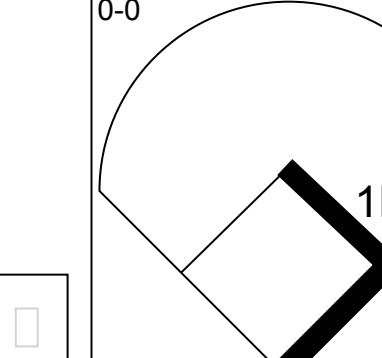
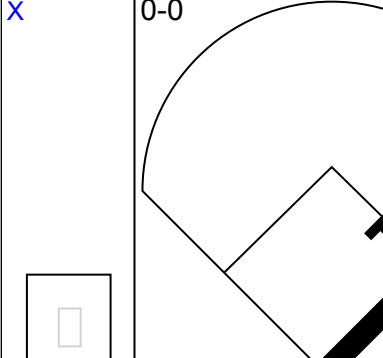
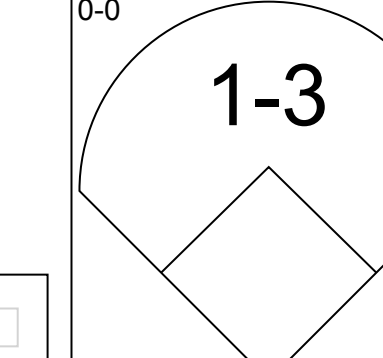
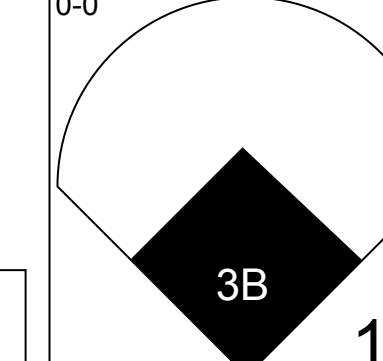
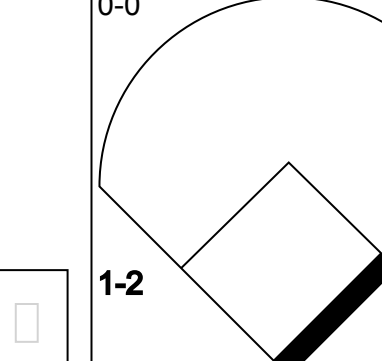
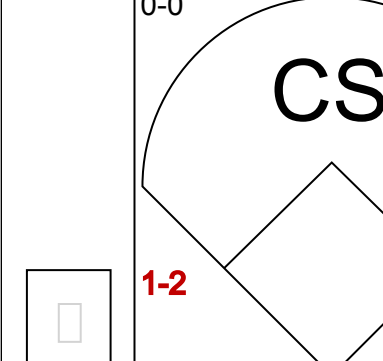
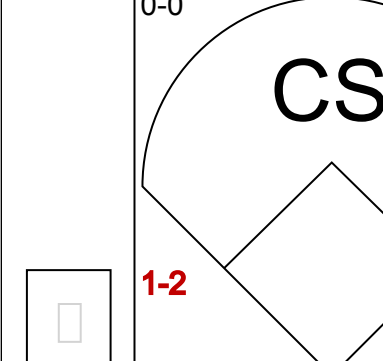
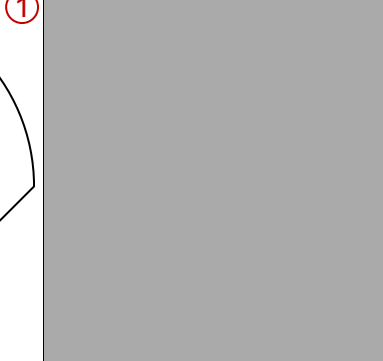
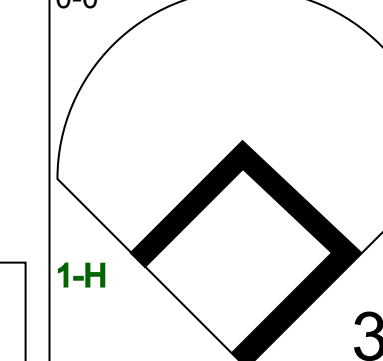
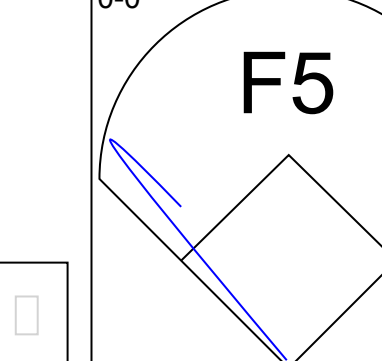
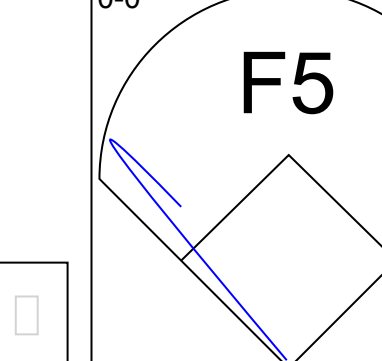
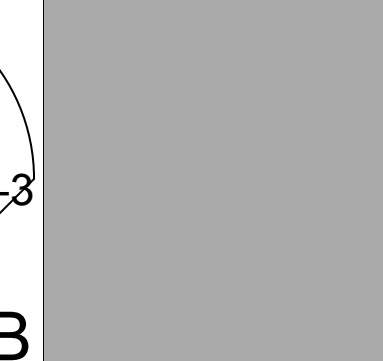
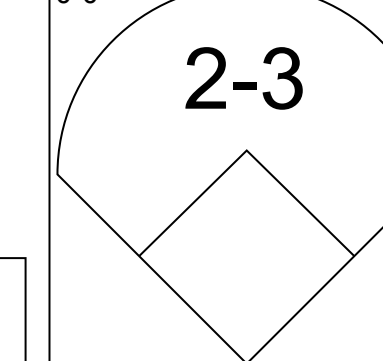
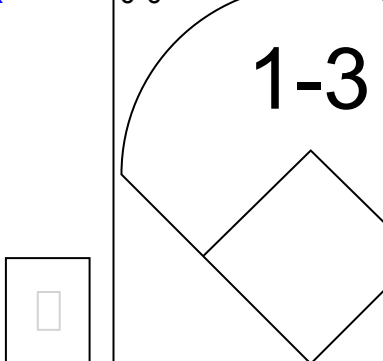
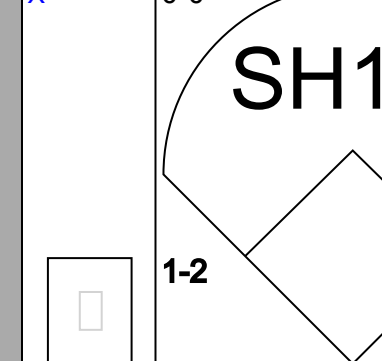


Batter	1	2	3	4	5	6	7	8	9	AB	R	H	RBI	BB	SO	LOB	BOTTOM								
Maury Wills, S OBP: 0.330, SLG: 0.339 (1, 6)	0-1 F7		4-2 1B BB		0-2 B1-3		0-0 1-3		1-1 FC4	4	0	0	0	1	0	2									
Jim Gilliam, S OBP: 0.317, SLG: 0.286 (1, 5)	1-2 4-3		1-0 1-2 1B		0-0 F5		0-0 F8			4	0	1	0	0	0	1									
Willie Davis, L OBP: 0.314, SLG: 0.404 (1, 8)	1-1 S 1B		1-1 F8		1-0 HR 2B		1-1 1B			4	1	3	0	0	0	2									
Ron Fairly, L OBP: 0.369, SLG: 0.425 (1, 3)	2-2 L6		0-1 F2		0-0 HR		0-1 L9			4	1	1	2	0	0	4									
Tommy Davis, R OBP: 0.308, SLG: 0.358 (1, 7)		1-3 K		3-2 1-3		2-2 6-3		1-0 F9		4	0	0	0	0	1	1									
Frank Howard, R OBP: 0.302, SLG: 0.433 (1, 9)		3-3 K		1-3 K		2-1 6-3		0-0 F8		4	0	0	0	0	2	1									
John Roseboro, L OBP: 0.370, SLG: 0.389 (1, 2)		4-2 FC6-4 BB		4-1 BB		0-1 4-3			0-0 6-3	2	0	0	0	2	0	0	AB 34								
Nate Oliver, R OBP: 0.329, SLG: 0.300 (1, 4)		2-1 FC6-4		0-1 L9			2-2 1-3 1B		1-1 L7	4	0	1	0	0	0	2	R 2								
Joe Moeller, R OBP: 0.068, SLG: 0.047 Bob Miller, R OBP: 0.179, SLG: 0.067 Derrell Griffith, L OBP: 0.297, SLG: 0.383 Ron Perranoski, L OBP: 0.154, SLG: 0.154 Wally Moon, L OBP: 0.298, SLG: 0.337 (7, PH)			0-0 G3		0-0 6-3		2-2 F8		0-0 FC4 1B	2	0	0	0	0	0	0	RBI 2								
Inning Stats	R: 0 E: 0 K: 0 S: 10	H: 1 LOB: 1 BB: 0 P: 14	R: 0 E: 0 K: 2 S: 11	H: 0 LOB: 1 BB: 1 P: 21	R: 0 E: 0 K: 0 S: 8	H: 1 LOB: 2 BB: 1 P: 14	R: 0 E: 0 K: 1 S: 11	H: 0 LOB: 1 BB: 1 P: 19	R: 0 E: 0 K: 0 S: 5	H: 0 LOB: 0 BB: 0 P: 5	R: 2 E: 0 K: 0 S: 9	H: 2 LOB: 0 BB: 0 P: 14	R: 0 E: 0 K: 0 S: 8	H: 1 LOB: 1 BB: 0 P: 12	R: 0 E: 0 K: 0 S: 6	H: 1 LOB: 1 BB: 0 P: 8	R: 0 E: 0 K: 0 S: 6	H: 1 LOB: 1 BB: 0 P: 8	1B: 5 2B: 1 3B: 0 HR: 1	SF: 0 SAC: 0 DP: 0 HBP: 0	WP: 0 PB: 0 SB: 1 CS: 0	PA: 37			
PITCHER	IP	WLS	BF	H	R	ER	SO	BB	IBB	HBP	BLK	WP	HR	S	P	ERA	WHIP								
Bob Sadowski, R ERA: 3.9	(1, 1)	9.0	W	37	7	2	2	3	3	0	0	0	1	74	115	2.00	1.111								

Milwaukee Braves @ Los Angeles Dodgers
 Dodger Stadium, Los Angeles, CA
 Thu Aug 20 1964, 7:05 PM PDT
 Att: 27,287 - Unknown

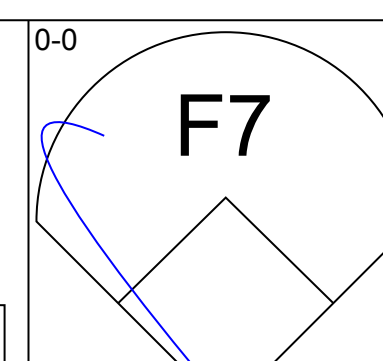
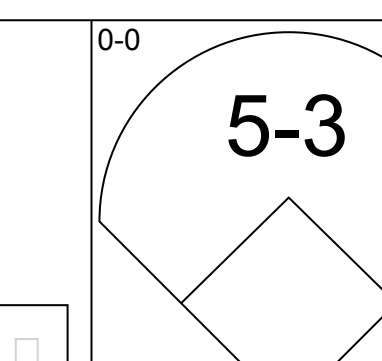
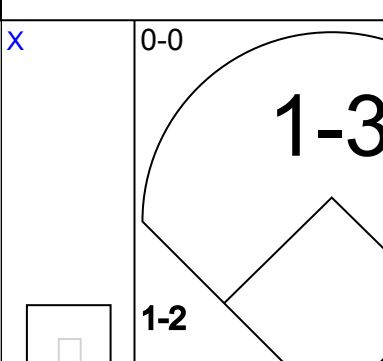
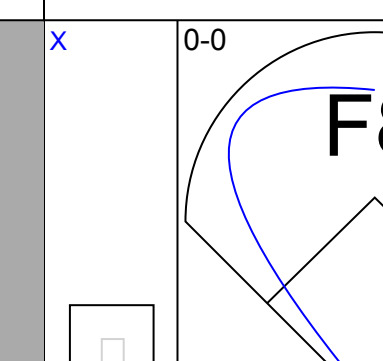
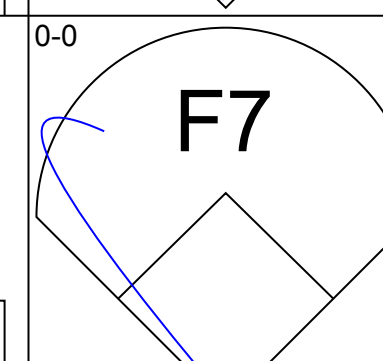
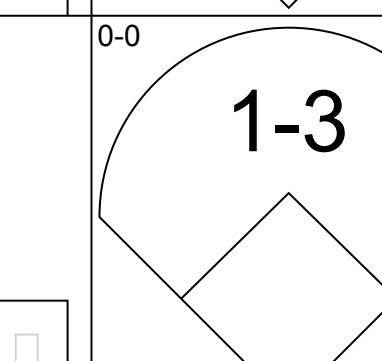
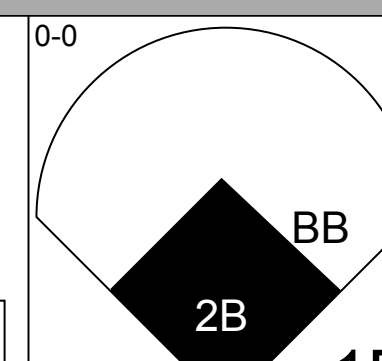
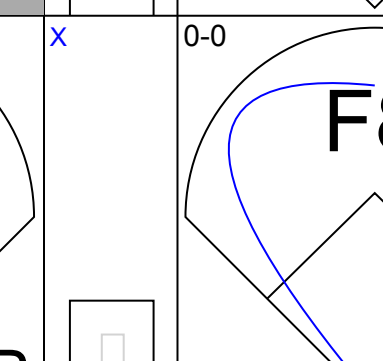
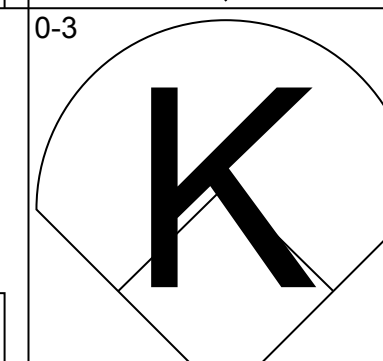
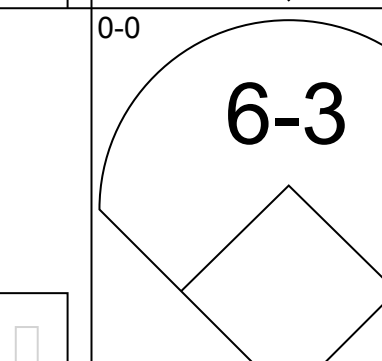
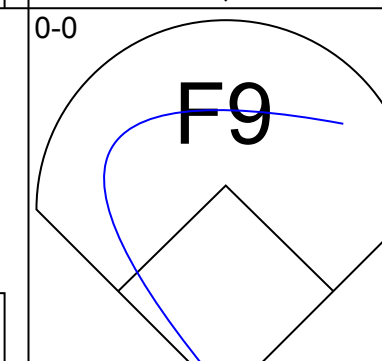
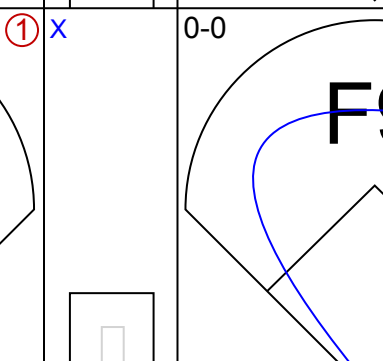
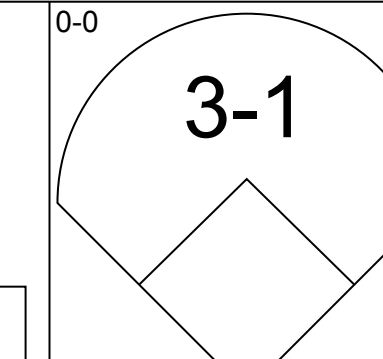
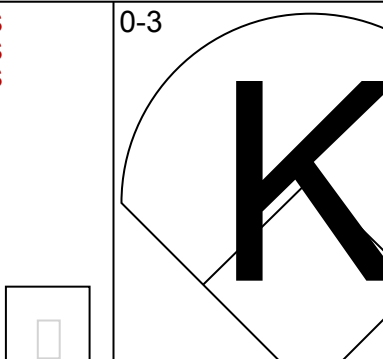
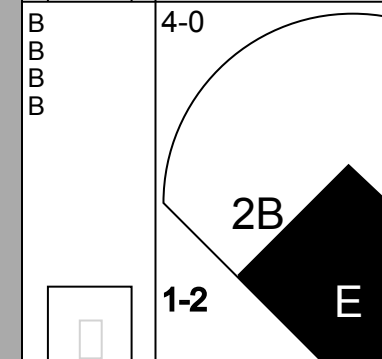

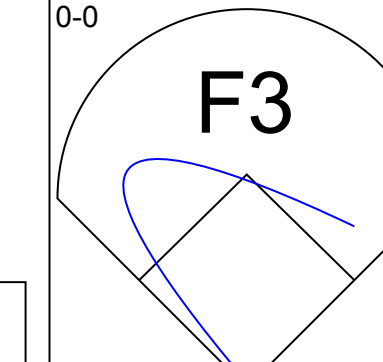
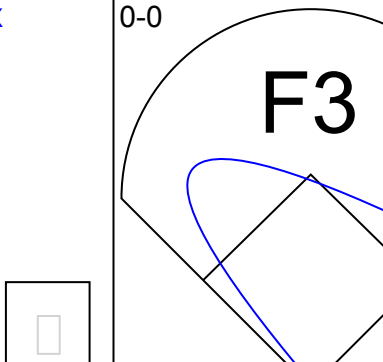
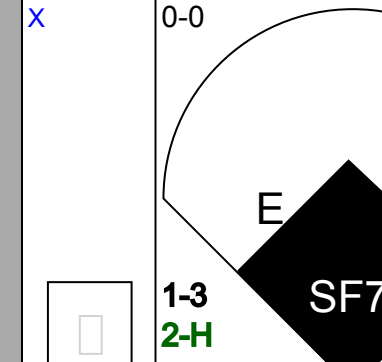
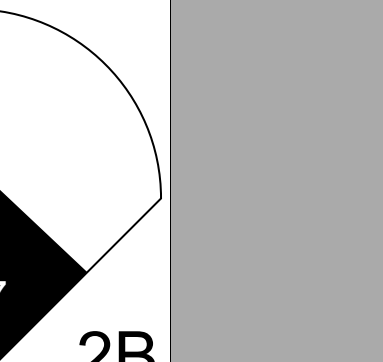
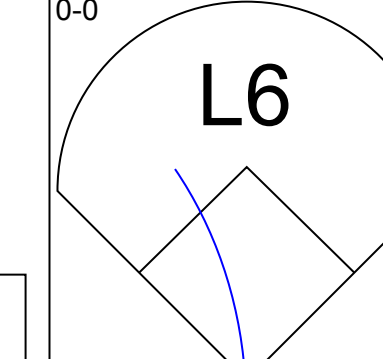
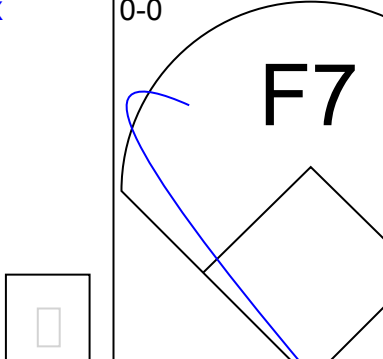
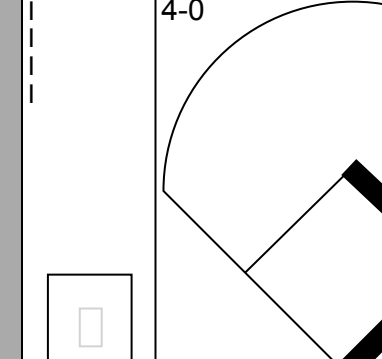
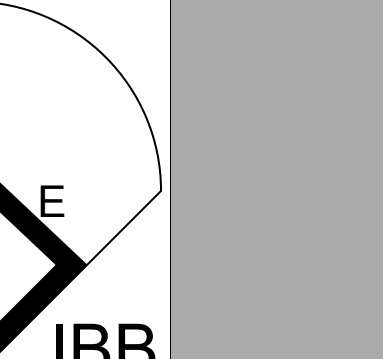
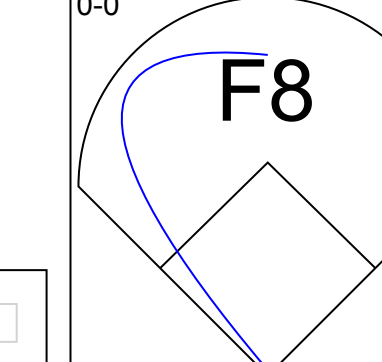
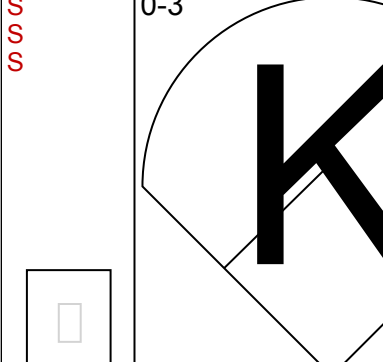

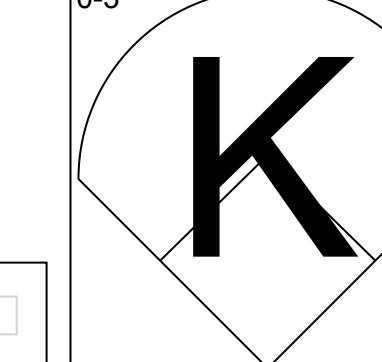
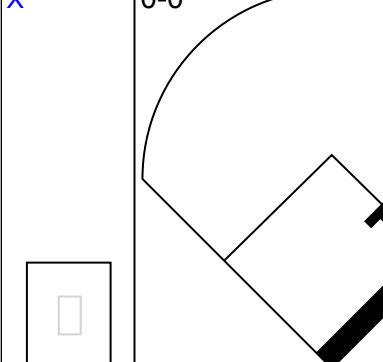

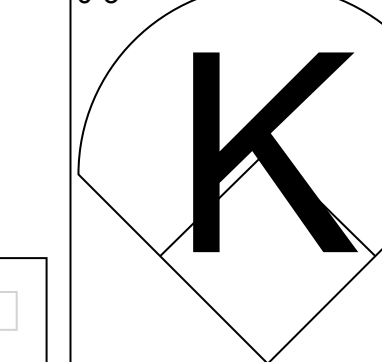
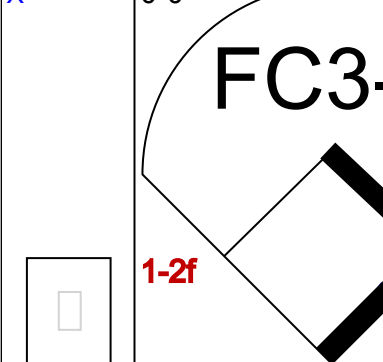
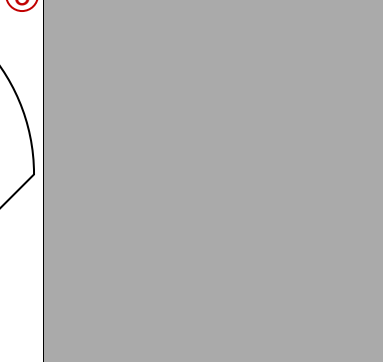
AB	34
R	2
H	7
RBI	2
BB	3
SO	3
LOB	14



Batter	1	2	3	4	5	6	7	8	9	AB	R	H	RBI	BB	SO	LOB	TOP		
Felipe Alou, R OBP: 0.292, SLG: 0.390 (1, 9)										4	0	0	0	0	2	1	Milwaukee Braves @ Houston Colt 45's Colt Stadium, Houston, TX Fri Aug 21 1964, 8:05 PM EDT Att: 7,288 - Unknown		
Lee Maye, L OBP: 0.346, SLG: 0.435 (1, 8)										4	0	1	0	0	0	0			
Hank Aaron, R OBP: 0.380, SLG: 0.495 (1, 4)										4	0	0	0	0	1	1			
Eddie Mathews, L OBP: 0.345, SLG: 0.434 (1, 5)										4	0	0	0	0	1	0			
Joe Torre, R OBP: 0.352, SLG: 0.472 (1, 2)										4	0	0	0	0	3	0			
Gene Oliver, R OBP: 0.324, SLG: 0.495 (1, 3)										4	1	3	1	0	0	0			
Rico Carty, R OBP: 0.379, SLG: 0.495 (1, 7)										4	1	2	0	0	2	0			
Denis Menke, R OBP: 0.376, SLG: 0.482 (1, 6)										3	0	2	1	0	0	2			
Tony Cloninger, R OBP: 0.233, SLG: 0.233 (1, 1)										2	0	0	0	0	0	1			
Inning Stats	R: 0 E: 0 K: 1 S: 5	H: 0 LOB: 0 BB: 0 P: 5	R: 2 E: 0 K: 1 S: 8	H: 3 LOB: 1 BB: 0 P: 8	R: 0 E: 0 K: 2 S: 7	H: 0 LOB: 0 BB: 0 P: 7	R: 0 E: 0 K: 0 S: 5	H: 2 LOB: 2 BB: 0 P: 5	R: 0 E: 0 K: 0 S: 4	H: 1 LOB: 1 BB: 0 P: 4	R: 0 E: 0 K: 1 S: 6	H: 1 LOB: 1 BB: 0 P: 6	R: 0 E: 0 K: 1 S: 5	H: 0 LOB: 0 BB: 0 P: 5	R: 0 E: 0 K: 2 S: 7	H: 0 LOB: 0 BB: 0 P: 7	1B: 5 2B: 1 3B: 1 HR: 1	SF: 0 SAC: 1 DP: 0 HBP: 0	WP: 0 PA: 35 CS: 1
PITCHER Ken Johnson, R ERA: 3.59 (1, 1)	IP: 9.0 WLS: W BF: 34 H: 8 R: 2 ER: 2 SO: 9 BB: 0 IBB: 0 HBP: 0 BLK: 0 WP: 0 HR: 1 S: 52 P: 52 ERA: 2.00 WHIP: 0.889															PITCHER Ken Johnson, R ERA: 3.59 (1, 1)	IP: 9.0 WLS: W BF: 34 H: 8 R: 2 ER: 2 SO: 9 BB: 0 IBB: 0 HBP: 0 BLK: 0 WP: 0 HR: 1 S: 52 P: 52 ERA: 2.00 WHIP: 0.889		

AB	33
R	2
H	8
RBI	2
BB	0
SO	9
LOB	5



Batter	1	2	3	4	5	6	7	8	9	AB	R	H	RBI	BB	SO	LOB	BOTTOM		
Al Spangler, L OBP: 0.281, SLG: 0.316 (1, 7)										4	0	0	0	0	0	1	Milwaukee Braves @ Houston Colt 45's Colt Stadium, Houston, TX Fri Aug 21 1964, 8:05 PM EDT Att: 7,288 - Unknown		
Nellie Fox, L OBP: 0.317, SLG: 0.324 (1, 4)										4	1	1	0	0	0	0			
Joe Gaines, R OBP: 0.331, SLG: 0.388 (1, 9)										4	0	0	0	0	1	1			
Walt Bond, L OBP: 0.316, SLG: 0.460 (1, 3)										2	1	0	0	1	1	0			
Bob Aspromonte, R OBP: 0.330, SLG: 0.419 (1, 5)										3	1	1	1	0	0	0			
Eddie Kasko, R OBP: 0.310, SLG: 0.289 (1, 6)										2	0	0	0	1	0	0			
Carroll Hardy, R OBP: 0.248, SLG: 0.228 (1, 8)										3	0	0	0	0	1	2			
Jerry Grote, R OBP: 0.226, SLG: 0.252 (1, 2)										2	0	1	1	0	1	0			
Ken Johnson, R OBP: 0.097, SLG: 0.133 (1, 1)										3	0	0	0	0	2	3			
Inning Stats	R: 0 E: 0 K: 1 S: 5	H: 0 LOB: 0 BB: 0 P: 5	R: 0 E: 0 K: 0 S: 3	H: 0 LOB: 0 BB: 0 P: 3	R: 0 E: 0 K: 2 S: 7	H: 0 LOB: 0 BB: 0 P: 7	R: 0 E: 0 K: 0 S: 3	H: 0 LOB: 0 BB: 0 P: 3	R: 0 E: 0 K: 1 S: 5	H: 0 LOB: 0 BB: 0 P: 5	R: 0 E: 0 K: 1 S: 6	H: 1 LOB: 1 BB: 0 P: 6	R: 3 E: 1 K: 1 S: 8	H: 2 LOB: 2 BB: 2 P: 16	R: 0 E: 0 K: 0 S: 3	H: 0 LOB: 0 BB: 0 P: 3	1B: 2 2B: 1 3B: 0 HR: 0	SF: 1 SAC: 0 DP: 0 HBP: 0	WP: 1 PA: 30 CS: 0
PITCHER Tony Cloninger, R ERA: 3.27 (1, 1)	IP: 8.0 WLS: L BF: 30 H: 3 R: 3 ER: 1 SO: 6 BB: 1 IBB: 1 HBP: 0 BLK: 0 WP: 1 HR: 0 S: 40 P: 48 ERA: 1.12 WHIP: 0.500															PITCHER Tony Cloninger, R ERA: 3.27 (1, 1)	IP: 8.0 WLS: L BF: 30 H: 3 R: 3 ER: 1 SO: 6 BB: 1 IBB: 1 HBP: 0 BLK: 0 WP: 1 HR: 0 S: 40 P: 48 ERA: 1.12 WHIP: 0.500		



Batter	1	2	3	4	5	6	7	8	9	AB	R	H	RBI	BB	SO	LOB	TOP								
Felipe Alou, R OBP: 0.287, SLG: 0.384 (1.9)	0-0 6-3		0-0 4-3	0-0 L8			0-0 F3		0-0 F3	5	0	0	0	0	0	1									
Lee Maye, L OBP: 0.342, SLG: 0.430 (1.8)	0-0 4-3		0-0 4-3		0-0 F7		0-0 F8		0-0 4-3	5	0	0	0	0	0	0									
Hank Aaron, R OBP: 0.382, SLG: 0.500 (1.4)	0-0 2B		0-0 2B		0-0 F7		0-0 2B 1B		0-3 K	5	1	3	0	0	1	0									
Eddie Mathews, L OBP: 0.344, SLG: 0.435 (1.5)	0-3 K		0-3 K		0-3 K		0-0 2B			4	0	1	1	0	3	2									
Joe Torre, R OBP: 0.354, SLG: 0.475 (1.2)		0-0 2B		0-0 2B 1B			0-0 F8		0-0 5-3	4	1	2	0	0	0	1									
Gene Oliver, R OBP: 0.322, SLG: 0.495 (1.3)		0-0 5-3		0-0 1B 2B		0-3 K			0-0 5-3	4	1	1	0	0	1	1									
Rico Carty, R OBP: 0.381, SLG: 0.498 (1.7)		0-0 F7		0-0 SH3-4 1B		0-0 2B			0-0 F9	4	1	2	2	0	0	1									
Denis Menke, R OBP: 0.381, SLG: 0.488 (1.6)		4-0 IBB		0-0 F7		0-0 2B			0-0 2B	3	0	2	1	1	0	1									
Denny Lemaster, R OBP: 0.140, SLG: 0.118 (1.1)		0-3 K		0-0 SH3-4		0-0 6-3			0-0 L4-3	1	0	0	0	0	1	2									
Miguel de la Hoz, R OBP: 0.341, SLG: 0.390 (6. PH)										1	0	0	0	0	0	1									
Chi-Chi Olivo, R OBP: 0.500, SLG: 0.500 (6. PH)										0	0	0	0	0	0	0									
Ty Cline, L OBP: 0.314, SLG: 0.365 (8. PH)										1	0	0	0	0	0	1									
Frank Lary, R OBP: 0.250, SLG: 0.077 (8.1)										0	0	0	0	0	0	0									
Inning Stats	R: 0 E: 0 K: 1 S: 6	H: 1 LOB: 1 BB: 0 P: 6	R: 0 E: 0 K: 1 S: 6	H: 1 LOB: 2 BB: 1 P: 10	R: 0 E: 0 K: 1 S: 6	H: 1 LOB: 1 BB: 0 P: 6	R: 2 E: 0 K: 0 S: 6	H: 3 LOB: 1 BB: 0 P: 6	R: 0 E: 0 K: 1 S: 5	H: 0 LOB: 0 BB: 0 P: 5	R: 1 E: 0 K: 1 S: 7	H: 2 LOB: 1 BB: 0 P: 7	R: 1 E: 0 K: 0 S: 5	H: 2 LOB: 1 BB: 0 P: 5	R: 0 E: 0 K: 0 S: 4	H: 1 LOB: 1 BB: 0 P: 4	R: 0 E: 0 K: 1 S: 5	H: 0 LOB: 0 BB: 0 P: 5	1B: 3 2B: 8 3B: 0 HR: 0	SF: 0 SAC: 1 DP: 0 HBP: 0	WP: 0 PB: 0 SB: 0 CS: 0	PA: 39			
PITCHER	IP	WLS	BF	H	R	ER	SO	BB	IBB	HBP	BLK	WP	HR	S	P	ERA	WHIP								
Hal Brown, R ERA: 3.73 (1.1)	6.2		30	9	4	4	5	0	1	0	0	0	0	39	43	5.40	1.350								
Jim Owens, R ERA: 3.7 (7.1)	2.1	W	9	2	0	0	1	0	0	0	0	0	0	11	11	0.00	0.857								

Milwaukee Braves @ Houston Colt 45's
Colt Stadium, Houston, TX
Sat Aug 22 1964, 8:05 PM EDT
Att: 6,031 - Unknown

AB 37
R 4
H 11
RBI 4
BB 1
SO 6
LOB 11



Batter	1	2	3	4	5	6	7	8	9	AB	R	H	RBI	BB	SO	LOB	BOTTOM								
Eddie Kasko, R OBP: 0.309, SLG: 0.287 (1.6)	0-0 F6		0-0 F4		0-0 1B 1B	0-0 5-3	0-0 F7			5	1	1	0	0	0	2									
Al Spangler, L OBP: 0.286, SLG: 0.321 (1.8)	0-0 F8		4-0 S BB		0-0 1B FC4-6 1B	0-0 FC4-6 1B	0-0 FC4-6 1B	0-0 FC4-6 1B	0-0 F9 E 1B	4	1	3	1	1	0	0									
Joe Gaines, R OBP: 0.329, SLG: 0.384 (1.9)	0-0 F8		0-3 K		0-0 FC4-6 1B	0-0 FC4-6 1B	0-0 F4		0-0 E1	5	0	1	1	0	1	3									
Walt Bond, L OBP: 0.317, SLG: 0.461 (1.3)		0-0 5-3 1B		0-0 2B	0-0 FC4-6 1B WP	0-0 FC4-6 1B	0-0 FC4-6 1B	0-0 FC4-6 1B	0-0 F9	5	1	2	1	0	0	4									
Bob Aspromonte, R OBP: 0.330, SLG: 0.416 (1.5)		0-0 F8		0-0 F5	0-0 BB 1B IBB	4-0 BB 1B IBB	4-0 SH3-4 1B BB		0-0 F9	3	1	0	0	2	0	3									
Bob Lillis, R OBP: 0.295, SLG: 0.315 (1.4)		0-0 5-3		0-0 F9	0-0 FC5 BB 1B	0-0 FC5 BB 1B	0-0 SH3-4			3	0	1	1	0	0	2									
Dave Roberts, L OBP: 0.301, SLG: 0.293 (1.7)		4-0 BB		4-0 BB	0-0 F2	4-0 FC1-5 1B IBB	4-0 FC1-5 1B IBB			1	0	0	0	3	0	2									
Jerry Grote, R OBP: 0.230, SLG: 0.253 (1.2)		0-0 F5		0-3 K	4-0 K	4-0 K	0-0 FC1-5 1B		0-0 FC1-5 1B	3	0	1	1	1	1	4									
Hal Brown, R OBP: 0.171, SLG: 0.147 (1.1)					0-3 K		0-0 FC1-5 1B			3	1	1	0	0	1	3									
Jim Owens, R OBP: 0.111, SLG: 0.148 (7.1)					0-0 K		0-0 FC1-5 1B			1	0	0	0	0	0	2									
Inning Stats	R: 0 E: 0 K: 0 S: 3	H: 0 LOB: 0 BB: 0 P: 3	R: 0 E: 0 K: 0 S: 4	H: 1 LOB: 2 BB: 1 P: 8	R: 0 E: 0 K: 2 S: 7	H: 0 LOB: 1 BB: 1 P: 11	R: 0 E: 0 K: 1 S: 6	H: 1 LOB: 2 BB: 1 P: 10	R: 4 E: 0 K: 0 S: 8	H: 5 LOB: 3 BB: 2 P: 16	R: 0 E: 0 K: 0 S: 4	H: 1 LOB: 1 BB: 0 P: 4	R: 1 E: 0 K: 0 S: 4	H: 1 LOB: 2 BB: 2 P: 12	R: 0 E: 1 K: 0 S: 4	H: 1 LOB: 1 BB: 0 P: 4	1B: 9 2B: 1 3B: 0 HR: 0	SF: 0 SAC: 1 DP: 0 HBP: 0	WP: 1 PB: 0 SB: 1 CS: 0	PA: 41					
PITCHER	IP	WLS	BF	H	R	ER	SO	BB	IBB	HBP	BLK	WP	HR	S	P	ERA	WHIP								
Denny Lemaster, L ERA: 4.3 (1.1)	5.0		27	7	4	4	3	4	1	0	0	0	0	28	48	7.20	2.200								
Chi-Chi Olivo, R ERA: 3.41 (6.1)	2.0	L	10	2	1	1	0	1	1	0	0	0	0	8	16	4.50	1.500								
Frank Lary, R ERA: 5.03 (8.1)	1.0		4	1	0	0	0	0	0	0	0	0	0	4	4	0.00	1.000								

Milwaukee Braves @ Houston Colt 45's
Colt Stadium, Houston, TX
Sat Aug 22 1964, 8:05 PM EDT
Att: 6,031 - Unknown

AB 33
R 5
H 10
RBI 5
BB 7
SO 3
LOB 25



Batter	1	2	3	4	5	6	7	8	9	AB	R	H	RBI	BB	SO	LOB	TOP			
Denis Menke, R (1.6) OBP: 0.380, SLG: 0.488	1-3		FC6-5 2B		F4			L5		4	0	1	0	0	0	0				
Lee Mays, L (1.8) OBP: 0.341, SLG: 0.430	F8		L8			G3			1B 2B	4	1	1	0	0	0	1				
Hank Aaron, R (1.4) OBP: 0.381, SLG: 0.497	BB		FC6-5 FC4-6 2-3			F5			6-3	3	0	0	0	1	0	2				
Eddie Mathews, L (1.5) OBP: 0.343, SLG: 0.433	K		FC4-6 1-2			F7				4	0	1	1	0	1	2				
Joe Torre, R (1.2) OBP: 0.353, SLG: 0.473		G6-3 1B			F3				F6	4	0	1	0	0	0	1				
Gene Oliver, R (1.3) OBP: 0.321, SLG: 0.490		G6-3 1B			3-1				F5	4	0	1	0	0	0	1				
Rico Carty, R (1.7) OBP: 0.377, SLG: 0.493		G6-3			4-3					3	0	0	0	0	0	2				
Felipe Alou, R (1.9) OBP: 0.288, SLG: 0.381		BB			5-3				F8	2	0	0	0	1	0	0				
Warren Spahn, L (1.1) OBP: 0.190, SLG: 0.281		G3			4-3				L8	2	0	0	0	0	0	2				
Ty Cline, L (8, PH) OBP: 0.311, SLG: 0.361										1	0	0	0	0	0	0				
Hank Fischer, R (8.1) OBP: 0.209, SLG: 0.175										0	0	0	0	0	0	0				
Chi-Chi Olivo, R (8.1) OBP: 0.500, SLG: 0.500										0	0	0	0	0	0	0				
Inning Stats	R: 0 E: 0 K: 1 S: 5	H: 0 LOB: 1 BB: 1 P: 9	R: 0 E: 0 K: 0 S: 4	H: 2 LOB: 2 BB: 1 P: 8	R: 0 E: 0 K: 0 S: 4	H: 1 LOB: 1 BB: 0 P: 4	R: 0 E: 0 K: 0 S: 3	H: 0 LOB: 0 BB: 0 P: 3	R: 0 E: 0 K: 0 S: 3	H: 0 LOB: 0 BB: 0 P: 3	R: 0 E: 0 K: 0 S: 3	H: 0 LOB: 0 BB: 0 P: 3	R: 0 E: 0 K: 0 S: 3	H: 0 LOB: 0 BB: 0 P: 3	R: 1 E: 0 K: 0 S: 5	H: 2 LOB: 1 BB: 0 P: 5	1B: 3 2B: 2 3B: 0 HR: 0	SF: 0 SAC: 0 DP: 1 HBP: 0	WP: 0 PB: 0 SB: 1 CS: 0	PA: 33
PITCHER Don Larsen, R (1.1) ERA: 2.55	IP: 9.0 WLS: W BF: 33 H: 5 R: 1 ER: 1 SO: 1 BB: 2 IBB: 0 HBP: 0 BLK: 0 WP: 0 HR: 0 S: 33 P: 41 ERA: 1.00 WHIP: 0.778															PITCHER				

Milwaukee Braves @ Houston Colt 45's
Colt Stadium, Houston, TX
Sun Aug 23 1964, 8:05 PM EDT
Att: 7,184 - Unknown

AB 31
R 1
H 5
RBI 1
BB 2
SO 1
LOB 11



Batter	1	2	3	4	5	6	7	8	9	AB	R	H	RBI	BB	SO	LOB	BOTTOM	
Eddie Kasko, R (1.6) OBP: 0.313, SLG: 0.298	F6	1-2 2H 1B			G1-4-3 1B			F9		5	0	3	2	0	0	0		
Al Spangler, L (1.8) OBP: 0.286, SLG: 0.322	K	6-3			F9			K		5	0	1	0	0	2	4		
Joe Gaines, R (1.9) OBP: 0.331, SLG: 0.383	BB				G1-4-3 1B			K		3	1	1	0	1	1	2		
Walt Bond, L (1.3) OBP: 0.319, SLG: 0.469	F2				G5-4-3 1B			HR		4	1	2	1	0	0	1		
Bob Aspromonte, R (1.5) OBP: 0.332, SLG: 0.423		HR			G5-4-3 1-2 3H			SH1-3 2B HBP		3	2	1	1	0	0	2		
Bob Lillis, R (1.4) OBP: 0.295, SLG: 0.311	L4				F6			SH1-3 2B BB		3	1	0	0	1	0	1		
Dave Roberts, L (1.7) OBP: 0.293, SLG: 0.284	G3				K			SH1-3 1-2 2-3		3	0	0	0	0	1	1		
Jerry Grote, R (1.2) OBP: 0.235, SLG: 0.262		BB 1B			4-3			F7		4	2	2	2	0	0	2		
Don Larsen, R (1.1) OBP: 0.238, SLG: 0.059		1B BB			5-3			5-3		3	0	0	0	1	0	1		
Inning Stats	R: 0 E: 0 K: 1 S: 5	H: 0 LOB: 1 BB: 1 P: 9	R: 2 E: 0 K: 0 S: 6	H: 3 LOB: 2 BB: 1 P: 10	R: 1 E: 0 K: 0 S: 4	H: 2 LOB: 0 BB: 0 P: 4	R: 0 E: 0 K: 1 S: 5	H: 0 LOB: 0 BB: 0 P: 5	R: 0 E: 2 K: 0 S: 5	H: 1 LOB: 2 BB: 0 P: 5	R: 0 E: 0 K: 1 S: 6	H: 1 LOB: 1 BB: 0 P: 6	R: 4 E: 0 K: 1 S: 8	H: 3 LOB: 1 BB: 1 P: 13	1B: 5 2B: 2 3B: 1 HR: 2	SF: 0 SAC: 1 DP: 2 HBP: 1	WP: 0 PB: 0 SB: 0 CS: 0	PA: 38
PITCHER Warren Spahn, L (1.1) ERA: 5.43	IP: 7.0 WLS: L BF: 30 H: 7 R: 3 ER: 3 SO: 3 BB: 2 IBB: 0 HBP: 0 BLK: 0 WP: 1 HR: 1 S: 34 P: 42 ERA: 3.86 WHIP: 1.286															PITCHER		
Hank Fischer, R (8.1) ERA: 4.1	0.1	5	2	4	4	0	1	0	1	0	0	1	3	8	108.00	9.000		
Chi-Chi Olivo, R (8.1) ERA: 3.35	0.2	3	1	0	0	1	0	0	0	0	0	0	5	5	0.00	1.500		

Milwaukee Braves @ Houston Colt 45's
Colt Stadium, Houston, TX
Sun Aug 23 1964, 8:05 PM EDT
Att: 7,184 - Unknown

AB 33
R 7
H 10
RBI 6
BB 3
SO 4
LOB 14



Batter	1	2	3	4	5	6	7	8	9	AB	R	H	RBI	BB	SO	LOB	TOP					
Tony Gonzalez, L OBP: 0.375, SLG: 0.393	5-3		4-3 2B		4-3		6-3		6-3	5	1	1	0	0	0	0	Philadelphia Phillies @ Milwaukee Braves Milwaukee County Stadium, Milwaukee, WI Mon Aug 24 1964, 8:05 PM EDT Att: 11,726 - Unknown livebaseballscorecards.com					
Dick Allen, R OBP: 0.372, SLG: 0.543	HBP HR 1B		6-3		1-3		1-4-3		HR 1B	5	2	2	0	0	0	1						
Johnny Callison, L OBP: 0.316, SLG: 0.481	HR HBP		4-3				2B 1B		F5	4	1	2	0	0	0	2						
Wes Covington, L OBP: 0.365, SLG: 0.466	2-H 2-H HR				P6		1-3 2B		1-H HR	5	2	4	6	0	0	1						
Frank Thomas, R OBP: 0.303, SLG: 0.391										4	1	0	0	0	1	3						
John Boozar, R OBP: 0.091, SLG: 0.091	K		5-3						1-3	0	0	0	0	0	0	0						
Cookie Rojas, R OBP: 0.340, SLG: 0.407										1	0	0	0	0	0	0						
Clay Dalrymple, L OBP: 0.303, SLG: 0.363	F8									4	2	3	2	0	0	0						
Tony Taylor, R OBP: 0.338, SLG: 0.331										4	0	0	1	0	2	1						
Ruben Amaro, R OBP: 0.308, SLG: 0.351										4	0	1	0	0	0	1						
Art Mahaffey, R OBP: 0.146, SLG: 0.250										0	0	0	0	0	0	0						
Ed Roebuck, R OBP: 0.127, SLG: 0.182										1	0	0	0	0	0	1						
John Briggs, L OBP: 0.127, SLG: 0.182										1	0	0	0	0	0	1						
Dennis Bennett, L OBP: 0.127, SLG: 0.182										1	0	0	0	0	0	1						
Ray Culp, R OBP: 0.142, SLG: 0.174										1	0	0	0	0	0	0						
John Hermstein, L OBP: 0.301, SLG: 0.365										1	0	0	0	0	0	0						
Inning Stats	R: 3 E: 0 K: 1 S: 7	H: 2 LOB: 0 BB: 0 P: 8	R: 0 E: 0 K: 1 S: 5	H: 1 LOB: 0 BB: 0 P: 5	R: 1 E: 0 K: 0 S: 5	H: 2 LOB: 1 BB: 0 P: 5	R: 0 E: 0 K: 1 S: 6	H: 1 LOB: 1 BB: 0 P: 6	R: 0 E: 0 K: 0 S: 4	H: 1 LOB: 1 BB: 0 P: 4	R: 2 E: 1 K: 1 S: 7	H: 1 LOB: 0 BB: 0 P: 7	R: 0 E: 0 K: 0 S: 5	H: 2 LOB: 2 BB: 0 P: 5	R: 1 E: 0 K: 0 S: 4	H: 1 LOB: 0 BB: 0 P: 4	R: 2 E: 0 K: 0 S: 5	H: 2 LOB: 0 BB: 0 P: 5	1B: 6 2B: 3 3B: 1 HR: 3	SF: 0 SAC: 0 DP: 1 HBP: 1	WP: 0 PB: 0 SB: 1 CS: 0	PA: 41
PITCHER Bob Sadowski, R ERA: 4.16	IP: 9.0 WLS: W BF: 41 H: 13 R: 9 ER: 8 SO: 4 BB: 0 IBB: 0 HBP: 1 BLK: 0 WP: 0 HR: 3 S: 48 P: 49 ERA: 8.00 WHIP: 1.444															PITCHER	IP: 9.0 WLS: W BF: 41 H: 13 R: 9 ER: 8 SO: 4 BB: 0 IBB: 0 HBP: 1 BLK: 0 WP: 0 HR: 3 S: 48 P: 49 ERA: 8.00 WHIP: 1.444					

Batter	1	2	3	4	5	6	7	8	9	AB	R	H	RBI	BB	SO	LOB	BOTTOM			
Rico Carty, R OBP: 0.386, SLG: 0.521	G3 1B 2B	1-3 1B 1B					1B SF7 2B			5	4	5	1	0	0	0	Philadelphia Phillies @ Milwaukee Braves Milwaukee County Stadium, Milwaukee, WI Mon Aug 24 1964, 8:05 PM EDT Att: 11,726 - Unknown livebaseballscorecards.com			
Lee Maye, L OBP: 0.342, SLG: 0.430	G3 2-3	1-2 1B 1B			3-1	2-3 2B 1B				5	2	2	1	0	1	2				
Hank Aaron, R OBP: 0.383, SLG: 0.504	1B 3-H 1B	1-3 1-2 2-3				1B 1B BB	SF7			3	3	2	3	1	0	2				
Eddie Mathews, L OBP: 0.348, SLG: 0.436	FC5 1-2 1B	WP 1B				1B BB 1B	2B BB			4	1	3	2	1	1	0				
Joe Torre, R OBP: 0.355, SLG: 0.475	1-2 2-H 1B	K			E5 1B	1B SF8 BB	1-3 2-H 2B			4	1	2	2	1	1	1				
Gene Oliver, R OBP: 0.323, SLG: 0.488	F7				5-3		4-3			5	0	2	2	0	0	4				
Denis Menke, R OBP: 0.376, SLG: 0.483	FC5 2-3				F5	P5	SF8			4	0	0	1	0	0	4				
Woody Woodward, R OBP: 0.270, SLG: 0.257		P6				P4	K			4	0	0	0	1	2	0				
Bob Sadowski, R OBP: 0.191, SLG: 0.196	1B 1B BB	K			K		K			4	1	0	0	1	3	1				
Inning Stats	R: 2 E: 0 K: 0 S: 7	H: 4 LOB: 2 BB: 0 P: 7	R: 3 E: 0 K: 1 S: 8	H: 3 LOB: 1 BB: 1 P: 12	R: 0 E: 0 K: 1 S: 5	H: 0 LOB: 1 BB: 1 P: 9	R: 2 E: 1 K: 2 S: 11	H: 3 LOB: 2 BB: 0 P: 11	R: 0 E: 0 K: 1 S: 6	H: 1 LOB: 1 BB: 0 P: 6	R: 3 E: 0 K: 1 S: 6	H: 2 LOB: 2 BB: 2 P: 14	R: 2 E: 0 K: 1 S: 8	H: 3 LOB: 1 BB: 1 P: 12	R: 0 E: 0 K: 1 S: 5	H: 0 LOB: 0 BB: 0 P: 5		1B: 10 2B: 4 3B: 0 HR: 2	SF: 2 SAC: 0 DP: 0 HBP: 0	WP: 1 PB: 0 SB: 0 CS: 0
PITCHER Art Mahaffey, R ERA: 4.56	IP: 0.1 WLS: 2 BF: 0 H: 4 R: 2 ER: 2 SO: 0 BB: 0 IBB: 0 HBP: 0 BLK: 0 WP: 0 HR: 0 S: 5 P: 5 ERA: 54.00 WHIP: 12.000															PITCHER	IP: 0.1 WLS: 2 BF: 0 H: 4 R: 2 ER: 2 SO: 0 BB: 0 IBB: 0 HBP: 0 BLK: 0 WP: 0 HR: 0 S: 5 P: 5 ERA: 54.00 WHIP: 12.000			
PITCHER Ed Roebuck, R ERA: 2.45	IP: 2.2 WLS: L BF: 16 H: 5 R: 5 ER: 5 SO: 4 BB: 2 IBB: 0 HBP: 0 BLK: 0 WP: 1 HR: 2 S: 22 P: 30 ERA: 16.88 WHIP: 2.625															PITCHER	IP: 2.2 WLS: L BF: 16 H: 5 R: 5 ER: 5 SO: 4 BB: 2 IBB: 0 HBP: 0 BLK: 0 WP: 1 HR: 2 S: 22 P: 30 ERA: 16.88 WHIP: 2.625			
PITCHER Ray Culp, R ERA: 3.92	IP: 3.0 WLS: 17 BF: 6 H: 5 R: 5 ER: 5 SO: 3 BB: 3 IBB: 0 HBP: 0 BLK: 0 WP: 0 HR: 0 S: 20 P: 32 ERA: 15.00 WHIP: 3.000															PITCHER	IP: 3.0 WLS: 17 BF: 6 H: 5 R: 5 ER: 5 SO: 3 BB: 3 IBB: 0 HBP: 0 BLK: 0 WP: 0 HR: 0 S: 20 P: 32 ERA: 15.00 WHIP: 3.000			
PITCHER John Boozar, R ERA: 4.05	IP: 1.1 WLS: 5 BF: 1 H: 1 R: 0 ER: 0 SO: 1 BB: 0 IBB: 0 HBP: 0 BLK: 0 WP: 0 HR: 0 S: 7 P: 7 ERA: 0.00 WHIP: 0.750															PITCHER	IP: 1.1 WLS: 5 BF: 1 H: 1 R: 0 ER: 0 SO: 1 BB: 0 IBB: 0 HBP: 0 BLK: 0 WP: 0 HR: 0 S: 7 P: 7 ERA: 0.00 WHIP: 0.750			



Batter	1	2	3	4	5	6	7	8	9	AB	R	H	RBI	BB	SO	LOB	TOP					
Tony Gonzalez, L (1, 8) OBP: 0.373, SLG: 0.392	F8		G4-6-3			K		FC6-4 1B		4	0	1	0	0	1	1	Philadelphia Phillies @ Milwaukee Braves Milwaukee County Stadium, Milwaukee, WI Tue Aug 25 1964, 8:05 PM EDT Att: 16,248 - Unknown livebaseballscorecards.com					
Dick Allen, R (1, 5) OBP: 0.369, SLG: 0.539	K			P3		6-3		FC6-4 WP 1-2 HR		4	1	0	1	0	1							
Johnny Callison, L (1, 9) OBP: 0.315, SLG: 0.485	1-3			L9			K	HR		4	1	1	2	0	1							
Wes Covington, L (1, 7) OBP: 0.368, SLG: 0.478		P3								2	1	1	1	1	0							
Cookie Rojas, R (8, PH) OBP: 0.359, SLG: 0.406										1	0	0	0	0	1							
Jack Baldschun, R (8, 1) OBP: 0.267, SLG: 0.214				FC5-4 BB						0	0	0	0	0	0							
Frank Thomas, R (1, 3) OBP: 0.302, SLG: 0.400		HR		FC5-4 1-2			K			4	1	1	1	0	1							
Clay Dalrymple, L (1, 2) OBP: 0.303, SLG: 0.361										2	0	0	0	1	0							
Alex Johnson, R (9, PH) OBP: 0.455, SLG: 0.585		G3					BB		L8	1	0	0	0	0	0							
Tony Taylor, R (1, 4) OBP: 0.335, SLG: 0.328						K				4	0	0	0	0	2							
Ruben Amaro, R (1, 6) OBP: 0.304, SLG: 0.346				P4						3	0	0	0	0	0							
Rick Wise, R (1, 1) OBP: 0.389, SLG: 0.333										1	0	1	0	0	0							
Ed Roebuck, R (5, 1) OBP: 0.362, SLG: 0.375										0	0	0	0	0	0							
John Briggs, L (6, PH) OBP: 0.352, SLG: 0.375										1	0	0	0	0	1							
Bobby Shantz, R (6, 1) OBP: 0.352, SLG: 0.375										0	0	0	0	0	0							
John Herrnstein, L (8, PH) OBP: 0.350, SLG: 0.397				G4-6-3 1B						1	1	1	0	0	0							
Inning Stats	R: 0 E: 0 K: 1 S: 5	H: 0 LOB: 0 BB: 0 P: 5	R: 1 E: 0 K: 1 S: 6	H: 1 LOB: 0 BB: 0 P: 6	R: 0 E: 0 K: 0 S: 3	H: 1 LOB: 0 BB: 0 P: 3	R: 0 E: 0 K: 0 S: 3	H: 0 LOB: 1 BB: 1 P: 7	R: 0 E: 0 K: 1 S: 5	H: 0 LOB: 0 BB: 0 P: 5	R: 0 E: 0 K: 2 S: 7	H: 0 LOB: 0 BB: 0 P: 7	R: 1 E: 0 K: 2 S: 8	H: 1 LOB: 1 BB: 1 P: 12	R: 3 E: 0 K: 1 S: 8	H: 3 LOB: 0 BB: 0 P: 8	R: 0 E: 0 K: 0 S: 3	H: 0 LOB: 0 BB: 0 P: 3	1B: 3 2B: 0 3B: 0 HR: 3	SF: 0 SAC: 0 DP: 1 HBP: 0	WP: 2 PB: 0 SB: 0 CS: 0	PA: 34
PITCHER	IP WLS BF H R ER SO BB IBB HBP BLK WP HR S P ERA WHIP																					
Tony Cloninger, R (1, 1) ERA: 3.38	7.2 W 30 6 5 5 7 2 0 0 0 2 3 42 50 5.87 1.043																					
Billy Hoelt, L (8, 1) ERA: 3.57	1.1 S 4 0 0 0 1 0 0 0 0 0 0 6 6 0.00 0.000																					

Batter	1	2	3	4	5	6	7	8	9	AB	R	H	RBI	BB	SO	LOB	BOTTOM			
Rico Carty, R (1, 7) OBP: 0.384, SLG: 0.516						K				5	0	1	0	0	1	2	Philadelphia Phillies @ Milwaukee Braves Milwaukee County Stadium, Milwaukee, WI Tue Aug 25 1964, 8:05 PM EDT Att: 16,248 - Unknown livebaseballscorecards.com			
Ty Cline, L (9, 8) OBP: 0.311, SLG: 0.361	FC3-6 1B									0	0	0	0	0	0	0				
Lee Maye, L (1, 8) OBP: 0.340, SLG: 0.434	FC3-6 BB 1-2									5	1	1	1	0	1	3				
Hank Aaron, R (1, 9) OBP: 0.385, SLG: 0.510										4	2	2	0	1	1	0				
Eddie Mathews, L (1, 5) OBP: 0.351, SLG: 0.444										4	2	2	2	1	0	2				
Joe Torre, R (1, 2) OBP: 0.356, SLG: 0.477										5	1	2	0	0	0	4				
Gene Oliver, R (1, 3) OBP: 0.330, SLG: 0.490										3	1	2	2	0	0	3				
Denis Menke, R (1, 6) OBP: 0.377, SLG: 0.485										3	0	1	0	1	0	2				
Woody Woodward, R (1, 4) OBP: 0.269, SLG: 0.257										4	0	1	1	0	1	6				
Tony Cloninger, R (1, 1) OBP: 0.219, SLG: 0.219										4	0	0	0	0	2	3				
Billy Hoelt, L (8, 1) OBP: 0.455, SLG: 0.250										0	0	0	0	0	0	0				
Inning Stats	R: 0 E: 0 K: 0 S: 4	H: 1 LOB: 2 BB: 1 P: 8	R: 1 E: 0 K: 2 S: 9	H: 2 LOB: 0 BB: 0 P: 10	R: 1 E: 1 K: 1 S: 8	H: 3 LOB: 2 BB: 0 P: 8	R: 0 E: 0 K: 0 S: 3	H: 0 LOB: 0 BB: 0 P: 3	R: 3 E: 0 K: 1 S: 9	H: 4 LOB: 1 BB: 0 P: 9	R: 2 E: 1 K: 2 S: 10	H: 2 LOB: 3 BB: 2 P: 18	R: 0 E: 0 K: 0 S: 3	H: 0 LOB: 0 BB: 0 P: 3	R: 0 E: 0 K: 0 S: 3	H: 0 LOB: 0 BB: 0 P: 3	1B: 6 2B: 3 3B: 1 HR: 2	SF: 0 SAC: 0 DP: 0 HBP: 1	WP: 1 PB: 0 SB: 0 CS: 0	PA: 41
PITCHER	IP WLS BF H R ER SO BB IBB HBP BLK WP HR S P ERA WHIP																			
Rick Wise, R (1, 1) ERA: 3.77	4.0 L 23 9 5 5 3 1 0 0 0 0 0 0 6 6 11.25 2.500																			
Ed Roebuck, R (5, 1) ERA: 2.41	1.0 4 1 0 0 1 0 0 0 0 0 0 6 6 0.00 1.000																			
Bobby Shantz, L (6, 1) ERA: 4.08	2.0 11 2 2 1 2 2 0 0 0 1 1 13 21 4.50 2.000																			
Jack Baldschun, R (8, 1) ERA: 3.27	1.0 3 0 0 0 0 0 0 0 0 0 0 3 3 0.00 0.000																			

Batter	1	2	3	4	5	6	7	8	9	AB	R	H	RBI	BB	SO	LOB	TOP			
Cookie Rojas, R OBP: 0.336, SLG: 0.402 Tony Gonzalez, L OBP: 0.373, SLG: 0.400 (1, 8) X	0-0 P6 (1)		0-0 F7 (1)		0-0 F2 (1)		0-0 HR (1)	0-0 F8 (3)		2	0	0	0	0	0	0	Philadelphia Phillies @ Milwaukee Braves Milwaukee County Stadium, Milwaukee, WI Wed Aug 26 1964, 4:33 AM EDT Att: 12,158 - Unknown			
Johnny Callison, L OBP: 0.314, SLG: 0.484 (1, 9) X	0-0 4-3 (2)		0-0 G3 (2)		0-3 K (2)		0-0 BB (2)		0-0 G3 (1)	5	0	1	0	0	1	0				
Dick Allen, R OBP: 0.369, SLG: 0.537 Bobby Wine, R OBP: 0.275, SLG: 0.309 (1, 5) X	0-0 WP 1B (5)		0-0 FC5-4 1B (5)		0-0 6-3 (5)		0-0 F7 (2)		0-0 6-3 (2)	5	0	2	0	0	0	1				
Frank Thomas, R OBP: 0.304, SLG: 0.398 (1, 3) X	0-3 K 1-2 (3)		0-0 FC5-4 1-2 (3)				0-0 FC2-6 1B (3)		0-0 BB IBB (3)	4	0	1	0	1	1	2				
Alex Johnson, R OBP: 0.468, SLG: 0.614 John Herrnstein, L OBP: 0.306, SLG: 0.397 (1, 7) X		0-0 G6-4-3 1B (7)		0-0 6-3 WP 2B (7)		0-0 FC2-6 1B 1-2 (7)		0-0 BB 1-2 2-3 (7)		3	1	2	0	0	0	1				
Tony Taylor, R OBP: 0.335, SLG: 0.327 (1, 4) X		0-0 G6-4-3 1-2 (4)		0-0 6-3 (4)		0-0 G5-4-3 1B 1-3 (4)		0-0 5-3 (4)		4	0	1	0	0	0	5				
Gus Triandos, R OBP: 0.360, SLG: 0.481 (1, 2) X		0-0 HR (2)		0-0 P6 (2)		0-0 G5-4-3 1-2 (2)		0-0 HR (2)		4	2	2	2	0	0	3				
Ruben Amaro, R OBP: 0.313, SLG: 0.374 (1, 6) X		0-0 2B (6)		0-0 HR 3-H (6)				0-0 SH1-4 HR 1B (6)		4	2	3	1	0	0	0				
Chris Short, R OBP: 0.064, SLG: 0.044 (1, 1) X		0-3 K (1)		0-0 F8 (1)				0-0 SH1-4 1-2 (1)		3	0	0	0	0	1	1				
Inning Stats	R: 0 E: 0 K: 1 S: 6	H: 1 LOB: 1 BB: 0 P: 6	R: 1 E: 0 K: 1 S: 7	H: 3 LOB: 1 BB: 0 P: 7	R: 0 E: 0 K: 0 S: 4	H: 1 LOB: 1 BB: 0 P: 4	R: 2 E: 0 K: 0 S: 5	H: 2 LOB: 0 BB: 0 P: 5	R: 0 E: 0 K: 0 S: 4	H: 2 LOB: 1 BB: 0 P: 4	R: 2 E: 0 K: 0 S: 6	H: 3 LOB: 3 BB: 2 P: 14	R: 1 E: 0 K: 0 S: 4	H: 1 LOB: 0 BB: 0 P: 4	R: 0 E: 0 K: 0 S: 3	H: 0 LOB: 0 BB: 0 P: 3		1B: 6 2B: 3 3B: 0 HR: 4	SF: 0 SAC: 1 DP: 2 HBP: 0	WP: 2 PB: 0 SB: 0 CS: 0
PITCHER	IP WLS BF H R ER SO BB IBB HBP BLK WP HR S P ERA WHIP																			
Denny Lemaster, L ERA: 4.36 (1, 1)	3.2 L 17 7 0 3 3 2 0 0 0 0 0 2 2 21 21 7.36 1.909																			
Wade Blasingame, L ERA: 4.55 (4, 1)	0.1 1 0 0 0 0 0 0 0 0 0 0 0 1 1 0.00 0.000																			
Chi-Chi Olivo, R ERA: 3.6 (5, 1)	2.1 11 5 2 2 1 0 0 0 0 0 0 1 13 13 7.71 2.143																			
Warren Spahn, L ERA: 5.4 (7, 1)	2.2 11 1 1 1 0 1 1 0 0 0 1 9 17 3.38 0.750																			

Batter	1	2	3	4	5	6	7	8	9	AB	R	H	RBI	BB	SO	LOB	BOTTOM			
Rico Carty, R OBP: 0.381, SLG: 0.510 (1, 7) X	4-0 FC5-4 BB (7)		0-0 P4 (1)		0-3 K (1)		0-0 G1-6-3 1-2 (3)		0-0 F9 (3)	4	0	0	0	1	1	3	Philadelphia Phillies @ Milwaukee Braves Milwaukee County Stadium, Milwaukee, WI Wed Aug 26 1964, 4:33 AM EDT Att: 12,158 - Unknown			
Felipe Alou, R OBP: 0.284, SLG: 0.376 (1, 8) X	0-0 FC5-4 1-2 (8)		0-0 L8 (2)		0-0 F3 (2)			0-3 K (1)		4	0	0	0	0	1	2				
Hank Aaron, R OBP: 0.384, SLG: 0.508 (1, 9) X	0-0 L7 (2)		0-0 F7 (3)		0-0 L9 (3)			0-0 FC4-6 1B (2)		4	0	1	0	0	0	2				
Gene Oliver, R OBP: 0.329, SLG: 0.491 (1, 3) X	0-0 F9 (3)				0-0 5-3 (1)		0-0 4-3 2B (1)		0-0 L9 (2)	4	0	1	0	0	0	2				
Miguel de la Hoz, R OBP: 0.345, SLG: 0.383 (1, 5) X		0-0 FC6-4 1B (1)		0-0 BB BB 1B (1)		0-0 6-3 (1)		0-0 FC4-6 1-2 (3)		4	0	2	0	0	0	2				
Joe Torre, R OBP: 0.385, SLG: 0.477 (1, 2) X		0-0 FC6-4 FC4-1 1-2 (2)		0-3 K (2)		0-0 4-3 2-3 (2)			0-0 1B 2B (2)	4	1	1	0	0	1	3				
Denis Menke, R OBP: 0.378, SLG: 0.484 (1, 6) X		0-0 FC4-1 1-2 (2)		4-0 BB 1-2 BB (2)		0-3 K (3)			0-0 FC5-4 2B 2B (2)	3	0	1	1	1	1	2				
Woody Woodward, R OBP: 0.266, SLG: 0.253 Frank Bolling, R OBP: 0.255, SLG: 0.291 (1, 4) X		0-0 F9 (3)		4-0 BB 1-2 BB (3)		0-0 1-2 2-3 BB (3)			0-0 FC5-4 FC3-6 1-2 (1)	1	0	0	0	0	0	1				
Denny Lemaster, R OBP: 0.155, SLG: 0.119 Wade Blasingame, L OBP: 0.289, SLG: 0.426 Lee Maye, L OBP: 0.340, SLG: 0.500 Chi-Chi Olivo, R OBP: 0.300, SLG: 0.433 Warren Spahn, L OBP: 0.182, SLG: 0.276 Eddie Mathews, R OBP: 0.320, SLG: 0.443 (1, 1) X			1-0 HBP (1)		0-0 F9 (3)		0-0 G1-6-3 (1)		0-0 FC3-6 1-2 (2)	0	0	0	0	0	0	0				
Inning Stats	R: 0 E: 0 K: 0 S: 3	H: 0 LOB: 1 BB: 1 P: 7	R: 0 E: 0 K: 0 S: 4	H: 1 LOB: 1 BB: 0 P: 4	R: 0 E: 0 K: 1 S: 6	H: 1 LOB: 3 BB: 2 P: 14	R: 0 E: 0 K: 1 S: 5	H: 0 LOB: 0 BB: 0 P: 5	R: 0 E: 0 K: 0 S: 6	H: 1 LOB: 1 BB: 0 P: 6	R: 0 E: 0 K: 0 S: 3	H: 0 LOB: 0 BB: 0 P: 3	R: 0 E: 0 K: 1 S: 6	H: 1 LOB: 1 BB: 0 P: 6	R: 1 E: 0 K: 0 S: 5	H: 2 LOB: 1 BB: 0 P: 5		1B: 4 2B: 2 3B: 0 HR: 0	SF: 0 SAC: 0 DP: 1 HBP: 1	WP: 0 PB: 0 SB: 0 CS: 0
PITCHER	IP WLS BF H R ER SO BB IBB HBP BLK WP HR S P ERA WHIP																			
Chris Short, L ERA: 1.69 (1, 1)	9.0 W 37 6 1 1 4 3 0 0 1 0 0 0 41 54 1.00 1.000																			

AB	37
R	6
H	13
RBI	5
BB	2
SO	3
LOB	13



AB	33
R	1
H	6
RBI	1
BB	3
SO	4
LOB	22



Batter	1	2	3	4	5	6	7	8	9	AB	R	H	RBI	BB	SO	LOB	TOP	
Chuck Hillier, L (1.5) OBP: 0.248, SLG: 0.254	F7		F5			F9			1-3	4	0	0	0	0	0	0	San Francisco Giants @ Milwaukee Braves Milwaukee County Stadium, Milwaukee, WI Thu Aug 27 1964, 8:05 PM EDT Att: 12,127 - Unknown livebaseballscorecards.com	
Hal Lanier, R (1.4) OBP: 0.291, SLG: 0.371	G6-4-3 1B			F7			G5-4-3 1B		6-3	4	0	2	0	0	0	0		
Willie Mays, R (1.8) OBP: 0.399, SLG: 0.615 Cap Peterson, R (8.3) OBP: 0.231, SLG: 0.242	G6-4-3 1-2			6-3			F8			3	0	0	0	0	0	2		
Orlando Cepeda, R (1.3) OBP: 0.357, SLG: 0.551 Jose Pagan, R (8.9) OBP: 0.294, SLG: 0.259		CI SH1-3		F3			G5-4-3 1-2			2	0	0	0	0	0	1		
Willie McCovey, L (1.7) OBP: 0.330, SLG: 0.430 Del Crandall, R (8.2) OBP: 0.299, SLG: 0.315		K		F3				K		3	0	0	0	0	2	1		
Jesus Alou, R (1.9) OBP: 0.308, SLG: 0.332	SH1-3 1-2					G6-4-3 1B		F9		2	0	1	0	0	0	0		
Jim Davenport, R (1.6) OBP: 0.280, SLG: 0.324				F7		G6-4-3 1-2		E3		3	0	0	0	0	2			
Tom Haller, L (1.2) OBP: 0.315, SLG: 0.366			F7			F7		K		3	0	0	0	0	1	1		
Bobby Bolin, R (1.1) OBP: 0.217, SLG: 0.077 Bob Shaw, R (1.1) OBP: 0.211, SLG: 0.063			K			F3			3-1	0	0	0	0	0	0	0		
Matty Alou, L (6. PH) OBP: 0.301, SLG: 0.268 John Pregonzer, R (6.1) OBP: 0.293, SLG: 0.324										1	0	0	0	0	1	0		
Duke Snider, L (9. PH)										1	0	0	0	0	0	0		
Inning Stats	R: 0 E: 0 K: 0 S: 3	H: 1 LOB: 0 BB: 0 P: 3	R: 0 E: 1 K: 1 S: 6	H: 0 LOB: 1 BB: 0 P: 6	R: 0 E: 0 K: 1 S: 5	H: 0 LOB: 0 BB: 0 P: 5	R: 0 E: 0 K: 0 S: 3	H: 1 LOB: 0 BB: 0 P: 3	R: 0 E: 0 K: 0 S: 3	H: 1 LOB: 0 BB: 0 P: 3	R: 0 E: 1 K: 2 S: 8	H: 0 LOB: 1 BB: 0 P: 8	R: 0 E: 0 K: 0 S: 3	H: 0 LOB: 0 BB: 0 P: 3	1B: 3 2B: 0 3B: 0 HR: 0	SF: 0 SAC: 1 DP: 3 HBP: 0		WP: 0 PA: 29 SB: 0 CS: 0
PITCHER Hank Fischer, R (1.1) ERA: 3.83	IP: 9.0 WLS: W BF: 29 H: 3 R: 0 ER: 0 SO: 4 BB: 0 IBB: 0 HBP: 0 BLK: 0 WP: 0 HR: 0 S: 37 P: 37 ERA: 0.00 WHIP: 0.333																	

Batter	1	2	3	4	5	6	7	8	9	AB	R	H	RBI	BB	SO	LOB	BOTTOM	
Rico Carty, R (1.7) OBP: 0.381, SLG: 0.524	HR 5-3			K				K		5	2	2	4	0	2	2	San Francisco Giants @ Milwaukee Braves Milwaukee County Stadium, Milwaukee, WI Thu Aug 27 1964, 8:05 PM EDT Att: 12,127 - Unknown livebaseballscorecards.com	
Lee Maye, L (1.8) OBP: 0.342, SLG: 0.442	WP 2B 1B	F5				F8				5	2	3	1	0	0	1		
Hank Aaron, R (1.9) OBP: 0.386, SLG: 0.512 Gary Kolb, L (8.9) OBP: 0.211, SLG: 0.063	4-3 1H 2B			F9		G3-6-3 1B		4-3		4	1	3	2	0	0	2		
Eddie Mathews, L (1.5) OBP: 0.347, SLG: 0.439 Miguel de la Hoz, R (8.5) OBP: 0.343, SLG: 0.381	4-3 2-3	L3				F5		F6		4	0	0	0	0	0	3		
Ed Bailey, L (1.2) OBP: 0.352, SLG: 0.355	BB 2B 1B			F8						4	2	2	1	0	0	0		
Joe Torre, R (1.3) OBP: 0.354, SLG: 0.475	3H 2B 1B			F8		4-3		F8		4	1	1	0	0	0	1		
Denis Menke, R (1.6) OBP: 0.381, SLG: 0.485	4-0 2B BB			F8						3	3	2	0	1	0	0		
Woody Woodward, R (1.4) OBP: 0.277, SLG: 0.278				F6						4	1	2	4	0	0	1		
Hank Fischer, R (1.1) OBP: 0.217, SLG: 0.186	K					SH 3B		F4		3	1	1	0	0	1	2		
Inning Stats	R: 6 E: 0 K: 1 S: 11	H: 6 LOB: 1 BB: 1 P: 15	R: 0 E: 0 K: 0 S: 3	H: 1 LOB: 0 BB: 0 P: 3	R: 0 E: 0 K: 1 S: 7	H: 2 LOB: 2 BB: 0 P: 7	R: 0 E: 0 K: 0 S: 3	H: 0 LOB: 0 BB: 0 P: 3	R: 4 E: 1 K: 0 S: 7	H: 3 LOB: 0 BB: 0 P: 7	R: 2 E: 1 K: 0 S: 5	H: 3 LOB: 0 BB: 0 P: 5	R: 1 E: 0 K: 1 S: 6	H: 1 LOB: 0 BB: 0 P: 6	1B: 11 2B: 3 3B: 1 HR: 2	SF: 0 SAC: 1 DP: 2 HBP: 0		WP: 3 PA: 40 SB: 0 CS: 0
PITCHER Bobby Bolin, R (1.1) ERA: 2.88 Bob Shaw, R (1.1) ERA: 3.44 John Pregonzer, R (6.1) ERA: 6.14	IP: 4.2 WLS: L BF: 17 H: 4 R: 0 ER: 0 SO: 2 BB: 0 IBB: 0 HBP: 0 BLK: 0 WP: 0 HR: 0 S: 21 P: 21 ERA: 0.00 WHIP: 0.857																	

Batter	1	2	3	4	5	6	7	8	9	AB	R	H	RBI	BB	SO	LOB	TOP						
Harvey Kuenn, R (1,7) Matty Alou, L (9,7) OBP: 0.325, SLG: 0.360 OBP: 0.301, SLG: 0.268	F9		F8			WP HR BB		FC1-6 1B		3	1	1	0	1	0	0	San Francisco Giants @ Milwaukee Braves Milwaukee County Stadium, Milwaukee, WI Fri Aug 28 1964, 8:05 PM EDT Att: 19,767 - Unknown						
Hal Lanier, R (1,4) OBP: 0.286, SLG: 0.365	6-3			F9		K		FC1-6 BB 1-2		4	0	0	0	0	1	2							
Willie Mays, R (1,8) OBP: 0.393, SLG: 0.621	F9			G6-3 BB		HR		G5-4-3 BB		2	1	1	2	2	0	0							
Orlando Cepeda, R (1,3) OBP: 0.354, SLG: 0.546		G3		G6-3 1-2		F7		G5-4-3 1-2		4	0	0	0	0	0	3							
Jesus Alou, R (1,9) OBP: 0.307, SLG: 0.331		4-3				F3			6-3	4	0	1	0	0	0	0							
Jim Davenport, R (1,5) OBP: 0.284, SLG: 0.321		FC6-4 BB				5-3 1B			5-3 1B E BB	2	1	0	0	2	0	1							
Jose Pagan, R (1,6) Jim Ray Hart, R (9, PH) OBP: 0.349, SLG: 0.490		FC6-4 1-2				3-1			F9	3	0	1	0	0	0	2							
Del Crandall, R (1,2) OBP: 0.303, SLG: 0.315			1-3			K			E8 1B	3	0	1	0	1	1	1							
Gaylord Perry, R (1,1) Billy O'Dell, S (7,1)			K			3-1			K	3	0	0	0	0	2	3							
										1	0	0	0	0	1	1							
Inning Stats	R: 0 E: 0 K: 0 S: 3	H: 0 LOB: 0 BB: 0 P: 3	R: 0 E: 0 K: 0 S: 3	H: 0 LOB: 1 BB: 1 P: 7	R: 0 E: 0 K: 1 S: 5	H: 0 LOB: 0 BB: 0 P: 5	R: 0 E: 0 K: 0 S: 2	H: 0 LOB: 0 BB: 1 P: 6	R: 0 E: 0 K: 0 S: 4	H: 1 LOB: 2 BB: 1 P: 8	R: 2 E: 0 K: 1 S: 6	H: 1 LOB: 0 BB: 1 P: 10	R: 0 E: 0 K: 2 S: 8	H: 1 LOB: 1 BB: 0 P: 8	R: 0 E: 0 K: 0 S: 3	H: 1 LOB: 1 BB: 1 P: 7	R: 1 E: 1 K: 1 S: 6	H: 1 LOB: 1 BB: 1 P: 10	1B: 4 2B: 0 3B: 0 HR: 1	SF: 0 SAC: 0 DP: 2 HBP: 0	WP: 1 PB: 0 SB: 1 CS: 0	PA: 36	
PITCHER Wade Blasingame, L (1,1) ERA: 4.22	IP: 9.0 WLS: L BF: 36 H: 5 R: 3 ER: 2 SO: 5 BB: 5 IBB: 1 HBP: 0 BLK: 0 WP: 1 HR: 1 S: 40 P: 64 ERA: 2.00 WHIP: 1.111											PITCHER	IP: 9.0 WLS: L BF: 36 H: 5 R: 3 ER: 2 SO: 5 BB: 5 IBB: 1 HBP: 0 BLK: 0 WP: 1 HR: 1 S: 40 P: 64 ERA: 2.00 WHIP: 1.111										

Batter	1	2	3	4	5	6	7	8	9	AB	R	H	RBI	BB	SO	LOB	BOTTOM						
Rico Carty, R (1,7) OBP: 0.379, SLG: 0.519	6-3		F9		5-3		2B 1B		K	5	0	1	0	0	1	0	San Francisco Giants @ Milwaukee Braves Milwaukee County Stadium, Milwaukee, WI Fri Aug 28 1964, 8:05 PM EDT Att: 19,767 - Unknown						
Lee Maye, L (1,8) OBP: 0.346, SLG: 0.447	1-3		BB BB		WP 2B		1-3 2B			3	0	2	0	1	0	0							
Hank Aaron, R (1,9) OBP: 0.389, SLG: 0.512	FC4-6 1B		1-2 BB		F6 2-3		G4-6-3 IBB			2	0	1	0	2	0	1							
Eddie Mathews, L (1,5) OBP: 0.344, SLG: 0.434	FC4-6 1-2		F5		F7		G4-6-3 1-2			4	0	0	0	0	0	7							
Ed Bailey, L (1,2) OBP: 0.350, SLG: 0.353		HR 1B	4-3		F4		4-3			4	1	1	0	0	0	2							
Joe Torre, R (1,3) OBP: 0.385, SLG: 0.481		HR		4-0 BB		6-3		F7		3	1	1	2	1	0	0							
Miguel de la Hoz, R (1,6) OBP: 0.341, SLG: 0.377		F2		F5		FC5-4 1B		K		4	0	1	0	0	1	1							
Frank Bolling, R (1,4) Gene Oliver, R (9, PH) OBP: 0.251, SLG: 0.289 OBP: 0.326, SLG: 0.488		K		F2		FC5-4 1-2		6-3		3	0	0	0	0	1	2							
Wade Blasingame, L (1,1) Felipe Alou, R (9, PH) OBP: 0.250, SLG: 0.385 OBP: 0.283, SLG: 0.375		4-3		K				F8		3	0	0	0	0	1	1							
										1	0	0	0	0	0	0							
Inning Stats	R: 0 E: 0 K: 0 S: 4	H: 1 LOB: 1 BB: 0 P: 4	R: 2 E: 0 K: 1 S: 7	H: 2 LOB: 0 BB: 0 P: 7	R: 0 E: 0 K: 0 S: 3	H: 0 LOB: 2 BB: 2 P: 11	R: 0 E: 0 K: 1 S: 5	H: 0 LOB: 1 BB: 1 P: 9	R: 0 E: 0 K: 0 S: 4	H: 1 LOB: 1 BB: 0 P: 4	R: 0 E: 0 K: 0 S: 4	H: 1 LOB: 1 BB: 0 P: 4	R: 0 E: 0 K: 0 S: 4	H: 2 LOB: 2 BB: 1 P: 8	R: 0 E: 0 K: 1 S: 5	H: 0 LOB: 0 BB: 0 P: 5	R: 0 E: 0 K: 1 S: 5	H: 0 LOB: 0 BB: 0 P: 5	1B: 4 2B: 2 3B: 0 HR: 1	SF: 0 SAC: 0 DP: 1 HBP: 0	WP: 1 PB: 0 SB: 0 CS: 0	PA: 37	
PITCHER Gaylord Perry, R (1,1) ERA: 2.82 Billy O'Dell, L (7,1) ERA: 5.0	IP: 6.1 WLS: W BF: 7 H: 0 R: 0 ER: 0 SO: 2 BB: 0 IBB: 0 HBP: 0 BLK: 0 WP: 0 HR: 1 S: 11 P: 11 ERA: 0.00 WHIP: 0.000											PITCHER	IP: 6.1 WLS: W BF: 7 H: 0 R: 0 ER: 0 SO: 2 BB: 0 IBB: 0 HBP: 0 BLK: 0 WP: 0 HR: 1 S: 11 P: 11 ERA: 0.00 WHIP: 0.000										

Batter	1	2	3	4	5	6	7	8	9	AB	R	H	RBI	BB	SO	LOB	TOP	
Jesus Alou, R OBP: 0.309, SLG: 0.331 (1, 9) X	0-0 FC5-4 1B		0-0 6-3	4-0 BB		0-0 F7		0-3 K		4	0	1	0	1	1	2	San Francisco Giants @ Milwaukee Braves Milwaukee County Stadium, Milwaukee, WI Sat Aug 29 1964, 4:33 AM EDT Att: 13,357 - Unknown livebaseballscores.com	AB 35 R 7 H 10 RBI 7 BB 6 SO 2 LOB 15
Hal Lanier, R OBP: 0.285, SLG: 0.362 (1, 4) X	0-0 FC5-4 3B		0-0 F6	0-3 K			0-0 5-3		0-0 FC3-6 1B	5	1	1	0	0	1	4		
Willie Mays, R OBP: 0.393, SLG: 0.622 (1, 8) X	0-0 1-H G3 3B			4-0 1B BB	0-0 5-3		0-0 1-3		0-0 F8	4	2	1	1	1	0	1		
Willie McCovey, L OBP: 0.330, SLG: 0.429 Matty Alou, L OBP: 0.297, SLG: 0.264 (5, 7) X	0-0 G3			0-0 2B 1B	0-0 F9		0-0 4-3		0-0 FC3-6 1B	3	1	1	1	0	0	0		
Jim Ray Hart, R OBP: 0.352, SLG: 0.500 Jim Davenport, R OBP: 0.287, SLG: 0.324 (1, 5) X (8, 5) X	0-0 F7			0-0 1-3 2H 1B 2B	4-0 BB			0-0 HR	0-0 2H 1B	3	2	2	2	1	0	0		
Orlando Cepeda, R OBP: 0.356, SLG: 0.550 (1, 3) X		0-0 F3		0-0 SH1-4 BB 1B	4-0 BB			0-0 F9 2B	0-0 1-3 1B	4	0	3	2	1	0	0		
Tom Haller, L OBP: 0.314, SLG: 0.363 (1, 2) X		0-0 6-3		0-0 F3	0-0 1-3			4-0 BB		3	0	0	0	1	0	3		
Jose Pagan, R OBP: 0.284, SLG: 0.257 (1, 6) X		0-0 F9		4-0 SH1-4 BB		0-0 5-3		0-0 F9		3	0	0	0	1	0	2		
Ron Herbel, R (1, 1) X			0-0 2-3	0-0 SH1-4		0-0 4-3		0-0 F4		3	0	0	0	0	0	2		
Inning Stats	R: 2 E: 0 K: 0 S: 5	H: 2 LOB: 0 BB: 0 P: 5	R: 0 E: 0 K: 0 S: 3	H: 0 LOB: 0 BB: 0 P: 3	R: 0 E: 0 K: 0 S: 3	H: 3 LOB: 3 BB: 3 P: 20	R: 0 E: 0 K: 0 S: 3	H: 0 LOB: 2 BB: 0 P: 11	R: 0 E: 0 K: 0 S: 3	H: 0 LOB: 0 BB: 0 P: 3	R: 0 E: 0 K: 0 S: 7	H: 2 LOB: 2 BB: 1 P: 11	R: 1 E: 1 K: 0 S: 5	H: 3 LOB: 3 BB: 0 P: 5	1B: 6 2B: 2 3B: 1 HR: 1	SF: 0 SAC: 1 DP: 0 HBP: 0	WP: 0 PB: 0 SB: 0 CS: 0	PA: 42
PITCHER	IP WLS BF H R ER SO BB IBB HBP BLK WP HR S P ERA WHIP																	
Bob Sadowski, R ERA: 4.39 (1, 1)	3.0 L 15 5 5 5 0 1 0 0 0 0 0 14 18 15.00 2.000																	
Chi-Chi Olivo, R ERA: 3.43 (4, 1)	2.0 0 0 0 1 4 0 0 0 0 0 0 8 24 0.00 2.000																	
Warren Spahn, L ERA: 5.38 (6, 1)	4.0 17 5 2 2 1 1 0 0 0 0 1 18 22 4.50 1.500																	

Batter	1	2	3	4	5	6	7	8	9	AB	R	H	RBI	BB	SO	LOB	BOTTOM					
Rico Carty, R OBP: 0.379, SLG: 0.514 (1, 7) B	4-0 G6-4-3 BB		0-0 6-3		0-3 K		4-0 BB		0-0 F8	3	0	0	0	2	1	1	San Francisco Giants @ Milwaukee Braves Milwaukee County Stadium, Milwaukee, WI Sat Aug 29 1964, 4:33 AM EDT Att: 13,357 - Unknown livebaseballscores.com	AB 34 R 2 H 7 RBI 2 BB 4 SO 6 LOB 17				
Lee Maye, L OBP: 0.344, SLG: 0.443 (1, 8) X	0-0 G6-4-3 1-2		0-0 3-1		4-0 BB		0-3 K		0-3 K	4	0	0	0	1	2	3						
Hank Aaron, R OBP: 0.388, SLG: 0.512 (1, 9) X (6, 4) X	0-0 F3		0-0 2B		0-0 F7			0-0 F7		4	0	1	0	0	0	1						
Eddie Mathews, L OBP: 0.348, SLG: 0.436 (1, 5) X		0-0 1B 1B	4-0 BB		0-0 F9			0-0 1B		3	1	2	0	1	0	0						
Ed Bailey, L OBP: 0.349, SLG: 0.351 (1, 2) X		0-0 1-3 1B	0-0 F4		0-0 F7			0-0 F7		4	0	1	0	0	0	3						
Joe Torre, R OBP: 0.356, SLG: 0.483 (1, 3) X		0-0 1-2 3H 1B	0-0 6-3		0-0 6-3		0-0 2B		0-0 F4	4	0	2	1	0	0	1						
Miguel de la Hoz, R OBP: 0.333, SLG: 0.368 (1, 6) X		0-0 K	0-3 6-3		0-0 6-3		0-0 F7		0-0 E5 L3 2B	4	1	0	0	0	1	3						
Frank Bolling, R OBP: 0.250, SLG: 0.287 Warren Spahn, L OBP: 0.182, SLG: 0.271 Ty Cline, L OBP: 0.308, SLG: 0.357 (1, 4) X (6, 1) X (9, PH) X	0-0 F8		0-0 5-3				0-0 F6		0-0 L3	2	0	0	0	0	0	2						
Bob Sadowski, R OBP: 0.188, SLG: 0.191 Chi-Chi Olivo, R OBP: 0.500, SLG: 0.500 Felipe Alou, R OBP: 0.284, SLG: 0.377 (1, 1) X (4, 1) X (6, 9) X	0-3 K				0-0 F8		0-3 K		0-0 2H 2B	1	0	0	0	0	1	2						
Inning Stats	R: 0 E: 0 K: 0 S: 2	H: 0 LOB: 1 BB: 1 P: 6	R: 1 E: 0 K: 2 S: 10	H: 3 LOB: 0 BB: 0 P: 10	R: 0 E: 0 K: 0 S: 4	H: 1 LOB: 2 BB: 1 P: 8	R: 0 E: 0 K: 0 S: 3	H: 0 LOB: 0 BB: 0 P: 3	R: 0 E: 0 K: 1 S: 5	H: 0 LOB: 1 BB: 1 P: 9	R: 0 E: 0 K: 0 S: 4	H: 1 LOB: 1 BB: 0 P: 4	R: 0 E: 0 K: 0 S: 7	H: 0 LOB: 1 BB: 1 P: 11	R: 0 E: 0 K: 0 S: 4	H: 1 LOB: 1 BB: 0 P: 4	R: 1 E: 1 K: 1 S: 7	H: 1 LOB: 1 BB: 0 P: 7	1B: 4 2B: 3 3B: 0 HR: 0	SF: 0 SAC: 0 DP: 1 HBP: 0	WP: 0 PB: 0 SB: 0 CS: 0	PA: 38
PITCHER	IP WLS BF H R ER SO BB IBB HBP BLK WP HR S P ERA WHIP																					
Ron Herbel, R ERA: 2.73 (1, 1)	9.0 W 38 7 2 1 6 4 0 0 0 0 0 46 62 1.00 1.222																					



Batter	1	2	3	4	5	6	7	8	9	AB	R	H	RBI	BB	SO	LOB	TOP					
Matty Alou, L (1, 7) Harvey Karpis, R (4, PH) Ron Hestlet, R (4, 1) Billy O'Dell, S (5, PH) Willie McCovey, L (5, PH) John Pregenzer, R (8, 1) Gaylord Perry, R (8, 1)	0-0 HR 1B		0-0 L5-4 1B	4-0 1B IBB		0-0 6-3		0-0 BB 1B 1B	0-3 K	2	1	2	0	0	0	0						
Hal Lanier, R (1, 4) OBP: 0.294, SLG: 0.370	0-0 F9		0-0 E 1B	0-0 1B E 1B		0-0 FC6-4 1B		0-0 1B BB 1B		5	2	4	1	0	0	1						
Willie Mays, R (1, 8) OBP: 0.391, SLG: 0.617	0-0 F9		0-0 L5-4 1B	0-0 K		0-0 FC6-4 1B		4-0 1B BB 1B		4	1	0	0	1	1	7						
Jim Ray Hart, R (1, 5) OBP: 0.353, SLG: 0.507 Jim Davenport, R (7, 5) OBP: 0.290, SLG: 0.327	0-0 HR		0-0 F6	0-0 E7 1B		0-0 5-3		0-0 1B BB 1B		4	1	2	4	0	0	1						
Orlando Cepeda, R (1, 3) OBP: 0.359, SLG: 0.549	0-3 K		0-0 K			0-0 F8		0-0 1B BB 1B		5	1	2	1	0	2	2						
Tom Haller, L (1, 2) (8, 9) OBP: 0.315, SLG: 0.363		0-0 4-3 SH3-4 1B		0-0 BB 1B		0-0 4-3		0-0 1-3		5	2	2	0	0	1	2						
Jesus Alou, R (1, 9) (8, 7) OBP: 0.307, SLG: 0.327	0-0 4-3		0-0 1B BB	4-0 PB 1B BB		0-0 5-3		0-0 6-3	0-0 6-3	4	1	0	0	1	0	1						
Jose Pagan, R (1, 6) OBP: 0.287, SLG: 0.258	0-0 SH3-4		0-0 1B PB 1B	0-0 5-3		0-0 5-3		4-0 1B BB 1B	0-0 F7	3	2	1	3	1	0	0						
Bobby Bolin, R (1, 1) Bob Shaw, R (3, 1) Cap Peterson, R (4, 7) Duke Smider, L (8, PH) Del Crandall, R (8, 2)	0-0 K		0-0 K	0-0 K		0-0 6-3		0-0 1B BB 1B	0-0 1B	1	0	0	0	0	1	0						
Inning Stats	R: 2 E: 0 K: 1 S: 7	H: 2 LOB: 0 BB: 0 P: 7	R: 1 E: 0 K: 1 S: 6	H: 1 LOB: 0 BB: 0 P: 6	R: 0 E: 1 K: 0 S: 4	H: 2 LOB: 1 BB: 0 P: 4	R: 6 E: 1 K: 3 S: 14	H: 5 LOB: 2 BB: 2 P: 22	R: 0 E: 0 K: 0 S: 3	H: 0 LOB: 0 BB: 0 P: 3	R: 0 E: 0 K: 0 S: 4	H: 1 LOB: 1 BB: 0 P: 4	R: 0 E: 0 K: 1 S: 5	H: 0 LOB: 0 BB: 0 P: 5	R: 4 E: 0 K: 0 S: 7	H: 5 LOB: 2 BB: 2 P: 15	R: 0 E: 0 K: 1 S: 6	H: 1 LOB: 1 BB: 0 P: 6	1B: 16 2B: 1 3B: 0 HR: 1	SF: 0 SAC: 1 DP: 1 HBP: 0	WP: 0 PB: 1 SB: 2 CS: 0	PA: 46
PITCHER	IP WLS BF H R ER SO BB IBB HBP BLK WP HR S P ERA WHIP	IP WLS BF H R ER SO BB IBB HBP BLK WP HR S P ERA WHIP	WARREN SPAHN, L (8, 1) ERA: 5.33																			
Frank Lary, R (1, 1) ERA: 5.17 Chi-Chi Ojima, R (4, 1) ERA: 4.07 Billy Hoelt, L (4, 1) ERA: 3.68 Bobby Tiefenauer, R (7, 1) ERA: 3.45 Hank Fischer, R (8, 1) ERA: 3.89	3.0 13 5 3 3 2 0 0 0 0 0 0 1 17 17 9.00 1.667	1.1 5 5 1 0 0 1 0 0 0 0 0 0 2 6 =	WARREN SPAHN, L (8, 1) ERA: 5.33																			

San Francisco Giants @ Milwaukee Braves
Milwaukee County Stadium, Milwaukee, WI
Sun Aug 30 1964, 4:33 AM EDT
Unknown

AB	41
R	13
H	17
RBI	12
BB	4
SO	7
LOB	17



Batter	1	2	3	4	5	6	7	8	9	AB	R	H	RBI	BB	SO	LOB	BOTTOM					
Rico Carty, R (1, 7) Chi-Chi Ojima, R (4, 1) Billy Hoelt, L (4, 1) Miguel Osuna, R (5, PH) Bobby Tiefenauer, R (7, 1) Hank Fischer, R (8, 1) Warren Spahn, L (8, 2) Gary Kirby, L (8, PH)	0-0 HR	0-0 F2	0-0 6-3			0-3 K	0-0 4-3		0-0 F6	3	1	1	1	0	0	2						
Lee Mays, L (1, 8) OBP: 0.346, SLG: 0.446	0-0 F8		0-0 WP E 1B	0-0 FC4-6 1B		0-0 FC4-6 1B HR	0-0 2B		0-0 F8	6	2	3	0	0	0	1						
Hank Aaron, R (1, 9) OBP: 0.390, SLG: 0.514	0-0 F2		0-0 E8 FC3-2 2B	0-3 K		0-0 BB HR 1B	4-0 IBB			4	1	2	1	1	1	1						
Eddie Mathews, L (1, 5) OBP: 0.350, SLG: 0.443	0-0 HR		4-0 FC3-2 1B BB	0-0 FC4-6		4-0 HR BB	0-0 F6			3	3	1	1	2	0	3						
Ed Bailey, L (1, 2) OBP: 0.350, SLG: 0.350 Gene Oliver, R (4, PH) OBP: 0.332, SLG: 0.502	4-0 BB		0-0 FC3-2 1B HBP	0-0 F9		0-0 HR		4-0 6-3 BB		1 2	1 1	0 4	0 1	0 1	0 1							
Joe Torre, R (1, 3) (5, 2) OBP: 0.359, SLG: 0.484	0-0 1B		0-0 HBP FC6-4 1B		0-0 F8	0-0 E 1B		0-0 6-3		5	1	3	1	0	0	1						
Denis Menke, R (1, 6) OBP: 0.380, SLG: 0.480	0-3 K		4-0 FC6-4 HBP IBB		0-0 6-3	0-0 E4 FC6-4 1B		0-0 5-3		4	0	0	0	1	1	4						
Woody Woodward, R (1, 4) OBP: 0.274, SLG: 0.275 Ty Cline, L (3, PH) OBP: 0.514, SLG: 0.357 Frank Bolling, R (4, 4) ERA: 3.5		0-0 5-3		1-0 FC6-4 HBP		0-0 F3	0-0 FC6-4 1B		0-3 K	1	0	0	0	0	0	0						
Frank Lary, R (1, 1) OBP: 0.219, SLG: 0.074 Felipe Alou, R (3, PH) OBP: 0.283, SLG: 0.374	0-0 F7		0-0 FC6-4 S		1-0 FC4-6 HBP		1-0 F9		0-0 5-3	1	0	0	0	0	0	0						
Inning Stats	R: 2 E: 0 K: 1 S: 8	H: 3 LOB: 2 BB: 1 P: 12	R: 0 E: 0 K: 0 S: 3	H: 0 LOB: 0 BB: 0 P: 3	R: 4 E: 1 K: 0 S: 6	H: 3 LOB: 2 BB: 2 P: 15	R: 0 E: 0 K: 1 S: 6	H: 1 LOB: 1 BB: 0 P: 6	R: 0 E: 0 K: 0 S: 3	H: 0 LOB: 0 BB: 0 P: 3	R: 4 E: 1 K: 1 S: 9	H: 3 LOB: 2 BB: 1 P: 14	R: 0 E: 0 K: 0 S: 4	H: 1 LOB: 2 BB: 1 P: 8	R: 0 E: 0 K: 1 S: 5	H: 0 LOB: 1 BB: 1 P: 9	R: 0 E: 0 K: 0 S: 3	H: 0 LOB: 0 BB: 0 P: 3	1B: 6 2B: 2 3B: 0 HR: 3	SF: 0 SAC: 0 DP: 0 HBP: 2	WP: 1 PB: 0 SB: 1 CS: 0	PA: 47
PITCHER	IP WLS BF H R ER SO BB IBB HBP BLK WP HR S P ERA WHIP	IP WLS BF H R ER SO BB IBB HBP BLK WP HR S P ERA WHIP	WARREN SPAHN, L (8, 1) ERA: 5.33																			
Bobby Bolin, R (1, 1) ERA: 3.14 Bob Shaw, R (3, 1) ERA: 3.5 Billy O'Dell, L (4, 1) ERA: 5.2 John Pregenzer, R (8, 1) ERA: 6.14 Gaylord Perry, R (8, 1) ERA: 2.78	2.0 6 4 1 1 1 0 0 0 0 0 0 0 2 13 21 9.00 3.500	1.0 1 1 1 0 0 0 0 0 0 0 0 0 4 9 =	WARREN SPAHN, L (8, 1) ERA: 5.33																			


San Francisco Giants @ Milwaukee Braves
Milwaukee County Stadium, Milwaukee, WI
Sun Aug 30 1964, 4:33 AM EDT
Unknown


AB	39
R	10
H	11
RBI	10
BB	6
SO	4
LOB	21



Batter	1	2	3	4	5	6	7	8	9	AB	R	H	RBI	BB	SO	LOB	TOP																									
Matty Alou, L OBP: 0.306, SLG: 0.274 (1, 7)										4	1	1	0	0	1	2	San Francisco Giants @ Milwaukee Braves Milwaukee County Stadium, Milwaukee, WI Sun Aug 30 1964, 4:38 AM EDT Att: 25,371 - Unknown																									
Hal Lanier, R OBP: 0.331, SLG: 0.366 (1, 4) (7, 6)										3	0	0	0	0	0	2																										
Willie McCovey, L OBP: 0.429, SLG: 0.429 (8, PH) Jim Davenport, R OBP: 0.290, SLG: 0.327 (8, 6)										1	0	0	0	0	1	2																										
Willie Mays, R OBP: 0.390, SLG: 0.614 (1, 8)										4	1	1	0	0	1	3																										
Jim Ray Hart, R OBP: 0.354, SLG: 0.513 (1, 5)										2	1	1	2	1	0	0																										
Orlando Cepeda, R OBP: 0.360, SLG: 0.547 (1, 3)										3	0	1	2	1	0	0																										
Jesus Alou, R OBP: 0.307, SLG: 0.329 (1, 9)										4	0	1	0	0	0	3																										
Del Crandall, R OBP: 0.320, SLG: 0.320 (9, PH) Duke Snider, L OBP: 0.295, SLG: 0.327 (8, 1)										3	0	1	0	0	1	1																										
Jose Pagan, R OBP: 0.284, SLG: 0.255 (1, 6) Bob Shaw, R (7, 1) Billy Pierce, L OBP: 0.200, SLG: 0.200 (8, 1) Ron Herbel, R (8, 1) Tom Haller, L OBP: 0.314, SLG: 0.362 (9, PH) Jim Duffalo, R OBP: 0.154, SLG: 0.083 (1, 1) Chuck Hillier, L OBP: 0.250, SLG: 0.253 (7, 4)										3	0	0	0	0	1	1																										
										1	0	0	0	0	0	0																										
										1	1	0	0	1	1	0																										
Inning Stats	R: 0 E: 0 K: 0 S: 3	H: 1 LOB: 0 BB: 0 P: 3	R: 1 E: 0 K: 0 S: 5	H: 3 LOB: 1 BB: 0 P: 5	R: 0 E: 0 K: 1 S: 5	H: 0 LOB: 1 BB: 0 P: 6	R: 0 E: 0 K: 1 S: 5	H: 0 LOB: 0 BB: 0 P: 9	R: 0 E: 0 K: 1 S: 4	H: 1 LOB: 0 BB: 0 P: 4	R: 0 E: 0 K: 0 S: 3	H: 0 LOB: 0 BB: 0 P: 3	R: 2 E: 1 K: 2 S: 9	H: 1 LOB: 2 BB: 2 P: 17	R: 0 E: 0 K: 3 S: 9	H: 0 LOB: 0 BB: 0 P: 9		1B: 4 2B: 1 3B: 0 HR: 1	SF: 1 SAC: 0 DP: 1 HBP: 1	WP: 1 PB: 0 SB: 1 CS: 0	PA: 36																					
PITCHER	IP	WLS	BF	H	R	ER	SO	BB	IBB	HBP	BLK	WP	HR	S	P	ERA		WHIP	PITCHER							IP	WLS	BF	H	R	ER	SO	BB	IBB	HBP	BLK	WP	HR	S	P	ERA	WHIP
Tony Cloninger, R ERA: 3.39 (1, 1)	8.0	W	33	6	4	2	5	2	1	1	0	1	1	39	52	2.25		1.000																								
Bobby Tiefenauer, R ERA: 3.39 (9, 1)	1.0	S	3	0	0	0	3	0	0	0	0	0	0	9	9	0.00		0.000																								

Batter	1	2	3	4	5	6	7	8	9	AB	R	H	RBI	BB	SO	LOB	BOTTOM																								
Rico Carty, R OBP: 0.587, SLG: 0.541 (1, 7) Bobby Tiefenauer, R (9, 1)										5	2	5	2	0	0	0																									
Lee Maye, L OBP: 0.346, SLG: 0.446 (1, 8)										5	2	2	0	0	0	4																									
Hank Aaron, R OBP: 0.392, SLG: 0.519 (1, 9)										4	1	2	4	1	0	2																									
Eddie Mathews, L OBP: 0.349, SLG: 0.442 (1, 5)										5	0	1	1	0	0	5																									
Joe Torre, R OBP: 0.360, SLG: 0.485 (1, 2)										3	0	1	0	1	0	2																									
Gene Oliver, R OBP: 0.331, SLG: 0.498 (1, 3)										4	0	1	0	0	0	2																									
Denis Menke, R OBP: 0.376, SLG: 0.475 (1, 6)										4	0	0	0	0	1	2																									
Woody Woodward, R OBP: 0.264, SLG: 0.265 (1, 4) Felipe Alou, R OBP: 0.295, SLG: 0.374 (8, PH) (9, 7)										3	0	0	0	0	0	2																									
Tony Cloninger, R OBP: 0.224, SLG: 0.224 (1, 1) Ed Bailey, L OBP: 0.350, SLG: 0.350 (8, PH) Miguel de la Hoz, R OBP: 0.330, SLG: 0.364 (8, PH) Frank Bolling, R OBP: 0.248, SLG: 0.284 (9, 4)										3	1	1	0	0	1	2																									
										0	0	0	0	0	0	0																									
										1	0	0	0	0	1	1																									
										0	0	0	0	0	0	0																									
Inning Stats	R: 0 E: 0 K: 0 S: 4	H: 1 LOB: 1 BB: 0 P: 4	R: 0 E: 0 K: 0 S: 3	H: 0 LOB: 0 BB: 0 P: 3	R: 1 E: 0 K: 0 S: 6	H: 3 LOB: 2 BB: 0 P: 6	R: 0 E: 0 K: 2 S: 9	H: 2 LOB: 2 BB: 0 P: 9	R: 0 E: 0 K: 0 S: 3	H: 0 LOB: 0 BB: 0 P: 3	R: 2 E: 0 K: 0 S: 6	H: 3 LOB: 2 BB: 1 P: 10	R: 4 E: 0 K: 1 S: 8	H: 3 LOB: 0 BB: 0 P: 9	1B: 8 2B: 3 3B: 0 HR: 2	SF: 0 SAC: 0 DP: 0 HBP: 1	WP: 0 PB: 0 SB: 1 CS: 0	PA: 40																							
PITCHER	IP	WLS	BF	H	R	ER	SO	BB	IBB	HBP	BLK	WP	HR	S	P	ERA	WHIP	PITCHER							IP	WLS	BF	H	R	ER	SO	BB	IBB	HBP	BLK	WP	HR	S	P	ERA	WHIP
Jim Duffalo, R ERA: 2.21 (7, 1)	0.2		3	0	1	1	0	0	0	1	0	0	0	2	3	13.50	0.000																								
Billy Pierce, L ERA: 1.88 (8, 1)	0.1	L	4	3	3	3	0	0	0	0	0	0	0	3	3	0.00	0.000																								
Ron Herbel, R ERA: 2.9 (8, 1)	0.1	L	4	3	3	3	0	0	0	0	0	0	1	4	4	81.00	9.000																								

Batter	1	2	3	4	5	6	7	8	9	AB	R	H	RBI	BB	SO	LOB	TOP										
Rico Carty, R OBP: 0.388, SLG: 0.539 (1, 7)	G6-4-3 BB BB		FC4-6 1B	G4-6-3 1-2			F3			3	0	1	0	1	0	1	Milwaukee Braves @ St. Louis Cardinals Sportsman's Park, St. Louis, MO Tue Sep 01 1964, 8:05 PM EDT Att: 8,079 - Unknown										
Eddie Mathews, L OBP: 0.346, SLG: 0.439 (1, 5)	G6-4-3 BB BB		FC4-6 1B		E6 G1-4-3		F8			3	1	0	1	1	0	1											
Hank Aaron, R OBP: 0.391, SLG: 0.517 (1, 9)	G6-4-3 1-2		E BLK 1B		G1-4-3 1-2			1-4-3		4	1	1	0	0	0	3											
Joe Torre, R OBP: 0.361, SLG: 0.485 (1, 2)	6-3		E4 BLK 1B					F8		4	1	2	1	0	0	1											
Gene Oliver, R OBP: 0.333, SLG: 0.498 (1, 3)		5-3			5-3					4	0	2	1	0	0	1											
Denis Menke, R OBP: 0.373, SLG: 0.471 (1, 6)		6-3	K				6-3			4	0	0	0	0	2	2											
Felipe Alou, R OBP: 0.285, SLG: 0.372 (1, 8)		PO S 1B	F7				4-3		1-3	4	0	1	0	0	0	1											
Woody Woodward, R OBP: 0.267, SLG: 0.259 (9, PH)					F7			0-3	K	2	0	0	0	1	1	0											
Lee Maye, L OBP: 0.346, SLG: 0.445 (9, PH)									K	1	0	0	0	0	1	0											
Frank Bolling, R OBP: 0.248, SLG: 0.284 (9, 4)									K	0	0	0	0	0	0	0											
Denny Lemaster, R OBP: 0.177, SLG: 0.145 (1, 1)		PO 2-3	1B FC4-6 1B		G4-6-3 1B			5-3	K	4	1	2	0	0	1	0											
Inning Stats	R: 0 E: 0 K: 0 S: 2	H: 0 LOB: 1 BB: 2 P: 10	R: 0 E: 0 K: 0 S: 3	H: 1 LOB: 1 BB: 1 P: 7	R: 4 E: 1 K: 1 S: 10	H: 5 LOB: 1 BB: 0 P: 10	R: 0 E: 0 K: 0 S: 3	H: 1 LOB: 0 BB: 0 P: 3	R: 0 E: 1 K: 0 S: 4	H: 0 LOB: 0 BB: 0 P: 4	R: 0 E: 0 K: 1 S: 5	H: 0 LOB: 0 BB: 0 P: 5	R: 0 E: 0 K: 0 S: 3	H: 0 LOB: 0 BB: 0 P: 3	R: 0 E: 0 K: 1 S: 6	H: 1 LOB: 1 BB: 0 P: 6		R: 0 E: 0 K: 0 S: 7	H: 0 LOB: 0 BB: 0 P: 7	1B: 9 2B: 0 3B: 0 HR: 0	SF: 0 SAC: 0 DP: 3 HBP: 0	WP: 0 PB: 0 CS: 1	PA: 37				
PITCHER	IP	WLS	BF	H	R	ER	SO	BB	IBB	HBP	BLK	WP	HR	S	P	ERA	WHIP										
Ray Sadecki, L ERA: 3.78 (1, 1)	2.1		13	5	4	3	0	3	0	0	0	0	0	10	22	11.57	3.429										
Ron Taylor, R ERA: 4.33 (3, 1)	6.2	W	23	4	0	0	5	0	0	0	1	0	0	33	33	0.00	0.600										

Batter	1	2	3	4	5	6	7	8	9	AB	R	H	RBI	BB	SO	LOB	BOTTOM										
Curt Flood, R OBP: 0.344, SLG: 0.364 (1, 8)	F8 BB 1B		F8		F8		4-3			4	0	1	0	0	0	0	Milwaukee Braves @ St. Louis Cardinals Sportsman's Park, St. Louis, MO Tue Sep 01 1964, 8:05 PM EDT Att: 8,079 - Unknown										
Lou Brock, L OBP: 0.344, SLG: 0.427 (1, 7)	K		K		4-3			K		4	0	0	0	0	3	1											
Dick Groat, R OBP: 0.334, SLG: 0.366 (1, 6)					6-3			5-3		3	1	1	0	1	0	0											
Ken Boyer, R OBP: 0.365, SLG: 0.486 (1, 5)	F8		HR					K		4	2	2	2	0	1	2											
Bill White, L OBP: 0.362, SLG: 0.471 (1, 3)	K		4-3			G3 2-3			4-3	4	0	0	0	0	1	3											
Julian Javier, R OBP: 0.287, SLG: 0.380 (1, 4)		K			G4-6-3 1B		F4		1B 2B	4	1	2	0	0	1	0											
Mike Shannon, R OBP: 0.311, SLG: 0.388 (1, 9)					G4-3-6 1-2				1B IBB	2	0	0	0	0	1	1											
Carl Warwick, R OBP: 0.304, SLG: 0.381 (7, 9)							K			1	0	0	0	1	1	0											
Bob Uecker, R OBP: 0.304, SLG: 0.250 (1, 2)								5-3		3	1	2	2	1	0	0											
Ray Sadecki, L OBP: 0.227, SLG: 0.317 (1, 1)										1	0	0	0	0	0	1											
Ron Taylor, R OBP: 0.167, SLG: 0.167 (3, 1)	F4				K					2	0	0	0	0	2	0											
Inning Stats	R: 0 E: 0 K: 2 S: 8	H: 1 LOB: 2 BB: 1 P: 12	R: 0 E: 0 K: 2 S: 7	H: 0 LOB: 1 BB: 1 P: 11	R: 2 E: 0 K: 1 S: 7	H: 2 LOB: 0 BB: 0 P: 7	R: 1 E: 0 K: 1 S: 6	H: 2 LOB: 0 BB: 0 P: 6	R: 0 E: 0 K: 0 S: 3	H: 0 LOB: 0 BB: 0 P: 3	R: 1 E: 0 K: 1 S: 6	H: 1 LOB: 0 BB: 0 P: 6	R: 0 E: 0 K: 1 S: 5	H: 0 LOB: 0 BB: 0 P: 5	R: 0 E: 0 K: 2 S: 7	H: 0 LOB: 0 BB: 0 P: 7		R: 1 E: 0 K: 0 S: 3	H: 2 LOB: 2 BB: 1 P: 7	1B: 4 2B: 2 3B: 0 HR: 2	SF: 0 SAC: 0 DP: 1 HBP: 0	WP: 1 PB: 0 CS: 0	PA: 35				
PITCHER	IP	WLS	BF	H	R	ER	SO	BB	IBB	HBP	BLK	WP	HR	S	P	ERA	WHIP										
Denny Lemaster, L ERA: 4.41 (1, 1)	8.1	L	35	8	5	5	10	2	1	0	0	1	2	52	64	5.40	1.200										

Batter	1	2	3	4	5	6	7	8	9	AB	R	H	RBI	BB	SO	LOB	TOP		
Rico Carty, R OBP: 0.389, SLG: 0.537 (1, 7)	F8		E BB		FC6-4 1B		FC6-4			3	1	1	0	1	0	1			
Lee Mays, L OBP: 0.345, SLG: 0.443 (1, 8)	1B		E4		FC6-4 FC6-4			F3		4	0	1	1	0	0	3			
Hank Aaron, R OBP: 0.390, SLG: 0.515 (1, 9)	1B		F3-6-4		FC6-4			F6		4	0	1	0	0	0	3			
Ed Bailey, L OBP: 0.345, SLG: 0.343 (1, 2)	F8				F7			K		4	0	0	0	0	1	2			
Joe Torre, R OBP: 0.360, SLG: 0.483 (1, 3)	FC4				F8			K		4	0	1	0	0	1	2			
Gary Kolb, L OBP: 0.206, SLG: 0.095 (1, 5)					K			K		4	0	1	0	0	2	1			
Denis Menke, R OBP: 0.370, SLG: 0.466 (1, 6)			F8-3		K			K		4	0	0	0	0	2	2			
Woody Woodward, R OBP: 0.277, SLG: 0.261 (1, 4)			F8		1B FC6-4 HBP			5-3		3	1	1	0	0	0	1			
Hank Fischer, R OBP: 0.213, SLG: 0.182 (4, 1)					K					1	0	0	0	0	0	0			
Ty Cline, L OBP: 0.325, SLG: 0.364 (5, 1)										0	0	0	0	0	0	0			
Clay Carroll, R OBP: 0.254, SLG: 0.371 (5, 1)										0	0	0	0	0	0	0			
Felipe Alou, R OBP: 0.254, SLG: 0.371 (7, 1)										1	0	0	0	0	1	1			
Warren Spahn, L OBP: 0.193, SLG: 0.271 (7, 1)										0	0	0	0	0	0	0			
Inning Stats	R: 0 H: 2 E: 0 K: 0 S: 5	H: 2 LOB: 2 BB: 0 P: 5	R: 0 H: 1 E: 0 K: 0 S: 3	H: 1 LOB: 0 BB: 0 P: 3	R: 1 H: 0 E: 2 K: 1 S: 5	H: 0 LOB: 0 BB: 1 P: 9	R: 0 H: 0 E: 0 K: 1 S: 5	H: 0 LOB: 0 BB: 0 P: 5	R: 1 H: 2 E: 0 K: 1 S: 7	H: 2 LOB: 2 BB: 0 P: 8	R: 0 H: 0 E: 0 K: 2 S: 5	H: 1 LOB: 1 BB: 0 P: 8	R: 0 H: 0 E: 0 K: 1 S: 5	H: 0 LOB: 0 BB: 0 P: 5	R: 0 H: 1 E: 0 K: 1 S: 6	H: 1 LOB: 1 BB: 0 P: 6	1B: 7 2B: 2 3B: 0 HR: 0	SF: 0 SAC: 0 DP: 2 HBP: 1	WP: 0 PA: 35 CS: 0
PITCHER Bob Gibson, R ERA: 3.27 (1, 1)	IP: 9.0 WLS: W BF: 35 H: 7 R: 2 ER: 1 SO: 8 BB: 1 IBB: 0 HBP: 1 BLK: 0 WP: 0 HR: 0 S: 49 P: 54 ERA: 1.00 WHIP: 0.889															PITCHER IP: 9.0 WLS: W BF: 35 H: 7 R: 2 ER: 1 SO: 8 BB: 1 IBB: 0 HBP: 1 BLK: 0 WP: 0 HR: 0 S: 49 P: 54 ERA: 1.00 WHIP: 0.889			

Milwaukee Braves @ St. Louis Cardinals
Sportsman's Park, St. Louis, MO
Wed Sep 02 1964, 8:05 PM EDT
Att: 8,369 - Unknown

AB 33
R 2
H 7
RBI 1
BB 1
SO 8
LOB 16



Batter	1	2	3	4	5	6	7	8	9	AB	R	H	RBI	BB	SO	LOB	BOTTOM		
Curt Flood, R OBP: 0.345, SLG: 0.365 (1, 8)	F6		F9	2B 4-3 1B		CS 1B				4	1	2	2	0	0	0			
Lou Brock, L OBP: 0.347, SLG: 0.431 (1, 7)	1B SF4		S 3B	1B	2B	CS 1B	4-3			4	2	3	0	0	0	0			
Bill White, L OBP: 0.361, SLG: 0.469 (1, 3)	1B		F6	4-3		K				4	0	1	1	0	1	2			
Ken Boyer, R OBP: 0.364, SLG: 0.489 (1, 5)	SF4		F7	1B	3B	F9				3	1	1	2	0	0	1			
Dick Groat, R OBP: 0.333, SLG: 0.365 (1, 6)	F9					6-3				4	0	1	1	0	0	1			
Dal Maxvill, R OBP: 0.214, SLG: 0.214 (9, 6)										0	0	0	0	0	0	0			
Tim McCarver, L OBP: 0.346, SLG: 0.388 (1, 2)			K			5-3				4	0	1	0	0	2	1			
Julian Javier, R OBP: 0.284, SLG: 0.377 (1, 4)			FC2-6 1B		E6 SH1-4 1B			6-3		4	1	0	0	0	1	1			
Carl Warwick, R OBP: 0.298, SLG: 0.373 (1, 9)			F6		E6 SH1-4 1B			5-3		3	1	0	0	0	0	2			
Mike Shannon, R OBP: 0.311, SLG: 0.388 (7, 9)										0	0	0	0	0	0	0			
Bob Gibson, R OBP: 0.197, SLG: 0.181 (1, 1)			F9		SH1-4			F3		2	0	0	0	0	0	1			
Inning Stats	R: 1 H: 2 E: 0 K: 0 S: 5	H: 2 LOB: 1 BB: 0 P: 5	R: 0 H: 1 E: 0 K: 0 S: 4	H: 1 LOB: 0 BB: 0 P: 4	R: 2 H: 3 E: 0 K: 1 S: 8	H: 3 LOB: 1 BB: 0 P: 8	R: 3 H: 2 E: 2 K: 0 S: 7	H: 2 LOB: 1 BB: 0 P: 7	R: 0 H: 0 E: 0 K: 1 S: 5	H: 0 LOB: 0 BB: 0 P: 5	R: 0 H: 1 E: 0 K: 1 S: 3	H: 1 LOB: 0 BB: 0 P: 3	R: 0 H: 0 E: 0 K: 1 S: 5	H: 0 LOB: 0 BB: 0 P: 5	R: 0 H: 0 E: 0 K: 1 S: 5	H: 0 LOB: 0 BB: 0 P: 5	1B: 7 2B: 1 3B: 1 HR: 0	SF: 1 SAC: 1 DP: 0 HBP: 0	WP: 0 PA: 35 CS: 1
PITCHER Hank Fischer, R ERA: 3.99 (1, 1)	IP: 3.1 WLS: L BF: 19 H: 7 R: 6 ER: 3 SO: 1 BB: 0 IBB: 0 HBP: 0 BLK: 0 WP: 0 HR: 0 S: 21 P: 21 ERA: 8.10 WHIP: 2.100															PITCHER IP: 3.1 WLS: L BF: 19 H: 7 R: 6 ER: 3 SO: 1 BB: 0 IBB: 0 HBP: 0 BLK: 0 WP: 0 HR: 0 S: 21 P: 21 ERA: 8.10 WHIP: 2.100			
Dan Schneider, L ERA: 3.77 (4, 1)	0.2	3	1	0	0	0	0	0	0	0	0	3	3	0.00	1.500				
Clay Carroll, R ERA: (5, 1)	2.0	6	1	0	0	1	0	0	0	0	0	8	8	0.00	0.500				
Warren Spahn, L ERA: 5.27 (7, 1)	2.0	6	0	0	0	2	0	0	0	0	0	10	10	0.00	0.000				

Milwaukee Braves @ St. Louis Cardinals
Sportsman's Park, St. Louis, MO
Wed Sep 02 1964, 8:05 PM EDT
Att: 8,369 - Unknown

AB 32
R 6
H 9
RBI 6
BB 0
SO 4
LOB 9



Batter	1	2	3	4	5	6	7	8	9	AB	R	H	RBI	BB	SO	LOB	TOP											
Rico Carty, R OBP: 0.393, SLG: 0.541 Felipe Alou, R OBP: 0.283, SLG: 0.370 Ty Cline, L OBP: 0.321, SLG: 0.364	0-0 FC5-2 2B		0-0 F4		4-0 FC1-6 BB		0-0 1B 1B	0-3 K		3	1	2	0	1	0	1												
Lee Maye, L OBP: 0.344, SLG: 0.441	0-0 4-3 2-3		0-3 K		0-0 FC1-6 FC1-4		0-0 1B 1B		0-0 3-1	5	1	1	1	0	1	4												
Hank Aaron, R OBP: 0.390, SLG: 0.521 Gary Kolb, L OBP: 0.200, SLG: 0.091	0-0 FC5-2			0-0 HR		0-0 FC1-4		0-0 1B 3B 1B		4	2	2	2	0	0	3												
Eddie Mathews, L OBP: 0.348, SLG: 0.439	0-0 F7			0-0 3-1			0-0 G5-4-3 1B	0-0 3B 1B	0-3 K	5	1	2	1	0	1	1												
Joe Torre, R OBP: 0.359, SLG: 0.486		0-0 F6		0-0 F7			0-0 G5-4-3 1B	0-0 SF8 3B		4	1	1	2	0	0	1												
Ed Bailey, L OBP: 0.347, SLG: 0.348		0-0 F7		0-0 FC6-4 1B			0-0 FC6-4 1B	0-0 SF8		3	0	2	1	0	0	0												
Miguel de la Hoz, R OBP: 0.322, SLG: 0.355			0-0 F5		0-0 FC6-4		0-0 FC6-4	0-0 F6		4	0	0	0	0	0	2												
Woody Woodward, R OBP: 0.265, SLG: 0.250			0-0 1-3			0-3 K2-3		0-0 L7	0-0 F8	4	0	0	0	0	1	0												
Wade Blasingame, L OBP: 0.313, SLG: 0.393			4-0 BB		0-0 FC1-6 BB 1B		4-0 1B BB	0-3 K		2	1	1	0	2	1	0												
Inning Stats	R: 0 E: 0 K: 0 S: 4	H: 1 LOB: 1 BB: 0 P: 4	R: 0 E: 0 K: 0 S: 3	H: 0 LOB: 0 BB: 0 P: 3	R: 0 E: 0 K: 1 S: 5	H: 0 LOB: 1 BB: 1 P: 9	R: 1 E: 0 K: 0 S: 5	H: 2 LOB: 1 BB: 0 P: 5	R: 0 E: 0 K: 1 S: 6	H: 1 LOB: 2 BB: 1 P: 10	R: 0 E: 0 K: 0 S: 4	H: 2 LOB: 1 BB: 0 P: 4	R: 6 E: 0 K: 0 S: 8	H: 5 LOB: 0 BB: 1 P: 12	R: 0 E: 0 K: 2 S: 7	H: 0 LOB: 0 BB: 0 P: 7	R: 0 E: 0 K: 1 S: 5	H: 0 LOB: 0 BB: 0 P: 5	1B: 8 2B: 1 3B: 1 HR: 1	SF: 1 SAC: 0 DP: 1 HBP: 0	WP: 0 PB: 0 CS: 0	PA: 40						
PITCHER	IP	WLS	BF	H	R	ER	SO	BB	IBB	HBP	BLK	WP	HR	S	P	ERA	WHIP											
Roger Craig, R ERA: 3.27	6.0	L	25	6	1	1	2	2	0	0	0	0	0	1	27	35	1.50	1.333										
Barney Schultz, R ERA: 2.95	0.1		6	4	5	5	0	1	0	0	0	0	0	0	5	9	135.00	15.000										
Bob Humphreys, R ERA: 2.93	1.2		6	1	1	1	2	0	0	0	0	0	0	0	10	10	5.40	0.600										
Gordie Richardson, L ERA: 2.33	1.0		3	0	0	0	1	0	0	0	0	0	0	0	5	5	0.00	0.000										

Milwaukee Braves @ St. Louis Cardinals
Sportsman's Park, St. Louis, MO
Thu Sep 03 1964, 8:05 PM EDT
Att: 8,221 - Unknown

AB 36
R 7
H 11
RBI 7
BB 3
SO 5
LOB 12



Batter	1	2	3	4	5	6	7	8	9	AB	R	H	RBI	BB	SO	LOB	BOTTOM										
Curt Flood, R OBP: 0.343, SLG: 0.364	0-0 6-3		0-0 E6 1B	0-0 FC5		0-0 F9-6			0-0 L8	5	0	1	0	0	0	4											
Lou Brock, L OBP: 0.345, SLG: 0.428	0-0 5-3		0-0 F6		0-0 F4		0-3 K			4	0	0	0	0	1	1											
Dick Groat, R OBP: 0.335, SLG: 0.366	0-0 1B		0-0 5-3		0-0 1B		0-0 G3			4	0	2	0	0	0	1											
Ken Boyer, R OBP: 0.366, SLG: 0.490 Jerry Buchek, R OBP: 0.275, SLG: 0.333	0-0 1B		0-0 BB		0-0 1B		0-0 F8			3	0	2	0	1	0	0											
Bill White, L OBP: 0.358, SLG: 0.466	0-0 F2		0-0 4-3		0-3 K			0-3 K		4	0	0	0	0	2	6											
Julian Javier, R OBP: 0.282, SLG: 0.373		0-3 K		0-0 6-3		0-0 F6		0-0 F4		4	0	0	0	0	1	2											
Mike Shannon, R OBP: 0.332, SLG: 0.392 Barney Schultz, R OBP: 0.275, SLG: 0.333 Bob Humphreys, R OBP: 0.167, SLG: 0.167 Gordie Richardson, R OBP: 0.258, SLG: 0.341		4-0 BB		4-0 BB		0-0 F9-6 1B		0-0 L5		1	0	1	0	2	0	0											
Bob Uecker, R OBP: 0.302, SLG: 0.241		0-0 L5		4-0 FC5 BB		0-3 K			0-0 F9	3	0	0	0	1	1	2											
Roger Craig, R OBP: 0.318, SLG: 0.256 Charlie James, R OBP: 0.258, SLG: 0.341		0-3 K		0-3 K		0-0 1B			0-0 L8	2	0	0	0	0	2	3											
Inning Stats	R: 0 E: 0 K: 0 S: 5	H: 2 LOB: 2 BB: 0 P: 5	R: 0 E: 0 K: 2 S: 7	H: 0 LOB: 1 BB: 1 P: 11	R: 0 E: 1 K: 0 S: 4	H: 1 LOB: 2 BB: 1 P: 8	R: 0 E: 0 K: 1 S: 5	H: 0 LOB: 2 BB: 2 P: 13	R: 0 E: 0 K: 1 S: 7	H: 2 LOB: 2 BB: 0 P: 7	R: 0 E: 0 K: 1 S: 6	H: 2 LOB: 1 BB: 0 P: 6	R: 0 E: 0 K: 1 S: 5	H: 0 LOB: 0 BB: 0 P: 5	R: 0 E: 0 K: 1 S: 5	H: 0 LOB: 0 BB: 0 P: 5	R: 0 E: 0 K: 0 S: 3	H: 0 LOB: 0 BB: 0 P: 3	1B: 7 2B: 1 3B: 0 HR: 0	SF: 0 SAC: 0 DP: 1 HBP: 0	WP: 0 PB: 0 CS: 0	PA: 37					
PITCHER	IP	WLS	BF	H	R	ER	SO	BB	IBB	HBP	BLK	WP	HR	S	P	ERA	WHIP										
Wade Blasingame, L ERA: 3.74	9.0	W	37	7	0	0	7	4	0	0	0	0	0	47	63	0.00	1.222										

Milwaukee Braves @ St. Louis Cardinals
Sportsman's Park, St. Louis, MO
Thu Sep 03 1964, 8:05 PM EDT
Att: 8,221 - Unknown

AB 33
R 0
H 7
RBI 0
BB 4
SO 7
LOB 19



Batter	1	2	3	4	5	6	7	8	9	AB	R	H	RBI	BB	SO	LOB	TOP																			
Rico Carty, R (1, 7) OBP: 0.392, SLG: 0.538 Ty Cline, L (8, 8) OBP: 0.321, SLG: 0.364	F9		K					6-3		4	0	1	0	0	1	0	Milwaukee Braves @ Cincinnati Reds Crosley Field, Cincinnati, OH Fri Sep 04 1964, 7:05 PM EDT Att: 12,754 - Unknown																			
Lee Maye, L (1, 8) OBP: 0.343, SLG: 0.439	F9		F7			K		F7		4	0	1	0	0	1	1																				
Hank Aaron, R (1, 9) OBP: 0.389, SLG: 0.518 Felipe Alou, R (6, 9) OBP: 0.282, SLG: 0.369	K		K			FC6-4		FC6-4		3	1	0	0	0	2	2																				
Eddie Mathews, L (1, 5) OBP: 0.350, SLG: 0.446	K					HR		F9		4	1	2	2	0	1	1																				
Joe Torre, R (1, 3) OBP: 0.358, SLG: 0.484		K				HR		F9		4	0	1	0	0	2	1																				
Ed Bailey, L (1, 2) OBP: 0.349, SLG: 0.354						K				4	0	2	0	0	1	0																				
Denis Menke, R (1, 6) OBP: 0.369, SLG: 0.463										3	0	0	0	1	0	2																				
Woody Woodward, R (1, 4) OBP: 0.257, SLG: 0.242										3	0	0	0	0	2	2																				
Tony Cloninger, R (1, 1) OBP: 0.214, SLG: 0.214										3	0	0	0	0	2	2																				
Inning Stats	R: 0 E: 0 K: 2 S: 8	H: 1 LOB: 1 BB: 0 P: 8	R: 0 E: 0 K: 3 S: 10	H: 1 LOB: 2 BB: 1 P: 14	R: 0 E: 0 K: 2 S: 7	H: 0 LOB: 0 BB: 0 P: 7	R: 0 E: 0 K: 1 S: 5	H: 1 LOB: 0 BB: 0 P: 5	R: 0 E: 0 K: 2 S: 9	H: 2 LOB: 0 BB: 0 P: 9	R: 0 E: 0 K: 1 S: 5	H: 0 LOB: 0 BB: 0 P: 5	R: 0 E: 0 K: 0 S: 3	H: 0 LOB: 0 BB: 0 P: 3	R: 0 E: 0 K: 0 S: 5	H: 2 LOB: 2 BB: 0 P: 5		1B: 5 2B: 1 3B: 0 HR: 1	SF: 0 SAC: 0 DP: 1 HBP: 0	WP: 0 PB: 0 SB: 1 CS: 0	PA: 34															
PITCHER	IP	WLS	BF	H	R	ER	SO	BB	IBB	HBP	BLK	WP	HR	S	P	ERA	WHIP	PITCHER		IP	WLS	BF	H	R	ER	SO	BB	IBB	HBP	BLK	WP	HR	S	P	ERA	WHIP
Joey Jay, R (1, 1) ERA: 3.22	8.0	L	29	5	2	2	12	1	0	0	0	0	1	52	56	2.25	0.750																			
Sammy Ellis, R (9, 1) ERA: 3.23	1.0		5	2	0	0	0	0	0	0	0	0	0	5	5	0.00	2.000																			

AB 33
R 2
H 7
RBI 2
BB 1
SO 12
LOB 11



Batter	1	2	3	4	5	6	7	8	9	AB	R	H	RBI	BB	SO	LOB	BOTTOM																			
Giraldo Ruiz, S (1, 4) OBP: 0.266, SLG: 0.324	F8		F8							4	0	2	0	0	0	1	Milwaukee Braves @ Cincinnati Reds Crosley Field, Cincinnati, OH Fri Sep 04 1964, 7:05 PM EDT Att: 12,754 - Unknown																			
Marty Keough, L (1, 3) OBP: 0.305, SLG: 0.376	K		K							4	0	0	0	0	2	3																				
Vada Pinson, L (1, 8) OBP: 0.309, SLG: 0.434										4	0	1	0	0	0	1																				
Frank Robinson, R (1, 7) OBP: 0.400, SLG: 0.562	F8									4	0	0	0	0	0	2																				
Mel Queen, L (1, 9) OBP: 0.241, SLG: 0.310		K								3	0	0	0	1	1	0																				
Johnny Edwards, L (1, 2) OBP: 0.330, SLG: 0.374		4-1								3	0	0	0	0	1	1																				
Leo Cardenas, R (1, 6) OBP: 0.305, SLG: 0.377										3	0	0	0	0	0	0																				
Steve Boros, R (1, 5) OBP: 0.336, SLG: 0.328 Pete Rose, S (8, PH) OBP: 0.305, SLG: 0.320										1	0	0	0	1	0	0																				
Joey Jay, S (1, 1) OBP: 0.064, SLG: 0.022 Gordy Coleman, L (8, PH) OBP: 0.299, SLG: 0.376 Sammy Ellis, L (9, 1)										2	0	0	0	0	1	1																				
Inning Stats	R: 0 E: 0 K: 1 S: 6	H: 1 LOB: 1 BB: 0 P: 6	R: 0 E: 0 K: 1 S: 5	H: 0 LOB: 0 BB: 0 P: 5	R: 0 E: 0 K: 1 S: 5	H: 0 LOB: 1 BB: 1 P: 9	R: 0 E: 0 K: 1 S: 5	H: 0 LOB: 1 BB: 1 P: 9	R: 0 E: 0 K: 1 S: 4	H: 1 LOB: 1 BB: 0 P: 4	R: 0 E: 0 K: 0 S: 3	H: 0 LOB: 0 BB: 0 P: 3	R: 0 E: 0 K: 1 S: 6	H: 1 LOB: 1 BB: 0 P: 6	R: 0 E: 0 K: 0 S: 3	H: 0 LOB: 0 BB: 0 P: 3		1B: 2 2B: 1 3B: 0 HR: 0	SF: 0 SAC: 0 DP: 0 HBP: 0	WP: 0 PB: 0 SB: 0 CS: 0	PA: 32															
PITCHER	IP	WLS	BF	H	R	ER	SO	BB	IBB	HBP	BLK	WP	HR	S	P	ERA	WHIP	PITCHER		IP	WLS	BF	H	R	ER	SO	BB	IBB	HBP	BLK	WP	HR	S	P	ERA	WHIP
Tony Cloninger, R (1, 1) ERA: 3.18	9.0	W	32	3	0	0	6	2	0	0	0	0	0	42	50	0.00	0.556																			

AB 30
R 0
H 3
RBI 0
BB 2
SO 6
LOB 9



Batter	1	2	3	4	5	6	7	8	9	AB	R	H	RBI	BB	SO	LOB	TOP			
Rico Carty, R OBP: 0.390, SLG: 0.534 (1, 7)										4	0	1	0	0	0	2				
Lee Mays, L OBP: 0.340, SLG: 0.436 (1, 8)										4	0	0	0	0	0	2				
Eddie Mathews, L OBP: 0.349, SLG: 0.443 (1, 5)										3	0	0	0	1	0	0				
Joe Torre, R OBP: 0.356, SLG: 0.480 (1, 3)										4	0	0	0	0	0	3				
Ed Bailey, L OBP: 0.345, SLG: 0.350 (1, 2)										3	0	0	0	0	0	0				
Gary Kolb, L OBP: 0.214, SLG: 0.120 (1, 9)										3	0	1	0	0	0	0				
Denis Menke, R OBP: 0.367, SLG: 0.460 (1, 6)										3	0	0	0	0	0	1				
Woody Woodward, R OBP: 0.255, SLG: 0.240 (1, 4)										1	0	0	0	0	0	0				
Miguel de la Hoz, R OBP: 0.319, SLG: 0.351 (6, PH) (6, 4)										2	1	0	0	0	0	0				
Bob Sadowski, R OBP: 0.194, SLG: 0.188 (5, 1) Billy Hoelt, L OBP: 0.428, SLG: 0.250 (5, PH) Felipe Alou, L OBP: 0.326, SLG: 0.371 (5, 1) Chi-Chi Olivo, R OBP: 0.352, SLG: 0.500 (5, PH) Gene Oliver, R OBP: 0.352, SLG: 0.495 (5, PH) Warren Spahn, L OBP: 0.193, SLG: 0.271 (5, 1)										1	0	0	0	0	0	0				
Inning Stats	R: 0 E: 0 K: 0 S: 3	H: 0 LOB: 0 BB: 0 P: 3	R: 0 E: 0 K: 0 S: 4	H: 1 LOB: 1 BB: 0 P: 4	R: 0 E: 1 K: 0 S: 3	H: 0 LOB: 0 BB: 0 P: 3	R: 0 E: 0 K: 0 S: 3	H: 0 LOB: 0 BB: 0 P: 3	R: 1 E: 1 K: 0 S: 5	H: 2 LOB: 2 BB: 1 P: 9	R: 0 E: 0 K: 0 S: 3	H: 0 LOB: 0 BB: 0 P: 3	R: 0 E: 1 K: 0 S: 3	H: 0 LOB: 0 BB: 0 P: 3	R: 0 E: 0 K: 0 S: 3	H: 0 LOB: 0 BB: 0 P: 3	1B: 3 2B: 0 3B: 0 HR: 0	SF: 0 SAC: 0 DP: 3 HBP: 0	WP: 0 PB: 0 SB: 1 CS: 0	PA: 31
PITCHER Bob Purkey, R ERA: 2.85 (1, 1)	IP: 9.0 WLS: W BF: 31 H: 3 R: 1 ER: 0 SO: 0 BB: 1 IBB: 0 HBP: 0 BLK: 0 WP: 0 HR: 0 S: 30 P: 34 ERA: 0.00 WHIP: 0.444															PITCHER IP: WLS: BF: H: R: ER: SO: BB: IBB: HBP: BLK: WP: HR: S: P: ERA: WHIP:				

Milwaukee Braves @ Cincinnati Reds
Crosley Field, Cincinnati, OH
Sat Sep 05 1964, 7:05 PM EDT
Att: 15,116 - Unknown

AB 30
R 1
H 3
RBI 1
BB 1
SO 0
LOB 8




Batter	1	2	3	4	5	6	7	8	9	AB	R	H	RBI	BB	SO	LOB	BOTTOM			
Giraldo Ruiz, S OBP: 0.261, SLG: 0.318 (1, 4)										4	0	0	0	0	1	1				
Vada Pinson, L OBP: 0.311, SLG: 0.440 (1, 8)										4	2	2	1	0	2	0				
Frank Robinson, R OBP: 0.399, SLG: 0.559 (1, 7)										4	1	1	0	0	1	1				
Deron Johnson, R OBP: 0.337, SLG: 0.501 (1, 3)										4	1	2	1	0	0	1				
Mel Queen, L OBP: 0.242, SLG: 0.307 (1, 9)										4	0	1	1	0	3	3				
Johnny Edwards, L OBP: 0.332, SLG: 0.384 (1, 2)										4	1	2	2	0	0	2				
Leo Cardenas, R OBP: 0.305, SLG: 0.376 (1, 6)										4	0	1	0	0	0	2				
Steve Boros, R OBP: 0.336, SLG: 0.326 (1, 5)										2	0	0	0	1	0	0				
Bob Purkey, R OBP: 0.096, SLG: 0.061 (1, 1)										2	0	0	0	0	1	0				
Inning Stats	R: 1 E: 1 K: 1 S: 8	H: 2 LOB: 2 BB: 0 P: 8	R: 0 E: 0 K: 1 S: 5	H: 1 LOB: 1 BB: 1 P: 9	R: 1 E: 1 K: 1 S: 8	H: 3 LOB: 2 BB: 0 P: 8	R: 0 E: 0 K: 0 S: 3	H: 0 LOB: 0 BB: 0 P: 3	R: 3 E: 0 K: 1 S: 8	H: 3 LOB: 0 BB: 0 P: 8	R: 0 E: 0 K: 1 S: 5	H: 0 LOB: 0 BB: 0 P: 5	R: 0 E: 0 K: 2 S: 7	H: 0 LOB: 0 BB: 0 P: 7	R: 0 E: 0 K: 1 S: 5	H: 0 LOB: 0 BB: 0 P: 5	1B: 7 2B: 1 3B: 0 HR: 2	SF: 0 SAC: 1 DP: 1 HBP: 0	WP: 0 PB: 0 SB: 1 CS: 1	PA: 34
PITCHER Bob Sadowski, R ERA: 4.44 (1, 1) Billy Hoelt, L ERA: 3.79 (5, 1) Chi-Chi Olivo, R ERA: 3.89 (6, 1) Warren Spahn, L ERA: 5.24 (8, 1)	IP: 4.1 WLS: L BF: 22 H: 8 R: 4 ER: 3 SO: 3 BB: 1 IBB: 0 HBP: 0 BLK: 0 WP: 0 HR: 1 S: 27 P: 31 ERA: 6.23 WHIP: 2.077															PITCHER IP: WLS: BF: H: R: ER: SO: BB: IBB: HBP: BLK: WP: HR: S: P: ERA: WHIP:				

Milwaukee Braves @ Cincinnati Reds
Crosley Field, Cincinnati, OH
Sat Sep 05 1964, 7:05 PM EDT
Att: 15,116 - Unknown

AB 32
R 5
H 9
RBI 5
BB 1
SO 8
LOB 10



Batter	1	2	3	4	5	6	7	8	9	AB	R	H	RBI	BB	SO	LOB	TOP																			
Gary Kolb, L OBP: 0.206, SLG: 0.129 Frank Bolling, R OBP: 0.248, SLG: 0.282 (6, 4)	5-3		4-3		F6	1B IBB		F9	F9	3	0	1	0	0	1		Milwaukee Braves @ Chicago Cubs Wrigley Field, Chicago, IL Mon Sep 07 1964, 3:33 AM CDT Unknown																			
Lee Maye, L OBP: 0.344, SLG: 0.438 Wade Blasingame, L OBP: 0.303, SLG: 0.379 Bobby Tiefenauer, R (8, 1)	G1-4-3 1B		F9		1-3	1-3 2-H 3-H		K		4	0	2	2	0	0	1																				
Rico Carty, R OBP: 0.388, SLG: 0.533 (1, 7)	G1-4-3 1-2			F6		F9				5	0	1	0	0	1	3																				
Eddie Mathews, L OBP: 0.347, SLG: 0.440 (1, 5)		L7		2B		F9		F9		4	1	1	0	1	0	2																				
Joe Torre, R OBP: 0.357, SLG: 0.481 (1, 3)	4-3			2B		1B		G5-4-3 BB		5	1	3	1	0	0	1																				
Felipe Alou, R OBP: 0.288, SLG: 0.376 (1, 9)				2B		1B		1B		5	1	3	0	0	0	1																				
Ed Bailey, L OBP: 0.350, SLG: 0.350 (1, 2)	4-3				F6	1B		HR		4	2	2	1	1	0	1																				
Denis Menke, R OBP: 0.372, SLG: 0.479 (1, 6)			SH2-4 4-3	2B		HR		1B		4	4	3	3	1	0	3																				
Dan Schneider, L Chi-Chi Olivo, R Miguel Osuna, R Hank Fischer, R Ty Cline, L (1, 1) (4, 1) (5, PH) (5, 1) (6, PH) (8, 9)			SH2-4			1B		1B		0	0	0	0	0	0	0																				
Inning Stats	R: 0 E: 0 K: 0 S: 3	H: 1 LOB: 0 BB: 0 P: 3	R: 0 E: 0 K: 0 S: 4	H: 1 LOB: 1 BB: 0 P: 4	R: 1 E: 0 K: 0 S: 4	H: 1 LOB: 0 BB: 0 P: 4	R: 1 E: 0 K: 0 S: 4	H: 2 LOB: 0 BB: 0 P: 4	R: 1 E: 0 K: 0 S: 5	H: 2 LOB: 1 BB: 0 P: 5	R: 5 E: 0 K: 1 S: 10	H: 5 LOB: 2 BB: 2 P: 18	R: 0 E: 0 K: 0 S: 2	H: 0 LOB: 0 BB: 1 P: 6	R: 2 E: 0 K: 1 S: 8	H: 3 LOB: 2 BB: 1 P: 12			R: 0 E: 0 K: 0 S: 5	H: 2 LOB: 3 BB: 1 P: 9	1B: 11 2B: 5 3B: 0 HR: 2	SF: 0 SAC: 1 DP: 3 HBP: 0	WP: 0 PB: 0 SB: 0 CS: 0	PA: 46												
PITCHER	IP	WLS	BF	H	R	ER	SO	BB	IBB	HBP	BLK	WP	HR	S	P	ERA	WHIP	PITCHER		IP	WLS	BF	H	R	ER	SO	BB	IBB	HBP	BLK	WP	HR	S	P	ERA	WHIP
Lew Burdette, R ERA: 4.53 John Flavin, L ERA: 20.25 Don Elston, R ERA: 4.84 Sterling Slaughter, R ERA: 5.23 Lee Gregory, L ERA: 3.74	(1, 1)	5.2	L	27	11	8	8	0	1	0	0	0	0	1	26	30	12.71	2.118	(9, 1)	0.0	2	2	0	0	0	0	0	0	0	0	0	0	2	2	*	*
Freddie Burdette, R ERA: 4.11 Larry Jackson, R ERA: 3.36	(9, 1)	1.0		4	0	0	0	1	0	0	0	0	0	0	3	7	0.00	1.000	(9, 1)	1.0	4	0	0	0	0	0	1	0	0	0	0	0	3	7	0.00	1.000

Batter	1	2	3	4	5	6	7	8	9	AB	R	H	RBI	BB	SO	LOB	BOTTOM																			
Jimmy Stewart, S OBP: 0.329, SLG: 0.310 (1, 6)	L5		HR	G3		FC6-4 1B		HR	L8	6	2	3	0	0	0	4	Milwaukee Braves @ Chicago Cubs Wrigley Field, Chicago, IL Mon Sep 07 1964, 3:33 AM CDT Unknown																			
Ellis Burton, S OBP: 0.333, SLG: 0.448 (1, 9)	L1		F5		HR	FC6-4 1-2		HR		5	2	2	4	0	0	2																				
Billy Williams, L OBP: 0.373, SLG: 0.550 (1, 7)	4-3		HR		F7			F5		5	1	1	2	0	0	0																				
Ron Santo, R OBP: 0.399, SLG: 0.562 (1, 5)		BB 14 1B SF8 BB	F8		14 1B			5-3		3	2	1	0	2	0	0																				
14 Ernie Banks, R OBP: 0.310, SLG: 0.446 (1, 3)		SF8 BB 1-2 1B	6-3		1-2 1B			6-3		5	1	3	1	0	0	0																				
Billy Cowan, R OBP: 0.270, SLG: 0.401 (1, 8)		K			1B			F5		5	0	2	1	0	1	4																				
Jimmie Schaffer, R OBP: 0.305, SLG: 0.330 Len Gabrielson, L OBP: 0.304, SLG: 0.359 (1, 2) (9, PH)		FC6-4 BB 1-2 2-3		F9		F8		FC1-4 1B		3	0	0	0	1	0	4																				
Ron Campbell, R OBP: 0.241, SLG: 0.429 Vic Roznovsky, L OBP: 0.254, SLG: 0.238 (1, 4) (9, PH)		SF8		F9		F9		F9		3	0	0	1	0	0	2																				
Lew Burdette, R John Flavin, L Don Elston, R Lee Gregory, L Sterling Slaughter, R Vic Roznovsky, L Joe Altobelli, R Freddie Burdette, R Larry Jackson, R (1, 1) (4, 1) (5, 1) (6, 1) (9, PH) (9, PH) (9, PH) (9, PH) (9, PH)		FC6-4 1-2 3-H				5-3		HR BB		2	0	1	0	0	0	2																				
Inning Stats	R: 0 E: 0 K: 0 S: 3	H: 0 LOB: 0 BB: 0 P: 3	R: 1 E: 0 K: 1 S: 6	H: 1 LOB: 2 BB: 2 P: 14	R: 2 E: 0 K: 0 S: 5	H: 2 LOB: 0 BB: 0 P: 5	R: 0 E: 0 K: 0 S: 5	H: 2 LOB: 2 BB: 0 P: 5	R: 1 E: 0 K: 0 S: 6	H: 3 LOB: 2 BB: 0 P: 6	R: 0 E: 0 K: 0 S: 4	H: 1 LOB: 1 BB: 0 P: 4	R: 2 E: 0 K: 0 S: 5	H: 2 LOB: 1 BB: 1 P: 9	R: 3 E: 0 K: 0 S: 5	H: 2 LOB: 2 BB: 1 P: 9		R: 0 E: 0 K: 0 S: 5	H: 2 LOB: 2 BB: 0 P: 5	1B: 11 2B: 0 3B: 1 HR: 3	SF: 1 SAC: 0 DP: 0 HBP: 0	WP: 0 PB: 0 SB: 0 CS: 0	PA: 46													
PITCHER	IP	WLS	BF	H	R	ER	SO	BB	IBB	HBP	BLK	WP	HR	S	P	ERA	WHIP	PITCHER		IP	WLS	BF	H	R	ER	SO	BB	IBB	HBP	BLK	WP	HR	S	P	ERA	WHIP
Dan Schneider, L Chi-Chi Olivo, R Hank Fischer, R Wade Blasingame, L Bobby Tiefenauer, R (1, 1) (4, 1) (5, 1) (6, 1) (8, 1)	3.2	18		5	3	3	1	2	0	0	0	0	0	0	1	18	7.36	1.909	(1, 1)	0.1	1	0	0	0	0	0	0	0	0	0	0	1	1	0.00	0.000	
Freddie Burdette, R John Flavin, L Don Elston, R Lee Gregory, L Sterling Slaughter, R Vic Roznovsky, L Joe Altobelli, R Freddie Burdette, R Larry Jackson, R (4, 1) (5, 1) (6, 1) (8, 1)	2.0	13		5	5	5	0	2	0	0	0	0	0	1	11	19	22.50	3.500	(4, 1)	2.0	13	5	5	5	0	2	0	0	0	0	0	8	8	0.00	1.000	

Batter	1	2	3	4	5	6	7	8	9	AB	R	H	RBI	BB	SO	LOB	TOP	
Gary Kolb, L OBP: 0.231, SLG: 0.143 (1, 4)										4	2	1	0	1	0	2	Milwaukee Braves @ Chicago Cubs Wrigley Field, Chicago, IL Mon Sep 07 1964, 3:38 AM CDT Att: 20,535 - Unknown	
Lee Maye, L OBP: 0.345, SLG: 0.440 (1, 8)										4	2	2	0	0	0	0		
Rico Carty, R OBP: 0.389, SLG: 0.534 Woody Woodward, R OBP: 0.255, SLG: 0.240 (6, 4)										3	1	2	2	0	0	0		
Eddie Mathews, L OBP: 0.346, SLG: 0.438 (1, 5)										4	1	1	0	0	0	3		
Joe Torre, R OBP: 0.360, SLG: 0.489 (1, 2)										4	1	3	4	0	0	0		
Felipe Alou, R OBP: 0.285, SLG: 0.372 (1, 9)										4	0	0	0	0	0	4		
Gene Oliver, R OBP: 0.329, SLG: 0.494 (1, 3)										4	0	1	1	0	1	2		
Denis Menke, R OBP: 0.373, SLG: 0.478 (1, 6)										3	1	1	0	1	1	2		
Clay Carroll, R (1, 1) Billy Hoelt, L ERA: 3.68 Hank Fischer, R OBP: 0.208, SLG: 0.178 (6, 1)										1	0	0	0	0	0	0		
Inning Stats	R: 3 E: 0 K: 0 S: 5	H: 2 LOB: 0 BB: 1 P: 9	R: 0 E: 0 K: 0 S: 3	H: 0 LOB: 0 BB: 0 P: 3	R: 2 E: 0 K: 0 S: 7	H: 4 LOB: 2 BB: 0 P: 7	R: 1 E: 0 K: 0 S: 4	H: 1 LOB: 0 BB: 0 P: 4	R: 2 E: 0 K: 2 S: 11	H: 4 LOB: 2 BB: 0 P: 11	R: 0 E: 0 K: 0 S: 3	H: 0 LOB: 0 BB: 0 P: 3	R: 0 E: 0 K: 1 S: 5	H: 0 LOB: 1 BB: 1 P: 9				WP: 1 PB: 0 3B: 0 HR: 1
PITCHER	IP WLS BF H R ER SO BB IBB HBP BLK WP HR S P ERA WHIP																	
Bob Buhl, R ERA: 3.68 Don Eiston, R ERA: 4.65 Freddie Burdette, R ERA: 3.63	(1, 1) (5, 1) (7, 1)	4.0 L 22 9 8 8 0 1 0 0 0 0 1 1 21 25 18.00 2.500																


Batter	1	2	3	4	5	6	7	8	9	AB	R	H	RBI	BB	SO	LOB	BOTTOM	
Jimmy Stewart, S OBP: 0.327, SLG: 0.308 Don Kessinger, S OBP: 0.500, SLG: 0.500 (6, PH) (7, 6)										3	0	0	0	0	1	2	Milwaukee Braves @ Chicago Cubs Wrigley Field, Chicago, IL Mon Sep 07 1964, 3:38 AM CDT Att: 20,535 - Unknown	
Ellis Burton, S OBP: 0.336, SLG: 0.460 (1, 8)										5	1	2	0	0	1	0		
Billy Williams, L OBP: 0.377, SLG: 0.558 (1, 7)										5	1	4	4	0	1	0		
Ron Santo, R OBP: 0.397, SLG: 0.559 (1, 5)										5	0	1	0	0	1	3		
14 Ernie Banks, R OBP: 0.309, SLG: 0.444 (1, 3)										5	1	1	0	0	2	3		
Len Gabrielson, L OBP: 0.307, SLG: 0.365 (1, 9)										4	1	2	0	0	1			
Ron Campbell, R OBP: 0.273, SLG: 0.469 (1, 4)										4	1	2	2	0	1	2		
Dick Bertell, R OBP: 0.294, SLG: 0.320 Vic Roznovsky, L OBP: 0.250, SLG: 0.234 (6, PH) (7, 1)										3	0	1	1	0	0	2		
Bob Buhl, R OBP: 0.162, SLG: 0.097 Don Eiston, R OBP: 0.167, SLG: 0.167 Joey Amalfitano, R OBP: 0.332, SLG: 0.301 Freddie Burdette, R OBP: 1.000, SLG: 1.000 Lee Gregory, L OBP: 0.250, SLG: 0.077 (8, PH)										2	0	1	0	0	1	0		
Inning Stats	R: 0 E: 0 K: 1 S: 5	H: 0 LOB: 0 BB: 0 P: 5	R: 2 E: 0 K: 1 S: 9	H: 4 LOB: 2 BB: 0 P: 9	R: 2 E: 0 K: 1 S: 9	H: 4 LOB: 2 BB: 0 P: 9	R: 0 E: 0 K: 3 S: 9	H: 0 LOB: 0 BB: 0 P: 9	R: 0 E: 0 K: 1 S: 7	H: 1 LOB: 2 BB: 0 P: 7	R: 1 E: 0 K: 0 S: 5	H: 2 LOB: 2 BB: 1 P: 9	R: 0 E: 0 K: 1 S: 5	H: 0 LOB: 0 BB: 0 P: 5	R: 2 E: 0 K: 2 S: 11	H: 4 LOB: 2 BB: 0 P: 11		WP: 0 PB: 0 3B: 0 HR: 1
PITCHER	IP WLS BF H R ER SO BB IBB HBP BLK WP HR S P ERA WHIP																	
Clay Carroll, R ERA: 7.71 Billy Hoelt, L ERA: 3.64 Hank Fischer, R ERA: 4.09	(1, 1) (3, 1) (6, 1)	2.2 W 14 5 1 1 4 1 0 0 0 0 0 0 23 27 3.00 2.000																

AB	33
R	8
H	11
RBI	7
BB	2
SO	3
LOB	16



AB	40
R	7
H	15
RBI	7
BB	1
SO	10
LOB	14



Batter	1	2	3	4	5	6	7	8	9	AB	R	H	RBI	BB	SO	LOB	TOP			
Felipe Alou, R OBP: 0.287, SLG: 0.372 (1, 9)	0-0 FC3-6 1B		0-0 FC6-4 1B		0-0 6-3			0-0 4-3	0-0 4-3	5	0	2	0	0	0	0				
Lee Maye, L OBP: 0.344, SLG: 0.438 (1, 8) (8, 7)	0-0 FC3-6 CS 1-2		0-0 FC6-4 BB 1B 1-2 2-3		0-0 L8			0-0 S E 1B 1B	0-0 F3	5	2	1	0	0	0	3				
Eddie Mathews, L OBP: 0.348, SLG: 0.437 (1, 5)	4-0 2B BB 1-2		4-0 1B BB 1-2		0-0 P6			0-0 E 1B 1-2	0-0 F9	3	3	1	0	2	0	0				
Joe Torre, R OBP: 0.363, SLG: 0.495 (1, 2)	0-0 1-H 2B		0-0 1B 1B 1-2 2-H 3-H		0-0 F7			0-0 E9 2B 2B 1-H 2-H		4	1	3	4	0	0	0				
Rico Carty, R OBP: 0.390, SLG: 0.537 (1, 7)	0-3 K		0-0 1B		0-0 P6			0-0 HBP 2B		4	0	2	2	0	1	1				
Ty Cline, L OBP: 0.327, SLG: 0.363 (8, 8)			0-0 1B 1-3 2-H		0-0 F7			0-0 HBP BB 3-H 4-0		0	0	0	0	0	0	0				
Gene Oliver, R OBP: 0.328, SLG: 0.487 (1, 3)			0-0 F7		0-0 F7			0-0 HBP BB		3	0	0	0	1	0	1				
Denis Menke, R OBP: 0.370, SLG: 0.474 (1, 6)			0-3 K		0-0 F8			0-0 P4 F2		4	0	0	0	0	1	2				
Gary Kolb, L OBP: 0.238, SLG: 0.135 (1, 4)			0-0 1-4-3		4-0 K CS BB			0-0 4-3	1-0 HBP	2	0	0	0	1	0	0				
Woody Woodward, R OBP: 0.262, SLG: 0.240 (7, 4)					0-0 K CS BB			0-0 4-3	1-2 2-3 HBP	0	0	0	0	0	0	0				
Tony Cloninger, R OBP: 0.216, SLG: 0.216 (1, 1)			0-0 FC6-4 1B 1B		0-3 K 1-3			0-0 G3	0-3 K	4	1	1	0	0	2	4				
Inning Stats	R: 1 E: 0 K: 1 S: 6	H: 2 LOB: 1 BB: 1 P: 10	R: 0 E: 0 K: 1 S: 5	H: 0 LOB: 0 BB: 0 P: 5	R: 3 E: 0 K: 0 S: 6	H: 4 LOB: 1 BB: 1 P: 10	R: 0 E: 0 K: 1 S: 4	H: 0 LOB: 0 BB: 1 P: 8	R: 0 E: 0 K: 0 S: 3	H: 0 LOB: 0 BB: 0 P: 3	R: 0 E: 0 K: 0 S: 3	H: 0 LOB: 0 BB: 0 P: 3	R: 0 E: 0 K: 1 S: 9	H: 4 LOB: 3 BB: 1 P: 14	R: 0 E: 0 K: 0 S: 3	H: 0 LOB: 0 BB: 0 P: 3	1B: 7 2B: 3 3B: 0 HR: 0	SF: 0 SAC: 0 DP: 0 HBP: 1	WP: 0 PB: 0 SB: 1 CS: 2	PA: 39
PITCHER	IP WLS BF H R ER SO BB IBB HBP BLK WP HR S P ERA WHIP															PITCHER	IP WLS BF H R ER SO BB IBB HBP BLK WP HR S P ERA WHIP			
Galen Cisco, R ERA: 3.62 (1, 1)	2.2 L 14 6 4 4 2 2 0 0 0 0 0 16 24 13.50 3.000																			
Bill Wakefield, R ERA: 3.45 (3, 1)	4.1 13 0 0 0 1 1 0 0 0 0 0 0 14 18 0.00 0.231																			
Larry Bearmarth, R ERA: 4.15 (8, 1)	0.1 5 4 3 3 0 0 0 0 0 0 0 0 5 5 81.00 12.000																			
Gary Kroll, R ERA: 2.78 (8, 1)	1.2 7 0 0 0 1 1 0 1 0 0 0 0 7 12 0.00 0.600																			

Milwaukee Braves @ New York Mets
Shea Stadium, Flushing, NY
Wed Sep 09 1964, 7:05 PM EDT
Att: 17,884 - Unknown

AB 34
R 7
H 10
RBI 6
BB 4
SO 4
LOB 11



Batter	1	2	3	4	5	6	7	8	9	AB	R	H	RBI	BB	SO	LOB	BOTTOM					
Rod Kanehl, R OBP: 0.259, SLG: 0.286 (1, 4)	0-0 F8		0-0 1B		0-0 1-3			0-0 L3		4	0	1	0	0	0	1						
Ed Kranepool, L OBP: 0.310, SLG: 0.400 (1, 3)	0-0 4-3		0-0 F9					0-0 F8		4	1	1	0	0	0	1						
Joe Christopher, R OBP: 0.359, SLG: 0.481 (1, 9)	0-0 F8		0-3 K					0-0 HR		3	1	1	2	0	1	1						
George Altman, L OBP: 0.251, SLG: 0.322 (1, 7)			0-0 L9		0-0 3-1			0-3 K		4	0	0	0	0	2	1						
Jim Hickman, R OBP: 0.317, SLG: 0.378 (1, 8)			4-0 E 1B G6-4 BB		0-0 F8			0-0 E5		3	1	0	0	1	0	0						
Jesse Gonder, L OBP: 0.338, SLG: 0.398 (1, 2)			0-0 G6-4 E 1B 1-2		0-0 P4			0-0 P6		3	1	1	0	1	0	1						
Charley Smith, R OBP: 0.276, SLG: 0.407 (1, 5)			0-0 E6 G6-4 1-2 2-3		0-0 6-3			0-0 E4 G3-6-3		4	0	0	0	0	0	3						
Roy McMillan, R OBP: 0.242, SLG: 0.247 (1, 6)			0-0 G6-4		0-0 6-3			0-0 F8		3	0	0	1	0	0	3						
Wayne Graham, R OBP: 0.136, SLG: 0.182 (9, PH)			1-2 2-3 3-H		0-0 K			0-0 F7		1	0	0	0	0	0	0						
Galen Cisco, R OBP: 0.185, SLG: 0.130 (3, 1)			0-3 K		0-3 K			0-0 F7		1	0	0	0	0	1	2						
Bill Wakefield, R OBP: 0.136, SLG: 0.136 (7, PH)					0-0 K			0-0 F7		1	0	0	0	0	1	0						
Larry Bearmarth, R OBP: 0.145, SLG: 0.143 (8, 1)					0-0 K			0-0 F7		0	0	0	0	0	0	0						
Gary Kroll, R OBP: 0.150, SLG: 0.150 (8, 1)					0-0 K			0-0 F7		0	0	0	0	0	0	0						
Bobby Kibius, R OBP: 0.102, SLG: 0.100 (9, PH)					0-0 K			0-0 F7		1	0	0	0	0	0	0						
Inning Stats	R: 0 E: 0 K: 0 S: 3	H: 0 LOB: 0 BB: 0 P: 3	R: 1 E: 1 K: 1 S: 7	H: 1 LOB: 2 BB: 1 P: 11	R: 0 E: 0 K: 1 S: 6	H: 1 LOB: 1 BB: 0 P: 6	R: 0 E: 0 K: 0 S: 3	H: 0 LOB: 0 BB: 0 P: 3	R: 0 E: 0 K: 1 S: 5	H: 0 LOB: 0 BB: 0 P: 5	R: 1 E: 0 K: 1 S: 6	H: 1 LOB: 0 BB: 0 P: 6	R: 1 E: 1 K: 0 S: 3	H: 0 LOB: 1 BB: 2 P: 11	R: 1 E: 1 K: 1 S: 7	H: 1 LOB: 1 BB: 0 P: 7	R: 0 E: 0 K: 0 S: 3	H: 0 LOB: 0 BB: 0 P: 3	1B: 2 2B: 0 3B: 1 HR: 1	SF: 1 SAC: 0 DP: 1 HBP: 0	WP: 0 PB: 0 SB: 0 CS: 0	PA: 36
PITCHER	IP WLS BF H R ER SO BB IBB HBP BLK WP HR S P ERA WHIP															PITCHER	IP WLS BF H R ER SO BB IBB HBP BLK WP HR S P ERA WHIP					
Tony Cloninger, R ERA: 3.13 (1, 1)	9.0 W 36 4 4 2 5 3 0 0 0 0 1 43 55 2.00 0.778																					

Milwaukee Braves @ New York Mets
Shea Stadium, Flushing, NY
Wed Sep 09 1964, 7:05 PM EDT
Att: 17,884 - Unknown

AB 32
R 4
H 4
RBI 3
BB 3
SO 5
LOB 13



Batter	1	2	3	4	5	6	7	8	9	AB	R	H	RBI	BB	SO	LOB	TOP								
Felipe Alou, R OBP: 0.288, SLG: 0.384 (1, 9)	6-3		F3		HR		F8		2B	5	1	2	2	0	0	0									
Lee Maye, L OBP: 0.348, SLG: 0.445 (1, 8) (8, 7)	3B			1B	1B			HR	F7	5	2	4	0	0	0	1									
Eddie Mathews, L OBP: 0.349, SLG: 0.438 (1, 5)	P4			2B	1B		FC5-4	L8		4	1	2	0	0	0	2									
Joe Torre, R OBP: 0.362, SLG: 0.495 (1, 2)	L7			1B	FC5-4			F8		4	1	1	1	0	0	4									
Rico Carty, R OBP: 0.391, SLG: 0.544 Ty Cline, L OBP: 0.327, SLG: 0.363 (8, 8)	5-3			G6-4-3			6-3			4	1	2	3	0	0	0									
Gene Oliver, R OBP: 0.323, SLG: 0.479 (1, 3)	K			G6-4-3			6-3	HR		4	0	0	0	0	1	1									
Denis Menke, R OBP: 0.369, SLG: 0.472 (1, 6)	F8			F9			F7		G3	4	1	1	0	0	0	0									
Gary Kolb, L OBP: 0.217, SLG: 0.122 Woody Woodward, R OBP: 0.262, SLG: 0.240 (9, 4)	G3				3-1		G3		G3	4	0	0	0	0	0	1									
Wade Blasingame, L OBP: 0.278, SLG: 0.344 Bobby Tiefenauer, R (8, 1)	K				F2		4-3		K	3	0	0	0	0	1	0									
Inning Stats	R: 0 E: 0 K: 0 S: 4	H: 1 LOB: 1 BB: 0 P: 4	R: 0 E: 0 K: 1 S: 5	H: 0 LOB: 0 BB: 0 P: 5	R: 0 E: 0 K: 1 S: 5	H: 0 LOB: 0 BB: 0 P: 5	R: 3 E: 0 K: 0 S: 6	H: 4 LOB: 0 BB: 0 P: 6	R: 1 E: 0 K: 0 S: 6	H: 3 LOB: 2 BB: 0 P: 6	R: 0 E: 0 K: 0 S: 3	H: 0 LOB: 0 BB: 0 P: 3	R: 0 E: 0 K: 0 S: 3	H: 0 LOB: 0 BB: 0 P: 3	R: 2 E: 0 K: 0 S: 5	H: 2 LOB: 0 BB: 0 P: 5	R: 1 E: 0 K: 1 S: 7	H: 2 LOB: 1 BB: 0 P: 7	1B: 7 2B: 2 3B: 1 HR: 2	SF: 0 SAC: 0 DP: 1 HBP: 0	WP: 0 PB: 0 CS: 0	PA: 38			
PITCHER	IP	WLS	BF	H	R	ER	SO	BB	IBB	HBP	BLK	WP	HR	S	P	ERA	WHIP								
Dennis Ribant, R ERA: 5.31 Jack Fisher, R ERA: 4.29	(1, 1)	8.0	L	34	11	7	7	2	0	0	0	0	2	38	38	7.88	1.375								
(9, 1)	1.0		4	1	0	0	1	0	0	0	0	0	0	6	6	0.00	1.000								

Milwaukee Braves @ New York Mets
Shea Stadium, Flushing, NY
Thu Sep 10 1964, 3:33 AM EDT
Att: 9,847 - Unknown

AB	38
R	7
H	12
RBI	6
BB	0
SO	3
LOB	10





Batter	1	2	3	4	5	6	7	8	9	AB	R	H	RBI	BB	SO	LOB	BOTTOM								
Rod Kanehl, R OBP: 0.258, SLG: 0.284 (1, 4)	1B		5-3		6-3			E4	F8	5	1	1	0	0	0	2									
Roy McMillan, R OBP: 0.248, SLG: 0.259 (1, 6)	1B							4-3		4	0	3	1	0	0	1									
Joe Christopher, R OBP: 0.357, SLG: 0.478 (1, 9)	1-3		SF8		G5-4-3			F3		3	0	0	1	0	0	4									
Jim Hickman, R OBP: 0.317, SLG: 0.377 (1, 8)	L6		5-3				P3			4	0	1	1	0	0	2									
Charley Smith, R OBP: 0.273, SLG: 0.403 (1, 7)	F9			5-3			F3		K	4	0	0	0	0	1	3									
Chris Cannizzaro, R OBP: 0.362, SLG: 0.367 Larry Elliot, L OBP: 0.339, SLG: 0.424 (9, PH)	F7			HR	1B		K		4-3	3	1	1	0	0	1	0									
Ed Kranepool, L OBP: 0.309, SLG: 0.407 (1, 3)	K				HR			4-3		4	1	1	2	0	1	1									
Wayne Graham, R OBP: 0.120, SLG: 0.160 Jesse Gonder, L OBP: 0.336, SLG: 0.397 (9, PH)	L6				6-3			L8		3	0	0	0	0	0	0									
Dennis Ribant, R OBP: 0.176, SLG: 0.188 Jack Fisher, R OBP: 0.211, SLG: 0.174 George Altman, L OBP: 0.253, SLG: 0.324 (9, PH)					K			4-3		3	1	1	0	0	1	0									
Inning Stats	R: 0 E: 0 K: 0 S: 5	H: 2 LOB: 2 BB: 0 P: 5	R: 0 E: 0 K: 1 S: 5	H: 0 LOB: 0 BB: 0 P: 5	R: 2 E: 0 K: 0 S: 5	H: 2 LOB: 0 BB: 0 P: 5	R: 2 E: 0 K: 1 S: 7	H: 2 LOB: 0 BB: 0 P: 7	R: 0 E: 0 K: 0 S: 3	H: 1 LOB: 0 BB: 0 P: 3	R: 0 E: 0 K: 1 S: 5	H: 0 LOB: 0 BB: 0 P: 5	R: 0 E: 0 K: 0 S: 3	H: 0 LOB: 0 BB: 0 P: 3	R: 1 E: 1 K: 1 S: 7	H: 1 LOB: 1 BB: 0 P: 7	R: 3 E: 0 K: 0 S: 5	H: 2 LOB: 1 BB: 0 P: 5	1B: 6 2B: 2 3B: 1 HR: 1	SF: 1 SAC: 0 DP: 1 HBP: 0	WP: 0 PB: 0 CS: 0	PA: 37			
PITCHER	IP	WLS	BF	H	R	ER	SO	BB	IBB	HBP	BLK	WP	HR	S	P	ERA	WHIP								
Wade Blasingame, L ERA: 4.25 Bobby Tiefenauer, R ERA: 3.36	(1, 1)	7.2	W	31	8	5	4	3	0	0	0	0	1	37	37	4.70	1.043								
(8, 1)	1.1	S	6	2	1	1	1	0	0	0	0	0	0	8	8	6.75	1.500								

Milwaukee Braves @ New York Mets
Shea Stadium, Flushing, NY
Thu Sep 10 1964, 3:33 AM EDT
Att: 9,847 - Unknown

AB	36
R	5
H	10
RBI	6
BB	0
SO	4
LOB	14



Batter	1	2	3	4	5	6	7	8	9	AB	R	H	RBI	BB	SO	LOB	TOP		
Giraldo Ruiz, S OBP: 0.258, SLG: 0.308 (1, 5)	0-0 4-3		0-3 K			0-0 1-3		0-0 F5	4 0 0 0 0 1 3								Cincinnati Reds @ Milwaukee Braves Milwaukee County Stadium, Milwaukee, WI Fri Sep 11 1964, 8:05 PM EDT Att: 6,715 - Unknown livebaseballscorecards.com		
Pete Rose, S OBP: 0.311, SLG: 0.322 (1, 4)	0-0 5-3			0-0 F8		0-0 6-3		0-3 K	4 0 0 0 0 1 2										
Frank Robinson, R OBP: 0.395, SLG: 0.544 (1, 9)	0-0 L3			0-0 6-3		0-0 F9			3 0 0 0 0 0 0										
Deron Johnson, R OBP: 0.337, SLG: 0.500 (1, 7)		0-3 K		0-0 L3		0-0 F9			3 0 0 0 0 1 0										
Don Pavletich, R OBP: 0.340, SLG: 0.488 (1, 3)		0-3 K			0-0 F7			0-0 F8	3 0 0 0 0 1 0										
Tommy Harper, R OBP: 0.325, SLG: 0.314 (1, 8)		0-0 F6			0-0 3-1			0-0 F7	3 0 0 0 0 0 0										
Jimmie Coker, R OBP: 0.450, SLG: 0.353 (1, 2)			4-0 F9 WP BB		0-3 K			0-3 K	2 0 0 0 1 2 0									AB 26 R 0 H 1 RBI 0 BB 3 SO 7 LOB 8	
Leo Cardenas, R OBP: 0.309, SLG: 0.380 (1, 6)			0-0 F9			0-0 L8-6 WP 1B		4-0 CS BB BB	2 0 1 0 1 0 1										
Jim Maloney, L OBP: 0.206, SLG: 0.222 (1, 1)			0-3 K			0-0 L8-6		4-0 BB	2 0 0 0 0 1 2										
Steve Boros, R OBP: 0.340, SLG: 0.324 (9, PH)						1-3		1-2 BB	0 0 0 0 1 0 0										
Inning Stats	R: 0 H: 0 E: 0 K: 0 S: 3	H: 0 LOB: 0 BB: 0 P: 3	R: 0 H: 0 E: 0 K: 2 S: 7	H: 0 LOB: 0 BB: 0 P: 7	R: 0 H: 0 E: 0 K: 2 S: 7	H: 0 LOB: 1 BB: 1 P: 11	R: 0 H: 0 E: 0 K: 0 S: 3	H: 0 LOB: 0 BB: 0 P: 3	R: 0 H: 1 E: 0 K: 1 S: 5	H: 0 LOB: 0 BB: 0 P: 5	R: 0 H: 0 E: 0 K: 1 S: 5	H: 0 LOB: 0 BB: 0 P: 5	R: 0 H: 0 E: 0 K: 1 S: 5	H: 0 LOB: 0 BB: 0 P: 5	R: 0 H: 0 E: 0 K: 1 S: 4	H: 0 LOB: 2 BB: 2 P: 12	1B: 1 2B: 2 3B: 0 HR: 0	SF: 0 SAC: 0 DP: 2 HBP: 0	WP: 2 PA: 29 PB: 0 SB: 0 CS: 1
PITCHER Denny Lemaster, L ERA: 4.35 (1, 1)	IP: 9.0 WLS: W BF: 29 H: 1 R: 0 ER: 0 SO: 7 BB: 3 IBB: 0 HBP: 0 BLK: 0 WP: 2 HR: 0 S: 40 P: 52 ERA: 0.00 WHIP: 0.444																		

Batter	1	2	3	4	5	6	7	8	9	AB	R	H	RBI	BB	SO	LOB	BOTTOM
Felipe Alou, R OBP: 0.285, SLG: 0.381 (1, 9)	0-0 F9		0-0 6-3			0-0 4-3		0-0 SF7	3 0 0 1 0 0 0								Cincinnati Reds @ Milwaukee Braves Milwaukee County Stadium, Milwaukee, WI Fri Sep 11 1964, 8:05 PM EDT Att: 6,715 - Unknown livebaseballscorecards.com
Lee Maye, L OBP: 0.345, SLG: 0.442 (1, 8)	0-3 K		0-0 F8			0-0 4-3		3-H FC6-4	4 0 0 0 0 1 2								
Ty Cline, L OBP: 0.327, SLG: 0.363 (9, 8)								1-2	0 0 0 0 0 0 0								
Eddie Mathews, L OBP: 0.349, SLG: 0.436 (1, 5)	4-0 WP S BB			0-3 K		0-3 K			2 0 0 0 1 2 0								
Joe Torre, R OBP: 0.364, SLG: 0.495 (1, 2)	4-0 WP BB			0-0 F9		0-0 G6-4-3 1B			2 0 1 0 1 0 0								
Rico Carty, R OBP: 0.388, SLG: 0.540 (1, 7)	0-3 K			0-3 K		0-0 G6-4-3			3 0 0 0 0 2 3								
Woody Woodward, R OBP: 0.262, SLG: 0.240 (9, 4)	1-2 2-3					1-2			0 0 0 0 0 0 0								
Gene Oliver, R OBP: 0.323, SLG: 0.481 (1, 3)		0-3 K			0-0 1-3			S SF7 2B	3 1 1 0 0 1 0								
Denis Menke, R OBP: 0.367, SLG: 0.468 (1, 6)		0-0 4-3			0-3 K			0-3 K	3 0 0 0 0 2 1								AB 24 R 1 H 2 RBI 1 BB 4 SO 11 LOB 6
Gary Kolb, L OBP: 0.224, SLG: 0.116 (1, 4)		0-3 K			0-0 4-3			4-0 S IBB	2 0 0 0 1 1 0								
Denny Lemaster, R OBP: 0.194, SLG: 0.153 (1, 1)			0-3 K			0-3 K		4-0 FC6-4 BB	2 0 0 0 1 2 0								
Inning Stats	R: 0 H: 0 E: 0 K: 2 S: 7	H: 0 LOB: 2 BB: 2 P: 15	R: 0 H: 0 E: 0 K: 2 S: 7	H: 0 LOB: 0 BB: 0 P: 7	R: 0 H: 0 E: 0 K: 1 S: 5	H: 0 LOB: 0 BB: 0 P: 5	R: 0 H: 0 E: 0 K: 2 S: 7	H: 0 LOB: 0 BB: 0 P: 7	R: 0 H: 0 E: 0 K: 1 S: 5	H: 0 LOB: 0 BB: 0 P: 5	R: 0 H: 1 E: 0 K: 1 S: 5	H: 0 LOB: 0 BB: 0 P: 5	R: 1 H: 1 E: 0 K: 1 S: 6	H: 1 LOB: 2 BB: 2 P: 14	1B: 1 2B: 1 3B: 0 HR: 0	SF: 1 SAC: 0 DP: 1 HBP: 0	
PITCHER Jim Maloney, R ERA: 2.94 (1, 1)	IP: 8.0 WLS: L BF: 29 H: 2 R: 1 ER: 1 SO: 11 BB: 3 IBB: 1 HBP: 0 BLK: 0 WP: 1 HR: 0 S: 47 P: 63 ERA: 1.12 WHIP: 0.625																

Batter	1	2	3	4	5	6	7	8	9	AB	R	H	RBI	BB	SO	LOB	TOP					
Giraldo Ruiz, S OBP: 0.262, SLG: 0.308 (1, 5)	4-0 WP SH1-4 1B BB		0-0 E1 1-3 1B			0-0 3-1		0-3 K G4-6-3		3	2	1	0	1	1	0	Cincinnati Reds @ Milwaukee Braves Milwaukee County Stadium, Milwaukee, WI Sat Sep 12 1964, 4:33 AM EDT Att: 6,045 - Unknown					
Pete Ross, S OBP: 0.311, SLG: 0.322 (1, 4)	0-0 SH1-4		0-0 1-3			0-0 1B		0-0 G4-6-3 1-2f		3	0	1	1	0	0	1						
Vada Pinson, L OBP: 0.309, SLG: 0.436 (1, 8)	0-0 2H 1B		0-0 F6			0-0 F6		0-0 2B WP 1B		4	0	2	1	0	0	1						
Frank Robinson, R OBP: 0.394, SLG: 0.541 (1, 9)	0-0 F5			1-0 G5-4-3 HBP		0-0 G3		0-0 F8 1-2		3	0	0	0	0	0	3						
Deron Johnson, R OBP: 0.336, SLG: 0.500 (1, 7)	0-0 5-3			0-0 G5-4-3 1-2f		0-0 F9		0-0 2B		4	0	1	0	0	0	2						
Gordy Coleman, L OBP: 0.292, SLG: 0.366 (1, 3)		0-0 1-3		0-0 F2		0-0 G3		0-0 F3		4	0	0	0	0	0	2						
Leo Cardenas, R OBP: 0.309, SLG: 0.379 (1, 6)		0-3 K			0-0 F9		0-0 1B		0-0 5-3		4	0	1	0	0	1		2				
Jimmie Coker, R OBP: 0.391, SLG: 0.300 (1, 2)		0-0 5-3			0-0 F9		0-0 F3			3	0	0	0	0	0	1						
Jim O'Toole, S OBP: 0.199, SLG: 0.121 John Tsitouris, R OBP: 0.208, SLG: 0.231 Bill Henry, L OBP: 0.250, SLG: 0.250 Mel Queen, L OBP: 0.237, SLG: 0.290 Joe Nuxhall, L OBP: 0.140, SLG: 0.200 (1, 1)			0-0 F5			0-3 K		0-3 K		2	0	0	0	0	1	0						
Inning Stats	R: 1 E: 0 K: 0 S: 4	H: 1 LOB: 1 BB: 1 P: 8	R: 0 E: 0 K: 1 S: 5	H: 0 LOB: 0 BB: 0 P: 5	R: 1 E: 1 K: 0 S: 4	H: 1 LOB: 0 BB: 0 P: 4	R: 0 E: 0 K: 0 S: 2	H: 0 LOB: 0 BB: 0 P: 3	R: 0 E: 0 K: 1 S: 5	H: 0 LOB: 0 BB: 0 P: 5	R: 0 E: 0 K: 0 S: 4	H: 1 LOB: 1 BB: 0 P: 4	R: 0 E: 0 K: 0 S: 4	H: 1 LOB: 0 BB: 0 P: 4	R: 0 E: 0 K: 2 S: 7	H: 0 LOB: 0 BB: 0 P: 7		R: 0 E: 0 K: 0 S: 5	H: 2 LOB: 2 BB: 0 P: 5	1B: 5 2B: 1 3B: 0 HR: 0	SF: 0 SAC: 1 DP: 2 HBP: 1	WP: 3 PB: 0 SB: 0 CS: 0
PITCHER Hank Fischer, R ERA: 3.91 (1, 1)	IP: 9.0 WLS: W BF: 34 H: 6 R: 2 ER: 1 SO: 4 BB: 1 IBB: 0 HBP: 1 BLK: 0 WP: 3 HR: 0 S: 40 P: 45 ERA: 1.00 WHIP: 0.778											PITCHER IP: WLS: BF: H: R: ER: SO: BB: IBB: HBP: BLK: WP: HR: S: P: ERA: WHIP										

AB	31
R	2
H	6
RBI	2
BB	1
SO	4
LOB	12



Batter	1	2	3	4	5	6	7	8	9	AB	R	H	RBI	BB	SO	LOB	BOTTOM			
Felipe Alou, R OBP: 0.284, SLG: 0.381 (1, 9)	0-0 2B 2B		0-0 F3			0-3 K		0-3 K FC6-4		5	1	1	0	0	2	4	Cincinnati Reds @ Milwaukee Braves Milwaukee County Stadium, Milwaukee, WI Sat Sep 12 1964, 4:33 AM EDT Att: 6,045 - Unknown			
Lee Maye, L OBP: 0.346, SLG: 0.444 (1, 8)	0-0 2H 1B 2B		0-0 4-3			0-0 3B 1B		0-0 G3		4	2	2	1	0	0	1				
Rico Carty, R OBP: 0.390, SLG: 0.545 (1, 7)	0-3 K		0-3 K			0-0 1H HR 3B		0-0 BB 1B		4	1	2	2	0	2	1				
Joe Torre, R OBP: 0.368, SLG: 0.497 (1, 2)	0-0 L1-3 2H 1B			0-0 FC4-6 1B		0-0 HR IBB		0-0 1-2 BB		2	1	2	1	2	0	0				
Eddie Mathews, L OBP: 0.347, SLG: 0.432 (1, 5)	0-0 L1-3			0-0 FC4-6 G6-4-3 1-2f		0-3 K		0-0 3-1		4	0	0	0	0	1	6				
Gene Oliver, R OBP: 0.326, SLG: 0.494 (1, 3)		0-0 F9		0-0 G6-4-3		0-0 1H 3H HR		0-0 BB 1B		4	1	2	3	0	0	1				
Denis Menke, R OBP: 0.368, SLG: 0.475 (1, 6)		0-0 HR			0-0 F9		0-0 CS 1B		0-0 F4		4	1	2	1	0	0		1		
Frank Bolling, R OBP: 0.248, SLG: 0.282 (1, 4)		0-3 K			0-0 1B		0-3 K		0-0 F6		4	0	1	0	0	2		2		
Hank Fischer, R OBP: 0.231, SLG: 0.188 (1, 1)		0-0 F3			0-0 F3		0-0 E5 G3 1B 1B		0-0 FC6-4 BB		3	1	1	0	1	0		1		
Inning Stats	R: 2 E: 0 K: 1 S: 7	H: 3 LOB: 0 BB: 0 P: 7	R: 1 E: 0 K: 1 S: 6	H: 1 LOB: 0 BB: 0 P: 6	R: 0 E: 0 K: 1 S: 5	H: 0 LOB: 0 BB: 0 P: 5	R: 0 E: 0 K: 0 S: 3	H: 1 LOB: 0 BB: 0 P: 3	R: 0 E: 0 K: 1 S: 6	H: 1 LOB: 1 BB: 0 P: 6	R: 4 E: 0 K: 2 S: 10	H: 4 LOB: 2 BB: 1 P: 14	R: 1 E: 1 K: 1 S: 7	H: 2 LOB: 2 BB: 1 P: 11	R: 0 E: 0 K: 0 S: 4	H: 1 LOB: 2 BB: 1 P: 8		1B: 8 2B: 3 3B: 1 HR: 2	SF: 0 SAC: 0 DP: 2 HBP: 0	WP: 0 PB: 0 SB: 0 CS: 1
PITCHER Jim O'Toole, L ERA: 2.99 John Tsitouris, R ERA: 4.02 Bill Henry, L ERA: 0.98 Joe Nuxhall, L ERA: 3.88 (1, 1)	IP: 5.1 WLS: L BF: 23 H: 8 R: 6 ER: 6 SO: 5 BB: 0 IBB: 1 HBP: 0 BLK: 0 WP: 0 HR: 1 S: 32 P: 36 ERA: 10.12 WHIP: 1.500											PITCHER IP: WLS: BF: H: R: ER: SO: BB: IBB: HBP: BLK: WP: HR: S: P: ERA: WHIP								

AB	34
R	8
H	13
RBI	8
BB	3
SO	7
LOB	17



Batter	1	2	3	4	5	6	7	8	9	AB	R	H	RBI	BB	SO	LOB	TOP										
Pete Rose, S OBP: 0.314, SLG: 0.329 (1.4)	SH2-3 S 2B 1B		HR 1B	6-3		E4		3B		5	2	3	0	0	0	0	Cincinnati Reds @ Milwaukee Braves Milwaukee County Stadium, Milwaukee, WI Sun Sep 13 1964, 4:33 AM EDT Att: 8,945 - Unknown										
Tommy Harper, R OBP: 0.325, SLG: 0.323 (1.7)	SH2-3		HR		F6	K		K		4	1	1	2	0	2	2											
Vada Pinson, L OBP: 0.312, SLG: 0.445 (1.8)	1-3		WP 2B 1B		HR	F7		FC6-2 2B		5	2	3	1	0	0	2											
Frank Robinson, R OBP: 0.394, SLG: 0.541 (1.9)	2B		6-3		S 2B 1B	F8		4-3 FC6-2 2B		5	1	2	1	0	0	3											
Deron Johnson, R OBP: 0.337, SLG: 0.500 (1.3)	F9		1B 2B		S 2B BB 1B	F5		FC6-2 FC6-4		4	2	1	1	1	0	2											
Leo Cardenas, R OBP: 0.308, SLG: 0.377 (1.6)		6-3	2H 1B		4-3	K		FC6-4		5	0	1	1	0	1	3											
Jimmie Coker, R OBP: 0.370, SLG: 0.333 (1.2)		5-3	1-2 K		1-2 2-3 1B 2B	K				4	1	1	2	0	2	1											
Steve Boros, R OBP: 0.341, SLG: 0.324 (1.5)					F9 1B	1B IBB		F6		3	0	1	0	1	0	0											
Joey Jay, S OBP: 0.077, SLG: 0.040 (1.1)	F6				K	1-3 2-H 1B		6-3		4	0	1	1	0	1	1											
Inning Stats	R: 1 E: 0 K: 0 S: 5	H: 2 LOB: 1 BB: 0 P: 5	R: 0 E: 0 K: 0 S: 4	H: 1 LOB: 1 BB: 0 P: 4	R: 4 E: 0 K: 1 S: 9	H: 5 LOB: 0 BB: 0 P: 9	R: 0 E: 0 K: 1 S: 5	H: 0 LOB: 0 BB: 0 P: 5	R: 4 E: 0 K: 0 S: 6	H: 4 LOB: 2 BB: 2 P: 14	R: 0 E: 1 K: 2 S: 7	H: 0 LOB: 1 BB: 0 P: 7	R: 0 E: 0 K: 1 S: 6	H: 1 LOB: 1 BB: 0 P: 6	R: 0 E: 0 K: 0 S: 4	H: 1 LOB: 1 BB: 0 P: 4	1B: 7 2B: 4 3B: 1 HR: 2	SF: 0 SAC: 1 DP: 0 HBP: 0	WP: 1 PB: 0 SB: 3 CS: 0	PA: 42							
PITCHER	IP	WLS	BF	H	R	ER	SO	BB	IBB	HBP	BLK	WP	HR	S	P	ERA	WHIP										
Warren Spahn, L ERA: 5.43 (1.1)	2.1	L	15	8	5	5	0	0	0	0	0	1	1	15	15	19.29	3.429										
Bob Sadowski, R ERA: 4.42 (3.1)	0.2		1	0	0	0	1	0	0	0	0	0	0	3	3	0.00	0.000										
Dan Schneider, L ERA: 4.98 (4.1)	2.0		11	4	4	4	1	1	1	0	0	0	1	11	19	18.00	2.500										
Clay Carroll, R ERA: 5.4 (6.1)	2.0		7	0	0	0	3	0	0	0	0	0	0	13	13	0.00	0.000										
Chi-Chi Olivo, R ERA: 3.69 (8.1)	2.0		8	2	0	0	1	0	0	0	0	0	0	10	10	0.00	1.000										

Batter	1	2	3	4	5	6	7	8	9	AB	R	H	RBI	BB	SO	LOB	BOTTOM										
Felipe Alou, R OBP: 0.283, SLG: 0.380 (1.9)	F7		1-3 1B		F7		F3			4	0	1	0	0	0	1	Cincinnati Reds @ Milwaukee Braves Milwaukee County Stadium, Milwaukee, WI Sun Sep 13 1964, 4:33 AM EDT Att: 8,945 - Unknown										
Lee Maye, L OBP: 0.348, SLG: 0.445 (1.8)	CS 1B		1-3		1-3 1B		6-3			4	0	2	0	0	0	2											
Rico Carty, R OBP: 0.386, SLG: 0.539 (1.7)	F9		K		F2		F7			4	0	0	0	0	1	5											
Eddie Mathews, L OBP: 0.348, SLG: 0.432 (1.5)		K	K			G6-4-3 1B		G6-3 1B		4	0	2	0	0	2	2											
Joe Torre, R OBP: 0.366, SLG: 0.493 (1.2)	F4				5-3	G6-4-3 1-2f		G6-3 1-2f		4	0	0	0	0	0	2											
Gene Oliver, R OBP: 0.328, SLG: 0.490 (1.3)	1B BB				6-3	HR BB		K		2	1	0	0	2	1	0											
Denis Menke, R OBP: 0.369, SLG: 0.482 (1.6)					5-3	HR		F7		4	1	2	2	0	0	0											
Gary Kolb, L OBP: 0.208, SLG: 0.106 (1.4)	4-3				E4 FC3-6 1B	G3		F6		4	0	0	0	0	0	2											
Warren Spahn, L OBP: 0.183, SLG: 0.271 (1.1)					FC3-6 1B			6-3		0	0	0	0	0	0	0											
Bob Sadowski, R OBP: 0.194, SLG: 0.336 (3.1)										0	0	0	0	0	0	0											
Miguel Mejia, R OBP: 0.226, SLG: 0.356 (3.1)										1	0	1	0	0	0	0											
Dan Schneider, L OBP: 0.324, SLG: 0.359 (4.1)										0	0	0	0	0	0	0											
Ty Cline, L OBP: 0.324, SLG: 0.359 (5.1)										1	0	0	0	0	0	1											
Clay Carroll, R OBP: 0.247, SLG: 0.281 (6.1)										0	0	0	0	0	0	0											
Frank Bolling, R OBP: 0.247, SLG: 0.281 (7.1)										1	0	0	0	0	0	0											
Chi-Chi Olivo, R OBP: 0.306, SLG: 0.500 (8.1)										0	0	0	0	0	0	0											
Inning Stats	R: 0 E: 0 K: 0 S: 3	H: 1 LOB: 0 BB: 0 P: 3	R: 0 E: 0 K: 1 S: 6	H: 1 LOB: 2 BB: 1 P: 10	R: 0 E: 0 K: 2 S: 9	H: 2 LOB: 0 BB: 0 P: 9	R: 0 E: 0 K: 0 S: 3	H: 0 LOB: 0 BB: 0 P: 3	R: 0 E: 1 K: 0 S: 5	H: 1 LOB: 2 BB: 0 P: 5	R: 2 E: 0 K: 0 S: 4	H: 2 LOB: 0 BB: 1 P: 8	R: 0 E: 0 K: 0 S: 3	H: 0 LOB: 0 BB: 0 P: 3	R: 0 E: 0 K: 0 S: 3	H: 1 LOB: 0 BB: 0 P: 3	R: 0 E: 0 K: 1 S: 5	H: 0 LOB: 0 BB: 0 P: 5	1B: 7 2B: 0 3B: 0 HR: 1	SF: 0 SAC: 0 DP: 2 HBP: 0	WP: 0 PB: 0 SB: 0 CS: 1	PA: 35					
PITCHER	IP	WLS	BF	H	R	ER	SO	BB	IBB	HBP	BLK	WP	HR	S	P	ERA	WHIP										
Joey Jay, R ERA: 3.29 (1.1)	9.0	W	35	8	2	2	4	2	0	0	0	0	1	41	49	2.00	1.111										



Batter	1	2	3	4	5	6	7	8	9	AB	R	H	RBI	BB	SO	LOB	TOP								
Curt Flood, R OBP: 0.353, SLG: 0.372 (1, 8)	5-3		1-3		1-3		1B	4-3		4	1	1	0	1	0	0	St. Louis Cardinals @ Milwaukee Braves Milwaukee County Stadium, Milwaukee, WI Tue Sep 15 1964, 8:05 PM EDT Unknown AB 36 R 11 H 12 RBI 10 BB 3 SO 8 LOB 11								
Lou Brock, L OBP: 0.353, SLG: 0.456 (1, 7)	K		K		1B		SF7	E6		4	0	1	1	0	2	1									
Bill White, L OBP: 0.354, SLG: 0.461 (1, 3)	G3				2B		1B	CS		5	3	4	0	0	0	0									
Ken Boyer, R OBP: 0.363, SLG: 0.492 (1, 5)		K			K		G4-6-3			5	1	2	1	0	2	3									
Dick Groat, R OBP: 0.327, SLG: 0.358 (1, 6)	L3				6-3		6-3			4	0	1	3	0	0	1									
Tim McCarver, L OBP: 0.356, SLG: 0.406 (1, 2)	K				HR		F8	SF8		4	1	1	2	0	1	1									
Julian Javier, R OBP: 0.282, SLG: 0.373 (1, 4)					E3		F3			4	2	1	0	1	0	1									
Mike Shannon, R OBP: 0.324, SLG: 0.417 (1, 9)					K					3	2	1	3	1	2	3									
Ray Sadecki, L OBP: 0.211, SLG: 0.294 (1, 1)					K					2	1	0	0	0	1	1									
Barney Schultz, R (7, 1)					F5		SH	6-3		1	0	0	0	0	0	0									
Inning Stats	R: 0 E: 0 K: 1 S: 5	H: 0 LOB: 0 BB: 0 P: 5	R: 0 E: 0 K: 2 S: 7	H: 0 LOB: 0 BB: 0 P: 7	R: 1 E: 1 K: 3 S: 11	H: 1 LOB: 1 BB: 0 P: 11	R: 4 E: 0 K: 1 S: 8	H: 3 LOB: 0 BB: 1 P: 12	R: 0 E: 0 K: 0 S: 4	H: 2 LOB: 1 BB: 0 P: 4	R: 0 E: 0 K: 0 S: 3	H: 0 LOB: 0 BB: 0 P: 3	R: 5 E: 1 K: 1 S: 10	H: 4 LOB: 2 BB: 2 P: 18	R: 0 E: 1 K: 0 S: 3	H: 0 LOB: 0 BB: 0 P: 3	R: 1 E: 0 K: 0 S: 5	H: 2 LOB: 1 BB: 0 P: 5	1B: 9 2B: 2 3B: 0 HR: 1	SF: 3 SAC: 1 DP: 1 HBP: 0	WP: 0 PB: 0 SB: 2 CS: 1	PA: 44			
PITCHER	IP	WLS	BF	H	R	ER	SO	BB	IBB	HBP	BLK	WP	HR	S	P	ERA	WHIP								
Tony Cloninger, R ERA: 3.33 (1, 1)	6.1	L	31	8	10	7	7	2	1	0	0	0	1	42	54	9.95	1.579								
Bob Sadowski, R ERA: 4.4 (7, 1)	0.2		4	2	0	0	1	0	0	0	0	0	0	6	6	0.00	3.000								
Clay Carroll, R ERA: 4.7 (8, 1)	1.0		3	0	0	0	0	0	0	0	0	0	0	3	3	0.00	0.000								
Dave Eilers, R ERA: 7.71 (9, 1)	1.0		5	2	1	1	0	0	0	0	0	0	0	5	5	9.00	2.000								

Batter	1	2	3	4	5	6	7	8	9	AB	R	H	RBI	BB	SO	LOB	BOTTOM								
Felipe Alou, R OBP: 0.285, SLG: 0.383 (1, 9)	F6	6-3			6-3		1B			5	1	2	0	0	0	1	St. Louis Cardinals @ Milwaukee Braves Milwaukee County Stadium, Milwaukee, WI Tue Sep 15 1964, 8:05 PM EDT Unknown AB 39 R 6 H 12 RBI 6 BB 1 SO 2 LOB 16								
Lee Maye, L OBP: 0.348, SLG: 0.444 (1, 8)	F7				E		1B	F7		5	2	2	1	0	0	1									
Rico Carty, R OBP: 0.386, SLG: 0.536 (1, 7)					E4		F9			4	0	1	0	1	1	2									
Joe Torre, R OBP: 0.366, SLG: 0.492 (1, 2)	F4				FC6-4		1B	F7		5	0	2	1	0	0	2									
Gene Oliver, R OBP: 0.326, SLG: 0.496 (1, 3)					G5-4-3		F5			5	1	1	1	0	1	5									
Miguel de la Hoz, R OBP: 0.333, SLG: 0.387 (1, 5)					F7		HR			4	2	3	2	0	0	0									
Denis Menke, R OBP: 0.366, SLG: 0.478 (1, 4)					E1		F7	F4		4	0	0	0	0	0	3									
Sandy Alomar Sr., S OBP: 0.333, SLG: 0.333 (1, 6)					F6		4-3			3	0	1	1	0	0	1									
Ethan Blackaby, L (8, PH)										1	0	0	0	0	0	0									
Woody Woodward, R OBP: 0.292, SLG: 0.240 (9, 6)										0	0	0	0	0	0	0									
Tony Cloninger, R OBP: 0.211, SLG: 0.211 (1, 1)					FC4-6		6-3			2	0	0	0	0	0	0									
Bob Sadowski, R OBP: 0.184, SLG: 0.188 (7, 1)										0	0	0	0	0	0	0									
Clay Carroll, R (8, 1)										0	0	0	0	0	0	0									
Ty Cline, L OBP: 0.321, SLG: 0.356 (8, PH)										1	0	0	0	0	0	0									
Dave Eilers, R (9, 1)										0	0	0	0	0	0	0									
Inning Stats	R: 0 E: 0 K: 0 S: 3	H: 0 LOB: 1 BB: 1 P: 7	R: 2 E: 0 K: 0 S: 6	H: 3 LOB: 1 BB: 0 P: 6	R: 0 E: 0 K: 1 S: 6	H: 1 LOB: 1 BB: 0 P: 6	R: 0 E: 1 K: 0 S: 4	H: 0 LOB: 1 BB: 0 P: 4	R: 1 E: 1 K: 0 S: 5	H: 2 LOB: 1 BB: 0 P: 5	R: 1 E: 0 K: 0 S: 4	H: 1 LOB: 0 BB: 0 P: 4	R: 2 E: 0 K: 0 S: 7	H: 4 LOB: 2 BB: 0 P: 7	R: 0 E: 0 K: 0 S: 4	H: 1 LOB: 1 BB: 0 P: 4	R: 0 E: 0 K: 1 S: 5	H: 0 LOB: 0 BB: 0 P: 5	1B: 8 2B: 2 3B: 0 HR: 2	SF: 0 SAC: 1 DP: 1 HBP: 0	WP: 0 PB: 0 SB: 0 CS: 0	PA: 41			
PITCHER	IP	WLS	BF	H	R	ER	SO	BB	IBB	HBP	BLK	WP	HR	S	P	ERA	WHIP								
Ray Sadecki, L ERA: 3.87 (1, 1)	6.1	W	31	10	6	5	1	1	0	0	0	0	0	12	12	0.00	0.750								
Barney Schultz, R ERA: 2.31 (7, 1)	2.2	S	10	2	0	0	1	0	0	0	0	0	0	12	12	0.00	0.750								

Batter	1	2	3	4	5	6	7	8	9	AB	R	H	RBI	BB	SO	LOB	TOP										
Curt Flood, R OBP: 0.353, SLG: 0.371 (1, 8)	F9		6-3			F7		2B 1B		4	1	1	0	0	0	0	St. Louis Cardinals @ Milwaukee Braves Milwaukee County Stadium, Milwaukee, WI Tue Sep 15 1964, 8:05 PM EDT Att: 5,843 - Unknown livebaseballscorecards.com										
Lou Brock, L OBP: 0.354, SLG: 0.456 (1, 7)	BB 1B			6-3		CS 1B		F7		4	0	2	0	0	0	1											
Dick Groat, R OBP: 0.328, SLG: 0.360 (1, 6)	G1-4-3 BB			1-3		5-3		1-H 2B		3	0	1	1	1	0	1											
Ken Boyer, R OBP: 0.361, SLG: 0.489 (1, 5)	G1-4-3			F7			1-3		4-3	4	0	0	0	0	2												
Bill White, L OBP: 0.351, SLG: 0.457 (1, 3)		F9			F6		F4		G3	4	0	0	0	0	0												
Mike Shannon, R OBP: 0.327, SLG: 0.413 (1, 9)		F9			1-3 WP BB		HR BB		L6	2	1	0	0	2	0												
Julian Javier, R OBP: 0.283, SLG: 0.379 (1, 4)		F9			1-3		1-H HR			3	1	1	2	0	1												
Bob Uecker, R OBP: 0.301, SLG: 0.227 (1, 2)			L4-3 BB				5-3			1	0	0	0	2	0												
Bob Gibson, R OBP: 0.186, SLG: 0.171 (1, 1)			L4-3			K		6-3		3	0	0	0	1	3												
Inning Stats	R: 0 E: 0 K: 0 S: 3	H: 1 LOB: 1 BB: 1 P: 7	R: 0 E: 0 K: 0 S: 3	H: 0 LOB: 0 BB: 0 P: 3	R: 0 E: 0 K: 0 S: 2	H: 0 LOB: 0 BB: 1 P: 6	R: 0 E: 0 K: 1 S: 3	H: 0 LOB: 2 BB: 2 P: 13	R: 0 E: 0 K: 0 S: 3	H: 1 LOB: 0 BB: 0 P: 3	R: 2 E: 0 K: 0 S: 4	H: 1 LOB: 0 BB: 1 P: 8	R: 1 E: 0 K: 0 S: 4	H: 2 LOB: 1 BB: 0 P: 4	R: 0 E: 0 K: 0 S: 3	H: 0 LOB: 0 BB: 0 P: 3	1B: 3 2B: 2 3B: 0 HR: 1	SF: 0 SAC: 0 DP: 2 HBP: 0	WP: 1 PB: 0 CS: 1	PA: 33							
PITCHER	IP	WLS	BF	H	R	ER	SO	BB	IBB	HBP	BLK	WP	HR	S	P	ERA	WHIP										
Wade Blasingame, L ERA: 4.13 (1, 1)	7.0	L	26	3	2	2	1	5	0	0	0	1	1	23	43	2.57	1.143										
Bobby Tiefenauer, R ERA: 3.39 (8, 1)	2.0		7	2	1	1	0	0	0	0	0	0	0	7	7	4.50	1.000										

Batter	1	2	3	4	5	6	7	8	9	AB	R	H	RBI	BB	SO	LOB	BOTTOM										
Felipe Alou, R OBP: 0.283, SLG: 0.380 (1, 9)	F3			L4		SH FC4-6		F3		3	0	0	0	0	0	0	St. Louis Cardinals @ Milwaukee Braves Milwaukee County Stadium, Milwaukee, WI Tue Sep 15 1964, 8:05 PM EDT Att: 5,843 - Unknown livebaseballscorecards.com										
Lee Maye, L OBP: 0.347, SLG: 0.443 (1, 8)	K			1-3		FC4-6 WP 1B		G6-4-3 1B		4	1	1	0	0	1	2											
Rico Carty, R OBP: 0.385, SLG: 0.533 (1, 7)	K			K2-3		BB 1B		G6-4-3		4	0	1	1	0	2	1											
Eddie Mathews, L OBP: 0.349, SLG: 0.430 (1, 5)		K			1B BB		1-2 BB		F2	2	0	0	0	2	1	0											
Joe Torre, R OBP: 0.367, SLG: 0.492 (1, 3)		K				K		FC5-4 1B		4	0	2	0	0	2	2											
Ed Bailey, L OBP: 0.345, SLG: 0.344 (1, 2)	F5				K		K		F7	4	0	0	0	0	2	3											
Denis Menke, R OBP: 0.354, SLG: 0.474 (8, 6)				5-3		K		FC5-4		4	0	0	0	0	1	3											
Sandy Alomar Sr., S OBP: 0.200, SLG: 0.200 (1, 6)				K		K				2	0	0	0	0	2	2											
Miguel de la Hoz, R OBP: 0.337, SLG: 0.387 (7, PH) (8, 4)				K						0	0	0	0	1	0	0											
Wade Blasingame, L OBP: 0.289, SLG: 0.333 (1, 1)				L4		FC4-6 SH BB				1	0	0	0	1	0	0											
Gene Oliver, R OBP: 0.355, SLG: 0.494 (7, PH) (8, 1)										1	0	0	0	0	1	1											
Bobby Tiefenauer, R (8, 1)										0	0	0	0	0	0	0											
Inning Stats	R: 0 E: 0 K: 2 S: 7	H: 0 LOB: 0 BB: 0 P: 7	R: 0 E: 0 K: 2 S: 7	H: 0 LOB: 0 BB: 0 P: 7	R: 0 E: 0 K: 1 S: 5	H: 0 LOB: 0 BB: 0 P: 5	R: 0 E: 0 K: 3 S: 10	H: 1 LOB: 2 BB: 1 P: 14	R: 1 E: 0 K: 1 S: 6	H: 1 LOB: 2 BB: 2 P: 14	R: 0 E: 0 K: 2 S: 7	H: 0 LOB: 1 BB: 1 P: 11	R: 0 E: 0 K: 0 S: 3	H: 1 LOB: 0 BB: 0 P: 3	R: 0 E: 0 K: 0 S: 4	H: 1 LOB: 0 BB: 0 P: 4	1B: 4 2B: 0 3B: 0 HR: 0	SF: 0 SAC: 1 DP: 1 HBP: 0	WP: 1 PB: 1 CS: 0	PA: 34							
PITCHER	IP	WLS	BF	H	R	ER	SO	BB	IBB	HBP	BLK	WP	HR	S	P	ERA	WHIP										
Bob Gibson, R ERA: 3.03 (1, 1)	9.0	W	34	4	1	1	12	4	0	0	0	1	0	54	70	1.00	0.889										

Batter	1	2	3	4	5	6	7	8	9	AB	R	H	RBI	BB	SO	LOB	TOP					
Curt Flood, R OBP: 0.355, SLG: 0.375 (1, 8)	0-0 1B		0-0 4-3		0-0 FC6-4			0-0 2B		4	1	3	0	0	0	0	St. Louis Cardinals @ Milwaukee Braves Milwaukee County Stadium, Milwaukee, WI Wed Sep 16 1964, 4:33 AM EDT Att: 3,019 - Unknown livebaseballscorecards.com					
Lou Brock, L OBP: 0.354, SLG: 0.456 (1, 7)	0-0 F6		0-3 K		0-0 F8			0-0 SF8		4	1	1	1	0	1	3						
Dick Groat, R OBP: 0.326, SLG: 0.357 (1, 6)	0-0 F9		0-0 F8		0-0 FC6-4			0-0 L8		4	0	0	0	0	0	4						
Ken Boyer, R OBP: 0.362, SLG: 0.488 (1, 5)	0-0 1B			4-0 WP BB			0-0 6-3	0-0 E4		3	0	1	0	1	0	1						
Bill White, L OBP: 0.349, SLG: 0.455 (1, 3)	0-3 K			0-0 F8			0-0 F9	0-0 SF8		3	0	0	1	0	1	3						
Mike Shannon, R OBP: 0.322, SLG: 0.406 (8, PH)		0-3 K		0-0 L4			0-0 F9	0-0 G3		3	0	0	0	0	1	1						
Bob Skinner, L OBP: 0.316, SLG: 0.371 (8, PH)										1	0	0	0	0	0	1						
Dal Maxvill, R OBP: 0.158, SLG: 0.158 (8, 9)										0	0	0	0	0	0	0						
Julian Javier, R OBP: 0.282, SLG: 0.380 (1, 4)		0-0 6-3 2B		0-0 5-3			0-0 F7	0-0 F9		4	0	1	0	0	0	1						
Bob Uecker, R OBP: 0.302, SLG: 0.230 (9, PH)		0-0 6-3					0-0 6-3	0-0 4-3		3	0	1	0	0	0	1						
Tim McCarver, L OBP: 0.355, SLG: 0.405 (9, PH)		0-0 2-3					0-0 1B	0-0 4-3		1	0	0	0	0	0	0						
Ron Taylor, R OBP: 0.154, SLG: 0.154 (5, PH)		0-0 F8					0-0 F8	0-0 1-3		1	0	0	0	0	0	1						
Carl Warwick, R OBP: 0.208, SLG: 0.376 (5, 1)										1	0	0	0	0	0	1						
Mike Cuellar, L OBP: 0.271, SLG: 0.379 (5, 1)										0	0	0	0	0	0	0						
Ed Spiezio, R OBP: 0.198, SLG: 0.256 (7, PH)										1	0	0	0	0	0	1						
Bob Humphreys, R OBP: 0.198, SLG: 0.256 (7, 1)										0	0	0	0	0	0	0						
Gordie Richardson, R OBP: 0.198, SLG: 0.256 (8, 1)										0	0	0	0	0	0	0						
Charlie James, R OBP: 0.286, SLG: 0.325 (9, PH)										1	0	0	0	0	0	0						
Inning Stats	R: 0 E: 0 K: 1 S: 7	H: 2 LOB: 2 BB: 0 P: 7	R: 0 E: 0 K: 1 S: 6	H: 1 LOB: 1 BB: 0 P: 6	R: 0 E: 0 K: 1 S: 5	H: 0 LOB: 1 BB: 1 P: 5	R: 0 E: 0 K: 0 S: 3	H: 0 LOB: 0 BB: 0 P: 7	R: 0 E: 0 K: 0 S: 5	H: 2 LOB: 2 BB: 0 P: 5	R: 0 E: 0 K: 0 S: 3	H: 0 LOB: 0 BB: 0 P: 3	R: 0 E: 0 K: 1 S: 5	H: 0 LOB: 0 BB: 0 P: 5	R: 2 E: 1 K: 0 S: 6	H: 2 LOB: 1 BB: 0 P: 6	R: 0 E: 0 K: 0 S: 3	H: 0 LOB: 0 BB: 0 P: 3	1B: 4 2B: 3 3B: 0 HR: 0	SF: 1 SAC: 0 DP: 0 HBP: 0	WP: 1 PB: 0 SB: 0 CS: 0	PA: 36
PITCHER	IP WLS BF H R ER SO BB IBB HBP BLK WP HR S P ERA WHIP																					
Denny Lemaster, L ERA: 4.23 (1, 1)	7.2 W 32 7 2 1 4 1 0 0 0 1 0 39 43 1.17 1.043																					
Bobby Tiefenauer, R ERA: 3.33 (8, 1)	1.1 S 4 0 0 0 0 0 0 0 0 0 0 0 4 4 0.00 0.000																					

Batter	1	2	3	4	5	6	7	8	9	AB	R	H	RBI	BB	SO	LOB	BOTTOM	
Felipe Alou, R OBP: 0.285, SLG: 0.381 (1, 9)	0-0 6-3		0-0 6-3 4-3 1B		0-0 1B			0-0 F3		4	0	2	0	0	0	0	St. Louis Cardinals @ Milwaukee Braves Milwaukee County Stadium, Milwaukee, WI Wed Sep 16 1964, 4:33 AM EDT Att: 3,019 - Unknown livebaseballscorecards.com	
Lee Maye, L OBP: 0.345, SLG: 0.439 (8, 7)	0-3 K		0-0 4-3		0-3 K			0-0 L9		4	0	0	0	0	2	2		
Rico Carty, R OBP: 0.382, SLG: 0.529 (1, 7)	0-0 6-3		0-0 6-3		0-0 5-3			4-0 1B BB		3	0	0	0	0	0	1		
Ty Cline, L OBP: 0.327, SLG: 0.356 (8, 8)			0-0 2-3					0-0 L5		0	0	0	0	1	0	0		
Eddie Mathews, L OBP: 0.350, SLG: 0.430 (1, 5)		4-0 1B HR BB	0-3 K		0-0 L5			0-0 1-3 1B		3	1	1	0	1	1	1		
Joe Torre, R OBP: 0.364, SLG: 0.489 (1, 2)		0-0 F7		0-0 6-3				0-0 F7		4	0	0	0	0	0	3		
Gene Oliver, R OBP: 0.325, SLG: 0.492 (1, 3)		0-0 HR 1B		0-0 F8				0-0 6-3		3	1	1	0	0	0	0		
Denis Menke, R OBP: 0.365, SLG: 0.481 (1, 4)		0-0 HR		0-0 F2				4-0 B2-5-4 1B BB		2	1	1	3	1	0	0		
Sandy Alomar Sr., S OBP: 0.250, SLG: 0.250 (1, 6)		0-3 K						0-0 F1		3	0	1	0	0	1	0		
Denny Lemaster, R ERA: 4.52 (1, 1)		0-0 F9		0-0 6-3				0-0 B2-5-4		3	0	0	0	0	0	2		
Bobby Tiefenauer, R ERA: 1.8 (8, 1)								0-0 2-3		0	0	0	0	0	0	0		
Inning Stats	R: 0 E: 0 K: 1 S: 5	H: 0 LOB: 0 BB: 0 P: 5	R: 3 E: 0 K: 1 S: 7	H: 2 LOB: 1 BB: 1 P: 11	R: 0 E: 0 K: 1 S: 6	H: 1 LOB: 0 BB: 0 P: 6	R: 0 E: 0 K: 0 S: 3	H: 0 LOB: 0 BB: 0 P: 3	R: 0 E: 0 K: 0 S: 3	H: 0 LOB: 0 BB: 0 P: 3	R: 0 E: 0 K: 0 S: 3	H: 1 LOB: 1 BB: 1 P: 7	R: 0 E: 0 K: 0 S: 4	H: 1 LOB: 2 BB: 1 P: 8	1B: 5 2B: 0 3B: 0 HR: 1	SF: 0 SAC: 0 DP: 1 HBP: 0	WP: 0 PB: 0 SB: 0 CS: 0	PA: 32
PITCHER	IP WLS BF H R ER SO BB IBB HBP BLK WP HR S P ERA WHIP																	
Ron Taylor, R ERA: 4.52 (1, 1)	4.0 L 16 3 3 3 3 3 1 0 0 0 0 0 0 0 9 9 0.00 0.500																	
Mike Cuellar, L ERA: 4.13 (5, 1)	2.0 7 1 0 0 1 0 0 0 0 0 0 0 9 9 0.00 0.500																	
Bob Humphreys, R ERA: 2.95 (7, 1)	1.2 7 1 0 0 0 2 0 0 0 0 0 0 5 13 0.00 1.800																	
Gordie Richardson, L ERA: 1.8 (8, 1)	0.1 2 1 0 0 0 0 0 0 0 0 0 0 2 2 0.00 3.000																	



Batter	1	2	3	4	5	6	7	8	9	AB	R	H	RBI	BB	SO	LOB	TOP								
Andre Rodgers, R (1, 6) OBP: 0.327, SLG: 0.390	F5																4 1 2 1 1 1 0								
Ellis Burton, S (1, 8) OBP: 0.314, SLG: 0.344	K																4 0 0 0 1 2 4								
Billy Williams, L (1, 7) OBP: 0.373, SLG: 0.551	F8																4 1 1 1 1 0 3								
Ron Santo, R (1, 5) OBP: 0.396, SLG: 0.571																	5 0 1 1 0 1 4								
14 Ernie Banks, R (1, 3) OBP: 0.309, SLG: 0.443																	4 1 2 1 0 1 3								
Len Gabrielson, L (1, 9) OBP: 0.298, SLG: 0.353																	4 0 0 0 0 1 1								
Ron Campbell, R (1, 4) OBP: 0.269, SLG: 0.431																	4 1 1 0 0 1 1								
Dick Bertell, R (1, 2) OBP: 0.300, SLG: 0.332																	3 1 2 0 1 1 0								
Larry Jackson, R (1, 1) OBP: 0.186, SLG: 0.208																	4 0 1 0 0 0 3								
Inning Stats	R: 0 E: 0 K: 1 S: 5	H: 0 LOB: 0 BB: 0 P: 5	R: 0 E: 0 K: 2 S: 8	H: 1 LOB: 1 BB: 0 P: 8	R: 0 E: 0 K: 1 S: 6	H: 1 LOB: 2 BB: 1 P: 10	R: 1 E: 0 K: 1 S: 6	H: 1 LOB: 0 BB: 0 P: 6	R: 3 E: 0 K: 0 S: 7	H: 4 LOB: 1 BB: 0 P: 7	R: 1 E: 0 K: 0 S: 3	H: 1 LOB: 0 BB: 1 P: 7	R: 0 E: 0 K: 2 S: 7	H: 0 LOB: 2 BB: 2 P: 15	R: 0 E: 0 K: 0 S: 4	H: 1 LOB: 1 BB: 0 P: 4	R: 0 E: 1 K: 1 S: 6	H: 1 LOB: 1 BB: 0 P: 6	1B: 5 2B: 3 3B: 1 HR: 1	SF: 0 SAC: 0 DP: 1 HBP: 0	WP: 0 PB: 0 SB: 2 CS: 2	PA: 40			
PITCHER	IP	WLS	BF	H	R	ER	SO	BB	IBB	HBP	BLK	WP	HR	S	P	ERA	WHIP								
Hank Fischer, R (1, 1) ERA: 4.01	5.0	L	23	7	4	4	5	1	0	0	0	0	1	32	36	7.20	1.600								
Chi-Chi Olivo, R (6, 1) ERA: 3.65	3.0		13	2	1	1	2	1	2	0	0	0	0	14	26	3.00	1.000								
Bob Sadowski, R (9, 1) ERA: 4.37	1.0		4	1	0	0	1	0	0	0	0	0	0	6	6	0.00	1.000								

Chicago Cubs @ Milwaukee Braves
Milwaukee County Stadium, Milwaukee, WI
Sat Sep 19 1964, 4:33 AM EDT
Unknown

livebaseballscorecards.com

AB 36
R 5
H 10
RBI 4
BB 4
SO 8
LOB 19




Batter	1	2	3	4	5	6	7	8	9	AB	R	H	RBI	BB	SO	LOB	BOTTOM								
Felipe Alou, R (1, 9) OBP: 0.285, SLG: 0.378																	3 0 0 0 1 0 2								
Lee Maye, L (1, 8) OBP: 0.346, SLG: 0.442																	4 1 2 1 0 0 1								
Rico Carty, R (1, 7) OBP: 0.379, SLG: 0.524																	4 0 0 0 0 0 3								
Eddie Mathews, L (1, 5) OBP: 0.351, SLG: 0.437																	4 1 2 2 0 0 1								
Joe Torre, R (1, 3) OBP: 0.364, SLG: 0.487																	4 0 1 0 0 0 0								
Gary Kolb, L (9, PR) OBP: 0.208, SLG: 0.106																	0 0 0 0 0 0 0								
Ed Bailey, L (1, 2) OBP: 0.340, SLG: 0.339																	4 0 0 0 0 0 2								
Denis Menke, R (1, 4) OBP: 0.363, SLG: 0.476																	4 0 0 0 0 0 2								
Sandy Alomar Sr., S (1, 6) OBP: 0.222, SLG: 0.222																	1 0 0 0 0 0 0								
Ethan Blackaby, L (5, PH)																	1 0 0 0 0 0 0								
Woody Woodward, R (6, 4) OBP: 0.252, SLG: 0.240																	0 0 0 0 0 0 0								
Miguel de la Hoz, R (8, PH) OBP: 0.335, SLG: 0.385																	1 0 0 0 0 1 0								
Hank Fischer, R (1, 1) OBP: 0.226, SLG: 0.184																	1 0 0 0 0 0 0								
Lou Kimchok, L (5, PH) OBP: 1.000, SLG: 1.000																	1 0 1 0 0 0 0								
Chi-Chi Olivo, R (6, 1) OBP: 0.500, SLG: 0.500																	0 0 0 0 0 0 0								
Ty Cline, L (8, PH) OBP: 0.325, SLG: 0.352																	1 1 0 0 0 0 0								
Bob Sadowski, R (9, 1) OBP: 0.184, SLG: 0.188																	0 0 0 0 0 0 0								
Inning Stats	R: 0 E: 0 K: 0 S: 3	H: 0 LOB: 1 BB: 1 P: 7	R: 0 E: 0 K: 0 S: 3	H: 0 LOB: 0 BB: 0 P: 3	R: 0 E: 0 K: 0 S: 3	H: 0 LOB: 0 BB: 0 P: 3	R: 2 E: 0 K: 0 S: 5	H: 2 LOB: 0 BB: 0 P: 5	R: 0 E: 0 K: 0 S: 4	H: 1 LOB: 1 BB: 0 P: 4	R: 0 E: 0 K: 0 S: 3	H: 0 LOB: 0 BB: 0 P: 3	R: 0 E: 0 K: 1 S: 7	H: 0 LOB: 0 BB: 0 P: 7	R: 0 E: 0 K: 0 S: 4	H: 2 LOB: 2 BB: 0 P: 4	1B: 4 2B: 1 3B: 0 HR: 1	SF: 0 SAC: 0 DP: 1 HBP: 0	WP: 0 PB: 0 SB: 0 CS: 0	PA: 34					
PITCHER	IP	WLS	BF	H	R	ER	SO	BB	IBB	HBP	BLK	WP	HR	S	P	ERA	WHIP								
Larry Jackson, R (1, 1) ERA: 3.22	9.0	W	34	6	3	2	1	1	0	0	0	0	1	35	39	2.00	0.778								

Chicago Cubs @ Milwaukee Braves
Milwaukee County Stadium, Milwaukee, WI
Sat Sep 19 1964, 4:33 AM EDT
Unknown

livebaseballscorecards.com

AB 33
R 3
H 6
RBI 3
BB 1
SO 1
LOB 11



Batter	1	2	3	4	5	6	7	8	9	AB	R	H	RBI	BB	SO	LOB	TOP											
Andru Rodgers, R Cal Koonce, R Vic Roznovsky, L Don Elston, R Freddie Burdette, R Jimmy Stewart, S	F9		1B		K		K		E4	2	1	0	0	0	0	0	Chicago Cubs @ Milwaukee Braves Milwaukee County Stadium, Milwaukee, WI Sat Sep 19 1964, 4:38 AM EDT Att: 7,930 - Unknown											
Ellis Burton, S Jake Jaeckel, R Joey Amalfitano, R	1-3		1B		6-3		F4		G6-4-3	4	1	1	0	0	0	1												
Billy Williams, L Ron Santo, R			1B		F7			F5	K	5	0	2	1	0	1	0												
14 Ernie Banks, R John Boccabella, R		F9	F4							3	1	1	1	1	0	1												
Len Gabrielson, L Ron Campbell, R										3	0	1	0	0	0	2												
Jimmie Schaffer, R Dick Ellsworth, L Don Kessinger, S Leo Burke, R Billy Cowan, R										3	1	2	1	1	1	1												
Inning Stats	R: 0 E: 0 K: 0 S: 4	H: 1 LOB: 1 BB: 0 P: 4	R: 0 E: 0 K: 1 S: 4	H: 0 LOB: 0 BB: 1 P: 8	R: 2 E: 0 K: 0 S: 7	H: 4 LOB: 2 BB: 0 P: 7	R: 1 E: 1 K: 0 S: 4	H: 1 LOB: 0 BB: 0 P: 4	R: 0 E: 0 K: 1 S: 5	H: 0 LOB: 0 BB: 0 P: 5	R: 0 E: 0 K: 1 S: 6	H: 1 LOB: 1 BB: 0 P: 6	R: 0 E: 0 K: 1 S: 6	H: 1 LOB: 1 BB: 0 P: 6	R: 2 E: 0 K: 0 S: 6	H: 3 LOB: 2 BB: 1 P: 10		R: 0 E: 1 K: 1 S: 5	H: 0 LOB: 0 BB: 0 P: 5	1B: 8 2B: 2 3B: 1 HR: 0	SF: 0 SAC: 0 DP: 2 HBP: 0	WP: 0 PB: 0 SB: 0 CS: 1	PA: 39					
PITCHER	IP	WLS	BF	H	R	ER	SO	BB	IBB	HBP	BLK	WP	HR	S	P	ERA		WHIP										
Tony Cloninger, R Bob Sadowski, R	7.1	W	34	11	5	5	4	2	0	0	0	0	0	40	48	6.14		1.773										
	8.1	S	5	0	0	0	1	0	0	0	0	0	0	7	7	0.00		0.000										

AB	37
R	5
H	11
RBI	4
BB	2
SO	5
LOB	16



Batter	1	2	3	4	5	6	7	8	9	AB	R	H	RBI	BB	SO	LOB	BOTTOM										
Felipe Alou, R Lee Maye, L Ty Cline, L Rico Carty, R Ethan Blackaby, L Joe Torre, R Gene Oliver, R Eddie Mathews, L Denis Menke, R Sandy Alomar Sr., S Tony Cloninger, R Bob Sadowski, R	5-3				K		F8		5-3	4	1	0	0	1	1	3	Chicago Cubs @ Milwaukee Braves Milwaukee County Stadium, Milwaukee, WI Sat Sep 19 1964, 4:38 AM EDT Att: 7,930 - Unknown										
	F8	E1					F7			5	1	2	0	0	0	1											
										0	0	0	0	0	0	0											
										5	2	2	4	0	1	3											
										0	0	0	0	0	0	0											
										5	0	0	0	0	0	1											
										4	1	1	0	0	0	1											
										3	1	1	0	1	0	0											
										2	1	1	1	2	0	0											
										4	1	2	1	0	1	2											
										2	0	1	0	0	0	2											
										0	0	0	0	0	0	0											
Inning Stats	R: 1 E: 1 K: 0 S: 5	H: 1 LOB: 1 BB: 0 P: 5	R: 5 E: 1 K: 0 S: 6	H: 2 LOB: 0 BB: 2 P: 14	R: 0 E: 0 K: 0 S: 3	H: 0 LOB: 0 BB: 0 P: 3	R: 0 E: 0 K: 2 S: 9	H: 2 LOB: 2 BB: 0 P: 9	R: 2 E: 0 K: 0 S: 7	H: 4 LOB: 2 BB: 0 P: 7	R: 0 E: 0 K: 0 S: 3	H: 0 LOB: 0 BB: 0 P: 3	R: 0 E: 0 K: 1 S: 5	H: 0 LOB: 2 BB: 2 P: 13	R: 0 E: 0 K: 0 S: 4	H: 1 LOB: 1 BB: 0 P: 4		1B: 7 2B: 1 3B: 0 HR: 2	SF: 0 SAC: 2 DP: 0 HBP: 0	WP: 2 PB: 0 SB: 0 CS: 0	PA: 40						
PITCHER	IP	WLS	BF	H	R	ER	SO	BB	IBB	HBP	BLK	WP	HR	S	P	ERA		WHIP									
Dick Ellsworth, L Cal Koonce, R Don Elston, R Freddie Burdette, R Jake Jaeckel, R	3.7	2.0	8	2	0	0	2	0	0	0	0	0	0	4	4	54.00	9.000										
	1.86	0.1	4	3	2	2	0	0	0	0	0	0	0	6	6	0.00	0.600										
	3.26	1.2	6	1	0	0	0	2	0	0	0	2	0	9	17	0.00	1.500										



Batter	1	2	3	4	5	6	7	8	9	AB	R	H	RBI	BB	SO	LOB	TOP				
Billy Cowan, R OBP: 0.271, SLG: 0.404 Ellis Burton, S OBP: 0.309, SLG: 0.337	5-3		HR		F6			E3		3	1	1	1	0	0	0	Chicago Cubs @ Milwaukee Braves Milwaukee County Stadium, Milwaukee, WI Sun Sep 20 1964, 4:33 AM EDT Att: 7,751 - Unknown				
Andra Rodgers, R OBP: 0.325, SLG: 0.387 Lindy McDaniel, R OBP: 0.133, SLG: 0.133	4-3		6-3			K		K		4	0	0	0	0	2	2					
Billy Williams, L OBP: 0.373, SLG: 0.549	BB		6-3			4-3		4-3		3	0	0	0	1	0	2					
Ron Santo, R OBP: 0.396, SLG: 0.569	F8			6-3		6-3			2B	4	0	1	0	0	0	1					
14 Ernie Banks, R OBP: 0.310, SLG: 0.450		4-3	2B	HR			5-3		K	4	1	2	1	0	1	1					
Len Gabrielson, L OBP: 0.300, SLG: 0.355		4-3		K			3-1		1-3	4	0	0	0	0	1	2					
Ron Campbell, R OBP: 0.267, SLG: 0.397		6-3		CS	BB		6-3		K	3	0	0	0	1	1	2					
Dick Bertell, R OBP: 0.298, SLG: 0.330 Jimmy Stewart, S OBP: 0.326, SLG: 0.311		6-3		CS	F3			3-1	1B	2	0	0	0	0	0	1					
Bob Buhl, R OBP: 0.164, SLG: 0.104 Jack Warner, R OBP: 1.000, SLG: 1.000 Vic Roznovsky, L OBP: 0.247, SLG: 0.222		F9		1-2	1-6-3			3-1		2	0	0	0	0	0	0					
								1-2		1	0	0	0	0	0	1					
Inning Stats	R: 0 E: 0 K: 0 S: 3	H: 0 LOB: 1 BB: 1 P: 7	R: 0 E: 0 K: 0 S: 4	H: 1 LOB: 1 BB: 0 P: 4	R: 1 E: 0 K: 0 S: 4	H: 1 LOB: 0 BB: 0 P: 4	R: 1 E: 0 K: 1 S: 5	H: 1 LOB: 0 BB: 1 P: 9	R: 0 E: 0 K: 0 S: 3	H: 0 LOB: 0 BB: 0 P: 3	R: 0 E: 0 K: 0 S: 3	H: 0 LOB: 0 BB: 0 P: 3	R: 0 E: 1 K: 1 S: 7	H: 1 LOB: 2 BB: 0 P: 7	R: 0 E: 0 K: 2 S: 8	H: 1 LOB: 1 BB: 0 P: 8		1B: 1 2B: 2 3B: 0 HR: 2	SF: 0 SAC: 0 DP: 0 HBP: 0	WP: 0 PB: 0 SB: 0 CS: 1	PA: 35
PITCHER	IP WLS BF H R ER SO BB IBB HBP BLK WP HR S P ERA WHIP																				
Wade Blasingame, L ERA: 4.1	(1, 1) 5.0 W 19 3 2 2 1 2 2 0 0 0 0 0 2 19 27 3.60 1.000																				
Clay Carroll, R ERA: 3.09	(6, 1) 4.0 S 15 2 0 0 4 0 0 0 0 0 0 0 23 23 0.00 0.500																				

Batter	1	2	3	4	5	6	7	8	9	AB	R	H	RBI	BB	SO	LOB	BOTTOM				
Felipe Alou, R OBP: 0.286, SLG: 0.383	5-3		1B		HR		6-3			4	1	2	3	0	0	0	Chicago Cubs @ Milwaukee Braves Milwaukee County Stadium, Milwaukee, WI Sun Sep 20 1964, 4:33 AM EDT Att: 7,751 - Unknown				
Lee Maye, L OBP: 0.346, SLG: 0.442 Ty Cline, L OBP: 0.325, SLG: 0.352	G3		G3		F4				1B	4	0	1	0	0	0	1					
Rico Carty, R OBP: 0.378, SLG: 0.542 Gary Kolb, L OBP: 0.208, SLG: 0.106		4-3		F3		HR		K		4	1	1	1	0	1	1					
Eddie Mathews, L OBP: 0.352, SLG: 0.435		F9		K		BB	1B	K		4	1	1	0	0	2	0					
Joe Torre, R OBP: 0.360, SLG: 0.480		F7		F9		1B	CS	BB	6-3	3	0	0	0	1	0	0					
Ed Bailey, L OBP: 0.346, SLG: 0.342		BB		L9		CS	1B	WP	1B	3	0	2	1	1	0	0					
Denis Menke, R OBP: 0.363, SLG: 0.472		F9		K		K		F8		4	0	0	0	0	2	4					
Sandy Alomar Sr., S OBP: 0.313, SLG: 0.313			K		HR		K			3	1	1	0	0	2	1					
Wade Blasingame, L OBP: 0.282, SLG: 0.324 Lou Klimchok, L OBP: 1.000, SLG: 1.000 Clay Carroll, R ERA: 3.98			G3		HR		1-3		1-3	1	0	0	0	0	0	0					
										1	0	0	0	0	0	0					
Inning Stats	R: 0 E: 0 K: 0 S: 3	H: 0 LOB: 0 BB: 0 P: 3	R: 0 E: 0 K: 0 S: 3	H: 0 LOB: 1 BB: 1 P: 7	R: 0 E: 0 K: 1 S: 6	H: 1 LOB: 0 BB: 0 P: 6	R: 0 E: 0 K: 1 S: 5	H: 0 LOB: 0 BB: 0 P: 5	R: 3 E: 0 K: 1 S: 7	H: 2 LOB: 0 BB: 1 P: 11	R: 2 E: 0 K: 2 S: 9	H: 3 LOB: 1 BB: 1 P: 13	R: 0 E: 0 K: 1 S: 6	H: 1 LOB: 1 BB: 0 P: 6	R: 0 E: 0 K: 1 S: 6	H: 1 LOB: 1 BB: 0 P: 6		1B: 6 2B: 0 3B: 0 HR: 2	SF: 0 SAC: 0 DP: 0 HBP: 0	WP: 1 PB: 0 SB: 0 CS: 2	PA: 34
PITCHER	IP WLS BF H R ER SO BB IBB HBP BLK WP HR S P ERA WHIP																				
Bob Buhl, R ERA: 3.89	(1, 1) 5.0 L 22 5 5 5 3 2 0 0 0 0 0 0 26 34 9.00 1.400																				
Jack Warner, R ERA: 1.0	(6, 1) 2.0 8 2 0 0 3 1 0 0 0 0 0 0 13 17 0.00 1.500																				
Lindy McDaniel, R ERA: 3.98	(8, 1) 1.0 4 1 0 0 1 0 0 0 0 0 1 0 6 6 0.00 1.000																				

Batter	1	2	3	4	5	6	7	8	9	AB	R	H	RBI	BB	SO	LOB	TOP								
Felipe Alou, R OBP: 0.287, SLG: 0.380 (1, 3)	0-0 6-3		0-0 F8		0-0 2H 1B			0-0 L7		4	0	1	1	0	0	0	Milwaukee Braves @ Philadelphia Phillies Connie Mack Stadium, Philadelphia, PA Thu Sep 24 1964, 7:05 PM EDT Att: 17,342 - Unknown livebaseballscorecards.com								
Lee Maye, L OBP: 0.345, SLG: 0.441 (1, 8) (7, 7)	0-0 CS 1B		0-0 F2			0-0 G3		0-0 G3		4	0	1	0	0	0	0									
Hank Aaron, R OBP: 0.389, SLG: 0.517 (1, 9)	0-0 1-2			0-0 F8				0-0 BB 3B 1B		4	1	2	0	0	0	1									
Eddie Mathews, L OBP: 0.351, SLG: 0.427 (1, 5)		4-0 BB 3B		4-0 G6-4-3 BB		0-3 K		4-0 1-2 3B BB		1	2	0	0	3	1	1									
Joe Torre, R OBP: 0.363, SLG: 0.493 (1, 2)		0-0 1-H FC5-2 3B		0-0 G6-4-3 1-2		0-0 F7		0-0 1-H 2-H 3B		4	0	2	3	0	0	2									
Rico Carty, R OBP: 0.382, SLG: 0.544 Ty Cline, L OBP: 0.322, SLG: 0.349 (1, 7) (7, 8)	0-0 FC5-2 FC5-4				0-0 SH1-3 1B		0-0 F9	0-3 K		3	1	1	0	0	0	1									
Denis Menke, R OBP: 0.361, SLG: 0.471 (1, 4)	0-0 3-H 1-2			0-0 SH1-3 1-2			0-0 1-3		0-0 F7	3	0	0	0	0	0	1									
Sandy Alomar Sr., S OBP: 0.240, SLG: 0.240 (1, 6)	0-0 6-3			0-0 F5			0-0 S 1B		0-0 F8	4	0	1	0	0	0	2									
Wade Blasingame, L OBP: 0.286, SLG: 0.324 Chi-Chi Olivo, R OBP: 0.333, SLG: 0.333 (1, 1) (8, 1)			0-0 4-3		0-0 2-H 1B 1B		0-0 3-1		0-3 K	3	1	1	1	0	0	1									
Inning Stats	R: 0 E: 0 K: 0 S: 3	H: 1 LOB: 0 BB: 0 P: 3	R: 1 E: 0 K: 0 S: 4	H: 1 LOB: 1 BB: 1 P: 8	R: 0 E: 0 K: 0 S: 3	H: 0 LOB: 0 BB: 0 P: 3	R: 0 E: 0 K: 0 S: 2	H: 0 LOB: 0 BB: 1 P: 6	R: 2 E: 0 K: 0 S: 5	H: 3 LOB: 1 BB: 0 P: 5	R: 0 E: 0 K: 0 S: 6	H: 1 LOB: 1 BB: 0 P: 6	R: 0 E: 0 K: 0 S: 4	H: 1 LOB: 1 BB: 0 P: 4	R: 2 E: 0 K: 1 S: 7	H: 2 LOB: 1 BB: 1 P: 11		R: 0 E: 0 K: 1 S: 5	H: 0 LOB: 0 BB: 0 P: 5	1B: 7 2B: 0 3B: 2 HR: 0	SF: 0 SAC: 1 DP: 1 HBP: 0	WP: 0 PB: 0 SB: 1 CS: 1	PA: 36		
PITCHER	IP	WLS	BF	H	R	ER	SO	BB	IBB	HBP	BLK	WP	HR	S	P	ERA	WHIP								
Jim Bunning, R ERA: 2.38 Jack Baldschun, R ERA: 3.23 Bobby Shantz, L ERA: 2.91 John Boozar, R ERA: 5.11 (1, 1) (7, 1) (8, 1) (9, 1)	6.0	L	23	6	3	3	1	2	0	0	0	0	0	23	31	4.50	1.333								

Batter	1	2	3	4	5	6	7	8	9	AB	R	H	RBI	BB	SO	LOB	BOTTOM								
Adolfo Phillips, R OBP: 0.364, SLG: 0.300 (1, 8)	0-3 K			0-0 1-3		0-0 5-3		4-0 1B 1-2 BB		3	1	0	0	1	1	0	Milwaukee Braves @ Philadelphia Phillies Connie Mack Stadium, Philadelphia, PA Thu Sep 24 1964, 7:05 PM EDT Att: 17,342 - Unknown livebaseballscorecards.com								
Johnny Callison, L OBP: 0.316, SLG: 0.484 (1, 9)	0-0 4-3			0-0 P6		0-0 4-3		0-0 1-3 2-H 3-H 1B		4	0	1	2	0	0	0									
Tony Taylor, R OBP: 0.318, SLG: 0.312 Wes Covington, L OBP: 0.362, SLG: 0.467 Clay Dalrymple, L OBP: 0.300, SLG: 0.347 (1, 4) (8, PH) (9, 2)	0-0 F9			4-0 1B BB			0-0 L8	0-0 F2		2	0	0	0	1	0	0									
Dick Allen, R OBP: 0.377, SLG: 0.538 (1, 5)		0-3 K		0-0 1-3 1B			0-0 FC1-8 1B	0-0 1-2 3-H 1B		4	0	3	1	0	1	0									
Alex Johnson, R OBP: 0.363, SLG: 0.474 Tony Gonzalez, L OBP: 0.350, SLG: 0.379 John Boozar, R OBP: 0.077, SLG: 0.077 (1, 7) (8, PH) (9, 1)		0-3 K		0-3 K			0-0 FC1-6 1B	0-3 K		3	0	0	0	0	2	3									
Vic Power, R OBP: 0.268, SLG: 0.311 (1, 3)		0-3 K			0-0 6-3			0-0 1-2 1B		4	0	1	0	0	1	0									
Gus Triandos, R OBP: 0.439 John Herrnstein, L OBP: 0.291, SLG: 0.363 (1, 2) (8, PR) (9, 7)				0-0 P6		0-0 5-3		4-0 FC4-6 1B BB		2	0	0	0	1	0	0									
Bobby Wine, R OBP: 0.274, SLG: 0.304 John Briggs, L OBP: 0.347, SLG: 0.344 (1, 6) (9, PH)				0-0 5-3		0-0 L9		0-0 FC4-8 1B		3	0	1	0	0	0	0									
Jim Bunning, R OBP: 0.117, SLG: 0.138 Danny Carter, R OBP: 0.325, SLG: 0.389 Jack Baldschun, R OBP: 0.244, SLG: 0.313 Bobby Shantz, L OBP: 0.039, SLG: 0.036 (1, 1) (8, PH) (9, 1) (9, 4)				0-3 K		0-0 6-3		0-0 FC4-6 1B WP		1	0	0	0	0	1	0									
Inning Stats	R: 0 E: 0 K: 1 S: 5	H: 0 LOB: 0 BB: 0 P: 5	R: 0 E: 0 K: 3 S: 9	H: 0 LOB: 0 BB: 0 P: 9	R: 0 E: 0 K: 1 S: 5	H: 0 LOB: 0 BB: 0 P: 5	R: 0 E: 0 K: 1 S: 6	H: 1 LOB: 2 BB: 1 P: 10	R: 0 E: 0 K: 0 S: 3	H: 0 LOB: 0 BB: 0 P: 3	R: 0 E: 0 K: 0 S: 4	H: 2 LOB: 1 BB: 0 P: 4	R: 3 E: 0 K: 1 S: 8	H: 3 LOB: 2 BB: 2 P: 16	R: 0 E: 0 K: 0 S: 3	H: 0 LOB: 0 BB: 0 P: 3		1B: 6 2B: 0 3B: 0 HR: 0	SF: 0 SAC: 0 DP: 0 HBP: 0	WP: 1 PB: 0 SB: 0 CS: 0	PA: 35				
PITCHER	IP	WLS	BF	H	R	ER	SO	BB	IBB	HBP	BLK	WP	HR	S	P	ERA	WHIP								
Wade Blasingame, L ERA: 4.07 Chi-Chi Olivo, R ERA: 3.53 (1, 1) (8, 1)	7.1	W	29	5	3	3	6	3	0	0	0	0	0	38	50	3.68	1.091								

Batter	1	2	3	4	5	6	7	8	9	10	11	12	AB	R	H	RBI	BB	SO	LOB	TOP				
Felipe Alou, R OBP: 0.290, SLG: 0.380 (1.8)	F9		F7		1B		CS		L9		1B		5	0	2	1	1	0	1					
Rico Carty, R OBP: 0.381, SLG: 0.544 (1.7)			4-3		F9		CS		K		SH3-4	L1-3	4	0	1	0	0	1	2					
Hank Aaron, R OBP: 0.388, SLG: 0.515 (1.9)	F8		6-3				K		WP	SH3-4			4	1	1	0	0	1	1					
Joe Torre, R OBP: 0.364, SLG: 0.498 (1.2)	4-3			1B		L9			1B				6	1	3	3	0	1	2					
Gene Oliver, R OBP: 0.322, SLG: 0.481 (1.3)		6-3		K		F8		L9		1-3			5	1	0	0	1	1	2					
Eddie Mathews, L OBP: 0.351, SLG: 0.426 (1.5)				K				K	3-1				6	0	2	1	0	3	2					
Denis Menke, R OBP: 0.365, SLG: 0.471 (1.4)								CI		5-3			2	1	1	0	3	0	0					
Sandy Alomar Sr., S OBP: 0.322, SLG: 0.222 (1.8)													2	0	0	0	0	0	3					
Woody Woodward, R OBP: 0.262, SLG: 0.240 (12.4)													0	0	0	0	0	0	0					
Inning Stats	R: 0 E: 0 K: 4 S: 4	H: 1 LOB: 1 BB: 4	R: 0 E: 0 K: 3 S: 3	H: 1 LOB: 1 BB: 7	R: 0 E: 0 K: 1 S: 5	H: 0 LOB: 0 BB: 5	R: 0 E: 0 K: 2 S: 8	H: 1 LOB: 1 BB: 8	R: 0 E: 0 K: 0 S: 5	H: 0 LOB: 0 BB: 5	R: 1 E: 1 K: 1 S: 7	H: 2 LOB: 1 BB: 7	R: 0 E: 0 K: 0 S: 4	H: 1 LOB: 2 BB: 6	R: 2 E: 0 K: 0 S: 7	H: 2 LOB: 0 BB: 7	R: 0 E: 0 K: 0 S: 4	H: 1 LOB: 2 BB: 8	R: 2 E: 0 K: 1 S: 6	H: 2 LOB: 1 BB: 14	1B: 11 2B: 2 3B: 0 HR: 1	SF: 1 SAC: 2 DP: 1 HBP: 0	WP: 1 PB: 0 SB: 0 CS: 3	PA: 54
PITCHER	IP WLS BF H R ER SO BB IBB HBP BLK WP HR S P ERA WHIP	Chris Short, L ERA: 2.15	Bobby Locke, R ERA: 2.04	Jack Baldschun, R ERA: 3.22	Bobby Shantz, L ERA: 2.88	John Boozer, R ERA: 5.18	PITCHER	IP WLS BF H R ER SO BB IBB HBP BLK WP HR S P ERA WHIP	Tony Cloninger, R ERA: 3.59															

Milwaukee Braves @ Philadelphia Phillies
 Connie Mack Stadium, Philadelphia, PA
 Fri Sep 25 1964, 7:05 PM EDT
 Alt. 30.447 - Unknown

AB 44
 R 7
 H 14
 RBI 6
 BB 5
 SO 8
 LOB 19



Batter	1	2	3	4	5	6	7	8	9	10	11	12	AB	R	H	RBI	BB	SO	LOB	BOTTOM				
Tony Gonzalez, L OBP: 0.345, SLG: 0.373 (1.8)	K		4-3		K			P6		K		1-3	6	0	0	0	0	3	1					
Dick Allen, R OBP: 0.380, SLG: 0.544 (1.5)	1B		F9		F5			HR					6	2	4	2	0	0	0					
Johnny Callison, L OBP: 0.319, SLG: 0.490 (1.9)													5	2	3	2	1	0	0					
Wes Covington, L OBP: 0.360, SLG: 0.463 (1.7)													5	0	1	0	0	0	3					
Adolfo Phillips, R OBP: 0.364, SLG: 0.300 (11. PR)	P4												0	0	0	0	0	0	0					
John Hermstein, L OBP: 0.290, SLG: 0.362 (12. PH)													1	0	0	0	0	0	2					
Frank Thomas, R OBP: 0.302, SLG: 0.415 (1.3)	5-3												4	0	0	0	0	1	2					
Clay Dalrymple, L OBP: 0.259, SLG: 0.343 (1.2)													4	0	0	0	1	1	1					
Tony Taylor, R OBP: 0.317, SLG: 0.309 (1.4)													4	0	0	0	1	0	2					
Ruben Amaro, R OBP: 0.310, SLG: 0.303 (8.1)													3	0	0	0	0	0	2					
John Briggs, L OBP: 0.330, SLG: 0.338 (10. PH)													1	0	0	0	0	1	0					
Jack Baldschun, R OBP: 0.310, SLG: 0.313 (11.1)													1	0	0	0	0	0	0					
Bobby Shantz, R OBP: 0.290, SLG: 0.469 (11. PH)													1	0	0	0	0	0	2					
John Boozer, R OBP: 0.277, SLG: 0.277 (12.1)													0	0	0	0	0	0	0					
Chris Short, R OBP: 0.127, SLG: 0.148 (1.1)													2	0	0	0	0	0	0					
Bobby Wine, R OBP: 0.274, SLG: 0.304 (8.6)													0	0	0	0	0	0	0					
Cookie Rojas, R OBP: 0.339, SLG: 0.396 (8. PH)													3	1	1	0	0	0	0					
Inning Stats	R: 0 E: 0 K: 1 S: 7	H: 2 LOB: 2 BB: 0	R: 0 E: 0 K: 1 S: 5	H: 0 LOB: 0 BB: 0	R: 0 E: 0 K: 0 S: 5	H: 0 LOB: 0 BB: 0	R: 1 E: 1 K: 0 S: 5	H: 1 LOB: 2 BB: 1 P: 9	R: 0 E: 0 K: 1 S: 5	H: 0 LOB: 0 BB: 0	R: 2 E: 0 K: 0 S: 5	H: 2 LOB: 0 BB: 0	R: 0 E: 0 K: 0 S: 3	H: 2 LOB: 0 BB: 0	R: 2 E: 0 K: 2 S: 9	H: 2 LOB: 0 BB: 9	R: 0 E: 0 K: 0 S: 4	H: 1 LOB: 2 BB: 1 P: 8	R: 0 E: 0 K: 0 S: 4	H: 1 LOB: 2 BB: 8	1B: 7 2B: 0 3B: 0 HR: 2	SF: 0 SAC: 1 DP: 0 HBP: 0	WP: 0 PB: 0 SB: 0 CS: 0	PA: 49
PITCHER	IP WLS BF H R ER SO BB IBB HBP BLK WP HR S P ERA WHIP	Hank Fischer, R ERA: 3.59	Ch-Chi Olivo, R ERA: 3.59	Billy Hoelt, L ERA: 3.59	Bob Sadowski, R ERA: 4.38	Clay Carroll, R ERA: 2.2	PITCHER	IP WLS BF H R ER SO BB IBB HBP BLK WP HR S P ERA WHIP	Tony Cloninger, R ERA: 3.59															

Milwaukee Braves @ Philadelphia Phillies
 Connie Mack Stadium, Philadelphia, PA
 Fri Sep 25 1964, 7:05 PM EDT
 Alt. 30.447 - Unknown

AB 45
 R 5
 H 9
 RBI 4
 BB 3
 SO 6
 LOB 15



Batter	1	2	3	4	5	6	7	8	9	AB	R	H	RBI	BB	SO	LOB	TOP					
Felipe Alou, R OBP: 0.297, SLG: 0.391 (1, 3)										6	3	3	3	0	1	2	Milwaukee Braves @ Philadelphia Phillies Sun Sep 27 1964, 3:33 AM EDT Connie Mack Stadium, Philadelphia, PA Att: 20,569 - Unknown livebaseballscorecards.com					
Lee Maye, L OBP: 0.348, SLG: 0.446 (1, 8) (4, 7)										6	2	5	2	0	1	0						
Hank Aaron, R OBP: 0.389, SLG: 0.516 Gary Kolb, L OBP: 0.232, SLG: 0.140 (1, 9) (6, 9)										4	0	2	2	0	0	2						
Eddie Mathews, L OBP: 0.347, SLG: 0.420 Chi-Chi Ojivo, R OBP: 0.250, SLG: 0.250 (1, 5) (8, 1)										5	0	0	0	0	1	5						
Joe Torre, R OBP: 0.368, SLG: 0.506 (1, 2)										5	2	3	1	0	0	0						
Rico Carty, R OBP: 0.383, SLG: 0.548 Woody Woodward, R OBP: 0.264, SLG: 0.242 (1, 7) (4, 4)										2	1	1	0	0	0	2						
Denis Menke, R OBP: 0.306, SLG: 0.475 (1, 4) (4, 6)										4	2	2	1	1	0	3						
Sandy Alomar Sr., S OBP: 0.233, SLG: 0.233 Ty Cline, L OBP: 0.344, SLG: 0.369 (1, 6) (4, PH) (4, 8)										1	0	0	0	0	0	0						
Tony Cloninger, R OBP: 0.229, SLG: 0.229 Lou Klimchuck, L OBP: 0.429, SLG: 0.333 (1, 1) (8, PH) (6, 5)										3	2	2	2	0	0	0						
Inning Stats	R: 2 E: 0 K: 0 S: 7	H: 4 LOB: 2 BB: 0 P: 7	R: 0 E: 0 K: 0 S: 3	H: 0 LOB: 0 BB: 0 P: 3	R: 0 E: 0 K: 0 S: 3	H: 1 LOB: 0 BB: 0 P: 3	R: 6 E: 0 K: 0 S: 9	H: 7 LOB: 0 BB: 0 P: 9	R: 4 E: 1 K: 0 S: 8	H: 5 LOB: 1 BB: 0 P: 12	R: 0 E: 0 K: 0 S: 4	H: 1 LOB: 1 BB: 0 P: 4	R: 1 E: 0 K: 1 S: 7	H: 2 LOB: 1 BB: 0 P: 7	R: 1 E: 0 K: 1 S: 7	H: 2 LOB: 2 BB: 1 P: 11		R: 0 E: 0 K: 1 S: 5	H: 0 LOB: 0 BB: 0 P: 5	1B: 16 2B: 6 3B: 0 HR: 1	SF: 0 SAC: 0 DP: 2 HBP: 0	WP: 1 PB: 0 CS: 0
PITCHER	IP	WLS	BF	H	R	ER	SO	BB	IBB	HBP	BLK	WP	HR	S	P	ERA	WHIP					
Jim Bunning, R ERA: 2.58 (1, 1)	3.0	L	18	10	7	7	0	0	0	0	0	0	0	18	18	21.00	3.333					
Dallas Green, R ERA: 5.83 (4, 1)	1.2		12	7	5	5	0	1	0	0	0	0	0	11	15	27.00	4.800					
Morrie Steevens, L ERA: 5.4 (5, 1)	0.1		1	0	0	0	0	0	0	0	0	0	0	1	1	0.00	0.000					
Rick Wise, R ERA: 4.16 (6, 1)	2.0		9	3	1	1	1	0	0	0	0	1	0	11	11	4.50	1.500					
Jack Baldschun, R ERA: 3.24 (8, 1)	2.0		9	2	1	1	2	1	0	0	0	0	1	12	16	4.50	1.500					
Batter	1	2	3	4	5	6	7	8	9	AB	R	H	RBI	BB	SO	LOB	BOTTOM					
Tony Gonzalez, L OBP: 0.347, SLG: 0.378 (1, 8)										5	1	2	0	0	0	0	Milwaukee Braves @ Philadelphia Phillies Sun Sep 27 1964, 3:33 AM EDT Connie Mack Stadium, Philadelphia, PA Att: 20,569 - Unknown livebaseballscorecards.com					
Dick Allen, R OBP: 0.380, SLG: 0.546 (1, 5)										5	1	3	1	0	0	2						
Johnny Callison, L OBP: 0.321, SLG: 0.503 (1, 9)										5	3	3	4	0	1	2						
Wes Covington, L OBP: 0.359, SLG: 0.458 (1, 7)										4	0	0	0	1	2	1						
Frank Thomas, R OBP: 0.302, SLG: 0.415 (1, 3)										4	1	1	0	0	1	3						
Clay Dainmple, L OBP: 0.299, SLG: 0.345 (1, 2)										4	1	1	0	0	1	1						
Tony Taylor, R OBP: 0.318, SLG: 0.314 (1, 4)										4	1	2	2	0	0	0						
Ruben Amaro, R OBP: 0.310, SLG: 0.347 (1, 6)										4	0	0	0	0	1	2						
Jim Bunning, R OBP: 0.118, SLG: 0.138 Dallas Green, L OBP: 0.250, SLG: 0.330 Morrie Steevens, L OBP: 0.250, SLG: 0.250 Costen Shockley, L OBP: 0.250, SLG: 0.250 Rick Wise, R OBP: 0.250, SLG: 0.250 John Briggs, R OBP: 0.250, SLG: 0.250 Jack Baldschun, R OBP: 0.250, SLG: 0.250 Cookie Rojas, R OBP: 0.250, SLG: 0.250 (1, 1) (4, 1) (5, 1) (5, PH) (6, 1) (7, PH) (8, 1) (9, PH)										0	0	0	1	0	0	0						
Inning Stats	R: 1 E: 0 K: 1 S: 7	H: 2 LOB: 1 BB: 0 P: 7	R: 2 E: 0 K: 0 S: 5	H: 2 LOB: 0 BB: 0 P: 5	R: 0 E: 0 K: 0 S: 3	H: 1 LOB: 1 BB: 1 P: 7	R: 0 E: 0 K: 1 S: 5	H: 0 LOB: 0 BB: 0 P: 5	R: 0 E: 0 K: 0 S: 3	H: 0 LOB: 0 BB: 0 P: 3	R: 1 E: 0 K: 1 S: 6	H: 1 LOB: 0 BB: 0 P: 6	R: 0 E: 0 K: 0 S: 4	H: 1 LOB: 2 BB: 1 P: 8	R: 2 E: 0 K: 2 S: 10	H: 3 LOB: 1 BB: 0 P: 10		R: 2 E: 0 K: 1 S: 7	H: 2 LOB: 0 BB: 0 P: 7	1B: 4 2B: 4 3B: 1 HR: 3	SF: 1 SAC: 0 DP: 1 HBP: 0	WP: 0 PB: 0 CS: 0
PITCHER	IP	WLS	BF	H	R	ER	SO	BB	IBB	HBP	BLK	WP	HR	S	P	ERA	WHIP					
Tony Cloninger, R ERA: 3.64 (1, 1)	7.0	W	29	7	4	4	3	2	0	0	0	0	1	33	41	5.14	1.286					
Chi-Chi Ojivo, R ERA: 3.97 (8, 1)	2.0	S	11	5	4	4	3	0	0	0	0	0	2	17	17	18.00	2.500					

Batter	1	2	3	4	5	6	7	8	9	10	AB	R	H	RBI	BB	SO	LOB	TOP
Dick Schofield, S OBP: 0.346, SLG: 0.351 (1.6)	K 0-3 ①		G3 0-0 ②			F7 0-0 ②		FC6-4 1B 0-0 ②		4-3 0-0 ②	5	0	1	0	0	1	2	Pittsburgh Pirates @ Milwaukee Braves Milwaukee County Stadium, Milwaukee, WI Fri Oct 02 1964, 4:33 AM EDT Unknown
Dave Wissman, L OBP: 0.133, SLG: 0.133 (1.7)	K 0-3 ②		F3 0-0 ③			6-3 0-0 ③		F8 0-0 ②		4-3 0-0 ③	5	0	0	0	0	1	3	
Roberto Clemente, R OBP: 0.387, SLG: 0.481 (1.9)	1-3 0-0 ③			6-3 0-0 ①				FC6-4 3B 1-2f 0-0 ③			3	1	0	0	1	0	1	
Donn Clendenon, R OBP: 0.322, SLG: 0.450 (1.3)		G4-6-3 1B 0-0 ①		K 0-3 ②				6-3 1-2 0-0 ①		G6-4-3 BB 0-0 ③	3	0	1	0	1	1	1	
Bob Bailey, R OBP: 0.339, SLG: 0.408 (1.5)		G4-6-3 1B 0-0 ①		F7 0-0 ③				K 0-3 ②		G6-4-3 1-2f 0-0 ②	4	0	1	0	0	1	2	
Bill Virdon, L OBP: 0.287, SLG: 0.300 (1.8)		G4-6-3 1B 0-0 ②				F9 0-0 ①		3B IBB 4-0 ①		K 0-3 ③	3	1	0	0	1	1	2	
Bill Mazeroski, R OBP: 0.299, SLG: 0.382 (1.4)						F8 0-0 ②		3B 1-H 2-H 0-0 ③		K 0-3 ③	4	0	1	2	0	1	2	
Jerry May, R OBP: 0.348, SLG: 0.300 (1.2)			E4 G3 0-0 ①			F2 0-0 ③		1-3 0-0 ③		4-3 SH1-4 0-0 ①	4	0	1	0	0	0	1	
Wilbur Wood, R (1.1)			F3 0-0 ①					K 0-3 ①		4-3 0-0 ①	3	0	0	0	0	1	1	
Inning Stats	R: 0 E: 0 K: 2 S: 7	H: 0 LOB: 0 BB: 0 P: 7	R: 0 E: 0 K: 0 S: 4	H: 2 LOB: 1 BB: 0 P: 4	R: 0 E: 1 K: 0 S: 4	H: 0 LOB: 1 BB: 0 P: 4	R: 0 E: 0 K: 1 S: 5	H: 0 LOB: 0 BB: 0 P: 5	R: 2 E: 0 K: 1 S: 6	H: 1 LOB: 1 BB: 2 P: 14	R: 0 E: 0 K: 0 S: 4	H: 0 LOB: 1 BB: 1 P: 11	R: 0 E: 0 K: 0 S: 4	H: 1 LOB: 1 BB: 0 P: 4	1B: 4 2B: 0 3B: 1 HR: 0	SF: 0 SAC: 1 DP: 2 HBP: 0	WP: 0 PA: 38 PB: 1 SB: 0 CS: 0	
PITCHER Tony Cloninger, R ERA: 3.56 (1.1)	IP 10.0	WLS W 38	H 5	R 2	ER 2	SO 7	BB 2	IBB 1	HBP 0	BLK 0	WP 0	HR 0	S 49	P 61	ERA 1.80	WHIP 0.700		

AB	34
R	2
H	5
RBI	2
BB	3
SO	7
LOB	15



Batter	1	2	3	4	5	6	7	8	9	10	AB	R	H	RBI	BB	SO	LOB	BOTTOM	
Rico Carty, R OBP: 0.389, SLG: 0.554 (1.7)	4-3 0-0 ①		1B 0-0 ②		K 0-3 ②		F9 0-0 ②			K 0-3 ①	5	0	1	0	0	2	3	Pittsburgh Pirates @ Milwaukee Braves Milwaukee County Stadium, Milwaukee, WI Fri Oct 02 1964, 4:33 AM EDT Unknown	
Felipe Alou, R OBP: 0.301, SLG: 0.387 (1.8)	4-3 1B BB 0-0 ②		F7 0-0 ②		FC6-4 1-2f 0-0 ③		F9 0-0 ③			BB 1B BB 0-0 ②	4	1	1	0	1	0	4		
Gene Oliver, R OBP: 0.319, SLG: 0.475 (1.3)	4-3 1B 1-2 0-0 ②		5-3 0-0 ③				K 0-3 ①			F8 0-0 ②	5	0	1	0	0	1	2		
Joe Torre, R OBP: 0.367, SLG: 0.489 (1.2)	4-3 1-2 2-3 0-0 ②			5-3 0-0 ①		5-3 0-0 ②		F6 0-0 ②		BB BB 1B 1-2 0-0 ②	5	0	1	0	0	0	2		
Ethan Blackaby, L (1.9)	3-1 0-0 ③					4-3 0-0 ③				F8 4-0 0-0 ②	3	0	0	0	0	0	2		
Hank Aaron, R OBP: 0.393, SLG: 0.515 (8, PH)				4-3 0-0 ②		4-3 0-0 ③				BB BB 0-0 ②	0	0	0	0	1	0	0		
Gary Kolb, L OBP: 0.228, SLG: 0.137 (9, 9)								CS BB 0-0 ③		BB BB 1-2 2-3 0-0 ②	0	0	0	0	1	0	0		
Denis Menke, R (10, PH)										BB BB 1-2 2-3 0-0 ②	0	0	0	0	1	0	0		
Woody Woodward, R OBP: 0.259, SLG: 0.231 (1.4)		K 0-3 ①		5-3 0-0 ③				F9 0-0 ①		CS 1-2 0-0 ③	4	0	0	1	1	1	0		
Bill Southworth, R OBP: 0.500, SLG: 0.333 (1.5)		F2 0-0 ②				1B WP HBP 0-0 ①		2B 1B 1B 0-0 ②		4-3 0-0 ②	3	1	1	0	0	0	0		
Sandy Alomar Sr, S OBP: 0.238, SLG: 0.262 (1.6)											2	0	0	0	0	1	1		
Miguel de la Hoz, R OBP: 0.346, SLG: 0.492 (7, PH)		4-3 0-0 ③		K 0-3 ①		1B 2B 1-3 0-0 ②				HBP 0-0 ③	1	1	1	0	0	0	0		
Tony Cloninger, R OBP: 0.241, SLG: 0.241 (1.1)			F9 0-0 ①			FC6-4 1B 2-3 0-0 ①		2H 3-H 1B 0-0 ②		F9 0-0 ③	4	0	2	2	0	0	1		
Inning Stats	R: 0 E: 0 K: 0 S: 4	H: 1 LOB: 2 BB: 1 P: 8	R: 0 E: 0 K: 1 S: 5	H: 0 LOB: 0 BB: 0 P: 5	R: 0 E: 0 K: 0 S: 4	H: 1 LOB: 1 BB: 0 P: 4	R: 0 E: 0 K: 0 S: 3	H: 0 LOB: 0 BB: 0 P: 3	R: 0 E: 0 K: 2 S: 8	H: 1 LOB: 2 BB: 0 P: 9	R: 0 E: 0 K: 0 S: 2	H: 0 LOB: 1 BB: 1 P: 6	R: 0 E: 0 K: 0 S: 3	H: 0 LOB: 1 BB: 0 P: 4	R: 1 E: 0 K: 1 S: 6	H: 2 LOB: 3 BB: 2 P: 14	1B: 7 2B: 1 3B: 0 HR: 0	SF: 0 SAC: 0 DP: 0 HBP: 2	WP: 1 PA: 43 PB: 0 SB: 0 CS: 1
PITCHER Wilbur Wood, L ERA: 7.04 (1.1)	IP 9.2	WLS L 42	H 8	R 3	ER 3	SO 5	BB 4	IBB 0	HBP 2	BLK 0	WP 1	HR 0	S 46	P 64	ERA 2.79	WHIP 1.241			

AB	36
R	3
H	8
RBI	3
BB	4
SO	5
LOB	15



Batter	1	2	3	4	5	6	7	8	9	AB	R	H	RBI	BB	SO	LOB	TOP					
Dave Wissman, L OBP: 0.100, SLG: 0.100	G3	F5		4-3		K			K	5	0	0	0	0	2	1						
Manny Mota, R OBP: 0.301, SLG: 0.380	1-3		E9 HR				F9		L8	4	1	0	0	1	0	0						
Roberto Clemente, R OBP: 0.389, SLG: 0.485	1B 2B BB			K			F7		WP BB	3	2	1	2	2	1	2						
Donn Clendenon, R OBP: 0.323, SLG: 0.449	2B E 1B		5-3			F4	5-3		BB	4	1	1	0	1	0	0						
Bob Bailey, R OBP: 0.340, SLG: 0.409	E7 1-H 2-H 2B			1-3 BB		L8		5-3	G3	4	0	1	1	1	0	2						
Bill Mazerowski, R OBP: 0.300, SLG: 0.383	L6		1-3			FC6-4 1B		1B 1B		4	0	2	0	0	0	2						
Gene Alley, R OBP: 0.283, SLG: 0.315			K			FC6-4 1-2		1B 1B		4	1	2	1	0	1	2						
Jerry May, R OBP: 0.333, SLG: 0.292		F8		4-3 SH3-4 1B		F6		1B K		4	0	1	0	0	1	2						
Tom Butters, R OBP: 0.182, SLG: 0.182		6-3		SH3-4		K		5-3		2	0	0	0	0	1	0						
Frank Bork, R OBP: 0.333, SLG: 0.200										1	0	0	0	0	0	2						
Al McBean, R OBP: 0.083, SLG: 0.083				1-2						0	0	0	0	0	0	0						
										0	0	0	0	0	0	0						
Inning Stats	R: 2 E: 1 K: 0 S: 5	H: 2 LOB: 1 BB: 1 P: 9	R: 1 E: 0 K: 0 S: 4	H: 1 LOB: 0 BB: 0 P: 4	R: 2 E: 1 K: 1 S: 7	H: 1 LOB: 1 BB: 1 P: 11	R: 0 E: 0 K: 1 S: 6	H: 1 LOB: 2 BB: 0 P: 10	R: 0 E: 0 K: 2 S: 7	H: 0 LOB: 0 BB: 0 P: 7	R: 0 E: 0 K: 0 S: 3	H: 0 LOB: 0 BB: 0 P: 3	R: 0 E: 0 K: 1 S: 7	H: 2 LOB: 2 BB: 0 P: 7	R: 0 E: 0 K: 1 S: 5	H: 0 LOB: 2 BB: 2 P: 13	1B: 5 2B: 1 3B: 0 HR: 2	SF: 0 SAC: 1 DP: 0 HBP: 0	WP: 1 PB: 0 SB: 0 CS: 0	PA: 41		
PITCHER	IP WLS BF H R ER SO	IP WLS BF H R ER SO	IP WLS BF H R ER SO	IP WLS BF H R ER SO	IP WLS BF H R ER SO	IP WLS BF H R ER SO	IP WLS BF H R ER SO	IP WLS BF H R ER SO	IP WLS BF H R ER SO	IP WLS BF H R ER SO	IP WLS BF H R ER SO	IP WLS BF H R ER SO	IP WLS BF H R ER SO	IP WLS BF H R ER SO	IP WLS BF H R ER SO	IP WLS BF H R ER SO	ERA WHIP	ERA WHIP				
Dan Schneider, L ERA: 5.45	2.0 L 12 4 5 3 0																13.50 2.500					
Clay Carroll, R ERA: 1.77	1.0 4 0 0 0 1 1																0.00 1.000					
John Braun, R ERA:	2.0 9 2 0 0 1 1																0.00 1.500					
Dick Kelley, L ERA: 18.0	2.0 6 0 0 0 2 0																0.00 0.000					
Dave Eilers, R ERA: 4.7	1.0 5 2 0 0 1 0																0.00 2.000					
Inning Stats	R: 0 E: 0 K: 1 S: 5	H: 0 LOB: 1 BB: 1 P: 9	R: 0 E: 0 K: 3 S: 9	H: 0 LOB: 0 BB: 0 P: 9	R: 0 E: 0 K: 1 S: 5	H: 0 LOB: 0 BB: 0 P: 5	R: 0 E: 0 K: 0 S: 4	H: 1 LOB: 2 BB: 1 P: 8	R: 0 E: 0 K: 0 S: 3	H: 0 LOB: 0 BB: 0 P: 3	R: 2 E: 0 K: 0 S: 7	H: 4 LOB: 2 BB: 0 P: 7	R: 0 E: 0 K: 1 S: 6	H: 1 LOB: 2 BB: 0 P: 6	R: 2 E: 0 K: 2 S: 9	H: 2 LOB: 2 BB: 2 P: 17	R: 0 E: 0 K: 0 S: 5	H: 2 LOB: 2 BB: 0 P: 5	1B: 9 2B: 0 3B: 0 HR: 1	SF: 0 SAC: 0 DP: 0 HBP: 0	WP: 0 PB: 0 SB: 0 CS: 0	PA: 41
PITCHER	IP WLS BF H R ER SO	IP WLS BF H R ER SO	IP WLS BF H R ER SO	IP WLS BF H R ER SO	IP WLS BF H R ER SO	IP WLS BF H R ER SO	IP WLS BF H R ER SO	IP WLS BF H R ER SO	IP WLS BF H R ER SO	IP WLS BF H R ER SO	IP WLS BF H R ER SO	IP WLS BF H R ER SO	IP WLS BF H R ER SO	IP WLS BF H R ER SO	IP WLS BF H R ER SO	IP WLS BF H R ER SO	ERA WHIP	ERA WHIP				
Tom Butters, R ERA: 2.38	1.1 W 24 5 2 2 2																					
Tommie Sisk, R ERA: 8.18	1.2 9 2 2 2 2 2																					
Frank Bork, L ERA: 3.83	0.1 1 0 0 0 1 0																					
Al McBean, R ERA: 1.91	1.1 S 7 3 0 0 0																					

Pittsburgh Pirates @ Milwaukee Braves
Milwaukee County Stadium, Milwaukee, WI

Fri Oct 02 1964, 8:05 PM EDT
Att: 7,800 - Unknown

AB 35
R 5
H 8
RBI 4
BB 5
SO 6
LOB 13

Pittsburgh Pirates @ Milwaukee Braves
Milwaukee County Stadium, Milwaukee, WI

Fri Oct 02 1964, 8:05 PM EDT
Att: 7,800 - Unknown

AB 37
R 4
H 10
RBI 4
BB 4
SO 8
LOB 19



Batter	1	2	3	4	5	6	7	8	9	AB	R	H	RBI	BB	SO	LOB	TOP										
Dave Wissman, L (1, 8) OBP: 0.160, SLG: 0.125	0-3 K		0-0 FC6-4 1B		4-0 G6-4-3 BB		0-0 FC4-6		0-0 L8	4	0	1	0	1	1	3	Pittsburgh Pirates @ Milwaukee Braves Milwaukee County Stadium, Milwaukee, WI Sat Oct 03 1964, 4:33 AM EDT Att: 5,636 - Unknown										
Bob Bailey, R (1, 5) OBP: 0.339, SLG: 0.407	0-0 4-3		0-3 K		0-0 G6-4-3			0-0 6-3	0-0 SH3 1B	5	1	1	0	0	1	4											
Roberto Clemente, R (1, 9) OBP: 0.389, SLG: 0.494	0-0 F4		0-0 FC6-4				0-3 K	0-0 2B 1B	0-0 SH3	4	1	1	0	0	1	2											
Donn Clendenon, R (1, 3) OBP: 0.324, SLG: 0.450		0-0 4-3		0-0 FC4-6 1B			0-0 4-3	0-0 1B SF8 2B	0-0 E6 1B	5	1	2	0	0	0	1											
Bill Mazerolski, R (1, 4) OBP: 0.301, SLG: 0.382		0-0 1-3		0-0 FC4-6 G6-4-3 1B			0-0 F6	4-0 1B BB	0-0 1B	4	0	1	1	1	0	1											
Manny Mota, R (1, 7) OBP: 0.306, SLG: 0.384		0-0 1B		0-0 G6-4-3				0-0 1B 1B	0-0 4-3	5	0	3	1	0	0	3											
Gene Alley, R (1, 6) OBP: 0.283, SLG: 0.320		0-0 F8					0-0 1B 2B	0-3 K	0-0 SF8	3	1	1	1	0	1	2											
Jerry May, R (1, 2) OBP: 0.355, SLG: 0.296			4-0 1B BB		0-0 BB 1B		0-3 K	0-3 K		3	0	1	1	1	2	3											
Don Cardwell, R (1, 1) Dick Schfield, S (3, PH) Steve Glass, R (3, 1) Don Schwall, R (6, 1) Jerry Lynch, R (7, PH) Frank Bork, L (7, 1) Bill Virdon, L (9, PH)			0-0 F7		0-3 K		0-0 FC4-6 1B		4-0 SH3 1B E BB	0	0	0	0	0	0	0		P									
Inning Stats	R: 0 E: 0 K: 1 S: 5	H: 0 LOB: 0 BB: 0 P: 5	R: 0 E: 0 K: 0 S: 4	H: 1 LOB: 1 BB: 0 P: 4	R: 0 E: 0 K: 1 S: 6	H: 1 LOB: 2 BB: 1 P: 10	R: 0 E: 0 K: 0 S: 3	H: 1 LOB: 0 BB: 0 P: 3	R: 1 E: 0 K: 1 S: 6	H: 2 LOB: 1 BB: 1 P: 10	R: 0 E: 0 K: 2 S: 5	H: 0 LOB: 0 BB: 0 P: 5	R: 0 E: 0 K: 1 S: 9	H: 2 LOB: 2 BB: 0 P: 9	R: 2 E: 0 K: 1 S: 8	H: 3 LOB: 2 BB: 1 P: 12			R: 2 E: 1 K: 0 S: 6	H: 2 LOB: 2 BB: 1 P: 10	1B: 10 2B: 2 3B: 0 HR: 0	SF: 1 SAC: 1 DP: 2 HBP: 0	WP: 0 PA: 42				
PITCHER	IP	WLS	BF	H	R	ER	SO	BB	IBB	HBP	BLK	WP	HR	S	P	ERA	WHIP										
Arnold Umbach, R (1, 1) ERA: 3.24	8.1	W	38	11	5	3	7	4	0	0	0	0	0	48	64	3.24	1.800										
Warren Spahn, L (9, 1) ERA: 5.32	0.2	S	4	1	0	0	0	0	0	0	0	0	0	4	4	0.00	1.500										

Batter	1	2	3	4	5	6	7	8	9	AB	R	H	RBI	BB	SO	LOB	BOTTOM										
Rico Carty, R (1, 7) OBP: 0.386, SLG: 0.554	0-0 1B 3B		0-0 G4-6-3		0-0 5-3		0-0 HR		0-0 4-3 3B	4	2	2	2	0	0	2	Pittsburgh Pirates @ Milwaukee Braves Milwaukee County Stadium, Milwaukee, WI Sat Oct 03 1964, 4:33 AM EDT Att: 5,636 - Unknown										
Ty Cline, L (8, 8) OBP: 0.359, SLG: 0.397		0-0 G4-6-3								1	1	1	0	0	0	0											
Hank Aaron, R (1, 9) OBP: 0.393, SLG: 0.514	0-0 1B 3B		0-3 K		0-0 E6		0-0 6-3		0-0 6-3	4	1	1	0	0	1	1											
Ethan Blackaby, L (8, 9) OBP: 0.167, SLG: 0.091	0-0 1B 3B				0-0 E6		0-0 6-3		0-0 6-3	1	0	0	0	0	0	1											
Lou Klimchok, L (1, 5) OBP: 0.364, SLG: 0.429	0-3 K		0-0 1B 2B		0-0 F6		0-0 F9		0-0 4-3	5	1	1	1	0	1	3											
Ed Bailey, L (1, 2) OBP: 0.343, SLG: 0.362	0-0 1B 3B		0-0 1B WP		0-0 F8		0-0 3-1		0-3 K	5	2	2	3	0	1	0											
Joe Torre, R (1, 3) OBP: 0.366, SLG: 0.497	0-0 WP 1B		0-0 F9		0-0 4-3		0-0 F8			4	0	1	1	0	0	1											
Felipe Alou, R (8, 3) OBP: 0.307, SLG: 0.396	0-0 3H 1B		0-0 F9		0-0 4-3		0-0 F8			0	0	0	0	0	0	0											
Gary Kolb, L (1, 8) OBP: 0.242, SLG: 0.167	0-3 K		0-0 1B		0-0 4-3		0-0 4-3			4	0	1	1	0	1	1											
Woody Woodward, R (1, 4) OBP: 0.283, SLG: 0.245	0-0 6-3		0-0 F8		0-0 F8		0-0 E 1B		0-0 1B 2B	4	2	2	0	0	0	2											
Sandy Alomar Sr., S (1, 6) OBP: 0.245, SLG: 0.265		0-0 G4-6-3 HBP 1B		0-0 F8		0-0 E4 E		0-0 E 1B	4	1	2	1	0	0	2	2											
Arnold Umbach, R (1, 1) Warren Spahn, L (9, 1)		1-0 HBP		0-0 4-3		0-0 E1 HR		0-0 F8		3	1	0	0	0	0	1	P										
Inning Stats	R: 3 E: 0 K: 2 S: 11	H: 4 LOB: 1 BB: 0 P: 11	R: 0 E: 0 K: 1 S: 5	H: 1 LOB: 0 BB: 0 P: 6	R: 2 E: 0 K: 0 S: 6	H: 3 LOB: 1 BB: 0 P: 6	R: 0 E: 1 K: 0 S: 4	H: 0 LOB: 1 BB: 0 P: 4	R: 0 E: 0 K: 0 S: 3	H: 0 LOB: 0 BB: 0 P: 3	R: 4 E: 2 K: 0 S: 7	H: 2 LOB: 0 BB: 0 P: 7	R: 1 E: 0 K: 0 S: 5	H: 2 LOB: 1 BB: 0 P: 5	R: 1 E: 0 K: 1 S: 6	H: 1 LOB: 0 BB: 0 P: 6		1B: 8 2B: 2 3B: 2 HR: 1	SF: 0 SAC: 0 DP: 1 HBP: 1	WP: 2 PA: 40							
PITCHER	IP	WLS	BF	H	R	ER	SO	BB	IBB	HBP	BLK	WP	HR	S	P	ERA	WHIP										
Don Cardwell, R (1, 1) ERA: 2.79	2.0	L	11	5	3	3	3	0	0	0	0	1	1	17	17	12.00	1.667										
Steve Glass, R (3, 1) ERA: 4.04	3.0		17	5	6	4	0	0	0	0	0	0	0	3	3	0.00	0.000										
Don Schwall, R (6, 1) ERA: 4.35	1.0		3	0	0	0	0	0	0	0	0	0	0	3	3	0.00	0.000										
Frank Bork, L (7, 1) ERA: 4.07	2.0		9	3	2	2	1	0	0	0	0	0	0	11	11	9.00	1.500										

Batter	1	2	3	4	5	6	7	8	9	AB	R	H	RBI	BB	SO	LOB	TOP										
Gene Alley, R OBP: 0.286, SLG: 0.321 (1,6)										3	0	1	0	1	0	0	Pittsburgh Pirates @ Milwaukee Braves Milwaukee County Stadium, Milwaukee, WI Sun Oct 04 1964, 4:33 AM EDT Att: 10,079 - Unknown										
Bob Bailey, R OBP: 0.336, SLG: 0.404 (1,5)										4	0	0	0	0	0	2											
Donn Clendenon, R OBP: 0.321, SLG: 0.446 (1,3)										4	0	0	0	0	2	1											
Jerry May, R OBP: 0.314, SLG: 0.258 (1,2)										4	0	0	0	0	3	1											
Manny Mota, R OBP: 0.306, SLG: 0.384 (8,4)										3	0	1	0	0	0	0											
Dave Wissman, L OBP: 0.173, SLG: 0.148 (1,7)										3	0	1	0	0	1	1											
Bill Virdon, L OBP: 0.287, SLG: 0.298 (1,8)										3	0	0	0	0	0	1											
Bill Mazeroski, R OBP: 0.300, SLG: 0.381 (1,4)										2	0	0	0	0	0	0											
Otlando McFarlane, R OBP: 0.280, SLG: 0.308 (8, PH) (8,9)										1	0	0	0	0	1	0											
Earl Francis, R (1,1) Dick Schofield, S OBP: 0.345, SLG: 0.349 (6, PH) Bob Veale, S OBP: 0.173, SLG: 0.156 (6,1) John Gelnar, R (8,1)										1	0	0	0	0	0	0											
Inning Stats	R: 0 E: 0 K: 1 S: 5	H: 0 LOB: 0 BB: 0 P: 5	R: 0 E: 0 K: 1 S: 6	H: 1 LOB: 1 BB: 0 P: 6	R: 0 E: 0 K: 0 S: 3	H: 0 LOB: 0 BB: 0 P: 3	R: 0 E: 0 K: 1 S: 5	H: 0 LOB: 0 BB: 0 P: 5	R: 0 E: 0 K: 1 S: 5	H: 0 LOB: 0 BB: 0 P: 5	R: 0 E: 0 K: 0 S: 3	H: 0 LOB: 1 BB: 1 P: 7	R: 0 E: 0 K: 0 S: 4	H: 1 LOB: 1 BB: 0 P: 4	R: 0 E: 0 K: 2 S: 7	H: 0 LOB: 0 BB: 0 P: 7	R: 0 E: 0 K: 2 S: 8	H: 1 LOB: 1 BB: 0 P: 8	R: 0 E: 0 K: 1 S: 8	H: 1 LOB: 1 BB: 0 P: 8	1B: 3 2B: 0 3B: 0 HR: 0	SF: 0 SAC: 0 DP: 0 HBP: 0	WP: 1 PB: 0 CS: 0	PA: 31			
PITCHER	IP	WLS	BF	H	R	ER	SO	BB	IBB	HBP	BLK	WP	HR	S	P	ERA	WHIP										
Bob Sadowski, R ERA: 4.1 Warren Spahn, L ERA: 5.29	(1,1) (9,1)	8.0 S	27 4	2 1	0 0	0 0	6 2	1 0	0 0	0 0	0 0	1 0	0 0	38 8	42 8	0.00 0.00	0.375 1.000										

AB	30
R	0
H	3
RBI	0
BB	1
SO	8
LOB	6



Batter	1	2	3	4	5	6	7	8	9	AB	R	H	RBI	BB	SO	LOB	BOTTOM										
Rico Carty, R OBP: 0.388, SLG: 0.554 (1,7)										2	1	1	0	1	1	0	Pittsburgh Pirates @ Milwaukee Braves Milwaukee County Stadium, Milwaukee, WI Sun Oct 04 1964, 4:33 AM EDT Att: 10,079 - Unknown										
Ethan Blackaby, L OBP: 0.154, SLG: 0.083 (5,7)										1	0	0	0	0	1	0											
Hank Aaron, R OBP: 0.393, SLG: 0.514 (9,9)										0	0	0	0	0	0	0											
Lee Maye, L OBP: 0.346, SLG: 0.447 (1,8)										4	1	1	0	0	1	2											
Joe Torre, R OBP: 0.365, SLG: 0.498 (1,3)										4	1	1	2	0	1	2											
Gene Oliver, R OBP: 0.319, SLG: 0.477 (8, PH) Felipe Alou, R OBP: 0.306, SLG: 0.395 (9,9) (9,7)										3	1	1	1	0	1	1											
Gary Kolb, L OBP: 0.257, SLG: 0.203 (1,9) Ed Bailey, L OBP: 0.343, SLG: 0.362 (9,2)										0	0	0	0	0	0	0											
Bill Southworth, R OBP: 0.444, SLG: 0.714 (1,5) Eddie Mathews, L OBP: 0.344, SLG: 0.412 (9,5)										3	1	1	2	0	2	1											
Woody Woodward, R OBP: 0.246, SLG: 0.246 Frank Bolling, R OBP: 0.245, SLG: 0.278 (1,4) (9,4)										4	0	1	0	0	2	2											
Sandy Alomar Sr., S OBP: 0.245, SLG: 0.264 Dennis Menke, R OBP: 0.388, SLG: 0.479 (1,6) (9,6)										4	0	1	1	0	2	2											
Bob Sadowski, R OBP: 0.170, SLG: 0.173 Warren Spahn, L OBP: 0.183, SLG: 0.271 (1,1) (9,1)										3	0	0	0	0	1	2											
Inning Stats	R: 0 E: 0 K: 1 S: 5	H: 0 LOB: 1 BB: 1 P: 9	R: 1 E: 0 K: 0 S: 4	H: 2 LOB: 1 BB: 0 P: 5	R: 5 E: 1 K: 2 S: 12	H: 4 LOB: 0 BB: 0 P: 12	R: 0 E: 0 K: 2 S: 7	H: 0 LOB: 0 BB: 0 P: 7	R: 0 E: 0 K: 1 S: 5	H: 0 LOB: 0 BB: 0 P: 5	R: 0 E: 0 K: 3 S: 9	H: 0 LOB: 0 BB: 0 P: 9	R: 0 E: 0 K: 2 S: 8	H: 1 LOB: 1 BB: 0 P: 8	R: 0 E: 0 K: 1 S: 7	H: 2 LOB: 2 BB: 0 P: 7	R: 0 E: 0 K: 1 S: 7	H: 2 LOB: 2 BB: 0 P: 7	1B: 5 2B: 3 3B: 0 HR: 1	SF: 0 SAC: 0 DP: 1 HBP: 1	WP: 1 PB: 1 CS: 0	PA: 35					
PITCHER	IP	WLS	BF	H	R	ER	SO	BB	IBB	HBP	BLK	WP	HR	S	P	ERA	WHIP										
Earl Francis, R ERA: 8.53 Bob Veale, L ERA: 2.74 John Gelnar, R ERA: 5.0	(1,1) (6,1) (8,1)	5.0 7 1.0	L 7 5	23 1 2	6 0 0	5 0 0	5 5 1	0 0 0	0 0 0	0 0 0	0 0 0	0 1 0	0 17 7	17 17 7	0.00 0.00 0.00	1.400 0.500 2.000											

AB	33
R	6
H	9
RBI	6
BB	1
SO	12
LOB	13

