

# Milwaukee Braves - 1965

Batter	1	2	3	4	5	6	7	8	9	AB	R	H	RBI	BB	SO	LOB	TOP					
Lee Mays, L (1,8) OBP: 0.200, SLG: 0.200 Ty Cline, L (9,8)	0-0 1-3		0-0 2B 1B		0-0 G3		0-0 F9		0-0 6-3	5	0	1	0	0	0	0						
Felipe Alou, R (1,9) OBP: 0.750, SLG: 1.000	0-3 K		0-0 2B		0-0 1B	0-0 HR 1B	4-0 WP BB			3	1	2	0	1	1	0						
Eddie Mathews, L (1,5) OBP: 0.500, SLG: 1.333	0-3 K		4-0 G6-4-3 BB		0-0 HR	0-0 HR	0-3 K			3	1	1	2	1	2	1						
Joe Torre, R (1,2) OBP: 0.500, SLG: 2.000		0-0 F8	0-0 G6-4-3		0-0 HR			0-0 HR		4	2	2	2	0	0	3						
Mack Jones, L (1,7)		4-0 E 1B BB		0-0 6-3		0-3 K2-3		0-0 G3		3	0	0	0	1	1	0						
Tommie Aaron, R (1,3) OBP: 0.250, SLG: 0.250		0-0 E 1B		0-3 K		0-0 F2		0-3 K		4	0	1	0	0	2	0						
Denis Menke, R (1,6)		0-3 K		0-0 F7		4-0 BB		0-0 1-3		3	0	0	0	1	1	2						
Sandy Alomar Sr., S (1,4)		0-0 F7		0-0 F9		0-0 F9		0-0 F4		4	0	0	0	0	0	3						
Tony Cloninger, R (1,1)			0-0 F9		0-0 F9		0-0 F9		0-3 K	4	0	0	0	0	1	0						
<b>Inning Stats</b>	R: 0 E: 0 K: 2 S: 7	H: 0 LOB: 0 BB: 0 P: 7	R: 0 E: 1 K: 1 S: 6	H: 1 LOB: 2 BB: 1 P: 10	R: 0 E: 0 K: 0 S: 4	H: 2 LOB: 2 BB: 1 P: 8	R: 0 E: 0 K: 1 S: 5	H: 0 LOB: 0 BB: 0 P: 5	R: 0 E: 0 K: 0 S: 3	H: 0 LOB: 0 BB: 0 P: 3	R: 3 E: 0 K: 1 S: 8	H: 3 LOB: 1 BB: 1 P: 12	R: 0 E: 0 K: 1 S: 5	H: 0 LOB: 1 BB: 1 P: 9	R: 1 E: 0 K: 1 S: 6	H: 1 LOB: 0 BB: 0 P: 6	R: 0 E: 0 K: 1 S: 5	H: 0 LOB: 0 BB: 0 P: 5	1B: 3 2B: 1 3B: 0 HR: 3	SF: 0 SAC: 0 DP: 1 HBP: 0	WP: 1 PB: 0 CS: 0	PA: 37
<b>PITCHER</b> Jim O'Toole, L (1,1) ERA: 4.0	IP: 9.0 WLS: L BF: 37 H: 7 R: 4 ER: 4 SO: 8 BB: 4 IBB: 0 HBP: 0 BLK: 0 WP: 1 HR: 3 S: 49 P: 65 ERA: 4.00 WHIP: 1.222															<b>PITCHER</b>	IP: 9.0 WLS: L BF: 37 H: 7 R: 4 ER: 4 SO: 8 BB: 4 IBB: 0 HBP: 0 BLK: 0 WP: 1 HR: 3 S: 49 P: 65 ERA: 4.00 WHIP: 1.222					

Milwaukee Braves @ Cincinnati Reds  
Crosley Field, Cincinnati, OH  
Mon Apr 12 1965, 3:33 AM EST  
Att: 28,467 - Unknown - 60 F

AB 33  
R 4  
H 7  
RBI 4  
BB 4  
SO 8  
LOB 9



Batter	1	2	3	4	5	6	7	8	9	AB	R	H	RBI	BB	SO	LOB	BOTTOM					
Pete Rose, S (1,4) OBP: 0.250, SLG: 0.250	0-0 6-4-3 SH1-3 1B		0-0 F4		0-0 F8		0-0 4-3			4	0	1	0	0	0	1						
Tommy Harper, R (1,7)	0-0 SH1-3		4-0 E SF8 BB		4-0 E BB		0-0 F2			1	1	0	0	2	0	1						
Vada Pinson, L (1,8)	4-0 6-4-3 BB		0-0 E3		0-0 4-3			0-0 F7		3	0	0	0	1	0	2						
Frank Robinson, R (1,9)	0-0 6-4-3		0-0 SF8		0-0 F9		0-3 K			3	0	0	1	0	1	2						
Gordy Coleman, L (1,3)	0-0 4-3		0-0 1-3		0-0 1-3		0-0 4-3			4	0	0	0	0	0	3						
Deron Johnson, R (1,5) OBP: 0.250, SLG: 1.000		0-0 F8		0-0 6-3		0-0 HR		0-0 F3		4	1	1	1	0	0	0						
Johnny Edwards, L (1,2)		4-0 BB		0-0 F8		0-0 6-3		0-0 F2		3	0	0	0	1	0	0						
Leo Cardenas, R (1,6)		0-0 F9		0-0 6-3			0-0 F4		0-0 6-3	4	0	0	0	0	0	1						
Jim O'Toole, S (1,1)		0-0 G3		0-3 K		4-0 BB				2	0	0	0	1	1	1						
<b>Inning Stats</b>	R: 0 E: 0 K: 0 S: 4	H: 1 LOB: 2 BB: 1 P: 8	R: 0 E: 0 K: 0 S: 3	H: 0 LOB: 1 BB: 1 P: 7	R: 1 E: 1 K: 0 S: 4	H: 0 LOB: 1 BB: 1 P: 8	R: 0 E: 0 K: 0 S: 3	H: 0 LOB: 0 BB: 0 P: 3	R: 0 E: 0 K: 1 S: 5	H: 0 LOB: 1 BB: 1 P: 9	R: 1 E: 0 K: 0 S: 4	H: 1 LOB: 0 BB: 0 P: 4	R: 0 E: 0 K: 0 S: 3	H: 0 LOB: 1 BB: 1 P: 7	R: 0 E: 0 K: 1 S: 5	H: 0 LOB: 0 BB: 0 P: 5	R: 0 E: 0 K: 0 S: 3	H: 0 LOB: 0 BB: 0 P: 3	1B: 1 2B: 0 3B: 0 HR: 1	SF: 1 SAC: 1 DP: 0 HBP: 0	WP: 0 PB: 0 CS: 0	PA: 35
<b>PITCHER</b> Tony Cloninger, R (1,1) ERA: 1.0	IP: 9.0 WLS: W BF: 35 H: 2 R: 2 ER: 1 SO: 2 BB: 5 IBB: 0 HBP: 0 BLK: 0 WP: 0 HR: 1 S: 34 P: 54 ERA: 1.00 WHIP: 0.778															<b>PITCHER</b>	IP: 9.0 WLS: W BF: 35 H: 2 R: 2 ER: 1 SO: 2 BB: 5 IBB: 0 HBP: 0 BLK: 0 WP: 0 HR: 1 S: 34 P: 54 ERA: 1.00 WHIP: 0.778					

Milwaukee Braves @ Cincinnati Reds  
Crosley Field, Cincinnati, OH  
Mon Apr 12 1965, 3:33 AM EST  
Att: 28,467 - Unknown - 60 F

AB 28  
R 2  
H 2  
RBI 2  
BB 5  
SO 2  
LOB 11



Batter	1	2	3	4	5	6	7	8	9	AB	R	H	RBI	BB	SO	LOB	TOP					
Lee Maye, L OBP: 0.333, SLG: 0.444	F8		4-3 2B		K		1B			4	1	2	0	0	1	0	<b>Milwaukee Braves @ Cincinnati Reds</b> Crosley Field, Cincinnati, OH Tue Apr 13 1965, 6:05 PM EST Att. 4,236 - Unknown - 51 F					
Ty Cline, L (1.9)	L3-1		K		L8		L7			4	0	0	0	0	1	2						
Eddie Mathews, L OBP: 0.375, SLG: 0.857	K		4-3		2B			K		4	0	1	0	0	2	1						
Joe Torre, R OBP: 0.500, SLG: 1.375		1B	1B		5-3			K		4	2	2	1	0	1	1						
Mack Jones, L OBP: 0.375, SLG: 0.167		1B	2B		4-3			K		3	0	1	1	1	1	0						
Felipe Alou, R OBP: 0.500, SLG: 0.571		1B	G3		F8			6-3		4	0	1	1	0	0	1						
Denis Menke, R (1.6)	K			4-3		F7		F7		4	0	0	0	0	1	2						
Sandy Alomar Sr., S Lou Kimchick, L Denny Lemaster, R Clay Carroll, R Tommie Aaron, R Billy O'Dell, S Gene Oliver, R	K		5-3		5-3		1B	FC6-4		0	0	0	0	0	0	0						
Wade Blasingame, L Miguel de la Hoz, R	F9		F8		G6-4-3		1B	FC6-4		0	0	0	0	0	0	0						
<b>Inning Stats</b>	R: 0 E: 0 K: 1 S: 5	H: 0 LOB: 0 BB: 0 P: 5	R: 1 E: 0 K: 2 S: 9	H: 2 LOB: 2 BB: 1 P: 13	R: 2 E: 0 K: 1 S: 8	H: 3 LOB: 1 BB: 0 P: 8	R: 0 E: 0 K: 0 S: 3	H: 0 LOB: 0 BB: 0 P: 3	R: 0 E: 0 K: 0 S: 6	H: 1 LOB: 1 BB: 0 P: 6	R: 0 E: 0 K: 0 S: 3	H: 0 LOB: 0 BB: 0 P: 3	R: 0 E: 0 K: 3 S: 4	H: 2 LOB: 1 BB: 0 P: 4	R: 0 E: 0 K: 3 S: 9	H: 0 LOB: 0 BB: 0 P: 9		R: 0 E: 0 K: 0 S: 3	H: 0 LOB: 1 BB: 1 P: 7	1B: 5 2B: 3 3B: 0 HR: 0	SF: 0 SAC: 0 DP: 1 HBP: 0	WP: 0 PB: 0 SB: 2 CS: 0
<b>PITCHER</b> Sammy Ellis, R ERA: 3.0	IP: 9.0 WLS: W BF: 36 H: 8 R: 3 ER: 3 SO: 8 BB: 2 IBB: 0 HBP: 0 BLK: 0 WP: 0 HR: 0 S: 50 P: 58 ERA: 3.00 WHIP: 1.111															<b>PITCHER</b>						

AB 34  
R 3  
H 8  
RBI 3  
BB 2  
SO 8  
LOB 13



Batter	1	2	3	4	5	6	7	8	9	AB	R	H	RBI	BB	SO	LOB	BOTTOM			
Pete Rose, S OBP: 0.222, SLG: 0.222	E 3-1 1B		5-3	FC6-4	F8			4-3		5	1	1	0	0	0	3	<b>Milwaukee Braves @ Cincinnati Reds</b> Crosley Field, Cincinnati, OH Tue Apr 13 1965, 6:05 PM EST Att. 4,236 - Unknown - 51 F			
Tommy Harper, R OBP: 0.500, SLG: 0.200	E9 3-1 1B		S 1B SF8 BB		K		5-3	5-3		4	2	1	0	1	1	0				
Vada Pinson, L OBP: 0.556, SLG: 0.429	3-1 1B		SF8 1B		BB HR 1B		2-3	1B		4	2	3	0	0	0	0				
Frank Robinson, R OBP: 0.333, SLG: 0.167	3-1		1B		BB HR BB		1B	F5		3	1	1	1	2	0	3				
Deron Johnson, R OBP: 0.375, SLG: 0.833 Steve Boros, R	G4-6-3 1B		SF8		HR BB		F3			2	1	1	3	1	0	1				
Tony Perez, R OBP: 0.500, SLG: 1.500	G4-6-3 1B		L9		HR		1B	L9-2 2B		4	1	2	4	0	0	3				
Johnny Edwards, L OBP: 0.375, SLG: 0.286		K		4-3	FC3-5 1B		1B	1B		4	0	2	0	0	1	0				
Leo Cardenas, R OBP: 0.250, SLG: 0.143	F7		FC2-6 1B		FC3-5 BB		L9-2 2B			3	0	1	0	1	0	2				
Sammy Ellis, L (1.1)	K		FC2-6 FC6-4		FC3-5		K			4	0	0	0	0	2	4				
<b>Inning Stats</b>	R: 3 E: 1 K: 0 S: 5	H: 3 LOB: 0 BB: 0 P: 6	R: 0 E: 0 K: 2 S: 7	H: 0 LOB: 0 BB: 0 P: 7	R: 1 E: 0 K: 0 S: 4	H: 1 LOB: 2 BB: 2 P: 12	R: 0 E: 0 K: 0 S: 4	H: 1 LOB: 0 BB: 0 P: 4	R: 4 E: 0 K: 1 S: 8	H: 3 LOB: 2 BB: 3 P: 20	R: 0 E: 0 K: 0 S: 4	H: 1 LOB: 1 BB: 0 P: 4	R: 0 E: 0 K: 1 S: 6	H: 2 LOB: 1 BB: 0 P: 6	R: 0 E: 0 K: 0 S: 4	H: 1 LOB: 1 BB: 0 P: 4		1B: 10 2B: 2 3B: 0 HR: 1	SF: 1 SAC: 0 DP: 2 HBP: 1	WP: 0 PB: 0 SB: 3 CS: 0
<b>PITCHER</b> Wade Blasingame, L ERA: 27.0 Denny Lemaster, L ERA: 13.5 Clay Carroll, R ERA: Billy O'Dell, L ERA:	IP: 1.0 WLS: L BF: 19 H: 5 R: 5 ER: 5 SO: 3 BB: 3 IBB: 1 HBP: 0 BLK: 0 WP: 0 HR: 1 S: 21 P: 37 ERA: 27.00 WHIP: 2.400															<b>PITCHER</b>				



Batter	1	2	3	4	5	6	7	8	9	AB	R	H	RBI	BB	SO	LOB	TOP			
Glenn Beckert, R OBP: 0.111, SLG: 0.111 (1,4)	0-0 4-3		0-0 5-3			0-0 5-3		0-0 FC6-4		4	0	0	0	0	0	1				
Roberto Pena, R OBP: 0.389, SLG: 0.765 (1,6)	0-0 FC4 1B		0-0 F9			0-0 5-3		0-0 F9		4	0	1	0	0	0	0				
Billy Williams, L OBP: 0.111, SLG: 0.059 (1,8)	0-0 FC4 FC6-4 1-2			0-0 4-3		0-0 3-1		0-0 G1		4	0	0	0	0	0	1				
Ron Santo, R OBP: 0.389, SLG: 0.750 (1,5)	0-0 FC6-4 1-2			0-0 5-3			0-0 F7	0-0 F7 1B		4	0	1	0	0	0	1				
George Altman, L OBP: 0.529, SLG: 0.692 (1,7)		0-0 4-3		0-0 G3			0-0 F7	0-0 E3		4	0	0	0	0	0	1				
14 Ernie Banks, R OBP: 0.529, SLG: 1.000 (1,3)		0-0 2B			0-0 HR		0-0 F8	0-0 F8		4	1	2	1	0	0	2				
Doug Clemens, L OBP: 0.188, SLG: 0.267 (1,9)		0-3 K			0-0 4-3			0-0 F8		3	0	0	0	0	1	1				
Dick Bertell, R OBP: 0.308, SLG: 0.182 (1,2)		0-0 F7			0-0 F9			0-0 5-3		3	0	0	0	0	0	1				
Larry Jackson, R (1,1)			0-3 K			0-0 G3		4-0 FC6-4 BB		1	0	0	0	0	1	0				
Don Landrum, L (5, PH)										1	0	0	0	0	0	0				
Lew Burdette, R (5, PH)										0	0	0	0	0	0	0				
Jimmy Stewart, S (8, PH)										0	0	0	0	1	0	0				
Bob Humphreys, R (8,1)										0	0	0	0	0	0	0				
<b>Inning Stats</b>	R: 0 E: 0 K: 0 S: 4	H: 1 LOB: 1 BB: 0 P: 4	R: 0 E: 0 K: 1 S: 6	H: 1 LOB: 1 BB: 0 P: 6	R: 0 E: 0 K: 1 S: 5	H: 0 LOB: 0 BB: 0 P: 5	R: 0 E: 0 K: 0 S: 3	H: 0 LOB: 0 BB: 0 P: 3	R: 1 E: 0 K: 0 S: 4	H: 1 LOB: 0 BB: 0 P: 4	R: 0 E: 0 K: 0 S: 3	H: 0 LOB: 0 BB: 0 P: 3	R: 0 E: 0 K: 0 S: 3	H: 0 LOB: 1 BB: 1 P: 7	R: 0 E: 1 K: 0 S: 5	H: 1 LOB: 2 BB: 0 P: 5	1B: 2 2B: 1 3B: 0 HR: 1	SF: 0 SAC: 0 DP: 0 HBP: 0	WP: 0 PB: 0 SB: 0 CS: 0	PA: 33
<b>PITCHER</b> Bob Sadowski, R ERA: 1.0 (1,1)	IP: 9.0 WLS: W BF: 33 H: 4 R: 1 ER: 1 SO: 2 BB: 1 IBB: 0 HBP: 0 BLK: 0 WP: 0 HR: 1 S: 36 P: 40 ERA: 1.00 WHIP: 0.556															<b>PITCHER</b>				

Chicago Cubs @ Milwaukee Braves  
Milwaukee County Stadium, Milwaukee, WI  
Thu Apr 15 1965, 4:33 AM EST  
Att: 33,874 - Cloudy - 50 F

AB 32  
R 1  
H 4  
RBI 1  
BB 1  
SO 2  
LOB 8



Batter	1	2	3	4	5	6	7	8	9	AB	R	H	RBI	BB	SO	LOB	BOTTOM			
Mack Jones, L OBP: 0.333, SLG: 0.125 (1,7)	0-3 K		4-0 1B 1B BB	0-0 SF8		0-0 4-3				2	1	0	1	1	1	0				
Ty Cline, L OBP: 0.250, SLG: 0.250 (1,9)	0-0 CS 1B		0-0 1B E 1-3 2-H	0-0 F8			0-0 L6-3			4	1	2	1	0	0	0				
Eddie Mathews, L OBP: 0.417, SLG: 0.818 (1,5)	0-3 K		0-0 E HBP 1B 2-3 3-H		0-0 FC1-6 E 2B		0-0 6-3			4	1	2	1	0	1	1				
Joe Torre, R OBP: 0.583, SLG: 1.200 (1,2)	0-0 L 1-2	0-0 1B	0-0 E HBP 1B		4-0 FC1-6 BB		0-0 F9			3	0	1	0	1	0	1				
Lee Maye, L OBP: 0.308, SLG: 0.462 (1,8)		0-0 F9	0-0 E3		0-0 FC1-6 E 1-2 2-3 2-3		0-0 G6-3 2B			4	0	1	0	0	0	5				
Felipe Alou, R OBP: 0.417, SLG: 0.400 (1,3)		0-0 F8	0-0 P6		0-0 E5 G6-4-3		4-0 G6-3 BB			3	0	0	1	1	0	5				
Denis Menke, R (1,6)		0-0 L8	0-0 F7		0-0 G6-4-3		0-0 G6-3			4	0	0	0	0	0	8				
Sandy Alomar Sr., S (1,4)			0-0 4-3	0-0 E6 SH1-3 SF8		0-0 F9		4-0 K S IBB		3	1	0	0	1	0	0				
Bob Sadowski, R OBP: 0.333, SLG: 0.333 (1,1)			0-0 BB 1B	0-0 SH1-3		0-3 K		0-3 K		3	1	1	0	0	2	2				
<b>Inning Stats</b>	R: 0 E: 0 K: 2 S: 7	H: 1 LOB: 0 BB: 0 P: 7	R: 0 E: 0 K: 0 S: 4	H: 1 LOB: 1 BB: 0 P: 4	R: 3 E: 1 K: 0 S: 7	H: 3 LOB: 3 BB: 1 P: 12	R: 1 E: 1 K: 0 S: 4	H: 0 LOB: 0 BB: 0 P: 4	R: 1 E: 1 K: 0 S: 4	H: 1 LOB: 1 BB: 1 P: 8	R: 0 E: 0 K: 1 S: 5	H: 0 LOB: 0 BB: 0 P: 5	R: 0 E: 0 K: 0 S: 3	H: 0 LOB: 0 BB: 0 P: 3	R: 0 E: 0 K: 1 S: 5	H: 1 LOB: 2 BB: 2 P: 13	1B: 5 2B: 2 3B: 0 HR: 0	SF: 1 SAC: 1 DP: 2 HBP: 1	WP: 0 PB: 0 SB: 2 CS: 1	PA: 37
<b>PITCHER</b> Larry Jackson, R ERA: 9.64 (1,1)	IP: 4.0 WLS: L BF: 21 H: 5 R: 4 ER: 2 SO: 2 BB: 1 IBB: 0 HBP: 1 BLK: 0 WP: 0 HR: 0 S: 22 P: 27 ERA: 4.50 WHIP: 1.500															<b>PITCHER</b>				
Lew Burdette, R (5,1)	3.0 11 1 1 1 1 1 0 0 0 0 0 12 16 3.00 0.667																			
Bob Humphreys, R (8,1)	1.0 5 1 0 0 1 1 1 0 0 0 0 5 13 0.00 2.000																			

Chicago Cubs @ Milwaukee Braves  
Milwaukee County Stadium, Milwaukee, WI  
Thu Apr 15 1965, 4:33 AM EST  
Att: 33,874 - Cloudy - 50 F

AB 30  
R 5  
H 7  
RBI 4  
BB 4  
SO 4  
LOB 22





Batter	1	2	3	4	5	6	7	8	9	AB	R	H	RBI	BB	SO	LOB	TOP		
<b>Glenn Beckert, R</b> OBP: 0.286, SLG: 0.259 (1, 4)	0-0 4-3	0-0 6-3 1B		0-0 F7	0-0 1B			0-0 1-6-3		5	1	2	1	0	0	0	<b>Chicago Cubs @ Milwaukee Braves</b> <b>Milwaukee County Stadium, Milwaukee, WI</b> Sun Apr 18 1965, 4:33 AM EST Att: 3,391 - Cloudy		
<b>Roberto Pena, R</b> OBP: 0.357, SLG: 0.593 (1, 6)	0-0 BB 14 1B	0-0 6-3		0-0 1B	0-0 F9			0-3 K		5	1	2	0	0	1	2			
<b>Billy Williams, L</b> OBP: 0.286, SLG: 0.231 (1, 8)	0-0 BB 14 1B	0-0 1B		0-0 1-2 1B				0-0 L8		5	1	3	1	0	0	0			
<b>Ron Santo, R</b> OBP: 0.357, SLG: 0.667 (1, 5)	4-0 BB 14 1B	0-0 F9		0-0 K				0-0 P4		4	0	0	0	1	1	3			
<b>George Altman, L</b> OBP: 0.481, SLG: 0.696 (1, 7)	0-0 P8		0-0 6-3		0-0 14 1B			0-3 K		5	1	1	0	0	1	3			
<b>14 Ernie Banks, R</b> OBP: 0.577, SLG: 0.870 (1, 3)	0-0 BB 1-2 2-H 3-H 1B		0-0 1B		0-0 G3 3B			0-0 5-3		4	1	3	3	0	0	0			
<b>Doug Clemens, L</b> OBP: 0.280, SLG: 0.348 (1, 9)	4-0 FC5-4 BB		0-0 F9		0-0 G3			0-3 K		3	0	0	0	1	1	2			
<b>Dick Bertell, R</b> OBP: 0.227, SLG: 0.158 (1, 2)	0-0 FC5-4		0-0 5-3		0-0 5-3			0-0 4-3		4	0	0	0	0	0	5			
<b>Bob Buhl, R</b> ERA: 2.53 <b>Ted Abernathy, R</b> ERA: 3.6 <b>Lew Burdette, R</b> ERA: 2.25 <b>Bob Humphreys, R</b> ERA: 2.45 <b>Frank Baumann, L</b> ERA: 18.0 <b>Lindy McDaniel, R</b> ERA: 7.71 <b>Jack Warner, R</b> ERA: 9.00		0-3 K		0-3 K	0-0 2-H 1B 3B			0-0 5-3		1	0	0	0	0	0	0			
<b>Inning Stats</b>	R: 2 E: 0 K: 0 S: 6	H: 3 LOB: 3 BB: 2 P: 14	R: 1 E: 0 K: 1 S: 7	H: 2 LOB: 1 BB: 0 P: 7	R: 0 E: 0 K: 2 S: 4	H: 1 LOB: 1 BB: 0 P: 4	R: 0 E: 0 K: 2 S: 9	H: 2 LOB: 2 BB: 0 P: 9	R: 3 E: 0 K: 0 S: 7	H: 4 LOB: 1 BB: 0 P: 7	R: 0 E: 0 K: 1 S: 5	H: 0 LOB: 0 BB: 0 P: 5	R: 0 E: 0 K: 1 S: 5	H: 0 LOB: 0 BB: 0 P: 5	R: 0 E: 0 K: 1 S: 5	H: 0 LOB: 0 BB: 0 P: 3		1B: 10 2B: 1 3B: 1 HR: 0	SF: 0 SAC: 0 DP: 0 HBP: 0
<b>PITCHER</b>	IP WLS BF H R ER SO BB IBB HBP BLK WP HR S P ERA WHIP	IP WLS BF H R ER SO BB IBB HBP BLK WP HR S P ERA WHIP																	
<b>Denny Lemaster, L</b> ERA: 11.05 (1, 1)	4.0	23	9	4	4	3	2	0	0	0	0	0	0	0	27	35	9.00	2.750	
<b>Hank Fischer, R</b> ERA: 18.0 (5, 1)	1.0	6	3	2	2	0	0	0	0	0	0	0	0	6	6	18.00	3.000		
<b>Billy O'Dell, L</b> ERA: (6, 1)	4.0	W	12	0	0	0	3	0	0	0	0	0	0	18	18	0.00	0.000		

AB	39
R	6
H	12
RBI	6
BB	2
SO	6
LOB	15



Batter	1	2	3	4	5	6	7	8	9	AB	R	H	RBI	BB	SO	LOB	BOTTOM		
<b>Mack Jones, L</b> OBP: 0.318, SLG: 0.313 (1, 7)	0-0 F8	4-0 1B BB	0-0 1-3		0-3 K			0-3 K2-3		4	1	0	0	1	2	4	<b>Chicago Cubs @ Milwaukee Braves</b> <b>Milwaukee County Stadium, Milwaukee, WI</b> Sun Apr 18 1965, 4:33 AM EST Att: 3,391 - Cloudy		
<b>Tommie Aaron, R</b> OBP: 0.333, SLG: 0.333 (8, 3)										0	0	0	0	0	0	0			
<b>Ty Cline, L</b> OBP: 0.353, SLG: 0.313 (1, 9)	0-0 F2	0-0 1B 1-2 2-3 1B		0-0 L6-3				0-0 WP 1B		5	1	3	0	0	0	0			
<b>Eddie Mathews, L</b> OBP: 0.524, SLG: 0.944 (1, 5)	0-0 HR	0-0 FC6-4 1B		0-0 2-3 1B				4-0 1B 1-2 BB		3	2	3	3	2	0	0			
<b>Joe Torre, R</b> OBP: 0.381, SLG: 0.667 (1, 2)	0-0 5-3	0-0 FC6-4 1B		0-0 2-3				0-3 K		5	0	0	0	0	1	7			
<b>Lee Maye, L</b> OBP: 0.318, SLG: 0.381 (1, 8)		0-0 E8 3B		0-0 FC6-4 HBP				0-0 1B 1-3 2-H 1B		4	1	1	1	0	0	3			
<b>Felipe Alou, R</b> OBP: 0.286, SLG: 0.263 (1, 3) (8, 7)		0-0 P3	0-0 FC6-4 SH1-3 1B		0-0 5-3			0-0 F3		5	1	1	0	0	0	4			
<b>Denis Menke, R</b> OBP: 0.333, SLG: 0.632 (1, 6)		0-0 1B 3B	0-0 SH1-3 1B		0-0 HR			0-0 6-3 WP 1B		4	2	3	2	1	0	1			
<b>Sandy Alomar Sr., S</b> OBP: 0.200, SLG: 0.111 <b>Lou Klimchuck, L</b> OBP: 1.000, SLG: 1.000 (5, PH) <b>Billy O'Dell, S</b> OBP: 1.000, SLG: 1.000 (6, 1)		0-0 SH1-4 1B	0-0 SH1-3 1B		0-0 4-3			0-0 SH2-3 6-3 WP 1B		1	1	1	1	0	0	0			
<b>Denny Lemaster, R</b> (1, 1) <b>Hank Fischer, R</b> (5, 1) <b>Frank Bolling, R</b> (5, PH) (6, 4)		0-0 SH1-4 1B	0-0 SH1-3 1B		0-0 BB			0-0 4-3		0	0	0	0	1	0	0			
<b>Inning Stats</b>	R: 1 E: 0 K: 0 S: 4	H: 1 LOB: 0 BB: 0 P: 4	R: 4 E: 1 K: 0 S: 8	H: 4 LOB: 2 BB: 1 P: 12	R: 0 E: 0 K: 0 S: 4	H: 1 LOB: 3 BB: 1 P: 9	R: 0 E: 0 K: 0 S: 4	H: 1 LOB: 1 BB: 0 P: 4	R: 1 E: 0 K: 1 S: 6	H: 1 LOB: 1 BB: 1 P: 10	R: 2 E: 0 K: 1 S: 8	H: 3 LOB: 3 BB: 2 P: 16	R: 0 E: 0 K: 1 S: 6	H: 1 LOB: 2 BB: 1 P: 10	R: 1 E: 0 K: 0 S: 4	H: 1 LOB: 0 BB: 0 P: 4	1B: 10 2B: 0 3B: 1 HR: 2	SF: 0 SAC: 3 DP: 0 HBP: 1	WP: 2 PA: 45 CS: 0
<b>PITCHER</b>	IP WLS BF H R ER SO BB IBB HBP BLK WP HR S P ERA WHIP	IP WLS BF H R ER SO BB IBB HBP BLK WP HR S P ERA WHIP																	
<b>Bob Buhl, R</b> ERA: 2.53 (1, 1)	1.2	12	5	5	2	0	1	0	0	0	0	0	0	5	10	0.00	1.500		
<b>Lew Burdette, R</b> ERA: 2.25 (4, 1)	1.0	4	1	0	0	0	0	0	0	0	0	0	0	4	4	0.00	1.000		
<b>Bob Humphreys, R</b> ERA: 2.45 (5, 1)	0.2	4	1	1	1	0	1	0	0	0	0	1	3	7	13.50	3.000			
<b>Frank Baumann, L</b> ERA: 18.0 (5, 1)	0.1	L	3	1	2	1	1	0	0	0	1	0	4	8	54.00	6.000			
<b>Lindy McDaniel, R</b> ERA: 3.6 (6, 1) <b>Jack Warner, R</b> ERA: 7.71 (8, 1)	2.0	11	3	1	1	0	1	1	0	0	0	0	0	0	0	0	9.00	1.000	

AB	35
R	9
H	13
RBI	8
BB	6
SO	3
LOB	22



Batter	1	2	3	4	5	6	7	8	9	AB	R	H	RBI	BB	SO	LOB	TOP
<b>Pete Rose, S</b> (1,4) OBP: 0.397, SLG: 0.423	5-3		G6-4-3		6-3			FC5 BB		4	0	1	0	0	0	1	<b>Cincinnati Reds @ Milwaukee Braves</b> Milwaukee County Stadium, Milwaukee, WI Mon Apr 19 1965, 4:33 AM EST Att: 2,804 - Unknown
<b>Tommy Harper, R</b> (1,7) OBP: 0.461, SLG: 0.263	F2		L9					L9		3	0	0	0	1	0	1	
<b>Vada Pinson, L</b> (1,8) OBP: 0.346, SLG: 0.391	F8									2	0	0	0	1	0	0	
<b>Frank Robinson, R</b> (1,9) OBP: 0.519, SLG: 0.714		HR						F8		3	1	1	0	1	0	3	
<b>Deron Johnson, R</b> (1,5) OBP: 0.429, SLG: 0.765		HR						FC5		3	1	2	2	1	0	2	
<b>Tony Perez, R</b> (1,3) OBP: 0.538, SLG: 0.909										3	0	1	0	1	2	4	
<b>Johnny Edwards, L</b> (1,2) <b>Don Pavletich, R</b> (5,2)	FC1-6									2	0	0	0	0	1	3	
<b>Leo Cardenas, R</b> (1,6) OBP: 0.385, SLG: 0.318	G4-6-3									4	0	1	0	0	0	1	
<b>Jim Maloney, L</b> (1,1) OBP: 0.250, SLG: 0.250										4	0	1	0	0	1	1	
<b>Inning Stats</b>	R: 0 H: 0 E: 0 K: 0 S: 3	H: 0 LOB: 0 BB: 0 P: 3	R: 2 H: 1 E: 0 K: 0 S: 3	H: 1 LOB: 0 BB: 2 P: 11	R: 0 H: 1 E: 0 K: 2 S: 3	H: 1 LOB: 2 BB: 0 P: 9	R: 0 H: 0 E: 0 K: 1 S: 5	H: 0 LOB: 0 BB: 2 P: 13	R: 0 H: 0 E: 0 K: 0 S: 3	H: 0 LOB: 2 BB: 1 P: 8	R: 0 H: 2 E: 0 K: 0 S: 4	H: 2 LOB: 1 BB: 0 P: 4	1B: 5 2B: 1 3B: 0 HR: 1	SF: 0 SAC: 1 DP: 2 HBP: 0	WP: 0 PB: 0 SB: 0 CS: 1	PA: 36	
<b>PITCHER</b>	IP	WLS	BF	H	R	ER	SO	BB	IBB	HBP	BLK	WP	HR	S	P	ERA	WHIP
<b>Wade Blasingame, L</b> (1,1) ERA: 5.0	8.0	L	32	5	2	2	4	4	1	0	0	0	1	35	55	2.25	1.125
<b>Dan Osinski, R</b> (9,1) ERA:	1.0		4	2	0	0	0	0	0	0	0	0	0	4	4	0.00	2.000

livebaseballscores.com



Batter	1	2	3	4	5	6	7	8	9	AB	R	H	RBI	BB	SO	LOB	BOTTOM
<b>Mack Jones, L</b> (1,7) OBP: 0.308, SLG: 0.263	K									3	0	0	0	1	3	0	<b>Cincinnati Reds @ Milwaukee Braves</b> Milwaukee County Stadium, Milwaukee, WI Mon Apr 19 1965, 4:33 AM EST Att: 2,804 - Unknown
<b>Ty Cline, L</b> (1,9) OBP: 0.286, SLG: 0.250	K									4	0	0	0	0	2	1	
<b>Eddie Mathews, L</b> (1,5) OBP: 0.480, SLG: 0.810	F8									3	0	0	0	1	0	1	
<b>Joe Torre, R</b> (1,2) OBP: 0.375, SLG: 0.600		F9								2	0	0	0	1	0	0	
<b>Lee Maye, L</b> (1,8) OBP: 0.280, SLG: 0.333										3	0	0	0	0	2	2	
<b>Felipe Alou, R</b> (1,3) OBP: 0.250, SLG: 0.227										3	0	0	0	0	0	0	
<b>Denis Menke, R</b> (1,6) OBP: 0.333, SLG: 0.591										3	0	1	0	0	0	0	
<b>Frank Bolling, R</b> (1,4) <b>Hank Aaron, R</b> (8, PH) <b>Sandy Alomar Sr., S</b> (9, 4) OBP: 0.200, SLG: 0.111										2	0	0	0	0	0	0	
<b>Wade Blasingame, L</b> (1,1) <b>Lou Klimchok, L</b> (8, PH) <b>Dan Osinski, R</b> (9, 1)										1	0	0	0	0	0	0	
<b>Inning Stats</b>	R: 0 H: 0 E: 0 K: 2 S: 7	H: 0 LOB: 0 BB: 0 P: 7	R: 0 H: 0 E: 0 K: 1 S: 5	H: 0 LOB: 0 BB: 0 P: 5	R: 0 H: 0 E: 0 K: 0 S: 3	H: 0 LOB: 2 BB: 2 P: 13	R: 0 H: 0 E: 0 K: 1 S: 5	H: 0 LOB: 1 BB: 1 P: 9	R: 0 H: 1 E: 0 K: 0 S: 3	H: 0 LOB: 0 BB: 0 P: 7	1B: 1 2B: 0 3B: 0 HR: 0	SF: 0 SAC: 0 DP: 1 HBP: 0	WP: 1 PB: 0 SB: 0 CS: 0	PA: 30			
<b>PITCHER</b>	IP	WLS	BF	H	R	ER	SO	BB	IBB	HBP	BLK	WP	HR	S	P	ERA	WHIP
<b>Jim Maloney, R</b> (1,1) ERA:	9.0	W	30	1	0	0	8	3	0	0	0	1	0	43	55	0.00	0.444

livebaseballscores.com



Batter	1	2	3	4	5	6	7	8	9	AB	R	H	RBI	BB	SO	LOB	TOP					
Gary Kolb, L OBP: 0.250, SLG: 0.250 (1, 7)										4	1	1	0	0	2	0	<b>Milwaukee Braves @ St. Louis Cardinals</b> Sportsman's Park, St. Louis, MO Wed Apr 21 1965, 7:05 PM EST Att: 10,303 - Unknown					
Ty Cline, L OBP: 0.280, SLG: 0.250 (1, 9)										4	1	1	0	0	0	0						
Eddie Mathews, L OBP: 0.483, SLG: 0.880 (1, 5)										4	1	2	2	0	1	0						
Joe Torre, R OBP: 0.357, SLG: 0.522 (1, 2)										3	0	0	0	1	0	1						
Lee Maye, L OBP: 0.310, SLG: 0.357 (1, 8)										4	0	2	0	0	0	1						
Felipe Alou, R OBP: 0.214, SLG: 0.192 (1, 3)										4	0	0	0	0	0	2						
Denis Menke, R OBP: 0.296, SLG: 0.520 (1, 6)										3	0	0	0	0	1	0						
Sandy Alomar Sr., S OBP: 0.167, SLG: 0.091 (6, 1)										2	0	0	0	0	0	0						
Lou Klimchok, L (8, PH)										0	0	0	0	0	0	1						
Bobby Tiefenauer, R (8, 1)										0	0	0	0	0	0	0						
Bob Sadowski, R OBP: 0.250, SLG: 0.250 (1, 1)										1	0	0	0	0	1	0						
Clay Carroll, R (5, 1)										0	0	0	0	0	0	0						
Miguel de la Hoz, R (6, 4)										2	0	0	0	0	0	1						
<b>Inning Stats</b>	R: 0 E: 0 K: 2 S: 7	H: 0 LOB: 0 BB: 0 P: 7	R: 0 E: 0 K: 0 S: 3	H: 1 LOB: 0 BB: 0 P: 3	R: 0 E: 0 K: 2 S: 7	H: 0 LOB: 0 BB: 0 P: 7	R: 1 E: 0 K: 0 S: 4	H: 1 LOB: 1 BB: 1 P: 8	R: 0 E: 0 K: 0 S: 3	H: 0 LOB: 0 BB: 0 P: 3	R: 0 E: 0 K: 1 S: 5	H: 0 LOB: 0 BB: 0 P: 5	R: 0 E: 0 K: 0 S: 3	H: 0 LOB: 0 BB: 0 P: 3	R: 0 E: 1 K: 0 S: 4	H: 0 LOB: 1 BB: 0 P: 4	R: 2 E: 0 K: 0 S: 6	H: 4 LOB: 1 BB: 0 P: 6	1B: 5 2B: 0 3B: 0 HR: 1	SF: 0 SAC: 0 DP: 2 HBP: 0	WP: 0 PB: 0 CS: 0	PA: 33
<b>PITCHER</b> Bob Purkey, R ERA: 6.89 (1, 1)	IP: 9.0 WLS: W BF: 33 H: 6 R: 3 ER: 3 SO: 5 BB: 1 IBB: 0 HBP: 0 BLK: 0 WP: 0 HR: 1 S: 42 P: 46 ERA: 3.00 WHIP: 0.778															<b>PITCHER</b> IP: 9.0 WLS: W BF: 33 H: 6 R: 3 ER: 3 SO: 5 BB: 1 IBB: 0 HBP: 0 BLK: 0 WP: 0 HR: 1 S: 42 P: 46 ERA: 3.00 WHIP: 0.778						

Batter	1	2	3	4	5	6	7	8	9	AB	R	H	RBI	BB	SO	LOB	BOTTOM			
Curt Flood, R OBP: 0.405, SLG: 0.469 (1, 8)										4	1	1	0	0	0	1	<b>Milwaukee Braves @ St. Louis Cardinals</b> Sportsman's Park, St. Louis, MO Wed Apr 21 1965, 7:05 PM EST Att: 10,303 - Unknown			
Lou Brock, L OBP: 0.425, SLG: 0.625 (1, 7)										4	1	1	2	0	1	0				
Bill White, L OBP: 0.333, SLG: 0.455 (1, 3)										4	2	2	1	0	1	0				
Ken Boyer, R OBP: 0.371, SLG: 0.394 (1, 5)										3	0	1	0	1	0	1				
Dick Groat, R OBP: 0.314, SLG: 0.313 (1, 6)										4	1	1	1	0	0	2				
Tito Francona, L OBP: 0.444, SLG: 0.571 (1, 9)										3	1	2	0	1	0	1				
Mike Shannon, R OBP: 0.154, SLG: 0.045 (8, 9)										0	0	0	0	0	0	0				
Phil Gagliano, R OBP: 0.143, SLG: 0.200 (1, 4)										2	0	0	2	0	1	1				
Tim McCarver, L OBP: 0.417, SLG: 0.300 (1, 2)										3	0	1	0	1	0	1				
Bob Purkey, R (1, 1)										3	0	0	0	0	2	2				
<b>Inning Stats</b>	R: 1 E: 0 K: 0 S: 4	H: 1 LOB: 1 BB: 1 P: 8	R: 1 E: 0 K: 0 S: 5	H: 2 LOB: 1 BB: 0 P: 5	R: 0 E: 0 K: 2 S: 7	H: 0 LOB: 0 BB: 0 P: 7	R: 0 E: 0 K: 1 S: 5	H: 0 LOB: 2 BB: 2 P: 13	R: 4 E: 0 K: 0 S: 8	H: 5 LOB: 1 BB: 0 P: 8	R: 0 E: 0 K: 0 S: 3	H: 0 LOB: 0 BB: 0 P: 3	R: 0 E: 0 K: 0 S: 4	H: 1 LOB: 1 BB: 0 P: 4	R: 0 E: 0 K: 2 S: 7	H: 0 LOB: 0 BB: 0 P: 7	1B: 6 2B: 0 3B: 1 HR: 2	SF: 2 SAC: 1 DP: 0 HBP: 0	WP: 0 PB: 0 CS: 0	PA: 36
<b>PITCHER</b> Bob Sadowski, R ERA: 4.75 Clay Carroll, R ERA: 10.8 Phil Niekro, R ERA: 2.0 Bobby Tiefenauer, R ERA: 1.0 (1, 1)	IP: 4.1 WLS: L BF: 23 H: 7 R: 6 ER: 6 SO: 3 BB: 2 IBB: 1 HBP: 0 BLK: 0 WP: 0 HR: 2 S: 26 P: 38 ERA: 12.46 WHIP: 2.077															<b>PITCHER</b> IP: 4.1 WLS: L BF: 23 H: 7 R: 6 ER: 6 SO: 3 BB: 2 IBB: 1 HBP: 0 BLK: 0 WP: 0 HR: 2 S: 26 P: 38 ERA: 12.46 WHIP: 2.077				



Batter	1	2	3	4	5	6	7	8	9	AB	R	H	RBI	BB	SO	LOB	TOP								
Ty Cline, L OBP: 0.267, SLG: 0.241 (1, 9)										5	0	1	0	0	2	4									
Lee Mays, L OBP: 0.303, SLG: 0.344 (1, 8)										4	0	1	0	0	0	3									
Eddie Mathews, L OBP: 0.485, SLG: 0.821 (1, 5)										3	1	1	0	1	0	4									
Gene Oliver, R (1, 2)										4	0	0	0	0	1	4									
Mack Jones, L OBP: 0.300, SLG: 0.261 (1, 7)										4	0	1	0	0	0	3									
Felipe Alou, R OBP: 0.218, SLG: 0.179 (1, 3)										2	0	0	1	1	0	0									
Denis Menke, R OBP: 0.258, SLG: 0.448 (1, 6)										4	0	0	0	0	0	3									
Frank Bolling, R OBP: 0.333, SLG: 0.250 (9, PH)										3	0	2	0	0	0	0									
Gary Kolb, L OBP: 0.200, SLG: 0.200 (9, PH)										1	0	0	0	0	1	1									
Tony Cloninger, R (5, PH)										1	0	0	0	0	0	1									
Lou Klimchuck, L OBP: 0.150, SLG: 0.150 (5, PH)										1	0	0	0	0	0	1									
Hank Fischer, R (5, PH)										0	0	0	0	0	0	0									
Hank Aaron, R OBP: 0.350, SLG: 0.500 (7, PH)										1	0	1	0	0	0	0									
Sandy Alomar Sr., S OBP: 0.125, SLG: 0.125 (7, PH)										0	0	0	0	0	0	0									
Dan Osinski, R (7, PH)										0	0	0	0	0	0	0									
Joe Torre, R OBP: 0.343, SLG: 0.500 (9, PH)										1	0	0	0	0	0	1									
<b>Inning Stats</b>	R: 0 E: 0 K: 0 S: 5	H: 2 LOB: 2 BB: 0 P: 5	R: 0 E: 0 K: 0 S: 3	H: 0 LOB: 0 BB: 0 P: 3	R: 0 E: 0 K: 1 S: 5	H: 0 LOB: 0 BB: 0 P: 5	R: 0 E: 0 K: 0 S: 4	H: 1 LOB: 2 BB: 1 P: 8	R: 0 E: 0 K: 1 S: 6	H: 1 LOB: 1 BB: 1 P: 6	R: 1 E: 0 K: 1 S: 6	H: 1 LOB: 1 BB: 1 P: 10	R: 0 E: 0 K: 0 S: 5	H: 2 LOB: 2 BB: 0 P: 5	R: 0 E: 0 K: 0 S: 3	H: 0 LOB: 0 BB: 0 P: 3	R: 0 E: 1 K: 2 S: 8	H: 0 LOB: 1 BB: 0 P: 8	1B: 7 2B: 0 3B: 0 HR: 0	SF: 1 SAC: 0 DP: 0 HBP: 0	WP: 0 PB: 0 SB: 0 CS: 0	PA: 37			
<b>PITCHER</b>	IP	WLS	BF	H	R	ER	SO	BB	IBB	HBP	BLK	WP	HR	S	P	ERA	WHIP								
Bob Buhl, R ERA: 2.12 (1, 1)	6.1	W	28	7	1	1	3	2	0	0	0	0	0	32	40	1.42	1.421								
Ted Abernathy, R ERA: (7, 1)	2.2	S	9	0	0	0	2	0	0	0	0	0	0	13	13	0.00	0.000								

Milwaukee Braves @ Chicago Cubs  
Wrigley Field, Chicago, IL  
Sat Apr 24 1965, 3:33 AM CST  
Att: 4,281 - Cloudy - 41 F

AB 34  
R 1  
H 7  
RBI 1  
BB 2  
SO 5  
LOB 24



Batter	1	2	3	4	5	6	7	8	9	AB	R	H	RBI	BB	SO	LOB	BOTTOM								
Glenn Beckert, R OBP: 0.289, SLG: 0.279 (1, 4)										4	0	0	0	0	0	0									
Roberto Pena, R OBP: 0.279, SLG: 0.400 (1, 6)										2	1	0	0	2	0	0									
Billy Williams, L OBP: 0.333, SLG: 0.286 (1, 8)										3	1	1	0	1	1	1									
Ron Santo, R OBP: 0.467, SLG: 0.784 (1, 5)										3	1	2	1	1	0	0									
George Altman, L OBP: 0.326, SLG: 0.421 (1, 7)										3	0	0	0	1	1	4									
14 Ernie Banks, R OBP: 0.463, SLG: 0.694 (1, 3)										4	0	1	2	0	2	0									
Doug Clemens, L OBP: 0.231, SLG: 0.351 (1, 9)										4	0	0	0	0	1	3									
Dick Bertell, R OBP: 0.286, SLG: 0.233 (1, 2)										2	0	0	0	2	0	0									
Bob Buhl, R OBP: 0.143, SLG: 0.143 (1, 1)										3	0	0	0	0	3	3									
Ted Abernathy, R ERA: (7, 1)										0	0	0	0	0	0	0									
<b>Inning Stats</b>	R: 0 E: 0 K: 0 S: 3	H: 0 LOB: 0 BB: 0 P: 3	R: 0 E: 0 K: 1 S: 6	H: 0 LOB: 1 BB: 0 P: 6	R: 0 E: 0 K: 1 S: 5	H: 0 LOB: 0 BB: 0 P: 5	R: 3 E: 0 K: 2 S: 8	H: 2 LOB: 2 BB: 4 P: 24	R: 0 E: 0 K: 0 S: 5	H: 2 LOB: 2 BB: 0 P: 5	R: 0 E: 0 K: 2 S: 7	H: 0 LOB: 1 BB: 1 P: 11	R: 0 E: 0 K: 2 S: 7	H: 0 LOB: 2 BB: 2 P: 15	R: 0 E: 0 K: 0 S: 3	H: 0 LOB: 0 BB: 0 P: 3	1B: 4 2B: 0 3B: 0 HR: 0	SF: 0 SAC: 0 DP: 0 HBP: 0	WP: 2 PB: 0 SB: 1 CS: 2	PA: 35					
<b>PITCHER</b>	IP	WLS	BF	H	R	ER	SO	BB	IBB	HBP	BLK	WP	HR	S	P	ERA	WHIP								
Tony Cloninger, R ERA: 4.08 (1, 1)	4.0	L	18	2	3	3	4	3	1	0	0	0	0	22	38	6.75	1.250								
Hank Fischer, R ERA: 6.0 (5, 1)	2.0		9	2	0	0	2	1	0	0	0	0	0	12	16	0.00	1.500								
Dan Osinski, R ERA: (7, 1)	2.0		8	0	0	0	2	2	0	0	0	1	0	10	18	0.00	1.000								

Milwaukee Braves @ Chicago Cubs  
Wrigley Field, Chicago, IL  
Sat Apr 24 1965, 3:33 AM CST  
Att: 4,281 - Cloudy - 41 F

AB 28  
R 3  
H 4  
RBI 3  
BB 7  
SO 8  
LOB 11



Batter	1	2	3	4	5	6	7	8	9	AB	R	H	RBI	BB	SO	LOB	TOP							
<b>Curt Flood, R</b> OBP: 0.404, SLG: 0.565 (1.8)	F7		1-3				G6-4-3		4-3	5	1	1	3	0	0	3								
<b>Lou Brock, L</b> OBP: 0.429, SLG: 0.581 (1.7)	L6			F6				5-3		4	0	1	0	0	0	0								
<b>Dick Groat, R</b> OBP: 0.347, SLG: 0.326 (1.6)					L5			F3		3	0	1	0	1	0	1								
<b>Ken Boyer, R</b> OBP: 0.359, SLG: 0.378 (1.5)	F9			F9				L8		4	1	1	0	0	0	2								
<b>Bill White, L</b> OBP: 0.260, SLG: 0.326 (1.3)			F9		6-3			L8		3	1	0	0	1	0	2								
<b>Mike Shannon, R</b> OBP: 0.188, SLG: 0.107 (1.9)			4-3				FC4-6	K	F9	4	1	1	0	0	1	2								
<b>Julian Javier, R</b> OBP: 0.250, SLG: 0.393 (1.4)			6-3							4	0	3	1	0	0	0								
<b>Tim McCarver, L</b> OBP: 0.400, SLG: 0.318 (1.2)				5-3			FC4-6			4	1	1	0	0	0	2								
<b>Bob Purkey, R</b> OBP: 0.200, SLG: 1.000 (5. PH)										1	0	0	0	0	0	1	0							
<b>Ron Taylor, R</b> OBP: 0.233, SLG: 0.200 (5. PH)										0	0	0	0	0	0	0	0							
<b>Carl Warwick, R</b> OBP: 0.250, SLG: 0.250 (7. PH)										0	0	0	0	0	0	0	0							
<b>Ray Sadecki, L</b> OBP: 0.250, SLG: 0.250 (7. PH)										0	0	0	0	0	0	0	0							
<b>Nelson Briles, R</b> OBP: 0.250, SLG: 0.250 (7. PH)										0	0	0	0	0	0	0	0							
<b>Ed Spiezio, R</b> OBP: 0.250, SLG: 0.250 (7. PH)										0	0	0	0	0	0	0	0							
<b>Tracy Stallard, R</b> OBP: 0.250, SLG: 0.250 (7. PH)										0	0	0	0	0	0	0	0							
<b>Phil Gagliano, R</b> OBP: 0.250, SLG: 0.250 (7. PH)										0	0	0	0	0	0	0	0							
<b>Inning Stats</b>	R: 0 E: 0 K: 0 S: 3	H: 0 LOB: 1 BB: 1 P: 7	R: 0 E: 0 K: 0 S: 3	H: 0 LOB: 0 BB: 0 P: 3	R: 0 E: 0 K: 1 S: 5	H: 0 LOB: 0 BB: 0 P: 5	R: 0 E: 0 K: 0 S: 4	H: 1 LOB: 1 BB: 0 P: 4	R: 3 E: 0 K: 1 S: 9	H: 4 LOB: 1 BB: 0 P: 9	R: 1 E: 0 K: 1 S: 6	H: 2 LOB: 1 BB: 0 P: 6	R: 0 E: 1 K: 1 S: 5	H: 0 LOB: 0 BB: 0 P: 5	R: 0 E: 0 K: 0 S: 3	H: 0 LOB: 0 BB: 0 P: 3	R: 1 E: 0 K: 0 S: 5	H: 2 LOB: 2 BB: 1 P: 9	1B: 6 2B: 1 3B: 1 HR: 1	SF: 0 SAC: 0 DP: 1 HBP: 0	WP: 1 PB: 1 SB: 0 CS: 0	PA: 37		
<b>PITCHER</b>	IP	WLS	BF	H	R	ER	SO	BB	IBB	HBP	BLK	WP	HR	S	P	ERA	WHIP							
<b>Denny Lemaster, L</b> ERA: 9.49 (1.1)	5.0	W	22	6	4	4	2	1	0	0	0	0	1	25	29	7.20	1.400							
<b>Billy O'Dell, L</b> ERA: 0.87 (6.1)	4.0	S	15	3	1	1	2	1	0	0	0	1	0	18	22	2.25	1.000							

St. Louis Cardinals @ Milwaukee Braves  
Milwaukee County Stadium, Milwaukee, WI  
Tue Apr 27 1965, 8:05 PM EDT  
Att. 1,677 - Unknown - 40 F

AB 35  
R 5  
H 9  
RBI 5  
BB 2  
SO 4  
LOB 17



Batter	1	2	3	4	5	6	7	8	9	AB	R	H	RBI	BB	SO	LOB	BOTTOM							
<b>Ty Cline, L</b> OBP: 0.257, SLG: 0.235 (1.8)	L6-3		L9				L9		FC4-6	5	0	1	1	0	0	2								
<b>Lee Maye, L</b> OBP: 0.342, SLG: 0.343 (1.7)	L8							F7		3	1	1	0	2	0	0								
<b>Hank Aaron, R</b> OBP: 0.286, SLG: 0.333 (1.9)	F7		FC5		SF8			L8		4	1	1	1	0	0	2								
<b>Eddie Mathews, L</b> OBP: 0.447, SLG: 0.818 (1.5)			F9				F9			5	1	1	1	0	1	4								
<b>Lou Klimchok, L</b> ERA: 8.53 (1.3)										2	0	0	0	0	0	0								
<b>Tommie Aaron, R</b> OBP: 0.375, SLG: 0.375 (5. PH) (6.3)			3-1		6-3		6-3		E7	2	0	1	1	0	0	0								
<b>Gene Oliver, R</b> OBP: 0.200, SLG: 0.111 (1.2)			F9							4	1	1	0	0	1	1								
<b>Denis Menke, R</b> OBP: 0.286, SLG: 0.545 (1.6)										4	3	2	1	0	0	1								
<b>Sandy Alomar Sr., S</b> OBP: 0.167, SLG: 0.091 (6.6)										0	0	0	0	0	0	0								
<b>Frank Bolling, R</b> OBP: 0.385, SLG: 0.417 (1.4)										4	1	2	1	0	0	1								
<b>Denny Lemaster, R</b> OBP: 0.600, SLG: 0.500 (1.1)										3	1	2	2	0	1	1								
<b>Billy O'Dell, S</b> OBP: 1.000, SLG: 1.000 (6.1)										1	0	1	0	0	0	0								
<b>Inning Stats</b>	R: 0 E: 0 K: 0 S: 3	H: 0 LOB: 0 BB: 0 P: 3	R: 0 E: 0 K: 0 S: 3	H: 0 LOB: 0 BB: 0 P: 3	R: 1 E: 0 K: 0 S: 5	H: 2 LOB: 2 BB: 1 P: 9	R: 5 E: 0 K: 0 S: 9	H: 5 LOB: 2 BB: 1 P: 13	R: 1 E: 0 K: 2 S: 9	H: 2 LOB: 1 BB: 0 P: 9	R: 2 E: 0 K: 0 S: 6	H: 3 LOB: 1 BB: 0 P: 6	R: 0 E: 0 K: 1 S: 5	H: 1 LOB: 0 BB: 0 P: 5	R: 0 E: 0 K: 1 S: 5	H: 0 LOB: 0 BB: 0 P: 5	1B: 10 2B: 1 3B: 0 HR: 2	SF: 1 SAC: 0 DP: 0 HBP: 0	WP: 0 PB: 1 SB: 1 CS: 0	PA: 40				
<b>PITCHER</b>	IP	WLS	BF	H	R	ER	SO	BB	IBB	HBP	BLK	WP	HR	S	P	ERA	WHIP							
<b>Bob Purkey, R</b> ERA: 8.53 (1.1)	3.1	L	19	7	6	6	0	1	0	0	0	0	0	2	6	0.00	1.500							
<b>Ron Taylor, R</b> ERA: 8.1 (4.1)	0.2		3	0	0	0	0	1	0	0	0	0	0	2	6	0.00	1.500							
<b>Ray Sadecki, L</b> ERA: 7.88 (5.1)	1.2		10	5	3	2	2	0	0	0	0	0	1	14	14	10.80	3.000							
<b>Nelson Briles, R</b> ERA: 4.73 (6.1)	0.1		1	0	0	0	0	0	0	0	0	0	0	1	1	0.00	0.000							
<b>Tracy Stallard, R</b> ERA: 4.73 (7.1)	2.0		7	1	0	0	1	0	0	0	0	0	0	9	9	0.00	0.500							

St. Louis Cardinals @ Milwaukee Braves  
Milwaukee County Stadium, Milwaukee, WI  
Tue Apr 27 1965, 8:05 PM EDT  
Att. 1,677 - Unknown - 40 F

AB 37  
R 9  
H 13  
RBI 8  
BB 2  
SO 3  
LOB 12



Batter	1	2	3	4	5	6	7	8	9	AB	R	H	RBI	BB	SO	LOB	TOP					
<b>Curt Flood, R</b> OBP: 0.404, SLG: 0.540 (1.8)	5-3	WP E BB		L4		CS 1B		K		4	1	1	0	1	1	1						
<b>Lou Brock, L</b> OBP: 0.444, SLG: 0.574 (1.7)	S PB 6-3 BB	E8 CS 1B		SH3-4 S 1B		CS	1-3		L7	4	1	2	2	1	0	0						
<b>Dick Groat, R</b> OBP: 0.352, SLG: 0.340 (1.6)	BB 6-3 1-3 BB	G3		E3 SH3-4 1-2		4-3			PB SF9 2B	4	1	1	0	1	0	2						
<b>Ken Boyer, R</b> OBP: 0.349, SLG: 0.359 (1.5)	6-3		E3 G3		SH3-4		BB BB		SF9	2	0	0	2	1	0	1						
<b>Bill White, L</b> OBP: 0.309, SLG: 0.333 (1.3)	BB BB	G3		IBB		BB			S	2	0	1	0	3	0	1						
<b>Mike Shannon, R</b> OBP: 0.189, SLG: 0.094 (1.9)	FC6-4 1-2 2-3 BB		F2		K		K		4-3	4	0	0	0	1	2	7						
<b>Julian Javier, R</b> OBP: 0.226, SLG: 0.355 (1.4)	FC6-4 1-2		K2-3		L6				CI 4-3 WP SF7	3	1	0	0	0	1	7						
<b>Tim McCarver, L</b> OBP: 0.414, SLG: 0.346 (1.2)		WP SH1-4 E 1B		L4 SH3-4 1B		K			4-3	4	1	2	0	0	1	1						
<b>Bob Gibson, R</b> OBP: 0.200, SLG: 0.125 (1.1)		SH1-4		SH3-4		F3			SF7	1	0	0	1	0	0	0						
<b>Inning Stats</b>	R: 1 E: 0 K: 0 S: 3	H: 0 LOB: 3 BB: 4 P: 19	R: 2 E: 1 K: 0 S: 4	H: 2 LOB: 0 BB: 1 P: 8	R: 0 E: 1 K: 1 S: 6	H: 0 LOB: 1 BB: 0 P: 6	R: 0 E: 0 K: 0 S: 3	H: 1 LOB: 0 BB: 3 P: 3	R: 0 E: 1 K: 1 S: 7	H: 1 LOB: 3 BB: 1 P: 11	R: 0 E: 0 K: 1 S: 5	H: 0 LOB: 2 BB: 2 P: 13	R: 1 E: 1 K: 1 S: 6	H: 0 LOB: 0 BB: 0 P: 6	R: 1 E: 0 K: 0 S: 5	H: 2 LOB: 1 BB: 0 P: 5	1B: 6 2B: 2 3B: 0 HR: 0	SF: 2 SAC: 3 DP: 1 HBP: 0	WP: 2 PB: 2 CS: 3	PA: 43		
<b>PITCHER</b>	IP	WLS	BF	H	R	ER	SO	BB	IBB	HBP	BLK	WP	HR	S	P	ERA	WHIP					
<b>Wade Blasingame, L</b> ERA: 6.97 (1.1)	1.1	L	11	2	3	3	0	5	0	0	0	1	0	6	26	20.25	5.250					
<b>Clay Carroll, R</b> ERA: 7.2 (2.1)	1.2		5	0	0	0	1	0	0	0	0	0	0	7	7	0.00	0.000					
<b>Chi-Chi Olivo, R</b> ERA: 2.25 (4.1)	2.0		9	2	0	0	1	0	1	0	0	0	0	10	14	0.00	1.000					
<b>Dan Osinski, R</b> ERA: (6.1)	2.0		8	1	0	0	2	2	0	0	0	0	0	10	18	0.00	1.500					
<b>Phil Niekro, R</b> ERA: 2.25 (8.1)	2.0		9	2	2	1	1	0	0	0	0	1	0	11	11	4.50	1.000					
<b>Batter</b>	<b>1</b>	<b>2</b>	<b>3</b>	<b>4</b>	<b>5</b>	<b>6</b>	<b>7</b>	<b>8</b>	<b>9</b>	<b>AB</b>	<b>R</b>	<b>H</b>	<b>RBI</b>	<b>BB</b>	<b>SO</b>	<b>LOB</b>	<b>BOTTOM</b>					
<b>Ty Cline, L</b> OBP: 0.308, SLG: 0.250 (1.8)	1B		1-3 BB		L8			FC1-6 BB		2	0	1	0	2	0	1						
<b>Lee Maye, L</b> OBP: 0.333, SLG: 0.333 (1.7)	G4-6-3 1B		1-3		K			FC1-6 FC5-4		4	0	1	0	0	1	3						
<b>Hank Aaron, R</b> OBP: 0.182, SLG: 0.200 (1.9)	F9		G3		6-3			FC5-4		4	0	0	0	0	0	4						
<b>Eddie Mathews, L</b> OBP: 0.429, SLG: 0.750 (1.5)	G4-6-3				F3			G3		3	0	0	0	1	0	3						
<b>Lou Klimchok, L</b> (1.3)		E6		FC3-6				F7		3	0	0	0	1	0	1						
<b>Gene Oliver, R</b> OBP: 0.143, SLG: 0.077 (1.2)		F4		K				6-3		4	0	0	0	0	1	3						
<b>Denis Menke, R</b> OBP: 0.282, SLG: 0.514 (1.6)		K		F6				1B		4	0	1	0	0	2	2						
<b>Frank Bolling, R</b> OBP: 0.294, SLG: 0.313 (1.4)		K		E4 PB				F9		4	0	0	0	0	1	2						
<b>Wade Blasingame, L</b> (1.1)										0	0	0	0	0	0	0						
<b>Clay Carroll, R</b> (2.1)										0	0	0	0	0	0	0						
<b>Gary Kolb, L</b> OBP: 0.167, SLG: 0.167 (3.9P)										1	0	0	0	0	0	0						
<b>Chi-Chi Olivo, R</b> (4.1)										0	0	0	0	0	0	0						
<b>Miguel de la Hoz, R</b> (5.9P)										1	0	0	0	0	1	1						
<b>Dan Osinski, R</b> (6.1)										0	0	0	0	0	0	0						
<b>Felipe Alou, R</b> OBP: 0.200, SLG: 0.172 (7.9P)										1	0	0	0	0	0	0						
<b>Phil Niekro, R</b> (8.1)										0	0	0	0	0	0	0						
<b>Inning Stats</b>	R: 0 E: 0 K: 0 S: 4	H: 2 LOB: 1 BB: 0 P: 4	R: 0 E: 2 K: 2 S: 8	H: 0 LOB: 0 BB: 0 P: 8	R: 0 E: 0 K: 0 S: 3	H: 0 LOB: 1 BB: 1 P: 7	R: 0 E: 0 K: 1 S: 5	H: 0 LOB: 1 BB: 1 P: 9	R: 0 E: 0 K: 2 S: 8	H: 0 LOB: 1 BB: 0 P: 8	R: 0 E: 0 K: 0 S: 3	H: 0 LOB: 0 BB: 0 P: 7	R: 0 E: 0 K: 0 S: 3	H: 0 LOB: 1 BB: 1 P: 7	R: 0 E: 0 K: 0 S: 4	H: 1 LOB: 0 BB: 0 P: 4	1B: 3 2B: 0 3B: 0 HR: 0	SF: 0 SAC: 0 DP: 1 HBP: 0	WP: 0 PB: 1 CS: 0	PA: 35		
<b>PITCHER</b>	IP	WLS	BF	H	R	ER	SO	BB	IBB	HBP	BLK	WP	HR	S	P	ERA	WHIP					
<b>Bob Gibson, R</b> ERA: 2.37 (1.1)	9.0	W	35	3	0	0	6	4	0	0	0	0	0	43	59	0.00	0.778					

**St. Louis Cardinals @ Milwaukee Braves**  
Milwaukee County Stadium, Milwaukee, WI

AB 28  
R 5  
H 7  
RBI 5  
BB 8  
SO 5  
LOB 20



**St. Louis Cardinals @ Milwaukee Braves**  
Milwaukee County Stadium, Milwaukee, WI

AB 31  
R 0  
H 3  
RBI 0  
BB 4  
SO 6  
LOB 20



Wed Apr 28 1965, 8:05 PM EDT  
Att. 1,324 - Unknown

Wed Apr 28 1965, 8:05 PM EDT  
Att. 1,324 - Unknown

livebaseballscorecards.com

livebaseballscorecards.com

Batter	1	2	3	4	5	6	7	8	9	AB	R	H	RBI	BB	SO	LOB	TOP				
<b>Curt Flood, R</b> OBP: 0.393, SLG: 0.556 (1, 8)										4	1	1	0	0	0	0					
<b>Lou Brock, L</b> OBP: 0.431, SLG: 0.540 (1, 7)										3	0	0	0	0	0	1					
<b>Bill White, L</b> OBP: 0.322, SLG: 0.320 (1, 3)										2	0	0	0	2	0	1					
<b>Ed Spiezio, R</b> OBP: 0.278, SLG: 0.188 (1, 5)										4	0	0	1	0	0	3					
<b>Dick Groat, R</b> OBP: 0.379, SLG: 0.373 (1, 6)										4	0	3	0	0	0	1					
<b>Tito Francona, L</b> OBP: 0.388, SLG: 0.412 (1, 9)																					
<b>Phil Gagliano, R</b> OBP: 0.294, SLG: 0.286 (9, PH)										3	0	0	0	0	0	2					
<b>Tim McCarver, L</b> OBP: 0.394, SLG: 0.310 (1, 2)										3	0	0	0	1	1	1					
<b>Julian Javier, R</b> OBP: 0.206, SLG: 0.324 (1, 4)										3	0	0	0	0	0	3					
<b>Curt Simmons, L</b> (1, 1)										2	0	0	0	0	0	1					
<b>Carl Warwick, R</b> OBP: 0.286, SLG: 0.167 (7, PH)										1	0	0	0	0	1	2					
<b>Ron Taylor, R</b> OBP: 0.500, SLG: 1.000 (7, 1)										0	0	0	0	0	0	0					
<b>Inning Stats</b>	R: 0 E: 0 K: 0 S: 3	H: 0 LOB: 0 BB: 0 P: 3	R: 0 E: 0 K: 0 S: 3	H: 1 LOB: 0 BB: 0 P: 3	R: 0 E: 0 K: 0 S: 3	H: 0 LOB: 0 BB: 0 P: 3	R: 1 E: 0 K: 0 S: 4	H: 1 LOB: 1 BB: 1 P: 8	R: 0 E: 1 K: 0 S: 4	H: 0 LOB: 1 BB: 0 P: 4	R: 0 E: 0 K: 1 S: 6	H: 1 LOB: 2 BB: 1 P: 10	R: 0 E: 0 K: 0 S: 3	H: 0 LOB: 1 BB: 1 P: 7	R: 0 E: 0 K: 1 S: 5	H: 1 LOB: 0 BB: 0 P: 5	1B: 3 2B: 0 3B: 1 HR: 0	SF: 0 SAC: 0 DP: 2 HBP: 1	WP: 0 PB: 0 SB: 1 CS: 0	PA: 34	
<b>PITCHER</b>	IP	WLS	BF	H	R	ER	SO	BB	IBB	HBP	BLK	WP	HR	S	P	ERA	WHIP				
<b>Bob Sadowski, R</b> ERA: 3.72 (1, 1)	6.0	W	22	2	1	1	0	1	0	1	0	0	0	20	25	1.50	0.500				
<b>Billy O'Dell, L</b> ERA: 0.68 (7, 1)	3.0	S	12	2	0	0	2	2	0	0	0	0	0	14	22	0.00	1.333				

St. Louis Cardinals @ Milwaukee Braves  
Milwaukee County Stadium, Milwaukee, WI

AB 30  
R 1  
H 4  
RBI 1  
BB 3  
SO 2  
LOB 16



WP: 0 PA: 34  
PB: 0  
SB: 1  
CS: 0

Thu Apr 29 1965, 8:05 PM EDT  
Att: 2,182 - Unknown

Batter	1	2	3	4	5	6	7	8	9	AB	R	H	RBI	BB	SO	LOB	BOTTOM					
<b>Felipe Alou, R</b> OBP: 0.243, SLG: 0.242 (1, 7)										4	1	2	0	0	0	0						
<b>Ty Cline, L</b> OBP: 0.279, SLG: 0.225 (1, 8)										4	0	0	0	0	0	1						
<b>Hank Aaron, R</b> OBP: 0.333, SLG: 0.500 (1, 9)										2	2	1	1	2	0	0						
<b>Eddie Mathews, L</b> OBP: 0.391, SLG: 0.675 (1, 5)										4	0	0	0	0	3	2						
<b>Joe Torre, R</b> OBP: 0.333, SLG: 0.464 (1, 2)										4	0	1	0	0	1	0						
<b>Denis Menke, R</b> OBP: 0.310, SLG: 0.550 (1, 6)										3	0	2	1	0	0	0						
<b>Tommie Aaron, R</b> OBP: 0.273, SLG: 0.273 (1, 3)										3	0	0	0	0	0	3						
<b>Frank Bolling, R</b> OBP: 0.250, SLG: 0.263 (1, 4)										3	0	0	0	0	0	0						
<b>Bob Sadowski, R</b> OBP: 0.333, SLG: 0.333 (1, 1)										2	1	1	0	0	1	0						
<b>Billy O'Dell, S</b> OBP: 0.667, SLG: 0.667 (7, 1)										1	0	0	0	0	0	0						
<b>Inning Stats</b>	R: 0 E: 0 K: 1 S: 5	H: 0 LOB: 1 BB: 1 P: 9	R: 0 E: 0 K: 0 S: 3	H: 0 LOB: 0 BB: 0 P: 3	R: 0 E: 0 K: 1 S: 6	H: 1 LOB: 1 BB: 0 P: 6	R: 1 E: 0 K: 1 S: 6	H: 2 LOB: 1 BB: 1 P: 10	R: 2 E: 1 K: 0 S: 5	H: 2 LOB: 0 BB: 0 P: 5	R: 0 E: 0 K: 1 S: 6	H: 1 LOB: 1 BB: 0 P: 6	R: 0 E: 0 K: 0 S: 3	H: 0 LOB: 0 BB: 0 P: 3	R: 1 E: 0 K: 1 S: 6	H: 1 LOB: 0 BB: 0 P: 6	1B: 4 2B: 2 3B: 0 HR: 1	SF: 0 SAC: 0 DP: 1 HBP: 0	WP: 1 PB: 0 SB: 0 CS: 0	PA: 32		
<b>PITCHER</b>	IP	WLS	BF	H	R	ER	SO	BB	IBB	HBP	BLK	WP	HR	S	P	ERA	WHIP					
<b>Curt Simmons, L</b> ERA: 4.24 (1, 1)	6.0	L	25	6	3	2	4	2	0	0	0	0	1	0	31	39	3.00	1.333				
<b>Ron Taylor, R</b> ERA: 5.64 (7, 1)	2.0		7	1	1	1	1	0	0	0	0	0	1	9	9	4.50	0.500					

St. Louis Cardinals @ Milwaukee Braves  
Milwaukee County Stadium, Milwaukee, WI

AB 30  
R 4  
H 7  
RBI 2  
BB 2  
SO 5  
LOB 6



WP: 1 PA: 32  
PB: 0  
SB: 0  
CS: 0

Thu Apr 29 1965, 8:05 PM EDT  
Att: 2,182 - Unknown

Batter	1	2	3	4	5	6	7	8	9	AB	R	H	RBI	BB	SO	LOB	TOP
John Briggs, L (1,8) OBP: 0.417, SLG: 0.400 Art Mahaffey, R (7,1)	0-0 BB 1B		0-0 1-3		4-0 FC6-4 1-2 BB		0-0 4-3			3	0	1	0	1	0	0	
Dick Allen, R (1,5) OBP: 0.383, SLG: 0.571	0-0 P4		4-0 HBP BB BB		0-3 K			0-0 G3 1B		3	0	1	0	1	1	3	
Johnny Callison, L (1,9) OBP: 0.250, SLG: 0.463	4-0 G4-6-3 1-2 BB		4-0 HBP BB 1-2 BB		0-0 FC6-4 1-2 2-3			0-0 L8		2	0	0	0	2	0	3	
Wes Covington, L (1,7) OBP: 0.278, SLG: 0.688	0-0 G4-6-3 1-2		1-0 HBP 1-2 2-3		0-0 F9			0-0 G3 1-2		3	0	0	0	0	0	5	
Dick Stuart, R (1,3) OBP: 0.333, SLG: 0.426		0-0 5-3	0-3 K		0-3 K			0-0 F5		4	0	0	0	0	2	4	
Clay Dalrymple, L (1,2) OBP: 0.341, SLG: 0.500	0-0 1B 3B		0-0 4-3		0-3 K			0-0 3-1		4	1	1	0	0	1	0	
Tony Taylor, R (1,4) OBP: 0.323, SLG: 0.293	0-0 K 1B		0-0 G3		0-0 5-3			0-0 F9		4	0	1	1	0	0	0	
Ruben Amaro, R (1,6) OBP: 0.245, SLG: 0.163 Morrie Stevens, L (4,1) Gary Wagner, R (4,1) Tony Gonzalez, L (7,PH) OBP: 0.265, SLG: 0.313 Ray Herbert, R (1,1) OBP: 0.571, SLG: 0.714 Cookie Rojas, R (4,6) OBP: 0.407, SLG: 0.500	0-3 K 1-2		0-3 F9		0-0 6-3		0-0 F9	0-0 6-3	0-0 4-3	2	0	0	0	0	1	1	
Inning Stats	R: 0 H: 1 E: 0 LOB: 1 K: 0 BB: 1 S: 3 P: 7	R: 1 H: 2 E: 0 LOB: 0 K: 1 BB: 0 S: 6 P: 6	R: 0 H: 0 E: 0 LOB: 3 K: 1 BB: 2 S: 5 P: 14	R: 0 H: 0 E: 0 LOB: 0 K: 0 BB: 0 S: 3 P: 3	R: 0 H: 1 E: 0 LOB: 2 K: 1 BB: 1 S: 6 P: 10	R: 0 H: 0 E: 0 LOB: 0 K: 2 BB: 0 S: 7 P: 7	R: 0 H: 0 E: 0 LOB: 0 K: 0 BB: 0 S: 3 P: 3	R: 0 H: 1 E: 0 LOB: 1 K: 0 BB: 0 S: 4 P: 4	R: 0 H: 0 E: 0 LOB: 0 K: 0 BB: 0 S: 3 P: 3	1B: 4 SF: 0 2B: 0 SAC: 0 3B: 1 DP: 1 HR: 0 HBP: 1	WP: 0 PA: 35 SB: 0 CS: 0						
PITCHER Tony Cloninger, R (1,1) ERA: 3.04	IP: 9.0 WLS: W BF: 35 H: 5 R: 1 ER: 1 SO: 5 BB: 4 IBB: 0 HBP: 1 BLK: 0 WP: 0 HR: 0 S: 40 P: 57 ERA: 1.00 WHIP: 1.000																

Philadelphia Phillies @ Milwaukee Braves  
 Milwaukee County Stadium, Milwaukee, WI  
 Fri Apr 30 1965, 8:05 PM EDT  
 Att: 2,923 - Unknown

AB	30
R	1
H	5
RBI	1
BB	4
SO	5
LOB	16



Batter	1	2	3	4	5	6	7	8	9	AB	R	H	RBI	BB	SO	LOB	BOTTOM
Ty Cline, L (1,8) OBP: 0.250, SLG: 0.200	0-0 L4-3		0-3 K	0-3 K		0-0 L7 4-3		0-3 K		5	0	0	0	0	3	3	
Lee Maye, L (1,7) OBP: 0.362, SLG: 0.432	0-0 BB 1B 1B		0-0 1B HR	0-0 2H HR		0-0 4-3 2-3		0-0 F7		5	3	3	2	0	0	2	
Hank Aaron, R (1,9) OBP: 0.368, SLG: 0.500	0-0 1B BB 1-2 1B		0-0 1-2 HR 1B	0-3 K		0-0 6-3				4	1	2	0	0	1	1	
Eddie Mathews, L (1,5) OBP: 0.400, SLG: 0.721	4-0 1B 1-2 2-3 BB		0-0 1-2 2H HR	0-3 K		0-0 3-1				3	1	1	3	1	1	0	
Joe Torre, R (1,2) OBP: 0.351, SLG: 0.452	0-0 1-2 2-3 1B		0-0 6-3	0-0 P4		4-0 FC5-4 BB				3	0	1	1	1	0	0	
Felipe Alou, R (1,3) OBP: 0.244, SLG: 0.243	0-0 P6		0-3 K	0-0 E S 1B		0-0 F5		0-0 F5		4	0	1	0	0	1	3	
Denis Menke, R (1,6) OBP: 0.304, SLG: 0.523		0-0 F3	0-0 CS 1B	0-0 5-3		0-0 FC5-4 1-2				4	0	1	0	0	0	2	
Frank Bolling, R (1,4) OBP: 0.292, SLG: 0.391	0-0 5-3		0-0 CS 1-2	0-0 HR 2B		0-0 SH3 E 2B		0-0 E5 SH3-4		4	2	2	0	0	0	0	
Tony Cloninger, R (1,1)	0-0 E3		0-3 K	0-0 SH3 2-3		0-0 SH3-4 1-2				2	0	0	0	0	1	1	
Inning Stats	R: 1 H: 3 E: 0 LOB: 2 K: 0 BB: 1 S: 5 P: 9	R: 0 H: 0 E: 1 LOB: 1 K: 1 BB: 0 S: 6 P: 6	R: 3 H: 4 E: 0 LOB: 0 K: 1 BB: 0 S: 8 P: 8	R: 2 H: 2 E: 0 LOB: 0 K: 3 BB: 0 S: 11 P: 11	R: 0 H: 1 E: 0 LOB: 1 K: 1 BB: 0 S: 6 P: 6	R: 1 H: 1 E: 1 LOB: 1 K: 0 BB: 1 S: 5 P: 5	R: 0 H: 0 E: 0 LOB: 1 K: 0 BB: 1 S: 3 P: 7	R: 0 H: 0 E: 1 LOB: 1 K: 1 BB: 0 S: 6 P: 6	1B: 7 SF: 0 2B: 2 SAC: 2 3B: 0 DP: 0 HR: 2 HBP: 0	WP: 0 PA: 39 SB: 0 CS: 1							
PITCHER Ray Herbert, R (1,1) ERA: 3.6	IP: 3.1 WLS: L BF: 18 H: 8 R: 5 ER: 5 SO: 3 BB: 1 IBB: 0 HBP: 0 BLK: 0 WP: 0 HR: 1 S: 23 P: 27 ERA: 13.50 WHIP: 2.700																
Morrie Stevens, L (4,1) ERA: 13.5	0.1 2 1 1 1 1 0 0 0 0 0 0 1 4 4 27.00 3.000																
Gary Wagner, R (4,1) ERA: 1.04	2.1 10 2 1 0 2 0 0 0 0 0 0 0 14 14 0.00 0.857																
Art Mahaffey, R (7,1) ERA: 6.75	2.0 8 0 0 0 0 1 1 0 0 0 0 0 0 9 13 0.00 0.500																

Philadelphia Phillies @ Milwaukee Braves  
 Milwaukee County Stadium, Milwaukee, WI  
 Fri Apr 30 1965, 8:05 PM EDT  
 Att: 2,923 - Unknown

AB	34
R	7
H	11
RBI	6
BB	2
SO	7
LOB	12



Batter	1	2	3	4	5	6	7	8	9	AB	R	H	RBI	BB	SO	LOB	TOP			
Cookie Rojas, R OBP: 0.387, SLG: 0.464	L8		2B		F5		6-3			4	1	1	0	0	0	0				
Johnny Callison, L OBP: 0.250, SLG: 0.448	F9		L8		L8			5-3		4	0	1	0	0	0	1				
Dick Allen, R OBP: 0.406, SLG: 0.593	BB		1-H		L9			5-3		3	0	2	1	1	0	0				
Dick Stuart, R OBP: 0.328, SLG: 0.400	L8		IBB		1-3			K		3	0	0	0	1	1	3				
Alex Johnson, R OBP: 0.250, SLG: 0.263		1B	K		F9			5-3		4	0	1	0	0	1	4				
Tony Taylor, R OBP: 0.348, SLG: 0.311		CS						1-3		3	0	2	0	1	0	2				
Gus Triandos, R	L4		G6-4-3		F9			5-3		4	0	0	0	0	0	4				
Bobby Wine, R OBP: 0.286, SLG: 0.500	F3							6-3		4	0	1	0	0	0	2				
Jim Bunning, R OBP: 0.100, SLG: 0.100			5-3		6-3			F7		2	0	0	0	0	0	1				
Frank Thomas, R (7, PH)							4-3			1	0	0	0	0	0	0				
Ed Roebuck, R (7, PH)										0	0	0	0	0	0	0				
John Briggs, L OBP: 0.385, SLG: 0.364										1	0	0	0	0	0	0				
<b>Inning Stats</b>	R: 0 E: 0 K: 0 S: 3	H: 0 LOB: 1 BB: 1 P: 7	R: 0 E: 0 K: 0 S: 4	H: 2 LOB: 1 BB: 0 P: 4	R: 1 E: 0 K: 1 S: 7	H: 2 LOB: 2 BB: 1 P: 11	R: 0 E: 0 K: 0 S: 3	H: 1 LOB: 0 BB: 0 P: 7	R: 0 E: 0 K: 0 S: 4	H: 1 LOB: 0 BB: 0 P: 4	R: 0 E: 0 K: 0 S: 3	H: 0 LOB: 0 BB: 0 P: 3	R: 0 E: 0 K: 1 S: 7	H: 2 LOB: 2 BB: 0 P: 7	R: 0 E: 0 K: 0 S: 3	H: 0 LOB: 0 BB: 0 P: 3	1B: 6 2B: 1 3B: 1 HR: 0	SF: 0 SAC: 0 DP: 1 HBP: 0	WP: 0 PB: 0 SB: 0 CS: 2	PA: 36
<b>PITCHER</b> Wade Blasingame, L ERA: 4.19	IP: 9.0 WLS: W BF: 36 H: 8 R: 1 ER: 1 SO: 2 BB: 2 IBB: 1 HBP: 0 BLK: 0 WP: 0 HR: 0 S: 37 P: 49 ERA: 1.00 WHIP: 1.111															<b>PITCHER</b>				

Philadelphia Phillies @ Milwaukee Braves  
Milwaukee County Stadium, Milwaukee, WI  
Sat May 01 1965, 4:33 AM EDT  
Att: 2,486 - Unknown

AB 33  
R 1  
H 8  
RBI 1  
BB 3  
SO 2  
LOB 17

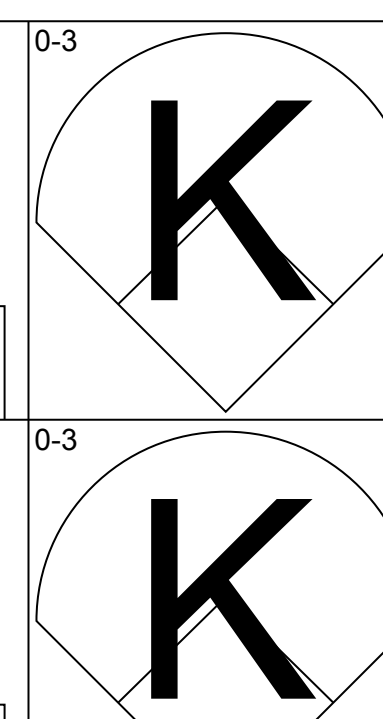
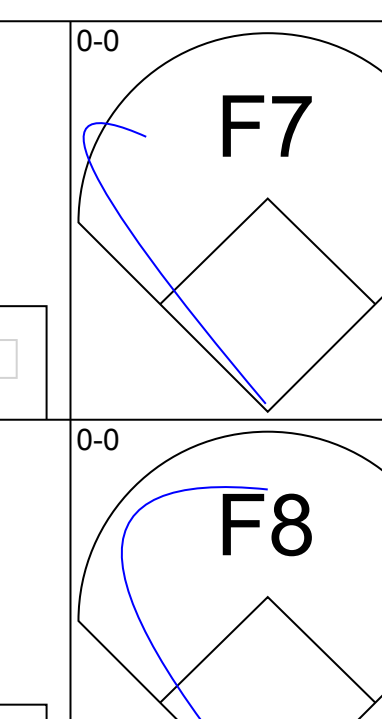
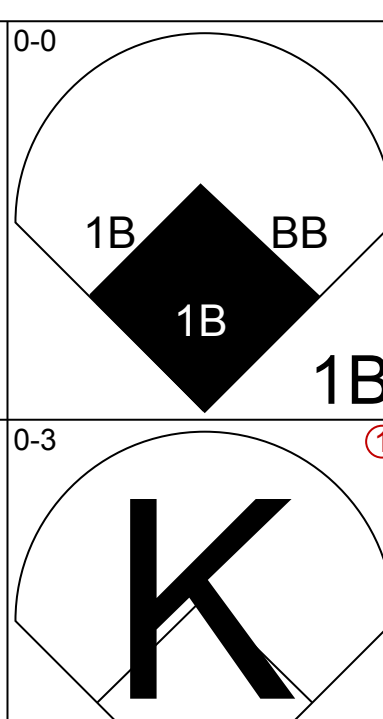
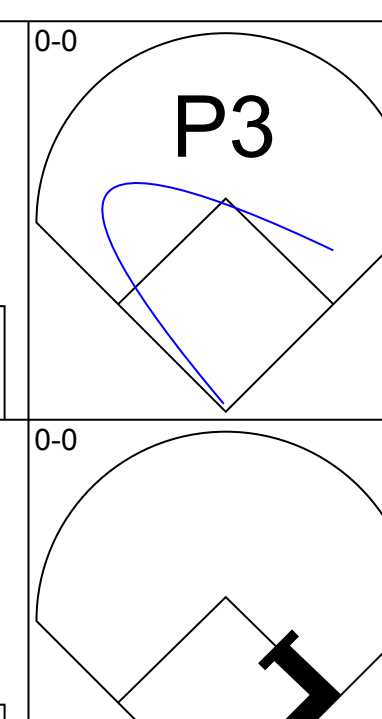
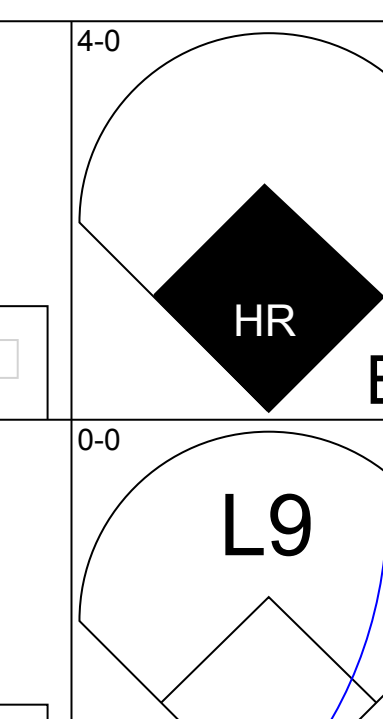
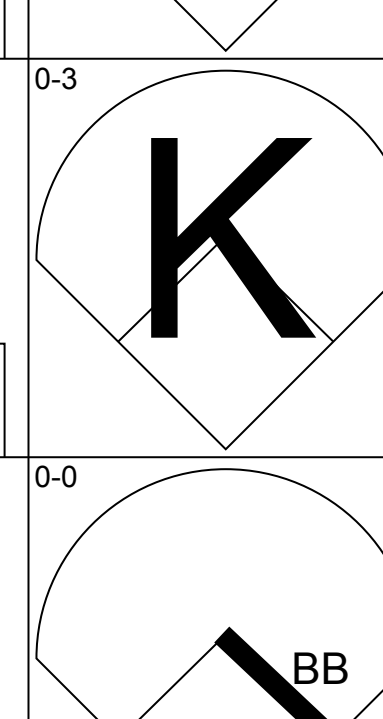
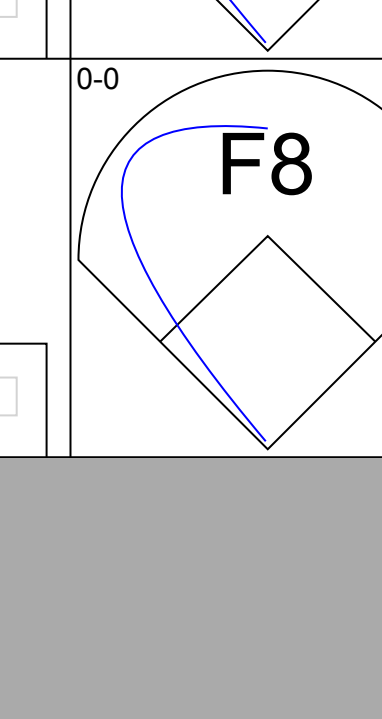
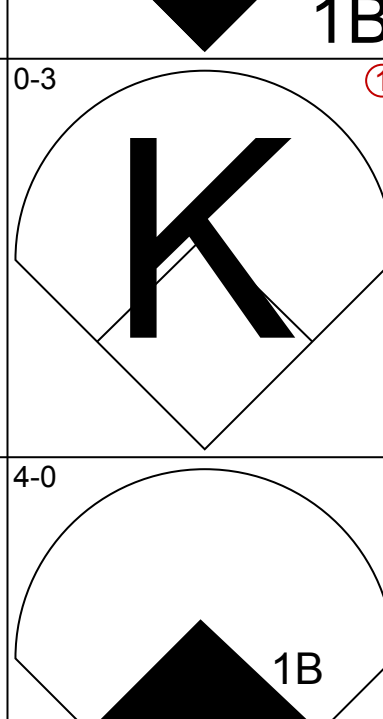
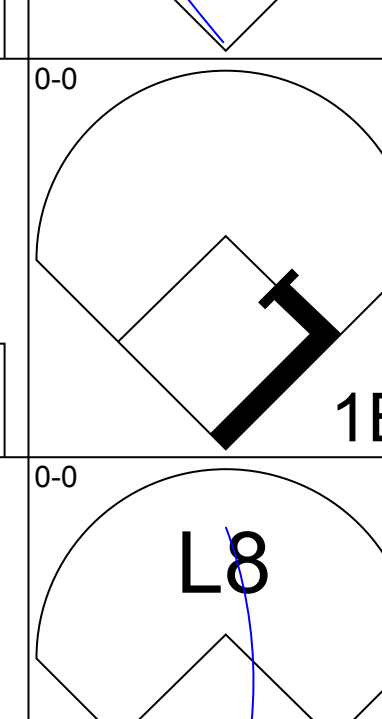
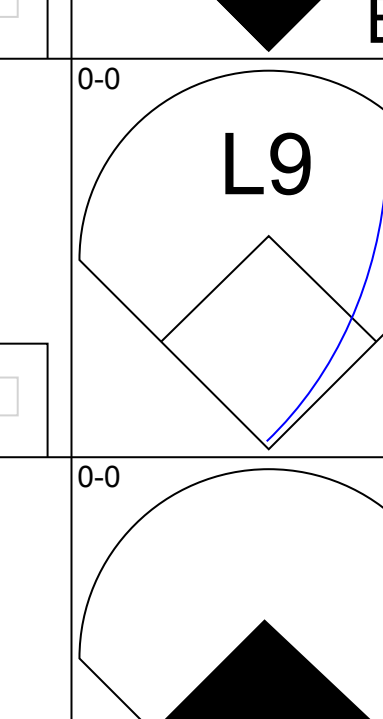
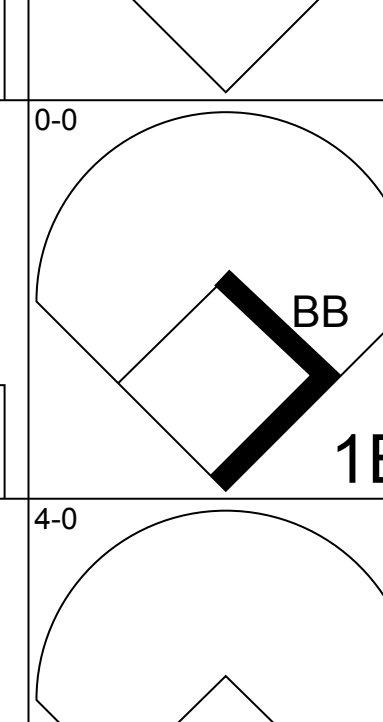
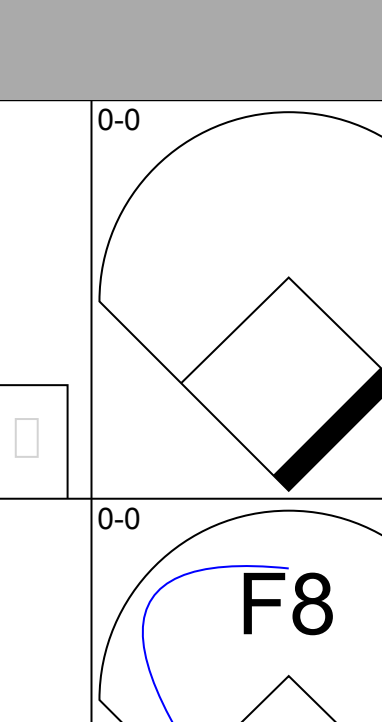
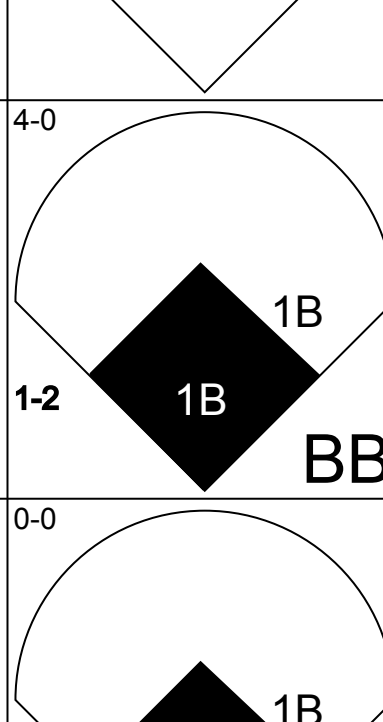
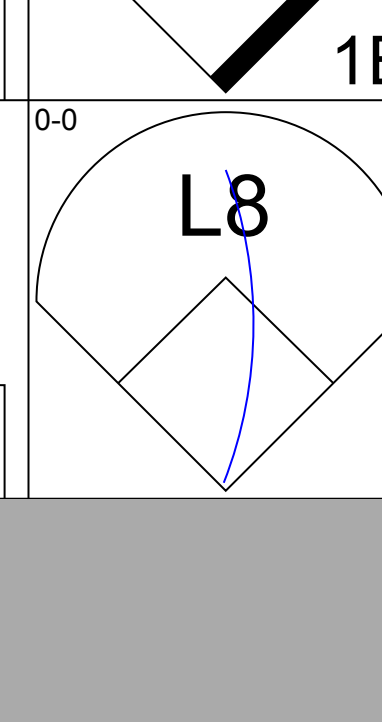
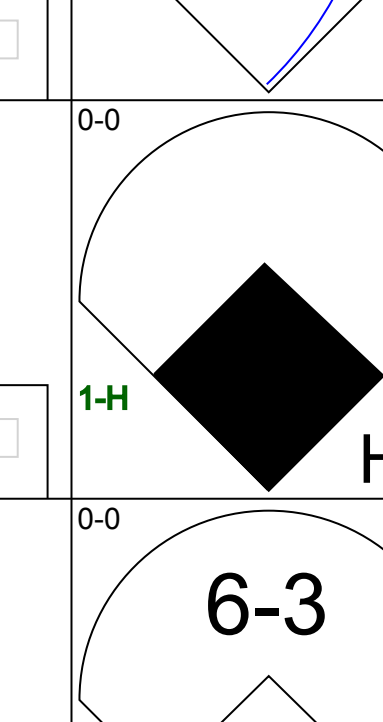
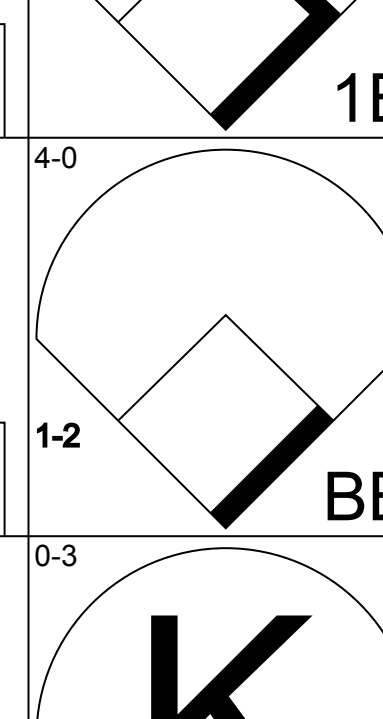
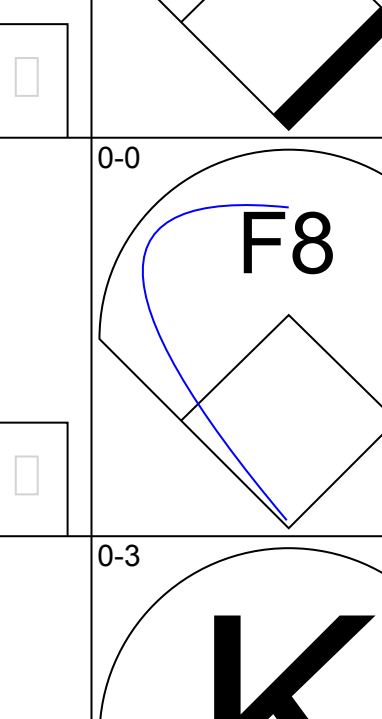
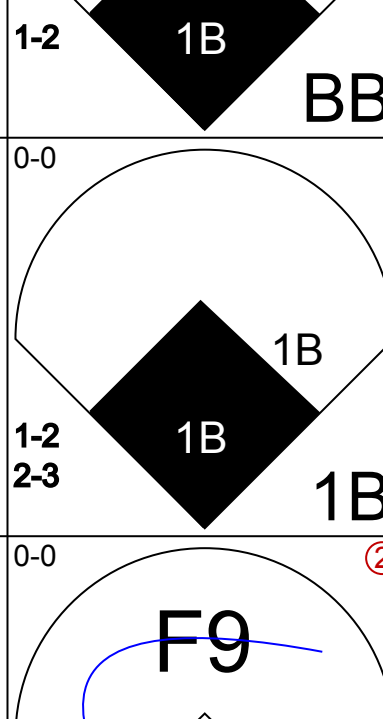
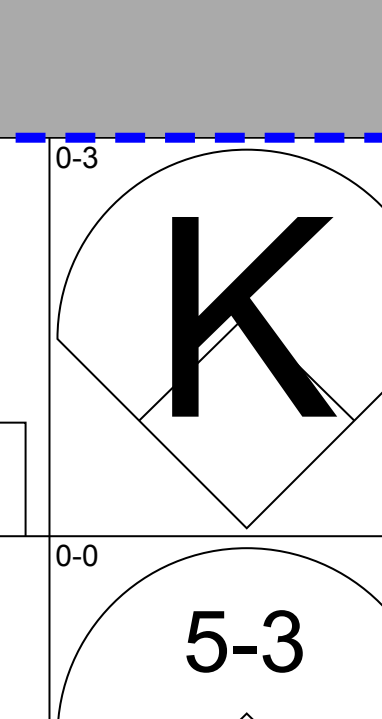
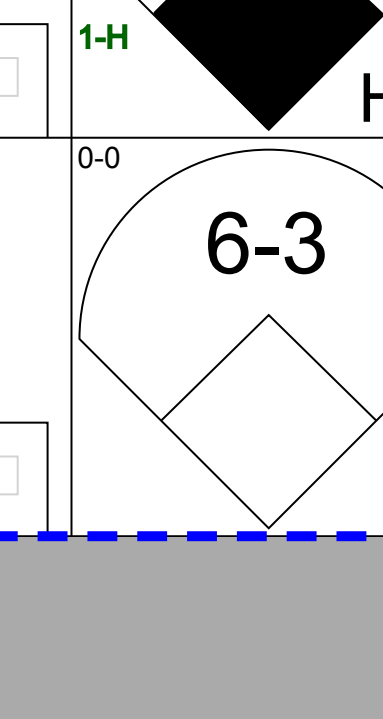
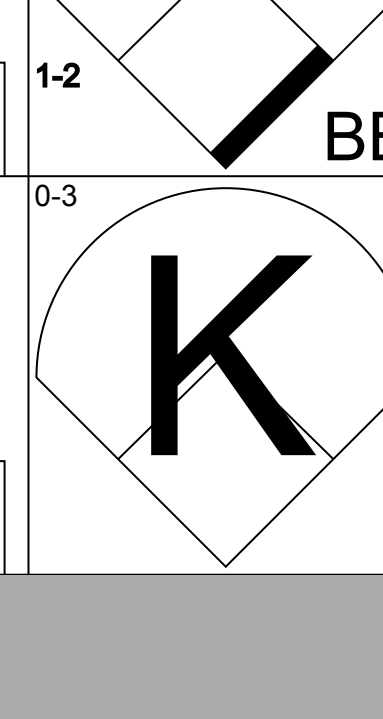
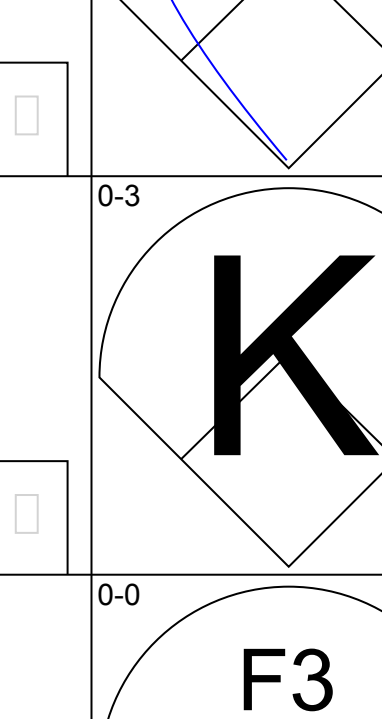
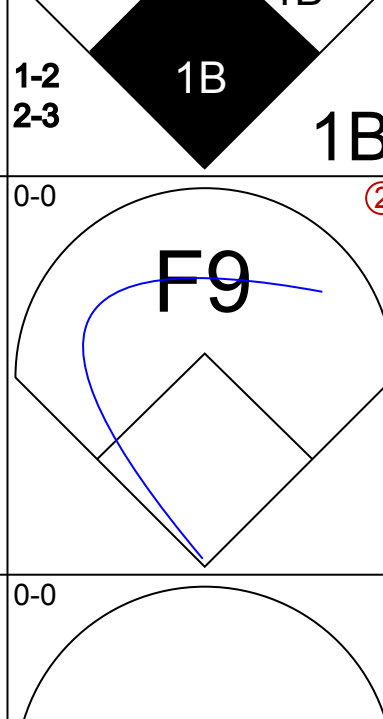
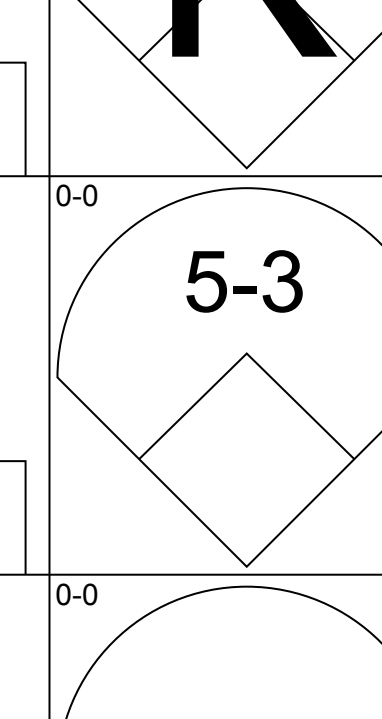
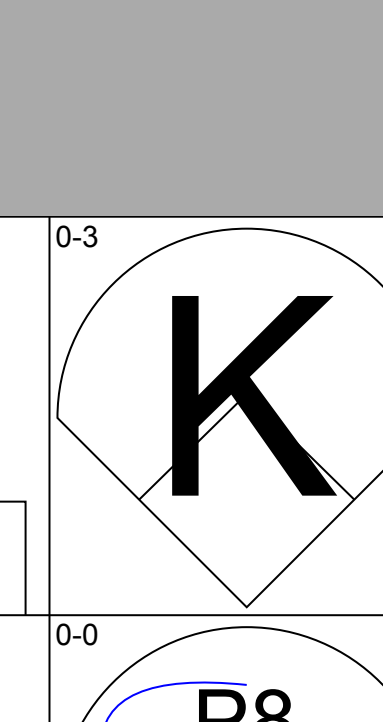
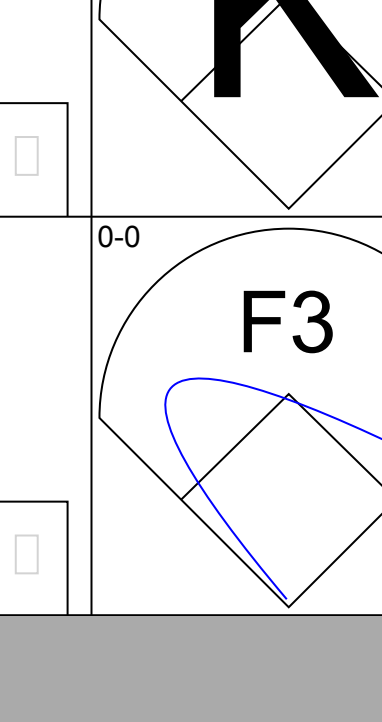
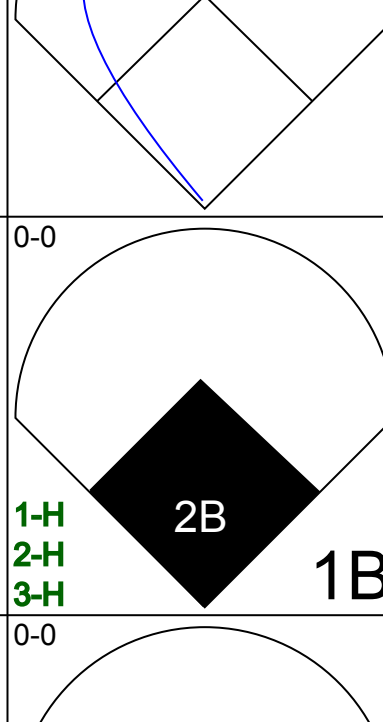
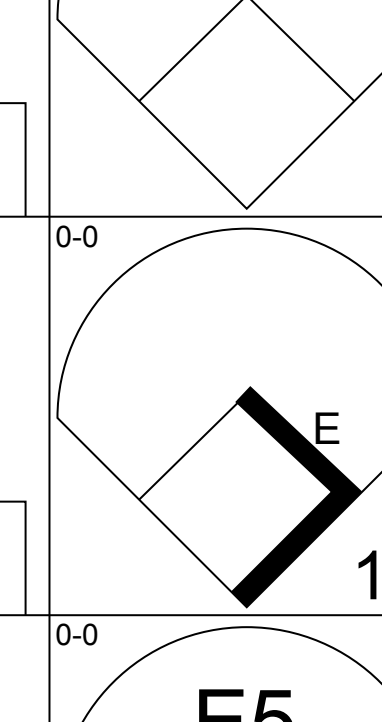
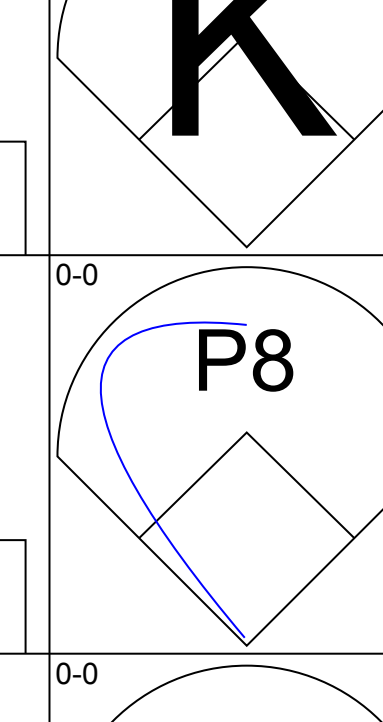
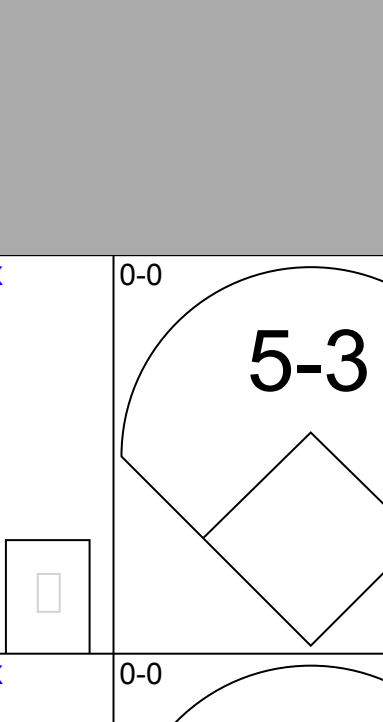
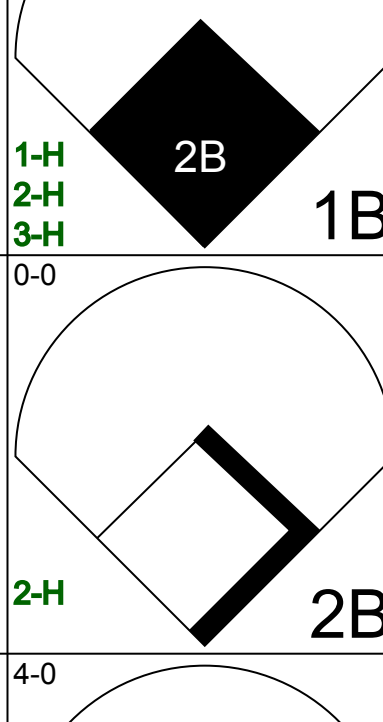
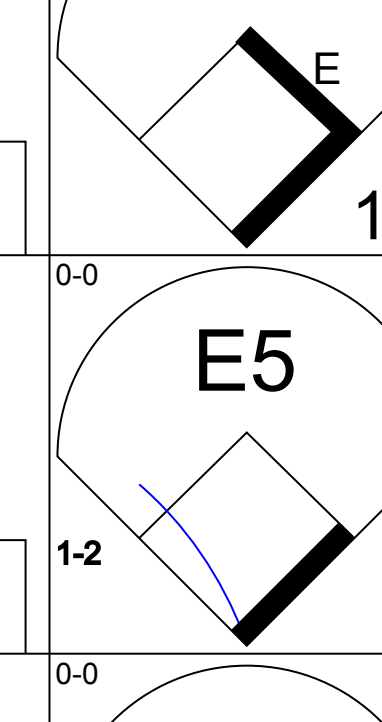
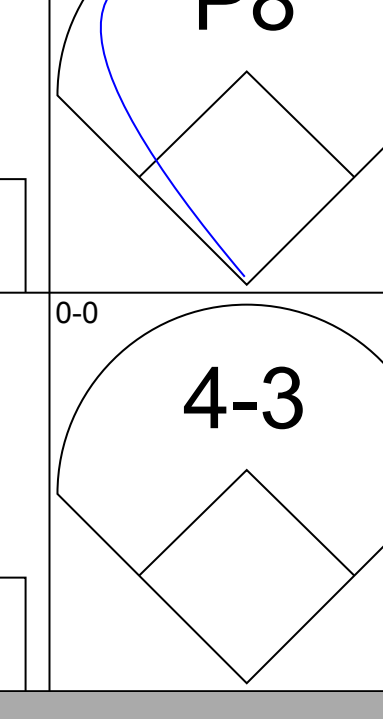
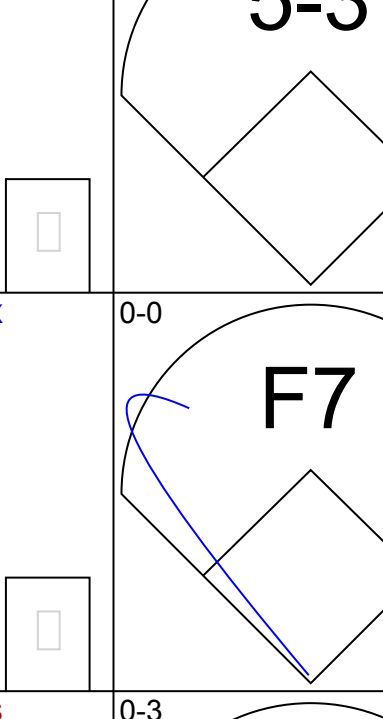
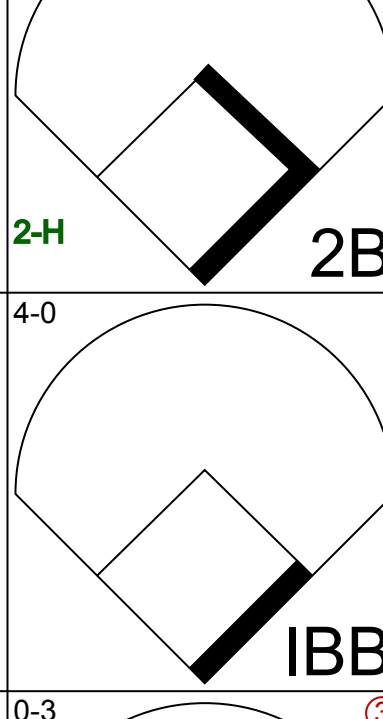
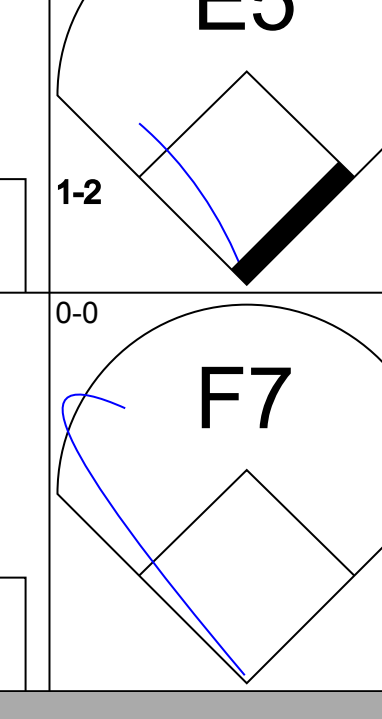
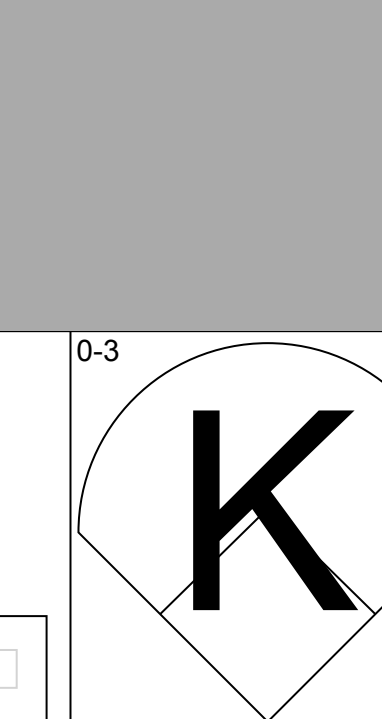
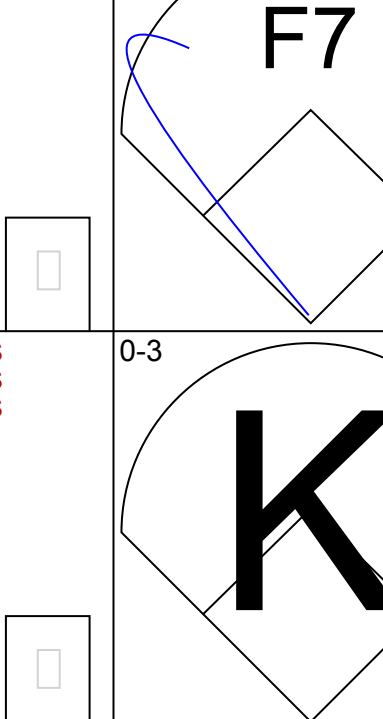
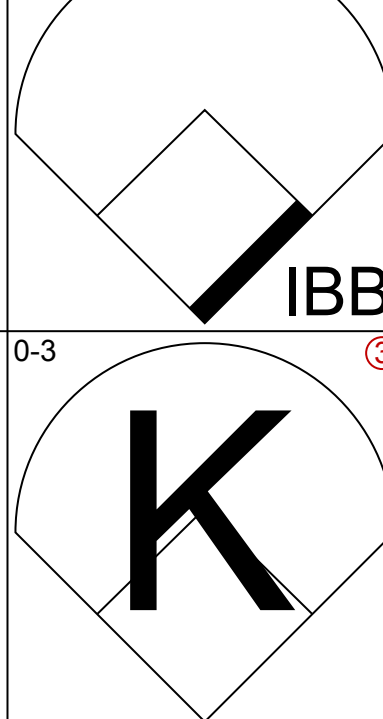
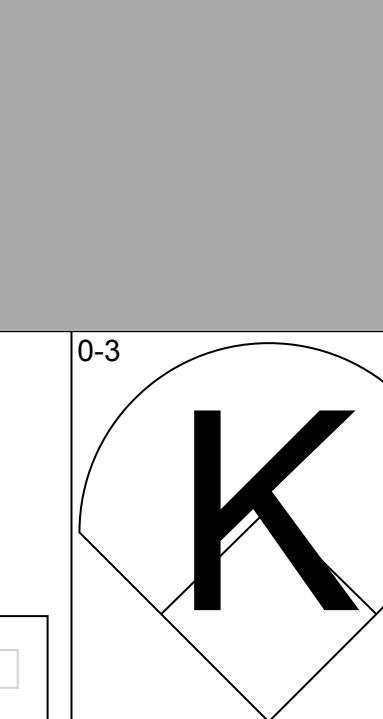


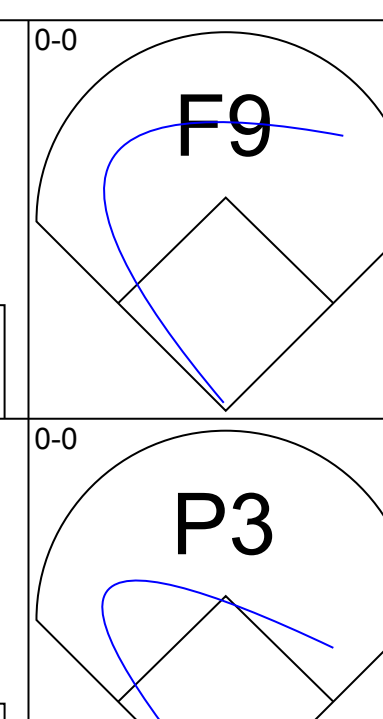
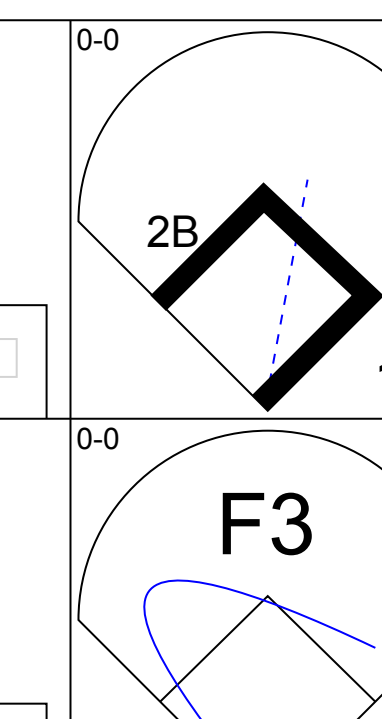
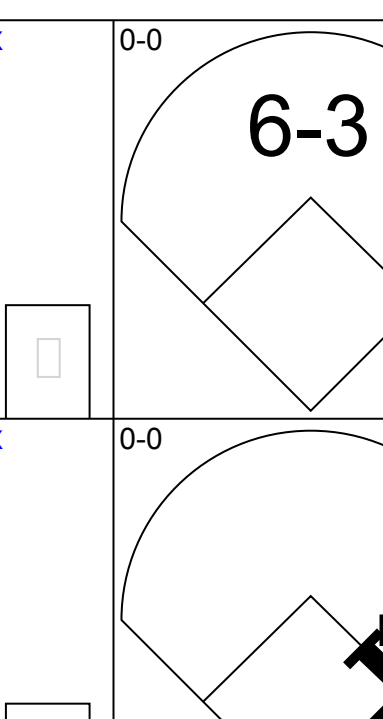
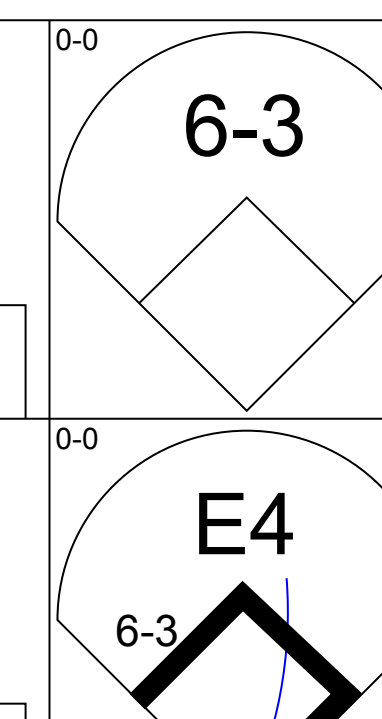
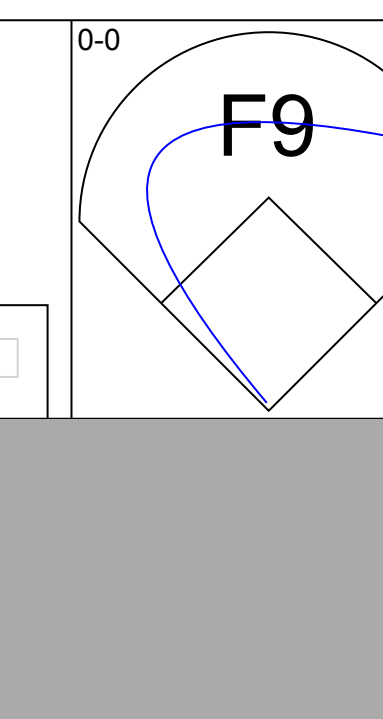
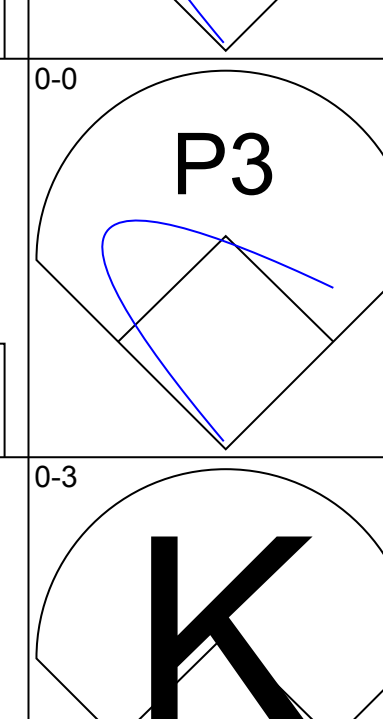
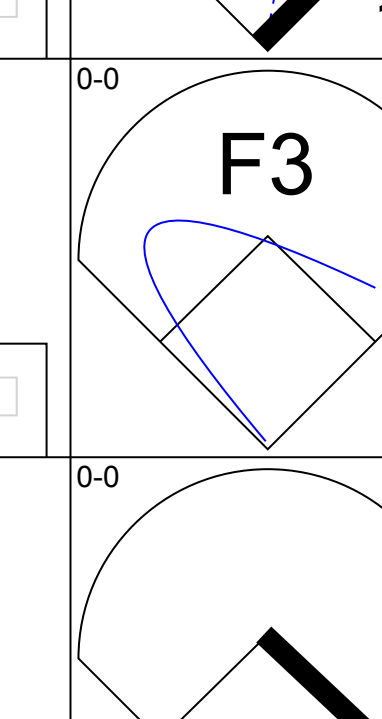
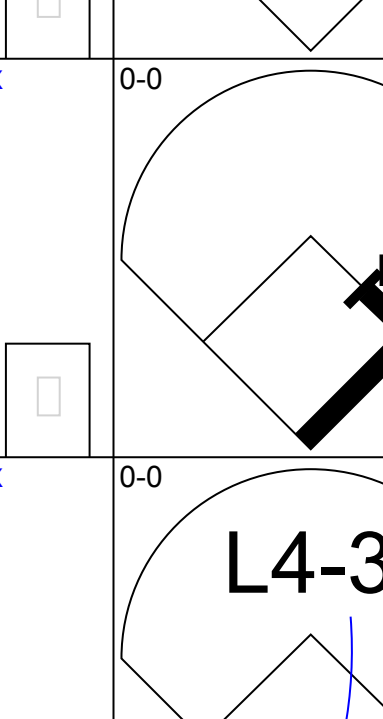
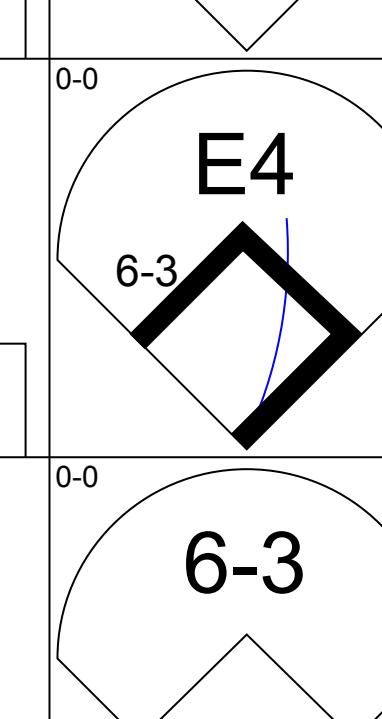

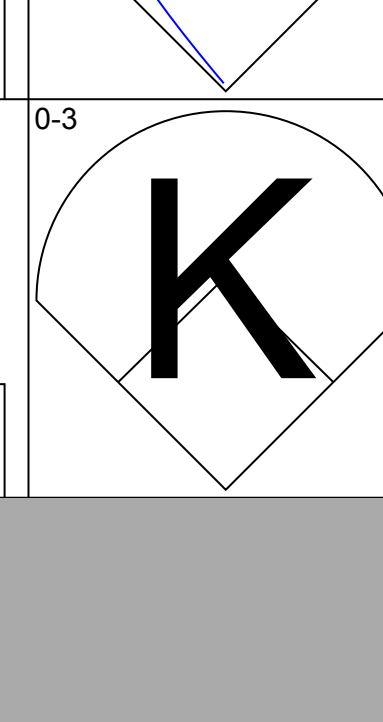
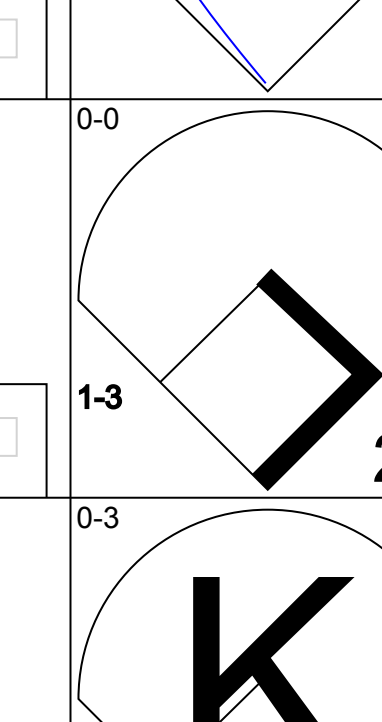
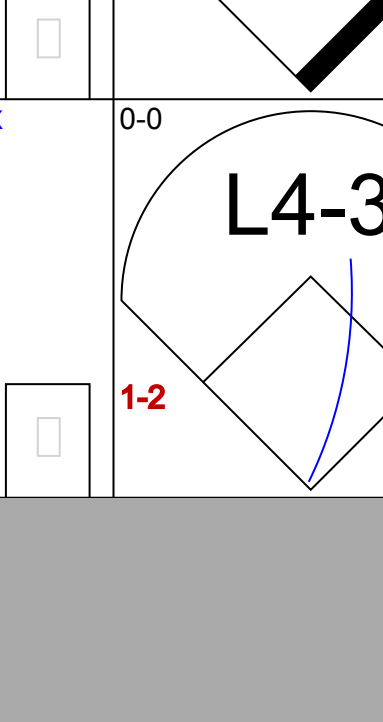
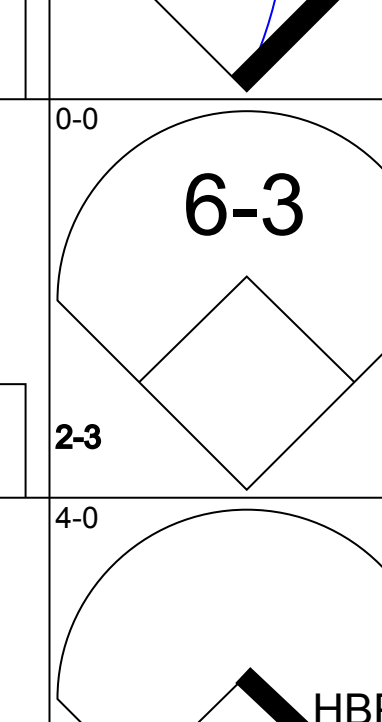
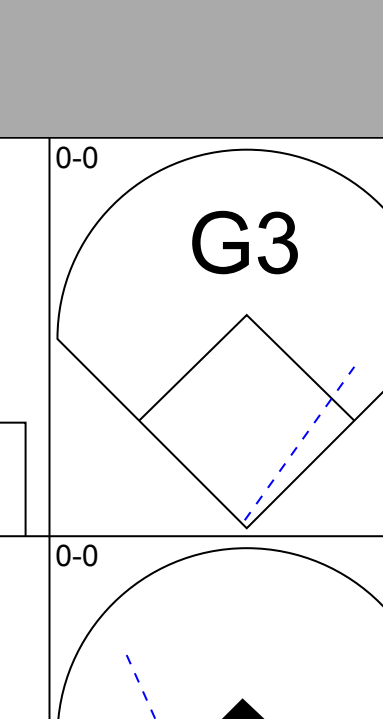
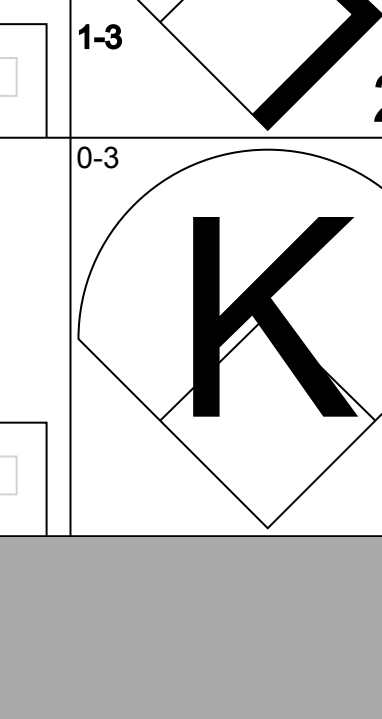
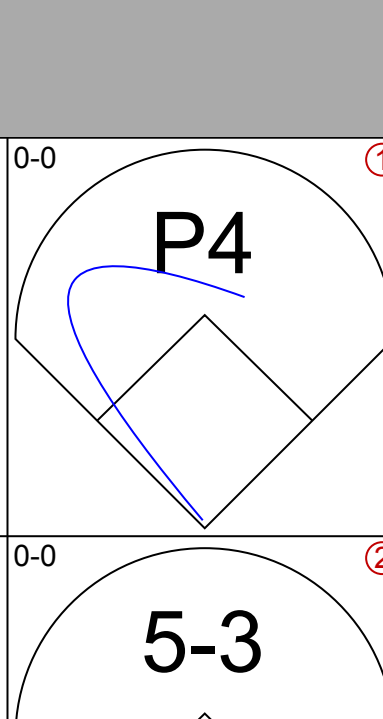
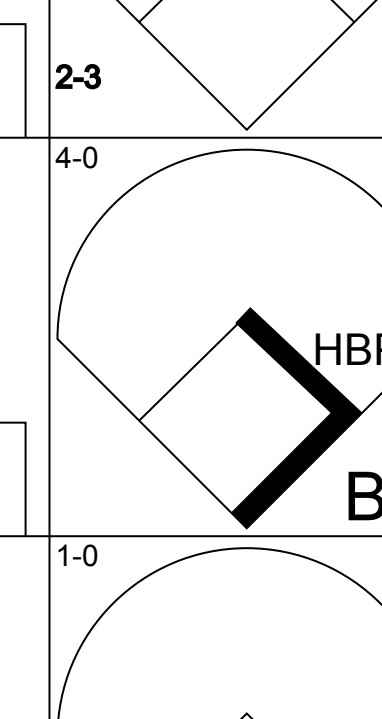

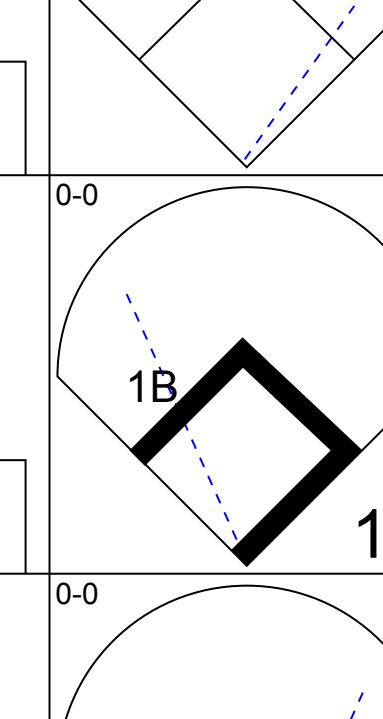
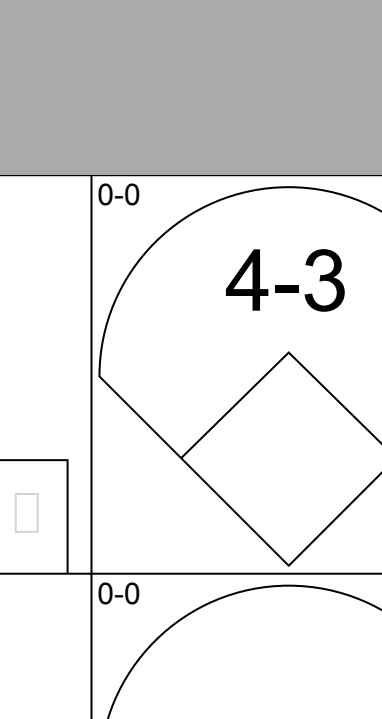
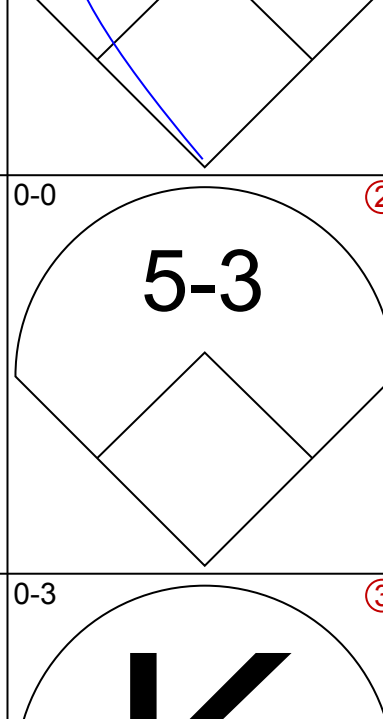
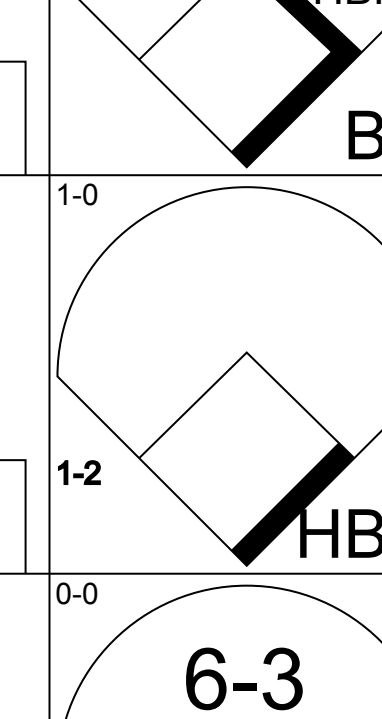

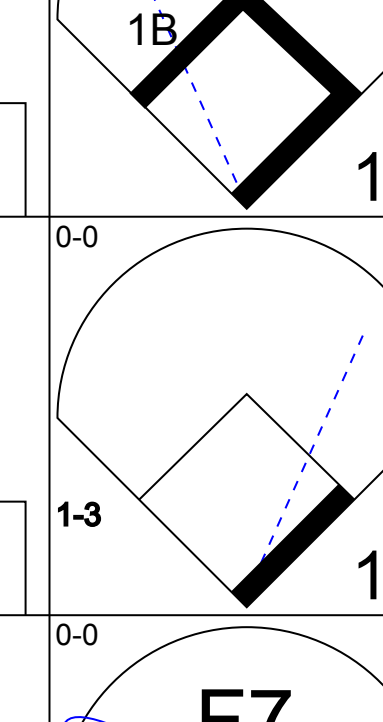
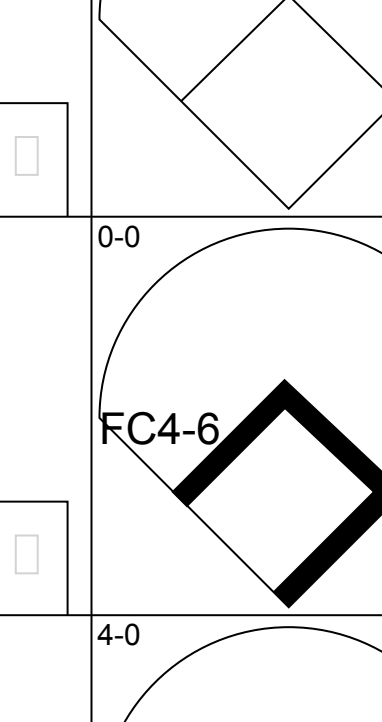
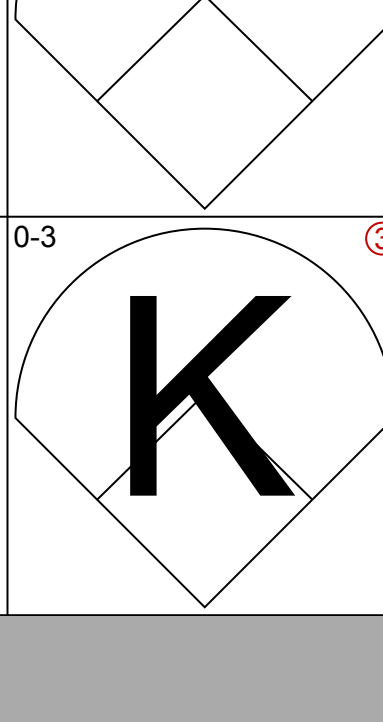
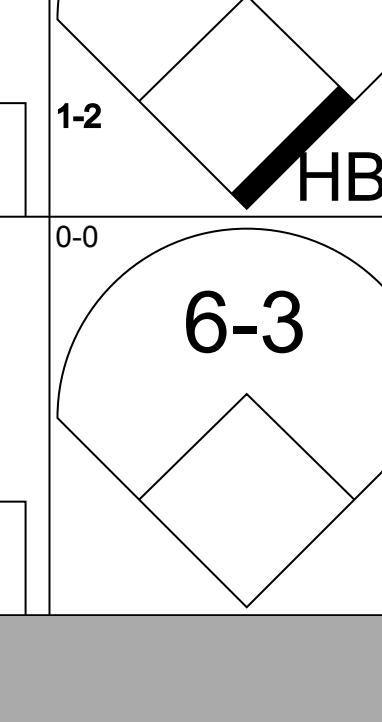
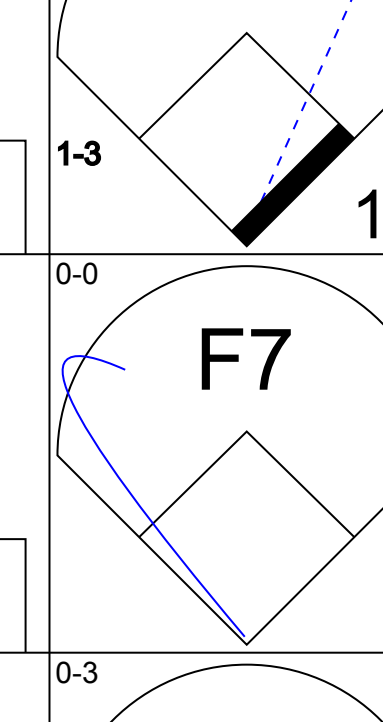
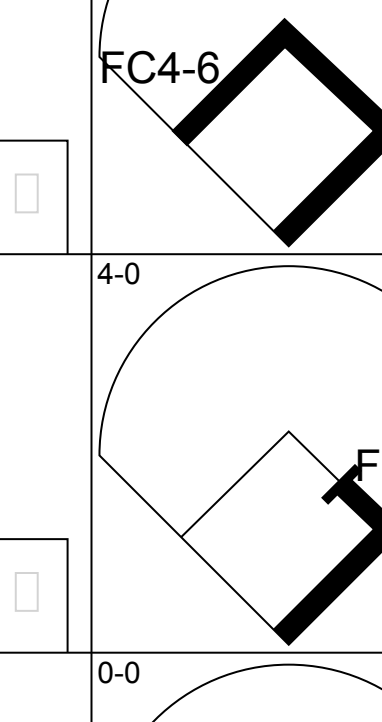
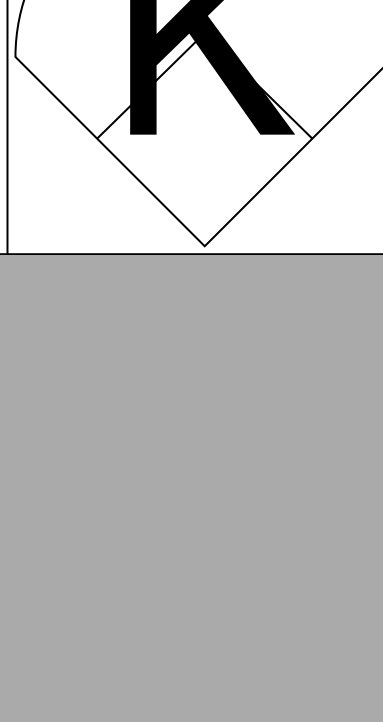
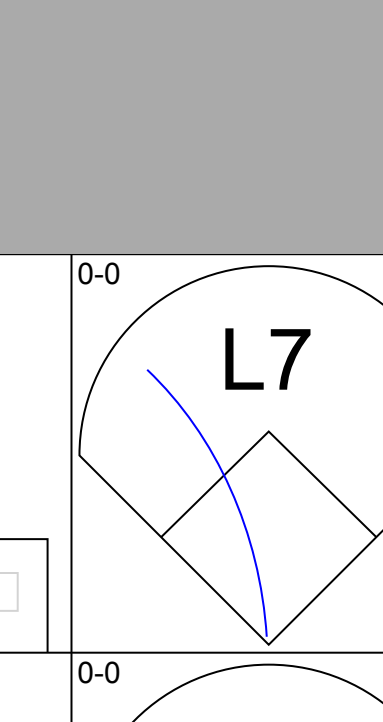

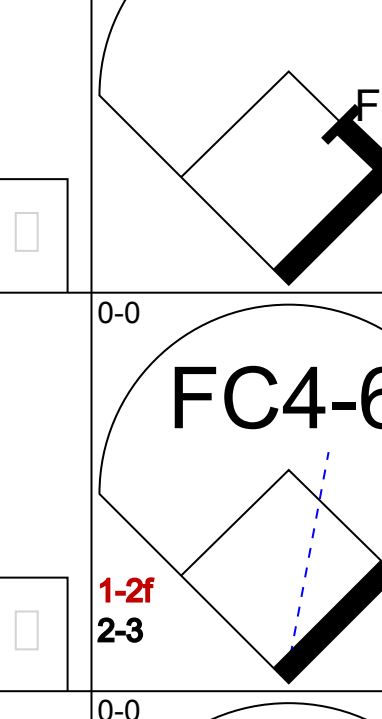

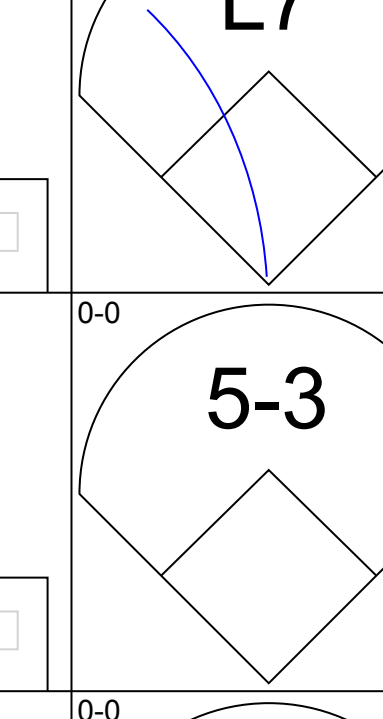
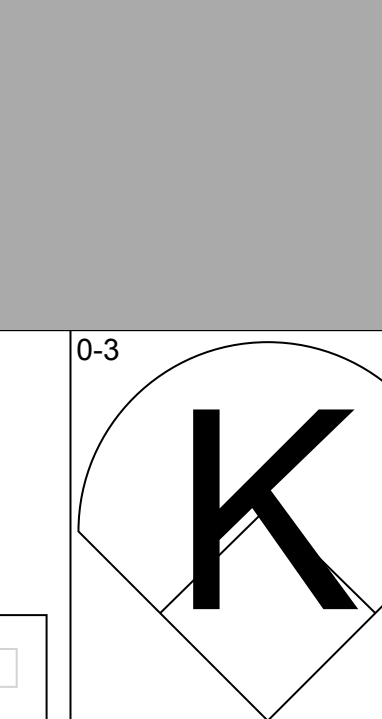
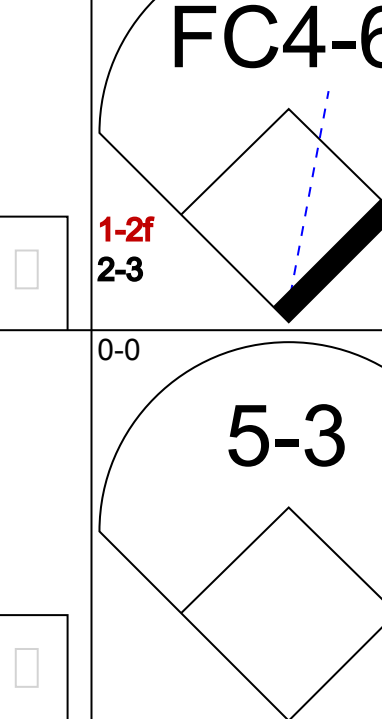

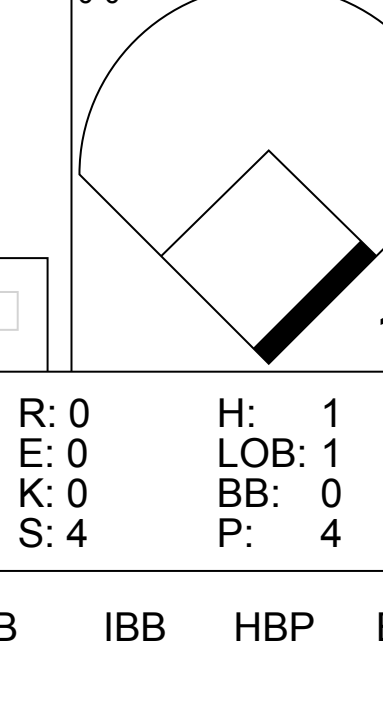
Batter	1	2	3	4	5	6	7	8	9	AB	R	H	RBI	BB	SO	LOB	BOTTOM			
Ty Cline, L OBP: 0.231, SLG: 0.184	L4-3		L7		L1-5		SH	L3		4	0	0	0	0	0	4				
Lee Maye, L OBP: 0.367, SLG: 0.500										2	1	1	1	0	0	0				
Mack Jones, L OBP: 0.313, SLG: 0.320	HR									2	1	1	1	0	0	0				
Hank Aaron, R OBP: 0.391, SLG: 0.556	K									2	1	1	1	1	1	0				
Eddie Mathews, L OBP: 0.426, SLG: 0.705	K									1	2	0	0	2	1	0				
Joe Torre, R OBP: 0.317, SLG: 0.400			K							4	0	0	0	0	1	6				
Felipe Alou, R OBP: 0.267, SLG: 0.268	3-1							G3		4	0	2	2	0	0	0				
Denis Menke, R OBP: 0.320, SLG: 0.521	K							5-3		4	0	2	1	0	1	0				
Frank Bolling, R OBP: 0.296, SLG: 0.385										3	0	1	0	0	0	2				
Wade Blasingame, L OBP: 0.167, SLG: 0.167			K							4	1	1	0	0	2	1				
<b>Inning Stats</b>	R: 1 E: 0 K: 2 S: 8	H: 1 LOB: 0 BB: 0 P: 8	R: 0 E: 0 K: 2 S: 7	H: 0 LOB: 0 BB: 0 P: 7	R: 0 E: 0 K: 1 S: 5	H: 0 LOB: 0 BB: 0 P: 5	R: 1 E: 1 K: 0 S: 4	H: 2 LOB: 2 BB: 1 P: 8	R: 0 E: 0 K: 1 S: 6	H: 1 LOB: 1 BB: 0 P: 6	R: 2 E: 0 K: 0 S: 5	H: 2 LOB: 2 BB: 2 P: 13	R: 2 E: 2 K: 0 S: 5	H: 1 LOB: 1 BB: 0 P: 6	R: 0 E: 0 K: 0 S: 5	H: 2 LOB: 2 BB: 0 P: 5	1B: 6 2B: 3 3B: 0 HR: 1	SF: 1 SAC: 2 DP: 2 HBP: 1	WP: 0 PB: 1 SB: 1 CS: 0	PA: 37
<b>PITCHER</b> Jim Bunning, R ERA: 5.2	IP: 6.0 WLS: L BF: 26 H: 6 R: 4 ER: 4 SO: 6 BB: 1 IBB: 2 HBP: 0 BLK: 0 WP: 0 HR: 1 S: 35 P: 47 ERA: 6.00 WHIP: 1.167															<b>PITCHER</b>				
<b>PITCHER</b> Ed Roebuck, R ERA: 3.68	IP: 2.0 WLS: L BF: 11 H: 3 R: 2 ER: 0 SO: 0 BB: 0 IBB: 0 HBP: 1 BLK: 0 WP: 0 HR: 0 S: 10 P: 11 ERA: 0.00 WHIP: 1.500															<b>PITCHER</b>				


Philadelphia Phillies @ Milwaukee Braves  
Milwaukee County Stadium, Milwaukee, WI  
Sat May 01 1965, 4:33 AM EDT  
Att: 2,486 - Unknown


AB 30  
R 6  
H 9  
RBI 6  
BB 3  
SO 6  
LOB 13



Batter	1	2	3	4	5	6	7	8	9	AB	R	H	RBI	BB	SO	LOB	TOP					
Cookie Rojas, R OBP: 0.389, SLG: 0.438 (1, 8)										4	2	1	0	1	1	0	<b>Philadelphia Phillies @ Milwaukee Braves</b> Milwaukee County Stadium, Milwaukee, WI Sun May 02 1965, 4:33 AM EDT Unknown <a href="http://livebaseballscorecards.com">livebaseballscorecards.com</a>					
Johnny Callison, L OBP: 0.246, SLG: 0.429 (1, 9)										5	0	1	0	0	2	2						
Dick Allen, R OBP: 0.435, SLG: 0.651 (1, 5)										4	2	3	2	1	0	0						
Alex Johnson, R OBP: 0.280, SLG: 0.261 (1, 7)										4	1	1	0	1	1	1						
Frank Thomas, R (1, 3)										4	0	0	0	0	2	6						
Tony Taylor, R OBP: 0.356, SLG: 0.323 (1, 4)										4	1	2	3	0	1	1						
Gus Triandos, R OBP: 0.130, SLG: 0.095 (1, 2)										4	0	1	1	0	0	1						
Ruben Amaro, R OBP: 0.245, SLG: 0.152 (1, 6)										3	0	0	0	1	0	2						
Chris Short, R OBP: 0.067, SLG: 0.067 (1, 1)										4	0	0	0	0	4	2						
<b>Inning Stats</b>	R: 0 E: 0 K: 3 S: 10	H: 1 LOB: 2 BB: 1 P: 14	R: 0 E: 0 K: 1 S: 5	H: 0 LOB: 0 BB: 0 P: 5	R: 0 E: 0 K: 1 S: 5	H: 0 LOB: 0 BB: 0 P: 5	R: 0 E: 0 K: 1 S: 6	H: 1 LOB: 1 BB: 0 P: 6	R: 0 E: 0 K: 1 S: 5	H: 0 LOB: 0 BB: 0 P: 5	R: 4 E: 0 K: 2 S: 11	H: 4 LOB: 2 BB: 2 P: 19	R: 0 E: 0 K: 0 S: 3	H: 1 LOB: 0 BB: 0 P: 3	R: 0 E: 1 K: 1 S: 7	H: 1 LOB: 2 BB: 0 P: 7		R: 2 E: 0 K: 1 S: 6	H: 1 LOB: 0 BB: 1 P: 10	1B: 7 2B: 1 3B: 0 HR: 1	SF: 0 SAC: 0 DP: 0 HBP: 0	WP: 0 PB: 0 SB: 0 CS: 0
<b>PITCHER</b>	IP WLS BF H R ER SO BB IBB HBP BLK WP HR S P ERA WHIP																					
Denny Lemaster, L ERA: 7.91 (1, 1)	7.0 L 30 7 4 4 9 2 1 0 0 0 0 1 45 57 5.14 1.286																					
Dan Osinski, R ERA: 2.25 (8, 1)	2.0 10 2 2 2 2 1 0 0 0 0 1 13 17 9.00 1.500																					

Batter	1	2	3	4	5	6	7	8	9	AB	R	H	RBI	BB	SO	LOB	BOTTOM					
Felipe Alou, R OBP: 0.260, SLG: 0.261 (1, 8)										5	0	1	0	0	0	1	<b>Philadelphia Phillies @ Milwaukee Braves</b> Milwaukee County Stadium, Milwaukee, WI Sun May 02 1965, 4:33 AM EDT Unknown <a href="http://livebaseballscorecards.com">livebaseballscorecards.com</a>					
Denis Menke, R OBP: 0.315, SLG: 0.500 (1, 6)										4	0	1	0	0	0	1						
Hank Aaron, R OBP: 0.370, SLG: 0.545 (1, 9)										4	0	1	0	0	1	2						
Eddie Mathews, L OBP: 0.414, SLG: 0.660 (1, 5)										3	0	0	0	1	1	2						
Rico Carty, R OBP: 0.500, SLG: 0.333 (1, 7)										3	0	1	0	0	0	0						
Joe Torre, R OBP: 0.333, SLG: 0.436 (1, 2)										4	0	2	0	0	1	3						
Tommie Aaron, R OBP: 0.267, SLG: 0.214 (1, 3)										3	0	0	0	1	0	2						
Frank Bolling, R OBP: 0.258, SLG: 0.333 (1, 4)										4	0	0	0	0	1	4						
Denny Lemaster, R OBP: 0.429, SLG: 0.333 Miguel de la Hoz, R (7, PH)										2	0	0	0	0	1	2						
Dan Osinski, R (8, 1)										1	0	0	0	0	0	0						
Gene Oliver, R OBP: 0.200, SLG: 0.143 (9, PH)										0	0	0	0	0	0	0						
<b>Inning Stats</b>	R: 0 E: 0 K: 1 S: 5	H: 0 LOB: 0 BB: 0 P: 5	R: 0 E: 0 K: 1 S: 7	H: 2 LOB: 2 BB: 0 P: 7	R: 0 E: 0 K: 2 S: 9	H: 2 LOB: 0 BB: 0 P: 9	R: 0 E: 0 K: 0 S: 4	H: 1 LOB: 2 BB: 1 P: 8	R: 0 E: 0 K: 0 S: 3	H: 1 LOB: 0 BB: 0 P: 3	R: 0 E: 0 K: 1 S: 5	H: 0 LOB: 0 BB: 0 P: 5	R: 0 E: 1 K: 0 S: 3	H: 0 LOB: 3 BB: 0 P: 3	R: 0 E: 0 K: 0 S: 4	H: 0 LOB: 1 BB: 1 P: 9	R: 0 E: 0 K: 0 S: 4	H: 1 LOB: 1 BB: 0 P: 4	1B: 5 2B: 3 3B: 0 HR: 0	SF: 0 SAC: 0 DP: 1 HBP: 1	WP: 0 PB: 0 SB: 0 CS: 0	PA: 37
<b>PITCHER</b>	IP WLS BF H R ER SO BB IBB HBP BLK WP HR S P ERA WHIP																					
Chris Short, L ERA: 1.8 (1, 1)	9.0 W 37 7 0 0 5 2 0 1 0 0 0 44 53 0.00 1.000																					

Batter	1	2	3	4	5	6	7	8	9	AB	R	H	RBI	BB	SO	LOB	TOP								
Cookie Rojas, R OBP: 0.390, SLG: 0.459	0-0 4-3 1B	0-0 F8		0-3 K		0-0 E 2B		0-0 6-3		5	1	2	0	0	1	3	<b>Philadelphia Phillies @ Milwaukee Braves</b> Milwaukee County Stadium, Milwaukee, WI Sun May 02 1965, 4:38 AM EDT Att: 8,630 - Unknown 								
Dick Allen, R OBP: 0.459, SLG: 0.697	0-3 K	0-0 1-H 3B		0-0 1-H 2B		4-0 FC4-6 IBB		4-0 2B IBB		3	0	2	2	2	1	1									
Johnny Callison, L OBP: 0.243, SLG: 0.426	0-0 4-3 1-2	0-0 F9		0-0 6-3		0-0 FC4-6		0-0 2B		5	0	1	2	0	0	4									
Wes Covington, L OBP: 0.275, SLG: 0.722	0-0 F8									4	1	1	1	0	1	2									
Tony Gonzalez, L OBP: 0.297, SLG: 0.303						0-3 K		0-0 6-3		1	0	0	0	0	0	2									
Frank Thomas, R OBP: 0.143, SLG: 0.154		0-0 1B 2B		0-0 P2						4	1	1	0	0	0	0									
Bobby Wine, R OBP: 0.250, SLG: 0.429										1	0	0	0	0	0	0									
Tony Taylor, R OBP: 0.358, SLG: 0.371		0-0 2B		0-0 4-3						5	2	2	1	0	2	0									
Clay Dalrymple, L OBP: 0.304, SLG: 0.439		2-3 1B		0-0 G3						5	0	0	0	0	1	2									
Ruben Amaro, R OBP: 0.298, SLG: 0.208		0-0 1B 2B		4-0 2B BB						2	3	2	2	2	0	0									
Bo Belinsky, L OBP: 0.400, SLG: 0.400		2-H 3-H		0-0 B1						2	1	1	1	0	0	1									
Gary Wagner, R										0	0	0	0	0	0	0									
Bobby Del Greco, R										1	1	0	0	0	0	1									
Jack Baldschun, R		2-H								0	0	0	0	0	0	0									
<b>Inning Stats</b>	R: 0 E: 0 K: 1 S: 6	H: 1 LOB: 1 BB: 0 P: 6	R: 4 E: 0 K: 1 S: 10	H: 5 LOB: 1 BB: 0 P: 10	R: 1 E: 0 K: 0 S: 4	H: 1 LOB: 0 BB: 0 P: 4	R: 1 E: 0 K: 1 S: 4	H: 1 LOB: 1 BB: 0 P: 4	R: 1 E: 0 K: 0 S: 4	H: 1 LOB: 0 BB: 0 P: 4	R: 2 E: 1 K: 1 S: 7	H: 2 LOB: 1 BB: 1 P: 11	R: 0 E: 0 K: 1 S: 5	H: 0 LOB: 0 BB: 0 P: 5	R: 1 E: 0 K: 0 S: 4	H: 1 LOB: 2 BB: 2 P: 12	R: 0 E: 0 K: 1 S: 5	H: 0 LOB: 0 BB: 0 P: 5	1B: 4 2B: 5 3B: 1 HR: 2	SF: 0 SAC: 1 DP: 0 HBP: 0	WP: 0 PB: 0 SB: 0 CS: 0	PA: 43			
<b>PITCHER</b>	IP WLS BF H R ER SO BB IBB HBP BLK WP HR S P ERA WHIP																								
Hank Fischer, R ERA: 12.46	(1, 1)	1.1	9	5	4	4	2	0	0	0	0	0	0	0	0	13	13	27.00	3.750						
Clay Carroll, R ERA: 6.38	(2, 1)	0.2	3	1	0	0	0	0	0	0	0	0	0	0	3	3	0.00	1.500							
Dan Osinski, R ERA: 4.0	(3, 1)	1.0	5	1	2	2	0	1	0	0	0	0	0	1	4	8	18.00	2.000							
Billy O'Dell, L ERA: 1.56	(4, 1)	4.0	L	17	4	3	2	3	0	1	0	0	0	1	22	26	4.50	1.000							
Bobby Tiefenauer, R ERA: 3.0	(8, 1)	2.0	9	1	1	1	1	1	1	0	0	0	0	0	9	17	4.50	1.000							

Batter	1	2	3	4	5	6	7	8	9	AB	R	H	RBI	BB	SO	LOB	BOTTOM							
Felipe Alou, R OBP: 0.278, SLG: 0.360	0-0 4-3									4	1	2	4	0	0	0	<b>Philadelphia Phillies @ Milwaukee Braves</b> Milwaukee County Stadium, Milwaukee, WI Sun May 02 1965, 4:38 AM EDT Att: 8,630 - Unknown 							
Denis Menke, R OBP: 0.293, SLG: 0.464	0-0 6-3	1-H 2-H 3-H 2B								4	0	0	0	0	1	1								
Hank Aaron, R OBP: 0.355, SLG: 0.615	0-0 F9									4	1	1	1	0	1	0								
Eddie Mathews, L OBP: 0.403, SLG: 0.647		0-0 4-3 2B 2B		0-0 E7 1B						4	2	1	0	0	0	0								
Rico Carty, R OBP: 0.375, SLG: 0.286		0-0 4-3		0-0 G6-4-3 1B						4	0	1	1	0	0	1								
Joe Torre, R OBP: 0.347, SLG: 0.465										4	0	2	1	0	1	1								
Sandy Alomar Sr., S OBP: 0.187, SLG: 0.091		WP FC5-2-5 2B		0-0 G6-4-3 1-2						0	0	0	0	0	0	0								
Tommie Aaron, R OBP: 0.347, SLG: 0.188		3-H FC5-2-5 1B 2B								2	1	0	0	0	0	1								
Mack Jones, L OBP: 0.294, SLG: 0.296		2-H FC5-2-5 1B 2B								2	0	0	0	0	1	1								
Frank Bolling, R OBP: 0.257, SLG: 0.324		0-0 2B 1B		0-0 P6						4	1	1	0	0	0	1								
Hank Fischer, R Clay Carroll, R Miguel de la Hoz, R Dan Osinski, R Billy O'Dell, S Lou Klimchuck, L Bobby Tiefenauer, R Ty Cline, R	(1, 1) (2, 1) (2, PH) (3, 1) (4, 1) (7, PH) (8, 1) (9, PH)	4-0 3-H FC5-2-5 2B		0-0 1-2 2B BB		0-3 K		0-3 K		0-0 L7	0	0	0	0	0	0	0							
<b>Inning Stats</b>	R: 0 E: 0 K: 0 S: 3	H: 0 LOB: 0 BB: 0 P: 3	R: 4 E: 0 K: 0 S: 7	H: 4 LOB: 1 BB: 1 P: 11	R: 1 E: 1 K: 0 S: 4	H: 1 LOB: 0 BB: 0 P: 4	R: 0 E: 0 K: 1 S: 5	H: 0 LOB: 0 BB: 0 P: 5	R: 2 E: 0 K: 0 S: 5	H: 2 LOB: 0 BB: 0 P: 5	R: 0 E: 0 K: 2 S: 7	H: 0 LOB: 0 BB: 0 P: 7	R: 0 E: 0 K: 1 S: 5	H: 0 LOB: 0 BB: 0 P: 5	R: 0 E: 0 K: 0 S: 4	H: 1 LOB: 1 BB: 0 P: 4	1B: 3 2B: 3 3B: 0 HR: 2	SF: 0 SAC: 0 DP: 1 HBP: 0	WP: 1 PB: 0 SB: 0 CS: 0	PA: 36				
<b>PITCHER</b>	IP WLS BF H R ER SO BB IBB HBP BLK WP HR S P ERA WHIP																							
Bo Belinsky, L ERA: 8.4	(1, 1)	4.2	22	7	7	6	1	1	0	0	0	0	0	0	23	27	11.57	1.714						
Gary Wagner, R ERA: 1.0	(5, 1)	0.1	1	0	0	0	0	0	0	0	0	1	1	0.00	0.000									
Jack Baldschun, R ERA: 4.26	(6, 1)	4.0	W	13	1	0	0	5	0	0	0	0	0	23	23	0.00	0.250							



Batter	1	2	3	4	5	6	7	8	9	AB	R	H	RBI	BB	SO	LOB	TOP			
Joe Morgan, L OBP: 0.385, SLG: 0.420	F9		F9					1-3		4	1	1	0	0	0	0	<b>Houston Astros @ Milwaukee Braves</b> Milwaukee County Stadium, Milwaukee, WI Tue May 04 1965, 8:05 PM EDT Att: 913 - Unknown			
Al Spangler, L OBP: 0.324, SLG: 0.224	4-3		F8			1B 2B		4-3		4	0	1	1	0	0	0				
Jimmy Wynn, R OBP: 0.438, SLG: 0.480	BB					1B			F8	3	0	1	0	1	0	0				
Walt Bond, L OBP: 0.318, SLG: 0.317	P5					1B			HR	4	1	1	0	0	0	3				
Bob Aspromonte, R OBP: 0.341, SLG: 0.392		BB				5-3			F9	3	0	0	0	1	0	3				
Rusty Staub, L OBP: 0.277, SLG: 0.218	K								HR	4	1	1	2	0	2	1				
Eddie Kasko, R OBP: 0.091, SLG: 0.182	K								5-3	4	0	0	0	0	1	1				
Ron Brand, R OBP: 0.333, SLG: 0.250	K									3	0	0	0	0	1	1				
Bob Bruce, R OBP: 0.100, SLG: 0.200			K						5-3	1	0	0	0	0	1	0				
Larry Dierker, R OBP: 0.387, SLG: 0.333										1	0	0	0	0	0	0				
Jim Beauchamp, R OBP: 0.387, SLG: 0.333										0	0	0	0	0	0	0				
Danny Coombs, R OBP: 0.387, SLG: 0.333										0	0	0	0	0	0	0				
<b>Inning Stats</b>	R: 0 E: 0 K: 0 S: 3	H: 0 LOB: 1 BB: 1 P: 7	R: 0 E: 0 K: 3 S: 9	H: 0 LOB: 1 BB: 1 P: 13	R: 0 E: 0 K: 1 S: 5	H: 0 LOB: 0 BB: 0 P: 5	R: 0 E: 0 K: 0 S: 3	H: 0 LOB: 0 BB: 0 P: 3	R: 1 E: 0 K: 0 S: 6	H: 3 LOB: 2 BB: 0 P: 6	R: 0 E: 0 K: 1 S: 5	H: 0 LOB: 0 BB: 0 P: 5	R: 0 E: 0 K: 0 S: 3	H: 0 LOB: 0 BB: 0 P: 3	R: 2 E: 0 K: 0 S: 5	H: 2 LOB: 2 BB: 0 P: 5	1B: 3 2B: 1 3B: 0 HR: 1	SF: 0 SAC: 0 DP: 0 HBP: 0	WP: 0 PB: 0 SB: 0 CS: 0	PA: 34
<b>PITCHER</b> Tony Cloninger, R ERA: 3.03	IP: 9.0 WLS: W BF: 34 H: 5 R: 3 ER: 3 SO: 5 BB: 2 IBB: 0 HBP: 0 BLK: 0 WP: 0 HR: 1 S: 42 P: 50 ERA: 3.00 WHIP: 0.778											<b>PITCHER</b>	IP: 9.0 WLS: W BF: 34 H: 5 R: 3 ER: 3 SO: 5 BB: 2 IBB: 0 HBP: 0 BLK: 0 WP: 0 HR: 1 S: 42 P: 50 ERA: 3.00 WHIP: 0.778							

AB	31
R	3
H	5
RBI	3
BB	2
SO	5
LOB	9



Batter	1	2	3	4	5	6	7	8	9	AB	R	H	RBI	BB	SO	LOB	BOTTOM			
Felipe Alou, R OBP: 0.288, SLG: 0.382	K				5-3			5-3		5	0	2	3	0	1	1	<b>Houston Astros @ Milwaukee Braves</b> Milwaukee County Stadium, Milwaukee, WI Tue May 04 1965, 8:05 PM EDT Att: 913 - Unknown			
Mack Jones, L OBP: 0.282, SLG: 0.281	BB 1B	K	K			K		4-3		5	1	1	0	0	3	3				
Hank Aaron, R OBP: 0.389, SLG: 0.806	1B 1B	4-3			F2	HR		HR		5	3	3	2	0	0	1				
Eddie Mathews, L OBP: 0.433, SLG: 0.722	1B 1B					F8		1B		3	2	2	1	2	0	0				
Joe Torre, R OBP: 0.370, SLG: 0.479	1B		5-3		K			1B		5	0	3	1	0	1	1				
Rico Carty, R OBP: 0.333, SLG: 0.273	1-2 2-3 3-H							1B		4	1	1	0	0	3	5				
Gary Kolb, L OBP: 0.143, SLG: 0.143	K2-3		E8 1B		K			K		1	0	0	0	0	1	2				
Denis Menke, R OBP: 0.306, SLG: 0.483			F7					5-3		4	0	2	2	0	0	1				
Frank Bolling, R OBP: 0.256, SLG: 0.297		E5 2B	SH2-4 1B		3-1			5-3		3	2	0	0	1	0	1				
Tony Cloninger, R ERA: 3.0		SH2-4 1-2	E1 1B		K			K		3	0	0	0	0	2	3				
<b>Inning Stats</b>	R: 3 E: 0 K: 2 S: 10	H: 4 LOB: 2 BB: 1 P: 14	R: 1 E: 1 K: 1 S: 7	H: 1 LOB: 1 BB: 0 P: 7	R: 3 E: 2 K: 1 S: 9	H: 3 LOB: 2 BB: 1 P: 13	R: 0 E: 0 K: 2 S: 8	H: 1 LOB: 1 BB: 0 P: 8	R: 0 E: 0 K: 1 S: 6	H: 1 LOB: 1 BB: 0 P: 6	R: 1 E: 0 K: 2 S: 9	H: 2 LOB: 1 BB: 0 P: 9	R: 0 E: 0 K: 1 S: 5	H: 0 LOB: 0 BB: 0 P: 5	R: 1 E: 0 K: 1 S: 7	H: 2 LOB: 2 BB: 1 P: 11	1B: 8 2B: 3 3B: 0 HR: 3	SF: 0 SAC: 1 DP: 0 HBP: 0	WP: 0 PB: 0 SB: 0 CS: 0	PA: 42
<b>PITCHER</b> Bob Bruce, R ERA: 4.28	IP: 2.2 WLS: L BF: 19 H: 8 R: 7 ER: 4 SO: 3 BB: 2 IBB: 0 HBP: 0 BLK: 0 WP: 0 HR: 1 S: 23 P: 31 ERA: 13.50 WHIP: 3.750											<b>PITCHER</b> Larry Dierker, R ERA: 5.91	IP: 4.1 WLS: L BF: 17 H: 4 R: 1 ER: 1 SO: 7 BB: 0 IBB: 0 HBP: 0 BLK: 0 WP: 0 HR: 1 S: 31 P: 31 ERA: 2.08 WHIP: 0.923							
<b>PITCHER</b> Larry Dierker, R ERA: 5.91	IP: 4.1 WLS: L BF: 17 H: 4 R: 1 ER: 1 SO: 7 BB: 0 IBB: 0 HBP: 0 BLK: 0 WP: 0 HR: 1 S: 31 P: 31 ERA: 2.08 WHIP: 0.923											<b>PITCHER</b> Danny Coombs, L ERA: 3.0	IP: 1.0 WLS: L BF: 6 H: 2 R: 1 ER: 1 SO: 1 BB: 0 IBB: 0 HBP: 0 BLK: 0 WP: 0 HR: 1 S: 7 P: 11 ERA: 9.00 WHIP: 3.000							



Batter	1	2	3	4	5	6	7	8	9	AB	R	H	RBI	BB	SO	LOB	TOP					
<b>Felipe Alou, R</b> OBP: 0.271, SLG: 0.338 (1, 7)										5	0	0	0	0	0	4	<b>Milwaukee Braves @ New York Mets</b> Shea Stadium, Flushing, NY Sat May 08 1965, 3:33 AM EDT Att: 15,739 - Cloudy					
<b>Ty Cline, L</b> OBP: 0.232, SLG: 0.173 (1, 8)										2	0	0	0	1	0	1						
<b>Phil Niekro, R</b> (5, 1)										0	0	0	0	0	0	0						
<b>Lou Klimchuck, L</b> OBP: 0.125, SLG: 0.067 (8, PH) (6, 3)										2	1	1	0	0	0	2						
<b>Hank Aaron, R</b> OBP: 0.362, SLG: 0.690 (1, 9)										5	0	2	0	0	0	3						
<b>Eddie Mathews, L</b> OBP: 0.429, SLG: 0.726 (1, 5)										2	1	1	2	2	0	1						
<b>Joe Torre, R</b> OBP: 0.365, SLG: 0.509 (1, 2)										4	0	2	0	0	0	3						
<b>Sandy Alomar Sr., S</b> OBP: 0.197, SLG: 0.091 (8, PR)										0	0	0	0	0	0	0						
<b>Dan Osinski, R</b> (8, 1)										0	0	0	0	0	0	0						
<b>Gene Oliver, R</b> OBP: 0.125, SLG: 0.087 (1, 3) (8, 2)										4	0	0	0	0	0	3						
<b>Denis Menke, R</b> OBP: 0.282, SLG: 0.449 (1, 6)										4	0	1	0	0	1	3						
<b>Frank Bolling, R</b> OBP: 0.250, SLG: 0.286 (1, 4)										1	0	0	0	0	0	1						
<b>Miguel de la Hoz, R</b> OBP: 0.214, SLG: 0.083 (5, PH) (5, 4)										3	0	1	0	0	1	0						
<b>Denny Lemaster, R</b> OBP: 0.375, SLG: 0.286 (1, 1)										1	0	0	0	0	0	1						
<b>Mack Jones, L</b> OBP: 0.313, SLG: 0.341 (5, PH) (5, 8)										3	0	3	0	0	0	0						
<b>Inning Stats</b>	R: 0 E: 1 K: 0 S: 3	H: 1 LOB: 2 BB: 2 P: 11	R: 0 E: 0 K: 0 S: 4	H: 1 LOB: 1 BB: 0 P: 4	R: 0 E: 0 K: 0 S: 4	H: 0 LOB: 0 BB: 0 P: 4	R: 0 E: 0 K: 0 S: 3	H: 0 LOB: 0 BB: 0 P: 3	R: 0 E: 0 K: 1 S: 6	H: 1 LOB: 2 BB: 1 P: 6	R: 0 E: 0 K: 0 S: 6	H: 1 LOB: 0 BB: 0 P: 10	R: 0 E: 0 K: 0 S: 3	H: 1 LOB: 0 BB: 0 P: 3	R: 2 E: 0 K: 0 S: 6	H: 3 LOB: 1 BB: 0 P: 6	R: 0 E: 0 K: 0 S: 5	H: 2 LOB: 2 BB: 0 P: 5	1B: 8 2B: 3 3B: 0 HR: 1	SF: 0 SAC: 0 DP: 2 HBP: 0	WP: 0 PB: 0 CS: 0	PA: 39
<b>PITCHER</b>	IP	WLS	BF	H	R	ER	SO	BB	IBB	HBP	BLK	WP	HR	S	P	ERA	WHIP					
<b>Jack Fisher, R</b> ERA: 3.43 (1, 1)	7.1	W	32	9	2	2	2	3	0	0	0	0	1	33	45	2.46	1.636					
<b>Tom Parsons, R</b> ERA: 6.75 (8, 1)	0.2		4	2	0	0	0	0	0	0	0	0	0	4	4	0.00	3.000					
<b>Dennis Ribant, R</b> ERA: 1.74 (9, 1)	1.0	S	3	0	0	0	0	0	0	0	0	0	0	3	3	0.00	0.000					

Batter	1	2	3	4	5	6	7	8	9	AB	R	H	RBI	BB	SO	LOB	BOTTOM				
<b>Bobby Klaus, R</b> OBP: 0.265, SLG: 0.236 (1, 5)										2	1	0	0	1	0	0	<b>Milwaukee Braves @ New York Mets</b> Shea Stadium, Flushing, NY Sat May 08 1965, 3:33 AM EDT Att: 15,739 - Cloudy				
<b>Johnny Lewis, L</b> OBP: 0.388, SLG: 0.403 (1, 9)										3	1	0	0	1	2	2					
<b>Ron Hunt, R</b> OBP: 0.393, SLG: 0.400 (1, 4)										4	0	0	0	0	0	2					
<b>Joe Christopher, R</b> OBP: 0.290, SLG: 0.298 (1, 7)										4	0	2	0	0	1	2					
<b>Jim Hickman, R</b> OBP: 0.135, SLG: 0.118 (9, 7)										0	0	0	0	0	0	0					
<b>Ron Swoboda, R</b> OBP: 0.358, SLG: 0.780 (1, 8)										3	2	2	4	1	0	1					
<b>Billy Cowan, R</b> OBP: 0.250, SLG: 0.267 (9, 8)										0	0	0	0	0	0	0					
<b>Ed Kranepool, L</b> OBP: 0.394, SLG: 0.603 (1, 3)										4	0	0	0	0	1	3					
<b>Roy McMillan, R</b> OBP: 0.237, SLG: 0.211 (1, 6)										3	0	0	0	0	2	2					
<b>Chris Cannizzaro, R</b> OBP: 0.196, SLG: 0.149 (1, 2)										2	0	0	0	1	1	3					
<b>Jack Fisher, R</b> (1, 1)										3	0	0	0	0	0	2					
<b>Tom Parsons, R</b> (8, 1)										0	0	0	0	0	0	0					
<b>Dennis Ribant, R</b> (9, 1)										0	0	0	0	0	0	0					
<b>Inning Stats</b>	R: 3 E: 0 K: 0 S: 4	H: 1 LOB: 0 BB: 2 P: 12	R: 0 E: 0 K: 1 S: 4	H: 0 LOB: 1 BB: 1 P: 8	R: 0 E: 0 K: 1 S: 5	H: 0 LOB: 0 BB: 0 P: 5	R: 0 E: 0 K: 1 S: 6	H: 1 LOB: 2 BB: 1 P: 10	R: 0 E: 0 K: 0 S: 3	H: 0 LOB: 0 BB: 0 P: 3	R: 1 E: 0 K: 1 S: 6	H: 1 LOB: 0 BB: 0 P: 6	R: 0 E: 1 K: 2 S: 8	H: 0 LOB: 2 BB: 0 P: 9	R: 0 E: 0 K: 1 S: 6	H: 1 LOB: 1 BB: 0 P: 6	1B: 1 2B: 0 3B: 1 HR: 2	SF: 0 SAC: 0 DP: 1 HBP: 1	WP: 0 PB: 0 CS: 0	PA: 33	
<b>PITCHER</b>	IP	WLS	BF	H	R	ER	SO	BB	IBB	HBP	BLK	WP	HR	S	P	ERA	WHIP				
<b>Denny Lemaster, L</b> ERA: 7.71 (1, 1)	4.0	L	17	2	3	3	3	4	0	0	0	0	1	19	35	6.75	1.500				
<b>Phil Niekro, R</b> ERA: 2.57 (5, 1)	3.0		12	1	1	1	3	0	0	1	0	0	1	17	18	3.00	0.333				
<b>Dan Osinski, R</b> ERA: 3.6 (8, 1)	1.0		4	1	0	0	1	0	0	0	0	0	0	6	6	0.00	1.000				

Batter	1	2	3	4	5	6	7	8	9	AB	R	H	RBI	BB	SO	LOB	TOP										
<b>Felipe Alou, R</b> OBP: 0.267, SLG: 0.343 (1, 8)	0-3 K	0-0 1B	0-0 F8			0-0 P4		0-0 L8		5	1	1	0	0	1	1	<b>Milwaukee Braves @ New York Mets</b> <b>Shea Stadium, Flushing, NY</b> Sun May 09 1965, 3:33 AM EDT Unknown										
<b>Eddie Mathews, L</b> OBP: 0.415, SLG: 0.687 (1, 5)	0-0 G3	0-0 1B		0-0 4-3		0-0 L8		0-3 K		5	0	1	1	0	1	0											
<b>Hank Aaron, R</b> OBP: 0.365, SLG: 0.660 (1, 9)	0-0 BLK HR 1B	0-0 1-2 1B		0-0 6-3			0-0 6-3		0-0 6-3	5	1	2	0	0	0	0											
<b>Joe Torre, R</b> OBP: 0.373, SLG: 0.557 <b>Ty Cline, R</b> OBP: 0.228, SLG: 0.170 (8, 8)	0-0 HR	0-0 5-3		0-0 L9			0-0 2B HR 1B		0-0 L1-3	4	2	2	2	0	0	2											
<b>Gene Oliver, R</b> OBP: 0.172, SLG: 0.179 (8, 2)	0-0 HBP 1B		0-0 F8		0-0 F7		0-0 HR 2B		0-0 6-3	5	1	2	0	0	0	0											
<b>Denis Menke, R</b> OBP: 0.307, SLG: 0.500 (1, 6)	1-0 HBP		0-0 HR 1B		0-3 K		0-0 HR			3	2	2	3	0	1	0											
<b>Mack Jones, L</b> OBP: 0.327, SLG: 0.409 (1, 7)	0-0 F7		0-0 HR		4-0 S BB		0-0 4-3			3	1	1	2	1	0	2											
<b>Frank Bolling, R</b> OBP: 0.250, SLG: 0.283 (1, 4)		0-0 L9	0-0 SH2-4 1B		0-0 6-3		0-0 L9			4	0	1	0	0	0	1											
<b>Tony Cloninger, R</b> (1, 1)		0-0 6-3	0-0 SH2-4		0-0 6-3		0-0 4-3			3	0	0	0	0	0	0											
<b>Inning Stats</b>	R: 2 E: 0 K: 1 S: 8	H: 3 LOB: 2 BB: 0 P: 9	R: 1 E: 0 K: 0 S: 6	H: 3 LOB: 2 BB: 0 P: 6	R: 2 E: 0 K: 0 S: 6	H: 3 LOB: 1 BB: 0 P: 6	R: 0 E: 0 K: 0 S: 3	H: 0 LOB: 0 BB: 0 P: 3	R: 0 E: 0 K: 1 S: 5	H: 0 LOB: 1 BB: 1 P: 9	R: 0 E: 0 K: 0 S: 3	H: 0 LOB: 0 BB: 0 P: 3	R: 3 E: 0 K: 0 S: 6	H: 3 LOB: 0 BB: 0 P: 6	R: 0 E: 0 K: 1 S: 5	H: 0 LOB: 0 BB: 0 P: 5	R: 0 E: 0 K: 0 S: 3	H: 0 LOB: 0 BB: 0 P: 3	1B: 7 2B: 2 3B: 0 HR: 3	SF: 0 SAC: 1 DP: 0 HBP: 1	WP: 0 PB: 0 CS: 0	PA: 41					
<b>PITCHER</b>	IP	WLS	BF	H	R	ER	SO	BB	IBB	HBP	BLK	WP	HR	S	P	ERA	WHIP										
<b>Al Jackson, L</b> ERA: 6.6 (1, 1)	2.1	L	17	9	5	5	1	0	0	1	1	0	2	18	19	19.29	3.857										
<b>Galen Cisco, R</b> ERA: 9.35 (3, 1)	0.2		2	0	0	0	0	0	0	0	0	0	0	2	2	0.00	0.000										
<b>Frank Lary, R</b> ERA: 2.57 (4, 1)	2.0		7	0	0	0	1	1	0	0	0	0	0	8	12	0.00	0.500										
<b>Carl Willey, R</b> ERA: 5.27 (6, 1)	3.0		12	3	3	3	1	0	0	0	0	0	1	14	14	9.00	1.000										
<b>Tom Parsons, R</b> ERA: 6.32 (9, 1)	1.0		3	0	0	0	0	0	0	0	0	0	0	3	3	0.00	0.000										



AB 38  
R 8  
H 12  
RBI 8  
BB 1  
SO 3  
LOB 6

Batter	1	2	3	4	5	6	7	8	9	AB	R	H	RBI	BB	SO	LOB	BOTTOM										
<b>Bobby Kious, R</b> OBP: 0.258, SLG: 0.230 (1, 5)	0-0 6-3		0-0 F8		0-0 FC4-6 BB			0-0 F7		2	0	0	0	0	0	1	<b>Milwaukee Braves @ New York Mets</b> <b>Shea Stadium, Flushing, NY</b> Sun May 09 1965, 3:33 AM EDT Unknown										
<b>Johnny Lewis, L</b> OBP: 0.382, SLG: 0.387 (1, 9)	0-3 K			0-0 L7	4-0 FC6-4 BB		0-0 F8		0-0 F8	3	0	0	0	1	1	0											
<b>Ron Hunt, R</b> OBP: 0.344, SLG: 0.345 (1, 4)	0-0 4-3			0-0 5-3	0-0 FC6-4		0-0 5-3		0-0 5-3	4	0	0	0	0	0	3											
<b>Ed Kranepool, L</b> OBP: 0.378, SLG: 0.585 (1, 3)		0-0 4-3		0-0 4-3		0-3 K		0-0 FC4-6 1B		4	0	1	0	0	1	0											
<b>Joe Christopher, R</b> OBP: 0.309, SLG: 0.310 (1, 7)		0-0 G6-4-3 1B			4-0 BB 1B	0-3 K		0-0 FC4-6 1B		3	1	2	0	1	1	0											
<b>Ron Swoboda, R</b> OBP: 0.351, SLG: 0.736 (1, 8)		0-0 G6-4-3			4-0 1B BB	0-3 K		0-0 F8		3	1	0	0	1	1	3											
<b>Yogi Berra, L</b> OBP: 0.222, SLG: 0.222 (1, 2)			0-3 K		0-3 K		0-3 K		0-0 FC4-6 BB	4	0	0	0	0	3	4											
<b>Roy McMillan, R</b> OBP: 0.244, SLG: 0.219 <b>Charley Smith, R</b> OBP: 0.182, SLG: 0.176 (7, PH) (8, 6)			0-0 F9		0-0 FC4-6 1B		0-0 P4		4-0 FC4-6 1B	2	0	1	1	0	0	0											
<b>Al Jackson, L</b> OBP: 0.125, SLG: 0.125 <b>Galen Cisco, R</b> OBP: 0.500, SLG: 0.500 <b>Danny Napoleon, R</b> OBP: 0.428, SLG: 0.538 (3, PH) (4, 5)			0-0 1B		0-0 FC4-6 1B		0-0 F2		0-0 F3	0	0	0	0	0	0	0											
<b>Inning Stats</b>	R: 0 E: 0 K: 1 S: 5	H: 0 LOB: 0 BB: 0 P: 5	R: 0 E: 0 K: 0 S: 3	H: 1 LOB: 0 BB: 0 P: 3	R: 0 E: 0 K: 1 S: 6	H: 1 LOB: 1 BB: 0 P: 6	R: 0 E: 0 K: 0 S: 3	H: 0 LOB: 0 BB: 0 P: 3	R: 2 E: 0 K: 1 S: 7	H: 2 LOB: 3 BB: 3 P: 19	R: 0 E: 0 K: 3 S: 9	H: 0 LOB: 0 BB: 0 P: 9	R: 0 E: 0 K: 1 S: 5	H: 0 LOB: 0 BB: 0 P: 5	R: 0 E: 0 K: 0 S: 3	H: 0 LOB: 0 BB: 0 P: 3	R: 0 E: 0 K: 0 S: 5	H: 2 LOB: 1 BB: 1 P: 9	1B: 6 2B: 0 3B: 0 HR: 0	SF: 0 SAC: 0 DP: 1 HBP: 0	WP: 0 PB: 0 CS: 0	PA: 36					
<b>PITCHER</b>	IP	WLS	BF	H	R	ER	SO	BB	IBB	HBP	BLK	WP	HR	S	P	ERA	WHIP										
<b>Tony Cloninger, R</b> ERA: 2.82 (1, 1)	9.0	W	36	6	2	2	7	4	0	0	0	0	0	46	62	2.00	1.111										



AB 32  
R 2  
H 6  
RBI 2  
BB 4  
SO 7  
LOB 16

Batter	1	2	3	4	5	6	7	8	9	AB	R	H	RBI	BB	SO	LOB	TOP								
<b>Felipe Alou, R</b> OBP: 0.288, SLG: 0.365 (1, 8) (7, 3)	0-0 4-3	0-0 FC6 1B		0-0 4-3		0-0 2B		4-0 IBB		4	0	2	0	1	0	1	<b>Milwaukee Braves @ New York Mets</b> Shea Stadium, Flushing, NY Sun May 09 1965, 3:38 AM EDT Att: 30,774 - Unknown								
<b>Mack Jones, L</b> OBP: 0.500, SLG: 0.500 (1, 7) (7, 1)	0-0	0-0 FC6			0-0 FC6-5 2B	0-0 F9		0-0 5-3		4	1	2	1	0	0	3									
<b>Billy O'Dell, S</b> OBP: 0.500, SLG: 0.500 (8, PH) Bobby Tiefenauer, R (8, 1)	HR	1-2								0	0	0	0	0	0	0									
<b>Hank Aaron, R</b> OBP: 0.351, SLG: 0.615 (1, 9)	0-0 1B		0-0 1-3		0-0 FC6-5 HR		0-3 K		0-0 6-3	5	1	1	0	0	1	1									
<b>Eddie Mathews, L</b> OBP: 0.402, SLG: 0.648 (1, 5)	0-0 E4 1-2		0-0 4-3		0-3 K		0-3 K		4-0 1B BB	4	0	0	0	1	2	2									
<b>Joe Torre, R</b> OBP: 0.403, SLG: 0.667 (1, 2)	0-0 P3		0-0 1B		0-0 HR		0-0 HR		0-0 1-2 1B	5	2	4	3	0	0	2									
<b>Gene Oliver, R</b> OBP: 0.182, SLG: 0.188 Ty Cline, L (7, 8) OBP: 0.224, SLG: 0.167	0-0 1-3		0-0 L8		0-0 FC5-4 1B		0-0 6-3		0-3 K	4	0	1	0	0	0	3									
<b>Denis Menke, R</b> OBP: 0.313, SLG: 0.480 (1, 6)		0-0 1-3		4-0 1-3 4-3 BB	0-0 FC5-4 1-2		4-0 3-1 6-3 BB		0-0 L8	3	0	0	0	2	0	3									
<b>Frank Bolling, R</b> OBP: 0.250, SLG: 0.280 (1, 4)		0-0 1B SH2-4 1B		0-0 4-3		0-0 6-3		0-0 6-3		4	0	1	0	0	0	2									
<b>Clay Carroll, R</b> Dan Osinski, R (6, 1) Gary Kolb, L (7, 7) OBP: 0.125, SLG: 0.125		0-0 SH2-4		0-0 1-3		0-0 6-3		0-0 3-1		2	0	0	0	0	0	1									
<b>Inning Stats</b>	R: 1 E: 1 K: 0 S: 6	H: 2 LOB: 2 BB: 0 P: 6	R: 0 E: 0 K: 0 S: 5	H: 2 LOB: 2 BB: 0 P: 5	R: 0 E: 0 K: 0 S: 4	H: 1 LOB: 1 BB: 0 P: 4	R: 0 E: 0 K: 0 S: 3	H: 0 LOB: 1 BB: 1 P: 7	R: 2 E: 0 K: 1 S: 8	H: 3 LOB: 1 BB: 0 P: 8	R: 0 E: 0 K: 0 S: 4	H: 1 LOB: 1 BB: 0 P: 4	R: 1 E: 0 K: 2 S: 8	H: 1 LOB: 0 BB: 2 P: 8	R: 0 E: 0 K: 0 S: 3	H: 0 LOB: 2 BB: 1 P: 11	R: 0 E: 0 K: 1 S: 6	H: 1 LOB: 2 BB: 1 P: 10	1B: 6 2B: 2 3B: 0 HR: 3	SF: 0 SAC: 1 DP: 0 HBP: 0	WP: 0 PB: 0 CS: 0	PA: 43			
<b>PITCHER</b>	IP	WLS	BF	H	R	ER	SO	BB	IBB	HBP	BLK	WP	HR	S	P	ERA	WHIP								
<b>Larry Bearnarth, R</b> ERA: 4.91	(1, 1)	5.0	25	8	3	3	1	1	0	0	0	0	2	26	30	5.40	1.800								
<b>Galen Cisco, R</b> ERA: 8.44	(6, 1)	2.0	8	2	1	1	2	0	0	0	0	0	1	12	12	4.50	1.000								
<b>Jim Bethke, R</b> ERA: 1.46	(8, 1)	2.0	W	10	1	0	0	1	2	1	0	0	0	9	21	0.00	1.500								

AB	37
R	4
H	11
RBI	4
BB	4
SO	4
LOB	22



Batter	1	2	3	4	5	6	7	8	9	AB	R	H	RBI	BB	SO	LOB	BOTTOM								
<b>Bobby Klaus, R</b> OBP: 0.264, SLG: 0.237 Charley Smith, R (5, PH) OBP: 0.172, SLG: 0.170 (6, 5)	0-0 F5		0-0 1B		0-0 SF8		0-0 FC4-6 1B 2B		0-3 K E HBP 1B	2	0	1	0	0	0	0	<b>Milwaukee Braves @ New York Mets</b> Shea Stadium, Flushing, NY Sun May 09 1965, 3:38 AM EDT Att: 30,774 - Unknown								
<b>Ron Hunt, R</b> OBP: 0.378, SLG: 0.344 (1, 4)	4-0 BB		0-0 4-3		0-0 G6-4-3		0-0 2B BB 1B		1-0 1B E HBP	3	1	1	0	1	0	2									
<b>Johnny Lewis, L</b> OBP: 0.380, SLG: 0.377 Billy Cowan, R (7, PH) OBP: 0.278, SLG: 0.353 (8, 8)	0-0 F7			4-0 2B FC5-2 BB		0-0 4-3	0-0 BB 1-3 2-H 2B		0-0 B1	2	0	0	0	1	0	1									
<b>Joe Christopher, R</b> OBP: 0.304, SLG: 0.297 (1, 7)	0-0 L9			0-0 F8		0-0 1-3	4-0 BB IBB		0-0 E5 1B	4	0	0	0	1	0	4									
<b>Ed Kranepool, L</b> OBP: 0.400, SLG: 0.600 (1, 3)		0-0 4-3		0-0 FC5-2 2B		4-0 FC5-4 BB	4-0 FC4 1-2 2-3 3-H BB		0-0 1B	3	0	2	2	2	0	0									
<b>Ron Swoboda, R</b> OBP: 0.344, SLG: 0.696 (8, 9)		4-0 CS BB		0-0 FC5-2 FC6-4		0-0 FC5-4 1-2	0-0 FC4 1-2		0-0 1B	3	0	0	0	1	0	6									
<b>Roy McMillan, R</b> OBP: 0.232, SLG: 0.208 (1, 6)		0-0 6-3		0-0 FC6-4		0-0 5-3	0-0 F3			4	0	0	0	0	0	3									
<b>Chris Cannizzaro, R</b> OBP: 0.208, SLG: 0.184 Galen Cisco, R OBP: 0.500, SLG: 0.500 Jim Hickman, R OBP: 0.154, SLG: 0.167 Jim Bethke, R (8, 1)			0-3 K		0-0 1B SF8 2B		0-0 1B FC4-6 2B		0-0 1-3	2	1	1	0	0	1	0									
<b>Larry Bearnarth, R</b> Jesse Gonder, L (5, PH) OBP: 0.296, SLG: 0.519 (6, 2)			0-0 F7		0-0 G6-4-3 1B		0-0 FC4-6 1B		0-0 4-3	1	0	0	0	0	0	0									
<b>Inning Stats</b>	R: 0 E: 0 K: 0 S: 3	H: 0 LOB: 1 BB: 1 P: 7	R: 0 E: 0 K: 0 S: 2	H: 0 LOB: 0 BB: 1 P: 6	R: 0 E: 0 K: 1 S: 6	H: 1 LOB: 2 BB: 1 P: 6	R: 0 E: 0 K: 0 S: 4	H: 1 LOB: 2 BB: 1 P: 8	R: 1 E: 0 K: 0 S: 4	H: 2 LOB: 0 BB: 0 P: 4	R: 0 E: 0 K: 0 S: 3	H: 0 LOB: 1 BB: 1 P: 7	R: 3 E: 0 K: 0 S: 7	H: 4 LOB: 3 BB: 2 P: 15	R: 0 E: 0 K: 0 S: 3	H: 0 LOB: 0 BB: 0 P: 3		R: 1 E: 1 K: 1 S: 6	H: 1 LOB: 3 BB: 0 P: 7	1B: 5 2B: 4 3B: 0 HR: 0	SF: 1 SAC: 0 DP: 1 HBP: 1	WP: 1 PB: 0 CS: 1	PA: 41		
<b>PITCHER</b>	IP	WLS	BF	H	R	ER	SO	BB	IBB	HBP	BLK	WP	HR	S	P	ERA	WHIP								
<b>Clay Carroll, R</b> ERA: 3.97	(1, 1)	5.2	23	4	1	1	1	4	0	0	0	0	0	21	37	1.59	1.412								
<b>Dan Osinski, R</b> ERA: 5.73	(6, 1)	1.0	6	3	3	3	0	0	0	0	0	0	0	6	6	27.00	3.000								
<b>Billy O'Dell, L</b> ERA: 1.53	(7, 1)	0.1	4	1	0	0	0	1	1	0	0	0	0	2	10	0.00	6.000								
<b>Bobby Tiefenauer, R</b> ERA: 2.08	(8, 1)	1.1	L	8	1	1	0	1	0	0	0	1	0	9	10	0.00	0.750								

AB	33
R	5
H	9
RBI	5
BB	6
SO	2
LOB	19









Batter	1	2	3	4	5	6	7	8	9	AB	R	H	RBI	BB	SO	LOB	TOP			
<b>Felipe Alou, R</b> OBP: 0.316, SLG: 0.407 (1, 3)										4	0	0	0	0	1	0	<b>Milwaukee Braves @ Philadelphia Phillies</b> <b>Connie Mack Stadium, Philadelphia, PA</b> Fri May 14 1965, 7:05 PM EDT Att: 19,629 - Unknown			
<b>Ty Cline, L</b> OBP: 0.275, SLG: 0.194 (1, 8)										3	0	1	0	1	2	0				
<b>Hank Aaron, R</b> OBP: 0.382, SLG: 0.594 (1, 9)										4	0	1	0	0	1	0				
<b>Eddie Mathews, L</b> OBP: 0.394, SLG: 0.581 (1, 5)										3	1	1	0	1	0	2				
<b>Joe Torre, R</b> OBP: 0.433, SLG: 0.683 (1, 2)										3	0	1	1	1	0	1				
<b>Mack Jones, L</b> OBP: 0.286, SLG: 0.403 (1, 7)										4	0	0	0	0	2	3				
<b>Frank Bolling, R</b> OBP: 0.276, SLG: 0.375 (1, 4)										3	1	1	1	0	0	1				
<b>Sandy Alomar Sr., S</b> OBP: 0.167, SLG: 0.130 (7, PH)										2	0	0	0	0	1	1				
<b>Miguel de la Hoz, R</b> OBP: 0.211, SLG: 0.118 (7, 6)										1	0	0	0	0	1	0				
<b>Billy O'Dell, S</b> OBP: 0.333, SLG: 0.333 <b>Dan Osinski, R</b> OBP: 0.255, SLG: 0.267 <b>Bobby Tiefenauer, R</b> OBP: 0.255, SLG: 0.267 (8, 1)										2	0	0	0	0	1	0				
<b>Inning Stats</b>	R: 0 E: 0 K: 1 S: 5	H: 0 LOB: 0 BB: 0 P: 5	R: 1 E: 0 K: 2 S: 8	H: 1 LOB: 1 BB: 1 P: 12	R: 0 E: 0 K: 3 S: 9	H: 0 LOB: 0 BB: 0 P: 9	R: 0 E: 0 K: 1 S: 5	H: 0 LOB: 1 BB: 1 P: 9	R: 0 E: 0 K: 0 S: 3	H: 1 LOB: 1 BB: 1 P: 7	R: 1 E: 0 K: 1 S: 6	H: 1 LOB: 0 BB: 0 P: 6	R: 0 E: 0 K: 1 S: 5	H: 1 LOB: 1 BB: 0 P: 5	R: 0 E: 0 K: 1 S: 6	H: 1 LOB: 1 BB: 0 P: 6	1B: 3 2B: 1 3B: 0 HR: 1	SF: 0 SAC: 0 DP: 1 HBP: 0	WP: 0 PB: 0 CS: 0	PA: 33
<b>PITCHER</b> <b>Art Mahaffey, R</b> ERA: 3.0 (1, 1)	IP: 9.0 WLS: W BF: 33 H: 5 R: 2 ER: 2 SO: 10 BB: 3 IBB: 0 HBP: 0 BLK: 0 WP: 0 HR: 1 S: 50 P: 62 ERA: 2.00 WHIP: 0.889															<b>PITCHER</b> <b>Art Mahaffey, R</b> ERA: 3.0 (1, 1)	IP: 9.0 WLS: W BF: 33 H: 5 R: 2 ER: 2 SO: 10 BB: 3 IBB: 0 HBP: 0 BLK: 0 WP: 0 HR: 1 S: 50 P: 62 ERA: 2.00 WHIP: 0.889			

AB	30
R	2
H	5
RBI	2
BB	3
SO	10
LOB	8



Batter	1	2	3	4	5	6	7	8	9	AB	R	H	RBI	BB	SO	LOB	BOTTOM			
<b>Cookie Rojas, R</b> OBP: 0.380, SLG: 0.413 (1, 8)										4	1	2	0	0	0	0	<b>Milwaukee Braves @ Philadelphia Phillies</b> <b>Connie Mack Stadium, Philadelphia, PA</b> Fri May 14 1965, 7:05 PM EDT Att: 19,629 - Unknown			
<b>Johnny Callison, L</b> OBP: 0.314, SLG: 0.541 (1, 9)										4	1	1	0	0	1	3				
<b>Dick Allen, R</b> OBP: 0.410, SLG: 0.610 (1, 5)										4	0	0	0	0	1	4				
<b>Dick Stuart, R</b> OBP: 0.327, SLG: 0.412 <b>Ruben Amaro, R</b> OBP: 0.306, SLG: 0.264 (9, 3)										4	1	1	2	0	1	0				
<b>Tony Taylor, R</b> OBP: 0.319, SLG: 0.330 (1, 4)										4	1	1	0	0	1	0				
<b>Alex Johnson, R</b> OBP: 0.382, SLG: 0.326 (1, 7)										3	1	1	0	0	1	0				
<b>Gus Triandos, R</b> OBP: 0.150, SLG: 0.132 (1, 2)										3	0	1	1	0	0	0				
<b>Bobby Wine, R</b> OBP: 0.308, SLG: 0.417 (1, 6)										3	0	1	1	0	1	0				
<b>Art Mahaffey, R</b> (1, 1)										3	0	0	0	0	2	2				
<b>Inning Stats</b>	R: 0 E: 0 K: 1 S: 5	H: 0 LOB: 0 BB: 0 P: 5	R: 0 E: 0 K: 1 S: 5	H: 0 LOB: 0 BB: 0 P: 5	R: 0 E: 0 K: 0 S: 3	H: 0 LOB: 0 BB: 0 P: 3	R: 3 E: 0 K: 0 S: 9	H: 6 LOB: 3 BB: 0 P: 9	R: 0 E: 0 K: 1 S: 5	H: 0 LOB: 0 BB: 0 P: 5	R: 0 E: 0 K: 2 S: 7	H: 0 LOB: 0 BB: 0 P: 7	R: 2 E: 0 K: 2 S: 9	H: 2 LOB: 0 BB: 0 P: 9	R: 0 E: 0 K: 1 S: 6	H: 2 LOB: 0 BB: 0 P: 9		1B: 5 2B: 0 3B: 2 HR: 1	SF: 0 SAC: 0 DP: 0 HBP: 0	WP: 1 PB: 2 CS: 0
<b>PITCHER</b> <b>Billy O'Dell, L</b> ERA: 2.96 <b>Dan Osinski, R</b> ERA: 4.4 <b>Bobby Tiefenauer, R</b> ERA: 5.06 (8, 1)	IP: 4.0 WLS: L BF: 16 H: 4 R: 3 ER: 3 SO: 3 BB: 0 IBB: 0 HBP: 0 BLK: 0 WP: 1 HR: 1 S: 22 P: 22 ERA: 6.75 WHIP: 1.000															<b>PITCHER</b> <b>Billy O'Dell, L</b> ERA: 2.96 <b>Dan Osinski, R</b> ERA: 4.4 <b>Bobby Tiefenauer, R</b> ERA: 5.06 (8, 1)	IP: 4.0 WLS: L BF: 16 H: 4 R: 3 ER: 3 SO: 3 BB: 0 IBB: 0 HBP: 0 BLK: 0 WP: 1 HR: 1 S: 22 P: 22 ERA: 6.75 WHIP: 1.000			

AB	32
R	5
H	8
RBI	4
BB	0
SO	8
LOB	9





Batter	1	2	3	4	5	6	7	8	9	AB	R	H	RBI	BB	SO	LOB	TOP										
<b>Felipe Alou, R</b> OBP: 0.320, SLG: 0.406 (1, 7)										5	0	2	0	0	0	1	<b>Milwaukee Braves @ Philadelphia Phillies</b> Connie Mack Stadium, Philadelphia, PA Sat May 15 1965, 3:33 AM EDT Att: 8,794 - Unknown										
<b>Ty Cline, L</b> OBP: 0.294, SLG: 0.224 (1, 8)										5	0	2	0	0	0	1											
<b>Hank Aaron, R</b> OBP: 0.370, SLG: 0.581 (1, 9)										5	1	1	0	0	1	3											
<b>Eddie Mathews, L</b> OBP: 0.394, SLG: 0.582 (1, 5)										5	0	2	1	0	2	2											
<b>Joe Torre, R</b> OBP: 0.426, SLG: 0.698 (1, 2)										4	1	1	1	0	1	3											
<b>Gene Oliver, R</b> OBP: 0.275, SLG: 0.347 (1, 3)										4	2	2	1	0	1	0											
<b>Frank Bolling, R</b> OBP: 0.290, SLG: 0.383 (1, 4)										4	0	2	0	0	0	0											
<b>Sandy Alomar Sr., S</b> OBP: 0.316, SLG: 0.475 (4, PH) <b>Lou Klimchock, L</b> OBP: 0.192, SLG: 0.105 (4, 1) <b>Dan Osinski, R</b> OBP: 0.296, SLG: 0.403 (5, PH) <b>Mack Jones, L</b> OBP: 0.296, SLG: 0.403 (6, 1) <b>Clay Carroll, R</b> OBP: 0.338, SLG: 0.511 (8, PH) <b>Gary Korb, L</b> OBP: 0.350, SLG: 0.550 (8, 5)										1	0	0	0	0	1	1											
<b>Wade Blasingame, L</b> OBP: 0.286, SLG: 0.286 (1, 1) <b>Hank Fischer, R</b> (3, 1) <b>Miguel de la Hoz, R</b> OBP: 0.182, SLG: 0.100 (4, PH)										1	0	1	0	0	0	0											
<b>Inning Stats</b>	R: 0 E: 0 K: 1 S: 6	H: 2 LOB: 1 BB: 0 P: 6	R: 2 E: 2 K: 1 S: 8	H: 3 LOB: 1 BB: 0 P: 8	R: 0 E: 0 K: 1 S: 5	H: 0 LOB: 0 BB: 0 P: 5	R: 1 E: 0 K: 2 S: 9	H: 2 LOB: 1 BB: 0 P: 9	R: 0 E: 0 K: 0 S: 5	H: 0 LOB: 2 BB: 0 P: 6	R: 1 E: 0 K: 0 S: 5	H: 2 LOB: 1 BB: 0 P: 5	R: 0 E: 0 K: 1 S: 6	H: 1 LOB: 1 BB: 0 P: 6	R: 0 E: 0 K: 1 S: 6	H: 1 LOB: 1 BB: 0 P: 6		1B: 8 2B: 4 3B: 0 HR: 2	SF: 0 SAC: 0 DP: 1 HBP: 1	WP: 1 PB: 0 SB: 0 CS: 1	PA: 40						
<b>PITCHER</b>	IP	WLS	BF	H	R	ER	SO	BB	IBB	HBP	BLK	WP	HR	S	P	ERA	WHIP										
<b>Jim Bunning, R</b> ERA: 3.58 (1, 1)	6.2	W	31	11	4	3	6	0	0	1	0	1	2	42	43	4.05	1.650										
<b>Jack Baldschun, R</b> ERA: 3.0 (7, 1)	2.1	S	9	2	0	0	2	0	0	0	0	0	0	13	13	0.00	0.857										

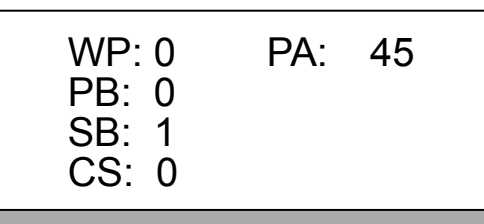
Batter	1	2	3	4	5	6	7	8	9	AB	R	H	RBI	BB	SO	LOB	BOTTOM										
<b>Cookie Rojas, R</b> OBP: 0.373, SLG: 0.403 (1, 8)										4	1	1	0	0	0	1	<b>Milwaukee Braves @ Philadelphia Phillies</b> Connie Mack Stadium, Philadelphia, PA Sat May 15 1965, 3:33 AM EDT Att: 8,794 - Unknown										
<b>Johnny Callison, L</b> OBP: 0.320, SLG: 0.536 (1, 9)										1	1	0	1	2	0	0											
<b>Dick Allen, R</b> OBP: 0.413, SLG: 0.606 (1, 5)										4	1	2	0	0	1	2											
<b>Dick Stuart, R</b> OBP: 0.333, SLG: 0.449 (1, 3) <b>Ruben Amaro, R</b> OBP: 0.306, SLG: 0.264 (9, 3)										4	1	2	4	0	0	1											
<b>Tony Taylor, R</b> OBP: 0.325, SLG: 0.339 (1, 4)										3	1	1	0	1	0	2											
<b>Alex Johnson, R</b> OBP: 0.387, SLG: 0.333 (1, 7) <b>Tony Gonzalez, L</b> OBP: 0.274, SLG: 0.293 (6, 7)										2	0	1	0	0	0	0											
<b>Gus Triandos, R</b> OBP: 0.159, SLG: 0.122 (1, 2)										3	0	0	0	1	2	1											
<b>Bobby Wine, R</b> OBP: 0.294, SLG: 0.375 (1, 6)										4	1	1	0	0	1	3											
<b>Jim Bunning, R</b> OBP: 0.167, SLG: 0.333 (1, 1) <b>Jack Baldschun, R</b> ERA: 1.38 (7, 1)										3	0	0	0	0	0	2											
<b>Inning Stats</b>	R: 0 E: 0 K: 0 S: 3	H: 0 LOB: 1 BB: 1 P: 7	R: 1 E: 0 K: 0 S: 4	H: 2 LOB: 1 BB: 1 P: 8	R: 4 E: 0 K: 1 S: 8	H: 3 LOB: 0 BB: 1 P: 12	R: 1 E: 1 K: 1 S: 7	H: 1 LOB: 1 BB: 0 P: 7	R: 0 E: 0 K: 1 S: 5	H: 0 LOB: 0 BB: 0 P: 5	R: 0 E: 0 K: 0 S: 5	H: 3 LOB: 2 BB: 0 P: 5	R: 0 E: 1 K: 0 S: 4	H: 0 LOB: 1 BB: 0 P: 4	R: 0 E: 0 K: 0 S: 4	H: 0 LOB: 1 BB: 0 P: 4		1B: 7 2B: 1 3B: 0 HR: 1	SF: 1 SAC: 2 DP: 1 HBP: 0	WP: 0 PB: 0 SB: 1 CS: 0	PA: 37						
<b>PITCHER</b>	IP	WLS	BF	H	R	ER	SO	BB	IBB	HBP	BLK	WP	HR	S	P	ERA	WHIP										
<b>Wade Blasingame, L</b> ERA: 3.48 (1, 1)	2.0	L	12	4	4	4	0	3	0	0	0	0	0	9	21	18.00	3.500										
<b>Hank Fischer, R</b> ERA: 9.95 (3, 1)	1.0		4	1	1	1	1	0	0	0	0	0	1	6	6	9.00	1.000										
<b>Dan Osinski, R</b> ERA: 3.86 (4, 1)	2.0		9	1	1	0	2	1	0	0	0	0	0	12	16	0.00	1.000										
<b>Clay Carroll, R</b> ERA: 3.38 (6, 1)	2.0		8	3	0	0	1	0	0	0	0	0	0	10	10	0.00	1.500										
<b>Phil Niekro, R</b> ERA: 1.38 (8, 1)	1.0		4	0	0	0	0	0	0	0	0	0	0	4	4	0.00	0.000										



Batter	1	2	3	4	5	6	7	8	9	10	AB	R	H	RBI	BB	SO	LOB	TOP			
<b>Felipe Alou, R</b> OBP: 0.324, SLG: 0.416 (1.8, 6.3)	E5 FC6-5 1B		P6				F9		6-3		5	1	2	0	0	0	1				
<b>Eddie Mathews, L</b> OBP: 0.404, SLG: 0.579 (1.5, 9.9)	K		HR					FC6-4 1B BB		E6 1B BB 2B	4	3	2	1	1	1	1				
<b>Hank Aaron, R</b> OBP: 0.384, SLG: 0.615 (1.9, 10.8)	FC6-5 S 2-3		HR				F3				4	2	2	2	1	0	2				
<b>Joe Torre, R</b> OBP: 0.143, SLG: 0.690 (6.8, 10.8)											1	0	0	0	2	0	0				
<b>Mack Jones, L</b> OBP: 0.292, SLG: 0.397 (10, PH)											1	0	0	0	0	1	2				
<b>Ty Cline, L</b> OBP: 0.293, SLG: 0.235 (10, 8)											1	1	1	0	0	0	0				
<b>Gene Oliver, R</b> OBP: 0.268, SLG: 0.352 (1.3, 6.2)	K										5	1	1	2	0	2	5				
<b>Rico Carty, R</b> OBP: 0.294, SLG: 0.250 (1.7, 10.8)		5-3									5	0	1	1	0	0	2				
<b>Frank Bolling, R</b> OBP: 0.328, SLG: 0.406 (1.4, 10.8)											4	0	3	1	1	1	0				
<b>Sandy Alomar Sr, S</b> OBP: 0.143, SLG: 0.111 (7.1, 10.8)											3	0	0	0	0	0	2				
<b>Dan Osinski, R</b> OBP: 0.286, SLG: 0.286 (8.1, 10, PH)											0	0	0	0	0	0	0				
<b>Billy O'Dell, S</b> OBP: 0.286, SLG: 0.286 (10, PH)											0	0	0	0	1	0	0				
<b>Lou Klimchok, L</b> OBP: 0.143, SLG: 0.105 (10, 1)											0	0	0	0	0	0	0				
<b>Wade Blasingame, L</b> OBP: 0.286, SLG: 0.286 (1.1, 10.8)											0	0	0	0	0	0	0				
<b>Denny Lemaster, R</b> OBP: 0.231, SLG: 0.167 (4.1, 10.8)											1	0	0	0	0	1	0				
<b>Clay Carroll, R</b> OBP: 0.169, SLG: 0.087 (7.6, 10.8)											1	0	0	0	0	1	0				
<b>Miguel de la Hoz, R</b> OBP: 0.169, SLG: 0.087 (7.6, 10.8)											3	0	0	0	0	0	3				
<b>Inning Stats</b>	R: 0 E: 1 K: 2 S: 8	H: 1 LOB: 2 BB: 1 P: 12	R: 0 E: 0 K: 0 S: 3	H: 1 LOB: 0 BB: 0 P: 3	R: 2 E: 0 K: 1 S: 7	H: 2 LOB: 0 BB: 0 P: 7	R: 0 E: 0 K: 2 S: 7	H: 0 LOB: 0 BB: 0 P: 7	R: 1 E: 0 K: 1 S: 7	H: 2 LOB: 1 BB: 0 P: 7	R: 0 E: 0 K: 0 S: 2	H: 1 LOB: 1 BB: 0 P: 4	R: 2 E: 0 K: 1 S: 7	H: 3 LOB: 2 BB: 1 P: 11	R: 0 E: 0 K: 0 S: 3	H: 0 LOB: 0 BB: 0 P: 3	R: 3 E: 1 K: 0 S: 6	H: 2 LOB: 2 BB: 2 P: 14	1B: 9 2B: 2 3B: 0 HR: 1	SF: 1 SAC: 0 DP: 2 HBP: 0	WP: 0 PA: 45
<b>PITCHER</b>	IP	WLS	BF	H	R	ER	SO	BB	IBB	HBP	BLK	WP	HR	S	P	ERA	WHIP				
<b>Chris Short, L</b> ERA: 2.45	(1.1)	7.1	L	31	8	5	7	3	0	0	0	0	0	1	42	54	6.14	1.500			
<b>Jack Baldschun, R</b> ERA: 3.13	(8.1)	2.0	L	11	4	3	1	0	1	0	0	0	0	0	10	14	4.50	2.500			
<b>Ed Roebuck, R</b> ERA: 3.6	(10, 1)	0.2		3	0	0	0	0	1	0	0	0	0	2	6	0.00	0.000				

Milwaukee Braves @ Philadelphia Phillies  
 Connie Mack Stadium, Philadelphia, PA  
 Sun May 16 1965, 3:33 AM EDT  
 Att: 16,632 - Unknown


AB	39
R	8
H	12
RBI	8
BB	5
SO	7
LOB	18



Batter	1	2	3	4	5	6	7	8	9	10	AB	R	H	RBI	BB	SO	LOB	BOTTOM					
<b>Cookie Rojas, R</b> OBP: 0.370, SLG: 0.389 (1.8, 10.8)	L9										5	2	1	0	1	0	1						
<b>Johnny Callison, L</b> OBP: 0.328, SLG: 0.543 (1.9, 10.8)											6	1	3	2	0	0	1						
<b>Dick Allen, R</b> OBP: 0.433, SLG: 0.614 (1.5, 10.8)											5	2	4	1	1	0	1						
<b>Dick Stuart, R</b> OBP: 0.348, SLG: 0.446 (8, PR)											3	0	1	0	2	1	2						
<b>John Herrnstein, L</b> OBP: 0.136, SLG: 0.150 (9, 3)											0	0	0	0	0	0	0						
<b>Frank Thomas, R</b> OBP: 0.136, SLG: 0.150 (10, PH)											0	0	0	1	0	0	0						
<b>Tony Taylor, R</b> OBP: 0.333, SLG: 0.336 (1.4, 10.8)											4	0	1	0	2	0	5						
<b>Alex Johnson, R</b> OBP: 0.373, SLG: 0.340 (1.7, 10.8)											2	0	1	0	0	0	3						
<b>Wes Covington, L</b> OBP: 0.300, SLG: 0.557 (4, PH)											3	0	0	0	1	0	7						
<b>Gus Triandos, R</b> OBP: 0.170, SLG: 0.136 (6, PH)											3	0	1	0	0	0	0						
<b>Clay Dalrymple, L</b> OBP: 0.294, SLG: 0.361 (7.2, 10.8)											2	0	1	2	0	1	3						
<b>Bobby Wine, R</b> OBP: 0.273, SLG: 0.300 (1.6, 10.8)											4	1	0	0	1	0	4						
<b>Chris Short, R</b> OBP: 0.087, SLG: 0.087 (8.1, 10.8)											4	0	1	0	0	2	1						
<b>Jack Baldschun, R</b> ERA: 3.13	(8.1)										1	0	0	0	0	1	0						
<b>Ed Roebuck, R</b> ERA: 3.6	(10, 1)										0	0	0	0	0	0	0						
<b>Inning Stats</b>	R: 0 E: 0 K: 0 S: 5	H: 2 LOB: 3 BB: 1 P: 9	R: 2 E: 0 K: 1 S: 6	H: 1 LOB: 1 BB: 2 P: 14	R: 0 E: 0 K: 0 S: 5	H: 2 LOB: 2 BB: 0 P: 5	R: 1 E: 0 K: 0 S: 5	H: 2 LOB: 3 BB: 2 P: 13	R: 0 E: 0 K: 0 S: 4	H: 1 LOB: 1 BB: 0 P: 4	R: 2 E: 0 K: 1 S: 8	H: 3 LOB: 2 BB: 1 P: 12	R: 0 E: 0 K: 1 S: 5	H: 0 LOB: 0 BB: 0 P: 5	R: 0 E: 0 K: 1 S: 6	H: 2 LOB: 3 BB: 1 P: 10	R: 0 E: 0 K: 1 S: 5	H: 0 LOB: 0 BB: 0 P: 5	R: 1 E: 1 K: 0 S: 4	H: 1 LOB: 1 BB: 1 P: 8	1B: 13 2B: 2 3B: 0 HR: 0	SF: 1 SAC: 0 DP: 1 HBP: 0	WP: 0 PA: 51
<b>PITCHER</b>	IP	WLS	BF	H	R	ER	SO	BB	IBB	HBP	BLK	WP	HR	S	P	ERA	WHIP						
<b>Denny Lemaster, L</b> ERA: 6.69	(1.1)	3.2	L	7	3	3	1	4	1	0	0	0	0	20	40	7.36	3.000						
<b>Clay Carroll, R</b> ERA: 4.02	(4.1)	2.1		12	4	2	2	1	0	0	0	0	0	13	17	7.71	1.714						
<b>Dan Osinski, R</b> ERA: 3.63	(7.1)	1.0		6	2	0	0	1	1	0	0	0	0	7	11	0.00	3.000						
<b>Billy O'Dell, L</b> ERA: 2.73	(8.1)	2.0	W	5	0	0	0	2	0	0	0	0	0	9	9	0.00	0.000						
<b>Wade Blasingame, L</b> ERA: 3.4	(10, 1)	1.0	S	5	1	1	0	1	0	0	0	0	0	4	8	0.00	2.000						

Milwaukee Braves @ Philadelphia Phillies  
 Connie Mack Stadium, Philadelphia, PA  
 Sun May 16 1965, 3:33 AM EDT  
 Att: 16,632 - Unknown

AB	42
R	6
H	14
RBI	6
BB	8
SO	5
LOB	28



Batter	1	2	3	4	5	6	7	8	9	AB	R	H	RBI	BB	SO	LOB	TOP					
Bobby Klaus, R (1,4) OBP: 0.296, SLG: 0.294	L6	F8			L9		K		G5-4-3	3	0	0	0	0	0	0	<b>New York Mets @ Milwaukee Braves</b> Milwaukee County Stadium, Milwaukee, WI Tue May 18 1965, 8:05 PM EDT Att: 3,134 - Unknown <a href="http://livebaseballscorecards.com">livebaseballscorecards.com</a>					
Danny Napoleon, R (7,PH) OBP: 0.353, SLG: 0.438										1	0	0	0	0	1	1						
Larry Bearmarth, R (7,1)										0	0	0	0	0	0	0						
Jim Hickman, R (9,PH) OBP: 0.163, SLG: 0.156										1	0	0	0	0	0	3						
Roy McMillan, R (1,6) OBP: 0.282, SLG: 0.327	4-3 2B		L7		L7			L5		4	0	1	0	0	0	0						
Johnny Lewis, L (1,9) OBP: 0.398, SLG: 0.442	4-3 2-3						K	K		4	0	1	0	0	2	1						
Ed Kranepool, L (1,3) OBP: 0.403, SLG: 0.550			L7					F8		3	0	1	0	1	0	1						
Joe Christopher, R (1,7) OBP: 0.313, SLG: 0.316	F8		F9				P3			4	1	1	0	0	0	4						
Charley Smith, R (1,5) OBP: 0.282, SLG: 0.397		HR 1B					F2			4	1	3	0	0	0	1						
Ron Swoboda, R (1,8) OBP: 0.364, SLG: 0.675		HR			K		K			4	1	2	3	0	2	1						
Chris Cannizzaro, R (1,2) OBP: 0.200, SLG: 0.167										2	0	0	0	0	1	1						
Chuck Hiller, L (7,PH) OBP: 0.111, SLG: 0.444	F7				K		P6		F7	2	0	0	0	0	0	2						
Gary Kroll, R (1,1) OBP: 0.286, SLG: 0.286										2	0	0	0	0	1	0						
Jesse Gonder, L (7,PH) OBP: 0.421, SLG: 0.559	6-3									1	0	1	0	1	0	0						
Billy Cowan, R (9,PR) OBP: 0.286, SLG: 0.350									G5-4-3 IBB	0	0	0	0	0	0	0						
<b>Inning Stats</b>	R: 0 E: 0 K: 0 S: 4	H: 1 LOB: 2 BB: 1 P: 8	R: 2 E: 0 K: 0 S: 5	H: 2 LOB: 0 BB: 0 P: 5	R: 0 E: 0 K: 0 S: 4	H: 1 LOB: 1 BB: 0 P: 4	R: 0 E: 0 K: 2 S: 7	H: 1 LOB: 1 BB: 0 P: 7	R: 0 E: 0 K: 1 S: 5	H: 0 LOB: 0 BB: 0 P: 5	R: 0 E: 0 K: 1 S: 6	H: 1 LOB: 1 BB: 0 P: 6	R: 0 E: 0 K: 2 S: 8	H: 1 LOB: 0 BB: 0 P: 8	R: 0 E: 0 K: 1 S: 5	H: 0 LOB: 0 BB: 0 P: 5	R: 1 E: 0 K: 0 S: 5	H: 3 LOB: 3 BB: 1 P: 9	1B: 7 2B: 3 3B: 0 HR: 1	SF: 0 SAC: 0 DP: 2 HBP: 0	WP: 0 PB: 0 CS: 1	PA: 37
<b>PITCHER</b> Tony Cloninger, R (1,1) ERA: 3.34	IP: 9.0 WLS: W BF: 37 H: 10 R: 3 ER: 3 SO: 7 BB: 1 IBB: 1 HBP: 0 BLK: 0 WP: 0 HR: 1 S: 49 P: 57 ERA: 3.00 WHIP: 1.222															<b>PITCHER</b>	IP: 9.0 WLS: W BF: 37 H: 10 R: 3 ER: 3 SO: 7 BB: 1 IBB: 1 HBP: 0 BLK: 0 WP: 0 HR: 1 S: 49 P: 57 ERA: 3.00 WHIP: 1.222					

Batter	1	2	3	4	5	6	7	8	9	AB	R	H	RBI	BB	SO	LOB	BOTTOM			
Felipe Alou, R (1,3) OBP: 0.330, SLG: 0.438	F7						6-3			4	0	2	0	0	0	0	<b>New York Mets @ Milwaukee Braves</b> Milwaukee County Stadium, Milwaukee, WI Tue May 18 1965, 8:05 PM EDT Att: 3,134 - Unknown <a href="http://livebaseballscorecards.com">livebaseballscorecards.com</a>			
Eddie Mathews, L (1,5) OBP: 0.395, SLG: 0.561	F9									3	0	0	0	1	0	1				
Hank Aaron, R (1,9) OBP: 0.378, SLG: 0.593	P5									3	0	0	0	1	0	2				
Joe Torre, R (1,2) OBP: 0.436, SLG: 0.678		HR 1B								3	1	1	0	1	0	2				
Rico Carty, R (1,7) OBP: 0.333, SLG: 0.450										4	2	2	2	0	0	1				
Ty Cline, L (9,8) OBP: 0.293, SLG: 0.235		HR								0	0	0	0	0	0	0				
Mack Jones, L (1,8) OBP: 0.303, SLG: 0.403										4	1	2	0	0	0	1				
Frank Bolling, R (1,4) OBP: 0.352, SLG: 0.433										3	0	2	2	1	0	1				
Sandy Alomar Sr., S (1,6) OBP: 0.188, SLG: 0.161										4	0	2	0	0	1	1				
Tony Cloninger, R (1,1) ERA: 4.85										4	0	0	0	0	1	4				
<b>Inning Stats</b>	R: 0 E: 0 K: 0 S: 3	H: 0 LOB: 0 BB: 0 P: 3	R: 2 E: 0 K: 1 S: 7	H: 3 LOB: 0 BB: 0 P: 7	R: 0 E: 0 K: 0 S: 3	H: 1 LOB: 1 BB: 1 P: 7	R: 1 E: 0 K: 0 S: 5	H: 2 LOB: 1 BB: 0 P: 5	R: 0 E: 0 K: 0 S: 4	H: 1 LOB: 2 BB: 1 P: 8	R: 0 E: 0 K: 0 S: 4	H: 1 LOB: 0 BB: 0 P: 8	R: 0 E: 0 K: 0 S: 3	H: 0 LOB: 0 BB: 0 P: 3	R: 1 E: 0 K: 1 S: 7	H: 3 LOB: 2 BB: 1 P: 11	1B: 8 2B: 1 3B: 1 HR: 1	SF: 0 SAC: 0 DP: 2 HBP: 0	WP: 0 PB: 0 CS: 1	PA: 36
<b>PITCHER</b> Gary Kroll, R (1,1) ERA: 6.75	IP: 6.0 WLS: L BF: 27 H: 8 R: 3 ER: 3 SO: 1 BB: 3 IBB: 0 HBP: 0 BLK: 0 WP: 0 HR: 1 S: 26 P: 38 ERA: 4.50 WHIP: 1.833															<b>PITCHER</b> Larry Bearmarth, R (7,1) ERA: 4.85	IP: 2.0 WLS: 9 BF: 3 H: 3 R: 1 ER: 1 SO: 1 BB: 0 IBB: 0 HBP: 0 BLK: 0 WP: 0 HR: 0 S: 10 P: 14 ERA: 4.50 WHIP: 2.000			



Batter	1	2	3	4	5	6	7	8	9	AB	R	H	RBI	BB	SO	LOB	TOP				
Johnny Lewis, L (1, 9) OBP: 0.393, SLG: 0.465 Billy Cowan, R (9, PH) OBP: 0.273, SLG: 0.333	F7			4-3	HR			K	L6	4	1	1	2	0	1	0					
Roy McMillan, R (1, 6) OBP: 0.281, SLG: 0.324	F7			E6 FC6-4	1B			P4		4	0	1	0	0	0	0					
Jesse Gonder, L (1, 2) OBP: 0.405, SLG: 0.553	5-3			P6	F7					4	0	1	0	0	0	2					
Joe Christopher, R (1, 7) OBP: 0.304, SLG: 0.306		6-3		FC6-4 1-2				F8	5-3	4	0	0	0	0	0	2					
Ed Kranepool, L (1, 3) OBP: 0.406, SLG: 0.557		G3						4-3		4	2	2	0	0	0	0					
Ron Swoboda, R (1, 8) OBP: 0.359, SLG: 0.679		6-3						5-3		4	1	1	1	0	1	1					
Charley Smith, R (1, 5) OBP: 0.281, SLG: 0.390				1-3				F2		4	0	1	0	0	0	1					
Bobby Klaus, R (1, 4) OBP: 0.299, SLG: 0.291 Jim Bethke, R (5, 1)				F8				K		1	0	0	0	1	0	0					
Danny Napoleon, R (7, PH) OBP: 0.333, SLG: 0.412 Frank Lary, R (7, 1) OBP: 0.500, SLG: 0.500 Jim Hickman, R (9, PH) OBP: 0.180, SLG: 0.174				F8	FC6-4 BB			K	FC6-4 1B	1	0	0	0	0	1	0					
Galen Cisco, R (1, 1) OBP: 0.333, SLG: 0.333 Tug McGraw, R (4, 1) Chuck Hillier, L (5, PH) OBP: 0.083, SLG: 0.333				K	FC6-4 HR			K	FC6-4 1-2 2-3 3-H	1	0	0	0	0	1	0					
<b>Inning Stats</b>	R: 0 E: 0 K: 0 S: 3	H: 0 LOB: 0 BB: 0 P: 3	R: 0 E: 0 K: 0 S: 3	H: 0 LOB: 0 BB: 0 P: 3	R: 0 E: 0 K: 1 S: 5	H: 0 LOB: 0 BB: 0 P: 5	R: 0 E: 1 K: 0 S: 4	H: 0 LOB: 1 BB: 0 P: 4	R: 4 E: 0 K: 0 S: 7	H: 4 LOB: 1 BB: 1 P: 11	R: 0 E: 0 K: 0 S: 3	H: 0 LOB: 0 BB: 0 P: 3	R: 0 E: 0 K: 1 S: 6	H: 1 LOB: 1 BB: 0 P: 6	R: 1 E: 0 K: 1 S: 8	H: 3 LOB: 2 BB: 0 P: 8	1B: 4 2B: 2 3B: 1 HR: 1	SF: 0 SAC: 0 DP: 0 HBP: 0	WP: 0 PB: 0 CS: 0	PA: 37	
<b>PITCHER</b>	IP	WLS	BF	H	R	ER	SO	BB	IBB	HBP	BLK	WP	HR	S	P	ERA	WHIP				
Bob Sadowski, R (1, 1) ERA: 4.23	8.1	W	34	7	5	5	5	1	0	0	0	0	1	43	47	5.40	0.960				
Dan Osinski, R (9, 1) ERA: 3.57	0.1		2	1	0	0	0	0	0	0	0	0	0	2	2	0.00	3.000				
Billy O'Dell, L (9, 1) ERA: 2.7	0.1	S	1	0	0	0	0	0	0	0	0	0	0	1	1	0.00	0.000				

**New York Mets @ Milwaukee Braves**  
Milwaukee County Stadium, Milwaukee, WI  
Wed May 19 1965, 8:05 PM EDT  
Att. 2,355 - Unknown - 61 F

AB 36  
R 5  
H 8  
RBI 5  
BB 1  
SO 5  
LOB 11

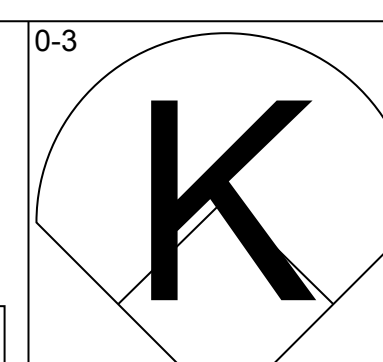
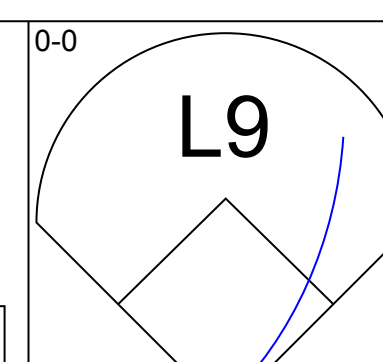
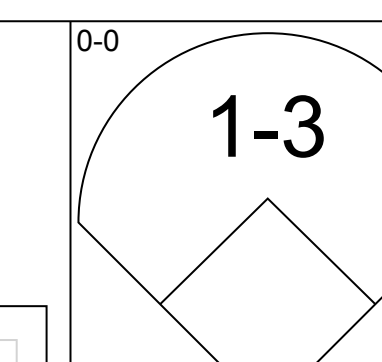
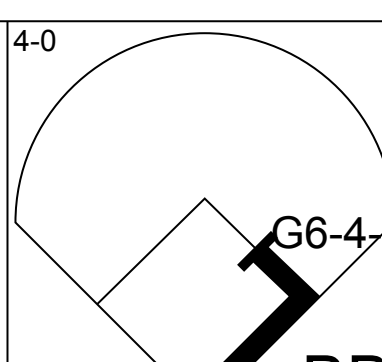
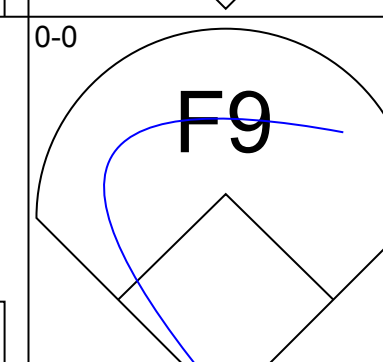
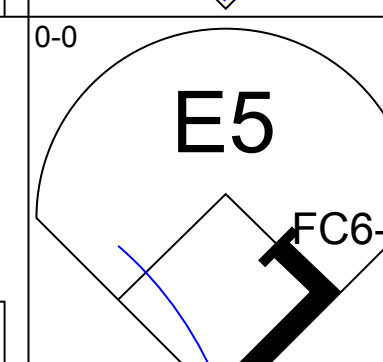

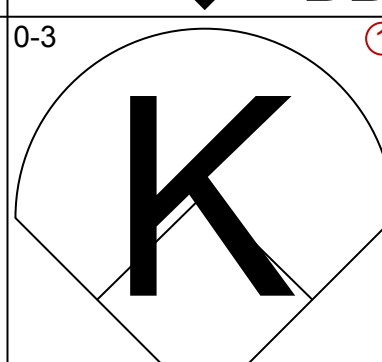
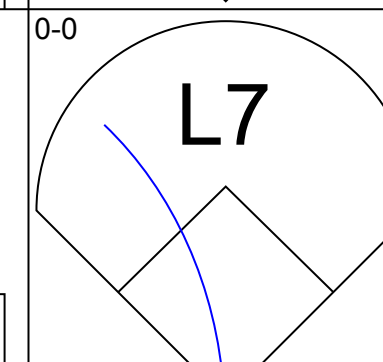
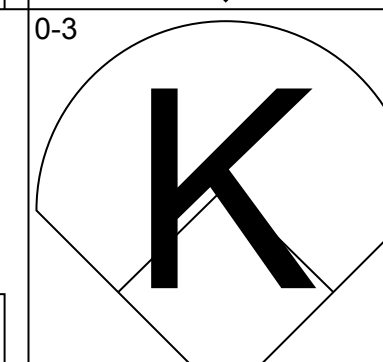

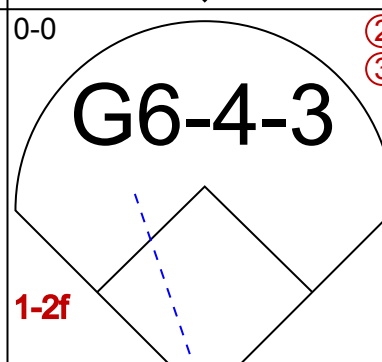
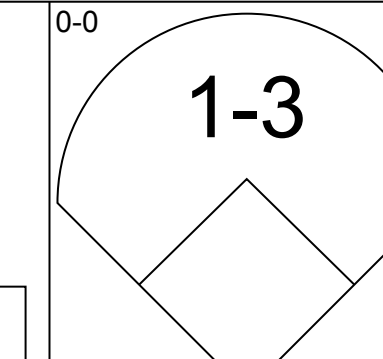
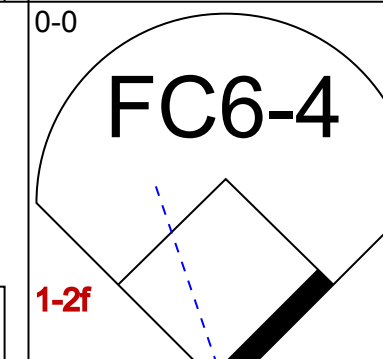

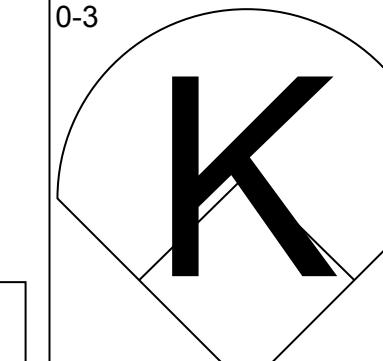
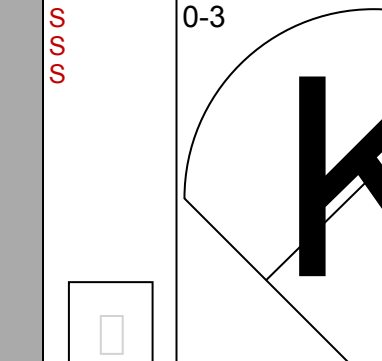

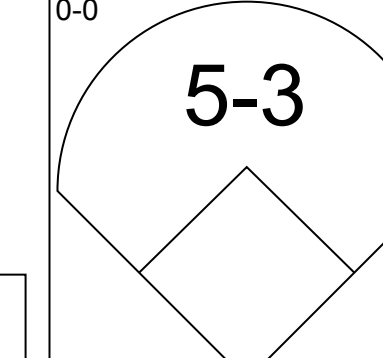
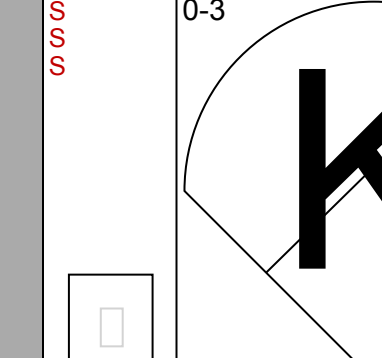

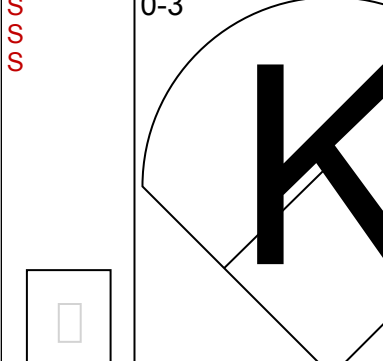
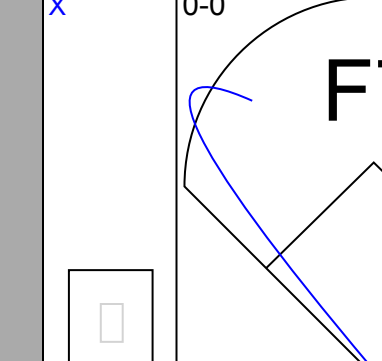

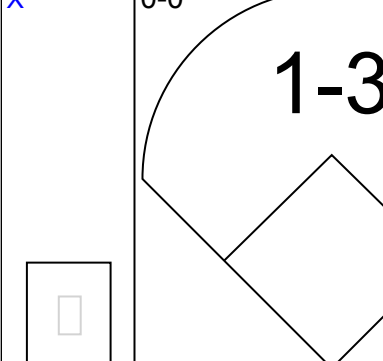
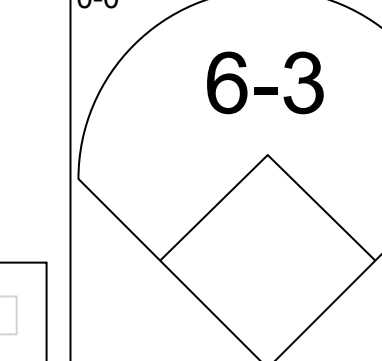
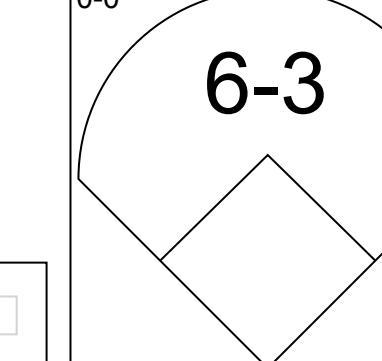
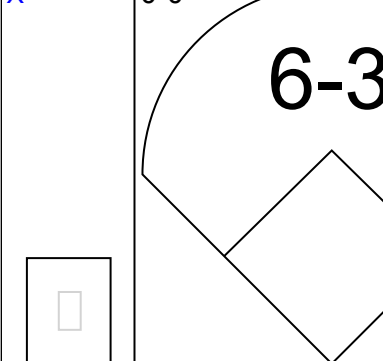
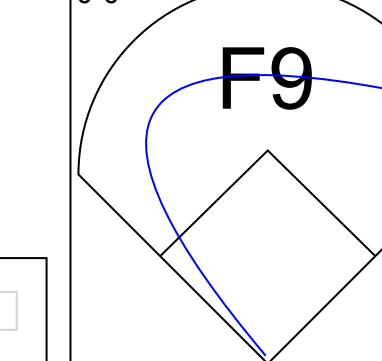
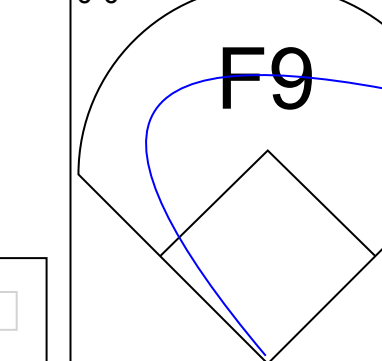


Batter	1	2	3	4	5	6	7	8	9	AB	R	H	RBI	BB	SO	LOB	BOTTOM				
Felipe Alou, R (1, 3) OBP: 0.325, SLG: 0.427	F9	FC5 F9		G3-6-3 1B		5-3		6-3		5	0	1	0	0	0	0					
Eddie Mathews, L (1, 5) OBP: 0.390, SLG: 0.544	P4	F9 2-3		G3-6-3 1-2				F5		5	0	1	0	0	0	2					
Hank Aaron, R (1, 9) OBP: 0.372, SLG: 0.576		F3			F5	P4				4	0	1	0	0	0	2					
Joe Torre, R (1, 2) OBP: 0.448, SLG: 0.723	F8				HR					4	3	3	1	0	0	1					
Rico Carty, R (1, 7) OBP: 0.400, SLG: 0.500 Ty Cline, L (7, PR) OBP: 0.293, SLG: 0.235		1B PB 1B		CS 1B		F9		1B WP 1B		4	1	3	0	0	0	1					
Mack Jones, L (1, 8) OBP: 0.338, SLG: 0.429		1B 1B		L6-4 CS 1B		BB 1B		G6-4-3 1B		3	1	3	1	1	0	0					
Frank Bolling, R (1, 4) OBP: 0.373, SLG: 0.435		1B E 1B		1-2 2-3 BB		1B BB		P6		2	1	1	0	2	0	2					
Sandy Alomar Sr., S (1, 6) OBP: 0.222, SLG: 0.200		E8 E 1B		L6-4				G6-4-3		4	1	2	3	0	0	4					
Bob Sadowski, R (1, 1) OBP: 0.200, SLG: 0.200 Dan Osinski, R (9, 1) Billy O'Dell, S (9, 1) OBP: 0.286, SLG: 0.286		K				K		F2		4	0	0	0	0	3	1					
<b>Inning Stats</b>	R: 0 E: 0 K: 0 S: 4	H: 1 LOB: 1 BB: 0 P: 4	R: 4 E: 2 K: 1 S: 9	H: 3 LOB: 1 BB: 1 P: 13	R: 1 E: 0 K: 0 S: 4	H: 3 LOB: 1 BB: 1 P: 8	R: 0 E: 0 K: 1 S: 5	H: 1 LOB: 0 BB: 0 P: 5	R: 1 E: 0 K: 0 S: 5	H: 3 LOB: 3 BB: 1 P: 9	R: 0 E: 0 K: 1 S: 6	H: 1 LOB: 1 BB: 0 P: 6	R: 1 E: 0 K: 0 S: 5	H: 3 LOB: 2 BB: 0 P: 5	R: 0 E: 0 K: 0 S: 3	H: 0 LOB: 0 BB: 0 P: 3	1B: 13 2B: 2 3B: 0 HR: 1	SF: 0 SAC: 0 DP: 3 HBP: 0	WP: 1 PB: 1 CS: 2	PA: 38	
<b>PITCHER</b>	IP	WLS	BF	H	R	ER	SO	BB	IBB	HBP	BLK	WP	HR	S	P	ERA	WHIP				
Galen Cisco, R (1, 1) ERA: 9.18	3.0	L	17	7	5	3	1	2	0	0	0	0	0	5	5	9.00	3.000				
Tug McGraw, L (4, 1) ERA: 3.52	1.0		3	1	0	0	1	0	0	0	0	0	0	5	5	0.00	1.000				
Jim Bethke, R (5, 1) ERA: 2.93	2.0		10	4	1	1	1	1	0	0	0	0	0	11	15	4.50	2.500				
Frank Lary, R (7, 1) ERA: 2.45	2.0		8	3	1	1	0	0	0	0	0	1	0	8	8	4.50	1.500				

**New York Mets @ Milwaukee Braves**  
Milwaukee County Stadium, Milwaukee, WI  
Wed May 19 1965, 8:05 PM EDT  
Att. 2,355 - Unknown - 61 F

AB 35  
R 7  
H 15  
RBI 5  
BB 3  
SO 3  
LOB 13

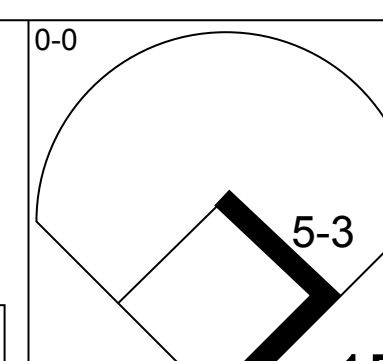
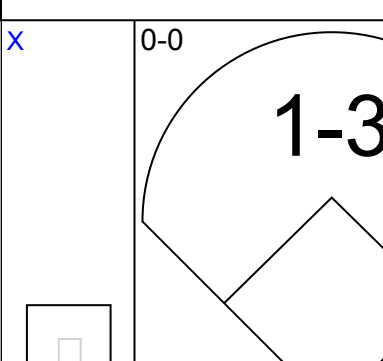
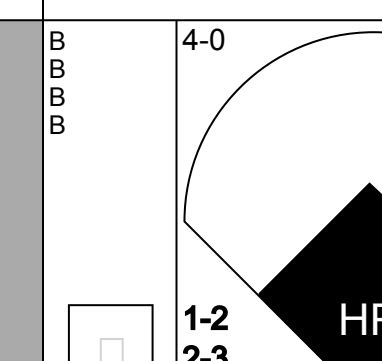
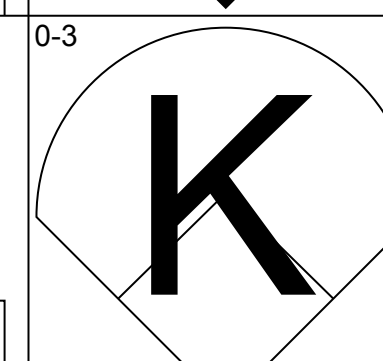
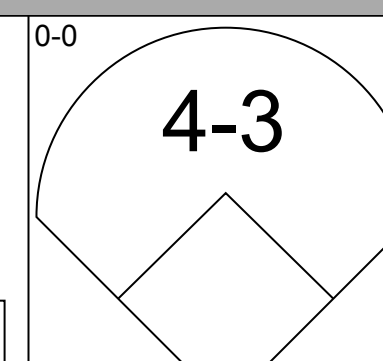
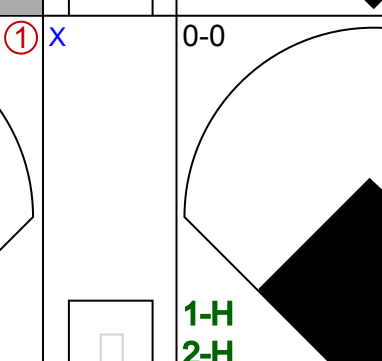

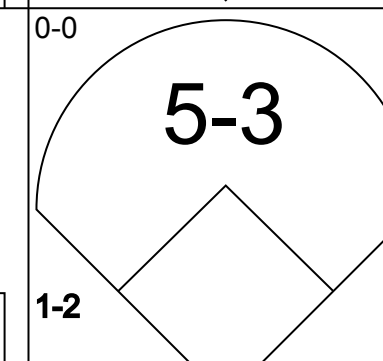
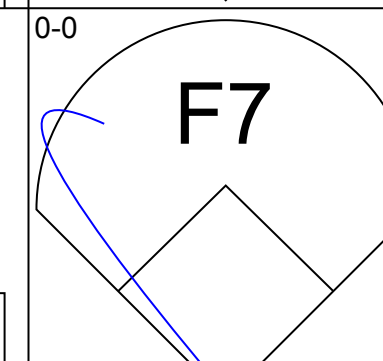
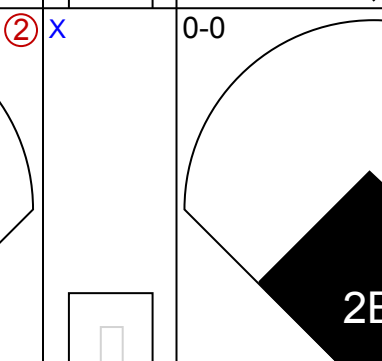

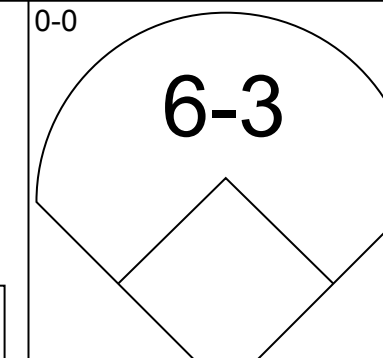
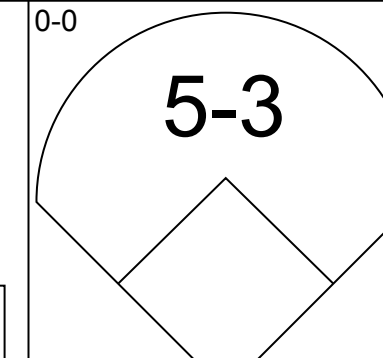
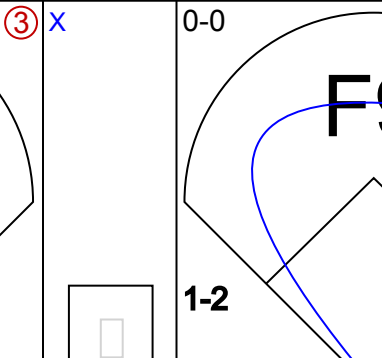

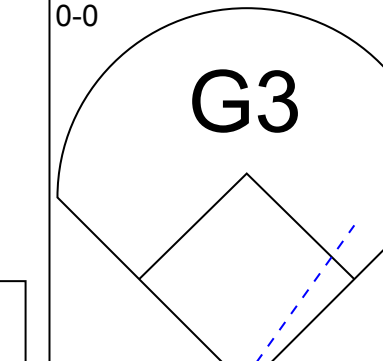
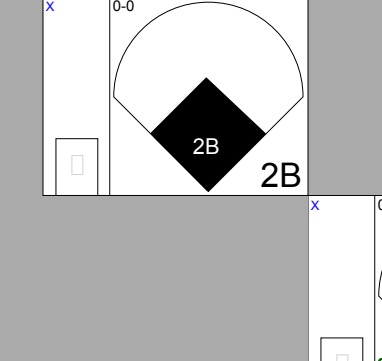

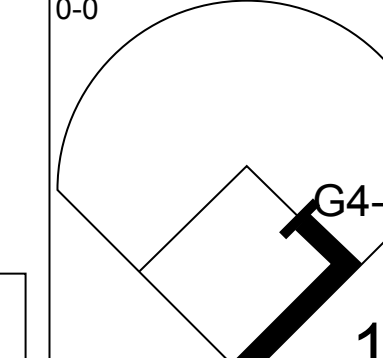
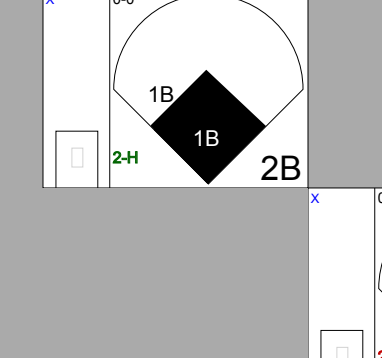


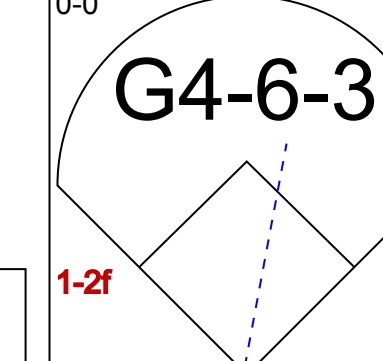
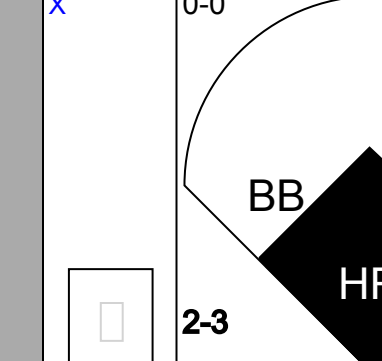
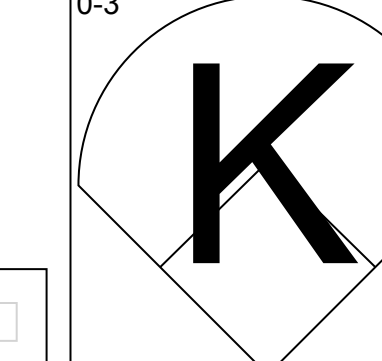
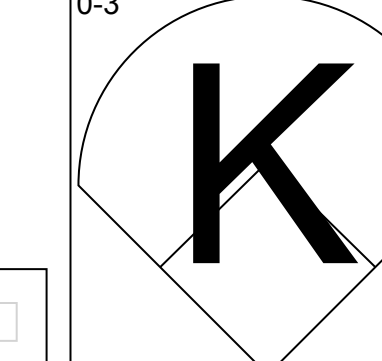
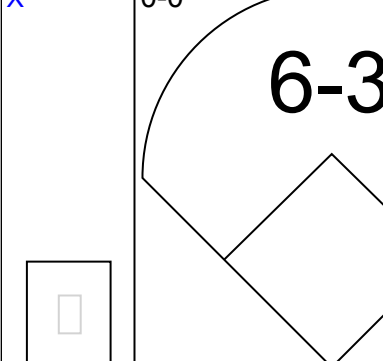
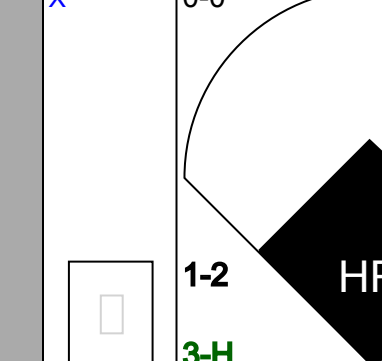
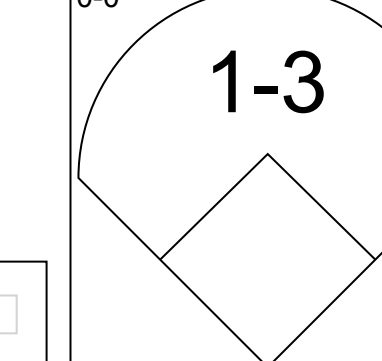
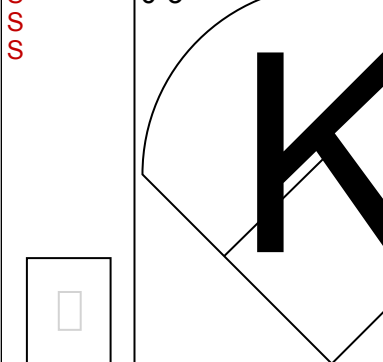
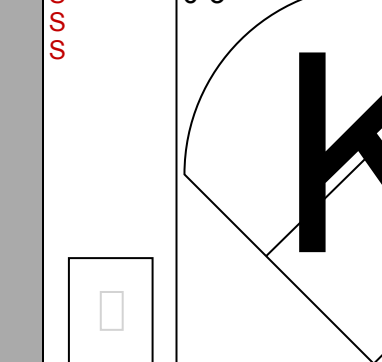
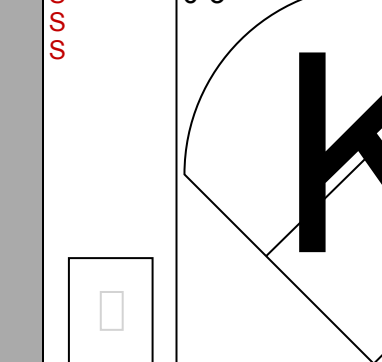
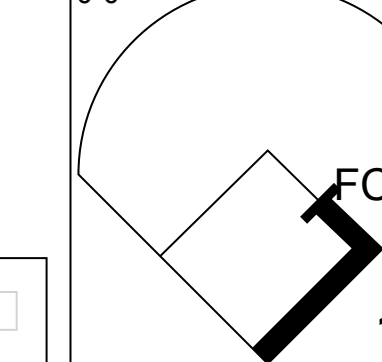


Batter	1	2	3	4	5	6	7	8	9	AB	R	H	RBI	BB	SO	LOB	TOP				
<b>Bobby Klaus, R</b> (1,4) OBP: 0.298, SLG: 0.283 (7,6)										3	0	0	0	1	1	0					
<b>Roy McMillan, R</b> (1,6) OBP: 0.274, SLG: 0.315 <b>Chuck Hiller, L</b> (7,4) OBP: 0.083, SLG: 0.333 <b>Hawk Taylor, R</b> (9,PH) OBP: 0.286, SLG: 0.714										3	0	0	0	0	0	0					
<b>Billy Cowan, R</b> (1,8) OBP: 0.269, SLG: 0.292										3	1	0	0	1	1	2					
<b>Charley Smith, R</b> (1,5) OBP: 0.272, SLG: 0.376										3	0	0	0	0	0	2					
<b>Ron Swoboda, R</b> (1,9) OBP: 0.358, SLG: 0.667										3	0	1	1	0	2	0					
<b>Jim Hickman, R</b> (1,7) OBP: 0.170, SLG: 0.163										3	0	0	0	0	1	1					
<b>Ed Kranepool, L</b> (1,3) OBP: 0.397, SLG: 0.542										3	0	0	0	0	1	0					
<b>Chris Cannizzaro, R</b> (1,2) OBP: 0.191, SLG: 0.159										3	0	0	0	0	1	0					
<b>Warren Spahn, L</b> (1,1) OBP: 0.409, SLG: 0.200 <b>Joe Christopher, R</b> (6,PH) OBP: 0.301, SLG: 0.303 <b>Tom Parsons, R</b> (6,1) <b>Danny Napoleon, R</b> (8,PH) OBP: 0.316, SLG: 0.389 <b>Tug McGraw, R</b> (8,1)										1	0	0	0	0	0	0					
<b>Inning Stats</b>	R: 0 E: 0 K: 1 S: 5	H: 0 LOB: 0 BB: 0 P: 5	R: 0 E: 0 K: 1 S: 5	H: 0 LOB: 0 BB: 0 P: 5	R: 0 E: 0 K: 1 S: 5	H: 0 LOB: 0 BB: 0 P: 5	R: 0 E: 1 K: 1 S: 6	H: 0 LOB: 1 BB: 0 P: 6	R: 0 E: 0 K: 2 S: 7	H: 0 LOB: 0 BB: 0 P: 7	R: 0 E: 0 K: 0 S: 3	H: 0 LOB: 0 BB: 0 P: 3	R: 1 E: 0 K: 0 S: 4	H: 1 LOB: 1 BB: 1 P: 8	R: 0 E: 0 K: 1 S: 5	H: 0 LOB: 0 BB: 1 P: 5	R: 0 E: 0 K: 1 S: 4	H: 0 LOB: 0 BB: 1 P: 8	1B: 1 2B: 0 3B: 0 HR: 0	SF: 0 SAC: 0 DP: 1 HBP: 0	WP: 1 PA: 30 CS: 0
<b>PITCHER</b> <b>Wade Blasingame, L</b> (1,1) ERA: 2.98	IP: 9.0 WLS: W BF: 30 H: 1 R: 1 ER: 1 SO: 8 BB: 2 IBB: 0 HBP: 0 BLK: 0 WP: 1 HR: 0 S: 44 P: 52 ERA: 1.00 WHIP: 0.333											<b>PITCHER</b>	IP: 9.0 WLS: W BF: 30 H: 1 R: 1 ER: 1 SO: 8 BB: 2 IBB: 0 HBP: 0 BLK: 0 WP: 1 HR: 0 S: 44 P: 52 ERA: 1.00 WHIP: 0.333								

**New York Mets @ Milwaukee Braves**  
Milwaukee County Stadium, Milwaukee, WI  
Thu May 20 1965, 8:05 PM EDT  
Att: 17,433 - Unknown

AB	28
R	1
H	1
RBI	1
BB	2
SO	8
LOB	6



Batter	1	2	3	4	5	6	7	8	9	AB	R	H	RBI	BB	SO	LOB	BOTTOM		
<b>Felipe Alou, R</b> (1,8) OBP: 0.331, SLG: 0.425 (6,3)										3	1	1	0	1	0	1			
<b>Eddie Mathews, L</b> (1,5) OBP: 0.386, SLG: 0.561										4	1	1	4	0	1	1			
<b>Hank Aaron, R</b> (1,9) OBP: 0.378, SLG: 0.573										4	1	2	0	0	0	1			
<b>Joe Torre, R</b> (1,2) OBP: 0.431, SLG: 0.694										4	0	0	0	0	0	3			
<b>Rico Carty, R</b> (1,7) OBP: 0.414, SLG: 0.571										4	1	2	1	0	0	1			
<b>Gene Oliver, R</b> (1,3) OBP: 0.288, SLG: 0.386 <b>Ty Cline, L</b> (6,8) OBP: 0.289, SLG: 0.232										3	1	2	1	0	0	1			
<b>Frank Bolling, R</b> (1,4) OBP: 0.367, SLG: 0.425										4	1	1	0	0	1	1			
<b>Sandy Alomar Sr., S</b> (1,6) OBP: 0.225, SLG: 0.205										4	1	1	1	0	0	0			
<b>Wade Blasingame, L</b> (1,1) OBP: 0.294, SLG: 0.294											3	0	1	0	0	2			
<b>Inning Stats</b>	R: 0 E: 0 K: 1 S: 6	H: 1 LOB: 1 BB: 0 P: 6	R: 0 E: 0 K: 0 S: 3	H: 1 LOB: 0 BB: 0 P: 3	R: 0 E: 0 K: 1 S: 5	H: 0 LOB: 0 BB: 0 P: 5	R: 0 E: 0 K: 0 S: 3	H: 0 LOB: 0 BB: 0 P: 3	R: 7 E: 0 K: 1 S: 12	H: 7 LOB: 1 BB: 1 P: 16	R: 0 E: 0 K: 1 S: 6	H: 1 LOB: 1 BB: 0 P: 6	R: 0 E: 0 K: 0 S: 4	H: 1 LOB: 1 BB: 0 P: 4	R: 0 E: 0 K: 0 S: 3	H: 0 LOB: 0 BB: 0 P: 3	1B: 7 2B: 3 3B: 0 HR: 1	SF: 0 SAC: 0 DP: 1 HBP: 0	WP: 0 PA: 35 CS: 0
<b>PITCHER</b> <b>Warren Spahn, L</b> (1,1) ERA: 4.26 <b>Tom Parsons, R</b> (6,1) ERA: 6.1 <b>Tug McGraw, L</b> (8,1) ERA: 3.12	IP: 5.0 WLS: L BF: 24 H: 9 R: 7 ER: 7 SO: 3 BB: 1 IBB: 0 HBP: 0 BLK: 0 WP: 0 HR: 1 S: 29 P: 33 ERA: 12.60 WHIP: 2.000											<b>PITCHER</b>	IP: 5.0 WLS: L BF: 24 H: 9 R: 7 ER: 7 SO: 3 BB: 1 IBB: 0 HBP: 0 BLK: 0 WP: 0 HR: 1 S: 29 P: 33 ERA: 12.60 WHIP: 2.000						

**New York Mets @ Milwaukee Braves**  
Milwaukee County Stadium, Milwaukee, WI  
Thu May 20 1965, 8:05 PM EDT  
Att: 17,433 - Unknown

AB	34
R	7
H	11
RBI	7
BB	1
SO	4
LOB	11





Batter	1	2	3	4	5	6	7	8	9	AB	R	H	RBI	BB	SO	LOB	TOP					
Bob Bailey, R (1.5) OBP: 0.391, SLG: 0.345	6-3		L4		P2		5-3	CS 2H 1B		5	0	1	1	0	0	1						
Bill Virdon, L (1.8) OBP: 0.356, SLG: 0.387	F9		K			6-3	2B 1B	CS 1-2	F3	5	1	1	0	0	1	0						
Roberto Clemente, R (1.9) OBP: 0.289, SLG: 0.292	WP 1B		1-3				HR 1B	1H 1B 2B	5-3	5	2	3	1	0	0	0						
Willie Stargell, L (1.7) OBP: 0.286, SLG: 0.511	1-2 IBB			K			HR 1B	1B BB	1B 2B	3	2	2	2	2	1	0						
Donn Clendenon, R (1.3) OBP: 0.379, SLG: 0.444	F8			K			HR	1-2 2H 1B	1B IBB	4	2	2	2	1	1	2						
Bill Mazerowski, R (1.4) OBP: 0.273, SLG: 0.350				F9			FC4-6 BB	6-3	1B WP 1B	4	1	2	1	1	0	2						
Gene Alley, R (1.6) OBP: 0.306, SLG: 0.339						FC5-4 1B	FC4-6 1-2	SH2-3 1B	WP 1B	5	1	3	1	0	1	2						
Del Crandall, R (1.2) OBP: 0.189, SLG: 0.118				5-3		FC5-4 1-2	5-3	P5	L6	5	0	0	0	0	0	5						
Don Cardwell, R (1.1) OBP: 0.200, SLG: 0.214						1-3		P3	SH2-3	1	0	0	0	0	0	1						
Dick Schofield, S (5, PH) OBP: 0.317, SLG: 0.275										1	0	0	0	0	0	1						
Tommie Sisk, R (5, PH) OBP: 0.109, SLG: 0.113										0	0	0	0	0	0	0						
Manny Mota, R (7, PH) OBP: 0.109, SLG: 0.113										1	0	0	0	0	0	0						
Al McBean, R (7, PH) OBP: 0.250, SLG: 0.250										0	0	0	0	0	0	0						
<b>Inning Stats</b>	R: 0 E: 0 K: 0 S: 4	H: 1 LOB: 2 BB: 1 P: 8	R: 0 E: 0 K: 1 S: 6	H: 1 LOB: 1 BB: 0 P: 6	R: 0 E: 0 K: 2 S: 5	H: 0 LOB: 0 BB: 0 P: 5	R: 0 E: 0 K: 2 S: 7	H: 0 LOB: 0 BB: 0 P: 7	R: 0 E: 1 K: 0 S: 4	H: 1 LOB: 1 BB: 0 P: 4	R: 3 E: 0 K: 0 S: 6	H: 3 LOB: 1 BB: 1 P: 10	R: 2 E: 0 K: 0 S: 6	H: 3 LOB: 2 BB: 1 P: 10	R: 1 E: 0 K: 0 S: 4	H: 2 LOB: 0 BB: 0 P: 4	R: 3 E: 0 K: 0 S: 6	H: 3 LOB: 1 BB: 1 P: 10	1B: 9 2B: 3 3B: 0 HR: 2	SF: 0 SAC: 1 DP: 0 HBP: 0	WP: 2 PB: 0 SB: 0 CS: 1	PA: 45
<b>PITCHER</b>	IP WLS BF H R ER SO BB IBB HBP BLK WP HR S P ERA WHIP																					
Tony Cloninger, R (1, 1) ERA: 3.69	6.2 L 32 9 5 5 4 2 1 0 0 0 1 2 37 49 6.75 1.650																					
Dan Osinski, R (7, 1) ERA: 5.03	2.0 11 5 4 4 0 0 1 0 0 0 0 10 14 18.00 2.500																					
Phil Niekro, R (9, 1) ERA: 1.2	0.1 1 0 0 0 0 0 0 0 0 0 1 0 1 1 0.00 0.000																					

Pittsburgh Pirates @ Milwaukee Braves  
Milwaukee County Stadium, Milwaukee, WI  
Sat May 22 1965, 8:05 PM EDT  
Att: 2,662 - Unknown

AB 39  
R 9  
H 14  
RBI 8  
SO 4  
LOB 14



Batter	1	2	3	4	5	6	7	8	9	AB	R	H	RBI	BB	SO	LOB	BOTTOM					
Felipe Alou, R (1.3) OBP: 0.331, SLG: 0.421	F7	F8		SF8		F8			1B 1B	4	0	1	1	0	0	1						
Eddie Mathews, L (1.5) OBP: 0.382, SLG: 0.552	1B 2B	K				4-3			1B 1B	5	1	3	0	0	1	1						
Hank Aaron, R (1.9) OBP: 0.374, SLG: 0.561	1B 1B		F8 FC4-2-5-3	F7			5-3		P4	5	1	2	0	0	0	3						
Lee Maye, L (1.8) OBP: 0.345, SLG: 0.462	1B 1B		F8		4-3		K		F7	5	1	1	1	0	1	3						
Rico Carty, R (1.7) OBP: 0.351, SLG: 0.472	F8		FC4-2-5-2 HBP		6-3		F9			4	0	0	0	0	0	3						
Joe Torre, R (1.2) OBP: 0.427, SLG: 0.667	1B 1B							6-3		3	0	2	1	0	0	0						
Frank Bolling, R (1.4) OBP: 0.360, SLG: 0.425	1-2 2H 1B		F9		F9			F8		4	0	1	1	0	0	3						
Sandy Alomar Sr., S (1.6) OBP: 0.244, SLG: 0.227	G3			E3 SF8				L8		3	1	2	0	0	0	2						
Ty Cline, L (8, PH) OBP: 0.282, SLG: 0.225										1	0	0	0	0	0	0						
Miguel de la Hoz, R (9, 6) OBP: 0.160, SLG: 0.087										0	0	0	0	0	0	0						
Tony Cloninger, R (1, 1) ERA: 3.92				4-3					6-3	2	0	0	0	0	0	1						
Dan Osinski, R (7, 1) ERA: 4.02										0	0	0	0	0	0	0						
Phil Niekro, R (9, 1) OBP: 0.500, SLG: 0.500										0	0	0	0	0	0	0						
Mack Jones, L (9, PH) OBP: 0.333, SLG: 0.411										1	0	0	0	0	0	0						
<b>Inning Stats</b>	R: 3 E: 0 K: 0 S: 8	H: 5 LOB: 2 BB: 0 P: 8	R: 0 E: 0 K: 1 S: 5	H: 0 LOB: 0 BB: 0 P: 5	R: 0 E: 0 K: 0 S: 4	H: 1 LOB: 2 BB: 0 P: 5	R: 1 E: 1 K: 0 S: 5	H: 2 LOB: 1 BB: 0 P: 5	R: 0 E: 0 K: 0 S: 4	H: 1 LOB: 1 BB: 0 P: 4	R: 0 E: 0 K: 0 S: 4	H: 1 LOB: 1 BB: 0 P: 4	R: 0 E: 0 K: 1 S: 5	H: 0 LOB: 0 BB: 0 P: 5	R: 0 E: 0 K: 0 S: 3	H: 0 LOB: 0 BB: 0 P: 3	R: 0 E: 0 K: 0 S: 5	H: 2 LOB: 2 BB: 0 P: 5	1B: 10 2B: 2 3B: 0 HR: 0	SF: 1 SAC: 1 DP: 0 HBP: 1	WP: 0 PB: 0 SB: 1 CS: 0	PA: 40
<b>PITCHER</b>	IP WLS BF H R ER SO BB IBB HBP BLK WP HR S P ERA WHIP																					
Don Cardwell, R (5, 1) ERA: 4.02	4.0 W 8 2 0 0 0 0 0 0 0 0 0 8 8 0.00 1.000																					
Al McBean, R (7, 1) ERA: 2.12	3.0 S 11 2 0 0 0 1 0 0 0 0 0 0 13 13 0.00 0.667																					

Pittsburgh Pirates @ Milwaukee Braves  
Milwaukee County Stadium, Milwaukee, WI  
Sat May 22 1965, 8:05 PM EDT  
Att: 2,662 - Unknown

AB 37  
R 4  
H 12  
RBI 4  
BB 0  
SO 2  
LOB 17







Batter	1	2	3	4	5	6	7	8	9	AB	R	H	RBI	BB	SO	LOB	TOP				
<b>Felipe Alou, R</b> OBP: 0.333, SLG: 0.409 (1, 3)										3	2	1	0	1	1	0					
<b>Eddie Mathews, L</b> OBP: 0.375, SLG: 0.553 (1, 5)										3	1	1	3	1	0	1					
<b>Hank Aaron, R</b> OBP: 0.357, SLG: 0.533 (1, 9)										3	0	0	1	0	1	1					
<b>Rico Carty, R</b> OBP: 0.341, SLG: 0.450 (9, PR) <b>Sandy Alomar Sr., S</b> OBP: 0.224, SLG: 0.208 (9, 8) <b>Ty Cline, L</b> OBP: 0.278, SLG: 0.222 (9, 8)										4	0	1	0	0	2	2					
<b>Gene Oliver, R</b> OBP: 0.254, SLG: 0.338 (1, 2)										4	0	0	0	0	1	2					
<b>Mack Jones, L</b> OBP: 0.315, SLG: 0.375 (9, 7)										3	0	0	0	1	1	0					
<b>Frank Bolling, R</b> OBP: 0.362, SLG: 0.414 (1, 4)										4	0	0	0	0	0	2					
<b>Woody Woodward, R</b> OBP: 0.315, SLG: 0.375 (9, 7)										3	0	0	0	0	0	0					
<b>Hank Fischer, R</b> OBP: 0.333, SLG: 0.333 (1, 1) <b>Billy O'Dell, S</b> OBP: 0.286, SLG: 0.286 (9, 1) <b>Clay Carroll, R</b> OBP: 0.286, SLG: 0.286 (9, 1)										3	1	1	0	0	0	0					
<b>Inning Stats</b>	R: 1 E: 1 K: 0 S: 4	H: 1 LOB: 0 BB: 0 P: 4	R: 0 E: 0 K: 0 S: 3	H: 0 LOB: 0 BB: 0 P: 3	R: 3 E: 0 K: 1 S: 7	H: 2 LOB: 0 BB: 1 P: 11	R: 0 E: 0 K: 0 S: 3	H: 0 LOB: 0 BB: 0 P: 3	R: 0 E: 0 K: 1 S: 5	H: 0 LOB: 0 BB: 1 P: 11	R: 0 E: 0 K: 1 S: 5	H: 0 LOB: 0 BB: 0 P: 5	R: 0 E: 0 K: 1 S: 3	H: 0 LOB: 0 BB: 0 P: 3	R: 0 E: 0 K: 1 S: 6	H: 1 LOB: 2 BB: 1 P: 10	1B: 3 2B: 0 3B: 0 HR: 1	SF: 1 SAC: 0 DP: 1 HBP: 0	WP: 1 PB: 0 SB: 1 CS: 1	PA: 34	
<b>PITCHER</b>	IP	WLS	BF	H	R	ER	SO	BB	IBB	HBP	BLK	WP	HR	S	P	ERA	WHIP				
<b>Bob Shaw, R</b> ERA: 1.98 (1, 1)	7.0	L	26	3	4	3	5	2	0	0	0	1	1	34	42	3.86	0.714				
<b>Bobby Bolin, R</b> ERA: 2.4 (8, 1)	2.0		8	1	0	0	1	0	1	0	0	0	0	9	13	0.00	0.500				

**Milwaukee Braves @ San Francisco Giants**  
Candlestick Park, San Francisco, CA  
Mon May 24, 1965, 6:33 AM EDT  
Att: 6,643 - Unknown

AB	30
R	4
H	4
RBI	4
BB	3
SO	6
LOB	8



Batter	1	2	3	4	5	6	7	8	9	AB	R	H	RBI	BB	SO	LOB	BOTTOM				
<b>Dick Schofield, S</b> OBP: 0.331, SLG: 0.296 (1, 6)										4	1	1	0	0	1	2					
<b>Matty Alou, L</b> OBP: 0.285, SLG: 0.350 (1, 8)										3	1	1	0	1	1	1					
<b>Willie McCovey, L</b> OBP: 0.415, SLG: 0.587 (1, 3)										4	1	1	1	0	0	2					
<b>Jim Ray Hart, R</b> OBP: 0.310, SLG: 0.471 (1, 5)										3	0	0	0	1	0	1					
<b>Jesus Alou, R</b> OBP: 0.335, SLG: 0.464 (1, 9)										4	0	1	1	0	1	2					
<b>Tom Haller, L</b> OBP: 0.352, SLG: 0.340 (1, 2) <b>Ken Henderson, S</b> OBP: 0.273, SLG: 0.340 (9, PR)										2	0	1	0	2	0	1					
<b>Harvey Kuenn, R</b> OBP: 0.348, SLG: 0.222 (1, 7)										2	0	1	1	0	0	0					
<b>Hal Lanier, R</b> OBP: 0.255, SLG: 0.284 (1, 4) <b>Ed Bailey, L</b> OBP: 0.235, SLG: 0.111 (6, PH) <b>Jim Davenport, R</b> OBP: 0.333, SLG: 0.397 (7, 4)										2	0	0	0	0	0	2					
<b>Bob Shaw, R</b> OBP: 0.111, SLG: 0.111 (1, 1) <b>Cap Peterson, R</b> OBP: 0.273, SLG: 0.455 (7, PH) <b>Bobby Bolin, R</b> OBP: 0.250, SLG: 0.250 (8, 1) <b>Willie Mays, R</b> OBP: 0.444, SLG: 0.821 (9, PH)										2	0	0	0	0	0	0					
<b>Inning Stats</b>	R: 1 E: 0 K: 0 S: 4	H: 2 LOB: 0 BB: 0 P: 4	R: 0 E: 0 K: 0 S: 3	H: 1 LOB: 0 BB: 0 P: 3	R: 0 E: 0 K: 1 S: 5	H: 0 LOB: 0 BB: 0 P: 5	R: 2 E: 0 K: 0 S: 4	H: 1 LOB: 2 BB: 3 P: 16	R: 0 E: 0 K: 1 S: 5	H: 0 LOB: 1 BB: 0 P: 6	R: 0 E: 0 K: 0 S: 3	H: 2 LOB: 2 BB: 0 P: 5	R: 0 E: 0 K: 1 S: 5	H: 0 LOB: 0 BB: 0 P: 3	R: 0 E: 0 K: 1 S: 3	H: 0 LOB: 2 BB: 2 P: 11	1B: 6 2B: 0 3B: 0 HR: 0	SF: 1 SAC: 1 DP: 1 HBP: 1	WP: 0 PB: 0 SB: 0 CS: 1	PA: 37	
<b>PITCHER</b>	IP	WLS	BF	H	R	ER	SO	BB	IBB	HBP	BLK	WP	HR	S	P	ERA	WHIP				
<b>Hank Fischer, R</b> ERA: 6.28 (1, 1)	8.0	W	33	6	3	3	3	4	0	1	0	0	0	34	51	3.38	1.250				
<b>Billy O'Dell, L</b> ERA: 2.67 (9, 1)	0.1		1	0	0	0	0	0	0	0	0	0	0	1	1	0.00	0.000				
<b>Clay Carroll, R</b> ERA: 3.44 (9, 1)	0.2	S	3	0	0	0	0	0	1	0	0	0	0	2	6	0.00	0.000				

**Milwaukee Braves @ San Francisco Giants**  
Candlestick Park, San Francisco, CA  
Mon May 24, 1965, 6:33 AM EDT  
Att: 6,643 - Unknown

AB	29
R	3
H	6
RBI	3
BB	5
SO	3
LOB	15



Batter	1	2	3	4	5	6	7	8	9	AB	R	H	RBI	BB	SO	LOB	TOP										
<b>Felipe Alou, R</b> OBP: 0.347, SLG: 0.424 (1, 7)	6-3			G3	1B	4-3 WP 2B		3B 1B		5	2	3	2	1	0	0	<b>Milwaukee Braves @ San Francisco Giants</b> Candlestick Park, San Francisco, CA Tue May 25 1965, 10:05 PM EDT Att: 9,784 - Unknown										
<b>Eddie Mathews, L</b> OBP: 0.369, SLG: 0.563 <b>Miguel de la Hoz, R</b> OBP: 0.241, SLG: 0.231 (1, 5)	HR	K		K	K	4-3		1-H 3B		5	1	1	2	0	3	6											
<b>Hank Aaron, R</b> OBP: 0.375, SLG: 0.537 <b>Ty Cline, L</b> OBP: 0.275, SLG: 0.219 (1, 9)	F8		F8 WP 1B BB	BB 1B	1B	1-3 2-H 3-H 4-0		L4-3		3	1	2	2	2	0	0											
<b>Joe Torre, R</b> OBP: 0.427, SLG: 0.645 (1, 2)	HR 1B		F8 WP 1B BB	FC4-6 BB	K	3-H 3-H 0-3		F3		5	1	1	0	1	1	4											
<b>Mack Jones, L</b> OBP: 0.337, SLG: 0.459 (1, 8)	HR		6-3 1B	FC4-6 BB				5-3		5	3	3	4	1	0	2											
<b>Gene Oliver, R</b> OBP: 0.288, SLG: 0.362 <b>Gary Kolb, L</b> OBP: 0.182, SLG: 0.182 (1, 3)	K		6-3		1B	2B		FC1-6 BB		4	2	2	0	0	1	1											
<b>Frank Bolling, R</b> OBP: 0.370, SLG: 0.424 (1, 4)			6-3	1B BB	1B	2B		FC1-6 BB		4	2	0	0	0	1	1											
<b>Woody Woodward, R</b> OBP: 0.500, SLG: 0.429 (1, 6)			1B	1B	1B	2B		FC1-6 BB		2	0	1	0	0	0	1											
<b>Wade Blasingame, L</b> OBP: 0.238, SLG: 0.238 (1, 1)	K		K		SH5-4	K		1-2		5	2	2	0	1	1	2											
<b>Inning Stats</b>	R: 3 E: 0 K: 1 S: 8	H: 3 LOB: 0 BB: 0 P: 8	R: 0 E: 0 K: 2 S: 9	H: 2 LOB: 2 BB: 0 P: 9	R: 2 E: 0 K: 1 S: 7	H: 2 LOB: 2 BB: 2 P: 15	R: 0 E: 0 K: 1 S: 6	H: 1 LOB: 2 BB: 1 P: 10	R: 3 E: 0 K: 2 S: 11	H: 4 LOB: 2 BB: 1 P: 15	R: 5 E: 0 K: 1 S: 9	H: 4 LOB: 1 BB: 2 P: 17	R: 0 E: 0 K: 0 S: 3	H: 1 LOB: 0 BB: 0 P: 3	R: 1 E: 0 K: 0 S: 5	H: 2 LOB: 1 BB: 0 P: 5		R: 0 E: 0 K: 1 S: 5	H: 0 LOB: 1 BB: 1 P: 9	1B: 12 2B: 3 3B: 1 HR: 3	SF: 0 SAC: 1 DP: 1 HBP: 0	WP: 2 PB: 0 SB: 0 CS: 0	PA: 52				
<b>PITCHER</b>	IP	WLS	BF	H	R	ER	SO	BB	IBB	HBP	BLK	WP	HR	S	P	ERA	WHIP										
<b>Ron Herbel, R</b> ERA: 3.55 (1, 1)	2.0	L	11	5	3	3	3	0	0	0	0	0	0	2	17	13.50	2.500										
<b>Bob Hendley, L</b> ERA: 12.6 (3, 1)	3.0		20	7	5	5	4	3	1	0	0	1	0	24	40	15.00	3.333										
<b>Masanori Murakami, L</b> ERA: 9.0 (6, 1)	3.0		17	7	6	6	1	1	0	0	0	1	1	17	25	18.00	2.667										
<b>Bobby Bolin, R</b> ERA: 2.32 (9, 1)	1.0		4	0	0	0	1	1	0	0	0	0	0	5	9	0.00	1.000										

Batter	1	2	3	4	5	6	7	8	9	AB	R	H	RBI	BB	SO	LOB	BOTTOM										
<b>Dick Schofield, S</b> OBP: 0.328, SLG: 0.303 (1, 6)	2B				F8			E6		4	0	1	0	0	0	3	<b>Milwaukee Braves @ San Francisco Giants</b> Candlestick Park, San Francisco, CA Tue May 25 1965, 10:05 PM EDT Att: 9,784 - Unknown										
<b>Jesus Alou, R</b> OBP: 0.327, SLG: 0.453 (1, 9)	F7		6-3			K		G6-4-3		4	0	0	0	0	1	2											
<b>Willie McCovey, L</b> OBP: 0.407, SLG: 0.574 <b>Ed Batley, L</b> OBP: 0.229, SLG: 0.107 (1, 3)	K		F6			K		F7		3	0	0	0	0	2	1											
<b>Willie Mays, R</b> OBP: 0.442, SLG: 0.810 <b>Ken Henderson, S</b> (7, 8)	F3		6-3			BB		5-3 1B BB		2	0	0	0	1	0	1											
<b>Jim Ray Hart, R</b> OBP: 0.309, SLG: 0.465 (1, 5)			1B BB 1B		4-3			L9		4	0	1	0	0	0	2											
<b>Harvey Kuenn, R</b> OBP: 0.343, SLG: 0.224 (1, 7)	F4				6-3			F8		4	0	1	1	0	0	1											
<b>Hal Lanier, R</b> OBP: 0.283, SLG: 0.281 <b>Jack Hiatt, R</b> OBP: 0.333, SLG: 0.389 (1, 4)					F6			F3		1	0	0	0	1	0	0											
<b>Tom Haller, L</b> OBP: 0.355, SLG: 0.344 <b>Bob Schroder, L</b> (7, 4)			K					F4		2	0	0	0	0	0	1											
<b>Ron Herbel, R</b> OBP: 0.283, SLG: 0.283 <b>Cap Patterson, R</b> OBP: 0.333, SLG: 0.500 <b>Bob Hendley, R</b> (1, 1)					G3-6-3			L9		0	0	0	0	0	0	0											
<b>Jim Davenport, R</b> OBP: 0.259, SLG: 0.392 <b>Masanori Murakami, L</b> (5, PH)										1	0	0	0	0	0	1											
<b>Matty Alou, L</b> OBP: 0.347, SLG: 0.347 <b>Bobby Bolin, R</b> OBP: 0.250, SLG: 0.250 (8, PH)										1	0	0	0	0	0	0											
<b>Inning Stats</b>	R: 0 E: 0 K: 1 S: 6	H: 1 LOB: 1 BB: 0 P: 6	R: 0 E: 0 K: 1 S: 7	H: 2 LOB: 3 BB: 1 P: 11	R: 0 E: 0 K: 0 S: 3	H: 0 LOB: 0 BB: 0 P: 3	R: 0 E: 0 K: 0 S: 3	H: 0 LOB: 0 BB: 0 P: 3	R: 0 E: 0 K: 2 S: 7	H: 0 LOB: 1 BB: 1 P: 11	R: 0 E: 0 K: 0 S: 3	H: 0 LOB: 0 BB: 0 P: 3	R: 0 E: 0 K: 0 S: 3	H: 0 LOB: 0 BB: 0 P: 3	R: 1 E: 0 K: 0 S: 4	H: 1 LOB: 1 BB: 1 P: 8	1B: 4 2B: 1 3B: 0 HR: 0	SF: 0 SAC: 0 DP: 2 HBP: 0	WP: 0 PB: 0 SB: 0 CS: 0	PA: 34							
<b>PITCHER</b>	IP	WLS	BF	H	R	ER	SO	BB	IBB	HBP	BLK	WP	HR	S	P	ERA	WHIP										
<b>Wade Blasingame, L</b> ERA: 2.69 (1, 1)	9.0	W	34	5	1	1	4	3	0	0	0	0	0	39	51	1.00	0.889										



Batter	1	2	3	4	5	6	7	8	9	AB	R	H	RBI	BB	SO	LOB	TOP										
<b>Felipe Alou, R</b> OBP: 0.349, SLG: 0.467 (1, 7)	5-3	1-H HR		6-3	HR		1-3			5	2	3	0	0	1		<b>Milwaukee Braves @ San Francisco Giants</b> Candlestick Park, San Francisco, CA Wed May 26 1965, 6:33 AM EDT Att: 6,538 - Unknown <a href="http://livebaseballscorecards.com">livebaseballscorecards.com</a>										
<b>Eddie Mathews, L</b> OBP: 0.370, SLG: 0.556 (1, 5)	HR	K		K	BB			F5		5	1	2	0	0	2	1											
<b>Hank Aaron, R</b> OBP: 0.384, SLG: 0.536 (1, 9)	K		5-3	HR	BB			E S	1B	4	1	2	0	1	1	1											
<b>Joe Torre, R</b> OBP: 0.282, SLG: 0.687 (1, 2)	1-H HR		K	1B				K		5	2	2	5	0	3	3											
<b>Mack Jones, L</b> OBP: 0.340, SLG: 0.472 (1, 8)	K		1B	HBP			1-3	5-3		4	1	1	0	0	1	1											
<b>Gene Oliver, R</b> OBP: 0.293, SLG: 0.375 <b>Ty Cline, L</b> OBP: 0.272, SLG: 0.216 (6, 8)		1B FC4-6	1B	1-2 HBP			F2		K	3	1	2	1	0	0	0											
<b>Frank Bolling, R</b> OBP: 0.362, SLG: 0.412 (1, 4)	F5		1-2 1B	4-3			6-3	5-3		5	0	1	0	0	0	3											
<b>Woody Woodward, R</b> OBP: 0.385, SLG: 0.333 (1, 6)	1-3 1B	F5		5-3			K	K		5	0	1	0	0	2	2											
<b>Tony Cloninger, R</b> OBP: 0.040, SLG: 0.040 (1, 1)	FC4-6 1-2 HR		1B 6-3 HR	6-3			K	K		4	2	1	1	0	1	1											
<b>Inning Stats</b>	R: 2 E: 0 K: 2 S: 9	H: 2 LOB: 0 BB: 0 P: 9	R: 3 E: 0 K: 1 S: 8	H: 3 LOB: 0 BB: 0 P: 8	R: 1 E: 0 K: 1 S: 8	H: 3 LOB: 2 BB: 0 P: 10	R: 3 E: 0 K: 1 S: 8	H: 3 LOB: 2 BB: 1 P: 11	R: 1 E: 0 K: 1 S: 7	H: 2 LOB: 2 BB: 1 P: 11	R: 0 E: 0 K: 0 S: 3	H: 0 LOB: 0 BB: 0 P: 3	R: 0 E: 0 K: 1 S: 6	H: 1 LOB: 1 BB: 0 P: 6	R: 0 E: 0 K: 2 S: 7	H: 0 LOB: 0 BB: 0 P: 7		R: 0 E: 0 K: 1 S: 6	H: 0 LOB: 0 BB: 0 P: 7	R: 0 E: 0 K: 2 S: 7	H: 0 LOB: 0 BB: 0 P: 7	1B: 9 2B: 0 3B: 1 HR: 4	SF: 0 SAC: 0 DP: 0 HBP: 2	WP: 0 PB: 0 SB: 1 CS: 1	PA: 44		
<b>PITCHER</b>	IP	WLS	BF	H	R	ER	SO	BB	IBB	HBP	BLK	WP	HR	S	P	ERA	WHIP										
<b>Juan Marichal, R</b> ERA: 2.33 (1, 1)	3.2	L	24	11	9	9	5	0	0	2	0	0	3	32	34	22.09	3.000										
<b>Jack Sanford, R</b> ERA: 3.9 (4, 1)	2.1		10	2	1	1	1	1	0	0	0	0	1	11	15	3.86	1.286										
<b>Ron Herbel, R</b> ERA: 3.33 (7, 1)	3.0		10	1	0	0	5	0	0	0	0	0	0	20	20	0.00	0.333										

Batter	1	2	3	4	5	6	7	8	9	AB	R	H	RBI	BB	SO	LOB	BOTTOM										
<b>Dick Schofield, S</b> OBP: 0.331, SLG: 0.301 (1, 6)	F4	1B E		G3-6-3 BB			F5		FC4-6 1B	4	1	1	1	1	0	1	<b>Milwaukee Braves @ San Francisco Giants</b> Candlestick Park, San Francisco, CA Wed May 26 1965, 6:33 AM EDT Att: 6,538 - Unknown <a href="http://livebaseballscorecards.com">livebaseballscorecards.com</a>										
<b>Matty Alou, L</b> OBP: 0.279, SLG: 0.341 (1, 7)	G3	E		G3-6-3			4-3		K	5	0	1	0	0	1	2											
<b>Willie McCovey, L</b> OBP: 0.413, SLG: 0.571 (1, 3)	1B BB	E8 BB		FC4-6 1B			K		1B	4	0	2	0	1	1	1											
<b>Willie Mays, R</b> OBP: 0.441, SLG: 0.795 (1, 8)	FC6-4 1B	1-2 BB		F2			K		F2	4	0	1	0	1	1	3											
<b>Jim Ray Hart, R</b> OBP: 0.307, SLG: 0.466 (1, 5)	FC6-4	K		FC4-6			FC4-6		1B	4	1	1	0	0	1	6											
<b>Jesus Alou, R</b> OBP: 0.326, SLG: 0.448 (1, 9)		E8 4-3 3B		K			5-3		BB	4	1	1	1	0	1	1											
<b>Tom Haller, L</b> OBP: 0.351, SLG: 0.333 (1, 2)		4-3		F9			4-3		G6-4-3 BB	3	0	0	0	1	0	1											
<b>Hal Lanier, R</b> OBP: 0.259, SLG: 0.295 (1, 4)		1B 3B		6-3			6-3		G6-4-3	4	1	1	1	0	0	2											
<b>Juan Marichal, R</b> OBP: 0.228, SLG: 0.207 (4, 1) <b>Jack Sanford, R</b> OBP: 0.205, SLG: 0.111 (6, 10) <b>Ken Henderson, S</b> OBP: 0.195, SLG: 0.003 (7, 1) <b>Ron Herbel, R</b> OBP: 0.259, SLG: 0.107 (6, 10) <b>Ed Bailey, L</b> OBP: 0.197 (6, 10) <b>Bob Schroder, L</b> OBP: 0.197 (6, 10)		K		6-3			6-3		FC4-6 BB	1	0	0	0	0	1	1											
<b>Inning Stats</b>	R: 0 E: 0 K: 0 S: 4	H: 1 LOB: 2 BB: 1 P: 8	R: 3 E: 2 K: 2 S: 12	H: 3 LOB: 3 BB: 1 P: 16	R: 0 E: 0 K: 1 S: 5	H: 0 LOB: 0 BB: 0 P: 5	R: 0 E: 0 K: 0 S: 2	H: 0 LOB: 0 BB: 1 P: 6	R: 0 E: 0 K: 0 S: 4	H: 1 LOB: 1 BB: 0 P: 4	R: 0 E: 0 K: 0 S: 3	H: 0 LOB: 0 BB: 0 P: 3	R: 0 E: 0 K: 1 S: 5	H: 0 LOB: 0 BB: 0 P: 5	R: 1 E: 0 K: 1 S: 6	H: 2 LOB: 1 BB: 1 P: 10		R: 0 E: 0 K: 1 S: 6	H: 1 LOB: 2 BB: 1 P: 10	R: 0 E: 0 K: 1 S: 6	H: 1 LOB: 2 BB: 1 P: 10	1B: 6 2B: 1 3B: 1 HR: 0	SF: 0 SAC: 0 DP: 2 HBP: 0	WP: 0 PB: 0 SB: 0 CS: 0	PA: 40		
<b>PITCHER</b>	IP	WLS	BF	H	R	ER	SO	BB	IBB	HBP	BLK	WP	HR	S	P	ERA	WHIP										
<b>Tony Cloninger, R</b> ERA: 3.36 (1, 1)	9.0	W	40	8	4	1	6	5	0	0	0	0	0	47	67	1.00	1.444										



Batter	1	2	3	4	5	6	7	8	9	AB	R	H	RBI	BB	SO	LOB	TOP	
<b>Felipe Alou, R</b> OBP: 0.340, SLG: 0.454 (1,7)	0-0 6-3		0-0 F9		0-0 F9			0-0 L7		4	0	0	0	0	0	1	<b>Milwaukee Braves @ Los Angeles Dodgers</b> Dodger Stadium, Los Angeles, CA Thu May 27 1965, 7:05 PM PDT Att: 19,001 - Unknown	
<b>Frank Bolling, R</b> OBP: 0.367, SLG: 0.426 (1,4)	0-0 F7		0-0 2B		0-0 F7			0-0 G5-4-3 1B		4	1	2	1	0	0	0		
<b>Hank Aaron, R</b> OBP: 0.395, SLG: 0.560 (1,9)	0-0 2B		0-0 2B		0-0 G6-4-3 1B			0-0 G5-4-3 1-2		4	0	3	1	0	0	1		
<b>Joe Torre, R</b> OBP: 0.421, SLG: 0.669 (1,2)	0-0 P5		4-0 BB		0-0 G6-4-3 1-2			0-0 4-3		3	0	0	0	1	0	2		
<b>Gene Oliver, R</b> OBP: 0.291, SLG: 0.360 (1,3)		4-0 F8 K2-3 BB		0-0 L5				0-0 6-3		3	0	0	0	1	0	1		
<b>Miguel de la Hoz, R</b> OBP: 0.273, SLG: 0.241 (1,5)		0-0 F8 1-2 1B		0-0 6-3				0-0 FC1-5 BB		3	0	1	0	1	0	0		
<b>Mack Jones, L</b> OBP: 0.340, SLG: 0.467 (1,8)		0-0 F8 1-2 2-3		0-0 4-3				0-0 FC1-5 1B		3	0	1	0	0	0	2		
<b>Woody Woodward, R</b> OBP: 0.313, SLG: 0.267 (1,6)		0-3 K2-3 3-H		0-0 L6				0-0 FC1-5 G6-4-3 1-2 2-3		3	0	0	0	0	1	4		
<b>Denny Lemaster, R</b> OBP: 0.222, SLG: 0.235 (1,1)			0-0 2B		0-0 F3			0-0 G6-4-3 1-2		3	1	1	0	0	0	2		
<b>Inning Stats</b>	R: 0 E: 0 K: 0 S: 4	H: 1 LOB: 1 BB: 0 P: 4	R: 0 E: 0 K: 1 S: 5	H: 1 LOB: 2 BB: 1 P: 9	R: 2 E: 0 K: 0 S: 5	H: 3 LOB: 1 BB: 1 P: 9	R: 0 E: 0 K: 0 S: 3	H: 0 LOB: 0 BB: 0 P: 3	R: 0 E: 0 K: 0 S: 3	H: 1 LOB: 1 BB: 1 P: 7	R: 0 E: 0 K: 0 S: 3	H: 1 LOB: 0 BB: 0 P: 3	R: 0 E: 0 K: 0 S: 3	H: 0 LOB: 0 BB: 0 P: 3	1B: 4 2B: 4 3B: 0 HR: 0	SF: 0 SAC: 0 DP: 3 HBP: 0	WP: 0 PB: 0 SB: 0 CS: 0	PA: 33
<b>PITCHER</b> <b>Johnny Podres, L</b> ERA: 1.6 (1,1)	IP: 9.0 WLS: W BF: 33 H: 8 R: 2 ER: 2 SO: 1 BB: 3 IBB: 0 HBP: 0 BLK: 0 WP: 0 HR: 0 S: 32 P: 44 ERA: 2.00 WHIP: 1.222															<b>PITCHER</b>		

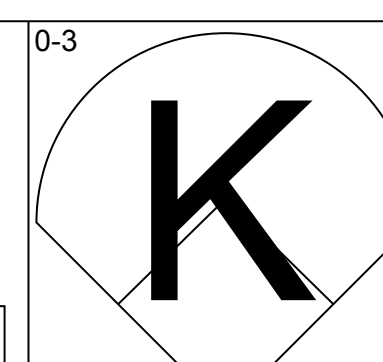
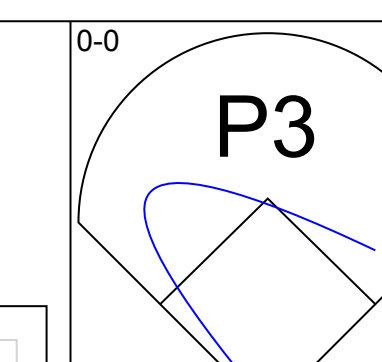
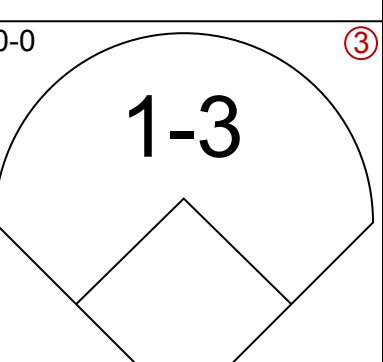
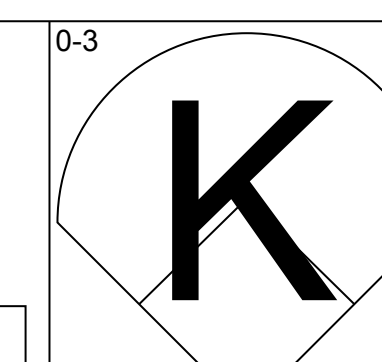
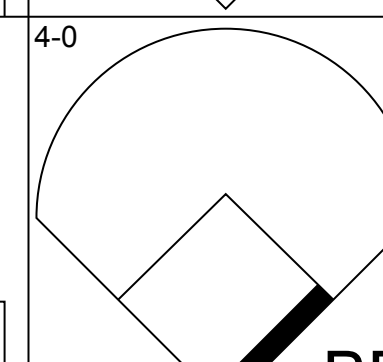
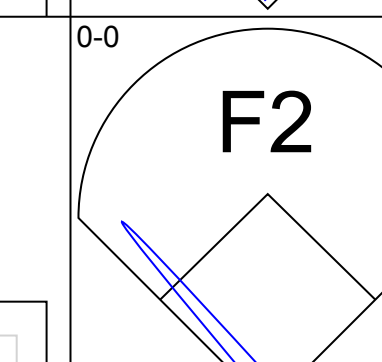
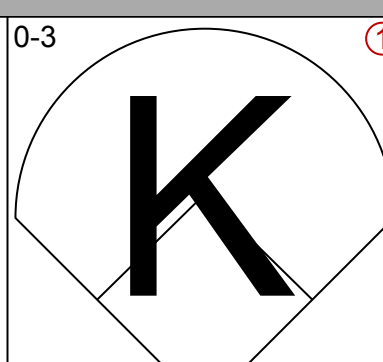
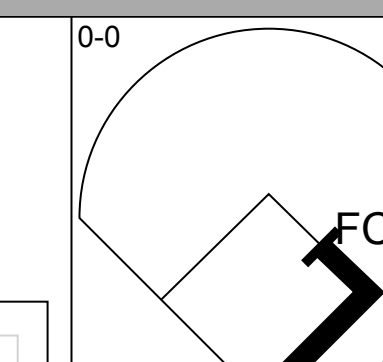
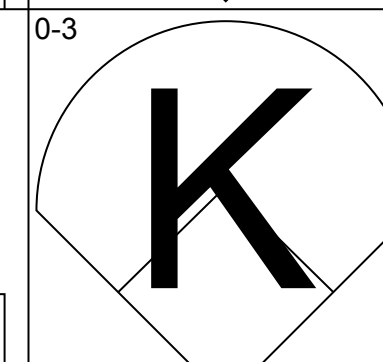
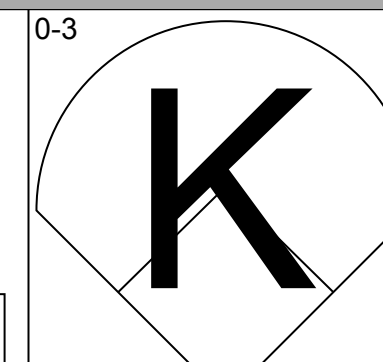
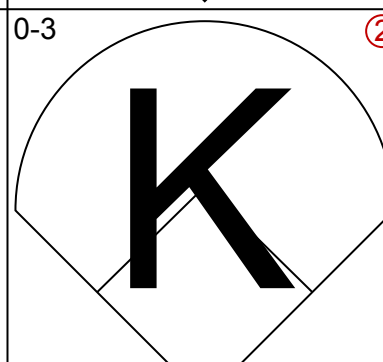
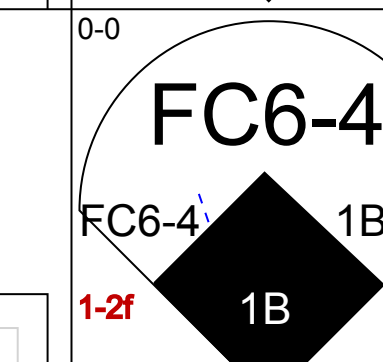
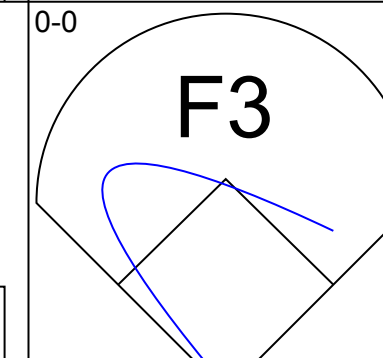
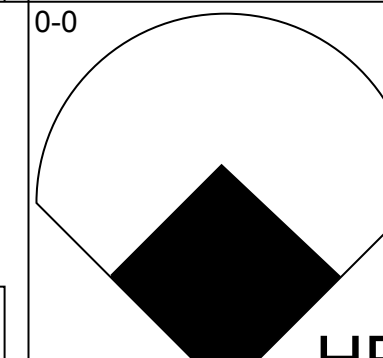
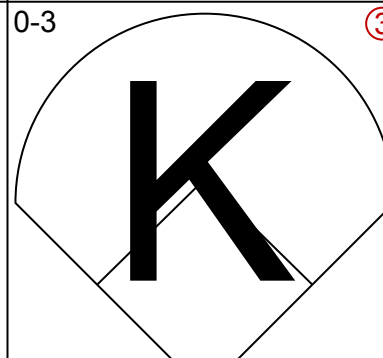
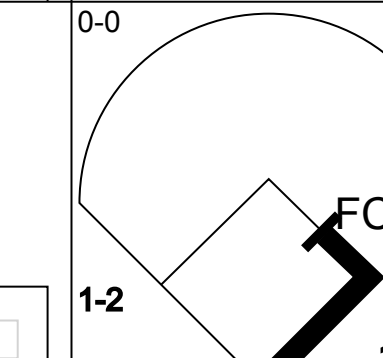
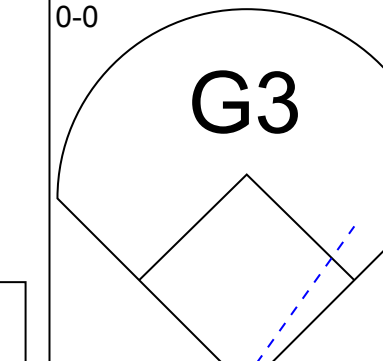
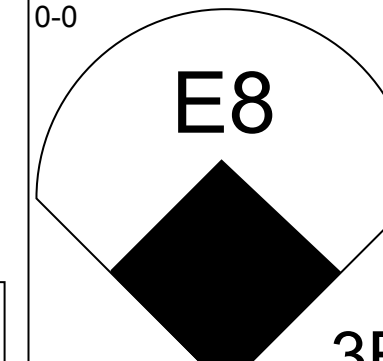
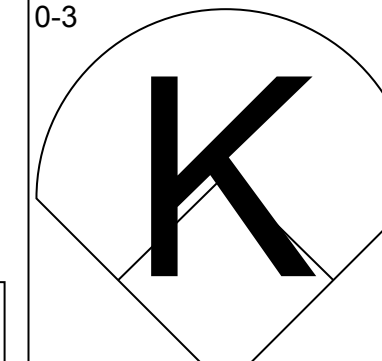
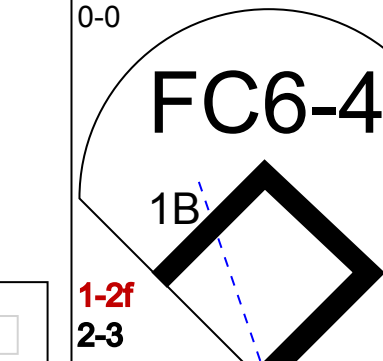
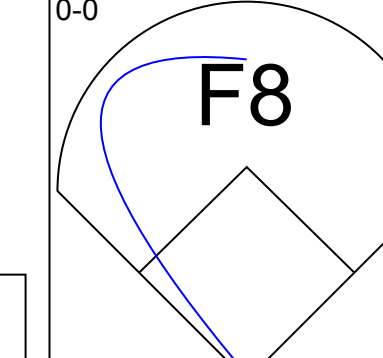
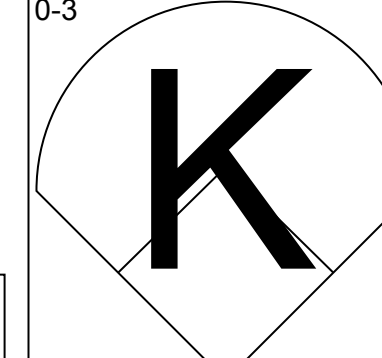
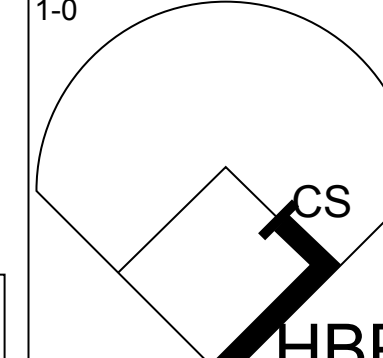
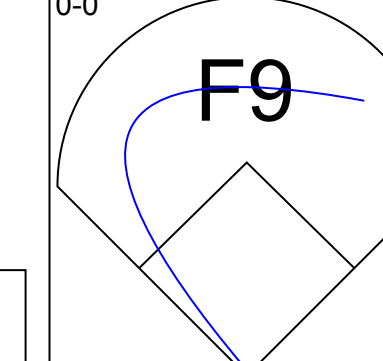
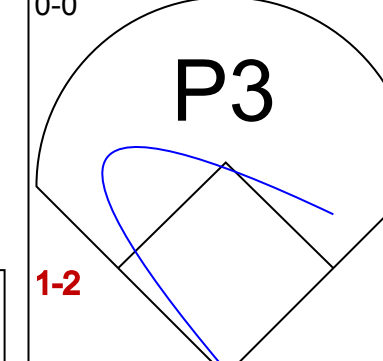
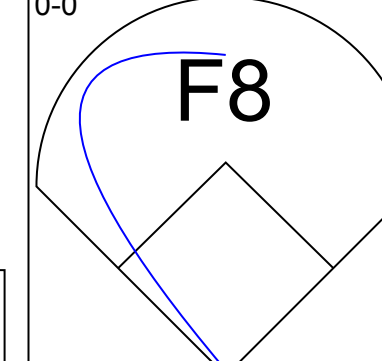
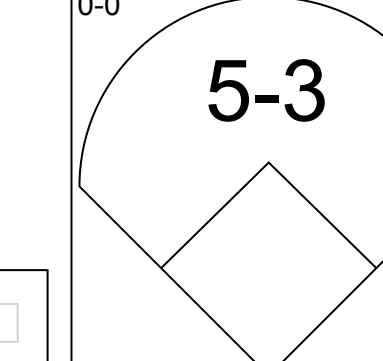
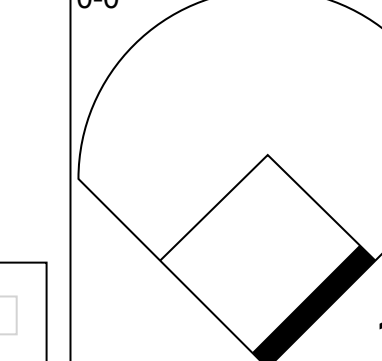
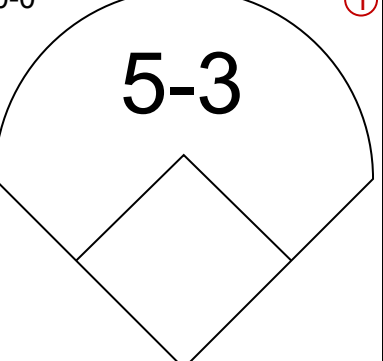
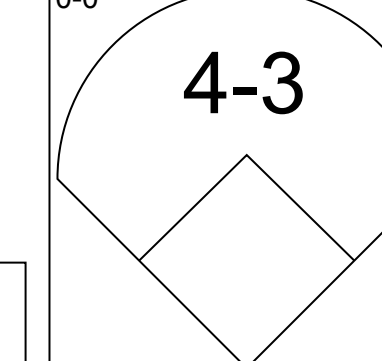
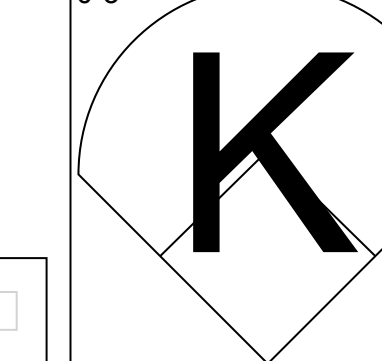
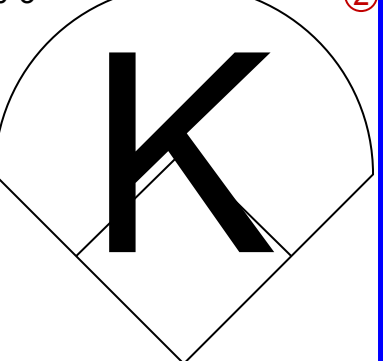
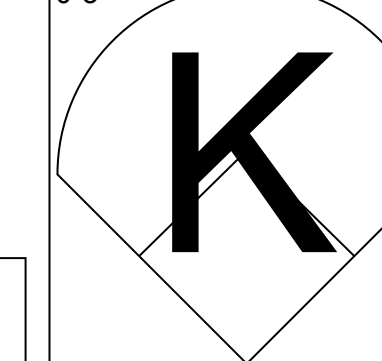
Batter	1	2	3	4	5	6	7	8	9	AB	R	H	RBI	BB	SO	LOB	BOTTOM					
<b>Maury Wills, S</b> OBP: 0.321, SLG: 0.285 (1,6)	0-0 6-3		0-0 B1-3		4-0 CS BB			0-0 6-3		3	0	0	0	1	0	0	<b>Milwaukee Braves @ Los Angeles Dodgers</b> Dodger Stadium, Los Angeles, CA Thu May 27 1965, 7:05 PM PDT Att: 19,001 - Unknown					
<b>Wes Parker, S</b> OBP: 0.352, SLG: 0.384 (1,3)	0-0 S 1B		0-0 L3		0-0 CS 1-2		0-3 K		0-0 F9		4	0	1	0	0	1						
<b>Willie Davis, L</b> OBP: 0.266, SLG: 0.367 (1,8)	0-0 F9 1-2			1-0 1B FC1-5 HBP			0-0 F8		0-0 1B SH1-4 BB		3	1	1	0	0	1						
<b>Ron Fairly, L</b> OBP: 0.367, SLG: 0.456 (1,9)	0-3 K			0-0 FC1-5 1B			4-0 BB		0-0 SH1-4		2	1	1	0	1	1						
<b>Lou Johnson, R</b> OBP: 0.390, SLG: 0.415 (1,7)		0-0 4-3		0-0 FC1-5-2 1B			0-3 K		4-0 BB 1B		3	1	0	0	1	3						
<b>Jim Lefebvre, S</b> OBP: 0.382, SLG: 0.421 (1,4)		0-0 FC5-4 1B		0-0 FC1-5 1B			0-0 5-3		0-0 BB 1B		4	0	3	2	0	0						
<b>Jeff Torborg, R</b> OBP: 0.324, SLG: 0.471 (1,2)		0-3 K		0-0 2H 3H			0-0 1-3		4-0 BB 1B		3	0	0	0	0	1						
<b>Al Ferrara, R</b> OBP: 0.409, SLG: 0.556 (0, PH)		0-0 K		0-0 F7			0-0 1-3		0-0 BB		0	0	0	1	1	0						
<b>John Kennedy, R</b> OBP: 0.314, SLG: 0.318 (1,5)		0-0 FC5-4 1-2			0-0 P4			0-0 5-3		3	0	0	0	0	0	1						
<b>Johnny Podres, L</b> OBP: 0.095, SLG: 0.095 (1,1)			0-0 3-1		0-3 K			0-3 K		3	0	0	0	0	2	0						
<b>Inning Stats</b>	R: 0 E: 0 K: 1 S: 6	H: 1 LOB: 0 BB: 0 P: 6	R: 0 E: 0 K: 1 S: 6	H: 1 LOB: 0 BB: 0 P: 6	R: 0 E: 0 K: 0 S: 3	H: 0 LOB: 0 BB: 0 P: 3	R: 2 E: 0 K: 0 S: 4	H: 2 LOB: 0 BB: 0 P: 5	R: 0 E: 0 K: 1 S: 4	H: 0 LOB: 0 BB: 1 P: 8	R: 0 E: 0 K: 2 S: 7	H: 0 LOB: 1 BB: 1 P: 11	R: 0 E: 0 K: 0 S: 3	H: 0 LOB: 0 BB: 0 P: 3	R: 0 E: 0 K: 1 S: 5	H: 0 LOB: 0 BB: 0 P: 5	R: 1 E: 0 K: 0 S: 3	H: 2 LOB: 2 BB: 2 P: 11	1B: 6 2B: 0 3B: 0 HR: 0	SF: 0 SAC: 1 DP: 0 HBP: 1	WP: 0 PB: 0 SB: 1 CS: 1	PA: 35
<b>PITCHER</b> <b>Denny Lemaster, L</b> ERA: 5.98 (1,1)	IP: 8.1 WLS: L BF: 34 H: 6 R: 3 ER: 3 SO: 6 BB: 3 IBB: 1 HBP: 1 BLK: 0 WP: 0 HR: 0 S: 41 P: 58 ERA: 3.24 WHIP: 1.080															<b>PITCHER</b>						



Batter	1	2	3	4	5	6	7	8	9	AB	R	H	RBI	BB	SO	LOB	TOP					
<b>Felipe Alou, R</b> OBP: 0.335, SLG: 0.445 (1, 7)	G3		1B		5-3	K			F8	5	0	1	0	0	1	0	<b>Milwaukee Braves @ Los Angeles Dodgers</b> Dodger Stadium, Los Angeles, CA Fri May 28 1965, 7:05 PM PDT Att: 30,107 - Unknown <a href="http://livebaseballscorecards.com">livebaseballscorecards.com</a>					
<b>Frank Bolling, R</b> OBP: 0.360, SLG: 0.425 (1, 4)	2B		F9		5-3	P1			6-3	5	0	1	0	0	0	1						
<b>Hank Aaron, R</b> OBP: 0.388, SLG: 0.542 (1, 9)	6-3			F8	1B	1B			F8	4	1	0	0	1	0	1						
<b>Joe Torre, R</b> OBP: 0.416, SLG: 0.656 (1, 2)	F8			F9	BB	1B			6-3	4	1	1	0	0	0	1						
<b>Gene Oliver, R</b> OBP: 0.301, SLG: 0.380 <b>Ty Cline, L</b> OBP: 0.272, SLG: 0.216 (7, 8)	4-3			1B	2B	1B			5-3	4	2	2	1	0	0	0						
<b>Miguel de la Hoz, R</b> OBP: 0.288, SLG: 0.258 <b>Eddie Mathews, L</b> OBP: 0.372, SLG: 0.552 (5, PH) (5, 5)	F8			1B	1B	1B			K	2	1	1	1	0	0	0						
<b>Mack Jones, L</b> OBP: 0.355, SLG: 0.474 (1, 8) (7, 7)	6-3			1B	1B	BB			1-3	3	0	2	2	1	0	0						
<b>Woody Woodward, R</b> OBP: 0.300, SLG: 0.263 (1, 6)			5-3	1B		F7			1-3	4	0	1	1	0	0	3						
<b>Ken Johnson, R</b> OBP: 0.105, SLG: 0.158 <b>Rico Carty, R</b> OBP: 0.333, SLG: 0.439 <b>Billy O'Dell, S</b> OBP: 0.222, SLG: 0.222 (1, 1) (4, PH) (4, 1)	2-3		1-3	1B		F8			1-3	1	0	0	0	0	0	0						
<b>Inning Stats</b>	R: 0 E: 0 K: 0 S: 4	H: 1 LOB: 1 BB: 0 P: 4	R: 0 E: 0 K: 0 S: 3	H: 0 LOB: 0 BB: 0 P: 3	R: 0 E: 0 K: 0 S: 4	H: 1 LOB: 1 BB: 0 P: 4	R: 2 E: 0 K: 0 S: 7	H: 4 LOB: 2 BB: 0 P: 7	R: 3 E: 0 K: 0 S: 6	H: 3 LOB: 2 BB: 2 P: 14	R: 0 E: 0 K: 1 S: 5	H: 0 LOB: 0 BB: 0 P: 5	R: 0 E: 0 K: 0 S: 3	H: 0 LOB: 1 BB: 1 P: 9	R: 0 E: 0 K: 0 S: 3	H: 0 LOB: 0 BB: 0 P: 3		1B: 7 2B: 2 3B: 0 HR: 0	SF: 0 SAC: 0 DP: 0 HBP: 0	WP: 0 PB: 0 SB: 0 CS: 0	PA: 39	
<b>PITCHER</b>	IP	WLS	BF	H	R	ER	SO	BB	IBB	HBP	BLK	WP	HR	S	P	ERA		WHIP				
<b>Claude Osteen, L</b> ERA: 2.89	(1, 1)	4.2	L	23	8	5	5	0	1	0	0	0	0	22	26	9.64		1.929				
<b>Howie Reed, R</b> ERA: 1.29	(5, 1)	1.1		6	1	0	0	1	1	0	0	0	0	7	11	0.00		1.500				
<b>Bob Miller, R</b> ERA: 2.53	(7, 1)	3.0		10	0	0	0	1	1	0	0	0	0	11	15	0.00		0.333				


Batter	1	2	3	4	5	6	7	8	9	AB	R	H	RBI	BB	SO	LOB	BOTTOM					
<b>Maury Wills, S</b> OBP: 0.318, SLG: 0.282 (1, 6)	E4			K		6-3			4-3	5	1	1	0	0	1	1	<b>Milwaukee Braves @ Los Angeles Dodgers</b> Dodger Stadium, Los Angeles, CA Fri May 28 1965, 7:05 PM PDT Att: 30,107 - Unknown <a href="http://livebaseballscorecards.com">livebaseballscorecards.com</a>					
<b>Wes Parker, S</b> OBP: 0.349, SLG: 0.377 (1, 3)	1B		F7		F8				K	3	1	0	0	1	1	1						
<b>Willie Davis, L</b> OBP: 0.266, SLG: 0.365 (1, 8)	F8		4-3	2B	1B				P1	4	1	1	0	0	0	2						
<b>Ron Fairly, L</b> OBP: 0.370, SLG: 0.450 (1, 9)	1B		4-3	2B	BB				P3	2	1	0	0	2	0	0						
<b>John Roseboro, L</b> OBP: 0.298, SLG: 0.256 (1, 2)	1B		4-3						F5	4	0	2	2	0	0	2						
<b>Lou Johnson, R</b> OBP: 0.381, SLG: 0.421 (1, 7)	K		4-3	2B					K	4	0	1	2	0	2	3						
<b>Jim Lefebvre, S</b> OBP: 0.373, SLG: 0.410 (1, 4)	G3		4-3						L8	4	0	0	0	0	0	3						
<b>John Kennedy, R</b> OBP: 0.315, SLG: 0.319 <b>Dick Tracewski, R</b> OBP: 0.330, SLG: 0.300 (6, PR) (7, 5)	4-3		K						1B	3	0	1	0	0	1	1						
<b>Claude Osteen, L</b> OBP: 0.107, SLG: 0.107 <b>Howie Reed, R</b> (5, 1)	6-3								K	2	0	0	0	0	0	0						
<b>Al Ferrara, R</b> OBP: 0.391, SLG: 0.526 <b>Bob Miller, R</b> (7, 1) <b>Jim Gilliam, S</b> (9, PH)									1-2	1	0	0	0	0	0	0						
<b>Inning Stats</b>	R: 2 E: 1 K: 1 S: 7	H: 1 LOB: 2 BB: 2 P: 15	R: 0 E: 0 K: 0 S: 4	H: 1 LOB: 1 BB: 0 P: 4	R: 2 E: 0 K: 1 S: 7	H: 2 LOB: 1 BB: 1 P: 11	R: 0 E: 0 K: 1 S: 5	H: 0 LOB: 0 BB: 0 P: 5	R: 0 E: 0 K: 0 S: 4	H: 1 LOB: 1 BB: 0 P: 4	R: 0 E: 0 K: 0 S: 5	H: 0 LOB: 0 BB: 0 P: 5	R: 0 E: 0 K: 1 S: 5	H: 0 LOB: 0 BB: 0 P: 5	R: 0 E: 0 K: 1 S: 5	H: 1 LOB: 0 BB: 0 P: 5		1B: 6 2B: 2 3B: 0 HR: 0	SF: 0 SAC: 0 DP: 1 HBP: 0	WP: 0 PB: 0 SB: 1 CS: 1	PA: 37	
<b>PITCHER</b>	IP	WLS	BF	H	R	ER	SO	BB	IBB	HBP	BLK	WP	HR	S	P	ERA		WHIP				
<b>Ken Johnson, R</b> ERA: 4.45	(1, 1)	3.0		17	4	4	3	2	2	1	0	0	0	18	30	9.00		2.000				
<b>Billy O'Dell, L</b> ERA: 2.18	(4, 1)	6.0	W	20	3	0	0	4	0	0	0	0	0	28	28	0.00		0.500				

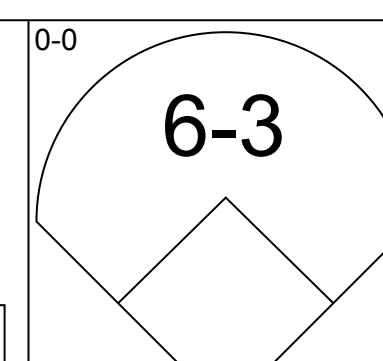
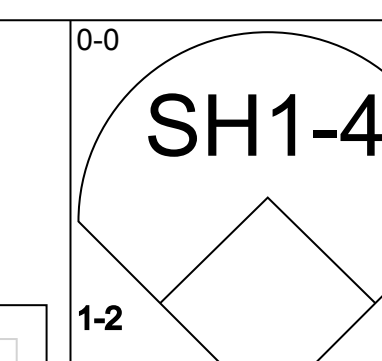
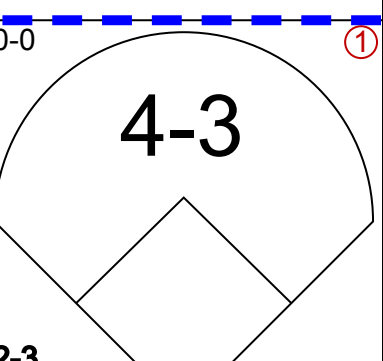
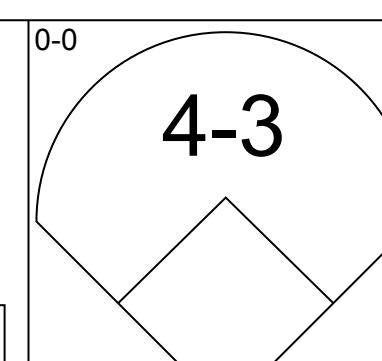
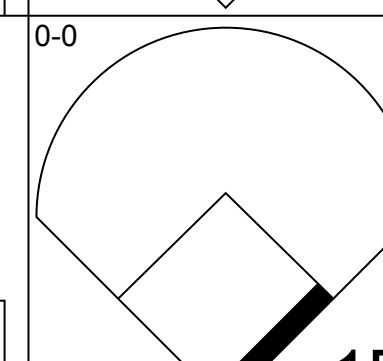
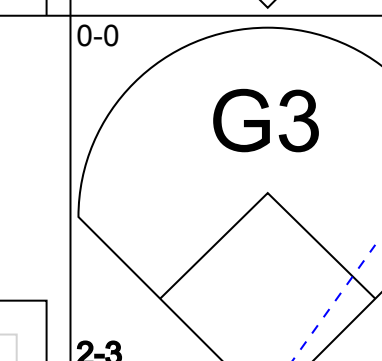
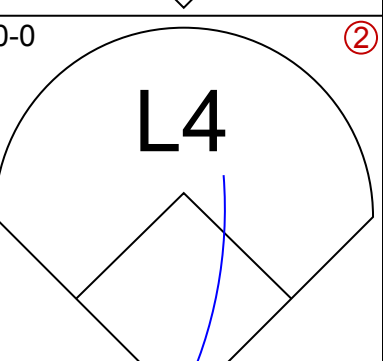
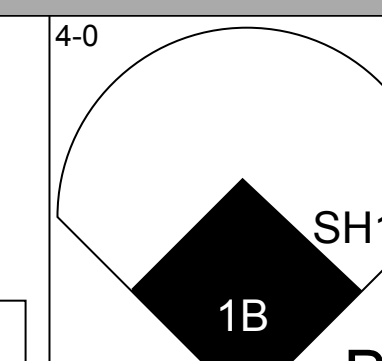
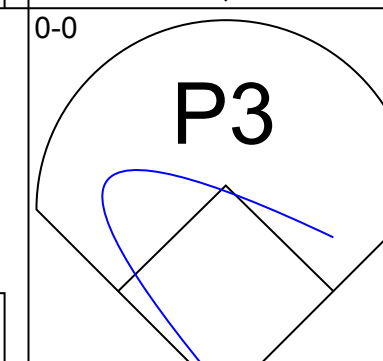
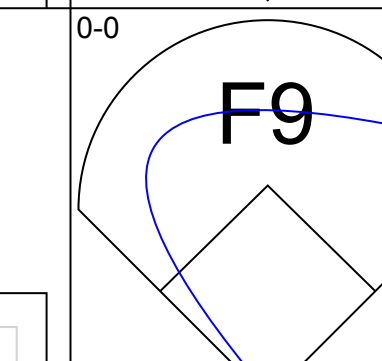
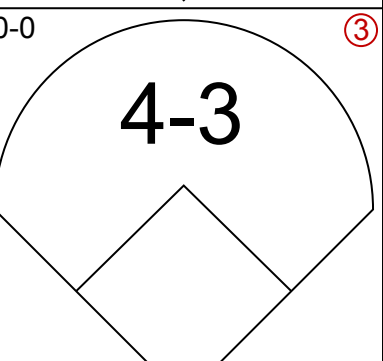
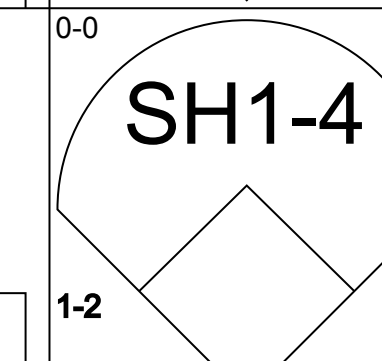
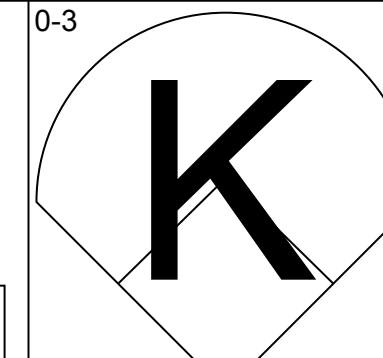
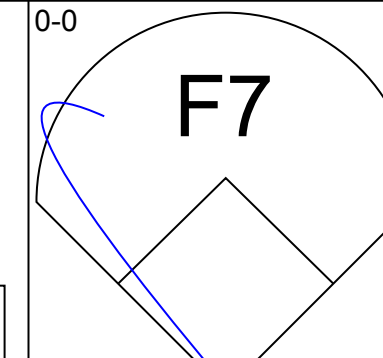
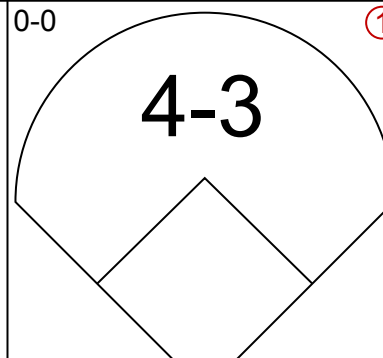
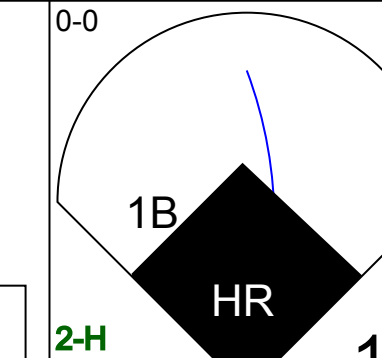
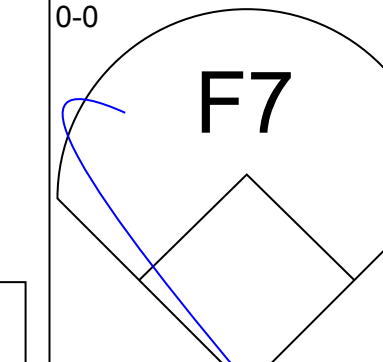
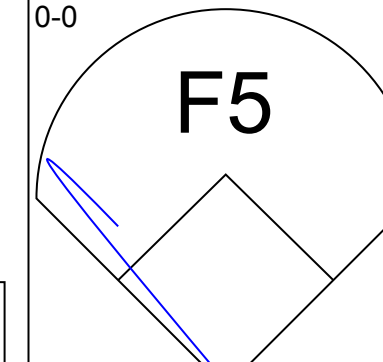
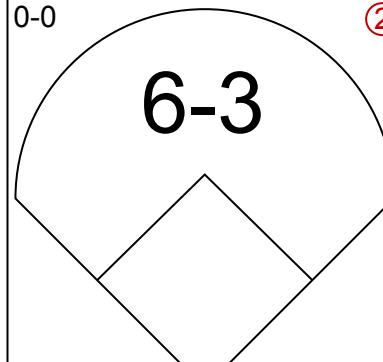
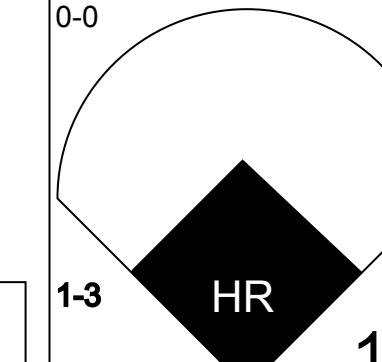
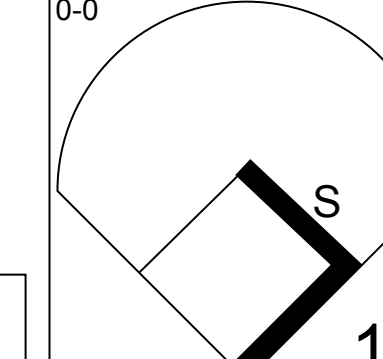
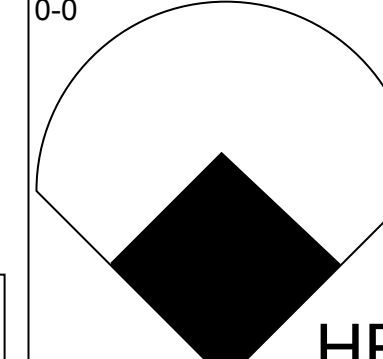
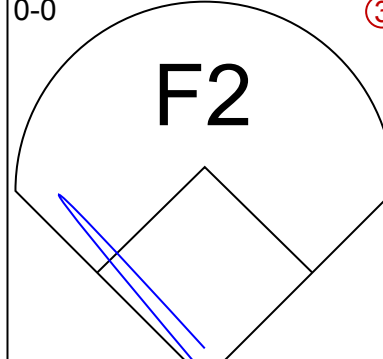
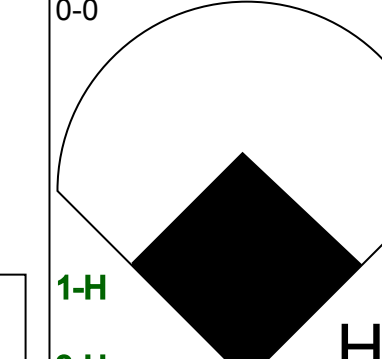
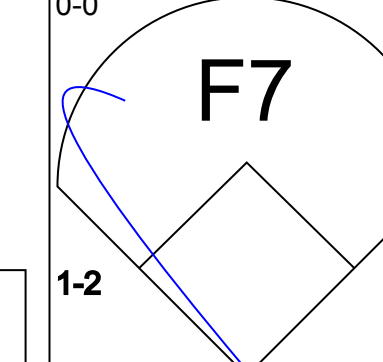
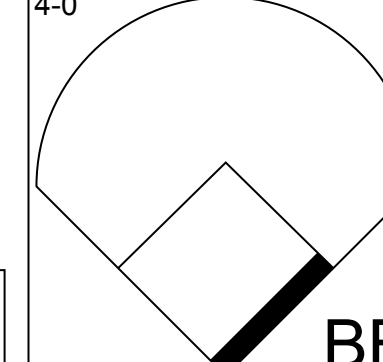
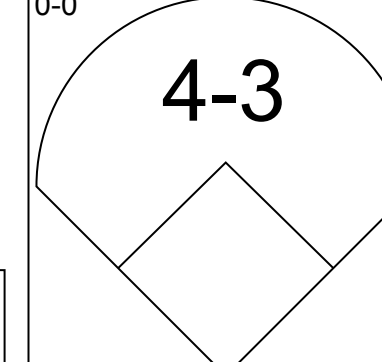
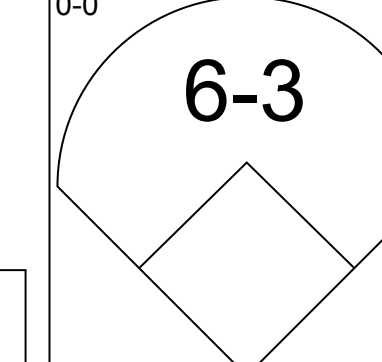
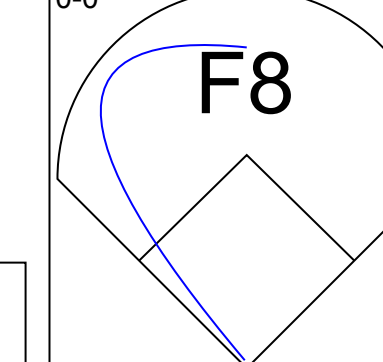
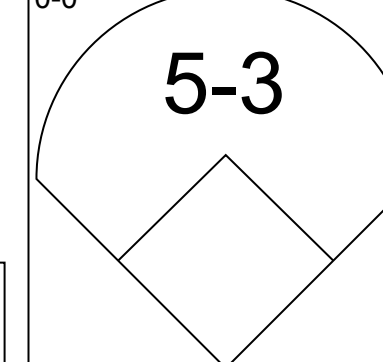
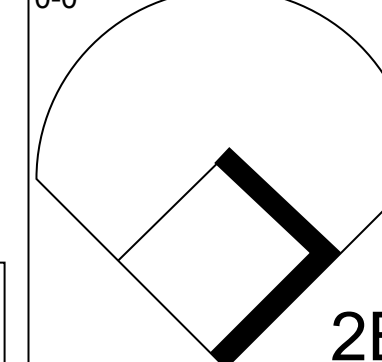
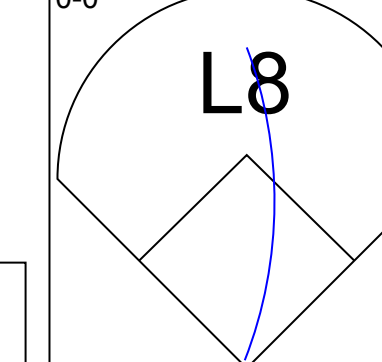
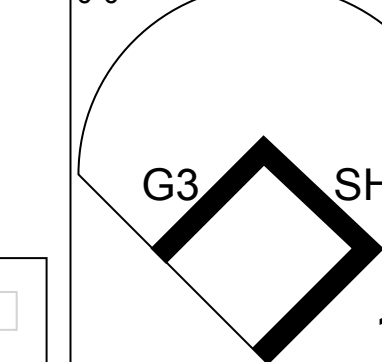
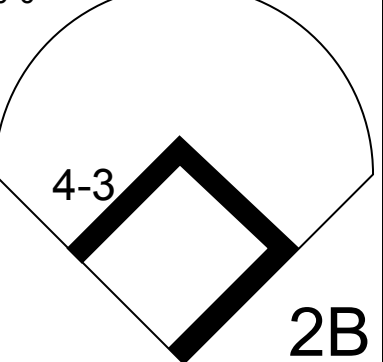
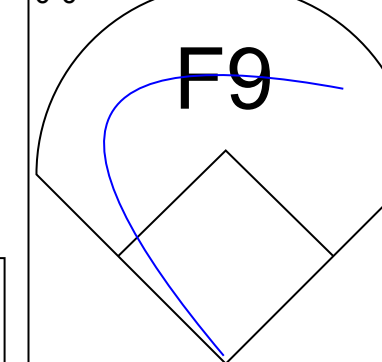


Batter	1	2	3	4	5	6	7	8	9	AB	R	H	RBI	BB	SO	LOB	TOP							
<b>Felipe Alou, R</b> OBP: 0.327, SLG: 0.433 (1, 7)										4	0	0	0	0	2	1								
<b>Eddie Mathews, L</b> OBP: 0.375, SLG: 0.547 (1, 5)										3	0	1	0	1	1	1								
<b>Hank Aaron, R</b> OBP: 0.377, SLG: 0.524 (1, 9)										4	1	0	0	0	3	2								
<b>Joe Torre, R</b> OBP: 0.418, SLG: 0.675 (1, 2)										4	1	2	1	0	1	1								
<b>Mack Jones, L</b> OBP: 0.351, SLG: 0.485 (1, 8)											4	1	1	0	0	1	2							
<b>Gene Oliver, R</b> OBP: 0.306, SLG: 0.375 (1, 3)										1	0	0	0	0	0	0								
<b>Ty Cline, L</b> OBP: 0.277, SLG: 0.224 (7, PH)										2	0	1	1	0	1	0								
<b>Frank Bolling, R</b> OBP: 0.347, SLG: 0.409 (1, 4)											4	0	0	0	0	3								
<b>Woody Woodward, R</b> OBP: 0.304, SLG: 0.273 (1, 6)										3	0	1	0	0	0	0								
<b>Hank Fischer, R</b> OBP: 0.200, SLG: 0.200 (1, 1)										2	0	0	0	0	2	1								
<b>Clay Carroll, R</b> (5, 1)										1	0	0	0	0	1	0								
<b>Inning Stats</b>	R: 0 E: 0 K: 2 S: 7	H: 0 LOB: 1 BB: 1 P: 11	R: 0 E: 0 K: 0 S: 3	H: 0 LOB: 0 BB: 0 P: 3	R: 0 E: 0 K: 1 S: 6	H: 1 LOB: 1 BB: 0 P: 6	R: 2 E: 1 K: 1 S: 6	H: 2 LOB: 0 BB: 0 P: 7	R: 0 E: 0 K: 1 S: 5	H: 0 LOB: 0 BB: 0 P: 5	R: 0 E: 0 K: 2 S: 9	H: 0 LOB: 0 BB: 0 P: 9	R: 0 E: 0 K: 2 S: 7	H: 0 LOB: 0 BB: 0 P: 7	R: 0 E: 0 K: 2 S: 7	H: 0 LOB: 0 BB: 0 P: 7	R: 1 E: 0 K: 0 S: 6	H: 3 LOB: 2 BB: 0 P: 6	1B: 4 2B: 0 3B: 1 HR: 1	SF: 0 SAC: 0 DP: 0 HBP: 1	WP: 0 PB: 0 SB: 0 CS: 1	PA: 34		
<b>PITCHER</b> <b>Don Drysdale, R</b> ERA: 2.69 (1, 1)	IP: 9.0 WLS: W BF: 34 H: 6 R: 3 ER: 2 SO: 12 BB: 1 IBB: 0 HBP: 1 BLK: 0 WP: 0 HR: 1 S: 56 P: 61 ERA: 2.00 WHIP: 0.778																							

Milwaukee Braves @ Los Angeles Dodgers  
 Dodger Stadium, Los Angeles, CA  
 Sat May 29 1965, 3:33 AM PDT  
 Att: 23,707 - Sunny


AB	32
R	3
H	6
RBI	2
BB	1
SO	12
LOB	11



Batter	1	2	3	4	5	6	7	8	9	AB	R	H	RBI	BB	SO	LOB	BOTTOM						
<b>Maury Wills, S</b> OBP: 0.313, SLG: 0.277 (1, 6)										3	0	0	0	0	0	2							
<b>Wes Parker, S</b> OBP: 0.353, SLG: 0.376 (1, 3)										3	1	1	0	1	0	2							
<b>Willie Davis, L</b> OBP: 0.261, SLG: 0.358 (1, 8)										3	0	0	0	0	0	3							
<b>Ron Fairly, L</b> OBP: 0.367, SLG: 0.444 (1, 9)										4	1	1	1	0	1	1							
<b>John Roseboro, L</b> OBP: 0.297, SLG: 0.256 (1, 2)										4	1	1	0	0	0	0							
<b>Lou Johnson, R</b> OBP: 0.403, SLG: 0.541 (1, 7)										4	2	3	4	0	0	0							
<b>Jim Lefebvre, S</b> OBP: 0.370, SLG: 0.401 (1, 4)										3	0	0	0	1	0	1							
<b>Dick Tracewski, R</b> OBP: 0.328, SLG: 0.308 (1, 5)										4	0	1	0	0	0	2							
<b>Don Drysdale, R</b> OBP: 0.400, SLG: 0.576 (1, 1)										3	0	2	0	0	0	1							
<b>Inning Stats</b>	R: 0 E: 0 K: 1 S: 6	H: 1 LOB: 1 BB: 0 P: 6	R: 0 E: 0 K: 0 S: 4	H: 1 LOB: 1 BB: 0 P: 4	R: 0 E: 0 K: 0 S: 4	H: 1 LOB: 1 BB: 0 P: 4	R: 1 E: 0 K: 0 S: 4	H: 1 LOB: 1 BB: 1 P: 8	R: 0 E: 0 K: 0 S: 3	H: 0 LOB: 0 BB: 0 P: 3	R: 0 E: 0 K: 0 S: 4	H: 1 LOB: 1 BB: 0 P: 4	R: 0 E: 0 K: 0 S: 6	H: 3 LOB: 0 BB: 1 P: 10	R: 4 E: 0 K: 0 S: 6	H: 3 LOB: 0 BB: 1 P: 10	1B: 5 2B: 2 3B: 0 HR: 2	SF: 0 SAC: 2 DP: 0 HBP: 0	WP: 0 PB: 0 SB: 1 CS: 0	PA: 35			
<b>PITCHER</b> <b>Hank Fischer, R</b> ERA: 5.4 <b>Clay Carroll, R</b> ERA: 4.43 (5, 1)	IP: 4.0 WLS: L BF: 17 H: 4 R: 4 ER: 4 SO: 0 BB: 1 IBB: 0 HBP: 0 BLK: 0 WP: 0 HR: 1 S: 19 P: 23 ERA: 2.25 WHIP: 1.500																						

Milwaukee Braves @ Los Angeles Dodgers  
 Dodger Stadium, Los Angeles, CA  
 Sat May 29 1965, 3:33 AM PDT  
 Att: 23,707 - Sunny

AB	31
R	5
H	9
RBI	5
BB	2
SO	1
LOB	12



Batter	1	2	3	4	5	6	7	8	9	AB	R	H	RBI	BB	SO	LOB	TOP					
<b>Felipe Alou, R</b> OBP: 0.335, SLG: 0.458 (1, 3)	F7		4-3 1B		HR	F8			G4-6-3 1B	5	1	3	1	0	0	1	<b>Milwaukee Braves @ Houston Astros</b> Astrodome, Houston, TX Sun May 30 1965, 4:33 AM EDT Att: 38,734 - Dome					
<b>Eddie Mathews, L</b> OBP: 0.376, SLG: 0.535 (1, 5)	K		K		HR				G4-6-3 1-2	5	1	1	0	0	3	3						
<b>Hank Aaron, R</b> OBP: 0.387, SLG: 0.563 (1, 9)	2B		4-3 1-2 3-H		HR				1B	4	1	3	3	0	0	1						
<b>Joe Torre, R</b> OBP: 0.414, SLG: 0.659 (1, 2)	4-3		BB		HR	K			G1-6-4-3 1-2	3	0	0	0	1	1	2						
<b>Mack Jones, L</b> OBP: 0.356, SLG: 0.534 (1, 8) (8, 7)		HR	P6			K			1B	4	2	2	1	0	1	2						
<b>Rico Carty, R</b> OBP: 0.326, SLG: 0.422 <b>Ty Cline, L</b> OBP: 0.277, SLG: 0.224 (1, 7) (8, 8)	K			5-3		CS			F9	4	0	1	0	0	1	1						
<b>Woody Woodward, R</b> OBP: 0.259, SLG: 0.231 (1, 6)	K			E5		CS			K	4	0	0	0	0	3	1						
<b>Sandy Alomar Sr., S</b> OBP: 0.250, SLG: 0.235 (1, 4)	P6			SH					CS	3	0	2	1	0	0	0						
<b>Wade Blasingame, L</b> OBP: 0.261, SLG: 0.304 <b>Billy O'Dell, S</b> OBP: 0.200, SLG: 0.200 (1, 1) (6, 1)			1B 4-3 2B	G4-6-3		SH2-3			CS	2	1	1	0	0	0	2						
<b>Inning Stats</b>	R: 0 E: 0 K: 1 S: 6	H: 1 LOB: 1 BB: 6	R: 1 E: 0 K: 2 S: 8	H: 1 LOB: 0 BB: 8	R: 1 E: 0 K: 1 S: 7	H: 2 LOB: 2 BB: 1 P: 11	R: 0 E: 2 K: 0 S: 4	H: 0 LOB: 1 BB: 0 P: 4	R: 3 E: 0 K: 2 S: 10	H: 4 LOB: 0 BB: 0 P: 10	R: 0 E: 0 K: 1 S: 6	H: 1 LOB: 1 BB: 0 P: 6	R: 0 E: 0 K: 1 S: 5	H: 1 LOB: 0 BB: 5	R: 1 E: 0 K: 1 S: 6	H: 2 LOB: 0 BB: 6		R: 0 E: 0 K: 1 S: 5	H: 1 LOB: 0 BB: 5	1B: 7 2B: 2 3B: 1 HR: 3	SF: 0 SAC: 2 DP: 3 HBP: 0	WP: 0 PB: 0 CS: 2
<b>PITCHER</b>	IP	WLS	BF	H	R	ER	SO	BB	IBB	HBP	BLK	WP	HR	S	P	ERA	WHIP					
<b>Larry Dierker, R</b> ERA: 5.4 (1, 1)	4.0	L	21	7	5	5	4	1	0	0	0	0	0	3	28	32	11.25	2.000				
<b>Jim Owens, R</b> ERA: 2.94 (5, 1)	1.0		3	1	0	0	2	0	0	0	0	0	0	7	7	0.00	1.000					
<b>Ken MacKenzie, L</b> ERA: 3.42 (6, 1)	2.0		7	2	0	0	2	0	0	0	0	0	0	11	11	0.00	1.000					
<b>Claude Raymond, R</b> ERA: 3.16 (8, 1)	2.0		7	3	1	1	2	0	0	0	0	0	0	11	11	4.50	1.500					

Batter	1	2	3	4	5	6	7	8	9	AB	R	H	RBI	BB	SO	LOB	BOTTOM					
<b>Joe Morgan, L</b> OBP: 0.333, SLG: 0.344 (1, 4)	K		1-2 BB		3-1		4-3		1B	4	0	1	1	1	1	0	<b>Milwaukee Braves @ Houston Astros</b> Astrodome, Houston, TX Sun May 30 1965, 4:33 AM EDT Att: 38,734 - Dome					
<b>Lee Maye, L</b> OBP: 0.315, SLG: 0.410 (1, 7)	P4		L4-6		G3		K		4-3	5	0	0	0	0	1	3						
<b>Jimmy Wynn, R</b> OBP: 0.403, SLG: 0.506 (1, 8)	BB		2-3		1B		5-3		BB	2	1	1	0	2	0	0						
<b>Walt Bond, L</b> OBP: 0.302, SLG: 0.333 (1, 3)	K				1B		1B		P4	3	2	1	0	1	1	2						
<b>Bob Aspromonte, R</b> OBP: 0.369, SLG: 0.448 (1, 5)	F8				F9		1B		L8	4	0	1	0	0	0	3						
<b>Joe Gaines, R</b> OBP: 0.333, SLG: 0.491 (1, 9)	G5-4-3 1B				E7		K		F9	4	1	2	1	0	1	3						
<b>Ron Brand, R</b> OBP: 0.244, SLG: 0.184 (1, 2)	G5-4-3 1-2				F7		1B		1-3 1B	3	1	1	1	1	0	1						
<b>Bob Lillis, R</b> OBP: 0.281, SLG: 0.252 <b>John Bateman, R</b> OBP: 0.275, SLG: 0.465 <b>Jim Mahoney, R</b> (1, 6) (6, PH) (7, 6)			L4-6 BB		5-3		5-3		K	2	0	0	0	0	0	0						
<b>Larry Dierker, R</b> ERA: 5.4 <b>Jim Owens, R</b> ERA: 2.94 <b>Gene Ratliff, R</b> (5, PH) <b>Ken MacKenzie, R</b> OBP: 0.285, SLG: 0.250 <b>Rusty Staub, L</b> OBP: 0.302, SLG: 0.325 <b>Claude Raymond, R</b> OBP: 0.296, SLG: 0.325 <b>Nellis Fox, L</b> OBP: 0.266, SLG: 0.429 (1, 1) (5, 1) (6, PH) (7, PH) (8, 1) (9, PH)			K		K		K		1-3	1	0	0	0	0	1	1						
<b>Inning Stats</b>	R: 0 E: 0 K: 2 S: 7	H: 0 LOB: 1 BB: 1 P: 11	R: 0 E: 0 K: 0 S: 3	H: 1 LOB: 0 BB: 0 P: 3	R: 0 E: 1 K: 1 S: 5	H: 0 LOB: 1 BB: 1 P: 9	R: 3 E: 1 K: 0 S: 6	H: 3 LOB: 0 BB: 0 P: 6	R: 0 E: 0 K: 1 S: 5	H: 0 LOB: 0 BB: 0 P: 5	R: 1 E: 0 K: 1 S: 7	H: 2 LOB: 2 BB: 1 P: 11	R: 0 E: 0 K: 2 S: 7	H: 0 LOB: 0 BB: 0 P: 7	R: 0 E: 0 K: 0 S: 3	H: 0 LOB: 1 BB: 1 P: 7		R: 1 E: 0 K: 1 S: 6	H: 1 LOB: 1 BB: 1 P: 10	1B: 7 2B: 1 3B: 0 HR: 0	SF: 0 SAC: 0 DP: 2 HBP: 0	WP: 0 PB: 0 CS: 0
<b>PITCHER</b>	IP	WLS	BF	H	R	ER	SO	BB	IBB	HBP	BLK	WP	HR	S	P	ERA	WHIP					
<b>Wade Blasingame, L</b> ERA: 2.73 (1, 1)	5.2	W	25	6	4	2	5	3	0	0	0	0	0	32	44	3.18	1.588					
<b>Billy O'Dell, L</b> ERA: 2.23 (6, 1)	3.1	S	13	1	1	1	3	2	0	0	0	0	0	17	25	2.70	0.900					



Batter	1	2	3	4	5	6	7	8	9	AB	R	H	RBI	BB	SO	LOB	TOP				
<b>Felipe Alou, R</b> OBP: 0.329, SLG: 0.449 (1, 3)	6-3		P6			P5		SH E 1B		3	0	0	0	0	0	1					
<b>Eddie Mathews, L</b> OBP: 0.361, SLG: 0.521 (1, 5)	K			E3 G6-4-3		4-3		K		4	0	0	0	0	2	2					
<b>Hank Aaron, R</b> OBP: 0.377, SLG: 0.545 (1, 9)	K			P1		E7 1B		F5		4	1	0	0	0	1	3					
<b>Joe Torre, R</b> OBP: 0.416, SLG: 0.654 (1, 2)		L6		G6-4-3 1-2				E7 1-3 2-H 1B		4	0	2	2	0	0	1					
<b>Mack Jones, L</b> OBP: 0.344, SLG: 0.514 (1, 8)	K				K	G3		K		4	0	0	0	0	3	3					
<b>Ty Cline, L</b> OBP: 0.277, SLG: 0.224 (8, 8)										0	0	0	0	0	0	0					
<b>Rico Carty, R</b> OBP: 0.300, SLG: 0.388 (1, 7)	K				5-3					4	0	0	0	0	2	0					
<b>Woody Woodward, R</b> OBP: 0.258, SLG: 0.233 (1, 6)				5-3		FC5 1B		F9		4	0	1	0	0	0	0					
<b>Sandy Alomar Sr., S</b> OBP: 0.255, SLG: 0.241 (1, 4)																					
<b>Lou Klimchuck, L</b> OBP: 0.136, SLG: 0.100 (9, PH)				6-3				F9		3	0	1	0	0	0	0					
<b>Tony Cloninger, R</b> OBP: 0.107, SLG: 0.143 (1, 1)										1	0	0	0	0	0	0					
<b>Clay Carroll, R</b> (8, 1)						FC5 2-3				0	0	0	0	0	0	0					
<b>Inning Stats</b>	R: 0 E: 0 K: 2 S: 7	H: 0 LOB: 0 BB: 0 P: 7	R: 0 E: 0 K: 2 S: 7	H: 0 LOB: 0 BB: 0 P: 7	R: 0 E: 0 K: 0 S: 4	H: 1 LOB: 1 BB: 0 P: 4	R: 0 E: 1 K: 0 S: 3	H: 0 LOB: 0 BB: 0 P: 3	R: 0 E: 0 K: 1 S: 7	H: 2 LOB: 2 BB: 0 P: 7	R: 1 E: 1 K: 0 S: 5	H: 1 LOB: 1 BB: 0 P: 5	R: 0 E: 0 K: 0 S: 3	H: 0 LOB: 0 BB: 0 P: 3	R: 1 E: 1 K: 2 S: 10	H: 2 LOB: 2 BB: 0 P: 10	R: 0 E: 0 K: 1 S: 5	H: 0 LOB: 0 BB: 0 P: 5	1B: 5 2B: 1 3B: 0 HR: 0	SF: 0 SAC: 1 DP: 1 HBP: 0	WP: 0 PA: 35 CS: 0
<b>PITCHER</b> <b>Bob Bruce, R</b> ERA: 3.64 (1, 1)	IP: 9.0 WLS: W BF: 35 H: 6 R: 2 ER: 1 SO: 8 BB: 0 IBB: 0 HBP: 0 BLK: 0 WP: 0 HR: 0 S: 51 P: 51 ERA: 1.00 WHIP: 0.667															<b>PITCHER</b>					

Milwaukee Braves @ Houston Astros  
Astrodome, Houston, TX  
Mon May 31 1965, 8:05 PM EDT  
Att: 25,120 - Dome

AB 34  
R 2  
H 6  
RBI 2  
BB 0  
SO 8  
LOB 12



Batter	1	2	3	4	5	6	7	8	9	AB	R	H	RBI	BB	SO	LOB	BOTTOM				
<b>Joe Morgan, L</b> OBP: 0.339, SLG: 0.360 (1, 4)	HR		4-3					CS		3	2	1	1	2	0	1					
<b>Lee Maye, L</b> OBP: 0.304, SLG: 0.395 (1, 7)	F7		5-3					SH5-3		3	0	0	0	0	0	2					
<b>Jimmy Wynn, R</b> OBP: 0.400, SLG: 0.497 (1, 8)	K									3	1	0	0	1	2	0					
<b>Al Spangler, L</b> OBP: 0.299, SLG: 0.268 (9, 8)			K							0	0	0	0	0	0	0					
<b>Walt Bond, L</b> OBP: 0.306, SLG: 0.333 (1, 3)	F7									3	1	1	0	1	0	0					
<b>Bob Aspromonte, R</b> OBP: 0.377, SLG: 0.452 (1, 5)		5-3								3	1	2	2	1	0	0					
<b>Rusty Staub, L</b> OBP: 0.310, SLG: 0.336 (1, 9)										2	1	0	0	2	0	3					
<b>Ron Brand, R</b> OBP: 0.267, SLG: 0.215 (1, 2)										3	1	2	2	1	0	0					
<b>Bob Lillis, R</b> OBP: 0.288, SLG: 0.260 (1, 6)										4	0	2	0	0	0	3					
<b>Bob Bruce, R</b> OBP: 0.038, SLG: 0.077 (1, 1)										3	0	0	0	0	2	4					
<b>Inning Stats</b>	R: 1 E: 0 K: 1 S: 6	H: 1 LOB: 0 BB: 0 P: 6	R: 0 E: 0 K: 1 S: 5	H: 0 LOB: 2 BB: 2 P: 13	R: 0 E: 0 K: 1 S: 5	H: 0 LOB: 0 BB: 0 P: 5	R: 0 E: 0 K: 0 S: 2	H: 0 LOB: 0 BB: 1 P: 6	R: 0 E: 0 K: 0 S: 4	H: 1 LOB: 2 BB: 1 P: 8	R: 0 E: 0 K: 0 S: 4	H: 2 LOB: 1 BB: 0 P: 4	R: 0 E: 0 K: 1 S: 5	H: 1 LOB: 0 BB: 0 P: 5	R: 6 E: 1 K: 0 S: 6	H: 3 LOB: 1 BB: 4 P: 22	R: 0 E: 1 K: 0 S: 6	H: 3 LOB: 1 BB: 4 P: 22	1B: 6 2B: 2 3B: 0 HR: 1	SF: 0 SAC: 2 DP: 2 HBP: 0	WP: 1 PA: 38 CS: 1
<b>PITCHER</b> <b>Tony Cloninger, R</b> ERA: 3.73 (1, 1)	IP: 7.1 WLS: L BF: 33 H: 6 R: 6 ER: 6 SO: 4 BB: 8 IBB: 0 HBP: 0 BLK: 0 WP: 1 HR: 1 S: 33 P: 65 ERA: 7.36 WHIP: 1.909															<b>PITCHER</b>					
<b>Clay Carroll, R</b> ERA: 4.7 (8, 1)	0.2 L 4 2 1 1 0 0 0 0 0 0 1 0 4 4 13.50 3.000															<b>PITCHER</b>					

Milwaukee Braves @ Houston Astros  
Astrodome, Houston, TX  
Mon May 31 1965, 8:05 PM EDT  
Att: 25,120 - Dome

AB 27  
R 7  
H 8  
RBI 5  
BB 8  
SO 4  
LOB 13





Batter	1	2	3	4	5	6	7	8	9	AB	R	H	RBI	BB	SO	LOB	TOP										
<b>Felipe Alou, R</b> OBP: 0.322, SLG: 0.438 (1, 7)										4	0	0	0	0	0	1											
<b>Eddie Mathews, L</b> OBP: 0.364, SLG: 0.517 (1, 5)										3	0	1	0	1	0	0											
<b>Hank Aaron, R</b> OBP: 0.380, SLG: 0.581 (1, 9)										4	1	2	1	0	0	3											
<b>Mack Jones, L</b> OBP: 0.349, SLG: 0.541 (1, 8)										4	1	2	1	0	0	3											
<b>Joe Torre, R</b> OBP: 0.405, SLG: 0.635 (1, 2)										4	0	0	0	0	0	2											
<b>Gene Oliver, R</b> OBP: 0.397, SLG: 0.366 <b>Sandy Alomar Sr., S</b> OBP: 0.250, SLG: 0.236 (7, 6)										2	0	0	0	1	2	0											
<b>Frank Bolling, R</b> OBP: 0.347, SLG: 0.416 (1, 4)										3	0	1	0	0	0	0											
<b>Woody Woodward, R</b> OBP: 0.242, SLG: 0.219 <b>Rico Carty, R</b> OBP: 0.286, SLG: 0.373 (7, 7)										2	0	0	0	0	2	1											
<b>Gary Kolb, L</b> OBP: 0.182, SLG: 0.182 (9, 7)										0	0	0	0	0	0	0											
<b>Denny Lemaster, R</b> OBP: 0.250, SLG: 0.263 <b>Ty Cline, L</b> OBP: 0.274, SLG: 0.221 <b>Billy O'Dell, S</b> OBP: 0.200, SLG: 0.200 (7, 1)										2	0	1	0	0	0	0											
<b>Inning Stats</b>	R: 0 E: 0 K: 0 S: 4	H: 1 LOB: 1 BB: 0 P: 4	R: 0 E: 0 K: 2 S: 8	H: 1 LOB: 1 BB: 0 P: 8	R: 0 E: 0 K: 0 S: 4	H: 1 LOB: 2 BB: 1 P: 8	R: 0 E: 0 K: 1 S: 5	H: 0 LOB: 0 BB: 0 P: 5	R: 0 E: 0 K: 1 S: 5	H: 2 LOB: 1 BB: 1 P: 4	R: 0 E: 0 K: 0 S: 5	H: 0 LOB: 1 BB: 1 P: 9	R: 2 E: 0 K: 0 S: 5	H: 2 LOB: 0 BB: 0 P: 5	R: 0 E: 0 K: 0 S: 3	H: 0 LOB: 0 BB: 0 P: 3	1B: 3 2B: 1 3B: 1 HR: 2	SF: 0 SAC: 1 DP: 1 HBP: 0	WP: 0 PB: 0 CS: 0	PA: 35							
<b>PITCHER</b>	IP	WLS	BF	H	R	ER	SO	BB	IBB	HBP	BLK	WP	HR	S	P	ERA	WHIP										
<b>Turk Farrell, R</b> ERA: 1.67 (1, 1)	1.2		7	2	0	0	1	0	0	0	0	0	0	9	9	0.00	1.200										
<b>Claude Raymond, R</b> ERA: 2.51 (2, 1)	5.1		20	3	0	0	4	2	0	0	0	0	0	26	34	0.00	0.938										
<b>Hal Woodeshick, L</b> ERA: 2.6 (8, 1)	1.0	L	5	2	2	2	0	0	0	0	0	0	2	5	5	18.00	2.000										
<b>Jim Owens, R</b> ERA: 2.76 (9, 1)	1.0		3	0	0	0	0	0	0	0	0	0	0	3	3	0.00	0.000										

Milwaukee Braves @ Houston Astros  
Astrodome, Houston, TX  
Tue Jun 01 1965, 8:05 PM EDT  
Att: 28,692 - Dome

AB 32  
R 2  
H 7  
RBI 2  
BB 2  
SO 5  
LOB 12



Batter	1	2	3	4	5	6	7	8	9	AB	R	H	RBI	BB	SO	LOB	BOTTOM										
<b>Joe Morgan, L</b> OBP: 0.342, SLG: 0.363 (1, 4)										4	0	2	0	0	0	0											
<b>Lee Maye, L</b> OBP: 0.302, SLG: 0.389 (8, 7)										4	0	1	0	0	1	2											
<b>Joe Gaines, R</b> OBP: 0.319, SLG: 0.467 <b>Hal Woodeshick, R</b> OBP: 0.200, SLG: 0.200 <b>John Bateman, R</b> OBP: 0.273, SLG: 0.460 <b>Jim Owens, R</b> (9, 1)										3	0	0	0	0	0	1											
<b>Walt Bond, L</b> OBP: 0.316, SLG: 0.360 (1, 3)										4	1	3	1	0	1	1											
<b>Bob Aspromonte, R</b> OBP: 0.369, SLG: 0.441 (1, 5)										4	0	0	0	0	0	2											
<b>Ron Brand, R</b> OBP: 0.277, SLG: 0.220 (1, 2)										3	0	1	0	0	0	0											
<b>Rusty Staub, L</b> OBP: 0.302, SLG: 0.327 (1, 9)											4	0	0	0	0	4											
<b>Bob Lillis, R</b> OBP: 0.296, SLG: 0.271 (1, 6)										2	0	1	0	1	0	0											
<b>Turk Farrell, R</b> OBP: 0.100, SLG: 0.053 <b>Claude Raymond, R</b> OBP: 0.167, SLG: 0.167 <b>Jimmy Wynn, R</b> OBP: 0.398, SLG: 0.494 (8, 8)										0	0	0	0	0	0	0											
<b>Inning Stats</b>	R: 0 E: 1 K: 1 S: 6	H: 1 LOB: 1 BB: 0 P: 6	R: 0 E: 0 K: 0 S: 3	H: 0 LOB: 0 BB: 0 P: 3	R: 0 E: 0 K: 0 S: 4	H: 2 LOB: 1 BB: 0 P: 4	R: 1 E: 0 K: 0 S: 4	H: 1 LOB: 0 BB: 0 P: 4	R: 0 E: 0 K: 1 S: 5	H: 0 LOB: 3 BB: 1 P: 9	R: 0 E: 0 K: 0 S: 5	H: 1 LOB: 0 BB: 0 P: 5	R: 0 E: 0 K: 1 S: 4	H: 2 LOB: 1 BB: 0 P: 4	R: 0 E: 0 K: 0 S: 4	H: 2 LOB: 1 BB: 0 P: 4	1B: 6 2B: 1 3B: 0 HR: 1	SF: 0 SAC: 0 DP: 1 HBP: 1	WP: 1 PB: 0 CS: 1	PA: 35							
<b>PITCHER</b>	IP	WLS	BF	H	R	ER	SO	BB	IBB	HBP	BLK	WP	HR	S	P	ERA	WHIP										
<b>Denny Lemaster, L</b> ERA: 5.5 (1, 1)	6.0		21	4	1	1	3	0	1	1	0	0	0	13	27	1.50	0.667										
<b>Billy O'Dell, L</b> ERA: 2.06 (7, 1)	3.0	W	13	4	0	0	1	0	1	1	0	0	0	13	18	0.00	1.333										

Milwaukee Braves @ Houston Astros  
Astrodome, Houston, TX  
Tue Jun 01 1965, 8:05 PM EDT  
Att: 28,692 - Dome

AB 32  
R 1  
H 8  
RBI 1  
BB 1  
SO 4  
LOB 15



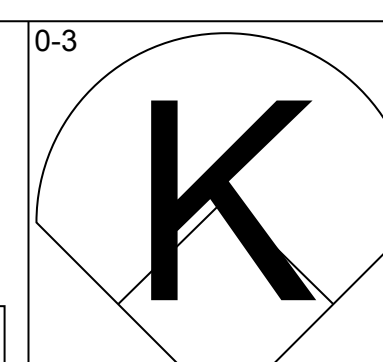
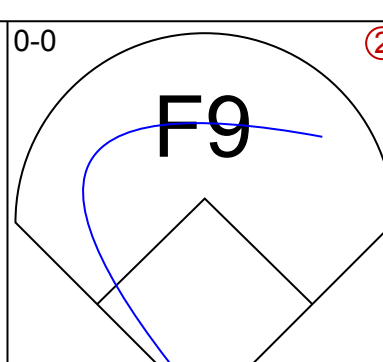
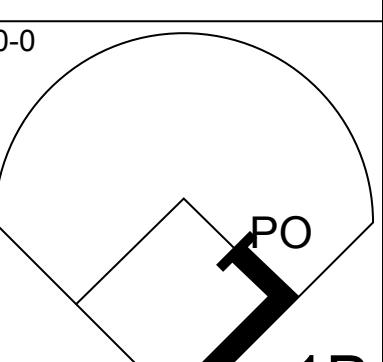
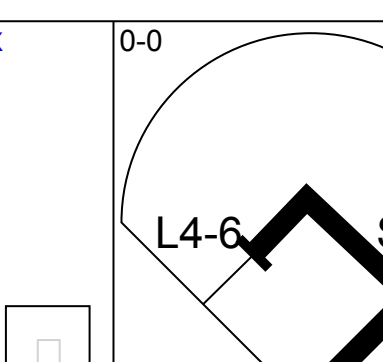
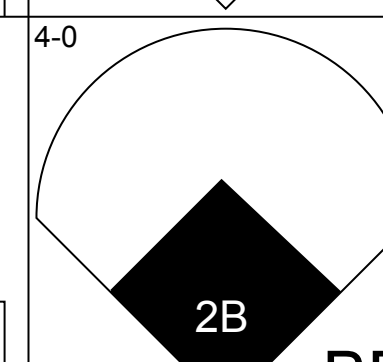
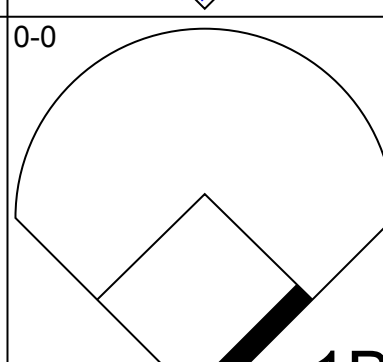
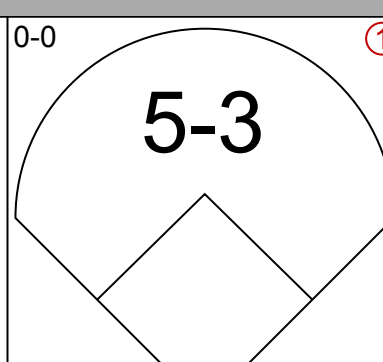
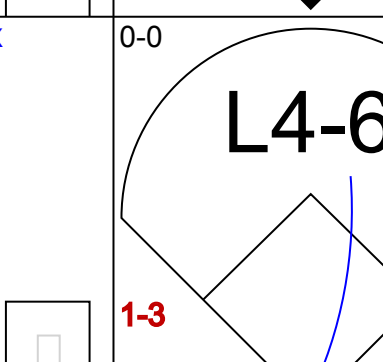
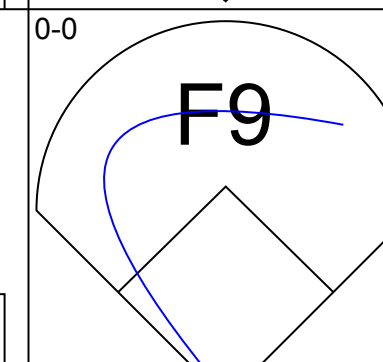
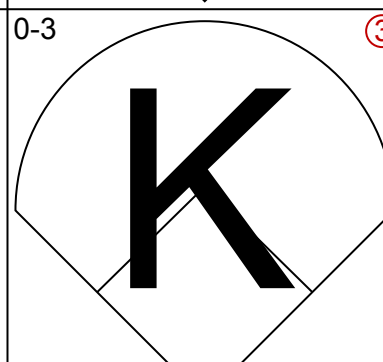
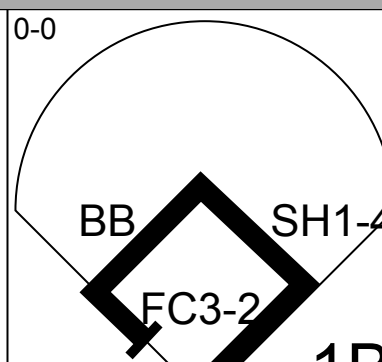
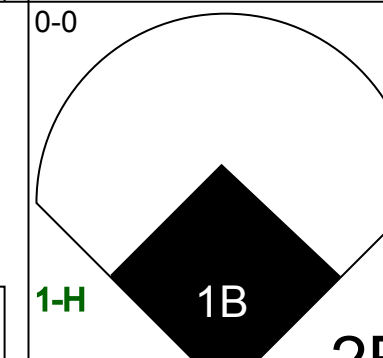
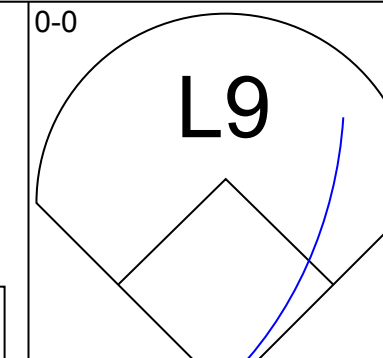
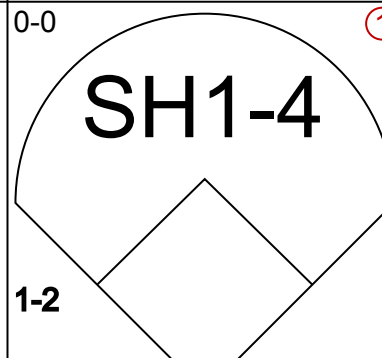
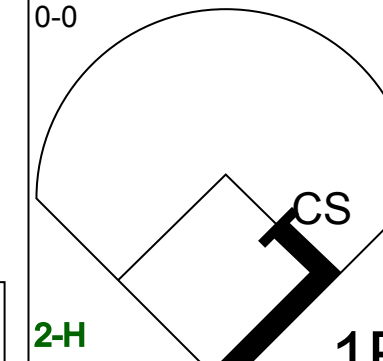
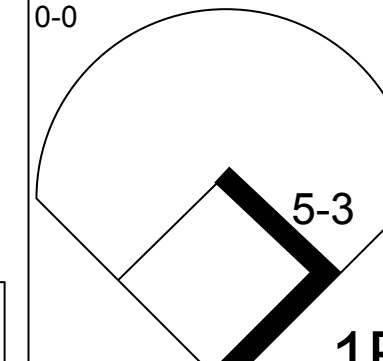
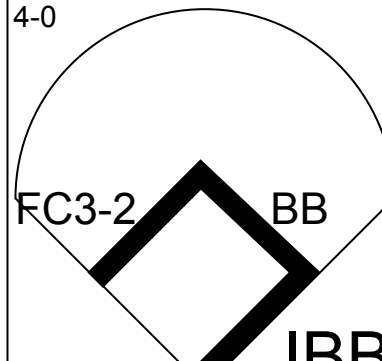
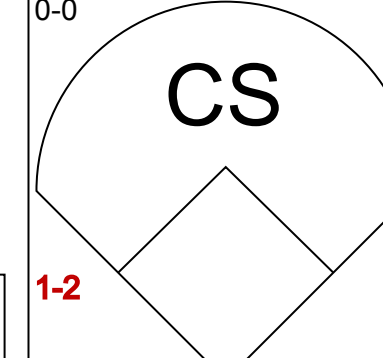
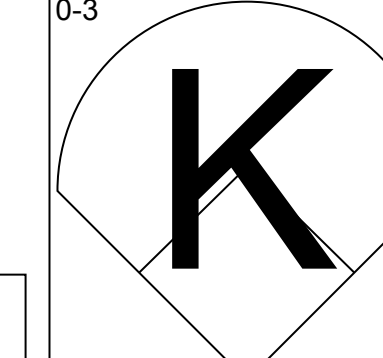
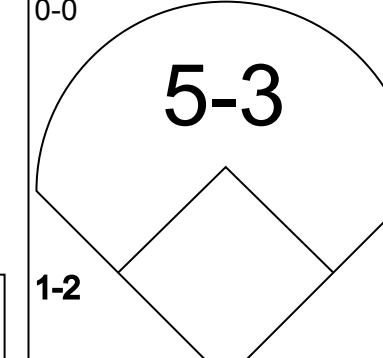
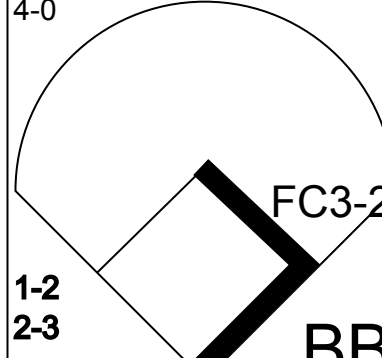
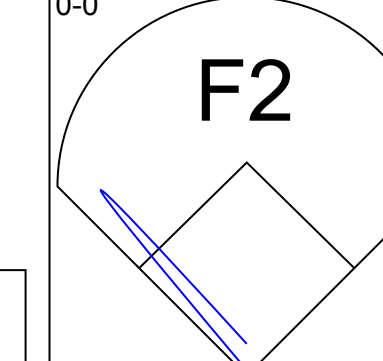
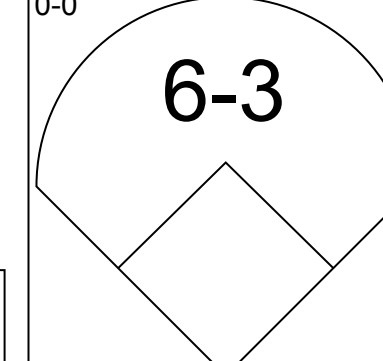
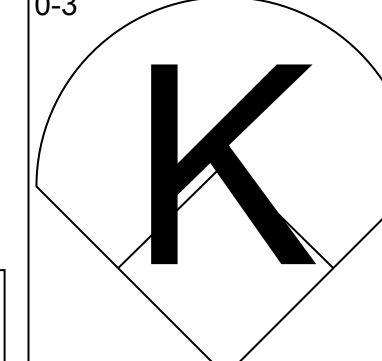
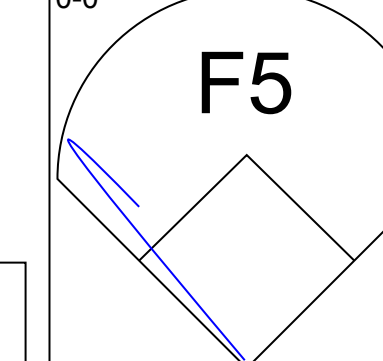
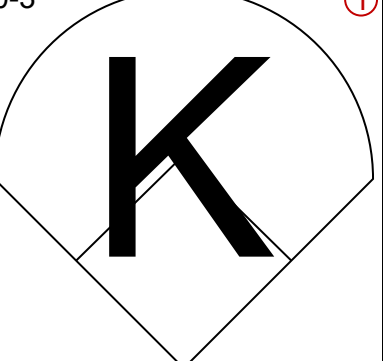
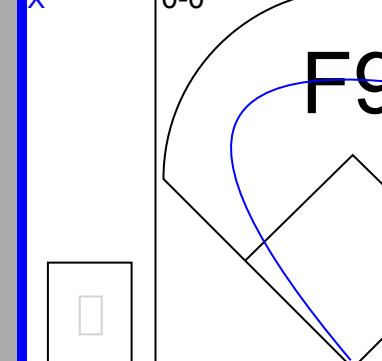
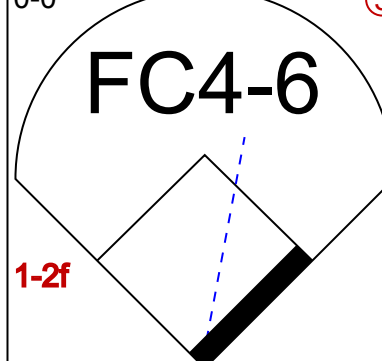

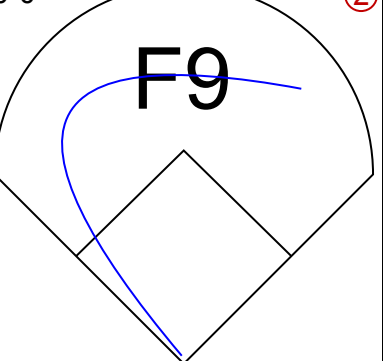
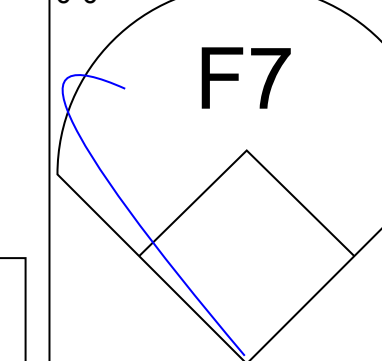
Batter	1	2	3	4	5	6	7	8	9	AB	R	H	RBI	BB	SO	LOB	TOP					
Dick Schofield, S OBP: 0.343, SLG: 0.320	K		BB E SF7 1B	WP BB 1B			6-3		F6	5	1	2	0	0	1	1	<b>San Francisco Giants @ Milwaukee Braves</b> <b>Milwaukee County Stadium, Milwaukee, WI</b> Thu Jun 03 1965, 8:05 PM EDT Att: 3,336 - Unknown					
Matty Alou, L OBP: 0.278, SLG: 0.319	E1		E3	WP BB					G3	4	0	1	1	1	0	2						
Willie McCovey, L OBP: 0.435, SLG: 0.618										2	0	0	0	2	2	3						
Jim Ray Hart, R OBP: 0.306, SLG: 0.451	F9		SF7						F4	3	0	1	1	0	0	3						
Jesus Alou, R OBP: 0.324, SLG: 0.446	F6		F7							4	0	0	0	0	1	5						
Len Gabrielson, L OBP: 0.348, SLG: 0.407		K		1B BB 1B					K	4	1	1	0	0	1	0						
Tom Haller, L OBP: 0.371, SLG: 0.339	3-1			BB WP 1B					G3	4	1	1	0	0	0	0						
Hal Lanier, R OBP: 0.269, SLG: 0.295	5-3			F6					6-3	4	0	0	0	0	0	2						
Bob Shaw, R OBP: 0.133, SLG: 0.133				F8						1	0	0	0	0	0	0						
Ron Herbel, R OBP: 0.071, SLG: 0.071										0	0	0	0	0	0	0						
Masanori Murakami, L OBP: 0.071, SLG: 0.071										0	0	0	0	0	0	0						
Cap Peterson, R OBP: 0.500, SLG: 0.500										1	0	0	0	0	0	2						
Bill Hands, R OBP: 0.195, SLG: 0.195										0	0	0	0	0	0	0						
Ken Henderson, S OBP: 0.250, SLG: 0.250										1	0	0	0	0	0	1						
Bobby Bolin, R OBP: 0.250, SLG: 0.250										0	0	0	0	0	0	0						
Willie Mays, R OBP: 0.416, SLG: 0.722										0	0	0	0	1	0	0						
<b>Inning Stats</b>	R: 0 E: 1 K: 1 S: 6	H: 0 LOB: 2 BB: 1 P: 10	R: 0 E: 0 K: 1 S: 5	H: 0 LOB: 0 BB: 0 P: 5	R: 1 E: 1 K: 0 S: 5	H: 1 LOB: 2 BB: 1 P: 9	R: 2 E: 0 K: 1 S: 8	H: 3 LOB: 2 BB: 1 P: 12	R: 0 E: 0 K: 0 S: 3	H: 1 LOB: 0 BB: 0 P: 3	R: 0 E: 0 K: 1 S: 5	H: 0 LOB: 0 BB: 0 P: 5	R: 0 E: 0 K: 1 S: 6	H: 1 LOB: 1 BB: 0 P: 6	R: 0 E: 0 K: 1 S: 5	H: 0 LOB: 0 BB: 0 P: 5	R: 0 E: 0 K: 0 S: 3	H: 0 LOB: 1 BB: 1 P: 7	1B: 6 2B: 0 3B: 0 HR: 0	SF: 1 SAC: 0 DP: 1 HBP: 0	WP: 1 PB: 0 SB: 1 CS: 0	PA: 38
<b>PITCHER</b> Ken Johnson, R ERA: 4.1	IP: 9.0 WLS: W BF: 38 H: 6 R: 3 ER: 2 SO: 6 BB: 4 IBB: 0 HBP: 0 BLK: 0 WP: 1 HR: 0 S: 46 P: 62 ERA: 2.00 WHIP: 1.111															<b>PITCHER</b>	IP: 9.0 WLS: W BF: 38 H: 6 R: 3 ER: 2 SO: 6 BB: 4 IBB: 0 HBP: 0 BLK: 0 WP: 1 HR: 0 S: 46 P: 62 ERA: 2.00 WHIP: 1.111					

AB	33
R	3
H	6
RBI	2
BB	4
SO	6
LOB	18



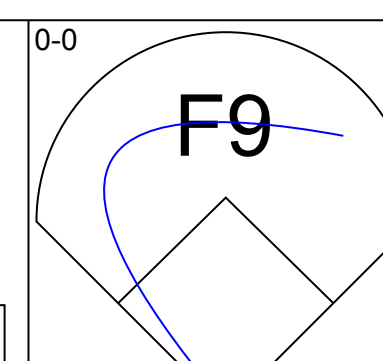
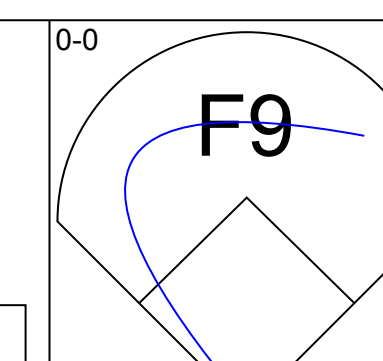
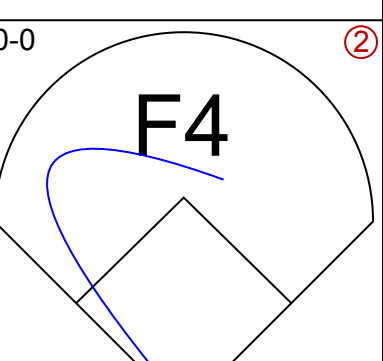
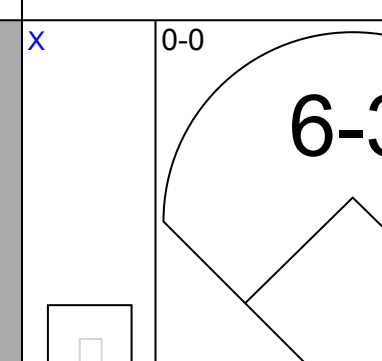
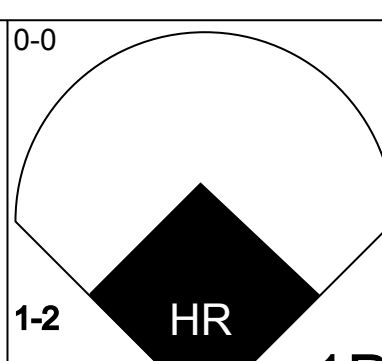
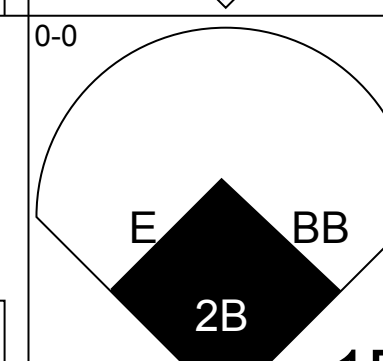
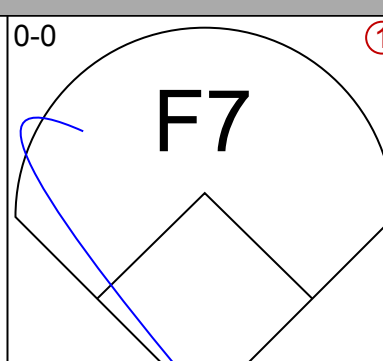
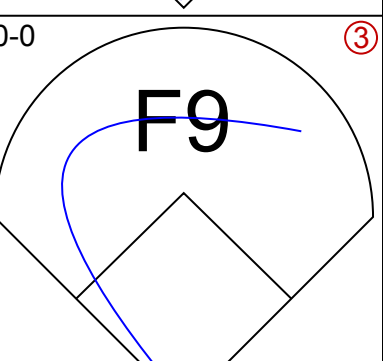
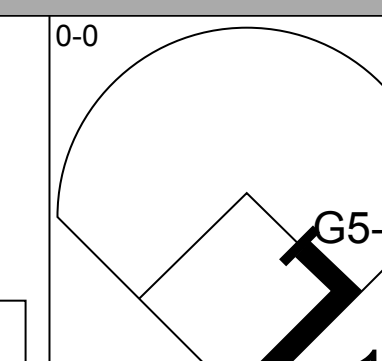
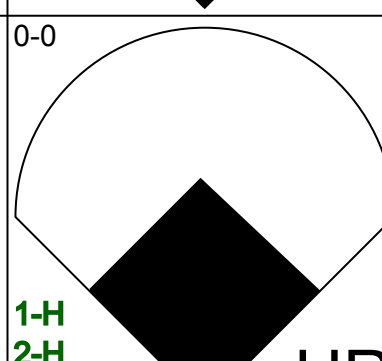
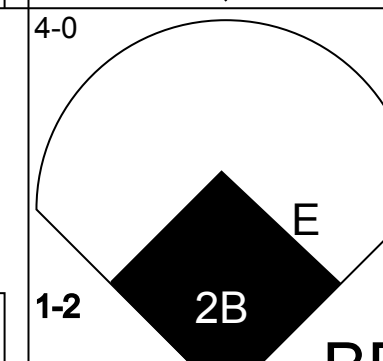
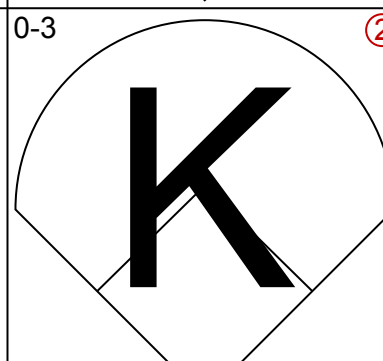
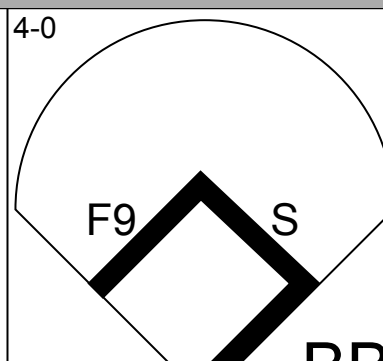
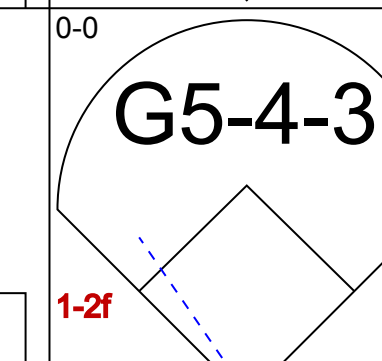
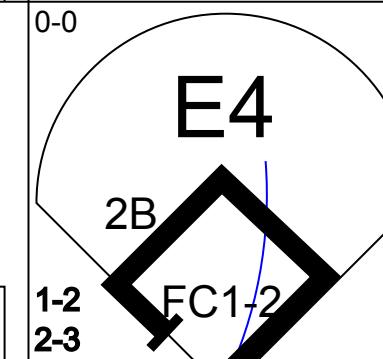
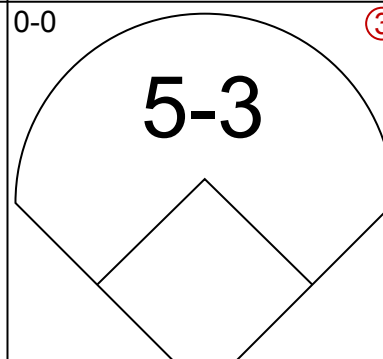
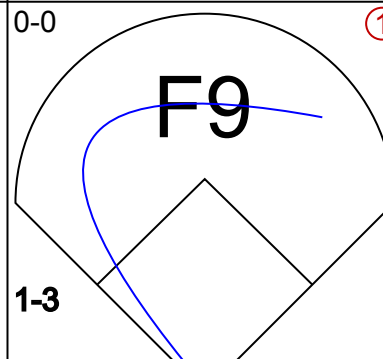
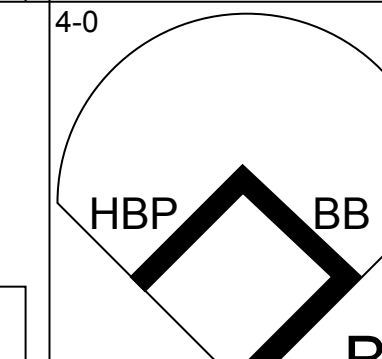

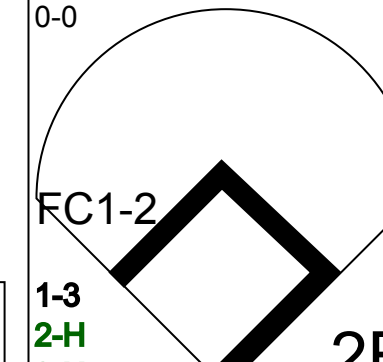
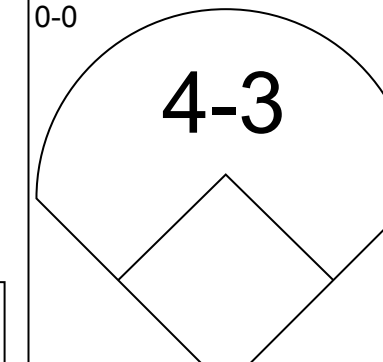
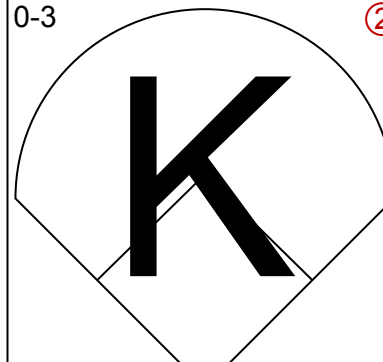
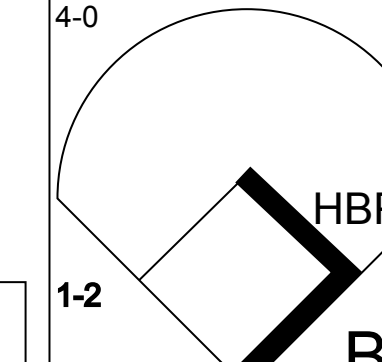
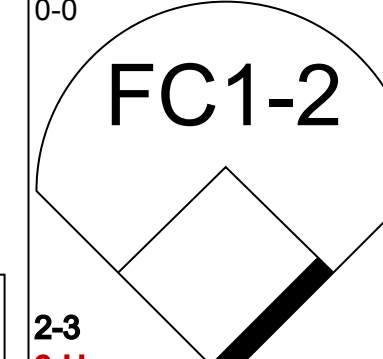
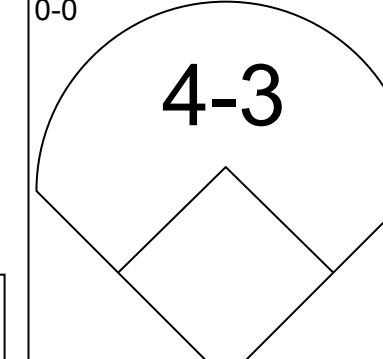
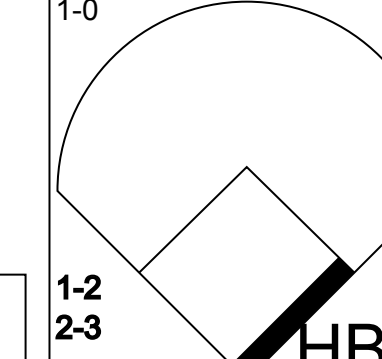
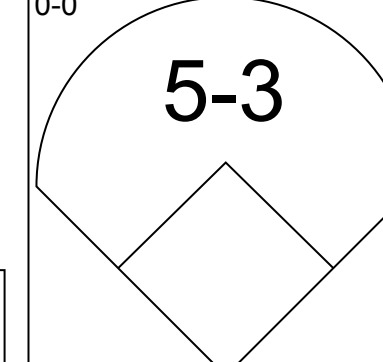
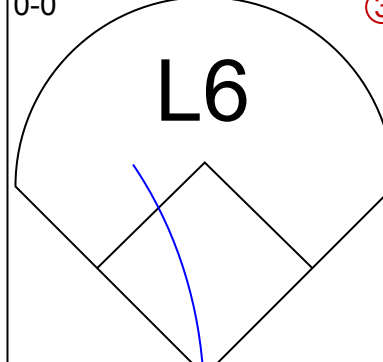
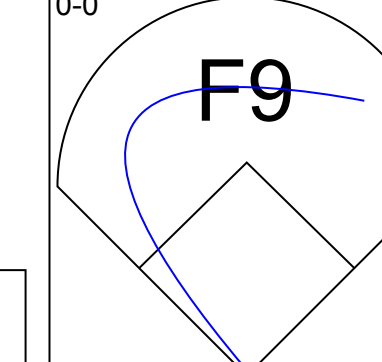
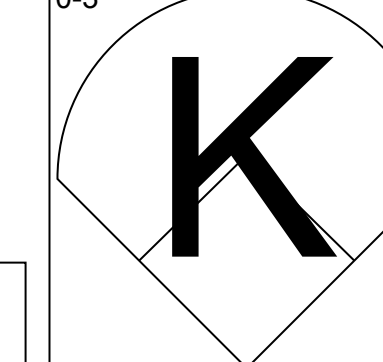
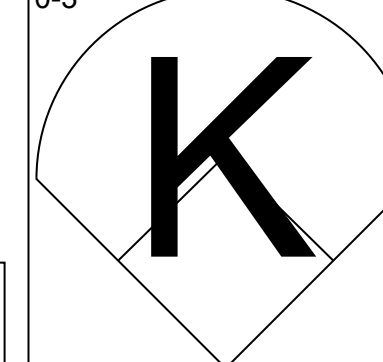
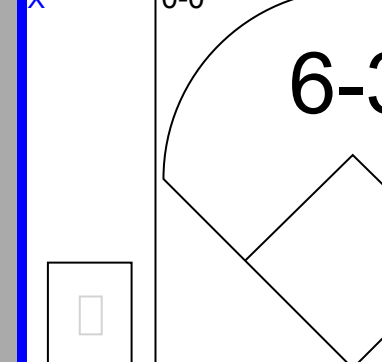
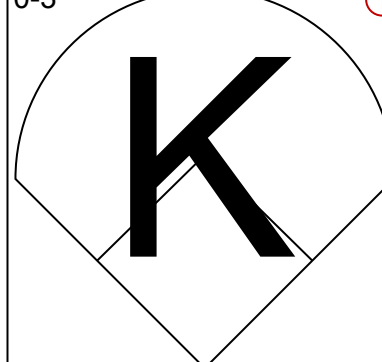
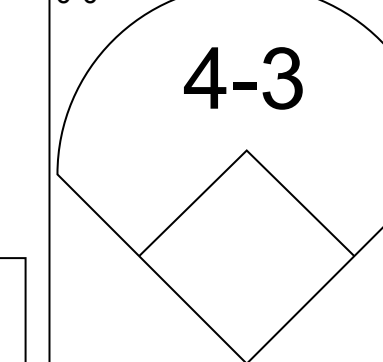
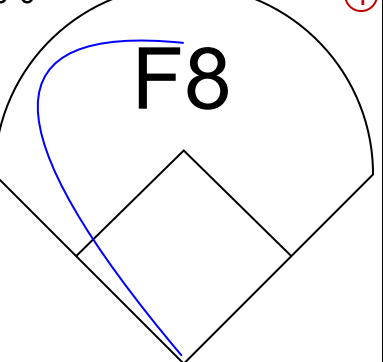
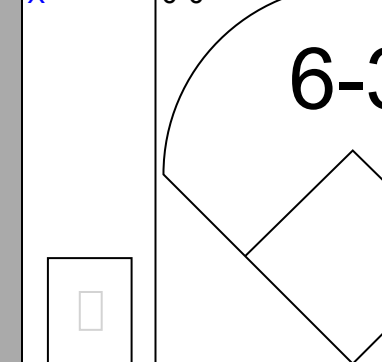
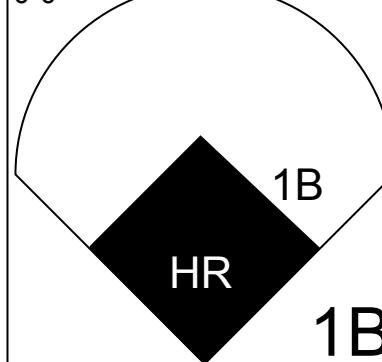
Batter	1	2	3	4	5	6	7	8	9	AB	R	H	RBI	BB	SO	LOB	BOTTOM			
Felipe Alou, R OBP: 0.318, SLG: 0.437	F2	FC6-4	HR					K		5	1	1	1	0	2	2	<b>San Francisco Giants @ Milwaukee Braves</b> <b>Milwaukee County Stadium, Milwaukee, WI</b> Thu Jun 03 1965, 8:05 PM EDT Att: 3,336 - Unknown			
Eddie Mathews, L OBP: 0.367, SLG: 0.533										3	2	1	2	1	1	0				
Lou Klimchock, L OBP: 0.130, SLG: 0.095										1	0	0	0	0	1	0				
Miguel de la Hoz, R OBP: 0.286, SLG: 0.258										0	0	0	0	0	0	0				
Hank Aaron, R OBP: 0.390, SLG: 0.590										3	1	2	0	1	0	0				
Ty Cline, L OBP: 0.271, SLG: 0.218										1	0	0	0	0	1	0				
Mack Jones, L OBP: 0.346, SLG: 0.539										4	1	1	2	0	1	2				
Joe Torre, R OBP: 0.408, SLG: 0.629										3	2	1	1	1	0	1				
Gene Oliver, R OBP: 0.315, SLG: 0.357										2	1	0	0	2	0	1				
Frank Bolling, R OBP: 0.352, SLG: 0.427										4	1	2	2	0	0	0				
Woody Woodward, R OBP: 0.216, SLG: 0.194										4	0	0	0	0	1	4				
Ken Johnson, R OBP: 0.174, SLG: 0.217										4	1	2	2	0	1	0				
<b>Inning Stats</b>	R: 0 E: 0 K: 1 S: 6	H: 1 LOB: 1 BB: 0 P: 6	R: 1 E: 0 K: 1 S: 7	H: 3 LOB: 2 BB: 1 P: 11	R: 9 E: 1 K: 0 S: 10	H: 6 LOB: 1 BB: 3 P: 22	R: 0 E: 0 K: 0 S: 3	H: 0 LOB: 0 BB: 0 P: 3	R: 0 E: 0 K: 1 S: 5	H: 0 LOB: 1 BB: 1 P: 9	R: 0 E: 0 K: 1 S: 5	H: 0 LOB: 0 BB: 0 P: 5	R: 0 E: 0 K: 3 S: 9	H: 0 LOB: 0 BB: 0 P: 9	R: 0 E: 0 K: 3 S: 9	H: 0 LOB: 0 BB: 0 P: 9	1B: 5 2B: 4 3B: 0 HR: 1	SF: 0 SAC: 0 DP: 0 HBP: 0	WP: 2 PB: 0 SB: 0 CS: 1	PA: 39
<b>PITCHER</b> Bob Shaw, R ERA: 3.42	IP: 2.0 WLS: L BF: 13 H: 6 R: 4 ER: 4 SO: 2 BB: 2 IBB: 0 HBP: 0 BLK: 0 WP: 2 HR: 0 S: 15 P: 23 ERA: 18.00 WHIP: 4.000															<b>PITCHER</b>	IP: 2.0 WLS: L BF: 13 H: 6 R: 4 ER: 4 SO: 2 BB: 2 IBB: 0 HBP: 0 BLK: 0 WP: 2 HR: 0 S: 15 P: 23 ERA: 18.00 WHIP: 4.000			
Ron Herbel, R ERA: 3.83	0.1 6 3 4 3 0 1 0 0 0 0 2 0 5 9 81.00 12.000																			
Masanori Murakami, L ERA: 9.31	0.2 4 1 2 2 0 1 0 0 0 0 0 1 3 7 27.00 3.000																			
Bill Hands, R ERA: 9.31	2.0 6 0 0 0 1 0 0 0 0 0 0 0 8 8 0.00 0.000																			
Bobby Bolin, R ERA: 1.95	3.0 10 0 0 0 0 5 1 0 0 0 0 0 19 23 0.00 0.333																			




Batter	1	2	3	4	5	6	7	8	9	AB	R	H	RBI	BB	SO	LOB	TOP			
Maury Wills, S OBP: 0.333, SLG: 0.317										4	0	2	0	0	1	0	<b>Los Angeles Dodgers @ Milwaukee Braves</b> Milwaukee County Stadium, Milwaukee, WI Fri Jun 04 1965, 8:05 PM EDT Att: 5,760 - Unknown			
Dick Tracewski, R OBP: 0.341, SLG: 0.306										3	1	1	0	1	0	1				
Willie Davis, L OBP: 0.266, SLG: 0.362 Wes Parker, S OBP: 0.349, SLG: 0.382										4	0	1	0	0	2	2				
Ron Fairly, L OBP: 0.378, SLG: 0.471										3	1	1	1	0	0	0				
Lou Johnson, R OBP: 0.391, SLG: 0.494										3	0	2	1	1	0	0				
Jim Lefebvre, S OBP: 0.364, SLG: 0.379										3	0	1	0	1	1	1				
Al Ferrara, R OBP: 0.321, SLG: 0.417										4	0	0	0	0	1	5				
Jeff Torborg, R OBP: 0.302, SLG: 0.425 John Roseboro, L OBP: 0.295, SLG: 0.275										2	0	0	0	0	1	0				
Claude Osteen, L OBP: 0.091, SLG: 0.091 Bob Miller, R OBP: 0.091, SLG: 0.091										3	0	0	0	0	1	0				
<b>Inning Stats</b>	R: 2 E: 0 K: 1 S: 6	H: 2 LOB: 0 BB: 1 P: 10	R: 0 E: 0 K: 1 S: 5	H: 0 LOB: 0 BB: 0 P: 5	R: 0 E: 0 K: 2 S: 8	H: 1 LOB: 1 BB: 0 P: 8	R: 0 E: 0 K: 0 S: 4	H: 1 LOB: 1 BB: 0 P: 4	R: 0 E: 0 K: 1 S: 5	H: 0 LOB: 0 BB: 0 P: 5	R: 0 E: 0 K: 1 S: 6	H: 1 LOB: 1 BB: 0 P: 6	R: 0 E: 0 K: 0 S: 3	H: 1 LOB: 0 BB: 0 P: 3	R: 0 E: 0 K: 0 S: 4	H: 1 LOB: 3 BB: 2 P: 12		1B: 7 2B: 2 3B: 0 HR: 0	SF: 0 SAC: 1 DP: 1 HBP: 0	WP: 0 PB: 0 SB: 1 CS: 1
<b>PITCHER</b> Wade Blasingame, L ERA: 2.64	IP: 9.0 WLS: W BF: 35 H: 8 R: 2 ER: 2 SO: 7 BB: 2 IBB: 1 HBP: 0 BLK: 0 WP: 0 HR: 0 S: 46 P: 58 ERA: 2.00 WHIP: 1.111															<b>PITCHER</b>	IP: 0 WLS: 0 BF: 0 H: 0 R: 0 ER: 0 SO: 0 BB: 0 IBB: 0 HBP: 0 BLK: 0 WP: 0 HR: 0 S: 0 P: 0 ERA: 0 WHIP: 0			


AB	31
R	2
H	8
RBI	2
BB	3
SO	7
LOB	13





Batter	1	2	3	4	5	6	7	8	9	AB	R	H	RBI	BB	SO	LOB	BOTTOM			
Felipe Alou, R OBP: 0.315, SLG: 0.430										5	1	1	0	0	0	0	<b>Los Angeles Dodgers @ Milwaukee Braves</b> Milwaukee County Stadium, Milwaukee, WI Fri Jun 04 1965, 8:05 PM EDT Att: 5,760 - Unknown			
Eddie Mathews, L OBP: 0.374, SLG: 0.554										5	2	3	3	0	0	0				
Hank Aaron, R OBP: 0.392, SLG: 0.582										2	1	0	0	2	1	1				
Joe Torre, R OBP: 0.404, SLG: 0.615										3	0	0	0	1	0	3				
Gene Oliver, R OBP: 0.323, SLG: 0.368										3	0	1	2	1	1	1				
Mack Jones, L OBP: 0.351, SLG: 0.534										3	0	1	0	0	0	2				
Frank Bolling, R OBP: 0.349, SLG: 0.421										4	0	1	0	0	0	7				
Woody Woodward, R OBP: 0.205, SLG: 0.184 Rico Carty, R OBP: 0.283, SLG: 0.365 Sandy Alomar Sr., S OBP: 0.246, SLG: 0.232										2	0	0	0	0	2	1				
Wade Blasingame, L OBP: 0.259, SLG: 0.296 Gary Kolb, L OBP: 0.182, SLG: 0.182										4	0	1	0	0	0	0				
<b>Inning Stats</b>	R: 2 E: 1 K: 0 S: 6	H: 2 LOB: 2 BB: 1 P: 10	R: 0 E: 0 K: 1 S: 5	H: 0 LOB: 0 BB: 0 P: 5	R: 0 E: 0 K: 1 S: 6	H: 1 LOB: 1 BB: 0 P: 6	R: 0 E: 0 K: 0 S: 3	H: 0 LOB: 0 BB: 0 P: 3	R: 0 E: 0 K: 1 S: 6	H: 1 LOB: 2 BB: 1 P: 10	R: 0 E: 0 K: 0 S: 3	H: 0 LOB: 0 BB: 0 P: 3	R: 0 E: 0 K: 0 S: 3	H: 1 LOB: 3 BB: 2 P: 12	R: 3 E: 0 K: 1 S: 6	H: 3 LOB: 1 BB: 0 P: 6		1B: 6 2B: 1 3B: 0 HR: 1	SF: 0 SAC: 0 DP: 1 HBP: 1	WP: 0 PB: 0 SB: 1 CS: 0
<b>PITCHER</b> Claude Osteen, L ERA: 2.86 Bob Miller, R ERA: 3.12	IP: 7.2 WLS: L BF: 5 H: 3 R: 3 ER: 3 SO: 1 BB: 0 IBB: 0 HBP: 0 BLK: 0 WP: 0 HR: 1 S: 36 P: 53 ERA: 40.50 WHIP: 4.500															<b>PITCHER</b>	IP: 0 WLS: 0 BF: 0 H: 0 R: 0 ER: 0 SO: 0 BB: 0 IBB: 0 HBP: 0 BLK: 0 WP: 0 HR: 0 S: 0 P: 0 ERA: 0 WHIP: 0			



Batter	1	2	3	4	5	6	7	8	9	AB	R	H	RBI	BB	SO	LOB	TOP					
Maury Wills, S OBP: 0.330, SLG: 0.314	0-0 6-3	0-0 FC			0-0 F1		0-0 F9		0-0 S 1B	5	0	1	0	0	0	2	<b>Los Angeles Dodgers @ Milwaukee Braves</b> Milwaukee County Stadium, Milwaukee, WI Sat Jun 05 1965, 4:33 AM EDT Att. 4,116 - Unknown - 61 F <a href="http://livebaseballscorecards.com">livebaseballscorecards.com</a>					
Jim Gilliam, S OBP: 0.364, SLG: 0.368	0-0 3-1		1-3 1B BB		0-0 F8		0-0 F8		0-0 S 1B	4	0	1	0	1	0	0						
Wally Moon, L OBP: 0.432, SLG: 0.432	0-0 S 1B		1-2 1B		4-0 BB		0-0 4-3		0-0 L8	4	0	2	0	1	0	2						
Ron Fairly, L OBP: 0.374, SLG: 0.461	4-0 S 1B		1-2 BB		0-0 F8				0-0 L8	4	0	0	0	1	0	5						
John Roseboro, L OBP: 0.300, SLG: 0.299	0-0 4-3		0-0 F5		0-0 HR				0-0 1B 1B	4	1	2	1	0	0	4						
Lou Johnson, R OBP: 0.385, SLG: 0.483		0-0 6-3	0-3 K		0-0 L4				0-0 1B 1B	4	0	1	0	0	1	2						
Jim Lefebvre, S OBP: 0.361, SLG: 0.376		0-0 1B 1B	0-3 K	0-3 K		0-0 E3			0-0 L8	4	0	1	0	0	1	2						
Dick Tracewski, R OBP: 0.331, SLG: 0.296		0-3 K	0-0 L3		0-0 P4				0-0 5-3	4	0	0	0	0	1	4						
Johnny Podres, L OBP: 0.125, SLG: 0.125	0-0 S 1B		0-3 K		0-0 F7				0-3 K	3	0	1	0	0	1	1						
John Purdin, R OBP: 0.279, SLG: 0.228	1-2 2-3 HR IBB		0-0 6-3		0-0 F8				0-0 1B 1B	1	0	0	0	0	0	0						
Willie Crawford, L OBP: 0.353, SLG: 0.424	0-0 6-3		0-0 1B		0-0 F8				0-0 G4-6-3 1B	1	0	0	0	0	0	0						
Inning Stats	R: 0 E: 0 K: 0 S: 4	H: 1 LOB: 2 BB: 1 P: 8	R: 0 E: 0 K: 1 S: 7	H: 2 LOB: 2 BB: 0 P: 7	R: 0 E: 0 K: 1 S: 6	H: 1 LOB: 0 BB: 1 P: 10	R: 0 E: 0 K: 2 S: 7	H: 0 LOB: 0 BB: 0 P: 7	R: 0 E: 0 K: 0 S: 3	H: 0 LOB: 1 BB: 1 P: 7	R: 1 E: 1 K: 0 S: 5	H: 1 LOB: 1 BB: 0 P: 5	R: 0 E: 0 K: 0 S: 3	H: 0 LOB: 0 BB: 0 P: 3	R: 0 E: 0 K: 0 S: 5	H: 2 LOB: 2 BB: 0 P: 5	R: 0 E: 0 K: 1 S: 7	H: 2 LOB: 2 BB: 0 P: 7	1B: 8 2B: 0 3B: 0 HR: 1	SF: 0 SAC: 0 DP: 0 HBP: 0	WP: 0 PB: 0 CS: 3	PA: 40
PITCHER Tony Cloninger, R ERA: 3.45	IP: 9.0 WLS: W BF: 40 H: 9 R: 1 ER: 1 SO: 5 BB: 3 IBB: 0 HBP: 0 BLK: 0 WP: 0 HR: 1 S: 47 P: 59 ERA: 1.00 WHIP: 1.333																					

Batter	1	2	3	4	5	6	7	8	9	AB	R	H	RBI	BB	SO	LOB	BOTTOM			
Felipe Alou, R OBP: 0.319, SLG: 0.438	0-3 K	0-0 L6			0-0 SF9 PB 1B		0-0 2B			4	1	2	1	0	1	0	<b>Los Angeles Dodgers @ Milwaukee Braves</b> Milwaukee County Stadium, Milwaukee, WI Sat Jun 05 1965, 4:33 AM EDT Att. 4,116 - Unknown - 61 F <a href="http://livebaseballscorecards.com">livebaseballscorecards.com</a>			
Eddie Mathews, L OBP: 0.366, SLG: 0.544	0-0 P3		0-3 K		0-0 SF9		0-0 F7			3	0	0	1	0	1	1				
Hank Aaron, R OBP: 0.395, SLG: 0.580	0-0 WP HR 1B		0-0 P6		0-0 SF8		4-0 BB			2	1	1	1	1	0	0				
Joe Torre, R OBP: 0.400, SLG: 0.605	0-0 WP HR 1B		0-0 P6		0-0 F7		0-3 K			4	1	1	0	0	1	2				
Gene Oliver, R OBP: 0.323, SLG: 0.360	4-0 HR IBB		0-0 5-3		0-0 F9				0-0 1B 1B	2	1	0	0	1	0	0				
Ty Cline, L OBP: 0.279, SLG: 0.228	1-2 2-3 HR IBB		0-0 K		0-0 F8				0-0 1B G4-6-3 1B	4	2	2	4	0	1	0				
Mack Jones, L OBP: 0.355, SLG: 0.557	0-0 HR		0-0 K		0-0 F8				0-0 1B G4-6-3 1B	4	0	2	1	0	0	0				
Frank Bolling, R OBP: 0.353, SLG: 0.424	0-0 6-3		0-0 1B		0-0 F8				0-0 G4-6-3 1B	4	0	2	1	0	0	0				
Sandy Alomar Sr., S OBP: 0.230, SLG: 0.217		0-0 L9			0-0 F8				0-0 G4-6-3	4	1	0	0	0	0	2				
Tony Cloninger, R OBP: 0.125, SLG: 0.156	0-0 F9				0-0 PB 1B SF9 1B		0-3 K		0-3 K	4	1	1	0	0	2	1				
Inning Stats	R: 4 E: 0 K: 1 S: 8	H: 3 LOB: 0 BB: 1 P: 12	R: 0 E: 0 K: 0 S: 3	H: 0 LOB: 0 BB: 0 P: 3	R: 0 E: 0 K: 1 S: 5	H: 0 LOB: 0 BB: 0 P: 5	R: 0 E: 0 K: 1 S: 6	H: 1 LOB: 1 BB: 0 P: 6	R: 2 E: 0 K: 0 S: 5	H: 2 LOB: 0 BB: 0 P: 5	R: 0 E: 0 K: 0 S: 3	H: 0 LOB: 0 BB: 0 P: 3	R: 1 E: 1 K: 2 S: 9	H: 1 LOB: 2 BB: 1 P: 13	R: 2 E: 0 K: 1 S: 7	H: 3 LOB: 0 BB: 0 P: 7		1B: 8 2B: 1 3B: 0 HR: 1	SF: 2 SAC: 0 DP: 1 HBP: 0	WP: 1 PB: 1 CS: 0
PITCHER Johnny Podres, L ERA: 2.06	IP: 6.0 WLS: L BF: 25 H: 6 R: 6 ER: 5 SO: 3 BB: 0 IBB: 1 HBP: 0 BLK: 0 WP: 1 HR: 1 S: 30 P: 34 ERA: 7.50 WHIP: 1.000																			
PITCHER John Purdin, R ERA: 4.3	IP: 2.0 WLS: L BF: 11 H: 4 R: 3 ER: 2 SO: 3 BB: 1 IBB: 0 HBP: 0 BLK: 0 WP: 0 HR: 0 S: 16 P: 20 ERA: 9.00 WHIP: 2.500																			

Batter	1	2	3	4	5	6	7	8	9	AB R H RBI BB SO LOB	TOP									
<b>Maury Wills, S</b> (1, 6) OBP: 0.332, SLG: 0.327	0-0 2B		0-0 CS 2B		0-0 F9		0-0 5-3		0-0 6-3	5 0 2 0 0 0 0	<b>Los Angeles Dodgers @ Milwaukee Braves</b> <b>Milwaukee County Stadium, Milwaukee, WI</b> Sun Jun 06 1965, 4:33 AM EDT Unknown <a href="http://livebaseballscorecards.com">livebaseballscorecards.com</a>									
<b>Jim Gilliam, S</b> (1, 7) OBP: 0.462, SLG: 0.571	4-0 BB		0-0 2-3 HR		4-0 HR BB		0-0 1B			2 2 2 1 2 0 0										
<b>Lou Johnson, R</b> (1, 8) OBP: 0.390, SLG: 0.516	0-3 K		0-0 FC1-6 1B		0-0 1-H HR		0-3 K			4 1 2 2 0 2 3										
<b>Ron Fairly, L</b> (1, 3) OBP: 0.376, SLG: 0.462	0-3 K		0-0 FC1-6 1-2		0-0 1B			0-0 4-3 SH3-4 1B		4 0 2 0 0 1 3										
<b>John Roseboro, L</b> (1, 2) OBP: 0.295, SLG: 0.294	0-0 L7			0-3 K	0-3 K			0-0 SH3-4 1-2		3 0 0 0 0 2 3										
<b>Jim Lefebvre, S</b> (1, 4) OBP: 0.354, SLG: 0.367		0-0 F7		0-0 F8		0-0 1-3		0-0 4-3 2-3		4 0 0 0 0 0 1										
<b>Al Ferrara, R</b> (1, 9) OBP: 0.281, SLG: 0.357		0-0 5-3		0-0 F5		0-0 5-3		0-3 K		4 0 0 0 0 1 1										
<b>Dick Tracewski, R</b> (1, 5) OBP: 0.321, SLG: 0.286		0-3 K		0-0 6-3	0-3 K			0-0 F8		4 0 0 0 0 2 0										
<b>Don Drysdale, R</b> (1, 1) OBP: 0.366, SLG: 0.590			0-0		0-0 HR		0-3 K		0-0 5-3	4 1 1 1 0 1 0										
<b>Inning Stats</b>	R: 0 E: 0 K: 2 S: 8	H: 1 LOB: 2 BB: 1 P: 12	R: 0 E: 0 K: 1 S: 5	H: 0 LOB: 0 BB: 0 P: 5	R: 1 E: 0 K: 0 S: 5	H: 3 LOB: 1 BB: 0 P: 5	R: 0 E: 0 K: 1 S: 5	H: 0 LOB: 0 BB: 0 P: 5	R: 3 E: 0 K: 1 S: 8	H: 3 LOB: 1 BB: 1 P: 12	R: 0 E: 0 K: 2 S: 8	H: 1 LOB: 1 BB: 0 P: 8	R: 0 E: 0 K: 1 S: 6	H: 1 LOB: 1 BB: 0 P: 6	R: 0 E: 0 K: 0 S: 3	H: 0 LOB: 0 BB: 0 P: 3	1B: 4 2B: 2 3B: 0 HR: 3	SF: 0 SAC: 1 DP: 0 HBP: 0	WP: 0 PB: 0 SB: 0 CS: 1	PA: 37
<b>PITCHER</b>	IP WLS BF H R ER SO BB IBB HBP BLK WP HR S P ERA WHIP											<b>PITCHER</b>	IP WLS BF H R ER SO BB IBB HBP BLK WP HR S P ERA WHIP							
<b>Dick Kelley, L</b> (1, 1) ERA: 7.2	5.0 L 23 7 4 4 5 2 0 0 0 0 0 3 31 39 7.20 1.800																			
<b>Bob Sadowski, R</b> (6, 1) ERA: 4.15	2.0 7 1 0 0 3 0 0 0 0 0 0 0 13 13 0.00 0.500																			
<b>Phil Niekro, R</b> (8, 1) ERA: 2.95	2.0 7 1 0 0 1 0 0 0 0 0 0 0 9 9 0.00 0.500																			

Batter	1	2	3	4	5	6	7	8	9	AB R H RBI BB SO LOB	BOTTOM											
<b>Felipe Alou, R</b> (1, 7) OBP: 0.313, SLG: 0.428	0-0 L6		0-0 F2		0-0 P2			0-0 F9		4 0 0 0 0 0 1	<b>Los Angeles Dodgers @ Milwaukee Braves</b> <b>Milwaukee County Stadium, Milwaukee, WI</b> Sun Jun 06 1965, 4:33 AM EDT Unknown <a href="http://livebaseballscorecards.com">livebaseballscorecards.com</a>											
<b>Eddie Mathews, L</b> (1, 5) OBP: 0.355, SLG: 0.530	0-0 F7		0-3 K			0-0 4-3		0-3 K		4 0 0 0 0 2 1												
<b>Hank Aaron, R</b> (1, 9) OBP: 0.398, SLG: 0.585	0-0 2B		0-0 E8 1B			0-3 K		0-3 K		4 0 2 0 0 2 1												
<b>Mack Jones, L</b> (1, 8) OBP: 0.345, SLG: 0.540	0-0 F7		0-3 K			0-3 K			0-0 3-1	4 0 0 0 0 2 2												
<b>Joe Torre, R</b> (1, 2) OBP: 0.396, SLG: 0.596		0-0 F9		0-0 G6-4-3 1B			0-0 6-3		0-0 5-3	4 0 1 0 0 0 0												
<b>Gene Oliver, R</b> (1, 3) OBP: 0.330, SLG: 0.359		4-0 1B BB		0-0 G6-4-3 1-2			0-0 L4-6 1B		0-0 3-1	3 0 1 0 1 0 1												
<b>Frank Bolling, R</b> (1, 4) OBP: 0.360, SLG: 0.430		0-0 1-3 1B		0-0 F7			0-0 1-2 1B			3 0 2 0 0 0 0												
<b>Sandy Alomar Sr., S</b> (1, 6) OBP: 0.226, SLG: 0.213		0-0 F9			0-3 K			0-0 L4-6 2-3		1 0 0 0 0 0 2												
<b>Lou Klimchuck, L</b> (5, PH) OBP: 0.125, SLG: 0.091										1 0 0 0 0 1 0												
<b>Bob Sadowski, R</b> (6, 1) OBP: 0.273, SLG: 0.200										0 0 0 0 0 0 0												
<b>Rico Carty, R</b> (7, PH) OBP: 0.278, SLG: 0.358										1 0 0 0 0 0 2												
<b>Phil Niekro, R</b> (8, 1) OBP: 0.500, SLG: 0.500										0 0 0 0 0 0 0												
<b>Dick Kelley, R</b> (1, 1) ERA: 7.2		0-0 5-3			0-3 K2-3			1-0 HBP		1 0 0 0 0 0 2												
<b>Ty Cline, L</b> (5, PH) OBP: 0.276, SLG: 0.225										1 0 0 0 0 1 0												
<b>Woody Woodward, R</b> (6, 6) OBP: 0.255, SLG: 0.184										0 0 0 0 0 0 0												
<b>Miguel de la Hoz, R</b> (8, PH) OBP: 0.306, SLG: 0.258										0 0 0 0 0 0 0												
<b>Inning Stats</b>	R: 0 E: 0 K: 0 S: 4	H: 1 LOB: 2 BB: 0 P: 4	R: 0 E: 0 K: 0 S: 4	H: 1 LOB: 2 BB: 1 P: 8	R: 0 E: 1 K: 2 S: 8	H: 1 LOB: 1 BB: 0 P: 8	R: 0 E: 0 K: 0 S: 3	H: 1 LOB: 0 BB: 0 P: 3	R: 0 E: 0 K: 2 S: 7	H: 0 LOB: 0 BB: 0 P: 7	R: 0 E: 0 K: 2 S: 7	H: 0 LOB: 0 BB: 0 P: 7	R: 0 E: 0 K: 0 S: 4	H: 2 LOB: 1 BB: 0 P: 4	R: 0 E: 0 K: 2 S: 7	H: 0 LOB: 1 BB: 0 P: 8	R: 0 E: 0 K: 0 S: 3	H: 0 LOB: 0 BB: 0 P: 3	1B: 5 2B: 2 3B: 0 HR: 0	SF: 0 SAC: 0 DP: 2 HBP: 1	WP: 0 PB: 0 SB: 0 CS: 0	PA: 33
<b>PITCHER</b>	IP WLS BF H R ER SO BB IBB HBP BLK WP HR S P ERA WHIP											<b>PITCHER</b>	IP WLS BF H R ER SO BB IBB HBP BLK WP HR S P ERA WHIP									
<b>Don Drysdale, R</b> (1, 1) ERA: 2.4	9.0 W 33 6 0 0 8 1 0 0 0 0 0 0 47 52 0.00 0.778																					

Batter	1	2	3	4	5	6	7	8	9	AB	R	H	RBI	BB	SO	LOB	TOP					
<b>Maury Wills, S</b> OBP: 0.333, SLG: 0.325 (1, 6)										4	1	1	1	1	2	0	<b>Los Angeles Dodgers @ Milwaukee Braves</b> <b>Milwaukee County Stadium, Milwaukee, WI</b> Sun Jun 06 1965, 4:38 AM EDT Att: 17,175 - Unknown 					
<b>Jim Gilliam, S</b> OBP: 0.497, SLG: 0.680 (1, 7)										4	1	2	2	0	0							
<b>Lou Johnson, R</b> OBP: 0.385, SLG: 0.505 (1, 8)										4	0	1	1	0	0							
<b>Ron Fairly, L</b> OBP: 0.379, SLG: 0.457 (1, 3)										2	0	0	0	2	0							
<b>Jim Lefebvre, S</b> OBP: 0.348, SLG: 0.359 (1, 4)										4	0	0	0	0	1	2						
<b>Wally Moon, L</b> OBP: 0.436, SLG: 0.425 (1, 9)										3	1	1	0	1	0	0						
<b>John Kennedy, R</b> OBP: 0.288, SLG: 0.288 (1, 5)										4	0	0	0	0	2	4						
<b>Hector Valle, R</b> OBP: 0.250, SLG: 0.250 (1, 2)										4	1	1	0	0	0	1						
<b>Howie Reed, R</b> OBP: 0.283, SLG: 0.283 (1, 1)										0	0	0	0	0	0	0						
<b>Jim Brewer, L</b> OBP: 0.283, SLG: 0.283 (2, 1)										2	0	0	0	0	0	0						
<b>Ron Perranoski, L</b> OBP: 0.283, SLG: 0.283 (6, 1)										0	0	0	0	0	0	0						
<b>Al Ferrara, R</b> OBP: 0.283, SLG: 0.283 (7, PH)										1	0	0	0	0	1	2						
<b>Bob Miller, R</b> OBP: 0.283, SLG: 0.283 (7, 1)										0	0	0	0	0	0	0						
<b>Dick Tracewski, R</b> OBP: 0.283, SLG: 0.283 (6, PH)										1	0	0	0	0	0	0						
<b>Inning Stats</b>	R: 1 E: 0 K: 0 S: 3	H: 1 LOB: 0 BB: 1 P: 7	R: 0 E: 1 K: 1 S: 6	H: 0 LOB: 1 BB: 0 P: 6	R: 0 E: 0 K: 1 S: 5	H: 0 LOB: 0 BB: 0 P: 5	R: 0 E: 0 K: 0 S: 4	H: 1 LOB: 2 BB: 1 P: 8	R: 0 E: 0 K: 1 S: 5	H: 0 LOB: 0 BB: 0 P: 5	R: 0 E: 0 K: 1 S: 5	H: 0 LOB: 1 BB: 1 P: 9	R: 3 E: 0 K: 2 S: 11	H: 4 LOB: 2 BB: 1 P: 15	R: 0 E: 0 K: 0 S: 3	H: 0 LOB: 0 BB: 0 P: 3	R: 0 E: 0 K: 0 S: 3	H: 0 LOB: 0 BB: 0 P: 3	1B: 5 2B: 0 3B: 0 HR: 1	SF: 0 SAC: 0 DP: 0 HBP: 0	WP: 0 PA: 37 SB: 0 CS: 1	
<b>PITCHER</b>	IP	WLS	BF	H	R	ER	SO	BB	IBB	HBP	BLK	WP	HR	S	P	ERA	WHIP					
<b>Denny Lemaster, L</b> ERA: 5.34	(1, 1)	6.2	W	27	3	3	3	6	4	0	0	0	0	1	35	51	4.05	1.050				
<b>Billy O'Dell, L</b> ERA: 2.16	(7, 1)	2.1	S	9	2	0	0	0	0	0	0	0	0	0	9	9	0.00	0.857				
<b>Bob Sadowski, R</b> ERA: 4.15	(7, 1)	0.0		1	1	1	0	0	0	0	0	0	0	0	1	1	∞	∞				
<b>Billy O'Dell, L</b> ERA: 2.16	(7, 1)	2.1	S	9	2	0	0	0	0	0	0	0	0	9	9	0.00	0.857					

Batter	1	2	3	4	5	6	7	8	9	AB	R	H	RBI	BB	SO	LOB	BOTTOM				
<b>Felipe Alou, R</b> OBP: 0.320, SLG: 0.438 (1, 7)										5	1	3	1	0	0	0	<b>Los Angeles Dodgers @ Milwaukee Braves</b> <b>Milwaukee County Stadium, Milwaukee, WI</b> Sun Jun 06 1965, 4:38 AM EDT Att: 17,175 - Unknown 				
<b>Eddie Mathews, L</b> OBP: 0.395, SLG: 0.533 (1, 5)										3	1	2	0	2	0	2					
<b>Hank Aaron, R</b> OBP: 0.392, SLG: 0.570 (1, 9)										4	0	0	1	1	1	4					
<b>Mack Jones, L</b> OBP: 0.342, SLG: 0.531 (1, 8)										4	0	1	1	0	0	6					
<b>Joe Torre, R</b> OBP: 0.399, SLG: 0.594 (1, 2)										4	1	2	0	0	0	2					
<b>Gene Oliver, R</b> OBP: 0.340, SLG: 0.432 (1, 3)										3	2	2	3	0	0	1					
<b>Ty Cline, L</b> OBP: 0.273, SLG: 0.222 (7, 8)										1	0	0	0	0	0	0					
<b>Frank Bolling, R</b> OBP: 0.364, SLG: 0.427 (1, 4)										3	1	1	0	1	0	0					
<b>Sandy Alomar Sr., S</b> OBP: 0.227, SLG: 0.215 (1, 6)										4	0	1	0	0	2	1					
<b>Denny Lemaster, R</b> OBP: 0.217, SLG: 0.227 (1, 1)										3	0	0	0	0	0	2					
<b>Billy O'Dell, S</b> OBP: 0.182, SLG: 0.182 (7, 1)										1	0	0	0	0	1	0					
<b>Bob Sadowski, R</b> OBP: 0.273, SLG: 0.200 (7, 1)										0	0	0	0	0	0	0					
<b>Billy O'Dell, S</b> OBP: 0.182, SLG: 0.182 (7, 1)										1	0	0	0	0	1	0					
<b>Inning Stats</b>	R: 1 E: 0 K: 0 S: 5	H: 2 LOB: 1 BB: 0 P: 5	R: 2 E: 0 K: 0 S: 7	H: 4 LOB: 3 BB: 1 P: 11	R: 0 E: 0 K: 0 S: 3	H: 1 LOB: 1 BB: 1 P: 7	R: 0 E: 0 K: 1 S: 6	H: 1 LOB: 2 BB: 1 P: 10	R: 2 E: 0 K: 1 S: 7	H: 2 LOB: 0 BB: 0 P: 7	R: 1 E: 0 K: 0 S: 4	H: 1 LOB: 1 BB: 1 P: 8	R: 0 E: 0 K: 1 S: 5	H: 0 LOB: 0 BB: 0 P: 5	R: 0 E: 0 K: 1 S: 6	H: 1 LOB: 1 BB: 0 P: 6	1B: 9 2B: 1 3B: 0 HR: 2	SF: 0 SAC: 0 DP: 1 HBP: 0	WP: 0 PA: 39 SB: 4 CS: 0		
<b>PITCHER</b>	IP	WLS	BF	H	R	ER	SO	BB	IBB	HBP	BLK	WP	HR	S	P	ERA	WHIP				
<b>Howie Reed, R</b> ERA: 2.45	(1, 1)	1.1	L	10	6	3	3	0	0	0	0	0	1	10	10	4.500	4.500				
<b>Jim Brewer, L</b> ERA: 2.03	(2, 1)	3.2		17	4	2	2	2	1	0	0	0	1	18	30	4.91	1.636				
<b>Ron Perranoski, L</b> ERA: 3.31	(6, 1)	1.0		5	1	1	0	1	0	0	0	0	0	4	8	9.00	2.000				
<b>Bob Miller, R</b> ERA: 2.95	(7, 1)	2.0		7	1	0	0	2	0	0	0	0	0	11	11	0.00	0.500				

Batter	1	2	3	4	5	6	7	8	9	10	AB	R	H	RBI	BB	SO	LOB		
<b>Felipe Alou, R</b> OBP: 0.317, SLG: 0.447 (1, 3)	L8	K			F8			1-3		HR	5	1	1	1	0	1	1		
<b>Eddie Mathews, L</b> OBP: 0.365, SLG: 0.520 (1, 5)	F8		K			F8		4-3		HR	4	1	0	0	1	1	0		
<b>Hank Aaron, R</b> OBP: 0.392, SLG: 0.581 (1, 9)	BB		6-3			1-3		5-3		HR	4	1	1	2	1	0	0		
<b>Gene Oliver, R</b> OBP: 0.333, SLG: 0.450 (1, 2)	F2		2-3			K			F2	HR	5	1	1	1	0	1	1		
<b>Rico Carty, R</b> OBP: 0.288, SLG: 0.379 (1, 7)		1B 2B		4-3			4-3		F8	CS 1B	5	1	2	0	0	0	0		
<b>Mack Jones, L</b> OBP: 0.342, SLG: 0.534 (1, 8)		K		K			4-3 2B		G3	FC4-6 1B	3	0	1	0	0	2	1		
<b>Woody Woodward, R</b> OBP: 0.220, SLG: 0.200 (7, 6)											2	0	1	0	0	0	0		
<b>Frank Bolling, R</b> OBP: 0.359, SLG: 0.419 (1, 4)		1-3		6-3			4-3			FC4-6 1B	5	1	1	0	0	0	3		
<b>Sandy Alomar Sr, S</b> OBP: 0.235, SLG: 0.224 (7, PH)										SH5-4	2	1	1	0	0	0	0		
<b>Ty Cline, L</b> OBP: 0.281, SLG: 0.222 (7, 8)		1B WP			F8					1-2	0	0	0	0	1	0	0		
<b>Ken Johnson, R</b> OBP: 0.200, SLG: 0.240 (7, PH)											2	0	1	1	0	1	0		
<b>Lou Klimchok, L</b> OBP: 0.120, SLG: 0.087 (7, 1)											1	0	0	0	0	0	2		
<b>Bob Sadowski, R</b> OBP: 0.273, SLG: 0.200 (10, PH)											0	0	0	0	0	0	0		
<b>Joe Torre, R</b> OBP: 0.402, SLG: 0.615 (10, 1)											1	1	1	2	0	0	0		
<b>Billy O'Dell, S</b> OBP: 0.182, SLG: 0.182 (10, 1)										HR	0	0	0	0	0	0	0		
<b>Inning Stats</b>	R: 0 E: 0 K: 0 S: 3	H: 0 LOB: 1 BB: 1 P: 7	R: 2 E: 0 K: 2 S: 10	H: 3 LOB: 1 BB: 0 P: 10	R: 0 E: 0 K: 1 S: 5	H: 0 LOB: 0 BB: 0 P: 5	R: 0 E: 0 K: 1 S: 5	H: 0 LOB: 0 BB: 0 P: 5	R: 0 E: 0 K: 0 S: 4	H: 1 LOB: 2 BB: 1 P: 8	R: 0 E: 0 K: 0 S: 3	H: 0 LOB: 0 BB: 0 P: 3	R: 0 E: 0 K: 0 S: 3	H: 0 LOB: 0 BB: 0 P: 3	R: 6 E: 0 K: 0 S: 9	H: 7 LOB: 1 BB: 1 P: 13	1B: 5 2B: 2 3B: 0 HR: 4	SF: 0 SAC: 1 DP: 0 HBP: 0	
<b>PITCHER</b>	IP WLS BF H R ER SO	IP WLS BF H R ER SO	IP WLS BF H R ER SO	IP WLS BF H R ER SO	IP WLS BF H R ER SO	IP WLS BF H R ER SO	IP WLS BF H R ER SO	IP WLS BF H R ER SO	IP WLS BF H R ER SO	IP WLS BF H R ER SO	IP WLS BF H R ER SO	IP WLS BF H R ER SO	IP WLS BF H R ER SO	IP WLS BF H R ER SO	IP WLS BF H R ER SO	IP WLS BF H R ER SO	ERA WHIP	ERA WHIP	
<b>Dick Ellsworth, L</b> ERA: 3.51	6.0	2.0	1.1	0.0	0.2	0.0	0.0	0.0	0.0	0.0	3.00	0.667							
<b>Ted Abernathy, R</b> ERA: 2.15	8	1	7	3	3	0	0	0	0	2	0.00	0.500							
<b>Lindy McDaniel, R</b> ERA: 2.23	3	2	3	2	3	0	1	0	0	2	20.25	2.250							
<b>Bob Hendley, L</b> ERA: 13.5	0.0	3	2	0	0	0	0	0	0	2	∞	∞							
<b>Bob Humphreys, R</b> ERA: 2.7	0.2	3	2	0	0	0	0	0	0	3	0.00	3.000							

**Milwaukee Braves @ Chicago Cubs**  
Wrigley Field, Chicago, IL  
Tue Jun 08 1965, 3:33 AM CDT  
Att. 4,039 - Cloudy - 80 F

AB 39  
R 8  
H 11  
RBI 7  
BB 3  
SO 6  
LOB 8



WP: 1 PA: 43  
PB: 0  
SB: 0  
CS: 1

Batter	1	2	3	4	5	6	7	8	9	10	AB	R	H	RBI	BB	SO	LOB			
<b>Don Landrum, L</b> OBP: 0.311, SLG: 0.417 (1, 8)	5-3		P6			HR		1-3		F7	5	1	1	2	0	0	2			
<b>Jimmy Stewart, S</b> OBP: 0.381, SLG: 0.300 (1, 6)	K			5-3		BB		K			3	0	0	0	1	2	0			
<b>Billy Williams, L</b> OBP: 0.326, SLG: 0.465 (1, 7)	F8			4-3		IBB			4-3		3	0	0	0	1	0	0			
<b>Ron Santo, R</b> OBP: 0.368, SLG: 0.527 (1, 5)		F7		P4		F9			K		4	0	0	0	0	1	2			
<b>14 Ernie Banks, R</b> OBP: 0.368, SLG: 0.500 (1, 3)		F9			P6	K				BB	3	0	0	0	1	1	2			
<b>Doug Clemens, L</b> OBP: 0.306, SLG: 0.313 (1, 9)		G3			F9		K			G3	4	0	0	0	0	1	1			
<b>Ed Bailey, L</b> OBP: 0.255, SLG: 0.174 (10, PH)					F9		K			K	3	0	1	0	0	1	0			
<b>Chris Krug, R</b> OBP: 0.200, SLG: 0.214 (10, PH)											1	0	0	0	0	1	0			
<b>Joey Amalfitano, R</b> OBP: 0.286, SLG: 0.200 (1, 4)			F7			HR	1B	6-3		BB	3	1	1	0	1	0	1			
<b>Dick Ellsworth, L</b> ERA: 3.51	6.0	3.0	1.1	0.0	0.2	0.0	0.0	0.0	0.0	0.0	3.00	0.667								
<b>George Altman, L</b> ERA: 3.82	10	0	7	3	3	0	0	0	0	2	20.25	2.250								
<b>Harvey Kuenn, R</b> ERA: 3.82	3	2	3	2	3	0	1	0	0	2	∞	∞								
<b>Lindy McDaniel, R</b> ERA: 2.23	0.0	3	2	0	0	0	0	0	0	2	∞	∞								
<b>Bob Hendley, R</b> ERA: 13.5	0.2	3	2	0	0	0	0	0	0	3	0.00	3.000								
<b>Bob Humphreys, R</b> ERA: 2.7	0.2	3	2	0	0	0	0	0	0	3	0.00	3.000								
<b>Inning Stats</b>	R: 0 E: 0 K: 1 S: 5	H: 0 LOB: 0 BB: 0 P: 5	R: 0 E: 0 K: 0 S: 3	H: 0 LOB: 0 BB: 0 P: 3	R: 0 E: 0 K: 0 S: 4	H: 1 LOB: 1 BB: 0 P: 4	R: 0 E: 0 K: 0 S: 3	H: 0 LOB: 0 BB: 0 P: 3	R: 0 E: 0 K: 0 S: 3	H: 0 LOB: 0 BB: 2 P: 15	R: 0 E: 0 K: 1 S: 7	H: 0 LOB: 0 BB: 0 P: 7	R: 0 E: 0 K: 1 S: 5	H: 0 LOB: 0 BB: 0 P: 5	R: 0 E: 0 K: 1 S: 5	H: 0 LOB: 1 BB: 1 P: 9	R: 0 E: 0 K: 2 S: 7	H: 0 LOB: 1 BB: 1 P: 11	1B: 2 2B: 0 3B: 0 HR: 1	SF: 0 SAC: 0 DP: 0 HBP: 0
<b>PITCHER</b>	IP WLS BF H R ER SO	IP WLS BF H R ER SO	IP WLS BF H R ER SO	IP WLS BF H R ER SO	IP WLS BF H R ER SO	IP WLS BF H R ER SO	IP WLS BF H R ER SO	IP WLS BF H R ER SO	IP WLS BF H R ER SO	IP WLS BF H R ER SO	IP WLS BF H R ER SO	IP WLS BF H R ER SO	IP WLS BF H R ER SO	IP WLS BF H R ER SO	IP WLS BF H R ER SO	IP WLS BF H R ER SO	ERA WHIP	ERA WHIP		
<b>Ken Johnson, R</b> ERA: 4.0	6.0	3.0	1.1	0.0	0.2	0.0	0.0	0.0	0.0	0.0	3.00	0.667								
<b>Bob Sadowski, R</b> ERA: 3.82	10	0	7	3	3	0	0	0	0	2	20.25	2.250								
<b>Billy O'Dell, L</b> ERA: 2.11	1.0	3	2	0	0	0	0	0	0	2	∞	∞								

**Milwaukee Braves @ Chicago Cubs**  
Wrigley Field, Chicago, IL  
Tue Jun 08 1965, 3:33 AM CDT  
Att. 4,039 - Cloudy - 80 F

AB 33  
R 2  
H 3  
RBI 2  
BB 4  
SO 8  
LOB 11



WP: 0 PA: 37  
PB: 0  
SB: 1  
CS: 0

Batter	1	2	3	4	5	6	7	8	9	AB	R	H	RBI	BB	SO	LOB	TOP					
<b>Felipe Alou, R</b> OBP: 0.316, SLG: 0.459 (1, 3)	P4		F8			6-3		HR		4	1	1	1	0	0	0						
<b>Ty Cline, L</b> OBP: 0.269, SLG: 0.212 (1, 8)	B1-3		F7			L4-3		F9		4	0	0	0	0	0	0						
<b>Hank Aaron, R</b> OBP: 0.394, SLG: 0.579 (1, 9)	1B E 1B		P6			1B			K	4	1	2	0	0	1	0						
<b>Eddie Mathews, L</b> OBP: 0.368, SLG: 0.517 (1, 5)	1B			FC6-4 BB		F8		4-3		3	0	1	0	1	0	1						
<b>Rico Carty, R</b> OBP: 0.270, SLG: 0.355 (1, 7)	E6		FC6-4 CS			F8		1-3		4	0	0	0	0	0	2						
<b>Gene Oliver, R</b> OBP: 0.325, SLG: 0.437 (1, 2)	K		L6			L5				3	0	0	0	0	1	3						
<b>Frank Bolling, R</b> OBP: 0.351, SLG: 0.410 (1, 4)			P6	CS	F7		L6			3	0	0	0	0	0	0						
<b>Sandy Alomar Sr., S</b> OBP: 0.229, SLG: 0.217 (8, PH)	4-3				K			K		2	0	0	0	0	1	0						
<b>Mack Jones, L</b> OBP: 0.340, SLG: 0.530 (8, 6)										1	0	0	0	0	1	0						
<b>Woody Woodward, R</b> OBP: 0.220, SLG: 0.200 (8, 6)										0	0	0	0	0	0	0						
<b>Wade Blasingame, L</b> OBP: 0.241, SLG: 0.276 (8, PH)										2	0	0	0	0	1	0						
<b>Lou Klimchok, L</b> OBP: 0.115, SLG: 0.083 (8, PH)	K									1	0	0	0	0	0	0						
<b>Dick Kelley, R</b> OBP: 0.500, SLG: 0.500 (8, 1)								P4		0	0	0	0	0	0	0						
<b>Phil Niekro, R</b> OBP: 0.500, SLG: 0.500 (8, 1)										0	0	0	0	0	0	0						
<b>Inning Stats</b>	R: 1 E: 1 K: 1 S: 8	H: 2 LOB: 2 BB: 0 P: 8	R: 0 E: 0 K: 1 S: 5	H: 0 LOB: 0 BB: 0 P: 5	R: 0 E: 0 K: 0 S: 3	H: 0 LOB: 0 BB: 0 P: 3	R: 0 E: 0 K: 0 S: 2	H: 0 LOB: 0 BB: 1 P: 6	R: 0 E: 0 K: 1 S: 5	H: 0 LOB: 0 BB: 0 P: 5	R: 0 E: 0 K: 0 S: 4	H: 1 LOB: 1 BB: 0 P: 4	R: 0 E: 0 K: 0 S: 3	H: 0 LOB: 0 BB: 0 P: 3	R: 1 E: 0 K: 1 S: 6	H: 1 LOB: 0 BB: 0 P: 6	R: 0 E: 0 K: 1 S: 5	H: 0 LOB: 0 BB: 0 P: 5	1B: 3 2B: 0 3B: 0 HR: 1	SF: 0 SAC: 0 DP: 0 HBP: 0	WP: 0 PB: 1 SB: 0 CS: 1	PA: 33
<b>PITCHER</b> <b>Cal Koonce, R</b> ERA: 3.77 (1, 1)	IP: 9.0 WLS: W BF: 32 H: 4 R: 2 ER: 1 SO: 5 BB: 1 IBB: 0 HBP: 0 BLK: 0 WP: 0 HR: 1 S: 41 P: 45 ERA: 1.00 WHIP: 0.556															<b>PITCHER</b>	IP: 9.0 WLS: W BF: 32 H: 4 R: 2 ER: 1 SO: 5 BB: 1 IBB: 0 HBP: 0 BLK: 0 WP: 0 HR: 1 S: 41 P: 45 ERA: 1.00 WHIP: 0.556					

**Milwaukee Braves @ Chicago Cubs**  
Wrigley Field, Chicago, IL  
Wed Jun 09 1965, 3:33 AM CDT  
Att: 4,273 - Sunny - 70 F

AB	31
R	2
H	4
RBI	1
BB	1
SO	5
LOB	6



Batter	1	2	3	4	5	6	7	8	9	AB	R	H	RBI	BB	SO	LOB	BOTTOM					
<b>Harvey Kuenn, R</b> OBP: 0.354, SLG: 0.231 (1, 7)	4-3					CS				3	0	1	0	1	0	0						
<b>Don Landrum, L</b> OBP: 0.311, SLG: 0.417 (8, 8)			FC7-5 1B		1-2	4-3		2B IBB		0	0	0	0	0	0	0						
<b>Jimmy Stewart, S</b> OBP: 0.379, SLG: 0.288 (1, 6)	4-0									2	0	0	0	1	0	1						
<b>Harry Bright, R</b> OBP: 0.300, SLG: 0.368 (7, PH)			FC7-5			F7				1	0	1	1	0	0	0						
<b>Roberto Pena, R</b> OBP: 0.293, SLG: 0.296 (8, 6)	BB		1-3					2B		0	0	0	0	0	0	0						
<b>Billy Williams, L</b> OBP: 0.333, SLG: 0.472 (8, 7)	4-0									3	1	2	0	1	0	0						
<b>Ron Santo, R</b> OBP: 0.366, SLG: 0.522 (1, 5)	1-2		P3			1B 14 HR		3-1		4	1	1	0	0	1	3						
<b>14 Ernie Banks, R</b> OBP: 0.370, SLG: 0.515 (1, 3)	F8					1B 14 HR		3-1		4	1	2	3	0	0	3						
<b>Chris Krug, R</b> OBP: 0.263, SLG: 0.235 (1, 2)										4	1	2	3	0	0	3						
<b>Chris Krug, R</b> OBP: 0.263, SLG: 0.235 (1, 2)			CS			G6-4-3 1B				3	0	1	0	1	1	1						
<b>Doug Clemens, L</b> OBP: 0.304, SLG: 0.311 (1, 9)										4	0	1	0	0	0	3						
<b>Glenn Beckert, R</b> OBP: 0.265, SLG: 0.290 (1, 4)			G3			CS				1	1	0	0	2	0	1						
<b>Cal Koonce, R</b> OBP: 0.111, SLG: 0.077 (1, 1)			1-3			P4		SH1-4 2B		2	0	0	0	0	1	2						
<b>Inning Stats</b>	R: 0 E: 0 K: 0 S: 3	H: 0 LOB: 2 BB: 2 P: 11	R: 0 E: 0 K: 0 S: 3	H: 1 LOB: 1 BB: 1 P: 7	R: 0 E: 0 K: 0 S: 3	H: 1 LOB: 0 BB: 0 P: 3	R: 0 E: 0 K: 1 S: 5	H: 1 LOB: 0 BB: 0 P: 5	R: 0 E: 0 K: 1 S: 5	H: 1 LOB: 0 BB: 0 P: 5	R: 3 E: 0 K: 1 S: 8	H: 3 LOB: 0 BB: 0 P: 8	R: 1 E: 0 K: 0 S: 3	H: 1 LOB: 2 BB: 2 P: 11	R: 0 E: 0 K: 0 S: 4	H: 1 LOB: 2 BB: 1 P: 8	R: 0 E: 0 K: 1 S: 3	H: 0 LOB: 0 BB: 0 P: 5	1B: 6 2B: 3 3B: 0 HR: 1	SF: 0 SAC: 1 DP: 2 HBP: 0	WP: 0 PB: 0 SB: 1 CS: 2	PA: 35
<b>PITCHER</b> <b>Wade Blasingame, L</b> ERA: 2.85 (1, 1)	IP: 7.0 WLS: L BF: 29 H: 8 R: 4 ER: 4 SO: 3 BB: 4 IBB: 1 HBP: 0 BLK: 0 WP: 1 HR: 1 S: 30 P: 50 ERA: 5.14 WHIP: 1.714															<b>PITCHER</b>	IP: 7.0 WLS: L BF: 29 H: 8 R: 4 ER: 4 SO: 3 BB: 4 IBB: 1 HBP: 0 BLK: 0 WP: 1 HR: 1 S: 30 P: 50 ERA: 5.14 WHIP: 1.714					
<b>Dick Kelley, L</b> ERA: 7.2 (8, 1)	0.0	1	1	0	0	0	0	0	0	0	0	1	1	0	0	0	0					
<b>Phil Niekro, R</b> ERA: 2.79 (8, 1)	1.0	4	0	0	0	0	1	0	0	0	0	3	7	0.00	1.000							

**Milwaukee Braves @ Chicago Cubs**  
Wrigley Field, Chicago, IL  
Wed Jun 09 1965, 3:33 AM CDT  
Att: 4,273 - Sunny - 70 F

AB	27
R	4
H	9
RBI	4
BB	6
SO	3
LOB	14





Batter	1	2	3	4	5	6	7	8	9	AB	R	H	RBI	BB	SO	LOB	TOP								
<b>Felipe Alou, R</b> OBP: 0.322, SLG: 0.462 (1, 3)	0-3 K		4-0 HR BB		0-0 G3 1B 2B	4-0 FC6-4 BB		0-0 6-3		3	2	1	0	2	1	0									
<b>Eddie Mathews, L</b> OBP: 0.394, SLG: 0.506 (1, 5)	4-0 BB		0-0 P6		0-0 G3	0-0 FC6-4		0-3 K		4	0	0	0	1	1	5									
<b>Hank Aaron, R</b> OBP: 0.395, SLG: 0.591 (1, 9)	0-3 K		0-0 HR		0-0 G5-3 BB 1B		0-0 F9		0-3 K	5	1	2	3	0	2	1									
<b>Mack Jones, L</b> OBP: 0.335, SLG: 0.514 (1, 8) (9, 7)	0-3 K		0-0 4-3		0-0 1-2 BB		0-3 K		0-3 K	4	0	0	0	1	3	1									
<b>Rico Carty, R</b> OBP: 0.299, SLG: 0.415 (1, 7)		4-0 FC1-4 BB		0-0 1B 1B	0-0 G5-3		0-0 HR			3	2	2	1	1	0	2									
<b>Ty Cline, L</b> OBP: 0.269, SLG: 0.212 (9, 8)										0	0	0	0	0	0	0									
<b>Gene Oliver, R</b> OBP: 0.339, SLG: 0.449 (1, 2)		0-0 FC1-4 6-3 1-2f		0-0 1B FC1-6 1B		0-0 1B S 1B		0-0 FC6-4 1B		4	1	3	0	0	0	1									
<b>Frank Bolling, R</b> OBP: 0.349, SLG: 0.406 (1, 4)		0-0 6-3 1-2		0-0 FC1-6 1B		0-3 K		0-0 FC6-4		4	0	1	1	0	1	3									
<b>Woody Woodward, R</b> OBP: 0.214, SLG: 0.195 (1, 6)					0-0 FC1-6			0-0 1-3		1	0	0	0	0	0	1									
<b>Joe Torre, R</b> OBP: 0.400, SLG: 0.611 (4, PH)					0-0 FC1-6 G6-4-3 1-2f 3-H			0-0 6-3		1	0	0	1	0	0	1									
<b>Sandy Alomar Sr., S</b> OBP: 0.222, SLG: 0.211 (4, PR)					0-0 G6-4-3 1-2f 3-H			0-0 1-3		2	0	0	0	0	0	1									
<b>Tony Cloninger, R</b> OBP: 0.139, SLG: 0.167 (1, 1)					0-0 4-3			0-3 K		4	0	1	0	0	1	1									
<b>Billy O'Dell, S</b> OBP: 0.162, SLG: 0.162 (8, 1)					0-0 G6-4-3					0	0	0	0	0	0	0									
<b>Ken Johnson, R</b> OBP: 0.200, SLG: 0.240 (9, 1)					0-0 G6-4-3 1-2f			0-0 2-3 1B		0	0	0	0	0	0	0									
<b>Inning Stats</b>	R: 0 E: 0 K: 3 S: 9	H: 0 LOB: 1 BB: 1 P: 13	R: 0 E: 0 K: 0 S: 3	H: 0 LOB: 1 BB: 1 P: 7	R: 2 E: 0 K: 0 S: 4	H: 1 LOB: 0 BB: 1 P: 8	R: 2 E: 0 K: 0 S: 5	H: 3 LOB: 1 BB: 1 P: 5	R: 1 E: 0 K: 1 S: 4	H: 2 LOB: 1 BB: 1 P: 8	R: 0 E: 0 K: 1 S: 7	H: 2 LOB: 3 BB: 1 P: 11	R: 1 E: 0 K: 1 S: 7	H: 2 LOB: 1 BB: 0 P: 7	R: 0 E: 0 K: 1 S: 5	H: 0 LOB: 0 BB: 0 P: 5	R: 0 E: 0 K: 3 S: 9	H: 0 LOB: 0 BB: 0 P: 9	1B: 7 2B: 1 3B: 0 HR: 2	SF: 0 SAC: 0 DP: 2 HBP: 0	WP: 0 PB: 0 SB: 1 CS: 0	PA: 40			
<b>PITCHER</b>	IP	WLS	BF	H	R	ER	SO	BB	IBB	HBP	BLK	WP	HR	S	P	ERA	WHIP								
<b>Larry Jackson, R</b> ERA: 5.61 (1, 1)	4.1	L	21	6	5	5	3	3	0	0	0	0	1	24	36	10.38	2.077								
<b>Ernie Broglio, R</b> ERA: 4.99 (5, 1)	1.2		8	2	0	0	1	2	0	0	0	0	0	8	16	0.00	2.400								
<b>Lindy McDaniel, R</b> ERA: 2.32 (7, 1)	2.0		8	2	1	1	2	0	0	0	0	0	1	12	12	4.50	1.000								
<b>Ted Abernathy, R</b> ERA: 2.09 (9, 1)	1.0		3	0	0	0	3	0	0	0	0	0	0	9	9	0.00	0.000								

Milwaukee Braves @ Chicago Cubs  
Wrigley Field, Chicago, IL  
Thu Jun 10 1965, 3:33 AM CDT  
Att: 4,595 - Sunny

AB 35  
R 6  
H 10  
RBI 6  
BB 5  
SO 9  
LOB 17



Batter	1	2	3	4	5	6	7	8	9	AB	R	H	RBI	BB	SO	LOB	BOTTOM								
<b>Don Landrum, L</b> OBP: 0.315, SLG: 0.404 (1, 8)	0-3 K	4-0 BB E WP BB		4-0 G3 PB BB		0-0 P4		0-0 F2		3	1	0	0	2	1	2									
<b>Jimmy Stewart, S</b> OBP: 0.394, SLG: 0.304 (1, 6)	0-0 BB 14 1B 1B	4-0 WP BB BB		0-0 P4		0-0 G5-4-3 1B		0-0 L4		4	1	2	0	1	0	1									
<b>Billy Williams, L</b> OBP: 0.339, SLG: 0.471 (1, 7)	0-0 14 1B BB 1B	4-0 WP BB		0-0 G3		0-0 F7		4-0 BB		3	1	1	0	2	0	2									
<b>Ron Santo, R</b> OBP: 0.363, SLG: 0.512 (1, 5)	4-0 BB 14 1B BB	0-3 K		0-0 F9		0-0 G5-4-3		0-3 K		4	0	0	0	1	2	5									
<b>14 Ernie Banks, R</b> OBP: 0.375, SLG: 0.515 (1, 3)	0-0 BB 1B	4-0 IBB		0-0 P4		0-0 P4		0-0 PB 1B 1B		4	1	2	1	1	1	1									
<b>Doug Clemens, L</b> OBP: 0.305, SLG: 0.307 (1, 9)	4-0 1-2 2-3 3-H	0-3 K		0-0 4-3		0-0 P4		0-0 P4		2	0	0	1	1	1	3									
<b>Harvey Kuenn, R</b> OBP: 0.351, SLG: 0.228 (8, PH)	1-2 2-3 3-H	0-0 K		0-0 P5		0-0 P5		0-0 1B PB 1B		1	0	0	0	0	0	1									
<b>Chris Krug, R</b> OBP: 0.227, SLG: 0.200 (1, 2)	0-3 K			0-0 F7		0-0 P5		0-0 1B PB 1B		3	0	0	0	0	1	3									
<b>Lindy McDaniel, R</b> (7, 1)										0	0	0	0	0	0	0									
<b>Harry Bright, R</b> OBP: 0.333, SLG: 0.400 (8, PH)										1	0	1	0	0	0	0									
<b>Vic Roznovsky, L</b> OBP: 0.333, SLG: 0.443 (9, 2)										0	0	0	0	0	0	0									
<b>Glenn Beckert, R</b> OBP: 0.265, SLG: 0.289 (1, 4)	0-0 FC6-4			0-0 F7		0-0 6-3		0-0 1-3 2-H 1B		4	0	1	1	0	0	3									
<b>Larry Jackson, R</b> OBP: 0.258, SLG: 0.400 (5, 1)										2	0	0	0	0	1	0									
<b>Ed Bailey, L</b> OBP: 0.250, SLG: 0.170 (7, 2)										0	0	0	0	0	0	0									
<b>Joey Amalfitano, R</b> OBP: 0.276, SLG: 0.192 (8, PH)										1	0	0	0	0	0	2									
<b>Ted Abernathy, R</b> (9, 1)										0	0	0	0	0	0	0									
<b>Inning Stats</b>	R: 2 E: 0 K: 2 S: 10	H: 3 LOB: 3 BB: 2 P: 18	R: 1 E: 1 K: 3 S: 9	H: 0 LOB: 4 BB: 4 P: 25	R: 0 E: 0 K: 0 S: 3	H: 0 LOB: 0 BB: 0 P: 3	R: 0 E: 0 K: 0 S: 3	H: 0 LOB: 1 BB: 1 P: 7	R: 0 E: 0 K: 0 S: 3	H: 0 LOB: 0 BB: 0 P: 3	R: 0 E: 0 K: 0 S: 3	H: 0 LOB: 0 BB: 0 P: 3	R: 0 E: 0 K: 0 S: 6	H: 1 LOB: 0 BB: 0 P: 3	R: 1 E: 0 K: 0 S: 6	H: 3 LOB: 2 BB: 0 P: 6	R: 0 E: 0 K: 2 S: 7	H: 0 LOB: 1 BB: 1 P: 11	1B: 7 2B: 0 3B: 0 HR: 0	SF: 0 SAC: 0 DP: 1 HBP: 0	WP: 1 PB: 2 SB: 0 CS: 0	PA: 41			
<b>PITCHER</b>	IP	WLS	BF	H	R	ER	SO	BB	IBB	HBP	BLK	WP	HR	S	P	ERA	WHIP								
<b>Tony Cloninger, R</b> ERA: 3.48 (1, 1)	7.0	W	32	5	4	3	5	6	1	0	0	0	0	35	63	3.86	1.571								
<b>Billy O'Dell, L</b> ERA: 2.05 (8, 1)	1.1		7	2	0	0	0	1	0	0	0	0	0	6	10	0.00	2.250								
<b>Ken Johnson, R</b> ERA: 3.97 (9, 1)	0.2	S	2	0	0	0	2	0	0	0	0	0	0	6	6	0.00	0.000								

Milwaukee Braves @ Chicago Cubs  
Wrigley Field, Chicago, IL  
Thu Jun 10 1965, 3:33 AM CDT  
Att: 4,595 - Sunny

AB 33  
R 4  
H 7  
RBI 3  
BB 8  
SO 7  
LOB 23



Batter	1	2	3	4	5	6	7	8	9	AB	R	H	RBI	BB	SO	LOB	TOP								
<b>Felipe Alou, R</b> OBP: 0.329, SLG: 0.485 (1, 3)	0-0 6-3		0-0 CS 1B		0-0 2B		0-0 1-H 2-H 3-H HR	0-0 F8		5	1	3	3	0	0	1									
<b>Frank Bolling, R</b> OBP: 0.357, SLG: 0.408 (1, 4)	4-0 FC4-6 BB		0-0 1-2 1B		0-0 L8		0-0 1B		0-0 5-3	4	0	2	0	1	0	1									
<b>Hank Aaron, R</b> OBP: 0.389, SLG: 0.580 (1, 9)	0-0 FC4-6 1-2		0-0 L8			0-0 F7	0-0 L7		0-0 1B SF9 1B	5	1	1	0	0	0	3									
<b>Eddie Mathews, L</b> OBP: 0.364, SLG: 0.500 (1, 5)	0-3 K			1-0 HBP		0-0 G3	0-0 G3		0-0 1B	4	0	1	0	0	1	2									
<b>Rico Carty, R</b> OBP: 0.306, SLG: 0.456 (1, 7)		0-0 HR		0-3 K		0-0 6-3		1-0 WP S HBP	0-0 SF9	3	2	1	2	0	1	1									
<b>Gene Oliver, R</b> OBP: 0.333, SLG: 0.438 (1, 2)		0-0 F8		0-0 F6			0-0 1B WP 1B	0-0 F4	0-0 F4	5	1	1	0	0	0	3									
<b>Mack Jones, L</b> OBP: 0.333, SLG: 0.504 (1, 8)		0-3 K		0-0 4-3			0-0 F7	4-0 S E BB		3	1	0	0	1	1	2									
<b>Woody Woodward, R</b> OBP: 0.205, SLG: 0.186 (1, 6)		0-0 1-3				0-0 6-3		0-0 E6		2	0	0	0	0	0	0									
<b>Miguel de la Hoz, R</b> OBP: 0.324, SLG: 0.281 (7, PH)							1-2 WP HR 1B	1-3 1-H 3-H 1B		1	1	1	0	0	0	0									
<b>Sandy Alomar Sr., S</b> OBP: 0.233, SLG: 0.222 (7, 6)							1-2 2-3 HR 1B	0-3 K		1	0	0	0	0	1	1									
<b>Denny Lemaster, R</b> OBP: 0.200, SLG: 0.208 (1, 1)			0-3 K				0-0 F3			2	0	0	0	0	1	0									
<b>Ty Cline, L</b> OBP: 0.277, SLG: 0.221 (7, PH)										1	1	1	0	0	0	0									
<b>Phil Niekro, R</b> OBP: 0.333, SLG: 0.333 (7, 1)										1	0	0	0	0	1	1									
<b>Inning Stats</b>	R: 0 E: 0 K: 1 S: 5	H: 0 LOB: 1 BB: 1 P: 9	R: 1 E: 0 K: 1 S: 6	H: 1 LOB: 0 BB: 0 P: 6	R: 0 E: 0 K: 1 S: 6	H: 2 LOB: 1 BB: 0 P: 6	R: 0 E: 0 K: 1 S: 5	H: 0 LOB: 1 BB: 0 P: 6	R: 0 E: 0 K: 0 S: 4	H: 1 LOB: 0 BB: 0 P: 4	R: 0 E: 0 K: 0 S: 3	H: 0 LOB: 0 BB: 0 P: 3	R: 4 E: 0 K: 0 S: 8	H: 5 LOB: 1 BB: 0 P: 8	R: 2 E: 1 K: 1 S: 6	H: 1 LOB: 1 BB: 1 P: 11	R: 1 E: 0 K: 0 S: 5	H: 2 LOB: 1 BB: 0 P: 5	1B: 9 2B: 1 3B: 0 HR: 2	SF: 1 SAC: 0 DP: 0 HBP: 2	WP: 3 PB: 0 SB: 3 CS: 1	PA: 42			
<b>PITCHER</b>	IP	WLS	BF	H	R	ER	SO	BB	IBB	HBP	BLK	WP	HR	S	P	ERA	WHIP								
<b>Ray Washburn, R</b> ERA: 3.6 (1, 1)	6.1	L	29	9	5	5	4	1	0	1	0	1	2	35	40	7.11	1.579								
<b>Tracy Stallard, R</b> ERA: 2.96 (7, 1)	1.2		8	1	2	2	1	1	0	1	0	1	0	8	13	10.80	1.200								
<b>Barney Schultz, R</b> ERA: 3.63 (9, 1)	1.0		5	2	1	1	0	0	0	0	0	0	0	5	5	9.00	2.000								

Milwaukee Braves @ St. Louis Cardinals  
Sportsman's Park, St. Louis, MO  
Fri Jun 11 1965, 8:05 PM EDT  
Att: 14,094 - Unknown

AB	37
R	8
H	12
RBI	6
BB	2
SO	5
LOB	14

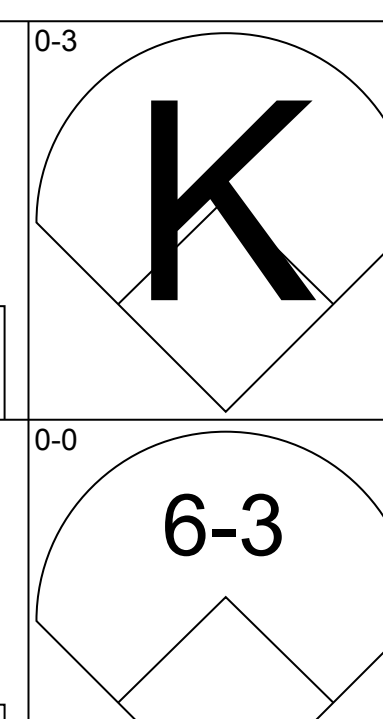
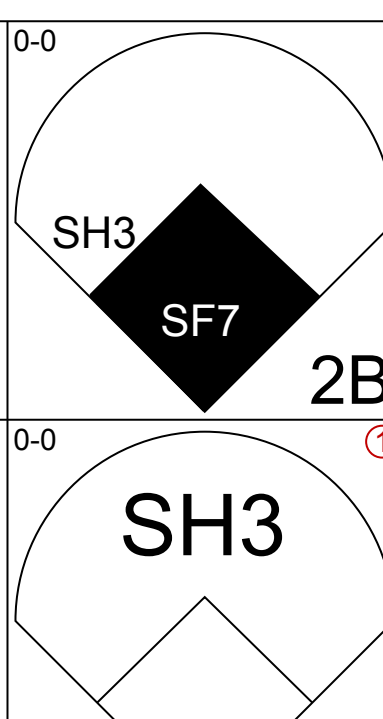
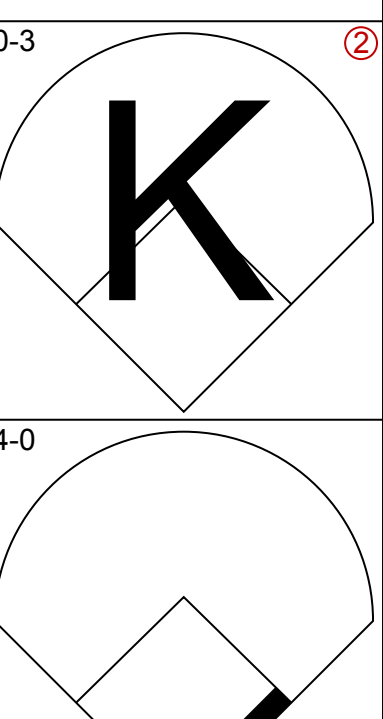
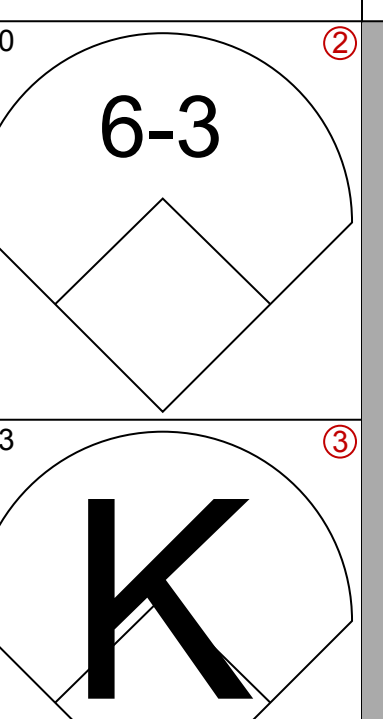
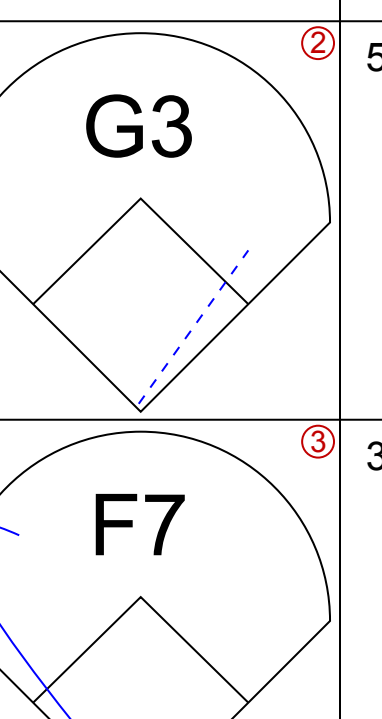
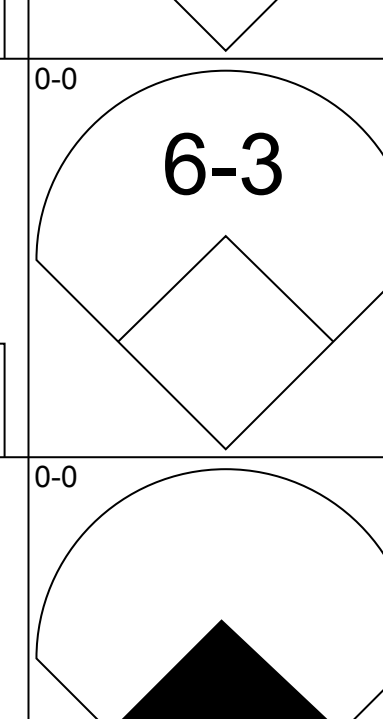
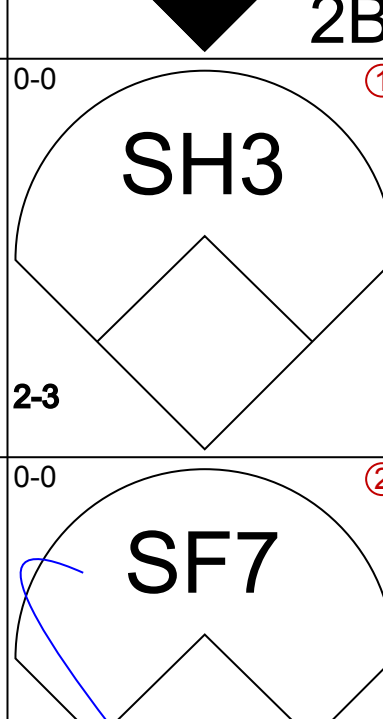
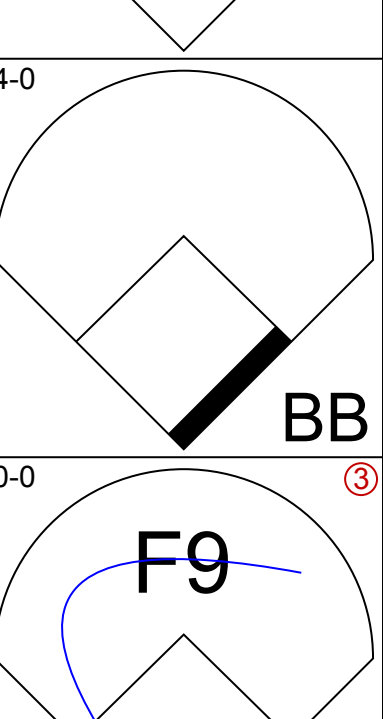

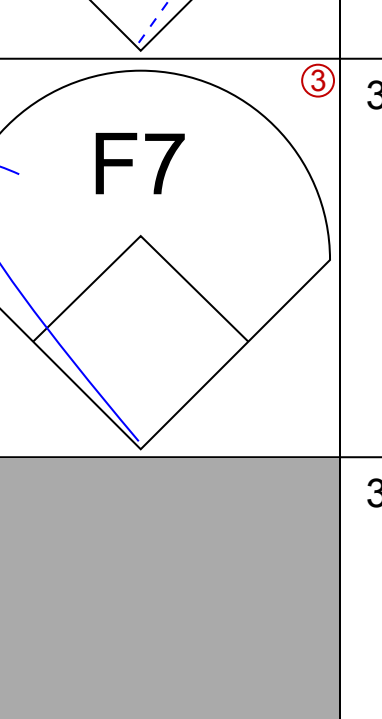
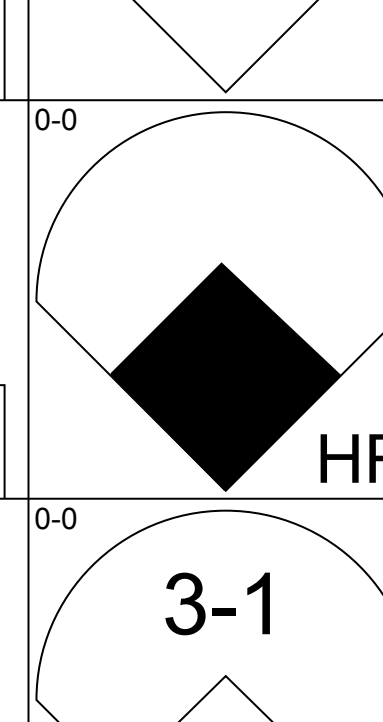
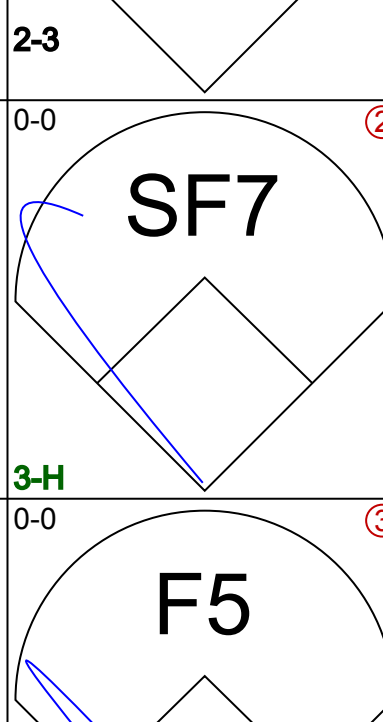
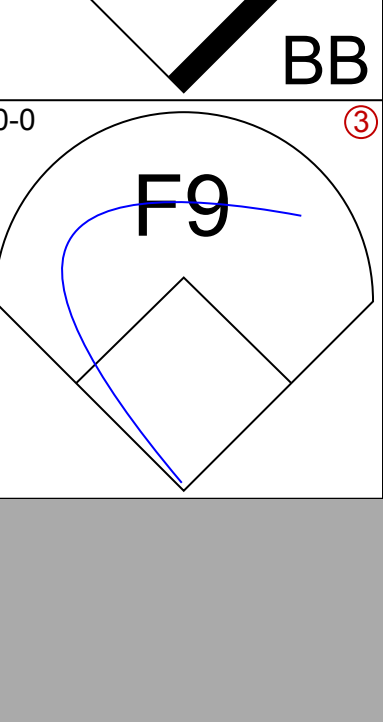

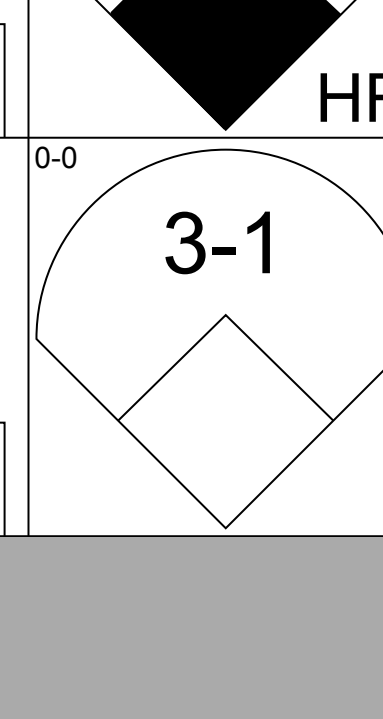
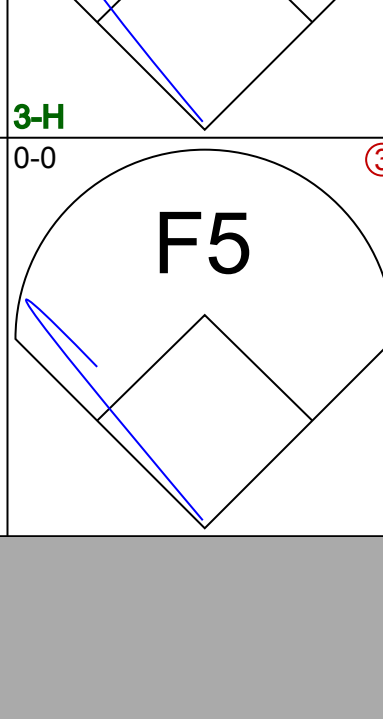

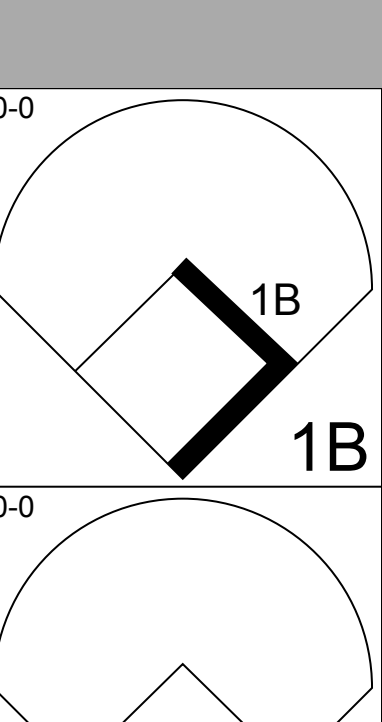
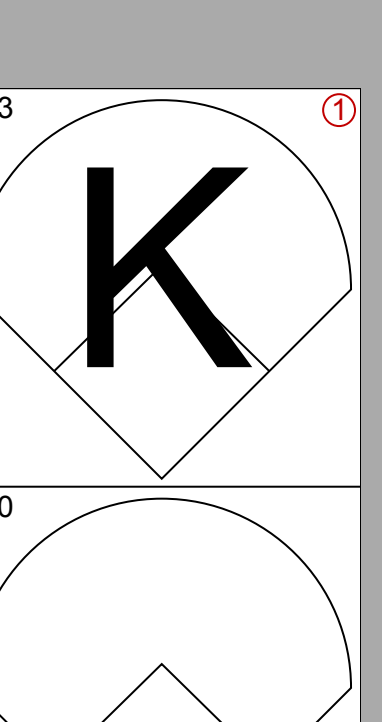
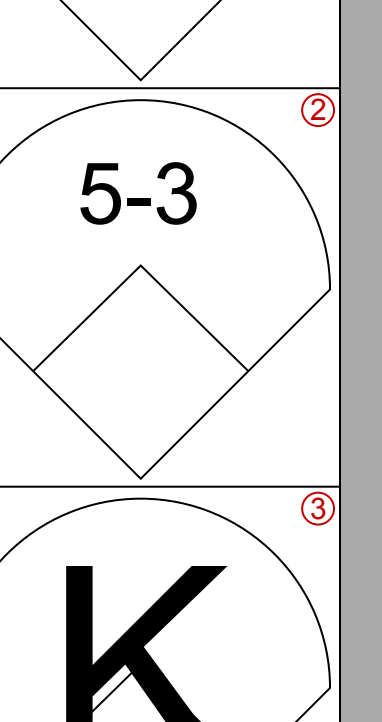
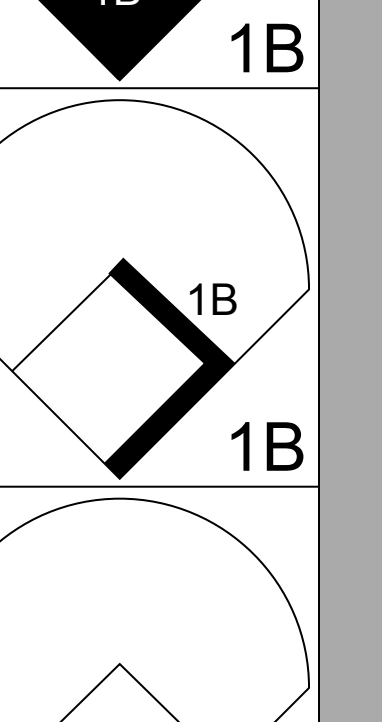
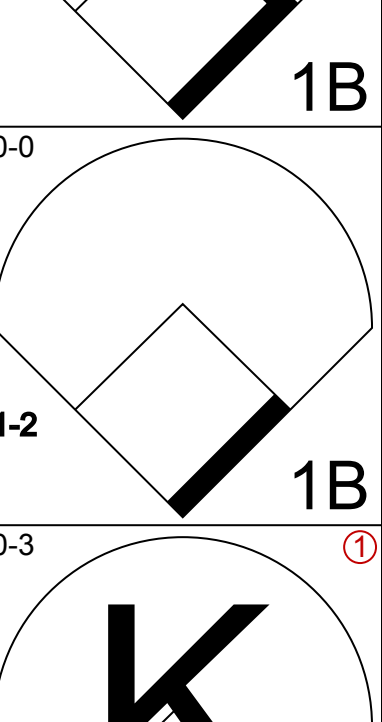
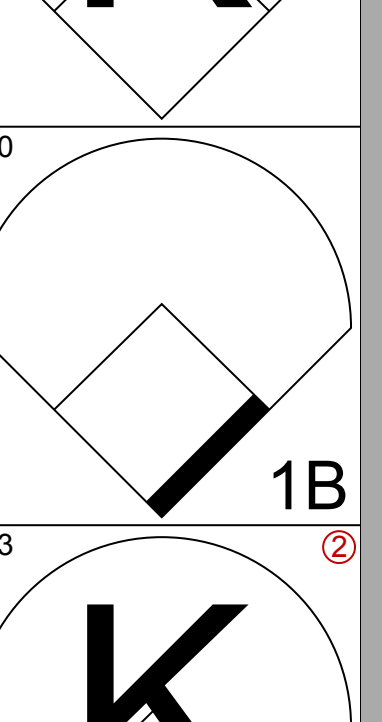
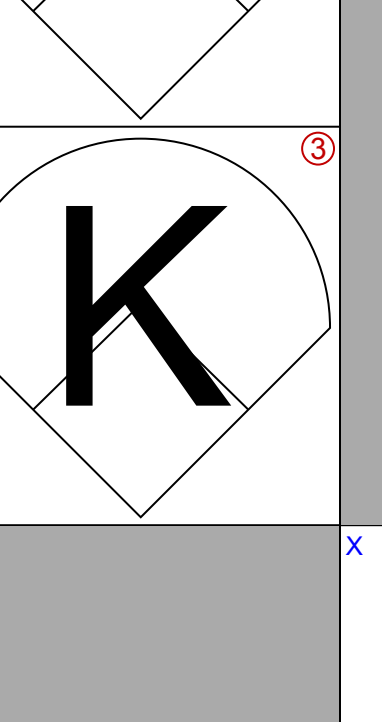
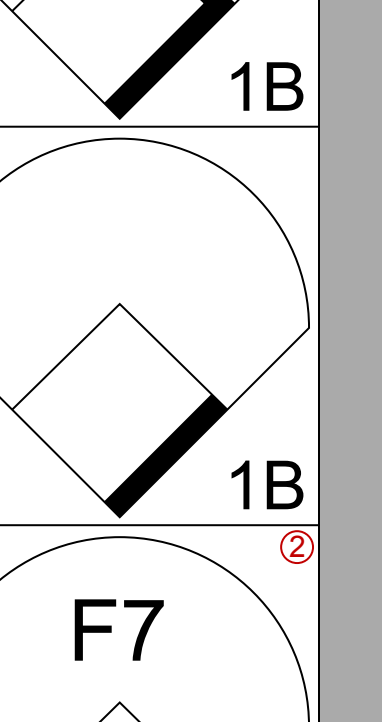
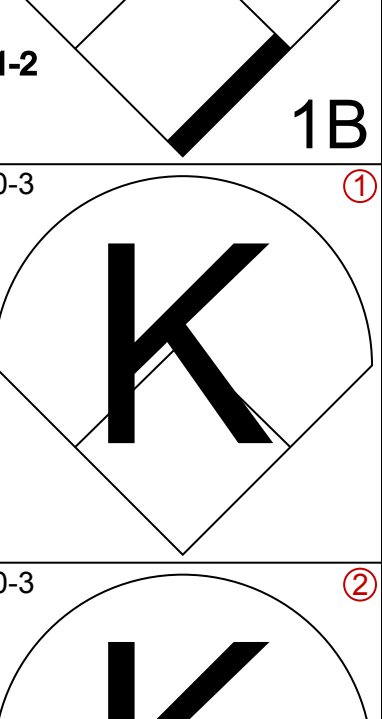
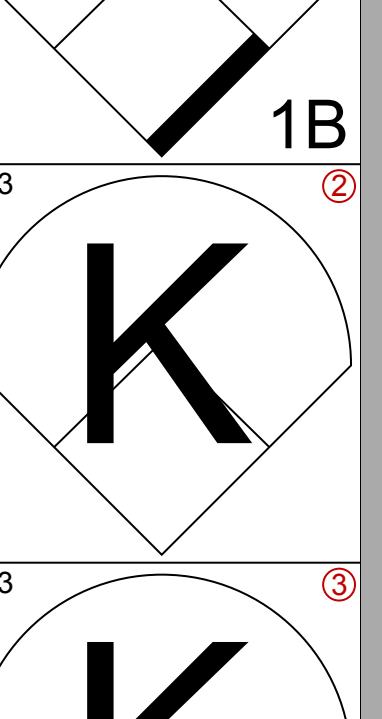
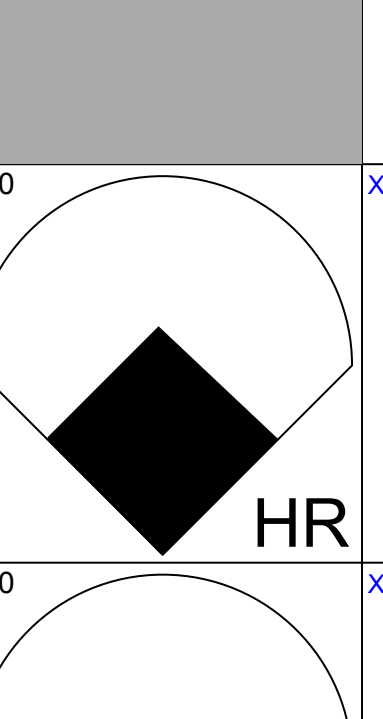

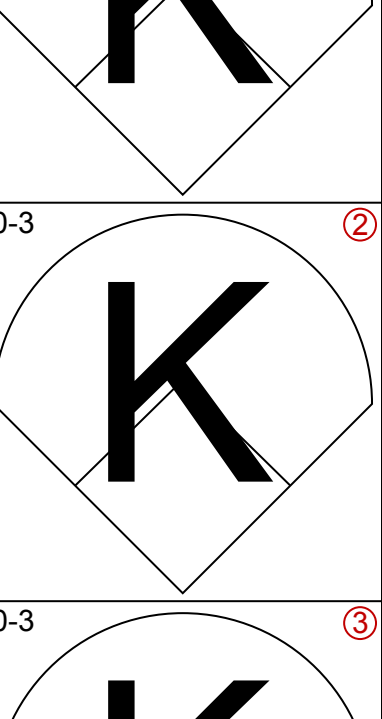
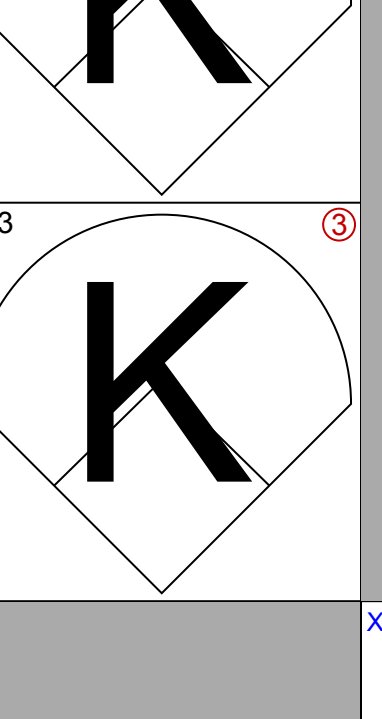
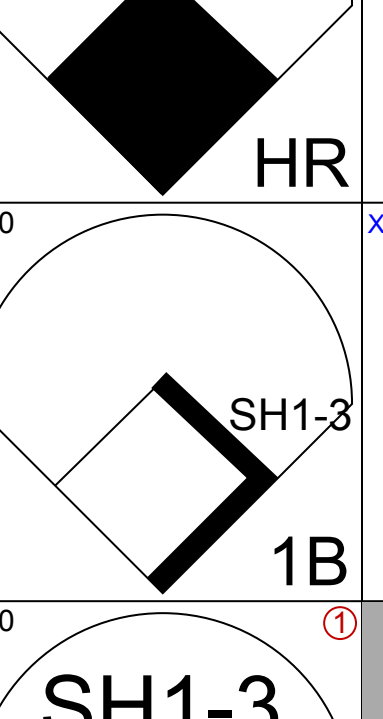

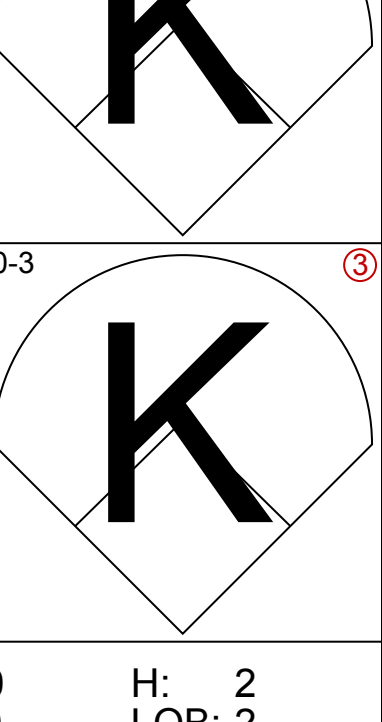
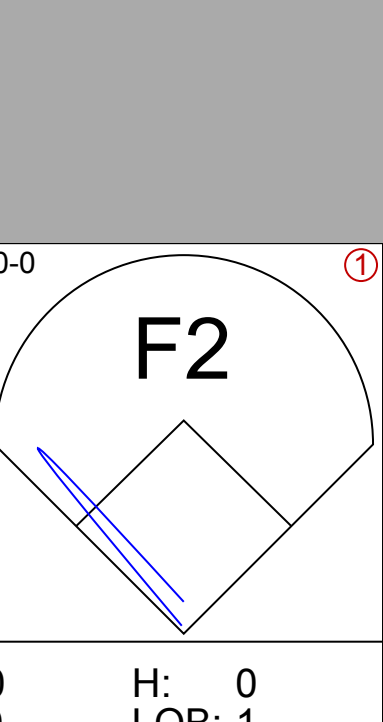
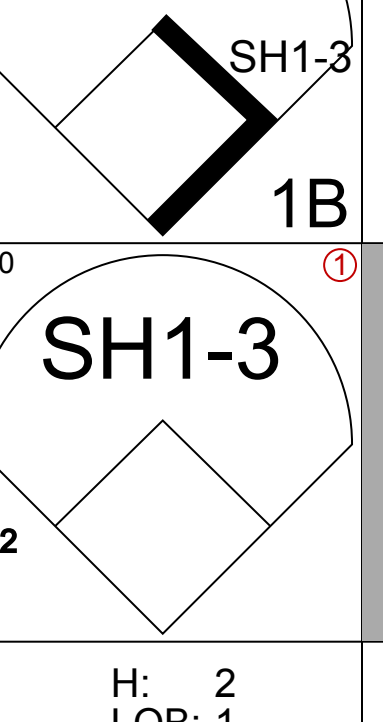
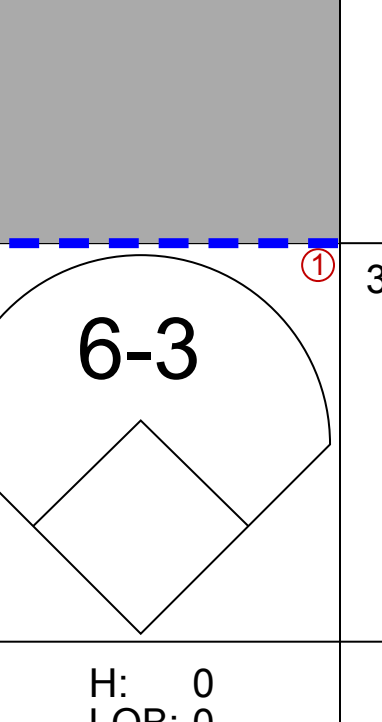


Batter	1	2	3	4	5	6	7	8	9	AB	R	H	RBI	BB	SO	LOB	BOTTOM								
<b>Lou Brock, L</b> OBP: 0.339, SLG: 0.418 (1, 7)	0-0 L9		0-0 E S 1B		0-0 F8			0-0 FC1-6 1-2		4	0	1	0	0	0	1									
<b>Dick Groat, R</b> OBP: 0.311, SLG: 0.310 (1, 6)	0-0 6-3		0-0 1-3 1-3		0-0 F8			0-0 G4-3-6-4 1-2		4	0	0	0	0	0	2									
<b>Curt Flood, R</b> OBP: 0.360, SLG: 0.461 (1, 8)	0-0 2B		0-0 F4			0-0 1-3			0-0 6-3	4	0	1	0	0	0	1									
<b>Ken Boyer, R</b> OBP: 0.327, SLG: 0.415 (1, 5)	0-3 K		0-0 6-3			0-3 K			0-0 4-3 2B	4	0	1	0	0	2	2									
<b>Bill White, L</b> OBP: 0.378, SLG: 0.455 (1, 3)		0-0 3B 2B		0-0 F9		0-3 K			0-0 4-3	4	1	1	0	0	1	1									
<b>Carl Warwick, R</b> OBP: 0.222, SLG: 0.238 (1, 9)		0-0 2-H 1B 3B		0-3 K			0-0 F6		0-0 6-3	4	1	1	1	0	1	1									
<b>Bob Uecker, R</b> OBP: 0.439, SLG: 0.490 (1, 2)		0-0 G6-4-3 1B		0-0 1B			0-0 6-3			3	0	2	1	0	0	0									
<b>Dal Maxvill, R</b> OBP: 0.125, SLG: 0.174 (1, 4)		0-0 3-H G6-4-3		0-0 F8			0-0 F5			2	0	0	0	0	0	2									
<b>Phil Gagliano, R</b> OBP: 0.297, SLG: 0.355 (7, PH)		0-0 1-2								1	0	0	0	0	0	0									
<b>Ray Washburn, R</b> OBP: 0.167, SLG: 0.250 (1, 1)		0-3 K							0-0 FC1-6 1B	2	0	0	0	0	2	0									
<b>Tracy Stallard, R</b> OBP: 0.154, SLG: 0.154 (7, 1)										0	0	0	0	0	0	0									
<b>Bob Skinner, L</b> OBP: 0.273, SLG: 0.488 (6, PH)										1	0	1	0	0	0	0									
<b>Barney Schultz, R</b> ERA: 2.42 (9, 1)										0	0	0	0	0	0	0									
<b>Inning Stats</b>	R: 0 E: 0 K: 1 S: 6	H: 1 LOB: 0 BB: 0 P: 6	R: 2 E: 0 K: 1 S: 7	H: 3 LOB: 0 BB: 0 P: 7	R: 0 E: 1 K: 0 S: 4	H: 1 LOB: 1 BB: 0 P: 4	R: 0 E: 0 K: 1 S: 6	H: 1 LOB: 0 BB: 0 P: 6	R: 0 E: 0 K: 2 S: 7	H: 0 LOB: 0 BB: 0 P: 7	R: 0 E: 0 K: 0 S: 3	H: 0 LOB: 0 BB: 0 P: 3	R: 0 E: 0 K: 0 S: 3	H: 1 LOB: 0 BB: 0 P: 3	R: 0 E: 0 K: 0 S: 4	H: 1 LOB: 1 BB: 0 P: 4	1B: 4 2B: 3 3B: 1 HR: 0	SF: 0 SAC: 0 DP: 2 HBP: 0	WP: 0 PB: 0 SB: 1 CS: 0	PA: 33					
<b>PITCHER</b>	IP	WLS	BF	H	R	ER	SO	BB	IBB	HBP	BLK	WP	HR	S	P	ERA	WHIP								
<b>Denny Lemaster, L</b> ERA: 5.14 (1, 1)	6.0	W	23	6	2	2	6	0	0	0	0	0	0	35	35	3.00	1.000								
<b>Phil Niekro, R</b> ERA: 2.42 (7, 1)	3.0	S	10	2	0	0	0	0	0	0	0	0	0	10	10	0.00	0.667								

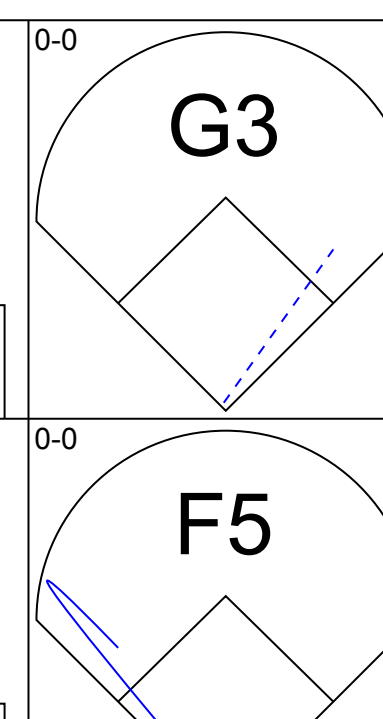
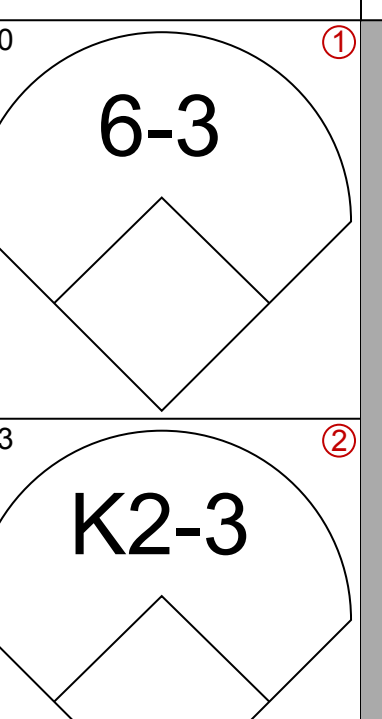
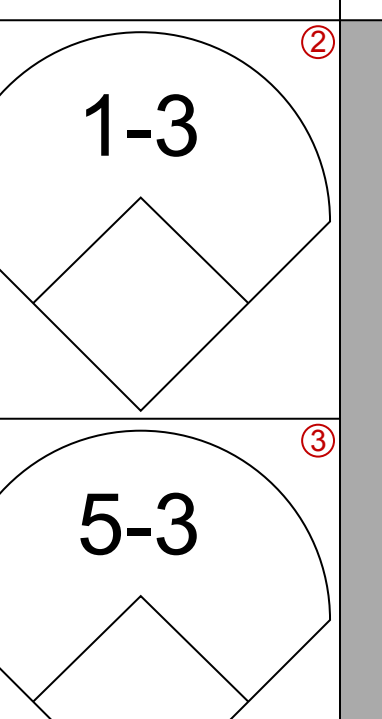
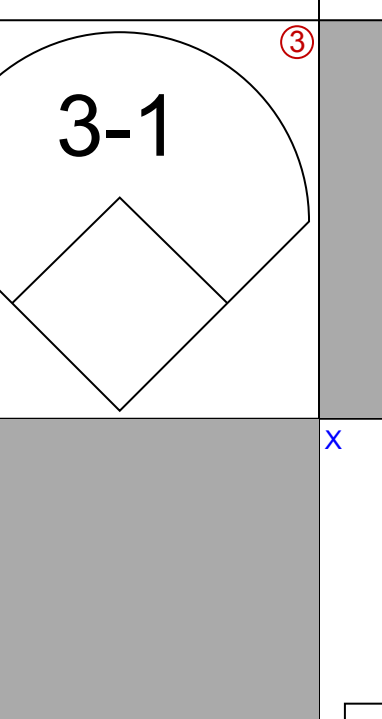
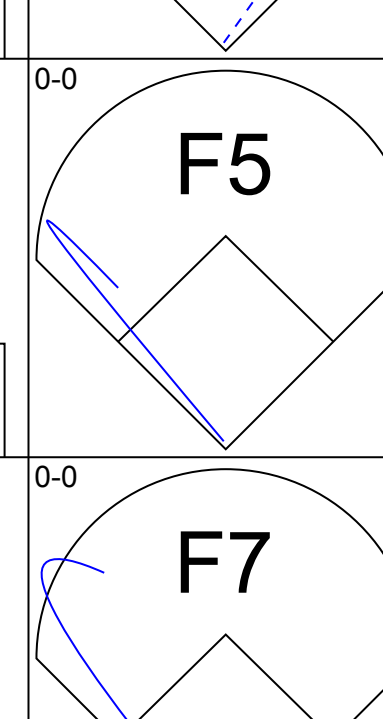
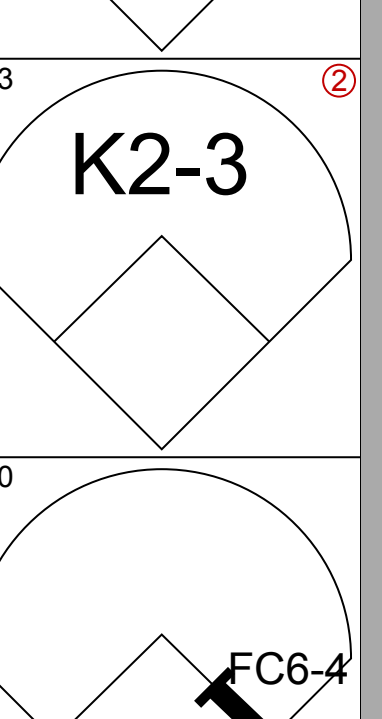
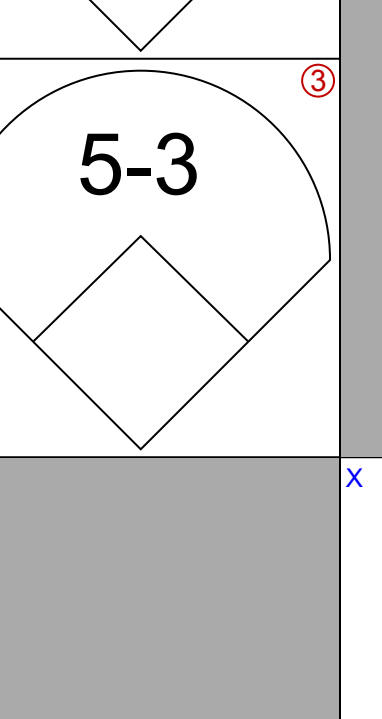
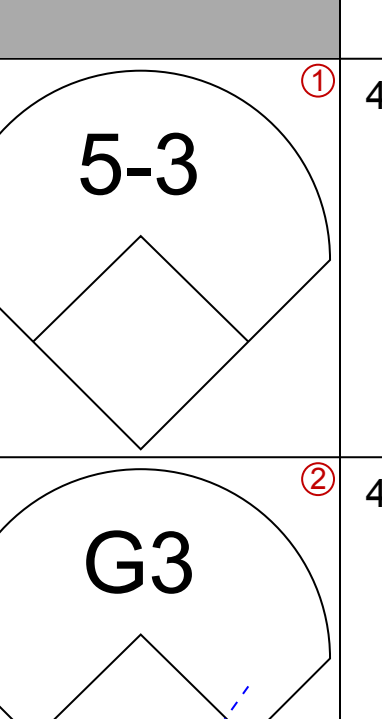
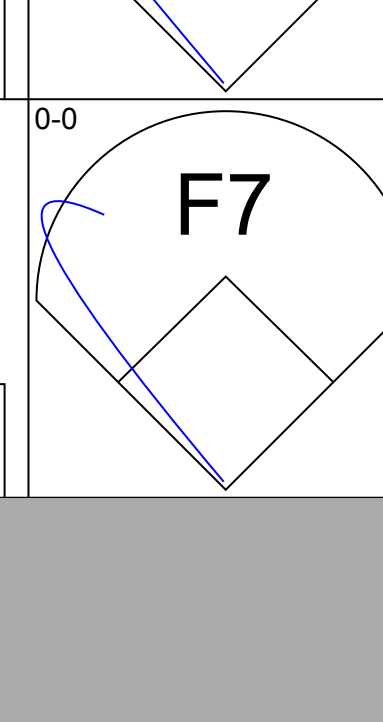
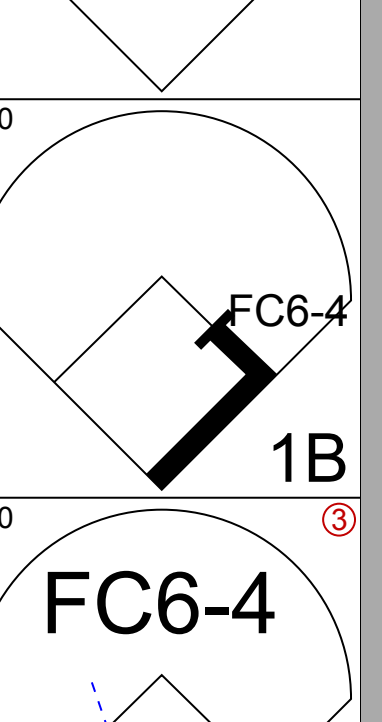
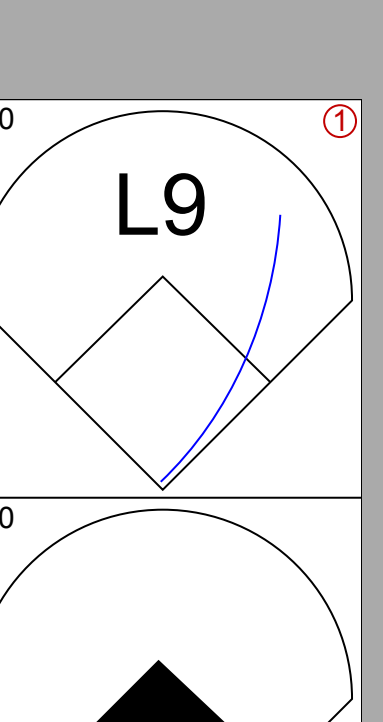
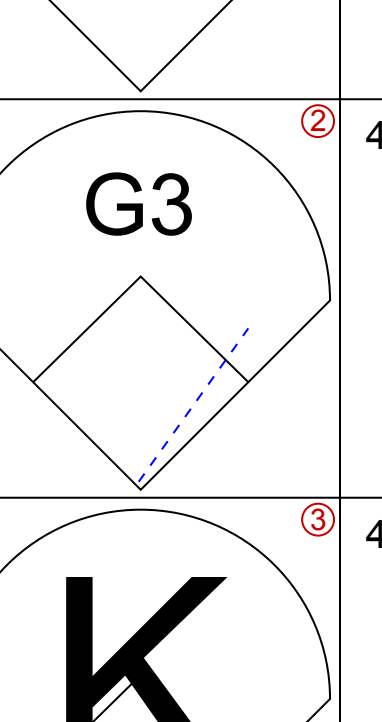
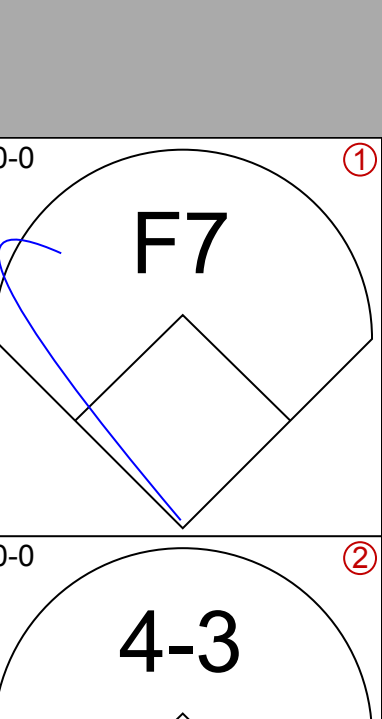
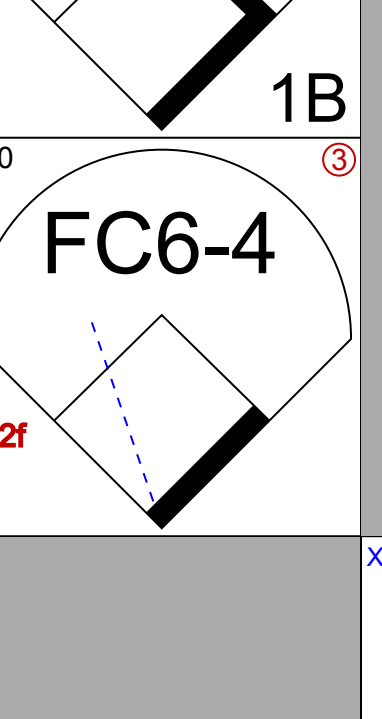
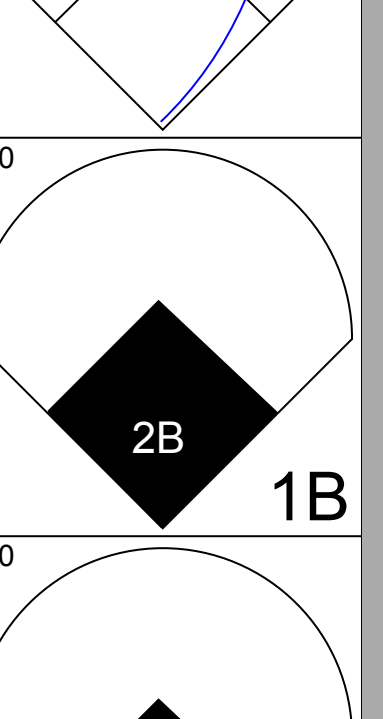
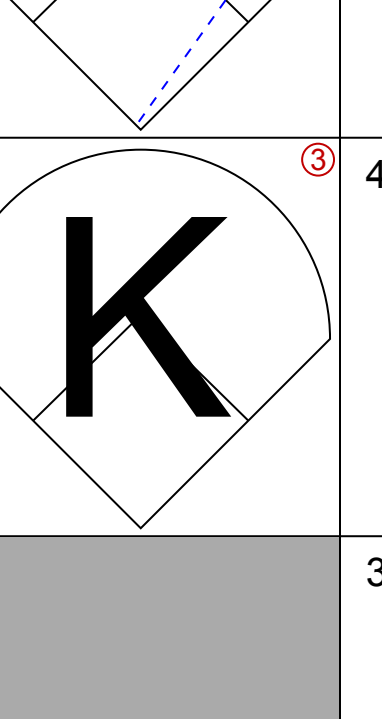
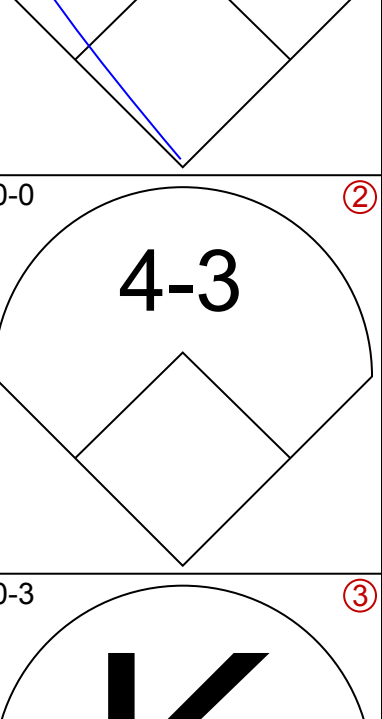
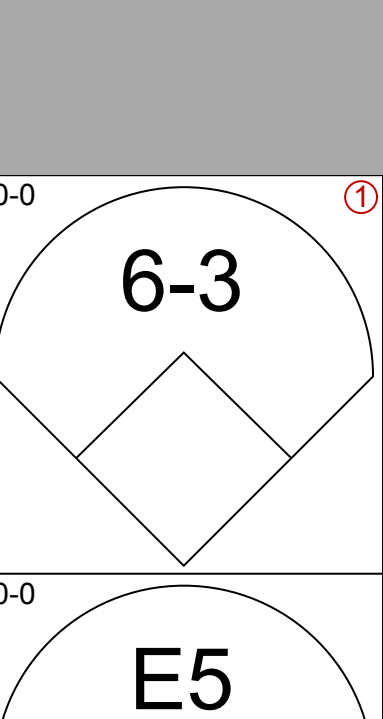
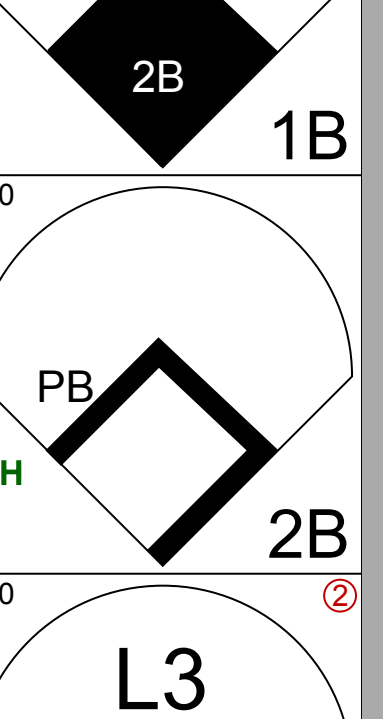
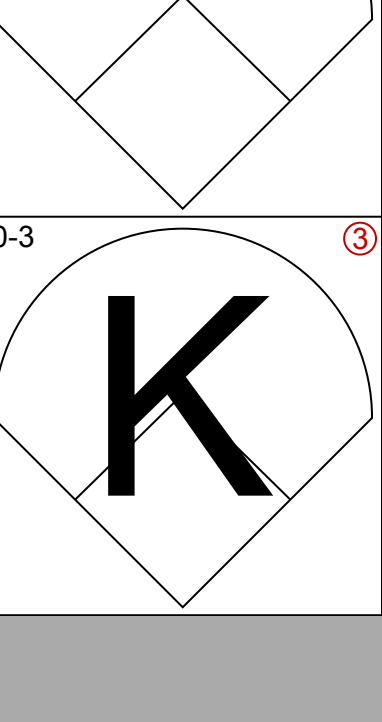
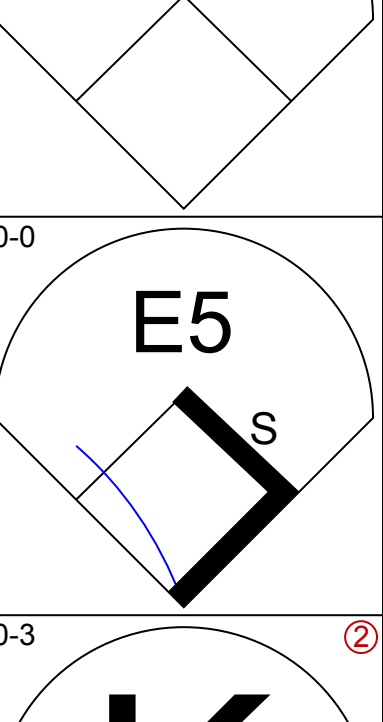
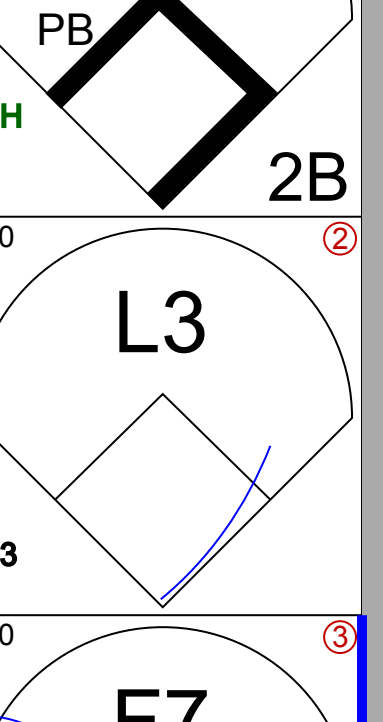
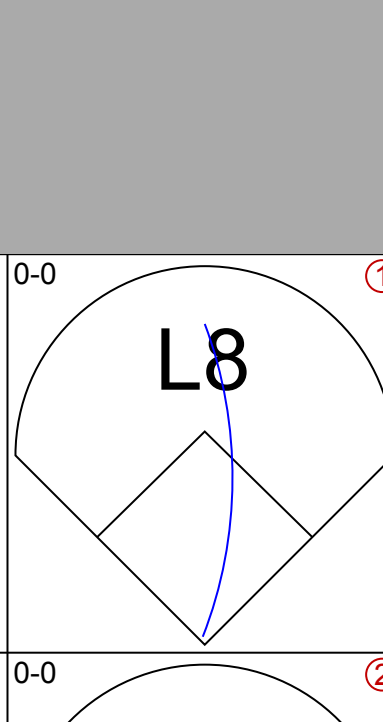
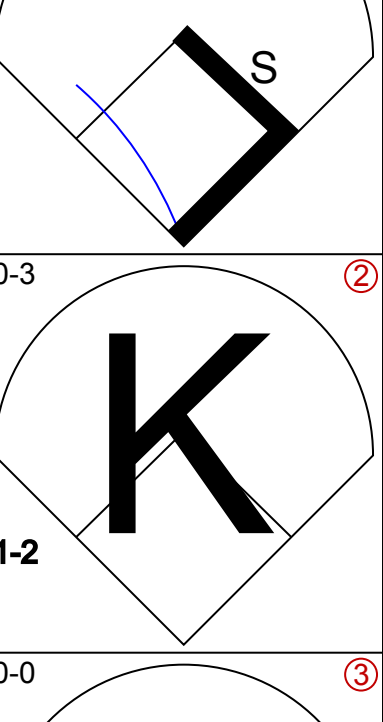
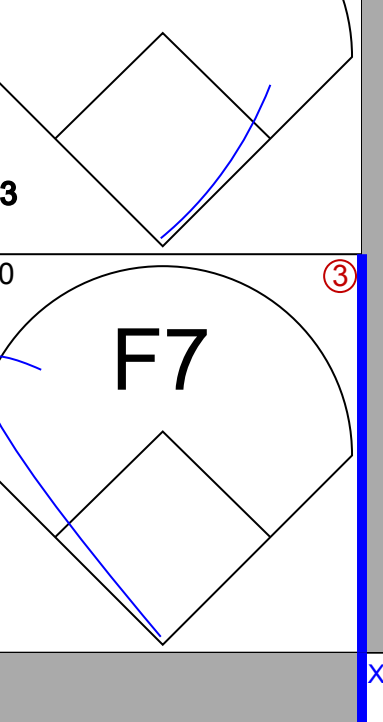
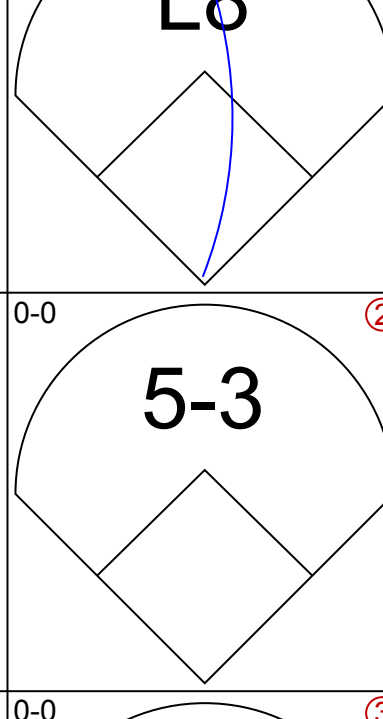
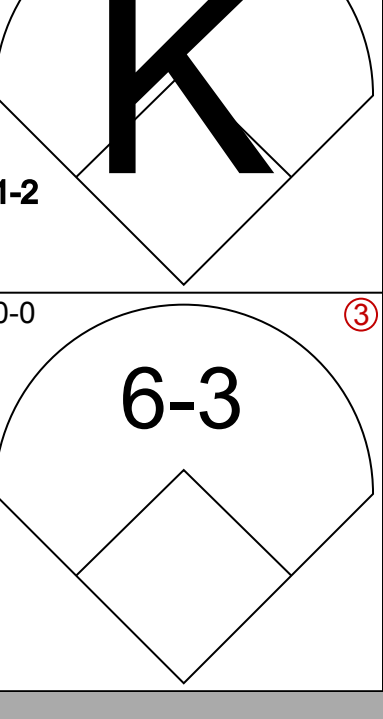
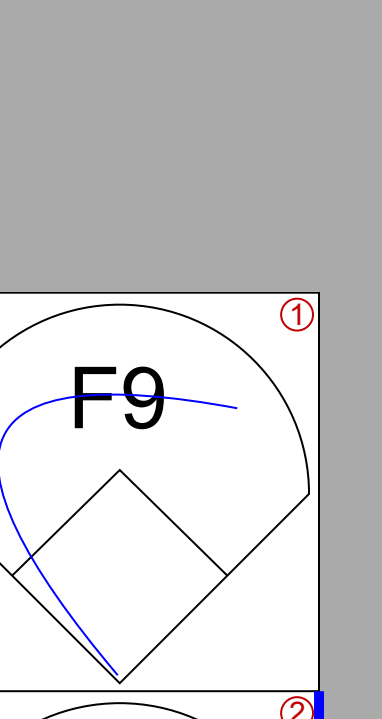
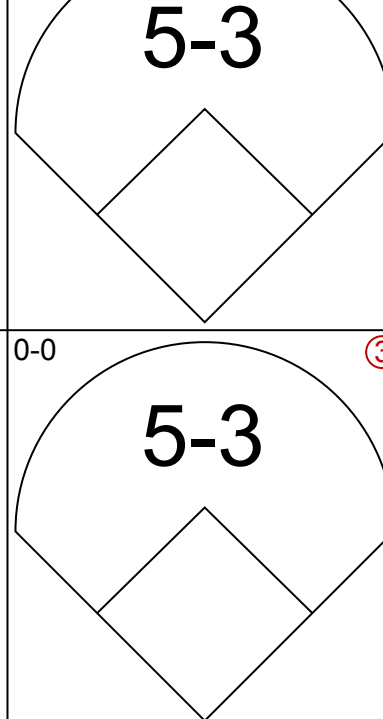
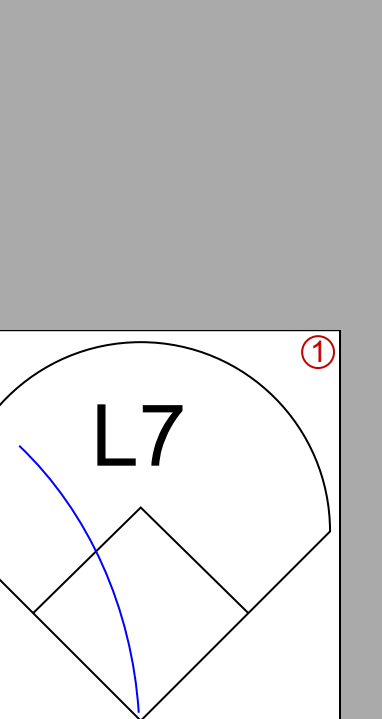
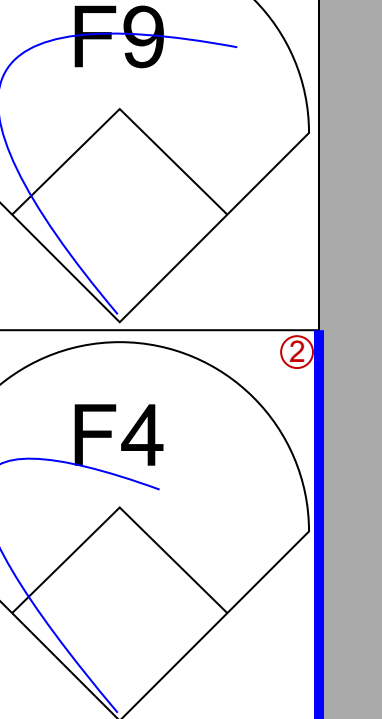
Milwaukee Braves @ St. Louis Cardinals  
Sportsman's Park, St. Louis, MO  
Fri Jun 11 1965, 8:05 PM EDT  
Att: 14,094 - Unknown

AB	33
R	2
H	8
RBI	2
BB	0
SO	6
LOB	10



Batter	1	2	3	4	5	6	7	8	9	AB	R	H	RBI	BB	SO	LOB	TOP													
<b>Felipe Alou, R</b> OBP: 0.326, SLG: 0.483 (1, 3)										5	1	1	0	0	2	1	<b>Milwaukee Braves @ St. Louis Cardinals</b> Sportsman's Park, St. Louis, MO Sat Jun 12 1965, 4:33 AM EDT Att: 11,593 - Unknown													
<b>Frank Bolling, R</b> OBP: 0.354, SLG: 0.400 (1, 4)										3	0	0	0	1	1															
<b>Hank Aaron, R</b> OBP: 0.387, SLG: 0.593 (1, 9)										3	1	1	2	0	0	1														
<b>Eddie Mathews, L</b> OBP: 0.362, SLG: 0.495 (1, 5)										4	1	1	0	0	0	0														
<b>Joe Torre, R</b> OBP: 0.402, SLG: 0.609 (1, 2)										4	0	2	0	0	1	0														
<b>Rico Carty, R</b> OBP: 0.329, SLG: 0.472 <b>Ty Cline, L</b> OBP: 0.277, SLG: 0.221 (1, 7) (9, 8)										4	0	3	1	0	1	0														
<b>Mack Jones, L</b> OBP: 0.331, SLG: 0.517 (1, 8) (9, 7)										4	1	1	1	0	2	5														
<b>Woody Woodward, R</b> OBP: 0.208, SLG: 0.191 (1, 6)										4	0	1	0	0	2	5														
<b>Ken Johnson, R</b> OBP: 0.179, SLG: 0.214 (1, 1)										3	0	0	0	0	1	2														
<b>Inning Stats</b>	R: 1 E: 0 K: 1 S: 6	H: 1 LOB: 0 BB: 0 P: 6	R: 0 E: 0 K: 3 S: 11	H: 2 LOB: 2 BB: 0 P: 11	R: 1 E: 0 K: 0 S: 4	H: 1 LOB: 0 BB: 0 P: 4	R: 0 E: 0 K: 3 S: 10	H: 1 LOB: 1 BB: 0 P: 10	R: 0 E: 0 K: 1 S: 5	H: 0 LOB: 1 BB: 1 P: 9	R: 0 E: 0 K: 1 S: 5	H: 0 LOB: 0 BB: 0 P: 5	R: 1 E: 0 K: 0 S: 7	H: 2 LOB: 1 BB: 0 P: 7	R: 1 E: 0 K: 0 S: 6	H: 3 LOB: 2 BB: 0 P: 6		R: 0 E: 0 K: 0 S: 3	H: 0 LOB: 0 BB: 0 P: 3	1B: 7 2B: 1 3B: 0 HR: 2	SF: 1 SAC: 2 DP: 0 HBP: 0	WP: 0 PB: 0 CS: 0	PA: 38							
<b>PITCHER</b>	IP	WLS	BF	H	R	ER	SO	BB	IBB	HBP	BLK	WP	HR	S	P	ERA	WHIP													
<b>Bob Gibson, R</b> ERA: 2.82 <b>Barney Schultz, R</b> ERA: 3.47 (1, 1) (9, 1)	8.0	L	35	10	4	4	10	1	0	0	0	0	2	54	58	4.50	1.375													
																	<b>AB</b>	<b>34</b>	<b>R</b>	<b>4</b>	<b>H</b>	<b>10</b>	<b>RBI</b>	<b>4</b>	<b>BB</b>	<b>1</b>	<b>SO</b>	<b>10</b>	<b>LOB</b>	<b>15</b>



Batter	1	2	3	4	5	6	7	8	9	AB	R	H	RBI	BB	SO	LOB	BOTTOM													
<b>Lou Brock, L</b> OBP: 0.333, SLG: 0.410 (1, 7)										4	0	0	0	0	0	0	<b>Milwaukee Braves @ St. Louis Cardinals</b> Sportsman's Park, St. Louis, MO Sat Jun 12 1965, 4:33 AM EDT Att: 11,593 - Unknown													
<b>Curt Flood, R</b> OBP: 0.354, SLG: 0.453 (1, 8)										4	0	0	0	0	1	0														
<b>Bill White, L</b> OBP: 0.376, SLG: 0.451 (1, 3)										4	0	1	0	0	0	0														
<b>Ken Boyer, R</b> OBP: 0.326, SLG: 0.412 (1, 5)										4	1	1	0	0	1	1														
<b>Tim McCarver, L</b> OBP: 0.308, SLG: 0.420 (1, 2)										3	0	1	1	0	0	0														
<b>Carl Warwick, R</b> OBP: 0.213, SLG: 0.227 <b>Tito Francona, L</b> OBP: 0.281, SLG: 0.341 (1, 9) (7, PH) (8, 9)										2	0	0	0	0	1	0														
<b>Jerry Buchek, R</b> (1, 6) <b>Bob Skinner, L</b> OBP: 0.267, SLG: 0.477 <b>Phil Gagliano, R</b> OBP: 0.297, SLG: 0.355 (7, PH) (8, 4)										2	0	0	0	0	1	1														
<b>Dal Maxvill, R</b> OBP: 0.115, SLG: 0.160 (1, 4) (8, 6) <b>Dick Groat, R</b> OBP: 0.309, SLG: 0.308 (8, PH) (9, 6)										2	0	0	0	0	0	1														
<b>Bob Gibson, R</b> OBP: 0.256, SLG: 0.324 <b>Mike Shannon, R</b> OBP: 0.221, SLG: 0.149 <b>Barney Schultz, R</b> (1, 1) (8, PH) (9, 1)										2	0	0	0	0	0	0														
<b>Inning Stats</b>	R: 0 E: 0 K: 0 S: 3	H: 0 LOB: 0 BB: 0 P: 3	R: 0 E: 0 K: 1 S: 5	H: 0 LOB: 0 BB: 0 P: 5	R: 0 E: 0 K: 0 S: 3	H: 0 LOB: 0 BB: 0 P: 3	R: 0 E: 0 K: 1 S: 6	H: 1 LOB: 1 BB: 0 P: 6	R: 0 E: 0 K: 1 S: 6	H: 0 LOB: 1 BB: 0 P: 6	R: 0 E: 0 K: 0 S: 3	H: 0 LOB: 0 BB: 0 P: 3	R: 1 E: 0 K: 0 S: 5	H: 2 LOB: 1 BB: 0 P: 5	R: 0 E: 0 K: 0 S: 3	H: 0 LOB: 0 BB: 0 P: 3		R: 0 E: 0 K: 1 S: 5	H: 0 LOB: 0 BB: 0 P: 5	1B: 2 2B: 1 3B: 0 HR: 0	SF: 0 SAC: 0 DP: 0 HBP: 0	WP: 0 PB: 1 CS: 0	PA: 31							
<b>PITCHER</b>	IP	WLS	BF	H	R	ER	SO	BB	IBB	HBP	BLK	WP	HR	S	P	ERA	WHIP													
<b>Ken Johnson, R</b> ERA: 3.83 (1, 1)	9.0	W	31	3	1	1	4	0	0	0	0	0	0	39	39	1.00	0.333													
																	<b>AB</b>	<b>31</b>	<b>R</b>	<b>1</b>	<b>H</b>	<b>3</b>	<b>RBI</b>	<b>1</b>	<b>BB</b>	<b>0</b>	<b>SO</b>	<b>4</b>	<b>LOB</b>	<b>5</b>



Batter	1	2	3	4	5	6	7	8	9	AB	R	H	RBI	BB	SO	LOB	TOP			
<b>Felipe Alou, R</b> OBP: 0.327, SLG: 0.486 (1, 8)	6-3			F9	2B			L7	FC4-6 1B	5	0	2	0	0	0	0	<b>Milwaukee Braves @ St. Louis Cardinals</b> Sportsman's Park, St. Louis, MO Sun Jun 13 1965, 4:33 AM EDT Unknown <a href="http://livebaseballscorecards.com">livebaseballscorecards.com</a>			
<b>Frank Bolling, R</b> OBP: 0.355, SLG: 0.396 (1, 4)	6-3			1B 2B BB		6-3		2B 1B	FC4-6 1-2	4	2	1	0	1	0	1				
<b>Hank Aaron, R</b> OBP: 0.389, SLG: 0.597 (1, 9)	F9			2B 1-2 1B		1B SF9 2B		F9		4	1	2	0	0	0	1				
<b>Rico Carty, R</b> OBP: 0.350, SLG: 0.513 <b>Ty Cline, L</b> OBP: 0.277, SLG: 0.221 (1, 7) (9, 8)		4-3								4	1	3	1	0	0	0				
<b>Joe Torre, R</b> OBP: 0.404, SLG: 0.605 (1, 2)				1-3 2-H 2B		2-3 1B		1-3 1B 2B		0	0	0	0	0	0	0				
<b>Gene Oliver, R</b> OBP: 0.331, SLG: 0.431 (1, 3)				G4-6-3 BB		SF9 1B		1B IBB		1	0	0	1	2	1	2				
<b>Miguel de la Hoz, R</b> OBP: 0.293, SLG: 0.250 (1, 5)				5-3		F8				4	0	0	0	0	1	2				
<b>Woody Woodward, R</b> OBP: 0.216, SLG: 0.200 <b>Eddie Matthews, L</b> OBP: 0.361, SLG: 0.492 <b>Sandy Alomar Sr., S</b> OBP: 0.233, SLG: 0.222 (1, 6) (9, PH) (9, 6)				6-3				F9		3	0	1	0	0	0	0				
<b>Wade Blasingame, L</b> OBP: 0.212, SLG: 0.242 (1, 1)				K		F5		F8		0	0	0	0	0	2	1				
<b>Inning Stats</b>	R: 0 E: 0 K: 0 S: 3	H: 0 LOB: 0 BB: 0 P: 3	R: 0 E: 0 K: 0 S: 2	H: 0 LOB: 0 BB: 1 P: 6	R: 0 E: 0 K: 1 S: 5	H: 0 LOB: 0 BB: 0 P: 5	R: 1 E: 0 K: 1 S: 7	H: 2 LOB: 2 BB: 1 P: 11	R: 0 E: 0 K: 0 S: 4	H: 2 LOB: 2 BB: 0 P: 4	R: 1 E: 0 K: 1 S: 5	H: 0 LOB: 0 BB: 0 P: 5	R: 0 E: 0 K: 1 S: 6	H: 3 LOB: 2 BB: 0 P: 10	R: 0 E: 0 K: 2 S: 8	H: 1 LOB: 1 BB: 0 P: 8		1B: 6 2B: 4 3B: 0 HR: 0	SF: 1 SAC: 0 DP: 1 HBP: 0	WP: 0 PB: 0 CS: 0
<b>PITCHER</b> <b>Curt Simmons, L</b> ERA: 3.09 <b>Ron Taylor, R</b> ERA: 5.09 (1, 1) (9, 1)	IP	WLS	BF	H	R	ER	SO	BB	IBB	HBP	BLK	WP	HR	S	P	ERA	WHIP			

Batter	1	2	3	4	5	6	7	8	9	AB	R	H	RBI	BB	SO	LOB	BOTTOM					
<b>Julian Javier, R</b> OBP: 0.257, SLG: 0.353 (1, 4)	6-3			CS BB		FC5-4 BB		FC6-4 1-2		2	0	0	0	2	0	1	<b>Milwaukee Braves @ St. Louis Cardinals</b> Sportsman's Park, St. Louis, MO Sun Jun 13 1965, 4:33 AM EDT Unknown <a href="http://livebaseballscorecards.com">livebaseballscorecards.com</a>					
<b>Lou Brock, L</b> OBP: 0.336, SLG: 0.418 (1, 7)				CS		K		G3		3	1	1	0	1	1	2						
<b>Curt Flood, R</b> OBP: 0.349, SLG: 0.445 (1, 8)	6-3			CS BB		FC5-4 1-2				4	0	0	1	0	0	2						
<b>Ken Boyer, R</b> OBP: 0.325, SLG: 0.406 (1, 5)	6-3					4-3				3	0	0	0	1	0	1						
<b>Bill White, L</b> OBP: 0.374, SLG: 0.462 (1, 3)				F1		HR		G3		4	1	1	1	0	0	1						
<b>Dick Groat, R</b> OBP: 0.306, SLG: 0.307 (1, 6)				3-1		FC1-6 1B		5-3		4	0	1	0	0	0	1						
<b>Carl Warwick, R</b> OBP: 0.200, SLG: 0.213 (1, 9)				K		FC1-6 5-3 1-2		5-3		3	0	0	0	0	1	1						
<b>Bob Uecker, R</b> OBP: 0.417, SLG: 0.375 (1, 2)				F7		5-3		F8		3	0	0	0	0	0	1						
<b>Curt Simmons, L</b> OBP: 0.036, SLG: 0.036 <b>Phil Gagliano, R</b> OBP: 0.303, SLG: 0.361 <b>Ron Taylor, R</b> OBP: 0.333, SLG: 0.667 (1, 1) (8, PH) (9, 1)				K		K		FC6-4 1B		2	0	0	0	0	2	1						
<b>Inning Stats</b>	R: 1 E: 0 K: 0 S: 4	H: 1 LOB: 0 BB: 0 P: 4	R: 0 E: 0 K: 1 S: 5	H: 0 LOB: 0 BB: 0 P: 5	R: 0 E: 0 K: 1 S: 4	H: 0 LOB: 0 BB: 1 P: 8	R: 0 E: 0 K: 0 S: 2	H: 0 LOB: 0 BB: 1 P: 6	R: 1 E: 0 K: 1 S: 7	H: 2 LOB: 1 BB: 0 P: 7	R: 0 E: 0 K: 1 S: 5	H: 0 LOB: 1 BB: 1 P: 9	R: 0 E: 0 K: 0 S: 3	H: 0 LOB: 0 BB: 0 P: 3	R: 0 E: 0 K: 0 S: 4	H: 1 LOB: 1 BB: 0 P: 4		R: 0 E: 0 K: 0 S: 3	H: 0 LOB: 1 BB: 1 P: 7	1B: 2 2B: 0 3B: 1 HR: 1	SF: 0 SAC: 0 DP: 0 HBP: 0	WP: 0 PB: 0 CS: 2
<b>PITCHER</b> <b>Wade Blasingame, L</b> ERA: 2.77 (1, 1)	IP	WLS	BF	H	R	ER	SO	BB	IBB	HBP	BLK	WP	HR	S	P	ERA	WHIP					

Batter	1	2	3	4	5	6	7	8	9	AB	R	H	RBI	BB	SO	LOB	TOP					
<b>Felipe Alou, R</b> OBP: 0.329, SLG: 0.484 (1, 3)	0-0 1-3		0-0 4-3 1B		0-0 F6		0-0 WP 1B		0-0 G3	5	0	2	0	0	0	0	<b>Milwaukee Braves @ St. Louis Cardinals</b> Sportsman's Park, St. Louis, MO Sun Jun 13 1965, 4:38 AM EDT Att: 25,360 - Unknown					
<b>Frank Bolling, R</b> OBP: 0.351, SLG: 0.390 (1, 4)	0-0 1B		0-0 4-3 1-2		0-0 F3		0-3 K		0-0 F8	5	0	1	0	0	1	2						
<b>Hank Aaron, R</b> OBP: 0.389, SLG: 0.587 (1, 9)	0-3 K		4-0 BB		0-0 BB		4-0 BB		0-0 F7	3	1	0	0	2	1	1						
<b>Rico Carty, R</b> OBP: 0.345, SLG: 0.500 (1, 7)	0-3 K		0-0 5-3		0-0 BB		0-0 BB			4	0	1	0	0	1	5						
<b>Eddie Mathews, L</b> OBP: 0.359, SLG: 0.484 (1, 5)		4-0 BB		0-0 4-1		0-0 G4-6-3 1B		0-0 F3		3	0	0	0	1	0	4						
<b>Gene Oliver, R</b> OBP: 0.333, SLG: 0.427 (1, 2)		0-0 F3		4-0 BB		0-0 1B		0-0 6-3		1	0	0	0	1	0	1						
<b>Joe Torre, R</b> OBP: 0.405, SLG: 0.604 (4, 2)		0-0 F3		4-0 BB		0-0 1B		0-0 6-3		2	1	1	1	0	0	0						
<b>Mack Jones, L</b> OBP: 0.335, SLG: 0.517 (1, 8)		0-3 K		0-0 F7		0-0 1B		0-0 FC4-6 1B		4	0	2	0	0	1	2						
<b>Woody Woodward, R</b> OBP: 0.208, SLG: 0.192 (6, PH)		0-3 K		0-0 1-3		0-0 1B		0-0 L7		2	0	0	0	0	1	2						
<b>Ty Cline, L</b> OBP: 0.294, SLG: 0.230 (6, PH)		0-3 K		0-0 1-3		0-0 1B		0-0 FC4-6 1B		1	0	1	1	0	0	0						
<b>Dan Osinski, R</b> (6, PH)										0	0	0	0	0	0	0						
<b>Gary Kolb, L</b> OBP: 0.167, SLG: 0.167 (6, PH)										1	0	0	0	0	0	1						
<b>Billy O'Dell, S</b> OBP: 0.182, SLG: 0.182 (6, PH)										0	0	0	0	0	0	0						
<b>Hank Fischer, R</b> OBP: 0.167, SLG: 0.167 (4, 1)										1	0	0	0	0	0	1						
<b>Phil Niekro, R</b> OBP: 0.330, SLG: 0.330 (5, PH)										0	0	0	0	0	0	0						
<b>Lou Klimchock, L</b> OBP: 0.111, SLG: 0.080 (5, 1)										0	0	0	0	0	0	0						
<b>Dick Kelley, R</b> (5, 1)										0	0	0	0	0	0	0						
<b>Miguel de la Hoz, R</b> OBP: 0.279, SLG: 0.237 (6, PH)										2	0	0	0	0	1	3						
<b>Inning Stats</b>	R: 0 E: 0 K: 2 S: 8	H: 1 LOB: 1 BB: 0 P: 8	R: 0 E: 0 K: 2 S: 7	H: 0 LOB: 1 BB: 1 P: 11	R: 0 E: 0 K: 1 S: 6	H: 1 LOB: 2 BB: 1 P: 10	R: 0 E: 0 K: 0 S: 3	H: 0 LOB: 0 BB: 1 P: 7	R: 0 E: 0 K: 0 S: 3	H: 0 LOB: 0 BB: 0 P: 3	R: 2 E: 1 K: 1 S: 9	H: 4 LOB: 2 BB: 0 P: 9	R: 0 E: 0 K: 1 S: 6	H: 1 LOB: 2 BB: 1 P: 10	R: 0 E: 0 K: 0 S: 4	H: 1 LOB: 1 BB: 0 P: 4	R: 0 E: 0 K: 0 S: 3	H: 0 LOB: 0 BB: 0 P: 3	1B: 8 2B: 0 3B: 0 HR: 0	SF: 0 SAC: 0 DP: 1 HBP: 0	WP: 1 PB: 0 SB: 0 CS: 0	PA: 39
<b>PITCHER</b>	IP WLS BF H R ER SO BB IBB HBP BLK WP HR S P ERA WHIP	9.0 W 39 8 2 0 7 4 0 0 0 1 0 49 65 0.00 1.333															<b>PITCHER</b>	IP WLS BF H R ER SO BB IBB HBP BLK WP HR S P ERA WHIP				
<b>Bob Purkey, R</b> ERA: 6.44 (1, 1)																						



Batter	1	2	3	4	5	6	7	8	9	AB	R	H	RBI	BB	SO	LOB	BOTTOM	
<b>Julian Javier, R</b> OBP: 0.268, SLG: 0.360 (1, 4)	0-0 L6-3 1B		0-0 5-3		0-0 FC6-4 E 1-2 3-H		0-0 1B		0-0 F8	6	1	3	2	0	0	4	<b>Milwaukee Braves @ St. Louis Cardinals</b> Sportsman's Park, St. Louis, MO Sun Jun 13 1965, 4:38 AM EDT Att: 25,360 - Unknown	
<b>Lou Brock, L</b> OBP: 0.333, SLG: 0.418 (1, 7)	0-0 L6-3 1-2		0-0 6-3		0-0 E1 1-H 2B		0-3 K		0-3 K	5	1	1	1	0	2	3		
<b>Curt Flood, R</b> OBP: 0.352, SLG: 0.444 (1, 8)	1-0 WP HBP		0-0 F8		1-0 BB HBP		0-3 K		0-0 HR	1	1	0	0	0	0	0		
<b>Mike Shannon, R</b> OBP: 0.227, SLG: 0.197 (5, 8)			0-0 F8		1-0 BB HBP		0-3 K		0-0 HR	2	1	1	1	0	1	0		
<b>Bill White, L</b> OBP: 0.379, SLG: 0.458 (1, 3)	4-0 1-2 BB		4-0 BB		4-0 1B BB		0-0 G3		0-0 4-3	2	1	0	0	3	0	0		
<b>Tim McCarver, L</b> OBP: 0.317, SLG: 0.426 (1, 2)	0-0 F2		0-0 F8		0-0 S 1B		0-0 1B		0-0 1B 1B	5	2	3	2	0	0	3		
<b>Dick Groat, R</b> OBP: 0.316, SLG: 0.324 (1, 5)		0-0 2B 3B		0-0 BB SH 1B		0-3 K		0-0 1B 1B		4	3	3	2	1	1	1		
<b>Carl Warwick, R</b> OBP: 0.200, SLG: 0.212 (1, 9)		0-0 1-3		0-0 F9 1B		0-3 K		0-0 1B 1B		5	0	1	1	0	1	3		
<b>Jerry Buchek, R</b> OBP: 0.333, SLG: 0.364 (1, 6)		0-0 2B		4-0 E SH FC6-4 BB		0-3 K		0-0 SH1-4 1B 1B		4	2	3	2	1	1	0		
<b>Bob Purkey, R</b> OBP: 0.067, SLG: 0.067 (1, 1)		0-3 K		0-0 SH FC6-4		0-0 F3		0-0 SH1-4		3	0	0	1	0	2	3		
<b>Inning Stats</b>	R: 0 E: 0 K: 0 S: 3	H: 1 LOB: 2 BB: 1 P: 8	R: 1 E: 0 K: 1 S: 7	H: 2 LOB: 1 BB: 0 P: 7	R: 0 E: 0 K: 0 S: 3	H: 0 LOB: 1 BB: 1 P: 7	R: 0 E: 2 K: 0 S: 7	H: 3 LOB: 3 BB: 3 P: 20	R: 0 E: 0 K: 2 S: 8	H: 1 LOB: 1 BB: 0 P: 8	R: 1 E: 0 K: 2 S: 9	H: 2 LOB: 1 BB: 0 P: 9	R: 3 E: 0 K: 1 S: 10	H: 5 LOB: 2 BB: 0 P: 10	1B: 11 2B: 3 3B: 1 HR: 1	SF: 0 SAC: 2 DP: 1 HBP: 2	WP: 1 PB: 0 SB: 1 CS: 1	PA: 46
<b>PITCHER</b>	IP WLS BF H R ER SO BB IBB HBP BLK WP HR S P ERA WHIP	3.2 L 20 4 5 1 1 1 0 1 0 0 3 8 0.00 9.000															<b>PITCHER</b>	IP WLS BF H R ER SO BB IBB HBP BLK WP HR S P ERA WHIP
<b>Hank Fischer, R</b> ERA: 4.91 (1, 1)																		
<b>Phil Niekro, R</b> ERA: 2.38 (4, 1)																		
<b>Dick Kelley, L</b> ERA: 6.0 (5, 1)																		
<b>Dan Osinski, R</b> ERA: 4.98 (6, 1)																		
<b>Billy O'Dell, L</b> ERA: 2.6 (8, 1)																		



Batter	1	2	3	4	5	6	7	8	9	AB	R	H	RBI	BB	SO	LOB	TOP					
Tony Gonzalez, L (1, 8) OBP: 0.333, SLG: 0.484 John Briggs, L (4, 8) OBP: 0.353, SLG: 0.464	K		1B		K			SF9	L8	2	0	1	0	0	1	0	<b>Philadelphia Phillies @ Milwaukee Braves</b> Milwaukee County Stadium, Milwaukee, WI Tue Jun 15 1965, 8:05 PM EDT Att: 4,065 - Unknown <a href="http://livebaseballscorecards.com">livebaseballscorecards.com</a>					
Cookie Rojas, R (1, 4) OBP: 0.387, SLG: 0.449	F7		F8			1-3	F5			4	0	0	0	1	0	3						
Johnny Callison, L (1, 9) OBP: 0.340, SLG: 0.591	1B		K						G3	4	0	1	2	1	2	3						
Dick Allen, R (1, 5) OBP: 0.424, SLG: 0.568	1-2				6-3		2B			3	1	2	0	2	0	0						
Wes Covington, L (1, 7) OBP: 0.269, SLG: 0.483 Ed Roebuck, R (8, 1) Alex Johnson, R (9, PH) OBP: 0.330, SLG: 0.452	K				F5					4	0	1	0	0	2	4						
Dick Stuart, R (1, 3) OBP: 0.328, SLG: 0.428					F7					5	2	1	0	0	0	3						
Clay Dainryple, L (1, 2) Pat Corrales, R (7, 2) OBP: 1.000, SLG: 1.000										3	0	0	0	0	0	0						
Ruben Amaro, R (1, 6) OBP: 0.302, SLG: 0.229										2	1	1	0	3	0	0						
Art Mahaffey, R (1, 1) Lew Burdette, R (3, 1) John Hermstein, L (5, PH) Bo Belinsky, L (5, 1) Frank Thomas, R (8, PH) OBP: 0.294, SLG: 0.307										1	0	0	0	0	1	0						
										1	0	0	0	0	0	0						
										1	0	0	0	0	1	1						
										1	1	1	0	0	0	0						
										1	0	0	2	0	0	2						
<b>Inning Stats</b>	R: 0 E: 0 K: 2 S: 8	H: 1 LOB: 2 BB: 1 P: 12	R: 0 E: 0 K: 0 S: 3	H: 0 LOB: 0 BB: 0 P: 3	R: 0 E: 0 K: 2 S: 8	H: 1 LOB: 1 BB: 0 P: 8	R: 0 E: 0 K: 0 S: 3	H: 0 LOB: 0 BB: 0 P: 3	R: 0 E: 0 K: 2 S: 7	H: 0 LOB: 1 BB: 1 P: 11	R: 0 E: 0 K: 1 S: 6	H: 1 LOB: 2 BB: 1 P: 10	R: 3 E: 0 K: 1 S: 9	H: 4 LOB: 2 BB: 1 P: 13	R: 2 E: 0 K: 0 S: 5	H: 2 LOB: 2 BB: 2 P: 13	R: 2 E: 1 K: 1 S: 8	H: 2 LOB: 2 BB: 1 P: 12	1B: 9 2B: 2 3B: 0 HR: 0	SF: 2 SAC: 0 DP: 0 HBP: 0	WP: 1 PB: 0 CS: 0	PA: 46
<b>PITCHER</b>	IP WLS BF H R ER SO BB IBB HBP BLK WP HR S P ERA WHIP																					
Tony Cloninger, R (1, 1) ERA: 3.66	7.2 W 38 9 5 5 8 6 0 0 0 0 0 0 48 72 5.87 1.957																					
Billy O'Dell, L (8, 1) ERA: 2.56	0.2 S 5 2 2 0 1 0 0 0 0 0 0 0 7 7 0.00 3.000																					
Phil Niekro, R (9, 1) ERA: 2.31	0.2 S 3 0 0 0 0 1 0 0 0 0 1 0 2 6 0.00 1.500																					

Batter	1	2	3	4	5	6	7	8	9	AB	R	H	RBI	BB	SO	LOB	BOTTOM			
Felipe Alou, R (1, 3) OBP: 0.338, SLG: 0.514	HR		1B					FC6-5		5	2	3	6	1	0	3	<b>Philadelphia Phillies @ Milwaukee Braves</b> Milwaukee County Stadium, Milwaukee, WI Tue Jun 15 1965, 8:05 PM EDT Att: 4,065 - Unknown <a href="http://livebaseballscorecards.com">livebaseballscorecards.com</a>			
Eddie Mathews, L (1, 5) Miguel de la Hoz, R (7, 5) OBP: 0.273, SLG: 0.231	F2		HR					F9		5	1	2	1	0	1	1				
Hank Aaron, R (1, 9) Gary Kolb, L (8, 9) OBP: 0.167, SLG: 0.167	F7									5	1	2	0	0	1	2				
Rico Carty, R (1, 7) Ty Cline, L (8, 8) OBP: 0.294, SLG: 0.230										0	0	0	0	0	0	0				
Joe Torre, R (1, 2) OBP: 0.400, SLG: 0.589	K									4	1	0	0	1	2	5				
Mack Jones, L (1, 8) OBP: 0.343, SLG: 0.532										5	2	3	2	0	1	0				
Frank Bolling, R (1, 4) OBP: 0.352, SLG: 0.390	K									5	1	2	2	0	1	3				
Sandy Alomar Sr., S (1, 6) OBP: 0.269, SLG: 0.273										5	2	4	1	0	0	0				
Tony Cloninger, R (1, 1) Billy O'Dell, S (8, 1) Phil Niekro, R (9, 1) OBP: 0.333, SLG: 0.333										4	1	1	0	0	1	5				
										1	0	1	0	0	0	0				
										0	0	0	0	0	0	0				
<b>Inning Stats</b>	R: 1 E: 0 K: 1 S: 7	H: 2 LOB: 1 BB: 0 P: 7	R: 0 E: 0 K: 1 S: 7	H: 2 LOB: 2 BB: 0 P: 7	R: 6 E: 0 K: 0 S: 10	H: 7 LOB: 2 BB: 1 P: 14	R: 1 E: 0 K: 0 S: 6	H: 3 LOB: 2 BB: 0 P: 6	R: 0 E: 0 K: 1 S: 6	H: 1 LOB: 2 BB: 1 P: 10	R: 3 E: 0 K: 3 S: 12	H: 3 LOB: 0 BB: 0 P: 12	R: 1 E: 0 K: 2 S: 9	H: 2 LOB: 1 BB: 0 P: 9	R: 0 E: 0 K: 0 S: 4	H: 1 LOB: 1 BB: 0 P: 4	1B: 11 2B: 6 3B: 1 HR: 3	SF: 0 SAC: 0 DP: 0 HBP: 0	WP: 1 PB: 0 SB: 4 CS: 1	PA: 47
<b>PITCHER</b>	IP WLS BF H R ER SO BB IBB HBP BLK WP HR S P ERA WHIP																			
Art Mahaffey, R (1, 1) ERA: 6.25	2.0 L 12 8 5 5 0 1 0 0 0 0 0 0 14 18 22.50 4.500																			
Lew Burdette, R (3, 1) ERA: 7.29	2.0 15 8 5 5 0 1 0 0 0 0 0 0 14 18 22.50 4.500																			
Bo Belinsky, L (5, 1) ERA: 6.52	3.0 16 6 4 4 6 1 0 0 0 1 1 27 31 12.00 2.333																			
Ed Roebuck, R (8, 1) ERA: 4.44	1.0 4 1 0 0 0 0 0 0 0 0 0 0 4 4 0.00 1.000																			



Batter	1	2	3	4	5	6	7	8	9	AB	R	H	RBI	BB	SO	LOB	TOP										
Tony Taylor, R (1.4) OBP: 0.324, SLG: 0.353	5-3		1B	1B	G6-4-3		HBP		K	4	1	2	0	0	1	1											
Cookie Rojas, R (1.8) OBP: 0.384, SLG: 0.444	K		1B	BB	G6-4-3					4	1	1	0	0	1	3											
Johnny Callison, L (1.9) OBP: 0.335, SLG: 0.583	3-1		SF7						K	3	0	0	1	0	1	0											
Dick Allen, R (1.5) OBP: 0.425, SLG: 0.565		G6-4-3	BB	BB	1B				6-3	3	0	1	1	1	0	0											
Dick Stuart, R (1.3) OBP: 0.327, SLG: 0.421	K		BB							3	0	0	0	1	2	1											
Bobby Wine, R (8.6) OBP: 0.288, SLG: 0.237			BB						P3	0	0	0	0	0	0	0											
Alex Johnson, R (1.7) OBP: 0.327, SLG: 0.448										1	0	0	0	0	0	1											
John Briggs, L (3.7) OBP: 0.351, SLG: 0.433	G6-4-3		L4-3						K	2	0	0	1	1	1	0											
Ruben Amaro, R (1.6) OBP: 0.308, SLG: 0.225									5-3	2	2	0	0	2	0	3											
Pat Corrales, R (1.2) OBP: 0.857, SLG: 1.333			HR						K	4	1	3	2	0	1	0											
Jim Bunning, R (1.1) OBP: 0.216, SLG: 0.297			1B	1B	SF7				FC3-6	4	1	1	0	0	0	2											
<b>Inning Stats</b>	R: 0 E: 0 K: 1 S: 5	H: 0 LOB: 0 BB: 0 P: 5	R: 0 E: 0 K: 1 S: 4	H: 0 LOB: 0 BB: 1 P: 8	R: 5 E: 0 K: 0 S: 7	H: 5 LOB: 2 BB: 3 P: 19	R: 0 E: 0 K: 0 S: 4	H: 2 LOB: 1 BB: 0 P: 4	R: 0 E: 0 K: 1 S: 5	H: 0 LOB: 0 BB: 0 P: 5	R: 0 E: 0 K: 0 S: 2	H: 0 LOB: 0 BB: 0 P: 3	R: 0 E: 0 K: 1 S: 5	H: 0 LOB: 0 BB: 0 P: 5	R: 1 E: 1 K: 2 S: 8	H: 1 LOB: 1 BB: 1 P: 12	1B: 7 2B: 1 3B: 0 HR: 1	SF: 1 SAC: 0 DP: 4 HBP: 1	WP: 0 PB: 0 SB: 0 CS: 0	PA: 37							
<b>PITCHER</b>	IP	WLS	BF	H	R	ER	SO	BB	IBB	HBP	BLK	WP	HR	S	P	ERA	WHIP										
Denny Lemaster, L (1.1) ERA: 5.6	2.1	L	13	5	5	5	2	2	0	0	0	0	1	15	23	19.29	3.000										
Hank Fischer, R (3.1) ERA: 4.75	0.2		3	0	0	0	0	2	0	0	0	0	0	1	9	0.00	3.000										
Dick Kelley, L (4.1) ERA: 4.5	2.0		7	2	0	0	1	0	0	0	0	0	0	9	9	0.00	1.000										
Dan Osinski, R (6.1) ERA: 4.56	2.0		6	0	0	0	1	0	0	1	0	0	0	7	8	0.00	0.000										
Phil Niekro, R (8.1) ERA: 2.13	2.0		8	1	1	0	3	1	0	0	0	0	0	13	17	0.00	1.000										

Philadelphia Phillies @ Milwaukee Braves  
 Milwaukee County Stadium, Milwaukee, WI  
 Wed Jun 16 1965, 8:05 PM EDT  
 Att: 3,479 - Unknown

AB	30
R	6
H	8
RBI	5
BB	5
SO	7
LOB	11



Batter	1	2	3	4	5	6	7	8	9	AB	R	H	RBI	BB	SO	LOB	BOTTOM										
Felipe Alou, R (1.3) OBP: 0.339, SLG: 0.515	L5		2B		1B				P2	5	0	2	1	0	0	4											
Eddie Mathews, L (1.5) OBP: 0.352, SLG: 0.485	F8		P6		K				P5	5	0	0	0	0	2	8											
Hank Aaron, R (1.9) OBP: 0.392, SLG: 0.583	K				K				K	3	0	1	1	1	2	2											
Rico Carty, R (1.7) OBP: 0.344, SLG: 0.517		L6			L9				K	4	0	0	0	0	1	4											
Joe Torre, R (1.2) OBP: 0.392, SLG: 0.576		K			K				F8	4	0	0	0	0	2	1											
Mack Jones, L (1.8) OBP: 0.335, SLG: 0.519		3-1			L3				K	4	0	0	0	0	2	1											
Frank Bolling, R (1.4) OBP: 0.350, SLG: 0.387			F8		L5				F9	4	1	1	0	0	0	0											
Sandy Alomar Sr., S (1.6) OBP: 0.289, SLG: 0.273			CI		1B				F3	0	0	0	0	0	0	0											
Miguel de la Hoz, R (3.7) OBP: 0.298, SLG: 0.262			2B		1B				F3	3	1	2	0	0	0	0											
Denny Lemaster, R (1.1) ERA: 5.6										0	0	0	0	0	0	0											
Hank Fischer, R (3.1) ERA: 4.75										0	0	0	0	0	0	0											
Dick Kelley, L (4.1) ERA: 4.5										0	0	0	0	0	0	0											
Dan Osinski, R (6.1) ERA: 4.56										0	0	0	0	0	0	0											
Phil Niekro, R (8.1) ERA: 2.13										0	0	0	0	0	0	0											
<b>Inning Stats</b>	R: 0 E: 0 K: 1 S: 5	H: 0 LOB: 0 BB: 0 P: 5	R: 0 E: 0 K: 1 S: 5	H: 0 LOB: 0 BB: 0 P: 5	R: 0 E: 1 K: 1 S: 7	H: 1 LOB: 2 BB: 0 P: 7	R: 0 E: 0 K: 1 S: 6	H: 1 LOB: 1 BB: 0 P: 6	R: 1 E: 0 K: 2 S: 10	H: 3 LOB: 2 BB: 0 P: 10	R: 0 E: 0 K: 2 S: 7	H: 0 LOB: 0 BB: 0 P: 7	R: 1 E: 0 K: 1 S: 8	H: 3 LOB: 3 BB: 1 P: 12	R: 0 E: 0 K: 1 S: 5	H: 0 LOB: 0 BB: 0 P: 5	R: 0 E: 0 K: 0 S: 4	H: 1 LOB: 1 BB: 0 P: 4	1B: 8 2B: 1 3B: 0 HR: 0	SF: 0 SAC: 0 DP: 0 HBP: 0	WP: 0 PB: 0 SB: 0 CS: 0	PA: 38					
<b>PITCHER</b>	IP	WLS	BF	H	R	ER	SO	BB	IBB	HBP	BLK	WP	HR	S	P	ERA	WHIP										
Jim Bunning, R (1.1) ERA: 3.31	9.0	W	38	9	2	2	10	1	0	0	0	0	0	57	61	2.00	1.111										

Philadelphia Phillies @ Milwaukee Braves  
 Milwaukee County Stadium, Milwaukee, WI  
 Wed Jun 16 1965, 8:05 PM EDT  
 Att: 3,479 - Unknown

AB	36
R	2
H	9
RBI	2
BB	1
SO	10
LOB	21



Batter	1	2	3	4	5	6	7	8	9	AB	R	H	RBI	BB	SO	LOB	TOP																		
John Briggs, L (1.7) OBP: 0.317, SLG: 0.382										4	0	0	0	0	1	0	<b>Philadelphia Phillies @ Milwaukee Braves</b> Milwaukee County Stadium, Milwaukee, WI Thu Jun 17 1965, 8:05 PM EDT Att: 3,674 - Unknown <a href="http://livebaseballscorecards.com">livebaseballscorecards.com</a>																		
Cookie Rojas, R (1.4) OBP: 0.381, SLG: 0.440										4	0	1	0	0	0	0																			
Johnny Callison, L (1.9) OBP: 0.333, SLG: 0.577										4	1	1	0	0	1	1																			
Dick Allen, R (1.5) OBP: 0.422, SLG: 0.564										4	0	1	0	0	2	2																			
Tony Gonzalez, L (1.8) OBP: 0.326, SLG: 0.473 Tony Taylor, R (9, PH) OBP: 0.322, SLG: 0.351										3	0	0	0	0	1	2																			
John Herrnstein, L (1.3) OBP: 0.286, SLG: 0.300										1	0	0	0	0	0	0																			
Clay Dalrymple, L (1.2) OBP: 0.285, SLG: 0.295										3	0	1	1	0	0	0																			
Ruben Amaro, R (1.6) OBP: 0.301, SLG: 0.220										3	0	0	0	0	0	1																			
Ray Culp, R (1.1) Jack Baldschun, R (8.1)										3	0	0	0	0	1	0																			
										0	0	0	0	0	0	0																			
<b>Inning Stats</b>	R: 0 E: 1 K: 2 S: 8	H: 1 LOB: 1 BB: 0 P: 8	R: 0 E: 0 K: 1 S: 5	H: 0 LOB: 0 BB: 0 P: 5	R: 0 E: 0 K: 1 S: 5	H: 0 LOB: 0 BB: 0 P: 5	R: 0 E: 0 K: 0 S: 4	H: 1 LOB: 1 BB: 0 P: 4	R: 0 E: 0 K: 0 S: 5	H: 0 LOB: 0 BB: 0 P: 5	R: 2 E: 0 K: 1 S: 8	H: 3 LOB: 1 BB: 0 P: 8	R: 0 E: 0 K: 1 S: 5	H: 0 LOB: 0 BB: 0 P: 5	R: 0 E: 0 K: 0 S: 3	H: 0 LOB: 0 BB: 0 P: 3	1B: 3 2B: 2 3B: 0 HR: 0	SF: 0 SAC: 0 DP: 0 HBP: 0	WP: 0 PB: 0 SB: 1 CS: 0	PA: 32															
<b>PITCHER</b>	IP WLS BF H R ER SO BB IBB HBP BLK WP HR S P ERA WHIP																																		
Ken Johnson, R (1.1) ERA: 3.54	7.0		26	5	2	2	6	0	0	0	0	0	0	0	0	38	38	2.57	0.714																
Billy O'Dell, L (8.1) ERA: 2.45	2.0	W	6	0	0	0	1	0	0	0	0	0	0	0	0	8	8	0.00	0.000																

Batter	1	2	3	4	5	6	7	8	9	AB	R	H	RBI	BB	SO	LOB	BOTTOM																	
Felipe Alou, R (1.3) OBP: 0.337, SLG: 0.509										3	1	0	0	1	2	0	<b>Philadelphia Phillies @ Milwaukee Braves</b> Milwaukee County Stadium, Milwaukee, WI Thu Jun 17 1965, 8:05 PM EDT Att: 3,674 - Unknown <a href="http://livebaseballscorecards.com">livebaseballscorecards.com</a>																	
Mack Jones, L (1.8) OBP: 0.330, SLG: 0.509										3	1	0	0	0	1	0																		
Hank Aaron, R (1.9) OBP: 0.398, SLG: 0.584										3	1	2	0	1	0	0																		
Joe Torre, R (1.2) OBP: 0.399, SLG: 0.577										3	1	2	2	1	0	0																		
Rico Carty, R (1.7) OBP: 0.351, SLG: 0.517 Ty Cline, L (2, PR) OBP: 0.283, SLG: 0.231										0	0	0	0	0	0	0																		
Eddie Mathews, L (1.5) OBP: 0.350, SLG: 0.480										3	0	0	0	0	0	4																		
Frank Bolling, R (1.4) OBP: 0.348, SLG: 0.384										4	0	1	0	0	0	3																		
Sandy Alomar Sr., S (1.6) OBP: 0.263, SLG: 0.266 Miguel de la Hoz, R (7, PH) OBP: 0.292, SLG: 0.256										2	0	0	0	0	0	2																		
Woody Woodward, R (8.6) OBP: 0.208, SLG: 0.192										1	0	0	0	0	0	1																		
Ken Johnson, R (1.1) OBP: 0.167, SLG: 0.200 Gene Oliver, R (7, PH) OBP: 0.336, SLG: 0.429 Billy O'Dell, S (8.1) OBP: 0.250, SLG: 0.333										2	0	0	0	0	1	2																		
										1	0	0	0	0	0	1																		
										0	0	0	0	0	0	0																		
<b>Inning Stats</b>	R: 0 E: 0 K: 0 S: 3	H: 1 LOB: 0 BB: 0 P: 3	R: 1 E: 0 K: 1 S: 7	H: 2 LOB: 2 BB: 0 P: 8	R: 0 E: 0 K: 2 S: 7	H: 0 LOB: 0 BB: 0 P: 7	R: 0 E: 0 K: 0 S: 3	H: 0 LOB: 0 BB: 0 P: 3	R: 0 E: 0 K: 0 S: 6	H: 1 LOB: 2 BB: 1 P: 10	R: 0 E: 0 K: 0 S: 4	H: 1 LOB: 1 BB: 0 P: 4	R: 3 E: 2 K: 0 S: 5	H: 1 LOB: 1 BB: 2 P: 13	1B: 6 2B: 0 3B: 0 HR: 0	SF: 0 SAC: 1 DP: 0 HBP: 1	WP: 0 PB: 0 SB: 0 CS: 1	PA: 35																
<b>PITCHER</b>	IP WLS BF H R ER SO BB IBB HBP BLK WP HR S P ERA WHIP																																	
Ray Culp, R (1.1) ERA: 3.14	7.0	L	31	6	4	2	4	2	1	0	0	0	0	0	35	48	2.57	1.143																
Jack Baldschun, R (8.1) ERA: 3.66	1.0		3	0	0	0	0	0	0	0	0	0	0	3	3	0.00	0.000																	



Batter	1	2	3	4	5	6	7	8	9	10	AB	R	H	RBI	BB	SO	LOB	TOP						
Phil Gagliano, R OBP: 0.325, SLG: 0.381 Dal Maxvill, R OBP: 0.103, SLG: 0.143	G6-4-3 BB			K		E G3 1B	1B BB		K	F9	2 1 1 0 2 1 0 2 0 0 0 0 1 2													
Lou Brock, L OBP: 0.332, SLG: 0.408	G6-4-3			6-3		F8	5-3 BB		K		5 0 1 1 0 1 2													
Curt Flood, R OBP: 0.349, SLG: 0.434 Tracy Stallard, R OBP: 0.148, SLG: 0.148 Hal Woodeshick, R OBP: 0.167, SLG: 0.167	6-3			F4		G3 E 1B	5-3 1B			BB	4 1 1 0 1 0 2 0 0 0 0 0 0 0 0 0 0 0 0 0 0													
Ken Boyer, R OBP: 0.327, SLG: 0.407		F8				E5 G3 1B	6-3			K	5 1 1 0 0 1 6													
Bill White, L OBP: 0.376, SLG: 0.464	K			FC6-4 WP 1B		G3		SH1-3 2B		HR	5 1 2 2 0 1 3													
Jerry Buchek, R OBP: 0.303, SLG: 0.406	K			F9				SH1-3		WP SH1-3 1B	4 0 2 2 0 1 1													
Bob Uecker, R OBP: 0.403, SLG: 0.373			F8			WP 1B	F7			SH1-3	3 0 1 0 1 0 1													
Mike Shannon, R OBP: 0.255, SLG: 0.209			F9			IBB		F4		BB	3 0 1 0 2 0 2													
Curt Simmons, L OBP: 0.031, SLG: 0.031 Don Dennis, R OBP: 0.292, SLG: 0.489 Bob Skinner, L OBP: 0.206, SLG: 0.217 Carl Warwick, R OBP: 0.206, SLG: 0.217	K2-3			6-3		FC1-6 1B	F8			F3	4 1 0 0 0 1 6 0 0 0 0 0 0 0 0 0 0 0 0 0 0 1 0 0 0 0 0 2													
<b>Inning Stats</b>	R: 0 E: 0 K: 0 S: 2	H: 0 LOB: 0 BB: 1 P: 6	R: 0 E: 0 K: 2 S: 7	H: 0 LOB: 0 BB: 0 P: 7	R: 0 E: 0 K: 1 S: 5	H: 0 LOB: 0 BB: 0 P: 5	R: 0 E: 0 K: 1 S: 5	H: 2 LOB: 3 BB: 1 P: 9	R: 3 E: 1 K: 0 S: 7	H: 3 LOB: 1 BB: 0 P: 7	R: 1 E: 0 K: 0 S: 5	H: 2 LOB: 3 BB: 1 P: 9	R: 0 E: 0 K: 0 S: 4	H: 1 LOB: 2 BB: 1 P: 8	R: 0 E: 0 K: 3 S: 9	H: 0 LOB: 1 BB: 1 P: 13	R: 1 E: 0 K: 0 S: 5	H: 2 LOB: 2 BB: 1 P: 9	1B: 8 2B: 1 3B: 0 HR: 1	SF: 0 SAC: 2 DP: 1 HBP: 0	WP: 2 PB: 0 SB: 0 CS: 0	PA: 46		
<b>PITCHER</b>	IP WLS BF H R ER SO BB IBB HBP BLK WP HR S P ERA WHIP																							
Wade Blasingame, L ERA: 2.68 Dan Osinski, R ERA: 4.44 Phil Niekro, R ERA: 2.28 Billy O'Dell, L ERA: 2.42	(1, 1) (7, 1) (8, 1) (10, 1)	6.1 0.2 2.1 0.2	29 2 13 2	7 0 3 0	4 0 1 0	4 0 3 0	2 0 3 0	0 0 0 0	0 0 0 0	0 0 0 0	0 0 0 0	0 0 0 0	0 0 0 0	0 0 0 0	0 0 0 0	0 0 0 0	0 0 0 0	0 0 0 0	0 0 0 0	0 0 0 0	0 0 0 0	0 0 0 0	1.42 0.00 3.86 0.00	1.421 0.000 2.571 0.000

St. Louis Cardinals @ Milwaukee Braves  
Milwaukee County Stadium, Milwaukee, WI  
Fri Jun 18 1965, 8:05 PM EDT  
Att: 10,862 - Unknown

AB	38
R	5
H	10
RBI	5
BB	6
SO	7
LOB	27




Batter	1	2	3	4	5	6	7	8	9	10	AB	R	H	RBI	BB	SO	LOB	BOTTOM						
Felipe Alou, R OBP: 0.335, SLG: 0.506	6-3		K			5-3		F4		2B	5 0 1 0 0 1 0													
Frank Bolling, R OBP: 0.339, SLG: 0.373	6-3			5-3		F4		F7		6-3	5 0 0 0 0 0 1													
Hank Aaron, R OBP: 0.398, SLG: 0.582	F9			F8		2B		6-3		IBB	4 0 1 0 1 0 0													
Joe Torre, R OBP: 0.401, SLG: 0.581 Gary Kolb, L OBP: 0.231, SLG: 0.231		WP G6-4-3 2B		F9		6-3				4-1	4 1 2 0 0 0 1 0 0 0 0 0 0 0													
Woody Woodward, R OBP: 0.204, SLG: 0.189										G5-4-3 1B	1 0 0 0 0 0 2													
Gene Oliver, R OBP: 0.345, SLG: 0.434						E7 1B SF8 1B		WP 1B 1B		G5-4-3 1B	3 1 2 0 1 0 1													
Miguel de la Hoz, R OBP: 0.308, SLG: 0.277				G6-4-3				F4		HR 1B	4 1 2 0 0 0 2													
Mack Jones, L OBP: 0.333, SLG: 0.530				F8		SF8		WP 1B		HR	3 1 2 3 0 0 0													
Sandy Alomar Sr, S OBP: 0.268, SLG: 0.272 Eddie Mathews, L OBP: 0.347, SLG: 0.476				6-3				K		F8	2 0 1 0 0 0 0 2 0 0 0 0 0 1 3													
Wade Blasingame, L ERA: 3.02 Dan Osinski, R ERA: 18.1 Ty Cline, L ERA: 3.14 Phil Niekro, R ERA: 2.28 Billy O'Dell, S ERA: 3.14 Lou Kimbicki, L ERA: 3.21	(1, 1) (7, 1) (7, PH) (8, 1) (10, PH) (10, PH)	8.0 1.0 0.2 0.1	31 4 3 2	8 2 1 0	3 1 0 0	4 0 0 0	4 0 0 0	0 0 0 0	0 0 0 0	0 0 0 0	0 0 0 0	0 0 0 0	0 0 0 0	0 0 0 0	0 0 0 0	0 0 0 0	0 0 0 0	0 0 0 0	0 0 0 0	0 0 0 0	0 0 0 0	3.38 9.00 0.00 0.00	1.125 2.000 1.500 0.000	
<b>Inning Stats</b>	R: 0 E: 0 K: 0 S: 3	H: 0 LOB: 0 BB: 0 P: 3	R: 1 E: 0 K: 0 S: 3	H: 1 LOB: 1 BB: 1 P: 7	R: 0 E: 0 K: 1 S: 5	H: 0 LOB: 0 BB: 0 P: 5	R: 0 E: 0 K: 0 S: 3	H: 0 LOB: 0 BB: 0 P: 3	R: 1 E: 1 K: 1 S: 7	H: 3 LOB: 1 BB: 0 P: 7	R: 0 E: 0 K: 2 S: 9	H: 2 LOB: 2 BB: 0 P: 9	R: 0 E: 0 K: 0 S: 3	H: 0 LOB: 0 BB: 0 P: 3	R: 2 E: 0 K: 0 S: 5	H: 3 LOB: 1 BB: 1 P: 5	R: 0 E: 0 K: 0 S: 4	H: 1 LOB: 2 BB: 1 P: 8	1B: 7 2B: 3 3B: 0 HR: 1	SF: 1 SAC: 0 DP: 2 HBP: 0	WP: 2 PB: 0 SB: 1 CS: 0	PA: 40		
<b>PITCHER</b>	IP WLS BF H R ER SO BB IBB HBP BLK WP HR S P ERA WHIP																							
Curt Simmons, L ERA: 3.02 Don Dennis, R ERA: 18.1 Tracy Stallard, R ERA: 3.14 Hal Woodeshick, L ERA: 3.21	(1, 1) (9, 1) (10, 1) (10, 1)	8.0 1.0 0.2 0.1	31 4 3 2	8 2 1 0	3 1 0 0	4 0 0 0	4 0 0 0	0 0 0 0	0 0 0 0	0 0 0 0	0 0 0 0	0 0 0 0	0 0 0 0	0 0 0 0	0 0 0 0	0 0 0 0	0 0 0 0	0 0 0 0	0 0 0 0	0 0 0 0	0 0 0 0	0 0 0 0	3.38 9.00 0.00 0.00	1.125 2.000 1.500 0.000

St. Louis Cardinals @ Milwaukee Braves  
Milwaukee County Stadium, Milwaukee, WI  
Fri Jun 18 1965, 8:05 PM EDT  
Att: 10,862 - Unknown

AB	37
R	4
H	11
RBI	3
BB	2
SO	4
LOB	13



Batter	1	2	3	4	5	6	7	8	9	AB	R	H	RBI	BB	SO	LOB	TOP			
Phil Gagliano, R OBP: 0.331, SLG: 0.379 (1, 9)	FC4-6 1B 2B 1B		L6-4 G3 BB			F9		F3		3	1	1	0	1	0	0				
Dick Groat, R OBP: 0.324, SLG: 0.329 (1, 6)	FC4-6 1B		G3					HR 1B		4	1	3	0	0	0	1				
Lou Brock, L OBP: 0.331, SLG: 0.418 (1, 7) (7, 8)	FC4-6 2B 1-2 2-3		L6-4			F6		HR		4	2	1	2	0	0	4				
Bill White, L OBP: 0.374, SLG: 0.460 (1, 3)	L3			4-3		F8		HR 1B		4	0	1	0	0	0	3				
Ken Boyer, R OBP: 0.329, SLG: 0.413 (1, 5)	1-H 3-H 2B			E5 PO 4-3			2B 6-3 1B	G6-4-3 1B		4	1	2	2	0	0	1				
Tim McCarver, L OBP: 0.326, SLG: 0.425 (1, 2)	6-3			4-3		WP 1-3 2B			F7	4	0	1	0	0	0	2				
Jerry Buchek, R OBP: 0.270, SLG: 0.361 (1, 4)				PO	5-3		K		6-3	4	0	0	0	0	1	2	AB 35 R 5 H 10 RBI 5 BB 1 SO 1 LOB 16			
Mike Shannon, R OBP: 0.250, SLG: 0.204 (7, PH)				5-3		F9				2	0	0	0	0	0	0				
Bob Skinner, L OBP: 0.300, SLG: 0.490 (7, 7)									1B	2	0	1	1	0	0	1				
Ray Sadecki, L OBP: 0.115, SLG: 0.192 (5, 1)										2	0	0	0	0	0	0				
Tracy Stallard, R OBP: 0.148, SLG: 0.148 (6, 1)										0	0	0	0	0	0	0				
Nelson Briles, R OBP: 0.296, SLG: 0.376 (7, PH)										0	0	0	0	0	0	1				
Tito Francona, L OBP: 0.296, SLG: 0.376 (7, 1)										0	0	0	0	0	0	0				
Barney Schultz, R OBP: 0.341, SLG: 0.432 (6, PH)										1	0	0	0	0	0	1				
<b>Inning Stats</b>	R: 2 E: 0 K: 0 S: 6	H: 3 LOB: 1 BB: 0 P: 6	R: 0 E: 0 K: 0 S: 3	H: 0 LOB: 0 BB: 0 P: 3	R: 0 E: 1 K: 0 S: 2	H: 0 LOB: 0 BB: 1 P: 6	R: 0 E: 0 K: 0 S: 3	H: 0 LOB: 0 BB: 0 P: 3	R: 0 E: 0 K: 0 S: 4	H: 1 LOB: 1 BB: 0 P: 4	R: 1 E: 0 K: 1 S: 7	H: 2 LOB: 1 BB: 0 P: 7	R: 2 E: 0 K: 0 S: 5	H: 3 LOB: 0 BB: 0 P: 5	R: 0 E: 0 K: 0 S: 4	H: 1 LOB: 1 BB: 0 P: 4	1B: 6 2B: 4 3B: 0 HR: 1	SF: 0 SAC: 0 DP: 2 HBP: 0	WP: 1 PB: 0 SB: 0 CS: 0	PA: 37
<b>PITCHER</b>	IP WLS BF H R ER SO BB IBB HBP BLK WP HR S P ERA WHIP																			
Tony Cloninger, R ERA: 3.82 (1, 1)	7.1 W 31 9 5 5 1 1 0 0 0 0 1 1 32 36 6.14 1.364																			
Dan Osinski, R ERA: 4.15 (8, 1)	1.2 S 5 1 0 0 0 0 0 0 0 0 0 0 5 5 0.00 0.600																			

St. Louis Cardinals @ Milwaukee Braves  
Milwaukee County Stadium, Milwaukee, WI  
Sat Jun 19 1965, 4:33 AM EDT  
Att: 6,186 - Unknown

AB 35  
R 5  
H 10  
RBI 5  
BB 1  
SO 1  
LOB 16





Batter	1	2	3	4	5	6	7	8	9	AB	R	H	RBI	BB	SO	LOB	BOTTOM			
Felipe Alou, R OBP: 0.333, SLG: 0.500 (1, 7) (9, 3)	1B 1B BB		F8			3-4 2-3		F3		3	1	0	0	1	0	4				
Frank Bolling, R OBP: 0.342, SLG: 0.387 (1, 4)	1B 1-2 1B		G6-4-3 3B			5-3		K		4	1	2	0	0	1	3				
Hank Aaron, R OBP: 0.400, SLG: 0.594 (1, 9)	F8		G6-4-3 BB			HR		F9		3	1	1	2	1	0	4				
Joe Torre, R OBP: 0.403, SLG: 0.585 (1, 2)	1-2 2H 1B		G6-4-3			2B 2B		K		4	1	2	1	0	1	1				
Gene Oliver, R OBP: 0.345, SLG: 0.437 (1, 3)	F7		5-3			2B		6-3		4	0	1	1	0	0	2				
Ty Cline, L OBP: 0.280, SLG: 0.228 (9, 8)										0	0	0	0	0	0	0				
Miguel de la Hoz, R OBP: 0.298, SLG: 0.265 (1, 5)										2	0	0	0	0	1	2				
Eddie Mathews, L OBP: 0.344, SLG: 0.471 (6, 5)										2	0	0	0	0	0	1				
Mack Jones, L OBP: 0.342, SLG: 0.551 (1, 8) (9, 7)			K			G6-4-3 BB		HR		3	1	2	1	1	1	0	AB 33 R 6 H 11 RBI 5 BB 3 SO 5 LOB 21			
Woody Woodward, R OBP: 0.224, SLG: 0.246 (1, 6)						G6-4-3				4	0	2	0	0	0	2				
Tony Cloninger, R OBP: 0.163, SLG: 0.209 (1, 1)										3	1	1	0	0	0	2				
Dan Osinski, R (8, 1)										1	0	0	0	0	1	0				
<b>Inning Stats</b>	R: 1 E: 0 K: 1 S: 7	H: 2 LOB: 2 BB: 1 P: 11	R: 0 E: 0 K: 1 S: 6	H: 1 LOB: 0 BB: 0 P: 6	R: 1 E: 0 K: 0 S: 3	H: 1 LOB: 0 BB: 1 P: 7	R: 0 E: 0 K: 0 S: 2	H: 0 LOB: 0 BB: 1 P: 6	R: 3 E: 0 K: 0 S: 7	H: 4 LOB: 1 BB: 0 P: 7	R: 1 E: 1 K: 1 S: 8	H: 2 LOB: 2 BB: 0 P: 8	R: 0 E: 0 K: 1 S: 5	H: 0 LOB: 0 BB: 0 P: 5	R: 0 E: 0 K: 1 S: 5	H: 1 LOB: 0 BB: 0 P: 5	1B: 4 2B: 3 3B: 2 HR: 2	SF: 0 SAC: 0 DP: 3 HBP: 0	WP: 0 PB: 0 SB: 0 CS: 0	PA: 36
<b>PITCHER</b>	IP WLS BF H R ER SO BB IBB HBP BLK WP HR S P ERA WHIP																			
Ray Sadecki, L ERA: 6.52 (1, 1)	4.2 L 22 7 5 5 2 3 0 0 0 0 0 1 23 35 9.64 2.143																			
Tracy Stallard, R ERA: 3.24 (5, 1)	0.1 4 3 1 1 0 0 0 0 0 0 0 1 4 4 27.00 9.000																			
Nelson Briles, R ERA: 6.75 (6, 1)	1.0 4 0 0 0 1 0 0 0 0 0 0 0 6 6 0.00 0.000																			
Barney Schultz, R ERA: 4.28 (7, 1)	2.0 6 1 0 0 2 0 0 0 0 0 0 0 10 10 0.00 0.500																			

St. Louis Cardinals @ Milwaukee Braves  
Milwaukee County Stadium, Milwaukee, WI  
Sat Jun 19 1965, 4:33 AM EDT  
Att: 6,186 - Unknown

AB 33  
R 6  
H 11  
RBI 5  
BB 3  
SO 5  
LOB 21



Batter	1	2	3	4	5	6	7	8	9	AB	R	H	RBI	BB	SO	LOB	TOP			
Phil Gagliano, R OBP: 0.336, SLG: 0.403	4-0 S 2-1 BB	0-0 1-H 2-H HR			0-0 F9			0-0 4-3		3	1	1	3	1	0	0	<b>St. Louis Cardinals @ Milwaukee Braves</b> Milwaukee County Stadium, Milwaukee, WI Sun Jun 20 1965, 4:33 AM EDT Att: 10,664 - Unknown 			
Dick Groat, R OBP: 0.323, SLG: 0.328	0-3 K	0-0 F3			0-0 1B			0-0 F9		4	0	1	0	0	1	1				
Lou Brock, L OBP: 0.333, SLG: 0.429	0-0 4-3 2-3		0-3 K		4-0 1-4-6 CS BB			0-0 HR		3	1	1	1	1	1	1				
Ken Boyer, R OBP: 0.328, SLG: 0.408	0-0 2-1 3-H	4-0 4-1 2B BB	0-0 F6		0-0 1-4-6 1-3	0-3 K		0-0 6-3		3	1	0	0	1	1	0				
Bill White, L OBP: 0.368, SLG: 0.452		0-0 4-1 1-2	0-0 4-3			0-0 1-3		0-0 L3		4	0	0	0	0	0	1				
Jerry Buchek, R OBP: 0.288, SLG: 0.350		0-0 5-3		0-0 FC5-4 1B		0-0 5-3		0-0 6-3		4	0	1	0	0	0	1				
Dal Maxvill, R OBP: 0.103, SLG: 0.143										0	0	0	0	0	0	0				
Bob Uecker, R OBP: 0.395, SLG: 0.355		4-0 2B BB		0-0 FC5-4 2B K 1-2		0-3 K		0-0 F6		3	1	0	0	1	1	1				
Mike Shannon, R OBP: 0.261, SLG: 0.240		0-0 HR 2B		0-0 2B		0-3 K				3	1	2	2	0	1	0				
Bob Purkey, R OBP: 0.111, SLG: 0.059		4-0 HR 2B		0-3 2B		0-0 F7				2	1	0	0	1	1	2				
Hal Woodeshick, R OBP: 0.167, SLG: 0.167										0	0	0	0	0	0	0				
Don Dennis, R										0	0	0	0	0	0	0				
<b>Inning Stats</b>	R: 0 E: 0 K: 1 S: 4	H: 0 LOB: 1 BB: 1 P: 8	R: 5 E: 0 K: 0 S: 5	H: 2 LOB: 0 BB: 3 P: 17	R: 0 E: 0 K: 1 S: 5	H: 0 LOB: 2 BB: 0 P: 6	R: 0 E: 0 K: 0 S: 2	H: 1 LOB: 1 BB: 1 P: 6	R: 0 E: 0 K: 1 S: 5	H: 0 LOB: 0 BB: 0 P: 5	R: 0 E: 0 K: 2 S: 7	H: 0 LOB: 0 BB: 0 P: 7	R: 1 E: 0 K: 0 S: 4	H: 1 LOB: 0 BB: 0 P: 4	R: 0 E: 0 K: 0 S: 3	H: 0 LOB: 0 BB: 3 P: 3	1B: 2 2B: 2 3B: 0 HR: 2	SF: 0 SAC: 0 DP: 0 HBP: 0	WP: 0 PB: 0 SB: 1 CS: 1	PA: 34
<b>PITCHER</b>	IP WLS BF H R ER SO BB IBB HBP BLK WP HR S P ERA WHIP	IP WLS BF H R ER SO BB IBB HBP BLK WP HR S P ERA WHIP																	IP WLS BF H R ER SO BB IBB HBP BLK WP HR S P ERA WHIP	
Denny Lemaster, L ERA: 6.1	(1, 1) 1.2 L 11 2 5 5 1 4 0 0 0 0 1 8 24 27.00 3.600																	Billy O'Dell, L ERA: 2.5	(8, 1) 2.0 7 1 1 1 0 0 0 0 0 0 1 7 7 4.50 0.500	
Hank Fischer, R ERA: 4.25	(2, 1) 2.2 9 2 0 0 2 0 0 0 0 0 0 0 13 13 0.00 0.750																			
Phil Niekro, R ERA: 2.25	(5, 1) 0.1 1 1 0 0 0 0 0 0 0 0 0 0 1 1 0.00 3.000																			
Dick Kelley, L ERA: 4.32	(5, 1) 0.1 2 0 0 0 0 1 0 0 0 0 0 0 0 4 0.00 3.000																			
Dan Osinski, R ERA: 3.66	(6, 1) 2.0 6 0 0 0 0 3 0 0 0 0 0 0 12 12 0.00 0.000																			
<b>Batter</b>	<b>1</b>	<b>2</b>	<b>3</b>	<b>4</b>	<b>5</b>	<b>6</b>	<b>7</b>	<b>8</b>	<b>9</b>	<b>AB</b>	<b>R</b>	<b>H</b>	<b>RBI</b>	<b>BB</b>	<b>SO</b>	<b>LOB</b>	<b>BOTTOM</b>			
Felipe Alou, R OBP: 0.331, SLG: 0.498	0-0 5-3		0-0 2B			0-0 6-3		0-0 F8	0-0 FC4-6 1-2 2-3	5	0	1	0	0	0	2	<b>St. Louis Cardinals @ Milwaukee Braves</b> Milwaukee County Stadium, Milwaukee, WI Sun Jun 20 1965, 4:33 AM EDT Att: 10,664 - Unknown 			
Ty Cline, L OBP: 0.280, SLG: 0.228										0	0	0	0	0	0	0				
Mack Jones, L OBP: 0.339, SLG: 0.558	0-0 4-3		0-0 5-3			0-0 6-3		0-0 HR	0-3 K	5	1	1	1	0	1	3				
Hank Aaron, R OBP: 0.402, SLG: 0.607	0-0 5-3		0-0 6-3			0-0 HR		0-0 G6-4-3 1B		4	1	2	1	0	0	1				
Joe Torre, R OBP: 0.400, SLG: 0.578		0-0 BB 1B		0-0 6-3		0-0 F4		0-0 G6-4-3 1-2		4	0	1	0	0	0	1				
Eddie Mathews, L OBP: 0.343, SLG: 0.467		0-0 F8		0-0 F7			0-0 FC6-4 1B		0-0 4-3	4	0	1	0	0	0	1				
Gene Oliver, R OBP: 0.350, SLG: 0.434		4-0 1-2 BB		0-0 F3		0-0 F7		0-0 WP 2B		3	1	1	0	1	0	1				
Frank Bolling, R OBP: 0.345, SLG: 0.395		0-0 F4			0-0 F9		0-0 FC6-4 1B		0-0 1B	4	1	2	1	0	0	2				
Woody Woodward, R OBP: 0.224, SLG: 0.246		0-0 6-3			0-0 F9		0-0 FC6-4 1B		0-0 FC4-6 1B	0	0	0	0	0	0	0				
Rico Carty, R OBP: 0.347, SLG: 0.505					0-0 F9		0-0 FC6-4 1-2 2-3		0-0 FC4-6 2-H 1B	4	0	1	1	0	0	4				
Sandy Alomar Sr., S OBP: 0.268, SLG: 0.272					0-0 1-4-3		0-0 FC6-4 1-2		0-0 FC4-6 1B	0	0	0	0	0	0	0				
<b>Inning Stats</b>	R: 0 E: 0 K: 0 S: 3	H: 0 LOB: 0 BB: 0 P: 3	R: 0 E: 0 K: 0 S: 4	H: 1 LOB: 2 BB: 1 P: 8	R: 0 E: 0 K: 0 S: 4	H: 1 LOB: 0 BB: 0 P: 4	R: 0 E: 0 K: 0 S: 3	H: 0 LOB: 0 BB: 0 P: 3	R: 1 E: 0 K: 0 S: 4	H: 1 LOB: 0 BB: 0 P: 4	R: 0 E: 0 K: 0 S: 5	H: 2 LOB: 2 BB: 0 P: 5	R: 1 E: 0 K: 0 S: 4	H: 2 LOB: 0 BB: 0 P: 4	R: 2 E: 0 K: 1 S: 9	H: 4 LOB: 2 BB: 0 P: 9	1B: 7 2B: 2 3B: 0 HR: 2	SF: 0 SAC: 0 DP: 1 HBP: 0	WP: 1 PB: 0 SB: 0 CS: 0	PA: 38
<b>PITCHER</b>	IP WLS BF H R ER SO BB IBB HBP BLK WP HR S P ERA WHIP	IP WLS BF H R ER SO BB IBB HBP BLK WP HR S P ERA WHIP																	IP WLS BF H R ER SO BB IBB HBP BLK WP HR S P ERA WHIP	
Bob Purkey, R ERA: 6.27	(1, 1) 7.1 W 30 7 2 2 2 1 0 0 0 0 2 29 33 2.46 1.091																			
Hal Woodeshick, L ERA: 3.63	(8, 1) 1.0 6 4 2 2 0 0 0 0 0 1 0 6 6 18.00 4.000																			
Don Dennis, R ERA: 10.8	(9, 1) 0.2 S 2 0 0 0 1 0 0 0 0 0 0 4 4 0.00 0.000																			

Batter	1	2	3	4	5	6	7	8	9	AB	R	H	RBI	BB	SO	LOB	TOP					
<b>Glenn Beckert, R</b> OBP: 0.268, SLG: 0.299 (1.4)	F8		HR	FC			SH1-4	2B		5	2	3	0	0	0	1	<b>Chicago Cubs @ Milwaukee Braves</b> Milwaukee County Stadium, Milwaukee, WI Tue Jun 22 1965, 8:05 PM EDT Att: 6,340 - Cloudy					
<b>Doug Clemens, L</b> OBP: 0.322, SLG: 0.339 (1.8)	2B		HR	K			SH1-4	F9		4	1	2	3	0	1	3						
<b>Billy Williams, L</b> OBP: 0.355, SLG: 0.480 (1.9)	K		HR				14 2B	BB	2B	3	1	2	0	2	1	1						
<b>Ron Santo, R</b> OBP: 0.366, SLG: 0.533 (1.5)	K		HR	K			P6	K		5	0	0	0	0	4	6						
<b>14 Ernie Banks, R</b> OBP: 0.367, SLG: 0.516 (1.3)		CS		K			F7	F8		4	1	1	2	1	1	3						
<b>George Altman, L</b> OBP: 0.381, SLG: 0.449 (1.7)		BB		F9			F5	4-3		4	0	1	1	1	0	3						
<b>Vic Roznovsky, L</b> OBP: 0.341, SLG: 0.405 (1.2)		BB		BB			2B	2B		4	0	2	0	0	1	2						
<b>Don Kessinger, S</b> OBP: 0.239, SLG: 0.195 (1.6)				SH1			4-3	BB		2	0	0	0	1	0	2						
<b>Cal Koonce, R</b> OBP: 0.143, SLG: 0.121 (1.1)				L9			K	K		3	1	1	0	0	1	1						
<b>Lindy McDaniel, R</b> (6.1)			HR	2B			K	1-2		1	0	0	0	0	1	1						
<b>Inning Stats</b>	R: 0 E: 0 K: 2 S: 8	H: 1 LOB: 1 BB: 0 P: 8	R: 0 E: 0 K: 1 S: 4	H: 0 LOB: 1 BB: 2 P: 12	R: 3 E: 0 K: 2 S: 11	H: 4 LOB: 1 BB: 0 P: 11	R: 0 E: 0 K: 1 S: 7	H: 1 LOB: 2 BB: 0 P: 7	R: 0 E: 0 K: 1 S: 5	H: 0 LOB: 1 BB: 1 P: 9	R: 0 E: 0 K: 1 S: 5	H: 1 LOB: 0 BB: 0 P: 5	R: 3 E: 0 K: 0 S: 6	H: 3 LOB: 1 BB: 1 P: 10	R: 0 E: 0 K: 1 S: 5	H: 1 LOB: 1 BB: 1 P: 9	R: 0 E: 0 K: 1 S: 6	H: 1 LOB: 1 BB: 0 P: 6	1B: 5 2B: 7 3B: 0 HR: 1	SF: 0 SAC: 2 DP: 1 HBP: 0	WP: 0 PB: 0 SB: 0 CS: 2	PA: 42
<b>PITCHER</b>	IP	WLS	BF	H	R	ER	SO	BB	IBB	HBP	BLK	WP	HR	S	P	ERA	WHIP					
<b>Ken Johnson, R</b> ERA: 3.65 (1.1)	5.0	L	24	6	3	3	7	3	0	0	0	0	1	35	47	5.40	1.800					
<b>Hank Fischer, R</b> ERA: 4.1 (6.1)	1.0		3	1	0	0	1	0	0	0	0	0	0	5	5	0.00	1.000					
<b>Dan Osinski, R</b> ERA: 4.66 (7.1)	1.0		7	3	3	3	0	1	0	0	0	0	0	6	10	27.00	4.000					
<b>Bob Sadowski, R</b> ERA: 3.63 (8.1)	2.0		8	2	0	0	2	1	0	0	0	0	0	11	15	0.00	1.500					

AB	35
R	6
H	12
RBI	6
BB	5
SO	10
LOB	23



Batter	1	2	3	4	5	6	7	8	9	AB	R	H	RBI	BB	SO	LOB	BOTTOM					
<b>Mack Jones, L</b> OBP: 0.335, SLG: 0.545 (1.8)	4-3		FC4-6 HBP				F8		1-3	4	0	0	0	0	1	1	<b>Chicago Cubs @ Milwaukee Braves</b> Milwaukee County Stadium, Milwaukee, WI Tue Jun 22 1965, 8:05 PM EDT Att: 6,340 - Cloudy					
<b>Frank Bolling, R</b> OBP: 0.343, SLG: 0.397 (1.4)	6-3		FC4-6 FC6-4				6-3	2B		4	0	1	0	0	0	1						
<b>Hank Aaron, R</b> OBP: 0.399, SLG: 0.600 (1.9)	K		FC6-4				P6	P6		4	1	1	0	0	1	2						
<b>Joe Torre, R</b> OBP: 0.397, SLG: 0.571 (1.2)		6-3					F8	6-3		4	0	1	0	0	0	0						
<b>Eddie Mathews, L</b> OBP: 0.341, SLG: 0.463 (1.5)		4-3					FC4-6	4-3		4	0	1	1	0	0	1						
<b>Rico Carty, R</b> OBP: 0.353, SLG: 0.495 (1.7)		BB					FC4-6	K		2	0	0	0	2	1	1						
<b>Gene Oliver, R</b> OBP: 0.354, SLG: 0.432 (1.3)		BB					K			3	0	1	0	1	1	1						
<b>Woody Woodward, R</b> OBP: 0.226, SLG: 0.241 (1.6)							K			1	0	0	0	0	0	2						
<b>Lou Klimchuck, L</b> OBP: 0.269, SLG: 0.269 (5. PH)							L4-3			1	0	0	0	0	0	0						
<b>Hank Fischer, R</b> OBP: 0.143, SLG: 0.143 (8.1)										0	0	0	0	0	0	0						
<b>Ty Cline, S</b> OBP: 0.277, SLG: 0.226 (5. PH)										0	0	0	0	0	0	0						
<b>Dan Osinski, R</b> OBP: 0.143, SLG: 0.143 (7.1)										0	0	0	0	0	0	0						
<b>Bob Sadowski, R</b> OBP: 0.277, SLG: 0.226 (8.1)										1	0	1	0	0	0	0						
<b>Gary Kubiak, L</b> OBP: 0.268, SLG: 0.286 (5. PH)										1	0	1	0	0	0	0						
<b>Ken Johnson, R</b> OBP: 0.161, SLG: 0.194 (1.1)										1	0	0	0	0	0	0						
<b>Miguel de la Hoz, R</b> OBP: 0.276, SLG: 0.245 (5. PH)										3	0	0	0	0	0	1						
<b>Inning Stats</b>	R: 0 E: 0 K: 1 S: 5	H: 0 LOB: 0 BB: 0 P: 5	R: 0 E: 0 K: 0 S: 3	H: 0 LOB: 2 BB: 2 P: 11	R: 0 E: 0 K: 0 S: 3	H: 0 LOB: 1 BB: 0 P: 4	R: 0 E: 0 K: 1 S: 6	H: 1 LOB: 1 BB: 0 P: 6	R: 0 E: 0 K: 2 S: 7	H: 0 LOB: 0 BB: 0 P: 7	R: 1 E: 0 K: 0 S: 6	H: 3 LOB: 3 BB: 1 P: 10	R: 0 E: 0 K: 0 S: 4	H: 1 LOB: 1 BB: 0 P: 4	R: 0 E: 0 K: 1 S: 5	H: 0 LOB: 0 BB: 0 P: 5	R: 0 E: 0 K: 0 S: 4	H: 1 LOB: 1 BB: 0 P: 4	1B: 5 2B: 1 3B: 0 HR: 0	SF: 0 SAC: 0 DP: 0 HBP: 1	WP: 0 PB: 0 SB: 0 CS: 0	PA: 37
<b>PITCHER</b>	IP	WLS	BF	H	R	ER	SO	BB	IBB	HBP	BLK	WP	HR	S	P	ERA	WHIP					
<b>Cal Koonce, R</b> ERA: 3.92 (1.1)	5.2	W	25	4	1	1	4	3	0	1	0	0	0	29	42	1.59	1.235					
<b>Lindy McDaniel, R</b> ERA: 2.27 (6.1)	3.1	S	12	2	0	0	1	0	0	0	0	0	0	14	14	0.00	0.600					



Batter	1	2	3	4	5	6	7	8	9	AB	R	H	RBI	BB	SO	LOB	TOP			
Harvey Kuenn, R OBP: 0.350, SLG: 0.232 (1, 7)										3	1	1	0	1	1	0	<b>Chicago Cubs @ Milwaukee Braves</b> <b>Milwaukee County Stadium, Milwaukee, WI</b> Wed Jun 23 1965, 8:05 PM EDT Alt. 7,440 - Unknown - 70 F			
Glenn Beckert, R OBP: 0.297, SLG: 0.298 (1, 4)										4	0	1	0	0	0	2				
Billy Williams, L OBP: 0.353, SLG: 0.489 (1, 9)										3	1	1	2	0	1	0				
Ron Santo, R OBP: 0.364, SLG: 0.527 (1, 5)										3	0	0	0	1	0	0				
14 Ernie Banks, R OBP: 0.362, SLG: 0.508 (1, 3)										4	0	0	0	0	0	2				
Doug Clemens, L OBP: 0.316, SLG: 0.333 (1, 8)										3	0	0	0	0	1	0				
Chris Krug, R OBP: 0.161, SLG: 0.189 (1, 2)										3	0	0	0	0	1	0				
Don Kessinger, S OBP: 0.229, SLG: 0.186 (8, PH)										2	0	0	0	0	1	0				
Jimmy Stewart, S OBP: 0.344, SLG: 0.288 (8, 6)										1	0	0	0	0	0	0				
Larry Jackson, R Jack Warner, R Harry Bright, R Bob Humphreys, R Joey Amalfitano, R Bob Hendley, R (1, 1) (4, 1) (6, PH) (6, 1) (8, PH) (8, 1)										1	0	0	0	0	1	0				
<b>Inning Stats</b>	R: 1 E: 0 K: 0 S: 3	H: 1 LOB: 1 BB: 2 P: 11	R: 0 E: 0 K: 0 S: 3	H: 0 LOB: 0 BB: 0 P: 3	R: 0 E: 0 K: 1 S: 5	H: 0 LOB: 0 BB: 0 P: 5	R: 0 E: 0 K: 0 S: 3	H: 0 LOB: 0 BB: 0 P: 3	R: 0 E: 0 K: 2 S: 7	H: 0 LOB: 0 BB: 0 P: 7	R: 0 E: 0 K: 1 S: 6	H: 1 LOB: 0 BB: 0 P: 6	R: 0 E: 0 K: 0 S: 5	H: 2 LOB: 2 BB: 0 P: 5	R: 0 E: 0 K: 1 S: 5	H: 0 LOB: 0 BB: 0 P: 5	1B: 3 2B: 0 3B: 0 HR: 1	SF: 1 SAC: 0 DP: 1 HBP: 0	WP: 0 PB: 0 SB: 0 CS: 0	PA: 32
<b>PITCHER</b> Wade Blasingame, L ERA: 2.62 (1, 1)	IP: 9.0 WLS: W BF: 32 H: 4 R: 2 ER: 2 SO: 7 BB: 2 IBB: 0 HBP: 0 BLK: 0 WP: 0 HR: 1 S: 44 P: 52 ERA: 2.00 WHIP: 0.667															<b>PITCHER</b> IP: WLS: BF: H: R: ER: SO: BB: IBB: HBP: BLK: WP: HR: S: P: ERA: WHIP				

AB	29
R	2
H	4
RBI	2
BB	2
SO	7
LOB	4



Batter	1	2	3	4	5	6	7	8	9	AB	R	H	RBI	BB	SO	LOB	BOTTOM			
Mack Jones, L OBP: 0.333, SLG: 0.544 (1, 8)										4	1	1	0	0	0	1	<b>Chicago Cubs @ Milwaukee Braves</b> <b>Milwaukee County Stadium, Milwaukee, WI</b> Wed Jun 23 1965, 8:05 PM EDT Alt. 7,440 - Unknown - 70 F			
Frank Bolling, R OBP: 0.343, SLG: 0.403 (1, 4)										2	1	1	1	0	0	0				
Hank Aaron, R OBP: 0.401, SLG: 0.598 (1, 9)										4	2	2	1	0	0	0				
Joe Torre, R OBP: 0.399, SLG: 0.585 (1, 2)										4	1	2	3	0	0	0				
Eddie Mathews, L OBP: 0.344, SLG: 0.461 (1, 5)										3	0	1	1	1	1	0				
Rico Carty, R OBP: 0.348, SLG: 0.485 Ty Cline, L OBP: 0.277, SLG: 0.226 (1, 7) (9, 8)										4	0	1	0	0	1	3				
Gene Oliver, R OBP: 0.351, SLG: 0.422 (1, 3)										3	0	0	0	1	0	1				
Woody Woodward, R OBP: 0.210, SLG: 0.230 (1, 6)										3	0	0	0	0	0	3				
Wade Blasingame, L OBP: 0.211, SLG: 0.263 (1, 1)										3	1	1	0	0	0	0				
<b>Inning Stats</b>	R: 3 E: 0 K: 2 S: 10	H: 3 LOB: 0 BB: 0 P: 10	R: 0 E: 0 K: 0 S: 3	H: 0 LOB: 0 BB: 0 P: 3	R: 2 E: 1 K: 0 S: 7	H: 4 LOB: 3 BB: 1 P: 11	R: 1 E: 0 K: 0 S: 4	H: 1 LOB: 0 BB: 0 P: 4	R: 0 E: 0 K: 0 S: 3	H: 0 LOB: 0 BB: 0 P: 3	R: 0 E: 0 K: 0 S: 3	H: 0 LOB: 0 BB: 0 P: 3	R: 0 E: 0 K: 0 S: 2	H: 0 LOB: 0 BB: 1 P: 6	R: 0 E: 0 K: 0 S: 2	H: 0 LOB: 0 BB: 1 P: 6		1B: 5 2B: 3 3B: 0 HR: 1	SF: 1 SAC: 1 DP: 1 HBP: 0	WP: 0 PB: 0 SB: 0 CS: 0
<b>PITCHER</b> Larry Jackson, R ERA: 5.74 Jack Warner, R ERA: 6.35 Bob Humphreys, R ERA: 2.08 Bob Hendley, L ERA: 10.38 (1, 1) (4, 1) (6, 1) (8, 1)	IP: 3.0 WLS: L BF: 17 H: 7 R: 5 ER: 5 SO: 2 BB: 0 IBB: 0 HBP: 0 BLK: 0 WP: 0 HR: 1 S: 20 P: 24 ERA: 15.00 WHIP: 2.333															<b>PITCHER</b> IP: WLS: BF: H: R: ER: SO: BB: IBB: HBP: BLK: WP: HR: S: P: ERA: WHIP				



Batter	1	2	3	4	5	6	7	8	9	AB	R	H	RBI	BB	SO	LOB	TOP					
Glenn Beckert, R OBP: 0.270, SLG: 0.300	6-3		6-3						P4	5	1	2	0	0	0	1						
Doug Clemens, L OBP: 0.320, SLG: 0.335	WP 14 1B		L7						K	5	1	2	0	0	1	2						
Billy Williams, L OBP: 0.354, SLG: 0.491	P5		4-3						F8	5	1	2	1	0	0	2						
Ron Santo, R OBP: 0.363, SLG: 0.521	14 1B									3	0	0	0	1	0	3						
14 Ernie Banks, R OBP: 0.367, SLG: 0.511	1-2 2-H								K	4	0	3	1	0	1	2						
George Altman, L OBP: 0.350, SLG: 0.434	K									4	0	0	0	0	2	4						
Jimmy Stewart, S OBP: 0.344, SLG: 0.288										0	0	0	0	0	0	0						
Vic Roznovsky, L OBP: 0.326, SLG: 0.385			K							4	0	0	0	0	3	3						
Don Kessinger, S OBP: 0.212, SLG: 0.170	6-3									4	0	0	0	0	0	2						
Dick Ellsworth, L OBP: 0.139, SLG: 0.114	K								E5	4	0	0	0	0	3	0						
<b>Inning Stats</b>	R: 1 E: 0 K: 1 S: 7	H: 2 LOB: 2 BB: 1 P: 11	R: 0 E: 0 K: 2 S: 7	H: 0 LOB: 0 BB: 0 P: 7	R: 0 E: 0 K: 0 S: 3	H: 0 LOB: 0 BB: 0 P: 3	R: 0 E: 0 K: 2 S: 8	H: 1 LOB: 1 BB: 0 P: 8	R: 0 E: 0 K: 1 S: 6	H: 1 LOB: 1 BB: 0 P: 6	R: 1 E: 1 K: 1 S: 8	H: 2 LOB: 2 BB: 0 P: 8	R: 1 E: 0 K: 2 S: 10	H: 3 LOB: 2 BB: 0 P: 10	R: 0 E: 0 K: 0 S: 3	H: 0 LOB: 0 BB: 0 P: 3	R: 0 E: 1 K: 1 S: 6	H: 0 LOB: 1 BB: 0 P: 6	1B: 8 2B: 1 3B: 0 HR: 0	SF: 0 SAC: 0 DP: 0 HBP: 0	WP: 3 PB: 0 SB: 0 CS: 0	PA: 39
<b>PITCHER</b>	IP	WLS	BF	H	R	ER	SO	BB	IBB	HBP	BLK	WP	HR	S	P	ERA	WHIP					
Tony Cloninger, R ERA: 3.77	(1, 1)	6.1	L	30	9	3	2	8	1	0	0	0	2	0	45	49	2.84	1.579				
Dan Osinski, R ERA: 4.55	(7, 1)	0.2		2	0	0	0	1	0	0	0	0	0	0	4	4	0.00	0.000				
Billy O'Dell, L ERA: 2.41	(8, 1)	2.0		7	0	0	0	1	0	0	0	0	0	0	9	9	0.00	0.000				

Chicago Cubs @ Milwaukee Braves  
Milwaukee County Stadium, Milwaukee, WI  
Thu Jun 24 1965, 8:05 PM EDT  
Att: 5,689 - Unknown

AB 38  
R 3  
H 9  
RBI 2  
BB 1  
SO 10  
LOB 19



Batter	1	2	3	4	5	6	7	8	9	AB	R	H	RBI	BB	SO	LOB	BOTTOM					
Mack Jones, L OBP: 0.327, SLG: 0.533	F5		G3-6-3		4-3		4-3			4	0	0	0	0	0	2						
Frank Bolling, R OBP: 0.337, SLG: 0.395	1-3		K				F9		6-3	4	0	0	0	0	1	0						
Hank Aaron, R OBP: 0.402, SLG: 0.594	BB				6-3		2B		P4	3	0	1	0	1	0	0						
Joe Torre, R OBP: 0.401, SLG: 0.588	1-3				L1-6		1B		P4	4	0	2	0	0	0	1						
Gene Oliver, R OBP: 0.355, SLG: 0.416			K						6-3	2	0	0	0	2	1	0						
Rico Carty, R OBP: 0.336, SLG: 0.466	4-3				L1-6				6-3	4	0	0	0	0	0	5						
Eddie Mathews, L OBP: 0.339, SLG: 0.453	P5						K		1-6-3	4	0	0	0	0	2	3						
Woody Woodward, R OBP: 0.231, SLG: 0.250										3	1	2	0	0	0	0						
Billy O'Dell, S OBP: 0.250, SLG: 0.333										0	0	0	0	0	0	0						
Tony Cloninger, R OBP: 0.178, SLG: 0.222	(1, 1)									2	0	1	0	0	0	0	1					
Dan Osinski, R OBP: 0.271, SLG: 0.241	(7, 1)									0	0	0	0	0	0	0	0					
Miguel de la Hoz, R OBP: 0.271, SLG: 0.241	(7, PH)									1	0	0	0	0	0	0	0					
(8, 6)																						
<b>Inning Stats</b>	R: 0 E: 0 K: 0 S: 3	H: 0 LOB: 1 BB: 1 P: 7	R: 0 E: 0 K: 1 S: 5	H: 0 LOB: 0 BB: 0 P: 5	R: 1 E: 1 K: 1 S: 6	H: 2 LOB: 0 BB: 0 P: 6	R: 0 E: 0 K: 0 S: 3	H: 1 LOB: 1 BB: 1 P: 7	R: 0 E: 0 K: 0 S: 6	H: 1 LOB: 1 BB: 0 P: 6	R: 0 E: 0 K: 0 S: 5	H: 2 LOB: 3 BB: 1 P: 9	R: 0 E: 0 K: 0 S: 3	H: 0 LOB: 0 BB: 0 P: 3	R: 0 E: 0 K: 0 S: 3	H: 0 LOB: 0 BB: 0 P: 3	R: 0 E: 0 K: 1 S: 5	H: 0 LOB: 0 BB: 0 P: 5	1B: 5 2B: 2 3B: 0 HR: 0	SF: 0 SAC: 0 DP: 2 HBP: 0	WP: 0 PB: 0 SB: 1 CS: 0	PA: 34
<b>PITCHER</b>	IP	WLS	BF	H	R	ER	SO	BB	IBB	HBP	BLK	WP	HR	S	P	ERA	WHIP					
Dick Ellsworth, L ERA: 3.36	(1, 1)	9.0	W	34	6	1	1	4	2	1	0	0	0	39	51	1.00	0.889					

Chicago Cubs @ Milwaukee Braves  
Milwaukee County Stadium, Milwaukee, WI  
Thu Jun 24 1965, 8:05 PM EDT  
Att: 5,689 - Unknown

AB 31  
R 1  
H 6  
RBI 0  
BB 3  
SO 4  
LOB 12



Batter	1	2	3	4	5	6	7	8	9	10	11	AB	R	H	RBI	BB	SO	LOB	TOP			
<b>Tommy Harper, R</b> OBP: 0.377, SLG: 0.451 (1, 7)												4	0	0	0	1	1	1				
<b>Pete Rose, S</b> OBP: 0.364, SLG: 0.379 (1, 4)												5	1	0	0	0	2	1				
<b>Vada Pinson, L</b> OBP: 0.364, SLG: 0.511 (1, 8)												4	0	0	0	1	1	1				
<b>Frank Robinson, R</b> OBP: 0.374, SLG: 0.515 (1, 9)												4	0	2	0	1	1	2				
<b>Deron Johnson, R</b> OBP: 0.335, SLG: 0.520 (1, 5)												5	1	1	1	0	0	4				
<b>Don Pavletich, R</b> OBP: 0.431, SLG: 0.614 (1, 2)												5	1	2	2	0	0	2				
<b>Tony Perez, R</b> OBP: 0.283, SLG: 0.429 (1, 3)												4	0	1	0	1	0	0				
<b>Leo Cardenas, R</b> OBP: 0.338, SLG: 0.420 (1, 6)												3	0	0	0	1	0	1				
<b>Sammy Ellis, L</b> OBP: 0.174, SLG: 0.200 (1, 1)												4	0	0	0	0	1	4				
<b>Inning Stats</b>	R: 1 E: 0 K: 0 S: 4	H: 1 LOB: 2 BB: 2 P: 12	R: 0 E: 0 K: 1 S: 5	H: 0 LOB: 0 BB: 0 P: 5	R: 0 E: 0 K: 0 S: 3	H: 0 LOB: 0 BB: 0 P: 3	R: 0 E: 0 K: 0 S: 3	H: 1 LOB: 0 BB: 0 P: 3	R: 0 E: 0 K: 2 S: 7	H: 0 LOB: 0 BB: 0 P: 7	R: 0 E: 0 K: 1 S: 6	H: 0 LOB: 2 BB: 1 P: 10	R: 0 E: 0 K: 0 S: 3	H: 0 LOB: 0 BB: 0 P: 3	R: 0 E: 0 K: 2 S: 7	H: 0 LOB: 0 BB: 0 P: 7	R: 2 E: 0 K: 0 S: 5	H: 2 LOB: 0 BB: 0 P: 5	1B: 4 2B: 1 3B: 0 HR: 1	SF: 0 SAC: 0 DP: 2 HBP: 0	WP: 0 PB: 1 SB: 1 CS: 0	PA: 43
<b>PITCHER</b>	IP 9.0	WLS L	BF 35	H 2	R 2	ER 2	SO 2	BB 0	IBB 0	HBP 0	BLK 0	WP 0	HR 1	S 12	P 12	ERA 9.00	WHIP 1.000					
<b>Dick Kelley, L</b> ERA: 2.6 (1, 1)																						
<b>Billy O'Dell, L</b> ERA: 2.65 (10, 1)																						

Cincinnati Reds @ Milwaukee Braves  
Milwaukee County Stadium, Milwaukee, WI

Fri Jun 25 1965, 8:05 PM EDT  
Att: 6,347 - Unknown

AB 38  
R 3  
H 6  
RBI 3  
BB 5  
SO 6  
LOB 16



Batter	1	2	3	4	5	6	7	8	9	10	11	AB	R	H	RBI	BB	SO	LOB	BOTTOM					
<b>Mack Jones, L</b> OBP: 0.324, SLG: 0.524 (1, 8)												5	0	1	0	0	3	1						
<b>Frank Bolling, R</b> OBP: 0.333, SLG: 0.390 (1, 4)												5	0	1	0	0	0	1						
<b>Hank Aaron, R</b> OBP: 0.402, SLG: 0.590 (1, 9)												5	0	2	0	0	0	1						
<b>Joe Torre, R</b> OBP: 0.396, SLG: 0.593 (1, 2)												5	1	1	1	0	0	4						
<b>Eddie Mathews, L</b> OBP: 0.336, SLG: 0.445 (1, 5)												4	0	0	0	1	0	3						
<b>Gene Oliver, R</b> OBP: 0.356, SLG: 0.411 (1, 3)												4	0	1	0	1	1	4						
<b>Rico Carty, R</b> OBP: 0.348, SLG: 0.467 (1, 7)												4	0	2	0	1	0	1						
<b>Woody Woodward, R</b> OBP: 0.223, SLG: 0.239 <b>Miguel de la Hoz, R</b> OBP: 0.267, SLG: 0.236 (11, PH)												3	0	0	0	1	1	5						
<b>Dick Kelley, R</b> (1, 1)												3	0	0	0	0	3	4						
<b>Ty Cline, L</b> OBP: 0.275, SLG: 0.223 (9, PH)												1	0	0	0	0	1	1						
<b>Billy O'Dell, S</b> OBP: 0.230, SLG: 0.333 (10, 1)												0	0	0	0	0	0	0						
<b>Lou Klimchuck, L</b> OBP: 0.094, SLG: 0.067 (11, PH)												1	0	0	0	0	1	0						
<b>Inning Stats</b>	R: 0 E: 0 K: 0 S: 4	H: 1 LOB: 1 BB: 0 P: 4	R: 0 E: 0 K: 1 S: 6	H: 1 LOB: 2 BB: 1 P: 10	R: 0 E: 0 K: 0 S: 3	H: 0 LOB: 0 BB: 0 P: 3	R: 1 E: 0 K: 2 S: 9	H: 2 LOB: 2 BB: 1 P: 13	R: 0 E: 0 K: 1 S: 5	H: 0 LOB: 0 BB: 0 P: 5	R: 0 E: 0 K: 2 S: 7	H: 0 LOB: 2 BB: 2 P: 7	R: 0 E: 0 K: 0 S: 4	H: 1 LOB: 1 BB: 0 P: 4	R: 0 E: 0 K: 2 S: 8	H: 1 LOB: 1 BB: 0 P: 8	R: 0 E: 0 K: 0 S: 5	H: 2 LOB: 2 BB: 0 P: 5	R: 0 E: 0 K: 1 S: 5	H: 0 LOB: 0 BB: 0 P: 5	1B: 7 2B: 0 3B: 0 HR: 1	SF: 0 SAC: 0 DP: 0 HBP: 0	WP: 0 PB: 0 SB: 1 CS: 0	PA: 45
<b>PITCHER</b>	IP 11.0	WLS W	BF 45	H 8	R 1	ER 1	SO 10	BB 4	IBB 0	HBP 0	BLK 0	WP 0	HR 1	S 61	P 77	ERA 0.82	WHIP 1.091							
<b>Sammy Ellis, R</b> ERA: 3.47 (1, 1)																								

Cincinnati Reds @ Milwaukee Braves  
Milwaukee County Stadium, Milwaukee, WI

Fri Jun 25 1965, 8:05 PM EDT  
Att: 6,347 - Unknown

AB 41  
R 1  
H 8  
RBI 1  
BB 4  
SO 10  
LOB 25



Batter	1	2	3	4	5	6	7	8	9	AB	R	H	RBI	BB	SO	LOB	TOP			
<b>Tommy Harper, R</b> OBP: 0.375, SLG: 0.446 (1, 7)										3	1	0	0	1	1	1	<b>Cincinnati Reds @ Milwaukee Braves</b> Milwaukee County Stadium, Milwaukee, WI Sat Jun 26 1965, 4:33 AM EDT Att: 5,002 - Sunny - 67 F			
<b>Pete Rose, S</b> OBP: 0.363, SLG: 0.377 (1, 4)										4	0	1	0	0	0	1				
<b>Vada Pinson, L</b> OBP: 0.359, SLG: 0.504 (1, 8)										4	0	0	0	0	0	2				
<b>Frank Robinson, R</b> OBP: 0.376, SLG: 0.527 (1, 9)											4	0	2	1	0	0				
<b>Gordy Coleman, L</b> OBP: 0.352, SLG: 0.497 (1, 3)											3	0	1	0	0	0				
<b>Deron Johnson, R</b> OBP: 0.335, SLG: 0.518 (1, 5)											3	0	1	0	0	0				
<b>Johnny Edwards, L</b> OBP: 0.364, SLG: 0.599 (1, 2)											3	0	0	0	0	0		<b>AB 30</b> <b>R 1</b> <b>H 6</b> <b>RBI 1</b> <b>BB 1</b> <b>SO 3</b> <b>LOB 10</b>		
<b>Leo Cardenas, R</b> OBP: 0.338, SLG: 0.419 (1, 6)											3	0	1	0	0	1				
<b>Joey Jay, S</b> (1, 1)											2	0	0	0	0	1				
<b>Billy McCool, R</b> (7, 1)											0	0	0	0	0	0				
<b>Art Shamsky, L</b> OBP: 0.350, SLG: 0.444 (8, PH)											1	0	0	0	0	0				
<b>Joe Nuxhall, L</b> OBP: 0.300, SLG: 0.222 (8, 1)											0	0	0	0	0	0				
<b>Inning Stats</b>	R: 1 E: 0 K: 0 S: 4	H: 1 LOB: 1 BB: 1 P: 8	R: 0 E: 0 K: 1 S: 6	H: 1 LOB: 1 BB: 0 P: 6	R: 0 E: 0 K: 0 S: 3	H: 0 LOB: 0 BB: 0 P: 3	R: 0 E: 0 K: 0 S: 3	H: 0 LOB: 0 BB: 0 P: 3	R: 0 E: 0 K: 1 S: 5	H: 1 LOB: 0 BB: 0 P: 5	R: 0 E: 0 K: 0 S: 3	H: 2 LOB: 0 BB: 0 P: 3	R: 0 E: 0 K: 0 S: 4	H: 1 LOB: 1 BB: 0 P: 4	R: 0 E: 0 K: 0 S: 3	H: 0 LOB: 0 BB: 0 P: 3	1B: 4 2B: 1 3B: 1 HR: 0	SF: 0 SAC: 0 DP: 1 HBP: 0	WP: 0 PB: 0 SB: 1 CS: 1	PA: 31
<b>PITCHER</b> <b>Ken Johnson, R</b> ERA: 3.41 (1, 1)	IP: 9.0 WLS: W BF: 31 H: 6 R: 1 ER: 1 SO: 3 BB: 1 IBB: 0 HBP: 0 BLK: 0 WP: 0 HR: 0 S: 36 P: 40 ERA: 1.00 WHIP: 0.778															<b>PITCHER</b>				

Batter	1	2	3	4	5	6	7	8	9	AB	R	H	RBI	BB	SO	LOB	BOTTOM			
<b>Rico Carty, R</b> OBP: 0.345, SLG: 0.455 (1, 7)										3	0	0	0	1	0	0	<b>Cincinnati Reds @ Milwaukee Braves</b> Milwaukee County Stadium, Milwaukee, WI Sat Jun 26 1965, 4:33 AM EDT Att: 5,002 - Sunny - 67 F			
<b>Ty Cline, L</b> OBP: 0.275, SLG: 0.223 (8, 8)										0	0	0	0	0	0	0				
<b>Frank Bolling, R</b> OBP: 0.336, SLG: 0.389 (1, 4)										3	1	1	0	1	0	2				
<b>Hank Aaron, R</b> OBP: 0.408, SLG: 0.597 (1, 9)										4	1	3	0	0	0	1				
<b>Joe Torre, R</b> OBP: 0.403, SLG: 0.592 (1, 2)										2	0	1	1	2	0	1				
<b>Mack Jones, L</b> OBP: 0.322, SLG: 0.518 (1, 8) (8, 7)										4	0	1	0	0	1	5				
<b>Gene Oliver, R</b> OBP: 0.354, SLG: 0.407 (1, 3)										4	0	1	0	0	1	5				
<b>Eddie Mathews, L</b> OBP: 0.331, SLG: 0.437 (1, 5)										4	0	0	0	0	2	1		<b>AB 31</b> <b>R 2</b> <b>H 9</b> <b>RBI 1</b> <b>BB 4</b> <b>SO 5</b> <b>LOB 18</b>		
<b>Woody Woodward, R</b> OBP: 0.247, SLG: 0.254 (1, 6)										4	0	2	0	0	0	1				
<b>Ken Johnson, R</b> OBP: 0.147, SLG: 0.176 (1, 1)										3	0	0	0	0	1	2				
<b>Inning Stats</b>	R: 0 E: 0 K: 0 S: 4	H: 1 LOB: 2 BB: 1 P: 8	R: 0 E: 0 K: 2 S: 8	H: 1 LOB: 1 BB: 0 P: 8	R: 1 E: 1 K: 0 S: 6	H: 3 LOB: 2 BB: 0 P: 6	R: 0 E: 0 K: 0 S: 4	H: 1 LOB: 2 BB: 1 P: 8	R: 0 E: 0 K: 1 S: 6	H: 1 LOB: 1 BB: 0 P: 6	R: 0 E: 0 K: 0 S: 3	H: 0 LOB: 0 BB: 0 P: 3	R: 1 E: 0 K: 1 S: 6	H: 1 LOB: 2 BB: 2 P: 14	R: 0 E: 0 K: 1 S: 5	H: 1 LOB: 1 BB: 0 P: 5	1B: 8 2B: 1 3B: 0 HR: 0	SF: 0 SAC: 1 DP: 0 HBP: 0	WP: 1 PB: 0 SB: 1 CS: 0	PA: 36
<b>PITCHER</b> <b>Joey Jay, R</b> ERA: 3.43 (1, 1)	IP: 6.0 WLS: L BF: 27 H: 7 R: 1 ER: 1 SO: 3 BB: 2 IBB: 0 HBP: 0 BLK: 0 WP: 1 HR: 0 S: 31 P: 39 ERA: 9.00 WHIP: 3.000															<b>PITCHER</b>				
<b>Billy McCool, L</b> ERA: 3.32 (7, 1)	IP: 1.0 WLS: L BF: 6 H: 1 R: 1 ER: 1 SO: 1 BB: 0 IBB: 0 HBP: 0 BLK: 0 WP: 0 HR: 0 S: 6 P: 14 ERA: 9.00 WHIP: 3.000															<b>PITCHER</b>				
<b>Joe Nuxhall, L</b> ERA: 4.5 (8, 1)	IP: 1.0 WLS: L BF: 3 H: 1 R: 0 ER: 0 SO: 1 BB: 0 IBB: 0 HBP: 0 BLK: 0 WP: 0 HR: 0 S: 5 P: 5 ERA: 0.00 WHIP: 1.000															<b>PITCHER</b>				



Batter	1	2	3	4	5	6	7	8	9	AB R H RBI BB SO LOB	TOP									
<b>Tommy Harper, R</b> OBP: 0.379, SLG: 0.460	1-3	F9		FC4-6 1B		2H HR		BB 1B		5 1 3 2 0 0 0	<b>Cincinnati Reds @ Milwaukee Braves</b> Milwaukee County Stadium, Milwaukee, WI Sun Jun 27 1965, 4:33 AM EDT Unknown									
<b>Pete Rose, S</b> OBP: 0.366, SLG: 0.378	1B	1B	E7 HR	L7		L7		BB BB BB BB BB 1-2 BB	4 2 2 0 1 0 1											
<b>Vada Pinson, L</b> OBP: 0.360, SLG: 0.502	1B	1B	F6	FC4-6 1-2				F5	5 1 2 0 0 0 4											
<b>Frank Robinson, R</b> OBP: 0.376, SLG: 0.534	K		F6 HR	F6		F3		HR	4 2 1 1 1 1 4											
<b>Deron Johnson, R</b> OBP: 0.339, SLG: 0.528	1B 1-2 BB		HR		K		K	4-3 SH3-4 BB	3 1 1 3 2 2 0											
<b>Don Pavletich, R</b> OBP: 0.437, SLG: 0.625			HR		K		F8	SH3-4	3 1 2 2 0 1 0											
<b>Johnny Edwards, L</b> OBP: 0.362, SLG: 0.594	1-3 2H 3H 1B		HR	2B				1-2	1 0 0 0 0 0 0											
<b>Tony Perez, R</b> OBP: 0.280, SLG: 0.444	F8		HR		L7		F8	4-3	5 1 1 2 0 0 3											
<b>Leo Cardenas, R</b> OBP: 0.339, SLG: 0.416		K	F9			SH3-4 HR 1B		F6	4 1 1 0 1 1 0											
<b>John Tsitouris, R</b> OBP: 0.071, SLG: 0.038		K	6-3			SH3-4		4-3	2 0 0 0 0 1 0											
<b>Billy McCool, R</b> OBP: 0.362, SLG: 0.594						1-2		K	2 0 0 0 0 1 2											
<b>Inning Stats</b>	R: 2 E: 0 K: 1 S: 8	H: 3 LOB: 2 BB: 1 P: 12	R: 0 E: 0 K: 2 S: 7	H: 0 LOB: 0 BB: 0 P: 7	R: 5 E: 1 K: 0 S: 7	H: 4 LOB: 0 BB: 1 P: 11	R: 0 E: 0 K: 0 S: 4	H: 1 LOB: 1 BB: 0 P: 4	R: 0 E: 0 K: 2 S: 7	H: 0 LOB: 0 BB: 0 P: 7	R: 0 E: 0 K: 1 S: 5	H: 0 LOB: 0 BB: 0 P: 5	R: 0 E: 0 K: 0 S: 4	H: 1 LOB: 2 BB: 1 P: 8	R: 1 E: 0 K: 1 S: 6	H: 1 LOB: 2 BB: 2 P: 14	1B: 8 2B: 1 3B: 0 HR: 4	SF: 0 SAC: 2 DP: 0 HBP: 0	WP: 0 PB: 0 SB: 1 CS: 0	PA: 45
<b>PITCHER</b>	IP WLS BF H R ER SO BB IBB HBP BLK WP HR S P ERA WHIP											<b>PITCHER</b>	IP WLS BF H R ER SO BB IBB HBP BLK WP HR S P ERA WHIP							
<b>Wade Blasingame, L</b> ERA: 3.06	(1, 1) 2.1 15 6 6 6 3 1 1 0 0 0 1 19 27 23.14 3.000																			
<b>Dan Osinski, R</b> ERA: 4.45	(3, 1) 2.2 10 2 1 1 2 0 0 0 0 0 1 14 14 3.38 0.750																			
<b>Dave Eilers, R</b> ERA: 18.0	(6, 1) 1.0 6 3 2 2 0 0 0 0 0 0 1 6 6 18.00 3.000																			
<b>Billy O'Dell, L</b> ERA: 2.67	(7, 1) 3.0 L 14 2 1 1 2 2 1 0 0 0 1 15 27 3.00 1.333																			

AB	38
R	10
H	13
RBI	10
BB	5
SO	7
LOB	14



Batter	1	2	3	4	5	6	7	8	9	AB R H RBI BB SO LOB	BOTTOM							
<b>Rico Carty, R</b> OBP: 0.347, SLG: 0.450					F7	E1 2B	K			2 0 1 0 0 0 1 2	<b>Cincinnati Reds @ Milwaukee Braves</b> Milwaukee County Stadium, Milwaukee, WI Sun Jun 27 1965, 4:33 AM EDT Unknown							
<b>Dan Osinski, R</b> OBP: 0.336, SLG: 0.488		K				1-2 2-3 E			0 0 0 0 0 0 0 0									
<b>Denis Menke, R</b> OBP: 0.326, SLG: 0.488									1 0 0 0 0 0 0 0									
<b>Felipe Alou, R</b> OBP: 0.330, SLG: 0.490									1 0 0 0 0 0 0 2									
<b>Dick Kelley, R</b> OBP: 0.321, SLG: 0.308									0 1 0 0 0 0 0 0									
<b>Eddie Mathews, L</b> OBP: 0.350, SLG: 0.435	K		K		E5	HR		F3	1 0 0 0 0 0 1 1									
<b>Miguel de la Hoz, R</b> OBP: 0.280, SLG: 0.254						1-3 2H 3H 2B			4 1 1 2 0 1 0									
<b>Hank Aaron, R</b> OBP: 0.404, SLG: 0.587	F9		F7		5-3	E5 HR		FC5 BB BB	4 1 0 0 1 0 4									
<b>Joe Torre, R</b> OBP: 0.407, SLG: 0.603	F8					F7		BB BB BB BB BB BB 1-2 BB	3 1 1 3 1 0 1									
<b>Mack Jones, L</b> OBP: 0.324, SLG: 0.515		6-3	F9			HR 1B		K	5 1 2 0 0 1 3									
<b>Frank Bolling, R</b> OBP: 0.333, SLG: 0.399	F8			G3		HR		FC5	5 1 1 2 0 0 3									
<b>Gene Oliver, R</b> OBP: 0.350, SLG: 0.407						HR BB			0 1 0 0 1 0 0									
<b>Lou Klimchok, L</b> OBP: 0.111, SLG: 0.088		1B BB		K		E 5-3 2B 1B		F4	4 1 1 0 0 1 0									
<b>Woody Woodward, R</b> OBP: 0.256, SLG: 0.263					F2	5-3		K	5 0 2 0 0 1 1									
<b>Wade Blasingame, L</b> ERA: 4.04									1 0 1 1 0 0 0									
<b>Ty Cline, L</b> OBP: 0.274, SLG: 0.216					L1-3	E 2B BB		F7	3 1 0 0 1 0 1									
<b>Inning Stats</b>	R: 0 E: 0 K: 1 S: 6	H: 1 LOB: 1 BB: 0 P: 6	R: 1 E: 0 K: 1 S: 7	H: 2 LOB: 2 BB: 1 P: 11	R: 0 E: 0 K: 1 S: 5	H: 0 LOB: 0 BB: 0 P: 6	R: 0 E: 0 K: 1 S: 5	H: 0 LOB: 0 BB: 0 P: 5	R: 0 E: 0 K: 1 S: 5	H: 0 LOB: 0 BB: 0 P: 5	R: 0 E: 0 K: 1 S: 5	H: 0 LOB: 2 BB: 2 P: 13	R: 0 E: 0 K: 1 S: 5	H: 0 LOB: 0 BB: 0 P: 5	1B: 7 2B: 1 3B: 0 HR: 2	SF: 0 SAC: 0 DP: 0 HBP: 1	WP: 0 PB: 0 SB: 0 CS: 0	PA: 45
<b>PITCHER</b>	IP WLS BF H R ER SO BB IBB HBP BLK WP HR S P ERA WHIP											<b>PITCHER</b>	IP WLS BF H R ER SO BB IBB HBP BLK WP HR S P ERA WHIP					
<b>John Tsitouris, R</b> ERA: 4.04	(1, 1) 5.2 31 8 9 3 4 2 0 0 0 0 0 2 36 45 4.76 1.765																	
<b>Billy McCool, L</b> ERA: 3.05	(6, 1) 3.1 W 14 2 0 0 3 2 0 0 0 0 0 0 18 26 0.00 1.200																	

AB	40
R	9
H	10
RBI	8
BB	4
SO	7
LOB	19




Top section of the baseball scorecard. Columns include Batter (with names like Tommy Harper, Pete Ross, Vada Pinson, Frank Robinson, Gordy Coleman, Marty Keough, Tony Perez, Deron Johnson, Johnny Edwards, Leo Cardenas, Jim Maloney), Inning Stats, Pitcher (with names like Bob Sadowski, Dan Osinski, Dave Eilers, Phil Niekro), and statistics (AB, R, H, RBI, BB, SO, LOB). Includes a 'TOP' label and the Cincinnati Reds logo.


Cincinnati Reds @ Milwaukee Braves  
Milwaukee County Stadium, Milwaukee, WI  
Sun Jun 27 1965, 4:38 AM EDT  
Att: 13,918 - Unknown


Summary statistics and pitcher data table. Rows include Inning Stats and Pitcher statistics for Bob Sadowski, Dan Osinski, Dave Eilers, and Phil Niekro. Columns include IP, WLS, BF, H, R, ER, SO, BB, IBB, HBP, BLK, WP, HR, S, P, ERA, WHIP.



Bottom section of the baseball scorecard. Columns include Batter (with names like Rico Carty, Eddie Mathews, Hank Aaron, Joe Torre, Mack Jones, Frank Bolling, Ty Cline, Woody Woodward, Bob Sadowski, Dan Osinski, Dave Eilers, Lou Kimschock, Phil Niekro, Miguel de la Hoz), Inning Stats, Pitcher (with name Jim Maloney), and statistics (AB, R, H, RBI, BB, SO, LOB). Includes a 'BOTTOM' label and the Cincinnati Reds logo.

Cincinnati Reds @ Milwaukee Braves  
Milwaukee County Stadium, Milwaukee, WI  
Sun Jun 27 1965, 4:38 AM EDT  
Att: 13,918 - Unknown



Batter	1	2	3	4	5	6	7	8	9	AB	R	H	RBI	BB	SO	LOB	TOP											
Mack Jones, L OBP: 0.318, SLG: 0.519 (1, 8)	4-3		K		1-H HR		K		1-2 1B	5	1	2	2	0	2	0	<b>Milwaukee Braves @ New York Mets</b> Shea Stadium, Flushing, NY Mon Jun 28 1965, 7:05 PM EDT Att: 38,033 - Unknown											
Frank Bolling, R OBP: 0.340, SLG: 0.405 (1, 4)	6-3		K					G6-4-3 1B	P3	5	0	2	0	0	1	2												
Hank Aaron, R OBP: 0.401, SLG: 0.570 (1, 9)	1B BB			5-3	K			G6-4-3 1-2		3	0	0	0	1	1	2												
Joe Torre, R OBP: 0.403, SLG: 0.588 (1, 2)	1-3 1B			F8		L7		BB 1B		4	0	2	0	0	0	0												
Eddie Mathews, L OBP: 0.329, SLG: 0.428 (1, 5)	L9			4-3		K		1-2 BB		3	0	0	0	1	1	2												
Rico Carty, R OBP: 0.343, SLG: 0.444 (1, 7)		1-3			E 1B BB				F7	3	1	1	0	1	0	2												
Ty Cline, L OBP: 0.271, SLG: 0.239 (1, 3)	L6-3				1-H FC4-6 1B		F5		1B	4	0	2	1	0	0	1												
Miguel de la Hoz, R OBP: 0.260, SLG: 0.239 (1, 6)	6-3			K			6-3		F8	4	0	0	0	0	1	2												
Hank Fischer, R Dave Eilers, R Lou Kimchuck, L Dan Osinski, R Felipe Alou, R Phil Niekro, R Denis Menke, R (1, 1) (4, 1) (5, PH) (5, 1) (7, PH) (7, 1) (9, PH)	L9				FC4-6 1-2 HR		F8		K	1	0	0	0	0	0	0												
<b>Inning Stats</b>	R: 0 E: 0 K: 0 S: 4	H: 1 LOB: 2 BB: 1 P: 8	R: 0 E: 0 K: 0 S: 3	H: 0 LOB: 0 BB: 0 P: 3	R: 0 E: 0 K: 2 S: 7	H: 0 LOB: 0 BB: 0 P: 7	R: 0 E: 0 K: 0 S: 3	H: 0 LOB: 0 BB: 0 P: 3	R: 3 E: 1 K: 2 S: 10	H: 3 LOB: 1 BB: 1 P: 14	R: 0 E: 0 K: 1 S: 6	H: 1 LOB: 1 BB: 0 P: 6	R: 0 E: 0 K: 0 S: 5	H: 0 LOB: 0 BB: 0 P: 5	R: 0 E: 0 K: 0 S: 4	H: 2 LOB: 2 BB: 1 P: 8			R: 0 E: 0 K: 1 S: 7	H: 2 LOB: 2 BB: 0 P: 7	1B: 7 2B: 1 3B: 0 HR: 1	SF: 0 SAC: 0 DP: 1 HBP: 0	WP: 0 PB: 0 CS: 0	PA: 38				
<b>PITCHER</b>	IP	WLS	BF	H	R	ER	SO	BB	IBB	HBP	BLK	WP	HR	S	P	ERA		WHIP										
Galen Cisco, R ERA: 6.31 Gary Kroll, R ERA: 4.22	(1, 1) (5, 1)	4.2 W	20 18	4 5	3 0	3 0	3 4	2 1	0 0	0 0	0 0	0 0	1 0	24 25	32 29	5.79 0.00		1.286 1.385										

Batter	1	2	3	4	5	6	7	8	9	AB	R	H	RBI	BB	SO	LOB	BOTTOM											
Chuck Hiller, L OBP: 0.287, SLG: 0.307 (1, 4)	L4-6-3 1B			1-2 2-H 3-H 1B		IBB		1B		4	0	4	2	1	0	0	<b>Milwaukee Braves @ New York Mets</b> Shea Stadium, Flushing, NY Mon Jun 28 1965, 7:05 PM EDT Att: 38,033 - Unknown											
Roy McMillan, R OBP: 0.281, SLG: 0.295 (1, 6)	L4-6-3 1-2		K	F8		P6		L4-3		5	0	0	0	0	1	8												
Ed Kranepool, L OBP: 0.341, SLG: 0.438 (1, 3)	L4-3			HR P4		K				4	1	1	1	0	1	5												
Ron Swoboda, R OBP: 0.319, SLG: 0.519 Billy Cowan, R OBP: 0.206, SLG: 0.319 (1, 8) (6, 8)	K			SH3-4 BB 1B	P5		HR			3	1	1	0	0	1	0												
Johnny Lewis, L OBP: 0.327, SLG: 0.404 (1, 9)	K			BB SH3-4 1B	L4-3		L5-3			4	1	1	0	0	1	0												
Charley Smith, R OBP: 0.282, SLG: 0.432 (1, 5)				SH3-4 1-2 2-3 1B	K		L6-3			3	0	1	0	0	1	0												
Danny Napoleon, R OBP: 0.242, SLG: 0.211 (1, 7)	L1-3			1B BB IBB		SH3-4 BB 1B		L1-3		3	1	1	0	1	0	1												
Chris Cannizzaro, R OBP: 0.280, SLG: 0.241 (1, 2)			L6-3	1-2 2-3 3-H 1B BB		SH3-4 BB		L6-3		2	1	0	1	2	0	0												
Galen Cisco, R OBP: 0.333, SLG: 0.333 Gary Kroll, R OBP: 0.150, SLG: 0.200 (1, 1) (5, 1)	L4-3			1-2 2-3 3-H 1B		SH3-4		F9		2	0	1	1	0	0	0												
<b>Inning Stats</b>	R: 0 E: 0 K: 0 S: 3	H: 1 LOB: 0 BB: 0 P: 3	R: 0 E: 0 K: 2 S: 8	H: 1 LOB: 1 BB: 0 P: 8	R: 0 E: 0 K: 1 S: 6	H: 1 LOB: 1 BB: 0 P: 6	R: 5 E: 0 K: 0 S: 8	H: 5 LOB: 2 BB: 2 P: 16	R: 0 E: 0 K: 1 S: 5	H: 0 LOB: 0 BB: 0 P: 5	R: 0 E: 0 K: 1 S: 6	H: 1 LOB: 3 BB: 2 P: 14	R: 1 E: 0 K: 0 S: 4	H: 1 LOB: 0 BB: 0 P: 4	R: 0 E: 0 K: 0 S: 4	H: 1 LOB: 1 BB: 0 P: 4			1B: 9 2B: 0 3B: 0 HR: 2	SF: 0 SAC: 2 DP: 1 HBP: 0	WP: 0 PB: 0 CS: 0	PA: 38						
<b>PITCHER</b>	IP	WLS	BF	H	R	ER	SO	BB	IBB	HBP	BLK	WP	HR	S	P	ERA		WHIP										
Hank Fischer, R ERA: 5.16 Dave Eilers, R ERA: 6.75 Dan Osinski, R ERA: 4.17 Phil Niekro, R ERA: 2.85	(1, 1) (4, 1) (5, 1) (7, 1)	3.1 0.2 2.0 2.0	L 2 9 8	19 0 1 2	8 0 0 1	5 0 0 1	3 0 2 0	8 0 1 0	1 0 1 0	0 0 0 0	0 0 0 0	0 0 0 0	0 0 11 1	23 2 19 8	31 2 19 8	13.50 0.00 0.00 4.50		2.700 0.000 1.000 1.000										

Batter	1	2	3	4	5	6	7	8	9	AB	R	H	RBI	BB	SO	LOB	TOP					
Mack Jones, L OBP: 0.319, SLG: 0.516 (1,8)	L9		K	FC6-4 1B		K		1B		5	0	2	0	0	2	1	<b>Milwaukee Braves @ New York Mets</b> Shea Stadium, Flushing, NY Tue Jun 29 1965, 7:05 PM EDT Att: 23,791 - Unknown					
Frank Bolling, R OBP: 0.342, SLG: 0.422 (1,4)	HR		4-3	FC6-4 1-2			2B	K		5	2	2	1	0	1	3						
Hank Aaron, R OBP: 0.401, SLG: 0.577 (1,9)	L7		BB 1B		P6		L8	HR		4	2	1	1	1	0	1						
Joe Torre, R OBP: 0.403, SLG: 0.582 (1,2)	5-3		BB 1B		5-3		6-3	HR		4	0	1	0	1	0	1						
Rico Carty, R OBP: 0.338, SLG: 0.434 (1,7)		K	1-2 2H 1B		F9		E4 2B	G6-4-3 1B		5	1	1	1	0	1	2						
Eddie Mathews, L OBP: 0.337, SLG: 0.449 (1,5)	HR		F2		E SF7 BB		E9 1H 3H 2B	1B		4	2	3	2	1	0	2						
Gene Oliver, R Ty Cline, L OBP: 0.355, SLG: 0.423 OBP: 0.269, SLG: 0.236 (1,3) (7,3)	HR		F9		F9		6-3	L3		4	1	1	1	0	0	2			AB 39 R 8 H 13 RBI 7 BB 3 SO 6 LOB 14			
Miguel de la Hoz, R OBP: 0.273, SLG: 0.254 (1,6)		6-3		1B 1B		E9 1-3 1B		6-3		4	0	2	0	0	0	0						
Dick Kelley, R Bob Sadowski, R Denis Wick, R Dan Osinski, R Billy O'Dell, L Ken Johnson, R OBP: 0.167 OBP: 0.319, SLG: 0.483 OBP: 0.308 OBP: 0.147, SLG: 0.178 (1,1) (2,1) (6,PH) (6,1) (8,1) (8,1)	1-3			K		SF7 3H		K		1	0	0	0	0	0	0						
<b>Inning Stats</b>	R: 1 E: 0 K: 0 S: 4	H: 1 LOB: 0 BB: 0 P: 4	R: 2 E: 0 K: 1 S: 7	H: 2 LOB: 2 BB: 0 P: 7	R: 1 E: 0 K: 1 S: 6	H: 1 LOB: 2 BB: 2 P: 14	R: 0 E: 0 K: 1 S: 7	H: 2 LOB: 2 BB: 0 P: 7	R: 0 E: 0 K: 0 S: 3	H: 0 LOB: 0 BB: 0 P: 3	R: 1 E: 1 K: 1 S: 6	H: 1 LOB: 1 BB: 1 P: 10	R: 2 E: 2 K: 0 S: 6	H: 2 LOB: 1 BB: 0 P: 6	R: 0 E: 0 K: 2 S: 8	H: 1 LOB: 1 BB: 0 P: 8	R: 1 E: 0 K: 0 S: 5	H: 3 LOB: 1 BB: 0 P: 5	1B: 7 2B: 2 3B: 0 HR: 4	SF: 1 SAC: 0 DP: 1 HBP: 0	WP: 0 PB: 0 CS: 0	PA: 43
<b>PITCHER</b>	IP WLS BF H R ER SO BB IBB HBP BLK WP HR S P ERA WHIP	6.0 L 29 8 6 4 4 3 0 0 0 0 3 34 46 6.00 1.833	1.0 5 1 1 0 0 0 0 0 0 0 0 0 5 5 0.00 1.000	2.0 9 4 1 1 2 0 0 0 0 0 1 13 13 4.50 2.000	<b>PITCHER</b>													IP WLS BF H R ER SO BB IBB HBP BLK WP HR S P ERA WHIP				
Warren Spahn, L ERA: 4.09 Jim Bethke, R ERA: 2.96 Tug McGraw, L ERA: 4.43 (1,1) (7,1) (8,1)																						
Batter	1	2	3	4	5	6	7	8	9	AB	R	H	RBI	BB	SO	LOB	BOTTOM					
Billy Cowan, R OBP: 0.228, SLG: 0.367 (1,8)	HR	1B BB		FC6 1-2			K		2B 2B	4	2	2	2	1	1	1	<b>Milwaukee Braves @ New York Mets</b> Shea Stadium, Flushing, NY Tue Jun 29 1965, 7:05 PM EDT Att: 23,791 - Unknown					
Roy McMillan, R OBP: 0.280, SLG: 0.293 (1,6)	L8			4-3			L1		L1-3	5	0	1	1	0	0	2						
Charley Smith, R OBP: 0.288, SLG: 0.444 (1,5) (8,4)	HR WP 1B		K				L8		2B 2B	5	1	3	1	0	1	2						
Jim Hickman, R OBP: 0.228, SLG: 0.361 (1,9) (6,7) (8,5)	HR			4-3 2B			5-3		L5-3 K	5	1	2	2	0	1	2						
Danny Napoleon, R OBP: 0.234, SLG: 0.203 Johnny Lewis, L OBP: 0.328, SLG: 0.402 (1,7) (5,PH) (6,9)	P4		K				3-1		BB	2	0	0	0	0	1	1						
Ed Kranepool, L OBP: 0.336, SLG: 0.430 (1,3)	6-3		4-3				1-3		K	4	0	0	0	0	1	3						
Bobby Klaus, R OBP: 0.295, SLG: 0.260 Chuck Hiller, L OBP: 0.284, SLG: 0.303 (1,4) (6,PH) (7,4)		L6		K			4-3		K	2	0	0	0	0	1	1			AB 37 R 6 H 10 RBI 6 BB 3 SO 10 LOB 16			
Ron Swoboda, R OBP: 0.317, SLG: 0.516 (8,7)									K	1	0	0	0	0	1	2						
Chris Cannizzaro, R OBP: 0.281, SLG: 0.257 John Stephenson, L OBP: 0.250, SLG: 0.500 (1,2) (8,PH)		1B 3B		F7			K		2B 2B	3	1	1	0	0	1	0						
Warren Spahn, L OBP: 0.286, SLG: 0.147 Jim Bethke, R Joe Christopher, R OBP: 0.312, SLG: 0.314 Tug McGraw, R Jesse Gonder, L OBP: 0.314, SLG: 0.391 (1,1) (7,1) (7,PH) (8,1) (8,PH)		4-3					K		K	1	0	0	0	1	0	1						
<b>Inning Stats</b>	R: 3 E: 0 K: 0 S: 6	H: 3 LOB: 0 BB: 0 P: 6	R: 1 E: 0 K: 1 S: 7	H: 2 LOB: 1 BB: 1 P: 11	R: 0 E: 0 K: 2 S: 8	H: 1 LOB: 1 BB: 0 P: 8	R: 0 E: 0 K: 0 S: 3	H: 0 LOB: 1 BB: 1 P: 7	R: 0 E: 0 K: 0 S: 3	H: 0 LOB: 0 BB: 0 P: 3	R: 0 E: 0 K: 1 S: 5	H: 0 LOB: 0 BB: 0 P: 5	R: 0 E: 0 K: 2 S: 7	H: 0 LOB: 0 BB: 0 P: 7	R: 0 E: 0 K: 2 S: 8	H: 1 LOB: 2 BB: 1 P: 12	R: 2 E: 0 K: 2 S: 10	H: 3 LOB: 1 BB: 0 P: 10	1B: 2 2B: 5 3B: 1 HR: 2	SF: 0 SAC: 0 DP: 0 HBP: 0	WP: 1 PB: 0 CS: 0	PA: 40
<b>PITCHER</b>	IP WLS BF H R ER SO BB IBB HBP BLK WP HR S P ERA WHIP	1.2 W 12 1 0 0 3 1 0 0 0 0 0 17 21 0.00 0.600	2.1 9 1 0 0 3 1 0 0 0 0 0 14 18 0.00 0.857	0.1 S 1 0 0 0 1 0 0 0 0 0 3 3 0.00 0.000	1.1 S 7 3 2 2 3 0 0 0 0 0 13 13 13.50 2.250	<b>PITCHER</b>													IP WLS BF H R ER SO BB IBB HBP BLK WP HR S P ERA WHIP			

Batter	1	2	3	4	5	6	7	8	9	AB	R	H	RBI	BB	SO	LOB	TOP								
Mack Jones, L OBP: 0.318, SLG: 0.511 (1, 8)										4	0	1	0	0	1	2	<b>Milwaukee Braves @ Philadelphia Phillies</b> Connie Mack Stadium, Philadelphia, PA Wed Jun 30 1965, 7:05 PM EDT Att: 17,771 - Unknown <a href="http://livebaseballscores.com">livebaseballscores.com</a>								
Frank Bolling, R OBP: 0.337, SLG: 0.417 (1, 4)										3	0	0	0	0	2										
Hank Aaron, R OBP: 0.399, SLG: 0.572 (1, 9)										4	1	1	0	0	1	2									
Joe Torre, R OBP: 0.405, SLG: 0.579 (1, 2)										3	0	1	0	0	1										
Eddie Mathews, L OBP: 0.336, SLG: 0.444 (1, 5)										3	0	0	0	1	0	4									
Rico Carty, R OBP: 0.343, SLG: 0.427 (1, 7)										2	0	0	0	2	0	1									
Gene Oliver, R OBP: 0.347, SLG: 0.412 (1, 3)										4	0	0	0	0	4	4									
Miguel de la Hoz, R OBP: 0.272, SLG: 0.280 (1, 6)										4	0	1	0	0	1	3									
Wade Blasingame, L OBP: 0.262, SLG: 0.366 (1, 1)										2	1	1	1	1	1	3									
Phil Niekro, R OBP: 0.250, SLG: 0.250 (7, 1)										0	0	0	0	0	0	0									
Dick Kelley, R (7, 1)										0	0	0	0	0	0	0									
Dave Eilers, R (8, 1)										0	0	0	0	0	0	0									
Felipe Alou, R (9, PH)										1	0	0	0	0	0	0									
<b>Inning Stats</b>	R: 0 E: 0 K: 0 S: 4	H: 1 LOB: 1 BB: 0 P: 4	R: 0 E: 0 K: 1 S: 5	H: 0 LOB: 0 BB: 0 P: 5	R: 0 E: 0 K: 1 S: 5	H: 1 LOB: 1 BB: 1 P: 9	R: 1 E: 1 K: 2 S: 10	H: 2 LOB: 3 BB: 1 P: 14	R: 0 E: 1 K: 0 S: 4	H: 0 LOB: 2 BB: 0 P: 5	R: 0 E: 0 K: 1 S: 4	H: 0 LOB: 0 BB: 1 P: 8	R: 1 E: 0 K: 1 S: 6	H: 1 LOB: 0 BB: 0 P: 6	R: 0 E: 0 K: 0 S: 2	H: 0 LOB: 0 BB: 1 P: 6		R: 0 E: 0 K: 2 S: 7	H: 0 LOB: 0 BB: 0 P: 7	R: 0 E: 0 K: 1 S: 7	H: 0 LOB: 0 BB: 0 P: 7	1B: 3 2B: 1 3B: 1 HR: 1	SF: 0 SAC: 1 DP: 3 HBP: 1	WP: 0 PB: 0 SB: 1 CS: 0	PA: 36
<b>PITCHER</b>	IP WLS BF H R ER SO BB IBB HBP BLK WP HR S P ERA WHIP																								
Jim Bunning, R ERA: 3.09	(1, 1) 5.0 0 23 4 1 0 4 2 0 1 0 0 0 0 28 37 0.00 1.200																								
Gary Wagner, R ERA: 2.65	(6, 1) 4.0 W 13 1 1 1 4 2 0 0 0 0 0 1 19 27 2.25 0.750																								

Batter	1	2	3	4	5	6	7	8	9	AB	R	H	RBI	BB	SO	LOB	BOTTOM						
Tony Taylor, R OBP: 0.316, SLG: 0.345 (1, 4)										3	1	1	1	1	0	1	<b>Milwaukee Braves @ Philadelphia Phillies</b> Connie Mack Stadium, Philadelphia, PA Wed Jun 30 1965, 7:05 PM EDT Att: 17,771 - Unknown <a href="http://livebaseballscores.com">livebaseballscores.com</a>						
Cookie Rojas, R OBP: 0.388, SLG: 0.425 (1, 8)										2	1	1	0	1	0	0							
Johnny Callison, L OBP: 0.330, SLG: 0.559 (1, 9)										4	0	1	1	0	0	3							
Dick Allen, R OBP: 0.419, SLG: 0.558 (1, 5)										2	0	1	0	2	0	1							
Dick Stuart, R OBP: 0.319, SLG: 0.441 (1, 3)										3	0	2	1	1	0	0							
Ruben Amaro, R OBP: 0.299, SLG: 0.218 (9, 3)										0	0	0	0	0	0	0							
Alex Johnson, R OBP: 0.333, SLG: 0.446 (1, 7)										3	0	1	0	1	0	3							
Bobby Wine, R OBP: 0.268, SLG: 0.216 (1, 6)										4	1	2	0	0	0	3							
Pat Corrales, R OBP: 0.372, SLG: 0.395 (1, 2)										3	0	1	0	0	1	2							
Jim Bunning, R OBP: 0.214, SLG: 0.286 (1, 1)										1	0	0	0	0	0	0							
John Briggs, L OBP: 0.324, SLG: 0.293 (5, PH)										1	0	0	0	0	1	1							
Gary Wagner, R ERA: 6.0										0	0	0	0	0	0	0							
<b>Inning Stats</b>	R: 1 E: 0 K: 0 S: 3	H: 1 LOB: 0 BB: 1 P: 7	R: 0 E: 0 K: 0 S: 3	H: 1 LOB: 1 BB: 1 P: 7	R: 0 E: 0 K: 0 S: 3	H: 0 LOB: 0 BB: 0 P: 3	R: 0 E: 0 K: 0 S: 3	H: 1 LOB: 2 BB: 2 P: 11	R: 0 E: 0 K: 1 S: 5	H: 1 LOB: 0 BB: 0 P: 5	R: 1 E: 0 K: 0 S: 4	H: 2 LOB: 1 BB: 1 P: 8	R: 1 E: 0 K: 1 S: 7	H: 2 LOB: 2 BB: 1 P: 11	R: 0 E: 0 K: 0 S: 4	H: 2 LOB: 1 BB: 0 P: 4		R: 0 E: 0 K: 1 S: 4	H: 2 LOB: 1 BB: 0 P: 4	1B: 6 2B: 4 3B: 1 HR: 0	SF: 0 SAC: 2 DP: 4 HBP: 0	WP: 0 PB: 0 SB: 0 CS: 0	PA: 34
<b>PITCHER</b>	IP WLS BF H R ER SO BB IBB HBP BLK WP HR S P ERA WHIP																						
Wade Blasingame, L ERA: 3.12	(1, 1) 6.2 L 28 8 3 3 2 0 0 0 0 0 0 0 0 27 47 4.05 1.650																						
Phil Niekro, R ERA: 2.55	(7, 1) 0.0 0 1 0 0 0 0 1 0 0 0 0 0 0 0 4 4 0.00 2.000																						
Dick Kelley, L ERA: 4.05	(7, 1) 1.0 4 2 0 0 0 0 0 0 0 0 0 0 0 4 4 0.00 2.000																						
Dave Eilers, R ERA: 6.0	(8, 1) 0.1 1 0 0 0 0 0 0 0 0 0 0 0 0 1 1 0.00 0.000																						

Batter	1	2	3	4	5	6	7	8	9	AB	R	H	RBI	BB	SO	LOB	TOP					
Ty Cline, L OBP: 0.268, SLG: 0.230 (1, 8)	L3 5-3		L9			SH3-4 BB		L9		3	0	0	0	1	0	0						
Frank Bolling, R OBP: 0.333, SLG: 0.411 (1, 4)	5-3			5-3		SH3-4			L6	3	0	0	0	0	0	1						
Hank Aaron, R OBP: 0.393, SLG: 0.563 (1, 9)	5-3			K		F2			5-3	4	0	0	0	0	1	2						
Joe Torre, R OBP: 0.402, SLG: 0.573 Rico Carty, R OBP: 0.343, SLG: 0.427 (1, 2)	F9			F3		1-3				4	0	1	0	0	0	2						
Eddie Mathews, L OBP: 0.331, SLG: 0.437 (1, 5)		3-1			4-3			G3		4	0	0	0	0	1	1						
Felipe Alou, R OBP: 0.323, SLG: 0.486 Gary Kolb, L OBP: 0.267, SLG: 0.267 (1, 3)		5-3			F3			K		3	0	0	0	0	1	0						
Mack Jones, L OBP: 0.318, SLG: 0.509 (8, 8)				F8		PB 2B		4-3		3	1	1	0	0	0	0						
Denis Menke, R OBP: 0.320, SLG: 0.489 (1, 6)			K					6-3		3	0	1	1	0	1	0						
Ken Johnson, R OBP: 0.135, SLG: 0.162 (1, 1)			K			F8		6-3		3	0	0	0	0	1	1						
<b>Inning Stats</b>	R: 0 E: 1 K: 0 S: 4	H: 0 LOB: 1 BB: 0 P: 4	R: 0 E: 0 K: 0 S: 3	H: 0 LOB: 0 BB: 0 P: 3	R: 0 E: 0 K: 2 S: 7	H: 0 LOB: 0 BB: 0 P: 7	R: 0 E: 0 K: 1 S: 5	H: 0 LOB: 0 BB: 0 P: 5	R: 1 E: 0 K: 0 S: 5	H: 2 LOB: 1 BB: 0 P: 5	R: 0 E: 0 K: 0 S: 3	H: 0 LOB: 0 BB: 1 P: 7	R: 0 E: 0 K: 1 S: 5	H: 0 LOB: 0 BB: 0 P: 5	R: 0 E: 0 K: 0 S: 3	H: 0 LOB: 0 BB: 0 P: 3	R: 0 E: 0 K: 1 S: 6	H: 1 LOB: 1 BB: 0 P: 6	1B: 2 2B: 1 3B: 0 HR: 0	SF: 0 SAC: 1 DP: 0 HBP: 0	WP: 0 PB: 1 CS: 0	PA: 32
<b>PITCHER</b> Ray Culp, R ERA: 2.57 (1, 1)	IP: 9.0 WLS: W BF: 32 H: 3 R: 1 ER: 0 SO: 5 BB: 1 IBB: 0 HBP: 0 BLK: 0 WP: 0 HR: 0 S: 41 P: 45 ERA: 0.00 WHIP: 0.444															<b>PITCHER</b>	IP: 9.0 WLS: W BF: 32 H: 3 R: 1 ER: 0 SO: 5 BB: 1 IBB: 0 HBP: 0 BLK: 0 WP: 0 HR: 0 S: 41 P: 45 ERA: 0.00 WHIP: 0.444					

Milwaukee Braves @ Philadelphia Phillies  
 Connie Mack Stadium, Philadelphia, PA  
 Thu Jul 01 1965, 7:05 PM EDT  
 Att: 17,792 - Unknown

AB 30  
 R 1  
 H 3  
 RBI 1  
 BB 1  
 SO 5  
 LOB 7



Batter	1	2	3	4	5	6	7	8	9	AB	R	H	RBI	BB	SO	LOB	BOTTOM					
John Briggs, L OBP: 0.338, SLG: 0.300 (1, 8)	K							SH		2	0	1	0	1	1	0						
Cookie Rojas, R OBP: 0.382, SLG: 0.417 (1, 4)	K		FC6-4 1B		PO BB	P6		FC6-4 1B		4	0	0	0	0	1	3						
Johnny Callison, L OBP: 0.329, SLG: 0.554 (1, 9)	P4		F2		P3	P3		1B		4	0	1	1	0	0	1						
Dick Allen, R OBP: 0.420, SLG: 0.555 (1, 5)		S 3B BB		E S 1B		K		L7		3	1	1	0	1	1	2						
Tony Gonzalez, L OBP: 0.354, SLG: 0.520 (1, 7)		L8		L8				L6-3		4	0	0	0	0	1	4						
Dick Stuart, R OBP: 0.319, SLG: 0.439 (1, 3)		K		K				1B		3	0	1	0	0	2	2						
Clay Dalrymple, L OBP: 0.279, SLG: 0.297 (1, 2)				4-3		L8		L8		3	0	1	1	0	0	2						
Bobby Wine, R OBP: 0.260, SLG: 0.209 (1, 6)		P3				K		L8		3	0	0	0	0	1	2						
Ray Culp, R OBP: 0.154, SLG: 0.083 (1, 1)			G3			3-1		FC6-4 SH 1B		3	1	1	0	0	0	0						
<b>Inning Stats</b>	R: 0 E: 0 K: 2 S: 7	H: 1 LOB: 1 BB: 1 P: 10	R: 0 E: 0 K: 0 S: 4	H: 1 LOB: 0 BB: 0 P: 4	R: 0 E: 0 K: 1 S: 6	H: 1 LOB: 0 BB: 0 P: 6	R: 0 E: 0 K: 1 S: 4	H: 0 LOB: 0 BB: 1 P: 8	R: 0 E: 0 K: 1 S: 5	H: 0 LOB: 0 BB: 0 P: 5	R: 0 E: 0 K: 1 S: 6	H: 1 LOB: 1 BB: 0 P: 6	R: 1 E: 0 K: 0 S: 6	H: 2 LOB: 2 BB: 0 P: 6	R: 0 E: 0 K: 0 S: 6	H: 0 LOB: 0 BB: 0 P: 6	R: 1 E: 0 K: 0 S: 6	H: 2 LOB: 2 BB: 0 P: 6	1B: 5 2B: 0 3B: 1 HR: 0	SF: 0 SAC: 1 DP: 0 HBP: 0	WP: 0 PB: 0 CS: 0	PA: 33
<b>PITCHER</b> Ken Johnson, R ERA: 3.45 (1, 1)	IP: 8.0 WLS: L BF: 32 H: 6 R: 2 ER: 2 SO: 7 BB: 2 IBB: 0 HBP: 0 BLK: 0 WP: 0 HR: 0 S: 44 P: 52 ERA: 2.25 WHIP: 1.000															<b>PITCHER</b>	IP: 8.0 WLS: L BF: 32 H: 6 R: 2 ER: 2 SO: 7 BB: 2 IBB: 0 HBP: 0 BLK: 0 WP: 0 HR: 0 S: 44 P: 52 ERA: 2.25 WHIP: 1.000					

Milwaukee Braves @ Philadelphia Phillies  
 Connie Mack Stadium, Philadelphia, PA  
 Thu Jul 01 1965, 7:05 PM EDT  
 Att: 17,792 - Unknown

AB 29  
 R 2  
 H 6  
 RBI 2  
 BB 2  
 SO 7  
 LOB 16









Batter	1	2	3	4	5	6	7	8	9	AB	R	H	RBI	BB	SO	LOB	TOP																		
<a href="#">Gary Kolb, L</a> (1, 8) OBP: 0.313, SLG: 0.313											0	0	0	0	0	0	0	<b>Milwaukee Braves @ Pittsburgh Pirates</b> Forbes Field, Pittsburgh, PA Sun Jul 04 1965, 3:33 AM EDT Att: 16,145 - Unknown <a href="http://livebaseballscorecards.com">livebaseballscorecards.com</a>																	
<a href="#">Eddie Mathews, L</a> (1, 5) OBP: 0.336, SLG: 0.452											0	0	0	0	0	0	0																		
<a href="#">Rico Carty, R</a> (1, 7) OBP: 0.340, SLG: 0.416											0	0	0	0	0	0	0																		
<a href="#">Joe Torre, R</a> (1, 3) OBP: 0.401, SLG: 0.565											0	0	0	0	0	0	0																		
<a href="#">Hank Aaron, R</a> (1, 9) OBP: 0.389, SLG: 0.551											0	0	0	0	0	0	0																		
<a href="#">Gene Oliver, R</a> (1, 2) OBP: 0.337, SLG: 0.398											0	0	0	0	0	0	0																		
<a href="#">Frank Bolling, R</a> (1, 4) OBP: 0.325, SLG: 0.400											0	0	0	0	0	0	0																		
<a href="#">Miguel de la Hoz, R</a> (1, 6) OBP: 0.286, SLG: 0.333											0	0	0	0	0	0	0																		
<a href="#">Hank Fischer, R</a> (1, 1) OBP: 0.125, SLG: 0.125											0	0	0	0	0	0	0																		
<a href="#">Hank Fischer, R</a> (1, 1) OBP: 0.125, SLG: 0.125											0	0	0	0	0	0	0																		
<b>Inning Stats</b>											1B: 0	SF: 0	2B: 0	SAC: 0	3B: 0	DP: 0	HR: 0	HBP: 0	WP: 0	PA: 0															
<b>PITCHER</b>	IP	WLS	BF	H	R	ER	SO	BB	IBB	HBP	BLK	WP	HR	S	P	ERA	WHIP	<b>PITCHER</b>	IP	WLS	BF	H	R	ER	SO	BB	IBB	HBP	BLK	WP	HR	S	P	ERA	WHIP
<a href="#">Vern Law, R</a> (1, 1) ERA: 1.51	0.0	L	0	0	0	0	0	0	0	0	0	0	0	0	0	∞	∞																		



WP: 0 PA: 0  
 FB: 0  
 SB: 0  
 CS: 0

Batter	1	2	3	4	5	6	7	8	9	AB	R	H	RBI	BB	SO	LOB	BOTTOM																		
<a href="#">Bob Bailey, R</a> (1, 5) OBP: 0.338, SLG: 0.354											0	0	0	0	0	0	0	<b>Milwaukee Braves @ Pittsburgh Pirates</b> Forbes Field, Pittsburgh, PA Sun Jul 04 1965, 3:33 AM EDT Att: 16,145 - Unknown <a href="http://livebaseballscorecards.com">livebaseballscorecards.com</a>																	
<a href="#">Bill Virdon, L</a> (1, 8) OBP: 0.356, SLG: 0.402											0	0	0	0	0	0	0																		
<a href="#">Roberto Clemente, R</a> (1, 9) OBP: 0.369, SLG: 0.460											0	0	0	0	0	0	0																		
<a href="#">Willie Stargell, L</a> (1, 7) OBP: 0.350, SLG: 0.627											0	0	0	0	0	0	0																		
<a href="#">Donn Clendenon, R</a> (1, 3) OBP: 0.373, SLG: 0.472											0	0	0	0	0	0	0																		
<a href="#">Bill Mazeroski, R</a> (1, 4) OBP: 0.330, SLG: 0.401											0	0	0	0	0	0	0																		
<a href="#">Gene Alley, R</a> (1, 6) OBP: 0.303, SLG: 0.364											0	0	0	0	0	0	0																		
<a href="#">Jim Pagliaroni, R</a> (1, 2) OBP: 0.338, SLG: 0.435											0	0	0	0	0	0	0																		
<a href="#">Vern Law, R</a> (1, 1) OBP: 0.268, SLG: 0.341											0	0	0	0	0	0	0																		
<a href="#">Vern Law, R</a> (1, 1) OBP: 0.268, SLG: 0.341											0	0	0	0	0	0	0																		
<b>Inning Stats</b>											1B: 0	SF: 0	2B: 0	SAC: 0	3B: 0	DP: 0	HR: 0	HBP: 0	WP: 0	PA: 0															
<b>PITCHER</b>	IP	WLS	BF	H	R	ER	SO	BB	IBB	HBP	BLK	WP	HR	S	P	ERA	WHIP	<b>PITCHER</b>	IP	WLS	BF	H	R	ER	SO	BB	IBB	HBP	BLK	WP	HR	S	P	ERA	WHIP
<a href="#">Hank Fischer, R</a> (1, 1) ERA: 5.16	0.0	W	0	0	0	0	0	0	0	0	0	0	0	0	0	∞	∞																		



WP: 0 PA: 0  
 FB: 0  
 SB: 0  
 CS: 0

Batter	1	2	3	4	5	6	7	8	9	AB	R	H	RBI	BB	SO	LOB	TOP					
Joe Morgan, L (1,4) OBP: 0.375, SLG: 0.409										4	1	1	0	1	0	2						
Joe Gaines, R (1,9) OBP: 0.304, SLG: 0.415										5	2	1	0	0	0	1						
Rusty Staub, L (9,9) OBP: 0.312, SLG: 0.337										0	0	0	0	0	0	0						
Jimmy Wynn, R (1,8) OBP: 0.371, SLG: 0.494										5	1	4	1	0	1	0						
Walt Bond, L (1,3) OBP: 0.322, SLG: 0.365										2	0	0	1	2	1	1						
Bob Aspromonte, R (1,5) OBP: 0.323, SLG: 0.362										3	0	0	1	1	0	4						
Lee Maye, L (1,7) OBP: 0.302, SLG: 0.386										4	1	1	1	1	0	5						
Ron Brand, R (1,2) OBP: 0.277, SLG: 0.272										4	0	0	0	0	0	4						
Bob Lillis, R (1,6) OBP: 0.265, SLG: 0.234										3	0	2	1	1	0	0						
Turk Farrell, R (1,1) OBP: 0.186, SLG: 0.190										4	0	0	0	0	2	4						
Jim Owens, R (8,1)										0	0	0	0	0	0	0						
Ron Taylor, R (9,1) OBP: 0.400, SLG: 0.600										0	0	0	0	0	0	0						
Mike Cuellar, L (9,1)										0	0	0	0	0	0	0						
<b>Inning Stats</b>	R: 2 E: 0 K: 0 S: 6	H: 3 LOB: 2 BB: 1 P: 10	R: 0 E: 0 K: 0 S: 3	H: 0 LOB: 0 BB: 0 P: 3	R: 0 E: 0 K: 0 S: 4	H: 1 LOB: 1 BB: 0 P: 4	R: 1 E: 0 K: 1 S: 6	H: 1 LOB: 1 BB: 1 P: 10	R: 1 E: 0 K: 0 S: 4	H: 1 LOB: 1 BB: 1 P: 8	R: 0 E: 1 K: 1 S: 6	H: 1 LOB: 1 BB: 0 P: 6	R: 0 E: 0 K: 2 S: 7	H: 0 LOB: 0 BB: 0 P: 7	R: 0 E: 0 K: 0 S: 4	H: 1 LOB: 2 BB: 2 P: 8	R: 1 E: 0 K: 0 S: 4	H: 1 LOB: 2 BB: 2 P: 12	1B: 7 2B: 1 3B: 1 HR: 0	SF: 1 SAC: 1 DP: 0 HBP: 0	WP: 1 PB: 0 SB: 1 CS: 0	PA: 42
<b>PITCHER</b>	IP WLS BF H R ER SO BB IBB HBP BLK WP HR S P ERA WHIP																					
Wade Blasingame, L (1,1) ERA: 3.21	8.0	36	8	4	4	4	4	4	0	0	0	0	1	0	40	56	4.50	1.500				
Bob Sadowski, R (9,1) ERA: 5.33	0.1	L 3	1	1	1	0	1	0	0	0	0	0	0	0	2	6	27.00	6.000				
Billy O'Dell, L (9,1) ERA: 2.61	0.2	3	0	0	0	0	0	1	0	0	0	0	0	0	2	6	0.00	0.000				

Houston Astros @ Milwaukee Braves  
Milwaukee County Stadium, Milwaukee, WI  
Mon Jul 05 1965, 8:05 PM EDT  
Att: 7,775 - Unknown - 59 F

AB 34  
R 5  
H 9  
RBI 5  
BB 6  
SO 4  
LOB 21

Batter	1	2	3	4	5	6	7	8	9	AB	R	H	RBI	BB	SO	LOB	BOTTOM					
Felipe Alou, R (1,3) OBP: 0.327, SLG: 0.482										3	1	1	1	2	0	0						
Frank Bolling, R (1,4) OBP: 0.326, SLG: 0.398										5	0	1	0	0	0	4						
Eddie Mathews, L (1,5) OBP: 0.328, SLG: 0.437										5	0	0	0	0	0	5						
Joe Torre, R (1,2) OBP: 0.399, SLG: 0.567										4	1	1	2	0	0	2						
Hank Aaron, R (1,9) OBP: 0.389, SLG: 0.557										4	1	2	1	0	0	2						
Rico Carty, R (1,7) OBP: 0.346, SLG: 0.434										3	0	1	0	1	1	1						
Gary Kolb, L (1,8) OBP: 0.320, SLG: 0.292										4	0	0	0	0	0	3						
Woody Woodward, R (1,6) OBP: 0.253, SLG: 0.259										1	0	0	0	0	1	2						
Miguel de la Hoz, R (5, PH) OBP: 0.297, SLG: 0.333										3	0	1	0	0	0	1						
Wade Blasingame, L (1,1) OBP: 0.267, SLG: 0.364										3	0	1	0	0	0	1						
Mack Jones, L (8, PR) OBP: 0.323, SLG: 0.524										0	1	0	0	0	0	0						
Bob Sadowski, R (9,1) OBP: 0.214, SLG: 0.154										0	0	0	0	0	0	0						
Billy O'Dell, S (9,1) OBP: 0.231, SLG: 0.308										0	0	0	0	0	0	0						
Ty Cline, L (9, PH) OBP: 0.258, SLG: 0.220										0	0	0	0	0	0	0						
<b>Inning Stats</b>	R: 0 E: 0 K: 0 S: 2	H: 0 LOB: 0 BB: 1 P: 6	R: 0 E: 1 K: 1 S: 7	H: 1 LOB: 2 BB: 0 P: 7	R: 0 E: 0 K: 0 S: 3	H: 0 LOB: 0 BB: 0 P: 3	R: 0 E: 0 K: 0 S: 3	H: 0 LOB: 0 BB: 0 P: 3	R: 0 E: 0 K: 0 S: 4	H: 1 LOB: 1 BB: 0 P: 4	R: 0 E: 1 K: 0 S: 5	H: 1 LOB: 2 BB: 0 P: 5	R: 0 E: 0 K: 1 S: 5	H: 0 LOB: 0 BB: 0 P: 5	R: 4 E: 0 K: 0 S: 7	H: 4 LOB: 1 BB: 1 P: 11	R: 0 E: 0 K: 0 S: 4	H: 1 LOB: 2 BB: 1 P: 8	1B: 6 2B: 0 3B: 0 HR: 2	SF: 0 SAC: 1 DP: 1 HBP: 0	WP: 0 PB: 1 SB: 0 CS: 0	PA: 39
<b>PITCHER</b>	IP WLS BF H R ER SO BB IBB HBP BLK WP HR S P ERA WHIP																					
Turk Farrell, R (1,1) ERA: 2.34	7.2	32	7	4	4	2	35	39	4.70	1.043												
Jim Owens, R (8,1) ERA: 2.37	0.2	W 5	1	0	0	0	2	0	0	0	0	3	11	0.00	4.500							
Ron Taylor, R (9,1) ERA: 4.28	0.1	1	0	0	0	0	0	0	0	0	1	1	0.00	0.000								
Mike Cuellar, L (9,1) ERA: 8.53	0.1	S 1	0	0	0	0	0	0	0	0	1	1	0.00	0.000								

Houston Astros @ Milwaukee Braves  
Milwaukee County Stadium, Milwaukee, WI  
Mon Jul 05 1965, 8:05 PM EDT  
Att: 7,775 - Unknown - 59 F

AB 35  
R 4  
H 8  
RBI 4  
BB 3  
SO 2  
LOB 21

Batter	1	2	3	4	5	6	7	8	9	AB	R	H	RBI	BB	SO	LOB	TOP			
Joe Morgan, L (1,4) OBP: 0.375, SLG: 0.405	4-0 PB BB		4-0 FC6-4 BB		0-0 P5		0-0 F7		0-0 4-3	3	0	0	0	2	0	1	<b>Houston Astros @ Milwaukee Braves</b> <b>Milwaukee County Stadium, Milwaukee, WI</b> Wed Jul 07 1965, 8:05 PM EDT Att. 4,840 - Unknown - 79 F			
Lee Maye, L (1,7) OBP: 0.306, SLG: 0.385	0-0 1-3		0-0 FC6-4 FC4-6 1-2		4-0 BB		0-0 BB 1B			3	0	1	0	1	0	2				
Jim Gentile, L (1,3) OBP: 0.302, SLG: 0.433	0-3 K		0-0 FC4-6 1-2		0-0 F8		4-0 BB 1-2			3	0	0	0	1	1	4				
Walt Bond, L (1,9) OBP: 0.324, SLG: 0.375	4-0 S BB		0-0 P4		0-0 HR		0-0 3-1			3	1	1	1	1	0	3				
Bob Aspromonte, R (1,5) OBP: 0.319, SLG: 0.357	0-0 F5 1-2			0-0 F9		0-0 F7		0-0 F3		4	0	0	0	0	0	2				
Jimmy Wynn, R (1,8) OBP: 0.369, SLG: 0.502		0-0 6-3		0-3 K		0-0 HR		0-0 F3		4	1	1	1	0	1	0				
Ron Brand, R (1,2) OBP: 0.271, SLG: 0.266		0-0 6-3		0-0 F9		0-0 L6		0-0 6-3		4	0	0	0	0	0	0				
Bob Lillis, R (1,6) OBP: 0.268, SLG: 0.235		0-0 BB 1B		4-0 BB BB		0-3 K		0-0 P4		3	0	1	0	1	1	0				
Bob Bruce, R (1,1) OBP: 0.091, SLG: 0.093		0-0 F9		0-3 K		0-0 G3		0-0 G3		2	0	0	0	0	1	2				
Rusty Staub, L (7, PH) OBP: 0.311, SLG: 0.335										1	0	0	0	0	0	0				
Ron Taylor, R (7, PH) OBP: 0.400, SLG: 0.600										0	0	0	0	0	0	0				
Joe Gaines, R (9, PH) OBP: 0.302, SLG: 0.411										1	0	0	0	0	0	0				
<b>Inning Stats</b>	R: 0 E: 0 K: 1 S: 5	H: 0 LOB: 2 BB: 2 P: 13	R: 0 E: 0 K: 0 S: 4	H: 1 LOB: 1 BB: 0 P: 4	R: 0 E: 0 K: 0 S: 3	H: 0 LOB: 1 BB: 1 P: 7	R: 0 E: 0 K: 1 S: 5	H: 0 LOB: 2 BB: 2 P: 13	R: 2 E: 0 K: 1 S: 7	H: 2 LOB: 0 BB: 0 P: 7	R: 0 E: 0 K: 0 S: 4	H: 1 LOB: 2 BB: 1 P: 8	R: 0 E: 0 K: 0 S: 3	H: 0 LOB: 0 BB: 0 P: 3	R: 0 E: 0 K: 0 S: 3	H: 0 LOB: 0 BB: 0 P: 3	1B: 2 2B: 0 3B: 0 HR: 2	SF: 0 SAC: 0 DP: 0 HBP: 0	WP: 0 PB: 2 SB: 1 CS: 0	PA: 37
<b>PITCHER</b>	IP WLS BF H R ER SO BB IBB HBP BLK WP HR S P ERA WHIP	IP WLS BF H R ER SO BB IBB HBP BLK WP HR S P ERA WHIP																		
Ken Johnson, R (1,1) ERA: 3.4	6.2 W 30 4 2 2 4 6 0 0 0 0 2 32 56 2.70 1.500	2.1 S 7 0 0 0 0 0 0 0 0 0 0 7 7 0.00 0.000																		
Billy O'Dell, L (7,1) ERA: 2.51																				

livebaseballscores.com



AB 31  
R 2  
H 4  
RBI 2  
BB 6  
SO 4  
LOB 14

Batter	1	2	3	4	5	6	7	8	9	AB	R	H	RBI	BB	SO	LOB	BOTTOM			
Felipe Alou, R (1,8) OBP: 0.333, SLG: 0.484	0-0 BB SH1 1B	4-0 3-1 IBB		0-0 2H 1B			0-0 F8			3	0	2	1	1	0	0	<b>Houston Astros @ Milwaukee Braves</b> <b>Milwaukee County Stadium, Milwaukee, WI</b> Wed Jul 07 1965, 8:05 PM EDT Att. 4,840 - Unknown - 79 F			
Frank Bolling, R (1,4) OBP: 0.322, SLG: 0.393	0-0 SH1 1-2	0-0 3-1 1-2 2-3 3-H		0-0 F9			0-3 K			3	0	0	1	0	1	2				
Hank Aaron, R (1,9) OBP: 0.387, SLG: 0.564	0-0 L8	0-0 6-3		0-3 K			0-0 HR			4	1	1	1	0	1	3				
Joe Torre, R (1,2) OBP: 0.397, SLG: 0.560	4-0 BB BB		0-3 K		0-0 P6		0-0 P6			3	0	0	0	1	1	0				
Eddie Mathews, L (1,5) OBP: 0.327, SLG: 0.432	4-0 1-2 2-3 BB		0-3 K		0-0 3-1		0-0 F7			3	0	0	0	1	1	0				
Gene Oliver, R (1,3) OBP: 0.335, SLG: 0.395	0-3 K		0-0 5-3		0-0 CS 2B		0-0 L5-3			3	0	1	0	0	1	3				
Ty Cline, L (8,8) OBP: 0.256, SLG: 0.218										1	0	0	0	0	0	0				
Denis Menke, R (1,6) OBP: 0.330, SLG: 0.500		4-0 2B 3-1 BB		0-0 1B 2B		0-0 1-3 2-3		0-3 K		3	2	1	0	1	1	1				
Rico Carty, R (1,7) OBP: 0.358, SLG: 0.473		0-0 3-1 1-3 2B		0-0 2H 1B 1B		0-0 HR				3	2	3	2	0	0	0				
Ken Johnson, R (1,1) OBP: 0.125, SLG: 0.150		0-3 K		0-0 5-3 1-2		0-3 K				3	0	0	0	0	2	3				
Billy O'Dell, S (7,1) OBP: 0.231, SLG: 0.308										0	0	0	0	0	0	0				
<b>Inning Stats</b>	R: 0 E: 0 K: 1 S: 6	H: 1 LOB: 3 BB: 2 P: 14	R: 1 E: 0 K: 1 S: 6	H: 1 LOB: 2 BB: 2 P: 14	R: 0 E: 0 K: 2 S: 7	H: 0 LOB: 0 BB: 0 P: 7	R: 2 E: 0 K: 0 S: 5	H: 3 LOB: 0 BB: 0 P: 5	R: 0 E: 0 K: 1 S: 5	H: 0 LOB: 0 BB: 0 P: 5	R: 1 E: 0 K: 1 S: 6	H: 2 LOB: 0 BB: 0 P: 6	R: 1 E: 0 K: 1 S: 6	H: 1 LOB: 0 BB: 0 P: 6	R: 0 E: 0 K: 1 S: 5	H: 0 LOB: 0 BB: 0 P: 5	1B: 3 2B: 3 3B: 0 HR: 2	SF: 0 SAC: 1 DP: 0 HBP: 0	WP: 0 PB: 0 SB: 0 CS: 1	PA: 34
<b>PITCHER</b>	IP WLS BF H R ER SO BB IBB HBP BLK WP HR S P ERA WHIP	IP WLS BF H R ER SO BB IBB HBP BLK WP HR S P ERA WHIP																		
Bob Bruce, R (1,1) ERA: 3.44	6.0 L 27 7 4 4 6 3 1 0 0 0 1 35 51 6.00 1.667	2.0 7 1 1 1 2 0 0 0 0 0 0 1 11 11 4.50 0.500																		
Ron Taylor, R (7,1) ERA: 4.29																				

livebaseballscores.com



AB 29  
R 5  
H 8  
RBI 5  
BB 4  
SO 8  
LOB 12



Batter	1	2	3	4	5	6	7	8	9	AB	R	H	RBI	BB	SO	LOB	TOP					
<b>Felipe Alou, R</b> OBP: 0.332, SLG: 0.500 (1, 3)										5	0	1	0	0	1	4	<b>Milwaukee Braves @ Cincinnati Reds</b> Crosley Field, Cincinnati, OH Fri Jul 09 1965, 7:05 PM EDT Att: 15,972 - Unknown - 73 F  <b>AB 33</b> <b>R 2</b> <b>H 9</b> <b>RBI 2</b> <b>BB 3</b> <b>SO 7</b> <b>LOB 22</b>					
<b>Frank Bolling, R</b> OBP: 0.318, SLG: 0.385 (1, 4)										4	0	1	0	0	0	1						
<b>Hank Aaron, R</b> OBP: 0.388, SLG: 0.573 (1, 9)										3	0	1	0	1	2	1						
<b>Joe Torre, R</b> OBP: 0.395, SLG: 0.553 (1, 2)										3	0	1	0	1	0	3						
<b>Mack Jones, L</b> OBP: 0.320, SLG: 0.521 (1, 8)										4	0	0	0	0	2	5						
<b>Rico Carty, R</b> OBP: 0.363, SLG: 0.494 (1, 7)										3	1	1	0	1	0	2						
<b>Eddie Mathews, L</b> OBP: 0.334, SLG: 0.444 (1, 5)										4	1	3	2	0	0	0						
<b>Denis Menke, R</b> OBP: 0.315, SLG: 0.476 (9, PH)										3	0	0	0	0	0	3						
<b>Miguel de la Hoz, R</b> OBP: 0.328, SLG: 0.398 (9, PH)										1	0	1	0	0	0	0						
<b>Hank Fischer, R</b> OBP: 0.231, SLG: 0.231 (6, 1)										2	0	0	0	0	2	2						
<b>Billy O'Dell, S</b> OBP: 0.231, SLG: 0.308 (8, 1)										0	0	0	0	0	0	0						
<b>Dan Osinski, R</b> OBP: 0.325, SLG: 0.382 (9, PH)										1	0	0	0	0	0	1						
<b>Inning Stats</b>	R: 0 E: 0 K: 2 S: 8	H: 1 LOB: 2 BB: 1 P: 12	R: 2 E: 0 K: 2 S: 9	H: 2 LOB: 0 BB: 0 P: 9	R: 0 E: 0 K: 0 S: 4	H: 1 LOB: 2 BB: 0 P: 8	R: 0 E: 0 K: 0 S: 4	H: 1 LOB: 1 BB: 0 P: 4	R: 0 E: 0 K: 2 S: 8	H: 1 LOB: 2 BB: 1 P: 8	R: 0 E: 0 K: 1 S: 6	H: 1 LOB: 2 BB: 1 P: 10	R: 0 E: 0 K: 0 S: 3	H: 1 LOB: 0 BB: 0 P: 3	R: 0 E: 0 K: 0 S: 3	H: 0 LOB: 2 BB: 0 P: 3	R: 0 E: 0 K: 0 S: 4	H: 1 LOB: 1 BB: 0 P: 4	1B: 7 2B: 1 3B: 0 HR: 1	SF: 0 SAC: 2 DP: 1 HBP: 0	WP: 1 PB: 0 SB: 0 CS: 0	PA: 38
<b>PITCHER</b> <b>Jim Maloney, R</b> ERA: 2.71 (1, 1)	IP: 9.0 WLS: W BF: 38	H: 9 R: 2 ER: 2 SO: 7	BB: 3 IBB: 0 HBP: 0 BLK: 0	WP: 1 HR: 1 S: 49 P: 61	ERA: 2.00 WHIP: 1.333	<b>PITCHER</b>										IP: 9.0 WLS: W BF: 38	H: 9 R: 2 ER: 2 SO: 7	BB: 3 IBB: 0 HBP: 0 BLK: 0	WP: 1 HR: 1 S: 49 P: 61	ERA: 2.00 WHIP: 1.333		

Batter	1	2	3	4	5	6	7	8	9	AB	R	H	RBI	BB	SO	LOB	BOTTOM			
<b>Tommy Harper, R</b> OBP: 0.371, SLG: 0.459 (1, 7)										4	1	2	0	0	1	3	<b>Milwaukee Braves @ Cincinnati Reds</b> Crosley Field, Cincinnati, OH Fri Jul 09 1965, 7:05 PM EDT Att: 15,972 - Unknown - 73 F  <b>AB 34</b> <b>R 6</b> <b>H 12</b> <b>RBI 6</b> <b>BB 5</b> <b>SO 5</b> <b>LOB 20</b>			
<b>Pete Rose, S</b> OBP: 0.368, SLG: 0.391 (1, 4)										5	1	1	0	0	2	4				
<b>Vada Pinson, L</b> OBP: 0.347, SLG: 0.477 (1, 8)										3	1	2	3	1	0	0				
<b>Frank Robinson, R</b> OBP: 0.388, SLG: 0.560 (1, 9)										3	0	0	0	2	0	3				
<b>Gordy Coleman, L</b> OBP: 0.367, SLG: 0.530 (7, PH)										2	1	1	0	1	0	0				
<b>Tony Perez, R</b> OBP: 0.307, SLG: 0.475 (8, 3)										2	0	1	1	0	0	2				
<b>Deron Johnson, R</b> OBP: 0.335, SLG: 0.519 (1, 5)										4	0	0	0	1	1	5				
<b>Johnny Edwards, L</b> OBP: 0.337, SLG: 0.512 (7, PH)										3	0	1	1	0	0	0				
<b>Don Pavletich, R</b> OBP: 0.378, SLG: 0.515 (8, 2)										1	0	0	0	0	0	3				
<b>Leo Cardenas, R</b> OBP: 0.361, SLG: 0.439 (1, 6)										4	1	2	0	0	1	0				
<b>Jim Maloney, L</b> OBP: 0.294, SLG: 0.333 (1, 1)										3	1	2	1	0	0	0				
<b>Inning Stats</b>	R: 1 E: 0 K: 1 S: 7	H: 2 LOB: 2 BB: 1 P: 11	R: 1 E: 0 K: 2 S: 9	H: 2 LOB: 1 BB: 0 P: 9	R: 0 E: 0 K: 0 S: 3	H: 0 LOB: 0 BB: 0 P: 3	R: 0 E: 0 K: 1 S: 5	H: 0 LOB: 0 BB: 0 P: 5	R: 0 E: 0 K: 0 S: 6	H: 1 LOB: 2 BB: 1 P: 10	R: 1 E: 0 K: 0 S: 6	H: 3 LOB: 2 BB: 0 P: 6	R: 0 E: 0 K: 0 S: 4	H: 1 LOB: 3 BB: 2 P: 12	R: 3 E: 1 K: 0 S: 7	H: 3 LOB: 2 BB: 1 P: 11	1B: 8 2B: 3 3B: 1 HR: 0	SF: 0 SAC: 3 DP: 0 HBP: 0	WP: 0 PB: 0 SB: 1 CS: 0	PA: 42
<b>PITCHER</b> <b>Hank Fischer, R</b> ERA: 4.5 (1, 1)	IP: 5.1 WLS: L BF: 26	H: 8 R: 3 ER: 3 SO: 5	BB: 2 IBB: 0 HBP: 0 BLK: 0	WP: 0 HR: 0 S: 34 P: 42	ERA: 5.06 WHIP: 1.875	<b>PITCHER</b>										IP: 5.1 WLS: L BF: 26	H: 8 R: 3 ER: 3 SO: 5	BB: 2 IBB: 0 HBP: 0 BLK: 0	WP: 0 HR: 0 S: 34 P: 42	ERA: 5.06 WHIP: 1.875
<b>Billy O'Dell, L</b> ERA: 2.52 (6, 1)	IP: 2.1 WLS: L BF: 14	H: 3 R: 3 ER: 0 SO: 0	BB: 1 IBB: 2 HBP: 0 BLK: 0	WP: 0 HR: 0 S: 11 P: 23	ERA: 0.00 WHIP: 1.714	<b>PITCHER</b>										IP: 2.1 WLS: L BF: 14	H: 3 R: 3 ER: 0 SO: 0	BB: 1 IBB: 2 HBP: 0 BLK: 0	WP: 0 HR: 0 S: 11 P: 23	ERA: 0.00 WHIP: 1.714
<b>Dan Osinski, R</b> ERA: 3.86 (8, 1)	IP: 0.1 WLS: L BF: 2	H: 1 R: 0 ER: 0 SO: 0	BB: 0 IBB: 0 HBP: 0 BLK: 0	WP: 0 HR: 0 S: 2 P: 2	ERA: 0.00 WHIP: 3.000	<b>PITCHER</b>										IP: 0.1 WLS: L BF: 2	H: 1 R: 0 ER: 0 SO: 0	BB: 0 IBB: 0 HBP: 0 BLK: 0	WP: 0 HR: 0 S: 2 P: 2	ERA: 0.00 WHIP: 3.000

Batter	1	2	3	4	5	6	7	8	9	AB	R	H	RBI	BB	SO	LOB	TOP										
<b>Felipe Alou, R</b> OBP: 0.330, SLG: 0.506 (1, 8)	0-0 5-3		0-0 HR		0-3 K			0-0 F8	0-3 K	5	1	1	1	0	2	2	<b>Milwaukee Braves @ Cincinnati Reds</b> Crosley Field, Cincinnati, OH Sat Jul 10 1965, 7:05 PM EDT Att: 25,413 - Unknown - 74 F										
<b>Frank Bolling, R</b> OBP: 0.317, SLG: 0.383 (1, 4)	0-3 K		0-0 F7		0-0 G3			0-0 2B 1B		4	1	1	0	0	1	1											
<b>Hank Aaron, R</b> OBP: 0.387, SLG: 0.572 (1, 9)	0-0 F8		0-3 K		0-0 6-3			0-0 1B 2B		4	1	1	2	0	1	0											
<b>Joe Torre, R</b> OBP: 0.393, SLG: 0.548 (1, 3)		0-3 K	0-0 F7		0-0 6-3			0-0 2B HR 1B		4	1	1	1	0	1	0											
<b>Gene Oliver, R</b> OBP: 0.327, SLG: 0.379 <b>Mack Jones, L</b> OBP: 0.322, SLG: 0.534 (1, 2)		1-0 E HBP		0-3 K		0-0 5-3		0-0 HR		1	1	0	0	0	1	0											
<b>Rico Carty, R</b> OBP: 0.360, SLG: 0.494 (1, 7)		0-0 E2 1B 2B		0-0 6-3			0-0 F7	0-0 5-3		4	1	1	1	0	0	0											
<b>Miguel de la Hoz, R</b> OBP: 0.313, SLG: 0.380 (1, 5)		0-3 K		0-0 4-3			0-0 5-3	0-0 6-3		4	0	0	0	0	1	1											
<b>Denis Menke, R</b> OBP: 0.325, SLG: 0.476 <b>Dan Osinski, R</b> (7, 1)		0-0 1B		4-0 BB			0-0 F6		0-3 K	2	0	1	1	1	0	0											
<b>Eddie Mathews, L</b> OBP: 0.333, SLG: 0.443 (9, PH)		3-H 1B								0	0	0	0	0	0	0											
<b>Wade Blasingame, L</b> OBP: 0.255, SLG: 0.348 <b>Bob Sadowski, R</b> OBP: 0.214, SLG: 0.154 <b>Ty Cline, L</b> OBP: 0.252, SLG: 0.215 <b>Phil Niekro, R</b> OBP: 0.200, SLG: 0.200 <b>Woody Woodward, R</b> OBP: 0.226, SLG: 0.262 (1, 1)		0-3 K		0-3 K				0-0 1B 2B 1B	0-0 4-3	1	0	0	0	0	1	1											
<b>Inning Stats</b>	R: 0 E: 0 K: 1 S: 5	H: 0 LOB: 0 BB: 0 P: 5	R: 2 E: 1 K: 3 S: 11	H: 2 LOB: 1 BB: 0 P: 12	R: 1 E: 0 K: 1 S: 6	H: 1 LOB: 0 BB: 0 P: 6	R: 0 E: 0 K: 1 S: 5	H: 0 LOB: 1 BB: 0 P: 5	R: 0 E: 0 K: 0 S: 3	H: 0 LOB: 0 BB: 0 P: 3	R: 0 E: 0 K: 0 S: 3	H: 0 LOB: 0 BB: 0 P: 3	R: 5 E: 0 K: 0 S: 8	H: 5 LOB: 0 BB: 0 P: 8	R: 0 E: 0 K: 2 S: 7	H: 0 LOB: 0 BB: 0 P: 7		1B: 4 2B: 2 3B: 0 HR: 2	SF: 0 SAC: 0 DP: 0 HBP: 1	WP: 0 PB: 0 CS: 0	PA: 37						
<b>PITCHER</b>	IP	WLS	BF	H	R	ER	SO	BB	IBB	HBP	BLK	WP	HR	S	P	ERA		WHIP									
<b>Joe Nuxhall, L</b> ERA: 4.82 <b>Billy McCool, L</b> ERA: 3.95	(1, 1)	7.1	W	31	7	7	8	1	0	1	0	0	1	45	50	8.59	1.091										
<b>PITCHER</b>	IP	WLS	BF	H	R	ER	SO	BB	IBB	HBP	BLK	WP	HR	S	P	ERA	WHIP										

AB	35
R	8
H	8
RBI	8
BB	1
SO	10
LOB	6



Batter	1	2	3	4	5	6	7	8	9	AB	R	H	RBI	BB	SO	LOB	BOTTOM											
<b>Tommy Harper, R</b> OBP: 0.374, SLG: 0.460 (1, 7)	0-0 1B 1B WP	4-0 1B BB		0-0 G3 1B	0-0 F9		0-0 F2			4	2	2	2	1	0	1	<b>Milwaukee Braves @ Cincinnati Reds</b> Crosley Field, Cincinnati, OH Sat Jul 10 1965, 7:05 PM EDT Att: 25,413 - Unknown - 74 F											
<b>Pete Rose, S</b> OBP: 0.371, SLG: 0.394 (1, 4)	0-0 WP 1B	0-0 1B		0-0 G3		0-0 5-3 1B	0-0 F8			5	1	3	1	0	0	2												
<b>Vada Pinson, L</b> OBP: 0.347, SLG: 0.476 (1, 8)	0-0 WP 1B	0-0 G3		0-3 K		0-0 5-3 1B		0-0 4-3		5	1	2	0	0	1	4												
<b>Frank Robinson, R</b> OBP: 0.385, SLG: 0.552 (1, 9)	0-3 K		0-0 5-3	4-0 1B IBB		0-0 5-3		0-3 K		4	0	0	0	1	2	4												
<b>Deron Johnson, R</b> OBP: 0.333, SLG: 0.514 (1, 5)	0-0 F3		0-0 F5	0-0 1B		0-0 5-3		0-0 F9		5	0	1	3	0	0	3												
<b>Don Pavletich, R</b> OBP: 0.375, SLG: 0.507 (1, 2)	0-0 6-3		0-3 K	0-0 F8		0-0 2B 1B				4	1	1	1	0	1	4												
<b>Tony Perez, R</b> OBP: 0.312, SLG: 0.483 (1, 3)		0-0 F8		0-0 1B BB 1B	0-0 6-3		0-0 2B			4	1	2	1	0	0	0												
<b>Leo Cardenas, R</b> OBP: 0.359, SLG: 0.434 (1, 6)		0-0 6-3		4-0 1B BB 1B	0-0 6-3		0-0 G3			3	1	0	0	1	0	1												
<b>Joe Nuxhall, L</b> OBP: 0.350, SLG: 0.278 <b>Billy McCool, R</b> (8, 1)		0-0 BB 1B		0-0 G3 1B 1B	4-0 BB		0-3 K			3	2	2	0	1	1	0												
<b>Inning Stats</b>	R: 1 E: 0 K: 1 S: 8	H: 3 LOB: 2 BB: 0 P: 8	R: 1 E: 0 K: 0 S: 5	H: 2 LOB: 2 BB: 1 P: 9	R: 0 E: 0 K: 1 S: 5	H: 0 LOB: 0 BB: 0 P: 5	R: 4 E: 0 K: 1 S: 9	H: 4 LOB: 2 BB: 2 P: 17	R: 0 E: 0 K: 0 S: 3	H: 0 LOB: 1 BB: 1 P: 7	R: 3 E: 0 K: 0 S: 7	H: 4 LOB: 1 BB: 0 P: 7	R: 0 E: 0 K: 1 S: 5	H: 0 LOB: 0 BB: 0 P: 5	R: 0 E: 0 K: 1 S: 5	H: 0 LOB: 0 BB: 0 P: 5		1B: 12 2B: 1 3B: 0 HR: 0	SF: 0 SAC: 0 DP: 0 HBP: 0	WP: 1 PB: 0 CS: 0	PA: 41							
<b>PITCHER</b>	IP	WLS	BF	H	R	ER	SO	BB	IBB	HBP	BLK	WP	HR	S	P	ERA		WHIP										
<b>Wade Blasingame, L</b> ERA: 3.45 <b>Bob Sadowski, R</b> ERA: 5.47 <b>Phil Niekro, R</b> ERA: 3.73 <b>Dan Osinski, R</b> ERA: 3.67	(1, 1)	3.0	L	18	7	5	2	2	0	0	0	0	0	7	11	9.00		2.000										
<b>PITCHER</b>	IP	WLS	BF	H	R	ER	SO	BB	IBB	HBP	BLK	WP	HR	S	P	ERA	WHIP											



Batter	1	2	3	4	5	6	7	8	9	AB	R	H	RBI	BB	SO	LOB	TOP										
<b>Felipe Alou, R</b> OBP: 0.329, SLG: 0.502 (1, 3)										4	0	1	0	0	1	0											
<b>Frank Bolling, R</b> OBP: 0.316, SLG: 0.381 (1, 4)										4	1	1	0	0	0	1											
<b>Hank Aaron, R</b> OBP: 0.385, SLG: 0.578 (1, 9)										4	1	1	2	0	1	1											
<b>Joe Torre, R</b> OBP: 0.388, SLG: 0.540 (1, 2)										4	0	0	0	0	0	1											
<b>Eddie Mathews, L</b> OBP: 0.330, SLG: 0.438 (1, 5)										3	0	0	0	0	0	0											
<b>Rico Carty, R</b> OBP: 0.354, SLG: 0.485 (1, 7)										3	0	0	0	0	0	0											
<b>Mack Jones, L</b> OBP: 0.320, SLG: 0.532 (1, 8)										1	0	0	0	0	1	0											
<b>Ty Cline, L</b> OBP: 0.248, SLG: 0.211 (2, 8)										2	0	0	0	0	0	1											
<b>Denis Menke, R</b> OBP: 0.316, SLG: 0.463 (1, 6)										3	0	0	0	0	1	0											
<b>Woody Woodward, R</b> OBP: 0.256, SLG: 0.282 (8, 6)										0	0	0	0	0	0	0											
<b>Ken Johnson, R</b> OBP: 0.116, SLG: 0.140 (1, 1)										3	0	0	0	0	1	0											
<b>Tony Cloninger, R</b> OBP: 0.180, SLG: 0.260 (9, 1)										0	0	0	0	0	0	0											
<b>Inning Stats</b>	R: 0 E: 0 K: 1 S: 6	H: 1 LOB: 1 BB: 0 P: 6	R: 0 E: 0 K: 1 S: 5	H: 0 LOB: 0 BB: 0 P: 5	R: 0 E: 0 K: 1 S: 5	H: 0 LOB: 0 BB: 0 P: 5	R: 0 E: 0 K: 0 S: 3	H: 0 LOB: 0 BB: 0 P: 3	R: 0 E: 0 K: 1 S: 5	H: 0 LOB: 0 BB: 0 P: 5	R: 2 E: 1 K: 0 S: 6	H: 2 LOB: 1 BB: 0 P: 6	R: 0 E: 0 K: 1 S: 5	H: 0 LOB: 0 BB: 0 P: 5	R: 0 E: 0 K: 0 S: 3	H: 0 LOB: 0 BB: 0 P: 3	1B: 2 2B: 0 3B: 0 HR: 1	SF: 0 SAC: 0 DP: 0 HBP: 0	WP: 0 PB: 0 CS: 0	PA: 31							
<b>PITCHER</b>	IP	WLS	BF	H	R	ER	SO	BB	IBB	HBP	BLK	WP	HR	S	P	ERA	WHIP										
<b>Sammy Ellis, R</b> ERA: 3.32 (1, 1)	8.0	L	28	3	2	2	5	0	0	0	0	0	1	38	38	2.25	0.375										
<b>John Tsitouris, R</b> ERA: 4.36 (9, 1)	1.0	S	3	0	0	0	0	0	0	0	0	0	0	3	3	0.00	0.000										

Milwaukee Braves @ Cincinnati Reds  
Crosley Field, Cincinnati, OH  
Sun Jul 11 1965, 3:33 AM EDT  
Att: 24,692 - Unknown

AB 31  
R 2  
H 3  
RBI 2  
BB 0  
SO 5  
LOB 4



Batter	1	2	3	4	5	6	7	8	9	AB	R	H	RBI	BB	SO	LOB	BOTTOM										
<b>Tommy Harper, R</b> OBP: 0.375, SLG: 0.460 (1, 7)										4	0	2	0	0	0	0											
<b>Pete Rose, S</b> OBP: 0.370, SLG: 0.393 (1, 4)										4	0	1	0	0	0	3											
<b>Vada Pinson, L</b> OBP: 0.346, SLG: 0.473 (1, 8)										4	0	1	1	0	0	2											
<b>Frank Robinson, R</b> OBP: 0.381, SLG: 0.545 (1, 9)										4	0	0	0	0	0	4											
<b>Gordy Coleman, L</b> OBP: 0.364, SLG: 0.529 (1, 3)										4	0	1	0	0	0	0											
<b>Marty Keough, L</b> OBP: 0.188, SLG: 0.071 (9, PR)										0	0	0	0	0	0	0											
<b>Deron Johnson, R</b> OBP: 0.330, SLG: 0.508 (1, 5)										4	0	0	0	0	2	1											
<b>Johnny Edwards, L</b> OBP: 0.340, SLG: 0.514 (1, 2)										3	0	1	0	1	0	0											
<b>Leo Cardenas, R</b> OBP: 0.355, SLG: 0.429 (1, 6)										4	0	0	0	0	0	4											
<b>Sammy Ellis, L</b> OBP: 0.179, SLG: 0.185 (1, 1)										2	0	0	0	0	0	2											
<b>Art Shamsky, L</b> OBP: 0.354, SLG: 0.455 (8, PH)										1	0	1	0	0	0	0											
<b>Giraldo Ruiz, S</b> OBP: 0.071, SLG: 0.071 (8, PR)										0	1	0	0	0	0	0											
<b>John Tsitouris, R</b> OBP: 0.069, SLG: 0.037 (9, 1)										0	0	0	0	0	0	0											
<b>Tony Perez, R</b> OBP: 0.310, SLG: 0.479 (9, PH)										1	0	0	0	0	1	2											
<b>Inning Stats</b>	R: 0 E: 0 K: 0 S: 4	H: 1 LOB: 1 BB: 0 P: 4	R: 0 E: 1 K: 0 S: 5	H: 1 LOB: 2 BB: 0 P: 5	R: 0 E: 0 K: 0 S: 3	H: 0 LOB: 0 BB: 0 P: 3	R: 0 E: 0 K: 0 S: 3	H: 0 LOB: 0 BB: 0 P: 3	R: 0 E: 0 K: 0 S: 4	H: 1 LOB: 1 BB: 0 P: 4	R: 0 E: 0 K: 1 S: 5	H: 0 LOB: 0 BB: 0 P: 5	R: 0 E: 0 K: 0 S: 6	H: 3 LOB: 3 BB: 0 P: 6	R: 0 E: 0 K: 2 S: 8	H: 1 LOB: 2 BB: 1 P: 12	1B: 5 2B: 2 3B: 0 HR: 0	SF: 0 SAC: 0 DP: 0 HBP: 0	WP: 1 PB: 0 CS: 0	PA: 36							
<b>PITCHER</b>	IP	WLS	BF	H	R	ER	SO	BB	IBB	HBP	BLK	WP	HR	S	P	ERA	WHIP										
<b>Ken Johnson, R</b> ERA: 3.26 (1, 1)	8.0	W	32	7	1	1	1	0	0	0	0	1	0	7	11	0.00	1.000										
<b>Tony Cloninger, R</b> ERA: 4.04 (9, 1)	1.0	S	4	0	0	0	2	1	0	0	0	1	0	7	11	0.00	1.000										

Milwaukee Braves @ Cincinnati Reds  
Crosley Field, Cincinnati, OH  
Sun Jul 11 1965, 3:33 AM EDT  
Att: 24,692 - Unknown

AB 35  
R 1  
H 7  
RBI 1  
BB 1  
SO 3  
LOB 18



Batter	1	2	3	4	5	6	7	8	9	AB	R	H	RBI	BB	SO	LOB	TOP			
<b>Felipe Alou, R</b> OBP: 0.331, SLG: 0.505 (1, 3)										4	1	2	0	0	0	1	<b>Milwaukee Braves @ Chicago Cubs</b> Wrigley Field, Chicago, IL Wed Jul 14 1965, 3:33 AM CDT Sunny			
<b>Frank Bolling, R</b> OBP: 0.319, SLG: 0.385 (1, 4)										3	0	2	1	0	0	1				
<b>Hank Aaron, R</b> OBP: 0.380, SLG: 0.572 (1, 9)										3	0	0	1	0	0	2				
<b>Joe Torre, R</b> OBP: 0.386, SLG: 0.535 (1, 2)										4	0	1	0	0	1	0				
<b>Gary Kolb, L</b> OBP: 0.308, SLG: 0.280 (9, PR)										0	0	0	0	0	0	0				
<b>Eddie Mathews, L</b> OBP: 0.329, SLG: 0.436 (1, 5)										4	0	1	0	0	0	1				
<b>Rico Carty, R</b> OBP: 0.357, SLG: 0.482 (1, 7)										3	0	1	0	1	0	0				
<b>Mack Jones, L</b> OBP: 0.319, SLG: 0.527 (1, 8)										4	0	1	0	0	1	4				
<b>Denis Menke, R</b> OBP: 0.314, SLG: 0.459 (1, 6)										1	0	0	0	0	0	0				
<b>Woody Woodward, R</b> OBP: 0.253, SLG: 0.259 (5, PH)										1	0	0	0	0	0	1				
<b>Miguel de la Hoz, R</b> OBP: 0.307, SLG: 0.372 (7, PH)										2	0	0	0	0	1	5				
<b>Tony Cloninger, R</b> OBP: 0.173, SLG: 0.250 (1, 1)										2	0	0	0	0	0	1				
<b>Billy O'Dell, S</b> OBP: 0.231, SLG: 0.308 (7, 1)										0	0	0	0	0	0	0				
<b>Ty Cline, L</b> OBP: 0.254, SLG: 0.234 (6, PH)										1	1	1	0	0	0	0				
<b>Dan Osinski, R</b> OBP: 0.254, SLG: 0.234 (8, 1)										0	0	0	0	0	0	0				
<b>Inning Stats</b>	R: 1 E: 0 K: 1 S: 6	H: 1 LOB: 0 BB: 0 P: 6	R: 0 E: 0 K: 0 S: 3	H: 0 LOB: 0 BB: 0 P: 3	R: 0 E: 0 K: 0 S: 4	H: 1 LOB: 1 BB: 0 P: 4	R: 0 E: 0 K: 0 S: 3	H: 0 LOB: 0 BB: 0 P: 3	R: 0 E: 0 K: 0 S: 4	H: 1 LOB: 1 BB: 0 P: 4	R: 0 E: 0 K: 0 S: 3	H: 2 LOB: 2 BB: 0 P: 9	R: 0 E: 0 K: 0 S: 4	H: 2 LOB: 0 BB: 0 P: 4	R: 0 E: 0 K: 0 S: 4	H: 1 LOB: 3 BB: 1 P: 8	1B: 7 2B: 1 3B: 1 HR: 0	SF: 1 SAC: 1 DP: 2 HBP: 0	WP: 0 PB: 0 SB: 0 CS: 0	PA: 35
<b>PITCHER</b>	IP WLS BF H R ER SO BB IBB HBP BLK WP HR S P ERA WHIP																			
<b>Bob Buhl, R</b> ERA: 3.48 (1, 1)	7.1 W 29 8 2 2 3 0 0 0 0 0 0 0 35 35 2.46 1.091																			
<b>Ted Abernathy, R</b> ERA: 1.6 (8, 1)	1.2 S 6 1 0 0 0 1 0 0 0 0 0 0 5 9 0.00 1.200																			

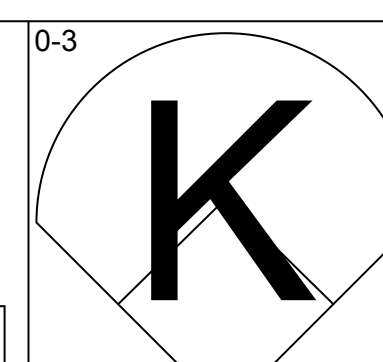
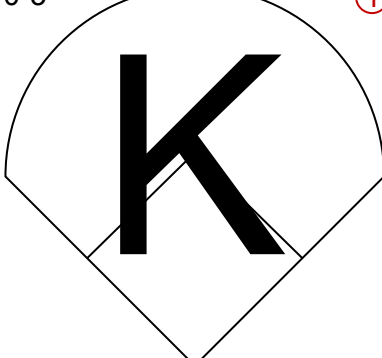
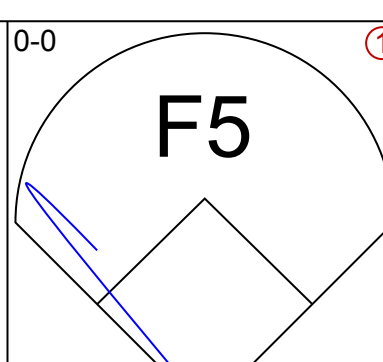
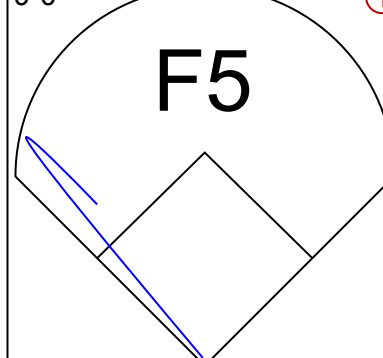
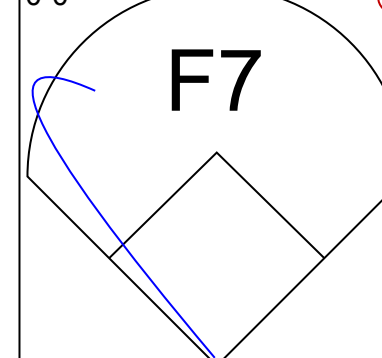
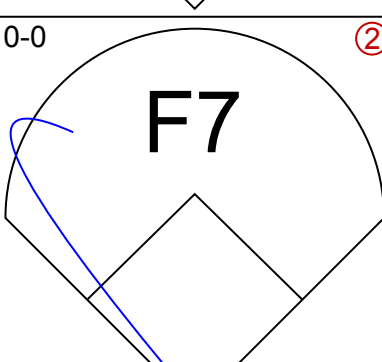
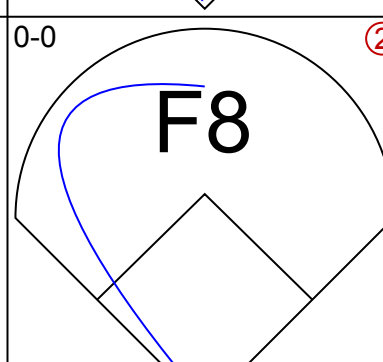
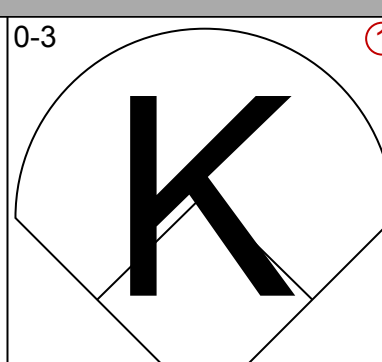
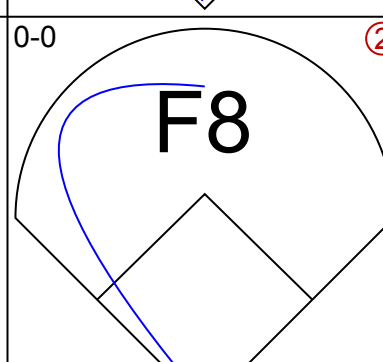
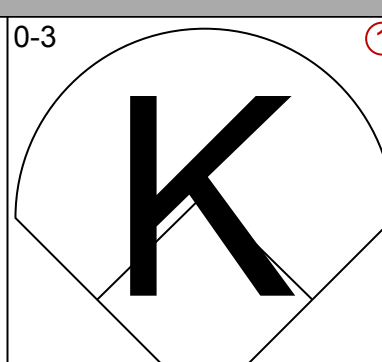
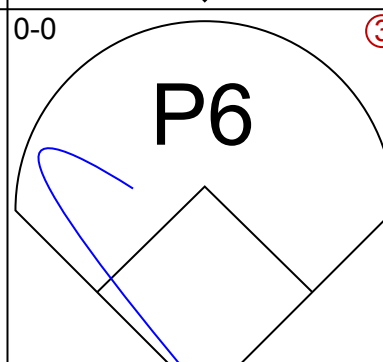
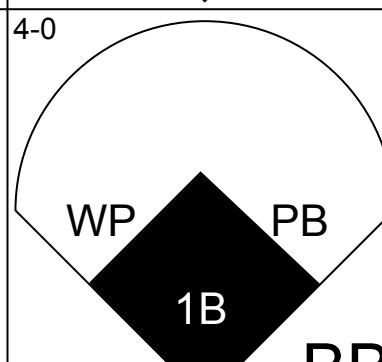
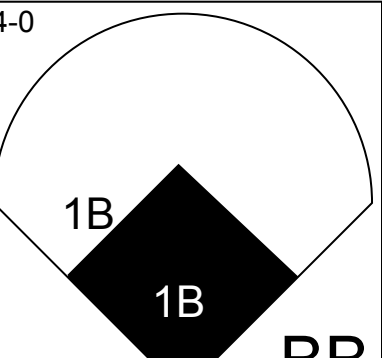
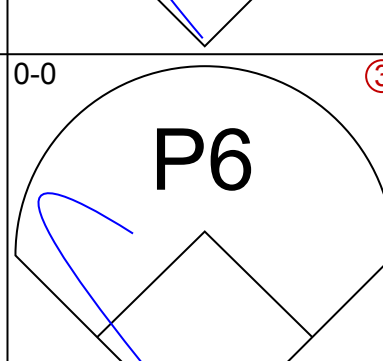
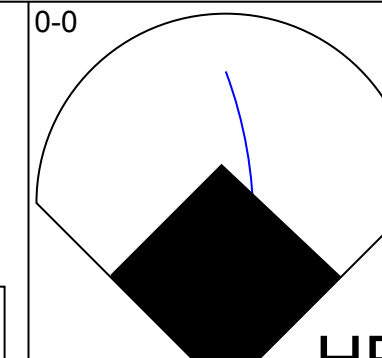
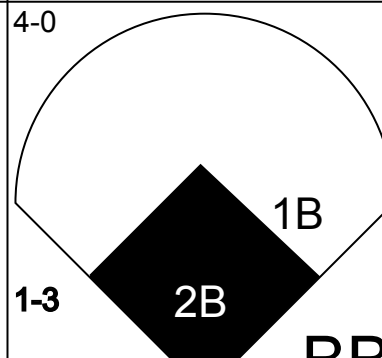
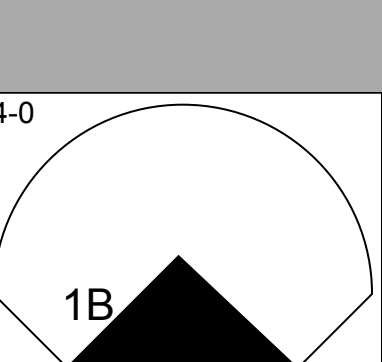
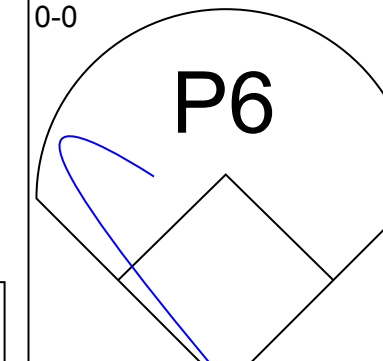
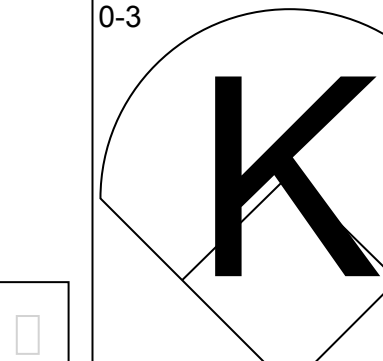
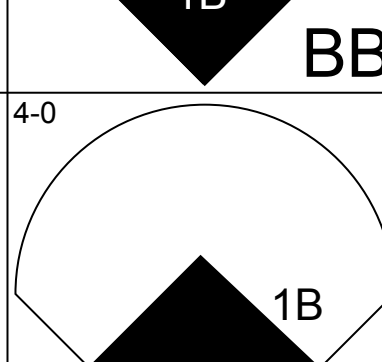
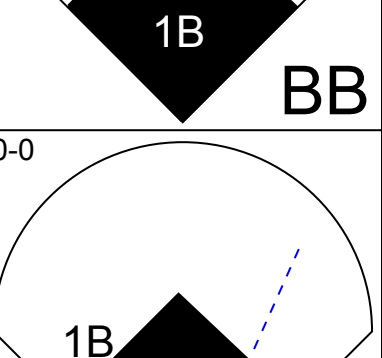
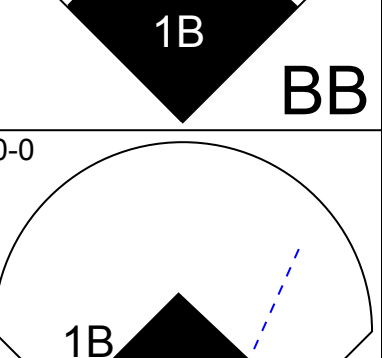
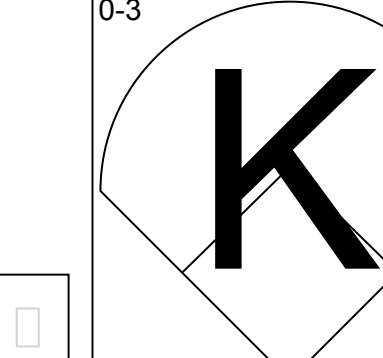
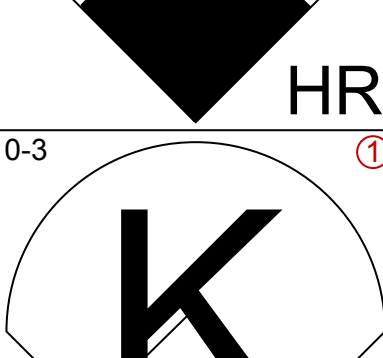
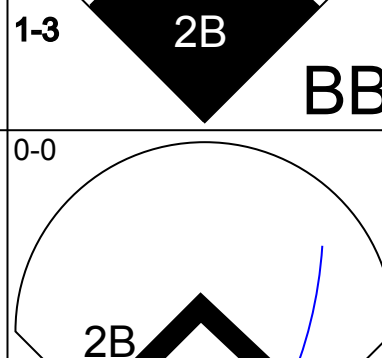
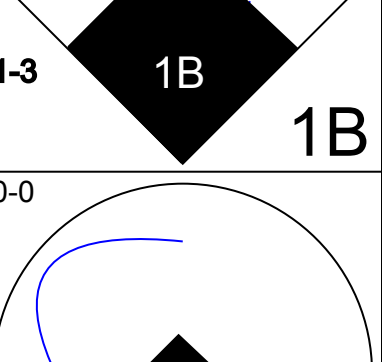
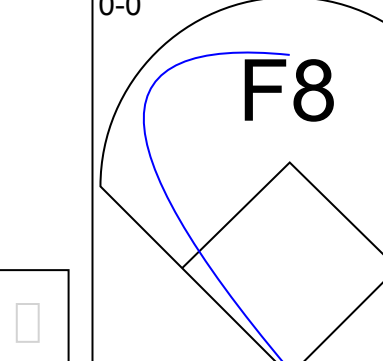
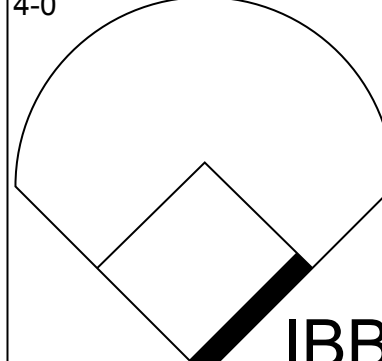
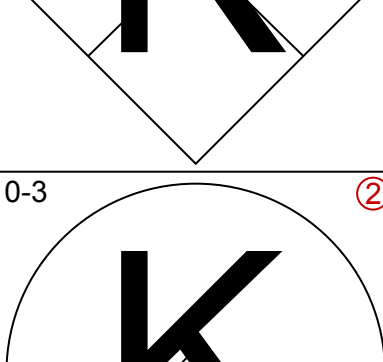
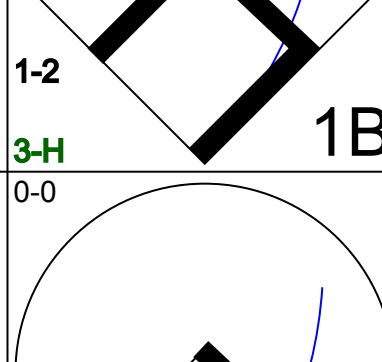
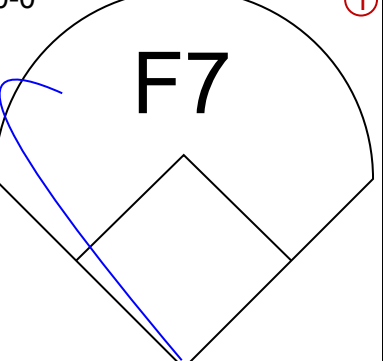
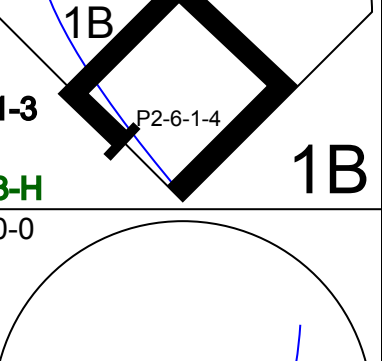
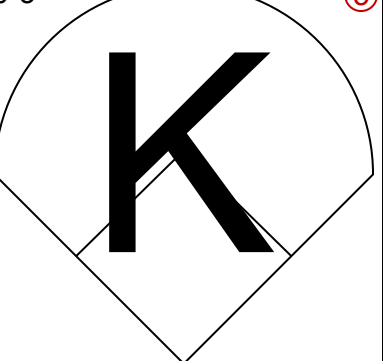
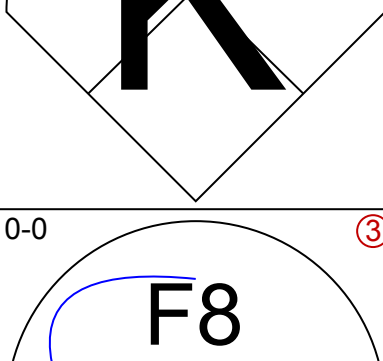
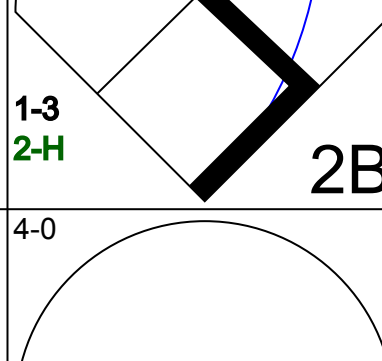
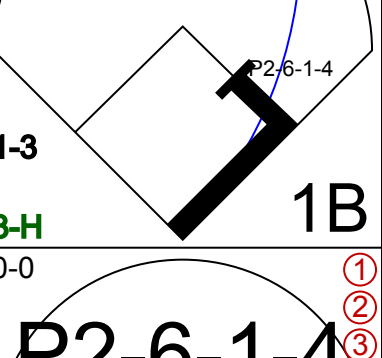
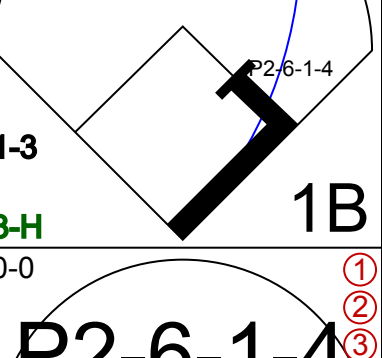
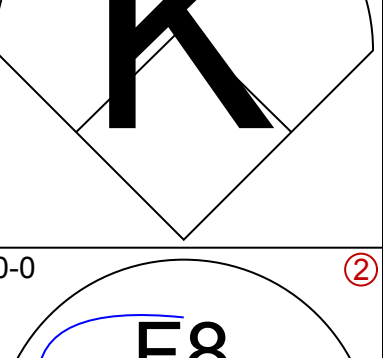

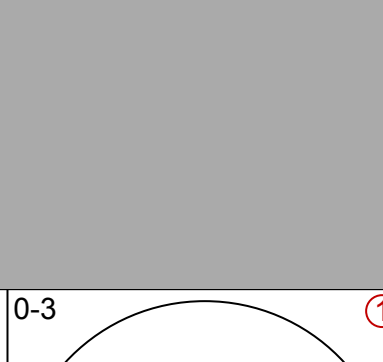
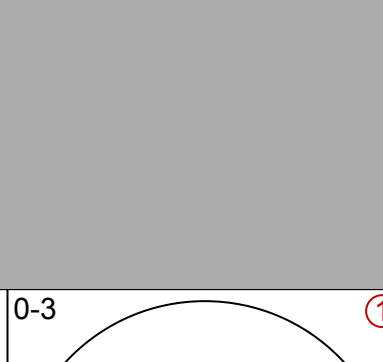
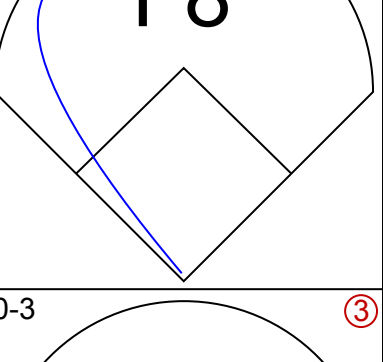
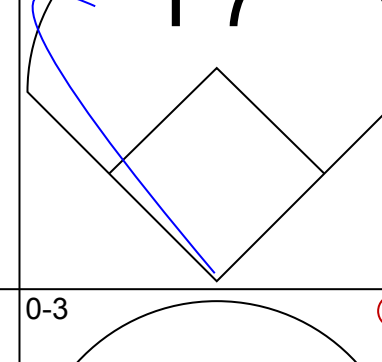
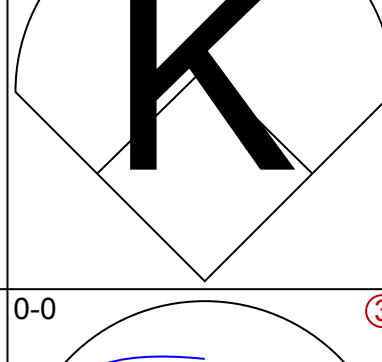
AB 32  
R 2  
H 9  
RBI 2  
BB 1  
SO 3  
LOB 16

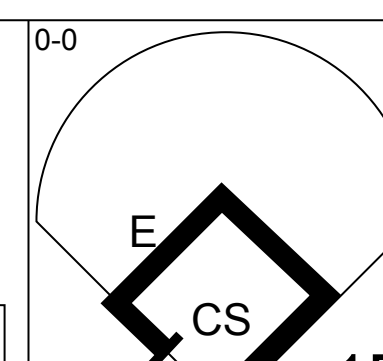
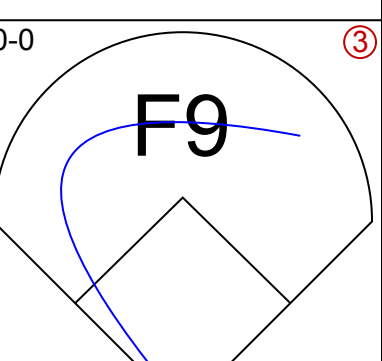
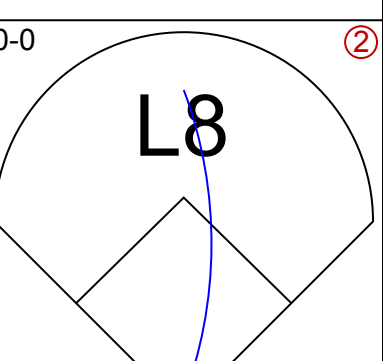
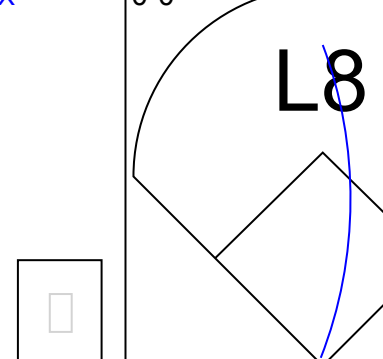
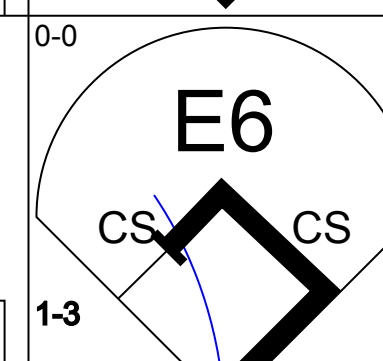
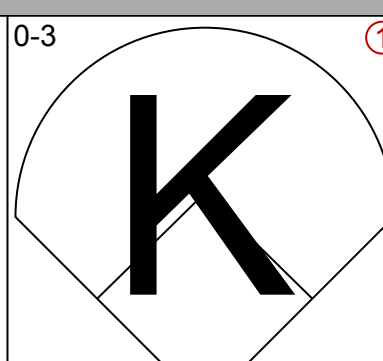
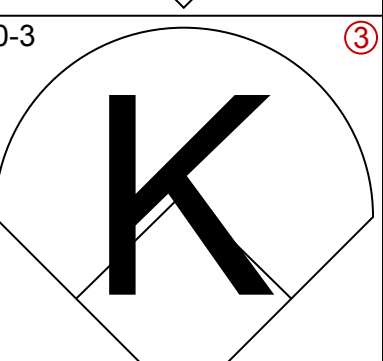

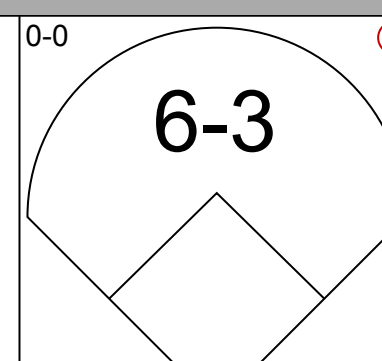
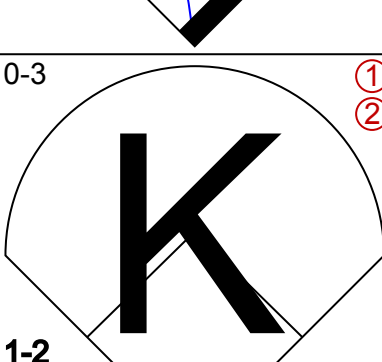
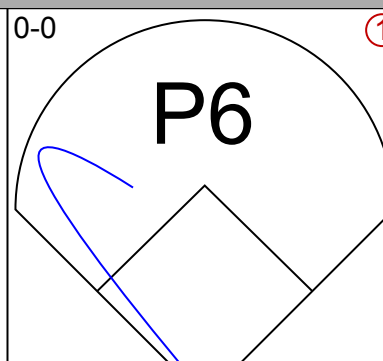
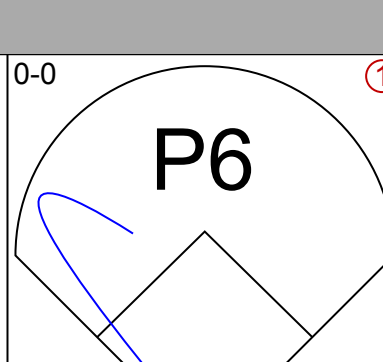
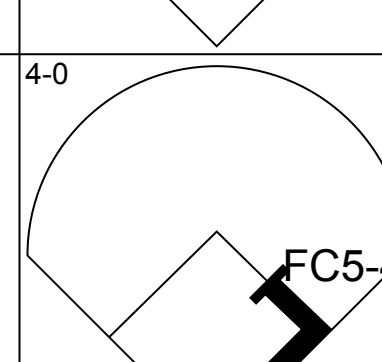
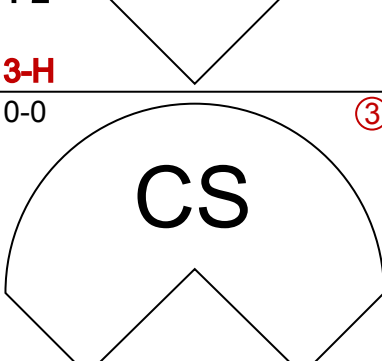
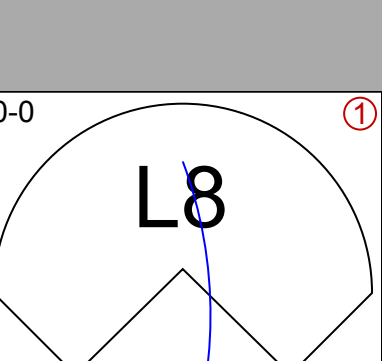
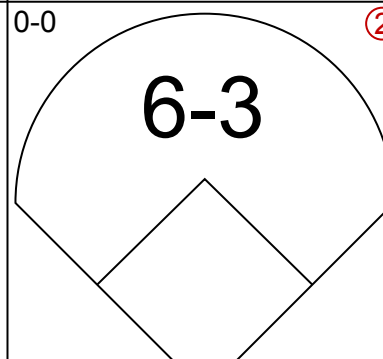
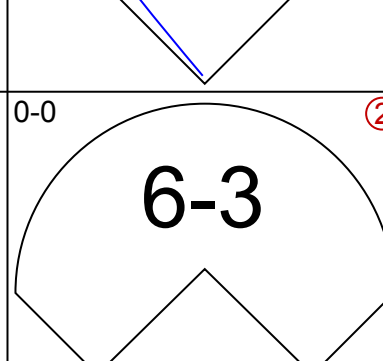
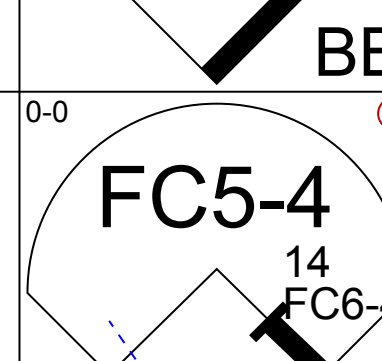
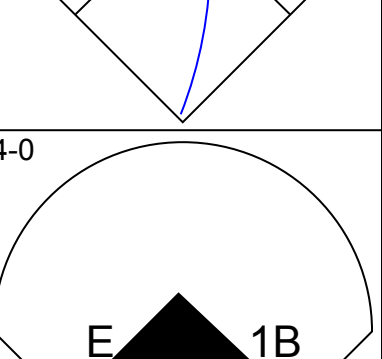
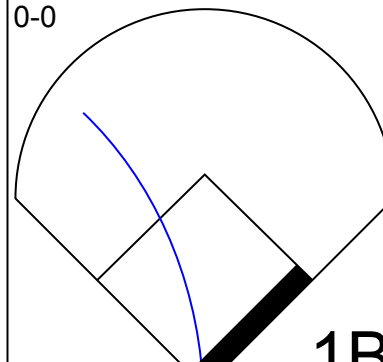
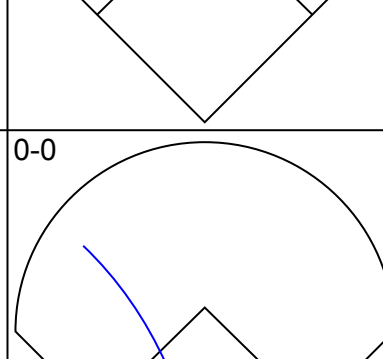

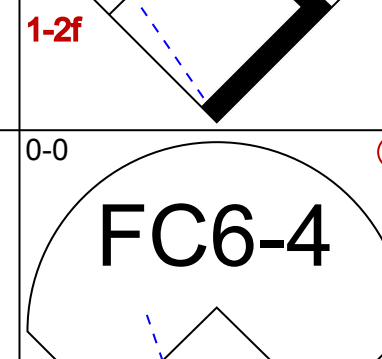
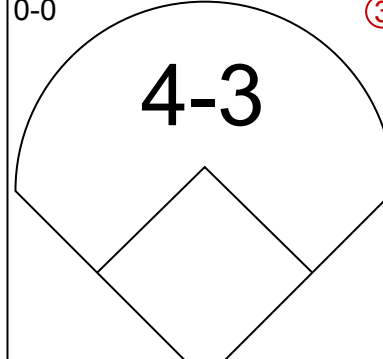
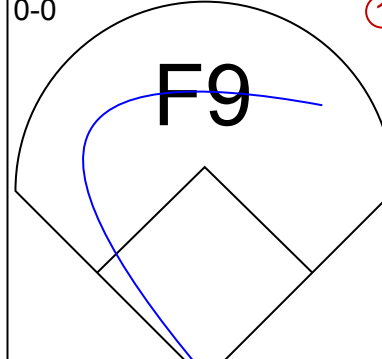
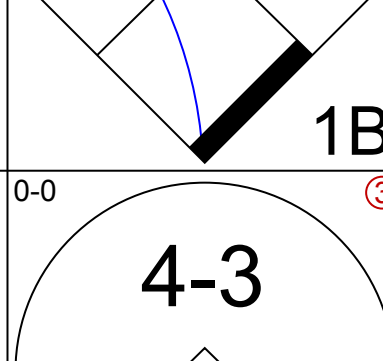
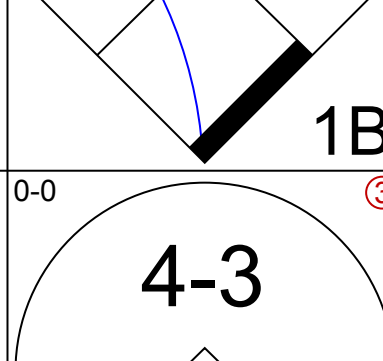
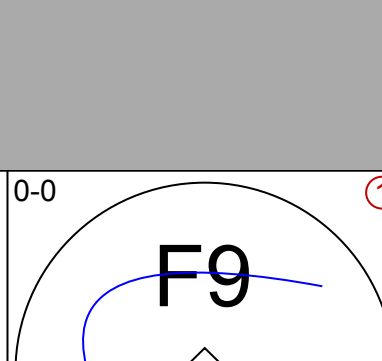
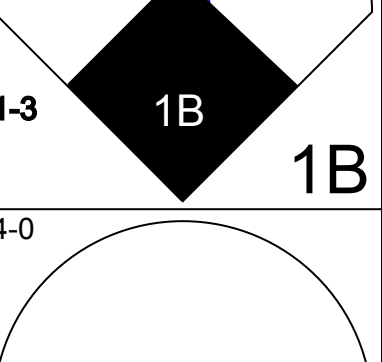
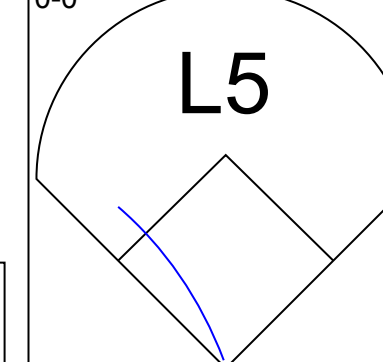
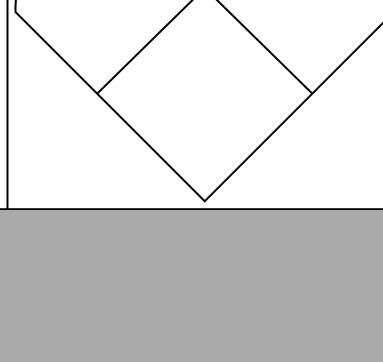
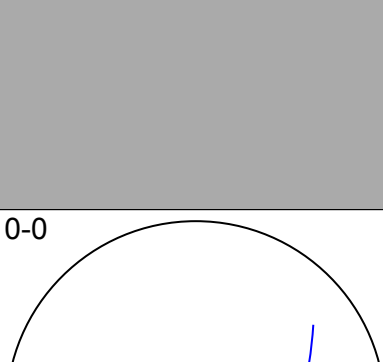
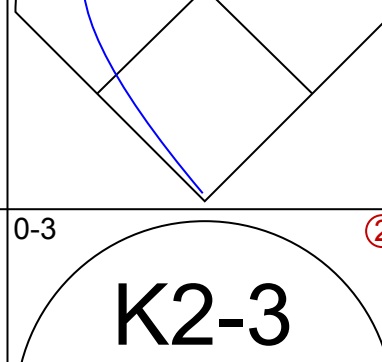
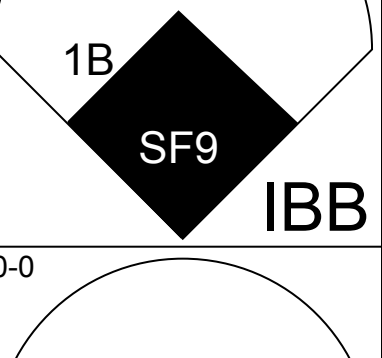
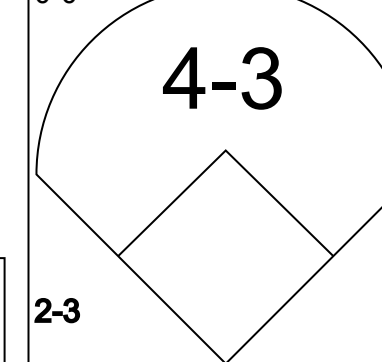

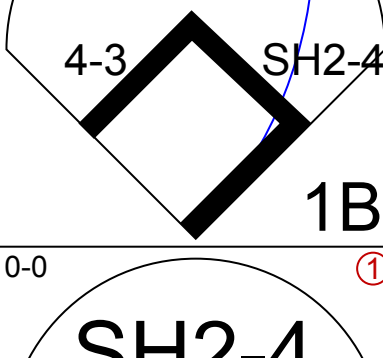
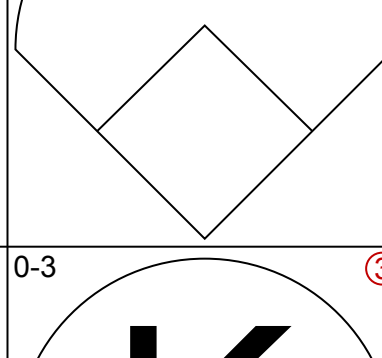
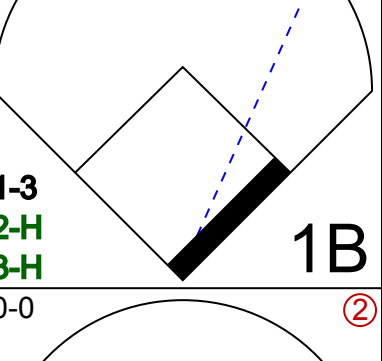
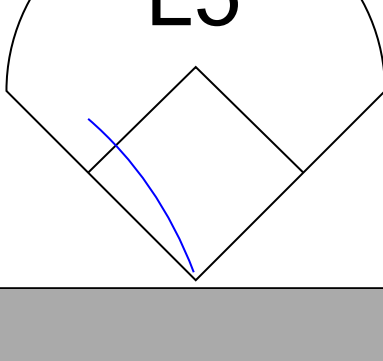
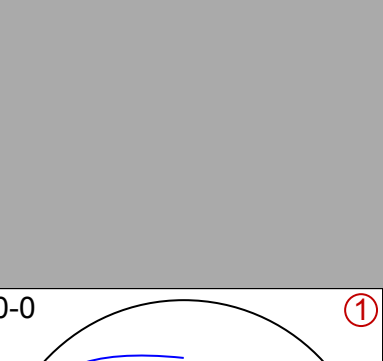
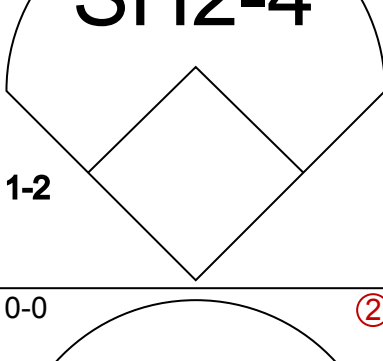


Batter	1	2	3	4	5	6	7	8	9	AB	R	H	RBI	BB	SO	LOB	BOTTOM			
<b>Glenn Beckert, R</b> OBP: 0.276, SLG: 0.305 (1, 4)										4	2	2	0	0	1	1	<b>Milwaukee Braves @ Chicago Cubs</b> Wrigley Field, Chicago, IL Wed Jul 14 1965, 3:33 AM CDT Sunny			
<b>Don Landrum, L</b> OBP: 0.347, SLG: 0.435 (1, 8)										4	2	3	0	0	0	0				
<b>Billy Williams, L</b> OBP: 0.351, SLG: 0.479 (1, 9)										4	0	1	1	0	0	2				
<b>Ron Santo, R</b> OBP: 0.358, SLG: 0.491 (1, 5)										2	1	2	2	2	0	0				
<b>14 Ernie Banks, R</b> OBP: 0.356, SLG: 0.468 (1, 3)										2	0	2	0	2	0	0				
<b>George Altman, L</b> OBP: 0.333, SLG: 0.397 (1, 7)										3	0	0	0	0	1	7				
<b>Jimmy Stewart, S</b> OBP: 0.336, SLG: 0.281 (7, PH)										1	0	0	0	0	1	2				
<b>Ed Bailey, L</b> OBP: 0.297, SLG: 0.308 (1, 2)										4	0	0	0	0	0	4				
<b>Don Kessinger, S</b> OBP: 0.236, SLG: 0.223 (1, 6)										4	0	1	0	0	1	1				
<b>Bob Buhl, R</b> OBP: 0.082, SLG: 0.022 (1, 1)										3	0	0	0	0	1	1				
<b>Ted Abernathy, R</b> OBP: 0.125, SLG: 0.125 (8, 1)										1	0	0	0	0	0	0				
<b>Inning Stats</b>	R: 2 E: 0 K: 0 S: 7	H: 5 LOB: 2 BB: 0 P: 7	R: 0 E: 0 K: 1 S: 5	H: 1 LOB: 1 BB: 0 P: 5	R: 0 E: 0 K: 1 S: 6	H: 2 LOB: 2 BB: 1 P: 10	R: 0 E: 0 K: 1 S: 5	H: 0 LOB: 0 BB: 0 P: 5	R: 0 E: 0 K: 0 S: 3	H: 0 LOB: 0 BB: 0 P: 3	R: 1 E: 1 K: 0 S: 3	H: 0 LOB: 1 BB: 2 P: 11	R: 2 E: 1 K: 1 S: 8	H: 3 LOB: 2 BB: 1 P: 12	R: 0 E: 0 K: 1 S: 5	H: 0 LOB: 0 BB: 0 P: 5	1B: 11 2B: 1 3B: 0 HR: 0	SF: 0 SAC: 0 DP: 2 HBP: 0	WP: 2 PB: 0 SB: 0 CS: 3	PA: 36
<b>PITCHER</b>	IP WLS BF H R ER SO BB IBB HBP BLK WP HR S P ERA WHIP																			
<b>Tony Cloninger, R</b> ERA: 4.11 (1, 1)	6.1 L 29 10 5 4 3 3 0 0 0 0 1 0 5 9 5.68 2.053																			
<b>Billy O'Dell, L</b> ERA: 2.49 (7, 1)	0.2 4 1 0 0 1 1 0 0 0 0 1 0 5 9 0.00 3.000																			
<b>Dan Osinski, R</b> ERA: 3.59 (8, 1)	1.0 3 0 0 0 0 1 0 0 0 0 0 0 5 5 0.00 0.000																			







Batter	1	2	3	4	5	6	7	8	9	AB	R	H	RBI	BB	SO	LOB	TOP
<b>Felipe Alou, R</b> <small>OBP: 0.327, SLG: 0.498</small> 										4	0	0	0	0	1	0	<b>Milwaukee Braves @ Chicago Cubs</b> Wrigley Field, Chicago, IL Wed Jul 14 1965, 3:38 AM CDT Att: 20,273 - Unknown
<b>Frank Bolling, R</b> <small>OBP: 0.315, SLG: 0.379</small> 										4	0	0	0	0	1	0	
<b>Hank Aaron, R</b> <small>OBP: 0.378, SLG: 0.566</small> 										3	1	0	0	1	0	0	
<b>Gene Oliver, R</b> <small>OBP: 0.340, SLG: 0.420</small> 										2	4	2	2	2	0	0	
<b>Eddie Mathews, L</b> <small>OBP: 0.331, SLG: 0.436</small> 										4	1	2	1	0	1	0	
<b>Rico Carty, R</b> <small>OBP: 0.360, SLG: 0.488</small> 										4	0	2	2	0	1	0	
<b>Mack Jones, L</b> <small>OBP: 0.320, SLG: 0.525</small> <b>Ty Cline, L</b> <small>OBP: 0.259, SLG: 0.234</small> 										3	0	1	1	0	1	0	
<b>Woody Woodward, R</b> <small>OBP: 0.242, SLG: 0.247</small> 										4	0	0	0	0	1	5	
<b>Hank Fischer, R</b> <small>OBP: 0.176, SLG: 0.176</small> 										4	0	0	0	0	3	3	
<b>Inning Stats</b> R: 0 H: 0 E: 0 LOB: 0 K: 1 BB: 0 S: 5 R: 2 H: 3 E: 0 LOB: 0 K: 0 BB: 1 S: 4 R: 0 H: 0 E: 0 LOB: 0 K: 1 BB: 0 S: 5 R: 1 H: 1 E: 0 LOB: 0 K: 0 BB: 0 S: 4 R: 0 H: 0 E: 0 LOB: 0 K: 2 BB: 0 S: 7 R: 0 H: 0 E: 0 LOB: 0 K: 0 BB: 0 S: 3 R: 1 H: 1 E: 0 LOB: 0 K: 2 BB: 0 S: 8 R: 0 H: 0 E: 0 LOB: 0 K: 1 BB: 0 S: 5 R: 2 H: 2 E: 0 LOB: 3 K: 2 BB: 3 S: 9 1B: 4 SF: 0 2B: 1 SAC: 0 3B: 1 DP: 0 HR: 2 HBP: 0 WP: 1 PA: 36 FB: 1 SB: 0 CS: 0																	
<b>PITCHER</b> <b>Bill Faul, R</b> <small>ERA: 7.71</small> <b>Lindy McDaniel, R</b> <small>ERA: 2.46</small>	IP: 7.0 WLS: L BF: 25 H: 5 R: 4 ER: 4 SO: 6 BB: 1 IBB: 0 HBP: 0 BLK: 0 WP: 0 HR: 2 S: 36 P: 40 ERA: 5.14 WHIP: 0.857																

Batter	1	2	3	4	5	6	7	8	9	AB	R	H	RBI	BB	SO	LOB	BOTTOM
<b>Glenn Beckert, R</b> <small>OBP: 0.276, SLG: 0.305</small> 										4	0	1	0	0	0	3	<b>Milwaukee Braves @ Chicago Cubs</b> Wrigley Field, Chicago, IL Wed Jul 14 1965, 3:38 AM CDT Att: 20,273 - Unknown
<b>Don Landrum, L</b> <small>OBP: 0.341, SLG: 0.426</small> 									4	0	0	0	0	2	1		
<b>Billy Williams, L</b> <small>OBP: 0.349, SLG: 0.475</small> 									3	0	0	0	1	1	2		
<b>Ron Santo, R</b> <small>OBP: 0.354, SLG: 0.485</small> 									4	0	0	0	0	0	1		
<b>14 Ernie Banks, R</b> <small>OBP: 0.357, SLG: 0.467</small> 										3	1	1	0	1	0	1	
<b>George Altman, L</b> <small>OBP: 0.333, SLG: 0.396</small> <b>Lindy McDaniel, R</b> <small>OBP: 0.330, SLG: 0.343</small> 									3	1	1	0	0	1	1		
<b>Ed Bailey, L</b> <small>OBP: 0.319, SLG: 0.316</small> <b>Larry Jackson, R</b> <small>OBP: 0.191, SLG: 0.267</small> <b>Vic Roznovsky, L</b> <small>OBP: 0.333, SLG: 0.362</small> 										1	1	1	0	2	0		
<b>Don Kessinger, S</b> <small>OBP: 0.241, SLG: 0.229</small> <b>Joey Amalfitano, R</b> <small>OBP: 0.349, SLG: 0.289</small> 										2	0	1	2	0	0	1	
<b>Bill Faul, R</b> <small>OBP: 0.333, SLG: 0.278</small> 										1	0	0	1	0	0	0	
<b>Inning Stats</b> R: 0 H: 1 E: 1 LOB: 0 K: 1 BB: 0 S: 5 R: 3 H: 2 E: 1 LOB: 1 K: 0 BB: 2 S: 5 R: 0 H: 0 E: 0 LOB: 0 K: 1 BB: 0 S: 5 R: 0 H: 0 E: 0 LOB: 1 K: 1 BB: 1 S: 5 R: 0 H: 0 E: 0 LOB: 0 K: 1 BB: 0 S: 4 R: 0 H: 1 E: 0 LOB: 1 K: 0 BB: 0 S: 4 R: 0 H: 0 E: 0 LOB: 1 K: 0 BB: 1 S: 3 R: 0 H: 0 E: 0 LOB: 0 K: 2 BB: 0 S: 7 1B: 5 SF: 1 2B: 1 SAC: 1 3B: 0 DP: 1 HR: 0 HBP: 0 WP: 0 PA: 36 FB: 0 SB: 0 CS: 3																	
<b>PITCHER</b> <b>Hank Fischer, R</b> <small>ERA: 4.25</small>	IP: 9.0 WLS: W BF: 35 H: 5 R: 3 ER: 3 SO: 6 BB: 3 IBB: 1 HBP: 0 BLK: 0 WP: 0 HR: 0 S: 43 P: 59 ERA: 3.00 WHIP: 0.889																



Batter	1	2	3	4	5	6	7	8	9	AB	R	H	RBI	BB	SO	LOB	TOP																		
<a href="#">Bob Bailey, R</a> (1, 5) OBP: 0.334, SLG: 0.364											0	0	0	0	0	0	0	<b>Pittsburgh Pirates @ Milwaukee Braves</b> <b>Milwaukee County Stadium, Milwaukee, WI</b> Thu Jul 15 1965, 8:05 PM EDT Att: 5,180 - Unknown <a href="http://livebaseballscorecards.com">livebaseballscorecards.com</a>																	
<a href="#">Bill Virdon, L</a> (1, 8) OBP: 0.353, SLG: 0.401											0	0	0	0	0	0	0																		
<a href="#">Roberto Clemente, R</a> (1, 9) OBP: 0.369, SLG: 0.462											0	0	0	0	0	0	0																		
<a href="#">Willie Stargell, L</a> (1, 7) OBP: 0.351, SLG: 0.595											0	0	0	0	0	0	0																		
<a href="#">Donn Clendenon, R</a> (1, 3) OBP: 0.373, SLG: 0.485											0	0	0	0	0	0	0																		
<a href="#">Bill Mazerowski, R</a> (1, 4) OBP: 0.313, SLG: 0.375											0	0	0	0	0	0	0																		
<a href="#">Gene Alley, R</a> (1, 6) OBP: 0.280, SLG: 0.327											0	0	0	0	0	0	0																		
<a href="#">Jim Pagliaroni, R</a> (1, 2) OBP: 0.352, SLG: 0.450											0	0	0	0	0	0	0																		
<a href="#">Vern Law, R</a> (1, 1) OBP: 0.283, SLG: 0.348											0	0	0	0	0	0	0																		
<b>Inning Stats</b>											1B: 0	SF: 0	WP: 0	PA: 0	2B: 0	SAC: 0	FB: 0	3B: 0	DP: 0	SB: 0	CS: 0	HR: 0	HBP: 0												
<b>PITCHER</b> <a href="#">Ken Johnson, R</a> (1, 1) ERA: 3.26	IP	WLS	BF	H	R	ER	SO	BB	IBB	HBP	BLK	WP	HR	S	P	ERA	WHIP	<b>PITCHER</b>	IP	WLS	BF	H	R	ER	SO	BB	IBB	HBP	BLK	WP	HR	S	P	ERA	WHIP

Batter	1	2	3	4	5	6	7	8	9	AB	R	H	RBI	BB	SO	LOB	BOTTOM																		
<a href="#">Felipe Alou, R</a> (1, 3) OBP: 0.327, SLG: 0.498											0	0	0	0	0	0	0	<b>Pittsburgh Pirates @ Milwaukee Braves</b> <b>Milwaukee County Stadium, Milwaukee, WI</b> Thu Jul 15 1965, 8:05 PM EDT Att: 5,180 - Unknown <a href="http://livebaseballscorecards.com">livebaseballscorecards.com</a>																	
<a href="#">Frank Bolling, R</a> (1, 4) OBP: 0.315, SLG: 0.379											0	0	0	0	0	0	0																		
<a href="#">Hank Aaron, R</a> (1, 9) OBP: 0.378, SLG: 0.566											0	0	0	0	0	0	0																		
<a href="#">Gene Oliver, R</a> (1, 2) OBP: 0.340, SLG: 0.420											0	0	0	0	0	0	0																		
<a href="#">Eddie Mathews, L</a> (1, 5) OBP: 0.331, SLG: 0.436											0	0	0	0	0	0	0																		
<a href="#">Rico Carty, R</a> (1, 7) OBP: 0.360, SLG: 0.488											0	0	0	0	0	0	0																		
<a href="#">Mack Jones, L</a> (1, 8) OBP: 0.320, SLG: 0.525											0	0	0	0	0	0	0																		
<a href="#">Woody Woodward, R</a> (1, 6) OBP: 0.242, SLG: 0.247											0	0	0	0	0	0	0																		
<a href="#">Ken Johnson, R</a> (1, 1) OBP: 0.116, SLG: 0.140											0	0	0	0	0	0	0																		
<b>Inning Stats</b>											1B: 0	SF: 0	WP: 0	PA: 0	2B: 0	SAC: 0	FB: 0	3B: 0	DP: 0	SB: 0	CS: 0	HR: 0	HBP: 0												
<b>PITCHER</b> <a href="#">Vern Law, R</a> (1, 1) ERA: 1.7	IP	WLS	BF	H	R	ER	SO	BB	IBB	HBP	BLK	WP	HR	S	P	ERA	WHIP	<b>PITCHER</b>	IP	WLS	BF	H	R	ER	SO	BB	IBB	HBP	BLK	WP	HR	S	P	ERA	WHIP



Batter	1	2	3	4	5	6	7	8	9	AB	R	H	RBI	BB	SO	LOB	TOP																			
Bob Bailey, R OBP: 0.332, SLG: 0.365 (1, 5) (8, 7)	F8		SF6			K		E4		3	1	1	2	0	1	0	<b>Pittsburgh Pirates @ Milwaukee Braves</b> <b>Milwaukee County Stadium, Milwaukee, WI</b> Sat Jul 17 1965, 8:05 PM EDT Att: 4,518 - Sunny - 72 F																			
Bill Virdon, L OBP: 0.351, SLG: 0.399 Andre Rodgers, R OBP: 0.375, SLG: 0.442 (1, 8) (8, 6)	F6		K			F9		SF7		3	0	0	0	0	1	1																				
Roberto Clemente, R OBP: 0.364, SLG: 0.453 (1, 9) (8, 8)	6-3				F7		6-3			4	0	1	0	0	0	0																				
Willie Stargell, L OBP: 0.344, SLG: 0.577 (1, 7) (8, 9)	6-3				G3		F3			4	0	0	0	0	1	2																				
Donn Clendenon, R OBP: 0.376, SLG: 0.481 (1, 3) (8, 3)	F3				4-3		6-3			4	0	0	0	0	1	0																				
Bill Mazaroski, R OBP: 0.305, SLG: 0.363 (1, 4) (8, 4)	5-3					F7		L4		4	0	0	0	0	0	0																				
Gene Alley, R Ozzie Virgil, R OBP: 0.281, SLG: 0.325 OBP: 0.378, SLG: 0.486 (1, 6) (8, 2) (8, 2)			SH3-4 SF6 HBP			4-3		2B		1	1	0	0	0	0	0																				
Jim Pagliaroni, R Jose Pagan, R OBP: 0.362, SLG: 0.460 OBP: 0.292, SLG: 0.250 (1, 2) (8, 5) (8, 5)			SH3-4 BB			4-3		2B		2	0	1	1	1	0	0																				
Don Cardwell, R Mantley, M Don Schwall, R Jerry Lynch, L Vern Law, R Al McBean, R Frank Carpin, L Bob Veale, S OBP: 0.184, SLG: 0.270 OBP: 0.307, SLG: 0.325 OBP: 0.304, SLG: 0.355 OBP: 0.208, SLG: 0.298 OBP: 0.200, SLG: 0.240 OBP: 0.200, SLG: 0.200 OBP: 0.165, SLG: 0.275 (1, 1) (8, 1) (8, 1) (8, 1) (8, 1) (8, 1) (8, 1) (8, 1)			SH3-4			1-3		2B		0	0	0	0	0	0	0																				
<b>Inning Stats</b>	R: 0 E: 0 K: 0 S: 3	H: 0 LOB: 0 BB: 0 P: 3	R: 0 E: 0 K: 0 S: 3	H: 0 LOB: 0 BB: 0 P: 3	R: 1 E: 0 K: 1 S: 5	H: 0 LOB: 1 BB: 1 P: 10	R: 0 E: 0 K: 0 S: 3	H: 0 LOB: 0 BB: 0 P: 3	R: 0 E: 0 K: 1 S: 5	H: 0 LOB: 0 BB: 0 P: 5	R: 0 E: 0 K: 0 S: 3	H: 0 LOB: 0 BB: 0 P: 3	R: 4 E: 1 K: 1 S: 9	H: 4 LOB: 2 BB: 1 P: 13	R: 0 E: 0 K: 2 S: 7	H: 0 LOB: 0 BB: 0 P: 7		1B: 2 2B: 2 3B: 0 HR: 0	SF: 2 SAC: 1 DP: 0 HBP: 1	WP: 1 PA: 34 CS: 0																
<b>PITCHER</b>	IP	WLS	BF	H	R	ER	SO	BB	IBB	HBP	BLK	WP	HR	S	P	ERA	WHIP	<b>PITCHER</b>		IP	WLS	BF	H	R	ER	SO	BB	IBB	HBP	BLK	WP	HR	S	P	ERA	WHIP
Bob Sadowski, R ERA: 5.55 Billy O'Dell, L ERA: 2.43 (1, 1) (8, 1)	7.1		28	3	5	5	2	2	0	1	0	1	0	29	38	6.14	0.682																			

AB	28
R	5
H	4
RBI	4
BB	2
SO	5
LOB	3



Batter	1	2	3	4	5	6	7	8	9	AB	R	H	RBI	BB	SO	LOB	BOTTOM																			
Felipe Alou, R OBP: 0.324, SLG: 0.495 (1, 3) (9, 8)	4-3		BB 1B	6-3			K		FC6-4 2B WP	5	2	1	0	0	1	2	<b>Pittsburgh Pirates @ Milwaukee Braves</b> <b>Milwaukee County Stadium, Milwaukee, WI</b> Sat Jul 17 1965, 8:05 PM EDT Att: 4,518 - Sunny - 72 F																			
Frank Bolling, R OBP: 0.316, SLG: 0.380 (1, 4) (8, 4)	1-3		BB 1B			F7		F9		5	1	2	1	0	0	0																				
Hank Aaron, R OBP: 0.388, SLG: 0.566 (1, 9) (8, 9)	2B 1B		BB 1B	6-3				P1		3	1	1	0	2	0	0																				
Gene Oliver, R OBP: 0.352, SLG: 0.431 (1, 2) (8, 2)	2B		BB 1B			F8		6-3		5	0	2	3	0	0	2																				
Eddie Mathews, L OBP: 0.337, SLG: 0.445 (1, 5) (8, 5)	F8		F7							4	0	2	0	0	0	3																				
Rico Carty, R OBP: 0.399, SLG: 0.494 Ty Cline, L OBP: 0.259, SLG: 0.234 Joe Torre, R OBP: 0.398, SLG: 0.531 (1, 7) (8, 8) (8, 3) (8, 3)			6-3	5-3			K			3	0	0	0	0	1	3																				
Mack Jones, L OBP: 0.321, SLG: 0.530 (1, 8) (8, 7)	K							L4		4	1	1	1	0	1	3																				
Woody Woodward, R OBP: 0.243, SLG: 0.240 (1, 6) (8, 6)	K			5-3						3	1	0	0	1	2	1																				
Bob Sadowski, R Billy O'Dell, S Miguel de la Hoz, R Hank Fischer, R OBP: 0.176, SLG: 0.125 OBP: 0.231, SLG: 0.308 OBP: 0.304, SLG: 0.368 OBP: 0.176, SLG: 0.176 (1, 1) (8, 1) (8, 1) (8, 1)			1-6-3	4-3						3	0	0	0	0	0	0																				
<b>Inning Stats</b>	R: 1 E: 0 K: 0 S: 5	H: 2 LOB: 1 BB: 0 P: 5	R: 0 E: 0 K: 2 S: 7	H: 0 LOB: 0 BB: 0 P: 7	R: 2 E: 0 K: 0 S: 6	H: 3 LOB: 2 BB: 1 P: 10	R: 1 E: 0 K: 0 S: 4	H: 1 LOB: 0 BB: 0 P: 4	R: 0 E: 0 K: 2 S: 8	H: 1 LOB: 1 BB: 0 P: 8	R: 0 E: 0 K: 1 S: 5	H: 0 LOB: 0 BB: 0 P: 5	R: 0 E: 0 K: 0 S: 5	H: 2 LOB: 2 BB: 0 P: 5	R: 2 E: 1 K: 0 S: 3	H: 1 LOB: 2 BB: 2 P: 11		1B: 7 2B: 2 3B: 0 HR: 1	SF: 0 SAC: 0 DP: 0 HBP: 0	WP: 1 PA: 40 CS: 0																
<b>PITCHER</b>	IP	WLS	BF	H	R	ER	SO	BB	IBB	HBP	BLK	WP	HR	S	P	ERA	WHIP	<b>PITCHER</b>		IP	WLS	BF	H	R	ER	SO	BB	IBB	HBP	BLK	WP	HR	S	P	ERA	WHIP
Don Cardwell, R ERA: 3.93 Don Schwall, R ERA: 3.55 Al McBean, R ERA: 2.32 Frank Carpin, L ERA: 3.86 Bob Veale, L ERA: 2.89 (1, 1) (6, 1) (8, 1) (8, 1) (9, 1)	5.0		22	6	4	4	2	1	0	0	0	0	0	13	13	0.00	0.500																			



Batter	1	2	3	4	5	6	7	8	9	AB	R	H	RBI	BB	SO	LOB	TOP			
Chuck Hillier, L (1,4) OBP: 0.309, SLG: 0.376	0-0 HR		0-0 6-3		0-0 F7			0-0 1B		4	1	2	1	0	0	0	<b>New York Mets @ Milwaukee Braves</b> Milwaukee County Stadium, Milwaukee, WI Sun Jul 18 1965, 4:33 AM EDT Unknown			
Ron Swoboda, R (1,7) OBP: 0.301, SLG: 0.511	0-3 K		0-0 6-3		0-0 L7			0-0 L4		4	0	0	0	0	1	1				
Johnny Lewis, L (1,8) OBP: 0.334, SLG: 0.421	0-3 K		0-0 L6		0-0 P6			0-3 K		4	0	0	0	0	2	1				
Charley Smith, R (1,5) OBP: 0.281, SLG: 0.444	0-0 WP BB 1B			4-0 1B BB				0-3 K		3	0	1	0	1	2	0				
Ed Kranepool, L (1,3) OBP: 0.336, SLG: 0.450	4-0 WP BB 1-2			0-0 P5				0-0 1-3		3	0	0	0	1	0	1				
Jim Hickman, R (1,9) OBP: 0.247, SLG: 0.368	0-3 K 1-2 2-3			0-0 G1-6-3 1B				0-0 BB 1B		4	0	2	0	0	1	2				
Roy McMillan, R (1,6) OBP: 0.257, SLG: 0.282		0-0 P4			0-0 G1-6-3			4-0 BB 1-2		2	0	0	0	0	0	2				
Danny Napoleon, R (7, PH) OBP: 0.257, SLG: 0.221										1	0	1	0	0	0	0				
Bobby Klaus, R (7,6) OBP: 0.293, SLG: 0.245										0	0	0	0	0	0	0				
Joe Christopher, R (9, PH) OBP: 0.310, SLG: 0.309										0	0	0	0	1	0	0				
Chris Cannizzaro, R (1,2) OBP: 0.268, SLG: 0.244		0-0 L8			0-0 6-3			0-0 4-3		2	0	0	0	0	0	0				
John Stephenson, L (7, PH) OBP: 0.250, SLG: 0.214										2	0	0	0	0	0	3				
Tom Parsons, R (1,1) OBP: 0.182, SLG: 0.100		0-3 K			0-3 K			0-0 5-3		2	0	0	0	0	2	0				
Billy Cowan, R (8, PH) OBP: 0.222, SLG: 0.336										1	0	0	0	0	0	0				
Galen Cisco, R (8,1) OBP: 0.333, SLG: 0.333										0	0	0	0	0	0	0				
<b>Inning Stats</b>	R: 1 E: 0 K: 3 S: 11	H: 2 LOB: 2 BB: 1 P: 15	R: 0 E: 0 K: 1 S: 5	H: 0 LOB: 0 BB: 0 P: 5	R: 0 E: 0 K: 0 S: 3	H: 0 LOB: 0 BB: 0 P: 3	R: 0 E: 0 K: 0 S: 3	H: 1 LOB: 1 BB: 1 P: 7	R: 0 E: 0 K: 1 S: 5	H: 0 LOB: 0 BB: 0 P: 5	R: 0 E: 0 K: 0 S: 4	H: 1 LOB: 1 BB: 0 P: 4	R: 0 E: 0 K: 1 S: 6	H: 1 LOB: 1 BB: 1 P: 6	R: 0 E: 0 K: 1 S: 6	H: 1 LOB: 2 BB: 1 P: 10	1B: 5 2B: 0 3B: 0 HR: 1	SF: 0 SAC: 0 DP: 1 HBP: 0	WP: 1 PB: 0 CS: 0	PA: 35
<b>PITCHER</b> Tony Cloninger, R (1,1) ERA: 3.93	IP: 9.0 WLS: W BF: 35 H: 6 R: 1 ER: 1 SO: 8 BB: 3 IBB: 0 HBP: 0 BLK: 0 WP: 1 HR: 1 S: 48 P: 60 ERA: 1.00 WHIP: 1.000															<b>PITCHER</b>				

AB	32
R	1
H	6
RBI	1
BB	3
SO	8
LOB	10



Batter	1	2	3	4	5	6	7	8	9	AB	R	H	RBI	BB	SO	LOB	BOTTOM			
Felipe Alou, R (1,7) OBP: 0.323, SLG: 0.492	0-3 K		0-0 E9 1B		0-0 F8			0-0 F8		4	1	1	0	0	1	0	<b>New York Mets @ Milwaukee Braves</b> Milwaukee County Stadium, Milwaukee, WI Sun Jul 18 1965, 4:33 AM EDT Unknown			
Frank Bolling, R (1,4) OBP: 0.312, SLG: 0.375	0-3 K		0-0 F5		0-0 F7			0-0 5-3		4	0	0	0	0	1	1				
Hank Aaron, R (1,9) OBP: 0.386, SLG: 0.561	0-0 6-3		0-0 E 1B		0-0 P4			0-0 5-3		4	1	1	1	0	0	0				
Gene Oliver, R (1,2) OBP: 0.352, SLG: 0.429		0-0 F7	0-0 E7 1B		0-0 6-3					3	0	1	1	0	0	0				
Eddie Mathews, L (1,5) OBP: 0.340, SLG: 0.467		0-0 HR	0-0 G3		0-0 HR					3	2	2	2	0	0	1				
Joe Torre, R (1,3) OBP: 0.385, SLG: 0.525	0-3 K			0-3 K				0-0 F7		3	0	0	0	0	2	0				
Mack Jones, L (1,8) OBP: 0.318, SLG: 0.524	0-0 G3				0-0 F8			0-0 4-3		3	0	0	0	0	0	0				
Woody Woodward, R (1,6) OBP: 0.236, SLG: 0.233			0-3 K		0-0 F2			0-0 6-3		3	0	0	0	0	1	0				
Tony Cloninger, R (1,1) OBP: 0.182, SLG: 0.255			0-0 E 1B		0-0 6-3			0-3 K		3	1	1	0	0	1	0				
<b>Inning Stats</b>	R: 0 E: 0 K: 2 S: 7	H: 0 LOB: 0 BB: 0 P: 7	R: 1 E: 0 K: 1 S: 6	H: 1 LOB: 0 BB: 0 P: 6	R: 3 E: 2 K: 1 S: 9	H: 4 LOB: 1 BB: 0 P: 9	R: 0 E: 0 K: 1 S: 5	H: 0 LOB: 0 BB: 0 P: 5	R: 0 E: 0 K: 0 S: 3	H: 0 LOB: 0 BB: 0 P: 3	R: 1 E: 0 K: 0 S: 4	H: 1 LOB: 0 BB: 0 P: 4	R: 0 E: 0 K: 1 S: 5	H: 0 LOB: 0 BB: 0 P: 5	R: 0 E: 0 K: 0 S: 3	H: 0 LOB: 0 BB: 0 P: 3		1B: 4 2B: 0 3B: 0 HR: 2	SF: 0 SAC: 0 DP: 0 HBP: 0	WP: 0 PB: 0 CS: 0
<b>PITCHER</b> Tom Parsons, R (1,1) ERA: 3.97	IP: 7.0 WLS: L BF: 27 H: 6 R: 5 ER: 4 SO: 6 BB: 0 IBB: 0 HBP: 0 BLK: 0 WP: 0 HR: 2 S: 39 P: 39 ERA: 5.14 WHIP: 0.857															<b>PITCHER</b>				
<b>PITCHER</b> Galen Cisco, R (8,1) ERA: 5.99	IP: 1.0 WLS: L BF: 3 H: 0 R: 0 ER: 0 SO: 0 BB: 0 IBB: 0 HBP: 0 BLK: 0 WP: 0 HR: 0 S: 3 P: 3 ERA: 0.00 WHIP: 0.000															<b>PITCHER</b>				

AB	30
R	5
H	6
RBI	4
BB	0
SO	6
LOB	2



Batter	1	2	3	4	5	6	7	8	9	AB	R	H	RBI	BB	SO	LOB	TOP																						
<b>Chuck Hiller, L</b> (1, 4) <small>OBP: 0.305, SLG: 0.371</small> <b>Joe Christopher, R</b> (4, FH) <small>OBP: 0.306, SLG: 0.305</small>	4-3	5-3		FC6-4 1B		L9			1-4-3	2	2	0	0	0	0	0																							
<b>John Stephenson, L</b> (1, 9) <small>OBP: 0.276, SLG: 0.250</small> <b>Jim Hickman, R</b> (4, FH) <small>OBP: 0.249, SLG: 0.367</small>	K					K			K	3	2	0	1	0	0	1																							
<b>Ron Swoboda, R</b> (1, 7) <small>OBP: 0.300, SLG: 0.506</small>	1B	6-3		K					5-3	1	4	1	1	0	0	1																							
<b>Ed Kranepool, L</b> (1, 3) <small>OBP: 0.335, SLG: 0.447</small>	1B		6-3		4-3				K	2	4	1	1	0	0	1																							
<b>Charley Smith, R</b> (1, 5) <small>OBP: 0.284, SLG: 0.442</small>	1B		5-3		FC5	1B			5-3	3	3	1	1	1	1	0																							
<b>Johnny Lewis, L</b> (1, 8) <small>OBP: 0.335, SLG: 0.420</small> <b>Roy McMillan, R</b> (4, 6) <small>OBP: 0.256, SLG: 0.280</small>	2B		6-3		F8				K	1	1	0	0	0	1	0																							
<b>Bobby Klaus, R</b> (1, 6) <small>OBP: 0.300, SLG: 0.254</small>	2B			FC6-4	1B				F9	2	3	1	2	2	1	0																							
<b>Chris Cannizzaro, R</b> (1, 2) <small>OBP: 0.262, SLG: 0.238</small>	K			K	FC5				P4	3	4	0	0	0	0	2																							
<b>Gary Kroll, R</b> (1, 1) <small>OBP: 0.130, SLG: 0.174</small> <b>Tug McGraw, R</b> (3, 1) <small>OBP: 0.333, SLG: 0.333</small> <b>Billy Cowan, R</b> (9, FH) <small>OBP: 0.221, SLG: 0.333</small>		F3		FC6-4	1B				6-3	1	1	0	0	0	0	0																							
<b>Inning Stats</b>	R: 3 E: 1 K: 2 S: 11	H: 4 LOB: 2 BB: 1 P: 15	R: 0 E: 0 K: 0 S: 4	H: 1 LOB: 1 BB: 0 P: 4	R: 0 E: 0 K: 0 S: 3	H: 0 LOB: 0 BB: 0 P: 3	R: 1 E: 0 K: 2 S: 9	H: 2 LOB: 2 BB: 1 P: 13	R: 0 E: 0 K: 0 S: 4	H: 1 LOB: 2 BB: 1 P: 8	R: 0 E: 0 K: 2 S: 7	H: 0 LOB: 0 BB: 0 P: 7	R: 0 E: 0 K: 1 S: 5	H: 0 LOB: 0 BB: 0 P: 5	R: 0 E: 0 K: 1 S: 5	H: 0 LOB: 0 BB: 0 P: 5	R: 0 E: 0 K: 1 S: 5	H: 0 LOB: 0 BB: 0 P: 5	1B: 7 2B: 1 3B: 0 HR: 0	SF: 0 SAC: 0 DP: 0 HBP: 0	WP: 0 PB: 0 CS: 0	PA: 38																	
<b>PITCHER</b>	IP	WLS	BF	H	R	ER	SO	BB	IBB	HBP	BLK	WP	HR	S	P	ERA	WHIP	<b>PITCHER</b>					IP	WLS	BF	H	R	ER	SO	BB	IBB	HBP	BLK	WP	HR	S	P	ERA	WHIP
<b>Hank Fischer, R</b> (1, 1) <small>ERA: 4.58</small> <b>Dick Kelley, L</b> (3, 1) <small>ERA: 2.94</small>	2.0		12	5	3	3	2	0	1	0	0	0	0	15	19	13.50	2.500						7.0	W	26	3	1	1	7	2	0	0	0	0	0	38	46	1.29	0.714

Batter	1	2	3	4	5	6	7	8	9	AB	R	H	RBI	BB	SO	LOB	BOTTOM																						
<b>Felipe Alou, R</b> (1, 7) <small>OBP: 0.324, SLG: 0.493</small>	F2	E5		4-3		1B				5	0	2	0	0	0	1																							
<b>Frank Bolling, R</b> (1, 4) <small>OBP: 0.307, SLG: 0.369</small>	F9	K		F8		F8			5-3	5	0	0	0	0	1	4																							
<b>Hank Aaron, R</b> (1, 9) <small>OBP: 0.390, SLG: 0.567</small>	F8			HR	1B					4	1	3	0	0	0	0																							
<b>Gene Oliver, R</b> (1, 2) <small>OBP: 0.350, SLG: 0.441</small>		F8		P6		K				4	1	1	2	0	1	3																							
<b>Eddie Mathews, L</b> (1, 5) <small>OBP: 0.345, SLG: 0.467</small>		1B		WP	BB				F5	2	1	1	0	2	0	0																							
<b>Joe Torre, R</b> (1, 3) <small>OBP: 0.383, SLG: 0.521</small>		1B		K		F9			K	4	1	1	0	0	2	2																							
<b>Mack Jones, L</b> (1, 8) <small>OBP: 0.320, SLG: 0.521</small>		1B		K		P6			2-4	3	1	1	1	1	1	2																							
<b>Woody Woodward, R</b> (1, 6) <small>OBP: 0.236, SLG: 0.233</small> <b>Miguel de la Hoz, R</b> (2, PH) <small>OBP: 0.302, SLG: 0.357</small>		P6				F7			2-4	0	0	0	0	0	0	0																							
<b>Hank Fischer, R</b> (1, 1) <small>OBP: 0.176, SLG: 0.176</small> <b>Ty Cline, L</b> (2, PH) <small>OBP: 0.265, SLG: 0.240</small> <b>Dick Kelley, R</b> (3, 1)		1B		K		K			F9	1	0	1	1	0	0	0																							
<b>Inning Stats</b>	R: 0 E: 0 K: 0 S: 3	H: 3 LOB: 2 BB: 1 P: 13	R: 2 E: 0 K: 3 S: 11	H: 2 LOB: 2 BB: 2 P: 19	R: 0 E: 0 K: 0 S: 4	H: 1 LOB: 1 BB: 0 P: 4	R: 0 E: 0 K: 2 S: 9	H: 2 LOB: 2 BB: 0 P: 9	R: 0 E: 0 K: 1 S: 4	H: 0 LOB: 1 BB: 1 P: 8	R: 0 E: 0 K: 0 S: 4	H: 1 LOB: 1 BB: 0 P: 4	R: 0 E: 0 K: 0 S: 4	H: 1 LOB: 1 BB: 0 P: 4	1B: 7 2B: 2 3B: 0 HR: 1	SF: 0 SAC: 0 DP: 0 HBP: 0	WP: 1 PB: 0 CS: 0	PA: 38																					
<b>PITCHER</b>	IP	WLS	BF	H	R	ER	SO	BB	IBB	HBP	BLK	WP	HR	S	P	ERA	WHIP	<b>PITCHER</b>					IP	WLS	BF	H	R	ER	SO	BB	IBB	HBP	BLK	WP	HR	S	P	ERA	WHIP
<b>Gary Kroll, R</b> (1, 1) <small>ERA: 4.09</small> <b>Tug McGraw, L</b> (3, 1) <small>ERA: 3.21</small>	2.0	L	13	5	5	4	1	1	0	0	0	1	0	34	46	0.00	1.333						6.0		26	5	0	0	6	3	0	0	0	1	0	34	46	0.00	1.333

**New York Mets @ Milwaukee Braves**  
Milwaukee County Stadium, Milwaukee, WI

**AB 35**  
**R 4**  
**H 8**  
**RBI 4**  
**BB 3**  
**SO 9**  
**LOB 11**




**New York Mets @ Milwaukee Braves**  
Milwaukee County Stadium, Milwaukee, WI


**AB 34**  
**R 5**  
**H 10**  
**RBI 4**  
**BB 4**  
**SO 7**  
**LOB 17**





Sun Jul 18 1965, 4:38 AM EDT  
Att: 12,127 - Unknown

Sun Jul 18 1965, 4:38 AM EDT  
Att: 12,127 - Unknown

Batter	1	2	3	4	5	6	7	8	9	AB	R	H	RBI	BB	SO	LOB	TOP			
Billy Cowan, R OBP: 0.214, SLG: 0.324 (1, 8)	0-0 6-3		0-0 6-3			0-0 F7		0-0 F8		4	0	0	0	0	0	0	<b>New York Mets @ Milwaukee Braves</b> Milwaukee County Stadium, Milwaukee, WI Mon Jul 19 1965, 8:05 PM EDT Att: 5,591 - Unknown 			
Chuck Hiller, L OBP: 0.316, SLG: 0.377 (1, 4)	0-0 4-3		0-0 1B			1-0 HBP		0-0 1B		3	0	2	0	0	0	0				
Charley Smith, R OBP: 0.284, SLG: 0.443 (1, 5)	0-0 2B		0-0 F8			0-0 P4		0-0 F7		4	0	1	0	0	0	3				
Ed Kranepool, L OBP: 0.331, SLG: 0.441 (1, 3)	0-3 K				0-0 F2		0-3 K		0-0 P3		4	0	0	0	0	2		3		
Ron Swoboda, R OBP: 0.303, SLG: 0.506 (1, 7)		0-0 5-3			0-0 P6				0-0 1B		4	0	2	0	0	0		0		
Johnny Lewis, L OBP: 0.331, SLG: 0.414 (1, 9)	0-0 4-3		0-0 4-3			0-3 K		0-0 F9		4	0	0	0	0	0	1		2		
Roy McMillan, R OBP: 0.257, SLG: 0.281 Danny Napoleon, R OBP: 0.253, SLG: 0.217 (0, PH)	0-0 1B				0-0 5-3			0-3 K		3	0	1	0	0	0	0		1		
Chris Cannizzaro, R OBP: 0.261, SLG: 0.237 John Stephenson, L OBP: 0.286, SLG: 0.263 (5, PH)	0-0 F5				0-0 4-3			0-0 F2		1	0	0	0	0	0	0		1		
Jack Fisher, R OBP: 0.174, SLG: 0.178 Joe Christopher, R OBP: 0.355, SLG: 0.304 Dennis Musgraves, R OBP: 0.248, SLG: 0.365 Jim Hickman, R OBP: 0.248, SLG: 0.365 Gordie Richardson, R OBP: 0.248, SLG: 0.365 (7, 1)			0-3 K		0-0 P4			0-3 K		1	0	0	0	0	0	1		0		
<b>Inning Stats</b>	R: 0 E: 0 K: 1 S: 6	H: 1 LOB: 1 BB: 0 P: 6	R: 0 E: 0 K: 0 S: 4	H: 1 LOB: 1 BB: 0 P: 4	R: 0 E: 0 K: 1 S: 6	H: 1 LOB: 1 BB: 0 P: 6	R: 0 E: 0 K: 0 S: 3	H: 0 LOB: 0 BB: 0 P: 3	R: 0 E: 0 K: 1 S: 5	H: 0 LOB: 1 BB: 0 P: 6	R: 0 E: 0 K: 2 S: 9	H: 2 LOB: 2 BB: 0 P: 9	R: 0 E: 0 K: 0 S: 4	H: 1 LOB: 1 BB: 0 P: 4	R: 0 E: 0 K: 1 S: 6	H: 1 LOB: 1 BB: 0 P: 6		1B: 6 2B: 1 3B: 0 HR: 0	SF: 0 SAC: 0 DP: 0 HBP: 1	WP: 0 PB: 0 CS: 0
<b>PITCHER</b> Ken Johnson, R ERA: 3.3 (1, 1)	IP: 9.0 WLS: W BF: 35 H: 7 R: 0 ER: 0 SO: 6 BB: 0 IBB: 0 HBP: 1 BLK: 0 WP: 0 HR: 0 S: 46 P: 47 ERA: 0.00 WHIP: 0.778															<b>PITCHER</b> Ken Johnson, R ERA: 3.3 (1, 1)	IP: 9.0 WLS: W BF: 35 H: 7 R: 0 ER: 0 SO: 6 BB: 0 IBB: 0 HBP: 1 BLK: 0 WP: 0 HR: 0 S: 46 P: 47 ERA: 0.00 WHIP: 0.778			

Batter	1	2	3	4	5	6	7	8	9	AB	R	H	RBI	BB	SO	LOB	BOTTOM			
Felipe Alou, R OBP: 0.323, SLG: 0.500 (1, 7)	0-0 HR		0-0 4-3		0-0 F9		0-0 F9			4	1	1	1	0	0	1	<b>New York Mets @ Milwaukee Braves</b> Milwaukee County Stadium, Milwaukee, WI Mon Jul 19 1965, 8:05 PM EDT Att: 5,591 - Unknown 			
Frank Bolling, R OBP: 0.303, SLG: 0.364 (1, 4)	0-0 6-3		0-0 P3		0-0 5-3		0-0 P6			4	0	0	0	0	0	0				
Hank Aaron, R OBP: 0.391, SLG: 0.575 (1, 9)	0-0 HR		0-0 F8		4-0 S BB		0-0 F9			3	1	1	1	1	0	0				
Gene Oliver, R OBP: 0.344, SLG: 0.432 (1, 2)	0-0 L8		0-3 K		0-3 K		0-0 1-3			4	0	0	0	0	2	1				
Eddie Mathews, L OBP: 0.349, SLG: 0.479 (1, 5)	0-0 HBP 1B				0-0 HR		4-0 BB		0-3 K	3	1	2	1	1	1	0				
Joe Torre, R OBP: 0.384, SLG: 0.530 (1, 3)	1-0 1-2 HBP				0-0 6-3		0-0 P6		0-0 HR	3	1	1	1	0	0	2				
Mack Jones, L OBP: 0.323, SLG: 0.519 (1, 8)	0-3 K				0-0 FC6-4 1B		1-0 E S SH1-4 HBP		0-0 1-3	3	1	1	0	0	1	2				
Woody Woodward, R OBP: 0.227, SLG: 0.224 (1, 6)		0-0 F8			0-0 FC6-4 2B		0-0 5-3		0-3 K	4	1	0	0	0	1	2				
Ken Johnson, R OBP: 0.125, SLG: 0.167 (1, 1)		0-3 K			0-0 1-H 2B		0-0 SH1-4			2	0	1	2	0	1	0				
<b>Inning Stats</b>	R: 2 E: 0 K: 1 S: 8	H: 3 LOB: 2 BB: 0 P: 9	R: 0 E: 0 K: 1 S: 5	H: 0 LOB: 0 BB: 0 P: 5	R: 0 E: 0 K: 0 S: 5	H: 0 LOB: 0 BB: 0 P: 5	R: 2 E: 0 K: 0 S: 6	H: 3 LOB: 1 BB: 0 P: 6	R: 0 E: 0 K: 1 S: 5	H: 0 LOB: 2 BB: 2 P: 13	R: 1 E: 0 K: 0 S: 3	H: 0 LOB: 0 BB: 0 P: 4	R: 0 E: 0 K: 0 S: 3	H: 0 LOB: 0 BB: 0 P: 3	R: 1 E: 0 K: 2 S: 8	H: 1 LOB: 0 BB: 0 P: 8		1B: 2 2B: 1 3B: 0 HR: 4	SF: 0 SAC: 1 DP: 0 HBP: 2	WP: 0 PB: 0 CS: 0
<b>PITCHER</b> Jack Fisher, R ERA: 3.91 Dennis Musgraves, R Gordie Richardson, L ERA: 2.45 (1, 1)	IP: 4.0 WLS: L BF: 19 H: 6 R: 4 ER: 4 SO: 3 BB: 0 IBB: 0 HBP: 1 BLK: 0 WP: 0 HR: 3 S: 24 P: 25 ERA: 9.00 WHIP: 1.500															<b>PITCHER</b> Jack Fisher, R ERA: 3.91 Dennis Musgraves, R Gordie Richardson, L ERA: 2.45 (1, 1)	IP: 4.0 WLS: L BF: 19 H: 6 R: 4 ER: 4 SO: 3 BB: 0 IBB: 0 HBP: 1 BLK: 0 WP: 0 HR: 3 S: 24 P: 25 ERA: 9.00 WHIP: 1.500			

Batter	1	2	3	4	5	6	7	8	9	AB	R	H	RBI	BB	SO	LOB	TOP			
Johnny Lewis, L (1.9) OBP: 0.327, SLG: 0.408	0-3 K		0-0 3-1			0-0 3-1			0-0 F7	4	0	0	0	0	1	0	<p><b>New York Mets @ Milwaukee Braves</b> Milwaukee County Stadium, Milwaukee, WI</p> <p>Tue Jul 20 1965, 4:33 AM EDT Att: 4,414 - Unknown</p> <p>livebaseballscores.com</p> <p>AB 30 R 1 H 5 RBI 1 BB 0 SO 8 LOB 4</p> 			
Roy McMillan, R (1.6) OBP: 0.257, SLG: 0.284	0-0 1B 2B		0-3 K			0-0 L8			0-0 5-3	4	1	1	0	0	1	0				
Ed Kranepool, L (1.3) OBP: 0.330, SLG: 0.439	0-3 K			0-0 G5-4-3 1B		0-3 K			0-3 K	4	0	1	0	0	3	1				
Ron Swoboda, R (1.7) OBP: 0.303, SLG: 0.504	0-0 CS 2H 1B			0-0 G5-4-3 1-2			0-0 F7			3	0	1	1	0	0	1				
Chuck Hillier, L (1.4) OBP: 0.310, SLG: 0.369	0-0 CS 1-2	0-0 G3		0-0 F8			0-0 L8			3	0	0	0	0	0	0				
Charley Smith, R (1.5) OBP: 0.281, SLG: 0.438		0-3 K			0-3 K			0-0 5-3		3	0	0	0	0	2	0				
Jim Hickman, R (1.8) OBP: 0.249, SLG: 0.365		0-0 1B			0-0 F2			0-0 F3		3	0	1	0	0	0	0				
Chris Cannizzaro, R (1.2) OBP: 0.263, SLG: 0.294 Joe Christopher, R (8, PH) OBP: 0.304, SLG: 0.303 John Stephenson, L (8.2) OBP: 0.266, SLG: 0.253		0-0 L4			0-0 1B			0-0 F7		2	0	1	0	0	0	0				
Galen Cisco, R (1.1) OBP: 0.294, SLG: 0.294 Larry Bearnarth, R (7.1) OBP: 0.250, SLG: 0.286 Larry Miller, L (7.1) OBP: 0.250, SLG: 0.214 Gary Kroll, R (8.1) OBP: 0.130, SLG: 0.174			0-3 K		0-0 F9			0-0 F9		2	0	0	0	0	1	1				
<b>Inning Stats</b>	R: 1 E: 0 K: 2 S: 8	H: 2 LOB: 0 BB: 0 P: 8	R: 0 E: 0 K: 1 S: 6	H: 1 LOB: 1 BB: 0 P: 6	R: 0 E: 0 K: 2 S: 7	H: 0 LOB: 0 BB: 0 P: 7	R: 0 E: 0 K: 0 S: 3	H: 1 LOB: 0 BB: 0 P: 3	R: 0 E: 0 K: 1 S: 6	H: 1 LOB: 1 BB: 0 P: 6	R: 0 E: 0 K: 0 S: 5	H: 0 LOB: 0 BB: 0 P: 5	R: 0 E: 0 K: 0 S: 3	H: 0 LOB: 0 BB: 0 P: 3	R: 0 E: 0 K: 0 S: 3	H: 0 LOB: 0 BB: 0 P: 3		1B: 4 2B: 1 3B: 0 HR: 0	SF: 0 SAC: 0 DP: 1 HBP: 0	WP: 0 PB: 0 CS: 1
<b>PITCHER</b>	IP WLS BF H R ER SO BB IBB HBP BLK WP HR S P ERA WHIP																			
Hank Fischer, R (1.1) ERA: 4.21	7.0 W 24 5 1 1 7 0 0 0 0 0 0 0 38 38 1.29 0.714																			
Billy O'Dell, L (8.1) ERA: 2.36	2.0 S 6 0 0 0 1 0 0 0 0 0 0 0 8 8 0.00 0.000																			

Batter	1	2	3	4	5	6	7	8	9	AB	R	H	RBI	BB	SO	LOB	BOTTOM	
Felipe Alou, R (1.7) OBP: 0.324, SLG: 0.498	0-0 P4		0-0 6-3			0-0 SH1-3 1B	0-0 1B HR	0-0 F3		5	1	2	2	0	0	3	<p><b>New York Mets @ Milwaukee Braves</b> Milwaukee County Stadium, Milwaukee, WI</p> <p>Tue Jul 20 1965, 4:33 AM EDT Att: 4,414 - Unknown</p> <p>livebaseballscores.com</p> <p>AB 33 R 7 H 9 RBI 7 BB 4 SO 2 LOB 23</p> 	
Frank Bolling, R (1.4) OBP: 0.302, SLG: 0.362	0-0 L7			0-0 4-3		0-0 SH1-3 1-2	0-0 HR 1B	0-0 P4		4	1	1	0	0	0	2		
Hank Aaron, R (1.9) OBP: 0.392, SLG: 0.580	0-0 5-3			0-3 K		0-0 K	0-0 BB HR	0-0 1-3		4	1	1	3	1	1	2		
Gene Oliver, R (1.2) OBP: 0.342, SLG: 0.429		0-0 4-3		0-0 6-3		0-0 F7	0-0 FC3-6 1B			4	0	1	0	0	0	2		
Eddie Mathews, L (1.5) OBP: 0.345, SLG: 0.473		0-0 F7			0-0 3-1	0-0 L8	0-0 FC3-6 1-2			4	0	0	0	0	0	4		
Joe Torre, R (1.3) OBP: 0.387, SLG: 0.530 Ty Cline, L (7, PR) OBP: 0.263, SLG: 0.238		0-0 5-3			4-0 1B BB		0-0 E7 1B F7			2	0	1	0	1	0	0		
Mack Jones, L (1.8) OBP: 0.325, SLG: 0.517			0-0 4-3 1B		0-0 F7		0-0 SH BB BB			3	1	1	0	1	0	3		
Woody Woodward, R (1.6) OBP: 0.239, SLG: 0.229			0-0 4-3 1-2		0-0 4-3 1-2	0-0 SH 2B 1B	0-0 E BB			2	1	1	0	1	0	1		
Hank Fischer, R (1.1) ERA: 5.86 Rico Carby, R (7, PH) OBP: 0.362, SLG: 0.503 Billy O'Dell, S (8.1) OBP: 0.214, SLG: 0.286			0-3 K		0-0 2-3		0-0 1B 2B	0-0 E4		2	0	0	0	0	1	3		
<b>Inning Stats</b>	R: 0 E: 0 K: 0 S: 3	H: 0 LOB: 0 BB: 0 P: 3	R: 0 E: 0 K: 0 S: 3	H: 0 LOB: 0 BB: 0 P: 3	R: 0 E: 0 K: 1 S: 6	H: 1 LOB: 1 BB: 0 P: 6	R: 0 E: 0 K: 1 S: 5	H: 0 LOB: 0 BB: 0 P: 5	R: 0 E: 0 K: 0 S: 4	H: 1 LOB: 2 BB: 1 P: 8	R: 0 E: 0 K: 0 S: 4	H: 6 LOB: 2 BB: 1 P: 14	R: 0 E: 1 K: 0 S: 4	H: 0 LOB: 2 BB: 1 P: 8	1B: 7 2B: 1 3B: 0 HR: 1	SF: 0 SAC: 2 DP: 0 HBP: 0		WP: 0 PB: 0 CS: 0
<b>PITCHER</b>	IP WLS BF H R ER SO BB IBB HBP BLK WP HR S P ERA WHIP																	
Galen Cisco, R (1.1) ERA: 5.86	6.0 L 26 4 3 3 2 3 0 0 0 0 0 0 27 39 4.50 1.167																	
Larry Bearnarth, R (7.1) ERA: 4.5	0.0 3 3 1 1 0 0 0 0 0 0 0 0 3 3																	
Larry Miller, L (7.1) ERA: 5.19	1.0 5 2 3 3 0 0 0 0 0 0 0 1 5 5 27.00 2.000																	
Gary Kroll, R (8.1) ERA: 4.03	1.0 5 0 0 0 0 1 0 0 0 0 0 0 4 8 0.00 1.000																	



Batter	1	2	3	4	5	6	7	8	9	AB	R	H	RBI	BB	SO	LOB	TOP											
<b>Felipe Alou, R</b> OBP: 0.334, SLG: 0.508 (1, 8) (7, 7) (7, 3)										4	1	4	2	1	0	0	<b>Milwaukee Braves @ Los Angeles Dodgers</b> Dodger Stadium, Los Angeles, CA Wed Jul 21 1965, 7:05 PM PDT Att: 28,721 - Unknown <a href="http://livebaseballscorecards.com">livebaseballscorecards.com</a>											
<b>Frank Bolling, R</b> OBP: 0.304, SLG: 0.364 (1, 4)										4	1	1	1	1	1	4												
<b>Hank Aaron, R</b> OBP: 0.397, SLG: 0.592 (1, 9)										4	2	3	2	1	0	1												
<b>Gene Oliver, R</b> OBP: 0.341, SLG: 0.425 <b>Billy O'Dell, S</b> OBP: 0.200, SLG: 0.267 (1, 2) (7, 1)										4	0	1	0	0	0	1												
<b>Joe Torre, R</b> OBP: 0.390, SLG: 0.529 (1, 3) (7, 2)										4	0	2	1	1	1	0												
<b>Rico Carty, R</b> OBP: 0.360, SLG: 0.495 <b>Ty Cline, L</b> OBP: 0.261, SLG: 0.236 (1, 7) (7, 8) (7, 7)										3	0	0	0	1	1	2												
<b>Eddie Mathews, L</b> OBP: 0.346, SLG: 0.473 (1, 5)										4	1	1	0	1	1	3												
<b>Woody Woodward, R</b> OBP: 0.237, SLG: 0.228 (1, 6)										5	1	1	0	0	1	7												
<b>Wade Blasingame, L</b> OBP: 0.259, SLG: 0.377 <b>Mack Jones, L</b> OBP: 0.328, SLG: 0.519 (1, 1) (7, 8)										3	0	0	0	0	1	1												
<b>Inning Stats</b>	R: 3 E: 0 K: 1 S: 8	H: 3 LOB: 0 BB: 0 P: 8	R: 1 E: 0 K: 2 S: 9	H: 2 LOB: 1 BB: 0 P: 9	R: 0 E: 0 K: 1 S: 6	H: 1 LOB: 3 BB: 2 P: 14	R: 0 E: 0 K: 0 S: 2	H: 0 LOB: 1 BB: 2 P: 10	R: 0 E: 0 K: 0 S: 3	H: 0 LOB: 0 BB: 0 P: 3	R: 1 E: 0 K: 1 S: 8	H: 4 LOB: 2 BB: 0 P: 8	R: 1 E: 0 K: 0 S: 5	H: 3 LOB: 1 BB: 0 P: 5	R: 0 E: 0 K: 2 S: 8	H: 1 LOB: 3 BB: 2 P: 16		1B: 10 2B: 3 3B: 0 HR: 1	SF: 0 SAC: 0 DP: 1 HBP: 0	WP: 1 PB: 0 CS: 2	PA: 44							
<b>PITCHER</b>	IP	WLS	BF	H	R	ER	SO	BB	IBB	HBP	BLK	WP	HR	S	P	ERA	WHIP											
<b>Claude Osteen, L</b> ERA: 2.74 <b>Jim Brewer, L</b> ERA: 1.92 <b>Ron Perranoski, L</b> ERA: 4.1 <b>Howie Reed, R</b> ERA: 2.83 (1, 1) (3, 1) (6, 1) (8, 1)	2.0	L	12	5	4	4	3	1	0	0	0	0	0	1	17	23	18.00	3.000										
<b>Maury Wills, S</b> OBP: 0.337, SLG: 0.333 (1, 6)										5	1	1	1	0	0	1												
<b>Wes Parker, S</b> OBP: 0.320, SLG: 0.349 (1, 3)										4	0	0	1	0	2	1												
<b>Jim Gilliam, S</b> OBP: 0.390, SLG: 0.413 (1, 5)										3	1	1	0	2	1	1												
<b>Ron Fairly, L</b> OBP: 0.382, SLG: 0.436 (1, 9)										4	0	1	1	0	1	2												
<b>Lou Johnson, R</b> OBP: 0.325, SLG: 0.408 (1, 7)										3	0	1	0	0	0	1												
<b>Jim Lefebvre, S</b> OBP: 0.320, SLG: 0.340 (1, 4)										4	0	1	0	0	1	3												
<b>Willie Davis, L</b> OBP: 0.281, SLG: 0.359 (1, 8)										4	1	2	0	0	0	2												
<b>John Roseboro, L</b> OBP: 0.264, SLG: 0.291 (1, 2)										4	0	0	0	0	1	4												
<b>Claude Osteen, L</b> OBP: 0.136, SLG: 0.140 <b>John Kennedy, R</b> OBP: 0.266, SLG: 0.257 <b>Ron Perranoski, L</b> OBP: 0.349, SLG: 0.577 <b>Willie Crawford, L</b> OBP: 0.140, SLG: 0.100 <b>Howie Reed, R</b> OBP: 0.319, SLG: 0.281 (1, 1) (3, 1) (6, 1) (7, PH) (7, PH) (8, 1) (9, PH)										0	0	0	0	0	0	0												
<b>Inning Stats</b>	R: 0 E: 0 K: 0 S: 3	H: 0 LOB: 0 BB: 0 P: 3	R: 0 E: 0 K: 0 S: 5	H: 2 LOB: 2 BB: 0 P: 5	R: 0 E: 0 K: 0 S: 3	H: 0 LOB: 0 BB: 0 P: 3	R: 0 E: 0 K: 1 S: 5	H: 0 LOB: 1 BB: 1 P: 9	R: 0 E: 0 K: 2 S: 7	H: 0 LOB: 0 BB: 0 P: 7	R: 1 E: 0 K: 1 S: 6	H: 1 LOB: 2 BB: 1 P: 11	R: 3 E: 0 K: 0 S: 7	H: 4 LOB: 1 BB: 0 P: 7	R: 0 E: 0 K: 1 S: 6	H: 1 LOB: 1 BB: 0 P: 6	R: 0 E: 0 K: 2 S: 8	H: 1 LOB: 1 BB: 0 P: 8	1B: 6 2B: 2 3B: 1 HR: 0	SF: 1 SAC: 0 DP: 0 HBP: 1	WP: 0 PB: 0 CS: 0	PA: 39						
<b>PITCHER</b>	IP	WLS	BF	H	R	ER	SO	BB	IBB	HBP	BLK	WP	HR	S	P	ERA	WHIP											
<b>Wade Blasingame, L</b> ERA: 3.45 <b>Billy O'Dell, L</b> ERA: 2.29 (1, 1) (7, 1)	6.2	W	30	7	4	4	4	2	0	0	0	0	0	15	15	5.40	1.350											



Batter	1	2	3	4	5	6	7	8	9	AB	R	H	RBI	BB	SO	LOB	TOP		
<b>Felipe Alou, R</b> OBP: 0.333, SLG: 0.505 (1, 3)										4	1	1	0	0	0	0	<b>Milwaukee Braves @ Los Angeles Dodgers</b> Dodger Stadium, Los Angeles, CA Thu Jul 22 1965, 7:05 PM PDT Att: 27,179 - Unknown		
<b>Mack Jones, L</b> OBP: 0.333, SLG: 0.521 (1, 8)										3	2	2	0	1	0	0			
<b>Hank Aaron, R</b> OBP: 0.397, SLG: 0.599 (1, 9)										3	1	1	3	0	0	2			
<b>Ty Cline, L</b> OBP: 0.259, SLG: 0.234 (7, 9)										1	0	0	0	0	1	0			
<b>Joe Torre, R</b> OBP: 0.392, SLG: 0.527 (1, 2)										3	0	1	0	1	1	0			
<b>Eddie Mathews, L</b> OBP: 0.345, SLG: 0.470 (1, 5)										4	0	1	1	0	0	1			
<b>Rico Carty, R</b> OBP: 0.357, SLG: 0.505 (1, 7)										4	1	1	1	0	1	3			
<b>Frank Bolling, R</b> OBP: 0.300, SLG: 0.360 (1, 4)										4	0	0	0	0	1	1			
<b>Woody Woodward, R</b> OBP: 0.231, SLG: 0.222 (1, 6)										3	0	0	0	0	0	0			
<b>Tony Cloninger, R</b> OBP: 0.172, SLG: 0.241 (1, 1)										3	0	0	0	0	1	0			
<b>Billy O'Dell, S</b> OBP: 0.200, SLG: 0.267 (8, 1)										0	0	0	0	0	0	0			
<b>Inning Stats</b>	R: 4 E: 0 K: 1 S: 9	H: 4 LOB: 0 BB: 0 P: 9	R: 0 E: 0 K: 0 S: 3	H: 0 LOB: 0 BB: 0 P: 3	R: 0 E: 0 K: 0 S: 3	H: 1 LOB: 0 BB: 0 P: 3	R: 0 E: 0 K: 1 S: 5	H: 0 LOB: 0 BB: 0 P: 5	R: 0 E: 0 K: 0 S: 5	H: 2 LOB: 1 BB: 1 P: 8	R: 0 E: 0 K: 0 S: 3	H: 0 LOB: 0 BB: 0 P: 3	R: 0 E: 0 K: 1 S: 5	H: 0 LOB: 1 BB: 1 P: 9	1B: 5 2B: 0 3B: 0 HR: 2	SF: 0 SAC: 0 DP: 2 HBP: 0	WP: 0 PB: 0 CS: 0	PA: 34	
<b>PITCHER</b>	IP	WLS	BF	H	R	ER	SO	BB	IBB	HBP	BLK	WP	HR	S	P	ERA	WHIP		
<b>Bob Miller, R</b> ERA: 3.11 (1, 1)	8.0	L	30	7	5	5	4	1	0	0	0	0	2	37	41	5.62	1.000		
<b>Ron Perranoski, L</b> ERA: 4.01 (9, 1)	1.0		4	0	0	0	1	1	0	0	0	0	0	5	9	0.00	1.000		

Batter	1	2	3	4	5	6	7	8	9	AB	R	H	RBI	BB	SO	LOB	BOTTOM			
<b>Maury Wills, S</b> OBP: 0.336, SLG: 0.332 (1, 6)										4	0	1	0	0	0	1	<b>Milwaukee Braves @ Los Angeles Dodgers</b> Dodger Stadium, Los Angeles, CA Thu Jul 22 1965, 7:05 PM PDT Att: 27,179 - Unknown			
<b>Jim Gilliam, S</b> OBP: 0.382, SLG: 0.404 (1, 5)										4	0	0	0	0	0	2				
<b>Willie Davis, L</b> OBP: 0.281, SLG: 0.357 (1, 8)										4	1	1	0	0	0	2				
<b>Ron Fairly, L</b> OBP: 0.386, SLG: 0.446 (1, 9)										3	1	2	2	1	0	0				
<b>Lou Johnson, R</b> OBP: 0.319, SLG: 0.400 (1, 7)										4	0	0	0	0	3	2				
<b>John Roseboro, L</b> OBP: 0.284, SLG: 0.288 (1, 2)										3	0	0	0	1	0	2				
<b>Jim Lefebvre, S</b> OBP: 0.319, SLG: 0.339 (1, 4)										4	0	1	0	0	3	1				
<b>Wes Parker, S</b> OBP: 0.322, SLG: 0.348 (1, 3)										1	0	0	0	2	0	0				
<b>Don Drysdale, R</b> OBP: 0.351, SLG: 0.577 (9, PH)										0	0	0	0	1	0	0				
<b>Willie Crawford, L</b> OBP: 0.143, SLG: 0.100 (9, FR)										0	0	0	0	0	0	0				
<b>Bob Miller, R</b> ERA: 3.85 (8, PH)										2	0	0	0	0	2	1				
<b>Wally Moon, L</b> OBP: 0.344, SLG: 0.312 (8, PH)										1	0	0	0	0	1	1				
<b>Ron Perranoski, L</b> OBP: 0.353, SLG: 0.353 (9, PH)										0	0	0	0	0	0	0				
<b>Don LeJohn, R</b> OBP: 0.353, SLG: 0.353 (9, PH)										1	0	0	0	0	1	3				
<b>Inning Stats</b>	R: 0 E: 0 K: 0 S: 3	H: 0 LOB: 0 BB: 0 P: 3	R: 0 E: 0 K: 1 S: 5	H: 1 LOB: 0 BB: 0 P: 5	R: 0 E: 0 K: 2 S: 7	H: 0 LOB: 1 BB: 1 P: 11	R: 2 E: 0 K: 2 S: 9	H: 2 LOB: 1 BB: 1 P: 13	R: 0 E: 0 K: 1 S: 5	H: 0 LOB: 0 BB: 0 P: 5	R: 0 E: 0 K: 0 S: 3	H: 0 LOB: 0 BB: 0 P: 3	R: 0 E: 0 K: 1 S: 6	H: 1 LOB: 2 BB: 1 P: 10	R: 0 E: 0 K: 2 S: 8	H: 1 LOB: 3 BB: 2 P: 16	1B: 4 2B: 0 3B: 0 HR: 1	SF: 0 SAC: 0 DP: 1 HBP: 0	WP: 0 PB: 0 CS: 0	PA: 36
<b>PITCHER</b>	IP	WLS	BF	H	R	ER	SO	BB	IBB	HBP	BLK	WP	HR	S	P	ERA	WHIP			
<b>Tony Cloninger, R</b> ERA: 3.85 (1, 1)	7.2		29	4	2	2	8	3	0	0	0	0	1	42	54	2.35	0.913			
<b>Billy O'Dell, L</b> ERA: 2.24 (8, 1)	1.1	S	7	1	0	0	2	2	0	0	0	0	0	9	17	0.00	2.250			



Batter	1	2	3	4	5	6	7	8	9	AB	R	H	RBI	BB	SO	LOB	TOP			
<b>Felipe Alou, R</b> OBP: 0.338, SLG: 0.508 (1, 3)										4	0	3	0	0	1	0	<b>Milwaukee Braves @ San Francisco Giants</b> Candlestick Park, San Francisco, CA Fri Jul 23 1965, 10:05 PM EDT Att: 20,347 - Unknown			
<b>Mack Jones, L</b> OBP: 0.329, SLG: 0.513 (1, 8)										4	0	0	0	0	0	3				
<b>Hank Aaron, R</b> OBP: 0.398, SLG: 0.598 (1, 9)										4	0	2	0	0	1	1				
<b>Joe Torre, R</b> OBP: 0.387, SLG: 0.520 (1, 2)										4	0	0	0	0	1	5				
<b>Eddie Mathews, L</b> OBP: 0.349, SLG: 0.480 (1, 5)										2	1	1	1	2	0	0				
<b>Rico Carty, R</b> OBP: 0.360, SLG: 0.505 (1, 7)										4	0	2	0	0	1	1				
<b>Frank Bolling, R</b> OBP: 0.300, SLG: 0.358 (1, 4)										4	0	1	0	0	0	3				
<b>Woody Woodward, R</b> OBP: 0.230, SLG: 0.220 (4, PH)										1	0	0	0	0	0	0				
<b>Lou Klimchock, L</b> OBP: 0.119, SLG: 0.077 (4, 6)										1	0	0	0	0	0	1				
<b>Miguel de la Hoz, R</b> OBP: 0.306, SLG: 0.360 (4, 6)										2	0	1	0	0	1	2				
<b>Ken Johnson, R</b> OBP: 0.121, SLG: 0.163 (5, PH)										1	0	0	0	0	1	0				
<b>Don Dilardi, L</b> OBP: 0.092, SLG: 0.092 (5, PH)										1	0	0	0	0	1	0				
<b>Denny Lemaster, R</b> OBP: 0.200, SLG: 0.208 (7, PH)										0	0	0	0	0	0	0				
<b>Jesse Gonder, L</b> OBP: 0.092, SLG: 0.387 (7, PH)										1	0	0	0	0	0	1				
<b>Dick Kelley, R</b> OBP: 0.333, SLG: 0.333 (8, PH)										0	0	0	0	0	0	0				
<b>Dan Osinski, R</b> OBP: 0.333, SLG: 0.333 (8, PH)										0	0	0	0	0	0	0				
<b>Ty Cline, L</b> OBP: 0.257, SLG: 0.233 (9, PH)										1	0	0	0	0	0	2				
<b>Inning Stats</b>	R: 0 E: 0 K: 1 S: 6	H: 1 LOB: 1 BB: 0 P: 6	R: 1 E: 0 K: 1 S: 6	H: 1 LOB: 0 BB: 0 P: 6	R: 0 E: 0 K: 1 S: 7	H: 2 LOB: 2 BB: 0 P: 7	R: 0 E: 0 K: 0 S: 3	H: 1 LOB: 1 BB: 1 P: 7	R: 0 E: 0 K: 1 S: 7	H: 2 LOB: 2 BB: 0 P: 7	R: 0 E: 0 K: 0 S: 3	H: 1 LOB: 0 BB: 0 P: 5	R: 0 E: 0 K: 1 S: 5	H: 0 LOB: 0 BB: 0 P: 5	R: 0 E: 0 K: 1 S: 6	H: 1 LOB: 2 BB: 1 P: 10	1B: 9 2B: 0 3B: 0 HR: 1	SF: 0 SAC: 0 DP: 3 HBP: 0	WP: 0 PB: 0 SB: 0 CS: 0	PA: 36
<b>PITCHER</b>	IP WLS BF H R ER SO BB IBB HBP BLK WP HR S P ERA WHIP	8.1 W 34 10 1 1 6 2 0 0 0 0 1 44 52 1.08 1.440	0.2 S 2 0 0 0 1 0 0 0 0 0 0 4 4 0.00 0.000																	
<b>Ron Herbel, R</b> ERA: 3.86 (1, 1)																				
<b>Frank Linzy, R</b> ERA: 1.88 (9, 1)																				

AB	34
R	1
H	10
RBI	1
BB	2
SO	7
LOB	19



Batter	1	2	3	4	5	6	7	8	9	AB	R	H	RBI	BB	SO	LOB	BOTTOM			
<b>Dick Schofield, S</b> OBP: 0.293, SLG: 0.277 (1, 6)										3	0	0	1	0	1	0	<b>Milwaukee Braves @ San Francisco Giants</b> Candlestick Park, San Francisco, CA Fri Jul 23 1965, 10:05 PM EDT Att: 20,347 - Unknown			
<b>Jim Davenport, R</b> OBP: 0.301, SLG: 0.365 (1, 5)										4	1	1	0	0	2	2				
<b>Willie McCovey, L</b> OBP: 0.405, SLG: 0.571 (1, 3)										2	1	1	2	1	1	2				
<b>Willie Mays, R</b> OBP: 0.400, SLG: 0.618 (1, 8)										3	1	0	0	1	0	2				
<b>Jesus Alou, R</b> OBP: 0.313, SLG: 0.411 (1, 9)										2	1	1	1	2	0	0				
<b>Tom Haller, L</b> OBP: 0.332, SLG: 0.341 (1, 2)										4	0	0	0	0	2	4				
<b>Len Gabrielson, L</b> OBP: 0.358, SLG: 0.407 (1, 7)										2	1	0	0	1	1	0				
<b>Cap Peterson, R</b> OBP: 0.333, SLG: 0.452 (8, PH)										0	0	0	0	0	0	0				
<b>Matty Alou, L</b> OBP: 0.281, SLG: 0.305 (8, PH)										1	0	0	0	0	0	2				
<b>Hal Lanier, R</b> OBP: 0.274, SLG: 0.288 (1, 4)										4	0	2	1	0	1	0				
<b>Ron Herbel, R</b> OBP: 0.045, SLG: 0.045 (1, 1)										4	0	0	0	0	2	4				
<b>Frank Linzy, R</b> ERA: 3.28 (9, 1)										0	0	0	0	0	0	0				
<b>Inning Stats</b>	R: 3 E: 0 K: 0 S: 6	H: 3 LOB: 0 BB: 0 P: 6	R: 0 E: 0 K: 1 S: 5	H: 0 LOB: 0 BB: 0 P: 5	R: 0 E: 0 K: 2 S: 7	H: 0 LOB: 1 BB: 1 P: 11	R: 0 E: 0 K: 1 S: 5	H: 0 LOB: 0 BB: 0 P: 5	R: 0 E: 0 K: 1 S: 5	H: 0 LOB: 0 BB: 0 P: 5	R: 0 E: 0 K: 1 S: 5	H: 0 LOB: 2 BB: 1 P: 10	R: 1 E: 1 K: 3 S: 11	H: 1 LOB: 2 BB: 1 P: 15	R: 1 E: 1 K: 1 S: 6	H: 1 LOB: 2 BB: 2 P: 14	1B: 3 2B: 0 3B: 0 HR: 2	SF: 0 SAC: 1 DP: 0 HBP: 1	WP: 0 PB: 0 SB: 0 CS: 0	PA: 36
<b>PITCHER</b>	IP WLS BF H R ER SO BB IBB HBP BLK WP HR S P ERA WHIP	4.0 L 16 3 3 3 4 1 0 0 0 0 0 23 27 6.75 1.000	2.0 8 0 0 0 2 1 0 1 0 0 0 10 15 0.00 0.500	1.1 9 1 2 2 4 3 0 0 0 0 0 14 26 13.50 3.000	0.2 3 1 0 0 0 0 0 0 0 0 0 3 3 0.00 1.500															
<b>Ken Johnson, R</b> ERA: 3.4 (1, 1)																				
<b>Denny Lemaster, L</b> ERA: 5.93 (5, 1)																				
<b>Dick Kelley, L</b> ERA: 3.34 (7, 1)																				
<b>Dan Osinski, R</b> ERA: 3.28 (8, 1)																				



Batter	1	2	3	4	5	6	7	8	9	AB	R	H	RBI	BB	SO	LOB	TOP								
<b>Felipe Alou, R</b> OBP: 0.337, SLG: 0.503 (1, 3) (7, 7)										3	0	0	0	0	2	3									
<b>Mack Jones, L</b> OBP: 0.331, SLG: 0.524 (1, 8)										4	2	2	1	0	0	1									
<b>Hank Aaron, R</b> OBP: 0.394, SLG: 0.590 (1, 9)										4	0	0	0	0	0	2									
<b>Joe Torre, R</b> OBP: 0.385, SLG: 0.517 (1, 2) (7, 3)										4	0	1	1	0	0	0									
<b>Eddie Mathews, L</b> OBP: 0.348, SLG: 0.475 (1, 5)										3	0	0	0	1	2	0									
<b>Rico Carty, R</b> OBP: 0.360, SLG: 0.508 (1, 7) (7, PR)										3	0	1	0	0	1	2									
<b>Denny Lemaster, R</b> OBP: 0.230, SLG: 0.208 (7, 1) (9, PH)										0	0	0	0	0	0	0									
<b>Frank Bolling, R</b> OBP: 0.296, SLG: 0.354 (1, 4)										4	0	0	0	0	1	1									
<b>Woody Woodward, R</b> OBP: 0.234, SLG: 0.242 (7, PH)										2	0	1	0	0	1	0									
<b>Jesse Gonder, L</b> OBP: 0.303, SLG: 0.383 (7, 2)										1	0	0	0	0	0	2									
<b>Hank Fischer, R</b> OBP: 0.143, SLG: 0.143 (1, 1)										2	0	0	0	0	0	1									
<b>Dick Kelley, R</b> (6, 1)										0	0	0	0	0	0	0									
<b>Miguel de la Hoz, R</b> OBP: 0.312, SLG: 0.360 (7, 6)										0	0	0	0	1	0	0									
<b>Inning Stats</b>	R: 1 E: 0 K: 0 S: 4	H: 1 LOB: 2 BB: 1 P: 9	R: 0 E: 0 K: 1 S: 5	H: 0 LOB: 0 BB: 0 P: 5	R: 0 E: 0 K: 0 S: 3	H: 1 LOB: 0 BB: 0 P: 3	R: 0 E: 0 K: 2 S: 7	H: 0 LOB: 0 BB: 0 P: 7	R: 0 E: 0 K: 1 S: 8	H: 1 LOB: 1 BB: 0 P: 8	R: 1 E: 0 K: 1 S: 6	H: 1 LOB: 0 BB: 0 P: 6	R: 0 E: 0 K: 1 S: 6	H: 1 LOB: 2 BB: 1 P: 10	R: 0 E: 0 K: 0 S: 3	H: 0 LOB: 0 BB: 0 P: 3	R: 0 E: 0 K: 0 S: 3	H: 0 LOB: 0 BB: 0 P: 3	1B: 2 2B: 1 3B: 1 HR: 1	SF: 0 SAC: 0 DP: 1 HBP: 1	WP: 0 PB: 0 SB: 0 CS: 0	PA: 34			
<b>PITCHER</b>	IP	WLS	BF	H	R	ER	SO	BB	IBB	HBP	BLK	WP	HR	S	P	ERA	WHIP								
<b>Bob Shaw, R</b> ERA: 2.39 (1, 1)	0.0		1	0	1	1	0	0	0	1	0	0	0	0	1	∞	∞								
<b>Bobby Bolin, R</b> ERA: 2.31 (1, 1)	6.0	W	22	4	1	1	6	1	0	0	0	0	1	33	37	1.50	0.833								
<b>Frank Linzy, R</b> ERA: 1.74 (7, 1)	3.0	S	11	1	0	0	1	1	0	0	0	0	0	12	16	0.00	0.667								

Milwaukee Braves @ San Francisco Giants  
Candlestick Park, San Francisco, CA  
Sat Jul 24 1965, 6:33 AM EDT  
Att: 22,881 - Unknown

AB 31  
R 2  
H 5  
RBI 2  
BB 2  
SO 7  
LOB 12



Batter	1	2	3	4	5	6	7	8	9	AB	R	H	RBI	BB	SO	LOB	BOTTOM								
<b>Dick Schofield, S</b> OBP: 0.295, SLG: 0.281 (1, 6)										3	1	1	0	1	1	0									
<b>Jim Davenport, R</b> OBP: 0.300, SLG: 0.362 (1, 5)										4	0	1	0	0	0	2									
<b>Willie McCovey, L</b> OBP: 0.403, SLG: 0.567 (1, 3)										4	0	1	0	0	1	4									
<b>Willie Mays, R</b> OBP: 0.397, SLG: 0.612 (1, 8)										3	1	0	0	0	0	2									
<b>Ken Henderson, S</b> OBP: 0.297, SLG: 0.231 (7, 8)										1	0	1	1	0	0	0									
<b>Jesus Alou, R</b> OBP: 0.313, SLG: 0.409 (1, 9)										4	0	1	0	0	0	1									
<b>Tom Haller, L</b> OBP: 0.331, SLG: 0.353 (1, 2)										4	1	1	1	0	0	2									
<b>Len Gabrielson, L</b> OBP: 0.362, SLG: 0.410 (1, 7)										4	1	2	0	0	1	0									
<b>Hal Lanier, R</b> OBP: 0.277, SLG: 0.291 (1, 4)										4	0	2	0	0	1	1									
<b>Bob Shaw, R</b> OBP: 0.100, SLG: 0.100 (1, 1)										0	0	0	0	0	0	0									
<b>Bobby Bolin, R</b> OBP: 0.143, SLG: 0.143 (1, 1)										2	0	0	0	0	1	1									
<b>Bob Burda, L</b> OBP: 0.111, SLG: 0.118 (6, PH)										0	0	0	0	0	0	0									
<b>Cap Peterson, R</b> OBP: 0.329, SLG: 0.446 (6, PH)										1	0	0	0	0	0	2									
<b>Frank Linzy, R</b> (7, 1)										1	0	0	0	1	1	1									
<b>Inning Stats</b>	R: 0 E: 0 K: 1 S: 6	H: 1 LOB: 1 BB: 0 P: 6	R: 0 E: 0 K: 1 S: 5	H: 0 LOB: 0 BB: 0 P: 5	R: 0 E: 0 K: 0 S: 5	H: 2 LOB: 2 BB: 0 P: 5	R: 1 E: 1 K: 1 S: 7	H: 1 LOB: 2 BB: 1 P: 11	R: 2 E: 2 K: 0 S: 6	H: 3 LOB: 1 BB: 0 P: 6	R: 1 E: 0 K: 1 S: 7	H: 2 LOB: 1 BB: 0 P: 7	R: 0 E: 0 K: 1 S: 6	H: 1 LOB: 1 BB: 0 P: 6	R: 0 E: 0 K: 0 S: 3	H: 0 LOB: 0 BB: 0 P: 3	1B: 8 2B: 1 3B: 0 HR: 1	SF: 0 SAC: 0 DP: 1 HBP: 0	WP: 0 PB: 0 SB: 1 CS: 0	PA: 36					
<b>PITCHER</b>	IP	WLS	BF	H	R	ER	SO	BB	IBB	HBP	BLK	WP	HR	S	P	ERA	WHIP								
<b>Hank Fischer, R</b> ERA: 4.01 (1, 1)	5.1	L	26	7	3	1	4	1	0	0	0	0	1	33	37	1.69	1.500								
<b>Dick Kelley, L</b> ERA: 3.29 (6, 1)	0.2		1	0	0	0	0	0	0	0	0	0	0	1	1	0.00	0.000								
<b>Denny Lemaster, L</b> ERA: 5.9 (7, 1)	2.0		9	3	1	1	2	0	0	0	0	0	0	13	13	4.50	1.500								

Milwaukee Braves @ San Francisco Giants  
Candlestick Park, San Francisco, CA  
Sat Jul 24 1965, 6:33 AM EDT  
Att: 22,881 - Unknown

AB 35  
R 4  
H 10  
RBI 2  
BB 1  
SO 6  
LOB 16



Batter	1	2	3	4	5	6	7	8	9	AB	R	H	RBI	BB	SO	LOB	TOP					
<b>Felipe Alou, R</b> OBP: 0.339, SLG: 0.502 (1, 3)										3	0	1	0	0	1	0	<b>Milwaukee Braves @ San Francisco Giants</b> Candlestick Park, San Francisco, CA Sun Jul 25 1965, 6:33 AM EDT Att: 33,120 - Unknown <a href="http://livebaseballscorecards.com">livebaseballscorecards.com</a>					
<b>Mack Jones, L</b> OBP: 0.332, SLG: 0.521 (1, 8)										5	1	2	0	0	0	4						
<b>Hank Aaron, R</b> OBP: 0.391, SLG: 0.584 (1, 9)										5	0	1	0	0	0	4						
<b>Joe Torre, R</b> OBP: 0.383, SLG: 0.511 (1, 2)										5	0	1	1	0	0	3						
<b>Eddie Mathews, L</b> OBP: 0.347, SLG: 0.473 (1, 5)										4	0	1	0	0	0	1						
<b>Miguel de la Hoz, R</b> OBP: 0.327, SLG: 0.369 (1, 4) (8, 6)										3	0	2	0	1	1	0						
<b>Ty Cline, L</b> OBP: 0.264, SLG: 0.241 (1, 7)										4	0	2	0	0	2	1						
<b>Woody Woodward, R</b> OBP: 0.236, SLG: 0.238 (8, PH)										2	0	0	0	1	0	3						
<b>Don Dillard, L</b> OBP: 0.296, SLG: 0.354 (8, 4)										1	0	0	0	0	0	2						
<b>Frank Bolling, R</b> OBP: 0.296, SLG: 0.354 (8, 4)										0	0	0	0	0	0	0						
<b>Bob Sadowski, R</b> OBP: 0.150, SLG: 0.105 (1, 1)										3	0	0	0	0	0	5						
<b>Jesse Gonder, L</b> OBP: 0.308, SLG: 0.389 (9, PH)										1	0	1	0	0	0	0						
<b>Phil Niekro, R</b> OBP: 0.200, SLG: 0.200 (9, PR)										0	0	0	0	0	0	0						
<b>Inning Stats</b>	R: 0 E: 0 K: 0 S: 2	H: 0 LOB: 0 BB: 0 P: 3	R: 0 E: 0 K: 0 S: 5	H: 2 LOB: 3 BB: 1 P: 9	R: 0 E: 0 K: 1 S: 4	H: 1 LOB: 1 BB: 1 P: 4	R: 0 E: 0 K: 1 S: 6	H: 1 LOB: 2 BB: 1 P: 10	R: 1 E: 0 K: 0 S: 5	H: 2 LOB: 1 BB: 0 P: 7	R: 0 E: 0 K: 2 S: 7	H: 0 LOB: 0 BB: 0 P: 7	R: 0 E: 0 K: 1 S: 6	H: 1 LOB: 1 BB: 0 P: 6	R: 0 E: 0 K: 0 S: 5	H: 2 LOB: 2 BB: 0 P: 5	R: 0 E: 0 K: 0 S: 5	H: 2 LOB: 2 BB: 0 P: 5	1B: 11 2B: 0 3B: 0 HR: 0	SF: 0 SAC: 1 DP: 1 HBP: 1	WP: 0 PB: 0 SB: 0 CS: 1	PA: 40
<b>PITCHER</b>	IP	WLS	BF	H	R	ER	SO	BB	IBB	HBP	BLK	WP	HR	S	P	ERA	WHIP					
<b>Bob Shaw, R</b> ERA: 2.31 (1, 1)	8.0	W	35	9	1	1	4	2	0	1	1	0	0	40	49	1.12	1.375					
<b>Gaylord Perry, R</b> ERA: 3.97 (9, 1)	0.0		1	1	0	0	0	0	0	0	0	0	0	1	1	∞	∞					
<b>Frank Linzy, R</b> ERA: 1.7 (9, 1)	1.0	S	4	1	0	0	0	0	0	0	0	0	0	4	4	0.00	1.000					

Batter	1	2	3	4	5	6	7	8	9	AB	R	H	RBI	BB	SO	LOB	BOTTOM				
<b>Dick Schofield, S</b> OBP: 0.298, SLG: 0.282 (1, 6)										3	0	1	1	1	1	0	<b>Milwaukee Braves @ San Francisco Giants</b> Candlestick Park, San Francisco, CA Sun Jul 25 1965, 6:33 AM EDT Att: 33,120 - Unknown <a href="http://livebaseballscorecards.com">livebaseballscorecards.com</a>				
<b>Jim Davenport, R</b> OBP: 0.295, SLG: 0.359 (1, 5)										4	0	1	0	0	0	4					
<b>Willie McCovey, L</b> OBP: 0.403, SLG: 0.563 (1, 3)										2	0	0	0	1	2	2					
<b>Jesus Alou, R</b> OBP: 0.315, SLG: 0.411 (1, 9)										3	1	2	0	0	0	1					
<b>Tom Haller, L</b> OBP: 0.331, SLG: 0.352 (1, 2)										3	0	1	0	0	0	1					
<b>Len Gabrielson, L</b> OBP: 0.361, SLG: 0.408 (1, 7)										3	0	1	0	0	0	1					
<b>Hal Lanier, R</b> OBP: 0.274, SLG: 0.288 (1, 4)										3	1	0	0	0	1	1					
<b>Ken Henderson, S</b> OBP: 0.278, SLG: 0.200 (1, 8)										2	0	0	0	1	2	0					
<b>Bob Shaw, R</b> OBP: 0.119, SLG: 0.119 (1, 1)										2	0	1	0	0	0	0					
<b>Willie Mays, R</b> OBP: 0.396, SLG: 0.610 (8, PH)										1	0	0	0	0	0	2					
<b>Gaylord Perry, R</b> OBP: 0.148, SLG: 0.115 (9, 1)										0	0	0	0	0	0	0					
<b>Frank Linzy, R</b> OBP: 0.148, SLG: 0.115 (9, 1)										0	0	0	0	0	0	0					
<b>Inning Stats</b>	R: 0 E: 0 K: 1 S: 4	H: 0 LOB: 0 BB: 1 P: 8	R: 1 E: 0 K: 0 S: 4	H: 2 LOB: 0 BB: 0 P: 4	R: 0 E: 0 K: 1 S: 5	H: 0 LOB: 0 BB: 0 P: 5	R: 0 E: 0 K: 1 S: 6	H: 2 LOB: 1 BB: 0 P: 6	R: 0 E: 0 K: 2 S: 7	H: 0 LOB: 0 BB: 0 P: 7	R: 0 E: 0 K: 0 S: 3	H: 1 LOB: 0 BB: 0 P: 3	R: 0 E: 0 K: 0 S: 2	H: 0 LOB: 1 BB: 1 P: 6	R: 1 E: 0 K: 0 S: 5	H: 2 LOB: 2 BB: 1 P: 9	1B: 7 2B: 0 3B: 0 HR: 0	SF: 0 SAC: 0 DP: 3 HBP: 0	WP: 0 PB: 0 SB: 0 CS: 1	PA: 30	
<b>PITCHER</b>	IP	WLS	BF	H	R	ER	SO	BB	IBB	HBP	BLK	WP	HR	S	P	ERA	WHIP				
<b>Bob Sadowski, R</b> ERA: 5.16 (1, 1)	8.0	L	29	7	2	2	5	3	0	0	0	0	0	36	48	2.25	1.250				



Batter	1	2	3	4	5	6	7	8	9	AB	R	H	RBI	BB	SO	LOB	TOP			
Felipe Alou, R OBP: 0.340, SLG: 0.515 (1, 7)										5	2	1	0	1	0	0	<b>Milwaukee Braves @ Houston Astros</b> Astrodome, Houston, TX Mon Jul 26 1965, 8:05 PM EDT Att: 24,395 - Dome			
Ty Cline, L OBP: 0.257, SLG: 0.234 (1, 8)										4	0	0	0	0	0	1				
Hank Aaron, R OBP: 0.392, SLG: 0.582 (1, 9)										3	2	1	1	1	0	0				
Eddie Mathews, L OBP: 0.346, SLG: 0.468 (1, 5)										3	1	0	0	1	0	1				
Joe Torre, R OBP: 0.387, SLG: 0.531 (1, 2)										4	1	3	4	0	1	0				
Denis Menke, R OBP: 0.320, SLG: 0.455 (1, 3)										3	0	1	0	1	1	1				
Miguel de la Hoz, R OBP: 0.330, SLG: 0.371 Frank Bolling, R OBP: 0.294, SLG: 0.352 (1, 4) (4, 4)										2	0	1	0	0	0	1				
Woody Woodward, R OBP: 0.229, SLG: 0.230 (1, 6)										4	0	0	0	0	2	2				
Wade Blasingame, L OBP: 0.241, SLG: 0.351 (1, 1)										4	0	0	0	0	1	0				
<b>Inning Stats</b>	R: 4 E: 0 K: 0 S: 6	H: 3 LOB: 1 BB: 2 P: 14	R: 0 E: 0 K: 0 S: 3	H: 0 LOB: 0 BB: 0 P: 3	R: 0 E: 0 K: 0 S: 4	H: 1 LOB: 1 BB: 0 P: 4	R: 0 E: 0 K: 2 S: 7	H: 1 LOB: 0 BB: 0 P: 7	R: 2 E: 0 K: 0 S: 6	H: 3 LOB: 2 BB: 1 P: 10	R: 0 E: 0 K: 0 S: 5	H: 0 LOB: 0 BB: 0 P: 5	R: 0 E: 0 K: 0 S: 3	H: 0 LOB: 0 BB: 0 P: 3	R: 0 E: 0 K: 1 S: 5	H: 0 LOB: 0 BB: 0 P: 5		1B: 4 2B: 0 3B: 2 HR: 2	SF: 0 SAC: 0 DP: 0 HBP: 0	WP: 0 PB: 0 CS: 1
<b>PITCHER</b>	IP WLS BF H R ER SO BB IBB HBP BLK WP HR S P ERA WHIP																			
Bob Bruce, R ERA: 3.45 (1, 1)	4.2 L 23 8 6 6 2 2 0 0 0 0 0 2 25 33 11.57 2.143																			
Dave Giusti, R ERA: 4.38 (5, 1)	4.1 14 0 0 0 4 1 0 0 0 0 0 0 21 25 0.00 0.231																			

AB	34
R	6
H	8
RBI	6
BB	3
SO	6
LOB	8



Batter	1	2	3	4	5	6	7	8	9	AB	R	H	RBI	BB	SO	LOB	BOTTOM			
Joe Gaines, R OBP: 0.305, SLG: 0.400 (1, 9)										4	0	2	0	0	1	0	<b>Milwaukee Braves @ Houston Astros</b> Astrodome, Houston, TX Mon Jul 26 1965, 8:05 PM EDT Att: 24,395 - Dome			
Joe Morgan, L OBP: 0.374, SLG: 0.448 (1, 4)										3	0	1	0	1	0	1				
Jimmy Wynn, R OBP: 0.368, SLG: 0.477 (1, 8)										2	0	0	0	2	0	1				
Frank Thomas, R OBP: 0.258, SLG: 0.319 (1, 3)										4	0	0	0	0	1	4				
Bob Aspromonte, R OBP: 0.293, SLG: 0.324 (1, 5)										4	0	0	0	0	0	0				
Lee Maye, L OBP: 0.296, SLG: 0.374 (1, 7)										4	0	2	0	0	0	0				
Ron Brand, R OBP: 0.283, SLG: 0.244 (1, 2)										4	0	0	0	0	0	2				
Bob Lillis, R OBP: 0.269, SLG: 0.237 (1, 6)										1	0	0	0	0	0	0				
Eddie Kasko, R OBP: 0.302, SLG: 0.304 (5, PH) (6, 6)										2	0	0	0	0	0	0				
Bob Bruce, R OBP: 0.082, SLG: 0.083 Dave Giusti, R OBP: 0.207, SLG: 0.296 (1, 1) (5, 1)										1	0	0	0	0	0	0				
<b>Inning Stats</b>	R: 0 E: 0 K: 2 S: 7	H: 0 LOB: 1 BB: 1 P: 11	R: 0 E: 0 K: 0 S: 3	H: 0 LOB: 0 BB: 0 P: 3	R: 0 E: 0 K: 0 S: 4	H: 1 LOB: 3 BB: 2 P: 12	R: 0 E: 0 K: 0 S: 3	H: 0 LOB: 0 BB: 0 P: 3	R: 0 E: 0 K: 0 S: 4	H: 1 LOB: 1 BB: 0 P: 4	R: 0 E: 0 K: 0 S: 3	H: 0 LOB: 0 BB: 0 P: 3	R: 0 E: 0 K: 0 S: 3	H: 1 LOB: 1 BB: 0 P: 3	R: 0 E: 0 K: 0 S: 4	H: 1 LOB: 1 BB: 0 P: 4	1B: 5 2B: 0 3B: 0 HR: 0	SF: 0 SAC: 0 DP: 1 HBP: 0	WP: 0 PB: 0 CS: 0	PA: 34
<b>PITCHER</b>	IP WLS BF H R ER SO BB IBB HBP BLK WP HR S P ERA WHIP																			
Wade Blasingame, L ERA: 3.25 (1, 1)	9.0 W 34 5 0 0 2 3 0 0 0 0 0 0 35 47 0.00 0.889																			



Batter	1	2	3	4	5	6	7	8	9	AB	R	H	RBI	BB	SO	LOB	TOP				
<b>Felipe Alou, R</b> OBP: 0.338, SLG: 0.520 (1, 7)			6-3		SF8		F9	P5		4	1	1	2	0	0	2					
<b>Ty Cline, L</b> OBP: 0.275, SLG: 0.255 (1, 8)	L7		2B		S		FC5-4	2B		4	2	3	0	1	0	0					
<b>Hank Aaron, R</b> OBP: 0.390, SLG: 0.579 (1, 9)	K		E6		P4		FC5-4	L7		5	0	1	0	0	1	3					
<b>Eddie Mathews, L</b> OBP: 0.342, SLG: 0.462 (1, 5)	K		4-3		F7			F9	F7	5	0	0	0	0	1	3					
<b>Joe Torre, R</b> OBP: 0.393, SLG: 0.548 (1, 2)		1-3		HR		SH1-3		2B		5	2	4	2	0	0	0					
<b>Denis Menke, R</b> OBP: 0.323, SLG: 0.462 (1, 3)	6-3			CS		P5		1B	F8	5	1	2	1	0	0	2					
<b>Frank Bolling, R</b> OBP: 0.298, SLG: 0.355 (1, 4)				1B		L5		1B		3	0	2	0	0	0	1					
<b>Woody Woodward, R</b> OBP: 0.230, SLG: 0.231 (1, 6)		P4				6-3		F8		4	0	1	1	0	0	2					
<b>Tony Cloninger, R</b> OBP: 0.180, SLG: 0.279 (1, 1)			L8					F9		3	1	1	0	0	0	0					
<b>Billy O'Dell, S</b> OBP: 0.188, SLG: 0.250 (7, 1)					SF8			K		1	0	0	0	0	1	2					
<b>Inning Stats</b>	R: 1 E: 0 K: 2 S: 8	H: 1 LOB: 0 BB: 0 P: 8	R: 0 E: 0 K: 0 S: 4	H: 1 LOB: 1 BB: 0 P: 4	R: 1 E: 1 K: 0 S: 4	H: 1 LOB: 1 BB: 1 P: 8	R: 1 E: 0 K: 0 S: 4	H: 2 LOB: 0 BB: 0 P: 4	R: 1 E: 0 K: 0 S: 5	H: 2 LOB: 1 BB: 0 P: 5	R: 0 E: 0 K: 0 S: 4	H: 1 LOB: 1 BB: 0 P: 4	R: 0 E: 0 K: 1 S: 9	H: 4 LOB: 2 BB: 0 P: 9	R: 1 E: 0 K: 0 S: 5	H: 2 LOB: 1 BB: 0 P: 5	1B: 8 2B: 4 3B: 1 HR: 2	SF: 1 SAC: 1 DP: 0 HBP: 0	WP: 0 PB: 0 CS: 1	PA: 42	
<b>PITCHER</b>	IP	WLS	BF	H	R	ER	SO	BB	IBB	HBP	BLK	WP	HR	S	P	ERA	WHIP				
<b>Larry Dierker, R</b> ERA: 3.65 (1, 1)	4.0	L	18	6	4	3	2	1	0	0	0	0	2	21	25	6.75	1.750				
<b>Ron Taylor, R</b> ERA: 4.16 (5, 1)	3.0		12	3	0	0	0	0	0	0	0	0	0	12	12	0.00	1.000				
<b>Jim Owens, R</b> ERA: 2.98 (8, 1)	2.0		12	6	3	3	1	0	0	0	0	0	0	14	14	13.50	3.000				

Milwaukee Braves @ Houston Astros  
Astrodome, Houston, TX  
Tue Jul 27 1965, 8:05 PM EDT  
Att: 23,642 - Dome

AB 39  
R 7  
H 15  
RBI 6  
BB 1  
SO 3  
LOB 15



Batter	1	2	3	4	5	6	7	8	9	AB	R	H	RBI	BB	SO	LOB	BOTTOM					
<b>Joe Morgan, L</b> OBP: 0.373, SLG: 0.445 (1, 4)	G3		S		F9		P4			3	0	0	0	1	0	3						
<b>Lee Maye, L</b> OBP: 0.291, SLG: 0.368 (1, 7)	L8		L8			P5		F9		4	0	0	0	0	0	1						
<b>Jimmy Wynn, R</b> OBP: 0.364, SLG: 0.472 (1, 8)	K		5-3			L8		G3		4	0	0	0	0	1	1						
<b>Walt Bond, L</b> OBP: 0.320, SLG: 0.357 (1, 9)		2B		4-3		4-3		L8		4	1	1	0	0	0	0						
<b>Jim Gentile, L</b> OBP: 0.333, SLG: 0.452 (1, 3)			F7			L6-4		K		3	0	1	1	1	1	0						
<b>Bob Aspromonte, R</b> OBP: 0.298, SLG: 0.327 (1, 5)		L8				WP		E9		3	0	2	0	0	0	1						
<b>Eddie Kasko, R</b> OBP: 0.290, SLG: 0.292 (1, 6)		6-3				HBP		1B		4	0	0	0	0	1	5						
<b>Ron Brand, R</b> OBP: 0.263, SLG: 0.244 (1, 2)		5-3				F7		5-3		4	0	1	0	0	0	2						
<b>Larry Dierker, R</b> OBP: 0.154, SLG: 0.120 (1, 1)										1	0	0	0	0	1	0						
<b>Ron Taylor, R</b> OBP: 0.200, SLG: 0.300 (5, 1)										1	0	0	0	0	1	0						
<b>Rusty Staub, L</b> OBP: 0.330, SLG: 0.349 (7, PH)										0	0	0	0	1	0	0						
<b>Bob Lillis, R</b> OBP: 0.269, SLG: 0.237 (7, PR)										0	0	0	0	0	0	0						
<b>Jim Owens, R</b> ERA: 2.17 (8, 1)										0	0	0	0	0	0	0						
<b>Inning Stats</b>	R: 0 E: 0 K: 1 S: 5	H: 2 LOB: 1 BB: 0 P: 5	R: 1 E: 0 K: 0 S: 5	H: 2 LOB: 1 BB: 0 P: 5	R: 0 E: 0 K: 1 S: 5	H: 0 LOB: 1 BB: 1 P: 9	R: 0 E: 0 K: 1 S: 5	H: 0 LOB: 0 BB: 0 P: 6	R: 0 E: 0 K: 1 S: 5	H: 0 LOB: 0 BB: 0 P: 5	R: 0 E: 0 K: 0 S: 3	H: 0 LOB: 0 BB: 0 P: 3	R: 0 E: 0 K: 0 S: 4	H: 2 LOB: 3 BB: 2 P: 12	R: 0 E: 0 K: 0 S: 3	H: 0 LOB: 0 BB: 0 P: 3	R: 0 E: 1 K: 1 S: 6	H: 1 LOB: 1 BB: 0 P: 6	1B: 4 2B: 2 3B: 0 HR: 0	SF: 0 SAC: 0 DP: 1 HBP: 1	WP: 1 PB: 0 CS: 0	PA: 35
<b>PITCHER</b>	IP	WLS	BF	H	R	ER	SO	BB	IBB	HBP	BLK	WP	HR	S	P	ERA	WHIP					
<b>Tony Cloninger, R</b> ERA: 3.75 (1, 1)	6.2		27	4	1	1	4	3	0	1	0	0	0	31	44	1.35	1.050					
<b>Billy O'Dell, L</b> ERA: 2.17 (7, 1)	2.1	S	8	1	0	0	1	0	0	0	0	0	0	10	10	0.00	0.429					

Milwaukee Braves @ Houston Astros  
Astrodome, Houston, TX  
Tue Jul 27 1965, 8:05 PM EDT  
Att: 23,642 - Dome

AB 31  
R 1  
H 5  
RBI 1  
BB 3  
SO 5  
LOB 13



Batter	1	2	3	4	5	6	7	8	9	AB	R	H	RBI	BB	SO	LOB	TOP								
<b>Felipe Alou, R</b> OBP: 0.339, SLG: 0.522 (1, 7)	0-0 6-3			0-0 3B 1B		0-0 1B SF9 2B	0-0 F3		0-0 P4	5	2	2	0	0	0	1									
<b>Ty Cline, L</b> OBP: 0.285, SLG: 0.288 (1, 8)	0-3 K			0-0 1-H SF8 3B		0-0 2-3 1B 1B			0-0 FC1-5 2B	5	2	3	1	0	1	1									
<b>Hank Aaron, R</b> OBP: 0.388, SLG: 0.576 (1, 9)	0-0 F7			0-0 6-3		0-0 SF9			4-0 FC1-5 1B IBB	2	1	0	1	1	0	1									
<b>Eddie Mathews, L</b> OBP: 0.338, SLG: 0.457 (1, 5)		0-3 K		0-0 SF8		0-3 K			0-0 FC1-5 1B	3	0	0	1	0	2	3									
<b>Joe Torre, R</b> OBP: 0.394, SLG: 0.546 (1, 2)		0-3 K		3-H 6-3		4-0 1B IBB			0-0 1-2 2-3 1B	3	0	1	1	1	1	0									
<b>Denis Menke, R</b> OBP: 0.328, SLG: 0.488 (1, 3)		0-0 P4				0-0 HR			0-0 P5	4	1	2	2	0	0	2									
<b>Frank Bolling, R</b> OBP: 0.294, SLG: 0.350 (1, 4)			0-0 5-3		0-0 F3	0-0 P4			0-3 K	4	0	0	0	0	1	4									
<b>Woody Woodward, R</b> OBP: 0.230, SLG: 0.231 (1, 6)			0-0 P4		0-0 1-3		0-0 6-3		0-0 SH5-3 1B	4	0	1	0	0	0	0									
<b>Ken Johnson, R</b> OBP: 0.115, SLG: 0.154 (1, 1)			0-0 P6		0-0 6-3		0-0 6-3		0-0 SH5-3 1-2	3	0	0	0	0	0	0									
<b>Denny Lemaster, R</b> OBP: 0.200, SLG: 0.208 (7, 1)										0	0	0	0	0	0	0									
<b>Dan Osinski, R</b> OBP: 0.333, SLG: 0.333 (7, 1)										0	0	0	0	0	0	0									
<b>Billy O'Dell, S</b> OBP: 0.188, SLG: 0.250 (7, 1)										0	0	0	0	0	0	0									
<b>Inning Stats</b>	R: 0 E: 0 K: 1 S: 5	H: 0 LOB: 0 BB: 0 P: 5	R: 0 E: 0 K: 2 S: 7	H: 0 LOB: 0 BB: 0 P: 7	R: 0 E: 0 K: 0 S: 3	H: 0 LOB: 0 BB: 0 P: 3	R: 2 E: 0 K: 0 S: 5	H: 2 LOB: 0 BB: 0 P: 5	R: 1 E: 0 K: 0 S: 4	H: 1 LOB: 0 BB: 0 P: 4	R: 2 E: 0 K: 1 S: 8	H: 3 LOB: 2 BB: 1 P: 12	R: 0 E: 0 K: 0 S: 3	H: 0 LOB: 2 BB: 0 P: 3	R: 1 E: 0 K: 1 S: 7	H: 2 LOB: 2 BB: 1 P: 11	R: 0 E: 0 K: 0 S: 4	H: 1 LOB: 1 BB: 0 P: 4	1B: 5 2B: 2 3B: 1 HR: 1	SF: 2 SAC: 1 DP: 0 HBP: 0	WP: 0 PB: 0 CS: 0	PA: 38			
<b>PITCHER</b>	IP	WLS	BF	H	R	ER	SO	BB	IBB	HBP	BLK	WP	HR	S	P	ERA	WHIP								
<b>Turk Farrell, R</b> ERA: 2.61 (1, 1)	5.2	L	24	6	5	5	4	0	1	0	0	0	1	31	35	7.94	1.059								
<b>Dave Giusti, R</b> ERA: 4.32 (6, 1)	1.1		4	0	0	0	0	0	0	0	0	0	0	4	4	0.00	0.000								
<b>Mike Cuellar, L</b> ERA: 4.43 (8, 1)	0.1		4	2	1	1	0	0	1	0	0	0	0	3	7	27.00	6.000								
<b>Jim Owens, R</b> ERA: 2.89 (8, 1)	1.2		6	1	0	0	1	0	0	0	0	0	0	8	8	0.00	0.600								

Milwaukee Braves @ Houston Astros  
Astrodome, Houston, TX  
Wed Jul 28 1965, 8:05 PM EDT  
Att: 32,772 - Dome

AB 33  
R 6  
H 9  
RBI 6  
BB 2  
SO 5  
LOB 12



Batter	1	2	3	4	5	6	7	8	9	AB	R	H	RBI	BB	SO	LOB	BOTTOM								
<b>Joe Morgan, L</b> OBP: 0.378, SLG: 0.455 (1, 4)	0-0 G4-6-3 1B		0-0 HR			0-0 E4 PB	4-0 BB 1B BB		4-0 BB	3	1	2	1	2	0	0									
<b>Lee Maye, L</b> OBP: 0.288, SLG: 0.363 (1, 7)	0-0 G4-6-3		0-0 F7			0-0 F9	0-0 BB 1B		0-3 K	3	0	0	0	0	0	2									
<b>Joe Gaines, R</b> OBP: 0.307, SLG: 0.401 (7, PH)	1-2					1-2 2-H 3-H 4-0	1-2 2-3 1B			2	0	1	2	0	1	2									
<b>Jimmy Wynn, R</b> OBP: 0.362, SLG: 0.466 (1, 8)	0-3 K			0-3 K		0-0 5-3	0-0 BB		0-0 5-3	4	0	0	0	1	2	3									
<b>Walt Bond, L</b> OBP: 0.319, SLG: 0.356 (1, 9)		0-0 L7		0-0 1B		0-0 F7	0-0 F9			4	0	1	0	0	0	4									
<b>Jim Gentile, L</b> OBP: 0.332, SLG: 0.453 (1, 3)		0-0 L8		0-0 P4		0-0 1B 2B	0-0 K		0-3 K	4	1	1	0	0	1	1									
<b>Bob Aspromonte, R</b> OBP: 0.298, SLG: 0.326 (1, 5)		0-0 1B		0-0 F7		0-0 F7	0-0 4-3			4	0	1	0	0	0	2									
<b>Eddie Kasko, R</b> OBP: 0.288, SLG: 0.290 (1, 6)		0-3 K				0-0 F9	0-0 BB 1B 1B		0-0 1-3	4	1	1	0	0	1	1									
<b>Gus Triandos, R</b> OBP: 0.241, SLG: 0.208 (1, 2)			4-0 G5-6-3 BB		0-0 5-3		0-0 P6			3	0	1	0	1	0	2									
<b>Bob Lillis, R</b> OBP: 0.209, SLG: 0.237 (9, PR)									0-0 WP 1B	0	0	0	0	0	0	0									
<b>Turk Farrell, R</b> OBP: 0.178, SLG: 0.180 (6, 1)										2	0	0	0	0	0	1									
<b>Dave Giusti, R</b> OBP: 0.207, SLG: 0.206 (7, PH)										0	0	0	0	0	0	0									
<b>Rusty Staub, R</b> OBP: 0.302, SLG: 0.352 (7, PH)										1	0	1	0	0	0	0									
<b>Ron Brandt, R</b> OBP: 0.265, SLG: 0.244 (8, 1)										0	0	0	0	0	0	0									
<b>Mike Cuellar, L</b> (8, 1)										0	0	0	0	0	0	0									
<b>Jim Owens, R</b> (8, 1)										0	0	0	0	0	0	0									
<b>Frank Thomas, R</b> OBP: 0.268, SLG: 0.315 (9, PH)			1-2			1-2 3-H 1B 1B			1-2 K	1	0	0	0	0	1	1									
<b>Inning Stats</b>	R: 0 E: 0 K: 1 S: 5	H: 1 LOB: 0 BB: 0 P: 5	R: 0 E: 0 K: 1 S: 6	H: 1 LOB: 1 BB: 0 P: 6	R: 1 E: 0 K: 0 S: 3	H: 1 LOB: 0 BB: 1 P: 7	R: 0 E: 0 K: 1 S: 6	H: 1 LOB: 1 BB: 0 P: 6	R: 0 E: 0 K: 0 S: 3	H: 0 LOB: 0 BB: 0 P: 3	R: 0 E: 1 K: 0 S: 4	H: 0 LOB: 1 BB: 0 P: 4	R: 3 E: 0 K: 0 S: 7	H: 4 LOB: 3 BB: 2 P: 15	R: 0 E: 0 K: 1 S: 5	H: 0 LOB: 2 BB: 0 P: 5	R: 0 E: 0 K: 2 S: 8	H: 1 LOB: 2 BB: 1 P: 12	1B: 7 2B: 1 3B: 0 HR: 1	SF: 0 SAC: 0 DP: 2 HBP: 0	WP: 1 PB: 1 CS: 0	PA: 39			
<b>PITCHER</b>	IP	WLS	BF	H	R	ER	SO	BB	IBB	HBP	BLK	WP	HR	S	P	ERA	WHIP								
<b>Ken Johnson, R</b> ERA: 3.49 (1, 1)	6.2	W	27	7	4	4	3	1	0	0	0	0	1	32	36	5.40	1.200								
<b>Denny Lemaster, L</b> ERA: 5.9 (7, 1)	0.0		1	0	0	0	0	1	0	0	0	0	0	0	4	∞	∞								
<b>Dan Osinski, R</b> ERA: 3.28 (7, 1)	0.0		2	1	0	0	0	1	0	0	0	0	0	1	5	∞	∞								
<b>Billy O'Dell, L</b> ERA: 2.1 (7, 1)	2.1	S	9	1	0	0	3	1	0	0	0	1	0	14	18	0.00	0.857								

Milwaukee Braves @ Houston Astros  
Astrodome, Houston, TX  
Wed Jul 28 1965, 8:05 PM EDT  
Att: 32,772 - Dome

AB 35  
R 4  
H 9  
RBI 4  
BB 4  
SO 6  
LOB 19





Batter	1	2	3	4	5	6	7	8	9	AB	R	H	RBI	BB	SO	LOB	TOP					
Dick Schofield, S OBP: 0.296, SLG: 0.278 (1, 6)	F9		4-3	FC6-4		F9		L8 1B BB		4	0	0	0	1	0	1	<b>San Francisco Giants @ Milwaukee Braves</b> Milwaukee County Stadium, Milwaukee, WI Fri Jul 30 1965, 8:05 PM EDT Att: 6,787 - Unknown <a href="http://livebaseballscorecards.com">livebaseballscorecards.com</a>					
Jim Davenport, R OBP: 0.307, SLG: 0.374 (1, 5)	L6-3 BB		5-3		F3			1-2 1B		4	0	2	0	1	0	0						
Willie Mays, R OBP: 0.387, SLG: 0.600 (1, 8)	L6-3		6-3		HR		F9	L8		5	1	1	1	0	0	4						
Willie McCovey, L OBP: 0.404, SLG: 0.568 (1, 3)				F6		4-3		4-3		4	2	1	1	1	0	3						
Jim Ray Hart, R OBP: 0.327, SLG: 0.418 (1, 9) (5, 7)		HR G3 1B		1B 2B 1B	1B 4-3 1B		1B BB		5-3	4	3	3	0	1	0	0						
Len Gabrielson, L OBP: 0.385, SLG: 0.412 Jesus Alou, R OBP: 0.319, SLG: 0.411 (5, PH) (5, 9)	G3			2B 1B	4-3 1B		G6-4-3 1B		6-3	2	1	1	0	0	0	1						
Tom Haller, L OBP: 0.327, SLG: 0.361 (1, 2)				1B 2B	4-3 1B		K		K	5	2	2	5	0	2	3						
Hal Lanier, R OBP: 0.272, SLG: 0.281 (1, 4)	1-3			K2-3			G6-4-3			3	0	0	0	1	1	3						
Bob Shaw, R OBP: 0.130, SLG: 0.130 (1, 1)	6-3			FC6-4 1B	6-3		4-3			4	0	1	1	0	0	2						
<b>Inning Stats</b>	R: 0 E: 0 K: 0 S: 2	H: 0 LOB: 0 BB: 1 P: 6	R: 3 E: 0 K: 0 S: 6	H: 3 LOB: 0 BB: 0 P: 6	R: 0 E: 0 K: 0 S: 3	H: 0 LOB: 0 BB: 0 P: 3	R: 3 E: 0 K: 1 S: 9	H: 4 LOB: 1 BB: 0 P: 9	R: 3 E: 0 K: 0 S: 6	H: 3 LOB: 2 BB: 1 P: 14	R: 0 E: 0 K: 0 S: 4	H: 1 LOB: 1 BB: 0 P: 4	R: 0 E: 0 K: 1 S: 5	H: 1 LOB: 1 BB: 1 P: 9	R: 0 E: 0 K: 0 S: 4	H: 1 LOB: 2 BB: 1 P: 8		R: 0 E: 0 K: 1 S: 5	H: 0 LOB: 0 BB: 0 P: 5	1B: 9 2B: 2 3B: 0 HR: 3	SF: 0 SAC: 0 DP: 2 HBP: 0	WP: 0 PB: 0 SB: 0 CS: 0
<b>PITCHER</b>	IP	WLS	BF	H	R	ER	SO	BB	IBB	HBP	BLK	WP	HR	S	P	ERA	WHIP					
Hank Fischer, R ERA: 4.33 Bob Sadowski, R ERA: 5.71 Dick Kelley, L ERA: 3.13 Dan Osinski, R ERA: 3.14 Phil Niekro, R ERA: 3.64	(1, 1) (2, 1) (5, 1) (7, 1) (9, 1)	1.1 3.0 1.2 2.0 1.0	L 16 8 9 3	7 6 2 2 0	3 6 0 0 0	3 6 0 0 0	0 0 1 1 1	0 1 0 2 0	0 0 0 0 0	0 0 0 0 0	0 0 0 0 0	0 0 0 0 0	2 1 7 9 5	6 17 11 17 5	10 21 11 17 5	20.25 18.00 0.00 0.00 0.00	3.000 2.333 1.800 2.000 0.000					
<b>Batter</b>	<b>1</b>	<b>2</b>	<b>3</b>	<b>4</b>	<b>5</b>	<b>6</b>	<b>7</b>	<b>8</b>	<b>9</b>	<b>AB</b>	<b>R</b>	<b>H</b>	<b>RBI</b>	<b>BB</b>	<b>SO</b>	<b>LOB</b>	<b>BOTTOM</b>					
Felipe Alou, R OBP: 0.340, SLG: 0.520 (1, 7)	1B		F8		FC6-4 1B		F7		E6 FC5-4	5	0	2	0	0	0	3	<b>San Francisco Giants @ Milwaukee Braves</b> Milwaukee County Stadium, Milwaukee, WI Fri Jul 30 1965, 8:05 PM EDT Att: 6,787 - Unknown <a href="http://livebaseballscorecards.com">livebaseballscorecards.com</a>					
Ty Cline, L OBP: 0.276, SLG: 0.278 (1, 8)	L9 1B		L6-3		L8		L4-3		L7	5	1	0	1	0	0	5						
Hank Aaron, R OBP: 0.388, SLG: 0.572 (1, 9)				F7	FC6-4		FC5-4		FC5-4	4	0	1	1	1	0	4						
Eddie Mathews, L OBP: 0.339, SLG: 0.455 (1, 5)	F5			BB 1B		F8		BB	K	4	0	1	0	1	1	3						
Joe Torre, R OBP: 0.392, SLG: 0.541 (1, 2)	F7			BB 1B		K		BB	K	3	0	0	0	1	2	4						
Denis Menke, R OBP: 0.326, SLG: 0.480 (1, 3) (5, 6)	F6			F5				1B	5-3	4	0	1	0	0	0	2						
Frank Bolling, R OBP: 0.295, SLG: 0.348 Dick Kelley, R Don Dillard, L Dan Osinski, R Mack Jones, R Phil Niekro, R (1, 4) (5, 1) (6, PH) (7, 1) (8, PH) (9, 1)	1-3			F8		F8		4-3		2	0	0	0	0	0	2						
Woody Woodward, R OBP: 0.231, SLG: 0.232 (1, 6) (5, 4)	K			1-3				2B L4-3 1B	5-3	4	1	1	0	0	1	0						
Hank Fischer, R OBP: 0.143, SLG: 0.143 Bob Sadowski, R OBP: 0.143, SLG: 0.100 Gene Oliver, R OBP: 0.345, SLG: 0.431 (1, 1) (2, 1) (5, 3)	F8			1B		BB		E5 FC5-4 E		0	0	0	0	0	0	0						
<b>Inning Stats</b>	R: 1 E: 1 K: 0 S: 5	H: 2 LOB: 1 BB: 0 P: 5	R: 0 E: 0 K: 1 S: 5	H: 0 LOB: 0 BB: 0 P: 5	R: 0 E: 0 K: 0 S: 3	H: 0 LOB: 0 BB: 0 P: 3	R: 0 E: 0 K: 0 S: 4	H: 1 LOB: 2 BB: 1 P: 8	R: 0 E: 0 K: 1 S: 6	H: 1 LOB: 1 BB: 0 P: 6	R: 1 E: 0 K: 1 S: 7	H: 2 LOB: 3 BB: 2 P: 15	R: 0 E: 0 K: 0 S: 3	H: 0 LOB: 0 BB: 0 P: 3	R: 0 E: 2 K: 1 S: 7	H: 0 LOB: 2 BB: 0 P: 7		1B: 6 2B: 1 3B: 0 HR: 0	SF: 0 SAC: 0 DP: 0 HBP: 0	WP: 0 PB: 0 SB: 0 CS: 0	PA: 40	
<b>PITCHER</b>	IP	WLS	BF	H	R	ER	SO	BB	IBB	HBP	BLK	WP	HR	S	P	ERA	WHIP					
Bob Shaw, R ERA: 2.23 (1, 1)	9.0	W	40	7	2	1	4	4	0	0	0	0	0	44	60	1.00	1.222					

Batter	1	2	3	4	5	6	7	8	9	AB R H RBI BB SO LOB	TOP											
Dick Schofield, S (1, 6) OBP: 0.292, SLG: 0.275	L1		F3		F8			4-3		4 0 0 0 0 0 1	<b>San Francisco Giants @ Milwaukee Braves</b> <b>Milwaukee County Stadium, Milwaukee, WI</b> Sat Jul 31 1965, 4:33 AM EDT Att: 5,796 - Unknown <a href="http://livebaseballscorecards.com">livebaseballscorecards.com</a>											
Jim Davenport, R (1, 5) OBP: 0.301, SLG: 0.365	K		K		F9			K		4 0 0 0 0 0 3 0												
Willie Mays, R (1, 8) OBP: 0.383, SLG: 0.593	K		F8		6-3			F8		4 0 0 0 0 0 1 0												
Jim Ray Hart, R (1, 7) OBP: 0.330, SLG: 0.429										3 2 2 1 0 0 0 0												
Matty Alou, L (8, 7) OBP: 0.286, SLG: 0.307										1 0 1 0 0 0 0 0												
Willie McCovey, L (1, 3) OBP: 0.400, SLG: 0.561										4 0 0 0 0 0 1 2												
Jesus Alou, R (1, 9) OBP: 0.318, SLG: 0.412										4 1 1 1 0 0 0 1												
Hal Lanier, R (1, 4) OBP: 0.275, SLG: 0.284										4 0 2 1 0 0 0 1												
Dick Bertell, R (1, 2) OBP: 0.286, SLG: 0.229										4 0 0 0 0 0 3 4												
Juan Marichal, R (1, 1) OBP: 0.194, SLG: 0.185										3 0 1 0 0 0 0 3												
<b>Inning Stats</b>	R: 0 E: 0 K: 2 S: 7	H: 0 LOB: 0 BB: 0 P: 7	R: 2 E: 0 K: 1 S: 8	H: 3 LOB: 1 BB: 0 P: 8	R: 0 E: 0 K: 1 S: 5	H: 0 LOB: 0 BB: 0 P: 5	R: 0 E: 0 K: 1 S: 5	H: 0 LOB: 0 BB: 0 P: 5	R: 0 E: 0 K: 0 S: 4	H: 1 LOB: 1 BB: 0 P: 6	R: 1 E: 0 K: 0 S: 4	H: 1 LOB: 1 BB: 0 P: 4	R: 0 E: 1 K: 0 S: 4	H: 1 LOB: 1 BB: 0 P: 4	R: 0 E: 0 K: 1 S: 5	H: 0 LOB: 0 BB: 0 P: 5	R: 0 E: 1 K: 1 S: 7	H: 1 LOB: 2 BB: 0 P: 7	1B: 5 2B: 1 3B: 0 HR: 1	SF: 0 SAC: 0 DP: 1 HBP: 0	WP: 0 PB: 1 CS: 0	PA: 35
<b>PITCHER</b>	IP WLS BF H R ER SO BB IBB HBP BLK WP HR S P ERA WHIP																					
Denny Lemaster, L (1, 1) ERA: 5.79	6.0 L 23 5 3 3 6 0 0 0 0 0 1 35 35 4.50 0.833																					
Dan Osinski, R (7, 1) ERA: 3.02	2.0 7 1 0 0 1 0 0 0 0 0 0 9 9 0.00 0.500																					
Billy O'Dell, L (9, 1) ERA: 2.08	1.0 5 1 0 0 1 0 0 0 0 0 0 7 7 0.00 1.000																					

Batter	1	2	3	4	5	6	7	8	9	AB R H RBI BB SO LOB	BOTTOM									
Felipe Alou, R (1, 8) OBP: 0.341, SLG: 0.520	6-3			K						4 1 2 0 0 1 0	<b>San Francisco Giants @ Milwaukee Braves</b> <b>Milwaukee County Stadium, Milwaukee, WI</b> Sat Jul 31 1965, 4:33 AM EDT Att: 5,796 - Unknown <a href="http://livebaseballscorecards.com">livebaseballscorecards.com</a>									
Eddie Mathews, L (1, 5) OBP: 0.336, SLG: 0.450	3-1			K						4 0 0 0 0 1 2										
Hank Aaron, R (1, 9) OBP: 0.384, SLG: 0.566	4-3			K						4 0 0 1 0 1 0										
Joe Torre, R (1, 2) OBP: 0.391, SLG: 0.537										4 0 1 0 0 1 0										
Gene Oliver, R (1, 3) OBP: 0.340, SLG: 0.425										3 0 0 0 0 0 1										
Rico Carty, R (1, 7) OBP: 0.385, SLG: 0.500										3 0 0 0 0 1 1										
Denis Menke, R (1, 6) OBP: 0.319, SLG: 0.469										3 0 0 0 0 0 1										
Frank Bolling, R (1, 4) OBP: 0.290, SLG: 0.345										3 0 0 0 0 0 0										
Denny Lemaster, R (1, 1) OBP: 0.192, SLG: 0.200										1 0 0 0 0 1 0										
Ty Cline, L (6, PH) OBP: 0.274, SLG: 0.276										1 0 0 0 0 0 0										
Dan Osinski, R (7, 1) OBP: 0.333, SLG: 0.333										0 0 0 0 0 0 0										
Mack Jones, L (8, PH) OBP: 0.330, SLG: 0.518										1 0 0 0 0 0 1										
Billy O'Dell, S (9, 1) OBP: 0.388, SLG: 0.250										0 0 0 0 0 0 0										
<b>Inning Stats</b>	R: 0 E: 0 K: 0 S: 3	H: 0 LOB: 0 BB: 0 P: 3	R: 0 E: 0 K: 1 S: 5	H: 0 LOB: 0 BB: 0 P: 5	R: 0 E: 0 K: 3 S: 9	H: 0 LOB: 0 BB: 0 P: 9	R: 0 E: 0 K: 0 S: 4	H: 1 LOB: 1 BB: 0 P: 4	R: 0 E: 0 K: 0 S: 5	H: 0 LOB: 0 BB: 0 P: 5	R: 0 E: 1 K: 0 S: 4	H: 0 LOB: 1 BB: 0 P: 4	R: 0 E: 1 K: 0 S: 4	H: 0 LOB: 1 BB: 0 P: 4	R: 1 E: 0 K: 0 S: 4	H: 1 LOB: 0 BB: 0 P: 4	1B: 3 2B: 0 3B: 0 HR: 0	SF: 0 SAC: 0 DP: 0 HBP: 0	WP: 0 PB: 1 CS: 0	PA: 31
<b>PITCHER</b>	IP WLS BF H R ER SO BB IBB HBP BLK WP HR S P ERA WHIP																			
Juan Marichal, R (1, 1) ERA: 1.6	9.0 W 31 3 1 0 6 0 0 0 0 0 0 43 43 0.00 0.333																			

Batter	1	2	3	4	5	6	7	8	9	AB	R	H	RBI	BB	SO	LOB	TOP					
Dick Schofield, S OBP: 0.292, SLG: 0.277 (1, 6)	0-0 4-3		0-3 K		0-0 4-3		0-0 1B 2B			4	1	1	0	0	1	0	<b>San Francisco Giants @ Milwaukee Braves</b> <b>Milwaukee County Stadium, Milwaukee, WI</b> Sun Aug 01 1965, 4:33 AM EDT Unknown					
Jim Davenport, R OBP: 0.305, SLG: 0.363 (1, 5)	0-3 K		0-0 F9			0-0 F9	0-0 2H 1B			4	0	1	1	0	1	0						
Willie Mays, R OBP: 0.387, SLG: 0.598 (1, 8)	0-0 1B			0-0 1B		0-0 1B 2B	0-0 F2			4	1	3	0	0	0	1						
Willie McCovey, L OBP: 0.396, SLG: 0.554 (1, 3)	0-3 K			0-3 K		0-0 F2		0-0 G3		4	0	0	0	0	2	3						
Jim Ray Hart, R OBP: 0.332, SLG: 0.429 Jesus Alou, R OBP: 0.318, SLG: 0.412 (2, PR) (2, 9)		1-0 HBP		0-0 F8		0-0 1B 2H 1B		0-0 4-3		0	0	0	0	0	0	0						
Len Gabrielson, L OBP: 0.369, SLG: 0.410 (1, 9) (2, 7)	0-3 K			4-0 BB		0-0 1B		0-0 F6		3	0	1	0	1	1	1						
Tom Haller, L OBP: 0.322, SLG: 0.355 (1, 2)	0-0 F8			0-0 1-3		0-0 F6			0-0 3-1	4	0	0	0	0	0	5						
Hal Lanier, R OBP: 0.273, SLG: 0.281 Matty Alou, L OBP: 0.306, SLG: 0.306 (9, PH)	0-0 F2				0-0 F8		0-0 F4		0-0 F2	3	0	0	0	0	0	1						
Ron Herbel, R OBP: 0.090, SLG: 0.042 Masoni Murakami, L OBP: 0.143, SLG: 0.143 Bob Burda, L OBP: 0.085, SLG: 0.100 Warren Spahn, L OBP: 0.283, SLG: 0.135 Cap Peterson, R OBP: 0.313, SLG: 0.423 (1, 1) (4, 1) (7, PH) (7, 1) (9, PH)			0-0 3-1		0-3 K		0-0 F4		0-0 F8	1	0	0	0	0	0	0						
<b>Inning Stats</b>	R: 0 E: 0 K: 2 S: 8	H: 1 LOB: 1 BB: 0 P: 8	R: 0 E: 0 K: 1 S: 5	H: 0 LOB: 1 BB: 0 P: 6	R: 0 E: 0 K: 1 S: 5	H: 0 LOB: 0 BB: 0 P: 5	R: 0 E: 0 K: 1 S: 6	H: 1 LOB: 2 BB: 1 P: 10	R: 0 E: 0 K: 1 S: 5	H: 0 LOB: 0 BB: 0 P: 5	R: 1 E: 0 K: 0 S: 6	H: 3 LOB: 2 BB: 0 P: 6	R: 1 E: 0 K: 0 S: 5	H: 2 LOB: 1 BB: 0 P: 5	R: 0 E: 0 K: 0 S: 3	H: 0 LOB: 0 BB: 0 P: 3		R: 0 E: 0 K: 0 S: 3	H: 0 LOB: 0 BB: 0 P: 3	1B: 5 2B: 2 3B: 0 HR: 0	SF: 0 SAC: 0 DP: 0 HBP: 1	WP: 0 PB: 0 CS: 1
<b>PITCHER</b> Tony Cloninger, R ERA: 3.66 (1, 1)	IP: 9.0 WLS: W BF: 36 H: 7 R: 2 ER: 2 SO: 6 BB: 1 IBB: 0 HBP: 1 BLK: 0 WP: 0 HR: 0 S: 46 P: 51 ERA: 2.00 WHIP: 0.889															<b>PITCHER</b> IP: 9.0 WLS: W BF: 36 H: 7 R: 2 ER: 2 SO: 6 BB: 1 IBB: 0 HBP: 1 BLK: 0 WP: 0 HR: 0 S: 46 P: 51 ERA: 2.00 WHIP: 0.889						

Batter	1	2	3	4	5	6	7	8	9	AB	R	H	RBI	BB	SO	LOB	BOTTOM			
Felipe Alou, R OBP: 0.343, SLG: 0.519 (1, 7)	0-0 HR	0-0 FC5-4		0-0 1-2 2H 1B			0-0 E1			4	1	2	1	0	0	2	<b>San Francisco Giants @ Milwaukee Braves</b> <b>Milwaukee County Stadium, Milwaukee, WI</b> Sun Aug 01 1965, 4:33 AM EDT Unknown			
Mack Jones, L OBP: 0.329, SLG: 0.524 (1, 8)	0-0 HR	0-3 K		0-0 F6			0-0 G4-6-3			4	1	1	2	0	1	5				
Hank Aaron, R OBP: 0.383, SLG: 0.565 (1, 9)	0-0 5-3		0-0 1-3	0-3 K			0-0 PB WP 2B			4	1	1	0	0	1	2				
Joe Torre, R OBP: 0.389, SLG: 0.532 (1, 2)	0-0 F8		0-0 F8		0-0 F8		4-0 WP IBB			3	0	0	0	1	0	0				
Eddie Mathews, L OBP: 0.337, SLG: 0.447 (1, 5)	4-0 BB		4-0 FC6-4		0-0 4-3		0-0 F9			2	0	0	0	2	0	1				
Gene Oliver, R OBP: 0.335, SLG: 0.417 (1, 3)	0-0 F8		0-0 FC6-4		0-3 K		0-0 F8			4	0	0	0	0	1	2				
Denis Menke, R OBP: 0.310, SLG: 0.455 Woody Woodward, R OBP: 0.231, SLG: 0.232 (1, 6) (9, 6)		0-0 F7		0-0 F8		0-0 F5		0-0 5-3		4	0	0	0	0	0	0				
Frank Bolling, R OBP: 0.295, SLG: 0.350 (1, 4)		0-0 FC5-4		0-0 1B		0-0 F4		0-0 FC6-4		4	1	3	0	0	0	0				
Tony Cloninger, R OBP: 0.185, SLG: 0.277 (1, 1)		0-0 E1		0-0 1B		0-0 F4		0-0 FC6-4		4	0	1	0	0	0	2				
<b>Inning Stats</b>	R: 2 E: 0 K: 0 S: 5	H: 2 LOB: 1 BB: 1 P: 9	R: 0 E: 1 K: 1 S: 7	H: 1 LOB: 2 BB: 0 P: 7	R: 0 E: 0 K: 0 S: 3	H: 0 LOB: 1 BB: 1 P: 7	R: 1 E: 0 K: 1 S: 8	H: 3 LOB: 2 BB: 0 P: 8	R: 0 E: 0 K: 1 S: 5	H: 0 LOB: 0 BB: 0 P: 5	R: 0 E: 0 K: 0 S: 3	H: 0 LOB: 0 BB: 0 P: 3	R: 1 E: 1 K: 0 S: 4	H: 1 LOB: 1 BB: 1 P: 8	R: 0 E: 0 K: 0 S: 4	H: 1 LOB: 1 BB: 0 P: 4		1B: 6 2B: 1 3B: 0 HR: 1	SF: 0 SAC: 0 DP: 1 HBP: 0	WP: 1 PB: 1 CS: 0
<b>PITCHER</b> Ron Herbel, R ERA: 3.78 Masoni Murakami, L ERA: 4.17 Warren Spahn, L ERA: 4.26 (1, 1) (4, 1) (7, 1)	IP: 3.1 WLS: L BF: 19 H: 6 R: 3 ER: 3 SO: 3 BB: 2 IBB: 0 HBP: 0 BLK: 0 WP: 0 HR: 1 S: 19 P: 27 ERA: 8.10 WHIP: 2.400															<b>PITCHER</b> IP: 2.2 WLS: 8 BF: 8 H: 0 R: 0 ER: 0 SO: 2 BB: 0 IBB: 0 HBP: 0 BLK: 0 WP: 0 HR: 0 S: 12 P: 12 ERA: 0.00 WHIP: 0.000				
<b>PITCHER</b> Warren Spahn, L ERA: 4.26 (7, 1)	IP: 2.0 WLS: 9 BF: 2 H: 2 R: 1 ER: 0 SO: 0 BB: 1 IBB: 0 HBP: 0 BLK: 0 WP: 1 HR: 0 S: 8 P: 12 ERA: 0.00 WHIP: 1.000															<b>PITCHER</b> IP: 2.0 WLS: 9 BF: 2 H: 2 R: 1 ER: 0 SO: 0 BB: 1 IBB: 0 HBP: 0 BLK: 0 WP: 1 HR: 0 S: 8 P: 12 ERA: 0.00 WHIP: 1.000				

Batter	1	2	3	4	5	6	7	8	9	AB	R	H	RBI	BB	SO	LOB	TOP																					
Dick Schofield, S (1,6) OBP: 0.293, SLG: 0.277	F7	G5-4-3			F7		BB		1-3	4	0	1	0	1	0	1	<b>San Francisco Giants @ Milwaukee Braves</b> <b>Milwaukee County Stadium, Milwaukee, WI</b> Sun Aug 01 1965, 4:38 AM EDT Att: 14,864 - Unknown																					
Jim Davenport, R (1,5) OBP: 0.362, SLG: 0.369	1B	2B		G3-6	6-3		F9		L8	5	1	2	0	0	0	3																						
Willie Mays, R (1,8) OBP: 0.388, SLG: 0.596 Ken Henderson, S (8,8) OBP: 0.278, SLG: 0.200	BB	1B		K		FC5	1B		L8	4	1	2	0	0	1	1																						
Jesus Alou, R (1,9) OBP: 0.317, SLG: 0.410	SF9	BB		G3-6		F8			F7	4	0	1	1	0	0	2																						
Willie McCovey, L (1,3) OBP: 0.394, SLG: 0.549	1-2	2-3		1-3		K			3-1	3	0	0	0	1	1	1																						
Cap Peterson, R (1,7) OBP: 0.310, SLG: 0.420	SF9			F5		1-2	1B		F7	3	0	1	1	0	0	0																						
Hal Lanier, R (1,4) OBP: 0.275, SLG: 0.284	2-3	3-H		F9		FC5			5-3	4	1	2	0	0	0	4																						
Dick Bertell, R (1,2) OBP: 0.270, SLG: 0.220		5-3		F9		F4			5-3	4	0	0	0	0	0	2																						
Jack Sanford, R (1,1) OBP: 0.192, SLG: 0.125 Bobby Bolin, R (4,1) OBP: 0.130, SLG: 0.130 Jim Ray Hart, R (9, PH) OBP: 0.333, SLG: 0.431		G5-4-3		6-3		6-3			1B	1	0	1	0	0	0	0																						
	1B								2-H	2	0	0	0	0	0	0																						
<b>Inning Stats</b>	R: 2 E: 0 K: 0 S: 6	H: 3 LOB: 2 BB: 1 P: 10	R: 0 E: 0 K: 0 S: 3	H: 1 LOB: 0 BB: 0 P: 3	R: 0 E: 0 K: 1 S: 5	H: 1 LOB: 0 BB: 0 P: 5	R: 0 E: 0 K: 0 S: 4	H: 1 LOB: 0 BB: 0 P: 4	R: 0 E: 0 K: 0 S: 3	H: 0 LOB: 0 BB: 0 P: 3	R: 0 E: 0 K: 1 S: 7	H: 2 LOB: 2 BB: 1 P: 7	R: 0 E: 0 K: 0 S: 3	H: 0 LOB: 0 BB: 0 P: 3	R: 0 E: 0 K: 0 S: 6	H: 3 LOB: 2 BB: 0 P: 6	1B: 10 2B: 1 3B: 0 HR: 0	SF: 1 SAC: 0 DP: 2 HBP: 0	WP: 0 PB: 0 SB: 0 CS: 0	PA: 38																		
<b>PITCHER</b>	IP	WLS	BF	H	R	ER	SO	BB	IBB	HBP	BLK	WP	HR	S	P	ERA	WHIP	<b>PITCHER</b>				IP	WLS	BF	H	R	ER	SO	BB	IBB	HBP	BLK	WP	HR	S	P	ERA	WHIP
Wade Blasingame, L (1,1) ERA: 3.24	8.2	W	37	11	3	3	2	2	0	0	0	0	0	39	47	3.12	1.500																					
Billy O'Dell, L (9,1) ERA: 2.07	0.1	S	1	0	0	0	0	0	0	0	0	0	0	1	1	0.00	0.000																					

AB	35
R	3
H	11
RBI	3
BB	2
SO	2
LOB	14




Batter	1	2	3	4	5	6	7	8	9	AB	R	H	RBI	BB	SO	LOB	BOTTOM																					
Felipe Alou, R (1,7) OBP: 0.344, SLG: 0.518	1B	6-3		WP		K				3	1	1	1	1	1	1	<b>San Francisco Giants @ Milwaukee Braves</b> <b>Milwaukee County Stadium, Milwaukee, WI</b> Sun Aug 01 1965, 4:38 AM EDT Att: 14,864 - Unknown																					
Mack Jones, L (1,8) OBP: 0.329, SLG: 0.522 Ty Cline, L (7,8) OBP: 0.273, SLG: 0.275	F8		K	3-H	1B		F5			3	0	1	1	0	1	1																						
Hank Aaron, R (1,9) OBP: 0.387, SLG: 0.567	1-2	1B		HR	1B		F8		S	4	1	3	0	0	0	1																						
Joe Torre, R (1,3) OBP: 0.388, SLG: 0.529	F4			HR	1B		F9		K	4	1	1	0	0	1	4																						
Eddie Mathews, L (1,5) OBP: 0.337, SLG: 0.454	4-3			HR			3-1		F9	4	1	1	3	0	0	3																						
Gene Oliver, R (1,2) OBP: 0.333, SLG: 0.427		HR		K			3-1		F7	4	1	1	1	0	2	0																						
Denis Menke, R (1,6) OBP: 0.308, SLG: 0.451 Woody Woodward, R (3,6) OBP: 0.233, SLG: 0.234	F7			6-3			K		1B	1	0	0	0	0	0	0																						
Frank Bolling, R (1,4) OBP: 0.300, SLG: 0.357	4-3	1B		4-3	1B		2B		CS	4	1	3	0	0	0	0																						
Wade Blasingame, L (1,1) OBP: 0.226, SLG: 0.328 Billy O'Dell, S (9,1) OBP: 0.188, SLG: 0.250	4-3			4-3			K		F7	4	0	0	0	0	1	4																						
	1-2			2-3					3-H	0	0	0	0	0	0	0																						
<b>Inning Stats</b>	R: 0 E: 0 K: 0 S: 4	H: 1 LOB: 2 BB: 1 P: 8	R: 1 E: 0 K: 0 S: 5	H: 2 LOB: 1 BB: 0 P: 5	R: 3 E: 0 K: 2 S: 10	H: 3 LOB: 0 BB: 0 P: 10	R: 2 E: 0 K: 0 S: 6	H: 3 LOB: 1 BB: 0 P: 6	R: 0 E: 0 K: 2 S: 7	H: 0 LOB: 0 BB: 0 P: 7	R: 0 E: 0 K: 1 S: 6	H: 1 LOB: 1 BB: 0 P: 6	R: 0 E: 0 K: 0 S: 4	H: 2 LOB: 1 BB: 0 P: 4	1B: 9 2B: 1 3B: 0 HR: 2	SF: 0 SAC: 0 DP: 0 HBP: 0	WP: 1 PB: 0 SB: 1 CS: 2	PA: 36																				
<b>PITCHER</b>	IP	WLS	BF	H	R	ER	SO	BB	IBB	HBP	BLK	WP	HR	S	P	ERA	WHIP	<b>PITCHER</b>				IP	WLS	BF	H	R	ER	SO	BB	IBB	HBP	BLK	WP	HR	S	P	ERA	WHIP
Jack Sanford, R (1,1) ERA: 4.2	3.0	L	17	7	5	5	2	1	0	0	0	1	0	20	24	15.00	2.667																					
Bobby Bolin, R (4,1) ERA: 2.28	5.0		19	5	1	1	5	0	0	0	0	1	0	29	29	1.80	1.000																					





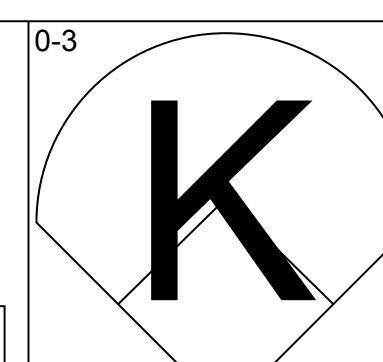
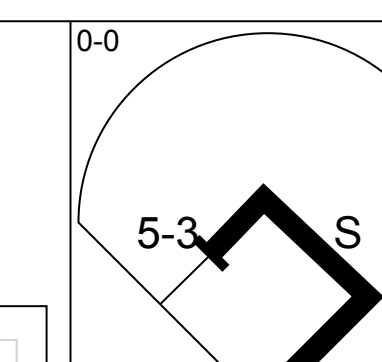
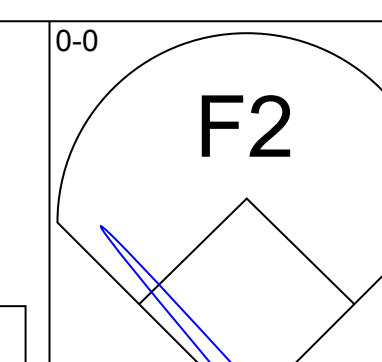
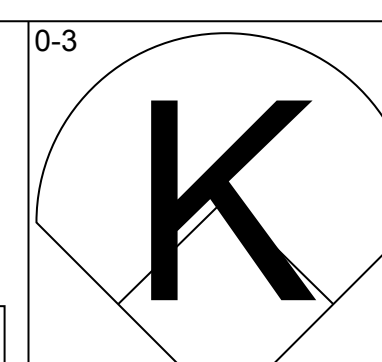

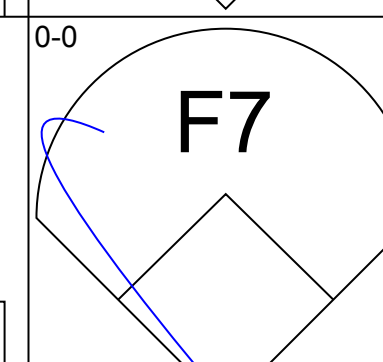
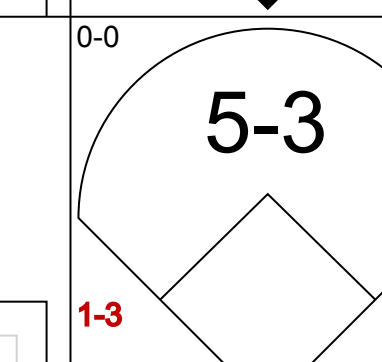
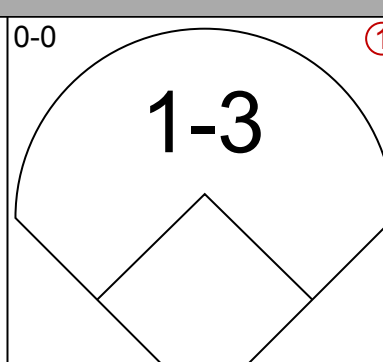
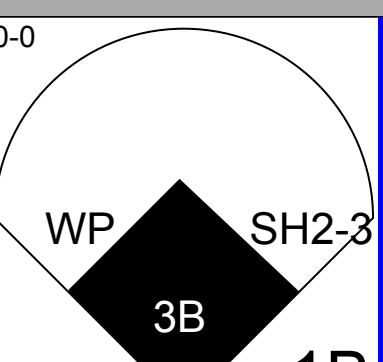
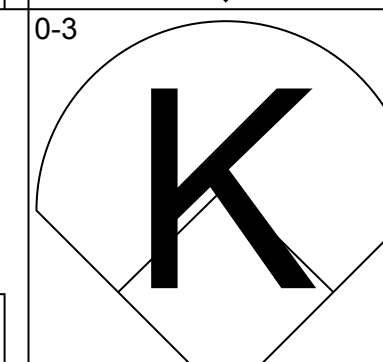
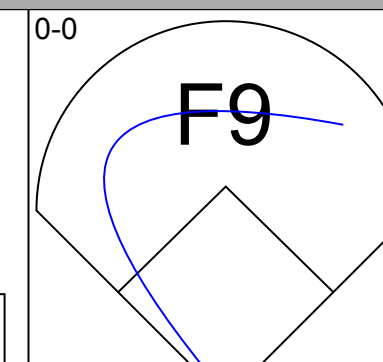
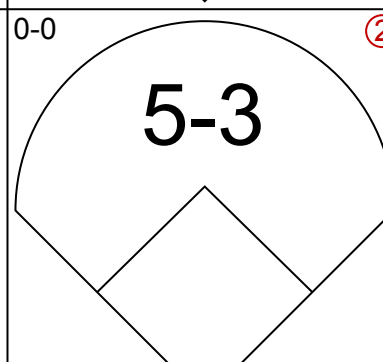
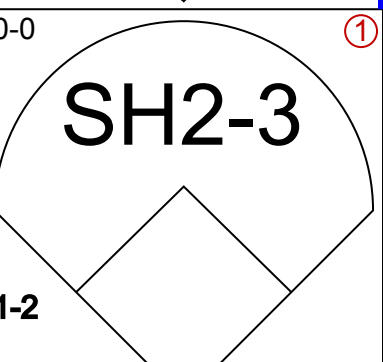
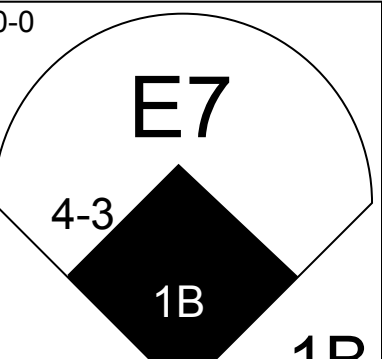
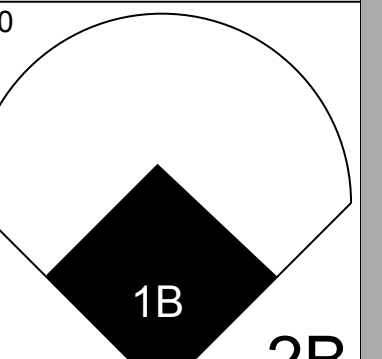
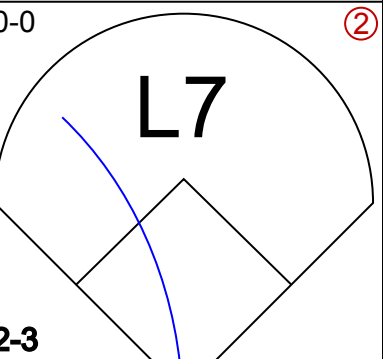
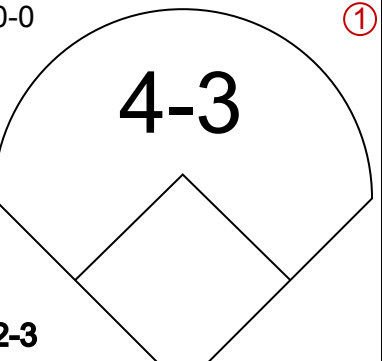
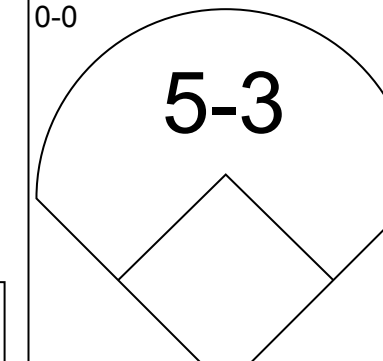
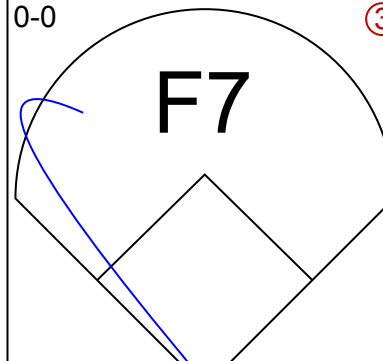
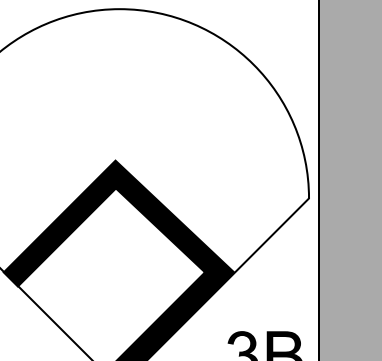
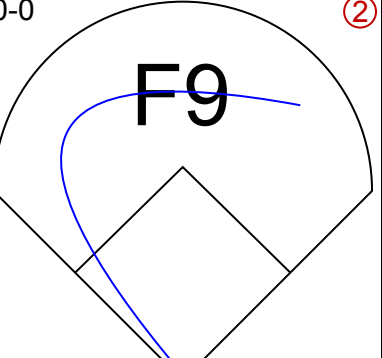
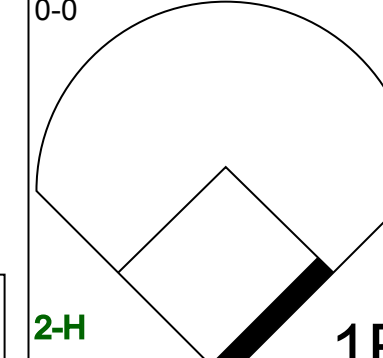
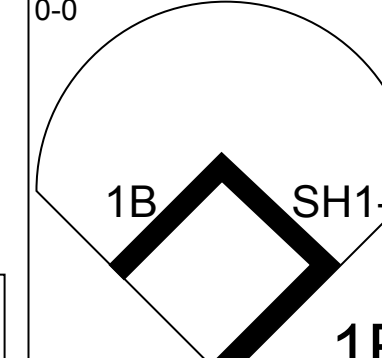
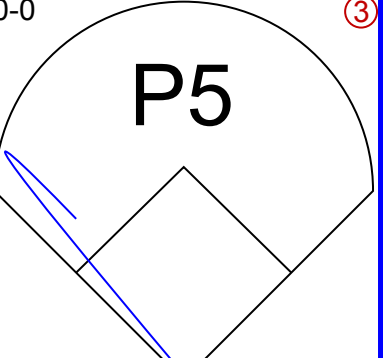
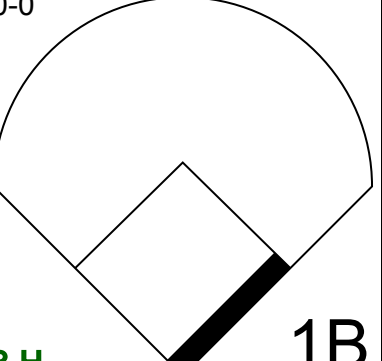
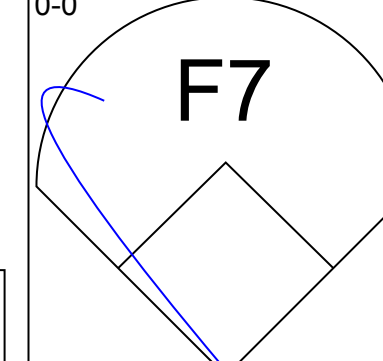
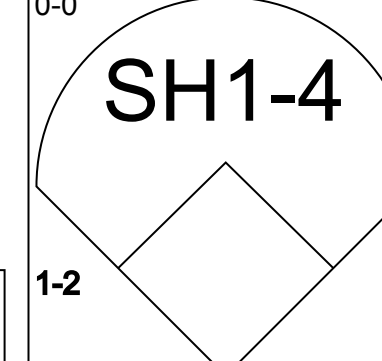
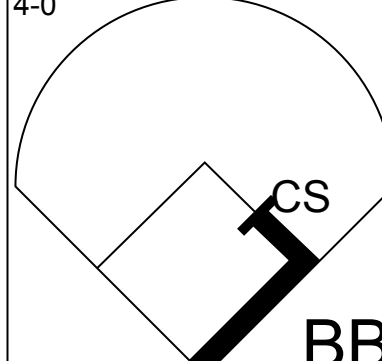
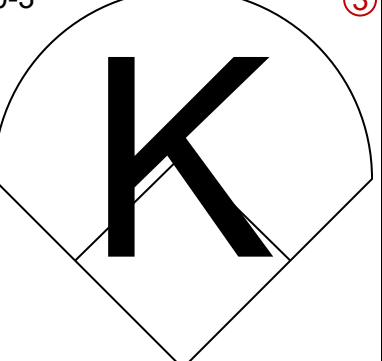
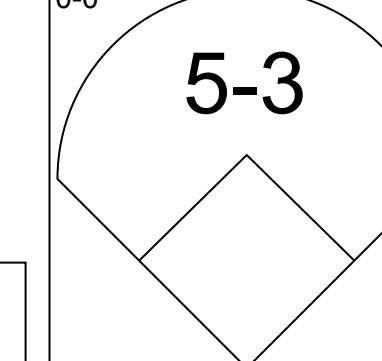
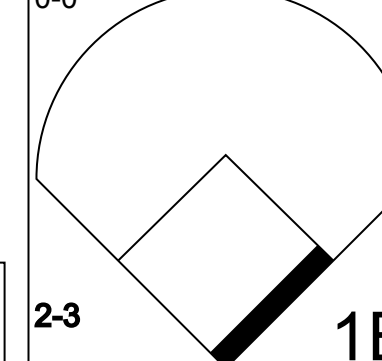
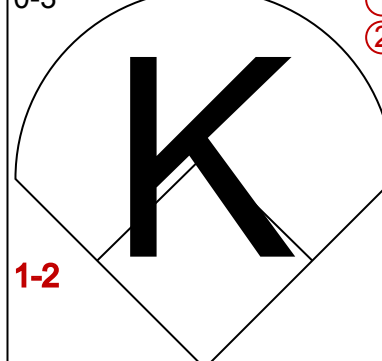
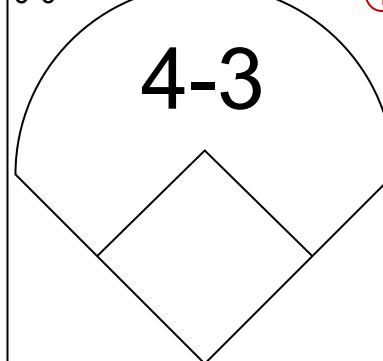
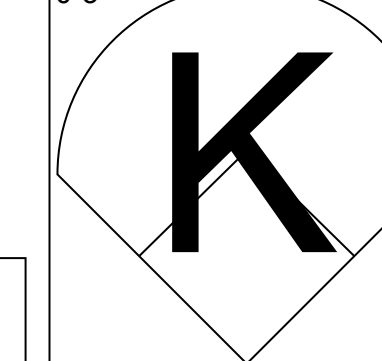
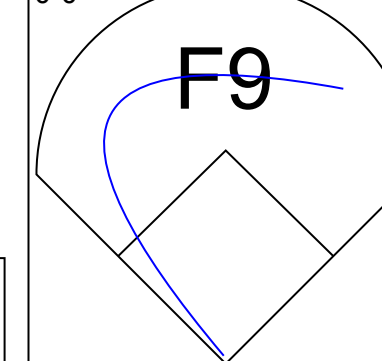

Batter	1	2	3	4	5	6	7	8	9	AB	R	H	RBI	BB	SO	LOB	TOP											
Maury Wills, S OBP: 0.343, SLG: 0.340										4	1	2	0	1	0	3	<b>Los Angeles Dodgers @ Milwaukee Braves</b> <b>Milwaukee County Stadium, Milwaukee, WI</b> Wed Aug 04 1965, 8:05 PM EDT Unknown - 69 F											
Jim Gilliam, S OBP: 0.385, SLG: 0.412										4	2	1	0	1	0	3												
Jim Lefebvre, S OBP: 0.324, SLG: 0.351										4	0	1	1	1	0	2												
Ron Fairly, L OBP: 0.371, SLG: 0.423										4	0	2	2	0	0	2												
Lou Johnson, R OBP: 0.323, SLG: 0.405										4	0	1	0	0	1	3												
Don LeJohn, R OBP: 0.387, SLG: 0.379										4	0	2	0	0	0	2												
Willie Davis, L OBP: 0.271, SLG: 0.343										0	0	0	0	0	0	0												
Wes Parker, S OBP: 0.323, SLG: 0.354										3	0	0	0	0	1	3												
Jeff Torborg, R OBP: 0.316, SLG: 0.444										4	0	2	0	0	0	2												
Don Drysdale, R OBP: 0.352, SLG: 0.566										3	0	1	0	1	0	3												
<b>Inning Stats</b>	R: 2 E: 0 K: 1 S: 8	H: 3 LOB: 2 BB: 1 P: 12	R: 0 E: 0 K: 0 S: 4	H: 1 LOB: 0 BB: 0 P: 4	R: 0 E: 0 K: 0 S: 3	H: 1 LOB: 0 BB: 0 P: 3	R: 0 E: 0 K: 0 S: 4	H: 2 LOB: 1 BB: 0 P: 4	R: 1 E: 1 K: 1 S: 6	H: 1 LOB: 1 BB: 1 P: 10	R: 0 E: 0 K: 0 S: 4	H: 1 LOB: 2 BB: 1 P: 8	R: 0 E: 0 K: 0 S: 3	H: 1 LOB: 1 BB: 1 P: 7	R: 0 E: 0 K: 0 S: 4	H: 1 LOB: 0 BB: 0 P: 4	R: 0 E: 0 K: 0 S: 3	H: 1 LOB: 0 BB: 0 P: 3	1B: 10 2B: 2 3B: 0 HR: 0	SF: 0 SAC: 1 DP: 2 HBP: 0	WP: 1 PB: 1 SB: 1 CS: 2	PA: 39						
<b>PITCHER</b>	IP	WLS	BF	H	R	ER	SO	BB	IBB	HBP	BLK	WP	HR	S	P	ERA	WHIP											
Dick Kelley, L ERA: 3.58	(1, 1)	0.1	4	2	2	2	0	1	0	0	0	0	0	3	7	54.00	9.000											
Hank Fischer, R ERA: 4.05	(1, 1)	4.2	W	19	6	1	0	2	1	0	0	0	1	0	22	26	0.00	1.500										
Dan Osinski, R ERA: 2.85	(6, 1)	3.0		14	4	0	0	2	0	0	0	0	0	0	12	20	0.00	2.000										
Billy O'Dell, L ERA: 2.04	(9, 1)	1.0	S	2	0	0	0	0	0	0	0	0	0	0	2	2	0.00	0.000										

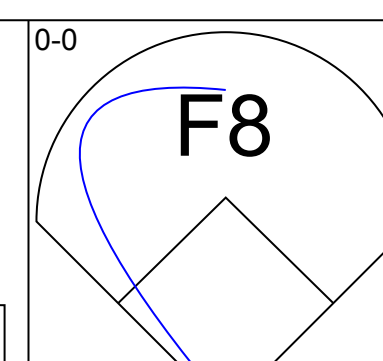
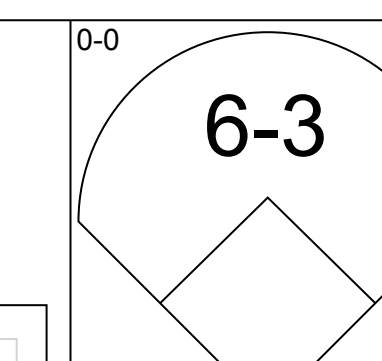
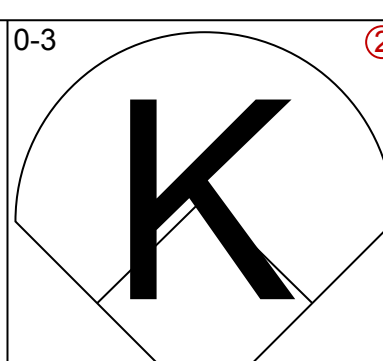
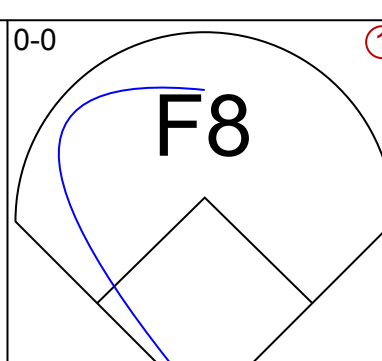

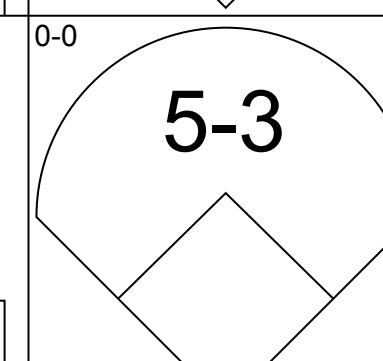
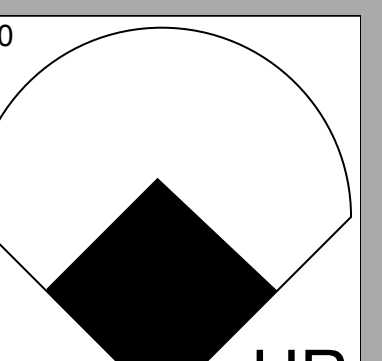
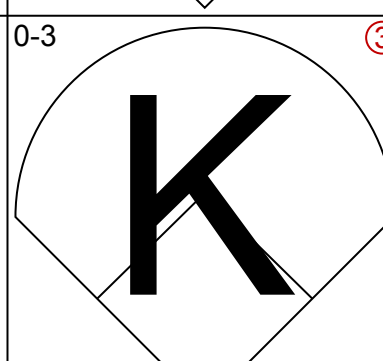
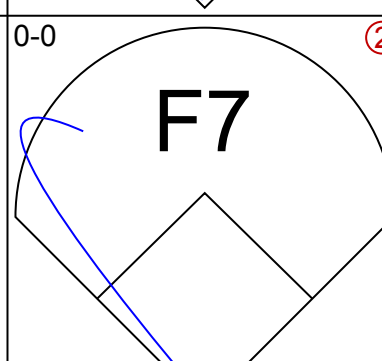
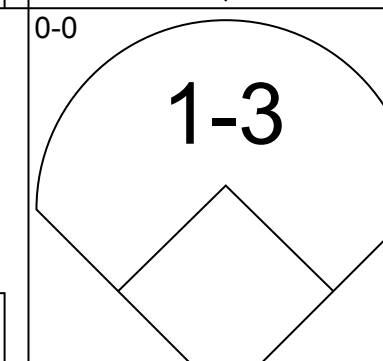
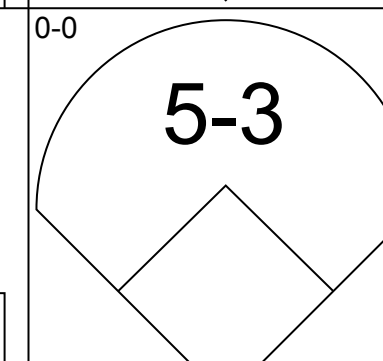
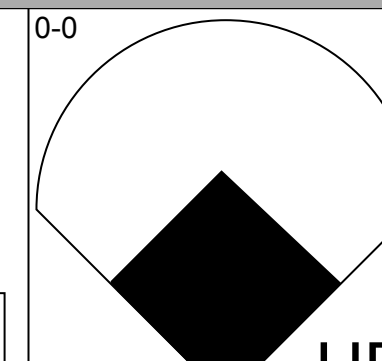
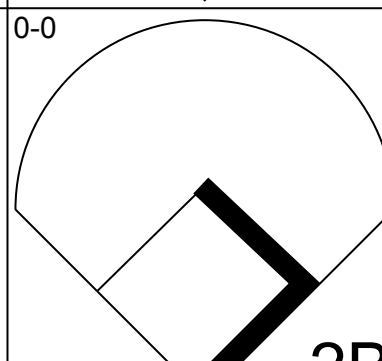
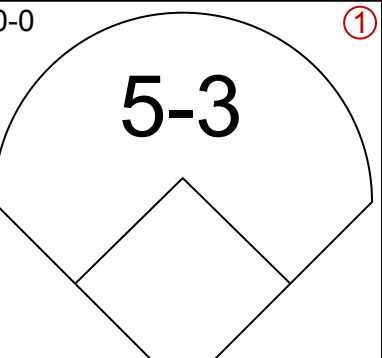
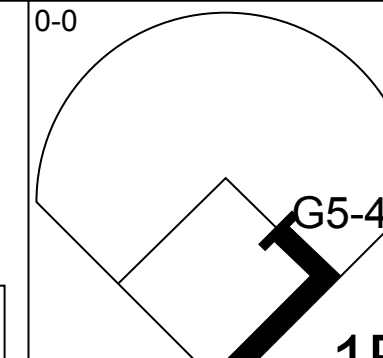
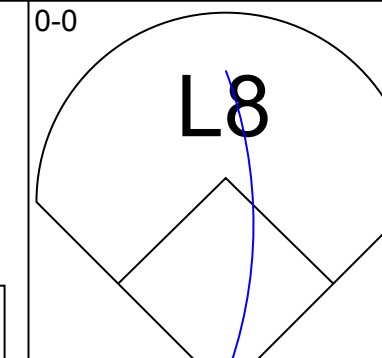
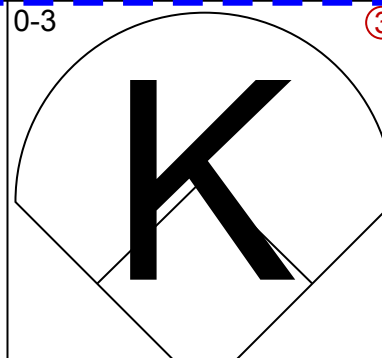
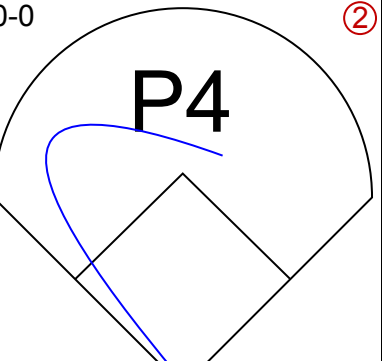
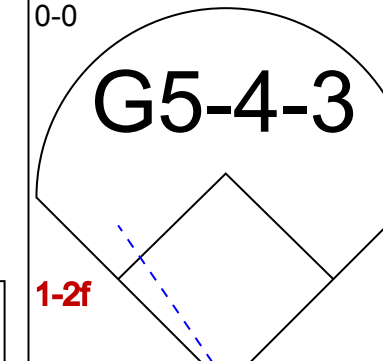
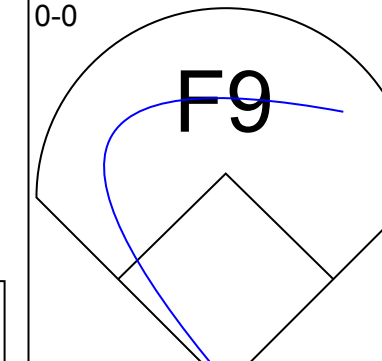
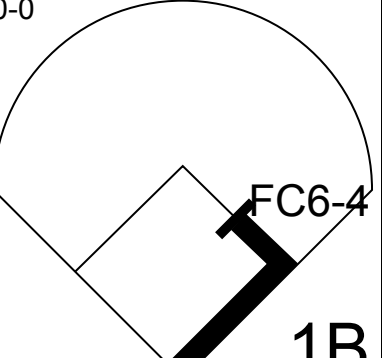
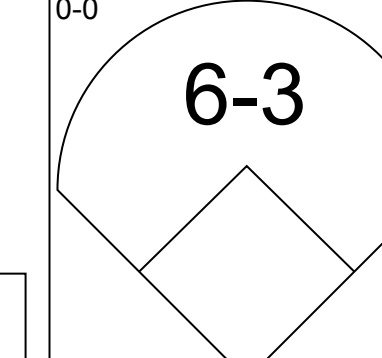
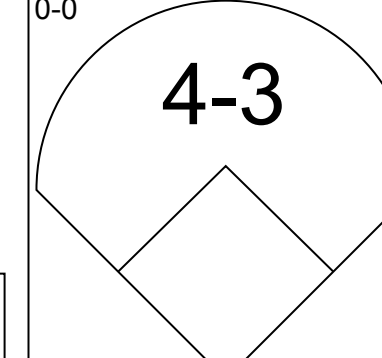
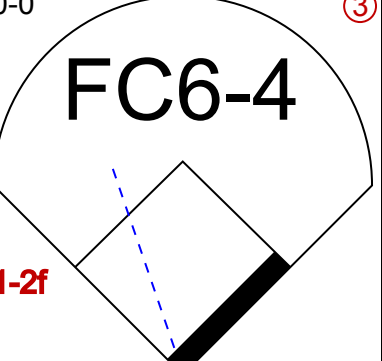
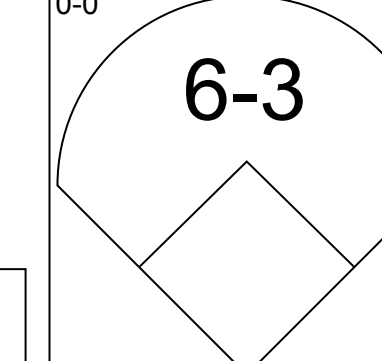
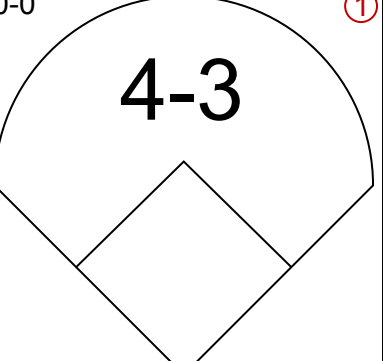
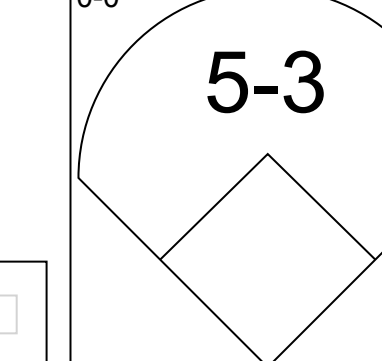
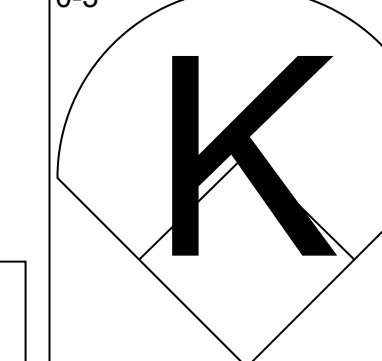
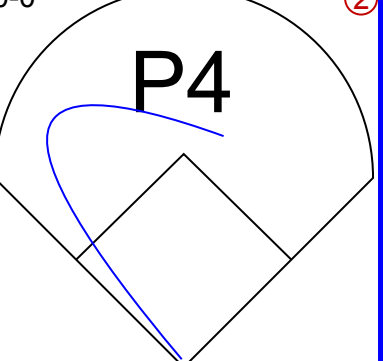
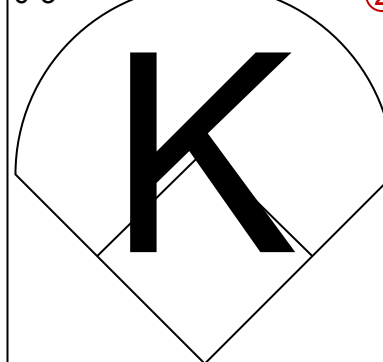
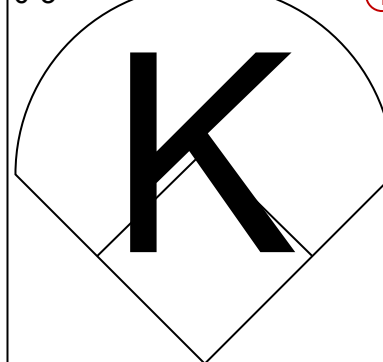
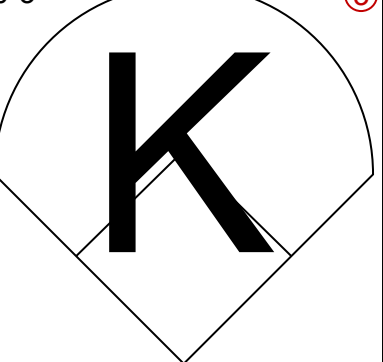
AB	34
R	3
H	12
RBI	3
BB	4
SO	2
LOB	23



Batter	1	2	3	4	5	6	7	8	9	AB	R	H	RBI	BB	SO	LOB	BOTTOM										
Felipe Alou, R OBP: 0.340, SLG: 0.509										4	0	0	1	0	0	1	<b>Los Angeles Dodgers @ Milwaukee Braves</b> <b>Milwaukee County Stadium, Milwaukee, WI</b> Wed Aug 04 1965, 8:05 PM EDT Unknown - 69 F										
Mack Jones, L OBP: 0.327, SLG: 0.519										4	0	0	0	0	1	1											
Hank Aaron, R OBP: 0.385, SLG: 0.570										3	1	2	1	0	1	0											
Eddie Mathews, L OBP: 0.333, SLG: 0.448										3	0	0	0	0	2	1											
Joe Torre, R OBP: 0.383, SLG: 0.521										3	0	0	0	0	2	0											
Gene Oliver, R OBP: 0.336, SLG: 0.438										3	1	1	1	0	0	0											
Frank Bolling, R OBP: 0.304, SLG: 0.356										3	1	1	0	0	0	0											
Woody Woodward, R OBP: 0.233, SLG: 0.234										3	1	1	0	0	0	0											
Dick Kelley, R OBP: 0.136, SLG: 0.136	(1, 1)									0	0	0	0	0	0	0											
Hank Fischer, R OBP: 0.250, SLG: 0.250	(1, 1)									1	0	0	1	0	0	1											
Don Dillard, L OBP: 0.386, SLG: 0.250	(5, PH)									1	0	0	0	0	1	0											
Dan Osinski, R OBP: 0.250, SLG: 0.250	(6, 1)									1	0	0	0	0	0	0											
Billy O'Dell, S OBP: 0.386, SLG: 0.250	(9, 1)									0	0	0	0	0	0	0											
<b>Inning Stats</b>	R: 1 E: 0 K: 1 S: 6	H: 1 LOB: 0 BB: 0 P: 6	R: 3 E: 1 K: 1 S: 9	H: 3 LOB: 1 BB: 0 P: 9	R: 0 E: 0 K: 2 S: 7	H: 0 LOB: 0 BB: 0 P: 7	R: 0 E: 0 K: 0 S: 3	H: 0 LOB: 0 BB: 0 P: 3	R: 0 E: 0 K: 1 S: 5	H: 0 LOB: 0 BB: 0 P: 5	R: 0 E: 0 K: 1 S: 5	H: 1 LOB: 0 BB: 0 P: 5	R: 0 E: 0 K: 0 S: 3	H: 0 LOB: 0 BB: 0 P: 3	R: 0 E: 0 K: 1 S: 5	H: 0 LOB: 0 BB: 0 P: 5	R: 0 E: 0 K: 1 S: 5	H: 0 LOB: 0 BB: 0 P: 5	1B: 3 2B: 0 3B: 0 HR: 2	SF: 0 SAC: 0 DP: 0 HBP: 0	WP: 0 PB: 0 SB: 0 CS: 0	PA: 29					
<b>PITCHER</b>	IP	WLS	BF	H	R	ER	SO	BB	IBB	HBP	BLK	WP	HR	S	P	ERA	WHIP										
Don Drysdale, R ERA: 2.78	(1, 1)	8.0	L	29	5	4	3	7	0	0	0	0	2	43	43	3.38	0.625										



Batter	1	2	3	4	5	6	7	8	9	AB	R	H	RBI	BB	SO	LOB	TOP					
Maury Wills, S OBP: 0.342, SLG: 0.339 (1, 6)										4	0	1	0	0	2	2	<b>Los Angeles Dodgers @ Milwaukee Braves</b> Milwaukee County Stadium, Milwaukee, WI Wed Aug 04 1965, 8:05 PM EDT Att: 19,950 - Unknown  <b>AB 33</b> <b>R 3</b> <b>H 10</b> <b>RBI 3</b> <b>BB 1</b> <b>SO 7</b> <b>LOB 16</b> 					
Jim Gilliam, S OBP: 0.383, SLG: 0.409 Willie Davis, L OBP: 0.271, SLG: 0.343 (1, 7) (8, FR) (8, 8)										4	0	1	0	0	0	1						
Jim Lefebvre, S OBP: 0.321, SLG: 0.348 (1, 4)										3	0	0	0	0	1	0						
Ron Fairly, L OBP: 0.374, SLG: 0.429 (1, 9)										4	2	3	0	0	0	2						
Lou Johnson, R OBP: 0.322, SLG: 0.410 (1, 8) (8, 7)										4	0	1	1	0	0	3						
Don LeJohn, R OBP: 0.400, SLG: 0.394 John Kennedy, R OBP: 0.259, SLG: 0.247 (1, 5) (8, 5)										4	0	2	1	0	0	3						
Wes Parker, S OBP: 0.325, SLG: 0.354 (1, 3)										2	0	1	1	1	0	1						
Jeff Torborg, R OBP: 0.313, SLG: 0.436 (1, 2)										4	0	1	0	0	2	2						
Claude Osteen, L OBP: 0.145, SLG: 0.136 Bob Miller, R (9, 1)										4	0	0	0	0	2	2						
<b>Inning Stats</b>	R: 0 E: 0 K: 2 S: 7	H: 0 LOB: 0 BB: 0 P: 7	R: 1 E: 1 K: 1 S: 7	H: 2 LOB: 1 BB: 0 P: 7	R: 0 E: 0 K: 0 S: 3	H: 1 LOB: 0 BB: 0 P: 3	R: 1 E: 0 K: 0 S: 5	H: 2 LOB: 1 BB: 0 P: 5	R: 0 E: 0 K: 1 S: 5	H: 0 LOB: 0 BB: 0 P: 5	R: 0 E: 0 K: 0 S: 4	H: 1 LOB: 1 BB: 0 P: 4	R: 0 E: 0 K: 1 S: 7	H: 2 LOB: 2 BB: 0 P: 7	R: 1 E: 0 K: 2 S: 6	H: 2 LOB: 2 BB: 0 P: 5		R: 0 E: 0 K: 2 S: 6	H: 0 LOB: 0 BB: 1 P: 10	1B: 8 2B: 1 3B: 1 HR: 0	SF: 0 SAC: 1 DP: 0 HBP: 0	WP: 1 PB: 0 SB: 1 CS: 1
<b>PITCHER</b>	IP WLS BF H R ER SO BB IBB HBP BLK WP HR S P ERA WHIP																					
Denny Lemaster, L ERA: 5.5 (1, 1)	7.2 L 32 10 3 2 5 0 0 0 0 0 1 0 42 42 2.35 1.304																					
Bob Sadowski, R ERA: 5.89 (8, 1)	0.1 1 0 0 0 0 0 0 0 0 0 0 0 1 1 0.00 0.000																					
Billy O'Dell, L ERA: 2.02 (9, 1)	1.0 3 0 0 0 0 2 1 0 0 0 0 0 0 6 10 0.00 1.000																					

Batter	1	2	3	4	5	6	7	8	9	AB	R	H	RBI	BB	SO	LOB	BOTTOM			
Felipe Alou, R OBP: 0.337, SLG: 0.504 (1, 8) (9, 7)										4	0	0	0	0	1	0	<b>Los Angeles Dodgers @ Milwaukee Braves</b> Milwaukee County Stadium, Milwaukee, WI Wed Aug 04 1965, 8:05 PM EDT Att: 19,950 - Unknown  <b>AB 31</b> <b>R 2</b> <b>H 5</b> <b>RBI 2</b> <b>BB 0</b> <b>SO 7</b> <b>LOB 3</b> 			
Rico Carty, R OBP: 0.385, SLG: 0.512 Mack Jones, L OBP: 0.326, SLG: 0.517 (1, 7) (9, 8)										3	1	1	1	0	1	0				
Hank Aaron, R OBP: 0.386, SLG: 0.580 (1, 9)										4	1	2	1	0	0	0				
Joe Torre, R OBP: 0.382, SLG: 0.518 (1, 3)										4	0	1	0	0	1	1				
Gene Oliver, R OBP: 0.332, SLG: 0.432 (1, 2)										3	0	0	0	0	0	1				
Eddie Mathews, L OBP: 0.333, SLG: 0.447 (1, 5)										3	0	1	0	0	0	0				
Frank Bolling, R OBP: 0.301, SLG: 0.353 (1, 4)										3	0	0	0	0	0	1				
Woody Woodward, R OBP: 0.230, SLG: 0.231 Miguel de la Hoz, R OBP: 0.328, SLG: 0.368 Billy O'Dell, S OBP: 0.186, SLG: 0.250 (1, 6) (8, PH) (9, 1)										2	0	0	0	0	1	0				
Denny Lemaster, R OBP: 0.179, SLG: 0.185 Bob Sadowski, R OBP: 0.143, SLG: 0.100 Denis Menke, R OBP: 0.303, SLG: 0.444 (1, 1) (8, 1) (8, PH) (9, 6)										2	0	0	0	0	2	0				
<b>Inning Stats</b>	R: 0 E: 0 K: 0 S: 3	H: 0 LOB: 0 BB: 0 P: 3	R: 0 E: 0 K: 0 S: 4	H: 1 LOB: 1 BB: 0 P: 4	R: 0 E: 0 K: 1 S: 5	H: 0 LOB: 0 BB: 0 P: 5	R: 1 E: 0 K: 0 S: 4	H: 2 LOB: 0 BB: 0 P: 4	R: 0 E: 0 K: 3 S: 9	H: 0 LOB: 0 BB: 0 P: 9	R: 1 E: 0 K: 0 S: 4	H: 1 LOB: 0 BB: 0 P: 4	R: 0 E: 0 K: 1 S: 5	H: 0 LOB: 0 BB: 0 P: 5	R: 0 E: 0 K: 1 S: 6	H: 1 LOB: 1 BB: 0 P: 6		1B: 2 2B: 1 3B: 0 HR: 2	SF: 0 SAC: 0 DP: 1 HBP: 0	WP: 0 PB: 0 SB: 0 CS: 0
<b>PITCHER</b>	IP WLS BF H R ER SO BB IBB HBP BLK WP HR S P ERA WHIP																			
Claude Osteen, L ERA: 2.62 (1, 1)	8.2 W 30 5 2 2 6 0 0 0 0 0 0 0 2 42 2.08 0.577																			
Bob Miller, R ERA: 3.13 (9, 1)	0.1 S 1 0 0 0 1 0 0 0 0 0 0 0 3 3 0.00 0.000																			

Batter	1	2	3	4	5	6	7	8	9	AB	R	H	RBI	BB	SO	LOB	TOP										
<b>Maury Wills, S</b> OBP: 0.343, SLG: 0.339 (1.6)	F9		6-3	E1 G3 WP		3-1 1B		1B 1B		5	2	2	0	0	0	0	<b>Los Angeles Dodgers @ Milwaukee Braves</b> <b>Milwaukee County Stadium, Milwaukee, WI</b> Thu Aug 05 1965, 8:05 PM EDT Att: 18,368 - Unknown										
<b>Jim Gilliam, S</b> OBP: 0.385, SLG: 0.415 (1.7)				G3		3-1 1-2		1B 1B		4	1	2	0	0	0	2											
<b>Willie Davis, L</b> OBP: 0.272, SLG: 0.344 (6.8)	2B		1B	2-3				1B 1-2		1	0	1	0	0	0	0											
<b>Jim Lefebvre, S</b> OBP: 0.327, SLG: 0.361 (1.4)	BB		HR	3-H		4-3		1-3 2-H		4	1	3	3	1	0	0											
<b>Ron Fairly, L</b> OBP: 0.374, SLG: 0.429 (1.9)	F9		BB BB FC5 1B	1-2				SH 1B		5	1	2	0	0	1	5											
<b>Lou Johnson, R</b> OBP: 0.317, SLG: 0.404 (6.7)	K		FC5 BB FC6-4	L9				SH 1-2		4	1	0	0	0	2	4											
<b>Don LeJohn, R</b> OBP: 0.410, SLG: 0.371 (1.5)		BB	FC6-4 BB 1-2 2-3		4-3			5-3		2	0	0	0	2	0	1											
<b>John Kennedy, R</b> OBP: 0.256, SLG: 0.244 (7.5)								6-3		1	0	0	0	0	0	0											
<b>Wes Parker, S</b> OBP: 0.324, SLG: 0.351 (1.3)	K		FC6-4 BB 1-2 2-3 3-H					4-3		4	0	0	1	1	2	2											
<b>Jeff Torborg, R</b> OBP: 0.374, SLG: 0.427 (1.2)			FC6-4 BB 1-2 2-3 3-H					F5		2	0	0	1	0	1	3											
<b>John Roseboro, L</b> OBP: 0.292, SLG: 0.289 (5.2)	K		FC6-4 FC6-4 1-2 2-3 3-H				HBP			1	0	0	0	0	0	0											
<b>Sandy Koufax, R</b> OBP: 0.276, SLG: 0.250 (1.1)	G3		FC6-4 1-2					K		4	0	0	0	0	2	4											
<b>Inning Stats</b>	R: 0 E: 0 K: 1 S: 6	H: 1 LOB: 2 BB: 1 P: 10	R: 0 E: 0 K: 2 S: 7	H: 0 LOB: 1 BB: 1 P: 11	R: 4 E: 0 K: 0 S: 7	H: 3 LOB: 2 BB: 2 P: 15	R: 1 E: 1 K: 1 S: 7	H: 1 LOB: 1 BB: 0 P: 7	R: 0 E: 0 K: 2 S: 7	H: 0 LOB: 1 BB: 0 P: 8	R: 0 E: 0 K: 0 S: 3	H: 1 LOB: 0 BB: 3 P: 3	R: 0 E: 0 K: 0 S: 4	H: 1 LOB: 1 BB: 0 P: 4	R: 1 E: 0 K: 1 S: 8	H: 3 LOB: 2 BB: 0 P: 8	R: 0 E: 0 K: 1 S: 5	H: 0 LOB: 0 BB: 5 P: 5	1B: 8 2B: 1 3B: 0 HR: 1	SF: 0 SAC: 1 DP: 0 HBP: 1	WP: 1 PB: 0 SB: 1 CS: 0	PA: 43					
<b>PITCHER</b>	IP	WLS	BF	H	R	ER	SO	BB	IBB	HBP	BLK	WP	HR	S	P	ERA	WHIP										
<b>Wade Blasingame, L</b> ERA: 3.42 (1.1)	2.1	L	15	4	4	4	3	3	0	0	0	0	1	18	30	15.43	3.000										
<b>Bob Sadowski, R</b> ERA: 5.63 (3.1)	0.2		3	0	0	0	0	1	0	0	0	0	0	2	6	0.00	1.500										
<b>Clay Carroll, R</b> ERA: 4.32 (4.1)	2.0		9	1	1	0	3	0	0	1	0	0	1	0	14	0.00	0.500										
<b>Phil Niekro, R</b> ERA: 3.6 (6.1)	3.0		13	5	1	1	1	0	0	0	0	0	0	15	15	3.00	1.667										
<b>Dick Kelley, L</b> ERA: 3.49 (9.1)	1.0		3	0	0	0	1	0	0	0	0	0	0	5	5	0.00	0.000										
<b>Batter</b>	<b>1</b>	<b>2</b>	<b>3</b>	<b>4</b>	<b>5</b>	<b>6</b>	<b>7</b>	<b>8</b>	<b>9</b>	<b>AB</b>	<b>R</b>	<b>H</b>	<b>RBI</b>	<b>BB</b>	<b>SO</b>	<b>LOB</b>	<b>BOTTOM</b>										
<b>Felipe Alou, R</b> OBP: 0.336, SLG: 0.501 (1.7)	5-3		F8		F7			1B		4	0	1	0	0	0	0	<b>Los Angeles Dodgers @ Milwaukee Braves</b> <b>Milwaukee County Stadium, Milwaukee, WI</b> Thu Aug 05 1965, 8:05 PM EDT Att: 18,368 - Unknown										
<b>Denis Menke, R</b> OBP: 0.302, SLG: 0.435 (1.5)	K		4-3			G6-4-3 BB		F6		3	0	0	0	1	1	1											
<b>Hank Aaron, R</b> OBP: 0.385, SLG: 0.575 (1.9)	K			1B BB		G6-4-3 1-2		F8		3	0	0	0	1	1	2											
<b>Joe Torre, R</b> OBP: 0.380, SLG: 0.523 (1.3)		HR		K		K		P3		4	1	1	1	0	2	1											
<b>Gene Oliver, R</b> OBP: 0.338, SLG: 0.438 (1.2)		1B						HR 1B		4	1	3	0	0	0	0											
<b>Mack Jones, L</b> OBP: 0.325, SLG: 0.523 (1.8)	K			K				HR		4	1	1	2	0	3	3											
<b>Frank Bolling, R</b> OBP: 0.301, SLG: 0.352 (1.4)	F8			F8						4	0	1	0	0	0	3											
<b>Woody Woodward, R</b> OBP: 0.224, SLG: 0.225 (1.6)	K				F6			F9		4	0	0	0	0	2	2											
<b>Wade Blasingame, L</b> OBP: 0.228, SLG: 0.328 (1.1)										0	0	0	0	0	0	0											
<b>Bob Sadowski, R</b> OBP: 0.142, SLG: 0.070 (3.1)										0	0	0	0	0	0	0											
<b>Miguel Mejia, R</b> OBP: 0.188, SLG: 0.070 (3.1)										1	0	0	0	0	0	1											
<b>Clay Carroll, R</b> OBP: 0.325, SLG: 0.364 (4.1)										0	0	0	0	0	0	0											
<b>Rico Carty, R</b> OBP: 0.263, SLG: 0.550 (5.1)										1	0	0	0	0	0	1											
<b>Phil Niekro, R</b> OBP: 0.205, SLG: 0.200 (6.1)										0	0	0	0	0	0	0											
<b>Ty Cline, R</b> OBP: 0.271, SLG: 0.273 (6.1)										1	0	0	0	0	1	0											
<b>Dick Kelley, R</b> ERA: 3.49 (9.1)										0	0	0	0	0	0	0											
<b>Inning Stats</b>	R: 0 E: 0 K: 2 S: 7	H: 0 LOB: 0 BB: 0 P: 7	R: 1 E: 0 K: 2 S: 9	H: 2 LOB: 1 BB: 0 P: 9	R: 0 E: 0 K: 1 S: 5	H: 0 LOB: 0 BB: 0 P: 5	R: 0 E: 0 K: 2 S: 8	H: 1 LOB: 2 BB: 1 P: 12	R: 0 E: 0 K: 1 S: 5	H: 0 LOB: 0 BB: 0 P: 5	R: 0 E: 0 K: 1 S: 4	H: 0 LOB: 0 BB: 1 P: 8	R: 0 E: 0 K: 2 S: 8	H: 1 LOB: 1 BB: 0 P: 8	R: 0 E: 0 K: 1 S: 6	H: 1 LOB: 0 BB: 0 P: 6	R: 2 E: 0 K: 0 S: 5	H: 2 LOB: 2 BB: 0 P: 5	1B: 5 2B: 0 3B: 0 HR: 2	SF: 0 SAC: 0 DP: 1 HBP: 0	WP: 0 PB: 0 SB: 0 CS: 0	PA: 35					
<b>PITCHER</b>	IP	WLS	BF	H	R	ER	SO	BB	IBB	HBP	BLK	WP	HR	S	P	ERA	WHIP										
<b>Sandy Koufax, L</b> ERA: 2.11 (1.1)	9.0	W	35	7	3	3	12	2	0	0	0	0	2	57	65	3.00	1.000										





Batter	1	2	3	4	5	6	7	8	9	AB	R	H	RBI	BB	SO	LOB	TOP					
Lee Mays, L OBP: 0.285, SLG: 0.358 (1, 7)	L7		K		L7			1B BB 1B	F2	5	1	1	0	0	1	2	<b>Houston Astros @ Milwaukee Braves</b> <b>Milwaukee County Stadium, Milwaukee, WI</b> Fri Aug 06 1965, 8:05 PM EDT Att: 2,805 - Cloudy - 80 F					
Joe Morgan, L OBP: 0.383, SLG: 0.460 (1, 4)	F9			G3		F8		L7		4	0	0	0	0	0	1						
Jimmy Wynn, R OBP: 0.373, SLG: 0.477 (1, 8)	E S BB			SH3-1 3B		K		1B BB 1B WP		2	2	1	0	2	1	0						
Jim Gentile, L OBP: 0.327, SLG: 0.442 (1, 3)	K			SH3-1		1-3		WP BB 1B	WP BB 1B FC6-5	3	1	1	1	0	1	1						
Bob Aspromonte, R OBP: 0.302, SLG: 0.330 (1, 5)		G4-6-3 1B		K				WP BB 1B	WP BB 1B FC6-5	4	0	3	1	0	1	0						
Joe Gaines, R OBP: 0.316, SLG: 0.409 (1, 9)	G4-6-3 1-2				K			WP BB 1-2	FC6-5	3	0	0	1	1	1	2						
Ron Brand, R OBP: 0.271, SLG: 0.252 (1, 2)	F8							F3 1-2 2-3	L7	4	0	1	0	0	0	3						
Bob Lillis, R OBP: 0.269, SLG: 0.239 (1, 6)			F8					P6	L8	3	0	0	0	1	0	2						
Ron Taylor, R OBP: 0.154, SLG: 0.231 (1, 1)									K	2	0	0	0	0	2	2						
Danny Coombs, R Gene Ratliff, R (9, PH)			K		K			K	K	1	0	0	0	0	1	2						
										1	0	0	0	0	1	0						
<b>Inning Stats</b>	R: 0 E: 0 K: 1 S: 5	H: 0 LOB: 1 BB: 1 P: 9	R: 0 E: 0 K: 0 S: 3	H: 1 LOB: 0 BB: 0 P: 3	R: 0 E: 0 K: 2 S: 7	H: 0 LOB: 0 BB: 0 P: 7	R: 1 E: 0 K: 1 S: 6	H: 1 LOB: 0 BB: 0 P: 6	R: 0 E: 1 K: 2 S: 8	H: 1 LOB: 2 BB: 1 P: 12	R: 0 E: 0 K: 1 S: 5	H: 0 LOB: 0 BB: 0 P: 5	R: 0 E: 0 K: 1 S: 6	H: 1 LOB: 2 BB: 1 P: 10	R: 3 E: 0 K: 0 S: 6	H: 3 LOB: 1 BB: 1 P: 10	R: 0 E: 0 K: 1 S: 5	H: 0 LOB: 0 BB: 0 P: 5	1B: 6 2B: 0 3B: 1 HR: 0	SF: 0 SAC: 1 DP: 1 HBP: 0	WP: 2 PB: 0 SB: 1 CS: 0	PA: 37
<b>PITCHER</b> Tony Cloninger, R ERA: 3.67 (1, 1)	IP: 9.0 WLS: W BF: 37 H: 7 R: 4 ER: 4 SO: 9 BB: 4 IBB: 0 HBP: 0 BLK: 0 WP: 2 HR: 0 S: 51 P: 67 ERA: 4.00 WHIP: 1.222																					

Batter	1	2	3	4	5	6	7	8	9	AB	R	H	RBI	BB	SO	LOB	BOTTOM
Felipe Alou, R OBP: 0.334, SLG: 0.497 (1, 3)	F8		K	K		1B 1B		6-3		5	1	1	1	0	2	1	<b>Houston Astros @ Milwaukee Braves</b> <b>Milwaukee County Stadium, Milwaukee, WI</b> Fri Aug 06 1965, 8:05 PM EDT Att: 2,805 - Cloudy - 80 F
Ty Cline, L OBP: 0.269, SLG: 0.270 (1, 7)	L6-3		L8		L4-3	1B 1B		L6-3		5	1	1	0	0	0	0	
Hank Aaron, R OBP: 0.390, SLG: 0.580 (1, 9)	1B 1B		2B 2B		HR BB	1B 1B		F9		4	2	3	1	1	0	0	
Eddie Mathews, L OBP: 0.335, SLG: 0.446 (1, 5)	1-2 1B		2B IBB		F7	P3				3	1	1	0	1	0	2	
Gene Oliver, R OBP: 0.341, SLG: 0.456 (1, 2)	1-3		1-2 2B		HR	6-3				4	1	2	4	0	0	3	
Mack Jones, L OBP: 0.330, SLG: 0.534 (1, 8)		1B		HR	HBP	1-3				3	1	2	1	0	0	0	
Frank Bolling, R OBP: 0.300, SLG: 0.349 (1, 4)	F9		5-3		F7	1B BB				3	0	0	0	1	0	2	
Woody Woodward, R OBP: 0.231, SLG: 0.239 (1, 6)	K		E3			1B 2B				4	1	2	0	0	1	1	
Tony Cloninger, R OBP: 0.174, SLG: 0.261 (1, 1)	5-3		K		1-2 K	1-3 FC5-2-4-1				4	0	0	0	0	1	5	
										1B: 7 2B: 4 3B: 0 HR: 2	SF: 0 SAC: 0 DP: 1 HBP: 1	WP: 0 PB: 1 SB: 1 CS: 0	PA: 39				
<b>PITCHER</b> Ron Taylor, R Danny Coombs, L ERA: 4.92 (6, 1)	IP: 5.1 WLS: L BF: 30 H: 11 R: 8 ER: 7 SO: 4 BB: 1 IBB: 1 HBP: 1 BLK: 0 WP: 0 HR: 2 S: 35 P: 44 ERA: 11.81 WHIP: 2.250																

Batter	1	2	3	4	5	6	7	8	9	AB R H RBI BB SO LOB	TOP												
Lee Maye, L OBP: 0.283, SLG: 0.362 (1, 7)	L6		F8		SF9 3B		L7		K	5 1 1 0 0 1 0	<b>Houston Astros @ Milwaukee Braves</b> Milwaukee County Stadium, Milwaukee, WI Sat Aug 07 1965, 4:33 AM EDT Att: 3,778 - Sunny - 74 F												
Joe Morgan, L OBP: 0.386, SLG: 0.463 (1, 4)	1B		1B		SF9 3H		1B		4-3	4 1 3 1 0 0 0													
Jimmy Wynn, R OBP: 0.372, SLG: 0.475 (1, 8)	1B		K		L7		K			4 0 1 0 0 2 2													
Jim Gentile, L OBP: 0.329, SLG: 0.443 (1, 3)	K		1B				K			4 0 2 1 0 2 2													
Bob Aspromonte, R OBP: 0.304, SLG: 0.339 (1, 5)	L4		4-3		1B		1B		K	4 2 2 1 0 0 3													
Joe Gaines, R OBP: 0.315, SLG: 0.405 (1, 9)		L7			K		E4		4-3	4 0 1 0 0 1 0													
Gus Triandos, R OBP: 0.252, SLG: 0.241 (1, 2)		FC3-6 1B			K		G4-6-3 1B		FC6-4 BB	3 0 2 1 1 1 0													
Bob Lillis, R OBP: 0.265, SLG: 0.236 (1, 6)		FC3-6 1-2			5-3		G4-6-3 1-2		FC6-4 1-2	4 0 0 0 0 0 4													
Turk Farrell, R OBP: 0.158, SLG: 0.161 (1, 1)		F8			K		K		K	4 0 0 0 0 3 1													
<b>Inning Stats</b>	R: 0 E: 0 K: 1 S: 7	H: 2 LOB: 2 BB: 0 P: 7	R: 0 E: 0 K: 0 S: 4	H: 1 LOB: 1 BB: 0 P: 4	R: 1 E: 0 K: 1 S: 7	H: 2 LOB: 1 BB: 0 P: 7	R: 0 E: 0 K: 2 S: 7	H: 0 LOB: 0 BB: 0 P: 7	R: 1 E: 0 K: 1 S: 6	H: 1 LOB: 0 BB: 0 P: 6		R: 1 E: 0 K: 1 S: 8	H: 1 LOB: 1 BB: 0 P: 8	R: 0 E: 0 K: 2 S: 8	H: 0 LOB: 0 BB: 0 P: 7	R: 1 E: 0 K: 1 S: 6	H: 1 LOB: 1 BB: 1 P: 10	R: 0 E: 0 K: 2 S: 7	H: 0 LOB: 0 BB: 0 P: 7	1B: 10 2B: 0 3B: 1 HR: 1	SF: 1 SAC: 0 DP: 1 HBP: 0	WP: 0 PB: 0 SB: 1 CS: 0	PA: 38
<b>PITCHER</b>	IP WLS BF H R ER SO BB IBB HBP BLK WP HR S P ERA WHIP											<b>PITCHER</b>	IP WLS BF H R ER SO BB IBB HBP BLK WP HR S P ERA WHIP										
Ken Johnson, R ERA: 3.35 (1, 1)	5.1 L 25 10 3 2 5 0 0 0 0 0 0 0 35 35 3.38 1.875																						
Dan Osinski, R ERA: 2.52 (6, 1)	0.2 1 0 0 0 0 0 0 0 0 0 0 0 1 1 0.00 0.000																						
Bob Sadowski, R ERA: 5.6 (7, 1)	2.0 9 2 1 1 3 1 0 0 0 0 0 1 14 18 4.50 1.500																						
Phil Niekro, R ERA: 3.52 (9, 1)	1.0 3 0 0 0 2 0 0 0 0 0 0 0 7 7 0.00 0.000																						

AB	36
R	4
H	12
RBI	4
BB	1
SO	10
LOB	12



Batter	1	2	3	4	5	6	7	8	9	AB R H RBI BB SO LOB	BOTTOM													
Felipe Alou, R OBP: 0.331, SLG: 0.492 (1, 3)	5-3		F4			G5-4-3 1-2			K	4 0 0 0 0 1 3	<b>Houston Astros @ Milwaukee Braves</b> Milwaukee County Stadium, Milwaukee, WI Sat Aug 07 1965, 4:33 AM EDT Att: 3,778 - Sunny - 74 F													
Ty Cline, L OBP: 0.263, SLG: 0.264 (1, 7)	K				L4-3				L7	4 0 0 0 0 1 0														
Hank Aaron, R OBP: 0.386, SLG: 0.574 (1, 9)	6-3				F8				5-3	4 0 0 0 0 0 0														
Eddie Mathews, L OBP: 0.334, SLG: 0.444 (1, 5)		F7			1B				3-1	4 0 1 0 0 0 1														
Gene Oliver, R OBP: 0.340, SLG: 0.456 (1, 2)		6-3			F8				2B	4 0 1 0 0 1 2														
Mack Jones, L OBP: 0.327, SLG: 0.529 (1, 8)		P3			K				P6	3 0 0 0 0 1 1														
Frank Bolling, R OBP: 0.300, SLG: 0.352 (1, 4)			F5		F8				4-3 2B	3 0 1 0 0 0 0														
Woody Woodward, R OBP: 0.228, SLG: 0.236 (1, 6)			P1		K				F9	2 0 0 0 0 1 0														
Denis Menke, R OBP: 0.300, SLG: 0.432 (8, PH) (9, 6)									4-3	1 0 0 0 0 0 1														
Ken Johnson, R ERA: 3.35 (1, 1)										1 0 1 0 0 0 0		<b>Houston Astros @ Milwaukee Braves</b> Milwaukee County Stadium, Milwaukee, WI Sat Aug 07 1965, 4:33 AM EDT Att: 3,778 - Sunny - 74 F												
Dan Osinski, R ERA: 2.52 (6, 1)										0 0 0 0 0 0 0														
Bob Sadowski, R ERA: 5.6 (7, 1)										1 0 1 0 0 0 0														
Phil Niekro, R ERA: 3.52 (9, 1)										0 0 0 0 0 0 0														
Jesse Gonder, L OBP: 0.311, SLG: 0.400 (8, PH)										1 0 0 0 0 0 1														
Phil Niekro, R ERA: 3.52 (9, 1)										0 0 0 0 0 0 0														
<b>Inning Stats</b>	R: 0 E: 0 K: 1 S: 5	H: 0 LOB: 0 BB: 0 P: 5	R: 0 E: 0 K: 0 S: 3	H: 0 LOB: 0 BB: 0 P: 3	R: 0 E: 0 K: 0 S: 4	H: 1 LOB: 1 BB: 0 P: 4	R: 0 E: 0 K: 0 S: 4	H: 1 LOB: 0 BB: 0 P: 4	R: 0 E: 0 K: 2 S: 7	H: 0 LOB: 0 BB: 0 P: 7	R: 0 E: 0 K: 0 S: 3		H: 1 LOB: 0 BB: 0 P: 3	R: 0 E: 0 K: 0 S: 4	H: 1 LOB: 1 BB: 0 P: 4	R: 0 E: 0 K: 1 S: 6	H: 1 LOB: 1 BB: 0 P: 6	R: 0 E: 1 K: 1 S: 6	H: 0 LOB: 1 BB: 0 P: 6	1B: 3 2B: 2 3B: 0 HR: 0	SF: 0 SAC: 0 DP: 1 HBP: 0	WP: 0 PB: 0 SB: 0 CS: 0	PA: 32	
<b>PITCHER</b>	IP WLS BF H R ER SO BB IBB HBP BLK WP HR S P ERA WHIP												<b>PITCHER</b>	IP WLS BF H R ER SO BB IBB HBP BLK WP HR S P ERA WHIP										
Turk Farrell, R ERA: 2.72 (1, 1)	9.0 W 32 5 0 0 5 0 0 0 0 0 0 0 42 42 0.00 0.556																							



Batter	1	2	3	4	5	6	7	8	9	AB	R	H	RBI	BB	SO	LOB	TOP					
Lee Maye, L OBP: 0.282, SLG: 0.363 (1,7)	F9		FC6-4			4-3 6-3 2B	FC6-4		1-3	5	1	1	0	0	0	3	<b>Houston Astros @ Milwaukee Braves</b> Milwaukee County Stadium, Milwaukee, WI Sun Aug 08 1965, 4:33 AM EDT Unknown - '68 F					
Joe Morgan, L OBP: 0.386, SLG: 0.468 (1,4)	F9			5-3		4-3		HR	3-1 1B BB	4	2	1	1	1	0	1						
Jimmy Wynn, R OBP: 0.370, SLG: 0.479 (1,8)	F3			F8		6-3		HR	3-1	5	1	1	2	0	0	1						
Bob Aspromonte, R OBP: 0.307, SLG: 0.341 (1,5)		G3		BB BB		3-H 0-0 1B		5-3	1B 2H 1B	4	0	2	1	1	0	0						
Joe Gaines, R OBP: 0.317, SLG: 0.401 (1,9)	L7			BB BB		0-0 1B		F8	1-2 1B	4	0	1	0	1	0	1						
Jim Gentile, L OBP: 0.327, SLG: 0.442 (1,3)	4-3			BB				F8	1-2 1B	5	1	1	0	0	1	4						
Bob Lillis, R OBP: 0.288, SLG: 0.243 (1,6)			F5			5-3-6 2B		5-3	1B 2B	4	0	2	0	0	0	0						
Ron Brand, R OBP: 0.278, SLG: 0.260 (1,2)				FC6-4 1B		5-3-6 2-3F		1B 1B	1-2 3-H 1B	4	0	3	1	0	0	1						
Don Nottebart, R OBP: 0.154, SLG: 0.083 (8, PH)	F9					F9		FC6-4	1-2 1B	3	0	1	0	0	0	1						
Gus Triandos, R OBP: 0.250, SLG: 0.239 (8, PH)						F9		FC6-4	1-2 1B	1	0	0	0	0	0	2						
Jim Owens, R OBP: 0.125, SLG: 0.125 (8, 1)								FC6-4	1-2 1B	0	0	0	0	0	0	0						
<b>Inning Stats</b>	R: 0 E: 0 K: 0 S: 3	H: 0 LOB: 0 BB: 0 P: 3	R: 0 E: 0 K: 0 S: 3	H: 0 LOB: 0 BB: 0 P: 3	R: 0 E: 0 K: 0 S: 4	H: 1 LOB: 1 BB: 0 P: 4	R: 0 E: 0 K: 0 S: 3	H: 0 LOB: 2 BB: 2 P: 11	R: 0 E: 0 K: 0 S: 3	H: 1 LOB: 0 BB: 0 P: 3	R: 1 E: 0 K: 0 S: 5	H: 2 LOB: 1 BB: 0 P: 5	R: 0 E: 0 K: 2 S: 10	H: 2 LOB: 2 BB: 0 P: 5	R: 3 E: 0 K: 0 S: 8	H: 5 LOB: 2 BB: 0 P: 8	R: 1 E: 0 K: 1 S: 7	H: 2 LOB: 2 BB: 1 P: 11	1B: 8 2B: 4 3B: 0 HR: 2	SF: 0 SAC: 0 DP: 1 HBP: 0	WP: 0 PB: 0 SB: 0 CS: 0	PA: 42
<b>PITCHER</b>	IP WLS BF H R ER SO BB IBB HBP BLK WP HR S P ERA WHIP																					
Wade Blasingame, L ERA: 3.47 (1, 1)	7.2 W 34 10 4 4 0 2 0 0 0 0 2 32 40 4.70 1.565																					
Dan Osinski, R ERA: 2.93 (8, 1)	1.0 S 7 3 1 1 0 1 0 0 0 0 0 6 10 9.00 4.000																					
Billy O'Dell, L ERA: 2.01 (9, 1)	0.1 S 1 0 0 0 0 1 0 0 0 0 0 0 3 3 0.00 0.000																					

Batter	1	2	3	4	5	6	7	8	9	AB	R	H	RBI	BB	SO	LOB	BOTTOM			
Felipe Alou, R OBP: 0.335, SLG: 0.497 (1,7)	6-3									4	2	3	1	0	0	0	<b>Houston Astros @ Milwaukee Braves</b> Milwaukee County Stadium, Milwaukee, WI Sun Aug 08 1965, 4:33 AM EDT Unknown - '68 F			
Mack Jones, L OBP: 0.326, SLG: 0.532 (1,8)	1B	2H 2B								4	1	1	0	0	1	3				
Hank Aaron, R OBP: 0.387, SLG: 0.573 (1,9)	2B									4	2	2	1	0	0	1				
Eddie Mathews, L OBP: 0.338, SLG: 0.465 (1,5)	1B									4	2	3	6	0	0	0				
Joe Torre, R OBP: 0.379, SLG: 0.520 (1,3)	2B									4	0	1	0	0	0	1				
Gene Oliver, R OBP: 0.335, SLG: 0.449 (1,2)	K									4	0	0	0	0	1	2				
Frank Bolling, R OBP: 0.300, SLG: 0.351 (1,4)										4	1	1	0	0	0	0				
Woody Woodward, R OBP: 0.230, SLG: 0.238 (1,6)										3	0	1	0	0	0	0				
Wade Blasingame, L OBP: 0.215, SLG: 0.313 (1, 1)										3	0	0	0	0	2	1				
Dan Osinski, R OBP: 0.250, SLG: 0.250 (8, 1)										0	0	0	0	0	0	0				
Billy O'Dell, S OBP: 0.188, SLG: 0.250 (9, 1)										0	0	0	0	0	0	0				
<b>Inning Stats</b>	R: 2 E: 0 K: 1 S: 8	H: 3 LOB: 1 BB: 0 P: 8	R: 1 E: 0 K: 0 S: 5	H: 2 LOB: 1 BB: 0 P: 5	R: 0 E: 0 K: 0 S: 4	H: 1 LOB: 1 BB: 0 P: 4	R: 0 E: 0 K: 1 S: 5	H: 0 LOB: 0 BB: 0 P: 5	R: 2 E: 0 K: 0 S: 5	H: 2 LOB: 0 BB: 0 P: 5	R: 0 E: 0 K: 0 S: 3	H: 0 LOB: 0 BB: 0 P: 3	R: 3 E: 0 K: 2 S: 10	H: 3 LOB: 0 BB: 0 P: 10	R: 0 E: 0 K: 0 S: 3	H: 1 LOB: 0 BB: 0 P: 3	1B: 7 2B: 2 3B: 1 HR: 2	SF: 0 SAC: 1 DP: 0 HBP: 0	WP: 0 PB: 0 SB: 0 CS: 1	PA: 36
<b>PITCHER</b>	IP WLS BF H R ER SO BB IBB HBP BLK WP HR S P ERA WHIP																			
Don Nottebart, R ERA: 4.68 (1, 1)	7.0 L 32 11 8 8 4 0 0 0 0 0 2 40 40 10.29 1.571																			
Jim Owens, R ERA: 3.09 (8, 1)	1.0 S 3 1 0 0 0 0 0 0 0 0 0 3 3 0.00 1.000																			





Batter	1	2	3	4	5	6	7	8	9	AB	R	H	RBI	BB	SO	LOB	TOP								
Lee Maye, L OBP: 0.284, SLG: 0.372 (1, 7)										4	1	1	1	1	1	0	<b>Houston Astros @ Milwaukee Braves</b> <b>Milwaukee County Stadium, Milwaukee, WI</b> Sun Aug 08 1965, 4:38 AM EDT Att: 20,882 - Unknown								
Joe Morgan, L OBP: 0.386, SLG: 0.466 (1, 4)										4	0	1	0	1	0	0									
Jimmy Wynn, R OBP: 0.373, SLG: 0.479 (1, 8)										4	1	2	0	1	0	1									
Bob Aspromonte, R OBP: 0.309, SLG: 0.345 (1, 5)										4	0	2	0	0	0	4									
Joe Gaines, R OBP: 0.316, SLG: 0.398 (1, 9)										4	0	1	1	0	0	1									
Jim Gentile, L OBP: 0.326, SLG: 0.450 (1, 3)										4	1	1	1	0	1	3									
Bob Lillis, R OBP: 0.288, SLG: 0.243 (1, 6)										4	0	1	0	0	0	1									
Gus Triandos, R OBP: 0.243, SLG: 0.232 (1, 2)										4	0	0	0	0	0	1									
Larry Dierker, R OBP: 0.156, SLG: 0.226 (1, 1)										3	0	0	0	0	1	0									
Jim Owens, R OBP: 0.125, SLG: 0.125 (8, 1)										0	0	0	0	0	0	0									
Gene Ratliff, R (9, PH)										1	0	0	0	0	1	0									
<b>Inning Stats</b>	R: 0 E: 0 K: 1 S: 5	H: 0 LOB: 0 BB: 0 P: 5	R: 0 E: 0 K: 0 S: 4	H: 1 LOB: 1 BB: 0 P: 4	R: 0 E: 0 K: 1 S: 5	H: 0 LOB: 3 BB: 3 P: 17	R: 1 E: 0 K: 0 S: 4	H: 1 LOB: 0 BB: 0 P: 4	R: 2 E: 0 K: 1 S: 9	H: 4 LOB: 2 BB: 0 P: 9	R: 0 E: 0 K: 0 S: 3	H: 0 LOB: 0 BB: 0 P: 3	R: 0 E: 0 K: 0 S: 4	H: 1 LOB: 1 BB: 0 P: 4	R: 0 E: 0 K: 0 S: 4	H: 1 LOB: 1 BB: 0 P: 4	R: 0 E: 0 K: 1 S: 6	H: 1 LOB: 1 BB: 0 P: 6	1B: 6 2B: 1 3B: 0 HR: 2	SF: 0 SAC: 0 DP: 0 HBP: 0	WP: 0 PB: 1 CS: 0	PA: 39			
<b>PITCHER</b>	IP	WLS	BF	H	R	ER	SO	BB	IBB	HBP	BLK	WP	HR	S	P	ERA	WHIP								
Denny Lemaster, L ERA: 5.34 (1, 1)	2.2		12	1	0	0	2	3	0	0	0	0	0	13	25	0.00	1.500								
Hank Fischer, R ERA: 4.3 (3, 1)	2.0		9	3	3	3	0	0	0	0	0	0	2	9	9	13.50	1.500								
Dan Osinski, R (5, 1)	0.0		2	2	0	0	0	0	0	0	0	0	0	2	2	∞	∞								
Billy O'Dell, L ERA: 2.93 (5, 1)	4.1	W	16	3	0	0	2	0	0	0	0	0	0	20	20	0.00	0.692								

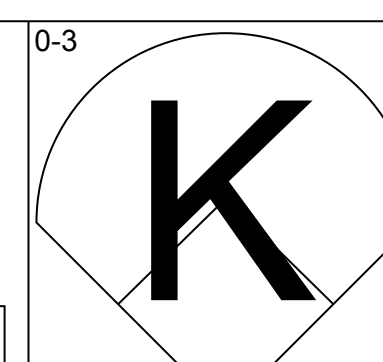
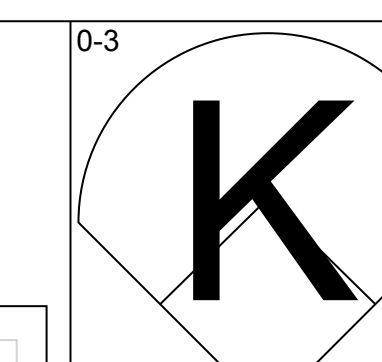
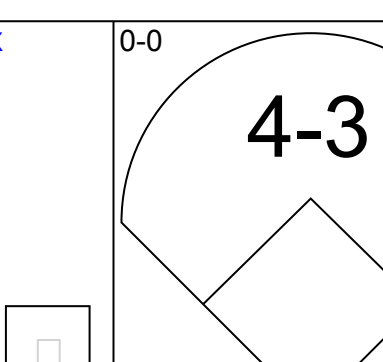
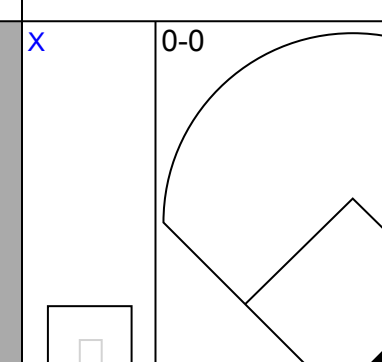
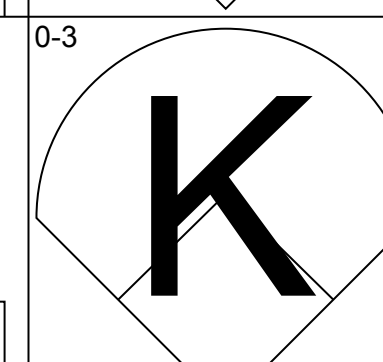
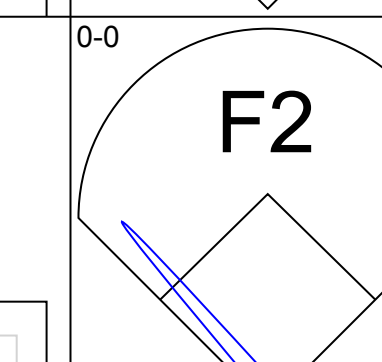
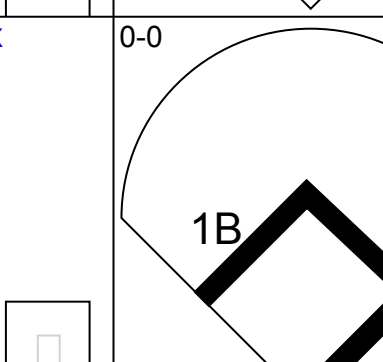
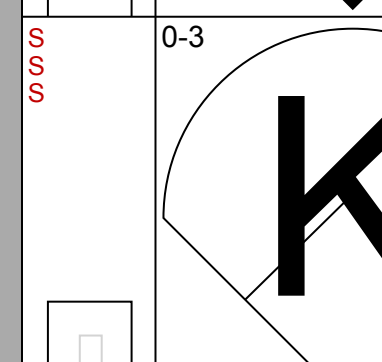
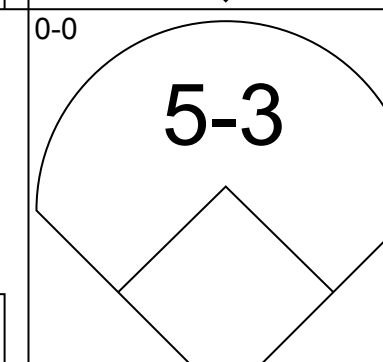
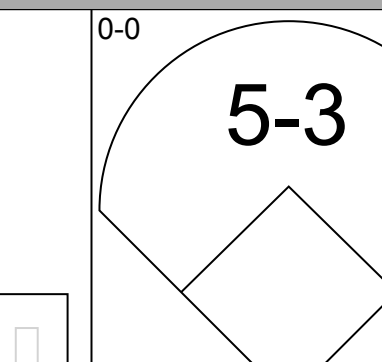
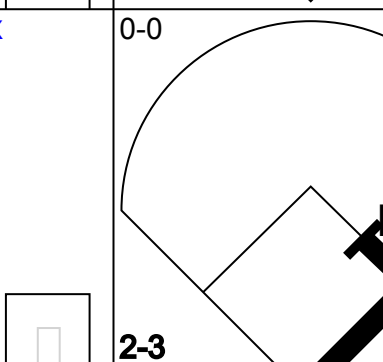
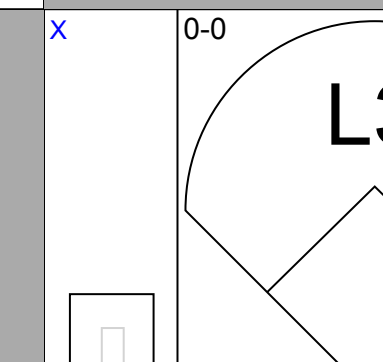
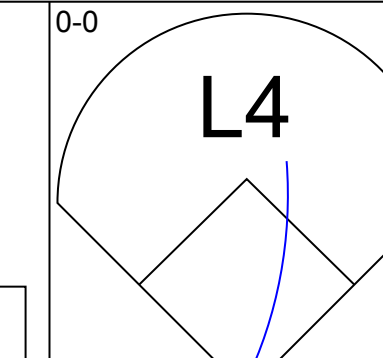
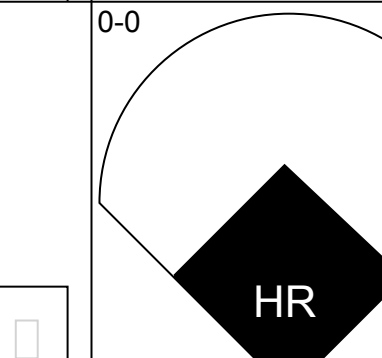
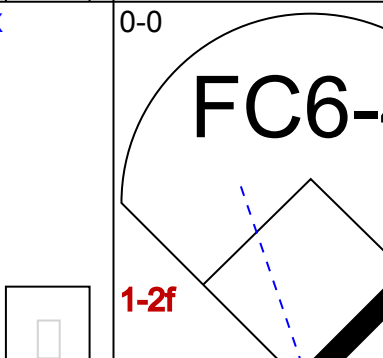
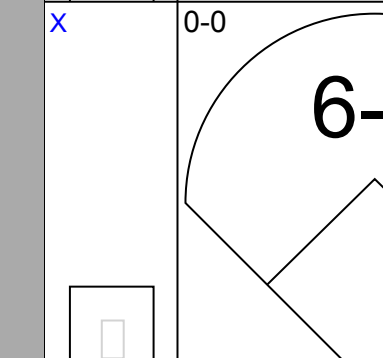
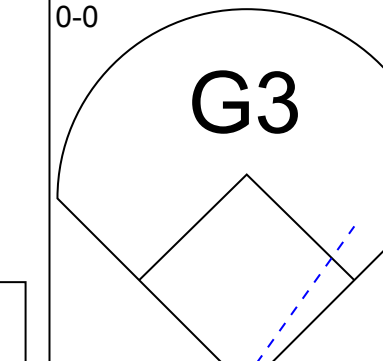
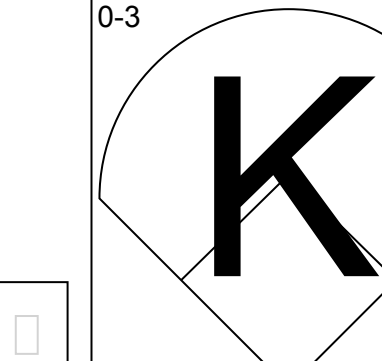

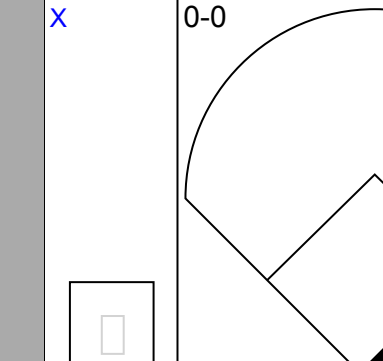
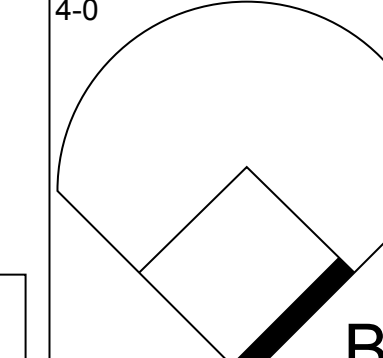
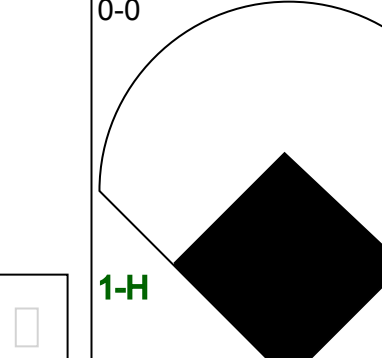

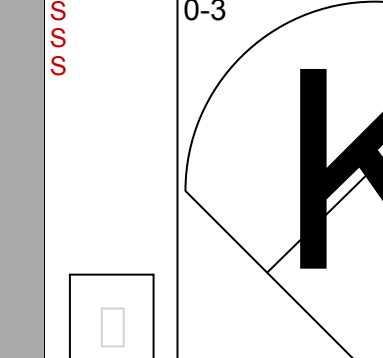
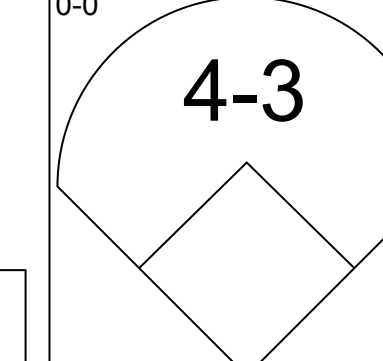
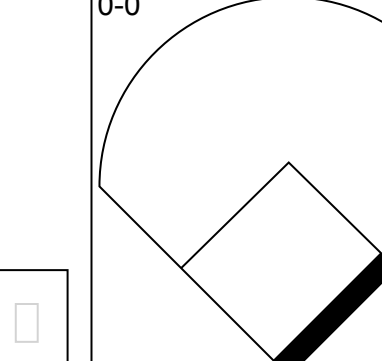
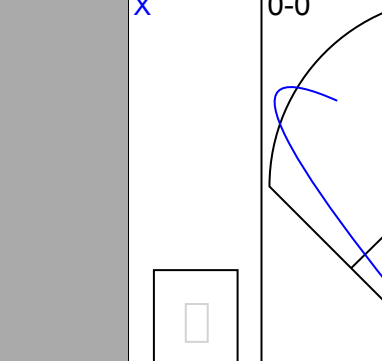

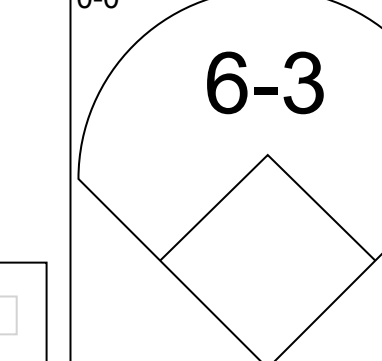
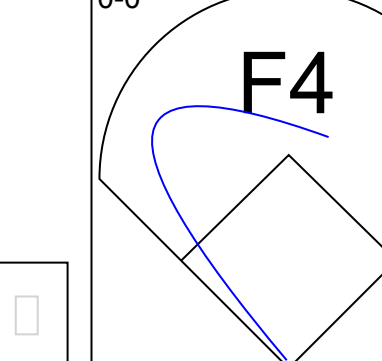
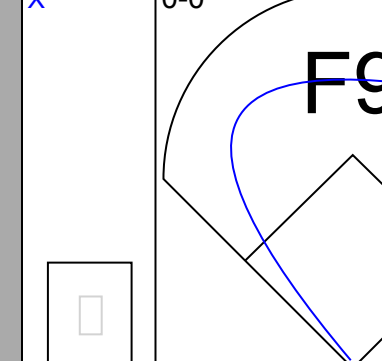
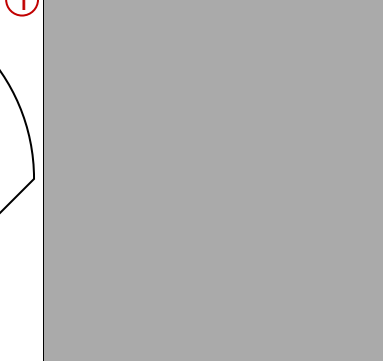
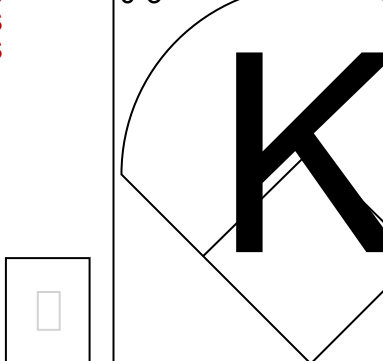
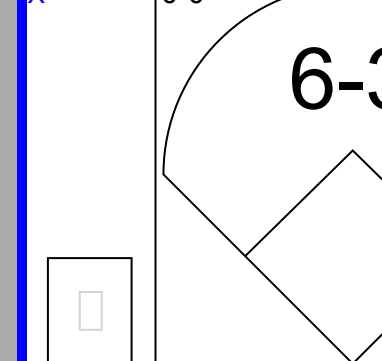
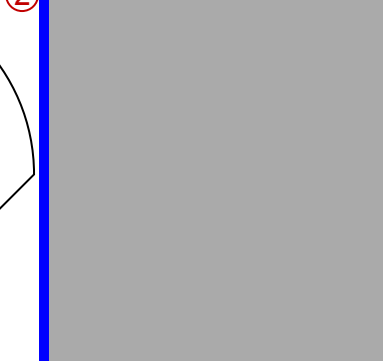
Batter	1	2	3	4	5	6	7	8	9	AB	R	H	RBI	BB	SO	LOB	BOTTOM								
Felipe Alou, R OBP: 0.336, SLG: 0.504 (1, 7)										5	1	2	1	0	0	1	<b>Houston Astros @ Milwaukee Braves</b> <b>Milwaukee County Stadium, Milwaukee, WI</b> Sun Aug 08 1965, 4:38 AM EDT Att: 20,882 - Unknown								
Mack Jones, L OBP: 0.325, SLG: 0.527 (1, 8)										5	1	1	0	0	1	2									
Hank Aaron, R OBP: 0.386, SLG: 0.568 (1, 9)										3	1	0	0	1	0	2									
Eddie Mathews, L OBP: 0.339, SLG: 0.468 (1, 5)										4	1	2	1	0	0	0									
Joe Torre, R OBP: 0.383, SLG: 0.528 (1, 3)										2	2	1	1	2	0	0									
Gene Oliver, R OBP: 0.337, SLG: 0.450 (1, 2)										4	1	2	1	0	0	2									
Frank Bolling, R OBP: 0.302, SLG: 0.363 (1, 4)										4	1	2	3	0	0	1									
Woody Woodward, R OBP: 0.225, SLG: 0.232 (1, 6)										4	0	0	0	0	1	2									
Denny Lemaster, R OBP: 0.172, SLG: 0.179 (1, 1)										1	0	0	0	0	1	0									
Hank Fischer, R OBP: 0.130, SLG: 0.130 (3, 1)										1	0	0	0	0	1	0									
Dan Osinski, R OBP: 0.250, SLG: 0.250 (5, 1)										0	0	0	0	0	0	0									
Billy O'Dell, S OBP: 0.222, SLG: 0.235 (5, 1)										1	0	0	0	1	0	1									
<b>Inning Stats</b>	R: 4 E: 1 K: 1 S: 8	H: 3 LOB: 1 BB: 2 P: 16	R: 0 E: 0 K: 1 S: 6	H: 1 LOB: 1 BB: 0 P: 6	R: 0 E: 0 K: 0 S: 3	H: 0 LOB: 0 BB: 0 P: 3	R: 0 E: 0 K: 1 S: 5	H: 0 LOB: 0 BB: 0 P: 5	R: 1 E: 0 K: 0 S: 4	H: 1 LOB: 0 BB: 0 P: 4	R: 1 E: 0 K: 0 S: 5	H: 2 LOB: 1 BB: 0 P: 5	R: 1 E: 0 K: 0 S: 5	H: 2 LOB: 2 BB: 1 P: 9	R: 1 E: 0 K: 1 S: 6	H: 1 LOB: 1 BB: 1 P: 10	1B: 5 2B: 2 3B: 0 HR: 3	SF: 0 SAC: 0 DP: 0 HBP: 0	WP: 1 PB: 0 CS: 0	PA: 38					
<b>PITCHER</b>	IP	WLS	BF	H	R	ER	SO	BB	IBB	HBP	BLK	WP	HR	S	P	ERA	WHIP								
Larry Dierker, R ERA: 4.09 (1, 1)	7.0	L	33	9	7	5	3	2	1	0	0	0	1	6	10	9.00	2.000								
Jim Owens, R ERA: 3.18 (8, 1)	1.0		5	1	1	1	1	1	0	0	0	0	1	6	10	9.00	2.000								

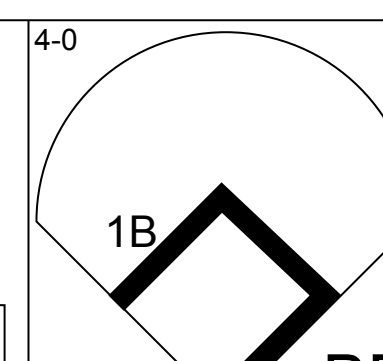
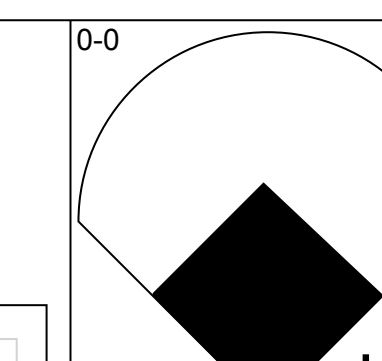
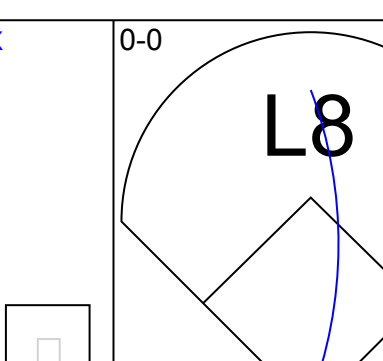
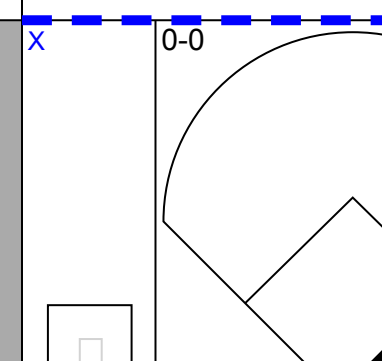
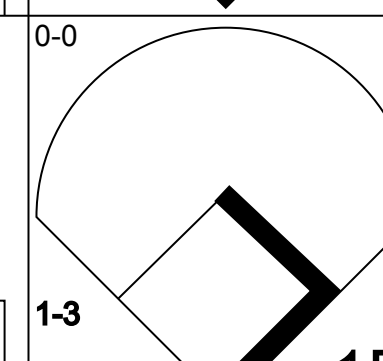
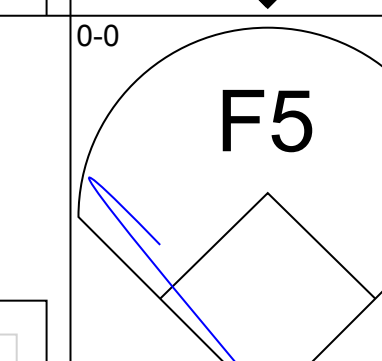
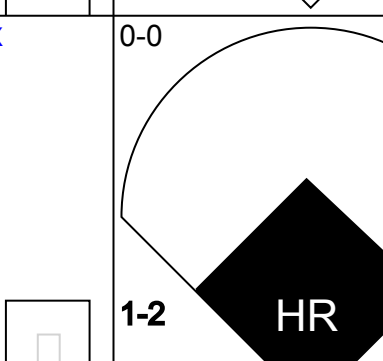
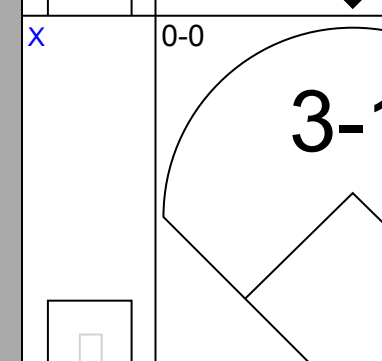
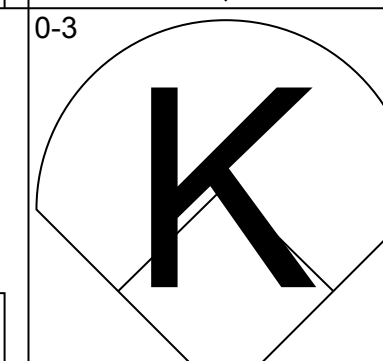
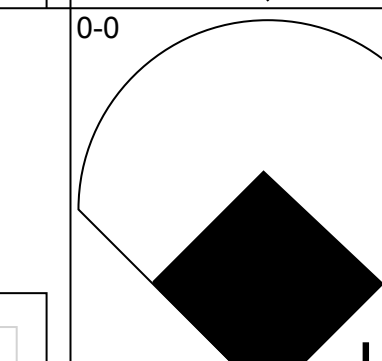
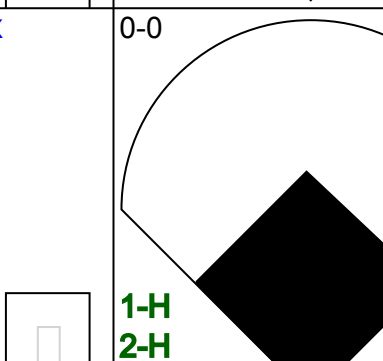
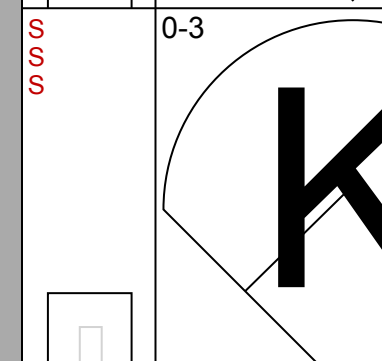
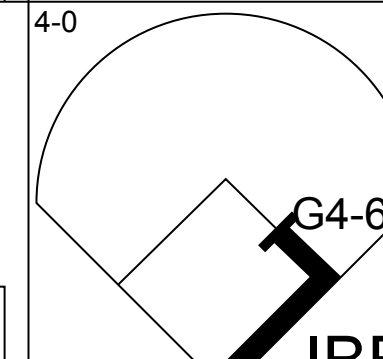
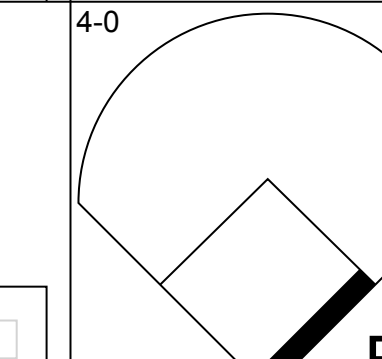
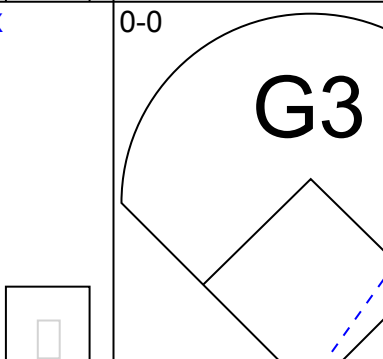
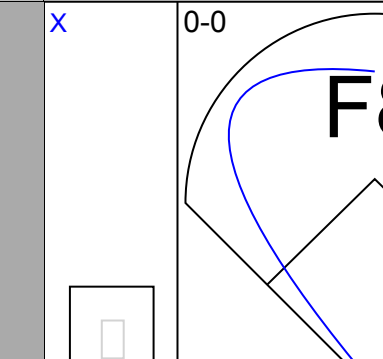
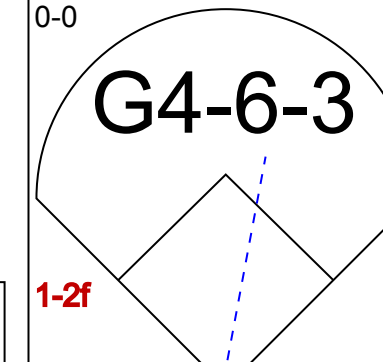
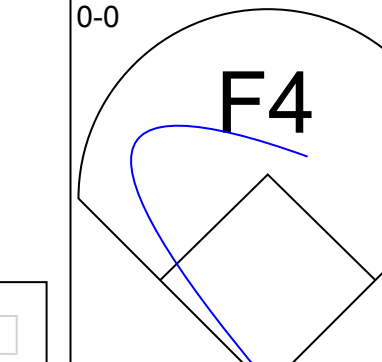
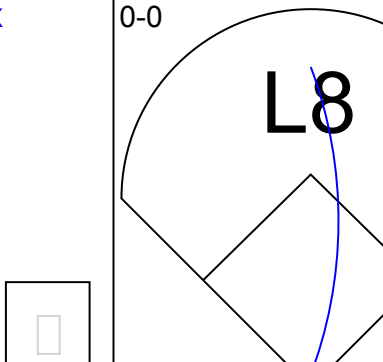

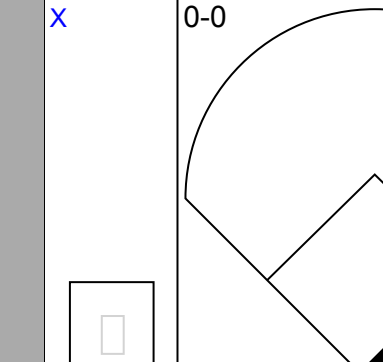
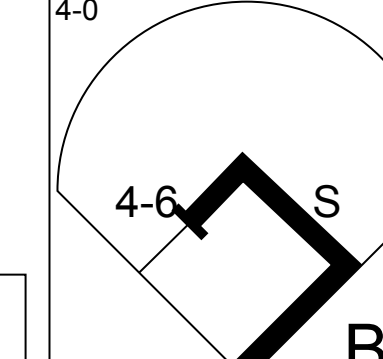

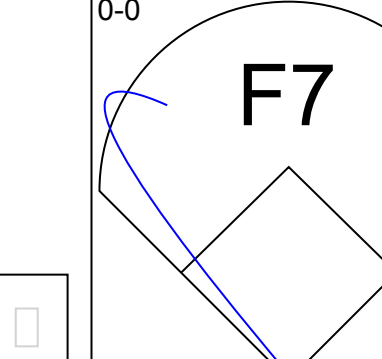
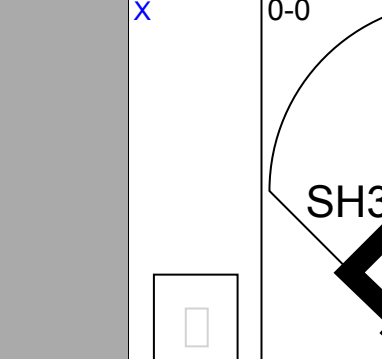
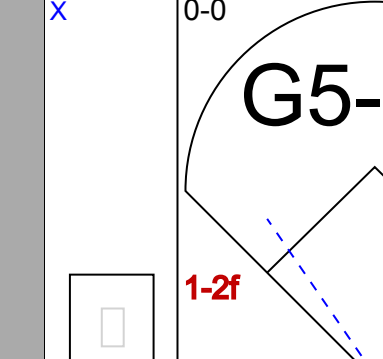
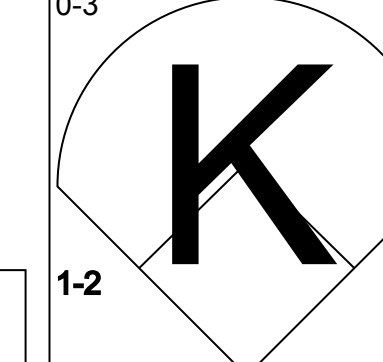
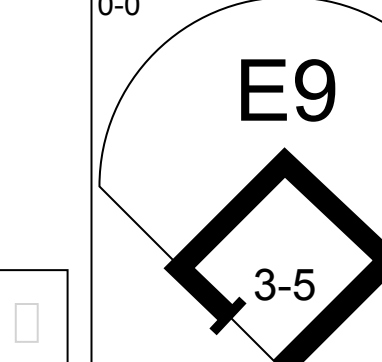


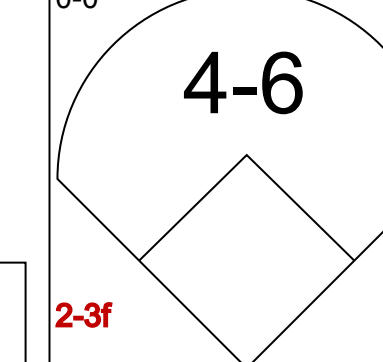
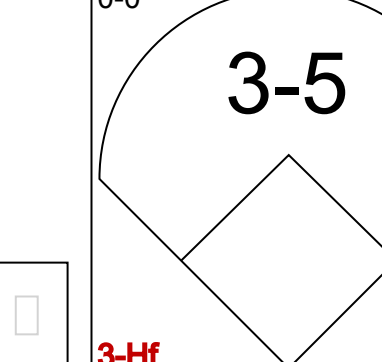

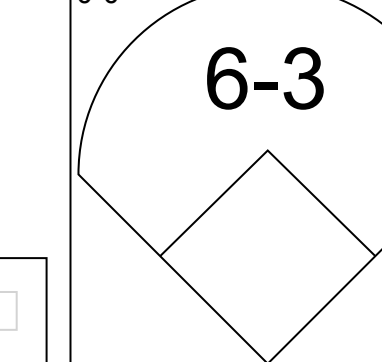
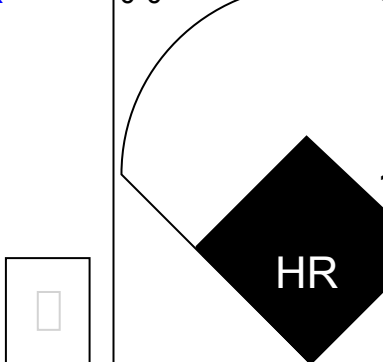

AB	36
R	3
H	9
RBI	3
BB	3
SO	4
LOB	11



Batter	1	2	3	4	5	6	7	8	9	AB	R	H	RBI	BB	SO	LOB	TOP			
Lou Brock, L OBP: 0.344, SLG: 0.439 (1, 7)	4-0 CS BB		4-0 S BB		0-3 K		0-3 K		0-3 K	3	0	0	0	2	3	4	<b>St. Louis Cardinals @ Milwaukee Braves</b> Milwaukee County Stadium, Milwaukee, WI Tue Aug 10 1965, 8:05 PM EDT Att. 7,960 - Unknown - 63 F  <b>AB 33</b> <b>R 3</b> <b>H 7</b> <b>RBI 2</b> <b>BB 4</b> <b>SO 7</b> <b>LOB 15</b>  			
Dick Groat, R OBP: 0.326, SLG: 0.325 (1, 6)	0-0 F3		4-0 BB		0-0 1B			0-0 F8		3	0	1	1	1	0	1				
Curt Flood, R OBP: 0.357, SLG: 0.413 (1, 8)	0-0 5-3		0-0 F8		0-0 1B			0-0 F9		4	0	1	1	0	0	2				
Bill White, L OBP: 0.357, SLG: 0.442 (1, 3)		0-0 F5		0-0 F4		0-3 K		0-0 4-3		4	0	0	0	0	1	2				
Ken Boyer, R OBP: 0.335, SLG: 0.392 (1, 5)		0-0 1B		0-0 F8		0-0 6-3		0-3 K		4	0	1	0	0	1	0				
Bob Skinner, L OBP: 0.336, SLG: 0.412 (1, 9)		0-0 F2		0-0 F7		0-0 5-3		0-0 F3 1B WP		4	1	1	0	0	0	1				
Dave Ricketts, S OBP: 0.333, SLG: 0.286 (9, PR) Julian Javier, R OBP: 0.261, SLG: 0.342 (9, PR)		0-0 F7			0-0 1B 1B		0-0 4-3		0-0 WP F3 1B 1-2	4	1	2	0	0	0	1				
Dal Maxvill, R OBP: 0.132, SLG: 0.139 (7, PH) Phil Gagliano, R OBP: 0.330, SLG: 0.359 (9, PH)			0-0 F9		0-0 1B 1B 1B		0-0 F3		0-0 F3 1-2 2-3	3	1	1	0	0	0	0				
Bob Gibson, R OBP: 0.228, SLG: 0.315 (7, PH) Tito Francona, L OBP: 0.322, SLG: 0.413 (7, PH) Hal Woodeshick, R OBP: 0.167, SLG: 0.091 (9, PH) Mike Shannon, R OBP: 0.283, SLG: 0.360 (9, PH)			0-0 6-3		0-3 K		0-3 K		4-0 BB 2-3 3-H	1	0	0	0	0	1	0				
<b>Inning Stats</b>	R: 0 E: 0 K: 0 S: 2	H: 0 LOB: 0 BB: 1 P: 6	R: 0 E: 0 K: 0 S: 4	H: 1 LOB: 1 BB: 0 P: 4	R: 0 E: 0 K: 0 S: 3	H: 0 LOB: 0 BB: 2 P: 11	R: 0 E: 0 K: 0 S: 3	H: 0 LOB: 0 BB: 0 P: 3	R: 2 E: 0 K: 3 S: 13	H: 4 LOB: 2 BB: 0 P: 13	R: 0 E: 0 K: 0 S: 3	H: 0 LOB: 0 BB: 0 P: 7	R: 0 E: 0 K: 0 S: 3	H: 0 LOB: 0 BB: 0 P: 3	R: 1 E: 0 K: 2 S: 9	H: 2 LOB: 2 BB: 1 P: 13		1B: 7 2B: 0 3B: 0 HR: 0	SF: 0 SAC: 0 DP: 0 HBP: 0	WP: 1 PB: 0 SB: 1 CS: 1
<b>PITCHER</b> Tony Cloninger, R ERA: 3.64 (1, 1)	IP: 9.0 WLS: W BF: 37 H: 7 R: 3 ER: 3 SO: 7 BB: 4 IBB: 0 HBP: 0 BLK: 0 WP: 1 HR: 0 S: 47 P: 63 ERA: 3.00 WHIP: 1.222																			

Batter	1	2	3	4	5	6	7	8	9	AB	R	H	RBI	BB	SO	LOB	BOTTOM			
Felipe Alou, R OBP: 0.335, SLG: 0.501 (1, 7)	0-0 BB 1B		0-0 F8		0-0 F9		0-0 F8			4	1	1	0	0	0	1	<b>St. Louis Cardinals @ Milwaukee Braves</b> Milwaukee County Stadium, Milwaukee, WI Tue Aug 10 1965, 8:05 PM EDT Att. 7,960 - Unknown - 63 F  <b>AB 31</b> <b>R 5</b> <b>H 8</b> <b>RBI 5</b> <b>BB 3</b> <b>SO 6</b> <b>LOB 16</b>  			
Mack Jones, L OBP: 0.324, SLG: 0.523 (1, 8)	0-3 K		0-0 BB 1B		0-0 5-3		0-0 5-3			4	0	1	0	0	1	1				
Hank Aaron, R OBP: 0.389, SLG: 0.569 (1, 9)	4-0 1B SF9 BB		0-0 BB 1B		0-0 HR 1B		0-0 F3			3	2	2	0	1	0	0				
Eddie Mathews, L OBP: 0.345, SLG: 0.479 (1, 5)	0-0 1B		4-0 BB BB		0-0 HR		1-0 BB HBP			2	1	2	3	1	0	0				
Joe Torre, R OBP: 0.382, SLG: 0.525 (1, 3)	0-0 SF9		0-3 K		0-0 F3		4-0 BB			2	0	0	1	1	1	3				
Gene Oliver, R OBP: 0.336, SLG: 0.458 (1, 2)	0-3 K		0-0 F3		0-0 HR		0-0 6-3			4	1	1	1	0	1	6				
Frank Bolling, R OBP: 0.301, SLG: 0.362 (1, 4)		0-0 FC3-6 1B		0-0 6-3		0-0 F7		0-0 L7		4	0	1	0	0	0	3				
Woody Woodward, R OBP: 0.220, SLG: 0.226 (1, 6)		0-0 FC3-6 1-2		0-0 F8		0-0 L7		0-3 K		4	0	0	0	0	1	1				
Tony Cloninger, R OBP: 0.164, SLG: 0.247 (1, 1)		0-0 F9		0-0 F8		0-3 K		0-3 K		4	0	0	0	0	2	1				
<b>Inning Stats</b>	R: 2 E: 0 K: 2 S: 9	H: 2 LOB: 1 BB: 1 P: 13	R: 0 E: 0 K: 0 S: 4	H: 1 LOB: 0 BB: 0 P: 4	R: 0 E: 0 K: 1 S: 7	H: 2 LOB: 3 BB: 1 P: 11	R: 0 E: 0 K: 0 S: 3	H: 0 LOB: 0 BB: 0 P: 3	R: 3 E: 0 K: 0 S: 6	H: 3 LOB: 0 BB: 0 P: 6	R: 0 E: 0 K: 1 S: 5	H: 0 LOB: 0 BB: 0 P: 5	R: 0 E: 0 K: 0 S: 3	H: 0 LOB: 2 BB: 1 P: 8	R: 0 E: 0 K: 2 S: 7	H: 0 LOB: 0 BB: 0 P: 7		1B: 6 2B: 0 3B: 0 HR: 2	SF: 1 SAC: 0 DP: 0 HBP: 1	WP: 0 PB: 0 SB: 0 CS: 0
<b>PITCHER</b> Bob Gibson, R ERA: 2.88 (7, 1) Hal Woodeshick, L ERA: 2.6 (7, 1)	IP: 6.0 WLS: L BF: 28 H: 8 R: 5 ER: 5 SO: 4 BB: 2 IBB: 0 HBP: 0 BLK: 0 WP: 0 HR: 2 S: 34 P: 42 ERA: 7.50 WHIP: 1.667																			

Batter	1	2	3	4	5	6	7	8	9	AB	R	H	RBI	BB	SO	LOB	TOP					
Lou Brock, L OBP: 0.343, SLG: 0.437 (1, 7)										4	0	1	0	0	2	1	<b>St. Louis Cardinals @ Milwaukee Braves</b> Milwaukee County Stadium, Milwaukee, WI Wed Aug 11 1965, 8:05 PM EDT Alt. 9:580 - Unknown - 78 F					
Dick Groat, R OBP: 0.326, SLG: 0.326 (1, 6)										4	0	1	0	0	2	2						
Curt Flood, R OBP: 0.357, SLG: 0.411 (1, 8)										4	0	1	0	0	0	0						
Ken Boyer, R OBP: 0.334, SLG: 0.391 (1, 5)										4	1	1	0	0	0	2						
Bill White, L OBP: 0.358, SLG: 0.443 (1, 3)										4	0	2	0	0	1	1						
Bob Skinner, L OBP: 0.342, SLG: 0.440 (1, 9)										3	1	1	2	1	1	2						
Phil Gagliano, R OBP: 0.329, SLG: 0.397 (1, 4)										4	0	1	0	0	0	1						
Dave Ricketts, S OBP: 0.263, SLG: 0.222 (1, 2)										4	0	0	0	0	0	1						
Ray Washburn, R OBP: 0.233, SLG: 0.214 (1, 1)										2	0	1	0	0	1	0						
Tito Francona, L OBP: 0.320, SLG: 0.410 (7, PH)										1	0	0	0	0	0	0						
Neison Briles, R OBP: 0.342, SLG: 0.358 (9, PH)										0	0	0	0	0	0	0						
<b>Inning Stats</b>	R: 0 E: 0 K: 2 S: 7	H: 0 LOB: 0 BB: 0 P: 7	R: 0 E: 0 K: 0 S: 3	H: 0 LOB: 1 BB: 1 P: 7	R: 0 E: 0 K: 1 S: 6	H: 1 LOB: 1 BB: 0 P: 6	R: 2 E: 0 K: 1 S: 8	H: 3 LOB: 1 BB: 0 P: 8	R: 0 E: 0 K: 0 S: 3	H: 2 LOB: 2 BB: 0 P: 7	R: 0 E: 0 K: 0 S: 3	H: 1 LOB: 0 BB: 0 P: 3	R: 0 E: 0 K: 1 S: 6	H: 1 LOB: 1 BB: 0 P: 6	R: 0 E: 0 K: 1 S: 6	H: 1 LOB: 1 BB: 0 P: 6	R: 0 E: 0 K: 0 S: 3	H: 0 LOB: 0 BB: 0 P: 3	1B: 7 2B: 1 3B: 0 HR: 1	SF: 0 SAC: 0 DP: 1 HBP: 0	WP: 0 PB: 0 SB: 0 CS: 0	PA: 36
<b>PITCHER</b> Ken Johnson, R ERA: 3.28 (1, 1)	IP: 9.0 WLS: W BF: 36 H: 9 R: 2 ER: 2 SO: 7 BB: 1 IBB: 0 HBP: 0 BLK: 0 WP: 0 HR: 1 S: 49 P: 53 ERA: 2.00 WHIP: 1.111															<b>PITCHER</b>						

Batter	1	2	3	4	5	6	7	8	9	AB	R	H	RBI	BB	SO	LOB	BOTTOM			
Felipe Alou, R OBP: 0.339, SLG: 0.510 (1, 7)										3	1	2	1	1	0	1	<b>St. Louis Cardinals @ Milwaukee Braves</b> Milwaukee County Stadium, Milwaukee, WI Wed Aug 11 1965, 8:05 PM EDT Alt. 9:580 - Unknown - 78 F			
Mack Jones, L OBP: 0.326, SLG: 0.523 (1, 8)										4	1	2	0	0	0	0				
Hank Aaron, R OBP: 0.390, SLG: 0.584 (1, 9)										4	2	2	4	0	2	2				
Eddie Mathews, L OBP: 0.347, SLG: 0.477 (1, 5)										2	0	0	0	2	0	0				
Joe Torre, R OBP: 0.380, SLG: 0.522 (1, 3)										4	0	1	0	0	0	4				
Gene Oliver, R OBP: 0.338, SLG: 0.461 (1, 2)										3	0	1	0	1	0	1				
Frank Bolling, R OBP: 0.302, SLG: 0.365 (1, 4)										2	0	1	0	0	1	1				
Woody Woodward, R OBP: 0.216, SLG: 0.222 (1, 6)										3	0	0	0	0	0	3				
Ken Johnson, R OBP: 0.136, SLG: 0.169 (1, 1)										3	1	1	0	0	0	1				
<b>Inning Stats</b>	R: 0 E: 0 K: 1 S: 5	H: 1 LOB: 2 BB: 2 P: 13	R: 0 E: 0 K: 1 S: 4	H: 0 LOB: 0 BB: 1 P: 8	R: 2 E: 0 K: 0 S: 5	H: 2 LOB: 1 BB: 1 P: 9	R: 0 E: 1 K: 0 S: 3	H: 1 LOB: 0 BB: 0 P: 3	R: 3 E: 0 K: 0 S: 6	H: 3 LOB: 0 BB: 0 P: 6	R: 0 E: 0 K: 0 S: 4	H: 1 LOB: 1 BB: 0 P: 4	R: 0 E: 0 K: 1 S: 5	H: 1 LOB: 0 BB: 0 P: 5	R: 0 E: 0 K: 0 S: 3	H: 1 LOB: 0 BB: 0 P: 3		1B: 5 2B: 4 3B: 0 HR: 3	SF: 0 SAC: 1 DP: 4 HBP: 0	WP: 0 PB: 0 SB: 1 CS: 0
<b>PITCHER</b> Ray Washburn, R ERA: 3.86 (1, 1)	IP: 6.0 WLS: L BF: 27 H: 6 R: 5 ER: 5 SO: 2 BB: 3 IBB: 1 HBP: 0 BLK: 0 WP: 0 HR: 3 S: 27 P: 43 ERA: 7.50 WHIP: 1.833															<b>PITCHER</b>				
Neison Briles, R ERA: 4.15 (7, 1)	IP: 2.0 WLS: L BF: 6 H: 2 R: 0 ER: 0 SO: 1 BB: 0 IBB: 0 HBP: 0 BLK: 0 WP: 0 HR: 0 S: 8 P: 8 ERA: 0.00 WHIP: 1.000															<b>PITCHER</b>				

Batter	1	2	3	4	5	6	7	8	9	10	11	12	13	AB	R	H	RBI	BB	SO	LOB	TOP
Lou Brock, L (1.7) OBP: 0.343, SLG: 0.441	K		L8		HR			CS HBP		4-3		K		5	1	1	1	0	2	0	
Dick Groat, R (1.6) OBP: 0.330, SLG: 0.331	L8			1B	F7			1-2			2B		1B	6	0	3	0	0	1	1	
Curt Flood, R (1.8) OBP: 0.356, SLG: 0.409	6-3					4-3			6-3			4-3		5	0	1	0	1	0	1	
Ken Boyer, R (1.5) OBP: 0.332, SLG: 0.388					F9				6-3			F9		6	1	1	0	0	1	4	
Phil Gagliano, R (1.4) OBP: 0.328, SLG: 0.396										6-3											
Dal Maxwell, R (8.4) OBP: 0.128, SLG: 0.135	G4-6-3				HR							F8		4	1	1	0	0	1	1	
Bill White, L (1.3) OBP: 0.362, SLG: 0.451					1B									1	0	0	0	0	0	2	
Ted Savage, R (1.9) OBP: 0.128, SLG: 0.152	FC5	1B			HR					F8				4	1	2	2	2	1	0	
Dave Ricketts, S (13.2) OBP: 0.250, SLG: 0.211		BB										1B	IBB	5	0	1	0	0	0	1	
Mike Shannon, R (1.2) OBP: 0.288, SLG: 0.376										G5-4-3				1	0	0	0	0	0	2	
Tracy Stallard, R (1.1) OBP: 0.190, SLG: 0.200														5	1	2	2	1	0	2	
Hal Woodeshick, L (8.1) OBP: 0.221, SLG: 0.423	6-3				2-3									3	0	0	0	0	1	0	
Bob Sadowski, R (8.1) ERA: 3.55														0	0	0	0	0	0	1	
Clay Carroll, R (8.1) ERA: 4.16														0	0	0	0	0	0	1	
Billy O'Dell, L (8.1) ERA: 1.88														1	0	0	0	0	0	2	
Dan Osinski, R (10.1) ERA: 2.83														1	0	0	0	0	0	2	

Inning Stats																	
PITCHER	IP	WLS	BF	H	R	ER	SO	BB	IBB	HBP	BLK	WP	HR	S	P	ERA	WHIP
Wade Blasingame, L (1.1) ERA: 3.55	6.1		28	9	4	4	2	1	0	1	0	0	0	3	35	5.68	1.579
Bob Sadowski, R (7.1) ERA: 3.55	0.2		1	0	0	0	1	0	0	0	0	0	0	3	3	0.00	0.000
Clay Carroll, R (8.1) ERA: 4.16	1.0		3	0	0	0	1	0	0	0	0	0	0	5	5	0.00	0.000
Billy O'Dell, L (8.1) ERA: 1.88	1.0		4	0	0	0	1	1	0	0	0	0	0	5	9	0.00	1.000
Dan Osinski, R (10.1) ERA: 2.83	2.0		8	1	0	0	1	0	1	0	0	0	0	9	13	0.00	0.500
	IP	WLS	BF	H	R	ER	SO	BB	IBB	HBP	BLK	WP	HR	S	P	ERA	WHIP
Phil Niekro, R (12.1) ERA: 3.38	2.0	L	10	2	1	0	2	0	1	0	0	0	0	13	17	0.00	1.000

Batter	1	2	3	4	5	6	7	8	9	10	11	12	13	AB	R	H	RBI	BB	SO	LOB	BOTTOM
Felipe Alou, R (1.7) OBP: 0.330, SLG: 0.510	E4							6-3				F6		6	1	2	0	0	0	2	
Mack Jones, L (1.8) OBP: 0.351, SLG: 0.533	1B													5	1	3	2	1	0	0	
Hank Aaron, R (1.9) OBP: 0.389, SLG: 0.585	1B									3-1		F5		6	1	2	0	0	1	4	
Eddie Mathews, L (1.5) OBP: 0.347, SLG: 0.475	2H									L8				6	1	2	0	0	1	4	
Miguel de la Hoz, R (8.9) OBP: 0.317, SLG: 0.385	K											2B		3	0	1	0	0	0	0	
Joe Torre, R (1.3) OBP: 0.377, SLG: 0.525	L8									FC4-6				3	0	0	0	0	0	2	
Gene Oliver, R (1.2) OBP: 0.338, SLG: 0.466														3	0	0	0	0	0	0	
Frank Bolling, R (1.4) OBP: 0.300, SLG: 0.360	G5-4-3											F3		3	0	0	0	0	0	2	
Woody Woodward, R (1.6) OBP: 0.215, SLG: 0.221														6	1	1	1	0	1	2	
Denis Menke, R (5.4) OBP: 0.290, SLG: 0.423														6	0	2	0	0	0	0	
Bob Sadowski, R (8.1) ERA: 3.55														5	0	0	0	1	0	1	
Clay Carroll, R (8.1) ERA: 4.16														1	0	0	0	0	0	0	
Billy O'Dell, L (8.1) ERA: 1.88														3	0	0	0	1	2	2	
Dan Osinski, R (10.1) ERA: 2.83														2	0	0	0	0	0	0	

Inning Stats																	
PITCHER	IP	WLS	BF	H	R	ER	SO	BB	IBB	HBP	BLK	WP	HR	S	P	ERA	WHIP
Tracy Stallard, R (1.1) ERA: 3.45	7.1		30	8	4	4	4	1	0	0	0	0	1	0	4	4.91	1.227
Hal Woodeshick, L (8.1) ERA: 2.58	0.2		2	0	0	0	1	0	0	0	0	1	0	4	4	0.00	0.000
Don Dennis, R (8.1) ERA: 2.83	3.0		13	2	0	0	1	0	2	0	0	0	0	13	21	0.00	0.667
Bob Purkey, R (12.1) ERA: 5.23	2.0	W	7	1	0	0	0	0	0	0	0	0	0	7	7	0.00	0.500
	IP	WLS	BF	H	R	ER	SO	BB	IBB	HBP	BLK	WP	HR	S	P	ERA	WHIP
Tracy Stallard, R (1.1) ERA: 3.45	7.1		30	8	4	4	4	1	0	0	0	0	1	0	4	4.91	1.227
Hal Woodeshick, L (8.1) ERA: 2.58	0.2		2	0	0	0	1	0	0	0	0	1	0	4	4	0.00	0.000
Don Dennis, R (8.1) ERA: 2.83	3.0		13	2	0	0	1	0	2	0	0	0	0	13	21	0.00	0.667
Bob Purkey, R (12.1) ERA: 5.23	2.0	W	7	1	0	0	0	0	0	0	0	0	0	7	7	0.00	0.500

St. Louis Cardinals @ Milwaukee Braves  
Milwaukee County Stadium, Milwaukee, WI  
Thu Aug 12 1965, 4:33 AM EDT  
Att: 7,191 - Unknown - 82 F

AB 48  
R 5  
H 12  
RBI 5  
BB 4  
SO 8  
LOB 17



St. Louis Cardinals @ Milwaukee Braves  
Milwaukee County Stadium, Milwaukee, WI  
Thu Aug 12 1965, 4:33 AM EDT  
Att: 7,191 - Unknown - 82 F

AB 49  
R 4  
H 11  
RBI 3  
BB 3  
SO 6  
LOB 17



Batter	1	2	3	4	5	6	7	8	9	AB	R	H	RBI	BB	SO	LOB	TOP					
<b>Felipe Alou, R</b> OBP: 0.342, SLG: 0.513 (1, 9)	5-3		1B		2B	FC5-4			1B	5	2	3	0	0	0	1	<b>Milwaukee Braves @ Chicago Cubs</b> Wrigley Field, Chicago, IL Fri Aug 13 1965, 3:33 AM CDT Att: 11,331 - Sunny					
<b>Mack Jones, L</b> OBP: 0.332, SLG: 0.534 (1, 8)	P5		F8		HR	F2			1B	5	1	2	1	0	0	2						
<b>Eddie Mathews, L</b> OBP: 0.349, SLG: 0.485 (1, 5)	6-3			HR	HR				1B	5	2	3	3	0	0	0						
<b>Joe Torre, R</b> OBP: 0.377, SLG: 0.522 (1, 3)		K		F8	HR				G6-4-3	4	1	1	0	1	1	3						
<b>Gene Oliver, R</b> OBP: 0.340, SLG: 0.489 (1, 2)	K			HR	HR				G5-4-3	4	2	2	4	0	1	1						
<b>Billy Cowan, R</b> OBP: 0.206, SLG: 0.313 (1, 7)	1B			F7	F9				K	4	0	1	0	0	1	0						
<b>Frank Bolling, R</b> OBP: 0.300, SLG: 0.359 (1, 4)	1-3			1B	4-3				F8	4	0	1	0	0	0	1						
<b>Woody Woodward, R</b> OBP: 0.210, SLG: 0.216 (1, 6)			F9	F3		E6			6-3	4	0	0	0	0	0	1						
<b>Denny Lemaster, R</b> OBP: 0.152, SLG: 0.156 (1, 1)			K2-3		K	K			K	4	0	0	0	0	4	1						
<b>Inning Stats</b>	R: 0 E: 0 K: 0 S: 3	H: 0 LOB: 0 BB: 0 P: 3	R: 0 E: 0 K: 2 S: 8	H: 1 LOB: 1 BB: 0 P: 8	R: 0 E: 0 K: 1 S: 6	H: 1 LOB: 1 BB: 0 P: 6	R: 2 E: 0 K: 0 S: 6	H: 3 LOB: 1 BB: 0 P: 6	R: 5 E: 0 K: 1 S: 9	H: 4 LOB: 0 BB: 1 P: 13	R: 0 E: 1 K: 0 S: 6	H: 0 LOB: 1 BB: 0 P: 6	R: 0 E: 0 K: 0 S: 3	H: 1 LOB: 0 BB: 0 P: 3	R: 0 E: 0 K: 1 S: 5	H: 0 LOB: 0 BB: 0 P: 5	R: 1 E: 0 K: 1 S: 7	H: 3 LOB: 1 BB: 0 P: 7	1B: 8 2B: 2 3B: 0 HR: 3	SF: 0 SAC: 0 DP: 2 HBP: 0	WP: 0 PB: 0 SB: 0 CS: 0	PA: 40
<b>PITCHER</b>	IP	WLS	BF	H	R	ER	SO	BB	IBB	HBP	BLK	WP	HR	S	P	ERA	WHIP					
<b>Bob Buhl, R</b> ERA: 4.05 (1, 1)	4.1	L	21	8	5	5	4	0	0	0	0	0	2	29	29	10.38	1.846					
<b>Bob Humphreys, R</b> ERA: 3.52 (5, 1)	0.2		4	1	2	2	0	1	0	0	0	0	1	3	7	27.00	3.000					
<b>Cal Koonce, R</b> ERA: 4.0 (6, 1)	2.0		7	1	0	0	1	0	0	0	0	0	0	9	9	0.00	0.500					
<b>Lindy McDaniel, R</b> ERA: 2.53 (8, 1)	2.0		8	3	1	1	2	0	0	0	0	0	0	12	12	4.50	1.500					

Batter	1	2	3	4	5	6	7	8	9	AB	R	H	RBI	BB	SO	LOB	BOTTOM					
<b>Ellis Burton, S</b> OBP: 0.212, SLG: 0.200 (1, 8)	F7			K		BB			K	4	1	1	0	0	2	0	<b>Milwaukee Braves @ Chicago Cubs</b> Wrigley Field, Chicago, IL Fri Aug 13 1965, 3:33 AM CDT Att: 11,331 - Sunny					
<b>Harvey Kuenn, R</b> OBP: 0.341, SLG: 0.221 (1, 7)	K			F8		14 FC6-4			K	3	0	0	0	1	2	0						
<b>Billy Williams, L</b> OBP: 0.360, SLG: 0.505 (1, 9)	1-3			BB		14 FC6-4			K	3	0	1	1	1	1	0						
<b>14 Ernie Banks, R</b> OBP: 0.341, SLG: 0.450 (1, 3)		G6-4-3		P3		FC6-4			HR	4	1	2	0	0	0	3						
<b>Ron Santo, R</b> OBP: 0.372, SLG: 0.499 (1, 5)		G6-4-3			K	K			F9	4	0	0	0	0	2	4						
<b>Chris Krug, R</b> OBP: 0.285, SLG: 0.359 (1, 2)	K			K		P4			HR	4	1	1	2	0	2	2						
<b>Glenn Beckert, R</b> OBP: 0.262, SLG: 0.288 (1, 4)			L3		E				P3	4	0	1	0	0	1	0						
<b>Don Kessinger, S</b> OBP: 0.255, SLG: 0.220 (1, 6)			5-3		E5				K	3	0	0	0	0	0	1						
<b>Don Landrum, L</b> OBP: 0.325, SLG: 0.370 (9, PH)					1-2				K	1	0	0	0	0	1	0						
<b>Bob Buhl, R</b> OBP: 0.198, SLG: 0.260 (1, 1)										1	0	0	0	0	1	0						
<b>Bob Humphreys, R</b> OBP: 0.296, SLG: 0.364 (5, PH)										0	0	0	0	0	0	0						
<b>Cal Koonce, R</b> OBP: 0.186, SLG: 0.116 (8, 1)										1	0	0	0	0	0	0						
<b>Jimmy Stewart, S</b> OBP: 0.126, SLG: 0.036 (8, 6)										0	0	0	0	0	0	0						
<b>Inning Stats</b>	R: 0 E: 0 K: 1 S: 5	H: 0 LOB: 0 BB: 0 P: 5	R: 0 E: 0 K: 1 S: 5	H: 1 LOB: 0 BB: 0 P: 5	R: 0 E: 0 K: 1 S: 5	H: 0 LOB: 0 BB: 0 P: 5	R: 0 E: 0 K: 1 S: 5	H: 0 LOB: 1 BB: 1 P: 9	R: 0 E: 1 K: 2 S: 9	H: 1 LOB: 2 BB: 0 P: 9	R: 1 E: 0 K: 1 S: 7	H: 2 LOB: 2 BB: 1 P: 11	R: 0 E: 0 K: 2 S: 7	H: 0 LOB: 0 BB: 0 P: 7	R: 0 E: 0 K: 3 S: 9	H: 0 LOB: 0 BB: 0 P: 9	R: 2 E: 0 K: 1 S: 7	H: 2 LOB: 0 BB: 0 P: 7	1B: 5 2B: 0 3B: 0 HR: 1	SF: 0 SAC: 0 DP: 1 HBP: 0	WP: 0 PB: 0 SB: 0 CS: 0	PA: 35
<b>PITCHER</b>	IP	WLS	BF	H	R	ER	SO	BB	IBB	HBP	BLK	WP	HR	S	P	ERA	WHIP					
<b>Denny Lemaster, L</b> ERA: 5.13 (1, 1)	9.0	W	35	6	3	3	13	2	0	0	0	0	1	59	67	3.00	0.889					





Batter	1	2	3	4	5	6	7	8	9	AB	R	H	RBI	BB	SO	LOB	TOP										
<b>Felipe Alou, R</b> OBP: 0.340, SLG: 0.508 (1, 7)	0-3 K2-3		1-0 2B HBP		0-0 F5		0-0 4-3		0-0 1-3	4	1	0	0	0	1	0											
<b>Mack Jones, L</b> OBP: 0.333, SLG: 0.541 (1, 8)	0-0 HR		0-0 F8		0-3 K		0-0 2B WP		0-0 G3	5	2	2	1	0	1	1											
<b>Hank Aaron, R</b> OBP: 0.389, SLG: 0.588 (1, 9)	0-0 2B		0-0 P6		0-0 F9		0-0 1-H 2B		0-0 4-3	5	0	2	1	0	0	1											
<b>Eddie Mathews, L</b> OBP: 0.353, SLG: 0.491 <b>Denis Menke, R</b> OBP: 0.299, SLG: 0.423 (8, 5)	0-3 K		0-0 1B 2B		0-0 F9 E 2B		4-0 IBB			3	2	2	1	1	1	1											
<b>Joe Torre, R</b> OBP: 0.376, SLG: 0.519 (1, 3)	0-3 K		0-0 1B		0-0 F9 2-3		0-0 F8			4	0	1	1	0	1	4											
<b>Gene Oliver, R</b> OBP: 0.342, SLG: 0.511 (1, 2)		0-0 HR	0-3 K		0-0 FC5 SH		0-0 HR			4	3	2	2	0	1	1											
<b>Frank Bolling, R</b> OBP: 0.298, SLG: 0.356 (1, 4)	0-3 K		0-0 F7		0-0 SH CS		0-0 P6			3	0	0	1	0	1	0											
<b>Woody Woodward, R</b> OBP: 0.211, SLG: 0.217 (1, 6)	0-3 K		0-0 F8		0-0 P4 1-2		0-0 B1-6-3 1B			4	0	1	0	0	1	1											
<b>Tony Cloninger, R</b> OBP: 0.158, SLG: 0.237 <b>Bob Sadowski, R</b> OBP: 0.136, SLG: 0.095 (7, 1)	0-0 1-3		0-0 F7		0-3 K		0-0 B1-6-3 1-2			3	0	0	0	0	1	0											
<b>Inning Stats</b>	R: 1 E: 0 K: 3 S: 11	H: 2 LOB: 1 BB: 0 P: 11	R: 1 E: 0 K: 2 S: 8	H: 1 LOB: 0 BB: 0 P: 8	R: 2 E: 0 K: 1 S: 7	H: 2 LOB: 1 BB: 0 P: 8	R: 0 E: 0 K: 0 S: 3	H: 0 LOB: 0 BB: 0 P: 3	R: 0 E: 0 K: 1 S: 5	H: 1 LOB: 0 BB: 0 P: 5	R: 1 E: 0 K: 1 S: 7	H: 2 LOB: 2 BB: 1 P: 11	R: 1 E: 0 K: 0 S: 4	H: 2 LOB: 0 BB: 0 P: 4	R: 0 E: 0 K: 0 S: 3	H: 0 LOB: 0 BB: 0 P: 3	1B: 3 2B: 4 3B: 0 HR: 3	SF: 0 SAC: 1 DP: 1 HBP: 1	WP: 1 PB: 0 SB: 0 CS: 1	PA: 39							
<b>PITCHER</b>	IP	WLS	BF	H	R	ER	SO	BB	IBB	HBP	BLK	WP	HR	S	P	ERA	WHIP										
<b>Bill Faul, R</b> ERA: 3.07 (1, 1)	6.0	L	26	6	6	4	7	0	0	1	0	0	2	39	40	6.00	1.000										
<b>Lindy McDaniel, R</b> ERA: 2.66 (7, 1)	2.0		10	4	2	2	1	0	1	0	0	1	1	11	15	9.00	2.000										
<b>Ted Abernathy, R</b> ERA: 1.85 (9, 1)	1.0		3	0	0	0	0	0	0	0	0	0	0	3	3	0.00	0.000										

Milwaukee Braves @ Chicago Cubs  
Wrigley Field, Chicago, IL  
Sat Aug 14 1965, 3:33 AM CDT  
Att: 14,067 - Sunny - 95 F

AB 36  
R 8  
H 10  
RBI 7  
BB 1  
SO 8  
LOB 10



Batter	1	2	3	4	5	6	7	8	9	AB	R	H	RBI	BB	SO	LOB	BOTTOM										
<b>Don Landrum, L</b> OBP: 0.326, SLG: 0.368 (1, 8)	4-0 CS BB	0-0 FC5-4 1B		0-3 K		0-3 K		0-0 1-4-3		4	0	1	0	1	2	2											
<b>George Altman, L</b> OBP: 0.319, SLG: 0.365 (1, 7)	4-0 1B BB	0-0 FC5-4		0-0 P5		4-0 BB 14 1B BB		0-0 4-3		3	1	0	0	2	0	2											
<b>Billy Williams, L</b> OBP: 0.359, SLG: 0.502 (1, 9)	0-0 BB 1B	0-0 F8		0-0 F7		0-3 K		0-0 1-3		5	0	1	0	0	1	3											
<b>14 Ernie Banks, R</b> OBP: 0.346, SLG: 0.456 (1, 3)	0-0 F8		0-0 4-3 SF7 2B		0-0 1B		0-0 1B		0-0 1B	5	1	4	0	0	0	2											
<b>Ron Santo, R</b> OBP: 0.375, SLG: 0.499 (1, 5)	0-0 BB 1B		0-0 4-3		0-0 G3		4-0 BB		0-0 1B	4	0	2	1	1	0	2											
<b>Vic Roznovsky, L</b> OBP: 0.310, SLG: 0.333 (1, 2)	4-0 BB		0-0 SF7		0-0 F7		0-0 F7		0-3 K2-3	3	0	1	1	1	1	5											
<b>Glenn Beckert, R</b> OBP: 0.260, SLG: 0.287 <b>Doug Clemens, L</b> OBP: 0.338, SLG: 0.342 <b>Joey Amalfitano, R</b> OBP: 0.350, SLG: 0.364 (7, PH) (8, 4)	0-0 4-3		0-0 4-3		0-0 P9		0-0 4-3			3	0	0	0	0	0	4											
<b>Don Kessinger, S</b> OBP: 0.257, SLG: 0.223 <b>Jimmy Stewart, S</b> OBP: 0.327, SLG: 0.308 (6, PH) (7, 6)		0-0 FC5-4 1B		0-0 6-3		4-0 BB		0-0 F8		2	0	1	0	0	0	0											
<b>Bill Faul, R</b> OBP: 0.133, SLG: 0.143 <b>Ed Bailey, L</b> OBP: 0.387, SLG: 0.383 <b>Lindy McDaniel, R</b> (6, PH) (7, 1)	0-3 K		0-3 K		0-3 K		0-0 G1			2	0	0	0	0	2	1											
<b>Ellis Burton, S</b> OBP: 0.206, SLG: 0.194 <b>Ted Abernathy, R</b> OBP: 0.167, SLG: 0.091 (8, PH) (9, 1)										1	0	0	0	0	0	0											
<b>Inning Stats</b>	R: 1 E: 0 K: 0 S: 4	H: 2 LOB: 3 BB: 3 P: 16	R: 0 E: 0 K: 1 S: 7	H: 2 LOB: 0 BB: 0 P: 7	R: 1 E: 0 K: 0 S: 4	H: 1 LOB: 0 BB: 0 P: 4	R: 0 E: 0 K: 2 S: 7	H: 0 LOB: 0 BB: 0 P: 7	R: 0 E: 0 K: 2 S: 8	H: 1 LOB: 1 BB: 1 P: 12	R: 0 E: 0 K: 1 S: 6	H: 1 LOB: 3 BB: 2 P: 14	R: 0 E: 0 K: 0 S: 3	H: 0 LOB: 0 BB: 0 P: 3	R: 0 E: 0 K: 1 S: 7	H: 2 LOB: 2 BB: 0 P: 7	1B: 8 2B: 2 3B: 0 HR: 0	SF: 1 SAC: 0 DP: 0 HBP: 0	WP: 0 PB: 0 SB: 0 CS: 1	PA: 42							
<b>PITCHER</b>	IP	WLS	BF	H	R	ER	SO	BB	IBB	HBP	BLK	WP	HR	S	P	ERA	WHIP										
<b>Tony Cloninger, R</b> ERA: 3.62 (1, 1)	6.1	W	31	8	2	2	6	5	0	0	0	0	0	38	58	2.84	2.053										
<b>Bob Sadowski, R</b> ERA: 5.35 (7, 1)	2.2	S	11	2	0	0	1	1	0	0	0	0	0	12	16	0.00	1.125										

Milwaukee Braves @ Chicago Cubs  
Wrigley Field, Chicago, IL  
Sat Aug 14 1965, 3:33 AM CDT  
Att: 14,067 - Sunny - 95 F

AB 35  
R 2  
H 10  
RBI 2  
BB 6  
SO 7  
LOB 26



Batter	1	2	3	4	5	6	7	8	9	10	11	12	AB	R	H	RBI	BB	SO	LOB							
Felipe Alou, R OBP: 0.344, SLG: 0.513 (1.7)	F9		F8			2B		HR 1B		1B		FC4-6 1B	6	1	4	0	0	0	0							
Mack Jones, L OBP: 0.332, SLG: 0.547 Billy O'Dell, S OBP: 0.211, SLG: 0.222 Don Dillard, L OBP: 0.125, SLG: 0.125 Dan Osinski, R OBP: 0.250, SLG: 0.250	G3			3-1		K		HR		K		FC4-6 1B	4	1	1	2	0	1	1							
Hank Aaron, R OBP: 0.391, SLG: 0.593	HR			BB				1-3				F9	5	1	2	1	1	0	3							
Eddie Mathews, L OBP: 0.351, SLG: 0.488	F9			K									5	0	1	0	0	2	2							
Joe Torre, R OBP: 0.379, SLG: 0.521				F8									4	0	2	0	1	0	2							
Gene Oliver, R OBP: 0.337, SLG: 0.502													5	0	0	0	0	2	4							
Frank Bolling, R OBP: 0.294, SLG: 0.352				F8									5	0	0	0	0	1	2							
Woody Woodward, R OBP: 0.209, SLG: 0.214 Rico Carty, R OBP: 0.251, SLG: 0.507 Denis Menke, R OBP: 0.301, SLG: 0.424				5-3				F9		F8		1B FC4-6 1B	2	0	0	0	0	0	0							
Ken Johnson, R OBP: 0.131, SLG: 0.164 Jesse Gonder, L OBP: 0.306, SLG: 0.393 Ty Cline, L OBP: 0.264, SLG: 0.265				K				6-3		L6-3		FC4-6 1B	2	0	0	0	0	2	0							
<b>Inning Stats</b>	R: 1 E: 0 K: 1 S: 4	H: 1 LOB: 0 BB: 0 P: 4	R: 0 E: 0 K: 3 S: 3	H: 1 LOB: 0 BB: 0 P: 3	R: 0 E: 0 K: 1 S: 5	H: 0 LOB: 0 BB: 0 P: 5	R: 0 E: 0 K: 1 S: 5	H: 0 LOB: 1 BB: 1 P: 9	R: 0 E: 0 K: 1 S: 3	H: 0 LOB: 0 BB: 0 P: 3	R: 0 E: 0 K: 2 S: 8	H: 1 LOB: 1 BB: 0 P: 6	R: 2 E: 0 K: 5 S: 5	H: 2 LOB: 0 BB: 0 P: 5	R: 0 E: 0 K: 2 S: 8	H: 1 LOB: 1 BB: 0 P: 8	R: 0 E: 0 K: 1 S: 6	H: 1 LOB: 1 BB: 0 P: 6	R: 0 E: 0 K: 1 S: 5	H: 1 LOB: 1 BB: 1 P: 9	R: 1 E: 0 K: 0 S: 6	H: 3 LOB: 2 BB: 0 P: 6	1B: 8 2B: 2 3B: 0 HR: 2	SF: 0 SAC: 0 DP: 1 HBP: 0	WP: 0 PB: 0 SB: 1 CS: 1	PA: 48
<b>PITCHER</b> Larry Jackson, R ERA: 4.29 Ted Abernathy, R ERA: 1.86	IP	WLS	BF	H	R	ER	SO	BB	IBB	HBP	BLK	WP	HR	S	P	ERA	WHIP									
	(1.1)	8.0	30	6	3	3	5	1	0	0	0	0	0	25	29	2.25	1.750									
	(9.1)	4.0	L	18	6	1	1	4	1	0	0	0	0	0	25	29	2.25	1.750								

**Milwaukee Braves @ Chicago Cubs**  
Wrigley Field, Chicago, IL  
Sun Aug 15 1965, 3:33 AM CDT  
Att. 16,486 - Sunny


AB	46
R	4
H	12
RBI	4
BB	2
SO	9
LOB	17



Batter	1	2	3	4	5	6	7	8	9	10	11	12	AB	R	H	RBI	BB	SO	LOB							
Jimmy Stewart, S OBP: 0.323, SLG: 0.303	G3		F5		F7			F7		4-3		1B	6	0	1	0	0	0	0							
Glenn Beckert, R OBP: 0.259, SLG: 0.285 Joey Amalfitano, R OBP: 0.381, SLG: 0.386	F8		P6					E6 1B				1B	3	0	0	0	0	0	0							
Billy Williams, L OBP: 0.357, SLG: 0.498	K				F9			F3		P6		K	6	0	1	0	0	2	4							
14 Ernie Banks, R OBP: 0.346, SLG: 0.462													5	3	2	1	0	1	2							
Ron Santo, R OBP: 0.373, SLG: 0.496													5	0	1	1	0	1	2							
Ed Bailey, L OBP: 0.386, SLG: 0.382 Ellis Burton, S OBP: 0.194, SLG: 0.182													3	0	1	0	0	1	1							
Don Landrum, L OBP: 0.326, SLG: 0.368 Chris Krug, R OBP: 0.268, SLG: 0.356													3	0	1	0	0	0	2							
Don Kessinger, S OBP: 0.257, SLG: 0.223 Doug Clemens, L OBP: 0.337, SLG: 0.341													4	0	1	0	0	0	1							
Larry Jackson, R ERA: 3.2 Harvey Kuenn, R OBP: 0.339, SLG: 0.219 Ted Abernathy, R OBP: 0.154, SLG: 0.083 George Altman, L OBP: 0.317, SLG: 0.363													2	0	0	0	0	1	0							
<b>Inning Stats</b>	R: 0 E: 0 K: 1 S: 5	H: 0 LOB: 0 BB: 0 P: 9	R: 1 E: 0 K: 2 S: 9	H: 2 LOB: 1 BB: 0 P: 9	R: 0 E: 0 K: 0 S: 5	H: 0 LOB: 0 BB: 0 P: 3	R: 1 E: 1 K: 0 S: 5	H: 1 LOB: 1 BB: 0 P: 6	R: 0 E: 0 K: 1 S: 3	H: 1 LOB: 0 BB: 0 P: 3	R: 0 E: 1 K: 0 S: 4	H: 1 LOB: 1 BB: 0 P: 4	R: 0 E: 1 K: 1 S: 7	H: 1 LOB: 2 BB: 1 P: 11	R: 0 E: 0 K: 1 S: 5	H: 0 LOB: 1 BB: 1 P: 9	R: 0 E: 0 K: 1 S: 5	H: 0 LOB: 0 BB: 0 P: 5	R: 0 E: 0 K: 2 S: 9	H: 2 LOB: 2 BB: 0 P: 9	1B: 9 2B: 1 3B: 0 HR: 1	SF: 0 SAC: 0 DP: 1 HBP: 0	WP: 2 PB: 0 SB: 1 CS: 0	PA: 48		
<b>PITCHER</b> Ken Johnson, R ERA: 1.8 Billy O'Dell, L ERA: 1.8 Dan Osinski, R ERA: 2.78	IP	WLS	BF	H	R	ER	SO	BB	IBB	HBP	BLK	WP	HR	S	P	ERA	WHIP									
	(1.1)	7.0	26	5	2	1	4	0	0	0	0	1	1	34	34	1.29	0.714									
	(8.1)	4.0	W	17	3	1	0	3	1	1	0	0	1	0	21	29	0.00	1.000								
	(12.1)	1.0	S	5	2	0	0	2	0	0	0	0	0	0	9	9	0.00	2.000								

**Milwaukee Braves @ Chicago Cubs**  
Wrigley Field, Chicago, IL  
Sun Aug 15 1965, 3:33 AM CDT  
Att. 16,486 - Sunny

AB	46
R	3
H	10
RBI	2
BB	2
SO	9
LOB	15



Batter	1	2	3	4	5	6	7	8	9	AB	R	H	RBI	BB	SO	LOB	TOP					
<b>Felipe Alou, R</b> OBP: 0.345, SLG: 0.512 (1.7)			 1B						 1B	5	1	2	0	0	0	1	<b>Milwaukee Braves @ St. Louis Cardinals</b> Sportsman's Park, St. Louis, MO Mon Aug 16 1965, 8:05 PM EDT Att: 19,763 - Unknown					
<b>Mack Jones, L</b> OBP: 0.328, SLG: 0.539 (1.8)	 1B									5	1	0	0	0	0	3						
<b>Hank Aaron, R</b> OBP: 0.393, SLG: 0.592 (1.9)	 1B		 HR		 1B				 1B	4	3	2	1	1	0	1						
<b>Eddie Mathews, L</b> OBP: 0.356, SLG: 0.501 (1.5)	 1-2				 1B				 1B	5	2	4	6	0	0	1						
<b>Joe Torre, R</b> OBP: 0.381, SLG: 0.522 (1.3)			 BB		 2B				 1-2	3	1	1	0	2	0	2						
<b>Gene Oliver, R</b> OBP: 0.339, SLG: 0.502 (1.2)			 1-2	 6-3		 3-H				4	1	2	1	0	1	2						
<b>Frank Bolling, R</b> OBP: 0.294, SLG: 0.351 (1.4)						 1B				4	0	1	2	0	1	1						
<b>Woody Woodward, R</b> OBP: 0.211, SLG: 0.216 (1.6)				 2-H	 1-2	 1B		 1B		3	0	1	0	0	0	1						
<b>Wade Blasingame, L</b> OBP: 0.221, SLG: 0.303 (1.1)			 FC5-4					 1-2		0	1	0	0	0	0	0						
<b>Clay Carroll, R</b> (3.1)										1	0	0	0	0	1	0						
<b>Ty Cline, L</b> OBP: 0.263, SLG: 0.263 (6. PH)										1	0	0	0	1	1	1						
<b>Phil Niekro, R</b> OBP: 0.167, SLG: 0.167 (6.1)										1	0	0	0	0	0	1						
<b>Billy O'Dell, S</b> OBP: 0.211, SLG: 0.222 (8.1)										0	0	0	0	0	0	0						
<b>Inning Stats</b>	R: 1 E: 1 K: 0 S: 5	H: 1 LOB: 1 BB: 0 P: 5	R: 0 E: 0 K: 0 S: 3	H: 0 LOB: 0 BB: 0 P: 3	R: 3 E: 0 K: 0 S: 4	H: 2 LOB: 1 BB: 1 P: 9	R: 0 E: 0 K: 0 S: 3	H: 1 LOB: 0 BB: 0 P: 3	R: 0 E: 0 K: 1 S: 5	H: 0 LOB: 0 BB: 0 P: 5	R: 4 E: 0 K: 1 S: 10	H: 5 LOB: 1 BB: 0 P: 10	R: 0 E: 0 K: 1 S: 6	H: 1 LOB: 2 BB: 1 P: 10	R: 0 E: 0 K: 1 S: 5	H: 1 LOB: 0 BB: 0 P: 5	R: 2 E: 0 K: 0 S: 4	H: 2 LOB: 0 BB: 1 P: 8	1B: 10 2B: 3 3B: 0 HR: 1	SF: 0 SAC: 1 DP: 2 HBP: 1	WP: 1 PB: 1 SB: 2 CS: 0	PA: 41
<b>PITCHER</b>	IP	WLS	BF	H	R	ER	SO	BB	IBB	HBP	BLK	WP	HR	S	P	ERA	WHIP					
<b>Bob Purkey, R</b> ERA: 5.54 (1.1)	5.0		25	8	8	7	1	1	0	1	0	0	1	24	29	12.60	1.800					
<b>Don Dennis, R</b> ERA: 2.39 (6.1)	1.0		4	1	0	0	1	0	0	0	0	0	0	6	6	0.00	1.000					
<b>Nelson Briles, R</b> ERA: 3.99 (7.1)	2.0	L	9	3	1	1	2	1	0	0	0	0	0	12	16	4.50	2.000					
<b>Hal Woodeshick, L</b> ERA: 2.47 (9.1)	1.0		4	1	1	0	0	0	1	0	0	1	0	3	7	0.00	1.000					

Batter	1	2	3	4	5	6	7	8	9	AB	R	H	RBI	BB	SO	LOB	BOTTOM					
<b>Lou Brock, L</b> OBP: 0.343, SLG: 0.440 (1.7)	 2B				 1B					5	2	2	0	0	2	0	<b>Milwaukee Braves @ St. Louis Cardinals</b> Sportsman's Park, St. Louis, MO Mon Aug 16 1965, 8:05 PM EDT Att: 19,763 - Unknown					
<b>Dick Groat, R</b> OBP: 0.323, SLG: 0.322 (1.6)			 1B		 1B					4	1	1	0	1	0	1						
<b>Curt Flood, R</b> OBP: 0.359, SLG: 0.418 (1.8)	 3B		 1B		 1B		 PB			4	1	3	2	1	0	0						
<b>Ken Boyer, R</b> OBP: 0.330, SLG: 0.379 (1.5)			 BB		 BB					2	0	0	1	2	0	1						
<b>Bill White, L</b> OBP: 0.364, SLG: 0.453 (1.3)			 1-2		 1-2			 1B		5	1	1	0	0	1	5						
<b>Phil Gaetano, R</b> OBP: 0.330, SLG: 0.390 (1.4)								 1B		3	1	1	0	1	1	1						
<b>Ted Savage, R</b> OBP: 0.182, SLG: 0.245 (1.9)				 1B				 1B		4	1	2	0	0	1	1						
<b>Tim McCarver, L</b> OBP: 0.334, SLG: 0.446 (1.2)										4	1	1	4	0	0	2						
<b>Bob Purkey, R</b> OBP: 0.059, SLG: 0.030 (1.1)										2	0	0	0	0	1	2						
<b>Don Dennis, R</b> OBP: 0.333, SLG: 0.333 (6.1)										0	0	0	0	0	0	0						
<b>Tito Francona, L</b> OBP: 0.324, SLG: 0.409 (6. PH)										1	0	0	0	0	0	0						
<b>Nelson Briles, R</b> (7.1)										1	0	0	0	0	0	0						
<b>Hal Woodeshick, L</b> OBP: 0.167, SLG: 0.091 (9.1)										0	0	0	0	0	0	0						
<b>Inning Stats</b>	R: 2 E: 0 K: 1 S: 7	H: 2 LOB: 0 BB: 0 P: 7	R: 0 E: 0 K: 0 S: 3	H: 0 LOB: 1 BB: 1 P: 7	R: 0 E: 0 K: 0 S: 3	H: 1 LOB: 2 BB: 2 P: 11	R: 0 E: 1 K: 2 S: 8	H: 1 LOB: 1 BB: 0 P: 8	R: 2 E: 0 K: 0 S: 5	H: 3 LOB: 1 BB: 1 P: 9	R: 0 E: 0 K: 1 S: 5	H: 0 LOB: 0 BB: 0 P: 5	R: 0 E: 0 K: 1 S: 5	H: 0 LOB: 1 BB: 1 P: 9	R: 4 E: 0 K: 1 S: 9	H: 4 LOB: 0 BB: 0 P: 9	R: 0 E: 0 K: 0 S: 3	H: 0 LOB: 0 BB: 0 P: 3	1B: 8 2B: 1 3B: 1 HR: 1	SF: 1 SAC: 0 DP: 2 HBP: 0	WP: 1 PB: 1 SB: 0 CS: 0	PA: 41
<b>PITCHER</b>	IP	WLS	BF	H	R	ER	SO	BB	IBB	HBP	BLK	WP	HR	S	P	ERA	WHIP					
<b>Wade Blasingame, L</b> ERA: 3.61 (1.1)	2.1		12	3	2	2	1	2	0	0	0	0	0	14	22	6.75	2.250					
<b>Clay Carroll, R</b> ERA: 4.4 (3.1)	2.2		12	4	2	2	2	2	0	0	0	0	0	14	22	6.75	2.250					
<b>Phil Niekro, R</b> ERA: 3.78 (6.1)	2.0		10	3	3	3	2	1	0	0	0	1	0	13	17	13.50	2.000					
<b>Billy O'Dell, L</b> ERA: 1.86 (8.1)	2.0	W	7	1	1	1	1	0	0	0	0	0	1	9	9	4.50	0.500					



Batter	1	2	3	4	5	6	7	8	9	AB R H RBI BB SO LOB	TOP									
<b>Felipe Alou, R</b> OBP: 0.350, SLG: 0.517 (1, 7)	0-0 2B		0-0 E8 E 1B		0-0 S HR 1B	0-0 1-2 1B			0-0 L8	5 2 4 0 0 0 0	<b>Milwaukee Braves @ St. Louis Cardinals</b> Sportsman's Park, St. Louis, MO Tue Aug 17 1965, 8:05 PM EDT Att: 14,656 - Unknown									
<b>Mack Jones, L</b> OBP: 0.329, SLG: 0.542 (1, 8)	0-3 K		0-0 BB FC4-6 1B		0-0 1-2 F8	0-0 F7		0-0 4-3 3B	5 1 2 1 0 1 4											
<b>Hank Aaron, R</b> OBP: 0.395, SLG: 0.597 (1, 9)	0-0 F5		4-0 BB BB		0-0 2H HR		0-0 6-3	4-0 IBB	3 1 1 2 2 0 1											
<b>Eddie Mathews, L</b> OBP: 0.357, SLG: 0.499 (1, 5)	0-0 F6		4-0 FC4-6 BB		0-0 F5		0-0 G4-6-3 1B	0-0 4-3	4 0 1 0 1 0 3											
<b>Joe Torre, R</b> OBP: 0.380, SLG: 0.520 (1, 3)		0-0 5-3	0-0 FC4-6 1-2 3H		0-0 1B		0-0 G4-6-3 1-2		4 0 1 1 0 0 3											
<b>Gene Oliver, R</b> OBP: 0.338, SLG: 0.498 (1, 2)	0-0 F9		0-0 4-3		0-0 F7			0-0 2B 1B	4 0 1 0 0 0 3											
<b>Frank Bolling, R</b> OBP: 0.293, SLG: 0.350 (1, 4)	0-0 1B			0-0 F8		0-0 6-3		0-0 L8	4 0 1 0 0 0 1											
<b>Woody Woodward, R</b> OBP: 0.211, SLG: 0.222 (1, 6)	0-0 2-3			0-0 L7		0-0 F4		0-0 1-H 2B	4 0 1 0 0 0 1											
<b>Denny Lemaster, R</b> OBP: 0.162, SLG: 0.143 (1, 1)			0-0 6-3	0-0 6-3		4-0 1B BB		0-3 K	3 0 0 0 1 1 1											
<b>Inning Stats</b>	R: 0 E: 0 K: 1 S: 6	H: 1 LOB: 1 BB: 0 P: 6	R: 0 E: 0 K: 0 S: 4	H: 1 LOB: 1 BB: 0 P: 4	R: 2 E: 2 K: 0 S: 5	H: 2 LOB: 2 BB: 2 P: 13	R: 0 E: 0 K: 0 S: 3	H: 0 LOB: 0 BB: 0 P: 3	R: 2 E: 0 K: 0 S: 6	H: 3 LOB: 1 BB: 1 P: 8	R: 0 E: 0 K: 0 S: 3	H: 1 LOB: 0 BB: 0 P: 3	R: 0 E: 0 K: 1 S: 6	H: 2 LOB: 1 BB: 0 P: 6	R: 0 E: 0 K: 0 S: 3	H: 1 LOB: 1 BB: 1 P: 7	1B: 8 2B: 2 3B: 1 HR: 1	SF: 0 SAC: 0 DP: 1 HBP: 0	WP: 0 PB: 0 SB: 1 CS: 1	PA: 40
<b>PITCHER</b>	IP WLS BF H R ER SO BB IBB HBP BLK WP HR S P ERA WHIP											<b>PITCHER</b>	IP WLS BF H R ER SO BB IBB HBP BLK WP HR S P ERA WHIP							
<b>Tracy Stallard, R</b> ERA: 3.55 (1, 1)	6.0 L 29 8 4 4 1 3 0 0 0 0 0 1 28 40 6.00 1.833																			
<b>Don Dennis, R</b> ERA: 2.25 (7, 1)	2.0 7 3 0 0 1 0 0 0 0 0 0 9 9 0.00 1.500																			
<b>Hal Woodeshick, L</b> ERA: 2.43 (9, 1)	1.0 4 1 0 0 0 0 1 0 0 0 0 3 7 0.00 1.000																			

Batter	1	2	3	4	5	6	7	8	9	AB R H RBI BB SO LOB	BOTTOM									
<b>Lou Brock, L</b> OBP: 0.342, SLG: 0.439 (1, 7)	0-0 CS 1B		0-0 1-3			0-0 F8		0-3 K		4 0 1 0 0 1 1	<b>Milwaukee Braves @ St. Louis Cardinals</b> Sportsman's Park, St. Louis, MO Tue Aug 17 1965, 8:05 PM EDT Att: 14,656 - Unknown									
<b>Dick Groat, R</b> OBP: 0.323, SLG: 0.319 (1, 6)	4-0 1-2 BB		0-3 K		0-0 F9			0-0 L6	3 0 0 0 1 1 0											
<b>Curt Flood, R</b> OBP: 0.356, SLG: 0.414 (1, 8)	0-0 F8			0-0 F6		0-0 1-3		0-0 6-3	4 0 0 0 0 0 1											
<b>Ken Boyer, R</b> OBP: 0.327, SLG: 0.376 (1, 5)	0-0 F8			0-0 L7		0-0 L7		0-3 K	4 0 0 0 0 1 1											
<b>Bill White, L</b> OBP: 0.362, SLG: 0.450 (1, 3)		0-0 F7		0-0 F8		0-0 4-3			3 0 0 0 0 0 0											
<b>Ted Savage, R</b> OBP: 0.172, SLG: 0.232 (1, 9)		0-0 5-3			0-0 5-3		0-3 K		3 0 0 0 0 1 0											
<b>Tim McCarver, L</b> OBP: 0.338, SLG: 0.446 (1, 2)	4-0 BB				0-0 F7		0-0 2B 1B		2 1 1 0 1 0 0											
<b>Dal Maxvill, R</b> OBP: 0.143, SLG: 0.175 (1, 4)	0-0 L7				0-3 K		0-0 1-H 2B		3 0 1 1 0 1 1											
<b>Tracy Stallard, R</b> OBP: 0.098, SLG: 0.098 (1, 1)			0-3 K		0-0 5-3		0-3 K		1 0 0 0 0 1 0											
<b>Mike Shannon, R</b> OBP: 0.286, SLG: 0.371 (6, PH)									1 0 0 0 0 0 0											
<b>Don Dennis, R</b> OBP: 0.333, SLG: 0.333 (7, 1)									0 0 0 0 0 0 0											
<b>Phil Gagliano, R</b> OBP: 0.329, SLG: 0.389 (8, PH)									1 0 0 0 0 1 1											
<b>Hal Woodeshick, R</b> OBP: 0.167, SLG: 0.091 (9, 1)									0 0 0 0 0 1 1											
<b>Inning Stats</b>	R: 0 E: 0 K: 0 S: 3	H: 1 LOB: 1 BB: 1 P: 7	R: 0 E: 0 K: 0 S: 3	H: 0 LOB: 1 BB: 1 P: 7	R: 0 E: 0 K: 2 S: 7	H: 0 LOB: 0 BB: 0 P: 7	R: 0 E: 0 K: 0 S: 3	H: 0 LOB: 0 BB: 0 P: 3	R: 0 E: 0 K: 1 S: 5	H: 0 LOB: 0 BB: 0 P: 5	R: 0 E: 0 K: 0 S: 3	H: 0 LOB: 0 BB: 0 P: 3	R: 1 E: 0 K: 3 S: 11	H: 2 LOB: 1 BB: 0 P: 11	R: 0 E: 0 K: 1 S: 5	H: 0 LOB: 0 BB: 0 P: 5	1B: 2 2B: 1 3B: 0 HR: 0	SF: 0 SAC: 0 DP: 0 HBP: 0	WP: 0 PB: 0 SB: 0 CS: 1	PA: 31
<b>PITCHER</b>	IP WLS BF H R ER SO BB IBB HBP BLK WP HR S P ERA WHIP											<b>PITCHER</b>	IP WLS BF H R ER SO BB IBB HBP BLK WP HR S P ERA WHIP							
<b>Denny Lemaster, L</b> ERA: 4.8 (1, 1)	9.0 W 31 3 1 1 7 2 0 0 0 0 0 43 51 1.00 0.556																			



Batter	1	2	3	4	5	6	7	8	9	AB	R	H	RBI	BB	SO	LOB	TOP										
Felipe Alou, R OBP: 0.347, SLG: 0.513 (1, 7)	L4			F4		E5	F8			4	1	0	0	0	0	1	<b>Milwaukee Braves @ St. Louis Cardinals</b> Sportsman's Park, St. Louis, MO Wed Aug 18 1965, 8:05 PM EDT Att: 13,903 - Unknown										
Mack Jones, L OBP: 0.328, SLG: 0.547 (1, 8)	F8			K		HR		L7		4	1	1	2	0	1	0											
Hank Aaron, R OBP: 0.394, SLG: 0.594 (1, 9)	F2			E S 2B		F8		F2		4	1	1	0	0	0	0											
Joe Torre, R OBP: 0.381, SLG: 0.521 (1, 3)		F4						F7		3	0	1	1	1	0	0											
Gene Oliver, R OBP: 0.340, SLG: 0.498 (1, 2)									SH3-4 HR	4	1	2	0	0	0	2											
Denis Menke, R OBP: 0.296, SLG: 0.415 (1, 5) (9, 6)									SH3-4	3	0	0	0	0	1	2											
Frank Bolling, R OBP: 0.293, SLG: 0.349 (1, 4)				F7					K	4	0	1	0	0	1	1											
Woody Woodward, R OBP: 0.213, SLG: 0.229 (9, PH)										3	0	1	0	0	0	1											
Don Dillard, L OBP: 0.222, SLG: 0.556 (9, PH)										1	1	1	2	0	0	0											
Eddie Mathews, L OBP: 0.357, SLG: 0.499 (9, 5)									HR	0	0	0	0	0	0	0											
Tony Cloninger, R OBP: 0.150, SLG: 0.225 (1, 1)									1-3	4	0	0	0	0	1	2											
<b>Inning Stats</b>	R: 0 E: 0 K: 0 S: 3	H: 0 LOB: 0 BB: 0 P: 3	R: 0 E: 0 K: 1 S: 5	H: 1 LOB: 1 BB: 0 P: 5	R: 0 E: 0 K: 0 S: 3	H: 0 LOB: 0 BB: 0 P: 3	R: 1 E: 0 K: 1 S: 7	H: 2 LOB: 1 BB: 0 P: 7	R: 0 E: 0 K: 0 S: 4	H: 1 LOB: 1 BB: 0 P: 4	R: 2 E: 1 K: 0 S: 5	H: 1 LOB: 1 BB: 0 P: 9	R: 0 E: 0 K: 1 S: 6	H: 1 LOB: 0 BB: 0 P: 6	R: 0 E: 0 K: 0 S: 3	H: 0 LOB: 0 BB: 0 P: 3	R: 2 E: 0 K: 1 S: 7	H: 2 LOB: 0 BB: 0 P: 7	1B: 4 2B: 3 3B: 0 HR: 2	SF: 0 SAC: 1 DP: 1 HBP: 0	WP: 0 PB: 0 SB: 1 CS: 0	PA: 36					
<b>PITCHER</b>	IP	WLS	BF	H	R	ER	SO	BB	IBB	HBP	BLK	WP	HR	S	P	ERA	WHIP										
Curt Simmons, L ERA: 3.63 (1, 1)	8.0		31	6	3	2	3	1	0	0	0	0	1	36	40	2.25	0.875										
Ray Washburn, R ERA: 3.96 (9, 1)	1.0	L	5	2	2	2	1	0	0	0	0	0	1	7	7	18.00	2.000										



Batter	1	2	3	4	5	6	7	8	9	AB	R	H	RBI	BB	SO	LOB	BOTTOM										
Lou Brock, L OBP: 0.341, SLG: 0.437 (1, 7)	S 1B	K			G3			4-3		4	1	1	0	0	1	0	<b>Milwaukee Braves @ St. Louis Cardinals</b> Sportsman's Park, St. Louis, MO Wed Aug 18 1965, 8:05 PM EDT Att: 13,903 - Unknown										
Dick Groat, R OBP: 0.324, SLG: 0.320 (1, 6)	1B FC4-6 BB		F5			4-3				3	1	1	0	1	0	0											
Curt Flood, R OBP: 0.357, SLG: 0.415 (1, 8)	FC4-6 1-3 2-H 1B		3-1			4-3 1B		K		4	1	2	1	0	1	1											
Bill White, L OBP: 0.361, SLG: 0.448 (1, 3)	FC4-6 1-2 BB		K			4-3				4	0	1	1	0	1	2											
Ken Boyer, R OBP: 0.328, SLG: 0.375 (1, 5)	1-2 BB			K				G6-4-3 1B		3	0	1	1	1	1	1											
Bob Skinner, L OBP: 0.349, SLG: 0.478 (1, 9)	F6			4-3		CS 1B			1-2	4	0	0	0	0	1	2											
Tim McCarver, L OBP: 0.334, SLG: 0.441 (1, 2)	G3			4-3						3	0	0	0	0	1	2											
Daf Maxvill, R OBP: 0.133, SLG: 0.163 (1, 4)		5-3								3	0	0	0	0	1	0											
Curt Simmons, L OBP: 0.036, SLG: 0.054 (1, 1)										2	0	0	0	0	2	0											
Tito Francona, L OBP: 0.322, SLG: 0.406 (8, PH)									F5	1	0	0	0	0	0	0											
Ray Washburn, R OBP: 0.233, SLG: 0.214 (9, 1)										0	0	0	0	0	0	0											
<b>Inning Stats</b>	R: 2 E: 0 K: 0 S: 5	H: 2 LOB: 2 BB: 2 P: 13	R: 0 E: 0 K: 2 S: 7	H: 0 LOB: 0 BB: 0 P: 7	R: 0 E: 0 K: 1 S: 5	H: 0 LOB: 0 BB: 0 P: 5	R: 0 E: 0 K: 1 S: 5	H: 0 LOB: 0 BB: 0 P: 5	R: 0 E: 0 K: 0 S: 4	H: 2 LOB: 0 BB: 0 P: 4	R: 0 E: 0 K: 2 S: 7	H: 0 LOB: 0 BB: 0 P: 7	R: 0 E: 0 K: 1 S: 6	H: 1 LOB: 1 BB: 0 P: 6	R: 0 E: 0 K: 1 S: 5	H: 1 LOB: 0 BB: 0 P: 5	1B: 6 2B: 0 3B: 0 HR: 0	SF: 0 SAC: 0 DP: 1 HBP: 0	WP: 0 PB: 0 SB: 1 CS: 1	PA: 34							
<b>PITCHER</b>	IP	WLS	BF	H	R	ER	SO	BB	IBB	HBP	BLK	WP	HR	S	P	ERA	WHIP										
Tony Cloninger, R ERA: 3.59 (1, 1)	9.0	W	33	6	3	3	9	2	0	0	0	0	0	49	57	3.00	0.889										



Batter	1	2	3	4	5	6	7	8	9	AB	R	H	RBI	BB	SO	LOB	TOP			
Felipe Alou, R OBP: 0.347, SLG: 0.520										5	1	2	1	0	0	0	<b>Milwaukee Braves @ St. Louis Cardinals</b> Sportsman's Park, St. Louis, MO Thu Aug 19 1965, 4:33 AM EDT Att: 11,493 - Unknown			
Mack Jones, L OBP: 0.324, SLG: 0.540										5	0	0	0	0	1	1				
Hank Aaron, R OBP: 0.393, SLG: 0.593										4	0	1	0	0	2	1				
Joe Torre, R OBP: 0.382, SLG: 0.519										3	0	1	0	1	0	1				
Gene Oliver, R OBP: 0.339, SLG: 0.498										4	0	1	0	0	0	3				
Denis Menke, R OBP: 0.302, SLG: 0.423										2	1	1	0	1	0	1				
Eddie Mathews, L OBP: 0.356, SLG: 0.498										1	0	0	0	0	0	0				
Frank Bolling, R OBP: 0.295, SLG: 0.356										3	1	1	2	1	0	1				
Woody Woodward, R OBP: 0.211, SLG: 0.227										2	0	0	0	0	0	1				
Miguel de la Hoz, R OBP: 0.314, SLG: 0.351										1	0	0	0	0	0	3				
Ty Cline, L OBP: 0.261, SLG: 0.262										1	0	0	0	0	1	0				
Ken Johnson, R OBP: 0.127, SLG: 0.159										2	0	0	0	0	1	0				
Billy Cowan, R OBP: 0.205, SLG: 0.311										1	0	0	0	0	0	0				
Phil Niekro, R OBP: 0.167, SLG: 0.167										0	0	0	0	0	0	0				
Billy O'Dell, S OBP: 0.211, SLG: 0.222										0	0	0	0	0	0	0				
Jesse Gonder, L OBP: 0.312, SLG: 0.425										1	1	1	1	0	0	0				
<b>Inning Stats</b>	R: 0 E: 0 K: 1 S: 6	H: 1 LOB: 2 BB: 1 P: 10	R: 2 E: 0 K: 1 S: 6	H: 1 LOB: 0 BB: 1 P: 10	R: 0 E: 0 K: 1 S: 5	H: 0 LOB: 0 BB: 0 P: 5	R: 0 E: 0 K: 0 S: 4	H: 1 LOB: 1 BB: 0 P: 4	R: 0 E: 0 K: 0 S: 3	H: 2 LOB: 3 BB: 1 P: 9	R: 1 E: 0 K: 1 S: 7	H: 2 LOB: 1 BB: 0 P: 7	R: 0 E: 0 K: 0 S: 3	H: 0 LOB: 0 BB: 0 P: 3	R: 1 E: 0 K: 1 S: 6	H: 1 LOB: 0 BB: 0 P: 6	1B: 1 2B: 4 3B: 0 HR: 3	SF: 0 SAC: 0 DP: 0 HBP: 0	WP: 0 PB: 0 SB: 0 CS: 0	PA: 38
<b>PITCHER</b>	IP WLS BF H R ER SO BB IBB HBP BLK WP HR S P ERA WHIP																			
Ray Sadecki, L ERA: 5.92	(1, 1) 6.2 W 30 7 3 3 4 3 0 0 0 0 2 35 47 4.05 1.500																			
Don Dennis, R ERA: 2.37	(7, 1) 2.0 7 1 1 1 1 0 0 0 0 0 1 9 9 4.50 0.500																			
Hal Woodeshick, L ERA: 2.42	(9, 1) 0.1 S 1 0 0 0 0 0 0 0 0 0 0 0 1 1 0.00 0.000																			


Batter	1	2	3	4	5	6	7	8	9	AB	R	H	RBI	BB	SO	LOB	BOTTOM		
Lou Brock, L OBP: 0.343, SLG: 0.436										3	1	1	0	1	0	1	<b>Milwaukee Braves @ St. Louis Cardinals</b> Sportsman's Park, St. Louis, MO Thu Aug 19 1965, 4:33 AM EDT Att: 11,493 - Unknown		
Dick Groat, R OBP: 0.326, SLG: 0.321										4	0	2	0	0	0	2			
Curt Flood, R OBP: 0.354, SLG: 0.412										4	0	0	0	0	0	4			
Bill White, L OBP: 0.362, SLG: 0.455										4	2	2	1	0	0	0			
Ken Boyer, R OBP: 0.328, SLG: 0.374										4	1	1	0	0	1	0			
Bob Skinner, L OBP: 0.349, SLG: 0.475										3	0	1	0	0	0	0			
Phil Gagliano, R OBP: 0.328, SLG: 0.389										0	0	0	1	0	0	0			
Mike Shannon, R OBP: 0.296, SLG: 0.371										0	0	0	0	0	0	0			
Tim McCarver, L OBP: 0.333, SLG: 0.439										4	0	1	0	0	1	2			
Dal Maxvill, R OBP: 0.125, SLG: 0.152										3	0	0	0	0	0	2			
Ray Sadecki, L OBP: 0.162, SLG: 0.243										2	1	1	0	0	0	0			
Don Dennis, R OBP: 0.500, SLG: 0.500										1	0	1	0	0	0	0			
Hal Woodeshick, R OBP: 0.167, SLG: 0.091										0	0	0	0	0	0	0			
<b>Inning Stats</b>	R: 0 E: 0 K: 0 S: 2	H: 0 LOB: 0 BB: 1 P: 6	R: 0 E: 0 K: 1 S: 5	H: 0 LOB: 0 BB: 0 P: 5	R: 2 E: 1 K: 0 S: 6	H: 3 LOB: 1 BB: 0 P: 6	R: 1 E: 2 K: 0 S: 5	H: 1 LOB: 1 BB: 0 P: 5	R: 0 E: 0 K: 0 S: 4	H: 2 LOB: 1 BB: 0 P: 4	R: 1 E: 0 K: 1 S: 6	H: 2 LOB: 1 BB: 0 P: 6	R: 1 E: 0 K: 1 S: 6	H: 2 LOB: 1 BB: 0 P: 6	1B: 8 2B: 2 3B: 0 HR: 1	SF: 1 SAC: 0 DP: 2 HBP: 0		WP: 0 PB: 0 SB: 1 CS: 1	PA: 34
<b>PITCHER</b>	IP WLS BF H R ER SO BB IBB HBP BLK WP HR S P ERA WHIP																		
Ken Johnson, R ERA: 3.19	(1, 1) 6.0 L 26 7 4 2 1 1 0 0 0 0 0 0 6 6 9.00 3.000																		
Phil Niekro, R ERA: 3.98	(7, 1) 1.0 6 3 1 1 0 0 0 0 0 0 0 0 6 6 9.00 3.000																		
Billy O'Dell, L ERA: 1.84	(8, 1) 1.0 2 0 0 0 0 1 0 0 0 0 0 0 4 4 0.00 0.000																		




Batter	1	2	3	4	5	6	7	8	9	AB	R	H	RBI	BB	SO	LOB	TOP				
<b>Felipe Alou, R</b> OBP: 0.342, SLG: 0.511 (1, 7)	0-0 6-3		0-0 F8			0-0 F9		0-0 5-3		4	0	0	0	0	0	1	<b>Milwaukee Braves @ Pittsburgh Pirates</b> Forbes Field, Pittsburgh, PA Sat Aug 21 1965, 3:33 AM EDT Att: 10,259 - Unknown				
<b>Mack Jones, L</b> OBP: 0.323, SLG: 0.534 (1, 8)	0-0 4-3		0-0 4-3			0-0 1B		0-0 F7		4	0	1	0	0	0	1					
<b>Hank Aaron, R</b> OBP: 0.395, SLG: 0.591 (1, 9)	0-0 1B			0-0 1B		0-0 1B		0-0 5-3		4	0	3	0	0	0	0					
<b>Eddie Mathews, L</b> OBP: 0.354, SLG: 0.499 (1, 5)	0-0 F9			0-0 F3		0-0 BB		0-0 F1		3	0	0	0	1	0	2					
<b>Joe Torre, R</b> OBP: 0.380, SLG: 0.521 (1, 3)		0-0 6-3		0-0 F7		0-0 G3		0-0 F9		4	0	0	0	0	0	3					
<b>Gene Oliver, R</b> OBP: 0.340, SLG: 0.497 (1, 2)		0-0 F4		0-0 F7			0-0 G5-4-3 BB			2	0	0	0	1	0	1					
<b>Frank Bolling, R</b> OBP: 0.295, SLG: 0.355 (1, 4)		0-0 1-3			0-0 F9		0-0 G5-4-3			3	0	0	0	0	0	1					
<b>Denis Menke, R</b> OBP: 0.302, SLG: 0.417 (1, 6)			0-0 SH5-3 1B		0-0 6-3		0-0 F5			3	0	1	0	0	0	0					
<b>Denny Lemaster, R</b> OBP: 0.162, SLG: 0.143 (4, 1)			0-0 SH5-3		0-0 K		0-0 L9			0	0	0	0	0	0	0					
<b>Hank Fischer, R</b> OBP: 0.179, SLG: 0.130 (5, PH)										0	0	0	0	0	0	0					
<b>Don Elliott, L</b> OBP: 0.200, SLG: 0.500 (5, 1)										1	0	0	0	0	0	0					
<b>Bob Sadowski, R</b> OBP: 0.282, SLG: 0.395 (5, 1)										0	0	0	0	0	0	0					
<b>Ty Cline, L</b> OBP: 0.160, SLG: 0.260 (8, PH)										1	0	0	0	0	0	0					
<b>Dan Osinski, R</b> OBP: 0.200, SLG: 0.200 (8, 1)										0	0	0	0	0	0	0					
<b>Inning Stats</b>	R: 0 E: 0 K: 0 S: 4	H: 1 LOB: 1 BB: 0 P: 4	R: 0 E: 0 K: 0 S: 3	H: 0 LOB: 0 BB: 0 P: 3	R: 0 E: 0 K: 0 S: 4	H: 1 LOB: 1 BB: 0 P: 4	R: 0 E: 0 K: 0 S: 4	H: 0 LOB: 0 BB: 0 P: 5	R: 0 E: 0 K: 0 S: 5	H: 2 LOB: 2 BB: 1 P: 8	R: 0 E: 0 K: 0 S: 2	H: 0 LOB: 0 BB: 1 P: 6	R: 0 E: 0 K: 0 S: 3	H: 0 LOB: 0 BB: 0 P: 3	R: 0 E: 0 K: 0 S: 3	H: 0 LOB: 0 BB: 0 P: 3	1B: 5 2B: 0 3B: 0 HR: 0	SF: 0 SAC: 1 DP: 1 HBP: 0	WP: 0 PB: 0 CS: 1	PA: 32	
<b>PITCHER</b>	IP	WLS	BF	H	R	ER	SO	BB	IBB	HBP	BLK	WP	HR	S	P	ERA	WHIP				
<b>Bob Friend, R</b> ERA: 3.34 (1, 1)	9.0	W	32	5	0	0	1	2	0	0	0	0	0	32	40	0.00	0.778				

Batter	1	2	3	4	5	6	7	8	9	AB	R	H	RBI	BB	SO	LOB	BOTTOM				
<b>Bob Bailey, R</b> OBP: 0.322, SLG: 0.369 (1, 7) (7, 5)	0-0 F8	0-0 G6-4-3			0-0 F3		0-0 F7			4	0	0	0	0	0	2	<b>Milwaukee Braves @ Pittsburgh Pirates</b> Forbes Field, Pittsburgh, PA Sat Aug 21 1965, 3:33 AM EDT Att: 10,259 - Unknown				
<b>Manny Mota, R</b> OBP: 0.328, SLG: 0.413 (1, 8) (7, 7)	0-0 F9		0-0 F4		0-0 F4		0-3 K			4	0	0	0	0	1	0					
<b>Roberto Clemente, R</b> OBP: 0.376, SLG: 0.471 (1, 9)	0-0 1B		0-0 F3		0-0 1B			0-0 1B		4	0	2	0	0	0	0					
<b>Donn Clendenon, R</b> OBP: 0.356, SLG: 0.475 (1, 3)	0-0 5-3		0-3 K		0-0 6-3			0-3 K		4	0	0	0	0	2	2					
<b>Bill Mazerowski, R</b> OBP: 0.291, SLG: 0.338 (1, 4)		0-0 1B 2B 1B		4-0 1B S BB		0-3 K		0-0 6-3		3	2	1	0	1	1	0					
<b>Andre Rodgers, R</b> OBP: 0.345, SLG: 0.402 (1, 5)		0-0 2B FC6 1B		0-0 F3		0-0 F7				2	1	1	0	0	0	1					
<b>Bill Virdon, L</b> OBP: 0.339, SLG: 0.392 (6, PH) (7, 8)		0-0 2B FC6 1B		0-0 F3		0-0 F7				1	0	0	0	0	0	0					
<b>Jim Pagliaroni, R</b> OBP: 0.358, SLG: 0.452 (1, 2)		0-3 K		0-0 WP 1B 1B		4-0 1B BB				2	0	1	0	1	1	2					
<b>Gene Alley, R</b> OBP: 0.291, SLG: 0.332 (1, 6)		0-0 1-3 2H 2B		0-0 1-2 1B		0-0 6-3				3	0	1	1	0	0	2					
<b>Bob Friend, R</b> OBP: 0.034, SLG: 0.034 (1, 1)		0-0 FC6 G6-4-3 3H		0-0 3H 2H 1B		0-3 K				3	0	1	1	0	1	1					
<b>Inning Stats</b>	R: 0 E: 0 K: 0 S: 4	H: 1 LOB: 1 BB: 0 P: 4	R: 2 E: 0 K: 1 S: 8	H: 3 LOB: 1 BB: 0 P: 8	R: 0 E: 0 K: 1 S: 5	H: 0 LOB: 0 BB: 0 P: 5	R: 1 E: 0 K: 0 S: 4	H: 2 LOB: 2 BB: 1 P: 8	R: 0 E: 0 K: 0 S: 4	H: 1 LOB: 1 BB: 0 P: 4	R: 0 E: 0 K: 2 S: 7	H: 0 LOB: 0 BB: 0 P: 7	R: 0 E: 0 K: 1 S: 5	H: 0 LOB: 0 BB: 0 P: 5	R: 0 E: 0 K: 0 S: 5	H: 0 LOB: 0 BB: 0 P: 5	1B: 6 2B: 1 3B: 0 HR: 0	SF: 0 SAC: 0 DP: 1 HBP: 0	WP: 1 PB: 0 CS: 0	PA: 32	
<b>PITCHER</b>	IP	WLS	BF	H	R	ER	SO	BB	IBB	HBP	BLK	WP	HR	S	P	ERA	WHIP				
<b>Denny Lemaster, L</b> ERA: 4.89 (1, 1)	3.1	L	16	5	3	3	2	1	0	0	0	0	0	19	23	8.10	1.800				
<b>Hank Fischer, R</b> ERA: 4.29 (4, 1)	0.2		2	1	0	0	0	0	0	0	0	1	0	2	2	0.00	1.500				
<b>Bob Sadowski, R</b> ERA: 5.15 (5, 1)	3.0		11	1	0	0	3	1	0	0	0	0	0	16	20	0.00	0.667				
<b>Dan Osinski, R</b> ERA: 2.73 (8, 1)	1.0		3	0	0	0	1	0	0	0	0	0	0	5	5	0.00	0.000				



Batter	1	2	3	4	5	6	7	8	9	AB	R	H	RBI	BB	SO	LOB	TOP																		
<a href="#">Felipe Alou, R</a> (1, 8) OBP: 0.342, SLG: 0.511											0	0	0	0	0	0	0	<b>Milwaukee Braves @ Pittsburgh Pirates</b> Forbes Field, Pittsburgh, PA Sun Aug 22 1965, 3:33 AM EDT Att: 14,112 - Unknown <a href="http://livebaseballscorecards.com">livebaseballscorecards.com</a>																	
<a href="#">Rico Carty, R</a> (1, 7) OBP: 0.351, SLG: 0.507											0	0	0	0	0	0	0																		
<a href="#">Hank Aaron, R</a> (1, 9) OBP: 0.395, SLG: 0.591											0	0	0	0	0	0	0																		
<a href="#">Joe Torre, R</a> (1, 3) OBP: 0.380, SLG: 0.521											0	0	0	0	0	0	0																		
<a href="#">Gene Oliver, R</a> (1, 2) OBP: 0.340, SLG: 0.497											0	0	0	0	0	0	0																		
<a href="#">Miguel de la Hoz, R</a> (1, 5) OBP: 0.314, SLG: 0.351											0	0	0	0	0	0	0																		
<a href="#">Frank Bolling, R</a> (1, 4) OBP: 0.295, SLG: 0.355											0	0	0	0	0	0	0																		
<a href="#">Denis Menke, R</a> (1, 6) OBP: 0.302, SLG: 0.417											0	0	0	0	0	0	0																		
<a href="#">Tony Cloninger, R</a> (1, 1) OBP: 0.150, SLG: 0.225											0	0	0	0	0	0	0																		
<b>Inning Stats</b>											1B: 0	SF: 0	WP: 0	PA: 0	2B: 0	SAC: 0	FB: 0	3B: 0	DP: 0	SB: 0	HR: 0	HBP: 0	CS: 0												
<b>PITCHER</b> <a href="#">Bob Veale, L</a> (1, 1) ERA: 3.01	IP	WLS	BF	H	R	ER	SO	BB	IBB	HBP	BLK	WP	HR	S	P	ERA	WHIP	<b>PITCHER</b>	IP	WLS	BF	H	R	ER	SO	BB	IBB	HBP	BLK	WP	HR	S	P	ERA	WHIP

Batter	1	2	3	4	5	6	7	8	9	AB	R	H	RBI	BB	SO	LOB	BOTTOM																		
<a href="#">Bob Bailey, R</a> (1, 5) OBP: 0.322, SLG: 0.369											0	0	0	0	0	0	0	<b>Milwaukee Braves @ Pittsburgh Pirates</b> Forbes Field, Pittsburgh, PA Sun Aug 22 1965, 3:33 AM EDT Att: 14,112 - Unknown <a href="http://livebaseballscorecards.com">livebaseballscorecards.com</a>																	
<a href="#">Bill Virdon, L</a> (1, 8) OBP: 0.339, SLG: 0.392											0	0	0	0	0	0	0																		
<a href="#">Roberto Clemente, R</a> (1, 9) OBP: 0.376, SLG: 0.471											0	0	0	0	0	0	0																		
<a href="#">Willie Stargell, L</a> (1, 3) OBP: 0.311, SLG: 0.498											0	0	0	0	0	0	0																		
<a href="#">Jerry Lynch, L</a> (1, 7) OBP: 0.336, SLG: 0.442											0	0	0	0	0	0	0																		
<a href="#">Bill Mazeroski, R</a> (1, 4) OBP: 0.291, SLG: 0.338											0	0	0	0	0	0	0																		
<a href="#">Jim Pagliaroni, R</a> (1, 2) OBP: 0.358, SLG: 0.452											0	0	0	0	0	0	0																		
<a href="#">Gene Alley, R</a> (1, 6) OBP: 0.291, SLG: 0.332											0	0	0	0	0	0	0																		
<a href="#">Bob Veale, S</a> (1, 1) OBP: 0.118, SLG: 0.082											0	0	0	0	0	0	0																		
<b>Inning Stats</b>											1B: 0	SF: 0	WP: 0	PA: 0	2B: 0	SAC: 0	FB: 0	3B: 0	DP: 0	SB: 0	HR: 0	HBP: 0	CS: 0												
<b>PITCHER</b> <a href="#">Tony Cloninger, R</a> (1, 1) ERA: 3.59	IP	WLS	BF	H	R	ER	SO	BB	IBB	HBP	BLK	WP	HR	S	P	ERA	WHIP	<b>PITCHER</b>	IP	WLS	BF	H	R	ER	SO	BB	IBB	HBP	BLK	WP	HR	S	P	ERA	WHIP

Batter	1	2	3	4	5	6	7	8	9	AB	R	H	RBI	BB	SO	LOB	TOP								
<b>Tommy Harper, R</b> OBP: 0.362, SLG: 0.423 (1, 7)										4	2	3	1	1	0	0	<b>Cincinnati Reds @ Milwaukee Braves</b> <b>Milwaukee County Stadium, Milwaukee, WI</b> Mon Aug 23 1965, 8:05 PM EDT Att: 12,565 - Unknown <a href="http://livebaseballscores.com">livebaseballscores.com</a>								
<b>Pete Rose, S</b> OBP: 0.390, SLG: 0.470 (1, 4)										5	1	1	2	0	0	2									
<b>Vada Pinson, L</b> OBP: 0.339, SLG: 0.480 (1, 8)										4	0	0	1	1	0	0									
<b>Gordy Coleman, L</b> OBP: 0.364, SLG: 0.528 <b>Don Pavletich, R</b> OBP: 0.404, SLG: 0.553 (7, PH) (7, 3)										3	0	0	0	0	0	2									
<b>Deron Johnson, R</b> OBP: 0.335, SLG: 0.513 (1, 5)										4	0	2	0	0	0	2									
<b>Art Shamsky, L</b> OBP: 0.351, SLG: 0.486 <b>Frank Robinson, R</b> OBP: 0.371, SLG: 0.519 (7, PH) (7, 9)										3	1	1	0	0	1	1									
<b>Johnny Edwards, L</b> OBP: 0.346, SLG: 0.478 (1, 2)										4	1	1	2	0	1	4									
<b>Leo Cardenas, R</b> OBP: 0.365, SLG: 0.442 (1, 6)										4	0	1	0	0	2	0									
<b>Joey Jay, S</b> OBP: 0.266, SLG: 0.048 <b>Bobby Lockie, R</b> OBP: 0.247, SLG: 0.132 <b>Marty Keough, L</b> OBP: 0.141, SLG: 0.043 <b>Roger Craig, R</b> OBP: 0.119, SLG: 0.194 <b>Charlie James, R</b> OBP: 0.119, SLG: 0.194 <b>Billy McCool, R</b> OBP: 0.119, SLG: 0.194 (1, 1) (5, 1) (7, PH) (7, 1) (8, PH) (8, 1)										2	0	0	0	0	1	1									
<b>Inning Stats</b>	R: 1 E: 0 K: 0 S: 4	H: 1 LOB: 0 BB: 0 P: 4	R: 0 E: 0 K: 1 S: 5	H: 1 LOB: 1 BB: 0 P: 5	R: 0 E: 0 K: 2 S: 8	H: 1 LOB: 1 BB: 0 P: 8	R: 0 E: 0 K: 0 S: 3	H: 0 LOB: 0 BB: 0 P: 3	R: 0 E: 0 K: 1 S: 6	H: 1 LOB: 1 BB: 0 P: 6	R: 0 E: 0 K: 0 S: 3	H: 0 LOB: 0 BB: 2 P: 11	R: 5 E: 0 K: 0 S: 10	H: 7 LOB: 3 BB: 0 P: 11	R: 0 E: 0 K: 1 S: 5	H: 0 LOB: 0 BB: 0 P: 5		R: 0 E: 0 K: 0 S: 3	H: 0 LOB: 0 BB: 0 P: 3	1B: 8 2B: 1 3B: 1 HR: 2	SF: 0 SAC: 0 DP: 1 HBP: 1	WP: 0 PB: 0 SB: 1 CS: 1	PA: 40		
<b>PITCHER</b>	IP	WLS	BF	H	R	ER	SO	BB	IBB	HBP	BLK	WP	HR	S	P	ERA	WHIP								
<b>Ken Johnson, R</b> ERA: 3.32 <b>Billy O'Dell, L</b> ERA: 1.95	(1, 1) (7, 1)	6.1 S	28 12	8 3	5 1	5 1	4 1	2 0	0 0	0 1	0 0	0 0	2 0	34 13	42 14	7.11 3.38	1.579 1.125								

Batter	1	2	3	4	5	6	7	8	9	AB	R	H	RBI	BB	SO	LOB	BOTTOM								
<b>Felipe Alou, R</b> OBP: 0.340, SLG: 0.504 (1, 7)										5	0	1	2	0	1	3	<b>Cincinnati Reds @ Milwaukee Braves</b> <b>Milwaukee County Stadium, Milwaukee, WI</b> Mon Aug 23 1965, 8:05 PM EDT Att: 12,565 - Unknown <a href="http://livebaseballscores.com">livebaseballscores.com</a>								
<b>Mack Jones, L</b> OBP: 0.320, SLG: 0.529 (1, 8)										5	0	1	1	0	0	0									
<b>Hank Aaron, R</b> OBP: 0.394, SLG: 0.585 (1, 9)										3	1	0	0	2	1	1									
<b>Eddie Mathews, L</b> OBP: 0.355, SLG: 0.498 (1, 5)										4	0	1	0	0	1	2									
<b>Joe Torre, R</b> OBP: 0.383, SLG: 0.519 (1, 3)										3	2	1	0	1	1	3									
<b>Gene Oliver, R</b> OBP: 0.340, SLG: 0.503 (1, 2)										4	1	2	2	0	1	2									
<b>Miguel de la Hoz, R</b> OBP: 0.323, SLG: 0.358 <b>Woody Woodward, R</b> OBP: 0.209, SLG: 0.224 (1, 4) (8, 4)										4	1	2	0	0	0	3									
<b>Denis Menke, R</b> OBP: 0.315, SLG: 0.423 (1, 6)										3	1	2	1	1	0	1									
<b>Ken Johnson, R</b> OBP: 0.121, SLG: 0.152 <b>Billy O'Dell, S</b> OBP: 0.200, SLG: 0.211 (1, 1) (7, 1)										3	1	0	0	0	2	5									
<b>Inning Stats</b>	R: 0 E: 0 K: 1 S: 5	H: 0 LOB: 1 BB: 1 P: 9	R: 1 E: 0 K: 2 S: 9	H: 2 LOB: 2 BB: 1 P: 13	R: 1 E: 1 K: 1 S: 7	H: 1 LOB: 2 BB: 1 P: 11	R: 1 E: 0 K: 1 S: 7	H: 2 LOB: 1 BB: 0 P: 7	R: 4 E: 0 K: 1 S: 8	H: 4 LOB: 1 BB: 1 P: 12	R: 0 E: 1 K: 0 S: 4	H: 0 LOB: 1 BB: 0 P: 4	R: 0 E: 0 K: 1 S: 6	H: 1 LOB: 1 BB: 0 P: 6	R: 0 E: 0 K: 1 S: 5	H: 0 LOB: 0 BB: 0 P: 5		1B: 9 2B: 0 3B: 0 HR: 1	SF: 0 SAC: 0 DP: 0 HBP: 0	WP: 3 PB: 1 SB: 1 CS: 0	PA: 39				
<b>PITCHER</b>	IP	WLS	BF	H	R	ER	SO	BB	IBB	HBP	BLK	WP	HR	S	P	ERA	WHIP								
<b>Joey Jay, R</b> ERA: 4.14 <b>Bobby Locke, R</b> ERA: 6.3 <b>Roger Craig, R</b> ERA: 3.58 <b>Billy McCool, L</b> ERA: 4.36	(1, 1) (5, 1) (7, 1) (8, 1)	4.1 7 1.0 1.0	L 7 4 3	25 1 1 0	6 1 0 0	5 0 0 0	5 1 0 0	0 1 0 0	0 0 0 0	0 0 0 0	0 0 0 0	0 0 0 0	8 6 6 5	44 12 6 5	0.00 0.00 0.00 0.00	1.200 1.000 0.000									

Batter	1	2	3	4	5	6	7	8	9	AB	R	H	RBI	BB	SO	LOB	TOP																
<b>Tommy Harper, R</b> OBP: 0.363, SLG: 0.427 (1, 7)	6-3		BB BB				G6-4-3		HR	4	1	1	2	1	1	2	<b>Cincinnati Reds @ Milwaukee Braves</b> Milwaukee County Stadium, Milwaukee, WI Tue Aug 24 1965, 8:05 PM EDT Att: 12,413 - Unknown - 67 F  <b>AB 29</b> <b>R 3</b> <b>H 6</b> <b>RBI 3</b> <b>BB 8</b> <b>SO 6</b> <b>LOB 14</b>																
<b>Pete Rose, S</b> OBP: 0.390, SLG: 0.467 (1, 4)	K		BB BB				FC5-6 BB	4-3	K	3	0	0	0	2	2	0																	
<b>Vada Pinson, L</b> OBP: 0.340, SLG: 0.480 (1, 8)	1B		L1-5				FC5-6 BB	BB	1B	4	0	2	0	0	0	4																	
<b>Frank Robinson, R</b> OBP: 0.372, SLG: 0.517 (1, 9)	5-3						BB 1B	BB	BB	2	1	0	0	2	0	1																	
<b>Deron Johnson, R</b> OBP: 0.335, SLG: 0.510 (1, 5)		F8					BB BB	BB	BB	3	0	0	0	1	1	2																	
<b>Don Pavletich, R</b> OBP: 0.403, SLG: 0.549 (1, 3)							BB	BB		3	0	1	1	0	0	0																	
<b>Gordy Coleman, L</b> OBP: 0.364, SLG: 0.528 (8, PH)	5-3									3	0	0	0	0	0	0																	
<b>Charlie James, R</b> OBP: 0.272, SLG: 0.188 (8, PH)							FC			1	0	0	0	0	0	2																	
<b>Marty Keough, L</b> OBP: 0.214, SLG: 0.132 (8, 3)							1-3 2-H	1B		0	0	0	0	0	0	0																	
<b>Leo Cardenas, R</b> OBP: 0.362, SLG: 0.438 (1, 6)	6-3						K	FC	K	4	0	0	0	0	2	2																	
<b>Jimmie Coker, R</b> OBP: 0.250, SLG: 0.432 (1, 2)			6-3				SH1 BB		G3 HR 1B	3	1	1	0	1	0	0																	
<b>Jim Maloney, L</b> OBP: 0.303, SLG: 0.324 (1, 1)							SH1		G3	1	0	1	0	1	0	0																	
<b>Giraldo Ruiz, S</b> OBP: 0.111, SLG: 0.167 (9, PH)			BB L1-5				BB	G6-4-3		1	0	0	0	0	0	1																	
<b>Billy McCool, R</b> OBP: 0.204, SLG: 0.309 (9, 1)							BB	BB		0	0	0	0	0	0	0																	
<b>Inning Stats</b>	R: 0 E: 0 K: 1 S: 6	H: 1 LOB: 1 BB: 0 P: 6	R: 0 E: 0 K: 0 S: 3	H: 0 LOB: 0 BB: 0 P: 3	R: 0 E: 0 K: 0 S: 3	H: 1 LOB: 2 BB: 2 P: 11	R: 0 E: 0 K: 0 S: 3	H: 0 LOB: 0 BB: 0 P: 3	R: 0 E: 0 K: 2 S: 7	H: 0 LOB: 1 BB: 1 P: 11	R: 1 E: 0 K: 0 S: 3	H: 1 LOB: 2 BB: 3 P: 15	R: 0 E: 0 K: 0 S: 2	H: 0 LOB: 0 BB: 1 P: 6	R: 0 E: 0 K: 1 S: 6	H: 1 LOB: 2 BB: 0 P: 10	R: 2 E: 0 K: 2 S: 9	H: 2 LOB: 0 BB: 0 P: 9	1B: 4 2B: 2 3B: 0 HR: 1	SF: 0 SAC: 1 DP: 2 HBP: 0	WP: 0 PA: 38 CS: 0												
<b>PITCHER</b>	IP WLS BF H R ER SO BB IBB HBP BLK WP HR S P ERA WHIP																																
<b>Wade Blasingame, L</b> ERA: 3.49 (1, 1)	7.1	31	4	1	1	3	8	0	0	0	0	0	0	29	61	1.23	1.636																
<b>Dan Osinski, R</b> ERA: 2.79 (8, 1)	0.1	1	0	0	0	1	0	0	0	0	0	0	0	3	3	0.00	0.000																
<b>Billy O'Dell, L</b> ERA: 2.02 (8, 1)	1.1	L	6	2	2	2	0	0	0	0	0	1	10	10	13.50	1.500																	

Batter	1	2	3	4	5	6	7	8	9	AB	R	H	RBI	BB	SO	LOB	BOTTOM																
<b>Felipe Alou, R</b> OBP: 0.339, SLG: 0.501 (1, 7)	K		F7					F8		3	0	0	0	1	1	1	<b>Cincinnati Reds @ Milwaukee Braves</b> Milwaukee County Stadium, Milwaukee, WI Tue Aug 24 1965, 8:05 PM EDT Att: 12,413 - Unknown - 67 F  <b>AB 31</b> <b>R 2</b> <b>H 5</b> <b>RBI 2</b> <b>BB 3</b> <b>SO 8</b> <b>LOB 12</b>																
<b>Mack Jones, L</b> OBP: 0.317, SLG: 0.523 (1, 8)	E3		K				F7	F8		4	0	0	0	0	1	3																	
<b>Hank Aaron, R</b> OBP: 0.391, SLG: 0.580 (1, 9)	G4-6-3						K	5-3	F9	4	0	0	0	0	1	1																	
<b>Eddie Mathews, L</b> OBP: 0.356, SLG: 0.505 (1, 5)							HR	1-3	K	4	1	2	1	0	1	0																	
<b>Joe Torre, R</b> OBP: 0.380, SLG: 0.514 (1, 3)			F7				5-3	K	K	4	0	0	0	0	2	1																	
<b>Gene Oliver, R</b> OBP: 0.342, SLG: 0.502 (1, 2)			F9				F9			3	1	1	0	1	0	1																	
<b>Ty Cline, L</b> OBP: 0.260, SLG: 0.260 (9, FR)								1B FC4-6 BB	1B	0	0	0	0	0	0	0																	
<b>Miguel de la Hoz, R</b> OBP: 0.323, SLG: 0.358 (1, 4)			K				F8		K	3	0	1	0	0	1	1																	
<b>Woody Woodward, R</b> OBP: 0.209, SLG: 0.224 (8, 4)								FC4-6 1B		0	0	0	0	0	0	0																	
<b>Billy Cowan, R</b> OBP: 0.204, SLG: 0.309 (9, PH)								1-3 BB		1	0	0	0	0	1	1																	
<b>Denis Menke, R</b> OBP: 0.315, SLG: 0.418 (1, 6)			F8				WP 1-3 BB	FC4-6 CS		2	0	0	1	1	0	1																	
<b>Wade Blasingame, L</b> OBP: 0.216, SLG: 0.292 (1, 1)								1-2 3-H	F8	3	0	1	0	0	0	2																	
<b>Dan Osinski, R</b> OBP: 0.250, SLG: 0.250 (8, 1)							1-3			0	0	0	0	0	0	0																	
<b>Billy O'Dell, S</b> OBP: 0.200, SLG: 0.211 (8, 1)							1-2			0	0	0	0	0	0	0																	
<b>Inning Stats</b>	R: 0 E: 1 K: 1 S: 5	H: 0 LOB: 0 BB: 0 P: 5	R: 0 E: 0 K: 1 S: 6	H: 1 LOB: 1 BB: 0 P: 6	R: 0 E: 0 K: 1 S: 6	H: 1 LOB: 1 BB: 0 P: 6	R: 1 E: 0 K: 1 S: 6	H: 1 LOB: 0 BB: 0 P: 6	R: 0 E: 0 K: 0 S: 5	H: 0 LOB: 0 BB: 2 P: 11	R: 0 E: 0 K: 0 S: 3	H: 0 LOB: 0 BB: 1 P: 7	R: 0 E: 0 K: 0 S: 3	H: 0 LOB: 0 BB: 0 P: 3	R: 0 E: 0 K: 3 S: 10	H: 1 LOB: 1 BB: 0 P: 10	1B: 4 2B: 0 3B: 0 HR: 1	SF: 0 SAC: 0 DP: 1 HBP: 0	WP: 1 PA: 34 CS: 1														
<b>PITCHER</b>	IP WLS BF H R ER SO BB IBB HBP BLK WP HR S P ERA WHIP																																
<b>Jim Maloney, R</b> ERA: 2.69 (1, 1)	8.0	W	30	4	2	2	5	3	0	0	0	0	0	37	49	2.25	0.875																
<b>Billy McCool, L</b> ERA: 4.3 (9, 1)	1.0	S	4	1	0	0	3	0	0	0	0	0	10	10	0.00	1.000																	



Batter	1	2	3	4	5	6	7	8	9	AB	R	H	RBI	BB	SO	LOB	TOP								
<b>Tommy Harper, R</b> OBP: 0.355, SLG: 0.422 (1, 7)										6	0	0	0	0	1	5	<b>Cincinnati Reds @ Milwaukee Braves</b> Milwaukee County Stadium, Milwaukee, WI Wed Aug 25 1965, 8:05 PM EDT Alt: 7,773 - Unknown - 68 F								
<b>Pete Rosa, S</b> OBP: 0.390, SLG: 0.467 (1, 4)										4	0	1	0	1	0	0									
<b>Vada Pinson, L</b> OBP: 0.339, SLG: 0.477 (1, 8)										5	1	1	0	0	2	3									
<b>Frank Robinson, R</b> OBP: 0.372, SLG: 0.522 (1, 9)										5	2	2	2	0	1	3									
<b>Deron Johnson, R</b> OBP: 0.335, SLG: 0.507 (9, PR)										4	0	1	0	1	1	0									
<b>Marty Keough, L</b> OBP: 0.214, SLG: 0.132 (9, 7)										0	0	0	0	0	0	0									
<b>Don Pavletich, R</b> OBP: 0.405, SLG: 0.545 (1, 3)										3	1	1	0	1	0	1									
<b>Leo Cardenas, R</b> OBP: 0.363, SLG: 0.437 (1, 6)										4	0	1	0	1	0	5									
<b>Jimmie Coker, R</b> OBP: 0.279, SLG: 0.421 (7, PH)										1	0	0	0	2	0	1									
<b>Johnny Edwards, L</b> OBP: 0.347, SLG: 0.476 (7, 2)										1	1	0	0	1	1	3									
<b>Sammy Ellis, L</b> OBP: 0.157, SLG: 0.150 (9, PH)										4	0	1	1	0	2	3									
<b>Gordy Coleman, L</b> OBP: 0.364, SLG: 0.528 (9, PH)										0	0	0	0	0	0	0									
<b>Tony Perez, R</b> OBP: 0.310, SLG: 0.472 (9, PH)										1	1	1	3	0	0	0									
<b>Billy McCool, R</b> (9, 1)										0	0	0	0	0	0	0									
<b>Inning Stats</b>	R: 0 E: 0 K: 1 S: 6	H: 1 LOB: 1 BB: 0 P: 6	R: 0 E: 2 K: 1 S: 6	H: 0 LOB: 2 BB: 1 P: 10	R: 2 E: 0 K: 0 S: 5	H: 2 LOB: 0 BB: 0 P: 5	R: 0 E: 0 K: 1 S: 5	H: 0 LOB: 1 BB: 1 P: 9	R: 0 E: 0 K: 1 S: 5	H: 0 LOB: 0 BB: 0 P: 5	R: 1 E: 0 K: 1 S: 8	H: 3 LOB: 3 BB: 1 P: 12	R: 1 E: 1 K: 1 S: 7	H: 1 LOB: 3 BB: 2 P: 15	R: 0 E: 1 K: 2 S: 8	H: 0 LOB: 2 BB: 1 P: 12	R: 3 E: 0 K: 0 S: 5	H: 2 LOB: 1 BB: 1 P: 9	1B: 6 2B: 1 3B: 0 HR: 2	SF: 0 SAC: 0 DP: 0 HBP: 0	WP: 1 PB: 0 SB: 0 CS: 0	PA: 46			
<b>PITCHER</b>	IP	WLS	BF	H	R	ER	SO	BB	IBB	HBP	BLK	WP	HR	S	P	ERA	WHIP								
<b>Denny Lemaster, L</b> ERA: 4.89	(1, 1)	5.2	27	6	3	3	5	2	1	0	0	0	1	34	46	4.76	1.412								
<b>Bob Sadowski, R</b> ERA: 5.09	(6, 1)	1.1	8	1	1	0	1	1	1	0	0	1	0	8	16	0.00	1.500								
<b>Dan Osinski, R</b> ERA: 3.0	(8, 1)	1.2	L 9	1	2	2	2	1	1	0	0	0	0	11	19	10.80	1.200								
<b>Billy O'Dell, L</b> ERA: 2.11	(9, 1)	0.1	2	1	1	1	0	0	0	0	0	0	1	2	2	27.00	3.000								

AB	38
R	7
H	9
RBI	6
BB	7
SO	8
LOB	24



Batter	1	2	3	4	5	6	7	8	9	AB	R	H	RBI	BB	SO	LOB	BOTTOM								
<b>Felipe Alou, R</b> OBP: 0.339, SLG: 0.499 (1, 7)										4	1	1	0	0	0	1	<b>Cincinnati Reds @ Milwaukee Braves</b> Milwaukee County Stadium, Milwaukee, WI Wed Aug 25 1965, 8:05 PM EDT Alt: 7,773 - Unknown - 68 F								
<b>Mack Jones, L</b> OBP: 0.319, SLG: 0.534 (1, 8)										4	1	2	3	0	1	0									
<b>Hank Aaron, R</b> OBP: 0.390, SLG: 0.577 (1, 9)										4	1	1	0	0	1	1									
<b>Eddie Mathews, L</b> OBP: 0.357, SLG: 0.505 (1, 5)										4	0	2	1	0	1	0									
<b>Joe Torre, R</b> OBP: 0.379, SLG: 0.510 (1, 3)										3	0	0	0	1	0	2									
<b>Gene Oliver, R</b> OBP: 0.341, SLG: 0.498 (1, 2)										4	0	1	0	0	1	2									
<b>Frank Bolling, R</b> OBP: 0.293, SLG: 0.352 (1, 4)										4	0	0	0	0	1	2									
<b>Denis Menke, R</b> OBP: 0.314, SLG: 0.411 (1, 6)										3	1	0	0	1	2	0									
<b>Denny Lemaster, R</b> OBP: 0.154, SLG: 0.135 (6, 1)										2	0	0	0	0	1	1									
<b>Bob Sadowski, R</b> OBP: 0.136, SLG: 0.095 (7, PH)										0	0	0	0	0	0	0									
<b>Don Dillard, L</b> OBP: 0.167, SLG: 0.417 (8, 1)										1	0	0	0	0	1	0									
<b>Dan Osinski, R</b> OBP: 0.250, SLG: 0.250 (9, 1)										0	0	0	0	0	0	0									
<b>Billy O'Dell, S</b> OBP: 0.200, SLG: 0.211 (9, 1)										0	0	0	0	0	0	0									
<b>Inning Stats</b>	R: 0 E: 0 K: 2 S: 7	H: 0 LOB: 0 BB: 0 P: 7	R: 0 E: 0 K: 0 S: 4	H: 1 LOB: 1 BB: 0 P: 4	R: 1 E: 0 K: 1 S: 6	H: 1 LOB: 1 BB: 1 P: 10	R: 0 E: 0 K: 1 S: 5	H: 0 LOB: 1 BB: 1 P: 9	R: 2 E: 0 K: 1 S: 7	H: 2 LOB: 0 BB: 0 P: 7	R: 0 E: 0 K: 0 S: 3	H: 1 LOB: 0 BB: 0 P: 3	R: 0 E: 0 K: 1 S: 5	H: 0 LOB: 0 BB: 0 P: 5	R: 1 E: 0 K: 0 S: 5	H: 2 LOB: 1 BB: 0 P: 5	R: 0 E: 0 K: 3 S: 9	H: 0 LOB: 0 BB: 0 P: 9	1B: 5 2B: 1 3B: 0 HR: 1	SF: 0 SAC: 0 DP: 1 HBP: 0	WP: 1 PB: 0 SB: 1 CS: 0	PA: 35			
<b>PITCHER</b>	IP	WLS	BF	H	R	ER	SO	BB	IBB	HBP	BLK	WP	HR	S	P	ERA	WHIP								
<b>Sammy Ellis, R</b> ERA: 3.48	(1, 1)	8.0	W 32	7	4	4	6	2	0	0	0	0	1	42	50	4.50	1.125								
<b>Billy McCool, L</b> ERA: 4.24	(9, 1)	1.0	S 3	0	0	0	3	0	0	0	0	0	0	9	9	0.00	0.000								



Batter	1	2	3	4	5	6	7	8	9	AB	R	H	RBI	BB	SO	LOB	TOP			
Tommy Harper, R (1, 7) OBP: 0.356, SLG: 0.418	F9		1-3		6-3		F8		K	5	0	0	0	0	1	0	<b>Cincinnati Reds @ Milwaukee Braves</b> Milwaukee County Stadium, Milwaukee, WI Thu Aug 26 1965, 8:05 PM EDT Alt: 8,266 - Unknown - 72 F			
Pete Rose, S (1, 4) OBP: 0.390, SLG: 0.469	P6		K		2B		4-3		1B	5	0	2	0	0	1	0				
Vada Pinson, L (1, 8) OBP: 0.336, SLG: 0.472	K		4-3		F9		F8		4-3	5	0	0	0	0	1	2				
Gordy Coleman, L (1, 3) OBP: 0.373, SLG: 0.545										3	2	3	1	1	0	0				
Marty Keough, L (8, PR) OBP: 0.214, SLG: 0.132										0	0	0	0	0	0	0				
Frank Robinson, R (1, 9) OBP: 0.371, SLG: 0.519										3	0	0	0	1	2	2				
Deron Johnson, R (1, 5) OBP: 0.336, SLG: 0.514										4	1	2	2	0	0	2				
Johnny Edwards, L (1, 2) OBP: 0.349, SLG: 0.478										3	0	1	0	1	1	2				
Leo Cardenas, R (1, 6) OBP: 0.364, SLG: 0.438										3	0	1	0	1	1	3				
Joe Nuxhall, L (1, 1) OBP: 0.263, SLG: 0.250										1	0	0	0	0	0	1				
Ted Davidson, R (4, 1)										3	0	0	0	0	2	3				
<b>Inning Stats</b>	R: 0 E: 0 K: 1 S: 5	H: 0 LOB: 0 BB: 0 P: 5	R: 2 E: 0 K: 2 S: 10	H: 3 LOB: 1 BB: 0 P: 10	R: 0 E: 0 K: 1 S: 5	H: 0 LOB: 0 BB: 0 P: 5	R: 1 E: 0 K: 2 S: 9	H: 2 LOB: 1 BB: 0 P: 9	R: 0 E: 0 K: 1 S: 6	H: 1 LOB: 3 BB: 2 P: 6	R: 0 E: 0 K: 0 S: 3	H: 0 LOB: 0 BB: 0 P: 3	R: 0 E: 0 K: 0 S: 3	H: 1 LOB: 2 BB: 2 P: 11	R: 0 E: 0 K: 2 S: 8	H: 1 LOB: 1 BB: 0 P: 8	1B: 4 2B: 3 3B: 0 HR: 2	SF: 0 SAC: 0 DP: 1 HBP: 0	WP: 0 PB: 0 SB: 0 CS: 0	PA: 39
<b>PITCHER</b>	IP WLS BF H R ER SO BB IBB HBP BLK WP HR S P ERA WHIP																			
Tony Cloninger, R (1, 1) ERA: 3.59	7.0 L 30 7 3 3 7 2 0 0 0 0 2 42 50 3.86 1.286																			
Dan Osinski, R (8, 1) ERA: 2.91	2.0 9 2 0 0 2 1 1 0 0 0 0 11 19 0.00 1.500																			

AB	35
R	3
H	9
RBI	3
BB	4
SO	9
LOB	15



Batter	1	2	3	4	5	6	7	8	9	AB	R	H	RBI	BB	SO	LOB	BOTTOM					
Felipe Alou, R (1, 7) OBP: 0.336, SLG: 0.495	P3									4	0	0	0	0	2	2	<b>Cincinnati Reds @ Milwaukee Braves</b> Milwaukee County Stadium, Milwaukee, WI Thu Aug 26 1965, 8:05 PM EDT Alt: 8,266 - Unknown - 72 F					
Mack Jones, L (1, 8) OBP: 0.318, SLG: 0.529	F8									3	0	0	0	1	2	0						
Hank Aaron, R (1, 9) OBP: 0.391, SLG: 0.575										3	0	1	0	1	0	0						
Gene Oliver, R (1, 2) OBP: 0.337, SLG: 0.492	F7									4	0	0	0	0	1	3						
Joe Torre, R (1, 3) OBP: 0.380, SLG: 0.516										3	1	1	1	1	1	0						
Eddie Mathews, L (1, 5) OBP: 0.356, SLG: 0.501										3	0	0	0	1	0	1						
Frank Bolling, R (1, 4) OBP: 0.295, SLG: 0.354										4	0	2	0	0	0	1						
Woody Woodward, R (1, 6) OBP: 0.268, SLG: 0.223										1	0	0	0	0	0	2						
Miguel de la Hoz, R (4, PH) OBP: 0.316, SLG: 0.349										3	0	0	0	0	0	2						
Tony Cloninger, R (1, 1) OBP: 0.141, SLG: 0.212										2	0	0	0	0	0	2						
Billy Cowan, R (7, PH) OBP: 0.202, SLG: 0.307										1	0	0	0	0	0	0						
Dan Osinski, R (8, 1) OBP: 0.250, SLG: 0.250										0	0	0	0	0	0	0						
<b>Inning Stats</b>	R: 0 E: 0 K: 0 S: 4	H: 1 LOB: 1 BB: 0 P: 4	R: 1 E: 0 K: 1 S: 7	H: 2 LOB: 2 BB: 1 P: 11	R: 0 E: 0 K: 2 S: 7	H: 0 LOB: 0 BB: 0 P: 7	R: 0 E: 0 K: 0 S: 3	H: 0 LOB: 1 BB: 1 P: 7	R: 0 E: 0 K: 0 S: 3	H: 0 LOB: 2 BB: 2 P: 11	R: 0 E: 0 K: 0 S: 4	H: 1 LOB: 1 BB: 0 P: 4	R: 0 E: 0 K: 2 S: 7	H: 0 LOB: 0 BB: 0 P: 7	R: 0 E: 0 K: 1 S: 5	H: 0 LOB: 0 BB: 0 P: 5	R: 0 E: 0 K: 0 S: 3	H: 0 LOB: 0 BB: 0 P: 3	1B: 3 2B: 0 3B: 0 HR: 1	SF: 0 SAC: 0 DP: 0 HBP: 0	WP: 0 PB: 0 SB: 0 CS: 0	PA: 35
<b>PITCHER</b>	IP WLS BF H R ER SO BB IBB HBP BLK WP HR S P ERA WHIP																					
Joe Nuxhall, L (1, 1) ERA: 3.36	3.0 14 1 0 0 3 2 0 0 0 0 0 25 33 0.00 0.500																					
Ted Davidson, L (4, 1) ERA: 2.04	6.0 W 21 1 0 0 3 2 0 0 0 0 0 0 25 33 0.00 0.500																					



Batter	1	2	3	4	5	6	7	8	9	AB	R	H	RBI	BB	SO	LOB	TOP										
Don Landrum, L (1.8) OBP: 0.324, SLG: 0.371	4-3		K				F7			3	1	0	0	1	1	1	<b>Chicago Cubs @ Milwaukee Braves</b> Milwaukee County Stadium, Milwaukee, WI Fri Aug 27 1965, 8:05 PM EDT Att: 20,723 - Cloudy - 70 F										
Joey Amalfitano, R (1.4) OBP: 0.372, SLG: 0.359	F3							6-3		3	1	1	1	0	0	0											
Billy Williams, L (1.9) OBP: 0.356, SLG: 0.512	K							F8		4	1	1	4	0	2	1											
Ron Santo, R (1.5) OBP: 0.380, SLG: 0.505		1-3								3	0	0	0	0	1	0											
14 Ernie Banks, R (1.3) OBP: 0.332, SLG: 0.447	K									4	0	0	0	0	1	1											
Ed Bailey, L (1.2) OBP: 0.385, SLG: 0.382										3	0	2	0	1	0	0											
Jimmy Stewart, S (1.7) OBP: 0.330, SLG: 0.316										4	1	2	0	0	0	1											
Don Kessinger, S (1.6) OBP: 0.254, SLG: 0.229										3	1	0	0	0	0	3											
Bob Buhl, R (1.1) OBP: 0.103, SLG: 0.062										2	0	0	0	0	1	2											
Ted Abernathy, R (8.1) OBP: 0.143, SLG: 0.077										0	0	0	0	0	0	0											
<b>Inning Stats</b>	R: 0 E: 0 K: 1 S: 5	H: 0 LOB: 0 BB: 0 P: 5	R: 0 E: 0 K: 1 S: 5	H: 1 LOB: 0 BB: 0 P: 5	R: 0 E: 0 K: 1 S: 6	H: 1 LOB: 1 BB: 0 P: 6	R: 0 E: 0 K: 1 S: 5	H: 1 LOB: 1 BB: 0 P: 6	R: 5 E: 0 K: 1 S: 8	H: 3 LOB: 0 BB: 1 P: 13	R: 0 E: 0 K: 0 S: 3	H: 0 LOB: 0 BB: 0 P: 3	R: 0 E: 0 K: 0 S: 3	H: 0 LOB: 0 BB: 0 P: 3	R: 0 E: 0 K: 1 S: 2	H: 0 LOB: 0 BB: 1 P: 6	1B: 4 2B: 2 3B: 0 HR: 1	SF: 0 SAC: 1 DP: 2 HBP: 2	WP: 0 PB: 0 SB: 0 CS: 2	PA: 35							
<b>PITCHER</b>	IP	WLS	BF	H	R	ER	SO	BB	IBB	HBP	BLK	WP	HR	S	P	ERA	WHIP										
Ken Johnson, R (1.1) ERA: 3.45	6.0	L	25	6	5	5	5	1	0	2	0	0	1	32	38	7.50	1.167										
Hank Fischer, R (7.1) ERA: 4.15	2.0		6	0	0	0	1	0	0	0	0	0	0	8	8	0.00	0.000										
Dan Osinski, R (9.1) ERA: 2.86	1.0		3	0	0	0	0	1	0	0	0	0	0	2	6	0.00	1.000										

AB	29
R	5
H	6
RBI	5
BB	2
SO	6
LOB	9



Batter	1	2	3	4	5	6	7	8	9	AB	R	H	RBI	BB	SO	LOB	BOTTOM										
Mack Jones, L (1.8) OBP: 0.318, SLG: 0.534	3-1		G6-3							4	1	1	1	0	0	1	<b>Chicago Cubs @ Milwaukee Braves</b> Milwaukee County Stadium, Milwaukee, WI Fri Aug 27 1965, 8:05 PM EDT Att: 20,723 - Cloudy - 70 F										
Eddie Mathews, L (1.5) OBP: 0.355, SLG: 0.499	P4		4-3							4	0	1	0	0	0	0											
Hank Aaron, R (1.9) OBP: 0.388, SLG: 0.570	6-3									4	0	0	0	0	0	1											
Jesse Gonder, L (1.2) OBP: 0.315, SLG: 0.419		4-3								4	0	1	0	0	0	0											
Joe Torre, R (1.3) OBP: 0.377, SLG: 0.511		K								4	0	0	0	0	1	1											
Ty Cline, L (1.7) OBP: 0.259, SLG: 0.260										4	0	1	0	0	2	0											
Frank Bolling, R (1.4) OBP: 0.297, SLG: 0.356										3	0	2	0	0	0	0											
Woody Woodward, R (1.6) OBP: 0.207, SLG: 0.222										1	0	0	0	0	0	2											
Miguel de la Hoz, R (5. PH) OBP: 0.319, SLG: 0.352										2	1	1	0	0	0	1											
Ken Johnson, R (1.1) OBP: 0.134, SLG: 0.164										1	0	1	0	0	0	0											
Billy Cowan, R (6. PH) OBP: 0.201, SLG: 0.305										1	0	0	0	0	1	0											
Hank Fischer, R (7.1) OBP: 0.130, SLG: 0.130										0	0	0	0	0	0	0											
Felipe Alou, R (8. PH) OBP: 0.337, SLG: 0.502										1	1	1	2	0	0	0											
Dan Osinski, R (9.1) OBP: 0.250, SLG: 0.250										0	0	0	0	0	0	0											
<b>Inning Stats</b>	R: 0 E: 0 K: 0 S: 3	H: 0 LOB: 0 BB: 0 P: 3	R: 0 E: 0 K: 1 S: 7	H: 2 LOB: 2 BB: 0 P: 7	R: 0 E: 0 K: 0 S: 3	H: 1 LOB: 0 BB: 0 P: 3	R: 0 E: 0 K: 0 S: 3	H: 1 LOB: 0 BB: 0 P: 3	R: 0 E: 0 K: 1 S: 6	H: 1 LOB: 1 BB: 0 P: 6	R: 0 E: 0 K: 1 S: 5	H: 0 LOB: 0 BB: 0 P: 5	R: 0 E: 0 K: 0 S: 6	H: 3 LOB: 3 BB: 0 P: 6	R: 0 E: 0 K: 1 S: 5	H: 0 LOB: 0 BB: 0 P: 5	1B: 7 2B: 0 3B: 0 HR: 2	SF: 0 SAC: 0 DP: 3 HBP: 0	WP: 0 PB: 0 SB: 0 CS: 0	PA: 33							
<b>PITCHER</b>	IP	WLS	BF	H	R	ER	SO	BB	IBB	HBP	BLK	WP	HR	S	P	ERA	WHIP										
Bob Buhl, R (1.1) ERA: 4.24	7.1	W	28	9	3	3	3	0	0	0	0	0	0	34	34	3.68	1.227										
Ted Abernathy, R (8.1) ERA: 2.2	1.2	S	5	0	0	0	1	0	0	0	0	0	0	7	7	0.00	0.000										

AB	33
R	3
H	9
RBI	3
BB	0
SO	4
LOB	6





Batter	1	2	3	4	5	6	7	8	9	AB	R	H	RBI	BB	SO	LOB	TOP								
Don Landrum, L (1.8) OBP: 0.321, SLG: 0.366	P6		F2		F8		FC5-4 1B		G4-6-3 1B	5	0	2	0	0	0	0	<b>Chicago Cubs @ Milwaukee Braves</b> Milwaukee County Stadium, Milwaukee, WI Sun Aug 29 1965, 8:05 PM EDT Att: 13,062 - Cloudy - 70 F								
Joey Amalfitano, R (1.4) OBP: 0.375, SLG: 0.333	1-3		5-3			5-3	FC5-4 1-2		G4-6-3 1-2	5	0	0	0	0	0	2									
Billy Williams, L (1.9) OBP: 0.363, SLG: 0.525	F9		HR			HR	BB	1B 14 HR	HR	2	4	1	1	3	0	0									
Ron Santo, R (1.5) OBP: 0.387, SLG: 0.520		14 E BB				HR		14 HR BB	HR	4	4	4	4	1	0	0									
14 Ernie Banks, R (1.3) OBP: 0.332, SLG: 0.457	FC6 E				F2		HR	14 HR 1B	5-3	5	2	2	4	0	0	1									
Jimmy Stewart, S (1.7) OBP: 0.322, SLG: 0.309	E4 BB				F7		6-3	HR		4	0	0	0	0	0	1									
Vic Roznovsky, L (1.2) OBP: 0.307, SLG: 0.328	K				F9		3-1		4-3	4	0	0	0	0	1	2									
Don Kessinger, S (1.6) OBP: 0.254, SLG: 0.227					6-3		6-3			3	0	1	0	1	0	0									
Bill Faul, R (1.1) OBP: 0.091, SLG: 0.095	G4-6-3 1-2				P3		K	K		4	0	0	0	0	2	4									
<b>Inning Stats</b>	R: 0 E: 0 K: 0 S: 3	H: 0 LOB: 0 BB: 0 P: 3	R: 1 E: 2 K: 1 S: 6	H: 0 LOB: 2 BB: 2 P: 14	R: 1 E: 0 K: 0 S: 4	H: 2 LOB: 1 BB: 0 P: 4	R: 0 E: 0 K: 0 S: 3	H: 0 LOB: 0 BB: 0 P: 3	R: 0 E: 0 K: 0 S: 5	H: 0 LOB: 0 BB: 0 P: 3	R: 3 E: 0 K: 0 S: 5	H: 2 LOB: 0 BB: 1 P: 9	R: 0 E: 0 K: 1 S: 6	H: 1 LOB: 1 BB: 0 P: 6	R: 3 E: 0 K: 1 S: 8	H: 3 LOB: 1 BB: 1 P: 12	R: 2 E: 0 K: 0 S: 4	H: 2 LOB: 0 BB: 1 P: 8	1B: 5 2B: 0 3B: 0 HR: 5	SF: 0 SAC: 0 DP: 2 HBP: 0	WP: 0 PB: 0 SB: 0 CS: 0	PA: 41			
<b>PITCHER</b>	IP	WLS	BF	H	R	ER	SO	BB	IBB	HBP	BLK	WP	HR	S	P	ERA	WHIP								
Hank Fischer, R (1.1) ERA: 4.43	5.1	L	23	4	5	5	1	3	0	0	0	0	3	22	34	8.44	1.312								
Phil Niekro, R (6.1) ERA: 3.53	0.2		2	0	0	0	0	0	0	0	0	0	0	2	2	0.00	0.000								
Bob Sadowski, R (7.1) ERA: 4.88	1.0		4	1	0	0	1	0	0	0	0	0	0	6	6	0.00	1.000								
Dan Osinski, R (8.1) ERA: 3.22	1.0		7	3	3	3	1	1	0	0	0	0	1	8	12	27.00	4.000								
Clay Carroll, R (9.1) ERA: 4.55	1.0		5	2	2	2	0	1	0	0	0	0	1	4	8	18.00	3.000								

AB	36
R	10
H	10
RBI	9
BB	5
SO	3
LOB	10



Batter	1	2	3	4	5	6	7	8	9	AB	R	H	RBI	BB	SO	LOB	BOTTOM								
Felipe Alou, R (1.7) OBP: 0.336, SLG: 0.497	L7		P4			P6		G4-6-3 1B		4	0	1	0	0	0	0	<b>Chicago Cubs @ Milwaukee Braves</b> Milwaukee County Stadium, Milwaukee, WI Sun Aug 29 1965, 8:05 PM EDT Att: 13,062 - Cloudy - 70 F								
Mack Jones, L (1.8) OBP: 0.316, SLG: 0.531	4-3			K		1B		G4-6-3 1-2		4	1	1	0	0	1	1									
Hank Aaron, R (1.9) OBP: 0.389, SLG: 0.568	E6 1B			K		2B				4	0	2	1	0	2	0									
Eddie Mathews, L (1.5) OBP: 0.352, SLG: 0.491	4-3			K		1B				4	0	0	0	0	0	2									
Joe Torre, R (1.3) OBP: 0.377, SLG: 0.508					F7		L5		F9	4	0	1	0	0	0	0									
Gene Oliver, R (1.2) OBP: 0.336, SLG: 0.487						P6				2	0	0	0	1	1	1									
Frank Bolling, R (1.4) OBP: 0.300, SLG: 0.365										3	1	2	1	0	0	0									
Woody Woodward, R (1.6) OBP: 0.203, SLG: 0.218										2	0	0	0	0	0	0									
Jesseonder, L (7, PH) OBP: 0.154, SLG: 0.167										1	0	0	0	0	0	2									
Dan Osinski, R (8.1) OBP: 0.250, SLG: 0.250										0	0	0	0	0	0	0									
Clay Carroll, R (9.1) OBP: 0.312, SLG: 0.346										0	0	0	0	0	0	0									
Hank Fischer, R (1.1) OBP: 0.125, SLG: 0.125										1	0	0	0	0	1	0									
Phil Niekro, R (6.1) OBP: 0.157, SLG: 0.167										0	0	0	0	0	0	0									
Don Dillard, L (6, PH) OBP: 0.154, SLG: 0.385										1	0	0	0	0	0	0									
Bob Sadowski, R (7.1) OBP: 0.130, SLG: 0.091										0	0	0	0	0	0	0									
Miguel de la Hoz, R (8.6) OBP: 0.312, SLG: 0.346										1	0	0	0	0	0	0									
<b>Inning Stats</b>	R: 0 E: 1 K: 0 S: 4	H: 1 LOB: 1 BB: 0 P: 4	R: 0 E: 0 K: 1 S: 5	H: 1 LOB: 0 BB: 0 P: 5	R: 0 E: 0 K: 1 S: 5	H: 0 LOB: 0 BB: 0 P: 5	R: 0 E: 0 K: 2 S: 7	H: 0 LOB: 0 BB: 0 P: 7	R: 1 E: 0 K: 0 S: 4	H: 1 LOB: 0 BB: 0 P: 4	R: 1 E: 0 K: 0 S: 5	H: 2 LOB: 1 BB: 0 P: 5	R: 0 E: 0 K: 0 S: 3	H: 1 LOB: 1 BB: 1 P: 7	R: 0 E: 0 K: 0 S: 3	H: 1 LOB: 0 BB: 0 P: 3	R: 0 E: 0 K: 1 S: 5	H: 0 LOB: 0 BB: 0 P: 5	1B: 5 2B: 2 3B: 0 HR: 1	SF: 0 SAC: 0 DP: 3 HBP: 0	WP: 0 PB: 0 SB: 0 CS: 1	PA: 32			
<b>PITCHER</b>	IP	WLS	BF	H	R	ER	SO	BB	IBB	HBP	BLK	WP	HR	S	P	ERA	WHIP								
Bill Faul, R (1.1) ERA: 3.13	9.0	W	32	7	2	2	5	1	0	0	0	0	1	41	45	2.00	0.889								

AB	31
R	2
H	7
RBI	2
BB	1
SO	5
LOB	6





Batter	1	2	3	4	5	6	7	8	9	AB R H RBI BB SO LOB	TOP									
<b>Felipe Alou, R</b> OBP: 0.337, SLG: 0.495 (1, 7)	4-0 1B BB	0-3 K			0-0 FC6-4 1B		0-3 K		0-0 F9	4 0 1 0 1 2 1	<b>Milwaukee Braves @ Cincinnati Reds</b> Crosley Field, Cincinnati, OH Tue Aug 31 1965, 7:05 PM EDT Att: 19,645 - Unknown - 73 F									
<b>Mack Jones, L</b> OBP: 0.315, SLG: 0.527 (1, 8)	0-0 BB 1B		0-0 F2		0-0 FC6-4 1B 2B		0-3 K		0-3 K	5 1 1 0 0 2 1										
<b>Hank Aaron, R</b> OBP: 0.390, SLG: 0.574 (1, 9)	0-0 F2		0-0 HR		0-0 1-3 2B 1B		0-0 5-3			4 1 2 1 0 0 2										
<b>Eddie Mathews, L</b> OBP: 0.353, SLG: 0.497 (1, 5)	4-0 1-2 BB		0-3 K		0-3 K			0-0 HR		3 1 1 1 1 2 2										
<b>Joe Torre, R</b> OBP: 0.378, SLG: 0.510 (1, 3)	0-3 K		0-0 F9		0-0 1-3 2B			0-0 G4-6-3 1B		4 0 2 1 0 1 3										
<b>Gene Oliver, R</b> OBP: 0.335, SLG: 0.494 (1, 2)	0-0 4-3			0-0 HR		0-0 4-3		0-0 G4-6-3 1B		4 1 1 1 0 0 4										
<b>Frank Bolling, R</b> OBP: 0.299, SLG: 0.364 (1, 4)		0-0 FC1-6 1B		0-0 F6		0-0 F9		0-0 6-3		4 0 1 0 0 0 0										
<b>Woody Woodward, R</b> OBP: 0.209, SLG: 0.243 (1, 6)		0-0 FC1-6 FC4-6 1-2		0-0 F8		0-0 3B		0-0 WP 3B		4 1 2 0 0 0 1										
<b>Tony Cloninger, R</b> OBP: 0.136, SLG: 0.205 <b>Bob Sadowski, R</b> OBP: 0.125, SLG: 0.087 (6, 1)		0-0 FC4-6 1-2		0-0 6-3		0-3 K		0-3 K 3H		3 0 0 0 0 1 2 1 0 0 0 0 1 0										
<b>Inning Stats</b>	R: 0 E: 0 K: 1 S: 6	H: 1 LOB: 3 BB: 2 P: 14	R: 0 E: 0 K: 1 S: 6	H: 1 LOB: 0 BB: 0 P: 6	R: 1 E: 0 K: 1 S: 6	H: 1 LOB: 0 BB: 0 P: 6	R: 1 E: 0 K: 0 S: 4	H: 3 LOB: 2 BB: 0 P: 7	R: 0 E: 0 K: 1 S: 6	H: 1 LOB: 1 BB: 0 P: 6	R: 0 E: 0 K: 2 S: 7	H: 0 LOB: 0 BB: 0 P: 7	R: 1 E: 0 K: 0 S: 4	H: 2 LOB: 0 BB: 0 P: 4	R: 1 E: 0 K: 2 S: 8	H: 1 LOB: 0 BB: 0 P: 8	1B: 5 2B: 1 3B: 2 HR: 3	SF: 0 SAC: 0 DP: 1 HBP: 0	WP: 1 PB: 0 CS: 0	PA: 38
<b>PITCHER</b>	IP WLS BF H R ER SO BB IBB HBP BLK WP HR S P ERA WHIP											<b>PITCHER</b>	IP WLS BF H R ER SO BB IBB HBP BLK WP HR S P ERA WHIP							
<b>Joey Jay, R</b> ERA: 4.36 <b>Ted Davidson, L</b> ERA: 1.75 <b>Roger Craig, R</b> ERA: 3.68 <b>Billy McCool, L</b> ERA: 4.26	(1, 1) (5, 1) (8, 1) (9, 1)	4.1 2.2 1.0 1.0	L 9 2 4	21 2 2 1	6 2 2 1	3 0 1 1	3 4 1 2	2 0 0 0	0 0 0 0	0 0 0 0	0 0 0 1	2 17 4 8	33 17 4 8	6.23 0.00 9.00 9.00	1.846 0.750 2.000 1.000					

AB	36
R	5
H	11
RBI	4
BB	2
SO	9
LOB	16



Batter	1	2	3	4	5	6	7	8	9	AB R H RBI BB SO LOB	BOTTOM											
<b>Tommy Harper, R</b> OBP: 0.356, SLG: 0.432 (1, 7)	0-0 2B 2B			0-0 G3			0-3 K		0-0 5-3	5 1 2 0 0 1 2	<b>Milwaukee Braves @ Cincinnati Reds</b> Crosley Field, Cincinnati, OH Tue Aug 31 1965, 7:05 PM EDT Att: 19,645 - Unknown - 73 F											
<b>Pete Rose, S</b> OBP: 0.383, SLG: 0.460 (1, 4)	0-0 F7	0-0 4-3			0-0 4-3		0-3 K		0-3 K	5 0 0 0 0 2 3												
<b>Vada Pinson, L</b> OBP: 0.343, SLG: 0.488 (1, 8)	0-0 4-3 2H 2B		0-0 2B		0-0 4-3		0-0 F3		0-0 2B	5 0 3 1 0 0 1												
<b>Gordy Coleman, L</b> OBP: 0.372, SLG: 0.540 <b>Marty Keough, L</b> OBP: 0.205, SLG: 0.128 (8, PR) (9, 3)	0-0 4-3 2-3		0-0 5-3		0-0 F7			4-0 3B BB	0-0 F8	3 0 0 0 1 0 2 1 1 0 0 0 0 1												
<b>Deron Johnson, R</b> OBP: 0.339, SLG: 0.515 (1, 5)	4-0 BB BB		0-0 5-3			0-3 K		0-0 1H 1B 3B		3 1 1 1 1 1 1												
<b>Frank Robinson, R</b> OBP: 0.365, SLG: 0.511 (1, 9)	4-0 1-2 BB		0-0 5-3			0-0 FC6-4 1B		0-0 1-3		3 0 1 0 1 0 3												
<b>Johnny Edwards, L</b> OBP: 0.348, SLG: 0.468 (1, 2)	0-3 K			4-0 SH5-3 BB		0-0 F8		0-0 F3		3 0 0 0 1 1 6												
<b>Leo Cardenas, R</b> OBP: 0.357, SLG: 0.430 (1, 6)		0-0 F9		0-0 SH5-3		0-0 FC6-4			0-0 1B	3 0 1 1 0 0 1												
<b>Joey Jay, S</b> OBP: 0.264, SLG: 0.044 <b>Ted Davidson, R</b> OBP: 0.285, SLG: 0.479 <b>Art Shamsky, L</b> OBP: 0.183, SLG: 0.143 <b>Roger Craig, R</b> OBP: 0.265, SLG: 0.458 <b>Tony Perez, R</b> OBP: 0.200, SLG: 0.290 (1, 1) (5, 1) (7, PR) (8, 1) (8, PR) (9, 1)		0-3 K		0-3 K		4-0 BB		0-3 K		2 0 0 0 0 2 1 0 0 0 0 0 0 0 0 0 0 0 0 1 0 0 0 0 0 0 0 0 0 0 1 0 0 0 0 0 1 1 0 0 0 0 0 0 0 0												
<b>Inning Stats</b>	R: 1 E: 0 K: 1 S: 7	H: 2 LOB: 3 BB: 2 P: 15	R: 0 E: 0 K: 1 S: 6	H: 1 LOB: 1 BB: 0 P: 6	R: 0 E: 0 K: 0 S: 4	H: 1 LOB: 1 BB: 0 P: 4	R: 0 E: 0 K: 1 S: 5	H: 0 LOB: 1 BB: 1 P: 9	R: 0 E: 0 K: 0 S: 3	H: 0 LOB: 0 BB: 0 P: 3	R: 0 E: 0 K: 1 S: 6	H: 1 LOB: 1 BB: 0 P: 6	R: 0 E: 0 K: 2 S: 7	H: 1 LOB: 1 BB: 1 P: 11	R: 2 E: 0 K: 1 S: 7	H: 2 LOB: 1 BB: 1 P: 11	R: 0 E: 0 K: 1 S: 6	H: 1 LOB: 1 BB: 0 P: 6	1B: 2 2B: 5 3B: 1 HR: 0	SF: 0 SAC: 1 DP: 0 HBP: 0	WP: 0 PB: 0 CS: 0	PA: 40
<b>PITCHER</b>	IP WLS BF H R ER SO BB IBB HBP BLK WP HR S P ERA WHIP											<b>PITCHER</b>	IP WLS BF H R ER SO BB IBB HBP BLK WP HR S P ERA WHIP									
<b>Tony Cloninger, R</b> ERA: 3.54 <b>Bob Sadowski, R</b> ERA: 4.89	(1, 1) (6, 1)	5.1 3.2	W S	24 16	5 3	1 2	1 2	4 4	2 2	0 0	0 0	0 22	41 30	1.69 4.91	1.500 1.364							




Batter	1	2	3	4	5	6	7	8	9	AB	R	H	RBI	BB	SO	LOB	TOP								
<b>Felipe Alou, R</b> OBP: 0.333, SLG: 0.491 (1, 7)										4	1	0	1	0	2	2	<b>Milwaukee Braves @ Cincinnati Reds</b> Crosley Field, Cincinnati, OH Wed Sep 01 1965, 7:05 PM EDT Unknown								
<b>Mack Jones, L</b> OBP: 0.317, SLG: 0.533 (1, 8)										3	2	1	2	1	2	0									
<b>Hank Aaron, R</b> OBP: 0.391, SLG: 0.573 (1, 9)										4	0	2	2	0	2	0									
<b>Eddie Mathews, L</b> OBP: 0.352, SLG: 0.494 (1, 5)										4	0	1	1	0	1	2									
<b>Joe Torre, R</b> OBP: 0.375, SLG: 0.506 (1, 3)										4	0	0	0	0	1	2									
<b>Gene Oliver, R</b> OBP: 0.337, SLG: 0.495 (1, 2)										3	0	1	0	1	1	0									
<b>Frank Bolling, R</b> OBP: 0.300, SLG: 0.363 (1, 4)										3	1	1	0	0	0	2									
<b>Woody Woodward, R</b> OBP: 0.212, SLG: 0.246 (1, 6)										1	1	1	0	0	0	0									
<b>Rico Carley, R</b> OBP: 0.586, SLG: 0.510 (5, PH)										1	0	1	0	0	0	0									
<b>Sandy Alomar Sr., S</b> OBP: 0.262, SLG: 0.265 (5, PR)										2	1	0	0	0	2	1									
<b>Wade Blasingame, L</b> OBP: 0.211, SLG: 0.284 (3, 1)										1	0	0	0	0	0	2									
<b>Clay Carroll, R</b> OBP: 0.316, SLG: 0.495 (5, PH)										0	0	0	0	0	0	0									
<b>Jesse Gonder, L</b> OBP: 0.316, SLG: 0.495 (5, PR)										0	0	0	0	0	1	0									
<b>Billy Cowan, R</b> OBP: 0.316, SLG: 0.495 (5, PR)										0	0	0	0	0	0	0									
<b>Bob Sadowski, R</b> OBP: 0.316, SLG: 0.495 (5, 1)										2	0	0	0	0	2	0									
<b>Billy O'Dell, L</b> OBP: 0.200, SLG: 0.211 (9, 1)										0	0	0	0	0	0	0									
<b>Dan Osinski, R</b> OBP: 0.250, SLG: 0.250 (9, 1)										0	0	0	0	0	0	0									
<b>Inning Stats</b>	R: 0 E: 0 K: 3 S: 9	H: 0 LOB: 0 BB: 0 P: 9	R: 0 E: 0 K: 1 S: 5	H: 0 LOB: 0 BB: 0 P: 5	R: 3 E: 0 K: 0 S: 7	H: 4 LOB: 1 BB: 0 P: 7	R: 0 E: 0 K: 1 S: 5	H: 0 LOB: 0 BB: 0 P: 5	R: 3 E: 0 K: 1 S: 7	H: 2 LOB: 1 BB: 2 P: 15	R: 0 E: 0 K: 1 S: 5	H: 1 LOB: 1 BB: 0 P: 5	R: 0 E: 0 K: 2 S: 7	H: 0 LOB: 0 BB: 0 P: 7	R: 0 E: 0 K: 1 S: 6	H: 1 LOB: 2 BB: 1 P: 10	R: 0 E: 0 K: 3 S: 9	H: 0 LOB: 0 BB: 0 P: 9	1B: 6 2B: 2 3B: 0 HR: 1	SF: 1 SAC: 1 DP: 1 HBP: 0	WP: 0 PB: 0 SB: 1 CS: 0	PA: 37			
<b>PITCHER</b>	IP	WLS	BF	H	R	ER	SO	BB	IBB	HBP	BLK	WP	HR	S	P	ERA	WHIP								
<b>Sammy Ellis, R</b> ERA: 3.87 (1, 1)	4.1		21	6	6	6	5	2	0	0	0	0	1	29	37	12.46	1.846								
<b>Ted Davidson, L</b> ERA: 1.95 (5, 1)	2.2		8	1	0	0	4	0	0	0	0	0	0	16	16	0.00	0.375								
<b>Billy McCool, L</b> ERA: 4.15 (8, 1)	2.0	W	8	1	0	0	4	0	1	0	0	0	0	15	19	0.00	0.500								

AB	32
R	6
H	8
RBI	6
BB	3
SO	13
LOB	11



Batter	1	2	3	4	5	6	7	8	9	AB	R	H	RBI	BB	SO	LOB	BOTTOM								
<b>Tommy Harper, R</b> OBP: 0.355, SLG: 0.430 (1, 7)										5	0	1	1	0	0	2	<b>Milwaukee Braves @ Cincinnati Reds</b> Crosley Field, Cincinnati, OH Wed Sep 01 1965, 7:05 PM EDT Unknown								
<b>Pete Rose, S</b> OBP: 0.384, SLG: 0.458 (1, 4)										2	1	0	0	2	0	2									
<b>Vada Pinson, L</b> OBP: 0.341, SLG: 0.485 (1, 8)										4	1	0	0	0	0	1									
<b>Deron Johnson, R</b> OBP: 0.341, SLG: 0.527 (1, 5)										4	2	2	3	0	1	0									
<b>Frank Robinson, R</b> OBP: 0.369, SLG: 0.507 (1, 9)										3	0	0	0	1	2	0									
<b>Don Pavletich, R</b> OBP: 0.400, SLG: 0.537 (2, PH)										0	0	0	0	0	0	0									
<b>Jimmie Coker, R</b> OBP: 0.304, SLG: 0.412 (3, 2)										4	0	1	0	0	1	1									
<b>Tony Perez, R</b> OBP: 0.308, SLG: 0.470 (1, 3)										3	0	1	0	0	0	1									
<b>Marty Keough, L</b> OBP: 0.205, SLG: 0.125 (7, PR)										1	2	0	0	0	0	1									
<b>Leo Cardenas, R</b> OBP: 0.357, SLG: 0.428 (9, PH)										2	0	0	0	1	2	1									
<b>Gordy Coleman, L</b> OBP: 0.372, SLG: 0.540 (9, PH)										0	0	0	0	0	0	0									
<b>Lee May, R</b> (9, PH)										1	0	0	0	0	0	1									
<b>Sammy Ellis, L</b> OBP: 0.151, SLG: 0.145 (5, 1)										2	0	0	0	0	1	2									
<b>Art Shamsky, L</b> OBP: 0.363, SLG: 0.486 (7, PH)										1	0	1	1	0	0	0									
<b>Billy McCool, R</b> OBP: 0.050, SLG: 0.050 (8, 1)										0	0	0	0	0	0	0									
<b>Tommy Helms, R</b> OBP: 0.500, SLG: 1.000 (9, PH)										1	1	1	1	0	0	0									
<b>Inning Stats</b>	R: 0 E: 0 K: 0 S: 2	H: 0 LOB: 1 BB: 1 P: 6	R: 1 E: 0 K: 1 S: 6	H: 1 LOB: 2 BB: 2 P: 14	R: 3 E: 1 K: 2 S: 9	H: 1 LOB: 0 BB: 1 P: 13	R: 0 E: 0 K: 1 S: 5	H: 0 LOB: 0 BB: 0 P: 5	R: 0 E: 0 K: 1 S: 5	H: 0 LOB: 0 BB: 0 P: 5	R: 1 E: 0 K: 1 S: 7	H: 2 LOB: 2 BB: 0 P: 7	R: 0 E: 0 K: 1 S: 5	H: 0 LOB: 0 BB: 0 P: 5	R: 2 E: 0 K: 0 S: 5	H: 3 LOB: 1 BB: 0 P: 5	1B: 3 2B: 1 3B: 1 HR: 2	SF: 0 SAC: 0 DP: 1 HBP: 0	WP: 2 PB: 0 SB: 0 CS: 0	PA: 37					
<b>PITCHER</b>	IP	WLS	BF	H	R	ER	SO	BB	IBB	HBP	BLK	WP	HR	S	P	ERA	WHIP								
<b>Wade Blasingame, L</b> ERA: 3.54 (3, 1)	1.2		6	1	1	0	3	0	0	0	0	0	1	12	12	0.00	0.600								
<b>Clay Carroll, R</b> ERA: 4.88 (5, 1)	4.1		16	3	2	2	3	0	0	0	0	0	0	22	22	4.15	0.692								
<b>Bob Sadowski, R</b> ERA: 4.85 (9, 1)	0.1	L	2	1	0	0	0	0	0	0	0	0	0	2	2	0.00	3.000								
<b>Billy O'Dell, L</b> ERA: 2.24 (9, 1)	0.0		1	1	1	1	0	0	0	0	0	0	0	1	1	∞	∞								

AB	33
R	7
H	7
RBI	6
BB	4
SO	7
LOB	12



Batter	1	2	3	4	5	6	7	8	9	AB	R	H	RBI	BB	SO	LOB	TOP					
Felipe Alou, R OBP: 0.331, SLG: 0.487 (1, 7)	F6		K			F9		G6-4-3		4	0	0	0	0	1	2						
Mack Jones, L OBP: 0.316, SLG: 0.532 (1, 8)	K			K		K			K	1	0	0	0	0	1	0						
Ty Cline, L OBP: 0.255, SLG: 0.256 (1, 8)	K			K		K			K	3	0	0	0	0	3	0						
Hank Aaron, R OBP: 0.390, SLG: 0.573 (1, 9)	2B			4-3		K			B1-3	4	0	1	0	0	1	0						
Eddie Mathews, L OBP: 0.351, SLG: 0.492 (1, 5)	K			K			F9		1B	4	0	1	0	0	2	1						
Joe Torre, R OBP: 0.372, SLG: 0.501 (1, 3)		6-3				F4			1-3	4	0	0	0	0	0	1						
Gene Oliver, R OBP: 0.337, SLG: 0.492 (1, 2)	F3				1B BB		K			2	0	0	0	1	1	0						
Frank Bolling, R OBP: 0.302, SLG: 0.365 (1, 4)	F8					1-2 1B			1B 1B	3	0	2	0	0	0	0						
Woody Woodward, R OBP: 0.211, SLG: 0.245 (1, 6)			K			F8			F9	1	0	0	0	0	1	0						
Jesse Gonder, L OBP: 0.314, SLG: 0.402 (5, PH)										1	0	0	0	0	0	2						
Miguel de la Hoz, R OBP: 0.310, SLG: 0.344 (5, 6)										1	0	0	0	0	0	1						
Denny Lemaster, R OBP: 0.199, SLG: 0.132 (4, 1)										1	0	0	0	0	1	0						
Phil Niekro, R OBP: 0.187, SLG: 0.167 (4, 1)										0	0	0	0	0	0	0						
Frank Thomas, R OBP: 0.263, SLG: 0.353 (5, PH)										1	0	0	0	0	1	2						
Dan Osinski, R OBP: 0.261, SLG: 0.299 (5, 1)										0	0	0	0	0	0	0						
Rico Carty, R OBP: 0.252, SLG: 0.292 (8, PH)										1	0	1	0	0	0	0						
Sandy Alomar Sr., S OBP: 0.252, SLG: 0.292 (8, PH)										0	0	0	0	0	0	0						
Chi-Chi Olivo, R (8, 1)										0	0	0	0	0	0	0						
<b>Inning Stats</b>	R: 0 E: 0 K: 2 S: 8	H: 1 LOB: 1 BB: 0 P: 8	R: 0 E: 0 K: 0 S: 3	H: 0 LOB: 0 BB: 0 P: 3	R: 0 E: 0 K: 3 S: 9	H: 0 LOB: 0 BB: 0 P: 9	R: 0 E: 0 K: 2 S: 7	H: 0 LOB: 0 BB: 0 P: 7	R: 0 E: 0 K: 1 S: 6	H: 1 LOB: 2 BB: 1 P: 10	R: 0 E: 0 K: 2 S: 7	H: 0 LOB: 0 BB: 0 P: 7	R: 0 E: 0 K: 1 S: 5	H: 0 LOB: 0 BB: 0 P: 5	R: 0 E: 0 K: 0 S: 4	H: 2 LOB: 2 BB: 0 P: 4	R: 0 E: 0 K: 1 S: 6	H: 1 LOB: 1 BB: 0 P: 6	1B: 4 2B: 1 3B: 0 HR: 0	SF: 0 SAC: 0 DP: 1 HBP: 0	WP: 0 PB: 0 SB: 0 CS: 0	PA: 32
<b>PITCHER</b> Jim Maloney, R ERA: 2.59 (1, 1)	IP: 9.0 WLS: W BF: 32 H: 5 R: 0 ER: 0 SO: 12 BB: 1 IBB: 0 HBP: 0 BLK: 0 WP: 0 HR: 0 S: 55 P: 59 ERA: 0.00 WHIP: 0.667															<b>PITCHER</b>						

Milwaukee Braves @ Cincinnati Reds  
Crosley Field, Cincinnati, OH  
Wed Sep 01 1965, 7:05 PM EDT  
Att: 13,809 - Unknown

AB 31  
R 0  
H 5  
RBI 0  
BB 1  
SO 12  
LOB 9



Batter	1	2	3	4	5	6	7	8	9	AB	R	H	RBI	BB	SO	LOB	BOTTOM			
Tommy Harper, R OBP: 0.354, SLG: 0.427 (1, 7)	F4		1B SF7 BB		L8		6-3			3	1	0	0	1	0	0				
Pete Rose, S OBP: 0.383, SLG: 0.456 (1, 4)	6-3		1-3 1B		L8		F7			4	0	1	0	0	0	0				
Vada Pinson, L OBP: 0.342, SLG: 0.486 (1, 8)	PO 1B		SF7		E9		S 1B			3	0	2	1	0	0	0				
Deron Johnson, R OBP: 0.338, SLG: 0.523 (1, 5)	PO 1-2	F9	L8		K		K			4	0	0	0	0	2	3				
Frank Robinson, R OBP: 0.368, SLG: 0.505 (1, 9)		F9		BB G1-2-3 1B		F7		F6		4	0	1	0	0	0	0				
Tony Perez, R OBP: 0.311, SLG: 0.482 (1, 3)		HR		G1-2-3 1-2 BB		F6		F7		3	1	1	1	1	0	0				
Tommy Helms, R OBP: 0.750, SLG: 1.429 (1, 6)		2B		G1-2-3 1-2 2-3 BB		S 1B		3B		3	0	3	0	1	0	0				
Jimmie Coker, R OBP: 0.300, SLG: 0.389 (1, 2)		4-3		G1-2-3 1-2 2-3 3-HF		BB		K		3	0	0	0	1	1	5				
Jim Maloney, L OBP: 0.309, SLG: 0.329 (1, 1)			K		G3		L8			3	0	0	0	0	1	4				
<b>Inning Stats</b>	R: 0 E: 0 K: 0 S: 3	H: 1 LOB: 0 BB: 0 P: 3	R: 1 E: 0 K: 0 S: 5	H: 2 LOB: 1 BB: 0 P: 5	R: 1 E: 0 K: 1 S: 6	H: 1 LOB: 1 BB: 1 P: 10	R: 0 E: 0 K: 0 S: 3	H: 1 LOB: 2 BB: 2 P: 11	R: 0 E: 1 K: 1 S: 6	H: 0 LOB: 1 BB: 0 P: 6	R: 0 E: 0 K: 0 S: 4	H: 1 LOB: 2 BB: 1 P: 8	R: 0 E: 0 K: 1 S: 6	H: 1 LOB: 1 BB: 0 P: 6	R: 0 E: 0 K: 1 S: 6	H: 1 LOB: 1 BB: 0 P: 6	1B: 5 2B: 1 3B: 1 HR: 1	SF: 1 SAC: 0 DP: 1 HBP: 0	WP: 0 PB: 0 SB: 0 CS: 0	PA: 36
<b>PITCHER</b> Denny Lemaster, L ERA: 4.92 (1, 1)	IP: 3.0 WLS: L BF: 16 H: 5 R: 2 ER: 2 SO: 2 BB: 3 IBB: 0 HBP: 0 BLK: 0 WP: 0 HR: 1 S: 15 P: 27 ERA: 6.00 WHIP: 2.667															<b>PITCHER</b>				
Phil Niekro, R ERA: 3.78 (4, 1)	1.0 2 0 0 0 0 0 0 0 0 0 0 2 2 0.00 0.000																			
Dan Osinski, R ERA: 3.09 (5, 1)	3.0 13 2 0 0 2 1 0 0 0 0 0 16 20 0.00 1.000																			
Chi-Chi Olivo, R ERA: 1.8 (8, 1)	1.0 4 1 0 0 1 0 0 0 0 0 0 6 6 0.00 1.000																			

Milwaukee Braves @ Cincinnati Reds  
Crosley Field, Cincinnati, OH  
Wed Sep 01 1965, 7:05 PM EDT  
Att: 13,809 - Unknown

AB 30  
R 2  
H 8  
RBI 2  
BB 4  
SO 4  
LOB 12



Batter	1	2	3	4	5	6	7	8	9	10	11	AB	R	H	RBI	BB	SO	LOB	TOP			
<b>Felipe Alou, R</b> OBP: 0.331, SLG: 0.483 (1, 8) (6, 3)	F3		BB 1B	F8		G5-4-3 BB			K		F6	4	1	0	0	2	1	2				
<b>Rico Carty, R</b> OBP: 0.369, SLG: 0.507 (1, 7)	4-3		BB 1B	FC5 BB		G5-4-3 1-2r			F8			4	1	1	0	1	0	1				
<b>Hank Aaron, R</b> OBP: 0.388, SLG: 0.571 (1, 9)	1B 2B		F7	FC5				K			6-3	5	1	1	0	0	1	4				
<b>Joe Torre, R</b> OBP: 0.372, SLG: 0.499 (1, 2)	1B		1B BB					K			F7	4	0	1	1	1	1	0				
<b>Gene Oliver, R</b> OBP: 0.337, SLG: 0.491 <b>Mack Jones, L</b> OBP: 0.315, SLG: 0.529 (6, 8)	6-3		1B					6-3			K	3	0	1	2	0	0	1				
<b>Eddie Mathews, L</b> OBP: 0.353, SLG: 0.492 (1, 5)			K						F5		SH SF8 1B	4	1	2	0	1	1	2				
<b>Frank Bolling, R</b> OBP: 0.301, SLG: 0.364 (1, 4)	F4		F9	FC6-4 1B				F4			SH SF8	4	0	1	0	0	0	3				
<b>Denis Menke, R</b> OBP: 0.310, SLG: 0.449 <b>Woody Woodward, R</b> OBP: 0.340, SLG: 0.540 <b>Frank Thomas, R</b> OBP: 0.330, SLG: 0.530 <b>Billy Costello, R</b> OBP: 0.299, SLG: 0.299 <b>Phil Niekro, R</b> OBP: 0.299, SLG: 0.303 <b>Phil Niekro, R</b> OBP: 0.167, SLG: 0.167 (1, 5) (7, 5) (8, PH) (8, 6) (11, PH) (11, 1)	K		FC3-6 BB	FC6-4 1-2r				6-3			F3	2	0	0	0	1	1	3				
<b>Hank Fischer, R</b> OBP: 0.107, SLG: 0.107 <b>Miguel de la Hoz, R</b> OBP: 0.308, SLG: 0.344 (1, 1) (11, PH) (11, 6)	K		FC3-6 FC5 BB	F6				5-3			SF8	4	0	0	0	0	1	2				
<b>Inning Stats</b>	R: 1 E: 0 K: 0 S: 5	H: 2 LOB: 1 BB: 0 P: 5	R: 0 E: 0 K: 2 S: 7	H: 0 LOB: 1 BB: 1 P: 11	R: 2 E: 0 K: 1 S: 7	H: 2 LOB: 2 BB: 2 P: 15	R: 0 E: 0 K: 0 S: 3	H: 0 LOB: 2 BB: 2 P: 11	R: 0 E: 0 K: 2 S: 7	H: 0 LOB: 0 BB: 0 P: 7	R: 0 E: 0 K: 0 S: 3	H: 0 LOB: 0 BB: 0 P: 3	R: 0 E: 0 K: 1 S: 5	H: 0 LOB: 0 BB: 0 P: 5	R: 0 E: 0 K: 1 S: 5	H: 0 LOB: 0 BB: 0 P: 5	R: 1 E: 1 K: 0 S: 5	H: 1 LOB: 1 BB: 0 P: 5	1B: 6 2B: 1 3B: 0 HR: 0	SF: 1 SAC: 1 DP: 1 HBP: 0	WP: 0 PB: 0 SB: 0 CS: 0	PA: 46
<b>PITCHER</b>	IP 3.0	WLS 7	BF 17	H 4	R 3	ER 3	SO 3	BB 4	IBB 0	HBP 0	BLK 0	WP 0	HR 0	S 19	P 35	ERA 9.00	WHIP 2.667					
<b>Gerry Arrigo, L</b> ERA: 6.48 (1, 1)																						
<b>Darrell Osteen, R</b> ERA: (4, 1)	2.0	9	2	0	0	0	0	1	0	0	0	0	0	8	12	0.00	1.500					
<b>Roger Craig, R</b> ERA: 3.54 (6, 1)	2.0	6	0	0	0	2	1	0	0	0	0	0	0	9	13	0.00	0.500					
<b>Ted Davidson, L</b> ERA: 1.54 (8, 1)	4.0	L	14	1	1	0	2	0	0	0	0	0	0	18	18	0.00	0.250					

Milwaukee Braves @ Cincinnati Reds  
Crosley Field, Cincinnati, OH  
Thu Sep 02 1965, 7:05 PM EDT  
Att: 11,049 - Unknown

AB 38  
R 4  
H 7  
RBI 4  
BB 6  
SO 7  
LOB 20



Batter	1	2	3	4	5	6	7	8	9	10	11	AB	R	H	RBI	BB	SO	LOB	BOTTOM					
<b>Tommy Harper, R</b> OBP: 0.353, SLG: 0.424 (1, 7)	K			K	G1 1-2 2-3 3-H				6-3		SH5-4 BB	4	0	0	1	1	2	4						
<b>Pete Rose, S</b> OBP: 0.362, SLG: 0.454 (1, 4)	3-1			BB	F7				4-3		SH5-4 1-2	3	0	0	0	1	0	4						
<b>Vada Pinson, L</b> OBP: 0.341, SLG: 0.482 (1, 8)	F7			F5					F8		4-3	4	0	0	0	1	0	1						
<b>Gordy Coleman, L</b> OBP: 0.365, SLG: 0.530 (1, 3)				5-3					3-1		F3	5	0	0	0	0	0	3						
<b>Deron Johnson, R</b> OBP: 0.337, SLG: 0.520 (1, 5)				F2	1B BB 1B				6-3		F8	5	1	1	0	0	1	2						
<b>Frank Robinson, R</b> OBP: 0.370, SLG: 0.511 (1, 9)				K	BB G1 1B				HR		FC1-6 BB	4	2	2	1	1	1	0						
<b>Johnny Edwards, L</b> OBP: 0.345, SLG: 0.463 (1, 2)				K	F7				6-3 1B		FC1-6 1-2r	5	0	1	0	0	1	3						
<b>Tommy Helms, R</b> OBP: 0.615, SLG: 1.000 (1, 6)				F8	G1 BB 1B				6-3 1B		F6	5	0	2	0	0	0	1						
<b>Gerry Arrigo, L</b> OBP: 0.210, SLG: 0.417 <b>Darrell Osteen, R</b> OBP: 0.370, SLG: 0.486 <b>Art Shamsky, L</b> OBP: 0.228, SLG: 0.143 <b>Roger Craig, R</b> OBP: 0.228, SLG: 0.143 <b>Lee May, R</b> OBP: 0.128, SLG: 0.143 <b>Ted Davidson, R</b> OBP: 0.128, SLG: 0.143 (1, 1) (4, 1) (8, PH) (8, 1) (7, PH) (8, 1)				5-3	1-2 2-3 3-H				F5		K	1	0	0	0	0	0	0						
<b>Inning Stats</b>	R: 0 E: 0 K: 1 S: 5	H: 0 LOB: 0 BB: 0 P: 5	R: 0 E: 0 K: 1 S: 5	H: 0 LOB: 0 BB: 0 P: 5	R: 0 E: 0 K: 1 S: 5	H: 0 LOB: 1 BB: 1 P: 9	R: 2 E: 0 K: 0 S: 6	H: 3 LOB: 2 BB: 0 P: 6	R: 0 E: 0 K: 0 S: 3	H: 0 LOB: 0 BB: 0 P: 3	R: 1 E: 0 K: 0 S: 6	H: 3 LOB: 2 BB: 0 P: 6	R: 0 E: 0 K: 0 S: 3	H: 0 LOB: 0 BB: 0 P: 3	R: 0 E: 0 K: 1 S: 5	H: 0 LOB: 1 BB: 1 P: 9	R: 0 E: 0 K: 1 S: 5	H: 0 LOB: 2 BB: 2 P: 13	R: 0 E: 0 K: 0 S: 3	H: 0 LOB: 0 BB: 0 P: 3	1B: 5 2B: 0 3B: 0 HR: 1	SF: 0 SAC: 1 DP: 0 HBP: 0	WP: 0 PB: 0 SB: 0 CS: 0	PA: 44
<b>PITCHER</b>	IP 10.0	WLS W	BF 41	H 6	R 3	ER 3	SO 6	BB 4	IBB 1	HBP 0	BLK 0	WP 0	HR 1	S 48	P 68	ERA 2.70	WHIP 1.000							
<b>Hank Fischer, R</b> ERA: 4.24 (1, 1)																								
<b>Phil Niekro, R</b> ERA: 3.69 (11, 1)	1.0	S	3	0	0	0	0	0	0	0	0	0	0	3	3	0.00	0.000							

Milwaukee Braves @ Cincinnati Reds  
Crosley Field, Cincinnati, OH  
Thu Sep 02 1965, 7:05 PM EDT  
Att: 11,049 - Unknown

AB 38  
R 3  
H 6  
RBI 3  
BB 5  
SO 6  
LOB 21



Batter	1	2	3	4	5	6	7	8	9	AB	R	H	RBI	BB	SO	LOB	TOP					
Bob Bailey, R OBP: 0.324, SLG: 0.372 (1.5)										5	1	2	0	0	0	4	<b>Pittsburgh Pirates @ Milwaukee Braves</b> Milwaukee County Stadium, Milwaukee, WI Fri Sep 03 1965, 8:05 PM EDT Att: 5,349 - Unknown					
Bill Virdon, L OBP: 0.330, SLG: 0.385 (1.8)										4	0	1	0	0	0	1						
Roberto Clemente, R OBP: 0.380, SLG: 0.478 (1.9)										4	0	1	0	0	1	2						
Willie Stargell, L OBP: 0.322, SLG: 0.508 (1.7)										3	1	1	0	1	1	1						
Donn Clendenon, R OBP: 0.349, SLG: 0.478 (1.3)										3	1	1	1	0	1	1						
Bill Mazerowski, R OBP: 0.291, SLG: 0.342 (1.4)										4	0	1	1	0	1	2						
Gene Alley, R OBP: 0.303, SLG: 0.346 (1.6)										3	0	0	0	0	0	2						
Manny Mota, R OBP: 0.325, SLG: 0.400 (9, PH)										1	0	0	0	0	1	0						
Del Crandall, R OBP: 0.294, SLG: 0.273 (1.2)										3	0	0	1	0	0	2						
Jerry Lynch, L OBP: 0.339, SLG: 0.432 (9, PH)										1	0	0	0	0	1	0						
Jose Pagan, R OBP: 0.269, SLG: 0.252 (9, FR)										0	0	0	0	0	0	0						
Don Cardwell, R OBP: 0.239, SLG: 0.306 (1.1)										3	0	0	0	0	2	2						
Wilbur Wood, R (8, 1)										0	0	0	0	0	0	0						
Don Schwall, R (8, 1)										0	0	0	0	0	0	0						
Andre Rodgers, R OBP: 0.354, SLG: 0.403 (9, PH)										1	0	1	0	0	0	0						
<b>Inning Stats</b>	R: 1 E: 0 K: 1 S: 7	H: 2 LOB: 2 BB: 1 P: 11	R: 0 E: 0 K: 0 S: 3	H: 0 LOB: 0 BB: 0 P: 3	R: 0 E: 0 K: 1 S: 5	H: 0 LOB: 0 BB: 0 P: 5	R: 2 E: 0 K: 1 S: 9	H: 3 LOB: 2 BB: 0 P: 9	R: 0 E: 0 K: 0 S: 3	H: 0 LOB: 0 BB: 0 P: 3	R: 0 E: 0 K: 1 S: 5	H: 1 LOB: 0 BB: 0 P: 5	R: 0 E: 0 K: 0 S: 3	H: 0 LOB: 0 BB: 0 P: 3	R: 0 E: 0 K: 2 S: 5	H: 0 LOB: 2 BB: 0 P: 9	R: 0 E: 0 K: 2 S: 9	H: 1 LOB: 2 BB: 0 P: 9	1B: 8 2B: 0 3B: 0 HR: 0	SF: 1 SAC: 0 DP: 1 HBP: 0	WP: 1 PB: 0 SB: 1 CS: 0	PA: 37
<b>PITCHER</b>	IP WLS BF H R ER SO BB IBB HBP BLK WP HR S P ERA WHIP																					
Ken Johnson, R ERA: 3.45 (1, 1)	8.0 W 32 7 3 3 6 0 1 0 0 0 0 0 43 47 3.38 0.875																					
Phil Niekro, R ERA: 3.64 (9, 1)	0.2 4 1 0 0 2 0 0 0 0 0 1 0 8 8 0.00 1.500																					
Dan Osinski, R ERA: 3.07 (9, 1)	0.1 S 1 0 0 0 0 0 0 0 0 0 0 0 1 1 0.00 0.000																					

AB	35
R	3
H	8
RBI	3
BB	1
SO	8
LOB	17



Batter	1	2	3	4	5	6	7	8	9	AB	R	H	RBI	BB	SO	LOB	BOTTOM					
Rico Carty, R OBP: 0.357, SLG: 0.502 (1.7)										4	0	1	0	0	0	0	<b>Pittsburgh Pirates @ Milwaukee Braves</b> Milwaukee County Stadium, Milwaukee, WI Fri Sep 03 1965, 8:05 PM EDT Att: 5,349 - Unknown					
Billy Cowan, R OBP: 0.200, SLG: 0.303 (8, FR)										0	1	0	0	0	0	0						
Mack Jones, L OBP: 0.312, SLG: 0.524 (1.8)										4	1	0	0	0	1	1						
Hank Aaron, R OBP: 0.391, SLG: 0.573 (1.9)										3	0	2	1	1	0	0						
Eddie Mathews, L OBP: 0.353, SLG: 0.492 (1.5)										4	1	1	0	0	1	3						
Joe Torre, R OBP: 0.369, SLG: 0.494 (1, 3)										4	0	0	0	0	1	4						
Jesse Gonder, L OBP: 0.307, SLG: 0.392 (1.2)										3	0	0	0	0	0	1						
Phil Niekro, R OBP: 0.167, SLG: 0.167 (9, 1)										0	0	0	0	0	0	0						
Dan Osinski, R OBP: 0.250, SLG: 0.250 (9, 1)										0	0	0	0	0	0	0						
Frank Bolling, R OBP: 0.302, SLG: 0.366 (1.4)										3	0	1	1	0	1	0						
Woody Woodward, R OBP: 0.214, SLG: 0.252 (1, 6)										2	0	1	0	0	0	1						
Gene Oliver, P OBP: 0.336, SLG: 0.489 (7, PH)										1	0	0	0	0	0	0						
Sandy Alomar Sr., S OBP: 0.262, SLG: 0.265 (8, 6)										0	0	0	0	0	0	0						
Ken Johnson, R OBP: 0.130, SLG: 0.159 (1, 1)										2	0	0	0	0	0	1						
Felipe Alou, R OBP: 0.332, SLG: 0.484 (8, PH)										1	1	1	0	0	0	0						
<b>Inning Stats</b>	R: 1 E: 1 K: 2 S: 9	H: 1 LOB: 1 BB: 0 P: 9	R: 0 E: 0 K: 0 S: 4	H: 1 LOB: 1 BB: 0 P: 4	R: 0 E: 0 K: 0 S: 3	H: 0 LOB: 0 BB: 0 P: 3	R: 1 E: 0 K: 0 S: 5	H: 2 LOB: 1 BB: 0 P: 5	R: 0 E: 0 K: 1 S: 5	H: 0 LOB: 0 BB: 0 P: 5	R: 0 E: 0 K: 0 S: 3	H: 1 LOB: 0 BB: 0 P: 3	R: 0 E: 0 K: 1 S: 5	H: 0 LOB: 0 BB: 0 P: 5	R: 2 E: 2 K: 0 S: 5	H: 2 LOB: 2 BB: 1 P: 9	R: 2 E: 2 K: 0 S: 5	H: 2 LOB: 2 BB: 1 P: 9	1B: 3 2B: 4 3B: 0 HR: 0	SF: 0 SAC: 0 DP: 2 HBP: 0	WP: 0 PB: 0 SB: 0 CS: 0	PA: 32
<b>PITCHER</b>	IP WLS BF H R ER SO BB IBB HBP BLK WP HR S P ERA WHIP																					
Don Cardwell, R ERA: 3.3 (1, 1)	7.0 L 28 7 4 1 4 0 1 0 0 0 0 0 2 6 0.00 0.000																					
Wilbur Wood, L ERA: 2.44 (8, 1)	0.1 3 0 0 0 0 0 0 1 0 0 0 0 2 6 0.00 0.000																					
Don Schwall, R ERA: 3.06 (8, 1)	0.2 1 0 0 0 0 0 0 0 0 0 0 0 1 1 0.00 0.000																					



Batter	1	2	3	4	5	6	7	8	9	AB	R	H	RBI	BB	SO	LOB	TOP
Bob Bailey, R OBP: 0.327, SLG: 0.375										4	1	3	0	0	0	2	<b>Pittsburgh Pirates @ Milwaukee Braves</b> <b>Milwaukee County Stadium, Milwaukee, WI</b> Sat Sep 04 1965, 4:33 AM EDT Alt. 2,471 - Overcast
Bill Virdon, L OBP: 0.327, SLG: 0.383										3	0	0	0	0	0	4	
Ozzie Virgil, R OBP: 0.333, SLG: 0.419										1	0	0	0	0	0	2	
Don Schwalt, R										0	0	0	0	0	0	0	
Roberto Clemente, R OBP: 0.389, SLG: 0.475										3	0	0	1	0	0	5	
Willie Stargell, L OBP: 0.321, SLG: 0.505										4	1	1	0	0	1	0	
Donn Clendenon, R OBP: 0.352, SLG: 0.484										4	1	3	0	0	0	0	
Bill Mazerowski, R OBP: 0.293, SLG: 0.343										4	0	2	1	0	0	2	
Jim Pagliaroni, R OBP: 0.348, SLG: 0.437										4	0	1	0	0	1	4	
Gene Alley, R OBP: 0.305, SLG: 0.348										3	0	2	1	0	1	1	
Bob Friend, R Wilbur Wood, R Jose Pagan, R Roy Face, R Andre Rodgers, R Frank Carpin, L Manny Mota, R										0	0	0	0	0	0	0	
<b>Inning Stats</b>	R: 1 E: 0 K: 1 S: 6	H: 1 LOB: 0 BB: 0 P: 6	R: 0 E: 0 K: 1 S: 6	H: 1 LOB: 1 BB: 0 P: 6	R: 0 E: 0 K: 0 S: 4	H: 2 LOB: 1 BB: 0 P: 4	R: 1 E: 0 K: 0 S: 6	H: 3 LOB: 2 BB: 0 P: 6	R: 0 E: 0 K: 1 S: 3	H: 1 LOB: 1 BB: 0 P: 6	R: 0 E: 0 K: 0 S: 4	H: 1 LOB: 2 BB: 1 P: 8	R: 1 E: 0 K: 0 S: 4	H: 3 LOB: 2 BB: 0 P: 4			
<b>PITCHER</b>	IP WLS BF H R ER SO BB IBB HBP BLK WP HR S P ERA WHIP																
Tony Cloninger, R ERA: 3.53	(1, 1) 6.0 W 27 10 2 2 3 1 0 0 0 1 1 0 32 36 3.00 1.833																
Billy O'Dell, L ERA: 2.29	(7, 1) 1.1 S 7 3 1 1 0 0 0 0 0 0 0 0 0 7 7 6.75 2.250																

AB 32  
R 3  
H 13  
RBI 3  
BB 1  
SO 3  
LOB 22



WP: 1 PA: 34  
SB: 0  
CS: 0

Batter	1	2	3	4	5	6	7	8	9	AB	R	H	RBI	BB	SO	LOB	BOTTOM
Rico Carty, R OBP: 0.360, SLG: 0.505										1	1	1	0	0	0	0	<b>Pittsburgh Pirates @ Milwaukee Braves</b> <b>Milwaukee County Stadium, Milwaukee, WI</b> Sat Sep 04 1965, 4:33 AM EDT Alt. 2,471 - Overcast
Billy Cowan, R OBP: 0.208, SLG: 0.315										3	2	2	0	0	0	0	
Mack Jones, L OBP: 0.313, SLG: 0.531										4	2	2	2	0	2	1	
Hank Aaron, R OBP: 0.392, SLG: 0.573										4	1	2	2	0	0	0	
Eddie Mathews, L OBP: 0.351, SLG: 0.489										3	0	0	0	0	1	3	
Joe Torre, R OBP: 0.371, SLG: 0.496										3	1	2	1	0	0	0	
Felipe Alou, R OBP: 0.334, SLG: 0.491										3	1	2	3	0	1	1	
Frank Bolling, R OBP: 0.300, SLG: 0.365										2	0	0	0	0	0	1	
Woody Woodward, R OBP: 0.211, SLG: 0.249										3	0	0	0	0	2	1	
Tony Cloninger, R ERA: 3.42	(1, 1) 0.1 L 5 4 4 4 0 0 0 0 0 0 0 1 10 10 5.40 0.600																
Wilbur Wood, L ERA: 2.54	(1, 1) 1.2 6 1 1 1 2 0 0 0 0 0 0 1 10 10 5.40 0.600																
Roy Face, R ERA: 4.82	(3, 1) 1.0 3 0 0 0 1 0 0 0 0 0 0 0 5 5 0.00 0.000																
Frank Carpin, L ERA: 3.18	(4, 1) 3.0 11 4 1 1 4 0 0 0 0 0 1 0 19 19 3.00 1.333																
Don Schwalt, R ERA: 3.29	(7, 1) 1.0 5 2 2 2 1 0 0 0 0 0 0 1 7 7 18.00 2.000																
<b>Inning Stats</b>	R: 5 E: 0 K: 1 S: 10	H: 5 LOB: 0 BB: 0 P: 10	R: 0 E: 0 K: 1 S: 5	H: 0 LOB: 0 BB: 0 P: 5	R: 0 E: 0 K: 1 S: 5	H: 0 LOB: 0 BB: 0 P: 5	R: 0 E: 0 K: 2 S: 8	H: 1 LOB: 1 BB: 0 P: 8	R: 1 E: 0 K: 1 S: 6	H: 2 LOB: 0 BB: 0 P: 6	R: 0 E: 0 K: 1 S: 5	H: 1 LOB: 0 BB: 0 P: 5	R: 2 E: 0 K: 1 S: 7	H: 2 LOB: 0 BB: 0 P: 7			
<b>PITCHER</b>	IP WLS BF H R ER SO BB IBB HBP BLK WP HR S P ERA WHIP																
Bob Friend, R ERA: 3.42	(1, 1) 0.1 L 5 4 4 4 0 0 0 0 0 0 0 1 10 10 5.40 0.600																
Wilbur Wood, L ERA: 2.54	(1, 1) 1.2 6 1 1 1 2 0 0 0 0 0 0 1 10 10 5.40 0.600																
Roy Face, R ERA: 4.82	(3, 1) 1.0 3 0 0 0 1 0 0 0 0 0 0 0 5 5 0.00 0.000																
Frank Carpin, L ERA: 3.18	(4, 1) 3.0 11 4 1 1 4 0 0 0 0 0 1 0 19 19 3.00 1.333																
Don Schwalt, R ERA: 3.29	(7, 1) 1.0 5 2 2 2 1 0 0 0 0 0 0 1 7 7 18.00 2.000																


AB 29  
R 8  
H 11  
RBI 8  
BB 0  
SO 8  
LOB 8



WP: 1 PA: 30  
SB: 0  
CS: 0

Batter	1	2	3	4	5	6	7	8	9	AB	R	H	RBI	BB	SO	LOB	TOP																
Bob Bailey, R OBP: 0.327, SLG: 0.375 (1, 5)										5	0	2	0	0	1	0	<b>Pittsburgh Pirates @ Milwaukee Braves</b> <b>Milwaukee County Stadium, Milwaukee, WI</b> Sun Sep 05 1965, 4:33 AM EDT Att: 20,409 - Unknown																
Bill Virdon, L OBP: 0.324, SLG: 0.379 (1, 8)										4	0	0	0	0	0	2																	
Roberto Clemente, R OBP: 0.380, SLG: 0.479 (1, 9)										4	1	3	0	0	0	0																	
Willie Stargell, L OBP: 0.319, SLG: 0.501 (1, 7)										4	0	0	0	0	2	3																	
Donn Clendenon, R OBP: 0.354, SLG: 0.488 (1, 3)										4	1	3	1	0	0	0																	
Bill Mazerowski, R OBP: 0.293, SLG: 0.342 (1, 4)										4	0	1	0	0	0	2																	
Jim Pagliaroni, R OBP: 0.347, SLG: 0.435 (1, 2)										4	0	1	1	0	1	3																	
Gene Alley, R OBP: 0.307, SLG: 0.348 (1, 6)										3	0	1	0	1	0	1																	
Tommie Sisk, R OBP: 0.136, SLG: 0.095 Wilbur Wood, R (9, 1)										4	0	0	0	0	2	4																	
Al McBean, R OBP: 0.231, SLG: 0.269 (9, 1)										0	0	0	0	0	0	0																	
<b>Inning Stats</b>	R: 0 E: 0 K: 0 S: 4	H: 2 LOB: 1 BB: 0 P: 4	R: 0 E: 0 K: 0 S: 5	H: 2 LOB: 2 BB: 0 P: 5	R: 0 E: 0 K: 1 S: 6	H: 1 LOB: 2 BB: 0 P: 6	R: 0 E: 0 K: 2 S: 8	H: 1 LOB: 1 BB: 1 P: 12	R: 0 E: 0 K: 1 S: 5	H: 0 LOB: 0 BB: 0 P: 5	R: 1 E: 0 K: 1 S: 7	H: 2 LOB: 1 BB: 0 P: 7	R: 0 E: 0 K: 1 S: 5	H: 1 LOB: 0 BB: 0 P: 5	R: 1 E: 0 K: 0 S: 5	H: 2 LOB: 1 BB: 0 P: 5	R: 0 E: 0 K: 0 S: 3	H: 0 LOB: 0 BB: 0 P: 3	1B: 9 2B: 2 3B: 0 HR: 0	SF: 0 SAC: 0 DP: 1 HBP: 0	WP: 0 PB: 0 SB: 2 CS: 1	PA: 37											
<b>PITCHER</b>	IP WLS BF H R ER SO BB IBB HBP BLK WP HR S P ERA WHIP																																
Bob Sadowski, R ERA: 4.59 Phil Niekro, R ERA: 3.67	(1, 1) (8, 1)	7.0 2.0	L 8	29 2	9 2	1 1	1 1	6 0	0 0	0 0	0 0	0 0	0 0	0 8	44 8	1.29 4.50	1.286 1.000																

AB	36
R	2
H	11
RBI	2
BB	1
SO	6
LOB	15



Batter	1	2	3	4	5	6	7	8	9	AB	R	H	RBI	BB	SO	LOB	BOTTOM																
Rico Carty, R OBP: 0.358, SLG: 0.500 Phil Niekro, R OBP: 0.167, SLG: 0.167 Don Dillard, L OBP: 0.143, SLG: 0.357 (1, 7) (8, 1) (9, PH)										4	0	1	0	0	0	0	<b>Pittsburgh Pirates @ Milwaukee Braves</b> <b>Milwaukee County Stadium, Milwaukee, WI</b> Sun Sep 05 1965, 4:33 AM EDT Att: 20,409 - Unknown																
Mack Jones, L OBP: 0.313, SLG: 0.528 (1, 8)										4	0	1	0	0	1	1																	
Hank Aaron, R OBP: 0.389, SLG: 0.568 (1, 9)										4	0	0	0	0	0	3																	
Eddie Mathews, L OBP: 0.352, SLG: 0.487 (1, 5)										2	0	0	0	2	0	0																	
Joe Torre, R OBP: 0.370, SLG: 0.493 Don Dillard, L OBP: 0.143, SLG: 0.357 (1, 2) (9, PH)										4	0	1	0	0	1	3																	
Felipe Alou, R OBP: 0.337, SLG: 0.493 (1, 3) (8, 7)										4	1	3	0	0	1	1																	
Frank Bolling, R OBP: 0.302, SLG: 0.365 (1, 4)										3	0	1	0	1	1	2																	
Woody Woodward, R OBP: 0.206, SLG: 0.247 Frank Thomas, R OBP: 0.338, SLG: 0.525 Sandy Alomar Sr., S OBP: 0.307, SLG: 0.285 Jesse Gonder, L OBP: 0.307, SLG: 0.392 Miguel de la Hoz, R OBP: 0.266, SLG: 0.341 Billy Cowan, R OBP: 0.208, SLG: 0.315 (1, 6) (7, PH) (8, 6) (9, PH) (9, PH) (9, PH)										2	0	0	0	0	1	3																	
Bob Sadowski, R OBP: 0.107, SLG: 0.074 Gene Oliver, R OBP: 0.337, SLG: 0.489 (1, 1) (7, PH) (8, 3)										2	0	0	0	0	1	1																	
<b>Inning Stats</b>	R: 0 E: 1 K: 0 S: 4	H: 1 LOB: 2 BB: 1 P: 8	R: 0 E: 0 K: 3 S: 10	H: 1 LOB: 0 BB: 0 P: 10	R: 0 E: 0 K: 1 S: 5	H: 0 LOB: 0 BB: 0 P: 5	R: 0 E: 0 K: 0 S: 4	H: 1 LOB: 2 BB: 1 P: 8	R: 0 E: 1 K: 0 S: 4	H: 1 LOB: 1 BB: 0 P: 4	R: 0 E: 0 K: 1 S: 6	H: 1 LOB: 1 BB: 0 P: 6	R: 0 E: 0 K: 1 S: 3	H: 0 LOB: 0 BB: 0 P: 3	R: 0 E: 0 K: 1 S: 5	H: 0 LOB: 1 BB: 1 P: 9		R: 0 E: 0 K: 0 S: 5	H: 3 LOB: 2 BB: 0 P: 5	1B: 8 2B: 0 3B: 0 HR: 0	SF: 0 SAC: 0 DP: 2 HBP: 0	WP: 0 PB: 0 SB: 1 CS: 0	PA: 37										
<b>PITCHER</b>	IP WLS BF H R ER SO BB IBB HBP BLK WP HR S P ERA WHIP																																
Tommie Sisk, R ERA: 4.34 Wilbur Wood, L ERA: 2.52 Al McBean, R ERA: 2.33	(1, 1) (9, 1) (9, 1)	8.0 0.1 0.2	W 1 S	34 1 2	7 0 1	1 0 0	6 0 0	2 0 0	2 0 0	0 0 0	0 0 0	0 0 0	0 1 2	43 1 2	55 1 2	1.12 0.00 0.00	1.125 0.000 1.500																

AB	34
R	1
H	8
RBI	1
BB	3
SO	6
LOB	18







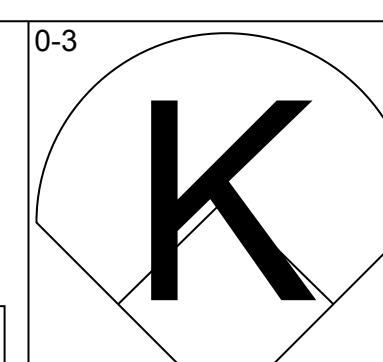
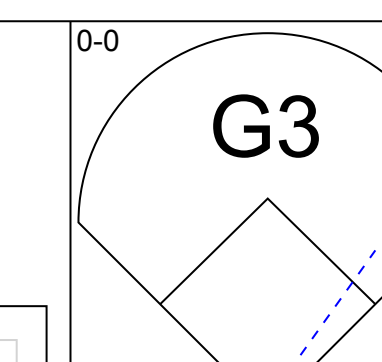
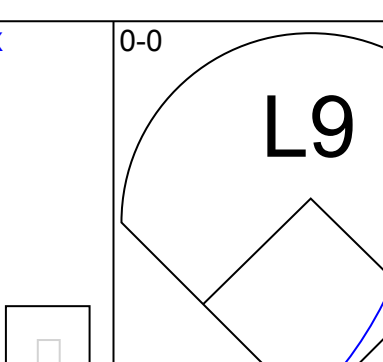
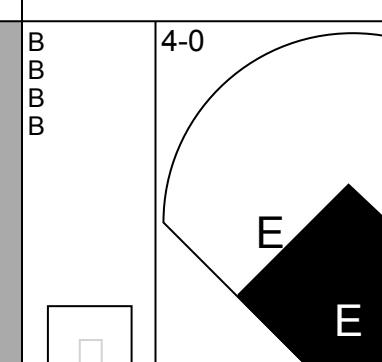
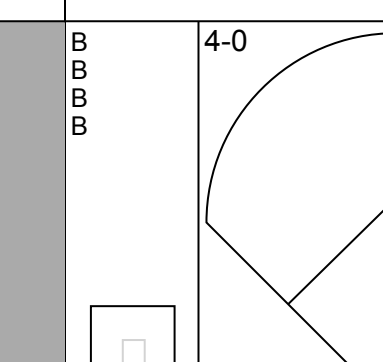
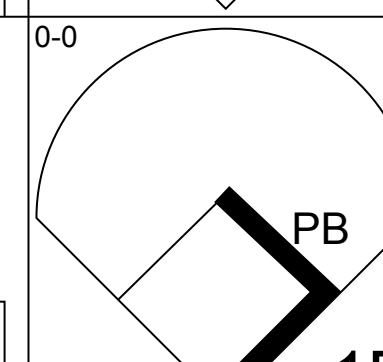
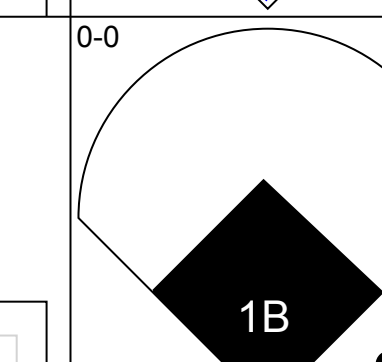
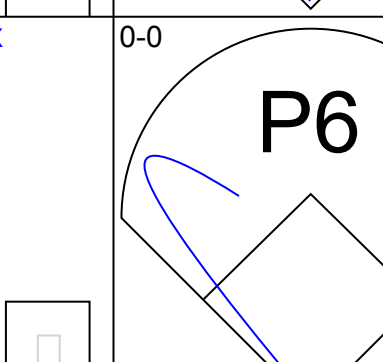
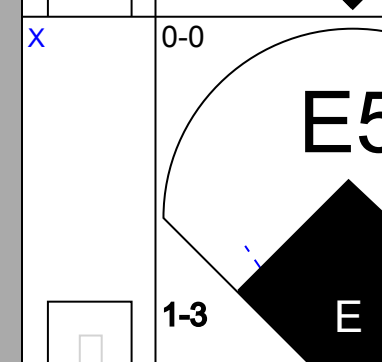
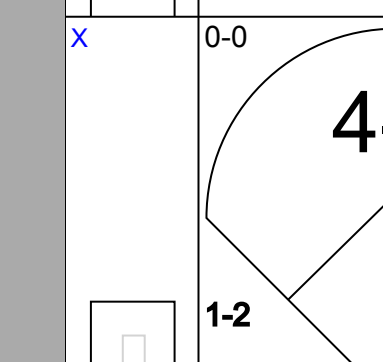
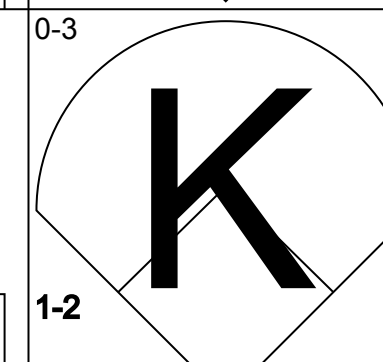
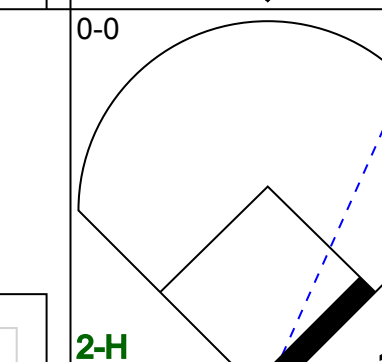
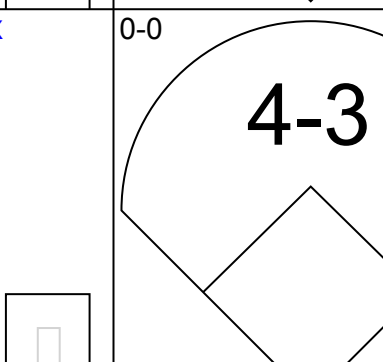
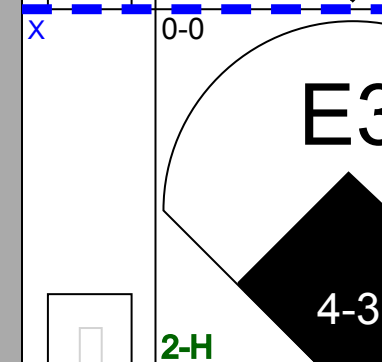
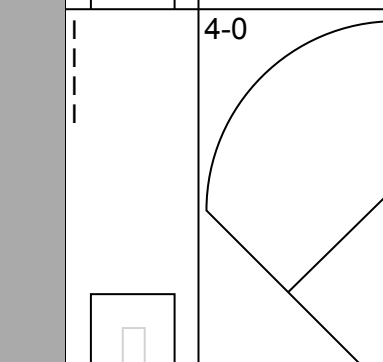
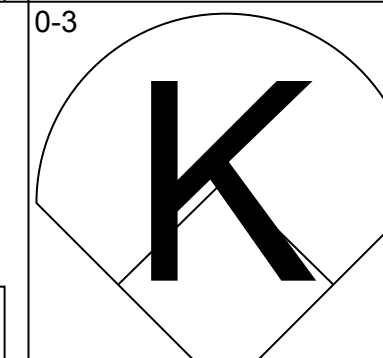
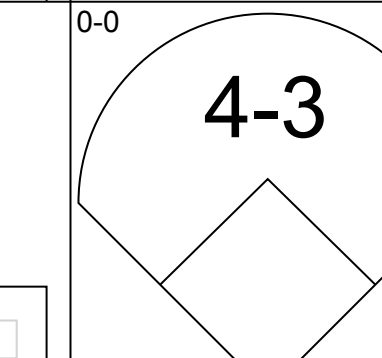

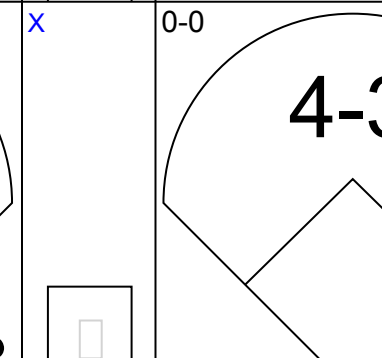
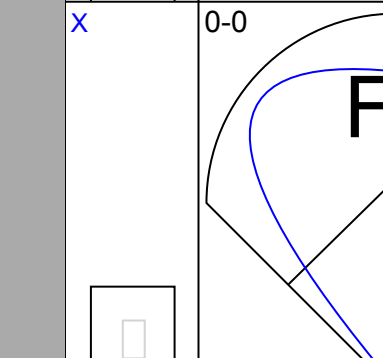
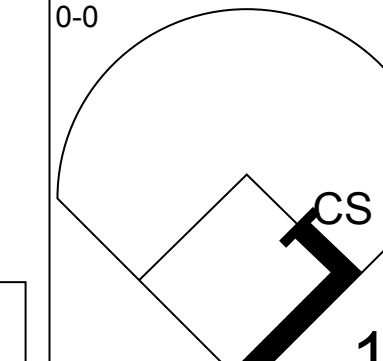
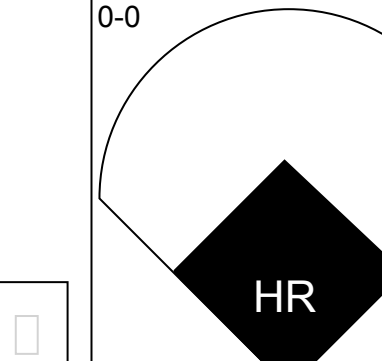
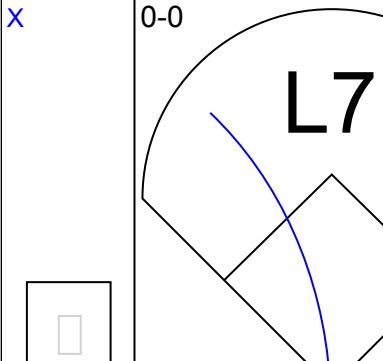
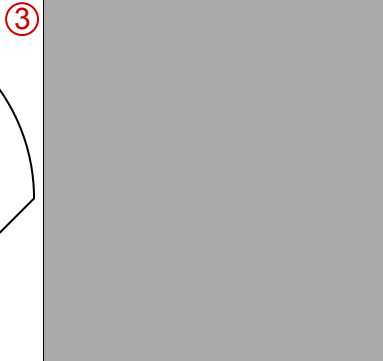
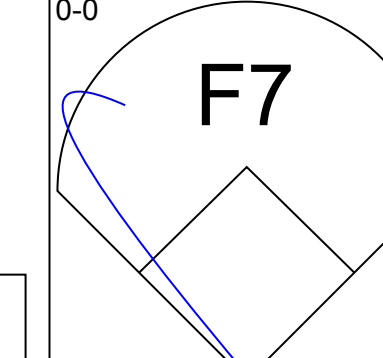
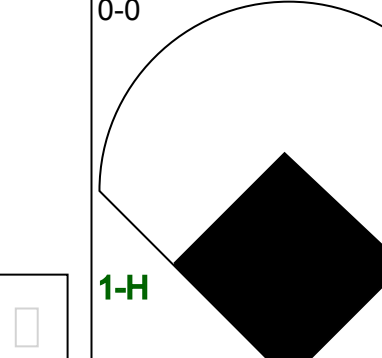
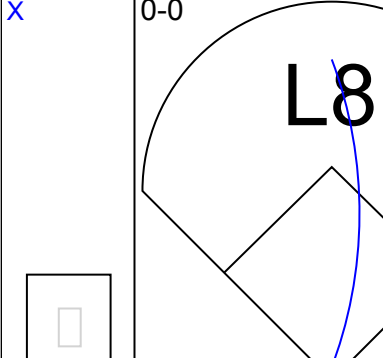
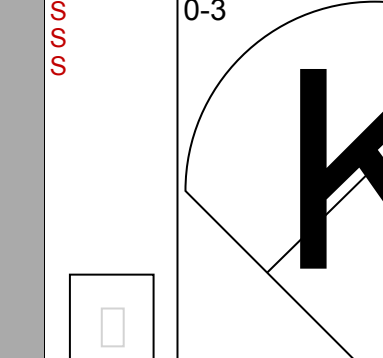
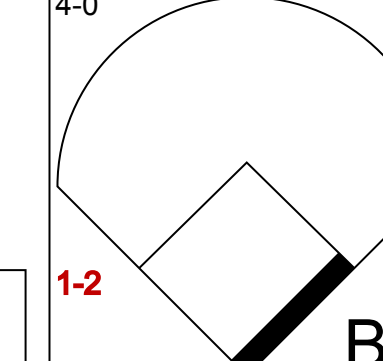
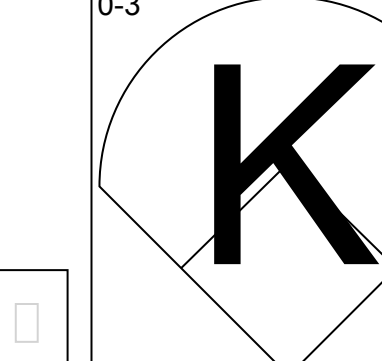
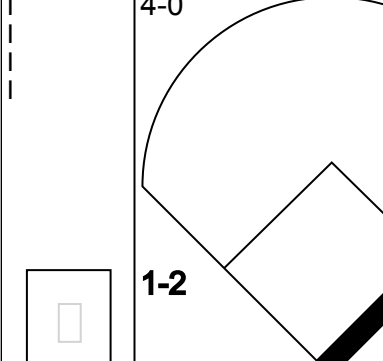
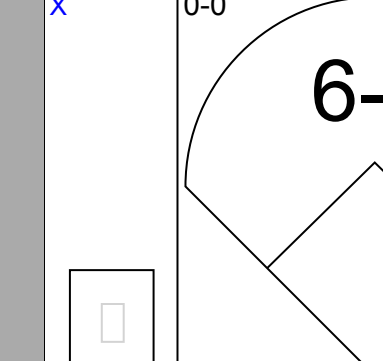
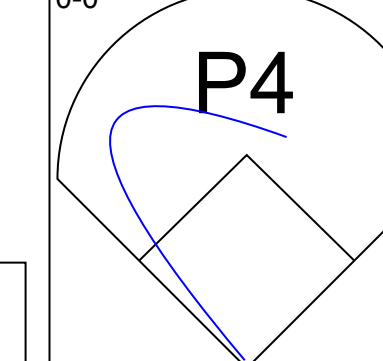
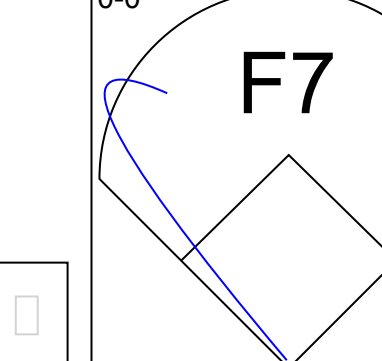
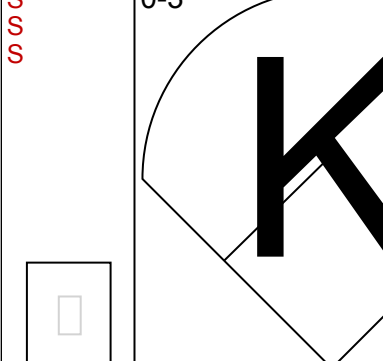
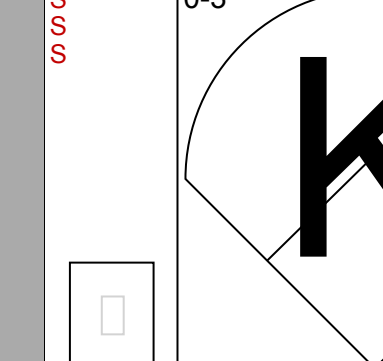
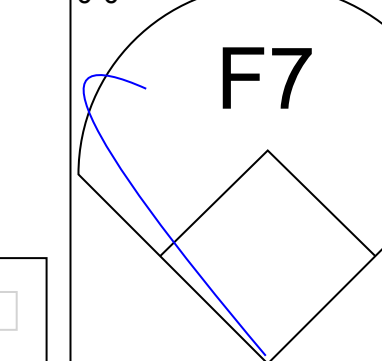

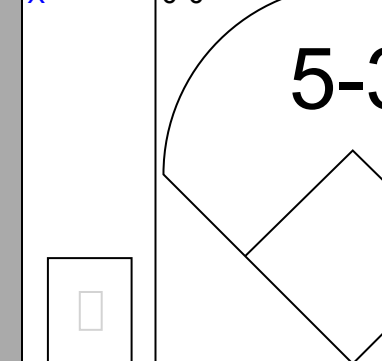
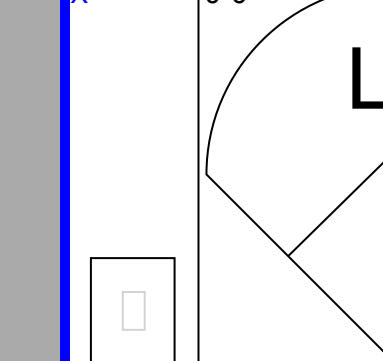
Batter	1	2	3	4	5	6	7	8	9	AB	R	H	RBI	BB	SO	LOB	TOP				
Ron Hunt, R OBP: 0.324, SLG: 0.308 (1, 4)										4	0	1	0	0	0	3	<b>New York Mets @ Milwaukee Braves</b> Milwaukee County Stadium, Milwaukee, WI Mon Sep 06 1965, 4:38 AM EDT Att: 7,213 - Unknown				
Joe Christopher, R OBP: 0.311, SLG: 0.352 (1, 9)										4	0	0	0	0	0	3					
Charley Smith, R OBP: 0.280, SLG: 0.424 (1, 5)										3	0	0	0	1	0	2					
Jim Hickman, R OBP: 0.272, SLG: 0.390 (1, 3)										4	0	0	0	0	1	1					
Ron Swoboda, R OBP: 0.288, SLG: 0.435 (1, 7)										4	1	1	0	0	2	0					
Greg Goossen, R OBP: 0.500, SLG: 0.500 (1, 2)										4	0	2	0	0	0	0					
Cleon Jones, R OBP: 0.146, SLG: 0.146 (1, 8)										3	0	1	0	0	0	1					
Bud Harrelson, S (1, 6)										1	0	0	0	0	0	0					
Danny Napoleon, R OBP: 0.293, SLG: 0.203 (5, PH)										0	0	0	1	0	0	0					
Bobby Klaus, R OBP: 0.304, SLG: 0.256 (5, 6)										0	0	0	0	0	0	0					
Ed Kranevool, L OBP: 0.314, SLG: 0.397 (8, PH)										1	0	1	0	0	0	0					
Kevin Collins, L (8, 6)										0	0	0	0	0	0	0					
Jack Fisher, R OBP: 0.197, SLG: 0.203 (8, PH)										2	0	1	0	0	0	1					
Johnny Lewis, L OBP: 0.333, SLG: 0.391 (8, PH)										1	0	1	0	0	0	0					
Dennis Ribant, R (8, 1)										0	0	0	0	0	0	0					
<b>Inning Stats</b>	R: 0 E: 0 K: 0 S: 3	H: 1 LOB: 0 BB: 0 P: 3	R: 0 E: 0 K: 1 S: 5	H: 0 LOB: 0 BB: 0 P: 5	R: 0 E: 0 K: 0 S: 4	H: 1 LOB: 0 BB: 0 P: 4	R: 0 E: 0 K: 0 S: 3	H: 0 LOB: 0 BB: 0 P: 3	R: 1 E: 0 K: 0 S: 5	H: 3 LOB: 1 BB: 0 P: 5	R: 0 E: 0 K: 1 S: 5	H: 0 LOB: 1 BB: 1 P: 9	R: 0 E: 0 K: 1 S: 5	H: 1 LOB: 0 BB: 0 P: 5	R: 0 E: 0 K: 0 S: 5	H: 2 LOB: 2 BB: 0 P: 5	R: 0 E: 0 K: 0 S: 3	H: 0 LOB: 0 BB: 0 P: 3	1B: 8 2B: 2 3B: 0 HR: 0	SF: 1 SAC: 0 DP: 2 HBP: 0	WP: 0 PA: 33 CS: 0
<b>PITCHER</b>	IP WLS BF H R ER SO BB IBB HBP BLK WP HR S P ERA WHIP																				
Wade Blasingame, L ERA: 3.47 (1, 1)	7.0 W 25 6 1 1 3 1 0 0 0 0 0 30 34 1.29 1.000																				
Phil Niekro, R ERA: 3.41 (8, 1)	2.0 S 8 2 0 0 0 0 0 0 0 0 0 8 8 0.00 1.000																				

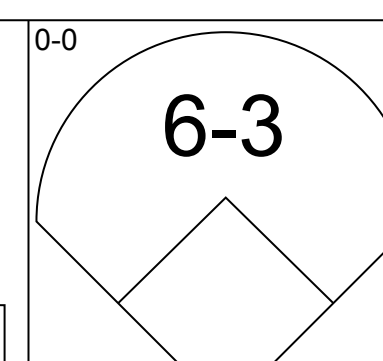
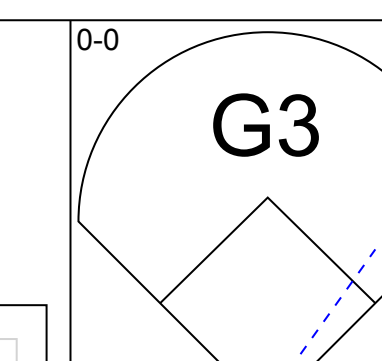


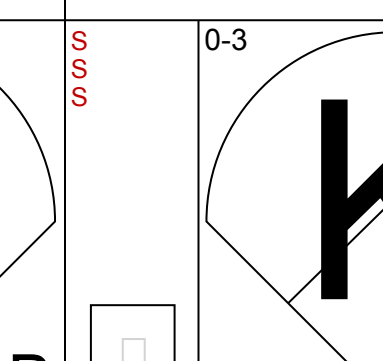
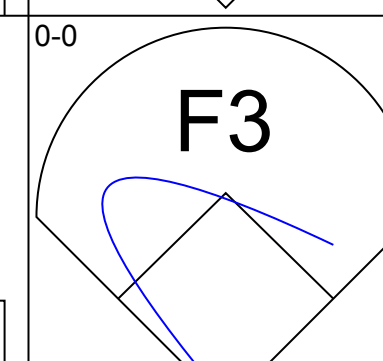
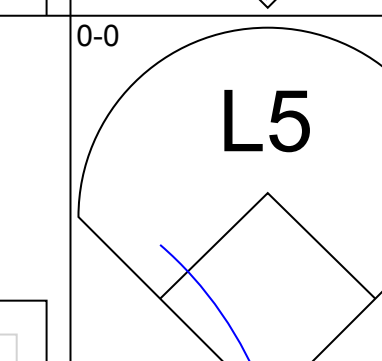


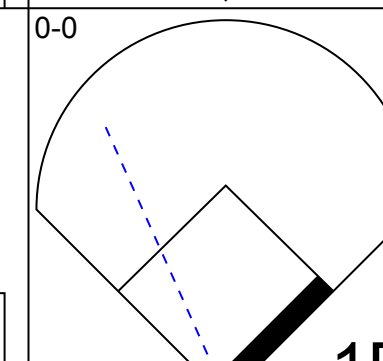
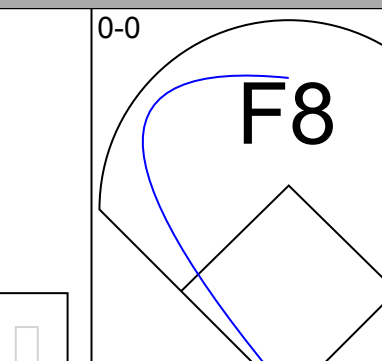
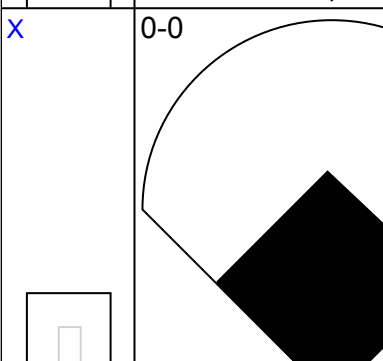
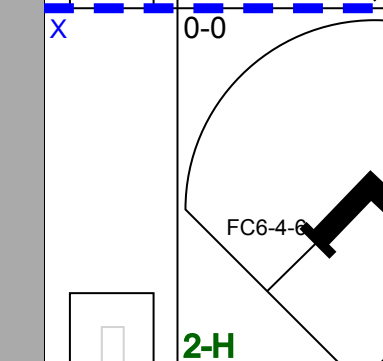
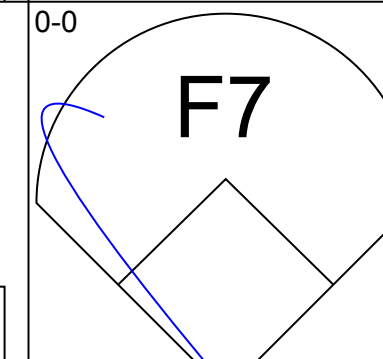
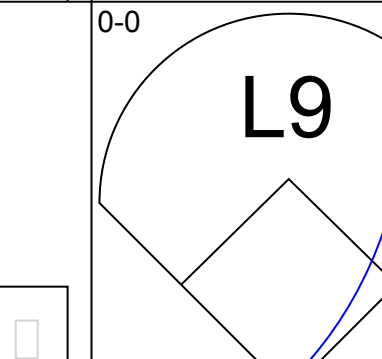
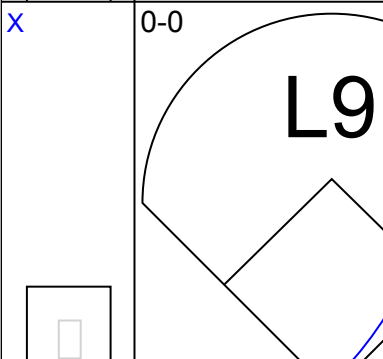
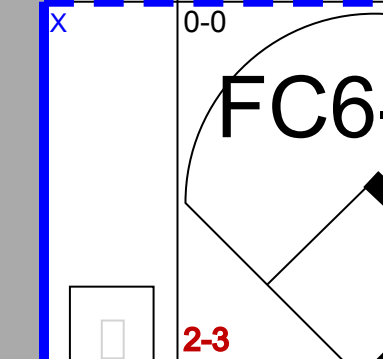
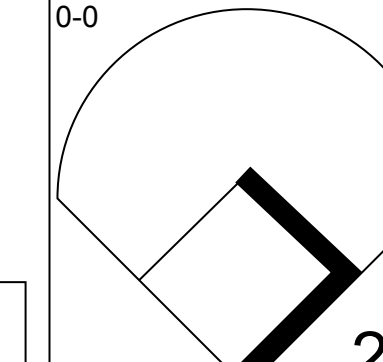
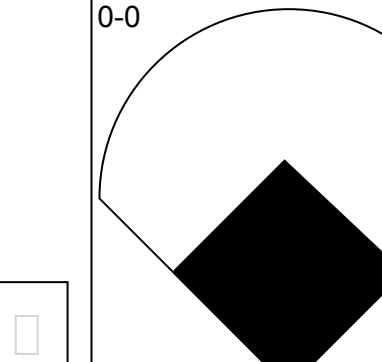

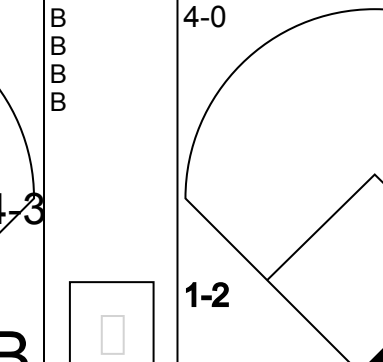

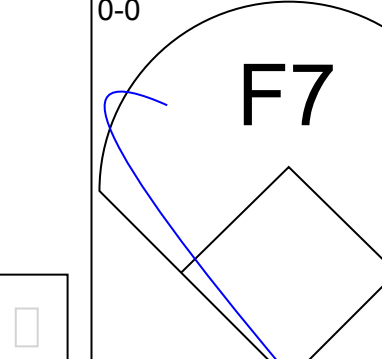

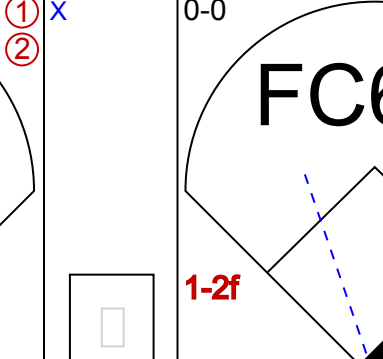
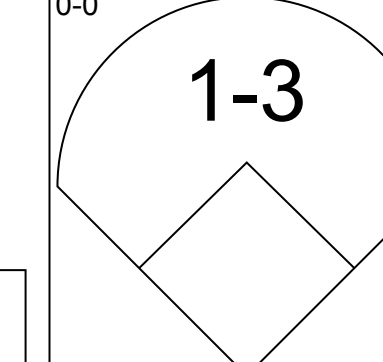
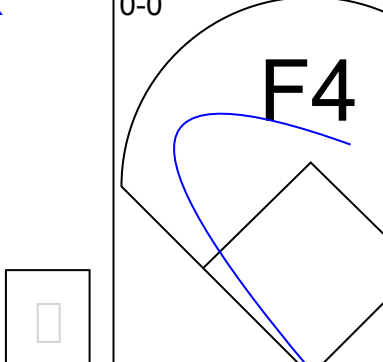
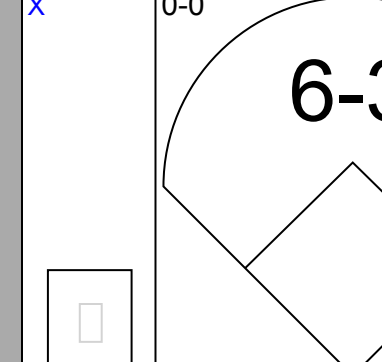
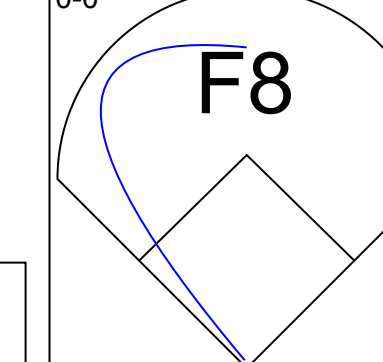
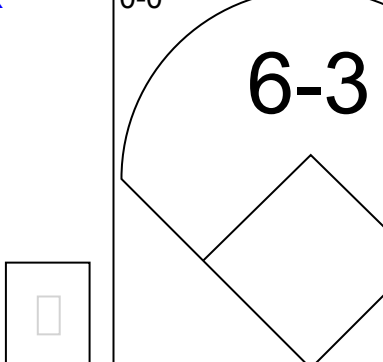

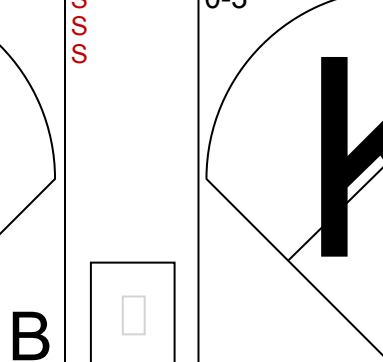
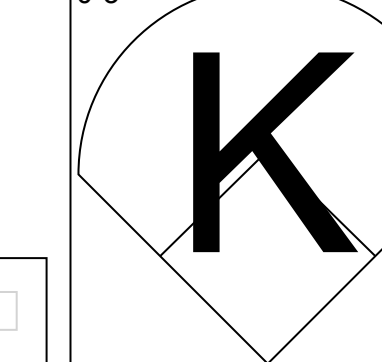
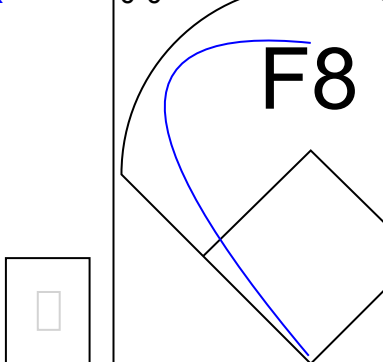

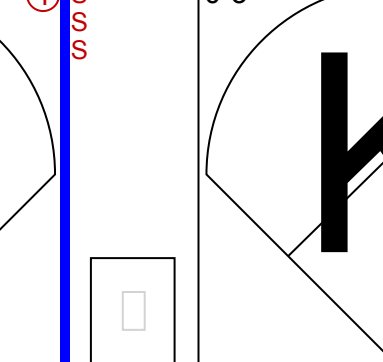
AB	31
R	1
H	8
RBI	1
BB	1
SO	3
LOB	11



Batter	1	2	3	4	5	6	7	8	9	AB	R	H	RBI	BB	SO	LOB	BOTTOM		
Rico Carly, R OBP: 0.589, SLG: 0.526 (1, 7)										4	1	2	0	1	1	0	<b>New York Mets @ Milwaukee Braves</b> Milwaukee County Stadium, Milwaukee, WI Mon Sep 06 1965, 4:38 AM EDT Att: 7,213 - Unknown		
Sandy Alomar Sr., S OBP: 0.292, SLG: 0.265 (8, PH)										0	0	0	0	0	0	0			
Ty Cline, L OBP: 0.255, SLG: 0.256 (9, 7)										0	0	0	0	0	0	0			
Mack Jones, L OBP: 0.314, SLG: 0.526 (1, 8)										4	1	1	0	1	0	2			
Hank Aaron, R OBP: 0.387, SLG: 0.563 (1, 9)										4	1	2	1	0	2	1			
Eddie Mathews, L OBP: 0.355, SLG: 0.487 (1, 5)										2	0	1	0	2	1	2			
Joe Torre, R OBP: 0.372, SLG: 0.498 (1, 2)										4	0	3	2	0	0	2			
Felipe Alou, R OBP: 0.338, SLG: 0.491 (1, 3)										3	0	0	0	1	0	3			
Frank Bolling, R OBP: 0.299, SLG: 0.359 (1, 4)										4	0	0	0	0	0	6			
Woody Woodward, R OBP: 0.211, SLG: 0.251 (1, 6)										4	0	0	0	0	0	4			
Wade Blasingame, L OBP: 0.203, SLG: 0.273 (1, 1)										3	0	0	0	0	1	0			
Phil Niekro, R OBP: 0.125, SLG: 0.125 (8, 1)										1	0	0	0	0	0	0			
<b>Inning Stats</b>	R: 0 E: 0 K: 1 S: 6	H: 1 LOB: 2 BB: 1 P: 10	R: 0 E: 0 K: 0 S: 3	H: 0 LOB: 0 BB: 0 P: 3	R: 3 E: 1 K: 1 S: 9	H: 3 LOB: 3 BB: 2 P: 17	R: 0 E: 0 K: 2 S: 8	H: 1 LOB: 2 BB: 1 P: 12	R: 0 E: 0 K: 0 S: 4	H: 1 LOB: 1 BB: 0 P: 4	R: 0 E: 0 K: 0 S: 3	H: 0 LOB: 0 BB: 0 P: 3	R: 0 E: 0 K: 1 S: 6	H: 2 LOB: 2 BB: 1 P: 10	R: 0 E: 0 K: 0 S: 4	H: 1 LOB: 2 BB: 0 P: 4	1B: 6 2B: 3 3B: 0 HR: 0	SF: 0 SAC: 0 DP: 1 HBP: 0	WP: 0 PA: 38 CS: 0
<b>PITCHER</b>	IP WLS BF H R ER SO BB IBB HBP BLK WP HR S P ERA WHIP																		
Jack Fisher, R ERA: 4.02 (1, 1)	7.0 L 34 8 3 3 5 4 1 0 0 0 0 39 59 3.86 1.714																		
Dennis Ribant, R ERA: 5.12 (8, 1)	1.0 4 1 0 0 0 0 0 0 0 0 0 4 4 0.00 1.000																		



Batter	1	2	3	4	5	6	7	8	9	AB	R	H	RBI	BB	SO	LOB	TOP			
John Briggs, L (1,8) OBP: 0.359, SLG: 0.397 Adolfo Phillips, R (7,8) OBP: 0.328, SLG: 0.418										3	1	0	0	1	1	0	<b>Philadelphia Phillies @ Milwaukee Braves</b> Milwaukee County Stadium, Milwaukee, WI Wed Sep 08 1965, 8:05 PM EDT Att: 3,417 - Unknown <a href="http://livebaseballscorecards.com">livebaseballscorecards.com</a>			
Cookie Rojas, R (1,4) OBP: 0.353, SLG: 0.382										5	2	3	0	0	0	1				
Johnny Callison, L (1,9) OBP: 0.329, SLG: 0.525										4	1	2	3	1	1	1				
Dick Allen, R (1,5) OBP: 0.383, SLG: 0.509										5	0	1	1	0	1	4				
Tony Gonzalez, L (1,7) OBP: 0.355, SLG: 0.495										4	1	2	0	0	0	1				
Dick Stuart, R (1,3) OBP: 0.288, SLG: 0.447 Ruben Amaro, R (8,3) OBP: 0.310, SLG: 0.250										4	1	1	2	0	1	2				
Bobby Wine, R (1,6) OBP: 0.295, SLG: 0.306										2	0	0	0	2	1	0				
Pat Corrales, R (1,2) OBP: 0.345, SLG: 0.336 Jack Baldschun, R (8,1) Chris Short, R (8,1) OBP: 0.159, SLG: 0.159										4	0	0	0	0	2	3				
Ray Culp, R (1,1) OBP: 0.145, SLG: 0.078 Clay Dalrymple, L (8,2) OBP: 0.293, SLG: 0.287										3	0	0	0	0	1	0				
<b>Inning Stats</b>	R: 0 E: 0 K: 3 S: 10	H: 1 LOB: 1 BB: 0 P: 10	R: 0 E: 0 K: 0 S: 3	H: 1 LOB: 1 BB: 1 P: 7	R: 1 E: 0 K: 0 S: 5	H: 2 LOB: 1 BB: 0 P: 5	R: 2 E: 0 K: 2 S: 9	H: 2 LOB: 0 BB: 0 P: 9	R: 0 E: 0 K: 1 S: 6	H: 1 LOB: 2 BB: 1 P: 10	R: 3 E: 2 K: 0 S: 5	H: 2 LOB: 0 BB: 1 P: 9	R: 0 E: 0 K: 2 S: 7	H: 0 LOB: 2 BB: 2 P: 7	R: 0 E: 0 K: 0 S: 3	H: 0 LOB: 2 BB: 2 P: 11		1B: 7 2B: 1 3B: 0 HR: 1	SF: 0 SAC: 0 DP: 0 HBP: 0	WP: 0 PB: 1 SB: 1 CS: 1
<b>PITCHER</b>	IP WLS BF H R ER SO BB IBB HBP BLK WP HR S P ERA WHIP																			
Ken Johnson, R (1,1) ERA: 3.51	6.1 L 29 8 5 4 6 2 1 0 0 0 1 38 50 5.68 1.579																			
Denny Lemaster, L (7,1) ERA: 4.85	1.2 6 1 1 0 2 0 0 0 0 0 0 10 10 0.00 0.600																			
Dan Osinski, R (9,1) ERA: 3.03	1.0 5 0 0 0 0 1 1 0 0 0 0 3 11 0.00 1.000																			

Batter	1	2	3	4	5	6	7	8	9	AB	R	H	RBI	BB	SO	LOB	BOTTOM					
Rico Carty, R (1,7) OBP: 0.366, SLG: 0.519										5	1	1	0	0	1	1	<b>Philadelphia Phillies @ Milwaukee Braves</b> Milwaukee County Stadium, Milwaukee, WI Wed Sep 08 1965, 8:05 PM EDT Att: 3,417 - Unknown <a href="http://livebaseballscorecards.com">livebaseballscorecards.com</a>					
Mack Jones, L (1,8) OBP: 0.313, SLG: 0.525										4	1	1	1	0	0	0						
Hank Aaron, R (1,9) OBP: 0.389, SLG: 0.573										4	1	3	3	0	0	0						
Eddie Mathews, L (1,5) Gene Oliver, R (8, PH) Sandy Alomar Sr., S (8, PH) OBP: 0.262, SLG: 0.265										3	0	0	0	0	0	1						
Joe Torre, R (1,2) OBP: 0.377, SLG: 0.509										2	1	2	1	2	0	0						
Felipe Alou, R (1,3) OBP: 0.337, SLG: 0.487										4	0	0	0	0	1	4						
Frank Bolling, R (1,4) OBP: 0.299, SLG: 0.358										4	0	1	0	0	0	1						
Woody Woodward, R (1,6) Miguel de la Hoz, R (5, PH) OBP: 0.305, SLG: 0.338										1	0	0	0	0	0	1						
Ken Johnson, R (1,1) Denny Lemaster, R (7,1) Ty Cline, L (8, PH) Dan Osinski, R (9,1) Frank Thomas, R (9, PH) OBP: 0.348, SLG: 0.345										2	0	0	0	0	1	0						
<b>Inning Stats</b>	R: 0 E: 0 K: 0 S: 4	H: 1 LOB: 1 BB: 0 P: 4	R: 0 E: 0 K: 1 S: 6	H: 1 LOB: 0 BB: 0 P: 6	R: 0 E: 0 K: 1 S: 5	H: 0 LOB: 0 BB: 0 P: 5	R: 1 E: 0 K: 0 S: 4	H: 1 LOB: 0 BB: 0 P: 4	R: 0 E: 0 K: 0 S: 3	H: 0 LOB: 0 BB: 0 P: 3	R: 1 E: 0 K: 0 S: 4	H: 1 LOB: 0 BB: 1 P: 4	R: 0 E: 0 K: 0 S: 2	H: 0 LOB: 2 BB: 1 P: 6	R: 3 E: 0 K: 0 S: 7	H: 4 LOB: 2 BB: 1 P: 11		R: 0 E: 0 K: 3 S: 10	H: 1 LOB: 1 BB: 0 P: 10	1B: 4 2B: 3 3B: 0 HR: 2	SF: 0 SAC: 0 DP: 1 HBP: 0	WP: 0 PB: 0 SB: 1 CS: 0
<b>PITCHER</b>	IP WLS BF H R ER SO BB IBB HBP BLK WP HR S P ERA WHIP																					
Ray Culp, R (1,1) ERA: 3.41	7.1 W 29 7 5 5 2 1 0 0 0 0 2 32 36 6.14 1.091																					
Jack Baldschun, R (8,1) ERA: 4.04	0.0 1 1 0 0 0 0 0 0 0 0 0 1 1 ∞ ∞																					
Chris Short, L (8,1) ERA: 3.24	1.2 S 7 1 0 0 3 1 0 0 0 0 0 0 12 16 0.00 1.200																					

Batter	1	2	3	4	5	6	7	8	9	AB	R	H	RBI	BB	SO	LOB	TOP								
Rico Carty, R OBP: 0.364, SLG: 0.515 Phil Niekro, R OBP: 0.125, SLG: 0.125	6-3		K				P4			4	0	1	1	0	1	0	<b>Milwaukee Braves @ New York Mets</b> Shea Stadium, Flushing, NY Fri Sep 10 1965, 7:05 PM EDT Att: 26,661 - Unknown								
Mack Jones, L OBP: 0.311, SLG: 0.521	L9		K					P6		4	0	0	0	0	1	1									
Hank Aaron, R OBP: 0.387, SLG: 0.568	E6			K				F7		4	0	0	0	0	1	0									
Eddie Mathews, L OBP: 0.350, SLG: 0.480	L8			K				G3		4	0	0	0	0	1	1									
Joe Torre, R OBP: 0.380, SLG: 0.511										2	0	1	0	2	0	0									
Gene Oliver, R OBP: 0.329, SLG: 0.477	P5			5-3				F9		4	0	0	0	0	0	3									
Frank Bolling, R OBP: 0.300, SLG: 0.362	FC1-6-5							FC4		4	2	2	0	0	0	2									
Sandy Alomar Sr., S OBP: 0.256, SLG: 0.259 Frank Thomas, R OBP: 0.247, SLG: 0.343 Woody Woodward, R OBP: 0.209, SLG: 0.249	1-6-3							1-3		2	0	0	0	0	0	2									
Wade Blasingame, L OBP: 0.200, SLG: 0.269 Billy O'Dell, S OBP: 0.190, SLG: 0.200 Felipe Alou, R OBP: 0.338, SLG: 0.494			K							1	0	0	0	0	1	0									
										0	0	0	0	0	0	0									
										1	1	1	2	0	0	0									
<b>Inning Stats</b>	R: 0 E: 1 K: 0 S: 4	H: 0 LOB: 1 BB: 0 P: 4	R: 0 E: 0 K: 0 S: 4	H: 1 LOB: 1 BB: 0 P: 4	R: 0 E: 0 K: 3 S: 9	H: 0 LOB: 0 BB: 0 P: 9	R: 0 E: 0 K: 2 S: 7	H: 0 LOB: 1 BB: 1 P: 11	R: 1 E: 0 K: 0 S: 5	H: 2 LOB: 1 BB: 0 P: 5	R: 0 E: 0 K: 0 S: 3	H: 0 LOB: 0 BB: 0 P: 3	R: 2 E: 0 K: 0 S: 5	H: 2 LOB: 0 BB: 0 P: 5	R: 0 E: 0 K: 0 S: 3	H: 0 LOB: 0 BB: 0 P: 3	R: 0 E: 0 K: 0 S: 3	H: 0 LOB: 0 BB: 0 P: 7	1B: 2 2B: 2 3B: 0 HR: 1	SF: 0 SAC: 1 DP: 0 HBP: 0	WP: 0 PB: 0 CS: 0	PA: 35			
<b>PITCHER</b>	IP	WLS	BF	H	R	ER	SO	BB	IBB	HBP	BLK	WP	HR	S	P	ERA	WHIP								
Jack Fisher, R ERA: 3.99	8.0	L	31	5	3	3	5	1	0	0	0	0	1	40	44	3.38	0.750								
Darrell Sutherland, R ERA: 3.51	1.0		4	0	0	0	0	1	0	0	0	0	0	3	7	0.00	1.000								

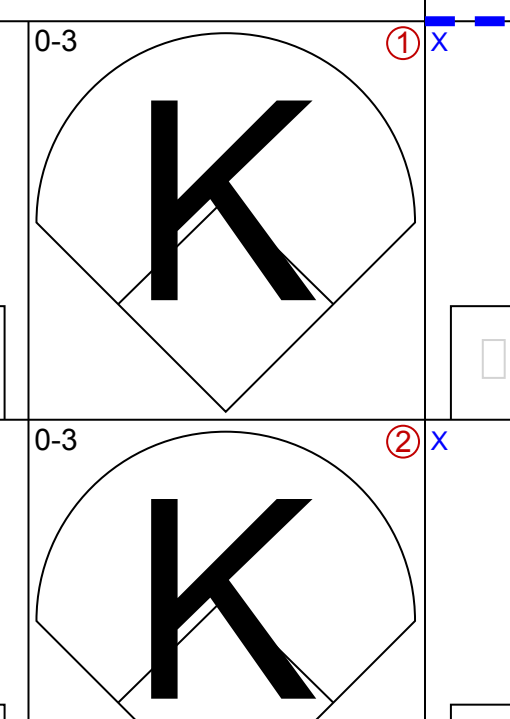
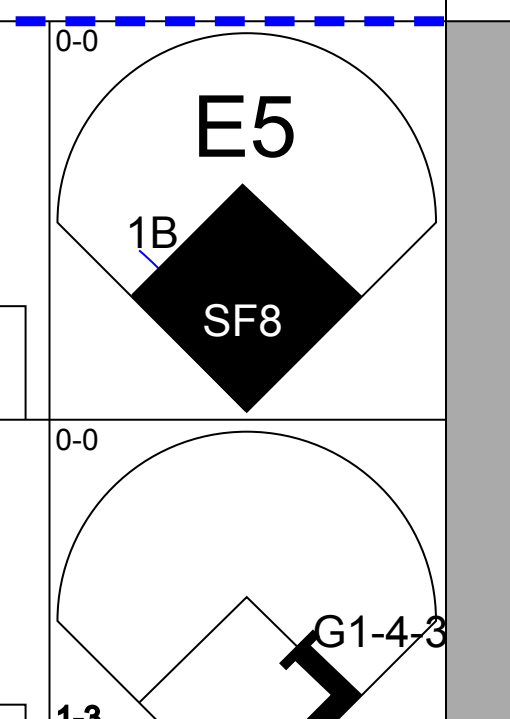
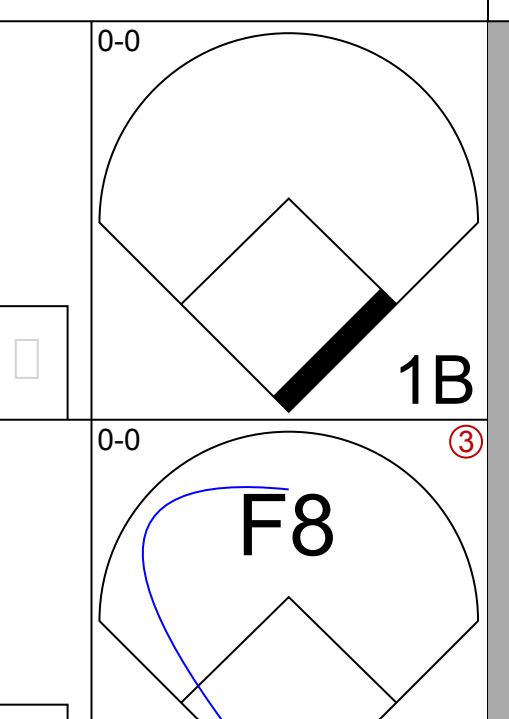
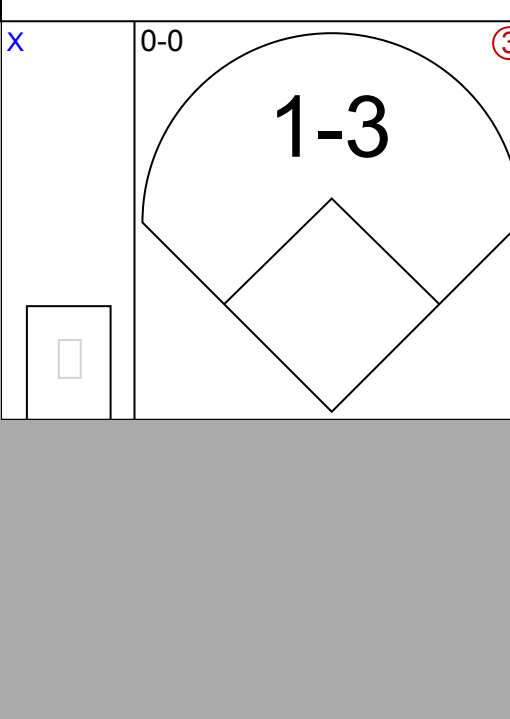
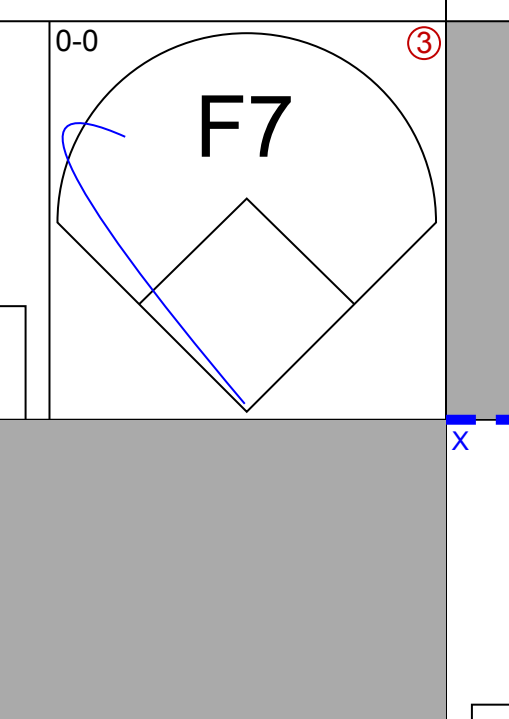
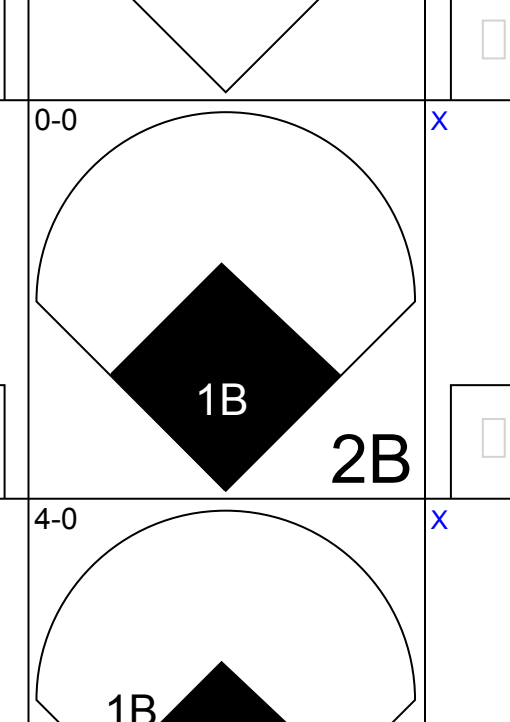
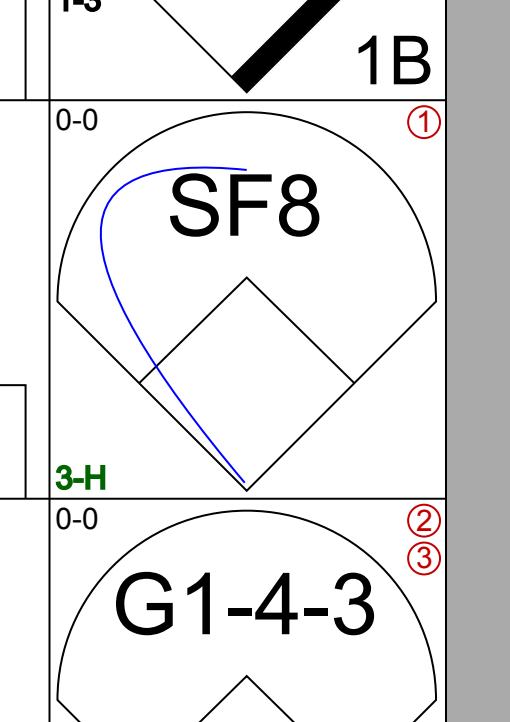

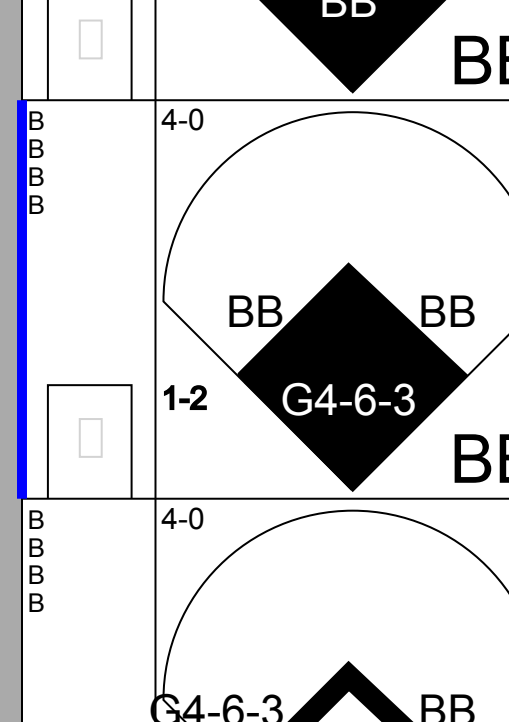
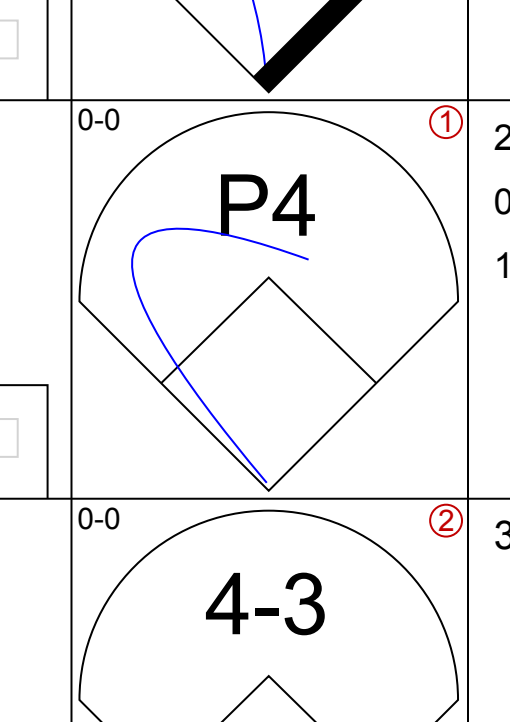
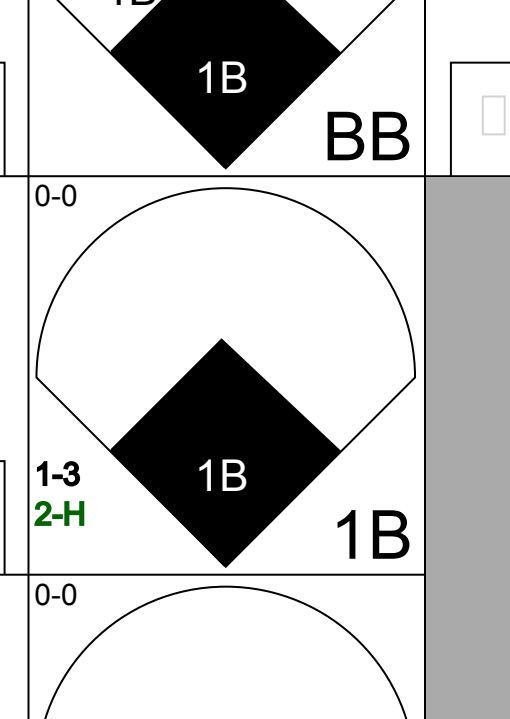
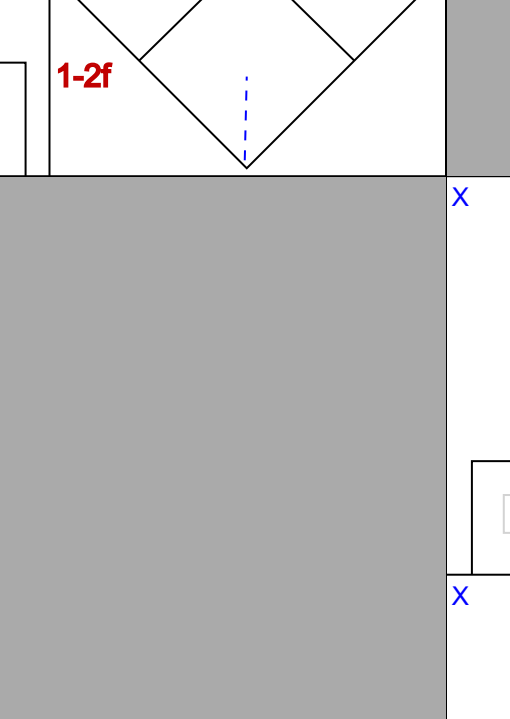
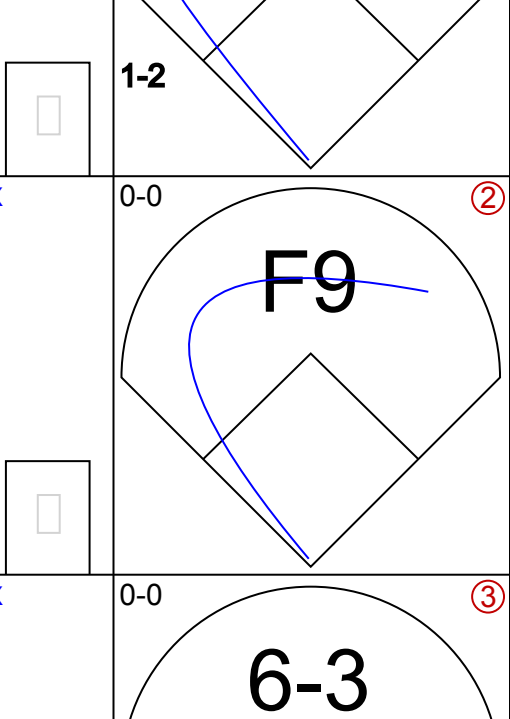
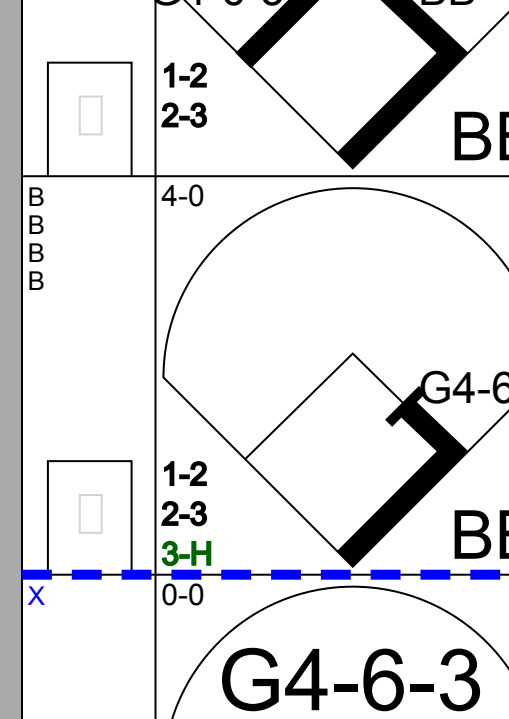
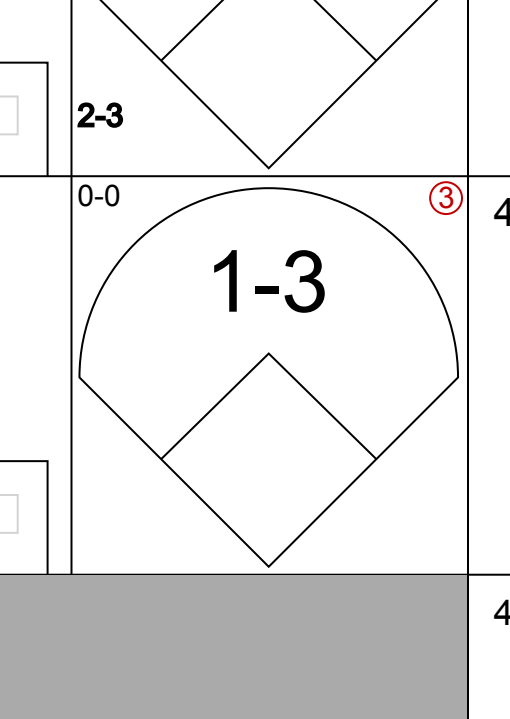
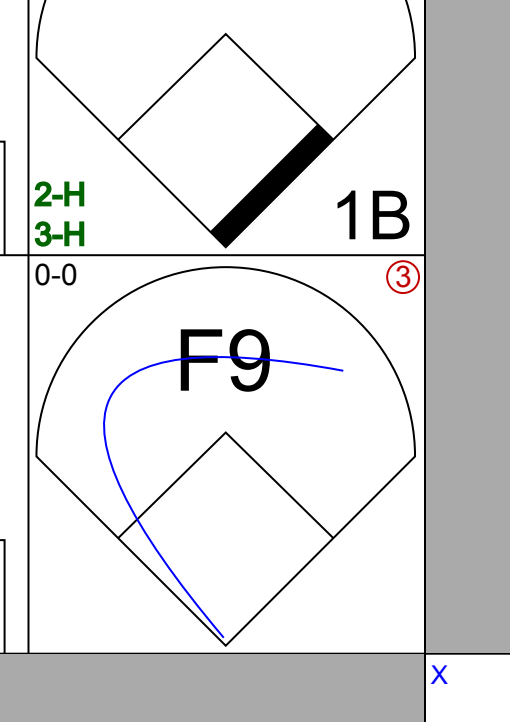
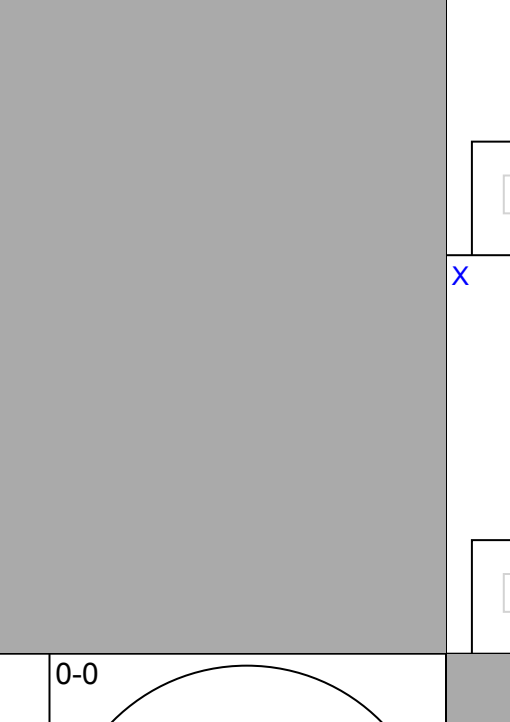
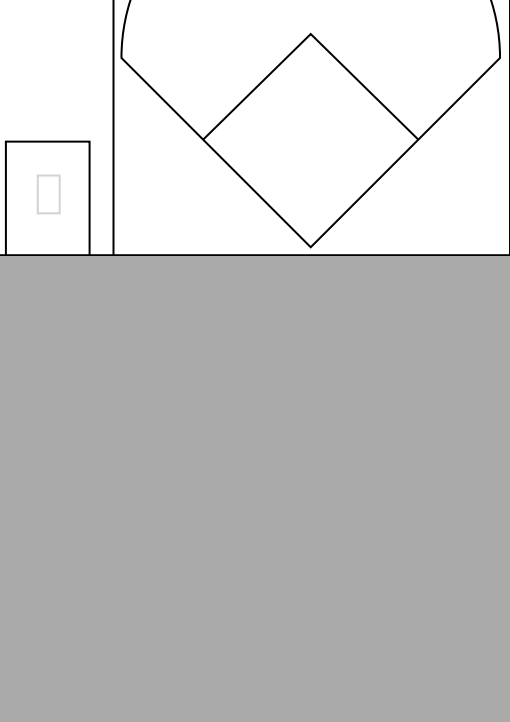
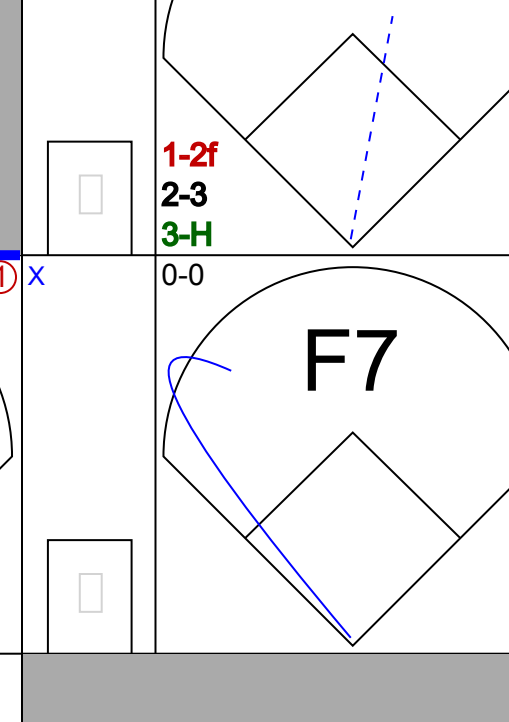

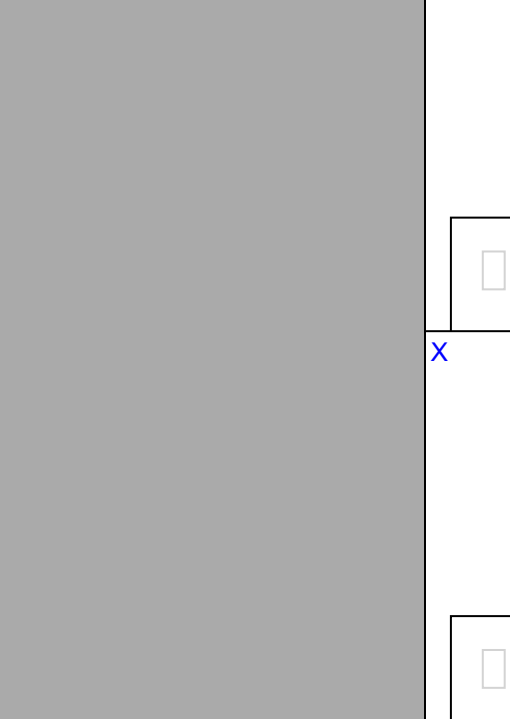
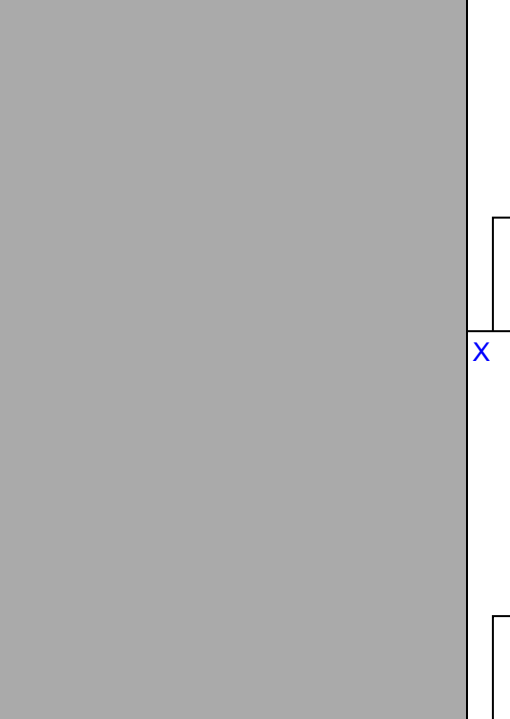



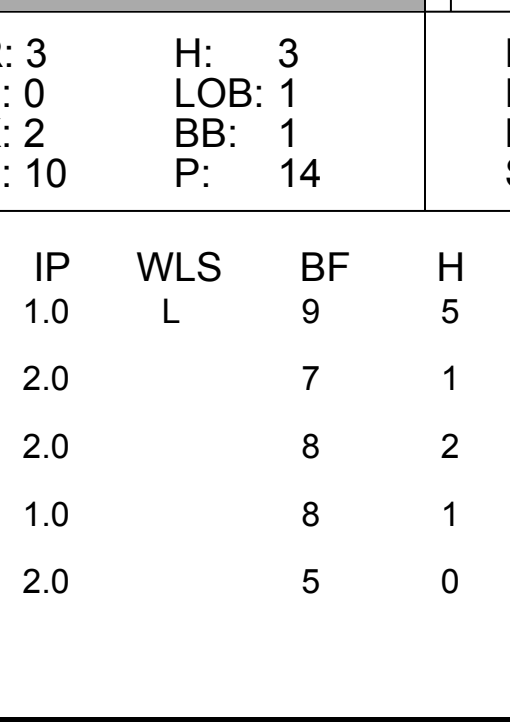
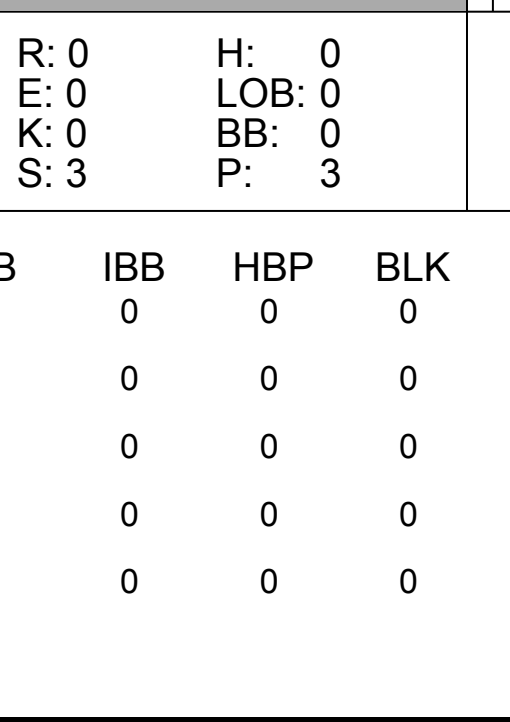
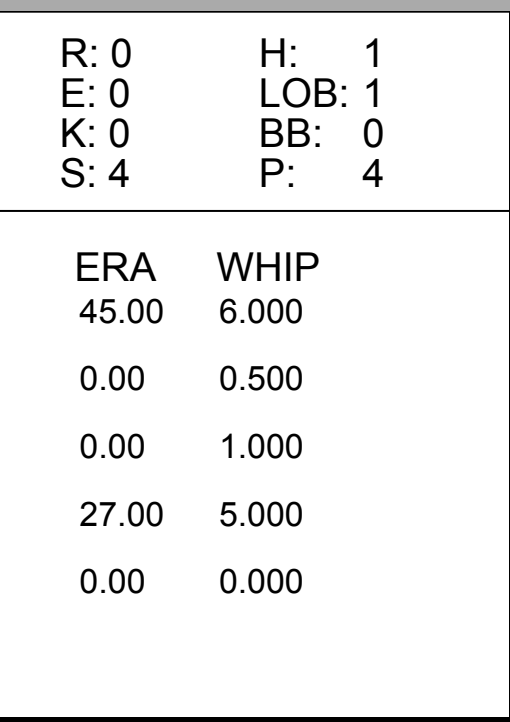
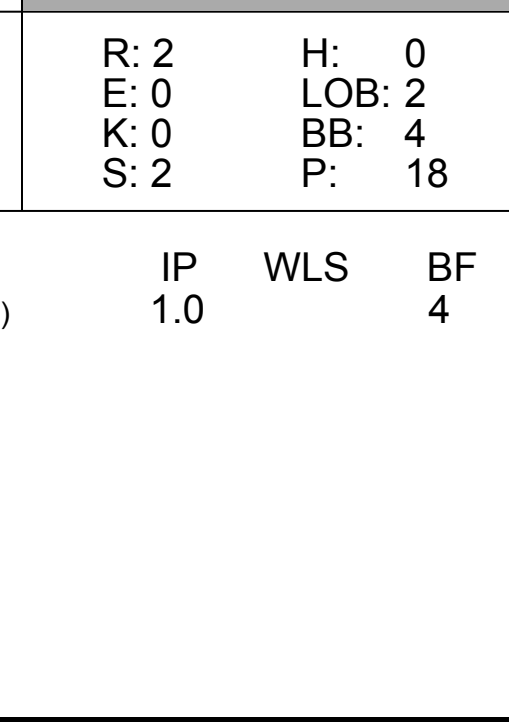
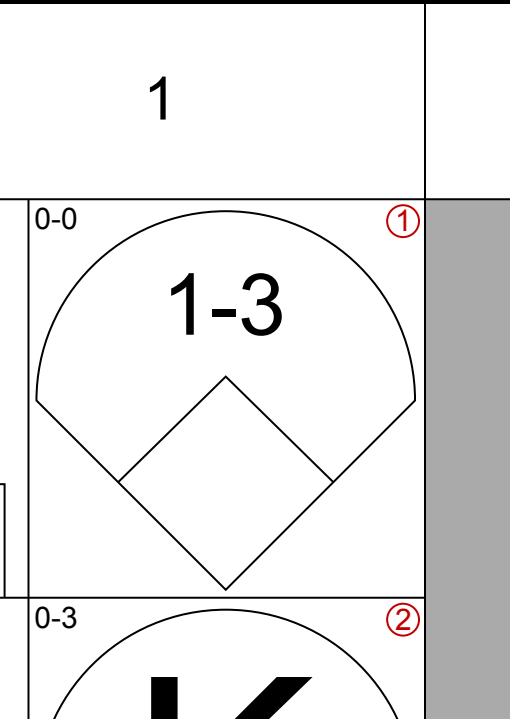
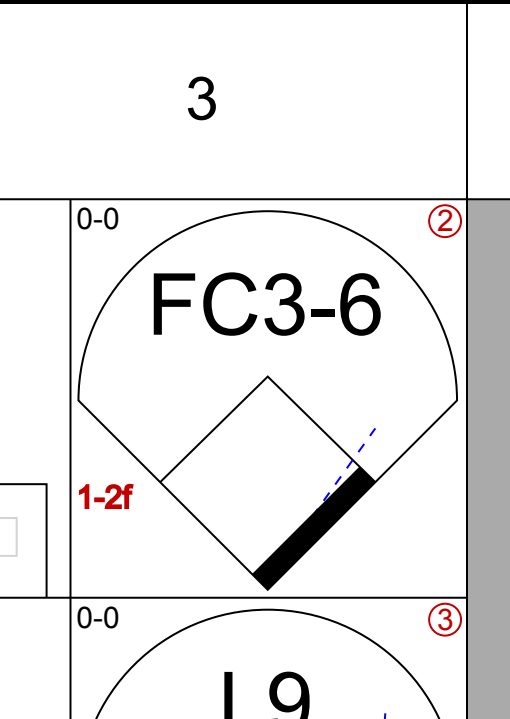
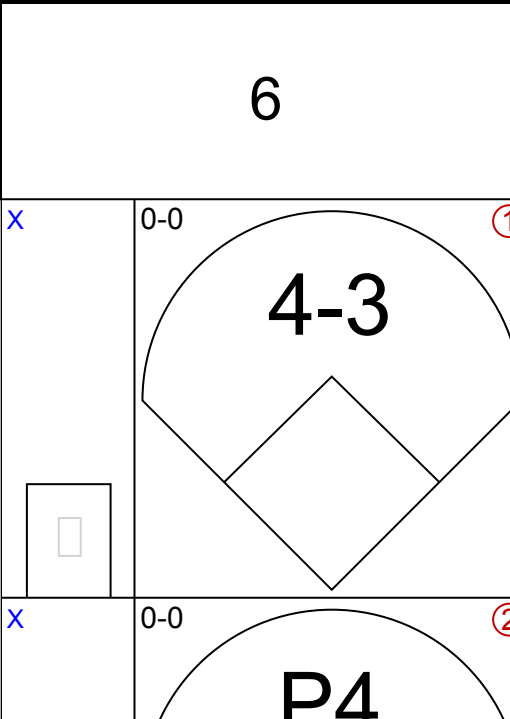
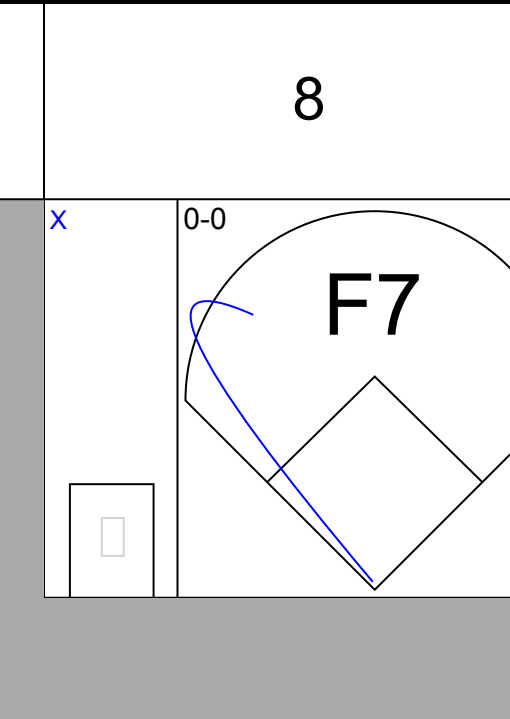

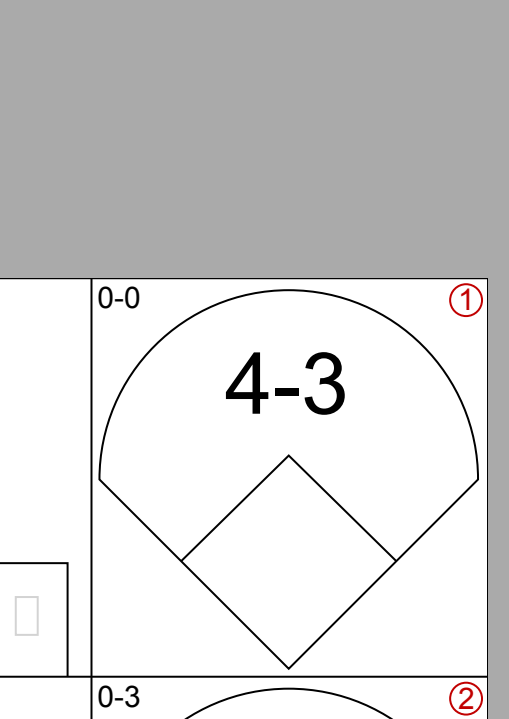
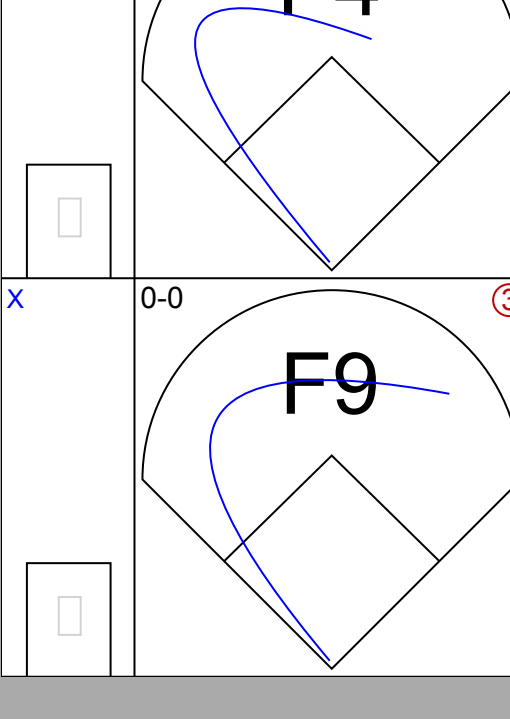

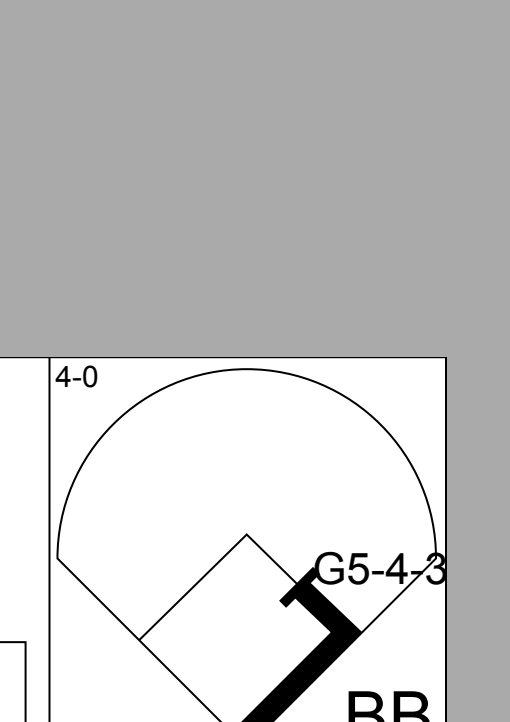
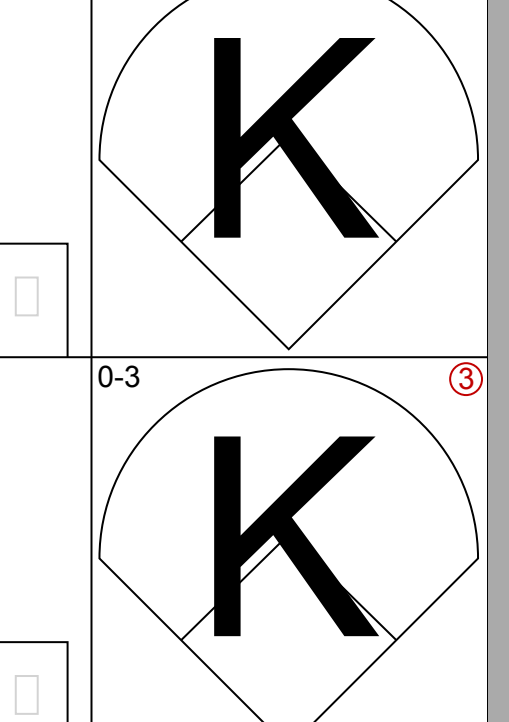

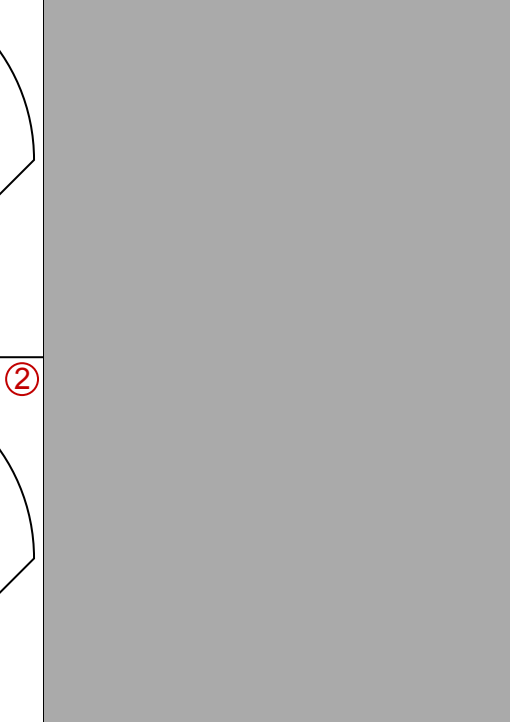

AB 32  
R 3  
H 5  
RBI 3  
BB 2  
SO 5  
LOB 11



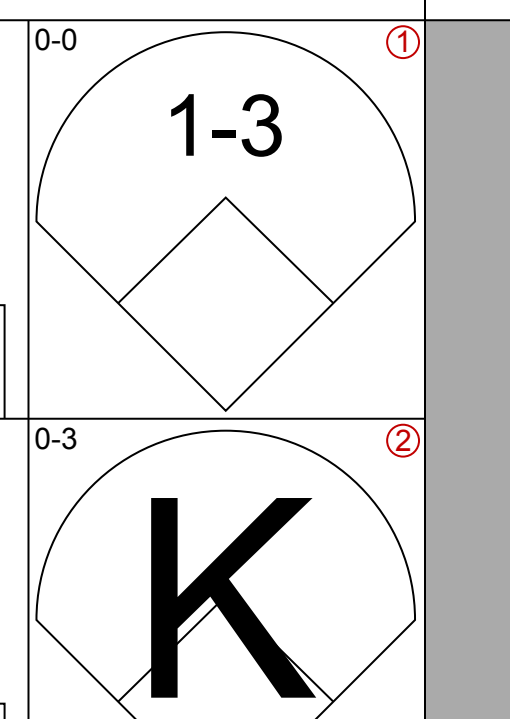
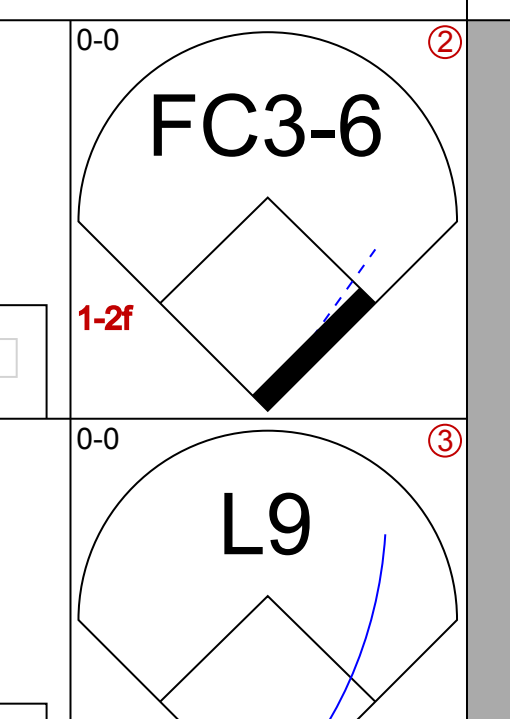
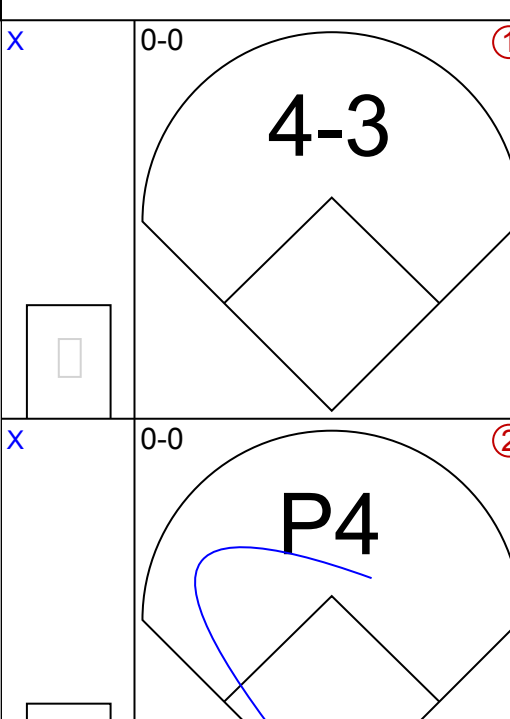
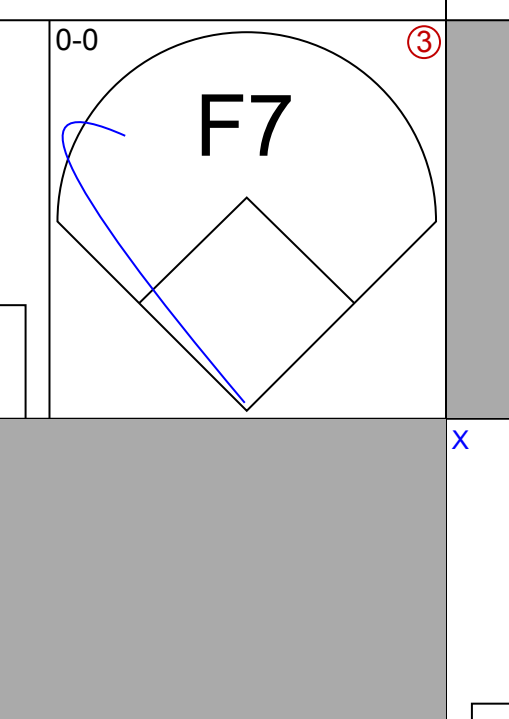
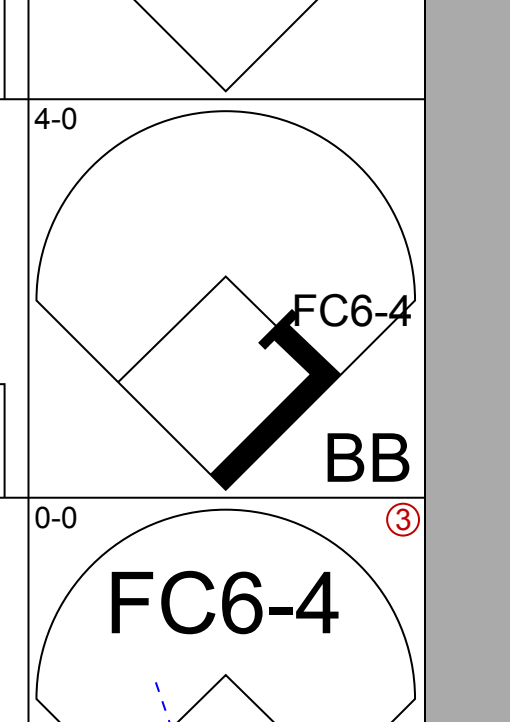
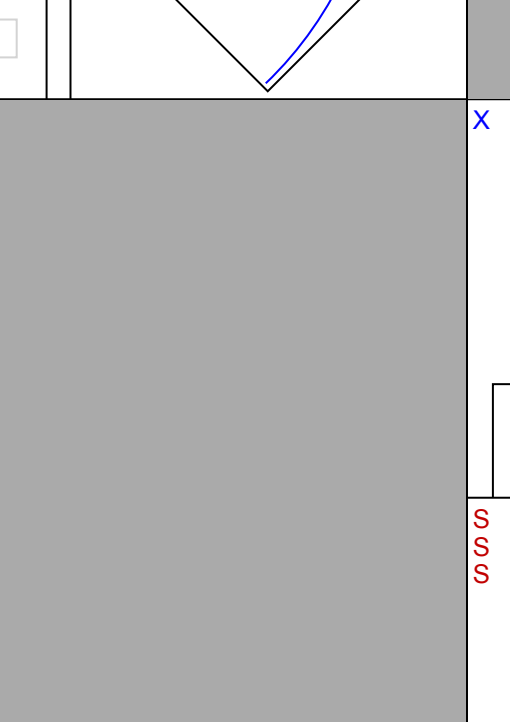
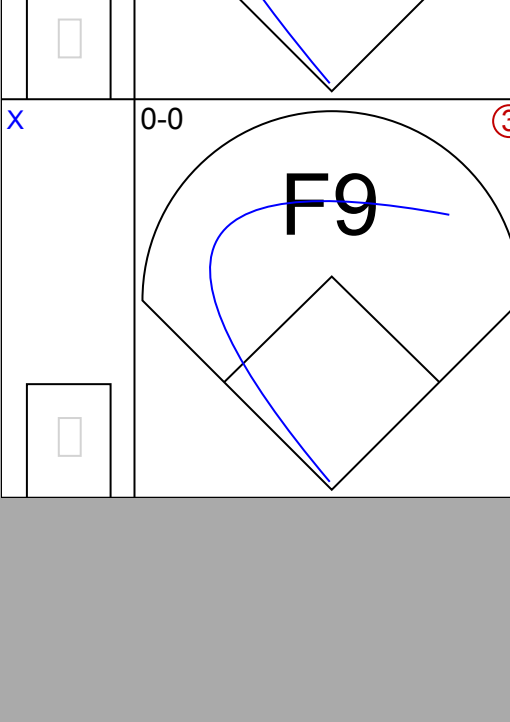
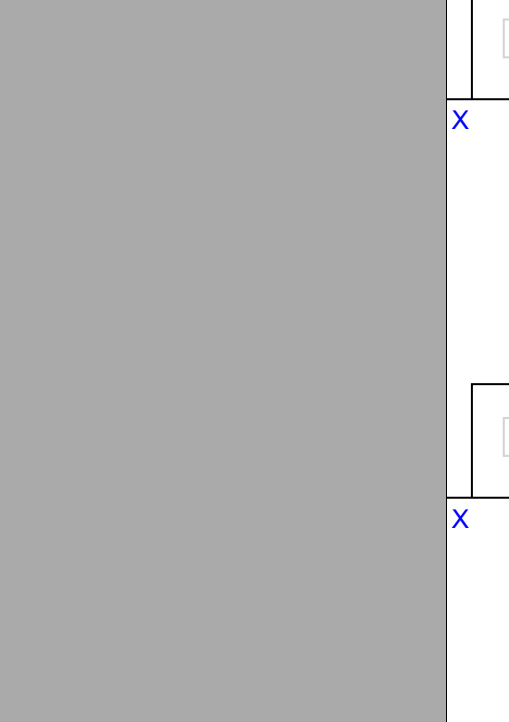
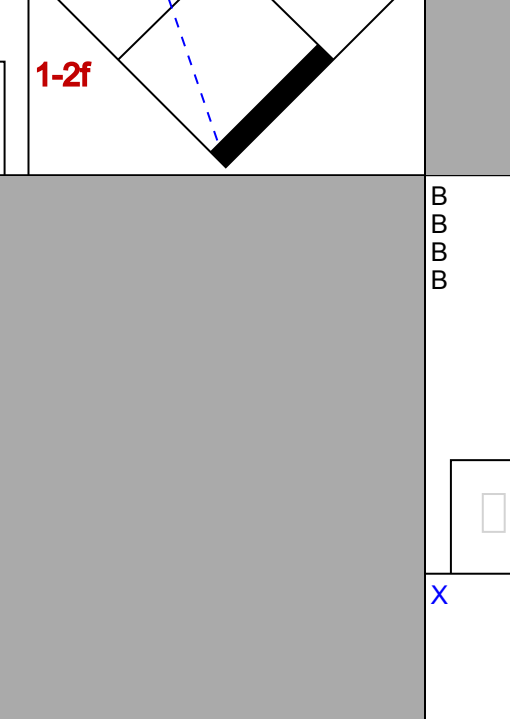



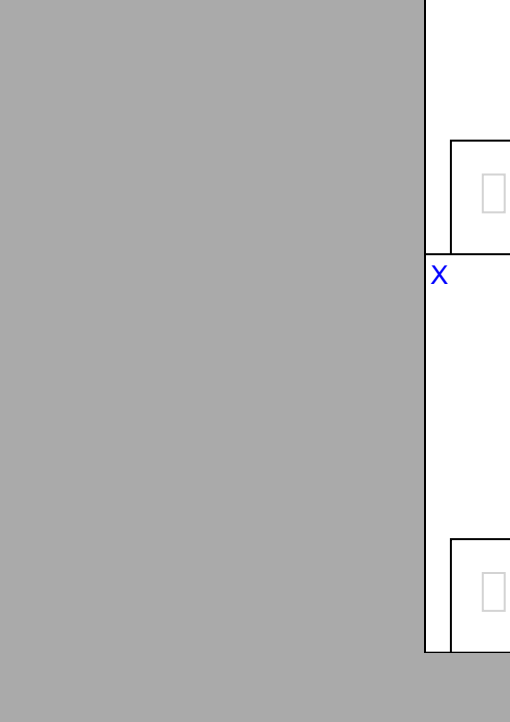


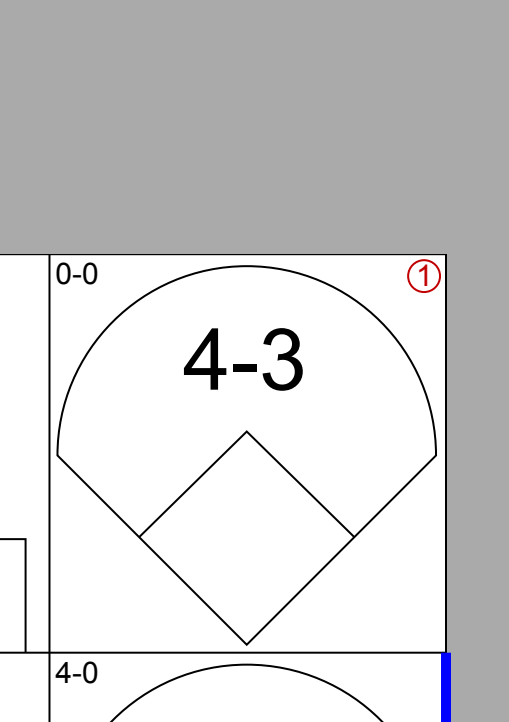
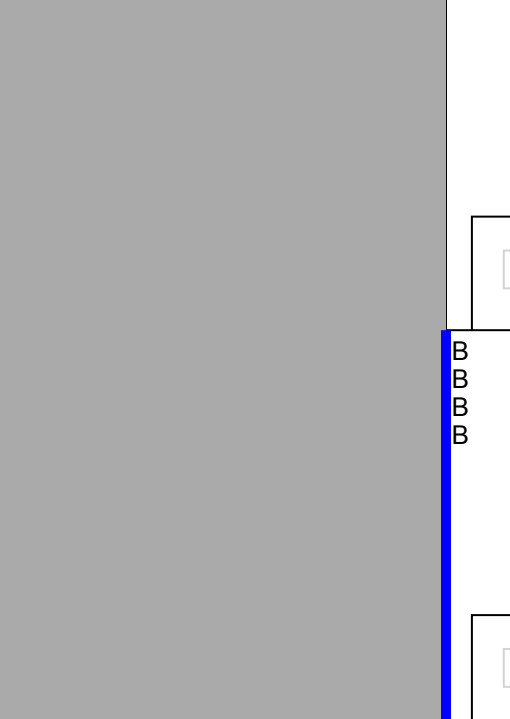
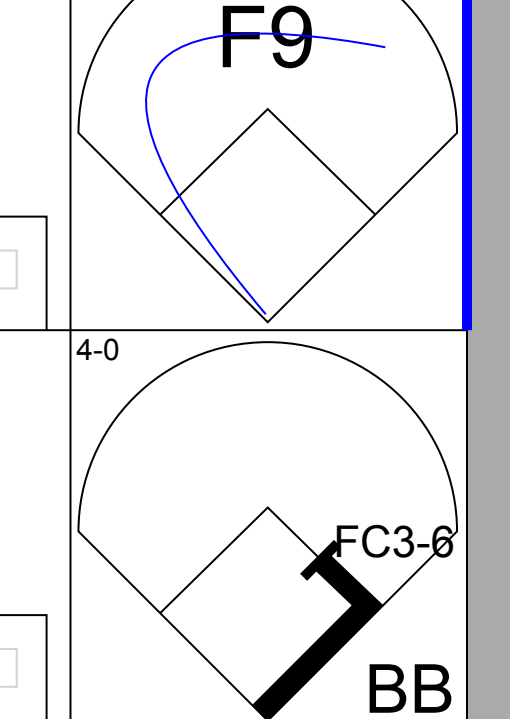

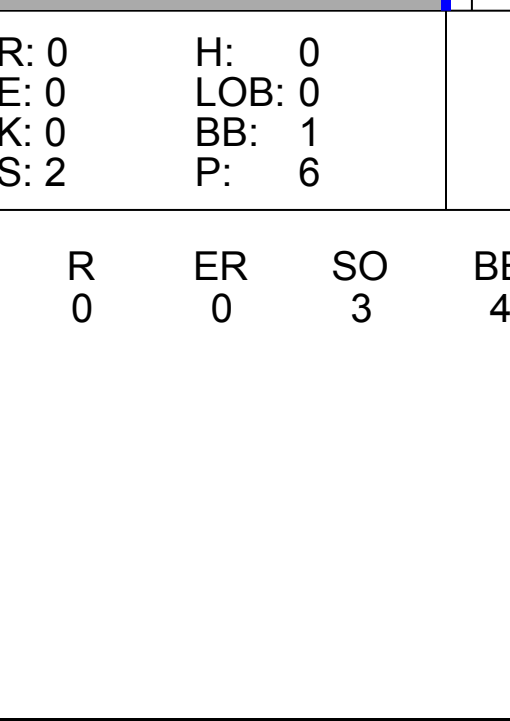
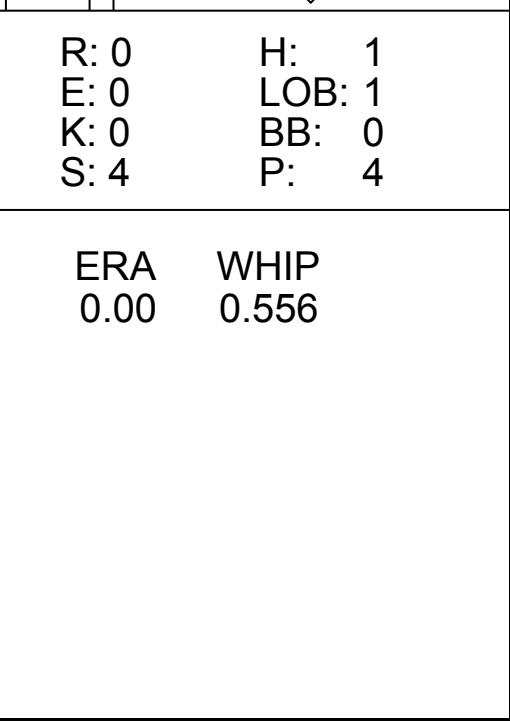
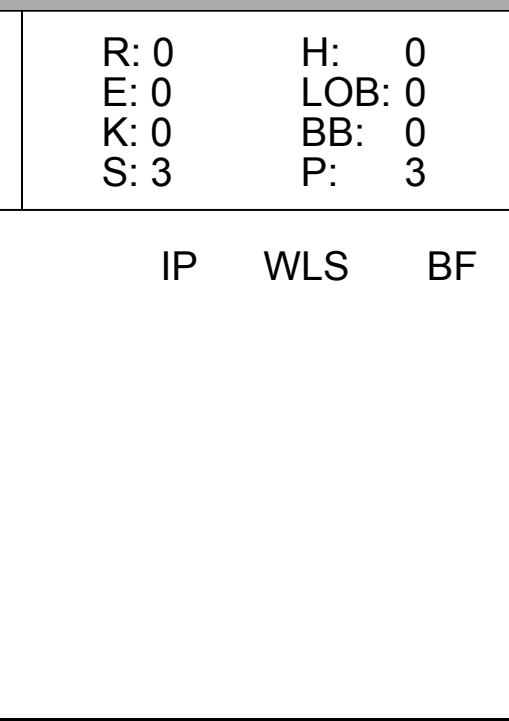
Batter	1	2	3	4	5	6	7	8	9	AB	R	H	RBI	BB	SO	LOB	BOTTOM								
Ron Hunt, R OBP: 0.304, SLG: 0.286	4-3		F8							4	0	0	0	0	0	1	<b>Milwaukee Braves @ New York Mets</b> Shea Stadium, Flushing, NY Fri Sep 10 1965, 7:05 PM EDT Att: 26,661 - Unknown								
Roy McMillan, R OBP: 0.285, SLG: 0.299 John Stephenson, L OBP: 0.264, SLG: 0.306	K									3	0	0	0	0	1	0									
Joe Christopher, R OBP: 0.307, SLG: 0.345	6-3									4	0	0	0	0	1	0									
Jim Hickman, R OBP: 0.276, SLG: 0.401										4	1	1	1	0	1	1									
Ron Swoboda, R OBP: 0.292, SLG: 0.436										1	0	0	0	1	1	0									
Cleon Jones, R OBP: 0.122, SLG: 0.122 Bud Harrelson, S										3	0	0	0	0	2	2									
Greg Goossen, R OBP: 0.364, SLG: 0.364 Ed Kranepool, L OBP: 0.311, SLG: 0.391	FC1-4									2	0	0	0	0	0	1									
Bobby Klaus, R OBP: 0.304, SLG: 0.255 Chuck Hiller, L OBP: 0.280, SLG: 0.352 Darrell Sutherland, R OBP: 0.111, SLG: 0.333										2	0	0	0	0	0	0									
Jack Fisher, R OBP: 0.192, SLG: 0.197 Johnny Lewis, L OBP: 0.333, SLG: 0.391										2	0	0	0	0	0	0									
										1	0	0	0	0	1	1									
<b>Inning Stats</b>	R: 0 E: 0 K: 1 S: 5	H: 0 LOB: 0 BB: 0 P: 5	R: 0 E: 0 K: 1 S: 5	H: 0 LOB: 1 BB: 1 P: 9	R: 0 E: 0 K: 0 S: 3	H: 0 LOB: 0 BB: 0 P: 3	R: 1 E: 0 K: 1 S: 6	H: 1 LOB: 1 BB: 0 P: 7	R: 0 E: 0 K: 0 S: 3	H: 0 LOB: 0 BB: 0 P: 3	R: 0 E: 0 K: 3 S: 9	H: 0 LOB: 0 BB: 0 P: 9	R: 0 E: 0 K: 2 S: 7	H: 0 LOB: 1 BB: 1 P: 11	R: 0 E: 1 K: 1 S: 5	H: 0 LOB: 0 BB: 0 P: 5	1B: 0 2B: 0 3B: 0 HR: 1	SF: 0 SAC: 0 DP: 1 HBP: 1	WP: 0 PB: 0 CS: 0	PA: 31					
<b>PITCHER</b>	IP	WLS	BF	H	R	ER	SO	BB	IBB	HBP	BLK	WP	HR	S	P	ERA	WHIP								
Wade Blasingame, L ERA: 3.43	5.0		18	1	1	1	3	1	0	0	0	0	0	22	27	1.80	0.400								
Billy O'Dell, L ERA: 2.27	1.0	W	3	0	0	0	0	0	0	0	0	0	0	3	3	0.00	0.000								
Phil Niekro, R ERA: 3.25	3.0	S	10	0	0	0	6	1	0	0	0	0	0	21	25	0.00	0.333								

AB 28  
R 1  
H 1  
RBI 1  
BB 2  
SO 9  
LOB 6



Batter	1	2	3	4	5	6	7	8	9	AB	R	H	RBI	BB	SO	LOB	TOP				
<b>Rico Carty, R</b> OBP: 0.363, SLG: 0.510 <b>Ty Cline, L</b> OBP: 0.253, SLG: 0.253										4	1	1	0	0	1	0					
<b>Felipe Alou, R</b> OBP: 0.339, SLG: 0.492										4	1	1	0	1	1	1					
<b>Hank Aaron, R</b> OBP: 0.398, SLG: 0.572 <b>Johnny Blanchard, L</b> OBP: 0.263, SLG: 0.266 <b>Billy Cowan, R</b> OBP: 0.207, SLG: 0.314										2	1	2	1	0	0	0					
<b>Joe Torre, R</b> OBP: 0.380, SLG: 0.507										3	1	0	0	2	0	3					
<b>Gene Oliver, R</b> OBP: 0.330, SLG: 0.474										4	1	1	2	1	0	2					
<b>Miguel de la Hoz, R</b> OBP: 0.303, SLG: 0.336										4	0	1	2	0	0	3					
<b>Frank Bolling, R</b> OBP: 0.298, SLG: 0.358 <b>Woody Woodward, R</b> OBP: 0.209, SLG: 0.249										4	0	0	0	0	0	3					
<b>Sandy Alomar Sr., S</b> OBP: 0.267, SLG: 0.292										4	2	2	0	0	0	0					
<b>Tony Cloninger, R</b> OBP: 0.140, SLG: 0.237										3	1	1	3	0	0	1					
<b>Inning Stats</b>	R: 3 E: 0 K: 2 S: 10	H: 3 LOB: 1 BB: 1 P: 14	R: 3 E: 2 K: 0 S: 6	H: 3 LOB: 0 BB: 0 P: 6	R: 0 E: 0 K: 0 S: 3	H: 0 LOB: 0 BB: 0 P: 3	R: 0 E: 0 K: 0 S: 4	H: 1 LOB: 1 BB: 0 P: 4	R: 0 E: 0 K: 0 S: 4	H: 1 LOB: 1 BB: 0 P: 4	R: 2 E: 0 K: 0 S: 2	H: 0 LOB: 2 BB: 4 P: 18	R: 0 E: 1 K: 0 S: 3	H: 0 LOB: 0 BB: 0 P: 3	R: 0 E: 1 K: 0 S: 4	H: 0 LOB: 1 BB: 0 P: 4	1B: 6 2B: 1 3B: 1 HR: 1	SF: 1 SAC: 1 DP: 2 HBP: 0	WP: 0 PB: 0 SB: 1 CS: 0	PA: 41	
<b>PITCHER</b>	IP	WLS	BF	H	R	ER	SO	BB	IBB	HBP	BLK	WP	HR	S	P	ERA	WHIP				
<b>Al Jackson, L</b> ERA: 4.43	(1, 1)	1.0	L	9	5	5	2	1	0	0	0	0	1	12	16	45.00	6.000				
<b>Darrell Sutherland, R</b> ERA: 3.31	(2, 1)	2.0		7	1	1	0	0	0	0	0	0	0	7	7	0.00	0.500				
<b>Carl Willey, R</b> ERA: 0.23	(4, 1)	2.0		8	2	0	0	0	0	0	0	0	0	8	8	0.00	1.000				
<b>Jim Bethke, R</b> ERA: 4.28	(6, 1)	1.0		8	1	3	3	4	0	0	0	0	0	4	20	27.00	5.000				
<b>Dennis Ribant, R</b> ERA: 5.94	(7, 1)	2.0		5	0	0	0	0	0	0	0	0	0	5	5	0.00	0.000				
<b>Bob Moorhead, R</b> ERA: 4.38	(9, 1)	1.0		4	0	0	0	0	0	0	0	0	0	4	4	0.00	0.000				

Batter	1	2	3	4	5	6	7	8	9	AB	R	H	RBI	BB	SO	LOB	BOTTOM				
<b>Chuck Hiller, L</b> OBP: 0.276, SLG: 0.347										4	0	0	0	0	0	2					
<b>Ron Hunt, R</b> OBP: 0.298, SLG: 0.280 <b>Kevin Collins, L</b>										3	0	0	0	0	1	1					
<b>Ed Kranepool, L</b> OBP: 0.310, SLG: 0.389										3	0	0	0	1	0	0					
<b>Johnny Lewis, L</b> OBP: 0.331, SLG: 0.387										4	0	0	0	0	1	1					
<b>Joe Christopher, R</b> OBP: 0.307, SLG: 0.344										2	0	0	0	1	1	0					
<b>John Stephenson, L</b> OBP: 0.295, SLG: 0.295										3	0	0	0	0	0	1					
<b>Gary Kolb, L</b> OBP: 0.167, SLG: 0.140 <b>Bud Harrelson, S</b>										1	0	0	0	0	0	1					
<b>Roy McMillan, R</b> OBP: 0.167, SLG: 0.298 <b>Carl Willey, R</b> OBP: 0.140, SLG: 0.140 <b>Cleon Jones, R</b> OBP: 0.140, SLG: 0.140 <b>Jim Bethke, R</b> OBP: 0.140, SLG: 0.140 <b>Dennis Ribant, R</b> OBP: 0.140, SLG: 0.140 <b>Ron Swoboda, R</b> OBP: 0.140, SLG: 0.140 <b>Bob Moorhead, R</b> OBP: 0.140, SLG: 0.140										1	0	0	0	0	0	0					
<b>Al Jackson, L</b> OBP: 0.109, SLG: 0.111 <b>Darrell Sutherland, R</b> OBP: 0.111, SLG: 0.333 <b>Danny Napoleon, R</b> OBP: 0.261, SLG: 0.195										0	0	0	0	0	0	0					
<b>Inning Stats</b>	R: 0 E: 0 K: 1 S: 5	H: 0 LOB: 1 BB: 1 P: 9	R: 0 E: 0 K: 0 S: 2	H: 0 LOB: 0 BB: 1 P: 6	R: 0 E: 0 K: 0 S: 3	H: 0 LOB: 1 BB: 1 P: 7	R: 0 E: 0 K: 2 S: 7	H: 0 LOB: 0 BB: 0 P: 7	R: 0 E: 0 K: 0 S: 4	H: 1 LOB: 1 BB: 0 P: 4	R: 0 E: 0 K: 0 S: 3	H: 0 LOB: 0 BB: 0 P: 3	R: 0 E: 0 K: 0 S: 3	H: 0 LOB: 1 BB: 1 P: 7	R: 0 E: 0 K: 0 S: 3	H: 0 LOB: 0 BB: 0 P: 3	1B: 1 2B: 0 3B: 0 HR: 0	SF: 0 SAC: 0 DP: 1 HBP: 0	WP: 0 PB: 0 SB: 0 CS: 0	PA: 31	
<b>PITCHER</b>	IP	WLS	BF	H	R	ER	SO	BB	IBB	HBP	BLK	WP	HR	S	P	ERA	WHIP				
<b>Tony Cloninger, R</b> ERA: 3.4	(1, 1)	9.0	W	31	1	0	0	3	4	0	0	0	0	33	49	0.00	0.556				

Milwaukee Braves @ New York Mets  
Shea Stadium, Flushing, NY  
Sat Sep 11 1965, 3:33 AM EDT  
Att: 17,241 - Unknown

AB 34  
R 9  
H 9  
RBI 8  
BB 5  
SO 2  
LOB 14

Milwaukee Braves @ New York Mets  
Shea Stadium, Flushing, NY  
Sat Sep 11 1965, 3:33 AM EDT  
Att: 17,241 - Unknown


AB 27  
R 0  
H 1  
RBI 0  
BB 4  
SO 3  
LOB 8



Batter	1	2	3	4	5	6	7	8	9	10	AB	R	H	RBI	BB	SO	LOB	TOP	
Rico Carty, R OBP: 0.358, SLG: 0.504 Ty Cline, L OBP: 0.251, SLG: 0.251	(1, 7) 0-3 K		(2) 0-3 K		(3) 0-0 6-3			(1) 0-0 B1			3	0	0	0	0	2	1		
Mack Jones, L OBP: 0.312, SLG: 0.519	(1, 8) 1-0 HBP		(2) 0-0 1B			(1) 0-0 F7		(2) 0-3 K			3	0	1	0	0	0	1		
Felipe Alou, R OBP: 0.338, SLG: 0.490	(1, 9) 0-0 1B		(3) 0-0 F9			(2) 0-0 F7		(3) 0-3 K			4	0	1	0	0	0	1		
Eddie Mathews, L OBP: 0.348, SLG: 0.476	(1, 5) 0-3 K					(3) 0-0 F8			(1) 0-3 K		4	0	0	0	0	0	3		
Joe Torre, R OBP: 0.377, SLG: 0.503	(1, 2) 0-3 K				(2) 0-0 L8			(1) 0-0 5-3	(2) 0-3 K		4	0	0	0	0	0	2		
Gene Oliver, R OBP: 0.326, SLG: 0.469		(1) 0-3 K			(3) 0-0 3-1			(2) 0-0 1-3	(3) 0-0 6-3		4	0	0	0	0	0	1		
Frank Bolling, R OBP: 0.298, SLG: 0.358	(1, 4) 0-0 P6					(3) 0-0 SH1		(3) 0-0 F9		(1) 0-0 4-3	4	0	1	0	0	0	0		
Sandy Alomar Sr., S OBP: 0.279, SLG: 0.300 Jesus Cortes, L OBP: 0.312, SLG: 0.390 Woody Woodward, D OBP: 0.209, SLG: 0.249 Johnny Blanchard, L OBP: 0.201, SLG: 0.245 Miguel de la Hoz, R OBP: 0.203, SLG: 0.338	(1, 4) 0-0 CS					(1) 0-0 SH1		(4-0) SH		(2) 0-0 F9	1	0	1	0	0	0	0		
Bob Sadowski, R OBP: 0.097, SLG: 0.067	(1, 1) 0-0 CS		(1) 0-3 K			(2) 0-3 K		(1-2) SH		(3) 0-3 K	3	0	0	0	0	0	3		
<b>Inning Stats</b>	R: 0 E: 0 K: 3 S: 10	H: 1 LOB: 2 BB: 0 P: 11	R: 0 E: 0 K: 1 S: 5	H: 1 LOB: 0 BB: 0 P: 5	R: 0 E: 0 K: 2 S: 8	H: 0 LOB: 0 BB: 0 P: 8	R: 0 E: 0 K: 1 S: 6	H: 1 LOB: 1 BB: 0 P: 6	R: 0 E: 0 K: 0 S: 3	H: 0 LOB: 0 BB: 0 P: 3	R: 0 E: 0 K: 0 S: 3	H: 0 LOB: 0 BB: 0 P: 3	R: 0 E: 0 K: 2 S: 7	H: 0 LOB: 0 BB: 0 P: 7	R: 0 E: 0 K: 1 S: 5	H: 0 LOB: 0 BB: 0 P: 5	1B: 4 2B: 0 3B: 0 HR: 0	SF: 0 SAC: 2 DP: 0 HBP: 1	WP: 0 PA: 37 PB: 0 SB: 0 CS: 1
<b>PITCHER</b> Dick Selma, R ERA: 1.8	(1, 1)	IP: 10.0 W: 36 BF: 4	H: 4 R: 0 ER: 0 SO: 13	BB: 1 IBB: 0 HBP: 1 BLK: 0	WP: 0 HR: 0 S: 60 P: 65	ERA: 0.00 WHIP: 0.500		<b>PITCHER</b>	IP: 10.0 W: 36 BF: 4	H: 4 R: 0 ER: 0 SO: 13	BB: 1 IBB: 0 HBP: 1 BLK: 0	WP: 0 HR: 0 S: 60 P: 65	ERA: 0.00 WHIP: 0.500						
Chuck Hiller, L OBP: 0.276, SLG: 0.345	(1, 4) 0-0 L4		(1) 0-0 1B			(1) 0-0 1-3			(1) 0-0 L9		4	0	1	0	0	0	0		
Roy McMillan, R OBP: 0.282, SLG: 0.296	(1, 6) 0-0 6-3		(3) 0-0 5-3			(2) 0-0 6-3			(2) 0-0 5-3		4	0	0	0	0	0	2		
Ed Kranepool, L OBP: 0.308, SLG: 0.386	(1, 3) 0-0 F2				(1) 0-0 G3			(3) 0-0 F9		(3) 0-3 K	4	0	0	0	0	1	0		
Joe Christopher, R OBP: 0.306, SLG: 0.343	(1, 9) 0-0 L8		(2) 0-3 K			(1) 0-3 K		(1) 0-3 K		(1) 0-0 G3	4	1	1	0	0	2	0		
Jim Hickman, R OBP: 0.277, SLG: 0.389 Ron Hunt, R OBP: 0.298, SLG: 0.280	(1, 8) 0-3 K					(2) 0-3 K		(2) 0-3 K		(1) 0-0 SH3-4	2	0	0	0	1	2	0		
Ron Swoboda, R OBP: 0.291, SLG: 0.431	(1, 7) 0-0 F9					(3) 0-3 K		(3) 0-0 F8		(2) 0-0 G3	4	0	0	0	0	1	2		
Charley Smith, R OBP: 0.277, SLG: 0.417	(1, 5) 0-0 6-3					(1) 0-0 F3		(1) 0-3 K		(1) 0-0 1B	4	0	1	1	0	1	0		
Chris Cannizzaro, R OBP: 0.268, SLG: 0.226	(1, 2) 0-0 FC1-6		(2) 0-0 1B			(2) 0-0 P4		(2) 0-0 G6-3		(2) 0-0 1B	3	0	2	0	0	0	0		
Dick Selma, R OBP: 0.200, SLG: 0.200	(1, 1) 0-0 FC1-6		(3) 0-0 1B			(3) 0-3 K		(3) 0-0 G6-3		(3) 0-0 1B	3	0	0	0	0	1	2		
<b>Inning Stats</b>	R: 0 E: 0 K: 0 S: 3	H: 0 LOB: 0 BB: 0 P: 3	R: 0 E: 0 K: 1 S: 5	H: 0 LOB: 0 BB: 0 P: 5	R: 0 E: 0 K: 2 S: 7	H: 0 LOB: 1 BB: 0 P: 11	R: 0 E: 0 K: 1 S: 5	H: 0 LOB: 0 BB: 0 P: 5	R: 0 E: 0 K: 0 S: 3	H: 0 LOB: 0 BB: 0 P: 3	R: 0 E: 0 K: 2 S: 7	H: 0 LOB: 0 BB: 0 P: 7	R: 0 E: 0 K: 1 S: 5	H: 1 LOB: 0 BB: 0 P: 5	R: 0 E: 0 K: 1 S: 4	H: 2 LOB: 1 BB: 0 P: 4	1B: 5 2B: 0 3B: 0 HR: 0	SF: 0 SAC: 1 DP: 1 HBP: 0	WP: 0 PA: 34 PB: 0 SB: 0 CS: 0
<b>PITCHER</b> Bob Sadowski, R ERA: 4.26	(1, 1)	IP: 9.2 W: 34 BF: 5	H: 5 R: 1 ER: 1 SO: 8	BB: 1 IBB: 0 HBP: 0 BLK: 0	WP: 0 HR: 0 S: 49 P: 53	ERA: 0.93 WHIP: 0.621		<b>PITCHER</b>	IP: 9.2 W: 34 BF: 5	H: 5 R: 1 ER: 1 SO: 8	BB: 1 IBB: 0 HBP: 0 BLK: 0	WP: 0 HR: 0 S: 49 P: 53	ERA: 0.93 WHIP: 0.621						


Milwaukee Braves @ New York Mets  
Shea Stadium, Flushing, NY  
Sun Sep 12 1965, 3:33 AM EDT  
Att: 13,500 - Unknown

AB 32  
R 0  
H 4  
RBI 0  
BB 1  
SO 13  
LOB 13



Milwaukee Braves @ New York Mets  
Shea Stadium, Flushing, NY  
Sun Sep 12 1965, 3:33 AM EDT  
Att: 13,500 - Unknown

AB 32  
R 1  
H 5  
RBI 1  
BB 1  
SO 8  
LOB 6



Batter	1	2	3	4	5	6	7	8	9	AB	R	H	RBI	BB	SO	LOB	TOP								
<b>Rico Carty, R</b> OBP: 0.359, SLG: 0.506 (1, 7)										5	1	2	0	0	3	2	<b>Milwaukee Braves @ Philadelphia Phillies</b> Connie Mack Stadium, Philadelphia, PA Mon Sep 13 1965, 7:05 PM EDT Att: 5,647 - Unknown <a href="http://livebaseballscorecards.com">livebaseballscorecards.com</a>								
<b>Eddie Mathews, L</b> OBP: 0.346, SLG: 0.475 (1, 5)										5	1	1	0	0	0	2									
<b>Hank Aaron, R</b> OBP: 0.389, SLG: 0.573 (1, 9)										4	1	2	1	0	1	2									
<b>Joe Torre, R</b> OBP: 0.380, SLG: 0.504 (1, 2)										3	0	2	1	1	0	1									
<b>Mack Jones, L</b> OBP: 0.314, SLG: 0.518 (1, 8)										3	0	1	1	1	1	3									
<b>Felipe Alou, R</b> OBP: 0.338, SLG: 0.490 (1, 3)										1	0	0	0	0	0	2									
<b>Gene Oliver, R</b> OBP: 0.325, SLG: 0.466 (4, 3)										2	0	0	0	0	2	1									
<b>Frank Bolling, R</b> OBP: 0.299, SLG: 0.359 (1, 4)										4	0	2	0	0	0	1									
<b>Sandy Alomar Sr., S</b> OBP: 0.286, SLG: 0.290 (8, PH)										3	0	0	0	0	1	3									
<b>Woody Woodward, R</b> OBP: 0.269, SLG: 0.263 (8, 6)										1	0	0	0	0	0	0									
<b>Ken Johnson, R</b> OBP: 0.122, SLG: 0.149 (1, 1)										0	0	0	0	0	0	0									
<b>Phil Niekro, R</b> OBP: 0.125, SLG: 0.125 (7, 1)										1	0	0	0	0	0	0									
<b>Jesse Gonder, L</b> OBP: 0.310, SLG: 0.389 (9, PH)										1	0	0	0	0	0	0									
<b>Inning Stats</b>	R: 1 E: 0 K: 1 S: 7	H: 2 LOB: 2 BB: 1 P: 11	R: 0 E: 0 K: 1 S: 5	H: 1 LOB: 0 BB: 0 P: 5	R: 0 E: 2 K: 0 S: 4	H: 1 LOB: 2 BB: 1 P: 8	R: 0 E: 0 K: 2 S: 8	H: 1 LOB: 2 BB: 0 P: 9	R: 2 E: 0 K: 1 S: 9	H: 3 LOB: 1 BB: 0 P: 8	R: 0 E: 0 K: 3 S: 9	H: 0 LOB: 0 BB: 0 P: 9	R: 0 E: 0 K: 1 S: 6	H: 2 LOB: 1 BB: 0 P: 6	R: 0 E: 0 K: 1 S: 5	H: 0 LOB: 0 BB: 0 P: 5		R: 0 E: 0 K: 1 S: 5	H: 0 LOB: 0 BB: 0 P: 5	R: 0 E: 0 K: 1 S: 5	H: 0 LOB: 0 BB: 0 P: 5	1B: 7 2B: 3 3B: 0 HR: 0	SF: 0 SAC: 0 DP: 0 HBP: 1	WP: 0 PB: 0 SB: 2 CS: 2	PA: 38
<b>PITCHER</b> <b>Ray Culp, R</b> ERA: 3.39 (1, 1)	IP: 9.0 WLS: W BF: 38 H: 10 R: 3 ER: 3 SO: 11 BB: 1 IBB: 1 HBP: 1 BLK: 0 WP: 0 HR: 0 S: 57 P: 66 ERA: 3.00 WHIP: 1.222															<b>PITCHER</b>		IP: WLS: BF: H: R: ER: SO: BB: IBB: HBP: BLK: WP: HR: S: P: ERA: WHIP:							

Batter	1	2	3	4	5	6	7	8	9	AB	R	H	RBI	BB	SO	LOB	BOTTOM				
<b>Dick Allen, R</b> OBP: 0.379, SLG: 0.505 (1, 5)										5	1	2	0	0	1	2	<b>Milwaukee Braves @ Philadelphia Phillies</b> Connie Mack Stadium, Philadelphia, PA Mon Sep 13 1965, 7:05 PM EDT Att: 5,647 - Unknown <a href="http://livebaseballscorecards.com">livebaseballscorecards.com</a>				
<b>Johnny Callison, L</b> OBP: 0.328, SLG: 0.520 (1, 9)										5	1	2	0	0	1	1					
<b>Wes Covington, L</b> OBP: 0.317, SLG: 0.495 (1, 7)										5	0	1	0	0	3	4					
<b>Adolfo Phillips, R</b> OBP: 0.322, SLG: 0.411 (9, 8)										0	0	0	0	0	0	0					
<b>Dick Stuart, R</b> OBP: 0.298, SLG: 0.453 (1, 3)										4	0	0	1	0	0	2					
<b>Tony Gonzalez, L</b> OBP: 0.352, SLG: 0.485 (1, 8)										3	1	1	0	1	0	0					
<b>Clay Dalrymple, L</b> OBP: 0.300, SLG: 0.304 (1, 2)										3	1	2	2	1	0	1					
<b>Tony Taylor, R</b> OBP: 0.297, SLG: 0.326 (1, 4)										4	0	2	0	0	1	4					
<b>Bobby Wine, R</b> OBP: 0.291, SLG: 0.299 (1, 6)										3	0	1	0	1	0	5					
<b>Ray Culp, R</b> OBP: 0.153, SLG: 0.091 (1, 1)										4	0	1	1	0	3	4					
<b>Inning Stats</b>	R: 0 E: 0 K: 1 S: 6	H: 1 LOB: 1 BB: 0 P: 6	R: 1 E: 0 K: 0 S: 6	H: 3 LOB: 2 BB: 0 P: 6	R: 0 E: 0 K: 1 S: 5	H: 0 LOB: 0 BB: 0 P: 5	R: 0 E: 0 K: 1 S: 6	H: 1 LOB: 2 BB: 1 P: 10	R: 2 E: 1 K: 2 S: 10	H: 2 LOB: 3 BB: 2 P: 18	R: 0 E: 0 K: 2 S: 8	H: 1 LOB: 1 BB: 0 P: 8	R: 1 E: 1 K: 1 S: 8	H: 3 LOB: 2 BB: 0 P: 8	R: 0 E: 0 K: 1 S: 5	H: 1 LOB: 0 BB: 0 P: 5		1B: 11 2B: 0 3B: 0 HR: 1	SF: 0 SAC: 0 DP: 1 HBP: 0	WP: 1 PB: 0 SB: 0 CS: 0	PA: 39
<b>PITCHER</b> <b>Ken Johnson, R</b> ERA: 3.5 (1, 1)	IP: 6.0 WLS: L BF: 9 H: 4 R: 3 ER: 1 SO: 7 BB: 1 IBB: 0 HBP: 0 BLK: 0 WP: 0 HR: 1 S: 41 P: 53 ERA: 4.50 WHIP: 2.000															<b>PITCHER</b>		IP: WLS: BF: H: R: ER: SO: BB: IBB: HBP: BLK: WP: HR: S: P: ERA: WHIP:			

Batter	1	2	3	4	5	6	7	8	9	AB	R	H	RBI	BB	SO	LOB	TOP		
Mack Jones, L OBP: 0.311, SLG: 0.513 (1, 8)	F9		P4			K			P4	4	0	0	0	0	1	0			
Eddie Mathews, L OBP: 0.346, SLG: 0.476 (1, 5)	P5			G3					K	4	0	1	0	0	1	0			
Hank Aaron, R OBP: 0.387, SLG: 0.570 (1, 9)	K			K					P3	3	0	0	0	0	2	1			
Jesse Gonder, L OBP: 0.310, SLG: 0.395 (1, 2)				F5					4-3	3	0	1	0	0	0	1			
Johnny Blanchard, L OBP: 0.256, SLG: 0.258 (1, 7)				2B					F4	3	0	0	0	0	1	2			
Joe Torre, R OBP: 0.378, SLG: 0.501 (1, 3)				L5					K	3	0	0	0	0	2	1			
Frank Bolling, R OBP: 0.297, SLG: 0.357 (1, 4)				K					P6	3	0	0	0	0	1	1			
Woody Woodward, R OBP: 0.208, SLG: 0.248 (6, PH)				K					P6	1	0	0	0	0	1	0			
Miguel de la Hoz, R OBP: 0.299, SLG: 0.331 (6, 6)										2	0	0	0	0	0	0			
Hank Fischer, R OBP: 0.125, SLG: 0.125 (6, PH)				6-3					L3	1	0	0	0	0	0	0			
Don Dillard, L OBP: 0.133, SLG: 0.333 (6, 1)										1	0	0	0	0	0	0			
Denny Lemaster, R OBP: 0.150, SLG: 0.132 (6, 1)										0	0	0	0	0	0	0			
Ty Cline, L OBP: 0.250, SLG: 0.250 (6, PH)										1	0	0	0	0	0	0			
<b>Inning Stats</b>	R: 0 E: 0 K: 1 S: 5	H: 0 LOB: 0 BB: 0 P: 5	R: 0 E: 0 K: 1 S: 6	H: 1 LOB: 1 BB: 0 P: 6	R: 0 E: 0 K: 1 S: 5	H: 0 LOB: 0 BB: 0 P: 5	R: 0 E: 0 K: 1 S: 5	H: 0 LOB: 0 BB: 0 P: 5	R: 0 E: 0 K: 2 S: 7	H: 0 LOB: 0 BB: 0 P: 7	R: 0 E: 0 K: 0 S: 4	H: 1 LOB: 1 BB: 0 P: 4	R: 0 E: 0 K: 1 S: 5	H: 0 LOB: 0 BB: 0 P: 5	R: 0 E: 0 K: 1 S: 5	H: 0 LOB: 0 BB: 0 P: 5	1B: 0 2B: 2 3B: 0 HR: 0	SF: 0 SAC: 0 DP: 0 HBP: 0	WP: 0 PA: 29 CS: 0
<b>PITCHER</b> Jim Bunning, R ERA: 2.71 (1, 1)	IP: 9.0 WLS: W BF: 29 H: 2 R: 0 ER: 0 SO: 9 BB: 0 IBB: 0 HBP: 0 BLK: 0 WP: 0 HR: 0 S: 47 P: 47 ERA: 0.00 WHIP: 0.222															<b>PITCHER</b>			

**Milwaukee Braves @ Philadelphia Phillies**  
 Connie Mack Stadium, Philadelphia, PA  
 Tue Sep 14 1965, 7:05 PM EDT  
 Att: 11,050 - Unknown


AB	29
R	0
H	2
RBI	0
BB	0
SO	9
LOB	6



Batter	1	2	3	4	5	6	7	8	9	AB	R	H	RBI	BB	SO	LOB	BOTTOM		
Dick Allen, R OBP: 0.380, SLG: 0.505 (1, 5)	HR		F3					G4-3		4	1	2	0	0	0	1			
Johnny Callison, L OBP: 0.327, SLG: 0.524 (1, 9)	HR		F5					F8		4	1	1	2	0	1	1			
Wes Covington, L OBP: 0.378, SLG: 0.495 (6, PH)	1-4-3									2	0	1	0	0	0	0			
Alex Johnson, R OBP: 0.352, SLG: 0.472 (7, 7)				1B						1	0	0	0	0	0	0			
Dick Stuart, R OBP: 0.297, SLG: 0.450 (9, 3)	K		K							3	0	0	0	0	3	1			
Ruben Amaro, R OBP: 0.310, SLG: 0.250 (9, 3)										0	0	0	0	0	0	0			
Tony Gonzalez, L OBP: 0.352, SLG: 0.484 (1, 8)				6-3						3	0	1	0	0	1	0			
Clay Dalrymple, L OBP: 0.297, SLG: 0.300 (1, 2)				1-3				L9		3	0	0	0	0	1	1			
Tony Taylor, R OBP: 0.298, SLG: 0.324 (1, 4)				5-3				F9		2	0	0	0	1	0	0			
Bobby Wine, R OBP: 0.289, SLG: 0.296 (1, 6)				K				5-3		3	0	0	0	0	1	0			
Jim Bunning, R OBP: 0.222, SLG: 0.267 (1, 1)				P4						3	0	1	0	0	1	0			
<b>Inning Stats</b>	R: 2 E: 0 K: 2 S: 10	H: 3 LOB: 1 BB: 0 P: 10	R: 0 E: 0 K: 1 S: 5	H: 0 LOB: 0 BB: 0 P: 5	R: 0 E: 0 K: 1 S: 6	H: 1 LOB: 1 BB: 0 P: 6	R: 0 E: 0 K: 0 S: 2	H: 0 LOB: 0 BB: 1 P: 6	R: 0 E: 0 K: 2 S: 8	H: 1 LOB: 1 BB: 0 P: 8	R: 0 E: 0 K: 2 S: 7	H: 0 LOB: 0 BB: 0 P: 7	R: 0 E: 0 K: 0 S: 3	H: 0 LOB: 0 BB: 0 P: 3	R: 0 E: 0 K: 0 S: 3	H: 1 LOB: 0 BB: 0 P: 3	1B: 5 2B: 0 3B: 0 HR: 1	SF: 0 SAC: 0 DP: 1 HBP: 0	WP: 1 PA: 30 CS: 1
<b>PITCHER</b> Hank Fischer, R ERA: 4.11 (1, 1)	IP: 5.0 WLS: L BF: 20 H: 5 R: 2 ER: 2 SO: 6 BB: 1 IBB: 0 HBP: 0 BLK: 0 WP: 1 HR: 1 S: 31 P: 35 ERA: 3.60 WHIP: 1.200															<b>PITCHER</b>			
<b>PITCHER</b> Denny Lemaster, L ERA: 4.74 (6, 1)	IP: 3.0 WLS: 9 BF: 1 H: 1 R: 0 ER: 0 SO: 2 BB: 0 IBB: 0 HBP: 0 BLK: 0 WP: 0 HR: 0 S: 13 P: 13 ERA: 0.00 WHIP: 0.333															<b>PITCHER</b>			

**Milwaukee Braves @ Philadelphia Phillies**  
 Connie Mack Stadium, Philadelphia, PA  
 Tue Sep 14 1965, 7:05 PM EDT  
 Att: 11,050 - Unknown

AB	28
R	2
H	6
RBI	2
BB	1
SO	8
LOB	4



Batter	1	2	3	4	5	6	7	8	9	AB	R	H	RBI	BB	SO	LOB	TOP					
<b>Rico Carty, R</b> OBP: 0.360, SLG: 0.512 (1, 7)	5-3				6-3		K															
<b>Felipe Alou, R</b> OBP: 0.339, SLG: 0.490 (9, PR)																						
<b>Don Dillard, L</b> OBP: 0.133, SLG: 0.333 (9, 7)			1B 2B						2B													
<b>Billy Cowan, R</b> OBP: 0.215, SLG: 0.320 (1, 8)																						
<b>Eddie Mathews, L</b> OBP: 0.345, SLG: 0.474 (7, PH) (7, 5)	1B						P4		E6													
<b>Hank Aaron, R</b> OBP: 0.389, SLG: 0.574 (1, 9)	F8																					
<b>Joe Torre, R</b> OBP: 0.378, SLG: 0.501 (1, 2)																						
<b>Frank Thomas, R</b> OBP: 0.240, SLG: 0.333 (1, 3)																						
<b>Miguel de la Hoz, R</b> OBP: 0.304, SLG: 0.342 (1, 5) (7, 6)																						
<b>Frank Bolling, R</b> OBP: 0.295, SLG: 0.354 (1, 4)																						
<b>Sandy Alomar Sr., S</b> OBP: 0.263, SLG: 0.287 (5, PH)																						
<b>Jim Beauchamp, R</b> OBP: 0.254, SLG: 0.204 (5, 6)																						
<b>Woody Woodward, R</b> OBP: 0.209, SLG: 0.243 (7, PH)																						
<b>Denis Menke, R</b> OBP: 0.317, SLG: 0.409 (7, 1)																						
<b>Dan Osinski, R</b> OBP: 0.200, SLG: 0.200 (7, 1)																						
<b>Tony Cloninger, R</b> OBP: 0.147, SLG: 0.242 (7, PH)																						
<b>Gene Oliver, R</b> OBP: 0.326, SLG: 0.470 (7, PR)																						
<b>Ty Cline, L</b> OBP: 0.249, SLG: 0.249 (7, 8)																						
<b>Inning Stats</b>	R: 0 E: 0 K: 0 S: 4	H: 2 LOB: 2 BB: 0 P: 4	R: 0 E: 0 K: 0 S: 3	H: 1 LOB: 0 BB: 0 P: 3	R: 0 E: 0 K: 0 S: 4	H: 2 LOB: 2 BB: 0 P: 4	R: 0 E: 0 K: 0 S: 3	H: 0 LOB: 1 BB: 1 P: 7	R: 0 E: 0 K: 1 S: 6	H: 1 LOB: 1 BB: 0 P: 6	R: 1 E: 0 K: 0 S: 5	H: 3 LOB: 2 BB: 0 P: 5	R: 3 E: 1 K: 1 S: 9	H: 3 LOB: 1 BB: 0 P: 9	R: 0 E: 0 K: 0 S: 3	H: 0 LOB: 0 BB: 0 P: 3	R: 0 E: 0 K: 1 S: 6	H: 1 LOB: 1 BB: 0 P: 6	1B: 7 2B: 6 3B: 0 HR: 0	SF: 0 SAC: 0 DP: 1 HBP: 0	WP: 0 PB: 0 CS: 0	PA: 38
<b>PITCHER</b>	IP	WLS	BF	H	R	ER	SO	BB	IBB	HBP	BLK	WP	HR	S	P	ERA	WHIP					
<b>Chris Short, L</b> ERA: 3.11 (1, 1)	6.1	L	27	11	3	1	1	1	0	0	0	0	0	28	32	1.42	1.895					
<b>Gary Wagner, R</b> ERA: 3.23 (7, 1)	0.2		4	1	1	0	1	0	0	0	0	0	0	6	6	0.00	1.500					
<b>Fergie Jenkins, R</b> ERA: (8, 1)	2.0		7	1	0	0	1	0	0	0	0	0	0	9	9	0.00	0.500					

Milwaukee Braves @ Philadelphia Phillies  
 Connie Mack Stadium, Philadelphia, PA  
 Wed Sep 15 1965, 7:05 PM EDT  
 Att: 10,932 - Unknown

AB 37  
 R 4  
 H 13  
 RBI 2  
 BB 1  
 SO 3  
 LOB 11



Batter	1	2	3	4	5	6	7	8	9	AB	R	H	RBI	BB	SO	LOB	BOTTOM					
<b>Dick Allen, R</b> OBP: 0.378, SLG: 0.501 (1, 5)	K																					
<b>Johnny Callison, L</b> OBP: 0.327, SLG: 0.522 (1, 9)																						
<b>Wes Covington, L</b> OBP: 0.325, SLG: 0.514 (1, 7)																						
<b>Dick Stuart, R</b> OBP: 0.294, SLG: 0.446 (1, 3)																						
<b>Tony Gonzalez, L</b> OBP: 0.354, SLG: 0.483 (1, 8)																						
<b>Clay Dainypile, L</b> OBP: 0.294, SLG: 0.297 (1, 2)																						
<b>Tony Taylor, R</b> OBP: 0.297, SLG: 0.322 (1, 4)																						
<b>Bobby Wine, R</b> OBP: 0.290, SLG: 0.295 (7, PH)																						
<b>John Briggs, L</b> OBP: 0.359, SLG: 0.395 (8, 6)																						
<b>Ruben Amaro, R</b> OBP: 0.310, SLG: 0.250 (9, PH)																						
<b>Alex Johnson, R</b> OBP: 0.351, SLG: 0.470 (9, PH)																						
<b>Chris Short, R</b> OBP: 0.149, SLG: 0.149 (7, 1)																						
<b>Gary Wagner, R</b> OBP: 0.391, SLG: 0.182 (7, PH)																						
<b>John Herrnstein, L</b> OBP: 0.231, SLG: 0.276 (8, 1)																						
<b>Fergie Jenkins, R</b> (8, 1)																						
<b>Inning Stats</b>	R: 1 E: 0 K: 3 S: 10	H: 1 LOB: 0 BB: 0 P: 10	R: 0 E: 0 K: 0 S: 4	H: 1 LOB: 1 BB: 0 P: 4	R: 0 E: 0 K: 3 S: 11	H: 2 LOB: 2 BB: 0 P: 11	R: 1 E: 0 K: 1 S: 6	H: 1 LOB: 2 BB: 2 P: 14	R: 0 E: 0 K: 1 S: 5	H: 0 LOB: 0 BB: 0 P: 5	R: 0 E: 0 K: 1 S: 5	H: 0 LOB: 0 BB: 0 P: 5	R: 0 E: 0 K: 0 S: 3	H: 0 LOB: 0 BB: 0 P: 3	R: 0 E: 0 K: 1 S: 6	H: 1 LOB: 1 BB: 0 P: 6	R: 0 E: 0 K: 0 S: 3	H: 0 LOB: 0 BB: 0 P: 3	1B: 5 2B: 0 3B: 0 HR: 1	SF: 0 SAC: 1 DP: 0 HBP: 0	WP: 1 PB: 0 CS: 0	PA: 35
<b>PITCHER</b>	IP	WLS	BF	H	R	ER	SO	BB	IBB	HBP	BLK	WP	HR	S	P	ERA	WHIP					
<b>Tony Cloninger, R</b> ERA: 3.39 (7, 1)	6.0	W	25	5	2	2	9	2	0	0	0	0	0	41	49	3.00	1.167					
<b>Dan Osinski, R</b> ERA: 2.91 (7, 1)	3.0	S	10	1	0	0	1	0	0	0	0	0	0	12	12	0.00	0.333					

Milwaukee Braves @ Philadelphia Phillies  
 Connie Mack Stadium, Philadelphia, PA  
 Wed Sep 15 1965, 7:05 PM EDT  
 Att: 10,932 - Unknown

AB 32  
 R 2  
 H 6  
 RBI 2  
 BB 2  
 SO 10  
 LOB 11





Batter	1	2	3	4	5	6	7	8	9	AB	R	H	RBI	BB	SO	LOB	TOP											
Rico Carty, R OBP: 0.358, SLG: 0.506	6-3	HR		6-3			4-3		P6	3	1	0	0	1	0	0	<b>Milwaukee Braves @ Philadelphia Phillies</b> Connie Mack Stadium, Philadelphia, PA Thu Sep 16 1965, 7:05 PM EDT Att: 11,336 - Unknown <a href="http://livebaseballscorecards.com">livebaseballscorecards.com</a>											
Denis Menke, R OBP: 0.316, SLG: 0.407		HR								1	0	0	0	0	0													
Eddie Mathews, L OBP: 0.345, SLG: 0.478	4-3	HR			6-3		1B		K	4	1	1	3	1	1	0												
Hank Aaron, R OBP: 0.388, SLG: 0.570	E4	5-3			P6		K			4	0	0	0	1	1													
Gene Oliver, R OBP: 0.241, SLG: 0.471	K								F7	4	0	2	0	0	1	1												
Johnny Blanchard, L OBP: 0.254, SLG: 0.256										1	0	0	0	0	0	1												
Frank Thomas, R OBP: 0.328, SLG: 0.471		5-3								4	1	1	0	0	2	3												
Felipe Alou, R OBP: 0.339, SLG: 0.490		1B			K					0	0	0	0	0	0	0												
Ty Cline, L OBP: 0.249, SLG: 0.245		5-3								3	1	0	0	1	1	0												
Frank Bolling, R OBP: 0.295, SLG: 0.357		1B																										
Woody Woodward, R OBP: 0.213, SLG: 0.250		5-3								4	1	1	0	0	0	2												
Bob Sadowski, R OBP: 0.118, SLG: 0.091		K								2	0	1	1	1	1	2												
Hank Fischer, R OBP: 0.125, SLG: 0.125										3	1	1	2	0	1	1												
Denny Lemaster, R OBP: 0.146, SLG: 0.128		HR								0	0	0	0	0	0	0												
Dan Osinski, R OBP: 0.200, SLG: 0.200		1B								1	0	0	0	0	0	1												
										0	0	0	0	0	0	0												
<b>Inning Stats</b>	R: 0 E: 1 K: 1 S: 6	H: 0 LOB: 1 BB: 0 P: 6	R: 5 E: 0 K: 1 S: 8	H: 3 LOB: 0 BB: 2 P: 16	R: 0 E: 0 K: 1 S: 5	H: 0 LOB: 0 BB: 0 P: 5	R: 1 E: 0 K: 0 S: 4	H: 1 LOB: 0 BB: 0 P: 4	R: 0 E: 0 K: 1 S: 6	H: 0 LOB: 1 BB: 1 P: 9	R: 0 E: 0 K: 1 S: 6	H: 1 LOB: 2 BB: 1 P: 10	R: 0 E: 0 K: 1 S: 6	H: 1 LOB: 1 BB: 0 P: 6	R: 0 E: 0 K: 1 S: 5	H: 0 LOB: 1 BB: 1 P: 9	1B: 5 2B: 0 3B: 1 HR: 1	SF: 1 SAC: 0 DP: 0 HBP: 0	WP: 0 PB: 0 SB: 0 CS: 0	PA: 40								
<b>PITCHER</b>	IP	WLS	BF	H	R	ER	SO	BB	IBB	HBP	BLK	WP	HR	S	P	ERA	WHIP											
Lew Burdette, R ERA: 5.88	2.0		12	3	5	5	2	2	0	0	0	0	0	1	14	22	22.50	2.500										
Art Mahaffey, R ERA: 5.21	3.0		11	2	1	1	2	0	0	0	0	0	0	0	15	15	3.00	0.667										
Jack Baldschun, R ERA: 3.96	2.0		9	1	0	0	2	2	0	0	0	0	0	0	11	19	0.00	1.500										
Gary Wagner, R ERA: 3.19	1.0	W	4	1	0	0	1	0	0	0	0	0	0	6	6	0.00	1.000											
Fergie Jenkins, R ERA:	1.0	S	4	0	0	0	1	1	0	0	0	0	0	5	9	0.00	1.000											

Batter	1	2	3	4	5	6	7	8	9	AB	R	H	RBI	BB	SO	LOB	BOTTOM										
Dick Allen, R OBP: 0.379, SLG: 0.505	G3				4-3		F7			5	2	3	2	0	0	0	<b>Milwaukee Braves @ Philadelphia Phillies</b> Connie Mack Stadium, Philadelphia, PA Thu Sep 16 1965, 7:05 PM EDT Att: 11,336 - Unknown <a href="http://livebaseballscorecards.com">livebaseballscorecards.com</a>										
Johnny Callison, L OBP: 0.330, SLG: 0.528	G3									3	1	2	2	1	0	1											
Wes Covington, L OBP: 0.324, SLG: 0.507										3	0	0	0	1	1	2											
Cookie Rojas, R OBP: 0.353, SLG: 0.381										0	0	0	0	0	0	0											
Tony Gonzalez, L OBP: 0.355, SLG: 0.483										4	2	2	0	0	1	2											
Dick Stuart, R OBP: 0.296, SLG: 0.455										4	1	2	2	0	2	2											
Adolfo Phillips, R OBP: 0.322, SLG: 0.411										0	0	0	0	0	0	0											
Clay Dainypile, L OBP: 0.293, SLG: 0.296										4	0	1	0	0	0	1											
Tony Taylor, R OBP: 0.300, SLG: 0.324										2	1	1	1	1	0	0											
Bobby Wine, R OBP: 0.289, SLG: 0.293										3	1	0	0	1	1	2											
Lew Burdette, R ERA: 5.88										0	0	0	0	0	0	0											
Art Mahaffey, R ERA: 5.21										1	0	0	0	0	0	1											
Jack Baldschun, R ERA: 3.96										1	0	0	0	0	0	0											
Gary Wagner, R ERA: 3.19										1	0	0	0	0	0	0											
Fergie Jenkins, R ERA:										1	0	0	0	0	0	0											
<b>Inning Stats</b>	R: 1 E: 0 K: 2 S: 8	H: 1 LOB: 1 BB: 1 P: 12	R: 0 E: 1 K: 0 S: 4	H: 1 LOB: 1 BB: 0 P: 4	R: 1 E: 0 K: 0 S: 4	H: 2 LOB: 0 BB: 0 P: 4	R: 1 E: 0 K: 0 S: 4	H: 1 LOB: 0 BB: 0 P: 4	R: 1 E: 0 K: 2 S: 9	H: 2 LOB: 1 BB: 0 P: 9	R: 0 E: 0 K: 0 S: 3	H: 0 LOB: 1 BB: 1 P: 7	R: 3 E: 0 K: 0 S: 5	H: 3 LOB: 1 BB: 2 P: 13	1B: 6 2B: 3 3B: 0 HR: 2	SF: 1 SAC: 0 DP: 1 HBP: 0	WP: 0 PB: 1 SB: 0 CS: 0	PA: 37									
<b>PITCHER</b>	IP	WLS	BF	H	R	ER	SO	BB	IBB	HBP	BLK	WP	HR	S	P	ERA	WHIP										
Bob Sadowski, R ERA: 4.38	5.1		24	8	5	4	4	1	0	0	0	0	0	4	31	6.75	1.688										
Hank Fischer, R ERA: 4.09	0.2		2	0	0	0	1	0	0	0	0	0	0	4	4	0.00	0.000										
Denny Lemaster, L ERA: 4.83	1.1	L	7	2	3	3	0	1	0	0	0	0	0	6	10	20.25	2.250										
Dan Osinski, R ERA: 3.0	0.2		4	1	0	0	0	2	0	0	0	0	0	2	10	0.00	4.500										

Batter	1	2	3	4	5	6	7	8	9	AB	R	H	RBI	BB	SO	LOB	TOP			
Dick Schofield, S OBP: 0.289, SLG: 0.267	F5		F8		F3		FC6-4 1B		K	5	0	1	0	0	1	2				
Jesus Alou, R OBP: 0.325, SLG: 0.412	F6		5-3		FC6-4		FC6-4			4	0	0	0	0	0	2				
Willie Mays, R OBP: 0.391, SLG: 0.652 Ken Henderson, S OBP: 0.263, SLG: 0.225	1B		F9			BB 1B			K	4	0	2	0	0	1	1				
Willie McCovey, L OBP: 0.393, SLG: 0.552	K			3-1		BB 1B			F4	3	0	0	0	1	1					
Jim Ray Hart, R OBP: 0.344, SLG: 0.475		6-3 PB 1B BB		K		BB 1B			4-3	2	1	0	0	2	1	0				
Len Gabrielson, L OBP: 0.371, SLG: 0.433 Jack Hiatt, R OBP: 0.400, SLG: 0.397	F9					BB 1B			F3	2	0	1	0	0	0	1				
Bob Barton, R				1B						1	0	0	0	0	1	3				
Tom Haller, L OBP: 0.332, SLG: 0.365 Orlando Cepeda, R OBP: 0.200, SLG: 0.154 Ollie Brown, R OBP: 0.200, SLG: 0.400	6-3		F9		F9		F4			2	0	0	0	0	2					
Hal Lanier, R OBP: 0.260, SLG: 0.290 Bob Priddy, R										1	0	0	0	0	3					
Cap Peterson, R OBP: 0.319, SLG: 0.412	FC6-4 1B				F9		K		L8	3	0	1	1	0	1	3				
Juan Marichal, R OBP: 0.163, SLG: 0.178 Gaylord Perry, R OBP: 0.194, SLG: 0.156 Jim Davenport, R OBP: 0.302, SLG: 0.358	FC6-4								F3	1	0	0	0	0	1					
										1	0	1	0	0	0	1				
										2	0	1	0	0	1					
<b>Inning Stats</b>	R: 0 E: 0 K: 1 S: 6	H: 1 LOB: 1 BB: 0 P: 6	R: 1 E: 0 K: 0 S: 4	H: 1 LOB: 1 BB: 1 P: 8	R: 0 E: 0 K: 0 S: 3	H: 0 LOB: 0 BB: 0 P: 3	R: 0 E: 0 K: 1 S: 6	H: 1 LOB: 1 BB: 0 P: 6	R: 0 E: 0 K: 0 S: 4	H: 1 LOB: 1 BB: 2 P: 4	R: 0 E: 0 K: 1 S: 8	H: 2 LOB: 1 BB: 0 P: 6	R: 0 E: 0 K: 0 S: 3	H: 0 LOB: 0 BB: 0 P: 3	R: 0 E: 0 K: 1 S: 6	H: 1 LOB: 1 BB: 0 P: 6	1B: 6 2B: 2 3B: 0 HR: 0	SF: 0 SAC: 0 DP: 0 HBP: 0	WP: 0 PB: 2 SB: 0 CS: 0	PA: 37
<b>PITCHER</b>	IP WLS BF H R ER SO BB IBB HBP BLK WP HR S P ERA WHIP																			
Phil Niekro, R ERA: 3.06	(1, 1) 5.0 W 23 5 1 0 2 3 0 0 0 0 0 0 24 36 0.00 1.600																			
Billy O'Dell, L ERA: 2.19	(6, 1) 4.0 S 14 3 0 0 4 0 0 0 0 0 0 0 22 22 0.00 0.750																			

San Francisco Giants @ Milwaukee Braves  
Milwaukee County Stadium, Milwaukee, WI  
Fri Sep 17 1965, 8:05 PM EDT  
Att: 6,924 - Unknown

AB	34
R	1
H	8
RBI	1
BB	3
SO	6
LOB	21



Batter	1	2	3	4	5	6	7	8	9	AB	R	H	RBI	BB	SO	LOB	BOTTOM			
Felipe Alou, R OBP: 0.338, SLG: 0.488	4-3		K	F4		1-3 2-H 3-H 1B				4	0	1	2	0	1	1				
Eddie Mathews, L OBP: 0.344, SLG: 0.477	F3		HR 1B		G1	SF7				3	1	1	1	0	0	0				
Hank Aaron, R OBP: 0.389, SLG: 0.581	HR		1-H HR		K	F7				4	2	2	3	0	1	1				
Rico Carty, R OBP: 0.355, SLG: 0.500 Ty Cline, L OBP: 0.247, SLG: 0.243	F4		F8		K2-3		L8			3	0	0	0	0	1	0				
										1	0	0	0	0	0	0				
Gene Oliver, R OBP: 0.325, SLG: 0.465		F9	K			K	F4			4	0	0	0	0	2	0				
Frank Thomas, R OBP: 0.247, SLG: 0.349				F6		BB 1B 2B	K			4	2	2	0	0	1	0				
Frank Bolling, R OBP: 0.296, SLG: 0.359		6-3 2B 2B				1B BB 1B IBB			F7	3	2	1	0	1	0	1				
Woody Woodward, R OBP: 0.222, SLG: 0.260						1B BB 1B			K	3	1	2	2	1	1	0				
Phil Niekro, R OBP: 0.100, SLG: 0.100 Billy O'Dell, S OBP: 0.217, SLG: 0.227					6-3	1B SF7 1B			K	2	0	0	0	0	1	2				
										2	1	1	1	0	1	0				
<b>Inning Stats</b>	R: 1 E: 0 K: 0 S: 4	H: 1 LOB: 0 BB: 0 P: 4	R: 1 E: 0 K: 1 S: 7	H: 2 LOB: 1 BB: 0 P: 7	R: 2 E: 0 K: 2 S: 9	H: 2 LOB: 0 BB: 0 P: 9	R: 1 E: 0 K: 0 S: 5	H: 2 LOB: 1 BB: 0 P: 5	R: 0 E: 0 K: 2 S: 7	H: 0 LOB: 0 BB: 0 P: 7	R: 4 E: 0 K: 1 S: 8	H: 3 LOB: 1 BB: 2 P: 16	R: 0 E: 0 K: 1 S: 5	H: 0 LOB: 0 BB: 0 P: 5	R: 0 E: 0 K: 2 S: 7	H: 0 LOB: 0 BB: 0 P: 7	1B: 4 2B: 4 3B: 0 HR: 2	SF: 1 SAC: 0 DP: 0 HBP: 0	WP: 0 PB: 0 SB: 0 CS: 0	PA: 36
<b>PITCHER</b>	IP WLS BF H R ER SO BB IBB HBP BLK WP HR S P ERA WHIP																			
Juan Marichal, R ERA: 1.94	(1, 1) 3.1 L 17 7 5 5 3 0 0 0 0 0 0 2 23 23 13.50 2.100																			
Gaylord Perry, R ERA: 4.18	(4, 1) 2.0 10 2 4 4 3 1 1 0 0 0 0 0 14 22 18.00 1.500																			
Bob Priddy, R ERA:	(6, 1) 2.2 9 1 0 0 3 0 0 0 0 0 0 0 15 15 0.00 0.375																			

San Francisco Giants @ Milwaukee Braves  
Milwaukee County Stadium, Milwaukee, WI  
Fri Sep 17 1965, 8:05 PM EDT  
Att: 6,924 - Unknown

AB	33
R	9
H	10
RBI	9
BB	2
SO	9
LOB	5



Batter	1	2	3	4	5	6	7	8	9	AB	R	H	RBI	BB	SO	LOB	TOP								
Dick Schofield, S OBP: 0.291, SLG: 0.267 (1, 6)										3	0	1	0	1	0	0	<b>San Francisco Giants @ Milwaukee Braves</b> Milwaukee County Stadium, Milwaukee, WI Sat Sep 18 1965, 4:33 AM EDT Att: 8,563 - Unknown								
Jesus Alou, R OBP: 0.322, SLG: 0.408 (1, 9)										4	0	0	0	0	1	2									
Willie Mays, R OBP: 0.394, SLG: 0.652 (1, 8)										2	0	1	0	2	0	0									
Willie McCovey, L OBP: 0.392, SLG: 0.555 (1, 3)										4	1	1	1	0	1	5									
Jim Ray Hart, R OBP: 0.341, SLG: 0.471 (1, 5)										4	0	0	0	0	0	3									
Len Gabrielson, L OBP: 0.370, SLG: 0.430 Matty Alou, L OBP: 0.280, SLG: 0.306 (1, 7) (9, 7)										4	0	1	0	0	0	0									
Tom Haller, L OBP: 0.331, SLG: 0.371 (1, 2)										4	1	1	1	0	1	1									
Hal Lanier, R OBP: 0.258, SLG: 0.288 (1, 4)										3	0	0	0	0	0	1									
Ron Herbel, R OBP: 0.045, SLG: 0.023 Frank Linzy, R OBP: 0.176, SLG: 0.353 (1, 1) (8, 1)										3	0	0	0	0	3	1									
										0	0	0	0	0	0	0									
<b>Inning Stats</b>	R: 0 E: 0 K: 0 S: 2	H: 0 LOB: 1 BB: 2 P: 10	R: 0 E: 0 K: 0 S: 3	H: 0 LOB: 0 BB: 0 P: 3	R: 0 E: 0 K: 1 S: 5	H: 0 LOB: 0 BB: 0 P: 5	R: 0 E: 1 K: 2 S: 8	H: 1 LOB: 1 BB: 0 P: 8	R: 0 E: 0 K: 1 S: 6	H: 1 LOB: 2 BB: 1 P: 8	R: 0 E: 0 K: 0 S: 4	H: 0 LOB: 0 BB: 0 P: 3	R: 1 E: 0 K: 0 S: 6	H: 1 LOB: 0 BB: 0 P: 6	R: 0 E: 0 K: 0 S: 3	H: 0 LOB: 0 BB: 0 P: 3	R: 1 E: 0 K: 1 S: 6	H: 1 LOB: 0 BB: 0 P: 6	1B: 3 2B: 0 3B: 0 HR: 2	SF: 0 SAC: 0 DP: 1 HBP: 0	WP: 0 PB: 0 SB: 1 CS: 0	PA: 34			
<b>PITCHER</b>	IP	WLS	BF	H	R	ER	SO	BB	IBB	HBP	BLK	WP	HR	S	P	ERA	WHIP								
Hank Fischer, R ERA: 3.94 Dan Osinski, R ERA: 2.93 Billy O'Dell, L ERA: 2.25 (1, 1) (7, 1) (9, 1)	6.1	L	25	4	1	1	4	2	1	0	0	0	1	30	42	1.42	0.947								

Batter	1	2	3	4	5	6	7	8	9	AB	R	H	RBI	BB	SO	LOB	BOTTOM								
Felipe Alou, R OBP: 0.337, SLG: 0.486 Ty Cline, L OBP: 0.247, SLG: 0.243 Joe Torre, R OBP: 0.378, SLG: 0.500 Billy Cowan, R OBP: 0.213, SLG: 0.318 (1, 8) (5, 8) (7, PH) (8, 8)										2	0	0	0	0	0	0	<b>San Francisco Giants @ Milwaukee Braves</b> Milwaukee County Stadium, Milwaukee, WI Sat Sep 18 1965, 4:33 AM EDT Att: 8,563 - Unknown								
Eddie Mathews, L OBP: 0.345, SLG: 0.474 (1, 5)										3	0	0	0	0	1	0									
Hank Aaron, R OBP: 0.387, SLG: 0.577 (1, 9)										3	0	0	0	0	0	0									
Rico Carty, R OBP: 0.354, SLG: 0.498 (1, 7)										3	0	1	0	0	0	0									
Gene Oliver, R OBP: 0.325, SLG: 0.464 Sandy Alomar Sr., S OBP: 0.263, SLG: 0.267 (1, 2) (8, PR) (9, 6)										3	0	1	0	0	0	1									
Frank Thomas, R OBP: 0.248, SLG: 0.348 Jim Beauchamp, R OBP: 0.254, SLG: 0.204 (1, 3) (8, PR) (9, 3)										3	0	1	0	0	0	0									
Frank Bolling, R OBP: 0.295, SLG: 0.357 Mack Jones, L OBP: 0.311, SLG: 0.512 Billy O'Dell, S OBP: 0.217, SLG: 0.227 (1, 4) (8, PH) (9, 1)										2	0	0	0	0	1	0									
Woody Woodward, R OBP: 0.220, SLG: 0.258 Johnny Blanchard, L OBP: 0.253, SLG: 0.255 (1, 6) (9, 4) (9, PH)										2	0	0	0	0	0	0									
Hank Fischer, R OBP: 0.118, SLG: 0.118 Dan Osinski, R OBP: 0.200, SLG: 0.200 Jesse Gonder, L OBP: 0.308, SLG: 0.392 (1, 1) (7, 1) (9, 2)										2	0	0	0	0	0	0									
										1	0	0	0	0	0	0									
<b>Inning Stats</b>	R: 0 E: 0 K: 0 S: 3	H: 0 LOB: 0 BB: 0 P: 3	R: 0 E: 0 K: 0 S: 3	H: 1 LOB: 0 BB: 0 P: 3	R: 0 E: 0 K: 1 S: 5	H: 0 LOB: 0 BB: 0 P: 5	R: 0 E: 0 K: 1 S: 5	H: 0 LOB: 0 BB: 0 P: 5	R: 0 E: 0 K: 0 S: 3	H: 0 LOB: 0 BB: 0 P: 3	R: 0 E: 0 K: 0 S: 4	H: 2 LOB: 1 BB: 0 P: 4	R: 0 E: 0 K: 0 S: 3	H: 0 LOB: 0 BB: 0 P: 3	R: 0 E: 0 K: 0 S: 3	H: 0 LOB: 0 BB: 0 P: 3	1B: 3 2B: 1 3B: 0 HR: 0	SF: 0 SAC: 0 DP: 2 HBP: 0	WP: 0 PB: 0 SB: 0 CS: 0	PA: 28					
<b>PITCHER</b>	IP	WLS	BF	H	R	ER	SO	BB	IBB	HBP	BLK	WP	HR	S	P	ERA	WHIP								
Ron Herbel, R ERA: 3.66 Frank Linzy, R ERA: 1.59 (1, 1) (8, 1)	1.2	S	4	0	0	0	0	0	0	0	0	0	0	4	4	0.00	0.000								

Batter	1	2	3	4	5	6	7	8	9	AB	R	H	RBI	BB	SO	LOB	TOP			
Dick Schofield, S (1, 6) OBP: 0.290, SLG: 0.267	G3		4-3			G6-4-3 1B		FC1-6 BB 1B SF7		4	1	1	0	0	0	1	<b>San Francisco Giants @ Milwaukee Braves</b> <b>Milwaukee County Stadium, Milwaukee, WI</b> Sun Sep 19 1965, 4:33 AM EDT Att: 12,084 - Unknown <a href="http://livebaseballscorecards.com">livebaseballscorecards.com</a>			
Jesus Alou, R (1, 9) OBP: 0.322, SLG: 0.407	K		K			G6-4-3 1-2		SF7 BB 1B		4	0	1	0	0	2	1				
Willie Mays, R (1, 8) OBP: 0.396, SLG: 0.657	HR					1B 2-1 BB		BB 1-2 2-3 BB		2	1	1	1	2	0	0				
Willie McCovey, L (1, 3) OBP: 0.391, SLG: 0.554	F5					1B 1-3		SF7 2-3 3-H		3	0	1	1	0	0	0				
Jim Ray Hart, R (1, 5) OBP: 0.344, SLG: 0.477	HR					2-1 3-H	F9	BB 1-2 BB		2	1	1	1	2	0	0				
Len Gabrielson, L (1, 7) OBP: 0.385, SLG: 0.424	4-3							BB		4	0	0	0	0	1	4				
Matty Alou, L (8, 7) OBP: 0.280, SLG: 0.306				L3				F4		0	0	0	0	0	0	0				
Tom Haller, L (1, 2) OBP: 0.328, SLG: 0.367	F7						4-3			4	0	0	0	0	2	0				
Hal Lanier, R (1, 4) OBP: 0.258, SLG: 0.288	6-3							1B E 1B	F8	4	1	1	0	0	0	0				
Bob Shaw, R (1, 1) OBP: 0.120, SLG: 0.135										2	0	0	0	0	1	0				
Frank Linzy, R (6, 1) OBP: 0.176, SLG: 0.353										0	0	0	0	0	0	0				
Bill Henry, L (7, 1) OBP: 0.200, SLG: 0.200										0	0	0	0	0	0	0				
Jim Davenport, R (8, PH) OBP: 0.304, SLG: 0.361										1	0	1	0	0	0	0				
Juan Marichal, R (8, 1) OBP: 0.161, SLG: 0.176								1B FC1-6 1-H		1	0	0	0	0	1	0				
<b>Inning Stats</b>	R: 1 E: 0 K: 1 S: 6	H: 1 LOB: 0 BB: 0 P: 6	R: 1 E: 0 K: 0 S: 4	H: 1 LOB: 0 BB: 0 P: 4	R: 0 E: 0 K: 2 S: 7	H: 0 LOB: 0 BB: 0 P: 7	R: 0 E: 0 K: 0 S: 3	H: 0 LOB: 1 BB: 1 P: 7	R: 0 E: 0 K: 1 S: 5	H: 2 LOB: 2 BB: 1 P: 7	R: 0 E: 0 K: 1 S: 5	H: 0 LOB: 0 BB: 0 P: 5	R: 2 E: 1 K: 0 S: 6	H: 3 LOB: 3 BB: 2 P: 14	R: 0 E: 0 K: 2 S: 7	H: 0 LOB: 0 BB: 0 P: 7	1B: 5 2B: 0 3B: 0 HR: 2	SF: 1 SAC: 0 DP: 1 HBP: 0	WP: 0 PB: 0 SB: 0 CS: 0	PA: 36
<b>PITCHER</b> Tony Cloninger, R (1, 1) ERA: 3.41	IP: 9.0 WLS: L BF: 37 H: 7 R: 4 ER: 4 SO: 7 BB: 4 IBB: 0 HBP: 0 BLK: 0 WP: 0 HR: 2 S: 46 P: 62 ERA: 4.00 WHIP: 1.222															<b>PITCHER</b>	IP: 9.0 WLS: L BF: 37 H: 7 R: 4 ER: 4 SO: 7 BB: 4 IBB: 0 HBP: 0 BLK: 0 WP: 0 HR: 2 S: 46 P: 62 ERA: 4.00 WHIP: 1.222			

Batter	1	2	3	4	5	6	7	8	9	AB	R	H	RBI	BB	SO	LOB	BOTTOM					
Mack Jones, L (1, 8) OBP: 0.309, SLG: 0.508	F4		1B BB			F4			G3	4	0	0	0	1	0	2	<b>San Francisco Giants @ Milwaukee Braves</b> <b>Milwaukee County Stadium, Milwaukee, WI</b> Sun Sep 19 1965, 4:33 AM EDT Att: 12,084 - Unknown <a href="http://livebaseballscorecards.com">livebaseballscorecards.com</a>					
Eddie Mathews, L (1, 5) OBP: 0.342, SLG: 0.472	4-3		FC5-4 1B			K	K			4	0	1	0	0	2	2						
Hank Aaron, R (1, 9) OBP: 0.386, SLG: 0.577	5-3		FC5-4 1-2			2B		F4		4	1	1	0	0	0	2						
Joe Torre, R (1, 3) OBP: 0.379, SLG: 0.509		6-3								3	1	2	2	0	0	0						
Denis Menke, R (8, 3) OBP: 0.319, SLG: 0.410				HR		2B 2H		E 1B		1	0	1	0	0	0	0						
Gene Oliver, R (1, 2) OBP: 0.327, SLG: 0.463						F7		F4		3	0	1	0	1	0	1						
Frank Thomas, R (1, 7) OBP: 0.246, SLG: 0.344						1B		F4														
Miguel de la Hoz, R (6, 6) OBP: 0.301, SLG: 0.338								E4 FC6-4		2	0	0	0	0	2	1						
Frank Bolling, R (1, 4) OBP: 0.293, SLG: 0.354								F7		2	0	0	0	0	0	3						
Woody Woodward, R (1, 6) OBP: 0.219, SLG: 0.256																						
Jesse Gonder, L (5, PH) OBP: 0.311, SLG: 0.394																						
Sandy Alomar, Sr., S (7, PH) OBP: 0.203, SLG: 0.275																						
Billy Cowan, R (8, 7) OBP: 0.213, SLG: 0.318																						
Rico Carty, R (9, PH) OBP: 0.303, SLG: 0.496																						
Tony Cloninger, R (1, 1) OBP: 0.153, SLG: 0.255																						
Johnny Blanchard, L (9, PH) OBP: 0.251, SLG: 0.253																						
<b>Inning Stats</b>	R: 0 E: 0 K: 0 S: 3	H: 0 LOB: 0 BB: 0 P: 3	R: 0 E: 0 K: 1 S: 6	H: 1 LOB: 1 BB: 0 P: 6	R: 0 E: 0 K: 0 S: 4	H: 1 LOB: 2 BB: 1 P: 8	R: 1 E: 0 K: 1 S: 6	H: 1 LOB: 0 BB: 0 P: 6	R: 0 E: 0 K: 2 S: 7	H: 0 LOB: 0 BB: 0 P: 7	R: 1 E: 0 K: 1 S: 7	H: 2 LOB: 2 BB: 1 P: 11	R: 0 E: 0 K: 1 S: 6	H: 2 LOB: 2 BB: 0 P: 6	R: 0 E: 1 K: 0 S: 5	H: 1 LOB: 2 BB: 0 P: 5	R: 0 E: 0 K: 0 S: 3	H: 0 LOB: 0 BB: 0 P: 3	1B: 4 2B: 3 3B: 0 HR: 1	SF: 0 SAC: 0 DP: 0 HBP: 0	WP: 0 PB: 0 SB: 0 CS: 1	PA: 37
<b>PITCHER</b> Bob Shaw, R (1, 1) ERA: 2.49	IP: 5.1 WLS: 2 BF: 22 H: 5 R: 2 ER: 2 SO: 5 BB: 1 IBB: 0 HBP: 0 BLK: 0 WP: 0 HR: 1 S: 31 P: 35 ERA: 3.38 WHIP: 1.125															<b>PITCHER</b>	IP: 5.1 WLS: 2 BF: 22 H: 5 R: 2 ER: 2 SO: 5 BB: 1 IBB: 0 HBP: 0 BLK: 0 WP: 0 HR: 1 S: 31 P: 35 ERA: 3.38 WHIP: 1.125					
Frank Linzy, R (6, 1) ERA: 1.57	1.0 W: 2 S: 8																					
Bill Henry, L (7, 1) ERA: 3.07	0.2																					
Juan Marichal, R (8, 1) ERA: 1.92	2.0																					



Batter	1	2	3	4	5	6	7	8	9	AB	R	H	RBI	BB	SO	LOB	TOP	
<b>Tony Taylor, R</b> OBP: 0.300, SLG: 0.324 (1, 4)										5	1	2	0	0	1	0	<b>Philadelphia Phillies @ Milwaukee Braves</b> <b>Milwaukee County Stadium, Milwaukee, WI</b> Mon Sep 20 1965, 4:33 AM EDT Att: 812 - Unknown  <b>AB 34</b> <b>R 4</b> <b>H 8</b> <b>RBI 3</b> <b>BB 5</b> <b>SO 10</b> <b>LOB 15</b> 	
<b>Johnny Callison, L</b> OBP: 0.325, SLG: 0.517 (1, 9)										5	0	2	0	0	1	1		
<b>Dick Allen, R</b> OBP: 0.376, SLG: 0.503 (1, 5)										4	0	0	0	1	2	3		
<b>Dick Stuart, R</b> OBP: 0.291, SLG: 0.444 (1, 3)										4	1	0	0	0	2	4		
<b>Alex Johnson, R</b> OBP: 0.351, SLG: 0.463 (1, 7)										3	1	1	0	1	0	0		
<b>Adolfo Phillips, R</b> OBP: 0.300, SLG: 0.354 (1, 8)										3	1	0	0	1	2	1		
<b>Bobby Wine, R</b> OBP: 0.289, SLG: 0.291 (1, 6)										3	0	2	1	1	0	0		
<b>Pat Corrales, R</b> OBP: 0.337, SLG: 0.329 (1, 2)										3	0	1	2	1	0	2		
<b>Ray Culp, R</b> OBP: 0.141, SLG: 0.083 (1, 1)										4	0	0	0	0	2	4		
<b>Inning Stats</b>	R: 4 E: 1 K: 0 S: 5	H: 2 LOB: 2 BB: 4 P: 21	R: 0 E: 0 K: 2 S: 8	H: 1 LOB: 1 BB: 0 P: 8	R: 0 E: 0 K: 1 S: 5	H: 0 LOB: 0 BB: 0 P: 5	R: 0 E: 0 K: 1 S: 5	H: 2 LOB: 1 BB: 0 P: 6	R: 0 E: 0 K: 3 S: 11	H: 2 LOB: 2 BB: 0 P: 11	R: 0 E: 0 K: 1 S: 6	H: 1 LOB: 2 BB: 1 P: 10	R: 0 E: 0 K: 0 S: 3	H: 0 LOB: 0 BB: 0 P: 3	1B: 6 2B: 2 3B: 0 HR: 0	SF: 0 SAC: 0 DP: 1 HBP: 0	WP: 0 PB: 0 SB: 1 CS: 0	PA: 39
<b>PITCHER</b>	IP WLS BF H R ER SO BB IBB HBP BLK WP HR S P ERA WHIP																	
<b>Wade Blasingame, L</b> ERA: 3.58 (1, 1)	0.2 L 7 1 4 4 0 4 0 0 0 0 0 0 3 19 54.00 7.500																	
<b>Clay Carroll, R</b> ERA: 4.98 (3, 1)	1.1 6 2 0 0 2 0 0 0 0 0 0 0 10 10 0.00 1.500																	
<b>Dick Kelley, L</b> ERA: 3.24 (6, 1)	3.0 9 0 0 0 3 0 0 0 0 0 0 0 15 15 0.00 0.000																	
<b>Chi-Chi Olivo, R</b> ERA: 1.29 (8, 1)	2.0 9 4 0 0 4 0 0 0 0 0 0 0 17 17 0.00 2.000																	
<b>Dan Osinski, R</b> ERA: 2.66 (8, 1)	2.0 8 1 0 0 1 0 1 0 0 0 0 0 9 13 0.00 0.500																	

Batter	1	2	3	4	5	6	7	8	9	AB	R	H	RBI	BB	SO	LOB	BOTTOM			
<b>Mack Jones, L</b> OBP: 0.312, SLG: 0.513 (1, 8)										5	0	3	0	0	0	3	<b>Philadelphia Phillies @ Milwaukee Braves</b> <b>Milwaukee County Stadium, Milwaukee, WI</b> Mon Sep 20 1965, 4:33 AM EDT Att: 812 - Unknown  <b>AB 36</b> <b>R 1</b> <b>H 10</b> <b>RBI 1</b> <b>BB 2</b> <b>SO 10</b> <b>LOB 22</b> 			
<b>Eddie Mathews, L</b> OBP: 0.341, SLG: 0.470 (1, 5)										5	0	1	0	0	0	5				
<b>Hank Aaron, R</b> OBP: 0.385, SLG: 0.580 (1, 9)										4	1	1	1	0	2	3				
<b>Rico Carty, R</b> OBP: 0.352, SLG: 0.493 (1, 7)										4	0	1	0	0	0	3				
<b>Gene Oliver, R</b> OBP: 0.328, SLG: 0.463 (3, 2)										0	0	0	0	1	0	0				
<b>Jesse Gonder, L</b> OBP: 0.311, SLG: 0.393 (9, FH)										3	0	1	0	0	2	0				
<b>Frank Thomas, R</b> OBP: 0.241, SLG: 0.338 (8, PH)										1	0	0	0	0	1	0				
<b>Frank Bolling, R</b> OBP: 0.293, SLG: 0.354 (1, 4)										4	0	1	0	0	1	2				
<b>Woody Woodward, R</b> OBP: 0.221, SLG: 0.258 (7, PH)										2	0	1	0	0	0	0				
<b>Miguel de la Hoz, R</b> OBP: 0.303, SLG: 0.340 (8, 6)										2	0	1	0	0	0	0				
<b>Sandy Alomar Sr., S</b> OBP: 0.263, SLG: 0.287 (9, PR)										0	0	0	0	0	0	0				
<b>Inning Stats</b>	R: 0 E: 0 K: 2 S: 9	H: 2 LOB: 3 BB: 1 P: 13	R: 0 E: 0 K: 0 S: 3	H: 1 LOB: 0 BB: 0 P: 3	R: 0 E: 0 K: 1 S: 6	H: 1 LOB: 1 BB: 0 P: 6	R: 0 E: 0 K: 1 S: 5	H: 0 LOB: 0 BB: 0 P: 5	R: 1 E: 0 K: 2 S: 10	H: 3 LOB: 2 BB: 0 P: 10	R: 0 E: 0 K: 1 S: 6	H: 1 LOB: 1 BB: 0 P: 6	R: 0 E: 0 K: 1 S: 5	H: 0 LOB: 0 BB: 0 P: 5	R: 0 E: 0 K: 1 S: 7	H: 2 LOB: 3 BB: 1 P: 11	1B: 8 2B: 0 3B: 1 HR: 1	SF: 0 SAC: 0 DP: 1 HBP: 0	WP: 0 PB: 0 SB: 0 CS: 0	PA: 38
<b>PITCHER</b>	IP WLS BF H R ER SO BB IBB HBP BLK WP HR S P ERA WHIP																			
<b>Ray Culp, R</b> ERA: 3.37 (1, 1)	9.0 W 38 10 1 1 10 2 0 0 0 0 0 1 56 64 1.00 1.333																			

Batter	1	2	3	4	5	6	7	8	9	AB	R	H	RBI	BB	SO	LOB	TOP					
Maury Wills, S (1, 6) OBP: 0.330, SLG: 0.328										5	0	1	0	0	1	2						
Jim Gilliam, S (1, 5) OBP: 0.371, SLG: 0.392										4	0	1	0	0	1	0						
John Kennedy, R (7, 5) OBP: 0.239, SLG: 0.230										0	0	0	0	0	0	0						
Dick Tracewski, R (9, PH) OBP: 0.306, SLG: 0.262										1	0	0	0	0	1	3						
Willie Davis, L (1, 8) OBP: 0.270, SLG: 0.346										4	0	0	1	0	2	1						
Lou Johnson, R (1, 7) OBP: 0.305, SLG: 0.384										5	0	0	0	0	2	3						
Al Ferrara, R (1, 9) OBP: 0.284, SLG: 0.313										3	0	1	0	1	1	0						
Willie Crawford, L (8, PR) OBP: 0.160, SLG: 0.087										0	0	0	0	0	0	0						
Ron Fairly, L (8, 9) OBP: 0.356, SLG: 0.378										0	0	0	0	0	0	0						
Jim Lefebvre, S (1, 4) OBP: 0.335, SLG: 0.365										4	1	3	1	0	0	0						
Wes Parker, S (1, 3) OBP: 0.339, SLG: 0.363										3	1	1	0	1	1	4						
Jeff Torborg, R (1, 2) OBP: 0.283, SLG: 0.352										4	0	1	0	0	2	3						
Derrill Griffith, L (9, PR) OBP: 0.143, SLG: 0.229										0	1	0	0	0	0	0						
John Roseboro, L (9, 2) OBP: 0.286, SLG: 0.317										0	0	0	0	0	0	0						
Don Drysdale, R (1, 1) OBP: 0.331, SLG: 0.521										4	0	2	1	0	0	0						
<b>Inning Stats</b>	R: 0 E: 0 K: 3 S: 9	H: 0 LOB: 0 BB: 0 P: 9	R: 2 E: 0 K: 0 S: 7	H: 4 LOB: 2 BB: 0 P: 7	R: 0 E: 0 K: 2 S: 7	H: 0 LOB: 0 BB: 0 P: 7	R: 0 E: 0 K: 2 S: 7	H: 0 LOB: 1 BB: 1 P: 11	R: 0 E: 0 K: 0 S: 4	H: 1 LOB: 2 BB: 1 P: 4	R: 0 E: 0 K: 1 S: 6	H: 1 LOB: 2 BB: 1 P: 10	R: 0 E: 0 K: 0 S: 3	H: 0 LOB: 0 BB: 0 P: 3	R: 0 E: 0 K: 2 S: 9	H: 2 LOB: 2 BB: 0 P: 9	R: 1 E: 1 K: 1 S: 8	H: 2 LOB: 3 BB: 0 P: 8	1B: 8 2B: 1 3B: 0 HR: 1	SF: 1 SAC: 0 DP: 0 HBP: 0	WP: 0 PB: 0 SB: 0 CS: 0	PA: 40
<b>PITCHER</b>	IP WLS BF H R ER SO BB IBB HBP BLK WP HR S P ERA WHIP																					
Denny Lemaster, L (1, 1) ERA: 4.71	7.0 L 29 6 2 2 8 2 0 0 0 0 0 1 43 51 2.57 1.143																					
Billy O'Dell, L (8, 1) ERA: 2.21	2.0 11 4 1 0 3 0 0 0 0 0 0 0 17 17 0.00 2.000																					

Los Angeles Dodgers @ Milwaukee Braves  
 Milwaukee County Stadium, Milwaukee, WI  
 Tue Sep 21 1965, 8:05 PM EDT  
 Att: 5,169 - Unknown

AB 37  
 R 3  
 H 10  
 RBI 3  
 BB 2  
 SO 11  
 LOB 16

Batter	1	2	3	4	5	6	7	8	9	AB	R	H	RBI	BB	SO	LOB	BOTTOM					
Mack Jones, L (1, 8) OBP: 0.310, SLG: 0.509										4	0	0	0	0	0	1						
Eddie Mathews, L (1, 5) OBP: 0.340, SLG: 0.468										4	0	1	0	0	1	0						
Hank Aaron, R (1, 9) OBP: 0.384, SLG: 0.577										3	0	0	0	1	0	0						
Rico Carty, R (1, 7) OBP: 0.355, SLG: 0.494										3	1	2	0	0	1	3						
Ty Cline, L (8, 7) OBP: 0.245, SLG: 0.241										4	0	0	0	0	1	3						
Jesse Gonder, L (1, 2) OBP: 0.303, SLG: 0.381										4	0	0	0	0	1	3						
Frank Thomas, R (1, 3) OBP: 0.247, SLG: 0.344										3	0	2	1	0	1	0						
Sandy Alomar Sr., S (9, PR) OBP: 0.263, SLG: 0.287										0	0	0	0	0	0	0						
Frank Bolling, R (1, 4) OBP: 0.292, SLG: 0.353										4	0	1	0	0	1	4						
Woody Woodward, R (1, 6) OBP: 0.221, SLG: 0.258										0	0	0	0	0	0	0						
Miguel de la Hoz, R (2, PH) OBP: 0.296, SLG: 0.331										4	0	0	0	0	0	4						
Denny Lemaster, R (1, 1) OBP: 0.140, SLG: 0.122										2	0	0	0	0	2	1						
Don Dillard, L (7, PH) OBP: 0.118, SLG: 0.294										1	0	0	0	0	0	0						
Billy O'Dell, S (8, 1) OBP: 0.217, SLG: 0.227										0	0	0	0	0	0	0						
<b>Inning Stats</b>	R: 0 E: 0 K: 0 S: 3	H: 0 LOB: 0 BB: 0 P: 3	R: 0 E: 0 K: 1 S: 7	H: 2 LOB: 2 BB: 0 P: 7	R: 0 E: 0 K: 2 S: 7	H: 0 LOB: 0 BB: 0 P: 7	R: 1 E: 1 K: 1 S: 7	H: 1 LOB: 1 BB: 0 P: 7	R: 0 E: 0 K: 2 S: 9	H: 1 LOB: 3 BB: 1 P: 13	R: 0 E: 0 K: 1 S: 6	H: 1 LOB: 1 BB: 0 P: 6	R: 0 E: 0 K: 0 S: 3	H: 0 LOB: 0 BB: 0 P: 3	R: 0 E: 0 K: 0 S: 3	H: 0 LOB: 0 BB: 0 P: 3	R: 0 E: 0 K: 0 S: 3	H: 1 LOB: 1 BB: 0 P: 3	1B: 6 2B: 0 3B: 0 HR: 0	SF: 1 SAC: 0 DP: 1 HBP: 0	WP: 0 PB: 0 SB: 0 CS: 0	PA: 35
<b>PITCHER</b>	IP WLS BF H R ER SO BB IBB HBP BLK WP HR S P ERA WHIP																					
Don Drysdale, R (1, 1) ERA: 2.94	9.0 W 35 6 1 0 7 1 0 0 0 0 0 0 48 52 0.00 0.778																					

Los Angeles Dodgers @ Milwaukee Braves  
 Milwaukee County Stadium, Milwaukee, WI  
 Tue Sep 21 1965, 8:05 PM EDT  
 Att: 5,169 - Unknown

AB 33  
 R 1  
 H 6  
 RBI 1  
 BB 1  
 SO 7  
 LOB 16

Batter	1	2	3	4	5	6	7	8	9	10	11	AB	R	H	RBI	BB	SO	LOB	TOP					
Maury Wills, S OBP: 0.330, SLG: 0.328 (1, 6)												6	3	2	0	0	2	2						
Jim Gilliam, S John Kennedy, R OBP: 0.299, SLG: 0.230 (1, 5)												4	1	2	0	2	0	0						
Willie Davis, L OBP: 0.271, SLG: 0.347 (1, 8)												5	1	2	2	0	0	3						
Lou Johnson, R OBP: 0.306, SLG: 0.382 (1, 7)												5	0	1	2	1	0	3						
Al Ferrara, R Ron Fairly, L OBP: 0.277, SLG: 0.319 OBP: 0.354, SLG: 0.376 (7, PH)												2	1	1	0	1	0	1						
Jim Lefebvre, S OBP: 0.337, SLG: 0.373 (1, 4)												5	1	3	3	0	0	2						
Wes Parker, S OBP: 0.338, SLG: 0.362 (1, 3)												5	0	1	0	0	1	3						
Jeff Torborg, R John Roseboro, L OBP: 0.277, SLG: 0.345 OBP: 0.285, SLG: 0.315 (8, PH)												3	0	0	0	0	1	1						
Sandy Koufax, R Howie Reed, R Dick Parranoski, L Ron Perranoski, L Don Drysdale, R Bob Miller, R (1, 1)												1	0	0	0	0	1	1						
<b>Inning Stats</b>	R: 1 E: 0 K: 0 S: 5	H: 2 LOB: 1 BB: 0 P: 5	R: 0 E: 0 K: 2 S: 8	H: 1 LOB: 1 BB: 0 P: 8	R: 0 E: 0 K: 1 S: 5	H: 0 LOB: 0 BB: 0 P: 5	R: 2 E: 0 K: 0 S: 5	H: 2 LOB: 0 BB: 0 P: 5	R: 3 E: 0 K: 0 S: 5	H: 2 LOB: 2 BB: 3 P: 17	R: 0 E: 0 K: 2 S: 7	H: 0 LOB: 0 BB: 0 P: 7	R: 0 E: 0 K: 1 S: 4	H: 1 LOB: 1 BB: 0 P: 6	R: 0 E: 0 K: 0 S: 3	H: 1 LOB: 0 BB: 0 P: 3	R: 0 E: 0 K: 0 S: 4	H: 1 LOB: 1 BB: 0 P: 4	R: 0 E: 0 K: 0 S: 5	H: 2 LOB: 2 BB: 1 P: 9	1B: 12 2B: 0 3B: 0 HR: 1	SF: 0 SAC: 1 DP: 1 HBP: 0	WP: 0 PB: 0 SB: 4 CS: 0	PA: 50
<b>PITCHER</b>	Wade Blasingame, L ERA: 3.75 Billy O'Dell, L ERA: 2.16 Dan Ostriski, R ERA: 2.79 Phil Niekro, R ERA: 2.97 Chi-Chi Olivo, R ERA: 2.45	IP: 4.2 WLS: 1.1 BF: 4 H: 0 R: 0 ER: 0 SO: 2 BB: 0 IBB: 0 HBP: 0 BLK: 0 WP: 0 HR: 0 S: 27 P: 39 ERA: 11.57 WHIP: 2.143	IP: 0.2 WLS: 0 BF: 3 H: 1 R: 0 ER: 0 SO: 0 BB: 0 IBB: 0 HBP: 0 BLK: 0 WP: 0 HR: 0 S: 3 P: 3 ERA: 0.00 WHIP: 1.500																					

Los Angeles Dodgers @ Milwaukee Braves  
Milwaukee County Stadium, Milwaukee, WI  
Wed Sep 22 1965, 8:05 PM EDT  
Att: 12,577 - Unknown

livebaseballscores.com

AB 44  
R 7  
H 13  
RBI 7  
BB 5  
SO 6  
LOB 21

Batter	1	2	3	4	5	6	7	8	9	10	11	AB	R	H	RBI	BB	SO	LOB	BOTTOM					
Billy Cowan, R Jesse Gonder, L OBP: 0.207, SLG: 0.307 OBP: 0.301, SLG: 0.379 (11, PH)												5	0	0	0	0	3	2						
Mack Jones, L OBP: 0.312, SLG: 0.514 (1, 8)												5	1	2	1	1	3	0						
Hank Aaron, R OBP: 0.383, SLG: 0.574 (1, 9)												6	0	2	0	0	1	3						
Joe Torre, R OBP: 0.379, SLG: 0.507 (1, 2)												4	1	1	0	1	0	2						
Gene Oliver, R OBP: 0.334, SLG: 0.474 (1, 3)												4	2	3	1	1	0	1						
Eddie Mathews, L OBP: 0.341, SLG: 0.468 (1, 5)												4	1	2	0	0	0	1						
Frank Bolling, R OBP: 0.293, SLG: 0.358 (1, 4)												4	1	1	4	1	0	1						
Woody Woodward, R Frank Thomas, R Sandy Alomar Sr., S OBP: 0.223, SLG: 0.284 OBP: 0.251, SLG: 0.344 OBP: 0.260, SLG: 0.284 (8, PH)												3	0	1	0	0	0	0						
Wade Blasingame, L Billy O'Dell, S Dan Ostriski, L Phil Niekro, R Dennis Menke, R Chi-Chi Olivo, R Dick Kelley, R (1, 1)												2	0	1	0	0	0	0						
<b>Inning Stats</b>	R: 0 E: 0 K: 2 S: 7	H: 0 LOB: 0 BB: 0 P: 7	R: 4 E: 0 K: 1 S: 9	H: 4 LOB: 0 BB: 0 P: 9	R: 2 E: 0 K: 0 S: 6	H: 1 LOB: 1 BB: 0 P: 6	R: 0 E: 0 K: 1 S: 6	H: 1 LOB: 2 BB: 1 P: 10	R: 0 E: 0 K: 0 S: 4	H: 0 LOB: 1 BB: 0 P: 4	R: 0 E: 0 K: 2 S: 7	H: 0 LOB: 1 BB: 1 P: 11	R: 0 E: 0 K: 0 S: 3	H: 1 LOB: 1 BB: 0 P: 7	R: 0 E: 0 K: 1 S: 6	H: 1 LOB: 1 BB: 0 P: 6	R: 0 E: 0 K: 0 S: 3	H: 0 LOB: 2 BB: 2 P: 11	R: 0 E: 0 K: 0 S: 3	H: 1 LOB: 0 BB: 0 P: 3	1B: 8 2B: 3 3B: 0 HR: 3	SF: 0 SAC: 1 DP: 3 HBP: 0	WP: 0 PB: 0 SB: 0 CS: 0	PA: 48
<b>PITCHER</b>	Sandy Koufax, L ERA: 2.15 Howie Reed, R ERA: 3.24 Ron Parranoski, L ERA: 2.45 Bob Miller, R ERA: 3.06	IP: 2.0 WLS: 2.0 BF: 9 H: 3 R: 3 ER: 0 SO: 1 BB: 1 IBB: 0 HBP: 0 BLK: 0 WP: 0 HR: 2 S: 18 P: 18 ERA: 27.00 WHIP: 3.000	IP: 6.0 WLS: 6.0 BF: 24 H: 3 R: 0 ER: 0 SO: 3 BB: 3 IBB: 1 HBP: 0 BLK: 0 WP: 0 HR: 26 S: 42 P: 42 ERA: 0.00 WHIP: 1.000	IP: 1.0 WLS: 1.0 BF: 3 H: 1 R: 0 ER: 0 SO: 3 BB: 0 IBB: 0 HBP: 0 BLK: 0 WP: 0 HR: 3 S: 3 P: 3 ERA: 0.00 WHIP: 1.000																				

Los Angeles Dodgers @ Milwaukee Braves  
Milwaukee County Stadium, Milwaukee, WI  
Wed Sep 22 1965, 8:05 PM EDT  
Att: 12,577 - Unknown

livebaseballscores.com

AB 42  
R 6  
H 13  
RBI 6  
BB 5  
SO 7  
LOB 16

Batter	1	2	3	4	5	6	7	8	9	AB	R	H	RBI	BB	SO	LOB	TOP								
Ty Cline, L OBP: 0.254, SLG: 0.260 (1, 7)	L6-3		1B		WP	1B	K			5	1	3	2	0	1	2	<b>Milwaukee Braves @ San Francisco Giants</b> Candlestick Park, San Francisco, CA Fri Sep 24, 1965, 10:05 PM EDT Att: 28,995 - Unknown <a href="http://livebaseballscorecards.com">livebaseballscorecards.com</a>								
Mack Jones, L OBP: 0.313, SLG: 0.518 (1, 8)	F7		1B		F7		K			4	1	1	1	1	1	1									
Hank Aaron, R OBP: 0.385, SLG: 0.576 (1, 9)	2B		1B		F8		2B	5-3		5	1	3	1	0	0	1									
Joe Torre, R OBP: 0.378, SLG: 0.506 (1, 2)	K		K		K		E	5-3		5	1	1	0	0	3	4									
Eddie Mathews, L OBP: 0.343, SLG: 0.467 (1, 5)		K	K			1B	E			3	2	1	0	2	2	2									
Gene Oliver, R OBP: 0.336, SLG: 0.475 Denis Menke, R OBP: 0.314, SLG: 0.403 (1, 3) (7, 3)						F3	K			4	0	2	0	0	1	4									
Frank Bolling, R OBP: 0.293, SLG: 0.356 (1, 4)	1B				1B		K			1	0	0	0	0	0	1									
Woody Woodward, R OBP: 0.224, SLG: 0.261 Jesse Gonder, L OBP: 0.299, SLG: 0.376 Sandy Alomar Sr., S OBP: 0.260, SLG: 0.224 (1, 6) (7, PH) (7, 6)	5-3				K		K			2	1	0	0	1	1	2									
Tony Cloninger, R OBP: 0.157, SLG: 0.257 (1, 1)			4-3		K					3	0	1	3	0	1	1									
<b>Inning Stats</b>	R: 0 E: 0 K: 1 S: 6	H: 1 LOB: 1 BB: 0 P: 6	R: 0 E: 0 K: 1 S: 6	H: 1 LOB: 1 BB: 0 P: 6	R: 1 E: 0 K: 2 S: 9	H: 2 LOB: 2 BB: 1 P: 13	R: 0 E: 0 K: 2 S: 8	H: 1 LOB: 1 BB: 0 P: 8	R: 0 E: 0 K: 1 S: 6	H: 1 LOB: 1 BB: 0 P: 6	R: 3 E: 0 K: 0 S: 4	H: 2 LOB: 1 BB: 2 P: 12	R: 4 E: 1 K: 3 S: 14	H: 4 LOB: 2 BB: 1 P: 18	R: 0 E: 0 K: 1 S: 5	H: 0 LOB: 0 BB: 0 P: 5		R: 0 E: 0 K: 0 S: 3	H: 1 LOB: 0 BB: 0 P: 3	1B: 8 2B: 4 3B: 0 HR: 1	SF: 1 SAC: 0 DP: 1 HBP: 0	WP: 1 PB: 0 SB: 0 CS: 0	PA: 43		
<b>PITCHER</b>	IP	WLS	BF	H	R	ER	SO	BB	IBB	HBP	BLK	WP	HR	S	P	ERA	WHIP								
Ron Herbel, R ERA: 3.86 (1, 1)	6.0	L	30	10	6	6	7	2	1	0	0	1	1	41	53	9.00	2.000								
Gaylord Perry, R ERA: 4.07 (7, 1)	1.0		7	2	2	0	3	0	1	0	0	0	0	12	16	0.00	2.000								
Dick Estelle, L ERA: 1.8 (8, 1)	2.0		6	1	0	0	1	0	0	0	0	0	0	8	8	0.00	0.500								

Batter	1	2	3	4	5	6	7	8	9	AB	R	H	RBI	BB	SO	LOB	BOTTOM								
Dick Schofield, S OBP: 0.286, SLG: 0.260 (1, 6)	4-1		F8			BB	F5			3	0	0	0	1	0	3	<b>Milwaukee Braves @ San Francisco Giants</b> Candlestick Park, San Francisco, CA Fri Sep 24, 1965, 10:05 PM EDT Att: 28,995 - Unknown <a href="http://livebaseballscorecards.com">livebaseballscorecards.com</a>								
Jesus Alou, R OBP: 0.317, SLG: 0.399 (1, 9)	6-3				F2	K		6-3		4	0	0	0	0	1	1									
Willie Mays, R OBP: 0.396, SLG: 0.646 Ken Henderson, S OBP: 0.263, SLG: 0.225 (1, 8) (9, 8)	F5				S	2B	F9	6-3		4	1	1	0	0	0	1									
Willie McCovey, L OBP: 0.391, SLG: 0.554 (1, 3)		K			F8	1B				3	1	2	2	1	1	0									
Jim Ray Hart, R OBP: 0.343, SLG: 0.474 (1, 5)		K			F8		K	L7		4	0	0	0	0	2	3									
Len Gabrielson, L OBP: 0.382, SLG: 0.418 (1, 7)	F8				F2		F8	F2		4	0	0	0	0	0	1									
Tom Haller, L OBP: 0.333, SLG: 0.369 (1, 2)					1-3			4-1		3	0	1	0	1	0	0									
Hal Lanier, R OBP: 0.257, SLG: 0.286 Bob Burda, L OBP: 0.233, SLG: 0.120 Tito Fuentes, S OBP: 0.286, SLG: 0.254 (1, 4) (7, PH) (7, PR) (8, 4)					FC4-6	1B	F8	F6		2	0	0	0	0	0	1									
Orlando Cepeda, R OBP: 0.206, SLG: 0.143 (9, PH)					1-2		BB			1	0	0	0	0	0	0									
Ron Herbel, R OBP: 0.043, SLG: 0.022 Gaylord Perry, R OBP: 0.194, SLG: 0.156 Matty Alou, L OBP: 0.278, SLG: 0.304 Dick Estelle, S (1, 1) (7, 1) (7, PH) (8, 1)					P3		K	F9		2	0	0	0	0	1	1									
<b>Inning Stats</b>	R: 0 E: 0 K: 0 S: 3	H: 0 LOB: 0 BB: 0 P: 3	R: 0 E: 0 K: 2 S: 7	H: 0 LOB: 0 BB: 0 P: 7	R: 0 E: 1 K: 0 S: 4	H: 1 LOB: 1 BB: 0 P: 4	R: 1 E: 0 K: 0 S: 5	H: 2 LOB: 1 BB: 0 P: 5	R: 0 E: 0 K: 1 S: 5	H: 0 LOB: 0 BB: 0 P: 5	R: 0 E: 0 K: 2 S: 7	H: 0 LOB: 2 BB: 2 P: 15	R: 0 E: 0 K: 0 S: 3	H: 0 LOB: 2 BB: 2 P: 11	R: 1 E: 0 K: 0 S: 4	H: 1 LOB: 0 BB: 0 P: 4	R: 0 E: 0 K: 0 S: 3	H: 0 LOB: 0 BB: 0 P: 3	1B: 2 2B: 1 3B: 0 HR: 1	SF: 0 SAC: 0 DP: 0 HBP: 0	WP: 0 PB: 0 SB: 1 CS: 0	PA: 35			
<b>PITCHER</b>	IP	WLS	BF	H	R	ER	SO	BB	IBB	HBP	BLK	WP	HR	S	P	ERA	WHIP								
Tony Cloninger, R ERA: 3.36 (1, 1)	9.0	W	35	4	2	2	5	4	0	0	0	0	1	41	57	2.00	0.889								

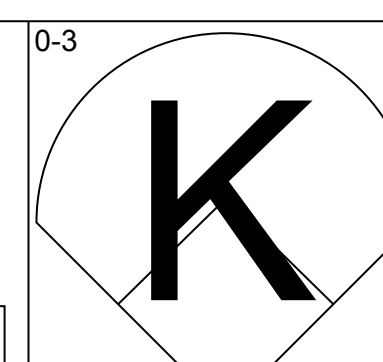
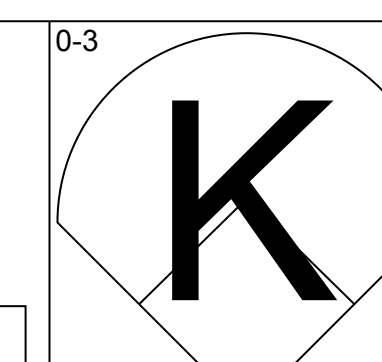
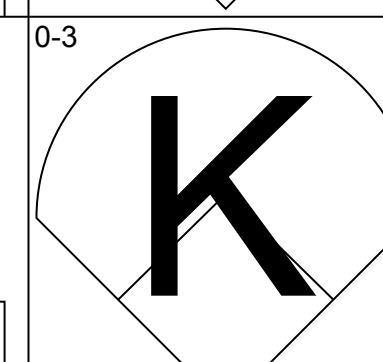
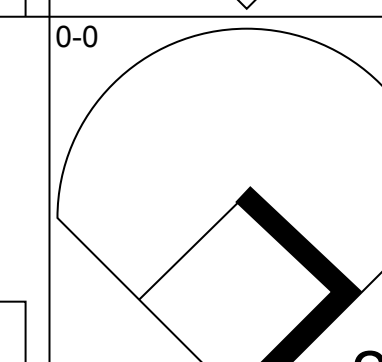
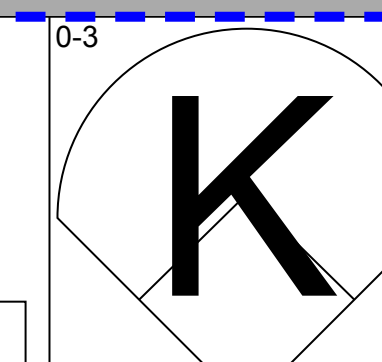
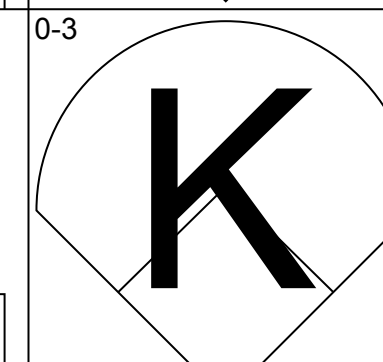
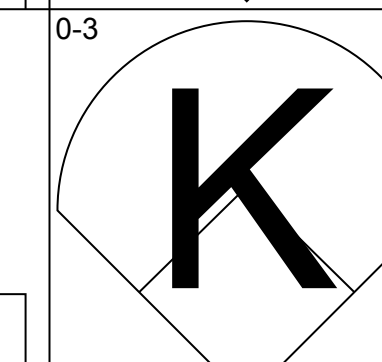
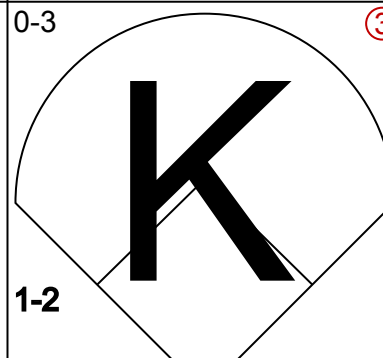
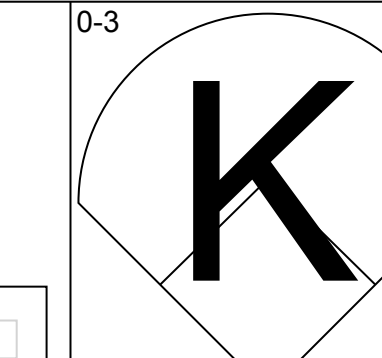
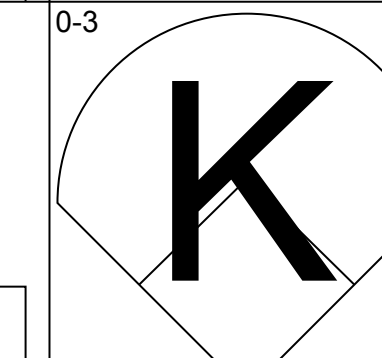
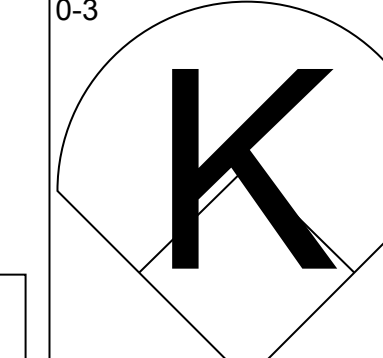
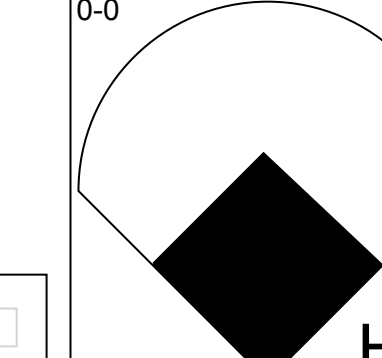


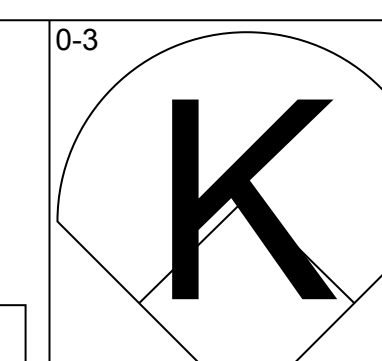
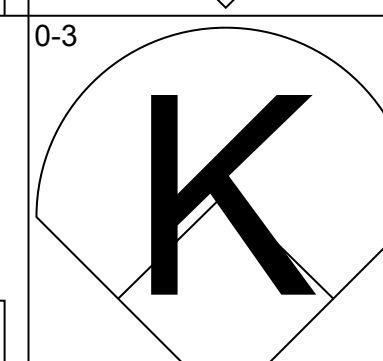
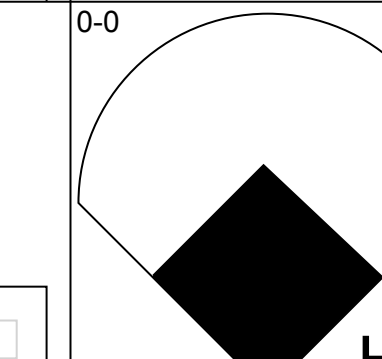
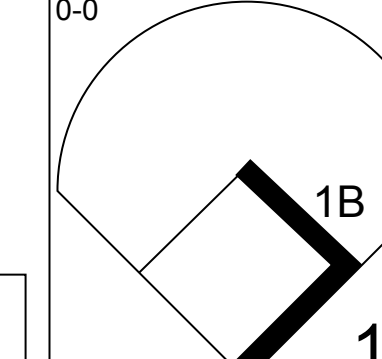



Batter	1	2	3	4	5	6	7	8	9	AB	R	H	RBI	BB	SO	LOB	TOP								
Ty Cline, L OBP: 0.252, SLG: 0.259 (1, 7)	L4-3		L4 1B WP	L5-3			K		1B	5	1	1	0	0	1	2	<b>Milwaukee Braves @ San Francisco Giants</b> Candlestick Park, San Francisco, CA Sat Sep 25 1965, 6:33 AM EDT Att: 30,713 - Unknown <a href="http://livebaseballscorecards.com">livebaseballscorecards.com</a>								
Mack Jones, L OBP: 0.314, SLG: 0.517 (1, 8)	G3		1-3 1B WP		F8		K		1B FC6-4	5	0	2	0	0	1	1									
Hank Aaron, R OBP: 0.384, SLG: 0.573 (1, 9)	F4		5-3 1-2 3-H		F7			HR 1B	K	5	1	1	0	0	1	3									
Joe Torre, R OBP: 0.376, SLG: 0.502 (3, 3)		1-3	BB		K			F8 1B	FC6-4	4	0	0	0	1	1	3									
Eddie Mathews, L OBP: 0.343, SLG: 0.471 (1, 5)	6-3		K		4-3			HR		4	1	1	2	0	1	2									
Gene Oliver, R OBP: 0.337, SLG: 0.476 (3, PH)			F9		5-3			F2		1	1	1	0	0	0	0									
Jesse Gonder, L OBP: 0.294, SLG: 0.368 (3, 2)	2B 1B									3	0	0	0	0	0	2									
Frank Bolling, R OBP: 0.292, SLG: 0.357 (1, 4)	1B 1-H 2B			4-3				F7		4	0	1	1	0	1	0									
Woody Woodward, R OBP: 0.277, SLG: 0.355 (4, PH)								F8		1	0	1	0	0	0	0									
Don Dillard, L OBP: 0.165, SLG: 0.333 (4, 1)									HR	1	0	1	0	0	0	0									
Bob Sadowski, R OBP: 0.175, SLG: 0.321 (7, PH)										0	0	0	0	0	0	0									
Denis Menke, R OBP: 0.145, SLG: 0.403 (7, 1)										0	0	0	0	0	0	0									
Chi-Chi Olivo, R OBP: 0.296, SLG: 0.276 (9, PH)	2-3 1B								HR	1	1	1	1	0	0	0									
Ken Johnson, R OBP: 0.120, SLG: 0.147 (1, 1)									F1	1	0	0	0	0	0	2									
Denny Lemaster, R OBP: 0.140, SLG: 0.122 (4, PH)	F8									0	0	0	0	0	0	0									
Miguel de la Hoz, R OBP: 0.297, SLG: 0.331 (4, 6)										3	0	1	0	0	0	1									
<b>Inning Stats</b>	R: 0 E: 0 K: 0 S: 3	H: 0 LOB: 0 BB: 0 P: 3	R: 1 E: 0 K: 0 S: 6	H: 3 LOB: 2 BB: 0 P: 6	R: 1 E: 1 K: 1 S: 7	H: 1 LOB: 2 BB: 1 P: 11	R: 0 E: 0 K: 0 S: 4	H: 1 LOB: 1 BB: 0 P: 4	R: 0 E: 0 K: 1 S: 5	H: 0 LOB: 0 BB: 0 P: 5	R: 0 E: 0 K: 1 S: 5	H: 0 LOB: 0 BB: 0 P: 5	R: 0 E: 0 K: 2 S: 8	H: 1 LOB: 1 BB: 0 P: 8	R: 2 E: 0 K: 0 S: 5	H: 2 LOB: 0 BB: 0 P: 5	R: 1 E: 0 K: 1 S: 8	H: 3 LOB: 2 BB: 0 P: 8	1B: 8 2B: 1 3B: 0 HR: 2	SF: 0 SAC: 0 DP: 0 HBP: 0	WP: 1 PB: 0 SB: 0 CS: 0	PA: 40			
<b>PITCHER</b>	IP	WLS	BF	H	R	ER	SO	BB	IBB	HBP	BLK	WP	HR	S	P	ERA	WHIP								
Bob Shaw, R ERA: 2.57 (1, 1)	2.1		13	4	2	1	0	1	0	0	0	1	0	12	16	3.86	2.143								
Bill Henry, L ERA: 3.05 (3, 1)	0.1	W	23	6	3	3	4	0	0	0	0	0	2	31	31	4.76	1.059								
Bobby Bolin, R ERA: 2.53 (3, 1)	5.2																								
Masanori Murakami, L ERA: 3.58 (9, 1)	0.0		1	1	0	0	0	0	0	0	0	0	0	1	1	=	=								
Frank Linzy, R ERA: 1.54 (9, 1)	0.2	S	2	0	0	0	1	0	0	0	0	0	0	4	4	0.00	0.000								

Batter	1	2	3	4	5	6	7	8	9	AB	R	H	RBI	BB	SO	LOB	BOTTOM								
Dick Schofield, S OBP: 0.285, SLG: 0.259 (1, 6)	4-3		5-3		K			F6		5	0	1	0	0	1	2	<b>Milwaukee Braves @ San Francisco Giants</b> Candlestick Park, San Francisco, CA Sat Sep 25 1965, 6:33 AM EDT Att: 30,713 - Unknown <a href="http://livebaseballscorecards.com">livebaseballscorecards.com</a>								
Len Gabrielson, L OBP: 0.384, SLG: 0.417 (1, 7)	4-3		BB 1B		HR HBP					3	1	1	2	0	0	1									
Matty Alou, L OBP: 0.278, SLG: 0.304 (8, 7)			2-H 3-H 4-0							0	0	0	0	0	0	0									
Willie Mays, R OBP: 0.398, SLG: 0.652 (1, 8)		1B BB			HR			F8		3	1	2	2	1	0	1									
Willie McCovey, L OBP: 0.390, SLG: 0.552 (1, 3)	F9		F6		4-3					4	0	1	0	0	0	3									
Jim Ray Hart, R OBP: 0.344, SLG: 0.474 (1, 5)		1B 1B			F5			1B		4	1	2	0	0	0	0									
Jesus Alou, R OBP: 0.320, SLG: 0.402 (1, 9)		SH 1B		1B FC6-4						4	2	3	0	0	0	0									
Tom Haller, L OBP: 0.337, SLG: 0.373 (1, 2)		G4 1B		1B FC6-4				FC4-6		4	1	3	1	0	0	1									
Jim Davenport, R OBP: 0.309, SLG: 0.377 (1, 4)		G4 1B		1B FC6-4				G6-4-3 1B		2	1	0	1	0	0	2									
Hal Lanier, R OBP: 0.256, SLG: 0.285 (6, 4)		SH 1B		FC6-4				G6-4-3		1	0	0	0	0	0	0									
Bob Shaw, R OBP: 0.115, SLG: 0.130 (1, 1)		G4		F9						1	0	0	1	0	0	2									
Bill Henry, L OBP: 0.200, SLG: 0.200 (3, 1)										0	0	0	0	0	0	0									
Bobby Bolin, R OBP: 0.192, SLG: 0.220 (3, 1)										3	0	0	0	0	1	1									
Masanori Murakami, L OBP: 0.154, SLG: 0.154 (9, 1)										0	0	0	0	0	0	0									
Frank Linzy, R OBP: 0.176, SLG: 0.353 (9, 1)		1-2 2-3 3-H								0	0	0	0	0	0	0									
<b>Inning Stats</b>	R: 0 E: 0 K: 0 S: 4	H: 1 LOB: 1 BB: 0 P: 4	R: 4 E: 1 K: 0 S: 8	H: 4 LOB: 2 BB: 1 P: 12	R: 1 E: 0 K: 0 S: 5	H: 3 LOB: 1 BB: 0 P: 5	R: 2 E: 0 K: 1 S: 6	H: 1 LOB: 0 BB: 0 P: 7	R: 0 E: 0 K: 0 S: 3	H: 1 LOB: 0 BB: 0 P: 3	R: 0 E: 0 K: 1 S: 6	H: 1 LOB: 1 BB: 0 P: 6	R: 0 E: 0 K: 0 S: 4	H: 2 LOB: 1 BB: 0 P: 4	R: 0 E: 0 K: 0 S: 3	H: 0 LOB: 0 BB: 0 P: 3	1B: 12 2B: 0 3B: 0 HR: 1	SF: 0 SAC: 1 DP: 1 HBP: 1	WP: 0 PB: 0 SB: 0 CS: 1	PA: 37					
<b>PITCHER</b>	IP	WLS	BF	H	R	ER	SO	BB	IBB	HBP	BLK	WP	HR	S	P	ERA	WHIP								
Ken Johnson, R ERA: 3.55 (1, 1)	1.2	L	12	5	4	2	0	1	0	0	0	0	0	6	6	10.80	3.600								
Denny Lemaster, L ERA: 4.73 (2, 1)	1.1		6	3	1	1	0	0	0	0	0	0	0	6	6	6.75	2.250								
Bob Sadowski, R ERA: 4.42 (4, 1)	3.0		12	3	2	2	2	0	0	1	0	0	1	15	16	6.00	1.000								
Chi-Chi Olivo, R ERA: 1.93 (7, 1)	2.0		7	2	0	0	0	0	0	0	0	0	0	7	7	0.00	1.000								




Batter	1	2	3	4	5	6	7	8	9	AB	R	H	RBI	BB	SO	LOB	TOP								
Ty Cline, L OBP: 0.249, SLG: 0.255 (1,7)			SH5-3 1-2				L7			3	0	0	0	0	2	0	<b>Milwaukee Braves @ San Francisco Giants</b> Candlestick Park, San Francisco, CA Sun Sep 26 1965, 6:33 AM EDT Att: 39,783 - Unknown								
Mack Jones, L OBP: 0.315, SLG: 0.519 (1,8)			FC5-4 2H 1B							4	0	2	1	0	2	0									
Hank Aaron, R OBP: 0.381, SLG: 0.569 (1,9)			FC5-4 1-2					6-3		4	0	0	0	0	2	2									
Eddie Mathews, L OBP: 0.342, SLG: 0.472 (1,5)		F8 1B 2B								4	1	1	0	0	3	1									
Joe Torre, R OBP: 0.374, SLG: 0.498 (1,2)		F8 2-3		5-3		1-3			4-3	4	0	0	0	0	0	1									
Gene Oliver, R OBP: 0.340, SLG: 0.485 (1,3)				FC6-4 1B					5-3	3	1	2	1	0	1	1									
Denis Menke, R OBP: 0.311, SLG: 0.399 (8,3)										1	0	0	0	0	0	0									
Frank Bolling, R OBP: 0.294, SLG: 0.358 (1,4)					F4					4	0	2	1	0	0	1									
Woody Woodward, R OBP: 0.224, SLG: 0.260 (1,6)		F5 3H 1B		FC6-4 1-2			F4		4-3	4	0	0	0	0	0	3									
Hank Fischer, R OBP: 0.135, SLG: 0.111 (1,1)																									
Phil Niekro, R OBP: 0.100, SLG: 0.100 (7,1)																									
Denny Lemaster, R OBP: 0.140, SLG: 0.122 (8,1)			SH5-3 1B BB																						
Dan Osinski, R OBP: 0.200, SLG: 0.200 (8,1)																									
<b>Inning Stats</b>	R: 0 E: 0 K: 3 S: 9	H: 0 LOB: 0 BB: 0 P: 9	R: 1 E: 0 K: 1 S: 7	H: 2 LOB: 1 BB: 0 P: 7	R: 1 E: 0 K: 1 S: 6	H: 1 LOB: 1 BB: 1 P: 10	R: 0 E: 0 K: 0 S: 4	H: 1 LOB: 1 BB: 0 P: 4	R: 0 E: 0 K: 2 S: 8	H: 1 LOB: 1 BB: 0 P: 8	R: 1 E: 0 K: 1 S: 6	H: 1 LOB: 0 BB: 0 P: 6	R: 0 E: 0 K: 0 S: 3	H: 0 LOB: 0 BB: 0 P: 3	R: 0 E: 0 K: 2 S: 7	H: 1 LOB: 1 BB: 0 P: 4	R: 0 E: 0 K: 0 S: 4	H: 1 LOB: 1 BB: 0 P: 4	1B: 4 2B: 2 3B: 0 HR: 1	SF: 0 SAC: 1 DP: 0 HBP: 0	WP: 0 PB: 0 SB: 1 CS: 1	PA: 35			
<b>PITCHER</b>	IP	WLS	BF	H	R	ER	SO	BB	IBB	HBP	BLK	WP	HR	S	P	ERA	WHIP								
Juan Marichal, R ERA: 2.12 (1,1)	7.0	L	28	6	3	3	8	1	0	0	0	0	1	43	47	3.86	1.000								
Masanori Murakami, L ERA: 3.53 (8,1)	1.0		3	0	0	0	2	0	0	0	0	0	0	7	7	0.00	0.000								
Frank Linzy, R ERA: 1.52 (9,1)	1.0		4	1	0	0	0	0	0	0	0	0	0	4	4	0.00	1.000								

Batter	1	2	3	4	5	6	7	8	9	AB	R	H	RBI	BB	SO	LOB	BOTTOM								
Dick Schofield, S OBP: 0.283, SLG: 0.257 (1,6)	F6		F9-3 1-2				4-3		4-3	5	0	0	0	0	1	6	<b>Milwaukee Braves @ San Francisco Giants</b> Candlestick Park, San Francisco, CA Sun Sep 26 1965, 6:33 AM EDT Att: 39,783 - Unknown								
Len Gabrielson, L OBP: 0.383, SLG: 0.413 (1,7)			5-3			F8		FC6-4 BB		3	0	0	0	1	1	0									
Willie Mays, R OBP: 0.395, SLG: 0.647 (1,8)	6-3				F4		F9	FC6-4 S WP 1-2		4	0	0	0	0	0	1									
Willie McCovey, L OBP: 0.389, SLG: 0.556 (1,3)		4-3			F6				F3 1-3	4	1	1	1	0	0	1									
Jim Ray Hart, R OBP: 0.342, SLG: 0.471 (1,5)		5-3			L7		L7		4-3	4	0	0	0	0	0	1									
Jesus Alou, R OBP: 0.321, SLG: 0.403 (1,9)		E5 1B						SH5-4 1B SF9	6-3	4	1	2	0	0	0	0									
Tom Haller, L OBP: 0.341, SLG: 0.377 (1,2)						F5		SF9 SH5-4 1B		4	0	3	0	0	0	1									
Ollie Brown, R OBP: 0.167, SLG: 0.333 (9, PR)									1B	0	0	0	0	0	0	0									
Jim Davenport, R OBP: 0.307, SLG: 0.375 (1,4)										1	0	0	0	0	0	2									
Orlando Cepeda, R OBP: 0.200, SLG: 0.138 (5, PH)										1	0	0	0	0	0	1									
Hal Lanier, R OBP: 0.256, SLG: 0.285 (6,4)										0	0	0	0	0	0	0									
Matty Alou, L OBP: 0.277, SLG: 0.303 (9, PH)										1	0	0	0	0	0	1									
Juan Marichal, R OBP: 0.175, SLG: 0.189 (1,1)										2	0	2	0	0	0	0									
Bob Burda, L OBP: 0.200, SLG: 0.120 (7, PH)										0	0	0	1	0	0	0									
Masanori Murakami, L OBP: 0.154, SLG: 0.350 (8,1)										0	0	0	0	0	0	0									
Frank Linzy, R OBP: 0.154, SLG: 0.350 (8,1)										0	0	0	0	0	0	0									
Jack Hatt, R OBP: 0.154, SLG: 0.350 (8,1)										1	0	1	0	0	0	0									
Bob Schroder, L OBP: 0.300, SLG: 0.222 (9, PH)										0	0	0	0	0	0	0									
<b>Inning Stats</b>	R: 0 E: 0 K: 1 S: 5	H: 0 LOB: 0 BB: 0 P: 5	R: 0 E: 1 K: 0 S: 5	H: 1 LOB: 2 BB: 0 P: 5	R: 0 E: 0 K: 0 S: 3	H: 1 LOB: 0 BB: 0 P: 3	R: 0 E: 0 K: 0 S: 3	H: 0 LOB: 0 BB: 0 P: 3	R: 0 E: 0 K: 1 S: 7	H: 2 LOB: 2 BB: 0 P: 7	R: 1 E: 0 K: 0 S: 4	H: 1 LOB: 0 BB: 0 P: 4	R: 1 E: 0 K: 0 S: 5	H: 2 LOB: 1 BB: 0 P: 5	R: 0 E: 0 K: 0 S: 3	H: 0 LOB: 1 BB: 1 P: 7	R: 0 E: 0 K: 0 S: 5	H: 2 LOB: 2 BB: 0 P: 5	R: 0 E: 0 K: 0 S: 5	H: 2 LOB: 2 BB: 0 P: 5	1B: 8 2B: 1 3B: 0 HR: 1	SF: 1 SAC: 1 DP: 1 HBP: 0	WP: 1 PB: 0 SB: 1 CS: 0	PA: 37	
<b>PITCHER</b>	IP	WLS	BF	H	R	ER	SO	BB	IBB	HBP	BLK	WP	HR	S	P	ERA	WHIP								
Hank Fischer, R ERA: 3.88 (1,1)	6.1	W	26	7	2	2	2	0	0	0	0	0	1	30	30	2.84	1.105								
Phil Niekro, R ERA: 2.93 (7,1)	1.0		4	0	0	0	0	1	0	0	0	0	0	3	7	0.00	1.000								
Denny Lemaster, L ERA: 4.72 (8,1)	0.1		1	0	0	0	0	0	0	0	0	1	0	1	1	0.00	0.000								
Dan Osinski, R ERA: 2.74 (8,1)	1.1	S	6	2	0	0	0	0	0	0	0	0	0	6	6	0.00	1.500								

Batter	1	2	3	4	5	6	7	8	9	10	AB	R	H	RBI	BB	SO	LOB	TOP						
Ty Cline, L OBP: 0.248, SLG: 0.250 (1, 7)	4-0 FC3-6 BB		0-3 K		0-0 L1 FC3-6		0-3 K		0-0 L4		4	0	0	0	1	2	3							
Mack Jones, L OBP: 0.312, SLG: 0.513 (1, 8)	0-0 FC3-6 E 2B		0-0 P4		0-0 FC3-6 FC4-6		0-3 K		0-0 K		5	1	0	0	0	2	3							
Felipe Alou, R OBP: 0.337, SLG: 0.486 (1, 9)	0-0 F7		0-0 2B		0-0 FC4-6		0-0 5-3		0-0 WP BB 1B		5	0	2	0	0	0	3							
Eddie Mathews, L OBP: 0.343, SLG: 0.472 (1, 5)	0-0 2B		0-0 4-3				0-3 K		0-0 P6		4	0	1	1	1	1	1							
Joe Torre, R OBP: 0.376, SLG: 0.500 (1, 2)	0-3 K				0-0 5-3		0-0 FC4-6 1B		0-0 3B 2B		4	1	2	0	1	1	1							
Gene Oliver, R OBP: 0.338, SLG: 0.480 (1, 3)		0-0 2-3		4-0 BB		0-0 FC4-6 1B		0-0 K		0-0 F2		4	0	0	0	1	5							
Frank Bolling, R OBP: 0.265, SLG: 0.363 Sandy Alomar Sr., S OBP: 0.260, SLG: 0.294 (9, PR)				0-0 BB		0-0 G5-4-3		0-0 F7		0-0 F7		4	0	2	1	0	0	2						
Denis Menke, R OBP: 0.310, SLG: 0.397 (10, PH)				0-0 1B		0-0 G5-4-3		0-0 F7		0-0 F7		0	1	0	0	0	0	0						
Woody Woodward, R OBP: 0.229, SLG: 0.259 Don Williams, L OBP: 0.199, SLG: 0.316 Dick Kelley, L OBP: 0.322, SLG: 0.366 Clay Carroll, R OBP: 0.298, SLG: 0.374 Johnny Blanchard, L OBP: 0.266, SLG: 0.307 Billy Cowan, L OBP: 0.266, SLG: 0.307 Dan Olsinski, R OBP: 0.200, SLG: 0.200 (9, PH)		0-0 F9		0-3 K		0-3 K		0-3 K		0-0 FC 3B		1	0	0	0	0	0	1						
Wade Blasingame, L OBP: 0.205, SLG: 0.284 Miguel de la Haza, R OBP: 0.297, SLG: 0.331 (5, PH)		0-0 1-3		0-0 FC3-6 E 1B		0-0 2-3		0-0 P5				1	0	0	0	0	0	1						
												3	0	1	0	0	2							
<b>Inning Stats</b>	R: 1 E: 0 K: 1 S: 6	H: 1 LOB: 1 BB: 1 P: 10	R: 0 E: 0 K: 0 S: 4	H: 1 LOB: 1 BB: 0 P: 4	R: 0 E: 0 K: 1 S: 6	H: 1 LOB: 1 BB: 1 P: 6	R: 0 E: 0 K: 0 S: 2	H: 0 LOB: 0 BB: 1 P: 6	R: 0 E: 1 K: 1 S: 7	H: 1 LOB: 2 BB: 0 P: 7	R: 0 E: 0 K: 2 S: 7	H: 0 LOB: 0 BB: 0 P: 7	R: 0 E: 0 K: 1 S: 5	H: 0 LOB: 0 BB: 0 P: 5	R: 2 E: 0 K: 1 S: 8	H: 2 LOB: 2 BB: 0 P: 8	R: 0 E: 0 K: 1 S: 6	H: 1 LOB: 3 BB: 2 P: 14	1B: 4 2B: 3 3B: 1 HR: 0	SF: 0 SAC: 0 DP: 1 HBP: 0	WP: 1 PB: 0 SB: 1 CS: 0	PA: 43		
<b>PITCHER</b>	IP WLS BF H R ER SO BB IBB HBP BLK WP HR S P ERA WHIP	8.1 0.2 1.0	35 0 6	7 3 0 0 1	3 3 0 0 1	8 0 0 1	2 0 0 1	0 0 0 0	0 0 0 0	49 2 2 14	57 0 0 0	3.24 0.00 0.00	1.080											
Larry Dierker, R ERA: 3.54 Claude Raymond, R ERA: 2.96 Dave Giusti, R ERA: 4.06																								

**Milwaukee Braves @ Houston Astros**  
Astrodome, Houston, TX  
Mon Sep 27 1965, 8:05 PM EDT  
Att. 8,380 - Dome


AB	39
R	3
H	8
RBI	3
BB	4
SO	9
LOB	25



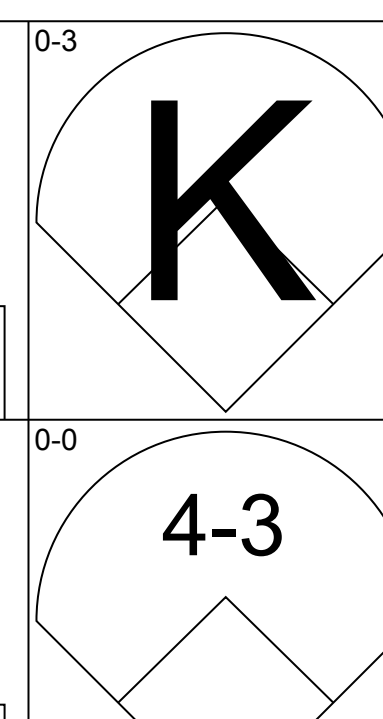
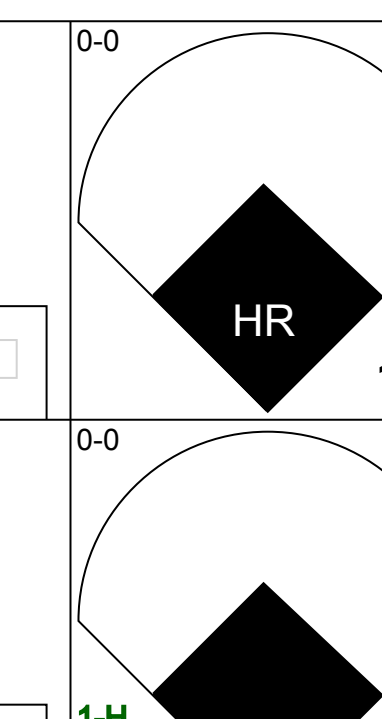
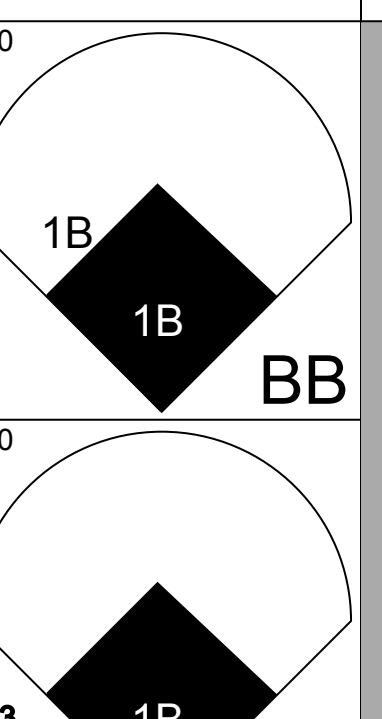
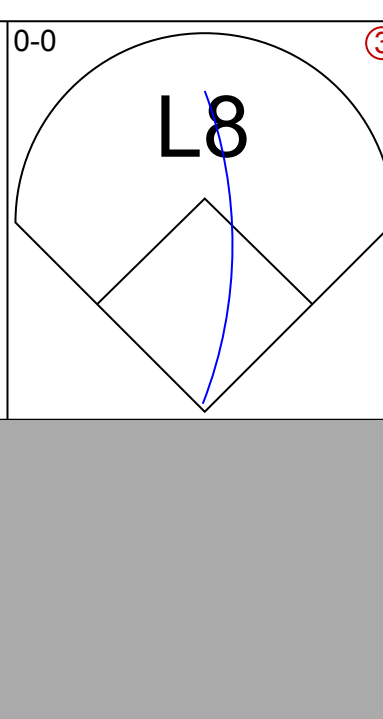
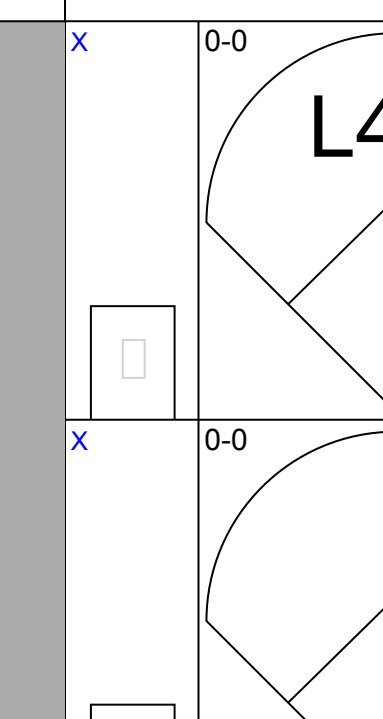
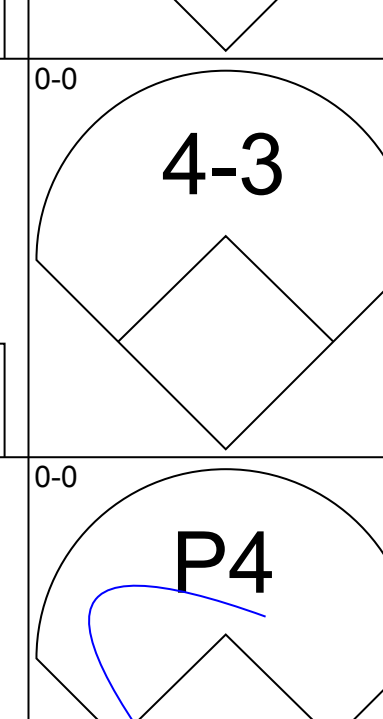
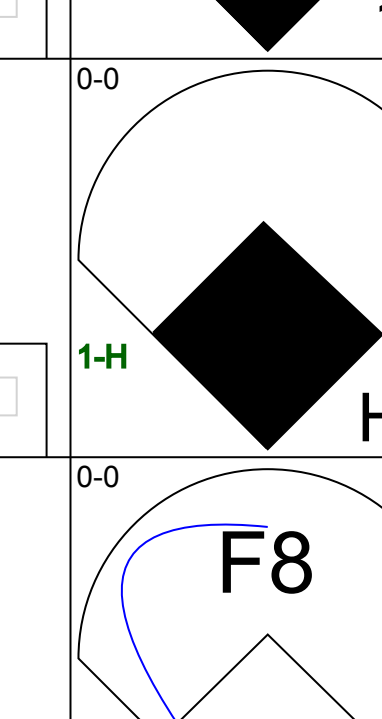
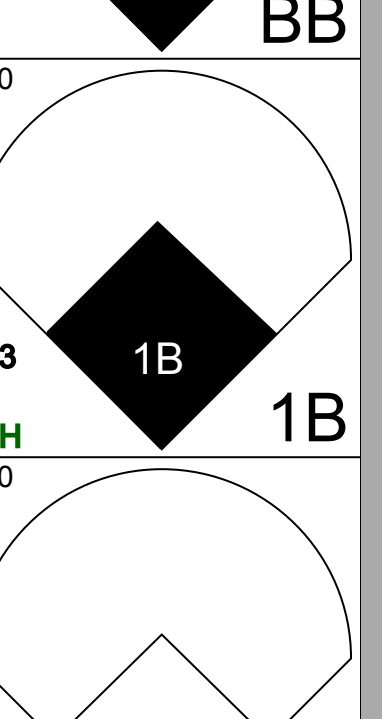
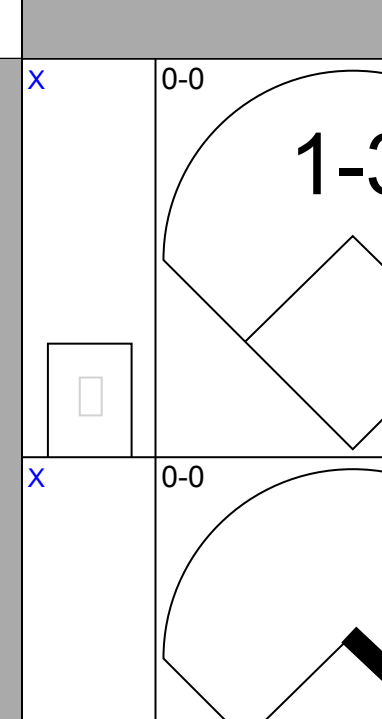
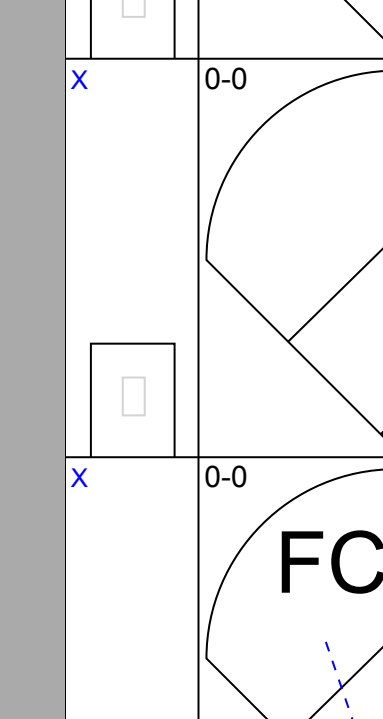
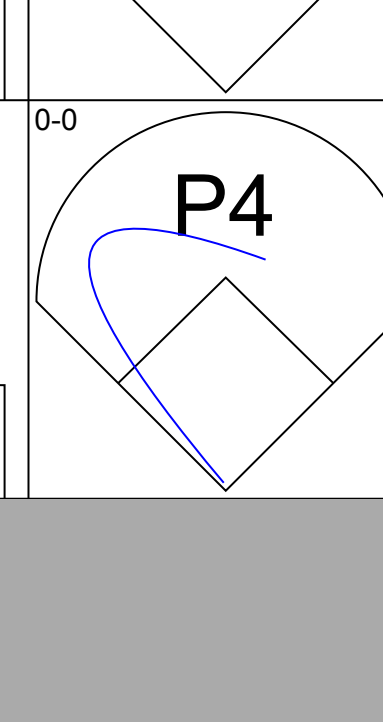
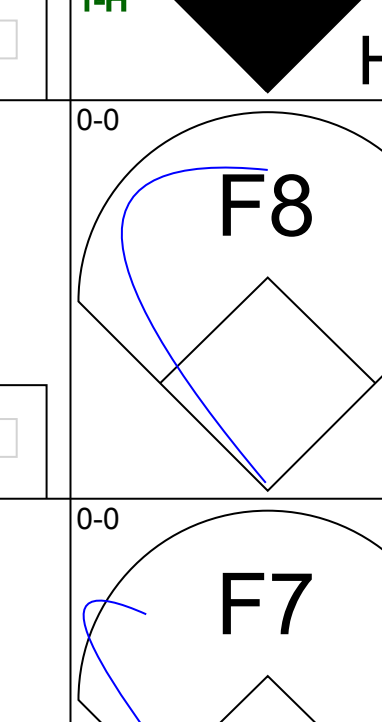
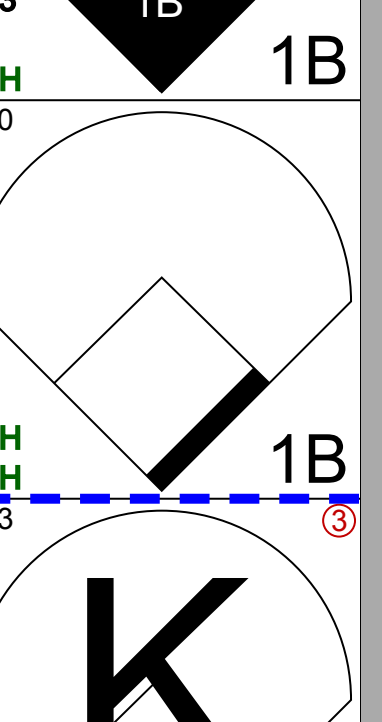
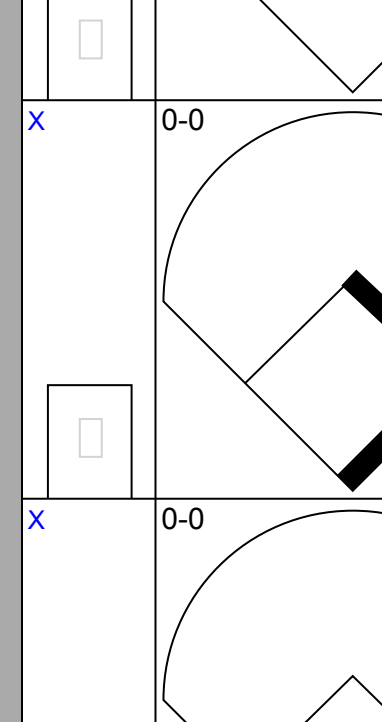
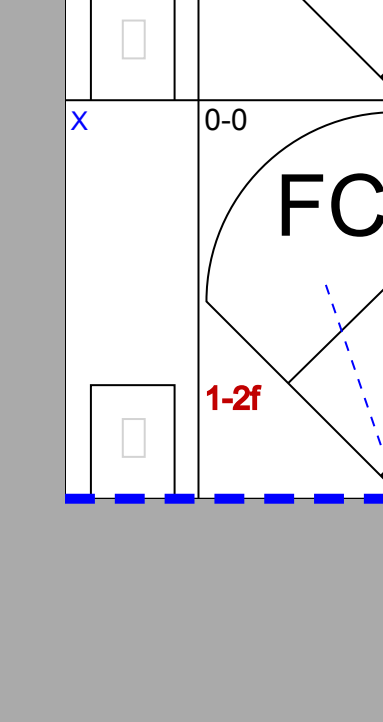
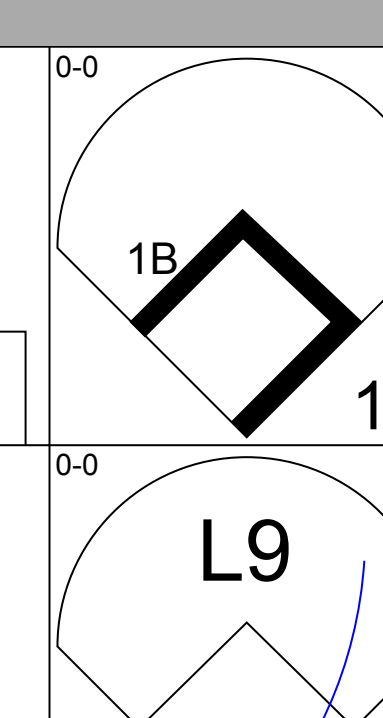
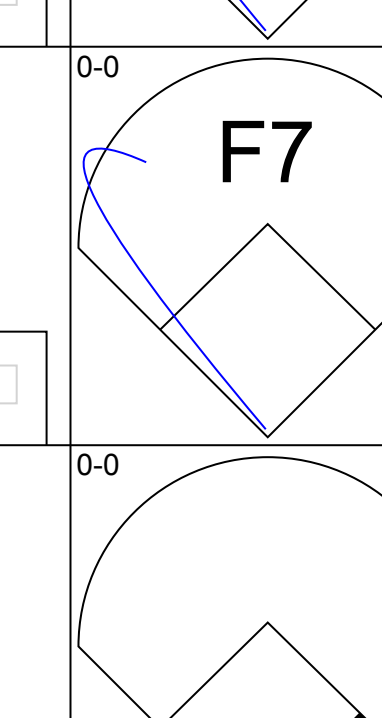

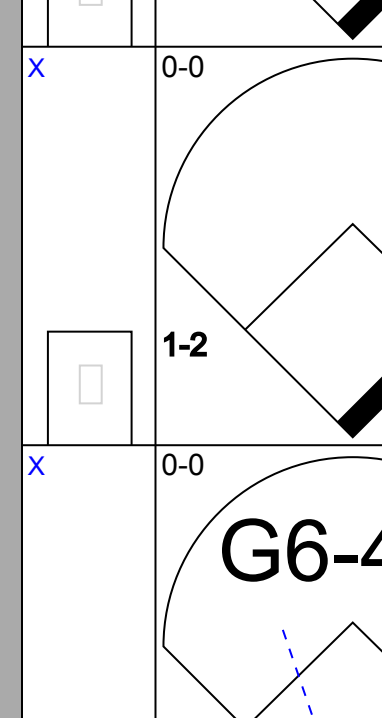

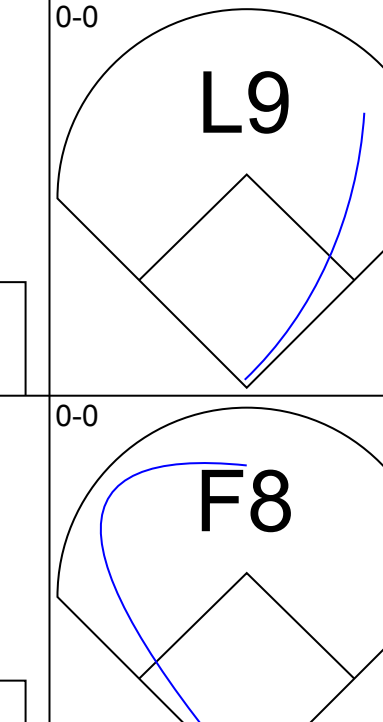
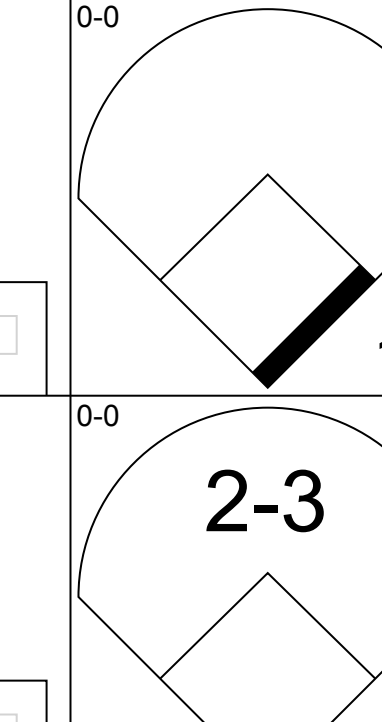
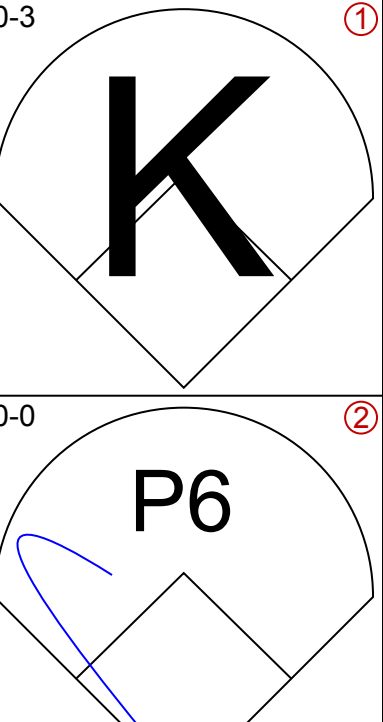
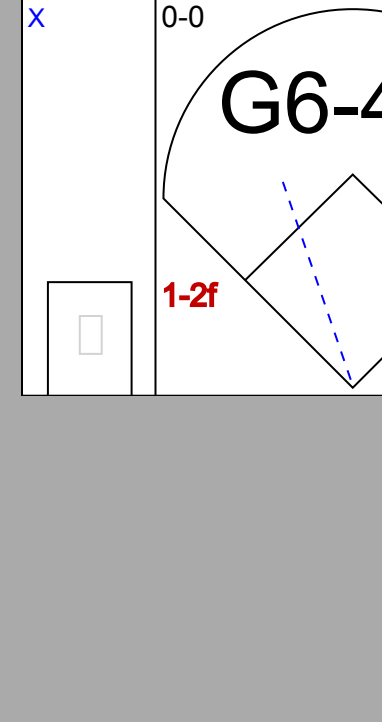
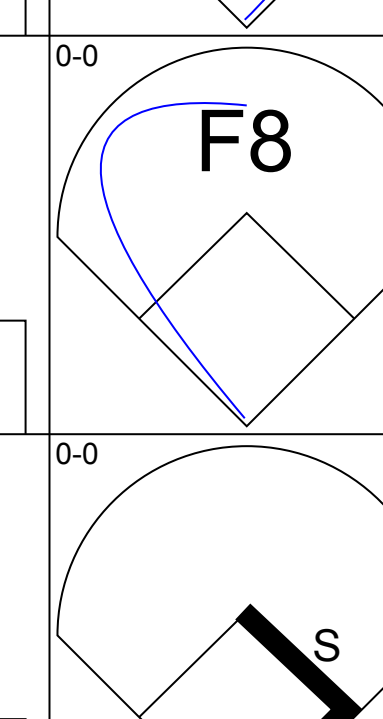
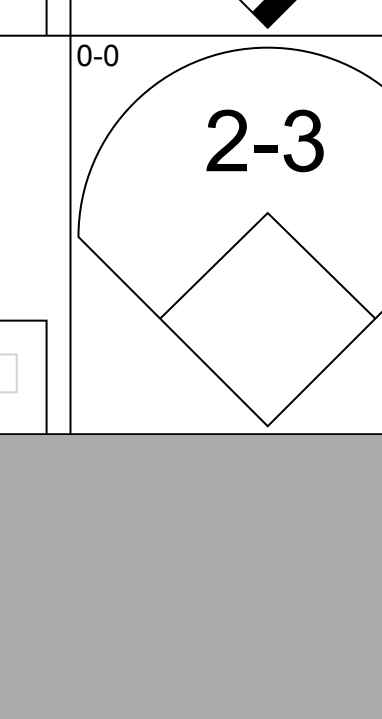
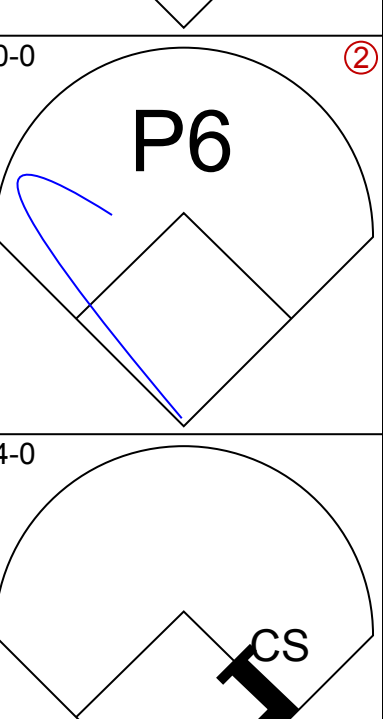
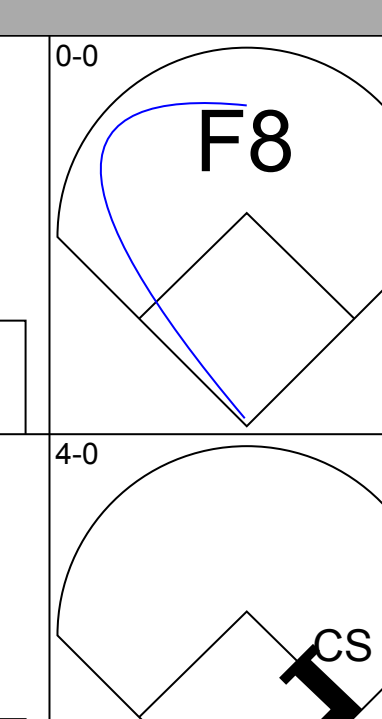
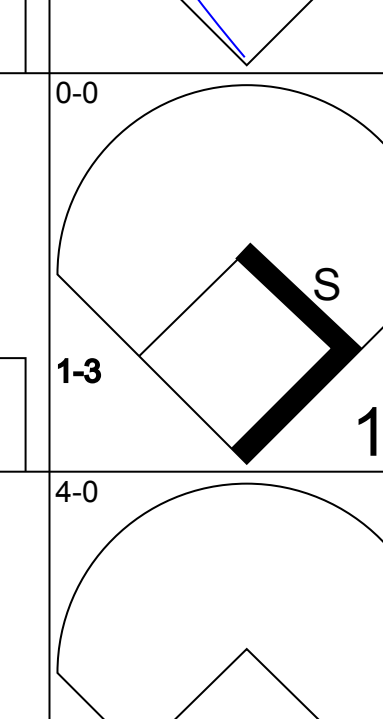
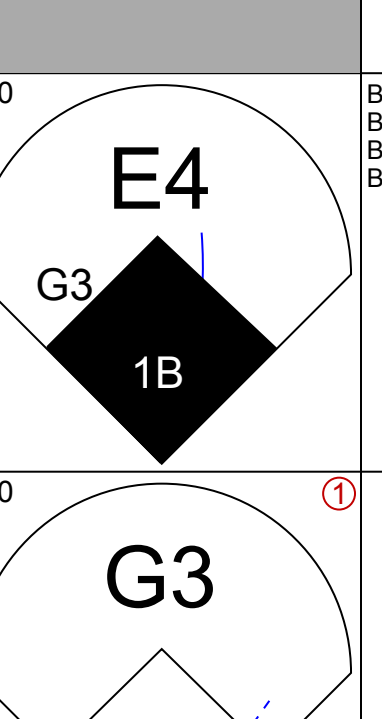
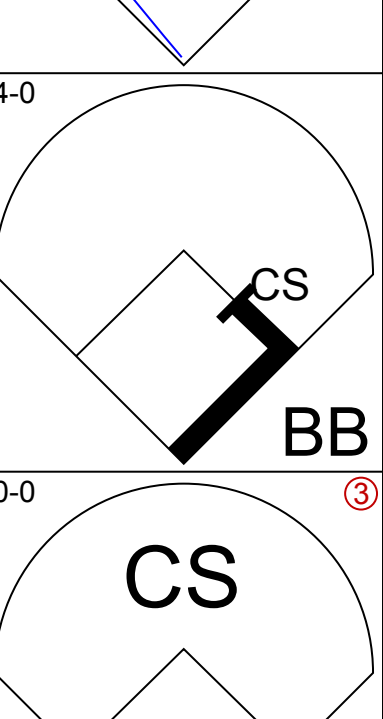
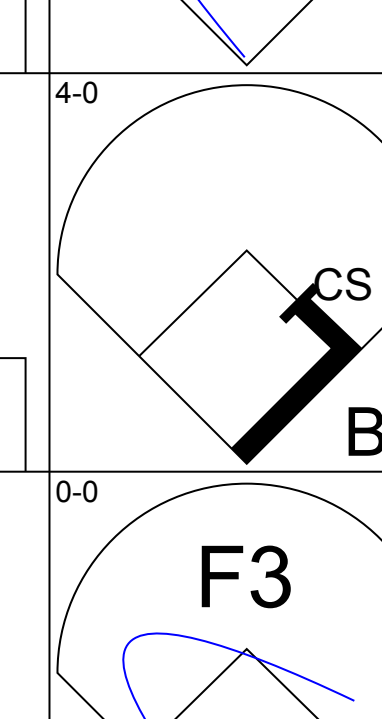
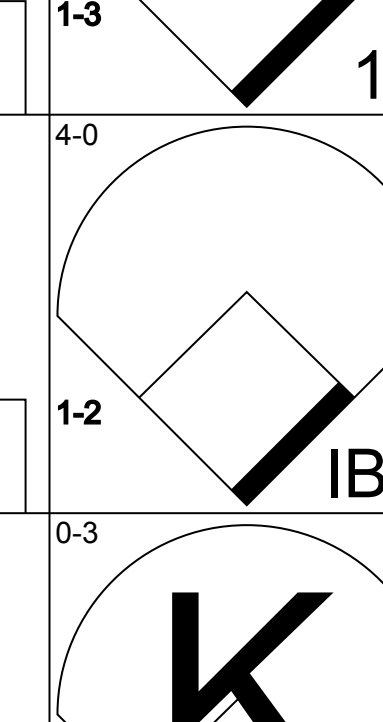
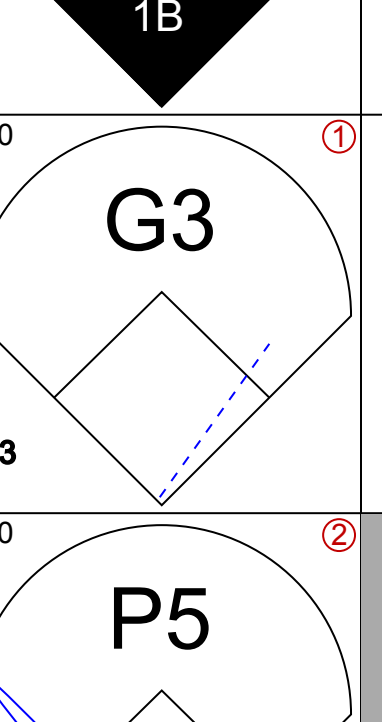
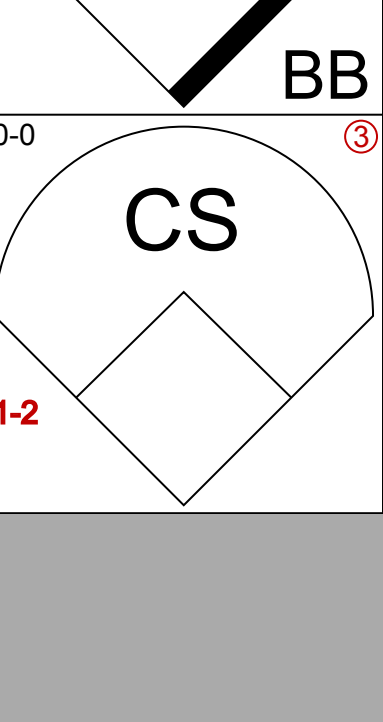
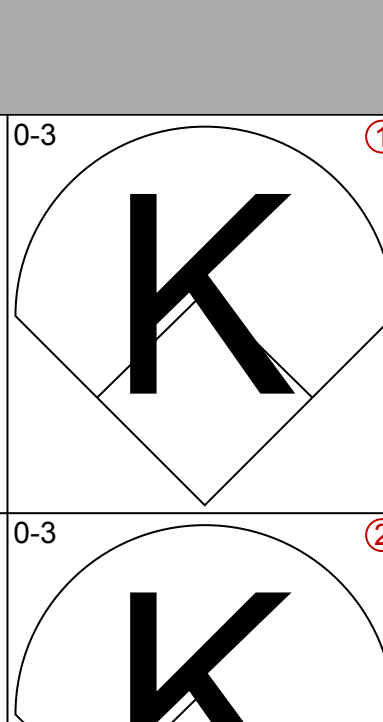
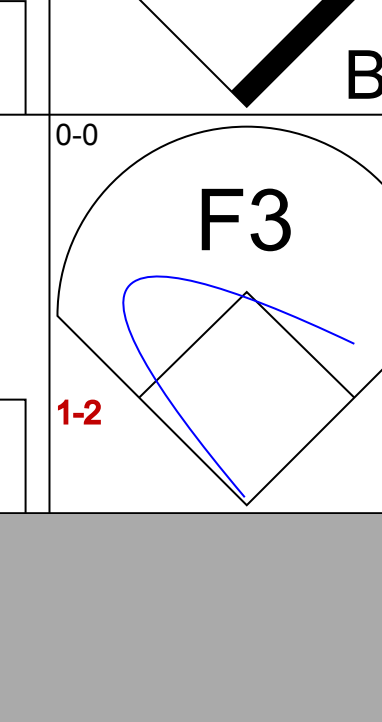
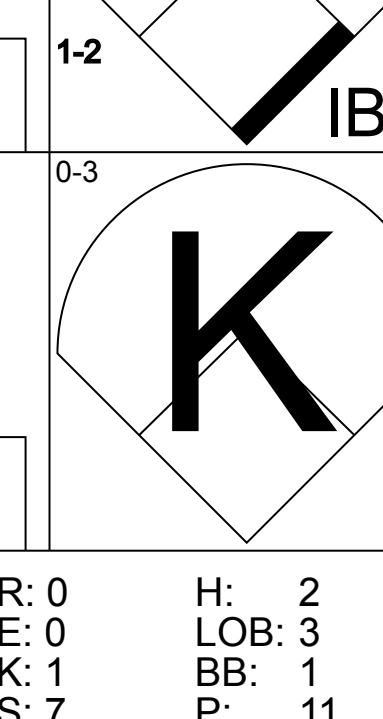
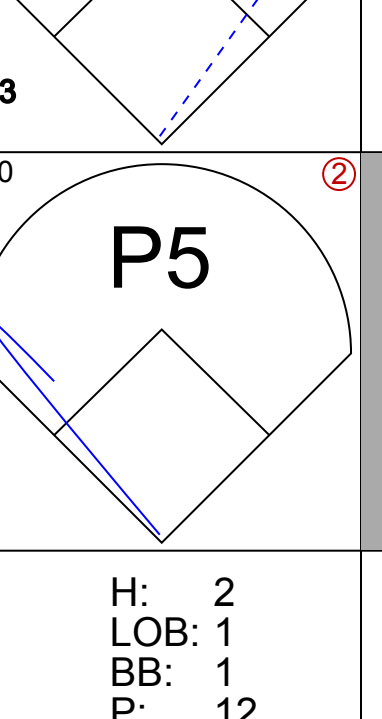
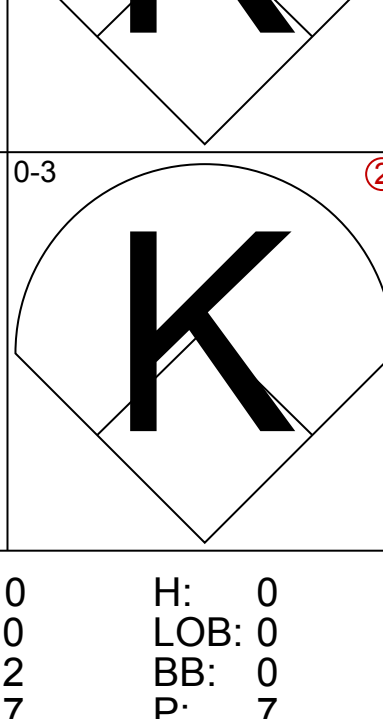
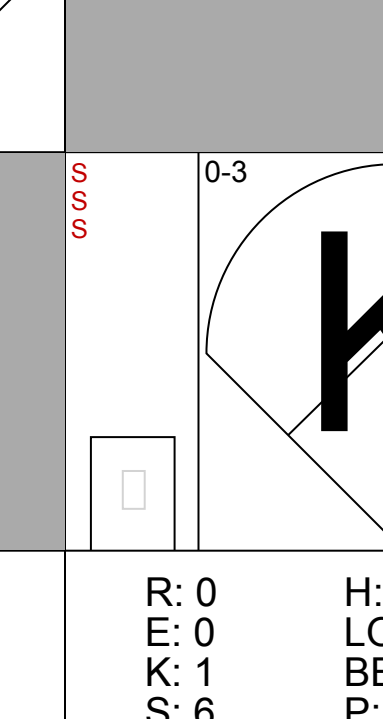
Batter	1	2	3	4	5	6	7	8	9	10	AB	R	H	RBI	BB	SO	LOB	BOTTOM						
Joe Morgan, L OBP: 0.366, SLG: 0.405 (1, 4)	0-0 G3		4-0 1B BB		0-3 K		0-0 6-3		0-0 L5		4-0 PB S WP BB	3	2	0	0	2	1	0						
Lee Maye, L OBP: 0.292, SLG: 0.360 (1, 7)	0-0 L3		0-0 1B E 1B		0-0 1-3		0-0 L5		0-0 F8		0-0 F8	5	1	1	0	0	0	1						
Jimmy Wynn, R OBP: 0.371, SLG: 0.471 (1, 8)	4-0 S BB		0-0 E7 1H 2H 1B		0-0 S 1B		0-0 S 1B		0-0 5-3		4-0 WP BB	3	0	2	1	2	0	0						
Chuck Harrison, R OBP: 0.313, SLG: 0.308 (1, 3)	0-3 K		0-0 F3		4-0 FC6-4 BB		0-0 6-3		0-0 6-3		0-0 WP	4	0	0	0	1	1	3						
Bob Aspromonte, R OBP: 0.313, SLG: 0.327 (1, 5)		0-0 2B 1B	0-0 L5		0-0 FC6-4		0-0 F9		0-0 F9		4-0 F9	4	1	1	0	0	0	3						
John Bateman, R OBP: 0.277, SLG: 0.417 (1, 2)		0-0 F9	0-3 K		0-0 6-3		0-0 6-3		0-0 6-3		4-0 6-3	4	0	0	0	0	1	2						
Rusty Staub, L OBP: 0.346, SLG: 0.418 (1, 9)		0-0 2B		4-0 5-3 BB		0-3 K		0-0 6-3		0-0 6-3		3	0	1	1	1	1	0						
Bob Lillis, R OBP: 0.267, SLG: 0.255 (1, 6)		0-0 6-3		0-0 5-3		0-0 6-3		0-0 6-3		0-0 1B		4	0	1	0	0	0	2						
Larry Dierker, R OBP: 0.118, SLG: 0.160 Claude Raymond, R OBP: 0.148, SLG: 0.115 Jim Gentile, L OBP: 0.340, SLG: 0.449 Dave Giusti, R OBP: 0.216, SLG: 0.286 (10, 1)		0-0 6-3		0-0 P3		0-0 K		0-0 L7				3	0	0	0	0	1	1						
												0	0	0	0	0	0	0						
												1	0	0	0	0	1							
												0	0	0	0	0	0							
<b>Inning Stats</b>	R: 0 E: 0 K: 1 S: 5	H: 0 LOB: 1 BB: 1 P: 9	R: 1 E: 0 K: 0 S: 5	H: 2 LOB: 1 BB: 0 P: 5	R: 2 E: 1 K: 1 S: 7	H: 2 LOB: 1 BB: 1 P: 11	R: 0 E: 0 K: 0 S: 2	H: 0 LOB: 0 BB: 1 P: 6	R: 0 E: 0 K: 1 S: 6	H: 1 LOB: 2 BB: 0 P: 10	R: 0 E: 0 K: 1 S: 5	H: 0 LOB: 0 BB: 0 P: 5	R: 0 E: 0 K: 0 S: 3	H: 0 LOB: 0 BB: 0 P: 3	R: 0 E: 0 K: 0 S: 4	H: 1 LOB: 1 BB: 0 P: 4	R: 1 E: 0 K: 0 S: 1	H: 0 LOB: 1 BB: 2 P: 9	1B: 5 2B: 1 3B: 0 HR: 0	SF: 0 SAC: 0 DP: 0 HBP: 0	WP: 1 PB: 1 SB: 3 CS: 0	PA: 40		
<b>PITCHER</b>	IP WLS BF H R ER SO BB IBB HBP BLK WP HR S P ERA WHIP	4.0 2.0 2.0 1.1	18 8 6 8	4 1 0 1	3 0 0 0	2 2 0 0	0 0 0 0	0 0 0 0	0 0 0 0	19 11 8 5	31 15 8 13	4.50 0.00 0.00 0.00	1.750											
Wade Blasingame, L ERA: 3.77 Dick Kelley, L ERA: 3.05 Clay Carroll, R ERA: 4.41 Dan Osinski, R ERA: 2.7																								

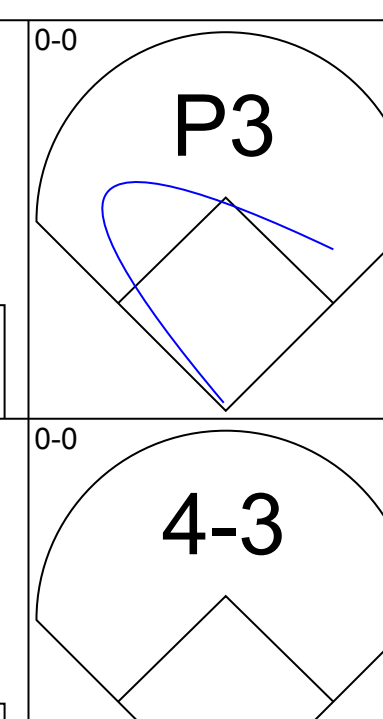
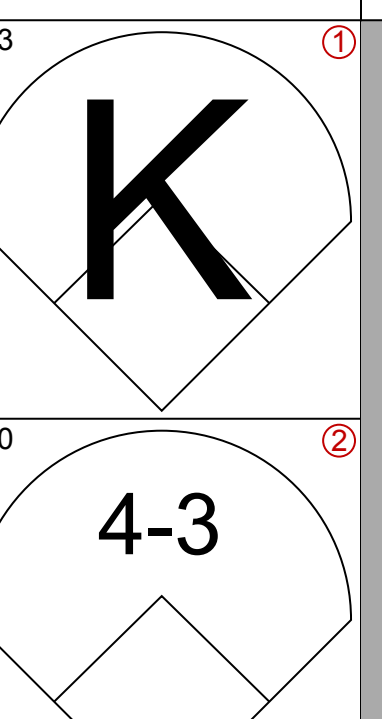

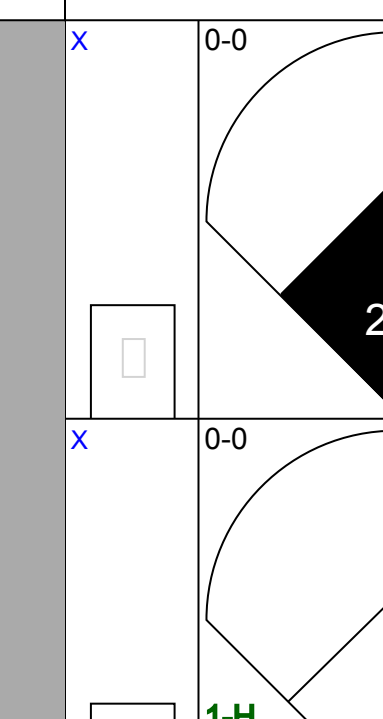
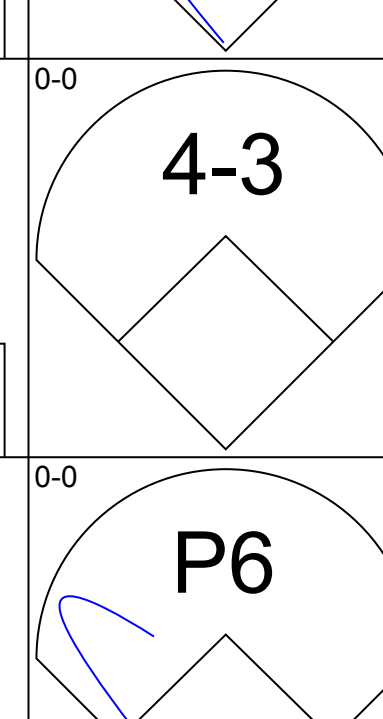
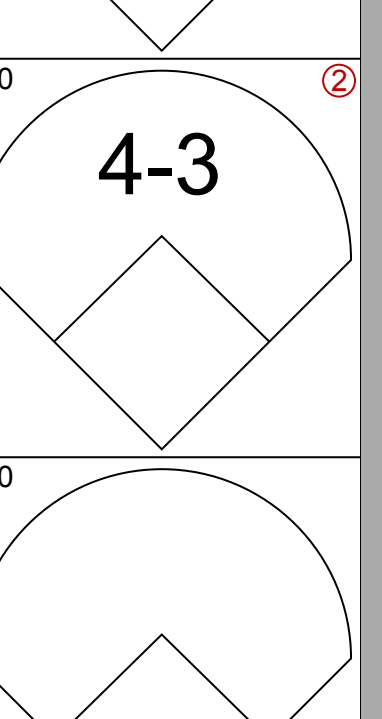
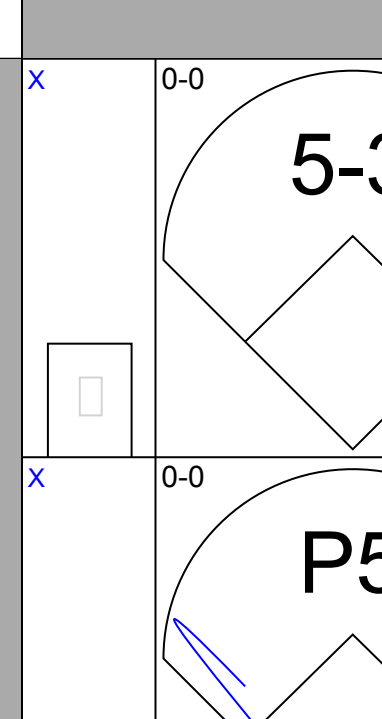
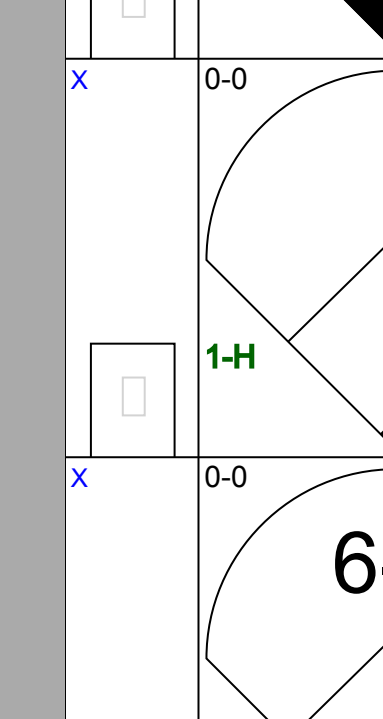
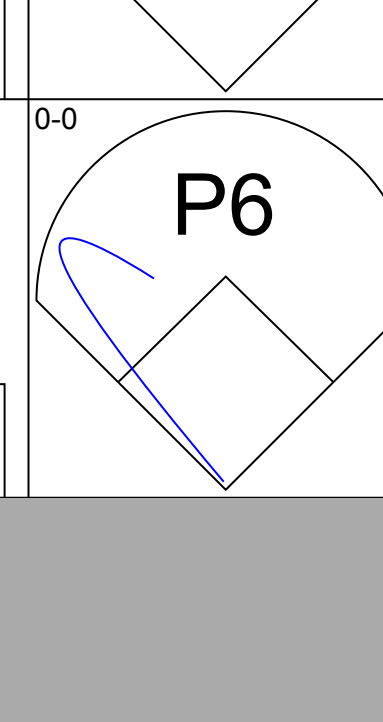
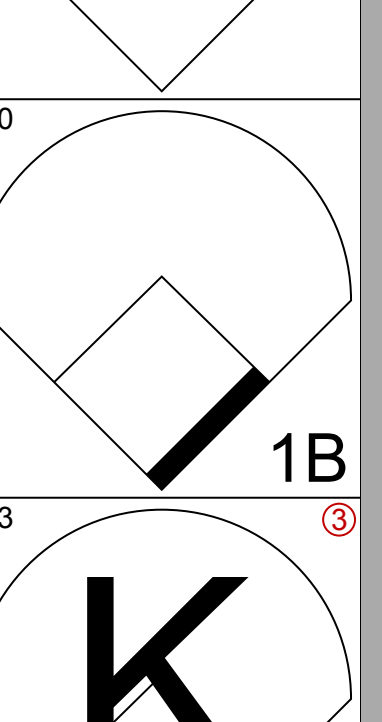
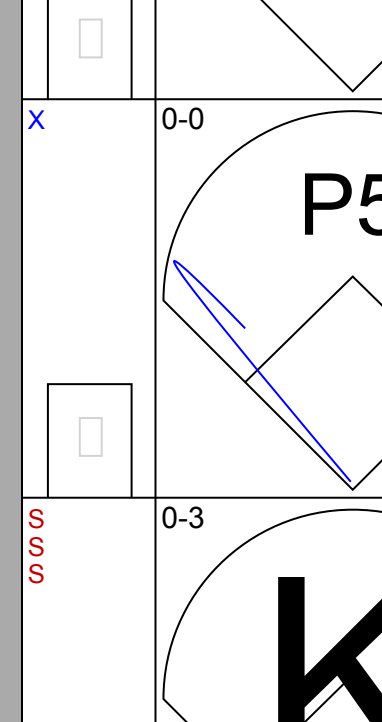
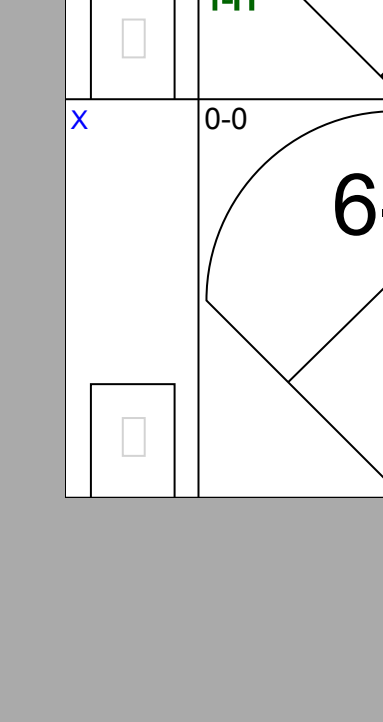
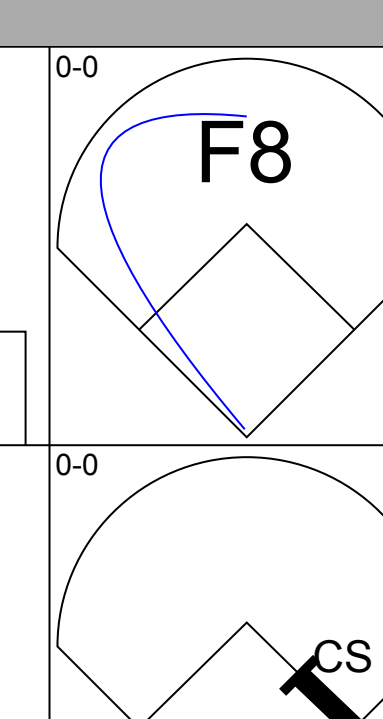
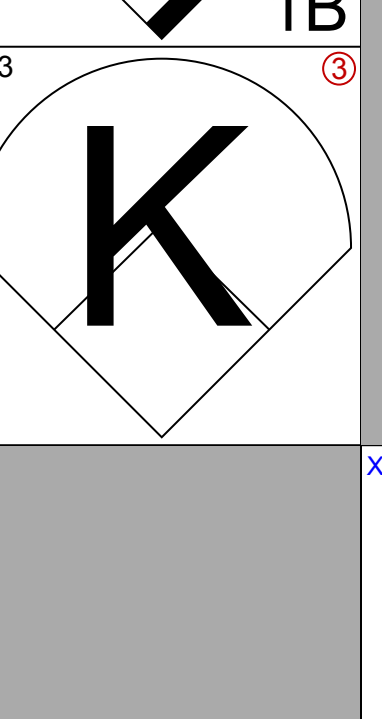
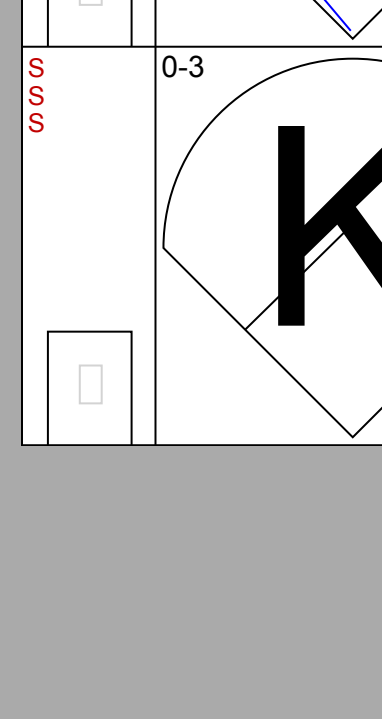
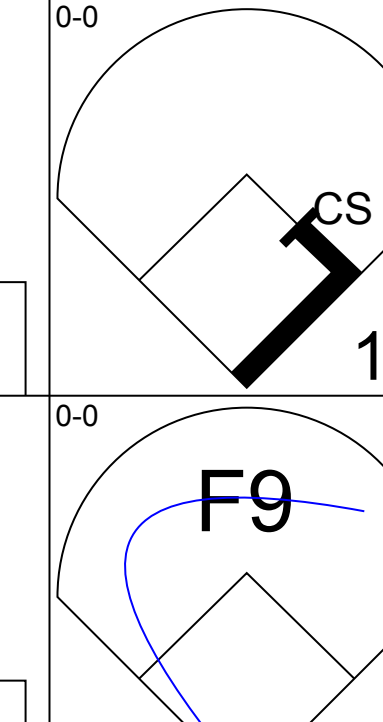
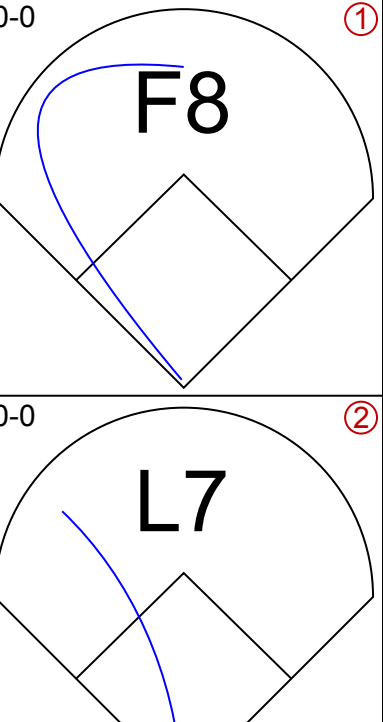
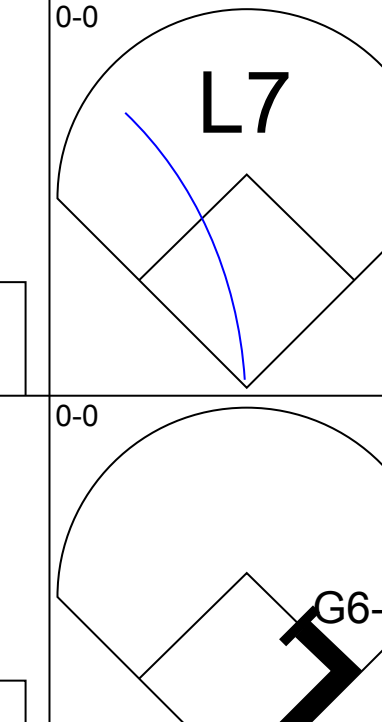
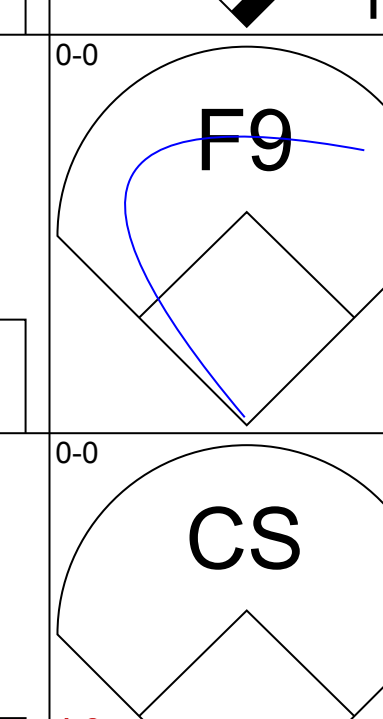
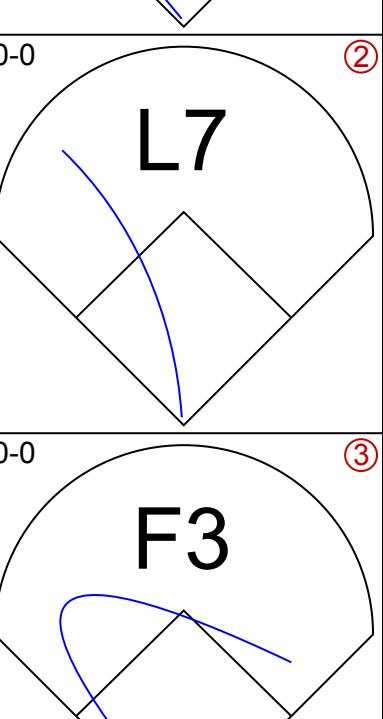
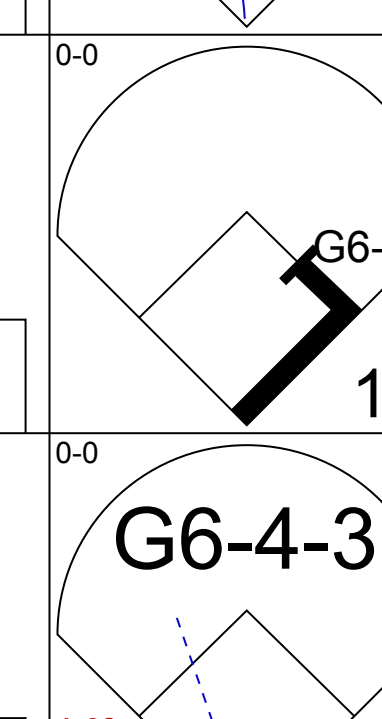
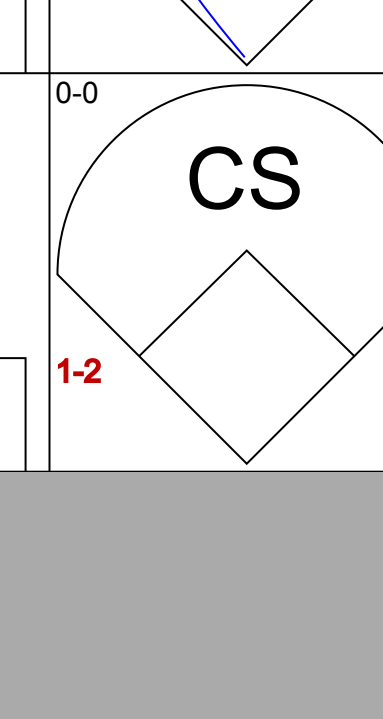
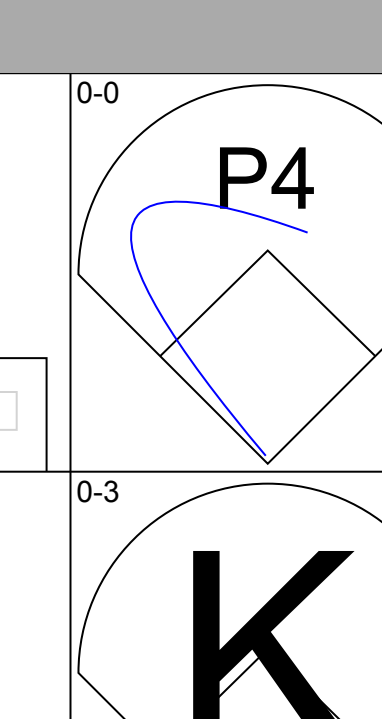
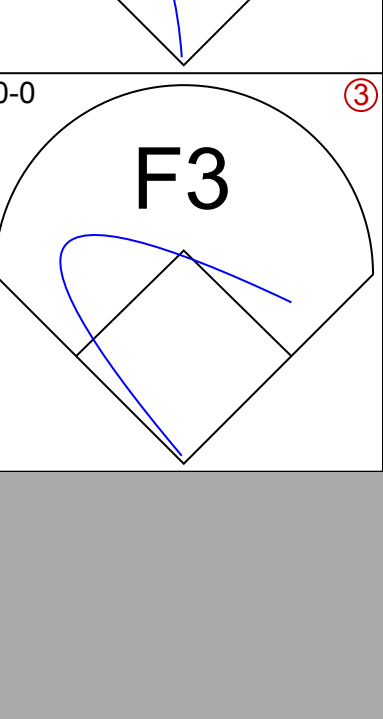
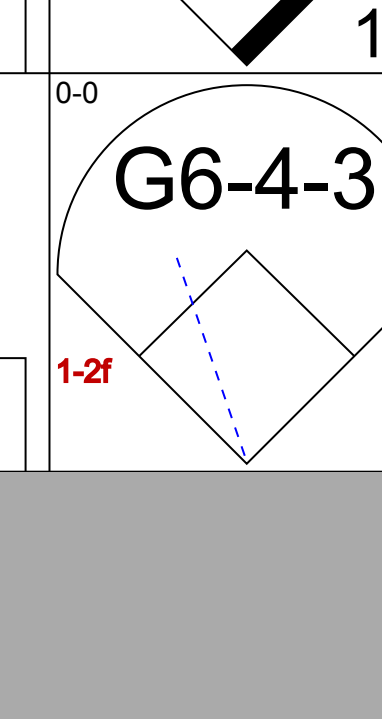
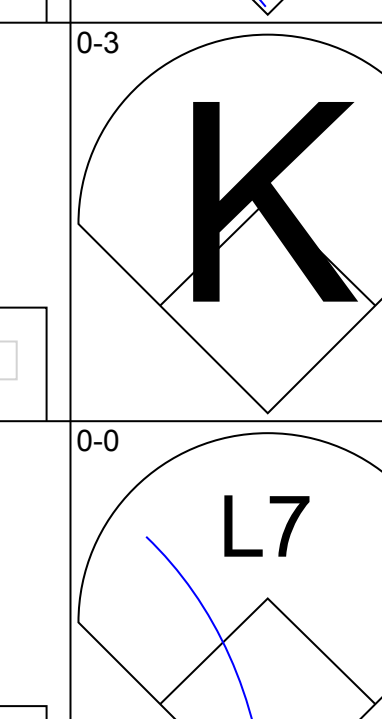
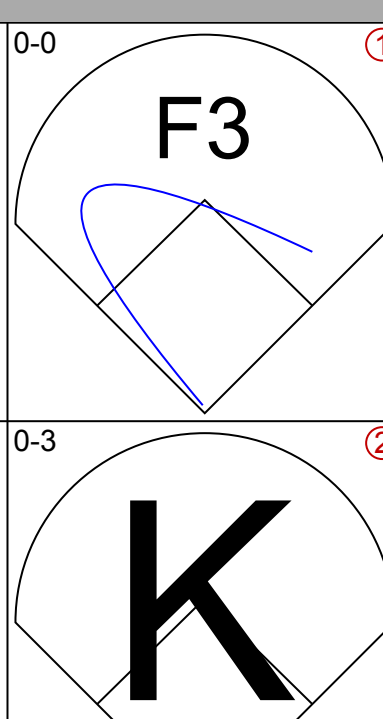
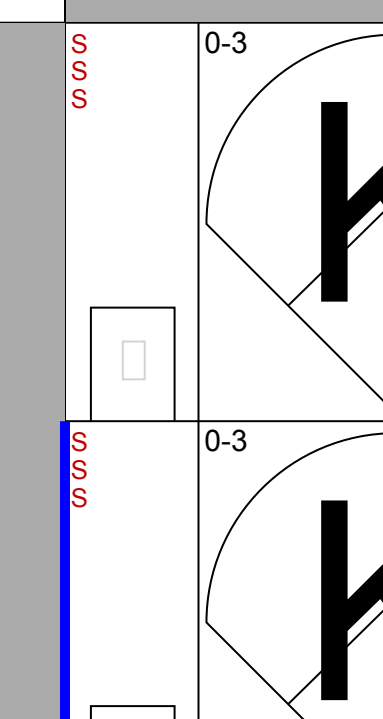
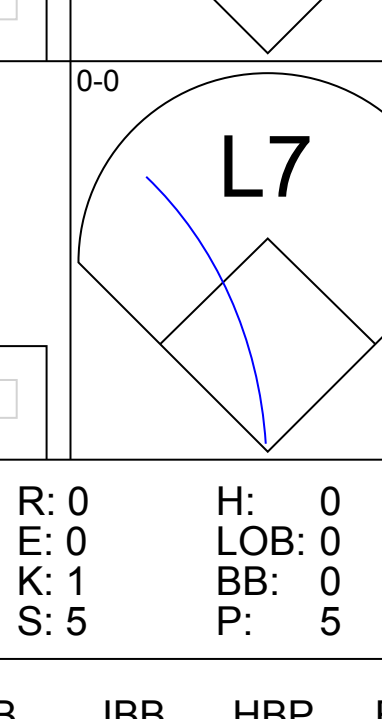
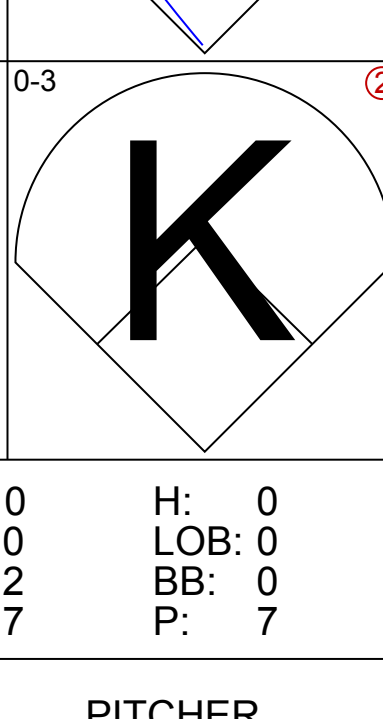
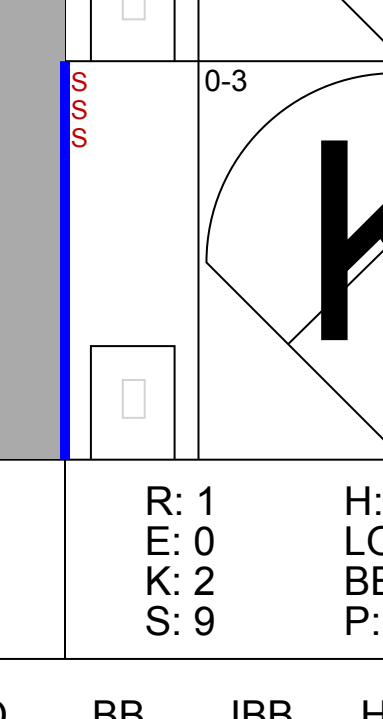
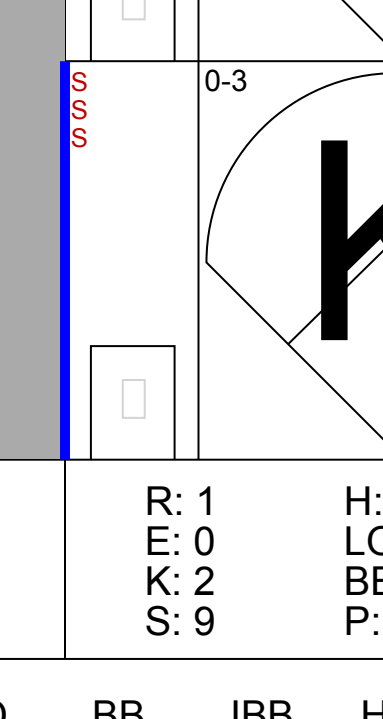
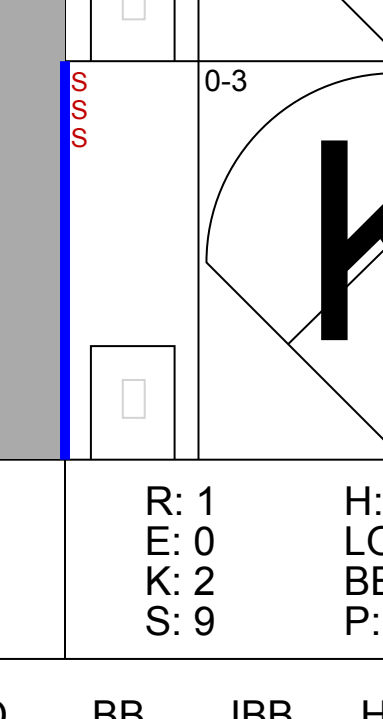
**Milwaukee Braves @ Houston Astros**  
Astrodome, Houston, TX  
Mon Sep 27 1965, 8:05 PM EDT  
Att. 8,380 - Dome

AB	34
R	4
H	6
RBI	2
BB	6
SO	5
LOB	13



Batter	1	2	3	4	5	6	7	8	9	AB R H RBI BB SO LOB	TOP									
Ty Cline, L OBP: 0.251, SLG: 0.250 (1, 7)	L7		BB 1B		L4-3	BB 2B			L6	4 1 1 0 1 0 0	<b>Milwaukee Braves @ Houston Astros</b> Astrodome, Houston, TX Tue Sep 28 1965, 8:05 PM EDT Att: 9,809 - Dome									
Mack Jones, L OBP: 0.315, SLG: 0.514 (1, 8)	CS BB		BB 1B FC3-2 BB		K	BB 2B		6-3	3 0 1 1 2 1 0											
Felipe Alou, R OBP: 0.336, SLG: 0.484 (1, 9)	F8		FC3-2 BB		6-3		K		4 1 1 2 0 1 1											
Eddie Mathews, L OBP: 0.342, SLG: 0.472 (1, 5)	CS	6-3	FC3-2 BB			BB 2B	1-3		4 1 1 0 0 0 2											
Joe Torre, R OBP: 0.378, SLG: 0.500 (1, 3)						BB 1B SF8 HBP	6-3		2 1 1 1 1 0 0											
Jesse Gonder, L OBP: 0.291, SLG: 0.362 (1, 2)								F8	4 1 1 1 0 2 3											
Sandy Alomar Sr., S OBP: 0.260, SLG: 0.283 (1, 4)								5-3	4 1 1 0 0 1 1											
Woody Woodward, R OBP: 0.219, SLG: 0.256 (1, 6)								5-3	3 0 0 1 0 0 0											
Tony Cloninger, R OBP: 0.160, SLG: 0.260 (1, 1)								P4	3 1 1 1 0 1 0											
<b>Inning Stats</b>	R: 0 E: 0 K: 0 S: 2	H: 0 LOB: 0 BB: 1 P: 6	R: 0 E: 0 K: 1 S: 5	H: 0 LOB: 1 BB: 1 P: 9	R: 3 E: 0 K: 1 S: 9	H: 4 LOB: 2 BB: 1 P: 13	R: 0 E: 0 K: 2 S: 7	H: 0 LOB: 0 BB: 0 P: 7	R: 0 E: 0 K: 1 S: 5	H: 0 LOB: 0 BB: 0 P: 5	R: 0 E: 0 K: 0 S: 3	H: 0 LOB: 0 BB: 0 P: 3	R: 0 E: 0 K: 0 S: 3	H: 0 LOB: 0 BB: 0 P: 3	R: 0 E: 0 K: 0 S: 3	H: 0 LOB: 0 BB: 0 P: 3	1B: 6 2B: 2 3B: 0 HR: 0	SF: 2 SAC: 0 DP: 0 HBP: 1	WP: 0 PB: 0 CS: 1	PA: 39
<b>PITCHER</b>	IP WLS BF H R ER SO BB IBB HBP BLK WP HR S P ERA WHIP											<b>PITCHER</b>	IP WLS BF H R ER SO BB IBB HBP BLK WP HR S P ERA WHIP							
Chris Zachary, R ERA: 3.38 (1, 1)	2.2 L 14 4 3 3 1 3 0 0 0 0 0 0 13 25 10.12 2.625																			
Ron Taylor, R ERA: 5.35 (3, 1)	3.1 15 4 4 4 4 1 0 1 0 0 0 0 21 26 10.80 1.500																			
Carroll Sembera, R ERA: (7, 1)	2.0 6 0 0 0 1 0 0 0 0 0 0 0 8 8 0.00 0.000																			
Bruce Von Hoff, R ERA: (9, 1)	1.0 3 0 0 0 0 0 0 0 0 0 0 0 3 3 0.00 0.000																			
<b>Batter</b>	<b>1</b>	<b>2</b>	<b>3</b>	<b>4</b>	<b>5</b>	<b>6</b>	<b>7</b>	<b>8</b>	<b>9</b>	<b>AB R H RBI BB SO LOB</b>	<b>BOTTOM</b>									
Joe Morgan, L OBP: 0.368, SLG: 0.406 (1, 4)	CS BB					FC6-4 BB			K	3 0 2 0 1 1 0	<b>Milwaukee Braves @ Houston Astros</b> Astrodome, Houston, TX Tue Sep 28 1965, 8:05 PM EDT Att: 9,809 - Dome									
Lee Maye, L OBP: 0.290, SLG: 0.357 (1, 7)	L7					FC6-4			K	4 0 0 0 0 2 4										
Rusty Staub, L OBP: 0.343, SLG: 0.413 (1, 9)	K					6-3			K	4 0 0 0 0 3 4										
Chuck Harrison, R OBP: 0.306, SLG: 0.276 (1, 3)									5-3	3 0 0 0 1 0 1										
Jimmy Wynn, R OBP: 0.373, SLG: 0.479 (1, 8)									BB BB	3 1 2 1 1 0 0										
Bob Aspromonte, R OBP: 0.313, SLG: 0.327 (1, 5)									BB	4 0 1 0 0 0 3										
John Bateman, R OBP: 0.269, SLG: 0.405 (1, 2)									L3	4 0 0 0 0 3 3										
Eddie Kasko, R OBP: 0.292, SLG: 0.307 (1, 6)									K	3 0 1 0 0 1 1										
Chris Zachary, L Ron Taylor, R Norm Miller, R Carroll Sembera, R Walt Bond, L Bruce Von Hoff, R (1, 1) (3, 1) (6, 9) (7, 1) (8, 9) (9, 1)									P6	0 0 0 0 0 0 0	<b>HOUSTON ASTROS</b>									
									1-3	1 0 0 0 0 0 0										
<b>Inning Stats</b>	R: 0 E: 0 K: 1 S: 5	H: 1 LOB: 0 BB: 0 P: 5	R: 0 E: 0 K: 0 S: 3	H: 1 LOB: 0 BB: 0 P: 3	R: 0 E: 0 K: 2 S: 8	H: 1 LOB: 1 BB: 0 P: 8	R: 0 E: 0 K: 1 S: 5	H: 0 LOB: 0 BB: 0 P: 5	R: 0 E: 0 K: 0 S: 4	H: 1 LOB: 2 BB: 1 P: 8	R: 1 E: 0 K: 2 S: 9	H: 2 LOB: 1 BB: 0 P: 9	R: 0 E: 0 K: 2 S: 7	H: 0 LOB: 0 BB: 0 P: 7	R: 0 E: 0 K: 2 S: 7	H: 0 LOB: 2 BB: 2 P: 15	1B: 3 2B: 2 3B: 0 HR: 1	SF: 0 SAC: 0 DP: 0 HBP: 0	WP: 1 PB: 0 CS: 1	PA: 34
<b>PITCHER</b>	IP WLS BF H R ER SO BB IBB HBP BLK WP HR S P ERA WHIP											<b>PITCHER</b>	IP WLS BF H R ER SO BB IBB HBP BLK WP HR S P ERA WHIP							
Tony Cloninger, R ERA: 3.28 (1, 1)	9.0 W 34 6 1 1 10 3 0 0 0 1 1 51 63 1.00 1.000																			

Batter	1	2	3	4	5	6	7	8	9	AB	R	H	RBI	BB	SO	LOB	TOP					
Ty Cline, L OBP: 0.254, SLG: 0.250 (1, 7)			 1B	 1B BB						4	2	1	0	1	1	0	<b>Milwaukee Braves @ Houston Astros</b> Astrodome, Houston, TX Wed Sep 29 1965, 8:05 PM EDT Att: 8,895 - Dome					
Mack Jones, L OBP: 0.318, SLG: 0.521 (1, 8)			 1B	 1B					 1B	5	2	3	3	0	0							
Felipe Alou, R OBP: 0.337, SLG: 0.484 (1, 9)				 1B			 1B		 1-2	5	0	2	2	0	0	1						
Eddie Mathews, L OBP: 0.343, SLG: 0.472 (1, 5)		 1B					 1B		 1B	4	0	2	0	0	1	1						
Joe Torre, R OBP: 0.377, SLG: 0.498 (1, 3)			 1B				 1-2			4	0	1	0	0	1	3						
Jesse Gonder, L OBP: 0.284, SLG: 0.353 (1, 2)										4	0	0	0	0	0	2						
Sandy Alomar Sr., S OBP: 0.279, SLG: 0.287 (1, 4)	 1B			 G3 1B	 BB			 BB		2	1	1	0	2	0	0						
Woody Woodward, R OBP: 0.220, SLG: 0.253 (1, 6)	 1B			 1B	 1-2	 1-2		 1-2		3	0	0	0	1	1	2						
Ken Johnson, R OBP: 0.114, SLG: 0.139 (1, 1)										4	0	0	0	0	3	4						
<b>Inning Stats</b>	R: 0 E: 0 K: 1 S: 5	H: 0 LOB: 0 BB: 0 P: 5	R: 0 E: 0 K: 1 S: 7	H: 2 LOB: 3 BB: 1 P: 11	R: 2 E: 0 K: 0 S: 6	H: 3 LOB: 1 BB: 0 P: 6	R: 3 E: 1 K: 1 S: 8	H: 2 LOB: 1 BB: 1 P: 12	R: 0 E: 0 K: 1 S: 4	H: 0 LOB: 0 BB: 1 P: 8	R: 0 E: 0 K: 2 S: 7	H: 0 LOB: 0 BB: 0 P: 7	R: 0 E: 0 K: 0 S: 4	H: 2 LOB: 1 BB: 0 P: 4	R: 0 E: 0 K: 0 S: 2	H: 0 LOB: 0 BB: 1 P: 6	R: 0 E: 0 K: 1 S: 6	H: 1 LOB: 1 BB: 0 P: 6	1B: 9 2B: 0 3B: 0 HR: 1	SF: 0 SAC: 0 DP: 1 HBP: 0	WP: 0 PB: 0 CS: 2	PA: 40
<b>PITCHER</b>	IP WLS BF H R ER SO BB IBB HBP BLK WP HR S P ERA WHIP																					
Jack Lamabe, R ERA: 7.25 (1, 1)	3.2 L 21 7 5 2 2 1 1 0 0 0 1 23 31 4.91 2.182																					
Mike Cuellar, L ERA: 3.6 (4, 1)	5.1 18 3 0 0 5 2 0 0 0 0 0 26 34 0.00 0.938																					

Batter	1	2	3	4	5	6	7	8	9	AB	R	H	RBI	BB	SO	LOB	BOTTOM			
Joe Morgan, L OBP: 0.368, SLG: 0.405 (1, 4)									 1B	4	1	1	0	0	2	0	<b>Milwaukee Braves @ Houston Astros</b> Astrodome, Houston, TX Wed Sep 29 1965, 8:05 PM EDT Att: 8,895 - Dome			
Lee Maye, L OBP: 0.289, SLG: 0.358 (1, 7)									 1-2	4	0	1	1	0	0	0				
Rusty Staub, L OBP: 0.342, SLG: 0.412 (1, 9)				 1B						4	0	1	0	0	0	1				
Jim Gentile, L OBP: 0.338, SLG: 0.445 (1, 3)										3	0	0	0	0	2	1				
Jimmy Wynn, R OBP: 0.373, SLG: 0.478 (1, 8)		 1B								3	0	1	0	0	0	0				
Bob Aspromonte, R OBP: 0.313, SLG: 0.327 (1, 5)								 1B		3	0	1	0	0	0	1				
Eddie Kasko, R OBP: 0.288, SLG: 0.302 (1, 6)		 1-2						 1-2		3	0	0	0	0	0	1				
John Bateman, R OBP: 0.264, SLG: 0.396 (1, 2)										3	0	0	0	0	2	0				
Jack Lamabe, R OBP: 0.125, SLG: 0.125 (1, 1)										1	0	0	0	0	0	0				
Mike Cuellar, L (4, 1)										1	0	0	0	0	1	0				
Norm Miller, L OBP: 0.200, SLG: 0.111 (9, PH)										1	0	0	0	0	1	0				
<b>Inning Stats</b>	R: 0 E: 0 K: 0 S: 3	H: 1 LOB: 0 BB: 0 P: 3	R: 0 E: 0 K: 1 S: 5	H: 0 LOB: 0 BB: 0 P: 3	R: 0 E: 0 K: 2 S: 8	H: 1 LOB: 1 BB: 0 P: 8	R: 0 E: 0 K: 2 S: 7	H: 0 LOB: 0 BB: 0 P: 7	R: 0 E: 0 K: 1 S: 5	H: 0 LOB: 0 BB: 0 P: 5	R: 0 E: 0 K: 0 S: 3	H: 1 LOB: 0 BB: 0 P: 3	R: 0 E: 0 K: 0 S: 3	H: 1 LOB: 1 BB: 0 P: 3	R: 1 E: 0 K: 2 S: 9	H: 2 LOB: 1 BB: 0 P: 9	1B: 4 2B: 1 3B: 0 HR: 0	SF: 0 SAC: 0 DP: 1 HBP: 0	WP: 0 PB: 0 CS: 1	PA: 31
<b>PITCHER</b>	IP WLS BF H R ER SO BB IBB HBP BLK WP HR S P ERA WHIP																			
Ken Johnson, R ERA: 3.45 (1, 1)	9.0 W 30 5 1 1 8 0 0 0 0 0 0 46 46 1.00 0.556																			

AB	35
R	5
H	10
RBI	5
BB	4
SO	7
LOB	13



AB	30
R	1
H	5
RBI	1
BB	0
SO	8
LOB	4



Batter	1	2	3	4	5	6	7	8	9	AB	R	H	RBI	BB	SO	LOB	TOP			
Ty Cline, L OBP: 0.250, SLG: 0.245 (1, 7)	L3-1			L9		K			K	4	0	0	0	0	2	0	<b>Milwaukee Braves @ Los Angeles Dodgers</b> Dodger Stadium, Los Angeles, CA Thu Sep 30 1965, 7:05 PM PDT Att: 36,006 - Unknown			
Mack Jones, L OBP: 0.315, SLG: 0.517 (1, 8)	5-3			K			F7		L7	4	0	0	0	0	1	0				
Hank Aaron, R OBP: 0.379, SLG: 0.565 (1, 9)	F4			L8			6-3		6-3	4	0	0	0	0	0	0				
Eddie Mathews, L OBP: 0.341, SLG: 0.470 (1, 5)		F8			F9			F3		3	0	0	0	0	0	0				
Joe Torre, R OBP: 0.377, SLG: 0.497 (1, 2)		K			F7				2B 1B	3	0	1	0	0	1	0				
Felipe Alou, R OBP: 0.337, SLG: 0.483 (1, 3)		5-3							K	3	0	1	0	0	1	1				
Sandy Alomar Sr., S OBP: 0.270, SLG: 0.284 Miguel de la Hoz, R OBP: 0.299, SLG: 0.339 (5, PH) (5, 4)			1-3		4-3					1	0	0	0	0	0	0				
Woody Woodward, R OBP: 0.218, SLG: 0.251 Gene Oliver, R OBP: 0.337, SLG: 0.479 Phil Niekro, R OBP: 0.100, SLG: 0.100 (8, PH) (8, 1)				P6			F8		L4	2	0	0	0	0	0	0				
Hank Fischer, R OBP: 0.132, SLG: 0.108 Dick Kelley, R OBP: 0.282, SLG: 0.351 Jesse Gonder, L OBP: 0.282, SLG: 0.351 Dan Osinski, R OBP: 0.282, SLG: 0.351 Chi-Chi Olivo, R OBP: 0.282, SLG: 0.351 Denis Menke, R OBP: 0.282, SLG: 0.351 (11, 1) (5, 1) (6, PH) (6, 1) (6, 1) (6, PH) (8, 6)				K				K	K	1	0	0	0	0	1	0				
<b>Inning Stats</b>	R: 0 E: 0 K: 0 S: 3	H: 0 LOB: 0 BB: 0 P: 3	R: 0 E: 0 K: 1 S: 5	H: 0 LOB: 0 BB: 0 P: 5	R: 0 E: 0 K: 1 S: 5	H: 0 LOB: 0 BB: 0 P: 5	R: 0 E: 0 K: 0 S: 4	H: 1 LOB: 1 BB: 0 P: 4	R: 0 E: 0 K: 2 S: 7	H: 0 LOB: 0 BB: 0 P: 7	R: 0 E: 0 K: 0 S: 3	H: 0 LOB: 0 BB: 0 P: 3	R: 0 E: 0 K: 2 S: 9	H: 2 LOB: 2 BB: 0 P: 9	R: 0 E: 0 K: 1 S: 5	H: 0 LOB: 0 BB: 0 P: 5		1B: 2 2B: 1 3B: 0 HR: 0	SF: 0 SAC: 0 DP: 0 HBP: 0	WP: 0 PB: 0 CS: 0
<b>PITCHER</b> Don Drysdale, R ERA: 2.77 (1, 1)	IP: 9.0 WLS: W BF: 30 H: 3 R: 0 ER: 0 SO: 8 BB: 0 IBB: 0 HBP: 0 BLK: 0 WP: 0 HR: 0 S: 46 P: 46 ERA: 0.00 WHIP: 0.333											<b>PITCHER</b>	IP: 0 WLS: 0 BF: 0 H: 0 R: 0 ER: 0 SO: 0 BB: 0 IBB: 0 HBP: 0 BLK: 0 WP: 0 HR: 0 S: 0 P: 0 ERA: 0.00 WHIP: 0.00							

Batter	1	2	3	4	5	6	7	8	9	AB	R	H	RBI	BB	SO	LOB	BOTTOM			
Maury Wills, S OBP: 0.332, SLG: 0.332 (1, 6)	4-3	K			S 1B		G3	F8		5	0	1	0	0	1	4	<b>Milwaukee Braves @ Los Angeles Dodgers</b> Dodger Stadium, Los Angeles, CA Thu Sep 30 1965, 7:05 PM PDT Att: 36,006 - Unknown			
Jim Gilliam, S OBP: 0.377, SLG: 0.390 Willie Crawford, L OBP: 0.160, SLG: 0.087 John Kennedy, R OBP: 0.241, SLG: 0.225 (1, 5) (7, PR) (8, 5)	K		L7		F6					3	0	0	0	1	1	1				
Willie Davis, L OBP: 0.266, SLG: 0.351 (1, 8)	F2		4-3		F5		K			4	0	0	0	0	1	2				
Ron Fairly, L OBP: 0.362, SLG: 0.378 (1, 9)		1B FC3-6 BB	4-3			BB FC3-2 1B				2	1	1	0	2	0	0				
Lou Johnson, R OBP: 0.315, SLG: 0.396 (1, 7)		FC3-6 1B			2B	FC3-2 BB SF8 1B		L7		4	1	3	0	0	0	2				
Jim Lefebvre, S OBP: 0.336, SLG: 0.369 (1, 4)		FC3-6 1B		G3		FC3-2 BB		K		3	1	0	1	1	1	1				
Wes Parker, S OBP: 0.336, SLG: 0.354 (1, 3)		FC3-6 1B		K		FC3-2 BB		1-3		4	0	0	0	0	1	4				
John Roseboro, L OBP: 0.288, SLG: 0.313 (1, 2)		1B			1B SH1-4 E 1B		SF8		1B	2	1	2	1	0	0	0				
Don Drysdale, R OBP: 0.333, SLG: 0.512 (1, 1)		1-2 3H 1B		SH1-4		5-3				3	0	2	1	0	0	2				
<b>Inning Stats</b>	R: 0 E: 0 K: 1 S: 5	H: 3 LOB: 2 BB: 1 P: 12	R: 0 E: 0 K: 0 S: 3	H: 0 LOB: 0 BB: 0 P: 3	R: 0 E: 0 K: 1 S: 5	H: 1 LOB: 0 BB: 0 P: 5	R: 1 E: 0 K: 0 S: 5	H: 2 LOB: 1 BB: 0 P: 5	R: 1 E: 0 K: 0 S: 5	H: 2 LOB: 2 BB: 1 P: 9	R: 0 E: 0 K: 1 S: 5	H: 0 LOB: 2 BB: 2 P: 13	R: 0 E: 0 K: 1 S: 6	H: 1 LOB: 2 BB: 0 P: 7	R: 0 E: 0 K: 1 S: 6	H: 1 LOB: 2 BB: 0 P: 7		1B: 8 2B: 1 3B: 0 HR: 0	SF: 1 SAC: 1 DP: 0 HBP: 1	WP: 0 PB: 0 CS: 0
<b>PITCHER</b> Hank Fischer, R ERA: 3.89 Dick Kelley, L ERA: 3.0 Dan Osinski, R ERA: 2.81 Chi-Chi Olivo, R ERA: 1.59 Phil Niekro, R ERA: 2.89 (1, 1) (5, 1) (6, 1) (6, 1) (8, 1)	IP: 4.1 WLS: L BF: 19 H: 6 R: 3 ER: 2 SO: 3 BB: 1 IBB: 0 HBP: 0 BLK: 0 WP: 0 HR: 0 S: 24 P: 28 ERA: 4.15 WHIP: 1.615											<b>PITCHER</b>	IP: 0 WLS: 0 BF: 0 H: 0 R: 0 ER: 0 SO: 0 BB: 0 IBB: 0 HBP: 0 BLK: 0 WP: 0 HR: 0 S: 0 P: 0 ERA: 0.00 WHIP: 0.000							



Batter	1	2	3	4	5	6	7	8	9	AB	R	H	RBI	BB	SO	LOB	TOP			
<b>Felipe Alou, R</b> OBP: 0.338, SLG: 0.481 <b>Frank Thomas, R</b> OBP: 0.264, SLG: 0.341	0-3 K		0-3 K		4-0 BB			0-0 5-3		2	0	0	0	0	2	2	<b>Milwaukee Braves @ Los Angeles Dodgers</b> Dodger Stadium, Los Angeles, CA Sat Oct 02 1965, 3:33 AM PDT Att: 41,574 - Unknown			
<b>Hank Aaron, R</b> OBP: 0.379, SLG: 0.560	0-0 1-6-3		0-0 L5		0-3 K			0-0 L6		4	0	0	0	0	1	3				
<b>Gene Oliver, R</b> OBP: 0.336, SLG: 0.482	0-3 K			0-0 HR				0-0 1-3		4	1	2	1	0	1	0				
<b>Joe Torre, R</b> OBP: 0.372, SLG: 0.489		0-3 K		0-0 6-3				0-0 L8		4	0	0	0	0	2	1				
<b>Miguel de la Hoz, R</b> OBP: 0.299, SLG: 0.337 <b>Ty Cline, L</b> OBP: 0.250, SLG: 0.245		0-3 K		0-3 K				0-0 CS		4	0	1	0	0	2	0				
<b>Mack Jones, L</b> OBP: 0.313, SLG: 0.511		0-3 K		4-0 BB				0-3 K		3	0	0	0	1	3	1				
<b>Woody Woodward, R</b> OBP: 0.230, SLG: 0.260			0-0 FC1-6	0-3 K				4-0 BB		3	0	1	0	1	1	1				
<b>Sandy Alomar Sr., S</b> OBP: 0.264, SLG: 0.271 <b>Dennis Menke, R</b> OBP: 0.310, SLG: 0.392			0-0 FC1-6		0-0 B5			0-0 F7		2	0	0	0	0	0	1				
<b>Tony Cloninger, R</b> OBP: 0.199, SLG: 0.257 <b>Ken Johnson, R</b> OBP: 0.114, SLG: 0.139 <b>Frank Bolling, R</b> OBP: 0.295, SLG: 0.363 <b>Chi-Chi Olivo, R</b> OBP: 0.295, SLG: 0.363			0-0 SH		0-3 K			0-0 F3		1	0	0	0	0	1	0				
<b>Inning Stats</b>	R: 0 E: 0 K: 2 S: 7	H: 0 LOB: 0 BB: 0 P: 7	R: 0 E: 0 K: 3 S: 9	H: 0 LOB: 0 BB: 0 P: 9	R: 0 E: 1 K: 1 S: 7	H: 1 LOB: 2 BB: 0 P: 7	R: 1 E: 0 K: 2 S: 8	H: 1 LOB: 1 BB: 1 P: 12	R: 0 E: 0 K: 0 S: 3	H: 0 LOB: 0 BB: 0 P: 3	R: 0 E: 0 K: 1 S: 5	H: 0 LOB: 1 BB: 1 P: 9	R: 0 E: 0 K: 1 S: 6	H: 1 LOB: 1 BB: 0 P: 6	R: 0 E: 0 K: 1 S: 5	H: 1 LOB: 1 BB: 1 P: 9		1B: 3 2B: 1 3B: 0 HR: 1	SF: 0 SAC: 1 DP: 1 HBP: 0	WP: 0 PB: 0 CS: 1
<b>PITCHER</b> <b>Sandy Koufax, L</b> ERA: 2.04	IP: 9.0 WLS: W BF: 35 H: 4 R: 1 ER: 1 SO: 13 BB: 4 IBB: 0 HBP: 0 BLK: 0 WP: 0 HR: 1 S: 57 P: 73 ERA: 1.00 WHIP: 0.889															<b>PITCHER</b>				

Batter	1	2	3	4	5	6	7	8	9	AB	R	H	RBI	BB	SO	LOB	BOTTOM			
<b>Maury Wills, S</b> OBP: 0.331, SLG: 0.330	0-0 1-3		0-3 K		0-0 F7			0-3 K		4	0	0	0	0	2	4	<b>Milwaukee Braves @ Los Angeles Dodgers</b> Dodger Stadium, Los Angeles, CA Sat Oct 02 1965, 3:33 AM PDT Att: 41,574 - Unknown			
<b>Jim Gilliam, S</b> OBP: 0.374, SLG: 0.385 <b>John Kennedy, R</b> OBP: 0.241, SLG: 0.225	4-0 E S WP BB			0-3 K	0-0 FC5-2			0-3 K		3	1	0	0	1	2	4				
<b>Willie Davis, L</b> OBP: 0.263, SLG: 0.346	0-3 K			0-0 F8	0-0 3-1			0-0 F7		4	0	0	0	0	1	4				
<b>Ron Fairly, L</b> OBP: 0.359, SLG: 0.375	0-0 F7			0-0 3-1				0-0 4-3		4	0	0	0	0	1	0				
<b>Lou Johnson, R</b> OBP: 0.316, SLG: 0.393		0-0 F3			4-0 1B BB BB			0-0 F2		3	1	0	0	1	0	0				
<b>Jim Lefebvre, S</b> OBP: 0.337, SLG: 0.369		0-0 6-3			0-0 BB FC3 BB 1B			0-0 1B		3	1	2	0	0	0	0				
<b>Wes Parker, S</b> OBP: 0.334, SLG: 0.352		0-0 4-3			0-0 FC3 BB FC5-2			0-0 4-3		3	0	0	0	0	0	3				
<b>John Roseboro, L</b> OBP: 0.289, SLG: 0.311			0-0 P5		4-0 FC5-2 BB BB			4-0 WP BB		1	0	0	1	2	0	0				
<b>Sandy Koufax, R</b> OBP: 0.242, SLG: 0.195			0-0 5-3		0-0 FC5-2 BB			0-3 K		2	0	0	1	1	1	1				
<b>Inning Stats</b>	R: 1 E: 0 K: 1 S: 5	H: 0 LOB: 1 BB: 1 P: 9	R: 0 E: 0 K: 0 S: 3	H: 0 LOB: 0 BB: 0 P: 3	R: 0 E: 0 K: 1 S: 5	H: 0 LOB: 0 BB: 0 P: 5	R: 0 E: 0 K: 1 S: 5	H: 0 LOB: 0 BB: 0 P: 5	R: 2 E: 0 K: 0 S: 5	H: 1 LOB: 3 BB: 3 P: 17	R: 0 E: 0 K: 1 S: 6	H: 1 LOB: 1 BB: 0 P: 6	R: 0 E: 0 K: 3 S: 9	H: 0 LOB: 1 BB: 1 P: 13	R: 0 E: 0 K: 0 S: 3	H: 0 LOB: 0 BB: 0 P: 3		1B: 2 2B: 0 3B: 0 HR: 0	SF: 0 SAC: 0 DP: 0 HBP: 0	WP: 2 PB: 0 CS: 0
<b>PITCHER</b> <b>Tony Cloninger, R</b> ERA: 3.3 <b>Ken Johnson, R</b> ERA: 3.42 <b>Chi-Chi Olivo, R</b> ERA: 1.35	IP: 4.0 WLS: L BF: 17 H: 1 R: 3 ER: 2 SO: 3 BB: 3 IBB: 0 HBP: 0 BLK: 0 WP: 1 HR: 0 S: 20 P: 32 ERA: 4.50 WHIP: 1.000															<b>PITCHER</b>				

AB	30
R	1
H	4
RBI	1
BB	4
SO	13
LOB	11



AB	27
R	3
H	2
RBI	2
BB	5
SO	7
LOB	16





