

Milwaukee Brewers - 1971

Batter	1	2	3	4	5	6	7	8	9	AB R H RBI BB SO LOB	TOP		
Tommy Harper, R (1, 5) OBP: 0.400, SLG: 0.400	0-0 F3		0-0 F8		0-0 SH3-4 2B 1B	0-0 1B FC6-4 1B		0-0 F8		5 2 2 0 0 0 3	Milwaukee Brewers @ Minnesota Twins Metropolitan Stadium, Bloomington, MI Tue Apr 06 1971, 4:33 AM EST Att. 18,823 - Unknown - 53 F livebaseballscorecards.com		
Mike Hegan, L (1, 3) OBP: 0.500, SLG: 0.333	4-0 G1-6-3 BB		0-3 K		0-0 SH3-4	0-0 FC6-4 1B		0-0 E4 BB 2B		3 1 1 0 1 1 3			
Dave May, L (1, 8) OBP: 0.400, SLG: 0.250	0-0 G1-6-3 1-2f				0-0 F5	0-0 L8		4-0 2B F9-2 BB		4 0 1 1 1 0 3			
Andy Kosco, R (1, 7) OBP: 0.600, SLG: 1.500		0-0 F8		0-0 HR	4-0 2B IBB	0-0 FC6-4		0-0 2B		4 1 2 4 1 0 2			
Bernie Smith, R (1, 9) OBP: 0.200, SLG: 0.400		0-0 F4		0-0 F6	0-0 2B	0-0 F8		0-0 F9-2		5 0 1 2 0 0 4			
Roberto Pena, R (1, 6) OBP: 0.600, SLG: 0.500		0-0 L9		0-0 BB 1B	4-0 BB		0-0 F9		0-0 4-3 1B	4 0 2 0 1 0 0			
Phil Roof, R (1, 2) OBP: 0.400, SLG: 0.250			0-0 FC1-5 1B	4-0 BB 1B	0-3 K		0-3 K		0-3 K	4 0 1 0 1 3 4			
Ted Kubiak, S (1, 4) OBP: 0.400, SLG: 0.250			0-0 FC1-5 1B	0-0 F8		4-0 1B 1B BB		0-3 K		4 1 1 0 1 1 3			
Marty Pattin, R (1, 1) OBP: 0.400, SLG: 0.250			0-0 FC1-5		0-0 SH3-4 2B 1B	0-3 K		4-0 BB E 2B BB		0-3 K		4 2 1 0 1 2 4	
Inning Stats	R: 0 E: 0 K: 0 S: 2 H: 0 LOB: 0 BB: 1 P: 6	R: 0 E: 0 K: 0 S: 3 H: 0 LOB: 0 BB: 0 P: 3	R: 0 E: 0 K: 1 S: 7 H: 2 LOB: 2 BB: 0 P: 7	R: 1 E: 0 K: 0 S: 5 H: 2 LOB: 2 BB: 1 P: 9	R: 2 E: 0 K: 1 S: 8 H: 3 LOB: 3 BB: 2 P: 16	R: 2 E: 0 K: 1 S: 8 H: 3 LOB: 2 BB: 1 P: 12	R: 0 E: 0 K: 2 S: 7 H: 0 LOB: 0 BB: 0 P: 7	R: 2 E: 1 K: 0 S: 4 H: 1 LOB: 1 BB: 2 P: 12	R: 0 E: 0 K: 2 S: 8 H: 1 LOB: 1 BB: 0 P: 8	1B: 9 2B: 3 3B: 0 HR: 1 SF: 0 SAC: 1 DP: 2 HBP: 0	WP: 0 PB: 0 SB: 0 CS: 0 PA: 45		
PITCHER	IP WLS BF H R ER SO BB IBB HBP BLK WP HR S P ERA WHIP											PITCHER	IP WLS BF H R ER SO BB IBB HBP BLK WP HR S P ERA WHIP
Jim Perry, R (1, 1) ERA: 5.79	4.2 L 23 7 3 3 1 2 1 0 0 0 0 1 22 34 5.79 1.929												
Sal Campisi, R (5, 1) ERA:	0.1 2 0 0 0 1 1 0 0 0 0 0 0 3 7 0.00 3.000												
Jim Kaat, L (6, 1) ERA: 54.0	0.1 5 3 2 2 1 1 0 0 0 0 0 0 6 10 54.00 12.000												
Stan Williams, R (6, 1) ERA:	1.2 5 0 0 0 2 0 0 0 0 0 0 0 9 9 0.00 0.000												
Ray Corbin, R (8, 1) ERA: 4.5	2.0 10 2 2 1 2 2 0 0 0 0 0 0 12 20 4.50 2.000												

Batter	1	2	3	4	5	6	7	8	9	AB R H RBI BB SO LOB
Cesar Tovar, R OBP: 0.400, SLG: 0.600 (1, 8)	0-0 F3		0-0 1B		0-0 6-3		0-0 F8		0-0 2B	5 0 2 0 0 0 3
Rod Carew, L (1, 4)	0-0 1-3		0-0 1-3			4-0 1B BB SF8 BB	0-0 4-3		0-0 4-3	4 1 0 0 1 0 3
Tony Oliva, L OBP: 0.750, SLG: 1.000 (1, 9)	0-0 1B			0-0 F8		4-0 1B BB		0-0 1B 2B		3 1 2 0 1 0 0
Harmon Killebrew, R OBP: 0.750, SLG: 0.667 (1, 5)	0-0 1-3			4-0 CS BB		0-0 1-2 2-3 1B		0-0 2-H 1B		3 0 2 1 1 0 1
Rich Reese, L (1, 3)		0-0 G3		0-3 K		0-0 L4		0-3 K		4 0 0 0 0 2 5
Brant Alyea, R (1, 7)		0-3 K			0-0 5-3	0-0 SF8		0-0 F8		3 0 0 1 0 1 1
Leo Cardenas, R (1, 6)		0-0 L8			0-0 F4	0-0 L9		0-0 F4		4 0 0 0 0 0 3
George Mitterwald, R OBP: 0.500, SLG: 0.500 (1, 2)			0-0 6-3			0-0 1B 1B		0-0 FC4-6 1B		4 0 2 0 0 1 0
Jim Perry, S (1, 1)			0-3 K			0-0 1B		0-0 FC4-6		1 0 0 0 0 0 1 0
Sal Campisi, R (5, 1)										0 0 0 0 0 0 0 0
Charlie Manuel, L OBP: 1.000, SLG: 1.000 (6, 1)										1 0 1 0 0 0 0 0
Jim Kaat, L (6, 1)										0 0 0 0 0 0 0 0
Stan Williams, R (6, 1)										0 0 0 0 0 0 0 0
Steve Braun, L (7, PH)										1 0 0 0 0 0 0 1
Ray Corbin, R (8, 1)										0 0 0 0 0 0 0 0
Jim Holt, L (9, PH)										1 0 0 0 0 0 0 0

BOTTOM

Milwaukee Brewers @ Minnesota Twins
Metropolitan Stadium, Bloomington, MI

Tue Apr 06 1971, 4:33 AM EST
Att: 18,823 - Unknown - 53 F

livebaseballscores.com

AB	34
R	2
H	9
RBI	2
BB	3
SO	5
LOB	17



Inning Stats	R: 0	H: 1	E: 0	LOB: 1	K: 0	BB: 0	S: 4	P: 4	R: 0	H: 0	E: 0	LOB: 0	K: 1	BB: 0	S: 5	P: 5	R: 0	H: 1	E: 0	LOB: 1	K: 1	BB: 0	S: 6	P: 6	R: 0	H: 0	E: 0	LOB: 1	K: 1	BB: 1	S: 4	P: 8	R: 0	H: 2	E: 0	LOB: 2	K: 0	BB: 0	S: 5	P: 5	R: 1	H: 1	E: 0	LOB: 2	K: 0	BB: 2	S: 4	P: 12	R: 0	H: 1	E: 0	LOB: 1	K: 0	BB: 0	S: 4	P: 4	R: 1	H: 2	E: 0	LOB: 1	K: 1	BB: 0	S: 7	P: 7	R: 0	H: 1	E: 0	LOB: 1	K: 1	BB: 0	S: 6	P: 6	1B: 7	SF: 1	2B: 3	SAC: 0	3B: 0	DP: 1	HR: 0	HBP: 0	WP: 0	PA: 38
--------------	------	------	------	--------	------	-------	------	------	------	------	------	--------	------	-------	------	------	------	------	------	--------	------	-------	------	------	------	------	------	--------	------	-------	------	------	------	------	------	--------	------	-------	------	------	------	------	------	--------	------	-------	------	-------	------	------	------	--------	------	-------	------	------	------	------	------	--------	------	-------	------	------	------	------	------	--------	------	-------	------	------	-------	-------	-------	--------	-------	-------	-------	--------	-------	--------

PITCHER	IP	WLS	BF	H	R	ER	SO	BB	IBB	HBP	BLK	WP	HR	S	P	ERA	WHIP
Marty Pattin, R ERA: 2.0 (1, 1)	9.0	W	38	9	2	2	5	3	0	0	0	0	0	45	57	2.00	1.333

Batter	1	2	3	4	5	6	7	8	9	AB R H RBI BB SO LOB	TOP										
Tommy Harper, R (1, 5) OBP: 0.333, SLG: 0.333	0-3 K		0-0 F4			0-0 6-3		0-0 1B		4 0 1 0 0 1 0											
Mike Hegan, L (1, 3) OBP: 0.375, SLG: 0.286	0-0 CS 1B		0-0 L7			0-0 4-3		0-3 K		4 0 1 0 0 1 2											
Dave May, L (1, 8) OBP: 0.333, SLG: 0.250	0-0 G3 1-2				0-3 K		0-0 1B 1B		0-0 G3	4 0 1 0 0 1 1											
Andy Kosco, R (1, 7) OBP: 0.444, SLG: 0.857		4-0 G3 BB			0-0 F3		0-0 F3		0-0 L8	3 0 0 0 1 0 1											
Bernie Smith, R (1, 9) OBP: 0.222, SLG: 0.333		0-0 G3 1-2			0-0 F2		0-0 G6-4-3 1B		0-0 L6	4 0 1 0 0 0 1											
Roberto Pena, R (1, 6) OBP: 0.375, SLG: 0.286		0-0 F4			0-0 L9		0-0 G6-4-3 1-2			3 0 0 0 0 0 3											
Phil Roof, R (1, 2) OBP: 0.500, SLG: 0.250		1-0 HBP			0-3 K			0-0 F9		0 0 0 0 0 0 0											
Skip Lockwood, R (2, PR)										0 0 0 0 0 0 0											
Ellie Rodriguez, R (2, 2)										2 0 0 0 0 1 0											
Ted Kubiak, S (1, 4) OBP: 0.375, SLG: 0.167		0-0 1-3			0-0 6-3			4-0 1B BB		2 0 0 0 1 0 2											
Lew Krausse, R (1, 1)			0-0 5-3			0-3 K		0-3 K		2 0 0 0 0 1 0											
Marcelino Lopez, R (7, 1)										0 0 0 0 0 0 0											
Danny Walton, R (8, PH)										1 0 0 0 0 1 1											
Dick Ellsworth, L (8, 1)										0 0 0 0 0 0 0											
Ken Sanders, R (8, 1)										0 0 0 0 0 0 0											
Inning Stats	R: 0 E: 0 K: 1 S: 5	H: 1 LOB: 0 BB: 0 P: 5	R: 0 E: 0 K: 0 S: 3	H: 0 LOB: 2 BB: 1 P: 8	R: 0 E: 0 K: 0 S: 3	H: 0 LOB: 0 BB: 0 P: 3	R: 0 E: 0 K: 1 S: 5	H: 0 LOB: 0 BB: 0 P: 5	R: 0 E: 0 K: 1 S: 5	H: 0 LOB: 0 BB: 0 P: 5	R: 0 E: 0 K: 0 S: 4	H: 2 LOB: 1 BB: 0 P: 4	R: 0 E: 0 K: 2 S: 8	H: 1 LOB: 2 BB: 1 P: 12	R: 0 E: 0 K: 0 S: 3	H: 0 LOB: 0 BB: 0 P: 3	1B: 4 2B: 0 3B: 0 HR: 0	SF: 0 SAC: 0 DP: 1 HBP: 1	WP: 0 PB: 0 SB: 0 CS: 1	PA: 32	
PITCHER Bert Blyleven, R (1, 1) ERA:	IP 9.0	WLS W	BF 32	H 4	R 0	ER 0	SO 6	BB 2	IBB 0	HBP 1	BLK 0	WP 0	HR 0	S 41	P 50	ERA 0.00	WHIP 0.667				
PITCHER	IP	WLS	BF	H	R	ER	SO	BB	IBB	HBP	BLK	WP	HR	S	P	ERA	WHIP				

Milwaukee Brewers @ Minnesota Twins
Metropolitan Stadium, Bloomington, MI

Wed Apr 07 1971, 4:33 AM EST
Att: 6,750 - Unknown - 69 F

livebaseballscorecards.com

AB	29
R	0
H	4
RBI	0
BB	2
SO	6
LOB	11



Batter	1	2	3	4	5	6	7	8	9	AB R H RBI BB SO LOB	TOP
Sandy Alomar Sr., S OBP: 0.222, SLG: 0.125 (1, 4)	0-0 6-3		0-0 6-3		0-0 E4		0-0 1-3		0-0 6-3	5 0 0 0 0 0 0	
Jim Fregosi, R OBP: 0.294, SLG: 0.313 (1, 6)	0-0 E 2B		0-0 P5		0-0 G6-4-3		4-0 BB			3 0 1 0 1 0 1	
Alex Johnson, R OBP: 0.375, SLG: 0.375 (1, 7)	0-0 E6 BB 2-3		0-0 CS 1B		0-0 P5		0-0 6-3		0-0 P4	4 0 1 0 0 0 2	
Tony Conigliaro, R OBP: 0.313, SLG: 0.438 (1, 9)	0-3 K		0-0 CS		0-0 P5		0-0 FC3-6 1B		0-0 S SF7 2B	4 1 2 0 0 1 2	
Jim Spencer, L OBP: 0.313, SLG: 0.500 (1, 3)	4-0 BB 1-2				0-0 HR		0-0 FC3-6 BB WP		0-0 F9	3 2 1 1 1 0 2	
Ken McMullen, R OBP: 0.400, SLG: 0.545 (1, 5)	0-3 K		0-0 4-3		0-0 4-3		4-0 K BB 1-2		0-0 SF7	2 0 0 1 1 1 3	
Jerry Moses, R OBP: 0.286, SLG: 0.357 (1, 2)			0-0 P4		0-0 1B		0-3 K 1-3 2-H		0-0 P4	4 0 1 0 0 1 1	
Ken Berry, R (1, 8)			0-0 5-3		0-0 5-3		0-0 1-3		0-3 K	4 0 0 0 0 1 3	
Clyde Wright, R (1, 1) Mel Queen, L (8, 1) Billy Cowan, R (9, PH)			0-0 6-3		0-3 K		0-0 6-3		0-3 K	3 0 0 0 0 1 0 0 0 0 0 0 0 0 1 0 0 0 0 1 0	
Inning Stats	R: 0 H: 1 E: 1 LOB: 3 K: 2 BB: 1 S: 9 P: 13	R: 0 H: 0 E: 0 LOB: 0 K: 0 BB: 0 S: 3 P: 3	R: 0 H: 1 E: 0 LOB: 0 K: 0 BB: 0 S: 3 P: 3	R: 1 H: 2 E: 0 LOB: 1 K: 0 BB: 0 S: 5 P: 5	R: 0 H: 0 E: 1 LOB: 0 K: 1 BB: 0 S: 5 P: 5	R: 1 H: 1 E: 0 LOB: 2 K: 1 BB: 1 S: 7 P: 11	R: 0 H: 0 E: 0 LOB: 1 K: 0 BB: 1 S: 3 P: 7	R: 1 H: 1 E: 0 LOB: 0 K: 2 BB: 0 S: 4 P: 4	R: 0 H: 0 E: 0 LOB: 0 K: 2 BB: 0 S: 7 P: 7	1B: 3 SF: 1 2B: 2 SAC: 0 3B: 0 DP: 1 HR: 1 HBP: 0	WP: 1 PA: 38 PB: 0 SB: 1 CS: 1
PITCHER Skip Lockwood, R (1, 1) ERA: 3.86 Marcelino Lopez, L (8, 1) ERA:	IP WLS BF H R ER SO BB IBB HBP BLK WP HR S P ERA WHIP	7.0 31 6 3 3 4 3 0 0 0 1 1 36 48 3.86 1.286	2.0 W 6 0 0 0 2 0 0 0 0 0 0 0 10 10 0.00 0.000								

California Angels @ Milwaukee Brewers
Milwaukee County Stadium, Milwaukee, WI

Sat Apr 10 1971, 4:33 AM EST
Att: 40,566 - Unknown

livebaseballscorecards.com

AB 33
R 3
H 6
RBI 2
BB 3
SO 6
LOB 14




Batter	1	2	3	4	5	6	7	8	9
Tommy Harper, R OBP: 0.308, SLG: 0.250 (1, 5)	0-0 5-3 ①		0-0 P3 ②		0-0 5-3 ③			4-0 SH5-4 1B BB BB	
Bernie Smith, R OBP: 0.231, SLG: 0.308 (1, 9) (9, 7)	0-0 F8 ②		0-0 F7 ③			0-3 K ①		0-0 BB SH5-4 1B 1-2	
Dave May, L OBP: 0.333, SLG: 0.200 (1, 8)	0-0 6-3 ③			1-0 E S HR HBP ①		0-0 4-3 ②		0-0 SH5-4 ① 1-2 2-3	
Andy Kosco, R OBP: 0.462, SLG: 0.700 (1, 3) (8, 7) (9, 3)		0-0 G6-4-3 1B ① ②		0-3 K 1-3 ③		0-0 P6 ③		4-0 BB IBB	
Danny Walton, R OBP: 0.250, SLG: 1.000 Mike Hegan, L OBP: 0.375, SLG: 0.286 Ted Savage, R (8, PH) Bill Voss, L (8, PH) (9, 9)		0-0 G6-4-3 1-2f ① ②		0-0 HR 3-H ②		0-3 K ① ②		0-3 K ② ③	
Roberto Pena, R OBP: 0.417, SLG: 0.400 (1, 6)	0-0 6-3 ③			0-0 1-3 ②		0-0 1B 2B BB		4-0 1-2 2-3 3-H BB	
Elie Rodriguez, R OBP: 0.333, SLG: 0.200 (1, 2)			4-0 FC6-4 1B BB BB		0-0 6-3 ③		0-0 FC9-6 1B 2-H	0-0 L1 ③	
Ted Kubiak, S OBP: 0.364, SLG: 0.222 (1, 4)			0-0 FC6-4 1B 1-2		0-0 F8 ①		0-0 FC9-6 1-2f		
Skip Lockwood, R Marcelino Lopez, R (8, 1)			0-0 FC6-4 1-2f 2-3 ①		0-0 3-1 ②		0-0 1-3 ③		

Inning Stats	R: 0	H: 0	E: 0	K: 0	S: 3	R: 0	H: 1	E: 0	K: 0	S: 3	R: 0	H: 1	E: 0	K: 1	S: 6	R: 0	H: 0	E: 0	K: 0	S: 3	R: 0	H: 0	E: 0	K: 1	S: 5	R: 1	H: 2	E: 0	K: 1	S: 7	R: 1	H: 1	E: 0	K: 1	S: 6
	0	0	0	0	3	0	1	0	0	3	2	1	0	1	6	0	0	0	0	3	0	0	0	1	5	1	2	0	1	7	1	1	0	18	

BOTTOM																																			
AB	R	H	RBI	BB	SO	LOB																													
3	1	0	0	1	0	2																													
4	0	1	0	0	1	2																													
2	1	0	0	0	0	0																													
3	0	1	0	1	1	1																													
3	1	1	2	0	1	1	0	0	0	0	0	0	0	0	0	0	0	0	0	0	0	0	0	0	0	0	0	0	0	0	0	0	0	0	0
1	0	0	0	0	0	1	3																												
3	1	1	1	1	0	0																													
3	0	1	1	1	0	3																													
3	0	1	0	0	0	1																													
3	0	0	0	0	0	3																													
0	0	0	0	0	0	0																													
1B: 4	SF: 0	WP: 0	PA: 34	2B: 1	SAC: 1	PB: 0		3B: 0	DP: 1	SB: 1		HR: 1	HBP: 1	CS: 0																					

California Angels @ Milwaukee Brewers
 Milwaukee County Stadium, Milwaukee, WI
 Sat Apr 10 1971, 4:33 AM EST
 Att. 40,566 - Unknown



Batter	1	2	3	4	5	6	7	8	9	AB R H RBI BB SO LOB	TOP	
Sandy Alomar Sr., S OBP: 0.273, SLG: 0.158 (1, 4) BBB	4-0 G4-6-3 BB		x 0-0 F5			x 0-0 4-3			x 0-0 E9 1B	3 0 1 0 1 0 0	California Angels @ Milwaukee Brewers Milwaukee County Stadium, Milwaukee, WI Sun Apr 11 1971, 4:33 AM EST Att. 8,720 - Unknown livebaseballscorecards.com	
Syd O'Brien, R (1, 6) x	0-0 G4-6-3 1-2f		x 0-0 4-3			x 0-0 1-3		x 0-0 P6	4 0 0 0 0 0 2			
Alex Johnson, R OBP: 0.400, SLG: 0.368 (1, 7) SSS	0-3 K			BBB 4-0 G6-4-3 BB			x 0-0 1B	x 0-0 F9	3 0 1 0 1 1 1			
Tony Conigliaro, R OBP: 0.250, SLG: 0.350 (1, 9) x		0-0 F7		x 0-0 G6-4-3 1-2f		SSS 0-3 K		SSS 0-3 K	4 0 0 0 0 2 2			
Jim Spencer, L OBP: 0.316, SLG: 0.438 (1, 3) BBB		4-0 FC1-6 BB		x 0-0 F9		x 0-0 F8			2 0 0 0 1 0 0			
Ken McMullen, R OBP: 0.333, SLG: 0.429 (1, 5) x		0-0 FC1-6 1B 1-2f			x 0-0 P5			x 0-0 F8	3 0 0 0 0 0 1			
Ken Berry, R OBP: 0.118, SLG: 0.063 (1, 8) x		0-0 FC6-4 1B 1-2			x 0-0 5-3			x 0-0 F9	3 0 1 0 0 0 0			
Jeff Torborg, R (1, 2) John Stephenson, L (8, PH) (8, 2) x		0-0 FC6-4			x 0-0 6-3			x 0-0 E1	2 0 0 0 0 0 2 1 0 0 0 0 0 0			
Tom Murphy, R OBP: 0.400, SLG: 0.600 (1, 1) Roger Repoz, L (8, PH) Eddie Fisher, R (8, 1) x			x 0-0 F8		SSS 0-3 K			x 0-0 2-3	2 0 0 0 0 1 0 1 0 0 0 0 0 1 0 0 0 0 0 0 0			
Inning Stats	R: 0 H: 0 E: 0 LOB: 0 K: 1 BB: 1 S: 4 P: 8	R: 0 H: 1 E: 0 LOB: 2 K: 0 BB: 1 S: 4 P: 8	R: 0 H: 0 E: 0 LOB: 0 K: 0 BB: 0 S: 3 P: 3	R: 0 H: 0 E: 0 LOB: 0 K: 0 BB: 1 S: 2 P: 6	R: 0 H: 0 E: 0 LOB: 0 K: 0 BB: 0 S: 3 P: 3	R: 0 H: 0 E: 0 LOB: 0 K: 1 BB: 0 S: 5 P: 5	R: 0 H: 1 E: 0 LOB: 0 K: 1 BB: 0 S: 5 P: 5	R: 0 H: 0 E: 1 LOB: 1 K: 0 BB: 0 S: 4 P: 4	R: 0 H: 1 E: 1 LOB: 1 K: 1 BB: 0 S: 6 P: 6	1B: 3 SF: 0 2B: 0 SAC: 0 3B: 0 DP: 2 HR: 0 HBP: 0		WP: 0 PA: 31 PB: 0 SB: 0 CS: 0
PITCHER Marty Pattin, R (1, 1) ERA: 1.0	IP WLS BF H R ER SO BB IBB HBP BLK WP HR S P ERA WHIP	9.0 W 31 3 0 0 4 3 0 0 0 0 0 0 36 48 0.00 0.667										

California Angels @ Milwaukee Brewers
Milwaukee County Stadium, Milwaukee, WI

Sun Apr 11 1971, 4:33 AM EST
 Att. 8,720 - Unknown

AB 28
R 0
H 3
RBI 0
BB 3
SO 4
LOB 9



Batter	1	2	3	4	5	6	7	8	9
Tommy Harper, R OBP: 0.235, SLG: 0.188 (1, 5)	0-0 F3		0-0 1-3		0-0 F5		0-0 4-3		
Bernie Smith, R OBP: 0.235, SLG: 0.471 (1, 9)	0-0 1-3		0-0 F8		0-0 1-3			0-0 HR	
Dave May, L OBP: 0.375, SLG: 0.308 (1, 8)	0-0 E 2B		4-0 BB		0-0 F5			0-3 K	
Andy Kosco, R OBP: 0.471, SLG: 0.643 (1, 3) (7, 7)	0-0 E7 1B		0-0 G3		0-0 5-3			0-0 FC4-6 1B	
Danny Walton, R OBP: 0.429, SLG: 0.800 Mike Hegan, L OBP: 0.333, SLG: 0.250 (1, 7) (7, 3)	0-0 5-3		4-0 G6-4-3 BB		4-0 BB			0-0 FC4-6 1-2f S	
Roberto Pena, R OBP: 0.313, SLG: 0.286 (1, 6)		0-0 6-3		0-0 F2		0-0 1-3		0-0 4-3	
Elie Rodriguez, R OBP: 0.444, SLG: 0.375 (1, 2)		0-0 WP 1B		0-0 G6-4-3 1-2f			0-0 G4-6-3 1B		
Ted Kubiak, S OBP: 0.429, SLG: 0.333 (1, 4)		0-0 CS 1B			0-0 SH5-4 1B		0-0 G4-6-3 1-2f		
Marty Pattin, R OBP: 0.429, SLG: 0.200 (1, 1)		0-3 K			0-0 SH5-4		1-0 HBP		

Inning Stats	R: 1	H: 2	E: 1	LOB: 1	K: 0	BB: 0	S: 5	P: 5
	R: 1	H: 2	E: 0	LOB: 0	K: 1	BB: 0	S: 6	P: 6
	R: 0	H: 0	E: 0	LOB: 1	K: 0	BB: 1	S: 3	P: 7
	R: 0	H: 0	E: 0	LOB: 0	K: 0	BB: 1	S: 2	P: 6
	R: 0	H: 1	E: 0	LOB: 1	K: 0	BB: 0	S: 4	P: 4
	R: 0	H: 0	E: 0	LOB: 1	K: 0	BB: 1	S: 3	P: 7
	R: 0	H: 1	E: 0	LOB: 1	K: 0	BB: 0	S: 3	P: 4
	R: 1	H: 2	E: 0	LOB: 1	K: 1	BB: 0	S: 7	P: 7

PITCHER	IP	WLS	BF	H	R	ER	SO	BB	IBB	HBP	BLK	WP	HR	S	P	ERA	WHIP
Tom Murphy, R ERA: 2.81 (1, 1)	7.0	L	28	6	2	2	1	3	0	1	0	1	0	26	39	2.57	1.286
Eddie Fisher, R ERA: 3.0 (8, 1)	1.0		5	2	1	1	1	0	0	0	0	0	1	7	7	9.00	2.000

1B	2B	3B	HR	SF	SAC	DP	HBP
6	1	0	1	0	1	2	1


WP	PA
1	33

ERA	WHIP
9.00	2.000

BOTTOM

California Angels @ Milwaukee Brewers
Milwaukee County Stadium, Milwaukee, WI
 Sun Apr 11 1971, 4:33 AM EST
 Att. 8,720 - Unknown

AB	28
R	3
H	8
RBI	3
BB	3
SO	2
LOB	12



1B	2B	3B	HR	SF	SAC	DP	HBP
6	1	0	1	0	1	2	1

Batter	1	2	3	4	5	6	7	8	9	AB R H RBI BB SO LOB	TOP	
Bert Campaneris, R (1, 6) OBP: 0.219, SLG: 0.200	0-0 F8	0-0 F8		0-3 K		0-0 L7		0-0 G6-4-3 1B		5 0 1 0 0 1 3		
Joe Rudi, R (1, 7) OBP: 0.333, SLG: 0.444	0-0 2B		0-0 HR	0-0 1-3		0-0 1B		0-0 G6-4-3 1-2f		5 1 3 1 0 0 2		
Reggie Jackson, L (1, 9) OBP: 0.133, SLG: 0.179	0-0 F8		0-3 K		0-3 K	0-0 1-3		0-0 1-3		5 0 0 0 0 2 2		
Don Mincher, L (1, 3) OBP: 0.308, SLG: 0.190	4-0 BB		0-0 L9		0-0 BB 1B		0-0 2-3 BB 1B		0-0 2B 3-4 2B	4 1 3 0 1 0 0		
Sal Bando, R (1, 5) OBP: 0.393, SLG: 0.500	0-0 G1		1-0 BLK HR HBP		4-0 BB 1-2 BB		0-0 F9		0-0 3-4 1B 2B	3 2 1 0 1 0 3		
Rick Monday, L (1, 8) OBP: 0.536, SLG: 0.762		0-0 4-3	0-0 1-H HR		0-3 K		4-0 2-3 BB		0-0 3-4	4 1 1 3 1 1 3		
Dave Duncan, R (1, 2) OBP: 0.391, SLG: 0.350		0-0 F3	4-0 CS BB		4-0 1-2 2-3 BB		0-0 2-3		0-3 K	3 0 0 0 2 1 3		
Dick Green, R (1, 4) OBP: 0.440, SLG: 0.600		4-0 1B BB	0-0 CS	4-0 SH1-4 BB		0-0 2-3		4-0 IBB		2 0 1 1 3 0 3		
Rollie Fingers, R (1, 1) OBP: 0.200, SLG: 0.200		0-0 1-2 1B		0-0 SH1-4		0-0 L7		0-3 K	0-0 1-3	4 0 1 0 0 1 4		
Inning Stats	R: 0 H: 1 E: 0 LOB: 2 K: 0 BB: 1 S: 4 P: 8	R: 0 H: 1 E: 0 LOB: 2 K: 0 BB: 1 S: 4 P: 8	R: 3 H: 2 E: 0 LOB: 0 K: 1 BB: 1 S: 6 P: 11	R: 0 H: 0 E: 0 LOB: 1 K: 1 BB: 1 S: 5 P: 9	R: 0 H: 1 E: 0 LOB: 3 K: 2 BB: 2 S: 8 P: 16	R: 0 H: 1 E: 0 LOB: 1 K: 0 BB: 0 S: 4 P: 4	R: 0 H: 1 E: 0 LOB: 3 K: 1 BB: 2 S: 6 P: 14	R: 0 H: 1 E: 0 LOB: 0 K: 0 BB: 0 S: 3 P: 3	R: 2 H: 3 E: 0 LOB: 1 K: 1 BB: 0 S: 8 P: 8	1B: 6 SF: 0 2B: 3 SAC: 1 3B: 0 DP: 1 HR: 2 HBP: 1	WP: 0 PA: 46 PB: 0 SB: 0 CS: 1	
PITCHER	IP WLS BF H R ER SO BB IBB HBP BLK WP HR S P ERA WHIP											
Lew Krausse, R (1, 1) ERA: 3.65	6.0 L 30 6 3 3 4 6 0 1 1 0 2 31 56 4.50 2.000											
Dick Ellsworth, L (7, 1) ERA: 3.86	2.0 9 2 0 0 1 1 1 0 0 0 0 9 17 0.00 1.500											
Ken Sanders, R (9, 1) ERA: 10.8	1.0 6 3 2 2 1 0 0 0 0 0 0 8 8 18.00 3.000											

Oakland Athletics @ Milwaukee Brewers
Milwaukee County Stadium, Milwaukee, WI

Mon Apr 12 1971, 4:33 AM EST
Att. 4,791 - Unknown

livebaseballscorecards.com

AB 35
R 5
H 11
RBI 5
BB 8
SO 6
LOB 23



Batter	1	2	3	4	5	6	7	8	9	AB	R	H	RBI	BB	SO	LOB
Tommy Harper, R OBP: 0.190, SLG: 0.150 (1, 5) X	0-0 L9 ①			0-3 K ①		0-0 F7 ③			0-0 2-3 ①	4	0	0	0	0	1	0
Bernie Smith, R OBP: 0.200, SLG: 0.400 Mike Hegan, L OBP: 0.400, SLG: 0.333 (1, 9) X (9, PH)	0-0 3-1 ②			0-0 F3 ②			0-0 6-3 ①		0-0 3-1 ②	3	0	0	0	0	0	0
Dave May, L OBP: 0.350, SLG: 0.294 (1, 8) X	0-0 F4 ③			0-0 4-3 ③			0-0 FC4-6 ②		0-0 G4-3-6-4 ② ③	4	0	1	0	0	0	1
Andy Kosco, R OBP: 0.400, SLG: 0.529 (1, 3) X		0-0 F4 ①			0-0 F6 ①		0-0 FC4-6 ②			3	0	0	0	0	0	1
Danny Walton, R OBP: 0.500, SLG: 0.714 (1, 7) X		0-0 G4-6-3 ② ③			4-0 FC4 ③		0-0 F7 ③			2	0	1	0	1	0	1
Roberto Pena, R OBP: 0.263, SLG: 0.235 (1, 6) X		0-0 G4-6-3 ② ③			0-3 K ②			0-0 6-3 ①		3	0	0	0	0	1	2
Elie Rodriguez, R OBP: 0.333, SLG: 0.273 (1, 2) X			0-3 K ①		0-0 FC4 ③			0-0 L9 ②		3	0	0	0	0	1	1
Ted Kubiak, S OBP: 0.412, SLG: 0.333 (1, 4) X			0-0 4-3 ②			0-0 6-3 ①		0-0 1B ③		3	0	1	0	0	0	0
Lew Krausse, R Ron Theobald, R Dick Ellsworth, L Bill Voss, L Ken Sanders, R (1, 1) (6, PH) (7, 1) (8, PH) (9, 1)			0-3 K ③			0-0 1-6-3 ②		0-0 F8 ③		1	0	0	0	0	1	0

Inning Stats	R: 0	H: 0	R: 0	H: 1	R: 0	H: 0	R: 0	H: 0	R: 0	H: 0	R: 0	H: 1	R: 0	H: 1	R: 0	H: 1	1B: 4	SF: 0	WP: 0	PA: 30	
E: 0	LOB: 0	E: 0	LOB: 0	E: 0	LOB: 0	E: 0	LOB: 1	E: 0	LOB: 0	E: 0	LOB: 1	E: 0	LOB: 1	E: 0	LOB: 0	E: 0	LOB: 0	2B: 0	SAC: 0	PB: 0	
K: 0	BB: 0	K: 0	BB: 0	K: 2	BB: 0	K: 1	BB: 1	K: 0	BB: 0	K: 0	BB: 0	K: 0	BB: 0	K: 0	BB: 0	K: 0	BB: 0	3B: 0	DP: 2	SB: 0	
S: 3	P: 3	S: 3	P: 3	S: 7	P: 7	S: 5	P: 9	S: 3	P: 3	S: 4	P: 4	S: 4	P: 4	S: 3	P: 3	S: 3	P: 3	HR: 0	HBP: 0	CS: 0	

PITCHER	IP	WLS	BF	H	R	ER	SO	BB	IBB	HBP	BLK	WP	HR	S	P	ERA	WHIP	IP	WLS	BF	H	R	ER	SO	BB	IBB	HBP	BLK	WP	HR	S	P	ERA	WHIP	
Rollie Fingers, R ERA: 2.08 (1, 1)	9.0	W	30	4	0	0	4	1	0	0	0	0	0	37	41	0.00	0.556																		

BOTTOM

Oakland Athletics @ Milwaukee Brewers

Milwaukee County Stadium, Milwaukee, WI

Mon Apr 12 1971, 4:33 AM EST
Att. 4,791 - Unknown

livebaseballscorecards.com

AB	29
R	0
H	4
RBI	0
BB	1
SO	4
LOB	7



Batter	1	2	3	4	5	6	7	8	9	AB R H RBI BB SO LOB	TOP									
Bert Campaneris, R (1, 6) OBP: 0.189, SLG: 0.171	0-0 F6		0-0 F8		0-0 G3		0-0 F6		0-3 K	5 0 0 0 0 1 3										
Joe Rudi, R (1, 7) OBP: 0.360, SLG: 0.476	0-0 1B 2B		4-0 2B BB		0-0 F8			0-0 1-3		3 2 1 0 1 0 0										
Reggie Jackson, L (1, 9) OBP: 0.147, SLG: 0.188	0-0 F6		0-0 F2			0-0 CS 1B		0-3 K		4 0 1 0 0 1 2										
Don Mincher, L (1, 3) OBP: 0.367, SLG: 0.292	0-0 1B		0-0 2B			0-3 K		4-0 BB BB		3 0 2 2 1 1 1										
Sal Bando, R (1, 5) OBP: 0.375, SLG: 0.440	0-0 F5		0-0 L7			0-0 1-3		4-0 BB BB		3 0 0 0 1 0 2										
Rick Monday, L (1, 8) OBP: 0.500, SLG: 0.667		0-0 F9		0-0 4-3			4-0 SH1-3 1B BB	0-3 K		3 0 0 0 1 1 2										
Dave Duncan, R (1, 2) OBP: 0.407, SLG: 0.348		0-0 F5		4-0 G5-4-3 BB			0-0 SH1-3 1B		0-0 L5	3 0 1 0 1 0 0										
Dick Green, R (1, 4) OBP: 0.448, SLG: 0.565		4-0 BB		0-0 G5-4-3			0-0 F7		0-0 SH1-4 1B	3 0 1 0 1 0 3										
Vida Blue, S (1, 1) OBP: 0.000, SLG: 0.000		0-3 K		0-3 K			0-0 SH1-3		0-0 SH1-4	2 0 0 0 0 2 1										
Inning Stats	R: 1 E: 0 K: 0 S: 5	H: 2 LOB: 1 BB: 0 P: 5	R: 0 E: 0 K: 1 S: 5	H: 0 LOB: 1 BB: 1 P: 9	R: 1 E: 0 K: 0 S: 4	H: 1 LOB: 1 BB: 1 P: 8	R: 0 E: 0 K: 0 S: 2	H: 0 LOB: 0 BB: 1 P: 6	R: 0 E: 0 K: 1 S: 5	H: 1 LOB: 0 BB: 0 P: 5	R: 0 E: 0 K: 0 S: 4	H: 1 LOB: 2 BB: 1 P: 8	R: 0 E: 0 K: 2 S: 7	H: 0 LOB: 2 BB: 2 P: 15	R: 0 E: 0 K: 1 S: 6	H: 1 LOB: 1 BB: 0 P: 6	1B: 4 2B: 2 3B: 0 HR: 0	SF: 0 SAC: 2 DP: 1 HBP: 0	WP: 0 PB: 0 SB: 0 CS: 1	PA: 37
PITCHER Bill Parsons, R (1, 1) ERA: 2.0	IP: 9.0 WLS: L BF: 37 H: 6 R: 2 ER: 2 SO: 6 BB: 6 IBB: 0 HBP: 0 BLK: 0 WP: 0 HR: 0 S: 43 P: 67 ERA: 2.00 WHIP: 1.333																			

Oakland Athletics @ Milwaukee Brewers
Milwaukee County Stadium, Milwaukee, WI

Tue Apr 13 1971, 4:33 AM EST
Att. 4,952 - Unknown

livebaseballscorecards.com

AB 29
R 2
H 6
RBI 2
BB 6
SO 6
LOB 14



Batter	1	2	3	4	5	6	7	8	9	AB R H RBI BB SO LOB	TOP									
Tommy Harper, R (1, 5) OBP: 0.257, SLG: 0.194	0-0 F2	0-0 6-3			4-0 E SH G4-6-3 BB		0-0 F7		0-0 F8	4 1 0 1 1 0 3										
Mike Hegan, L (1, 3) OBP: 0.500, SLG: 0.364	0-0 E4 1B	0-0			0-0 SH G4-6-3			4-0 2B BB		2 1 1 1 1 0 0										
Dave May, L (1, 8) OBP: 0.313, SLG: 0.310	0-0 F8				0-0 G4-6-3 1B			0-0 CS 2B		4 0 2 1 0 0 2										
Andy Kosco, R (1, 7) OBP: 0.333, SLG: 0.417	0-0 1B				0-0 G5-4-3 1B			0-0 F4		4 0 1 0 0 0 2										
Bill Voss, L (1, 9) OBP: 0.429, SLG: 0.200	0-0 F7				4-0 WP BB			0-0 4-3		3 0 1 0 1 0 3										
Ted Kubiak, S (1, 4) OBP: 0.379, SLG: 0.423		0-0 SH 1B 6-3 1B			0-0 F7			4-0 BB		3 1 1 0 1 0 2										
Phil Roof, R (1, 2) OBP: 0.294, SLG: 0.200		0-0 F8			0-0 F7			0-0 CS		4 0 1 0 0 0 2										
Rick Auerbach, R (1, 6) OBP: 0.400, SLG: 0.250		0-0 6-3 SH 1B 1B			0-0 F7			0-0 SH3 1B		3 1 1 0 0 1 0										
Skip Lockwood, R (1, 1)		0-0 SH 1B			0-3 K			0-0 5-3		3 0 0 0 0 2 1										
Inning Stats	R: 0 E: 1 K: 0 S: 5	H: 1 LOB: 2 BB: 0 P: 5	R: 2 E: 0 K: 0 S: 6	H: 3 LOB: 2 BB: 0 P: 6	R: 0 E: 0 K: 1 S: 3	H: 1 LOB: 1 BB: 1 P: 7	R: 0 E: 0 K: 1 S: 5	H: 0 LOB: 0 BB: 0 P: 5	R: 1 E: 1 K: 0 S: 3	H: 0 LOB: 0 BB: 1 P: 7	R: 0 E: 0 K: 2 S: 7	H: 0 LOB: 0 BB: 0 P: 7	R: 1 E: 0 K: 0 S: 3	H: 1 LOB: 1 BB: 2 P: 11	R: 0 E: 0 K: 0 S: 4	H: 1 LOB: 1 BB: 0 P: 4	1B: 7 2B: 1 3B: 0 HR: 0	SF: 0 SAC: 3 DP: 3 HBP: 0	WP: 1 PB: 0 SB: 0 CS: 1	PA: 38
PITCHER	IP WLS BF H R ER SO BB IBB HBP BLK WP HR S P ERA WHIP																			
Bart Johnson, R (1, 1) ERA: 4.91	7.1 L 31 7 4 3 3 3 0 0 0 0 1 0 34 46 3.68 1.364																			
Don Eddy, L (8, 1) ERA: 2.25	0.2 2 0 0 0 0 1 0 0 0 0 0 0 1 5 0.00 1.500																			
Steve Kealey, R (9, 1) ERA: 7.71	1.0 4 1 0 0 0 0 0 0 0 0 0 0 4 4 0.00 1.000																			

Milwaukee Brewers @ Chicago White Sox
 Comiskey Park, Chicago, IL
 Thu Apr 15 1971, 4:33 AM EST
 Att. 5,302 - Unknown

AB	30
R	4
H	8
RBI	3
BB	4
SO	3
LOB	15



Batter	1	2	3	4	5	6	7	8	9	AB R H RBI BB SO LOB
Lee Richard, R OBP: 0.258, SLG: 0.333 (1, 6)	0-0 4-3		0-0 6-3			0-0 F9 BB 1B		0-3 K		4 0 1 0 0 1 0
Mike Andrews, R OBP: 0.395, SLG: 0.433 (1, 4)	0-0 F8		0-0 F8			4-0 FC5-4 BB		0-0 F8		3 0 0 0 1 0 0
Carlos May, L OBP: 0.324, SLG: 0.303 (1, 3)	4-0 1B BB		0-3 K			0-0 F9		0-0 L4		3 1 0 0 1 1 2
Bill Melton, R OBP: 0.333, SLG: 0.484 (1, 5)	0-0 1-2 1B		0-0 5-3			0-0 F5		0-0 F4		4 0 1 0 0 0 2
Rich McKinney, R OBP: 0.778, SLG: 0.750 (1, 9)	0-0 1-2 2-H 1B		0-0 F8			0-0 FC5-4 1-2f		0-0 1B		4 0 2 1 0 0 2
Rick Reichardt, R OBP: 0.229, SLG: 0.333 (1, 7)	0-0 6-3		0-0 F8			0-0 5-3		0-3 K		4 0 0 0 0 1 3
Jay Johnstone, L OBP: 0.297, SLG: 0.424 (1, 8)		0-0 F2			0-0 F4		0-0 B2-3			3 0 0 0 0 0 0
Ed Herrmann, L OBP: 0.375, SLG: 0.417 (1, 2)		0-0 F7			0-0 F8		0-0 F7			3 0 0 0 0 0 0
Bart Johnson, R OBP: 0.286, SLG: 0.286 (1, 1) Don Eddy, R (8, 1) Ed Stroud, L OBP: 0.182, SLG: 0.100 (8, PH) Steve Kealey, R (9, 1)		0-0 F8			0-0 6-3			0-0 2-3		2 0 0 0 0 0 0 0 0 0 0 0 0 0 1 0 0 0 0 0 0 0 0 0 0 0 0 0

Inning Stats	R: 1 E: 0 K: 0 S: 5	H: 2 LOB: 2 BB: 1 P: 9	R: 0 E: 0 K: 0 S: 3	H: 0 LOB: 0 BB: 0 P: 3	R: 0 E: 0 K: 1 S: 5	H: 0 LOB: 0 BB: 0 P: 5	R: 0 E: 0 K: 0 S: 3	H: 0 LOB: 0 BB: 0 P: 3	R: 0 E: 0 K: 0 S: 4	H: 1 LOB: 2 BB: 1 P: 8	R: 0 E: 0 K: 0 S: 3	H: 0 LOB: 0 BB: 0 P: 3	R: 0 E: 0 K: 1 S: 5	H: 0 LOB: 0 BB: 0 P: 5	R: 0 E: 0 K: 1 S: 6	H: 1 LOB: 1 BB: 0 P: 6	1B: 4 2B: 0 3B: 0 HR: 0	SF: 0 SAC: 0 DP: 0 HBP: 0
--------------	------------------------------	---------------------------------	------------------------------	---------------------------------	------------------------------	---------------------------------	------------------------------	---------------------------------	------------------------------	---------------------------------	------------------------------	---------------------------------	------------------------------	---------------------------------	------------------------------	---------------------------------	----------------------------------	------------------------------------

PITCHER	IP	WLS	BF	H	R	ER	SO	BB	IBB	HBP	BLK	WP	HR	S	P	ERA	WHIP
Skip Lockwood, R ERA: 2.25 (1, 1)	9.0	W	33	4	1	1	3	2	0	0	0	0	0	37	45	1.00	0.667

BOTTOM

Milwaukee Brewers @ Chicago White Sox
Comiskey Park, Chicago, IL

Thu Apr 15 1971, 4:33 AM EST
Att. 5,302 - Unknown

AB	31
R	1
H	4
RBI	1
BB	2
SO	3
LOB	9



WP: 0	PA: 33
PB: 0	
SB: 0	
CS: 0	

livebaseballscores.com

Batter	1	2	3	4	5	6	7	8	9	AB R H RBI BB SO LOB	TOP											
Freddie Patek, R (1, 6) OBP: 0.340, SLG: 0.341	0-0 6-3		0-0 6-3		0-0 2B		0-0 6-3	0-0 F3		5 1 1 1 0 0 3	Kansas City Royals @ Milwaukee Brewers Milwaukee County Stadium, Milwaukee, WI Sat Apr 17 1971, 4:33 AM EST Att. 7,509 - Sunny - 60 F livebaseballscorecards.com											
Joe Keough, L (1, 9) OBP: 0.206, SLG: 0.161	0-0 CS 1B		0-0 F9		0-0 1B 2B		4-0 CS BB	0-0 F7		4 0 2 1 1 0 3												
Amos Otis, R (1, 8) OBP: 0.319, SLG: 0.386	0-3 K		0-0 F4		0-0 1B		0-0 1B		0-0 HR	5 1 3 1 0 1 1												
Ed Kirkpatrick, L (1, 2) OBP: 0.281, SLG: 0.310		0-0 HR		0-0 F3		0-3 K			0-0 4-3	5 1 1 1 0 2 3												
Cookie Rojas, R (1, 4) OBP: 0.400, SLG: 0.550		0-0 5-3		0-0 6-3		0-0 L9 2B		0-0 5-3	0-0	5 0 2 0 0 0 0												
Lou Piniella, R (1, 7) OBP: 0.255, SLG: 0.250		0-0 BB 1B		0-0 1-3		0-0 L9 2-3		0-0 BB 1B 1B	4-0 G5-4-3 IBB	4 1 2 0 1 0 1												
Bob Oliver, R (1, 3) OBP: 0.214, SLG: 0.357		0-0 F7			0-3 K	0-0 F9		0-0 1B BB 1B	0-0 G5-4-3	5 0 1 0 0 1 4												
Paul Schaal, R (1, 5) OBP: 0.439, SLG: 0.364		4-0 1-2 BB			4-0 SH 1B BB	4-0 IBB		4-0 1-2 2-3 BB		0 1 0 0 4 0 0												
Dick Drago, R (1, 1) OBP: 0.125, SLG: 0.125		0-3 K			0-0 SH 1B	0-3 K		0-0 1B		3 0 1 1 0 2 4												
Ted Abernathy, R (9, 1)					1-2			1-2 2-3 3-H		0 0 0 0 0 0 0												
Inning Stats	R: 0 E: 0 K: 1 S: 5	H: 1 LOB: 1 BB: 0 P: 5	R: 1 E: 0 K: 1 S: 7	H: 2 LOB: 2 BB: 1 P: 11	R: 0 E: 0 K: 0 S: 3	H: 0 LOB: 0 BB: 0 P: 3	R: 0 E: 0 K: 0 S: 3	H: 0 LOB: 0 BB: 0 P: 3	R: 2 E: 0 K: 2 S: 10	H: 3 LOB: 2 BB: 1 P: 14	R: 0 E: 0 K: 1 S: 6	H: 1 LOB: 2 BB: 1 P: 10	R: 0 E: 0 K: 1 S: 5	H: 1 LOB: 1 BB: 1 P: 9	R: 1 E: 0 K: 0 S: 6	H: 3 LOB: 3 BB: 1 P: 10	R: 1 E: 0 K: 0 S: 4	H: 2 LOB: 1 BB: 1 P: 8	1B: 8 2B: 4 3B: 0 HR: 2	SF: 0 SAC: 1 DP: 2 HBP: 0	WP: 0 PB: 0 SB: 0 CS: 2	PA: 43
PITCHER	IP WLS BF H R ER SO BB IBB HBP BLK WP HR S P ERA WHIP																					
Marty Pattin, R (1, 1) ERA: 2.13	7.1 L 34 10 4 4 6 3 1 0 0 0 1 42 58 4.91 1.773																					
Ken Sanders, R (8, 1) ERA: 5.79	1.2 9 3 1 1 0 1 1 0 0 0 1 7 15 5.40 2.400																					



Batter	1	2	3	4	5	6	7	8	9	AB R H RBI BB SO LOB
Tommy Harper, R OBP: 0.256, SLG: 0.200 (1, 5)	0-0 F6			0-0 L8		0-3 K			0-0 3B 1B	4 1 1 0 0 1 0
Mike Hegan, L OBP: 0.444, SLG: 0.467 (1, 3)	0-0 G3			0-0 1-3		0-0 4-3			0-0 1-H SF9 3B	4 1 1 1 0 0 0
Dave May, L OBP: 0.278, SLG: 0.281 (1, 8)	0-0 4-3			0-0 L8		0-0 4-3			0-0 SF9	3 0 0 1 0 0 0
Danny Walton, R OBP: 0.500, SLG: 0.538 Ron Theobald, R (9, PR)		0-0 4-3			0-0 FC1-6 1B		0-3 K		0-0 FC3-6 BB 1B	4 0 2 0 0 1 0 0 0 0 0 0 0 0
Bill Voss, L OBP: 0.400, SLG: 0.250 Ken Sanders, R (8, 1) Ted Savage, R OBP: 0.286, SLG: 0.167 (9, PH)		0-0 G3 1B			0-0 FC1-6 1B 1-2f		0-0 F9		4-0 BB FC3-6 BB 1-2	3 1 1 0 0 0 1 0 0 0 0 0 0 0 0 0 0 0 1 0 0
Ted Kubiak, S OBP: 0.333, SLG: 0.367 (1, 4)		0-0 G3 1-2f			0-0 F7		0-0 F7		0-0 FC3-6 1-2f 2-3	4 0 0 0 0 0 4
Phil Roof, R OBP: 0.286, SLG: 0.211 (1, 2)			0-3 K		0-0 1B 1-2			0-0 F8	0-0 1-3	4 0 1 0 0 1 2
Rick Auerbach, R OBP: 0.385, SLG: 0.273 (1, 6)			0-3 K		0-0 1B 1-3 2-H			0-0 L6		3 0 1 1 0 1 0
Marty Pattin, R OBP: 0.333, SLG: 0.143 Bernie Smith, R OBP: 0.179, SLG: 0.321 (8, 9)			0-0 F9		0-0 4-3			0-3 K		2 0 0 0 0 0 2 1 0 0 0 0 1 0

Inning Stats	R: 0 E: 0 K: 0 S: 3	H: 0 LOB: 0 BB: 0 P: 3	R: 0 E: 0 K: 0 S: 3	H: 1 LOB: 0 BB: 0 P: 3	R: 0 E: 0 K: 2 S: 7	H: 0 LOB: 0 BB: 0 P: 7	R: 0 E: 0 K: 0 S: 3	H: 0 LOB: 0 BB: 0 P: 3	R: 1 E: 0 K: 0 S: 6	H: 3 LOB: 2 BB: 0 P: 6	R: 0 E: 0 K: 1 S: 5	H: 0 LOB: 0 BB: 0 P: 5	R: 0 E: 0 K: 1 S: 5	H: 0 LOB: 0 BB: 0 P: 5	R: 0 E: 0 K: 1 S: 5	H: 0 LOB: 0 BB: 0 P: 5	R: 2 E: 0 K: 0 S: 6	H: 3 LOB: 2 BB: 1 P: 10	1B: 6 2B: 0 3B: 1 HR: 0	SF: 1 SAC: 0 DP: 1 HBP: 0	WP: 0 PB: 0 SB: 0 CS: 0	PA: 34	
PITCHER	IP	WLS	BF	H	R	ER	SO	BB	IBB	HBP	BLK	WP	HR	S	P	ERA	WHIP						
Dick Drago, R ERA: 1.88 (1, 1)	8.1	W	31	7	3	3	5	0	0	0	0	0	0	41	41	3.24	0.840						
Ted Abernathy, R ERA: (8, 9)	0.2	S	3	0	0	0	0	1	0	0	0	0	0	2	6	0.00	1.500						

BOTTOM

Kansas City Royals @ Milwaukee Brewers
Milwaukee County Stadium, Milwaukee, WI

Sat Apr 17 1971, 4:33 AM EST
Att. 7,509 - Sunny - 60 F

AB	32
R	3
H	7
RBI	3
BB	1
SO	5
LOB	9



WP: 0	PA: 34
ERA	WHIP

livebaseballscorecards.com

Batter	1	2	3	4	5	6	7	8	9	AB R H RBI BB SO LOB	TOP											
Freddie Patek, R (1, 6) OBP: 0.345, SLG: 0.333	0-0 F9		4-0 1B BB		0-0 1B S 1B		0-0 F6		0-0 6-3	4 1 1 0 1 0 1	Kansas City Royals @ Milwaukee Brewers Milwaukee County Stadium, Milwaukee, WI Sun Apr 18 1971, 4:33 AM EST Cloudy - 46 F livebaseballscorecards.com											
Joe Keough, L (1, 9) OBP: 0.231, SLG: 0.194	0-0 4-3		0-0 1B 1-2		0-0 1B BB 1-2 H		0-0 F5		0-3 K	5 0 2 1 0 1 1												
Amos Otis, R (1, 8) OBP: 0.333, SLG: 0.370	4-0 BB		0-0 F2		4-0 BB 1-2 BB		0-0 F7			2 0 0 0 2 0 3												
Ed Kirkpatrick, L (1, 2) OBP: 0.278, SLG: 0.281	0-0 4-3		0-0 4-3		4-0 BB 1-2 2-3 FC5-4			0-0 L3		3 0 0 0 1 0 3												
Cookie Rojas, R (1, 4) OBP: 0.367, SLG: 0.500		0-0 3-1		0-0 L6		0-0 FC5-4 1-2f		0-0 F9		4 0 0 0 0 0 3												
Lou Piniella, R (1, 7) OBP: 0.275, SLG: 0.271		0-0 1B		0-0 F8		0-0 F8		0-0 1B		4 0 2 0 0 0 0												
Bob Oliver, R (1, 3) OBP: 0.196, SLG: 0.326		0-3 K		0-0 F9		0-0 5-3		0-3 K		4 0 0 0 0 2 2												
Paul Schaal, R (1, 5) OBP: 0.422, SLG: 0.432		0-0 F9			0-0 F9		0-0 4-3			4 1 1 1 0 0 1												
Mike Hedlund, R (1, 1) OBP: 0.286, SLG: 0.167			0-3 K		0-3 K		4-0 BB		0-0 F7 HR	2 0 0 0 1 2 0												
Tom Burgmeier, L (8, 1) OBP: 0.500, SLG: 0.500										1 0 0 0 0 0 0												
Inning Stats	R: 0 E: 0 K: 0 S: 3	H: 0 LOB: 1 BB: 1 P: 7	R: 0 E: 0 K: 1 S: 6	H: 1 LOB: 1 BB: 0 P: 6	R: 0 E: 0 K: 1 S: 6	H: 1 LOB: 2 BB: 1 P: 10	R: 0 E: 0 K: 0 S: 3	H: 0 LOB: 0 BB: 0 P: 3	R: 1 E: 0 K: 1 S: 7	H: 2 LOB: 3 BB: 2 P: 15	R: 0 E: 0 K: 0 S: 3	H: 0 LOB: 0 BB: 0 P: 3	R: 0 E: 0 K: 0 S: 3	H: 0 LOB: 1 BB: 1 P: 7	R: 0 E: 0 K: 1 S: 6	H: 1 LOB: 1 BB: 0 P: 6	R: 1 E: 0 K: 1 S: 6	H: 1 LOB: 0 BB: 0 P: 6	1B: 5 2B: 0 3B: 0 HR: 1	SF: 0 SAC: 0 DP: 0 HBP: 0	WP: 0 PB: 0 SB: 1 CS: 0	PA: 38
PITCHER Bill Parsons, R (1, 1) ERA: 2.0	IP: 9.0 WLS: L BF: 38 H: 6 R: 2 ER: 2 SO: 5 BB: 5 IBB: 0 HBP: 0 BLK: 0 WP: 0 HR: 1 S: 43 P: 63 ERA: 2.00 WHIP: 1.222											PITCHER	IP: 9.0 WLS: L BF: 38 H: 6 R: 2 ER: 2 SO: 5 BB: 5 IBB: 0 HBP: 0 BLK: 0 WP: 0 HR: 1 S: 43 P: 63 ERA: 2.00 WHIP: 1.222									

AB	33
R	2
H	6
RBI	2
BB	5
SO	5
LOB	14



Batter	1	2	3	4	5	6	7	8	9	10	11	12	13	AB R H RBI BB SO LOB	TOP													
Freddie Patek, R (1, 6) OBP: 0.328, SLG: 0.302	0-3 K		0-0 5-3		0-0 F6		4-0 IBB		0-3 K			0-3 K		5 0 0 0 1 3 3														
Joe Keough, L (1, 9) Dennis Paepke, R (7, PH) OBP: 0.214, SLG: 0.179 OBP: 0.300, SLG: 0.400	0-0 5-3		0-0 G3		0-0 F6		0-0 F8			0-0 1B		0-0 F5		3 0 0 0 0 0 3 3 0 1 0 0 0 2														
Amos Otis, R (1, 8) OBP: 0.333, SLG: 0.423	0-0 F9			0-0 HR		0-3 K		0-0 F9		0-3 K		0-0 1B		6 1 2 1 0 2 1														
Ed Kirkpatrick, L (1, 2) Jerry May, R (8, PH) OBP: 0.282, SLG: 0.286 OBP: 0.545, SLG: 0.444		0-0 FC6-4 1B		0-0 4-3		0-0 4-3		4-0 1B BB		0-0 F8		0-3 K		3 0 1 0 0 0 0 2 0 0 0 1 1 2														
Gail Hopkins, L (1, 3) Bob Oliver, R (6, PH) OBP: 0.200, SLG: 0.320		0-0 L8		0-0 F4		0-0 1-3		0-0 1B 1B		0-3 K			0-0 B1-3	2 0 0 0 0 0 1 4 0 1 0 0 1 1														
Cookie Rojas, R (1, 4) OBP: 0.382, SLG: 0.500		0-0 FC6-4 1-2		0-0 6-3				0-0 E SF8 1B					0-0 5-3	6 1 3 0 0 0 1														
Lou Piniella, R (1, 7) OBP: 0.298, SLG: 0.269		0-3 K			4-0 1B BB		0-0 SF8 E 1B	0-0 4-3				0-0 6-3 1-2		4 0 1 0 2 1 4														
Paul Schaaf, R (1, 5) OBP: 0.431, SLG: 0.488			0-0 3B		0-0 1-3 1B		0-0 5-3		0-0 6-3			0-0 1B		6 0 3 0 0 0 3														
Wally Bunker, R (1, 1) Carl Taylor, R (7, PH) Ken Wright, R (7, 1) Bobby Knoop, R (8, PH) Jim York, R (8, 1) Tom Burgmeier, L (11, 1) Ted Abernathy, R (13, 1)			0-0 F7		0-3 K		0-0 SF8		0-3 K			0-0 1-3		2 0 0 0 0 0 1 3 0 0 0 0 1 0 0 0 0 0 0 0 0 0 0 0 1 0 0 0 0 0 1 0 1 0 0 0 0 0 0 1 0 0 0 0 0 0 0 0 0 0 0 0 0 0 0 0														
Inning Stats	R: 0 E: 0 K: 1 S: 5	H: 0 LOB: 0 BB: 0 P: 5	R: 0 E: 0 K: 1 S: 6	H: 1 LOB: 1 BB: 0 P: 6	R: 0 E: 0 K: 0 S: 4	H: 1 LOB: 1 BB: 0 P: 4	R: 1 E: 0 K: 0 S: 4	H: 1 LOB: 0 BB: 0 P: 4	R: 0 E: 0 K: 1 S: 5	H: 0 LOB: 0 BB: 0 P: 5	R: 0 E: 0 K: 2 S: 7	H: 0 LOB: 0 BB: 0 P: 7	R: 0 E: 0 K: 2 S: 8	H: 1 LOB: 1 BB: 0 P: 8	R: 0 E: 0 K: 0 S: 4	H: 2 LOB: 1 BB: 0 P: 4	R: 0 E: 1 K: 2 S: 8	H: 1 LOB: 1 BB: 0 P: 8	R: 0 E: 0 K: 0 S: 3	H: 0 LOB: 1 BB: 1 P: 7	1B: 10 2B: 0 3B: 1 HR: 1	SF: 1 SAC: 0 DP: 0 HBP: 0	WP: 0 PB: 0 SB: 1 CS: 1	PA: 53				
PITCHER	IP WLS BF H R ER SO BB IBB HBP BLK WP HR S P ERA WHIP														IP WLS BF H R ER SO BB IBB HBP BLK WP HR S P ERA WHIP													
Lew Krausse, R (1, 1) ERA: 3.12	5.0																											
Marcelino Lopez, L (6, 1) ERA:	2.1		12	3	1	0	1	1	1	0	0	0	0	0	0	0	0	0	0	0	0	0	0	0	0	0	0	0
Ken Sanders, R (8, 1) ERA: 2.61	5.2	W	21	5	0	0	6	1	0	0	0	0	0	0	0	0	0	0	0	0	0	0	0	0	0	0	0	0

Kansas City Royals @ Milwaukee Brewers
Milwaukee County Stadium, Milwaukee, WI

Sun Apr 18 1971, 4:38 AM EST
 Att: 20,622 - Unknown - 47 F

livebaseballscorecards.com

AB	48
R	2
H	12
RBI	2
BB	4
SO	10
LOB	25



Batter	1	2	3	4	5	6	7	8	9	10	11	12	13	AB R H RBI BB SO LOB
Tommy Harper, R (1, 5) OBP: 0.265, SLG: 0.205	0-3 K		0-0 1-3			0-0 5-3		0-3 K			0-0 1B		0-0 1B	6 0 2 1 0 2 0
Mike Hegan, L (1, 3) OBP: 0.423, SLG: 0.545	4-0 BB		0-3 K			0-0 HR			0-0 1B		0-0 G3-6-3-6-1			4 1 2 1 1 1 1
Dave May, L (1, 8) OBP: 0.267, SLG: 0.268	0-0 L8			0-0 1B		0-3 K			0-0 F6			0-0 4-3		5 0 1 0 0 1 2
Danny Walton, R (1, 7) Bernie Smith, R (7, 7) OBP: 0.400, SLG: 0.400 OBP: 0.167, SLG: 0.300	0-0 F3			0-0 F8		0-0 L7			0-0 FC4-6			0-0 G3		3 0 0 0 0 0 2 2 0 0 0 0 0 1
Bill Voss, L (1, 9) OBP: 0.389, SLG: 0.500		0-0 HR		0-0 1-2		0-3 K		0-3 K				0-0 1B		5 1 2 1 0 2 2
Ted Kubiak, S (1, 4) OBP: 0.310, SLG: 0.333		0-0 4-3		0-0 5-3			0-0 4-3			0-0 6-3		0-0 2-4-3-6	0-3 K2-3	5 0 0 0 0 1 1
Ellie Rodriguez, R (1, 2) Ken Sanders, R (8, 1) Ted Savage, R (13, PH) OBP: 0.287, SLG: 0.214 OBP: 0.333, SLG: 0.143		0-0 6-3			0-3 K		0-3 K			0-0 6-3			4-0 S BB 1B BB	3 0 0 0 0 2 0 1 0 0 0 0 0 0 0 1 0 0 1 0 0
Rick Auerbach, R (1, 6) Roberto Pena, R (13, PH) OBP: 0.350, SLG: 0.235 OBP: 0.300, SLG: 0.235		0-3 K			0-3 K			0-3 K		0-3 K			4-0 1B S 1-2 BB	4 0 0 0 0 4 0 0 0 0 0 1 0 0
Lew Krausse, R (1, 1) Pete Koegel, R (5, PH) Marcelino Lopez, R (6, 1) Phil Roof, R (8, 2) OBP: 0.250, SLG: 0.160			0-3 K		0-3 K			0-0 F8			0-0 L7		4-0 1-2 2-3 BB	1 0 0 0 0 1 0 1 0 0 0 0 1 0 0 0 0 0 0 0 0 2 0 0 0 1 0 0

Inning Stats	R: 0	H: 0	E: 0	LOB: 1	K: 1	S: 5	R: 1	H: 1	E: 0	LOB: 0	K: 1	S: 6	R: 0	H: 1	E: 0	LOB: 0	K: 2	S: 7	R: 0	H: 0	E: 0	LOB: 0	K: 3	S: 9	R: 1	H: 1	E: 0	LOB: 0	K: 1	S: 6	R: 0	H: 0	E: 0	LOB: 0	K: 2	S: 7	R: 0	H: 0	E: 0	LOB: 0	K: 2	S: 7	R: 0	H: 0	E: 0	LOB: 0	K: 1	S: 5	R: 0	H: 1	E: 0	LOB: 0	K: 0	S: 3	R: 0	H: 1	E: 0	LOB: 1	K: 0	S: 3	R: 1	H: 1	E: 0	LOB: 3	K: 1	S: 4	R: 0	H: 1	E: 0	LOB: 0	K: 1	S: 4	R: 0	H: 1	E: 0	LOB: 0	K: 0	S: 3	R: 1	H: 1	E: 0	LOB: 3	K: 1	S: 4	R: 0	H: 1	E: 0	LOB: 0	K: 0	S: 3	R: 0	H: 1	E: 0	LOB: 0	K: 0	S: 3	R: 0	H: 1	E: 0	LOB: 0	K: 0	S: 3
--------------	------	------	------	--------	------	------	------	------	------	--------	------	------	------	------	------	--------	------	------	------	------	------	--------	------	------	------	------	------	--------	------	------	------	------	------	--------	------	------	------	------	------	--------	------	------	------	------	------	--------	------	------	------	------	------	--------	------	------	------	------	------	--------	------	------	------	------	------	--------	------	------	------	------	------	--------	------	------	------	------	------	--------	------	------	------	------	------	--------	------	------	------	------	------	--------	------	------	------	------	------	--------	------	------	------	------	------	--------	------	------

PITCHER	IP	WLS	BF	H	R	ER	SO	BB	IBB	HBP	BLK	WP	HR	S	P	ERA	WHIP
Wally Bunker, R (1, 1) ERA: 5.79	6.0		22	3	2	2	8	1	0	0	0	0	2	37	41	3.00	0.667
Ken Wright, R (7, 1) ERA: 2.25	2.0		6	0	0	0	4	0	0	0	0	0	0	14	14	0.00	0.000
Jim York, R (9, 1) ERA: 5.56	2.1		9	2	0	0	2	0	0	0	0	0	0	13	13	0.00	0.857
Tom Burgmeier, L (11, 1) ERA: 1.0	2.0	L	8	1	1	1	1	2	0	0	0	0	0	7	15	4.50	1.500
Ted Abernathy, R (13, 1) ERA:	0.0		2	1	0	0	0	1	0	0	0	0	0	1	5	∞	∞

BOTTOM

Kansas City Royals @ Milwaukee Brewers
Milwaukee County Stadium, Milwaukee, WI

Sun Apr 18 1971, 4:38 AM EST
Att: 20,622 - Unknown - 47 F

AB	42
R	3
H	7
RBI	3
BB	4
SO	15
LOB	9

livebaseballscorecards.com



Batter	1	2	3	4	5	6	7	8	9	AB R H RBI BB SO LOB	TOP		
Ed Stroud, L (1, 7) OBP: 0.208, SLG: 0.095	0-0 6-3	0-0 3-1			0-0 G3		4-0 1B 1B BB	0-0 F6		4 1 0 0 1 0 2			
Mike Andrews, R (1, 4) OBP: 0.367, SLG: 0.392	0-0 4-3		0-0 F7		0-0 G4-6-3 1B		0-0 E 1B 1B	0-0 5-3		5 1 2 0 0 0 0			
Carlos May, L (1, 3) OBP: 0.322, SLG: 0.255	0-0 3-1		0-0 G3		0-0 G4-6-3 1-2f		0-0 E 1B	0-3 K		5 1 1 1 0 1 1			
Bill Melton, R (1, 5) OBP: 0.327, SLG: 0.404		1-0 S 1B HBP	0-0 F4			0-0 G3 2B	0-0 L5 1-2 2-3	0-0 F9		4 1 1 0 0 0 2			
Rich McKinney, R (1, 9) OBP: 0.500, SLG: 0.462		0-0 F3		0-0 2B		0-0 6-3	0-0 6-3 2-H 3-H			4 0 1 0 0 0 2			
Jay Johnstone, L (1, 8) OBP: 0.333, SLG: 0.400		0-0 E2 FC6-4 1-2 1B E		0-0 F4		0-0 G3 2-3	4-0 SH3 BB 5-3 BB			3 2 0 0 1 0 3			
Ed Herrmann, L (1, 2) OBP: 0.429, SLG: 0.429		0-0 FC6-4 1-2 2-H 1B		4-0 IBB		4-0 IBB	4-0 5-3 SH3 1-2 BB			1 0 1 1 3 0 0			
Luis Alvarado, R (1, 6) OBP: 0.273, SLG: 0.364		0-0 FC6-4 1-2f 2-3 E		0-3 K		0-0 6-3	0-0 SH3 1-2 2-3			3 1 0 0 0 1 6			
Bart Johnson, R (1, 1) OBP: 0.273, SLG: 0.364		0-0 E6 1-H 3-H 2B		0-3 K		0-3 K	0-0 5-3 2-3 3-H			4 0 1 3 0 2 3			
Inning Stats	R: 0 E: 0 K: 0 S: 3 H: 0 LOB: 0 BB: 0 P: 3	R: 3 E: 2 K: 0 S: 6 H: 2 LOB: 1 BB: 0 P: 7	R: 0 E: 0 K: 0 S: 3 H: 0 LOB: 0 BB: 0 P: 3	R: 0 E: 0 K: 2 S: 8 H: 1 LOB: 2 BB: 1 P: 12	R: 0 E: 0 K: 0 S: 3 H: 1 LOB: 0 BB: 0 P: 3	R: 0 E: 0 K: 0 S: 4 H: 1 LOB: 2 BB: 1 P: 8	R: 3 E: 2 K: 1 S: 7 H: 2 LOB: 0 BB: 1 P: 11	R: 1 E: 0 K: 0 S: 3 H: 0 LOB: 1 BB: 2 P: 11	R: 0 E: 0 K: 1 S: 5 H: 0 LOB: 0 BB: 0 P: 5	1B: 4 2B: 3 3B: 0 HR: 0 SF: 0 SAC: 1 DP: 1 HBP: 1	WP: 0 PB: 0 SB: 1 CS: 0 PA: 40		
PITCHER	IP WLS BF H R ER SO BB IBB HBP BLK WP HR S P ERA WHIP											PITCHER	IP WLS BF H R ER SO BB IBB HBP BLK WP HR S P ERA WHIP
Skip Lockwood, R (1, 1) ERA: 2.42	6.1 L 29 6 5 2 3 1 2 1 0 0 0 0 31 44 2.84 1.105												
Marcelino Lopez, L (7, 1) ERA:	0.0 1 1 0 0 0 0 0 0 0 0 0 0 1 1 ∞ ∞												
Jim Staton, R (7, 1) ERA:	0.2 2 0 1 0 0 0 0 0 0 0 0 0 2 2 0.00 0.000												
Dick Ellsworth, L (8, 1) ERA: 4.15	2.0 8 0 1 1 1 2 0 0 0 0 0 0 8 16 4.50 1.000												

Chicago White Sox @ Milwaukee Brewers
 Milwaukee County Stadium, Milwaukee, WI
 Tue Apr 20 1971, 4:33 AM EST
 Att: 3,907 - Sunny - 58 F

AB	33
R	7
H	7
RBI	5
BB	5
SO	4
LOB	19



livebaseballscorecards.com

Batter	1	2	3	4	5	6	7	8	9	AB	R	H	RBI	BB	SO	LOB						
Tommy Harper, R (1, 5) OBP: 0.283, SLG: 0.229	0-0 1B 1B	0-0 FC5 2-3f			0-0 1-3 1B		0-3 K			4	0	2	0	0	1	2						
Mike Hegan, L (1, 3) OBP: 0.400, SLG: 0.538	0-0 F8		0-0 4-3 FC6-2-5-2-4 2B		0-3 K 1-2		0-0 4-3			4	0	1	0	0	1	3						
Dave May, L (1, 8) OBP: 0.265, SLG: 0.267	0-0 1-3 1B		0-0 4-3 2-3		0-0 4-3			0-0 F7		4	0	1	0	0	0	3						
Danny Walton, R (1, 7) OBP: 0.379, SLG: 0.500	0-3 K		0-0 FC6-2-5-2-4 3-H		0-0 HR			0-0 F7		4	1	1	1	0	1	3						
Bill Voss, L (1, 9) OBP: 0.318, SLG: 0.400	0-0 F8			0-0 6-3		0-0 G3		0-0 4-3		4	0	0	0	0	0	2						
Ted Kubiak, S (1, 4) OBP: 0.304, SLG: 0.326		0-0 1-3		0-0 F9		0-0 WP 5-3 1B			0-0 L4	4	0	1	0	0	0	0						
Phil Roof, R (1, 2) OBP: 0.250, SLG: 0.172		0-0 FC5 6-3 1B		0-3 K		0-0 5-3			0-0 F8	4	0	1	0	0	1	1						
Rick Auerbach, R (1, 6) OBP: 0.348, SLG: 0.250		0-0 6-3			0-0 1B 1B		0-0 5-3		0-0 4-3	3	0	1	0	0	0	2						
Roberto Pena, R (9, PH) OBP: 0.286, SLG: 0.222		1-2			0-0 1B 1B		0-0 5-3			1	0	0	0	0	0	0						
Skip Lockwood, R (1, 1)		4-0 BB			0-3 K			0-0 F4		1	0	0	0	0	1	1						
Marcelino Lopez, R (7, 1)										0	0	0	0	0	0	0						
Jim Slaton, R (7, 1)										0	0	0	0	0	0	0						
Bernie Smith, R (7, PH) OBP: 0.161, SLG: 0.290										1	0	0	0	0	0	0						
Dick Ellsworth, L (8, 1)										0	0	0	0	0	0	0						
Inning Stats	R: 0 E: 0 K: 1 S: 7	H: 2 LOB: 2 BB: 0 P: 7	R: 0 E: 0 K: 0 S: 4	H: 1 LOB: 2 BB: 1 P: 8	R: 0 E: 0 K: 0 S: 3	H: 1 LOB: 0 BB: 0 P: 3	R: 0 E: 0 K: 1 S: 5	H: 0 LOB: 0 BB: 0 P: 5	R: 0 E: 0 K: 2 S: 9	H: 2 LOB: 2 BB: 0 P: 9	R: 1 E: 0 K: 0 S: 5	H: 2 LOB: 1 BB: 0 P: 5	R: 0 E: 0 K: 1 S: 5	H: 0 LOB: 0 BB: 0 P: 5	R: 0 E: 0 K: 0 S: 3	H: 0 LOB: 0 BB: 0 P: 3	R: 0 E: 0 K: 0 S: 3	H: 0 LOB: 0 BB: 0 P: 3	1B: 6 2B: 2 3B: 0 HR: 1	SF: 0 SAC: 0 DP: 1 HBP: 0	WP: 1 PB: 0 SB: 1 CS: 0	PA: 35
PITCHER Bart Johnson, R (1, 1) ERA: 3.77	IP: 9.0 WLS: W BF: 35	H: 8 R: 1 ER: 1 SO: 5	BB: 1 IBB: 0 HBP: 0 BLK: 0	WP: 1 HR: 1 S: 44 P: 48	ERA: 1.00 WHIP: 1.000																	

BOTTOM

Chicago White Sox @ Milwaukee Brewers
Milwaukee County Stadium, Milwaukee, WI

Tue Apr 20 1971, 4:33 AM EST
Att. 3,907 - Sunny - 58 F

livebaseballscorecards.com

AB	34
R	1
H	8
RBI	1
BB	1
SO	5
LOB	17



Batter	1	2	3	4	5	6	7	8	9	AB R H RBI BB SO LOB	TOP											
Ed Stroud, L (1, 7) OBP: 0.179, SLG: 0.080	0-0 F4		0-3 K		0-0 4-3			0-0 F8		4 0 0 0 0 1 2	Chicago White Sox @ Milwaukee Brewers Milwaukee County Stadium, Milwaukee, WI Thu Apr 22 1971, 4:33 AM EST Att: 3,127 - Sunny - 42 F											
Mike Andrews, R (1, 4) OBP: 0.359, SLG: 0.382	0-0 2-3		0-0 6-3			0-0 F9		0-0 HR 1B		4 1 1 0 0 0 0												
Carlos May, L (1, 3) OBP: 0.333, SLG: 0.327	0-0 1B 1B		0-3 K			0-0 G1		0-0 HR 1B		4 1 2 3 0 1 0												
Bill Melton, R (1, 5) OBP: 0.339, SLG: 0.400	0-0 1-2 1B			0-0 F7		0-0 F8		4-0 CS BB		3 0 1 0 1 0 0												
Rich McKinney, R (1, 9) OBP: 0.471, SLG: 0.433	0-0 F9			0-0 F8			0-3 K	0-0 CS 1-2	0-0 G1 SH1-4 1B	4 0 1 0 0 1 2												
Jay Johnstone, L (1, 8) OBP: 0.317, SLG: 0.377		0-0 F8		0-3 K			0-0 F8		0-0 SH1-4 1-2	3 0 0 0 0 1 0												
Ed Herrmann, L (1, 2) OBP: 0.438, SLG: 0.560		0-0 HR			0-0 FC6-4 1B		0-0 4-3		0-0 G1 2-3	4 1 2 1 0 0 1												
Luis Alvarado, R (1, 6) Walt Williams, R (8, PH) Wilbur Wood, R (8, 1)		0-0 4-3			0-0 FC6-4 SH2-4 1-2f			0-0 F3	0-0 4-3	2 0 0 0 0 0 1 1 0 0 0 0 0 0 1 0 0 0 0 0 1												
Tom Bradley, R (1, 1) Lee Maye, L (8, PH) Lee Richard, R (8, PR)		0-3 K			0-0 SH2-4 1-2			0-0 1B HR 1B		1 0 0 0 0 1 0 1 0 1 0 0 0 0 0 1 0 0 0 0 0												
Inning Stats	R: 0 E: 0 K: 0 S: 5	H: 2 LOB: 2 BB: 0 P: 5	R: 1 E: 0 K: 1 S: 6	H: 1 LOB: 0 BB: 0 P: 6	R: 0 E: 0 K: 2 S: 7	H: 0 LOB: 0 BB: 0 P: 7	R: 0 E: 0 K: 1 S: 5	H: 0 LOB: 0 BB: 0 P: 5	R: 0 E: 0 K: 0 S: 4	H: 1 LOB: 1 BB: 0 P: 4		R: 0 E: 0 K: 0 S: 3	H: 0 LOB: 0 BB: 0 P: 3	R: 0 E: 0 K: 1 S: 5	H: 0 LOB: 0 BB: 0 P: 5	R: 3 E: 0 K: 0 S: 5	H: 3 LOB: 1 BB: 1 P: 9	R: 0 E: 0 K: 0 S: 4	H: 1 LOB: 1 BB: 0 P: 4	1B: 6 2B: 0 3B: 0 HR: 2	SF: 0 SAC: 2 DP: 0 HBP: 0	WP: 0 PB: 0 SB: 0 CS: 1
PITCHER	IP WLS BF H R ER SO BB IBB HBP BLK WP HR S P ERA WHIP																					
Marty Pattin, R (1, 1) ERA: 2.7	8.0 L 31 7 4 4 5 1 0 0 0 0 0 2 40 44 4.50 1.000																					
Marcelino Lopez, L (9, 1) ERA:	1.0 4 1 0 0 0 0 0 0 0 0 0 0 4 4 0.00 1.000																					

AB	32
R	4
H	8
RBI	4
BB	1
SO	5
LOB	7



Batter	1	2	3	4	5	6	7	8	9	AB	R	H	RBI	BB	SO	LOB
Tommy Harper, R (1, 5) OBP: 0.310, SLG: 0.235	0-0 1-6-3 1B		4-0 3-1 SH1-3 BB	0-0 6-3		0-3 K		4-0 1-2 BB		3	0	1	0	2	1	3
Mike Hegan, L (1, 3) OBP: 0.394, SLG: 0.500 Danny Walton, R (8, PH) OBP: 0.367, SLG: 0.480 Marcelino Lopez, R (9, 1)	0-3 K		0-0 SH1-3 1-2		0-0 F6		4-0 E 1B BB	0-0 G5-3 2-3f		2	1	0	0	1	1	1
Bill Voss, L (1, 9) OBP: 0.308, SLG: 0.375 Bernie Smith, R (9, PH) OBP: 0.156, SLG: 0.281	0-0 1-6-3 1-2		0-0 3-1 2-3		0-0 1B 1B		0-0 SH1-4 1-3 1B		0-3 K	4	0	1	0	0	0	3
Dave May, L (1, 8) OBP: 0.296, SLG: 0.286	0-0 F8		4-0 S BB		0-0 1B		0-0 SH1-4 1-2 1B		0-0 1-3	4	0	2	1	1	0	1
Andy Kosco, R (1, 7) OBP: 0.313, SLG: 0.357 (9, 3)		0-3 K	0-3 K		0-0 F9		0-0 SH1-4 1-2 2-3		0-0 5-3	4	0	0	0	0	2	4
Roberto Pena, R (1, 6) OBP: 0.280, SLG: 0.227		0-0 G3 3B 1B		0-0 E4 E 1B		0-3 K		0-0 2-3		4	1	1	0	0	1	4
Phil Roof, R (1, 2) OBP: 0.250, SLG: 0.182		0-0 G3 1-2		0-0 E 1B		0-0 F7		0-0 5-3		4	0	1	0	0	0	3
Ted Kubiak, S (1, 4) OBP: 0.320, SLG: 0.383		0-0 2-H 3B		0-0 F7		0-0 4-3		0-0 G5-3 BB 1B		4	0	2	1	0	0	2
Marty Pattin, R (1, 1) OBP: 0.333, SLG: 0.111 Ted Savage, R (8, PH) OBP: 0.300, SLG: 0.125 (9, 7)		0-0 F7		0-0 6-3 1-2 2-3		4-0 BB		0-0 F6		2	0	0	0	1	0	3
										1	0	0	0	0	0	1

Inning Stats	R: 0	H: 1	E: 0	K: 1	S: 6	R: 1	H: 2	E: 0	K: 1	S: 7	R: 0	H: 0	E: 0	K: 1	S: 5	R: 0	H: 1	E: 2	K: 0	S: 5	R: 0	H: 2	E: 0	K: 1	S: 7	R: 0	H: 0	E: 0	K: 1	S: 5	R: 1	H: 1	E: 1	K: 0	S: 5	R: 0	H: 1	E: 0	K: 0	S: 3	R: 0	H: 0	E: 0	K: 1	S: 5
	LOB: 1	BB: 0	P: 6	LOB: 1	BB: 0	P: 7	LOB: 2	BB: 2	P: 13	LOB: 2	BB: 0	P: 5	LOB: 2	BB: 0	P: 7	LOB: 1	BB: 1	P: 9	LOB: 2	BB: 1	P: 9	LOB: 2	BB: 1	P: 7	LOB: 1	BB: 1	P: 7	LOB: 0	BB: 0	P: 5	LOB: 0	BB: 0	P: 5	LOB: 0	BB: 0	P: 5	LOB: 0	BB: 0	P: 5	LOB: 0	BB: 0	P: 5			
	1B: 7	2B: 0	3B: 1	SF: 0	SAC: 2	DP: 1	HBP: 0	WP: 0	HR: 0	S: 6	WP: 0	HR: 0	S: 5	WP: 0	HR: 0	S: 5	WP: 0	HR: 0	S: 5	WP: 0	HR: 0	S: 5	WP: 0	HR: 0	S: 5	WP: 0	HR: 0	S: 5	WP: 0	HR: 0	S: 5	WP: 0	HR: 0	S: 5	WP: 0	HR: 0	S: 5	WP: 0	HR: 0	S: 5	WP: 0	HR: 0	S: 5		
	PA: 41	CS: 0	ERA: 1.62	WHIP: 1.000	ERA: 1.62	WHIP: 1.000	ERA: 1.29	WHIP: 1.571	ERA: 0.00	WHIP: 1.000	ERA: 1.29	WHIP: 1.571	ERA: 0.00	WHIP: 1.000	ERA: 1.29	WHIP: 1.571	ERA: 0.00	WHIP: 1.000	ERA: 1.29	WHIP: 1.571	ERA: 0.00	WHIP: 1.000	ERA: 1.29	WHIP: 1.571	ERA: 0.00	WHIP: 1.000	ERA: 1.29	WHIP: 1.571	ERA: 0.00	WHIP: 1.000	ERA: 1.29	WHIP: 1.571	ERA: 0.00	WHIP: 1.000	ERA: 1.29	WHIP: 1.571	ERA: 0.00	WHIP: 1.000	ERA: 1.29	WHIP: 1.571					

BOTTOM

Chicago White Sox @ Milwaukee Brewers
Milwaukee County Stadium, Milwaukee, WI

Thu Apr 22 1971, 4:33 AM EST
 Att. 3,127 - Sunny - 42 F

livebaseballscorecards.com

AB	34
R	2
H	8
RBI	2
BB	5
SO	6
LOB	27



Batter	1	2	3	4	5	6	7	8	9	AB R H RBI BB SO LOB	TOP
Tommy Harper, R (1, 5) OBP: 0.290, SLG: 0.218	0-0 P4			0-0 5-3		0-0 5-3	0-0 5-3			4 0 0 0 0 0 1	
Mike Hegan, L (1, 3) OBP: 0.378, SLG: 0.452	0-3 K			0-0 F8		4-0 1B 2B BB		0-3 K		3 1 0 0 1 2 0	
John Briggs, L (1, 7) OBP: 0.344, SLG: 0.231	0-3 K			0-0 F8		0-0 2B 1B 1B		0-3 K		4 1 1 0 0 2 0	
Dave May, L (1, 8) OBP: 0.293, SLG: 0.302		0-0 4-3			0-3 K2-3	0-0 1B 2B		0-3 K		4 1 1 2 0 2 0	
Bill Voss, L (1, 9) OBP: 0.300, SLG: 0.333		0-0 F8			0-0 F5	4-0 1B IBB		0-0 4-3		3 0 0 0 1 0 0	
Roberto Pena, R (1, 6) OBP: 0.310, SLG: 0.240		0-0 F3			4-0 BB	0-0 1B		0-3 K		3 0 1 2 1 1 0	
Phil Roof, R (1, 2) OBP: 0.250, SLG: 0.189			0-3 K		0-3 K	0-0 F2		0-0 1B 1B		4 0 1 0 0 2 3	
Ted Kubiak, S (1, 4) OBP: 0.333, SLG: 0.392			0-0 F7			0-0 1B 2B SH1-4 1B	0-3 K	0-0 1B		4 1 2 0 0 1 0	
Bill Parsons, R (1, 1) Ken Sanders, R (8, 1)			0-0 F8			0-0 SH1-4	0-3 K	0-0 1-3		2 0 0 0 0 1 0 1 0 0 0 0 0 2	
Inning Stats	R: 0 E: 0 K: 2 S: 7 H: 0 LOB: 0 BB: 0 P: 7	R: 0 E: 0 K: 0 S: 3 H: 0 LOB: 0 BB: 0 P: 3	R: 0 E: 0 K: 1 S: 5 H: 0 LOB: 0 BB: 0 P: 5	R: 0 E: 0 K: 0 S: 3 H: 0 LOB: 0 BB: 0 P: 3	R: 0 E: 0 K: 0 S: 7 H: 0 LOB: 1 BB: 1 P: 11	R: 4 E: 0 K: 0 S: 7 H: 4 LOB: 2 BB: 2 P: 15	R: 0 E: 0 K: 2 S: 7 H: 0 LOB: 0 BB: 0 P: 7	R: 0 E: 0 K: 3 S: 9 H: 0 LOB: 0 BB: 0 P: 9	R: 0 E: 0 K: 1 S: 7 H: 2 LOB: 2 BB: 0 P: 7	1B: 5 2B: 1 3B: 0 HR: 0 SF: 0 SAC: 1 DP: 0 HBP: 0	WP: 0 PB: 0 SB: 0 CS: 0 PA: 36
PITCHER	IP WLS BF H R ER SO BB IBB HBP BLK WP HR S P ERA WHIP										
Denny McLain, R (1, 1) ERA: 3.64	5.2 L 24 4 4 4 5 2 1 0 0 0 0 31 43 6.35 1.059										
Horacio Pina, R (6, 1) ERA: 1.29	1.1 4 0 0 0 2 0 0 0 0 0 0 8 8 0.00 0.000										
Denny Riddleberger, L (8, 1) ERA: 7.71	1.2 7 2 0 0 4 0 0 0 0 0 0 15 15 0.00 1.200										
Bill Gogolewski, R (9, 1) ERA:	0.1 1 0 0 0 0 0 0 0 0 0 0 1 1 0.00 0.000										

Milwaukee Brewers @ Washington Senators
 Robert F. Kennedy Memorial Stadium, Washington, DC
 Fri Apr 23 1971, 6:05 PM EST
 Att. 17,149 - Unknown


AB	32
R	4
H	6
RBI	4
BB	3
SO	11
LOB	6



Batter	1	2	3	4	5	6	7	8	9	AB R H RBI BB SO LOB																		
Tommy Harper, R (1, 5) OBP: 0.269, SLG: 0.200	0-3 K		0-0 6-3	0-0 F7			0-3 K		0-0 FC6-4	5 0 0 0 0 2 3																		
Mike Hegan, L (1, 3) OBP: 0.390, SLG: 0.457	0-0 FC6 1B		0-0 BB E 1B		0-0 P3		0-0 F7			4 1 2 1 0 0 0																		
John Briggs, L (1, 7) OBP: 0.333, SLG: 0.207 Ken Sanders, R (7, 1)	0-0 FC6 1-2f		4-0 BB E 1-2 BB		0-0 F8		0-0 P5			3 0 0 0 1 0 1 0 0 0 0 0 0 0																		
Dave May, L (1, 8) OBP: 0.290, SLG: 0.298	0-0 5-3		0-0 E6 1-3 2-H		0-0 PB S 1B			0-3 K		4 0 1 0 0 1 2																		
Bill Voss, L (1, 9) OBP: 0.265, SLG: 0.290		0-0 4-3	0-0 4-3		0-0 1-3			0-3 K		4 0 0 0 0 1 3																		
Roberto Pena, R (1, 6) OBP: 0.303, SLG: 0.276		0-0 4-3		0-0 6-3		0-0 4-3 SF8 2B		0-3 K		4 1 1 0 0 1 0																		
Ellie Rodriguez, R (1, 2) OBP: 0.283, SLG: 0.278		0-0 F9		0-0 4-3 E 2B		0-0 4-3		0-0 4-3		4 1 1 0 0 0 1																		
Ted Kubiak, S (1, 4) OBP: 0.328, SLG: 0.389			0-0 6-3 SH1-4 1B 1B	0-0 4-3		0-0 SF8		0-0 F9		3 1 1 1 0 0 1																		
Lew Krausse, R (1, 1) Marcelino Lopez, R (7, 1) Bernie Smith, R (7, 7) OBP: 0.182, SLG: 0.281			0-0 SH1-4	0-0 E9		0-0 1-3		1-0 FC6-4 HBP		2 0																		
Inning Stats	R: 0 E: 1 K: 1 S: 6	H: 1 LOB: 1 BB: 0 P: 6	R: 0 E: 0 K: 0 S: 3	H: 0 LOB: 0 BB: 0 P: 3	R: 2 E: 1 K: 0 S: 6	H: 2 LOB: 2 BB: 1 P: 10	R: 1 E: 1 K: 0 S: 5	H: 1 LOB: 1 BB: 0 P: 5	R: 0 E: 0 K: 0 S: 4	H: 1 LOB: 1 BB: 0 P: 4	R: 1 E: 0 K: 0 S: 4	H: 1 LOB: 0 BB: 0 P: 4	R: 0 E: 0 K: 1 S: 5	H: 0 LOB: 0 BB: 0 P: 5	R: 0 E: 0 K: 3 S: 9	H: 0 LOB: 0 BB: 0 P: 9	R: 0 E: 0 K: 0 S: 3	H: 0 LOB: 1 BB: 0 P: 4	1B: 4 2B: 2 3B: 0 HR: 0	SF: 1 SAC: 1 DP: 0 HBP: 1	WP: 0 PB: 1 SB: 1 CS: 0	PA: 37						
PITCHER	IP WLS BF H R ER SO BB IBB HBP BLK WP HR S P ERA WHIP																											
Casey Cox, R (1, 1) ERA: 2.7	7.0		30	6	4	2	2	1	0	0	0	0	0	0	33	37	2.57	1.000										
Joe Grzenda, L (8, 1) ERA: 2.08	1.0		3	0	0	0	3	0	0	0	0	0	0	0	9	9	0.00	0.000										
Horacio Pina, R (9, 1) ERA: 1.13	1.0	W	4	0	0	0	0	0	0	1	0	0	0	0	3	4	0.00	0.000										

Milwaukee Brewers @ Washington Senators
 Robert F. Kennedy Memorial Stadium, Washington, DC
 Sat Apr 24 1971, 6:05 PM EST
 Att. 6,597 - Unknown

AB	33
R	4
H	6
RBI	2
BB	1
SO	5
LOB	11



Batter	1	2	3	4	5	6	7	8	9	10	AB R H RBI BB SO LOB	TOP												
Tommy Harper, R (1, 5) OBP: 0.264, SLG: 0.200	0-0 F7		0-0 F7			0-0 FC1-5 1B		0-3 K		0-0 5-3	5 1 1 0 0 1 1	Milwaukee Brewers @ Washington Senators Robert F. Kennedy Memorial Stadium, Washington, DC Sun Apr 25 1971, 3:33 AM EDT Att. 9,780 - Sunny - 65 F												
Mike Hegan, L (1, 3) OBP: 0.391, SLG: 0.450	0-0 F8		0-0 F8			0-0 FC1-5 1B		0-0 1B		0-0 1B	5 0 2 0 0 0 3													
John Briggs, L (1, 7) OBP: 0.350, SLG: 0.242	0-0 F7				0-3 K	0-0 G4-6-3 1B		0-0 1B		0-3 K	4 0 2 1 0 1 0													
Ted Savage, R (10, PH) OBP: 0.273, SLG: 0.111						1-3 2-H 1B		1-3 1B			1 0 0 0 0 1 1													
Dave May, L (1, 8) OBP: 0.288, SLG: 0.295		0-0 1B			0-0 4-3	0-0 G4-6-3 1B		0-0 4-3		0-0 F9	4 0 1 0 0 0 4													
Bernie Smith, R (10, PH) OBP: 0.176, SLG: 0.273						1-2f					1 0 0 0 0 0 1													
Bill Voss, L (1, 9) OBP: 0.237, SLG: 0.257		0-0 F8			0-0 F7			0-0 4-3		0-0 4-3	4 0 0 0 0 0 1													
Roberto Pena, R (1, 6) OBP: 0.297, SLG: 0.364		0-0 P5			0-0 F5			0-0 HR		0-0 5-3	4 1 1 1 0 0 1													
Elie Rodriguez, R (1, 2) OBP: 0.304, SLG: 0.318		0-0 5-3			0-0 CS 1B			0-0 6-3		0-0 BB 1B	4 0 2 0 0 0 1													
Ted Kubiak, S (1, 4) OBP: 0.323, SLG: 0.368					0-0 L6			0-0 4-3		4-0 BB	3 0 0 0 1 0 1													
Skip Lockwood, R (1, 1) OBP: 0.250, SLG: 0.182					0-0 1B	0-0 FC1-5 1B		0-3 K		0-0 F7	4 0 2 0 0 1 2													
Marcelino Lopez, R (9, 1)											0 0 0 0 0 0 0													
Ken Sanders, R (9, 1)											0 0 0 0 0 0 0													
Dick Ellsworth, L (9, 1)											0 0 0 0 0 0 0													
Inning Stats	R: 0 E: 0 K: 0 S: 3	H: 0 LOB: 0 BB: 0 P: 3	R: 0 E: 0 K: 0 S: 4	H: 1 LOB: 1 BB: 0 P: 4	R: 0 E: 0 K: 0 S: 4	H: 1 LOB: 1 BB: 0 P: 4	R: 0 E: 0 K: 1 S: 5	H: 0 LOB: 0 BB: 0 P: 5	R: 0 E: 0 K: 0 S: 3	H: 1 LOB: 0 BB: 0 P: 3	R: 1 E: 0 K: 0 S: 5	H: 3 LOB: 1 BB: 0 P: 5	R: 1 E: 0 K: 0 S: 4	H: 1 LOB: 0 BB: 0 P: 4	R: 0 E: 0 K: 2 S: 9	H: 2 LOB: 2 BB: 0 P: 9	R: 0 E: 0 K: 0 S: 4	H: 1 LOB: 2 BB: 1 P: 8	R: 0 E: 0 K: 1 S: 6	H: 1 LOB: 1 BB: 0 P: 6	1B: 10 2B: 0 3B: 0 HR: 1	SF: 0 SAC: 0 DP: 1 HBP: 0	WP: 0 PB: 0 SB: 0 CS: 1	PA: 40
PITCHER	IP WLS BF H R ER SO BB IBB HBP BLK WP HR S P ERA WHIP																							
Dick Bosman, R (1, 1) ERA: 2.83	7.0		26	7	2	2	1	0	0	0	0	0	0	28	28	2.57	1.000							
Horacio Pina, R (8, 1) ERA: 1.04	0.2		2	0	0	0	2	0	0	0	0	0	0	6	6	0.00	0.000							
Darold Knowles, L (8, 1) ERA: 0.84	1.0		7	3	0	0	0	1	0	0	0	0	0	6	10	0.00	4.000							
Gerry Janeski, R (9, 1) ERA: 3.6	0.1		1	0	0	0	0	0	0	0	0	0	0	1	1	0.00	0.000							
Joe Grzenda, L (10, 1) ERA: 1.69	1.0	W	4	1	0	0	1	0	0	0	0	0	0	6	6	0.00	1.000							

AB	39
R	2
H	11
RBI	2
BB	1
SO	4
LOB	16



BOTTOM

Milwaukee Brewers @ Washington Senators
Robert F. Kennedy Memorial Stadium, Washington, DC

Sun Apr 25 1971, 3:33 AM EDT
Att: 9,780 - Sunny - 65 F

livebaseballscorecards.com

AB	36
R	3
H	10
RBI	3
BB	6
SO	6
LOB	19



WP	0	PA	42
PB	0		
SB	0		
CS	0		

AB	4	R	0	H	1	RBI	0	BB	0	SO	0	LOB	1
	0	0	0	0	0	0	1	0	0				

5	0	1	0	0	0	0	5						
---	---	---	---	---	---	---	---	--	--	--	--	--	--

5	1	0	0	0	0	3	5						
0	0	0	0	0	0	0	0						

3	0	1	1	1	0	0							
1	1	1	0	0	0	0							

4	0	2	0	1	0	1							
---	---	---	---	---	---	---	--	--	--	--	--	--	--

4	1	2	1	1	0	1							
---	---	---	---	---	---	---	--	--	--	--	--	--	--

4	0	1	0	0	0	4							
---	---	---	---	---	---	---	--	--	--	--	--	--	--

3	0	0	0	0	1	2							
0	0	0	0	0	1	0							
0	0	0	0	0	0	0							

2	0	0	0	0	2	0							
0	0	0	0	1	0	0							
0	0	0	0	0	0	0							
0	0	0	0	0	0	0							
0	0	0	0	0	0	0							
1	0	1	1	0	0	0							


1B	7	SF	0
2B	3	SAC	0
3B	0	DP	1
HR	0	HBP	0

IP	8.1	WLS	36	H	7	R	2	ER	2	SO	5	BB	5	IBB	0	HBP	0	BLK	0	WP	0	HR	0	S	41	P	61	ERA	2.16	WHIP	1.440
IP	0.0		1	0	0	0	0	0	0	0	0	1	0	0	0	0	0	0	0	0	0	0	0	0	4						
IP	0.1		1	0	0	0	0	0	0	0	0	0	0	0	0	0	0	0	0	0	0	0	1	1				0.00	0.000		
IP	0.1	L	4	3	1	1	1	1	0	0	0	0	0	0	0	0	0	0	0	0	0	0	6	6				27.00	9.000		

Batter	1	2	3	4	5	6	7	8	9	10
Del Unser, L OBP: 0.368, SLG: 0.543 Curt Flood, R OBP: 0.300, SLG: 0.200	6-3		6-3 2B			F8	F7		4-0 1-2 2-3 BB	
Tim Cullen, R OBP: 0.282, SLG: 0.299	L5		6-3 2-3			FC4-6 1B	FC6-4 1-2f		0-0 2	F5
Mike Epstein, L OBP: 0.435, SLG: 0.357 Joe Grzenda, R OBP: 0.300, SLG: 0.269	K		K			FC4-6 1-2f 2B		P6	0-3 3	K
Joe Foy, R OBP: 0.357, SLG: 0.367 Don Wert, R OBP: 1.000, SLG: 1.000		F2		6-3		1B 1-H 2B		G6-4-3 BB		1B 1B
Frank Howard, R OBP: 0.347, SLG: 0.373		1B BB		F9		BB 1B		G6-4-3 1-2f		1B 1B
Tom McCraw, L OBP: 0.469, SLG: 0.704		F8		F8		FC6-4 BB			1B 2B	1B
Paul Casanova, R OBP: 0.289, SLG: 0.432		1-2 1B		F9		FC6-4 1-2f		F9		
Toby Harrah, R OBP: 0.274, SLG: 0.218 Bernie Allen, L OBP: 0.385, SLG: 0.545 Elliott Maddox, R OBP: 0.344, SLG: 0.269		F3		K		K		5-3	4-0 BB 1B BB	
Dick Bosman, R Richie Scheinblum, S Horacio Pina, R Darold Knowles, L Gerry Janeski, R Dick Billings, R		K		K		FC6-4 BB		4-0 BB 1B	1-2 2-H	

R: 0	H: 0	R: 0	H: 1	R: 0	H: 1	R: 0	H: 0	R: 0	H: 3	R: 0	H: 0	R: 0	H: 0	R: 1	H: 3	R: 0	H: 0	R: 0	H: 0	R: 1	H: 2	R: 1	H: 3	1B: 7	SF: 0
E: 0	LOB: 0	E: 0	LOB: 2	E: 0	LOB: 1	E: 0	LOB: 0	E: 0	LOB: 3	E: 0	LOB: 1	E: 0	LOB: 0	E: 0	LOB: 3	E: 0	LOB: 0	E: 0	LOB: 0	E: 0	LOB: 3	E: 0	LOB: 2	2B: 3	SAC: 0
K: 1	BB: 0	K: 0	BB: 1	K: 2	BB: 0	K: 0	BB: 0	K: 2	BB: 1	K: 0	BB: 1	K: 0	BB: 0	K: 0	BB: 1	K: 0	BB: 1	K: 0	BB: 0	K: 1	BB: 2	K: 1	BB: 0	3B: 0	DP: 1
S: 5	P: 5	S: 4	P: 8	S: 8	P: 8	S: 3	P: 3	S: 7	P: 7	S: 6	P: 10	S: 3	P: 7	S: 2	P: 6	S: 7	P: 15	S: 3	P: 3	S: 3	P: 3	S: 3	P: 3	HR: 0	HBP: 0

PITCHER	IP	WLS	BF	H	R	ER	SO	BB	IBB	HBP	BLK	WP	HR	S	P	ERA	WHIP
Skip Lockwood, R ERA: 2.35	8.1		36	7	2	2	5	5	0	0	0	0	0	41	61	2.16	1.440
Marcelino Lopez, L ERA:	0.0		1	0	0	0	0	1	0	0	0	0	0	0	4	∞	∞
Ken Sanders, R ERA: 3.14	0.1		1	0	0	0	0	0	0	0	0	0	0	1	1	0.00	0.000
Dick Ellsworth, L ERA: 5.79	0.1	L	4	3	1	1	1	0	0	0	0	0	0	6	6	27.00	9.000

Batter	1	2	3	4	5	6	7	8	9	AB R H RBI BB SO LOB	TOP	
Tommy Harper, R OBP: 0.273, SLG: 0.217 (1, 5) (7, 8)	0-3 K		0-0 5-3	0-3 K			4-0 BB E BB	0-0 2B		4 0 1 1 1 2 2		
Mike Hegan, L OBP: 0.412, SLG: 0.512 (1, 3)	0-0 G3		0-0 HR	4-0 BB			0-0 E3 1-2 BB	4-0 FC5-4 IBB		3 1 1 1 2 0 1		
John Briggs, L OBP: 0.333, SLG: 0.229 Andy Kosco, R OBP: 0.286, SLG: 0.323 (1, 7) (4, PH) (4, 7)	0-0 F7		0-3 K	0-0 5-3			0-3 K	0-0 FC5-4 1-2f		2 0 0 0 0 1 0 3 0 0 0 0 1 7		
Dave May, L OBP: 0.304, SLG: 0.333 Ted Savage, R OBP: 0.333, SLG: 0.111 Rick Auerbach, R OBP: 0.333, SLG: 0.238 (1, 8) (7, PH) (7, 6)		4-0 2B BB	0-0 1B		0-3 K		4-0 1-2 2-3 BB		0-0 F4	2 2 1 0 1 1 0 0 0 0 0 1 0 0 1 0 0 0 0 0 0		
Bill Voss, L OBP: 0.244, SLG: 0.263 Bernie Smith, R OBP: 0.167, SLG: 0.257 (1, 9) (7, PH) (7, 9)		0-0 F8 1-2	0-0 1B		0-3 K		0-0 F6		0-0 F9	3 0 1 1 0 1 1 2 0 0 0 0 0 3		
Roberto Pena, R OBP: 0.262, SLG: 0.316 (1, 6) (7, 5)		0-0 F2	0-3 K		0-0 F9		0-0 1-3		0-3 K	5 0 0 0 0 2 5		
Ellie Rodriguez, R OBP: 0.333, SLG: 0.385 (1, 2)		0-0 2B		0-0 E6 SH3-4 1B		0-0 L4		0-0 L9		4 0 2 1 0 0 0	AB 33 R 4 H 7 RBI 4 BB 7 SO 8 LOB 21	
Ted Kubiak, S OBP: 0.348, SLG: 0.373 (1, 4)		4-0 BB		4-0 SH3-4 BB		0-0 6-3		0-0 SH1-4 2B 1B		2 1 1 0 2 0 0		
Marty Pattin, R OBP: 0.286, SLG: 0.091 (1, 1)		0-0 F8		0-0 SH3-4 1-2 2-3		0-0 5-3		0-0 SH1-4 1-2		2 0 0 0 0 0 2		
Inning Stats	R: 0 E: 0 K: 1 S: 5 H: 0 LOB: 0 BB: 0 P: 5	R: 1 E: 1 K: 0 S: 4 H: 1 LOB: 2 BB: 2 P: 12	R: 2 E: 0 K: 2 S: 10 H: 3 LOB: 1 BB: 0 P: 10	R: 0 E: 1 K: 1 S: 6 H: 1 LOB: 3 BB: 2 P: 14	R: 0 E: 0 K: 2 S: 7 H: 0 LOB: 0 BB: 0 P: 7	R: 0 E: 0 K: 0 S: 3 H: 0 LOB: 0 BB: 0 P: 3	R: 0 E: 1 K: 1 S: 6 H: 0 LOB: 3 BB: 2 P: 14	R: 1 E: 0 K: 0 S: 5 H: 2 LOB: 2 BB: 1 P: 9	R: 0 E: 0 K: 1 S: 5 H: 0 LOB: 0 BB: 0 P: 5	1B: 3 2B: 2 3B: 1 HR: 1 SF: 0 SAC: 2 DP: 0 HBP: 0	WP: 0 PB: 0 SB: 0 CS: 0 PA: 42	
PITCHER	IP WLS BF H R ER SO BB IBB HBP BLK WP HR S P ERA WHIP											
Ray Culp, R ERA: 6.37 (1, 1)	3.2 L 20 5 3 2 4 4 0 0 0 0 0 1 24 40 4.91 2.455											
Ken Brett, L ERA: 6.23 (4, 1)	2.1 7 0 0 0 2 0 0 0 0 0 0 0 11 11 0.00 0.000											
Bill Lee, L ERA: 3.68 (7, 1)	1.0 6 0 0 0 1 2 0 0 0 0 0 0 6 14 0.00 2.000											
Bobby Bolin, R ERA: 5.87 (8, 1)	2.0 9 2 1 1 1 0 1 0 0 0 0 0 10 14 4.50 1.000											

Milwaukee Brewers @ Boston Red Sox
Fenway Park, Boston, MA
Tue Apr 27 1971, 7:05 PM EDT
Att: 11,361 - Unknown

livebaseballscorecards.com

Batter	1	2	3	4	5	6	7	8	9	AB R H RBI BB SO LOB	TOP											
Tommy Harper, R (1, 5) OBP: 0.293, SLG: 0.233	0-3 K		0-0 1B S		0-0 PB 1B		4-0 G1-6-3 BB		0-0 5-3	4 0 2 0 1 1 1												
Mike Hegan, L (1, 3) OBP: 0.400, SLG: 0.489	0-0 L7		0-0 1B		0-3 K		0-0 G1-6-3			4 0 1 0 0 1 2												
John Briggs, L (1, 7) OBP: 0.304, SLG: 0.205	0-0 G3		0-3 K			0-0 F9		0-0 L6		4 0 0 0 0 1 2												
Dave May, L (1, 8) OBP: 0.315, SLG: 0.358		0-0 G6-3 1B 1B	0-0 1-3			0-0 1B 2B		0-0 4-3		4 2 2 0 0 0 2												
Bill Voss, L (1, 9) OBP: 0.267, SLG: 0.286		0-0 G6-3 1B		0-0 F8		0-0 FC4-6 1B		0-0 L8		4 0 2 1 0 0 0												
Ted Kubiak, S (1, 4) OBP: 0.329, SLG: 0.349		0-0 G6-3		0-0 1-3		0-0 FC4-6 2B		0-0 G3		4 1 0 0 0 0 3												
Ellie Rodriguez, R (1, 2) OBP: 0.355, SLG: 0.379		0-0 1B		0-0 L8		4-0 2B 1-2 BB		0-0 6-3		3 0 1 1 1 0 0												
Rick Auerbach, R (1, 6) OBP: 0.308, SLG: 0.217		0-0 6-3			0-0 5-3	0-0 2B		0-0 4-3		2 0 0 0 0 0 1												
Danny Walton, R (6, PH) OBP: 0.387, SLG: 0.538										1 0 1 1 0 0 0												
Skip Lockwood, R (6, PR) OBP: 0.250, SLG: 0.182										0 0 0 0 0 0 0												
Larry Bearmarth, R (6, 1)										0 0 0 0 0 0 0												
Ron Theobald, R (9, PH)										1 0 0 0 0 0 0												
Bill Parsons, R (1, 1)			0-3 K		0-0 F9	0-0 F4			0-0 1B	1 0 0 0 0 1 0												
Bernie Smith, R (5, PH) OBP: 0.162, SLG: 0.250										1 0 0 0 0 0 0												
John Gelnar, R (5, 1)										0 0 0 0 0 0 0												
Roberto Pena, R (6, PH) OBP: 0.273, SLG: 0.325										2 0 1 0 0 0 2												
Inning Stats	R: 0 E: 0 K: 1 S: 5	H: 0 LOB: 0 BB: 0 P: 5	R: 1 E: 0 K: 0 S: 5	H: 3 LOB: 1 BB: 0 P: 5	R: 0 E: 0 K: 2 S: 9	H: 2 LOB: 2 BB: 0 P: 9	R: 0 E: 0 K: 0 S: 3	H: 0 LOB: 0 BB: 0 P: 3	R: 0 E: 0 K: 1 S: 6	H: 1 LOB: 1 BB: 0 P: 6	R: 2 E: 0 K: 0 S: 6	H: 3 LOB: 2 BB: 1 P: 10	R: 0 E: 0 K: 0 S: 2	H: 0 LOB: 0 BB: 1 P: 6	R: 0 E: 0 K: 0 S: 3	H: 0 LOB: 0 BB: 0 P: 3	R: 0 E: 0 K: 0 S: 4	H: 1 LOB: 1 BB: 0 P: 4	1B: 8 2B: 2 3B: 0 HR: 0	SF: 0 SAC: 0 DP: 2 HBP: 0	WP: 0 PB: 1 SB: 1 CS: 0	PA: 37
PITCHER	IP WLS BF H R ER SO BB IBB HBP BLK WP HR S P ERA WHIP																				PITCHER	IP WLS BF H R ER SO BB IBB HBP BLK WP HR S P ERA WHIP
Sonny Siebert, R (1, 1) ERA: 1.15	5.2 W 26 9 3 3 4 1 0 0 0 0 0 33 37 4.76 1.765																				Ken Tatum, R (6, 1) ERA: 2.03	3.1 S 11 1 0 0 0 1 0 0 0 0 0 10 14 0.00 0.600

Milwaukee Brewers @ Boston Red Sox
 Fenway Park, Boston, MA
 Wed Apr 28 1971, 3:33 AM EDT
 Att: 4,437 - Unknown - 50 F

AB	35
R	3
H	10
RBI	3
BB	2
SO	4
LOB	13



Batter	1	2	3	4	5	6	7	8	9
Luis Aparicio, R OBP: 0.324, SLG: 0.383 (1, 6)	0-0 6-3	0-0 FC3-6 1B		4-0 1-3 BB		0-0 1-2 2B 1B	0-0 FC5-4		
Reggie Smith, S OBP: 0.390, SLG: 0.465 (1, 9)	0-0 HR	0-0 FC3-6 1B		0-0 1-3		0-0 1-2 2B 1B	0-0 F7		
Carl Yastrzemski, L Joe Lahoud, L OBP: 0.468, SLG: 0.662 OBP: 0.429, SLG: 0.273 (1, 7) (7, 7)	0-0 BB 1B 2B	0-0 FC3-6		0-0 F9		0-0 1-3 2B 2B		0-0 3-1	
Rico Petrocelli, R OBP: 0.386, SLG: 0.359 (1, 5)	4-0 1B BB	0-0 6-3			0-0 5-3	0-0 E7 1B 1B		0-0 5-3	
George Scott, R OBP: 0.363, SLG: 0.452 (1, 3)	4-0 E 1B 1-2 2-3 BB			0-0 E 2B		0-0 2B		0-0 1B	
Don Pavletich, R OBP: 0.545, SLG: 0.375 (1, 2)	0-0 E7 1B			0-0 E5		0-0 F7	4-0 1B BB	0-3 K	
Billy Conigliaro, R OBP: 0.338, SLG: 0.452 (1, 8)	0-0 1-3			0-0 6-4-3-2		0-0 1-3	0-0 1B		
Doug Griffin, R OBP: 0.309, SLG: 0.293 (1, 4)	0-3 K			0-0 F6		0-0 5-3	0-0 FC1-5 2B		
Sonny Siebert, R Ken Tatum, R OBP: 0.286, SLG: 0.692 (6, 1)		0-3 K		0-0 HR		4-0 1B 2B BB	0-0 FC1-5 FC5-4		

AB	R	H	RBI	BB	SO	LOB
4	2	2	0	1	0	1
5	2	3	1	0	0	2
4	2	2	3	0	0	2
1	0	0	0	0	0	0
4	2	1	2	1	0	1
4	0	3	0	1	1	1
4	0	1	2	1	1	3
4	0	1	1	0	0	5
4	0	1	0	0	1	2
2	1	1	1	0	1	0
1	1	0	0	1	0	1
1B: 8	SF: 0	2B: 5	SAC: 0	3B: 1	DP: 0	HR: 2
	HBP: 0					

BOTTOM

Milwaukee Brewers @ Boston Red Sox
 Fenway Park, Boston, MA
 Wed Apr 28 1971, 3:33 AM EDT
 Att. 4,437 - Unknown - 50 F

AB	37
R	10
H	15
RBI	10
BB	5
SO	4
LOB	18



Inning Stats	R	H	LOB	K	S	P	R	H	LOB	K	S	P	R	H	LOB	K	S	P	R	H	LOB	K	S	P	R	H	LOB	K	S	P
	3	3	2	1	8		0	1	0	3			0	0	0	3			0	0	0	3			0	0	0	0		
	1	2	1	1	7		1	2	1	7			1	2	1	7			1	2	1	7			1	2	1	7		
	0	1	0	0	3		1	1	1	4			0	0	0	4			0	0	0	4			0	0	0	4		
	0	0	0	0	3		1	0	0	3			0	0	0	3			0	0	0	3			0	0	0	3		
	0	0	0	0	3		0	0	0	3			0	0	0	3			0	0	0	3			0	0	0	3		
	0	0	0	0	3		0	0	0	3			0	0	0	3			0	0	0	3			0	0	0	3		
	0	0	0	0	3		0	0	0	3			0	0	0	3			0	0	0	3			0	0	0	3		
	0	0	0	0	3		0	0	0	3			0	0	0	3			0	0	0	3			0	0	0	3		
	0	0	0	0	3		0	0	0	3			0	0	0	3			0	0	0	3			0	0	0	3		
	0	0	0	0	3		0	0	0	3			0	0	0	3			0	0	0	3			0	0	0	3		
	0	0	0	0	3		0	0	0	3			0	0	0	3			0	0	0	3			0	0	0	3		
	0	0	0	0	3		0	0	0	3			0	0	0	3			0	0	0	3			0	0	0	3		
	0	0	0	0	3		0	0	0	3			0	0	0	3			0	0	0	3			0	0	0	3		
	0	0	0	0	3		0	0	0	3			0	0	0	3			0	0	0	3			0	0	0	3		
	0	0	0	0	3		0	0	0	3			0	0	0	3			0	0	0	3			0	0	0	3		
	0	0	0	0	3		0	0	0	3			0	0	0	3			0	0	0	3			0	0	0	3		
	0	0	0	0	3		0	0	0	3			0	0	0	3			0	0	0	3			0	0	0	3		
	0	0	0	0	3		0	0	0	3			0	0	0	3			0	0	0	3			0	0	0	3		
	0	0	0	0	3		0	0	0	3			0	0	0	3			0	0	0	3			0	0	0	3		
	0	0	0	0	3		0	0	0	3			0	0	0	3			0	0	0	3			0	0	0	3		
	0	0	0	0	3		0	0	0	3			0	0	0	3			0	0	0	3			0	0	0	3		
	0	0	0	0	3		0	0	0	3			0	0	0	3			0	0	0	3			0	0	0	3		
	0	0	0	0	3		0	0	0	3			0	0	0	3			0	0	0	3			0	0	0	3		
	0	0	0	0	3		0	0	0	3			0	0	0	3			0	0	0	3			0	0	0	3		
	0	0	0	0	3		0	0	0	3			0	0	0	3			0	0	0	3			0	0	0	3		
	0	0	0	0	3		0	0	0	3			0	0	0	3			0	0	0	3			0	0	0	3		
	0	0	0	0	3		0	0	0	3			0	0	0	3			0	0	0	3			0	0	0	3		
	0	0	0	0	3		0	0	0	3			0	0	0	3			0	0	0	3			0	0	0	3		
	0	0	0	0	3		0	0	0	3			0	0	0	3			0	0	0	3			0	0	0	3		
	0	0	0	0	3		0	0	0	3			0	0	0	3			0	0	0	3			0	0	0	3		
	0	0	0	0	3		0	0	0	3			0	0	0	3			0	0	0	3			0	0	0	3		
	0	0	0	0	3		0	0	0	3			0	0	0	3			0	0	0	3			0	0	0	3		
	0	0	0	0	3		0	0	0	3			0	0	0	3			0	0	0	3			0	0	0	3		
	0	0	0	0	3		0	0	0	3			0	0	0	3			0	0	0	3			0	0	0	3		
	0	0	0	0	3		0	0	0	3			0	0	0	3			0	0	0	3			0	0	0	3		
	0	0	0	0	3		0	0	0	3			0	0	0	3			0	0	0	3			0	0	0	3		
	0	0	0	0	3		0	0	0	3			0	0	0	3			0	0	0	3			0	0	0	3		
	0	0	0	0	3		0	0	0	3			0	0	0	3			0	0	0	3			0	0	0	3		
	0	0	0	0	3		0	0	0	3			0	0	0	3			0	0	0	3			0	0	0	3		
	0	0	0	0	3		0	0	0	3			0	0	0	3			0	0	0	3			0	0	0	3		
	0	0	0	0	3		0	0	0	3			0	0	0	3			0	0	0	3			0	0	0	3		
	0	0	0	0	3		0	0	0	3			0	0	0	3			0	0	0	3			0	0	0	3		
	0	0	0	0	3		0	0	0	3			0	0	0	3			0	0	0	3			0	0	0	3		
	0	0	0	0	3		0	0	0	3			0	0	0	3			0	0	0	3			0	0	0	3		
	0	0	0	0	3		0	0	0	3			0	0	0	3			0	0	0	3			0	0	0	3		
	0	0	0	0	3		0	0	0	3			0	0	0	3			0	0	0	3			0	0	0	3		
	0	0	0	0	3		0	0	0	3			0	0	0	3			0	0	0	3			0	0				

Batter	1	2	3	4	5	6	7	8	9	AB R H RBI BB SO LOB	TOP	
Tommy Harper, R (1, 5) OBP: 0.279, SLG: 0.221	0-0 5-3		0-0 F8			0-0 FC6-4		0-3 K		4 0 0 0 0 1 1	Milwaukee Brewers @ New York Yankees Yankee Stadium, Bronx, NY Fri Apr 30 1971, 7:05 PM EDT Att: 7,023 - Cloudy - 52 F	
Mike Hegan, L (1, 3) OBP: 0.373, SLG: 0.451	0-0 L3-1			0-0 L8		0-0 F7		0-0 G3	4 0 0 0 0 0 1			
John Briggs, L (1, 7) OBP: 0.280, SLG: 0.186	0-3 K			0-0 F7		0-0 F7		0-0 L1-3	4 0 0 0 0 1 1			
Dave May, L (1, 8) OBP: 0.312, SLG: 0.394		0-0 6-3		0-0 L3-1			0-0 L3-1	0-0 HR	4 1 1 1 0 0 0			
Bill Voss, L (1, 9) OBP: 0.265, SLG: 0.283		0-0 L3-1			0-0 F8		0-0 FC4-6 1B	0-0 4-3	4 0 1 0 0 0 0			
Ted Kubiak, S (1, 4) OBP: 0.342, SLG: 0.364		0-0 1B			0-0 FC6-4 1B		0-0 F7		3 0 2 0 0 0 1			
Ellie Rodriguez, R (1, 2) OBP: 0.324, SLG: 0.344		0-0 5-3			0-0 F4		0-0 FC4-6		3 0 0 0 0 0 3			
Rick Auerbach, R (1, 6) OBP: 0.276, SLG: 0.192			0-0 6-3		0-0 FC6-4			0-0 5-3	3 0 0 0 0 0 1			
Skip Lockwood, R (1, 1) OBP: 0.231, SLG: 0.167 Ron Theobald, R (8, PH) John Geinar, R (6, 1) Dick Ellsworth, L (6, 1) Floyd Wicker, L (8, PH) Marcelino Lopez, R (8, 1)			0-0 4-3			4-0 FC6-4 BB		0-0 L1-3	1 0 0 0 0 0 0 0 0 0 0 1 0 0 0 0 0 0 0 0 0 0 0 0 0 0 0 0 1 0 0 0 0 0 0 0 0 0 0 0 0 0			
Inning Stats	R: 0 H: 0 E: 0 LOB: 0 K: 1 BB: 0 S: 5 P: 5	R: 0 H: 1 E: 0 LOB: 1 K: 0 BB: 0 S: 4 P: 4	R: 0 H: 0 E: 0 LOB: 0 K: 0 BB: 0 S: 3 P: 3	R: 0 H: 0 E: 0 LOB: 0 K: 0 BB: 0 S: 3 P: 3	R: 0 H: 1 E: 0 LOB: 1 K: 0 BB: 0 S: 4 P: 4	R: 0 H: 0 E: 0 LOB: 1 K: 0 BB: 1 S: 3 P: 7	R: 0 H: 1 E: 0 LOB: 1 K: 0 BB: 0 S: 4 P: 4	R: 0 H: 0 E: 0 LOB: 0 K: 1 BB: 0 S: 5 P: 5	R: 1 H: 1 E: 0 LOB: 0 K: 0 BB: 0 S: 4 P: 4	1B: 3 SF: 0 2B: 0 SAC: 0 3B: 0 DP: 0 HR: 1 HBP: 0	WP: 0 PA: 32 PB: 0 SB: 0 CS: 0	
PITCHER Steve Kline, R (1, 1) ERA: 2.12	IP WLS BF H R ER SO BB IBB HBP BLK WP HR S P ERA WHIP											PITCHER IP WLS BF H R ER SO BB IBB HBP BLK WP HR S P ERA WHIP

livebaseballscorecards.com

AB	31
R	1
H	4
RBI	1
BB	1
SO	2
LOB	8



Batter	1	2	3	4	5	6	7	8	9
Horace Clarke, S (1, 4) OBP: 0.398, SLG: 0.342	4-0 BB BB		4-0 SF8 PB SH3 BB	0-0 2-H 2B		4-0 2B SF8 BB		0-0 G1	
Thurman Munson, R (1, 2) OBP: 0.297, SLG: 0.264	4-0 FC6-4 BB		4-0 SH3 E BB	0-0 5-3		0-0 1-3 2-H 2B		0-3 K	
Roy White, S (1, 7) OBP: 0.397, SLG: 0.600	0-0 F8		0-0 SF8		0-0 G3	0-0 SF8			
Bobby Murcer, L (1, 8) OBP: 0.456, SLG: 0.623	0-0 F7		4-0 SH3 IBB		0-0 4-3 E 1B	0-0 3-1			
Danny Cater, R (1, 3) OBP: 0.263, SLG: 0.269	0-0 FC6-4		0-0 SH3		0-0 E4 4-3		0-0 F7		
Felipe Alou, R (1, 9) OBP: 0.297, SLG: 0.407		0-0 5-3	0-0 F4		0-0 4-3		4-0 G4-6-3 BB		
Jerry Kenney, L (1, 5) OBP: 0.316, SLG: 0.235		0-0 4-3			0-0 F8	0-0 6-3		0-0 G4-6-3	
Gene Michael, S (1, 6) OBP: 0.393, SLG: 0.340		0-0 F5			4-0 SH3-4 2B BB		0-0 F9	4-0 G1 SH1 BB	
Steve Kline, R (1, 1) OBP: 0.300, SLG: 0.300			0-0 PB BB SF8 1B		0-0 SH3-4		0-0 2B BB 1B	0-0 SH1	

Inning Stats	R: 0	H: 0	E: 0	K: 0	S: 3	R: 0	H: 0	E: 0	K: 0	S: 3	R: 2	H: 1	E: 1	K: 0	S: 4	R: 1	H: 1	E: 0	K: 0	S: 4	R: 0	H: 1	E: 1	K: 0	S: 5	R: 2	H: 2	E: 0	K: 0	S: 5	R: 0	H: 0	E: 0	K: 0	S: 2	R: 0	H: 0	E: 0	K: 1	S: 5	R: 2	H: 0	E: 0	K: 0	S: 5
	LOB: 2	BB: 2	P: 11	LOB: 0	BB: 0	P: 3	LOB: 2	BB: 3	P: 16	LOB: 1	BB: 1	LOB: 2	BB: 0	P: 5	LOB: 1	BB: 1	LOB: 1	BB: 0	P: 5	LOB: 1	BB: 1	LOB: 0	BB: 1	LOB: 0	BB: 1	P: 6	LOB: 1	BB: 1	P: 9	LOB: 0	BB: 1	P: 6	LOB: 1	BB: 1	P: 9	LOB: 0	BB: 1	LOB: 1	BB: 1	P: 9	LOB: 0	BB: 1	LOB: 0	BB: 1	P: 9

PITCHER	IP	WLS	BF	H	R	ER	SO	BB	IBB	HBP	BLK	WP	HR	S	P	ERA	WHIP
Skip Lockwood, R (1, 1) ERA: 2.78	5.0	L	25	3	3	3	0	5	1	0	0	0	0	19	43	5.40	1.600
John Gelnar, R (6, 1) ERA: 13.5	0.1		4	2	2	2	0	1	0	0	0	0	0	3	7	54.00	9.000
Dick Ellsworth, L (6, 1) ERA: 4.26	1.2		5	0	0	0	0	1	0	0	0	0	0	4	8	0.00	0.600
Marcelino Lopez, L (8, 1) ERA:	1.0		4	0	0	0	1	1	0	0	0	0	0	5	9	0.00	1.000

BOTTOM

Milwaukee Brewers @ New York Yankees
Yankee Stadium, Bronx, NY

Fri Apr 30 1971, 7:05 PM EDT
Att. 7,023 - Cloudy - 52 F

AB	24
R	5
H	5
RBI	5
BB	9
SO	1
LOB	18

livebaseballscorecards.com



WP: 0	PA: 38
PB: 1	
SB: 0	
CS: 0	

Batter	1	2	3	4	5	6	7	8	9	AB R H RBI BB SO LOB	TOP											
Tommy Harper, R (1, 5) OBP: 0.289, SLG: 0.263	0-0 F2		4-0 BB			0-0 F9		0-0 HR		3 1 1 1 1 0 0	Milwaukee Brewers @ New York Yankees Yankee Stadium, Bronx, NY Sat May 01 1971, 3:33 AM EDT Att: 7,384 - Unknown - 64 F											
Mike Hegan, L (1, 3) OBP: 0.365, SLG: 0.436	0-0 L7		0-0 F7			0-0 G4-6-3 1B		0-0 F7		4 0 1 0 0 0 1												
Dave May, L (1, 8) OBP: 0.309, SLG: 0.387	0-0 5-3				0-0 4-3			0-0 1B		4 0 1 0 0 0 1												
Bill Voss, L (1, 9) OBP: 0.264, SLG: 0.280		0-0 F9			0-0 L9		0-0 FC4-6 1B	0-0 F8		4 0 1 0 0 0 1												
John Briggs, L (1, 7) OBP: 0.296, SLG: 0.234				0-3 K		0-0 FC4-6 E 1-2f		0-0 F8 SH5-4 1B		4 0 2 0 0 1 1												
Ted Kubiak, S (1, 4) OBP: 0.342, SLG: 0.353		4-0 G6-4-3 BB			0-0 5-3		0-0 E5 1-2	0-0 SH5-4		2 0 0 0 1 0 1												
Ellie Rodriguez, R (1, 2) OBP: 0.316, SLG: 0.314		0-0 G6-4-3 1-2f			0-0 5-3		0-0 L9	4-0 IBB		3 0 0 0 1 0 4												
Rick Auerbach, R (1, 6) OBP: 0.273, SLG: 0.200			0-0 F2		0-0 1B		0-0 5-3	0-0 F8 2-3		4 0 1 0 0 0 4												
Lew Krausse, R (1, 1) Danny Walton, R (9, PH) Ken Sanders, R (9, 1)			0-0 F5		0-0 F4		0-3 K	0-0 F1		3 0 0 0 0 1 1 0 0 0 0 0 0 0 0 0 0 0 0 0 0												
Inning Stats	R: 0 E: 0 K: 0 S: 3	H: 0 LOB: 0 BB: 0 P: 3	R: 0 E: 0 K: 0 S: 3	H: 1 LOB: 1 BB: 1 P: 7	R: 0 E: 0 K: 0 S: 3	H: 0 LOB: 1 BB: 1 P: 7	R: 0 E: 0 K: 1 S: 5	H: 0 LOB: 0 BB: 0 P: 5	R: 0 E: 0 K: 0 S: 4	H: 1 LOB: 1 BB: 0 P: 4	R: 0 E: 0 K: 0 S: 3	H: 1 LOB: 0 BB: 0 P: 3	R: 0 E: 1 K: 0 S: 5	H: 1 LOB: 2 BB: 0 P: 5	R: 1 E: 0 K: 1 S: 7	H: 2 LOB: 1 BB: 0 P: 7	R: 0 E: 0 K: 0 S: 4	H: 1 LOB: 2 BB: 1 P: 8	1B: 5 2B: 1 3B: 0 HR: 1	SF: 0 SAC: 1 DP: 2 HBP: 0	WP: 0 PB: 0 SB: 0 CS: 0	PA: 36
PITCHER Stan Bahnsen, R (1, 1) ERA: 5.08	IP 9.0	WLS L	BF 36	H 7	R 1	ER 1	SO 2	BB 2	IBB 1	HBP 0	BLK 0	WP 0	HR 1	S 37	P 49	ERA 1.00	WHIP 1.000					

livebaseballscores.com

AB	31
R	1
H	7
RBI	1
BB	3
SO	2
LOB	14



Batter	1	2	3	4	5	6	7	8	9	AB	R	H	RBI	BB	SO	LOB
Horace Clarke, S OBP: 0.380, SLG: 0.325 (1, 4)	0-3 K		0-0 G3		0-3 K		0-0 F7			4	0	0	0	0	2	1
Jake Gibbs, L OBP: 0.154, SLG: 0.308 (1, 2)	0-0 F7		0-0 3-1			0-0 F9 BB 1B		0-0 3-1		4	0	1	0	0	0	0
Roy White, S OBP: 0.417, SLG: 0.632 (1, 7)	0-0 3B		4-0 CS BB			4-0 1-2 BB		0-0 L8		2	0	1	0	2	0	0
Bobby Murcer, L OBP: 0.446, SLG: 0.603 (1, 8)	0-0 6-3		0-0 CS	0-0 F5 1B 1-2		0-0 F6		0-0 F6		4	0	1	0	0	0	3
Danny Cater, R OBP: 0.262, SLG: 0.268 (1, 3)		0-0 F3		0-0 F5 1B 1-2		0-0 F9		0-0 F9		4	0	1	0	0	0	2
Jim Lyttle, L OBP: 0.182, SLG: 0.182 (1, 9)		0-0 4-3		0-0 F5 1-2 2-3		0-0 F5		0-3 K2-3		4	0	0	0	0	1	4
Jerry Kenney, L OBP: 0.310, SLG: 0.216 (1, 5)		4-0 S BB		0-0 4-3		0-0 F8		0-0 4-3		3	0	0	0	1	0	1
Gene Michael, S OBP: 0.406, SLG: 0.365 (1, 6)		4-0 1-2 IBB		0-0 L3		0-0 2B				2	0	1	0	1	0	0
Stan Bahnsen, R OBP: 0.182, SLG: 0.364 (1, 1)		0-0 1-3		0-3 K		0-3 K				3	0	0	0	0	2	3

Inning Stats	R: 0	H: 1	E: 0	LOB: 1	K: 1	S: 6	P: 6	R: 0	H: 0	E: 0	LOB: 2	K: 0	BB: 2	S: 3	P: 11	R: 0	H: 0	E: 0	LOB: 0	K: 0	BB: 1	S: 2	P: 6	R: 0	H: 2	E: 0	LOB: 1	K: 0	BB: 0	S: 4	P: 4	R: 0	H: 0	E: 0	LOB: 0	K: 2	BB: 0	S: 7	P: 7	R: 0	H: 1	E: 0	LOB: 2	K: 0	BB: 1	S: 4	P: 8	R: 0	H: 1	E: 0	LOB: 1	K: 1	BB: 0	S: 6	P: 6	R: 0	H: 0	E: 0	LOB: 0	K: 0	BB: 0	S: 3	P: 3	R: 0	H: 0	E: 0	LOB: 0	K: 1	BB: 0	S: 5	P: 5	1B: 3	SF: 0	2B: 1	SAC: 0	3B: 1	DP: 0	HR: 0	HBP: 0	WP: 0	PA: 35	PB: 0	SB: 1	CS: 1
PITCHER	IP	WLS	BF	H	R	ER	SO	BB	IBB	HBP	BLK	WP	HR	S	P	ERA	WHIP																																																																			
Lew Krausse, R ERA: 2.56 (1, 1)	8.0	W	31	5	0	0	4	3	1	0	0	0	0	35	51	0.00	1.000																																																																			
Ken Sanders, R ERA: 2.93 (9, 1)	1.0	S	3	0	0	0	1	0	0	0	0	0	0	5	5	0.00	0.000																																																																			

BOTTOM

Milwaukee Brewers @ New York Yankees
 Yankee Stadium, Bronx, NY

Sat May 01 1971, 3:33 AM EDT
 Att. 7,384 - Unknown - 64 F

livebaseballscorecards.com

AB	30
R	0
H	5
RBI	0
BB	4
SO	5
LOB	14



Batter	1	2	3	4	5	6	7	8	9	AB R H RBI BB SO LOB	TOP									
Tommy Harper, R (1, 5) OBP: 0.277, SLG: 0.250	0-3 K		0-0 F7			0-0 F7			0-0 6-3	4 0 0 0 0 1 0	Milwaukee Brewers @ New York Yankees Yankee Stadium, Bronx, NY Sun May 02 1971, 3:33 AM EDT Overcast - 60 F livebaseballscorecards.com AB 28 R 1 H 3 RBI 1 BB 2 SO 4 LOB 7									
Mike Hegan, L (1, 3) OBP: 0.358, SLG: 0.414	0-3 K			0-0 F7			4-0 G3 BB	0-0 L5	3 0 0 0 1 1 0											
Dave May, L (1, 8) OBP: 0.306, SLG: 0.418	0-0 3-1			0-0 L9			0-0 G3	0-0 HR	4 1 1 1 0 0 1											
Bill Voss, L (1, 9) OBP: 0.246, SLG: 0.259		0-0 F8		0-0 F7			0-0 4-3	0-0 3-1	4 0 0 0 0 0 1											
John Briggs, L (1, 7) OBP: 0.316, SLG: 0.245		4-0 BB			0-0 FC4-6 1B		0-0 4-3		2 0 1 0 1 0 1											
Ted Kubiak, S (1, 4) OBP: 0.329, SLG: 0.338		0-0 F4			0-0 FC4-6 G4-6-3 1-2f		0-0 G3		3 0 0 0 0 0 2											
Ellie Rodriguez, R (1, 2) OBP: 0.300, SLG: 0.297 Ted Savage, R (8, PH) OBP: 0.308, SLG: 0.100 Roberto Pena, R (8, 6) OBP: 0.273, SLG: 0.325		0-0 1-3			0-0 G4-6-3 1-2f		0-0 4-3		2 0 0 0 0 0 2 1 0 0 0 0 0 0 0 0 0 0 0 0 0											
Rick Auerbach, R (1, 6) OBP: 0.257, SLG: 0.188 Floyd Wicker, L (8, PH) OBP: 0.500, SLG: 0.500 Phil Roof, R (8, 2) OBP: 0.250, SLG: 0.189		0-3 K				0-0 5-3		0-0 1B	2 0 0 0 0 1 0 1 0 1 0 0 0 0 0 0 0 0 0 0 0											
Marty Pattin, R (1, 1) OBP: 0.250, SLG: 0.077 Danny Walton, R (8, PH) OBP: 0.364, SLG: 0.500 Ken Sanders, R (8, 1)		0-0 5-3				0-3 K		0-0 F6	2 0 0 0 0 1 0 0 0 0 0 0 0 0 0 0 0 0 0 0 0											
Inning Stats	R: 0 E: 0 K: 2 S: 7	H: 0 LOB: 0 BB: 0 P: 7	R: 0 E: 0 K: 0 S: 3	H: 0 LOB: 1 BB: 1 P: 7	R: 0 E: 0 K: 1 S: 5	H: 0 LOB: 0 BB: 0 P: 5	R: 0 E: 0 K: 0 S: 3	H: 1 LOB: 0 BB: 0 P: 3	R: 0 E: 0 K: 1 S: 5	H: 0 LOB: 0 BB: 0 P: 5		R: 0 E: 0 K: 0 S: 3	H: 0 LOB: 1 BB: 1 P: 7	R: 0 E: 0 K: 0 S: 4	H: 1 LOB: 1 BB: 0 P: 4	R: 1 E: 0 K: 0 S: 4	H: 1 LOB: 0 BB: 0 P: 4	1B: 2 2B: 0 3B: 0 HR: 1	SF: 0 SAC: 0 DP: 1 HBP: 0	WP: 0 PB: 0 SB: 0 CS: 0
PITCHER Mel Stottlemyre, R (1, 1) ERA: 2.97	IP: 9.0 WLS: W BF: 31 H: 3 R: 1 ER: 1 SO: 4 BB: 2 IBB: 0 HBP: 0 BLK: 0 WP: 0 HR: 1 S: 37 P: 45 ERA: 1.00 WHIP: 0.556																			



Batter	1	2	3	4	5	6	7	8	9	AB R H RBI BB SO LOB	TOP														
Tommy Harper, R OBP: 0.263, SLG: 0.236 (1, 8) (7, 5)	0-3 K		0-0 F7	0-0 FC4-6			0-0 5-3		0-0 3-1	5 0 0 0 0 1 1															
Ted Kubiak, S OBP: 0.313, SLG: 0.320 (1, 4)	0-0 L4		0-0 F9		0-0 F3		0-0 1-3			4 0 0 0 0 0 0															
Ted Savage, R OBP: 0.294, SLG: 0.143 Ken Sanders, R (1, 9) (7, 1)	0-0 1-3		0-3 K		0-0 1B		0-0 E6 1B			4 0 1 0 0 1 0 0 0 0 0 0 0 0															
Andy Kosco, R OBP: 0.289, SLG: 0.353 Mike Hegan, L OBP: 0.368, SLG: 0.424 (1, 3) (7, PH) (7, 3)		0-0 E6 4-3 1B 1B		0-0 FC1-5 2B	0-0 L5		0-0 1B 2-H			3 1 1 0 0 0 1 1 0 1 0 0 0 0															
Danny Walton, R OBP: 0.361, SLG: 0.467 John Briggs, L OBP: 0.310, SLG: 0.240 (1, 7) (5, 7)	0-3 K			1-0 HBP	0-3 K			0-0 F4		0 1 0 0 0 0 0 1 0 0 0 0 0 0															
Roberto Pena, R OBP: 0.298, SLG: 0.349 Bill Voss, L OBP: 0.241, SLG: 0.255 (1, 5) (7, 9)		0-0 1B 4-3 1-2 1B		0-0 FC1-5 2B 1B 1-2 2-3f		0-0 FC3-6 1B		0-0 1-3		3 1 2 0 0 0 2 1 0 0 0 0 0 0															
Phil Roof, R OBP: 0.250, SLG: 0.220 (1, 2)		0-0 4-3		0-0 1B 2B 1-3 2-H		0-0 FC3-6 1-2f		0-0 6-3		4 1 1 1 0 0 3															
Rick Auerbach, R OBP: 0.263, SLG: 0.200 Floyd Wicker, L OBP: 0.333, SLG: 0.333 (1, 6) (9, PH)		0-0 2-3 3-H 1B		0-0 L9		0-0 F8		0-0 F8		3 0 1 1 0 0 3 1 0 0 0 0 0 0															
Jim Slaton, R OBP: 0.500, SLG: 0.500 Dave May, L OBP: 0.302, SLG: 0.413 (1, 1) (2, 1) (7, 8)		0-0 1-3		0-0 FC4-6 2-H 3-H 1B		0-3 K		0-0 3-1		1 0 0 0 0 0 2 2 0 1 2 0 1 1 1 0 0 0 0 0 0															
Inning Stats	R: 0 E: 0 K: 1 S: 5	H: 0 LOB: 0 BB: 0 P: 5	R: 1 E: 1 K: 1 S: 8	H: 2 LOB: 2 BB: 0 P: 8	R: 0 E: 0 K: 1 S: 5	H: 0 LOB: 0 BB: 0 P: 5	R: 3 E: 0 K: 0 S: 6	H: 3 LOB: 1 BB: 0 P: 7	R: 0 E: 0 K: 1 S: 6	H: 1 LOB: 1 BB: 0 P: 6	R: 0 E: 0 K: 1 S: 6	H: 1 LOB: 1 BB: 0 P: 6	R: 0 E: 1 K: 0 S: 4	H: 1 LOB: 2 BB: 0 P: 4	R: 0 E: 0 K: 0 S: 3	H: 0 LOB: 0 BB: 0 P: 3	R: 0 E: 0 K: 0 S: 3	H: 0 LOB: 0 BB: 0 P: 3	1B: 6 2B: 2 3B: 0 HR: 0	SF: 0 SAC: 0 DP: 0 HBP: 1	WP: 0 PB: 0 SB: 0 CS: 0	PA: 37			
PITCHER Fritz Peterson, L ERA: 4.22 Jack Aker, R ERA: 1.64	IP 6.0 3.0	WLS 27 W	BF 27 10	H 7 1	R 4 0	ER 3 0	SO 5 0	BB 0 0	IBB 0 0	HBP 1 0	BLK 0 0	WP 0 0	HR 0 0	S 36 10	P 37 10	ERA 4.50 0.00	WHIP 1.167 0.333								

Milwaukee Brewers @ New York Yankees
 Yankee Stadium, Bronx, NY
 Sun May 02 1971, 3:38 AM EDT
 Att. 21,461 - Overcast - 57 F

AB	34
R	4
H	8
RBI	4
BB	0
SO	3
LOB	13



Batter	1	2	3	4	5	6	7	8	9
Horace Clarke, S OBP: 0.406, SLG: 0.337 (1, 4)	0-0 2B 1B	4-0 G5-3 1B BB		4-0 BB			0-0 FC5-6 1B	0-0 F9	
Jake Gibbs, L OBP: 0.206, SLG: 0.382 (1, 2)	0-0 2B 2B	0-0 G5-3 1B		0-0 4-3			0-0 FC5-6 F8 2B		
Roy White, S OBP: 0.388, SLG: 0.594 (1, 7)	0-0 1B 2B	0-0 G5-3			0-3 K		0-0 F8		
Bobby Murcer, L OBP: 0.433, SLG: 0.577 (1, 8)	0-0 BB 1B	0-0 2-3			0-0 L9		4-0 2B IBB		
Danny Cater, R OBP: 0.264, SLG: 0.273 (1, 5) (8, 3)	4-0 BB 1-2 BB		0-0 6-3		0-0 5-3		0-0 2B		
John Ellis, R OBP: 0.541, SLG: 0.500 Jerry Kenney, L OBP: 0.289, SLG: 0.200 (1, 3) (8, 5)	0-0 L9		0-3 K			0-0 FC5-4 1B	4-0 IBB		
Jim Lyttle, L OBP: 0.154, SLG: 0.154 Ron Woods, R OBP: 0.273, SLG: 0.200 (1, 9) (6, PH) (7, 9)	0-0 F8		0-0 F5			0-0 FC5-4 BB 1B	0-0 F9		
Frank Baker, L Gene Michael, S OBP: 0.400, SLG: 0.351 (1, 6) (4, PH) (5, 6)	4-0 1-2 2-3 BB		0-3 K			4-0 1B 1-2 BB	0-0 3-1		
Fritz Peterson, S OBP: 0.300, SLG: 0.125 Felipe Alou, R OBP: 0.309, SLG: 0.429 Jack Aker, R (1, 1) (6, PH) (7, 1)	0-0 F4		0-0 F7			0-0 1B	0-3 K		

Inning Stats	R: 3 E: 0 K: 0 S: 7	H: 4 LOB: 3 BB: 2 P: 15	R: 0 E: 0 K: 0 S: 3	H: 1 LOB: 1 BB: 1 P: 7	R: 0 E: 0 K: 1 S: 5	H: 0 LOB: 0 BB: 0 P: 5	R: 0 E: 0 K: 1 S: 5	H: 0 LOB: 1 BB: 1 P: 9	R: 0 E: 0 K: 1 S: 5	H: 0 LOB: 0 BB: 0 P: 5	R: 1 E: 0 K: 0 S: 3	H: 2 LOB: 2 BB: 1 P: 7	R: 0 E: 0 K: 0 S: 5	H: 2 LOB: 3 BB: 2 P: 13	R: 0 E: 0 K: 1 S: 5	H: 0 LOB: 0 BB: 0 P: 5
1B: 6 2B: 3 3B: 0 HR: 0	SF: 0 SAC: 0 DP: 1 HBP: 0	WP: 0 PB: 0 SB: 0 CS: 0														

PITCHER	IP	WLS	BF	H	R	ER	SO	BB	IBB	HBP	BLK	WP	HR	S	P	ERA	WHIP
Jim Slaton, R ERA: 3.52 (1, 1)	1.0		11	5	3	3	0	3	0	0	0	0	0	8	20	27.00	8.000
Marcelino Lopez, L ERA: 1.23 (2, 1)	5.2	L	19	3	2	2	3	2	0	0	0	0	0	23	31	3.18	0.882
Ken Sanders, R ERA: 2.55 (7, 1)	1.1		7	1	0	0	1	0	2	0	0	0	0	7	15	0.00	0.750

BOTTOM

AB	R	H	RBI	BB	SO	LOB
3	1	2	0	2	0	0
4	2	2	0	0	0	2
4	1	1	2	0	1	3
3	0	1	1	1	0	1
3	0	1	1	1	0	0
3	0	1	0	1	1	2
0	0	0	0	0	0	0
2	0	0	0	0	0	2
2	1	0	0	0	0	4
0	0	0	0	1	0	0
2	0	0	0	1	1	0
2	0	0	0	0	0	3
1	0	1	1	0	0	0
1	0	0	0	0	1	0

AB	30
R	5
H	9
RBI	5
BB	7
SO	4
LOB	17



WP	PA
0	37

Milwaukee Brewers @ New York Yankees
Yankee Stadium, Bronx, NY
 Sun May 02 1971, 3:38 AM EDT
 Att. 21,461 - Overcast - 57 F

livebaseballscorecards.com

Batter	1	2	3	4	5	6	7	8	9	AB R H RBI BB SO LOB	TOP											
Del Unser, L (1, 8) OBP: 0.364, SLG: 0.525	0-3 K		0-0 4-3			0-0 2B		0-0 F8		4 0 1 0 0 1 0												
Tim Cullen, R (1, 4) OBP: 0.245, SLG: 0.240	4-0 FC4-6 BB			0-3 K		0-0 F9		0-0 F5	3 0 0 0 1 1 1													
Mike Epstein, L (1, 3) OBP: 0.391, SLG: 0.342	0-0 FC4-6 1-2f			0-0 6-3		0-3 K		0-0 1B	4 0 1 0 0 1 2													
Tom McCraw, L (1, 9) OBP: 0.389, SLG: 0.583	0-0 F8 1-2			4-0 S BB		0-0 4-3		0-0 F3	3 0 0 0 1 0 3													
Bernie Allen, L (1, 5) OBP: 0.394, SLG: 0.552		0-0 5-3		0-3 K 1-2		0-0 F9		0-0 F3	4 0 0 0 0 1 2													
Richie Scheinblum, S (1, 7) OBP: 0.279, SLG: 0.194		0-0 4-1			0-0 FC5-4 1B		0-0 G3		3 0 1 0 0 0 0													
Paul Casanova, R (1, 2) OBP: 0.298, SLG: 0.382		0-3 K			0-0 FC5-4 4-3 1-2f		0-0 P3		3 0 0 0 0 1 1													
Toby Harrah, R (1, 6) OBP: 0.256, SLG: 0.188			0-3 K		0-0 4-3			0-3 K	2 0 0 0 0 1 1													
Elliott Maddox, R (8, PH) OBP: 0.304, SLG: 0.211					1-2				1 0 0 0 0 1 0													
Dick Bosman, R (1, 1)			0-0 5-3		0-3 K			0-0 6-3	2 0 0 0 0 1 1													
Dick Billings, R (8, PH) OBP: 0.143, SLG: 0.154									1 0 0 0 0 0 0													
Jim Shellenback, L (8, 1)									0 0 0 0 0 0 0													
Inning Stats	R: 0 E: 0 K: 1 S: 5	H: 0 LOB: 1 BB: 1 P: 9	R: 0 E: 0 K: 1 S: 5	H: 0 LOB: 0 BB: 0 P: 5	R: 0 E: 0 K: 1 S: 5	H: 0 LOB: 0 BB: 0 P: 5	R: 0 E: 0 K: 2 S: 7	H: 0 LOB: 1 BB: 1 P: 11	R: 0 E: 0 K: 1 S: 6	H: 1 LOB: 1 BB: 0 P: 6	R: 0 E: 0 K: 1 S: 6	H: 1 LOB: 1 BB: 0 P: 6	R: 0 E: 0 K: 0 S: 3	H: 0 LOB: 0 BB: 0 P: 3	R: 0 E: 0 K: 1 S: 5	H: 0 LOB: 0 BB: 0 P: 5	R: 0 E: 0 K: 0 S: 4	H: 1 LOB: 1 BB: 0 P: 4	1B: 2 2B: 1 3B: 0 HR: 0	SF: 0 SAC: 0 DP: 0 HBP: 0	WP: 0 PB: 0 SB: 2 CS: 0	PA: 32
PITCHER Bill Parsons, R (1, 1) ERA: 2.11	IP 9.0	WLS W	BF 32	H 3	R 0	ER 0	SO 8	BB 2	IBB 0	HBP 0	BLK 0	WP 0	HR 0	S 46	P 54	ERA 0.00	WHIP 0.556					
PITCHER	IP	WLS	BF	H	R	ER	SO	BB	IBB	HBP	BLK	WP	HR	S	P	ERA	WHIP					

Washington Senators @ Milwaukee Brewers
Milwaukee County Stadium, Milwaukee, WI

Tue May 04 1971, 8:05 PM EDT
Att. 3,857 - Unknown

AB	30
R	0
H	3
RBI	0
BB	2
SO	8
LOB	11



Batter	1	2	3	4	5	6	7	8	9
Tommy Harper, R OBP: 0.262, SLG: 0.228 (1, 5)	4-0 HR BB		0-0 F9		0-3 K		0-0 F5		
Mike Hegan, L OBP: 0.361, SLG: 0.413 (1, 3)	0-0 F7		0-0 6-3 1B		0-0 4-3		0-0 F7		
John Briggs, L OBP: 0.323, SLG: 0.315 (1, 7)	0-0 1-H HR		0-0 6-3		0-0 FC1-6 PB 1B		0-0 F2		
Dave May, L OBP: 0.300, SLG: 0.405 (1, 8)	0-0 F8		0-0 1-4-3		0-0 1-2 FC1-6 1B		0-0 6-3		
Bill Voss, L OBP: 0.226, SLG: 0.237 (1, 9)	0-0 6-3			0-0 F8		0-0 F5		0-0 6-3	
Ted Kubiak, S OBP: 0.302, SLG: 0.308 (1, 4)		0-3 K		0-0 6-3		0-0 FC1-6		0-0 6-3	
Phil Roof, R OBP: 0.255, SLG: 0.227 (1, 2)		0-0 1B		0-0 5-3		0-3 K			
Rick Auerbach, R OBP: 0.268, SLG: 0.237 (1, 6)		0-0 P4			0-0 2B		0-0 6-3		
Bill Parsons, R OBP: 0.111, SLG: 0.111 (1, 1)		0-3 K			0-3 K		0-0 1B		

Inning Stats	R: 2	H: 1	E: 0	LOB: 0	K: 0	BB: 1	S: 4	P: 8
	R: 0	H: 1	E: 0	LOB: 1	K: 2	BB: 0	S: 8	P: 8
	R: 0	H: 1	E: 0	LOB: 1	K: 0	BB: 0	S: 4	P: 4
	R: 0	H: 0	E: 0	LOB: 0	K: 0	BB: 0	S: 3	P: 3
	R: 0	H: 1	E: 0	LOB: 1	K: 2	BB: 0	S: 8	P: 8
	R: 0	H: 2	E: 0	LOB: 2	K: 1	BB: 0	S: 7	P: 7
	R: 0	H: 1	E: 0	LOB: 1	K: 0	BB: 0	S: 4	P: 4
	R: 0	H: 0	E: 0	LOB: 0	K: 0	BB: 0	S: 3	P: 3

PITCHER	IP	WLS	BF	H	R	ER	SO	BB	IBB	HBP	BLK	WP	HR	S	P	ERA	WHIP
Dick Bosman, R ERA: 2.81 (1, 1)	7.0	L	29	7	2	2	5	1	0	0	0	0	1	38	42	2.57	1.143
Jim Shellenback, L ERA: 4.7 (8, 1)	1.0		3	0	0	0	0	0	0	0	0	0	0	3	3	0.00	0.000

BOTTOM

Washington Senators @ Milwaukee Brewers
Milwaukee County Stadium, Milwaukee, WI

Tue May 04 1971, 8:05 PM EDT
 Att. 3,857 - Unknown

AB R H RBI BB SO LOB

3	1	0	0	1	1	2
4	0	1	0	0	0	3
4	1	2	2	0	0	1
4	0	1	0	0	0	1
4	0	0	0	0	0	2
3	0	0	0	0	1	2
3	0	1	0	0	1	2
3	0	1	0	0	0	1
3	0	1	0	0	2	2

AB 31
 R 2
 H 7
 RBI 2
 BB 1
 SO 5
 LOB 16



WP: 0 PA: 32
 PB: 1
 SB: 0
 CS: 0

1B: 5 SF: 0
 2B: 1 SAC: 0
 3B: 0 DP: 0
 HR: 1 HBP: 0

livebaseballscorecards.com

Batter	1	2	3	4	5	6	7	8	9	AB R H RBI BB SO LOB	TOP	
Del Unser, L (1, 8) OBP: 0.343, SLG: 0.492	0-3 K	0-0 1-3			0-0 F9			0-0 4-3		4 0 0 0 0 1 2		
Tim Cullen, R (1, 4) OBP: 0.236, SLG: 0.230	0-3 K		0-0 1-3			0-0 F8		0-0 1-3		4 0 0 0 0 1 1		
Mike Epstein, L (1, 3) OBP: 0.375, SLG: 0.325	0-0 F7		0-0 F8			0-0 3-1			0-3 K	4 0 0 0 0 1 0		
Tom McCraw, L (1, 9) OBP: 0.362, SLG: 0.538		0-0 G3	0-0 P6			0-0 2-3			0-0 4-3	4 0 0 0 0 0 0		
Bernie Allen, L (1, 5) OBP: 0.351, SLG: 0.485					0-0 P6			0-0 4-3	0-0 P4	4 0 0 0 0 0 0		
Richie Scheinblum, S (1, 7) OBP: 0.283, SLG: 0.205		0-0 BB 2B 1B			0-0 F8			0-0 4-3		3 1 1 0 0 0 0		
Jim French, L (1, 2) OBP: 0.275, SLG: 0.206		4-0 BB BB BB 2B 1B BB			0-0 1-3			0-0 6-3		2 1 0 0 1 0 0		
Toby Harrah, R (1, 6) OBP: 0.259, SLG: 0.208		0-0 1B 2B			0-0 F3			0-3 K		3 1 1 1 0 1 0		
Denny McLain, R (7, 1) OBP: 0.077, SLG: 0.077 Horacio Pina, R (7, 1) Joe Grzenda, R (7, 1) Gerry Janeski, R (7, 1) Paul Casanova, R (7, 2) Denny Riddleberger, R (7, 1)		0-0 1B			0-0 F9			0-0 4-3 2B		2 0 1 2 0 1 0 1 0 0 0 0 0 0 0 0 0 0 0		
Inning Stats	R: 0 E: 0 K: 2 S: 7 H: 0 LOB: 0 BB: 0 P: 7	R: 3 E: 0 K: 0 S: 6 H: 3 LOB: 1 BB: 1 P: 10	R: 0 E: 0 K: 0 S: 3 H: 0 LOB: 0 BB: 0 P: 3	R: 0 E: 0 K: 0 S: 3 H: 0 LOB: 0 BB: 0 P: 3	R: 0 E: 0 K: 0 S: 3 H: 0 LOB: 0 BB: 0 P: 3	R: 0 E: 0 K: 0 S: 3 H: 0 LOB: 0 BB: 0 P: 3	R: 0 E: 0 K: 0 S: 3 H: 0 LOB: 0 BB: 0 P: 3	R: 0 E: 0 K: 1 S: 5 H: 1 LOB: 1 BB: 0 P: 6	R: 0 E: 0 K: 1 S: 5 H: 0 LOB: 0 BB: 0 P: 5	1B: 2 2B: 2 3B: 0 HR: 0 SF: 0 SAC: 0 DP: 0 HBP: 0	WP: 0 PB: 0 SB: 0 CS: 0 PA: 32	
PITCHER	IP WLS BF H R ER SO BB IBB HBP BLK WP HR S P ERA WHIP											
Skip Lockwood, R (1, 1) ERA: 2.95	7.0 W 25 3 3 3 2 1 0 0 0 0 0 0 28 32 3.86 0.571											
Ken Sanders, R (8, 1) ERA: 2.29	2.0 S 7 1 0 0 2 0 0 0 0 0 0 0 11 11 0.00 0.500											

Washington Senators @ Milwaukee Brewers
Milwaukee County Stadium, Milwaukee, WI

Wed May 05 1971, 8:05 PM EDT
Att: 4,769 - Unknown - 47 F

AB	31
R	3
H	4
RBI	3
BB	1
SO	4
LOB	3



Batter	1	2	3	4	5	6	7	8	9
Tommy Harper, R OBP: 0.250, SLG: 0.216 (1, 5)	0-0 L5		0-0 F8		0-0 F1		0-0 1-3	0-0 F8	
Mike Hegan, L OBP: 0.360, SLG: 0.424 Roberto Pena, R OBP: 0.313, SLG: 0.349 (1, 3) (7, PH) (8, 3)	0-0 WP 2B		0-0 F7			0-0 F9	4-0 1B IBB		
John Briggs, L OBP: 0.323, SLG: 0.316 Andy Kosco, R OBP: 0.308, SLG: 0.371 Ken Sanders, R (1, 7) (7, PH) (8, 1)	0-3 K		0-0 1B			0-0 F7	0-0 1B		
Dave May, L OBP: 0.309, SLG: 0.395 (1, 8)	4-0 2-3 BB		0-0 F8			4-0 HR BB	0-0 F9		
Bill Voss, L OBP: 0.242, SLG: 0.302 (1, 9)	0-0 F9			0-0 F9		0-0 HR		0-0 BB SH1-4 1B	
Ted Kubiak, S OBP: 0.292, SLG: 0.296 (1, 4)		0-0 L7		0-3 K		0-0 F7		0-0 SH1-4	
Elie Rodriguez, R OBP: 0.286, SLG: 0.282 Floyd Wicker, L OBP: 0.500, SLG: 0.333 Ron Theobald, R Phil Roof, R OBP: 0.271, SLG: 0.227 (1, 2) (7, PH) (7, PR) (8, 2)		0-0 1-3		0-3 K			4-0 1-3 1B BB	4-0 BB IBB	
Rick Auerbach, R OBP: 0.267, SLG: 0.238 (1, 6)		0-0 5-3			0-0 G5-4-3 1B		0-3 K	0-0 P4	
Skip Lockwood, R OBP: 0.267, SLG: 0.154 Ted Savage, R OBP: 0.368, SLG: 0.200 (1, 1) (7, PH) (8, 7)			4-0 1B BB		0-0 G5-4-3		0-0 1-2 1B 1B	4-0 1-2 2-3 BB	

Inning Stats	R: 0 E: 0 K: 1 S: 6	H: 1 LOB: 2 BB: 1 P: 10	R: 0 E: 0 K: 0 S: 3	H: 0 LOB: 0 BB: 0 P: 3	R: 0 E: 0 K: 0 S: 4	H: 1 LOB: 2 BB: 1 P: 8	R: 0 E: 0 K: 2 S: 7	H: 0 LOB: 0 BB: 0 P: 7	R: 0 E: 0 K: 0 S: 3	H: 1 LOB: 0 BB: 0 P: 3	R: 2 E: 0 K: 1 S: 4	H: 1 LOB: 0 BB: 1 P: 8	R: 2 E: 0 K: 1 S: 7	H: 2 LOB: 2 BB: 2 P: 15	R: 0 E: 0 K: 0 S: 4	H: 1 LOB: 3 BB: 2 P: 12
--------------	------------------------------	----------------------------------	------------------------------	---------------------------------	------------------------------	---------------------------------	------------------------------	---------------------------------	------------------------------	---------------------------------	------------------------------	---------------------------------	------------------------------	----------------------------------	------------------------------	----------------------------------

PITCHER															PITCHER																		
IP	WLS	BF	H	R	ER	SO	BB	IBB	HBP	BLK	WP	HR	S	P	ERA	WHIP	IP	WLS	BF	H	R	ER	SO	BB	IBB	HBP	BLK	WP	HR	S	P	ERA	WHIP
Denny McLain, R ERA: 3.46 (1, 1)	6.1	L	27	5	4	4	4	4	0	0	1	1	31	47	5.68	1.421																	
Horacio Pina, R ERA: 1.59 (7, 1)	0.1		1	0	0	0	0	0	0	0	0	0	1	1	0.00	0.000																	
Joe Grzenda, L ERA: 0.96 (7, 1)	0.0		1	0	0	0	0	1	0	0	0	0	0	4	∞	∞																	
Gerry Janeski, R ERA: 3.98 (7, 1)	0.0		1	1	0	0	0	0	0	0	0	0	1	1	∞	∞																	
Denny Riddleberger, L ERA: 9.0 (7, 1)	1.1		7	1	0	0	1	1	0	0	0	0	5	13	0.00	1.500																	

BOTTOM

Washington Senators @ Milwaukee Brewers
Milwaukee County Stadium, Milwaukee, WI

Wed May 05 1971, 8:05 PM EDT
Att. 4,769 - Unknown - 47 F

AB	R	H	RBI	BB	SO	LOB
5	0	0	0	0	0	6
3	0	1	0	0	0	1
0	0	0	0	1	0	0
3	0	1	0	0	1	1
1	0	1	2	0	0	0
0	0	0	0	0	0	0
2	1	0	0	2	0	4
4	1	2	2	0	0	2
3	0	0	0	0	1	0
2	0	0	0	0	1	0
0	0	0	0	1	0	0
0	0	0	0	1	0	0
4	0	1	0	0	1	3
1	0	0	0	1	0	1
1	1	1	0	1	0	0

AB	29
R	4
H	7
RBI	4
BB	7
SO	4
LOB	18

1B	5	SF	0
2B	1	SAC	1
3B	0	DP	1
HR	1	HBP	0
WP	1	PA	37
PB	0	SB	0
CS	0		

Batter	1	2	3	4	5	6	7	8	9	AB R H RBI BB SO LOB	TOP																							
Luis Aparicio, R (1, 6) OBP: 0.283, SLG: 0.374	0-0 6-3	0-0 F5			0-0 BB 1B		0-0 6-3		0-0 5-3	5 0 1 0 0 0 1	Boston Red Sox @ Milwaukee Brewers Milwaukee County Stadium, Milwaukee, WI Fri May 07 1971, 8:05 PM EDT Att. 7,713 - Unknown livebaseballscorecards.com																							
Reggie Smith, S (1, 9) OBP: 0.386, SLG: 0.495	0-0 1-6-3	0-3 K			4-0 BB		0-0 G3	1-0 HBP	3 0 0 0 1 1 1																									
Carl Yastrzemski, L (1, 7) OBP: 0.468, SLG: 0.575	0-0 E HR 2B		0-0 4-3		0-0 F7		4-0 IBB	0-0 F8	4 1 1 0 1 0 3																									
Rico Petrocelli, R (1, 5) OBP: 0.375, SLG: 0.330	0-0 E6 HR		0-0 F8		0-3 K		0-0 L7		4 1 0 0 0 1 5																									
Billy Conigliaro, R (1, 8) OBP: 0.371, SLG: 0.512	0-0 1-H 3-H HR		0-3 K		0-0 4-3		0-0 4-3 SF7 2B		4 2 2 3 0 1 0																									
Mike Fiore, L (1, 3) BB	4-0 1B BB		0-0 4-3		0-0 F8		0-0 4-3		3 0 0 0 1 0 1																									
Duane Josephson, R (1, 2) OBP: 0.295, SLG: 0.337	0-0 1-3 1B		0-0 L7		0-0 L7		0-0 L7	0-0 SF7	3 0 1 1 0 0 0																									
Doug Griffin, R (1, 4) OBP: 0.309, SLG: 0.301	0-0 F8		0-0 5-3				0-0 2B 1B	0-0 6-3	4 1 1 0 0 0 2																									
Ray Culp, R (1, 1) OBP: 0.143, SLG: 0.143		0-0 6-3			0-3 K		0-0 G3 2B	0-3 K	2 0 0 0 0 1 0																									
Bobby Bolin, R (6, 1)									0 0 0 0 0 0 0																									
Joe Lahoud, L (7, PH) OBP: 0.450, SLG: 0.438									1 0 1 1 0 0 0																									
Bill Lee, L (7, 1)									1 0 0 0 0 1 0																									
Sparky Lyle, L (9, 1)									0 0 0 0 0 0 0																									
Inning Stats	R: 3 E: 1 K: 0 S: 7	H: 3 LOB: 2 BB: 1 P: 11	R: 0 E: 0 K: 1 S: 5	H: 0 LOB: 0 BB: 0 P: 5	R: 0 E: 0 K: 1 S: 5	H: 0 LOB: 0 BB: 0 P: 5	R: 0 E: 0 K: 0 S: 3	H: 0 LOB: 0 BB: 0 P: 3	R: 0 E: 0 K: 0 S: 3	H: 0 LOB: 0 BB: 0 P: 3	R: 1 E: 0 K: 0 S: 5	H: 2 LOB: 2 BB: 1 P: 9	R: 1 E: 0 K: 0 S: 4	H: 1 LOB: 0 BB: 0 P: 4	R: 0 E: 0 K: 1 S: 5	H: 0 LOB: 1 BB: 0 P: 6	1B: 3 2B: 3 3B: 0 HR: 1	SF: 1 SAC: 0 DP: 0 HBP: 1	WP: 0 PB: 0 SB: 0 CS: 0	PA: 39														
PITCHER	IP WLS BF H R ER SO BB IBB HBP BLK WP HR S P ERA WHIP	IP WLS BF H R ER SO BB IBB HBP BLK WP HR S P ERA WHIP																																
Marty Pattin, R (1, 1) ERA: 2.4	7.0	31	6	4	1	4	2	1	0	0	0	1	36	48	1.29	1.143																		
Ken Sanders, R (8, 1) ERA: 2.49	2.0	L	8	1	1	1	0	0	1	0	0	0	9	10	4.50	0.500																		



Batter	1	2	3	4	5	6	7	8	9	AB	R	H	RBI	BB	SO	LOB
Tommy Harper, R OBP: 0.239, SLG: 0.206 (1, 5) (8, 9) (9, 5)	0-0 4-3	0-0 F7		0-0 FC5		0-3 K			0-3 K	5	0	0	0	0	2	6
Mike Hegan, L OBP: 0.342, SLG: 0.400 Ron Theobald, R OBP: 0.500, SLG: 0.333 (1, 3) (9, PH)	0-0 1-3		0-0 F8		0-0 G3	0-3 K			0-0 1B BB G1-2-3 1B	4	0	0	0	0	1	1
John Briggs, L OBP: 0.324, SLG: 0.305 Ted Savage, R OBP: 0.381, SLG: 0.188 (1, 7) (7, PH) (8, 7)	0-0 G3		0-0 4-3		4-0 G3 1B BB			0-0 1-3	4-0 1B 1-2 BB	2	1	0	0	1	0	0
Dave May, L OBP: 0.313, SLG: 0.389 (1, 8)		4-0 1B BB	0-0 F5		0-0 G3			0-0 G3	0-0 1-2 1B	4	1	1	0	1	0	1
Bill Voss, L OBP: 0.257, SLG: 0.313 Ken Sanders, R (8, 1) Floyd Wicker, L OBP: 0.400, SLG: 0.250 (9, PH)		0-3 K		0-0 G6-4-3 1B	0-0 1B			0-3 K	0-0 G1-2-3	4	1	2	1	0	2	1
Ted Kubiak, S OBP: 0.301, SLG: 0.289 (1, 4)		4-0 BB 1B BB		4-0 G6-4-3 BB	0-0 G3				0-0 6-3	2	0	0	0	2	0	1
Elie Rodriguez, R OBP: 0.311, SLG: 0.310 Danny Walton, R OBP: 0.378, SLG: 0.467 Skip Lockwood, R OBP: 0.267, SLG: 0.154 Phil Roof, R OBP: 0.271, SLG: 0.227 (1, 2) (8, PH) (8, PR) (9, 2)		0-0 1-2 2-H 1B		0-0 G6-4-3 1-2f 2-3 1B		0-0 1B SH3-4 E 1B			4-0 BB	3	1	2	1	0	0	2
Rick Auerbach, R OBP: 0.298, SLG: 0.256 Andy Kosco, R OBP: 0.300, SLG: 0.361 (1, 6) (8, PH) (9, 9)		4-0 1-2 2-3 BB		0-0 FC5 1B 3-H 1B		0-0 SH3-4		0-3 K		1	0	1	1	1	0	0
Marty Pattin, R OBP: 0.316, SLG: 0.188 Roberto Pena, R OBP: 0.306, SLG: 0.341 (1, 1) (8, 5) (9, 6)		0-3 K		0-0 1-2 1B		0-0 E 1B		0-0 L9		3	0	2	0	0	1	3

Inning Stats	R: 0	H: 0	E: 0	K: 0	S: 3	H: 0	LOB: 0	BB: 0	P: 3	R: 1	H: 1	E: 0	K: 2	S: 8	H: 1	LOB: 3	BB: 3	P: 20	R: 0	H: 0	E: 0	K: 0	S: 3	R: 1	H: 3	E: 0	K: 0	S: 5	R: 1	H: 1	E: 0	K: 0	S: 4	R: 1	H: 2	E: 1	K: 2	S: 9	R: 0	H: 0	E: 0	K: 1	S: 5	R: 0	H: 0	E: 0	K: 1	S: 5	R: 0	H: 0	E: 0	K: 1	S: 6	R: 0	H: 2	E: 0	K: 1	S: 6	1B: 9	2B: 0	3B: 0	HR: 0	SF: 0	SAC: 1	DP: 2	HBP: 0	WP: 0	PA: 41
--------------	------	------	------	------	------	------	--------	-------	------	------	------	------	------	------	------	--------	-------	-------	------	------	------	------	------	------	------	------	------	------	------	------	------	------	------	------	------	------	------	------	------	------	------	------	------	------	------	------	------	------	------	------	------	------	------	------	------	------	------	------	-------	-------	-------	-------	-------	--------	-------	--------	-------	--------

PITCHER	IP	WLS	BF	H	R	ER	SO	BB	IBB	HBP	BLK	WP	HR	S	P	ERA	WHIP
Ray Culp, R ERA: 4.91 (1, 1)	5.1		27	7	4	3	2	5	0	0	0	0	0	26	46	5.06	2.250
Bobby Bolin, R ERA: 4.82 (6, 1)	0.2		2	0	0	0	2	0	0	0	0	0	0	6	6	0.00	0.000
Bill Lee, L ERA: 3.0 (7, 1)	2.1	W	10	1	0	0	3	2	0	0	0	0	0	14	22	0.00	1.286
Sparky Lyle, L ERA: (9, 1)	0.2	S	2	1	0	0	0	0	0	0	0	0	0	2	2	0.00	1.500

BOTTOM

Boston Red Sox @ Milwaukee Brewers
Milwaukee County Stadium, Milwaukee, WI

Fri May 07 1971, 8:05 PM EDT
Att. 7,713 - Unknown

livebaseballscorecards.com

AB	33
R	4
H	9
RBI	3
BB	7
SO	7
LOB	20



Batter	1	2	3	4	5	6	7	8	9	AB R H RBI BB SO LOB	TOP									
Luis Aparicio, R (1, 6) OBP: 0.279, SLG: 0.375	0-0 5-3	0-0 F3		0-0 2B			0-0 4-3	0-0 1-3		5 0 1 0 0 0 4										
Reggie Smith, S (1, 9) OBP: 0.395, SLG: 0.529	0-0 HR	0-0 1B		0-0 6-3			0-0 F9	0-0 1B		5 1 3 4 0 0 1										
Carl Yastrzemski, L (1, 7) OBP: 0.466, SLG: 0.556	0-0 6-3	4-0 1B			0-0 3-1		4-0 2B	0-0 L6		3 0 0 0 2 0 1										
Rico Petrocelli, R (1, 5) OBP: 0.376, SLG: 0.337	4-0 1B	0-0 F8			0-0 F2		0-0 2B		0-0 F5	4 0 1 0 1 0 3										
Billy Conigliaro, R (1, 8) OBP: 0.373, SLG: 0.500	0-0 1B		0-0 F7		0-0 5-3		4-0 IBB		0-0 F9	4 0 1 0 1 0 0										
Mike Fiore, L (1, 3) OBP: 0.376, SLG: 0.337	0-0 3-1		0-0 1-3			0-0 G3	0-0 5-3		0-3 K	5 0 0 0 0 1 5										
Duane Josephson, R (1, 2) OBP: 0.313, SLG: 0.360		4-0 1B	0-0 5-3			0-0 FC6-5		0-0 FC3-6		3 1 2 0 1 0 0										
Doug Griffin, R (1, 4) OBP: 0.306, SLG: 0.299		0-0 1B		0-0 L8		0-0 FC6-5		0-0 FC3-6		4 1 1 0 0 0 2										
Sonny Siebert, R (1, 1) OBP: 0.250, SLG: 0.526		0-3 K		0-3 K		0-3 K		0-0 1B		3 0 0 0 0 3 3										
Joe Lahoud, L (8, PH) OBP: 0.476, SLG: 0.471										1 1 1 0 0 0 0										
Ken Tatum, R (8, 1)										0 0 0 0 0 0 0										
Inning Stats	R: 1 E: 0 K: 0 S: 5	H: 2 LOB: 2 BB: 1 P: 9	R: 1 E: 0 K: 1 S: 7	H: 2 LOB: 3 BB: 2 P: 15	R: 0 E: 0 K: 0 S: 3	H: 0 LOB: 0 BB: 0 P: 3	R: 0 E: 0 K: 1 S: 6	H: 1 LOB: 1 BB: 0 P: 6	R: 0 E: 0 K: 1 S: 6	H: 1 LOB: 1 BB: 0 P: 6	R: 0 E: 0 K: 0 S: 4	H: 1 LOB: 3 BB: 2 P: 12	R: 2 E: 0 K: 0 S: 6	H: 3 LOB: 1 BB: 0 P: 6	R: 0 E: 0 K: 1 S: 5	H: 0 LOB: 0 BB: 0 P: 5	1B: 6 2B: 3 3B: 0 HR: 1	SF: 0 SAC: 0 DP: 0 HBP: 0	WP: 0 PB: 0 SB: 0 CS: 0	PA: 42
PITCHER	IP WLS BF H R ER SO BB IBB HBP BLK WP HR S P ERA WHIP																			
Lew Krausse, R (1, 1) ERA: 2.56	7.0 L 33 7 2 2 3 4 1 0 0 0 0 1 34 54 2.57 1.571																			
Ken Sanders, R (8, 1) ERA: 3.22	0.2 4 2 2 0 0 0 0 0 0 0 0 0 4 4 27.00 3.000																			
Marcelino Lopez, L (8, 1) ERA: 1.13	1.1 5 1 0 0 1 0 0 0 0 0 0 0 7 7 0.00 0.750																			

Boston Red Sox @ Milwaukee Brewers
Milwaukee County Stadium, Milwaukee, WI

Sat May 08 1971, 4:33 AM EDT
 Att: 11,684 - Unknown

AB	37
R	4
H	10
RBI	4
BB	5
SO	4
LOB	19



livebaseballscorecards.com

BOTTOM

Boston Red Sox @ Milwaukee Brewers
Milwaukee County Stadium, Milwaukee, WI

Sat May 08 1971, 4:33 AM EDT
Att. 11,684 - Unknown

livebaseballscorecards.com

AB	32
R	2
H	6
RBI	2
BB	2
SO	9
LOB	6



WP:	0	PA:	34
PB:	0	SB:	1
CS:	0		

AB	R	H	RBI	BB	SO	LOB
4	0	0	0	0	2	0
3	1	1	0	1	0	0
4	0	1	0	0	1	1
4	0	1	1	0	1	1
4	1	1	1	0	1	0
4	0	1	0	0	1	0
3	0	1	0	0	0	1
1	0	0	0	0	0	0
2	0	0	0	0	0	1
0	0	0	0	1	0	0
0	0	0	0	0	0	0
2	0	0	0	0	2	0
1	0	0	0	0	1	2
0	0	0	0	0	0	0
0	0	0	0	0	0	0

Batter	1	2	3	4	5	6	7	8	9
Mike Hegan, L (1, 3) OBP: 0.325, SLG: 0.378	0-3 K ①		0-0 4-3 ②			0-3 K ②		0-0 5-3 ①	
Ron Theobald, R (1, 4) OBP: 0.500, SLG: 0.333	0-0 FC1-6 S 1B		0-0 L8 ③			4-0 1B BB		0-0 5-3 ②	
John Briggs, L (1, 9) OBP: 0.319, SLG: 0.302	0-0 FC1-6 ②			0-0 F8 ①		0-0 1B 1B		0-3 K ③	
Danny Walton, R (1, 7) OBP: 0.366, SLG: 0.441	0-0 F6 ③			0-0 G2 ②		0-0 1B		0-3 K ①	
Bill Voss, L (1, 8) OBP: 0.257, SLG: 0.352		0-0 F7 ①		0-3 K ③		0-0 F7 ①		0-0 HR	
Roberto Pena, R (1, 5) OBP: 0.302, SLG: 0.333 (8, 6)		0-0 1B			0-0 L9 ①	0-3 K ②		0-0 G3 ②	
Elie Rodriguez, R (1, 2) OBP: 0.313, SLG: 0.333 (7, PR)		0-0 L8 ②			0-0 L8 ②		0-0 2B	0-0 L9 ③	
Tommy Harper, R (8, 5) OBP: 0.237, SLG: 0.204									
Rick Auerbach, R (1, 6) OBP: 0.286, SLG: 0.244		0-0 F7 ③			0-0 F8 ③	4-0 BB			
Floyd Wicker, L (7, PH) OBP: 0.500, SLG: 0.250									
Phil Roof, R (8, 2) OBP: 0.271, SLG: 0.227									
Lew Krausse, R (1, 1) OBP: 0.364, SLG: 0.176			0-3 K ①			0-3 K ①	0-3 K ③		
Ted Savage, R (7, PH) OBP: 0.500, SLG: 0.500									
Ken Sanders, R (8, 1)									
Marcelino Lopez, R (8, 1)									

Inning Stats	R: 0	H: 1	E: 0	K: 1	S: 6	H: 1	LOB: 1	BB: 0	P: 6	R: 0	H: 1	E: 0	K: 0	S: 4	R: 0	H: 0	E: 0	K: 1	S: 5	R: 0	H: 0	E: 0	K: 1	S: 5	R: 0	H: 0	E: 0	K: 0	S: 3	R: 1	H: 2	E: 0	K: 2	S: 8	R: 0	H: 1	E: 0	K: 2	S: 8	R: 0	H: 0	E: 0	K: 1	S: 5	R: 1	H: 1	E: 0	K: 1	S: 6	1B: 4	SF: 0	2B: 1	SAC: 0	3B: 0	DP: 0	HR: 1	HBP: 0	WP: 0	PA: 34
--------------	------	------	------	------	------	------	--------	-------	------	------	------	------	------	------	------	------	------	------	------	------	------	------	------	------	------	------	------	------	------	------	------	------	------	------	------	------	------	------	------	------	------	------	------	------	------	------	------	------	------	-------	-------	-------	--------	-------	-------	-------	--------	-------	--------

PITCHER	IP	WLS	BF	H	R	ER	SO	BB	IBB	HBP	BLK	WP	HR	S	P	ERA	WHIP
Sonny Siebert, R (1, 1) ERA: 1.89	7.0	W	27	5	1	1	7	2	0	0	0	0	0	39	47	1.29	1.000
Ken Tatum, R (8, 1) ERA: 2.76	2.0	S	7	1	1	1	2	0	0	0	0	0	1	11	11	4.50	0.500

Batter	1	2	3	4	5	6	7	8	9	AB R H RBI BB SO LOB	TOP									
Luis Aparicio, R (1, 6) OBP: 0.278, SLG: 0.364	0-0 L9		4-0 1B BB			0-0 F4			0-0 4-3	3 0 0 0 1 0 0	Boston Red Sox @ Milwaukee Brewers Milwaukee County Stadium, Milwaukee, WI Sun May 09 1971, 4:33 AM EDT Att: 9,050 - Sunny - 49 F									
Reggie Smith, S (1, 9) OBP: 0.390, SLG: 0.519	0-0 F4		0-0 1-2 1B			0-0 4-3			0-0 L9	4 0 1 0 0 0 0										
Carl Yastrzemski, L (1, 7) OBP: 0.467, SLG: 0.543	4-0 BB		0-0 G3			0-0 F5			4-0 1B BB BB	2 1 0 0 2 0 2										
Rico Petrocelli, R (1, 5) OBP: 0.372, SLG: 0.333	0-0 L7				0-0 F9				0-0 1-2 BB 1B 1B	4 0 1 0 0 0 1										
Billy Conigliaro, R (1, 8) OBP: 0.368, SLG: 0.489		0-0 6-3			0-0 F4				0-0 1-2 2-3 BB 1B	4 0 1 0 0 1 0										
Mike Fiore, L (1, 3)		4-0 BB			0-3 K				4-0 1-2 2-3 3-H BB	2 0 0 1 2 2 0										
Duane Josephson, R (1, 2) OBP: 0.310, SLG: 0.356 Don Pavletich, R (4, 2) OBP: 0.500, SLG: 0.400		0-0 G1-4-6-3			0-0 5-3				0-0 F8	1 0 0 0 0 0 1 3 0 0 0 0 0 3										
Doug Griffin, R (1, 4) OBP: 0.297, SLG: 0.289					0-0 F4				0-0 F8	3 0 0 0 0 0 0										
Mike Nagy, R (1, 1) OBP: 0.083, SLG: 0.167 Ken Brett, L (1, 1) Joe Lahoud, L (8, PH) OBP: 0.455, SLG: 0.444 Cal Koonce, R (8, 1)					0-0 L9				0-0 F8	0 0 0 0 0 0 0 2 0 0 0 0 0 0 1 0 0 0 0 0 0 0 0 0 0 0 0 0										
Inning Stats	R: 0 E: 0 K: 0 S: 3	H: 0 LOB: 1 BB: 1 P: 7	R: 0 E: 0 K: 0 S: 2	H: 0 LOB: 0 BB: 1 P: 6	R: 0 E: 0 K: 0 S: 4	H: 1 LOB: 2 BB: 1 P: 8	R: 0 E: 0 K: 1 S: 5	H: 0 LOB: 0 BB: 0 P: 5	R: 0 E: 0 K: 0 S: 3	H: 0 LOB: 0 BB: 0 P: 3		R: 0 E: 0 K: 2 S: 7	H: 0 LOB: 0 BB: 0 P: 7	R: 0 E: 0 K: 0 S: 3	H: 0 LOB: 0 BB: 0 P: 3	R: 1 E: 0 K: 0 S: 5	H: 2 LOB: 3 BB: 2 P: 13	1B: 3 2B: 0 3B: 0 HR: 0	SF: 0 SAC: 0 DP: 1 HBP: 0	WP: 0 PB: 0 SB: 0 CS: 0
PITCHER Bill Parsons, R (1, 1) ERA: 1.9	IP: 9.0 WLS: W BF: 34 H: 3 R: 1 ER: 1 SO: 3 BB: 5 IBB: 0 HBP: 0 BLK: 0 WP: 0 HR: 0 S: 35 P: 55 ERA: 1.00 WHIP: 0.889											PITCHER	IP: WLS: BF: H: R: ER: SO: BB: IBB: HBP: BLK: WP: HR: S: P: ERA: WHIP:							

AB	29
R	1
H	3
RBI	1
BB	5
SO	3
LOB	7



Batter	1	2	3	4	5	6	7	8	9
Ron Theobald, R OBP: 0.500, SLG: 0.400 (1, 4)				5-3		K			
Roberto Pena, R OBP: 0.281, SLG: 0.308 (1, 5)	F8			6-3			6-3		
John Briggs, L OBP: 0.329, SLG: 0.328 (1, 9) (8, 7)	1-3	1B		K		1B	F7		
Danny Walton, R OBP: 0.356, SLG: 0.421 Dave May, L OBP: 0.313, SLG: 0.389 (1, 7) (8, 8)	3B	1B		4-3		K	6-3		
Bill Voss, L OBP: 0.256, SLG: 0.338 (1, 8) (8, 9)	1-2	3B		6-3		K	K		
Andy Kosco, R OBP: 0.318, SLG: 0.410 (1, 3)	1B	3B		F7		K	4-3	BB	
Phil Roof, R OBP: 0.288, SLG: 0.234 (1, 2)	1B	BB		K		1B	4-3		
Rick Auerbach, R OBP: 0.283, SLG: 0.245 (1, 6)	1-2	1B		1-3		K	1-3		
Bill Parsons, R OBP: 0.083, SLG: 0.083 (1, 1)	K			K		K			

Inning Stats	R: 6	H: 6	E: 0	LOB: 2	K: 1	S: 11	P: 19	R: 0	H: 0	E: 0	LOB: 0	K: 1	S: 5	P: 5	R: 0	H: 0	E: 0	LOB: 0	K: 1	S: 5	P: 5	R: 0	H: 1	E: 0	LOB: 1	K: 3	S: 10	P: 10	R: 0	H: 1	E: 0	LOB: 1	K: 3	S: 10	P: 10	R: 0	H: 0	E: 0	LOB: 0	K: 0	S: 3	P: 3	R: 0	H: 0	E: 0	LOB: 1	K: 1	S: 5	P: 9
--------------	------	------	------	--------	------	-------	-------	------	------	------	--------	------	------	------	------	------	------	--------	------	------	------	------	------	------	--------	------	-------	-------	------	------	------	--------	------	-------	-------	------	------	------	--------	------	------	------	------	------	------	--------	------	------	------

PITCHER	IP	WLS	BF	H	R	ER	SO	BB	IBB	HBP	BLK	WP	HR	S	P	ERA	WHIP
Mike Nagy, R ERA: 5.18 (1, 1)	0.1	L	6	4	5	5	0	1	0	0	0	0	0	5	9	135.00	15.000
Ken Brett, L ERA: 3.63 (1, 1)	6.2		25	4	1	1	10	1	0	0	0	0	0	44	48	1.35	0.750
Cal Koonce, R ERA: 8.53 (8, 1)	1.0		4	0	0	0	1	1	0	0	0	0	0	5	9	0.00	1.000

BOTTOM

AB R H RBI BB SO LOB

4	1	2	1	0	1	1
4	0	0	0	0	0	3
4	1	2	0	0	1	0
4	1	1	2	0	1	1
0	0	0	0	0	0	0
3	1	0	0	1	2	1
3	1	1	2	1	1	1
3	1	1	0	1	1	1
4	0	1	1	0	1	2
3	0	0	0	0	3	3

AB 32
R 6
H 8
RBI 6
BB 3
SO 11
LOB 13

WP: 0 PA: 35
PB: 0
SB: 1
CS: 0

Boston Red Sox @ Milwaukee Brewers
Milwaukee County Stadium, Milwaukee, WI
 Sun May 09 1971, 4:33 AM EDT
 Att. 9,050 - Sunny - 49 F

Batter	1	2	3	4	5	6	7	8	9	AB R H RBI BB SO LOB	TOP											
Horace Clarke, S (1, 4) OBP: 0.396, SLG: 0.333	4-0 FC5 F9 BB	0-0 F9		0-0 1-2 2-H 1B		0-0 4-3			0-0 SH3-4	3 0 1 1 1 0 3												
Jake Gibbs, L (1, 2) OBP: 0.231, SLG: 0.320	0-0 F9 1-2		0-0 F7	0-3 K			0-0 F9		0-0 1B G5-2-3 1B	5 0 1 1 0 1 3												
Roy White, S (1, 7) OBP: 0.375, SLG: 0.576	0-3 K		0-0 F2		0-0 G4-6-3 1B		0-0 1B		0-0 BB 1B	5 0 3 0 0 1 1												
Bobby Murcer, L (1, 8) OBP: 0.426, SLG: 0.505	4-0 BB		0-0 3-1		0-0 G4-6-3 1B		0-0 F8-4 1B		4-0 BB	3 0 2 0 2 0 0												
Danny Cater, R (1, 3) OBP: 0.260, SLG: 0.288	0-0 FC5 2-3f			4-0 G6-4-3 1B BB	0-0 G4-6-3		0-0 F8-4		0-0 G5-2-3	4 1 0 0 1 0 9												
Felipe Alou, R (1, 9) OBP: 0.323, SLG: 0.422		0-0 F3		4-0 G6-4-3 BB	0-0 F8			0-0 FC1-6 1B		3 0 1 0 1 0 1												
Jerry Kenney, L (1, 5) OBP: 0.293, SLG: 0.184		4-0 1B BB		0-0 G6-4-3		0-0 F7		0-0 FC1-6 CS		3 0 0 0 1 0 3												
Gene Michael, S (1, 6) OBP: 0.364, SLG: 0.301		0-0 1-3 1B		4-0 1B IBB		0-0 L9		0-0 4-3		3 1 1 0 1 0 1												
Mel Stottlemyre, R (1, 1) OBP: 0.350, SLG: 0.294		0-0 L6		0-0 1-2 3-H 1B		4-0 BB			4-0 SH3-4 1B BB	2 1 1 1 2 0 2												
Inning Stats	R: 0 E: 0 K: 1 S: 5	H: 0 LOB: 2 BB: 2 P: 13	R: 0 E: 0 K: 0 S: 4	H: 1 LOB: 2 BB: 1 P: 8	R: 0 E: 0 K: 0 S: 3	H: 0 LOB: 0 BB: 0 P: 3	R: 2 E: 0 K: 1 S: 6	H: 2 LOB: 2 BB: 3 P: 18	R: 0 E: 0 K: 0 S: 4	H: 2 LOB: 1 BB: 0 P: 4	R: 0 E: 0 K: 0 S: 3	H: 0 LOB: 1 BB: 1 P: 7	R: 0 E: 0 K: 0 S: 4	H: 2 LOB: 1 BB: 0 P: 4	R: 0 E: 0 K: 0 S: 3	H: 1 LOB: 0 BB: 0 P: 3	R: 1 E: 0 K: 0 S: 4	H: 2 LOB: 2 BB: 2 P: 12	1B: 10 2B: 1 3B: 0 HR: 0	SF: 0 SAC: 1 DP: 4 HBP: 0	WP: 0 PB: 0 SB: 0 CS: 1	PA: 41
PITCHER	IP WLS BF H R ER SO BB IBB HBP BLK WP HR S P ERA WHIP																					
Skip Lockwood, R (1, 1) ERA: 2.84	8.0 L 35 8 2 2 2 6 1 0 0 0 0 32 60 2.25 1.750																					
Marcelino Lopez, L (9, 1) ERA: 1.65	0.1 5 2 1 1 0 2 0 0 0 0 0 3 11 27.00 12.000																					
Ken Sanders, R (9, 1) ERA: 3.13	0.2 1 0 0 0 0 0 0 0 0 0 0 1 1 0.00 0.000																					

New York Yankees @ Milwaukee Brewers
Milwaukee County Stadium, Milwaukee, WI

Wed May 12 1971, 8:05 PM EDT
 Att: 4,010 - Unknown - 50 F

livebaseballscorecards.com

AB 31
R 3
H 10
RBI 3
BB 9
SO 2
LOB 23



Batter	1	2	3	4	5	6	7	8	9	AB R H RBI BB SO LOB	TOP
Tommy Harper, R (1, 5) OBP: 0.234, SLG: 0.204	0-0 F8			0-0 5-3		0-0 1B 1B	0-0 F8		0-3 K	5 1 1 0 0 1 2	
Mike Hegan, L (1, 3) OBP: 0.337, SLG: 0.372	0-0 F7			4-0 G3 BB		0-0 1B BB 1B	0-0 G3			3 1 1 1 1 0 1	
Dave May, L (1, 8) OBP: 0.317, SLG: 0.376	0-0 F8			0-0 G3		4-0 BB 1B BB	4-0			2 0 0 0 2 0 1	
Andy Kosco, R (1, 7) OBP: 0.296, SLG: 0.367		0-0 P4		0-0 F8		0-0 BB 1B	0-0 P4			4 0 1 1 0 0 3	
Bill Voss, L (1, 9) OBP: 0.287, SLG: 0.383		0-0 5-3			0-0 HR	4-0 BB		0-0 FC2-6 1B		3 1 2 2 1 0 0	
Ted Kubiak, S (1, 4) OBP: 0.277, SLG: 0.264		0-0 4-3			0-0 4-3	0-3 K		0-0 FC2-6 1B		4 0 0 0 0 1 4	
Phil Roof, R (1, 2) OBP: 0.283, SLG: 0.236			0-0 5-3		0-0 4-3	0-3 K		0-0 G4-3-6		4 0 0 0 0 1 4	
Rick Auerbach, R (1, 6) OBP: 0.286, SLG: 0.259			0-0 P4		0-0 5-3		0-0 SH G3 2B		0-0 L6	4 1 1 0 0 0 0	
Bill Parsons, R (1, 1) OBP: 0.071, SLG: 0.071			0-3 K			0-3 K		0-0 SH G3		2 0 0 0 0 2 0	
Ken Sanders, R (7, 1)									0-0 4-3	1 0 0 0 0 0 0	
Inning Stats	R: 0 H: 0 E: 0 LOB: 0 K: 0 BB: 0 S: 3 P: 3	R: 0 H: 0 E: 0 LOB: 0 K: 0 BB: 0 S: 3 P: 3	R: 0 H: 0 E: 0 LOB: 0 K: 1 BB: 0 S: 5 P: 5	R: 0 H: 0 E: 0 LOB: 1 K: 0 BB: 1 S: 3 P: 7	R: 1 H: 1 E: 0 LOB: 0 K: 0 BB: 0 S: 4 P: 4	R: 2 H: 3 E: 0 LOB: 3 K: 3 BB: 2 S: 12 P: 20	R: 1 H: 1 E: 1 LOB: 2 K: 0 BB: 1 S: 5 P: 9	R: 0 H: 1 E: 0 LOB: 0 K: 0 BB: 0 S: 3 P: 3	R: 0 H: 0 E: 0 LOB: 0 K: 1 BB: 0 S: 5 P: 5	1B: 4 SF: 0 2B: 1 SAC: 1 3B: 0 DP: 1 HR: 1 HBP: 0	WP: 0 PA: 37 PB: 0 SB: 0 CS: 0
PITCHER	IP WLS BF H R ER SO BB IBB HBP BLK WP HR S P ERA WHIP										
Tom Murphy, R (1, 1) ERA: 4.17	5.1 L 22 4 3 3 2 2 0 0 0 0 0 1 24 32 5.06 1.125										
Mel Queen, R (6, 1) ERA: 1.02	1.2 9 1 1 0 2 1 1 0 0 0 0 0 11 19 0.00 1.200										
Archie Reynolds, R (8, 1) ERA: 1.17	2.0 6 1 0 0 1 0 0 0 0 0 0 0 8 8 0.00 0.500										

Milwaukee Brewers @ California Angels
Anaheim Stadium, Anaheim, CA
Fri May 14 1971, 10:05 PM EDT
Att. 27,420 - Unknown

livebaseballscorecards.com

AB	32
R	4
H	6
RBI	4
BB	4
SO	5
LOB	15



BOTTOM

Milwaukee Brewers @ California Angels
Anaheim Stadium, Anaheim, CA
Fri May 14 1971, 10:05 PM EDT
Att. 27,420 - Unknown

livebaseballscores.com

AB	33
R	1
H	6
RBI	1
BB	2
SO	4
LOB	15



WP:	0	PA:	35
PB:	0	SB:	0
CS:	0		

AB R H RBI BB SO LOB

3 0 1 0 1 0 0

4 0 0 0 0 0 2

4 0 0 0 0 1 2

4 0 0 0 0 2 1

4 1 3 0 0 0 0

4 0 2 1 0 0 1

0 0 0 0 0 0 0

4 0 0 0 0 1 4

2 0 0 0 1 0 1

1 0 0 0 0 0 0

1 0 0 0 0 0 0

1 0 0 0 0 0 2

0 0 0 0 0 0 0

1B: 4 SF: 0

2B: 2 SAC: 0

3B: 0 DP: 0

HR: 0 HBP: 0

1B: 4 SF: 0

2B: 2 SAC: 0

3B: 0 DP: 0

HR: 0 HBP: 0

1B: 4 SF: 0

2B: 2 SAC: 0

3B: 0 DP: 0

HR: 0 HBP: 0

1B: 4 SF: 0

2B: 2 SAC: 0

3B: 0 DP: 0

HR: 0 HBP: 0

1B: 4 SF: 0

2B: 2 SAC: 0

3B: 0 DP: 0

HR: 0 HBP: 0

1B: 4 SF: 0

2B: 2 SAC: 0

3B: 0 DP: 0

HR: 0 HBP: 0

1B: 4 SF: 0

2B: 2 SAC: 0

3B: 0 DP: 0

HR: 0 HBP: 0

1B: 4 SF: 0

2B: 2 SAC: 0

3B: 0 DP: 0

HR: 0 HBP: 0

1B: 4 SF: 0

2B: 2 SAC: 0

3B: 0 DP: 0

HR: 0 HBP: 0

1B: 4 SF: 0

2B: 2 SAC: 0

3B: 0 DP: 0

HR: 0 HBP: 0

1B: 4 SF: 0

2B: 2 SAC: 0

3B: 0 DP: 0

HR: 0 HBP: 0

1B: 4 SF: 0

2B: 2 SAC: 0

3B: 0 DP: 0

HR: 0 HBP: 0

1B: 4 SF: 0

2B: 2 SAC: 0

3B: 0 DP: 0

HR: 0 HBP: 0

1B: 4 SF: 0

2B: 2 SAC: 0

3B: 0 DP: 0

HR: 0 HBP: 0

1B: 4 SF: 0

2B: 2 SAC: 0

3B: 0 DP: 0

HR: 0 HBP: 0

1B: 4 SF: 0

2B: 2 SAC: 0

3B: 0 DP: 0

HR: 0 HBP: 0

1B: 4 SF: 0

2B: 2 SAC: 0

3B: 0 DP: 0

HR: 0 HBP: 0

1B: 4 SF: 0

2B: 2 SAC: 0

3B: 0 DP: 0

HR: 0 HBP: 0

1B: 4 SF: 0

2B: 2 SAC: 0

3B: 0 DP: 0

HR: 0 HBP: 0

1B: 4 SF: 0

2B: 2 SAC: 0

3B: 0 DP: 0

HR: 0 HBP: 0

1B: 4 SF: 0

2B: 2 SAC: 0

3B: 0 DP: 0

HR: 0 HBP: 0

1B: 4 SF: 0

2B: 2 SAC: 0

3B: 0 DP: 0

HR: 0 HBP: 0

1B: 4 SF: 0

2B: 2 SAC: 0

3B: 0 DP: 0

HR: 0 HBP: 0

1B: 4 SF: 0

2B: 2 SAC: 0

3B: 0 DP: 0

HR: 0 HBP: 0

1B: 4 SF: 0

2B: 2 SAC: 0

3B: 0 DP: 0

HR: 0 HBP: 0

1B: 4 SF: 0

2B: 2 SAC: 0

3B: 0 DP: 0

HR: 0 HBP: 0

1B: 4 SF: 0

2B: 2 SAC: 0

3B: 0 DP: 0

HR: 0 HBP: 0

1B: 4 SF: 0

2B: 2 SAC: 0

3B: 0 DP: 0

HR: 0 HBP: 0

1B: 4 SF: 0

2B: 2 SAC: 0

3B: 0 DP: 0

HR: 0 HBP: 0

1B: 4 SF: 0

2B: 2 SAC: 0

3B: 0 DP: 0

HR: 0 HBP: 0

1B: 4 SF: 0

2B: 2 SAC: 0

3B: 0 DP: 0

HR: 0 HBP: 0

1B: 4 SF: 0

2B: 2 SAC: 0

3B: 0 DP: 0

HR: 0 HBP: 0

1B: 4 SF: 0

2B: 2 SAC: 0

3B: 0 DP: 0

HR: 0 HBP: 0

1B: 4 SF: 0

2B: 2 SAC: 0

3B: 0 DP: 0

HR: 0 HBP: 0

R: 0 H: 0

E: 0 LOB: 0

K: 0 BB: 0

S: 3 P: 3

R: 0 H: 0

E: 0 LOB: 0

K: 1 BB: 0

S: 5 P: 5

R: 0 H: 0

E: 0 LOB: 0

K: 0 BB: 0

S: 3 P: 3

R: 0 H: 1

E: 0 LOB: 1

K: 1 BB: 0

S: 6 P: 6

R: 0 H: 1

E: 0 LOB: 1

K: 1 BB: 0

S: 6 P: 6

R: 0 H: 0

E: 0 LOB: 1

K: 0 BB: 1

S: 3 P: 7

R: 1 H: 2

E: 0 LOB: 2

K: 0 BB: 1

S: 5 P: 9

R: 0 H: 0

E: 0 LOB: 0

K: 0 BB: 0

S: 3 P: 3

R: 0 H: 2

E: 0 LOB: 2

K: 1 BB: 0

S: 7 P: 7

R: 0 H: 2

E: 0 LOB: 2

K: 1 BB: 0

S: 7 P: 7

R: 0 H: 2

E: 0 LOB: 2

K: 1 BB: 0

S: 7 P: 7

R: 0 H: 2

E: 0 LOB: 2

K: 1 BB: 0

S: 7 P: 7

R: 0 H: 2

E: 0 LOB: 2

K: 1 BB: 0

S: 7 P: 7

R: 0 H: 2

E: 0 LOB: 2

K: 1 BB: 0

S: 7 P: 7

R: 0 H: 2

E: 0 LOB: 2

K: 1 BB: 0

S: 7 P: 7

R: 0 H: 2

E: 0 LOB: 2

K: 1 BB: 0

S: 7 P: 7

R: 0 H: 2

E: 0 LOB: 2

K: 1 BB: 0

S: 7 P: 7

R: 0 H: 2

E: 0 LOB: 2

K: 1 BB: 0

S: 7 P: 7

R: 0 H: 2

E: 0 LOB: 2

K: 1 BB: 0

S: 7 P: 7

R: 0 H: 2

E: 0 LOB: 2

K: 1 BB: 0

S: 7 P: 7

R: 0 H: 2

E: 0 LOB: 2

K: 1 BB: 0

S: 7 P: 7

R: 0 H: 2

E: 0 LOB: 2

K: 1 BB: 0

S: 7 P: 7

R: 0 H: 2

E: 0 LOB: 2

K: 1 BB: 0

S: 7 P: 7

R: 0 H: 2

E: 0 LOB: 2

K: 1 BB: 0

S: 7 P: 7

R: 0 H: 2

E: 0 LOB: 2

K: 1 BB: 0

S: 7 P: 7

R: 0 H: 2

E: 0 LOB: 2

K: 1 BB: 0

S: 7 P: 7

R: 0 H: 2

E: 0 LOB: 2

K: 1 BB: 0

S: 7 P: 7

R: 0 H: 2

E: 0 LOB: 2

K: 1 BB: 0

S: 7 P: 7

R: 0 H: 2

E: 0 LOB: 2

K: 1 BB: 0

S: 7 P: 7

R: 0 H: 2

E: 0 LOB: 2

Batter	1	2	3	4	5	6	7	8	9	AB R H RBI BB SO LOB	TOP							
Tommy Harper, R (1, 5) OBP: 0.234, SLG: 0.205	0-3 K		0-0 S 1B		0-0 F8			0-0 6-3		4 0 1 0 0 1 1								
Mike Hegan, L (1, 3) OBP: 0.323, SLG: 0.354	0-0 4-3		0-0 6-3 1-2			0-0 4-3		0-0 6-3		4 0 0 0 0 0 1								
Dave May, L (1, 8) OBP: 0.324, SLG: 0.375	0-3 K			4-0 BB		0-0 4-3		0-0 1B		3 0 1 0 1 1 0								
Andy Kosco, R (1, 7) OBP: 0.293, SLG: 0.346		0-0 5-3		0-0 F9		4-0 BB		0-3 K		3 0 0 0 1 1 2								
Bill Voss, L (1, 9) OBP: 0.286, SLG: 0.388	0-3 K			0-0 F8		0-0 L5		0-0 4-3 4-3 2B		4 1 1 0 0 1 2								
Ted Kubiak, S (1, 4) OBP: 0.276, SLG: 0.255		4-0 BB		0-0 F7			0-3 K	0-0 4-3 2-3		3 0 0 0 1 1 2								
Ellie Rodriguez, R (1, 2) OBP: 0.345, SLG: 0.340		0-0 F9			0-0 SH3-4 1B		1-0 HBP	0-0 4-3 3-H		3 0 1 1 0 0 1								
Rick Auerbach, R (1, 6) OBP: 0.277, SLG: 0.250 John Briggs, L (9, PH) OBP: 0.329, SLG: 0.329			0-0 P3		0-0 SH3-4 1-2		0-0 P4	0-0 F7		2 0 0 0 0 0 1 1 0 0 0 0 0 0								
Lew Krausse, R (1, 1) Floyd Wicker, L (7, PH) OBP: 0.333, SLG: 0.143 Jim Hannan, R (7, 1)		0-3 K			0-0 F2		0-0 1-3			2 0 0 0 0 1 1 1 0 0 0 0 0 1 0 0 0 0 0 0 0								
Inning Stats	R: 0 E: 0 K: 2 S: 7	H: 0 LOB: 0 BB: 0 P: 7	R: 0 E: 0 K: 1 S: 5	H: 0 LOB: 1 BB: 1 P: 9	R: 0 E: 0 K: 1 S: 6	H: 1 LOB: 1 BB: 0 P: 6	R: 0 E: 0 K: 0 S: 3	H: 0 LOB: 1 BB: 1 P: 7	R: 0 E: 0 K: 1 S: 5	H: 0 LOB: 1 BB: 0 P: 6	R: 0 E: 0 K: 1 S: 6	H: 1 LOB: 1 BB: 0 P: 6	R: 1 E: 0 K: 0 S: 4	H: 1 LOB: 0 BB: 0 P: 4	1B: 3 2B: 1 3B: 0 HR: 0	SF: 0 SAC: 1 DP: 0 HBP: 1	WP: 0 PB: 0 SB: 1 CS: 0	PA: 35
PITCHER Andy Messersmith, R (1, 1) ERA: 2.6	IP: 9.0 WLS: W BF: 35 H: 4 R: 1 ER: 1 SO: 6 BB: 3 IBB: 0 HBP: 1 BLK: 0 WP: 0 HR: 0 S: 43 P: 56 ERA: 1.00 WHIP: 0.778											PITCHER	IP: 9.0 WLS: W BF: 35 H: 4 R: 1 ER: 1 SO: 6 BB: 3 IBB: 0 HBP: 1 BLK: 0 WP: 0 HR: 0 S: 43 P: 56 ERA: 1.00 WHIP: 0.778					

Milwaukee Brewers @ California Angels
Anaheim Stadium, Anaheim, CA
Sat May 15 1971, 10:05 PM EDT
Att. 24,969 - Unknown

livebaseballscorecards.com

AB 30
R 1
H 4
RBI 1
BB 3
SO 6
LOB 12



Batter	1	2	3	4	5	6	7	8	9	AB R H RBI BB SO LOB	TOP																									
Tommy Harper, R (1, 5) OBP: 0.263, SLG: 0.256	0-0 BB 1B	0-0 1-3 1B		0-0 WP 2B	0-0 2-H 3B		4-0 BB			4 0 4 1 1 0 0																										
Mike Hegan, L (1, 3) OBP: 0.337, SLG: 0.349	4-0 1B FC6-4 BB	0-0 SF7		4-0 BB BB	4-0 BB		0-3 K			1 1 0 1 3 1 2																										
Dave May, L (1, 8) OBP: 0.327, SLG: 0.370	0-0 FC6-4 1-3 1B	0-0 G3		4-0 1-2 BB	0-0 F9		0-3 K			4 0 1 0 1 1 5																										
Andy Kosco, R (1, 7) OBP: 0.270, SLG: 0.316	0-0 FC6-4 BB 1-2f 3-H 1B		0-0 F8	0-3 K		0-0 F7		0-0 5-3		5 0 0 1 0 1 4																										
Bill Voss, L (1, 9) OBP: 0.313, SLG: 0.398	0-0 BB 1-2 1B		4-0 BB		0-0 HR 1B	4-0 G1-6-3 BB		0-0 F9		3 1 2 0 2 0 0																										
Ellie Rodriguez, R (1, 2) OBP: 0.350, SLG: 0.389	4-0 1-2 2-3 BB		0-0 F3		0-0 1-H HR	0-0 G1-6-3		0-0 F9		4 1 1 2 1 0 2																										
Ted Kubiak, S (1, 4) OBP: 0.273, SLG: 0.283	0-0 F8		0-0 F8		0-0 6-3		0-0 HR		0-0 P6	5 1 1 1 0 0 4																										
Rick Auerbach, R (1, 6) OBP: 0.300, SLG: 0.277		0-0 1B SF7 1B		0-0 F9	0-0 SH2-4 3B 1B		0-0 SH1 1B		0-0 6-3	5 2 3 0 0 0 0																										
Skip Lockwood, R (1, 1) OBP: 0.222, SLG: 0.125		0-3 K		0-0 F8	0-0 SH2-4		0-0 SH1		0-0 6-3	2 0 0 0 0 1 1																										
Ken Sanders, R (8, 1)										1 0 0 0 0 0 0																										
Inning Stats	R: 1 E: 0 K: 0 S: 5	H: 3 LOB: 3 BB: 2 P: 13	R: 1 E: 0 K: 1 S: 7	H: 2 LOB: 1 BB: 0 P: 7	R: 0 E: 0 K: 0 S: 3	H: 0 LOB: 1 BB: 1 P: 7	R: 0 E: 0 K: 1 S: 6	H: 1 LOB: 3 BB: 2 P: 14	R: 3 E: 0 K: 0 S: 7	H: 4 LOB: 2 BB: 1 P: 11	R: 0 E: 0 K: 0 S: 2	H: 0 LOB: 0 BB: 1 P: 6	R: 1 E: 0 K: 2 S: 9	H: 2 LOB: 2 BB: 1 P: 13	R: 0 E: 0 K: 0 S: 3	H: 0 LOB: 0 BB: 0 P: 3	R: 0 E: 0 K: 0 S: 3	H: 0 LOB: 0 BB: 0 P: 3	1B: 8 2B: 1 3B: 1 HR: 2	SF: 1 SAC: 2 DP: 1 HBP: 0	WP: 1 PB: 0 SB: 0 CS: 0	PA: 45														
PITCHER	IP WLS BF H R ER SO BB IBB HBP BLK WP HR S P ERA WHIP																																			
Lloyd Allen, R (1, 1) ERA: 4.35	3.2		21	6	2	2	1	5	0	0	0	1	0	18	38	4.91	3.000																			
Archie Reynolds, R (4, 1) ERA: 4.35	2.2	L	16	6	4	4	1	3	0	0	0	0	2	15	27	13.50	3.375																			
Dave LaRoche, L (7, 1) ERA: 0.64	0.2		2	0	0	0	2	0	0	0	0	0	0	6	6	0.00	0.000																			
Jim Maloney, R (8, 1) ERA: 4.5	2.0		6	0	0	0	0	0	0	0	0	0	0	6	6	0.00	0.000																			

Milwaukee Brewers @ California Angels
Anaheim Stadium, Anaheim, CA
Sun May 16 1971, 6:33 AM EDT
Att. 8,951 - Unknown

livebaseballscorecards.com

AB	34
R	6
H	12
RBI	6
BB	8
SO	4
LOB	18



Batter	1	2	3	4	5	6	7	8	9	AB R H RBI BB SO LOB	TOP																			
Tommy Harper, R (1, 5) OBP: 0.255, SLG: 0.248	0-3 K			0-0 6-3	0-0 F2			0-0 F2		4 0 0 0 0 1 0																				
Mike Hegan, L (1, 3) OBP: 0.333, SLG: 0.337	0-0 4-3			4-0 2B 1B BB		0-0 3-1		0-0 4-3		3 1 0 0 1 0 0																				
Dave May, L (1, 8) OBP: 0.333, SLG: 0.385	0-0 4-3			0-0 1-3 1B 2B		0-0 4-3			0-0 1B	4 1 2 0 0 0 0																				
Andy Kosco, R (1, 7) OBP: 0.269, SLG: 0.311		0-0 F6		0-0 BB 1B		0-0 6-3		0-0 F8		4 0 1 2 0 0 1																				
Bill Voss, L (1, 9) OBP: 0.300, SLG: 0.380		0-0 F5		0-3 2-H 3-H K			0-3 K		0-3 K	4 0 0 0 0 3 2																				
Ted Kubiak, S (1, 4) OBP: 0.281, SLG: 0.277		0-3 K		4-0 1-2 FC6-4 BB			4-0 BB		0-3 K	2 0 0 0 2 2 1																				
Ellie Rodriguez, R (1, 2) OBP: 0.333, SLG: 0.368			0-0 F6	0-0 FC6-4 1-2f			0-0 F8			3 0 0 0 0 0 3																				
Rick Auerbach, R (1, 6) OBP: 0.288, SLG: 0.265			0-0 5-3		0-0 L8		0-3 K			3 0 0 0 0 1 1																				
Marty Pattin, R (1, 1) OBP: 0.318, SLG: 0.211			0-3 K		0-0 F9			0-3 K		1 0 0 0 0 1 0																				
Marcelino Lopez, R (3, 1) OBP: 0.333, SLG: 0.333										1 0 0 0 0 0 0																				
John Briggs, L (8, PH) OBP: 0.325, SLG: 0.324										1 0 0 0 0 1 0																				
John Morris, R (8, 1)										0 0 0 0 0 0 0																				
Inning Stats	R: 0 E: 0 K: 1 S: 5	H: 0 LOB: 0 BB: 0 P: 5	R: 0 E: 0 K: 1 S: 5	H: 0 LOB: 0 BB: 0 P: 5	R: 0 E: 0 K: 1 S: 5	H: 0 LOB: 0 BB: 0 P: 5	R: 2 E: 0 K: 1 S: 7	H: 2 LOB: 2 BB: 2 P: 15	R: 0 E: 0 K: 0 S: 3	H: 0 LOB: 0 BB: 0 P: 3	R: 0 E: 0 K: 2 S: 7	H: 0 LOB: 1 BB: 1 P: 11	R: 0 E: 0 K: 1 S: 5	H: 0 LOB: 0 BB: 0 P: 5	R: 0 E: 0 K: 2 S: 8	H: 1 LOB: 1 BB: 0 P: 8	1B: 2 2B: 1 3B: 0 HR: 0	SF: 0 SAC: 0 DP: 0 HBP: 0	WP: 0 PB: 0 SB: 0 CS: 0	PA: 33										
PITCHER Catfish Hunter, R (1, 1) ERA: 3.15	IP 9.0	WLS W	BF 33	H 3	R 2	ER 2	SO 9	BB 3	IBB 0	HBP 0	BLK 0	WP 0	HR 0	S 48	P 60	ERA 2.00	WHIP 0.667													
											PITCHER	IP	WLS	BF	H	R	ER	SO	BB	IBB	HBP	BLK	WP	HR	S	P	ERA	WHIP		

Milwaukee Brewers @ Oakland Athletics
Oakland-Alameda County Coliseum, Oakland, CA
Tue May 18 1971, 7:05 PM PDT
Att. 6,672 - Unknown

livebaseballscorecards.com

AB	30
R	2
H	3
RBI	2
BB	3
SO	9
LOB	8



Batter	1	2	3	4	5	6	7	8	9	AB	R	H	RBI	BB	SO	LOB
Bert Campaneris, R OBP: 0.303, SLG: 0.335 (1, 6)	0-0 S E 2B		0-0 SH1-3 1-2		0-0 F5 1-2		0-0 F8			3	1	1	0	0	0	1
Joe Rudi, R OBP: 0.329, SLG: 0.419 (1, 7)	0-0 F8 2-H		0-0 HR 2-H		0-0 5-3			0-0 6-3		4	1	1	2	0	0	0
Reggie Jackson, L OBP: 0.333, SLG: 0.407 (1, 9)	0-3 K		0-3 K			0-3 K		0-3 K		4	0	0	0	0	4	0
Mike Epstein, L OBP: 0.384, SLG: 0.313 (1, 3)	0-0 3-1		0-3 K			0-3 K		0-0 5-3		4	0	0	0	0	2	0
Sal Bando, R OBP: 0.396, SLG: 0.453 (1, 5)		4-0 CS BB		0-0 F7		0-0 HR				2	1	1	1	1	0	0
Rick Monday, L OBP: 0.374, SLG: 0.419 (1, 8)		0-0 HR 1-2		4-0 BB		0-0 5-3				2	1	1	1	1	0	0
Dave Duncan, R OBP: 0.285, SLG: 0.295 (1, 2)		0-3 K		0-0 F5			4-0 G6-3 1B BB			2	0	0	0	1	1	1
Dick Green, R OBP: 0.336, SLG: 0.333 (1, 4)		0-0 1-3		0-3 K			0-0 G6-3 1-2 1B			3	0	1	0	0	1	1
Catfish Hunter, R OBP: 0.387, SLG: 0.345 (1, 1)			0-0 SH1-3 HR 1B		0-3 K		0-0 G6-3 1-2 2-3			3	1	1	0	0	1	2

Inning Stats	R: 1	H: 1	E: 0	K: 1	S: 6	LOB: 0	BB: 0	P: 6	R: 1	H: 1	E: 0	K: 1	S: 5	LOB: 0	BB: 1	P: 9	R: 2	H: 2	E: 0	K: 2	S: 9	LOB: 0	BB: 0	P: 9	R: 0	H: 0	E: 0	K: 1	S: 5	LOB: 1	BB: 1	P: 9	R: 0	H: 0	E: 0	K: 1	S: 5	LOB: 0	BB: 0	P: 5	R: 1	H: 1	E: 0	K: 2	S: 8	LOB: 0	BB: 0	P: 8	R: 0	H: 1	E: 0	K: 0	S: 3	LOB: 1	BB: 1	P: 7	R: 0	H: 0	E: 0	K: 1	S: 5	LOB: 0	BB: 0	P: 5
--------------	------	------	------	------	------	--------	-------	------	------	------	------	------	------	--------	-------	------	------	------	------	------	------	--------	-------	------	------	------	------	------	------	--------	-------	------	------	------	------	------	------	--------	-------	------	------	------	------	------	------	--------	-------	------	------	------	------	------	------	--------	-------	------	------	------	------	------	------	--------	-------	------

PITCHER	IP	WLS	BF	H	R	ER	SO	BB	IBB	HBP	BLK	WP	HR	S	P	ERA	WHIP
Marty Pattin, R ERA: 2.84 (1, 1)	2.1	L	11	4	4	3	2	1	0	0	0	0	2	14	18	11.57	2.143
Marcelino Lopez, L ERA: 1.71 (3, 1)	4.2		17	2	1	1	6	2	0	0	0	0	1	27	35	1.93	0.857
John Morris, L ERA: (8, 1)	1.0		3	0	0	0	1	0	0	0	0	0	0	5	5	0.00	0.000

BOTTOM

Milwaukee Brewers @ Oakland Athletics
Oakland-Alameda County Coliseum, Oakland, CA

Tue May 18 1971, 7:05 PM PDT
Att. 6,672 - Unknown

livebaseballscorecards.com

AB	27
R	5
H	6
RBI	4
BB	3
SO	9
LOB	5



WP: 0	PA: 31
PB: 0	
SB: 1	
CS: 1	

Batter	1	2	3	4	5	6	7	8	9	AB R H RBI BB SO LOB	TOP	
Tommy Harper, R (1, 5) OBP: 0.255, SLG: 0.242	0-0 P4		4-0 BB			0-3 K		0-0 P3		3 0 0 0 1 1 0		
Roberto Pena, R (1, 3) OBP: 0.246, SLG: 0.266	0-0 4-3		0-0 BB			0-0 6-3		0-0 F2		4 0 1 0 0 0 0		
Andy Kosco, R (1, 9) OBP: 0.268, SLG: 0.297	4-0 BB		0-0 F3			0-3 K		0-0 6-3		3 0 0 0 1 1 1		
Danny Walton, R (1, 7) OBP: 0.321, SLG: 0.367 John Briggs, L (7, PR) OBP: 0.325, SLG: 0.324 Ellie Rodriguez, R (9, PH) OBP: 0.328, SLG: 0.362	0-0 1-3		0-0 F8			0-0 FC1-6 1B		0-0 L3		3 0 1 0 0 0 1 0 0 0 0 0 0 0 1 0 0 0 0 0 0		
Ted Kubiak, S (1, 4) OBP: 0.274, SLG: 0.269		0-0 1-6-3	0-0 F9			0-0 FC1-6 FC4-6		0-0 FC4-6		3 0 0 0 0 0 1 3 0 0 0 0 0 1		
Phil Roof, R (1, 2) OBP: 0.270, SLG: 0.224		0-0 P4	0-0 F7			0-0 FC4-6		0-3 K		2 0 0 0 1 2 1		
Bill Voss, L (1, 8) OBP: 0.301, SLG: 0.372		4-0 BB	0-3 K			0-0 5-3		0-0 G6-4-3 1B		2 0 0 0 0 1 1 1 0 1 0 0 0 0		
Rick Auerbach, R (1, 6) OBP: 0.280, SLG: 0.257 Ron Theobald, R (8, PH) OBP: 0.444, SLG: 0.438		0-3 K	0-0 3-4-1			0-0 F9		0-0 G6-4-3 1-2f		2 0 0 0 0 0 0 1 0 0 0 0 0 1 0 0 0 0 0 0 0		
Bill Parsons, R (1, 1) OBP: 0.063, SLG: 0.063 Al Yates, R (8, PH) OBP: 0.200, SLG: 0.200 Jim Hannan, R (8, 1)												
Inning Stats	R: 0 H: 0 E: 0 LOB: 1 K: 0 BB: 1 S: 3 P: 7	R: 0 H: 0 E: 0 LOB: 1 K: 1 BB: 1 S: 5 P: 9	R: 0 H: 1 E: 0 LOB: 1 K: 0 BB: 1 S: 3 P: 7	R: 0 H: 0 E: 0 LOB: 0 K: 0 BB: 0 S: 3 P: 3	R: 0 H: 0 E: 0 LOB: 0 K: 1 BB: 0 S: 5 P: 5	R: 0 H: 0 E: 0 LOB: 0 K: 2 BB: 0 S: 7 P: 7	R: 0 H: 1 E: 0 LOB: 1 K: 1 BB: 0 S: 6 P: 6	R: 0 H: 1 E: 0 LOB: 0 K: 0 BB: 0 S: 3 P: 3	R: 0 H: 0 E: 0 LOB: 0 K: 0 BB: 0 S: 3 P: 3	1B: 3 SF: 0 2B: 0 SAC: 0 3B: 0 DP: 1 HR: 0 HBP: 0	WP: 0 PA: 31 PB: 0 SB: 0 CS: 0	
PITCHER Vida Blue, L (1, 1) ERA: 1.14	IP WLS BF H R ER SO BB IBB HBP BLK WP HR S P ERA WHIP	9.0 W 31 3 0 0 5 3 0 0 0 0 0 0 38 50 0.00 0.667										

Milwaukee Brewers @ Oakland Athletics
Oakland-Alameda County Coliseum, Oakland, CA
Wed May 19 1971, 7:05 PM PDT
Att: 10,055 - Unknown

livebaseballscorecards.com

AB	28
R	0
H	3
RBI	0
BB	3
SO	5
LOB	7



Batter	1	2	3	4	5	6	7	8	9	AB R H RBI BB SO LOB	TOP									
Tommy Harper, R (1, 5) OBP: 0.255, SLG: 0.242	0-0 5-3			0-0 4-3 1B		0-3 K		0-0 F9		4 0 1 0 0 1 2	Milwaukee Brewers @ Oakland Athletics Oakland-Alameda County Coliseum, Oakland, CA Thu May 20 1971, 7:05 PM PDT Att. 2,632 - Unknown livebaseballscorecards.com									
Mike Hegan, L (1, 3) OBP: 0.330, SLG: 0.344	0-0 4-3			0-0 P6		0-3 K		0-0 2B		4 1 1 0 0 1 2										
Dave May, L (1, 8) OBP: 0.339, SLG: 0.398	0-0 F7			0-0 4-3 1B		0-0 F7		0-0 PB FC3-6 2B		4 1 2 1 0 0 0										
Andy Kosco, R (1, 7) OBP: 0.280, SLG: 0.288		0-0 6-3		0-0 4-3		4-0 G4-6-3 BB		4-0 FC3-6 BB		2 0 0 0 2 0 2										
Bill Voss, L (1, 9) OBP: 0.302, SLG: 0.371		0-0 F4			0-0 G6-4-3 1B		0-0 G4-6-3	0-0 FC3-6		3 0 1 0 0 0 1										
Jim Hannan, R (7, 1)										0 0 0 0 0 0 0										
Dick Ellsworth, L (8, 1)										0 0 0 0 0 0 0										
Danny Walton, R (9, PH) OBP: 0.316, SLG: 0.360										1 0 0 1 0 0 1										
Ted Kubiak, S (1, 4) OBP: 0.269, SLG: 0.264		0-0 L7						0-0 F8		2 0 0 0 0 0 1										
Marcelino Lopez, R (5, 1) OBP: 0.333, SLG: 0.333										0 0 0 0 0 0 0										
John Briggs, L (7, 9) OBP: 0.329, SLG: 0.368										2 1 1 1 0 0 1										
Phil Roof, R (1, 2) OBP: 0.254, SLG: 0.210			0-0 5-3		0-0 G6-4-3			0-0 6-3	0-0 5-3	4 0 0 0 0 0 2										
Rick Auerbach, R (1, 6) OBP: 0.282, SLG: 0.260			0-0 1-3			0-0 WP 1B		0-0 5-3		3 0 1 0 0 0 0										
Lew Krausse, R (1, 1)										1 0 0 0 0 0 0										
Ron Theobald, R (5, 4) OBP: 0.450, SLG: 0.444			0-0 F9			0-3 K		0-0 1B		2 0 1 0 0 1 1										
Inning Stats	R: 0 E: 0 K: 0 S: 3	H: 0 LOB: 0 BB: 0 P: 3	R: 0 E: 0 K: 0 S: 3	H: 0 LOB: 0 BB: 0 P: 3	R: 0 E: 0 K: 0 S: 4	H: 2 LOB: 1 BB: 0 P: 4	R: 0 E: 0 K: 0 S: 3	H: 1 LOB: 0 BB: 0 P: 3	R: 0 E: 0 K: 3 S: 10	H: 1 LOB: 1 BB: 0 P: 10	R: 0 E: 0 K: 0 S: 2	H: 0 LOB: 0 BB: 1 P: 6	R: 1 E: 0 K: 0 S: 5	H: 2 LOB: 1 BB: 0 P: 5	R: 2 E: 0 K: 0 S: 5	H: 2 LOB: 1 BB: 1 P: 9	1B: 5 2B: 2 3B: 0 HR: 1	SF: 0 SAC: 0 DP: 2 HBP: 0	WP: 2 PB: 1 SB: 0 CS: 0	PA: 34
PITCHER	IP WLS BF H R ER SO BB IBB HBP BLK WP HR S P ERA WHIP																			
Chuck Dobson, R (1, 1) ERA: 2.0	8.0 W 31 8 3 3 3 2 0 0 0 1 1 35 43 3.38 1.250																			
Ron Klimkowski, R (9, 1) ERA: 3.86	1.0 S 3 0 0 0 0 0 0 0 0 0 0 0 3 3 0.00 0.000																			



Batter	1	2	3	4	5	6	7	8	9
Bert Campaneris, R OBP: 0.299, SLG: 0.335 (1, 6)	0-0 CS 1B		0-0 5-3	0-3 K		0-0 FC4-2 1-3 2-H 2B		0-0 L7	
Joe Rudi, R OBP: 0.329, SLG: 0.406 (1, 7)	0-0 F8 1-2		4-0 1B BB		0-0 5-3	0-3 K		0-0 6-3	
Reggie Jackson, L OBP: 0.345, SLG: 0.428 (1, 9)	4-0 BB BB		0-0 CS 1B		0-0 L7	0-0 FC4-2 2-3 3-H		4-0 1B BB	
Mike Epstein, L OBP: 0.381, SLG: 0.347 (1, 3)	0-0 L8		0-0 CS	0-3 K	0-0 HR	0-0 F7		0-0 1B 1B	
Sal Bando, R OBP: 0.404, SLG: 0.466 (1, 5)		0-3 K		0-0 1B 2B	0-0 E 1B		0-0 BB 1B	0-0 1-2 2-H 1B	
Rick Monday, L OBP: 0.387, SLG: 0.450 (1, 8)		0-3 K		0-0 1B 1B	0-0 E6 1-3	0-0 BB BB BB	4-0 1-2 BB	0-0 4-3	
Dave Duncan, R OBP: 0.298, SLG: 0.331 (1, 2)		0-0 HR		4-0 FC3-5 1-2 1B IBB	0-0 1-3		0-0 L7		
Dick Green, R OBP: 0.351, SLG: 0.346 (1, 4)		0-3 K		0-0 E 1-2 2-H 1B		0-0 BB 2B 1B	0-0 F7		
Chuck Dobson, R OBP: 0.250, SLG: 0.273 (1, 1)			0-0 4-3	0-0 FC3-5 1-H 2-3f		4-0 2B 1-2 FC4-2 BB	0-0 F7		
Ron Klimkowski, R OBP: 0.667, SLG: 0.500 (9, 1)									

Inning Stats	R: 0 E: 0 K: 0 S: 3	H: 1 LOB: 1 BB: 1 P: 7	R: 1 E: 0 K: 3 S: 10	H: 1 LOB: 0 BB: 0 P: 10	R: 0 E: 0 K: 0 S: 3	H: 1 LOB: 1 BB: 1 P: 7	R: 3 E: 1 K: 2 S: 10	H: 3 LOB: 1 BB: 1 P: 14	R: 1 E: 1 K: 0 S: 6	H: 2 LOB: 2 BB: 0 P: 6	R: 1 E: 0 K: 1 S: 7	H: 2 LOB: 2 BB: 1 P: 11	R: 0 E: 0 K: 0 S: 4	H: 1 LOB: 2 BB: 1 P: 8	R: 1 E: 0 K: 0 S: 5	H: 2 LOB: 2 BB: 1 P: 9
--------------	------------------------------	---------------------------------	-------------------------------	----------------------------------	------------------------------	---------------------------------	-------------------------------	----------------------------------	------------------------------	---------------------------------	------------------------------	----------------------------------	------------------------------	---------------------------------	------------------------------	---------------------------------

PITCHER														PITCHER																			
IP	WLS	BF	H	R	ER	SO	BB	IBB	HBP	BLK	WP	HR	S	P	ERA	WHIP	IP	WLS	BF	H	R	ER	SO	BB	IBB	HBP	BLK	WP	HR	S	P	ERA	WHIP
Lew Krausse, R ERA: 2.92 (1, 1)	4.2	L	23	8	5	4	5	2	1	0	0	0	2	30	42	7.71	2.143																
Marcelino Lopez, L ERA: 2.01 (5, 1)	1.1		8	2	1	1	1	0	0	0	0	0	9	13	6.75	2.250																	
Jim Hannan, R ERA: 4.02 (7, 1)	1.2		10	3	1	1	0	2	0	0	0	0	8	16	5.40	3.000																	
Dick Ellsworth, L ERA: 4.05 (8, 1)	0.1		1	0	0	0	0	0	0	0	0	0	1	1	0.00	0.000																	

BOTTOM

Milwaukee Brewers @ Oakland Athletics
Oakland-Alameda County Coliseum, Oakland, CA

Thu May 20 1971, 7:05 PM PDT
Att. 2,632 - Unknown

AB	36
R	7
H	13
RBI	6
BB	6
SO	6
LOB	21

WP: 0 PA: 43
PB: 0
SB: 0
CS: 2



AB	R	H	RBI	BB	SO	LOB
5	0	2	1	0	1	1
4	0	0	0	1	1	3
3	1	1	0	2	0	2
5	1	2	1	0	1	3
5	1	4	1	0	1	0
4	1	1	1	1	1	3
3	1	1	1	1	0	4
4	2	2	1	0	1	2
3	0	0	0	1	0	3
0	0	0	0	0	0	0

Batter	1	2	3	4	5	6	7	8	9	AB R H RBI BB SO LOB	TOP	
Tommy Harper, R (1, 5) OBP: 0.278, SLG: 0.277	0-0 F4	0-0 1B		0-0 1B 2B		0-0 1B	0-0 2B		4-0 1B BB	5 1 4 3 1 0 0		
Ron Theobald, R (1, 4) OBP: 0.462, SLG: 0.435	4-0 BB	0-0 F8		0-0 1B		0-0 1B	0-0 1-3		0-0 1B	5 2 2 2 1 0 4		
Dave May, L (1, 8) OBP: 0.339, SLG: 0.404	0-3 K			0-0 1B 2B		0-0 1B	0-0 F7		0-0 4-3	6 2 2 0 0 1 5		
Bill Voss, L (1, 9) OBP: 0.306, SLG: 0.373	0-0 F8			0-0 1B		0-0 1B		0-0 F9		5 0 2 2 0 0 2		
John Briggs, L (1, 7) OBP: 0.344, SLG: 0.359		4-0 1B BB		4-0 1B BB		4-0 1B		0-3 K		2 2 0 1 3 1 1		
Mike Hegan, L (1, 3) OBP: 0.342, SLG: 0.344		4-0 1B BB		0-0 1B		0-0 1B		0-0 4-3		3 2 1 1 2 0 2		
Ellie Rodriguez, R (1, 2) OBP: 0.348, SLG: 0.397		0-0 1B		0-0 1B		0-0 1B			0-0 1B 2B	5 2 3 3 0 0 2		
Rick Auerbach, R (1, 6) OBP: 0.289, SLG: 0.250		4-0 1B CS BB		4-0 2B BB		0-0 6-3		0-0 F4		3 1 0 0 2 0 2		
Marty Pattin, R (1, 1) OBP: 0.269, SLG: 0.174		0-3 K		0-0 SH1-4		0-0 6-3		0-3 K		4 0 0 0 0 2 4		
Inning Stats	R: 0 H: 0 E: 0 LOB: 1 K: 1 BB: 1 S: 5 P: 9	R: 3 H: 2 E: 0 LOB: 1 K: 1 BB: 3 S: 6 P: 18	R: 1 H: 2 E: 0 LOB: 1 K: 0 BB: 1 S: 4 P: 8	R: 3 H: 3 E: 0 LOB: 2 K: 0 BB: 2 S: 6 P: 14	R: 0 H: 0 E: 0 LOB: 0 K: 0 BB: 0 S: 3 P: 3	R: 4 H: 4 E: 0 LOB: 1 K: 0 BB: 1 S: 7 P: 11	R: 0 H: 1 E: 0 LOB: 1 K: 1 BB: 0 S: 6 P: 6	R: 0 H: 0 E: 0 LOB: 0 K: 1 BB: 0 S: 5 P: 5	R: 1 H: 2 E: 0 LOB: 2 K: 0 BB: 1 S: 5 P: 9	1B: 10 SF: 0 2B: 4 SAC: 1 3B: 0 DP: 1 HR: 0 HBP: 0	WP: 1 PA: 48 PB: 0 SB: 0 CS: 1	
PITCHER	IP WLS BF H R ER SO BB IBB HBP BLK WP HR S P ERA WHIP	IP WLS BF H R ER SO BB IBB HBP BLK WP HR S P ERA WHIP										
Ken Wright, R (1, 1) ERA: 3.56	1.1 L 10 2 3 3 2 4 0 0 0 0 0 10 26 20.25 4.500	Al Fitzmorris, R (2, 1) ERA: 5.76	2.1 12 5 4 4 0 2 0 0 0 1 0 10 18 15.43 3.000	Mike McCormick, L (4, 1) ERA: 9.31	2.1 13 4 4 4 0 2 0 0 0 0 0 11 19 15.43 2.571	Jim York, R (7, 1) ERA: 3.91	1.0 4 1 0 0 1 0 0 0 0 0 0 6 6 0.00 1.000	Tom Burgmeier, L (8, 1) ERA: 1.59	1.0 3 0 0 0 1 0 0 0 0 0 0 5 5 0.00 0.000	Ted Abernathy, R (9, 1) ERA: 2.14	1.0 6 2 1 1 0 1 0 0 0 0 0 5 9 9.00 3.000	

Milwaukee Brewers @ Kansas City Royals
Municipal Stadium, Kansas City, MO

Sat May 22 1971, 4:33 AM EDT
Att: 6,654 - Unknown - 66 F

AB	38
R	12
H	14
RBI	12
BB	9
SO	4
LOB	22



Batter	1	2	3	4	5	6	7	8	9	AB	R	H	RBI	BB	SO	LOB
Freddie Patek, R OBP: 0.326, SLG: 0.327 Rich Severson, R OBP: 0.250, SLG: 0.143	0-3 K		0-0 F7		0-3 K		0-0 6-3-6			2	0	0	0	0	1	1
Joe Keough, L OBP: 0.327, SLG: 0.263	0-0 1B		0-0 G3			0-0 BB 1B		0-0 L8		4	0	2	0	0	0	1
Amos Otis, R OBP: 0.329, SLG: 0.483	0-3 K			0-0 F7		0-0 F4		0-0 5-3		4	0	0	0	0	1	2
Gail Hopkins, L OBP: 0.326, SLG: 0.512 Ted Abernathy, R OBP: 0.250, SLG: 0.143	0-0 4-3			0-0 2B		0-0 F7		0-0 1B		4	0	2	0	0	0	2
Ed Kirkpatrick, L OBP: 0.333, SLG: 0.327		0-0 4-1		0-3 K		4-0 BB 1-2 BB		0-0 F7		3	0	0	0	1	1	2
Cookie Rojas, R OBP: 0.376, SLG: 0.392 Jim York, R OBP: 0.200, SLG: 0.200 Tom Burgmeier, L OBP: 0.400, SLG: 0.250 Bob Oliver, R OBP: 0.258, SLG: 0.323		0-0 F4		4-0 BB		0-0 F9			0-3 K	2	0	0	0	1	0	2
Paul Schaal, R OBP: 0.416, SLG: 0.441		0-0 4-3		0-0 F9			0-0 6-3		0-0 5-3	4	0	0	0	0	0	2
Jerry May, R OBP: 0.338, SLG: 0.379			4-0 BB		0-3 K		0-0 E5 1B		0-0 5-3	3	0	0	0	1	1	0
Ken Wright, R OBP: 0.222, SLG: 0.125 Al Fitzmorris, S OBP: 0.200, SLG: 0.200 Mike McCormick, L OBP: 0.200, SLG: 0.200 Bobby Knoop, R OBP: 0.417, SLG: 0.400			0-3 K		0-0 4-3		0-0 E8 6-3-6 1B			0	0	0	0	0	0	0

Inning Stats	R: 0	H: 1	E: 0	LOB: 1	K: 2	S: 8	P: 8	R: 0	H: 0	E: 0	LOB: 0	K: 0	S: 3	P: 3	R: 0	H: 0	E: 0	LOB: 1	K: 1	S: 5	P: 9	R: 0	H: 1	E: 0	LOB: 2	K: 1	S: 6	P: 10	R: 0	H: 0	E: 0	LOB: 0	K: 2	S: 7	P: 7	R: 0	H: 1	E: 2	LOB: 1	K: 0	S: 4	P: 8	R: 0	H: 1	E: 0	LOB: 1	K: 0	S: 4	P: 4	R: 0	H: 1	E: 0	LOB: 1	K: 0	S: 4	P: 4	R: 0	H: 0	E: 0	LOB: 0	K: 1	S: 5	P: 5	1B: 4	SF: 0	2B: 2	SAC: 0	3B: 0	DP: 1	HR: 0	HBP: 0	WP: 0	PA: 35
--------------	------	------	------	--------	------	------	------	------	------	------	--------	------	------	------	------	------	------	--------	------	------	------	------	------	------	--------	------	------	-------	------	------	------	--------	------	------	------	------	------	------	--------	------	------	------	------	------	------	--------	------	------	------	------	------	------	--------	------	------	------	------	------	------	--------	------	------	------	-------	-------	-------	--------	-------	-------	-------	--------	-------	--------

PITCHER	IP	WLS	BF	H	R	ER	SO	BB	IBB	HBP	BLK	WP	HR	S	P	ERA	WHIP
Marty Pattin, R ERA: 2.5	(1, 1)	9.0	35	5	0	0	7	3	0	0	0	0	0	46	58	0.00	0.889

BOTTOM

Milwaukee Brewers @ Kansas City Royals
Municipal Stadium, Kansas City, MO

Sat May 22 1971, 4:33 AM EDT
Att. 6,654 - Unknown - 66 F

AB	32
R	0
H	5
RBI	0
BB	3
SO	7
LOB	15



Batter	1	2	3	4	5	6	7	8	9	AB R H RBI BB SO LOB	TOP											
Tommy Harper, R (1, 5) OBP: 0.276, SLG: 0.270	0-0 6-3		0-3 K		0-3 K		4-0 1B S BB	0-0 F7		4 0 0 0 1 2 4	Milwaukee Brewers @ Kansas City Royals Municipal Stadium, Kansas City, MO Sun May 23 1971, 4:33 AM EDT Att. 26,765 - Unknown - 74 F livebaseballscorecards.com											
Ron Theobald, R (1, 4) OBP: 0.484, SLG: 0.423	0-0 6-3		0-0 4-3		0-0 1B 2-3 1B		4-0 1B BB	4-0 1B FC3-2-5 BB	3 0 1 0 2 0 1													
Dave May, L (1, 8) OBP: 0.356, SLG: 0.420	0-0 1B			0-0 4-3	0-0 1-3 1B		0-0 1-2 2-3 1B	0-0 FC3-2-5 1-3 1B	5 0 4 1 0 0 0													
Bill Voss, L (1, 9) OBP: 0.293, SLG: 0.355	0-3 K			0-0 4-3	0-0 3-H F9		0-3 K	0-0 FC3-2-5 1-3 3-H	5 0 0 0 0 2 8													
John Briggs, L (1, 7) OBP: 0.347, SLG: 0.390		0-3 K		0-0 G3		0-0 4-3		0-0 HR	4-0 IBB	4 1 1 1 1 1 0												
Mike Hegan, L (1, 3) OBP: 0.339, SLG: 0.333		0-0 6-3			0-0 4-3			4-0 SH1-4 BB BB	0-0 F9	3 0 0 0 1 0 0 1 0 0 0 0 0 3												
Roberto Pena, R (9, PH) OBP: 0.243, SLG: 0.262																						
Phil Roof, R (1, 2) OBP: 0.250, SLG: 0.209		0-0 5-3			0-0 2B 1B		0-0 6-3	0-0 F7	0-3 K	5 1 1 0 0 1 4												
Rick Auerbach, R (1, 6) OBP: 0.299, SLG: 0.266			0-0 L5		0-0 1-3 2B 2B		0-0 6-3	4-0 SH1-4 BB		3 1 1 0 1 0 0												
Bill Parsons, R (1, 1) OBP: 0.158, SLG: 0.167			4-0 BB		0-0 2-H 3-H 1B 2B		0-3 K	0-0 SH1-4		2 1 1 2 1 1 0												
Inning Stats	R: 0 E: 0 K: 1 S: 6	H: 1 LOB: 1 BB: 0 P: 6	R: 0 E: 0 K: 1 S: 5	H: 0 LOB: 0 BB: 0 P: 5	R: 0 E: 0 K: 1 S: 5	H: 0 LOB: 1 BB: 1 P: 9	R: 0 E: 0 K: 0 S: 3	H: 0 LOB: 0 BB: 0 P: 3	R: 3 E: 0 K: 1 S: 10	H: 5 LOB: 2 BB: 0 P: 10	R: 0 E: 0 K: 0 S: 3	H: 0 LOB: 0 BB: 0 P: 3	R: 0 E: 0 K: 2 S: 8	H: 1 LOB: 3 BB: 2 P: 16	R: 1 E: 0 K: 0 S: 4	H: 1 LOB: 2 BB: 2 P: 12	R: 0 E: 0 K: 1 S: 6	H: 1 LOB: 3 BB: 2 P: 14	1B: 6 2B: 2 3B: 0 HR: 1	SF: 0 SAC: 1 DP: 0 HBP: 0	WP: 0 PB: 0 SB: 1 CS: 0	PA: 43
PITCHER	IP WLS BF H R ER SO BB IBB HBP BLK WP HR S P ERA WHIP																					
Bruce Dal Canton, R (1, 1) ERA: 2.37	4.2 L 21 6 3 3 4 1 0 0 0 0 0 0 28 32 5.79 1.500																					
Tom Burgmeier, L (5, 1) ERA: 1.5	1.1 4 0 0 0 0 0 0 0 0 0 0 0 4 4 0.00 0.000																					
Jim York, R (7, 1) ERA: 3.95	2.0 12 2 1 1 2 4 0 0 0 0 1 12 28 4.50 3.000																					
Ted Abernathy, R (9, 1) ERA: 2.11	0.1 4 1 0 0 0 1 1 0 0 0 0 0 2 10 0.00 6.000																					
Jim Rooker, L (9, 1) ERA: 8.14	0.2 2 0 0 0 0 1 0 0 0 0 0 0 4 4 0.00 0.000																					



Batter	1	2	3	4	5	6	7	8	9	AB R H RBI BB SO LOB	TOP											
Cesar Tovar, R (1, 7) OBP: 0.380, SLG: 0.392	0-0 F9		0-0 1B 3B	0-0 F8		0-0 F8	4-0 BB			4 1 1 0 1 0 1												
Rod Carew, L (1, 4) OBP: 0.258, SLG: 0.305	0-0 HR 1B		0-0 5-3	0-0 F7		0-0 1B 2B 1B	0-0 4-3			5 2 2 0 0 0 5												
Tony Oliva, L (1, 9) OBP: 0.417, SLG: 0.685	0-0 F5		0-0 F5		0-0 G5-4-3 1B	0-0 1-3 2B 1B		0-0 4-3		5 1 2 0 0 0 2												
Harmon Killebrew, R (1, 3) OBP: 0.392, SLG: 0.477	0-0 1-H HR		4-0 1B BB IBB		0-0 G5-4-3 1-2f	0-0 1-H 3-H 2B		0-0 5-3		4 1 2 4 1 0 1												
Steve Braun, L (1, 5) OBP: 0.443, SLG: 0.455	0-0 E1		4-0 1-2 1B BB		0-3 K	0-0 3-1		0-0 F2		4 0 0 0 1 1 1												
Jim Holt, L (1, 8) OBP: 0.345, SLG: 0.431	0-0 1-3		0-0 1-2 2-3 3-H 1B			0-0 1B HR 1B	0-0 FC4-6 1B 1B	0-0 4-3		5 1 3 1 0 0 1												
Leo Cardenas, R (1, 6) OBP: 0.331, SLG: 0.400		0-0 F7	0-0 F9			0-0 1-3 HR 1B	0-3 K	0-0 FC6 1B		5 1 2 0 0 1 4												
George Mitterwald, R (1, 2) OBP: 0.336, SLG: 0.394		0-3 K		0-0 1B		0-0 1-H 3-H HR	0-0 FC4-6 1B	0-3 K		5 1 3 3 0 2 1												
Pete Hamm, R (1, 1)		0-3 K		0-3 K		0-3 K	0-0 FC4-6 BB	0-0 FC6		2 0 0 0 0 2 1												
Stan Williams, R (5, 1)										1 0 0 0 0 1 0												
Tom Hall, L (6, 1) OBP: 0.368, SLG: 0.389							1-2f 2-3	1-2f		2 0 0 0 0 0 3												
Inning Stats	R: 2 E: 1 K: 0 S: 6	H: 2 LOB: 1 BB: 0 P: 6	R: 0 E: 0 K: 2 S: 7	H: 0 LOB: 0 BB: 0 P: 7	R: 1 E: 0 K: 1 S: 5	H: 2 LOB: 3 BB: 2 P: 13	R: 0 E: 0 K: 1 S: 6	H: 1 LOB: 1 BB: 0 P: 6	R: 0 E: 0 K: 1 S: 5	H: 1 LOB: 0 BB: 0 P: 5	R: 5 E: 0 K: 1 S: 11	H: 6 LOB: 1 BB: 0 P: 11	R: 0 E: 0 K: 1 S: 7	H: 2 LOB: 3 BB: 1 P: 11	R: 0 E: 0 K: 0 S: 3	H: 0 LOB: 0 BB: 0 P: 3	R: 0 E: 0 K: 1 S: 6	H: 1 LOB: 1 BB: 0 P: 6	1B: 11 2B: 1 3B: 1 HR: 2	SF: 0 SAC: 0 DP: 1 HBP: 0	WP: 0 PB: 0 SB: 0 CS: 0	PA: 45
PITCHER	IP WLS BF H R ER SO BB IBB HBP BLK WP HR S P ERA WHIP																					
Lew Krausse, R (1, 1) ERA: 3.6	5.2 L 28 9 6 6 5 1 1 0 0 0 2 36 44 9.53 1.765																					
Marcelino Lopez, L (6, 1) ERA: 2.78	0.1 5 4 2 2 0 0 0 0 0 0 0 5 5 54.00 12.000																					
Jim Hannan, R (7, 1) ERA: 3.86	0.2 4 1 0 0 1 1 0 0 0 0 0 5 9 0.00 3.000																					
John Morris, L (7, 1) ERA:	2.1 8 1 0 0 1 0 0 0 0 0 0 10 10 0.00 0.429																					

Minnesota Twins @ Milwaukee Brewers
Milwaukee County Stadium, Milwaukee, WI

Tue May 25 1971, 8:05 PM EDT
Att: 4,006 - Unknown - 49 F

AB	42
R	8
H	15
RBI	8
BB	3
SO	7
LOB	20



Batter	1	2	3	4	5	6	7	8	9	AB	R	H	RBI	BB	SO	LOB
Tommy Harper, R OBP: 0.273, SLG: 0.288 (1, 5) (9, 8)	0-0 F8	0-0 F4		0-3 K		0-0 HR	0-3 K			5	1	1	1	0	2	2
Ron Theobald, R OBP: 0.444, SLG: 0.419 (1, 4)	0-0 6-3		0-0 5-3	0-0 2B		0-0 F8		0-3 K		5	0	1	0	0	1	0
Dave May, L OBP: 0.360, SLG: 0.418 Roberto Pena, R OBP: 0.239, SLG: 0.258 (1, 8) (8, PH) (9, 5)	0-0 1B		0-0 1-3	0-0 F7		4-0 1B BB		0-0 F7		3	1	1	0	1	0	1
Bill Voss, L OBP: 0.300, SLG: 0.360 Al Yates, R OBP: 0.167, SLG: 0.167 (1, 9) (8, PH) (9, 9)	0-0 3-1		0-0 1B BB 1B		0-0 F7	1-2 1B		0-3 K		4	1	2	0	0	0	1
John Briggs, L OBP: 0.357, SLG: 0.435 Danny Walton, R OBP: 0.322, SLG: 0.365 (1, 7) (6, PH) (7, 7)		0-0 F8	0-0 BB BB 1B		0-0 HR	1-2 2-H 1B		0-3 K		3	1	2	1	0	0	0
Mike Hegan, L OBP: 0.356, SLG: 0.388 Andy Kosco, R OBP: 0.273, SLG: 0.279 (1, 3) (6, PH) (7, 3)		0-0 HR	4-0 1-2 BB BB		0-0 2B	0-3 K		0-3 K		2	1	2	1	1	0	0
Elie Rodriguez, R OBP: 0.356, SLG: 0.385 John Morris, R Ted Kubiak, S OBP: 0.275, SLG: 0.264 (1, 2) (7, 1) (9, PH)		4-0 FC1-5 E BB	4-0 1-2 2-3 3-H BB		0-0 L8	0-0 F8		4-0 BB BB BB BB		2	0	0	1	2	0	3
Rick Auerbach, R OBP: 0.293, SLG: 0.253 (1, 6)	0-0 E7 FC1-5	0-0 6-3			4-0 IBB		0-0 1-3		0-0 F4	4	0	0	0	1	0	5
Lew Krausse, R Marcelino Lopez, R OBP: 0.333, SLG: 0.333 Jim Hannan, R Phil Roof, R OBP: 0.247, SLG: 0.206 (1, 1) (6, 1) (7, 1) (7, 2)	0-0 FC1-5			0-3 K	0-3 K		0-3 K			3	0	0	0	0	2	4

Inning Stats	R: 0	H: 1	E: 0	K: 0	S: 4	H: 1	LOB: 1	BB: 0	P: 4	R: 1	H: 1	E: 1	K: 0	S: 5	H: 2	LOB: 3	BB: 2	P: 13	R: 0	H: 1	E: 0	K: 2	S: 8	R: 1	H: 2	E: 0	K: 1	S: 7	H: 3	LOB: 2	BB: 1	P: 11	R: 2	H: 3	E: 0	K: 1	S: 8	H: 0	LOB: 0	BB: 0	P: 7	R: 0	H: 0	E: 0	K: 2	S: 7	H: 0	LOB: 0	BB: 0	P: 7	R: 0	H: 0	E: 0	K: 2	S: 7	H: 0	LOB: 1	BB: 1	P: 11	1B: 5	SF: 0	2B: 2	SAC: 0	3B: 0	DP: 0	HR: 3	HBP: 0	WP: 0	PA: 44
--------------	------	------	------	------	------	------	--------	-------	------	------	------	------	------	------	------	--------	-------	-------	------	------	------	------	------	------	------	------	------	------	------	--------	-------	-------	------	------	------	------	------	------	--------	-------	------	------	------	------	------	------	------	--------	-------	------	------	------	------	------	------	------	--------	-------	-------	-------	-------	-------	--------	-------	-------	-------	--------	-------	--------

PITCHER	IP	WLS	BF	H	R	ER	SO	BB	IBB	HBP	BLK	WP	HR	S	P	ERA	WHIP
Pete Hamm, R ERA: 2.6 (1, 1)	4.1		24	7	3	3	2	3	0	0	0	0	2	25	37	6.23	2.308
Stan Williams, R ERA: 3.41 (5, 1)	1.0	W	7	2	2	2	1	1	1	0	0	0	1	7	15	18.00	3.000
Tom Hall, L ERA: 3.21 (6, 1)	3.2	S	13	1	0	0	7	1	0	0	0	0	0	26	30	0.00	0.545


BOTTOM

Minnesota Twins @ Milwaukee Brewers
Milwaukee County Stadium, Milwaukee, WI

Tue May 25 1971, 8:05 PM EDT
Att. 4,006 - Unknown - 49 F

livebaseballscorecards.com

AB	38
R	5
H	10
RBI	5
BB	6
SO	10
LOB	18



Batter	1	2	3	4	5	6	7	8	9	AB R H RBI BB SO LOB	TOP									
Cesar Tovar, R (1, 7) OBP: 0.381, SLG: 0.389	4-0 BB 2B	0-3 K			0-0 SF9 1B		0-0 E4 FC4-6		0-0 E4	4 1 1 0 1 1 1										
Rod Carew, L (1, 4) OBP: 0.262, SLG: 0.314	0-0 1-H 1B 2B		0-0 4-3		0-0 E8 G4-3 1B		0-0 FC4-6 1B CS		0-0 F7	5 1 2 0 0 0 2										
Tony Oliva, L (1, 9) OBP: 0.419, SLG: 0.683	4-0 1B BB		0-0 G3		0-0 SF9		0-0 1-3 1B			2 0 1 1 1 0 0										
Harmon Killebrew, R (1, 3) OBP: 0.389, SLG: 0.471	0-0 1-3 2-H 1B		0-0 F2		0-0 G4-3		0-3 K			4 0 1 1 0 1 3										
Steve Braun, L (1, 5) OBP: 0.422, SLG: 0.429	0-0 F5		0-0 G3		0-0 F5		0-0 G3			4 0 0 0 0 0 2										
Jim Holt, L (1, 8) OBP: 0.350, SLG: 0.429	0-0 L5		0-0 CS 1B		4-0 1B E BB		0-0 L8			3 1 1 0 1 0 2										
Leo Cardenas, R (1, 6) OBP: 0.341, SLG: 0.401		4-0 BB BB		4-0 1-2 BB BB		0-0 E9 1-H SF7 1B		0-0 F9		2 1 1 0 2 0 0										
George Mitterwald, R (1, 2) OBP: 0.333, SLG: 0.387		0-0 L7		4-0 1-2 BB BB		0-0 SF7		0-0 F3		2 0 0 1 1 0 1										
Bert Blyleven, R (1, 1) OBP: 0.121, SLG: 0.094		0-3 K		0-3 K		0-0 4-3		0-0 F6		4 0 0 0 0 2 3										
Inning Stats	R: 1 E: 0 K: 0 S: 4	H: 2 LOB: 2 BB: 2 P: 12	R: 0 E: 0 K: 2 S: 7	H: 0 LOB: 1 BB: 1 P: 11	R: 0 E: 0 K: 0 S: 3	H: 0 LOB: 0 BB: 0 P: 3	R: 0 E: 0 K: 1 S: 5	H: 1 LOB: 2 BB: 2 P: 13	R: 1 E: 1 K: 0 S: 4	H: 2 LOB: 0 BB: 1 P: 8	R: 0 E: 1 K: 1 S: 6	H: 1 LOB: 2 BB: 0 P: 6	R: 0 E: 0 K: 0 S: 3	H: 0 LOB: 0 BB: 0 P: 3	R: 0 E: 1 K: 0 S: 4	H: 0 LOB: 1 BB: 0 P: 4	1B: 6 2B: 2 3B: 0 HR: 0	SF: 2 SAC: 0 DP: 2 HBP: 0	WP: 0 PB: 0 SB: 0 CS: 2	PA: 38
PITCHER	IP WLS BF H R ER SO BB IBB HBP BLK WP HR S P ERA WHIP																			
Skip Lockwood, R (1, 1) ERA: 2.76	7.0 L 31 7 4 2 4 6 0 0 0 0 0 0 33 57 2.57 1.857																			
Marcelino Lopez, L (8, 1) ERA: 2.55	2.0 7 0 0 0 0 0 0 0 0 0 0 0 7 7 0.00 0.000																			

Minnesota Twins @ Milwaukee Brewers
Milwaukee County Stadium, Milwaukee, WI

Wed May 26 1971, 8:05 PM EDT
Att: 4,978 - Unknown - 50 F

AB	30
R	4
H	7
RBI	3
BB	6
SO	4
LOB	14



Batter	1	2	3	4	5	6	7	8	9	AB	R	H	RBI	BB	SO	LOB
Tommy Harper, R OBP: 0.267, SLG: 0.280 (1, 5)	0-3 K		0-0 5-3		0-3 K			0-3 K		4	0	0	0	0	3	0
Ron Theobald, R OBP: 0.450, SLG: 0.429 (1, 4)	0-0 L3 1B		0-3 K		0-0 5-3			0-0 1B 1B		4	0	2	0	0	1	0
Dave May, L OBP: 0.357, SLG: 0.413 (1, 8)	0-0 L3 1-2			0-0 F9		0-0 4-3		0-0 1B 1-2		4	0	1	0	0	0	1
Bill Voss, L OBP: 0.315, SLG: 0.383 (1, 9)		0-0 4-3 1B		0-0 1B 2B		0-0 1B		0-0 F7		4	1	3	0	0	0	2
John Briggs, L OBP: 0.353, SLG: 0.427 (1, 7)		0-3 K		0-0 1B		0-3 K		0-3 K		4	0	1	1	0	3	4
Mike Hegan, L OBP: 0.361, SLG: 0.380 (1, 3)		0-0 4-3 1-2		4-0 1B BB		0-0 6-3			4-0 FC6 BB	2	0	0	0	2	0	2
Elie Rodriguez, R OBP: 0.364, SLG: 0.382 (1, 2)		1-0 HBP		0-0 1-2 1B			0-0 4-3		0-3 K	3	0	1	0	0	1	1
Rick Auerbach, R OBP: 0.284, SLG: 0.244 Ted Kubiak, S OBP: 0.273, SLG: 0.262 (1, 6) (9, PH)	0-0 F4			0-0 F9			0-3 K		0-3 K	3	0	0	0	0	1	4
Skip Lockwood, R OBP: 0.200, SLG: 0.111 Floyd Wicker, L OBP: 0.300, SLG: 0.125 Marcelino Lopez, R OBP: 0.333, SLG: 0.333 Danny Walton, R OBP: 0.317, SLG: 0.358 (1, 1) (7, PH) (8, 1) (9, PH)			0-3 K		0-3 K		0-0 1-3		0-0 FC6 1-2f	2	0	0	0	0	2	0
										1	0	0	0	0	0	0
										0	0	0	0	0	0	0
										1	0	0	0	0	0	1

Inning Stats	R: 0	H: 1	E: 0	LOB: 0	K: 1	S: 5	P: 5	R: 0	H: 1	E: 0	LOB: 2	K: 1	S: 6	P: 7	R: 0	H: 0	E: 0	LOB: 0	K: 2	S: 7	R: 1	H: 3	E: 0	LOB: 2	K: 0	S: 5	P: 9	R: 0	H: 0	E: 0	LOB: 0	K: 2	S: 7	R: 0	H: 1	E: 0	LOB: 1	K: 1	S: 6	R: 0	H: 0	E: 0	LOB: 0	K: 1	S: 5	R: 0	H: 2	E: 0	LOB: 2	K: 2	S: 9	R: 0	H: 0	E: 0	LOB: 1	K: 2	S: 7	1B: 7	SF: 0	2B: 2	SAC: 0	3B: 0	DP: 1	HR: 0	HBP: 1	WP: 0	PA: 36
PITCHER Bert Blyleven, R ERA: 1.81 (1, 1)	IP	WLS	BF	H	R	ER	SO	BB	IBB	HBP	BLK	WP	HR	S	P	ERA	WHIP	IP	WLS	BF	H	R	ER	SO	BB	IBB	HBP	BLK	WP	HR	S	P	ERA	WHIP																																	

MINNESOTA TWINS @ MILWAUKEE BREWERS
Milwaukee County Stadium, Milwaukee, WI
 Wed May 26 1971, 8:05 PM EDT
 Att. 4,978 - Unknown - 50 F

AB	33
R	1
H	8
RBI	1
BB	2
SO	12
LOB	16



Batter	1	2	3	4	5	6	7	8	9	AB R H RBI BB SO LOB	TOP									
Cesar Tovar, R (1, 7) OBP: 0.378, SLG: 0.385	0-0 F8		0-0 CS 1B			0-0 6-3		0-0 F9		4 0 1 0 0 0 1										
Rod Carew, L (1, 4) OBP: 0.256, SLG: 0.307	0-3 K		0-0 CS 1-2	0-0 G3		0-3 K		0-0 1-3		4 0 0 0 0 2 1										
Tony Oliva, L (1, 9) OBP: 0.409, SLG: 0.664	0-3 K			0-0 4-3			0-3 K		0-0 F9	4 0 0 0 0 2 0										
Jim Holt, L (1, 8) OBP: 0.339, SLG: 0.414		0-0 6-3		0-0 F5			0-0 L9		0-0 F5	4 0 0 0 0 0 0										
Steve Braun, L (1, 5) OBP: 0.407, SLG: 0.411		0-0 G3				0-3 K		0-0 G3		3 0 0 0 0 1 0										
Rich Reese, L (1, 3) OBP: 0.239, SLG: 0.180		0-3 K				0-0 F2		0-0 F9		3 0 0 0 0 1 0										
Leo Cardenas, R (1, 6) OBP: 0.346, SLG: 0.409			4-0 G3 WP SH3-4 BB		0-3 K			0-0 HR 2B		2 2 1 0 1 1 0										
Paul Ratliff, L (1, 2) OBP: 0.208, SLG: 0.429			0-0 G3		0-3 K			0-0 HR 2-H		0 1 0 0 0 0 0										
George Mitterwald, R (8, 2) OBP: 0.333, SLG: 0.387			1-3							0 0 0 0 0 0 0										
Jim Kaat, L (1, 1) OBP: 0.179, SLG: 0.250			0-0 SH3-4		0-0 E4 6-3			0-3 K		1 0 0 1 0 0 0										
Charlie Manuel, L (8, PH) OBP: 0.273, SLG: 0.300			3-H							1 0 0 0 0 1 0										
Tom Hall, L (8, 1) OBP: 0.368, SLG: 0.389										0 0 0 0 0 0 0										
Ron Perranoski, L (8, 1)										0 0 0 0 0 0 0										
Inning Stats	R: 0 E: 0 K: 2 S: 7	H: 0 LOB: 0 BB: 0 P: 7	R: 0 E: 0 K: 1 S: 5	H: 0 LOB: 0 BB: 0 P: 5	R: 1 E: 0 K: 0 S: 3	H: 1 LOB: 0 BB: 1 P: 7	R: 0 E: 0 K: 0 S: 3	H: 0 LOB: 0 BB: 0 P: 3	R: 0 E: 0 K: 2 S: 7	H: 0 LOB: 0 BB: 0 P: 3	R: 0 E: 0 K: 1 S: 5	H: 0 LOB: 0 BB: 0 P: 5	R: 0 E: 0 K: 1 S: 7	H: 2 LOB: 0 BB: 0 P: 7	R: 0 E: 0 K: 0 S: 3	H: 0 LOB: 0 BB: 0 P: 3	1B: 1 2B: 1 3B: 0 HR: 1	SF: 0 SAC: 1 DP: 0 HBP: 0	WP: 1 PB: 0 SB: 0 CS: 1	PA: 32
PITCHER	IP WLS BF H R ER SO BB IBB HBP BLK WP HR S P ERA WHIP																			
Marty Pattin, R (1, 1) ERA: 2.58	8.0 W 28 3 3 3 9 1 0 0 0 1 1 45 49 3.38 0.500																			
Ken Sanders, R (9, 1) ERA: 2.73	1.0 S 3 0 0 0 0 0 0 0 0 0 0 0 3 3 0.00 0.000																			

Minnesota Twins @ Milwaukee Brewers
Milwaukee County Stadium, Milwaukee, WI

Thu May 27 1971, 4:33 AM EDT
Att: 9,016 - Sunny - 52 F

livebaseballscorecards.com

AB	26
R	3
H	2
RBI	1
BB	1
SO	8
LOB	2



BOTTOM

Minnesota Twins @ Milwaukee Brewers
Milwaukee County Stadium, Milwaukee, WI

Thu May 27 1971, 4:33 AM EDT
Att. 9,016 - Sunny - 52 F

AB	28
R	5
H	7
RBI	5
BB	3
SO	5
LOB	11



WP	0	PA	32
PB	0		
SB	0		
CS	0		

AB	R	H	RBI	BB	SO	LOB
3	1	0	0	1	0	0
3	0	0	0	0	1	0
3	1	1	0	1	2	0
3	0	1	0	0	1	1
0	1	0	0	0	0	0
1	0	1	3	0	0	0
4	1	2	0	0	0	1
3	0	1	1	0	0	1
3	0	1	1	0	0	2
3	0	0	0	0	1	4
2	0	0	0	0	0	2
0	1	0	0	1	0	0
0	0	0	0	0	0	0
1B	4	SF	0			
2B	2	SAC	1			
3B	1	DP	1			
HR	0	HBP	0			

Batter	1	2	3	4	5	6	7	8	9
Tommy Harper, R OBP: 0.266, SLG: 0.275 (1, 5)	0-0 F4			0-0 6-3		0-0 5-3		4-0 SH1-4 3B BB	
Ron Theobald, R OBP: 0.419, SLG: 0.395 (1, 4)	0-0 F9			0-0 4-3		0-3 K		0-0 SH1-4	
Andy Kosco, R OBP: 0.284, SLG: 0.296 (1, 3) (8, 7)	0-3 K			0-0 2B		0-3 K		4-0 3B IBB	
Danny Walton, R OBP: 0.317, SLG: 0.375 Mike Hegan, L OBP: 0.361, SLG: 0.380 (7, PR) (8, 3) Roberto Pena, R OBP: 0.250, SLG: 0.299 (8, PH) (9, 3)		0-0 F8		0-3 K		0-0 E 4-3 2B		0-0 4-3 3B	
Al Yates, R OBP: 0.300, SLG: 0.300 (1, 9)		0-0 F9			0-0 1B 1B		0-0 E8 4-3 1B	0-0 4-3	
Dave May, L OBP: 0.357, SLG: 0.411 (1, 8)		0-0 4-3			0-0 1-2 1B		0-0 4-3		
Elie Rodriguez, R OBP: 0.383, SLG: 0.380 (1, 2)			0-0 1-3		0-0 F9		0-0 G6-4-3 1B		
Rick Auerbach, R OBP: 0.276, SLG: 0.236 (1, 6)			0-3 K		0-0 L8		0-0 G6-4-3		
Marty Pattin, R OBP: 0.250, SLG: 0.160 Ted Kubiak, S OBP: 0.279, SLG: 0.262 Ken Sanders, R (8, PH) (9, 1)			0-0 4-3		0-0 5-3			4-0 SH1-4 3B BB BB	

Inning	R	H	E	K	S	P	H	LOB	BB	P	R	H	E	K	S	P	H	LOB	BB	P
1	0	0	0	1	5	6	0	0	0	5	0	0	0	2	7	2	0	0	0	15
2	0	0	0	0	3	2	0	0	0	3	0	0	0	0	5	0	0	0	0	15
3	0	0	0	1	5	6	0	0	0	5	0	0	0	2	7	2	0	0	0	15
4	0	0	0	0	3	2	0	0	0	3	0	0	0	0	5	0	0	0	0	15
5	0	0	0	0	3	2	0	0	0	3	0	0	0	0	5	0	0	0	0	15
6	0	0	0	0	3	2	0	0	0	3	0	0	0	0	5	0	0	0	0	15
7	2	3	1	0	5	6	0	0	0	5	0	0	0	0	5	0	0	0	0	15
8	3	1	1	0	3	2	0	0	0	3	0	0	0	0	3	0	0	0	0	15
9	0	0	0	0	0	0	0	0	0	0	0	0	0	0	0	0	0	0	0	15

PITCHER	IP	WLS	BF	H	R	ER	SO	BB	IBB	HBP	BLK	WP	HR	S	P	ERA	WHIP
Jim Kaat, L ERA: 3.01 (1, 1)	7.0		26	6	2	2	5	0	0	0	0	0	0	36	36	2.57	0.857
Tom Hall, L ERA: 3.67 (8, 1)	0.1	L	5	1	3	3	0	2	1	0	0	0	0	2	14	81.00	9.000
Ron Perranoski, L ERA: 7.41 (8, 1)	0.2		1	0	0	0	0	0	0	0	0	0	0	1	1	0.00	0.000

Batter	1	2	3	4	5	6	7	8	9	AB R H RBI BB SO LOB	TOP	
Dick McAuliffe, L (1, 4) OBP: 0.267, SLG: 0.349	4-0 E FC3-2 1B BB		0-0 1-H 1B 3B		0-0 6-3		0-0 G3		0-0 4-3	4 1 1 1 1 0 1		
Al Kaline, R (1, 9) OBP: 0.455, SLG: 0.434	0-0 E8 FC3-2 1-3 CS 1B		0-3 K		4-0 BB BB		0-0 G5-4-3 1B			3 0 2 0 1 1 1		
Jim Northrup, L (1, 8) OBP: 0.367, SLG: 0.421	0-0 FC3-2 CS 2-3 3-H		0-0 WP 1B 1B		4-0 1-2 BB		0-0 F9			3 1 1 1 1 0 3		
Willie Horton, R (1, 7) OBP: 0.297, SLG: 0.490	0-3 K 1-2 3-H		0-0 E 1B		0-0 P4		0-0 G5-4-3 1-2f			4 1 1 0 0 1 5		
Norm Cash, L (1, 3) OBP: 0.395, SLG: 0.667		0-0 L3	0-3 K 1-H 2-H		0-0 G3			1-0 E 2B HBP		3 1 0 0 0 1 0		
Bill Freehan, R (1, 2) OBP: 0.333, SLG: 0.423		0-0 L7		0-0 F8		0-3 K		0-0 E2 2B 1B		4 1 0 0 0 1 1		
Aurelio Rodriguez, R (1, 5) OBP: 0.261, SLG: 0.314		0-3 K		0-3 K		0-0 F9		0-0 1B 2B		4 0 1 1 0 2 0		
Ed Brinkman, R (1, 6) OBP: 0.267, SLG: 0.253			0-0 3B 1B		0-0 F3		0-0 P6		0-0 F3	4 1 1 0 0 0 2		
Les Cain, L (1, 1) Bill Denehy, S (7, 1) Fred Scherman, L (7, 1) OBP: 0.167, SLG: 0.167			0-3 K		0-3 K		0-3 K		0-0 2-H 3-H 1B	3 0 0 0 0 3 1 0 0 0 0 0 0 0 1 0 1 1 0 0 0		
Inning Stats	R: 0 H: 1 E: 1 LOB: 1 K: 1 BB: 1 S: 5 P: 9	R: 0 H: 0 E: 0 LOB: 0 K: 1 BB: 0 S: 5 P: 5	R: 4 H: 4 E: 0 LOB: 0 K: 3 BB: 0 S: 13 P: 13	R: 0 H: 0 E: 0 LOB: 0 K: 1 BB: 0 S: 5 P: 5	R: 0 H: 0 E: 0 LOB: 2 K: 1 BB: 2 S: 5 P: 13	R: 0 H: 0 E: 0 LOB: 0 K: 1 BB: 0 S: 5 P: 5	R: 0 H: 0 E: 0 LOB: 0 K: 1 BB: 0 S: 5 P: 5	R: 0 H: 1 E: 0 LOB: 0 K: 0 BB: 0 S: 3 P: 3	R: 2 H: 2 E: 1 LOB: 1 K: 0 BB: 0 S: 5 P: 6	1B: 6 SF: 0 2B: 1 SAC: 0 3B: 1 DP: 1 HR: 0 HBP: 1	WP: 2 PA: 37 PB: 0 SB: 0 CS: 2	
PITCHER	IP WLS BF H R ER SO BB IBB HBP BLK WP HR S P ERA WHIP											
Bill Parsons, R (1, 1) ERA: 1.99	7.0 L 28 5 4 3 9 3 0 0 0 1 0 43 55 3.86 1.143											
Ken Sanders, R (8, 1) ERA: 2.84	2.0 9 3 2 1 0 0 0 0 1 0 0 0 8 9 4.50 1.500											

Detroit Tigers @ Milwaukee Brewers
Milwaukee County Stadium, Milwaukee, WI

Fri May 28 1971, 8:05 PM EDT
Att. 7,389 - Unknown - 57 F

livebaseballscorecards.com

AB	33
R	6
H	8
RBI	4
BB	3
SO	9
LOB	14



Batter	1	2	3	4	5	6	7	8	9	AB	R	H	RBI	BB	SO	LOB
Tommy Harper, R OBP: 0.264, SLG: 0.268 (1, 5)	0-0 6-3 ①		0-0 P4 ③		0-3 K ③		4-0 BB 1-2 2-3		0-0 4-3 ②	4	0	0	0	1	1	2
Ron Theobald, R OBP: 0.413, SLG: 0.375 Ted Kubiak, S OBP: 0.274, SLG: 0.257 (7, PH) (8, 4)	0-0 F8 ②			4-0 BB G5-4-3		0-0 5-3 ①	0-0 G3 ③		0-0 L9 ③	2	0	0	0	1	0	0
Al Yates, R OBP: 0.286, SLG: 0.286 (1, 9)	0-3 K ③			0-0 P5 ①		0-3 K ②		0-0 BB 1B 1B		4	1	1	0	0	2	1
Danny Walton, R OBP: 0.313, SLG: 0.383 (1, 7)		0-3 K ①		0-0 G5-4-3 1-2f		0-0 2B		0-3 K ①		4	0	1	0	0	2	2
Roberto Pena, R OBP: 0.250, SLG: 0.286 Mike Hegan, L OBP: 0.361, SLG: 0.380 (8, PR) (9, 3)		0-3 K ②			0-0 P4 ①	0-0 5-3 ③		4-0 BB 1B BB		3	0	0	0	1	1	1
Dave May, L OBP: 0.354, SLG: 0.414 (1, 8)		0-0 G3 ③			0-0 HR 2B		0-3 K ①	0-0 L6 ②		4	1	1	0	0	1	2
Phil Roof, R OBP: 0.286, SLG: 0.282 (1, 2)			4-0 BB L6-3 BB		0-0 HR 2B		0-0 BB 1B 1B	0-0 L6 1-2 2-H 1B		3	1	3	3	1	0	0
Rick Auerbach, R OBP: 0.265, SLG: 0.226 (1, 6)			0-0 L6-3 1-2		0-0 6-3 ②		0-0 F5 ②	0-0 L8 ③		4	0	0	0	0	0	4
Bill Parsons, R OBP: 0.238, SLG: 0.211 Andy Kosco, R OBP: 0.293, SLG: 0.306 Ken Sanders, R (8, 1) John Briggs, L OBP: 0.350, SLG: 0.422 (9, PH)			4-0 BB BB		0-0 1B		0-0 BB 1B 1-2		0-0 4-3 ①	1	0	1	0	1	0	0

Inning Stats	R: 0	H: 0	E: 0	K: 1	S: 5	LOB: 0	BB: 0	P: 5	R: 0	H: 0	E: 0	K: 2	S: 7	LOB: 0	BB: 0	P: 7	R: 0	H: 0	E: 0	K: 0	S: 2	LOB: 1	BB: 2	P: 10	R: 0	H: 0	E: 0	K: 0	S: 2	LOB: 0	BB: 1	P: 6	R: 2	H: 3	E: 0	K: 1	S: 8	LOB: 1	BB: 0	P: 8	R: 0	H: 1	E: 0	K: 1	S: 6	LOB: 1	BB: 0	P: 6	R: 0	H: 2	E: 0	K: 1	S: 7	LOB: 3	BB: 1	P: 11	R: 1	H: 2	E: 0	K: 1	S: 7	LOB: 2	BB: 1	P: 11	R: 0	H: 0	E: 0	K: 0	S: 3	LOB: 0	BB: 0	P: 3	1B: 5	2B: 3	3B: 0	HR: 1	SF: 0	SAC: 0	DP: 2	HBP: 0	WP: 0	PA: 38
--------------	------	------	------	------	------	--------	-------	------	------	------	------	------	------	--------	-------	------	------	------	------	------	------	--------	-------	-------	------	------	------	------	------	--------	-------	------	------	------	------	------	------	--------	-------	------	------	------	------	------	------	--------	-------	------	------	------	------	------	------	--------	-------	-------	------	------	------	------	------	--------	-------	-------	------	------	------	------	------	--------	-------	------	-------	-------	-------	-------	-------	--------	-------	--------	-------	--------

PITCHER	IP	WLS	BF	H	R	ER	SO	BB	IBB	HBP	BLK	WP	HR	S	P	ERA	WHIP
Les Cain, L ERA: 1.42 (1, 1)	6.2	W	27	6	2	2	6	3	0	0	0	0	1	36	48	2.70	1.350
Bill Denehy, R ERA: 2.31 (7, 1)	0.0		1	0	0	0	0	1	0	0	0	0	0	0	4	∞	∞
Fred Scherman, L ERA: 1.76 (7, 1)	2.1	S	10	2	1	1	1	1	0	0	0	0	0	11	15	3.86	1.286


BOTTOM

Detroit Tigers @ Milwaukee Brewers
Milwaukee County Stadium, Milwaukee, WI

Fri May 28 1971, 8:05 PM EDT
Att. 7,389 - Unknown - 57 F

AB	33
R	3
H	8
RBI	3
BB	5
SO	7
LOB	15

livebaseballscores.com



Batter	1	2	3	4	5	6	7	8	9	AB R H RBI BB SO LOB	TOP	
Dick McAuliffe, L (1, 4) OBP: 0.261, SLG: 0.341	0-0 G3			0-3 K	0-0 3-1		0-0 4-3			4 0 0 0 0 1 2		
Al Kaline, R (1, 9) OBP: 0.456, SLG: 0.435 Dalton Jones, L (4, 9) OBP: 0.405, SLG: 0.571	0-0 L5-3			0-0 1B		0-0 G3		0-0 F7		2 0 1 0 0 0 0 2 0 0 0 0 0 0		
Jim Northrup, L (1, 8) OBP: 0.367, SLG: 0.420 Mickey Stanley, R (6, 8) OBP: 0.284, SLG: 0.347	0-0 F8			0-0 1B		0-0 L7		0-0 F8		3 0 1 0 0 0 0 1 0 0 0 0 0 0		
Willie Horton, R (1, 7) OBP: 0.293, SLG: 0.484 Bill Denehy, S (5, 1) Tom Timmermann, R (7, 1) Les Cain, L (8, PH) Bill Zepp, R (8, 1)		0-0 F7		0-0 F7		4-0 BB		0-0 4-3		2 0 0 0 0 0 2 0 0 0 0 0 1 0 0 0 0 0 0 0 0 0 0 1 0 0 0 0 0 0 0 0 0 0 0 0 0 0 0		
Norm Cash, L (1, 3) OBP: 0.383, SLG: 0.643		0-0 F9		0-3 K		0-0 F5			0-3 K	4 0 0 0 0 2 3		
Bill Freehan, R (1, 2) OBP: 0.329, SLG: 0.417 Jim Price, R (5, 2) OBP: 0.259, SLG: 0.217		0-0 F8			0-0 5-3		0-0 6-3		0-0 E5	2 0 0 0 0 0 0 2 0 0 0 0 0 0		
Aurelio Rodriguez, R (1, 5) OBP: 0.258, SLG: 0.310 Kevin Collins, L (5, 5) OBP: 0.357, SLG: 0.571			0-3 K		0-0 F7		0-0 FC5-4 1B		0-0 F7	2 0 0 0 0 1 0 2 0 1 0 0 0 1		
Ed Brinkman, R (1, 6) OBP: 0.270, SLG: 0.252 Cesar Gutierrez, R (5, 6)			0-0 6-3		4-0 2B BB		0-0 FC5-4 E		0-3 K	1 0 0 0 1 0 0 2 1 0 0 0 1 2		
Joe Coleman, R (1, 1) OBP: 0.231, SLG: 0.208 Mike Kilkenny, R (3, 1) Gates Brown, L (5, PH) OBP: 0.357, SLG: 0.423 (5, 7)			0-0 5-3		0-0 2B		0-0 E4 3B			1 0 0 0 0 0 0 0 0 0 0 0 0 0 2 1 2 1 0 0 0		
Inning Stats	R: 0 H: 0 E: 0 LOB: 0 K: 0 BB: 0 S: 3 P: 3	R: 0 H: 0 E: 0 LOB: 0 K: 0 BB: 0 S: 3 P: 3	R: 0 H: 0 E: 0 LOB: 0 K: 1 BB: 0 S: 5 P: 5	R: 0 H: 2 E: 0 LOB: 2 K: 2 BB: 0 S: 9 P: 9	R: 0 H: 1 E: 0 LOB: 2 K: 0 BB: 1 S: 4 P: 8	R: 0 H: 0 E: 0 LOB: 1 K: 0 BB: 1 S: 3 P: 7	R: 2 H: 2 E: 1 LOB: 0 K: 0 BB: 0 S: 5 P: 5	R: 0 H: 0 E: 0 LOB: 0 K: 0 BB: 0 S: 3 P: 3	R: 0 H: 0 E: 1 LOB: 1 K: 2 BB: 0 S: 8 P: 8	1B: 3 SF: 0 2B: 1 SAC: 0 3B: 1 DP: 0 HR: 0 HBP: 0	WP: 0 PA: 35 PB: 0 SB: 0 CS: 0	
PITCHER Lew Krausse, R (1, 1) ERA: 3.23	IP WLS BF H R ER SO BB IBB HBP BLK WP HR S P ERA WHIP	9.0 W 35 5 2 1 5 2 0 0 0 0 0 0 43 51 1.00 0.778										

Detroit Tigers @ Milwaukee Brewers
Milwaukee County Stadium, Milwaukee, WI

Sat May 29 1971, 4:33 AM EDT
Att. 10,514 - Unknown - 70 F

livebaseballscorecards.com

AB 33
R 2
H 5
RBI 1
BB 2
SO 5
LOB 10



Batter	1	2	3	4	5	6	7	8	9	AB	R	H	RBI	BB	SO	LOB
Tommy Harper, R OBP: 0.268, SLG: 0.272 (1, 5)	0-0 1B S FC4-6 1B	0-0 1-3	0-0 FC4-6 2-H 1B		0-0 FC5-4 1-2f			0-0 5-3		5	1	2	1	0	0	3
Ron Theobald, R OBP: 0.412, SLG: 0.378 (1, 4)	0-0 FC4-6 1-3 1B		0-0 1B 1B FC4-6		0-0 5-3			0-0 6-3		5	1	2	0	0	0	2
Dave May, L OBP: 0.349, SLG: 0.406 (1, 8)	0-0 FC4-6 1-2f 3-H CS		0-0 1B 1B 1-2		0-0 F9			0-0 F7		5	1	1	1	0	0	1
Bill Voss, L OBP: 0.336, SLG: 0.407 (1, 9)	0-0 1-2 2B		0-0 1B 1B 1-3 2-H		4-0 HR BB			0-0 E4 F8 1B		3	2	3	1	1	0	0
John Briggs, L OBP: 0.346, SLG: 0.415 (1, 7)	0-0 4-3		0-0 1B 1B 1-3 3-H		0-3 K			0-0 F8 2-3		4	1	1	1	0	1	3
Mike Hegan, L OBP: 0.373, SLG: 0.417 (1, 3)		0-0 SH2-4 BB 1B	0-0 1B WP BB		0-0 1-H HR			0-0 G3		3	2	2	2	1	0	1
Elie Rodriguez, R OBP: 0.389, SLG: 0.378 (1, 2)		4-0 SH2-4 BB 1-2	0-0 1B WP 1B 1-3 2-H 3-H		0-0 F7			0-0 6-3		3	1	1	2	1	0	0
Rick Auerbach, R OBP: 0.255, SLG: 0.216 (1, 6)		0-3 K	0-0 F5 1-2 3-H		0-0 F8			0-0 6-3		4	0	0	0	0	1	3
Lew Krausse, R (1, 1)		0-0 SH2-4 1-2 2-3	0-0 F7		4-0 FC5-4 BB			0-0 P6		2	0	0	0	1	0	1

Inning Stats	R: 1	H: 3	E: 0	LOB: 1	K: 0	BB: 0	S: 5	P: 5	R: 0	H: 1	E: 0	LOB: 2	K: 1	BB: 1	S: 6	P: 10	R: 6	H: 6	E: 0	LOB: 1	K: 0	BB: 1	S: 9	P: 13	R: 2	H: 1	E: 0	LOB: 0	K: 1	BB: 1	S: 6	P: 10	R: 0	H: 0	E: 0	LOB: 1	K: 0	BB: 1	S: 3	P: 7	R: 0	H: 1	E: 1	LOB: 1	K: 0	BB: 0	S: 4	P: 4	R: 0	H: 0	E: 0	LOB: 0	K: 0	BB: 0	S: 3	P: 3	R: 0	H: 0	E: 0	LOB: 0	K: 0	BB: 0	S: 3	P: 3
--------------	------	------	------	--------	------	-------	------	------	------	------	------	--------	------	-------	------	-------	------	------	------	--------	------	-------	------	-------	------	------	------	--------	------	-------	------	-------	------	------	------	--------	------	-------	------	------	------	------	------	--------	------	-------	------	------	------	------	------	--------	------	-------	------	------	------	------	------	--------	------	-------	------	------

PITCHER	IP	WLS	BF	H	R	ER	SO	BB	IBB	HBP	BLK	WP	HR	S	P	ERA	WHIP
Joe Coleman, R ERA: 3.77 (1, 1)	2.0	L	14	8	5	5	1	1	0	0	0	0	0	15	19	22.50	4.500
Mike Kilkenny, L ERA: 9.95 (3, 1)	2.0		11	3	4	4	1	2	0	0	0	1	1	11	19	18.00	2.500
Bill Denehy, R ERA: 1.98 (5, 1)	2.0		8	1	0	0	0	1	0	0	0	0	0	7	11	0.00	1.000
Tom Timmermann, R ERA: 3.13 (7, 1)	1.0		3	0	0	0	0	0	0	0	0	0	0	3	3	0.00	0.000
Bill Zepp, R ERA: 4.33 (8, 1)	1.0		3	0	0	0	0	0	0	0	0	0	0	3	3	0.00	0.000

BOTTOM


Detroit Tigers @ Milwaukee Brewers
Milwaukee County Stadium, Milwaukee, WI

Sat May 29 1971, 4:33 AM EDT
Att: 10,514 - Unknown - 70 F

AB	34
R	9
H	12
RBI	8
BB	4
SO	2
LOB	14

livebaseballscorecards.com

WP: 1 PA: 39
PB: 0
SB: 1
CS: 1



BOTTOM

Detroit Tigers @ Milwaukee Brewers
Milwaukee County Stadium, Milwaukee, WI

Sun May 30 1971, 4:33 AM EDT
Att. 13,743 - Sunny - 76 F

livebaseballscorecards.com

AB	28
R	5
H	6
RBI	4
BB	9
SO	5
LOB	16



WP	1	PA	41
PB	0		
SB	2		
CS	0		

AB R H RBI BB SO LOB

3 1 0 0 2 0 3

2 1 1 0 2 0 2
0 0 0 0 1 0 0

4 0 1 0 1 0 2

5 1 1 2 0 1 4

4 1 0 0 1 1 2

2 0 0 0 1 2 0

4 1 1 0 0 1 3

1 0 0 0 1 0 0
1 0 1 0 0 0 0

1B: 4 SF: 1
2B: 2 SAC: 2
3B: 0 DP: 2
HR: 1 HBP: 1

Batter	1	2	3	4	5	6	7	8	9
Tommy Harper, R OBP: 0.272, SLG: 0.267 (1, 5) (8, 4)	4-0 S E BB	4-0 L5-3 BB		0-0 5-3			0-0 L9	0-0 F7	
Ron Theobald, R OBP: 0.436, SLG: 0.383 Danny Walton, R OBP: 0.324, SLG: 0.383 (1, 4) (8, 5)	4-0 WP E 3-1 BB	0-0 L5-3 BB		4-0 2-3 BB			0-0 1B	4-0 G1-6-3 BB	
Dave May, L OBP: 0.350, SLG: 0.401 (1, 8)	4-0 3-1 WP 1-2 2-H BB		0-0 P6		0-0 2-3		0-0 1-3 1B	0-0 G1-6-3	
Bill Voss, L OBP: 0.331, SLG: 0.423 (1, 9)	0-0 3-1		0-0 L9		0-3 K		0-0 G3	0-0 HR	
John Briggs, L OBP: 0.339, SLG: 0.398 (1, 7)	0-0 G3		0-0 F7		0-0 L9		4-0 1B SH3-4 BB	0-3 K	
Mike Hegan, L OBP: 0.372, SLG: 0.410 (1, 3)	4-0 IBB		0-3 K		0-3 K		0-0 SH3-4		
Elie Rodriguez, R OBP: 0.384, SLG: 0.385 (1, 2)	0-0 P6		0-0 E8 SF8 2B		0-3 K		0-0 F3		
Rick Auerbach, R OBP: 0.266, SLG: 0.214 Roberto Pena, R OBP: 0.260, SLG: 0.296 (8, PH) (9, 6)		1-0 SH3-4 HBP	4-0 SF8 S BB		0-0 1-3		0-0 1B 1B		
John Morris, R Jim Hannan, R Ted Kubak, S Ken Saborido, R Floyd Wickert, L Andy Kosco, R Marcelino Lopez, R Larry Bearmarth, R Dick Ellsworth, L		0-0 SH3-4	0-0 SF8		0-0 4-3		0-0 1-2 3-H 1B		

Inning Stats	R: 2	H: 0	E: 1	K: 0	S: 3	LOB: 2	BB: 4	P: 19	R: 0	H: 0	E: 0	K: 0	S: 2	LOB: 1	BB: 1	P: 7	R: 0	H: 0	E: 0	K: 0	S: 3	LOB: 0	BB: 0	P: 3	R: 1	H: 1	E: 1	K: 1	S: 6	LOB: 1	BB: 1	P: 10	R: 0	H: 0	E: 0	K: 1	S: 5	LOB: 1	BB: 1	P: 9	R: 0	H: 0	E: 0	K: 2	S: 7	LOB: 0	BB: 0	P: 7	R: 0	H: 2	E: 0	K: 0	S: 5	LOB: 2	BB: 0	P: 5	R: 1	H: 2	E: 0	K: 0	S: 5	LOB: 2	BB: 1	P: 9	R: 1	H: 1	E: 0	K: 1	S: 5	LOB: 0	BB: 1	P: 9	1B: 4	SF: 1	2B: 2	SAC: 2	3B: 0	DP: 2	HR: 1	HBP: 1	WP: 1	PA: 41
--------------	------	------	------	------	------	--------	-------	-------	------	------	------	------	------	--------	-------	------	------	------	------	------	------	--------	-------	------	------	------	------	------	------	--------	-------	-------	------	------	------	------	------	--------	-------	------	------	------	------	------	------	--------	-------	------	------	------	------	------	------	--------	-------	------	------	------	------	------	------	--------	-------	------	------	------	------	------	------	--------	-------	------	-------	-------	-------	--------	-------	-------	-------	--------	-------	--------

PITCHER	IP	WLS	BF	H	R	ER	SO	BB	IBB	HBP	BLK	WP	HR	S	P	ERA	WHIP
Dean Chance, R ERA: 2.98 (1, 1)	1.1		9	0	2	2	0	3	1	1	0	1	0	4	21	13.50	2.250
Bill Zepp, R ERA: 3.94 (2, 1)	2.2		10	1	1	0	1	2	0	0	0	0	0	10	18	0.00	1.125
Joe Niekro, R ERA: 4.88 (5, 1)	3.2		16	3	1	1	3	2	0	0	0	0	0	20	28	2.46	1.364
Fred Scherman, L ERA: 1.97 (8, 1)	1.1	W	6	2	1	1	1	1	0	0	0	0	1	7	11	6.75	2.250

Batter	1	2	3	4	5	6	7	8	9	AB R H RBI BB SO LOB	TOP																									
Graig Nettles, L (1, 5) OBP: 0.340, SLG: 0.350	0-0 FC6-4 1B	0-0 1B		0-0 SF9		0-0 4-1		4-0 BB		3 0 2 2 1 0 0																										
Vada Pinson, L (1, 8) OBP: 0.286, SLG: 0.351	0-0 FC6-4 1-2f	0-0 G3		0-0 3-H 3B		0-0 L3		0-0 F8		5 0 1 1 0 0 4																										
Ray Fosse, R (1, 2) OBP: 0.337, SLG: 0.375	0-3 K		0-3 K	0-0 F7		0-0 6-3		0-3 K		5 0 0 0 0 3 3																										
Chris Chambliss, L (1, 3) OBP: 0.286, SLG: 0.286	0-0 5-3		0-0 5-3 1B		0-0 2B 1B		0-0 E1 FC3-6	0-0 4-3		5 1 2 0 0 0 2																										
Ted Ford, R (1, 9) OBP: 0.239, SLG: 0.279		0-3 K	0-0 5-3		0-0 4-3 2B		0-0 FC3-6 WP BB	0-0 FC4-6 1B		5 0 2 1 0 1 2																										
Ted Uhlaender, L (1, 7) OBP: 0.337, SLG: 0.326		0-3 K	0-0 4-3		0-0 4-3		4-0 1-3 BB	0-0 FC4-6 CS		4 0 0 0 1 1 3																										
Eddie Leon, R (1, 4) OBP: 0.326, SLG: 0.326		0-0 WP 1B		0-0 1B SF9 1B		4-0 CS IBB		0-3 K		4 2 2 0 1 1 3																										
Phil Hennigan, R (9, 1)								1-2		0 0 0 0 0 0 0	AB 36																									
Fred Stanley, R (1, 6) OBP: 0.500, SLG: 0.211		4-0 K 1B BB		0-0 3B 1B		4-0 1-2 BB				1 2 1 0 3 0 0	R 5																									
Rich Hand, R (1, 1)		0-3 K		0-3 K		0-0 4-1					H 10																									
Rick Austin, R (4, 1)											RBI 4																									
Gomer Hodges, S (5, PH) OBP: 0.336, SLG: 0.294											BB 6																									
Vince Colbert, R (5, 1)											SO 8																									
Steve Mingori, L (8, 1) OBP: 0.800, SLG: 0.500											LOB 25																									
Lou Camilli, S (9, 4) OBP: 0.167, SLG: 0.091		1-3 2-H																																		
Inning Stats	R: 0 E: 0 K: 1 S: 6	H: 1 LOB: 1 BB: 0 P: 6	R: 2 E: 1 K: 3 S: 12	H: 2 LOB: 2 BB: 1 P: 16	R: 0 E: 0 K: 1 S: 6	H: 1 LOB: 1 BB: 0 P: 6	R: 2 E: 0 K: 1 S: 8	H: 3 LOB: 1 BB: 0 P: 8	R: 1 E: 0 K: 0 S: 4	H: 2 LOB: 2 BB: 2 P: 12	R: 0 E: 0 K: 0 S: 3	H: 0 LOB: 0 BB: 0 P: 3	R: 0 E: 1 K: 0 S: 4	H: 0 LOB: 3 BB: 2 P: 12	R: 0 E: 0 K: 1 S: 5	H: 0 LOB: 1 BB: 1 P: 9	R: 0 E: 0 K: 1 S: 5	H: 1 LOB: 0 BB: 0 P: 5	1B: 8 2B: 1 3B: 1 HR: 0	SF: 1 SAC: 0 DP: 0 HBP: 0	WP: 2 PB: 0 SB: 0 CS: 2	PA: 43														
PITCHER	IP WLS BF H R ER SO BB IBB HBP BLK WP HR S P ERA WHIP																																			
Skip Lockwood, R (1, 1) ERA: 2.99	4.0		23	9	5	3	6	1	0	0	0	1	0	34	38	6.75	2.500																			
Jim Hannan, R (5, 1) ERA: 2.91	3.0		13	0	0	0	0	2	2	0	0	1	0	9	25	0.00	0.667																			
Ken Sanders, R (8, 1) ERA: 2.6	2.0	W	7	1	0	0	2	1	0	0	0	0	0	10	14	0.00	1.000																			

Cleveland Indians @ Milwaukee Brewers
Milwaukee County Stadium, Milwaukee, WI

Mon May 31 1971, 8:05 PM EDT
Att: 4,221 - Unknown - 46 F

AB	36
R	5
H	10
RBI	4
BB	6
SO	8
LOB	25



WP: 2	PA: 43
-------	--------

BOTTOM

Cleveland Indians @ Milwaukee Brewers
Milwaukee County Stadium, Milwaukee, WI

Mon May 31 1971, 8:05 PM EDT
Att. 4,221 - Unknown - 46 F

livebaseballscorecards.com

AB	31
R	6
H	9
RBI	6
BB	9
SO	7
LOB	27



WP	1	PA	43
PB	0		
SB	1		
CS	0		

AB R H RBI BB SO LOB

4 1 2 2 1 0 1

3 0 0 0 1 0 2

4 0 1 0 1 0 3

4 1 1 1 0 2 6

2 1 1 1 2 1 0

1 0 0 0 0 0 2

3 0 0 0 1 1 4

3 2 2 1 2 0 3

4 1 1 1 0 1 3

1 0 1 0 1 0 0

1 0 0 0 0 1 2

1 0 0 0 0 1 1

0 0 0 0 0 0 0

1B: 6 SF: 0

2B: 1 SAC: 2

3B: 0 DP: 1

HR: 2 HBP: 1

WP: 1 PA: 43

PB: 0

SB: 1

CS: 0

1B: 6 SF: 0

2B: 1 SAC: 2

3B: 0 DP: 1

HR: 2 HBP: 1

WP: 1 PA: 43

PB: 0

SB: 1

CS: 0

1B: 6 SF: 0

2B: 1 SAC: 2

3B: 0 DP: 1

HR: 2 HBP: 1

WP: 1 PA: 43

PB: 0

SB: 1

CS: 0

1B: 6 SF: 0

2B: 1 SAC: 2

3B: 0 DP: 1

HR: 2 HBP: 1

WP: 1 PA: 43

PB: 0

SB: 1

CS: 0

1B: 6 SF: 0

2B: 1 SAC: 2

3B: 0 DP: 1

HR: 2 HBP: 1

WP: 1 PA: 43

PB: 0

SB: 1

CS: 0

1B: 6 SF: 0

2B: 1 SAC: 2

3B: 0 DP: 1

HR: 2 HBP: 1

WP: 1 PA: 43

PB: 0

SB: 1

CS: 0

1B: 6 SF: 0

2B: 1 SAC: 2

3B: 0 DP: 1

HR: 2 HBP: 1

WP: 1 PA: 43

PB: 0

SB: 1

CS: 0

1B: 6 SF: 0

2B: 1 SAC: 2

3B: 0 DP: 1

HR: 2 HBP: 1

WP: 1 PA: 43

PB: 0

SB: 1

CS: 0

1B: 6 SF: 0

2B: 1 SAC: 2

3B: 0 DP: 1

HR: 2 HBP: 1

WP: 1 PA: 43

PB: 0

SB: 1

CS: 0

1B: 6 SF: 0

2B: 1 SAC: 2

3B: 0 DP: 1

HR: 2 HBP: 1

WP: 1 PA: 43

PB: 0

SB: 1

CS: 0

1B: 6 SF: 0

2B: 1 SAC: 2

3B: 0 DP: 1

HR: 2 HBP: 1

WP: 1 PA: 43

PB: 0

SB: 1

CS: 0

1B: 6 SF: 0

2B: 1 SAC: 2

3B: 0 DP: 1

HR: 2 HBP: 1

WP: 1 PA: 43

PB: 0

SB: 1

CS: 0

1B: 6 SF: 0

2B: 1 SAC: 2

3B: 0 DP: 1

HR: 2 HBP: 1

WP: 1 PA: 43

PB: 0

SB: 1

CS: 0

1B: 6 SF: 0

2B: 1 SAC: 2

3B: 0 DP: 1

HR: 2 HBP: 1

WP: 1 PA: 43

PB: 0

SB: 1

CS: 0

1B: 6 SF: 0

2B: 1 SAC: 2

3B: 0 DP: 1

HR: 2 HBP: 1

WP: 1 PA: 43

PB: 0

SB: 1

CS: 0

1B: 6 SF: 0

2B: 1 SAC: 2

3B: 0 DP: 1

HR: 2 HBP: 1

WP: 1 PA: 43

PB: 0

SB: 1

CS: 0

1B: 6 SF: 0

2B: 1 SAC: 2

3B: 0 DP: 1

HR: 2 HBP: 1

WP: 1 PA: 43

PB: 0

SB: 1

CS: 0

1B: 6 SF: 0

2B: 1 SAC: 2

3B: 0 DP: 1

HR: 2 HBP: 1

WP: 1 PA: 43

PB: 0

SB: 1

CS: 0

1B: 6 SF: 0

2B: 1 SAC: 2

3B: 0 DP: 1

HR: 2 HBP: 1

WP: 1 PA: 43

PB: 0

SB: 1

CS: 0

1B: 6 SF: 0

2B: 1 SAC: 2

3B: 0 DP: 1

HR: 2 HBP: 1

WP: 1 PA: 43

PB: 0

SB: 1

CS: 0

1B: 6 SF: 0

2B: 1 SAC: 2

3B: 0 DP: 1

HR: 2 HBP: 1

WP: 1 PA: 43

PB: 0

SB: 1

CS: 0

1B: 6 SF: 0

2B: 1 SAC: 2

3B: 0 DP: 1

HR: 2 HBP: 1

WP: 1 PA: 43

PB: 0

SB: 1

CS: 0

1B: 6 SF: 0

2B: 1 SAC: 2

3B: 0 DP: 1

HR: 2 HBP: 1

WP: 1 PA: 43

PB: 0

SB: 1

CS: 0

1B: 6 SF: 0

2B: 1 SAC: 2

3B: 0 DP: 1

HR: 2 HBP: 1

WP: 1 PA: 43

PB: 0

SB: 1

CS: 0

1B: 6 SF: 0

2B: 1 SAC: 2

3B: 0 DP: 1

HR: 2 HBP: 1

WP: 1 PA: 43

PB: 0

SB: 1

CS: 0

1B: 6 SF: 0

2B: 1 SAC: 2

3B: 0 DP: 1

HR: 2 HBP: 1

WP: 1 PA: 43

PB: 0

SB: 1

CS: 0

1B: 6 SF: 0

2B: 1 SAC: 2

3B: 0 DP: 1

HR: 2 HBP: 1

WP: 1 PA: 43

PB: 0

SB: 1

CS: 0

1B: 6 SF: 0

2B: 1 SAC: 2

3B: 0 DP: 1

HR: 2 HBP: 1

WP: 1 PA: 43

PB: 0

SB: 1

CS: 0

1B: 6 SF: 0

2B: 1 SAC: 2

3B: 0 DP: 1

HR: 2 HBP: 1

WP: 1 PA: 43

PB: 0

SB: 1

CS: 0

1B: 6 SF: 0

2B: 1 SAC: 2

3B: 0 DP: 1

HR: 2 HBP: 1

WP: 1 PA: 43

PB: 0

SB: 1

CS: 0

1B: 6 SF: 0

2B: 1 SAC: 2

3B: 0 DP: 1

HR: 2 HBP: 1

WP: 1 PA: 43

PB: 0

SB: 1

CS: 0

1B: 6 SF: 0

2B: 1 SAC: 2

3B: 0 DP: 1

HR: 2 HBP: 1

WP: 1 PA: 43

PB: 0


SB: 1

CS: 0

1B: 6 SF: 0

2B: 1 SAC: 2

3B: 0 DP: 1

Batter	1	2	3	4	5	6	7	8	9	AB R H RBI BB SO LOB	TOP											
Graig Nettles, L (1, 5) OBP: 0.337, SLG: 0.364	0-0 3-1	0-0 F7			0-0 HR		0-0 F9		0-0 F8	5 1 1 1 0 0 1												
Vada Pinson, L (1, 8) OBP: 0.290, SLG: 0.351	1-0 1B HBP		0-0 F8		0-0 F8		0-0 CS 1B			3 1 1 0 0 0 0												
Ted Ford, R (1, 9) OBP: 0.239, SLG: 0.278	0-0 F8 1B 1-3 1B		0-3 K		0-0 F9		0-3 K 1-2			4 1 1 0 0 2 1												
Chris Chambliss, L (1, 3) OBP: 0.333, SLG: 0.333	0-0 1B 1-2 3-H 1B		0-0 1B		0-0 F5			0-0 F8		4 0 2 1 0 0 0												
Ted Uhlaender, L (1, 7) OBP: 0.343, SLG: 0.333	0-0 F8 1-2 2-3 1B		0-0 1B		0-0 SH1-4 1B			0-0 L6		4 0 2 0 0 0 2												
Eddie Leon, R (1, 4) OBP: 0.327, SLG: 0.326	0-0 FC6-4 2-3 3-H 1B		0-0 F9		0-0 SH1-4 1-2			0-0 F9		3 0 1 1 0 0 2												
Ken Suarez, R (1, 2) OBP: 0.294, SLG: 0.333	0-0 FC6-4 1-2f		0-0 F3		4-0 FC6-4 IBB			0-3 K		2 0 0 0 1 0 2												
Ken Harrelson, R (9, PH) OBP: 0.311, SLG: 0.305										1 0 0 0 0 1 0	AB 34											
Fred Stanley, R (1, 6) OBP: 0.469, SLG: 0.190		0-3 K		0-0 5-3		0-3 K		0-0 P4		2 0 0 0 0 1 0	R 3											
Chuck Hinton, R (6, PH) OBP: 0.353, SLG: 0.378										1 0 0 0 0 1 2	H 9											
Jack Heidemann, R (6, 6) OBP: 0.250, SLG: 0.203										0 0 0 0 0 0 0	RBI 3											
Ray Fosse, R (9, PH) OBP: 0.335, SLG: 0.373										1 0 0 0 0 0 0	BB 1											
Steve Dunning, R (1, 1) OBP: 0.231, SLG: 0.360		0-3 K		0-0 6-3		0-0 FC6-4 1-2f		0-0 2B		3 0 0 0 0 0 1 2	SO 6											
Vince Colbert, R (6, 1)										0 0 0 0 0 0 0 0	LOB 12											
Rick Austin, R (6, 1)										0 0 0 0 0 0 0 0												
Ray Lamb, R (7, 1)										0 0 0 0 0 0 0 0												
Phil Hennigan, R (8, 1)										0 0 0 0 0 0 0 0												
Gomer Hodge, S (9, PH) OBP: 0.325, SLG: 0.343										1 0 1 0 0 0 0 0												
Inning Stats	R: 2 E: 0 K: 0 S: 6	H: 3 LOB: 2 BB: 0 P: 7	R: 0 E: 0 K: 2 S: 7	H: 0 LOB: 0 BB: 0 P: 7	R: 0 E: 0 K: 1 S: 7	H: 2 LOB: 2 BB: 0 P: 7	R: 0 E: 0 K: 0 S: 3	H: 0 LOB: 0 BB: 0 P: 3	R: 1 E: 0 K: 0 S: 4	H: 1 LOB: 0 BB: 0 P: 4	R: 0 E: 0 K: 1 S: 6	H: 1 LOB: 2 BB: 1 P: 10	R: 0 E: 0 K: 1 S: 5	H: 1 LOB: 1 BB: 0 P: 5	R: 0 E: 0 K: 0 S: 3	H: 0 LOB: 0 BB: 0 P: 3	R: 0 E: 0 K: 1 S: 6	H: 1 LOB: 1 BB: 0 P: 6	1B: 7 2B: 2 3B: 0 HR: 1	SF: 0 SAC: 1 DP: 1 HBP: 1	WP: 0 PB: 0 SB: 0 CS: 1	PA: 37
PITCHER Marty Pattin, R (1, 1) ERA: 2.62	IP: 9.0 WLS: W BF: 37 H: 9 R: 3 ER: 3 SO: 6 BB: 0 IBB: 1 HBP: 1 BLK: 0 WP: 0 HR: 1 S: 47 P: 52 ERA: 3.00 WHIP: 1.000											PITCHER IP: WLS: BF: H: R: ER: SO: BB: IBB: HBP: BLK: WP: HR: S: P: ERA: WHIP:										

Cleveland Indians @ Milwaukee Brewers
Milwaukee County Stadium, Milwaukee, WI

Tue Jun 01 1971, 8:05 PM EDT
Att: 4,020 - Unknown - 47 F

livebaseballscorecards.com

Batter	1	2	3	4	5	6	7	8	9	AB	R	H	RBI	BB	SO	LOB
Tommy Harper, R OBP: 0.278, SLG: 0.266 (1, 5)	0-0 P6		0-0 F8		0-0 F5	4-0 BB		0-0 6-3		4	0	0	0	1	0	0
Mike Hegan, L OBP: 0.370, SLG: 0.393 (1, 3)	4-0 1B BB		0-0 WP 1B		0-3 K	0-0 5-3		0-0 F7		4	1	1	0	1	1	2
Dave May, L OBP: 0.361, SLG: 0.399 (1, 8)	0-0 1B 1-2 1B		4-0 WP BB		0-0 P4		4-0 SH5-3 1B BB			2	1	1	0	2	0	0
Bill Voss, L OBP: 0.333, SLG: 0.434 (1, 9)	0-3 K		0-0 F7		4-0 HR BB		0-0 SH5-3			2	1	0	0	1	1	4
John Briggs, L OBP: 0.367, SLG: 0.437 (1, 7)	0-0 1-3 2-H 1B		4-0 BB		0-0 HR		0-3 K			3	1	2	3	1	1	1
Ted Kubiak, S OBP: 0.299, SLG: 0.293 (1, 4)	0-0 4-3		0-3 K		0-0 6-3 1B		4-0 1B BB			3	1	1	0	1	1	5
Elie Rodriguez, R OBP: 0.354, SLG: 0.365 (1, 2)		0-3 K		0-0 4-3		0-0 6-3		0-0 FC6-4 1B		4	0	1	1	0	1	1
Rick Auerbach, R OBP: 0.265, SLG: 0.226 (1, 6)		0-0 1-3		0-3 K		0-0 SH5-3 1B		0-0 FC6-4		4	0	1	1	0	1	2
Marty Pattin, R OBP: 0.226, SLG: 0.143 (1, 1)		0-0 6-3		0-0 F8		0-0 SH5-3		0-0 F9		3	0	0	0	0	0	0

Inning Stats	R: 1	H: 2	E: 0	K: 1	S: 7	H: 2	LOB: 2	BB: 1	P: 11	R: 0	H: 0	E: 0	K: 1	S: 5	H: 0	LOB: 0	BB: 0	P: 5	R: 0	H: 0	E: 0	K: 1	S: 5	R: 0	H: 0	E: 0	K: 1	S: 5	R: 3	H: 3	E: 0	K: 0	S: 6	R: 1	H: 1	E: 0	K: 1	S: 6	R: 0	H: 0	E: 0	K: 0	S: 3	1B: 6	2B: 0	3B: 0	HR: 1	SF: 0	SAC: 2	DP: 0	HBP: 0	WP: 2	PB: 0	SB: 0	CS: 0
--------------	------	------	------	------	------	------	--------	-------	-------	------	------	------	------	------	------	--------	-------	------	------	------	------	------	------	------	------	------	------	------	------	------	------	------	------	------	------	------	------	------	------	------	------	------	------	-------	-------	-------	-------	-------	--------	-------	--------	-------	-------	-------	-------


PITCHER	IP	WLS	BF	H	R	ER	SO	BB	IBB	HBP	BLK	WP	HR	S	P	ERA	WHIP
Steve Dunning, R ERA: 3.98 (1, 1)	5.1	L	26	6	4	4	5	4	0	0	0	2	1	32	48	6.75	1.875
Vince Colbert, R ERA: 5.19 (6, 1)	0.1		2	0	0	0	0	1	0	0	0	0	0	1	5	0.00	3.000
Rick Austin, L ERA: 3.38 (6, 1)	1.0		5	0	1	1	1	2	0	0	0	0	0	5	13	9.00	2.000
Ray Lamb, R ERA: 2.68 (7, 1)	0.1		2	1	0	0	0	0	0	0	0	0	0	2	2	0.00	3.000
Phil Hennigan, R ERA: 1.17 (8, 1)	1.0		3	0	0	0	0	0	0	0	0	0	0	3	3	0.00	0.000

BOTTOM

Cleveland Indians @ Milwaukee Brewers
Milwaukee County Stadium, Milwaukee, WI

Tue Jun 01 1971, 8:05 PM EDT
Att. 4,020 - Unknown - 47 F

AB 29
R 5
H 7
RBI 5
BB 7
SO 6
LOB 15



Batter	1	2	3	4	5	6	7	8	9	AB R H RBI BB SO LOB	TOP											
Graig Nettles, L OBP: 0.329, SLG: 0.353 (1, 5) X	0-0 F8		0-0 E6 1B FC6-4	0-0 6-3		0-0 1-3	0-0 G3			5 1 0 0 0 0 2												
Vada Pinson, L OBP: 0.298, SLG: 0.369 (1, 8) X	0-0 F9		0-0 FC6-4 1B	0-0 1B		0-0 1B 3B	0-0 4-3			5 1 3 0 0 0 2												
Ray Fosse, R OBP: 0.337, SLG: 0.374 (1, 2) X	0-0 1B 1B		0-0 FC6-4 2B SF	0-0 5-3		0-0 FC6-4 1B		0-0 F9		5 1 2 2 0 0 2												
Chris Chambliss, L OBP: 0.348, SLG: 0.391 (1, 3) X	0-0 1-3 1B		0-0 SF 1B 2B		0-3 K	0-0 FC6-4 1B		0-0 F8		5 1 2 0 0 1 1												
Ted Uhlaender, L OBP: 0.336, SLG: 0.330 (1, 7) S S S	0-3 K		0-0 SF 1B WP		0-0 E4 2B	0-0 1-2 1B		0-0 3-1		4 0 1 1 0 1 2												
Ted Ford, R OBP: 0.254, SLG: 0.295 (1, 9) B B B B		4-0 6-3 BB	0-0 WP 1B		0-0 1-3 2B	0-0 F8		0-3 K		4 0 2 1 1 1 2												
Eddie Leon, R OBP: 0.342, SLG: 0.341 (1, 4) X		0-0 F9	4-0 1B		4-0 IBB		0-0 1B 1B		0-0 FC1-6-5 2B	3 0 2 0 2 0 1	AB 41											
Fred Stanley, R OBP: 0.441, SLG: 0.174 (1, 6) X		0-0 6-3	0-3 K		0-0 P6		0-3 K		0-0 FC1-6-5	2 0 0 0 0 1 3	R 4											
Gomer Hodge, S OBP: 0.317, SLG: 0.333 (5, PH)										1 0 0 0 0 0 3	H 13											
Jack Heidemann, R OBP: 0.242, SLG: 0.197 (5, 6) X		0-0 6-3	0-3 K		0-0 P6		0-3 K		0-0 FC1-6-5	2 0 0 0 0 1 2	RBI 4											
Sam McDowell, L OBP: 0.226, SLG: 0.226 (1, 1) X		0-0 G3			0-0 4-3		0-0 F8		0-0 4-3	5 0 1 0 0 0 5	BB 3											
Phil Hennigan, R (9, 1)										0 0 0 0 0 0 0	SO 5											
Rick Austin, R (9, 1)										0 0 0 0 0 0 0	LOB 25											
Inning Stats	R: 0 E: 0 K: 1 S: 7	H: 2 LOB: 2 BB: 0 P: 7	R: 0 E: 0 K: 0 S: 3	H: 0 LOB: 1 BB: 1 P: 7	R: 3 E: 2 K: 1 S: 9	H: 3 LOB: 2 BB: 1 P: 13	R: 0 E: 0 K: 0 S: 4	H: 1 LOB: 1 BB: 0 P: 4	R: 0 E: 1 K: 1 S: 7	H: 1 LOB: 3 BB: 1 P: 11	R: 1 E: 0 K: 0 S: 6	H: 3 LOB: 2 BB: 0 P: 6	R: 0 E: 0 K: 1 S: 7	H: 2 LOB: 2 BB: 0 P: 7	R: 0 E: 0 K: 0 S: 3	H: 0 LOB: 0 BB: 0 P: 3	R: 0 E: 0 K: 1 S: 6	H: 1 LOB: 1 BB: 0 P: 6	1B: 9 2B: 3 3B: 1 HR: 0	SF: 1 SAC: 0 DP: 0 HBP: 0	WP: 1 PB: 0 SB: 0 CS: 0	PA: 45
PITCHER	IP WLS BF H R ER SO BB IBB HBP BLK WP HR S P ERA WHIP																					
Bill Parsons, R ERA: 1.96 (1, 1)	5.2 L 32 10 4 1 3 1 2 0 0 1 0 35 47 1.59 1.941																					
Jim Hannan, R ERA: 2.82 (6, 1)	0.2 4 2 0 0 1 0 0 0 0 0 0 6 6 0.00 3.000																					
John Morris, L ERA: 1.86 (7, 1)	1.2 5 0 0 0 0 0 0 0 0 0 0 5 5 0.00 0.000																					
Ken Sanders, R ERA: 2.52 (9, 1)	1.0 4 1 0 0 1 0 0 0 0 0 0 6 6 0.00 1.000																					

Cleveland Indians @ Milwaukee Brewers
Milwaukee County Stadium, Milwaukee, WI

Wed Jun 02 1971, 8:05 PM EDT
Att: 5,359 - Unknown - 67 F

AB	41
R	4
H	13
RBI	4
BB	3
SO	5
LOB	25



PITCHER	IP WLS BF H R ER SO BB IBB HBP BLK WP HR S P ERA WHIP
Bill Parsons, R ERA: 1.96 (1, 1)	5.2 L 32 10 4 1 3 1 2 0 0 1 0 35 47 1.59 1.941
Jim Hannan, R ERA: 2.82 (6, 1)	0.2 4 2 0 0 1 0 0 0 0 0 0 6 6 0.00 3.000
John Morris, L ERA: 1.86 (7, 1)	1.2 5 0 0 0 0 0 0 0 0 0 0 5 5 0.00 0.000
Ken Sanders, R ERA: 2.52 (9, 1)	1.0 4 1 0 0 1 0 0 0 0 0 0 6 6 0.00 1.000

Batter	1	2	3	4	5	6	7	8	9	AB	R	H	RBI	BB	SO	LOB
Tommy Harper, R OBP: 0.281, SLG: 0.261 (1, 8)	0-0 F5		0-0 F7		4-0 BB		0-3 K		4-0 BB	3	0	0	0	2	1	2
Roberto Pena, R OBP: 0.259, SLG: 0.293 John Briggs, L OBP: 0.367, SLG: 0.437 Bob Heise, R (9, PH)	0-0 6-3		0-0 P3		0-0 F9		0-0 1B		0-3 K	4	0	1	1	0	0	2
Al Yates, R OBP: 0.211, SLG: 0.211 (1, 9)	0-3 K		0-0 5-3		0-3 K		0-0 P4		0-3 K	5	0	0	0	0	3	5
Andy Kosco, R OBP: 0.307, SLG: 0.359 (1, 3)		0-0 HR		0-3 K		0-3 K		0-0 1B 1-3 1B		4	1	2	1	0	2	0
Danny Walton, R OBP: 0.301, SLG: 0.354 (1, 7)		0-0 F8		0-3 K		0-0 F9		0-0 F3		4	0	0	0	0	1	1
Phil Roof, R OBP: 0.288, SLG: 0.284 John Morris, R (7, 1) Ron Theobald, R OBP: 0.429, SLG: 0.375 (8, PH) (9, 4)		0-3 K		0-0 1B		0-0 5-3		0-0 1-3 1-2		3	0	1	0	0	1	0
Ted Kubiak, S OBP: 0.312, SLG: 0.297 (1, 4) (9, 6)		4-0 BB BB		0-0 6-3		4-0 BB 1B BB		0-0 2-3 1B		2	1	1	0	2	0	1
Rick Auerbach, R OBP: 0.264, SLG: 0.220 Ken Sanders, R (1, 6) (9, 1)		4-0 1-2 BB		0-0 F2		0-0 P5		0-3 K		3	0	0	0	1	1	3
Bill Parsons, R OBP: 0.261, SLG: 0.200 Jim Hannan, R (6, 1) Ellie Rodriguez, R OBP: 0.357, SLG: 0.360 (7, 2)		0-0 1-3		4-0 BB BB		4-0 1B BB		0-0 L8		0	0	0	0	1	0	2

Inning Stats	R: 0	H: 0	E: 0	K: 1	S: 5	LOB: 0	BB: 0	P: 5	R: 1	H: 1	E: 0	K: 1	S: 6	LOB: 2	BB: 2	P: 14	R: 0	H: 0	E: 0	K: 0	S: 3	LOB: 0	BB: 0	P: 3	R: 0	H: 1	E: 0	K: 2	S: 8	LOB: 1	BB: 0	P: 8	R: 0	H: 0	E: 0	K: 1	S: 5	LOB: 0	BB: 0	P: 5	R: 1	H: 1	E: 0	K: 1	S: 6	LOB: 2	BB: 2	P: 14	R: 0	H: 2	E: 0	K: 1	S: 7	LOB: 2	BB: 0	P: 7	R: 0	H: 0	E: 0	K: 2	S: 7	LOB: 1	BB: 1	P: 11	1B: 4	SF: 0	2B: 0	SAC: 0	3B: 0	DP: 0	HR: 1	HBP: 0	WP: 0	PA: 39
--------------	------	------	------	------	------	--------	-------	------	------	------	------	------	------	--------	-------	-------	------	------	------	------	------	--------	-------	------	------	------	------	------	------	--------	-------	------	------	------	------	------	------	--------	-------	------	------	------	------	------	------	--------	-------	-------	------	------	------	------	------	--------	-------	------	------	------	------	------	------	--------	-------	-------	-------	-------	-------	--------	-------	-------	-------	--------	-------	--------

PITCHER	IP	WLS	BF	H	R	ER	SO	BB	IBB	HBP	BLK	WP	HR	S	P	ERA	WHIP
Sam McDowell, L ERA: 3.22 (1, 1)	8.0	W	35	5	2	2	8	6	0	0	0	0	1	45	69	2.25	1.375
Phil Hennigan, R ERA: 1.15 (9, 1)	0.1		2	0	0	0	0	1	0	0	0	0	0	1	5	0.00	3.000
Rick Austin, L ERA: 3.24 (9, 1)	0.2	S	2	0	0	0	2	0	0	0	0	0	0	6	6	0.00	0.000

BOTTOM

Cleveland Indians @ Milwaukee Brewers
Milwaukee County Stadium, Milwaukee, WI

Wed Jun 02 1971, 8:05 PM EDT
Att. 5,359 - Unknown - 67 F

AB	32
R	2
H	5
RBI	2
BB	7
SO	10
LOB	18

livebaseballscorecards.com



Batter	1	2	3	4	5	6	7	8	9	AB R H RBI BB SO LOB	TOP
Don Buford, S (1, 7) X OBP: 0.397, SLG: 0.459	0-0 F8		4-0 BB		0-0 3-1		0-0 F9	0-0 F5		4 0 0 0 1 0 3	
Paul Blair, R (1, 8) X OBP: 0.292, SLG: 0.353	0-0 CS 1B		0-0 F2		0-0 4-3		0-0 2B	0-3 K		5 0 2 0 0 1 4	
Brooks Robinson, R (1, 5) X OBP: 0.382, SLG: 0.429	0-0 1-2 HR 1B		0-0 4-3		0-0 1B 1B		0-0 5-3		0-0 G6-4-3 1B	5 1 3 0 0 0 2	
Frank Robinson, R (1, 3) X Terry Crowley, L (9, 3) X OBP: 0.368, SLG: 0.433 OBP: 0.500, SLG: 0.333	0-0 1-H HR		0-3 K		0-0 1-2 1B		4-0 FC6-4 IBB		0-0 G6-4-3 1-2f	4 1 2 2 1 1 2 0 0 0 0 0 0 0	
Merv Rettenmund, R (1, 9) X OBP: 0.396, SLG: 0.355	0-0 6-3			0-0 F9	0-0 1-3		0-0 FC6-4 1-2f		0-0 S 1B	5 0 1 0 0 0 4	
Davey Johnson, R (1, 4) X OBP: 0.365, SLG: 0.443		0-0 L6		0-3 K		0-0 P4		0-0 E4 BB BB	4-0 1-2 IBB	4 0 0 0 1 1 0	
Mark Belanger, R (1, 6) X OBP: 0.373, SLG: 0.331		0-0 F8		0-0 1B 1B		0-0 F7		4-0 BB BB	0-0 F3	4 0 1 0 1 0 2	
Elrod Hendricks, L (1, 2) X OBP: 0.300, SLG: 0.302		4-0 BB		0-0 1-3 1B		0-0 WP 1B		4-0 BB		2 0 2 0 2 0 0	
Mike Cuellar, L (1, 1) X OBP: 0.100, SLG: 0.132		0-0 4-1		0-3 K		0-3 K 1-2		0-3 K		4 0 0 0 0 3 7	
Inning Stats	R: 2 H: 3 E: 0 LOB: 0 K: 0 BB: 0 S: 5 P: 5	R: 0 H: 0 E: 0 LOB: 1 K: 0 BB: 1 S: 3 P: 7	R: 0 H: 0 E: 0 LOB: 1 K: 1 BB: 1 S: 5 P: 9	R: 0 H: 2 E: 0 LOB: 2 K: 2 BB: 0 S: 9 P: 9	R: 0 H: 2 E: 0 LOB: 2 K: 0 BB: 0 S: 5 P: 5	R: 0 H: 1 E: 0 LOB: 1 K: 1 BB: 0 S: 6 P: 6	R: 0 H: 1 E: 0 LOB: 2 K: 0 BB: 1 S: 4 P: 8	R: 0 H: 0 E: 1 LOB: 3 K: 2 BB: 2 S: 8 P: 16	R: 0 H: 2 E: 0 LOB: 2 K: 0 BB: 1 S: 4 P: 8	1B: 9 SF: 0 2B: 1 SAC: 0 3B: 0 DP: 1 HR: 1 HBP: 0	WP: 1 PA: 43 PB: 0 SB: 1 CS: 1
PITCHER Lew Krausse, R (1, 1) ERA: 3.15 Ken Sanders, R (8, 1) ERA: 2.41	IP WLS BF H R ER SO BB IBB HBP BLK WP HR S P ERA WHIP										
	7.1 L 36 9 2 2 5 4 1 0 0 1 1 41 61 2.46 1.773										
	1.2 7 2 0 0 1 0 1 0 0 0 0 8 12 0.00 1.200										

Baltimore Orioles @ Milwaukee Brewers
Milwaukee County Stadium, Milwaukee, WI

Fri Jun 04 1971, 8:05 PM EDT
Att. 11,633 - Unknown - 73 F

livebaseballscorecards.com

AB	37
R	2
H	11
RBI	2
BB	6
SO	6
LOB	24



Batter	1	2	3	4	5	6	7	8	9	AB R H RBI BB SO LOB	TOP														
Don Buford, S (1, 7) ^x OBP: 0.399, SLG: 0.453 Boog Powell, L (6, 3) OBP: 0.338, SLG: 0.384	0-0 4-3 ^①		0-0 F9 ^②		4-0 BB 1-2	4-0 HR IBB	0-0 SF8 ^②		4-0 1B BB	2 1 0 0 2 0 1 0 0 0 1 1 0 0															
Paul Blair, R (1, 8) ^x OBP: 0.288, SLG: 0.363	0-0 F9 ^②		0-0 F8 ^③		0-0 F8 ^② ^x	0-0 HR	0-0 FC5-4 ^③		0-0 F9 ^②	6 1 1 4 0 0 6															
Brooks Robinson, R (1, 5) ^x OBP: 0.380, SLG: 0.426	0-0 6-3 ^③			0-0 P4 ^① ^x	0-0 F8 ^③ ^x	0-0 F8 ^③		0-0 2B WP 1B	0-0 1B	6 1 2 0 0 0 2															
Frank Robinson, R (1, 3) OBP: 0.388, SLG: 0.453 Curt Motton, R (8, 7)		0-0 G4-6-3 1B		4-0 2B BB		0-0 HR 1B	4-0 1B BB	0-0 WP 1B 1-3 2B	0-0 5-3 ^③	3 4 3 0 2 0 0 1 0 0 0 0 0 2															
Merv Rettenmund, R (1, 9) OBP: 0.396, SLG: 0.380 (6, 7) (8, 9)		0-0 G4-6-3 1-2f		0-3 K ^②		0-0 HR	0-0 1B 1B	0-0 1-3 ^①		5 2 2 2 0 1 3															
Elrod Hendricks, L (1, 2) OBP: 0.322, SLG: 0.337		0-0 1B		0-0 1B	0-0 FC6-4 1B	0-0 K	0-3 K	0-0 FC5-4 1B		5 0 4 2 0 1 2															
Davey Johnson, R (1, 4) OBP: 0.361, SLG: 0.433		0-0 5-3 ^③		0-0 6-3 ^③		0-0 FC6-4 WP BB 1-2f HR	4-0 1B 1B SF8 IBB	0-0 F9 ^②		4 2 0 0 1 0 4															
Mark Belanger, R (1, 6) OBP: 0.384, SLG: 0.333			4-0 SH1-4 BB		4-0 BB BB	4-0 WP HR BB	0-0 SF8 1B 1B	0-0 FC5-4 1-2f		2 1 1 2 3 0 1															
Jim Palmer, R (1, 1) OBP: 0.237, SLG: 0.216			0-0 SH1-4 ^①		0-3 K ^①	0-3 K ^② ^x	0-0 FC5-4 1B		0-3 K ^①	4 0 1 0 0 3 3															
Inning Stats	R: 0 E: 0 K: 0 S: 3	H: 0 LOB: 0 BB: 0 P: 3	R: 0 E: 0 K: 0 S: 4	H: 2 LOB: 1 BB: 0 P: 4	R: 0 E: 0 K: 0 S: 3	H: 0 LOB: 1 BB: 1 P: 7	R: 1 E: 0 K: 1 S: 6	H: 1 LOB: 1 BB: 1 P: 10	R: 0 E: 0 K: 1 S: 5	H: 0 LOB: 2 BB: 2 P: 13	R: 6 E: 0 K: 1 S: 9	H: 4 LOB: 0 BB: 2 P: 17	R: 3 E: 0 K: 1 S: 8	H: 3 LOB: 2 BB: 2 P: 16	R: 2 E: 0 K: 0 S: 6	H: 3 LOB: 1 BB: 0 P: 6	R: 0 E: 0 K: 1 S: 6	H: 1 LOB: 2 BB: 1 P: 10	1B: 10 2B: 2 3B: 0 HR: 2	SF: 1 SAC: 1 DP: 1 HBP: 0	WP: 2 PB: 0 SB: 0 CS: 0	PA: 49			
PITCHER	IP WLS BF H R ER SO BB IBB HBP BLK WP HR S P ERA WHIP																								
Skip Lockwood, R (1, 1) ERA: 2.91 Jim Hannan, R (6, 1) ERA: 4.03 Jim Staton, R (6, 1) ERA: 8.31 John Morris, L (7, 1) ERA: 3.55	5.0 L	21 3	3 3	1 3	1 3	2 0	4 0	0 0	0 0	0 0	0 1	21 3	37 3	1.80 ∞	1.400 ∞										

Baltimore Orioles @ Milwaukee Brewers
 Milwaukee County Stadium, Milwaukee, WI

Sat Jun 05 1971, 4:33 AM EDT
 Att. 14,117 - Sunny - 88 F

livebaseballscorecards.com

AB	38
R	12
H	14
RBI	11
BB	9
SO	5
LOB	24



Batter	1	2	3	4	5	6	7	8	9	AB R H RBI BB SO LOB	TOP											
Merv Rettenmund, R (1, 7) OBP: 0.386, SLG: 0.368	0-0 F9			0-0 5-3		0-0 F9	0-3 K			4 0 0 0 0 1 3												
Paul Blair, R (1, 8) OBP: 0.282, SLG: 0.355	0-3 K			0-0 F3		0-3 K	0-0 F8			4 0 0 0 0 2 3												
Frank Robinson, R (1, 9) OBP: 0.390, SLG: 0.496	0-0 6-3			0-0 HR			0-0 HR	0-0 F9		4 2 2 2 0 0 0												
Elrod Hendricks, L (1, 2) OBP: 0.328, SLG: 0.371		0-0 G3		0-0 1B			0-0 HR	0-0 G3		4 1 2 1 0 0 0												
Brooks Robinson, R (1, 5) OBP: 0.378, SLG: 0.420		0-0 F3		0-0 F9			4-0 1B BB	0-0 F9		3 1 0 0 1 0 1												
Boog Powell, L (1, 3) OBP: 0.332, SLG: 0.375		0-0 F8			0-0 G3		0-3 K		0-0 F8	4 0 0 0 0 1 1												
Davey Johnson, R (1, 4) OBP: 0.359, SLG: 0.425			0-3 K		0-0 P3		4-0 1B BB		0-0 F9	3 0 0 0 1 1 0												
Mark Belanger, R (1, 6) OBP: 0.387, SLG: 0.333		0-0 6-3			0-0 F9		0-0 1B		4-0 BB	3 0 1 1 1 0 0												
Dave McNally, R (1, 1) OBP: 0.167, SLG: 0.143			0-3 K			0-3 K			0-0 P3	4 0 1 0 0 2 1												
Eddie Watt, R (9, 1)							1-2 1B			0 0 0 0 0 0 0												
Inning Stats	R: 0 E: 0 K: 1 S: 5	H: 0 LOB: 0 BB: 0 P: 5	R: 0 E: 0 K: 0 S: 3	H: 0 LOB: 0 BB: 0 P: 3	R: 0 E: 0 K: 2 S: 7	H: 0 LOB: 0 BB: 0 P: 7	R: 1 E: 0 K: 0 S: 5	H: 2 LOB: 1 BB: 0 P: 5	R: 0 E: 0 K: 0 S: 3	H: 0 LOB: 0 BB: 0 P: 3	R: 0 E: 0 K: 2 S: 7	H: 0 LOB: 0 BB: 0 P: 7	R: 3 E: 0 K: 2 S: 11	H: 4 LOB: 3 BB: 2 P: 19	R: 0 E: 0 K: 0 S: 3	H: 0 LOB: 0 BB: 0 P: 3	R: 0 E: 0 K: 0 S: 3	H: 0 LOB: 1 BB: 1 P: 7	1B: 3 2B: 0 3B: 0 HR: 3	SF: 0 SAC: 0 DP: 0 HBP: 0	WP: 0 PB: 0 SB: 0 CS: 0	PA: 36
PITCHER	IP WLS BF H R ER SO BB IBB HBP BLK WP HR S P ERA WHIP																					
Marty Pattin, R (1, 1) ERA: 2.83	6.0 L 23 4 4 4 5 1 0 0 0 0 0 3 32 36 6.00 0.833																					
Ken Sanders, R (7, 1) ERA: 2.23	3.0 13 2 0 0 2 2 0 0 0 0 0 0 15 23 0.00 1.333																					

Baltimore Orioles @ Milwaukee Brewers
Milwaukee County Stadium, Milwaukee, WI

Sun Jun 06 1971, 4:33 AM EDT
Att. 11,605 - Unknown - 86 F

livebaseballscorecards.com

AB 33
R 4
H 6
RBI 4
BB 3
SO 7
LOB 9



Batter	1	2	3	4	5	6	7	8	9	AB R H RBI BB SO LOB	TOP									
Ron Theobald, R (1, 4) OBP: 0.394, SLG: 0.393	0-0 HR		0-0 L9		0-0 SF7		0-0 4-3			3 1 1 2 0 0 1										
Bill Voss, L (1, 9) OBP: 0.338, SLG: 0.426	0-3 K		0-3 K		0-0 F8			0-0 CS 1B		4 0 1 0 0 2 1										
Roberto Pena, R (1, 5) OBP: 0.255, SLG: 0.295	0-3 K2-3			0-0 L9 SF8 2B		0-0 FC5-4 1B		0-0 4-3 1-2		4 1 2 0 0 1 1										
Andy Kosco, R (1, 3) OBP: 0.320, SLG: 0.352	0-0 1B			0-0 L9 2-3		0-0 F8		0-3 K		4 0 1 0 0 1 2										
Al Yates, R (1, 7) OBP: 0.214, SLG: 0.333	0-0 P3			0-0 SF8		0-0 F8			0-0 F8	3 0 0 1 0 0 2										
Phil Roof, R (1, 2) OBP: 0.282, SLG: 0.269		0-0 4-3		0-0 6-3		0-0 FC5-4 1-2f			4-0 4-3 BB	3 0 0 0 1 0 1										
Dave May, L (1, 8) OBP: 0.346, SLG: 0.370		0-0 5-3			0-0 1B SF7 1B		0-0 F7		0-0 4-3 1-2	4 1 1 0 0 0 1										
Bob Heise, R (1, 6) OBP: 0.100, SLG: 0.150		0-0 5-3			0-0 1B S 1B		0-0 2B		0-0 4-3	4 0 2 0 0 0 1										
Bill Parsons, R (1, 1) OBP: 0.240, SLG: 0.182			0-3 K				0-0 1-3			2 0 0 0 0 2 2										
Jim Hannan, R (5, 1)							0-3 K			0 0 0 0 0 0 0										
John Morris, R (5, 1)										0 0 0 0 0 0 0										
Tommy Harper, R (7, PH) OBP: 0.273, SLG: 0.253										1 0 0 0 0 0 1										
Ken Sanders, R (7, 1)										0 0 0 0 0 0 0										
Inning Stats	R: 1 E: 0 K: 2 S: 9	H: 2 LOB: 1 BB: 0 P: 9	R: 0 E: 0 K: 0 S: 3	H: 0 LOB: 0 BB: 0 P: 3	R: 0 E: 0 K: 2 S: 7	H: 0 LOB: 0 BB: 0 P: 7	R: 1 E: 0 K: 0 S: 4	H: 1 LOB: 0 BB: 0 P: 4	R: 1 E: 0 K: 1 S: 7	H: 2 LOB: 1 BB: 0 P: 7	R: 0 E: 0 K: 0 S: 4	H: 1 LOB: 1 BB: 0 P: 4	R: 0 E: 0 K: 0 S: 5	H: 1 LOB: 0 BB: 0 P: 5	R: 0 E: 0 K: 0 S: 3	H: 0 LOB: 1 BB: 1 P: 7	1B: 5 2B: 2 3B: 0 HR: 1	SF: 2 SAC: 0 DP: 0 HBP: 0	WP: 0 PB: 0 SB: 1 CS: 1	PA: 35
PITCHER Mickey Lolich, L (1, 1) ERA: 2.98	IP: 9.0 WLS: W BF: 35 H: 8 R: 3 ER: 3 SO: 6 BB: 1 IBB: 0 HBP: 0 BLK: 0 WP: 0 HR: 1 S: 46 P: 50 ERA: 3.00 WHIP: 1.000																			

Milwaukee Brewers @ Detroit Tigers
Tiger Stadium, Detroit, MI
Tue Jun 08 1971, 7:05 PM EDT
Att: 11,296 - Unknown

livebaseballscorecards.com

AB	32
R	3
H	8
RBI	3
BB	1
SO	6
LOB	13



Batter	1	2	3	4	5	6	7	8	9	AB R H RBI BB SO LOB	TOP
Ron Theobald, R OBP: 0.371, SLG: 0.367 (1, 4) X	0-0 6-3 ①		0-0 L4 ③			0-0 F3 ①		0-3 K ②		4 0 0 0 0 1 1	
Bill Voss, L OBP: 0.329, SLG: 0.414 (1, 9) X	0-0 F8 ②			0-3 K ①		0-0 E3		0-0 F2 ③		4 0 0 0 0 1 0	
Roberto Pena, R OBP: 0.245, SLG: 0.283 (1, 5) (7, 6) (7, 5) X	0-0 L9 ③			0-3 K2-3 ②		0-0 F3 ②			0-0 F2 ①	4 0 0 0 0 1 1	
Andy Kosco, R OBP: 0.317, SLG: 0.341 (1, 3) X		0-0 F3 ①		4-0 BB		0-0 F7 ③			0-3 K ②	3 0 0 0 1 1 1	
Ellie Rodriguez, R OBP: 0.386, SLG: 0.354 (1, 2) X		4-0 G6-4-3 BB		0-0 P4 ③			0-0 FC6-4 1B		4-0 FC5-4 BB	2 0 1 0 2 0 1	
Al Yates, R OBP: 0.219, SLG: 0.323 (1, 7) X		0-0 G6-4-3 ② ③ 1-2f			0-0 FC5-9-2 1B		0-0 F7 ①		0-0 FC5-4 ③ 1-2f	4 0 1 0 0 0 3	
Dave May, L OBP: 0.346, SLG: 0.370 (1, 8) X			0-3 K2-3 ①		0-0 FC5-9-2 1B		0-3 K ②			3 0 1 0 0 2 1	
Bob Heise, R OBP: 0.136, SLG: 0.182 (1, 6) Tommy Harper, R OBP: 0.272, SLG: 0.251 (7, PH) (7, 5) Ken Sanders, R (7, 1) X			0-0		0-0 F7 ①		0-0 FC6-4 ③ 1-2f			2 0 1 0 0 0 2 1 0 0 0 0 0 1 0 0 0 0 0 0 0	AB 30 R 0 H 4 RBI 0 BB 3 SO 7 LOB 14
Lew Krausse, R (1, 1) Ted Kubiak, S OBP: 0.301, SLG: 0.286 (7, 6) X			0-3 K ②		0-0 FC5-9-2 ② ③ 1-H 2-3f			0-0 6-3 ①		2 0 0 0 0 1 3 1 0 0 0 0 0 0	
Inning Stats	R: 0 E: 0 K: 0 S: 3 H: 0 LOB: 0 BB: 0 P: 3	R: 0 E: 0 K: 0 S: 2 H: 0 LOB: 0 BB: 1 P: 6	R: 0 E: 0 K: 2 S: 8 H: 1 LOB: 1 BB: 0 P: 8	R: 0 E: 0 K: 2 S: 7 H: 0 LOB: 1 BB: 1 P: 11	R: 0 E: 1 K: 0 S: 4 H: 2 LOB: 2 BB: 0 P: 4	R: 0 E: 1 K: 0 S: 4 H: 0 LOB: 1 BB: 0 P: 4	R: 0 E: 0 K: 1 S: 6 H: 1 LOB: 1 BB: 0 P: 6	R: 0 E: 0 K: 1 S: 5 H: 0 LOB: 0 BB: 0 P: 5	R: 0 E: 0 K: 1 S: 5 H: 0 LOB: 1 BB: 1 P: 9	1B: 4 2B: 0 3B: 0 HR: 0 SF: 0 SAC: 0 DP: 1 HBP: 0	WP: 0 PB: 0 SB: 0 CS: 0 PA: 33
PITCHER Les Cain, L ERA: 1.01 (1, 1)	IP 9.0 WLS W BF 33 H 4 R 0 ER 0 SO 7 BB 3 IBB 0 HBP 0 BLK 0 WP 0 HR 0 S 44 P 56 ERA 0.00 WHIP 0.778										

Milwaukee Brewers @ Detroit Tigers
Tiger Stadium, Detroit, MI
Wed Jun 09 1971, 7:05 PM EDT
Att. 12,070 - Unknown

livebaseballscorecards.com



Batter	1	2	3	4	5	6	7	8	9	AB R H RBI BB SO LOB	TOP	
Ron Theobald, R (1, 4) OBP: 0.378, SLG: 0.365	4-0 WP BB		0-0 FC5-4 1-2f		0-0 1-3			0-0 1B		3 0 1 0 1 0 1		
Frank Tepedino, L (1, 3) John Morris, R (8, 1) Ken Sanders, R (8, 1)	0-0 5-3 1-2		0-0 4-3		0-0 3-1			0-0 F8		4 0 0 0 0 0 3 0 0 0 0 0 0 0 0 0 0 0 0 0 0		
John Briggs, L (1, 7) OBP: 0.372, SLG: 0.473	0-0 6-3			0-0 HR 2B		0-0 1B		0-3 K		4 1 2 0 0 1 2		
Bill Voss, L (1, 9) OBP: 0.327, SLG: 0.430	0-0 3-1			0-0 HR 2-H		0-0 L9		0-0 4-3		4 1 1 2 0 0 2		
Dave May, L (1, 8) OBP: 0.339, SLG: 0.361		0-0 3-1		0-0 G3		0-3 K		0-3 K2-3		4 0 0 0 0 2 1		
Ellie Rodriguez, R (1, 2) OBP: 0.373, SLG: 0.340		0-3 K		0-0 F8		0-3 K		0-0 6-3		4 0 0 0 0 2 0		
Tommy Harper, R (1, 5) OBP: 0.268, SLG: 0.247		0-3 K		0-0 L9		0-0 F8				3 0 0 0 0 1 0		
Bob Heise, R (1, 6) OBP: 0.160, SLG: 0.200			0-0 FC5-4 1B		0-0 L9		0-0 6-3			3 0 1 0 0 0 0		
Skip Lockwood, R (1, 1) OBP: 0.240, SLG: 0.136 Marcelino Lopez, R (6, 1) OBP: 0.333, SLG: 0.333 Jim Hannan, R (6, 1) Mike Hegan, L (8, PH) OBP: 0.358, SLG: 0.372			0-3 K		0-0 F8			0-0 F7		2 0 0 0 0 1 1 0 0 0 0 0 0 0 0 0 0 0 0 0 0 1 0 0 0 0 0 0		
Inning Stats	R: 0 H: 0 E: 0 LOB: 1 K: 0 BB: 1 S: 3 P: 7	R: 0 H: 0 E: 0 LOB: 0 K: 2 BB: 0 S: 7 P: 7	R: 0 H: 1 E: 0 LOB: 1 K: 1 BB: 0 S: 6 P: 6	R: 2 H: 2 E: 0 LOB: 0 K: 0 BB: 0 S: 5 P: 5	R: 0 H: 0 E: 0 LOB: 0 K: 0 BB: 0 S: 3 P: 3	R: 0 H: 1 E: 0 LOB: 1 K: 1 BB: 0 S: 6 P: 6	R: 0 H: 0 E: 0 LOB: 0 K: 1 BB: 0 S: 5 P: 5	R: 0 H: 1 E: 0 LOB: 1 K: 1 BB: 0 S: 6 P: 6	R: 0 H: 0 E: 0 LOB: 0 K: 1 BB: 0 S: 5 P: 5	R: 0 H: 1 E: 0 LOB: 1 K: 1 BB: 0 S: 5 P: 5	1B: 3 SF: 0 2B: 1 SAC: 0 3B: 0 DP: 0 HR: 1 HBP: 0	WP: 1 PA: 33 PB: 0 SB: 0 CS: 0
PITCHER Joe Coleman, R (1, 1) ERA: 4.2	IP WLS BF H R ER SO BB IBB HBP BLK WP HR S P ERA WHIP											
	9.0 W 33 5 2 2 7 1 0 0 0 1 1 46 50 2.00 0.667											

Milwaukee Brewers @ Detroit Tigers
Tiger Stadium, Detroit, MI
Thu Jun 10 1971, 7:05 PM EDT
Att: 10,962 - Unknown

livebaseballscorecards.com

AB 32
R 2
H 5
RBI 2
BB 1
SO 7
LOB 10



Batter	1	2	3	4	5	6	7	8	9	AB R H RBI BB SO LOB	TOP					
Ron Theobald, R (1, 4) OBP: 0.359, SLG: 0.343	0-3 K		0-0 1-3			0-3 K	0-0 1-3			4 0 0 0 0 2 1	Milwaukee Brewers @ Cleveland Indians Cleveland Municipal Stadium, Cleveland, OH Fri Jun 11 1971, 7:05 PM EDT Att. 9,155 - Unknown - 78 F livebaseballscorecards.com					
Dave May, L (1, 8) OBP: 0.342, SLG: 0.364	0-0 P6		0-0 L6			0-0 4-3 WP 1B		0-0 G3 SH1-4 1B		4 1 2 0 0 0 0						
John Briggs, L (1, 7) OBP: 0.371, SLG: 0.470	0-0 1B		0-0 P4			0-0 4-3		0-0 SH1-4		3 0 1 0 0 0 1						
Bill Voss, L (1, 9) OBP: 0.325, SLG: 0.425	0-0 1-3			0-0 K		0-0 1B		0-0 G3		4 0 1 1 0 1 2						
Frank Tepedino, L (1, 3) OBP: 0.077, SLG: 0.077		0-0 F7		0-0 P6		0-0 1B		0-0 4-3		3 0 1 0 0 0 0						
Roberto Pena, R (8, PH) OBP: 0.245, SLG: 0.283										0 0 0 0 0 0 0						
Mike Hegan, L (8, PH) OBP: 0.356, SLG: 0.369										1 0 0 0 0 0 1						
Tommy Harper, R (1, 5) OBP: 0.268, SLG: 0.243		4-0 S BB		0-0 F9		0-0 F7		0-3 K		3 0 0 0 1 1 2						
Phil Roof, R (1, 2) OBP: 0.273, SLG: 0.259		0-0 5-3			0-3 K		0-0 F8	0-3 K		3 0 0 0 0 1 1						
Andy Kosco, R (9, PH) OBP: 0.314, SLG: 0.337		1-2								1 0 0 0 0 1 0						
Rick Auerbach, R (1, 6) OBP: 0.260, SLG: 0.205		4-0 BB			0-0 L8		0-0 1-3	0-0 F8		2 0 0 0 1 0 0						
Gus Gil, R (9, PH)										1 0 0 0 0 0 0						
Marty Pattin, R (1, 1) OBP: 0.270, SLG: 0.242		0-0 F3			0-0 1-4-3		0-0 2B			3 0 1 0 0 0 2						
Inning Stats	R: 0 E: 0 K: 1 S: 6	H: 1 LOB: 1 BB: 0 P: 6	R: 0 E: 0 K: 0 S: 3	H: 0 LOB: 2 BB: 2 P: 11	R: 0 E: 0 K: 0 S: 3	H: 0 LOB: 0 BB: 0 P: 3	R: 0 E: 0 K: 1 S: 5	H: 0 LOB: 0 BB: 0 P: 5	R: 0 E: 0 K: 0 S: 4	H: 1 LOB: 1 BB: 0 P: 4	R: 0 E: 0 K: 2 S: 7	H: 0 LOB: 0 BB: 0 P: 7	1B: 5 2B: 1 3B: 0 HR: 0	SF: 0 SAC: 1 DP: 0 HBP: 0	WP: 1 PB: 0 SB: 1 CS: 0	PA: 35
PITCHER	IP WLS BF H R ER SO BB IBB HBP BLK WP HR S P ERA WHIP															
Steve Dunning, R (1, 1) ERA: 3.87	7.0 W 29 6 1 1 4 2 0 0 0 1 0 35 43 1.29 1.143															
Steve Mingori, L (8, 1) ERA: 2.31	0.2 2 0 0 0 0 0 0 0 0 0 0 2 2 0.00 0.000															
Ed Farmer, R (8, 1) ERA:	1.1 S 4 0 0 0 2 0 0 0 0 0 0 8 8 0.00 0.000															

AB	32
R	1
H	6
RBI	1
BB	2
SO	6
LOB	10



Batter	1	2	3	4	5	6	7	8	9	AB	R	H	RBI	BB	SO	LOB
Graig Nettles, L OBP: 0.343, SLG: 0.390 (1, 5) X	0-0 G3			0-0 G3		0-0 G3				3	0	0	0	0	0	1
Vada Pinson, L OBP: 0.305, SLG: 0.382 (1, 8) X	0-0 G3			0-0 4-3			0-0 HR			3	1	1	0	0	0	0
Ray Fosse, R OBP: 0.326, SLG: 0.388 (1, 2) S S S	0-3 K			0-3 K			0-3 K			3	0	0	0	0	3	1
Chris Chambliss, L OBP: 0.333, SLG: 0.480 (1, 3)		0-0 L3 1B			0-0 F7		0-0 HR			3	1	2	2	0	0	0
Frank Baker, L (1, 9)		0-0 F9			0-0 F8		0-0 6-3			3	0	0	0	0	0	1
Ted Uhlaender, L OBP: 0.356, SLG: 0.345 (1, 7)		0-0 L3 1-2			0-0 F7		0-0 4-3			3	0	0	0	0	0	1
Eddie Leon, R OBP: 0.348, SLG: 0.348 (1, 4)			0-0 F7			0-3 K		0-0 F8		3	0	0	0	0	1	0
Jack Heidemann, R OBP: 0.230, SLG: 0.175 (1, 6) S S S			0-3 K			0-0 SH3-4 1B		0-0 4-3		3	0	1	0	0	1	0
Steve Dunning, R OBP: 0.214, SLG: 0.333 (1, 1) X			0-0 6-3			0-0 SH3-4 1-2		0-0 F8		1	0	0	0	0	0	0
Steve Mingori, L OBP: 0.500, SLG: 0.500 (8, 1)										0	0	0	0	0	0	0
Ed Farmer, R (8, 1)										1	0	0	0	0	0	0

Inning Stats	R: 0	H: 0	R: 0	H: 1	R: 0	H: 0	R: 0	H: 0	R: 0	H: 1	R: 2	H: 2	R: 0	H: 0	1B: 3	SF: 0
	E: 0	LOB: 0	E: 0	LOB: 0	E: 0	LOB: 0	E: 0	LOB: 0	E: 0	LOB: 1	E: 0	LOB: 0	E: 0	LOB: 0	2B: 1	SAC: 1
	K: 1	BB: 0	K: 0	BB: 0	K: 1	BB: 0	K: 0	BB: 0	K: 1	BB: 0	K: 1	BB: 0	K: 0	BB: 0	3B: 0	DP: 1
	S: 5	P: 5	S: 3	P: 3	S: 5	P: 5	S: 3	P: 3	S: 6	P: 6	S: 7	P: 7	S: 3	P: 3	HR: 1	HBP: 0

PITCHER	IP	WLS	BF	H	R	ER	SO	BB	IBB	HBP	BLK	WP	HR	S	P	ERA	WHIP
Marty Pattin, R ERA: 2.78 (1, 1)	8.0	L	27	4	2	2	5	0	0	0	0	0	1	37	37	2.25	0.500

BOTTOM

Milwaukee Brewers @ Cleveland Indians
Cleveland Municipal Stadium, Cleveland, OH

AB	26
R	2
H	4
RBI	2
BB	0
SO	5
LOB	4



WP	PA	ERA	WHIP
0	27		

Fri Jun 11 1971, 7:05 PM EDT
Att. 9,155 - Unknown - 78 F

livebaseballscores.com

Batter	1	2	3	4	5	6	7	8	9	AB R H RBI BB SO LOB	TOP
Tommy Harper, R (1, 5) OBP: 0.275, SLG: 0.250	4-0 1B BB	4-0 1B BB			0-0 1B 2B		0-0 F9		0-0 F7	3 1 1 0 2 0 0	
Dave May, L (1, 8) OBP: 0.354, SLG: 0.376	0-0 1B	0-0 1B			0-0 SH2-4 1B		0-0 F8		0-0 1B	5 1 4 3 0 0 0	
John Briggs, L (1, 7) OBP: 0.368, SLG: 0.462	0-0 F2	0-0 F7			0-0 SH2-4 1-2		0-0 1B		0-0 F8	4 0 1 0 0 0 5	
Bill Voss, L (1, 9) OBP: 0.316, SLG: 0.411	0-0 F8				0-0 P4		0-0 L9		0-0 F7	5 0 0 0 0 0 5	
Frank Tepedino, L (1, 3) OBP: 0.176, SLG: 0.125	0-0 4-3				0-0 1B				1-0 SH WP G1-2-3 HBP	3 0 1 1 0 0 2	
Ted Kubiak, S (1, 4) OBP: 0.295, SLG: 0.279		0-0 P5			0-3 K				0-0 SH BB 1-3	3 0 0 0 0 1 1	
Phil Roof, R (1, 2) OBP: 0.272, SLG: 0.250		0-0 E6 BB 1B 1B			4-0 FC1-6 BB		0-3 K		0-3 K	3 1 0 0 1 2 2	
Rick Auerbach, R (1, 6) OBP: 0.267, SLG: 0.208		0-0 BB 1B 1B			0-0 FC1-6 SH5-4-2 1-2		0-0 5-3		4-0 BB 1-2	3 1 1 0 1 0 1	
Jim Slaton, R (1, 1) John Morris, R (5, 1)		0-3 K			0-0 SH5-4-2 1-Hf		0-3 K		0-0 G1-2-3 3-Hf	1 0 0 0 0 1 2 2 0 0 0 0 1 3	
Inning Stats	R: 0 H: 1 E: 0 LOB: 2 K: 0 BB: 1 S: 4 P: 8	R: 2 H: 2 E: 1 LOB: 2 K: 1 BB: 1 S: 8 P: 12	R: 0 H: 0 E: 0 LOB: 0 K: 0 BB: 0 S: 3 P: 3	R: 0 H: 0 E: 0 LOB: 0 K: 0 BB: 1 S: 2 P: 6	R: 2 H: 3 E: 0 LOB: 1 K: 1 BB: 0 S: 8 P: 8	R: 0 H: 0 E: 0 LOB: 0 K: 2 BB: 0 S: 7 P: 7	R: 0 H: 1 E: 0 LOB: 1 K: 0 BB: 0 S: 4 P: 4	R: 0 H: 0 E: 0 LOB: 2 K: 1 BB: 1 S: 5 P: 10	R: 0 H: 1 E: 0 LOB: 1 K: 0 BB: 0 S: 4 P: 4	1B: 7 SF: 0 2B: 2 SAC: 3 3B: 0 DP: 2 HR: 0 HBP: 1	WP: 1 PA: 40 PB: 0 SB: 0 CS: 0
PITCHER	IP WLS BF H R ER SO BB IBB HBP BLK WP HR S P ERA WHIP										
Rich Hand, R (1, 1) ERA: 6.64	4.0 L 20 5 4 2 1 3 0 0 0 0 0 0 19 31 4.50 2.000										
Steve Mingori, L (5, 1) ERA: 2.22	1.0 4 1 0 0 1 0 0 0 0 0 0 0 6 6 0.00 1.000										
Vince Colbert, R (6, 1) ERA: 4.82	2.0 7 1 0 0 2 0 0 0 0 0 0 0 11 11 0.00 0.500										
Phil Hennigan, R (8, 1) ERA: 1.42	2.0 9 1 0 0 1 1 0 1 0 1 0 9 14 0.00 1.000										

Milwaukee Brewers @ Cleveland Indians
Cleveland Municipal Stadium, Cleveland, OH
Sat Jun 12 1971, 3:33 AM EDT
Att. 11,262 - Unknown - 71 F

AB	32
R	4
H	8
RBI	4
BB	4
SO	5
LOB	21



BOTTOM

Milwaukee Brewers @ Cleveland Indians
Cleveland Municipal Stadium, Cleveland, OH

Sat Jun 12 1971, 3:33 AM EDT
Att. 11,262 - Unknown - 71 F

livebaseballscorecards.com

AB	31
R	2
H	6
RBI	2
BB	3
SO	3
LOB	10



WP:	0	PA:	34
PB:	0	SB:	0
CS:	0		

AB R H RBI BB SO LOB

3 0 1 0 1 1 0
1 0 1 0 0 0 0
3 1 1 0 0 0 1

3 0 1 0 1 0 2

4 0 1 1 0 0 4

3 0 0 0 1 1 0

4 0 0 0 0 0 3

4 0 0 0 0 1 0

3 0 0 0 0 0 0

1 0 0 0 0 0 0
0 0 0 0 0 0 0
1 1 1 1 0 0 0
0 0 0 0 0 0 0
1 0 0 0 0 0 0
0 0 0 0 0 0 0

1B: 4 SF: 0
2B: 1 SAC: 0
3B: 0 DP: 2
HR: 1 HBP: 0

Batter	1	2	3	4	5	6	7	8	9
Craig Nettles, L (1, 5) OBP: 0.346, SLG: 0.389	0-0 F7		0-0 BB 1B		4-0 1B BB		0-3 K		
Vada Pinson, L (1, 8) OBP: 0.308, SLG: 0.385 Roy Foster, R (1, PR) OBP: 0.308, SLG: 0.443	0-0 1B 2B 1B		0-0 F3		0-0 1-3 1B			0-0 5-3	
Ray Fosse, R (1, 2) OBP: 0.329, SLG: 0.387	0-0 2B 1-2 1B		4-0 G4-6-3 BB		0-0 F9			0-0 F9	
Chris Chambliss, L (1, 3) OBP: 0.327, SLG: 0.481	0-0 1-3 2-H 2B		0-0 G4-6-3		0-0 G3			0-0 G3	
Frank Baker, L (1, 9) (2, 8)	4-0 G4-3 BB			0-0 F8		0-0 G3		0-3 K	
Ted Uhlaender, L (1, 7) OBP: 0.346, SLG: 0.333	0-0 G4-3			0-0 F8		0-0 1-3		0-0 4-3	
Eddie Leon, R (1, 4) OBP: 0.341, SLG: 0.339		0-0 6-3		0-0 F9		0-3 K		0-0 5-3	
Jack Heidemann, R (1, 6) OBP: 0.222, SLG: 0.169		0-0 4-3			0-0 6-3		0-0 F9		
Rich Hand, R (1, 1) Steve Mingori, L (5, 1) OBP: 0.850, SLG: 0.500 Ken Harrelson, R (5, PH) OBP: 0.305, SLG: 0.318 Vince Colbert, R (6, 1) Ted Ford, R (7, PH) OBP: 0.256, SLG: 0.299 Phil Hennigan, R (8, 1)		0-0 F8			0-0 HR		0-0 4-3		

Inning Stats	R: 1	H: 3	E: 0	LOB: 3	K: 0	S: 5	P: 9	R: 0	H: 0	E: 0	LOB: 0	K: 0	S: 3	P: 3	R: 0	H: 0	E: 0	LOB: 0	K: 0	S: 3	P: 3	R: 0	H: 1	E: 0	LOB: 1	K: 0	S: 7	P: 7	R: 0	H: 0	E: 0	LOB: 0	K: 0	S: 3	P: 3	R: 1	H: 2	E: 0	LOB: 2	K: 0	S: 5	P: 9	R: 0	H: 0	E: 0	LOB: 0	K: 1	S: 5	P: 5	R: 0	H: 0	E: 0	LOB: 0	K: 1	S: 5	P: 5	R: 0	H: 0	E: 0	LOB: 0	K: 0	S: 3	P: 3	R: 0	H: 0	E: 0	LOB: 0	K: 1	S: 5	P: 5
--------------	------	------	------	--------	------	------	------	------	------	------	--------	------	------	------	------	------	------	--------	------	------	------	------	------	------	--------	------	------	------	------	------	------	--------	------	------	------	------	------	------	--------	------	------	------	------	------	------	--------	------	------	------	------	------	------	--------	------	------	------	------	------	------	--------	------	------	------	------	------	------	--------	------	------	------

PITCHER	IP	WLS	BF	H	R	ER	SO	BB	IBB	HBP	BLK	WP	HR	S	P	ERA	WHIP
Jim Staton, R (1, 1) ERA: 6.92	4.1		20	6	2	2	0	3	0	0	0	0	1	17	29	4.15	2.077
John Morris, L (5, 1) ERA: 2.33	4.2	W	14	0	0	0	3	0	0	0	0	0	0	20	20	0.00	0.000

Batter	1	2	3	4	5	6	7	8	9	AB R H RBI BB SO LOB	TOP									
Tommy Harper, R (1, 5) OBP: 0.275, SLG: 0.246	0-3 K			0-0 F9		4-0 BB		0-0 G1-4-3		3 0 0 0 1 1 1										
Ron Theobald, R (1, 4) OBP: 0.354, SLG: 0.329 Jim Hannan, R (8, 1)	0-0 6-3			0-3 K		4-0 BB		0-0 F7		3 0 0 0 1 1 0 0 0 0 0 0 0 0										
Roberto Pena, R (1, 3) OBP: 0.235, SLG: 0.271	0-0 5-3			0-0 4-3		0-0 P4			0-0 6-3	4 0 0 0 0 0 3										
Andy Kosco, R (1, 7) OBP: 0.303, SLG: 0.323		0-3 K			0-0 F8		0-0 F7		0-0 P3	4 0 0 0 0 1 0										
Al Yates, R (1, 9) OBP: 0.222, SLG: 0.294		0-0 6-3			0-0 F8		4-0 1B BB		0-0 F9	3 0 0 0 1 0 0										
Phil Roof, R (1, 2) OBP: 0.263, SLG: 0.241		0-0 5-3			0-3 K		0-3 K			3 0 0 0 0 2 1										
Dave May, L (1, 8) OBP: 0.353, SLG: 0.376			0-3 K			0-0 P6	0-0 1-3 1B			3 0 1 0 0 1 0										
Rick Auerbach, R (1, 6) OBP: 0.268, SLG: 0.220			0-3 K			0-0 BB 2B	0-3 K			3 0 1 0 0 2 2										
Bill Parsons, R (1, 1) OBP: 0.240, SLG: 0.182 Marcelino Lopez, R (2, 1) OBP: 0.250, SLG: 0.250 Dick Ellsworth, L (3, 1) Gus Gil, R (8, PH) (8, 4)			0-3 K			0-0 6-3		4-0 G1-4-3 BB		0 0 0 0 0 0 0 1 0 0 0 0 1 0 1 0 0 0 0 0 1 0 0 0 0 1 0 0										
Inning Stats	R: 0 E: 0 K: 1 S: 5	H: 0 LOB: 0 BB: 0 P: 5	R: 0 E: 0 K: 1 S: 5	H: 0 LOB: 0 BB: 0 P: 5	R: 0 E: 0 K: 3 S: 9	H: 0 LOB: 0 BB: 0 P: 9	R: 0 E: 0 K: 1 S: 5	H: 0 LOB: 0 BB: 0 P: 5	R: 0 E: 0 K: 2 S: 8	H: 1 LOB: 3 BB: 2 P: 12	R: 0 E: 0 K: 2 S: 8	H: 1 LOB: 2 BB: 1 P: 12	R: 0 E: 0 K: 0 S: 2	H: 0 LOB: 0 BB: 1 P: 6	R: 0 E: 0 K: 0 S: 3	H: 0 LOB: 0 BB: 0 P: 3	1B: 1 2B: 1 3B: 0 HR: 0	SF: 0 SAC: 0 DP: 1 HBP: 0	WP: 0 PB: 0 SB: 0 CS: 0	PA: 32
PITCHER Sam McDowell, L (1, 1) ERA: 2.91	IP: 9.0 WLS: W BF: 32 H: 2 R: 0 ER: 0 SO: 9 BB: 4 IBB: 0 HBP: 0 BLK: 0 WP: 0 HR: 0 S: 46 P: 62 ERA: 0.00 WHIP: 0.667																			

Milwaukee Brewers @ Cleveland Indians
Cleveland Municipal Stadium, Cleveland, OH

Sun Jun 13 1971, 3:33 AM EDT
Att: 8,934 - Unknown - 78 F

AB	28
R	0
H	2
RBI	0
BB	4
SO	9
LOB	8



livebaseballscorecards.com

Batter	1	2	3	4	5	6	7	8	9
Graig Nettles, L OBP: 0.351, SLG: 0.406 (1, 5)	4-0 BB 1B SF8	0-0 HR	0-0 HR 1B		0-3 K	0-0 FC3-2			
Frank Baker, L OBP: 0.167, SLG: 0.364 (1, 8)	0-3 K	0-0 4-3	0-0 HR		0-3 K	0-0 F9			
Ray Fosse, R OBP: 0.335, SLG: 0.396 Ken Suarez, R OBP: 0.294, SLG: 0.333 (1, 2) (8, 2)	0-0 BB 1B 2B	0-0 2B	0-0 F9		0-0 1B 1B		0-0 L9		
Chris Chambliss, L OBP: 0.373, SLG: 0.500 Ken Harrelson, R OBP: 0.303, SLG: 0.316 (1, 3) (7, 3)	4-0 BB 1B 2B	4-0 BB	0-0 FC6-4 1B		0-0 BB 1B		0-0 E5 1B		
Roy Foster, R OBP: 0.312, SLG: 0.440 (1, 9)	0-0 SF8	0-0 F7	0-0 FC6-4		4-0 BB		0-0 G4-6-3 1B		
Ted Uhlaender, L OBP: 0.340, SLG: 0.336 (1, 7)	0-0 1B 2B		0-3 K	0-3 K	0-0 F8		0-0 G4-6-3		
Eddie Leon, R OBP: 0.349, SLG: 0.345 Fred Stanley, R OBP: 0.444, SLG: 0.167 (1, 4) (7, 4)	0-0 1B		4-0 1B 1B BB	0-3 K		0-0 2B FC3-2 1B		0-0 F8	
Jack Heidemann, R OBP: 0.242, SLG: 0.205 (1, 6)	0-0 5-3		0-0 BB 1B	0-0 1B		0-0 FC3-2 2B		0-0 F8	
Sam McDowell, L OBP: 0.231, SLG: 0.211 (1, 1)		0-0 F9	4-0 HR 1B BB	0-0 F8		0-3 K		0-0 F7	

Inning Stats	R: 4	H: 3	E: 0	K: 1	S: 8	LOB: 1	BB: 2	P: 16
	R: 1	H: 2	E: 0	K: 0	S: 5	LOB: 2	BB: 1	P: 9
	R: 5	H: 4	E: 0	K: 1	S: 9	LOB: 1	BB: 2	P: 17
	R: 0	H: 1	E: 0	K: 2	S: 8	LOB: 1	BB: 0	P: 8
	R: 0	H: 2	E: 0	K: 2	S: 9	LOB: 3	BB: 1	P: 13
	R: 0	H: 2	E: 0	K: 1	S: 7	LOB: 2	BB: 0	P: 7
	R: 1	H: 1	E: 1	K: 0	S: 4	LOB: 0	BB: 0	P: 4
	R: 0	H: 0	E: 0	K: 0	S: 3	LOB: 0	BB: 0	P: 3

PITCHER	IP	WLS	BF	H	R	ER	SO	BB	IBB	HBP	BLK	WP	HR	S	P	ERA	WHIP
Bill Parsons, R ERA: 2.85 (1, 1)	1.1	L	10	4	5	5	1	2	0	0	0	0	1	10	18	33.75	4.500
Marcelino Lopez, L ERA: 5.26 (2, 1)	1.0		9	3	4	4	1	3	0	0	0	0	0	8	20	36.00	6.000
Dick Ellsworth, L ERA: 2.92 (3, 1)	4.2		23	8	2	1	5	1	0	0	0	0	1	32	36	1.93	1.929
Jim Hannan, R ERA: 3.6 (8, 1)	1.0		3	0	0	0	0	0	0	0	0	0	0	3	3	0.00	0.000

BOTTOM

Milwaukee Brewers @ Cleveland Indians
Cleveland Municipal Stadium, Cleveland, OH

Sun Jun 13 1971, 3:33 AM EDT
Att. 8,934 - Unknown - 78 F

AB	R	H	RBI	BB	SO	LOB
4	3	2	3	1	1	2
5	1	1	3	0	2	3
5	1	3	0	0	0	0
0	0	0	0	0	0	0
2	1	2	0	2	0	0
1	1	0	0	0	0	0
3	0	1	2	1	0	3
5	1	1	2	0	2	4
3	1	2	1	1	1	0
1	0	0	0	0	0	0
5	1	3	0	0	0	1
4	1	0	0	1	1	3

AB	38
R	11
H	15
RBI	11
BB	6
SO	7
LOB	16

C

1B:	10	SF:	1	WP:	0	PA:	45
2B:	3	SAC:	0	PB:	0		
3B:	0	DP:	1	SB:	0		
HR:	2	HBP:	0	CS:	0		

Batter	1	2	3	4	5	6	7	8	9	AB R H RBI BB SO LOB	TOP																
Tommy Harper, R OBP: 0.282, SLG: 0.280 (1, 5) (8, 8)	0-0 BB 2B	0-0 1-H 2B			0-3 K	0-0 1-H HR		0-3 K		5 1 3 3 0 2 3																	
Dave May, L OBP: 0.351, SLG: 0.378 (1, 8) Roberto Pena, R OBP: 0.233, SLG: 0.268 (8, PH) Ken Sanders, R (8, 1)	0-0 F2	0-0 4-3			0-0 FC3-6 1B	0-0 4-3		0-3 K		4 1 1 0 0 0 2 1 0 0 0 0 1 3 0 0 0 0 0 0 0																	
John Briggs, L OBP: 0.376, SLG: 0.484 (1, 7)	4-0 BB BB		0-0 P4		4-0 FC3-6 BB		0-0 1-3		0-0 HR	3 1 1 1 2 0 0																	
Bill Voss, L OBP: 0.318, SLG: 0.407 (1, 9)	4-0 1-2 2-3 BB		0-0 4-3		0-0 FC3-6 1B		0-3 K		0-0 FC5-6 1B	4 0 1 0 1 1 2																	
Frank Tepedino, L OBP: 0.182, SLG: 0.143 (1, 3)	0-3 K		0-0 4-3		0-0 FC6 1B		0-3 K		0-0 FC5-6 FC6-4	5 0 1 1 0 2 4																	
Ted Kubiak, S OBP: 0.292, SLG: 0.276 (1, 4)	0-0 L4		0-0 4-3		0-0 FC6			0-0 SH5-3 1B	0-0 FC6-4 CS	5 0 1 0 0 0 6																	
Eliee Rodriguez, R OBP: 0.384, SLG: 0.330 (1, 2)		0-0 6-3		0-0 L6		0-0 F9		0-0 SH SH5-3	0-0 CS	3 0 0 0 0 0 0																	
Rick Auerbach, R OBP: 0.277, SLG: 0.224 (1, 6)		0-0 2B 1B		0-0 F3		4-0 HR BB		0-0 SH5-3		2 2 1 0 1 0 0																	
Lew Krausse, R (1, 1) Bill Parsons, R OBP: 0.259, SLG: 0.333 (1, 1) Andy Kosco, R OBP: 0.300, SLG: 0.320 (6, PH) John Morris, R (6, 1) Gus Gil, R (8, PH) (8, 5)		0-3 K			0-0 HR		0-3 K		4-0 IBB	0 0 0 0 0 0 0 2 1 1 1 0 1 1 1 0 0 0 0 1 1 0 0 0 0 0 0 0 0 0 0 0 1 0 0																	
Inning Stats	R: 0 E: 0 K: 1 S: 6	H: 1 LOB: 3 BB: 2 P: 14	R: 1 E: 0 K: 1 S: 7	H: 2 LOB: 1 BB: 0 P: 7	R: 0 E: 0 K: 0 S: 3	H: 0 LOB: 0 BB: 0 P: 3	R: 0 E: 0 K: 0 S: 3	H: 0 LOB: 0 BB: 0 P: 3	R: 2 E: 1 K: 1 S: 8	H: 3 LOB: 2 BB: 1 P: 12	R: 2 E: 0 K: 1 S: 6	H: 1 LOB: 0 BB: 1 P: 10	R: 0 E: 0 K: 2 S: 7	H: 0 LOB: 0 BB: 0 P: 7	R: 0 E: 1 K: 2 S: 9	H: 1 LOB: 3 BB: 1 P: 13	R: 1 E: 0 K: 0 S: 4	H: 2 LOB: 0 BB: 0 P: 4	1B: 4 2B: 3 3B: 0 HR: 3	SF: 0 SAC: 2 DP: 0 HBP: 0	WP: 0 PB: 0 SB: 0 CS: 1	PA: 43					
PITCHER	IP WLS BF H R ER SO BB IBB HBP BLK WP HR S P ERA WHIP																										
Jim Palmer, R ERA: 2.4 (1, 1)	5.2		28	7	5	4	4	4	0	0	0	0	2	32	48	6.35	1.941										
Grant Jackson, L ERA: 1.29 (6, 1)	1.2		8	1	0	0	2	0	1	0	0	0	0	11	15	0.00	0.600										
Tom Dukes, R ERA: 3.18 (8, 1)	0.1		1	0	0	0	1	0	0	0	0	0	0	3	3	0.00	0.000										
Pete Richert, L ERA: 3.97 (8, 1)	1.1	L	5	2	1	1	1	0	0	0	0	0	1	7	7	6.75	1.500										

Milwaukee Brewers @ Baltimore Orioles
 Memorial Stadium, Baltimore, MD
 Tue Jun 15 1971, 7:05 PM EDT
 Att: 6,499 - Unknown - 66 F

AB	35
R	6
H	10
RBI	6
BB	5
SO	8
LOB	22



Batter	1	2	3	4	5	6	7	8	9
Don Buford, S OBP: 0.417, SLG: 0.503 (1, 7)	0-0 HR 1B	0-0 E S 2-H 1B			0-0 F9	4-0 IBB		0-0 P6	
Paul Blair, R OBP: 0.296, SLG: 0.379 (1, 8)	0-0 HR 1-H	0-0 F8 1-3			0-0 F8	0-0 F8		0-0 F9	
Boog Powell, L OBP: 0.342, SLG: 0.366 (1, 3)	0-0 P6		0-0 6-3		0-0 3-1		0-0 F7	0-0 F8	
Frank Robinson, R OBP: 0.398, SLG: 0.518 (1, 9)	0-0 1-3		0-0 F9			1-0 HR HBP	4-0 E 1B BB		
Elrod Hendricks, L OBP: 0.329, SLG: 0.374 (1, 2)	4-0 FC5-4 BB		0-0 F8			0-0 F7	0-0 E 2B 1B		
Brooks Robinson, R OBP: 0.369, SLG: 0.425 (1, 5)	0-0 FC5-4 1-2f			0-0 1B		0-0 HR 1-H	0-0 E6 2B 1-3 2-H		
Chico Salmon, R OBP: 0.136, SLG: 0.095 (1, 4)		0-0 SH2-4 1B 1B		0-3 K		0-3 K	0-0 1-3 2B		
Davey Johnson, R OBP: 0.383, SLG: 0.442 (7, 4)				0-3 K		0-0 2B 1B	0-3 3-H 2B		
Mark Belanger, R OBP: 0.389, SLG: 0.333 (1, 6)		0-0 F8		0-3 K		0-0 2B 1B	0-3 K		
Dave McNally, R OBP: 0.171, SLG: 0.175 (1, 1)		0-0 SH2-4 1-2		0-3 K		0-0 1-H 2B	0-0 5-3		

Inning Stats	R: 2	H: 2	E: 0	LOB: 1	K: 0	P: 9	R: 1	H: 2	E: 0	LOB: 1	K: 0	P: 5	R: 0	H: 0	E: 0	LOB: 0	K: 0	P: 3	R: 0	H: 1	E: 0	LOB: 1	K: 3	P: 10	R: 0	H: 0	E: 0	LOB: 0	K: 0	P: 3	R: 3	H: 3	E: 0	LOB: 2	K: 1	P: 8	R: 2	H: 2	E: 1	LOB: 2	K: 1	P: 12	R: 0	H: 0	E: 0	LOB: 0	K: 0	P: 3
	S: 5	BB: 1	S: 5	BB: 0	S: 3	S: 10	S: 3	S: 3	S: 8	S: 8	S: 3	S: 3	S: 3	S: 3	S: 3	S: 3	S: 3	S: 3	S: 3	S: 3	S: 3	S: 3	S: 3	S: 3	S: 3	S: 3	S: 3	S: 3	S: 3	S: 3	S: 3	S: 3	S: 3	S: 3	S: 3	S: 3	S: 3	S: 3	S: 3	S: 3	S: 3	S: 3	S: 3	S: 3	S: 3	S: 3	S: 3	


AB	R	H	RBI	BB	SO	LOB
4	1	2	1	1	0	0
5	1	1	2	0	0	3
5	0	0	0	0	0	0
2	2	0	0	1	0	0
3	1	1	0	1	0	1
4	1	2	2	0	0	2
3	1	1	0	0	2	1
1	0	1	1	0	0	0
4	1	1	0	0	2	4
3	0	1	1	0	1	3

BOTTOM

Milwaukee Brewers @ Baltimore Orioles
Memorial Stadium, Baltimore, MD
 Wed Jun 16 1971, 7:05 PM EDT
 Att. 6,302 - Unknown - 71 F

livebaseballscorecards.com

AB	34
R	8
H	10
RBI	7
BB	3
SO	5
LOB	14



PITCHER	IP	WLS	BF	H	R	ER	SO	BB	IBB	HBP	BLK	WP	HR	S	P	ERA	WHIP
Marty Pattin, R ERA: 3.12 (1, 1)	6.0	L	29	8	6	6	4	1	1	1	0	0	2	34	43	9.00	1.500
Dick Ellsworth, L ERA: 3.55 (7, 1)	0.1		5	2	2	1	0	1	0	0	0	0	0	4	8	27.00	9.000
Lew Krausse, R ERA: 3.6 (7, 1)	1.2		5	0	0	0	1	0	0	0	0	0	0	7	7	0.00	0.000

Batter	1	2	3	4	5	6	7	8	9	AB R H RBI BB SO LOB	TOP							
Bert Campaneris, R (1, 6) OBP: 0.286, SLG: 0.351	0-0 CS 1B		0-0 E 1B HBP 1B		0-0 BB 1B		0-0 5-3		0-0 F8	5 1 3 1 0 0 1								
Joe Rudi, R (1, 7) OBP: 0.324, SLG: 0.447	0-3 K		0-0 HBP SF8 1B		0-0 L7		0-0 G3		0-0 F9	5 1 1 1 0 1 3								
Reggie Jackson, L (1, 9) OBP: 0.359, SLG: 0.475	0-0 P6		0-0 SF8 HBP PO		4-0 BB BB BB 1-2 BB		0-0 G3			3 1 0 0 1 0 2								
Mike Epstein, L (1, 3) OBP: 0.374, SLG: 0.444		0-0 6-3	1-0 PO HBP		4-0 FC6-4 BB		0-0 F8			2 0 0 1 1 0 0								
Mike Hegan, L (8, 3) OBP: 0.356, SLG: 0.369			1-2 2-3 3-H		1-2 BB			0-0 F9		0 0 0 0 0 0 0								
Sal Bando, R (1, 5) OBP: 0.382, SLG: 0.455		0-3 K	0-0 SF8		0-0 FC6-4		0-0 F9			3 0 0 1 0 1 2								
Angel Mangual, R (1, 8) OBP: 0.359, SLG: 0.443		0-0 F9	0-0 PO	0-0 FC5-4 1B		0-0 5-3		0-3 K		4 0 1 0 0 1 0								
Dave Duncan, R (1, 2) OBP: 0.281, SLG: 0.413			0-3 K	0-0 F8		0-0 F2		0-3 K		4 0 0 0 0 2 1								
Dick Green, R (1, 4) OBP: 0.363, SLG: 0.438			0-0 1B 1B	0-0 FC5-4 FC6-4		0-0 E7 1B		0-0 1B 2B		4 2 3 0 0 0 1								
Catfish Hunter, R (1, 1) OBP: 0.380, SLG: 0.375			0-0 1B 1B	0-0 FC6-4		0-0 G3		0-0 1B		4 1 2 1 0 0 2								
Inning Stats	R: 0 E: 0 K: 1 S: 5	H: 1 LOB: 0 BB: 0 P: 5	R: 0 E: 0 K: 1 S: 5	H: 0 LOB: 0 BB: 0 P: 5	R: 5 E: 1 K: 1 S: 9	H: 4 LOB: 0 BB: 0 P: 10	R: 0 E: 0 K: 0 S: 4	H: 1 LOB: 1 BB: 0 P: 4	R: 0 E: 0 K: 0 S: 3	H: 0 LOB: 0 BB: 0 P: 3	R: 0 E: 0 K: 1 S: 5	H: 0 LOB: 0 BB: 0 P: 5	R: 1 E: 0 K: 1 S: 7	H: 2 LOB: 1 BB: 0 P: 7	1B: 9 2B: 1 3B: 0 HR: 0	SF: 1 SAC: 0 DP: 0 HBP: 1	WP: 0 PB: 0 SB: 0 CS: 1	PA: 39
PITCHER	IP WLS BF H R ER SO BB IBB HBP BLK WP HR S P ERA WHIP																	
Skip Lockwood, R (1, 1) ERA: 3.09	4.1 L 20 7 5 2 3 0 0 1 0 0 0 0 25 26 4.15 1.615																	
John Morris, L (5, 1) ERA: 1.88	2.2 10 1 0 0 0 2 0 0 0 0 0 0 8 16 0.00 1.125																	
Lew Krausse, R (8, 1) ERA: 3.62	2.0 8 2 1 1 2 0 0 0 0 0 0 0 12 12 4.50 1.000																	

Oakland Athletics @ Milwaukee Brewers
Milwaukee County Stadium, Milwaukee, WI

Fri Jun 18 1971, 8:05 PM EDT
Att. 27,474 - Unknown - 68 F


AB	34
R	6
H	10
RBI	5
BB	2
SO	5
LOB	12



WP: 0	PA: 39
-------	--------

ERA	WHIP
-----	------

livebaseballscorecards.com

Batter	1	2	3	4	5	6	7	8	9	AB R H RBI BB SO LOB	TOP		
Bert Campaneris, R (1, 6) OBP: 0.282, SLG: 0.346	0-0 1-3		0-0 F8			0-0 4-3		0-0 FC6-4		4 0 0 0 0 0 1			
Joe Rudi, R (1, 7) OBP: 0.319, SLG: 0.439	0-3 K		0-0 P2			0-0 F8		0-0 P4		4 0 0 0 0 1 1			
Reggie Jackson, L (1, 9) OBP: 0.361, SLG: 0.488	0-0 1B		0-0 4-1			0-0 P4			0-0 HR	4 1 2 1 0 0 0			
Mike Epstein, L (1, 3) OBP: 0.372, SLG: 0.440	0-0 P4			0-0 P5			0-0 1B		0-0 P5	4 0 1 0 0 0 1			
Sal Bando, R (1, 5) OBP: 0.377, SLG: 0.447		0-0 6-3		0-0 4-3			0-0 P3		0-0 F7	4 0 0 0 0 0 1			
Angel Mangual, R (1, 8) OBP: 0.355, SLG: 0.430		4-0 2B BB		0-0 P4			0-0 F8		0-3 K	3 1 0 0 1 1 1			
Dave Duncan, R (1, 2) OBP: 0.282, SLG: 0.417		0-0 2B			0-3 K		0-3 K			3 0 1 1 0 2 1	AB 32 R 2 H 6 RBI 2 BB 1 SO 4 LOB 9		
Dick Green, R (1, 4) OBP: 0.363, SLG: 0.437		0-0 P4			0-0 1B			0-0 F8		3 0 1 0 0 0 1			
Blue Moon Odom, R (1, 1) Darold Knowles, L (6, 1) OBP: 0.250, SLG: 0.250		0-0 5-3			0-0 B1-4			0-0 FC6-4 1B		2 0 0 0 0 0 2 1 0 1 0 0 0 0			
Inning Stats	R: 0 H: 1 E: 0 LOB: 1 K: 1 BB: 0 S: 6 P: 6	R: 1 H: 1 E: 0 LOB: 1 K: 0 BB: 1 S: 4 P: 8	R: 0 H: 0 E: 0 LOB: 0 K: 0 BB: 0 S: 3 P: 3	R: 0 H: 0 E: 0 LOB: 0 K: 0 BB: 0 S: 3 P: 3	R: 0 H: 1 E: 0 LOB: 0 K: 1 BB: 0 S: 5 P: 5	R: 0 H: 0 E: 0 LOB: 0 K: 0 BB: 0 S: 3 P: 3	R: 0 H: 1 E: 0 LOB: 1 K: 1 BB: 0 S: 6 P: 6	R: 0 H: 1 E: 0 LOB: 1 K: 1 BB: 0 S: 4 P: 4	R: 1 H: 1 E: 0 LOB: 0 K: 1 BB: 0 S: 6 P: 6	1B: 4 SF: 0 2B: 1 SAC: 0 3B: 0 DP: 1 HR: 1 HBP: 0	WP: 0 PA: 33 PB: 0 SB: 0 CS: 0		
PITCHER	IP WLS BF H R ER SO BB IBB HBP BLK WP HR S P ERA WHIP											PITCHER	IP WLS BF H R ER SO BB IBB HBP BLK WP HR S P ERA WHIP
Bill Parsons, R (1, 1) ERA: 2.68	8.0 L 29 5 1 1 3 1 0 0 0 0 0 0 34 38 1.12 0.750												
Ken Sanders, R (9, 1) ERA: 2.47	1.0 4 1 1 1 1 0 0 0 0 0 0 1 6 6 9.00 1.000												

Oakland Athletics @ Milwaukee Brewers
Milwaukee County Stadium, Milwaukee, WI

Sat Jun 19 1971, 4:33 AM EDT
Att. 13,744 - Unknown - 71 F

livebaseballscorecards.com

Batter	1	2	3	4	5	6	7	8	9	AB R H RBI BB SO LOB	TOP											
Bert Campaneris, R (1, 6) OBP: 0.288, SLG: 0.354	0-0 6-3	0-0 L9		0-0 1B		0-0 1B		0-0 SF8 2B		5 1 3 1 0 0 0												
Joe Rudi, R (1, 7) OBP: 0.317, SLG: 0.436	0-0 HR 1B	0-0 6-3		0-0 6-3		0-0 G6-4-3 1-2f		0-0 SF8		4 1 1 1 0 0 2												
Reggie Jackson, L (1, 9) OBP: 0.368, SLG: 0.508	4-0 HR BB		4-0 BB		0-0 HR	0-0 2B		0-0 SF8		2 2 2 2 2 0 0												
Mike Epstein, L (1, 3) OBP: 0.368, SLG: 0.450	0-0 HR		0-0 F8		0-0 F7	0-0 P3		0-0 F9		5 1 1 3 0 0 2												
Sal Bando, R (1, 5) OBP: 0.381, SLG: 0.463	0-0 FC5 1B		0-0 F9		0-0 HR 1B		0-0 HR		0-0 6-3	5 2 3 1 0 0 1												
Angel Mangual, R (1, 8) OBP: 0.357, SLG: 0.438	0-0 1-2 1B		0-0 P4		0-0 L9		0-0 L6		0-0 1B 2B	5 1 2 0 0 0 2												
Dave Duncan, R (1, 2) OBP: 0.280, SLG: 0.427	0-0 L7		0-0 F8		0-0 HR		0-3 K	0-3 K		5 1 1 2 0 2 3												
Dick Green, R (1, 4) OBP: 0.368, SLG: 0.441	0-0 FC5 2-3f		0-0 SH1-4 1B		0-0 1B		0-0 F8	0-0 2B 1B		5 1 3 1 0 0 2												
Chuck Dobson, R (1, 1) OBP: 0.320, SLG: 0.417		0-0 F2		0-0 SH1-4		0-0 1-3		0-0 E5 2B SF8	0-0 F7	1 0 0 0 0 0 0												
Jim Roland, R (2, 1)										1 0 0 0 0 0 1												
Rollie Fingers, R (6, 1)										2 1 0 0 0 0 1												
Inning Stats	R: 3 E: 0 K: 0 S: 7	H: 4 LOB: 2 BB: 1 P: 11	R: 0 E: 0 K: 0 S: 3	H: 0 LOB: 0 BB: 0 P: 3	R: 0 E: 0 K: 0 S: 3	H: 0 LOB: 1 BB: 1 P: 7	R: 1 E: 0 K: 0 S: 5	H: 2 LOB: 1 BB: 0 P: 5	R: 3 E: 0 K: 0 S: 7	H: 4 LOB: 1 BB: 0 P: 7	R: 0 E: 0 K: 0 S: 4	H: 2 LOB: 1 BB: 0 P: 4	R: 1 E: 0 K: 1 S: 6	H: 1 LOB: 0 BB: 0 P: 6	R: 2 E: 1 K: 0 S: 5	H: 1 LOB: 0 BB: 0 P: 5	R: 1 E: 0 K: 1 S: 7	H: 2 LOB: 1 BB: 0 P: 7	1B: 9 2B: 3 3B: 0 HR: 4	SF: 2 SAC: 1 DP: 1 HBP: 0	WP: 0 PB: 0 SB: 0 CS: 0	PA: 45
PITCHER	IP WLS BF H R ER SO BB IBB HBP BLK WP HR S P ERA WHIP																					
Jim Slaton, R (1, 1) ERA: 7.94	4.0 L 21 7 5 5 0 2 0 0 0 0 0 2 19 27 11.25 2.250																					
John Morris, L (5, 1) ERA: 2.42	2.0 10 5 2 2 0 0 0 0 0 0 0 1 10 10 9.00 2.500																					
Jim Hannan, R (7, 1) ERA: 3.76	1.1 7 2 3 1 1 0 0 0 0 0 1 9 9 6.75 1.500																					
Dick Ellsworth, L (8, 1) ERA: 3.77	1.2 7 2 1 1 1 0 0 0 0 0 0 0 9 9 5.40 1.200																					

Oakland Athletics @ Milwaukee Brewers
 Milwaukee County Stadium, Milwaukee, WI
 Sun Jun 20 1971, 4:33 AM EDT
 Unknown - 84 F

livebaseballscorecards.com

AB	40
R	11
H	16
RBI	11
BB	2
SO	2
LOB	14



BOTTOM

Oakland Athletics @ Milwaukee Brewers
 Milwaukee County Stadium, Milwaukee, WI

Sun Jun 20 1971, 4:33 AM EDT
 Unknown - 84 F

livebaseballscorecards.com

AB	37
R	4
H	10
RBI	3
BB	3
SO	8
LOB	23



WP: 0	PA: 40
PB: 0	
SB: 0	
CS: 0	

AB	R	H	RBI	BB	SO	LOB
5	1	1	0	0	0	3
4	1	1	0	1	0	2
4	1	1	0	1	2	2
5	0	3	3	0	2	1
2	0	0	0	0	0	3
2	0	1	0	0	0	1
4	0	0	0	0	1	4
4	0	0	0	0	1	4
4	0	2	0	0	1	2
1	1	0	0	1	0	1
0	0	0	0	0	0	0
1	0	1	0	0	0	0
0	0	0	0	0	0	0
1	0	0	0	0	1	0

Batter	1	2	3	4	5	6	7	8	9
Tommy Harper, R (1, 5) OBP: 0.282, SLG: 0.292	0-0 BB 1B 2B	0-0 F8		0-0 F5		0-0 F8		0-0 F3	
Dave May, L (1, 8) OBP: 0.347, SLG: 0.375	4-0 BB 1B BB	0-0 1B 1-2 1B		0-0 F5		0-0 L6		0-0 G1	
John Briggs, L (1, 7) OBP: 0.364, SLG: 0.455	4-0 1B 1-2 2-3 E BB	0-3 K		0-3 K			0-0 1B 1B	0-0 F9	
Bill Voss, L (1, 9) OBP: 0.323, SLG: 0.398	0-0 1-3 2-H 3-H 1B	0-0 1-3 2-H 1B		0-0 G5-4-3 1B			0-3 K	0-3 K	
Frank Tepedino, L (1, 3) OBP: 0.161, SLG: 0.233 Andy Kosco, R (5, PH) OBP: 0.307, SLG: 0.320	0-0 E7 1-2 3-H	0-0 4-3		0-0 G5-4-3 1-2			0-0 1-2 1B		
Ted Kubiak, S (1, 4) OBP: 0.290, SLG: 0.272	0-0 F7		0-0 F3		0-0 F9		0-3 K		
Phil Roof, R (1, 2) OBP: 0.245, SLG: 0.223 Dick Ellsworth, L (8, 1)	0-0 F2		0-3 K			0-0 1-3		0-0 F8	
Rick Auerbach, R (1, 6) OBP: 0.282, SLG: 0.243	0-0 1-3		0-0 1B			0-0 1B 1B		0-3 K	
Jim Slaton, R (1, 1) John Morris, R (5, 1) Al Yates, R (6, PH) Jim Hannan, R (7, 1) Ellie Rodriguez, R (8, 2)		4-0 1B BB	0-0 F9			0-0 1-3 1B		0-3 K	
Inning Stats	R: 3 H: 2 E: 1 LOB: 2 K: 0 BB: 2 S: 6 P: 14	R: 1 H: 2 E: 0 LOB: 2 K: 1 BB: 1 S: 7 P: 11	R: 0 H: 1 E: 0 LOB: 1 K: 1 BB: 0 S: 6 P: 6	R: 0 H: 0 E: 0 LOB: 0 K: 1 BB: 0 S: 5 P: 5	R: 0 H: 1 E: 0 LOB: 0 K: 0 BB: 0 S: 3 P: 3	R: 0 H: 2 E: 0 LOB: 2 K: 0 BB: 0 S: 5 P: 5	R: 0 H: 2 E: 0 LOB: 2 K: 2 BB: 0 S: 9 P: 9	R: 0 H: 0 E: 0 LOB: 0 K: 2 BB: 0 S: 7 P: 7	R: 0 H: 0 E: 0 LOB: 0 K: 1 BB: 0 S: 5 P: 5

PITCHER	IP	WLS	BF	H	R	ER	SO	BB	IBB	HBP	BLK	WP	HR	S	P	ERA	WHIP
Chuck Dobson, R (1, 1) ERA: 2.87	1.2		13	4	4	3	1	3	0	0	0	0	0	12	24	16.20	4.200
Jim Roland, L (2, 1) ERA: 3.57	3.2	W	13	3	0	0	2	0	0	0	0	0	0	17	17	0.00	0.818
Rollie Fingers, R (6, 1) ERA: 2.99	3.2	S	14	3	0	0	5	0	0	0	0	0	0	24	24	0.00	0.818

Batter	1	2	3	4	5	6	7	8	9	AB R H RBI BB SO LOB	TOP																									
Larry Brown, R (1, 6) OBP: 0.259, SLG: 0.215 Mike Epstein, L (9, PH) OBP: 0.371, SLG: 0.453	0-3 K		4-0 SH BB		0-0 F8		0-0 FC1-5 1B		0-0 1B	3 1 0 0 1 1 2 1 0 1 0 0 0 0																										
Joe Rudi, R (1, 7) OBP: 0.316, SLG: 0.433	0-0 6-3		0-0 SH G5-3 1-H 2-H		0-0 P3		0-0 BB 1B		0-0 1-3	4 0 1 1 0 0 1																										
Reggie Jackson, L (1, 9) OBP: 0.377, SLG: 0.529	0-0 HR		4-0 G5-3 BB		0-0 2B		4-0 G5-3 BB			2 1 2 1 2 0 0																										
Tommy Davis, R (1, 3) OBP: 0.360, SLG: 0.410	0-0 1B		0-0 G5-3 1-2 2-3f		0-0 1-3		0-0 G5-3 1-2f			4 0 1 0 0 0 6																										
Sal Bando, R (1, 5) OBP: 0.375, SLG: 0.455 Bert Campaneris, R (8, PR) OBP: 0.288, SLG: 0.354 (8, 6)	0-0 1-3		0-0 F7			0-0 F9		0-0 E6 CS		4 0 0 0 0 0 2 0 0 0 0 0 0 0																										
Angel Mangual, R (1, 8) OBP: 0.345, SLG: 0.422		0-3 K		0-0 5-3		0-0 5-3		0-0 F9 1-2		4 0 0 0 0 1 1																										
Gene Tenace, R (1, 2) OBP: 0.321, SLG: 0.283		0-0 F8		1-0 FC5-4 HBP		0-3 K		0-3 K		3 0 0 0 0 2 1																										
Dick Green, R (1, 4) OBP: 0.363, SLG: 0.435 Steve Hovley, L (9, PH) OBP: 0.344, SLG: 0.217		0-0 1-3		0-0 FC5-4 1-2f			0-0 E3 FC1-5 SH		0-0 3-1	3 0 0 0 0 0 1 1 0 0 0 0 0 0																										
Diego Segui, R (1, 1) OBP: 0.143, SLG: 0.250 Darold Knowles, L (7, 1) OBP: 0.250, SLG: 0.250 Ron Klimkowski, R (8, 1) OBP: 0.500, SLG: 0.333 Daryl Patterson, L (8, 1) Curt Blefary, L (9, PH) OBP: 0.276, SLG: 0.319			4-0 SH BB BB		0-0 F9		0-0 SH FC1-5 1B		0-3 K	1 2 0 0 1 0 1 0 1 0 0 0 0 1 0																										
Inning Stats	R: 1 E: 0 K: 1 S: 7	H: 2 LOB: 1 BB: 0 P: 7	R: 0 E: 0 K: 1 S: 5	H: 0 LOB: 0 BB: 0 P: 5	R: 2 E: 1 K: 0 S: 3	H: 0 LOB: 1 BB: 3 P: 15	R: 0 E: 0 K: 0 S: 3	H: 0 LOB: 1 BB: 0 P: 4	R: 0 E: 0 K: 1 S: 5	H: 0 LOB: 0 BB: 0 P: 5	R: 1 E: 2 K: 0 S: 5	H: 1 LOB: 2 BB: 1 P: 9	R: 0 E: 1 K: 1 S: 5	H: 0 LOB: 1 BB: 0 P: 5	R: 0 E: 0 K: 1 S: 6	H: 1 LOB: 1 BB: 0 P: 6	1B: 3 2B: 1 3B: 0 HR: 1	SF: 0 SAC: 2 DP: 2 HBP: 1	WP: 0 PB: 0 SB: 0 CS: 1	PA: 38																
PITCHER	IP WLS BF H R ER SO BB IBB HBP BLK WP HR S P ERA WHIP																																			
Marcelino Lopez, L (1, 1) ERA: 5.2	2.0		12	2	3	1	2	3	0	0	0	0	1	13	25	4.50	2.500																			
Lew Krausse, R (3, 1) ERA: 3.41	5.0	W	19	2	1	0	1	1	0	1	0	0	0	19	24	0.00	0.600																			
Ken Sanders, R (8, 1) ERA: 2.37	2.0	S	7	1	0	0	2	0	0	0	0	0	0	11	11	0.00	0.500																			

Oakland Athletics @ Milwaukee Brewers
Milwaukee County Stadium, Milwaukee, WI

Sun Jun 20 1971, 4:38 AM EDT
Att. 15,409 - Unknown - 76 F

livebaseballscorecards.com

AB	31
R	4
H	5
RBI	2
BB	4
SO	5
LOB	15



Batter	1	2	3	4	5	6	7	8	9
Tommy Harper, R OBP: 0.292, SLG: 0.303 (1, 5) (8, 7)	0-3 K		0-0 1B		0-0 1B		0-0 1B HR	0-0 1B S	
Gus Gil, R OBP: 0.545, SLG: 0.167 (1, 4) (9, 5)	0-0 E6		0-0 F7		4-0 BB		0-0 1B HR	4-0 1B BB	
Dave May, L OBP: 0.347, SLG: 0.374 Andy Kosco, R OBP: 0.313, SLG: 0.356 Rick Auerbach, R OBP: 0.287, SLG: 0.243 (1, 8) (7, PH) (8, 6)	0-0 G3-6-3				0-0 1B		0-0 1B HR	4-0 1B BB	
John Briggs, L OBP: 0.361, SLG: 0.449 Ken Sanders, R (1, 7) (8, 1)		0-0 1B		0-3 K		0-0 F8	0-3 K	0-0 3-1	
Bill Voss, L OBP: 0.316, SLG: 0.389 (1, 9) (8, 8)		0-0 F9		0-0 F8		0-0 4-3	0-0 F7		
Frank Tepedino, L OBP: 0.147, SLG: 0.212 Ron Theobald, R OBP: 0.360, SLG: 0.329 (1, 3) (8, PH) (9, 4)		0-0 P4		0-0 F4		0-0 F3		1-0 3B HBP	
Roberto Pena, R OBP: 0.241, SLG: 0.321 (1, 6) (8, 5) (9, 3)		0-0 6-3			0-0 1B FC6		0-3 K	0-0 1B 3B	
Ellie Rodriguez, R OBP: 0.343, SLG: 0.304 (1, 2)			0-0 6-3		0-0 1B FC6		0-0 1B E5	4-0 1B BB	
Marcelino Lopez, R OBP: 0.250, SLG: 0.250 Lew Krausse, R Al Yates, R OBP: 0.256, SLG: 0.306 (1, 1) (3, 1) (7, PH) (8, 9)			0-0 P4		0-3 K		4-0 1B 1B BB	0-0 1B L1-3	

AB	R	H	RBI	BB	SO	LOB
5	1	4	2	0	1	0
3	1	1	1	2	0	1
3	0	1	0	0	1	4
1	1	1	3	0	0	0
0	0	0	0	1	0	0
4	0	1	0	0	2	1
1	0	0	0	0	0	3
4	0	0	0	0	0	2
3	0	0	0	0	0	2
0	1	0	0	0	0	0
4	1	2	1	0	1	1
3	1	0	0	1	0	1
0	0	0	0	0	0	0
2	0	0	0	0	1	1
1	1	0	0	1	0	2

BOTTOM

Oakland Athletics @ Milwaukee Brewers
Milwaukee County Stadium, Milwaukee, WI
 Sun Jun 20 1971, 4:38 AM EDT
 Att: 15,409 - Unknown - 76 F

AB	34
R	7
H	10
RBI	7
BB	5
SO	6
LOB	18



1B:	8	SF:	0
2B:	1	SAC:	0
3B:	1	DP:	2
HR:	1	HBP:	1

WP:	0	PA:	40
PB:	0		
SB:	1		
CS:	0		

Inning Stats	R	H	E	K	S	H	LOB	BB	P	R	H	E	K	S	R	H	E	K	S	R	H	E	K	S	R	H	E	K	S	R	H	E	K	S	
Diego Segui, R ERA: 3.1 (1, 1)	6	1	0	1	5	0	0	0	0	0	0	0	0	0	0	0	0	0	0	0	0	0	0	0	0	0	0	0	0	0	0	0	0	0	0
Darold Knowles, L ERA: 6.28 (7, 1)	0	2	0	0	1	0	0	0	0	0	0	0	0	0	0	0	0	0	0	0	0	0	0	0	0	0	0	0	0	0	0	0	0	0	0
Ron Klimkowski, R ERA: 4.63 (8, 1)	0	1	0	0	0	0	0	0	0	0	0	0	0	0	0	0	0	0	0	0	0	0	0	0	0	0	0	0	0	0	0	0	0	0	0
Daryl Patterson, R ERA: 4.5 (8, 1)	0	0	0	0	0	0	0	0	0	0	0	0	0	0	0	0	0	0	0	0	0	0	0	0	0	0	0	0	0	0	0	0	0	0	0

ERA	WHIP
4.26	1.421
27.00	1.500
13.50	6.000
0.00	3.000

BOTTOM

California Angels @ Milwaukee Brewers
Milwaukee County Stadium, Milwaukee, WI

Mon Jun 21 1971, 8:05 PM EDT
Att. 5,498 - Unknown

livebaseballscorecards.com

AB	30
R	3
H	5
RBI	3
BB	5
SO	5
LOB	7



AB R H RBI BB SO LOB

3	1	1	1	1	1	0	0
2	0	0	0	2	0	1	
5	0	2	2	0	0	1	
4	0	0	0	0	1	1	
4	0	1	0	0	0	0	
3	0	0	0	1	1	0	
2	1	1	0	0	0	0	
2	0	0	0	0	1	3	
2	0	0	0	0	1	1	
1	1	0	0	0	1	0	
1	0	0	0	0	0	0	
0	0	0	0	0	0	0	

Batter	1	2	3	4	5	6	7	8	9	10
Tommy Harper, R OBP: 0.294, SLG: 0.304 (1, 5) (9, 8)	0-0 5-3		0-0 SF8			0-0 F5			0-0 SH3-4 1B	4-0 1B BB IBB
Gus Gil, R OBP: 0.533, SLG: 0.125 (1, 4) (9, 5)	0-0 F8		0-0 1-3			4-0 BB			0-0 SH3-4	4-0 1B BB
Roberto Pena, R OBP: 0.248, SLG: 0.324 (1, 3)	0-0 P4			0-0 6-3		0-0 F8			0-0 1B FC5-2 1B	0-0 1-2 2-3 BB
Andy Kosco, R OBP: 0.303, SLG: 0.343 (1, 7)		0-3 K		0-0 F7			0-0 F5		0-0 F7	
Rob Ellis, R OBP: 0.333, SLG: 0.333 (1, 9)		0-0 P4		0-0 6-3			0-0 P4		0-0 1-3 1B	
Ellie Rodriguez, R OBP: 0.341, SLG: 0.297 (1, 2)		0-0 F7			0-0 5-3		0-3 K		4-0 IBB	
Dave May, L OBP: 0.348, SLG: 0.376 Ron Theobald, R OBP: 0.352, SLG: 0.320 (8, PH) (9, 4)			0-0 SH SF8 1B		0-0 1-3		0-3 K		0-0 FC5-2	
Rick Auerbach, R OBP: 0.283, SLG: 0.239 Ted Kubiak, S OBP: 0.292, SLG: 0.270 (8, PH) (9, 6)			0-3 K		0-0 6-3			0-0 F7		4-0 BB SH3-4 1B BB
Marty Pattin, R OBP: 0.256, SLG: 0.229 Al Yates, R OBP: 0.250, SLG: 0.297 Ken Sanders, R (9, 1)			0-0 SH		0-3 K			0-0 F7		0-0 SH3-4

Inning Stats	R: 0 E: 0 K: 0 S: 3	H: 0 LOB: 0 BB: 0 P: 3	R: 0 E: 0 K: 1 S: 5	H: 0 LOB: 0 BB: 0 P: 5	R: 1 E: 1 K: 1 S: 7	H: 1 LOB: 1 BB: 0 P: 7	R: 0 E: 0 K: 0 S: 3	H: 0 LOB: 0 BB: 0 P: 3	R: 0 E: 0 K: 0 S: 3	H: 0 LOB: 0 BB: 0 P: 3	R: 0 E: 0 K: 1 S: 5	H: 0 LOB: 1 BB: 1 P: 9	R: 0 E: 0 K: 1 S: 5	H: 0 LOB: 0 BB: 0 P: 5	R: 0 E: 0 K: 1 S: 5	H: 0 LOB: 0 BB: 0 P: 5	R: 1 E: 0 K: 0 S: 6	H: 3 LOB: 3 BB: 1 P: 10	R: 1 E: 0 K: 0 S: 2	H: 1 LOB: 3 BB: 3 P: 14	1B: 5 2B: 0 3B: 0 HR: 0	SF: 1 SAC: 3 DP: 0 HBP: 0	WP: 0 PB: 0 SB: 0 CS: 0	PA: 39
--------------	------------------------------	---------------------------------	------------------------------	---------------------------------	------------------------------	---------------------------------	------------------------------	---------------------------------	------------------------------	---------------------------------	------------------------------	---------------------------------	------------------------------	---------------------------------	------------------------------	---------------------------------	------------------------------	----------------------------------	------------------------------	----------------------------------	----------------------------------	------------------------------------	----------------------------------	--------

PITCHER	IP	WLS	BF	H	R	ER	SO	BB	IBB	HBP	BLK	WP	HR	S	P	ERA	WHIP
Rudy May, L ERA: 3.31 (1, 1)	9.0		34	4	2	1	5	1	1	0	0	0	0	42	50	1.00	0.556
Dave LaRoche, L ERA: 2.38 (10, 1)	0.1	L	5	1	1	1	0	2	1	0	0	0	0	2	14	27.00	9.000

Batter	1	2	3	4	5	6	7	8	9	AB R H RBI BB SO LOB	TOP
Tony Gonzalez, L (1, 8) OBP: 0.336, SLG: 0.287	0-0 4-3		0-0 F9		0-0 F9			0-0 4-3		4 0 0 0 0 0 1	California Angels @ Milwaukee Brewers Milwaukee County Stadium, Milwaukee, WI Wed Jun 23 1971, 8:05 PM EDT Unknown livebaseballscorecards.com
Jim Fregosi, R (1, 6) OBP: 0.284, SLG: 0.316	0-0 F8		0-0 F8			0-0 6-3		0-0 F8		4 0 0 0 0 0 0	
Jim Spencer, L (1, 3) OBP: 0.295, SLG: 0.383	0-0 1B			0-0 P4		0-0 F9			0-0 F9	4 0 1 0 0 0 0	
Alex Johnson, R (1, 7) OBP: 0.307, SLG: 0.318	0-0 L4			0-0 1B		0-0 F8			0-0 E5 1B	4 0 1 0 0 0 1	
John Stephenson, L (1, 2) OBP: 0.341, SLG: 0.393		0-0 F2		0-0 F9			0-0 1-3		0-0 F7	4 0 0 0 0 0 2	
Ken McMullen, R (1, 5) OBP: 0.296, SLG: 0.382		4-0 BB		0-0 F7			0-0 6-3		0-0 FC5-4 1B	3 0 1 0 1 0 1	
Tony Conigliaro, R (1, 9) OBP: 0.306, SLG: 0.369		0-0 F7			0-0 4-3 1B		0-0 2B		0-0 FC5-4 1-2	4 0 2 0 0 0 3	
Sandy Alomar Sr., S (1, 4) OBP: 0.273, SLG: 0.271		0-0 6-3			0-0 4-3 1-2		0-0 4-3			3 0 0 0 0 0 3	
Andy Messersmith, R (1, 1) OBP: 0.211, SLG: 0.229 Rickey Clark, R (7, 1) Tom Silverio, L (8, PH) Fred Lasher, R (8, 1)			0-0 P4		0-0 6-3			0-0 P6		2 0 0 0 0 0 1 0 0 0 0 0 0 0 1 0 0 0 0 0 0 0 0 0 0 0 0 0	
Inning Stats	R: 0 H: 1 E: 0 LOB: 1 K: 0 BB: 0 S: 4 P: 4	R: 0 H: 0 E: 0 LOB: 1 K: 0 BB: 1 S: 3 P: 7	R: 0 H: 0 E: 0 LOB: 0 K: 0 BB: 0 S: 3 P: 3	R: 0 H: 1 E: 0 LOB: 1 K: 0 BB: 0 S: 4 P: 4	R: 0 H: 1 E: 0 LOB: 1 K: 0 BB: 0 S: 4 P: 4	R: 0 H: 0 E: 0 LOB: 0 K: 0 BB: 0 S: 3 P: 3	R: 0 H: 1 E: 0 LOB: 1 K: 0 BB: 0 S: 4 P: 4	R: 0 H: 0 E: 0 LOB: 0 K: 0 BB: 0 S: 3 P: 3	R: 0 H: 1 E: 1 LOB: 2 K: 0 BB: 0 S: 5 P: 5	1B: 4 SF: 0 2B: 1 SAC: 0 3B: 0 DP: 0 HR: 0 HBP: 0	WP: 0 PA: 34 PB: 0 SB: 0 CS: 0
PITCHER Bill Parsons, R (1, 1) ERA: 2.46	IP WLS BF H R ER SO BB IBB HBP BLK WP HR S P ERA WHIP										

California Angels @ Milwaukee Brewers
Milwaukee County Stadium, Milwaukee, WI
 Wed Jun 23 1971, 8:05 PM EDT
 Unknown

AB	33
R	0
H	5
RBI	0
BB	1
SO	0
LOB	12



Batter	1	2	3	4	5	6	7	8	9	AB	R	H	RBI	BB	SO	LOB
Tommy Harper, R OBP: 0.288, SLG: 0.297 (1, 5)	0-0 6-3	0-0 F9		0-3 K		0-3 K	0-0 FC5			5	0	0	0	0	2	5
Gus Gil, R OBP: 0.550, SLG: 0.182 (1, 4)	0-0 F9		0-0 1-3	0-0 S 1B			4-0 E 1B BB	4-0 G4-3 BB		3	1	1	0	2	0	0
Dave May, L OBP: 0.349, SLG: 0.370 (1, 8)	4-0 E S BB		4-0 2B BB	0-0 4-3 1-2			0-0 E1 1B 1B	0-0 G4-3 1-2f		3	2	0	0	2	0	3
John Briggs, L OBP: 0.362, SLG: 0.455 (1, 7)	0-0 E6 1-3		0-0 2B		0-0 F7		0-0 1B 1B	0-0 F7		5	1	2	2	0	0	1
Andy Kosco, R OBP: 0.301, SLG: 0.339 (1, 9)	0-0 F9		0-0 E5 3B		0-0 F8		0-0 BB FC5-2 1B			4	1	1	1	0	0	2
Roberto Pena, R OBP: 0.264, SLG: 0.351 (1, 3)		0-0 1B FC3-2 1B	0-0 2B 3B		4-0 BB		0-0 F9			3	1	2	1	1	0	2
Phil Roof, R OBP: 0.255, SLG: 0.245 (1, 2)		0-3 K	0-0 2B		0-3 K		0-0 FC5-2 BB 1-2 3-H 1B			4	0	2	2	0	2	2
Ted Kubiak, S OBP: 0.297, SLG: 0.272 (1, 6)		0-0 FC3-2 1B	0-3 K		0-0 4-3		4-0 FC5 FC5-2 1-2 2-3 BB			3	0	1	0	1	1	1
Bill Parsons, R OBP: 0.242, SLG: 0.276 (1, 1)		0-0 FC3-2		0-3 K		0-0 5-3	0-0 FC5-2			4	0	0	0	0	1	5

Inning Stats	R: 0	H: 0	E: 1	K: 0	S: 4	H: 0	LOB: 2	BB: 1	P: 8	R: 0	H: 2	E: 0	K: 1	S: 7	H: 3	LOB: 2	BB: 0	P: 7	R: 3	H: 3	E: 1	K: 1	S: 8	H: 1	LOB: 1	BB: 1	P: 12	R: 0	H: 0	E: 0	K: 2	S: 8	H: 0	LOB: 0	BB: 0	P: 8	R: 0	H: 0	E: 0	K: 1	S: 5	H: 0	LOB: 0	BB: 0	P: 5	R: 3	H: 3	E: 1	K: 0	S: 7	H: 0	LOB: 3	BB: 2	P: 15	R: 0	H: 0	E: 0	K: 0	S: 2	H: 0	LOB: 0	BB: 1	P: 6
1B: 6	SF: 0	2B: 2	SAC: 0	3B: 1	DP: 1	HR: 0	HBP: 0	WP: 0	PA: 40																																																						

BOTTOM

California Angels @ Milwaukee Brewers
Milwaukee County Stadium, Milwaukee, WI

Wed Jun 23 1971, 8:05 PM EDT
Unknown

livebaseballscorecards.com

AB	34
R	6
H	9
RBI	6
BB	6
SO	6
LOB	21



PITCHER	IP	WLS	BF	H	R	ER	SO	BB	IBB	HBP	BLK	WP	HR	S	P	ERA	WHIP
Andy Messersmith, R ERA: 3.87 (1, 1)	6.0	L	32	8	6	3	6	4	0	0	0	0	0	40	56	4.50	2.000
Rickey Clark, R ERA: (7, 1)	1.0		5	1	0	0	0	1	0	0	0	0	0	4	8	0.00	2.000
Fred Lasher, R ERA: (8, 1)	1.0		3	0	0	0	0	1	0	0	0	0	0	2	6	0.00	1.000

Batter	1	2	3	4	5	6	7	8	9	AB R H RBI BB SO LOB	TOP											
Sandy Alomar Sr., S OBP: 0.277, SLG: 0.279 (1, 4)	0-0 S 1B	0-0 1-2 2-H 1B		0-0 F9		0-0 1B 2B	0-0 F7		0-0 G3	6 1 3 0 0 0 0	California Angels @ Milwaukee Brewers Milwaukee County Stadium, Milwaukee, WI Wed Jun 23 1971, 8:05 PM EDT Att. 12,317 - Unknown livebaseballscorecards.com											
Syd O'Brien, R OBP: 0.257, SLG: 0.391 (1, 6)	0-3 K 1-2		0-0 1B 1B 2B	0-0 1-3		0-0 F9 2B	0-0 HR	0-0 1B	6 2 3 1 0 1 2													
Tony Gonzalez, L OBP: 0.336, SLG: 0.283 (1, 8)	0-3 K		0-0 1B 1B 1B		0-0 1-3	1-0 1B 2B HBP	0-0 F8	0-0 4-3	5 2 1 0 0 1 2													
Alex Johnson, R OBP: 0.313, SLG: 0.324 (1, 7)	0-3 K		0-0 1B 1-3 3-H FC6-4 1B		0-0 1B PB 1B	0-0 2B 1-2 2-H 1B		0-0 6-3	5 2 3 2 0 1 1													
Jim Spencer, L OBP: 0.297, SLG: 0.388 (1, 3)		0-0 G3	0-0 1-3 3-H FC6-4 1B		0-0 L6 1-2	0-0 2B 1-3 2-H		0-3 K	5 0 2 2 0 1 1													
Ken McMullen, R OBP: 0.301, SLG: 0.387 (1, 5)		0-0 1B 1B	0-0 FC6-4 FC5-4 1-2f 3-H		0-0 2B 1B 2-H	0-3 K		0-0 BB 1B	5 2 3 2 0 1 3													
Tony Conigliaro, R OBP: 0.317, SLG: 0.379 (1, 9)		0-0 FC1-5 1-3 1B 1B	0-0 FC5-4 1-2f		0-0 2B 1-H	4-0 IBB		4-0 BB 1-2 BB	3 0 2 1 2 0 1													
Jeff Torborg, R OBP: 0.192, SLG: 0.224 (1, 2)		0-0 FC1-5 1-2 3-H 1B 1B	0-0 F7		4-0 IBB FC6-4	0-0 P5		0-0 P6	4 0 1 1 1 0 6													
Eddie Fisher, R (1, 1) Dave LaRoche, L (6, 1) Lloyd Allen, R (7, 1) OBP: 0.333, SLG: 0.200 OBP: 0.167, SLG: 0.167		0-0 FC1-5 1-2 2-3f 1B		0-3 K	0-0 FC6-4 1-2f		0-0 G3	0-0 F7	3 0 0 0 0 1 4 1 0 0 0 0 0 0 1 0 0 0 0 0 0													
Inning Stats	R: 0 E: 0 K: 3 S: 10	H: 1 LOB: 1 BB: 0 P: 10	R: 1 E: 0 K: 0 S: 6	H: 4 LOB: 3 BB: 0 P: 6	R: 3 E: 0 K: 0 S: 7	H: 4 LOB: 1 BB: 0 P: 7	R: 0 E: 0 K: 1 S: 5	H: 0 LOB: 0 BB: 0 P: 5	R: 2 E: 0 K: 0 S: 6	H: 3 LOB: 2 BB: 1 P: 10	R: 2 E: 0 K: 1 S: 8	H: 3 LOB: 3 BB: 1 P: 13	R: 1 E: 0 K: 0 S: 4	H: 1 LOB: 0 BB: 0 P: 4	R: 0 E: 0 K: 1 S: 6	H: 1 LOB: 2 BB: 1 P: 10	R: 0 E: 0 K: 0 S: 4	H: 1 LOB: 1 BB: 0 P: 4	1B: 13 2B: 4 3B: 0 HR: 1	SF: 0 SAC: 0 DP: 0 HBP: 1	WP: 0 PB: 1 SB: 1 CS: 0	PA: 48
PITCHER	IP WLS BF H R ER SO BB IBB HBP BLK WP HR S P ERA WHIP												PITCHER	IP WLS BF H R ER SO BB IBB HBP BLK WP HR S P ERA WHIP								
Low Krausse, R (1, 1) ERA: 3.74	2.0 L 13 8 4 4 3 0 0 0 0 0 0 0 19 19 18.00 4.000																					
John Morris, L (3, 1) ERA: 2.79	3.0 14 4 2 2 1 0 1 0 0 0 0 0 15 19 6.00 1.333																					
Dick Ellsworth, L (6, 1) ERA: 4.91	0.1 5 3 2 2 0 0 0 0 1 0 0 0 4 5 54.00 9.000																					
Jim Hannan, R (6, 1) ERA: 3.86	1.2 7 1 1 1 1 0 1 0 0 0 0 1 8 12 5.40 0.600																					
Ken Sanders, R (8, 1) ERA: 2.19	2.0 9 2 0 0 1 1 0 0 0 0 0 0 10 14 0.00 1.500																					

California Angels @ Milwaukee Brewers
Milwaukee County Stadium, Milwaukee, WI
 Wed Jun 23 1971, 8:05 PM EDT
 Att. 12,317 - Unknown

AB	44
R	9
H	18
RBI	9
BB	3
SO	6
LOB	20



BOTTOM

California Angels @ Milwaukee Brewers
Milwaukee County Stadium, Milwaukee, WI

Wed Jun 23 1971, 8:05 PM EDT
Att. 12,317 - Unknown

livebaseballscores.com

AB	42
R	5
H	14
RBI	5
BB	2
SO	7
LOB	20



WP:	0	PA:	44
PB:	2	SB:	1
CS:	0		

AB R H RBI BB SO LOB

4	2	2	2	1	0	0
5	1	2	2	0	2	1
5	0	1	0	0	1	4
5	0	0	0	0	2	4
5	0	2	1	0	1	0
3	0	1	0	0	0	2
0	0	0	0	0	0	0
2	0	2	0	0	0	0
5	0	2	0	0	1	2
4	0	0	0	1	0	4
0	0	0	0	0	0	0
1	0	0	0	0	0	0
1	1	1	0	0	0	0
0	0	0	0	0	0	0
1	1	1	0	0	0	0
0	0	0	0	0	0	0
1	0	0	0	0	0	3
0	0	0	0	0	0	0

Batter	1	2	3	4	5	6	7	8	9
Tommy Harper, R OBP: 0.294, SLG: 0.318 (1, 5) (8, 9)	0-0 6-3 1		0-0 PB 2B		0-0 1-H HR	4-0 2B BB		0-0 6-3 1	
Gus Gil, R OBP: 0.520, SLG: 0.313 (1, 4) (8, 5)	0-3 K 2		0-3 K PB 2-3		0-0 5-3 1B	0-0 1-H 2-H 2B		0-0 6-3 2	
Dave May, L OBP: 0.346, SLG: 0.366 (1, 8)	0-0 P5		0-3 K 1-2		0-0 5-3	0-0 F5		0-0 S 1B	
John Briggs, L OBP: 0.351, SLG: 0.439 (1, 7)		0-3 K 1	0-0 6-3 3		0-3 K 2		0-0 F7 1	0-0 F9 1-2 3	
Andy Kosco, R OBP: 0.305, SLG: 0.342 (1, 9) (8, 3)		0-3 K 2		0-0 FC6-4 1B	0-0 2-H 1B		0-0 F3 2	0-0 6-3 1	
Roberto Pena, R OBP: 0.266, SLG: 0.350 Jim Hannan, R Ron Theobald, R OBP: 0.367, SLG: 0.351 (7, PH) (8, 4)		0-0 1B 1B		0-0 FC6-4 1-2f	0-0 F9 3		0-0 BB 1B 1B	0-0 2B	
Elie Rodriguez, R OBP: 0.343, SLG: 0.301 (1, 2)		0-0 1B 1-3		0-0 F9 2		0-0 6-3 1	0-0 BB 1B	0-3 K 2	
Ted Kubiak, S OBP: 0.294, SLG: 0.265 (1, 6)		0-0 F8 3		0-0 F7 3		0-0 F7 2	4-0 1-2 2-3 BB	0-0 4-1 3	
Lew Krausse, R John Morris, R OBP: 0.200, SLG: 0.250 Rob Ellis, R OBP: 0.429, SLG: 0.429 Dick Ellsworth, L Frank Tepedino, L OBP: 0.271, SLG: 0.285 Al Yates, R OBP: 0.250, SLG: 0.297 Bill Voss, L OBP: 0.315, SLG: 0.387 Ken Sanders, R (1, 1) (3, 1) (5, PH) (6, 1) (6, 3) (7, PH) (7, PH) (8, 1)		0-0 4-3 1		0-0 HR 1B	0-0 HR 1B	0-0 2B 2B	0-0 F7 3		

Inning Stats	R: 0	H: 0	E: 0	K: 1	S: 5	R: 0	H: 2	E: 0	K: 2	S: 9	R: 0	H: 1	E: 0	K: 2	S: 9	R: 0	H: 1	E: 0	K: 0	S: 4	R: 3	H: 4	E: 0	K: 1	S: 9	R: 2	H: 2	E: 0	K: 0	S: 5	R: 0	H: 1	E: 0	K: 0	S: 4	R: 0	H: 1	E: 0	K: 1	S: 6	R: 0	H: 1	E: 0	K: 1	S: 6	1B: 9	SF: 0	2B: 4	SAC: 0	3B: 0	DP: 0	HR: 1	HBP: 0	WP: 0	PA: 44
--------------	------	------	------	------	------	------	------	------	------	------	------	------	------	------	------	------	------	------	------	------	------	------	------	------	------	------	------	------	------	------	------	------	------	------	------	------	------	------	------	------	------	------	------	------	------	-------	-------	-------	--------	-------	-------	-------	--------	-------	--------

PITCHER	IP	WLS	BF	H	R	ER	SO	BB	IBB	HBP	BLK	WP	HR	S	P	ERA	WHIP
Eddie Fisher, R ERA: 2.44 (1, 1)	5.2	W	28	9	5	5	6	1	0	0	0	0	1	39	43	7.94	1.765
Dave LaRoche, L ERA: 2.31 (6, 1)	1.0		7	3	0	0	0	1	0	0	0	0	0	6	10	0.00	4.000
Lloyd Allen, R ERA: 4.12 (7, 1)	2.1	S	9	2	0	0	1	0	0	0	0	0	0	11	11	0.00	0.857

Batter	1	2	3	4	5	6	7	8	9	AB R H RBI BB SO LOB	TOP											
Sandy Alomar Sr., S OBP: 0.277, SLG: 0.279 (1, 4)	0-3 K		0-0 6-3		0-3 K			0-0 FC4-6 1B		4 0 1 0 0 2 1	California Angels @ Milwaukee Brewers Milwaukee County Stadium, Milwaukee, WI Thu Jun 24 1971, 4:33 AM EDT Att: 9,673 - Unknown - 73 F											
Syd O'Brien, R OBP: 0.257, SLG: 0.387 (1, 6)	0-0 4-3			0-0 6-3 1B		0-0 5-3		0-0 FC4-6 G4-6-3		4 0 1 0 0 0 2												
Tony Gonzalez, L OBP: 0.325, SLG: 0.272 (1, 8) Mel Queen, L (8, 1)	0-0 1-3			0-0 F5		0-0 6-3		0-0 G4-6-3		4 0 0 0 0 0 3 0 0 0 0 0 0 0												
Alex Johnson, R OBP: 0.308, SLG: 0.318 (1, 7)		0-0 F8		0-0 6-3 1-2		0-0 P4			0-0 6-3	4 0 0 0 0 0 1												
Jim Spencer, L OBP: 0.304, SLG: 0.389 (1, 3)		4-0 BB BB		4-0 IBB		0-0 5-3 1B			0-0 F8	2 0 1 0 2 0 0												
Ken McMullen, R OBP: 0.301, SLG: 0.382 (1, 5)		4-0 BB BB BB		0-0 F4		0-0 F9			0-0 3-1	3 0 0 0 1 0 3												
Tony Conigliaro, R OBP: 0.313, SLG: 0.373 (1, 9)		0-0 G6-4-3 BB			0-0 F7		0-0 5-3			3 0 0 0 0 0 3												
Jeff Torborg, R OBP: 0.182, SLG: 0.212 (1, 2)			0-0 1-3		0-0 5-3		0-0 P6			3 0 0 0 0 0 1												
Clyde Wright, R OBP: 0.240, SLG: 0.283 (1, 1) Tom Silverio, L (8, PH) OBP: 0.500, SLG: 0.500 (8, 8)			0-3 K		4-0 BB			0-0 FC4-6 1B 1B		1 0 0 0 1 1 0 1 0 1 0 0 0 0												
Inning Stats	R: 0 E: 0 K: 1 S: 5	H: 0 LOB: 0 BB: 0 P: 5	R: 0 E: 0 K: 0 S: 2	H: 0 LOB: 1 BB: 2 P: 10	R: 0 E: 0 K: 1 S: 5	H: 0 LOB: 0 BB: 0 P: 5	R: 0 E: 0 K: 1 S: 4	H: 1 LOB: 2 BB: 1 P: 8	R: 0 E: 0 K: 1 S: 5	H: 0 LOB: 1 BB: 1 P: 9	R: 0 E: 0 K: 0 S: 3	H: 0 LOB: 0 BB: 0 P: 3	R: 0 E: 0 K: 0 S: 4	H: 1 LOB: 1 BB: 0 P: 4	R: 0 E: 0 K: 0 S: 4	H: 2 LOB: 1 BB: 0 P: 4	R: 0 E: 0 K: 0 S: 3	H: 0 LOB: 0 BB: 0 P: 3	1B: 4 2B: 0 3B: 0 HR: 0	SF: 0 SAC: 0 DP: 2 HBP: 0	WP: 0 PB: 0 SB: 0 CS: 0	PA: 33
PITCHER Jim Staton, R (1, 1) ERA: 5.19	IP: 9.0 WLS: W BF: 33 H: 4 R: 0 ER: 0 SO: 3 BB: 3 IBB: 1 HBP: 0 BLK: 0 WP: 0 HR: 0 S: 35 P: 51 ERA: 0.00 WHIP: 0.778											PITCHER	IP: WLS: BF: H: R: ER: SO: BB: IBB: HBP: BLK: WP: HR: S: P: ERA: WHIP:									

livebaseballscorecards.com

AB	29
R	0
H	4
RBI	0
BB	4
SO	3
LOB	14



Batter	1	2	3	4	5	6	7	8	9	AB R H RBI BB SO LOB	TOP							
Tommy Harper, R OBP: 0.297, SLG: 0.332 (1, 5) X	0-0 F7		0-0 F6			0-3 K		0-0 HR		4 1 1 2 0 1 0								
Gus Gil, R OBP: 0.455, SLG: 0.261 (1, 4) X	0-0 1-3			0-0 F7		0-0 6-3		0-0 6-3		4 0 0 0 0 0 0								
Dave May, L OBP: 0.347, SLG: 0.371 (1, 8) X	0-0 F9			0-0 1B S 1B		0-0 4-3		0-0 1B		4 0 2 0 0 0 0								
John Briggs, L OBP: 0.355, SLG: 0.461 (1, 7) X		0-0 HR		0-0 G6-3 1B		0-0 1-3		0-3 K		4 1 2 1 0 1 1								
Andy Kosco, R OBP: 0.301, SLG: 0.336 (1, 9) S		0-3 K		0-0 G6-3 1-2f		0-0 WP 1B		0-3 K		4 0 1 0 0 2 2								
Roberto Pena, R OBP: 0.273, SLG: 0.347 (1, 3) X		0-0 L9		0-0 G6-3 1B		0-3 K		0-0 F8		4 0 1 0 0 1 1								
Ellie Rodriguez, R OBP: 0.333, SLG: 0.291 (1, 2) X		0-0 1-3		0-0 G6-3 1-2f		0-0 F7		0-0 F4		4 0 0 0 0 0 2								
Ted Kubiak, S OBP: 0.306, SLG: 0.266 (1, 6) X			0-0 F8		0-0 FC6 1B			4-0 SH1-4 HR BB		2 1 1 0 1 0 0								
Skip Lockwood, R OBP: 0.250, SLG: 0.125 (1, 1) X			0-0 5-3		0-0 FC6 1-2f			0-0 SH1-4		2 0 0 0 0 0 1								
Inning Stats	R: 0 H: 0 E: 0 K: 0 S: 3	H: 0 LOB: 0 BB: 0 P: 3	R: 1 H: 1 E: 0 K: 1 S: 6	H: 1 LOB: 0 BB: 0 P: 6	R: 0 H: 0 E: 0 K: 0 S: 3	H: 0 LOB: 0 BB: 0 P: 3	R: 0 H: 2 E: 0 K: 0 S: 4	H: 2 LOB: 1 BB: 0 P: 4	R: 0 H: 2 E: 0 K: 1 S: 5	H: 2 LOB: 1 BB: 0 P: 5	R: 0 H: 1 E: 0 K: 1 S: 6	H: 1 LOB: 1 BB: 0 P: 6	R: 2 H: 2 E: 0 K: 1 S: 7	H: 2 LOB: 1 BB: 1 P: 11	R: 0 H: 0 E: 0 K: 1 S: 5	H: 0 LOB: 0 BB: 0 P: 5	1B: 6 SF: 0 2B: 0 SAC: 1 3B: 0 DP: 2 HR: 2 HBP: 0	WP: 1 PA: 34 PB: 0 SB: 1 CS: 0
PITCHER	IP WLS BF H R ER SO BB IBB HBP BLK WP HR S P ERA WHIP																	
Ray Corbin, R ERA: 3.59 (1, 1)	7.2 L 30 8 3 3 3 1 0 0 0 1 2 35 39 3.52 1.174																	
Tom Hall, L ERA: 3.38 (8, 1)	1.1 4 0 0 0 2 0 0 0 0 0 0 8 8 0.00 0.000																	

Milwaukee Brewers @ Minnesota Twins
Metropolitan Stadium, Bloomington, MI

AB	32
R	3
H	8
RBI	3
BB	1
SO	5
LOB	7



Fri Jun 25 1971, 8:05 PM EDT
Att. 10,784 - Unknown - 72 F

livebaseballscorecards.com

Batter	1	2	3	4	5	6	7	8	9	AB R H RBI BB SO LOB
Cesar Tovar, R (1, 7) OBP: 0.359, SLG: 0.364	0-0 F9		0-0 F8		0-0 G6-3 1B		0-0 4-3 1B		0-0 F9	5 0 2 0 0 0 0
Rod Carew, L (1, 4) OBP: 0.300, SLG: 0.332	0-0 G3		0-0 FC3-6 1B		0-0 G6-3 1-2f		0-0 4-3 1-2 3-H			4 0 1 1 0 0 2
Tony Oliva, L (1, 9) OBP: 0.408, SLG: 0.651	0-0 G3		0-0 FC3-6 1-2f			0-0 3-1	4-0 IBB			3 0 0 0 1 0 1
Harmon Killebrew, R (1, 5) OBP: 0.377, SLG: 0.446		0-0 F8	0-0 6-3			4-0 1B BB	0-3 K			3 0 0 0 1 1 3
Rich Reese, L (1, 3) OBP: 0.257, SLG: 0.313		0-0 L9		0-0 F8		0-0 1B		0-0 4-3		4 0 1 0 0 0 0
Jim Holt, L (1, 8) OBP: 0.296, SLG: 0.365		0-0 BB 1B		0-0 FC4-6 1B		0-0 F7		0-0 4-3		4 0 2 0 0 0 2
Leo Cardenas, R (1, 6) OBP: 0.343, SLG: 0.446		0-0 BB 1B		0-0 FC4-6 1-2f		0-0 F3		0-0 F9		4 0 1 0 0 0 3
George Mitterwald, R (1, 2) OBP: 0.343, SLG: 0.383		4-0 BB 1-2 2-3		0-0 F8			0-0 1B 4-3 1B		0-3 K	3 1 1 0 1 1 1
Ray Corbin, R (1, 1) OBP: 0.125, SLG: 0.125		0-0 FC6-4			0-0 4-3		0-3 K		0-3 K	3 0 0 0 0 1 4
Tom Hall, L (8, 1) OBP: 0.350, SLG: 0.368										0 0 0 0 0 0 0
Steve Braun, L (9, PH) OBP: 0.333, SLG: 0.361										1 0 0 0 0 1 0

Inning Stats	R: 0 E: 0 K: 0 S: 3	H: 0 LOB: 0 BB: 0 P: 3	R: 0 E: 0 K: 0 S: 5	H: 2 LOB: 3 BB: 1 P: 9	R: 0 E: 0 K: 0 S: 4	H: 1 LOB: 1 BB: 0 P: 4	R: 0 E: 0 K: 0 S: 4	H: 1 LOB: 1 BB: 0 P: 4	R: 0 E: 0 K: 0 S: 3	H: 1 LOB: 0 BB: 0 P: 3	R: 0 E: 0 K: 0 S: 4	H: 1 LOB: 2 BB: 1 P: 8	R: 1 E: 0 K: 2 S: 9	H: 2 LOB: 2 BB: 1 P: 13	R: 0 E: 0 K: 0 S: 3	H: 0 LOB: 0 BB: 0 P: 3	R: 0 E: 0 K: 2 S: 7	H: 0 LOB: 0 BB: 0 P: 7	1B: 8 2B: 0 3B: 0 HR: 0	SF: 0 SAC: 0 DP: 1 HBP: 0
---------------------	------------------------------	---------------------------------	------------------------------	---------------------------------	------------------------------	---------------------------------	------------------------------	---------------------------------	------------------------------	---------------------------------	------------------------------	---------------------------------	------------------------------	----------------------------------	------------------------------	---------------------------------	------------------------------	---------------------------------	----------------------------------	------------------------------------

PITCHER Skip Lockwood, R (1, 1) ERA: 2.89	IP 9.0 WLS W BF 37 H 8 R 1 ER 1 SO 4 BB 2 IBB 1 HBP 0 BLK 0 WP 0 HR 0 S 42 P 54 ERA 1.00 WHIP 1.111	PITCHER	IP WLS BF H R ER SO BB IBB HBP BLK WP HR S P ERA WHIP
--	---	----------------	---

BOTTOM

Milwaukee Brewers @ Minnesota Twins
Metropolitan Stadium, Bloomington, MI

Fri Jun 25 1971, 8:05 PM EDT
Att: 10,784 - Unknown - 72 F

livebaseballscores.com

AB	34
R	1
H	8
RBI	1
BB	3
SO	4
LOB	16



WP: 0	PA: 37
PB: 0	
SB: 0	
CS: 0	

Batter	1	2	3	4	5	6	7	8	9	AB R H RBI BB SO LOB	TOP	
Tommy Harper, R (1, 5) OBP: 0.295, SLG: 0.329	0-0 1-3	0-0 FC4-6 PO 1-2f 2-3 3-H		0-0 1-2 1B			0-0 F7		0-0 F7	5 0 1 1 0 0 2		
Gus Gil, R (1, 4) OBP: 0.395, SLG: 0.214	0-3 K	0-0 PO 1-2	0-0 F3	0-0 F8			0-0 F3		0-0 F3	5 0 0 0 0 1 2		
Dave May, L (1, 8) OBP: 0.352, SLG: 0.387	4-0 BB		0-0 CS 1B		0-0 3-1			0-0 HR	0-0 F9	4 1 2 1 1 0 0		
John Briggs, L (1, 7) OBP: 0.352, SLG: 0.455	0-0 F5		0-0 BB 1B 1-2		0-0 F4			0-3 K		4 0 1 0 0 1 1		
Andy Kosco, R (1, 9) OBP: 0.314, SLG: 0.339		4-0 BB 1B BB	4-0 BB 1B BB 1-2		0-0 5-3			0-0 E5 HR 1B		2 2 1 0 2 0 0		
Roberto Pena, R (1, 3) OBP: 0.287, SLG: 0.383		0-0 BB 1B FC4-6 1B 1-2	0-0 F9			0-0 G6-4-3 1B		0-0 HR 2-H		4 2 3 2 0 0 2		
Ellie Rodriguez, R (1, 2) OBP: 0.331, SLG: 0.290		0-0 FC4-6 BB 1B 1-2 2-3		0-0 4-3		0-0 G6-4-3 1-2f		0-3 K		4 0 1 0 0 1 1		
Ted Kubiak, S (1, 6) OBP: 0.311, SLG: 0.267		0-0 F7		0-0 FC2-6 1B		0-0 F8		4-0 BB		3 0 1 0 1 0 3		
Marty Pattin, R (1, 1) OBP: 0.256, SLG: 0.211		4-0 FC4-6 BB 1-2 2-3 3-H		0-0 FC2-6 1B 1-2f			0-0 L8	0-3 K		3 0 0 1 1 1 2		
Inning Stats	R: 0 E: 0 K: 1 S: 5 H: 0 LOB: 1 BB: 1 P: 9	R: 2 E: 0 K: 0 S: 4 H: 2 LOB: 1 BB: 2 P: 12	R: 0 E: 0 K: 0 S: 4 H: 2 LOB: 2 BB: 1 P: 8	R: 0 E: 0 K: 0 S: 5 H: 2 LOB: 2 BB: 0 P: 5	R: 0 E: 0 K: 0 S: 3 H: 0 LOB: 0 BB: 0 P: 3	R: 0 E: 0 K: 0 S: 3 H: 1 LOB: 0 BB: 0 P: 3	R: 0 E: 0 K: 0 S: 3 H: 0 LOB: 0 BB: 0 P: 3	R: 3 E: 1 K: 3 S: 12 H: 3 LOB: 1 BB: 1 P: 16	R: 0 E: 0 K: 0 S: 3 H: 0 LOB: 0 BB: 0 P: 3	1B: 8 2B: 0 3B: 0 HR: 2 SF: 0 SAC: 0 DP: 1 HBP: 0	WP: 0 PB: 0 SB: 0 CS: 1 PA: 40	
PITCHER	IP WLS BF H R ER SO BB IBB HBP BLK WP HR S P ERA WHIP											
Jim Perry, R (1, 1) ERA: 3.95	7.1 L 33 10 5 5 2 4 0 0 0 0 0 2 33 49 6.14 1.909											
Hal Haydel, R (8, 1) ERA:	0.2 3 0 0 0 2 1 0 0 0 0 0 0 6 10 0.00 1.500											
Stan Williams, R (9, 1) ERA: 3.88	1.0 3 0 0 0 0 0 0 0 0 0 0 0 3 3 0.00 0.000											

Milwaukee Brewers @ Minnesota Twins
Metropolitan Stadium, Bloomington, MI

Sat Jun 26 1971, 4:33 AM EDT
Att. 11,559 - Cloudy - 72 F

livebaseballscorecards.com

AB	34
R	5
H	10
RBI	5
BB	5
SO	4
LOB	13



Batter	1	2	3	4	5	6	7	8	9	AB R H RBI BB SO LOB	TOP	
Tommy Harper, R OBP: 0.294, SLG: 0.328 (1, 5) (8, 7)	0-0 SH1-3 1B		0-0 6-3		0-3 K		0-3 K			4 1 1 0 0 2 1	Milwaukee Brewers @ Minnesota Twins Metropolitan Stadium, Bloomington, MI Sun Jun 27 1971, 4:33 AM EDT Unknown - 90 F livebaseballscorecards.com	
Gus Gil, R OBP: 0.366, SLG: 0.194 (1, 4) (8, 5)	0-0 SH1-3 1-2		0-0 P4		0-0 6-3			0-0 L7		3 0 0 0 0 0 0		
Roberto Pena, R OBP: 0.279, SLG: 0.371 (1, 3)	0-0 5-3		0-0 5-3		0-0 5-3			0-0 F8		4 0 0 0 0 0 1		
Andy Kosco, R OBP: 0.319, SLG: 0.339 Rick Auerbach, R OBP: 0.283, SLG: 0.239 (1, 7) (8, PR) (8, 6)	4-0 1B CS IBB			0-3 K		0-0 6-3		0-0 1B		3 0 1 0 1 1 0 0 0 0 0 0 0 0		
Rob Ellis, R OBP: 0.400, SLG: 0.429 (1, 9)	0-0 1-3 2-H 1B			0-0 E 2B		0-0 L9		0-0 L8		4 0 2 1 0 0 1		
Dave May, L OBP: 0.352, SLG: 0.383 Al Yates, R OBP: 0.268, SLG: 0.316 (1, 8) (9, PH) (8, 6)	0-0 CS 3-H	1-0 FC1-6 HBP		0-0 1-3		0-0 G3			0-0 SH3-4 1B	2 0 0 0 0 0 1 1 0 1 0 0 0 0		
Ellie Rodriguez, R OBP: 0.331, SLG: 0.286 (1, 2)		0-0 FC1-6 1-2f		1-0 E HBP		0-0 L9		0-0 SH3-4 1-2		2 0 0 0 0 0 1		
Ted Kubiak, S OBP: 0.304, SLG: 0.261 (1, 6) (8, 4)		0-3 K		0-0 E5 1-2 2-3		0-0 5-3		0-3 K		4 0 0 0 0 2 4		
Marcelino Lopez, R OBP: 0.167, SLG: 0.167 Lew Krausse, R OBP: 0.374, SLG: 0.359 Ron Theobald, R OBP: 0.200, SLG: 0.250 John Morris, R OBP: 0.200, SLG: 0.250 Phil Roof, R OBP: 0.243, SLG: 0.233 (1, 1) (5, 1) (7, PH) (7, 1) (9, PH)		0-0 4-3		0-3 K		0-0 K S 1B		0-3 K		2 0 0 0 0 1 4 0 0 0 0 0 0 0 1 0 1 0 0 0 0 0 0 0 0 0 0 0 1 0 0 0 0 1 1		
Inning Stats	R: 1 H: 2 E: 0 LOB: 1 K: 0 BB: 1 S: 4 P: 8	R: 0 H: 0 E: 0 LOB: 1 K: 1 BB: 0 S: 5 P: 6	R: 0 H: 0 E: 0 LOB: 0 K: 0 BB: 0 S: 3 P: 3	R: 0 H: 1 E: 1 LOB: 3 K: 2 BB: 0 S: 9 P: 10	R: 0 H: 0 E: 0 LOB: 0 K: 1 BB: 0 S: 5 P: 5	R: 0 H: 0 E: 0 LOB: 0 K: 0 BB: 0 S: 3 P: 3	R: 0 H: 1 E: 0 LOB: 1 K: 1 BB: 0 S: 6 P: 6	R: 0 H: 1 E: 0 LOB: 1 K: 0 BB: 0 S: 4 P: 4	R: 0 H: 1 E: 0 LOB: 1 K: 2 BB: 0 S: 8 P: 8	1B: 5 SF: 0 2B: 1 SAC: 2 3B: 0 DP: 0 HR: 0 HBP: 2	WP: 0 PA: 37 PB: 0 SB: 1 CS: 1	
PITCHER Jim Kaat, L ERA: 3.4 (1, 1)	IP WLS BF H R ER SO BB IBB HBP BLK WP HR S P ERA WHIP	9.0 W 36 6 1 1 7 0 1 2 0 0 0 0 47 53 1.00 0.667										

Batter	1	2	3	4	5	6	7	8	9	AB R H RBI BB SO LOB	TOP																									
Tommy Harper, R (1, 5) OBP: 0.300, SLG: 0.333	0-0 F8	0-0 S 1B			0-0 E6 L3	0-0 1B 2B 1B		0-0 G3 HBP 1B		5 1 3 1 0 0 1																										
Ron Theobald, R (1, 4) OBP: 0.375, SLG: 0.354	0-0 5-3	0-3 K			0-0 L3	0-0 1B 2B 1B		1-0 G3 HBP 1B		4 1 1 1 0 1 3																										
Dave May, L (1, 8) OBP: 0.353, SLG: 0.385	4-0 BB 1B BB				0-0 F1	0-0 L7		0-0 G3		4 1 1 2 1 0 3																										
John Briggs, L (1, 7) OBP: 0.370, SLG: 0.459	4-0 1B 1B BB				0-0 G1-6-3 1B	0-0 1B BB		4-0 IBB		1 2 1 0 4 0 0																										
Rob Ellis, R (1, 9) OBP: 0.400, SLG: 0.421	0-0 1B 1B				0-0 G1-6-3	0-0 1B 1B K		0-3 K		5 1 2 1 0 2 6																										
Roberto Pena, R (1, 3) OBP: 0.283, SLG: 0.372	0-0 S 1B				0-0 F9	0-0 FC3-6 1B		0-0 F8		5 0 2 2 0 0 0																										
Phil Roof, R (1, 2) OBP: 0.239, SLG: 0.229	0-3 K				0-0 5-3	0-0 FC3-6 1B		0-0 F3		2 0 0 0 0 1 2																										
Frank Tepedino, L (6, PH) OBP: 0.167, SLG: 0.257	1-2 K					1-2 1B 2-3				1 1 0 0 0 0 2	AB 37																									
Ken Sanders, R (6, 1)										2 0 0 0 0 0 0	R 8																									
Rick Auerbach, R (1, 6) OBP: 0.280, SLG: 0.236					0-0 F7	0-0 1B 1B		0-0 F8		2 0 0 0 0 0 0	H 11																									
John Morris, R (4, 1) OBP: 0.200, SLG: 0.250						1-2 1B 3-H				0 0 0 0 0 0 0	RBI 8																									
Elie Rodriguez, R (6, PH) OBP: 0.331, SLG: 0.287					0-0 6-3			0-0 F8		3 1 1 1 0 0 0	BB 6																									
Bill Parsons, R (1, 1) OBP: 0.235, SLG: 0.267						4-0 E BB				1 0 0 0 0 1 0	SO 5																									
Ted Kubiak, S (4, 6) OBP: 0.305, SLG: 0.257								0-0 1-4-3		2 0 0 0 1 0 2	LOB 19																									
Inning Stats	R: 2 E: 0 K: 1 S: 7	H: 2 LOB: 2 BB: 2 P: 15	R: 0 E: 0 K: 2 S: 8	H: 1 LOB: 1 BB: 0 P: 8	R: 0 E: 0 K: 0 S: 3	H: 1 LOB: 0 BB: 0 P: 3	R: 0 E: 1 K: 0 S: 3	H: 0 LOB: 1 BB: 1 P: 7	R: 6 E: 0 K: 1 S: 11	H: 6 LOB: 2 BB: 2 P: 19	R: 0 E: 0 K: 0 S: 3	H: 0 LOB: 0 BB: 0 P: 3	R: 0 E: 0 K: 1 S: 6	H: 1 LOB: 3 BB: 1 P: 11	R: 0 E: 0 K: 0 S: 3	H: 0 LOB: 0 BB: 0 P: 3	1B: 10 2B: 2 3B: 0 HR: 0	SF: 0 SAC: 0 DP: 2 HBP: 1	WP: 0 PB: 0 SB: 2 CS: 0	PA: 44																
PITCHER	IP WLS BF H R ER SO BB IBB HBP BLK WP HR S P ERA WHIP																																			
Steve Luebber, R (1, 1) ERA: 9.0	5.0		24	6	5	5	3	4	0	0	0	0	0	26	42	9.00	2.000																			
Hal Haydel, R (6, 1) ERA: 20.25	0.2	L	5	3	1	1	0	0	0	0	0	0	0	5	5	13.50	4.500																			
Tom Hall, L (6, 1) ERA: 3.36	0.1		3	1	2	2	1	1	0	0	0	0	0	4	8	54.00	6.000																			
Stan Williams, R (7, 1) ERA: 3.66	3.0		12	1	0	0	1	0	1	1	0	0	0	12	17	0.00	0.333																			

Milwaukee Brewers @ Minnesota Twins
 Metropolitan Stadium, Bloomington, MI
 Sun Jun 27 1971, 4:38 AM EDT
 Att. 17,122 - Unknown

livebaseballscorecards.com



Batter	1	2	3	4	5	6	7	8	9	AB R H RBI BB SO LOB
Cesar Tovar, R OBP: 0.354, SLG: 0.357 (1, 7)	0-0 5-3	0-0 F4		0-0 1B		0-0 5-3			0-0 L8	5 0 1 0 0 0 1
Rod Carew, L OBP: 0.305, SLG: 0.340 (1, 4)	0-0 3B 2B	0-0 1B SF8 1B		0-0 L7			0-0 4-3			4 2 2 0 0 0 1
Tony Oliva, L OBP: 0.405, SLG: 0.648 (1, 9)	0-0 2-H E 3B	0-0 1-3 1B		0-0 4-3			0-3 K			4 1 2 1 0 1 1
Harmon Killebrew, R OBP: 0.378, SLG: 0.441 Steve Braun, L OBP: 0.322, SLG: 0.349 (1, PR) (2, 5)	0-0 E6 G3 S 2B	0-0 SF8		0-3 K			0-0 F4			1 0 0 0 0 0 0 2 1 0 1 0 1 0
Rich Reese, L OBP: 0.246, SLG: 0.298 (1, 3)	0-0 G3 1-3	0-0 F9		0-0 4-3			0-0 4-3	0-0 G3		4 0 0 0 0 0 2
Jim Holt, L OBP: 0.293, SLG: 0.355 (1, 8)	4-0 2B BB		0-0 F7		0-0 4-3		0-3 K			3 1 0 0 1 1 0
Leo Cardenas, R OBP: 0.353, SLG: 0.458 (1, 6)	0-0 1-H 3-H 2B		0-0 F4			0-0 3-1 1B		0-0 5-3		4 0 2 2 0 0 0
Paul Ratliff, L OBP: 0.217, SLG: 0.333 (1, 2)	4-0 IBB		0-0 1-3			0-0 3-1		0-0 F4		3 0 0 0 1 0 1
Steve Luebber, R Hal Haydel, R Tom Hall, L OBP: 0.350, SLG: 0.368 Danny Thompson, R OBP: 0.317, SLG: 0.250 Stan Williams, R Brant Aylea, R OBP: 0.320, SLG: 0.321 (1, 1) (6, 1) (6, 1) (6, PH) (7, 1) (9, PH)	0-3 K		0-3 K			0-0 6-3		0-0 F8		2 0 0 0 0 0 2 2 0 0 0 0 0 0 0 0 0 0 0 0 0 0 0 0 1 0 0 0 0 0 0 1 0 0 0 0 0 0 0 0 1 0 0 0 0 0 0 0

Inning Stats	R: 4 E: 1 K: 1 S: 9	H: 3 LOB: 2 BB: 2 P: 17	R: 1 E: 0 K: 0 S: 5	H: 2 LOB: 1 BB: 0 P: 5	R: 0 E: 0 K: 0 S: 3	H: 0 LOB: 0 BB: 0 P: 3	R: 0 E: 0 K: 1 S: 6	H: 1 LOB: 1 BB: 0 P: 6	R: 0 E: 0 K: 1 S: 5	H: 0 LOB: 0 BB: 0 P: 5	R: 0 E: 0 K: 0 S: 4	H: 1 LOB: 1 BB: 0 P: 4	R: 0 E: 0 K: 1 S: 5	H: 0 LOB: 0 BB: 0 P: 5	R: 0 E: 0 K: 1 S: 5	H: 0 LOB: 0 BB: 0 P: 5	R: 0 E: 0 K: 0 S: 3	H: 0 LOB: 0 BB: 0 P: 3	1B: 4 2B: 2 3B: 1 HR: 0	SF: 1 SAC: 0 DP: 0 HBP: 0	WP: 0 PB: 0 SB: 1 CS: 0	PA: 37
--------------	------------------------------	----------------------------------	------------------------------	---------------------------------	------------------------------	---------------------------------	------------------------------	---------------------------------	------------------------------	---------------------------------	------------------------------	---------------------------------	------------------------------	---------------------------------	------------------------------	---------------------------------	------------------------------	---------------------------------	----------------------------------	------------------------------------	----------------------------------	--------

PITCHER	IP	WLS	BF	H	R	ER	SO	BB	IBB	HBP	BLK	WP	HR	S	P	ERA	WHIP
Bill Parsons, R ERA: 2.55 (1, 1)	3.1		19	6	5	2	2	1	1	0	0	0	0	21	29	5.40	2.100
John Morris, L ERA: 2.48 (4, 1)	1.2	W	5	0	0	0	1	0	0	0	0	0	0	7	7	0.00	0.000
Ken Sanders, R ERA: 2.04 (6, 1)	4.0	S	13	1	0	0	2	0	0	0	0	0	0	17	17	0.00	0.250

BOTTOM

Milwaukee Brewers @ Minnesota Twins
Metropolitan Stadium, Bloomington, MI
Sun Jun 27 1971, 4:38 AM EDT
Att. 17,122 - Unknown

livebaseballscores.com

AB	34
R	5
H	7
RBI	4
BB	2
SO	5
LOB	9



Batter	1	2	3	4	5	6	7	8	9	AB R H RBI BB SO LOB	TOP		
Lee Richard, R (1, 6) OBP: 0.306, SLG: 0.320	0-0 P6			0-3 K		0-0 F8	0-0 1B		0-0 F5	5 0 1 0 0 1 2	Chicago White Sox @ Milwaukee Brewers Milwaukee County Stadium, Milwaukee, WI Mon Jun 28 1971, 8:05 PM EDT Att. 7,140 - Unknown livebaseballscorecards.com		
Jay Johnstone, L (1, 8) Mike Hershberger, R (7, PH) Bart Johnson, R (7, 1) Mike Andrews, R (9, PH) OBP: 0.385, SLG: 0.390	0-0 F7			1-0 G6-4-3 HBP		0-0 HR 2B	0-0 1B		0-3 K	2 1 1 0 0 0 0 1 0 1 0 0 0 0 0 0 0 0 0 0 0 1 0 0 0 0 1 2			
Rich McKinney, R (1, 4) OBP: 0.363, SLG: 0.424	0-0 4-3			0-0 G6-4-3 1-2f		0-0 HR 2H	0-0 F4		0-0 4-3	5 1 1 2 0 0 5			
Bill Melton, R (1, 5) OBP: 0.381, SLG: 0.545		0-0 F3			0-0 1B 2B	0-0 HR	0-3 K			4 2 2 1 0 1 2			
Rick Reichardt, R (1, 7) OBP: 0.353, SLG: 0.509		0-0 5-3			0-0 PB 4-3 1B 2-H	0-0 1B		0-0 5-3		4 0 2 1 0 0 0			
Carlos May, L (1, 3) OBP: 0.350, SLG: 0.352		0-0 4-3			0-0 4-3 1-2	0-0 1B 1-2		0-0 F7		4 0 1 0 0 0 1			
Walt Williams, R (1, 9) OBP: 0.377, SLG: 0.471			0-0 G6-3 1B		4-0 BB 2-3	0-0 F7		0-0 F3		3 0 1 0 1 0 2			
Tom Egan, R (1, 2) OBP: 0.353, SLG: 0.488			0-3 K		0-3 K	0-0 6-3			0-0 1B 2B	4 0 1 0 0 2 5			
Vicente Romo, R (1, 1) Steve Kealey, R (1, 1) Lee Maye, L (5, PH) Jim Magnuson, R (5, 1) Rich Morales, R (7, PH) OBP: 0.385, SLG: 0.364			0-0 G6-3 1-2f		0-0 G3		0-0 F9		0-0 2-3 1B	0 0 0 0 0 0 0 1 0 0 0 0 0 1 1 0 0 0 0 0 2 0 0 0 0 0 0 0 2 0 1 0 0 0 0			
Inning Stats	R: 0 H: 0 E: 0 LOB: 0 K: 0 BB: 0 S: 3 P: 3	R: 0 H: 0 E: 0 LOB: 0 K: 0 BB: 0 S: 3 P: 3	R: 0 H: 1 E: 0 LOB: 0 K: 1 BB: 0 S: 5 P: 5	R: 0 H: 0 E: 0 LOB: 0 K: 1 BB: 0 S: 4 P: 5	R: 1 H: 2 E: 0 LOB: 2 K: 1 BB: 1 S: 7 P: 11	R: 3 H: 5 E: 0 LOB: 2 K: 0 BB: 0 S: 8 P: 8	R: 0 H: 2 E: 0 LOB: 2 K: 1 BB: 0 S: 7 P: 7	R: 0 H: 0 E: 0 LOB: 0 K: 0 BB: 0 S: 3 P: 3	R: 0 H: 2 E: 0 LOB: 2 K: 1 BB: 0 S: 7 P: 7	1B: 7 SF: 0 2B: 3 SAC: 0 3B: 0 DP: 2 HR: 2 HBP: 1	WP: 0 PA: 39 PB: 1 SB: 0 CS: 0		
PITCHER	IP WLS BF H R ER SO BB IBB HBP BLK WP HR S P ERA WHIP											PITCHER	IP WLS BF H R ER SO BB IBB HBP BLK WP HR S P ERA WHIP
Jim Hannan, R (1, 1) ERA: 4.05	5.1 W 21 5 3 3 3 1 0 1 0 0 0 1 25 30 5.06 1.125												
John Morris, L (6, 1) ERA: 2.67	1.0 8 5 1 1 0 0 0 0 0 0 0 1 8 8 9.00 5.000												
Ken Sanders, R (7, 1) ERA: 1.95	2.2 S 10 2 0 0 2 0 0 0 0 0 0 0 0 14 14 0.00 0.750												



Batter	1	2	3	4	5	6	7	8	9	AB	R	H	RBI	BB	SO	LOB
Tommy Harper, R OBP: 0.299, SLG: 0.332 (1, 5)	0-0 1B 4-3 FC 1B	0-0 5-3		0-0 F8			0-0 4-3			4	1	1	0	0	0	1
Ron Theobald, R OBP: 0.360, SLG: 0.337 (1, 4)	0-0 4-3 1-2	0-0 6-3		0-0 FC5-4 1-2f			0-0 B1			4	0	0	0	0	0	2
Dave May, L OBP: 0.355, SLG: 0.391 (1, 8)	0-0 FC BB E 2-3 1B	0-0 WP 2B				0-0 4-3				4	2	2	0	0	0	0
John Briggs, L OBP: 0.378, SLG: 0.459 (1, 7)	4-0 E 1-2 1B BB	0-0 4-3 2-H				4-0 BB 31-4-6-3			0-0 SH1-3 G6-3 1B	2	2	1	0	2	0	0
Rob Ellis, R OBP: 0.348, SLG: 0.364 (1, 9)	0-0 FC 1-3 2-H 3-H 1B		0-0 4-3			0-0 G1-4-6-3 1-2f			0-0 SH1-3 1-2	3	1	0	1	0	0	2
Roberto Pena, R OBP: 0.295, SLG: 0.379 (1, 3)	0-0 1B 2-H 3-H 1B		0-0 F6			0-0 CS 1B			4-0 G6-3 IBB	3	1	2	2	1	0	0
Elie Rodriguez, R OBP: 0.329, SLG: 0.286 (1, 2)	0-0 1B 2-H		0-3 K			0-0 F2			0-0 G6-3 1-2 2-H	4	0	1	2	0	1	2
Ted Kubiak, S OBP: 0.308, SLG: 0.259 (1, 6)	0-3 K 2-H			0-0 FC3-6 1B			4-0 FC6-4 1-2 BB		0-3 K	3	0	1	0	1	2	2
Jim Hannan, R (1, 1)	0-3 K			0-0 FC3-6 1-2f FC5-4			0-0 FC6-4 1-2f									
John Morris, R OBP: 0.167, SLG: 0.200 (6, 1)										2	0	0	0	0	1	2
Ken Sanders, R (7, 1)										1	0	0	0	0	0	1
										0	0	0	0	0	0	0

Inning Stats	R: 5	H: 4	LOB: 1	K: 2	S: 12	P: 16	R: 1	H: 1	LOB: 0	K: 0	S: 4	P: 4	R: 0	H: 0	LOB: 0	K: 1	S: 5	P: 5	R: 0	H: 1	LOB: 1	K: 0	S: 4	P: 4	R: 0	H: 0	LOB: 0	K: 0	S: 2	P: 6	R: 0	H: 1	LOB: 1	K: 0	S: 3	P: 7	R: 0	H: 0	LOB: 0	K: 0	S: 3	P: 3	R: 1	H: 1	LOB: 1	K: 1	S: 6	P: 10
--------------	------	------	--------	------	-------	-------	------	------	--------	------	------	------	------	------	--------	------	------	------	------	------	--------	------	------	------	------	------	--------	------	------	------	------	------	--------	------	------	------	------	------	--------	------	------	------	------	------	--------	------	------	-------

PITCHER	IP	WLS	BF	H	R	ER	SO	BB	IBB	HBP	BLK	WP	HR	S	P	ERA	WHIP
Vicente Romo, R ERA: 6.53 (1, 1)	0.1	L	7	4	5	5	0	1	0	0	0	0	0	6	10	135.00	15.000
Steve Kealey, R ERA: 4.66 (1, 1)	3.2		13	2	1	1	3	0	0	0	0	1	0	19	19	2.46	0.545
Jim Magnuson, L ERA: 2.61 (5, 1)	2.0		7	1	0	0	0	2	0	0	0	0	0	5	13	0.00	1.500
Bart Johnson, R ERA: 3.55 (7, 1)	2.0		8	1	1	1	1	0	1	0	0	0	0	9	13	4.50	0.500

BOTTOM


Chicago White Sox @ Milwaukee Brewers
Milwaukee County Stadium, Milwaukee, WI

Mon Jun 28 1971, 8:05 PM EDT
 Att. 7,140 - Unknown

AB	30
R	7
H	8
RBI	5
BB	4
SO	4
LOB	12

livebaseballscorecards.com

WP: 2	PA: 35
PB: 0	
SB: 0	
CS: 1	



Batter	1	2	3	4	5	6	7	8	9	AB R H RBI BB SO LOB	TOP											
Walt Williams, R (1, 9) OBP: 0.381, SLG: 0.496	0-0 1B		0-0 F7			0-0 HR	0-0 6-3			4 1 2 1 0 0 0												
Jay Johnstone, L (1, 8) OBP: 0.322, SLG: 0.385	0-0 F8		0-3 K			0-0 E9		0-0 G6-4-3 1B		4 0 1 0 0 1 1												
Rich McKinney, R (1, 4) OBP: 0.360, SLG: 0.419	0-0 F9		0-0 1B			0-0 F8		0-0 G6-4-3 1-2f		4 0 1 0 0 0 3												
Bill Melton, R (1, 5) OBP: 0.379, SLG: 0.553	0-0 F8		0-0 F3			0-0 HR		0-3 K		4 1 1 1 0 1 2												
Rick Reichardt, R (1, 7) OBP: 0.347, SLG: 0.500		0-0 6-3		0-0 6-3		0-0 F4		0-0 F7		4 0 0 0 0 0 0												
Carlos May, L (1, 3) OBP: 0.349, SLG: 0.351		0-0 2B 1B		0-0 1-3		0-0 F8		0-0 4-3		4 0 1 0 0 0 0												
Tom Egan, R (1, 2) OBP: 0.350, SLG: 0.481		0-3 K		0-0 6-3		0-0 6-3		0-0 1B 1B		4 0 1 0 0 1 1												
Luis Alvarado, R (1, 6) OBP: 0.252, SLG: 0.304		0-0 K		0-0 F8		0-0 6-3		0-0 1B 1B		3 0 1 0 0 0 0												
Mike Andrews, R (9, PH) OBP: 0.388, SLG: 0.393		1-3 2B		0-0 F8		0-0 6-3		0-0 1B 1B		1 0 1 0 0 0 0												
Tommy John, R (1, 1) OBP: 0.194, SLG: 0.138		0-0 F3		0-3 K		0-0 F4		0-0 F7		2 0 0 0 0 1 2												
Ed Stroud, L (7, PH) OBP: 0.237, SLG: 0.248										1 0 0 0 0 0 0												
Steve Kealey, R (7, 1)										0 0 0 0 0 0 0												
Lee Maye, L (9, PH) OBP: 0.280, SLG: 0.318										1 0 0 0 0 0 2												
Inning Stats	R: 0 E: 0 K: 0 S: 4	H: 1 LOB: 1 BB: 0 P: 4	R: 0 E: 0 K: 1 S: 7	H: 2 LOB: 2 BB: 0 P: 7	R: 0 E: 0 K: 1 S: 6	H: 1 LOB: 1 BB: 0 P: 6	R: 0 E: 0 K: 0 S: 3	H: 0 LOB: 0 BB: 0 P: 3	R: 1 E: 1 K: 1 S: 7	H: 1 LOB: 1 BB: 0 P: 7	R: 1 E: 0 K: 0 S: 4	H: 1 LOB: 0 BB: 0 P: 4	R: 0 E: 0 K: 0 S: 3	H: 0 LOB: 0 BB: 0 P: 3	R: 0 E: 0 K: 1 S: 5	H: 1 LOB: 0 BB: 0 P: 5	R: 0 E: 0 K: 0 S: 5	H: 2 LOB: 2 BB: 0 P: 5	1B: 6 2B: 1 3B: 0 HR: 2	SF: 0 SAC: 0 DP: 1 HBP: 0	WP: 0 PB: 0 SB: 0 CS: 0	PA: 36
PITCHER	IP WLS BF H R ER SO BB IBB HBP BLK WP HR S P ERA WHIP																					
Jim Slaton, R (1, 1) ERA: 4.41	8.2 W 35 9 2 2 4 0 0 0 0 0 2 43 43 2.08 1.038																					
Ken Sanders, R (9, 1) ERA: 1.94	0.1 S 1 0 0 0 0 0 0 0 0 0 0 1 1 0.00 0.000																					

Chicago White Sox @ Milwaukee Brewers
 Milwaukee County Stadium, Milwaukee, WI
 Tue Jun 29 1971, 8:05 PM EDT
 Att. 8,460 - Unknown

livebaseballscorecards.com

AB	36
R	2
H	9
RBI	2
BB	0
SO	4
LOB	11



Batter	1	2	3	4	5	6	7	8	9
Tommy Harper, R OBP: 0.298, SLG: 0.328 (1, 5)	0-3 K			4-0 1B E BB	0-0 4-3		0-0 F4		
Ron Theobald, R OBP: 0.365, SLG: 0.344 (1, 4)	0-0 4-3			0-0 3B E 1B	0-0 1-3		0-0 1B 1-2 2-H		
Roberto Pena, R OBP: 0.294, SLG: 0.375 (1, 3)	0-3 K			0-0 E4 3B 1-2 3-H		0-0 L5-3 1B	0-0 F7		
Andy Kosco, R OBP: 0.320, SLG: 0.354 John Briggs, L OBP: 0.376, SLG: 0.456 (8, PH) (9, 7)		0-0 1-3		0-0 1B 3B 1-H 2-H		0-0 L5-3		0-0 L6	
Rob Ellis, R OBP: 0.333, SLG: 0.346 (1, 9)		0-3 K		0-3 K		0-0 1B		0-3 K	
Elie Rodriguez, R OBP: 0.321, SLG: 0.278 (1, 2)		0-3 K		0-3 K		0-3 K		0-0 F8	
Dave May, L OBP: 0.358, SLG: 0.395 (1, 8)			0-0 4-3	0-0 1B 3-H			0-0 SH5-3 1B 1B		
Ted Kubiak, S OBP: 0.305, SLG: 0.256 (1, 6)			0-0 6-3	0-0 1-3			0-0 SH5-3		
Jim Slaton, R OBP: 0.250, SLG: 0.100 Ken Sanders, R (9, 1)			0-3 K		0-3 K		4-0 1B BB		

Inning Stats	R: 0	H: 0	E: 0	K: 2	S: 7	LOB: 0	BB: 0	P: 7
	R: 0	H: 0	E: 0	K: 2	S: 7	LOB: 0	BB: 0	P: 7
	R: 0	H: 0	E: 0	K: 1	S: 5	LOB: 0	BB: 0	P: 5
	R: 4	H: 3	E: 1	K: 2	S: 11	LOB: 1	BB: 1	P: 15
	R: 0	H: 0	E: 0	K: 1	S: 5	LOB: 0	BB: 0	P: 5
	R: 0	H: 2	E: 0	K: 1	S: 6	LOB: 1	BB: 0	P: 6
	R: 1	H: 2	E: 0	K: 0	S: 5	LOB: 2	BB: 1	P: 9
	R: 0	H: 0	E: 0	K: 1	S: 5	LOB: 0	BB: 0	P: 5


PITCHER	IP	WLS	BF	H	R	ER	SO	BB	IBB	HBP	BLK	WP	HR	S	P	ERA	WHIP
Tommy John, L ERA: 3.77 (1, 1)	6.0	L	24	5	4	2	9	1	0	0	0	0	0	41	45	3.00	1.000
Steve Kealey, R ERA: 4.66 (7, 1)	2.0		9	2	1	1	1	1	0	0	0	0	0	10	14	4.50	1.500

AB R H RBI BB SO LOB

BOTTOM

3	1	0	0	1	1	2
4	1	2	1	0	0	0
4	1	1	1	0	1	3
3	1	1	2	0	0	1
1	0	0	0	0	0	0
4	0	1	0	0	3	1
4	0	0	0	0	3	2
3	1	2	1	0	0	0
2	0	0	0	0	0	1
2	0	0	0	1	2	0
0	0	0	0	0	0	0

AB	30
R	5
H	7
RBI	5
BB	2
SO	10
LOB	10



WP	HR	S	P	ERA	WHIP
0	0	1	33		
0	0	1	33		
0	0	1	33		

Chicago White Sox @ Milwaukee Brewers
Milwaukee County Stadium, Milwaukee, WI
 Tue Jun 29 1971, 8:05 PM EDT
 Att. 8,460 - Unknown

livebaseballscorecards.com

Batter	1	2	3	4	5	6	7	8	9	AB R H RBI BB SO LOB	TOP														
Walt Williams, R OBP: 0.381, SLG: 0.488 (1, 9) X	0-0 5-3		0-3 K	4-0 1-2 BB		0-0 1B		0-0 F4		4 0 1 0 1 1 1	Chicago White Sox @ Milwaukee Brewers Milwaukee County Stadium, Milwaukee, WI Wed Jun 30 1971, 8:05 PM EDT Unknown - 78 F														
Jay Johnstone, L OBP: 0.319, SLG: 0.380 (1, 8) X	0-0 F8		0-0 F9	0-0 F7		0-0 1B		0-0 F8		5 0 1 0 0 0 3															
Carlos May, L OBP: 0.350, SLG: 0.357 (1, 3) X	0-0 1B		4-0 1-2 E BB		0-0 F8	0-0 4-3		0-0 F8		4 2 1 0 1 0 2															
Bill Melton, R OBP: 0.379, SLG: 0.562 (1, 5) X	0-0 1B		0-0 E5 1B		0-0 HR		0-3 K		0-3 K	5 2 2 2 0 2 0															
Rick Reichardt, R OBP: 0.344, SLG: 0.493 (1, 7) X	0-0 4-3		0-0 FC5-4 1B		0-0 6-3		0-3 K		0-3 K2-3	5 0 1 1 0 2 1															
Mike Andrews, R OBP: 0.388, SLG: 0.387 (1, 4) X		0-0 6-3	0-0 FC5-4 1-2		4-0 BB		4-0 1B 2B BB		0-0 E7 HR	3 2 0 0 2 0 1															
Ed Herrmann, L OBP: 0.339, SLG: 0.412 Tom Egan, R OBP: 0.359, SLG: 0.511 (7, PH) (7, 2)		0-0 F9		0-3 K		0-0 F4		0-0 2B 1-2 1B		3 0 0 0 0 1 1 2 1 2 2 0 0 0															
Luis Alvarado, R OBP: 0.246, SLG: 0.297 Rich McKinney, R OBP: 0.364, SLG: 0.430 Bart Johnson, R OBP: 0.205, SLG: 0.231 (1, 6) (7, PH) (7, 1)		0-0 5-3		0-0 F8		0-0 F7		0-0 2B 1-3 2-H		3 0 0 0 0 0 0 1 0 1 1 0 0 0 1 0 0 0 0 0 0															
Tom Bradley, R OBP: 0.133, SLG: 0.114 Rich Morales, R OBP: 0.385, SLG: 0.353 (1, 1) (7, PH) (7, 6)			0-0 BB E 1B		0-0 BB 1B		0-0 F7		0-0 F7	3 1 2 0 0 0 0 1 0 0 0 0 0 2															
Inning Stats	R: 1 E: 0 K: 0 S: 5	H: 2 LOB: 1 BB: 0 P: 5	R: 0 E: 0 K: 1 S: 3	H: 0 LOB: 0 BB: 0 P: 3	R: 3 E: 1 K: 1 S: 8	H: 2 LOB: 1 BB: 1 P: 12	R: 0 E: 0 K: 1 S: 6	H: 1 LOB: 2 BB: 1 P: 10	R: 1 E: 0 K: 0 S: 4	H: 1 LOB: 1 BB: 1 P: 8	R: 0 E: 0 K: 0 S: 5	H: 2 LOB: 2 BB: 0 P: 5	R: 1 E: 0 K: 2 S: 9	H: 2 LOB: 2 BB: 1 P: 13	R: 0 E: 0 K: 0 S: 3	H: 0 LOB: 0 BB: 0 P: 3	R: 2 E: 1 K: 2 S: 9	H: 1 LOB: 0 BB: 0 P: 9	1B: 7 2B: 1 3B: 1 HR: 2	SF: 0 SAC: 0 DP: 0 HBP: 0	WP: 0 PB: 0 SB: 1 CS: 0	PA: 44			
PITCHER	IP WLS BF H R ER SO BB IBB HBP BLK WP HR S P ERA WHIP																								
Skip Lockwood, R ERA: 2.91 (1, 1)	5.2		29	8	5	2	2	3	0	0	0	0	1	30	42	3.18	1.941								
John Morris, L ERA: 2.86 (6, 1)	1.0	L	6	2	1	1	2	1	0	0	0	0	0	9	13	9.00	3.000								
Lew Krausse, R ERA: 3.65 (7, 1)	0.1		1	0	0	0	0	0	0	0	0	0	0	1	1	0.00	0.000								
Ken Sanders, R ERA: 1.88 (8, 1)	2.0		8	1	2	0	2	0	0	0	0	0	1	12	12	0.00	0.500								

AB	40
R	8
H	11
RBI	6
BB	4
SO	6
LOB	11



Batter	1	2	3	4	5	6	7	8	9	AB	R	H	RBI	BB	SO	LOB
Tommy Harper, R (1, 5) OBP: 0.305, SLG: 0.351	0-0 HR		0-0 1-3		0-0 F8		0-0 1-3			4	1	1	1	0	0	2
Ron Theobald, R (1, 4) OBP: 0.354, SLG: 0.327	0-3 K		0-0 S 1B		0-0 5-3		0-0 F9			4	0	1	0	0	1	2
Roberto Pena, R (1, 3) OBP: 0.298, SLG: 0.382	0-0 1-3		0-3 S K 1-2		0-0 F9			0-0 2B		4	0	1	0	0	1	1
Andy Kosco, R (1, 7) OBP: 0.322, SLG: 0.351	0-0 4-3			0-0 F7		0-0 CS 1B		0-3 K		4	0	1	0	0	1	1
Rob Ellis, R (1, 9) OBP: 0.355, SLG: 0.345		0-0 1B		0-0 5-3		4-0 BB 1-2		0-3 K		3	0	1	0	1	1	1
Elie Rodriguez, R (1, 2) OBP: 0.312, SLG: 0.268		0-3 K		0-0 5-3		0-0 5-3		0-0 4-3		4	0	0	0	0	1	3
Dave May, L (1, 8) OBP: 0.350, SLG: 0.385		0-3 K			0-3 K 1B				0-0 1-3	4	2	0	0	0	3	1
Ted Kubiak, S (1, 6) OBP: 0.321, SLG: 0.270		0-0 F4			0-0 SH5-4 1B		0-0 2B		0-0 1B	4	0	3	1	0	0	1
Marcelino Lopez, R (1, 1) OBP: 0.143, SLG: 0.143 Lew Krausse, R (4, 1) Skip Lockwood, R (7, 1) OBP: 0.267, SLG: 0.192 Al Yates, R (7, PH) OBP: 0.262, SLG: 0.316 John Morris, R (8, 1) OBP: 0.167, SLG: 0.200 Bob Heise, R (9, PH) OBP: 0.194, SLG: 0.192			0-3 K		0-0 SH5-4		0-0 SF9		0-0 G4-6-3	1	0	0	0	0	1	0

Inning Stats	R: 1	H: 1	R: 0	H: 1	R: 0	H: 1	R: 0	H: 0	R: 1	H: 1	R: 0	H: 1	R: 0	H: 1	R: 0	H: 1	R: 0	H: 1	R: 0	H: 1	1B: 5	SF: 1	WP: 0	PA: 36
	E: 0	LOB: 0	E: 0	LOB: 1	E: 0	LOB: 0	E: 0	LOB: 0	E: 0	LOB: 1	E: 0	LOB: 1	E: 0	LOB: 1	E: 0	LOB: 0	E: 0	LOB: 0	E: 0	LOB: 0	2B: 2 <td>SAC: 1 <td>PB: 2 <td></td> </td></td>	SAC: 1 <td>PB: 2 <td></td> </td>	PB: 2 <td></td>	
	K: 1	BB: 0	K: 2	BB: 0	K: 0	BB: 0	K: 0	BB: 0	K: 1	BB: 0	K: 2	BB: 1	K: 1	BB: 0	K: 0	BB: 0	K: 0	BB: 0	K: 0	BB: 0	3B: 0	DP: 1 <td>SB: 1</td> <td></td>	SB: 1	
	S: 6	P: 6	S: 8	P: 8	S: 8	P: 8	S: 3	P: 3	S: 7	P: 7	S: 8	P: 7	S: 7	P: 7	S: 8	P: 8	S: 3	P: 3	S: 3	P: 3	HR: 1	HBP: 0	CS: 1	

PITCHER	IP	WLS	BF	H	R	ER	SO	BB	IBB	HBP	BLK	WP	HR	S	P	ERA	WHIP	PITCHER	IP	WLS	BF	H	R	ER	SO	BB	IBB	HBP	BLK	WP	HR	S	P	ERA	WHIP	
Wilbur Wood, L (1, 1) ERA: 1.9	9.0	W	36	8	3	1	9	1	0	0	0	0	1	53	57	1.00	1.000																			

BOTTOM

Chicago White Sox @ Milwaukee Brewers
Milwaukee County Stadium, Milwaukee, WI

Wed Jun 30 1971, 8:05 PM EDT
Att: 15,224 - Unknown - 73 F

livebaseballscorecards.com

AB	33
R	3
H	8
RBI	3
BB	1
SO	9
LOB	13



Batter	1	2	3	4	5	6	7	8	9	AB R H RBI BB SO LOB	TOP
Walt Williams, R (1, 7) OBP: 0.393, SLG: 0.507	0-0 F6		0-0 1B BB SF7 1B	0-0 CS 2B			0-0 3B		0-0 1-3	5 1 3 0 0 0 0	
Pat Kelly, L (1, 9) Mike Hershberger, R (7, 8) OBP: 1.000, SLG: 1.000 OBP: 0.452, SLG: 0.412	0-0 2B 1B		4-0 1B BB 1-2 2-3	4-0 CS BB 2-3			4-0 BB		0-0 G6-4-3 1B	1 2 1 0 3 0 0 1 0 1 0 0 0 0	
Rich McKinney, R (1, 4) OBP: 0.360, SLG: 0.437	0-3 K		0-3 K	0-0 CS 1-2	0-0 F9		0-0 F4		0-0 G6-4-3 1-2f	5 0 0 0 0 2 7	
Bill Melton, R (1, 5) OBP: 0.378, SLG: 0.570	0-0 1-H 2B		0-0 1B 1B 1-2 2-3 3-H		0-0 F6		0-0 F7			4 0 2 2 0 0 2	
Carlos May, L (1, 3) OBP: 0.349, SLG: 0.362	0-0 4-3		0-0 SF7 3-H		0-0 F4			0-0 G3		3 0 0 1 0 0 1	
Jay Johnstone, L (1, 8) OBP: 0.327, SLG: 0.388 (7, 9)		0-0 6-3 1B	0-0 1-2 2-H 1B		0-0 F7			0-0 1B SH5-3 1B		4 1 3 1 0 0 0	
Ed Herrmann, L (1, 2) OBP: 0.336, SLG: 0.407		0-3 K	0-0 F5		0-0 F4			0-0 SH5-3 1B		4 0 1 0 0 1 3	
Rich Morales, R (1, 6) OBP: 0.362, SLG: 0.429		0-0 6-3 1-2f		0-0 HR		0-0 F6		0-0 SH5-3 1-2 3-H		3 1 1 2 0 0 1	
Joe Horlen, R (1, 1) Bart Johnson, R (7, 1) OBP: 0.067, SLG: 0.071 OBP: 0.200, SLG: 0.225			0-0 BB 1B 1B		0-0 F9		0-0 L6		0-0 4-3	3 1 1 0 0 0 0 1 0 0 0 0 0 1	
Inning Stats	R: 1 H: 2 E: 0 LOB: 1 K: 1 BB: 0 S: 7 P: 7	R: 0 H: 1 E: 0 LOB: 0 K: 1 BB: 0 S: 5 P: 5	R: 3 H: 4 E: 0 LOB: 2 K: 1 BB: 1 S: 9 P: 13	R: 1 H: 2 E: 0 LOB: 0 K: 0 BB: 1 S: 3 P: 7	R: 0 H: 0 E: 0 LOB: 0 K: 0 BB: 0 S: 3 P: 3	R: 0 H: 0 E: 0 LOB: 0 K: 0 BB: 0 S: 3 P: 3	R: 0 H: 1 E: 0 LOB: 2 K: 0 BB: 1 S: 4 P: 8	R: 1 H: 2 E: 0 LOB: 1 K: 0 BB: 0 S: 5 P: 5	R: 0 H: 1 E: 0 LOB: 0 K: 0 BB: 0 S: 3 P: 3	1B: 9 SF: 1 2B: 3 SAC: 1 3B: 1 DP: 2 HR: 1 HBP: 0	WP: 0 PA: 40 PB: 0 SB: 0 CS: 2
PITCHER	IP WLS BF H R ER SO BB IBB HBP BLK WP HR S P ERA WHIP										
Marty Pattin, R (1, 1) ERA: 3.09	7.1 L 34 12 6 6 3 3 0 0 0 0 0 1 37 49 7.36 2.045										
Ken Sanders, R (8, 1) ERA: 1.83	1.2 5 1 0 0 0 0 0 0 0 0 0 0 5 5 0.00 0.600										

Chicago White Sox @ Milwaukee Brewers
Milwaukee County Stadium, Milwaukee, WI

Thu Jul 01 1971, 8:05 PM EDT
Att: 6,744 - Unknown - 77 F

AB	34
R	6
H	13
RBI	6
BB	3
SO	3
LOB	15



Batter	1	2	3	4	5	6	7	8	9	AB	R	H	RBI	BB	SO	LOB
Tommy Harper, R OBP: 0.310, SLG: 0.355 (1, 5)	0-0 F8 ①		0-0 5-3 ③		0-0 1B 2B 1B		0-0 1B 1-3 1B		0-0 1B	5	2	3	0	0	0	0
Ron Theobald, R OBP: 0.350, SLG: 0.324 Andy Kosco, R OBP: 0.320, SLG: 0.348 (1, 4) (9, PH)	0-0 L5 ②			0-0 6-3 ①	0-0 1B 2B 1B 1-2		0-0 F9 ①		0-3 K ②	4	0	1	0	0	0	1
Dave May, L OBP: 0.355, SLG: 0.402 (1, 8)	0-0 HR			4-0 1B SF8 BB	0-0 2B 1-3 2-H		0-0 1-3 ②		0-0 F7 ③	4	2	2	2	1	0	2
John Briggs, L OBP: 0.385, SLG: 0.458 (1, 3) (8, 7)	0-3 K ③			0-0 1B BB 1-2	0-3 K ③		0-0 1B 2-H			4	0	2	1	0	2	2
Rob Ellis, R OBP: 0.343, SLG: 0.313 Ken Sanders, R (8, 1)		0-0 6-3 ①		4-0 1B BB 1-2 2-3		0-3 K ①	0-3 K ③			3	0	0	0	1	2	1
Bill Voss, L OBP: 0.311, SLG: 0.383 (1, 7) (8, 9)		0-0 F7 ②		0-0 SF8 ②		0-0 L4 ②		0-0 L8 ①		3	0	0	1	0	0	0
Elie Rodriguez, R OBP: 0.312, SLG: 0.270 Frank Tepedino, L OBP: 0.158, SLG: 0.243 Phil Roof, R OBP: 0.243, SLG: 0.234 (1, 2) (8, PH) (9, 2)		0-3 K ③		0-0 6-3 ③		0-0 1B 1B		0-0 4-3 ②		3	0	1	0	0	1	2
Ted Kubiak, S OBP: 0.319, SLG: 0.269 (1, 6)			0-0 4-3 ①		0-0 F7 ①	0-0 1B		0-0 F7 ③		4	0	1	0	0	0	0
Marty Pattin, R OBP: 0.239, SLG: 0.195 Roberto Pena, R OBP: 0.296, SLG: 0.379 (1, 1) (8, 3)			0-0 5-3 ②		0-3 K ②	0-3 K ③			0-0 6-3 ①	3	0	0	0	0	2	2

Inning Stats	R: 1	H: 1	E: 0	K: 1	S: 6	LOB: 0	BB: 0	P: 6	R: 0	H: 0	E: 0	K: 1	S: 5	LOB: 0	BB: 0	P: 5	R: 0	H: 0	E: 0	K: 0	S: 3	LOB: 0	BB: 0	P: 3	R: 1	H: 1	E: 0	K: 0	S: 4	LOB: 2	BB: 2	P: 12	R: 1	H: 3	E: 0	K: 2	S: 10	LOB: 2	BB: 0	P: 10	R: 0	H: 2	E: 0	K: 2	S: 9	LOB: 2	BB: 0	P: 9	R: 1	H: 2	E: 0	K: 1	S: 7	LOB: 1	BB: 0	P: 7	R: 0	H: 0	E: 0	K: 0	S: 3	LOB: 0	BB: 0	P: 3	R: 0	H: 1	E: 0	K: 1	S: 6	LOB: 1	BB: 0	P: 6	1B: 8	SF: 1	2B: 1	3B: 0	HR: 1	SAC: 0	DP: 0	HBP: 0	WP: 0	PA: 39
PITCHER	IP	WLS	BF	H	R	ER	SO	BB	IBB	HBP	BLK	WP	HR	S	P	ERA	WHIP																																																																	
Joe Horlen, R ERA: 4.93 (1, 1)	6.2	W	31	9	4	4	6	2	0	0	0	0	0	41	49	5.40	1.650																																																																	
Bart Johnson, R ERA: 3.38 (7, 1)	2.1	S	8	1	0	0	2	0	0	0	0	0	0	12	12	0.00	0.429																																																																	

BOTTOM

Chicago White Sox @ Milwaukee Brewers
Milwaukee County Stadium, Milwaukee, WI

livebaseballscores.com

AB	36
R	4
H	10
RBI	4
BB	2
SO	8
LOB	11



Thu Jul 01 1971, 8:05 PM EDT
Att. 6,744 - Unknown - 77 F

Batter	1	2	3	4	5	6	7	8	9	AB R H RBI BB SO LOB	TOP																								
Cesar Tovar, R (1, 9) OBP: 0.353, SLG: 0.362	0-0 BB 1B		0-0 FC6-4 1B		0-0 P4			0-0 L8		4 0 2 0 0 0 0																									
Rod Carew, L (1, 4) OBP: 0.314, SLG: 0.346	0-3 K		0-0 FC6-4 1B 1-2f		0-0 1B			0-0 F8		4 0 1 0 0 1 2																									
Steve Braun, L (1, 5) OBP: 0.331, SLG: 0.371	4-0 1-2 BB		0-0 1-3 BB 1B		0-0 4-1			0-0 F9		3 0 1 0 1 0 1																									
Harmon Killebrew, R (1, 3) OBP: 0.378, SLG: 0.438 Steve Luebber, R (9, PR)	0-0 F3		4-0 1-2 BB		0-3 K			0-0 1B 1B		3 0 1 0 1 1 2 0 0 0 0 0 0 0																									
Rich Reese, L (1, 7) OBP: 0.250, SLG: 0.324	0-0 L9		0-0 1-3		0-0 L9			0-0 1-2 1B		4 0 1 0 0 0 5																									
Jim Holt, L (1, 8) OBP: 0.307, SLG: 0.361		4-0 BB G6-4-3		1-0 FC6-4 HBP		0-3 K		0-0 F5		2 0 0 0 1 1 2																									
Leo Cardenas, R (1, 6) OBP: 0.343, SLG: 0.451		0-0 L9		0-0 FC6-4 G5-4-3 1-2f		0-3 K		0-0 F9		4 0 0 0 0 1 4																									
George Mitterwald, R (1, 2) OBP: 0.339, SLG: 0.368		0-0 G6-4-3 1-2f		0-0 G5-4-3 1-2f		0-0 F2		0-3 K		4 0 0 0 0 1 4																									
Bert Blyleven, R (1, 1) OBP: 0.100, SLG: 0.082 George Thomas, R (5, PH) OBP: 0.111, SLG: 0.059 Stan Williams, R (5, 1) Danny Thompson, R (7, PH) OBP: 0.310, SLG: 0.243 Hal Haydel, R (7, 1) Jim Strickland, L (8, 1)			0-0 P4		0-0 1-3		0-3 K			1 0 0 0 0 0 0 1 0 0 0 0 0 0 0 0 0 0 0 0 0 1 0 0 0 0 1 0 0 0 0 0 0 0 0 0 0 0 0 0 0 0																									
Inning Stats	R: 0 E: 0 K: 1 S: 6	H: 1 LOB: 2 BB: 1 P: 10	R: 0 E: 0 K: 0 S: 2	H: 0 LOB: 0 BB: 1 P: 6	R: 0 E: 0 K: 0 S: 5	H: 2 LOB: 3 BB: 1 P: 9	R: 0 E: 0 K: 0 S: 2	H: 0 LOB: 0 BB: 0 P: 3	R: 0 E: 0 K: 2 S: 7	H: 1 LOB: 1 BB: 0 P: 4	R: 0 E: 0 K: 2 S: 7	H: 0 LOB: 0 BB: 0 P: 7	R: 0 E: 0 K: 2 S: 7	H: 0 LOB: 0 BB: 0 P: 7	R: 0 E: 0 K: 1 S: 7	H: 0 LOB: 0 BB: 0 P: 3	R: 0 E: 0 K: 1 S: 7	H: 2 LOB: 2 BB: 0 P: 7	1B: 6 2B: 0 3B: 0 HR: 0	SF: 0 SAC: 0 DP: 2 HBP: 1	WP: 0 PB: 0 SB: 0 CS: 0	PA: 35													
PITCHER Bill Parsons, R (1, 1) ERA: 2.36	IP 9.0	WLS W	BF 35	H 6	R 0	ER 0	SO 6	BB 3	IBB 0	HBP 1	BLK 0	WP 0	HR 0	S 43	P 56	ERA 0.00	WHIP 1.000	PITCHER	IP 9.0	WLS W	BF 35	H 6	R 0	ER 0	SO 6	BB 3	IBB 0	HBP 1	BLK 0	WP 0	HR 0	S 43	P 56	ERA 0.00	WHIP 1.000

Minnesota Twins @ Milwaukee Brewers
Milwaukee County Stadium, Milwaukee, WI
 Fri Jul 02 1971, 8:05 PM EDT
 Att. 16,547 - Unknown

livebaseballscorecards.com

AB 31
R 0
H 6
RBI 0
BB 3
SO 6
LOB 20



BOTTOM

Minnesota Twins @ Milwaukee Brewers
Milwaukee County Stadium, Milwaukee, WI

Fri Jul 02 1971, 8:05 PM EDT
Att. 16,547 - Unknown

livebaseballscorecards.com

AB	29
R	5
H	6
RBI	5
BB	6
SO	7
LOB	12



WP:	0	PA:	35
PB:	0	SB:	0
CS:	0		

AB R H RBI BB SO LOB

4 0 0 0 0 1 0

3 1 0 0 1 0 0

3 2 3 1 1 0 0

3 0 1 1 1 1 2

4 1 1 1 0 0 4

3 1 0 0 1 0 1

2 0 1 2 2 1 0

4 0 0 0 0 2 4

3 0 0 0 0 2 1

1B:	3	SF:	0
2B:	1	SAC:	0
3B:	1	DP:	1
HR:	1	HBP:	0

Batter	1	2	3	4	5	6	7	8	9
Tommy Harper, R OBP: 0.306, SLG: 0.350 (1, 5)	0-0 6-3 ①		0-0 6-3 ②		0-3 K ①		0-0 6-3 ②		
Ron Theobald, R OBP: 0.347, SLG: 0.314 (1, 4)	4-0 1B FC6-4 BB		0-0 6-3 ③		0-0 F7 ②		0-0 F8 ③		
Dave May, L OBP: 0.364, SLG: 0.421 (1, 8)	0-0 FC6-4 1-3 1B			4-0 2B BB	0-0 1B 1B			0-0 HR	
John Briggs, L OBP: 0.387, SLG: 0.456 (1, 3)	0-0 FC6-4 1-2f 3-H			0-3 K ①	0-0 1B 1-2			4-0 4-3 BB	
Rob Ellis, R OBP: 0.333, SLG: 0.333 (1, 9)	0-0 F3			0-0 3B 2B 1-H	0-0 F7 ③			0-0 F8 ①	
Bill Voss, L OBP: 0.310, SLG: 0.377 (1, 7)		0-0 F9 ①		4-0 3B BB		0-0 P6 ①		0-0 4-3 ②	
Ted Kubiak, S OBP: 0.327, SLG: 0.283 (1, 6)		4-0 G4-6-3 BB		0-0 3B 1-H 2-H		0-3 K ②		4-0 BB	
Phil Roof, R OBP: 0.235, SLG: 0.225 (1, 2)		0-0 G4-6-3 ② ③ 1-2f		0-3 K ②	0-3 K ③			0-0 1-3 ③	
Bill Parsons, R OBP: 0.216, SLG: 0.242 (1, 1)			0-3 K ①	0-3 K ③			0-0 2-3 ①		

Inning Stats	R: 1	H: 1	E: 0	K: 0	S: 4	LOB: 1	BB: 1	P: 8	R: 0	H: 0	E: 0	K: 0	S: 2	LOB: 0	BB: 1	P: 6	R: 0	H: 0	E: 0	K: 1	S: 5	LOB: 0	BB: 0	P: 5	R: 3	H: 2	E: 0	K: 3	S: 11	LOB: 1	BB: 2	P: 19	R: 0	H: 2	E: 0	K: 1	S: 7	LOB: 2	BB: 0	P: 7	R: 0	H: 0	E: 0	K: 2	S: 7	LOB: 0	BB: 0	P: 7	R: 0	H: 0	E: 0	K: 0	S: 3	LOB: 0	BB: 0	P: 3	R: 1	H: 1	E: 0	K: 0	S: 4	LOB: 2	BB: 2	P: 12
--------------	------	------	------	------	------	--------	-------	------	------	------	------	------	------	--------	-------	------	------	------	------	------	------	--------	-------	------	------	------	------	------	-------	--------	-------	-------	------	------	------	------	------	--------	-------	------	------	------	------	------	------	--------	-------	------	------	------	------	------	------	--------	-------	------	------	------	------	------	------	--------	-------	-------

PITCHER	IP	WLS	BF	H	R	ER	SO	BB	IBB	HBP	BLK	WP	HR	S	P	ERA	WHIP
Bert Blyleven, R ERA: 3.02 (1, 1)	4.0	L	18	3	4	4	4	4	0	0	0	0	0	22	38	9.00	1.750
Stan Williams, R ERA: 3.52 (5, 1)	2.0		8	2	0	0	3	0	0	0	0	0	0	14	14	0.00	1.000
Hal Haydel, R ERA: 13.5 (7, 1)	1.1		6	1	1	1	0	1	0	0	0	0	1	5	9	6.75	1.500
Jim Strickland, L ERA: (8, 1)	0.2		3	0	0	0	0	1	0	0	0	0	0	2	6	0.00	1.500

PITCHER	IP	WLS	BF	H	R	ER	SO	BB	IBB	HBP	BLK	WP	HR	S	P	ERA	WHIP
---------	----	-----	----	---	---	----	----	----	-----	-----	-----	----	----	---	---	-----	------

Batter	1	2	3	4	5	6	7	8	9	AB R H RBI BB SO LOB	TOP											
Cesar Tovar, R (1, 9) OBP: 0.351, SLG: 0.358	0-0 E5 E	0-0 5-3		4-0 6-3 1B BB		0-0 F8 2-3		0-0 P5		4 1 0 0 1 0 1												
Rod Carew, L (1, 4) OBP: 0.315, SLG: 0.347	0-0 E6 BB E	0-3 K		0-0 6-3 1B		0-0 1B		0-0 E5		5 1 2 1 0 1 1												
Harmon Killebrew, R (1, 3) OBP: 0.375, SLG: 0.431 George Thomas, R (8, 7) OBP: 0.111, SLG: 0.059	4-0 5-3 1B BB E	0-0 F7		0-0 6-3 1B		0-3 K		0-0 F9		4 1 0 1 1 1 4 0 0 0 0 0 0 0												
Brant Alyea, R (1, 7) OBP: 0.307, SLG: 0.305 Rich Reese, L (7, 7) OBP: 0.249, SLG: 0.323	0-3 K		0-0 5-3	0-3 K		0-3 K		0-0 G3		4 0 0 0 0 3 5 1 0 0 0 0 0 0												
Steve Braun, L (1, 5) OBP: 0.333, SLG: 0.363	0-0 E3 5-3 1B		4-0 5-3 BB		0-3 K		4-0 E S 1B BB		0-0 F7	3 2 0 1 2 1 1												
George Mittenwald, R (1, 2) OBP: 0.340, SLG: 0.366	0-0 5-3		0-0 F9		4-0 G6-4-3 BB		0-0 1B		0-0 F7	4 0 1 1 1 0 3												
Leo Cardenas, R (1, 6) OBP: 0.342, SLG: 0.448	0-0 PB 1B		0-0 L5		0-0 G6-4-3		0-0 F9			4 0 1 2 0 0 3												
Jim Holt, L (1, 8) OBP: 0.311, SLG: 0.363	0-3 K			0-0 1B PB 6-3 1B		0-0 F8 SH1-4 1B		0-0 4-3		4 2 2 0 0 1 2												
Jim Kaat, L (1, 1) OBP: 0.234, SLG: 0.261	0-0 4-3			0-0 F2		0-0 SH1-4		0-0 P6		3 0 0 0 0 0 3												
Inning Stats	R: 4 E: 3 K: 2 S: 12	H: 1 LOB: 2 BB: 1 P: 16	R: 0 E: 0 K: 1 S: 5	H: 0 LOB: 0 BB: 0 P: 5	R: 0 E: 0 K: 0 S: 3	H: 0 LOB: 1 BB: 1 P: 7	R: 1 E: 0 K: 1 S: 7	H: 2 LOB: 2 BB: 1 P: 11	R: 0 E: 0 K: 1 S: 4	H: 0 LOB: 0 BB: 1 P: 8	R: 1 E: 0 K: 1 S: 7	H: 2 LOB: 1 BB: 0 P: 7	R: 1 E: 0 K: 1 S: 6	H: 1 LOB: 1 BB: 1 P: 10	R: 0 E: 1 K: 0 S: 4	H: 0 LOB: 1 BB: 0 P: 4	R: 0 E: 0 K: 0 S: 3	H: 0 LOB: 0 BB: 0 P: 3	1B: 6 2B: 0 3B: 0 HR: 0	SF: 0 SAC: 1 DP: 1 HBP: 0	WP: 0 PB: 2 SB: 1 CS: 0	PA: 42
PITCHER	IP WLS BF H R ER SO BB IBB HBP BLK WP HR S P ERA WHIP																					
Marcelino Lopez, L (1, 1) ERA: 4.24	5.0 L 25 3 5 1 5 4 0 0 0 0 0 0 31 47 1.80 1.400																					
Floyd Weaver, R (6, 1) ERA: 6.0	3.0 14 3 2 2 2 1 0 0 0 0 0 0 17 21 6.00 1.333																					
Lew Krausse, R (9, 1) ERA: 3.8	1.0 3 0 0 0 0 0 0 0 0 0 0 0 3 3 0.00 0.000																					

Minnesota Twins @ Milwaukee Brewers
Milwaukee County Stadium, Milwaukee, WI

Sat Jul 03 1971, 4:33 AM EDT
Att. 8,172 - Unknown

AB	36
R	7
H	6
RBI	6
BB	5
SO	7
LOB	23



livebaseballscorecards.com

BOTTOM

Minnesota Twins @ Milwaukee Brewers
Milwaukee County Stadium, Milwaukee, WI

Sat Jul 03 1971, 4:33 AM EDT
Att. 8,172 - Unknown

livebaseballscores.com

AB	32
R	1
H	5
RBI	1
BB	2
SO	5
LOB	13



WP:	0	PA:	35
PB:	0	SB:	0
CS:	0		

AB R H RBI BB SO LOB

4	0	0	0	0	0	0
3	1	1	0	1	1	0
4	0	1	0	0	2	3
4	0	1	0	0	0	3
2	0	1	1	1	0	0
4	0	0	0	0	1	3
4	0	1	0	0	0	2
4	0	0	0	0	0	2
1	0	0	0	0	0	0
1	0	0	0	0	1	0
0	0	0	0	0	0	0
1	0	0	0	0	0	0
0	0	0	0	0	0	0

Batter	1	2	3	4	5	6	7	8	9
Tommy Harper, R (1, 5) OBP: 0.302, SLG: 0.345	0-0 6-3		0-0 F8			0-0 L6		0-0 E4 BB	
Ron Theobald, R (1, 4) OBP: 0.352, SLG: 0.315	0-3 K			0-0 1B SF8 1B		0-0 F9		4-0 BB BB BB 1-2 BB	
Roberto Pena, R (1, 3) OBP: 0.295, SLG: 0.382	0-0 P4			0-3 K		0-0 2B		0-3 K	
Andy Kosco, R (1, 7) OBP: 0.318, SLG: 0.345		0-0 F7		0-0 1-3 1B		0-0 F5		0-0 F8	
Rob Ellis, R (1, 9) OBP: 0.349, SLG: 0.342		4-0 BB BB BB		0-0 SF8		0-0 G1 1B		0-0 F9	
Ted Kubiak, S (1, 6) OBP: 0.321, SLG: 0.277		0-0 F8		0-0 3-H F9		0-0 F8		0-3 K	
Dave May, L (1, 8) OBP: 0.362, SLG: 0.419		0-0 1-3			0-0 P4		0-0 G1 1-2		0-0 1B
Ellie Rodriguez, R (1, 2) OBP: 0.305, SLG: 0.263			0-0 1-3		0-0 F9		0-0 6-3		0-0 F9
Marcelino Lopez, R (1, 1) OBP: 0.125, SLG: 0.125			0-0 4-3		0-0 K			0-0 5-3	
Frank Tepedino, L (5, PH) OBP: 0.154, SLG: 0.237									
Floyd Weaver, R (6, 1)									
Bob Heise, R (8, PH) OBP: 0.148, SLG: 0.185									
Lew Krausse, R (9, 1)									

Inning Stats	R: 0	H: 0	E: 0	LOB: 0	K: 1	S: 5	P: 5	R: 0	H: 0	E: 0	LOB: 0	K: 0	S: 3	R: 1	H: 2	E: 0	LOB: 1	K: 1	S: 7	R: 0	H: 0	E: 0	LOB: 0	K: 1	S: 5	R: 0	H: 1	E: 0	LOB: 1	K: 0	S: 4	R: 0	H: 1	E: 0	LOB: 1	K: 0	S: 4	R: 0	H: 0	E: 1	LOB: 2	K: 1	S: 6	R: 0	H: 1	E: 0	LOB: 1	K: 1	S: 6
	0	0	0	0	1	5	5	0	0	0	0	0	3	0	2	0	1	0	7	0	0	0	0	0	5	0	0	1	1	0	4	0	1	1	0	4	0	1	0	2	6	0	0	10	0	1	6		

PITCHER	IP	WLS	BF	H	R	ER	SO	BB	IBB	HBP	BLK	WP	HR	S	P	ERA	WHIP
Jim Kaat, L (1, 1) ERA: 3.23	9.0	W	35	5	1	1	5	2	0	0	0	0	0	43	51	1.00	0.778

Batter	1	2	3	4	5	6	7	8	9	AB R H RBI BB SO LOB	TOP									
Cesar Tovar, R (1, 9) OBP: 0.352, SLG: 0.359	0-0 L8		0-0 6-3		0-0 FC6-4 1B		0-0 1-3 1B			4 0 2 0 0 0 0	Minnesota Twins @ Milwaukee Brewers Milwaukee County Stadium, Milwaukee, WI Sun Jul 04 1971, 4:33 AM EDT Att: 9,771 - Unknown - 80 F livebaseballscorecards.com									
Rod Carew, L (1, 4) OBP: 0.314, SLG: 0.346	0-0 CS 1B		0-0 4-3		0-0 FC6-4 1-2f		0-0 F7			4 0 1 0 0 0 3										
Steve Braun, L (1, 5) OBP: 0.337, SLG: 0.367	0-0 WP 1B		0-0 F8		0-0 G3			0-0 G3 1B		4 0 2 0 0 0 1										
Harmon Killebrew, R (1, 3) OBP: 0.377, SLG: 0.434	4-0 1-2 IBB			0-0 4-1 2B		0-0 F8		0-0 F3		3 0 1 0 1 0 1										
Rich Reese, L (1, 7) OBP: 0.244, SLG: 0.316	0-3 K			0-0 F9		0-0 L8		0-0 G3 1-2		4 0 0 0 0 1 4										
Jim Holt, L (1, 8) OBP: 0.305, SLG: 0.356		0-3 K		0-0 4-1 2-3		0-0 F8		0-0 G3		4 0 0 0 0 1 2										
Leo Cardenas, R (1, 6) OBP: 0.344, SLG: 0.445		0-0 5-3		4-0 BB		4-0 FC6-4 BB		0-0 E6 G3-6-1		2 0 0 0 2 0 0										
George Mitterwald, R (1, 2) OBP: 0.339, SLG: 0.361		4-0 FC6 BB		0-0 F7		0-0 FC6-4 1B 1-2f		0-0 F8		3 0 0 0 1 0 4										
Steve Luebber, R (1, 1) Jim Kaat, L (5, PH) Tom Hall, L (5, 1) Paul Ratliff, L (7, PH) Ray Corbin, R (7, 1) Tony Oliva, L (9, PH)		0-0 FC6 1-2f			0-0 F8		0-3 K	0-0 G3-6-1 1-2f		1 0 0 0 0 0 0 1 1 0 1 0 0 0 0 0 0 1										
Inning Stats	R: 0 E: 0 K: 1 S: 6	H: 2 LOB: 2 BB: 1 P: 10	R: 0 E: 0 K: 1 S: 5	H: 0 LOB: 1 BB: 1 P: 9	R: 0 E: 0 K: 0 S: 3	H: 0 LOB: 0 BB: 0 P: 3	R: 0 E: 0 K: 0 S: 4	H: 1 LOB: 2 BB: 1 P: 8	R: 0 E: 0 K: 0 S: 4	H: 1 LOB: 1 BB: 0 P: 4	R: 0 E: 0 K: 0 S: 3	H: 0 LOB: 0 BB: 0 P: 3	R: 0 E: 0 K: 1 S: 6	H: 1 LOB: 2 BB: 1 P: 10	R: 0 E: 0 K: 0 S: 4	H: 1 LOB: 1 BB: 0 P: 4	R: 0 E: 1 K: 0 S: 3	H: 0 LOB: 0 BB: 0 P: 3	1B: 5 2B: 1 3B: 0 HR: 0 SF: 0 SAC: 0 DP: 1 HBP: 0	WP: 1 PB: 0 SB: 0 CS: 1 PA: 36
PITCHER Jim Staton, R (1, 1) ERA: 3.5	IP: 9.0 WLS: W BF: 36 H: 6 R: 0 ER: 0 SO: 3 BB: 3 IBB: 1 HBP: 0 BLK: 0 WP: 1 HR: 0 S: 38 P: 54 ERA: 0.00 WHIP: 1.000											PITCHER	IP: 9.0 WLS: W BF: 36 H: 6 R: 0 ER: 0 SO: 3 BB: 3 IBB: 1 HBP: 0 BLK: 0 WP: 1 HR: 0 S: 38 P: 54 ERA: 0.00 WHIP: 1.000							



Batter	1	2	3	4	5	6	7	8	9	AB R H RBI BB SO LOB	TOP											
Cesar Tovar, R (1, 9) OBP: 0.354, SLG: 0.361	0-0 G4-6-3 1B		0-0 4-3		0-0 1-2 1B		0-0 FC6-4 1-2f			4 0 2 0 0 0 1												
Steve Braun, L (1, 5) OBP: 0.330, SLG: 0.357	0-0 G4-6-3 1-2f		0-0 F7		0-0 6-3			0-0 F7		4 0 0 0 0 0 3												
Rod Carew, L (1, 4) OBP: 0.316, SLG: 0.348	0-0 FC6-4 1B			0-0 4-3		0-3 K		0-0 CS 1B		4 0 2 0 0 1 0												
Brant Alyea, R (1, 7) OBP: 0.299, SLG: 0.295	0-0 FC6-4 1-2f			0-0 F3		0-0 P4		0-3 K 1-2		4 0 0 0 0 1 2												
Jim Holt, L (1, 8) OBP: 0.304, SLG: 0.355		0-3 K		0-0 1B		0-0 6-3			0-0 L3	4 0 1 0 0 1 0												
Rich Reese, L (1, 3) OBP: 0.249, SLG: 0.330		0-0 4-3		0-0 4-3			0-0 SF9 3B		0-0 S 1B	4 1 2 0 0 0 1												
Leo Cardenas, R (1, 6) OBP: 0.346, SLG: 0.448		0-0 1B			0-0 1B		0-0 SF9		0-3 K 1-2	3 0 2 1 0 1 1												
George Mitterwald, R (1, 2) OBP: 0.333, SLG: 0.354		0-3 K			0-3 K		0-3 K		0-0 6-3	4 0 0 0 0 3 3												
Jim Perry, S (1, 1) OBP: 0.250, SLG: 0.170			0-0 6-3			0-3 K		0-0 E4 FC6-4		3 0 0 0 0 1 1												
Ron Perranoski, L (7, 1)										0 0 0 0 0 0 0												
Inning Stats	R: 0 E: 0 K: 0 S: 4	H: 2 LOB: 1 BB: 0 P: 4	R: 0 E: 0 K: 2 S: 8	H: 1 LOB: 1 BB: 0 P: 8	R: 0 E: 0 K: 0 S: 3	H: 0 LOB: 0 BB: 0 P: 3	R: 0 E: 0 K: 0 S: 4	H: 1 LOB: 1 BB: 0 P: 4	R: 0 E: 0 K: 2 S: 9	H: 2 LOB: 2 BB: 0 P: 9	R: 0 E: 0 K: 1 S: 5	H: 0 LOB: 0 BB: 0 P: 5	R: 1 E: 1 K: 1 S: 7	H: 1 LOB: 1 BB: 0 P: 7	R: 0 E: 0 K: 1 S: 5	H: 1 LOB: 1 BB: 0 P: 5	R: 0 E: 0 K: 1 S: 6	H: 1 LOB: 1 BB: 0 P: 6	1B: 8 2B: 1 3B: 1 HR: 0	SF: 1 SAC: 0 DP: 2 HBP: 0	WP: 0 PB: 0 SB: 1 CS: 1	PA: 35
PITCHER	IP WLS BF H R ER SO BB IBB HBP BLK WP HR S P ERA WHIP																					
Skip Lockwood, R (1, 1) ERA: 2.77	7.1 W 30 8 1 1 6 0 0 0 0 0 0 0 42 42 1.23 1.091																					
Ken Sanders, R (8, 1) ERA: 1.78	1.2 S 5 1 0 0 2 0 0 0 0 0 0 0 9 9 0.00 0.600																					

Minnesota Twins @ Milwaukee Brewers
Milwaukee County Stadium, Milwaukee, WI

AB	34
R	1
H	9
RBI	1
BB	0
SO	8
LOB	12



Mon Jul 05 1971, 4:33 AM EDT
Att: 9,175 - Unknown - 78 F

livebaseballscorecards.com

Batter	1	2	3	4	5	6	7	8	9
Tommy Harper, R OBP: 0.310, SLG: 0.357 (1, 7)	0-0 4-3 SH2-3 1B		0-0 SF8 3B			0-0 1-3	4-0 BB IBB		
Ron Theobald, R OBP: 0.364, SLG: 0.336 (1, 4)	0-0 SH2-3 1-2		0-0 SF8 3-H			0-0 F8 2B	4-0 FC6-4 BB		
Dave May, L OBP: 0.366, SLG: 0.432 (1, 8)	0-0 4-3 2-3		0-0 1-3			4-0 S IBB	0-0 FC6-4 1-2f		
John Briggs, L OBP: 0.379, SLG: 0.440 (1, 3)	0-3 K			0-0 F7		0-0 F8 2-3		0-0 F8	
Andy Kosco, R OBP: 0.316, SLG: 0.343 (8, PH) (9, 3)									
Rob Ellis, R OBP: 0.333, SLG: 0.311 (1, 5)		0-0 1-3		0-0 CS 1B		0-0 6-3 1-2		0-0 6-3	
Bill Voss, L OBP: 0.307, SLG: 0.369 (1, 9)		0-3 K		0-3 K 1-2			0-0 F8	0-0 FC6 1B	
Ted Kubiak, S OBP: 0.328, SLG: 0.286 (1, 6)		0-0 FC6-4 1B			0-0 L4		0-0 SH1-4 BB 1B	0-0 FC6 1-2f	
Elie Rodriguez, R OBP: 0.304, SLG: 0.256 (1, 2)		0-0 FC6-4 1-2f			0-0 6-3		1-0 BB SH1-4 HBP		
Skip Lockwood, R OBP: 0.250, SLG: 0.179 (1, 1)			0-0 F9		0-0 6-3		0-0 SH1-4		
Ken Sanders, R (8, 1)									

Inning Stats	R: 0	H: 1	E: 0	LOB: 1	K: 1	P: 6	R: 0	H: 1	E: 0	LOB: 1	K: 1	P: 6	R: 1	H: 1	E: 0	LOB: 0	K: 0	P: 4	R: 0	H: 0	E: 0	LOB: 0	K: 0	P: 3	R: 0	H: 1	E: 0	LOB: 2	K: 0	P: 8	R: 1	H: 1	E: 0	LOB: 3	K: 0	P: 13	R: 0	H: 1	E: 0	LOB: 1	K: 0	P: 4
	S: 6	BB: 0	S: 6	BB: 0	S: 6	BB: 0	S: 6	BB: 0	S: 6	BB: 0	S: 6	BB: 0	S: 4	BB: 0	S: 5	BB: 0	S: 5	BB: 0	S: 4	BB: 1	S: 4	BB: 1	S: 4	BB: 1	S: 3	BB: 0	S: 4	BB: 1	S: 4	BB: 8	S: 4	BB: 13	S: 4	BB: 4	S: 4	BB: 0	S: 4	BB: 0	S: 4	BB: 0	S: 4	BB: 4

PITCHER	IP	WLS	BF	H	R	ER	SO	BB	IBB	HBP	BLK	WP	HR	S	P	ERA	WHIP
Jim Perry, R ERA: 3.97 (1, 1)	6.2	L	29	6	2	2	3	1	2	1	0	0	0	31	44	2.70	1.050
Ron Perranoski, L ERA: 6.0 (7, 1)	1.1		5	1	0	0	0	0	0	0	0	0	0	5	5	0.00	0.750

AB R H RBI BB SO LOB

3	1	2	0	1	0	0
1	0	1	2	1	0	0
3	0	0	0	1	0	4
3	0	0	0	0	1	3
1	0	0	0	0	0	0
4	0	1	0	0	0	2
4	0	1	0	0	2	1
4	1	2	0	0	0	1
2	0	0	0	0	0	1
2	0	0	0	0	0	0
0	0	0	0	0	0	0

AB	R	H	RBI	BB	SO	LOB
27	2	7	2	3	3	12



Minnesota Twins @ Milwaukee Brewers
Milwaukee County Stadium, Milwaukee, WI
 Mon Jul 05 1971, 4:33 AM EDT
 Att. 9,175 - Unknown - 78 F

WP: 0 PA: 34
 PB: 0
 SB: 1
 CS: 1

1B: 5 SF: 1
 2B: 2 SAC: 2
 3B: 1 DP: 1
 HR: 0 HBP: 1

livebaseballscores.com

Batter	1	2	3	4	5	6	7	8	9	AB	R	H	RBI	BB	SO	LOB									
Tommy Harper, R OBP: 0.306, SLG: 0.353 (1, 7)	0-0 6-3		0-0 6-3			0-3 K		0-0 F9		4	0	0	0	0	1	0									
Ron Theobald, R OBP: 0.375, SLG: 0.359 (1, 4)	0-0 4-3 2B			0-0 6-3		0-0 1B 1B			0-0 SH1-4 1B	4	0	3	0	0	0	0									
Dave May, L OBP: 0.366, SLG: 0.431 (1, 8)	0-0 4-3			0-0 L7		0-0 1B			0-0 SH1-4	3	0	1	0	0	0	1									
John Briggs, L OBP: 0.371, SLG: 0.430 (1, 3)	0-0 F6			0-0 5-3		0-0 F7			0-0 6-3	4	0	0	0	0	0	4									
Rob Ellis, R OBP: 0.309, SLG: 0.266 (1, 5)		0-0 6-3			0-0 F7				0-0 5-3	4	0	0	0	0	0	1									
Bill Voss, L OBP: 0.312, SLG: 0.373 (1, 9)		0-0 CS 1B			0-0 4-3				0-0 G6-4-3 1B	3	0	2	0	0	0	0									
Ted Kubiak, S OBP: 0.328, SLG: 0.283 (1, 6)		0-0 F8			4-0 BB				0-0 G6-4-3	2	0	0	0	1	0	2									
Elie Rodriguez, R OBP: 0.299, SLG: 0.252 (1, 2)			0-3 K		0-0 6-3				0-0 6-3	3	0	0	0	0	1	1									
Marty Pattin, R OBP: 0.229, SLG: 0.186 (1, 1)			0-3 K			0-3 K			0-0 F7	2	0	0	0	0	2	0									
Frank Tepedino, L OBP: 0.150, SLG: 0.231 (8, PH)										1	0	0	0	0	0	0									
Ken Sanders, R (9, 1)										0	0	0	0	0	0	0									
Inning Stats	R: 0 E: 0 K: 0 S: 4	H: 1 LOB: 1 BB: 0 P: 4	R: 0 E: 0 K: 0 S: 3	H: 1 LOB: 0 BB: 0 P: 3	R: 0 E: 0 K: 2 S: 7	H: 0 LOB: 0 BB: 0 P: 7	R: 0 E: 0 K: 0 S: 3	H: 0 LOB: 0 BB: 0 P: 3	R: 0 E: 0 K: 0 S: 3	H: 0 LOB: 1 BB: 1 P: 7	R: 0 E: 0 K: 0 S: 9	H: 2 LOB: 2 BB: 0 P: 9	R: 0 E: 0 K: 0 S: 3	H: 1 LOB: 0 BB: 0 P: 3	R: 0 E: 0 K: 0 S: 3	H: 0 LOB: 0 BB: 0 P: 3	R: 0 E: 0 K: 0 S: 4	H: 1 LOB: 1 BB: 0 P: 4	1B: 5 2B: 1 3B: 0 HR: 0	SF: 0 SAC: 1 DP: 1 HBP: 0	WP: 0 PB: 0 SB: 0 CS: 1	PA: 32			
PITCHER Dick Drago, R ERA: 3.33 (1, 1)	IP 9.0	WLS W	BF 32	H 6	R 0	ER 0	SO 4	BB 1	IBB 0	HBP 0	BLK 0	WP 0	HR 0	S 39	P 43	ERA 0.00	WHIP 0.778								

BOTTOM

Kansas City Royals @ Milwaukee Brewers
Milwaukee County Stadium, Milwaukee, WI

Tue Jul 06 1971, 8:05 PM EDT
Att. 6,947 - Unknown - 82 F

livebaseballscorecards.com

AB	30
R	0
H	6
RBI	0
BB	1
SO	4
LOB	9



Batter	1	2	3	4	5	6	7	8	9	AB	R	H	RBI	BB	SO	LOB
Tommy Harper, R (1, 7) OBP: 0.301, SLG: 0.347	0-0 6-3		0-0 6-3	0-0 6-3		0-0 F8		0-0 F7		5	0	0	0	0	0	2
Ron Theobald, R (1, 4) OBP: 0.383, SLG: 0.377	0-0 1B		0-0 L4		0-0 CS SH3-4 1B		0-0 1B 2B	0-0 L9		5	1	3	0	0	0	0
Rob Ellis, R (1, 5) OBP: 0.305, SLG: 0.283	0-0 F7		0-3 K		0-0 SH3-4		0-0 G3 1B 2-3 E 1B	0-0 1-3		4	1	1	0	0	1	1
Andy Kosco, R (1, 3) OBP: 0.315, SLG: 0.336	0-0 5-3			0-0 P6		4-0 BB 2-3 BB		0-0 F8		3	0	0	0	1	0	3
Al Yates, R (1, 9) OBP: 0.311, SLG: 0.400		0-0 SH5-3 FC5-2 2B		0-0 HR		4-0 BB 1-2 BB		0-0 G3 1-2 E 1B		2	1	2	0	1	0	0
Bill Voss, L (7, PH) OBP: 0.315, SLG: 0.376 (8, 9)										1	1	1	1	0	0	0
Ted Kubiak, S (1, 6) OBP: 0.331, SLG: 0.280		4-0 BB FC5-2 SH5-3 BB		4-0 HR BB		0-0 1-3		0-0 G3		2	1	0	0	2	0	4
Dave May, L (1, 8) OBP: 0.369, SLG: 0.442		0-0 SH5-3		0-0 HR		0-3 K		4-0 E IBB		2	2	1	3	1	1	0
Phil Roof, R (1, 2) OBP: 0.252, SLG: 0.254		0-0 FC5-2		4-0 SH1-4 BB		0-0 SH1-4 1B		0-0 E6		3	1	2	3	1	0	2
Bill Parsons, R (1, 1) OBP: 0.205, SLG: 0.229		0-3 K		0-0 SH1-4		0-0 SH1-4		0-3 K		2	0	0	0	0	2	2

Inning Stats	R: 0	H: 1	E: 0	LOB: 1	K: 0	BB: 0	S: 4	P: 4	R: 0	H: 1	E: 0	LOB: 2	K: 1	BB: 1	S: 6	P: 10	R: 0	H: 0	E: 0	LOB: 0	K: 1	BB: 0	S: 5	P: 5	R: 3	H: 2	E: 0	LOB: 1	K: 0	BB: 2	S: 5	P: 13	R: 0	H: 1	E: 0	LOB: 2	K: 0	BB: 2	S: 3	P: 11	R: 0	H: 1	E: 0	LOB: 1	K: 1	BB: 0	S: 6	P: 6	R: 5	H: 4	E: 1	LOB: 0	K: 1	BB: 1	S: 9	P: 13	R: 0	H: 0	E: 0	LOB: 0	K: 0	BB: 0	S: 3	P: 3
--------------	------	------	------	--------	------	-------	------	------	------	------	------	--------	------	-------	------	-------	------	------	------	--------	------	-------	------	------	------	------	------	--------	------	-------	------	-------	------	------	------	--------	------	-------	------	-------	------	------	------	--------	------	-------	------	------	------	------	------	--------	------	-------	------	-------	------	------	------	--------	------	-------	------	------

PITCHER	IP	WLS	BF	H	R	ER	SO	BB	IBB	HBP	BLK	WP	HR	S	P	ERA	WHIP
Bill Butler, L (1, 1) ERA: 2.95	4.2	L	23	5	3	3	2	5	0	0	0	0	1	22	42	5.79	2.143
Roger Nelson, R (5, 1) ERA: 9.82	1.2		9	4	3	3	1	0	0	0	0	0	0	11	11	16.20	2.400
Jim York, R (7, 1) ERA: 3.33	0.2		4	1	2	1	1	0	1	0	0	0	0	5	9	13.50	1.500
Al Fitzmorris, R (8, 1) ERA: 4.91	1.0		3	0	0	0	0	0	0	0	0	0	0	3	3	0.00	0.000


BOTTOM

Kansas City Royals @ Milwaukee Brewers
Milwaukee County Stadium, Milwaukee, WI

Wed Jul 07 1971, 8:05 PM EDT
Att. 7,469 - Unknown - 81 F

AB	29
R	8
H	10
RBI	7
BB	6
SO	4
LOB	14

livebaseballscorecards.com



WP	HR	S	P	ERA	WHIP
0	0	0	39	0	0

Batter	1	2	3	4	5	6	7	8	9	AB	R	H	RBI	BB	SO	LOB
Tommy Harper, R OBP: 0.307, SLG: 0.355 (1, 7)	0-0 4-3 2B		0-0 6-3 1B		0-3 K			0-0 6-3 SH1-4 1B		4	0	3	2	0	1	0
Ron Theobald, R OBP: 0.375, SLG: 0.368 (1, 4)	0-0 4-3 2-3		0-0 6-3 1-2		0-0 F9			0-0 SH1-4 1-2		3	0	0	0	0	0	2
Rob Ellis, R OBP: 0.302, SLG: 0.268 (1, 5) (5, 9)	4-0 G6-3 BB		0-0 5-3		0-3 K			0-0 6-3 2-3		3	0	0	0	1	1	2
Andy Kosco, R OBP: 0.307, SLG: 0.327 (1, 3)	0-0 G6-3 1-2f		0-0 L8		0-0 P4			0-3 K		4	0	0	0	0	1	4
Al Yates, R OBP: 0.319, SLG: 0.405 (1, 9)		0-0 3-1		0-0		0-0		0-0		2	0	1	0	0	0	0
Bob Heise, R OBP: 0.179, SLG: 0.214 (4, PR) (5, 5)						FC6 1B				1	0	1	0	0	0	0
Ted Kubiak, S OBP: 0.331, SLG: 0.281 (1, 6)		0-0 CS 1B		0-0 F9 1-2		0-0 FC6 1-2f				3	0	1	0	0	0	2
Dave May, L OBP: 0.365, SLG: 0.438 (1, 8)		0-0 G3 1-2		0-3 K				0-0 4-3		3	0	0	0	0	1	2
Ellie Rodriguez, R OBP: 0.295, SLG: 0.247 (1, 2)			0-0 E6 SH 1B		0-0 5-3			0-0 6-3		3	1	0	0	0	0	1
Marcelino Lopez, R OBP: 0.100, SLG: 0.100 (1, 1)			0-0 SH 1B			0-0 1-3		0-3 K		2	1	0	0	0	1	0
Ken Sanders, R (9, 1)										0	0	0	0	0	0	0

Inning Stats	R: 0	H: 1	E: 0	LOB: 1	K: 0	BB: 1	S: 3	R: 0	H: 1	E: 0	LOB: 0	K: 0	BB: 0	S: 3	R: 2	H: 1	E: 2	LOB: 1	K: 0	BB: 0	S: 6	R: 0	H: 1	E: 0	LOB: 1	K: 1	BB: 0	S: 6	R: 0	H: 0	E: 0	LOB: 0	K: 1	BB: 0	S: 5	R: 0	H: 1	E: 0	LOB: 1	K: 1	BB: 0	S: 6	R: 0	H: 0	E: 0	LOB: 0	K: 1	BB: 0	S: 5	R: 0	H: 1	E: 0	LOB: 1	K: 1	BB: 0	S: 6	R: 0	H: 1	E: 0	LOB: 1	K: 1	BB: 0	S: 6
--------------	------	------	------	--------	------	-------	------	------	------	------	--------	------	-------	------	------	------	------	--------	------	-------	------	------	------	------	--------	------	-------	------	------	------	------	--------	------	-------	------	------	------	------	--------	------	-------	------	------	------	------	--------	------	-------	------	------	------	------	--------	------	-------	------	------	------	------	--------	------	-------	------

PITCHER	IP	WLS	BF	H	R	ER	SO	BB	IBB	HBP	BLK	WP	HR	S	P	ERA	WHIP
Paul Splittorf, L ERA: 2.25 (1, 1)	7.0	L	27	5	2	0	4	1	0	0	0	0	0	34	38	0.00	0.857
Ted Abernathy, R ERA: 2.18 (8, 1)	1.0		4	1	0	0	1	0	0	0	0	0	0	6	6	0.00	1.000


BOTTOM

Kansas City Royals @ Milwaukee Brewers
Milwaukee County Stadium, Milwaukee, WI

Thu Jul 08 1971, 8:05 PM EDT
Att. 7,367 - Unknown - 77 F

livebaseballscorecards.com

AB	28
R	2
H	6
RBI	2
BB	1
SO	5
LOB	13



WP: 0	PA: 31
PB: 0	
SB: 1	
CS: 1	

Batter	1	2	3	4	5	6	7	8	9	AB R H RBI BB SO LOB	TOP																													
Tommy Harper, R (1, 7) OBP: 0.306, SLG: 0.357	0-0 F8		0-0 2B		0-0 F9			0-0 FC5-4 1-2f		4 0 1 0 0 0 1																														
Ron Theobald, R (1, 4) OBP: 0.365, SLG: 0.357	0-0 6-3		0-0 5-3		0-0 4-3			0-3 K		4 0 0 0 0 1 2																														
Dave May, L (1, 8) OBP: 0.364, SLG: 0.435	0-0 1B		0-0 4-3			0-0 F4		0-0 F9		4 0 1 0 0 0 2																														
Frank Tepedino, L (1, 3) OBP: 0.163, SLG: 0.238 John Morris, R (6, 1) OBP: 0.167, SLG: 0.200 Paul Ratliff, L (9, PH) OBP: 0.220, SLG: 0.311	0-3 K			0-0 1B E 1B		0-0 F7			0-0 F7	3 1 1 0 0 1 1 0 0 0 0 0 0 0 1 0 0 0 0 0 0																														
Rob Ellis, R (1, 5) OBP: 0.299, SLG: 0.267		0-0 FC4-6 1B		0-3 K		0-0 1-3			0-0 1-4-3	4 0 1 0 0 1 1																														
Bill Voss, L (1, 9) OBP: 0.314, SLG: 0.374		0-0 FC4-6 E 1-2f K 1B		0-0 FC5-4 1-2 1B			0-0 L6		0-0 1-3	4 0 1 0 0 0 1																														
Ted Kubiak, S (1, 6) OBP: 0.331, SLG: 0.282		0-0 E4 1-3 1B		0-0 FC5-4 1-2f 2-H			0-0 G3			3 0 1 0 0 0 1																														
Ellie Rodriguez, R (1, 2) OBP: 0.290, SLG: 0.243		0-3 K 3-H		0-0 1-3			0-0 1-3			3 0 0 0 0 1 3																														
Jim Slaton, R (1, 1) OBP: 0.200, SLG: 0.077 Lew Krausse, R (2, 1) Roberto Pena, R (5, PH) OBP: 0.293, SLG: 0.380 Jim Hannan, R (5, 1) John Briggs, L (6, 3) OBP: 0.374, SLG: 0.433			0-0 F7		0-0 F7			0-0 FC5-4 1B		0 0 0 0 0 0 0 1 0 0 0 0 0 0 1 0 0 0 0 0 0 0 0 0 0 0 0 0 1 0 1 0 0 0 0																														
Inning Stats	R: 0 E: 0 K: 1 S: 6	H: 1 LOB: 1 BB: 0 P: 6	R: 0 E: 1 K: 1 S: 6	H: 2 LOB: 1 BB: 0 P: 6	R: 0 E: 0 K: 0 S: 4	H: 1 LOB: 1 BB: 0 P: 4	R: 1 E: 1 K: 1 S: 7	H: 2 LOB: 1 BB: 0 P: 7	R: 0 E: 0 K: 0 S: 3	H: 0 LOB: 0 BB: 0 P: 3	R: 0 E: 0 K: 0 S: 3	H: 0 LOB: 0 BB: 0 P: 3	R: 0 E: 0 K: 0 S: 3	H: 0 LOB: 0 BB: 0 P: 3	R: 0 E: 0 K: 1 S: 6	H: 1 LOB: 1 BB: 0 P: 6	R: 0 E: 0 K: 0 S: 3	H: 0 LOB: 0 BB: 0 P: 3	1B: 6 2B: 1 3B: 0 HR: 0	SF: 0 SAC: 0 DP: 0 HBP: 0	WP: 0 PB: 0 SB: 0 CS: 0	PA: 33																		
PITCHER Joe Horlen, R (1, 1) ERA: 3.86	IP 9.0	WLS W	BF 33	H 7	R 1	ER 0	SO 4	BB 0	IBB 0	HBP 0	BLK 0	WP 0	HR 0	S 41	P 41	ERA 0.00	WHIP 0.778						PITCHER	IP 9.0	WLS W	BF 33	H 7	R 1	ER 0	SO 4	BB 0	IBB 0	HBP 0	BLK 0	WP 0	HR 0	S 41	P 41	ERA 0.00	WHIP 0.778

Milwaukee Brewers @ Chicago White Sox
Comiskey Park, Chicago, IL
Fri Jul 09 1971, 8:05 PM EDT
Att. 13,917 - Unknown - 70 F

AB	33
R	1
H	7
RBI	0
BB	0
SO	4
LOB	12



Batter	1	2	3	4	5	6	7	8	9
Walt Williams, R OBP: 0.372, SLG: 0.465 (1, 7)	0-0 2B 1B	1-0 2B 1B HBP	0-0 F7			0-0 BB 4-3 1B		0-0 F9	
Pat Kelly, L OBP: 0.471, SLG: 0.357 (1, 9) Jay Johnstone, L OBP: 0.322, SLG: 0.373 (9, 9)	0-0 F6	0-0 2B 1B 1B		0-0 L3		0-0 4-3 1-2		0-0 4-3	
Rick Reichardt, R OBP: 0.343, SLG: 0.477 (1, 8) Mike Hershberger, R OBP: 0.440, SLG: 0.395 (7, 8)	0-0 F8	0-0 1B 2B		0-0 F4		4-0 BB BB			
Bill Melton, R OBP: 0.368, SLG: 0.547 (1, 5)	0-0 2B	4-0 1B IBB		4-0 BB		4-0 1-2 2-3 BB			
Carlos May, L OBP: 0.354, SLG: 0.364 (1, 3)	4-0 IBB	0-0 1B FC5-4		0-3 K		0-3 K			
Mike Andrews, R OBP: 0.378, SLG: 0.391 (1, 4)	0-0 L5	0-0 FC5-4 1B		0-0 L5-3 1B		0-0 F3			
Ed Herrmann, L OBP: 0.324, SLG: 0.371 (1, 2)		4-0 1B HBP BB		4-0 FC6-4 BB		0-0 F4		0-3 K	
Luis Alvarado, R OBP: 0.238, SLG: 0.286 (1, 6)		0-0 F8		0-0 FC6-4		0-0 L5-3		0-0 F8	
Joe Herten, R OBP: 0.050, SLG: 0.053 (1, 1)		0-0 L6		0-0 F8		0-0 G3		0-0 F4	

Inning Stats	R: 0 E: 0 K: 0 S: 5	H: 2 LOB: 3 BB: 1 P: 9	R: 4 E: 0 K: 0 S: 6	H: 3 LOB: 2 BB: 2 P: 15	R: 0 E: 0 K: 0 S: 3	H: 0 LOB: 1 BB: 1 P: 7	R: 0 E: 0 K: 1 S: 5	H: 0 LOB: 1 BB: 1 P: 9	R: 0 E: 0 K: 0 S: 3	H: 1 LOB: 0 BB: 0 P: 3	R: 0 E: 0 K: 1 S: 6	H: 1 LOB: 3 BB: 2 P: 14	R: 0 E: 0 K: 1 S: 5	H: 0 LOB: 0 BB: 0 P: 5	R: 0 E: 0 K: 0 S: 3	H: 0 LOB: 0 BB: 0 P: 3
--------------	------------------------------	---------------------------------	------------------------------	----------------------------------	------------------------------	---------------------------------	------------------------------	---------------------------------	------------------------------	---------------------------------	------------------------------	----------------------------------	------------------------------	---------------------------------	------------------------------	---------------------------------

PITCHER	IP	WLS	BF	H	R	ER	SO	BB	IBB	HBP	BLK	WP	HR	S	P	ERA	WHIP
Jim Slaton, R ERA: 4.17 (1, 1)	1.2	L	14	5	4	4	0	1	2	0	0	0	0	10	23	21.60	3.600
Lew Krausse, R ERA: 3.71 (2, 1)	2.1		9	0	0	0	1	2	0	0	0	0	0	9	17	0.00	0.857
Jim Hannan, R ERA: 3.86 (5, 1)	1.2		8	2	0	0	0	2	0	0	0	0	0	6	14	0.00	2.400
John Morris, L ERA: 3.23 (6, 1)	2.1		7	0	0	0	2	0	0	0	0	0	0	11	11	0.00	0.000

AB	R	H	RBI	BB	SO	LOB
4	1	2	0	0	0	1
5	1	1	1	0	0	2
0	0	0	0	0	0	0
3	1	1	1	1	0	1
0	0	0	0	0	0	0
1	0	1	0	3	0	0
3	0	1	2	1	2	4
4	0	1	0	0	0	5
2	1	0	0	2	1	1
4	0	0	0	0	0	3
4	0	0	0	0	0	2

AB	30
R	4
H	7
RBI	4
BB	7
SO	3
LOB	19



Milwaukee Brewers @ Chicago White Sox
 Comiskey Park, Chicago, IL
 Fri Jul 09 1971, 8:05 PM EDT
 Att: 13,917 - Unknown - 70 F

WP	PA	3B	SF	SAC	DP	HBP
0	38	0	0	0	1	1

Batter	1	2	3	4	5	6	7	8	9	AB R H RBI BB SO LOB	TOP																	
Tommy Harper, R (1, 7) OBP: 0.303, SLG: 0.353	0-3 K		0-0 5-3		0-3 K		0-0 F4			4 0 0 0 0 2 0	Milwaukee Brewers @ Chicago White Sox Comiskey Park, Chicago, IL Sat Jul 10 1971, 4:33 AM EDT Att. 6,969 - Unknown																	
Ron Theobald, R (1, 4) OBP: 0.362, SLG: 0.353	0-0 F9		0-0 WP 1-3 1B		0-0 5-3			0-0 6-3		4 0 1 0 0 0 0																		
Dave May, L (1, 8) OBP: 0.359, SLG: 0.429	0-0 1-3		0-0 1-3			0-0 F9		0-0 4-3		4 0 0 0 0 0 1																		
John Briggs, L (1, 3) OBP: 0.372, SLG: 0.426 Ken Sanders, R (8, 1)		4-0 FC6-4 BB	0-3 K			0-0 F5		0-0 F6		3 0 0 0 1 1 1 0 0 0 0 0 0 0																		
Rob Ellis, R (1, 5) OBP: 0.296, SLG: 0.266		0-0 FC6-4 4-3 1B 1-2f 1B		0-0 G3 1B		0-0 5-3		0-0 G1		4 1 1 0 0 0 1																		
Bill Voss, L (1, 9) OBP: 0.317, SLG: 0.390		0-0 1B 4-3 1-2 1B		0-0 F8				0-0 4-3		4 1 2 1 0 0 1																		
Ted Kubiak, S (1, 6) OBP: 0.329, SLG: 0.290		0-0 4-3		0-0 G3				0-0 HR		4 1 1 0 0 1 3																		
Ellie Rodriguez, R (1, 2) OBP: 0.291, SLG: 0.246		0-0 2-3 3-H 1B		0-0 L7			0-0 SF7 3B			2 0 1 2 0 0 1																		
Skip Lockwood, R (1, 1) OBP: 0.229, SLG: 0.161 Frank Tepedino, L (8, 3) OBP: 0.163, SLG: 0.238		0-3 K		0-3 K			0-0 F7			3 0 0 0 0 2 2 0 0 0 0 0 0 0																		
Inning Stats	R: 0 H: 0 E: 0 LOB: 0 K: 1 BB: 0 S: 5 P: 5	R: 1 H: 2 E: 0 LOB: 2 K: 1 BB: 1 S: 7 P: 11	R: 0 H: 1 E: 0 LOB: 1 K: 1 BB: 0 S: 6 P: 6	R: 0 H: 1 E: 0 LOB: 1 K: 0 BB: 0 S: 4 P: 4	R: 0 H: 0 E: 0 LOB: 0 K: 2 BB: 0 S: 7 P: 7	R: 0 H: 0 E: 0 LOB: 0 K: 0 BB: 0 S: 3 P: 3	R: 2 H: 2 E: 0 LOB: 0 K: 0 BB: 0 S: 5 P: 5	R: 0 H: 0 E: 0 LOB: 0 K: 0 BB: 0 S: 3 P: 3	R: 0 H: 0 E: 0 LOB: 0 K: 1 BB: 0 S: 5 P: 5	1B: 4 SF: 1 2B: 0 SAC: 0 3B: 1 DP: 0 HR: 1 HBP: 0	WP: 1 PA: 34 PB: 0 SB: 0 CS: 0																	
PITCHER	IP WLS BF H R ER SO BB IBB HBP BLK WP HR S P ERA WHIP											PITCHER	IP WLS BF H R ER SO BB IBB HBP BLK WP HR S P ERA WHIP															
Tom Bradley, R (1, 1) ERA: 2.93	6.0	25	6	3	3	5	1	0	0	0	0	1	1	34	38	4.50	1.167											
Bart Johnson, R (7, 1) ERA: 3.18	3.0	W	9	0	0	0	1	0	0	0	0	0	0	11	11	0.00	0.000											

livebaseballscorecards.com

AB	32
R	3
H	6
RBI	3
BB	1
SO	6
LOB	10



Batter	1	2	3	4	5	6	7	8	9	AB	R	H	RBI	BB	SO	LOB
Walt Williams, R OBP: 0.373, SLG: 0.480 (1, 7)	0-0 HR		0-0 F8		0-0 1B 1-2		0-0 6-3		0-0 F9	5	1	2	1	0	0	1
Pat Kelly, L OBP: 0.455, SLG: 0.333 (1, 9)	0-0 6-3		0-0 E3 CS		0-0 1B 1-2 2-3		0-3 K		4-0 1B IBB	4	0	1	0	1	1	0
Rick Reichardt, R OBP: 0.348, SLG: 0.477 (1, 8)	0-3 K		0-3 K 1-2		0-0 1B 1-2 2-3 3-H		4-0 BB		0-0 1B 1-2 2-H	4	0	2	2	1	2	1
Bill Melton, R OBP: 0.367, SLG: 0.554 (1, 5)	0-0 HR			0-3 K	0-3 K		0-0 F8			4	1	1	1	0	2	4
Carlos May, L OBP: 0.353, SLG: 0.362 (1, 3)	0-0 6-3			0-0 1B CS	0-0 F9			0-0 F9		4	0	1	0	0	0	3
Mike Andrews, R OBP: 0.384, SLG: 0.398 Lee Richard, R OBP: 0.306, SLG: 0.330 (1, 4) (8, PR) (9, 6)		0-0 G1-6-3 1B		0-0 1B 1-3		0-0 F3		0-0 FC6-4 1B		4	0	3	0	0	0	0
Ed Herrmann, L OBP: 0.322, SLG: 0.363 (1, 2)		0-0 G1-6-3 1-2f		0-0 F6		4-0 BB		0-0 FC6-4 PO 1-2f		3	0	0	0	1	0	4
Luis Alvarado, R OBP: 0.240, SLG: 0.287 (1, 6) (9, 4)		0-0	0-0 CS		0-3 K	0-3 K		0-0 PO 1-2	4-0 SH1 1B BB	3	0	1	0	0	2	1
Jay Johnstone, L OBP: 0.325, SLG: 0.373 (9, PH)		0-0 1B		0-0 K		0-0 E6 1B 1B			0-0 SH1	0	1	0	0	1	0	0
Tom Bradley, R OBP: 0.143, SLG: 0.188 Bart Johnson, R OBP: 0.200, SLG: 0.225 (1, 1) (7, 1)		0-3 K			0-0 L5				0-0 1-2	3	1	0	0	0	1	2
										0	0	0	0	0	0	0

Inning Stats	R: 2	H: 2	E: 0	LOB: 0	K: 1	BB: 0	S: 7	P: 7
	R: 0	H: 2	E: 0	LOB: 1	K: 1	BB: 0	S: 6	P: 6
	R: 0	H: 0	E: 1	LOB: 0	K: 1	BB: 0	S: 5	P: 5
	R: 0	H: 2	E: 0	LOB: 1	K: 1	BB: 0	S: 6	P: 6
	R: 1	H: 3	E: 1	LOB: 3	K: 2	BB: 0	S: 11	P: 11
	R: 0	H: 0	E: 0	LOB: 1	K: 1	BB: 1	S: 5	P: 9
	R: 0	H: 0	E: 0	LOB: 1	K: 1	BB: 1	S: 5	P: 9
	R: 0	H: 1	E: 0	LOB: 1	K: 0	BB: 0	S: 3	P: 3
	R: 1	H: 1	E: 0	LOB: 2	K: 0	BB: 2	S: 3	P: 11
	1B: 9	SF: 0	2B: 0	SAC: 1	3B: 0	DP: 1	HR: 2	HBP: 0

PITCHER	IP	WLS	BF	H	R	ER	SO	BB	IBB	HBP	BLK	WP	HR	S	P	ERA	WHIP
Skip Lockwood, R ERA: 2.75 (1, 1)	7.1		32	9	3	2	8	2	0	0	0	0	2	46	54	2.46	1.500
Ken Sanders, R ERA: 1.83 (8, 1)	1.1	L	7	2	1	1	0	1	1	0	0	0	0	5	13	6.75	2.250

BOTTOM

Milwaukee Brewers @ Chicago White Sox
Comiskey Park, Chicago, IL

Sat Jul 10 1971, 4:33 AM EDT
Att. 6,969 - Unknown

AB	34
R	4
H	11
RBI	4
BB	4
SO	8
LOB	16



Batter	1	2	3	4	5	6	7	8	9	AB R H RBI BB SO LOB	TOP																						
Tommy Harper, R OBP: 0.299, SLG: 0.348 (1, 8) (9, 7)	0-3 K		0-3 K			0-0 5-3		0-0 6-3		4 0 0 0 0 2 0	Milwaukee Brewers @ Chicago White Sox Comiskey Park, Chicago, IL Sun Jul 11 1971, 4:33 AM EDT Unknown																						
Ron Theobald, R OBP: 0.365, SLG: 0.358 (1, 4)	0-0 5-3		0-0 5-3			0-0 1B		0-0 1B SH1-4 SF9	4 1 2 0 0 0 0																								
Roberto Pena, R OBP: 0.294, SLG: 0.379 (1, 3)	0-0 1B			0-0 5-3		0-3 K		0-0 SH1-4	3 0 1 0 0 1 1																								
Andy Kosco, R OBP: 0.306, SLG: 0.320 Dave May, L OBP: 0.359, SLG: 0.429 (1, 7) (9, 8)	0-0 F9			0-3 K			0-0 F7	4-0 1B IBB	3 0 0 0 1 1 1 0 0 0 0 0 0 0																								
Rob Ellis, R OBP: 0.333, SLG: 0.299 (1, 9)		4-0 1-3 BB		0-0 1B CS			0-0 1B FC1-6	0-0 1B FC6-4	3 0 3 0 1 0 0																								
Ted Kubiak, S OBP: 0.328, SLG: 0.291 (1, 6)		0-0 1-3 1-2		0-0 CS 1-2	0-0 1B G1-6-3		0-0 1B FC1-6 1-2f	0-0 SF9	3 0 1 1 0 0 2																								
Ellie Rodriguez, R OBP: 0.285, SLG: 0.240 (1, 2)		0-0 1-3			0-0 1B G1-6-3 1-2f		0-0 5-3	0-0 FC6-4 1-2f	4 0 0 0 0 0 5																								
Bob Heise, R OBP: 0.161, SLG: 0.194 (1, 5)		0-0 5-3			0-0 6-3			0-3 K	3 0 0 0 0 1 1																								
Marty Pattin, R OBP: 0.216, SLG: 0.174 John Morris, R OBP: 0.167, SLG: 0.200 (1, 1) (9, 1)			0-0 5-3			0-3 K		0-0 4-3	3 0 0 0 0 1 0 0 0 0 0 0 0 0																								
Inning Stats	R: 0 E: 0 K: 1 S: 6	H: 1 LOB: 1 BB: 0 P: 6	R: 0 E: 0 K: 0 S: 3	H: 0 LOB: 1 BB: 1 P: 7	R: 0 E: 0 K: 1 S: 5	H: 0 LOB: 0 BB: 0 P: 5	R: 0 E: 0 K: 1 S: 5	H: 1 LOB: 0 BB: 0 P: 5	R: 0 E: 0 K: 0 S: 3	H: 1 LOB: 0 BB: 0 P: 3		R: 0 E: 0 K: 2 S: 8	H: 1 LOB: 1 BB: 0 P: 8	R: 0 E: 0 K: 0 S: 4	H: 1 LOB: 1 BB: 0 P: 4	R: 0 E: 0 K: 1 S: 5	H: 0 LOB: 0 BB: 0 P: 5	R: 1 E: 0 K: 0 S: 5	H: 2 LOB: 2 BB: 1 P: 9	1B: 7 2B: 0 3B: 0 HR: 0	SF: 1 SAC: 1 DP: 1 HBP: 0	WP: 0 PB: 0 SB: 0 CS: 1	PA: 35										
PITCHER Tommy John, L ERA: 3.2 (1, 1)	IP 9.0	WLS L	BF 34	H 7	R 1	ER 1	SO 6	BB 1	IBB 1	HBP 0	BLK 0	WP 0	HR 0	S 44	P 52	ERA 1.00	WHIP 0.889																
											PITCHER	IP	WLS	BF	H	R	ER	SO	BB	IBB	HBP	BLK	WP	HR	S	P	ERA	WHIP					

livebaseballscorecards.com

AB	30
R	1
H	7
RBI	1
BB	2
SO	6
LOB	10



Batter	1	2	3	4	5	6	7	8	9	AB R H RBI BB SO LOB
Walt Williams, R (1, 9) OBP: 0.374, SLG: 0.478 Mike Hershberger, R (4, PR) OBP: 0.431, SLG: 0.386 (5, 8)	0-3 K ①			H 1-0 CS HBP		S 0-3 K ③			S 0-3 K ①	1 0 0 0 0 1 0 2 0 0 0 0 2 0
Jay Johnstone, L (1, 8) OBP: 0.319, SLG: 0.365 (5, 9)	0-3 K ②			X 0-0 F5 ①			X 0-0 4-3 ①		X 0-0 5-3 ②	4 0 0 0 0 1 1
Rick Reichardt, R (1, 7) OBP: 0.350, SLG: 0.475	0-3 K ③			X 0-0 F9 ②			B 4-0 BB ②		X 0-0 1B 1B	3 0 1 0 1 1 1
Bill Melton, R (1, 5) OBP: 0.366, SLG: 0.549		X 0-0 1-3 ①		0-0 CS ③	X 0-0 F9 ①		S 0-3 K ②		X 0-0 1B 1B	4 0 1 0 0 1 1
Carlos May, L (1, 3) OBP: 0.356, SLG: 0.367 Rich McKinney, R (9, PH) OBP: 0.347, SLG: 0.422		B 4-0 CS BB		1-2	X 0-0 2B		X 0-0 4-3 ③		X 0-0 6-3 ③	2 0 1 0 1 0 1 1 0 0 0 0 0 2
Mike Andrews, R (1, 4) OBP: 0.383, SLG: 0.397		X 0-0 L5 ② ③		1-2	X 0-0 F7 ②			X 0-0 1B		3 0 1 0 0 0 2
Tom Egan, R (1, 2) OBP: 0.337, SLG: 0.458			S 0-3 K ①		S 0-3 K ③		S 0-3 K ①			3 0 0 0 0 3 2
Luis Alvarado, R (1, 6) OBP: 0.237, SLG: 0.283 Ed Hermann, L (8, PH) OBP: 0.320, SLG: 0.360 Lee Richard, R (9, 6) OBP: 0.306, SLG: 0.330			X 0-0 6-3 ②			X 0-0 F8 ①		S 0-3 K ②		2 0 0 0 0 0 0 1 0 0 0 0 1 1 0 0 0 0 0 0 0
Tommy John, R (1, 1) OBP: 0.154, SLG: 0.108			X 0-0 5-3 ③			X 0-0 6-3 ②		X 0-0 F6 ③		3 0 0 0 0 0 1

Inning Stats	R: 0 E: 0 K: 3 S: 9	H: 0 LOB: 0 BB: 0 P: 9	R: 0 E: 0 K: 0 S: 2	H: 0 LOB: 0 BB: 1 P: 6	R: 0 E: 0 K: 1 S: 5	H: 0 LOB: 0 BB: 0 P: 5	R: 0 E: 0 K: 0 S: 2	H: 0 LOB: 1 BB: 0 P: 3	R: 0 E: 0 K: 1 S: 6	H: 1 LOB: 1 BB: 0 P: 6	R: 0 E: 0 K: 1 S: 5	H: 0 LOB: 0 BB: 0 P: 5	R: 0 E: 0 K: 1 S: 5	H: 0 LOB: 1 BB: 1 P: 9	R: 0 E: 0 K: 2 S: 8	H: 1 LOB: 1 BB: 0 P: 8	R: 0 E: 0 K: 1 S: 7	H: 2 LOB: 2 BB: 0 P: 7	1B: 3 2B: 1 3B: 0 HR: 0	SF: 0 SAC: 0 DP: 0 HBP: 1
--------------	------------------------------	---------------------------------	------------------------------	---------------------------------	------------------------------	---------------------------------	------------------------------	---------------------------------	------------------------------	---------------------------------	------------------------------	---------------------------------	------------------------------	---------------------------------	------------------------------	---------------------------------	------------------------------	---------------------------------	----------------------------------	------------------------------------

PITCHER	IP	WLS	BF	H	R	ER	SO	BB	IBB	HBP	BLK	WP	HR	S	P	ERA	WHIP
Marty Pattin, R (1, 1) ERA: 2.81	8.2	W	31	4	0	0	10	2	0	1	0	0	0	48	57	0.00	0.692
John Morris, L (9, 1) ERA: 3.2	0.1	S	1	0	0	0	0	0	0	0	0	0	0	1	1	0.00	0.000

BOTTOM

Milwaukee Brewers @ Chicago White Sox
Comiskey Park, Chicago, IL
Sun Jul 11 1971, 4:33 AM EDT
Unknown

AB	29
R	0
H	4
RBI	0
BB	2
SO	10
LOB	12

livebaseballscorecards.com



Batter	1	2	3	4	5	6	7	8	9	AB R H RBI BB SO LOB	TOP	
Tommy Harper, R (1, 8) OBP: 0.301, SLG: 0.353	0-0 PB 1B		0-0 F8			0-0 F9			0-0 2B	4 0 2 0 0 0 0		
Ron Theobald, R (1, 4) OBP: 0.356, SLG: 0.348	0-3 K 1-2			0-0 6-3		0-0 6-3			0-0 6-3	4 0 0 0 0 1 2		
Roberto Pena, R (1, 3) OBP: 0.289, SLG: 0.372	0-0 L9			0-3 K		0-0 F8				3 0 0 0 0 1 1		
Andy Kosco, R (1, 7) OBP: 0.301, SLG: 0.314	0-0 6-3			0-0 F8		0-0 F8				3 0 0 0 0 0 1		
Rob Ellis, R (1, 9) OBP: 0.321, SLG: 0.286		0-0 F9			0-0 F7			0-3 K		3 0 0 0 0 1 0		
Ted Kubiak, S (1, 6) OBP: 0.336, SLG: 0.301		0-0 CS 1B			0-0 1B			0-0 1B G6-4-3		3 0 3 0 0 0 0		
Elie Rodriguez, R (1, 2) OBP: 0.281, SLG: 0.236		0-0 F9			0-0 5-3			0-0 G6-4-3 1-2f		3 0 0 0 0 0 2		
Bob Heise, R (1, 5) OBP: 0.147, SLG: 0.176		0-0 CS 1-2	0-0 6-3			0-0 F8			0-0 6-3	3 0 0 0 0 0 0		
Bill Parsons, R (1, 1) OBP: 0.195, SLG: 0.216			0-0 1-3			0-0 5-3			0-3 K	2 0 0 0 0 0 0		
Bill Voss, L (9, PH) OBP: 0.316, SLG: 0.389										1 0 0 0 0 1 0		
Inning Stats	R: 0 H: 1 E: 0 LOB: 1 K: 1 BB: 0 S: 6 P: 6	R: 0 H: 1 E: 0 LOB: 0 K: 0 BB: 0 S: 3 P: 3	R: 0 H: 0 E: 0 LOB: 0 K: 0 BB: 0 S: 3 P: 3	R: 0 H: 0 E: 0 LOB: 0 K: 1 BB: 0 S: 5 P: 5	R: 0 H: 1 E: 0 LOB: 0 K: 0 BB: 0 S: 3 P: 3	R: 0 H: 0 E: 0 LOB: 0 K: 0 BB: 0 S: 3 P: 3	R: 0 H: 0 E: 0 LOB: 0 K: 0 BB: 0 S: 3 P: 3	R: 0 H: 1 E: 0 LOB: 0 K: 1 BB: 0 S: 5 P: 5	R: 0 H: 1 E: 0 LOB: 1 K: 1 BB: 0 S: 6 P: 6	1B: 4 SF: 0 2B: 1 SAC: 0 3B: 0 DP: 1 HR: 0 HBP: 0	WP: 0 PA: 30 PB: 1 SB: 0 CS: 1	
PITCHER Wilbur Wood, L (1, 1) ERA: 1.69	IP WLS BF H R ER SO BB IBB HBP BLK WP HR S P ERA WHIP	9.0 W 29 5 0 0 4 0 0 0 0 0 0 0 37 37 0.00 0.556										

Milwaukee Brewers @ Chicago White Sox
Comiskey Park, Chicago, IL
Sun Jul 11 1971, 4:38 AM EDT
Att. 24,022 - Unknown

AB	29
R	0
H	5
RBI	0
BB	0
SO	4
LOB	6



Batter	1	2	3	4	5	6	7	8	9
Lee Richard, R OBP: 0.301, SLG: 0.324 (1, 6) X	0-0 2-3 ①		0-3 K ①		0-0 G1 ③		0-0 G5-4-3 ② ⑤		
Jay Johnstone, L OBP: 0.314, SLG: 0.358 (1, 8) X (9, 9)	0-0 G3 ②		0-0 F6 ②			0-0 F8 ①		0-3 K ①	
Rich McKinney, R Mike Hershberger, R OBP: 0.431, SLG: 0.386 (1, 9) X (9, 8)	0-0 BB 1B 1B		0-0 6-3 ③			4-0 BB 1B BB		0-0 F3 ②	
Bill Melton, R OBP: 0.364, SLG: 0.545 (1, 5) X	0-0 BB 1B 1-2			0-0 F8 ①		0-0 F6 ②		0-0 6-3 ③	
Carlos May, L OBP: 0.358, SLG: 0.367 (1, 3) B B B B	4-0 BB 1-2 2-3 BB			0-0 F6 ②		0-0 BB 1B 1-2			
Rick Reichardt, R OBP: 0.350, SLG: 0.472 (1, 7) X	0-0 F6 ③			0-0 F8 ③		4-0 BB 1-2 2-3 BB			
Mike Andrews, R OBP: 0.378, SLG: 0.392 (1, 4)		0-3 K ①			0-0 F4 ① X	0-0 F9 ③			
Ed Herrmann, L OBP: 0.327, SLG: 0.388 (1, 2)		0-3 K ②			0-0 HR		0-0 FC3-6 1B		
Wilbur Wood, R OBP: 0.137, SLG: 0.043 (1, 1) X		0-0 F7 ③			0-0 F9 ②		0-0 FC3-6 G5-4-3 ①		

Inning Stats	R: 0	H: 2	E: 0	LOB: 3	K: 0	BB: 1	S: 5	P: 9
	R: 0	H: 0	E: 0	LOB: 0	K: 2	BB: 0	S: 7	P: 7
	R: 0	H: 0	E: 0	LOB: 0	K: 1	BB: 0	S: 5	P: 5
	R: 0	H: 0	E: 0	LOB: 0	K: 0	BB: 0	S: 3	P: 3
	R: 1	H: 1	E: 0	LOB: 0	K: 0	BB: 0	S: 4	P: 4
	R: 0	H: 1	E: 0	LOB: 3	K: 0	BB: 2	S: 4	P: 12
	R: 0	H: 1	E: 0	LOB: 0	K: 0	BB: 0	S: 3	P: 3
	R: 0	H: 0	E: 0	LOB: 0	K: 1	BB: 0	S: 5	P: 5

PITCHER	IP	WLS	BF	H	R	ER	SO	BB	IBB	HBP	BLK	WP	HR	S	P	ERA	WHIP
Bill Parsons, R ERA: 2.27 (1, 1)	8.0	L	31	5	1	1	4	3	0	0	0	0	1	36	48	1.12	1.000

AB R H RBI BB SO LOB

4	0	0	0	0	1	1
4	0	0	0	0	1	0
3	0	1	0	1	0	0
0	0	0	0	0	0	0
4	0	1	0	0	0	1
2	0	1	0	1	0	0
2	0	0	0	1	0	3
3	0	0	0	0	1	3
3	1	2	1	0	1	0
3	0	0	0	0	0	1

AB	28
R	1
H	5
RBI	1
BB	3
SO	4
LOB	9



Milwaukee Brewers @ Chicago White Sox
Comiskey Park, Chicago, IL
Sun Jul 11 1971, 4:38 AM EDT
Att. 24,022 - Unknown

livebaseballscorecards.com

WP	PA
0	31
0	0
0	0
0	0

Batter	1	2	3	4	5	6	7	8	9	AB R H RBI BB SO LOB	TOP
Tommy Harper, R (1, 7) OBP: 0.298, SLG: 0.349	0-0 P4		0-0 F3			0-0 6-3		0-0 L6		4 0 0 0 0 0 0	Milwaukee Brewers @ New York Yankees Yankee Stadium, Bronx, NY Thu Jul 15 1971, 3:33 AM EDT Att: 9,649 - Cloudy - 83 F
Ron Theobald, R (1, 4) OBP: 0.348, SLG: 0.338	0-0 1-3			0-0 F8		0-0 F7		0-0 1-3		4 0 0 0 0 0 0	
Dave May, L (1, 8) OBP: 0.358, SLG: 0.437	0-0 G3			0-0 4-3		0-0 6-3			HR	4 1 1 1 0 0 0	
John Briggs, L (1, 3) OBP: 0.374, SLG: 0.428		0-0 5-3		0-0 1B		0-0 2-3		0-0	FC5-4 1B	4 0 2 0 0 0 0	
Rob Ellis, R (1, 5) OBP: 0.329, SLG: 0.297		0-0 6-3		0-0 1B		0-0	4-3 PB 1B	0-0	FC5-4 4-3 1-2f	4 0 2 0 0 0 1	
Bill Voss, L (1, 9) OBP: 0.315, SLG: 0.386		0-0		0-0 1B		0-0 4-3		0-0 4-3		4 0 1 0 0 0 4	
Ted Kubiak, S (1, 6) OBP: 0.336, SLG: 0.298 Ken Sanders, R (7, 1)		0-0 6-3			0-0 4-3		4-0 BB	0-0 5-3		2 0 0 0 1 0 1 1 0 0 0 0 0 1	
Ellie Rodriguez, R (1, 2) OBP: 0.277, SLG: 0.232			0-0 F4		0-3 K		0-0 L5			3 0 0 0 0 1 2	
Marcelino Lopez, R (1, 1) OBP: 0.083, SLG: 0.083 Bob Heise, R (7, 6) OBP: 0.143, SLG: 0.171			0-0 P4		0-3 K		0-0 F7			2 0 0 0 0 1 0 1 0 0 0 0 0 0	
Inning Stats	R: 0 H: 0 E: 0 LOB: 0 K: 0 BB: 0 S: 3 P: 3	R: 0 H: 1 E: 0 LOB: 1 K: 0 BB: 0 S: 4 P: 4	R: 0 H: 0 E: 0 LOB: 0 K: 0 BB: 0 S: 3 P: 3	R: 0 H: 2 E: 0 LOB: 2 K: 0 BB: 0 S: 5 P: 5	R: 0 H: 0 E: 0 LOB: 0 K: 2 BB: 0 S: 7 P: 7	R: 0 H: 0 E: 0 LOB: 0 K: 0 BB: 0 S: 3 P: 3	R: 0 H: 1 E: 0 LOB: 2 K: 0 BB: 1 S: 4 P: 8	R: 0 H: 0 E: 0 LOB: 0 K: 0 BB: 0 S: 3 P: 3	R: 1 H: 2 E: 0 LOB: 1 K: 0 BB: 0 S: 5 P: 5	1B: 5 SF: 0 2B: 0 SAC: 0 3B: 0 DP: 0 HR: 1 HBP: 0	WP: 0 PA: 34 PB: 1 SB: 0 CS: 0
PITCHER Mel Stottlemyre, R (1, 1) ERA: 2.8	IP WLS BF H R ER SO BB IBB HBP BLK WP HR S P ERA WHIP										
	9.0 L 34 6 1 1 2 1 0 0 0 0 0 1 37 41 1.00 0.778										

AB	33
R	1
H	6
RBI	1
BB	1
SO	2
LOB	9



Batter	1	2	3	4	5	6	7	8	9	AB R H RBI BB SO LOB	TOP											
Tommy Harper, R (1, 7) OBP: 0.300, SLG: 0.351	0-3 K		0-0 5-3		0-0 CS		0-0 1B		0-0 1B	4 0 2 0 0 1 2	Milwaukee Brewers @ New York Yankees Yankee Stadium, Bronx, NY Fri Jul 16 1971, 7:05 PM EDT Att. 10,171 - Unknown - 80 F											
Ron Theobald, R (1, 4) OBP: 0.351, SLG: 0.342	0-0 L8		0-0 CS		0-0 CS	0-0 WP 1B SF7 1B	0-3 K			4 1 2 1 0 1 1												
Dave May, L (1, 8) OBP: 0.356, SLG: 0.436	0-0 1-3		0-0 SF8			0-0 4-3 WP 1-2 1B		0-0 P4		3 0 1 1 0 0 0												
John Briggs, L (1, 3) OBP: 0.381, SLG: 0.432		0-0 G4-6-3 1B	0-0 CS	0-0 4-3 SH1-4 1B		4-0 1-2 2-3 BB		0-3 K		3 0 2 0 1 1 0												
Rob Ellis, R (1, 5) OBP: 0.329, SLG: 0.303		0-0 G4-6-3		0-0 SH1-4		0-0 SF7		0-0 1B		2 0 1 1 0 0 1												
Bill Voss, L (1, 9) OBP: 0.310, SLG: 0.379		0-0 4-3		0-0 4-3		0-0 4-3		0-3 K		4 0 0 0 0 1 4												
Ted Kubiak, S (1, 6) OBP: 0.335, SLG: 0.297			0-0 PB BB 1B 1B	0-0 4-3		0-0 G3			0-0 2-3	4 1 1 0 0 0 3												
Ellie Rodriguez, R (1, 2) OBP: 0.278, SLG: 0.230			4-0 1B BB 1B BB		0-0 F9		0-0 6-3		0-0 6-3	2 1 0 0 1 0 0												
Roberto Pena, R (9, PH) OBP: 0.287, SLG: 0.370										1 0 0 0 0 0 0												
Marty Pattin, R (1, 1) OBP: 0.226, SLG: 0.188			0-0 1B BB SF8 1B		0-0 F3		0-3 K		0-3 K	2 1 1 1 0 0 0												
Lew Krausse, R (5, 1)										0 0 0 0 0 0 0												
Frank Tepedino, L (7, PH) OBP: 0.159, SLG: 0.233										0 0 0 0 0 0 0												
John Morris, R (7, 1)										0 0 0 0 0 0 0												
Paul Ratliff, L (9, PH) OBP: 0.216, SLG: 0.304										1 0 0 0 0 1 0												
Inning Stats	R: 0 E: 0 K: 1 S: 5	H: 0 LOB: 0 BB: 0 P: 5	R: 0 E: 0 K: 0 S: 3	H: 1 LOB: 0 BB: 0 P: 3	R: 3 E: 0 K: 0 S: 5	H: 3 LOB: 0 BB: 1 P: 9	R: 0 E: 0 K: 0 S: 4	H: 1 LOB: 1 BB: 0 P: 4	R: 0 E: 0 K: 0 S: 3	H: 1 LOB: 0 BB: 0 P: 3	R: 1 E: 0 K: 0 S: 5	H: 2 LOB: 2 BB: 1 P: 9	R: 0 E: 0 K: 2 S: 8	H: 1 LOB: 1 BB: 0 P: 8	R: 0 E: 0 K: 2 S: 8	H: 1 LOB: 1 BB: 0 P: 8	R: 0 E: 0 K: 1 S: 5	H: 0 LOB: 0 BB: 0 P: 5	1B: 10 2B: 0 3B: 0 HR: 0	SF: 2 SAC: 1 DP: 1 HBP: 0	WP: 1 PB: 1 SB: 0 CS: 2	PA: 38
PITCHER	IP WLS BF H R ER SO BB IBB HBP BLK WP HR S P ERA WHIP																					
Stan Bahnsen, R (1, 1) ERA: 3.23	5.0 W 22 8 4 4 1 2 0 0 0 1 0 22 30 7.20 2.000																					
Lindy McDaniel, R (6, 1) ERA: 5.69	4.0 S 14 2 0 0 5 0 0 0 0 0 0 24 24 0.00 0.500																					

livebaseballscorecards.com

AB	30
R	4
H	10
RBI	4
BB	2
SO	5
LOB	11



Batter	1	2	3	4	5	6	7	8	9	AB	R	H	RBI	BB	SO	LOB
Horace Clarke, S OBP: 0.326, SLG: 0.308 (1, 4)	0-0 4-3 ①		0-0 4-3 ①		4-0 E 1B BB	0-0 F7 ③				3	1	0	0	1	0	0
Jerry Kenney, L OBP: 0.370, SLG: 0.309 (1, 5)	0-0 BB HR 1B		0-0 3-1 ②		0-0 E9 1H HR 1B		0-0 FC1-6 1B			4	2	3	0	0	0	0
Bobby Murcer, L OBP: 0.449, SLG: 0.589 (1, 8)	0-0 F6 ②		0-0 1B		0-0 2-H HR		0-0 FC1-6 1-2f ①			4	1	2	2	0	0	2
Roy White, S OBP: 0.371, SLG: 0.502 (1, 7)	4-0 1-2 HR BB		0-0 F8 ③		0-0 F9 ①		0-0 F8 ②			3	1	0	0	1	0	2
Ron Blomberg, L OBP: 0.417, SLG: 0.509 (1, 9)	0-0 1-H 2-H HR			0-0 4-3 1B	0-0 F8 ②		0-0 F7 ③			4	1	2	3	0	0	1
Felipe Alou, R OBP: 0.314, SLG: 0.387 (1, 3)	0-3 K ③		0-0 F8 ①	0-0 F8 ①	4-0 BB		0-0 E 1B 1B			3	1	1	0	1	1	1
Thurman Munson, R OBP: 0.337, SLG: 0.366 (1, 2)		0-0 P4 ①	0-0 4-3 ②	0-0 1-2	0-0 F9 ③		0-0 E7 1H 1B			4	0	1	0	0	0	2
Frank Baker, L OBP: 0.279, SLG: 0.147 (1, 6)		0-0 6-3 ②	4-0 IBB		0-0 F6 ①		0-0 1-3 ②			3	0	0	0	1	0	0
Stan Bahnsen, R OBP: 0.182, SLG: 0.256 Lindy McDaniel, R OBP: 0.143, SLG: 0.143 (6, 1)		0-3 K ③	0-0 F7 ③		0-0 4-3 ②		0-0 F8 ③			2	0	0	0	0	1	2
										2	0	0	0	0	0	0

Inning Stats	R: 3	H: 2	E: 0	K: 1	S: 7	LOB: 0	BB: 1	P: 11	R: 0	H: 0	E: 0	K: 1	S: 5	LOB: 0	BB: 0	P: 5	R: 0	H: 1	E: 0	K: 0	S: 4	LOB: 1	BB: 0	P: 4	R: 0	H: 1	E: 0	K: 0	S: 4	LOB: 2	BB: 1	P: 8	R: 3	H: 2	E: 1	K: 0	S: 5	LOB: 1	BB: 2	P: 13	R: 0	H: 0	E: 0	K: 0	S: 3	LOB: 0	BB: 0	P: 3	R: 0	H: 1	E: 0	K: 0	S: 4	LOB: 1	BB: 0	P: 4	R: 1	H: 2	E: 1	K: 0	S: 4	LOB: 0	BB: 0	P: 4
--------------	------	------	------	------	------	--------	-------	-------	------	------	------	------	------	--------	-------	------	------	------	------	------	------	--------	-------	------	------	------	------	------	------	--------	-------	------	------	------	------	------	------	--------	-------	-------	------	------	------	------	------	--------	-------	------	------	------	------	------	------	--------	-------	------	------	------	------	------	------	--------	-------	------


PITCHER	IP	WLS	BF	H	R	ER	SO	BB	IBB	HBP	BLK	WP	HR	S	P	ERA	WHIP
Marty Pattin, R ERA: 3.07 (1, 1)	4.2	L	24	6	6	6	2	3	1	0	0	0	2	24	40	11.57	1.929
Lew Krausse, R ERA: 3.66 (5, 1)	1.1		4	0	0	0	0	0	0	0	0	0	4	4	0.00	0.000	
John Morris, L ERA: 3.05 (7, 1)	2.0		8	3	1	0	0	0	0	0	0	0	8	8	0.00	1.500	

BOTTOM

Milwaukee Brewers @ New York Yankees
 Yankee Stadium, Bronx, NY
 Fri Jul 16 1971, 7:05 PM EDT
 Att: 10,171 - Unknown - 80 F

livebaseballscorecards.com

AB	32
R	7
H	9
RBI	5
BB	4
SO	2
LOB	10



WP: 0	PA: 36
PB: 0	
SB: 0	
CS: 0	

Batter	1	2	3	4	5	6	7	8	9
John Kennedy, R OBP: 0.364, SLG: 0.470 (1, 4) X	0-0 1-3 ①		0-0 SF8 ②		0-0 SF8 HR 2B				
Luis Aparicio, R OBP: 0.289, SLG: 0.303 (1, 6) X	0-0 6-3 ②		0-0 2B E 1B		0-0 SF8 ②				
Reggie Smith, S OBP: 0.360, SLG: 0.514 (1, 8) X	0-0 1B		0-0 E8 2B		0-0 HR				
Carl Yastrzemski, L OBP: 0.408, SLG: 0.459 (1, 7) S S S	0-3 K ③		0-0 5-3 ③		0-0 1B				
Rico Petrocelli, R OBP: 0.351, SLG: 0.452 (1, 5) X		0-0 5-3 ①		0-0 5-3 ①	0-0 F8 ③				
George Scott, R OBP: 0.319, SLG: 0.429 (1, 3) S S S		0-3 K ②		0-0 1B ②					
Joe Lahoud, L OBP: 0.373, SLG: 0.589 (1, 9) X		0-0 F9 ③		0-3 K ③					
Bob Montgomery, R OBP: 0.349, SLG: 0.405 (1, 2) X			0-0 SH1-4 SF8 2B		0-3 K ①				
Ray Culp, R OBP: 0.224, SLG: 0.156 (1, 1) X			0-0 SH1-4 ①		4-0 2B SF8 BB				

Inning Stats	R: 0	H: 1	E: 0	LOB: 1	K: 1	S: 6	P: 6
	R: 0	H: 0	E: 0	LOB: 0	K: 1	S: 5	P: 5
	R: 2	H: 3	E: 1	LOB: 1	K: 0	S: 6	P: 6
	R: 0	H: 1	E: 0	LOB: 0	K: 1	S: 5	P: 5
	R: 3	H: 3	E: 0	LOB: 1	K: 1	S: 8	P: 12

PITCHER	IP	WLS	BF	H	R	ER	SO	BB	IBB	HBP	BLK	WP	HR	S	P	ERA	WHIP
Bill Parsons, R ERA: 2.44 (1, 1)	5.0	L	23	8	5	4	4	1	0	0	0	0	1	30	34	7.20	1.800

BOTTOM

AB	R	H	RBI	BB	SO	LOB
2	1	1	1	0	0	0
2	1	1	1	0	0	0
3	1	3	2	0	0	0
3	0	1	0	0	1	2
3	0	0	0	0	0	1
2	0	1	0	0	1	0
2	0	0	0	0	1	0
2	1	1	0	0	1	0
0	1	0	0	1	0	0

AB	19
R	5
H	8
RBI	4
BB	1
SO	4
LOB	3



WP	HR	S	P	ERA	WHIP
0	1	30	34	7.20	1.800

Milwaukee Brewers @ Boston Red Sox
 Fenway Park, Boston, MA
 Sat Jul 17 1971, 7:05 PM EDT
 Att. 27,791 - Unknown

livebaseballscorecards.com

Batter	1	2	3	4	5	6	7	8	9	AB R H RBI BB SO LOB	TOP									
Tommy Harper, R (1, 7) OBP: 0.304, SLG: 0.356	0-0 S 1B 2B	0-0 L8			0-0 F8		0-0 FC6-2 1B 1B		0-0 S 1B 1B	5 2 3 1 0 0 1	Milwaukee Brewers @ Boston Red Sox Fenway Park, Boston, MA Sun Jul 18 1971, 3:33 AM EDT Att: 22,602 - Unknown livebaseballscorecards.com									
Ron Theobald, R (1, 4) OBP: 0.350, SLG: 0.342	0-0 2-H 2B 1B		0-0 4-3		0-0 F3		0-0 FC6-2 1B	0-0 F8	0-0 F8	5 1 1 1 0 0 3										
Roberto Pena, R (1, 3) OBP: 0.302, SLG: 0.384	0-0 1-H 2B		0-0 1B		0-3 K		0-0 1-3 2-H 1B	1-0 1B HBP	1-2 1B HBP	4 0 3 1 0 1 0										
Andy Kosco, R (1, 9) OBP: 0.307, SLG: 0.358	0-3 K		0-3 K		0-0 HR		0-0 F8	0-0 1-2 2-H 1B	0-0 1-2 2-H 1B	5 1 2 2 0 2 4										
Rob Ellis, R (1, 5) OBP: 0.299, SLG: 0.273	0-0 L1		0-0 4-3		0-0 F3		0-0 5-3	0-0 3-1	0-0 3-1	5 0 0 0 0 0 4										
Bobby Mitchell, R (1, 8) OBP: 0.274, SLG: 0.223	0-3 K		0-0 F6		4-0 CS BB		0-0 F9			3 0 0 0 1 1 1										
Elie Rodriguez, R (1, 2) OBP: 0.274, SLG: 0.223		0-3 K		0-0 6-3		4-0 1-2 BB		0-3 K		3 0 0 0 1 2 0										
Bob Heise, R (1, 6) OBP: 0.175, SLG: 0.200		0-0 SH1-4 1B		0-0 1B		0-0 5-3		4-0 SH1-4 1B BB		3 0 2 0 0 0 1 0 1 0 0 1 0 0										
Ken Sanders, R (6, 1)																				
Jim Slaton, R (1, 1) OBP: 0.188, SLG: 0.071		0-0 SH1-4		0-3 K		0-0 1B FC6-2 2B		0-0 SH1-4		1 0 0 0 0 1 1 1 0 1 0 0 0 0										
Ted Kubiak, S (6, 6) OBP: 0.332, SLG: 0.300																				
Inning Stats	R: 2 E: 0 K: 2 S: 10	H: 3 LOB: 1 BB: 0 P: 10	R: 0 E: 0 K: 1 S: 6	H: 1 LOB: 1 BB: 0 P: 6	R: 0 E: 0 K: 1 S: 6	H: 1 LOB: 1 BB: 0 P: 6	R: 0 E: 0 K: 1 S: 5	H: 0 LOB: 0 BB: 0 P: 5	R: 1 E: 0 K: 0 S: 3	H: 1 LOB: 1 BB: 2 P: 11	R: 0 E: 0 K: 0 S: 5	H: 3 LOB: 2 BB: 0 P: 5	R: 0 E: 0 K: 0 S: 5	H: 0 LOB: 0 BB: 0 P: 5	R: 2 E: 0 K: 0 S: 5	H: 2 LOB: 2 BB: 1 P: 10	1B: 8 2B: 3 3B: 0 HR: 1	SF: 0 SAC: 2 DP: 0 HBP: 1	WP: 0 PB: 0 SB: 2 CS: 1	PA: 41
PITCHER	IP WLS BF H R ER SO BB IBB HBP BLK WP HR S P ERA WHIP																			
Gary Peters, L (1, 1) ERA: 4.95	8.1 L 36 10 4 4 7 3 0 0 0 0 0 1 47 59 4.32 1.560																			
Ken Tatum, R (9, 1) ERA: 3.76	0.2 5 2 1 1 0 0 0 0 1 0 0 0 4 5 13.50 3.000																			



Batter	1	2	3	4	5	6	7	8	9	AB R H RBI BB SO LOB	TOP	
Tommy Harper, R (1, 8) OBP: 0.305, SLG: 0.357	0-0 SH1-4 1B		0-3 K		0-0 5-3		0-0 G5-4-3 1B		0-0 P6	5 1 2 0 0 1 2	Milwaukee Brewers @ Washington Senators Robert F. Kennedy Memorial Stadium, Washington, DC Tue Jul 20 1971, 7:05 PM EDT Att. 3,887 - Unknown livebaseballscorecards.com	
Ron Theobald, R (1, 4) OBP: 0.355, SLG: 0.348 Andy Kosco, R (9, PH) OBP: 0.306, SLG: 0.356	0-0 SH1-4 1-2		0-0 1B 1B		0-0 CS 1B 1B		0-0 G5-4-3 1-2f		0-3 K	3 0 2 0 0 0 1 1 0 0 0 0 1 2		
Dave May, L (1, 9) OBP: 0.361, SLG: 0.436	0-0 S 1B 2-H		0-0 1B 1-2		0-0 CS 1B 1-2		0-3 K			4 0 3 1 0 1 0		
John Briggs, L (1, 7) OBP: 0.391, SLG: 0.460	4-0 BB 1-2		0-0 F7 1-2		4-0 BB 1-2 2-3		0-3 K			2 0 0 0 2 1 2		
Roberto Pena, R (1, 5) OBP: 0.296, SLG: 0.375	0-3 K		0-0 F7		0-0 5-3		0-0 6-3			4 0 0 0 0 1 6		
Frank Tepedino, L (1, 3) OBP: 0.200, SLG: 0.315	0-0 L9			0-0 4-3		0-3 K		0-0 4-1		4 0 0 0 0 1 2		
Paul Ratliff, L (1, 2) OBP: 0.233, SLG: 0.418		0-0 P4		0-0 FC5-4 1B		0-3 K		0-3 K		4 0 1 0 0 2 0		
Bob Heise, R (1, 6) OBP: 0.186, SLG: 0.209 Bill Voss, L (9, PH) OBP: 0.313, SLG: 0.382		0-0 6-3		0-0 FC5-4 1-2f		0-0 1B		0-0 1B 1B		3 0 1 0 0 0 1 1 0 1 0 0 0 0		
Marcelino Lopez, R (1, 1) OBP: 0.077, SLG: 0.077 Lew Krausse, R (2, 1) Al Yates, R (6, PH) OBP: 0.306, SLG: 0.386 Floyd Weaver, R (6, 1) Ted Kubiak, S (9, PH) OBP: 0.335, SLG: 0.303		0-3 K		0-0 6-3		0-3 K		0-0 1B 1-2		1 0 0 0 0 1 0 1 0 0 0 0 0 1 1 0 0 0 0 1 1 0 0 0 0 0 0 0 1 0 1 0 0 0 0		
Inning Stats	R: 1 H: 2 E: 0 LOB: 2 K: 1 BB: 1 S: 7 P: 11	R: 0 H: 0 E: 0 LOB: 0 K: 1 BB: 0 S: 5 P: 5	R: 0 H: 2 E: 0 LOB: 2 K: 1 BB: 0 S: 7 P: 7	R: 0 H: 1 E: 0 LOB: 1 K: 0 BB: 0 S: 4 P: 4	R: 0 H: 2 E: 0 LOB: 2 K: 0 BB: 1 S: 4 P: 8	R: 0 H: 1 E: 0 LOB: 1 K: 3 BB: 0 S: 10 P: 10	R: 0 H: 1 E: 0 LOB: 0 K: 1 BB: 0 S: 5 P: 5	R: 0 H: 0 E: 0 LOB: 0 K: 1 BB: 0 S: 5 P: 5	R: 0 H: 2 E: 0 LOB: 2 K: 2 BB: 0 S: 9 P: 9	1B: 11 SF: 0 2B: 0 SAC: 1 3B: 0 DP: 1 HR: 0 HBP: 0	WP: 0 PA: 38 PB: 0 SB: 1 CS: 2	
PITCHER Dick Bosman, R (1, 1) ERA: 3.89	IP WLS BF H R ER SO BB IBB HBP BLK WP HR S P ERA WHIP	9.0 W 38 11 1 1 1 10 2 0 0 0 0 0 56 64 1.00 1.444										

Batter	1	2	3	4	5	6	7	8	9	AB	R	H	RBI	BB	SO	LOB
Davey Nelson, R OBP: 0.342, SLG: 0.487 (1, 5)	0-0 P6	0-0 4-3 1B		0-0 1-3		0-0 6-3		0-0 6-3		5	0	1	1	0	0	2
Lenny Randle, S OBP: 0.292, SLG: 0.314 (1, 4)	4-0 BB	0-0 4-3			0-0 F8		0-0 4-3			3	0	0	0	1	0	2
Frank Howard, R OBP: 0.380, SLG: 0.494 Tom McCraw, L OBP: 0.283, SLG: 0.414 (1, 3) (7, PR) (8, 3)	0-3 K	4-0 FC6-4 IBB			0-0 F7		4-0 1B BB			2	0	0	0	2	1	1
Dick Billings, R OBP: 0.267, SLG: 0.321 (1, 2)	0-0 5-3	0-0 FC6-4			0-3 K		0-0 L7			4	0	0	0	0	1	5
Jeff Burroughs, R OBP: 0.500, SLG: 0.333 (1, 7)		4-0 SH1-3 WP BB		0-0 F9		0-3 K		0-0 FC6-4 1B		3	1	1	0	1	1	0
Elliott Maddox, R OBP: 0.300, SLG: 0.250 (1, 8)		4-0 WP SH1-3 1B BB		0-0 L4		4-0 S 2B BB		0-0 FC6-4		2	2	0	0	2	0	2
Del Unser, L OBP: 0.348, SLG: 0.378 (1, 9)		0-0 SH1-3		4-0 PO BB		0-3 K		4-0 4-3 BB		1	0	0	0	2	1	1
Toby Harrah, R OBP: 0.309, SLG: 0.298 (1, 6)		4-0 1B BB		0-0 PO		0-3 K		4-0 4-3		2	2	0	0	2	1	1
Dick Bosman, R OBP: 0.217, SLG: 0.146 (1, 1)		0-0 4-3 1B		0-3 K		0-0 K		0-0 1-3		4	0	2	3	0	1	1

Inning Stats	R: 0	H: 0	E: 0	K: 1	S: 5	R: 3	H: 2	E: 0	K: 0	S: 5	R: 0	H: 0	E: 0	K: 0	S: 2	R: 0	H: 0	E: 0	K: 2	S: 8	R: 0	H: 1	E: 0	K: 0	S: 4	R: 0	H: 0	E: 0	K: 0	S: 3
	LOB: 1	BB: 1	P: 9			LOB: 3	BB: 4	P: 21			LOB: 0	BB: 0	P: 6			LOB: 1	BB: 2	P: 16			LOB: 2	BB: 1	P: 8			LOB: 1	BB: 1	P: 7		


PITCHER	IP	WLS	BF	H	R	ER	SO	BB	IBB	HBP	BLK	WP	HR	S	P	ERA	WHIP
Marcelino Lopez, L ERA: 3.7 (1, 1)	1.1	L	10	2	3	3	1	4	0	0	0	1	0	8	24	20.25	4.500
Lew Krausse, R ERA: 3.53 (2, 1)	3.2		12	0	0	0	3	1	1	0	0	0	0	16	24	0.00	0.273
Floyd Weaver, R ERA: 6.14 (6, 1)	3.0		15	2	2	2	2	3	1	0	0	0	0	15	31	6.00	1.667

BOTTOM

Milwaukee Brewers @ Washington Senators
 Robert F. Kennedy Memorial Stadium, Washington, DC

Tue Jul 20 1971, 7:05 PM EDT
 Att. 3,887 - Unknown

AB	26
R	5
H	4
RBI	4
BB	10
SO	6
LOB	15



WP	HR	S	P	ERA	WHIP
1	0	0	38		

Batter	1	2	3	4	5	6	7	8	9	AB R H RBI BB SO LOB	TOP											
Tommy Harper, R (1, 8) OBP: 0.310, SLG: 0.364	0-0 6-3		0-0 2B		0-0 1B			0-0 1B		4 0 3 1 0 0 0	Milwaukee Brewers @ Washington Senators Robert F. Kennedy Memorial Stadium, Washington, DC Wed Jul 21 1971, 7:05 PM EDT Att. 7,313 - Unknown											
Ron Theobald, R (1, 4) OBP: 0.348, SLG: 0.339	0-0 6-3		0-0 6-3		0-0 5-3			0-0 FC4		4 0 0 0 0 0 3												
Dave May, L (1, 9) OBP: 0.360, SLG: 0.432	4-0 BB		0-0 3-1				0-0 F8	0-0 G4-3-6		3 0 0 0 1 0 2												
John Briggs, L (1, 7) OBP: 0.389, SLG: 0.460	0-3 K			0-0 2B			0-0 E4		0-0 F9	4 0 1 0 0 1 1												
Frank Tepedino, L (1, 3) OBP: 0.186, SLG: 0.293		0-0 F8		0-3 K			0-0 F5		0-0 F9	4 0 0 0 0 1 2												
Rob Ellis, R (1, 5) OBP: 0.297, SLG: 0.264		0-0 G3		0-0 P4			0-0 F8		4-0 BB	3 0 0 0 1 0 2												
Paul Ratliff, L (1, 2) OBP: 0.219, SLG: 0.390		0-3 K		0-3 K			0-0 6-3		0-3 K	4 0 0 0 0 3 2												
Bob Heise, R (1, 6) OBP: 0.196, SLG: 0.217			0-0 E9 2B 1B		0-0 6-3		0-0 4-3			3 1 1 0 0 0 0												
Marty Pattin, R (1, 1) OBP: 0.218, SLG: 0.180			0-3 K		0-3 K		0-0 4-3			2 0 0 0 0 2 1												
Roberto Pena, R (7, PH) OBP: 0.294, SLG: 0.373										1 0 0 0 0 0 0												
John Morris, R (7, 1) OBP: 0.167, SLG: 0.200										0 0 0 0 0 0 0												
Jim Hannan, R (8, 1)										0 0 0 0 0 0 0												
Inning Stats	R: 0 E: 0 K: 1 S: 5	H: 0 LOB: 1 BB: 1 P: 9	R: 0 E: 0 K: 1 S: 5	H: 0 LOB: 0 BB: 0 P: 5	R: 1 E: 1 K: 1 S: 7	H: 2 LOB: 1 BB: 0 P: 7	R: 0 E: 0 K: 2 S: 8	H: 1 LOB: 1 BB: 0 P: 8	R: 0 E: 0 K: 1 S: 6	H: 1 LOB: 1 BB: 0 P: 6	R: 0 E: 1 K: 0 S: 4	H: 0 LOB: 1 BB: 0 P: 4	R: 0 E: 0 K: 0 S: 3	H: 0 LOB: 0 BB: 0 P: 3	R: 0 E: 0 K: 1 S: 3	H: 1 LOB: 0 BB: 0 P: 3	R: 0 E: 0 K: 1 S: 5	H: 0 LOB: 1 BB: 1 P: 9	1B: 3 2B: 2 3B: 0 HR: 0	SF: 0 SAC: 0 DP: 1 HBP: 0	WP: 0 PB: 0 SB: 0 CS: 0	PA: 34
PITCHER Pete Broberg, R (1, 1) ERA: 2.98	IP: 9.0 WLS: W BF: 34 H: 5 R: 1 ER: 1 SO: 7 BB: 2 IBB: 0 HBP: 0 BLK: 0 WP: 0 HR: 0 S: 46 P: 54 ERA: 1.00 WHIP: 0.778																					

AB	32
R	1
H	5
RBI	1
BB	2
SO	7
LOB	13



Batter	1	2	3	4	5	6	7	8	9	AB	R	H	RBI	BB	SO	LOB
Del Unser, L OBP: 0.352, SLG: 0.383 (1, 8) (9, 9)	0-0 E4 9-3		0-0 1B		0-0 1B		0-0 1B			4	0	3	1	0	0	0
Lenny Randle, S OBP: 0.284, SLG: 0.306 (1, 4) (9, 7)	0-0 9-3 1-2f		0-0 SF8		0-3 K		0-0 F9			3	0	0	1	0	1	4
Don Mincher, L OBP: 0.407, SLG: 0.435 (1, 3) (9, 7)	0-3 K		0-0 4-3		0-0 4-3		0-3 K			4	0	0	0	0	2	4
Frank Howard, R OBP: 0.381, SLG: 0.497 Tom McCraw, L OBP: 0.263, SLG: 0.414 (1, 7) (8, PR) (9, 7)		0-0 F7		0-0 F9		0-0 G4-6-3 1B		0-0 1B E		4	0	2	0	0	0	0
Larry Bittner, L OBP: 0.320, SLG: 0.277 Elliott Maddox, R OBP: 0.300, SLG: 0.250 (1, 9) (8, PR) (9, 8)		0-0 F9		0-0 1B 1B		0-0 G4-6-3 1-2f		0-0 E WP 1B		4	1	2	0	0	0	1
Dick Billings, R OBP: 0.273, SLG: 0.325 (1, 2) (9, 7)		0-0 E 1B		0-0 1-3 1-2		0-0 1B		0-0 E5 CS 1B		4	1	2	0	0	0	3
Davey Nelson, R OBP: 0.349, SLG: 0.488 (1, 5) (9, 7)		0-0 L6 1-H		0-0 CS 1B		0-0 F9		0-0 CS 1B		4	0	2	2	0	0	1
Tim Cullen, R OBP: 0.259, SLG: 0.265 (1, 6) (9, 7)			0-0 1B SF8 1B		0-0 CS 1-2		4-0 1B BB		0-0 1B 2B		3	2	2	0	1	2
Pete Broberg, R (1, 1) (9, 7)			0-3 K		0-0 P6		0-3 K		0-0 5-3		4	0	0	0	0	2

Inning Stats	R: 0	H: 0	E: 1	LOB: 0	K: 1	BB: 0	S: 5	R: 1	H: 1	E: 0	LOB: 0	K: 0	BB: 0	S: 4	R: 1	H: 2	E: 0	LOB: 1	K: 1	BB: 0	S: 7	R: 1	H: 2	E: 0	LOB: 0	K: 0	BB: 0	S: 4	R: 0	H: 1	E: 0	LOB: 2	K: 1	BB: 1	S: 6	R: 0	H: 2	E: 0	LOB: 1	K: 0	BB: 0	S: 4	R: 1	H: 2	E: 0	LOB: 1	K: 2	BB: 0	S: 9	R: 2	H: 3	E: 1	LOB: 2	K: 1	BB: 0	S: 8
--------------	------	------	------	--------	------	-------	------	------	------	------	--------	------	-------	------	------	------	------	--------	------	-------	------	------	------	------	--------	------	-------	------	------	------	------	--------	------	-------	------	------	------	------	--------	------	-------	------	------	------	------	--------	------	-------	------	------	------	------	--------	------	-------	------

PITCHER	IP	WLS	BF	H	R	ER	SO	BB	IBB	HBP	BLK	WP	HR	S	P	ERA	WHIP
Marty Pattin, R ERA: 3.07 (1, 1)	6.0	L	25	8	3	2	3	1	0	0	0	0	0	30	34	3.00	1.500
John Morris, L ERA: 3.5 (7, 1)	1.0		5	2	1	1	2	0	0	0	0	0	0	9	9	9.00	2.000
Jim Hannan, R ERA: 4.06 (8, 1)	1.0		6	3	2	1	1	0	0	0	0	1	0	8	8	9.00	3.000

BOTTOM

Milwaukee Brewers @ Washington Senators
Robert F. Kennedy Memorial Stadium, Washington, DC

Wed Jul 21 1971, 7:05 PM EDT
Att. 7,313 - Unknown

livebaseballscorecards.com

AB	34
R	6
H	13
RBI	4
BB	1
SO	6
LOB	20



1B: 11	SF: 1	WP: 1	PA: 37
2B: 4	SAC: 0	PB: 0	
3B: 0	DP: 3	SB: 1	
HR: 0	HBP: 0	CS: 3	

Batter	1	2	3	4	5	6	7	8	9	AB R H RBI BB SO LOB	TOP	
Tommy Harper, R (1, 7) OBP: 0.307, SLG: 0.360	0-0 F9		0-0 F9		0-0 1-3		0-0 P4			4 0 0 0 0 0 2	Milwaukee Brewers @ Washington Senators Robert F. Kennedy Memorial Stadium, Washington, DC Thu Jul 22 1971, 7:05 PM EDT Att. 5,585 - Unknown	
Bob Heise, R (1, 6) OBP: 0.200, SLG: 0.220	0-0 1B		0-0 4-3		0-0 4-3			0-0 6-3		4 0 1 0 0 0 1		
Roberto Pena, R (1, 3) OBP: 0.293, SLG: 0.370	0-0 F8		0-0 1B			0-3 K		0-0 5-3		4 0 1 0 0 1 1		
Andy Kosco, R (1, 9) OBP: 0.301, SLG: 0.350 Bill Voss, L (8, PH) OBP: 0.315, SLG: 0.382 (8, 9)	0-3 K		0-0 P6			0-0 P3		4-0 BB		3 0 0 0 0 1 2 0 0 0 0 1 0 0		
Rob Ellis, R (1, 5) OBP: 0.286, SLG: 0.253		0-0 F9		0-0 5-3		0-3 K		0-0 4-3		4 0 0 0 0 1 1		
Ted Kubiak, S (1, 4) OBP: 0.337, SLG: 0.312		0-0 SF8 3B		0-0 4-3		4-0 1B E BB		0-3 K		3 2 1 0 1 1 0		
Dave May, L (1, 8) OBP: 0.359, SLG: 0.431		0-0 SF8		0-0 6-3		0-0 FC5-4 1B		0-0 6-3		3 0 1 1 0 0 0		
Ellie Rodriguez, R (1, 2) OBP: 0.279, SLG: 0.225		0-0 1B			4-0 SH5-4 BB		0-0 P4		0-0 F4	3 0 1 0 1 0 2		
Skip Lockwood, R (1, 1) OBP: 0.211, SLG: 0.147 Ken Sanders, R (7, 1)		0-0 6-3			0-0 SH5-4		0-0 FC5-4			2 0 0 0 0 0 2 0 0 0 0 0 0 0		
Inning Stats	R: 0 H: 1 E: 0 LOB: 1 K: 1 BB: 0 S: 6 P: 6	R: 1 H: 2 E: 0 LOB: 1 K: 0 BB: 0 S: 5 P: 5	R: 0 H: 1 E: 0 LOB: 1 K: 0 BB: 0 S: 4 P: 4	R: 0 H: 0 E: 0 LOB: 0 K: 0 BB: 0 S: 3 P: 3	R: 0 H: 0 E: 0 LOB: 1 K: 0 BB: 1 S: 3 P: 7	R: 0 H: 0 E: 0 LOB: 0 K: 2 BB: 0 S: 7 P: 7	R: 1 H: 1 E: 1 LOB: 1 K: 0 BB: 1 S: 4 P: 8	R: 0 H: 0 E: 0 LOB: 1 K: 0 BB: 1 S: 3 P: 7	R: 0 H: 0 E: 0 LOB: 0 K: 1 BB: 0 S: 5 P: 5	1B: 4 SF: 1 2B: 0 SAC: 1 3B: 1 DP: 0 HR: 0 HBP: 0		WP: 0 PA: 35 PB: 0 SB: 0 CS: 0
PITCHER Jim Shellenback, L (1, 1) ERA: 3.49 Casey Cox, R (8, 1) ERA: 2.94	IP WLS BF H R ER SO BB IBB HBP BLK WP HR S P ERA WHIP											PITCHER IP WLS BF H R ER SO BB IBB HBP BLK WP HR S P ERA WHIP
	7.0 L 28 5 2 1 3 2 0 0 0 0 0 0 32 40 1.29 1.000											

livebaseballscorecards.com

AB	30
R	2
H	5
RBI	1
BB	3
SO	4
LOB	11



Batter	1	2	3	4	5	6	7	8	9	AB	R	H	RBI	BB	SO	LOB
Del Unser, L (1, 8) OBP: 0.351, SLG: 0.381	0-0 BB 1B		0-0 6-3		0-0 4-3		0-0 G1			4	0	1	0	0	0	2
Lenny Randle, S (1, 4) OBP: 0.283, SLG: 0.304	0-0 F9		0-0 F5			0-0 1-3 1B		0-0 5-3		4	0	1	0	0	0	1
Don Mincher, L (1, 3) OBP: 0.411, SLG: 0.439	4-0 1-2 BB		4-0 BB			0-0 1-3		0-0 2B		2	0	1	0	2	0	1
Frank Howard, R (1, 7) OBP: 0.378, SLG: 0.491	0-3 K		0-0 P6			0-0 6-3		0-0 F9		4	0	0	0	0	1	5
Larry Bittner, L (1, 9) OBP: 0.310, SLG: 0.267	0-3 K			0-0 P6		0-0 G3		0-3 K		4	0	0	0	0	2	4
Dick Billings, R (1, 2) OBP: 0.272, SLG: 0.329		0-0 F3		0-0 F7			0-0 SH3-4 2B		0-3 K	4	0	1	0	0	1	0
Davey Nelson, R (1, 5) OBP: 0.356, SLG: 0.482		0-0 FC6-4 1B		0-0 2-3			4-0 SH3-4 BB		0-0 6-3	3	0	1	0	1	0	0
Tim Cullen, R (1, 6) OBP: 0.257, SLG: 0.263		0-0 FC6-4			0-0 F7		0-0 SH3-4		0-3 K	2	0	0	0	0	0	1
Tom McCraw, L (9, PH) OBP: 0.281, SLG: 0.410		1-2 K					1-2 2-3			1	0	0	0	0	1	0
Jim Shellenback, L (1, 1) OBP: 0.136, SLG: 0.136		0-3 K			0-0 6-3		0-0 P3			2	0	0	0	0	1	1
Bernie Allen, L (7, PH) OBP: 0.327, SLG: 0.366										1	0	0	0	0	0	2
Casey Cox, R (8, 1) OBP: 0.120, SLG: 0.083										0	0	0	0	0	0	0

Inning Stats	R: 0	H: 1	E: 0	K: 2	S: 8	LOB: 2	BB: 1	P: 12																																														
R: 0 H: 1 E: 0 K: 1 S: 6	R: 0 H: 0 E: 0 K: 0 S: 3	R: 0 H: 0 E: 0 K: 0 S: 3	R: 0 H: 1 E: 0 K: 0 S: 4	R: 0 H: 1 E: 0 K: 1 S: 6	R: 0 H: 0 E: 0 K: 2 S: 7	1B: 3 2B: 2 3B: 0 HR: 0	SF: 0 SAC: 1 DP: 0 HBP: 0																																															
PITCHER IP WLS BF H R ER SO BB IBB HBP BLK WP HR S P ERA WHIP	<table border="0"> <tr> <td>Skip Lockwood, R (1, 1) ERA: 3.04</td> <td>6.0</td> <td>W</td> <td>25</td> <td>4</td> <td>0</td> <td>0</td> <td>3</td> <td>3</td> <td>0</td> <td>0</td> <td>0</td> <td>0</td> <td>0</td> <td>0</td> <td>28</td> <td>40</td> <td>0.00</td> <td>1.167</td> </tr> <tr> <td>Ken Sanders, R (7, 1) ERA: 1.85</td> <td>3.0</td> <td>S</td> <td>10</td> <td>1</td> <td>0</td> <td>0</td> <td>3</td> <td>0</td> <td>0</td> <td>0</td> <td>0</td> <td>0</td> <td>0</td> <td>0</td> <td>16</td> <td>16</td> <td>0.00</td> <td>0.333</td> </tr> </table>																Skip Lockwood, R (1, 1) ERA: 3.04	6.0	W	25	4	0	0	3	3	0	0	0	0	0	0	28	40	0.00	1.167	Ken Sanders, R (7, 1) ERA: 1.85	3.0	S	10	1	0	0	3	0	0	0	0	0	0	0	16	16	0.00	0.333
Skip Lockwood, R (1, 1) ERA: 3.04	6.0	W	25	4	0	0	3	3	0	0	0	0	0	0	28	40	0.00	1.167																																				
Ken Sanders, R (7, 1) ERA: 1.85	3.0	S	10	1	0	0	3	0	0	0	0	0	0	0	16	16	0.00	0.333																																				

Milwaukee Brewers @ Washington Senators
Robert F. Kennedy Memorial Stadium, Washington, DC
 Thu Jul 22 1971, 7:05 PM EDT
 Att. 5,585 - Unknown

AB	31
R	0
H	5
RBI	0
BB	3
SO	6
LOB	17



WP: 0	PA: 35
PB: 0	SB: 0
CS: 0	

Batter	1	2	3	4	5	6	7	8	9	AB R H RBI BB SO LOB
Tommy Harper, R (1, 7) OBP: 0.308, SLG: 0.360	0-0 1-3 ①		0-0 1-3 ③		0-0 1-2 G1-6-3 1B		0-0 G4-6-3 1B		0-0 L5 ③	5 0 2 0 0 0 2
Ted Kubiak, S (1, 6) OBP: 0.332, SLG: 0.306	0-0 1-6-3 ②			0-0 E6 1B E	0-0 G1-6-3 ② ③		0-0 G4-6-3 ② ③			4 1 0 0 0 0 3
Dave May, L (1, 8) OBP: 0.356, SLG: 0.427 Frank Tepedino, L (7, 3) OBP: 0.183, SLG: 0.288	0-0 L3 ③			0-0 E5 1B FC4-6		0-0 6-3 ①		0-3 K ①		3 1 0 0 0 0 1 1 0 0 0 0 1 0
John Briggs, L (1, 3) OBP: 0.391, SLG: 0.461 (7, 9)		0-0 6-3 ①		0-0 FC4-6 1B		0-0 BB BB 1B		0-3 K ②		4 0 2 1 0 1 0
Bill Voss, L (1, 9) OBP: 0.314, SLG: 0.379 (7, 8)		0-0 G3 ②		0-0 FC4-6 WP ①		0-0 L7 ②		0-0 1B		4 0 1 1 0 0 2
Paul Ratliff, L (1, 2) OBP: 0.221, SLG: 0.371		0-3 K ③		0-3 K ②		4-0 BB BB 1-2 BB		0-0 4-3 ③		3 0 0 0 1 2 2
Rob Ellis, R (1, 5) OBP: 0.294, SLG: 0.247			4-0 FC5-4 BB	0-3 K ③		4-0 BB BB 1-2 2-3 BB			0-0 F8 ①	2 0 0 0 2 1 1
Ron Theobald, R (1, 4) OBP: 0.351, SLG: 0.339			0-0 FC5-4 4-3 ①		0-0 1B 1B	0-3 K ③			4-0 BB	3 0 1 0 1 1 4
Bill Parsons, R (1, 1) OBP: 0.208, SLG: 0.205 Bobby Mitchell, R (5, PH) John Morris, R (6, 1) OBP: 0.167, SLG: 0.200 Roberto Pena, R (7, PH) OBP: 0.292, SLG: 0.368 Lew Krausse, R (8, 1) Andy Kosco, R (9, PH) OBP: 0.299, SLG: 0.348			0-0 4-3 ②		0-0 F8 ①		0-0 F3 ①		0-0 F7 ②	1 0 0 0 0 0 0 1 1 0 0 0 0 0 0 1 0 0 0 0 0 0 0 0 1 0 0 0 0 0 0 0 0 0 0 0 0 0 0 0 1 0 0 0 0 0 0 1

Inning Stats	R: 0	H: 0	E: 0	K: 0	S: 3	LOB: 0	BB: 0	P: 3	R: 0	H: 0	E: 0	K: 1	S: 5	LOB: 0	BB: 0	P: 5	R: 0	H: 0	E: 0	K: 0	S: 3	LOB: 1	BB: 1	P: 7	R: 2	H: 1	E: 2	K: 2	S: 10	LOB: 1	BB: 0	P: 10	R: 0	H: 2	E: 0	K: 0	S: 4	LOB: 1	BB: 0	P: 4	R: 0	H: 1	E: 0	K: 1	S: 6	LOB: 3	BB: 2	P: 14	R: 0	H: 1	E: 0	K: 0	S: 3	LOB: 0	BB: 0	P: 3	R: 0	H: 1	E: 0	K: 2	S: 8	LOB: 1	BB: 0	P: 8	R: 0	H: 0	E: 0	K: 0	S: 3	LOB: 1	BB: 1	P: 7	1B: 6	2B: 0	3B: 0	HR: 0	SF: 0	SAC: 0	DP: 2	HBP: 0	WP: 1	PB: 0	SB: 0	CS: 0	PA: 37
PITCHER Mel Stottlemyre, R (1, 1) ERA: 2.91	IP	WLS	BF	H	R	ER	SO	BB	IBB	HBP	BLK	WP	HR	S	P	ERA	WHIP																																																																				
																		PITCHER	IP	WLS	BF	H	R	ER	SO	BB	IBB	HBP	BLK	WP	HR	S	P	ERA	WHIP																																																		

BOTTOM

New York Yankees @ Milwaukee Brewers
Milwaukee County Stadium, Milwaukee, WI

livebaseballscores.com

AB	33
R	2
H	6
RBI	2
BB	4
SO	6
LOB	18



Fri Jul 23 1971, 8:05 PM EDT
Att: 28,958 - Overcast - 68 F

BOTTOM

New York Yankees @ Milwaukee Brewers
Milwaukee County Stadium, Milwaukee, WI

Sat Jul 24 1971, 4:33 AM EDT
Att: 16,688 - Cloudy - 66 F

livebaseballscorecards.com

AB	30
R	3
H	5
RBI	3
BB	5
SO	3
LOB	12



WP:	0	PA:	36
PB:	0	SB:	0
CS:	0		

AB R H RBI BB SO LOB

4	1	1	3	0	0	0
4	0	1	0	0	0	1
0	0	0	0	0	0	0
4	0	1	0	0	0	0
1	0	0	0	2	0	2
1	0	0	0	0	0	0
4	0	0	0	0	1	2
3	0	1	0	1	0	0
3	0	0	0	0	1	2
1	1	0	0	2	0	0
1	0	0	0	0	0	1
1	0	0	0	0	1	3
1	0	0	0	0	0	0
0	0	0	0	0	0	0
1	0	1	0	0	0	0
0	1	0	0	0	0	0
1	0	0	0	0	0	1

Batter	1	2	3	4	5	6	7	8	9
Tommy Harper, R (1, 7) OBP: 0.307, SLG: 0.367	0-0 F9		0-0 F7		0-0 6-3		0-0 HR		
Ron Theobald, R (1, 4) OBP: 0.349, SLG: 0.337 Ken Sanders, R (8, 1)	0-0 B1		0-0 1B			0-0 6-3	0-0 6-3		
Roberto Pena, R (1, 3) OBP: 0.291, SLG: 0.366	0-0 G3		0-0 1B			0-0 5-3		0-0 P4	
Andy Kosco, R (1, 9) OBP: 0.305, SLG: 0.345 Bill Voss, L (8, PH) OBP: 0.313, SLG: 0.378		4-0 1B	0-0 G6-4-3			4-0 BB		0-0 F6	
Rob Ellis, R (1, 5) OBP: 0.283, SLG: 0.238		0-3 K			0-0 6-3			0-0 F8	
Bobby Mitchell, R (1, 8) OBP: 0.300, SLG: 0.125		0-0 1B			0-0 F8		0-0 4-3	4-0 SH5-4	
Ted Kubiak, S (1, 6) OBP: 0.329, SLG: 0.303		0-0 6-3			0-0 6-3		0-3 K	0-0 SH5-4	
Ellie Rodriguez, R (1, 2) OBP: 0.284, SLG: 0.224 Paul Ratliff, L (9, PH) OBP: 0.217, SLG: 0.365		4-0 IBB			0-0 F8		4-0 1B	0-0 F5	
Jim Slaton, R (1, 1) OBP: 0.176, SLG: 0.087 Frank Iepedino, L (6, PH) OBP: 0.180, SLG: 0.283 Floyd Weaver, R (6, 1) Al Yates, R (7, PH) OBP: 0.320, SLG: 0.400 Marcelino Lopez, R (7, PR) OBP: 0.077, SLG: 0.077 John Briggs, L (8, 3) OBP: 0.389, SLG: 0.459		0-3 K			0-0 4-3		0-0 HR	0-0 P4	

Inning Stats	R: 0	H: 0	E: 0	K: 0	S: 3	R: 0	H: 1	E: 0	K: 2	S: 8	R: 0	H: 2	E: 0	K: 0	S: 4	R: 0	H: 0	E: 0	K: 0	S: 3	R: 0	H: 0	E: 0	K: 0	S: 3	R: 3	H: 2	E: 0	K: 1	S: 7	R: 0	H: 0	E: 0	K: 0	S: 3	R: 0	H: 0	E: 0	K: 0	S: 3	R: 0	H: 0	E: 0	K: 0	S: 3
--------------	------	------	------	------	------	------	------	------	------	------	------	------	------	------	------	------	------	------	------	------	------	------	------	------	------	------	------	------	------	------	------	------	------	------	------	------	------	------	------	------	------	------	------	------	------

PITCHER	IP	WLS	BF	H	R	ER	SO	BB	IBB	HBP	BLK	WP	HR	S	P	ERA	WHIP
Mike Kekich, L (1, 1) ERA: 3.72	6.2	W	28	5	3	3	3	3	3	1	0	0	1	30	46	4.05	1.200
Lindy McDaniel, R (7, 1) ERA: 5.37	2.1	S	8	0	0	0	0	1	0	0	0	0	0	7	11	0.00	0.429

1B:	4	SF:	0
2B:	0	SAC:	1
3B:	0	DP:	1
HR:	1	HBP:	0

PITCHER	IP	WLS	BF	H	R	ER	SO	BB	IBB	HBP	BLK	WP	HR	S	P	ERA	WHIP
---------	----	-----	----	---	---	----	----	----	-----	-----	-----	----	----	---	---	-----	------

Batter	1	2	3	4	5	6	7	8	9	10	11	AB	R	H	RBI	BB	SO	LOB	TOP								
Jerry Kenney, L (1, 5) OBP: 0.368, SLG: 0.310	4-0 1B SF8 BB	0-0 P6			0-0 G3					0-0 F8	0-0 SF8	3	1	0	1	2	0	1									
Jake Gibbs, L (1, 2) OBP: 0.272, SLG: 0.338	0-0 FC3-6 1B SF8 1B	0-3 K			0-0 1-3					0-0 F5	0-3 K	6	1	1	0	0	2	4									
Bobby Murcer, L (1, 8) OBP: 0.442, SLG: 0.559	0-0 SF8				0-0 F4					0-0 PO 1B		3	0	1	1	1	0	0									
Roy White, S (1, 7) OBP: 0.381, SLG: 0.490	4-0 FC3-6 BB				4-0 S BB					0-0 PO	0-0 1B 1B	3	1	2	0	2	0	1									
Ron Blomberg, L (1, 9) OBP: 0.388, SLG: 0.459	0-0 FC3-6 1B 1-2f 2-3				0-3 K					0-0 G3-6-3 1B	0-0 1B 1B	5	1	1	0	0	2	5									
Felipe Alou, R (1, 3) OBP: 0.328, SLG: 0.397	0-0 1B				0-0 5-3					0-0 F6	0-0 FC5-4 1B	5	1	2	2	0	0	2									
Horace Clarke, S (1, 4) OBP: 0.320, SLG: 0.308	0-0 L4				0-0 4-3					0-0 1B	0-3 K	5	0	2	1	0	1	2									
Frank Baker, L (1, 6) OBP: 0.288, SLG: 0.149					0-3 K					0-0 1B	0-0 P4	4	0	1	0	0	1	0									
Gene Michael, S (11, PH) OBP: 0.331, SLG: 0.311					0-0 SH3					0-0 S 1B	0-0 SF8 1B	1	1	1	1	0	0	0									
Stan Bahnsen, R (1, 1) OBP: 0.184, SLG: 0.250					0-0 SH3					0-0 F3	0-0 E5	3	0	0	0	0	0	1									
Lindy McDaniel, R (9, 1) OBP: 0.111, SLG: 0.111					0-0 6-3					1-2	1-3	1	0	0	0	0	0	1									
Inning Stats	R: 2 E: 0 K: 5 S: 5	H: 2 LOB: 2 BB: 2 P: 13	R: 0 E: 1 K: 1 S: 6	H: 0 LOB: 1 BB: 0 P: 6	R: 0 E: 0 K: 1 S: 5	H: 0 LOB: 1 BB: 1 P: 9	R: 0 E: 0 K: 1 S: 5	H: 0 LOB: 0 BB: 0 P: 5	R: 0 E: 0 K: 0 S: 3	H: 1 LOB: 0 BB: 0 P: 3	R: 0 E: 0 K: 0 S: 4	H: 2 LOB: 2 BB: 1 P: 8	R: 0 E: 0 K: 1 S: 5	H: 0 LOB: 1 BB: 1 P: 9	R: 0 E: 0 K: 1 S: 5	H: 0 LOB: 0 BB: 0 P: 5	R: 0 E: 0 K: 0 S: 3	H: 1 LOB: 0 BB: 0 P: 3	R: 4 E: 2 K: 1 S: 10	H: 5 LOB: 1 BB: 0 P: 10	1B: 11 2B: 0 3B: 0 HR: 0	SF: 2 SAC: 1 DP: 1 HBP: 0	WP: 0 PB: 0 SB: 2 CS: 0	PA: 48			
PITCHER	IP	WLS	BF	H	R	ER	SO	BB	IBB	HBP	BLK	WP	HR	S	P	ERA	WHIP										
Marty Pattin, R (1, 1) ERA: 3.03	8.0		33	5	2	2	4	5	0	0	0	0	0	36	56	2.25	1.250										
Ken Sanders, R (9, 1) ERA: 2.09	2.0	L	10	5	4	3	1	0	0	0	0	0	0	12	12	13.50	2.500										
John Morris, L (11, 1) ERA: 3.28	1.0		4	1	0	0	1	0	0	0	0	0	0	6	6	0.00	1.000										

New York Yankees @ Milwaukee Brewers
Milwaukee County Stadium, Milwaukee, WI
 Sun Jul 25 1971, 4:33 AM EDT
 Cloudy - 81 F

livebaseballscorecards.com

AB	39
R	6
H	11
RBI	6
BB	5
SO	6
LOB	17



Batter	1	2	3	4	5	6	7	8	9	10	11	AB R H RBI BB SO LOB	BOTTOM					
Tommy Harper, R (1, 7) OBP: 0.306, SLG: 0.365	F5		F9			F2		F7			G5-4-3 1B	5 0 1 0 0 0 0	New York Yankees @ Milwaukee Brewers Milwaukee County Stadium, Milwaukee, WI Sun Jul 25 1971, 4:33 AM EDT Cloudy - 81 F					
Roberto Pena, R (1, 6) OBP: 0.289, SLG: 0.361 (8, 5)	1B		F8			6-3				6-3	G5-4-3 1B	5 1 1 0 0 0 1						
John Briggs, L (1, 9) OBP: 0.398, SLG: 0.479	1B				F9	4-0 BB				HR	1B	4 1 3 1 1 0 0						
Bill Voss, L (1, 8) OBP: 0.311, SLG: 0.374	1B				K	F6			G3		1-3	5 0 1 1 0 1 2						
Frank Tepedino, L (1, 3) OBP: 0.169, SLG: 0.266	G4-6-3				5-3		P4		G3			4 0 0 0 0 0 2						
Paul Ratliff, L (1, 2) OBP: 0.208, SLG: 0.348 Ellie Rodriguez, R (9, 2) OBP: 0.287, SLG: 0.228		K			F7		4-3			G3 SH2-4 1B		3 0 0 0 0 1 0 1 0 1 0 0 0 0						
Rob Ellis, R (1, 5) OBP: 0.278, SLG: 0.233 Ron Theobald, R (7, PH) OBP: 0.347, SLG: 0.335 (8, 4)		K			K		F9			SH2-4		2 0 0 0 0 2 0 1 0 0 0 0 0 0						
Ted Kubiak, S (1, 4) OBP: 0.327, SLG: 0.306 (8, 6)		F8						K		G3		4 0 1 0 0 1 1						
Marty Pattin, R (1, 1) OBP: 0.211, SLG: 0.173 Andy Kosco, R (8, PH) OBP: 0.303, SLG: 0.343 Ken Sanders, R (9, 1) John Morris, R (11, 1) OBP: 0.167, SLG: 0.200			K			F2		6-3		F9		2 0 0 0 0 1 1 1 0 0 0 0 0 0 1 0 0 0 0 0 1 0 0 0 0 0 0 0						
Inning Stats	R: 1 H: 3 E: 0 LOB: 1 K: 0 BB: 0 S: 5 P: 5	R: 0 H: 0 E: 0 LOB: 0 K: 2 BB: 0 S: 7 P: 7	R: 0 H: 0 E: 0 LOB: 0 K: 1 BB: 0 S: 5 P: 5	R: 0 H: 0 E: 0 LOB: 0 K: 1 BB: 0 S: 5 P: 5	R: 0 H: 1 E: 0 LOB: 1 K: 1 BB: 0 S: 6 P: 6	R: 0 H: 0 E: 0 LOB: 1 K: 0 BB: 1 S: 3 P: 7	R: 0 H: 0 E: 0 LOB: 0 K: 0 BB: 0 S: 3 P: 3	R: 0 H: 0 E: 0 LOB: 0 K: 1 BB: 0 S: 5 P: 5	R: 1 H: 1 E: 0 LOB: 0 K: 0 BB: 0 S: 4 P: 4	R: 0 H: 1 E: 0 LOB: 1 K: 0 BB: 0 S: 4 P: 4	R: 0 H: 2 E: 0 LOB: 1 K: 0 BB: 0 S: 4 P: 4	1B: 6 SF: 0 2B: 1 SAC: 1 3B: 0 DP: 2 HR: 1 HBP: 0		WP: 0 PA: 40 PB: 0 SB: 0 CS: 0				
PITCHER	IP WLS BF H R ER SO BB IBB HBP BLK WP HR S P ERA WHIP																	
Stan Bahnsen, R (1, 1) ERA: 3.35	8.1	30	5	2	2	6	1	0	0	0	0	0	0	0	41	45	2.16	0.720
Lindy McDaniel, R (9, 1) ERA: 5.1	2.2	10	3	0	0	0	0	0	0	0	0	0	0	10	10	0.00	1.125	

livebaseballscores.com

AB	38
R	2
H	8
RBI	2
BB	1
SO	6
LOB	8



Batter	1	2	3	4	5	6	7	8	9	AB	R	H	RBI	BB	SO	LOB	TOP																												
Gene Michael, S OBP: 0.332, SLG: 0.310 (1, 6) BB	4-0 2B 6-3 BB	0-0 F8		0-0 1-2 1B		0-0 L3	0-0 F9			4	1	1	0	1	0	1																													
Thurman Munson, R OBP: 0.337, SLG: 0.391 (1, 2) X	0-0 6-3 1-3 2B	0-0 FC4-6 1B		0-0 F8		0-0 1B		0-0 SF8 3B		5	2	4	0	0	0	2																													
Felipe Alou, R OBP: 0.326, SLG: 0.395 (1, 8) Al Closter, L (2, 1) Jack Aker, R (7, 1) Fritz Peterson, S OBP: 0.170, SLG: 0.087 (7, 1)	0-0 6-3	0-0 F4		0-0 F7		0-0 4-3		0-0 SF8		2	0	0	1	0	0	2																													
Roy White, S OBP: 0.382, SLG: 0.487 (1, 7) X	0-0 SF7	0-0 FC4-6		4-0 WP E BB		4-0 1B 2B BB		0-0 F8		2	2	0	1	2	0	1																													
Danny Cater, R OBP: 0.279, SLG: 0.314 (1, 5) (9, 3) X	0-0 5-3		0-0 4-3		0-0 F9		0-0 2B 1B	0-0 6-3		5	1	1	0	0	0	1																													
Ron Swoboda, R OBP: 0.377, SLG: 0.348 (1, 9)		0-0 E HR 1B	0-0 F9		0-3 K		4-0 2B 1-2 SF7 BB	0-0 1-3		4	2	1	0	1	1	1																													
John Ellis, R OBP: 0.338, SLG: 0.381 (1, 3) Jerry Kenney, L OBP: 0.368, SLG: 0.310 (9, 5)		0-0 E5 HR BB	0-0 L5		0-0 E6		0-0 3-1 2B	0-0 6-3		5	1	1	2	0	0	1																													
Ron Hansen, R OBP: 0.225, SLG: 0.247 (1, 4) BB		4-0 1-2 HR BB		0-0 F8 1B		0-3 K		0-0 SF7	0-0 F9	3	1	1	1	1	1	1																													
Jim Hardin, R (1, 1) Bobby Murcer, L OBP: 0.440, SLG: 0.564 (2, PH) (2, 8)		0-0 HR		0-0 F9		0-3 K		0-0 3-1		0	0	0	0	0	0	0																													
Inning Stats	R: 2 E: 0 K: 0 S: 4	H: 1 LOB: 0 BB: 1 P: 8	R: 4 E: 1 K: 0 S: 7	H: 3 LOB: 1 BB: 1 P: 11	R: 0 E: 0 K: 0 S: 3	H: 0 LOB: 0 BB: 0 P: 3	R: 0 E: 0 K: 0 S: 5	H: 2 LOB: 2 BB: 0 P: 5	R: 1 E: 1 K: 2 S: 8	H: 0 LOB: 1 BB: 1 P: 12	R: 0 E: 0 K: 1 S: 6	H: 1 LOB: 1 BB: 0 P: 6	R: 3 E: 0 K: 0 S: 5	H: 2 LOB: 1 BB: 2 P: 13	R: 1 E: 0 K: 0 S: 4	H: 1 LOB: 0 BB: 0 P: 4	R: 0 E: 0 K: 0 S: 3	H: 0 LOB: 0 BB: 0 P: 3	1B: 6 2B: 2 3B: 1 HR: 1	SF: 3 SAC: 0 DP: 0 HBP: 0	WP: 1 PB: 0 SB: 0 CS: 0	PA: 44																							
PITCHER	IP	WLS	BF	H	R	ER	SO	BB	IBB	HBP	BLK	WP	HR	S	P	ERA	WHIP	PITCHER								IP	WLS	BF	H	R	ER	SO	BB	IBB	HBP	BLK	WP	HR	S	P	ERA	WHIP			
Marcelino Lopez, L ERA: 4.26 (1, 1)	1.0	L	8	2	5	5	0	2	0	0	0	0	0	6	14	45.00	4.000																												
Lew Krausse, R ERA: 3.62 (2, 1)	3.0		13	4	1	0	0	0	0	0	0	0	1	13	13	0.00	1.333																												
Jim Hannan, R ERA: 4.54 (5, 1)	2.0		13	3	4	3	3	3	0	0	0	1	0	16	28	13.50	3.000																												
John Morris, L ERA: 3.21 (7, 1)	1.0		3	0	0	0	0	0	0	0	0	0	0	3	3	0.00	0.000																												
Floyd Weaver, R ERA: 4.76 (8, 1)	2.0		7	1	1	1	0	0	0	0	0	0	0	7	7	4.50	0.500																												

New York Yankees @ Milwaukee Brewers
 Milwaukee County Stadium, Milwaukee, WI
 Sun Jul 25 1971, 4:38 AM EDT
 Att. 15,006 - Overcast - 82 F

AB	36
R	11
H	10
RBI	10
BB	5
SO	3
LOB	15



livebaseballscorecards.com

BOTTOM

New York Yankees @ Milwaukee Brewers
 Milwaukee County Stadium, Milwaukee, WI

Sun Jul 25 1971, 4:38 AM EDT
 Att. 15,006 - Overcast - 82 F

livebaseballscorecards.com

AB	40
R	8
H	12
RBI	9
BB	2
SO	7
LOB	18



WP:	1	PA:	43
PB:	0		
SB:	2		
CS:	0		

1B:	10	SF:	0
2B:	1	SAC:	0
3B:	0	DP:	0
HR:	1	HBP:	1

R:	0	H:	2
E:	0	LOB:	2
K:	2	BB:	0
S:	9	P:	9

R:	0	H:	1
E:	0	LOB:	1
K:	1	BB:	0
S:	6	P:	6

R:	0	H:	1
E:	0	LOB:	1
K:	1	BB:	0
S:	6	P:	6

R:	6	H:	4
E:	1	LOB:	0
K:	0	BB:	0
S:	8	P:	9

R:	0	H:	1
E:	0	LOB:	1
K:	1	BB:	0
S:	6	P:	6

R:	0	H:	0
E:	0	LOB:	0
K:	0	BB:	0
S:	3	P:	3

R:	0	H:	1
E:	0	LOB:	2
K:	1	BB:	0
S:	7	P:	7

R:	0	H:	0
E:	0	LOB:	0
K:	1	BB:	0
S:	5	P:	5

R:	0	H:	0
E:	0	LOB:	0
K:	1	BB:	0
S:	5	P:	5

R:	3	H:	2
E:	1	LOB:	2
K:	0	BB:	2
S:	5	P:	13

AB	5	R	2	H	2	RBI	0	BB	0	SO	0	LOB	1
----	---	---	---	---	---	-----	---	----	---	----	---	-----	---

AB	5	R	2	H	1	RBI	0	BB	0	SO	0	LOB	2
----	---	---	---	---	---	-----	---	----	---	----	---	-----	---

AB	3	R	0	H	0	RBI	0	BB	0	SO	1	LOB	2
AB	2	R	1	H	1	RBI	2	BB	0	SO	1	LOB	0

AB	2	R	1	H	0	RBI	0	BB	1	SO	1	LOB	0
AB	2	R	1	H	1	RBI	0	BB	0	SO	0	LOB	1

AB	5	R	0	H	3	RBI	3	BB	0	SO	0	LOB	0
----	---	---	---	---	---	-----	---	----	---	----	---	-----	---

AB	4	R	1	H	3	RBI	3	BB	1	SO	0	LOB	2
----	---	---	---	---	---	-----	---	----	---	----	---	-----	---

AB	3	R	0	H	1	RBI	1	BB	0	SO	0	LOB	3
AB	0	R	0	H	0	RBI	0	BB	0	SO	0	LOB	0
AB	1	R	0	H	0	RBI	0	BB	0	SO	0	LOB	1

AB	3	R	0	H	0	RBI	0	BB	0	SO	0	LOB	2
----	---	---	---	---	---	-----	---	----	---	----	---	-----	---

AB	0	R	0	H	0	RBI	0	BB	0	SO	0	LOB	0
AB	1	R	0	H	0	RBI	0	BB	0	SO	0	LOB	1
AB	0	R	0	H	0	RBI	0	BB	0	SO	0	LOB	0
AB	0	R	0	H	0	RBI	0	BB	0	SO	0	LOB	0
AB	0	R	0	H	0	RBI	0	BB	0	SO	0	LOB	0
AB	2	R	0	H	0	RBI	0	BB	0	SO	0	LOB	1
AB	1	R	0	H	0	RBI	0	BB	0	SO	0	LOB	0

AB	0	R	0	H	0	RBI	0	BB	0	SO	0	LOB	0
AB	1	R	0	H	0	RBI	0	BB	0	SO	0	LOB	0
AB	0	R	0	H	0	RBI	0	BB	0	SO	0	LOB	0
AB	0	R	0	H	0	RBI	0	BB	0	SO	0	LOB	0
AB	0	R	0	H	0	RBI	0	BB	0	SO	0	LOB	0
AB	2	R	0	H	0	RBI	0	BB	0	SO	0	LOB	1
AB	1	R	0	H	0	RBI	0	BB	0	SO	0	LOB	0

AB	0	R	0	H	0	RBI	0	BB	0	SO	0	LOB	0
AB	0	R	0	H	0	RBI	0	BB	0	SO	0	LOB	0
AB	0	R	0	H	0	RBI	0	BB	0	SO	0	LOB	0
AB	0	R	0	H	0	RBI	0	BB	0	SO	0	LOB	0
AB	0	R	0	H	0	RBI	0	BB	0	SO	0	LOB	0
AB	0	R	0	H	0	RBI	0	BB	0	SO	0	LOB	0
AB	0	R	0	H	0	RBI	0	BB	0	SO	0	LOB	0

AB	0	R	0	H	0	RBI	0	BB	0	SO	0	LOB	0
AB	0	R	0	H	0	RBI	0	BB	0	SO	0	LOB	0
AB	0	R	0	H	0	RBI	0	BB	0	SO	0	LOB	0
AB	0	R	0	H	0	RBI	0	BB	0	SO	0	LOB	0
AB	0	R	0	H	0	RBI	0	BB	0	SO	0	LOB	0
AB	0	R	0	H	0	RBI	0	BB	0	SO	0	LOB	0
AB	0	R	0	H	0	RBI	0	BB	0	SO	0	LOB	0

AB	0	R	0	H	0	RBI	0	BB	0	SO	0	LOB	0
AB	0	R	0	H	0	RBI	0	BB	0	SO	0	LOB	0
AB	0	R	0	H	0	RBI	0	BB	0	SO	0	LOB	0
AB	0	R	0	H	0	RBI	0	BB	0	SO	0	LOB	0
AB	0	R	0	H	0	RBI	0	BB	0	SO	0	LOB	0
AB	0	R	0	H	0	RBI	0	BB	0	SO	0	LOB	0
AB	0	R	0	H	0	RBI	0	BB	0	SO	0	LOB	0

AB	0	R	0	H	0	RBI	0	BB	0	SO	0	LOB	0
AB	0	R	0	H	0	RBI	0	BB	0	SO	0	LOB	0
AB	0	R	0	H	0	RBI	0	BB	0	SO	0	LOB	0
AB	0	R	0	H	0	RBI	0	BB	0	SO	0	LOB	0
AB	0	R	0	H	0	RBI	0	BB	0	SO	0	LOB	0
AB	0	R	0	H	0	RBI	0	BB	0	SO	0	LOB	0
AB	0	R	0	H	0	RBI	0	BB	0	SO	0	LOB	0

AB	0	R	0	H	0	RBI	0	BB	0	SO	0	LOB	0
AB	0	R	0	H	0	RBI	0	BB	0	SO	0	LOB	0
AB	0	R	0	H	0	RBI	0	BB	0	SO	0	LOB	0
AB	0	R	0	H	0	RBI	0	BB	0	SO	0	LOB	0
AB	0	R	0	H	0	RBI	0	BB	0	SO	0	LOB	0
AB	0	R	0	H	0	RBI	0	BB	0	SO	0	LOB	0
AB	0	R	0	H	0	RBI	0	BB	0	SO	0	LOB	0

AB	0	R	0	H	0	RBI	0	BB	0	SO	0	LOB	0
AB	0	R	0	H	0	RBI	0	BB	0	SO	0	LOB	0
AB	0	R	0	H	0	RBI	0	BB	0	SO	0	LOB	0
AB	0	R	0	H	0	RBI	0	BB	0	SO	0	LOB	0
AB	0	R	0	H	0	RBI	0	BB	0	SO	0	LOB	0
AB	0	R	0	H	0	RBI	0	BB	0	SO	0	LOB	0
AB	0	R	0	H	0	RBI	0	BB	0	SO	0	LOB	0

AB	0	R	0	H	0	RBI	0	BB	0	SO	0	LOB	0
AB	0	R	0	H	0	RBI	0	BB	0	SO	0	LOB	0
AB	0	R	0	H	0	RBI	0	BB	0	SO	0	LOB	0
AB	0	R	0	H	0	RBI	0	BB	0	SO	0	LOB	0
AB	0	R	0	H	0	RBI	0	BB	0	SO	0	LOB	0
AB	0	R	0	H	0	RBI	0	BB	0	SO	0	LOB	0
AB	0	R	0	H	0	RBI	0	BB	0	SO	0	LOB	0

AB	0	R	0	H	0	RBI	0	BB	0	SO	0	LOB	0
AB	0	R	0	H	0	RBI	0	BB	0	SO	0	LOB	0
AB	0	R	0	H	0	RBI	0	BB	0	SO	0	LOB	0
AB	0	R	0	H	0	RBI	0	BB	0	SO	0	LOB	0
AB	0	R	0	H	0	RBI	0	BB	0	SO	0	LOB	0
AB	0	R	0	H	0	RBI	0	BB	0	SO	0	LOB	0
AB	0	R	0	H	0	RBI	0	BB	0	SO	0	LOB	0

AB	0	R	0	H	0	RBI	0	BB	0	SO	0	LOB	0
AB	0	R	0	H	0	RBI	0	BB	0	SO	0	LOB	0
AB	0	R	0	H	0	RBI	0	BB	0	SO	0	LOB	0
AB	0	R	0	H	0	RBI	0	BB	0	SO	0	LOB	0
AB	0	R	0	H	0	RBI	0	BB	0	SO	0	LOB	0
AB	0	R	0	H	0	RBI	0	BB	0	SO	0	LOB	0
AB	0	R	0	H	0	RBI	0	BB	0	SO	0	LOB	0

AB	0	R	0	H	0	RBI	0	BB	0	SO	0	LOB	0
AB	0	R	0	H	0	RBI	0	BB	0	SO	0	LOB	0
AB	0	R	0	H	0	RBI	0	BB	0	SO	0	LOB	0
AB	0	R	0	H	0	RBI	0	BB	0	SO	0	LOB	0
AB	0	R	0	H	0	RBI	0	BB	0	SO	0	LOB	0
AB	0	R	0	H	0	RBI	0	BB	0	SO	0	LOB	0
AB	0	R	0	H	0	RBI	0	BB	0	SO	0	LOB	0

AB	0	R	0	H	0	RBI	0	BB	0	SO	0	LOB	0
AB	0	R	0	H	0	RBI	0	BB	0	SO	0	LOB	0
AB	0	R	0	H	0	RBI	0	BB	0	SO	0	LOB	0
AB	0	R	0	H	0	RBI	0	BB	0	SO	0	LOB	0
AB	0	R	0	H	0	RBI	0	BB	0	SO	0	LOB	0
AB	0	R	0	H	0	RBI	0	BB	0	SO	0	LOB	0
AB	0	R	0	H	0	RBI	0	BB	0	SO	0	LOB	0

AB	0	R	0	H	0	RBI	0	BB	0	SO	0	LOB	0
AB	0	R	0	H	0	RBI	0	BB	0	SO	0	LOB	0
AB	0	R	0	H	0	RBI	0	BB					

Batter	1	2	3	4	5	6	7	8	9	AB	R	H	RBI	BB	SO	LOB
Tommy Harper, R (1, 7) OBP: 0.308, SLG: 0.369	0-0 5-3		0-0 4-3 1-2 1B	0-0 2-H 1B		0-0 5-3			0-0 F6	5	0	2	0	0	0	1
Ron Theobald, R (1, 4) OBP: 0.337, SLG: 0.324	0-3 K		0-0 4-3 1-2 2-3		0-0 1-3				0-0 F8	4	0	0	0	0	1	2
John Briggs, L (1, 9) OBP: 0.395, SLG: 0.470 Ken Sanders, R (8, 1)	0-0 F7		4-0 BB		0-0 1B 1B				0-3 K	3	0	1	0	1	1	0
Bill Voss, L (1, 8) OBP: 0.314, SLG: 0.386 (8, 9)		0-0 HR	0-0 G3		0-0 1-2 1B				0-0 4-3	4	1	2	1	0	0	3
Frank Tepedino, L (1, 3) OBP: 0.205, SLG: 0.282 Andy Kosco, R (8, PH) OBP: 0.304, SLG: 0.343 (9, 3)		0-0 3-1		4-0 1B 2B BB		0-0 F4			0-0 5-3	2	1	0	0	1	0	2
Ted Kubiak, S (1, 6) OBP: 0.334, SLG: 0.324		0-0 L9		0-0 2B 1-2 6-3 1B		0-0 F8			0-0 5-3	4	1	1	0	0	0	2
Paul Ratliff, L (1, 2) OBP: 0.211, SLG: 0.357 Al Yates, R (8, PH) OBP: 0.308, SLG: 0.383 Elie Rodriguez, R (9, 2) OBP: 0.286, SLG: 0.224		0-3 K		0-0 1-3 2-H 1B 2B		0-0 G3			0-0 1-3	3	0	1	1	0	1	0
Rob Ellis, R (1, 5) OBP: 0.281, SLG: 0.224			4-0 FC1-6 BB		0-0 5-6-3				4-0 SH3-4 BB	2	0	0	0	2	0	2
Skip Lockwood, R (1, 1) OBP: 0.200, SLG: 0.139 Bobby Mitchell, R (8, 8) OBP: 0.308, SLG: 0.182			0-0 FC1-6 4-3 1B 1-2		0-0 6-3 3-H				0-0 SH3-4 1-2	2	0	0	1	0	0	2
									0-0 F6	2	0	0	0	2	0	2
									0-0 F3	2	0	0	0	0	0	0

Inning Stats	R: 0	H: 0	E: 0	K: 1	S: 5	R: 1	H: 1	E: 0	K: 1	S: 6	R: 0	H: 1	E: 0	K: 0	S: 4	R: 2	H: 3	E: 0	K: 0	S: 5	R: 0	H: 2	E: 0	K: 0	S: 5	R: 0	H: 0	E: 0	K: 1	S: 3	R: 0	H: 0	E: 0	K: 0	S: 5	R: 0	H: 0	E: 0	K: 0	S: 3	R: 0	H: 0	E: 0	K: 0	S: 3	R: 0	H: 0	E: 0	K: 0	S: 3						
	0	0	0	1	5	1	1	0	1	6	0	1	0	0	4	2	3	0	0	5	0	0	0	0	0	0	0	0	0	0	0	0	0	0	0	0	0	0	0	0	0	0	0	0	0	0	0	0	0	0	0	0	0	0	0	0

PITCHER	IP	WLS	BF	H	R	ER	SO	BB	IBB	HBP	BLK	WP	HR	S	P	ERA	WHIP
Jim Lonborg, R (1, 1) ERA: 4.76	7.0	W	31	7	3	3	3	4	0	0	0	0	1	33	49	3.86	1.571
Sparky Lyle, L (8, 1) ERA: 2.48	2.0	S	6	0	0	0	0	0	0	0	0	0	0	6	6	0.00	0.000

BOTTOM

Boston Red Sox @ Milwaukee Brewers
Milwaukee County Stadium, Milwaukee, WI

Tue Jul 27 1971, 8:05 PM EDT
Unknown - 72 F

livebaseballscorecards.com

AB	32
R	3
H	7
RBI	3
BB	4
SO	3
LOB	14



Batter	1	2	3	4	5	6	7	8	9	AB R H RBI BB SO LOB	TOP											
John Kennedy, R (1, 4) OBP: 0.345, SLG: 0.451	0-0 F2		0-0 6-3			0-0 6-3 1B		0-0 5-3		4 0 1 0 0 0 0	Boston Red Sox @ Milwaukee Brewers Milwaukee County Stadium, Milwaukee, WI Tue Jul 27 1971, 8:05 PM EDT Att. 12,179 - Unknown - 66 F livebaseballscorecards.com											
Luis Aparicio, R (1, 6) OBP: 0.285, SLG: 0.286	0-3 K		0-0 F8			0-0 6-3 1-2		0-0 6-3		4 0 0 0 0 1 1												
Reggie Smith, S (1, 8) OBP: 0.362, SLG: 0.513	0-0 BB 1B				0-0 G4-6-3 1B	0-3 K		0-3 K		4 0 2 0 0 2 1												
Carl Yastrzemski, L (1, 7) OBP: 0.398, SLG: 0.428	4-0 1-2 BB				0-0 G4-6-3 1-2f	0-0 F5			0-0 4-3	3 0 0 0 1 0 2												
Rico Petrocelli, R (1, 5) OBP: 0.350, SLG: 0.464	0-3 K				0-0 HR		0-0 E6 1B		0-0 6-3	4 1 2 1 0 1 2												
George Scott, R (1, 3) OBP: 0.324, SLG: 0.437		0-0 F8			0-0 F8		0-0 6-3		0-3 K	4 0 0 0 0 1 1												
Joe Lahoud, L (1, 9) OBP: 0.354, SLG: 0.519		4-0 CS BB				0-0 3-1		4-0 BB		1 0 0 0 2 0 0												
Bob Montgomery, R (1, 2) OBP: 0.327, SLG: 0.375		0-3 K 1-2				0-3 K		0-0 L9		3 0 0 0 0 2 3												
Ray Culp, R (1, 1) OBP: 0.241, SLG: 0.163			0-3 K			0-3 K		0-0 F9		2 0 0 0 0 2 0												
Mike Fiore, L (7, PH) OBP: 0.244, SLG: 0.114										1 0 0 0 0 0 2												
Bill Lee, L (7, 1) OBP: 0.188, SLG: 0.133										0 0 0 0 0 0 0												
Ken Tatum, R (7, 1) OBP: 0.500, SLG: 0.250										0 0 0 0 0 0 0												
Inning Stats	R: 0 E: 0 K: 2 S: 8	H: 1 LOB: 2 BB: 1 P: 12	R: 0 E: 0 K: 1 S: 4	H: 0 LOB: 0 BB: 1 P: 8	R: 0 E: 0 K: 1 S: 5	H: 0 LOB: 0 BB: 0 P: 5	R: 1 E: 0 K: 0 S: 4	H: 2 LOB: 0 BB: 0 P: 4	R: 0 E: 0 K: 2 S: 7	H: 0 LOB: 0 BB: 0 P: 7	R: 0 E: 0 K: 1 S: 6	H: 1 LOB: 1 BB: 0 P: 6	R: 0 E: 1 K: 0 S: 4	H: 1 LOB: 2 BB: 1 P: 8	R: 0 E: 0 K: 1 S: 5	H: 0 LOB: 0 BB: 0 P: 5	R: 0 E: 0 K: 1 S: 5	H: 0 LOB: 0 BB: 0 P: 5	1B: 4 2B: 0 3B: 0 HR: 1	SF: 0 SAC: 0 DP: 1 HBP: 0	WP: 0 PB: 0 SB: 0 CS: 1	PA: 33
PITCHER Bill Parsons, R (1, 1) ERA: 2.51	IP: 9.0 WLS: W BF: 33 H: 5 R: 1 ER: 1 SO: 9 BB: 3 IBB: 0 HBP: 0 BLK: 0 WP: 0 HR: 1 S: 48 P: 60 ERA: 1.00 WHIP: 0.889											PITCHER	IP: 9.0 WLS: W BF: 33 H: 5 R: 1 ER: 1 SO: 9 BB: 3 IBB: 0 HBP: 0 BLK: 0 WP: 0 HR: 1 S: 48 P: 60 ERA: 1.00 WHIP: 0.889									



Batter	1	2	3	4	5	6	7	8	9	AB	R	H	RBI	BB	SO	LOB
Tommy Harper, R (1, 7) OBP: 0.310, SLG: 0.370	0-3 K	0-0 BB 1B		0-0 5-3			0-0 1B 1B 1B			4	1	2	1	0	1	0
Ron Theobald, R (1, 4) OBP: 0.344, SLG: 0.326	4-0 S BB	4-0 BB BB BB BB BB		0-0 G3			0-0 1B 1B 1B			2	0	1	0	2	0	0
John Briggs, L (1, 9) OBP: 0.390, SLG: 0.464 Andy Kosco, R (7, PH) OBP: 0.302, SLG: 0.341 (8, 9)	0-3 K	0-0 F8			0-0 L9		0-3 K			3	0	0	0	0	1	4
Bill Voss, L (1, 8) OBP: 0.317, SLG: 0.385	0-0 1-3			4-0 FC4-6 BB		0-0 3-1	0-0 1B 1B			3	0	1	0	1	0	1
Frank Tepedino, L (1, 3) OBP: 0.211, SLG: 0.274 Bob Heise, R (7, PH) OBP: 0.216, SLG: 0.235 (8, 5)		4-0 1B BB		0-0 FC4-6 FC 1B		0-0 5-3	0-0 FC6 1B			2	2	0	0	1	0	1
Ted Kubiak, S (1, 6) OBP: 0.330, SLG: 0.319		0-3 K		0-0 FC WP SF8-6 1B		0-0 4-3	0-0 FC6 1B			4	1	0	0	0	1	5
Roberto Pena, R (1, 5) OBP: 0.288, SLG: 0.359 (8, 3)		0-0 4-3		0-0 SF8-6 WP 1B		0-0 F7		0-0 F6		4	0	1	1	0	0	1
Elie Rodriguez, R (1, 2) OBP: 0.286, SLG: 0.222		4-0 1B 1B IBB		0-0 SF8-6		0-0 F7		0-0 4-3		2	1	0	1	1	0	0
Bill Parsons, R (1, 1) OBP: 0.208, SLG: 0.209		0-0 BB 1B 1B		0-3 K		0-3 K		0-3 K		4	0	1	1	0	3	0

Inning Stats	R: 0	H: 0	E: 0	K: 2	S: 7	H: 0	LOB: 1	BB: 1	P: 11	R: 2	H: 2	E: 0	K: 1	S: 7	H: 1	LOB: 0	BB: 1	P: 19	R: 0	H: 0	E: 0	K: 0	S: 4	R: 0	H: 0	E: 0	K: 0	S: 5	H: 0	LOB: 0	BB: 0	P: 5	R: 0	H: 0	E: 0	K: 0	S: 3	R: 0	H: 0	E: 0	K: 0	S: 3	R: 1	H: 4	E: 0	K: 2	S: 11	H: 0	LOB: 3	BB: 0	P: 11	R: 0	H: 0	E: 0	K: 1	S: 5	H: 0	LOB: 0	BB: 0	P: 5
--------------	------	------	------	------	------	------	--------	-------	-------	------	------	------	------	------	------	--------	-------	-------	------	------	------	------	------	------	------	------	------	------	------	--------	-------	------	------	------	------	------	------	------	------	------	------	------	------	------	------	------	-------	------	--------	-------	-------	------	------	------	------	------	------	--------	-------	------

PITCHER	IP	WLS	BF	H	R	ER	SO	BB	IBB	HBP	BLK	WP	HR	S	P	ERA	WHIP
Ray Culp, R (1, 1) ERA: 3.33	6.0	L	26	3	4	4	4	4	4	1	0	0	0	29	49	6.00	1.167
Bill Lee, L (7, 1) ERA: 2.71	0.2		6	4	1	1	2	0	0	0	0	0	0	10	10	13.50	6.000
Ken Tatum, R (7, 1) ERA: 3.45	1.1		4	0	0	0	1	0	0	0	0	0	0	6	6	0.00	0.000

BOTTOM

Boston Red Sox @ Milwaukee Brewers
Milwaukee County Stadium, Milwaukee, WI

Tue Jul 27 1971, 8:05 PM EDT
Att: 12,179 - Unknown - 66 F

AB	30
R	5
H	7
RBI	5
BB	5
SO	7
LOB	14

WP: 1 PA: 36
PB: 0
SB: 1
CS: 0



PITCHER	IP	WLS	BF	H	R	ER	SO	BB	IBB	HBP	BLK	WP	HR	S	P	ERA	WHIP
---------	----	-----	----	---	---	----	----	----	-----	-----	-----	----	----	---	---	-----	------

Batter	1	2	3	4	5	6	7	8	9	AB R H RBI BB SO LOB	TOP	
Doug Griffin, R (1, 4) OBP: 0.304, SLG: 0.314	4-0 CS BB		0-0 6-3		0-3 K			0-0 F8		3 0 0 0 1 1 0		
Luis Aparicio, R (1, 6) OBP: 0.284, SLG: 0.283	0-0 F4		0-0 F9		0-0 F4			4-0 BB		3 0 0 0 1 0 1		
Reggie Smith, S (1, 8) OBP: 0.364, SLG: 0.512	0-0 1B BB 1B		4-0 BB		0-0 F9			0-0 F7		3 0 1 0 1 0 1		
Carl Yastrzemski, L (1, 7) OBP: 0.396, SLG: 0.424	4-0 1B 1-2 BB		0-0 F8		0-0 4-3			0-0 F8		3 0 0 0 1 0 1		
Rico Petrocelli, R (1, 5) OBP: 0.349, SLG: 0.462	0-0 1-2 2-3 1B		0-0 F6		0-0 F9			0-0 5-3		4 0 1 0 0 0 0		
George Scott, R (1, 3) OBP: 0.324, SLG: 0.435	0-0 F4		0-0 WP 1B		0-0 5-3			0-0 4-3		4 0 1 0 0 0 3		
Joe Lahoud, L (1, 9) OBP: 0.348, SLG: 0.507		0-3 K	0-0 F8		0-0 F9			0-0 F9		3 0 0 0 0 1 1		
Bob Montgomery, R (1, 2) OBP: 0.318, SLG: 0.364		0-0 F9	0-0 1-3		0-0 F9			0-0 F9		3 0 0 0 0 0 1		
Gary Peters, L (1, 1) OBP: 0.282, SLG: 0.328		0-0 4-3			0-0 4-3			0-0 4-3		3 0 0 0 0 0 0		
Bobby Bolin, R (8, 1) OBP: 0.250, SLG: 0.250										0 0 0 0 0 0 0		
Inning Stats	R: 0 H: 2 E: 0 LOB: 3 K: 0 BB: 2 S: 4 P: 12	R: 0 H: 0 E: 0 LOB: 0 K: 1 BB: 0 S: 5 P: 5	R: 0 H: 0 E: 0 LOB: 1 K: 0 BB: 1 S: 3 P: 7	R: 0 H: 1 E: 0 LOB: 1 K: 0 BB: 0 S: 4 P: 4	R: 0 H: 0 E: 0 LOB: 0 K: 1 BB: 0 S: 5 P: 5	R: 0 H: 0 E: 0 LOB: 0 K: 0 BB: 0 S: 3 P: 3	R: 0 H: 0 E: 0 LOB: 0 K: 0 BB: 0 S: 3 P: 3	R: 0 H: 0 E: 0 LOB: 1 K: 0 BB: 1 S: 3 P: 7	R: 0 H: 0 E: 0 LOB: 0 K: 0 BB: 0 S: 3 P: 3	1B: 3 SF: 0 2B: 0 SAC: 0 3B: 0 DP: 0 HR: 0 HBP: 0	WP: 1 PA: 33 PB: 0 SB: 0 CS: 1	
PITCHER Jim Slaton, R (1, 1) ERA: 3.74	IP WLS BF H R ER SO BB IBB HBP BLK WP HR S P ERA WHIP	9.0 W 33 3 0 0 2 4 0 0 0 1 0 33 49 0.00 0.778										

Boston Red Sox @ Milwaukee Brewers
Milwaukee County Stadium, Milwaukee, WI

Wed Jul 28 1971, 8:05 PM EDT
 Att: 8,310 - Unknown - 68 F

AB	29
R	0
H	3
RBI	0
BB	4
SO	2
LOB	8



livebaseballscorecards.com

Batter	1	2	3	4	5	6	7	8	9
Tommy Harper, R (1, 7) OBP: 0.310, SLG: 0.377	0-0 L6		0-0 F7			0-0 5-3		0-0 HR	
Ron Theobald, R (1, 4) OBP: 0.343, SLG: 0.325	0-3 K			0-0 F4		0-0 4-3		0-0 FC6-4 S 2B 1B	
Roberto Pena, R (1, 3) OBP: 0.283, SLG: 0.351	0-0 6-3			0-0 6-3		0-0 G3		0-0 F8	
Andy Kosco, R (1, 9) OBP: 0.303, SLG: 0.341		0-0 F2		0-0 CS 1B		0-3 K		4-0 FC6-4 BB	
John Briggs, L (8, PH) OBP: 0.392, SLG: 0.464 (9, 9)									
Bobby Mitchell, R (1, 8) OBP: 0.294, SLG: 0.200		0-0 6-3		0-0 CS 1-2	0-0 E6 5-3 SH1-4 2B		0-0 BB L1-5 1B	0-0 FC6-4 1-2f 2-3 2B	
Ted Kubiak, S (1, 6) OBP: 0.333, SLG: 0.327		0-0 5-3			0-0 SH1-4 1-2		0-0 BB 1B	0-0 1-H 3-H 2B	
Elie Rodriguez, R (1, 2) OBP: 0.285, SLG: 0.219			0-0 L9		0-0 5-3 2-3		4-0 BB 1B	0-0 F9	
Bob Heise, R (1, 5) OBP: 0.222, SLG: 0.259			0-0 4-3		0-0 2B		0-0 L1-5 3-H		
Jim Slaton, R (1, 1) OBP: 0.250, SLG: 0.167			0-0 1B		0-0 F4			0-0 HR 1B	

Inning Stats	R: 0	H: 0	E: 0	K: 1	S: 5	LOB: 0	BB: 0	P: 5
	R: 0	H: 0	E: 0	K: 0	S: 3	LOB: 0	BB: 0	P: 3
	R: 0	H: 1	E: 0	K: 0	S: 4	LOB: 1	BB: 0	P: 4
	R: 0	H: 1	E: 0	K: 0	S: 3	LOB: 0	BB: 0	P: 3
	R: 1	H: 1	E: 1	K: 0	S: 5	LOB: 1	BB: 0	P: 5
	R: 0	H: 0	E: 0	K: 0	S: 3	LOB: 0	BB: 0	P: 3
	R: 0	H: 2	E: 0	K: 1	S: 6	LOB: 2	BB: 1	P: 10
	R: 4	H: 4	E: 0	K: 0	S: 7	LOB: 1	BB: 1	P: 11

PITCHER	IP	WLS	BF	H	R	ER	SO	BB	IBB	HBP	BLK	WP	HR	S	P	ERA	WHIP
Gary Peters, L (1, 1) ERA: 4.78	7.0	L	29	8	4	3	2	1	0	0	0	0	1	32	36	3.86	1.286
Bobby Bolin, R (8, 1) ERA: 3.91	1.0		5	1	1	1	0	1	0	0	0	0	0	4	8	9.00	2.000

BOTTOM

Boston Red Sox @ Milwaukee Brewers
Milwaukee County Stadium, Milwaukee, WI

Wed Jul 28 1971, 8:05 PM EDT
Att. 8,310 - Unknown - 68 F

AB	R	H	RBI	BB	SO	LOB
4	1	1	2	0	0	1
4	1	1	0	0	1	0
4	0	0	0	0	0	1
3	0	1	0	0	1	0
0	0	0	0	1	0	0
4	2	1	0	0	0	2
3	0	2	2	0	0	0
3	0	0	0	1	0	2
3	0	1	1	0	0	3
3	1	2	0	0	0	1

AB	31
R	5
H	9
RBI	5
BB	2
SO	2
LOB	10

WP: 0 PA: 35
PB: 0
SB: 1
CS: 1



PITCHER	IP	WLS	BF	H	R	ER	SO	BB	IBB	HBP	BLK	WP	HR	S	P	ERA	WHIP
Gary Peters, L (1, 1) ERA: 4.78	7.0	L	29	8	4	3	2	1	0	0	0	0	1	32	36	3.86	1.286
Bobby Bolin, R (8, 1) ERA: 3.91	1.0		5	1	1	1	0	1	0	0	0	0	0	4	8	9.00	2.000

Batter	1	2	3	4	5	6	7	8	9	AB R H RBI BB SO LOB	TOP																								
Doug Griffin, R (1, 4) OBP: 0.300, SLG: 0.309	0-3 K			x 0-0 F8		x 0-0 6-3		x 0-0 6-3	4 0 0 0 0 1 1																										
Luis Aparicio, R (1, 6) OBP: 0.287, SLG: 0.286	0-0 5-3		x 0-0 L9-3 1B		x 0-0 G4-6-3 1B		x 0-0 F9	4 0 2 0 0 0 0																											
Reggie Smith, S (1, 8) OBP: 0.361, SLG: 0.508	0-0 F9		x 0-0 L9-3 1-2		x 0-0 G4-6-3 1-2f		x 0-0 L7	3 0 0 0 0 0 2																											
Carl Yastrzemski, L (1, 7) OBP: 0.393, SLG: 0.420		x 0-0 3-1		x 0-0 F9		x 0-0 L7		3 0 0 0 0 0 0																											
Rico Petrocelli, R (1, 5) OBP: 0.347, SLG: 0.458		x 0-0 5-3		0-3 K		0-0 K		3 0 0 0 0 1 0																											
George Scott, R (1, 3) OBP: 0.321, SLG: 0.432		0-3 K		0-3 K		0-0 2-3		3 0 0 0 0 2 0																											
Joe Lahoud, L (1, 9) OBP: 0.354, SLG: 0.507			x 0-0 CS 1B		x 0-0 1-3		B B B 4-0 BB	2 0 1 0 1 0 0																											
Bob Montgomery, R (1, 2) OBP: 0.319, SLG: 0.373			x 0-0 F8 1-2		x 0-0 2B		0-3 K	3 0 1 0 0 1 2																											
Luis Tiant, R (1, 1) OBP: 0.154, SLG: 0.231			x 0-0 6-3		0-3 K		x 0-0 F3	2 0 0 0 0 1 1																											
Mike Fiore, L (9, PH) OBP: 0.238, SLG: 0.111								1 0 0 0 0 0 0																											
Inning Stats	R: 0 E: 0 K: 1 S: 5	H: 0 LOB: 0 BB: 0 P: 5	R: 0 E: 0 K: 1 S: 5	H: 0 LOB: 0 BB: 0 P: 5	R: 0 E: 0 K: 0 S: 3	H: 1 LOB: 0 BB: 0 P: 3	R: 0 E: 0 K: 0 S: 3	H: 1 LOB: 0 BB: 0 P: 3	R: 0 E: 0 K: 2 S: 7	H: 0 LOB: 0 BB: 0 P: 7	R: 0 E: 0 K: 1 S: 6	H: 1 LOB: 1 BB: 0 P: 6	R: 0 E: 0 K: 0 S: 3	H: 1 LOB: 0 BB: 0 P: 3	R: 0 E: 0 K: 1 S: 5	H: 0 LOB: 1 BB: 1 P: 9	R: 0 E: 0 K: 0 S: 3	H: 0 LOB: 0 BB: 0 P: 3	1B: 3 2B: 2 3B: 0 HR: 0	SF: 0 SAC: 0 DP: 2 HBP: 0	WP: 0 PB: 0 SB: 0 CS: 1	PA: 29													
PITCHER Marty Pattin, R (1, 1) ERA: 2.88	IP 9.0	WLS W	BF 29	H 4	R 0	ER 0	SO 6	BB 1	IBB 0	HBP 0	BLK 0	WP 0	HR 0	S 40	P 44	ERA 0.00	WHIP 0.556	PITCHER	IP 9.0	WLS W	BF 29	H 4	R 0	ER 0	SO 6	BB 1	IBB 0	HBP 0	BLK 0	WP 0	HR 0	S 40	P 44	ERA 0.00	WHIP 0.556

Boston Red Sox @ Milwaukee Brewers
Milwaukee County Stadium, Milwaukee, WI

Thu Jul 29 1971, 4:33 AM EDT
Att. 15,568 - Unknown - 70 F

AB	28
R	0
H	4
RBI	0
BB	1
SO	6
LOB	6



Batter	1	2	3	4	5	6	7	8	9	AB	R	H	RBI	BB	SO	LOB
Tommy Harper, R OBP: 0.311, SLG: 0.376 (1, 7)	0-0 SH1-4 1B		0-0 L7		0-0 5-3		4-0 G6-4-3 BB			3	0	1	0	1	0	0
Bob Heise, R OBP: 0.228, SLG: 0.263 (1, 5)	0-0 SH1-4 1-2		0-0 1B		0-0 F8		0-0 G6-4-3 1-2f			3	0	1	0	0	0	1
Dave May, L OBP: 0.353, SLG: 0.421 (1, 9)	4-0 BB		0-0 4-3			0-0 4-3		0-0 P6		3	0	0	0	1	0	1
Bill Voss, L OBP: 0.316, SLG: 0.395 (1, 8)	0-0 F8			0-0 HR		0-0 3-1		0-0 L4		4	1	1	1	0	0	2
Frank Tepedino, L OBP: 0.225, SLG: 0.266 (1, 3)	0-3 K			0-0 1B		0-0 1B		0-0 G3		4	0	2	0	0	1	2
Ted Kubiak, S OBP: 0.330, SLG: 0.323 (1, 6)		0-0 F2		0-3 K		0-0 6-3				3	0	0	0	0	1	2
Ron Theobald, R OBP: 0.343, SLG: 0.325 (1, 4)		0-0 5-3		0-0 P4			0-0 SH 1B			3	1	1	0	0	0	1
Ellie Rodriguez, R OBP: 0.283, SLG: 0.217 (1, 2)		0-0 1-3		0-0 5-3 1-2			0-0 SH WP			2	1	0	0	0	0	1
Marty Pattin, R OBP: 0.200, SLG: 0.164 (1, 1)			0-0 F4		0-0 5-3		0-0 5-3			3	0	0	0	0	0	1

Inning Stats	R: 0	H: 1	E: 0	LOB: 2	K: 1	S: 6	P: 10	R: 0	H: 0	E: 0	LOB: 0	K: 0	S: 3	P: 3	R: 0	H: 1	E: 0	LOB: 1	K: 0	S: 4	P: 4	R: 1	H: 2	E: 0	LOB: 1	K: 1	S: 7	P: 7	R: 0	H: 0	E: 0	LOB: 0	K: 0	S: 3	P: 3	R: 0	H: 1	E: 0	LOB: 1	K: 0	S: 4	P: 4	R: 2	H: 1	E: 1	LOB: 0	K: 0	S: 4	P: 8	R: 0	H: 0	E: 0	LOB: 0	K: 0	S: 3	P: 3
PITCHER Luis Tiant, R ERA: 5.21 (1, 1)	IP	WLS	BF	H	R	ER	SO	BB	IBB	HBP	BLK	WP	HR	S	P	ERA	WHIP	IP	WLS	BF	H	R	ER	SO	BB	IBB	HBP	BLK	WP	HR	S	P	ERA	WHIP	IP	WLS	BF	H	R	ER	SO	BB	IBB	HBP	BLK	WP	HR	S	P	ERA	WHIP					

BOTTOM

Boston Red Sox @ Milwaukee Brewers
Milwaukee County Stadium, Milwaukee, WI

Thu Jul 29 1971, 4:33 AM EDT
 Att: 15,568 - Unknown - 70 F

livebaseballscorecards.com

AB 28
R 3
H 6
RBI 1
BB 2
SO 2
LOB 11



WP: 1 PA: 32
 PB: 0
 SB: 1
 CS: 0

Batter	1	2	3	4	5	6	7	8	9	AB R H RBI BB SO LOB	TOP									
Davey Nelson, R OBP: 0.347, SLG: 0.450 (1, 5) X	0-0 HR	0-0 FC5 1B 1-2 1B		0-0 G4-6-3 1-2f			0-0 6-3		0-0 P3	5 1 2 1 0 0 1										
Elliott Maddox, R OBP: 0.300, SLG: 0.245 (1, 8) B B B	4-0 FC5-4 BB 1-6-3 BB	0-0 PB FC5 1-2 2-3 1B			0-0 E6 FC5 1B		0-0 S 1B			3 1 2 0 1 0 0										
Frank Howard, R OBP: 0.385, SLG: 0.511 (1, 3) B B B	4-0 FC5-4 1-2 BB	0-0 FC5 PB 1-2 2-3f 3-H			0-0 FC5 1-2 1B		0-3 K 1-2			3 0 1 1 1 1 3										
Dick Billings, R OBP: 0.290, SLG: 0.340 (1, 2) X	0-0 FC5-4 1-2f 2-3	0-3 K 1-2 2-3			0-3 K 1-2		0-0 F8			4 0 0 0 0 2 7										
Jeff Burroughs, R OBP: 0.278, SLG: 0.188 (1, 7) X	0-0 1-6-3 1-2 3-H		0-3 K		0-0 FC5 1-2 2-3f FC4-6		0-3 K			4 0 0 1 0 2 3										
Toby Harrah, R OBP: 0.302, SLG: 0.288 (1, 6) B B B	4-0 BB		0-0 F3		0-0 FC4-6 1-2f		0-0 6-3			3 0 0 0 1 0 2										
Del Unser, L OBP: 0.349, SLG: 0.385 (1, 9) S S S	0-3 K		0-0 F7			0-0 F8		0-0 4-3		4 0 0 0 0 1 2										
Tim Cullen, R OBP: 0.245, SLG: 0.247 (1, 4) X		0-0 F3		0-0 F7		0-0 F8		0-0 F7		4 0 0 0 0 0 0										
Dick Bosman, R OBP: 0.240, SLG: 0.140 (1, 1)		4-0 1B 1B FC5 BB		4-0 G4-6-3 BB		0-0 4-3		0-3 K		1 1 0 0 2 0 0 1 0 0 0 0 1 0										
Paul Lindblad, L OBP: 0.211, SLG: 0.316 (8, 1) B B B B																				
Inning Stats	R: 2 E: 0 K: 1 S: 6	H: 1 LOB: 2 BB: 3 P: 18	R: 1 E: 0 K: 1 S: 7	H: 2 LOB: 2 BB: 1 P: 11	R: 0 E: 0 K: 1 S: 5	H: 0 LOB: 0 BB: 1 P: 6	R: 0 E: 1 K: 1 S: 7	H: 1 LOB: 2 BB: 0 P: 7	R: 0 E: 0 K: 0 S: 3	H: 0 LOB: 0 BB: 0 P: 3	R: 0 E: 0 K: 1 S: 6	H: 1 LOB: 1 BB: 0 P: 6	R: 0 E: 0 K: 1 S: 5	H: 0 LOB: 0 BB: 0 P: 5	R: 0 E: 0 K: 1 S: 5	H: 0 LOB: 0 BB: 0 P: 5	1B: 4 2B: 0 3B: 0 HR: 1	SF: 0 SAC: 0 DP: 1 HBP: 0	WP: 0 PB: 1 SB: 1 CS: 0	PA: 37
PITCHER	IP WLS BF H R ER SO BB IBB HBP BLK WP HR S P ERA WHIP																			
Marcelino Lopez, L ERA: 4.63 (1, 1)	1.1 L 11 3 3 3 1 4 0 0 0 0 0 1 9 25 20.25 5.250																			
Lew Krausse, R ERA: 3.5 (2, 1)	3.2 13 1 0 0 3 1 0 0 0 0 0 0 18 22 0.00 0.545																			
Floyd Weaver, R ERA: 4.05 (6, 1)	2.0 7 1 0 0 1 0 0 0 0 0 0 0 9 9 0.00 0.500																			
Ken Sanders, R ERA: 2.1 (8, 1)	2.0 6 0 0 0 2 0 0 0 0 0 0 0 10 10 0.00 0.000																			

Washington Senators @ Milwaukee Brewers
Milwaukee County Stadium, Milwaukee, WI

Fri Jul 30 1971, 8:05 PM EDT
Att: 9,224 - Unknown - 62 F

AB	32
R	3
H	5
RBI	3
BB	5
SO	7
LOB	18



Batter	1	2	3	4	5	6	7	8	9	AB	R	H	RBI	BB	SO	LOB
Tommy Harper, R (1, 7) OBP: 0.308, SLG: 0.372	0-0 6-3		0-0 F8		0-0 5-3		0-0 F9			4	0	0	0	0	0	3
Ron Theobald, R (1, 4) OBP: 0.345, SLG: 0.325	0-0 P4		4-0 BB		0-0 F8			0-0 E6 1B		3	1	1	0	1	0	1
Dave May, L (1, 9) OBP: 0.355, SLG: 0.420	4-0 BB		0-0 F7			0-0 4-3		0-0 2-H 1B		3	0	1	1	1	0	1
Bill Voss, L (1, 8) OBP: 0.311, SLG: 0.389	0-3 K			0-0 F8		0-0 4-3		0-3 K		4	0	0	0	0	2	2
Frank Tepedino, L (1, 3) OBP: 0.229, SLG: 0.288		0-0 5-3 4-3 1B		0-0 4-3		0-0 4-3		0-0 4-3		3	0	1	0	0	0	0
Andy Kosco, R (8, PH) (9, 3)								1-2		1	0	0	0	0	0	1
Tom Matchick, L (1, 5)		0-0 4-3		0-0 F7			0-0 F7	0-0 P6		4	0	0	0	0	0	2
Bob Heise, R (1, 6) OBP: 0.246, SLG: 0.267		0-0 5-3			0-0 PB 3B 1B		4-0 BB BB		0-0 6-3	3	1	1	0	1	0	1
Ellie Rodriguez, R (1, 2) OBP: 0.278, SLG: 0.213		0-0 P4		0-3 K		0-3 K	0-0 F9	0-0 1-3		4	0	0	0	0	1	3
Marcelino Lopez, R (1, 1) OBP: 0.077, SLG: 0.077			0-3 K		0-0 3B		4-0 BB BB	0-0 F9		0	0	0	0	0	0	0
Lew Krausse, R (2, 1)										1	0	0	0	0	1	0
Bobby Mitchell, R (5, PH) OBP: 0.333, SLG: 0.375										1	0	1	1	0	0	0
Floyd Weaver, R (8, 1)										0	0	0	0	0	0	0
John Briggs, L (7, PH) OBP: 0.166, SLG: 0.464										0	0	0	0	1	0	0
Ken Sanders, R (8, 1)										0	0	0	0	0	0	0
Roberto Pena, R (9, PH) OBP: 0.282, SLG: 0.350							1-H 3B	1-2 BB		1	0	0	0	0	0	0

Inning Stats	R: 0	H: 0	E: 0	K: 1	S: 5	H: 0	LOB: 1	BB: 1	P: 9	R: 0	H: 1	E: 0	K: 0	S: 4	H: 0	LOB: 1	BB: 0	P: 4	R: 0	H: 0	E: 0	K: 1	S: 5	H: 0	LOB: 1	BB: 1	P: 9	R: 0	H: 0	E: 0	K: 0	S: 3	R: 1	H: 2	E: 0	K: 1	S: 7	H: 0	LOB: 0	BB: 0	P: 3	R: 0	H: 0	E: 0	K: 0	S: 3	R: 0	H: 2	E: 1	K: 1	S: 7	H: 2	LOB: 1	BB: 0	P: 7	R: 0	H: 0	E: 0	K: 0	S: 3	R: 1	H: 2	E: 0	K: 0	S: 3	H: 0	LOB: 0	BB: 0	P: 7	R: 0	H: 0	E: 0	K: 0	S: 3	H: 0	LOB: 0	BB: 0	P: 3	R: 0	H: 0	E: 0	K: 0	S: 3	H: 0	LOB: 0	BB: 0	P: 3	R: 1	H: 2	E: 1	K: 1	S: 7	H: 2	LOB: 1	BB: 0	P: 7	R: 0	H: 0	E: 0	K: 0	S: 3	H: 0	LOB: 0	BB: 0	P: 3
1B: 4	2B: 0	3B: 1	HR: 0	SF: 0	SAC: 0	DP: 0	HBP: 0	WP: 0	PA: 36																																																																																																

PITCHER	IP	WLS	BF	H	R	ER	SO	BB	IBB	HBP	BLK	WP	HR	S	P	ERA	WHIP
Dick Bosman, R (1, 1) ERA: 3.96	7.0	W	29	4	2	1	3	4	0	0	0	0	0	31	47	1.29	1.143
Paul Lindblad, L (8, 1) ERA: 2.54	2.0	S	7	1	0	0	1	0	0	0	0	0	0	9	9	0.00	0.500


BOTTOM


Washington Senators @ Milwaukee Brewers
Milwaukee County Stadium, Milwaukee, WI
 Fri Jul 30 1971, 8:05 PM EDT
 Att. 9,224 - Unknown - 62 F

livebaseballscorecards.com

AB	32
R	2
H	5
RBI	2
BB	4
SO	4
LOB	14



Batter	1	2	3	4	5	6	7	8	9	AB R H RBI BB SO LOB	TOP																									
Del Unser, L OBP: 0.350, SLG: 0.388 (1, 8) (7, 9)	0-0 P5		0-0 6-3		0-0 FC4-6 1B		0-0 F9 SF8 2B		0-0 F8	5 1 2 1 0 0 0	Washington Senators @ Milwaukee Brewers Milwaukee County Stadium, Milwaukee, WI Sat Jul 31 1971, 4:33 AM EDT Att. 15,166 - Unknown - 71 F livebaseballscorecards.com AB 36 R 4 H 12 RBI 4 BB 1 SO 4 LOB 18 																									
Davey Nelson, R OBP: 0.333, SLG: 0.431 (1, 5)	0-0 P5		0-0 F8		0-0 FC4-6		0-0 F9		0-0 1-3	5 0 0 0 0 0 3																										
Don Mincher, L OBP: 0.413, SLG: 0.446 Casey Cox, R OBP: 0.115, SLG: 0.080 (1, 3) (7, 1)	0-0 FC5-4 1B		0-0 6-3		0-3 K		0-0 SF8		0-0	3 0 1 1 0 1 2 0 0 0 0 0 0 0																										
Frank Howard, R OBP: 0.384, SLG: 0.508 (1, 7) (7, 3)	0-0 FC5-4 1-2f			0-0 6-3		0-0 1B FC6-4 1B		0-3 K		4 1 1 0 0 1 1																										
Larry Bittner, L OBP: 0.345, SLG: 0.320 (1, 9) (7, 7)		4-0 FC3-6 1B BB		0-0 3B		0-0 FC6-4 1B		0-0 1B 2B		3 1 3 0 1 0 0																										
Dick Billings, R OBP: 0.294, SLG: 0.343 (1, 2)		0-0 FC3-6 1-2 1B		0-0 F2		0-0 FC6-4 1-2f 3-H		0-0 P6 2-H 1B		4 0 2 2 0 0 2																										
Bernie Allen, L OBP: 0.342, SLG: 0.378 (1, 4)		0-0 FC3-6 1-2f 2-3		0-0 3-1		0-3 K		0-0 P6 1-2		4 0 0 0 0 1 5																										
Tim Cullen, R OBP: 0.245, SLG: 0.247 (1, 6)		0-3 K			0-0 FC4-6 1B 1B		0-0 P3		0-0 F7	4 0 1 0 0 1 3																										
Mike Thompson, R OBP: 0.167, SLG: 0.167 Tom McCraw, L OBP: 0.288, SLG: 0.427 Denny Riddleberger, R Horacio Pina, R Elliott Maddox, R OBP: 0.301, SLG: 0.247 (1, 1) (5, PH) (5, 1) (6, 1) (7, PH) (7, 8)		0-0 6-3			0-0 1B 1-2 1B		0-0 2B 1B		0-0 6-3	1 0 0 0 0 0 2 1 0 1 0 0 0 0 0 0 0 0 0 0 0 0 0 0 0 0 0 0 2 1 1 0 0 0 0																										
Inning Stats	R: 0 E: 0 K: 0 S: 4	H: 1 LOB: 1 BB: 0 P: 4	R: 0 E: 0 K: 1 S: 6	H: 1 LOB: 2 BB: 1 P: 10	R: 0 E: 0 K: 0 S: 3	H: 0 LOB: 0 BB: 0 P: 3	R: 0 E: 0 K: 0 S: 4	H: 1 LOB: 1 BB: 0 P: 4	R: 0 E: 0 K: 1 S: 7	H: 3 LOB: 2 BB: 0 P: 7		R: 1 E: 0 K: 1 S: 7	H: 2 LOB: 1 BB: 0 P: 7	R: 2 E: 0 K: 1 S: 7	H: 2 LOB: 0 BB: 0 P: 7	R: 1 E: 0 K: 0 S: 4	H: 2 LOB: 0 BB: 0 P: 4	R: 0 E: 0 K: 0 S: 3	H: 0 LOB: 0 BB: 0 P: 3	1B: 9 2B: 2 3B: 1 HR: 0	SF: 1 SAC: 0 DP: 0 HBP: 0	WP: 0 PB: 0 SB: 0 CS: 0	PA: 38													
PITCHER	IP WLS BF H R ER SO BB IBB HBP BLK WP HR S P ERA WHIP																				PITCHER	IP WLS BF H R ER SO BB IBB HBP BLK WP HR S P ERA WHIP														
Bill Parsons, R ERA: 2.57 (1, 1)	6.1	29	10	3	3	3	1	0	0	0	0	0	0	34	38	4.26	1.737																			
John Morris, L ERA: 3.17 (7, 1)	0.2	2	0	0	0	1	0	0	0	0	0	0	0	4	4	0.00	0.000																			
Ken Sanders, R ERA: 2.16 (8, 1)	2.0	L 7	2	1	1	0	0	0	0	0	0	0	0	7	7	4.50	1.000																			

Batter	1	2	3	4	5	6	7	8	9	AB R H RBI BB SO LOB	TOP														
Del Unser, L OBP: 0.351, SLG: 0.388 (1, 8) (8, 9)	0-0 4-3		0-0 3-1		0-0 F8		0-0 1B		0-0 1B	5 0 2 1 0 0 2	<p>Washington Senators @ Milwaukee Brewers Milwaukee County Stadium, Milwaukee, WI</p> <p>Sun Aug 01 1971, 4:33 AM EDT Unknown</p> <p>livebaseballscores.com</p> <table border="1"> <tr><td>AB</td><td>34</td></tr> <tr><td>R</td><td>3</td></tr> <tr><td>H</td><td>9</td></tr> <tr><td>RBI</td><td>3</td></tr> <tr><td>BB</td><td>4</td></tr> <tr><td>SO</td><td>4</td></tr> <tr><td>LOB</td><td>15</td></tr> </table> 	AB	34	R	3	H	9	RBI	3	BB	4	SO	4	LOB	15
AB	34																								
R	3																								
H	9																								
RBI	3																								
BB	4																								
SO	4																								
LOB	15																								
Davey Nelson, R OBP: 0.320, SLG: 0.413 (1, 5)	0-0 F9		0-0 P4			0-3 K	0-0 F3		0-3 K	5 0 0 0 0 2 6															
Don Mincher, L OBP: 0.414, SLG: 0.445 Elliott Maddox, R OBP: 0.301, SLG: 0.247 (1, 3) (8, 8)	0-0 1B			0-0 F9		4-0 BB		0-0 1-3		3 0 1 0 1 0 0 0 0 0 0 0 0 0															
Frank Howard, R OBP: 0.381, SLG: 0.503 (1, 7) (8, 3)	0-0 5-3			0-3 K		0-0 G5-4-3		0-0 5-3		4 0 0 0 0 1 2															
Larry Bittner, L OBP: 0.342, SLG: 0.318 (1, 9) (8, 7)		0-0 G6-3 1B		0-0 F7			0-0 F7	0-0 6-3		4 0 1 0 0 0 0															
Dick Billings, R OBP: 0.298, SLG: 0.358 (1, 2)		0-0 F9			4-0 1B FC4-6 BB		0-3 K		0-0 HR	3 2 1 1 1 1 1															
Bernie Allen, L OBP: 0.345, SLG: 0.381 (1, 4)		0-0 G6-3 1-2f			0-0 FC4-6 1B		0-0 BB 1B		0-0 1-3	4 1 2 0 0 0 1															
Tim Cullen, R OBP: 0.248, SLG: 0.248 Toby Harrah, R OBP: 0.302, SLG: 0.288 (1, 6) (9, PR)			0-0 F8		0-0 FC4-6 1-2f 3-H		4-0 1B BB		0-0 1B 1B	3 0 1 1 1 0 1 0 0 0 0 0 0 0															
Jim Shellenback, L OBP: 0.154, SLG: 0.192 Jackie Brown, R OBP: 0.154, SLG: 0.154 Tom McCraw, L OBP: 0.297, SLG: 0.424 Horacio Pina, R OBP: 0.318, SLG: 0.198 Denny Riddleberger, R OBP: 0.222, SLG: 0.282 (1, 1) (3, 1) (5, PH) (5, 1) (7, PH) (7, 1) (9, PH)			0-0 3-1 2B		0-0 F5		4-0 1B BB		0-0 F8	1 0 1 0 0 0 0 0 0 0 0 0 0 0 1 0 0 0 0 0 1 0 0 0 0 0 0 0 0 0 0 0 1 0 0 0 0 0 0 0 0 0 1 0 0 0 0 0 1															
Inning Stats	R: 0 E: 0 K: 0 S: 4	H: 1 LOB: 1 BB: 0 P: 4	R: 0 E: 0 K: 0 S: 3	H: 1 LOB: 0 BB: 0 P: 3	R: 0 E: 0 K: 0 S: 4	H: 0 LOB: 0 BB: 0 P: 4	R: 0 E: 0 K: 1 S: 5	H: 0 LOB: 0 BB: 0 P: 5	R: 1 E: 0 K: 0 S: 4	H: 1 LOB: 1 BB: 1 P: 8	R: 0 E: 0 K: 1 S: 4	H: 0 LOB: 0 BB: 1 P: 8	R: 1 E: 0 K: 1 S: 7	H: 2 LOB: 3 BB: 2 P: 15	R: 0 E: 0 K: 0 S: 3	H: 0 LOB: 0 BB: 0 P: 3	R: 1 E: 0 K: 1 S: 8	H: 3 LOB: 2 BB: 0 P: 8	1B: 7 2B: 1 3B: 0 HR: 1	SF: 0 SAC: 0 DP: 2 HBP: 0	WP: 0 PB: 0 SB: 0 CS: 0	PA: 38			
PITCHER	IP WLS BF H R ER SO BB IBB HBP BLK WP HR S P ERA WHIP																								
Jim Staton, R ERA: 3.63 (1, 1)	7.0 W 29 6 2 2 3 4 0 0 0 0 0 0 31 47 2.57 1.429																								
Ken Sanders, R ERA: 2.21 (8, 1)	2.0 S 9 3 1 1 1 0 0 0 0 0 0 1 11 11 4.50 1.500																								

Batter	1	2	3	4	5	6	7	8	9	AB	R	H	RBI	BB	SO	LOB
Tommy Harper, R OBP: 0.311, SLG: 0.373 (1, 7)	4-0 FC1-4 PB SF8 BB		0-0 P4		0-0 4-3		0-0 6-3			3	1	0	0	1	0	1
Ron Theobald, R OBP: 0.354, SLG: 0.325 (1, 4)	4-0 FC1-4 1-2 BB		0-0 HR 1B		4-0 WP BB		0-0 F9			2	1	1	0	2	0	0
Bobby Mitchell, R OBP: 0.318, SLG: 0.500 (1, 8)	0-0 FC1-4 1-2f 2-3 CS		0-0 HR		0-3 K		0-0 5-3			4	1	1	3	0	1	3
Andy Kosco, R OBP: 0.295, SLG: 0.333 (1, 9)	0-0 SF8		0-0 P4		0-0 F9		0-0 6-3			3	0	0	1	0	0	0
Roberto Pena, R OBP: 0.286, SLG: 0.357 (1, 3)	0-0 CS 1-2		0-0 P4		0-0 1-3 1B					3	0	2	0	0	0	0
Dick Schofield, S OBP: 0.329, SLG: 0.281 (1, 5)			0-0 5-3		0-0 3-1		0-0 1-3			3	0	0	0	0	0	2
Elie Rodriguez, R OBP: 0.278, SLG: 0.216 (1, 2)			0-3 K		0-0 5-3		0-3 K			3	0	0	0	0	2	2
Bob Heise, R OBP: 0.235, SLG: 0.242 (1, 6)			0-0 6-3		0-0 5-3		0-0 F7			3	0	0	0	0	0	1
Jim Slaton, R OBP: 0.261, SLG: 0.150 Ken Sanders, R (8, 1)			4-0 HR 1B BB		0-3 K		0-0 6-3			2	1	0	0	1	1	0
										0	0	0	0	0	0	0

Inning Stats	R: 1	H: 0	E: 0	K: 0	S: 2	LOB: 0	BB: 2	P: 10	R: 0	H: 1	E: 0	K: 1	S: 6	LOB: 1	BB: 0	P: 6	R: 3	H: 2	E: 0	K: 0	S: 5	LOB: 0	BB: 1	P: 9	R: 0	H: 0	E: 0	K: 0	S: 3	LOB: 0	BB: 0	P: 3	R: 0	H: 1	E: 0	K: 1	S: 6	LOB: 1	BB: 0	P: 6	R: 0	H: 0	E: 0	K: 0	S: 3	LOB: 0	BB: 0	P: 3	R: 0	H: 0	E: 0	K: 0	S: 3	LOB: 0	BB: 0	P: 3
--------------	------	------	------	------	------	--------	-------	-------	------	------	------	------	------	--------	-------	------	------	------	------	------	------	--------	-------	------	------	------	------	------	------	--------	-------	------	------	------	------	------	------	--------	-------	------	------	------	------	------	------	--------	-------	------	------	------	------	------	------	--------	-------	------

PITCHER	IP	WLS	BF	H	R	ER	SO	BB	IBB	HBP	BLK	WP	HR	S	P	ERA	WHIP
Jim Shellenback, L ERA: 3.47 (1, 1)	2.1	L	12	3	4	4	1	3	0	0	0	0	1	11	23	15.43	2.571
Jackie Brown, R ERA: 5.18 (3, 1)	1.2		5	0	0	0	0	0	0	0	0	0	0	5	5	0.00	0.000
Horacio Pina, R ERA: 3.09 (5, 1)	2.0		8	1	0	0	3	1	0	0	0	1	0	13	17	0.00	1.000
Denny Riddleberger, L ERA: 4.13 (7, 1)	2.0		6	0	0	0	0	0	0	0	0	0	0	6	6	0.00	0.000

BOTTOM

Washington Senators @ Milwaukee Brewers
Milwaukee County Stadium, Milwaukee, WI

Sun Aug 01 1971, 4:33 AM EDT
Unknown

livebaseballscorecards.com

AB	26
R	4
H	4
RBI	4
BB	4
SO	4
LOB	9



1B: 2	SF: 1	WP: 1	PA: 32
2B: 1	SAC: 0	PB: 1	
3B: 0	DP: 0	SB: 0	
HR: 1	HBP: 0	CS: 1	

Batter	1	2	3	4	5	6	7	8	9	AB	R	H	RBI	BB	SO	LOB
Tommy Harper, R OBP: 0.313, SLG: 0.375 (1, 7) X	0-0 E 1B 2B		4-0 3-1 SH2-4 BB		0-0 4-3		0-0 5-3			3	1	1	0	1	0	0
Ron Theobald, R OBP: 0.358, SLG: 0.330 (1, 4) X	0-0 E6 F8 1B 2-3 1B		0-0 SH2-4		0-0 1B		0-0 F7			3	0	2	0	0	0	0
Dave May, L OBP: 0.353, SLG: 0.416 (1, 9) X	0-0 1-2 3-H 1B		0-0 3-1		0-0 1-3			0-0 4-3		4	0	1	1	0	0	2
John Briggs, L OBP: 0.397, SLG: 0.464 (1, 3) X	0-0 F9		4-0 IBB		0-0 HR 2B			0-0 P6		3	1	1	0	1	0	2
Bobby Mitchell, R OBP: 0.308, SLG: 0.583 (1, 8) X	0-0 F8 2-3		0-0 F7		0-0 HR 2-H			0-0 5-3		4	1	1	2	0	0	4
Tom Matchick, L (1, 5) X	0-0 F3			0-0 F7		0-0 F9				3	0	0	0	0	0	2
Paul Ratliff, L OBP: 0.205, SLG: 0.347 Elie Rodriguez, R OBP: 0.277, SLG: 0.215 (1, 2) (6, PH) (7, 2)		0-3 K		0-3 K		0-0 G3				2	0	0	0	0	2	0
Bob Heise, R OBP: 0.225, SLG: 0.232 (1, 6)		0-0 4-3		0-0 6-3		0-0 5-3				3	0	0	0	0	0	0
Skip Lockwood, R OBP: 0.186, SLG: 0.128 (1, 1)		0-0 F8			0-0 F7		0-3 K			3	0	0	0	0	1	0

Inning Stats	R: 1	H: 3	LOB: 2	K: 0	S: 6	P: 6	R: 0	H: 0	LOB: 0	K: 1	S: 5	R: 0	H: 0	LOB: 2	K: 0	S: 3	R: 0	H: 0	LOB: 0	K: 1	S: 5	R: 0	H: 1	LOB: 1	K: 0	S: 4	R: 2	H: 2	LOB: 0	K: 0	S: 5	R: 0	H: 0	LOB: 0	K: 1	S: 5	R: 0	H: 0	LOB: 0	K: 0	S: 3
--------------	------	------	--------	------	------	------	------	------	--------	------	------	------	------	--------	------	------	------	------	--------	------	------	------	------	--------	------	------	------	------	--------	------	------	------	------	--------	------	------	------	------	--------	------	------


PITCHER	IP	WLS	BF	H	R	ER	SO	BB	IBB	HBP	BLK	WP	HR	S	P	ERA	WHIP
Bill Gogolewski, R ERA: 2.84 (1, 1)	5.0	L	23	6	3	3	2	1	1	0	0	0	1	25	33	5.40	1.400
Denny Riddleberger, L ERA: 3.96 (6, 1)	2.0		6	0	0	0	1	0	0	0	0	0	0	8	8	0.00	0.000
Paul Lindblad, L ERA: 2.5 (8, 1)	1.0		3	0	0	0	0	0	0	0	0	0	0	3	3	0.00	0.000

BOTTOM

Washington Senators @ Milwaukee Brewers
Milwaukee County Stadium, Milwaukee, WI

Sun Aug 01 1971, 4:38 AM EDT
Att. 10,032 - Unknown

AB	29
R	3
H	6
RBI	3
BB	2
SO	3
LOB	10



WP	HR	S	P	ERA	WHIP
0	0	0	0	0	0

Batter	1	2	3	4	5	6	7	8	9	AB R H RBI BB SO LOB	TOP						
Tommy Harper, R (1, 7) OBP: 0.310, SLG: 0.371	0-0 6-3		0-0 1-3			0-3 K		0-3 K		4 0 0 0 0 2 1							
Ron Theobald, R (1, 4) OBP: 0.356, SLG: 0.329	0-0 F8			0-0 F8		0-0 L9			0-0 FC6-5 S 1B	4 0 1 0 0 0 0							
Bobby Mitchell, R (1, 9) OBP: 0.300, SLG: 0.519	0-0 F2			4-0 BB			0-3 K		0-0 F7 1-2	3 0 0 0 1 1 1							
Jose Cardenal, R (1, 8) OBP: 0.305, SLG: 0.378		0-3 K		0-3 K			0-0 S 1B		4-0 FC6-5 BB	3 1 1 0 1 2 1							
Andy Kosco, R (1, 3) OBP: 0.289, SLG: 0.326		0-0 F9		0-0 5-3			0-0 F8 1-2		0-0 FC6-5 1-2 2-3f	4 0 0 0 0 0 4							
Roberto Pena, R (1, 5) OBP: 0.285, SLG: 0.355		0-0 6-3			0-0 4-3		0-0 1B 2-H		0-0 F8	4 0 1 1 0 0 2							
Ellie Rodriguez, R (1, 2) OBP: 0.276, SLG: 0.213			4-0 4-3 BB		0-0 5-3		0-0 F3			2 0 0 0 1 0 1							
Bob Heise, R (1, 6) OBP: 0.230, SLG: 0.236			0-0 4-3 1-2		0-0 6-3			0-0 CS 1B		3 0 1 0 0 0 1							
Marty Pattin, R (1, 1) OBP: 0.194, SLG: 0.158			0-3 K			0-3 K		0-0 P5 1-2		2 0 0 0 0 2 1							
Dick Schofield, S (8, PH) OBP: 0.325, SLG: 0.277										1 0 0 0 0 0 1							
John Morris, R (8, 1) OBP: 0.167, SLG: 0.200										0 0 0 0 0 0 0							
Ken Sanders, R (8, 1)										0 0 0 0 0 0 0							
Inning Stats	R: 0 E: 0 K: 0 S: 3 H: 0 LOB: 0 BB: 0 P: 3	R: 0 E: 0 K: 1 S: 5 H: 0 LOB: 0 BB: 0 P: 5	R: 0 E: 0 K: 1 S: 5 H: 0 LOB: 1 BB: 1 P: 9	R: 0 E: 0 K: 1 S: 5 H: 0 LOB: 1 BB: 1 P: 9	R: 0 E: 0 K: 0 S: 3 H: 0 LOB: 0 BB: 0 P: 3	R: 0 E: 0 K: 2 S: 7 H: 0 LOB: 0 BB: 0 P: 7	R: 1 E: 0 K: 1 S: 7 H: 2 LOB: 1 BB: 0 P: 7	R: 0 E: 0 K: 1 S: 5 H: 1 LOB: 0 BB: 0 P: 5	R: 0 E: 0 K: 0 S: 4 H: 1 LOB: 2 BB: 1 P: 8	1B: 4 2B: 0 3B: 0 HR: 0 SF: 0 SAC: 0 DP: 0 HBP: 0	WP: 0 PB: 0 SB: 2 CS: 1 PA: 33						
PITCHER Rudy May, L (1, 1) ERA: 2.6	IP: 9.0 WLS: W BF: 33 H: 4 R: 1 ER: 1 SO: 7 BB: 3 IBB: 0 HBP: 0 BLK: 0 WP: 0 HR: 0 S: 44 P: 56 ERA: 1.00 WHIP: 0.778																
PITCHER	IP	WLS	BF	H	R	ER	SO	BB	IBB	HBP	BLK	WP	HR	S	P	ERA	WHIP

Milwaukee Brewers @ California Angels
Anaheim Stadium, Anaheim, CA
Mon Aug 02 1971, 10:05 PM EDT
Att. 6,289 - Unknown

livebaseballscorecards.com

AB	30
R	1
H	4
RBI	1
BB	3
SO	7
LOB	13



Batter	1	2	3	4	5	6	7	8	9	AB	R	H	RBI	BB	SO	LOB
Sandy Alomar Sr., S (1, 4) OBP: 0.316, SLG: 0.330	0-0 CS 1B		4-0 S BB		0-0 6-3		0-0 F7			3	0	1	0	1	0	1
Mickey Rivers, L (1, 8) OBP: 0.308, SLG: 0.296 Ken Berry, R (8, PH) OBP: 0.262, SLG: 0.303 (9, 8)	0-0 P4 1-2		0-0 F7 1-2		0-0 F5		0-0 F7	0-0 6-3 1B 1B		3	0	0	0	0	0	2
Tony Gonzalez, L (1, 7) OBP: 0.339, SLG: 0.353	0-0 1B 2B		0-0 F8		0-0 L4		0-0 6-3	0-0 6-3 1-2		4	1	1	0	0	0	2
Ken McMullen, R (1, 5) OBP: 0.315, SLG: 0.403	0-0 HBP 1B 2-H		4-0 BB		0-0 1-3		0-0 1B IBB	4-0 1B IBB		2	0	1	1	2	0	0
John Stephenson, L (1, 2) OBP: 0.291, SLG: 0.348 Billy Cowan, R (8, PH) OBP: 0.313, SLG: 0.431 Jerry Moses, R (9, 2) OBP: 0.269, SLG: 0.375	1-0 HBP		0-0 3-1		0-0 3-1		0-0 F7	0-0 F7		2	0	0	0	0	0	2
Jim Spencer, L (1, 3) OBP: 0.305, SLG: 0.400	0-0 F9		0-0 4-3		0-0 F2		0-0 1B	0-0 1-3 2-H 1B		4	0	1	1	0	0	2
Roger Repoz, L (1, 9) OBP: 0.381, SLG: 0.377		0-0 F9		0-0 HR		0-0 1B	0-0 F8	0-0 F8		4	1	2	1	0	0	2
Bruce Christensen, L (1, 6) OBP: 0.333, SLG: 0.250		0-0 F8		0-0 6-3		0-0 F7	0-0 F7	0-0 F7		3	0	0	0	0	0	1
Rudy May, L (1, 1) OBP: 0.213, SLG: 0.200		0-3 K		0-3 K		0-3 K	0-3 K	0-3 K		3	0	0	0	0	3	1

Inning Stats	R: 1	H: 3	E: 0	K: 0	S: 5	H: 3	LOB: 2	BB: 0	P: 6	R: 0	H: 0	E: 0	K: 1	S: 5	H: 0	LOB: 0	BB: 0	P: 5	R: 0	H: 0	E: 0	K: 0	S: 3	H: 1	LOB: 0	BB: 0	P: 6	R: 0	H: 0	E: 0	K: 0	S: 3	H: 0	LOB: 0	BB: 0	P: 3	R: 0	H: 1	E: 0	K: 1	S: 6	H: 1	LOB: 1	BB: 0	P: 6	R: 1	H: 2	E: 0	K: 0	S: 5	H: 2	LOB: 2	BB: 1	P: 9
--------------	------	------	------	------	------	------	--------	-------	------	------	------	------	------	------	------	--------	-------	------	------	------	------	------	------	------	--------	-------	------	------	------	------	------	------	------	--------	-------	------	------	------	------	------	------	------	--------	-------	------	------	------	------	------	------	------	--------	-------	------

PITCHER	IP	WLS	BF	H	R	ER	SO	BB	IBB	HBP	BLK	WP	HR	S	P	ERA	WHIP
Marty Pattin, R ERA: 2.87	(1, 1)	7.0	L	28	5	2	3	2	0	1	0	0	1	31	40	2.57	1.000
John Morris, L ERA: 3.33	(8, 1)	0.1		3	1	1	0	0	1	0	0	0	0	2	6	27.00	3.000
Ken Sanders, R ERA: 2.19	(8, 1)	0.2		3	1	0	0	0	0	0	0	0	0	3	3	0.00	1.500

BOTTOM

Milwaukee Brewers @ California Angels
Anaheim Stadium, Anaheim, CA
 Mon Aug 02 1971, 10:05 PM EDT
 Att. 6,289 - Unknown

AB	30
R	3
H	7
RBI	3
BB	3
SO	3
LOB	15



WP	HR	S	P	ERA	WHIP
0	1	0	34		

Batter	1	2	3	4	5	6	7	8	9	AB R H RBI BB SO LOB	TOP																				
Tommy Harper, R (1, 7) OBP: 0.310, SLG: 0.372	0-0 5-3			0-3 K		0-0 FC1-4-3 2B		0-0 6-3		4 0 1 0 0 1 0	Milwaukee Brewers @ California Angels Anaheim Stadium, Anaheim, CA Tue Aug 03 1971, 10:05 PM EDT Att. 7,875 - Unknown livebaseballscorecards.com																				
Ron Theobald, R (1, 4) OBP: 0.354, SLG: 0.327	0-0 5-3			0-0 6-3		0-0 FC1-4-5 2-3		0-0 PB 1B	4 0 1 0 0 0 1																						
Dave May, L (1, 9) OBP: 0.349, SLG: 0.410	0-0 F9			0-0 P5		0-0 4-3		0-0 1-3 1-2	4 0 0 0 0 0 2																						
Jose Cardenal, R (1, 8) OBP: 0.304, SLG: 0.377		0-0 5-3			0-0 WP S HR 1B		0-3 K	0-0 F7	4 1 1 0 0 1 1																						
John Briggs, L (1, 3) OBP: 0.399, SLG: 0.460		0-3 K			0-0 F9 1-3		4-0 BB	4-0 IBB	2 0 0 0 2 1 1																						
Paul Ratliff, L (1, 2) OBP: 0.210, SLG: 0.387 Ellie Rodriguez, R (7, 2) OBP: 0.277, SLG: 0.212		0-3 K			0-0 HR 3-H		0-3 K	0-3 K	3 1 1 2 0 2 1 1 0 0 0 0 1 2																						
Tom Matchick, L (1, 5) OBP: 0.167, SLG: 0.091			0-0 6-3		0-0 G4-3 1B		0-0 4-3		3 0 1 0 0 0 1																						
Bob Heise, R (1, 6) OBP: 0.221, SLG: 0.227			0-0 5-3		0-0 G4-3 1-2f			0-0 5-3	3 0 0 0 0 0 1																						
Lew Krausse, R (1, 1) Frank Tepedino, L (8, PH) OBP: 0.230, SLG: 0.286 Ken Sanders, R (8, 1)			0-0 5-3			0-0 F9		0-0 4-3	2 0 0 0 0 0 0 1 0 0 0 0 0 0 0 0 0 0 0 0 0																						
Inning Stats	R: 0 E: 0 K: 0 S: 3	H: 0 LOB: 0 BB: 0 P: 3	R: 0 E: 0 K: 2 S: 7	H: 0 LOB: 0 BB: 0 P: 7	R: 0 E: 0 K: 0 S: 3	H: 0 LOB: 0 BB: 0 P: 3	R: 0 E: 0 K: 1 S: 5	H: 0 LOB: 0 BB: 0 P: 5	R: 2 E: 0 K: 0 S: 5	H: 3 LOB: 0 BB: 0 P: 5		R: 0 E: 0 K: 0 S: 4	H: 1 LOB: 1 BB: 0 P: 4	R: 0 E: 0 K: 2 S: 7	H: 0 LOB: 1 BB: 1 P: 11	R: 0 E: 0 K: 0 S: 3	H: 0 LOB: 0 BB: 0 P: 3	R: 0 E: 0 K: 1 S: 6	H: 1 LOB: 2 BB: 1 P: 10	1B: 3 2B: 1 3B: 0 HR: 1	SF: 0 SAC: 0 DP: 1 HBP: 0	WP: 1 PB: 1 SB: 1 CS: 0	PA: 33								
PITCHER Tom Murphy, R (1, 1) ERA: 4.12	IP 9.0	WLS L	BF 33	H 5	R 2	ER 2	SO 6	BB 1	IBB 1	HBP 0	BLK 0	WP 1	HR 1	S 43	P 51	ERA 2.00	WHIP 0.667														
											PITCHER	IP	WLS	BF	H	R	ER	SO	BB	IBB	HBP	BLK	WP	HR	S	P	ERA	WHIP			



Batter	1	2	3	4	5	6	7	8	9	AB R H RBI BB SO LOB
Sandy Alomar Sr., S OBP: 0.316, SLG: 0.330 (1, 4)	0-0 L4-6 S 1B			0-0 F8		0-0 4-3			0-3 K	4 0 1 0 0 1 0
Mickey Rivers, L OBP: 0.306, SLG: 0.294 (1, 8)	0-3 K 1-2			0-0 S 1B			0-0 5-3		0-0 G3	4 0 1 0 0 1 1
Tony Gonzalez, L OBP: 0.339, SLG: 0.353 (1, 7)	0-0 L4-6 2-3			0-0 F7 1-2			0-0 1B			3 0 1 0 0 0 2
Ken McMullen, R OBP: 0.313, SLG: 0.400 (1, 5)		0-0 F8		0-0 F8			0-0 F7			3 0 0 0 0 0 2
Jim Spencer, L OBP: 0.305, SLG: 0.399 (1, 3)		0-3 K			0-0 FC4-6 1B		0-0 F8			3 0 1 0 0 1 1
Roger Repoz, L OBP: 0.376, SLG: 0.371 (1, 9)		0-0 4-3			0-0 FC4-6 G4-6-3 1-2f		0-3 K			3 0 0 0 0 1 1
John Stephenson, L OBP: 0.291, SLG: 0.348 (1, 2)			0-0 F9		0-0 G4-6-3 1-2f		0-0 G4-6-3 1B			3 0 1 0 0 0 1
Giraldo Ruiz, S OBP: 0.333, SLG: 0.263 (8, PR)										0 0 0 0 0 0 0
Jerry Moses, R OBP: 0.269, SLG: 0.375 (9, 2)										0 0 0 0 0 0 0
Bruce Christensen, L OBP: 0.308, SLG: 0.229 (1, 6)		0-0 F8				0-0 F7		0-0 G4-6-3 1-2f		3 0 0 0 0 0 1
Tom Murphy, R OBP: 0.179, SLG: 0.204 (1, 1)		0-3 K				0-0 1-3			0-0 2B	2 0 0 0 0 1 0
Tommie Reynolds, R OBP: 0.316, SLG: 0.359 (9, PH)										1 0 1 0 0 0 0

BOTTOM

Milwaukee Brewers @ California Angels
Anaheim Stadium, Anaheim, CA
 Tue Aug 03 1971, 10:05 PM EDT
 Att. 7,875 - Unknown

livebaseballscorecards.com

AB	29
R	0
H	6
RBI	0
BB	0
SO	5
LOB	9



Inning Stats	R: 0	H: 1	E: 0	K: 1	S: 5	LOB: 0	BB: 0	P: 5	R: 0	H: 0	E: 0	K: 1	S: 5	LOB: 0	BB: 0	P: 5	R: 0	H: 1	E: 0	K: 0	S: 4	LOB: 1	BB: 0	P: 4	R: 0	H: 1	E: 0	K: 0	S: 3	LOB: 0	BB: 0	P: 3	R: 0	H: 0	E: 0	K: 0	S: 3	LOB: 0	BB: 0	P: 3	R: 0	H: 1	E: 0	K: 0	S: 4	LOB: 1	BB: 0	P: 4	R: 0	H: 1	E: 0	K: 1	S: 5	LOB: 1	BB: 0	P: 5	R: 0	H: 1	E: 0	K: 1	S: 5	LOB: 0	BB: 0	P: 5
1B:	5	SF:	0	2B:	2	SAC:	0	3B:	0	DP:	3	HR:	0	HBP:	0	WP:	0	PA:	29	PB:	0	SB:	2	CS:	0	ERA:	0.00	WHIP:	0.571	ERA:	0.00	WHIP:	1.000	ERA:	0.00	WHIP:	0.571	ERA:	0.00	WHIP:	0.571	ERA:	0.00	WHIP:	0.571	ERA:	0.00	WHIP:	0.571	ERA:	0.00	WHIP:	0.571	ERA:	0.00	WHIP:	0.571							

PITCHER	IP	WLS	BF	H	R	ER	SO	BB	IBB	HBP	BLK	WP	HR	S	P	ERA	WHIP
Lew Krausse, R ERA: 3.29 (1, 1)	7.0	W	23	4	0	0	3	0	0	0	0	0	0	29	29	0.00	0.571
Ken Sanders, R ERA: 2.14 (8, 1)	2.0	S	6	2	0	0	2	0	0	0	0	0	0	10	10	0.00	1.000

Batter	1	2	3	4	5	6	7	8	9	AB R H RBI BB SO LOB	TOP		
Tommy Harper, R (1, 7) OBP: 0.313, SLG: 0.373	0-0 FC1-2-6 1B		0-0 1-3		0-0 HR 1B	4-0 FC6-4 BB		0-0 5-3		4 1 2 1 1 0 1			
Ron Theobald, R (1, 4) OBP: 0.351, SLG: 0.324	0-0 FC1-2-6 1-2f		0-0 5-3		0-0 HR 1B	0-0 FC6-4		0-0 1-3		5 1 1 0 0 0 4			
Dave May, L (1, 9) OBP: 0.351, SLG: 0.422 Bobby Mitchell, R (7, PH) OBP: 0.290, SLG: 0.500 Bill Voss, L (9, PH) OBP: 0.313, SLG: 0.386	0-0 F2		0-0 BB PB 1B		0-0 HR 1-1H 2-H		0-3 K		4-0 E BB	3 1 2 3 0 0 1 1 0 0 0 0 1 0 0 0 0 0 1 0 0			
Jose Cardenal, R (1, 8) OBP: 0.309, SLG: 0.381	0-0 4-3		4-0 BB 1-2 BB		0-0 F8		0-0 4-3 2B		0-0 5-3 1B	4 0 2 0 1 0 1			
John Briggs, L (1, 3) OBP: 0.401, SLG: 0.474 Andy Kosco, R (7, PH) OBP: 0.286, SLG: 0.322			4-0 HR 1-2 2-3 BB		0-3 K		0-0 4-3		0-0 5-3	2 1 1 1 1 1 0 2 0 0 0 0 0 3			
Paul Ratliff, L (1, 2) OBP: 0.202, SLG: 0.372 Roberto Pena, R (7, PH) OBP: 0.287, SLG: 0.354			0-3 K		0-3 K		0-0 P4		4-0 G4-6-3 IBB	3 0 0 0 0 2 3 1 0 0 0 1 0 1			
Tom Matchick, L (1, 5) OBP: 0.133, SLG: 0.071 Ellie Rodriguez, R (7, 2) OBP: 0.278, SLG: 0.215			0-0 F8		0-3 K		0-0 P6		0-0 2B 5-3 1B	3 0 0 0 0 1 0 2 1 1 0 0 0 3			
Bob Heise, R (1, 6) OBP: 0.247, SLG: 0.266			0-0 1B		0-0 6-3		0-0 SH1-4 1B		0-0 5-3 1-3 2B	4 0 3 0 0 0 0			
Marcelino Lopez, R (1, 1) OBP: 0.067, SLG: 0.067 Floyd Weaver, R (5, 1) John Morris, R (6, 1) OBP: 0.167, SLG: 0.200 Dick Schofield, S (8, PH) OBP: 0.321, SLG: 0.273 Ken Sanders, R (8, 1)			0-3 K		0-3 K		0-0 SH1-4		0-3 K	2 0 0 0 0 2 1 0 0 0 0 0 0 0 0 0 0 0 0 0 0 1 0 0 0 0 1 2 0 0 0 0 0 0 0			
Inning Stats	R: 0 H: 1 E: 0 LOB: 1 K: 0 BB: 0 S: 4 P: 4	R: 1 H: 2 E: 0 LOB: 1 K: 2 BB: 0 S: 9 P: 9	R: 0 H: 1 E: 0 LOB: 3 K: 2 BB: 2 S: 4 P: 12	R: 0 H: 0 E: 0 LOB: 0 K: 2 BB: 0 S: 7 P: 7	R: 3 H: 3 E: 0 LOB: 0 K: 2 BB: 0 S: 10 P: 10	R: 0 H: 1 E: 0 LOB: 2 K: 0 BB: 1 S: 4 P: 8	R: 0 H: 1 E: 0 LOB: 1 K: 1 BB: 0 S: 6 P: 6	R: 1 H: 2 E: 0 LOB: 1 K: 1 BB: 0 S: 7 P: 7	R: 0 H: 1 E: 1 LOB: 2 K: 0 BB: 2 S: 3 P: 11	1B: 8 SF: 0 2B: 2 SAC: 1 3B: 0 DP: 1 HR: 2 HBP: 0	WP: 0 PA: 43 PB: 1 SB: 0 CS: 0		
PITCHER	IP WLS BF H R ER SO BB IBB HBP BLK WP HR S P ERA WHIP											PITCHER	IP WLS BF H R ER SO BB IBB HBP BLK WP HR S P ERA WHIP
Chuck Dobson, R (1, 1) ERA: 3.22	6.0 W 29 8 4 4 6 3 0 0 0 0 0 2 38 50 6.00 1.833												
Darold Knowles, L (7, 1) ERA: 4.5	1.1 7 3 1 1 2 0 0 0 0 0 0 0 11 11 6.75 2.250												
Bob Locker, R (8, 1) ERA: 3.31	1.2 S 7 1 0 0 0 1 1 0 0 0 0 0 5 13 0.00 1.200												

Milwaukee Brewers @ Oakland Athletics
Oakland-Alameda County Coliseum, Oakland, CA
Wed Aug 04 1971, 7:05 PM PDT
Att. 5,296 - Unknown

livebaseballscorecards.com



Batter	1	2	3	4	5	6	7	8	9
Bert Campaneris, R OBP: 0.280, SLG: 0.332 (1, 6)	0-0 5-3 1B		4-0 1B HR BB	0-0 G1-6-3 1-2f		0-0 WP S 1B	0-0 FC6-4 1-2f		
Rick Monday, L OBP: 0.344, SLG: 0.440 (1, 8)	0-0 FC5-4 1B		0-0 1-3 HR 1B		0-0 F8	4-0 1-3 BB		0-3 K	
Reggie Jackson, L OBP: 0.355, SLG: 0.472 (1, 9)	0-0 FC5-4 1-2 1B		0-0 F8		0-0 HR	0-3 K		0-3 K	
Tommy Davis, R OBP: 0.367, SLG: 0.389 Darold Knowles, L OBP: 0.200, SLG: 0.200 Bob Locker, S (7, 1) (8, 1)	0-0 FC5-4 1-2f 2-3		0-0 E6 HR		0-0 1B S 1B	0-0 6-3		0-3 K	
Sal Bando, R OBP: 0.379, SLG: 0.456 (1, 5)	0-0 FC5-4 1-2f		0-0 1-H 2-H 3-H HR		0-0 F3 1-2		4-0 WP 1B BB		
Mike Epstein, L OBP: 0.377, SLG: 0.441 Mike Hegan, L OBP: 0.363, SLG: 0.372 (1, 3) (8, 3)		0-0 F7	4-0 FC5-4 BB		4-0 1B BB		0-3 K 1-2		
Gene Tenace, R OBP: 0.431, SLG: 0.495 (1, 2)		0-0 5-3	0-0 FC5-4 1-2f		0-0 1-2 2-3 1B		0-0 5-3		
Dick Green, R OBP: 0.334, SLG: 0.359 (1, 4)		0-0 L9		0-3 K	0-0 F2		4-0 1B IBB		
Chuck Dobson, R OBP: 0.261, SLG: 0.364 Curt Blefary, L OBP: 0.313, SLG: 0.386 Angel Mangual, R OBP: 0.354, SLG: 0.399 (1, 1) (6, PH) (7, 7)			0-0 L5	0-0 G1-6-3 1B		0-0 4-3	0-0 FC6-4 1-2 2-H 1B		

Inning Stats	R: 0	H: 2	E: 0	K: 5	S: 5	LOB: 2	BB: 0	P: 5
	R: 0	H: 0	E: 0	K: 3	S: 3	LOB: 0	BB: 0	P: 3
	R: 4	H: 2	E: 1	K: 0	S: 6	LOB: 1	BB: 2	P: 14
	R: 0	H: 1	E: 0	K: 1	S: 5	LOB: 0	BB: 0	P: 5
	R: 1	H: 3	E: 0	K: 0	S: 6	LOB: 3	BB: 1	P: 10
	R: 0	H: 1	E: 0	K: 1	S: 6	LOB: 2	BB: 1	P: 10
	R: 1	H: 1	E: 0	K: 1	S: 6	LOB: 2	BB: 2	P: 14
	R: 0	H: 0	E: 0	K: 3	S: 9	LOB: 0	BB: 0	P: 9

PITCHER	IP	WLS	BF	H	R	ER	SO	BB	IBB	HBP	BLK	WP	HR	S	P	ERA	WHIP
Marcelino Lopez, L ERA: 4.43 (1, 1)	4.2	L	25	8	5	1	1	3	0	0	0	0	2	24	36	1.93	2.357
Floyd Weaver, R ERA: 3.86 (5, 1)	0.2		3	1	0	0	0	0	0	0	0	0	0	3	3	0.00	1.500
John Morris, L ERA: 3.4 (6, 1)	1.2		9	1	1	1	2	2	1	0	0	2	0	10	22	5.40	1.800
Ken Sanders, R ERA: 2.12 (8, 1)	1.0		3	0	0	0	3	0	0	0	0	0	0	9	9	0.00	0.000

AB R H RBI BB SO LOB

4	1	1	0	1	0	3
4	1	2	0	1	1	0
5	1	2	1	0	2	4
4	1	1	0	0	0	6
0	0	0	0	0	0	0
1	0	0	0	0	1	0
3	2	1	4	1	0	3
2	0	0	0	2	1	1
0	0	0	0	0	0	0
4	0	1	0	0	0	2
3	0	0	0	1	1	3
2	0	1	0	0	0	0
1	0	0	0	0	0	0
1	0	1	1	0	0	0

AB	34
R	6
H	10
RBI	6
BB	6
SO	6
LOB	22
WP: 2	PA: 40
PB: 0	
SB: 2	
CS: 0	



Milwaukee Brewers @ Oakland Athletics
Oakland-Alameda County Coliseum, Oakland, CA
Wed Aug 04 1971, 7:05 PM PDT
Att. 5,296 - Unknown

livebaseballscorecards.com

Batter	1	2	3	4	5	6	7	8	9	AB R H RBI BB SO LOB	TOP											
Tommy Harper, R (1, 7) OBP: 0.312, SLG: 0.372	0-0 L9		0-0 L4-3 1B			0-0 F9		0-0 6-3		4 0 1 0 0 0 0	Milwaukee Brewers @ Oakland Athletics Oakland-Alameda County Coliseum, Oakland, CA Thu Aug 05 1971, 7:05 PM PDT Att. 3,945 - Unknown livebaseballscorecards.com											
Ron Theobald, R (1, 4) OBP: 0.349, SLG: 0.323	0-0 P4		0-0 L4-3 1-2			0-0 L8		0-0 BB 1B		4 0 1 0 0 0 1												
Dave May, L (1, 9) OBP: 0.353, SLG: 0.430	0-0 P6				0-0 4-3	0-0 HR		4-0 BB 1-2 FC6-4		3 1 1 1 1 0 0												
Jose Cardenal, R (1, 8) OBP: 0.308, SLG: 0.380		0-0 1B 1B			0-0 F7	0-0 6-3		0-0 BB 1-2 FC6-4		4 0 1 0 0 0 2												
John Briggs, L (1, 3) OBP: 0.403, SLG: 0.483		0-0 1B 1-3 1B			0-0 3B			0-0 F7		4 0 2 0 0 0 0												
Tom Matchick, L (1, 5) OBP: 0.211, SLG: 0.167		0-0 1B 1-2 1B			0-0 P6		0-0 4-3 1B	0-3 K		4 0 2 0 0 1 0												
Elie Rodriguez, R (1, 2) OBP: 0.279, SLG: 0.216 Frank Tepedino, L (9, PH) OBP: 0.227, SLG: 0.282		0-3 K			0-0 1B		0-0 4-3	0-0 6-3		3 0 1 0 0 1 3 1 0 0 0 0 0 0												
Bob Heise, R (1, 6) OBP: 0.238, SLG: 0.256		0-0 4-3			0-0 P5		0-0 4-3			3 0 0 0 0 0 4												
Bill Parsons, R (1, 1) OBP: 0.192, SLG: 0.191 Bill Voss, L (8, PH) OBP: 0.312, SLG: 0.385 John Morris, R (8, 1) OBP: 0.167, SLG: 0.200			0-0 3-1		0-3 K			0-0 F8		2 0 0 0 0 1 1 1 0 0 0 0 0 0 0 0 0 0 0 0 0												
Inning Stats	R: 0 E: 0 K: 0 S: 3	H: 0 LOB: 0 BB: 0 P: 3	R: 0 E: 0 K: 1 S: 7	H: 3 LOB: 2 BB: 0 P: 7	R: 0 E: 0 K: 0 S: 3	H: 1 LOB: 0 BB: 0 P: 3	R: 0 E: 0 K: 0 S: 3	H: 1 LOB: 1 BB: 0 P: 3	R: 0 E: 0 K: 1 S: 6	H: 1 LOB: 1 BB: 0 P: 6	R: 1 E: 0 K: 0 S: 4	H: 1 LOB: 0 BB: 0 P: 4	R: 0 E: 0 K: 0 S: 4	H: 1 LOB: 1 BB: 0 P: 4	R: 0 E: 0 K: 0 S: 4	H: 1 LOB: 2 BB: 1 P: 8	R: 0 E: 0 K: 1 S: 5	H: 0 LOB: 0 BB: 0 P: 5	1B: 7 2B: 1 3B: 1 HR: 1	SF: 0 SAC: 0 DP: 1 HBP: 0	WP: 0 PB: 0 SB: 0 CS: 0	PA: 34
PITCHER Catfish Hunter, R (1, 1) ERA: 3.44	IP: 9.0 WLS: W BF: 34 H: 9 R: 1 ER: 1 SO: 3 BB: 1 IBB: 0 HBP: 0 BLK: 0 WP: 0 HR: 1 S: 39 P: 43 ERA: 1.00 WHIP: 1.111											PITCHER	IP: 0 WLS: 0 BF: 0 H: 0 R: 0 ER: 0 SO: 0 BB: 0 IBB: 0 HBP: 0 BLK: 0 WP: 0 HR: 0 S: 0 P: 0 ERA: 0.00 WHIP: 0.000									



Batter	1	2	3	4	5	6	7	8	9	AB	R	H	RBI	BB	SO	LOB
Bert Campaneris, R OBP: 0.277, SLG: 0.329 (1, 6)	0-0 P4 	0-0 L8 		0-0 FC6-4 			0-0 P4 			4	0	0	0	0	0	4
Rick Monday, L OBP: 0.342, SLG: 0.435 (1, 8)	4-0 HR 	0-3 K 			0-3 K 		0-0 F3 			3	1	0	0	1	2	2
Reggie Jackson, L OBP: 0.354, SLG: 0.478 (1, 9)	0-0 HR 		0-0 5-3 		0-0 3-1 			0-0 4-3 		4	1	1	2	0	0	0
Mike Epstein, L OBP: 0.373, SLG: 0.435 (1, 3)	0-0 5-3 		0-3 K 		0-0 L9 			0-0 4-3 		4	0	0	0	0	1	0
Mike Hegan, L OBP: 0.363, SLG: 0.372 (9, 3)										0	0	0	0	0	0	0
Sal Bando, R OBP: 0.382, SLG: 0.460 (1, 5)	4-0 BB 		0-0 F7 			0-0 SH3-4 		0-0 1B 		3	0	2	0	1	0	0
Angel Mangual, R OBP: 0.354, SLG: 0.398 (1, 7)	0-0 F8 			0-0 1B 		0-0 SH3-4 		0-0 5-3 		3	0	1	0	0	0	2
Gene Tenace, R OBP: 0.420, SLG: 0.480 (1, 2)		0-0 5-3 		0-0 F5 		0-0 6-3 				3	0	0	0	0	0	2
Dick Green, R OBP: 0.334, SLG: 0.359 (1, 4)		0-0 1B 		0-0 F9 		0-3 K 				3	0	1	0	0	1	2
Catfish Hunter, R OBP: 0.370, SLG: 0.437 (1, 1)		0-0 1B 		0-0 FC6-4 			0-0 F7 			3	0	2	0	0	0	0

Inning Stats	R: 2	H: 1	E: 0	K: 0	S: 4	LOB: 1	BB: 2	P: 12	R: 0	H: 2	E: 0	K: 1	S: 7	LOB: 2	BB: 0	P: 7	R: 0	H: 0	E: 0	K: 1	S: 5	LOB: 0	BB: 0	P: 5	R: 0	H: 0	E: 0	K: 1	S: 5	LOB: 0	BB: 0	P: 5	R: 0	H: 1	E: 0	K: 1	S: 6	LOB: 1	BB: 0	P: 6	R: 0	H: 0	E: 0	K: 0	S: 3	LOB: 0	BB: 0	P: 3	R: 0	H: 1	E: 0	K: 0	S: 4	LOB: 1	BB: 0	P: 4
Bill Parsons, R ERA: 2.57 (1, 1)	IP	WLS	BF	H	R	ER	SO	BB	IBB	HBP	BLK	WP	HR	S	P	ERA	WHIP																																							
John Morris, L ERA: 3.33 (8, 1)	1.0	4	1	0	0	0	0	0	0	0	0	0	0	4	4	0.00	1.000																																							

BOTTOM

Milwaukee Brewers @ Oakland Athletics
Oakland-Alameda County Coliseum, Oakland, CA

Thu Aug 05 1971, 7:05 PM PDT
Att. 3,945 - Unknown

livebaseballscorecards.com

AB	30
R	2
H	7
RBI	2
BB	2
SO	4
LOB	12

WP: 0	PA: 33
PB: 0	CS: 0
SB: 1	
HR: 1	
SF: 0	
SAC: 1	
DP: 0	
HBP: 0	

Batter	1	2	3	4	5	6	7	8	9	AB R H RBI BB SO LOB	TOP
Tommy Harper, R (1, 7) OBP: 0.314, SLG: 0.376	0-0 F9			0-0 5-3		0-0 S BB 1B			0-0 SH1-4 SF7 2B	4 1 2 0 0 0 0	Milwaukee Brewers @ Kansas City Royals Municipal Stadium, Kansas City, MO Fri Aug 06 1971, 8:05 PM EDT Att: 8,730 - Unknown - 77 F livebaseballscorecards.com
Ron Theobald, R (1, 4) OBP: 0.357, SLG: 0.338	0-0 G6-4-3 1B			0-0 SF7 3B		4-0 S 1-2 BB		0-0 SH1-4 2-3	2 1 2 0 1 0 0		
John Briggs, L (1, 3) OBP: 0.397, SLG: 0.479	0-0 G6-4-3 1-2f			0-0 SF7		0-0 6-3 1-2 2-3		0-0 SF7	2 0 0 2 0 0 3		
Jose Cardenal, R (1, 8) OBP: 0.304, SLG: 0.375		0-0 6-3		0-0 1-3		0-0 F2		0-0 F7	4 0 0 0 0 0 0		
Bobby Mitchell, R (1, 9) OBP: 0.265, SLG: 0.452		0-3 K		0-3 K		0-3 K			3 0 0 0 0 3 0		
Roberto Pena, R (1, 5) OBP: 0.283, SLG: 0.349		0-0 F3		0-0 F8		0-3 K			3 0 0 0 0 1 0		
Ellie Rodriguez, R (1, 2) OBP: 0.276, SLG: 0.213			0-3 K		0-0 F8			0-0 1-3	3 0 0 0 0 1 0		
Rick Auerbach, R (1, 6) OBP: 0.274, SLG: 0.231			0-0 5-3		0-0 L8			0-0 1-3	3 0 0 0 0 0 0		
Skip Lockwood, R (1, 1) OBP: 0.174, SLG: 0.119 Ken Sanders, R (9, 1)			0-3 K		0-0 2-3			0-0 F3	3 0 0 0 0 1 0 0 0 0 0 0 0 0		
Inning Stats	R: 0 H: 1 E: 0 LOB: 0 K: 0 BB: 0 S: 3 P: 3	R: 0 H: 0 E: 0 LOB: 0 K: 1 BB: 0 S: 5 P: 5	R: 0 H: 0 E: 0 LOB: 0 K: 2 BB: 0 S: 7 P: 7	R: 1 H: 1 E: 0 LOB: 0 K: 0 BB: 0 S: 4 P: 4	R: 0 H: 0 E: 0 LOB: 0 K: 1 BB: 0 S: 5 P: 5	R: 0 H: 1 E: 0 LOB: 2 K: 0 BB: 1 S: 4 P: 8	R: 0 H: 0 E: 0 LOB: 0 K: 2 BB: 0 S: 7 P: 7	R: 0 H: 0 E: 0 LOB: 0 K: 0 BB: 0 S: 3 P: 3	R: 1 H: 1 E: 0 LOB: 0 K: 0 BB: 0 S: 4 P: 4	1B: 2 SF: 2 2B: 1 SAC: 1 3B: 1 DP: 1 HR: 0 HBP: 0	WP: 0 PA: 31 PB: 0 SB: 2 CS: 0
PITCHER Paul Splittorff, L (1, 1) ERA: 2.51	IP WLS BF H R ER SO BB IBB HBP BLK WP HR S P ERA WHIP										
	9.0 L 31 4 2 2 6 1 0 0 0 0 0 0 42 46 2.00 0.556										



Batter	1	2	3	4	5	6	7	8	9	AB R H RBI BB SO LOB
Freddie Patek, R OBP: 0.314, SLG: 0.355 (1, 6)	0-0 P4		0-3 K			0-3 K		0-0 F8		4 0 0 0 0 2 1
Joe Keough, L OBP: 0.339, SLG: 0.330 (1, 9)	0-0 1B			0-0 2B 1B		0-0 FC3-6		0-0 F7		4 1 2 0 0 0 1
Amos Otis, R OBP: 0.371, SLG: 0.504 (1, 8)	0-0 K2-6-2 1B			0-0 2B		0-0 L9		0-0 5-3 1B		4 0 3 0 0 0 1
Gail Hopkins, L OBP: 0.387, SLG: 0.452 (1, 3)	0-3 K2-6-2			0-0 G1-4-3 1B			0-0 F8	0-0 5-3		4 0 1 1 0 1 3
Lou Piniella, R OBP: 0.305, SLG: 0.378 (1, 7)		0-3 K		0-0 G1-4-3			0-0 6-3	0-0 F9		4 0 0 0 0 1 2
Cookie Rojas, R OBP: 0.363, SLG: 0.420 (1, 4)		0-0 F8			0-0 L9		4-0 BB			2 0 0 0 1 0 0
Paul Schaal, R OBP: 0.381, SLG: 0.373 (1, 5)		0-0 4-3			0-0 6-3		0-0 F8			3 0 0 0 0 0 1
Ed Kirkpatrick, L OBP: 0.301, SLG: 0.338 (1, 2)			0-0 F3		0-0 G3			0-0 4-3		3 0 0 0 0 0 0
Paul Splittorf, L OBP: 0.133, SLG: 0.071 (1, 1)			0-0 F6			0-0 FC3-6 1B		0-0 4-3		3 0 1 0 0 0 0

Inning Stats	R: 0	H: 2	E: 0	K: 1	S: 6	LOB: 2	BB: 0	P: 6	R: 0	H: 0	E: 0	K: 1	S: 5	LOB: 0	BB: 0	P: 5	R: 0	H: 0	E: 0	K: 1	S: 5	LOB: 0	BB: 0	P: 5	R: 1	H: 3	E: 0	K: 0	S: 4	LOB: 0	BB: 0	P: 4	R: 0	H: 0	E: 0	K: 0	S: 3	LOB: 0	BB: 0	P: 3	R: 0	H: 1	E: 0	K: 1	S: 6	LOB: 1	BB: 0	P: 6	R: 0	H: 0	E: 0	K: 0	S: 3	LOB: 1	BB: 1	P: 7	R: 0	H: 0	E: 0	K: 0	S: 3	LOB: 0	BB: 0	P: 3	R: 0	H: 1	E: 0	K: 0	S: 4	LOB: 1	BB: 0	P: 4	1B: 6	SF: 0	2B: 2	SAC: 0	3B: 0	DP: 2	HR: 0	HBP: 0	WP: 0	PA: 32
--------------	------	------	------	------	------	--------	-------	------	------	------	------	------	------	--------	-------	------	------	------	------	------	------	--------	-------	------	------	------	------	------	------	--------	-------	------	------	------	------	------	------	--------	-------	------	------	------	------	------	------	--------	-------	------	------	------	------	------	------	--------	-------	------	------	------	------	------	------	--------	-------	------	------	------	------	------	------	--------	-------	------	-------	-------	-------	--------	-------	-------	-------	--------	-------	--------

PITCHER	IP	WLS	BF	H	R	ER	SO	BB	IBB	HBP	BLK	WP	HR	S	P	ERA	WHIP
Skip Lockwood, R ERA: 2.9 (1, 1)	8.1	W	30	7	1	1	4	1	0	0	0	0	0	37	41	1.08	0.960
Ken Sanders, R ERA: 2.11 (9, 1)	0.2	S	2	0	0	0	0	0	0	0	0	0	0	2	2	0.00	0.000

BOTTOM

Milwaukee Brewers @ Kansas City Royals
Municipal Stadium, Kansas City, MO

livebaseballscores.com

AB	31
R	1
H	7
RBI	1
BB	1
SO	4
LOB	9



Fri Aug 06 1971, 8:05 PM EDT
Att. 8,730 - Unknown - 77 F

Batter	1	2	3	4	5	6	7	8	9	AB R H RBI BB SO LOB	TOP		
Tommy Harper, R (1, 7) OBP: 0.320, SLG: 0.379	4-0 BB		0-0 1B		1-0 1B HBP	0-0 1B				2 1 2 2 1 0 0	Milwaukee Brewers @ Kansas City Royals Municipal Stadium, Kansas City, MO Sat Aug 07 1971, 8:05 PM EDT Att: 9,738 - Unknown - 78 F		
Ron Theobald, R (1, 4) OBP: 0.353, SLG: 0.333	0-0 6-3		0-0 6-3		0-0 SH1-4	0-3 K				3 0 0 0 0 1 3			
John Briggs, L (1, 3) OBP: 0.392, SLG: 0.471	0-0 F9			0-0 G3	0-0 F6			0-0 1-3		4 0 0 0 0 0 3			
Jose Cardenal, R (1, 8) OBP: 0.307, SLG: 0.380	0-0 4-3			0-0 5-3	0-0 CS 1B			0-0 2B		4 0 2 2 0 0 1			
Dave May, L (1, 9) OBP: 0.355, SLG: 0.438		0-0 5-3		4-0 1B WP BB	0-0 CS	0-0 HR		0-3 K		3 2 1 1 1 1 1			
Tom Matchick, L (1, 5) OBP: 0.261, SLG: 0.190 Ken Sanders, R (7, 1)		0-0 G3		0-0 WP 1B		4-0 E S 1B BB		0-0 F8		3 1 1 0 1 0 1 0 0 0 0 0 0 0			
Ellie Rodriguez, R (1, 2) OBP: 0.277, SLG: 0.211		0-0 6-3		4-0 1-2 3-H BB		0-3 K				2 0 0 0 1 1 1			
Rick Auerbach, R (1, 6) OBP: 0.275, SLG: 0.228			0-0 5-3	0-0 P6		4-0 SH3 1B BB				2 1 0 0 1 0 2			
Marty Pattin, R (1, 1) OBP: 0.203, SLG: 0.155 Floyd Weaver, R (7, 1) Roberto Pena, R (7, 5) OBP: 0.283, SLG: 0.349			0-0 6-3		4-0 SH1-4 HBP 1B BB	0-0 SH3				1 1 0 0 1 0 0 0 0 0 0 0 0 0 0 0 0 0 0 0 0			
Inning Stats	R: 0 H: 0 E: 0 LOB: 1 K: 0 BB: 1 S: 3 P: 7	R: 0 H: 0 E: 0 LOB: 0 K: 0 BB: 0 S: 3 P: 3	R: 0 H: 1 E: 0 LOB: 1 K: 0 BB: 0 S: 4 P: 4	R: 1 H: 1 E: 0 LOB: 2 K: 0 BB: 2 S: 4 P: 12	R: 2 H: 1 E: 0 LOB: 0 K: 0 BB: 1 S: 3 P: 8	R: 3 H: 2 E: 0 LOB: 1 K: 2 BB: 2 S: 9 P: 17	R: 0 H: 1 E: 0 LOB: 1 K: 1 BB: 0 S: 6 P: 6			1B: 4 SF: 0 2B: 1 SAC: 2 3B: 0 DP: 0 HR: 1 HBP: 1		WP: 1 PA: 34 PB: 0 SB: 2 CS: 1	
PITCHER	IP WLS BF H R ER SO BB IBB HBP BLK WP HR S P ERA WHIP											PITCHER	IP WLS BF H R ER SO BB IBB HBP BLK WP HR S P ERA WHIP
Ken Wright, R (1, 1) ERA: 3.08	5.0 L 24 4 5 5 0 5 0 1 0 1 1 18 39 9.00 1.800												
Jim York, R (6, 1) ERA: 3.0	1.0 5 1 1 1 2 1 0 0 0 0 0 8 12 9.00 2.000												
Roger Nelson, R (7, 1) ERA: 5.74	1.0 4 1 0 0 1 0 0 0 0 0 0 6 6 0.00 1.000												

livebaseballscorecards.com

AB	24
R	6
H	6
RBI	5
BB	6
SO	3
LOB	12



Batter	1	2	3	4	5	6	7	8	9
Freddie Patek, R OBP: 0.317, SLG: 0.357 (1, 6)	0-0 5-3			0-0 CS 1B		0-0 2B 1B	0-0		
Joe Keough, L OBP: 0.339, SLG: 0.335 (1, 9)	0-0 F8			0-0 F7 1-2		0-0 5-3 1-H 6-3 2B			
Amos Otis, R OBP: 0.368, SLG: 0.500 (1, 8)	0-3 K			0-0 6-3		0-0 5-3 2-3			
Gail Hopkins, L OBP: 0.380, SLG: 0.444 (1, 3)		0-0 F8			0-0 F2	0-0 6-3			
Lou Piniella, R OBP: 0.306, SLG: 0.378 (1, 7)		0-0 G5-4-3 1B			0-0 F2	0-0 F3 3-H			
Cookie Rojas, R OBP: 0.365, SLG: 0.422 (1, 4)		0-0 G5-4-3 1-2f			0-0 1B		0-0 1B 2B 1B		
Paul Schaal, R OBP: 0.381, SLG: 0.373 (1, 5)			0-3 K		0-0 L7		0-0 2B 1B 1-3		
Dennis Paepke, R OBP: 0.264, SLG: 0.330 (1, 2)			0-0 F8			0-0 HR 1B	0-0 F8		
Ken Wright, R OBP: 0.105, SLG: 0.056 (1, 1)			0-3 K			0-0 HR	0-0 2B		
Jim York, R OBP: 0.214, SLG: 0.462 (6, 1)									
Ed Kirkpatrick, L OBP: 0.304, SLG: 0.351 (6, PH)									
Roger Nelson, R (7, 1)									
Bob Oliver, R OBP: 0.281, SLG: 0.336 (7, PH)									

Inning Stats	R: 0 E: 0 K: 1 S: 5	H: 0 LOB: 0 BB: 0 P: 5	R: 0 E: 0 K: 0 S: 3	H: 1 LOB: 0 BB: 0 P: 3	R: 0 E: 0 K: 2 S: 7	H: 0 LOB: 0 BB: 0 P: 7	R: 0 E: 0 K: 0 S: 3	H: 1 LOB: 0 BB: 0 P: 3	R: 0 E: 0 K: 0 S: 4	H: 1 LOB: 1 BB: 0 P: 4	R: 4 E: 0 K: 0 S: 7	H: 4 LOB: 0 BB: 0 P: 7	R: 1 E: 0 K: 0 S: 4	H: 3 LOB: 2 BB: 0 P: 4
--------------	------------------------------	---------------------------------	------------------------------	---------------------------------	------------------------------	---------------------------------	------------------------------	---------------------------------	------------------------------	---------------------------------	------------------------------	---------------------------------	------------------------------	---------------------------------

PITCHER	IP	WLS	BF	H	R	ER	SO	BB	IBB	HBP	BLK	WP	HR	S	P	ERA	WHIP
Marty Pattin, R ERA: 2.96 (1, 1)	6.0	W	23	7	4	4	3	0	0	0	0	0	1	29	29	6.00	1.167
Floyd Weaver, R ERA: 4.4 (7, 1)	0.1		4	3	1	1	0	0	0	0	0	0	0	4	4	27.00	9.000
Ken Sanders, R ERA: 2.11 (7, 1)	0.0		1	0	0	0	0	0	0	0	0	0	0	0	0	∞	∞

AB R H RBI BB SO LOB

4	1	2	0	0	0	2
3	1	1	1	0	0	1
3	0	0	0	0	1	1
3	0	0	1	0	0	0
3	0	1	0	0	0	0
3	1	2	0	0	0	1
3	0	1	0	0	1	1
3	1	1	0	0	0	2
1	0	0	0	0	1	0
0	0	0	0	0	0	0
1	1	1	2	0	0	0
0	0	0	0	0	0	0
1	0	1	1	0	0	0

1B: 7	SF: 0	WP: 0	PA: 28
2B: 2	SAC: 0	PB: 0	
3B: 0	DP: 1	SB: 0	
HR: 1	HBP: 0	CS: 1	

PITCHER	IP	WLS	BF	H	R	ER	SO	BB	IBB	HBP	BLK	WP	HR	S	P	ERA	WHIP
---------	----	-----	----	---	---	----	----	----	-----	-----	-----	----	----	---	---	-----	------

Milwaukee Brewers @ Kansas City Royals
Municipal Stadium, Kansas City, MO
Sat Aug 07 1971, 8:05 PM EDT
Att. 9,738 - Unknown - 78 F

AB	28
R	5
H	10
RBI	5
BB	0
SO	3
LOB	8



livebaseballscorecards.com

Batter	1	2	3	4	5	6	7	8	9	AB R H RBI BB SO LOB	TOP											
Tommy Harper, R (1, 7) OBP: 0.319, SLG: 0.385	0-0 F7		0-0 HR		0-0 L8		0-0 FC5-4			4 1 1 1 0 0 1												
Ron Theobald, R (1, 4) Roberto Pena, R (8, 5) OBP: 0.351, SLG: 0.332 OBP: 0.283, SLG: 0.349	0-0 F2		0-0 1B		0-3 K			0-0 L9		4 0 1 0 0 1 0 0 0 0 0 0 0 0												
John Briggs, L (1, 3) OBP: 0.393, SLG: 0.471	0-0 6-3		0-0 1B			0-0 1B		0-0 4-3		4 0 2 0 0 0 0												
Jose Cardenal, R (1, 8) OBP: 0.306, SLG: 0.378		0-0 G4-6-3 1B	0-0 L7			0-0 F8		0-0 F9		4 0 1 0 0 0 3												
Dave May, L (1, 9) OBP: 0.356, SLG: 0.448		0-0 G4-6-3		0-0 FC4-6 1B		0-0 L8			0-0 HR	4 1 2 1 0 0 2												
Tom Matchick, L (1, 5) OBP: 0.296, SLG: 0.208		4-0 BB		0-0 FC4-6		0-0 F2			0-0 G3-5 1B	3 0 1 0 1 0 2												
Ellie Rodriguez, R (1, 2) Bill Voss, L (9, PH) OBP: 0.273, SLG: 0.209 OBP: 0.310, SLG: 0.383		0-0 4-3		0-0 P3			0-0 F3		0-0 G3-5	3 0 0 0 0 0 2 1 0 0 0 0 0 1												
Rick Auerbach, R (1, 6) OBP: 0.275, SLG: 0.235			0-0 6-3	0-0 F7			0-0 L6		0-0 2B	4 0 1 0 0 0 1												
Jim Slaton, R (1, 1) Frank Tepedino, L (5, PH) Lew Krausse, R (5, 1) Dick Schofield, S (7, PH) Floyd Weaver, R (7, 1) John Morris, R (7, 1) Paul Katliff, L (9, PH) OBP: 0.250, SLG: 0.143 OBP: 0.225, SLG: 0.279 OBP: 0.329, SLG: 0.273			0-3 K		0-3 K		1-0 FC5-4 HBP		0-3 K	1 0 0 0 0 0 1 0 1 0 0 0 0 0 1 0 1 0 0 0 0 0 1 1												
Inning Stats	R: 0 E: 0 K: 0 S: 3	H: 0 LOB: 0 BB: 0 P: 3	R: 0 E: 0 K: 0 S: 3	H: 1 LOB: 1 BB: 1 P: 7	R: 1 E: 0 K: 1 S: 8	H: 3 LOB: 2 BB: 0 P: 8	R: 0 E: 0 K: 0 S: 4	H: 1 LOB: 1 BB: 0 P: 4	R: 0 E: 0 K: 2 S: 7	H: 0 LOB: 0 BB: 0 P: 7	R: 0 E: 0 K: 0 S: 4	H: 1 LOB: 1 BB: 0 P: 4	R: 0 E: 0 K: 0 S: 3	H: 0 LOB: 1 BB: 0 P: 4	R: 0 E: 0 K: 0 S: 3	H: 0 LOB: 0 BB: 0 P: 3	R: 1 E: 0 K: 1 S: 7	H: 3 LOB: 1 BB: 0 P: 7	1B: 6 2B: 2 3B: 0 HR: 2	SF: 0 SAC: 0 DP: 2 HBP: 1	WP: 0 PB: 0 SB: 0 CS: 0	PA: 36
PITCHER Dick Drago, R (1, 1) ERA: 2.86	IP: 9.0 WLS: W BF: 36 H: 9 R: 2 ER: 2 SO: 4 BB: 1 IBB: 0 HBP: 1 BLK: 0 WP: 0 HR: 2 S: 42 P: 47 ERA: 2.00 WHIP: 1.111																					

Milwaukee Brewers @ Kansas City Royals
Municipal Stadium, Kansas City, MO

Sun Aug 08 1971, 4:33 AM EDT
Att. 16,758 - Unknown - 83 F

AB	34
R	2
H	9
RBI	2
BB	1
SO	4
LOB	13



Batter	1	2	3	4	5	6	7	8	9
Freddie Patek, R OBP: 0.320, SLG: 0.365 (1, 6)	0-0 1-3		0-0 BLK BB SF7 1B	0-0 L7		0-0 1B		0-0 1B 3B	
Joe Keough, L OBP: 0.336, SLG: 0.329 (1, 9)	0-0 4-3		4-0 BLK BB 1-2	0-0 L9		0-0 F6		0-0 G3	
Amos Otis, R OBP: 0.369, SLG: 0.499 (1, 8)	0-3 K		0-0 SF7 1-2 2-H		0-0 1B FC4-2 1B		4-0 2B 1B BB	0-0 6-3	
Gail Hopkins, L OBP: 0.397, SLG: 0.482 (1, 3)		0-0 HR	4-0 IBB		0-0 F9 FC4-2 1B 1-3		0-0 1B 2B	0-0 1B 3-H	
Lou Piniella, R OBP: 0.301, SLG: 0.371 (1, 7)		0-0 F8	0-0 F9		0-0 FC4-2 1-2 3-H		0-0 F4	0-0 F9	
Cookie Rojas, R OBP: 0.364, SLG: 0.418 (1, 4)		0-0 F6		0-0 4-3	0-0 F9 2-3		4-0 1B IBB		
Paul Schaal, R OBP: 0.384, SLG: 0.379 (1, 5)		0-0 1B CS 1B		0-0 2B 2B	0-0 F5		0-0 1B 1-3 2-H 3-H		
Ed Kirkpatrick, L OBP: 0.306, SLG: 0.350 (1, 2)		0-0 1B 1-3		4-0 2B BB		0-0 4-3	0-0 F9		
Dick Drago, R OBP: 0.220, SLG: 0.173 (1, 1)		0-0 CS 3-H	0-3 K	0-0 2B 1-H 2-H		0-0 L6	0-0 6-3		

Inning Stats	R: 0	H: 0	E: 0	K: 1	S: 5	LOB: 0	BB: 0	P: 5
	R: 1	H: 3	E: 0	K: 0	S: 5	LOB: 1	BB: 0	P: 5
	R: 1	H: 1	E: 0	K: 1	S: 6	LOB: 2	BB: 2	P: 14
	R: 2	H: 2	E: 0	K: 0	S: 5	LOB: 1	BB: 1	P: 9
	R: 0	H: 2	E: 0	K: 0	S: 5	LOB: 2	BB: 0	P: 5
	R: 0	H: 1	E: 0	K: 0	S: 4	LOB: 1	BB: 0	P: 4
	R: 2	H: 2	E: 0	K: 0	S: 5	LOB: 2	BB: 2	P: 13
	R: 1	H: 2	E: 0	K: 0	S: 5	LOB: 1	BB: 0	P: 5

PITCHER															PITCHER																				
IP	WLS	BF	H	R	ER	SO	BB	IBB	HBP	BLK	WP	HR	S	P	ERA	WHIP	IP	WLS	BF	H	R	ER	SO	BB	IBB	HBP	BLK	WP	HR	S	P	ERA	WHIP		
Jim Slaton, R (1, 1)	4.0	L	20	6	4	4	2	2	1	0	1	1	21	33	9.00	2.000																			
Lew Krausse, R (5, 1)	2.0		9	3	0	0	0	0	0	0	0	0	9	9	0.00	1.500																			
Floyd Weaver, R (7, 1)	0.1		5	2	2	2	0	1	1	0	0	0	3	11	54.00	9.000																			
John Morris, L (7, 1)	1.2		7	2	1	1	0	0	0	0	0	0	7	7	5.40	1.200																			

AB R H RBI BB SO LOB

5	2	3	0	0	0	1
4	0	0	0	1	0	3
3	1	1	1	1	1	1
4	2	4	2	1	0	0
5	0	0	0	0	0	7
3	0	0	0	1	0	2
4	1	3	2	0	0	2
3	1	1	0	1	0	2
4	0	1	2	0	1	2

1B: 8	SF: 1	WP: 0	PA: 42
2B: 3	SAC: 0	PB: 0	
3B: 1	DP: 0	SB: 0	
HR: 1	HBP: 0	CS: 1	

Milwaukee Brewers @ Kansas City Royals
Municipal Stadium, Kansas City, MO
Sun Aug 08 1971, 4:33 AM EDT
Att: 16,758 - Unknown - 83 F

livebaseballscorecards.com

AB	35
R	7
H	13
RBI	7
BB	5
SO	2
LOB	20



Batter	1	2	3	4	5	6	7	8	9	AB R H RBI BB SO LOB	TOP		
Dick McAuliffe, L (1, 4) OBP: 0.291, SLG: 0.372	4-0 BB 1B SF7 BB		x 0-0 HR	x 0-0 WP 1B		x 0-0 2-H SF9 3B		x 0-0 4-3		4 3 3 3 1 0 0			
Al Kaline, R (1, 9) OBP: 0.427, SLG: 0.458	x 0-0 1-2 BB 1B		x 0-0 L5-3	x 0-0 F2		x 0-0 3-H SF9		x 0-0 L8		4 0 1 1 0 0 1			
Jim Northrup, L (1, 8) OBP: 0.371, SLG: 0.461 (7, 7)	4-0 1-2 2-3 BB		x 0-0 F8	x 0-0 3-1		x 0-0 P5		x 0-0 L7		4 0 0 0 1 0 1			
Willie Horton, R (1, 7) OBP: 0.353, SLG: 0.509 Mickey Stanley, R (7, 8) OBP: 0.328, SLG: 0.358	x 0-0 P6		x 0-0 1B HR 1B		x 0-0 6-3		B B B B 4-0 1B 1B BB		B B B B 4-0 HR BB	3 2 1 0 1 0 3 0 1 0 0 1 0 0			
Norm Cash, L (1, 3) OBP: 0.376, SLG: 0.571	x 0-0 SF7 3-H		x 0-0 1-2 HR 1B		S S S S 0-3 K		x 0-0 1-3 BB 1B 1B		x 0-0 1-H HR	4 3 3 3 0 1 0			
Bill Freehan, R (1, 2) OBP: 0.364, SLG: 0.493	x 0-0 F2		x 0-0 1-H 2-H HR		B B B B 4-0 FC5-4 BB		B B B B 4-0 1-2 BB		S S S S 0-3 K	3 1 1 3 2 1 2			
Aurelio Rodriguez, R (1, 5) OBP: 0.285, SLG: 0.395		x 0-0 5-3	x 0-0 6-3		x 0-0 1-2f FC5-4		x 0-0 F3		x 0-0 1-3	5 0 0 0 0 0 4			
Ed Brinkman, R (1, 6) OBP: 0.289, SLG: 0.281		x 0-0 1-3		x 0-0 SH3 1B 1B		x 0-0 3B 2B		x 0-0 1-2 2-H 3-H G4-6-3 1B		x 0-0 F8	5 2 3 2 0 0 0		
Joe Coleman, R (1, 1) OBP: 0.141, SLG: 0.119		S S S S 0-3 K		x 0-0 SH3		S S S S 0-3 K		x 0-0 1-2f G4-6-3			3 0 0 0 0 2 3		
Inning Stats	R: 1 E: 0 K: 0 S: 4 H: 1 LOB: 2 BB: 2 P: 12	R: 0 E: 0 K: 1 S: 5 H: 0 LOB: 0 BB: 0 P: 5	R: 4 E: 0 K: 0 S: 7 H: 4 LOB: 0 BB: 0 P: 7	R: 1 E: 0 K: 0 S: 5 H: 2 LOB: 1 BB: 0 P: 5	R: 0 E: 0 K: 1 S: 5 H: 0 LOB: 1 BB: 1 P: 9	R: 2 E: 0 K: 1 S: 7 H: 2 LOB: 0 BB: 0 P: 7	R: 2 E: 0 K: 0 S: 4 H: 2 LOB: 1 BB: 2 P: 12	R: 0 E: 0 K: 0 S: 3 H: 0 LOB: 0 BB: 0 P: 3	R: 2 E: 0 K: 1 S: 6 H: 1 LOB: 0 BB: 1 P: 10	1B: 7 2B: 1 3B: 1 HR: 3 SF: 2 SAC: 1 DP: 1 HBP: 0	WP: 1 PB: 0 SB: 0 CS: 0 PA: 44		
PITCHER	IP WLS BF H R ER SO BB IBB HBP BLK WP HR S P ERA WHIP											PITCHER	IP WLS BF H R ER SO BB IBB HBP BLK WP HR S P ERA WHIP
Bill Parsons, R (1, 1) ERA: 2.81	5.0 L 25 7 6 6 2 3 0 0 0 0 1 2 26 38 10.80 2.000												
Floyd Weaver, R (6, 1) ERA: 7.47	1.0 7 3 4 4 1 1 0 0 0 0 0 0 8 12 36.00 4.000												
Lew Krausse, R (7, 1) ERA: 3.21	1.0 4 1 0 0 0 1 0 0 0 0 0 0 3 7 0.00 2.000												
Jim Hannan, R (8, 1) ERA: 4.75	2.0 8 1 2 2 1 1 0 0 0 0 0 1 9 13 9.00 1.000												

Detroit Tigers @ Milwaukee Brewers
Milwaukee County Stadium, Milwaukee, WI

Tue Aug 10 1971, 8:05 PM EDT
Att: 7,129 - Unknown - 72 F

livebaseballscorecards.com

AB	35
R	12
H	12
RBI	12
BB	6
SO	4
LOB	14



Batter	1	2	3	4	5	6	7	8	9	AB R H RBI BB SO LOB
Tommy Harper, R (1, 7) OBP: 0.326, SLG: 0.393	0-0 SH1-3 4-3 2B		0-0 1B		4-0 WP BB		0-0 1B BB 1B		0-0 FC5-4 1B	4 2 4 0 1 0 0
Ron Theobald, R (1, 4) OBP: 0.350, SLG: 0.331	0-0 SH1-3 2-3		0-0 P4		0-3 K 1-2 2-3		0-0 BB BB 1B 1-3 2-H		0-0 FC5-4 FC3-6 1-2f	4 0 1 1 0 1 4
John Briggs, L (1, 3) OBP: 0.390, SLG: 0.463	0-0 4-3 3-H			0-3 K		0-3 K	4-0 BB BB 1-2 BB		0-0 FC3-6 FC6-4 1-2f	4 0 0 1 1 2 1
Jose Cardenal, R (1, 8) OBP: 0.307, SLG: 0.375	0-0 L9			0-0 5-3		4-0 PB BB 1-2 2-3 3-H	4-0 BB 1-2 BB		0-0 FC6-4 1-2f	3 0 0 1 2 0 1
Dave May, L (1, 9) OBP: 0.356, SLG: 0.445		4-0 L4-3 BB		0-0 E3 WP		0-0 F2 1-2	0-3 K			2 0 0 0 1 0 1
Bobby Mitchell, R (7, 9) OBP: 0.257, SLG: 0.438										1 0 0 0 0 1 3
Jim Hannan, R (8, 1)										0 0 0 0 0 0 0
Tom Matchick, L (1, 5) OBP: 0.258, SLG: 0.179		0-0 L4-3 1-2		0-3 K 1-2		0-0 L8		0-3 K		4 0 0 0 0 2 3
Elie Rodriguez, R (1, 2) OBP: 0.271, SLG: 0.207		0-0 1-3			0-3 K		0-3 K	4-0 1B BB		2 0 0 0 0 1 0
Paul Ratliff, L (7, PH) OBP: 0.207, SLG: 0.363										1 0 0 0 1 1 0
Bob Heise, R (1, 6) OBP: 0.261, SLG: 0.291			0-0 L7		0-0 WP 2B		0-0 1B BB 1B	0-0 G4-6-3 1B 1-2		4 1 3 0 0 0 0
Bill Parsons, R (1, 1) OBP: 0.189, SLG: 0.188			0-3 K		0-3 K		0-3 K	0-0 G4-6-3 1-2f		1 0 0 0 0 1 0
Frank Iepedino, L (5, PH) OBP: 0.222, SLG: 0.276										0 0 0 0 0 0 0
Floyd Weaver, R (6, 1)										0 0 0 0 0 0 0
Lew Krausse, R (7, 1)										0 0 0 0 0 0 0
Bill Voss, L (7, PH) OBP: 0.308, SLG: 0.380										2 0 0 0 0 1 3

Inning Stats	R: 1	H: 1	E: 0	K: 0	S: 4	LOB: 0	BB: 0	P: 4	R: 0	H: 0	E: 0	K: 0	S: 2	LOB: 0	BB: 1	P: 6	R: 0	H: 1	E: 0	K: 1	S: 6	LOB: 1	BB: 0	P: 6	R: 0	H: 0	E: 1	K: 2	S: 8	LOB: 1	BB: 0	P: 8	R: 0	H: 1	E: 0	K: 3	S: 10	LOB: 2	BB: 1	P: 14	R: 0	H: 0	E: 0	K: 1	S: 5	LOB: 1	BB: 1	P: 9	R: 2	H: 3	E: 0	K: 3	S: 12	LOB: 3	BB: 2	P: 20	R: 0	H: 1	E: 0	K: 1	S: 5	LOB: 1	BB: 1	P: 9	R: 0	H: 1	E: 0	K: 0	S: 4	LOB: 1	BB: 0	P: 4	1B: 6	2B: 3	3B: 0	HR: 0	SF: 0	SAC: 1	DP: 2	HBP: 0	WP: 2	PB: 1	SB: 0	CS: 0	PA: 40
PITCHER Joe Coleman, R (1, 1) ERA: 3.54	IP	WLS	BF	H	R	ER	SO	BB	IBB	HBP	BLK	WP	HR	S	P	ERA	WHIP	IP	WLS	BF	H	R	ER	SO	BB	IBB	HBP	BLK	WP	HR	S	P	ERA	WHIP																																																			

DETROIT TIGERS @ MILWAUKEE BREWERS
Milwaukee County Stadium, Milwaukee, WI
 Tue Aug 10 1971, 8:05 PM EDT
 Att. 7,129 - Unknown - 72 F

livebaseballscorecards.com

AB	33
R	3
H	8
RBI	3
BB	6
SO	11
LOB	17



Batter	1	2	3	4	5	6	7	8	9	AB R H RBI BB SO LOB	TOP
Dick McAuliffe, L (1, 4) OBP: 0.290, SLG: 0.369	4-0 BB G6-4-3			x 0-0 L4		x 0-0 F8		x 0-0 3-1		3 0 0 0 1 0 1	
Gates Brown, L (1, 7) OBP: 0.457, SLG: 0.613	0-0 F8			x 0-0 G6-4-3 1B			x 0-0 BB 1B 1B	x 0-0 2-3		4 1 2 0 0 0 1 0 0 0 0 0 0 0	
Fred Scherman, L (8, 1) OBP: 0.353, SLG: 0.267											
Willie Horton, R (1, 9) OBP: 0.354, SLG: 0.509	0-0 G6-4-3 1-2f			x 0-0 G6-4-3 1-2f			x 0-0 BB 1-2 1B		x 0-0 1B	4 1 2 0 0 0 2	
Norm Cash, L (1, 3) OBP: 0.375, SLG: 0.567		x 0-0 L3			x 0-0 G4-6-3 1B		0-3 K		x 0-0 P4	4 0 1 0 0 1 3	
Bill Freehan, R (1, 2) OBP: 0.363, SLG: 0.489		0-3 K			x 0-0 F7		4-0 BB 1-2 2-3 BB		x 0-0 F9	3 0 0 0 1 1 2	
Jim Northrup, L (1, 8) OBP: 0.370, SLG: 0.459		0-3 K			x 0-0 G4-6-3 1-2f		x 0-0 1-2 2-H 3-H 1B		x 0-0 3-1	4 0 1 2 0 1 2	
Aurelio Rodriguez, R (1, 5) OBP: 0.283, SLG: 0.392			0-3 K			x 0-0 6-3	0-3 K			3 0 0 0 0 2 2	
Ed Brinkman, R (1, 6) OBP: 0.289, SLG: 0.279			x 0-0 5-3			BB 4-0 BB	x 0-0 F8			2 0 0 0 1 0 2	
Joe Niekro, R (1, 1) OBP: 0.231, SLG: 0.208			x 0-0 F3			x 0-0 F4		0-3 K		2 0 0 0 0 0 1	
Dalton Jones, L (8, PH) OBP: 0.308, SLG: 0.395										1 0 0 0 0 1 0	
Mickey Stanley, R (8, 8) OBP: 0.328, SLG: 0.358										0 0 0 0 0 0 0	
Inning Stats	R: 0 H: 0 E: 0 LOB: 0 K: 0 BB: 1 S: 2 P: 6	R: 0 H: 0 E: 0 LOB: 0 K: 2 BB: 0 S: 7 P: 7	R: 0 H: 0 E: 0 LOB: 0 K: 1 BB: 0 S: 5 P: 5	R: 0 H: 1 E: 0 LOB: 0 K: 0 BB: 0 S: 3 P: 3	R: 0 H: 1 E: 0 LOB: 0 K: 0 BB: 0 S: 3 P: 3	R: 0 H: 0 E: 0 LOB: 1 K: 0 BB: 1 S: 3 P: 7	R: 2 H: 3 E: 0 LOB: 2 K: 2 BB: 1 S: 10 P: 14	R: 0 H: 0 E: 0 LOB: 0 K: 1 BB: 0 S: 5 P: 5	R: 0 H: 1 E: 0 LOB: 1 K: 0 BB: 0 S: 4 P: 4	1B: 6 SF: 0 2B: 0 SAC: 0 3B: 0 DP: 3 HR: 0 HBP: 0	WP: 0 PA: 33 PB: 0 SB: 0 CS: 0
PITCHER	IP WLS BF H R ER SO BB IBB HBP BLK WP HR S P ERA WHIP										
Skip Lockwood, R (1, 1) ERA: 2.88	7.0 L 26 5 2 2 5 3 0 0 0 0 0 0 33 45 2.57 1.143										
Ken Sanders, R (8, 1) ERA: 2.06	2.0 7 1 0 0 1 0 0 0 0 0 0 0 9 9 0.00 0.500										

Detroit Tigers @ Milwaukee Brewers
Milwaukee County Stadium, Milwaukee, WI

Wed Aug 11 1971, 8:05 PM EDT
Att. 8,558 - Unknown

livebaseballscorecards.com



Batter	1	2	3	4	5	6	7	8	9	AB	R	H	RBI	BB	SO	LOB
Tommy Harper, R (1, 7) OBP: 0.326, SLG: 0.390	4-0 4-3 S BB		0-0 6-3		0-0 6-3		0-3 K			3	0	0	0	1	1	2
Ron Theobald, R (1, 4) OBP: 0.345, SLG: 0.325	0-3 K 1-2		0-0 5-3			0-0 5-3	0-0 5-3			4	0	0	0	0	1	3
John Briggs, L (1, 3) OBP: 0.385, SLG: 0.456	0-0 4-3 2-3			0-0 6-3		0-0 F7		0-0 1-3		4	0	0	0	0	0	1
Jose Cardenal, R (1, 8) OBP: 0.309, SLG: 0.374	0-0 5-3			0-0 1B 1B		4-0 1B BB		0-0 6-3		3	0	1	0	1	0	1
Dave May, L (1, 9) OBP: 0.355, SLG: 0.443		0-0 3-1		0-0 F8		0-0 S 1B		0-3 K		4	0	1	0	0	1	1
Tom Matchick, L (1, 5) OBP: 0.265, SLG: 0.194		0-0 L8		0-0 1-3 1B		0-0 4-3			0-0 1-3	3	0	1	0	0	0	2
Andy Kosco, R (9, PH) OBP: 0.285, SLG: 0.321										1	0	0	0	0	0	0
Elie Rodriguez, R (1, 2) OBP: 0.271, SLG: 0.208		0-0 6-3		0-0 F3			0-0 5-3		0-0 1B	4	0	1	0	0	0	2
Bob Heise, R (1, 6) OBP: 0.272, SLG: 0.300			0-0 1B		0-0 6-3		0-0 1B 1B		0-0 F8	4	0	2	0	0	0	1
Skip Lockwood, R (1, 1) OBP: 0.188, SLG: 0.205			0-0 1B		0-0 6-3		0-0 1B 1B		0-0 F9	2	1	1	1	0	0	0
Bill Voss, L (7, PH) OBP: 0.311, SLG: 0.383										1	0	1	0	0	0	0
Bobby Mitchell, R (7, PR) OBP: 0.257, SLG: 0.438										0	0	0	0	0	0	0
Ken Sanders, R (8, 1)										0	0	0	0	0	0	0
Roberto Pena, R (9, PH) OBP: 0.282, SLG: 0.347			HR							1	0	0	0	0	0	1

Inning Stats	R: 0	H: 0	E: 0	K: 1	S: 5	LOB: 1	BB: 1	P: 9	R: 0	H: 0	E: 0	K: 0	S: 3	LOB: 0	BB: 0	P: 3	R: 0	H: 2	E: 0	K: 0	S: 4	LOB: 0	BB: 0	P: 4	R: 0	H: 1	E: 0	K: 0	S: 3	LOB: 2	BB: 1	P: 8	R: 0	H: 2	E: 0	K: 1	S: 7	LOB: 2	BB: 0	P: 7	R: 0	H: 0	E: 0	K: 1	S: 5	LOB: 0	BB: 0	P: 5	R: 0	H: 1	E: 0	K: 0	S: 4	LOB: 1	BB: 0	P: 4	1B: 7	2B: 0	3B: 0	HR: 1	SF: 0	SAC: 0	DP: 0	HBP: 0	WP: 0	PA: 36
--------------	------	------	------	------	------	--------	-------	------	------	------	------	------	------	--------	-------	------	------	------	------	------	------	--------	-------	------	------	------	------	------	------	--------	-------	------	------	------	------	------	------	--------	-------	------	------	------	------	------	------	--------	-------	------	------	------	------	------	------	--------	-------	------	-------	-------	-------	-------	-------	--------	-------	--------	-------	--------

PITCHER	IP	WLS	BF	H	R	ER	SO	BB	IBB	HBP	BLK	WP	HR	S	P	ERA	WHIP
Joe Niekro, R (1, 1) ERA: 4.61	7.0	W	29	7	1	1	2	2	0	0	0	0	1	31	39	1.29	1.286
Fred Scherman, L (8, 1) ERA: 2.8	2.0	S	7	1	0	0	1	0	0	0	0	0	0	9	9	0.00	0.500

BOTTOM

Detroit Tigers @ Milwaukee Brewers
 Milwaukee County Stadium, Milwaukee, WI
 Wed Aug 11 1971, 8:05 PM EDT
 Att. 8,558 - Unknown

livebaseballscorecards.com

AB	34
R	1
H	8
RBI	1
BB	2
SO	3
LOB	14



Batter	1	2	3	4	5	6	7	8	9	AB R H RBI BB SO LOB	TOP											
Dick McAuliffe, L (1, 4) OBP: 0.294, SLG: 0.370	0-0 P6		0-0 G3		0-0 SF8 1B		0-0 E4 1B		1-0 FC1-6 HBP	4 1 2 0 0 0 0												
Gates Brown, L (1, 7) OBP: 0.468, SLG: 0.619	0-3 K		0-0 G5-4-3 1B		0-0 E9 1B		0-0 1B		0-0 FC1-6 1B	4 0 3 0 0 1 0 1 0 0 0 0 0 1												
Mickey Stanley, R (8, 8) OBP: 0.327, SLG: 0.356									1-2f													
Willie Horton, R (1, 9) OBP: 0.350, SLG: 0.504	0-0 5-3		0-0 G5-4-3		0-0 SF8		0-0 F8		0-3 K	4 0 0 1 0 1 4												
Norm Cash, L (1, 3) OBP: 0.375, SLG: 0.563		0-0 P6		4-0 FC6-4 BB		0-3 K		0-0 L9	0-0 1B	4 0 1 0 1 1 1												
Jim Northrup, L (1, 8) OBP: 0.370, SLG: 0.458		0-0 2B 1B		0-0 FC6-4 1-2f		0-0 E3 CS		0-0 3B 1B	0-0 F7	5 1 2 0 0 0 3												
Bill Freehan, R (1, 2) OBP: 0.366, SLG: 0.499		0-0 1B		4-0 G6-4-3 IBB		0-3 K		0-0 1B 3B		3 1 2 1 1 1 1												
Aurelio Rodriguez, R (1, 5) OBP: 0.283, SLG: 0.391		0-0 L1		0-0 G6-4-3 1-2f		0-0 F9		0-0 1B		4 0 1 1 0 0 4												
Ed Brinkman, R (1, 6) OBP: 0.289, SLG: 0.277		4-0 IBB			0-0 6-3		0-0 5-3	0-0 F9		3 0 0 0 1 0 1												
Mickey Lolich, S (1, 1) OBP: 0.224, SLG: 0.095	0-3 K			4-0 1B E BB		0-0 L4		0-3 K		3 1 0 0 1 2 4												
Inning Stats	R: 0 E: 0 K: 1 S: 5	H: 0 LOB: 0 BB: 0 P: 5	R: 0 E: 0 K: 1 S: 7	H: 2 LOB: 3 BB: 1 P: 11	R: 0 E: 0 K: 0 S: 3	H: 1 LOB: 0 BB: 0 P: 3	R: 0 E: 1 K: 0 S: 2	H: 0 LOB: 1 BB: 2 P: 10	R: 2 E: 1 K: 1 S: 7	H: 2 LOB: 1 BB: 1 P: 11	R: 0 E: 1 K: 1 S: 5	H: 0 LOB: 0 BB: 0 P: 5	R: 0 E: 1 K: 0 S: 5	H: 2 LOB: 2 BB: 0 P: 5	R: 2 E: 0 K: 1 S: 8	H: 3 LOB: 1 BB: 0 P: 8	R: 0 E: 0 K: 1 S: 6	H: 1 LOB: 2 BB: 0 P: 7	1B: 9 2B: 2 3B: 1 HR: 0	SF: 1 SAC: 0 DP: 3 HBP: 1	WP: 0 PB: 0 SB: 0 CS: 1	PA: 41
PITCHER	IP WLS BF H R ER SO BB IBB HBP BLK WP HR S P ERA WHIP																					
Marty Pattin, R (1, 1) ERA: 2.98	8.0 L 36 10 4 3 5 2 2 0 0 0 0 42 58 3.38 1.500																					
Ken Sanders, R (9, 1) ERA: 2.04	1.0 5 1 0 0 1 0 0 0 1 0 0 0 6 7 0.00 1.000																					

Detroit Tigers @ Milwaukee Brewers
Milwaukee County Stadium, Milwaukee, WI

Thu Aug 12 1971, 4:33 AM EDT
Att. 11,549 - Unknown - 76 F

livebaseballscorecards.com

AB 35
R 4
H 11
RBI 3
BB 4
SO 6
LOB 19



Batter	1	2	3	4	5	6	7	8	9	AB	R	H	RBI	BB	SO	LOB
Tommy Harper, R (1, 7) OBP: 0.326, SLG: 0.388 Andy Kosco, R (8, PH) OBP: 0.288, SLG: 0.324 (9, 9)	0-0 P6			4-0 SH1-3 2B BB	0-0 5-3			0-0 1B 1B		2	1	0	0	1	0	0
Ron Theobald, R (1, 4) OBP: 0.348, SLG: 0.329	0-0 L8			0-0 SH1-3 1-2		0-0 FC6-4 1B		0-0 1B 1B		3	0	2	0	0	0	0
John Briggs, L (1, 3) OBP: 0.386, SLG: 0.461 (9, 7)	0-0 F7			0-0 1B 2B		0-0 P6		0-0 FC5-4 1B		4	1	2	2	0	0	1
Jose Cardenal, R (1, 8) OBP: 0.309, SLG: 0.373		0-0 P1		0-0 BB 1B		0-0 FC6-4 1-2f		0-3 K		4	0	1	1	0	1	3
Bobby Mitchell, R (1, 9) OBP: 0.256, SLG: 0.400 Ken Sanders, R (9, 1)		0-3 K		4-0 BB 1B		0-3 K		0-0 FC5-4 1-2f		3	0	0	0	1	2	3
Roberto Pena, R (1, 5) OBP: 0.281, SLG: 0.342 (9, 3)		0-0 6-3		4-0 G4-6-3 1-2 2-3 BB		0-0 5-3		0-0 F9		3	0	0	0	1	0	0
Elie Rodriguez, R (1, 2) OBP: 0.287, SLG: 0.204			0-0 5-3	0-0 G4-6-3 1-2f		0-3 K		0-0 P4		4	0	0	0	0	1	3
Bob Heise, R (1, 6) OBP: 0.260, SLG: 0.287			0-0 F8		0-0 6-3		0-0 F3		0-0 P6		4	0	0	0	0	0
Marty Pattin, R (1, 1) OBP: 0.197, SLG: 0.150 Dick Schofield, S (8, PH) OBP: 0.325, SLG: 0.269 (9, 5)			0-3 K		0-0 L6			0-0 6-3		2	0	0	0	0	1	0
										1	0	0	0	0	0	0

Inning Stats	R: 0 E: 0 K: 0 S: 3	H: 0 LOB: 0 BB: 0 P: 3	R: 0 E: 0 K: 1 S: 5	H: 0 LOB: 0 BB: 0 P: 5	R: 0 E: 0 K: 1 S: 5	H: 0 LOB: 0 BB: 0 P: 5	R: 2 E: 0 K: 0 S: 4	H: 2 LOB: 2 BB: 3 P: 16	R: 0 E: 0 K: 0 S: 3	H: 0 LOB: 0 BB: 0 P: 3	R: 0 E: 0 K: 1 S: 6	H: 1 LOB: 1 BB: 0 P: 6	R: 0 E: 0 K: 1 S: 5	H: 0 LOB: 0 BB: 0 P: 5	R: 1 E: 0 K: 1 S: 8	H: 3 LOB: 2 BB: 0 P: 8	R: 0 E: 0 K: 0 S: 3	H: 0 LOB: 0 BB: 0 P: 3	1B: 5 2B: 1 3B: 0 HR: 0	SF: 0 SAC: 1 DP: 1 HBP: 0	WP: 0 PB: 0 SB: 2 CS: 0	PA: 35	
PITCHER Mickey Litch, L (1, 1) ERA: 2.94	IP: 9.0 WLS: W BF: 35 H: 6 R: 3 ER: 3 SO: 5 BB: 3 IBB: 0 HBP: 0 BLK: 0 WP: 0 HR: 0 S: 42 P: 54 ERA: 3.00 WHIP: 1.000																						

DETROIT TIGERS @ MILWAUKEE BREWERS
Milwaukee County Stadium, Milwaukee, WI

Thu Aug 12 1971, 4:33 AM EDT
Att. 11,549 - Unknown - 76 F

AB	31
R	3
H	6
RBI	3
BB	3
SO	5
LOB	10

livebaseballscorecards.com

Batter	1	2	3	4	5	6	7	8	9	AB R H RBI BB SO LOB	TOP	
Ted Uhlaender, L (1, 7) OBP: 0.333, SLG: 0.328	0-0 G5-4-3 1B	0-0 3-1		0-0 5-3			0-0 4-3		0-0 P6	5 0 1 0 0 0 3		
Vada Pinson, L (1, 8) John Lowenstein, L (7, 8) OBP: 0.291, SLG: 0.363 OBP: 0.263, SLG: 0.303	0-0 G5-4-3 1-2f		0-0 G3		0-0 4-3		0-0 WP 2B		0-0 F5	4 0 1 0 0 0 1 1 0 0 0 0 0 0		
Chris Chambliss, L (1, 3) OBP: 0.366, SLG: 0.419	4-0 BB		0-0 1-4-3 1B		0-0 3-1		0-3 K 2-3		0-0 1B	4 0 2 0 1 1 1		
Graig Nettles, L (1, 5) OBP: 0.364, SLG: 0.450	0-0 4-3		0-0 1-4-3 1-2		4-0 1B BB		4-0 BB		0-0 F8	3 0 0 0 2 0 3		
Ray Fosse, R (1, 2) OBP: 0.311, SLG: 0.350		0-0 1B 2B		4-0 BB		0-0 1-2 1B		0-0 5-3		3 1 2 0 1 0 2		
Frank Baker, L (1, 9) OBP: 0.268, SLG: 0.329		0-0 SH1-4 2-H 1B 1B		0-0 4-3		0-0 6-3		0-0 L8		4 0 1 1 0 0 4		
Eddie Leon, R (1, 6) OBP: 0.318, SLG: 0.325		0-0 SH1-4 1-2 1B		0-0 F8		4-0 G5-4-3 BB		4-0 BB		2 0 1 0 2 0 0		
Kurt Bevacqua, R (1, 4) OBP: 0.198, SLG: 0.253		0-0 F7		0-0 F7		0-0 G5-4-3 1-2f		0-0 F8		4 0 0 0 0 0 4		
Steve Dunning, R (1, 1) Steve Hargan, R (1, 1) Mark Ballinger, R (3, 1) Chuck Hinton, R (8, PH) Ed Farmer, R (8, 1) OBP: 0.229, SLG: 0.273 OBP: 0.074, SLG: 0.074 OBP: 0.500, SLG: 0.500 OBP: 0.331, SLG: 0.432		0-0 SH1-4 1-2 2-3		0-0 1B		0-0 G3		0-3 K		0 0 0 0 0 0 0 0 0 0 0 0 0 0 2 0 1 0 0 0 0 1 0 0 0 0 1 1 0 0 0 0 0 0 0		
Inning Stats	R: 0 H: 1 E: 0 LOB: 1 K: 0 BB: 1 S: 3 P: 7	R: 1 H: 3 E: 0 LOB: 2 K: 0 BB: 0 S: 6 P: 6	R: 0 H: 1 E: 0 LOB: 2 K: 0 BB: 1 S: 4 P: 8	R: 0 H: 1 E: 0 LOB: 1 K: 0 BB: 0 S: 4 P: 4	R: 0 H: 1 E: 0 LOB: 2 K: 0 BB: 1 S: 4 P: 8	R: 0 H: 0 E: 0 LOB: 0 K: 0 BB: 1 S: 2 P: 6	R: 0 H: 1 E: 0 LOB: 2 K: 1 BB: 1 S: 6 P: 10	R: 0 H: 0 E: 0 LOB: 1 K: 1 BB: 1 S: 5 P: 9	R: 0 H: 1 E: 0 LOB: 1 K: 0 BB: 0 S: 4 P: 4	1B: 7 SF: 0 2B: 2 SAC: 1 3B: 0 DP: 2 HR: 0 HBP: 0	WP: 1 PA: 40 PB: 0 SB: 0 CS: 0	
PITCHER Jim Staton, R (1, 1) ERA: 3.6	IP WLS BF H R ER SO BB IBB HBP BLK WP HR S P ERA WHIP	9.0 W 40 9 1 1 2 6 0 0 0 1 0 38 62 1.00 1.667										

Cleveland Indians @ Milwaukee Brewers
Milwaukee County Stadium, Milwaukee, WI

Fri Aug 13 1971, 8:05 PM EDT
Att: 7,204 - Unknown - 76 F

AB	33
R	1
H	9
RBI	1
BB	6
SO	2
LOB	19



livebaseballscorecards.com

Batter	1	2	3	4	5	6	7	8	9	AB	R	H	RBI	BB	SO	LOB
Tommy Harper, R (1, 7) OBP: 0.327, SLG: 0.389 Bobby Mitchell, R (7, 7) OBP: 0.250, SLG: 0.389	0-0 SH2-3 HR 1B	0-3 K	0-0 4-3			0-0 WP 1B BB 1B		0-3 K		4	2	2	0	0	1	0
Ron Theobald, R (1, 4) OBP: 0.350, SLG: 0.329	0-0 SH2-3 1-2	0-0 4-3			0-0 E6	0-0 BB WP 1B		4-0 BB BB		3	0	1	0	1	0	0
John Briggs, L (1, 3) OBP: 0.390, SLG: 0.473	0-0 2-H HR		0-0 BB 1B		0-0 F8	4-0 BB BB		0-0		4	2	2	2	1	0	2
Jose Cardenal, R (1, 8) OBP: 0.310, SLG: 0.370	4-0 S 1B BB		4-0 1B BB		0-0 F8	0-0 F9		0-0 F7		3	2	0	0	2	0	5
Dave May, L (1, 9) OBP: 0.356, SLG: 0.442	0-0 P6 1-2		0-0 1B 2B 1B		0-0 4-3	4-0 BB		4-0 BB		3	1	1	2	1	0	2
Tom Matchick, L (1, 5) OBP: 0.289, SLG: 0.229	0-0 2-H 1B 1B		0-0 2B 1B			0-0 F7		0-3 K		4	1	2	2	0	1	3
Ellie Rodriguez, R (1, 2) OBP: 0.270, SLG: 0.213	0-0 1-2 1B		0-0 SF8 2B			0-0 6-3		0-0 6-3		4	1	2	2	0	0	0
Bob Heise, R (1, 6) OBP: 0.260, SLG: 0.289	0-0 G3		0-0 SF8			0-0 6-3		0-0 L6-3 1B		3	0	1	1	0	0	2
Jim Slaton, R (1, 1) OBP: 0.214, SLG: 0.120		0-0 1-3	0-3 K			0-0 L4		0-0 L6-3		4	0	0	0	0	1	1

Inning Stats	R: 3	H: 4	E: 0	LOB: 2	K: 0	S: 7	P: 11	R: 0	H: 0	E: 0	LOB: 0	K: 1	S: 5	R: 5	H: 4	E: 0	LOB: 0	K: 1	S: 9	R: 0	H: 0	E: 1	LOB: 1	K: 0	S: 4	R: 0	H: 0	E: 0	LOB: 0	K: 0	S: 3	R: 1	H: 2	E: 0	LOB: 3	K: 1	S: 7	R: 0	H: 1	E: 0	LOB: 0	K: 0	S: 3	R: 0	H: 0	E: 0	LOB: 1	K: 1	S: 5	P: 9
--------------	------	------	------	--------	------	------	-------	------	------	------	--------	------	------	------	------	------	--------	------	------	------	------	------	--------	------	------	------	------	------	--------	------	------	------	------	------	--------	------	------	------	------	------	--------	------	------	------	------	------	--------	------	------	------


PITCHER	IP	WLS	BF	H	R	ER	SO	BB	IBB	HBP	BLK	WP	HR	S	P	ERA	WHIP
Steve Dunning, R (1, 1) ERA: 4.32	0.2	L	7	4	3	3	0	1	0	0	0	0	1	6	10	40.50	7.500
Steve Hargan, R (1, 1) ERA: 7.23	1.1		9	4	5	5	1	1	0	0	0	0	0	10	14	33.75	3.750
Mark Ballinger, R (3, 1) ERA: 1.23	5.0		20	3	1	1	2	2	0	0	0	1	0	22	30	1.80	1.000
Ed Farmer, R (8, 1) ERA: 2.03	1.0		4	0	0	0	1	1	0	0	0	0	0	5	9	0.00	1.000

BOTTOM

Cleveland Indians @ Milwaukee Brewers
Milwaukee County Stadium, Milwaukee, WI

livebaseballscores.com

AB 33
R 9
H 11
RBI 9
BB 5
SO 4
LOB 15



WP: 1 PA: 40
PB: 0
SB: 2
CS: 0

Fri Aug 13 1971, 8:05 PM EDT
Att. 7,204 - Unknown - 76 F

Batter	1	2	3	4	5	6	7	8	9	AB R H RBI BB SO LOB	TOP
Ted Uhlaender, L (1, 7) OBP: 0.332, SLG: 0.327	0-0 P4		0-0 F8			0-0 6-3			0-0 HR 1B	4 1 1 0 0 0 0	Cleveland Indians @ Milwaukee Brewers Milwaukee County Stadium, Milwaukee, WI Sat Aug 14 1971, 8:05 PM EDT Att: 6,005 - Unknown - 61 F livebaseballscorecards.com
Vada Pinson, L (1, 8) OBP: 0.291, SLG: 0.362	0-3 K			0-3 K		0-0 P3			0-0 HR 1B	4 1 1 0 0 2 0	
Chris Chambliss, L (1, 3) OBP: 0.364, SLG: 0.416	0-0 1B			0-0 4-3			0-0 F7		0-0 F7	4 0 1 0 0 0 2	
Graig Nettles, L (1, 5) OBP: 0.365, SLG: 0.457	0-3 K			0-0 1B			0-0 F9		0-0 HR 1-H 2-H	4 1 2 3 0 1 1	
Ray Fosse, R (1, 2) OBP: 0.311, SLG: 0.349		0-0 G3		0-0 F8			0-0 4-3		0-0 1B	4 0 1 0 0 0 1	
Frank Baker, L (1, 9) OBP: 0.261, SLG: 0.320		0-0 F7			0-0 F3			0-0 4-3	0-0 F8	4 0 0 0 0 0 1	
Eddie Leon, R (1, 6) OBP: 0.316, SLG: 0.322		0-3 K			0-0 F8			0-0 P5		3 0 0 0 0 1 0	
John Lowenstein, L (1, 4) OBP: 0.255, SLG: 0.293			0-0 F7		0-0 F7			0-0 F3		3 0 0 0 0 0 0	
Vince Colbert, R (1, 1) OBP: 0.143, SLG: 0.214 Phil Hennigan, R (8, 1) Gomer Hodge, S (9, PH) OBP: 0.288, SLG: 0.271			0-0 F7			0-3 K			0-0 G3	2 0 0 0 0 1 0 0 0 0 0 0 0 0 1 0 0 0 0 0 0	
Inning Stats	R: 0 H: 1 E: 0 LOB: 1 K: 2 BB: 0 S: 8 P: 8	R: 0 H: 0 E: 0 LOB: 0 K: 1 BB: 0 S: 5 P: 5	R: 0 H: 0 E: 0 LOB: 0 K: 0 BB: 0 S: 3 P: 3	R: 0 H: 1 E: 0 LOB: 1 K: 1 BB: 0 S: 6 P: 6	R: 0 H: 0 E: 0 LOB: 0 K: 0 BB: 0 S: 3 P: 3	R: 0 H: 0 E: 0 LOB: 0 K: 1 BB: 0 S: 5 P: 5	R: 0 H: 0 E: 0 LOB: 0 K: 0 BB: 0 S: 3 P: 3	R: 0 H: 0 E: 0 LOB: 0 K: 0 BB: 0 S: 3 P: 3	R: 3 H: 4 E: 0 LOB: 1 K: 0 BB: 0 S: 7 P: 7	1B: 5 SF: 0 2B: 0 SAC: 0 3B: 0 DP: 0 HR: 1 HBP: 0	WP: 0 PA: 33 PB: 0 SB: 0 CS: 0
PITCHER Lew Krausse, R (1, 1) ERA: 3.2 Ken Sanders, R (9, 1) ERA: 2.03	IP WLS BF H R ER SO BB IBB HBP BLK WP HR S P ERA WHIP	8.2 W 32 6 3 3 5 0 0 0 0 0 1 42 42 3.12 0.692	0.1 S 1 0 0 0 0 0 0 0 0 0 0 0 1 1 0.00 0.000								



Batter	1	2	3	4	5	6	7	8	9
Tommy Harper, R OBP: 0.326, SLG: 0.386 (1, 7)	0-3 K BB	4-0 1-2 BB		0-0 5-3		0-0 FC6-4 FC4-6 1-2f 2-3		0-0 F8	
Ron Theobald, R OBP: 0.345, SLG: 0.324 (1, 4)	0-0 5-3	0-0 4-3			0-0 4-3	0-0 FC4-6 1-2f			
John Briggs, L OBP: 0.388, SLG: 0.469 (1, 3)	0-0 1B 1B		0-0 4-3		0-0 F9		0-0 P1		
Jose Cardenal, R OBP: 0.309, SLG: 0.368 (1, 8)	0-0 1-3 1B		0-3 K		0-0 F9		0-0 4-3		
Dave May, L OBP: 0.355, SLG: 0.443 (1, 9)	0-0 6-3		0-0 E4 CS			0-0 FC5-4 1B 2B		0-0 G3	
Tom Matchick, L OBP: 0.333, SLG: 0.359 (1, 5)		0-0 P6	0-0 CS	0-0 E S SF8 1B		0-0 FC5-4 1B		0-0 HR	
Ellie Rodriguez, R OBP: 0.274, SLG: 0.223 (1, 2)		0-0 1B 2B		0-0 SF8 1-H		0-0 FC5-4 1B SH 1-2f 2-3		0-0 G4-6-3 1B 1B	
Bob Heise, R OBP: 0.279, SLG: 0.307 (1, 6)		0-0 5-3		0-0 SH1-4 1B		0-0 FC6-4 SH 1B 1-2 3-H		0-0 G4-6-3 1B	
Lew Krausse, R OBP: 0.059, SLG: 0.030 Ken Sanders, R (9, 1)		0-0 BB 1B 2-H		0-0 SH1-4 1-2		0-0 SH FC6-4 1-2 2-H		0-0 G4-6-3 1-2f 2-3	

AB	R	H	RBI	BB	SO	LOB
4	0	0	0	1	1	4
4	0	0	0	0	0	4
4	0	1	0	0	0	0
4	0	1	0	0	1	0
4	1	1	0	0	0	2
4	2	3	1	0	0	0
3	2	2	1	0	0	2
4	0	3	1	0	0	1
2	0	1	1	0	0	2
0	0	0	0	0	0	0

1B	SF	WP	PA
9	1	0	38
2	2	0	
0	0	0	
1	1	0	

IP	WLS	BF	H	R	ER	SO	P	ERA	WHIP
7.0	L	34	11	5	4	2	41	5.14	1.714
1.0		3	1	0	0	0	3	0.00	1.000

IP	WLS	BF	H	R	ER	SO	P	ERA	WHIP
7.0	L	34	11	5	4	2	41	5.14	1.714
1.0		3	1	0	0	0	3	0.00	1.000

BOTTOM

Cleveland Indians @ Milwaukee Brewers
Milwaukee County Stadium, Milwaukee, WI
 Sat Aug 14 1971, 8:05 PM EDT
 Att. 6,005 - Unknown - 61 F

livebaseballscores.com

AB	33
R	5
H	12
RBI	4
BB	1
SO	2
LOB	15



Batter	1	2	3	4	5	6	7	8	9	AB R H RBI BB SO LOB	TOP											
Ted Uhlender, L (1, 7) OBP: 0.331, SLG: 0.323	4-0 PB BB BB		0-3 K		0-0 4-3	0-0 6-3			0-0 4-3	4 0 0 0 1 1 1												
Vada Pinson, L (1, 8) OBP: 0.291, SLG: 0.361	0-0 L7		0-0 4-3		0-0 4-3			0-0 L3 1B		4 0 1 0 0 0 1												
Chris Chambliss, L (1, 3) OBP: 0.366, SLG: 0.417	0-0 L8		0-0 1B 1B		0-0 1B			0-3 K		4 0 2 0 0 1 2												
Graig Nettles, L (1, 5) OBP: 0.366, SLG: 0.456	4-0 PB 1-2 BB		0-0 1B		0-0 F5			0-0 L3		3 0 1 0 1 0 2												
Ray Fosse, R (1, 2) OBP: 0.310, SLG: 0.351	0-3 K 1-2 2-3		0-0 1-3		0-0 1B 2B			0-0 F8		4 1 1 0 0 1 4												
Frank Baker, L (1, 9) OBP: 0.261, SLG: 0.318		0-0 G3		0-0 5-3		0-0 1B SH1-4 SH1 1B		0-0 4-3		4 1 1 1 0 0 0												
Eddie Leon, R (1, 4) OBP: 0.316, SLG: 0.322		0-0 6-3		0-0 1B		0-0 SH1-4 1-2		0-0 6-3		3 0 1 0 0 0 0												
Fred Stanley, R (1, 6) OBP: 0.444, SLG: 0.211		0-0 1B		0-0 F9 1B		0-0 SH1 1B		0-0 F8		4 0 2 0 0 0 1												
Sam McDowell, L (1, 1) OBP: 0.197, SLG: 0.185		0-0 F8		0-0 3-1		0-0 SH1		0-0 4-3		2 0 0 1 0 0 2												
Ed Farmer, R (7, 1)										0 0 0 0 0 0 0												
Phil Hennigan, R (8, 1)										0 0 0 0 0 0 0												
John Lowenstein, L (8, 4) OBP: 0.252, SLG: 0.290						1-2 3-H				1 0 0 0 0 0 0												
Inning Stats	R: 0 E: 0 K: 1 S: 5	H: 0 LOB: 2 BB: 2 P: 13	R: 0 E: 0 K: 0 S: 4	H: 1 LOB: 1 BB: 0 P: 4	R: 0 E: 0 K: 1 S: 7	H: 2 LOB: 2 BB: 0 P: 7	R: 0 E: 0 K: 0 S: 4	H: 1 LOB: 1 BB: 0 P: 4	R: 0 E: 0 K: 0 S: 4	H: 1 LOB: 1 BB: 0 P: 4	R: 2 E: 0 K: 0 S: 6	H: 3 LOB: 1 BB: 0 P: 6	R: 0 E: 0 K: 1 S: 5	H: 1 LOB: 0 BB: 0 P: 5	R: 0 E: 0 K: 0 S: 3	H: 0 LOB: 0 BB: 0 P: 3	R: 0 E: 0 K: 0 S: 3	H: 0 LOB: 0 BB: 0 P: 3	1B: 8 2B: 2 3B: 0 HR: 0	SF: 0 SAC: 2 DP: 1 HBP: 0	WP: 0 PB: 1 SB: 0 CS: 0	PA: 37
PITCHER	IP WLS BF H R ER SO BB IBB HBP BLK WP HR S P ERA WHIP																					
Bill Parsons, R (1, 1) ERA: 2.81	6.0 W 28 8 2 2 2 2 2 0 0 0 0 0 0 30 38 3.00 1.667																					
John Morris, L (7, 1) ERA: 3.33	1.0 3 1 0 0 1 0 0 0 0 0 0 0 0 5 5 0.00 1.000																					
Ken Sanders, R (8, 1) ERA: 1.99	2.0 S 6 0 0 0 0 0 0 0 0 0 0 0 0 6 6 0.00 0.000																					

Cleveland Indians @ Milwaukee Brewers
Milwaukee County Stadium, Milwaukee, WI

Sun Aug 15 1971, 4:33 AM EDT
Att. 22,604 - Unknown - 66 F

livebaseballscorecards.com

AB	33
R	2
H	9
RBI	2
BB	2
SO	3
LOB	13



Batter	1	2	3	4	5	6	7	8	9	AB R H RBI BB SO LOB	TOP											
Don Buford, S (1, 7) OBP: 0.416, SLG: 0.470	0-0 4-3		0-0 3-1		0-3 K		0-3 K		0-0 F7	5 0 0 0 0 2 3												
Merv Rettenmund, R (1, 8) OBP: 0.409, SLG: 0.441	0-0 5-3		0-0 F9		4-0 FC1-2 1B BB		0-0 6-3			3 1 0 0 1 0 0												
Boog Powell, L (1, 3) OBP: 0.369, SLG: 0.435	4-0 BB			0-3 K	0-0 FC1-2 1B		0-0 L9			3 0 0 0 1 1 3												
Frank Robinson, R (1, 9) OBP: 0.394, SLG: 0.503	0-0 F9			0-0 4-3 1B 2B	0-0 1-2 2-3 3-H 1B			0-0 6-3		4 1 2 2 0 0 1												
Elrod Hendricks, L (1, 2) OBP: 0.330, SLG: 0.355		0-3 K		0-0 4-3 2-3	0-0 F6			0-0 F9		4 0 0 0 0 1 3												
Brooks Robinson, R (1, 5) OBP: 0.354, SLG: 0.415		4-0 BB		0-0 1B		0-0 1-3		0-0 5-3		3 0 1 1 1 0 0												
Chico Salmon, R (1, 4) OBP: 0.175, SLG: 0.274		0-0 F6		0-3 K		0-0 2B			0-0 6-3	3 0 1 0 0 1 2												
Jerry Davanon, R (9, PH) OBP: 0.354, SLG: 0.291										1 0 0 0 0 0 0	AB 33											
Mark Belanger, R (1, 6) OBP: 0.366, SLG: 0.308		0-0 F9			0-0 1B FC1-2 1B		0-0 F9		0-0 CS 1B	4 0 2 0 0 0 2	R 3											
Jim Palmer, R (1, 1) OBP: 0.231, SLG: 0.200			0-0 F8		0-0 FC1-2 BB 1B		0-0 F7		4-0 S BB	3 1 1 0 1 0 1	H 7											
Inning Stats	R: 0 E: 0 K: 0 S: 3	H: 0 LOB: 1 BB: 1 P: 7	R: 0 E: 0 K: 1 S: 5	H: 0 LOB: 1 BB: 1 P: 9	R: 0 E: 0 K: 0 S: 3	H: 0 LOB: 0 BB: 1 P: 3	R: 1 E: 0 K: 2 S: 9	H: 2 LOB: 1 BB: 0 P: 9	R: 2 E: 0 K: 1 S: 8	H: 3 LOB: 2 BB: 1 P: 12	R: 0 E: 0 K: 0 S: 4	H: 1 LOB: 1 BB: 0 P: 4	R: 0 E: 0 K: 1 S: 5	H: 0 LOB: 0 BB: 0 P: 5	R: 0 E: 0 K: 0 S: 3	H: 0 LOB: 0 BB: 0 P: 3	R: 0 E: 0 K: 0 S: 3	H: 1 LOB: 1 BB: 1 P: 7	1B: 5 2B: 2 3B: 0 HR: 0	SF: 0 SAC: 0 DP: 0 HBP: 0	WP: 0 PB: 0 SB: 1 CS: 1	PA: 37
PITCHER	IP WLS BF H R ER SO BB IBB HBP BLK WP HR S P ERA WHIP																					
Skip Lockwood, R (1, 1) ERA: 2.93	7.0 L 30 6 3 3 5 3 0 0 0 0 0 0 37 49 3.86 1.286																					
Ken Sanders, R (8, 1) ERA: 1.95	2.0 7 1 0 0 0 1 0 0 0 0 0 0 6 10 0.00 1.000																					

Baltimore Orioles @ Milwaukee Brewers
Milwaukee County Stadium, Milwaukee, WI
 Mon Aug 16 1971, 8:05 PM EDT
 Att. 8,346 - Unknown

livebaseballscorecards.com



Batter	1	2	3	4	5	6	7	8	9	AB R H RBI BB SO LOB	TOP																
Don Buford, S (1, 7) OBP: 0.413, SLG: 0.464	0-0 F7		0-0 G3		0-0 F3			0-0 F9	4-0 IBB	4 0 0 0 1 0 3																	
Paul Blair, R (1, 8) OBP: 0.297, SLG: 0.370	0-3 K			0-0 G3 1B	0-0 F9			0-0 HR 1B	0-0 L6	5 1 2 0 0 1 5																	
Boog Powell, L (1, 3) OBP: 0.371, SLG: 0.446	0-0 1B			0-0 G3 1-2f		0-0 F7		0-0 HR 1B		4 1 2 2 0 0 1																	
Frank Robinson, R (1, 9) OBP: 0.392, SLG: 0.500		0-3 K		0-0 1B 1B		0-0 5-3		0-0 F9		4 0 1 0 0 1 0																	
Elrod Hendricks, L (1, 2) OBP: 0.332, SLG: 0.371		0-0 4-3		0-0 1-3 1B		0-0 F8			0-0 HR	4 1 2 1 0 0 0																	
Brooks Robinson, R (1, 5) OBP: 0.353, SLG: 0.413		0-0 F8		0-3 K			0-0 F8		0-0 1B G5-2-3 1B	4 0 1 0 0 1 2																	
Davey Johnson, R (1, 4) OBP: 0.346, SLG: 0.430			0-0 F9		0-0 F6		0-0 1-3		0-0 G5-2-3 1B 1-3 1B	4 0 1 0 0 0 0																	
Mark Belanger, R (1, 6) OBP: 0.370, SLG: 0.318			0-0 1B		0-0 3B		0-0 F8		0-0 G5-2-3 1B 1-2 1B	4 0 3 0 0 0 0																	
Dave McNally, R (1, 1) OBP: 0.190, SLG: 0.196			0-3 K		4-0 BB			0-3 K	0-0 G5-2-3	1 0 0 0 1 1 1																	
Tom Shopay, L (8, PH) OBP: 0.311, SLG: 0.286									1-2 2-3 3-Hf	1 0 0 0 0 1 0																	
Eddie Watt, R (8, 1)										1 0 0 0 0 0 3																	
Inning Stats	R: 0 E: 0 K: 1 S: 5	H: 1 LOB: 1 BB: 0 P: 5	R: 0 E: 0 K: 1 S: 5	H: 0 LOB: 0 BB: 0 P: 5	R: 0 E: 0 K: 1 S: 6	H: 1 LOB: 1 BB: 0 P: 6	R: 0 E: 0 K: 1 S: 7	H: 3 LOB: 2 BB: 0 P: 7	R: 0 E: 0 K: 0 S: 4	H: 1 LOB: 2 BB: 1 P: 8	R: 0 E: 0 K: 0 S: 3	H: 0 LOB: 0 BB: 0 P: 3	R: 0 E: 0 K: 0 S: 3	H: 0 LOB: 0 BB: 0 P: 3	R: 2 E: 0 K: 1 S: 7	H: 2 LOB: 0 BB: 0 P: 7	R: 1 E: 0 K: 0 S: 6	H: 4 LOB: 3 BB: 1 P: 10	1B: 9 2B: 0 3B: 1 HR: 2	SF: 0 SAC: 0 DP: 2 HBP: 0	WP: 0 PB: 0 SB: 0 CS: 0	PA: 38					
PITCHER	IP WLS BF H R ER SO BB IBB HBP BLK WP HR S P ERA WHIP																										
Marty Pattin, R (1, 1) ERA: 2.95	8.0		31	8	2	2	5	1	0	0	0	0	1	40	44	2.25	1.125										
Ken Sanders, R (9, 1) ERA: 2.04	0.0	L	3	3	1	1	0	0	0	0	0	0	1	3	3	∞	∞										
Floyd Weaver, R (9, 1) ERA: 7.02	1.0		4	1	0	0	0	0	1	0	0	0	0	3	7	0.00	1.000										

Baltimore Orioles @ Milwaukee Brewers
Milwaukee County Stadium, Milwaukee, WI

Tue Aug 17 1971, 8:05 PM EDT
Att: 10,079 - Unknown

AB	36
R	3
H	12
RBI	3
BB	2
SO	5
LOB	15



WP	0	PA	38
PB	0		
SB	0		
CS	0		

ERA	2.25	∞	0.00
WHIP	1.125	∞	1.000

Batter	1	2	3	4	5	6	7	8	9	AB R H RBI BB SO LOB	TOP	
Merv Rettenmund, R OBP: 0.411, SLG: 0.444 (1, 7) X	0-0 1B 1B		0-0 F9			WP E 1B 1B			0-0 4-3 SH1-3 1B	5 1 3 1 0 0 2		
Paul Blair, R OBP: 0.294, SLG: 0.366 (1, 8) X	0-0 F6		0-0 F9			E5 WP 1B			0-0 SH1-3 1-2	4 1 0 0 0 0 4		
Boog Powell, L OBP: 0.369, SLG: 0.442 (1, 3) X	0-0 G4-3 1-2 1B			0-0 F7		0-0 F2	0-3 K		0-0 4-3 2-3	5 0 1 0 0 1 3		
Frank Robinson, R OBP: 0.395, SLG: 0.501 (1, 9) X	0-0 G4-3 1-2f			0-3 K		4-0 1B 1-2 2-3 BB	0-0 2B		4-0 IBB	3 1 1 0 2 1 2		
Elrod Hendricks, L OBP: 0.333, SLG: 0.369 (1, 2) X		0-0 L3		4-0 BB		0-0 2B 1-3 2-H 3-H 1B	0-0 F3		0-0 F7	4 1 1 2 1 0 3		
Brooks Robinson, R OBP: 0.354, SLG: 0.412 (1, 5) X		4-0 FC6 BB		0-0 F3		4-0 2B 1-2 FC IBB	0-0 5-3			2 1 0 0 2 0 2		
Davey Johnson, R OBP: 0.345, SLG: 0.431 (1, 4) X		0-0 F8			0-0 6-3	0-0 FC 1-3 2-H 3-H 4-3 2B			0-0 1-3	4 1 1 2 0 0 1		
Mark Belanger, R OBP: 0.369, SLG: 0.316 (1, 6) X		0-0 FC6 1-2f			0-0 4-3	4-0 4-3 FC IBB			0-3 K	3 0 0 0 1 1 1		
Mike Cuellar, L OBP: 0.074, SLG: 0.089 (1, 1) X			0-3 K		0-0 F6	0-0 FC 1-2 2-3 3-H 4-3			0-0 F8	4 0 0 1 0 1 2		
Inning Stats	R: 0 E: 0 K: 0 S: 4 H: 2 LOB: 1 BB: 0 P: 4	R: 0 E: 0 K: 0 S: 3 H: 0 LOB: 1 BB: 1 P: 7	R: 0 E: 0 K: 1 S: 5 H: 0 LOB: 0 BB: 0 P: 5	R: 0 E: 0 K: 1 S: 5 H: 0 LOB: 1 BB: 1 P: 9	R: 0 E: 0 K: 0 S: 3 H: 0 LOB: 0 BB: 0 P: 3	R: 6 E: 1 K: 0 S: 8 H: 3 LOB: 2 BB: 3 P: 20	R: 0 E: 0 K: 1 S: 6 H: 1 LOB: 1 BB: 0 P: 6	R: 0 E: 0 K: 1 S: 5 H: 0 LOB: 0 BB: 0 P: 5	R: 0 E: 0 K: 0 S: 4 H: 1 LOB: 2 BB: 1 P: 8	1B: 5 2B: 2 3B: 0 HR: 0 SF: 0 SAC: 1 DP: 1 HBP: 0	WP: 1 PB: 0 SB: 0 CS: 0 PA: 41	
PITCHER	IP WLS BF H R ER SO BB IBB HBP BLK WP HR S P ERA WHIP											
Jim Staton, R ERA: 3.69 (1, 1)	5.1 L 25 5 6 3 2 3 1 0 0 1 0 25 41 5.06 1.500											
Lew Krausse, R ERA: 3.14 (6, 1)	2.2 11 1 0 0 2 0 1 0 0 0 0 14 18 0.00 0.375											
Floyd Weaver, R ERA: 6.88 (9, 1)	0.1 2 1 0 0 0 0 0 0 0 0 0 2 2 0.00 3.000											
John Morris, L ERA: 3.29 (9, 1)	0.2 3 0 0 0 0 0 0 1 0 0 0 0 2 6 0.00 0.000											

Baltimore Orioles @ Milwaukee Brewers
Milwaukee County Stadium, Milwaukee, WI

Wed Aug 18 1971, 8:05 PM EDT
Att: 11,628 - Unknown

livebaseballscorecards.com

AB	34
R	6
H	7
RBI	6
BB	6
SO	4
LOB	20



Batter	1	2	3	4	5	6	7	8	9
Dick McAuliffe, L (1, 4) OBP: 0.290, SLG: 0.361	0-0 F9			0-0 G3			0-0 1B HR	0-0 FC6-4	
Jim Northrup, L (1, 7) OBP: 0.364, SLG: 0.441	0-0 F8			0-0 4-3			0-0 1B HR	4-0 BB	
Al Kaline, R (1, 9) OBP: 0.421, SLG: 0.454	0-0 L4			0-0 L3-1			0-0 1B HR	0-0 L6-3	
Norm Cash, L (1, 3) OBP: 0.374, SLG: 0.553		0-0 F2			0-0 3-1		0-0 1B G6-3		
Bill Freehan, R (1, 2) OBP: 0.366, SLG: 0.466		0-0 F9			1-0 HBP		0-0 1B G6-3		
Aurelio Rodriguez, R (1, 5) OBP: 0.281, SLG: 0.394		0-0 5-3			0-0 G6-4-3		0-3 K		
Mickey Stanley, R (1, 8) OBP: 0.332, SLG: 0.365			0-0 F9			0-0 4-3		0-3 K	
Ed Brinkman, R (1, 6) OBP: 0.289, SLG: 0.274			0-0 6-3			0-0 6-3		0-0 FC6-4 SH 1B	
Joe Niekro, R (1, 1) OBP: 0.214, SLG: 0.192			0-0 G3			0-3 K		0-0 SH	
Fred Scherman, L (9, 1) OBP: 0.333, SLG: 0.250								1-2 FC6-4	
Tom Timmermann, R (9, 1) OBP: 0.167, SLG: 0.091									


Inning Stats	R: 0	H: 0	E: 0	K: 0	S: 3	R: 0	H: 0	E: 0	K: 0	S: 3	R: 0	H: 0	E: 0	K: 0	S: 3	R: 0	H: 0	E: 0	K: 1	S: 5	R: 3	H: 4	E: 0	K: 1	S: 8	R: 0	H: 1	E: 1	K: 1	S: 7	
	0	0	0	0	3	0	0	0	0	3	0	0	0	0	3	0	0	0	0	5	0	0	0	0	0	0	0	1	3	1	11

PITCHER															PITCHER																				
IP	WLS	BF	H	R	ER	SO	BB	IBB	HBP	BLK	WP	HR	S	P	ERA	WHIP	IP	WLS	BF	H	R	ER	SO	BB	IBB	HBP	BLK	WP	HR	S	P	ERA	WHIP		
Bill Parsons, R (1, 1) ERA: 2.87	6.0	L	22	4	3	3	1	0	0	0	0	1	23	24	4.50	0.667																			
John Morris, L (7, 1) ERA: 3.2	1.2		7	1	0	2	1	0	0	0	0	0	10	14	0.00	1.200																			
Ken Sanders, R (8, 1) ERA: 2.04	0.1		1	0	0	0	0	0	0	0	0	0	1	1	0.00	0.000																			

BOTTOM

Milwaukee Brewers @ Detroit Tigers
Tiger Stadium, Detroit, MI
Fri Aug 20 1971, 7:05 PM EDT
Att. 20,510 - Unknown

AB	27
R	3
H	5
RBI	3
BB	1
SO	3
LOB	7



4	1	1	0	0	0	2
3	1	1	0	1	0	0
4	1	1	3	0	0	3
3	0	1	0	0	0	0
2	0	0	0	0	0	1
3	0	0	0	0	1	1
3	0	0	0	0	1	0
3	0	1	0	0	0	0
2	0	0	0	0	1	0
0	0	0	0	0	0	0
0	0	0	0	0	0	0

1B:	4	SF:	0
2B:	0	SAC:	1
3B:	0	DP:	2
HR:	1	HBP:	1
WP:	0	PA:	30
PB:	0		
SB:	0		
CS:	0		

Batter	1	2	3	4	5	6	7	8	9	AB R H RBI BB SO LOB	TOP	
Tommy Harper, R (1, 7) OBP: 0.328, SLG: 0.386	0-0 L7 BB	4-0 BB			0-3 K			0-0 L9		3 0 0 0 1 1 0		
Ron Theobald, R (1, 4) OBP: 0.338, SLG: 0.317	0-0 HR 1B	0-0 FC5 2-3f			0-0 L8			0-0 F8		4 1 1 0 0 0 3		
Jose Cardenal, R (1, 8) OBP: 0.303, SLG: 0.363	0-0 F8				0-0 F7			0-3 K		4 0 0 0 0 1 1		
Andy Kosco, R (1, 5) OBP: 0.305, SLG: 0.367	0-0 HR 1-H				0-0 F3			0-3 K		4 1 2 2 0 1 0		
John Briggs, L (1, 3) OBP: 0.372, SLG: 0.442	0-0 F2				0-0 6-3			0-3 K		4 0 0 0 0 1 1		
Bobby Mitchell, R (1, 9) OBP: 0.291, SLG: 0.388					0-0 F8			0-0 1B		4 0 1 0 0 1 1		
Ellie Rodriguez, R (1, 2) OBP: 0.280, SLG: 0.234					0-0 6-3			0-3 K		3 0 1 0 0 1 1		
Bob Heise, R (1, 6) OBP: 0.270, SLG: 0.303					0-3 K			0-0 F9		4 0 1 0 0 2 3		
Skip Lockwood, R (1, 1) OBP: 0.176, SLG: 0.191								0-0 L8		1 0 0 0 0 0 2		
Lew Krausse, R (3, 1) OBP: 0.057, SLG: 0.029										1 0 0 0 0 1 0		
Roberto Pena, R (7, PH) OBP: 0.286, SLG: 0.339										1 0 0 0 0 0 1		
John Morris, R (7, 1) OBP: 0.167, SLG: 0.200										0 0 0 0 0 0 0		
Floyd Weaver, R (7, 1)										0 0 0 0 0 0 0		
Inning Stats	R: 2 H: 2 E: 0 LOB: 0 K: 0 BB: 0 S: 5 P: 5	R: 0 H: 2 E: 0 LOB: 3 K: 1 BB: 1 S: 7 P: 11	R: 0 H: 0 E: 0 LOB: 0 K: 0 BB: 0 S: 3 P: 3	R: 0 H: 0 E: 0 LOB: 0 K: 1 BB: 0 S: 5 P: 5	R: 0 H: 0 E: 0 LOB: 0 K: 2 BB: 0 S: 7 P: 7	R: 0 H: 0 E: 0 LOB: 0 K: 2 BB: 0 S: 7 P: 7	R: 0 H: 1 E: 0 LOB: 1 K: 1 BB: 0 S: 6 P: 6	R: 0 H: 0 E: 0 LOB: 0 K: 1 BB: 0 S: 5 P: 5	R: 0 H: 1 E: 0 LOB: 2 K: 1 BB: 0 S: 6 P: 7	1B: 4 SF: 0 2B: 1 SAC: 0 3B: 0 DP: 0 HR: 1 HBP: 1	WP: 0 PA: 35 PB: 0 SB: 0 CS: 0	
PITCHER Mickey Lolich, L (1, 1) ERA: 3.01	IP WLS BF H R ER SO BB IBB HBP BLK WP HR S P ERA WHIP	9.0 W 35 6 2 2 9 1 0 1 0 0 1 51 56 2.00 0.778										

Milwaukee Brewers @ Detroit Tigers
Tiger Stadium, Detroit, MI
Sat Aug 21 1971, 4:33 AM EDT
Att: 29,929 - Unknown

livebaseballscorecards.com

AB	33
R	2
H	6
RBI	2
BB	1
SO	9
LOB	13



Batter	1	2	3	4	5	6	7	8	9
Dick McAuliffe, L OBP: 0.295, SLG: 0.375 (1, 4)	0-0 F7		0-0 HR	0-0 1B			0-0 1B 2B		
Jim Northrup, L OBP: 0.363, SLG: 0.439 (1, 8) (6, 7)	0-0 6-3		0-0 1B	0-0 3-1			0-3 K		
Al Kaline, R OBP: 0.422, SLG: 0.451 (1, 9)	0-0 L9		4-0 1B		0-0 L9		4-0 1B IBB		
Norm Cash, L OBP: 0.373, SLG: 0.550 (1, 3)		0-3 K	0-3 K		0-0 4-3		0-0 1B 1B		
Gates Brown, L OBP: 0.452, SLG: 0.616 Mickey Stanley, R OBP: 0.331, SLG: 0.363 (1, 7) (6, 8)	0-0 P3	0-0 FC1-5-2	0-0 FC1-5-2		0-0 4-3		0-0 F3		
Bill Freehan, R OBP: 0.367, SLG: 0.484 (1, 2)	0-0 P6	0-0 P6	0-0 P6			0-3 K	0-0 1B		
Aurelio Rodriguez, R OBP: 0.281, SLG: 0.397 (1, 5)			0-0 1B 3B	0-0 F7		0-0 E6		0-3 K	
Ed Brinkman, R OBP: 0.288, SLG: 0.274 (1, 6)			0-0 HR 1B	0-0 E6 SH1-4 1B		0-3 K		0-0 6-3	
Mickey Lolich, S OBP: 0.229, SLG: 0.090 (1, 1)			4-0 HR BB	0-0 SH1-4		0-0 F9		0-0 6-3	

Inning Stats	R: 0	H: 0	E: 0	K: 0	S: 3	LOB: 0	BB: 0	P: 3	R: 0	H: 0	E: 0	K: 1	S: 5	LOB: 0	BB: 0	P: 5	R: 4	H: 4	E: 0	K: 1	S: 9	LOB: 2	BB: 2	P: 17	R: 1	H: 1	E: 1	K: 0	S: 5	LOB: 1	BB: 0	P: 5	R: 0	H: 0	E: 0	K: 0	S: 3	LOB: 0	BB: 0	P: 3	R: 0	H: 0	E: 1	K: 2	S: 8	LOB: 1	BB: 0	P: 8	R: 2	H: 3	E: 0	K: 1	S: 7	LOB: 2	BB: 1	P: 11	R: 0	H: 0	E: 0	K: 1	S: 5	LOB: 0	BB: 0	P: 5
--------------	------	------	------	------	------	--------	-------	------	------	------	------	------	------	--------	-------	------	------	------	------	------	------	--------	-------	-------	------	------	------	------	------	--------	-------	------	------	------	------	------	------	--------	-------	------	------	------	------	------	------	--------	-------	------	------	------	------	------	------	--------	-------	-------	------	------	------	------	------	--------	-------	------


PITCHER	IP	WLS	BF	H	R	ER	SO	BB	IBB	HBP	BLK	WP	HR	S	P	ERA	WHIP
Skip Lockwood, R ERA: 3.11 (1, 1)	2.0	L	12	4	4	4	1	2	0	0	0	0	1	12	20	18.00	3.000
Lew Krausse, R ERA: 3.04 (3, 1)	4.0		15	1	1	0	3	0	0	0	0	0	0	21	21	0.00	0.250
John Morris, L ERA: 3.49 (7, 1)	0.1		4	2	2	2	1	0	1	0	0	0	0	5	9	54.00	6.000
Floyd Weaver, R ERA: 6.27 (7, 1)	1.2		5	1	0	0	1	0	0	0	0	0	0	7	7	0.00	0.600

BOTTOM

Milwaukee Brewers @ Detroit Tigers
Tiger Stadium, Detroit, MI
Sat Aug 21 1971, 4:33 AM EDT
Att. 29,929 - Unknown

AB	R	H	RBI	BB	SO	LOB
4	2	3	4	0	0	0
4	0	1	0	0	1	2
2	1	0	0	2	0	0
4	0	1	0	0	2	2
3	0	0	0	0	0	2
1	0	0	0	0	0	3
4	0	1	2	0	1	2
4	1	1	0	0	1	0
4	2	1	1	0	1	1
2	1	0	0	1	0	1

AB	32
R	7
H	8
RBI	7
BB	3
SO	6
LOB	13



PITCHER	IP	WLS	BF	H	R	ER	SO	BB	IBB	HBP	BLK	WP	HR	S	P	ERA	WHIP
Skip Lockwood, R ERA: 3.11 (1, 1)	2.0	L	12	4	4	4	1	2	0	0	0	0	1	12	20	18.00	3.000
Lew Krausse, R ERA: 3.04 (3, 1)	4.0		15	1	1	0	3	0	0	0	0	0	0	21	21	0.00	0.250
John Morris, L ERA: 3.49 (7, 1)	0.1		4	2	2	2	1	0	1	0	0	0	0	5	9	54.00	6.000
Floyd Weaver, R ERA: 6.27 (7, 1)	1.2		5	1	0	0	1	0	0	0	0	0	0	7	7	0.00	0.600

Batter	1	2	3	4	5	6	7	8	9	AB R H RBI BB SO LOB	TOP	
Tommy Harper, R (1, 7) OBP: 0.328, SLG: 0.387	0-3 K		0-0 P6			0-0 1B FC4-6 2B		0-0 4-3		4 1 1 0 0 1 0	Milwaukee Brewers @ Detroit Tigers Tiger Stadium, Detroit, MI Sun Aug 22 1971, 4:33 AM EDT Att: 15,766 - Unknown	
Ron Theobald, R (1, 4) OBP: 0.340, SLG: 0.318	4-0 PB S SF7 BB		0-0 5-3			0-0 FC4-6 FC4 1B		0-0 6-3		3 1 1 0 1 0 0		
John Briggs, L (1, 3) OBP: 0.371, SLG: 0.437 Roberto Pena, R (8, 3) OBP: 0.286, SLG: 0.339	4-0 1-3 BB		0-3 K			0-3 K		0-3 K		3 0 0 0 1 3 2 0 0 0 0 0 0 0		
Jose Cardenal, R (1, 8) OBP: 0.302, SLG: 0.363	0-0 SF7				0-0 F3					3 0 1 1 0 0 2		
Dave May, L (1, 9) OBP: 0.353, SLG: 0.435	0-0 F3				0-3 K					4 0 0 1 0 1 4		
Andy Kosco, R (1, 5) OBP: 0.305, SLG: 0.366 Tom Matchick, L (7, 5) OBP: 0.313, SLG: 0.356					0-0 L9					3 0 1 0 0 1 2 1 0 0 0 0 1 1		
Ellie Rodriguez, R (1, 2) OBP: 0.289, SLG: 0.234					0-0 5-3					4 0 1 0 0 0 1		
Bob Heise, R (1, 6) OBP: 0.264, SLG: 0.296					0-0 F3					3 0 0 0 0 1 2		
Marty Pattin, R (1, 1) OBP: 0.183, SLG: 0.138 Ken Sanders, R (7, 1)					0-0 6-3					3 0 0 0 0 1 2 0 0 0 0 0 0 0		
Inning Stats	R: 1 H: 0 E: 0 LOB: 1 K: 1 BB: 2 S: 5 P: 13	R: 0 H: 2 E: 0 LOB: 1 K: 0 BB: 0 S: 4 P: 4	R: 0 H: 0 E: 0 LOB: 0 K: 1 BB: 0 S: 5 P: 5	R: 0 H: 0 E: 0 LOB: 0 K: 1 BB: 0 S: 5 P: 5	R: 0 H: 0 E: 0 LOB: 0 K: 0 BB: 0 S: 3 P: 3	R: 1 H: 2 E: 0 LOB: 2 K: 2 BB: 0 S: 10 P: 10	R: 0 H: 0 E: 0 LOB: 0 K: 2 BB: 0 S: 7 P: 7	R: 0 H: 0 E: 0 LOB: 0 K: 1 BB: 0 S: 5 P: 5	R: 0 H: 1 E: 0 LOB: 1 K: 1 BB: 0 S: 6 P: 6	1B: 4 SF: 1 2B: 1 SAC: 0 3B: 0 DP: 1 HR: 0 HBP: 0	WP: 0 PA: 34 PB: 1 SB: 2 CS: 0	
PITCHER Joe Coleman, R (1, 1) ERA: 3.58	IP WLS BF H R ER SO BB IBB HBP BLK WP HR S P ERA WHIP											PITCHER IP WLS BF H R ER SO BB IBB HBP BLK WP HR S P ERA WHIP

livebaseballscorecards.com

AB	31
R	2
H	5
RBI	2
BB	2
SO	9
LOB	16



Batter	1	2	3	4	5	6	7	8	9	AB	R	H	RBI	BB	SO	LOB
Dick McAuliffe, L OBP: 0.294, SLG: 0.377 (1, 4)	0-0 F7		0-0 4-3 2B		0-0 F9		0-0 G3			4	0	1	0	0	0	1
Jim Northrup, L OBP: 0.362, SLG: 0.437 (1, 8)	0-0 1B 1B		0-0 4-3 2-3		0-0 G3			0-0 F5		4	0	1	0	0	0	1
Al Kaline, R OBP: 0.420, SLG: 0.452 (1, 9)	0-0 L9		0-0 L5		0-0 4-3 2B			0-0 L8		4	0	1	0	0	0	2
Norm Cash, L OBP: 0.374, SLG: 0.549 (1, 3)	0-0 1-2 1B		0-3 K		0-0 3-1			0-0 1B		4	0	2	0	0	1	2
Gates Brown, L OBP: 0.446, SLG: 0.629 (1, 7)	0-0 4-3			0-0 HR	0-0 4-3			0-0 F5		4	1	1	1	0	0	4
Bill Freehan, R OBP: 0.364, SLG: 0.479 (1, 2)		0-0 5-3		0-0 P4	0-3 K			0-0 F8		4	0	0	0	0	1	1
Aurelio Rodriguez, R OBP: 0.280, SLG: 0.396 (1, 5)		0-0 E6 CS 1B		0-3 K			0-0 F9		0-0 F8	1	0	0	0	0	0	0
Dalton Jones, L OBP: 0.297, SLG: 0.380 (3, 5)										3	0	0	0	0	1	0
Ed Brinkman, R OBP: 0.290, SLG: 0.276 (1, 6)		0-0 CS 1B		0-0 F2			0-0 1B		0-3 K	4	0	2	0	0	1	0
Joe Coleman, R OBP: 0.139, SLG: 0.122 (1, 1)		0-3 K		0-3 K			0-3 K			3	0	0	0	0	3	3

Inning Stats	R: 0	H: 2	E: 0	LOB: 2	K: 0	BB: 0	S: 5	R: 0	H: 1	E: 1	LOB: 1	K: 1	BB: 0	S: 6	R: 0	H: 1	E: 0	LOB: 1	K: 1	BB: 0	S: 6	R: 0	H: 0	E: 0	LOB: 0	K: 1	BB: 0	S: 5	R: 0	H: 1	E: 0	LOB: 1	K: 1	BB: 0	S: 6	R: 0	H: 1	E: 0	LOB: 1	K: 1	BB: 0	S: 6	R: 0	H: 1	E: 0	LOB: 1	K: 1	BB: 0	S: 6	R: 0	H: 0	E: 0	LOB: 0	K: 1	BB: 0	S: 5	R: 0	H: 1	E: 0	LOB: 1	K: 1	BB: 0	S: 4	R: 0	H: 1	E: 0	LOB: 1	K: 1	BB: 0	S: 5	R: 0	H: 0	E: 0	LOB: 0	K: 1	BB: 0	S: 5
--------------	------	------	------	--------	------	-------	------	------	------	------	--------	------	-------	------	------	------	------	--------	------	-------	------	------	------	------	--------	------	-------	------	------	------	------	--------	------	-------	------	------	------	------	--------	------	-------	------	------	------	------	--------	------	-------	------	------	------	------	--------	------	-------	------	------	------	------	--------	------	-------	------	------	------	------	--------	------	-------	------	------	------	------	--------	------	-------	------

PITCHER	IP	WLS	BF	H	R	ER	SO	BB	IBB	HBP	BLK	WP	HR	S	P	ERA	WHIP
Marty Pattin, R ERA: 2.91 (1, 1)	6.1	W	26	7	1	1	5	0	0	0	0	0	1	36	36	1.42	1.105
Ken Sanders, R ERA: 1.98 (7, 1)	2.2	S	9	1	0	0	2	0	0	0	0	0	0	13	13	0.00	0.375

BOTTOM

Milwaukee Brewers @ Detroit Tigers
Tiger Stadium, Detroit, MI
 Sun Aug 22 1971, 4:33 AM EDT
 Att. 15,766 - Unknown

AB	35
R	1
H	8
RBI	1
BB	0
SO	7
LOB	14



WP: 0	PA: 35
PB: 0	SB: 0
CS: 2	

livebaseballscorecards.com

Batter	1	2	3	4	5	6	7	8	9	AB R H RBI BB SO LOB	TOP																		
Tommy Harper, R (1, 7) OBP: 0.330, SLG: 0.393	0-0 5-3 2B		0-3 K		0-0 G5-2-3 3-H		0-0 1B 2B	0-0 1B		5 1 3 0 0 1 3	Milwaukee Brewers @ Cleveland Indians Cleveland Municipal Stadium, Cleveland, OH Tue Aug 24 1971, 7:05 PM EDT Att: 6,533 - Unknown - 68 F livebaseballscorecards.com																		
Ron Theobald, R (1, 4) OBP: 0.338, SLG: 0.315	0-0 5-3 2-3			0-0 6-3		0-0 5-3	0-0 1B FC4	0-0 F9		5 1 1 1 0 0 3																			
John Briggs, L (1, 3) Roberto Pena, R (8, 3) OBP: 0.371, SLG: 0.434 OBP: 0.286, SLG: 0.339	0-0 G3		0-3 K		0-0 BB 1B E	0-0 BB 1B	0-0 1-3 FC4 1B	0-0 G3		4 1 1 1 1 1 3 0 0 0 0 0 0 0																			
Jose Cardenal, R (1, 8) OBP: 0.303, SLG: 0.363	0-0 6-3			0-0 1B		0-0 BB 1B E	0-3 K		0-3 K	5 1 2 0 0 2 3																			
Dave May, L (1, 9) OBP: 0.351, SLG: 0.431		0-0 4-3		0-0 L9		0-0 BB 1B E	0-0 FC4 1-3		0-3 K	4 1 0 1 1 1 2																			
Andy Kosco, R (1, 5) Tom Matchick, L (6, 5) OBP: 0.306, SLG: 0.366 OBP: 0.300, SLG: 0.340		0-0 5-3			0-0 1B FC3-2 1B	0-3 K	0-0 1-3		0-3 K	3 0 1 0 0 1 3 2 0 0 0 0 1 2																			
Ellie Rodriguez, R (1, 2) OBP: 0.289, SLG: 0.234		0-0 F3			0-0 FC3-2 G5-2-3 1B	0-0 E9	0-0 4-3			4 0 1 0 0 0 2																			
Bob Heise, R (1, 6) OBP: 0.271, SLG: 0.302			0-0 6-3		0-0 FC3-2 1B	0-0 6-3		0-0 F9 1B		4 0 2 0 0 0 1																			
Jim Slaton, R (1, 1) Lew Krausse, R (6, 1) Bill Voss, L (7, PH) Ken Sanders, R (7, 1) OBP: 0.194, SLG: 0.107 OBP: 0.057, SLG: 0.029 OBP: 0.311, SLG: 0.382			0-0 6-3		0-0 FC3-2		0-0 2B 1B	0-0 F3		2 0 0 0 0 0 3 0 0 0 0 0 0 0 1 1 1 0 0 0 0 1 0 0 0 0 0 1																			
Inning Stats	R: 0 E: 0 K: 0 S: 4	H: 1 LOB: 1 BB: 0 P: 4	R: 0 E: 0 K: 0 S: 3	H: 0 LOB: 0 BB: 0 P: 3	R: 0 E: 0 K: 1 S: 5	H: 0 LOB: 0 BB: 0 P: 5	R: 0 E: 0 K: 1 S: 6	H: 1 LOB: 1 BB: 0 P: 6	R: 0 E: 0 K: 0 S: 5	H: 3 LOB: 2 BB: 0 P: 5	R: 3 E: 2 K: 1 S: 7	H: 1 LOB: 1 BB: 2 P: 15	R: 3 E: 0 K: 1 S: 10	H: 4 LOB: 2 BB: 0 P: 10	R: 0 E: 0 K: 0 S: 5	H: 2 LOB: 2 BB: 0 P: 5	R: 0 E: 0 K: 3 S: 9	H: 0 LOB: 0 BB: 0 P: 9	1B: 10 2B: 2 3B: 0 HR: 0	SF: 0 SAC: 0 DP: 1 HBP: 0	WP: 0 PB: 0 SB: 0 CS: 0	PA: 42							
PITCHER	IP WLS BF H R ER SO BB IBB HBP BLK WP HR S P ERA WHIP																												
Alan Foster, R (1, 1) ERA: 3.88	6.0		27	7	4	1	3	2	0	0	0	0	0	0	31	39	1.50	1.500											
Ed Farmer, R (7, 1) ERA: 2.75	1.0	L	7	3	2	2	1	0	0	0	0	0	0	9	9	18.00	3.000												
Mark Ballinger, R (8, 1) ERA: 2.57	2.0		8	2	0	0	3	0	0	0	0	0	0	14	14	0.00	1.000												



Batter	1	2	3	4	5	6	7	8	9	AB	R	H	RBI	BB	SO	LOB
Ted Uhlaender, L (1, 7) OBP: 0.336, SLG: 0.336	0-0 F7		0-0 F8		0-0 6-3		4-0 G1-6-3 BB			3	0	0	0	1	0	0
Vada Pinson, L (1, 8) OBP: 0.292, SLG: 0.371	0-0 3-1			0-0 F9		0-0 4-3	0-0 G1-6-3			4	0	0	0	0	0	1
Roy Foster, R (1, 9) OBP: 0.306, SLG: 0.407	0-0 F8			0-0 HR		4-0 FC3-6 BB HR		0-0 P5		3	2	1	1	1	0	0
Graig Nettles, L (1, 5) OBP: 0.371, SLG: 0.453		0-0 F8		0-3 K		4-0 FC3-6 BB		0-3 K		3	0	0	0	1	2	0
Chris Chambliss, L (1, 3) OBP: 0.358, SLG: 0.415		0-0 E8 1B		0-0 1B 2B		0-0 FC3-6 HR		0-3 K		4	2	2	0	0	1	2
Ray Fosse, R (1, 2) OBP: 0.311, SLG: 0.353		4-0 G6-4-3 BB		4-0 1B IBB		0-0 HR		0-0 4-3		2	1	1	3	2	0	0
Eddie Leon, R (1, 4) OBP: 0.314, SLG: 0.324		0-0 G6-4-3		0-0 1B		0-0 1B		0-0 F8		4	0	2	1	0	0	2
Fred Stanley, R (1, 6) OBP: 0.392, SLG: 0.213			0-0 5-3		0-0 4-3		0-0 P6		0-3 K	3	0	0	0	0	0	1
Chuck Hinton, R (9, PH) OBP: 0.324, SLG: 0.419										1	0	0	0	0	1	0
Alan Foster, R (1, 1) OBP: 0.068, SLG: 0.071			0-3 K		0-0 4-3					2	0	0	0	0	1	0
Ed Farmer, R (7, 1)										0	0	0	0	0	0	0
Frank Baker, L (7, PH) OBP: 0.264, SLG: 0.319										1	0	0	0	0	0	0
Mark Ballinger, R (8, 1) OBP: 0.333, SLG: 0.333										0	0	0	0	0	0	0

Inning Stats	R: 0	H: 0	E: 0	K: 0	S: 3	R: 0	H: 1	E: 1	K: 0	S: 3	R: 0	H: 0	E: 0	K: 1	S: 5	R: 2	H: 3	E: 0	K: 1	S: 7	R: 0	H: 0	E: 0	K: 0	S: 3	R: 3	H: 2	E: 0	K: 0	S: 5	R: 0	H: 0	E: 0	K: 0	S: 2	R: 0	H: 0	E: 0	K: 2	S: 7	R: 0	H: 0	E: 0	K: 1	S: 5	1B: 3	SF: 0	2B: 1	SAC: 0	3B: 0	DP: 2	HR: 2	HBP: 0	WP: 0	PA: 35
--------------	------	------	------	------	------	------	------	------	------	------	------	------	------	------	------	------	------	------	------	------	------	------	------	------	------	------	------	------	------	------	------	------	------	------	------	------	------	------	------	------	------	------	------	------	------	-------	-------	-------	--------	-------	-------	-------	--------	-------	--------

PITCHER	IP	WLS	BF	H	R	ER	SO	BB	IBB	HBP	BLK	WP	HR	S	P	ERA	WHIP
Jim Slaton, R (1, 1) ERA: 3.94	5.2		25	6	5	5	2	3	1	0	0	0	2	25	41	7.94	1.588
Lew Krausse, R (6, 1) ERA: 3.04	0.1		1	0	0	0	0	0	0	0	0	0	0	1	1	0.00	0.000
Ken Sanders, R (7, 1) ERA: 1.93	3.0	W	9	0	0	0	3	1	0	0	0	0	0	14	18	0.00	0.333

BOTTOM

Milwaukee Brewers @ Cleveland Indians
Cleveland Municipal Stadium, Cleveland, OH

Tue Aug 24 1971, 7:05 PM EDT
Att. 6,533 - Unknown - 68 F

livebaseballscores.com

AB	30
R	5
H	6
RBI	5
BB	5
SO	5
LOB	6



Batter	1	2	3	4	5	6	7	8	9	AB	R	H	RBI	BB	SO	LOB
Ted Uhlaender, L (1, 7) OBP: 0.339, SLG: 0.342	0-0 3-1		0-0 E6			0-0 1B 2B	0-0 1-2 2-H 1B		0-0 1B 1B	5	2	3	1	0	0	0
Vada Pinson, L (1, 8) OBP: 0.289, SLG: 0.367	0-0 4-3		0-0 F9			0-0 F8	0-0 4-3		0-0 E4 1B	5	1	0	0	0	0	5
Roy Foster, R (1, 9) OBP: 0.311, SLG: 0.414	0-0 F7			0-0 5-3		0-0 2-H 1B		0-0 1B 2B	0-0 1-2 2-3 1B	5	1	3	1	0	0	0
Graig Nettles, L (1, 5) OBP: 0.371, SLG: 0.453		0-0 F7		0-0 P4		0-0 1-3		0-0 1B 2-3 1B	0-0 1-2 2-3 1B	5	1	2	3	0	0	1
Chris Chambliss, L (1, 3) OBP: 0.358, SLG: 0.415		0-0 F8		0-0 F9			0-0 2B SF8 1B	0-0 1-3 2-3 1B	0-3 K	5	1	2	0	0	1	2
Ray Fosse, R (1, 2) OBP: 0.307, SLG: 0.349		0-0 6-3			0-0 F8		0-3 K	0-0 2-3	0-0 F9	5	0	0	1	0	1	4
Eddie Leon, R (1, 4) OBP: 0.315, SLG: 0.326			0-0 2B 1B		0-3 K		0-0 1B 2B	0-3 K		1	1	1	0	0	0	0
John Lowenstein, L (4, 4) OBP: 0.252, SLG: 0.299					0-3 K					2	1	1	0	0	1	0
Kurt Bevacqua, R (8, PH) OBP: 0.206, SLG: 0.250										1	0	0	0	0	1	1
Fred Stanley, R (1, 6) OBP: 0.386, SLG: 0.234			0-0 1-H 2B		0-3 K		0-0 SF8	0-0 6-3		3	0	1	2	0	1	1
Mike Paul, L (1, 1) OBP: 0.118, SLG: 0.063			0-3 K			0-0 F7	4-0 1B BB		0-3 K	1	0	0	0	0	1	0
Vince Colbert, R (4, 1) OBP: 0.143, SLG: 0.214										0	0	0	0	0	0	0
Gomer Hodges, S (6, PH) OBP: 0.284, SLG: 0.267										0	0	0	0	0	0	0
Steve Hargan, R (7, 1) OBP: 0.071, SLG: 0.071										0	0	0	0	0	0	0
Phil Hennigan, R (7, 1) OBP: 0.288, SLG: 0.319										0	0	0	0	0	0	0
Frank Baker, L (7, PH) OBP: 0.323, SLG: 0.333										0	0	0	0	0	0	0
Mark Ballinger, R (8, 1) OBP: 0.321, SLG: 0.416										0	0	0	0	0	0	0
Chuck Hinton, R (9, PH)										1	0	0	0	0	1	0

Inning Stats	R: 0	H: 0	E: 0	K: 0	S: 3	LOB: 0	BB: 0	P: 3	R: 0	H: 0	E: 0	K: 0	S: 3	LOB: 0	BB: 0	P: 3	R: 1	H: 2	E: 1	K: 1	S: 7	LOB: 1	BB: 0	P: 7	R: 0	H: 0	E: 0	K: 0	S: 3	LOB: 0	BB: 0	P: 3	R: 0	H: 0	E: 0	K: 2	S: 7	LOB: 0	BB: 0	P: 7	R: 1	H: 2	E: 0	K: 0	S: 5	LOB: 1	BB: 0	P: 5	R: 2	H: 3	E: 0	K: 1	S: 8	LOB: 2	BB: 1	P: 12	R: 2	H: 3	E: 0	K: 1	S: 8	LOB: 1	BB: 0	P: 8	R: 2	H: 3	E: 1	K: 2	S: 11	LOB: 2	BB: 0	P: 11	1B: 9	SF: 1	2B: 4	SAC: 0	3B: 0	DP: 0	HR: 0	HBP: 0	WP: 0	PA: 42
--------------	------	------	------	------	------	--------	-------	------	------	------	------	------	------	--------	-------	------	------	------	------	------	------	--------	-------	------	------	------	------	------	------	--------	-------	------	------	------	------	------	------	--------	-------	------	------	------	------	------	------	--------	-------	------	------	------	------	------	------	--------	-------	-------	------	------	------	------	------	--------	-------	------	------	------	------	------	-------	--------	-------	-------	-------	-------	-------	--------	-------	-------	-------	--------	-------	--------

PITCHER	IP	WLS	BF	H	R	ER	SO	BB	IBB	HBP	BLK	WP	HR	S	P	ERA	WHIP
Bill Parsons, R (1, 1) ERA: 2.95	6.2	W	27	6	4	4	4	1	0	0	0	0	0	34	38	5.40	1.050
John Morris, L (7, 1) ERA: 3.77	0.2		6	4	2	2	0	0	0	0	0	0	0	6	6	27.00	6.000
Ken Sanders, R (8, 1) ERA: 1.98	1.2	S	9	3	2	1	3	0	0	0	0	0	0	15	15	5.40	1.800

Milwaukee Brewers @ Cleveland Indians
Cleveland Municipal Stadium, Cleveland, OH
 Wed Aug 25 1971, 7:05 PM EDT
 Att. 2,954 - Unknown - 80 F

AB	40
R	8
H	13
RBI	8
BB	1
SO	7
LOB	14



PITCHER	IP	WLS	BF	H	R	ER	SO	BB	IBB	HBP	BLK	WP	HR	S	P	ERA	WHIP
---------	----	-----	----	---	---	----	----	----	-----	-----	-----	----	----	---	---	-----	------

Batter	1	2	3	4	5	6	7	8	9	AB R H RBI BB SO LOB	TOP												
Tommy Harper, R (1, 7) OBP: 0.337, SLG: 0.409	0-0 SH2-4 1B 2B	0-0 HR		4-0 BB			0-0 6-3		0-0 2B SF8 1B	4 3 3 1 1 0 0													
Ron Theobald, R (1, 4) OBP: 0.340, SLG: 0.319	0-0 SH2-4 2-3	0-0 F7		0-0 5-3			0-0 P4		0-0 1-3 1B 2B	4 1 1 0 0 0 1													
John Briggs, L (1, 3) OBP: 0.372, SLG: 0.431	0-0 HR 1B	0-3 K					0-0 4-1		0-0 SF8	4 1 2 2 0 1 0													
Jose Cardenal, R (1, 8) OBP: 0.310, SLG: 0.376	0-0 1-H HR 1B			0-0 1B			4-0 G6-3 BB		0-0 3-H FC4-6 1B	4 1 3 3 1 0 1													
Dave May, L (1, 9) OBP: 0.352, SLG: 0.436	4-0 1B BB			0-0 P3			0-0 G6-3 1-2f		0-0 FC4-6 1-2f	4 0 0 0 1 0 3													
Andy Kosco, R (1, 5) OBP: 0.301, SLG: 0.358	0-3 K			0-0 P4			0-0 SH1-4 1B		0-0 F9	3 0 1 0 0 1 2													
Bobby Mitchell, R (6, PR) OBP: 0.291, SLG: 0.388										0 0 0 0 0 0 0													
Tom Matchick, L (6, 5) OBP: 0.288, SLG: 0.327										1 0 0 0 0 0 0													
Ellie Rodriguez, R (1, 2) OBP: 0.295, SLG: 0.240	0-0 1-3 1B			0-0 L8			0-0 SH1-4 1-2		0-0 1B	2 0 1 0 0 0 1													
Paul Ratliff, L (8, PH) OBP: 0.216, SLG: 0.370										1 0 1 0 0 0 0													
Bob Heise, R (1, 6) OBP: 0.270, SLG: 0.294	0-0 L4						0-0 L9		0-0 4-3	3 0 0 0 0 0 4													
Dick Schofield, S (8, PH) OBP: 0.329, SLG: 0.275										1 0 0 0 0 0 1													
Skip Lockwood, R (1, 1) OBP: 0.170, SLG: 0.184									0-0 5-3	2 0 0 0 0 0 0													
John Morris, R (4, 1) OBP: 0.187, SLG: 0.200										0 0 0 0 0 0 0													
Bill Voss, L (6, PH) OBP: 0.310, SLG: 0.381										1 0 0 0 0 0 2													
Floyd Weaver, R (6, 1) OBP: 0.310, SLG: 0.381										0 0 0 0 0 0 0													
Jim Hannan, R (7, 1) OBP: 0.310, SLG: 0.381										0 0 0 0 0 0 0													
Frank Tepedino, L (8, PH) OBP: 0.217, SLG: 0.270									0-0 F3	1 0 0 0 0 0 0													
Inning Stats	R: 3 E: 0 K: 1 S: 9	H: 4 LOB: 2 BB: 1 P: 13	R: 1 E: 0 K: 1 S: 6	H: 1 LOB: 0 BB: 0 P: 6	R: 0 E: 0 K: 0 S: 4	H: 1 LOB: 1 BB: 0 P: 4	R: 0 E: 0 K: 0 S: 3	H: 0 LOB: 1 BB: 1 P: 7	R: 0 E: 0 K: 0 S: 2	H: 0 LOB: 0 BB: 1 P: 6	R: 0 E: 0 K: 0 S: 4	H: 1 LOB: 2 BB: 0 P: 4	R: 0 E: 0 K: 0 S: 4	H: 1 LOB: 1 BB: 0 P: 4	R: 0 E: 0 K: 0 S: 4	H: 1 LOB: 1 BB: 0 P: 4	R: 2 E: 0 K: 0 S: 6	H: 3 LOB: 1 BB: 0 P: 6	1B: 8 2B: 2 3B: 0 HR: 2	SF: 1 SAC: 2 DP: 1 HBP: 0	WP: 0 PB: 0 SB: 0 CS: 0	PA: 41	
PITCHER	IP WLS BF H R ER SO BB IBB HBP BLK WP HR S P ERA WHIP																						
Ray Lamb, R (1, 1) ERA: 3.13	3.0		16	6	4	4	2	1	0	0	0	0	2	19	23	12.00	2.333						
Ed Farmer, R (4, 1) ERA: 2.53	5.0	W	19	3	0	0	0	2	0	0	0	0	0	17	25	0.00	1.000						
Phil Hennigan, R (9, 1) ERA: 4.26	1.0	S	6	3	2	2	0	0	0	0	0	0	0	6	6	18.00	3.000						

Milwaukee Brewers @ Cleveland Indians
Cleveland Municipal Stadium, Cleveland, OH

Thu Aug 26 1971, 7:05 PM EDT
Att: 2,804 - Unknown - 80 F

AB	35
R	6
H	12
RBI	6
BB	3
SO	2
LOB	15



Batter	1	2	3	4	5	6	7	8	9
Ted Uhlaender, L (1, 7) OBP: 0.340, SLG: 0.341	0-0 L4		0-0 4-3	4-0 BB 1-2 2-3 3-H		0-0 F5 1-2	0-0 1B 1-2 2-3 3-H		
Vada Pinson, L (1, 8) OBP: 0.286, SLG: 0.363	0-0 P4			0-0 F7 F9			0-0 6-3 4-3		
Roy Foster, R (1, 9) OBP: 0.312, SLG: 0.427	0-0 F9			0-0 HR SS	0-3 K		0-0 1B 2B 4-3	0-0 F8	
Graig Nettles, L (1, 5) OBP: 0.375, SLG: 0.460		0-0 HR		0-0 1B 1B BB	4-0 WP BB		4-0 1B IBB 4-3	0-0 F8	
Chris Chambliss, L (1, 3) OBP: 0.359, SLG: 0.413		0-0 L7		4-0 1B 2B BB	0-0 L8		0-0 4-3 1-2 2-3	0-0 FC4-6 1B	
Ray Fosse, R (1, 2) OBP: 0.311, SLG: 0.350		0-0 F7		0-0 2B BB 1-2 2-H			0-0 HBP WP 1B	0-0 FC4-6 1-2	
John Lowenstein, L (1, 4) OBP: 0.261, SLG: 0.310		0-3 K		0-0 2B 1-3 2-H	0-0 4-3		4-0 WP HBP 1B IBB		
Fred Stanley, R (1, 6) OBP: 0.402, SLG: 0.242			0-0 F9	4-0 BB IBB		0-0 F5 1B	1-0 WP 1B HBP 1-2 2-3		
Ray Lamb, R (1, 1) OBP: 0.140, SLG: 0.098 Gomer Hodge, S (3, PH) OBP: 0.279, SLG: 0.262 Ed Farmer, R (4, 1) Phil Hennigan, R (9, 1)			0-3 K	0-3 K		0-3 K	4-0 1B BB 1-2 2-3 3-H		

AB	R	H	RBI	BB	SO	LOB
4	0	1	3	1	0	1
5	0	0	0	0	0	5
5	2	2	1	0	1	0
3	3	2	1	2	0	0
4	1	1	0	1	0	3
4	2	2	3	1	0	1
3	1	1	1	1	1	2
2	1	1	0	1	0	0
0	0	0	0	0	0	0
1	0	0	0	0	1	0
2	0	0	0	1	2	4
0	0	0	0	0	0	0

AB	R	H	RBI	BB	SO	LOB
33	10	10	9	8	5	16

WP	PA
2	42

Inning Stats	R	H	E	K	S	P	IP	WLS	BF	H	R	ER	SO	BB	IBB	HBP	BLK	WP	HR	S	P	ERA	WHIP
	0	0	0	3	3		3.2	L	19	5	5	5	3	2	1	0	0	0	2	22	34	12.27	1.909
	1	1	0	1	6		1.1		6	0	0	0	1	1	0	0	0	1	0	6	14	0.00	0.750
	1	5	5	1	10		1.2		12	4	5	5	1	1	2	1	0	1	0	10	23	27.00	3.000
	1	0	0	0	5		1.1		5	1	0	0	0	0	0	0	0	0	0	5	5	0.00	0.750

Milwaukee Brewers @ Cleveland Indians
Cleveland Municipal Stadium, Cleveland, OH
Thu Aug 26 1971, 7:05 PM EDT
Att. 2,804 - Unknown - 80 F

livebaseballscorecards.com



Batter	1	2	3	4	5	6	7	8	9	AB R H RBI BB SO LOB	TOP							
Tommy Harper, R OBP: 0.339, SLG: 0.409 (1, 7) X	0-0 FC5-4 1B		0-0 F8		0-0 F9		4-0 FC6-4 BB		0-0 BB 1B	4 1 2 1 1 0 1								
Ron Theobald, R OBP: 0.341, SLG: 0.316 (1, 4) X	0-0 FC5-4 BB 1-2f		4-0 BB		0-0 F8		0-0 FC6-4 BB 1-2f		4-0 BB 1B	3 0 0 0 2 0 4								
Jose Cardenal, R OBP: 0.309, SLG: 0.372 (1, 8) B B B	4-0 G4-6-3 BB 1-2		0-0 F7		0-0 F4		0-0 4-3		0-0 F8	4 0 0 0 1 0 3								
John Briggs, L OBP: 0.372, SLG: 0.440 (1, 3) X	0-0 G4-6-3 1-2f			0-0 HR		0-0 4-3		0-3 K S S	0-0 1-3 2-H 1B	5 1 2 2 0 1 2								
Andy Kosco, R OBP: 0.303, SLG: 0.370 (1, 5) X		0-0 F8		0-0 F8		4-0 BB		0-0 HR	0-0 F9	4 1 1 1 1 0 2								
Ellie Rodriguez, R OBP: 0.298, SLG: 0.247 (1, 2) X		0-0 2B		0-0 1-3		0-0 F9		0-0 1B		4 0 2 0 0 0 1								
Dave May, L OBP: 0.349, SLG: 0.432 (1, 9) X		0-0 F4		0-0 6-3		0-3 K S S		0-0 G3		4 0 0 0 0 1 2								
Bob Heise, R OBP: 0.276, SLG: 0.300 (1, 6) X		0-0 F9			0-0 6-3 1B		0-0 BB 1B		0-0 F4	4 0 2 0 0 0 1								
Marty Pattin, R OBP: 0.181, SLG: 0.136 (5, PH)			0-0 5-3		0-0 6-3 1-2		0-0 F8		0-0 1B 2B	1 0 0 0 0 0 0 1 0 0 0 0 0 1 0 0 0 0 0 0 0 1 0 0 0 0 0 1 0 0 0 0 0 0 0 1 1 1 0 0 0 0								
Roberto Pena, R OBP: 0.285, SLG: 0.338 (5, 1)																		
John Morris, R OBP: 0.197, SLG: 0.200 (7, PH)																		
Bobby Mitchell, R OBP: 0.286, SLG: 0.380 (7, 1)																		
Floyd Weaver, R (8, PH)																		
Dick Schofield, S OBP: 0.337, SLG: 0.300 (9, PH)																		
Inning Stats	R: 0 E: 0 K: 0 S: 3	H: 1 LOB: 1 BB: 1 P: 7	R: 0 E: 0 K: 0 S: 4	H: 1 LOB: 1 BB: 0 P: 4	R: 0 E: 0 K: 0 S: 3	H: 0 LOB: 1 BB: 1 P: 7	R: 1 E: 0 K: 0 S: 4	H: 1 LOB: 0 BB: 0 P: 4	R: 0 E: 0 K: 1 S: 6	H: 1 LOB: 2 BB: 1 P: 10	R: 0 E: 0 K: 1 S: 7	H: 2 LOB: 1 BB: 0 P: 7	R: 1 E: 0 K: 1 S: 6	H: 3 LOB: 2 BB: 1 P: 10	1B: 6 2B: 2 3B: 0 HR: 2	SF: 0 SAC: 0 DP: 1 HBP: 0	WP: 0 PB: 0 SB: 0 CS: 0	PA: 41
PITCHER Dave McNally, L ERA: 3.05 (1, 1)	IP: 8.1 WLS: W BF: 38 H: 9 R: 4 ER: 4 SO: 2 BB: 5 IBB: 0 HBP: 0 BLK: 0 WP: 0 HR: 2 S: 37 P: 57 ERA: 4.32 WHIP: 1.680																	
PITCHER Eddie Watt, R ERA: 2.27 (9, 1)	IP: 0.2 WLS: S BF: 3 H: 1 R: 0 ER: 0 SO: 0 BB: 0 IBB: 0 HBP: 0 BLK: 0 WP: 0 HR: 0 S: 3 P: 3 ERA: 0.00 WHIP: 1.500																	

Milwaukee Brewers @ Baltimore Orioles
Memorial Stadium, Baltimore, MD
Sat Aug 28 1971, 7:05 PM EDT
Unknown

livebaseballscorecards.com

AB	36
R	4
H	10
RBI	4
BB	5
SO	2
LOB	18



Batter	1	2	3	4	5	6	7	8	9
Don Buford, S (1, 7) OBP: 0.415, SLG: 0.482	0-3 K		0-3 K	0-0 HR		0-0 F4		0-0 6-3	
Paul Blair, R (1, 8) OBP: 0.293, SLG: 0.369	0-0 F8		0-3 K	0-0 F4			0-0 1B		
Boog Powell, L (1, 3) OBP: 0.374, SLG: 0.435	4-0 1B HR BB		4-0 1B 2B BB	0-0 4-3			0-0 F5		
Merv Rettenmund, R (1, 9) OBP: 0.421, SLG: 0.455	0-0 1-2 HR 1B		0-0 1-3 2B 1B		4-0 CS BB		0-0 1-2 G4-6-3 1B		
Elrod Hendricks, L (1, 2) OBP: 0.333, SLG: 0.378	0-0 1-H 2-H HR		0-0 1-H 3-H 1B 2B		0-3 1-2 K		0-0 G4-6-3 1-2		
Brooks Robinson, R (1, 5) OBP: 0.351, SLG: 0.400	0-0 F7		0-0 2-H BB 1B		0-0 6-3			0-3 K	
Chico Salmon, R (1, 4) OBP: 0.182, SLG: 0.266		0-0 5-3	4-0 1-2 BB			0-0 E3 SH1-3		0-0 HR 1B	
Davey Johnson, R (7, 4) OBP: 0.349, SLG: 0.438									
Mark Belanger, R (1, 6) OBP: 0.366, SLG: 0.319		0-0 5-3	0-0 F6			0-0 F3		0-0 F9	
Dave McNally, R (1, 1) OBP: 0.203, SLG: 0.274		0-0 F8		0-3 K		0-0 SH1-3		0-0 HR	
Eddie Watt, R (9, 1)									

Inning Stats	R: 3	H: 2	E: 0	K: 1	S: 7	LOB: 0	BB: 1	P: 11
	R: 0	H: 0	E: 0	K: 0	S: 3	LOB: 0	BB: 0	P: 3
	R: 3	H: 3	E: 0	K: 2	S: 10	LOB: 2	BB: 2	P: 18
	R: 1	H: 1	E: 0	K: 1	S: 6	LOB: 0	BB: 0	P: 6
	R: 0	H: 0	E: 0	K: 1	S: 4	LOB: 0	BB: 1	P: 8
	R: 0	H: 0	E: 1	K: 0	S: 4	LOB: 1	BB: 0	P: 4
	R: 0	H: 2	E: 0	K: 0	S: 4	LOB: 1	BB: 0	P: 4
	R: 2	H: 2	E: 0	K: 1	S: 7	LOB: 0	BB: 0	P: 7

PITCHER	IP	WLS	BF	H	R	ER	SO	BB	IBB	HBP	BLK	WP	HR	S	P	ERA	WHIP
Marty Pattin, R (1, 1) ERA: 3.14	4.0	L	21	6	7	7	4	3	0	0	0	0	2	26	38	15.75	2.250
John Morris, L (5, 1) ERA: 3.56	2.0		7	0	0	0	1	1	0	0	0	0	0	8	12	0.00	0.500
Floyd Weaver, R (7, 1) ERA: 8.06	2.0		9	4	2	2	1	0	0	0	0	0	1	11	11	9.00	2.000

BOTTOM

Milwaukee Brewers @ Baltimore Orioles
Memorial Stadium, Baltimore, MD
 Sat Aug 28 1971, 7:05 PM EDT
 Unknown

AB	32
R	9
H	10
RBI	9
BB	4
SO	6
LOB	9

livebaseballscores.com



1B	2B	3B	HR	SF	SAC	DP	HBP
6	1	0	3	0	1	1	0

WP	PA
0	37

WP	HR	S	P	ERA	WHIP
0	0	0	0	0	0

Batter	1	2	3	4	5	6	7	8	9	AB R H RBI BB SO LOB	TOP	
Tommy Harper, R (1, 7) OBP: 0.339, SLG: 0.408	0-0 G6-4-3 1B		0-0 6-3			0-0 F7		0-0 F8		4 0 1 0 0 0 0		
Ron Theobald, R (1, 4) OBP: 0.339, SLG: 0.315	0-0 G6-4-3 1-2f		0-0 6-3			0-0 L1		0-0 CS 1B		4 0 1 0 0 0 1		
Jose Cardenal, R (1, 8) OBP: 0.308, SLG: 0.369	0-0 4-3			4-0 CS BB			0-0 F8	0-0 CS 1-2	0-0 F9	3 0 0 0 1 0 0		
John Briggs, L (1, 3) OBP: 0.371, SLG: 0.448		0-0 3-1		0-3 K 1-2			0-0 HR		0-3 K	4 1 1 1 0 2 1		
Andy Kosco, R (1, 5) OBP: 0.307, SLG: 0.374		0-0 E 4-3 1B		0-0 4-3			0-0 1B FC6-4 1B		0-0 S 1B	3 2 2 0 0 0 0 1 0 1 0 0 0 0		
Tom Matchick, L (7, 5) OBP: 0.302, SLG: 0.340												
Ellie Rodriguez, R (1, 2) OBP: 0.300, SLG: 0.251		0-0 E9 4-3 1-3 1B				0-0 F7		0-0 FC6-4 1B	0-0 F9 1-2	4 0 2 0 0 0 1		
Dave May, L (1, 9) OBP: 0.347, SLG: 0.428		0-0 4-3		0-3 K			0-0 FC6-4			3 0 0 2 0 1 2		
Bob Heise, R (1, 6) OBP: 0.270, SLG: 0.294		0-0 2-3 3-H 6-3		0-0 6-3		0-0 6-3		0-0 F8		3 0 0 0 0 0 2		
Ken Sanders, R (7, 1)			0-3 K			0-0 4-3			0-3 K	2 0 0 0 0 1 0 1 0 0 0 0 1 0		
Lew Krausse, R (1, 1) OBP: 0.054, SLG: 0.028												
Inning Stats	R: 0 H: 1 E: 0 LOB: 0 K: 0 BB: 0 S: 3 P: 3	R: 1 H: 2 E: 1 LOB: 1 K: 0 BB: 0 S: 5 P: 5	R: 0 H: 0 E: 0 LOB: 0 K: 1 BB: 0 S: 5 P: 5	R: 0 H: 0 E: 0 LOB: 0 K: 1 BB: 1 S: 4 P: 8	R: 0 H: 0 E: 0 LOB: 0 K: 1 BB: 0 S: 5 P: 5	R: 0 H: 0 E: 0 LOB: 0 K: 0 BB: 0 S: 3 P: 3	R: 2 H: 3 E: 0 LOB: 1 K: 0 BB: 0 S: 6 P: 6	R: 0 H: 1 E: 0 LOB: 0 K: 1 BB: 0 S: 5 P: 5	R: 0 H: 1 E: 0 LOB: 1 K: 1 BB: 0 S: 6 P: 6	1B: 7 SF: 0 2B: 0 SAC: 0 3B: 0 DP: 1 HR: 1 HBP: 0	WP: 0 PA: 34 PB: 0 SB: 1 CS: 2	
PITCHER	IP WLS BF H R ER SO BB IBB HBP BLK WP HR S P ERA WHIP											
Mike Cuellar, L (1, 1) ERA: 3.22	7.0 L 26 6 3 3 3 1 0 0 0 0 0 1 31 35 3.86 1.000											
Tom Dukes, R (8, 1) ERA: 3.38	2.0 7 2 0 0 2 0 0 0 0 0 0 0 11 11 0.00 1.000											

Milwaukee Brewers @ Baltimore Orioles
 Memorial Stadium, Baltimore, MD
 Sat Aug 28 1971, 7:05 PM EDT
 Att: 16,996 - Unknown

livebaseballscorecards.com

AB	32
R	3
H	8
RBI	3
BB	1
SO	5
LOB	7



Batter	1	2	3	4	5	6	7	8	9	AB R H RBI BB SO LOB	TOP											
Tommy Harper, R (1, 7) OBP: 0.336, SLG: 0.404	0-0 F4		0-0 5-3		0-3 K		0-0 5-3		0-0 F4	5 0 0 0 0 1 1	Milwaukee Brewers @ Baltimore Orioles Memorial Stadium, Baltimore, MD Sun Aug 29 1971, 3:33 AM EDT Unknown - 78 F											
Ron Theobald, R (1, 4) OBP: 0.337, SLG: 0.311	0-0 F8		0-3 K		0-0 FC6-4		4-0 S 1B BB		0-0 6-3	4 1 0 0 1 1 1												
John Briggs, L (1, 3) OBP: 0.371, SLG: 0.445	0-0 F4		0-0 4-3			4-0 G5-4-3 BB	0-0 1B		0-0 F4	4 0 1 1 1 0 0												
Jose Cardenal, R (1, 8) OBP: 0.308, SLG: 0.368		0-0 1B SF8 1B		0-0 5-3		0-0 G5-4-3 1-2f	0-0 F7			4 1 1 0 0 0 2												
Dave May, L (1, 9) OBP: 0.353, SLG: 0.437		0-0 1B 1-2 1B		0-0 2B		0-0 1B		0-0 SH3-4 1B		4 0 4 0 0 0 0												
Tom Matchick, L (1, 5) OBP: 0.321, SLG: 0.358		0-0 1B 1-2 2-3		0-0 F8		0-0 BB 1B		0-0 SH3-4		3 0 2 0 0 0 1												
Ellie Rodriguez, R (1, 2) OBP: 0.302, SLG: 0.250		0-0 SF8		0-0 6-3		4-0 BB		4-0 BB		1 0 0 1 2 0 1												
Bob Heise, R (1, 6) OBP: 0.265, SLG: 0.288		0-0 F8		0-3 K		0-0 6-3		0-0 F7		3 0 0 0 0 1 5												
Frank Tepedino, L (8, PH) OBP: 0.215, SLG: 0.267		0-0 3-H								1 0 0 0 0 0 2												
John Morris, R (8, 1) OBP: 0.167, SLG: 0.200		0-0 F8								0 0 0 0 0 0 0												
Bill Parsons, R (1, 1) OBP: 0.246, SLG: 0.241		0-0 6-3								2 0 1 0 0 0 2												
Bill Voss, L (7, PH) OBP: 0.309, SLG: 0.379										1 0 0 0 0 1 0												
Floyd Weaver, R (7, 1)										0 0 0 0 0 0 0												
Dick Schofield, S (8, PH) OBP: 0.333, SLG: 0.296						FC6-4 1B				1 0 0 0 0 1 2												
Inning Stats	R: 0 E: 0 K: 0 S: 3	H: 0 LOB: 0 BB: 0 P: 3	R: 1 E: 0 K: 0 S: 6	H: 3 LOB: 2 BB: 0 P: 6	R: 0 E: 0 K: 1 S: 5	H: 0 LOB: 0 BB: 0 P: 5	R: 0 E: 0 K: 0 S: 4	H: 1 LOB: 1 BB: 0 P: 4	R: 0 E: 0 K: 2 S: 8	H: 1 LOB: 1 BB: 0 P: 8	R: 0 E: 0 K: 0 S: 4	H: 2 LOB: 3 BB: 2 P: 12	R: 1 E: 0 K: 1 S: 6	H: 1 LOB: 1 BB: 1 P: 10	R: 0 E: 0 K: 1 S: 6	H: 1 LOB: 2 BB: 1 P: 10	R: 0 E: 0 K: 0 S: 3	H: 0 LOB: 0 BB: 0 P: 3	1B: 8 2B: 1 3B: 0 HR: 0	SF: 1 SAC: 1 DP: 1 HBP: 0	WP: 0 PB: 0 SB: 1 CS: 0	PA: 39
PITCHER Pat Dobson, R (1, 1) ERA: 2.92	IP 9.0	WLS W	BF 39	H 9	R 2	ER 2	SO 5	BB 4	IBB 0	HBP 0	BLK 0	WP 0	HR 0	S 45	P 61	ERA 2.00	WHIP 1.444					

livebaseballscorecards.com

AB	33
R	2
H	9
RBI	2
BB	4
SO	5
LOB	17



BOTTOM

Milwaukee Brewers @ Baltimore Orioles
Memorial Stadium, Baltimore, MD
 Sun Aug 29 1971, 3:33 AM EDT
 Unknown - 78 F

livebaseballscorecards.com

AB	26
R	3
H	6
RBI	3
BB	10
SO	6
LOB	12



WP: 0	PA: 37
PB: 0	
SB: 0	
CS: 2	

AB R H RBI BB SO LOB

3 0 1 1 2 0 0

3 1 1 1 1 0 3

3 0 2 0 1 1 0

3 0 0 0 1 1 3

1 0 0 0 2 1 0

1 0 0 0 0 1 0

4 1 1 1 0 0 4

4 0 1 0 0 0 2

0 1 0 0 0 0 0

2 0 0 0 2 0 0

2 0 0 0 0 2 0

0 0 0 0 1 0 0

1B: 3 SF: 0

2B: 1 SAC: 1

3B: 0 DP: 2

HR: 2 HBP: 0

Batter	1	2	3	4	5	6	7	8	9
Don Buford, S (1, 7) OBP: 0.416, SLG: 0.480	0-0 4-3		0-0 F4		4-0 G1-6-3 BB		4-0 G1-6-3 IBB		0-0 1B 1-2 2-3 3-H
Paul Blair, R (1, 8) OBP: 0.296, SLG: 0.387	0-0 HR		4-0 CS BB		0-0 G1-6-3 1-2f		0-0 G1-6-3 1-2f		
Merv Rettenmund, R (1, 9) OBP: 0.423, SLG: 0.455	0-3 K		0-0 1B		4-0 BB BB		0-0 CS 1B		
Frank Robinson, R (1, 3) OBP: 0.387, SLG: 0.497	4-0 BB BB		0-0 F7		0-3 K		0-0 F9 1-2		
Eirol Hendricks, L (1, 2) OBP: 0.336, SLG: 0.375	4-0 1-2 BB		0-3 K		4-0 FC4-6 BB		0-3 K		
Andy Etchebarren, R (8, PH) OBP: 0.321, SLG: 0.408									
Brooks Robinson, R (1, 5) OBP: 0.349, SLG: 0.403	0-0 F7		0-0 HR		0-0 F7		0-0 F8		
Davey Johnson, R (1, 4) OBP: 0.349, SLG: 0.440		0-0 F5		0-0 5-3		0-0 FC4-6 1-2f		0-0 BB 1B 2B	
Tom Shopay, L (9, PR) OBP: 0.275, SLG: 0.250									
Mark Belanger, R (1, 6) OBP: 0.366, SLG: 0.317		0-0 F3		0-0 F2		4-0 SH3-4 BB		4-0 1B BB IBB	
Pat Dobson, R (1, 1) OBP: 0.154, SLG: 0.120									
Curt Motton, R (9, PH) OBP: 0.233, SLG: 0.270		0-3 K		0-3 K		0-0 SH3-4 1-2		4-0 1B BB 1-2 2-3	

Inning Stats	R: 1	H: 1	E: 0	K: 1	S: 6	H: 1	LOB: 2	BB: 2	P: 14	R: 0	H: 0	E: 0	K: 1	S: 5	H: 0	LOB: 0	BB: 0	P: 5	R: 0	H: 1	E: 0	K: 0	S: 3	H: 1	LOB: 1	BB: 1	P: 7	R: 1	H: 1	E: 0	K: 1	S: 6	H: 0	LOB: 0	BB: 0	P: 6	R: 0	H: 0	E: 0	K: 1	S: 4	H: 0	LOB: 2	BB: 2	P: 13	R: 0	H: 0	E: 0	K: 0	S: 2	H: 1	LOB: 1	BB: 2	P: 10	R: 0	H: 1	E: 0	K: 1	S: 5	H: 1	LOB: 0	BB: 0	P: 5	R: 1	H: 2	E: 0	K: 0	S: 3	H: 2	LOB: 3	BB: 2	P: 11	1B: 3	SF: 0	2B: 1	SAC: 1	3B: 0	DP: 2	HR: 2	HBP: 0	WP: 0	PA: 37
--------------	------	------	------	------	------	------	--------	-------	-------	------	------	------	------	------	------	--------	-------	------	------	------	------	------	------	------	--------	-------	------	------	------	------	------	------	------	--------	-------	------	------	------	------	------	------	------	--------	-------	-------	------	------	------	------	------	------	--------	-------	-------	------	------	------	------	------	------	--------	-------	------	------	------	------	------	------	------	--------	-------	-------	-------	-------	-------	--------	-------	-------	-------	--------	-------	--------

PITCHER	IP	WLS	BF	H	R	ER	SO	BB	IBB	HBP	BLK	WP	HR	S	P	ERA	WHIP
Bill Parsons, R (1, 1) ERA: 2.96	6.0		25	3	2	2	5	6	0	0	0	0	2	29	53	3.00	1.500
Floyd Weaver, R (7, 1) ERA: 7.71	1.0		4	0	0	0	0	1	1	0	0	0	0	2	10	0.00	1.000
John Morris, L (8, 1) ERA: 3.63	1.1	L	8	3	1	1	1	1	1	0	0	0	0	8	16	6.75	3.000

Batter	1	2	3	4	5	6	7	8	9	AB R H RBI BB SO LOB	TOP
Ron Theobald, R OBP: 0.336, SLG: 0.310 (1, 4)	0-0 E7 4-3 1B		0-0 6-3		0-0 SH1-4 1-2		0-0 F9		0-3 K	4 1 1 0 0 1 1	
Roberto Pena, R OBP: 0.280, SLG: 0.332 (1, 6) (7, 3)	0-0 4-3		0-0 1-3		0-3 K		0-0 4-3			4 0 0 1 0 1 1	
Dave May, L OBP: 0.354, SLG: 0.450 (1, 8)	0-0 E2 3B		0-0 HR		0-0 F9		0-0 G3			4 2 2 1 0 0 1	
John Briggs, L OBP: 0.373, SLG: 0.442 (1, 7)	4-0 CS BB		0-0 4-3		0-3 K		4-0 G4-6-3 BB			2 0 0 0 2 1 0	
Bill Voss, L OBP: 0.311, SLG: 0.381 (1, 9)	0-3 K 1-2		0-0 4-3 G3 1B		0-0 1B 1B		0-3 K			4 1 2 0 0 2 2	
Frank Tepedino, L OBP: 0.219, SLG: 0.269 Bob Heise, R OBP: 0.263, SLG: 0.286 (1, 3) (7, 6)		0-0 1-3		0-0 G3 1-2		0-0 1B CS 1B		0-0 G4-6-3 1-2f		3 0 1 0 0 0 1 1 0 0 0 0 0 1	
Paul Ratliff, L OBP: 0.231, SLG: 0.373 Ellie Rodriguez, R OBP: 0.301, SLG: 0.249 (1, 2) (7, 2)		4-0 BB BB		0-0 4-3 2-3		0-0 1B 1-3 2-H 1B		0-3 K		2 0 1 1 1 0 1 1 0 0 0 0 1 0	AB 31 R 4 H 8 RBI 3 BB 5 SO 8 LOB 14
Tom Matchick, L OBP: 0.333, SLG: 0.357 (1, 5)		0-0 F8		0-0 F8		0-0 1B 1-3 3-H 1B		4-0 BB BB		3 0 1 0 1 0 2	
Jim Slaton, R OBP: 0.200, SLG: 0.097 Ken Sanders, R (9, 1)		0-3 K		4-0 SH1-4 BB		0-3 K		0-0 B1		3 0 0 0 1 2 4 0 0 0 0 0 0 0	
Inning Stats	R: 2 E: 2 K: 1 S: 6 H: 2 LOB: 0 BB: 1 P: 10	R: 0 E: 0 K: 1 S: 5 H: 0 LOB: 1 BB: 1 P: 9	R: 1 E: 0 K: 0 S: 4 H: 1 LOB: 1 BB: 0 P: 4	R: 0 E: 0 K: 0 S: 4 H: 1 LOB: 1 BB: 0 P: 4	R: 0 E: 0 K: 1 S: 5 H: 0 LOB: 1 BB: 1 P: 9	R: 1 E: 0 K: 2 S: 10 H: 4 LOB: 2 BB: 0 P: 10	R: 0 E: 0 K: 0 S: 3 H: 0 LOB: 0 BB: 0 P: 3	R: 0 E: 0 K: 1 S: 4 H: 0 LOB: 0 BB: 1 P: 8	R: 0 E: 0 K: 2 S: 7 H: 0 LOB: 1 BB: 1 P: 11	1B: 6 2B: 0 3B: 1 HR: 1 SF: 0 SAC: 1 DP: 1 HBP: 0	WP: 0 PB: 0 SB: 0 CS: 2 PA: 37
PITCHER	IP WLS BF H R ER SO BB IBB HBP BLK WP HR S P ERA WHIP										
Dave Leonhard, R ERA: 2.02 (1, 1)	5.0 L 21 4 3 2 3 3 0 0 0 0 0 1 24 36 3.60 1.400										
Grant Jackson, L ERA: 3.51 (6, 1)	2.0 9 4 1 1 2 0 0 0 0 0 0 0 13 13 4.50 2.000										
Pete Richert, L ERA: 4.55 (8, 1)	2.0 7 0 0 0 3 2 0 0 0 0 0 0 11 19 0.00 1.000										

Milwaukee Brewers @ Baltimore Orioles
 Memorial Stadium, Baltimore, MD
 Sun Aug 29 1971, 7:05 PM EDT
 Att: 18,877 - Unknown

livebaseballscorecards.com



BOTTOM

Milwaukee Brewers @ Baltimore Orioles
Memorial Stadium, Baltimore, MD

Sun Aug 29 1971, 7:05 PM EDT
Att. 18,877 - Unknown

livebaseballscorecards.com

AB	29
R	1
H	5
RBI	1
BB	6
SO	2
LOB	15



WP:	0	PA:	35
PB:	0		
SB:	0		
CS:	0		

AB R H RBI BB SO LOB

3	1	1	1	1	0	1
4	0	1	0	0	0	1
3	0	0	0	1	0	2
3	0	0	0	1	0	1
3	0	0	0	1	0	1
4	0	2	0	0	0	1
3	0	1	0	1	0	3
2	0	0	0	1	1	1
1	0	0	0	0	0	2
1	0	0	0	0	0	0
0	0	0	0	0	0	0
1	0	0	0	0	0	1
0	0	0	0	0	0	0

1B:	4	SF:	0
2B:	0	SAC:	0
3B:	0	DP:	3
HR:	1	HBP:	0

WP	HR	S	P	ERA	WHIP
0	0	0	0	0.00	0.000

1B	4	SF	0
2B	0	SAC	0
3B	0	DP	3
HR	1	HBP	0

WP	HR	S	P	ERA	WHIP
0	0	0	0	0.00	0.000

Batter	1	2	3	4	5	6	7	8	9
Don Buford, S (1, 7) OBP: 0.417, SLG: 0.486	0-0 F9		4-0 1B BB		0-0 F7			0-0 HR	
Paul Blair, R (1, 8) OBP: 0.296, SLG: 0.386	0-0 6-3		0-0 1B		0-0 5-3			0-0 E6	
Merv Rettenmund, R (1, 9) OBP: 0.421, SLG: 0.451	4-0 FC6-4 BB		0-0 F3		0-0 F8			0-0 F9	
Brooks Robinson, R (1, 5) OBP: 0.349, SLG: 0.400	0-0 FC6-4			4-0 1B BB	0-0 5-3			0-0 F2	
Elrod Hendricks, L (1, 3) OBP: 0.334, SLG: 0.371		4-0 G4-6-3 BB		0-0 F8	0-0 F9			0-0 G3	
Davey Johnson, R (1, 4) OBP: 0.351, SLG: 0.440		0-0 F6		0-0 G5-4-3 1B		0-0 F7		0-0 BB 1B	
Mark Belanger, R (1, 6) OBP: 0.369, SLG: 0.317		0-0 G4-6-3		0-0 G5-4-3			0-0 1B	4-0 G4-6-3 BB	
Clay Dalrymple, L (1, 2) OBP: 0.417, SLG: 0.311			0-0 3-1		4-0 BB		0-3 K	0-0 G4-6-3	
Boog Powell, L (9, PH) OBP: 0.375, SLG: 0.436								0-0 1-2f	
Dave Leonhard, R (1, 1) OBP: 0.308, SLG: 0.308			0-3 K		0-0 F5		0-0 F7		
Tom Shopay, L (5, PH) OBP: 0.269, SLG: 0.245									
Grant Jackson, S (6, 1) OBP: 0.143, SLG: 0.250									
Chico Salmon, R (7, PH) OBP: 0.179, SLG: 0.262									
Pete Richert, L (8, 1)									

Inning Stats	R: 0	H: 0	E: 0	K: 0	S: 3	R: 0	H: 0	E: 0	K: 0	S: 2	R: 0	H: 1	E: 0	K: 1	S: 6	R: 0	H: 1	E: 0	K: 0	S: 3	R: 0	H: 0	E: 0	K: 0	S: 3	R: 0	H: 0	E: 0	K: 0	S: 3	R: 0	H: 1	E: 0	K: 1	S: 6	R: 1	H: 1	E: 1	K: 0	S: 4	R: 0	H: 1	E: 0	K: 0	S: 3	1B: 4	2B: 0	3B: 0	HR: 1	SF: 0	SAC: 0	DP: 3	HBP: 0	WP: 0	PA: 35
--------------	------	------	------	------	------	------	------	------	------	------	------	------	------	------	------	------	------	------	------	------	------	------	------	------	------	------	------	------	------	------	------	------	------	------	------	------	------	------	------	------	------	------	------	------	------	-------	-------	-------	-------	-------	--------	-------	--------	-------	--------

PITCHER	IP	WLS	BF	H	R	ER	SO	BB	IBB	HBP	BLK	WP	HR	S	P	ERA	WHIP
Jim Slaton, R (1, 1) ERA: 3.71	8.1	W	34	5	1	1	2	6	0	0	0	0	0	1	56	1.08	1.320
Ken Sanders, R (9, 1) ERA: 1.93	0.2	S	1	0	0	0	0	0	0	0	0	0	0	1	1	0.00	0.000

PITCHER	IP	WLS	BF	H	R	ER	SO	BB	IBB	HBP	BLK	WP	HR	S	P	ERA	WHIP
Jim Slaton, R (1, 1) ERA: 3.71	8.1	W	34	5	1	1	2	6	0	0	0	0	0	1	56	1.08	1.320
Ken Sanders, R (9, 1) ERA: 1.93	0.2	S	1	0	0	0	0	0	0	0	0	0	0	1	1	0.00	0.000

PITCHER	IP	WLS	BF	H	R	ER	SO	BB	IBB	HBP	BLK	WP	HR	S	P	ERA	WHIP
Jim Slaton, R (1, 1) ERA: 3.71	8.1	W	34	5	1	1	2	6	0	0	0	0	0	1	56	1.08	1.320
Ken Sanders, R (9, 1) ERA: 1.93	0.2	S	1	0	0	0	0	0	0	0	0	0	0	1	1	0.00	0.000

BOTTOM

Kansas City Royals @ Milwaukee Brewers
Milwaukee County Stadium, Milwaukee, WI

Tue Aug 31 1971, 8:05 PM EDT
Att. 4,863 - Unknown - 63 F

livebaseballscorecards.com

AB	35
R	4
H	11
RBI	4
BB	6
SO	6
LOB	27



WP	3	PA	41
PB	0		
SB	1		
CS	2		

AB R H RBI BB SO LOB

2	2	1	0	3	0	0
5	0	0	0	0	1	6
3	0	1	1	2	0	1
4	1	1	1	0	0	4
0	0	0	0	0	0	0
1	0	0	0	0	0	3
3	1	2	1	0	0	0
2	0	1	0	0	0	3
3	0	2	1	0	0	1
1	0	0	0	0	1	1
3	0	0	0	1	1	3
2	0	0	0	0	1	3
2	0	1	0	0	1	1
2	0	0	0	0	1	1
0	0	0	0	0	0	0
2	0	2	0	0	0	0

1B	10	SF	0
2B	1	SAC	0
3B	0	DP	1
HR	0	HBP	0

Batter	1	2	3	4	5	6	7	8	9
Tommy Harper, R (1, 7) OBP: 0.340, SLG: 0.404	4-0 WP 6-3 1B BB		0-0 6-3			4-0 6-3 1B BB	4-0 BB BB		0-0 FC3-6 1B
Ron Theobald, R (1, 4) OBP: 0.331, SLG: 0.305	0-0 6-3 1-2		0-0 F9			0-0 6-3 1-2	0-3 K		0-0 FC3-6 1-2f BB
John Briggs, L (1, 3) OBP: 0.376, SLG: 0.441	0-0 G1-6-3 2-H 1B			0-0 3-1		0-0 P4	4-0 FC6 BB		4-0 BB 1-2
Dave May, L (1, 8) OBP: 0.353, SLG: 0.448 Ken Sanders, R (8, 1) Frank Tepedino, L (9, PH) OBP: 0.216, SLG: 0.266	0-0 G1-6-3 1-2f			0-0 4-3		0-0 1B S 1B	0-0 FC6 1-2f		0-0 F8
Bill Voss, L (1, 9) OBP: 0.315, SLG: 0.384 Dick Schofield, S (8, PH) OBP: 0.337, SLG: 0.315 (9, 5)		0-0 FC1-6-6 WP 1B		0-0 3-1		0-0 1B 1-H 1B		0-0 WP 2B	0-0 4-3
Tom Matchick, L (1, 5) OBP: 0.349, SLG: 0.373 Bobby Mitchell, R (8, PH) OBP: 0.281, SLG: 0.373 (9, 9)		0-0 FC1-5-6 CS 1-3			0-0 FC1-6 1B	0-0 1B 1-H		0-3 K 2-3	
Elie Rodriguez, R (1, 2) OBP: 0.301, SLG: 0.247		4-0 BLK CS BB			0-0 F9	0-0 4-3		0-3 K	
Bob Heise, R (1, 6) OBP: 0.260, SLG: 0.282 Jose Cardenal, R (7, PH) OBP: 0.309, SLG: 0.368 (8, 8)		0-3 K 1-3 2-3			0-0 FC1-6 1-2f		0-0 1B	0-3 K	
Skip Lockwood, R (1, 1) OBP: 0.164, SLG: 0.176 Floyd Weaver, R (7, 1) Roberto Pena, R (7, PH) OBP: 0.286, SLG: 0.338 (8, 6)			0-3 K		0-0 1-3		0-0 BB BB 1B		0-0 1B 1B

Inning Stats	R: 1	H: 1	E: 0	K: 0	S: 3	R: 0	H: 1	E: 0	K: 1	S: 5	R: 0	H: 0	E: 0	K: 1	S: 5	R: 0	H: 0	E: 0	K: 0	S: 3	R: 0	H: 1	E: 0	K: 0	S: 4	R: 3	H: 3	E: 0	K: 1	S: 6	R: 0	H: 2	E: 0	K: 1	S: 6	R: 0	H: 1	E: 0	K: 3	S: 10	R: 0	H: 2	E: 0	K: 0	S: 5
	LOB: 0	BB: 1	P: 7	LOB: 1	BB: 1	P: 9	LOB: 0	BB: 0	P: 5	LOB: 0	BB: 0	P: 3	LOB: 1	BB: 0	P: 4	LOB: 1	BB: 1	P: 10	LOB: 3	BB: 2	P: 14	LOB: 1	BB: 0	P: 10	LOB: 3	BB: 1	P: 9	LOB: 0	BB: 0	P: 10	LOB: 0	BB: 0	P: 10	LOB: 0	BB: 0	P: 10	LOB: 0	BB: 0	P: 10						

PITCHER	IP	WLS	BF	H	R	ER	SO	BB	IBB	HBP	BLK	WP	HR	S	P	ERA	WHIP
Al Fitzmorris, R (1, 1) ERA: 4.45	5.2		23	5	4	4	2	3	0	0	1	2	0	24	36	6.35	1.412
Tom Burgmeier, L (6, 1) ERA: 1.76	0.2	W	5	3	0	0	0	1	0	0	0	0	0	4	8	0.00	6.000
Jim York, R (7, 1) ERA: 2.76	0.1		1	0	0	0	1	0	0	0	0	0	0	3	3	0.00	0.000
Lance Clemons, L (7, 1) ERA: 2.45	1.1		8	3	0	0	3	1	0	0	0	1	0	13	17	0.00	3.000
Ted Abernathy, R (9, 1) ERA: 2.55	1.0	S	4	0	0	0	0	1	0	0	0	0	0	3	7	0.00	1.000

Batter	1	2	3	4	5	6	7	8	9	AB R H RBI BB SO LOB	TOP						
Freddie Patek, R (1, 6) OBP: 0.338, SLG: 0.386	0-3 K		4-0 FC4-6 BB		0-0 5-3 1B		0-0 F7			3 0 1 0 1 1 0	Kansas City Royals @ Milwaukee Brewers Milwaukee County Stadium, Milwaukee, WI Wed Sep 01 1971, 8:05 PM EDT Att: 4,976 - Unknown - 68 F						
Joe Keough, L (1, 8) OBP: 0.341, SLG: 0.344	0-0 F6		4-0 FC4-6 BB		0-0 5-3			0-0 F6		3 0 0 0 1 0 1							
Gail Hopkins, L (1, 3) OBP: 0.368, SLG: 0.429	0-0 F9		0-0 FC4-6 BB		0-0 F8			4-0 G6-4-3 BB		3 0 0 1 1 0 3							
Lou Piniella, R (1, 7) OBP: 0.297, SLG: 0.365		0-0 L7	0-0 FC6-4			0-0 1B 2B		0-0 G6-4-3		4 1 1 0 0 0 3							
Bob Oliver, R (1, 9) OBP: 0.287, SLG: 0.346		4-0 5-3 BB		0-3 K		0-3 K			0-0 5-3	3 0 0 0 1 2 1							
Paul Schaal, R (1, 5) OBP: 0.381, SLG: 0.386		0-0 5-3		0-0 L8		0-0 CS 1B			0-0 1-3	4 0 1 1 0 0 1							
Bobby Knoop, R (1, 4) OBP: 0.318, SLG: 0.333		0-0 6-3		0-0 1B		0-0 6-3			0-0 1B 1B	4 0 2 0 0 0 2							
Jerry May, R (1, 2) OBP: 0.336, SLG: 0.356			0-3 K		0-0 F9		0-0 F7		0-0 1-3 1B	4 0 1 0 0 1 1							
Paul Splittorf, L (1, 1) OBP: 0.182, SLG: 0.146 Sandy Valdespino, L (9, PH) Tom Burgmeier, L (9, 1) OBP: 0.300, SLG: 0.368			0-0 BB FC4-6 2B		0-0 F3		0-3 K		0-3 K	3 1 1 0 0 1 0 1 0 0 0 0 1 2 0 0 0 0 0 0 0							
Inning Stats	R: 0 H: 0 E: 0 LOB: 0 K: 1 BB: 0 S: 5 P: 5	R: 0 H: 0 E: 0 LOB: 1 K: 0 BB: 1 S: 3 P: 7	R: 1 H: 1 E: 0 LOB: 2 K: 1 BB: 2 S: 6 P: 14	R: 0 H: 1 E: 0 LOB: 1 K: 1 BB: 0 S: 6 P: 6	R: 0 H: 1 E: 0 LOB: 1 K: 0 BB: 0 S: 4 P: 4	R: 1 H: 2 E: 0 LOB: 0 K: 1 BB: 0 S: 6 P: 6	R: 0 H: 0 E: 0 LOB: 0 K: 1 BB: 0 S: 5 P: 5	R: 0 H: 0 E: 0 LOB: 0 K: 0 BB: 1 S: 2 P: 6	R: 0 H: 2 E: 0 LOB: 2 K: 1 BB: 0 S: 7 P: 7	1B: 5 SF: 0 2B: 2 SAC: 0 3B: 0 DP: 1 HR: 0 HBP: 0	WP: 0 PA: 36 PB: 0 SB: 0 CS: 1						
PITCHER	IP WLS BF H R ER SO BB IBB HBP BLK WP HR S P ERA WHIP																
Lew Krausse, R (1, 1) ERA: 2.86	8.0	31	5	2	2	5	4	0	0	0	0	0	0	37	53	2.25	1.125
Ken Sanders, R (9, 1) ERA: 1.96	1.0	W	5	2	0	0	1	0	0	0	0	0	0	7	7	0.00	2.000

livebaseballscorecards.com

AB	32
R	2
H	7
RBI	2
BB	4
SO	6
LOB	14



BOTTOM

Kansas City Royals @ Milwaukee Brewers
Milwaukee County Stadium, Milwaukee, WI

Wed Sep 01 1971, 8:05 PM EDT
Att. 4,976 - Unknown - 68 F

livebaseballscorecards.com

AB	32
R	3
H	9
RBI	2
BB	2
SO	1
LOB	17



WP	0	PA	36
PB	0		
SB	0		
CS	1		

AB R H RBI BB SO LOB

4 1 1 0 0 0 2

4 1 2 0 0 0 0

4 0 1 0 0 1 4

3 0 0 0 1 0 3

4 0 1 1 0 0 1

3 1 2 0 0 0 1

4 0 1 0 0 0 3

4 0 1 1 0 0 2

1B	8	SF	0
2B	1	SAC	1
3B	0	DP	1
HR	0	HBP	0

1B	8	SF	0
2B	1	SAC	1
3B	0	DP	1
HR	0	HBP	0

Batter	1	2	3	4	5	6	7	8	9
Tommy Harper, R OBP: 0.339, SLG: 0.403 (1, 7)	0-0 E6 BB 1B FC3-6	0-0 F9			0-0 FC6-4 1-2f PO			0-0 E 1B 1B	
Ron Theobald, R OBP: 0.333, SLG: 0.307 (1, 4)	0-0 1-2 BB E 1B		0-0 F9 1		0-0 PO 1-2	0-0 6-3 1		0-0 E8 FC6-4 1-3 1B	
John Briggs, L OBP: 0.374, SLG: 0.439 (1, 3)	0-0 F7 1		0-0 CS 1B			0-0 G3 2		0-3 K 2	
Jose Cardenal, R OBP: 0.308, SLG: 0.366 (1, 8)	4-0 1-2 2-3 FC3-6 BB		0-0 L3 2 3		0-0 F8 3			0-0 FC6-4 1-2f 3	
Roberto Pena, R OBP: 0.285, SLG: 0.336 (1, 5)	0-0 FC3-6 1-2f 2-H 3-H 2		0-0 F4 1				0-0 SH1-4 1B		0-0 6-3 1
Ellie Rodriguez, R OBP: 0.304, SLG: 0.254 (1, 2)	0-0 F9 3		0-0 G4-6-3 1B			0-0 SH1-4 1-2 1		0-0 3-1 1B 2B	
Dave May, L OBP: 0.352, SLG: 0.446 (1, 9)		0-0 E7 1B		0-0 G4-6-3 1-2f 2 3		0-0 F8 2		0-0 3-1 2-3 2	
Bob Heise, R OBP: 0.259, SLG: 0.281 (1, 6)		0-0 L9 1		0-0 4-3 1		0-0 6-3 3		0-0 3-H 1B	
Lew Krausse, R OBP: 0.077, SLG: 0.027 Bobby Mitchell, R OBP: 0.276, SLG: 0.365 Ken Sanders, R (8, PH) (9, 1)		0-0 F8 2		4-0 FC6-4 BB			0-0 F8 1		

Inning Stats	R: 2 E: 2 K: 0 S: 5	H: 1 LOB: 1 BB: 1 P: 9	R: 0 E: 1 K: 0 S: 4	H: 1 LOB: 1 BB: 0 P: 4	R: 0 E: 0 K: 0 S: 3	H: 1 LOB: 0 BB: 0 P: 3	R: 0 E: 0 K: 0 S: 3	H: 0 LOB: 0 BB: 1 P: 6	R: 0 E: 0 K: 0 S: 3	H: 0 LOB: 0 BB: 0 P: 3	R: 0 E: 0 K: 0 S: 4	H: 1 LOB: 1 BB: 0 P: 4	R: 0 E: 1 K: 1 S: 7	H: 2 LOB: 2 BB: 0 P: 7	R: 1 E: 0 K: 0 S: 4	H: 2 LOB: 1 BB: 0 P: 4	1B: 8 2B: 1 3B: 0 HR: 0	SF: 0 SAC: 1 DP: 1 HBP: 0	WP: 0 PB: 0 SB: 0 CS: 1	PA: 36
---------------------	------------------------------	---------------------------------	------------------------------	---------------------------------	------------------------------	---------------------------------	------------------------------	---------------------------------	------------------------------	---------------------------------	------------------------------	---------------------------------	------------------------------	---------------------------------	------------------------------	---------------------------------	----------------------------------	------------------------------------	----------------------------------	--------

PITCHER	IP	WLS	BF	H	R	ER	SO	BB	IBB	HBP	BLK	WP	HR	S	P	ERA	WHIP
Paul Splittorf, L ERA: 1.95 (1, 1)	8.0		31	7	2	0	1	2	0	0	0	0	0	31	39	0.00	1.125
Tom Burgmeier, L ERA: 1.86 (9, 1)	0.2	L	4	2	1	1	0	0	0	0	0	0	0	4	4	13.50	3.000

Batter	1	2	3	4	5	6	7	8	9	AB R H RBI BB SO LOB	TOP									
Freddie Patek, R (1, 6) OBP: 0.338, SLG: 0.384	0-0 5-3		0-0 4-3			0-0 CS 1B		0-0 F2		4 0 1 0 0 0 0										
Sandy Valdespino, L (1, 7) OBP: 0.600, SLG: 0.500	0-0 6-3 1B			4-0 G3-6-4 BB		0-0 1-2 4-3 1B		0-0 L8		3 0 2 0 1 0 0										
Gail Hopkins, L (1, 3) OBP: 0.366, SLG: 0.426 Bobby Floyd, R (9, PR) OBP: 0.286, SLG: 0.118	0-0 6-3 1-2		0-0 G3-6-4 1-2f		0-0 4-3 1-2		0-0 4-3 1-2	0-0 BB 1B		4 0 1 0 0 0 3 0 0 0 0 0 0 0										
Ed Kirkpatrick, L (1, 8) OBP: 0.302, SLG: 0.331	0-0 P5		0-0 4-3		0-0 6-3		0-0 6-3	0-3 K		4 0 0 0 0 1 3										
Paul Schaal, R (1, 5) OBP: 0.382, SLG: 0.386		0-3 K			0-0 FC6-4 1B		0-0 4-3	4-0 FC4-6 BB		3 0 1 0 1 1 0										
Joe Keough, L (1, 9) OBP: 0.337, SLG: 0.340		0-0 F9			0-0 L7		0-0 P6	0-0 FC4-6 1-2f		4 0 0 0 0 0 3										
Bobby Knoop, R (1, 4) OBP: 0.310, SLG: 0.324		0-0 6-3			0-0 FC6-4 1-2f		0-0 F8			3 0 0 0 0 0 1										
Jerry May, R (1, 2) OBP: 0.338, SLG: 0.355 Lou Piniella, R (8, PH) OBP: 0.296, SLG: 0.364 Buck Martinez, R (8, 2) OBP: 0.238, SLG: 0.278			0-0 5-3		4-0 FC6-4 BB			0-0 5-3		1 0 0 0 1 0 0 1 0 0 0 0 0 0 0 0 0 0 0 0 0										
Mike Hedlund, R (1, 1) OBP: 0.109, SLG: 0.075 Amos Otis, R (8, PH) OBP: 0.349, SLG: 0.459 Bruce Dal Canton, R (8, 1) OBP: 0.106, SLG: 0.087		0-0 6-3			0-0 FC6-4 1-2f			0-3 K		2 0 0 0 0 0 2 1 0 0 0 0 1 0 0 0 0 0 0 0 0										
Inning Stats	R: 0 E: 0 K: 0 S: 4	H: 1 LOB: 1 BB: 0 P: 4	R: 0 E: 0 K: 1 S: 5	H: 0 LOB: 0 BB: 0 P: 5	R: 0 E: 0 K: 0 S: 3	H: 0 LOB: 0 BB: 0 P: 3	R: 0 E: 1 K: 0 S: 4	H: 1 LOB: 2 BB: 1 P: 8	R: 0 E: 0 K: 0 S: 4	H: 2 LOB: 1 BB: 0 P: 4	R: 0 E: 0 K: 0 S: 3	H: 0 LOB: 0 BB: 0 P: 3	R: 0 E: 0 K: 1 S: 5	H: 0 LOB: 0 BB: 0 P: 5	R: 0 E: 0 K: 1 S: 6	H: 1 LOB: 2 BB: 1 P: 10	1B: 5 2B: 0 3B: 0 HR: 0	SF: 0 SAC: 0 DP: 1 HBP: 0	WP: 0 PB: 0 SB: 0 CS: 1	PA: 33
PITCHER Marty Pattin, R (1, 1) ERA: 3.02	IP: 9.0 WLS: W BF: 33 H: 5 R: 0 ER: 0 SO: 3 BB: 3 IBB: 0 HBP: 0 BLK: 0 WP: 0 HR: 0 S: 36 P: 48 ERA: 0.00 WHIP: 0.889																			

Kansas City Royals @ Milwaukee Brewers
Milwaukee County Stadium, Milwaukee, WI

Thu Sep 02 1971, 4:33 AM EDT
Att: 5,385 - Unknown - 83 F

livebaseballscorecards.com

AB	30
R	0
H	5
RBI	0
BB	3
SO	3
LOB	12



Batter	1	2	3	4	5	6	7	8	9	AB R H RBI BB SO LOB	TOP	
Sandy Alomar Sr., S (1, 4) OBP: 0.299, SLG: 0.310	0-3 K		0-0 F7		0-0 F8		0-0 1-3		0-0 FC6-4 1B	5 0 1 0 0 1 2		
Mickey Rivers, L (1, 8) OBP: 0.335, SLG: 0.351 Billy Cowan, R (9, PH) OBP: 0.307, SLG: 0.415 Ken Berry, R (9, 8) OBP: 0.261, SLG: 0.292	0-3 K			0-0 BLK 1B 1B	0-0 S 1B		0-3 K		0-0 FC6-4 1B E	4 1 2 1 0 2 0 1 1 0 0 0 0 2 0 0 0 0 0 0 0		
Jim Fregosi, R (1, 6) OBP: 0.312, SLG: 0.323	0-0 F7			0-0 P6	0-0 SF8		0-0 1B		0-0 E9 1B	4 0 2 2 0 0 1		
Jim Spencer, L (1, 3) OBP: 0.308, SLG: 0.406		0-0 1B		0-3 K	0-0 4-3		0-0 1-3		0-3 K	5 0 1 0 0 2 4		
Ken McMullen, R (1, 5) OBP: 0.309, SLG: 0.379		0-0 P4		0-0 BLK 1B 1B		0-0 F8		0-0 6-3		4 1 1 0 0 0 1		
Tony Gonzalez, L (1, 7) OBP: 0.316, SLG: 0.324		0-0 F7		0-0 1B 1B		0-0 PB 1B		0-0 4-3		4 0 2 2 0 0 1		
Roger Repoz, L (1, 9) OBP: 0.334, SLG: 0.366		0-0 4-3		0-0 G3		0-0 P1		0-0 F7		4 0 0 0 0 0 3		
John Stephenson, L (1, 2) OBP: 0.281, SLG: 0.327			0-0 F2		0-0 SH 1B 1B		4-0 FC6-4 IBB		0-3 K	3 1 1 0 1 1 0		
Clyde Wright, R (1, 1) OBP: 0.217, SLG: 0.221			0-3 K		0-0 SH 1B SF8		0-0 FC6-4		0-0 FC6-4 1B 1B	3 2 1 0 0 1 2		
Inning Stats	R: 0 E: 0 K: 2 S: 7 H: 0 LOB: 0 BB: 0 P: 7	R: 0 E: 0 K: 0 S: 4 H: 1 LOB: 1 BB: 0 P: 4	R: 0 E: 0 K: 1 S: 5 H: 0 LOB: 0 BB: 0 P: 5	R: 2 E: 0 K: 1 S: 8 H: 3 LOB: 1 BB: 0 P: 8	R: 2 E: 1 K: 0 S: 6 H: 2 LOB: 1 BB: 0 P: 6	R: 0 E: 0 K: 0 S: 4 H: 1 LOB: 2 BB: 1 P: 8	R: 0 E: 0 K: 1 S: 6 H: 1 LOB: 1 BB: 0 P: 6	R: 0 E: 0 K: 0 S: 3 H: 0 LOB: 0 BB: 0 P: 3	R: 2 E: 1 K: 2 S: 10 H: 3 LOB: 1 BB: 0 P: 10	1B: 11 2B: 0 3B: 0 HR: 0 SF: 1 SAC: 1 DP: 0 HBP: 0	WP: 0 PB: 1 SB: 1 CS: 0 PA: 40	
PITCHER	IP WLS BF H R ER SO BB IBB HBP BLK WP HR S P ERA WHIP											
Jim Slaton, R (1, 1) ERA: 3.61	8.0 L 34 8 4 2 5 0 1 0 1 0 0 0 43 47 2.25 1.000											
John Morris, L (9, 1) ERA: 3.75	0.1 3 2 2 1 1 0 0 0 0 0 0 0 5 5 27.00 6.000											
Floyd Weaver, R (9, 1) ERA: 7.3	0.2 3 1 0 0 0 1 0 0 0 0 0 0 5 5 0.00 1.500											

California Angels @ Milwaukee Brewers
Milwaukee County Stadium, Milwaukee, WI

Fri Sep 03 1971, 8:05 PM EDT
Att. 6,175 - Unknown

livebaseballscorecards.com

AB	37
R	6
H	11
RBI	5
BB	1
SO	7
LOB	16



Batter	1	2	3	4	5	6	7	8	9	AB R H RBI BB SO LOB	TOP									
Sandy Alomar Sr., S OBP: 0.297, SLG: 0.308 (1, 4)	0-0 6-3	0-0 P3			0-0 F2			0-0 4-3		4 0 0 0 0 0 3										
Mickey Rivers, L OBP: 0.333, SLG: 0.349 (1, 8)	0-0 1B	0-0 FC6-4			0-0 F9			0-0 F9		4 0 1 0 0 0 3										
Jim Fregosi, R OBP: 0.311, SLG: 0.319 (1, 6)	0-0 F3			4-0 BB	0-0 L6			0-0 F8		3 0 0 0 1 0 1										
Jim Spencer, L OBP: 0.305, SLG: 0.402 (1, 3)	0-0 F2			0-0 G4-6-3				0-3 K		4 0 0 0 0 1 2										
Ken McMullen, R OBP: 0.309, SLG: 0.378 (1, 5)		0-0 1B		0-0 F7				0-0 6-3		4 1 1 0 0 0 0										
Tony Gonzalez, L OBP: 0.315, SLG: 0.323 (1, 7)		0-0 1B		0-0 4-3				0-0 F5		4 0 1 0 0 0 0										
Roger Repoz, L OBP: 0.338, SLG: 0.367 (1, 9)		0-0 BB		4-0 FC8-6				0-0 F9		2 0 1 1 1 0 0										
John Stephenson, L OBP: 0.281, SLG: 0.325 (1, 2)		4-0 BB		0-0 FC8-6				0-0 F8		2 0 0 0 1 0 1										
Rudy May, L OBP: 0.203, SLG: 0.179 (1, 1)		0-3 K		0-3 K				0-0 6-3		2 0 0 0 0 2 4										
Mel Queen, L (4, 1)										0 0 0 0 0 0 0										
Tommie Reynolds, R (7, PH)										1 0 0 0 0 0 0										
Eddie Fisher, R (7, 1)										0 0 0 0 0 0 0										
Inning Stats	R: 0 E: 0 K: 0 S: 4	H: 1 LOB: 1 BB: 0 P: 4	R: 1 E: 0 K: 1 S: 8	H: 3 LOB: 3 BB: 1 P: 12	R: 0 E: 0 K: 0 S: 2	H: 0 LOB: 0 BB: 1 P: 6	R: 0 E: 0 K: 1 S: 5	H: 0 LOB: 1 BB: 1 P: 9	R: 0 E: 0 K: 0 S: 3	H: 0 LOB: 0 BB: 0 P: 3	R: 0 E: 0 K: 0 S: 3	H: 0 LOB: 0 BB: 0 P: 3	R: 0 E: 0 K: 0 S: 3	H: 0 LOB: 0 BB: 0 P: 3	R: 0 E: 0 K: 1 S: 5	H: 0 LOB: 0 BB: 0 P: 5	1B: 4 2B: 0 3B: 0 HR: 0	SF: 0 SAC: 0 DP: 1 HBP: 0	WP: 0 PB: 0 SB: 0 CS: 0	PA: 33
PITCHER Bill Parsons, R (1, 1) ERA: 2.87	IP: 9.0 WLS: W BF: 33 H: 4 R: 1 ER: 1 SO: 3 BB: 3 IBB: 0 HBP: 0 BLK: 0 WP: 0 HR: 0 S: 36 P: 48 ERA: 1.00 WHIP: 0.778																			

California Angels @ Milwaukee Brewers
Milwaukee County Stadium, Milwaukee, WI

Sat Sep 04 1971, 8:05 PM EDT
Att: 4,965 - Unknown - 72 F

livebaseballscorecards.com

AB 30
R 1
H 4
RBI 1
BB 3
SO 3
LOB 14



Batter	1	2	3	4	5	6	7	8	9
Tommy Harper, R OBP: 0.335, SLG: 0.397 (1, 7)	0-0 1B SF7 1B		0-0 FC6-4 1B	0-0 F9		0-0 P4		0-0 F8	
Bob Heise, R OBP: 0.254, SLG: 0.274 (1, 4)	0-0 1B 1-3 1B		0-0 FC6-4 4-3 1-2f	0-3 K		0-3 K		0-0 1-2 1B	
Jose Cardenal, R OBP: 0.307, SLG: 0.362 (1, 8)	0-0 SF7 3-H		0-0 4-3 1-2		0-0 5-3		0-0 F8	0-0 1-3	
John Briggs, L OBP: 0.389, SLG: 0.432 (1, 3)	0-3 K		0-0 F7		0-0 F8		0-0 1B 1B		
Tom Matchick, L OBP: 0.348, SLG: 0.361 (8, 5)									
Roberto Pena, R OBP: 0.292, SLG: 0.346 (1, 5) (8, 3)	0-0 1-2 1B			0-0 G3	0-0 2B		0-3 K		
Eliee Rodriguez, R OBP: 0.309, SLG: 0.253 (1, 2)	0-3 K			4-0 BB 1B BB	4-0 BB		0-0 1-3 1B		
Dave May, L OBP: 0.349, SLG: 0.437 (1, 9)		0-0 P5		4-0 1B 1-2 E BB	0-0 4-3		0-0 F9		
Rick Auerbach, R OBP: 0.280, SLG: 0.237 (1, 6)		0-3 K		0-0 E 1-2 2-H 1B		1-0 SH3-4 HBP		0-0 F7	
Bill Parsons, R OBP: 0.265, SLG: 0.262 (1, 1)		0-0 1-6-3		0-0 E1 1-H 2-H 1B		0-0 SH3-4		0-0 1B 1B	

Inning Stats	R: 1	H: 3	E: 0	K: 2	S: 10	LOB: 2	BB: 0	P: 10	R: 0	H: 0	E: 0	K: 1	S: 5	LOB: 0	BB: 0	P: 5	R: 0	H: 1	E: 0	K: 0	S: 4	LOB: 1	BB: 0	P: 4	R: 3	H: 2	E: 1	K: 1	S: 7	LOB: 1	BB: 2	P: 15	R: 0	H: 1	E: 0	K: 0	S: 4	LOB: 2	BB: 1	P: 8	R: 0	H: 0	E: 0	K: 1	S: 5	LOB: 1	BB: 0	P: 6	R: 0	H: 2	E: 0	K: 1	S: 7	LOB: 2	BB: 0	P: 7	R: 0	H: 2	E: 0	K: 0	S: 5	LOB: 2	BB: 0	P: 5
--------------	------	------	------	------	-------	--------	-------	-------	------	------	------	------	------	--------	-------	------	------	------	------	------	------	--------	-------	------	------	------	------	------	------	--------	-------	-------	------	------	------	------	------	--------	-------	------	------	------	------	------	------	--------	-------	------	------	------	------	------	------	--------	-------	------	------	------	------	------	------	--------	-------	------

PITCHER	IP	WLS	BF	H	R	ER	SO	BB	IBB	HBP	BLK	WP	HR	S	P	ERA	WHIP
Rudy May, L ERA: 2.96 (1, 1)	3.1	L	18	6	4	2	3	2	0	0	0	0	0	22	30	5.40	2.400
Mel Queen, R ERA: 1.77 (4, 1)	2.2		11	1	0	0	2	1	0	1	0	0	0	13	18	0.00	0.750
Eddie Fisher, R ERA: 2.63 (7, 1)	2.0		10	4	0	0	1	0	0	0	0	0	0	12	12	0.00	2.000

BOTTOM

California Angels @ Milwaukee Brewers
Milwaukee County Stadium, Milwaukee, WI

Sat Sep 04 1971, 8:05 PM EDT
Att. 4,965 - Unknown - 72 F

AB	R	H	RBI	BB	SO	LOB
5	1	2	0	0	0	3
5	0	2	0	0	2	3
4	0	0	1	0	0	3
4	0	1	0	0	1	2
0	0	0	0	0	0	0
4	0	2	0	0	1	1
2	1	1	0	2	1	2
3	1	0	0	1	0	4
3	1	1	1	0	1	0
3	0	2	0	0	0	0

AB	33
R	4
H	11
RBI	2
BB	3
SO	6
LOB	18

livebaseballscorecards.com



1B: 10	SF: 1	WP: 0	PA: 39
2B: 1	SAC: 1	PB: 0	
3B: 0	DP: 0	SB: 0	
HR: 0	HBP: 1	CS: 0	

Batter	1	2	3	4	5	6	7	8	9	AB R H RBI BB SO LOB	TOP
Sandy Alomar Sr., S OBP: 0.300, SLG: 0.311 (1, 4) X	0-0 FC4-6 1B	0-0 2-H 1B			0-0 F9 1-2			0-0 1B 1B		4 0 3 1 0 0 1	California Angels @ Milwaukee Brewers Milwaukee County Stadium, Milwaukee, WI Sun Sep 05 1971, 4:33 AM EDT Att. 10,697 - Unknown - 77 F
Mickey Rivers, L OBP: 0.327, SLG: 0.342 (1, 8) X	0-0 FC4-6 2B 1-2f	0-0 6-3			0-0 P6			0-3 K		4 1 0 0 0 1 3	
Jim Fregosi, R OBP: 0.310, SLG: 0.322 (1, 6) X	0-0 1-H IHR 2B		0-3 K			0-0 F9		0-0 F7		4 1 1 1 0 1 1	
Ken McMullen, R OBP: 0.310, SLG: 0.385 (1, 5) X	0-0 2-H IHR		0-0 F8			0-0 5-3		0-0 1-2 1B		4 1 2 2 0 0 0	
Jim Spencer, L OBP: 0.303, SLG: 0.399 (1, 3) X	0-0 F8		0-0 4-3			0-0 4-3		0-0 3-1		4 0 0 0 0 0 2	
Tony Gonzalez, L OBP: 0.311, SLG: 0.318 (1, 7) X	0-0 F7		0-0 4-3			0-0 4-3		0-3 K		4 0 0 0 0 1 0	
Roger Repoz, L OBP: 0.333, SLG: 0.361 (1, 9) X		0-0 P6		0-0 P6		0-0 3-1		0-0 F5		4 0 0 0 0 0 0	
Jeff Torborg, R OBP: 0.218, SLG: 0.253 (1, 2) X		0-0 SH5-4 1B 1B		0-0 F9		0-0 FC6-4 1B		0-0 L1		4 1 2 0 0 0 0	
Tom Murphy, R OBP: 0.200, SLG: 0.221 (1, 1) Eddie Fisher, R OBP: 0.188, SLG: 0.071 (2, 1) Bruce Christensen, L OBP: 0.333, SLG: 0.273 (5, PH) Dave LaRoche, L OBP: 0.167, SLG: 0.091 (5, 1)		0-0 SH5-4 1-2		0-0 CS 1B		0-0 FC6-4				0 0 0 0 0 0 0 0 0 0 0 0 0 0 1 0 1 0 0 0 0 1 0 0 0 0 0 1	
Inning Stats	R: 3 H: 3 E: 0 LOB: 0 K: 0 BB: 0 S: 6 P: 6	R: 1 H: 2 E: 0 LOB: 1 K: 0 BB: 0 S: 5 P: 5	R: 0 H: 0 E: 0 LOB: 0 K: 1 BB: 0 S: 5 P: 5	R: 0 H: 0 E: 0 LOB: 0 K: 0 BB: 0 S: 3 P: 3	R: 0 H: 1 E: 0 LOB: 0 K: 0 BB: 0 S: 3 P: 3	R: 0 H: 0 E: 0 LOB: 0 K: 0 BB: 0 S: 3 P: 3	R: 0 H: 1 E: 0 LOB: 1 K: 0 BB: 0 S: 4 P: 4	R: 0 H: 2 E: 0 LOB: 2 K: 1 BB: 0 S: 7 P: 7	R: 0 H: 0 E: 0 LOB: 0 K: 1 BB: 0 S: 5 P: 5	1B: 7 SF: 0 2B: 1 SAC: 1 3B: 0 DP: 0 HR: 1 HBP: 0	
PITCHER	IP WLS BF H R ER SO BB IBB HBP BLK WP HR S P ERA WHIP										
Skip Lockwood, R ERA: 3.5 (1, 1)	7.2 W 31 9 4 4 2 0 0 0 0 0 0 0 35 35 4.70 1.174										
Ken Sanders, R ERA: 1.93 (8, 1)	1.1 S 4 0 0 0 1 0 0 0 0 0 0 0 6 6 0.00 0.000										

livebaseballscorecards.com

AB	34
R	4
H	9
RBI	4
BB	0
SO	3
LOB	8



Batter	1	2	3	4	5	6	7	8	9	AB	R	H	RBI	BB	SO	LOB
Bobby Floyd, R OBP: 0.281, SLG: 0.214 (1, 6)	0-0 4-3 SF7 2B		0-0 F8		0-0 E6 2B		0-3 K			4	2	1	0	0	1	0
Sandy Valdespino, L OBP: 0.529, SLG: 0.625 Bob Oliver, R OBP: 0.285, SLG: 0.346 (1, 7) (8, 9)	0-0 4-3 2-3		0-0 F4		0-0 1-H 2B			0-0 5-3		3	0	1	1	0	0	1
Amos Otis, R OBP: 0.348, SLG: 0.457 (1, 8)	0-0 SF7 3-H		0-0 2B		0-0 5-3			0-0 CS 1B		3	0	2	1	0	0	0
Gail Hopkins, L OBP: 0.378, SLG: 0.456 (1, 3)	0-0 G3		4-0 IBB			0-0 HR		0-0 1-2 4-3		3	1	1	1	1	0	1
Paul Schaal, R OBP: 0.380, SLG: 0.388 (1, 5)		0-0 HR	0-0 1-3			4-0 CS BB				2	1	1	1	1	0	2
Joe Keough, L OBP: 0.329, SLG: 0.330 (1, 9) (8, 7)		0-0 F6		0-0 3-1		0-0 F9 1-2				3	0	0	0	0	0	1
Bobby Knoop, R OBP: 0.299, SLG: 0.301 (1, 4)		0-0 F9		0-0 G3		0-0 F8				3	0	0	0	0	0	0
Jerry May, R OBP: 0.329, SLG: 0.344 Ed Kirkpatrick, L OBP: 0.301, SLG: 0.327 (1, 2) (2, PH) (3, 2)		4-0 BB		0-0 F9			0-0 F7			0	0	0	0	0	0	0
Mike Hedlund, R OBP: 0.105, SLG: 0.073 Ted Abernathy, R OBP: 0.091, SLG: 0.091 Jim York, R OBP: 0.167, SLG: 0.353 Tom Burgmeier, L OBP: 0.300, SLG: 0.368 (1, 1) (7, 1) (9, 1) (9, 1)		0-0 5-3		0-0 5-3			0-0 6-3			2	0	0	0	0	0	1
Inning Stats	R: 1 E: 0 K: 0 S: 4	H: 1 LOB: 0 BB: 0 P: 4	R: 1 E: 0 K: 0 S: 4	H: 1 LOB: 1 BB: 1 P: 8	R: 0 E: 0 K: 0 S: 4	H: 0 LOB: 0 BB: 0 P: 3	R: 1 E: 1 K: 0 S: 4	H: 1 LOB: 0 BB: 0 P: 4	R: 1 E: 0 K: 1 S: 5	H: 0 LOB: 0 BB: 0 P: 5	R: 0 E: 0 K: 0 S: 3	H: 1 LOB: 0 BB: 0 P: 3	1B: 1 2B: 3 3B: 0 HR: 2	SF: 1 SAC: 0 DP: 0 HBP: 0	WP: 0 PB: 0 SB: 0 CS: 2	PA: 31
PITCHER Lew Krausse, R ERA: 2.92 John Morris, L ERA: 3.64 (1, 1) (7, 1)	IP 6.0 2.0	WLS L	BF 25 6	H 5 1	R 4 0	ER 3 0	SO 0 1	BB 0 0	IBB 0 0	BLK 0 0	WP 0 0	HR 2 0	S 22 8	P 34 8	ERA 4.50 0.00	WHIP 1.167 0.500

BOTTOM

Milwaukee Brewers @ Kansas City Royals
Municipal Stadium, Kansas City, MO

Mon Sep 06 1971, 8:05 PM EDT
Unknown - 93 F

livebaseballscorecards.com

AB	27
R	4
H	6
RBI	4
BB	3
SO	1
LOB	6



Batter	1	2	3	4	5	6	7	8	9	AB R H RBI BB SO LOB	TOP																
Tommy Harper, R (1, 7) OBP: 0.336, SLG: 0.404	4-0 SH1-3 SF8 E BB		0-0 F7	0-0 1-3		0-0 F8		4-0 S 1B BB		3 1 0 0 2 0 2																	
Ron Theobald, R (1, 4) OBP: 0.342, SLG: 0.317	0-0 SH1-3 1-3		0-0 BB 2B		0-0 1-3	4-0 1B 1-2 BB		0-0 FC6-4 1B		3 0 2 0 1 0 0																	
Jose Cardenal, R (1, 8) OBP: 0.312, SLG: 0.369	0-0 SF8 3-H		0-0 5-3		0-0 PB 1B 1B	0-0 1-3 2-H 1B		0-0 FC6-4 1-2f 2-3		4 1 2 2 0 0 3																	
Dave May, L (1, 9) OBP: 0.352, SLG: 0.439	0-0 F8		4-0 BB BB		0-0 PB 1B	0-0 G3		1-0 1B HBP		3 1 1 0 1 0 2																	
John Briggs, L (1, 3) OBP: 0.373, SLG: 0.432		4-0 WP BB	4-0 1-2 2-3 BB		0-0 1-H 2-H 1B		0-0 L3		0-0 1-2 1B	3 0 2 2 2 0 0																	
Tom Matchick, L (1, 5) OBP: 0.347, SLG: 0.357		0-0 F9	0-0 F9		0-0 F9		0-0 6-3		0-0 B2	1 0 0 0 0 0 1																	
Roberto Pena, R (3, PH) OBP: 0.286, SLG: 0.339										3 0 0 0 0 0 4																	
Ken Sanders, R (3, 5)										0 0 0 0 0 0 0																	
Ken Sanders, R (7, 1)										1 0 0 0 0 0 2																	
Bobby Mitchell, R (9, PH) OBP: 0.271, SLG: 0.358										1 0 0 0 0 0 2																	
Ellie Rodriguez, R (1, 2) OBP: 0.310, SLG: 0.253		4-0 BB		0-0 FC5-4 1B		0-0 F8		0-0 6-3		0-0 L9	4 0 1 0 1 0 3																
Bob Heise, R (1, 6) OBP: 0.257, SLG: 0.276		0-0 F5		0-0 FC5-4 1-2f		0-0 BB 1B 1B		0-0 P6		0-0 L8	3 1 1 0 0 0 3																
Andy Kosco, R (8, PH) OBP: 0.305, SLG: 0.371										2 0 0 0 0 0 2																	
Marcelino Lopez, R (1, 1) OBP: 0.059, SLG: 0.059		0-0 4-3		0-3 K		0-0 F5		0-3 K		2 0 0 0 0 0 1 3																	
Bob Reynolds, R (5, 1)										0 0 0 0 0 0 0 0																	
Frank Tepedino, L (6, PH) OBP: 0.210, SLG: 0.248										1 0 0 0 0 0 0 1																	
Jerry Bell, S (6, 1)										0 0 0 0 0 0 0 0																	
Dick Schofield, S (7, 5) OBP: 0.337, SLG: 0.307										1 0 0 0 0 0 1 0																	
Inning Stats	R: 1 E: 1 K: 0 S: 3	H: 0 LOB: 0 BB: 1 P: 7	R: 0 E: 0 K: 0 S: 3	H: 0 LOB: 2 BB: 2 P: 11	R: 0 E: 0 K: 0 S: 4	H: 1 LOB: 3 BB: 2 P: 12	R: 0 E: 0 K: 1 S: 6	H: 1 LOB: 1 BB: 0 P: 6	R: 2 E: 0 K: 0 S: 6	H: 3 LOB: 1 BB: 0 P: 6	R: 1 E: 0 K: 0 S: 5	H: 2 LOB: 2 BB: 1 P: 9	R: 0 E: 0 K: 0 S: 3	H: 0 LOB: 0 BB: 0 P: 3	R: 0 E: 0 K: 1 S: 6	H: 1 LOB: 2 BB: 1 P: 10	R: 0 E: 0 K: 0 S: 4	H: 1 LOB: 2 BB: 0 P: 5	1B: 8 2B: 1 3B: 0 HR: 0	SF: 1 SAC: 1 DP: 0 HBP: 1	WP: 1 PB: 1 SB: 1 CS: 0	PA: 44					
PITCHER	IP WLS BF H R ER SO BB IBB HBP BLK WP HR S P ERA WHIP																										
Bruce Dal Canton, R (1, 1) ERA: 3.29	2.2		14	1	1	0	0	5	0	0	0	1	0	9	29	0.00	2.250										
Lance Clemons, L (3, 1) ERA: 3.92	2.1		11	4	2	1	1	0	0	0	0	0	0	13	13	3.86	1.714										
Ken Wright, R (6, 1) ERA: 3.69	0.2		5	2	1	1	0	1	0	0	0	0	0	4	8	13.50	4.500										
Tom Burgmeier, L (6, 1) ERA: 1.76	3.1	W	14	2	0	0	1	1	0	1	0	0	0	14	19	0.00	0.900										

Milwaukee Brewers @ Kansas City Royals
Municipal Stadium, Kansas City, MO

Mon Sep 06 1971, 8:05 PM EDT
Att: 8,383 - Unknown - 81 F

AB	34
R	4
H	9
RBI	4
BB	7
SO	2
LOB	26



Batter	1	2	3	4	5	6	7	8	9
Freddie Patek, R (1, 6) OBP: 0.335, SLG: 0.379	0-0 6-3		0-0 B3-4-6		4-0 2B		0-3 K		
Sandy Valdespino, L (1, 7) OBP: 0.500, SLG: 0.667	0-0 4-3		0-0 6-3		0-0 1B		0-3 K		
Amos Otis, R (1, 8) OBP: 0.351, SLG: 0.460	0-0 1B			0-0 SF8	0-0 1B		0-0 E		
Gail Hopkins, L (1, 3) OBP: 0.376, SLG: 0.451	0-0 4-3			0-0 4-3	4-0 1B		0-0 4-3		
Bob Oliver, R (1, 9) OBP: 0.284, SLG: 0.345		0-0 F8		0-0 SF8	0-0 1B		0-0 F3		
Paul Schaal, R (1, 5) OBP: 0.382, SLG: 0.395		4-0 BB		0-0 1B	0-0 F8		0-0 1-3		
Bobby Knoop, R (1, 4) OBP: 0.289, SLG: 0.283		0-3 K		0-0 1-3		0-3 K		0-3 K	
Buck Martinez, R (1, 2) OBP: 0.250, SLG: 0.217		0-0 F8			0-0 F8	0-0 1-3			
Dick Drago, R (1, 1) OBP: 0.213, SLG: 0.176			0-0 B3-4-6		0-3 K		0-3 K		
Tom Burgmeier, L (7, 1) OBP: 0.286, SLG: 0.350									
Ted Abernathy, R (9, 1) OBP: 0.091, SLG: 0.091									

Inning Stats	R: 0	H: 1	E: 0	LOB: 1	K: 0	S: 4	P: 4	R: 0	H: 0	E: 0	LOB: 1	K: 1	S: 5	P: 9	R: 0	H: 1	E: 0	LOB: 0	K: 0	S: 3	R: 1	H: 2	E: 0	LOB: 1	K: 0	S: 5	P: 5	R: 2	H: 3	E: 0	LOB: 3	K: 1	S: 8	P: 16	R: 0	H: 0	E: 0	LOB: 0	K: 2	S: 7	P: 7	R: 1	H: 1	E: 0	LOB: 0	K: 2	S: 8	P: 8	R: 0	H: 0	E: 0	LOB: 0	K: 1	S: 5	P: 5
--------------	------	------	------	--------	------	------	------	------	------	------	--------	------	------	------	------	------	------	--------	------	------	------	------	------	--------	------	------	------	------	------	------	--------	------	------	-------	------	------	------	--------	------	------	------	------	------	------	--------	------	------	------	------	------	------	--------	------	------	------

PITCHER	IP	WLS	BF	H	R	ER	SO	BB	IBB	HBP	BLK	WP	HR	S	P	ERA	WHIP
Marty Pattin, R (1, 1) ERA: 3.06	6.0		27	7	3	3	4	2	1	0	0	0	0	32	44	4.50	1.500
Ken Sanders, R (7, 1) ERA: 1.88	2.0	L	7	1	1	0	3	0	0	0	0	0	0	13	13	0.00	0.500

AB R H RBI BB SO LOB

3	1	0	0	1	1	1
4	1	1	1	0	1	0
4	2	4	0	0	0	0
3	0	0	0	1	0	2
3	0	1	2	0	0	0
3	0	1	0	1	0	3
4	0	0	0	0	3	2
3	0	0	0	0	0	1
3	0	1	0	0	2	0
0	0	0	0	0	0	0
0	0	0	0	0	0	0

1B: 7	SF: 1	WP: 0	PA: 34
2B: 2	SAC: 0	PB: 0	
3B: 0	DP: 1	SB: 6	
HR: 0	HBP: 0	CS: 0	

AB	R	H	RBI	BB	SO	LOB
30	4	8	3	3	7	9

Milwaukee Brewers @ Kansas City Royals
Municipal Stadium, Kansas City, MO
Tue Sep 07 1971, 8:05 PM EDT
Att. 5,905 - Unknown - 92 F

livebaseballscorecards.com

AB	30
R	4
H	8
RBI	3
BB	3
SO	7
LOB	9



Batter	1	2	3	4	5	6	7	8	9	AB R H RBI BB SO LOB	TOP										
Tommy Harper, R (1, 7) OBP: 0.337, SLG: 0.403 Rick Auerbach, R (9, PR) OBP: 0.275, SLG: 0.228 Roberto Pena, R (9, 3) OBP: 0.289, SLG: 0.345	0-0 L6		0-0 5-3			0-3 K			0-0 1B	4 1 1 0 1 1 0 0 0 0 0 0 0 0 0 0 0 0 0 0 0											
Ron Theobald, R (1, 4) OBP: 0.343, SLG: 0.319	0-0 F8			0-0 6-3	0-0 HR 1B	0-0 CS 1B			0-0 B2	5 1 2 0 0 0 1											
Jose Cardenal, R (1, 8) OBP: 0.312, SLG: 0.379	0-0 6-3			0-0 1B 2B	0-0 HR	0-0 F3			0-0 F9	5 2 2 4 0 0 2											
John Briggs, L (1, 3) OBP: 0.375, SLG: 0.432 Ken Sanders, R (9, 1)		4-0 G4-6-3 BB		0-0 F8	0-0 E 1B	0-0 CS 1-2	0-0 F8		0-3 K	4 1 1 0 1 1 2 0 0 0 0 0 0 0											
Dave May, L (1, 9) OBP: 0.352, SLG: 0.438		0-0 G4-6-3 1-2f		0-0 1B 2-H	0-0 E1 S	0-3 K				4 1 1 1 0 1 1											
Darrell Porter, L (1, 2) OBP: 0.389, SLG: 0.375		0-0 1B		0-0 1B 1-3	4-0 1B BB	0-0 F4				3 0 2 0 1 0 0											
Tom Matchick, L (1, 5) OBP: 0.350, SLG: 0.351		0-0 1-3		0-3 K	0-0 FC6-4 1B		0-0 4-3			4 0 1 0 0 1 3											
Bob Heise, R (1, 6) OBP: 0.259, SLG: 0.283			0-0 5-3		0-0 HR 2B F6		0-0 F7			4 1 1 0 0 0 2											
Jim Slaton, R (1, 1) OBP: 0.175, SLG: 0.083 John Morris, R (5, 1) OBP: 0.167, SLG: 0.200 Jerry Bell, S (5, 1) Bill Voss, L (9, 9) OBP: 0.316, SLG: 0.383			0-0 4-3		0-0 K FC6-4		0-3 K			3 0 0 0 0 1 3 0 0 0 0 0 0 0 1 0 0 0 0 1 0 0 0 0 0 0 0 0											
Inning Stats	R: 0 E: 0 K: 0 S: 3	H: 0 LOB: 0 BB: 0 P: 3	R: 0 E: 0 K: 0 S: 3	H: 1 LOB: 1 BB: 1 P: 7	R: 0 E: 0 K: 0 S: 3	H: 0 LOB: 0 BB: 0 P: 3	R: 1 E: 0 K: 1 S: 8	H: 3 LOB: 2 BB: 0 P: 8	R: 6 E: 1 K: 1 S: 11	H: 5 LOB: 2 BB: 2 P: 19	R: 0 E: 0 K: 1 S: 5	H: 1 LOB: 0 BB: 0 P: 5	R: 0 E: 0 K: 1 S: 5	H: 0 LOB: 0 BB: 0 P: 5	R: 0 E: 0 K: 1 S: 6	H: 1 LOB: 1 BB: 0 P: 6	1B: 8 2B: 2 3B: 0 HR: 1	SF: 0 SAC: 0 DP: 1 HBP: 0	WP: 0 PB: 0 SB: 1 CS: 1	PA: 41	
PITCHER	IP WLS BF H R ER SO BB IBB HBP BLK WP HR S P ERA WHIP	IP WLS BF H R ER SO BB IBB HBP BLK WP HR S P ERA WHIP	IP WLS BF H R ER SO BB IBB HBP BLK WP HR S P ERA WHIP	IP WLS BF H R ER SO BB IBB HBP BLK WP HR S P ERA WHIP	IP WLS BF H R ER SO BB IBB HBP BLK WP HR S P ERA WHIP	IP WLS BF H R ER SO BB IBB HBP BLK WP HR S P ERA WHIP	IP WLS BF H R ER SO BB IBB HBP BLK WP HR S P ERA WHIP	IP WLS BF H R ER SO BB IBB HBP BLK WP HR S P ERA WHIP	IP WLS BF H R ER SO BB IBB HBP BLK WP HR S P ERA WHIP	IP WLS BF H R ER SO BB IBB HBP BLK WP HR S P ERA WHIP	IP WLS BF H R ER SO BB IBB HBP BLK WP HR S P ERA WHIP	IP WLS BF H R ER SO BB IBB HBP BLK WP HR S P ERA WHIP	IP WLS BF H R ER SO BB IBB HBP BLK WP HR S P ERA WHIP	IP WLS BF H R ER SO BB IBB HBP BLK WP HR S P ERA WHIP	IP WLS BF H R ER SO BB IBB HBP BLK WP HR S P ERA WHIP	IP WLS BF H R ER SO BB IBB HBP BLK WP HR S P ERA WHIP	IP WLS BF H R ER SO BB IBB HBP BLK WP HR S P ERA WHIP	IP WLS BF H R ER SO BB IBB HBP BLK WP HR S P ERA WHIP	IP WLS BF H R ER SO BB IBB HBP BLK WP HR S P ERA WHIP	IP WLS BF H R ER SO BB IBB HBP BLK WP HR S P ERA WHIP	IP WLS BF H R ER SO BB IBB HBP BLK WP HR S P ERA WHIP

Milwaukee Brewers @ Kansas City Royals
Municipal Stadium, Kansas City, MO
Wed Sep 08 1971, 8:05 PM EDT
Att: 5,790 - Unknown - 92 F

livebaseballscorecards.com

AB	37
R	7
H	11
RBI	5
BB	3
SO	6
LOB	14



BOTTOM

Milwaukee Brewers @ Kansas City Royals
Municipal Stadium, Kansas City, MO

livebaseballscores.com

AB 35
R 6
H 10
RBI 6
BB 3
SO 5
LOB 9



WP: 0 PA: 38
PB: 0
SB: 0
CS: 0

Wed Sep 08 1971, 8:05 PM EDT
Att. 5,790 - Unknown - 92 F

Batter	1	2	3	4	5	6	7	8	9	AB	R	H	RBI	BB	SO	LOB
Freddie Patek, R (1, 6) OBP: 0.334, SLG: 0.381	0-3 K		0-3 K		0-0 1B 3B		0-0 2-3		0-0 F9	5	1	1	3	0	2	0
Sandy Valdespino, L (1, 7) OBP: 0.481, SLG: 0.600	4-0 BB			0-0 6-3	0-0 1B 1B		0-0 5-3		0-0 4-3	4	1	1	0	1	0	0
Amos Otis, R (1, 8) OBP: 0.352, SLG: 0.460	0-0 F9			0-0 5-3	0-0 FC1-5 1B 1B		0-0 1B			4	0	2	1	0	0	1
Gail Hopkins, L (1, 3) OBP: 0.378, SLG: 0.452	0-0 F5			0-0 FC5-4 1B	0-0 FC1-5 1B		0-0 5-3			4	0	2	1	0	0	2
Bob Oliver, R (1, 9) OBP: 0.281, SLG: 0.340		0-3 K		0-0 FC5-4 1B	0-0 FC1-5 1B			0-0 6-3		4	0	0	0	0	1	3
Paul Schaal, R (1, 5) OBP: 0.383, SLG: 0.395		0-0 F6			0-0 1B 1B			0-0 1B BB		3	1	1	0	1	0	2
Bobby Knoop, R (1, 4) OBP: 0.290, SLG: 0.279			0-3 K		0-0 1B 1B 3B BB		0-0 5-3		0-0 FC5-4 1B	2	1	0	0	1	1	0
Joe Keough, L (8, PH) OBP: 0.331, SLG: 0.332					1-2 3B				1-3 1B	1	0	1	0	0	0	0
Bobby Floyd, R (9, 4) OBP: 0.306, SLG: 0.258										0	0	0	0	0	0	0
Buck Martinez, R (1, 2) OBP: 0.250, SLG: 0.222				0-0 F5	0-0 1B 3B 1B		0-0 F8		0-0 FC5-4	4	1	1	0	0	0	1
Al Fitzmorris, S (1, 1) OBP: 0.208, SLG: 0.212					0-0 1B 3B 1B		0-0 K			1	0	0	0	0	0	0
Lance Clemens, L (5, 1) OBP: 0.378, SLG: 1.000					1-2 2-3 3-H					0	0	0	0	0	0	0
Bruce Dal Canton, R (5, 1) OBP: 0.106, SLG: 0.087										0	0	0	0	0	0	0
Ed Kirkpatrick, L (5, PH) OBP: 0.302, SLG: 0.329										1	1	1	1	0	0	0
Bill Butler, L (6, 1) OBP: 0.083, SLG: 0.091										1	0	0	0	0	1	0
Lou Piniella, R (9, PH) OBP: 0.299, SLG: 0.362										1	0	0	0	0	0	0

Batter	1	2	3	4	5	6	7	8	9
Freddie Patek, R (1, 6) OBP: 0.334, SLG: 0.381	0-3 K		0-3 K		0-0 1B 3B		0-0 2-3		0-0 F9
Sandy Valdespino, L (1, 7) OBP: 0.481, SLG: 0.600	4-0 BB			0-0 6-3	0-0 1B 1B		0-0 5-3		0-0 4-3
Amos Otis, R (1, 8) OBP: 0.352, SLG: 0.460	0-0 F9			0-0 5-3	0-0 FC1-5 1B 1B		0-0 1B		
Gail Hopkins, L (1, 3) OBP: 0.378, SLG: 0.452	0-0 F5			0-0 FC5-4 1B	0-0 FC1-5 1B		0-0 5-3		
Bob Oliver, R (1, 9) OBP: 0.281, SLG: 0.340		0-3 K		0-0 FC5-4 1B	0-0 FC1-5 1B			0-0 6-3	
Paul Schaal, R (1, 5) OBP: 0.383, SLG: 0.395		0-0 F6			0-0 1B 1B			0-0 1B BB	
Bobby Knoop, R (1, 4) OBP: 0.290, SLG: 0.279			0-3 K		0-0 1B 1B 3B BB		0-0 5-3		0-0 FC5-4 1B
Joe Keough, L (8, PH) OBP: 0.331, SLG: 0.332					1-2 3B				1-3 1B
Bobby Floyd, R (9, 4) OBP: 0.306, SLG: 0.258									
Buck Martinez, R (1, 2) OBP: 0.250, SLG: 0.222				0-0 F5	0-0 1B 3B 1B		0-0 F8		0-0 FC5-4
Al Fitzmorris, S (1, 1) OBP: 0.208, SLG: 0.212					0-0 1B 3B 1B		0-0 K		
Lance Clemens, L (5, 1) OBP: 0.378, SLG: 1.000					1-2 2-3 3-H				
Bruce Dal Canton, R (5, 1) OBP: 0.106, SLG: 0.087									
Ed Kirkpatrick, L (5, PH) OBP: 0.302, SLG: 0.329									
Bill Butler, L (6, 1) OBP: 0.083, SLG: 0.091									
Lou Piniella, R (9, PH) OBP: 0.299, SLG: 0.362									

Inning Stats	R: 0	H: 0	E: 0	LOB: 1	K: 1	S: 5	R: 0	H: 0	E: 0	LOB: 0	K: 2	S: 7	R: 0	H: 0	E: 0	LOB: 0	K: 1	S: 5	R: 0	H: 1	E: 0	LOB: 1	K: 0	S: 4	R: 6	H: 7	E: 0	LOB: 1	K: 0	S: 9	R: 0	H: 0	E: 0	LOB: 0	K: 1	S: 5	R: 0	H: 1	E: 0	LOB: 1	K: 0	S: 4	R: 0	H: 1	E: 0	LOB: 1	K: 0	S: 3	R: 0	H: 0	E: 0	LOB: 0	K: 0	S: 3	R: 0	H: 0	E: 0	LOB: 0	K: 0	S: 3	1B: 9	SF: 0	2B: 0	SAC: 0	3B: 1	DP: 1	HR: 0	HBP: 0	WP: 0	PA: 38
--------------	------	------	------	--------	------	------	------	------	------	--------	------	------	------	------	------	--------	------	------	------	------	------	--------	------	------	------	------	------	--------	------	------	------	------	------	--------	------	------	------	------	------	--------	------	------	------	------	------	--------	------	------	------	------	------	--------	------	------	------	------	------	--------	------	------	-------	-------	-------	--------	-------	-------	-------	--------	-------	--------

PITCHER	IP	WLS	BF	H	R	ER	SO	BB	IBB	HBP	BLK	WP	HR	S	P	ERA	WHIP
Jim Slaton, R (1, 1) ERA: 3.87	4.0		19	5	5	5	4	2	0	0	0	0	0	25	33	11.25	1.750
John Morris, L (5, 1) ERA: 3.78	0.0		3	3	1	1	0	0	0	0	0	0	0	3	3	∞	∞
Jerry Bell, R (5, 1) ERA: 1.69	4.0	W	13	2	0	0	1	1	0	0	0	0	0	14	18	0.00	0.750
Ken Sanders, R (9, 1) ERA: 1.86	1.0	S	3	0	0	0	0	0	0	0	0	0	0	3	3	0.00	0.000

Batter	1	2	3	4	5	6	7	8	9	10	11	12	AB	R	H	RBI	BB	SO	LOB	TOP								
Tommy Harper, R (1, 7) OBP: 0.337, SLG: 0.401 Bill Voss, L (10, PH) OBP: 0.315, SLG: 0.381 (10, 7)	0-3 K			x 0-0 F8		x 0-0 3-1		4-0 2B IBB		x 0-0 F8			3	0	0	0	1	1	0									
Ron Theobald, R (1, 4) OBP: 0.344, SLG: 0.321	4-0 G1-4-3 BB			x 0-0 E6		x 0-0 4-3		x 0-0 1-3 2B		x 0-0 5-3			4	0	1	1	1	0	0									
Jose Cardenal, R (1, 8) OBP: 0.309, SLG: 0.375	0-0 G1-4-3 1-2f			x 0-0 1-3			x 0-0 1-3	x 0-0 F9		0-3 K			5	0	0	0	0	1	4									
John Briggs, L (1, 3) OBP: 0.379, SLG: 0.442 Bobby Mitchell, R (9, PR) OBP: 0.287, SLG: 0.352 Roberto Pena, R (9, 3) OBP: 0.288, SLG: 0.344		4-0 G3-6-3 BB		x 0-0 4-3			x 0-0 HR		4-0 2B BB		x 0-0 6-3		2	1	1	1	2	0	1									
Dave May, L (1, 9) OBP: 0.351, SLG: 0.437	0-0 G3-6-3 1-2f			x 0-0 G3 2B			x 0-0 2-3		0-3 K		x 0-0 F7		5	0	1	0	0	1	2									
Darrell Porter, L (1, 2) OBP: 0.348, SLG: 0.381	0-0 1-3			x 0-0 K			x 0-0 F9		0-0 1-3 2B		x 0-0 F5		5	0	1	0	0	1	1									
Tom Matchick, L (1, 5) OBP: 0.329, SLG: 0.329			x 0-0 3-1			x 0-0 G3 2-3		0-3 K	0-3 K				5	0	0	0	0	3	4									
Bob Heise, R (1, 6) OBP: 0.263, SLG: 0.283			x 0-0 5-3			x 0-0 1-3		0-0 E6 2B 1B	4-0 IBB				4	1	1	0	1	0	1									
Bill Parsons, R (1, 1) OBP: 0.250, SLG: 0.246 Frank Tepedino, L (12, PH) OBP: 0.208, SLG: 0.245 Floyd Weaver, R (12, 1)			x 0-0 F8			x 0-0 6-3		0-3 K	0-0 F8				4	0	0	0	0	1	4									
			x 0-0 6-3										4	0	0	0	0	0	0									
			x 0-0 6-3										1	0	0	0	0	0	0									
			x 0-0 6-3										0	0	0	0	0	0	0									
Inning Stats	R: 0 E: 0 K: 1 S: 4	H: 0 LOB: 0 BB: 1 P: 8	R: 0 E: 0 K: 0 S: 2	H: 0 LOB: 0 BB: 1 P: 6	R: 0 E: 0 K: 0 S: 3	H: 0 LOB: 0 BB: 0 P: 3	R: 0 E: 1 K: 0 S: 4	H: 0 LOB: 1 BB: 0 P: 4	R: 0 E: 0 K: 1 S: 6	H: 1 LOB: 1 BB: 0 P: 6	R: 0 E: 0 K: 0 S: 3	H: 0 LOB: 0 BB: 0 P: 3	R: 1 E: 0 K: 0 S: 4	H: 1 LOB: 0 BB: 0 P: 4	R: 1 E: 1 K: 2 S: 9	H: 2 LOB: 2 BB: 1 P: 13	R: 0 E: 0 K: 2 S: 8	H: 1 LOB: 3 BB: 2 P: 16	R: 0 E: 0 K: 1 S: 5	H: 0 LOB: 0 BB: 0 P: 5	R: 0 E: 0 K: 0 S: 3	H: 0 LOB: 0 BB: 0 P: 3	R: 0 E: 0 K: 1 S: 5	H: 0 LOB: 0 BB: 0 P: 5	1B: 1 2B: 3 3B: 0 HR: 1	SF: 0 SAC: 0 DP: 2 HBP: 0	WP: 0 PB: 0 SB: 0 CS: 0	PA: 45
PITCHER	IP	WLS	BF	H	R	ER	SO	BB	IBB	HBP	BLK	WP	HR	S	P	ERA	WHIP											
Tom Murphy, R (1, 1) ERA: 3.75	8.0		30	4	2	2	4	2	1	0	0	0	1	35	47	2.25	0.750											
Dave LaRoche, L (9, 1) ERA: 1.78	1.0		6	1	0	0	2	1	1	0	0	0	0	8	16	0.00	2.000											
Lloyd Allen, R (10, 1) ERA: 2.46	2.0		6	0	0	0	1	0	0	0	0	0	0	8	8	0.00	0.000											
Eddie Fisher, R (12, 1) ERA: 2.62	1.0	W	3	0	0	0	1	0	0	0	0	0	0	5	5	0.00	0.000											

Milwaukee Brewers @ California Angels
 Anaheim Stadium, Anaheim, CA
 Thu Sep 09 1971, 10:05 PM EDT
 Att: 6,098 - Unknown

AB	40
R	2
H	5
RBI	2
BB	5
SO	8
LOB	17



livebaseballscorecards.com

Batter	1	2	3	4	5	6	7	8	9	10	11	12	AB	R	H	RBI	BB	SO	LOB	
Sandy Alomar Sr., S OBP: 0.297, SLG: 0.308 (1, 6)	0-0 4-3 ①		0-0 F7 ③			0-0 P5 ③			0-0 FC1-5 ① 1-2 2-3f 3B		0-0 F8 ②		5	1	0	0	0	0	2	
Mickey Rivers, L OBP: 0.329, SLG: 0.351 (1, 8)	0-0 G3 ②			0-0 F9 ①			0-0 G3 ①		0-0 G1-2-3 ① 1-H 2-H 3B		0-0 1B 1B ③		5	0	2	2	0	0	0	
Jim Spencer, L OBP: 0.306, SLG: 0.402 (1, 3)	0-0 G3 ③			0-0 F8 ②			0-0 F8 ②		4-0 IBB IBB		0-0 1B ③		4	0	1	0	1	0	0	
Ken McMullen, R OBP: 0.313, SLG: 0.389 (1, 5)		0-0 6-3 ①		0-0 F9 ③			0-0 6-3 ③		4-0 IBB ①			0-0 F9 ①		4	0	0	0	1	0	0
Tony Gonzalez, L OBP: 0.311, SLG: 0.323 (1, 7)		4-0 BB			0-0 4-3 ①			0-0 G4-6-3 1B	0-0 G1-2-3 ③			0-0 6-3 ②		4	0	1	0	1	0	3
Billy Parker, R OBP: 0.200, SLG: 0.800 (1, 4)		0-3 K			0-3 K			0-0 P4 ①		0-0 F4 ①		0-0 HR		5	1	1	1	0	2	2
Roger Repoz, L OBP: 0.327, SLG: 0.361 (1, 9)		0-0 F9 ③			0-0 4-3 ③			0-0 G4-6-3 ③ 1-2f		0-0 4-3 ②			4	0	0	0	0	0	2	
John Stephenson, L OBP: 0.280, SLG: 0.320 (1, 2)			0-0 F8 ①			0-0 F8 ①			4-0 FC1-5 BB BB		0-3 K		2	0	0	0	1	0	0	
Rudy Meoli, L (9, PR)													0	0	0	0	0	0	0	
Jeff Torborg, R OBP: 0.218, SLG: 0.262 (10, 2)													1	0	0	0	0	1	0	
Tom Murphy, R OBP: 0.194, SLG: 0.214 (1, 1)			0-0 F7 ②			0-0 4-3 ②			4-0 FC1-5 3B BB		0-0 P4 ①		2	0	0	0	0	0	0	
Dave LaRoche, L OBP: 0.167, SLG: 0.091 (9, PH)													0	0	0	0	0	0	0	
Jim Fregosi, R OBP: 0.109, SLG: 0.314 (10, 1)													0	1	0	0	1	0	0	
Lloyd Allen, R OBP: 0.333, SLG: 0.533 (11, PH)													0	0	0	0	0	0	0	
Tommye Reynolds, R OBP: 0.308, SLG: 0.313 (12, 1)													1	0	0	0	0	0	0	
Eddie Fisher, R OBP: 0.188, SLG: 0.071 (12, 1)													0	0	0	0	0	0	0	

Inning Stats	R: 0	H: 0	E: 0	LOB: 0	K: 0	S: 3	R: 0	H: 0	E: 0	LOB: 1	K: 1	S: 5	R: 0	H: 0	E: 0	LOB: 0	K: 0	S: 3	R: 0	H: 0	E: 0	LOB: 0	K: 0	S: 3	R: 0	H: 0	E: 0	LOB: 0	K: 0	S: 3	R: 0	H: 1	E: 0	LOB: 0	K: 0	S: 3	R: 2	H: 1	E: 0	LOB: 2	K: 0	S: 3	R: 0	H: 0	E: 0	LOB: 0	K: 1	S: 5	R: 0	H: 2	E: 0	LOB: 2	K: 0	S: 4	R: 1	H: 1	E: 0	LOB: 0	K: 0	S: 3	1B: 3	2B: 0	3B: 1	HR: 1	SF: 0	SAC: 0	DP: 2	HBP: 0	WP: 0	PA: 42
--------------	------	------	------	--------	------	------	------	------	------	--------	------	------	------	------	------	--------	------	------	------	------	------	--------	------	------	------	------	------	--------	------	------	------	------	------	--------	------	------	------	------	------	--------	------	------	------	------	------	--------	------	------	------	------	------	--------	------	------	------	------	------	--------	------	------	-------	-------	-------	-------	-------	--------	-------	--------	-------	--------

PITCHER	IP	WLS	BF	H	R	ER	SO	BB	IBB	HBP	BLK	WP	HR	S	P	ERA	WHIP
Bill Parsons, R ERA: 2.81 (1, 1)	11.0		39	4	2	2	3	3	2	0	0	0	0	40	60	1.64	0.636
Floyd Weaver, R ERA: 7.46 (12, 1)	0.2	L	3	1	1	1	0	0	0	0	0	0	1	3	3	13.50	1.500

Milwaukee Brewers @ California Angels
Anaheim Stadium, Anaheim, CA
 Thu Sep 09 1971, 10:05 PM EDT
 Att. 6,098 - Unknown

AB	37
R	3
H	5
RBI	3
BB	5
SO	3
LOB	9



Batter	1	2	3	4	5	6	7	8	9	AB R H RBI BB SO LOB	TOP											
Tommy Harper, R (1, 7) OBP: 0.336, SLG: 0.398	0-0 F7		0-0 5-3		0-0 F8		4-0 BB		0-0 F8 1-2	4 0 0 0 1 0 1	Milwaukee Brewers @ California Angels Anaheim Stadium, Anaheim, CA Fri Sep 10 1971, 10:05 PM EDT Att. 6,805 - Unknown											
Ron Theobald, R (1, 4) OBP: 0.342, SLG: 0.325	0-0 6-3		0-0 6-3		0-0 3B		0-0 1-3		0-0 F8	5 0 1 0 0 0 2												
Jose Cardenal, R (1, 8) OBP: 0.310, SLG: 0.381	0-3 K		4-0 2B BB		0-3 K			0-0 HR		3 2 1 1 1 2 1												
John Briggs, L (1, 3) OBP: 0.380, SLG: 0.443		0-0 F8	0-0 2B 1-H		0-3 K			4-0 BB BB		3 0 1 1 1 1 0												
Dave May, L (1, 9) OBP: 0.350, SLG: 0.435		0-0 F8 S S 1B	0-0 3-1		0-0 P6			0-0 F9		4 1 1 0 0 0 2												
Darrell Porter, L (1, 2) OBP: 0.380, SLG: 0.364		4-0 S BB		0-3 K		4-0 S BB		4-0 BB BB		1 0 0 0 1 1 0												
Ellie Rodriguez, R (4, 2) OBP: 0.313, SLG: 0.252		1-2 S BB						1-2 G4-6-3 BB		0 0 0 0 2 0 0												
Tom Matchick, L (1, 5) OBP: 0.318, SLG: 0.317		0-0 F8		0-0 F9		0-0 4-3		0-0 G4-6-3		3 0 0 0 0 0 3												
Bill Voss, L (8, PH) OBP: 0.314, SLG: 0.380		0-0 F8						1-2 1-2f		1 0 0 0 0 0 2												
Marcelino Lopez, R (8, 1) OBP: 0.059, SLG: 0.059		2-3								0 0 0 0 0 0 0												
Jim Hannan, R (8, 1)										0 0 0 0 0 0 0												
Bob Heise, R (1, 6) OBP: 0.286, SLG: 0.281		4-0 BB		0-0 F8		0-3 K		0-0 K		1 0 0 0 1 0 0												
Frank Tepedino, L (7, PH) OBP: 0.206, SLG: 0.243		1-2 BB								1 0 0 0 0 1 0												
Jim Staton, R (7, 1) OBP: 0.175, SLG: 0.083		3-H BB								0 0 0 0 0 0 0												
Rick Auerbach, R (8, 6) OBP: 0.273, SLG: 0.227		0-3 K								1 0 0 0 0 0 0												
Skip Lockwood, R (1, 1) OBP: 0.167, SLG: 0.164					0-3 K		0-0 G3		4-0 WP BB	2 0 0 0 0 2 2												
Jerry Bell, S (5, 1)										0 0 0 0 0 0 0												
Dick Schofield, S (7, PH) (7, 6) (8, 5)										1 0 0 0 1 0 0												
Inning Stats	R: 0 E: 0 K: 1 S: 5	H: 0 LOB: 0 BB: 0 P: 5	R: 1 E: 0 K: 1 S: 6	H: 1 LOB: 2 BB: 2 P: 14	R: 1 E: 0 K: 0 S: 4	H: 1 LOB: 1 BB: 1 P: 8	R: 0 E: 0 K: 1 S: 5	H: 0 LOB: 0 BB: 0 P: 5	R: 0 E: 0 K: 2 S: 8	H: 1 LOB: 1 BB: 0 P: 8	R: 0 E: 0 K: 1 S: 5	H: 0 LOB: 1 BB: 1 P: 9	R: 0 E: 0 K: 1 S: 5	H: 0 LOB: 1 BB: 1 P: 9	R: 1 E: 0 K: 0 S: 3	H: 1 LOB: 1 BB: 2 P: 11	R: 0 E: 0 K: 0 S: 3	H: 0 LOB: 1 BB: 1 P: 7	1B: 1 2B: 1 3B: 1 HR: 1	SF: 0 SAC: 0 DP: 1 HBP: 0	WP: 1 PB: 0 SB: 4 CS: 0	PA: 38
PITCHER Andy Messersmith, R (1, 1) ERA: 3.34	IP: 9.0 WLS: W BF: 38 H: 4 R: 3 ER: 3 SO: 7 BB: 8 IBB: 0 HBP: 0 BLK: 0 WP: 1 HR: 1 S: 44 P: 76 ERA: 3.00 WHIP: 1.333											PITCHER	IP: WLS: BF: H: R: ER: SO: BB: IBB: HBP: BLK: WP: HR: S: P: ERA: WHIP:									

livebaseballscorecards.com

AB	30
R	3
H	4
RBI	2
BB	8
SO	7
LOB	13



Batter	1	2	3	4	5	6	7	8	9	AB	R	H	RBI	BB	SO	LOB
Sandy Alomar Sr., S (1, 6) OBP: 0.295, SLG: 0.305	0-0 F7 ①		0-0 G3 ②			0-0 1B ②		0-0 FC5-4 ②		4	0	1	0	0	0	1
Mickey Rivers, L (1, 8) OBP: 0.333, SLG: 0.352	0-0 4-3 ②		0-0 L4 ③			0-0 F8 ②		0-0 F9 ③		4	0	0	0	0	0	2
Jim Fregosi, R (1, 3) OBP: 0.311, SLG: 0.320	0-3 K ③				0-0 F8 ①			0-0 P6 ③		4	0	0	0	0	1	1
Ken McMullen, R (1, 5) OBP: 0.312, SLG: 0.387		0-0 5-3 ①			0-0 P1 ②		0-3 K ①		0-0 F9 ②	4	0	0	0	0	1	0
Tony Gonzalez, L (1, 7) OBP: 0.311, SLG: 0.323		0-0 1B 1B			0-0 F7 ③		0-0 E3		0-0 G3 ③	4	0	1	0	0	0	0
Billy Parker, R (1, 4) OBP: 0.250, SLG: 0.500		0-0 F9 ②			0-0 P4 ①		0-0 L8 ②			3	0	0	0	0	0	2
Roger Repoz, L (1, 9) OBP: 0.332, SLG: 0.362		0-0 1B 1-2 1B			0-3 K ②		0-0 4-3 ③			3	0	1	0	0	1	1
Jeff Torborg, R (1, 2) OBP: 0.207, SLG: 0.247		0-0 F7 ③			0-0 P3 ③			0-0 6-3 ①		2	0	0	0	0	0	2
Tommie Reynolds, R (8, PH) OBP: 0.304, SLG: 0.309								4-0 FC5-4		1	0	0	0	0	0	0
Dave LaRoche, L (9, 1) OBP: 0.167, SLG: 0.091								BB		0	0	0	0	0	0	0
Clyde Wright, R (1, 1) OBP: 0.205, SLG: 0.210			0-0 F3 ①			0-0 F8 ①				1	0	0	0	0	0	0
Rudy Meoli, L (6, PH)										1	0	0	0	0	0	0
Mel Queen, L (7, 1)										0	0	0	0	0	0	0
John Stephenson, L (8, PH) OBP: 0.283, SLG: 0.320										0	0	0	0	1	0	0

Inning Stats	R: 0	H: 0	E: 0	K: 1	S: 5	R: 0	H: 2	E: 0	K: 0	S: 5	R: 0	H: 0	E: 0	K: 0	S: 3	R: 0	H: 0	E: 0	K: 1	S: 5	R: 0	H: 1	E: 0	K: 0	S: 4	R: 0	H: 0	E: 1	K: 1	S: 6	R: 0	H: 0	E: 0	K: 0	S: 3	R: 0	H: 0	E: 0	K: 0	S: 3	
	0	0	0	1	5	0	2	0	0	5	0	0	0	0	3	0	0	0	0	0	5	0	1	0	0	4	0	0	1	0	6	0	0	0	0	3	0	0	0	0	3
	0	0	0	0	5	0	2	0	0	5	0	0	0	0	3	0	0	0	0	0	5	0	1	0	0	4	0	0	1	0	6	0	0	0	0	3	0	0	0	3	
	0	0	0	0	5	0	2	0	0	5	0	0	0	0	3	0	0	0	0	0	5	0	1	0	0	4	0	0	1	0	6	0	0	0	0	3	0	0	0	3	
	0	0	0	0	5	0	2	0	0	5	0	0	0	0	3	0	0	0	0	0	5	0	1	0	0	4	0	0	1	0	6	0	0	0	0	3	0	0	0	3	

BOTTOM

Milwaukee Brewers @ California Angels
Anaheim Stadium, Anaheim, CA

Sat Sep 11 1971, 10:05 PM EDT
Att. 6,673 - Unknown - 91 F

livebaseballscorecards.com

AB	31
R	0
H	3
RBI	0
BB	1
SO	3
LOB	9



WP: 0	PA: 32
PB: 0	SB: 0
CS: 0	

Batter	1	2	3	4	5	6	7	8	9	AB R H RBI BB SO LOB	TOP
Bill Voss, L (1, 7) ^x OBP: 0.312, SLG: 0.375 Bobby Mitchell, R (7, 7) OBP: 0.267, SLG: 0.352	0-0 ^① 		0-0 ^② 			4-0 ^② 	0-0 ^② 			3 1 0 0 1 0 2 0 0 0 0 0 0 0	
Ron Theobald, R (1, 4) ^{SS}	0-3 		0-0 ^③ 			0-0 ^③ 	0-0 ^③ 			4 2 1 1 0 1 2	
Jose Cardenal, R (1, 8) ^x OBP: 0.308, SLG: 0.378	0-0 			0-0 ^① 		0-0 ^① 		0-0 ^① 		3 0 1 1 0 0 0	
John Briggs, L (1, 3) ^{BB} OBP: 0.380, SLG: 0.457 Roberto Pena, R (8, 3) ^{BB}	4-0 			0-0 ^② 		0-0 ^② 		0-0 ^② 		3 1 1 1 1 0 0 0 0 0 0 0 0 0	
Dave May, L (1, 9) ^x OBP: 0.348, SLG: 0.432	0-0 ^② 			0-3 ^③ 		0-3 ^③ 		0-0 		4 0 1 1 0 2 2	
Tom Matchick, L (1, 5) OBP: 0.301, SLG: 0.299	0-0 ^③ 	0-0 ^① 			0-0 ^① 		0-0 ^③ 		0-3 ^③ 	4 0 0 0 0 1 1	
Ellie Rodriguez, R (1, 2) OBP: 0.317, SLG: 0.263		0-0 ^② 			0-0 ^② 		0-0 ^① 		4-0 	3 0 0 0 1 0 0	
Rick Auerbach, R (1, 6) OBP: 0.277, SLG: 0.234		0-3 ^③ 			0-0 		0-0 		0-0 ^① 	4 0 2 0 0 1 1	
Marty Pattin, R (1, 1) OBP: 0.165, SLG: 0.123 Ken Sanders, R (8, 1) Bob Heise, R (8, 5) OBP: 0.264, SLG: 0.280			0-0 ^① 		0-0 ^③ 		0-0 		0-0 ^③ 	2 0 0 0 0 0 1 0 0 0 0 0 0 0 1 0 0 0 0 0 0	
Inning Stats	R: 1 H: 1 E: 0 LOB: 1 K: 1 BB: 1 S: 6 P: 10	R: 0 H: 0 E: 0 LOB: 0 K: 1 BB: 0 S: 5 P: 5	R: 0 H: 0 E: 0 LOB: 0 K: 0 BB: 0 S: 3 P: 3	R: 0 H: 0 E: 0 LOB: 0 K: 1 BB: 0 S: 5 P: 5	R: 0 H: 1 E: 0 LOB: 1 K: 0 BB: 0 S: 4 P: 4	R: 3 H: 2 E: 0 LOB: 0 K: 1 BB: 1 S: 7 P: 11	R: 0 H: 1 E: 0 LOB: 2 K: 0 BB: 0 S: 5 P: 5	R: 0 H: 1 E: 0 LOB: 1 K: 1 BB: 0 S: 6 P: 6	R: 0 H: 0 E: 0 LOB: 0 K: 0 BB: 1 S: 2 P: 6	1B: 4 SF: 1 2B: 1 SAC: 1 3B: 0 DP: 1 HR: 1 HBP: 0	WP: 1 PA: 37 PB: 1 SB: 1 CS: 1
PITCHER Eddie Fisher, R (1, 1) ERA: 2.73 Dave LaRoche, L (6, 1) ERA: 1.71 Archie Reynolds, R (8, 1) ERA: 4.61	IP WLS BF H R ER SO BB IBB HBP BLK WP HR S P ERA WHIP 5.1 L 22 4 4 3 3 2 0 0 0 1 1 26 34 5.06 1.125 1.2 7 1 0 0 1 0 0 0 0 0 0 9 9 0.00 0.600 2.0 7 1 0 0 1 1 0 0 0 0 0 8 12 0.00 1.000	PITCHER IP WLS BF H R ER SO BB IBB HBP BLK WP HR S P ERA WHIP									

Milwaukee Brewers @ California Angels
 Anaheim Stadium, Anaheim, CA
 Sun Sep 12 1971, 6:33 AM EDT
 Att. 5,072 - Unknown

livebaseballscorecards.com

AB	31
R	4
H	6
RBI	4
BB	3
SO	5
LOB	9



Batter	1	2	3	4	5	6	7	8	9	AB	R	H	RBI	BB	SO	LOB
Sandy Alomar Sr., S (1, 6) OBP: 0.296, SLG: 0.308 (8, 4)	0-0 F7		0-0 4-1 2B		0-0 L8			0-0 2B E 1B	0-0 6-3	5	1	2	0	0	0	3
Mickey Rivers, L (1, 8) OBP: 0.335, SLG: 0.355	0-0 P3		0-0 4-1 2-3		0-0 FC4-6 1-2f			0-0 1B G6-4-3 2B	4-0 BB	4	1	1	0	1	0	2
Jim Fregosi, R (1, 3) OBP: 0.315, SLG: 0.323	0-0 FC6-4 1B		4-0 BB				0-0 P4	0-0 2-3 G6-4-3 1B	0-0 F9	4	0	2	0	1	0	2
Ken McMullen, R (1, 5) OBP: 0.310, SLG: 0.384	0-0 FC6-4 1-2f		0-0 F8				0-0 P3	0-0 G6-4-3 1-2f		4	0	0	0	0	0	4
Tony Gonzalez, L (1, 7) OBP: 0.311, SLG: 0.320		0-0 L7		0-0 F7		0-0 F7		1-0 BB HBP		3	0	0	0	0	0	0
Billy Parker, R (1, 4) OBP: 0.214, SLG: 0.429 Bruce Christensen, L (7, PH) OBP: 0.344, SLG: 0.293 (8, 6)		0-0 5-3		0-0 F8			0-0 G3 2B	4-0 1-2 BB		2	0	0	0	0	0	0
Roger Repoz, L (1, 9) OBP: 0.331, SLG: 0.371		0-0 HR		0-3 K			0-3 K	0-0 4-3		4	1	1	1	0	2	3
Jeff Torborg, R (1, 2) OBP: 0.213, SLG: 0.253 John Stephenson, L (7, PH) OBP: 0.282, SLG: 0.319 Art Kusnyer, R (8, 2) OBP: 1.000, SLG: 1.000 Rudy Meoli, L (9, PR)		0-0 F7			0-0 FC5-6 1B		0-0 G3 2-3		0-0 SH1-4 1B	2	0	1	0	0	0	0
Eddie Fisher, R (1, 1) OBP: 0.167, SLG: 0.063 Dave LaRoche, L (6, 1) OBP: 0.167, SLG: 0.091 Jim Spencer, L (7, PH) OBP: 0.308, SLG: 0.402 Archie Reynolds, R (8, 1) Ken Berry, R (9, PH) OBP: 0.266, SLG: 0.297			0-0 6-3		0-0 FC5-6 FC4-6 1-2f		0-0 F8		0-0 SH1-4 1-2	2	0	0	0	0	0	1

Inning Stats	R: 0	H: 1	E: 0	K: 0	S: 4	R: 1	H: 1	E: 0	K: 0	S: 4	R: 0	H: 1	E: 0	K: 0	S: 4	R: 0	H: 0	E: 0	K: 1	S: 5	R: 0	H: 1	E: 0	K: 0	S: 4	R: 0	H: 0	E: 0	K: 1	S: 3	R: 0	H: 1	E: 0	K: 1	S: 6	R: 2	H: 3	E: 1	K: 0	S: 5	R: 0	H: 1	E: 0	K: 0	S: 4	1B: 5	2B: 3	3B: 0	HR: 1	SF: 0	SAC: 1	DP: 1	HBP: 1	WP: 0	PA: 39
--------------	------	------	------	------	------	------	------	------	------	------	------	------	------	------	------	------	------	------	------	------	------	------	------	------	------	------	------	------	------	------	------	------	------	------	------	------	------	------	------	------	------	------	------	------	------	-------	-------	-------	-------	-------	--------	-------	--------	-------	--------

PITCHER	IP	WLS	BF	H	R	ER	SO	BB	IBB	HBP	BLK	WP	HR	S	P	ERA	WHIP
Marty Pattin, R ERA: 3.08	(1, 1)	7.0	W	29	7	3	3	2	1	0	0	0	1	32	36	3.86	1.143
Ken Sanders, R ERA: 1.8	(8, 1)	2.0	S	10	2	0	0	2	0	1	0	0	0	7	16	0.00	2.000

BOTTOM

Milwaukee Brewers @ California Angels
Anaheim Stadium, Anaheim, CA

Sun Sep 12 1971, 6:33 AM EDT
 Att. 5,072 - Unknown

AB	34
R	3
H	9
RBI	1
BB	3
SO	2
LOB	17



WP: 0	PA: 39
PB: 0	
SB: 0	
CS: 0	

PITCHER	IP	WLS	BF	H	R	ER	SO	BB	IBB	HBP	BLK	WP	HR	S	P	ERA	WHIP
---------	----	-----	----	---	---	----	----	----	-----	-----	-----	----	----	---	---	-----	------

Batter	1	2	3	4	5	6	7	8	9	AB R H RBI BB SO LOB	TOP											
Pat Kelly, L (1, 9) OBP: 0.412, SLG: 0.425	0-0 F7		0-3 K		0-0 3-1		0-0 S 1B		0-0 4-3	5 0 1 0 0 1 0												
Jay Johnstone, L (1, 8) OBP: 0.333, SLG: 0.432	0-0 F9		0-0 F8			0-0 4-3	0-0 F9			4 0 0 0 0 0 1												
Rich McKinney, R (1, 4) OBP: 0.331, SLG: 0.388	0-3 K		0-0 FC5-4 1B			0-0 F8	0-0 6-3			4 0 1 0 0 1 1												
Bill Melton, R (1, 5) OBP: 0.349, SLG: 0.493		0-0 4-3	0-0 FC5-4			4-0 1B HR BB		0-0 6-3		3 1 0 0 1 0 1												
Carlos May, L (1, 3) OBP: 0.375, SLG: 0.391		4-0 HR BB		0-3 K		0-0 1-2 HR 1B		0-3 K		3 2 1 0 1 2 0												
Rick Reichardt, R (1, 7) OBP: 0.348, SLG: 0.436		0-0 1-H HR		0-0 6-3		0-0 1-H 2-H HR		4-0 BB		3 2 2 5 1 0 0												
Ed Herrmann, L (1, 2) OBP: 0.328, SLG: 0.372		0-0 3-1		0-0 F2		0-0 6-3		0-0 4-3		4 0 0 0 0 0 1												
Rich Morales, R (1, 6) OBP: 0.338, SLG: 0.321		0-0 1B			0-0 F8		0-0 HR		0-3 K	4 1 2 1 0 1 0												
Bart Johnson, R (1, 1) OBP: 0.196, SLG: 0.216		0-0 F9			0-3 K		0-0 6-3		0-3 K	3 0 0 0 0 1 1												
Steve Kealey, R (7, 1) OBP: 0.200, SLG: 0.500										1 0 0 0 0 1 0												
Inning Stats	R: 0 E: 0 K: 1 S: 5	H: 0 LOB: 0 BB: 0 P: 5	R: 2 E: 0 K: 0 S: 5	H: 2 LOB: 1 BB: 1 P: 9	R: 0 E: 0 K: 1 S: 6	H: 1 LOB: 1 BB: 0 P: 6	R: 0 E: 0 K: 1 S: 5	H: 0 LOB: 0 BB: 0 P: 5	R: 0 E: 0 K: 1 S: 5	H: 0 LOB: 0 BB: 0 P: 5	R: 3 E: 0 K: 0 S: 5	H: 2 LOB: 0 BB: 1 P: 9	R: 1 E: 0 K: 0 S: 5	H: 2 LOB: 1 BB: 0 P: 5	R: 0 E: 0 K: 1 S: 5	H: 0 LOB: 1 BB: 1 P: 9	R: 0 E: 0 K: 2 S: 7	H: 0 LOB: 0 BB: 0 P: 7	1B: 4 2B: 0 3B: 0 HR: 3	SF: 0 SAC: 0 DP: 0 HBP: 0	WP: 0 PB: 0 SB: 1 CS: 0	PA: 37
PITCHER	IP WLS BF H R ER SO BB IBB HBP BLK WP HR S P ERA WHIP																					
Jim Slaton, R (1, 1) ERA: 4.22	6.1 L 28 7 6 6 4 2 0 0 0 0 0 3 34 42 8.53 1.421																					
Lew Krausse, R (7, 1) ERA: 2.79	0.2 2 0 0 0 0 0 0 0 0 0 0 0 2 2 0.00 0.000																					
Jerry Bell, R (8, 1) ERA: 1.04	2.0 7 0 0 0 0 3 1 0 0 0 0 0 0 12 16 0.00 0.500																					

Chicago White Sox @ Milwaukee Brewers
 Milwaukee County Stadium, Milwaukee, WI
 Mon Sep 13 1971, 8:05 PM EDT
 Att. 4,417 - Unknown

AB	34
R	6
H	7
RBI	6
BB	3
SO	7
LOB	5



livebaseballscorecards.com

Chicago White Sox @ Milwaukee Brewers
 Milwaukee County Stadium, Milwaukee, WI

Tue Sep 14 1971, 8:05 PM EDT
 Att. 4,676 - Unknown

AB	31
R	4
H	7
RBI	4
BB	4
SO	4
LOB	13



Batter	1	2	3	4	5	6	7	8	9	AB R H RBI BB SO LOB												
Pat Kelly, L (1, 9) OBP: 0.407, SLG: 0.418	0-0 F7	0-0 SF7		4-0 E BB		0-0 G3			0-0 E6	3 0 0 1 1 0 0												
Jay Johnstone, L (1, 8) OBP: 0.329, SLG: 0.426	0-0 3-1	0-0 3-1		0-0 E3			0-3 K		0-3 K	5 0 0 0 0 2 4												
Rich McKinney, R (1, 4) OBP: 0.330, SLG: 0.384	0-0 4-3			0-0 F7			0-0 1-3			3 0 0 0 1 0 3												
Bill Melton, R (1, 5) OBP: 0.351, SLG: 0.492		0-0 BB SF8 1B		4-0 G6-4-3 BB		0-0 F4			0-0 F8	3 1 1 0 1 0 0												
Carlos May, L (1, 3) OBP: 0.374, SLG: 0.390		0-0 SF8 BB 1B		0-0 F5		0-3 K		0-0 6-3		4 1 1 0 0 1 2												
Rick Reichardt, R (1, 7) OBP: 0.349, SLG: 0.435		4-0 1B BB		0-0 G6-4-3		0-0 1B		0-0 5-3		3 1 1 0 1 0 2												
Ed Herrmann, L (1, 2) OBP: 0.324, SLG: 0.368		0-0 SF8		0-0 L4		0-0 1-3		0-0 F5		3 0 0 1 0 0 1												
Luis Alvarado, R (1, 6) OBP: 0.245, SLG: 0.279		0-0 1B SF7 1B		0-0 E SH3-4 1B		0-0 L7			0-0 G4-6-3 1B	4 1 3 1 0 0 0												
Tom Bradley, R (1, 1) OBP: 0.169, SLG: 0.193		0-0 1B		0-0 SH3-4		0-3 K			0-0 G4-6-3	2 0 1 1 0 1 0												
Terry Forster, L (7, 1)										0 0 0 0 0 0 0												
Tony Muser, L (9, PH) OBP: 0.571, SLG: 0.500		1-3 2-H 1B							1-2f	1 0 0 0 0 0 1												
Inning Stats	R: 0 E: 0 K: 0 S: 3	H: 0 LOB: 0 BB: 0 P: 3	R: 4 E: 0 K: 0 S: 7	H: 4 LOB: 1 BB: 1 P: 11	R: 0 E: 0 K: 0 S: 2	H: 0 LOB: 1 BB: 2 P: 10	R: 0 E: 1 K: 0 S: 5	H: 1 LOB: 3 BB: 1 P: 9	R: 0 E: 0 K: 1 S: 6	H: 1 LOB: 1 BB: 0 P: 6	R: 0 E: 0 K: 1 S: 5	H: 0 LOB: 0 BB: 0 P: 5	R: 0 E: 0 K: 1 S: 5	H: 0 LOB: 0 BB: 0 P: 5	R: 0 E: 0 K: 0 S: 3	H: 0 LOB: 0 BB: 0 P: 3	R: 0 E: 1 K: 1 S: 6	H: 1 LOB: 1 BB: 0 P: 6	1B: 7 2B: 0 3B: 0 HR: 0	SF: 2 SAC: 1 DP: 2 HBP: 0	WP: 0 PB: 0 SB: 0 CS: 0	PA: 38
PITCHER	IP WLS BF H R ER SO BB IBB HBP BLK WP HR S P ERA WHIP																					
Bill Parsons, R (1, 1) ERA: 2.87	8.0 W 35 7 4 4 3 4 0 0 0 0 0 0 37 53 4.50 1.375																					
Ken Sanders, R (9, 1) ERA: 1.79	1.0 S 3 0 0 0 1 0 0 0 0 0 0 0 5 5 0.00 0.000																					

livebaseballscorecards.com

Batter	1	2	3	4	5	6	7	8	9	AB R H RBI BB SO LOB	TOP
Cesar Tovar, R (1, 7) OBP: 0.348, SLG: 0.355	0-0 E5 G6-3 1B		4-0 BB G6-3 BB			0-0 6-3		0-0 F8		3 0 0 0 1 0 0	
Rod Carew, L (1, 4) OBP: 0.356, SLG: 0.376	0-0 1-2 G6-3 1B		0-0 1-2f G6-3			0-0 F7		0-0 6-3		4 0 1 0 0 0 1	
Tony Oliva, L (1, 9) OBP: 0.371, SLG: 0.550	0-0 1-2f 2-3 G6-3			0-3 SS K		0-0 F7		0-0 G3		4 0 0 0 0 1 2 0 0 0 0 0 0 0	
Harmon Killebrew, R (1, 3) OBP: 0.383, SLG: 0.460	4-0 BB BB			4-0 SS BB		0-0 5-3		4-0 3B BB		1 1 0 0 3 0 0	
Steve Braun, L (1, 5) OBP: 0.356, SLG: 0.358	0-3 SS K			0-0 1-2 F6		4-0 FC5-4 BB		0-0 1-H 3B		3 0 1 1 1 1 3	
Leo Cardenas, R (1, 6) OBP: 0.326, SLG: 0.425		4-0 BB BB BB BB		0-0 1-2f G5-4-3 BB		0-0 6-3		0-0 F9		3 0 0 0 1 1 3	
Steve Bnye, R (1, 8) OBP: 0.263, SLG: 0.340				0-0 1-2f G5-4-3		0-0 4-3		0-0 FC5-4		3 0 0 0 0 0 2	
Phil Roof, R (1, 2) OBP: 0.276, SLG: 0.277		0-3 SS K		0-3 SS K		0-0 6-3		0-3 SS K		3 0 0 0 0 2 0	
Bert Blyleven, R (1, 1) OBP: 0.157, SLG: 0.148				0-0 6-3		0-0 4-3		0-0 F8		3 0 0 0 0 0 0	
Inning Stats	R: 0 E: 1 K: 1 S: 6 H: 1 LOB: 2 BB: 1 P: 10	R: 0 E: 0 K: 1 S: 4 H: 0 LOB: 0 BB: 1 P: 8	R: 0 E: 0 K: 0 S: 2 H: 0 LOB: 0 BB: 1 P: 6	R: 0 E: 0 K: 1 S: 5 H: 0 LOB: 1 BB: 1 P: 9	R: 0 E: 0 K: 0 S: 3 H: 0 LOB: 0 BB: 0 P: 3	R: 0 E: 0 K: 0 S: 3 H: 0 LOB: 0 BB: 0 P: 3	R: 0 E: 0 K: 0 S: 3 H: 0 LOB: 1 BB: 1 P: 7	R: 0 E: 0 K: 1 S: 5 H: 0 LOB: 0 BB: 0 P: 5	R: 1 E: 0 K: 1 S: 6 H: 1 LOB: 1 BB: 1 P: 10	1B: 1 2B: 0 3B: 1 HR: 0 SF: 0 SAC: 0 DP: 3 HBP: 0	WP: 0 PB: 0 SB: 1 CS: 0 PA: 33
PITCHER Skip Lockwood, R (1, 1) ERA: 3.48	IP WLS BF H R ER SO BB IBB HBP BLK WP HR S P ERA WHIP										
	9.0 L 33 2 1 1 5 6 0 0 0 0 0 0 37 61 1.00 0.889										

Minnesota Twins @ Milwaukee Brewers
Milwaukee County Stadium, Milwaukee, WI
Wed Sep 15 1971, 8:05 PM EDT
Att: 3,960 - Unknown - 65 F

livebaseballscorecards.com

AB	27
R	1
H	2
RBI	1
BB	6
SO	5
LOB	11



Batter	1	2	3	4	5	6	7	8	9	AB	R	H	RBI	BB	SO	LOB
Rick Auerbach, R OBP: 0.286, SLG: 0.247 (1, 6)	0-0 1B		0-0 F8		0-0 5-3			0-0 FC4-8 1B		4	0	2	0	0	0	2
Ron Theobald, R OBP: 0.340, SLG: 0.324 (1, 4)	0-3 K			0-0 6-3		0-0 F9		0-0 FC4-6 1-2f		4	0	0	0	0	1	2
Dave May, L OBP: 0.344, SLG: 0.434 (1, 9)	0-0 F7			0-3 K		0-0 4-3		0-0 G3		4	0	0	0	0	1	2
Jose Cardenal, R OBP: 0.311, SLG: 0.381 (1, 8)	0-0 1-3			0-0 2B		0-3 K			0-0 F7	4	0	1	0	0	1	1
John Briggs, L OBP: 0.374, SLG: 0.446 (1, 7)		0-0 FC8-6 1B		0-0 F8			0-3 K		0-0 F7	4	0	1	0	0	1	1
Andy Kosco, R OBP: 0.300, SLG: 0.366 (1, 3)		0-0 F8			0-0 PB 2B		0-0 1B		0-0 F9	4	0	2	0	0	0	1
Darrell Porter, L OBP: 0.361, SLG: 0.419 (1, 2)		0-0 FC8-6 CS 1-2f			4-0 BB 2B		0-3 K			2	0	0	0	1	1	2
Tom Matchick, L OBP: 0.290, SLG: 0.287 (1, 5)		0-0 CS 1-2	0-3 K		0-3 K		0-0 F5			3	0	0	0	0	2	3
Skip Lockwood, R OBP: 0.159, SLG: 0.155 (1, 1)			0-3 K		0-3 K			0-0 F9		3	0	0	0	0	2	2

Inning Stats	R: 0	H: 1	E: 0	LOB: 1	K: 1	BB: 0	S: 6	R: 0	H: 1	E: 0	LOB: 0	K: 0	BB: 0	S: 3	R: 0	H: 0	E: 0	LOB: 0	K: 2	BB: 0	S: 7	R: 0	H: 1	E: 0	LOB: 1	K: 1	BB: 0	S: 6	R: 0	H: 1	E: 0	LOB: 2	K: 2	BB: 1	S: 8	R: 0	H: 0	E: 0	LOB: 0	K: 1	BB: 0	S: 5	R: 0	H: 1	E: 0	LOB: 1	K: 2	BB: 0	S: 8	R: 0	H: 1	E: 0	LOB: 1	K: 0	BB: 0	S: 4	R: 0	H: 1	E: 0	LOB: 0	K: 0	BB: 0	S: 3	R: 0	H: 0	E: 0	LOB: 0	K: 0	BB: 0	S: 3	1B: 4	SF: 0	2B: 2	SAC: 0	3B: 0	DP: 0	HR: 0	HBP: 0	WP: 0	PA: 34
PITCHER Bert Blyleven, R ERA: 2.94 (1, 1)	IP	WLS	BF	H	R	ER	SO	BB	IBB	HBP	BLK	WP	HR	S	P	ERA	WHIP																																																															
																	PITCHER	IP	WLS	BF	H	R	ER	SO	BB	IBB	HBP	BLK	WP	HR	S	P	ERA	WHIP																																														

MINNESOTA TWINS @ MILWAUKEE BREWERS
Milwaukee County Stadium, Milwaukee, WI
 Wed Sep 15 1971, 8:05 PM EDT
 Att. 3,960 - Unknown - 65 F

AB	32
R	0
H	6
RBI	0
BB	1
SO	9
LOB	16



Batter	1	2	3	4	5	6	7	8	9	AB R H RBI BB SO LOB	TOP
--------	---	---	---	---	---	---	---	---	---	----------------------	-----

Cesar Tovar, R OBP: 0.350, SLG: 0.358 (1, 9)	0-0 F9		0-0 E 1B		0-0 L6		0-0 E9 1B 2-H 3-H		0-0 WP SF7 2B	5 2 3 2 0 0 0	
Rod Carew, L OBP: 0.355, SLG: 0.375 (1, 4)	0-0 G3		0-0 F7		0-0 G3		0-0 1B BB		0-0 F2	5 1 1 1 0 0 2	
Harmon Killebrew, R OBP: 0.387, SLG: 0.466 (1, 3)	0-0 HR		0-0 F2 1-3		4-0 G5-4-3 BB		4-0 1B BB		4-0 1B BB	2 2 1 1 3 0 1	
Steve Braun, L OBP: 0.354, SLG: 0.356 (1, 5)	0-0 F5		0-3 K		0-0 F9		0-0 1-3 2-H 1B		0-0 SF7	4 0 1 2 0 1 2	
Leo Cardenas, R OBP: 0.325, SLG: 0.422 (1, 6)		0-3 K		0-0 6-3		0-0 G5-4-3 1-2f		0-0 4-3	0-0 1B 1B	5 0 1 0 0 1 3	
Steve Brye, R OBP: 0.290, SLG: 0.362 (1, 7)		0-0 S 1B		0-0 6-3			0-0 4-3 1B E	0-0 6-3	0-0 1-2 2-H 1B	5 1 3 1 0 0 0	
Jim Nettles, L OBP: 0.313, SLG: 0.390 (1, 8)		4-0 BB BB BB		0-0 1B			0-0 F8	0-0 1-3	0-0 F8	4 0 1 0 1 0 3	
Rick Dempsey, R OBP: 0.500, SLG: 0.500 (1, 2)		0-0 F9		0-0 1B			0-0 1-2 E 4-3 1B	0-0 PB 1B		4 1 2 0 0 0 3	
Ray Corbin, R OBP: 0.265, SLG: 0.219 (1, 1)		0-0 F8		0-3 K			0-0 4-3	0-0 5-3		0 0 0 0 0 0 0	
Brant Ayles, R OBP: 0.280, SLG: 0.242 (2, PH)										1 0 0 0 0 0 2	
Steve Luebber, R OBP: 0.050, SLG: 0.050 (2, 1)										0 0 0 0 0 0 0	
Danny Thompson, R OBP: 0.330, SLG: 0.290 (5, PH)										1 0 0 0 0 1 0	
Hal Haydel, R OBP: 0.333, SLG: 0.333 (5, 1)										0 0 0 0 0 0 0	
Tony Oliva, L OBP: 0.370, SLG: 0.548 (7, PH)										1 0 0 0 0 0 2	
Tom Hall, L OBP: 0.273, SLG: 0.281 (7, 1)										1 0 0 0 0 0 1	

Inning Stats	R: 1	H: 1	R: 0	H: 1	R: 0	H: 1	R: 0	H: 0	R: 0	H: 0	R: 4	H: 5	R: 0	H: 1	R: 2	H: 3	1B: 11	SF: 1	WP: 1	PA: 43
	E: 0	LOB: 0	E: 0	LOB: 2	E: 1	LOB: 1	E: 0	LOB: 0	E: 0	LOB: 0	E: 1	LOB: 2	E: 0	LOB: 1	E: 0	LOB: 2	2B: 1	SAC: 0	PB: 1	
	K: 0	BB: 0	K: 1	BB: 1	K: 0	BB: 0	K: 1	BB: 0	K: 0	BB: 1	K: 0	BB: 1	K: 0	BB: 0	K: 0	BB: 1	3B: 0	DP: 1	SB: 1	
	S: 4	P: 4	S: 6	P: 10	S: 6	P: 6	S: 4	P: 4	S: 5	P: 5	S: 2	P: 6	S: 8	P: 12	S: 4	P: 4	HR: 1	HBP: 0	CS: 0	

PITCHER	IP	WLS	BF	H	R	ER	SO	BB	IBB	HBP	BLK	WP	HR	S	P	ERA	WHIP
Low Krausse, R ERA: 2.84 (1, 1)	6.1		26	6	3	3	3	2	0	0	0	0	1	30	38	4.26	1.263
Ken Sanders, R ERA: 1.92 (7, 1)	0.2	L	6	3	2	2	0	1	0	0	0	0	0	5	9	27.00	6.000
Jerry Bell, R ERA: 2.53 (8, 1)	2.0		11	4	2	2	0	1	0	0	0	1	0	10	14	9.00	2.500

Minnesota Twins @ Milwaukee Brewers
Milwaukee County Stadium, Milwaukee, WI

Thu Sep 16 1971, 8:05 PM EDT
Att: 3,591 - Unknown - 65 F

livebaseballscorecards.com

AB	38
R	7
H	13
RBI	7
BB	4
SO	3
LOB	19



Batter	1	2	3	4	5	6	7	8	9	10	11	AB R H RBI BB SO LOB	TOP
Bert Campaneris, R (1, 6) Larry Brown, R (7, 4) OBP: 0.285, SLG: 0.325 OBP: 0.236, SLG: 0.230	0-3 K ①		0-0 1-3 1B		0-0 E3		0-0 FC6-4 ②		0-0 6-3 ②		0-0 CS ③	4 0 1 1 0 1 1 1 0 0 0 0 0 0	
Joe Rudi, R (1, 7) OBP: 0.301, SLG: 0.385	0-0 F3 ②		0-0 1-3 1B		0-0 F8 ③		0-0 F9 ③		0-3 K ③			5 0 1 1 0 1 2	
Reggie Jackson, L (1, 9) OBP: 0.359, SLG: 0.512	0-0 4-3 ③		0-0 1-3 ②			0-0 HR		0-3 K ①		0-3 K ①		5 1 1 1 0 2 2	
Sal Bando, R (1, 5) OBP: 0.379, SLG: 0.450		0-0 5-3 ①	0-0 1-3 ③			0-0 HR		0-0 L8 ②		0-0 5-3 ②		5 1 1 1 0 0 2	
Rick Monday, L (1, 8) OBP: 0.333, SLG: 0.441		0-3 K ②		4-0 CS BB		0-0 6-3 ①		4-0 BB BB		0-0 F5 ③		3 1 0 0 2 1 0	
Curt Blefary, L (1, 2) OBP: 0.305, SLG: 0.371		0-0 4-3 ③		0-3 K ①		0-0 1-3 ②		4-0 BB BB				3 1 0 0 2 1 1	
Mike Hegan, L (1, 3) OBP: 0.348, SLG: 0.355			0-0 3-1 ①		0-0 F8 ②		0-0 F8 ③		0-0 BB 1B		0-0 SH2-3 BB	4 0 1 1 0 0 1	
Dwain Anderson, R (1, 4) OBP: 0.471, SLG: 0.467			0-0 SH 1B		0-0 CS ③	0-3 K ①		0-0 FC6-4 1B	0-0 6-3 ③		0-0 CS 1B	4 1 2 0 0 1 2 1 0 1 1 0 0 0 0 0 0 0 0 0 0 0 0 0 0 0 0 0	
Tommy Davis, R (11, PH) George Hendrick, R (11, PR) Gene Tenace, R (11, 2) OBP: 0.360, SLG: 0.410 OBP: 0.268, SLG: 0.306 OBP: 0.383, SLG: 0.442			0-0 SH 1B			0-0 K ②		0-3 K ①		0-0 F8 ①		1 1 0 0 0 0 0 1 0 0 0 0 1 1 2 0 0 0 0 0 1	
Vida Blue, S (1, 1) Rollie Fingers, R (6, 1) Darold Knowles, L (8, 1) OBP: 0.170, SLG: 0.130 OBP: 0.235, SLG: 0.212 OBP: 0.100, SLG: 0.100			0-0 SH 1B			0-0 L6 ②					0-0 L4 ②		
Inning Stats	R: 0 H: 0 E: 0 K: 1 S: 5	R: 0 H: 0 E: 0 K: 1 S: 5	R: 2 H: 3 E: 0 K: 0 S: 7	R: 0 H: 0 E: 0 K: 1 S: 4	R: 0 H: 0 E: 1 K: 1 S: 6	R: 2 H: 2 E: 0 K: 0 S: 5	R: 0 H: 1 E: 0 K: 1 S: 6	R: 1 H: 1 E: 0 K: 1 S: 6	R: 0 H: 0 E: 0 K: 1 S: 5	R: 0 H: 0 E: 0 K: 1 S: 5	R: 1 H: 1 E: 0 K: 0 S: 3	1B: 6 SF: 0 2B: 0 SAC: 2 3B: 0 DP: 0 HR: 2 HBP: 0	WP: 0 PA: 47 PB: 0 SB: 0 CS: 2
PITCHER	IP WLS BF H R ER SO BB IBB HBP BLK WP HR S P ERA WHIP												
Marty Pattin, R (1, 1) ERA: 3.16	7.2												
Ken Sanders, R (8, 1) ERA: 1.94	3.1	L	11	1	1	1	2	1	0	0	0		

Oakland Athletics @ Milwaukee Brewers
 Milwaukee County Stadium, Milwaukee, WI

Fri Sep 17 1971, 8:05 PM EDT
 Att. 11,632 - Unknown

livebaseballscorecards.com

AB	39
R	6
H	8
RBI	6
BB	4
SO	8
LOB	13



Batter	1	2	3	4	5	6	7	8	9	10	11	AB R H RBI BB SO LOB	BOTTOM																
Tommy Harper, R OBP: 0.335, SLG: 0.396 (1, 7)	4-0 1B G6-3 BB	0-0 F8		0-0 6-3			0-0 4-3			0-0 5-3		4 1 0 0 1 0 3	Oakland Athletics @ Milwaukee Brewers Milwaukee County Stadium, Milwaukee, WI Fri Sep 17 1971, 8:05 PM EDT Att. 11,632 - Unknown																
Rick Auerbach, R OBP: 0.283, SLG: 0.246 (1, 6)	0-0 1-3 G6-3 1B	0-0 5-3			0-3 K		0-0 1-3			0-0 6-3		5 0 1 0 0 1 1																	
Jose Cardenal, R OBP: 0.306, SLG: 0.374 (1, 8)	0-0 G6-3 1-2f 3-H		0-0 L8		0-0 L6		0-3 K			0-1 CI		4 0 0 0 0 1 1																	
Andy Kosco, R OBP: 0.300, SLG: 0.376 Ron Theobald, R OBP: 0.337, SLG: 0.321 (1, 3) (6, 4)	0-0 L5		0-0 F2		0-0 HR				0-0 5-3	0-0 L9		3 1 1 1 0 0 0 2 0 0 0 0 0 1																	
Dave May, L OBP: 0.346, SLG: 0.430 (1, 9)		4-0 E HR BB	0-0 L4		0-0 F9			0-3 K			0-0 1-3 SH1-4 1B	4 1 1 0 1 1 0																	
Roberto Pena, R OBP: 0.289, SLG: 0.337 (1, 5) (6, 3)		0-0 E9 1-3 HR		0-0 4-3 BB 1B		0-0 4-1		4-0 PO BB		0-0 SH1-4 1-2		3 1 1 0 1 0 1																	
Darrell Porter, L OBP: 0.311, SLG: 0.425 (1, 2)		0-0 1-H 3-H HR		0-3 K		0-0 F9		0-0 PO 1-2	0-3 K	0-0 1-3 2-3		5 1 1 3 0 2 2																	
Bob Heise, R OBP: 0.271, SLG: 0.283 (1, 4) (6, 5)		0-0 1B		4-0 1-2 4-3 BB		0-0 FC4 1B			0-0 F4	0-0 F9		4 0 2 0 1 0 1																	
Marty Pattin, R OBP: 0.159, SLG: 0.118 Ken Sanders, R (1, 1) (8, 1)		0-3 K		0-0 4-3 1-2 2-3		0-0 FC4 1-2f			0-3 K			3 0 0 0 0 1 4 1 0 0 0 0 1 0																	
Inning Stats	R: 1 E: 0 K: 0 S: 3	H: 1 LOB: 0 BB: 1 P: 7	R: 3 E: 1 K: 1 S: 8	H: 2 LOB: 1 BB: 1 P: 12	R: 0 E: 0 K: 0 S: 3	H: 0 LOB: 0 BB: 0 P: 3	R: 0 E: 0 K: 1 S: 6	H: 1 LOB: 2 BB: 1 P: 10	R: 1 E: 0 K: 1 S: 6	H: 1 LOB: 0 BB: 0 P: 6	R: 0 E: 0 K: 0 S: 4	H: 0 LOB: 1 BB: 0 P: 4		R: 0 E: 0 K: 1 S: 5	H: 0 LOB: 0 BB: 0 P: 5	R: 0 E: 0 K: 1 S: 4	H: 0 LOB: 0 BB: 1 P: 8	R: 0 E: 0 K: 2 S: 7	H: 0 LOB: 0 BB: 0 P: 7	R: 0 E: 1 K: 0 S: 4	H: 0 LOB: 1 BB: 0 P: 4	R: 0 E: 0 K: 0 S: 4	H: 1 LOB: 1 BB: 0 P: 4	R: 0 E: 0 K: 0 S: 4	H: 1 LOB: 1 BB: 0 P: 4	1B: 5 2B: 0 3B: 0 HR: 2	SF: 0 SAC: 1 DP: 1 HBP: 0	WP: 0 PB: 0 SB: 0 CS: 0	PA: 45
PITCHER	IP WLS BF H R ER SO BB IBB HBP BLK WP HR S P ERA WHIP													IP WLS BF H R ER SO BB IBB HBP BLK WP HR S P ERA WHIP															
Vida Blue, L ERA: 1.89 (1, 1)	5.0 23 5 5 4 3 3 0 0 0 0 0 2 26 38 7.20 1.600																												
Rollie Fingers, R ERA: 2.61 (6, 1)	2.0 7 1 0 0 1 0 0 0 0 0 0 0 9 9 0.00 0.500																												
Darold Knowles, L ERA: 3.86 (8, 1)	4.0 W 14 1 0 0 3 1 0 0 0 0 0 19 23 0.00 0.500																												

livebaseballscores.com

AB	38
R	5
H	7
RBI	4
BB	4
SO	7
LOB	14



Batter	1	2	3	4	5	6	7	8	9	AB R H RBI BB SO LOB	TOP									
Bert Campaneris, R (1, 6) OBP: 0.285, SLG: 0.324 Bob Locker, S (8, 1)	0-0 F9		0-0 G4-3 1B			0-0 6-3		0-0 L8	0-3 K	4 0 1 0 0 0 0 1 0 0 0 0 1 1										
Joe Rudi, R (1, 7) OBP: 0.304, SLG: 0.391	0-0 4-3 3B		0-0 G4-3			0-0 3B 1B		4-0 BB		3 2 2 0 1 0 2										
Reggie Jackson, L (1, 9) OBP: 0.359, SLG: 0.514	0-0 4-3			0-0 4-3		0-0 3B		0-0 L8		4 0 1 2 0 0 1										
Sal Bando, R (1, 5) OBP: 0.376, SLG: 0.447	0-0 F4			0-0 5-3		0-0 L8		0-0 L8		4 0 0 0 0 0 2										
Mike Hegan, L (1, 3) OBP: 0.347, SLG: 0.353		0-0 F7		0-0 4-3		0-0 G3			0-0 SH3-4 3B 1B	4 1 1 0 0 0 0										
Gene Tenace, R (1, 2) OBP: 0.383, SLG: 0.437		0-3 K			0-0 F8		4-0 BB BB		0-0 SH3-4	2 0 0 0 1 1 0										
Rick Monday, L (1, 8) OBP: 0.332, SLG: 0.437		0-3 K			0-3 K		0-3 K		4-0 3B IBB	3 1 0 0 1 3 1										
Dwain Anderson, R (1, 4) OBP: 0.476, SLG: 0.556 (8, 6)			0-0 6-3		0-3 K		4-0 BB		0-0 3B	3 0 1 2 1 1 0										
Catfish Hunter, R (1, 1) OBP: 0.373, SLG: 0.420 Mudcat Grant, R (6, 1) OBP: 0.333, SLG: 0.364 Larry Brown, R (8, 4) OBP: 0.235, SLG: 0.229			0-0 1B 1B		0-0 F3		0-3 K		0-0 5-3	2 0 1 0 0 0 0 1 0 0 0 0 1 2 1 0 0 0 0 0 1										
Inning Stats	R: 1 E: 0 K: 0 S: 4	H: 1 LOB: 0 BB: 0 P: 4	R: 0 E: 0 K: 2 S: 7	H: 0 LOB: 0 BB: 0 P: 7	R: 0 E: 0 K: 0 S: 4	H: 2 LOB: 1 BB: 0 P: 4	R: 0 E: 0 K: 0 S: 3	H: 0 LOB: 0 BB: 0 P: 3	R: 0 E: 0 K: 2 S: 7	H: 0 LOB: 2 BB: 2 P: 15	R: 0 E: 0 K: 0 S: 3	H: 0 LOB: 1 BB: 1 P: 7	R: 2 E: 0 K: 1 S: 7	H: 2 LOB: 1 BB: 1 P: 11	1B: 4 2B: 0 3B: 3 HR: 0	SF: 0 SAC: 1 DP: 1 HBP: 0	WP: 0 PB: 0 SB: 0 CS: 0	PA: 37		
PITCHER	IP WLS BF H R ER SO BB IBB HBP BLK WP HR S P ERA WHIP																			
Jim Slaton, R (1, 1) ERA: 4.1	8.0		5 2 2 6 3 0 0 0 0 0 0 0 0 40 52 2.25 1.000																	
Jerry Bell, R (9, 1) ERA: 3.86	1.0	L	6 2 2 2 1 0 1 0 0 0 0 0 0 7 11 18.00 2.000																	

Oakland Athletics @ Milwaukee Brewers
Milwaukee County Stadium, Milwaukee, WI

AB 32
R 4
H 7
RBI 4
BB 4
SO 7
LOB 10



Sat Sep 18 1971, 8:05 PM EDT
Att. 11,063 - Unknown - 69 F

livebaseballscorecards.com

Batter	1	2	3	4	5	6	7	8	9	AB R H RBI BB SO LOB
Tommy Harper, R (1, 7) OBP: 0.335, SLG: 0.394	0-0 E5 G4-6-3 1B	0-3 K			0-0 F8		4-0 BB		0-0 L7	4 0 0 0 1 1 3
Rick Auerbach, R (1, 6) OBP: 0.282, SLG: 0.246 Andy Kosco, R (9, PH) OBP: 0.299, SLG: 0.374	0-0 G4-6-3 1-2 1B		0-0 L6		0-0 5-3		0-0 F8		0-3 K	4 0 1 0 0 0 1 1 0 0 0 0 1 2
Dave May, L (1, 9) OBP: 0.346, SLG: 0.428	0-0 G4-6-3 1-2f 2-3		0-0 FC5 BB 1B		0-0 4-3			0-0 FC5-4 1B		4 0 2 0 0 0 2
Jose Cardenal, R (1, 8) OBP: 0.303, SLG: 0.372	0-0 4-3		0-3 K		0-0 4-3			0-0 F8		4 0 0 0 0 1 3
John Briggs, L (1, 3) OBP: 0.377, SLG: 0.442		4-0 2B BB	4-0 1-2 BB		1-0 HBP			0-0 FC5-4 1-2f		1 1 0 0 2 0 1
Darrell Porter, L (1, 2) OBP: 0.264, SLG: 0.354		0-3 K	0-0 FC5		0-0 F8			0-0 F6		4 0 0 0 0 1 5
Dick Schofield, S (1, 5) OBP: 0.304, SLG: 0.264		0-3 K		0-0 F9		0-0 L7			0-0 F8	4 0 0 0 0 1 2
Bob Heise, R (1, 4) OBP: 0.268, SLG: 0.279 Frank Tepedino, L (9, PH) OBP: 0.212, SLG: 0.241		0-0 2B 1B	0-3 K		0-3 K		0-0 F3		0-0 BB 1B	3 1 1 0 0 1 0 1 0 1 0 0 0 0
Bill Parsons, R (1, 1) OBP: 0.260, SLG: 0.261 Rob Ellis, R (7, PH) OBP: 0.278, SLG: 0.216 Bob Reynolds, R (8, 1) Paul Ratliff, L (9, PH) OBP: 0.247, SLG: 0.373 Ron Theobald, R (9, PR) OBP: 0.337, SLG: 0.321		0-0 2B	0-0 5-3		0-0 5-3		0-3 K		4-0 BB	2 0 1 2 0 0 0 1 0 0 0 0 1 0 0 0 0 0 0 0 0 0 0 0 0 1 0 0 0 0 0 0 0 0 0

Inning Stats	R: 0 E: 1 K: 0 S: 4	H: 1 LOB: 1 BB: 0 P: 4	R: 2 E: 0 K: 3 S: 11	H: 2 LOB: 1 BB: 1 P: 15	R: 0 E: 0 K: 1 S: 6	H: 1 LOB: 2 BB: 1 P: 10	R: 0 E: 0 K: 1 S: 5	H: 0 LOB: 0 BB: 0 P: 5	R: 0 E: 0 K: 0 S: 3	H: 0 LOB: 0 BB: 0 P: 3	R: 0 E: 0 K: 0 S: 3	H: 0 LOB: 1 BB: 0 P: 4	R: 0 E: 0 K: 1 S: 5	H: 0 LOB: 1 BB: 1 P: 9	R: 0 E: 0 K: 0 S: 4	H: 1 LOB: 1 BB: 0 P: 4	R: 0 E: 0 K: 1 S: 6	H: 1 LOB: 2 BB: 1 P: 10	1B: 5 2B: 1 3B: 0 HR: 0	SF: 0 SAC: 0 DP: 1 HBP: 1	WP: 0 PB: 0 SB: 0 CS: 0	PA: 38
--------------	------------------------------	---------------------------------	-------------------------------	----------------------------------	------------------------------	----------------------------------	------------------------------	---------------------------------	------------------------------	---------------------------------	------------------------------	---------------------------------	------------------------------	---------------------------------	------------------------------	---------------------------------	------------------------------	----------------------------------	----------------------------------	------------------------------------	----------------------------------	--------

PITCHER	IP	WLS	W	BF	H	R	ER	SO	BB	IBB	HBP	BLK	WP	HR	S	P	ERA	WHIP
Diego Segui, R (1, 1) ERA: 3.21	5.0			21	4	2	2	5	2	0	0	0	0	0	29	37	3.60	1.200
Jim Roland, L (6, 1) ERA: 3.09	2.0			8	0	0	0	1	1	0	1	0	0	0	8	13	0.00	0.500
Ron Kimkowski, R (8, 1) ERA: 3.79	2.0	S		9	2	0	0	1	1	0	0	0	0	0	10	14	0.00	1.500

BOTTOM

Oakland Athletics @ Milwaukee Brewers
Milwaukee County Stadium, Milwaukee, WI

Sun Sep 19 1971, 4:33 AM EDT
Att. 4,082 - Unknown - 59 F

livebaseballscores.com

AB	33
R	2
H	6
RBI	2
BB	4
SO	7
LOB	19



Batter	1	2	3	4	5	6	7	8	9	AB R H RBI BB SO LOB	TOP
Tommy Harper, R (1, 7) OBP: 0.339, SLG: 0.396	0-0 S S 1B	0-0 2-H 1B			4-0 FC5-6 BB		4-0 FC6-4 BB		0-3 K	3 0 2 1 2 1 0	
Rick Auerbach, R (1, 6) OBP: 0.281, SLG: 0.243	4-0 S 1-2 BB	0-0 L5			0-0 F8		0-0 FC6-4		1-2f 2-3	3 0 0 0 1 0 4	
Dave May, L (1, 8) OBP: 0.343, SLG: 0.425	0-3 K 1-2 2-3			0-0 F5	0-0 FC5-6 CS		0-3 K			4 0 0 0 0 2 5	
John Briggs, L (1, 3) OBP: 0.375, SLG: 0.439 Roberto Pena, R (8, PH) OBP: 0.288, SLG: 0.336 (8, 3)	0-3 K			0-3 K	0-0 CS	0-0 F7		0-0 L8		3 0 0 0 0 2 2 1 0 0 0 0 0 0	
Andy Kosco, R (1, 9) OBP: 0.298, SLG: 0.385	0-0 6-3			0-0 HR		0-0 4-3		0-0 F7		4 1 1 1 0 0 2	
Darrell Porter, L (1, 2) OBP: 0.316, SLG: 0.380		4-0 1B S 5-3 BB		0-0 CS 1B		0-0 1B		4-0 BB		2 1 2 0 2 0 0	
Tom Matchick, L (1, 5) OBP: 0.282, SLG: 0.278 Bob Heise, R (8, PH) OBP: 0.267, SLG: 0.278 (8, 5)		0-0 F7		0-0 CS	0-3 K	0-3 K		0-3 K		3 0 0 0 0 2 2 1 0 0 0 0 1 1	AB 31 R 3 H 7 RBI 3 BB 5 SO 9 LOB 17
Ron Theobald, R (1, 4) OBP: 0.339, SLG: 0.323		0-0 5-3 1B 2-3 1B		0-0 6-3		0-0 6-3		0-0 FC6-4 SH2-4 1B		4 1 2 0 0 0 0	
Skip Lockwood, R (1, 1) OBP: 0.152, SLG: 0.148		0-0 5-3		0-3 K		0-0 SH2-4		0-0 1-3		3 0 0 1 0 1 1	
Inning Stats	R: 0 H: 1 E: 0 LOB: 2 K: 2 BB: 1 S: 8 P: 12	R: 2 H: 2 E: 0 LOB: 1 K: 0 BB: 1 S: 5 P: 9	R: 1 H: 2 E: 0 LOB: 0 K: 1 BB: 0 S: 6 P: 6	R: 0 H: 0 E: 0 LOB: 0 K: 2 BB: 0 S: 7 P: 7	R: 0 H: 0 E: 0 LOB: 0 K: 0 BB: 1 S: 2 P: 6	R: 0 H: 1 E: 0 LOB: 1 K: 1 BB: 0 S: 6 P: 6	R: 0 H: 1 E: 0 LOB: 2 K: 1 BB: 1 S: 6 P: 10	R: 0 H: 0 E: 0 LOB: 1 K: 1 BB: 1 S: 5 P: 9	R: 0 H: 0 E: 0 LOB: 0 K: 1 BB: 0 S: 5 P: 5	1B: 6 SF: 0 2B: 0 SAC: 1 3B: 0 DP: 0 HR: 1 HBP: 0	WP: 0 PA: 39 PB: 0 SB: 4 CS: 2
PITCHER	IP WLS BF H R ER SO BB IBB HBP BLK WP HR S P ERA WHIP										
Ray Corbin, R (1, 1) ERA: 4.12	7.0 L 30 7 3 3 7 4 0 0 0 0 1 40 56 3.86 1.571										
Jim Strickland, L (8, 1) ERA: 1.44	2.0 7 0 0 0 2 1 0 0 0 0 0 10 14 0.00 0.500										

Milwaukee Brewers @ Minnesota Twins
Metropolitan Stadium, Bloomington, MI

Mon Sep 20 1971, 4:33 AM EDT
Att: 3,110 - Unknown - 69 F

livebaseballscorecards.com



Batter	1	2	3	4	5	6	7	8	9	AB R H RBI BB SO LOB	TOP	
Jose Cardenal, R (1, 9) OBP: 0.301, SLG: 0.370	0-0 6-3		0-0 1-3			0-0 F9		0-0 SF9		3 0 0 1 0 0 0		
Rick Auerbach, R (1, 6) OBP: 0.276, SLG: 0.238	0-0 F8		0-0 L8			0-0 5-3		0-0 F2		4 0 0 0 0 0 1		
Dave May, L (1, 8) OBP: 0.343, SLG: 0.423	0-0 FC5 BB 1B			0-0 2-3			0-0 G3		0-0 L9	4 0 1 0 0 0 0		
John Briggs, L (1, 3) OBP: 0.378, SLG: 0.456 Roberto Pena, R (9, 3) OBP: 0.288, SLG: 0.336	4-0 BB 1-2 BB		0-0 L3			0-0 HR		0-0 HR		3 2 2 2 1 0 0 0 0 0 0 0 0 0		
Andy Kosco, R (1, 7) OBP: 0.293, SLG: 0.378	0-0 FC5 2-3f		0-0 F9			0-0 L9		0-0 F7		4 0 0 0 0 0 2		
Darrell Porter, L (1, 2) OBP: 0.295, SLG: 0.352		0-3 K			0-0 F8		0-0 F8		0-0 F8	4 0 0 0 0 1 0		
Tom Matchick, L (1, 5) OBP: 0.274, SLG: 0.270		0-0 3-1			0-0 F9			0-0 F8		3 0 0 0 0 0 0		
Ron Theobald, R (1, 4) OBP: 0.339, SLG: 0.323		0-3 K			0-0 F3			0-0 E 1B E 1B		3 1 1 0 0 1 0		
Lew Krausse, R (1, 1) OBP: 0.104, SLG: 0.023 Frank Tepedino, L (8, PH) OBP: 0.219, SLG: 0.248 Bobby Mitchell, R (8, PR) OBP: 0.267, SLG: 0.352 Ken Sanders, R (8, 1)		0-3 K			0-3 K			0-0 E8 1-H SF9 1B		2 0 0 0 0 2 0 1 0 1 0 0 0 0 0 1 0 0 0 0 0 0 0 0 0 0 0 0		
Inning Stats	R: 0 H: 1 E: 0 LOB: 2 K: 0 BB: 1 S: 4 P: 8	R: 0 H: 0 E: 0 LOB: 0 K: 2 BB: 0 S: 7 P: 7	R: 0 H: 0 E: 0 LOB: 0 K: 1 BB: 0 S: 5 P: 5	R: 0 H: 0 E: 0 LOB: 0 K: 0 BB: 0 S: 3 P: 3	R: 0 H: 0 E: 0 LOB: 0 K: 0 BB: 0 S: 3 P: 3	R: 0 H: 0 E: 0 LOB: 0 K: 1 BB: 0 S: 5 P: 5	R: 1 H: 1 E: 0 LOB: 0 K: 0 BB: 0 S: 4 P: 4	R: 2 H: 2 E: 1 LOB: 1 K: 0 BB: 0 S: 5 P: 5	R: 1 H: 1 E: 0 LOB: 0 K: 0 BB: 0 S: 4 P: 4	1B: 3 SF: 1 2B: 0 SAC: 0 3B: 0 DP: 0 HR: 2 HBP: 0	WP: 0 PA: 33 PB: 0 SB: 0 CS: 0	
PITCHER Jim Perry, R (1, 1) ERA: 4.29	IP WLS BF H R ER SO BB IBB HBP BLK WP HR S P ERA WHIP	9.0 L 33 5 4 2 4 1 0 0 0 0 0 2 40 44 2.00 0.667										

Milwaukee Brewers @ Minnesota Twins
Metropolitan Stadium, Bloomington, MI

Tue Sep 21 1971, 4:33 AM EDT
Att: 3,204 - Unknown - 57 F

livebaseballscorecards.com

AB 31
R 4
H 5
RBI 3
BB 1
SO 4
LOB 3



Batter	1	2	3	4	5	6	7	8	9	AB R H RBI BB SO LOB	TOP																		
Jose Cardenal, R OBP: 0.300, SLG: 0.370 (1, 9) X	0-0 F8		0-0 G5-4-3 1B		0-0 SF7		0-0 F8			3 0 1 1 0 0 0																			
Rick Auerbach, R OBP: 0.276, SLG: 0.238 (1, 6) X	0-0 F7		0-0 G5-4-3 1-2f		0-0 1B			0-0 6-3		4 0 1 0 0 0 1																			
Dave May, L OBP: 0.344, SLG: 0.430 (1, 8) X	0-0 F8			0-0 HR	0-0 4-3			0-0 F8 1B		4 1 2 1 0 0 1																			
John Briggs, L OBP: 0.381, SLG: 0.468 (1, 3) (9, 7)		0-0 E 2B		4-0 BB		0-0 HR		0-0 F8 1-2		3 2 2 1 1 0 1																			
Andy Kosco, R OBP: 0.289, SLG: 0.373 Bob Heise, R OBP: 0.267, SLG: 0.278 (1, 7) (9, 5)		0-3 K		0-0 F4		0-0 1-3		0-0 5-3		4 0 0 0 0 1 2 0 0 0 0 0 0 0																			
Darrell Porter, L OBP: 0.297, SLG: 0.351 Ellie Rodriguez, R OBP: 0.316, SLG: 0.262 (1, 2) (9, PH) (9, 2)		0-0 E2 FC6-4 1B		0-3 K		0-0 4-3		0-0 5-3		3 0 1 0 0 1 1 1 0 0 0 0 0 0																			
Tom Matchick, L OBP: 0.286, SLG: 0.262 Roberto Pena, R OBP: 0.287, SLG: 0.335 (1, 5) (9, PH) (9, 3)		0-0 F5		0-0 F5		0-0 F7		0-0 L5		3 0 0 0 0 0 2 1 0 0 0 0 0 0																			
Ron Theobald, R OBP: 0.339, SLG: 0.326 (1, 4)		0-0 FC6-4 1-2f			0-0 SH3-4 SF7 2B		0-0 4-3			3 1 1 0 0 0 1																			
Marty Pattin, R OBP: 0.155, SLG: 0.115 Ken Sanders, R (1, 1) (7, 1)			0-0 F9		0-0 SH3-4 2-3		0-0 6-3			2 0 0 0 0 0 0 0 0 0 0 0 0 0																			
Inning Stats	R: 0 E: 0 K: 0 S: 3	H: 0 LOB: 0 BB: 0 P: 3	R: 1 E: 1 K: 1 S: 7	H: 2 LOB: 1 BB: 0 P: 7	R: 0 E: 0 K: 0 S: 3	H: 1 LOB: 0 BB: 0 P: 3	R: 1 E: 0 K: 1 S: 6	H: 1 LOB: 1 BB: 1 P: 10	R: 1 E: 0 K: 0 S: 5	H: 2 LOB: 1 BB: 0 P: 5	R: 1 E: 0 K: 0 S: 4	H: 1 LOB: 0 BB: 0 P: 4	R: 0 E: 0 K: 0 S: 3	H: 0 LOB: 0 BB: 0 P: 3	R: 0 E: 0 K: 0 S: 3	H: 1 LOB: 1 BB: 0 P: 3	R: 0 E: 0 K: 0 S: 3	H: 0 LOB: 0 BB: 0 P: 3	1B: 4 2B: 2 3B: 0 HR: 2	SF: 1 SAC: 1 DP: 1 HBP: 0	WP: 0 PB: 0 SB: 0 CS: 0	PA: 34							
PITCHER	IP WLS BF H R ER SO BB IBB HBP BLK WP HR S P ERA WHIP																												
Catfish Hunter, R ERA: 3.0 (1, 1)	5.0		21	6	3	2	2	1	0	0	0	0	0	1	24	28	3.60	1.400											
Rollie Fingers, R ERA: 2.81 (6, 1)	2.0		7	1	1	1	0	0	0	0	0	0	1	7	7	4.50	0.500												
Darold Knowles, L ERA: 3.63 (8, 1)	2.0	W	6	1	0	0	0	0	0	0	0	0	0	6	6	0.00	0.500												

Milwaukee Brewers @ Oakland Athletics
Oakland-Alameda County Coliseum, Oakland, CA

Thu Sep 23 1971, 7:05 PM PDT
Att. 1,535 - Unknown

livebaseballscorecards.com

AB	31
R	4
H	8
RBI	3
BB	1
SO	2
LOB	9



Batter	1	2	3	4	5	6	7	8	9	AB R H RBI BB SO LOB	TOP	
Tommy Harper, R (1, 7) OBP: 0.338, SLG: 0.394 Roberto Pena, R (9, 3) OBP: 0.287, SLG: 0.335	0-0 1B 1B		0-0 4-3		0-3 K	0-3 K			0-0 6-3	5 0 1 0 0 2 2 0 0 0 0 0 0 0		
Rick Auerbach, R (1, 6) OBP: 0.283, SLG: 0.260	0-0 1-3 1B		0-0 3-1 1B		0-0 HR			0-0 F7	0-3 K	5 1 3 1 0 1 0		
Dave May, L (1, 8) OBP: 0.343, SLG: 0.429	0-0 L9		0-0 3-1		0-0 1-3 WP 1B			0-0 L7		4 0 1 0 0 0 3		
John Briggs, L (1, 3) OBP: 0.382, SLG: 0.466 (9, 7)	0-0 F9		4-0 1-2 IBB		0-0 1-3			4-0 FC5-4 BB		2 0 0 0 2 0 3		
Jose Cardenal, R (1, 9) OBP: 0.298, SLG: 0.366	0-0 1-3		0-0 F8		0-0 1-3			0-0 FC5-4 1-2f		4 0 0 0 0 0 6		
Darrell Porter, L (1, 2) OBP: 0.294, SLG: 0.333		0-3 K		4-0 BB G6-4-3		0-3 K		0-0 F4		3 0 0 0 1 2 0		
Tom Matchick, L (1, 5) OBP: 0.274, SLG: 0.271		0-3 K		0-0 G6-4-3 1-2f		0-0 G3 1B 1B		0-0 G6-4-3 1B		4 0 2 0 0 1 1		
Ron Theobald, R (1, 4) OBP: 0.343, SLG: 0.331		0-0 1B		0-0 1B		0-0 G3 1B 1B		0-0 G6-4-3 1-2f		4 0 3 0 0 0 1		
Jim Slaton, R (1, 1) OBP: 0.163, SLG: 0.089		0-3 K		0-3 K		0-0 G3		0-0 L9		4 0 0 0 0 2 4		
Inning Stats	R: 0 H: 2 E: 0 LOB: 2 K: 0 BB: 0 S: 5 P: 5	R: 0 H: 1 E: 0 LOB: 1 K: 3 BB: 0 S: 10 P: 10	R: 0 H: 1 E: 0 LOB: 2 K: 0 BB: 1 S: 4 P: 8	R: 0 H: 1 E: 0 LOB: 1 K: 1 BB: 1 S: 5 P: 9	R: 1 H: 2 E: 0 LOB: 1 K: 1 BB: 0 S: 7 P: 7	R: 0 H: 2 E: 0 LOB: 2 K: 2 BB: 0 S: 9 P: 9	R: 0 H: 0 E: 0 LOB: 1 K: 0 BB: 1 S: 3 P: 7	R: 0 H: 1 E: 0 LOB: 0 K: 0 BB: 0 S: 3 P: 3	R: 0 H: 0 E: 0 LOB: 0 K: 1 BB: 0 S: 5 P: 5	1B: 9 SF: 0 2B: 0 SAC: 0 3B: 0 DP: 2 HR: 1 HBP: 0	WP: 1 PA: 38 PB: 0 SB: 0 CS: 0	
PITCHER Diego Segui, R (1, 1) ERA: 3.16 Bob Locker, R (6, 1) ERA: 2.73 Mudcat Grant, R (8, 1) ERA: 3.17	IP WLS BF H R ER SO BB IBB HBP BLK WP HR S P ERA WHIP											
	5.0 L 23 7 1 1 5 1 1 0 0 1 1 31 39 1.80 1.600											
	2.0 9 2 0 0 2 1 0 0 0 0 0 12 16 0.00 1.500											
	2.0 6 1 0 0 1 0 0 0 0 0 0 8 8 0.00 0.500											
PITCHER	IP WLS BF H R ER SO BB IBB HBP BLK WP HR S P ERA WHIP											

Milwaukee Brewers @ Oakland Athletics
Oakland-Alameda County Coliseum, Oakland, CA

Fri Sep 24 1971, 7:05 PM PDT
Att. 3,595 - Unknown

livebaseballscorecards.com

AB 35
R 1
H 10
RBI 1
BB 3
SO 8
LOB 20



Batter	1	2	3	4	5	6	7	8	9	AB R H RBI BB SO LOB
Dwain Anderson, R (1, 6) OBP: 0.350, SLG: 0.389 Reggie Jackson, L (9, PH) OBP: 0.356, SLG: 0.505 George Hendrick, R (9, PR) OBP: 0.259, SLG: 0.295	0-3 K		0-0 6-3			0-0 F4			0-0 1B	3 0 0 0 0 1 0 1 0 1 0 0 0 0 0 0 0 0 0 0 0
Joe Rudi, R (1, 7) OBP: 0.305, SLG: 0.390	0-0 1B			0-0 F6			0-0 FC1-6 1B		0-0 F9	4 0 2 0 0 0 1
Rick Monday, L (1, 8) OBP: 0.335, SLG: 0.444	0-3 K			0-0 4-3			0-0 FC1-6 1B 1-2f		0-0 1B	4 0 1 0 0 1 2
Mike Epstein, L (1, 3) OBP: 0.387, SLG: 0.408 Curt Blefary, L (8, 5) OBP: 0.294, SLG: 0.348	0-3 K		0-3 K				0-0 G6-4-3 1B		0-0 F9	3 0 1 0 0 2 1 1 0 0 0 0 0 2
Sal Bando, R (1, 5) OBP: 0.376, SLG: 0.449 Mudcat Grant, R (8, 1) OBP: 0.333, SLG: 0.364		0-0 F7		0-3 K			0-0 G6-4-3 1B 1-2f			3 0 0 0 0 1 2 0 0 0 0 0 0 0
Angel Mangual, R (1, 9) OBP: 0.327, SLG: 0.369		0-3 K		0-0 5-3				0-0 F9		3 0 0 0 0 1 0
Dave Duncan, R (1, 2) OBP: 0.306, SLG: 0.414		0-3 K		0-0 F2				0-0 F3		3 0 0 0 0 1 0
Larry Brown, R (1, 4) OBP: 0.239, SLG: 0.234			0-0 L7			0-0 1-3		0-0 6-3		3 0 0 0 0 0 0
Diego Segui, R (1, 1) OBP: 0.122, SLG: 0.149 Bob Locker, S (6, 1) Mike Hegan, L (8, 3) OBP: 0.345, SLG: 0.351			0-3 K			0-3 K			0-3 K	1 0 0 0 0 1 0 1 0 0 0 0 1 0 1 0 0 0 0 1 0

Inning Stats	R: 0	H: 1	E: 0	LOB: 1	K: 3	S: 10	P: 10	R: 0	H: 0	E: 0	LOB: 0	K: 2	S: 7	R: 0	H: 0	E: 0	LOB: 0	K: 1	S: 5	R: 0	H: 0	E: 0	LOB: 0	K: 1	S: 5	R: 0	H: 0	E: 0	LOB: 0	K: 1	S: 5	R: 0	H: 2	E: 0	LOB: 1	K: 0	S: 4	R: 0	H: 0	E: 0	LOB: 0	K: 0	S: 3	R: 0	H: 2	E: 0	LOB: 2	K: 1	S: 7	1B: 5	SF: 0	2B: 0	SAC: 0	3B: 0	DP: 1	HR: 0	HBP: 0	WP: 0	PA: 31
PITCHER Jim Staton, R (1, 1) ERA: 3.84	IP	WLS	BF	H	R	ER	SO	BB	IBB	HBP	BLK	WP	HR	S	P	ERA	WHIP	IP	WLS	BF	H	R	ER	SO	BB	IBB	HBP	BLK	WP	HR	S	P	ERA	WHIP	IP	WLS	BF	H	R	ER	SO	BB	IBB	HBP	BLK	WP	HR	S	P	ERA	WHIP								

BOTTOM

Milwaukee Brewers @ Oakland Athletics
Oakland-Alameda County Coliseum, Oakland, CA

livebaseballscores.com

AB	31
R	0
H	5
RBI	0
BB	0
SO	10
LOB	8



Fri Sep 24 1971, 7:05 PM PDT
Att. 3,595 - Unknown

Batter	1	2	3	4	5	6	7	8	9	AB R H RBI BB SO LOB	TOP																									
Tommy Harper, R (1, 7) OBP: 0.335, SLG: 0.391	0-3 K	0-0 6-3			0-0 F8		0-0 FC6-4	0-0 F3		5 0 0 0 0 1 3																										
Rick Auerbach, R (1, 6) OBP: 0.281, SLG: 0.259	0-0 L7	0-0 6-3			0-0 5-3			0-3 K	0-0 WP 1B	5 1 1 0 0 1 0																										
Dave May, L (1, 8) OBP: 0.346, SLG: 0.429	0-0 BB 2B 1B				0-0 4-3			4-0 1B BB	0-0 F9	4 2 2 0 1 0 1																										
John Briggs, L (1, 3) OBP: 0.385, SLG: 0.466	4-0 BB BB BB				0-0 5-3			0-0 1B BB	0-0 F9	4 3 2 1 1 0 1																										
Dick Schofield, S (9, 5) OBP: 0.304, SLG: 0.264	1-2 2B BB							1-2 2B 1B	0-0 1B	0 0 0 0 0 0 0																										
Jose Cardenal, R (1, 9) OBP: 0.301, SLG: 0.371	0-0 BB 1-H 2-H 2B				0-0 F7			0-0 2B 1B 1B	0-0 FC4-6 1B	5 1 3 4 0 1 1																										
Darrell Porter, L (1, 2) OBP: 0.296, SLG: 0.323	4-0 BB BB BB				0-0 F9			0-0 1B 2B	0-3 K	2 0 0 0 1 0 1																										
Andy Kosco, R (8, PH) OBP: 0.292, SLG: 0.379								1-3 2-H 1B 2B		1 1 1 1 0 0 0																										
Ellie Rodriguez, R (8, 2) OBP: 0.315, SLG: 0.261										1 0 0 0 0 1 1																										
Tom Matchick, L (1, 5) OBP: 0.276, SLG: 0.266	4-0 BB BB BB				0-0 3-1			0-0 1-3	0-0 FC4-6	2 0 0 0 1 0 0																										
Roberto Pena, R (8, PH) OBP: 0.288, SLG: 0.336	1-2 2-3 BB							WP 1-3 1B	1-2 1-2	2 0 1 1 0 0 1																										
Ron Theobald, R (1, 4) OBP: 0.340, SLG: 0.327	0-0 6-3				0-0 F9			0-0 F8	0-0 1-3	4 0 0 1 0 0 4																										
Bill Parsons, R (1, 1) OBP: 0.256, SLG: 0.257								0-0 FC6-4 1B	4-0 WP IBB	1 0 0 0 0 0 0																										
Bob Reynolds, R (4, 1) OBP: 0.226, SLG: 0.255										1 0 0 0 0 1 0																										
Frank Tepedino, L (7, PH) OBP: 0.226, SLG: 0.255										1 0 1 0 0 0 0																										
Floyd Weaver, R (7, 1) OBP: 0.255, SLG: 0.373										0 0 0 0 0 0 0																										
Paul Ratliff, L (8, PH) OBP: 0.255, SLG: 0.373										0 0 0 0 1 0 0																										
Marcelino Lopez, R (8, PH) OBP: 0.059, SLG: 0.059										0 0 0 0 0 0 0																										
Jerry Bell, S (8, 1) OBP: 0.059, SLG: 0.059										0 0 0 0 0 0 0																										
Inning Stats	R: 2 E: 0 K: 1 S: 7	H: 2 LOB: 3 BB: 3 P: 19	R: 0 E: 0 K: 0 S: 3	H: 0 LOB: 0 BB: 0 P: 3	R: 0 E: 0 K: 0 S: 3	H: 0 LOB: 0 BB: 0 P: 3	R: 0 E: 0 K: 0 S: 3	H: 0 LOB: 0 BB: 0 P: 3	R: 0 E: 1 K: 1 S: 6	H: 1 LOB: 1 BB: 0 P: 6	R: 0 E: 0 K: 0 S: 4	H: 1 LOB: 1 BB: 0 P: 4	R: 4 E: 0 K: 1 S: 9	H: 4 LOB: 3 BB: 2 P: 17	R: 2 E: 0 K: 1 S: 8	H: 3 LOB: 1 BB: 0 P: 8	1B: 9 2B: 2 3B: 0 HR: 0	SF: 0 SAC: 0 DP: 0 HBP: 0	WP: 2 PB: 0 SB: 0 CS: 0	PA: 43																
PITCHER	IP WLS BF H R ER SO BB IBB HBP BLK WP HR S P ERA WHIP																																			
Chuck Dobson, R (1, 1) ERA: 3.64	0.2		7	2	2	2	1	3	0	0	0	0	0	6	18	27.00	7.500																			
Ron Klimkowski, R (1, 1) ERA: 3.18	6.1		21	2	0	0	2	0	0	0	0	0	0	25	25	0.00	0.316																			
Rollie Fingers, R (8, 1) ERA: 3.02	0.1		4	2	3	3	1	1	0	0	0	0	0	5	9	81.00	9.000																			
Darold Knowles, L (8, 1) ERA: 3.76	0.0		2	2	0	0	0	0	0	0	0	0	0	2	2	∞	∞																			
Bob Locker, R (8, 1) ERA: 2.92	1.2	L	9	3	3	3	1	0	1	0	0	2	0	10	14	16.20	1.800																			

Milwaukee Brewers @ Oakland Athletics
Oakland-Alameda County Coliseum, Oakland, CA

Sat Sep 25 1971, 3:33 AM PDT
Att. 5,873 - Unknown

AB	38
R	8
H	11
RBI	8
BB	5
SO	5
LOB	13



Batter	1	2	3	4	5	6	7	8	9	AB R H RBI BB SO LOB	TOP									
Tommy Harper, R (1, 7) OBP: 0.334, SLG: 0.390	0-0 6-3			0-0 1-3 1B		0-0 6-3			0-0 5-3	4 0 1 0 0 0 0	Milwaukee Brewers @ Oakland Athletics Oakland-Alameda County Coliseum, Oakland, CA Sun Sep 26 1971, 3:33 AM PDT Att: 10,687 - Unknown livebaseballscorecards.com									
Rick Auerbach, R (1, 6) OBP: 0.276, SLG: 0.254	0-0 F5			0-0 F8		0-0 F6		0-0 L8	4 0 0 0 0 0 1											
Jose Cardenal, R (1, 9) OBP: 0.301, SLG: 0.371 Frank Tepedino, L (7, 3) OBP: 0.224, SLG: 0.252	0-3 K			0-0 1-3 1-2		0-0 FC6-4 1B		0-0 F8	3 0 1 0 0 1 1 1 0 0 0 0 0 0											
Andy Kosco, R (1, 3) OBP: 0.289, SLG: 0.375 (7, 9)		0-0 6-3		0-3 K		0-0 FC6-4 1-2f			3 0 0 0 0 1 2											
Roberto Pena, R (1, 5) OBP: 0.285, SLG: 0.332		0-0 G3			0-3 K	0-0 6-3			3 0 0 0 0 1 1											
Ellie Rodriguez, R (1, 2) OBP: 0.314, SLG: 0.259 Darrell Porter, L (8, PH) OBP: 0.292, SLG: 0.317 (8, 2)		0-0 F9			0-0 4-3		0-0 F5		2 0 0 0 0 0 0 1 0 0 0 0 0 0											
Dave May, L (1, 8) OBP: 0.346, SLG: 0.429			0-0 G4-6-3 1B		0-0 L5		0-3 K		3 0 1 0 0 1 0											
Ron Theobald, R (1, 4) OBP: 0.340, SLG: 0.325			0-0 G4-6-3 1-2f		0-0 1-3		4-0 BB		2 0 0 0 1 0 1											
Skip Lockwood, R (1, 1) OBP: 0.149, SLG: 0.145 John Morris, R (3, 1) OBP: 0.167, SLG: 0.200 Bobby Mitchell, R (6, PH) OBP: 0.292, SLG: 0.345 Lew Krausse, R (6, 1) OBP: 0.194, SLG: 0.023 Paul Ratliff, L (8, PH) OBP: 0.253, SLG: 0.369 Floyd Weaver, R (8, 1)			0-0 6-3		0-3 K		0-3 K		1 0 0 0 0 0 0 0 0 0 0 0 0 0 1 0 0 0 0 1 0 0 0 0 0 0 0 0 1 0 0 0 0 1 1 0 0 0 0 0 0 0											
Inning Stats	R: 0 E: 0 K: 1 S: 5	H: 0 LOB: 0 BB: 0 P: 5	R: 0 E: 0 K: 0 S: 3	H: 0 LOB: 0 BB: 0 P: 3	R: 0 E: 0 K: 0 S: 3	H: 1 LOB: 0 BB: 0 P: 3	R: 0 E: 0 K: 1 S: 6	H: 1 LOB: 1 BB: 0 P: 6	R: 0 E: 0 K: 1 S: 5	H: 0 LOB: 0 BB: 0 P: 5		R: 0 E: 0 K: 0 S: 4	H: 1 LOB: 1 BB: 0 P: 4	R: 0 E: 0 K: 2 S: 7	H: 0 LOB: 1 BB: 1 P: 11	R: 0 E: 0 K: 0 S: 3	H: 0 LOB: 0 BB: 0 P: 3	1B: 3 2B: 0 3B: 0 HR: 0	SF: 0 SAC: 0 DP: 1 HBP: 0	WP: 0 PB: 0 SB: 0 CS: 0
PITCHER	IP WLS BF H R ER SO BB IBB HBP BLK WP HR S P ERA WHIP																			
Vida Blue, L (1, 1) ERA: 1.82	7.0 W 23 3 0 0 4 0 0 0 0 0 0 0 31 31 0.00 0.429																			
Mudcat Grant, R (8, 1) ERA: 3.11	2.0 S 7 0 0 0 2 1 0 0 0 0 0 0 10 14 0.00 0.500																			



Batter	1	2	3	4	5	6	7	8	9	AB	R	H	RBI	BB	SO	LOB
Bert Campaneris, R OBP: 0.289, SLG: 0.325 (1, 6)	0-3 K		0-0 1B E 1B		0-0 SF7		0-3 K			3	1	1	1	0	2	1
Joe Rudi, R OBP: 0.306, SLG: 0.389 (1, 7)	0-0 F3		0-0 E7 1B		4-0 BB		0-0 F8			3	0	1	1	1	0	1
Reggie Jackson, L OBP: 0.355, SLG: 0.508 Mudcat Grant, R OBP: 0.333, SLG: 0.364 (1, 9) (8, 1)	0-0 4-3		0-3 K		0-3 K		0-0 HR			4	1	1	2	0	2	2
Mike Epstein, L OBP: 0.365, SLG: 0.405 (1, 3)		0-0 G6-4-3 1B		0-3 K		0-0 F8		0-0 F9		4	0	1	0	0	1	0
Sal Bando, R OBP: 0.378, SLG: 0.455 (1, 5)		0-0 G6-4-3 1-2f		0-0 1B		0-0 HR		0-0 6-3		4	1	2	1	0	0	1
Rick Monday, L OBP: 0.334, SLG: 0.439 (1, 8)		0-3 K		0-3 K		0-0 F3		0-0 4-3		4	0	0	0	0	2	1
Dave Duncan, R OBP: 0.311, SLG: 0.425 (1, 2)			0-0 1B 1B		0-0 4-3		4-0 FC6-4 BB		0-0 HR	3	2	2	1	1	0	1
Dick Green, R OBP: 0.318, SLG: 0.348 (1, 4)			0-0 F8		0-0 SH5-4 SF7 2B		0-0 FC6-4		0-0 6-3	4	1	1	0	0	0	2
Vida Blue, S OBP: 0.167, SLG: 0.127 Curt Blefary, L OBP: 0.299, SLG: 0.348 (1, 1) (7, PH) (8, 9)			0-0 F5		0-0 SH5-4 2-3		4-0 HR BB			1	0	0	0	0	0	1

Inning Stats	R: 0	H: 0	E: 0	K: 1	S: 5	LOB: 0	BB: 0	P: 5	R: 0	H: 1	E: 0	K: 1	S: 5	LOB: 0	BB: 0	P: 5	R: 2	H: 3	E: 1	K: 1	S: 8	LOB: 1	BB: 0	P: 8	R: 0	H: 1	E: 0	K: 2	S: 8	LOB: 1	BB: 0	P: 8	R: 1	H: 1	E: 0	K: 1	S: 6	LOB: 1	BB: 1	P: 10	R: 1	H: 1	E: 0	K: 0	S: 4	LOB: 1	BB: 1	P: 8	R: 2	H: 1	E: 0	K: 1	S: 6	LOB: 0	BB: 1	P: 10	R: 1	H: 1	E: 0	K: 0	S: 4	LOB: 0	BB: 0	P: 4
--------------	------	------	------	------	------	--------	-------	------	------	------	------	------	------	--------	-------	------	------	------	------	------	------	--------	-------	------	------	------	------	------	------	--------	-------	------	------	------	------	------	------	--------	-------	-------	------	------	------	------	------	--------	-------	------	------	------	------	------	------	--------	-------	-------	------	------	------	------	------	--------	-------	------

PITCHER	IP	WLS	BF	H	R	ER	SO	BB	IBB	HBP	BLK	WP	HR	S	P	ERA	WHIP
Skip Lockwood, R ERA: 3.33 (1, 1)	2.2	L	11	4	2	1	2	0	0	0	0	0	0	15	15	3.38	1.500
John Morris, L ERA: 3.78 (3, 1)	2.1		10	2	1	1	4	1	0	0	0	0	0	17	21	3.86	1.286
Lew Krausse, R ERA: 2.95 (6, 1)	2.0		10	2	3	3	1	2	0	0	0	0	2	10	18	13.50	2.000
Floyd Weaver, R ERA: 7.24 (8, 1)	1.0		4	1	1	1	0	0	0	0	0	0	1	4	4	9.00	1.000

BOTTOM

Milwaukee Brewers @ Oakland Athletics
Oakland-Alameda County Coliseum, Oakland, CA

Sun Sep 26 1971, 3:33 AM PDT
Att. 10,687 - Unknown

AB	30
R	7
H	9
RBI	6
BB	3
SO	7
LOB	10

WP: 0 PA: 35
PB: 0
SB: 0
CS: 0



PITCHER	IP	WLS	BF	H	R	ER	SO	BB	IBB	HBP	BLK	WP	HR	S	P	ERA	WHIP
---------	----	-----	----	---	---	----	----	----	-----	-----	-----	----	----	---	---	-----	------

Batter	1	2	3	4	5	6	7	8	9	AB R H RBI BB SO LOB	TOP
Tommy Harper, R OBP: 0.334, SLG: 0.389 (1, 7) X	0-0 FC6-5-4 5-3 1B		0-0 F7		0-3 K		0-0 5-3			4 0 1 0 0 1 1	
Rick Auerbach, R OBP: 0.276, SLG: 0.259 (1, 6) X	0-0 5-3 1-2		0-0 2B			0-0 F9	0-0 6-3			4 0 1 0 0 0 2	
Dave May, L OBP: 0.345, SLG: 0.429 (1, 8) X	0-0 FC6-5-4 E 2-3		0-3 K			0-0 1B 2B		0-0 1-3		4 2 1 0 0 1 2	
John Briggs, L OBP: 0.381, SLG: 0.462 (1, 3) (7, 9) X	0-0 E6 1-H			0-0 5-3		0-0 F8		0-0 G3		4 0 0 0 0 0 1	
Jose Cardenal, R OBP: 0.301, SLG: 0.370 Roberto Pena, R OBP: 0.284, SLG: 0.331 (1, 9) (7, 3) X	0-0 5-3			0-0 6-3		0-0 2B 1B		0-3 K		3 1 1 1 0 0 1 1 0 0 0 0 1 0	
Darrell Porter, L OBP: 0.303, SLG: 0.343 (1, 2) X		0-3 K		0-0 1B		0-0 1-H 2B		0-3 K		4 0 2 1 0 2 0	
Tom Matchick, L OBP: 0.267, SLG: 0.257 (1, 5) X		0-0 G3		0-0 1-3		0-0 1-3		0-3 K		4 0 0 0 0 1 2	
Ron Theobald, R OBP: 0.341, SLG: 0.326 (1, 4) X		0-0 4-3			0-0 L6		4-0 5-3 BB		0-0 1B	3 0 1 0 1 0 0	
Marty Pattin, R OBP: 0.148, SLG: 0.110 Ken Sanders, R (9, 1) X			0-0 6-3		0-0 F8		0-3 K		0-3 K	4 0 0 0 0 2 2 0 0 0 0 0 0 0	
Inning Stats	R: 1 E: 1 K: 0 S: 5 H: 1 LOB: 1 BB: 0 P: 5	R: 0 E: 0 K: 1 S: 5 H: 0 LOB: 0 BB: 0 P: 5	R: 0 E: 0 K: 1 S: 6 H: 1 LOB: 1 BB: 0 P: 6	R: 0 E: 0 K: 0 S: 4 H: 1 LOB: 1 BB: 0 P: 4	R: 0 E: 0 K: 1 S: 5 H: 0 LOB: 0 BB: 0 P: 5	R: 2 E: 0 K: 0 S: 6 H: 3 LOB: 1 BB: 0 P: 6	R: 0 E: 0 K: 1 S: 5 H: 0 LOB: 1 BB: 1 P: 9	R: 0 E: 0 K: 1 S: 5 H: 0 LOB: 0 BB: 0 P: 5	R: 0 E: 0 K: 3 S: 10 H: 1 LOB: 1 BB: 0 P: 10	1B: 4 2B: 3 3B: 0 HR: 0 SF: 0 SAC: 0 DP: 0 HBP: 0	WP: 0 PB: 0 SB: 0 CS: 0 PA: 36
PITCHER Tom Bradley, R ERA: 2.96 (1, 1)	IP: 8.0 WLS: L BF: 32 H: 6 R: 3 ER: 2 SO: 5 BB: 1 IBB: 0 HBP: 0 BLK: 0 WP: 0 HR: 0 S: 41 P: 45 ERA: 2.25 WHIP: 0.875										
Terry Forster, L ERA: 3.99 (9, 1)	IP: 1.0 WLS: BF: 4 H: 1 R: 0 ER: 0 SO: 3 BB: 0 IBB: 0 HBP: 0 BLK: 0 WP: 0 HR: 0 S: 10 P: 10 ERA: 3.99 WHIP: 1.000										

Milwaukee Brewers @ Chicago White Sox
Comiskey Park, Chicago, IL
Tue Sep 28 1971, 8:05 PM EDT
Att. 3,825 - Unknown

AB	35
R	3
H	7
RBI	2
BB	1
SO	8
LOB	11



Batter	1	2	3	4	5	6	7	8	9	AB	R	H	RBI	BB	SO	LOB
Lee Richard, R (1, 6) OBP: 0.285, SLG: 0.303 Steve Huntz, S (8, PH) OBP: 0.269, SLG: 0.341 (9, 6)	0-0 4-3		0-3 K			0-3 K		0-0 L4		3	0	0	0	0	2	0
Pat Kelly, L (1, 9) OBP: 0.399, SLG: 0.398	0-0 F7		0-0 CS 1B			0-0 4-3			0-3 K	4	0	1	0	0	1	0
Rich McKinney, R (1, 4) OBP: 0.337, SLG: 0.383 Luis Alvarado, R (9, PR) OBP: 0.246, SLG: 0.277	0-0 6-3		0-0 F3 1-2			0-0 4-3			4-0 FC6-4 BB	3	0	0	0	1	0	1
Bill Melton, R (1, 5) OBP: 0.350, SLG: 0.475		0-0 F3		0-0 6-3			0-0 F8		0-0 F9	4	0	0	0	0	0	1
Carlos May, L (1, 3) OBP: 0.375, SLG: 0.406		0-0 E 1B		0-0 F9			0-0 1-3		0-0 FC6-4 1-2f	4	1	1	0	0	0	1
Rick Reichardt, R (1, 7) OBP: 0.335, SLG: 0.430		0-0 F8		0-0 6-3			0-0 5-3			3	0	0	0	0	0	1
Jay Johnstone, L (1, 8) OBP: 0.329, SLG: 0.427		0-0 E4 1B			0-0 6-3					3	1	2	1	0	0	0
Ed Herrmann, L (1, 2) OBP: 0.317, SLG: 0.347		4-0 S IBB			0-3 K			0-0 F9		2	0	0	0	1	1	0
Tom Bradley, R (1, 1) OBP: 0.165, SLG: 0.188 Tony Muser, L (8, PH) OBP: 0.400, SLG: 0.333 Terry Forster, L (9, 1) OBP: 0.400, SLG: 0.600		0-3 K 1-2			0-3 K			0-0 F8		2	0	0	0	0	2	2

Inning Stats	R: 0	H: 0	E: 0	K: 0	S: 3	R: 1	H: 2	E: 1	K: 1	S: 7	R: 0	H: 1	E: 0	K: 1	S: 5	R: 0	H: 0	E: 0	K: 2	S: 7	R: 0	H: 0	E: 0	K: 1	S: 5	R: 0	H: 0	E: 0	K: 0	S: 3	R: 1	H: 1	E: 0	K: 0	S: 4	R: 0	H: 0	E: 0	K: 1	S: 5	R: 0	H: 0	E: 0	K: 1	S: 9	1B: 3	2B: 0	3B: 0	HR: 1	SF: 0	SAC: 0	DP: 0	HBP: 0	WP: 0	PB: 0	SB: 1	CS: 1	PA: 32
--------------	------	------	------	------	------	------	------	------	------	------	------	------	------	------	------	------	------	------	------	------	------	------	------	------	------	------	------	------	------	------	------	------	------	------	------	------	------	------	------	------	------	------	------	------	------	-------	-------	-------	-------	-------	--------	-------	--------	-------	-------	-------	-------	--------

PITCHER	IP	WLS	BF	H	R	ER	SO	BB	IBB	HBP	BLK	WP	HR	S	P	ERA	WHIP
Marty Pattin, R (1, 1) ERA: 3.13	8.1	W	30	4	2	1	6	1	1	0	0	0	1	40	48	1.08	0.600
Ken Sanders, R (9, 1) ERA: 1.93	0.2	S	2	0	0	0	0	0	0	0	0	0	0	2	2	0.00	0.000

BOTTOM

Milwaukee Brewers @ Chicago White Sox
Comiskey Park, Chicago, IL

Tue Sep 28 1971, 8:05 PM EDT
Att. 3,825 - Unknown

livebaseballscorecards.com

AB	30
R	2
H	4
RBI	1
BB	2
SO	6
LOB	6



Batter	1	2	3	4	5	6	7	8	9	AB R H RBI BB SO LOB	TOP	
Tommy Harper, R (1, 7) OBP: 0.332, SLG: 0.386	0-0 F9		0-0 F8			0-0 FC6-4		0-0 F8		4 0 0 0 0 0 3	Milwaukee Brewers @ Chicago White Sox Comiskey Park, Chicago, IL Wed Sep 29 1971, 8:05 PM EDT Att. 5,106 - Unknown livebaseballscorecards.com	
Rick Auerbach, R (1, 6) OBP: 0.276, SLG: 0.263	0-0 E6 1B		0-0 F9			0-3 K		0-0 2B		4 0 1 1 0 1 2		
Dave May, L (1, 8) OBP: 0.344, SLG: 0.428	0-0 1B				0-3 K	0-3 K		0-0 F7		4 0 1 0 0 2 2		
Andy Kosco, R (1, 9) Bobby Mitchell, R (9, PR) OBP: 0.292, SLG: 0.380 OBP: 0.262, SLG: 0.345	0-0 6-3				0-3 K		0-0 2B	0-0 1B		4 0 2 0 0 1 1 0 0 0 0 0 0 0		
John Briggs, L (1, 3) OBP: 0.378, SLG: 0.457			0-3 K		0-0 3-1		0-0 6-3	0-0 F8		4 0 0 0 0 1 2		
Roberto Pena, R (1, 5) OBP: 0.280, SLG: 0.326			0-3 K			0-3 K	0-0 6-3	0-0 G1-6-3		4 0 0 0 0 2 2		
Ellie Rodriguez, R (1, 2) OBP: 0.311, SLG: 0.257			0-3 K			0-0 1-3	0-3 K2-3			3 0 0 0 0 2 1		
Ron Theobald, R (1, 4) OBP: 0.341, SLG: 0.324			4-0 SH3-4 BB			0-0 F7		0-3 K PB 2B		2 1 0 0 1 1 0		
Jim Slaton, R (1, 1) Jose Cardenal, R (8, PH) Jerry Bell, S (8, 1) OBP: 0.180, SLG: 0.109 OBP: 0.301, SLG: 0.370	0-0 SH3-4		0-0 SH3-4			0-0 FC6-4 1B		0-0 F5		1 0 1 0 0 0 0 1 0 0 0 0 0 1 0 0 0 0 0 0 0		
Inning Stats	R: 0 H: 1 E: 1 LOB: 1 K: 0 BB: 0 S: 4 P: 4	R: 0 H: 0 E: 0 LOB: 0 K: 3 BB: 0 S: 9 P: 9	R: 0 H: 0 E: 0 LOB: 1 K: 0 BB: 1 S: 3 P: 7	R: 0 H: 0 E: 0 LOB: 0 K: 2 BB: 0 S: 7 P: 7	R: 0 H: 0 E: 0 LOB: 0 K: 1 BB: 0 S: 5 P: 5	R: 0 H: 1 E: 0 LOB: 1 K: 2 BB: 0 S: 8 P: 8	R: 0 H: 1 E: 0 LOB: 1 K: 1 BB: 0 S: 6 P: 6	R: 1 H: 1 E: 0 LOB: 1 K: 1 BB: 0 S: 7 P: 7	R: 0 H: 1 E: 0 LOB: 1 K: 0 BB: 0 S: 3 P: 3	1B: 3 SF: 0 2B: 2 SAC: 1 3B: 0 DP: 1 HR: 0 HBP: 0	WP: 0 PA: 33 PB: 2 SB: 1 CS: 0	
PITCHER Wilbur Wood, L (1, 1) ERA: 1.91	IP WLS BF H R ER SO BB IBB HBP BLK WP HR S P ERA WHIP	9.0 W 33 5 1 0 10 1 0 0 0 0 0 0 52 56 0.00 0.667										

AB	31
R	1
H	5
RBI	1
BB	1
SO	10
LOB	14



Batter	1	2	3	4	5	6	7	8	9	AB R H RBI BB SO LOB	TOP											
Tommy Harper, R (1, 7) OBP: 0.333, SLG: 0.385	0-0 F7			x 0-0 F8		B B B B 4-0 S BB		B B B B 4-0 S BB		2 0 0 0 2 0 0												
Rick Auerbach, R (1, 6) OBP: 0.271, SLG: 0.258	0-0 5-3		x 0-0 F8		x 0-0 F8	x 0-0 F8		x 0-0 5-3		4 0 0 0 0 0 2												
Jose Cardenal, R (1, 9) OBP: 0.300, SLG: 0.369	0-0 4-3		x 0-0 4-3		x 0-0 F4				x 0-0 E E BB 1B	4 1 1 0 0 0 1												
John Briggs, L (1, 3) OBP: 0.377, SLG: 0.453		x 0-0 G3		B B B B 4-0 1B BB BB		S S S S 0-3 K		x 0-0 E6 BB FC3-2 E		3 0 0 0 1 1 2												
Dave May, L (1, 8) OBP: 0.343, SLG: 0.425		x 0-0 6-3		B B B B 4-0 1B BB		x 0-0 F8		x 0-0 E3 FC3-2 BB		3 0 0 0 1 0 2												
Ron Theobald, R (1, 4) OBP: 0.342, SLG: 0.325		x 0-0 5-3		x 0-0 1-2 2-3 1B		S S S S 0-3 K		S S S S 0-3 K		2 0 1 0 0 0 0												
Dick Schofield, S (6, 4) OBP: 0.301, SLG: 0.261										1 0 0 0 0 1 0												
Andy Kosco, R (9, PH) OBP: 0.291, SLG: 0.379										1 0 0 0 0 1 3												
Darrell Porter, L (1, 2) OBP: 0.300, SLG: 0.329			S S S S 0-3 K		x 0-0 F2		x 0-0 4-3		B B B B 4-0 1-2 2-3 3-H BB	3 0 0 1 1 1 3												
Bob Heise, R (1, 5) OBP: 0.264, SLG: 0.275			x 0-0 F7		x 0-0 F3		S S S S 0-3 K		x 0-0 FC3-2	2 0 0 0 0 0 3												
Paul Ratliff, L (8, PH) OBP: 0.250, SLG: 0.365										1 0 0 0 0 1 0												
Tom Matchick, L (8, 5) OBP: 0.264, SLG: 0.254			x 0-0 1-3		x 0-0 F9				x 0-0 L3	1 0 0 0 0 0 3												
Bill Parsons, R (1, 1) OBP: 0.250, SLG: 0.250										2 0 0 0 0 0 3												
John Morris, R (6, 1) OBP: 0.167, SLG: 0.200										0 0 0 0 0 0 0												
Lew Krausse, R (7, 1) OBP: 0.104, SLG: 0.023										0 0 0 0 0 0 0												
Frank Tepedino, L (8, PH) OBP: 0.222, SLG: 0.250										1 0 0 0 0 0 0												
Ken Sanders, R (8, 1) OBP: 0.222, SLG: 0.250										0 0 0 0 0 0 0												
Roberto Pena, R (9, PH) OBP: 0.279, SLG: 0.325										1 0 0 0 0 0 3												
Inning Stats	R: 0 E: 0 K: 0 S: 3	H: 0 LOB: 0 BB: 0 P: 3	R: 0 E: 0 K: 0 S: 3	H: 0 LOB: 0 BB: 0 P: 3	R: 0 E: 0 K: 1 S: 5	H: 0 LOB: 0 BB: 0 P: 5	R: 0 E: 0 K: 0 S: 3	H: 0 LOB: 0 BB: 0 P: 3	R: 0 E: 0 K: 0 S: 4	H: 1 LOB: 3 BB: 2 P: 12	R: 0 E: 0 K: 1 S: 5	H: 0 LOB: 1 BB: 1 P: 9	R: 0 E: 0 K: 1 S: 5	H: 0 LOB: 0 BB: 0 P: 5	R: 0 E: 0 K: 1 S: 5	H: 0 LOB: 1 BB: 1 P: 9	R: 1 E: 2 K: 1 S: 8	H: 1 LOB: 3 BB: 1 P: 12	1B: 2 2B: 0 3B: 0 HR: 0	SF: 0 SAC: 0 DP: 0 HBP: 0	WP: 0 PB: 0 SB: 2 CS: 0	PA: 36
PITCHER	IP WLS BF H R ER SO BB IBB HBP BLK WP HR S P ERA WHIP																					
Jim Magnuson, L (1, 1) ERA: 4.5	2.0		6	0	0	0	0	0	0	0	0	0	0	6	6	0.00	0.000					
Rich Hinton, L (3, 1) ERA: 4.44	2.0	W	6	0	0	0	1	0	0	0	0	0	0	8	8	0.00	0.000					
Don Eddy, L (5, 1) ERA: 2.38	2.0		10	1	0	0	1	3	0	0	0	0	0	9	21	0.00	2.000					
Dennis O'Toole, R (7, 1) ERA:	2.0		7	0	0	0	2	1	0	0	0	0	0	10	14	0.00	0.500					
Stan Perzanowski, R (9, 1) ERA: 12.0	1.0	S	7	1	1	0	1	1	0	0	0	0	0	8	12	0.00	2.000					

Milwaukee Brewers @ Chicago White Sox
Comiskey Park, Chicago, IL
Thu Sep 30 1971, 4:33 AM EDT
Att. 2,814 - Unknown

AB	31
R	1
H	2
RBI	1
BB	5
SO	5
LOB	25



Batter	1	2	3	4	5	6	7	8	9
Bill Melton, R (1, 5) OBP: 0.352, SLG: 0.492 Walt Williams, R (4, 5) OBP: 0.344, SLG: 0.424 (9, 9)	0-0 6-3		0-0 HR		0-0 IBB 1B		4-0 BB G4-6-3		
Pat Kelly, L (1, 9) OBP: 0.394, SLG: 0.390 (9, 8)	0-0 CS 1B		0-3 K		4-0 FC6-4 IBB 1-2		0-0 G4-6-3 1-2f		
Rich McKinney, R (1, 4) OBP: 0.334, SLG: 0.377 (1, 4)	0-0 E5 1-2		0-0 L5		0-3 K		0-0 F7		
Ken Hottman, R (1, 7) OBP: 0.176, SLG: 0.125 (1, 7)	0-0 F7		0-0 F6		0-0 FC6-4 1-2f		0-0 1-3 1B		
Jay Johnstone, L (1, 8) OBP: 0.329, SLG: 0.425 Rich Morales, R (8, PH) OBP: 0.336, SLG: 0.319 (9, 5)		0-0 CS 1B		0-3 K		0-0 3-1		0-0 F4	
Tony Muser, L (1, 3) OBP: 0.353, SLG: 0.438 (1, 3)		0-0 1B 3B 1-2		0-3 K		0-0 SH1-3 1B		0-0 1-3 1-2	
Lee Richard, R (1, 6) OBP: 0.286, SLG: 0.304 (1, 6)		0-3 K		0-0 F7		0-0 SH1-3 1-2		0-0 F9	
Chuck Brinkman, R (1, 2) OBP: 0.304, SLG: 0.200 (1, 2)		0-0 1B 3-H		0-3 K		4-0 IBB			
Jim Magnuson, R (1, 1) Steve Huntz, S (2, PH) Rich Hinton, L (3, 1) Don Eddy, R (5, 1) Carlos May, L (6, PH) Rick Reichardt, R (6, PH) Dennis O'Toole, R (7, 1) Stan Perzanowski, S (9, 1)		0-0 G3		0-0 1B 2B		0-3 K			


AB	R	H	RBI	BB	SO	LOB
2	1	1	1	0	0	0
1	0	1	0	1	0	0
3	0	1	0	1	1	1
4	0	0	0	0	1	4
4	0	1	0	0	0	4
3	0	1	0	0	1	0
1	0	0	0	0	0	1
4	1	2	0	0	1	1
3	0	0	0	0	1	2
2	0	1	1	1	1	0
0	0	0	0	0	0	0
1	0	0	0	0	0	1
0	0	0	0	0	0	0
1	0	1	0	0	0	0
0	0	0	0	0	0	0
1	0	0	0	0	0	0
1	0	0	0	1	2	
0	0	0	0	0	0	0
0	0	0	0	0	0	0

BOTTOM

Milwaukee Brewers @ Chicago White Sox
 Comiskey Park, Chicago, IL
 Thu Sep 30 1971, 4:33 AM EDT
 Att. 2,814 - Unknown

livebaseballscorecards.com

AB	30
R	2
H	9
RBI	2
BB	3
SO	7
LOB	16



Inning Stats	R: 0	H: 1	E: 1	LOB: 1	K: 0	BB: 0	S: 4	P: 4
	R: 1	H: 3	E: 0	LOB: 1	K: 1	BB: 0	S: 7	P: 7
	R: 1	H: 1	E: 0	LOB: 0	K: 1	BB: 0	S: 6	P: 6
	R: 0	H: 0	E: 0	LOB: 0	K: 2	BB: 0	S: 7	P: 7
	R: 0	H: 2	E: 0	LOB: 3	K: 2	BB: 1	S: 9	P: 13
	R: 0	H: 1	E: 0	LOB: 2	K: 1	BB: 1	S: 6	P: 10
	R: 0	H: 0	E: 0	LOB: 0	K: 0	BB: 1	S: 2	P: 6
	R: 0	H: 1	E: 0	LOB: 1	K: 0	BB: 0	S: 4	P: 4

1B	2B	3B	SF	SAC	DP	HBP	HR
6	1	1	0	1	1	0	1
0	0	0	0	0	0	0	0

WP	PA
0	34
0	0
0	0

PITCHER	IP	WLS	BF	H	R	ER	SO	BB	IBB	HBP	BLK	WP	HR	S	P	ERA	WHIP
Bill Parsons, R (1, 1) ERA: 3.2	5.2	L	26	8	2	2	6	0	2	0	0	0	1	36	44	3.18	1.412
John Morris, L (6, 1) ERA: 3.72	1.0		3	0	0	0	1	1	0	0	0	0	4	8	0.00	1.000	
Lew Krausse, R (7, 1) ERA: 2.94	0.1		1	0	0	0	0	0	0	0	0	0	1	1	0.00	0.000	
Ken Sanders, R (8, 1) ERA: 1.91	1.0		4	1	0	0	0	0	0	0	0	0	4	4	0.00	1.000	