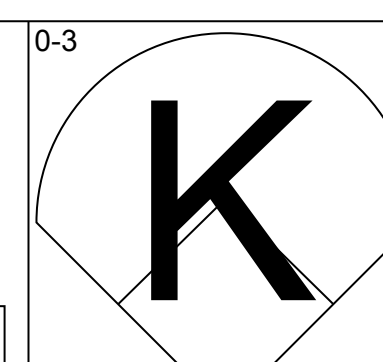
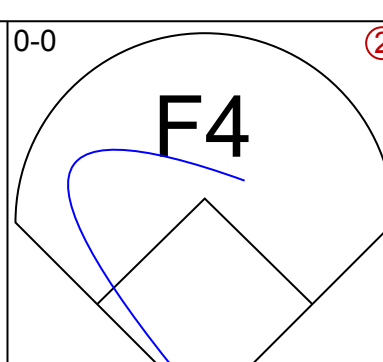
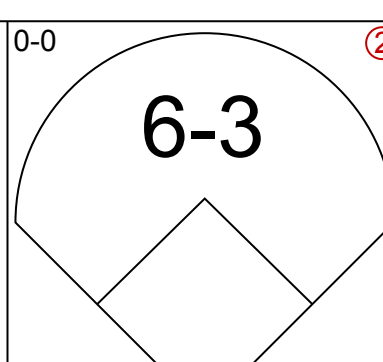
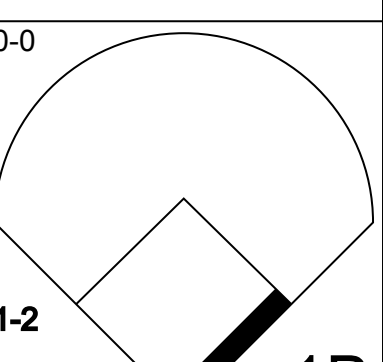
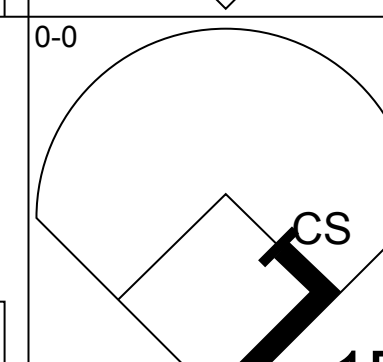
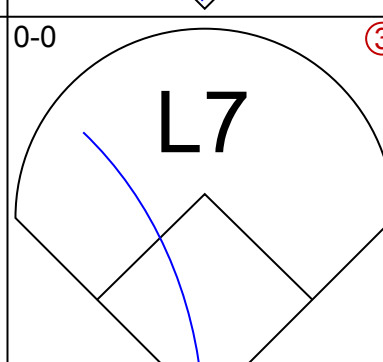
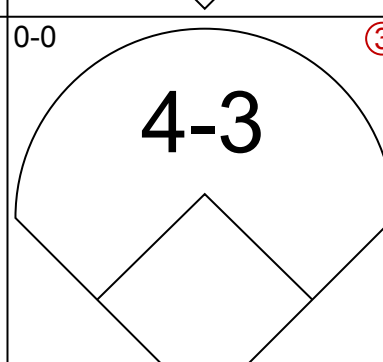
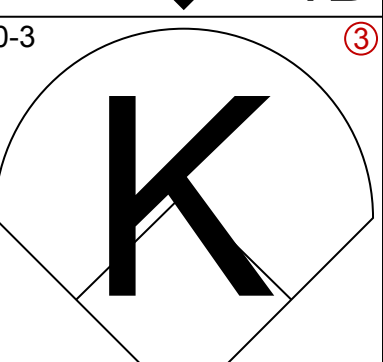
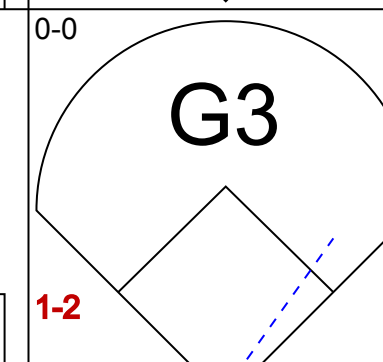
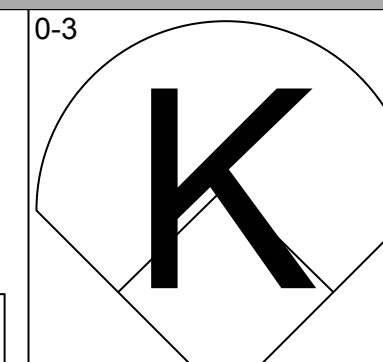
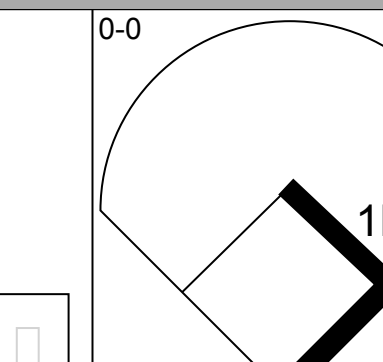
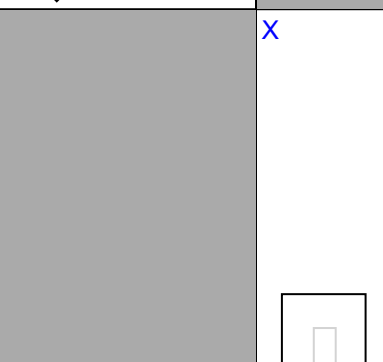
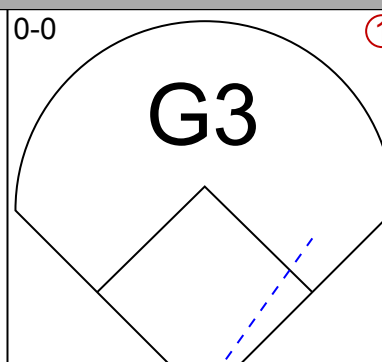
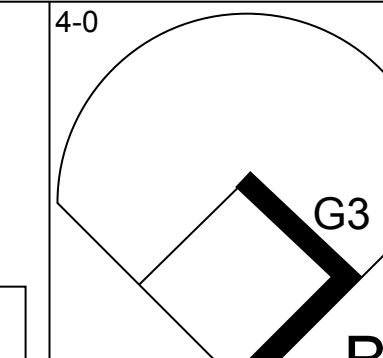
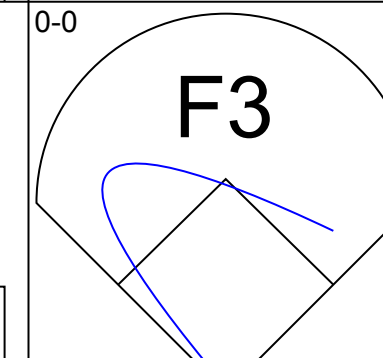
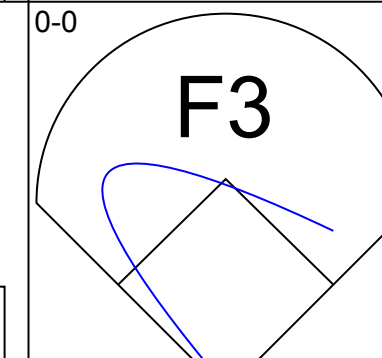
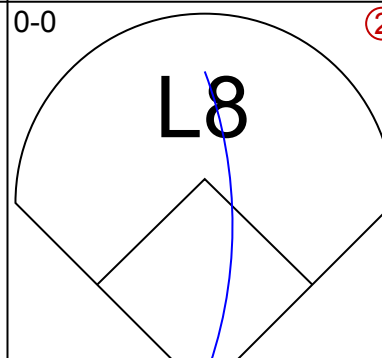
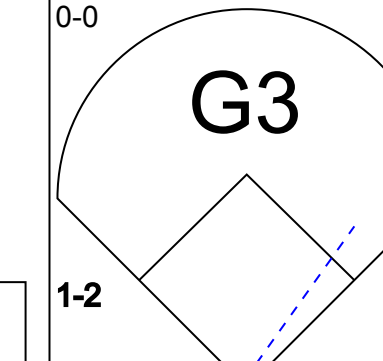
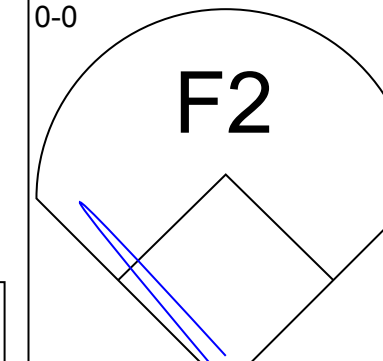
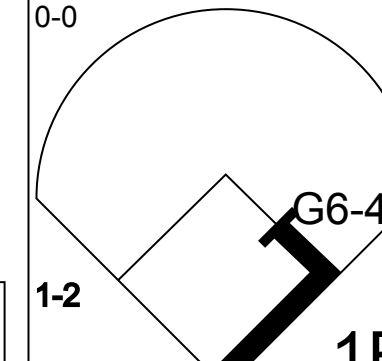
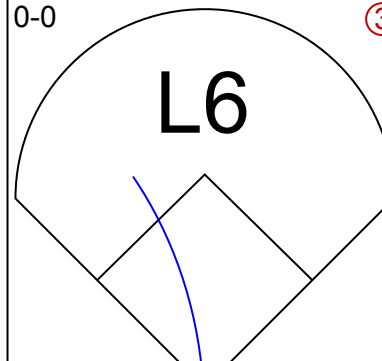
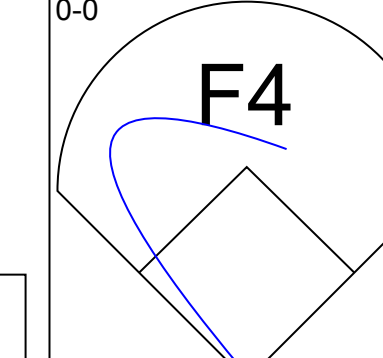
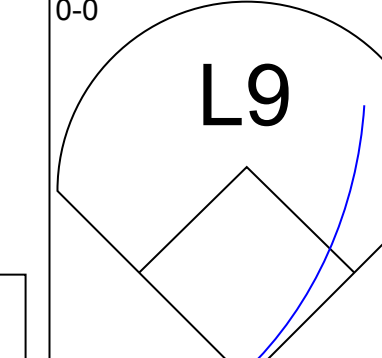
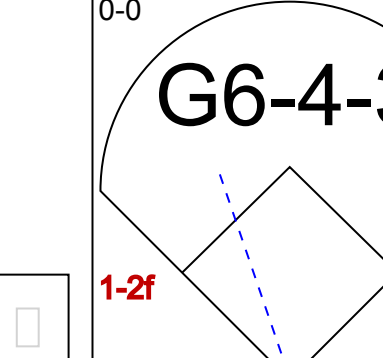
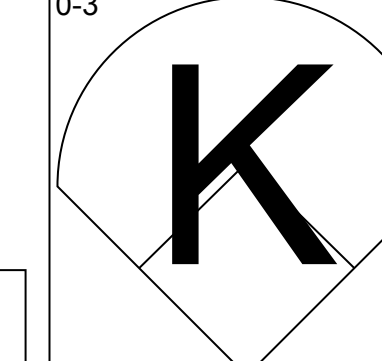
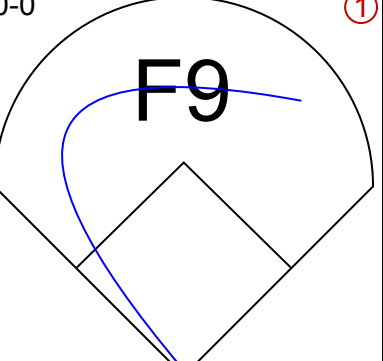
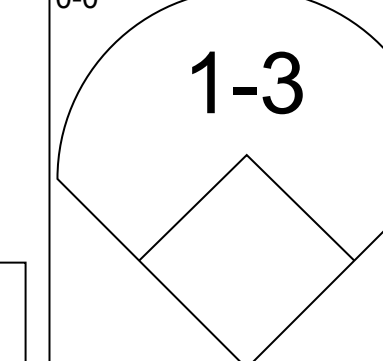
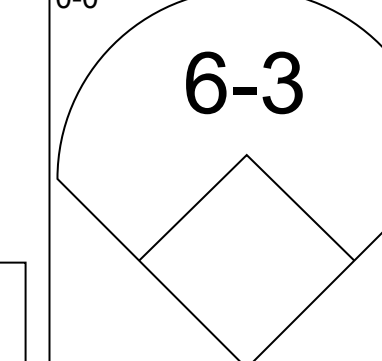
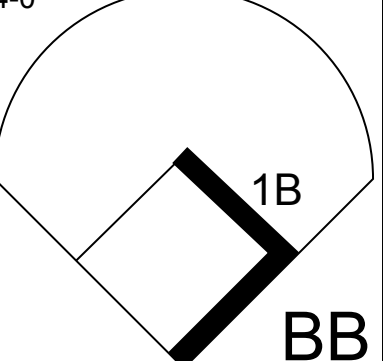
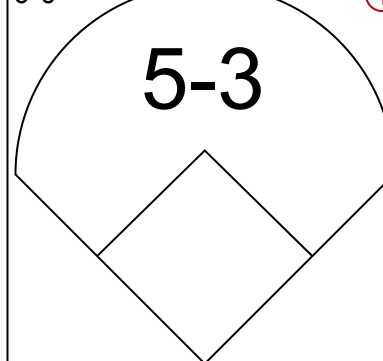
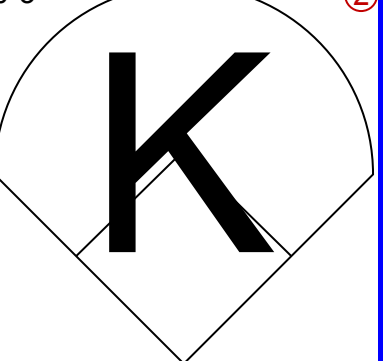


Milwaukee Brewers - 1971

Batter	1	2	3	4	5	6	7	8	9	AB	R	H	RBI	BB	SO	LOB	TOP			
Tommy Harper, R OBP: 0.400, SLG: 0.400	F3		F8		SH3-4 2B	1B		F8		5	2	2	0	0	0	3	Milwaukee Brewers @ Minnesota Twins Metropolitan Stadium, Bloomington, MI Tue Apr 06 1971, 4:33 AM EST Att: 18,823 - Unknown - 53 F			
Mike Hegan, L OBP: 0.500, SLG: 0.333	G1-6-3 BB		K		SH3-4	1B		E4 2B		3	1	1	0	1	1	3				
Dave May, L OBP: 0.400, SLG: 0.250	G1-6-3				F5	L8		F9-2 2B		4	0	1	1	1	0	3				
Andy Kosco, R OBP: 0.600, SLG: 1.500					F8	HR		FC6-4 2B		4	1	2	4	1	0	2				
Bernie Smith, R OBP: 0.200, SLG: 0.400					F4	F6		F8		5	0	1	2	0	0	4				
Roberto Pena, R OBP: 0.600, SLG: 0.500					L9					4	0	2	0	1	0	0				
Phil Roof, R OBP: 0.400, SLG: 0.250					FC1-5 1B			K		4	0	1	0	1	3	4				
Ted Kubiak, S OBP: 0.400, SLG: 0.250					FC1-5 1B	F8		4-3 1B		4	1	1	0	1	1	3				
Marty Pattin, R OBP: 0.400, SLG: 0.250					FC1-5			K		4	2	1	0	1	2	4				
Inning Stats	R: 0 E: 0 K: 0 S: 2	H: 0 LOB: 0 BB: 1 P: 6	R: 0 E: 0 K: 0 S: 3	H: 0 LOB: 0 BB: 0 P: 3	R: 0 E: 0 K: 1 S: 7	H: 2 LOB: 2 BB: 0 P: 7	R: 1 E: 0 K: 0 S: 5	H: 2 LOB: 2 BB: 1 P: 9	R: 2 E: 0 K: 1 S: 8	H: 3 LOB: 3 BB: 2 P: 16	R: 0 E: 0 K: 2 S: 7	H: 0 LOB: 0 BB: 0 P: 7	R: 2 E: 1 K: 0 S: 4	H: 1 LOB: 1 BB: 2 P: 12	R: 0 E: 0 K: 2 S: 8	H: 1 LOB: 0 BB: 0 P: 8	1B: 9 2B: 3 3B: 0 HR: 1	SF: 0 SAC: 1 DP: 2 HBP: 0	WP: 0 PB: 0 SB: 0 CS: 0	PA: 45
PITCHER	IP WLS BF H R ER SO	IP WLS BF H R ER SO	IP WLS BF H R ER SO	IP WLS BF H R ER SO	IP WLS BF H R ER SO	IP WLS BF H R ER SO	IP WLS BF H R ER SO	IP WLS BF H R ER SO	IP WLS BF H R ER SO	IP WLS BF H R ER SO	IP WLS BF H R ER SO	IP WLS BF H R ER SO	IP WLS BF H R ER SO	IP WLS BF H R ER SO	IP WLS BF H R ER SO	IP WLS BF H R ER SO	ERA WHIP	ERA WHIP		
Jim Perry, R ERA: 5.79	4.2	L	23	7	3	3	1	2	1	0	0	0	0	0	0	0	0	5.79	1.929	
Sal Campisi, R ERA:	0.1		2	0	0	0	1	1	0	0	0	0	0	0	0	0	0	0.00	3.000	
Jim Kaat, L ERA: 54.0	0.1		5	3	2	2	1	1	0	0	0	0	0	0	6	10	54.00	12.000		
Stan Williams, R ERA:	1.2		5	0	0	0	2	0	0	0	0	0	0	0	9	9	0.00	0.000		
Ray Corbin, R ERA: 4.5	2.0		10	2	2	1	2	2	0	0	0	0	0	0	12	20	4.50	2.000		

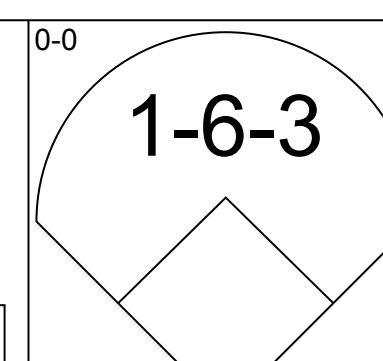
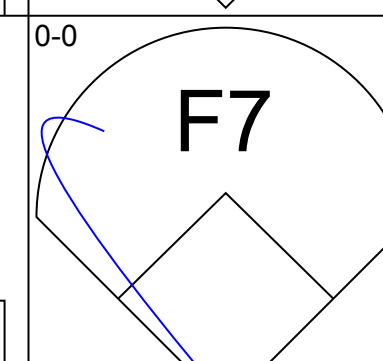
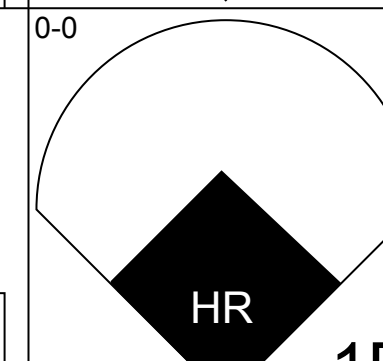
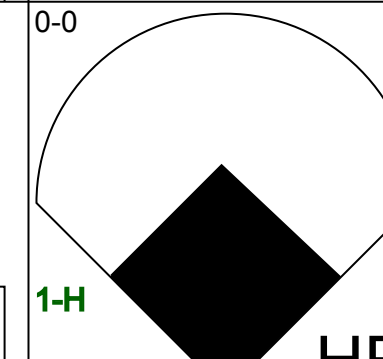
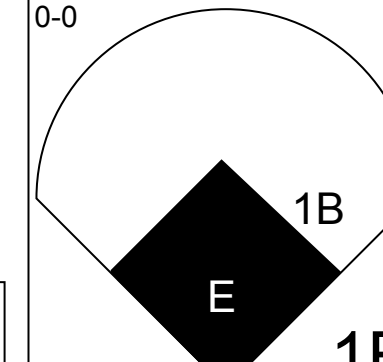
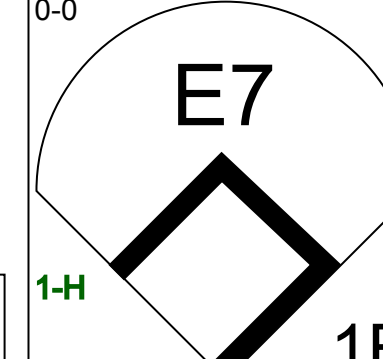
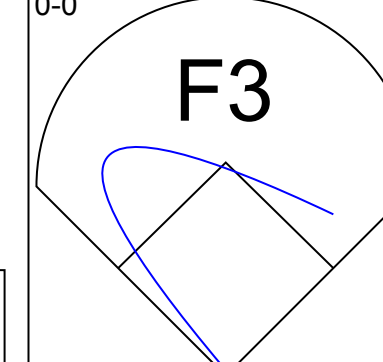
Batter	1	2	3	4	5	6	7	8	9	AB	R	H	RBI	BB	SO	LOB	BOTTOM	
Cesar Tovar, R OBP: 0.400, SLG: 0.600	F3				6-3			F8		5	0	2	0	0	0	3	Milwaukee Brewers @ Minnesota Twins Metropolitan Stadium, Bloomington, MI Tue Apr 06 1971, 4:33 AM EST Att: 18,823 - Unknown - 53 F	
Rod Carew, L	1-3		1-3			1B BB SF8 BB		4-3		4	1	0	0	1	0	3		
Tony Oliva, L OBP: 0.750, SLG: 1.000					F8	1B BB		1B 2B		3	1	2	0	1	0	0		
Harmon Killebrew, R OBP: 0.750, SLG: 0.667	1-3				CS BB	1B		1B		3	0	2	1	1	0	1		
Rich Reese, L			G3		K	L4		K		4	0	0	0	0	2	5		
Brant Alyea, R			K		5-3	SF8		F8		3	0	0	1	0	1	1		
Leo Cardenas, R			L8		F4	L9		F4		4	0	0	0	0	0	3		
George Mitterwald, R OBP: 0.500, SLG: 0.500			6-3		1B	1B		K		4	0	2	0	0	1	0		
Jim Perry, S ERA: 2.0	9.0	W	38	9	2	2	5	3	0	0	0	0	0	0	0	0	2.00	1.333

Batter	1	2	3	4	5	6	7	8	9	AB	R	H	RBI	BB	SO	LOB	TOP		
Tommy Harper, R OBP: 0.333, SLG: 0.333										4	0	1	0	0	1	0			
Mike Hegan, L OBP: 0.375, SLG: 0.286										4	0	1	0	0	1	2			
Dave May, L OBP: 0.333, SLG: 0.250										4	0	1	0	0	1	1			
Andy Kosco, R OBP: 0.444, SLG: 0.857										3	0	0	0	1	0	1			
Bernie Smith, R OBP: 0.222, SLG: 0.333										4	0	1	0	0	0	1			
Roberto Pena, R OBP: 0.375, SLG: 0.286										3	0	0	0	0	0	3			
Phil Roof, R OBP: 0.500, SLG: 0.250										0	0	0	0	0	0	0	AB		
Skip Lockwood, R Ellie Rodriguez, R										0	0	0	0	0	0	0	R		
Ted Kubiak, S										2	0	0	0	1	0	2	H		
Lew Krausse, R										2	0	0	0	0	1	0	RBI		
Marcelino Lopez, R										0	0	0	0	0	0	0	BB		
Danny Walton, R										1	0	0	0	0	1	1	SO		
Dick Ellsworth, L										0	0	0	0	0	0	0	LOB		
Ken Sanders, R										0	0	0	0	0	0	0			
Inning Stats	R: 0 E: 0 K: 1 S: 5	H: 1 LOB: 0 BB: 0 P: 5	R: 0 E: 0 K: 0 S: 3	H: 0 LOB: 2 BB: 1 P: 8	R: 0 E: 0 K: 0 S: 3	H: 0 LOB: 0 BB: 0 P: 3	R: 0 E: 0 K: 1 S: 5	H: 0 LOB: 0 BB: 0 P: 5	R: 0 E: 0 K: 1 S: 5	H: 0 LOB: 0 BB: 0 P: 5	R: 0 E: 0 K: 0 S: 4	H: 2 LOB: 1 BB: 0 P: 4	R: 0 E: 0 K: 2 S: 8	H: 1 LOB: 2 BB: 1 P: 12	R: 0 E: 0 K: 0 S: 3	H: 0 LOB: 0 BB: 0 P: 3	1B: 4 2B: 0 3B: 0 HR: 0	SF: 0 SAC: 0 DP: 1 HBP: 1	WP: 0 PA: 32 CS: 1
PITCHER Bert Blyleven, R ERA	IP: 9.0 WLS: W BF: 32 H: 4 R: 0 ER: 0 SO: 6 BB: 2 IBB: 0 HBP: 1 BLK: 0 WP: 0 HR: 0 S: 41 P: 50 ERA: 0.00 WHIP: 0.667															PITCHER			

Milwaukee Brewers @ Minnesota Twins
Metropolitan Stadium, Bloomington, MI
Wed Apr 07 1971, 4:33 AM EST
Att. 6,750 - Unknown - 69 F

AB	29
R	0
H	4
RBI	0
BB	2
SO	6
LOB	11



Batter	1	2	3	4	5	6	7	8	9	AB	R	H	RBI	BB	SO	LOB	BOTTOM		
Cesar Tovar, R OBP: 0.556, SLG: 0.625										3	0	2	0	1	0	0			
Rod Carew, L										4	0	0	0	0	0	4			
Tony Oliva, L OBP: 0.625, SLG: 0.714										4	1	2	0	0	0	2			
Harmon Killebrew, R Paul Powell, R Danny Thompson, R										4	1	2	2	0	0	2			
Rich Reese, L OBP: 0.125, SLG: 0.125										4	1	1	0	0	0	1			
Jim Holt, L OBP: 0.400, SLG: 0.600										4	0	2	1	0	0	0			
Leo Cardenas, R OBP: 0.125, SLG: 0.125										4	0	1	0	0	0	1			
George Mitterwald, R OBP: 0.250, SLG: 0.250										4	0	0	0	0	1	2			
Bert Blyleven, R OBP: 0.333, SLG: 0.333										3	0	1	0	0	2	0			
Inning Stats	R: 3 E: 1 K: 0 S: 7	H: 4 LOB: 1 BB: 0 P: 7	R: 0 E: 0 K: 1 S: 6	H: 1 LOB: 0 BB: 0 P: 6	R: 0 E: 0 K: 0 S: 3	H: 0 LOB: 0 BB: 0 P: 3	R: 0 E: 0 K: 1 S: 5	H: 0 LOB: 0 BB: 0 P: 5	R: 0 E: 0 K: 1 S: 7	H: 2 LOB: 2 BB: 0 P: 7	R: 0 E: 0 K: 0 S: 3	H: 0 LOB: 0 BB: 0 P: 3	R: 0 E: 0 K: 0 S: 4	H: 1 LOB: 2 BB: 1 P: 8	R: 1 E: 0 K: 0 S: 5	H: 3 LOB: 2 BB: 0 P: 5	1B: 9 2B: 1 3B: 0 HR: 1	SF: 0 SAC: 0 DP: 1 HBP: 0	WP: 0 PA: 35 CS: 0
PITCHER Lew Krausse, R ERA: 2.84	IP: 6.1 WLS: L BF: 28 H: 8 R: 3 ER: 2 SO: 3 BB: 1 IBB: 0 HBP: 0 BLK: 0 WP: 0 HR: 1 S: 33 P: 37 ERA: 2.84 WHIP: 1.421															PITCHER			
Marcelino Lopez, L Dick Ellsworth, L Ken Sanders, R	IP: 0.2 WLS: L BF: 2 H: 0 R: 0 ER: 0 SO: 0 BB: 0 IBB: 0 HBP: 0 BLK: 0 WP: 0 HR: 0 S: 2 P: 2 ERA: 27.00 WHIP: 6.000															PITCHER			


Milwaukee Brewers @ Minnesota Twins
Metropolitan Stadium, Bloomington, MI
Wed Apr 07 1971, 4:33 AM EST
Att. 6,750 - Unknown - 69 F

AB	34
R	4
H	11
RBI	3
BB	1
SO	3
LOB	12



Batter	1	2	3	4	5	6	7	8	9	AB	R	H	RBI	BB	SO	LOB	TOP																				
Sandy Alomar Sr. S OBP: 0.222, SLG: 0.125	6-3		6-3		E4		1-3		6-3	5	0	0	0	0	0	0	California Angels @ Milwaukee Brewers Milwaukee County Stadium, Milwaukee, WI Sat Apr 10 1971, 4:33 AM EST Att: 40,566 - Unknown																				
Jim Fregosi R OBP: 0.294, SLG: 0.313	F		P5		G6-4-3		BB			3	0	1	0	1	0	1																					
Alex Johnson R OBP: 0.375, SLG: 0.375	E6		CS		6-3		P4			4	0	1	0	0	0	2																					
Tony Conigliaro R OBP: 0.313, SLG: 0.438	K		CS		P5		FC3-6		S	4	1	2	0	0	1	2																					
Jim Spencer L OBP: 0.313, SLG: 0.500	1-2				HR		FC3-6		F9	3	2	1	1	1	0	2																					
Ken McMullen R OBP: 0.400, SLG: 0.545	K				4-3		K		SF7	2	0	0	1	1	1	3																					
Jerry Moses R OBP: 0.286, SLG: 0.357			P4				K		P4	4	0	1	0	0	1	1																					
Ken Berry R			5-3		5-3		1-3			4	0	0	0	0	1	3																					
Clyde Wright R Mel Queen L Billy Cowan R	6-3				K		6-3		K	3	0	0	0	0	1	0																					
Inning Stats	R: 0 E: 1 K: 2 S: 9	H: 1 LOB: 3 BB: 1 P: 13	R: 0 E: 0 K: 0 S: 3	H: 0 LOB: 0 BB: 0 P: 3	R: 0 E: 0 K: 0 S: 3	H: 1 LOB: 0 BB: 0 P: 3	R: 1 E: 0 K: 0 S: 5	H: 2 LOB: 1 BB: 0 P: 5	R: 0 E: 1 K: 1 S: 5	H: 0 LOB: 0 BB: 0 P: 5	R: 1 E: 0 K: 1 S: 7	H: 1 LOB: 2 BB: 1 P: 11	R: 0 E: 0 K: 0 S: 3	H: 0 LOB: 1 BB: 1 P: 7	R: 1 E: 0 K: 0 S: 4	H: 1 LOB: 0 BB: 0 P: 4		R: 0 E: 0 K: 2 S: 7	H: 0 LOB: 0 BB: 0 P: 7	1B: 3 2B: 2 3B: 0 HR: 1	SF: 1 SAC: 0 DP: 1 HBP: 0	WP: 1 PB: 0 SB: 1 CS: 1	PA: 38														
PITCHER	IP	WLS	BF	H	R	ER	SO	BB	IBB	HBP	BLK	WP	HR	S	P	ERA	WHIP	PITCHER	IP	WLS	BF	H	R	ER	SO	BB	IBB	HBP	BLK	WP	HR	S	P	ERA	WHIP		
Skip Lockwood R ERA: 3.86	(1, 1)	7.0	31	6	3	3	4	3	0	0	0	1	1	36	48	3.86	1.286																				
Marcelino Lopez L ERA:	(8, 1)	2.0	W	6	0	0	0	2	0	0	0	0	0	10	10	0.00	0.000																				

Batter	1	2	3	4	5	6	7	8	9	AB	R	H	RBI	BB	SO	LOB	BOTTOM																			
Tommy Harper R OBP: 0.308, SLG: 0.250	5-3		P3		5-3			SH5-4		3	1	0	0	1	0	2	California Angels @ Milwaukee Brewers Milwaukee County Stadium, Milwaukee, WI Sat Apr 10 1971, 4:33 AM EST Att: 40,566 - Unknown																			
Bernie Smith R OBP: 0.231, SLG: 0.308	F8		F7				K		BB	4	0	1	0	0	1	2																				
Dave May L OBP: 0.333, SLG: 0.200	6-3				E		4-3		SH5-4	2	1	0	0	0	0	0																				
Andy Kosco R OBP: 0.462, SLG: 0.700					K		P6		BB	3	0	1	0	1	1	1																				
Danny Walton R OBP: 0.250, SLG: 1.000			G6-4-3		1-3				IBB	3	1	1	2	0	1	1																				
Mike Hegan L OBP: 0.375, SLG: 0.286							K		K	0	0	0	0	0	0	0																				
Ted Savage R Bill Voss L					HR				K	0	0	0	0	0	0	0																				
Roberto Pena R OBP: 0.417, SLG: 0.400			6-3		1-3				1B	3	1	1	1	1	0	0																				
Elie Rodriguez R OBP: 0.333, SLG: 0.200			FC6-4		6-3				L1	3	0	1	1	1	0	3																				
Ted Kubiak S OBP: 0.364, SLG: 0.222									FC9-6	3	0	1	0	0	0	1																				
Skip Lockwood R Marcelino Lopez R			FC6-4						1-3	3	0	0	0	0	0	3																				
Inning Stats	R: 0 E: 0 K: 0 S: 3	H: 0 LOB: 0 BB: 0 P: 3	R: 0 E: 0 K: 0 S: 3	H: 1 LOB: 0 BB: 0 P: 3	R: 0 E: 0 K: 0 S: 4	H: 1 LOB: 2 BB: 1 P: 8	R: 2 E: 0 K: 1 S: 6	H: 1 LOB: 0 BB: 0 P: 7	R: 0 E: 0 K: 0 S: 3	H: 0 LOB: 0 BB: 0 P: 3	R: 0 E: 0 K: 1 S: 5	H: 0 LOB: 0 BB: 0 P: 5	R: 1 E: 0 K: 1 S: 7	H: 2 LOB: 1 BB: 0 P: 7	R: 1 E: 0 K: 1 S: 6	H: 1 LOB: 3 BB: 3 P: 18	R: 1 E: 0 K: 1 S: 6	H: 1 LOB: 0 BB: 0 P: 18	1B: 4 2B: 1 3B: 0 HR: 1	SF: 0 SAC: 1 DP: 1 HBP: 1	WP: 0 PB: 0 SB: 1 CS: 0	PA: 34														
PITCHER	IP	WLS	BF	H	R	ER	SO	BB	IBB	HBP	BLK	WP	HR	S	P	ERA	WHIP	PITCHER	IP	WLS	BF	H	R	ER	SO	BB	IBB	HBP	BLK	WP	HR	S	P	ERA	WHIP	
Clyde Wright L ERA: 5.54	(1, 1)	7.1	L	31	6	4	4	3	2	1	1	0	0	33	46	4.91	1.091																			
Mel Queen R ERA:	(8, 1)	0.2	3	0	0	0	1	1	0	0	0	0	0	4	8	0.00	1.500																			



Batter	1	2	3	4	5	6	7	8	9	AB	R	H	RBI	BB	SO	LOB	TOP					
Sandy Alomar Sr. S (1,4) OBP: 0.273, SLG: 0.158	4-0 G4-6-3 BB		0-0 F5			0-0 4-3			0-0 E9	3	0	1	0	1	0	0	California Angels @ Milwaukee Brewers Milwaukee County Stadium, Milwaukee, WI Sun Apr 11 1971, 4:33 AM EST Att: 8,720 - Unknown					
Syd O'Brien, R (1,6)	0-0 G4-6-3 1-2f		0-0 4-3			0-0 1-3			0-0 P6	4	0	0	0	0	0	2						
Alex Johnson, R (1,7) OBP: 0.400, SLG: 0.368	0-3 K			4-0 G6-4-3 BB			0-0 1B		0-0 F9	3	0	1	0	1	1	1						
Tony Conigliaro, R (1,9) OBP: 0.250, SLG: 0.350		0-0 F7		0-0 G6-4-3 1-2f			0-3 K		0-3 K	4	0	0	0	0	2	2						
Jim Spencer, L (1,3) OBP: 0.316, SLG: 0.438		4-0 FC1-6 BB		0-0 F9			0-0 F8			2	0	0	0	1	0	0						
Ken McMullen, R (1,5) OBP: 0.333, SLG: 0.429		0-0 FC1-6 1B			0-0 P5				0-0 F8	3	0	0	0	0	0	1						
Ken Berry, R (1,8) OBP: 0.118, SLG: 0.063		0-0 FC6-4 1B			0-0 5-3				0-0 F9	3	0	1	0	0	0	0						
Jeff Torborg, R (1,2)		0-0 FC6-4 1B			0-0 6-3				0-0 E1	2	0	0	0	0	0	2						
John Stephenson, L (8, PH) (8, 2)		0-0 FC6-4							0-0 2-3	1	0	0	0	0	0	0						
Tom Murphy, R (1, 1) OBP: 0.400, SLG: 0.600			0-0 F8			0-3 K				2	0	0	0	0	1	0						
Roger Repoz, L (8, PH)										1	0	0	0	0	0	1						
Eddie Fisher, R (8, 1)										0	0	0	0	0	0	0						
Inning Stats	R: 0 E: 0 K: 1 S: 4	H: 0 LOB: 0 BB: 1 P: 8	R: 0 E: 0 K: 0 S: 4	H: 1 LOB: 2 BB: 1 P: 8	R: 0 E: 0 K: 0 S: 3	H: 0 LOB: 0 BB: 0 P: 3	R: 0 E: 0 K: 0 S: 2	H: 0 LOB: 0 BB: 1 P: 6	R: 0 E: 0 K: 0 S: 3	H: 0 LOB: 0 BB: 0 P: 3	R: 0 E: 0 K: 1 S: 5	H: 0 LOB: 0 BB: 0 P: 5	R: 0 E: 0 K: 1 S: 5	H: 1 LOB: 0 BB: 0 P: 5	R: 0 E: 1 K: 0 S: 4	H: 0 LOB: 1 BB: 0 P: 4	R: 0 E: 1 K: 1 S: 6	H: 1 LOB: 1 BB: 0 P: 6	1B: 3 2B: 0 3B: 0 HR: 0	SF: 0 SAC: 0 DP: 2 HBP: 0	WP: 0 PB: 0 SB: 0 CS: 0	PA: 31
PITCHER Marty Pattin, R (1, 1) ERA: 1.0	IP: 9.0 WLS: W BF: 31 H: 3 R: 0 ER: 0 SO: 4 BB: 3 IBB: 0 HBP: 0 BLK: 0 WP: 0 HR: 0 S: 36 P: 48 ERA: 0.00 WHIP: 0.667															PITCHER						

Batter	1	2	3	4	5	6	7	8	9	AB	R	H	RBI	BB	SO	LOB	BOTTOM					
Tommy Harper, R (1, 5) OBP: 0.235, SLG: 0.188	0-0 F3		0-0 1-3		0-0 F5		0-0 4-3			4	0	0	0	0	0	2	California Angels @ Milwaukee Brewers Milwaukee County Stadium, Milwaukee, WI Sun Apr 11 1971, 4:33 AM EST Att: 8,720 - Unknown					
Bernie Smith, R (1, 9) OBP: 0.235, SLG: 0.471	0-0 1-3		0-0 F8		0-0 1-3			0-0 HR		4	1	1	1	0	0	1						
Dave May, L (1, 8) OBP: 0.375, SLG: 0.308	0-0 E 2B		4-0 BB		0-0 F5			0-3 K		3	1	1	0	1	1	0						
Andy Kosco, R (1, 3) (7, 7) OBP: 0.471, SLG: 0.643	0-0 E7 2H 1B		0-0 G3		0-0 5-3			0-0 FC4-6 1B		4	0	2	1	0	0	1						
Danny Walton, R (1, 7) OBP: 0.429, SLG: 0.800	0-0 5-3			4-0 G6-4-3 BB		4-0 BB		0-0 FC4-6 1-2f		1	0	0	0	2	0	1						
Mike Hegan, L (7, 3) OBP: 0.333, SLG: 0.250								0-0 FC4-6 S		1	0	0	0	0	0	1						
Roberto Pena, R (1, 6) OBP: 0.313, SLG: 0.286		0-0 6-3		0-0 F2		0-0 1-3		0-0 4-3		4	0	0	0	0	0	3						
Ellie Rodriguez, R (1, 2) OBP: 0.444, SLG: 0.375		0-0 WP 1B		0-0 G6-4-3 1-2f			0-0 G4-6-3 1B			3	1	2	0	0	0	1						
Ted Kubiak, S (1, 4) OBP: 0.429, SLG: 0.333		0-0 CS 1B			0-0 SH5-4 1B			0-0 G4-6-3 1-2f		3	0	2	1	0	0	1						
Marty Pattin, R (1, 1) OBP: 0.429, SLG: 0.200		0-3 K			0-0 SH5-4 1-2			1-0 HBP		1	0	0	0	0	1	1						
Inning Stats	R: 1 E: 1 K: 0 S: 5	H: 2 LOB: 1 BB: 0 P: 5	R: 1 E: 0 K: 1 S: 6	H: 2 LOB: 0 BB: 0 P: 6	R: 0 E: 0 K: 0 S: 3	H: 0 LOB: 1 BB: 1 P: 7	R: 0 E: 0 K: 0 S: 2	H: 0 LOB: 0 BB: 1 P: 6	R: 0 E: 0 K: 0 S: 4	H: 1 LOB: 1 BB: 0 P: 4	R: 0 E: 0 K: 0 S: 3	H: 0 LOB: 1 BB: 1 P: 7	R: 0 E: 0 K: 0 S: 3	H: 1 LOB: 1 BB: 0 P: 4	R: 1 E: 0 K: 1 S: 7	H: 2 LOB: 1 BB: 0 P: 7	R: 1 E: 0 K: 1 S: 7	H: 2 LOB: 1 BB: 0 P: 7	1B: 6 2B: 1 3B: 0 HR: 1	SF: 0 SAC: 1 DP: 2 HBP: 1	WP: 1 PB: 0 SB: 1 CS: 1	PA: 33
PITCHER Tom Murphy, R (1, 1) ERA: 2.81	IP: 7.0 WLS: L BF: 28 H: 6 R: 2 ER: 2 SO: 2 BB: 2 IBB: 1 HBP: 1 BLK: 0 WP: 1 HR: 0 S: 26 P: 39 ERA: 2.57 WHIP: 1.286															PITCHER						
PITCHER Eddie Fisher, R (8, 1) ERA: 3.0	IP: 1.0 WLS: 5 BF: 2 H: 1 R: 1 ER: 1 SO: 1 BB: 0 IBB: 0 HBP: 0 BLK: 0 WP: 0 HR: 1 S: 7 P: 7 ERA: 9.00 WHIP: 2.000															PITCHER						

Batter	1	2	3	4	5	6	7	8	9	AB	R	H	RBI	BB	SO	LOB	TOP										
Bert Campaneris, R OBP: 0.219, SLG: 0.200 (1, 6)										5	0	1	0	0	1	3											
Joe Rudi, R OBP: 0.333, SLG: 0.444 (1, 7)										5	1	3	1	0	0	2											
Reggie Jackson, L OBP: 0.133, SLG: 0.179 (1, 9)										5	0	0	0	0	2	2											
Don Mincher, L OBP: 0.308, SLG: 0.190 (1, 3)										4	1	3	0	1	0	0											
Sal Bando, R OBP: 0.393, SLG: 0.500 (1, 5)										3	2	1	0	1	0	3											
Rick Monday, L OBP: 0.536, SLG: 0.762 (1, 8)										4	1	1	3	1	1	3											
Dave Duncan, R OBP: 0.391, SLG: 0.350 (1, 2)										3	0	0	0	2	1	3											
Dick Green, R OBP: 0.440, SLG: 0.600 (1, 4)										2	0	1	1	3	0	3											
Rollie Fingers, R OBP: 0.200, SLG: 0.200 (1, 1)										4	0	1	0	0	1	4											
Inning Stats	R: 0 E: 0 K: 0 S: 4	H: 1 LOB: 2 BB: 1 P: 8	R: 0 E: 0 K: 0 S: 4	H: 1 LOB: 2 BB: 1 P: 8	R: 3 E: 0 K: 1 S: 6	H: 2 LOB: 0 BB: 1 P: 11	R: 0 E: 0 K: 1 S: 5	H: 0 LOB: 1 BB: 2 P: 9	R: 0 E: 0 K: 2 S: 8	H: 1 LOB: 3 BB: 2 P: 16	R: 0 E: 0 K: 1 S: 6	H: 1 LOB: 0 BB: 0 P: 14	R: 0 E: 0 K: 0 S: 3	H: 1 LOB: 0 BB: 0 P: 3	R: 2 E: 0 K: 1 S: 8	H: 3 LOB: 1 BB: 0 P: 8	1B: 6 2B: 3 3B: 0 HR: 2	SF: 0 SAC: 1 DP: 1 HBP: 1	WP: 0 PB: 0 SB: 0 CS: 1	PA: 46							
PITCHER	IP	WLS	BF	H	R	ER	SO	BB	IBB	HBP	BLK	WP	HR	S	P	ERA	WHIP										
Lew Krausse, R ERA: 3.65 (1, 1)	6.0	L	30	6	3	3	4	6	0	1	1	0	2	31	56	4.50	2.000										
Dick Ellsworth, L ERA: 3.99 (7, 1)	2.0		9	2	0	0	1	1	1	0	0	0	0	9	17	0.00	1.500										
Ken Sanders, R ERA: 10.8 (9, 1)	1.0		6	3	2	2	1	0	0	0	0	0	0	8	8	18.00	3.000										

Oakland Athletics @ Milwaukee Brewers
Milwaukee County Stadium, Milwaukee, WI
Mon Apr 12 1971, 4:33 AM EST
Att. 4,791 - Unknown

AB	35
R	5
H	11
RBI	5
BB	8
SO	6
LOB	23



Batter	1	2	3	4	5	6	7	8	9	AB	R	H	RBI	BB	SO	LOB	BOTTOM										
Tommy Harper, R OBP: 0.190, SLG: 0.150 (1, 5)										4	0	0	0	0	1	0											
Bernie Smith, R OBP: 0.200, SLG: 0.400 (1, 9)										3	0	0	0	0	0	0											
Mike Hegan, L OBP: 0.400, SLG: 0.333 (9, PH)										1	0	1	0	0	0	0											
Dave May, L OBP: 0.350, SLG: 0.294 (1, 8)										4	0	1	0	0	0	1											
Andy Kosco, R OBP: 0.400, SLG: 0.529 (1, 3)										3	0	0	0	0	0	1											
Danny Walton, R OBP: 0.500, SLG: 0.714 (1, 7)										2	0	1	0	1	0	1											
Roberto Pena, R OBP: 0.283, SLG: 0.235 (1, 6)										3	0	0	0	0	1	2											
Elie Rodriguez, R OBP: 0.333, SLG: 0.273 (1, 2)										3	0	0	0	0	1	1											
Ted Kubiak, S OBP: 0.412, SLG: 0.333 (1, 4)										3	0	1	0	0	0	0											
Lew Krausse, R (1, 1)										1	0	0	0	0	1	0											
Ron Theobald, R (6, PH)										1	0	0	0	0	0	0											
Dick Ellsworth, L (7, 1)										0	0	0	0	0	0	0											
Bill Voss, L (8, PH)										1	0	0	0	0	1	0											
Ken Sanders, R (9, 1)										0	0	0	0	0	0	1											
Inning Stats	R: 0 E: 0 K: 0 S: 3	H: 0 LOB: 0 BB: 0 P: 3	R: 0 E: 0 K: 0 S: 3	H: 1 LOB: 0 BB: 0 P: 3	R: 0 E: 0 K: 2 S: 7	H: 0 LOB: 0 BB: 0 P: 7	R: 0 E: 0 K: 1 S: 5	H: 0 LOB: 0 BB: 0 P: 5	R: 0 E: 0 K: 1 S: 5	H: 0 LOB: 1 BB: 1 P: 9	R: 0 E: 0 K: 0 S: 3	H: 0 LOB: 0 BB: 0 P: 3	R: 0 E: 0 K: 0 S: 4	H: 1 LOB: 1 BB: 0 P: 4	R: 0 E: 0 K: 0 S: 4	H: 1 LOB: 0 BB: 0 P: 4	R: 0 E: 0 K: 0 S: 3	H: 1 LOB: 0 BB: 0 P: 3	1B: 4 2B: 0 3B: 0 HR: 0	SF: 0 SAC: 0 DP: 2 HBP: 0	WP: 0 PB: 0 SB: 0 CS: 0	PA: 30					
PITCHER	IP	WLS	BF	H	R	ER	SO	BB	IBB	HBP	BLK	WP	HR	S	P	ERA	WHIP										
Rollie Fingers, R ERA: 2.08 (1, 1)	9.0	W	30	4	0	0	4	1	0	0	0	0	0	37	41	0.00	0.556										

Oakland Athletics @ Milwaukee Brewers
Milwaukee County Stadium, Milwaukee, WI
Mon Apr 12 1971, 4:33 AM EST
Att. 4,791 - Unknown

AB	29
R	0
H	4
RBI	0
BB	1
SO	4
LOB	7





Batter	1	2	3	4	5	6	7	8	9	AB	R	H	RBI	BB	SO	LOB	TOP					
Bert Campaneris, R OBP: 0.189, SLG: 0.171 (1, 6)	F6		F8		G3		F6		K	5	0	0	0	0	1	3	Oakland Athletics @ Milwaukee Brewers Milwaukee County Stadium, Milwaukee, WI Tue Apr 13 1971, 4:33 AM EST Att: 4,952 - Unknown livebaseballscorecards.com					
Joe Rudi, R OBP: 0.360, SLG: 0.476 (1, 7)	1B		2B		F8		1-3			3	2	1	0	1	0	0						
Reggie Jackson, L OBP: 0.147, SLG: 0.188 (1, 9)	F6		F2		CS		1B		K	4	0	1	0	0	1	2						
Don Mincher, L OBP: 0.367, SLG: 0.292 (1, 3)	2H		1B		1-2		K		BB	3	0	2	2	1	1	1						
Sal Bando, R OBP: 0.375, SLG: 0.440 (1, 5)	F5		L7		1-3		1-3		BB	3	0	0	0	1	0	2						
Rick Monday, L OBP: 0.500, SLG: 0.667 (1, 8)			F9		4-3		SH1-3		1B	3	0	0	0	1	1	2						
Dave Duncan, R OBP: 0.407, SLG: 0.348 (1, 2)	F5		G5-4-3		BB		SH1-3		1B	3	0	1	0	1	0	0						
Dick Green, R OBP: 0.448, SLG: 0.565 (1, 4)			BB		G5-4-3		F7		SH1-4	3	0	1	0	1	0	3						
Vida Blue, S (1, 1)			K		1-2		SH1-3		1-2	2	0	0	0	0	2	1						
Inning Stats	R: 1 E: 0 K: 0 S: 5	H: 2 LOB: 1 BB: 0 P: 5	R: 0 E: 0 K: 1 S: 5	H: 0 LOB: 1 BB: 1 P: 9	R: 1 E: 0 K: 0 S: 4	H: 1 LOB: 1 BB: 1 P: 8	R: 0 E: 0 K: 0 S: 2	H: 0 LOB: 0 BB: 1 P: 6	R: 0 E: 0 K: 1 S: 5	H: 0 LOB: 0 BB: 0 P: 5	R: 0 E: 0 K: 0 S: 4	H: 1 LOB: 2 BB: 1 P: 8	R: 0 E: 0 K: 2 S: 7	H: 0 LOB: 2 BB: 2 P: 15	R: 0 E: 0 K: 1 S: 6	H: 1 LOB: 1 BB: 0 P: 6	1B: 4 2B: 2 3B: 0 HR: 0	SF: 0 SAC: 2 DP: 1 HBP: 0	WP: 0 PB: 0 SB: 0 CS: 1	PA: 37		
PITCHER Bill Parsons, R ERA: 2.0 (1, 1)	IP: 9.0 WLS: L BF: 37	H: 6 R: 2 ER: 2 SO: 6	BB: 6 IBB: 0 HBP: 0 BLK: 0	WP: 0 HR: 0 S: 43 P: 67	ERA: 2.00 WHIP: 1.333												PITCHER Bill Parsons, R ERA: 2.0 (1, 1)	IP: 9.0 WLS: W BF: 29	H: 2 R: 0 ER: 0 SO: 5	BB: 2 IBB: 0 HBP: 0 BLK: 0	WP: 1 HR: 0 S: 37 P: 45	ERA: 0.00 WHIP: 0.444


Batter	1	2	3	4	5	6	7	8	9	AB	R	H	RBI	BB	SO	LOB	BOTTOM					
Tommy Harper, R OBP: 0.160, SLG: 0.125 (1, 5)	K		F6		F5		F6			4	0	0	0	0	1	0	Oakland Athletics @ Milwaukee Brewers Milwaukee County Stadium, Milwaukee, WI Tue Apr 13 1971, 4:33 AM EST Att: 4,952 - Unknown livebaseballscorecards.com					
Ted Kubiak, S OBP: 0.333, SLG: 0.263 (1, 4)	4-3				F4		L9		K	4	0	0	0	0	1	0						
Dave May, L OBP: 0.304, SLG: 0.250 (1, 8)	G3				F7		F7			3	0	0	0	0	0	0						
Andy Kosco, R OBP: 0.348, SLG: 0.450 (1, 3)			F8		K		F4			3	0	0	0	0	1	0						
Danny Walton, R OBP: 0.462, SLG: 0.556 (1, 7)			WP		BB		F4		5-3	2	0	0	0	1	0	0						
Bernie Smith, R OBP: 0.217, SLG: 0.391 (1, 9)			K		G5-4-3		1B		F9	3	0	1	0	0	1	1						
Phil Roof, R OBP: 0.444, SLG: 0.286 Ron Theobald, R (8, PR)			K		G5-4-3		1-2		1B	3	0	1	0	0	1	2						
Elie Rodriguez, R OBP: 0.333, SLG: 0.273 (9, 2)										0	0	0	0	0	0	0						
Rick Auerbach, R (1, 6)					B5-6-4		BB		F7	2	0	0	0	1	0	1						
Bill Parsons, R Ted Savage, R (9, PH)			B5-6-4		1-2		4-3		L9	2	0	0	0	0	0	1						
Inning Stats	R: 0 E: 0 K: 1 S: 5	H: 0 LOB: 0 BB: 0 P: 5	R: 0 E: 0 K: 2 S: 7	H: 0 LOB: 1 BB: 1 P: 11	R: 0 E: 0 K: 0 S: 2	H: 0 LOB: 0 BB: 1 P: 6	R: 0 E: 0 K: 1 S: 5	H: 0 LOB: 0 BB: 0 P: 5	R: 0 E: 0 K: 0 S: 3	H: 1 LOB: 0 BB: 0 P: 3	R: 0 E: 0 K: 0 S: 3	H: 0 LOB: 0 BB: 0 P: 3	R: 0 E: 0 K: 0 S: 4	H: 1 LOB: 1 BB: 0 P: 4	R: 0 E: 0 K: 1 S: 5	H: 0 LOB: 0 BB: 0 P: 5	1B: 2 2B: 0 3B: 0 HR: 0	SF: 0 SAC: 0 DP: 2 HBP: 0	WP: 1 PB: 0 SB: 0 CS: 0	PA: 29		
PITCHER Vida Blue, L ERA: 0.54 (1, 1)	IP: 9.0 WLS: W BF: 29	H: 2 R: 0 ER: 0 SO: 5	BB: 2 IBB: 0 HBP: 0 BLK: 0	WP: 1 HR: 0 S: 37 P: 45	ERA: 0.00 WHIP: 0.444												PITCHER Vida Blue, L ERA: 0.54 (1, 1)	IP: 9.0 WLS: W BF: 29	H: 2 R: 0 ER: 0 SO: 5	BB: 2 IBB: 0 HBP: 0 BLK: 0	WP: 1 HR: 0 S: 37 P: 45	ERA: 0.00 WHIP: 0.444


Batter	1	2	3	4	5	6	7	8	9	AB	R	H	RBI	BB	SO	LOB	TOP										
Tommy Harper, R (1.5) OBP: 0.267, SLG: 0.222	0-0 4-3 2B		4-0 1B BB		4-0 E BB		0-0 1-2 2-H 1B		0-3 K	3	0	2	1	2	1	2	Milwaukee Brewers @ Chicago White Sox Comiskey Park, Chicago, IL Wed Apr 14 1971, 4:33 AM EST Att: 4,336 - Unknown livebaseballscorecards.com										
Dave May, L (1.8) OBP: 0.286, SLG: 0.240	0-3 K		0-0 1-3 1B		0-3 K		0-0 F6		0-0 F9	5	0	1	0	0	2	6											
Ted Savage, R (1.7) OBP: 0.167, SLG: 0.167	0-0 4-3 2-3		0-0 F8		0-0 F7		0-0 6-3		0-0 BB 1-2 2-H 1B	5	0	1	1	0	0	6											
Pete Koegel, R (1.3) Mike Hegan, L (8.3) OBP: 0.185, SLG: 0.333	4-0 BB		0-0 F7		0-3 K		4-0 G4-3 BB		4-0 1-2 2-3 BB	2	0	0	0	2	1	2											
Bernie Smith, R (1.9) Ken Sanders, R (8.1) OBP: 0.425, SLG: 0.200	0-0 5-3		0-3 K		0-0 F3		0-0 G4-3 1-2		0-0 F8	4	0	0	0	0	1	5											
Ted Kubiak, S (1.4) OBP: 0.360, SLG: 0.435		0-0 2B		0-0 1-3		0-0 6-3		0-0 3B		4	0	2	0	0	0	0											
Phil Roof, R (1.2) OBP: 0.308, SLG: 0.182		0-0 5-3		0-0 6-3		0-0 6-3		0-0 5-3		4	0	0	0	0	0	2											
Rick Auerbach, R (1.6) OBP: 0.425, SLG: 0.200		0-3 K		0-3 K		0-0 BB 1B		4-0 BB 1B		3	2	1	0	1	2	1											
Jim Slaton, R (1.1) Danny Walton, R (7, PH) Ron Theobald, R (7, PH) Marcelino Lopez, R (7.1) Bill Voss, L (8.9)	0-0 5-3		0-0 K		0-3 K		4-0 1-2 BB		4-0 BB 1B	2	0	0	0	0	1	1											
Inning Stats	R: 0 E: 0 K: 1 S: 6	H: 1 LOB: 2 BB: 1 P: 10	R: 0 E: 0 K: 1 S: 6	H: 1 LOB: 1 BB: 0 P: 6	R: 0 E: 0 K: 1 S: 6	H: 1 LOB: 2 BB: 1 P: 10	R: 0 E: 0 K: 1 S: 5	H: 0 LOB: 0 BB: 0 P: 5	R: 0 E: 1 K: 2 S: 7	H: 0 LOB: 1 BB: 1 P: 11	R: 0 E: 0 K: 1 S: 5	H: 0 LOB: 2 BB: 1 P: 9	R: 0 E: 0 K: 0 S: 3	H: 1 LOB: 1 BB: 1 P: 7	R: 1 E: 0 K: 1 S: 6	H: 1 LOB: 3 BB: 3 P: 18		1B: 4 2B: 2 3B: 1 HR: 0	SF: 0 SAC: 0 DP: 1 HBP: 0	WP: 0 PA: 41 CS: 0							
PITCHER	IP	WLS	BF	H	R	ER	SO	BB	IBB	HBP	BLK	WP	HR	S	P	ERA	WHIP										
Tommy John, L (1.1) ERA: 3.43	8.0	L	34	6	1	1	7	5	0	0	0	0	0	43	63	1.12	1.375										
Steve Kealey, R (9.1) ERA: 13.5	0.0		2	0	1	1	0	2	0	0	0	0	0	0	8	∞	∞										
Don Eddy, L (9.1) ERA: 2.7	0.2		4	1	0	0	1	1	0	0	0	0	0	5	9	0.00	3.000										
Vicente Romo, R (9.1) ERA: 3.18	0.1		1	0	0	0	0	0	0	0	0	0	0	1	1	0.00	0.000										

Batter	1	2	3	4	5	6	7	8	9	AB	R	H	RBI	BB	SO	LOB	BOTTOM										
Ed Stroud, L (1.9) OBP: 0.200, SLG: 0.111	0-0 F8		0-0 6-3			0-0 CS 1B		0-0 F8		3	0	1	0	0	0	0	Milwaukee Brewers @ Chicago White Sox Comiskey Park, Chicago, IL Wed Apr 14 1971, 4:33 AM EST Att: 4,336 - Unknown livebaseballscorecards.com										
Lee Richard, R (8, PH) OBP: 0.259, SLG: 0.346										1	0	0	0	0	0	1											
Jay Johnstone, L (1.8) OBP: 0.324, SLG: 0.467	0-0 4-3		0-0 F9			0-0 F8		0-0 1-2 1B		3	0	0	0	0	0	1											
Rich McKinney, R (8, PH) OBP: 1.000, SLG: 1.000										1	0	1	0	0	0	0											
Steve Kealey, R (9.1)										0	0	0	0	0	0	0											
Don Eddy, R (9.1)										0	0	0	0	0	0	0											
Vicente Romo, R (9.1)										0	0	0	0	0	0	0											
Mike Andrews, R (1.4) OBP: 0.412, SLG: 0.481	4-0 BB				0-0 CS 1B		4-0 1-2 BB		0-0 F4	2	0	1	0	2	0	2											
Bill Melton, R (1.5) OBP: 0.344, SLG: 0.519	0-0 L5				0-3 K		0-0 F9		0-0 F7	4	0	0	0	0	1	3											
Carlos May, L (1.3) OBP: 0.333, SLG: 0.333		0-0 6-3			0-0 F8		0-0 6-3		0-0 G3	4	0	0	0	0	0	1											
Rick Reichardt, R (1.7) OBP: 0.258, SLG: 0.379		4-0 BB			0-0 CS		0-0 F2		0-0 F4	3	0	0	0	1	0	0											
Ed Herrmann, L (1.2) OBP: 0.462, SLG: 0.556		0-3 K			0-0 F4		0-0 F4			2	0	1	0	0	1	1											
Tom Egan, R (7, PH) OBP: 0.375, SLG: 0.533										1	0	0	0	0	0	0											
Luis Alvarado, R (1.6)		0-3 K			0-0 F3				0-0 6-3	3	0	0	0	0	1	2											
Tommy John, R (1.1) Walt Williams, R (8, PH) OBP: 0.200, SLG: 0.304			0-3 K		0-0 F3			4-0 1B BB		2	0	0	0	0	1	1											
Inning Stats	R: 0 E: 0 K: 0 S: 3	H: 0 LOB: 1 BB: 1 P: 7	R: 0 E: 0 K: 2 S: 7	H: 0 LOB: 1 BB: 1 P: 11	R: 0 E: 0 K: 1 S: 5	H: 0 LOB: 0 BB: 0 P: 5	R: 0 E: 0 K: 1 S: 5	H: 1 LOB: 0 BB: 0 P: 5	R: 0 E: 0 K: 0 S: 4	H: 1 LOB: 1 BB: 0 P: 4	R: 0 E: 0 K: 0 S: 3	H: 1 LOB: 2 BB: 1 P: 3	R: 0 E: 0 K: 0 S: 4	H: 1 LOB: 1 BB: 1 P: 8	R: 0 E: 0 K: 0 S: 3	H: 0 LOB: 0 BB: 0 P: 3	1B: 4 2B: 0 3B: 0 HR: 0	SF: 0 SAC: 0 DP: 0 HBP: 0	WP: 0 PA: 34 CS: 2								
PITCHER	IP	WLS	BF	H	R	ER	SO	BB	IBB	HBP	BLK	WP	HR	S	P	ERA	WHIP										
Jim Slaton, R (1.1) ERA	6.0	W	22	3	0	0	4	3	0	0	0	0	0	27	39	0.00	1.000										
Marcelino Lopez, L (7.1) ERA	1.2		7	1	0	0	0	1	0	0	0	0	0	6	10	0.00	1.200										
Ken Sanders, R (8.1) ERA: 6.0	1.1	S	4	0	0	0	0	0	0	0	0	0	0	4	4	0.00	0.000										

Batter	1	2	3	4	5	6	7	8	9	AB	R	H	RBI	BB	SO	LOB	TOP										
Tommy Harper, R OBP: 0.257, SLG: 0.194 (1, 5)	F2	6-3							F8	4	1	0	1	1	0	3	Milwaukee Brewers @ Chicago White Sox Comiskey Park, Chicago, IL Thu Apr 15 1971, 4:33 AM EST Att: 5,302 - Unknown livebaseballscorecards.com										
Mike Hegan, L OBP: 0.500, SLG: 0.364 (1, 3)	E4 1B									2	1	1	1	1	0	0											
Dave May, L OBP: 0.313, SLG: 0.310 (1, 8)	F8									4	0	2	1	0	0	2											
Andy Kosco, R OBP: 0.333, SLG: 0.417 (1, 7)										4	0	1	0	0	0	2											
Bill Voss, L OBP: 0.429, SLG: 0.200 (1, 9)	F7									3	0	1	0	1	0	3											
Ted Kubiak, S OBP: 0.378, SLG: 0.423 (1, 4)										3	1	1	0	1	0	2											
Phil Roof, R OBP: 0.294, SLG: 0.200 (1, 2)	F8									4	0	1	0	0	0	2											
Rick Auerbach, R OBP: 0.400, SLG: 0.250 (1, 6)										3	1	1	0	0	1	0											
Skip Lockwood, R (1, 1)										3	0	0	0	0	2	1											
Inning Stats	R: 0 E: 1 K: 0 S: 5	H: 1 LOB: 2 BB: 0 P: 5	R: 2 E: 0 K: 0 S: 6	H: 3 LOB: 2 BB: 0 P: 6	R: 0 E: 0 K: 1 S: 3	H: 1 LOB: 1 BB: 1 P: 7	R: 0 E: 0 K: 1 S: 5	H: 0 LOB: 0 BB: 0 P: 5	R: 1 E: 1 K: 0 S: 3	H: 0 LOB: 0 BB: 1 P: 7	R: 0 E: 0 K: 2 S: 7	H: 1 LOB: 0 BB: 0 P: 3	R: 0 E: 0 K: 0 S: 7	H: 0 LOB: 0 BB: 0 P: 7	R: 1 E: 0 K: 0 S: 3	H: 1 LOB: 1 BB: 2 P: 11		R: 0 E: 0 K: 0 S: 4	H: 1 LOB: 1 BB: 0 P: 4	1B: 7 2B: 1 3B: 0 HR: 0	SF: 0 SAC: 3 DP: 3 HBP: 0	WP: 1 PB: 0 CS: 1	PA: 38				
PITCHER	IP	WLS	BF	H	R	ER	SO	BB	IBB	HBP	BLK	WP	HR	S	P	ERA	WHIP										
Bart Johnson, R ERA: 4.91 (1, 1)	7.1	L	31	7	4	3	3	3	0	0	0	1	0	34	46	3.68	1.364										
Don Eddy, L ERA: 2.25 (8, 1)	0.2		2	0	0	0	0	1	0	0	0	0	0	1	5	0.00	1.500										
Steve Kealey, R ERA: 7.71 (9, 1)	1.0		4	1	0	0	0	0	0	0	0	0	0	4	4	0.00	1.000										

Batter	1	2	3	4	5	6	7	8	9	AB	R	H	RBI	BB	SO	LOB	BOTTOM										
Lee Richard, R OBP: 0.258, SLG: 0.333 (1, 6)	4-3		6-3							4	0	1	0	0	1	0	Milwaukee Brewers @ Chicago White Sox Comiskey Park, Chicago, IL Thu Apr 15 1971, 4:33 AM EST Att: 5,302 - Unknown livebaseballscorecards.com										
Mike Andrews, R OBP: 0.395, SLG: 0.433 (1, 4)	F8		F8							3	0	0	0	1	0	0											
Carlos May, L OBP: 0.324, SLG: 0.303 (1, 3)										3	1	0	0	1	1	2											
Bill Melton, R OBP: 0.333, SLG: 0.484 (1, 5)										4	0	1	0	0	0	2											
Rich McKinney, R OBP: 0.778, SLG: 0.750 (1, 9)										4	0	2	1	0	0	2											
Rick Reichardt, R OBP: 0.229, SLG: 0.333 (1, 7)	6-3									4	0	0	0	0	1	3											
Jay Johnstone, L OBP: 0.297, SLG: 0.424 (1, 8)										3	0	0	0	0	0	0											
Ed Herrmann, L OBP: 0.375, SLG: 0.417 (1, 2)										3	0	0	0	0	0	0											
Bart Johnson, R OBP: 0.286, SLG: 0.286 (1, 1)										2	0	0	0	0	0	0											
Don Eddy, R (8, 1)										0	0	0	0	0	0	0											
Ed Stroud, L OBP: 0.182, SLG: 0.100 (8, PH)										1	0	0	0	0	0	0	Inning Stats										
Steve Kealey, R (9, 1)										0	0	0	0	0	0	0											
Inning Stats	R: 1 E: 0 K: 0 S: 5	H: 2 LOB: 2 BB: 1 P: 9	R: 0 E: 0 K: 0 S: 3	H: 0 LOB: 0 BB: 0 P: 3	R: 0 E: 0 K: 1 S: 5	H: 0 LOB: 0 BB: 0 P: 5	R: 0 E: 0 K: 0 S: 3	H: 0 LOB: 0 BB: 0 P: 3	R: 0 E: 0 K: 0 S: 4	H: 1 LOB: 2 BB: 1 P: 8	R: 0 E: 0 K: 0 S: 3	H: 0 LOB: 0 BB: 0 P: 3	R: 0 E: 0 K: 1 S: 5	H: 0 LOB: 0 BB: 0 P: 5	R: 0 E: 0 K: 1 S: 6	H: 1 LOB: 1 BB: 0 P: 6	1B: 4 2B: 0 3B: 0 HR: 0	SF: 0 SAC: 0 DP: 0 HBP: 0	WP: 0 PB: 0 CS: 0	PA: 33							
PITCHER	IP	WLS	BF	H	R	ER	SO	BB	IBB	HBP	BLK	WP	HR	S	P	ERA	WHIP										
Skip Lockwood, R ERA: 2.25 (1, 1)	9.0	W	33	4	1	1	3	2	0	0	0	0	0	37	45	1.00	0.667										


Batter	1	2	3	4	5	6	7	8	9	AB	R	H	RBI	BB	SO	LOB	TOP									
Freddie Patek, R OBP: 0.345, SLG: 0.333 (1, 6)	F9		1B BB		S 1B		F6		6-3	4	1	1	0	1	0	1	Kansas City Royals @ Milwaukee Brewers Milwaukee County Stadium, Milwaukee, WI Sun Apr 18 1971, 4:33 AM EST Cloudy - 46 F livebaseballscorecards.com									
Joe Kousser, L OBP: 0.231, SLG: 0.194 (1, 9)	4-3		1-2 1B		BB BB 1B		F5		K	5	0	2	1	0	1	1										
Amos Otis, R OBP: 0.333, SLG: 0.370 (1, 8)			F2		BB 1-2 BB		F7			2	0	0	0	2	0	3										
Ed Kirkpatrick, L OBP: 0.278, SLG: 0.281 (1, 2)	4-3		4-3		BB FC5-4 BB				L3	3	0	0	0	1	0	3										
Cookie Rojas, R OBP: 0.367, SLG: 0.500 (1, 4)		3-1			L6 FC5-4				F9	4	0	0	0	0	0	3										
Lou Piniella, R OBP: 0.275, SLG: 0.271 (1, 7)					F8					4	0	2	0	0	0	0										
Bob Oliver, R OBP: 0.196, SLG: 0.326 (1, 3)					F9				1B	4	0	0	0	0	2	2										
Paul Schaaf, R OBP: 0.422, SLG: 0.432 (1, 5)					F9					4	1	1	1	0	0	1										
Mike Hedlund, R OBP: 0.286, SLG: 0.167 Tom Burgmeier, L OBP: 0.500, SLG: 0.500 (8, 1)			K						HR F7	2	0	0	0	1	2	0										
Inning Stats	R: 0 E: 0 K: 0 S: 3	H: 0 LOB: 1 BB: 1 P: 7	R: 0 E: 0 K: 1 S: 6	H: 1 LOB: 1 BB: 0 P: 6	R: 0 E: 0 K: 1 S: 6	H: 1 LOB: 2 BB: 1 P: 10	R: 0 E: 0 K: 0 S: 3	H: 0 LOB: 0 BB: 0 P: 3	R: 1 E: 0 K: 1 S: 7	H: 2 LOB: 3 BB: 2 P: 15	R: 0 E: 0 K: 0 S: 3	H: 0 LOB: 1 BB: 1 P: 7	R: 0 E: 0 K: 1 S: 6	H: 1 LOB: 1 BB: 0 P: 6	R: 1 E: 0 K: 1 S: 6	H: 1 LOB: 0 BB: 0 P: 6		1B: 5 2B: 0 3B: 0 HR: 1	SF: 0 SAC: 0 DP: 0 HBP: 0	WP: 0 PB: 0 SB: 1 CS: 0	PA: 38					
PITCHER Bill Parsons, R ERA: 2.0 (1, 1)	IP: 9.0 WLS: L BF: 38	H: 6 R: 2 ER: 2 SO: 5	BB: 5 IBB: 0 HBP: 0 BLK: 0	WP: 0 HR: 1 S: 43 P: 63	ERA: 2.00 WHIP: 1.222											ERA: 2.00 WHIP: 1.222										

Batter	1	2	3	4	5	6	7	8	9	AB	R	H	RBI	BB	SO	LOB	BOTTOM									
Tommy Harper, R OBP: 0.256, SLG: 0.184 (1, 5)	F9		K		5-3					3	0	0	0	1	1	1	Kansas City Royals @ Milwaukee Brewers Milwaukee County Stadium, Milwaukee, WI Sun Apr 18 1971, 4:33 AM EST Cloudy - 46 F livebaseballscorecards.com									
Mike Hegan, L OBP: 0.381, SLG: 0.389 Andy Kosco, R OBP: 0.357, SLG: 0.417 (8, PH) (9, 3)	3-1				F6		B1-3			3	0	0	0	0	0	0										
Dave May, L OBP: 0.275, SLG: 0.278 (1, 8)	4-3				4-3					4	0	1	0	0	0	3										
Danny Walton, R OBP: 0.455, SLG: 0.471 (1, 7)			K		1B 1B 1B					4	1	1	0	0	3	1										
Bill Voss, L OBP: 0.385, SLG: 0.273 Ted Savage, R OBP: 0.250, SLG: 0.143 (9, PH)	F6				1-3 1B					3	0	1	0	0	0	0										
Ted Kubiak, S OBP: 0.351, SLG: 0.382 (1, 4)	6-3				1-2 1B					4	0	2	1	0	0	0										
Phil Roof, R OBP: 0.240, SLG: 0.174 (1, 2)					5-3					4	0	0	0	0	2	3										
Rick Auerbach, R OBP: 0.438, SLG: 0.308 (1, 6)					SH1-4 BB					2	0	1	0	1	0	0										
Bill Parsons, R (1, 1)			SH1-4		1-3					1	0	0	0	0	0	0										
Inning Stats	R: 0 E: 0 K: 0 S: 3	H: 0 LOB: 0 BB: 0 P: 3	R: 0 E: 0 K: 1 S: 5	H: 0 LOB: 0 BB: 0 P: 5	R: 0 E: 0 K: 1 S: 5	H: 0 LOB: 1 BB: 1 P: 9	R: 1 E: 0 K: 0 S: 6	H: 3 LOB: 2 BB: 0 P: 6	R: 0 E: 0 K: 1 S: 5	H: 0 LOB: 0 BB: 0 P: 3	R: 0 E: 0 K: 1 S: 5	H: 1 LOB: 0 BB: 0 P: 5	R: 0 E: 0 K: 1 S: 5	H: 0 LOB: 0 BB: 0 P: 5	R: 0 E: 0 K: 3 S: 10	H: 1 LOB: 1 BB: 0 P: 10		1B: 6 2B: 0 3B: 0 HR: 0	SF: 0 SAC: 2 DP: 1 HBP: 0	WP: 0 PB: 0 SB: 0 CS: 1	PA: 34					
PITCHER Mike Hedlund, R ERA: 2.33 Tom Burgmeier, L ERA: (8, 1)	IP: 7.1 WLS: W BF: 28	H: 5 R: 1 ER: 1 SO: 4	BB: 2 IBB: 0 HBP: 0 BLK: 0	WP: 0 HR: 0 S: 34 P: 42	ERA: 1.23 WHIP: 0.955											ERA: 0.00 WHIP: 1.200										

Batter	1	2	3	4	5	6	7	8	9	AB	R	H	RBI	BB	SO	LOB	TOP								
Ed Stroud, L OBP: 0.208, SLG: 0.095 (1,7)	6-3	3-1			G3		1B 1B BB	F6		4	1	0	0	1	0	2									
Mike Andrews, R OBP: 0.367, SLG: 0.392 (1,4)	4-3		F7		G4-6-3 1B		E 1B 1B	5-3		5	1	2	0	0	0	0									
Carlos May, L OBP: 0.322, SLG: 0.255 (1,3)	3-1		G3		G4-6-3 1-2		E E 1B	K		5	1	1	1	0	1	1									
Bill Melton, R OBP: 0.327, SLG: 0.404 (1,5)		S 1B HBP	F4			G3 2B	L5	F9		4	1	1	0	0	0	2									
Rich McKinney, R OBP: 0.500, SLG: 0.462 (1,9)		F3				6-3	6-3			4	0	1	0	0	0	2									
Jay Johnstone, L OBP: 0.333, SLG: 0.400 (1,8)		E2 FC6-4 1B E			F4		G3	SH3 BB 5-3 BB		3	2	0	0	1	0	3									
Ed Herrmann, L OBP: 0.429, SLG: 0.429 (1,2)		FC6-4 1B				IBB	IBB	5-3 SH3 BB		1	0	1	1	3	0	0									
Luis Alvarado, R (1,6)		FC6-4 E				K	6-3	SH3		3	1	0	0	0	1	6									
Bart Johnson, R OBP: 0.273, SLG: 0.364 (1,1)		E6 1-H 3-H				K		5-3		4	0	1	3	0	2	3									
Inning Stats	R: 0 E: 0 K: 0 S: 3	H: 0 LOB: 0 BB: 0 P: 3	R: 3 E: 2 K: 0 S: 6	H: 2 LOB: 1 BB: 0 P: 7	R: 0 E: 0 K: 0 S: 3	H: 0 LOB: 0 BB: 0 P: 3	R: 0 E: 0 K: 2 S: 8	H: 1 LOB: 2 BB: 1 P: 12	R: 0 E: 0 K: 0 S: 3	H: 1 LOB: 0 BB: 0 P: 3	R: 0 E: 0 K: 0 S: 4	H: 1 LOB: 2 BB: 1 P: 8	R: 3 E: 2 K: 1 S: 7	H: 2 LOB: 0 BB: 1 P: 11	R: 1 E: 0 K: 0 S: 3	H: 0 LOB: 1 BB: 2 P: 11	R: 0 E: 0 K: 1 S: 5	H: 0 LOB: 0 BB: 0 P: 5	1B: 4 2B: 3 3B: 0 HR: 0	SF: 0 SAC: 1 DP: 1 HBP: 1	WP: 0 PB: 0 SB: 1 CS: 0	PA: 40			
PITCHER	IP	WLS	BF	H	R	ER	SO	BB	IBB	HBP	BLK	WP	HR	S	P	ERA	WHIP								
Skip Lockwood, R ERA: 2.42 (1,1)	6.1	L	29	6	5	2	3	1	2	1	0	0	0	31	44	2.84	1.105								
Marcelino Lopez, L ERA: (7,1)	0.0	1	1	0	0	0	0	0	0	0	0	0	0	1	1	∞	∞								
Jim Slaton, R ERA: (7,1)	0.2	2	0	1	0	0	0	0	0	0	0	0	0	2	2	0.00	0.000								
Dick Ellsworth, L ERA: 4.15 (8,1)	2.0	8	0	1	1	1	1	2	0	0	0	0	0	8	16	4.50	1.000								

Chicago White Sox @ Milwaukee Brewers
 Milwaukee County Stadium, Milwaukee, WI
 Tue Apr 20 1971, 4:33 AM EST
 Att: 3,907 - Sunny - 58 F


AB 33
 R 7
 H 7
 RBI 5
 BB 5
 SO 4
 LOB 19



Batter	1	2	3	4	5	6	7	8	9	AB	R	H	RBI	BB	SO	LOB	BOTTOM								
Tommy Harper, R OBP: 0.283, SLG: 0.229 (1,5)	1B 1B	FC5					K			4	0	2	0	0	1	2									
Mike Hegan, L OBP: 0.406, SLG: 0.538 (1,3)	F8		4-3 2B		K		4-3			4	0	1	0	0	1	3									
Dave May, L OBP: 0.265, SLG: 0.267 (1,8)	1B		4-3		4-3			F7		4	0	1	0	0	0	3									
Danny Walton, R OBP: 0.379, SLG: 0.500 (1,7)	K		FC6-2-5-2-4 3-H			HR		F7		4	1	1	1	0	1	3									
Bill Voss, L OBP: 0.318, SLG: 0.400 (1,9)	F8				6-3		G3	4-3		4	0	0	0	0	0	2									
Ted Kubiak, S OBP: 0.304, SLG: 0.326 (1,4)		1-3			F9		WP 5-3 1B	L4		4	0	1	0	0	0	0									
Phil Roof, R OBP: 0.250, SLG: 0.172 (1,2)		FC5 6-3 1B			K		5-3	F8		4	0	1	0	0	1	1									
Rick Auerbach, R OBP: 0.348, SLG: 0.250 (1,6)		6-3					5-3	4-3		3	0	1	0	0	0	2									
Roberto Pena, R OBP: 0.286, SLG: 0.222 (9,PH)					1B		5-3			1	0	0	0	0	0	0									
Skip Lockwood, R (1,1)					K					1	0	0	0	1	1	1									
Marcelino Lopez, R (7,1)										0	0	0	0	0	0	0									
Jim Slaton, R (7,1)										0	0	0	0	0	0	0									
Bernie Smith, R OBP: 0.161, SLG: 0.290 (7,PH)										1	0	0	0	0	0	0									
Dick Ellsworth, L (8,1)										0	0	0	0	0	0	0									
Inning Stats	R: 0 E: 0 K: 1 S: 7	H: 2 LOB: 2 BB: 0 P: 7	R: 0 E: 0 K: 0 S: 4	H: 1 LOB: 2 BB: 1 P: 8	R: 0 E: 0 K: 1 S: 5	H: 0 LOB: 0 BB: 0 P: 5	R: 0 E: 0 K: 2 S: 9	H: 2 LOB: 2 BB: 0 P: 9	R: 1 E: 0 K: 0 S: 5	H: 2 LOB: 1 BB: 0 P: 5	R: 0 E: 0 K: 1 S: 5	H: 0 LOB: 0 BB: 0 P: 5	R: 0 E: 0 K: 0 S: 3	H: 0 LOB: 0 BB: 0 P: 3	R: 0 E: 0 K: 0 S: 3	H: 0 LOB: 0 BB: 0 P: 3	1B: 6 2B: 2 3B: 0 HR: 1	SF: 0 SAC: 0 DP: 1 HBP: 0	WP: 1 PB: 0 SB: 1 CS: 0	PA: 35					
PITCHER	IP	WLS	BF	H	R	ER	SO	BB	IBB	HBP	BLK	WP	HR	S	P	ERA	WHIP								
Bart Johnson, R ERA: 3.77 (1,1)	9.0	W	35	8	1	1	5	1	0	0	0	1	1	44	48	1.00	1.000								

Chicago White Sox @ Milwaukee Brewers
 Milwaukee County Stadium, Milwaukee, WI
 Tue Apr 20 1971, 4:33 AM EST
 Att: 3,907 - Sunny - 58 F

AB 34
 R 1
 H 8
 RBI 1
 BB 1
 SO 5
 LOB 17



Batter	1	2	3	4	5	6	7	8	9	AB	R	H	RBI	BB	SO	LOB	TOP								
Tommy Harper, R OBP: 0.290, SLG: 0.218 (1, 5)										4	0	0	0	0	0	1									
Mike Hegan, L OBP: 0.376, SLG: 0.452 (1, 3)										3	1	0	0	1	2	0									
John Briggs, L OBP: 0.344, SLG: 0.231 (1, 7)										4	1	1	0	0	2	0									
Dave May, L OBP: 0.293, SLG: 0.302 (1, 8)										4	1	1	2	0	2	0									
Bill Voss, L OBP: 0.300, SLG: 0.333 (1, 9)										3	0	0	0	1	0	0									
Roberto Pena, R OBP: 0.310, SLG: 0.240 (1, 6)										3	0	1	2	1	1	0									
Phil Roof, R OBP: 0.250, SLG: 0.189 (1, 2)										4	0	1	0	0	2	3									
Ted Kubiak, S OBP: 0.333, SLG: 0.392 (1, 4)										4	1	2	0	0	1	0									
Bill Parsons, R Ken Sanders, R (8, 1)										2	0	0	0	0	1	0									
Inning Stats	R: 0 E: 0 K: 2 S: 7	H: 0 LOB: 0 BB: 0 P: 7	R: 0 E: 0 K: 0 S: 3	H: 0 LOB: 0 BB: 0 P: 3	R: 0 E: 0 K: 1 S: 5	H: 0 LOB: 0 BB: 0 P: 5	R: 0 E: 0 K: 0 S: 3	H: 0 LOB: 1 BB: 0 P: 3	R: 0 E: 0 K: 2 S: 7	H: 0 LOB: 1 BB: 1 P: 11	R: 4 E: 0 K: 0 S: 7	H: 4 LOB: 2 BB: 2 P: 15	R: 0 E: 0 K: 2 S: 9	H: 0 LOB: 0 BB: 0 P: 7	R: 0 E: 0 K: 3 S: 9	H: 0 LOB: 0 BB: 0 P: 9	R: 0 E: 0 K: 1 S: 7	H: 2 LOB: 2 BB: 0 P: 7	1B: 5 2B: 1 3B: 0 HR: 0	SF: 0 SAC: 1 DP: 0 HBP: 0	WP: 0 PB: 0 SB: 0 CS: 0	PA: 36			
PITCHER	IP	WLS	BF	H	R	ER	SO	BB	IBB	HBP	BLK	WP	HR	S	P	ERA	WHIP								
Denny McLain, R ERA: 3.64	5.2	L	24	4	4	4	5	2	1	0	0	0	0	31	43	6.35	1.059								
Horacio Pina, R ERA: 1.29	1.1		4	0	0	0	2	0	0	0	0	0	0	8	8	0.00	0.000								
Denny Riddleberger, L ERA: 7.71	1.2		7	2	0	0	4	0	0	0	0	0	0	15	15	0.00	1.200								
Bill Gogolewski, R ERA:	0.1		1	0	0	0	0	0	0	0	0	0	0	1	1	0.00	0.000								

Milwaukee Brewers @ Washington Senators
Robert F. Kennedy Memorial Stadium, Washington, DC
Fri Apr 23 1971, 6:05 PM EST
Att: 17,149 - Unknown

AB 32
R 4
H 6
RBI 4
BB 3
SO 11
LOB 6

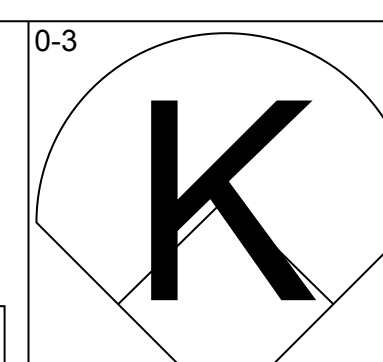
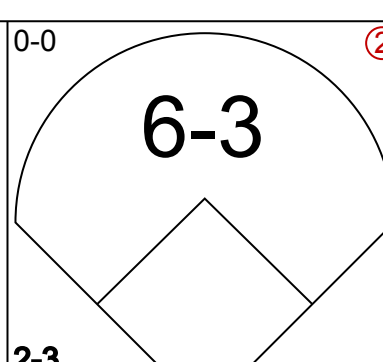
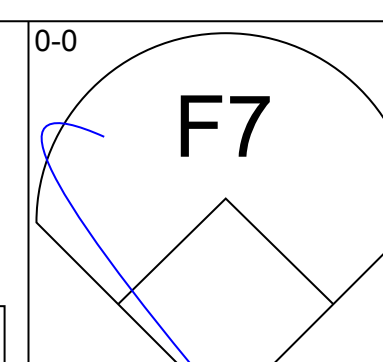
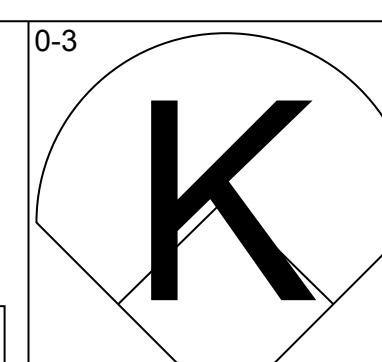
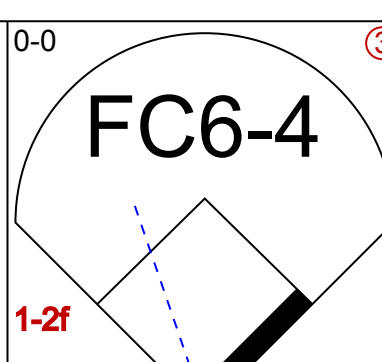
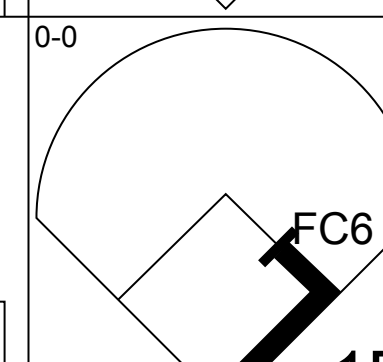
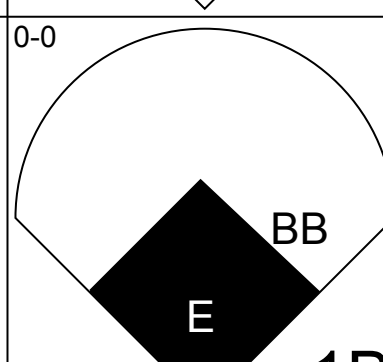
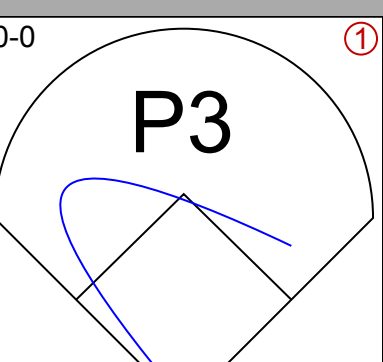
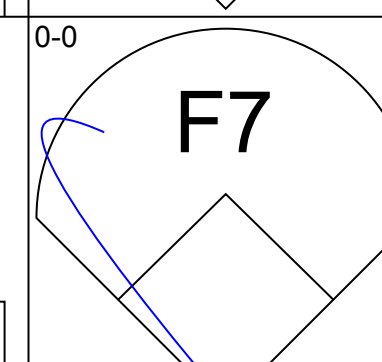
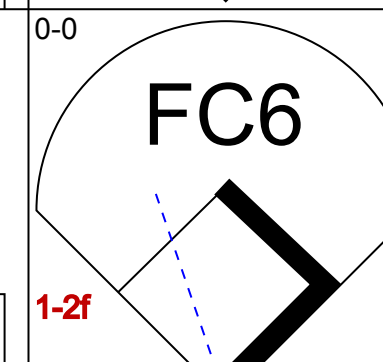
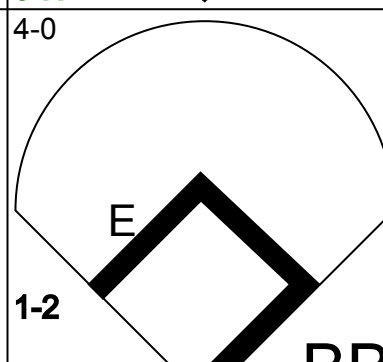
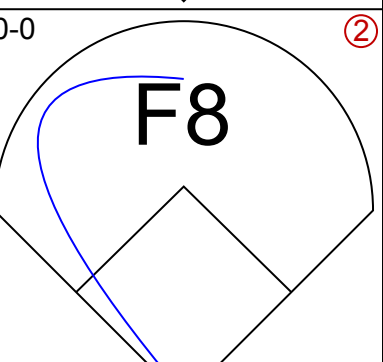
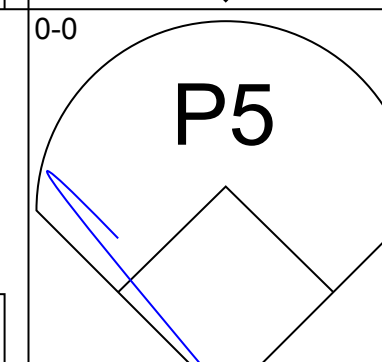
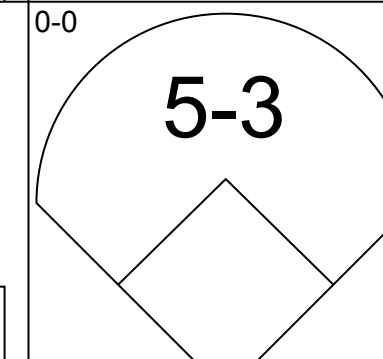
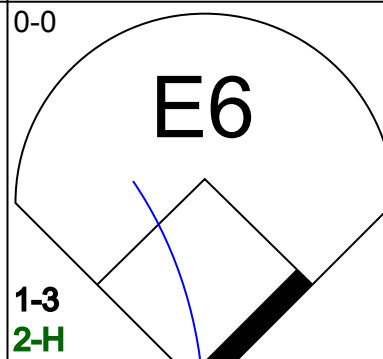
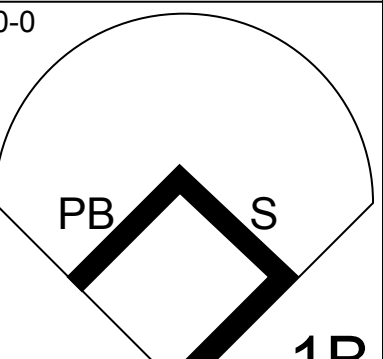
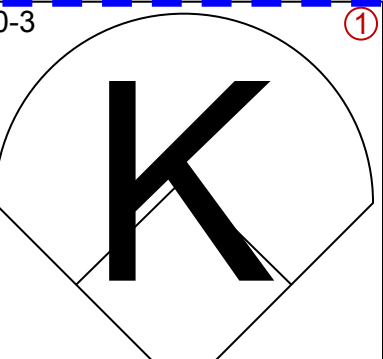
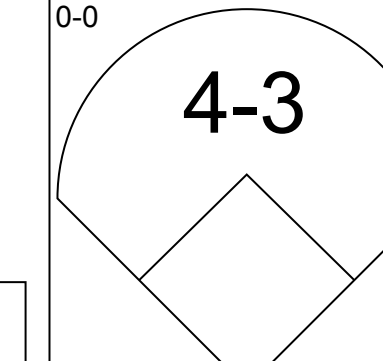
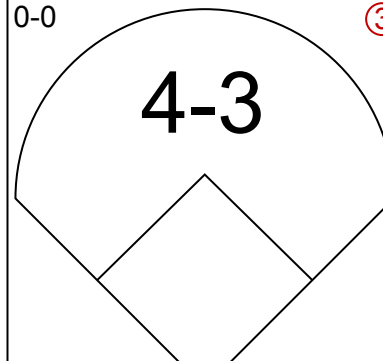
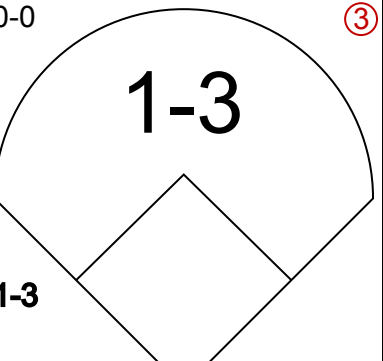
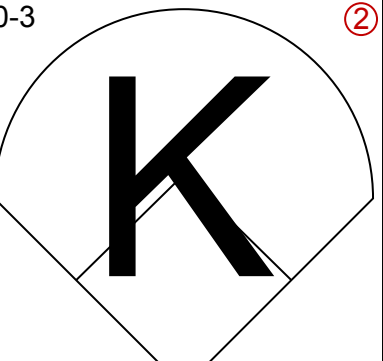
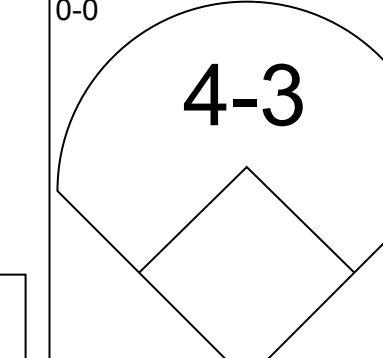
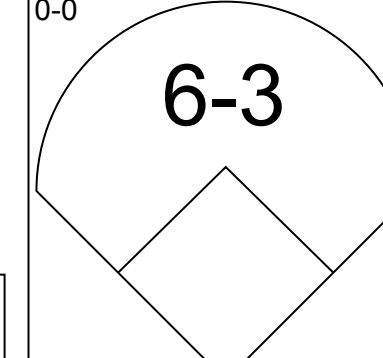
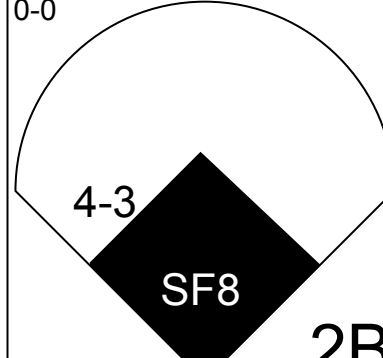
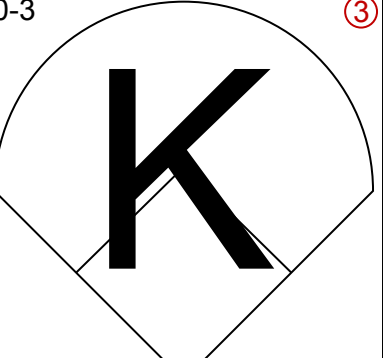
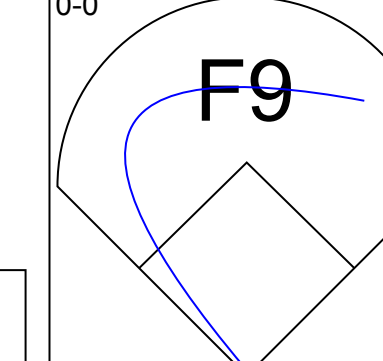
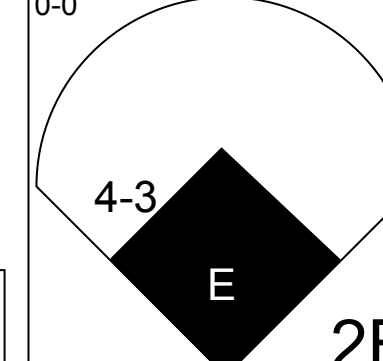
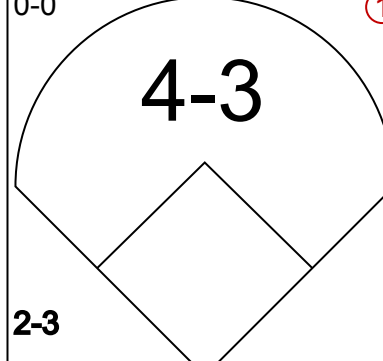
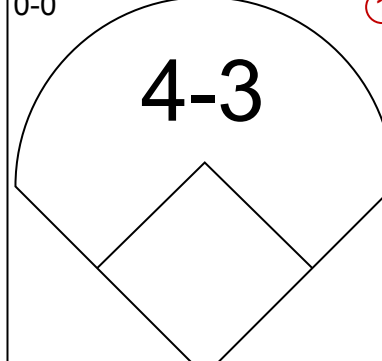
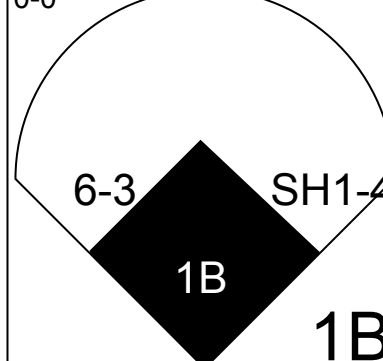
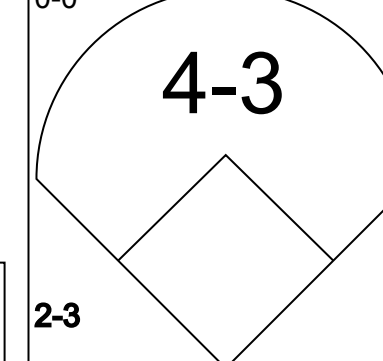
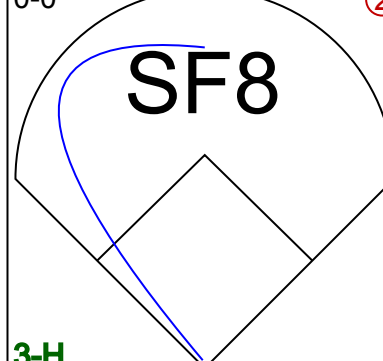
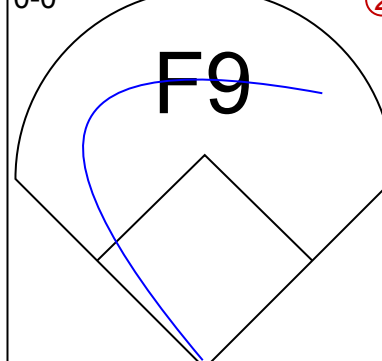
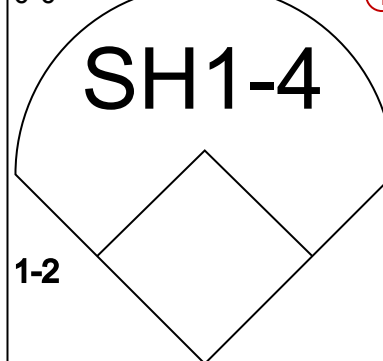
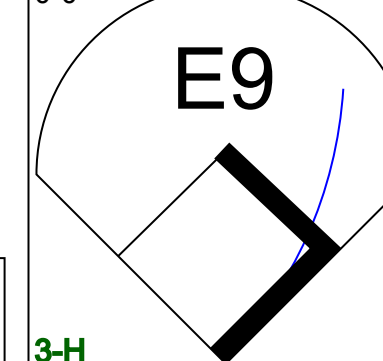
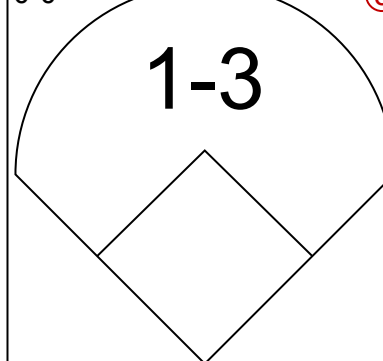
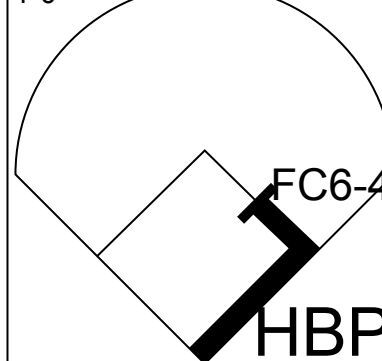
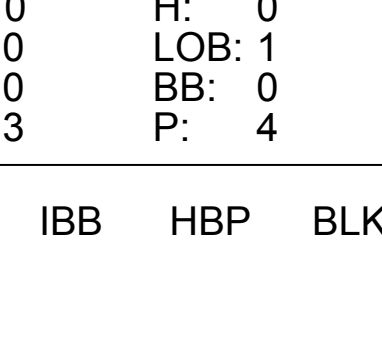


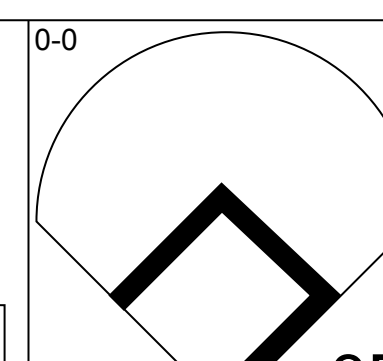
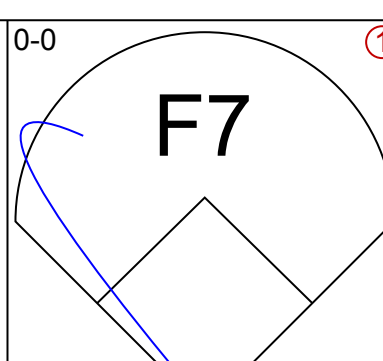
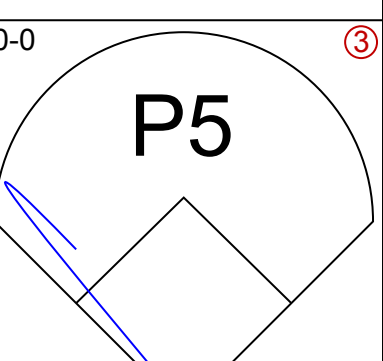
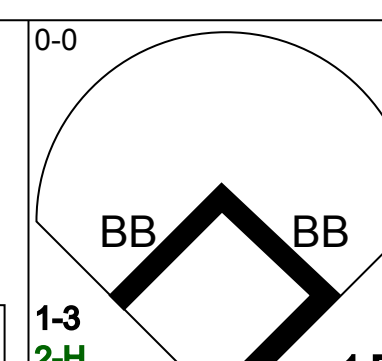

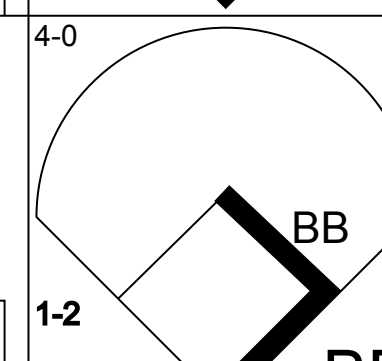
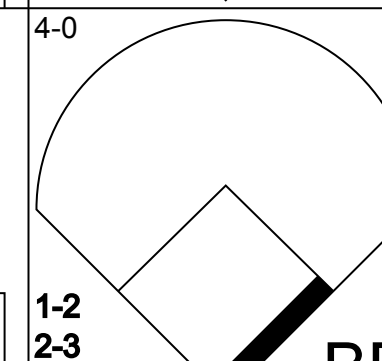
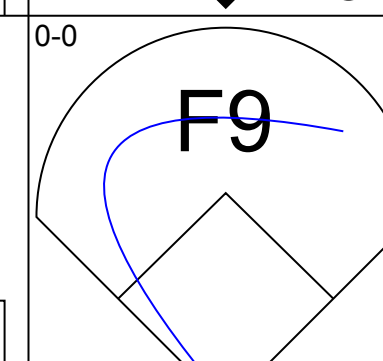
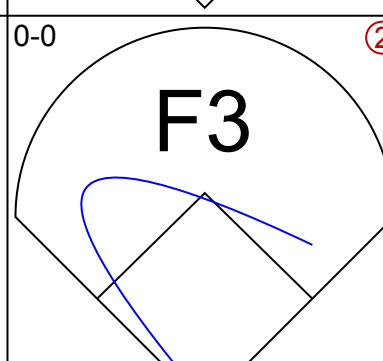
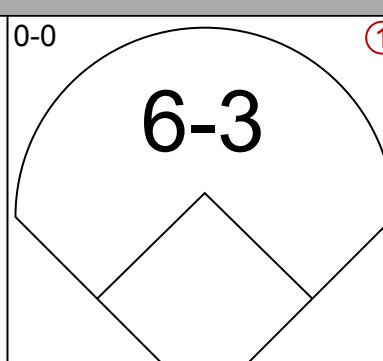
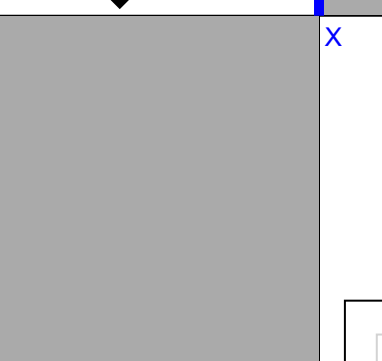
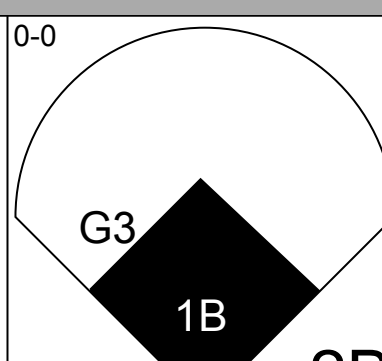
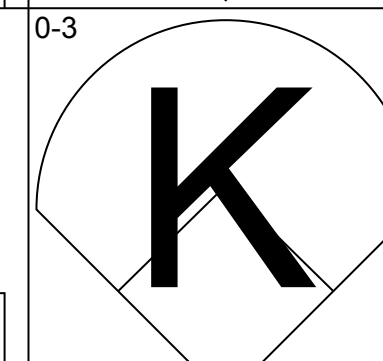
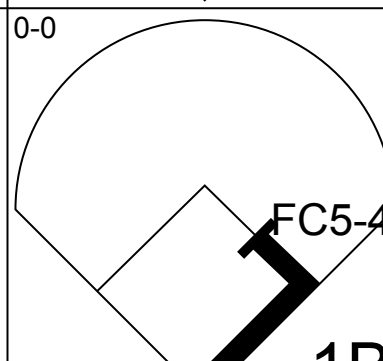

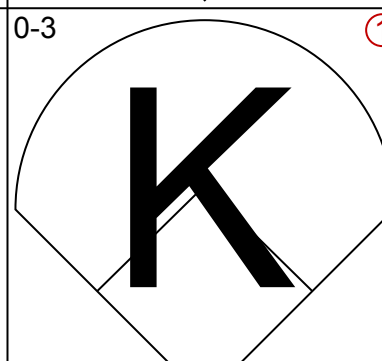
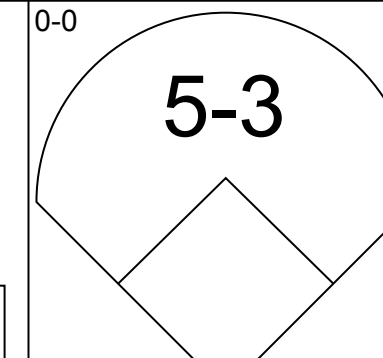
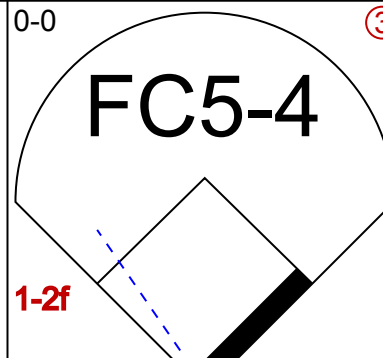
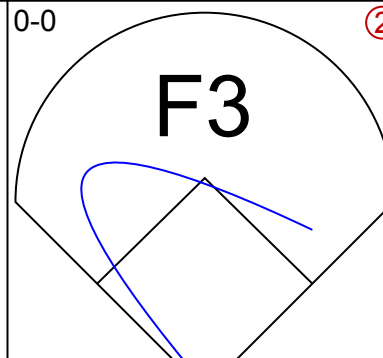
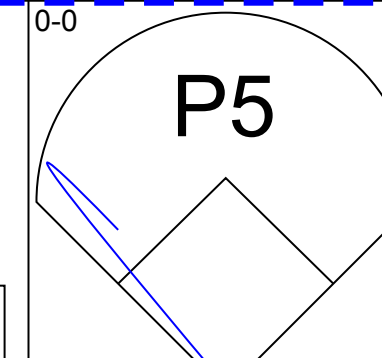
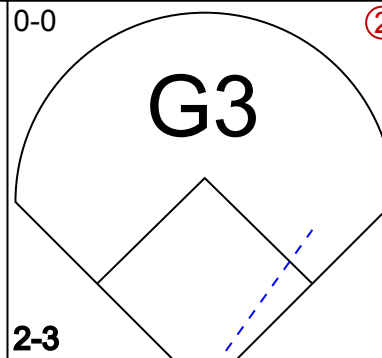
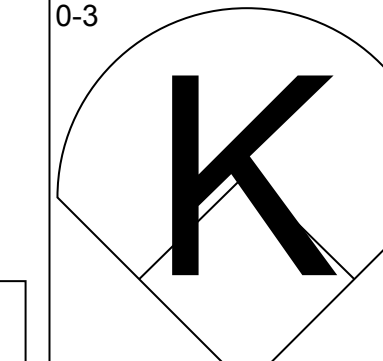
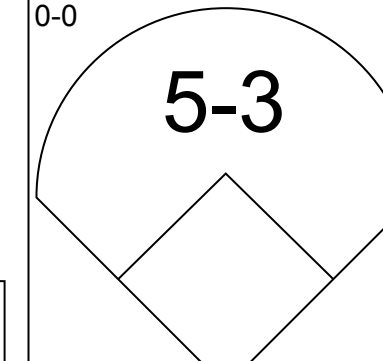
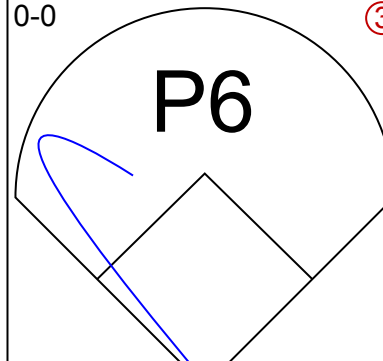
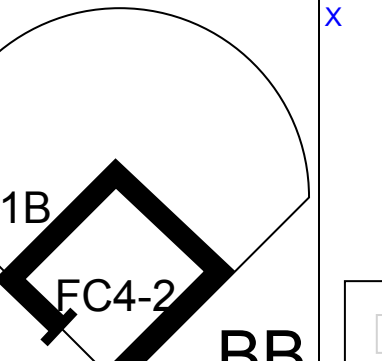
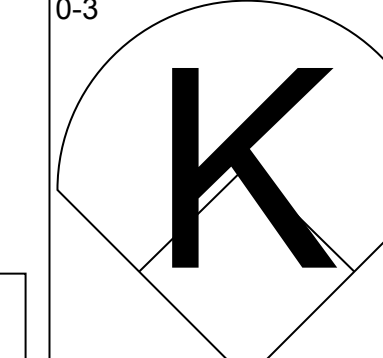
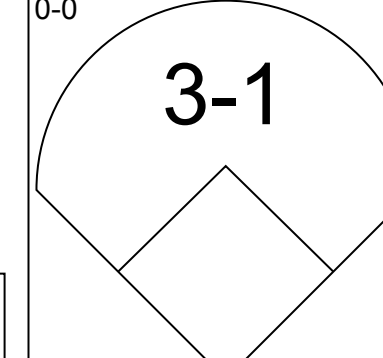
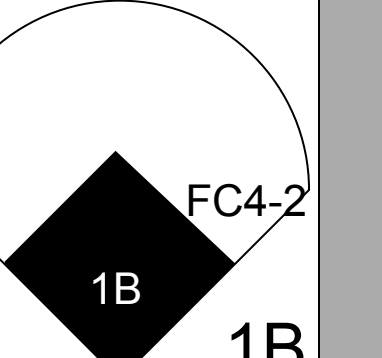

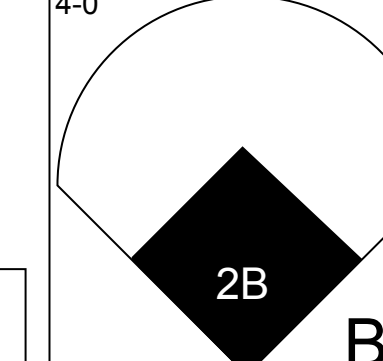
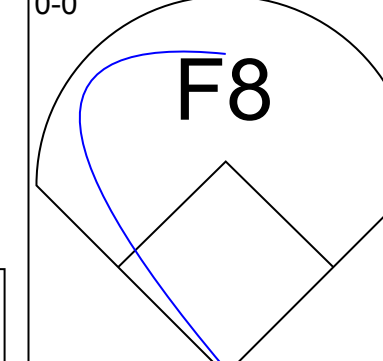
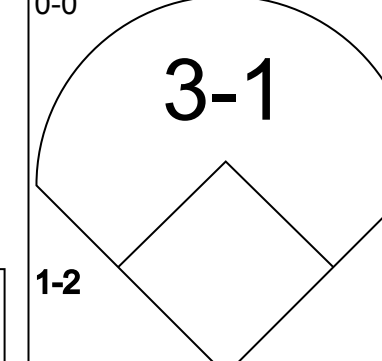
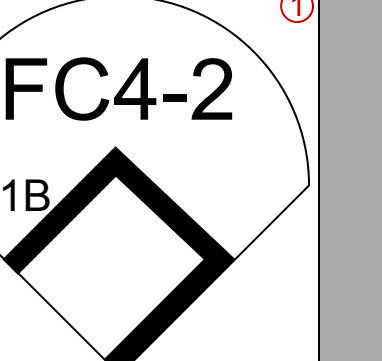

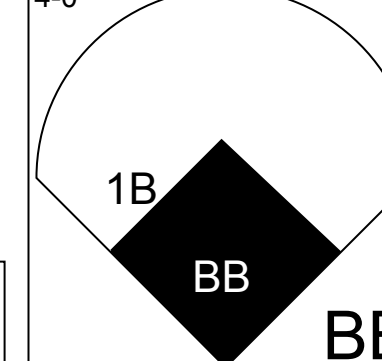

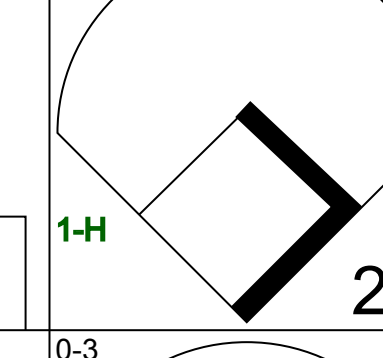
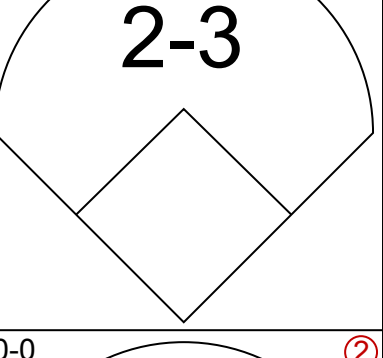
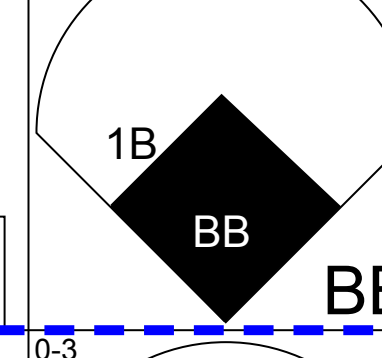


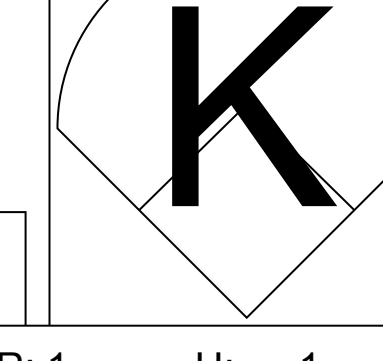
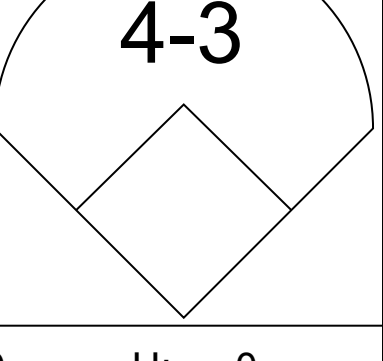
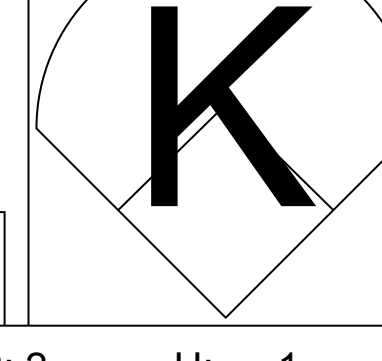

Batter	1	2	3	4	5	6	7	8	9	AB	R	H	RBI	BB	SO	LOB	BOTTOM								
Del Unser, L OBP: 0.397, SLG: 0.500 (1, 8)										5	0	2	0	0	1	3									
Tim Cullen, R OBP: 0.279, SLG: 0.293 (1, 4)										3	0	0	0	1	1	1									
Mike Epstein, L OBP: 0.458, SLG: 0.383 (1, 3)										2	0	0	0	1	1	2									
Joe Foy, R OBP: 0.377, SLG: 0.385 (1, 5)										4	0	1	0	0	1	4									
Frank Howard, R OBP: 0.323, SLG: 0.373 (1, 7)										4	0	0	0	0	0	6									
Tom McCraw, L OBP: 0.435, SLG: 0.750 (1, 9)										4	0	0	0	0	2	2									
Paul Casanova, R OBP: 0.294, SLG: 0.455 (1, 2)										4	0	1	0	0	0	0									
Toby Harrah, R OBP: 0.283, SLG: 0.200 Richie Scheinblum, S OBP: 0.286, SLG: 0.174 (8, PH)										3	0	1	0	0	0	1									
Denny McLain, R Horacio Pina, R Bernie Allen, L Denny Riddleberger, R Bill Gogolewski, L Dick Billings, R (8, PH)										2	0	0	0	0	1	1									
Inning Stats	R: 0 E: 0 K: 1 S: 5	H: 0 LOB: 0 BB: 0 P: 5	R: 0 E: 0 K: 1 S: 5	H: 0 LOB: 0 BB: 0 P: 5	R: 0 E: 1 K: 1 S: 6	H: 1 LOB: 2 BB: 0 P: 7	R: 0 E: 0 K: 0 S: 4	H: 1 LOB: 1 BB: 0 P: 4	R: 0 E: 0 K: 2 S: 9	H: 2 LOB: 2 BB: 0 P: 9	R: 0 E: 0 K: 0 S: 4	H: 1 LOB: 2 BB: 1 P: 8	R: 0 E: 0 K: 0 S: 4	H: 1 LOB: 1 BB: 0 P: 4	R: 0 E: 0 K: 0 S: 4	H: 1 LOB: 1 BB: 0 P: 4	1B: 7 2B: 0 3B: 0 HR: 0	SF: 0 SAC: 0 DP: 0 HBP: 1	WP: 0 PB: 0 SB: 0 CS: 0	PA: 37					
PITCHER	IP	WLS	BF	H	R	ER	SO	BB	IBB	HBP	BLK	WP	HR	S	P	ERA	WHIP								
Bill Parsons, R ERA: 1.42	7.1	W	31	6	0	0	7	2	0	1	0	0	0	42	51	0.00	1.091								
Ken Sanders, R ERA: 2.25	1.2	S	6	1	0	0	0	0	0	0	0	0	0	6	6	0.00	0.600								

Milwaukee Brewers @ Washington Senators
Robert F. Kennedy Memorial Stadium, Washington, DC
Fri Apr 23 1971, 6:05 PM EST
Att: 17,149 - Unknown

AB 34
R 0
H 7
RBI 0
BB 2
SO 7
LOB 21



Batter	1	2	3	4	5	6	7	8	9	AB	R	H	RBI	BB	SO	LOB	TOP								
Tommy Harper, R OBP: 0.266, SLG: 0.200 (1, 5)										5	0	0	0	0	2	3	Milwaukee Brewers @ Washington Senators Robert F. Kennedy Memorial Stadium, Washington, DC Sat Apr 24 1971, 6:05 PM EST Att: 6,597 - Unknown livebaseballscorecards.com								
Mike Hegan, L OBP: 0.390, SLG: 0.457 (1, 3)										4	1	2	1	0	0	0									
John Briggs, L OBP: 0.333, SLG: 0.207 Ken Sanders, R (7, 1)										3	0	0	0	1	0	1									
Dave May, L OBP: 0.290, SLG: 0.298 (1, 8)										4	0	1	0	0	1	2									
Bill Voss, L OBP: 0.265, SLG: 0.290 (1, 9)										4	0	0	0	0	1	3									
Roberto Pena, R OBP: 0.303, SLG: 0.276 (1, 6)										4	1	1	0	0	1	0									
Elie Rodriguez, R OBP: 0.283, SLG: 0.278 (1, 2)										4	1	1	0	0	0	1									
Ted Kubiak, S OBP: 0.328, SLG: 0.389 (1, 4)										3	1	1	1	0	0	1									
Lew Krausse, R (1, 1)										2	0	0	0	0	0	0									
Marcelino Lopez, R (7, 1)										0	0	0	0	0	0	0									
Bernie Smith, R OBP: 0.182, SLG: 0.281 (7, 7)										0	0	0	0	0	0	0									
Inning Stats	R: 0 E: 1 K: 1 S: 6	H: 1 LOB: 1 BB: 0 P: 6	R: 0 E: 0 K: 0 S: 3	H: 0 LOB: 0 BB: 0 P: 3	R: 2 E: 1 K: 0 S: 6	H: 2 LOB: 2 BB: 1 P: 10	R: 1 E: 1 K: 0 S: 5	H: 1 LOB: 1 BB: 0 P: 5	R: 0 E: 0 K: 0 S: 4	H: 1 LOB: 1 BB: 0 P: 4	R: 1 E: 0 K: 0 S: 4	H: 1 LOB: 1 BB: 0 P: 4	R: 0 E: 0 K: 1 S: 5	H: 0 LOB: 0 BB: 0 P: 5	R: 0 E: 0 K: 3 S: 9	H: 0 LOB: 0 BB: 0 P: 9	R: 0 E: 0 K: 0 S: 3	H: 0 LOB: 1 BB: 0 P: 4	1B: 4 2B: 2 3B: 0 HR: 0	SF: 1 SAC: 1 DP: 0 HBP: 1	WP: 0 PB: 1 SB: 1 CS: 0	PA: 37			
PITCHER	IP	WLS	BF	H	R	ER	SO	BB	IBB	HBP	BLK	WP	HR	S	P	ERA	WHIP								
Casey Cox, R ERA: 2.7 (1, 1)	7.0		30	6	4	2	2	1	0	0	0	0	0	33	37	2.57	1.000								
Joe Grzenda, L ERA: 2.09 (8, 1)	1.0		3	0	0	0	3	0	0	0	0	0	0	9	9	0.00	0.000								
Horacio Pina, R ERA: 1.13 (9, 1)	1.0	W	4	0	0	0	0	0	0	1	0	0	0	3	4	0.00	0.000								

Batter	1	2	3	4	5	6	7	8	9	AB	R	H	RBI	BB	SO	LOB	BOTTOM								
Del Unser, L OBP: 0.382, SLG: 0.548 (1, 8)										3	0	1	0	0	0	0	Milwaukee Brewers @ Washington Senators Robert F. Kennedy Memorial Stadium, Washington, DC Sat Apr 24 1971, 6:05 PM EST Att: 6,597 - Unknown livebaseballscorecards.com								
Dick Billings, R OBP: 0.280, SLG: 0.250 (7, PH)										1	0	1	1	0	0	0									
Joe Grzenda, R (8, 1)										0	0	0	0	0	0	0									
Elliott Maddox, R OBP: 0.344, SLG: 0.269 (8, PH)										1	0	0	0	0	0	2									
Horacio Pina, R (9, 1)										0	0	0	0	0	0	0									
Tim Cullen, R OBP: 0.285, SLG: 0.306 (1, 4)										4	1	1	0	1	0	1									
Mike Epstein, L OBP: 0.469, SLG: 0.392 (1, 3)										4	0	2	1	1	2	2									
Joe Foy, R OBP: 0.348, SLG: 0.351 (1, 5)										5	0	0	0	0	0	7									
Frank Howard, R OBP: 0.329, SLG: 0.365 (1, 7)										4	0	1	1	1	1	1									
Tom McCraw, L OBP: 0.444, SLG: 0.696 (1, 9)										3	2	1	0	1	1	0									
Jim French, L OBP: 0.346, SLG: 0.318 (1, 2)										3	1	0	0	1	0	3									
Toby Harrah, R OBP: 0.288, SLG: 0.231 (1, 6)										2	1	1	1	1	0	0									
Bernie Allen, L OBP: 0.333, SLG: 0.545 (8, PH) (9, 4)										1	0	0	0	0	1	2									
Casey Cox, R (1, 1)										2	0	0	0	0	1	1									
Richie Scheinblum, S OBP: 0.276, SLG: 0.187 (7, PH)										1	0	0	0	0	1	2									
Curt Flood, R OBP: 0.282, SLG: 0.200 (8, 8)										1	0	1	1	0	0	0									
Inning Stats	R: 0 E: 0 K: 1 S: 6	H: 1 LOB: 1 BB: 0 P: 6	R: 1 E: 0 K: 3 S: 10	H: 1 LOB: 1 BB: 1 P: 14	R: 0 E: 0 K: 0 S: 4	H: 1 LOB: 1 BB: 0 P: 4	R: 0 E: 0 K: 0 S: 3	H: 0 LOB: 0 BB: 0 P: 3	R: 0 E: 0 K: 0 S: 4	H: 1 LOB: 1 BB: 0 P: 4	R: 2 E: 0 K: 1 S: 6	H: 1 LOB: 3 BB: 4 P: 22	R: 1 E: 0 K: 1 S: 7	H: 2 LOB: 2 BB: 1 P: 11	R: 1 E: 0 K: 1 S: 6	H: 2 LOB: 1 BB: 0 P: 6	1B: 6 2B: 2 3B: 1 HR: 0	SF: 0 SAC: 0 DP: 0 HBP: 0	WP: 0 PB: 0 SB: 0 CS: 0	PA: 41					
PITCHER	IP	WLS	BF	H	R	ER	SO	BB	IBB	HBP	BLK	WP	HR	S	P	ERA	WHIP								
Lew Krausse, R ERA: 3.42 (1, 1)	6.1		26	4	3	3	4	3	0	0	0	0	0	31	43	4.26	1.105								
Marcelino Lopez, L ERA: (7, 1)	0.1		4	1	0	0	1	2	0	0	0	0	0	4	12	0.00	9.000								
Ken Sanders, R ERA: 3.21 (7, 1)	2.0	L	11	4	2	2	2	1	0	0	0	0	0	14	18	9.00	2.500								


Batter	1	2	3	4	5	6	7	8	9	10	AB	R	H	RBI	BB	SO	LOB
Tommy Harper, R (1, 5) OBP: 0.264, SLG: 0.200	F7		F7			FC1-5 1B		K		5-3	5	1	1	0	0	1	1
Mike Hegan, L (1, 3) OBP: 0.391, SLG: 0.450	F8		F8			FC1-5 1B		1B			5	0	2	0	0	0	3
John Briggs, L (1, 7) OBP: 0.350, SLG: 0.242	F7										4	0	2	1	0	1	0
Ted Savage, R (10, PH) OBP: 0.273, SLG: 0.111	F7										1	0	0	0	0	1	1
Dave May, L (1, 8) OBP: 0.285, SLG: 0.285											4	0	1	0	0	0	4
Bernie Smith, R (10, PH) OBP: 0.176, SLG: 0.273						G4-6-3 1B		4-3		F9	1	0	0	0	0	1	
Bill Voss, L (1, 9) OBP: 0.237, SLG: 0.257											4	0	0	0	0	0	1
Roberto Pena, R (1, 6) OBP: 0.297, SLG: 0.364											4	1	1	1	0	0	1
Elie Rodriguez, R (1, 2) OBP: 0.304, SLG: 0.318											4	0	2	0	0	0	1
Ted Kubiak, S (1, 4) OBP: 0.323, SLG: 0.368											3	0	0	0	1	0	1
Skip Lockwood, R (1, 1) OBP: 0.250, SLG: 0.182											4	0	2	0	0	1	2
Marcelino Lopez, R (9, 1)											0	0	0	0	0	0	0
Ken Sanders, R (9, 1)											0	0	0	0	0	0	0
Dick Ellsworth, L (9, 1)											0	0	0	0	0	0	0
Inning Stats	R: 0 E: 0 K: 1 S: 3	H: 0 LOB: 0 BB: 0 P: 3	R: 0 E: 0 K: 0 S: 4	H: 1 LOB: 1 BB: 0 P: 4	R: 0 E: 0 K: 0 S: 4	H: 1 LOB: 1 BB: 0 P: 4	R: 0 E: 0 K: 1 S: 5	H: 0 LOB: 0 BB: 0 P: 5	R: 0 E: 0 K: 2 S: 9	H: 2 LOB: 2 BB: 0 P: 9	R: 0 E: 0 K: 0 S: 6	H: 1 LOB: 2 BB: 1 P: 8	R: 0 E: 0 K: 1 S: 6	H: 1 LOB: 1 BB: 0 P: 6	1B: 10 2B: 0 3B: 0 HR: 1	SF: 0 SAC: 0 DP: 1 HBP: 0	WP: 0 PA: 40
PITCHER	IP WLS BF H R ER SO BB IBB HBP BLK WP HR S P ERA WHIP																
Dick Bosman, R ERA: 2.83	7.0																
Horacio Pina, R ERA: 1.04	0.2																
Darold Knowles, L ERA: 0.84	1.0																
Gerry Janeski, R ERA: 3.6	0.1																
Joe Grzenda, L ERA: 1.69	1.0																

Milwaukee Brewers @ Washington Senators
Robert F. Kennedy Memorial Stadium, Washington, DC
 Sun Apr 25 1971, 3:33 AM EDT
 Att: 9,780 - Sunny - 65 F

livebaseballscorecards.com

AB	39
R	2
H	11
RBI	2
BB	1
SO	4
LOB	16

WP: 0 PA: 40
 PB: 0
 SB: 0
 CS: 1




Batter	1	2	3	4	5	6	7	8	9	10	AB	R	H	RBI	BB	SO	LOB
Del Unser, L (1, 8) OBP: 0.368, SLG: 0.543	6-3										4	0	1	0	0	0	1
Curt Flood, R (9, PH) OBP: 0.300, SLG: 0.200											0	0	0	0	1	0	0
Tim Cullen, R (1, 4) OBP: 0.282, SLG: 0.299	L5										5	0	1	0	0	0	5
Mike Epstein, L (1, 3) OBP: 0.439, SLG: 0.357											5	1	0	0	0	3	5
Joe Grzenda, R (10, 1)											0	0	0	0	0	0	0
Joe Foy, R (1, 5) OBP: 0.357, SLG: 0.367											3	0	1	1	1	0	0
Don Wert, R (10, 6) OBP: 1.000, SLG: 1.000											1	1	1	0	0	0	0
Frank Howard, R (1, 7) OBP: 0.347, SLG: 0.373											4	0	2	0	1	0	1
Tom McCraw, L (1, 9) OBP: 0.469, SLG: 0.704											4	1	2	1	1	0	1
Paul Casanova, R (1, 2) OBP: 0.289, SLG: 0.432											4	0	1	0	0	0	4
Toby Harrah, R (1, 6) OBP: 0.274, SLG: 0.218											3	0	0	0	0	1	2
Bernie Allen, L (9, PH) OBP: 0.385, SLG: 0.545											0	0	0	0	1	0	0
Elliott Maddox, R (9, PR) OBP: 0.344, SLG: 0.289											0	0	0	0	0	0	0
Dick Bosman, R (1, 1)											2	0	0	0	0	0	2
Richie Scheinblum, S (7, PH) OBP: 0.305, SLG: 0.167											0	0	0	0	1	0	0
Horacio Pina, R (8, 1)											0	0	0	0	0	0	0
Darold Knowles, L (8, 1)											0	0	0	0	0	0	0
Gerry Janeski, R (9, 1)											0	0	0	0	0	0	0
Dick Billings, R (9, PH) OBP: 0.303, SLG: 0.400											1	0	1	1	0	0	0
Inning Stats	R: 0 E: 0 K: 1 S: 5	H: 0 LOB: 0 BB: 0 P: 5	R: 0 E: 0 K: 0 S: 4	H: 1 LOB: 2 BB: 1 P: 8	R: 0 E: 0 K: 0 S: 8	H: 1 LOB: 1 BB: 0 P: 8	R: 0 E: 0 K: 0 S: 3	H: 0 LOB: 0 BB: 0 P: 3	R: 0 E: 0 K: 2 S: 7	H: 0 LOB: 0 BB: 1 P: 7	R: 0 E: 0 K: 0 S: 2	H: 0 LOB: 3 BB: 2 P: 15	R: 1 E: 0 K: 0 S: 3	H: 3 LOB: 3 BB: 0 P: 3	1B: 7 2B: 3 3B: 0 HR: 0	SF: 0 SAC: 0 DP: 1 HBP: 0	WP: 0 PA: 42
PITCHER	IP WLS BF H R ER SO BB IBB HBP BLK WP HR S P ERA WHIP																
Skip Lockwood, R ERA: 2.35	8.1																
Marcelino Lopez, L ERA:	0.0																
Ken Sanders, R ERA: 3.14	0.1																
Dick Ellsworth, L ERA: 5.79	0.1																

Milwaukee Brewers @ Washington Senators
Robert F. Kennedy Memorial Stadium, Washington, DC
 Sun Apr 25 1971, 3:33 AM EDT
 Att: 9,780 - Sunny - 65 F

livebaseballscorecards.com

AB	36
R	3
H	10
RBI	3
BB	6
SO	6
LOB	19

WP: 0 PA: 42
 PB: 0
 SB: 0
 CS: 0



Batter	1	2	3	4	5	6	7	8	9	AB	R	H	RBI	BB	SO	LOB	TOP					
Tommy Harper, R OBP: 0.293, SLG: 0.233 (1, 5)										4	0	2	0	1	1	1	Milwaukee Brewers @ Boston Red Sox Fenway Park, Boston, MA Wed Apr 28 1971, 3:33 AM EDT Att. 4,437 - Unknown - 50 F					
Mike Hegan, L OBP: 0.400, SLG: 0.489 (1, 3)										4	0	1	0	0	1	2						
John Briggs, L OBP: 0.304, SLG: 0.205 (1, 7)										4	0	0	0	0	1	2						
Dave May, L OBP: 0.315, SLG: 0.358 (1, 8)										4	2	2	0	0	0	2						
Bill Voss, L OBP: 0.267, SLG: 0.286 (1, 9)										4	0	2	1	0	0	0						
Ted Kubiak, S OBP: 0.329, SLG: 0.349 (1, 4)										4	1	0	0	0	0	3						
Elie Rodriguez, R OBP: 0.395, SLG: 0.379 (1, 2)										3	0	1	1	1	0	0						
Rick Auerbach, R OBP: 0.308, SLG: 0.217 (6, PH)										2	0	0	0	0	0	1						
Danny Walton, R OBP: 0.397, SLG: 0.538 (6, FR)										1	0	1	1	0	0	0						
Skip Lockwood, R OBP: 0.250, SLG: 0.182 (6, FR)										0	0	0	0	0	0	0						
Larry Bearnarth, R (6, 1)										0	0	0	0	0	0	0						
Ron Theobald, R (9, PH)										1	0	0	0	0	0	0						
Bill Parsons, R (1, 1)										1	0	0	0	0	1	0						
Bernie Smith, R OBP: 0.162, SLG: 0.250 (5, PH)										0	0	0	0	0	0	0						
John Geinar, R (5, 1)										0	0	0	0	0	0	0						
Roberto Pena, R OBP: 0.273, SLG: 0.325 (6, PH)										2	0	1	0	0	0	2						
Inning Stats	R: 0 E: 0 K: 1 S: 5	H: 0 LOB: 0 BB: 0 P: 5	R: 1 E: 0 K: 0 S: 5	H: 3 LOB: 1 BB: 0 P: 5	R: 0 E: 0 K: 2 S: 9	H: 2 LOB: 2 BB: 0 P: 9	R: 0 E: 0 K: 0 S: 3	H: 0 LOB: 0 BB: 0 P: 3	R: 0 E: 0 K: 1 S: 6	H: 1 LOB: 1 BB: 0 P: 6	R: 2 E: 0 K: 0 S: 6	H: 3 LOB: 2 BB: 1 P: 10	R: 0 E: 0 K: 0 S: 2	H: 0 LOB: 0 BB: 1 P: 6	R: 0 E: 0 K: 0 S: 3	H: 0 LOB: 0 BB: 0 P: 3	R: 0 E: 0 K: 0 S: 4	H: 1 LOB: 1 BB: 0 P: 4	1B: 8 2B: 2 3B: 0 HR: 0	SF: 0 SAC: 0 DP: 2 HBP: 0	WP: 0 PB: 1 SB: 1 CS: 0	PA: 37
PITCHER	IP	WLS	BF	H	R	ER	SO	BB	IBB	HBP	BLK	WP	HR	S	P	ERA	WHIP					
Sonny Siebert, R ERA: 1.15 (1, 1)	5.2	W	26	9	3	3	4	1	0	0	0	0	0	33	37	4.76	1.765					
Ken Tatum, R ERA: 2.03 (6, 1)	3.1	S	11	1	0	0	0	1	0	0	0	0	0	10	14	0.00	0.600					

Batter	1	2	3	4	5	6	7	8	9	AB	R	H	RBI	BB	SO	LOB	BOTTOM					
Luis Aparicio, R OBP: 0.324, SLG: 0.383 (1, 6)										4	2	2	0	1	0	1	Milwaukee Brewers @ Boston Red Sox Fenway Park, Boston, MA Wed Apr 28 1971, 3:33 AM EDT Att. 4,437 - Unknown - 50 F					
Reggie Smith, S OBP: 0.390, SLG: 0.465 (1, 9)										5	2	3	1	0	0	2						
Carl Yastrzemski, L OBP: 0.489, SLG: 0.662 (7, 7)										4	2	2	3	0	0	2						
Joe Lahoud, L OBP: 0.429, SLG: 0.273 (7, 7)										1	0	0	0	0	0	0						
Rico Petrocelli, R OBP: 0.386, SLG: 0.359 (1, 5)										4	2	1	2	1	0	1						
George Scott, R OBP: 0.363, SLG: 0.452 (1, 3)										4	0	3	0	1	1	1						
Don Pavletich, R OBP: 0.545, SLG: 0.375 (1, 2)										4	0	1	2	1	1	3						
Billy Conigliaro, R OBP: 0.339, SLG: 0.452 (1, 8)										4	0	1	1	0	0	5						
Doug Griffin, R OBP: 0.309, SLG: 0.293 (1, 4)										4	0	1	0	0	1	2						
Sonny Siebert, R OBP: 0.286, SLG: 0.692 (1, 1)										2	1	1	1	0	1	0						
Ken Tatum, R (6, 1)										1	1	0	0	1	0	1						
Inning Stats	R: 3 E: 1 K: 1 S: 8	H: 3 LOB: 2 BB: 2 P: 16	R: 1 E: 0 K: 1 S: 7	H: 2 LOB: 1 BB: 0 P: 7	R: 0 E: 0 K: 0 S: 3	H: 1 LOB: 0 BB: 0 P: 3	R: 1 E: 0 K: 0 S: 4	H: 1 LOB: 1 BB: 1 P: 8	R: 0 E: 0 K: 0 S: 4	H: 1 LOB: 1 BB: 0 P: 4	R: 5 E: 1 K: 1 S: 9	H: 5 LOB: 2 BB: 2 P: 17	R: 0 E: 0 K: 0 S: 4	H: 1 LOB: 1 BB: 0 P: 4	R: 0 E: 0 K: 1 S: 6	H: 1 LOB: 1 BB: 0 P: 6		1B: 8 2B: 5 3B: 1 HR: 2	SF: 0 SAC: 0 DP: 0 HBP: 0	WP: 0 PB: 0 SB: 0 CS: 0	PA: 42	
PITCHER	IP	WLS	BF	H	R	ER	SO	BB	IBB	HBP	BLK	WP	HR	S	P	ERA		WHIP				
Bill Parsons, R ERA: 2.76 (1, 1)	4.0	L	21	7	5	5	2	3	0	0	0	0	2	22	34	11.25		2.500				
John Geinar, R ERA: (5, 1)	1.0		4	1	0	0	0	0	0	0	0	0	0	4	4	0.00		1.000				
Larry Bearnarth, R ERA: 15.0 (6, 1)	3.0		17	7	5	5	2	2	0	0	0	0	0	19	27	15.00		3.000				

Batter	1	2	3	4	5	6	7	8	9	AB	R	H	RBI	BB	SO	LOB	TOP					
Tommy Harper, R OBP: 0.275, SLG: 0.221 (1, 5)	5-3		F8			FC6-4		K		4	0	0	0	0	1	1						
Mike Hegan, L OBP: 0.373, SLG: 0.451 (1, 3)	L3-1			L8		F7		G3		4	0	0	0	0	0	1						
John Briggs, L OBP: 0.280, SLG: 0.186 (1, 7)	K			F7		F7		L1-3		4	0	0	0	0	1	1						
Dave May, L OBP: 0.312, SLG: 0.394 (1, 8)		6-3		L3-1		L3-1			HR	4	1	1	1	0	0	0						
Bill Voss, L OBP: 0.265, SLG: 0.283 (1, 9)	L3-1				F8		FC4-6 1B		4-3	4	0	1	0	0	0	0						
Ted Kubiak, S OBP: 0.342, SLG: 0.364 (1, 4)						FC6-4 1B	F7			3	0	2	0	0	0	1						
Elie Rodriguez, R OBP: 0.324, SLG: 0.344 (1, 2)				5-3		F4		FC4-6		3	0	0	0	0	0	3						
Rick Auerbach, R OBP: 0.276, SLG: 0.192 (1, 6)				6-3		FC6-4		5-3		3	0	0	0	0	0	1						
Skip Lockwood, R OBP: 0.231, SLG: 0.187 (5, PH)				4-3				L1-3		1	0	0	0	0	0	0						
Ron Theobald, R (6, PH)										0	0	0	0	0	1	0						
John Geinar, R (6, PH)										0	0	0	0	0	0	0						
Dick Ellsworth, L (6, PH)										0	0	0	0	0	0	0						
Floyd Wicker, L (8, PH)										0	0	0	0	0	0	0						
Marcelino Lopez, R (8, PH)										0	0	0	0	0	0	0						
Inning Stats	R: 0 E: 0 K: 1 S: 5	H: 0 LOB: 0 BB: 0 P: 5	R: 0 E: 0 K: 0 S: 4	H: 1 LOB: 1 BB: 0 P: 4	R: 0 E: 0 K: 0 S: 3	H: 0 LOB: 0 BB: 0 P: 3	R: 0 E: 0 K: 0 S: 3	H: 0 LOB: 1 BB: 0 P: 3	R: 0 E: 0 K: 0 S: 4	H: 1 LOB: 1 BB: 0 P: 4	R: 0 E: 0 K: 0 S: 3	H: 0 LOB: 1 BB: 1 P: 7	R: 0 E: 0 K: 0 S: 4	H: 1 LOB: 0 BB: 0 P: 4	R: 0 E: 0 K: 1 S: 5	H: 0 LOB: 0 BB: 0 P: 5	R: 1 E: 0 K: 0 S: 4	H: 1 LOB: 0 BB: 0 P: 4	1B: 3 2B: 0 3B: 0 HR: 1	SF: 0 SAC: 0 DP: 0 HBP: 0	WP: 0 PB: 0 CS: 0	PA: 32
PITCHER Steve Kline, R ERA: 2.12 (1, 1)	IP: 9.0 WLS: W BF: 32 H: 4 R: 1 ER: 1 SO: 2 BB: 1 IBB: 0 HBP: 0 BLK: 0 WP: 0 HR: 1 S: 35 P: 39 ERA: 1.00 WHIP: 0.556											PITCHER	IP: 9.0 WLS: W BF: 32 H: 4 R: 1 ER: 1 SO: 2 BB: 1 IBB: 0 HBP: 0 BLK: 0 WP: 0 HR: 1 S: 35 P: 39 ERA: 1.00 WHIP: 0.556									

Milwaukee Brewers @ New York Yankees
Yankee Stadium, Bronx, NY
Fri Apr 30 1971, 7:05 PM EDT
Att: 7,023 - Cloudy - 52 F

AB 31
R 1
H 4
RBI 1
BB 1
SO 2
LOB 8

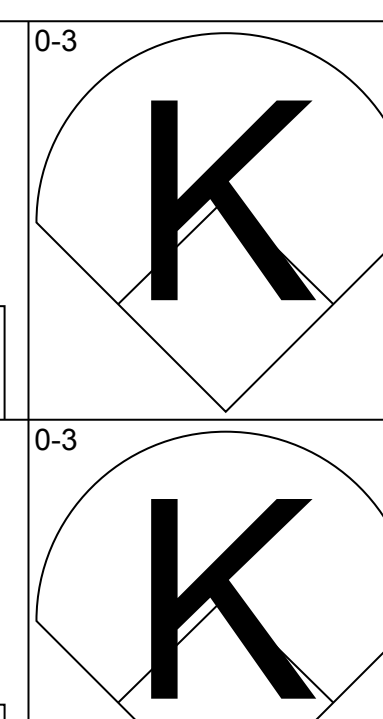
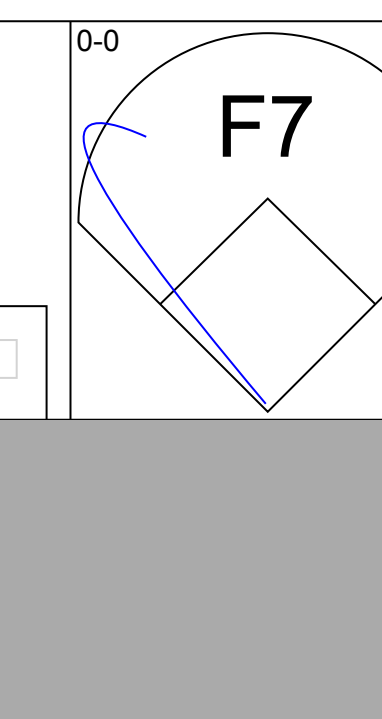
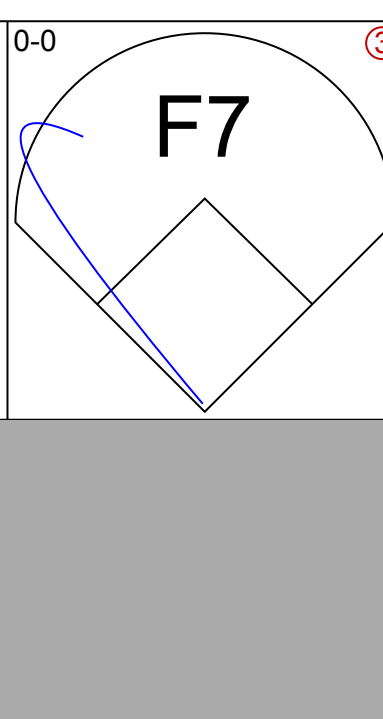
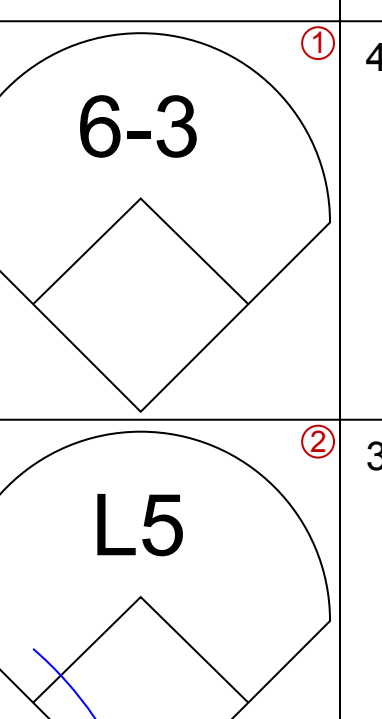
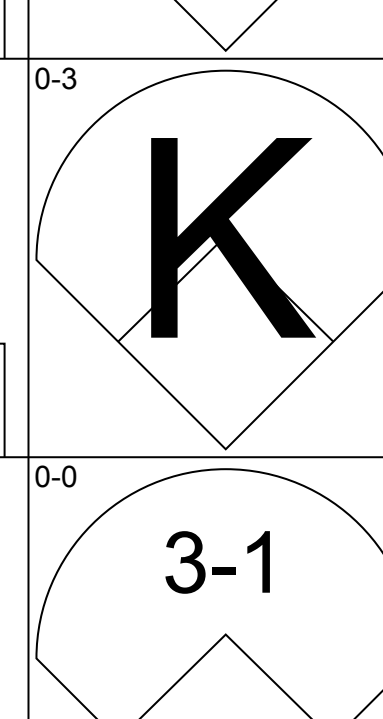
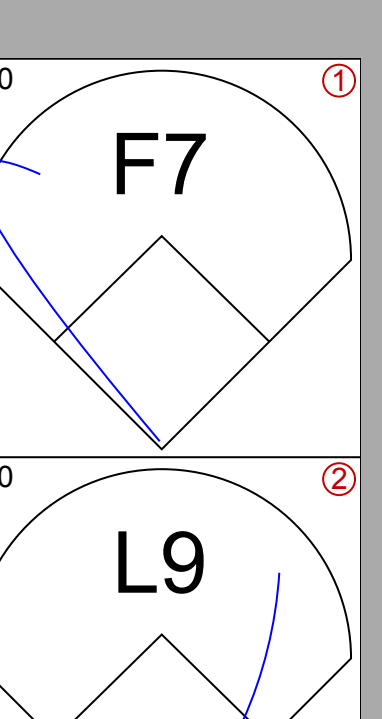
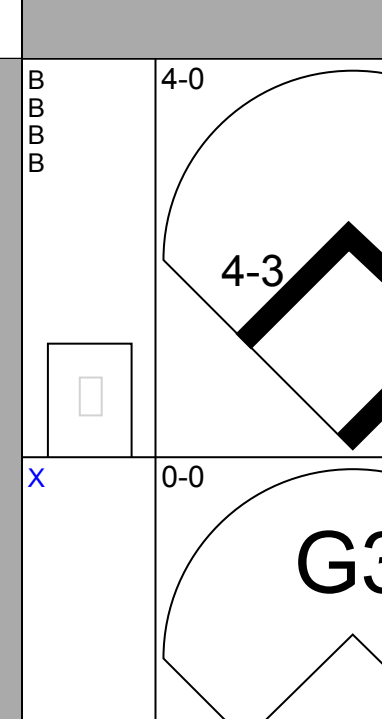
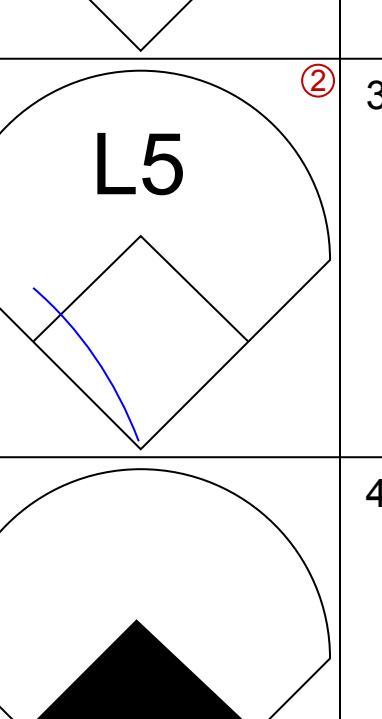
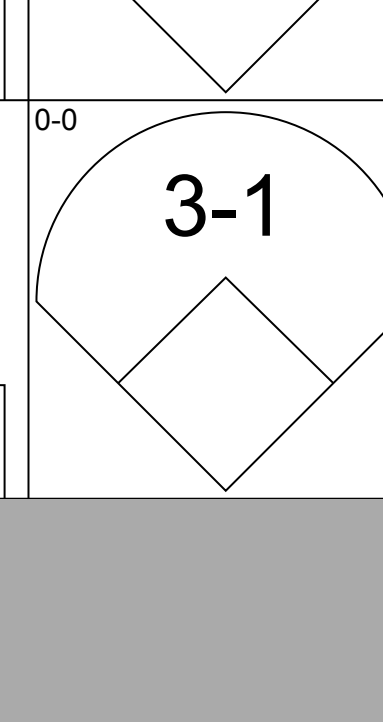
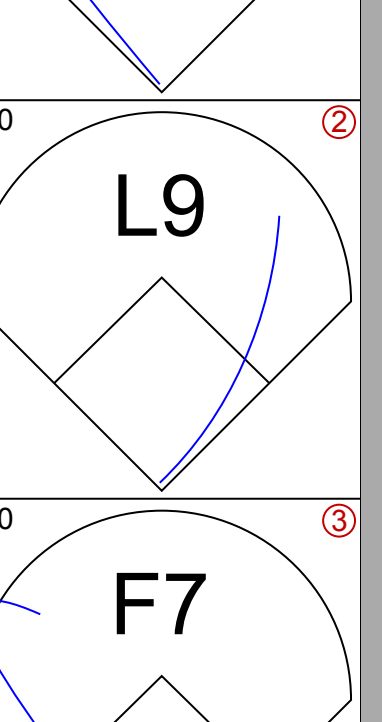
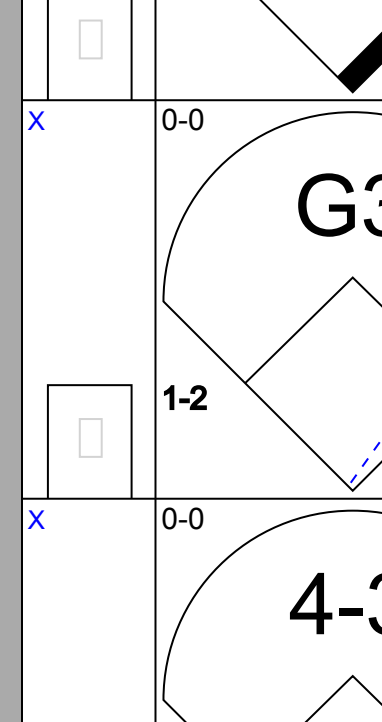
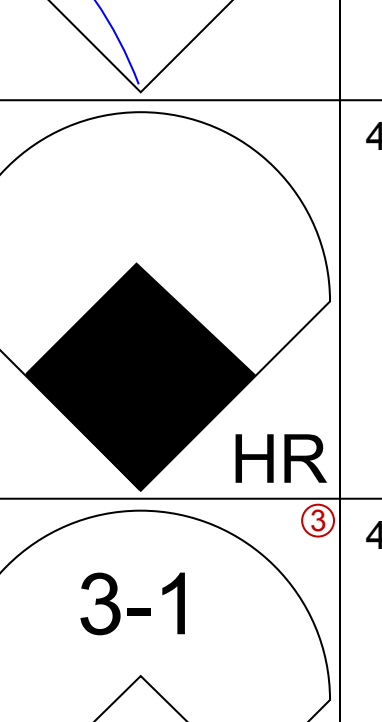
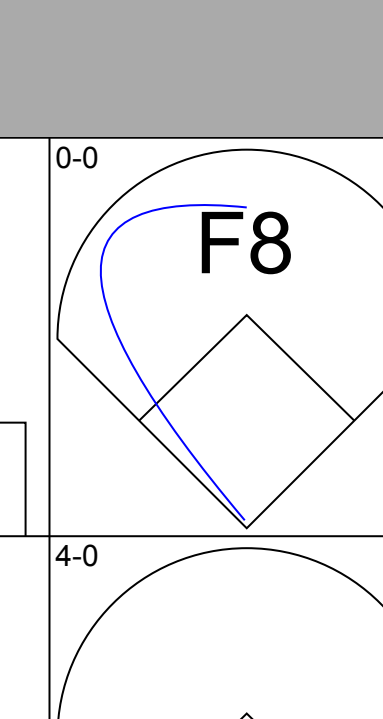
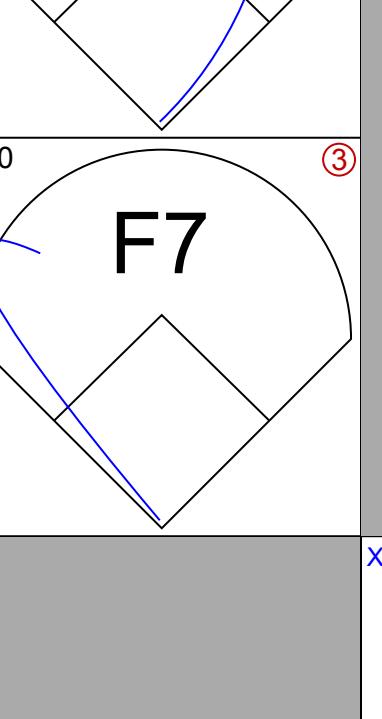
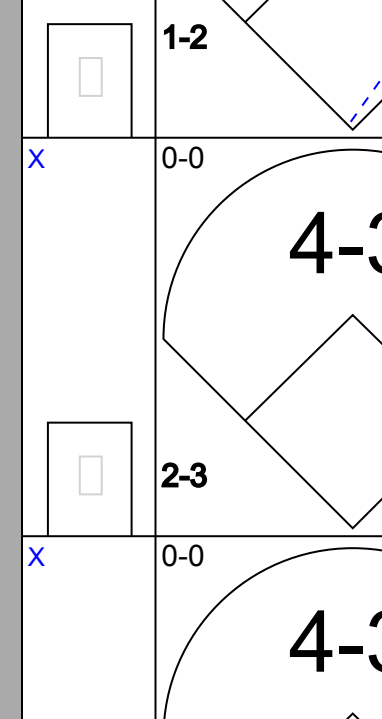
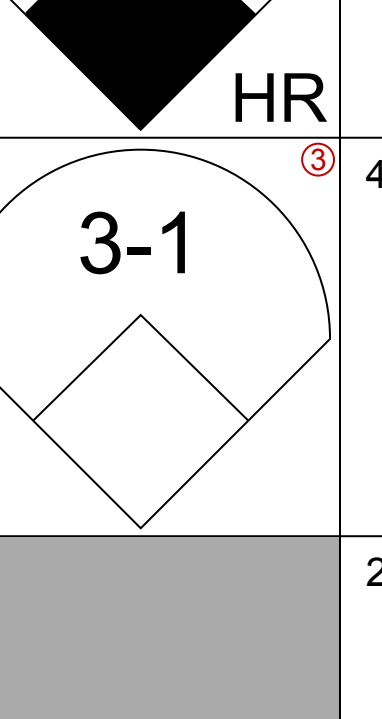
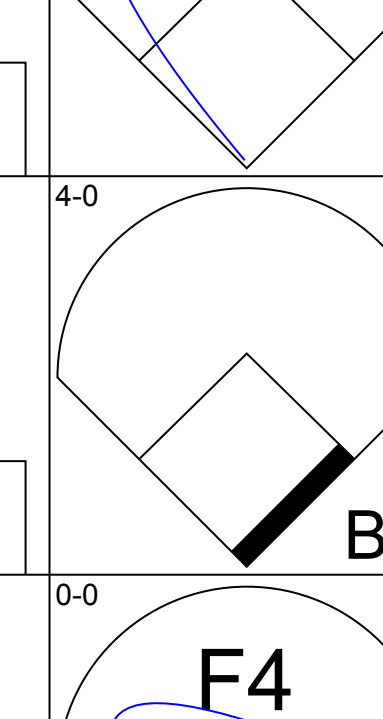
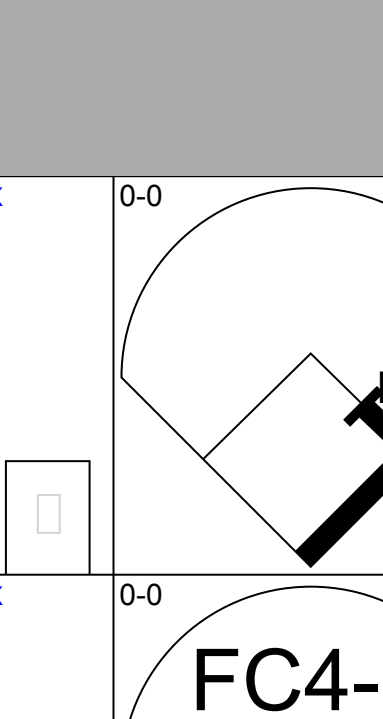
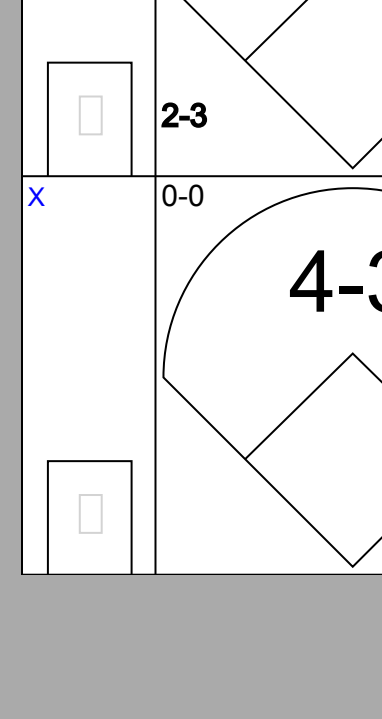
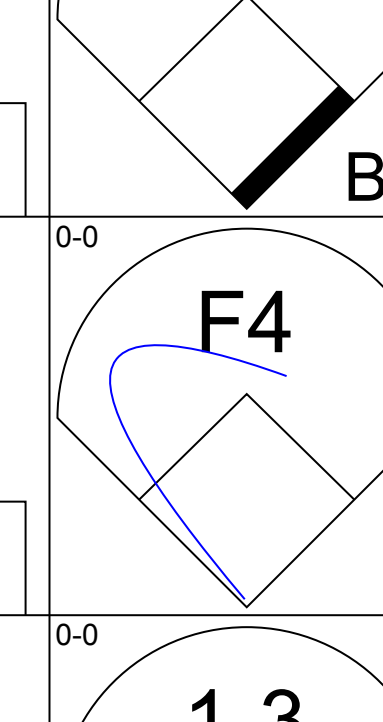
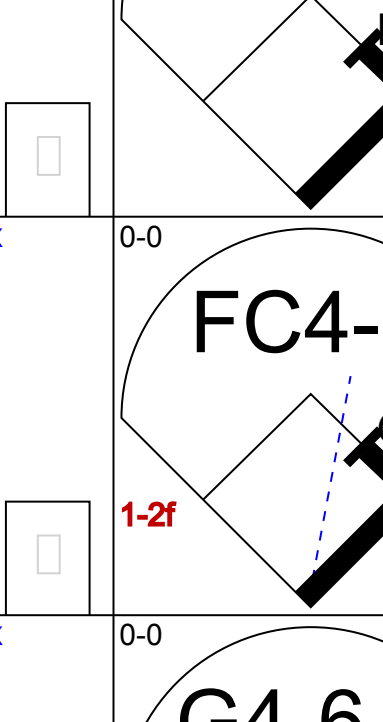
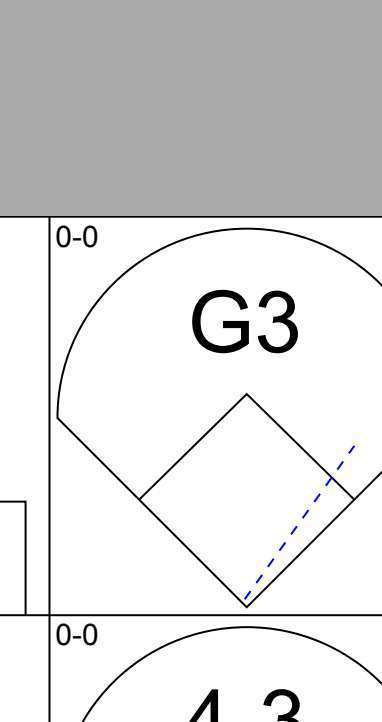
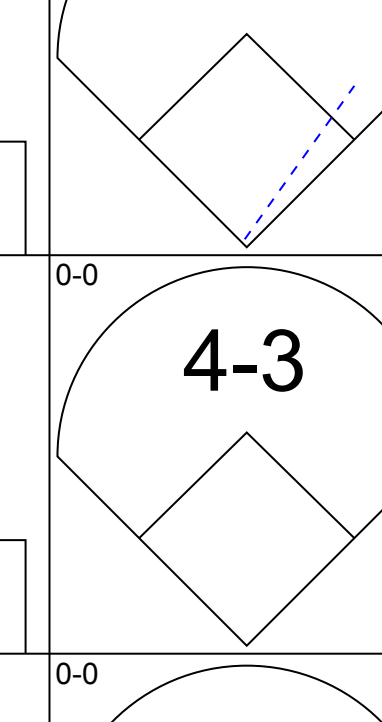
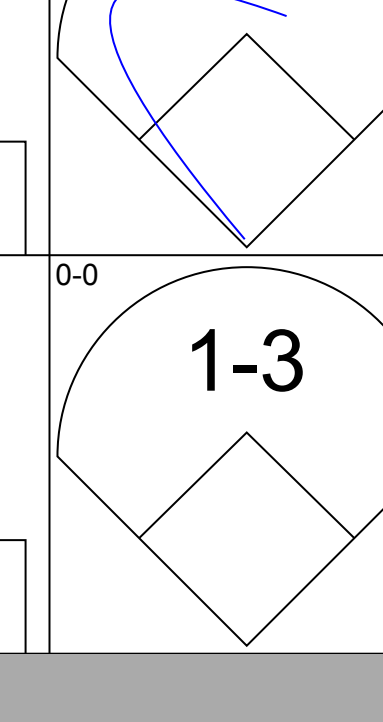
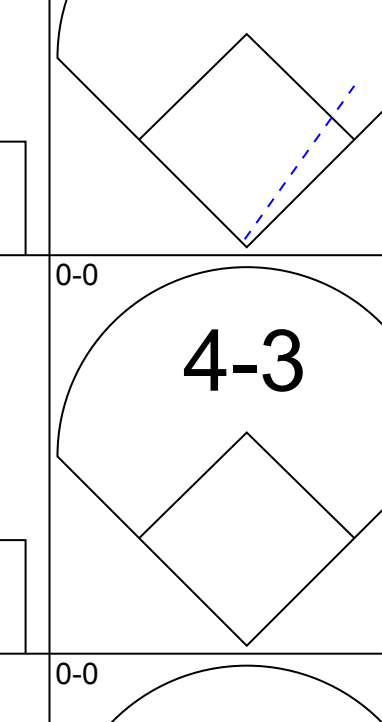
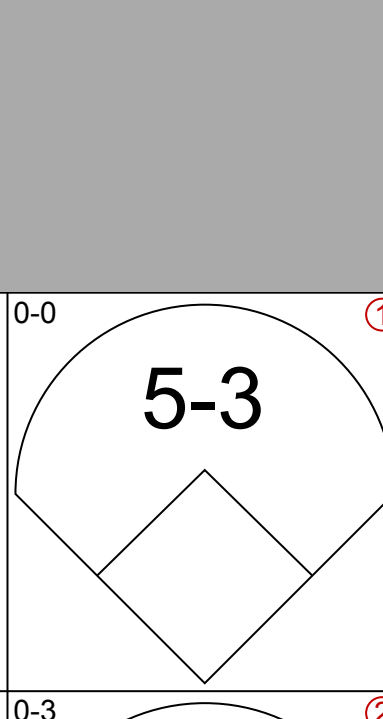
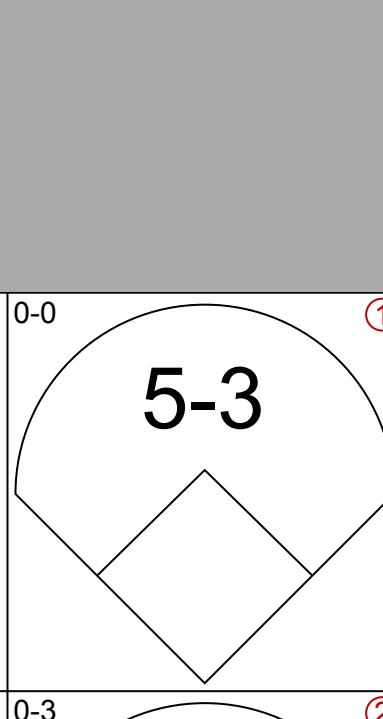
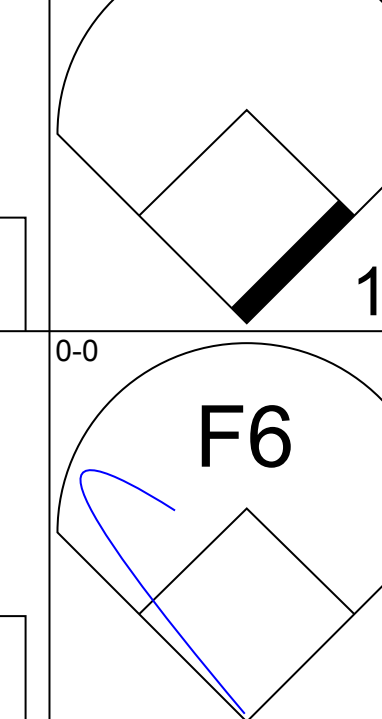
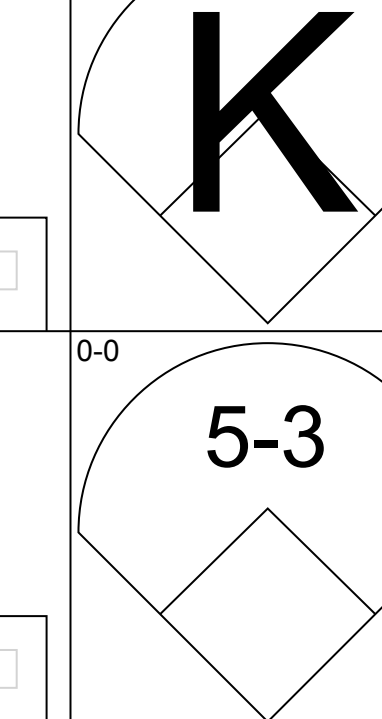
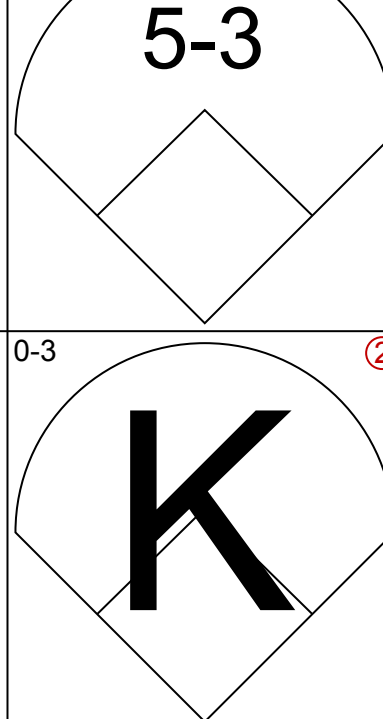


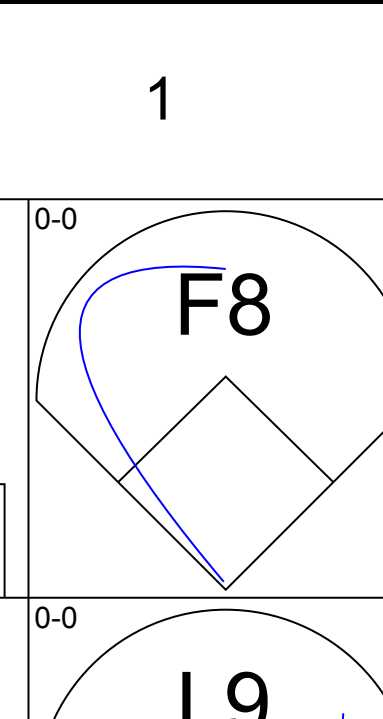
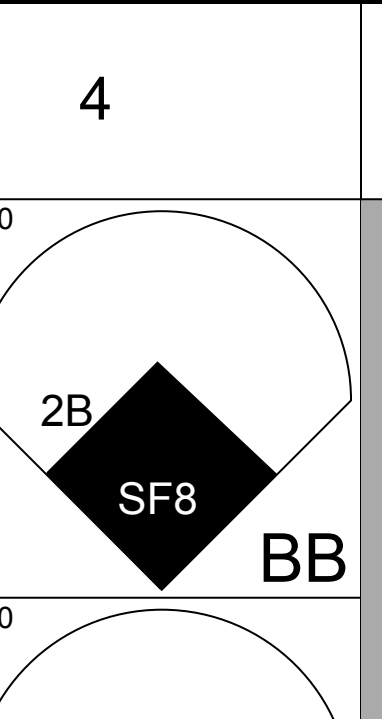
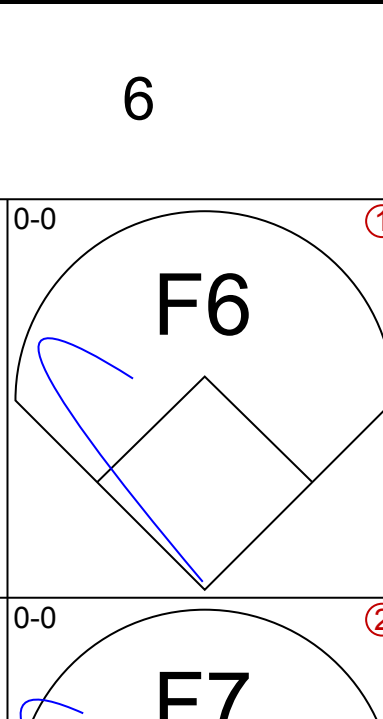
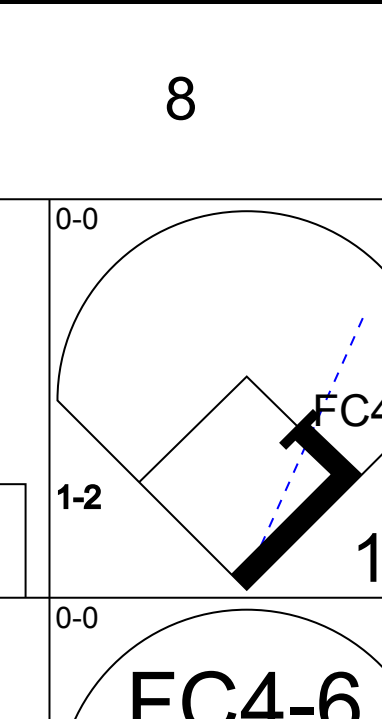
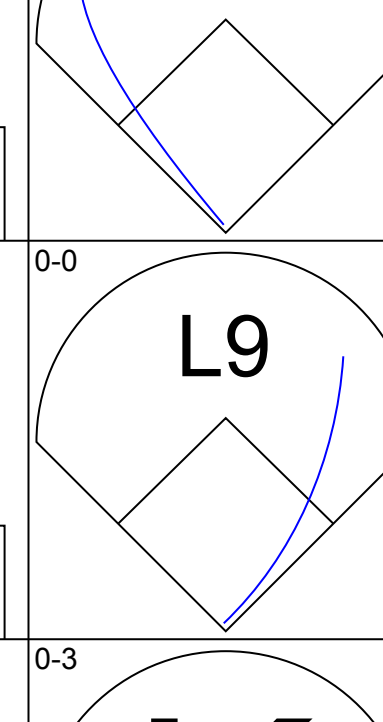
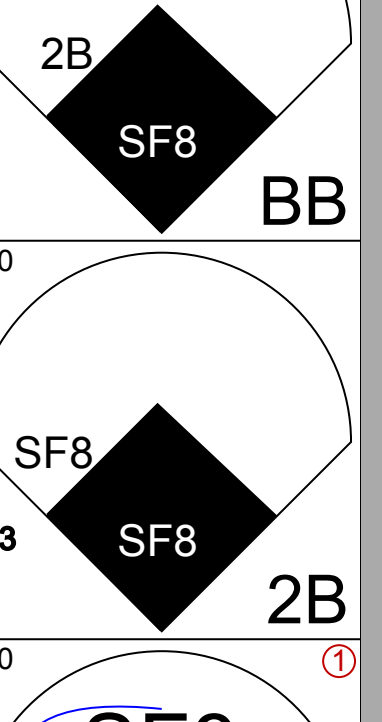
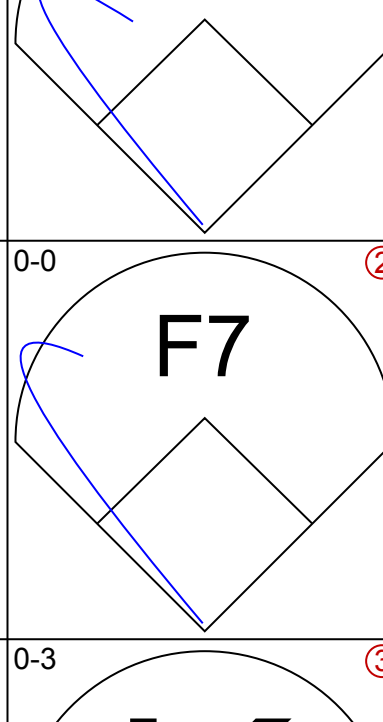
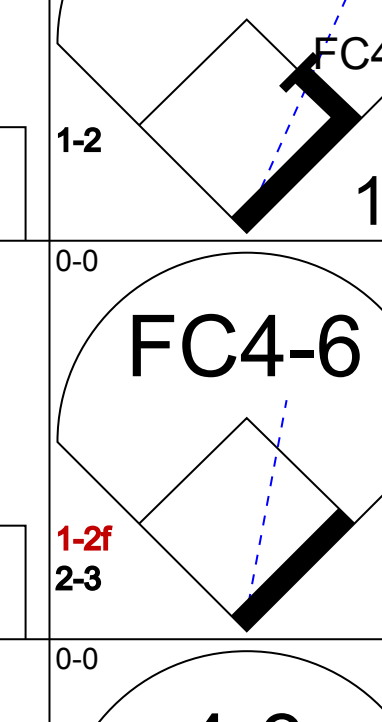
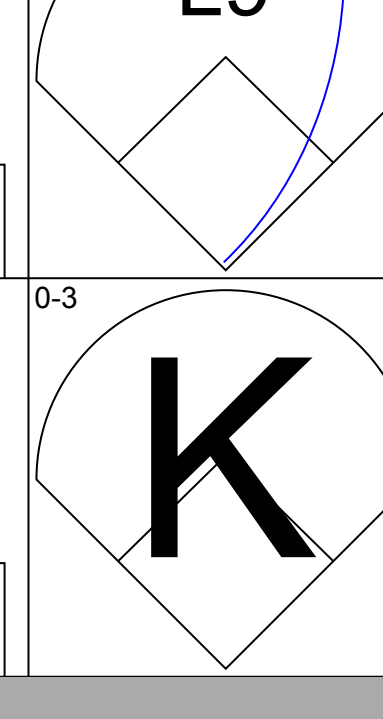
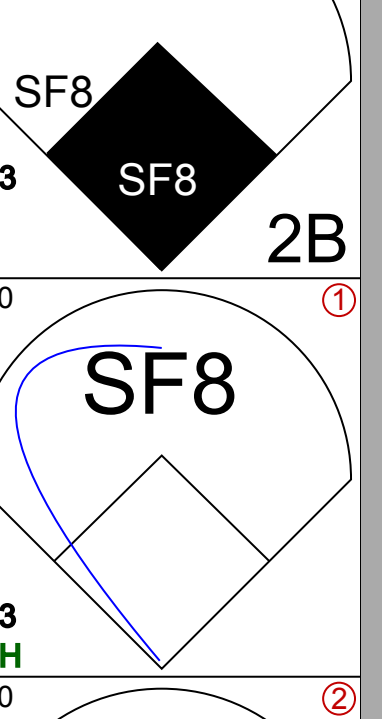
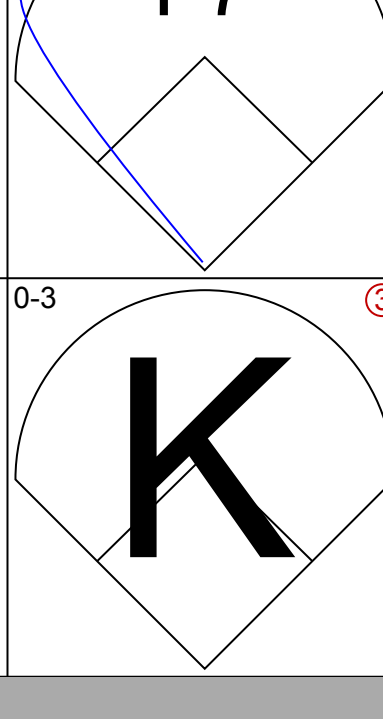
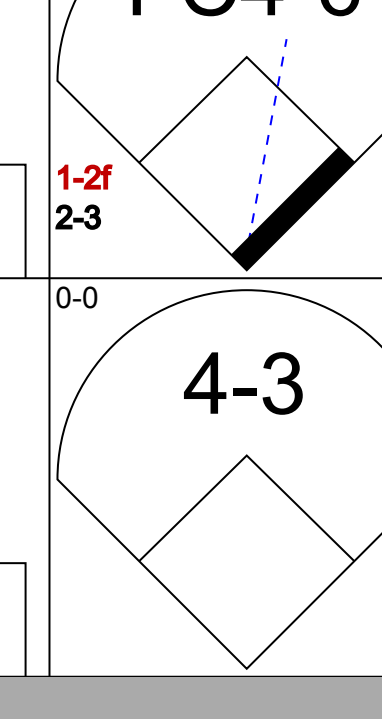
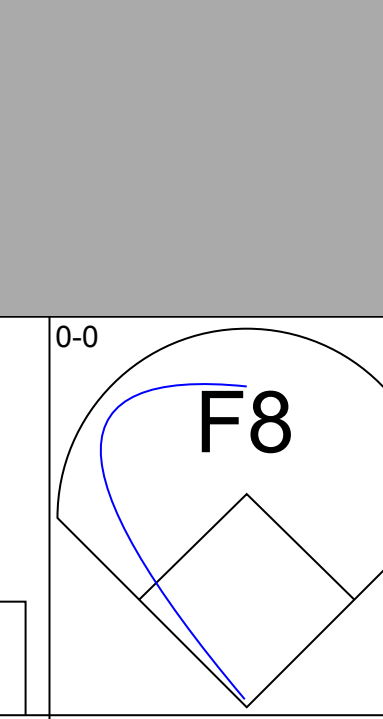
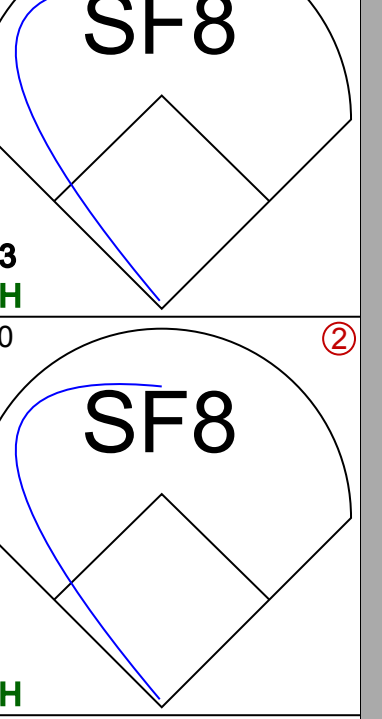
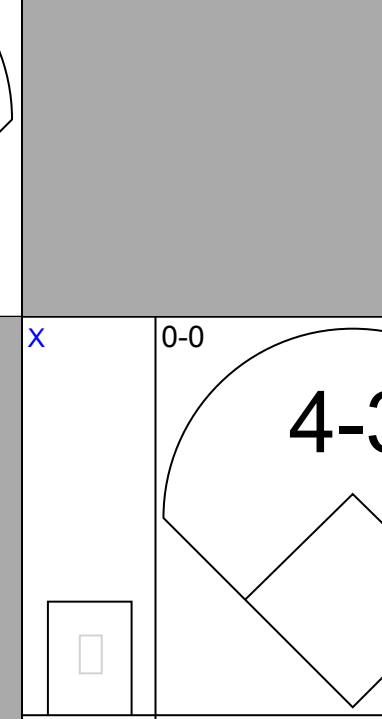
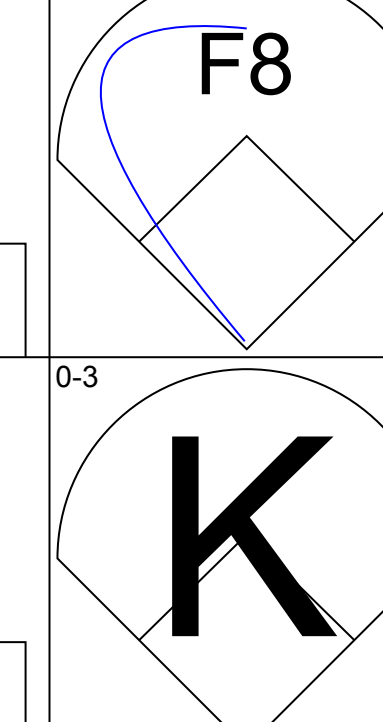
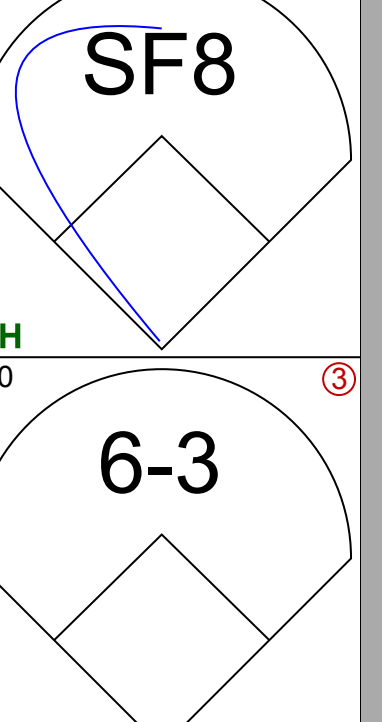
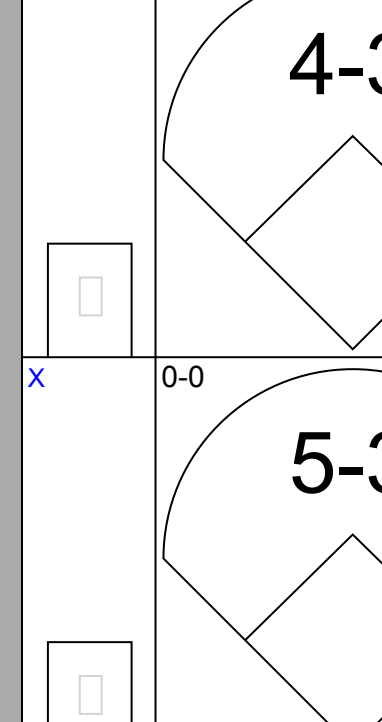
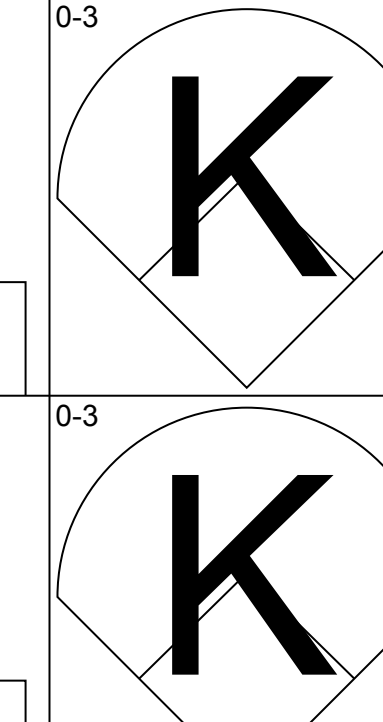
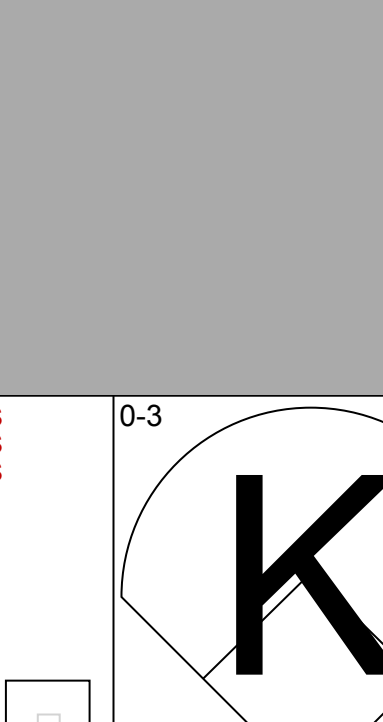
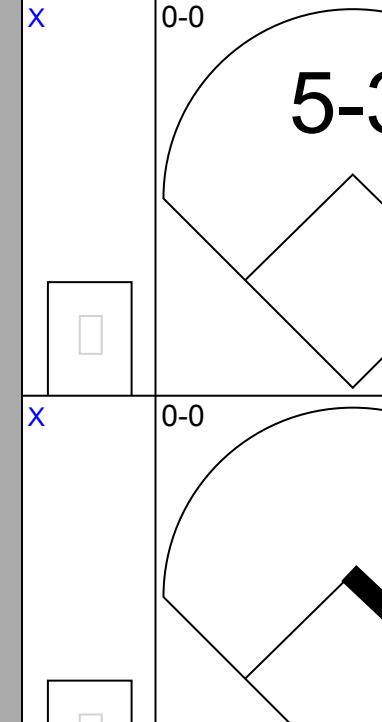
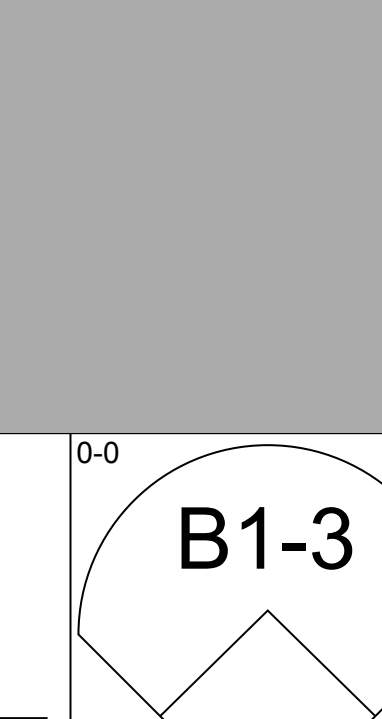
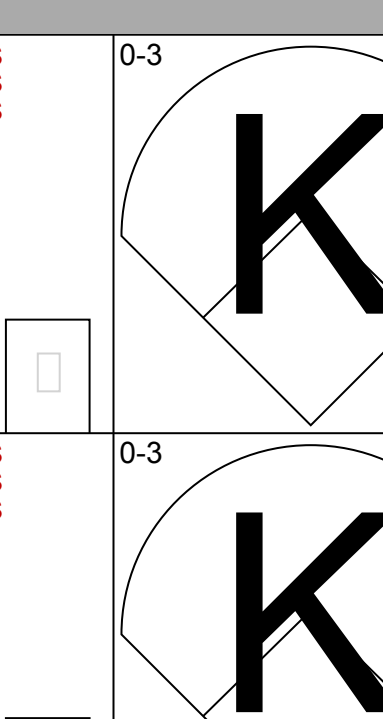
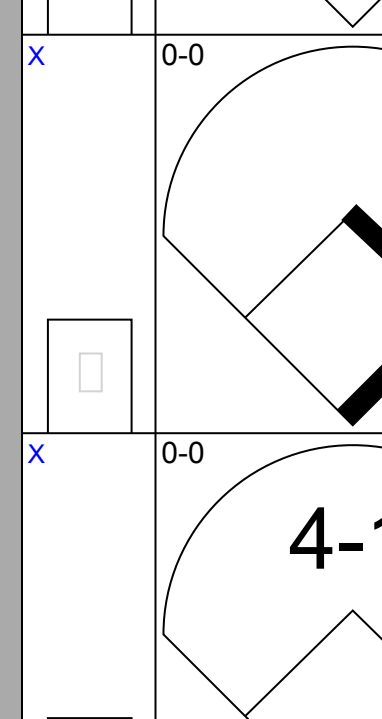
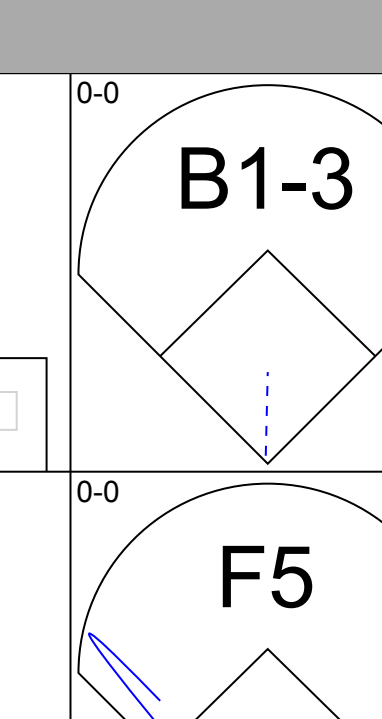
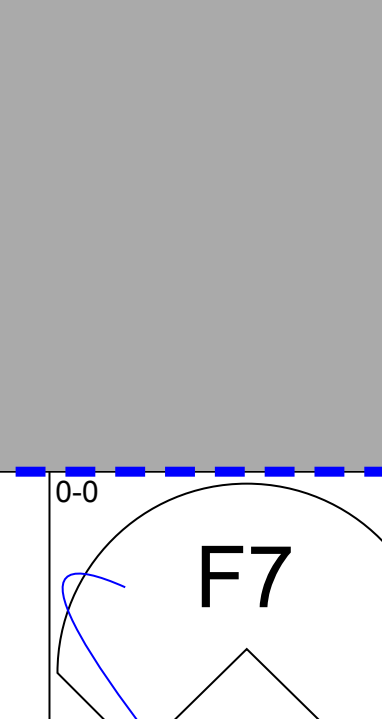
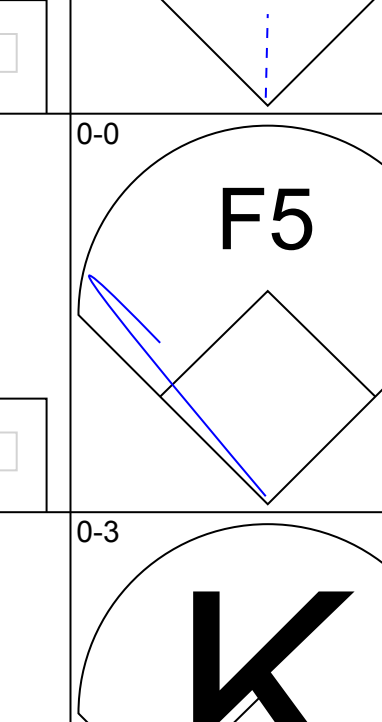
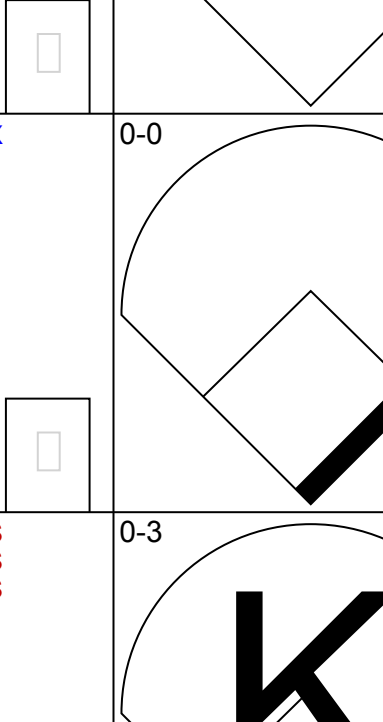
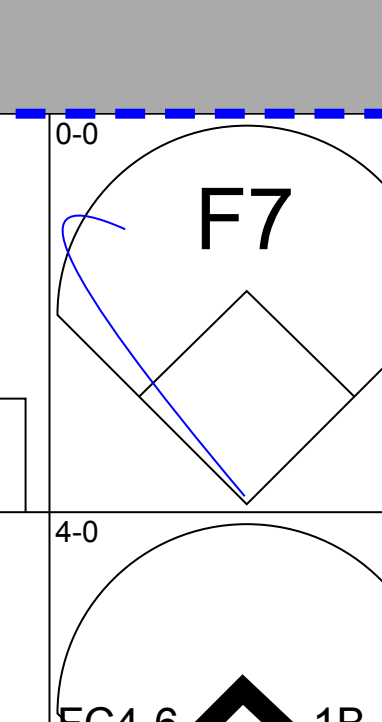
Batter	1	2	3	4	5	6	7	8	9	AB	R	H	RBI	BB	SO	LOB	BOTTOM			
Horace Clarke, S OBP: 0.398, SLG: 0.342 (1, 4)	BB		SF8 PB SH3	2B		2B		G1		2	2	1	1	3	0	1				
Thurman Munson, R OBP: 0.297, SLG: 0.264 (1, 2)	FC6-4 BB		SH3 E BB	5-3				K		3	0	1	1	2	1	2				
Roy White, S OBP: 0.397, SLG: 0.600 (1, 7)	F8		SF8		G3	SF8				2	0	0	2	0	0	2				
Bobby Murcer, L OBP: 0.456, SLG: 0.623 (1, 8)	F7		SH3 IBB		4-3 E 1B	3-1				3	0	1	0	1	0	3				
Danny Cater, R OBP: 0.263, SLG: 0.269 (1, 3)	FC6-4		SH3		E4 4-3		F7			3	0	0	1	0	0	3				
Felipe Alou, R OBP: 0.297, SLG: 0.407 (1, 9)		5-3		F4		4-3		G4-6-3 BB		3	0	0	0	1	0	4				
Jerry Kenney, L OBP: 0.316, SLG: 0.235 (1, 5)		4-3			F8	6-3		G4-6-3		4	0	0	0	0	0	3				
Gene Michael, S OBP: 0.393, SLG: 0.340 (1, 6)		F5		SH3-4 2B BB		F9		G1 SH1 BB		2	1	0	0	2	0	0				
Steve Kline, R OBP: 0.300, SLG: 0.300 (1, 1)				PB BB SF8	SH3-4 1B		2B 1B		SH1	2	2	2	0	0	0	0				
Inning Stats	R: 0 E: 0 K: 0 S: 3	H: 0 LOB: 2 BB: 2 P: 11	R: 0 E: 0 K: 0 S: 3	H: 0 LOB: 0 BB: 0 P: 3	R: 2 E: 1 K: 0 S: 4	H: 1 LOB: 2 BB: 3 P: 16	R: 1 E: 0 K: 0 S: 4	H: 1 LOB: 1 BB: 1 P: 8	R: 0 E: 0 K: 0 S: 5	H: 1 LOB: 2 BB: 0 P: 5	R: 2 E: 0 K: 0 S: 5	H: 2 LOB: 1 BB: 1 P: 9	R: 0 E: 0 K: 0 S: 2	H: 0 LOB: 0 BB: 1 P: 6	R: 0 E: 0 K: 1 S: 5	H: 0 LOB: 1 BB: 1 P: 9	1B: 3 2B: 2 3B: 0 HR: 0	SF: 2 SAC: 3 DP: 1 HBP: 0	WP: 0 PB: 1 CS: 0	PA: 38
PITCHER Skip Lockwood, R ERA: 2.78 (1, 1)	IP: 5.0 WLS: L BF: 25 H: 3 R: 3 ER: 3 SO: 0 BB: 1 IBB: 0 HBP: 0 BLK: 0 WP: 0 HR: 0 S: 19 P: 43 ERA: 5.40 WHIP: 1.600											PITCHER	IP: 5.0 WLS: L BF: 25 H: 3 R: 3 ER: 3 SO: 0 BB: 1 IBB: 0 HBP: 0 BLK: 0 WP: 0 HR: 0 S: 19 P: 43 ERA: 5.40 WHIP: 1.600							
John Geinar, R ERA: 13.5 (6, 1)	0.1	4	2	2	2	0	1	0	0	0	0	3	7	54.00	9.000					
Dick Ellsworth, L ERA: 4.26 (6, 1)	1.2	5	0	0	0	0	1	0	0	0	0	4	8	0.00	0.600					
Marcelino Lopez, L ERA: (8, 1)	1.0	4	0	0	0	1	1	0	0	0	0	5	9	0.00	1.000					

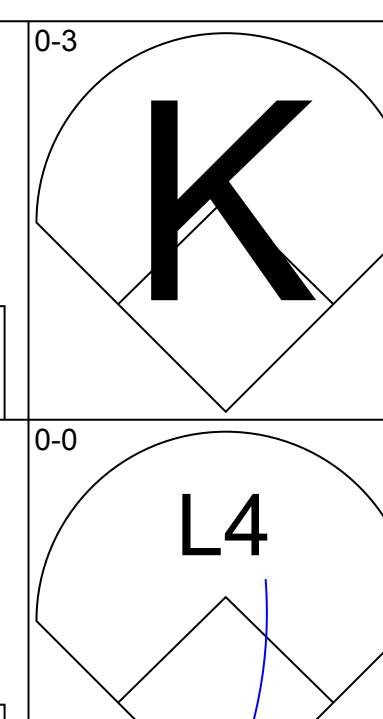
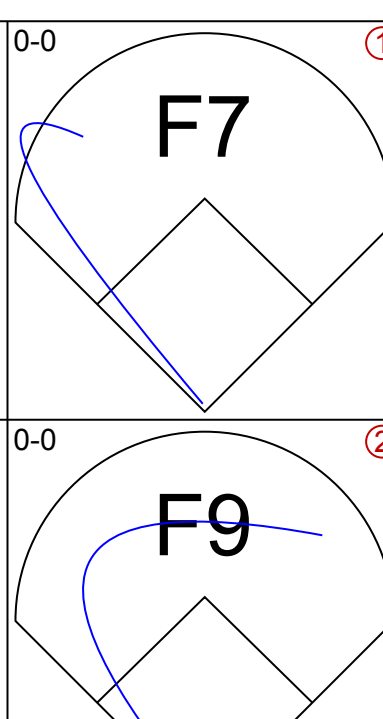
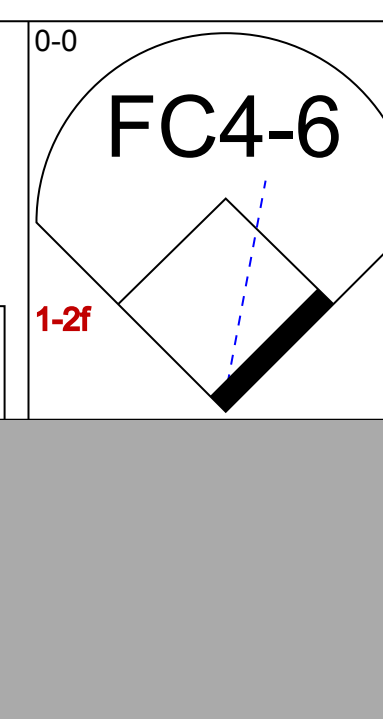
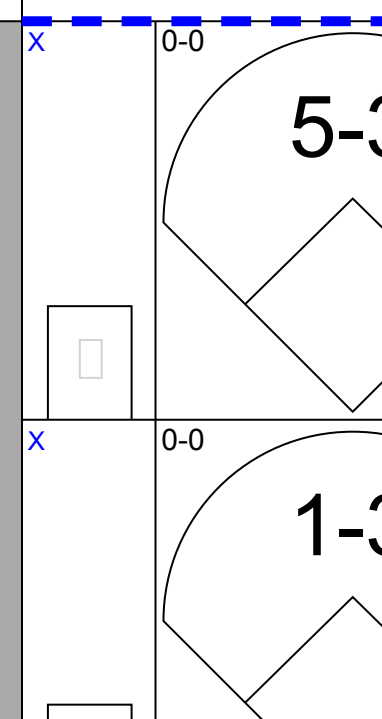
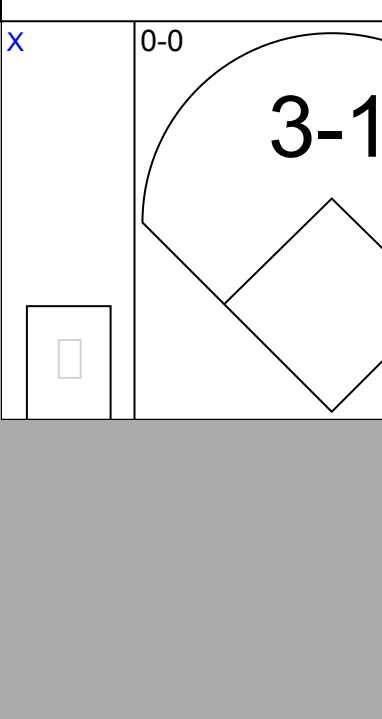
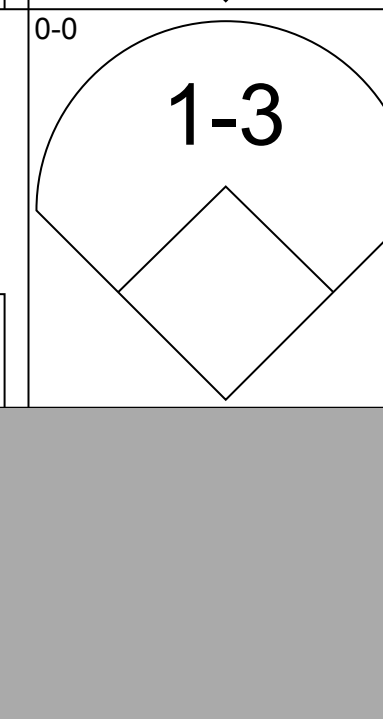

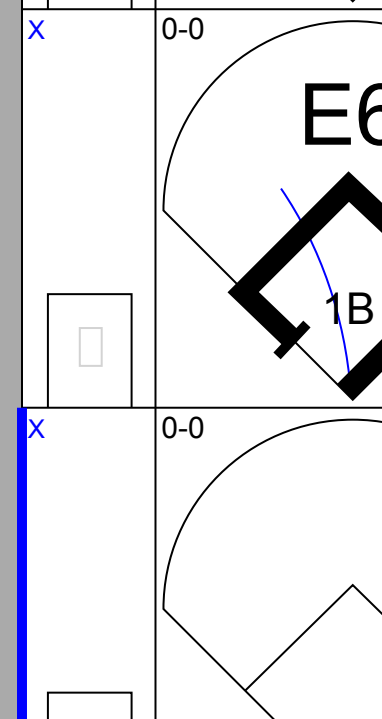
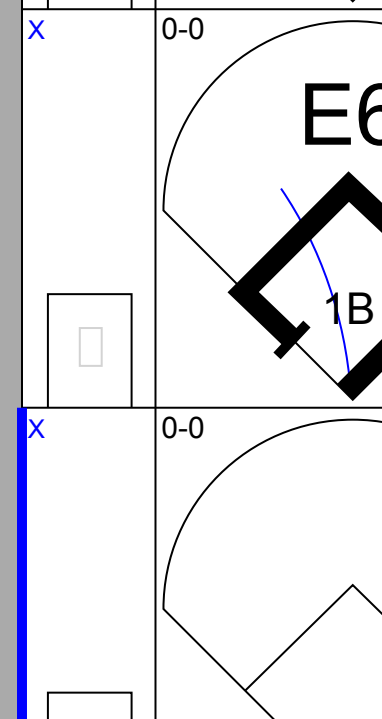



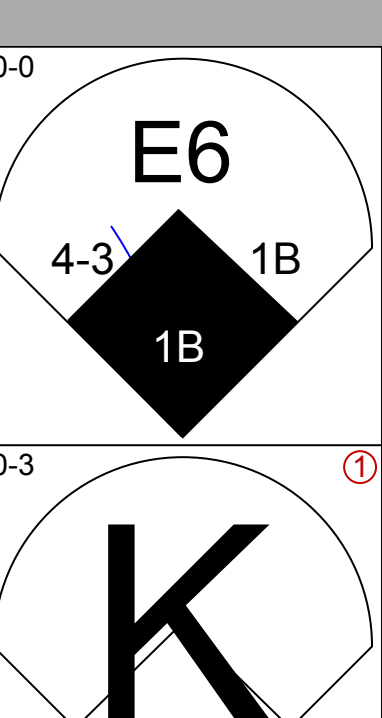
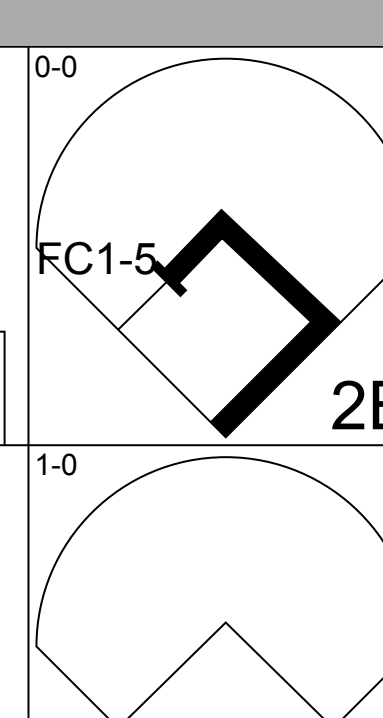
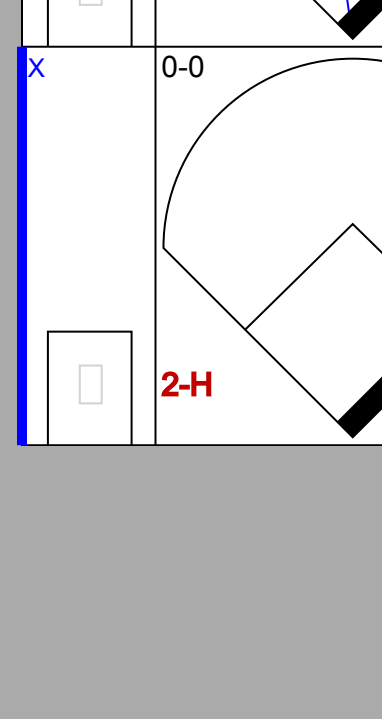
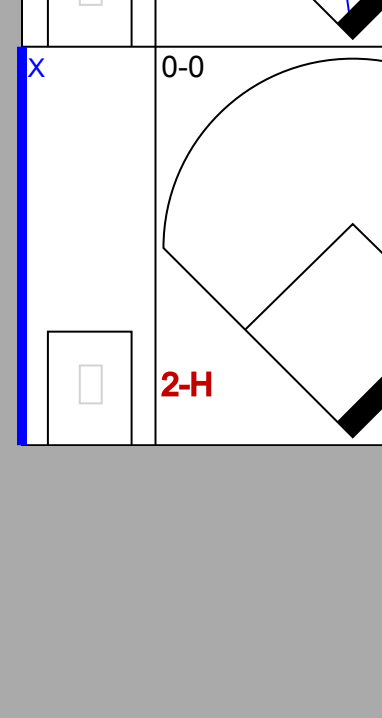

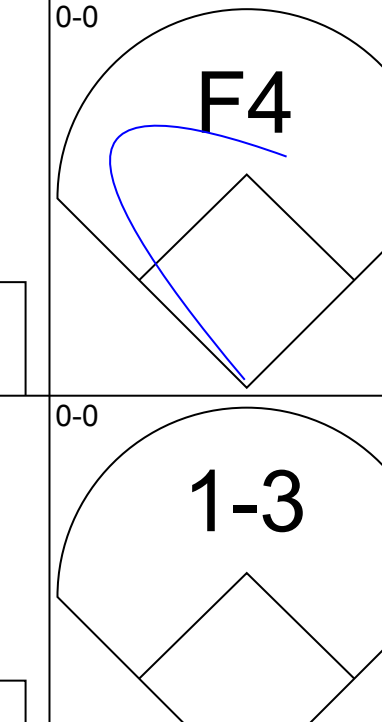
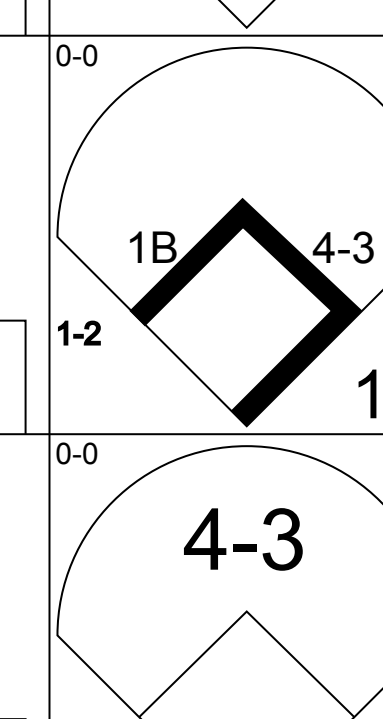
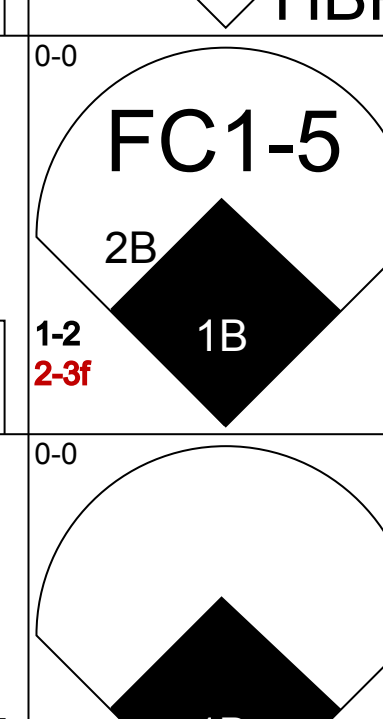
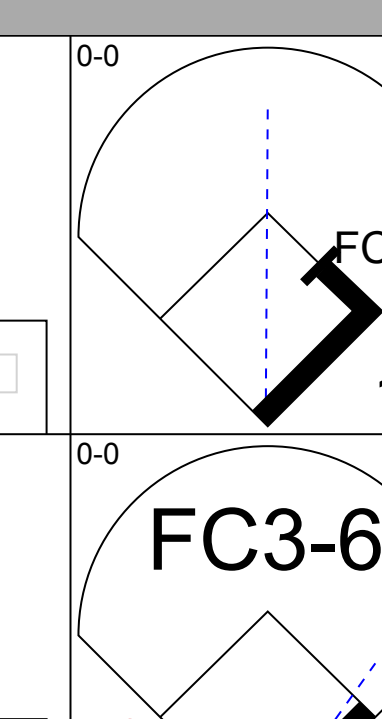

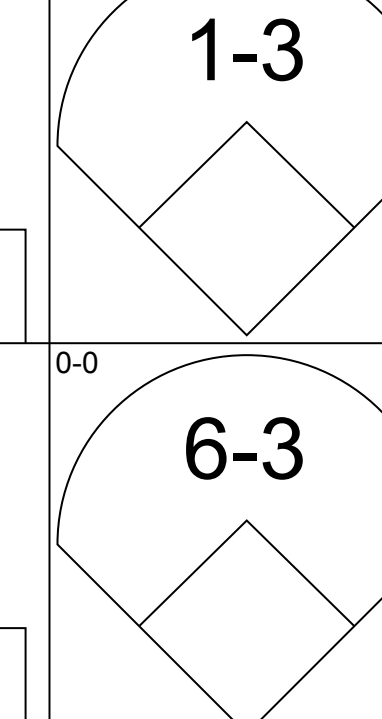
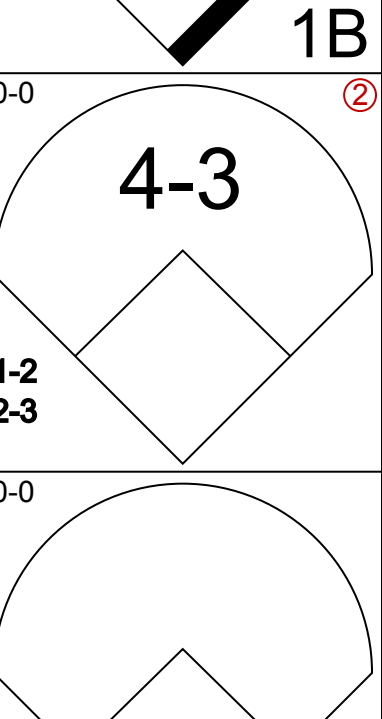
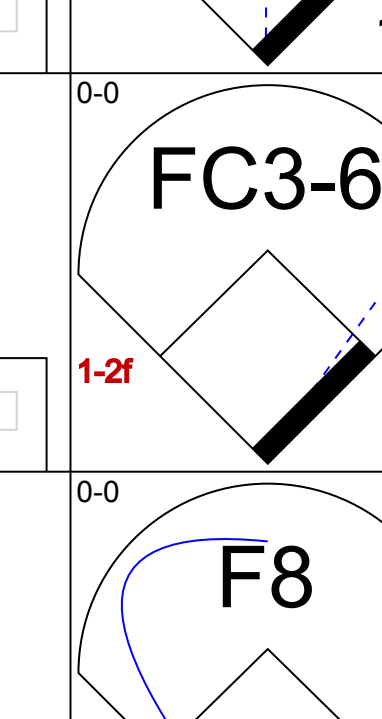
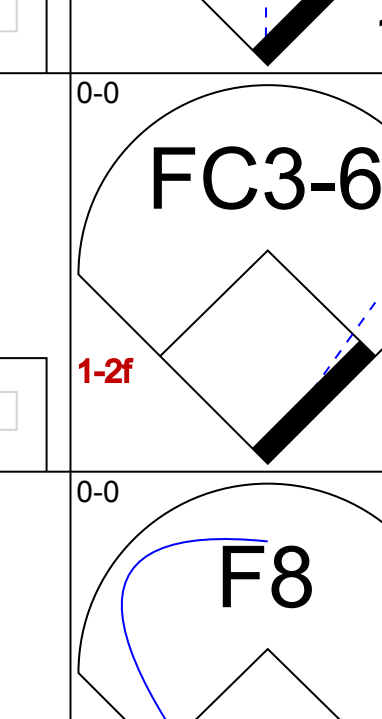

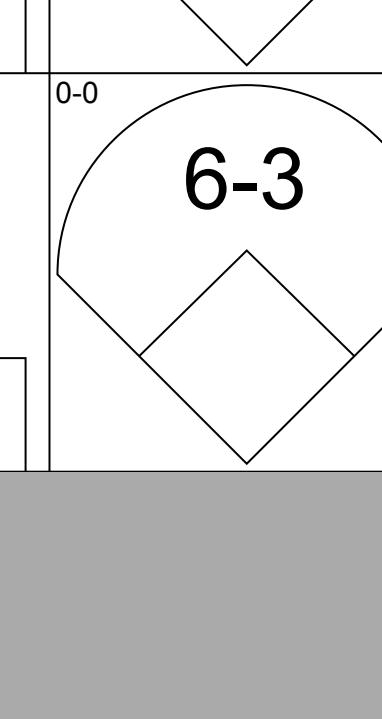
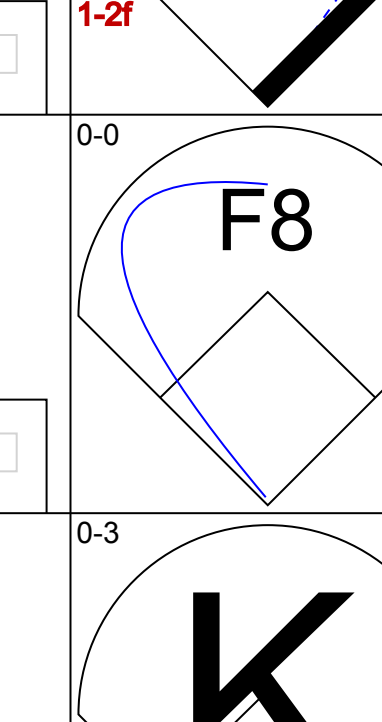
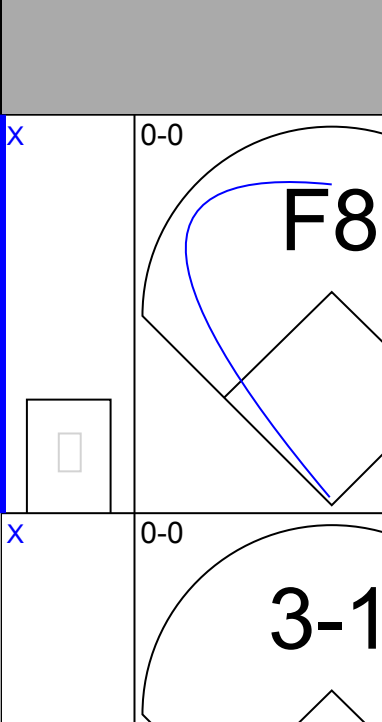
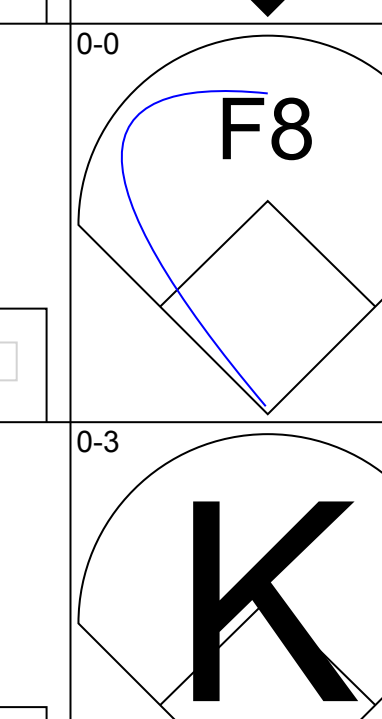

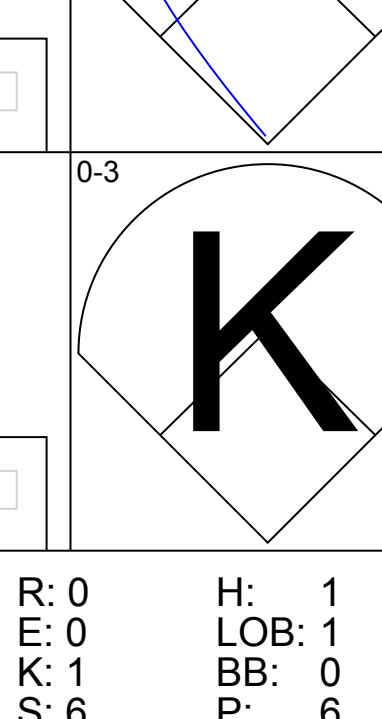
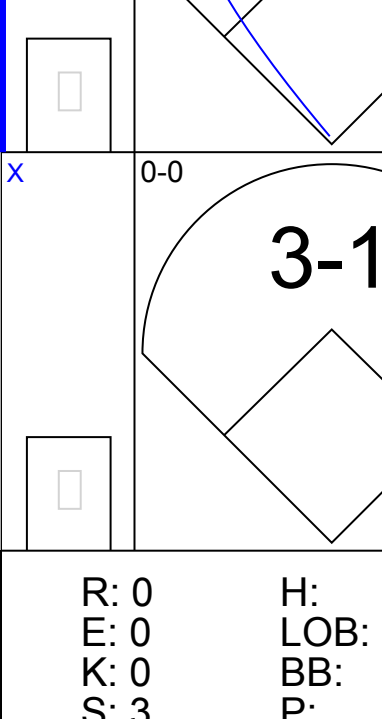
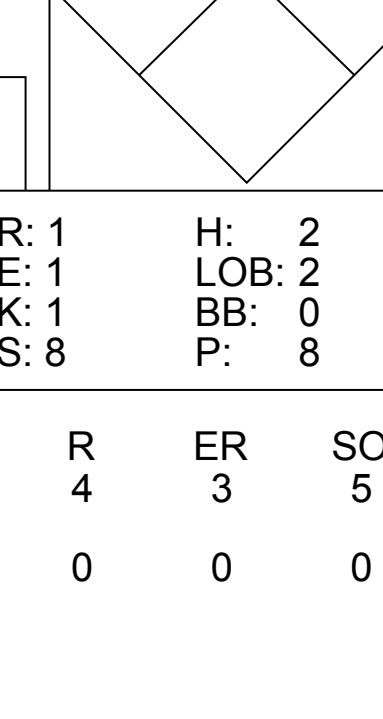
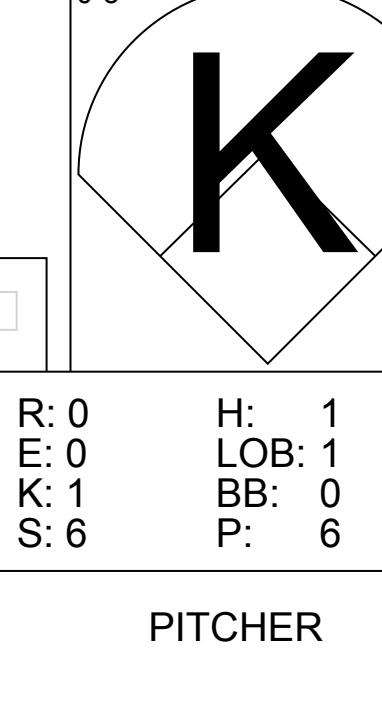
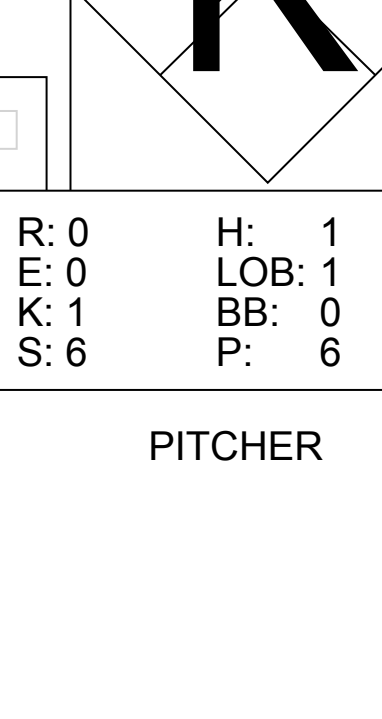
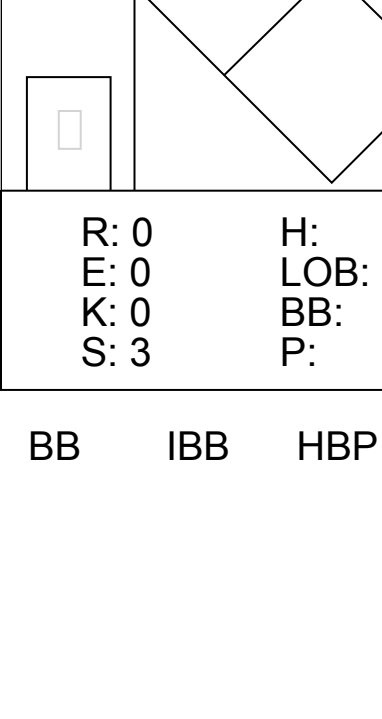
Milwaukee Brewers @ New York Yankees
Yankee Stadium, Bronx, NY
Fri Apr 30 1971, 7:05 PM EDT
Att: 7,023 - Cloudy - 52 F

AB 24
R 5
H 5
RBI 5
BB 9
SO 1
LOB 18



Batter	1	2	3	4	5	6	7	8	9	AB	R	H	RBI	BB	SO	LOB	TOP			
Tommy Harper, R OBP: 0.277, SLG: 0.250 (1, 5)										4	0	0	0	0	1	0	Milwaukee Brewers @ New York Yankees Yankee Stadium, Bronx, NY Sun May 02 1971, 3:33AM EDT Overcast - 60 F livebaseballscorecards.com			
Mike Hegan, L OBP: 0.358, SLG: 0.414 (1, 3)										3	0	0	0	1	1	0				
Dave May, L OBP: 0.306, SLG: 0.418 (1, 8)										4	1	1	1	0	0	1				
Bill Voss, L OBP: 0.246, SLG: 0.259 (1, 9)										4	0	0	0	0	0	1				
John Briggs, L OBP: 0.316, SLG: 0.245 (1, 7)										2	0	1	0	1	0	1				
Ted Kubiak, S OBP: 0.328, SLG: 0.338 (1, 4)										3	0	0	0	0	0	2				
Elie Rodriguez, R OBP: 0.300, SLG: 0.297 (8, PH)										2	0	0	0	0	0	2				
Ted Savage, R OBP: 0.308, SLG: 0.100 (8, 6)										1	0	0	0	0	0	0				
Roberto Pena, R OBP: 0.273, SLG: 0.325 (8, 6)										0	0	0	0	0	0	0				
Rick Auerbach, R OBP: 0.257, SLG: 0.188 (8, PH)										2	0	0	0	0	1	0				
Floyd Wicker, L OBP: 0.500, SLG: 0.500 (8, 2)										1	0	1	0	0	0	0				
Phil Roof, R OBP: 0.250, SLG: 0.189 (8, 2)										0	0	0	0	0	0	0				
Marty Pattin, R OBP: 0.250, SLG: 0.077 (8, PH)										2	0	0	0	0	1	0				
Danny Walton, R OBP: 0.364, SLG: 0.500 (8, 1)										0	0	0	0	0	0	0				
Ken Sanders, R (8, 1)										0	0	0	0	0	0	0				
Inning Stats	R: 0 E: 0 K: 2 S: 7	H: 0 LOB: 0 BB: 0 P: 7	R: 0 E: 0 K: 0 S: 3	H: 0 LOB: 1 BB: 1 P: 7	R: 0 E: 0 K: 1 S: 5	H: 0 LOB: 0 BB: 0 P: 5	R: 0 E: 0 K: 0 S: 3	H: 0 LOB: 0 BB: 0 P: 3	R: 0 E: 0 K: 1 S: 5	H: 0 LOB: 0 BB: 0 P: 5	R: 0 E: 0 K: 0 S: 3	H: 0 LOB: 1 BB: 1 P: 7	R: 0 E: 0 K: 0 S: 4	H: 1 LOB: 1 BB: 0 P: 4	R: 1 E: 0 K: 0 S: 4	H: 1 LOB: 0 BB: 0 P: 4	1B: 2 2B: 0 3B: 0 HR: 1	SF: 0 SAC: 0 DP: 1 HBP: 0	WP: 0 PB: 0 CS: 0	PA: 31
PITCHER Mel Stottlemyre, R ERA: 2.97 (1, 1)	IP: 9.0 WLS: W BF: 31	H: 3 R: 1 ER: 1 SO: 4	BB: 2 IBB: 0 HBP: 0 BLK: 0	WP: 0 HR: 1 S: 37 P: 45	ERA: 1.00 WHIP: 0.556															

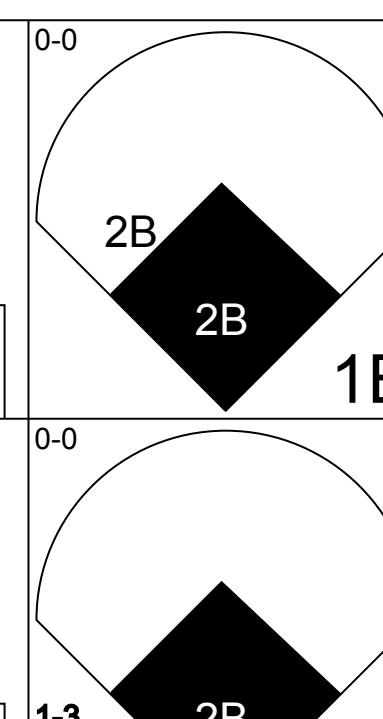
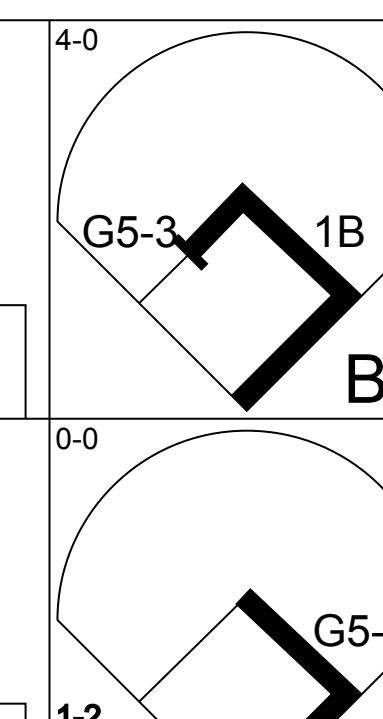
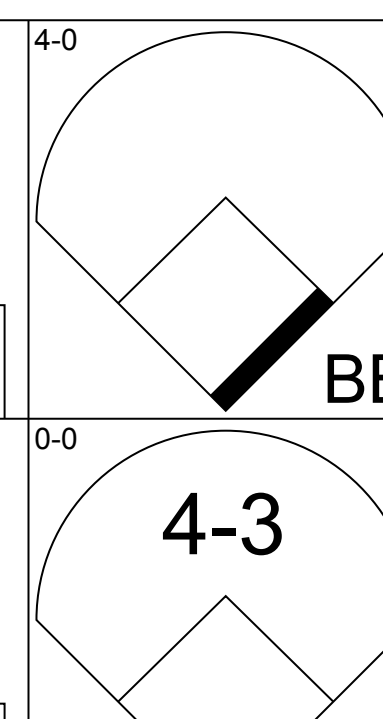
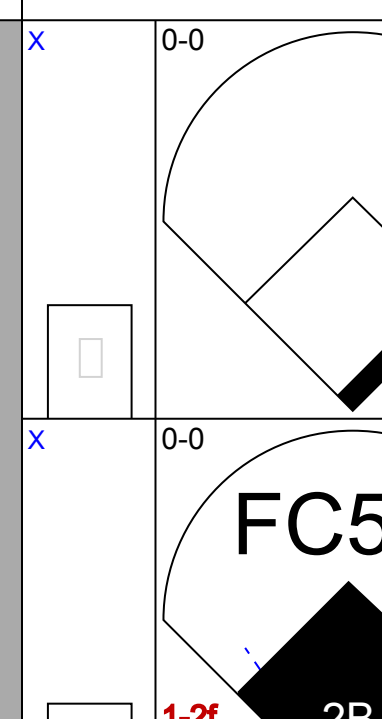
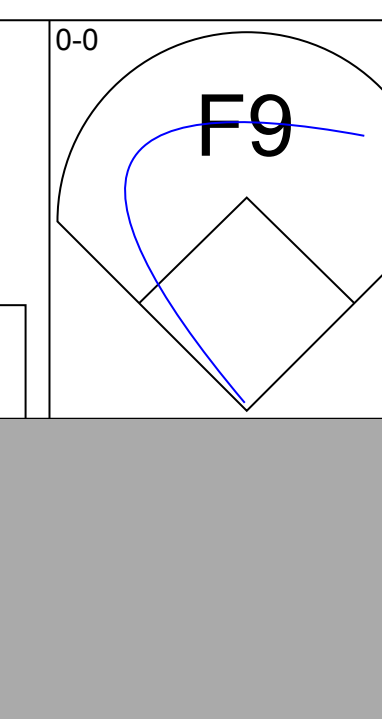
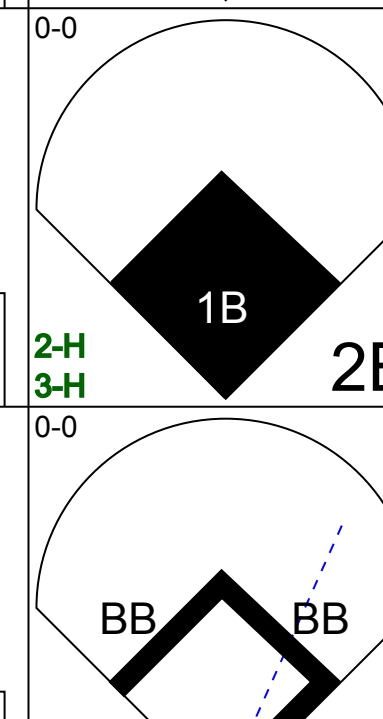
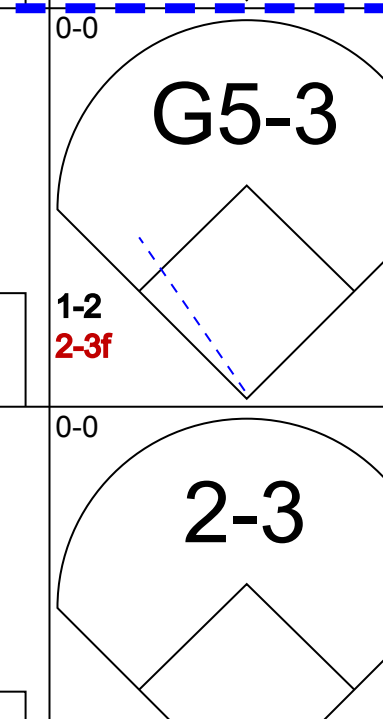

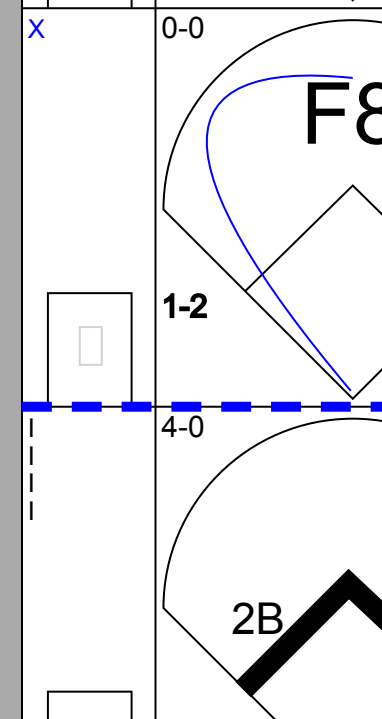

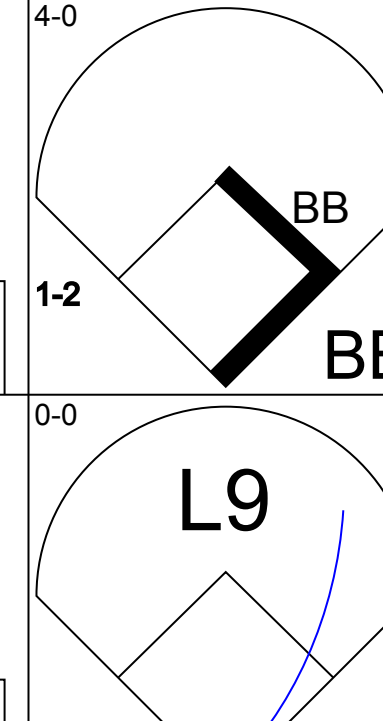

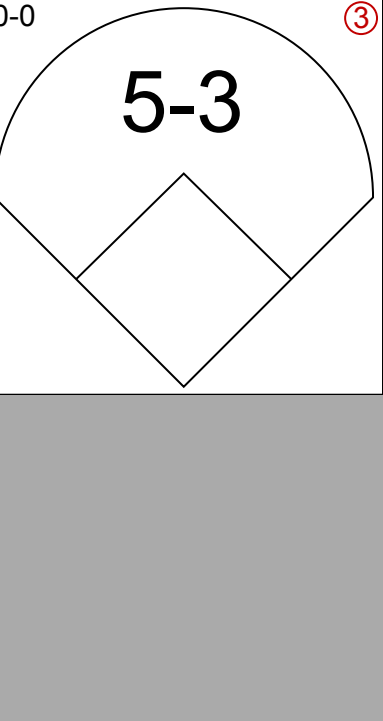
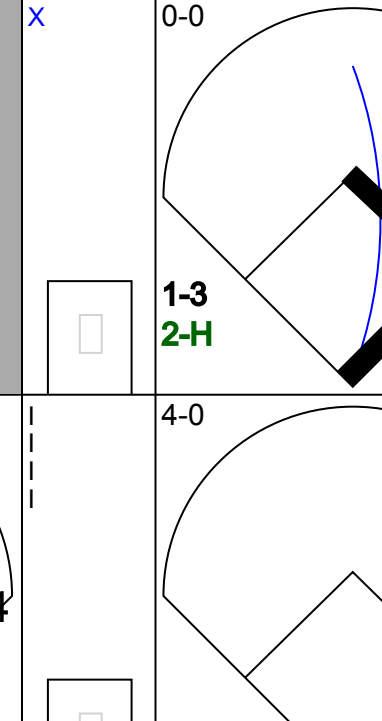
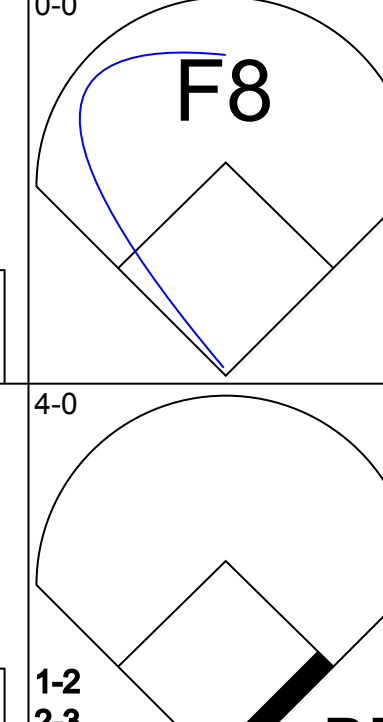


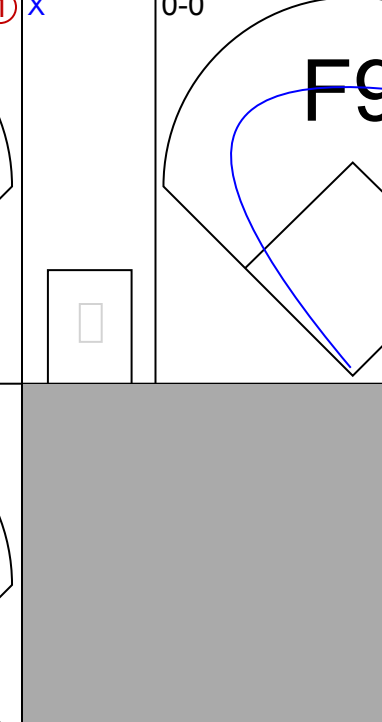
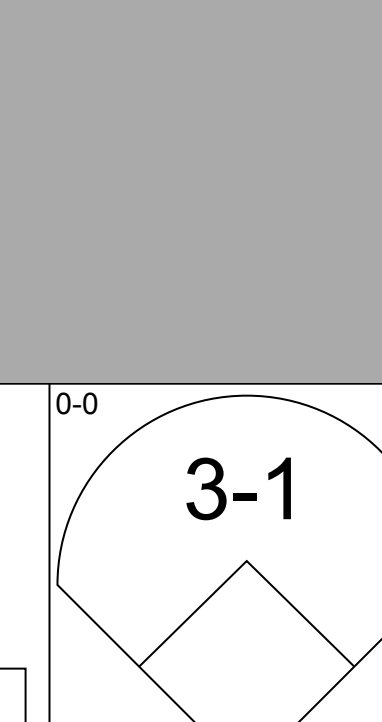
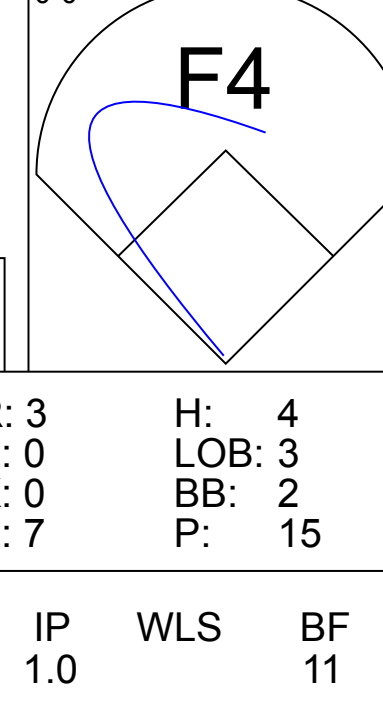
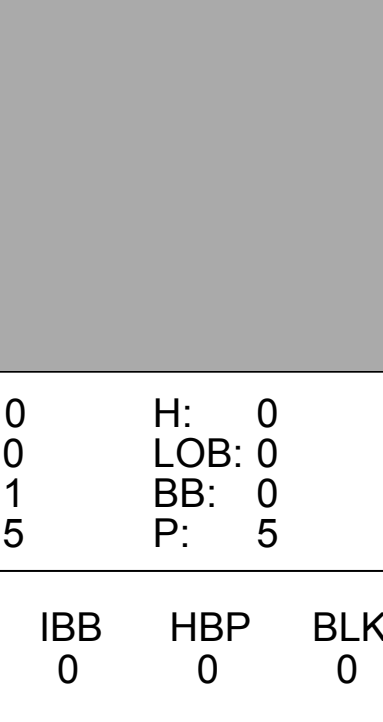
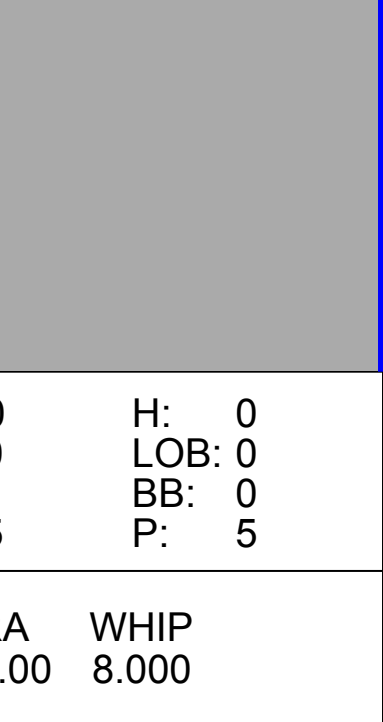
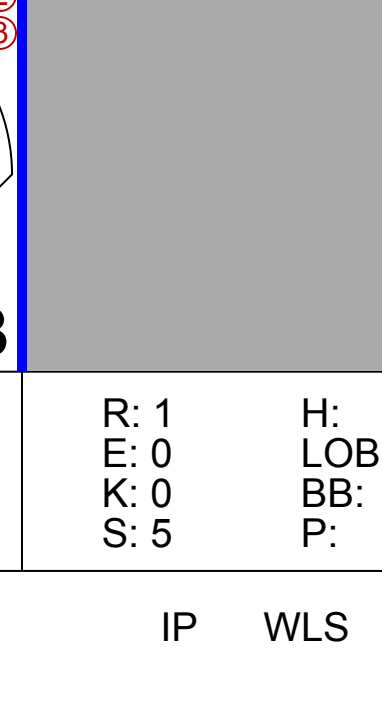

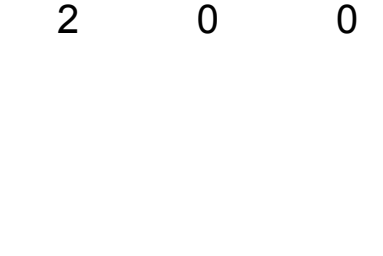


Batter	1	2	3	4	5	6	7	8	9	AB	R	H	RBI	BB	SO	LOB	BOTTOM				
Horace Clarke, S OBP: 0.385, SLG: 0.325 (1, 4)										3	1	1	0	1	0	0	Milwaukee Brewers @ New York Yankees Yankee Stadium, Bronx, NY Sun May 02 1971, 3:33AM EDT Overcast - 60 F livebaseballscorecards.com				
Jake Gibbs, L OBP: 0.167, SLG: 0.333 (1, 2)										4	1	1	0	0	0	2					
Roy White, S OBP: 0.395, SLG: 0.600 (1, 7)										3	0	0	1	0	2	2					
Bobby Murcer, L OBP: 0.430, SLG: 0.587 (1, 8)										2	0	0	1	0	0	0					
Danny Cater, R OBP: 0.253, SLG: 0.259 (1, 3)										3	0	0	0	0	1	0					
Felipe Alou, R OBP: 0.299, SLG: 0.419 (1, 9)										3	0	1	0	0	2	0					
Jerry Kenney, L OBP: 0.289, SLG: 0.200 (1, 5)										3	0	0	0	0	1	1					
Gene Michael, S OBP: 0.403, SLG: 0.364 (1, 6)										3	0	1	0	0	0	0					
Mel Stottlemyre, R OBP: 0.231, SLG: 0.250 (1, 1)										2	0	0	0	1	2	1					
Inning Stats	R: 0 E: 0 K: 1 S: 5	H: 0 LOB: 0 BB: 0 P: 5	R: 0 E: 0 K: 2 S: 7	H: 0 LOB: 0 BB: 0 P: 7	R: 0 E: 0 K: 1 S: 5	H: 0 LOB: 0 BB: 0 P: 5	R: 2 E: 0 K: 0 S: 4	H: 1 LOB: 0 BB: 1 P: 8	R: 0 E: 0 K: 3 S: 10	H: 1 LOB: 1 BB: 0 P: 10	R: 0 E: 0 K: 1 S: 5	H: 0 LOB: 0 BB: 0 P: 5	R: 0 E: 0 K: 0 S: 4	H: 1 LOB: 1 BB: 0 P: 4	R: 0 E: 0 K: 0 S: 4	H: 1 LOB: 2 BB: 1 P: 8		1B: 2 2B: 2 3B: 0 HR: 0	SF: 2 SAC: 0 DP: 0 HBP: 0	WP: 0 PB: 0 CS: 0	PA: 30
PITCHER Marty Pattin, R ERA: 2.55 Ken Sanders, R ERA: 2.76 (8, 1)	IP: 7.0 WLS: L BF: 25	H: 3 R: 2 ER: 2 SO: 8	BB: 1 IBB: 0 HBP: 0 BLK: 0	WP: 0 HR: 0 S: 40 P: 44	ERA: 0.00 WHIP: 2.000																

Batter	1	2	3	4	5	6	7	8	9	AB	R	H	RBI	BB	SO	LOB	TOP					
Tommy Harper, R OBP: 0.263, SLG: 0.236 (1, 8) (7, 5)										5	0	0	0	0	1	1						
Ted Kubiak, S OBP: 0.313, SLG: 0.320 (1, 4)										4	0	0	0	0	0	0						
Ted Savage, R OBP: 0.294, SLG: 0.143 Ken Sanders, R (7, 1)										4	0	1	0	0	1	0						
Andy Kosco, R OBP: 0.289, SLG: 0.353 Mike Hegan, L OBP: 0.306, SLG: 0.424 (7, 3) (7, 3)										3	1	1	0	0	0	1						
Danny Walton, R OBP: 0.361, SLG: 0.467 John Briggs, L OBP: 0.310, SLG: 0.240 (1, 7) (5, 7)										0	1	0	0	0	0	0						
Roberto Pena, R OBP: 0.298, SLG: 0.349 Bill Voss, L OBP: 0.241, SLG: 0.255 (1, 5) (7, 9)										3	1	2	0	0	0	2						
Phil Roof, R OBP: 0.250, SLG: 0.220 (1, 2)										4	1	1	1	0	0	3						
Rick Auerbach, R OBP: 0.263, SLG: 0.200 Floyd Wicker, L OBP: 0.333, SLG: 0.333 (9, PH)										3	0	1	1	0	0	3						
Jim Slaton, R (1, 1)										1	0	0	0	0	0	2						
Marcelino Lopez, R OBP: 0.500, SLG: 0.500 Dave May, L OBP: 0.302, SLG: 0.413 (2, 1) (7, 8)										2	0	1	2	0	1	1						
Inning Stats	R: 0 E: 0 K: 1 S: 5	H: 0 LOB: 0 BB: 0 P: 5	R: 1 E: 1 K: 1 S: 8	H: 2 LOB: 2 BB: 0 P: 8	R: 0 E: 0 K: 1 S: 5	H: 0 LOB: 0 BB: 0 P: 5	R: 3 E: 0 K: 0 S: 6	H: 3 LOB: 1 BB: 0 P: 7	R: 0 E: 0 K: 1 S: 6	H: 1 LOB: 1 BB: 0 P: 6	R: 0 E: 0 K: 0 S: 6	H: 1 LOB: 1 BB: 0 P: 6	R: 0 E: 1 K: 0 S: 4	H: 1 LOB: 2 BB: 0 P: 4	R: 0 E: 0 K: 0 S: 3	H: 0 LOB: 0 BB: 0 P: 3	R: 0 E: 0 K: 0 S: 3	H: 0 LOB: 0 BB: 0 P: 3	1B: 6 2B: 2 3B: 0 HR: 0	SF: 0 SAC: 0 DP: 0 HBP: 1	WP: 0 PB: 0 CS: 0	PA: 37
PITCHER	IP	WLS	BF	H	R	ER	SO	BB	IBB	HBP	BLK	WP	HR	S	P	ERA	WHIP					
Fritz Peterson, L ERA: 4.22 Jack Aker, R ERA: 1.64 (1, 1) (7, 1)	6.0		27	7	4	3	5	0	0	1	0	0	0	36	37	4.50	1.167					

Milwaukee Brewers @ New York Yankees
Yankee Stadium, Bronx, NY
Sun May 02 1971, 3:38 AM EDT
Att: 21,461 - Overcast - 57 F

AB 34
R 4
H 8
RBI 4
BB 0
SO 3
LOB 13

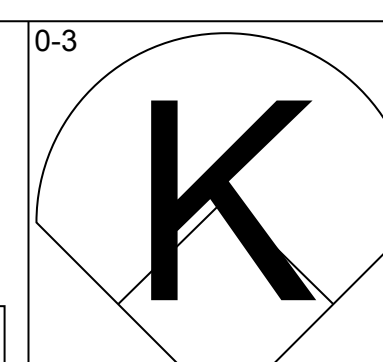
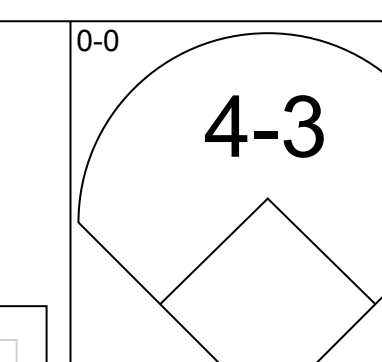
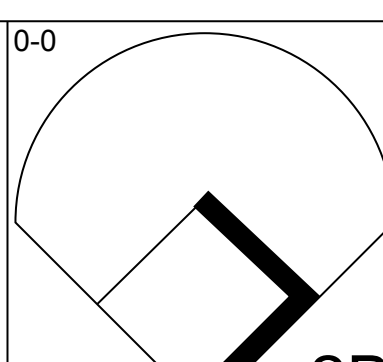
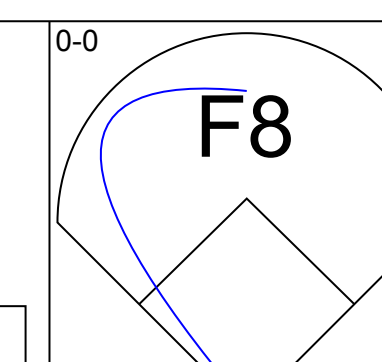
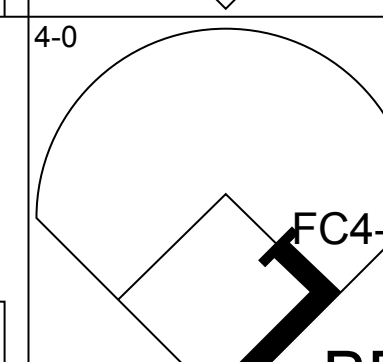
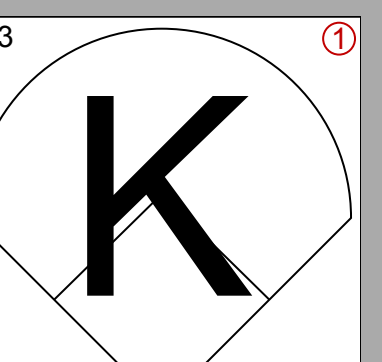
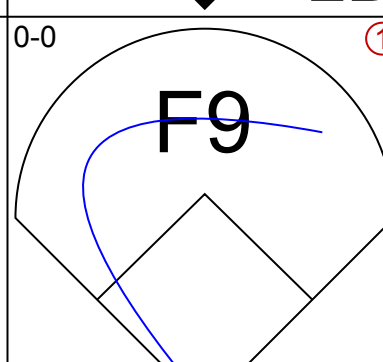
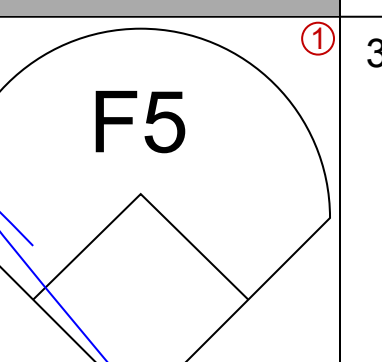
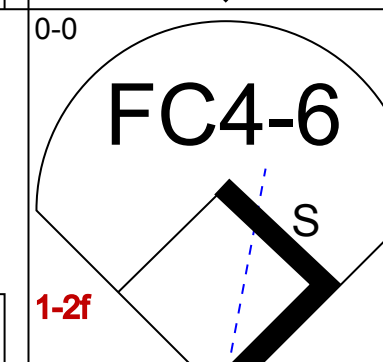
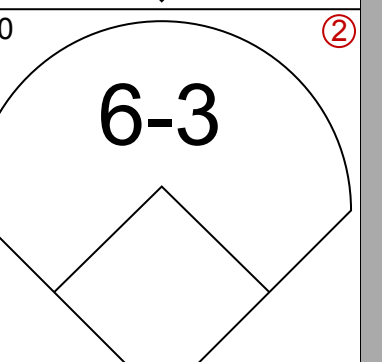
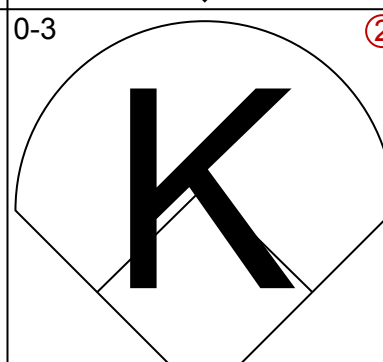
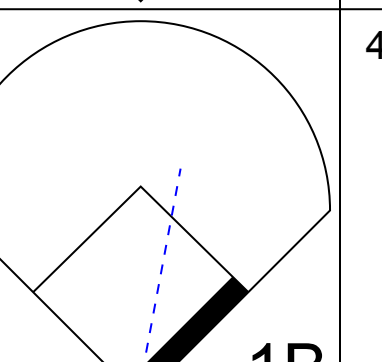
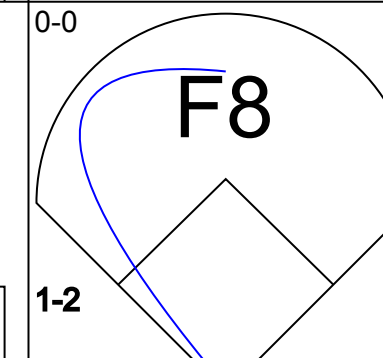
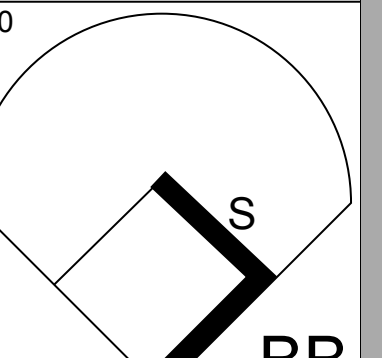
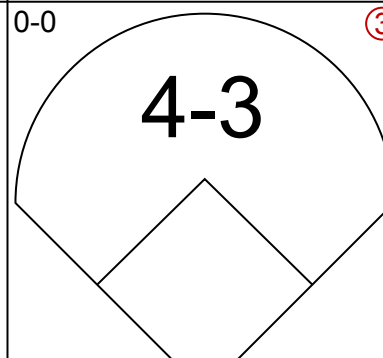
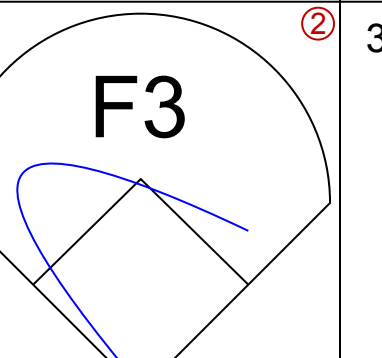
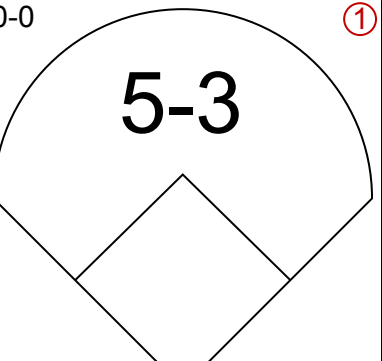
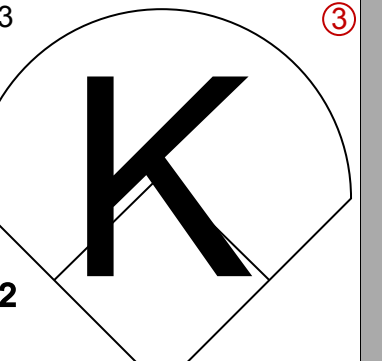
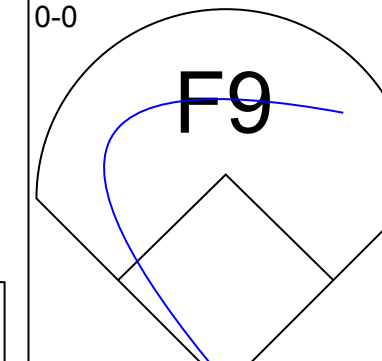
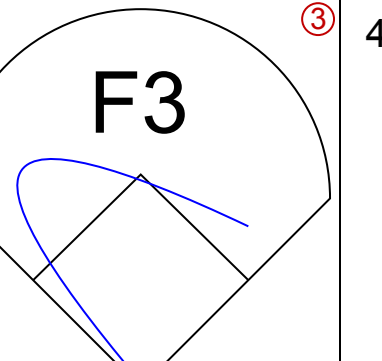
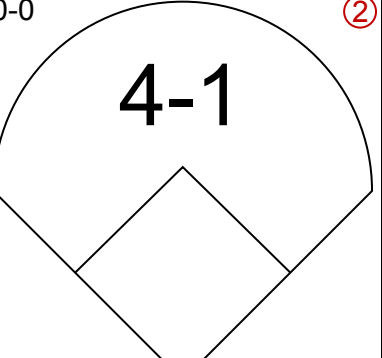
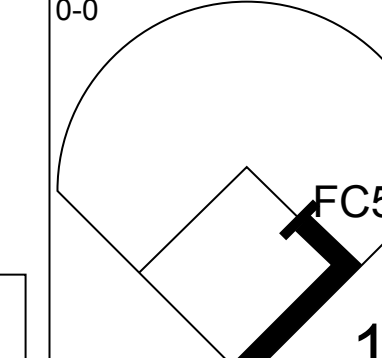
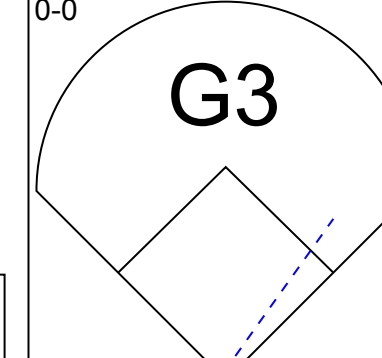
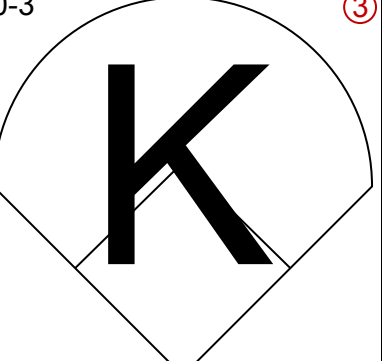
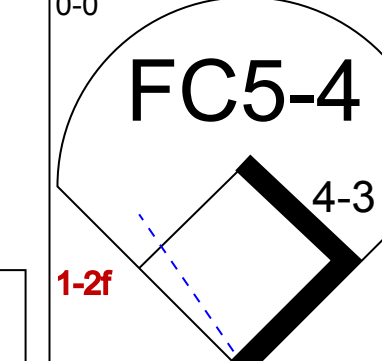
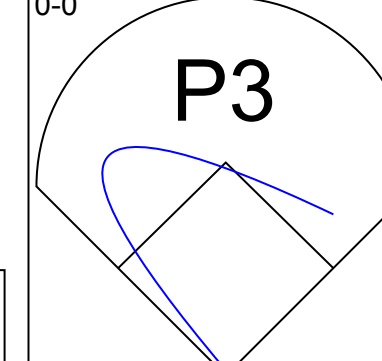
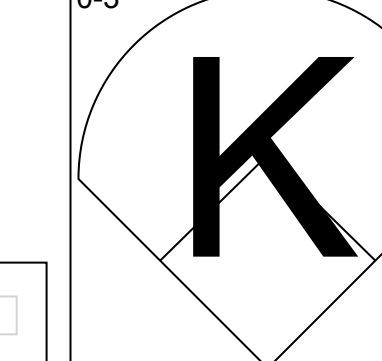
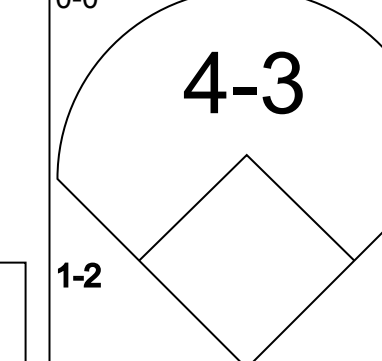
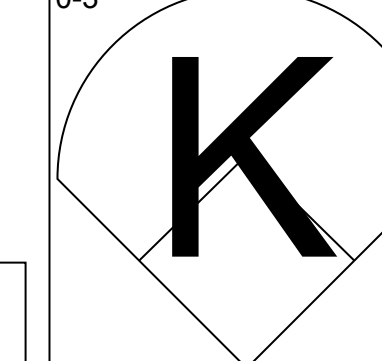
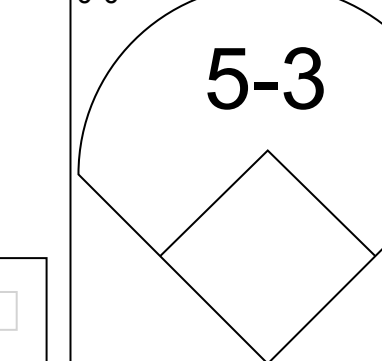
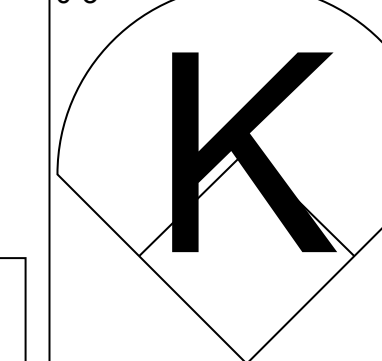
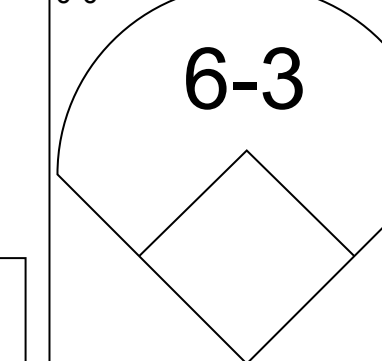


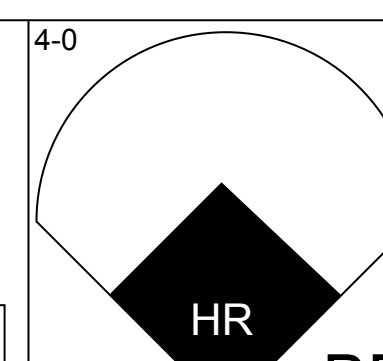
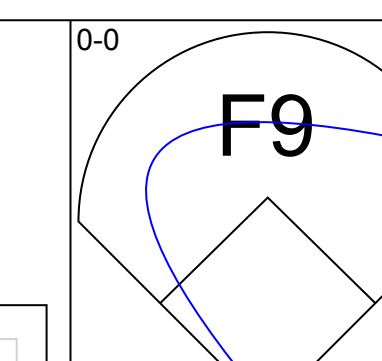
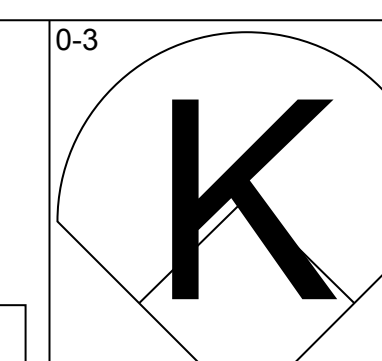
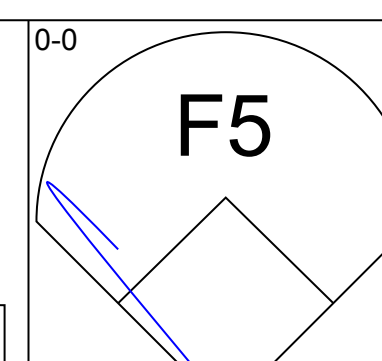
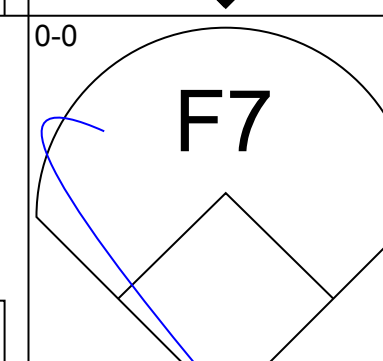
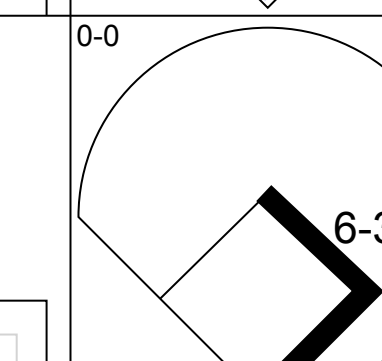
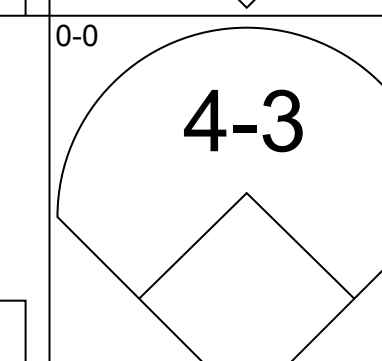
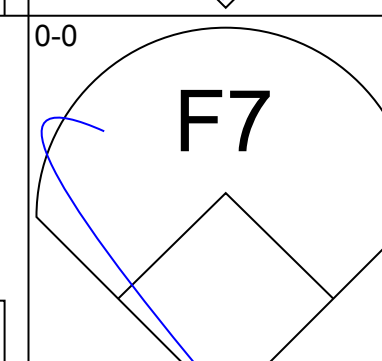
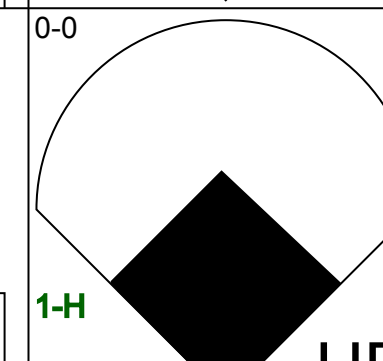
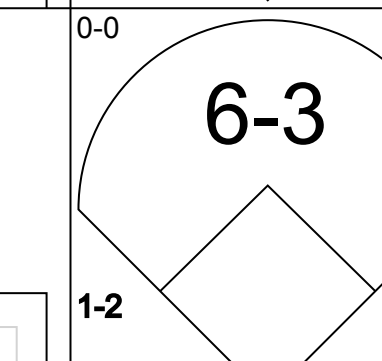
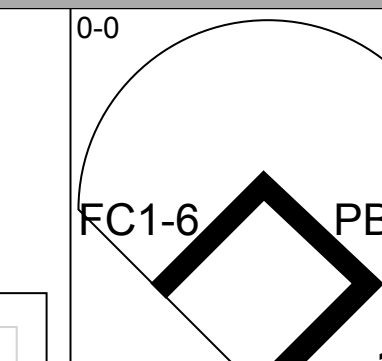
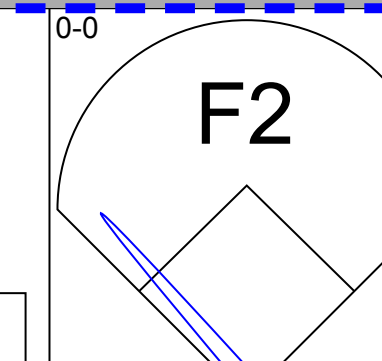
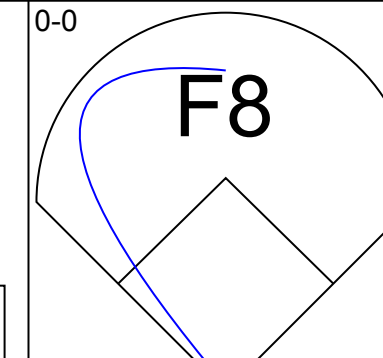
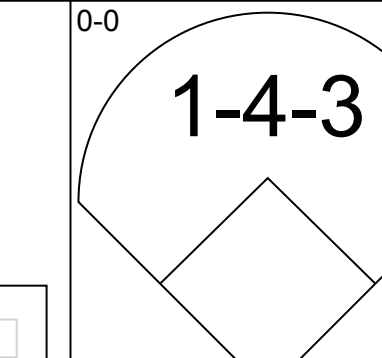
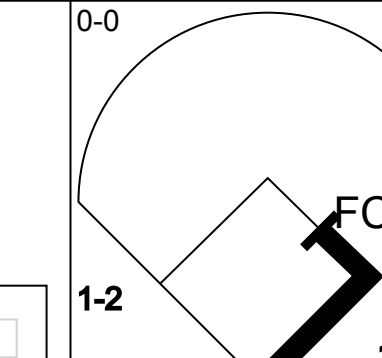
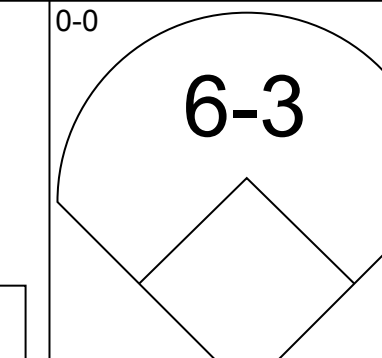
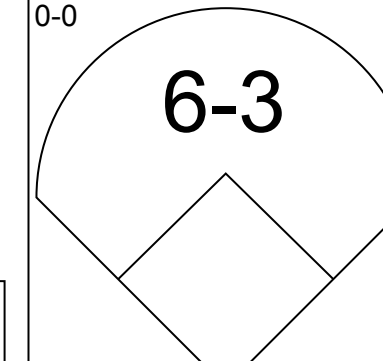
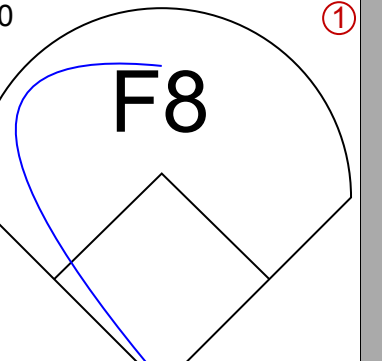
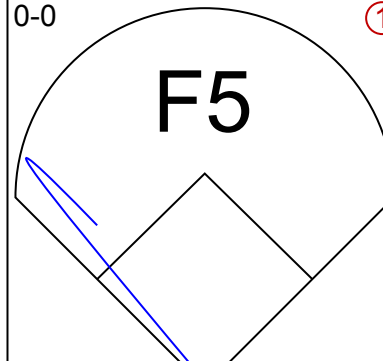
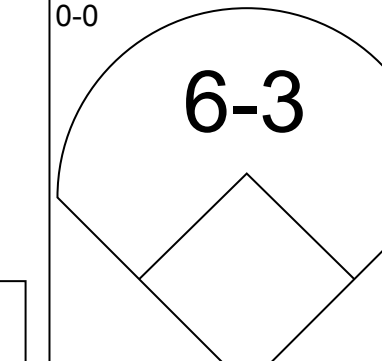
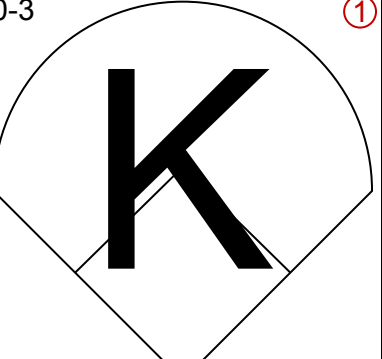
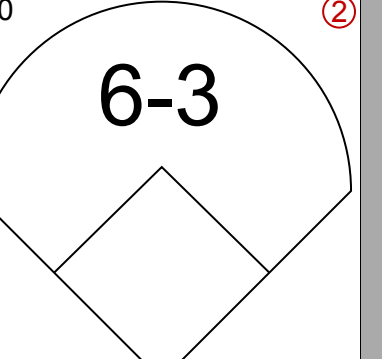
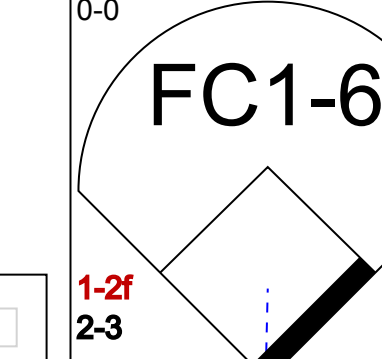
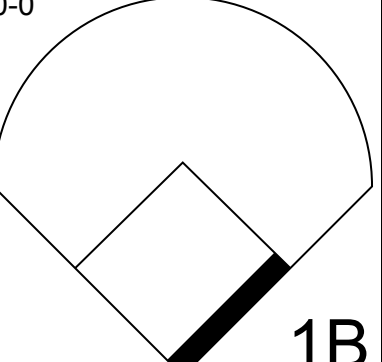
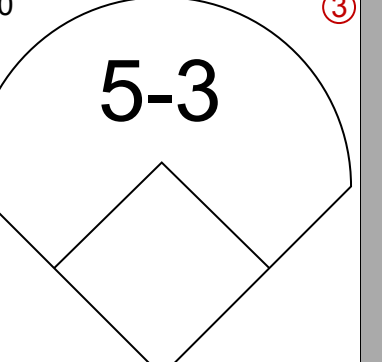
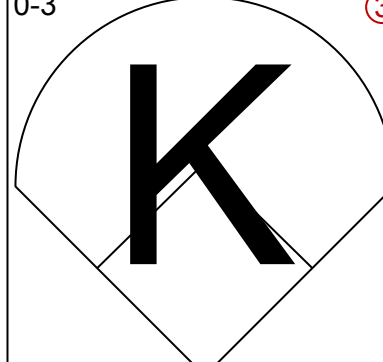
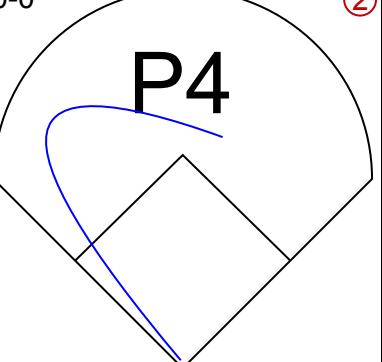
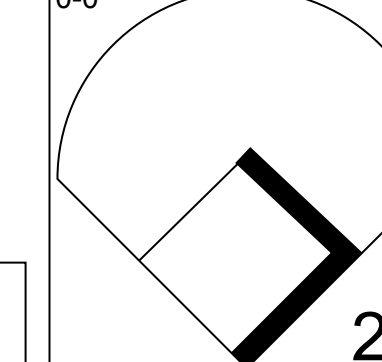
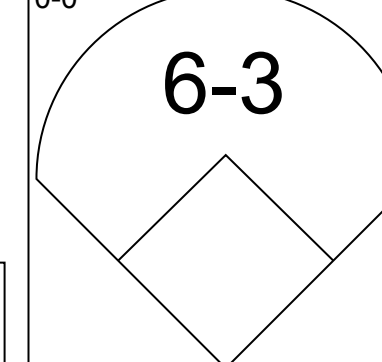
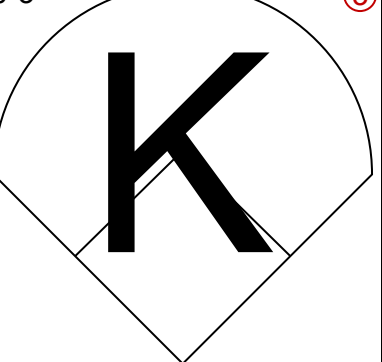
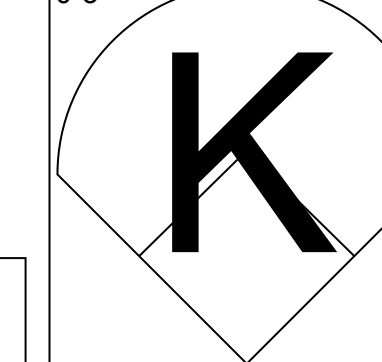
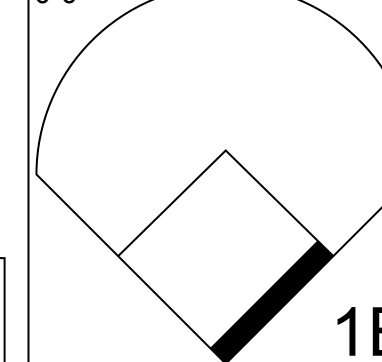
Batter	1	2	3	4	5	6	7	8	9	AB	R	H	RBI	BB	SO	LOB	BOTTOM				
Horace Clarke, S OBP: 0.406, SLG: 0.337 (1, 4)										3	1	2	0	2	0	0					
Jake Gibbs, L OBP: 0.206, SLG: 0.382 (1, 2)										4	2	2	0	0	0	2					
Roy White, S OBP: 0.388, SLG: 0.594 (1, 7)										4	1	1	2	0	1	3					
Bobby Murcer, L OBP: 0.433, SLG: 0.577 (1, 8)										3	0	1	1	1	0	1					
Danny Cater, R OBP: 0.264, SLG: 0.273 (1, 5) (8, 3)										3	0	1	1	1	0	0					
John Ellis, R OBP: 0.541, SLG: 0.500 Jerry Kenney, L OBP: 0.289, SLG: 0.200 (1, 3) (8, 5)										3	0	1	0	1	1	2					
Jim Lyttle, L OBP: 0.154, SLG: 0.154 Ron Woods, R OBP: 0.273, SLG: 0.200 (1, 9) (6, PH) (7, 9)										2	0	0	0	0	0	2					
Frank Baker, L (1, 6)										0	0	0	0	1	0	0					
Gene Michael, S OBP: 0.400, SLG: 0.351 (4, PH) (5, 6)										2	0	0	0	1	1	0					
Fritz Peterson, S OBP: 0.300, SLG: 0.125 Felipe Alou, R OBP: 0.309, SLG: 0.429 Jack Aker, R (1, 1) (6, PH) (7, 1)										2	0	0	0	0	0	3					
Inning Stats	R: 3 E: 0 K: 0 S: 7	H: 4 LOB: 3 BB: 2 P: 15	R: 0 E: 0 K: 0 S: 3	H: 1 LOB: 1 BB: 1 P: 7	R: 0 E: 0 K: 1 S: 5	H: 0 LOB: 0 BB: 0 P: 5	R: 0 E: 0 K: 1 S: 5	H: 0 LOB: 1 BB: 1 P: 9	R: 0 E: 0 K: 1 S: 5	H: 0 LOB: 0 BB: 0 P: 5	R: 1 E: 0 K: 0 S: 3	H: 2 LOB: 2 BB: 1 P: 7	R: 1 E: 0 K: 0 S: 5	H: 2 LOB: 3 BB: 2 P: 13	R: 0 E: 0 K: 1 S: 5	H: 0 LOB: 0 BB: 0 P: 5	1B: 6 2B: 3 3B: 0 HR: 0	SF: 0 SAC: 0 DP: 1 HBP: 0	WP: 0 PB: 0 CS: 0	PA: 37	
PITCHER	IP	WLS	BF	H	R	ER	SO	BB	IBB	HBP	BLK	WP	HR	S	P	ERA	WHIP				
Jim Slaton, R ERA: 3.52 Marcelino Lopez, L ERA: 1.23 Ken Sanders, R ERA: 2.55 (1, 1) (2, 1) (7, 1)	1.0		11	5	3	3	0	3	0	0	0	0	0	8	20	27.00	8.000				

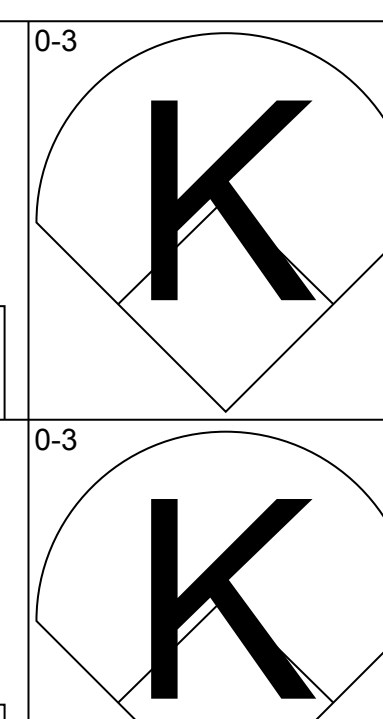
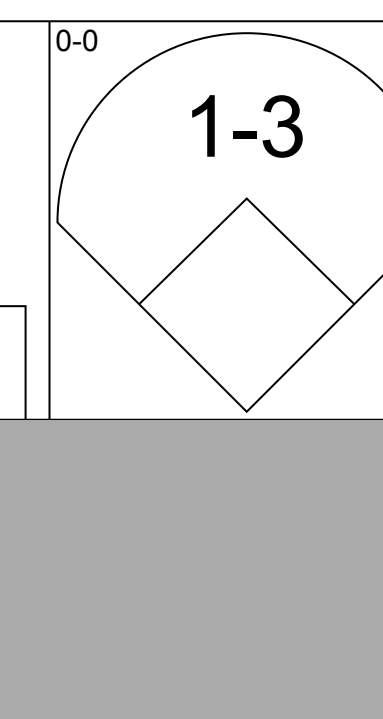
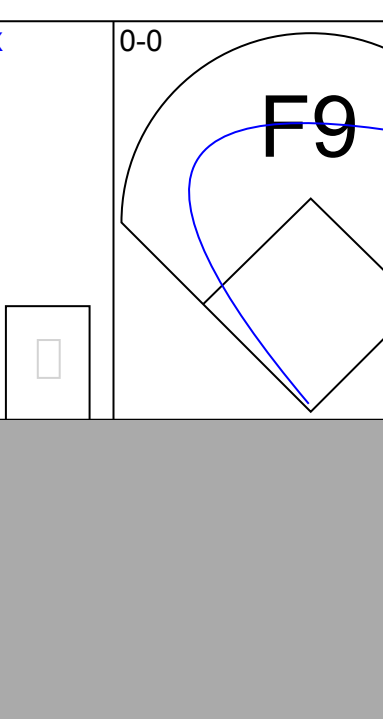
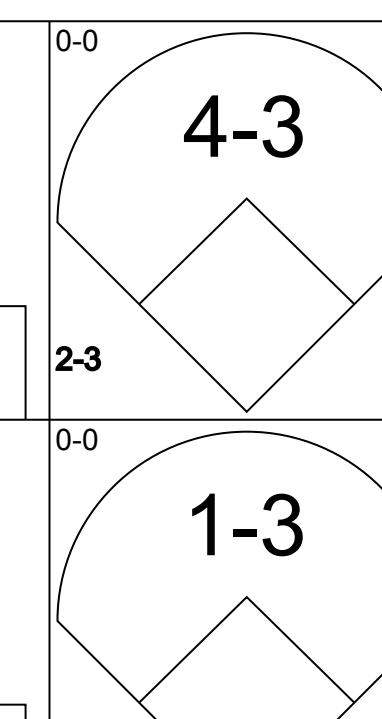
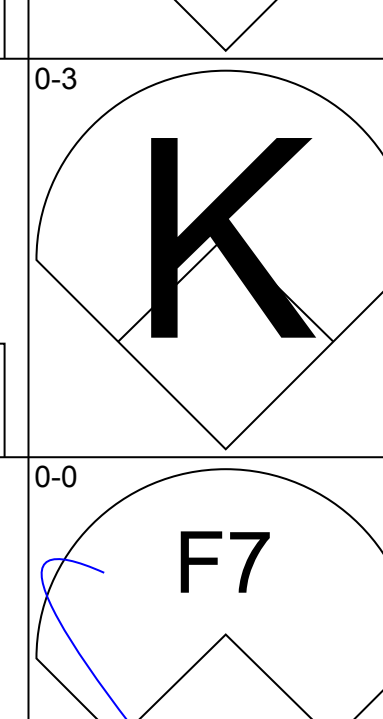
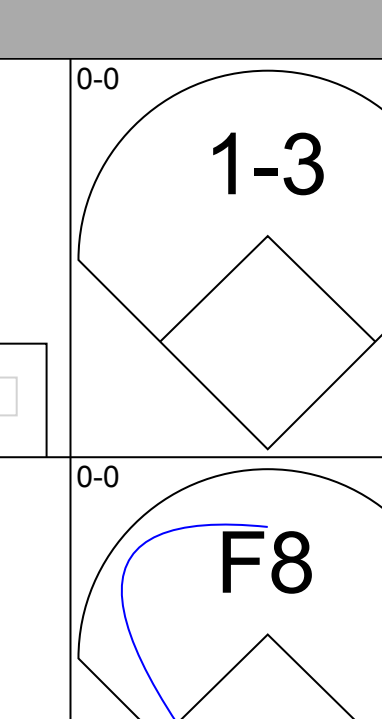
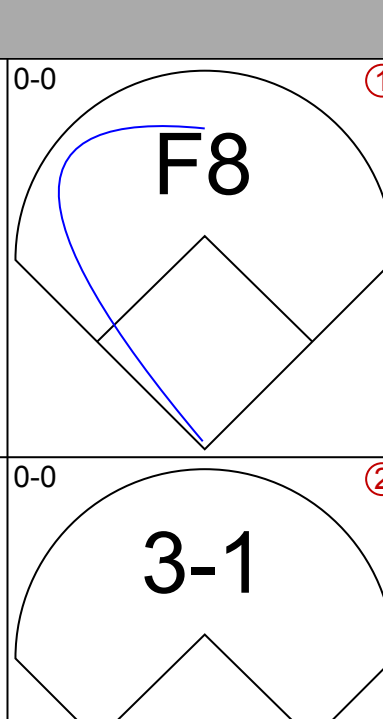
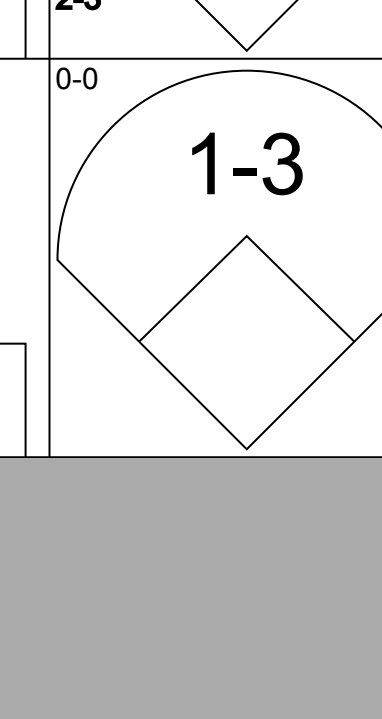
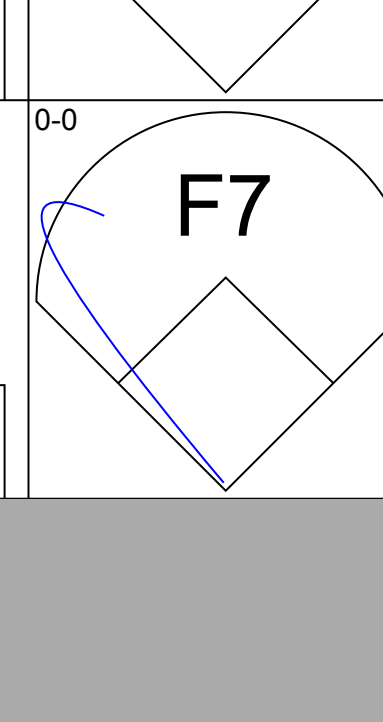
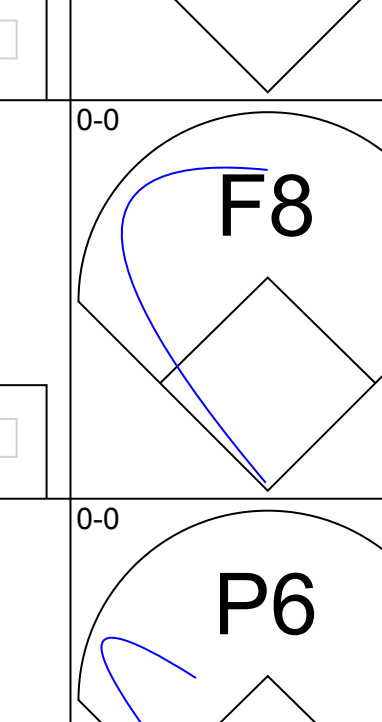
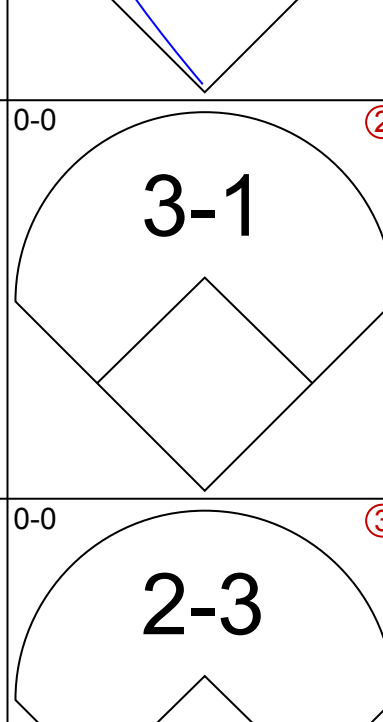
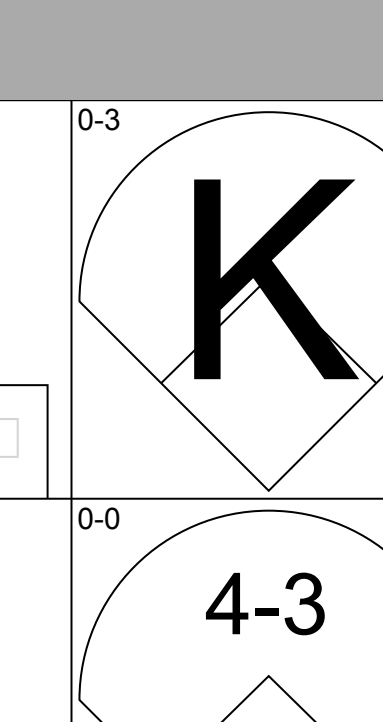
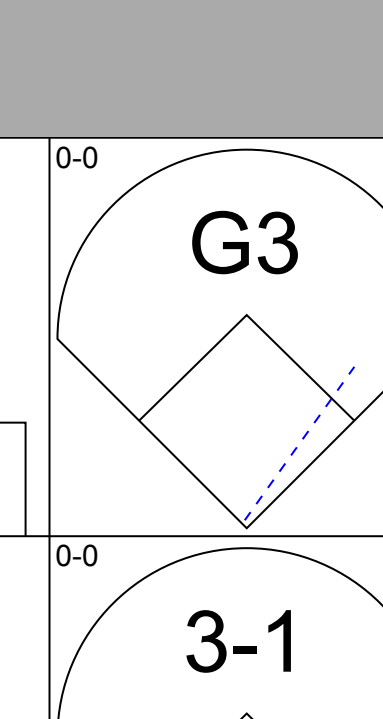
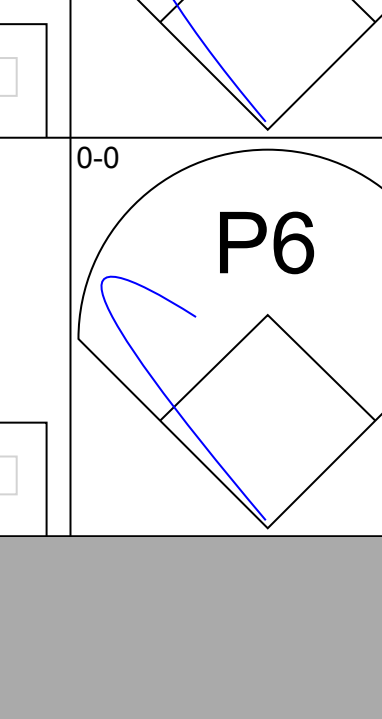
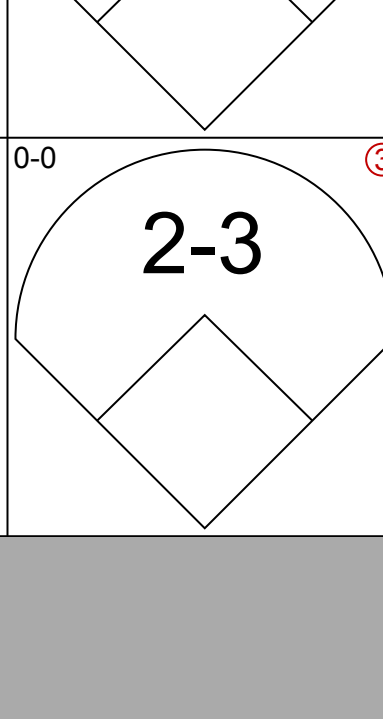
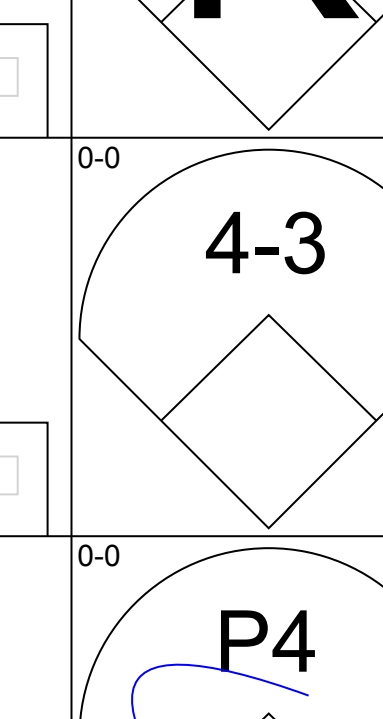
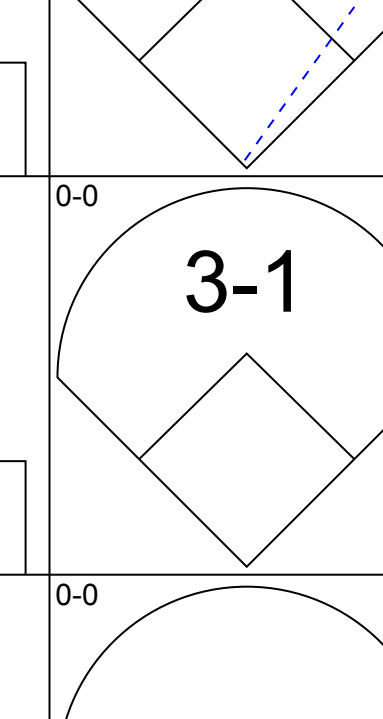
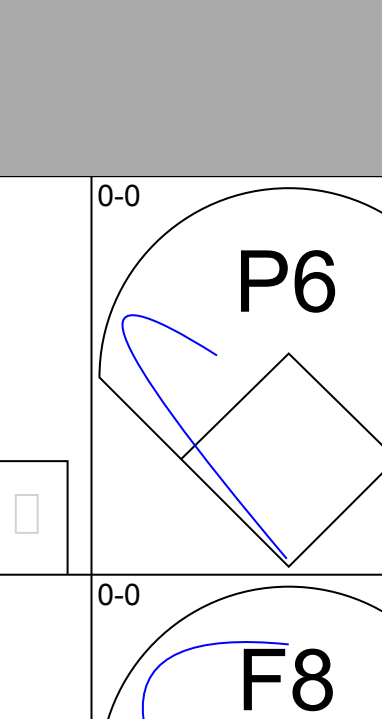
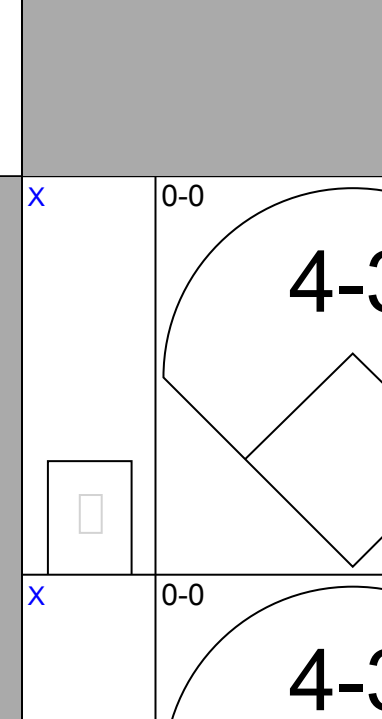
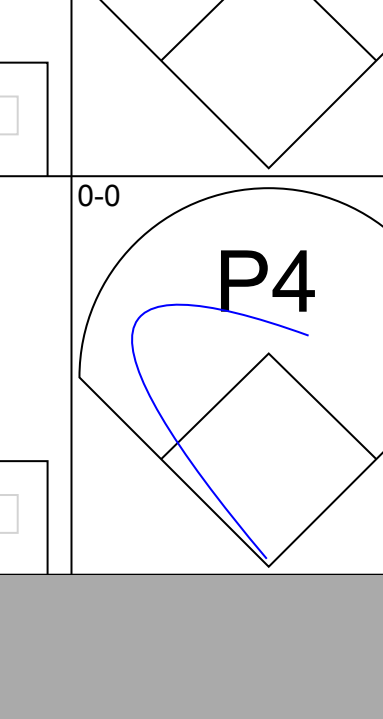
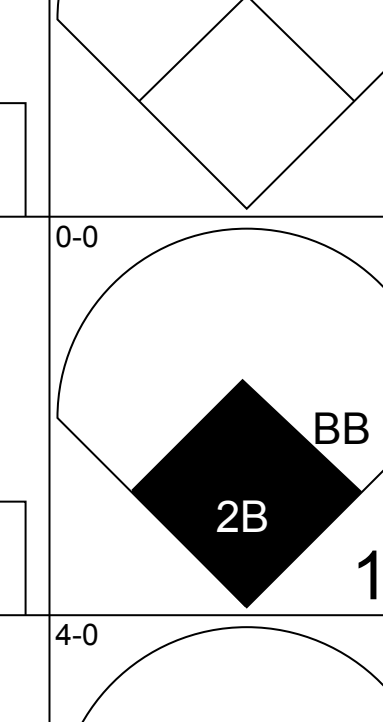
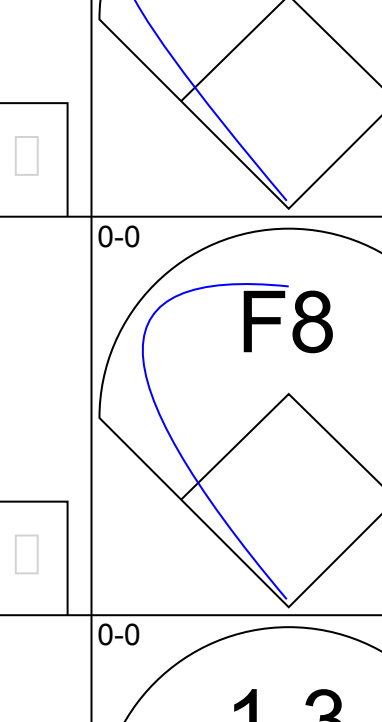
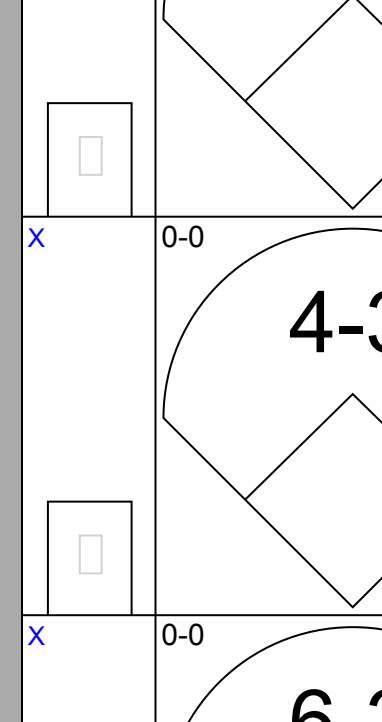
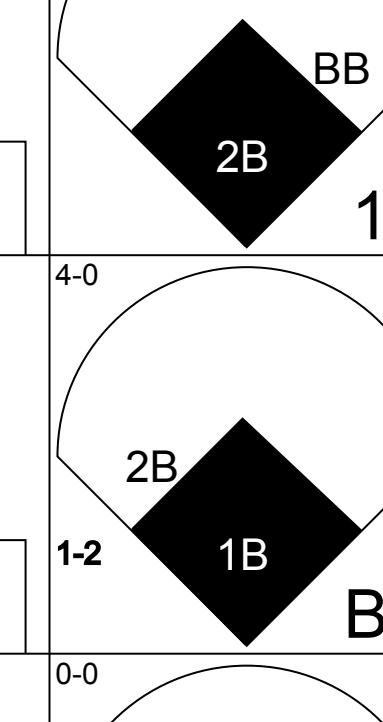
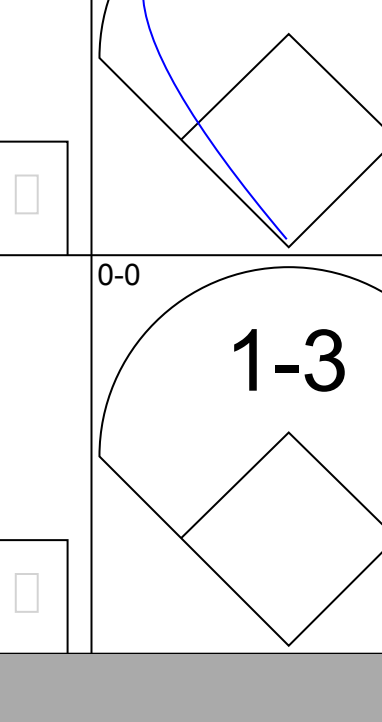
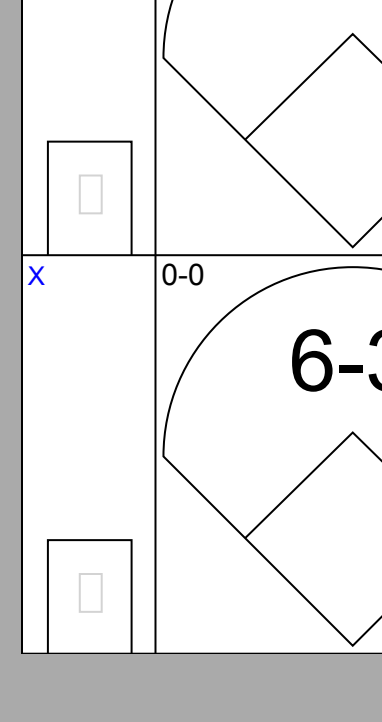
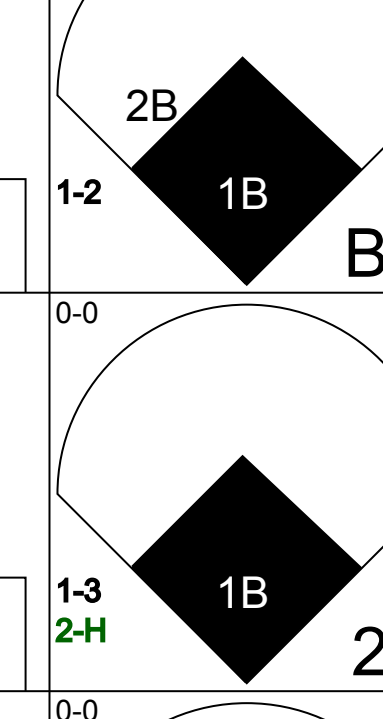
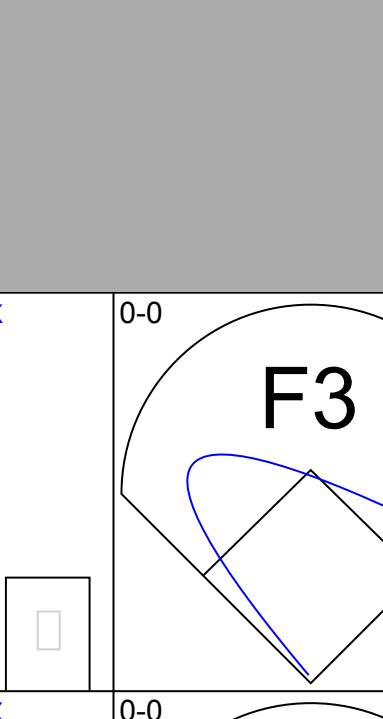
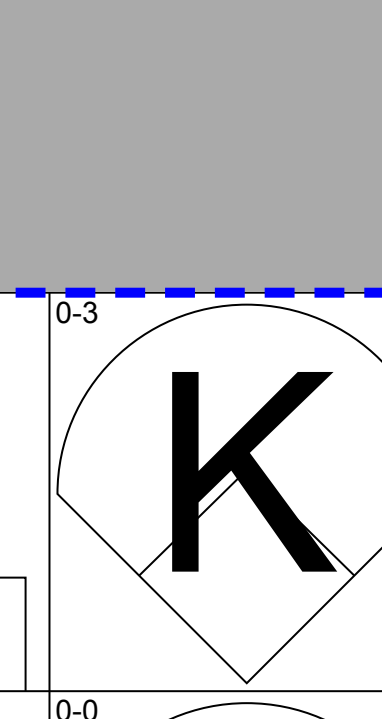
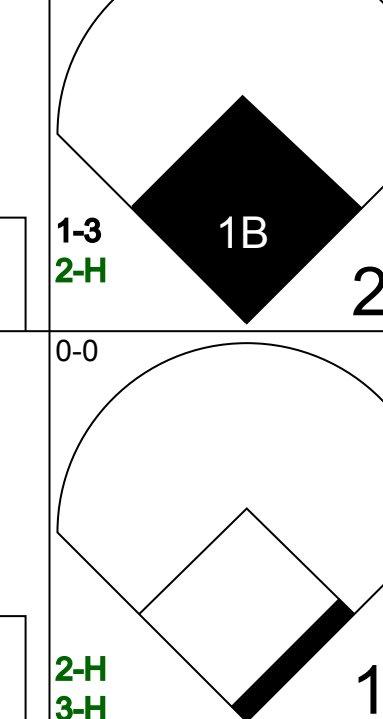
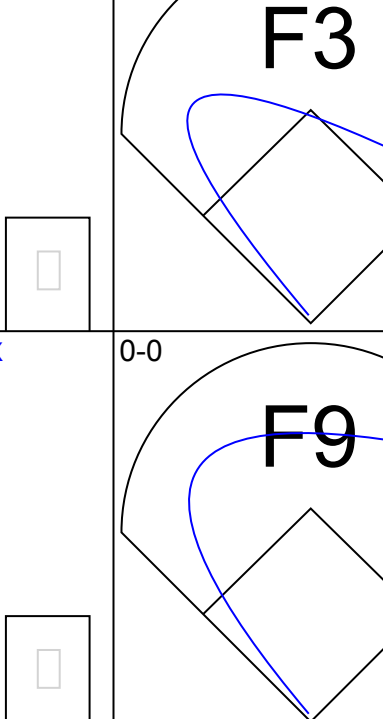
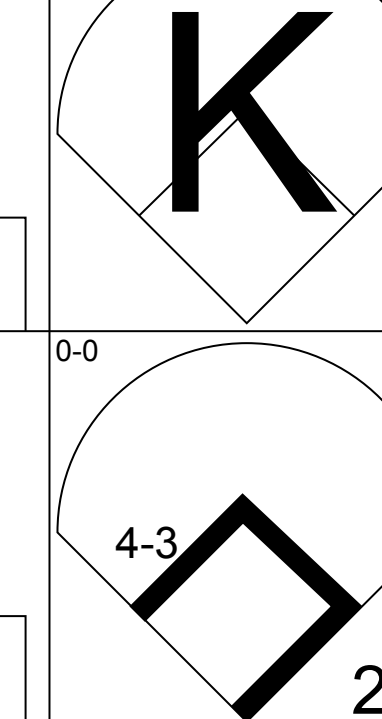
Milwaukee Brewers @ New York Yankees
Yankee Stadium, Bronx, NY
Sun May 02 1971, 3:38 AM EDT
Att: 21,461 - Overcast - 57 F

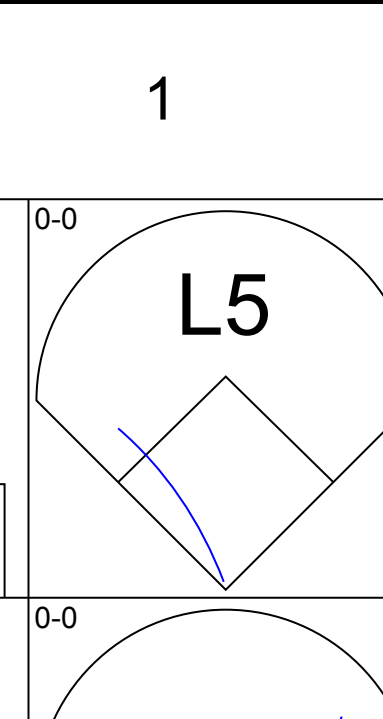
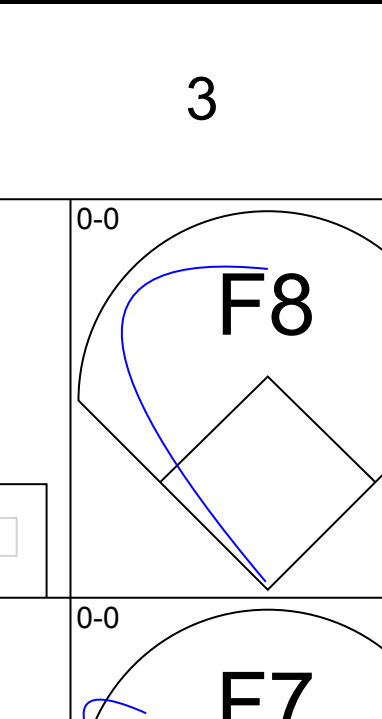
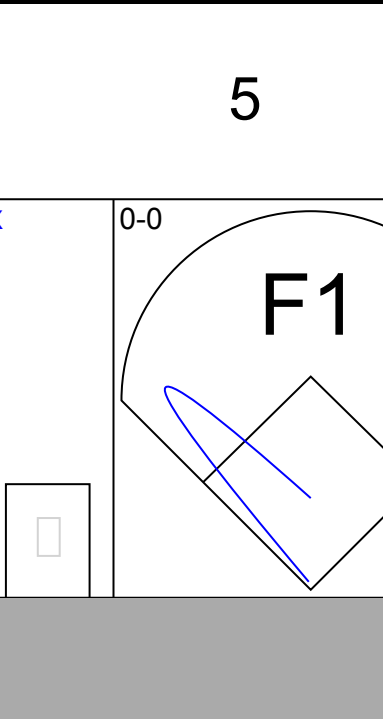
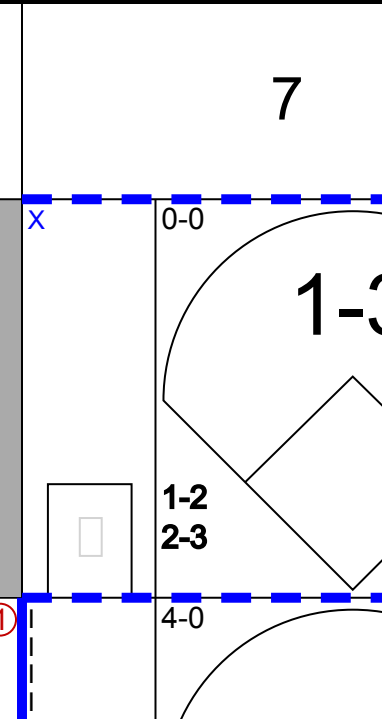
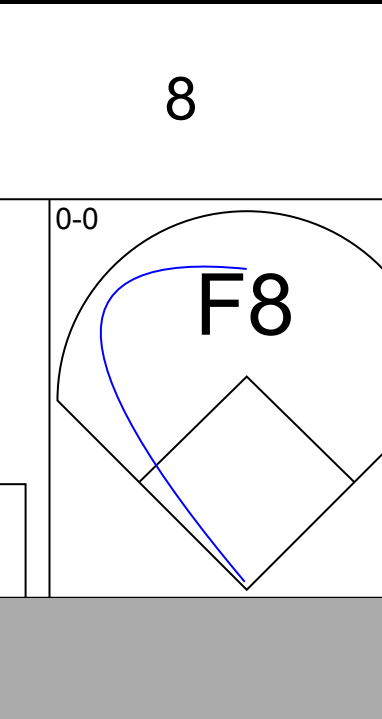
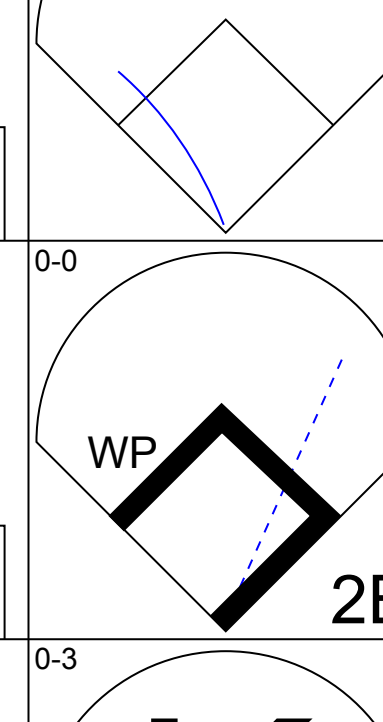
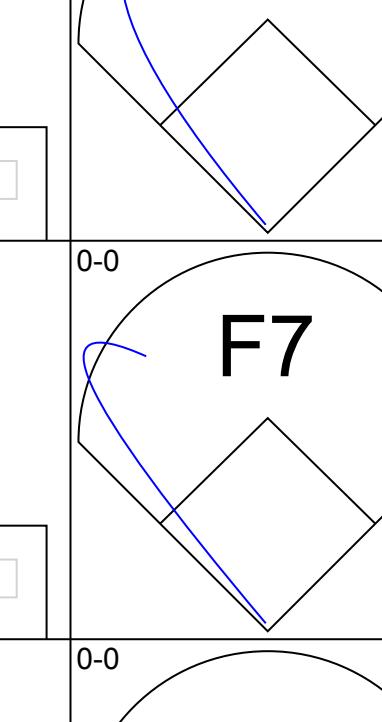
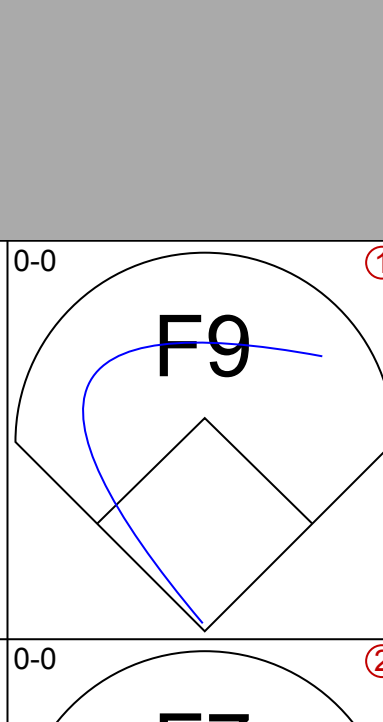
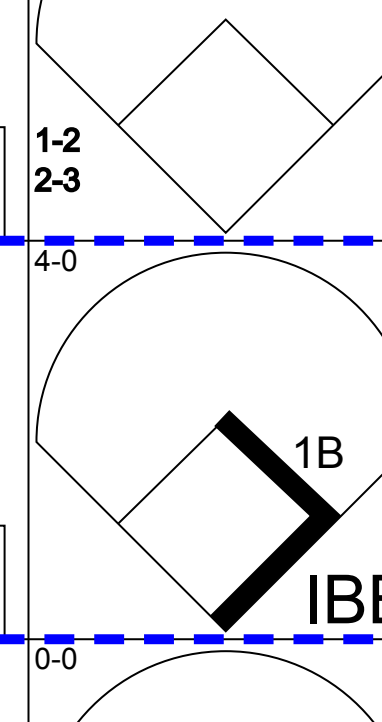
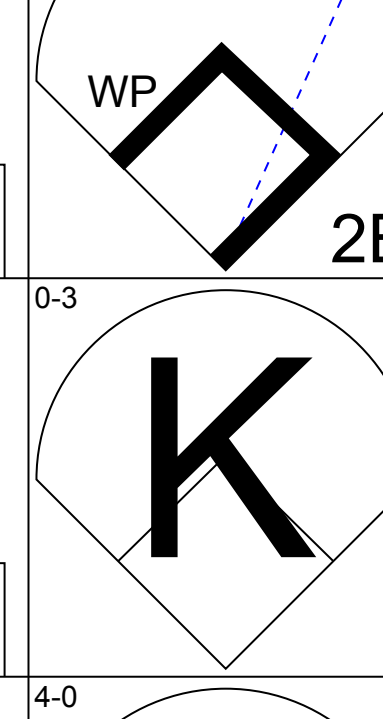
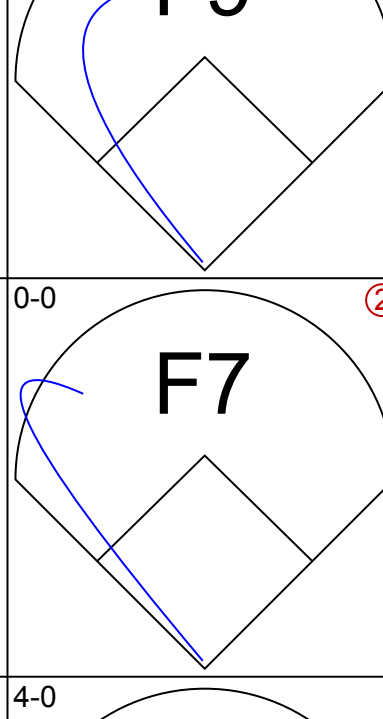
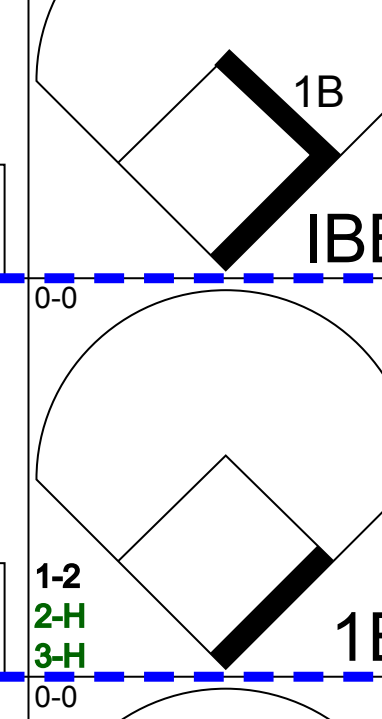
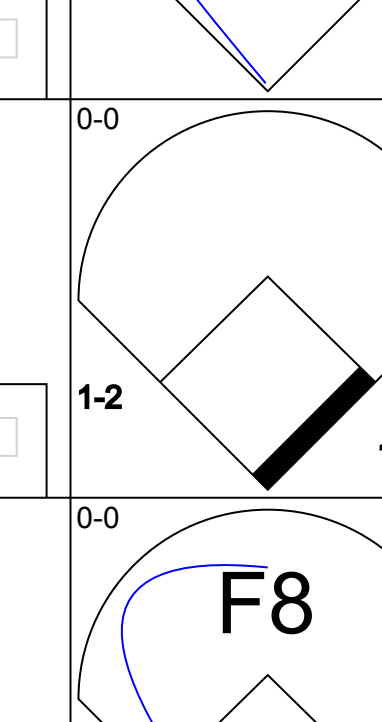
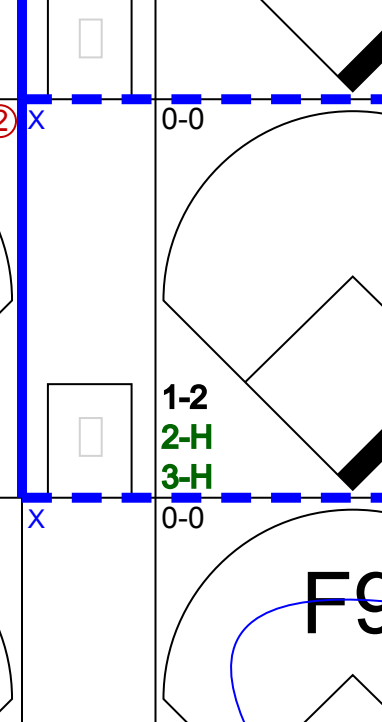
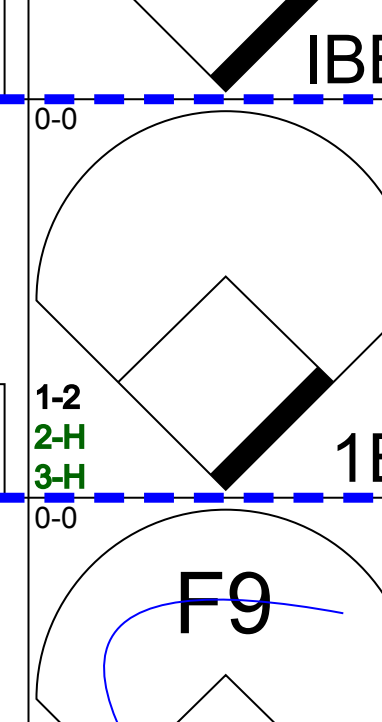
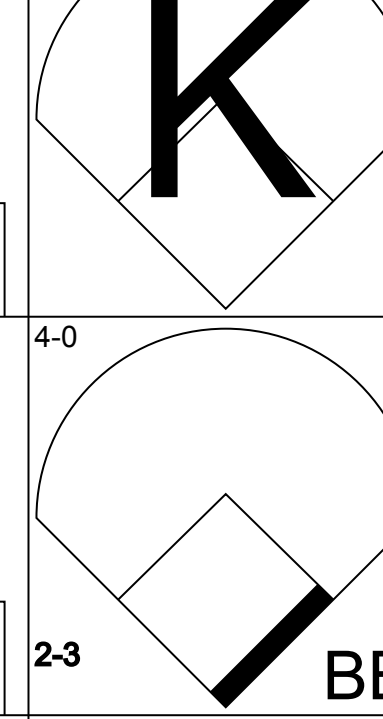
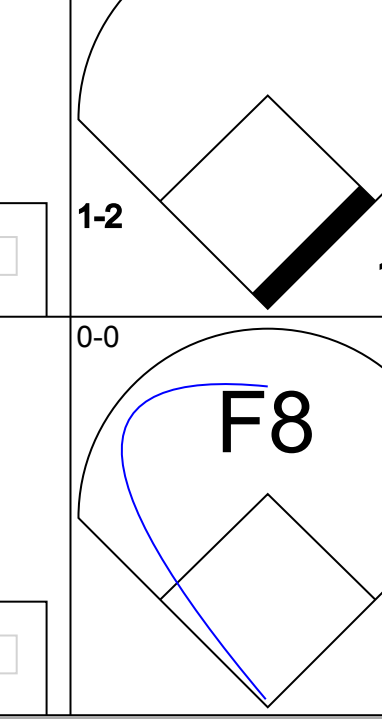
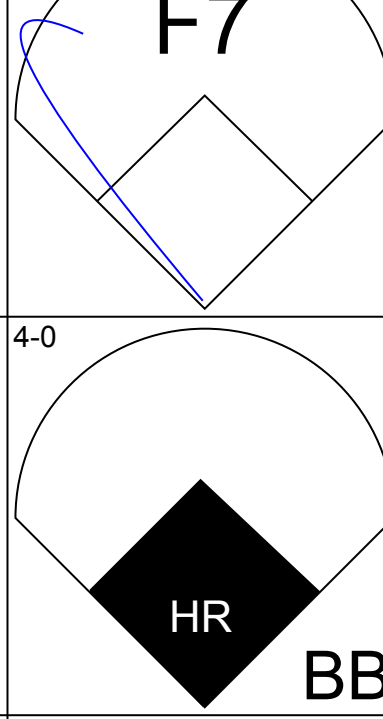
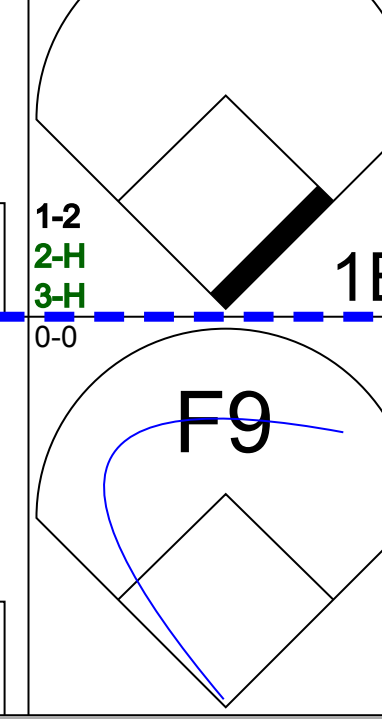
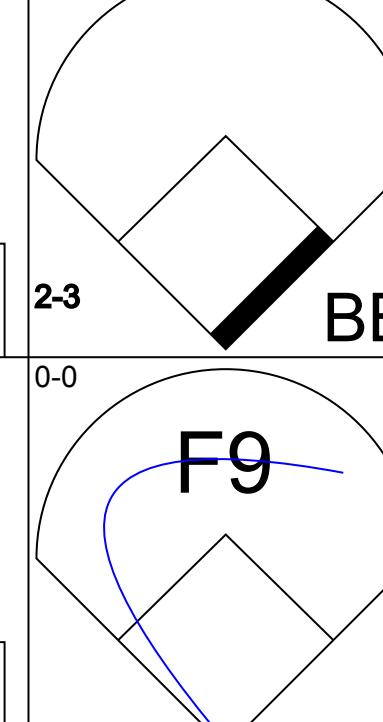
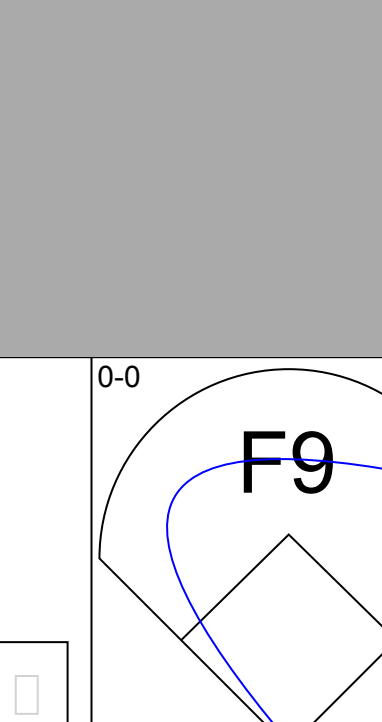
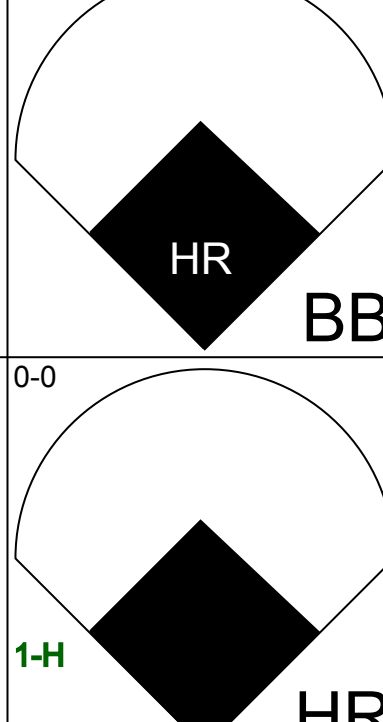
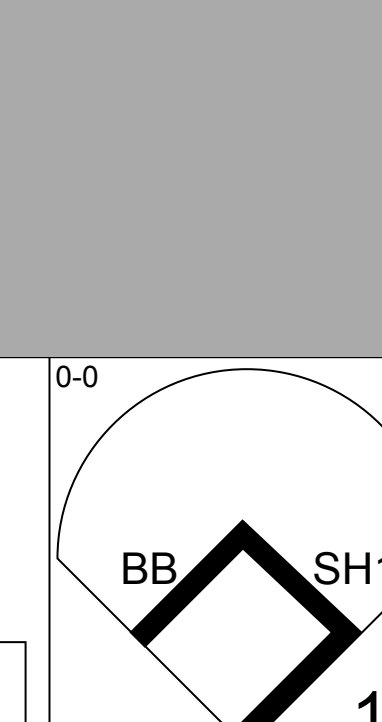
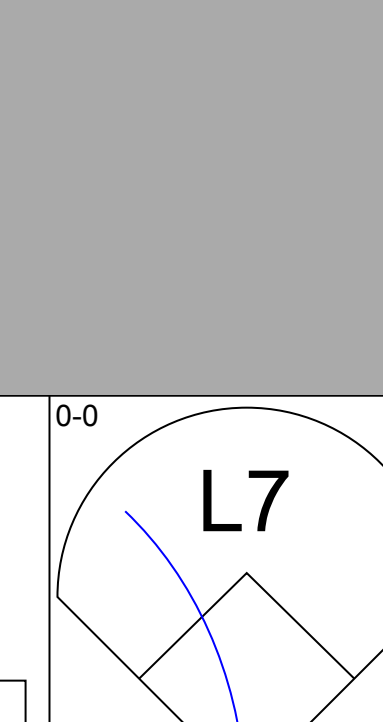
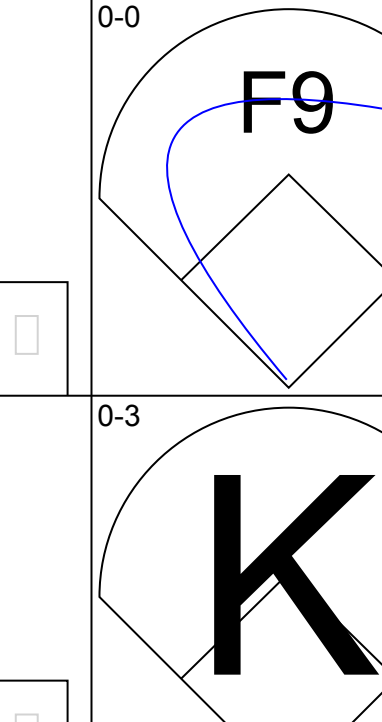
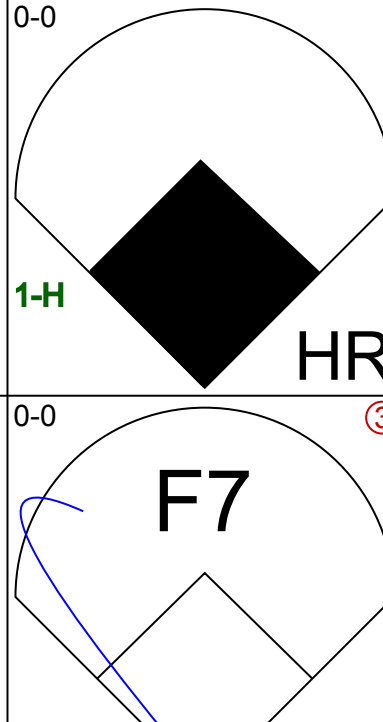
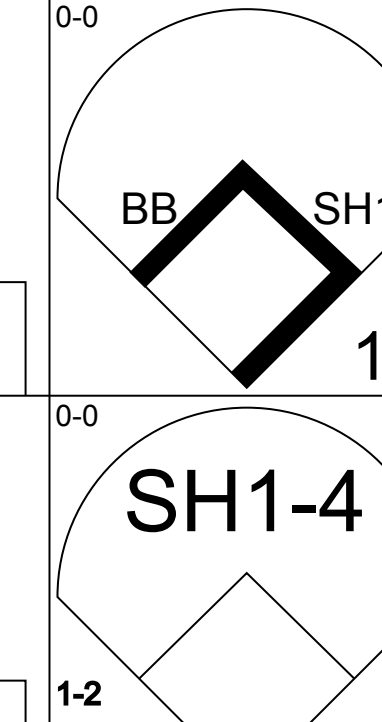
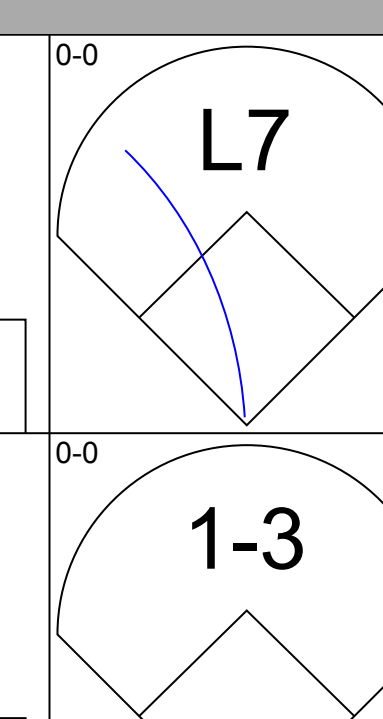
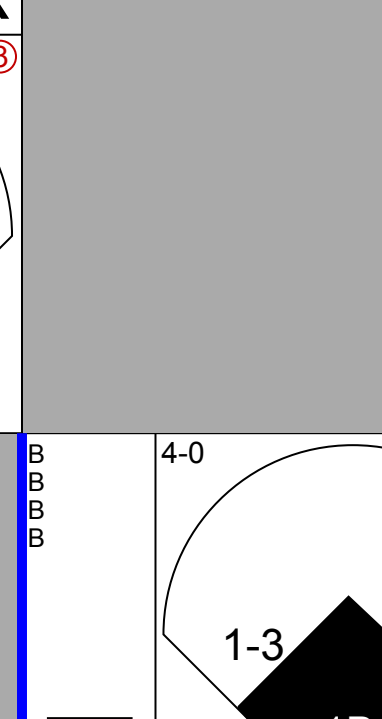
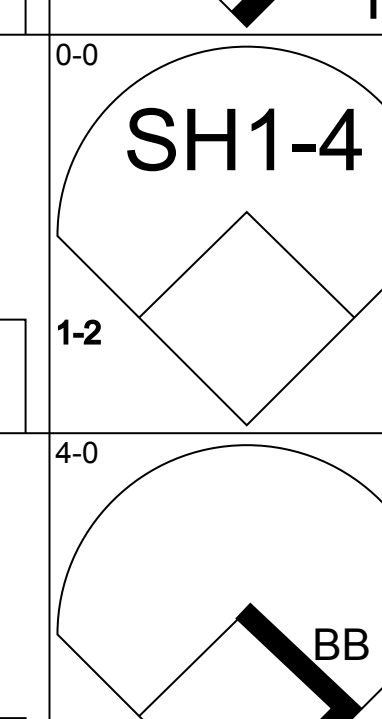
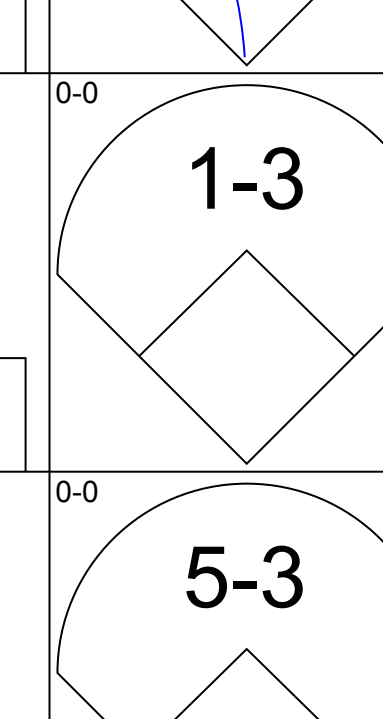
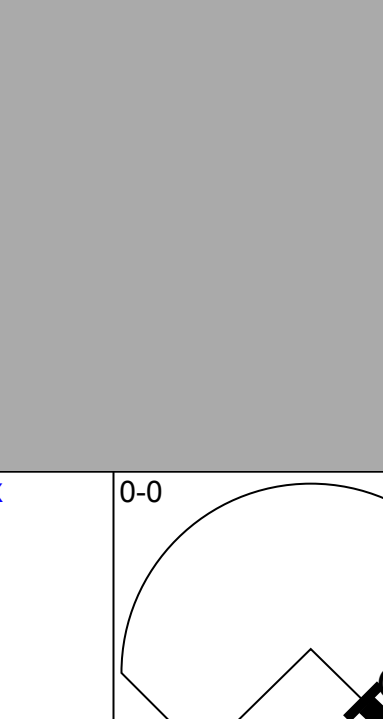
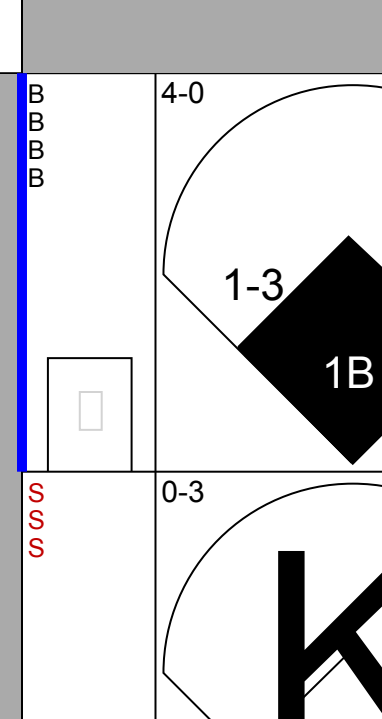
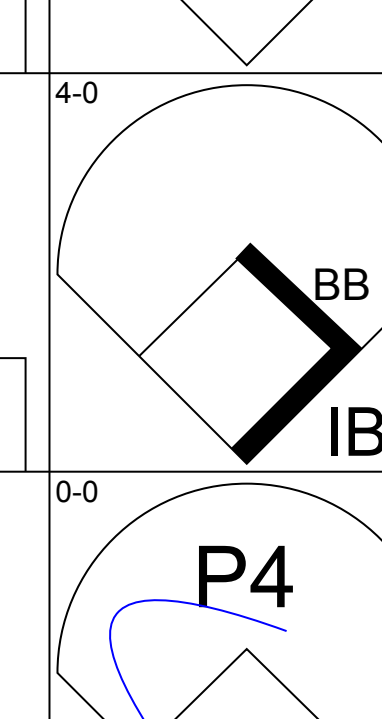
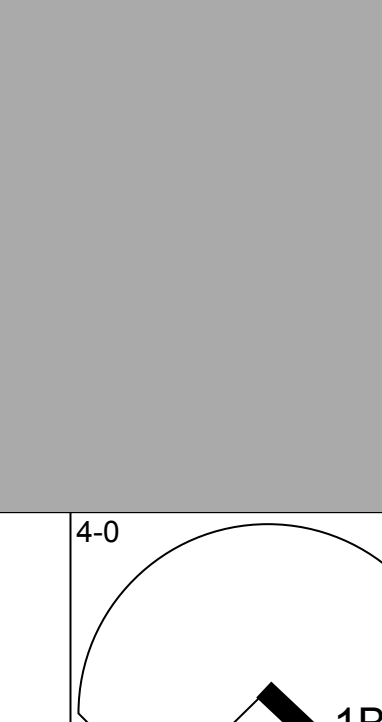
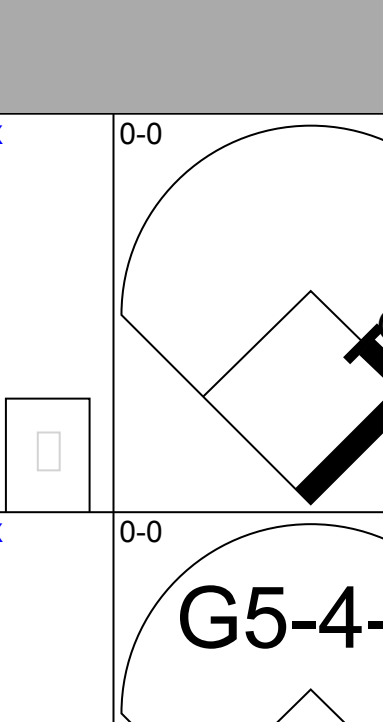
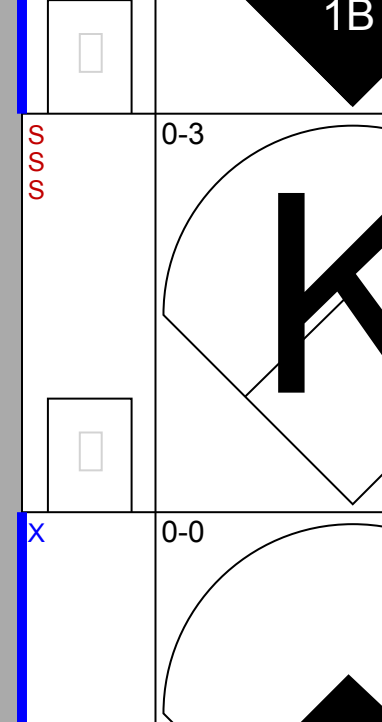
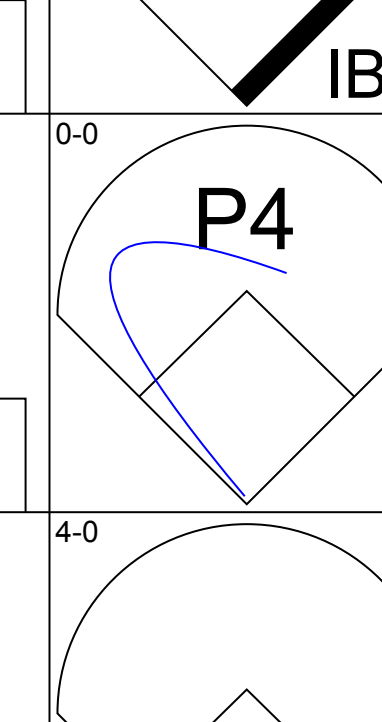
AB 30
R 5
H 9
RBI 5
BB 7
SO 4
LOB 17



Batter	1	2	3	4	5	6	7	8	9	AB	R	H	RBI	BB	SO	LOB	TOP			
Del Unser, L OBP: 0.364, SLG: 0.525 (1, 8)										4	0	1	0	0	1	0	Washington Senators @ Milwaukee Brewers Milwaukee County Stadium, Milwaukee, WI Tue May 04 1971, 8:05 PM EDT Att: 3,857 - Unknown livebaseballscorecards.com			
Tim Cullen, R OBP: 0.245, SLG: 0.240 (1, 4) (8, 6)										3	0	0	0	1	1	1				
Mike Epstein, L OBP: 0.391, SLG: 0.342 (1, 3)										4	0	1	0	0	1	2				
Tom McCraw, L OBP: 0.389, SLG: 0.583 (1, 9)										3	0	0	0	1	0	3				
Bernie Allen, L OBP: 0.394, SLG: 0.552 (1, 5) (8, 4)										4	0	0	0	0	1	2				
Richie Scheinblum, S OBP: 0.279, SLG: 0.194 (1, 7)										3	0	1	0	0	0	0				
Paul Casanova, R OBP: 0.298, SLG: 0.382 (1, 2)										3	0	0	0	0	1	1				
Toby Harrah, R OBP: 0.256, SLG: 0.188 (8, PH) Elliott Maddox, R OBP: 0.304, SLG: 0.211 (8, 5)										2	0	0	0	0	1	1				
Dick Bosman, R (1, 1) Dick Billings, R OBP: 0.143, SLG: 0.154 (8, PH) Jim Shellenback, L (8, 1)										1	0	0	0	0	0	0				
Inning Stats	R: 0 E: 0 K: 1 S: 5	H: 0 LOB: 1 BB: 1 P: 9	R: 0 E: 0 K: 1 S: 5	H: 0 LOB: 0 BB: 0 P: 5	R: 0 E: 0 K: 1 S: 5	H: 0 LOB: 0 BB: 0 P: 5	R: 0 E: 0 K: 2 S: 7	H: 1 LOB: 1 BB: 1 P: 11	R: 0 E: 0 K: 1 S: 6	H: 1 LOB: 1 BB: 0 P: 6	R: 0 E: 0 K: 0 S: 3	H: 0 LOB: 0 BB: 0 P: 3	R: 0 E: 0 K: 1 S: 5	H: 0 LOB: 0 BB: 0 P: 5	R: 0 E: 0 K: 0 S: 4	H: 1 LOB: 1 BB: 0 P: 4		1B: 2 2B: 1 3B: 0 HR: 0	SF: 0 SAC: 0 DP: 0 HBP: 0	WP: 0 PB: 0 CS: 2
PITCHER Bill Parsons, R ERA: 2.11 (1, 1)	IP: 9.0 WLS: W BF: 32	H: 3 R: 0 ER: 0 SO: 8	BB: 2 IBB: 0 HBP: 0 BLK: 0	WP: 0 HR: 0 S: 46 P: 54	ERA: 0.00 WHIP: 0.556											ERA: 0.00 WHIP: 0.556				

Batter	1	2	3	4	5	6	7	8	9	AB	R	H	RBI	BB	SO	LOB	BOTTOM			
Tommy Harper, R OBP: 0.262, SLG: 0.228 (1, 5) (8, 6)										3	1	0	0	1	1	2	Washington Senators @ Milwaukee Brewers Milwaukee County Stadium, Milwaukee, WI Tue May 04 1971, 8:05 PM EDT Att: 3,857 - Unknown livebaseballscorecards.com			
Mike Hegan, L OBP: 0.361, SLG: 0.413 (1, 3)										4	0	1	0	0	0	3				
John Briggs, L OBP: 0.323, SLG: 0.315 (1, 7)										4	1	2	2	0	0	1				
Dave May, L OBP: 0.300, SLG: 0.405 (1, 8)										4	0	1	0	0	0	1				
Bill Voss, L OBP: 0.226, SLG: 0.237 (1, 9)										4	0	0	0	0	0	2				
Ted Kubiak, S OBP: 0.302, SLG: 0.308 (1, 4)										3	0	0	0	0	1	2				
Phil Roof, R OBP: 0.255, SLG: 0.227 (1, 2)										3	0	1	0	0	1	2				
Rick Auerbach, R OBP: 0.268, SLG: 0.237 (1, 6)										3	0	1	0	0	0	1				
Bill Parsons, R OBP: 0.111, SLG: 0.111 (1, 1)										3	0	1	0	0	2	2				
Inning Stats	R: 2 E: 0 K: 0 S: 4	H: 1 LOB: 0 BB: 1 P: 8	R: 0 E: 0 K: 2 S: 8	H: 1 LOB: 0 BB: 0 P: 8	R: 0 E: 0 K: 0 S: 3	H: 0 LOB: 0 BB: 0 P: 3	R: 0 E: 0 K: 1 S: 7	H: 2 LOB: 2 BB: 0 P: 7	R: 0 E: 0 K: 0 S: 4	H: 1 LOB: 1 BB: 0 P: 4	R: 0 E: 0 K: 0 S: 3	H: 0 LOB: 0 BB: 0 P: 3	R: 0 E: 0 K: 0 S: 3	H: 0 LOB: 0 BB: 0 P: 3	R: 0 E: 0 K: 0 S: 3	H: 0 LOB: 0 BB: 0 P: 3		1B: 5 2B: 1 3B: 0 HR: 1	SF: 0 SAC: 0 DP: 0 HBP: 0	WP: 0 PB: 1 CS: 0
PITCHER Dick Bosman, R ERA: 2.81 (8, 1) Jim Shellenback, L ERA: 4.7	IP: 7.0 WLS: L BF: 29	H: 7 R: 2 ER: 2 SO: 5	BB: 1 IBB: 0 HBP: 0 BLK: 0	WP: 0 HR: 1 S: 38 P: 42	ERA: 2.57 WHIP: 1.143											ERA: 0.00 WHIP: 0.000				

Batter	1	2	3	4	5	6	7	8	9	AB	R	H	RBI	BB	SO	LOB	TOP
Del Unser, L OBP: 0.343, SLG: 0.492 (1, 8)										4	0	0	0	0	1	2	Washington Senators @ Milwaukee Brewers Milwaukee County Stadium, Milwaukee, WI Wed May 05 1971, 8:05 PM EDT Att. 4,769 - Unknown - 47 F
Tim Cullen, R OBP: 0.236, SLG: 0.230 (1, 4)										4	0	0	0	0	1	1	
Mike Epstein, L OBP: 0.375, SLG: 0.325 (1, 3)										4	0	0	0	0	1	0	
Tom McCraw, L OBP: 0.362, SLG: 0.538 (1, 9)										4	0	0	0	0	0	0	
Bernie Allen, L OBP: 0.351, SLG: 0.485 (1, 5)										4	0	0	0	0	0	0	
Richie Scheinblum, S OBP: 0.283, SLG: 0.205 (1, 7)										3	1	1	0	0	0	0	
Jim French, L OBP: 0.275, SLG: 0.206 (1, 2)										2	1	0	0	1	0	0	
Toby Harrah, R OBP: 0.259, SLG: 0.208 (1, 6)										3	1	1	1	0	1	0	
Denny McLain, R OBP: 0.077, SLG: 0.077 (7, 1) Horacio Pina, R OBP: 0.256, SLG: 0.256 (7, 1) Joe Grzenda, R OBP: 0.256, SLG: 0.256 (7, 1) Gerry Janeski, R OBP: 0.256, SLG: 0.256 (7, 1) Paul Casanova, R OBP: 0.256, SLG: 0.256 (7, 1) Denny Riddleberger, R OBP: 0.256, SLG: 0.256 (7, 1)										2	0	1	2	0	0	0	
Inning Stats	R: 0 E: 0 K: 2 S: 7	H: 0 LOB: 0 BB: 0 P: 7	R: 3 E: 0 K: 0 S: 6	H: 3 LOB: 1 BB: 1 P: 10	R: 0 E: 0 K: 0 S: 3	H: 0 LOB: 0 BB: 0 P: 3	R: 0 E: 0 K: 0 S: 3	H: 0 LOB: 0 BB: 0 P: 3	R: 0 E: 0 K: 0 S: 3	H: 0 LOB: 0 BB: 0 P: 3	R: 0 E: 0 K: 1 S: 6	H: 1 LOB: 1 BB: 0 P: 6	R: 0 E: 0 K: 1 S: 5	H: 0 LOB: 0 BB: 0 P: 5	1B: 2 2B: 2 3B: 0 HR: 0	SF: 0 SAC: 0 DP: 0 HBP: 0	
PITCHER	IP WLS BF H R ER SO BB IBB HBP BLK WP HR S P ERA WHIP																
Skip Lockwood, R ERA: 2.95 (1, 1)	7.0 W 25 3 3 3 2 1 0 0 0 0 0 0 28 32 3.86 0.571																
Ken Sanders, R ERA: 2.29 (8, 1)	2.0 S 7 1 0 0 2 0 0 0 0 0 0 0 0 11 11 0.00 0.500																

Batter	1	2	3	4	5	6	7	8	9	AB	R	H	RBI	BB	SO	LOB	BOTTOM		
Tommy Harper, R OBP: 0.250, SLG: 0.216 (1, 5)										5	0	0	0	0	0	6	Washington Senators @ Milwaukee Brewers Milwaukee County Stadium, Milwaukee, WI Wed May 05 1971, 8:05 PM EDT Att. 4,769 - Unknown - 47 F		
Mike Hegan, L OBP: 0.360, SLG: 0.424 (1, 3)										3	0	1	0	0	0	1			
Roberto Pena, R OBP: 0.313, SLG: 0.349 (7, PH)										0	0	0	0	1	0	0			
John Briggs, L OBP: 0.323, SLG: 0.316 (1, 7)										3	0	1	0	0	1	1			
Andy Kosco, R OBP: 0.308, SLG: 0.371 (7, PH)										1	0	1	2	0	0	0			
Ken Sanders, R (8, 1)										0	0	0	0	0	0	0			
Dave May, L OBP: 0.309, SLG: 0.395 (1, 8)										2	1	0	0	2	0	4			
Bill Voss, L OBP: 0.242, SLG: 0.302 (1, 9)										4	1	2	2	0	0	2			
Ted Kubiak, S OBP: 0.292, SLG: 0.296 (1, 4)										3	0	0	0	0	1	0			
Elie Rodriguez, R ERA: 3.48 OBP: 0.286, SLG: 0.282 (1, 2)										2	0	0	0	0	1	0			
Floyd Wicker, L OBP: 0.500, SLG: 0.333 (7, PH)										0	0	0	0	1	0	0			
Ron Theobald, R (7, PR)										0	1	0	0	0	0	0			
Phil Roof, R OBP: 0.271, SLG: 0.227 (8, 2)										0	0	0	0	1	0	0			
Rick Auerbach, R OBP: 0.267, SLG: 0.238 (1, 6)										4	0	1	0	0	1	3			
Skip Lockwood, R OBP: 0.267, SLG: 0.154 (1, 1)										1	0	0	0	1	0	1			
Ted Savage, R OBP: 0.368, SLG: 0.200 (7, PH)										1	1	1	0	1	0	0			
Inning Stats	R: 0 E: 0 K: 1 S: 6	H: 1 LOB: 2 BB: 1 P: 10	R: 0 E: 0 K: 0 S: 3	H: 0 LOB: 0 BB: 0 P: 3	R: 0 E: 0 K: 0 S: 4	H: 1 LOB: 2 BB: 1 P: 8	R: 0 E: 0 K: 2 S: 7	H: 0 LOB: 0 BB: 0 P: 7	R: 0 E: 0 K: 0 S: 3	H: 1 LOB: 0 BB: 0 P: 3	R: 2 E: 0 K: 0 S: 4	H: 1 LOB: 0 BB: 1 P: 8	R: 2 E: 0 K: 1 S: 7	H: 2 LOB: 2 BB: 2 P: 15	R: 0 E: 0 K: 0 S: 4	H: 1 LOB: 3 BB: 2 P: 12	1B: 5 2B: 1 3B: 0 HR: 1	SF: 0 SAC: 1 DP: 1 HBP: 0	WP: 1 PA: 37 PB: 0 CS: 0
PITCHER	IP WLS BF H R ER SO BB IBB HBP BLK WP HR S P ERA WHIP																		
Denny McLain, R ERA: 1.59 (7, 1)	6.1 L 27 5 4 4 4 4 0 0 0 0 0 0 0 31 47 5.68 1.421																		
Joe Grzenda, L ERA: 0.96 (7, 1)	0.0 1 0 0 0 0 0 0 1 0 0 0 0 0 0 4 * *																		
Gerry Janeski, R ERA: 3.98 (7, 1)	0.0 1 1 0 0 0 0 0 0 0 0 0 0 0 1 1 * *																		
Denny Riddleberger, L ERA: 9.0 (7, 1)	1.1 7 1 0 0 0 0 1 1 0 0 0 0 0 5 13 0.00 1.500																		

Batter	1	2	3	4	5	6	7	8	9	AB	R	H	RBI	BB	SO	LOB	TOP			
Luis Aparicio, R OBP: 0.278, SLG: 0.364 (1, 6)	L9		1B BB			F4			4-3	3	0	0	0	1	0	0	Boston Red Sox @ Milwaukee Brewers Milwaukee County Stadium, Milwaukee, WI Sun May 09 1971, 4:33 AM EDT Att: 9,050 - Sunny - 49 F			
Reggie Smith, S OBP: 0.390, SLG: 0.519 (1, 9)	F4		1-2 1B			4-3			L9	4	0	1	0	0	0	0				
Carl Yastrzemski, L OBP: 0.487, SLG: 0.543 (1, 7)						F5			1B BB BB	2	1	0	0	2	0	2				
Rico Petrocelli, R OBP: 0.372, SLG: 0.333 (1, 5)	L7					F9			BB 1B	4	0	1	0	0	0	1				
Billy Conigliaro, R OBP: 0.368, SLG: 0.489 (1, 8)		6-3				F4			BB	4	0	1	0	0	1	0				
Mike Fiore, L (1, 3)		BB				K			1-2 2-3 1B	2	0	0	1	2	2	0				
Duane Josephson, R OBP: 0.310, SLG: 0.356 Don Pavletich, R OBP: 0.500, SLG: 0.400 (1, 2) (4, 2)		G1-4-6-3				5-3			F8	1	0	0	0	0	0	1				
Doug Griffin, R OBP: 0.297, SLG: 0.289 (1, 4)						F4			F8	3	0	0	0	0	0	0				
Mike Nagy, R OBP: 0.083, SLG: 0.167 Ken Brett, L (1, 1) Joe Lahoud, L OBP: 0.455, SLG: 0.444 Cal Koonce, R (8, 1) (8, 1)						L9			F8	0	0	0	0	0	0	0				
						1-3				2	0	0	0	0	0	0				
										1	0	0	0	0	0	0				
Inning Stats	R: 0 E: 0 K: 0 S: 3	H: 0 LOB: 1 BB: 1 P: 7	R: 0 E: 0 K: 0 S: 2	H: 0 LOB: 0 BB: 1 P: 6	R: 0 E: 0 K: 0 S: 4	H: 1 LOB: 2 BB: 1 P: 8	R: 0 E: 0 K: 1 S: 5	H: 0 LOB: 0 BB: 0 P: 5	R: 0 E: 0 K: 0 S: 3	H: 0 LOB: 0 BB: 0 P: 3	R: 0 E: 0 K: 2 S: 7	H: 0 LOB: 0 BB: 0 P: 7	R: 0 E: 0 K: 0 S: 3	H: 0 LOB: 0 BB: 0 P: 3	R: 1 E: 0 K: 0 S: 5	H: 2 LOB: 2 BB: 2 P: 13	1B: 3 2B: 0 3B: 0 HR: 0	SF: 0 SAC: 0 DP: 1 HBP: 0	WP: 0 PB: 0 SB: 0 CS: 0	PA: 34
PITCHER Bill Parsons, R ERA: 1.9 (1, 1)	IP: 9.0 WLS: W BF: 34 H: 3 R: 1 ER: 1 SO: 3 BB: 5 IBB: 0 HBP: 0 BLK: 0 WP: 0 HR: 0 S: 35 P: 55 ERA: 1.00 WHIP: 0.889																			

Batter	1	2	3	4	5	6	7	8	9	AB	R	H	RBI	BB	SO	LOB	BOTTOM	
Ron Theobald, R OBP: 0.500, SLG: 0.400 (1, 4)				5-3		K				4	1	2	1	0	1	1	Boston Red Sox @ Milwaukee Brewers Milwaukee County Stadium, Milwaukee, WI Sun May 09 1971, 4:33 AM EDT Att: 9,050 - Sunny - 49 F	
Roberto Pena, R OBP: 0.281, SLG: 0.308 (1, 5)	F8			6-3					6-3	4	0	0	0	0	0	3		
John Briggs, L OBP: 0.329, SLG: 0.328 (1, 9) (8, 7)										4	1	2	0	0	1	0		
Danny Walton, R OBP: 0.356, SLG: 0.421 Dave May, L OBP: 0.313, SLG: 0.389 (1, 7) (8, 8)										4	1	1	2	0	1	1		
Bill Voss, L OBP: 0.256, SLG: 0.338 (1, 8) (8, 9)										0	0	0	0	0	0	0		
Bill Voss, L OBP: 0.256, SLG: 0.338 (1, 8) (8, 9)										3	1	0	0	1	2	1		
Andy Kosco, R OBP: 0.316, SLG: 0.410 (1, 3)										3	1	1	2	1	1	1		
Phil Roof, R OBP: 0.288, SLG: 0.234 (1, 2)										3	1	1	0	1	1	1		
Rick Auerbach, R OBP: 0.283, SLG: 0.245 (1, 6)										4	0	1	1	0	1	2		
Bill Parsons, R OBP: 0.083, SLG: 0.083 (1, 1)										3	0	0	0	0	3	3		
Inning Stats	R: 6 E: 0 K: 1 S: 11	H: 6 LOB: 2 BB: 2 P: 19	R: 0 E: 0 K: 1 S: 5	H: 0 LOB: 0 BB: 0 P: 5	R: 0 E: 0 K: 1 S: 5	H: 0 LOB: 0 BB: 0 P: 5	R: 0 E: 0 K: 3 S: 10	H: 1 LOB: 1 BB: 0 P: 10	R: 0 E: 0 K: 3 S: 10	H: 1 LOB: 1 BB: 0 P: 10	R: 0 E: 0 K: 0 S: 3	H: 0 LOB: 0 BB: 0 P: 3	R: 0 E: 0 K: 1 S: 5	H: 0 LOB: 1 BB: 1 P: 9	1B: 6 2B: 1 3B: 1 HR: 0	SF: 0 SAC: 0 DP: 0 HBP: 0	WP: 0 PB: 0 SB: 1 CS: 0	PA: 35
PITCHER Mike Nagy, R ERA: 5.18 Ken Brett, L ERA: 3.63 Cal Koonce, R ERA: 8.53 (1, 1) (1, 1) (8, 1)	IP: 0.1 WLS: L BF: 6 H: 4 R: 5 ER: 5 SO: 0 BB: 1 IBB: 0 HBP: 0 BLK: 0 WP: 0 HR: 0 S: 9 P: 9 ERA: 135.00 WHIP: 15.000																	
PITCHER Bill Parsons, R ERA: 1.9 (1, 1)	IP: 6.2 WLS: L BF: 25 H: 4 R: 1 ER: 1 SO: 10 BB: 1 IBB: 0 HBP: 0 BLK: 0 WP: 0 HR: 0 S: 44 P: 48 ERA: 1.35 WHIP: 0.750																	
PITCHER Bill Parsons, R ERA: 1.9 (1, 1)	IP: 1.0 WLS: L BF: 4 H: 0 R: 0 ER: 0 SO: 1 BB: 1 IBB: 0 HBP: 0 BLK: 0 WP: 0 HR: 0 S: 5 P: 9 ERA: 0.00 WHIP: 1.000																	


AB	29
R	1
H	3
RBI	1
BB	5
SO	3
LOB	7



Batter	1	2	3	4	5	6	7	8	9	AB	R	H	RBI	BB	SO	LOB	TOP					
Horace Clarke, S OBP: 0.396, SLG: 0.333 (1, 4)										3	0	1	1	1	0	3						
Jake Gibbs, L OBP: 0.231, SLG: 0.320 (1, 2)										5	0	1	1	0	1	3						
Roy White, S OBP: 0.375, SLG: 0.576 (1, 7)										5	0	3	0	0	1	1						
Bobby Murcer, L OBP: 0.426, SLG: 0.505 (1, 8)										3	0	2	0	2	0	0						
Danny Cater, R OBP: 0.260, SLG: 0.288 (1, 3)										4	1	0	0	1	0	9						
Felipe Alou, R OBP: 0.323, SLG: 0.422 (1, 9)										3	0	1	0	1	0	1						
Jerry Kenney, L OBP: 0.293, SLG: 0.184 (1, 5)										3	0	0	0	1	0	3						
Gene Michael, S OBP: 0.364, SLG: 0.301 (1, 6)										3	1	1	0	1	0	1						
Mel Stottlemyre, R OBP: 0.350, SLG: 0.294 (1, 1)										2	1	1	1	2	0	2						
Inning Stats	R: 0 E: 0 K: 1 S: 5	H: 0 LOB: 2 BB: 2 P: 13	R: 0 E: 0 K: 0 S: 4	H: 1 LOB: 2 BB: 1 P: 8	R: 0 E: 0 K: 0 S: 3	H: 0 LOB: 0 BB: 0 P: 3	R: 2 E: 0 K: 1 S: 6	H: 2 LOB: 2 BB: 3 P: 18	R: 0 E: 0 K: 0 S: 4	H: 2 LOB: 1 BB: 0 P: 4	R: 0 E: 0 K: 0 S: 3	H: 0 LOB: 1 BB: 1 P: 7	R: 0 E: 0 K: 0 S: 4	H: 2 LOB: 1 BB: 0 P: 4	R: 0 E: 0 K: 0 S: 3	H: 1 LOB: 0 BB: 0 P: 3	R: 1 E: 0 K: 0 S: 4	H: 2 LOB: 2 BB: 2 P: 12	1B: 10 2B: 1 3B: 0 HR: 0	SF: 0 SAC: 1 DP: 4 HBP: 0	WP: 0 PB: 0 CS: 1	PA: 41
PITCHER	IP	WLS	BF	H	R	ER	SO	BB	IBB	HBP	BLK	WP	HR	S	P	ERA	WHIP					
Skip Lockwood, R ERA: 2.84 (1, 1)	8.0	L	35	8	2	2	2	6	1	0	0	0	0	32	60	2.25	1.750					
Marcelino Lopez, L ERA: 1.55 (9, 1)	0.1		5	2	1	1	0	2	0	0	0	0	0	3	11	27.00	12.000					
Ken Sanders, R ERA: 3.13 (9, 1)	0.2		1	0	0	0	0	0	0	0	0	0	0	1	1	0.00	0.000					

New York Yankees @ Milwaukee Brewers
Milwaukee County Stadium, Milwaukee, WI
Wed May 12 1971, 8:05 PM EDT
Att. 4,010 - Unknown - 50 F


AB 31
R 3
H 10
RBI 3
BB 9
SO 2
LOB 23



Batter	1	2	3	4	5	6	7	8	9	AB	R	H	RBI	BB	SO	LOB	BOTTOM					
Ron Theobald, R OBP: 0.375, SLG: 0.286 (1, 4)										4	0	0	0	0	0	1						
Roberto Pena, R OBP: 0.282, SLG: 0.286 (1, 5)										4	0	0	0	0	1	1						
Marcelino Lopez, R OBP: 0.500, SLG: 0.500 (9, 1)										0	0	0	0	0	0	0						
Ken Sanders, R (9, 1)										0	0	0	0	0	0	0						
John Briggs, L OBP: 0.338, SLG: 0.338 (1, 9)										4	0	2	0	0	0	0						
Danny Walton, R OBP: 0.327, SLG: 0.381 (1, 7)										4	0	0	0	0	2	2						
Bill Voss, L OBP: 0.256, SLG: 0.325 (1, 8)										3	0	0	0	1	0	0						
Andy Kosco, R OBP: 0.304, SLG: 0.390 (1, 3)										2	0	0	0	0	1	2						
Mike Hegan, L OBP: 0.321, SLG: 0.373 (7, PH)										1	0	0	0	0	1	0						
Ellie Rodriguez, R OBP: 0.333, SLG: 0.340 (1, 2)										2	0	1	0	1	0	2						
Rick Auerbach, R OBP: 0.291, SLG: 0.240 (1, 6)										1	0	0	0	1	1	1						
Floyd Wicker, L OBP: 0.428, SLG: 0.200 (7, PH)										1	0	0	0	0	0	1						
Tommy Harper, R OBP: 0.237, SLG: 0.204 (8, 5)										0	0	0	0	0	0	0						
Skip Lockwood, R OBP: 0.250, SLG: 0.143 (1, 1)										1	0	0	0	0	1	0						
Ted Kubiak, S OBP: 0.298, SLG: 0.286 (8, PH)										1	0	0	0	0	0	0						
Inning Stats	R: 0 E: 0 K: 2 S: 8	H: 1 LOB: 1 BB: 0 P: 8	R: 0 E: 0 K: 2 S: 8	H: 1 LOB: 0 BB: 0 P: 8	R: 0 E: 0 K: 1 S: 5	H: 0 LOB: 0 BB: 0 P: 5	R: 0 E: 0 K: 0 S: 4	H: 1 LOB: 2 BB: 1 P: 8	R: 0 E: 0 K: 0 S: 3	H: 0 LOB: 1 BB: 1 P: 7	R: 0 E: 0 K: 1 S: 5	H: 0 LOB: 0 BB: 0 P: 5	R: 0 E: 0 K: 1 S: 4	H: 0 LOB: 0 BB: 1 P: 8	R: 0 E: 0 K: 0 S: 3	H: 0 LOB: 0 BB: 0 P: 3	R: 0 E: 0 K: 0 S: 3	H: 0 LOB: 0 BB: 0 P: 3	1B: 3 2B: 0 3B: 0 HR: 0	SF: 0 SAC: 1 DP: 1 HBP: 0	WP: 0 PB: 0 CS: 0	PA: 32
PITCHER	IP	WLS	BF	H	R	ER	SO	BB	IBB	HBP	BLK	WP	HR	S	P	ERA	WHIP					
Mel Stottlemyre, R ERA: 2.87 (1, 1)	9.0	W	32	3	0	0	7	3	0	0	0	0	0	43	55	0.00	0.667					

New York Yankees @ Milwaukee Brewers
Milwaukee County Stadium, Milwaukee, WI
Wed May 12 1971, 8:05 PM EDT
Att. 4,010 - Unknown - 50 F

AB 28
R 0
H 3
RBI 0
BB 3
SO 7
LOB 10



Batter	1	2	3	4	5	6	7	8	9	10	AB	R	H	RBI	BB	SO	LOB						
Horace Clarke, S OBP: 0.306, SLG: 0.371 (1, 4)											5	2	2	0	0	2	0						
Jake Gibbs, L OBP: 0.228, SLG: 0.333 (1, 2)											4	0	1	2	0	1	0						
Roy White, S OBP: 0.376, SLG: 0.567 (1, 7)											5	1	2	0	0	1	1						
Bobby Murcer, L OBP: 0.441, SLG: 0.638 (1, 8)											3	1	2	2	2	0	1						
Danny Cater, R OBP: 0.250, SLG: 0.276 (1, 3)											5	0	0	0	0	0	3						
Jim Lyttle, L OBP: 0.118, SLG: 0.118 (1, 9)											3	0	0	0	0	1	0						
Jerry Kenney, L OBP: 0.306, SLG: 0.176 (1, 5)											2	0	0	0	2	0	0						
Gene Michael, S OBP: 0.359, SLG: 0.291 Lindy McDaniel, R OBP: 0.333, SLG: 0.333 (9, 1)											3	0	0	0	1	1	4						
Fritz Peterson, S OBP: 0.188, SLG: 0.071 Frank Baker, L (9, 6)											3	0	0	0	0	0	2						
Inning Stats	R: 1 E: 0 K: 1 S: 5	H: 1 LOB: 0 BB: 1 P: 9	R: 0 E: 0 K: 1 S: 5	H: 0 LOB: 1 BB: 1 P: 9	R: 0 E: 0 K: 2 S: 7	H: 0 LOB: 0 BB: 0 P: 7	R: 2 E: 0 K: 0 S: 5	H: 2 LOB: 0 BB: 0 P: 5	R: 0 E: 0 K: 2 S: 7	H: 0 LOB: 0 BB: 0 P: 7	R: 0 E: 1 K: 0 S: 4	H: 0 LOB: 2 BB: 1 P: 8	R: 0 E: 0 K: 0 S: 3	H: 0 LOB: 0 BB: 0 P: 3	R: 0 E: 1 K: 0 S: 4	H: 1 LOB: 2 BB: 1 P: 8	R: 1 E: 0 K: 1 S: 7	H: 2 LOB: 1 BB: 1 P: 11	1B: 3 2B: 1 3B: 2 HR: 1	SF: 1 SAC: 1 DP: 2 HBP: 0	WP: 0 PB: 0 SB: 0 CS: 1	PA: 42	
PITCHER	IP 8.0	WLS 30	BF 4	H 3	R 3	ER 3	SO 6	BB 2	IBB 0	HBP 0	BLK 0	WP 0	HR 1	S 39	P 51	ERA 3.38	WHIP 0.750						
Marty Pattin, R ERA: 2.52 Ken Sanders, R ERA: 3.24 (9, 1)	2.0	L	11	3	1	1	1	0	2	0	0	0	0	0	11	19	4.50	1.500					

TOP

New York Yankees @ Milwaukee Brewers
Milwaukee County Stadium, Milwaukee, WI

Thu May 13 1971, 4:33 AM EDT
Att: 3,809 - Unknown - 67 F

AB	34
R	4
H	7
RBI	4
BB	5
SO	7
LOB	11

Batter	1	2	3	4	5	6	7	8	9	10	AB	R	H	RBI	BB	SO	LOB					
Tommy Harper, R OBP: 0.235, SLG: 0.204 (1, 8)											5	0	1	0	0	1	4					
Roberto Pena, R OBP: 0.248, SLG: 0.267 Dave May, L OBP: 0.310, SLG: 0.385 (10, PH)											4	0	0	0	0	0	2					
Al Yates, R OBP: 0.250, SLG: 0.250 Bill Voss, L OBP: 0.265, SLG: 0.333 (10, PH)											4	0	1	1	0	0	1					
Andy Kosco, R OBP: 0.378, SLG: 0.378 Ken Sanders, R (9, 1) Floyd Wicker, L OBP: 0.375, SLG: 0.167 (10, PH)											4	0	1	0	0	0	1					
Danny Walton, R OBP: 0.371, SLG: 0.370 John Briggs, L OBP: 0.333, SLG: 0.333 (10, 7)											4	0	1	0	0	2	2					
Ted Kubiak, S OBP: 0.289, SLG: 0.276 (1, 4)											3	0	0	0	0	1	0					
Phil Roof, R OBP: 0.304, SLG: 0.255 (1, 2)											4	0	2	1	0	0	0					
Rick Auerbach, R OBP: 0.288, SLG: 0.241 (1, 6)											4	1	1	0	0	0	2					
Marty Pattin, R OBP: 0.333, SLG: 0.222 Ron Theobald, R OBP: 0.412, SLG: 0.400 Mike Hegan, L OBP: 0.329, SLG: 0.373 (9, 3)											2	0	1	1	0	0	0					
Inning Stats	R: 0 E: 1 K: 1 S: 7	H: 1 LOB: 2 BB: 7 P: 7	R: 0 E: 0 K: 0 S: 3	H: 0 LOB: 0 BB: 0 P: 3	R: 0 E: 0 K: 0 S: 3	H: 0 LOB: 0 BB: 0 P: 3	R: 0 E: 0 K: 1 S: 7	H: 2 LOB: 1 BB: 0 P: 7	R: 0 E: 0 K: 1 S: 6	H: 1 LOB: 1 BB: 0 P: 6	R: 1 E: 0 K: 0 S: 5	H: 2 LOB: 1 BB: 0 P: 5	R: 1 E: 1 K: 1 S: 7	H: 2 LOB: 2 BB: 1 P: 11	R: 0 E: 0 K: 0 S: 4	H: 1 LOB: 1 BB: 0 P: 4	1B: 9 2B: 1 3B: 0 HR: 0	SF: 0 SAC: 1 DP: 1 HBP: 0	WP: 0 PB: 0 SB: 1 CS: 0	PA: 41		
PITCHER	IP 8.2	WLS 34	BF 9	H 3	R 3	ER 3	SO 3	BB 0	IBB 0	HBP 0	BLK 1	WP 0	HR 0	S 40	P 40	ERA 3.12	WHIP 1.038					
Fritz Peterson, L ERA: 4.02 Lindy McDaniel, R ERA: 3.12 (9, 1)	1.1	W	7	1	0	0	1	1	0	0	0	0	0	8	12	0.00	1.500					

BOTTOM

New York Yankees @ Milwaukee Brewers
Milwaukee County Stadium, Milwaukee, WI

Thu May 13 1971, 4:33 AM EDT
Att: 3,809 - Unknown - 67 F

AB	39
R	3
H	10
RBI	3
BB	1
SO	4
LOB	14

Batter	1	2	3	4	5	6	7	8	9	AB	R	H	RBI	BB	SO	LOB	TOP			
Tommy Harper, R OBP: 0.234, SLG: 0.205 (1, 5)	0-3 K		0-0 S 1B		0-0 F8			0-0 6-3		4	0	1	0	0	1	1				
Mike Hegan, L OBP: 0.323, SLG: 0.354 (1, 3)	0-0 4-3		0-0 6-3 1-2				0-0 4-3	0-0 6-3		4	0	0	0	0	0	1				
Dave May, L OBP: 0.324, SLG: 0.375 (1, 8)	0-3 K			4-0 BB			0-0 4-3	0-0 1B		3	0	1	0	1	1	0				
Andy Kosco, R OBP: 0.293, SLG: 0.346 (1, 7)		0-0 5-3		0-0 F9 BB			4-0 BB	0-3 K		3	0	0	0	1	1	2				
Bill Voss, L OBP: 0.286, SLG: 0.388 (1, 9)		0-3 K		0-0 F8			0-0 L5		0-0 4-3 2B	4	1	1	0	0	1	2				
Ted Kubiak, S OBP: 0.276, SLG: 0.255 (1, 4)		4-0 BB		0-0 F7			0-3 K		0-0 4-3 2B	3	0	0	0	1	1	2				
Elie Rodriguez, R OBP: 0.345, SLG: 0.340 (1, 2)		0-0 F9			0-0 SH3-4 1B		1-0 HBP		0-0 4-3 3H	3	0	1	1	0	0	1				
Rick Auerbach, R OBP: 0.277, SLG: 0.250 (1, 6)			0-0 P3		0-0 SH3-4		0-0 P4		0-0 F7	2	0	0	0	0	0	1				
John Briggs, L OBP: 0.320, SLG: 0.329 (9, PH)			0-0 K		1-2					1	0	0	0	0	0	0				
Lew Krausse, R (1, 1)			0-3 K				0-0 F2			2	0	0	0	0	1	1				
Floyd Wicker, L OBP: 0.333, SLG: 0.143 (7, PH)										1	0	0	0	0	0	1				
Jim Hannan, R (7, 1)										0	0	0	0	0	0	0				
Inning Stats	R: 0 E: 0 K: 2 S: 7	H: 0 LOB: 0 BB: 0 P: 7	R: 0 E: 0 K: 1 S: 5	H: 0 LOB: 1 BB: 1 P: 9	R: 0 E: 0 K: 1 S: 6	H: 1 LOB: 1 BB: 0 P: 6	R: 0 E: 0 K: 0 S: 3	H: 0 LOB: 1 BB: 1 P: 7	R: 0 E: 0 K: 0 S: 4	H: 1 LOB: 1 BB: 0 P: 4	R: 0 E: 0 K: 0 S: 3	H: 0 LOB: 1 BB: 1 P: 7	R: 0 E: 0 K: 1 S: 5	H: 0 LOB: 0 BB: 0 P: 6	R: 1 E: 0 K: 0 S: 4	H: 1 LOB: 0 BB: 0 P: 4	1B: 3 2B: 1 3B: 0 HR: 0	SF: 0 SAC: 1 DP: 0 HBP: 1	WP: 0 PB: 0 SB: 1 CS: 0	PA: 35
PITCHER Andy Messersmith, R ERA: 2.6 (1, 1)	IP: 9.0 WLS: W BF: 35 H: 4 R: 1 ER: 1 SO: 6 BB: 3 IBB: 0 HBP: 1 BLK: 0 WP: 0 HR: 0 S: 43 P: 56 ERA: 1.00 WHIP: 0.778															PITCHER				

Milwaukee Brewers @ California Angels
Anaheim Stadium, Anaheim, CA
Sat May 15 1971, 10:05 PM EDT
Att: 24,969 - Unknown

AB 30
R 1
H 4
RBI 1
BB 3
SO 6
LOB 12



Batter	1	2	3	4	5	6	7	8	9	AB	R	H	RBI	BB	SO	LOB	BOTTOM	
Sandy Alomar Sr., S OBP: 0.267, SLG: 0.262 (1, 4)	0-0 E S 1B	0-0 5-3 1B			0-0 F2		0-0 E4 K 1B			4	1	3	0	0	0	0		
Tony Gonzalez, L OBP: 0.355, SLG: 0.308 (1, 7)	0-0 F7 1-2	0-0 5-3 1-2 2-3			0-0 3-1		4-0 2H 1B			3	0	0	0	1	0	3		
Tony Conigliaro, R OBP: 0.326, SLG: 0.400 (1, 9)	0-0 E5 HBP 2-3	0-0 1-3			0-0 CS 1B		0-3 K 2-3			4	0	1	0	0	1	5		
Roger Repoz, L OBP: 0.479, SLG: 0.528 (1, 3)	0-0 HBP 1-2 3H 1B		0-0 3-1		0-0 CS		0-0 FC1-4 1B	0-0 G3		4	0	2	1	0	0	0		
Ken McMullen, R OBP: 0.314, SLG: 0.408 (1, 5)	0-0 F7		0-0 6-3		0-0 FC1-4 1B		1-2 1B	0-0 4-3		4	0	0	0	0	0	3		
John Stephenson, L OBP: 0.436, SLG: 0.526 (1, 2)	1-0 1-2 2-3 HBP		0-0 P4		0-0 G6-4-3 1B		1-2 1B	0-0 HR 2B		3	1	2	0	0	0	0		
Syd O'Brien, R OBP: 0.300, SLG: 0.470 (1, 6)	0-0 L6			0-0 1-3 1B		0-0 G6-4-3 1-2		0-0 HR 2B		4	1	2	2	0	0	5		
Ken Berry, R OBP: 0.239, SLG: 0.305 (1, 8)		0-0 5-3 2B		0-0 4-3 1-2		4-0 SH3-4 E BB		0-0 L6		3	1	1	0	1	0	1		
Andy Messersmith, R OBP: 0.150, SLG: 0.263 (1, 1)		0-0 P4		0-0 F5		0-0 SH3-4				2	0	0	0	0	0	1		
Inning Stats	R: 1 E: 1 K: 0 S: 6	H: 2 LOB: 3 BB: 0 P: 7	R: 0 E: 0 K: 0 S: 5	H: 2 LOB: 2 BB: 0 P: 5	R: 0 E: 0 K: 0 S: 3	H: 0 LOB: 0 BB: 0 P: 3	R: 0 E: 0 K: 0 S: 3	H: 1 LOB: 0 BB: 0 P: 3	R: 0 E: 0 K: 0 S: 4	H: 2 LOB: 1 BB: 0 P: 4	R: 1 E: 1 K: 1 S: 5	H: 1 LOB: 1 BB: 2 P: 13	R: 2 E: 0 K: 0 S: 5	H: 2 LOB: 0 BB: 0 P: 5	1B: 8 2B: 3 3B: 0 HR: 1	SF: 0 SAC: 1 DP: 2 HBP: 1	WP: 0 PB: 0 SB: 1 CS: 1	PA: 36
PITCHER Lew Krausse, R ERA: 2.42 (1, 1)	IP: 6.0 WLS: L BF: 25 H: 8 R: 1 ER: 1 SO: 1 BB: 1 IBB: 1 HBP: 0 BLK: 0 WP: 0 HR: 0 S: 24 P: 25 ERA: 1.50 WHIP: 1.333															PITCHER		

Milwaukee Brewers @ California Angels
Anaheim Stadium, Anaheim, CA
Sat May 15 1971, 10:05 PM EDT
Att: 24,969 - Unknown

AB 31
R 4
H 11
RBI 3
BB 2
SO 1
LOB 18



Batter	1	2	3	4	5	6	7	8	9	AB	R	H	RBI	BB	SO	LOB	TOP
Tommy Harper, R (1, 5) OBP: 0.255, SLG: 0.248	0-3 K			0-0 6-3	0-0 F2			0-0 F2		4	0	0	0	0	1	0	
Mike Hegan, L (1, 3) OBP: 0.333, SLG: 0.337	0-0 4-3			4-0 2B 1B BB			0-0 3-1	0-0 4-3		3	1	0	0	1	0	0	
Dave May, L (1, 8) OBP: 0.333, SLG: 0.385	0-0 4-3			0-0 1B 2B			0-0 4-3		0-0 1B	4	1	2	0	0	0	0	
Andy Kosco, R (1, 7) OBP: 0.269, SLG: 0.311		0-0 F6		0-0 BB 1B			0-0 6-3		0-0 F8	4	0	1	2	0	0	1	
Bill Voss, L (1, 9) OBP: 0.300, SLG: 0.380	0-0 F5			0-3 2H 3H K				0-3 K	0-3 K	4	0	0	0	0	3	2	
Ted Kubiak, S (1, 4) OBP: 0.281, SLG: 0.277	0-3 K			4-0 FC6-4 1-2 BB			4-0 BB	0-3 K	0-3 K	2	0	0	0	2	2	1	
Elie Rodriguez, R (1, 2) OBP: 0.333, SLG: 0.368			0-0 F6	0-0 FC6-4 1-2			0-0 F8			3	0	0	0	0	0	3	
Rick Auerbach, R (1, 6) OBP: 0.288, SLG: 0.265			0-0 5-3		0-0 L8		0-3 K			3	0	0	0	0	1	1	
Marty Pattin, R (1, 1) OBP: 0.318, SLG: 0.211			0-3 K		0-0 F9			0-3 K		1	0	0	0	0	1	0	
Marcelino Lopez, R (3, 1) OBP: 0.333, SLG: 0.333										1	0	0	0	0	0	0	
John Briggs, L (8, PH) OBP: 0.325, SLG: 0.324										1	0	0	0	0	1	0	
John Morris, R (8, 1) OBP: 0.325, SLG: 0.324										0	0	0	0	0	0	0	
Inning Stats	R: 0 E: 0 K: 1 S: 5	H: 0 LOB: 0 BB: 0 P: 5	R: 0 E: 0 K: 1 S: 5	H: 0 LOB: 0 BB: 0 P: 5	R: 0 E: 0 K: 1 S: 5	H: 2 LOB: 2 BB: 2 P: 15	R: 0 E: 0 K: 0 S: 3	H: 0 LOB: 0 BB: 0 P: 3	R: 0 E: 0 K: 2 S: 7	H: 0 LOB: 1 BB: 1 P: 11	R: 0 E: 0 K: 1 S: 5	H: 0 LOB: 0 BB: 0 P: 5	R: 0 E: 0 K: 2 S: 8	H: 1 LOB: 1 BB: 0 P: 8	1B: 2 2B: 1 3B: 0 HR: 0	SF: 0 SAC: 0 DP: 0 HBP: 0	WP: 0 PA: 33 CS: 0
PITCHER Caffish Hunter, R (1, 1) ERA: 3.15	IP: 9.0 WLS: W BF: 33 H: 3 R: 2 ER: 2 SO: 9 BB: 3 IBB: 0 HBP: 0 BLK: 0 WP: 0 HR: 0 S: 48 P: 60 ERA: 2.00 WHIP: 0.667											PITCHER	IP: 9.0 WLS: W BF: 33 H: 3 R: 2 ER: 2 SO: 9 BB: 3 IBB: 0 HBP: 0 BLK: 0 WP: 0 HR: 0 S: 48 P: 60 ERA: 2.00 WHIP: 0.667				

Milwaukee Brewers @ Oakland Athletics
Oakland-Alameda County Coliseum, Oakland, CA
Tue May 18 1971, 7:05 PM PDT
Att: 6,672 - Unknown

AB 30
R 2
H 3
RBI 2
BB 3
SO 9
LOB 8



Batter	1	2	3	4	5	6	7	8	9	AB	R	H	RBI	BB	SO	LOB	BOTTOM
Bert Campaneris, R (1, 6) OBP: 0.303, SLG: 0.335	0-0 S E 2B		0-0 SH1-3 1-2		0-0 F5		0-0 F8			3	1	1	0	0	0	1	
Joe Rudi, R (1, 7) OBP: 0.329, SLG: 0.419	0-0 F8 2H		0-0 HR		0-0 5-3			0-0 6-3		4	1	1	2	0	0	0	
Reggie Jackson, L (1, 9) OBP: 0.333, SLG: 0.407	0-3 K		0-3 K		0-3 K		0-3 K	0-3 K		4	0	0	0	0	4	0	
Mike Epstein, L (1, 3) OBP: 0.384, SLG: 0.313	0-0 3-1		0-3 K		0-3 K		0-3 K	0-0 5-3		4	0	0	0	0	2	0	
Sal Bando, R (1, 5) OBP: 0.396, SLG: 0.453		4-0 CS BB		0-0 F7		0-0 HR		0-0 HR		2	1	1	1	1	0	0	
Rick Monday, L (1, 8) OBP: 0.374, SLG: 0.419		0-0 1-2 HR		4-0 BB		0-0 5-3		0-0 5-3		2	1	1	1	1	0	0	
Dave Duncan, R (1, 2) OBP: 0.285, SLG: 0.295		0-3 K		0-0 F5			4-0 G6-3 1B BB			2	0	0	0	1	1	1	
Dick Green, R (1, 4) OBP: 0.336, SLG: 0.333		0-0 1-3		0-3 K			0-0 G6-3 1B			3	0	1	0	0	1	1	
Caffish Hunter, R (1, 1) OBP: 0.387, SLG: 0.345			0-0 SH1-3 HR 1B		0-3 K		0-0 G6-3 1-2 2-3			3	1	1	0	0	1	2	
Inning Stats	R: 1 E: 0 K: 1 S: 6	H: 1 LOB: 0 BB: 0 P: 6	R: 1 E: 0 K: 1 S: 5	H: 1 LOB: 0 BB: 1 P: 9	R: 2 E: 0 K: 2 S: 9	H: 2 LOB: 0 BB: 0 P: 9	R: 0 E: 0 K: 1 S: 5	H: 0 LOB: 1 BB: 1 P: 9	R: 0 E: 0 K: 1 S: 8	H: 1 LOB: 1 BB: 1 P: 8	R: 0 E: 0 K: 0 S: 3	H: 1 LOB: 1 BB: 1 P: 7	R: 0 E: 0 K: 1 S: 5	H: 0 LOB: 0 BB: 0 P: 5	1B: 2 2B: 1 3B: 0 HR: 3	SF: 0 SAC: 1 DP: 1 HBP: 0	WP: 0 PA: 31 CS: 1
PITCHER Marty Pattin, R (1, 1) ERA: 2.84	IP: 4.2 WLS: L BF: 17 H: 2 R: 1 ER: 1 SO: 6 BB: 2 IBB: 0 HBP: 0 BLK: 0 WP: 0 HR: 1 S: 27 P: 35 ERA: 1.93 WHIP: 0.857											PITCHER	IP: 4.2 WLS: L BF: 17 H: 2 R: 1 ER: 1 SO: 6 BB: 2 IBB: 0 HBP: 0 BLK: 0 WP: 0 HR: 1 S: 27 P: 35 ERA: 1.93 WHIP: 0.857				
PITCHER Marcelino Lopez, L (3, 1) ERA: 1.71	IP: 1.0 WLS: 3 BF: 0 H: 0 R: 0 ER: 0 SO: 1 BB: 0 IBB: 0 HBP: 0 BLK: 0 WP: 0 HR: 0 S: 5 P: 5 ERA: 0.00 WHIP: 0.000											PITCHER	IP: 1.0 WLS: 3 BF: 0 H: 0 R: 0 ER: 0 SO: 1 BB: 0 IBB: 0 HBP: 0 BLK: 0 WP: 0 HR: 0 S: 5 P: 5 ERA: 0.00 WHIP: 0.000				

Milwaukee Brewers @ Oakland Athletics
Oakland-Alameda County Coliseum, Oakland, CA
Tue May 18 1971, 7:05 PM PDT
Att: 6,672 - Unknown


AB 27
R 5
H 6
RBI 4
BB 3
SO 9
LOB 5



Batter	1	2	3	4	5	6	7	8	9	AB	R	H	RBI	BB	SO	LOB	TOP																					
Tommy Harper, R (1, 5) OBP: 0.255, SLG: 0.242	P4		1B BB			K		P3		3	0	0	0	1	1	0																						
Roberto Pena, R (1, 3) OBP: 0.246, SLG: 0.266	4-3		1-3 1B			6-3		F2		4	0	1	0	0	0	0																						
Andy Kosco, R (1, 9) OBP: 0.288, SLG: 0.297			F3			K		6-3		3	0	0	0	1	1	1																						
Danny Walton, R (1, 7) John Briggs, L (7, PR) Elie Rodriguez, R (8, PH)	1-3				F8			L3		3	0	1	0	0	0	0	1																					
Ted Kubiak, S (1, 4) Phil Roof, R (1, 2) Bill Voss, L (1, 8)		1-6-3			F9					3	0	0	0	0	0	1																						
Rick Auerbach, R (1, 6) Ron Theobald, R (8, PH)		P4			F7					3	0	0	0	0	0	1																						
Bill Parsons, R (1, 1) Al Yates, R (8, PH) Jim Hannan, R (8, 1)						K				2	0	0	0	1	2	1																						
Inning Stats	R: 0 E: 0 K: 0 S: 3	H: 0 LOB: 1 BB: 1 P: 7	R: 0 E: 0 K: 1 S: 5	H: 0 LOB: 1 BB: 1 P: 9	R: 0 E: 0 K: 0 S: 3	H: 1 LOB: 1 BB: 1 P: 7	R: 0 E: 0 K: 0 S: 3	H: 0 LOB: 0 BB: 0 P: 3	R: 0 E: 0 K: 1 S: 5	H: 0 LOB: 0 BB: 0 P: 5	R: 0 E: 0 K: 2 S: 7	H: 0 LOB: 0 BB: 0 P: 7	R: 0 E: 0 K: 1 S: 6	H: 1 LOB: 1 BB: 0 P: 6	R: 0 E: 0 K: 0 S: 3	H: 1 LOB: 0 BB: 0 P: 3	R: 0 E: 0 K: 0 S: 3	H: 0 LOB: 0 BB: 0 P: 3	1B: 3 2B: 0 3B: 0 HR: 0	SF: 0 SAC: 0 DP: 1 HBP: 0	WP: 0 PB: 0 SB: 0 CS: 0	PA: 31																
PITCHER	IP	WLS	BF	H	R	ER	SO	BB	IBB	HBP	BLK	WP	HR	S	P	ERA	WHIP	PITCHER				IP	WLS	BF	H	R	ER	SO	BB	IBB	HBP	BLK	WP	HR	S	P	ERA	WHIP
Vida Blue, L (1, 1) ERA: 1.14	9.0	W	31	3	0	0	5	3	0	0	0	0	0	38	50	0.00	0.667					9.0																

Milwaukee Brewers @ Oakland Athletics
Oakland-Alameda County Coliseum, Oakland, CA
Wed May 19 1971, 7:05 PM PDT
Att: 10,055 - Unknown


AB 28
R 0
H 3
RBI 0
BB 3
SO 5
LOB 7



Batter	1	2	3	4	5	6	7	8	9	AB	R	H	RBI	BB	SO	LOB	BOTTOM																					
Bert Campaneris, R (1, 6) OBP: 0.296, SLG: 0.327	5-3		K			6-3		4-3		4	0	0	0	0	1	0																						
Joe Rudi, R (1, 7) OBP: 0.333, SLG: 0.417	5-3		BB			5-3		HR 1B		3	1	1	0	1	0	0																						
Reggie Jackson, L (1, 9) OBP: 0.337, SLG: 0.430	F7		K					HR		4	1	2	2	0	1	1																						
Mike Epstein, L (1, 3) OBP: 0.380, SLG: 0.319		1B F9-2 2B			K	F9		K		4	0	1	0	0	2	1																						
Sal Bando, R (1, 5) OBP: 0.393, SLG: 0.448		K				1-3		P4		4	0	1	0	0	1	1																						
Rick Monday, L (1, 8) OBP: 0.387, SLG: 0.458		1B			2B 1B			F3		3	1	2	1	1	0	0																						
Dave Duncan, R (1, 2) OBP: 0.291, SLG: 0.304		1B			1-2 1B			F7		3	0	1	0	1	0	0																						
Dick Green, R (1, 4) OBP: 0.347, SLG: 0.341		F9-2			2B 1B					3	0	2	0	1	0	3																						
Vida Blue, S (1, 1) OBP: 0.167, SLG: 0.172		3H			K	K		K		4	0	0	0	0	4	5																						
Inning Stats	R: 0 E: 0 K: 0 S: 3	H: 2 LOB: 2 BB: 1 P: 10	R: 0 E: 0 K: 3 S: 9	H: 0 LOB: 1 BB: 1 P: 13	R: 0 E: 0 K: 2 S: 8	H: 2 LOB: 2 BB: 2 P: 16	R: 0 E: 0 K: 0 S: 4	H: 1 LOB: 1 BB: 0 P: 4	R: 1 E: 1 K: 1 S: 7	H: 2 LOB: 1 BB: 0 P: 7	R: 2 E: 0 K: 1 S: 7	H: 2 LOB: 0 BB: 0 P: 7	R: 0 E: 0 K: 1 S: 6	H: 1 LOB: 1 BB: 0 P: 6	R: 0 E: 0 K: 1 S: 6	H: 0 LOB: 0 BB: 0 P: 3	1B: 6 2B: 3 3B: 0 HR: 2	SF: 0 SAC: 0 DP: 1 HBP: 0	WP: 0 PB: 0 SB: 0 CS: 1	PA: 36																		
PITCHER	IP	WLS	BF	H	R	ER	SO	BB	IBB	HBP	BLK	WP	HR	S	P	ERA	WHIP	PITCHER				IP	WLS	BF	H	R	ER	SO	BB	IBB	HBP	BLK	WP	HR	S	P	ERA	WHIP
Bill Parsons, R (1, 1) ERA: 2.07 Jim Hannan, R (8, 1) ERA: 3.86	7.0	L	32	9	3	3	8	2	0	0	0	0	0	44	60	3.86	1.571					1.0																

Milwaukee Brewers @ Oakland Athletics
Oakland-Alameda County Coliseum, Oakland, CA
Wed May 19 1971, 7:05 PM PDT
Att: 10,055 - Unknown

AB 32
R 3
H 10
RBI 3
BB 4
SO 9
LOB 11



Batter	1	2	3	4	5	6	7	8	9	AB	R	H	RBI	BB	SO	LOB	TOP										
Tommy Harper, R OBP: 0.255, SLG: 0.242 (1, 5)	5-3			4-3 1B		0-3 K		0-0 F9		4	0	1	0	0	1	2											
Mike Hegan, L OBP: 0.330, SLG: 0.344 (1, 3)	4-3			P6		0-3 K			0-0 2B	4	1	1	0	0	1	2											
Dave May, L OBP: 0.339, SLG: 0.398 (1, 8)	F7			4-3 1B			0-0 F7		0-0 PB 2B	4	1	2	1	0	0	0											
Andy Kosco, R OBP: 0.280, SLG: 0.288 (1, 7)		0-0 6-3		4-3			4-0 G4-6-3 BB		4-0 FC3-6 BB	2	0	0	0	2	0	2											
Bill Voss, L OBP: 0.302, SLG: 0.371 Jim Hannan, R (7, 1)	F4						0-0 G6-4-3 1B		0-0 FC3-6 BB	3	0	1	0	0	0	0											
Dick Ellsworth, L (8, 1)									0-0 FC3-6 BB	0	0	0	0	0	0	0											
Danny Walton, R OBP: 0.316, SLG: 0.360 (9, PH)							1-2		1-2	1	0	0	1	0	0	1											
Ted Kubiak, S OBP: 0.268, SLG: 0.264 Marcelino Lopez, R OBP: 0.333, SLG: 0.333 John Briggs, L OBP: 0.329, SLG: 0.368 (1, 4)	L7						0-0 F7		0-0 HR	2	0	0	0	0	0	0											
Phil Roof, R OBP: 0.254, SLG: 0.210 (1, 2)			0-0 5-3				0-0 G6-4-3		0-0 5-3	4	0	0	0	0	0	2											
Rick Auerbach, R OBP: 0.282, SLG: 0.260 (1, 6)			1-3				WP 1B		0-0 5-3	3	0	1	0	0	0	0											
Lew Krausse, R (1, 1)										1	0	0	0	0	0	0											
Ron Theobald, R OBP: 0.450, SLG: 0.444 (5, 4)	F9						1-3 K		0-0 1B	2	0	1	0	0	1	1											
Inning Stats	R: 0 E: 0 K: 0 S: 3	H: 0 LOB: 0 BB: 0 P: 3	R: 0 E: 0 K: 0 S: 3	H: 0 LOB: 0 BB: 0 P: 3	R: 0 E: 0 K: 0 S: 3	H: 2 LOB: 1 BB: 0 P: 4	R: 0 E: 0 K: 0 S: 3	H: 1 LOB: 0 BB: 0 P: 3	R: 0 E: 0 K: 3 S: 10	H: 1 LOB: 1 BB: 0 P: 10	R: 0 E: 0 K: 0 S: 2	H: 0 LOB: 0 BB: 1 P: 6	R: 1 E: 0 K: 0 S: 5	H: 2 LOB: 1 BB: 0 P: 5	R: 2 E: 0 K: 0 S: 5	H: 2 LOB: 1 BB: 1 P: 9	1B: 5 2B: 2 3B: 0 HR: 1	SF: 0 SAC: 0 DP: 2 HBP: 0	WP: 2 PB: 1 SB: 0 CS: 0	PA: 34							
PITCHER	IP	WLS	BF	H	R	ER	SO	BB	IBB	HBP	BLK	WP	HR	S	P	ERA	WHIP										
Chuck Dobson, R ERA: 2.0 Ron Klimkowski, R ERA: 3.66	8.0	W	31	8	3	3	3	2	0	0	0	1	1	35	43	3.38	1.250										

Milwaukee Brewers @ Oakland Athletics
Oakland-Alameda County Coliseum, Oakland, CA
Thu May 20 1971, 7:05 PM PDT
Att: 2,632 - Unknown

AB 32
R 3
H 8
RBI 3
BB 2
SO 3
LOB 13





Batter	1	2	3	4	5	6	7	8	9	AB	R	H	RBI	BB	SO	LOB	BOTTOM										
Bert Campaneris, R OBP: 0.299, SLG: 0.335 (1, 6)	CS 1B		0-0 5-3	0-3 K		0-0 FC4-2 2B		0-0 L7		5	0	2	1	0	1	1											
Joe Rudi, R OBP: 0.329, SLG: 0.406 (1, 7)	F8		4-0 1B BB		0-0 5-3	0-3 K		0-0 6-3		4	0	0	0	1	1	3											
Reggie Jackson, L OBP: 0.345, SLG: 0.428 (1, 9)	BB		0-0 CS 1B		0-0 L7	0-0 FC4-2		4-0 1B BB		3	1	1	0	2	0	2											
Mike Epstein, L OBP: 0.381, SLG: 0.347 (1, 3)	L8		0-0 CS	0-3 K	0-0 HR	0-0 F7		0-0 1B		5	1	2	1	0	1	3											
Sal Bando, R OBP: 0.404, SLG: 0.466 (1, 5)		0-3 K		0-0 1B 2B	0-0 E 1B		0-0 BB 1B	0-0 1-2 2H 1B		5	1	4	1	0	1	0											
Rick Monday, L OBP: 0.387, SLG: 0.450 (1, 8)		0-3 K		0-0 1B IBB	0-0 E6		4-0 BB	0-0 4-3		4	1	1	1	1	1	3											
Dave Duncan, R OBP: 0.298, SLG: 0.331 (1, 2)			0-0 HR	4-0 FC3-5 1B	1-2 IBB	0-0 1-3		0-0 L7		3	1	1	1	1	0	4											
Dick Green, R OBP: 0.351, SLG: 0.346 (1, 4)		0-3 K		0-0 E 1B		0-0 BB 2B 1B		0-0 F7		4	2	2	1	0	1	2											
Chuck Dobson, R OBP: 0.250, SLG: 0.273 Ron Klimkowski, R OBP: 0.667, SLG: 0.500 (1, 1)			0-0 4-3	0-0 FC3-5	1-2 2H	4-0 2B 1B		0-0 F7		3	0	0	0	1	0	3											
Inning Stats	R: 0 E: 0 K: 0 S: 3	H: 1 LOB: 1 BB: 1 P: 7	R: 1 E: 0 K: 3 S: 10	H: 1 LOB: 0 BB: 0 P: 10	R: 0 E: 0 K: 0 S: 3	H: 1 LOB: 1 BB: 1 P: 7	R: 3 E: 1 K: 2 S: 10	H: 3 LOB: 1 BB: 1 P: 14	R: 1 E: 1 K: 0 S: 6	H: 2 LOB: 2 BB: 0 P: 6	R: 1 E: 0 K: 1 S: 7	H: 2 LOB: 2 BB: 1 P: 11	R: 0 E: 0 K: 0 S: 4	H: 1 LOB: 2 BB: 1 P: 8	R: 1 E: 0 K: 0 S: 5	H: 2 LOB: 2 BB: 1 P: 9	1B: 9 2B: 2 3B: 0 HR: 2	SF: 0 SAC: 0 DP: 0 HBP: 0	WP: 0 PB: 0 SB: 0 CS: 2	PA: 43							
PITCHER	IP	WLS	BF	H	R	ER	SO	BB	IBB	HBP	BLK	WP	HR	S	P	ERA	WHIP										
Lew Krausse, R ERA: 2.92 Marcelino Lopez, L ERA: 2.01 Jim Hannan, R ERA: 4.02 Dick Ellsworth, L ERA: 4.05	4.2	L	23	8	5	4	5	2	1	0	0	0	0	9	13	6.75	2.250										

Milwaukee Brewers @ Oakland Athletics
Oakland-Alameda County Coliseum, Oakland, CA
Thu May 20 1971, 7:05 PM PDT
Att: 2,632 - Unknown

AB 36
R 7
H 13
RBI 6
BB 6
SO 6
LOB 21





Batter	1	2	3	4	5	6	7	8	9	AB R H RBI BB SO LOB	TOP													
Tommy Harper, R OBP: 0.276, SLG: 0.270 (1, 5)	0-0 6-3		0-3 K		0-3 K		4-0 1B S BB	0-0 F7		4 0 0 0 1 2 4	Milwaukee Brewers @ Kansas City Royals Municipal Stadium, Kansas City, MO Sun May 23 1971, 4:33 AM EDT Att: 26,765 - Unknown - 74 F AB 35 R 4 H 9 RBI 4 BB 7 SO 7 LOB 20 													
Ron Theobald, R OBP: 0.494, SLG: 0.423 (1, 4)	0-0 6-3		0-0 4-3		1B 2-3 1B		4-0 1-2 BB	4-0 1B BB	3 0 1 0 2 0 1															
Dave May, L OBP: 0.356, SLG: 0.420 (1, 8)	0-0 1B			0-0 4-3	1-3 1B		0-0 1-2 2-3 1B	0-0 FC3-2-5 1B	5 0 4 1 0 0 0															
Bill Voss, L OBP: 0.293, SLG: 0.355 (1, 9)	0-3 K			0-0 4-3	3-H F9		0-3 K	0-0 FC3-2-5 1B	5 0 0 0 0 2 8															
John Briggs, L OBP: 0.347, SLG: 0.390 (1, 7)		0-3 K		0-0 G3		0-0 4-3		0-0 HR	4-0 IBB	4 1 1 1 1 1 0														
Mike Hegan, L OBP: 0.339, SLG: 0.333 Roberto Pena, R OBP: 0.243, SLG: 0.262 (9, PH) (9, 3)	0-0 6-3				0-0 4-3	0-0 4-3		4-0 SH1-4 BB	0-0 F9	3 0 0 0 1 0 0 1 0 0 0 0 0 3														
Phil Roof, R OBP: 0.250, SLG: 0.209 (1, 2)	0-0 5-3				2B 2B 1B	0-0 6-3		0-0 F7	0-3 K	5 1 1 0 0 1 4														
Rick Auerbach, R OBP: 0.299, SLG: 0.266 (1, 6)			0-0 L5		1-3 2B 2B		0-0 6-3	4-0 SH1-4 BB		3 1 1 0 1 0 0														
Bill Parsons, R OBP: 0.158, SLG: 0.167 (1, 1)			4-0 BB		1B 2B	0-3 K	0-0 SH1-4	1-2 2-3		2 1 1 2 1 1 0														
Inning Stats	R: 0 E: 0 K: 1 S: 6	H: 1 LOB: 1 BB: 0 P: 6	R: 0 E: 0 K: 1 S: 5	H: 0 LOB: 0 BB: 0 P: 5	R: 0 E: 0 K: 1 S: 5	H: 0 LOB: 1 BB: 1 P: 9	R: 0 E: 0 K: 0 S: 3	H: 0 LOB: 0 BB: 0 P: 3	R: 3 E: 0 K: 1 S: 10	H: 5 LOB: 2 BB: 0 P: 10		R: 0 E: 0 K: 0 S: 3	H: 0 LOB: 0 BB: 0 P: 3	R: 0 E: 0 K: 2 S: 8	H: 1 LOB: 3 BB: 2 P: 16	R: 1 E: 0 K: 0 S: 4	H: 1 LOB: 2 BB: 2 P: 12	R: 0 E: 0 K: 1 S: 6	H: 1 LOB: 3 BB: 2 P: 14	1B: 6 2B: 2 3B: 0 HR: 1	SF: 0 SAC: 1 DP: 0 HBP: 0	WP: 0 PB: 0 SB: 1 CS: 0	PA: 43	
PITCHER	IP WLS BF H R ER SO BB IBB HBP BLK WP HR S P ERA WHIP											PITCHER	IP WLS BF H R ER SO BB IBB HBP BLK WP HR S P ERA WHIP											
Bruce Dal Canton, R ERA: 2.97	(1, 1)	4.2 L 21 6 3 3 4																						
Tom Burgmeier, L ERA: 1.5	(5, 1)	1.1 4 0 0 0 0																						
Jim York, R ERA: 3.95	(7, 1)	2.0 12 2 1 1 2																						
Ted Abernathy, R ERA: 2.11	(9, 1)	0.1 4 1 0 0 0																						
Jim Rooker, L ERA: 8.14	(9, 1)	0.2 2 0 0 0 1																						

Batter	1	2	3	4	5	6	7	8	9	AB R H RBI BB SO LOB	BOTTOM												
Freddie Patek, R OBP: 0.318, SLG: 0.319 (1, 6)	0-0 F4		0-0 1-3			0-0 L5			0-0 5-3	4 0 0 0 0 0 0	Milwaukee Brewers @ Kansas City Royals Municipal Stadium, Kansas City, MO Sun May 23 1971, 4:33 AM EDT Att: 26,765 - Unknown - 74 F AB 30 R 0 H 4 RBI 0 BB 0 SO 5 LOB 8 												
Joe Keough, L OBP: 0.325, SLG: 0.263 (1, 9)	0-0 F8			0-3 K			0-0 2B 1B		0-0 F7	4 0 1 0 0 1 0													
Amos Otis, R OBP: 0.333, SLG: 0.490 (1, 8)	0-0 1B			0-0 6-3			0-0 1-3 2B		0-0 F9	4 0 2 0 0 0 0													
Gail Hopkins, L OBP: 0.306, SLG: 0.477 (1, 3)	0-0 F6			0-3 K			0-0 2-3			3 0 0 0 0 1 3													
Ed Kirkpatrick, L OBP: 0.326, SLG: 0.319 (1, 7)		0-0 4-3			0-0 F6		0-0 1-3			3 0 0 0 0 0 2													
Cookie Rojas, R OBP: 0.369, SLG: 0.384 (1, 4)		0-0 F9			0-0 5-3		0-0 F7			3 0 0 0 0 0 2													
Paul Schaal, R OBP: 0.408, SLG: 0.431 (1, 5)		0-0 F7			0-0 L7			0-0 F8		3 0 0 0 0 0 0													
Jerry May, R OBP: 0.338, SLG: 0.377 (1, 2)			0-3 K			0-0 G6-4-3 1B		0-0 1-3		3 0 1 0 0 1 0													
Bruce Dal Canton, R ERA: 2.97 Tom Burgmeier, L ERA: 1.5 Ted Abernathy, R ERA: 2.11 Jim York, R ERA: 3.95 Bob Oliver, R OBP: 0.256, SLG: 0.320 Ted Abernathy, R ERA: 2.11 Jim Rooker, R ERA: 8.14 (1, 1) (5, 1) (9, PH) (7, 1) (8, PH) (9, 1) (9, 1)			0-3 K			0-0 G6-4-3		0-3 K		1 0 0 0 0 1 0 0 0 0 0 0 0 0 1 0 0 0 0 0 1 0 0 0 0 0 0 0 1 0 0 0 0 0 1 0 0 0 0 0 0 0													
Inning Stats	R: 0 E: 0 K: 0 S: 4	H: 1 LOB: 1 BB: 0 P: 4	R: 0 E: 0 K: 0 S: 3	H: 0 LOB: 0 BB: 0 P: 3	R: 0 E: 0 K: 2 S: 7	H: 0 LOB: 0 BB: 0 P: 7	R: 0 E: 0 K: 2 S: 7	H: 0 LOB: 0 BB: 0 P: 7	R: 0 E: 0 K: 0 S: 3	H: 1 LOB: 0 BB: 0 P: 3		R: 0 E: 0 K: 0 S: 5	H: 2 LOB: 2 BB: 0 P: 5	R: 0 E: 0 K: 1 S: 5	H: 0 LOB: 0 BB: 0 P: 5	R: 0 E: 0 K: 0 S: 3	H: 0 LOB: 0 BB: 0 P: 3	1B: 3 2B: 1 3B: 0 HR: 0	SF: 0 SAC: 0 DP: 1 HBP: 0	WP: 0 PB: 0 SB: 0 CS: 0	PA: 30		
PITCHER	IP WLS BF H R ER SO BB IBB HBP BLK WP HR S P ERA WHIP											PITCHER	IP WLS BF H R ER SO BB IBB HBP BLK WP HR S P ERA WHIP										
Bill Parsons, R ERA: 1.8 (1, 1)	9.0 W 30 4 0 0 5																						

Batter	1	2	3	4	5	6	7	8	9	AB	R	H	RBI	BB	SO	LOB	TOP					
Cesar Tovar, R OBP: 0.380, SLG: 0.392 (1, 7)										4	1	1	0	1	0	1	Minnesota Twins @ Milwaukee Brewers Milwaukee County Stadium, Milwaukee, WI Tue May 25 1971, 8:05 PM EDT Att. 4,006 - Unknown - 49 F					
Rod Carew, L OBP: 0.258, SLG: 0.305 (1, 4)										5	2	2	0	0	0	5						
Tony Oliva, L OBP: 0.417, SLG: 0.685 (1, 9)										5	1	2	0	0	0	2						
Harmon Killebrew, R OBP: 0.392, SLG: 0.477 (1, 3)										4	1	2	4	1	0	1						
Steve Braun, L OBP: 0.443, SLG: 0.455 (1, 5)										4	0	0	0	1	1	1						
Jim Holt, L OBP: 0.345, SLG: 0.431 (1, 8)										5	1	3	1	0	0	1						
Leo Cardenas, R OBP: 0.331, SLG: 0.400 (1, 6)										5	1	2	0	0	1	4						
George Mitterwald, R OBP: 0.336, SLG: 0.394 (1, 2)										5	1	3	3	0	2	1						
Pete Hamm, R (1, 1)										2	0	0	0	0	2	1						
Stan Williams, R (5, 1)										1	0	0	0	0	1	0						
Tom Hall, L OBP: 0.368, SLG: 0.389 (6, 1)										2	0	0	0	0	0	3						
Inning Stats	R: 2 E: 1 K: 0 S: 6	H: 2 LOB: 1 BB: 0 P: 6	R: 0 E: 0 K: 2 S: 7	H: 0 LOB: 0 BB: 0 P: 7	R: 1 E: 0 K: 0 S: 5	H: 2 LOB: 3 BB: 2 P: 13	R: 0 E: 0 K: 1 S: 6	H: 1 LOB: 1 BB: 0 P: 6	R: 0 E: 0 K: 1 S: 5	H: 1 LOB: 0 BB: 0 P: 5	R: 5 E: 0 K: 1 S: 11	H: 6 LOB: 1 BB: 0 P: 11	R: 0 E: 0 K: 1 S: 7	H: 2 LOB: 3 BB: 1 P: 11	R: 0 E: 0 K: 0 S: 3	H: 0 LOB: 0 BB: 0 P: 3	R: 0 E: 0 K: 1 S: 6	H: 1 LOB: 1 BB: 0 P: 6	1B: 11 2B: 1 3B: 1 HR: 2	SF: 0 SAC: 0 DP: 1 HBP: 0	WP: 0 PB: 0 SB: 0 CS: 0	PA: 45
PITCHER	IP WLS BF H R ER SO BB IBB HBP BLK WP HR S P ERA WHIP																					
Law Krause, R ERA: 3.6 (1, 1)	5.2 L 28 9 6 6 5 1 1 0 0 0 0 2 36 44 9.53 1.765																					
Marcelino Lopez, L ERA: 2.73 (6, 1)	0.1 5 4 2 2 0 0 0 0 0 0 0 0 5 5 54.00 12.000																					
Jim Hannan, R ERA: 3.86 (7, 1)	0.2 4 1 0 0 1 1 0 0 0 0 0 0 5 9 0.00 3.000																					
John Morris, L ERA: (7, 1)	2.1 8 1 0 0 1 0 0 0 0 0 0 0 10 10 0.00 0.429																					

Batter	1	2	3	4	5	6	7	8	9	AB	R	H	RBI	BB	SO	LOB	BOTTOM					
Tommy Harper, R OBP: 0.273, SLG: 0.288 (1, 5) (9, 8)										5	1	1	1	0	2	2	Minnesota Twins @ Milwaukee Brewers Milwaukee County Stadium, Milwaukee, WI Tue May 25 1971, 8:05 PM EDT Att. 4,006 - Unknown - 49 F					
Ron Theobald, R OBP: 0.444, SLG: 0.419 (1, 4)										5	0	1	0	0	1	0						
Dave May, L OBP: 0.360, SLG: 0.418 (6, PH) Roberto Pena, R OBP: 0.239, SLG: 0.258 (9, 5)										3	1	1	0	1	0	1						
Bill Voss, L OBP: 0.300, SLG: 0.360 (8, PH) Al Yates, R OBP: 0.167, SLG: 0.167 (9, 9)										4	1	2	0	0	0	1						
John Briggs, L OBP: 0.357, SLG: 0.435 Danny Walton, R OBP: 0.322, SLG: 0.365 (6, PH) (7, 7)										2	0	1	1	0	1	0						
Mike Hegan, L OBP: 0.395, SLG: 0.388 Andy Kosco, R OBP: 0.273, SLG: 0.279 (1, 3) (7, 3)										2	1	2	1	1	0	0						
Elie Rodriguez, R OBP: 0.336, SLG: 0.385 John Morris, R (7, 1) Ted Kubiak, S OBP: 0.275, SLG: 0.264 (9, PH)										2	0	0	1	2	0	3						
Rick Auerbach, R OBP: 0.293, SLG: 0.253 (1, 6)										4	0	0	0	1	0	5						
Lew Krause, R (1, 1) Marcelino Lopez, R OBP: 0.333, SLG: 0.333 Jim Hannan, R (7, 1) Phil Roof, R OBP: 0.247, SLG: 0.206 (7, 2)										3	0	0	0	0	2	4						
Inning Stats	R: 0 E: 0 K: 0 S: 4	H: 1 LOB: 1 BB: 0 P: 4	R: 1 E: 1 K: 0 S: 5	H: 1 LOB: 2 BB: 1 P: 9	R: 1 E: 0 K: 0 S: 5	H: 2 LOB: 3 BB: 2 P: 13	R: 0 E: 0 K: 2 S: 8	H: 1 LOB: 1 BB: 0 P: 8	R: 1 E: 0 K: 1 S: 7	H: 2 LOB: 2 BB: 1 P: 11	R: 2 E: 0 K: 1 S: 8	H: 3 LOB: 2 BB: 1 P: 12	R: 0 E: 0 K: 2 S: 7	H: 0 LOB: 0 BB: 0 P: 7	R: 0 E: 0 K: 2 S: 7	H: 0 LOB: 0 BB: 0 P: 7		R: 0 E: 0 K: 2 S: 7	H: 0 LOB: 1 BB: 1 P: 11	1B: 5 2B: 2 3B: 0 HR: 3	SF: 0 SAC: 0 DP: 0 HBP: 0	WP: 0 PB: 0 SB: 0 CS: 0
PITCHER	IP WLS BF H R ER SO BB IBB HBP BLK WP HR S P ERA WHIP																					
Pete Hamm, R ERA: 2.6 (1, 1)	4.1 W 24 7 3 3 2 3 0 0 0 0 0 1 7 15 6.23 2.308																					
Stan Williams, R ERA: 3.41 (5, 1)	1.0 W 7 2 2 2 1 1 1 0 0 0 0 1 7 15 18.00 3.000																					
Tom Hall, L ERA: 3.21 (6, 1)	3.2 S 13 1 0 0 7 1 0 0 0 0 0 0 26 30 0.00 0.545																					

Batter	1	2	3	4	5	6	7	8	9	AB	R	H	RBI	BB	SO	LOB	TOP										
Cesar Tovar, R (1, 7) OBP: 0.381, SLG: 0.389	4-0 2B BB	0-3 K					0-0 E SF9 1B		0-0 E4 FC4-6		0-0 E4	4	1	1	0	1	1	Minnesota Twins @ Milwaukee Brewers Milwaukee County Stadium, Milwaukee, WI Wed May 26 1971, 8:05 PM EDT Att. 4,978 - Unknown - 50 F AB 30 R 4 H 7 RBI 3 BB 6 SO 4 LOB 14 									
Rod Carew, L (1, 4) OBP: 0.262, SLG: 0.314	0-0 1B 2B		0-0 4-3				0-0 E8 G4-3 1B		0-0 FC4-6 1B CS		0-0 F7	5	1	2	0	0	2										
Tony Oliva, L (1, 9) OBP: 0.419, SLG: 0.683	4-0 1B BB		0-0 G3				0-0 SF9					2	0	1	1	1	0										
Harmon Killebrew, R (1, 3) OBP: 0.389, SLG: 0.471	0-0 1B		0-0 F2				0-0 G4-3		0-3 K			4	0	1	1	0	1										
Steve Braun, L (1, 5) OBP: 0.422, SLG: 0.429	0-0 F5						0-0 G3					4	0	0	0	0	2										
Jim Holt, L (1, 8) OBP: 0.350, SLG: 0.429	0-0 L5						0-0 CS 1B		4-0 1B E BB		0-0 L8	3	1	1	0	1	0										
Leo Cardenas, R (1, 6) OBP: 0.341, SLG: 0.401		4-0 BB					4-0 BB 1-2 BB		0-0 E9 SF7 1B		0-0 F9	2	1	1	0	2	0										
George Mitterwald, R (1, 2) OBP: 0.333, SLG: 0.387		0-0 L7					4-0 BB 1-2 BB		0-0 SF7		0-0 F3	2	0	0	1	1	0										
Bert Blyleven, R (1, 1) OBP: 0.121, SLG: 0.094		0-3 K					0-3 K		0-0 4-3		0-0 F6	4	0	0	0	0	2										
Inning Stats	R: 1 E: 0 K: 0 S: 4	H: 2 LOB: 2 BB: 2 P: 12	R: 0 E: 0 K: 2 S: 7	H: 0 LOB: 1 BB: 1 P: 11	R: 0 E: 0 K: 0 S: 3	H: 0 LOB: 0 BB: 0 P: 3	R: 0 E: 0 K: 1 S: 5	H: 1 LOB: 2 BB: 2 P: 13	R: 1 E: 1 K: 0 S: 4	H: 2 LOB: 0 BB: 1 P: 8	R: 0 E: 1 K: 1 S: 6	H: 1 LOB: 2 BB: 0 P: 6	R: 0 E: 0 K: 0 S: 3	H: 0 LOB: 0 BB: 0 P: 3	R: 0 E: 1 K: 0 S: 4	H: 0 LOB: 1 BB: 0 P: 4	1B: 6 2B: 2 3B: 0 HR: 0	SF: 2 SAC: 0 DP: 2 HBP: 0	WP: 0 PB: 0 CS: 2	PA: 38							
PITCHER	IP	WLS	BF	H	R	ER	SO	BB	IBB	HBP	BLK	WP	HR	S	P	ERA	WHIP										
Skip Lockwood, R (1, 1) ERA: 2.76	7.0	L	31	7	4	2	4	6	0	0	0	0	0	33	57	2.57	1.857										
Marcelino Lopez, L (8, 1) ERA: 2.55	2.0		7	0	0	0	0	0	0	0	0	0	0	7	7	0.00	0.000										
Batter	1	2	3	4	5	6	7	8	9	AB	R	H	RBI	BB	SO	LOB	BOTTOM										
Tommy Harper, R (1, 5) OBP: 0.267, SLG: 0.280	0-3 K		0-0 5-3						0-3 K	4	0	0	0	0	3	0	Minnesota Twins @ Milwaukee Brewers Milwaukee County Stadium, Milwaukee, WI Wed May 26 1971, 8:05 PM EDT Att. 4,978 - Unknown - 50 F AB 33 R 1 H 8 RBI 1 BB 2 SO 12 LOB 16 										
Ron Theobald, R (1, 4) OBP: 0.309, SLG: 0.429	0-0 L3 1B		0-3 K						0-0 5-3	4	0	2	0	0	1	0											
Dave May, L (1, 8) OBP: 0.357, SLG: 0.413	0-0 L3								0-0 F9	4	0	1	0	0	0	1											
Bill Voss, L (1, 9) OBP: 0.315, SLG: 0.383		0-0 4-3 1B							0-0 4-3	4	1	3	0	0	0	2											
John Briggs, L (1, 7) OBP: 0.353, SLG: 0.427		0-3 K							0-0 1B 2B	4	0	1	1	1	0	3											
Mike Hegan, L (1, 3) OBP: 0.361, SLG: 0.380		0-0 4-3							0-0 2H 1B	4	0	1	1	0	3	4											
Ellie Rodriguez, R (1, 2) OBP: 0.364, SLG: 0.382		0-0 4-3							4-0 1B BB	2	0	0	0	2	0	2											
Rick Auerbach, R (1, 6) OBP: 0.284, SLG: 0.244		0-0 HBP							0-0 BB	3	0	1	0	0	1	1											
Ted Kubiak, S (9, PH) OBP: 0.273, SLG: 0.262		0-0 F4							0-0 F9	1	0	0	0	0	1	1											
Skip Lockwood, R (1, 1) OBP: 0.200, SLG: 0.111			0-3 K						0-3 K	2	0	0	0	0	2	0											
Floyd Wicker, L (7, PH) OBP: 0.309, SLG: 0.125									0-0 FC6	1	0	0	0	0	0	0											
Marcelino Lopez, R (8, 1) OBP: 0.333, SLG: 0.333									0-0 K	0	0	0	0	0	0	0											
Danny Walton, R (9, PH) OBP: 0.317, SLG: 0.358									0-0 K	1	0	0	0	0	0	1											
Inning Stats	R: 0 E: 0 K: 1 S: 5	H: 1 LOB: 0 BB: 0 P: 5	R: 0 E: 0 K: 1 S: 6	H: 1 LOB: 2 BB: 0 P: 7	R: 0 E: 0 K: 2 S: 7	H: 0 LOB: 0 BB: 0 P: 7	R: 1 E: 0 K: 0 S: 5	H: 3 LOB: 2 BB: 1 P: 9	R: 0 E: 0 K: 2 S: 7	H: 0 LOB: 0 BB: 0 P: 7	R: 0 E: 0 K: 1 S: 6	H: 1 LOB: 1 BB: 0 P: 6	R: 0 E: 0 K: 1 S: 5	H: 0 LOB: 0 BB: 0 P: 5	R: 0 E: 0 K: 2 S: 9	H: 2 LOB: 2 BB: 0 P: 9	R: 0 E: 0 K: 2 S: 7	H: 0 LOB: 1 BB: 1 P: 11	1B: 7 2B: 2 3B: 0 HR: 0	SF: 0 SAC: 0 DP: 1 HBP: 1	WP: 0 PB: 0 CS: 0	PA: 36					
PITCHER	IP	WLS	BF	H	R	ER	SO	BB	IBB	HBP	BLK	WP	HR	S	P	ERA	WHIP										
Bert Blyleven, R (1, 1) ERA: 1.81	9.0	W	36	8	1	1	12	2	0	1	0	0	0	57	66	1.00	1.111										

Batter	1	2	3	4	5	6	7	8	9	AB	R	H	RBI	BB	SO	LOB	TOP										
Cesar Tovar, R OBP: 0.378, SLG: 0.385 (1, 7)										4	0	1	0	0	0	1											
Rod Carew, L OBP: 0.256, SLG: 0.307 (1, 4)										4	0	0	0	0	2	1											
Tony Oliva, L OBP: 0.409, SLG: 0.664 (1, 9)										4	0	0	0	0	2	0											
Jim Holt, L OBP: 0.339, SLG: 0.414 (1, 8)										4	0	0	0	0	0	0											
Steve Braun, L OBP: 0.407, SLG: 0.411 (1, 5)										3	0	0	0	0	1	0											
Rich Reese, L OBP: 0.239, SLG: 0.180 (1, 3)										3	0	0	0	0	1	0											
Leo Cardenas, R OBP: 0.346, SLG: 0.409 (1, 6)										2	2	1	0	1	1	0											
Paul Ratliff, L OBP: 0.208, SLG: 0.429 (1, 2)										0	1	0	0	0	0	0											
George Mitterwald, R OBP: 0.333, SLG: 0.387 (8, 2)										0	0	0	0	0	0	0											
Jim Kaat, L OBP: 0.179, SLG: 0.250 (1, 1)										1	0	0	1	0	0	0											
Charlie Manuel, L OBP: 0.273, SLG: 0.300 (8, PH)										1	0	0	0	0	1	0											
Tom Hall, L OBP: 0.368, SLG: 0.389 (8, 1)										0	0	0	0	0	0	0											
Ron Perranoski, L (8, 1)										0	0	0	0	0	0	0											
Inning Stats	R: 0 E: 0 K: 2 S: 7	H: 0 LOB: 0 BB: 0 P: 7	R: 0 E: 0 K: 1 S: 5	H: 0 LOB: 0 BB: 0 P: 5	R: 1 E: 0 K: 0 S: 3	H: 1 LOB: 0 BB: 1 P: 7	R: 0 E: 0 K: 0 S: 3	H: 0 LOB: 0 BB: 0 P: 3	R: 0 E: 0 K: 2 S: 7	H: 0 LOB: 0 BB: 0 P: 7	R: 0 E: 0 K: 1 S: 5	H: 0 LOB: 0 BB: 0 P: 5	R: 2 E: 0 K: 1 S: 7	H: 2 LOB: 0 BB: 0 P: 7	R: 0 E: 0 K: 0 S: 3	H: 0 LOB: 0 BB: 0 P: 3	1B: 1 2B: 1 3B: 0 HR: 1	SF: 0 SAC: 1 DP: 0 HBP: 0	WP: 1 PB: 0 CS: 1	PA: 32							
PITCHER	IP	WLS	BF	H	R	ER	SO	BB	IBB	HBP	BLK	WP	HR	S	P	ERA	WHIP										
Marty Pattin, R ERA: 2.58 (1, 1)	8.0	W	28	3	3	3	9	1	0	0	0	1	1	45	49	3.38	0.500										
Ken Sanders, R ERA: 2.73 (9, 1)	1.0	S	3	0	0	0	0	0	0	0	0	0	0	3	3	0.00	0.000										

Minnesota Twins @ Milwaukee Brewers
Milwaukee County Stadium, Milwaukee, WI
Thu May 27 1971, 4:33 AM EDT
Att: 9,016 - Sunny - 52 F

AB	26
R	3
H	2
RBI	1
BB	1
SO	8
LOB	2



Batter	1	2	3	4	5	6	7	8	9	AB	R	H	RBI	BB	SO	LOB	BOTTOM										
Tommy Harper, R OBP: 0.266, SLG: 0.275 (1, 5)										3	1	0	0	1	0	0											
Ron Theobald, R OBP: 0.418, SLG: 0.395 (1, 4)										3	0	0	0	0	1	0											
Andy Kosco, R OBP: 0.284, SLG: 0.296 (1, 3) (8, 7)										3	1	1	0	1	2	0											
Danny Walton, R OBP: 0.317, SLG: 0.375 (7, PR)										3	0	1	0	0	1	1											
Mike Hegan, L OBP: 0.361, SLG: 0.380 (8, 3) (8, 3)										0	1	0	0	0	0	0											
Roberto Pena, R OBP: 0.250, SLG: 0.299 (8, PH) (9, 3)										1	0	1	3	0	0	0											
Al Yates, R OBP: 0.300, SLG: 0.300 (1, 9)										4	1	2	0	0	0	1											
Dave May, L OBP: 0.357, SLG: 0.411 (1, 8)										3	0	1	1	0	0	1											
Elie Rodriguez, R OBP: 0.363, SLG: 0.380 (1, 2)										3	0	1	1	0	0	2											
Rick Auerbach, R OBP: 0.276, SLG: 0.236 (1, 6)										3	0	0	0	0	1	4											
Marty Pattin, R OBP: 0.250, SLG: 0.160 (1, 1)										2	0	0	0	0	0	2											
Ted Kubiak, S OBP: 0.279, SLG: 0.262 (8, PH)										0	1	0	0	1	0	0											
Ken Sanders, R (9, 1)										0	0	0	0	0	0	0											
Inning Stats	R: 0 E: 0 K: 1 S: 5	H: 0 LOB: 0 BB: 0 P: 5	R: 0 E: 0 K: 0 S: 3	H: 0 LOB: 0 BB: 0 P: 3	R: 0 E: 0 K: 1 S: 5	H: 0 LOB: 0 BB: 0 P: 5	R: 0 E: 0 K: 1 S: 6	H: 1 LOB: 1 BB: 0 P: 6	R: 0 E: 0 K: 2 S: 7	H: 0 LOB: 0 BB: 0 P: 7	R: 2 E: 1 K: 0 S: 5	H: 3 LOB: 1 BB: 0 P: 5	R: 3 E: 0 K: 0 S: 3	H: 1 LOB: 1 BB: 3 P: 15	R: 0 E: 0 K: 0 S: 3	H: 0 LOB: 0 BB: 0 P: 3	1B: 4 2B: 2 3B: 1 HR: 0	SF: 0 SAC: 1 DP: 1 HBP: 0	WP: 0 PB: 0 CS: 0	PA: 32							
PITCHER	IP	WLS	BF	H	R	ER	SO	BB	IBB	HBP	BLK	WP	HR	S	P	ERA	WHIP										
Jim Kaat, L ERA: 3.01 (8, 1)	0.1	L	5	1	3	3	0	2	1	0	0	0	0	2	14	81.00	9.000										
Tom Hall, L ERA: 3.07 (8, 1)	0.2		1	0	0	0	0	0	0	0	0	0	0	1	1	0.00	0.000										

Minnesota Twins @ Milwaukee Brewers
Milwaukee County Stadium, Milwaukee, WI
Thu May 27 1971, 4:33 AM EDT
Att: 9,016 - Sunny - 52 F

AB	28
R	5
H	7
RBI	5
BB	3
SO	5
LOB	11



Batter	1	2	3	4	5	6	7	8	9	AB	R	H	RBI	BB	SO	LOB	TOP	
Dick McAuliffe, L (1,4) OBP: 0.267, SLG: 0.349										4	1	1	1	1	0	1	Detroit Tigers @ Milwaukee Brewers Milwaukee County Stadium, Milwaukee, WI Fri May 28 1971, 8:05 PM EDT Att. 7,389 - Unknown - 57 F	
Al Kaline, R (1,9) OBP: 0.455, SLG: 0.434										3	0	2	0	1	1	1		
Jim Northrup, L (1,8) OBP: 0.367, SLG: 0.421										3	1	1	1	1	0	3		
Willie Horton, R (1,7) OBP: 0.297, SLG: 0.490										4	1	1	0	0	1	5		
Norm Cash, L (1,3)										3	1	0	0	0	1	0		
Bill Freehan, R (1,2) OBP: 0.333, SLG: 0.423										4	1	0	0	0	1	1		
Aurelio Rodriguez, R (1,5)										4	0	1	1	0	2	0		
Ed Brinkman, R (1,6) OBP: 0.267, SLG: 0.253										4	1	1	0	0	0	2		
Les Cain, L (1,1)										3	0	0	0	0	3	1		
Bill Denehy, S (7,1)										0	0	0	0	0	0	0		
Fred Scherman, L (7,1) OBP: 0.167, SLG: 0.167										1	0	1	1	0	0	0		
Inning Stats	R: 0 E: 1 K: 1 S: 5	H: 1 LOB: 1 BB: 1 P: 9	R: 0 E: 0 K: 1 S: 5	H: 0 LOB: 0 BB: 0 P: 5	R: 4 E: 0 K: 3 S: 13	H: 4 LOB: 0 BB: 0 P: 13	R: 0 E: 0 K: 1 S: 5	H: 0 LOB: 2 BB: 0 P: 5	R: 0 E: 0 K: 1 S: 5	H: 0 LOB: 0 BB: 0 P: 5	R: 0 E: 0 K: 0 S: 3	H: 1 LOB: 0 BB: 0 P: 3	R: 2 E: 1 K: 0 S: 5	H: 2 LOB: 1 BB: 0 P: 6	1B: 6 2B: 1 3B: 1 HR: 0	SF: 0 SAC: 0 DP: 1 HBP: 1	WP: 2 PB: 0 SB: 0 CS: 2	PA: 37
PITCHER	IP WLS BF H R ER SO BB IBB HBP BLK WP HR S P ERA WHIP																	
Bill Parsons, R (1,1) ERA: 1.99	7.0 L 28 5 4 3 9 3 0 0 0 0 1 0 43 55 3.86 1.143																	
Ken Sanders, R (8,1) ERA: 2.64	2.0 9 3 2 1 0 0 0 0 1 0 0 0 8 9 4.50 1.500																	


AB	33
R	6
H	8
RBI	4
BB	3
SO	9
LOB	14




Batter	1	2	3	4	5	6	7	8	9	AB	R	H	RBI	BB	SO	LOB	BOTTOM					
Tommy Harper, R (1,5) OBP: 0.264, SLG: 0.268										4	0	0	0	1	1	2	Detroit Tigers @ Milwaukee Brewers Milwaukee County Stadium, Milwaukee, WI Fri May 28 1971, 8:05 PM EDT Att. 7,389 - Unknown - 57 F					
Ron Theobald, R (1,4) OBP: 0.413, SLG: 0.375										2	0	0	0	1	0	0						
Ted Kubiak, S (7, PH) OBP: 0.274, SLG: 0.257										2	0	0	0	0	0	3						
Al Yates, R (1,9) OBP: 0.286, SLG: 0.286										4	1	1	0	0	2	1						
Danny Walton, R (1,7) OBP: 0.313, SLG: 0.383										4	0	1	0	0	2	2						
Roberto Pena, R (1,3) OBP: 0.250, SLG: 0.286										3	0	0	0	1	1	1						
Mike Hegan, L (8, PR) OBP: 0.361, SLG: 0.380										0	0	0	0	0	0	0						
Dave May, L (1,8) OBP: 0.354, SLG: 0.414										4	1	1	0	0	1	2						
Phil Roof, R (1,2) OBP: 0.286, SLG: 0.282										3	1	3	3	1	0	0						
Rick Auerbach, R (1,6) OBP: 0.265, SLG: 0.226										4	0	0	0	0	0	4						
Bill Parsons, R (1,1) OBP: 0.238, SLG: 0.211										1	0	1	0	1	0	0						
Andy Kosco, R (7, PH) OBP: 0.293, SLG: 0.306										1	0	1	0	0	0	0						
Ken Sanders, R (8,1) OBP: 0.350, SLG: 0.422										0	0	0	0	0	0	0						
John Briggs, L (8, PH) OBP: 0.350, SLG: 0.422										1	0	0	0	0	0	0						
Inning Stats	R: 0 E: 0 K: 1 S: 5	H: 0 LOB: 0 BB: 0 P: 5	R: 0 E: 0 K: 2 S: 7	H: 0 LOB: 0 BB: 0 P: 7	R: 0 E: 0 K: 0 S: 2	H: 0 LOB: 1 BB: 2 P: 10	R: 0 E: 0 K: 0 S: 2	H: 0 LOB: 0 BB: 1 P: 6	R: 2 E: 0 K: 1 S: 8	H: 3 LOB: 1 BB: 0 P: 8	R: 0 E: 0 K: 1 S: 6	H: 1 LOB: 1 BB: 0 P: 6	R: 0 E: 0 K: 1 S: 7	H: 2 LOB: 3 BB: 1 P: 11	R: 1 E: 0 K: 1 S: 7	H: 2 LOB: 2 BB: 1 P: 11	R: 0 E: 0 K: 0 S: 3	H: 0 LOB: 0 BB: 0 P: 3	1B: 5 2B: 3 3B: 0 HR: 1	SF: 0 SAC: 0 DP: 2 HBP: 0	WP: 0 PB: 0 SB: 0 CS: 0	PA: 38
PITCHER	IP WLS BF H R ER SO BB IBB HBP BLK WP HR S P ERA WHIP																					
Les Cain, L (1,1) ERA: 1.42	6.2 W 27 6 2 2 6 3 0 0 0 0 0 0 48 2.70 1.350																					
Bill Denehy, R (7,1) ERA: 2.31	0.0 1 0 0 0 0 1 0 0 0 0 0 0 4 1.00 1.000																					
Fred Scherman, L (7,1) ERA: 1.76	2.1 S 10 2 1 1 1 1 0 0 0 0 0 0 11 3.86 1.286																					

AB	33
R	3
H	8
RBI	3
BB	5
SO	7
LOB	15



Batter	1	2	3	4	5	6	7	8	9	AB	R	H	RBI	BB	SO	LOB	TOP					
Dick McAuliffe, L OBP: 0.261, SLG: 0.341	G3			K	3-1			4-3		4	0	0	0	0	1	2	Detroit Tigers @ Milwaukee Brewers Milwaukee County Stadium, Milwaukee, WI Sat May 29 1971, 4:33 AM EDT Att: 10,514 - Unknown - 70 F AB 33 R 2 H 5 RBI 1 BB 2 SO 5 LOB 10 					
Al Kaline, R OBP: 0.456, SLG: 0.435 Dalton Jones, L OBP: 0.405, SLG: 0.571	L5-3			1B			G3	F7		2	0	1	0	0	0	0						
Jim Northrup, L OBP: 0.367, SLG: 0.420 Mickey Stanley, R OBP: 0.284, SLG: 0.347	F8			1B			L7	F8		3	0	1	0	0	0	0						
Willie Horton, R OBP: 0.293, SLG: 0.484 Bill Denehy, S	F7			F7				4-3		2	0	0	0	0	0	2						
Tom Timmermann, R Les Cain, L Bill Zepp, R				F7			BB			0	0	0	0	0	0	0						
Norm Cash, L OBP: 0.383, SLG: 0.643	F9			K			F5			4	0	0	0	0	2	3						
Bill Freehan, R OBP: 0.329, SLG: 0.417 Jim Price, R OBP: 0.259, SLG: 0.217	F8				5-3			E5		2	0	0	0	0	0	0						
Aurelio Rodriguez, R OBP: 0.259, SLG: 0.310 Kevin Collins, L OBP: 0.357, SLG: 0.571			K		F7		FC5-4	F7		2	0	0	0	0	1	0						
Ed Brinkman, R OBP: 0.270, SLG: 0.252 Cesar Gutierrez, R			6-3				2B	BB		1	0	0	0	1	0	0						
Joe Coleman, R OBP: 0.231, SLG: 0.208 Mike Kilkenny, R			5-3							2	1	0	0	0	1	2						
Gates Brown, L OBP: 0.357, SLG: 0.423							1-3	2B		1	0	0	0	0	0	0						
							1-H	E4		2	1	2	1	0	0	0						
										1	0	0	0	0	0	0						
										0	0	0	0	0	0	0						
										2	1	2	1	0	0	0						
Inning Stats	R: 0 E: 0 K: 0 S: 3	H: 0 LOB: 0 BB: 0 P: 3	R: 0 E: 0 K: 0 S: 3	H: 0 LOB: 0 BB: 0 P: 3	R: 0 E: 0 K: 1 S: 5	H: 0 LOB: 0 BB: 0 P: 5	R: 0 E: 0 K: 2 S: 9	H: 2 LOB: 2 BB: 0 P: 9	R: 0 E: 0 K: 0 S: 4	H: 1 LOB: 2 BB: 1 P: 8	R: 0 E: 0 K: 0 S: 3	H: 0 LOB: 1 BB: 1 P: 7	R: 2 E: 1 K: 0 S: 5	H: 2 LOB: 0 BB: 0 P: 5	R: 0 E: 0 K: 0 S: 3	H: 0 LOB: 0 BB: 0 P: 3		R: 0 E: 1 K: 2 S: 8	H: 0 LOB: 1 BB: 0 P: 8	1B: 3 2B: 1 3B: 1 HR: 0	SF: 0 SAC: 0 DP: 0 HBP: 0	WP: 0 PB: 0 SB: 0 CS: 0
PITCHER Lew Krause, R ERA: 3.23	IP: 9.0 WLS: W BF: 35 H: 5 R: 2 ER: 1 SO: 5 BB: 2 IBB: 0 HBP: 0 BLK: 0 WP: 0 HR: 0 S: 43 P: 51 ERA: 1.00 WHIP: 0.778															PITCHER	IP: 9.0 WLS: W BF: 35 H: 5 R: 2 ER: 1 SO: 5 BB: 2 IBB: 0 HBP: 0 BLK: 0 WP: 0 HR: 0 S: 43 P: 51 ERA: 1.00 WHIP: 0.778					

Batter	1	2	3	4	5	6	7	8	9	AB	R	H	RBI	BB	SO	LOB	BOTTOM			
Tommy Harper, R OBP: 0.266, SLG: 0.272	1B	1-3	FC4-6		FC5-4			5-3		5	1	2	1	0	0	3	Detroit Tigers @ Milwaukee Brewers Milwaukee County Stadium, Milwaukee, WI Sat May 29 1971, 4:33 AM EDT Att: 10,514 - Unknown - 70 F AB 34 R 9 H 12 RBI 8 BB 4 SO 2 LOB 14 			
Ron Theobald, R OBP: 0.412, SLG: 0.378	FC4-6		1B		5-3			6-3		5	1	2	0	0	0	2				
Dave May, L OBP: 0.349, SLG: 0.406	FC4-6		1B		F9			F7		5	1	1	1	0	0	1				
Bill Voss, L OBP: 0.336, SLG: 0.407	2B		1B		E4			F8		3	2	3	1	1	0	0				
John Briggs, L OBP: 0.346, SLG: 0.415	4-3		1B		HR			F8		4	1	1	1	0	1	3				
Mike Hegan, L OBP: 0.373, SLG: 0.417		SH2-4	1B		G3					3	2	2	2	1	0	1				
Elie Rodriguez, R OBP: 0.369, SLG: 0.378		SH2-4	1B		F7			6-3		3	1	1	2	1	0	0				
Rick Auerbach, R OBP: 0.255, SLG: 0.216		K			F8			6-3		4	0	0	0	0	1	3				
Lew Krause, R		SH2-4			F7			P6		2	0	0	0	1	0	1				
Inning Stats	R: 1 E: 0 K: 0 S: 5	H: 3 LOB: 1 BB: 0 P: 5	R: 0 E: 0 K: 1 S: 6	H: 1 LOB: 2 BB: 1 P: 10	R: 6 E: 0 K: 0 S: 9	H: 6 LOB: 1 BB: 1 P: 13	R: 2 E: 0 K: 1 S: 6	H: 1 LOB: 0 BB: 1 P: 10	R: 0 E: 0 K: 0 S: 3	H: 0 LOB: 1 BB: 1 P: 7	R: 0 E: 1 K: 0 S: 4	H: 1 LOB: 1 BB: 0 P: 4	R: 0 E: 0 K: 0 S: 3	H: 0 LOB: 0 BB: 0 P: 3	R: 0 E: 0 K: 0 S: 3	H: 0 LOB: 0 BB: 0 P: 3		1B: 10 2B: 1 3B: 0 HR: 1	SF: 0 SAC: 1 DP: 0 HBP: 0	WP: 1 PB: 0 SB: 1 CS: 1
PITCHER Joe Coleman, R ERA: 3.77 Mike Kilkenny, L ERA: 9.95 Bill Denehy, R ERA: 1.98 Tom Timmermann, R ERA: 3.13 Bill Zepp, R ERA: 4.33	IP: 2.0 WLS: L BF: 11 H: 3 R: 4 ER: 4 SO: 1 BB: 2 IBB: 0 HBP: 0 BLK: 0 WP: 1 HR: 1 S: 11 P: 19 ERA: 18.00 WHIP: 2.500															PITCHER	IP: 2.0 WLS: L BF: 11 H: 3 R: 4 ER: 4 SO: 1 BB: 2 IBB: 0 HBP: 0 BLK: 0 WP: 1 HR: 1 S: 11 P: 19 ERA: 18.00 WHIP: 2.500			

Batter	1	2	3	4	5	6	7	8	9	AB	R	H	RBI	BB	SO	LOB	TOP					
Graig Nettles, L OBP: 0.340, SLG: 0.350 (1, 5)										3	0	2	2	1	0	0	Cleveland Indians @ Milwaukee Brewers Milwaukee County Stadium, Milwaukee, WI Mon May 31 1971, 8:05 PM EDT Att. 4,221 - Unknown - 46 F					
Vada Pinson, L OBP: 0.296, SLG: 0.351 (1, 8)										5	0	1	1	0	0	4						
Ray Fosse, R OBP: 0.337, SLG: 0.375 (1, 2)										5	0	0	0	0	3	3						
Chris Chambliss, L OBP: 0.286, SLG: 0.286 (1, 3)										5	1	2	0	0	0	2						
Ted Ford, R OBP: 0.239, SLG: 0.279 (1, 9)										5	0	2	1	0	1	2						
Ted Uhlhaender, L OBP: 0.337, SLG: 0.326 (1, 7)										4	0	0	0	1	1	3						
Eddie Leon, R OBP: 0.326, SLG: 0.326 (1, 4)										4	2	2	0	1	1	3						
Phil Hennigan, R (9, 1)										0	0	0	0	0	0	0						
Fred Stanley, R OBP: 0.500, SLG: 0.211 (1, 6)										1	2	1	0	3	0	0						
Rich Hand, R (1, 1)										2	0	0	0	0	2	3						
Rick Austin, R (4, 1)										0	0	0	0	0	0	0						
Gomer Hodge, S OBP: 0.267, SLG: 0.294 (5, PH)										1	0	0	0	0	2	3						
Vince Colbert, R (5, 1)										1	0	0	0	0	0	3						
Steve Mingo, L OBP: 0.291, SLG: 0.500 (9, 1)										0	0	0	0	0	0	0						
Lou Camilli, S OBP: 0.101, SLG: 0.093 (9, 4)										0	0	0	0	0	0	0						
Inning Stats	R: 0 E: 0 K: 1 S: 6	H: 1 LOB: 1 BB: 0 P: 6	R: 2 E: 1 K: 3 S: 12	H: 2 LOB: 2 BB: 1 P: 16	R: 0 E: 0 K: 1 S: 6	H: 1 LOB: 1 BB: 0 P: 6	R: 2 E: 0 K: 1 S: 8	H: 3 LOB: 1 BB: 0 P: 8	R: 1 E: 0 K: 0 S: 4	H: 2 LOB: 2 BB: 2 P: 12	R: 0 E: 0 K: 0 S: 3	H: 0 LOB: 0 BB: 0 P: 3	R: 0 E: 1 K: 0 S: 4	H: 0 LOB: 3 BB: 2 P: 12	R: 0 E: 0 K: 1 S: 5	H: 0 LOB: 1 BB: 1 P: 9	R: 0 E: 0 K: 1 S: 5	H: 1 LOB: 0 BB: 0 P: 5	1B: 8 2B: 1 3B: 1 HR: 0	SF: 1 SAC: 0 DP: 0 HBP: 0	WP: 2 PB: 0 SB: 0 CS: 0	PA: 43
PITCHER	IP	WLS	BF	H	R	ER	SO	BB	IBB	HBP	BLK	WP	HR	S	P	ERA	WHIP					
Skip Lockwood, R ERA: 2.99 (1, 1)	4.0		23	9	5	3	6	1	0	0	0	1	0	34	38	6.75	2.500					
Jim Hannan, R ERA: 2.91 (5, 1)	3.0		13	0	0	0	0	2	2	0	0	1	0	9	25	0.00	0.667					
Ken Sanders, R ERA: 2.6 (8, 1)	2.0	W	7	1	0	0	2	1	0	0	0	0	0	10	14	0.00	1.000					

AB	36
R	5
H	10
RBI	4
BB	6
SO	8
LOB	25



Batter	1	2	3	4	5	6	7	8	9	AB	R	H	RBI	BB	SO	LOB	BOTTOM					
Tommy Harper, R OBP: 0.280, SLG: 0.272 (1, 5)										4	1	2	2	1	0	1	Cleveland Indians @ Milwaukee Brewers Milwaukee County Stadium, Milwaukee, WI Mon May 31 1971, 8:05 PM EDT Att. 4,221 - Unknown - 46 F					
Mike Hegan, L OBP: 0.368, SLG: 0.398 (1, 3)										3	0	0	0	1	0	2						
Dave May, L OBP: 0.352, SLG: 0.397 (1, 8)										4	0	1	0	1	0	3						
Bill Voss, L OBP: 0.333, SLG: 0.441 (1, 9)										4	1	1	1	0	2	6						
John Briggs, L OBP: 0.353, SLG: 0.400 (8, PH)										2	1	1	1	2	1	0						
Andy Kosco, R OBP: 0.298, SLG: 0.311 (9, 7)										1	0	0	0	0	0	2						
Elie Rodriguez, R OBP: 0.359, SLG: 0.370 (1, 2)										3	0	0	0	1	1	4						
Ted Kubiak, S OBP: 0.292, SLG: 0.292 (1, 4)										3	2	2	1	2	0	3						
Rick Auerbach, R OBP: 0.265, SLG: 0.225 (1, 6)										4	1	1	1	0	1	3						
Skip Lockwood, R OBP: 0.273, SLG: 0.158 (1, 1)										1	0	1	0	1	0	0						
Jim Hannan, R (5, 1)										1	0	0	0	0	1	2						
Danny Walton, R OBP: 0.319, SLG: 0.377 (7, PH)										1	0	0	0	0	1	1						
Ken Sanders, R (8, 1)										0	0	0	0	0	0	0						
Inning Stats	R: 1 E: 0 K: 1 S: 6	H: 1 LOB: 3 BB: 3 P: 18	R: 0 E: 0 K: 0 S: 3	H: 1 LOB: 0 BB: 0 P: 3	R: 1 E: 0 K: 0 S: 5	H: 2 LOB: 1 BB: 0 P: 5	R: 2 E: 0 K: 1 S: 8	H: 3 LOB: 2 BB: 1 P: 12	R: 0 E: 0 K: 3 S: 9	H: 0 LOB: 2 BB: 2 P: 17	R: 0 E: 0 K: 0 S: 4	H: 1 LOB: 1 BB: 0 P: 4	R: 1 E: 0 K: 1 S: 5	H: 0 LOB: 1 BB: 2 P: 13	R: 0 E: 0 K: 0 S: 3	H: 0 LOB: 2 BB: 1 P: 8	R: 1 E: 0 K: 1 S: 4	H: 1 LOB: 0 BB: 0 P: 4	1B: 6 2B: 1 3B: 0 HR: 2	SF: 0 SAC: 2 DP: 1 HBP: 1	WP: 1 PB: 0 SB: 1 CS: 0	PA: 43
PITCHER	IP	WLS	BF	H	R	ER	SO	BB	IBB	HBP	BLK	WP	HR	S	P	ERA	WHIP					
Rich Hand, R ERA: 7.16 (1, 1)	3.0		19	7	4	4	1	4	0	0	0	0	0	5	5	12.00	3.667					
Rick Austin, L ERA: 3.0 (4, 1)	1.0		3	0	0	0	1	0	0	0	0	0	0	5	5	0.00	0.000					
Vince Colbert, R ERA: 5.24 (5, 1)	3.0		15	1	1	1	4	5	0	0	1	0	0	18	38	3.00	2.000					
Steve Mingo, L ERA: 2.45 (8, 1)	1.0		4	0	0	0	0	0	0	1	0	0	0	3	4	0.00	0.000					
Phil Hennigan, R ERA: 1.29 (9, 1)	0.1	L	2	1	1	1	1	0	0	0	0	0	1	4	4	27.00	3.000					



Batter	1	2	3	4	5	6	7	8	9	AB	R	H	RBI	BB	SO	LOB	TOP			
Graig Nettles, L OBP: 0.337, SLG: 0.364 (1, 5)	3-1	F7					F9		F8	5	1	1	1	0	0	1	Cleveland Indians @ Milwaukee Brewers Milwaukee County Stadium, Milwaukee, WI Tue Jun 01 1971, 8:05 PM EDT Att. 4,020 - Unknown - 47 F			
Vada Pinson, L OBP: 0.290, SLG: 0.351 (1, 8)	1B HBP		F8			F8				3	1	1	0	0	0					
Ted Ford, R OBP: 0.239, SLG: 0.278 (1, 9)	F8 1B 1B		K			F9			K	4	1	1	0	0	2	1				
Chris Chambliss, L OBP: 0.333, SLG: 0.333 (1, 3)	1B F8 1B					F5			F8	4	0	2	1	0	0	0				
Ted Uhlhaender, L OBP: 0.343, SLG: 0.333 (1, 7)	F8								L6	4	0	2	0	0	0	2				
Eddie Leon, R OBP: 0.327, SLG: 0.326 (1, 4)	FC6-4 1B								F9	3	0	1	1	0	0	2				
Ken Suarez, R OBP: 0.294, SLG: 0.333 Ken Harrelson, R OBP: 0.311, SLG: 0.305 (9, PH)	FC6-4								K	2	0	0	0	1	0	2				
Fred Stanley, R OBP: 0.469, SLG: 0.190 Chuck Hinton, R OBP: 0.353, SLG: 0.378 Jack Heidemann, R OBP: 0.250, SLG: 0.203 Ray Fosse, R OBP: 0.335, SLG: 0.373 (9, PH)									P4	2	0	0	0	0	1	0				
Steve Dunning, R OBP: 0.231, SLG: 0.390 Vince Colbert, R Rick Austin, R Ray Lamb, R Phil Hennigan, R Gomer Hodges, S OBP: 0.325, SLG: 0.343 (9, PH)										3	0	0	0	0	1	2				
Inning Stats	R: 2 E: 0 K: 0 S: 6	H: 3 LOB: 2 BB: 0 P: 7	R: 0 E: 0 K: 2 S: 7	H: 0 LOB: 0 BB: 0 P: 7	R: 0 E: 0 K: 1 S: 7	H: 2 LOB: 2 BB: 0 P: 7	R: 0 E: 0 K: 0 S: 3	H: 0 LOB: 0 BB: 0 P: 3	R: 1 E: 0 K: 0 S: 4	H: 1 LOB: 2 BB: 1 P: 10	R: 0 E: 0 K: 1 S: 5	H: 1 LOB: 1 BB: 0 P: 5	R: 0 E: 0 K: 0 S: 3	H: 0 LOB: 0 BB: 0 P: 3	R: 0 E: 0 K: 1 S: 6	H: 1 LOB: 1 BB: 0 P: 6		1B: 7 2B: 2 3B: 0 HR: 1	SF: 0 SAC: 1 DP: 1 HBP: 1	WP: 0 PB: 0 SB: 0 CS: 1
PITCHER Marty Pattin, R ERA: 2.62 (1, 1)	IP: 9.0 WLS: W BF: 37 H: 9 R: 3 ER: 3 SO: 6 BB: 0 IBB: 1 HBP: 1 BLK: 0 WP: 0 HR: 1 S: 47 P: 52 ERA: 3.00 WHIP: 1.000											PITCHER	IP: 9.0 WLS: W BF: 37 H: 9 R: 3 ER: 3 SO: 6 BB: 0 IBB: 1 HBP: 1 BLK: 0 WP: 0 HR: 1 S: 47 P: 52 ERA: 3.00 WHIP: 1.000							

Batter	1	2	3	4	5	6	7	8	9	AB	R	H	RBI	BB	SO	LOB	BOTTOM			
Tommy Harper, R OBP: 0.278, SLG: 0.266 (1, 5)	P6		F8						6-3	4	0	0	0	1	0	0	Cleveland Indians @ Milwaukee Brewers Milwaukee County Stadium, Milwaukee, WI Tue Jun 01 1971, 8:05 PM EDT Att. 4,020 - Unknown - 47 F			
Mike Hegan, L OBP: 0.370, SLG: 0.393 (1, 3)	1B BB		WP 1B				K		F7	4	1	1	0	1	1	2				
Dave May, L OBP: 0.361, SLG: 0.399 (1, 8)	1B 1-2		WP BB				P4		SH5-3 1B BB	2	1	1	0	2	0	0				
Bill Voss, L OBP: 0.333, SLG: 0.434 (1, 9)	K		F7						SH5-3	2	1	0	0	1	1	4				
John Briggs, L OBP: 0.367, SLG: 0.437 (1, 7)	1-3 2-H 1B								K	3	1	2	3	1	1	1				
Ted Kubiak, S OBP: 0.299, SLG: 0.293 (1, 4)	4-3		K						6-3 1B BB	3	1	1	0	1	1	5				
Elie Rodriguez, R OBP: 0.354, SLG: 0.365 (1, 2)			K						FC6-4 1B	4	0	1	1	0	1	1				
Rick Auerbach, R OBP: 0.265, SLG: 0.226 (1, 6)	1-3								FC6-4	4	0	1	1	0	1	2				
Marty Pattin, R OBP: 0.226, SLG: 0.143 (1, 1)	6-3								F9	3	0	0	0	0	0	0				
Inning Stats	R: 1 E: 0 K: 1 S: 7	H: 2 LOB: 1 BB: 1 P: 11	R: 0 E: 0 K: 1 S: 5	H: 0 LOB: 0 BB: 0 P: 5	R: 0 E: 0 K: 1 S: 6	H: 1 LOB: 2 BB: 2 P: 14	R: 0 E: 0 K: 1 S: 5	H: 0 LOB: 0 BB: 0 P: 5	R: 0 E: 0 K: 1 S: 5	H: 0 LOB: 0 BB: 0 P: 5	R: 3 E: 0 K: 0 S: 6	H: 3 LOB: 2 BB: 2 P: 14	R: 1 E: 0 K: 1 S: 6	H: 1 LOB: 2 BB: 2 P: 14	R: 0 E: 0 K: 0 S: 3	H: 0 LOB: 0 BB: 0 P: 3		1B: 6 2B: 0 3B: 0 HR: 1	SF: 0 SAC: 2 DP: 0 HBP: 0	WP: 2 PB: 0 SB: 0 CS: 0
PITCHER Steve Dunning, R ERA: 3.98 Vince Colbert, R ERA: 5.19 Rick Austin, L ERA: 3.38 Ray Lamb, R ERA: 2.88 Phil Hennigan, R ERA: 1.17 (8, 1)	IP: 5.1 WLS: L BF: 26 H: 4 R: 4 ER: 4 SO: 5 BB: 4 IBB: 0 HBP: 0 BLK: 0 WP: 0 HR: 1 S: 32 P: 48 ERA: 6.75 WHIP: 1.875											PITCHER	IP: 5.1 WLS: L BF: 26 H: 4 R: 4 ER: 4 SO: 5 BB: 4 IBB: 0 HBP: 0 BLK: 0 WP: 0 HR: 1 S: 32 P: 48 ERA: 6.75 WHIP: 1.875							

Batter	1	2	3	4	5	6	7	8	9	AB	R	H	RBI	BB	SO	LOB	TOP					
Graig Nettles, L OBP: 0.329, SLG: 0.353	F8		E6 1B FC6-4	6-3		1-3	G3			5	1	0	0	0	0	2	Cleveland Indians @ Milwaukee Brewers Milwaukee County Stadium, Milwaukee, WI Wed Jun 02 1971, 8:05 PM EDT Alt: 5,359 - Unknown - 67 F					
Vada Pinson, L OBP: 0.296, SLG: 0.369	F9		FC6-4 1B			4-3				5	1	3	0	0	0	2						
Ray Fosse, R OBP: 0.337, SLG: 0.374	1B		FC6-4 2B SF	5-3		FC6-4 1B				5	1	2	2	0	0	2						
Chris Chambliss, L OBP: 0.348, SLG: 0.391			SF 1B 2B		K	FC6-4 1B				5	1	2	0	0	1	1						
Ted Uhlhaender, L OBP: 0.336, SLG: 0.330	K		SF 1B WP		E4 2B					4	0	1	1	0	1	2						
Ted Ford, R OBP: 0.254, SLG: 0.295		4-0 BB		WP 1B		F8				4	0	2	1	1	1	2						
Eddie Leon, R OBP: 0.342, SLG: 0.341	F9		1-2 3-H IBB			1B				3	0	2	0	2	0	1						
Fred Stanley, R OBP: 0.441, SLG: 0.174										2	0	0	0	0	1	3						
Gomer Hodge, S OBP: 0.317, SLG: 0.333	6-3		K		P6					1	0	0	0	0	0	3						
Jack Heidemann, R OBP: 0.242, SLG: 0.197	1-2									2	0	0	0	0	1	2						
Sam McDowell, L OBP: 0.226, SLG: 0.226	G3									5	0	1	0	0	0	5						
Phil Hennigan, R (9, 1)										0	0	0	0	0	0	0						
Rick Austin, R (9, 1)										0	0	0	0	0	0	0						
Inning Stats	R: 0 E: 0 K: 1 S: 7	H: 2 LOB: 2 P: 7	R: 0 E: 0 K: 0 S: 3	H: 0 LOB: 1 BB: 1 P: 7	R: 3 E: 2 K: 1 S: 9	H: 3 LOB: 2 BB: 1 P: 13	R: 0 E: 0 K: 0 S: 4	H: 1 LOB: 1 BB: 0 P: 4	R: 0 E: 1 K: 1 S: 7	H: 1 LOB: 3 BB: 1 P: 11	R: 1 E: 0 K: 0 S: 6	H: 3 LOB: 2 BB: 0 P: 6	R: 0 E: 0 K: 1 S: 7	H: 2 LOB: 2 BB: 0 P: 7	R: 0 E: 0 K: 0 S: 3	H: 0 LOB: 0 BB: 0 P: 3	R: 0 E: 0 K: 1 S: 6	H: 1 LOB: 1 BB: 0 P: 6	1B: 9 2B: 3 3B: 1 HR: 0	SF: 1 SAC: 0 DP: 0 HBP: 0	WP: 1 PB: 0 CS: 0	PA: 45
PITCHER	IP WLS BF H R ER SO BB IBB HBP BLK WP HR S P ERA WHIP																					
Bill Parsons, R ERA: 1.96	(1, 1) 5.2 L 32 10 4 1 3 1 2 0 0 0 1 0 35 47 1.59 1.941																					
Jim Hannan, R ERA: 2.92	(6, 1) 0.2 4 2 0 0 1 0 0 0 0 0 0 0 6 6 0.00 3.000																					
John Morris, L ERA: 1.86	(7, 1) 1.2 5 0 0 0 0 0 0 0 0 0 0 0 5 5 0.00 0.000																					
Ken Sanders, R ERA: 2.52	(9, 1) 1.0 4 1 0 0 1 0 0 0 0 0 0 0 6 6 0.00 1.000																					

AB	41
R	4
H	13
RBI	4
BB	3
SO	5
LOB	25



Batter	1	2	3	4	5	6	7	8	9	AB	R	H	RBI	BB	SO	LOB	BOTTOM					
Tommy Harper, R OBP: 0.281, SLG: 0.261	F5		F7		BB		K			3	0	0	0	2	1	2	Cleveland Indians @ Milwaukee Brewers Milwaukee County Stadium, Milwaukee, WI Wed Jun 02 1971, 8:05 PM EDT Alt: 5,359 - Unknown - 67 F					
Roberto Pena, R OBP: 0.289, SLG: 0.293										4	0	1	1	0	0	2						
John Briggs, L OBP: 0.367, SLG: 0.437	6-3		P3		F9					0	0	0	0	0	0	0						
Bob Heise, R (9, PH)										1	0	0	0	0	1	1						
Al Yates, R OBP: 0.211, SLG: 0.211	K		5-3		K		P4			5	0	0	0	0	3	5						
Andy Kosco, R OBP: 0.307, SLG: 0.359					K		K			4	1	2	1	0	2	0						
Danny Walton, R OBP: 0.301, SLG: 0.354			F8		K		F9			4	0	0	0	0	1	1						
Phil Roof, R OBP: 0.288, SLG: 0.284										3	0	1	0	0	1	0						
John Morris, R (7, 1)			K				5-3			0	0	0	0	0	0	0						
Ron Theobald, R OBP: 0.429, SLG: 0.375					1B					1	0	0	0	0	0	1						
Ted Kubiak, S OBP: 0.312, SLG: 0.297					6-3					2	1	1	0	2	0	1						
Rick Auerbach, R OBP: 0.264, SLG: 0.220										3	0	0	0	1	1	3						
Ken Sanders, R (9, 1)										0	0	0	0	0	0	0						
Bill Parsons, R OBP: 0.261, SLG: 0.200										1	0	0	0	1	0	2						
Jim Hannan, R (6, 1)										0	0	0	0	0	0	0						
Ellie Rodriguez, R OBP: 0.357, SLG: 0.360										1	0	0	0	1	0	0						
Inning Stats	R: 0 E: 0 K: 1 S: 5	H: 0 LOB: 0 BB: 0 P: 5	R: 1 E: 0 K: 1 S: 6	H: 1 LOB: 2 BB: 2 P: 14	R: 0 E: 0 K: 0 S: 3	H: 0 LOB: 0 BB: 0 P: 3	R: 0 E: 0 K: 2 S: 8	H: 1 LOB: 1 BB: 0 P: 8	R: 0 E: 0 K: 1 S: 5	H: 0 LOB: 2 BB: 2 P: 13	R: 0 E: 0 K: 1 S: 5	H: 0 LOB: 0 BB: 0 P: 5	R: 1 E: 0 K: 1 S: 6	H: 1 LOB: 2 BB: 2 P: 14	R: 0 E: 0 K: 1 S: 7	H: 2 LOB: 2 BB: 0 P: 7	R: 0 E: 0 K: 2 S: 7	H: 0 LOB: 1 BB: 1 P: 11	1B: 4 2B: 0 3B: 0 HR: 1	SF: 0 SAC: 0 DP: 0 HBP: 0	WP: 0 PB: 0 CS: 0	PA: 39
PITCHER	IP WLS BF H R ER SO BB IBB HBP BLK WP HR S P ERA WHIP																					
Sam McDowell, L ERA: 3.22	(1, 1) 8.0 W 35 10 4 2 2 8 6 0 0 0 0 1 45 69 2.25 1.375																					
Phil Hennigan, R ERA: 1.15	(9, 1) 0.1 2 0 0 0 0 1 0 0 0 0 0 0 1 5 0.00 3.000																					
Rick Austin, L ERA: 3.24	(9, 1) 0.2 S 2 0 0 0 0 2 0 0 0 0 0 0 6 6 0.00 0.000																					

AB	32
R	2
H	5
RBI	2
BB	7
SO	10
LOB	18



Batter	1	2	3	4	5	6	7	8	9	AB	R	H	RBI	BB	SO	LOB	TOP				
Don Buford, S OBP: 0.397, SLG: 0.459 (1, 7)	F8		4-3 BB		3-1		F9	F5		4	0	0	0	1	0	3	Baltimore Orioles @ Milwaukee Brewers Milwaukee County Stadium, Milwaukee, WI Fri Jun 04 1971, 8:05 PM EDT Att: 11,633 - Unknown - 73 F				
Paul Blair, R OBP: 0.292, SLG: 0.353 (1, 8)			F2		4-3			K		5	0	2	0	0	1	4					
Brooks Robinson, R OBP: 0.382, SLG: 0.429 (1, 5)			4-3				5-3			5	1	3	0	0	0	2					
Frank Robinson, R OBP: 0.368, SLG: 0.433 Terry Crowley, L OBP: 0.500, SLG: 0.333 (9, 3)																					
Merv Rettenmund, R OBP: 0.396, SLG: 0.355 (1, 9)																					
Davey Johnson, R OBP: 0.365, SLG: 0.443 (1, 4)																					
Mark Belanger, R OBP: 0.373, SLG: 0.331 (1, 6)																					
Eliot Hendricks, L OBP: 0.300, SLG: 0.302 (1, 2)																					
Mike Cuellar, L OBP: 0.100, SLG: 0.132 (1, 1)																					
Inning Stats	R: 2 E: 0 K: 0 S: 5	H: 3 LOB: 0 BB: 0 P: 5	R: 0 E: 0 K: 0 S: 3	H: 0 LOB: 1 BB: 1 P: 7	R: 0 E: 0 K: 1 S: 5	H: 0 LOB: 1 BB: 1 P: 9	R: 0 E: 0 K: 2 S: 9	H: 2 LOB: 2 BB: 0 P: 9	R: 0 E: 0 K: 1 S: 6	H: 1 LOB: 1 BB: 0 P: 6	R: 0 E: 0 K: 0 S: 4	H: 1 LOB: 2 BB: 1 P: 8	R: 0 E: 1 K: 2 S: 8	H: 0 LOB: 2 BB: 2 P: 16	R: 0 E: 0 K: 0 S: 4	H: 2 LOB: 2 BB: 1 P: 8		1B: 9 2B: 1 3B: 0 HR: 1	SF: 0 SAC: 0 DP: 1 HBP: 0	WP: 1 PB: 0 SB: 1 CS: 1	PA: 43
PITCHER	IP	WLS	BF	H	R	ER	SO	BB	IBB	HBP	BLK	WP	HR	S	P	ERA	WHIP				
Lew Krausse, R ERA: 3.15 (1, 1)	7.1	L	36	9	2	2	5	4	1	0	0	1	1	41	61	2.46	1.773				
Ken Sanders, R ERA: 2.41 (8, 1)	1.2		7	2	0	0	1	0	1	0	0	0	0	8	12	0.00	1.200				

Batter	1	2	3	4	5	6	7	8	9	AB	R	H	RBI	BB	SO	LOB	BOTTOM				
Tommy Harper, R OBP: 0.276, SLG: 0.256 (1, 5)	K		5-3					B2-3		4	0	0	0	0	2	1	Baltimore Orioles @ Milwaukee Brewers Milwaukee County Stadium, Milwaukee, WI Fri Jun 04 1971, 8:05 PM EDT Att: 11,633 - Unknown - 73 F				
Mike Hegan, L OBP: 0.365, SLG: 0.388 (1, 3)	L8						F7	P6		4	0	1	0	0	0	1					
Andy Kosco, R OBP: 0.304, SLG: 0.354 (1, 9)							F8			4	0	1	0	0	1	1					
Danny Walton, R OBP: 0.286, SLG: 0.333 (1, 7)	K						L6			4	0	0	0	0	1	1					
Eliee Rodriguez, R OBP: 0.373, SLG: 0.371 (1, 2)										3	0	2	0	1	0	0					
Dave May, L OBP: 0.355, SLG: 0.391 (1, 8)										3	0	0	0	0	0	3					
Ted Kubiak, S OBP: 0.289, SLG: 0.289 Ken Sanders, R (8, 1)										3	0	0	0	0	0	3					
Rick Auerbach, R OBP: 0.266, SLG: 0.216 (1, 6)										2	0	0	0	1	0	1					
Lew Krausse, R (1, 1) Ron Theobald, R (8, 4)										2	0	0	0	0	2	0					
Inning Stats	R: 0 E: 0 K: 2 S: 8	H: 1 LOB: 1 BB: 0 P: 8	R: 0 E: 0 K: 0 S: 3	H: 0 LOB: 1 BB: 1 P: 7	R: 0 E: 0 K: 2 S: 8	H: 1 LOB: 1 BB: 0 P: 8	R: 0 E: 0 K: 0 S: 4	H: 1 LOB: 1 BB: 0 P: 4	R: 0 E: 0 K: 2 S: 7	H: 0 LOB: 0 BB: 0 P: 7	R: 0 E: 0 K: 0 S: 3	H: 0 LOB: 0 BB: 0 P: 3	R: 0 E: 0 K: 0 S: 3	H: 1 LOB: 1 BB: 1 P: 3	R: 0 E: 0 K: 0 S: 3	H: 0 LOB: 0 BB: 0 P: 3		1B: 4 2B: 0 3B: 0 HR: 0	SF: 0 SAC: 0 DP: 1 HBP: 0	WP: 0 PB: 0 SB: 0 CS: 0	PA: 32
PITCHER	IP	WLS	BF	H	R	ER	SO	BB	IBB	HBP	BLK	WP	HR	S	P	ERA	WHIP				
Mike Cuellar, L ERA: 2.99 (1, 1)	9.0	W	32	4	0	0	6	2	0	0	0	0	0	42	50	0.00	0.667				

Batter	1	2	3	4	5	6	7	8	9	AB	R	H	RBI	BB	SO	LOB	TOP		
Ron Theobald, R OBP: 0.394, SLG: 0.393			L9		SF7		4-3			3	1	1	2	0	0	1	Milwaukee Brewers @ Detroit Tigers Tiger Stadium, Detroit, MI Tue Jun 08 1971, 7:05 PM EDT Att: 11,296 - Unknown		
Bill Voss, L OBP: 0.338, SLG: 0.426	K		K		F8			CS 1B		4	0	1	0	0	2	1			
Roberto Pena, R OBP: 0.295, SLG: 0.295	K2-3			L9 SF8 2B		FC5-4 1B		4-3 1-2		4	1	2	0	0	1	1			
Andy Kosco, R OBP: 0.320, SLG: 0.352	1B			L9 2-3		F8		K		4	0	1	0	0	1	2			
Al Yates, R OBP: 0.214, SLG: 0.333	P3			SF8		F8			F8	3	0	0	1	0	0	2			
Phil Roof, R OBP: 0.282, SLG: 0.269		4-3		6-3		FC5-4 1-2			4-3 BB	3	0	0	0	1	0	1			
Dave May, L OBP: 0.346, SLG: 0.370		5-3			1B SF7 1B			F7	4-3	4	1	1	0	0	0	1			
Bob Heise, R OBP: 0.100, SLG: 0.150		5-3			1B S 1B				4-3	4	0	2	0	0	0	1			
Bill Parsons, R OBP: 0.240, SLG: 0.182			K		K					2	0	0	0	0	2	2			
Jim Hannan, R OBP: 0.273, SLG: 0.253					K		1-3			0	0	0	0	0	0	0			
John Morris, R OBP: 0.273, SLG: 0.253										0	0	0	0	0	0	0			
Tommy Harper, R OBP: 0.273, SLG: 0.253										1	0	0	0	0	0	1			
Ken Sanders, R OBP: 0.273, SLG: 0.253										0	0	0	0	0	0	0			
Inning Stats	R: 1 E: 0 K: 2 S: 9	H: 2 LOB: 1 BB: 0 P: 9	R: 0 E: 0 K: 0 S: 3	H: 0 LOB: 0 BB: 0 P: 3	R: 0 E: 0 K: 2 S: 7	H: 0 LOB: 0 BB: 0 P: 7	R: 1 E: 0 K: 0 S: 4	H: 1 LOB: 1 BB: 0 P: 4	R: 1 E: 0 K: 1 S: 7	H: 2 LOB: 1 BB: 0 P: 7	R: 0 E: 0 K: 0 S: 4	H: 1 LOB: 1 BB: 0 P: 4	R: 0 E: 0 K: 1 S: 5	H: 1 LOB: 0 BB: 1 P: 5	R: 0 E: 0 K: 0 S: 3	H: 0 LOB: 1 BB: 1 P: 7	1B: 5 2B: 2 3B: 0 HR: 1	SF: 2 SAC: 0 DP: 0 HBP: 0	WP: 0 PA: 35 PB: 0 SB: 1 CS: 1
PITCHER Mickey Lolich, L ERA: 2.98	IP: 9.0 WLS: W BF: 35 H: 8 R: 3 ER: 3 SO: 6 BB: 1 IBB: 0 HBP: 0 BLK: 0 WP: 0 HR: 1 S: 46 P: 50 ERA: 3.00 WHIP: 1.000																		

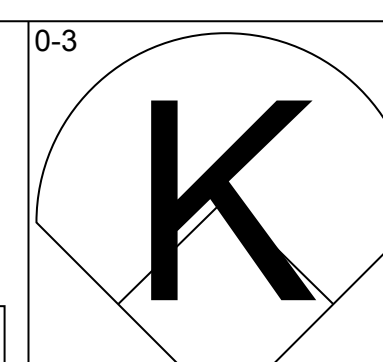
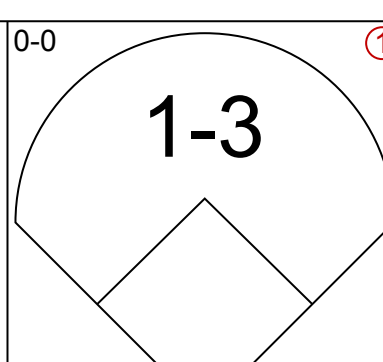
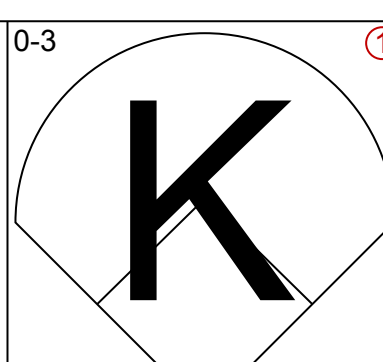
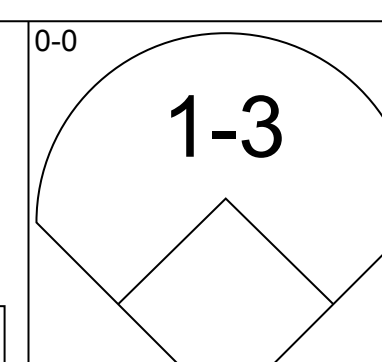
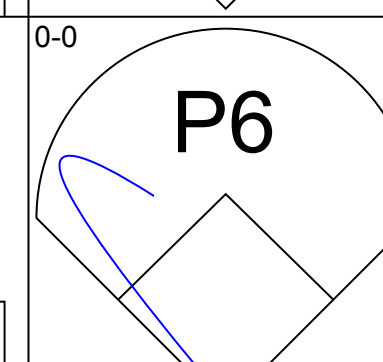
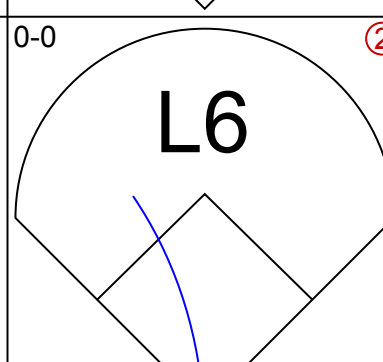
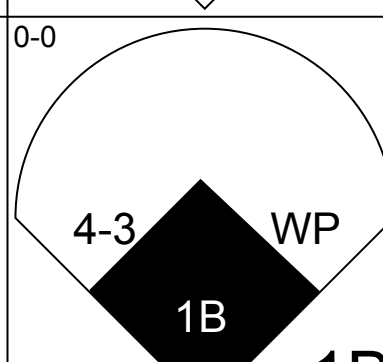
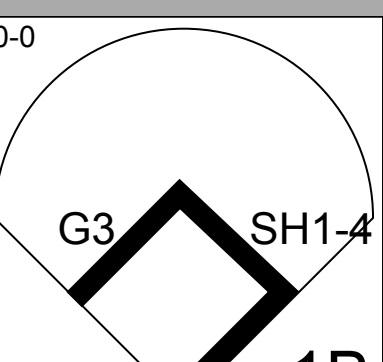
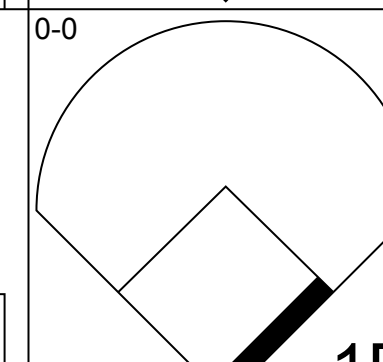
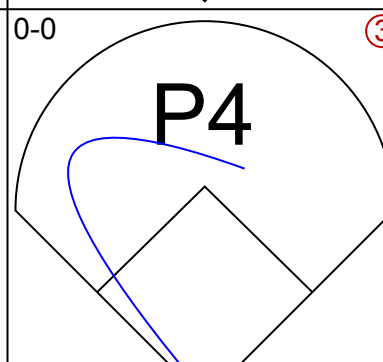
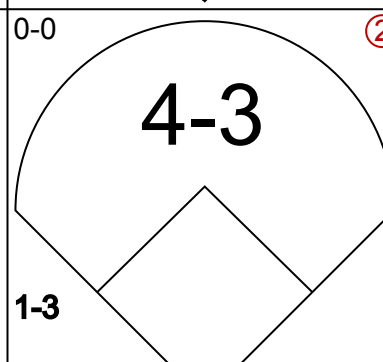
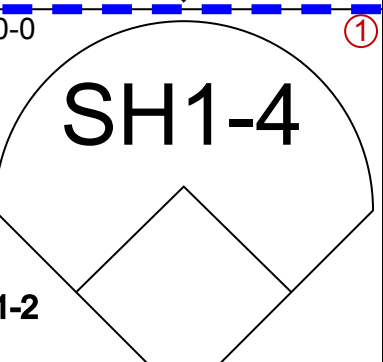
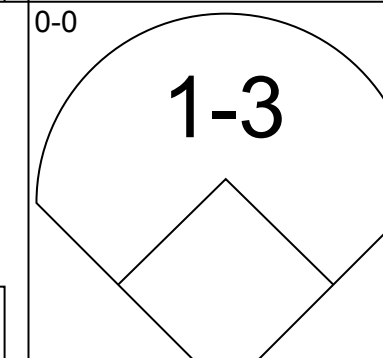
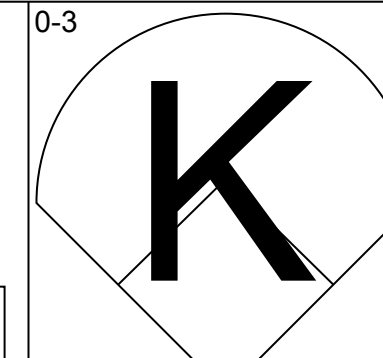
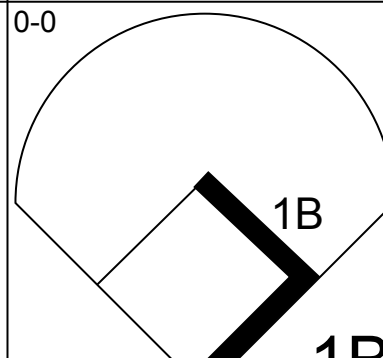
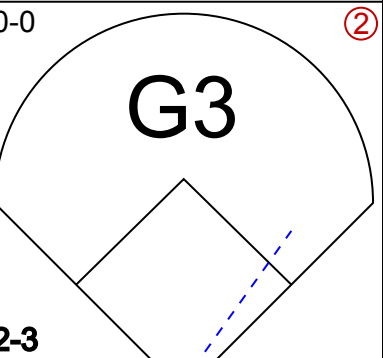
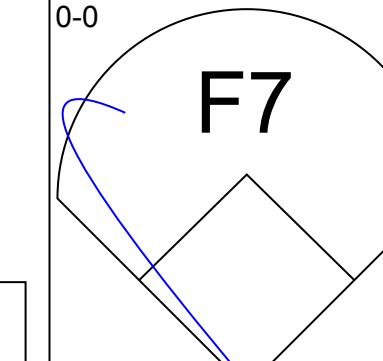
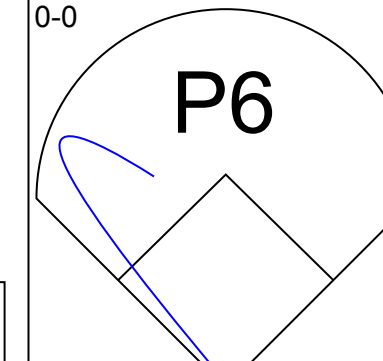
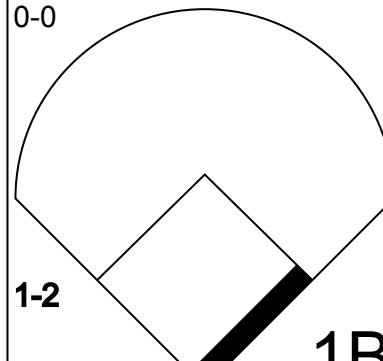
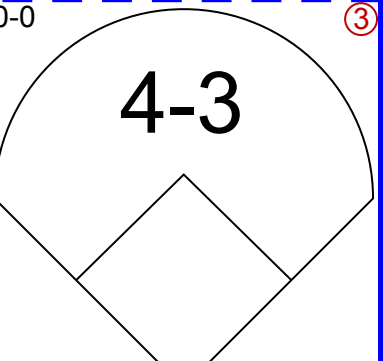
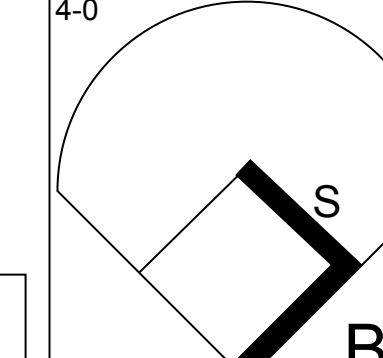
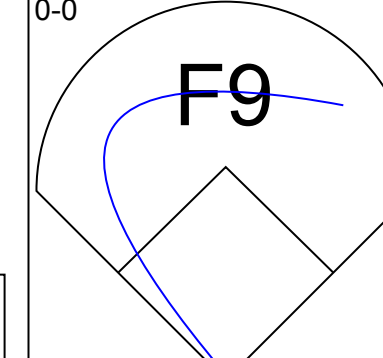
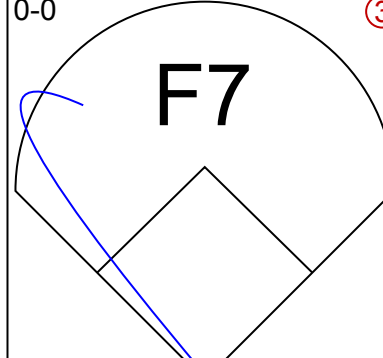
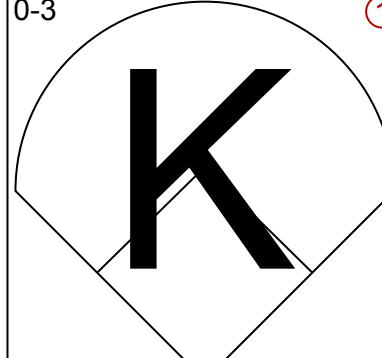
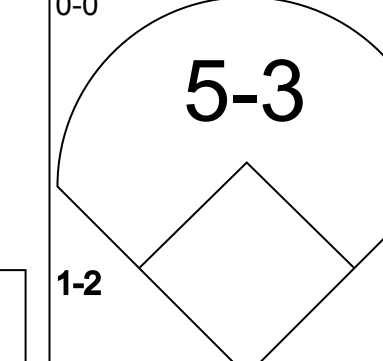
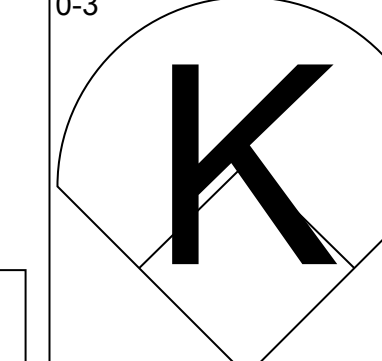
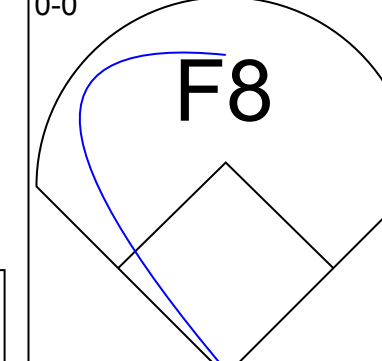
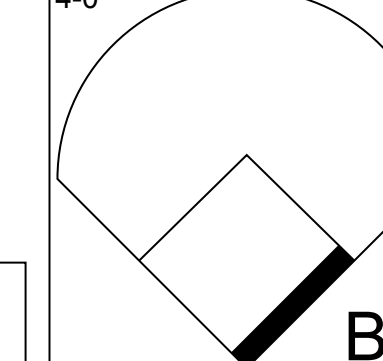
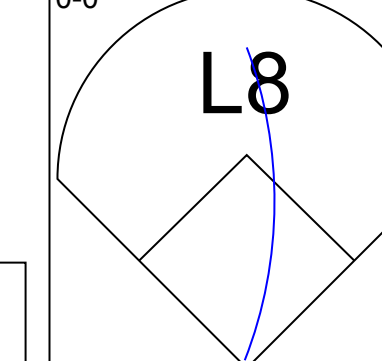
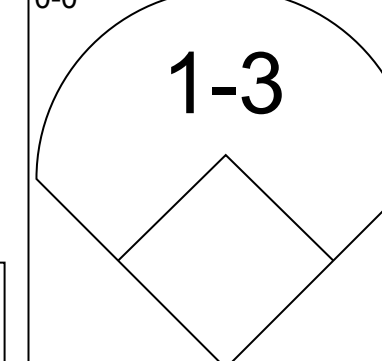
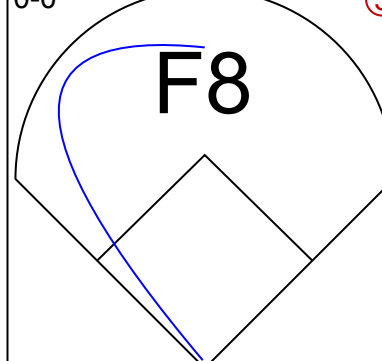
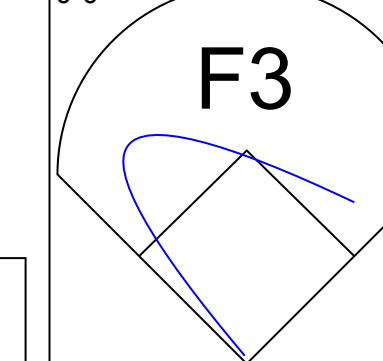
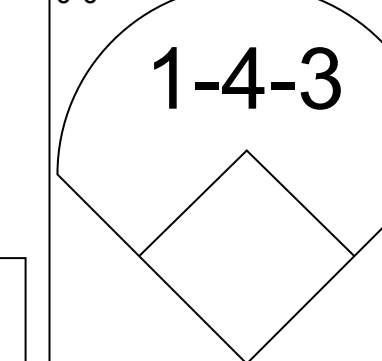
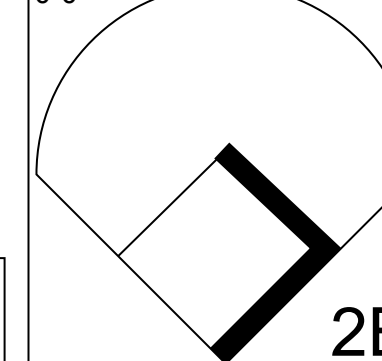
Batter	1	2	3	4	5	6	7	8	9	AB	R	H	RBI	BB	SO	LOB	BOTTOM		
Dick McAuliffe, L OBP: 0.272, SLG: 0.371	P5	3-1		1B	4-3			BB 2B		5	0	2	1	0	0	2	Milwaukee Brewers @ Detroit Tigers Tiger Stadium, Detroit, MI Tue Jun 08 1971, 7:05 PM EDT Att: 11,296 - Unknown		
Al Kaline, R OBP: 0.464, SLG: 0.453	2B BB		FC5-4 BB	K		FC1-6 BB		HR BB		1	1	0	0	4	1	1			
Dalton Jones, L OBP: 0.354, SLG: 0.565	F9		K		F7	FC1-6		HR		5	1	1	2	0	1	3			
Willie Horton, R OBP: 0.315, SLG: 0.505	2B		FC5-4 BB	1B 3B 2B		K		E6 BB 1B		5	2	2	0	0	1	2			
Norm Cash, L OBP: 0.400, SLG: 0.604	IBB		BB	3B 1B		K		1B BB		2	1	1	0	3	1	1			
Bill Freehan, R OBP: 0.345, SLG: 0.406	K		F8	3B 1B			P4	1B		4	1	1	1	1	1	5			
Mickey Stanley, R OBP: 0.305, SLG: 0.386		F9 2B		G6-3 1B 1B	SH5-4 3B		G4-6-3 1B	K		5	2	4	3	0	1	2			
Ed Brinkman, R OBP: 0.275, SLG: 0.267	F9			G6-3 1B	SH5-4		G4-6-3			3	0	1	1	0	0	2			
Mickey Lolich, S OBP: 0.306, SLG: 0.150	L4			G6-3 1B	WP BB			K		3	0	0	0	1	1	3			
Inning Stats	R: 0 E: 0 K: 1 S: 6	H: 1 LOB: 3 BB: 2 P: 14	R: 0 E: 0 K: 0 S: 4	H: 1 LOB: 1 BB: 0 P: 4	R: 0 E: 0 K: 1 S: 5	H: 0 LOB: 2 BB: 2 P: 13	R: 1 E: 0 K: 1 S: 7	H: 3 LOB: 1 BB: 0 P: 7	R: 4 E: 0 K: 0 S: 6	H: 3 LOB: 1 BB: 2 P: 14	R: 0 E: 0 K: 2 S: 7	H: 0 LOB: 1 BB: 1 P: 11	R: 0 E: 0 K: 0 S: 3	H: 1 LOB: 0 BB: 0 P: 3	R: 3 E: 1 K: 2 S: 10	H: 3 LOB: 2 BB: 2 P: 18		1B: 6 2B: 4 3B: 1 HR: 1	SF: 0 SAC: 1 DP: 2 HBP: 0
PITCHER Bill Parsons, R ERA: 2.38 Jim Hannan, R ERA: 3.97 John Morris, L ERA: 3.21 Ken Sanders, R ERA: 2.55	IP: 4.1 WLS: L BF: 25 H: 8 R: 5 ER: 5 SO: 3 BB: 4 IBB: 1 HBP: 0 BLK: 0 WP: 0 HR: 0 S: 26 P: 46 ERA: 10.38 WHIP: 2.769																		

Batter	1	2	3	4	5	6	7	8	9	AB	R	H	RBI	BB	SO	LOB	TOP			
Ron Theobald, R OBP: 0.371, SLG: 0.367 (1, 4)	0-0 6-3		0-0 L4			0-0 F3		0-3 K		4	0	0	0	0	1	1	Milwaukee Brewers @ Detroit Tigers Tiger Stadium, Detroit, MI Wed Jun 09 1971, 7:05 PM EDT Att: 12,070 - Unknown			
Bill Voos, L OBP: 0.329, SLG: 0.414 (1, 9)	0-0 F8			0-3 K		0-0 E3		0-0 F2		4	0	0	0	0	1	0				
Roberto Pena, R OBP: 0.245, SLG: 0.283 (1, 5) (7, 6) (7, 5)	0-0 L9			0-3 K2-3		0-0 F3		0-0 F2		4	0	0	0	0	1	1				
Andy Kosco, R OBP: 0.317, SLG: 0.341 (1, 3)		0-0 F3		4-0 BB		0-0 F7		0-3 K		3	0	0	0	1	1	1				
Elie Rodriguez, R OBP: 0.386, SLG: 0.354 (1, 2)	4-0 BB			0-0 P4			0-0 FC6-4 1B	4-0 FC5-4 BB		2	0	1	0	2	0	1				
Al Yates, R OBP: 0.219, SLG: 0.323 (1, 7)	0-0 G6-4-3				0-0 FC5-4 1B		0-0 F7	0-0 FC5-4		4	0	1	0	0	0	3				
Dave May, L OBP: 0.346, SLG: 0.370 (1, 8)			0-3 K2-3		0-0 1-2 1B		0-3 K			3	0	1	0	0	2	1				
Bob Heise, R OBP: 0.136, SLG: 0.182 (7, PH) Tommy Harper, R OBP: 0.272, SLG: 0.251 (7, 5) Ken Sanders, R (7, 1)				0-0 1B		0-0 F7		0-0 FC6-4		2	0	1	0	0	0	2				
Lew Krausse, R (1, 1) Ted Kubiak, S OBP: 0.301, SLG: 0.286 (7, 6)			0-3 K		0-0 FC5-9-2			0-0 6-3		2	0	0	0	0	1	3				
Inning Stats	R: 0 E: 0 K: 0 S: 3	H: 0 LOB: 0 BB: 0 P: 3	R: 0 E: 0 K: 0 S: 2	H: 0 LOB: 0 BB: 1 P: 6	R: 0 E: 0 K: 2 S: 8	H: 1 LOB: 1 BB: 0 P: 8	R: 0 E: 0 K: 2 S: 7	H: 0 LOB: 1 BB: 1 P: 11	R: 0 E: 1 K: 0 S: 4	H: 2 LOB: 2 BB: 0 P: 4	R: 0 E: 0 K: 1 S: 6	H: 1 LOB: 1 BB: 0 P: 6	R: 0 E: 0 K: 1 S: 5	H: 0 LOB: 0 BB: 0 P: 5	R: 0 E: 0 K: 1 S: 5	H: 0 LOB: 1 BB: 1 P: 9		1B: 4 2B: 0 3B: 0 HR: 0	SF: 0 SAC: 0 DP: 1 HBP: 0	WP: 0 PB: 0 SB: 0 CS: 0
PITCHER Les Cain, L ERA: 1.01 (1, 1)	IP: 9.0 WLS: W BF: 33 H: 4 R: 0 ER: 0 SO: 7 BB: 3 IBB: 0 HBP: 0 BLK: 0 WP: 0 HR: 0 S: 44 P: 56 ERA: 0.00 WHIP: 0.778																			

Batter	1	2	3	4	5	6	7	8	9	AB	R	H	RBI	BB	SO	LOB	BOTTOM			
Dick McAuliffe, L OBP: 0.272, SLG: 0.366 (1, 4)	0-0 F8			0-0 4-3		4-0 BB		0-0 SH1-4		3	0	0	0	1	1	2	Milwaukee Brewers @ Detroit Tigers Tiger Stadium, Detroit, MI Wed Jun 09 1971, 7:05 PM EDT Att: 12,070 - Unknown			
Al Kaline, R OBP: 0.462, SLG: 0.452 (1, 9)	0-0 F7 HR			0-0 L5-3		0-0 L9		0-0 FC6-5 2B		5	1	2	0	0	0	4				
Dalton Jones, L OBP: 0.358, SLG: 0.569 (1, 5)	0-0 F7				0-0 1B		0-0 F7		0-0 2B		5	0	2	0	0	5				
Willie Horton, R OBP: 0.317, SLG: 0.500 (1, 7)	1-0 HR HBP			0-0 5-3		0-3 K		0-0 F3		4	1	1	0	0	1	3				
Norm Cash, L OBP: 0.396, SLG: 0.616 (1, 3)	0-0 HR			0-0 F8		0-0 F8		0-0 G3		4	1	1	3	0	0	2				
Mickey Stanley, R OBP: 0.326, SLG: 0.395 (1, 8)	4-0 FC5-4 BB			0-0 2B		0-0 1B		4-0 IBB		2	0	2	0	2	0	0				
Bill Freehan, R OBP: 0.345, SLG: 0.410 Gates Brown, L OBP: 0.333, SLG: 0.393 Jim Price, R OBP: 0.259, SLG: 0.217 (8, 2)	0-0 FC5-4			0-0 2B		0-0 P6		0-0 P6		3	0	1	0	0	0	3				
Ed Brinkman, R OBP: 0.279, SLG: 0.272 (1, 6)		0-0 5-3		0-0 SH1-4 1B		0-0 BB 1B		0-0 F7		4	0	2	0	0	0	2				
Les Cain, L OBP: 0.250, SLG: 0.267 (1, 1)				0-0 SH1-4		0-0 P3		0-0 FC6-5 SH1-4 1B		3	0	2	0	0	0	1				
Inning Stats	R: 3 E: 0 K: 0 S: 5	H: 2 LOB: 1 BB: 1 P: 10	R: 0 E: 0 K: 1 S: 7	H: 2 LOB: 2 BB: 0 P: 7	R: 0 E: 0 K: 0 S: 4	H: 2 LOB: 2 BB: 0 P: 4	R: 0 E: 0 K: 0 S: 4	H: 1 LOB: 1 BB: 0 P: 4	R: 0 E: 0 K: 1 S: 7	H: 2 LOB: 2 BB: 0 P: 7	R: 0 E: 0 K: 0 S: 4	H: 1 LOB: 2 BB: 1 P: 8	R: 0 E: 0 K: 0 S: 5	H: 2 LOB: 2 BB: 0 P: 5	R: 0 E: 0 K: 0 S: 5	H: 2 LOB: 2 BB: 0 P: 5		1B: 10 2B: 2 3B: 0 HR: 1	SF: 0 SAC: 2 DP: 0 HBP: 1	WP: 0 PB: 0 SB: 0 CS: 0
PITCHER Lew Krausse, R ERA: 3.24 Ken Sanders, R ERA: 2.45 (7, 1)	IP: 6.1 WLS: L BF: 33 H: 11 R: 3 ER: 3 SO: 2 BB: 2 IBB: 1 HBP: 1 BLK: 0 WP: 0 HR: 1 S: 33 P: 46 ERA: 4.26 WHIP: 2.053																			

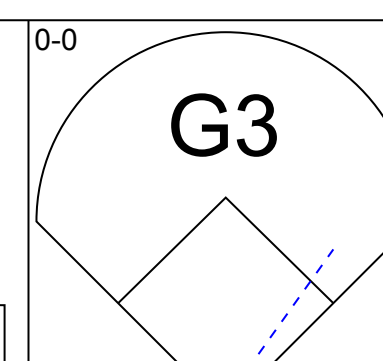
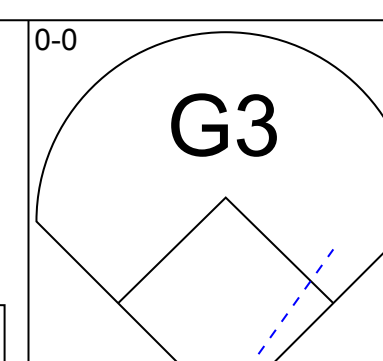
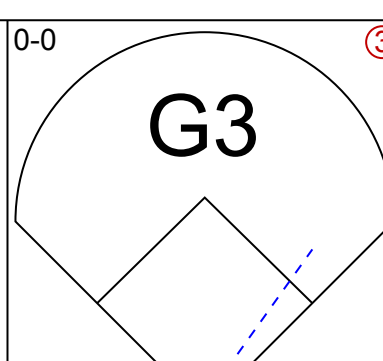
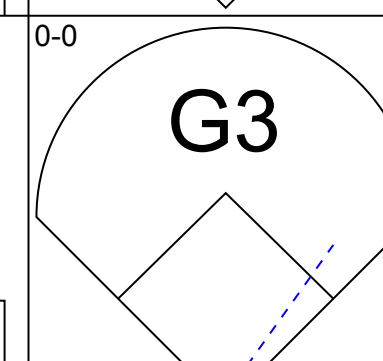
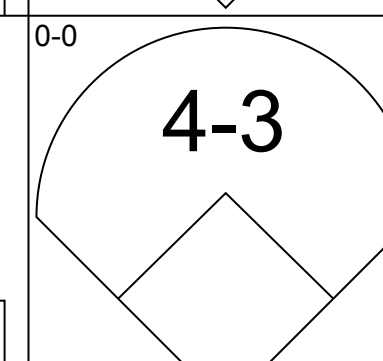
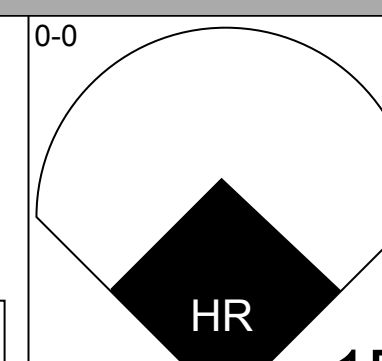
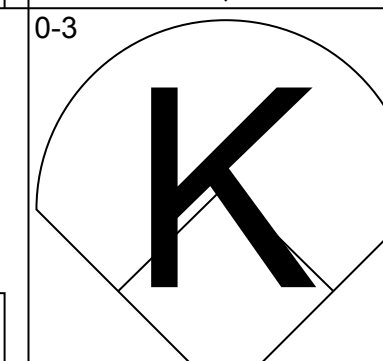
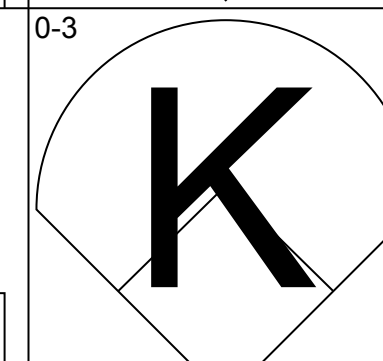
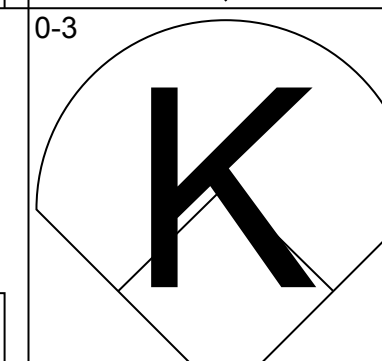
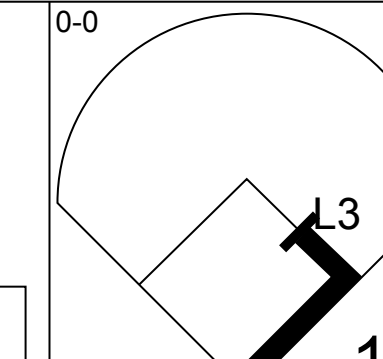
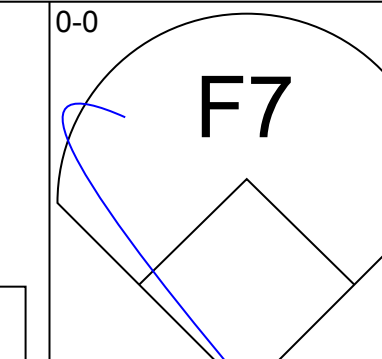
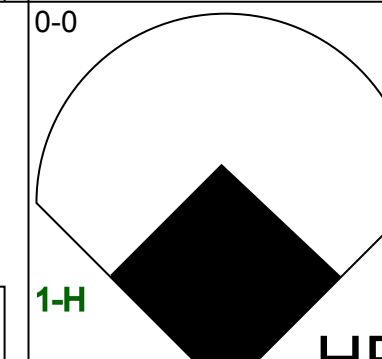
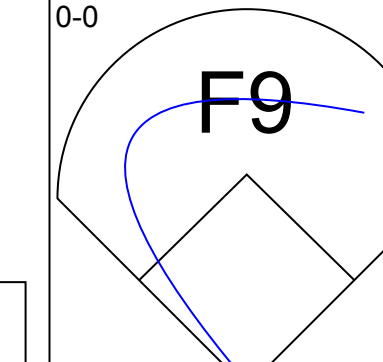
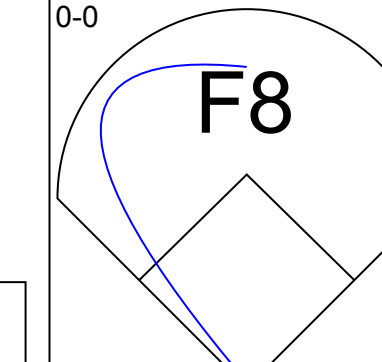
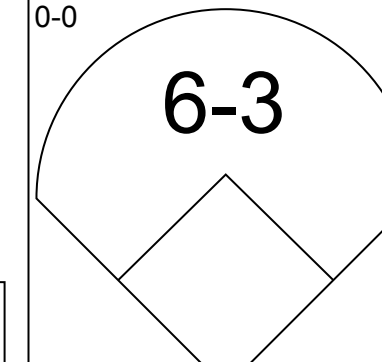
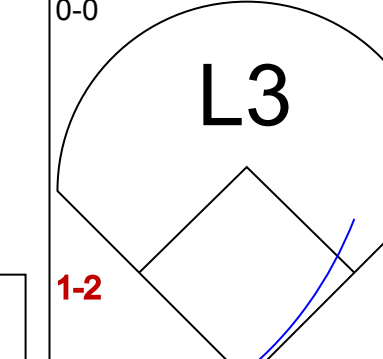
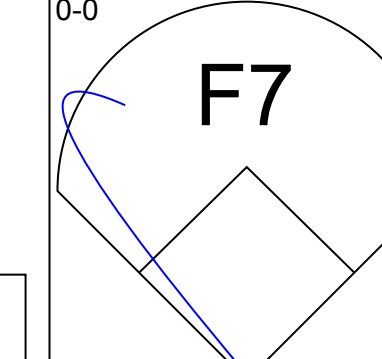
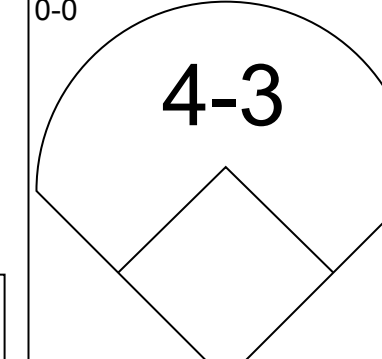
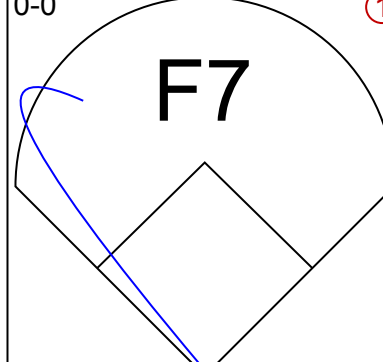
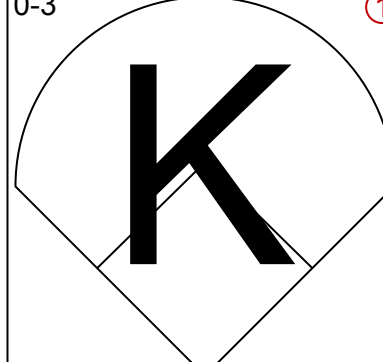
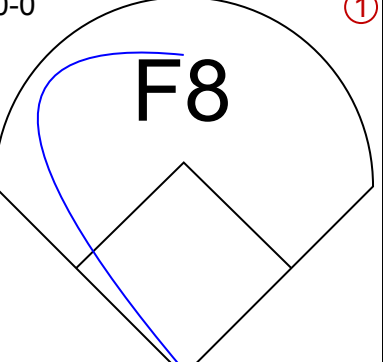
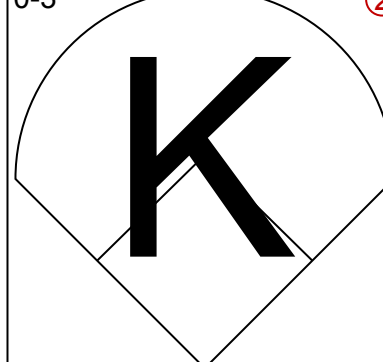
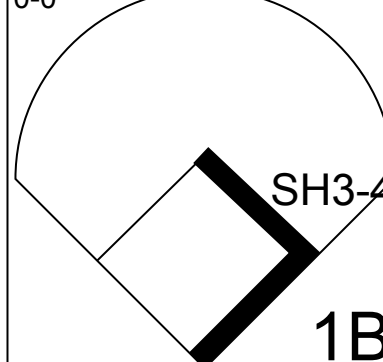
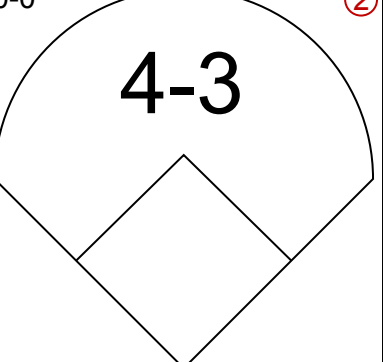
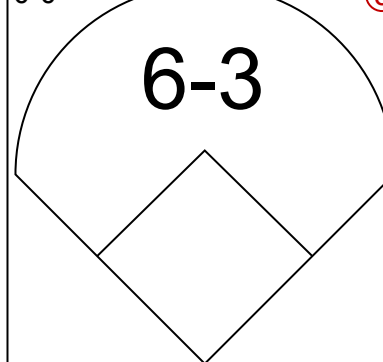
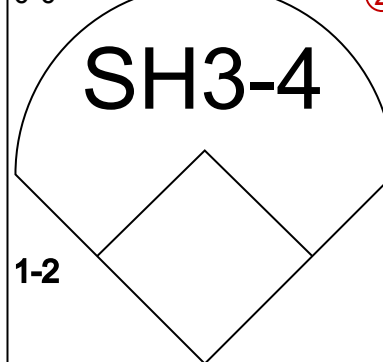
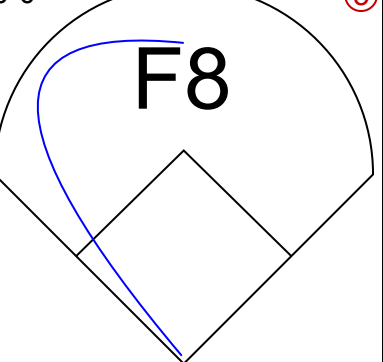
Batter	1	2	3	4	5	6	7	8	9	AB	R	H	RBI	BB	SO	LOB	TOP						
Ron Theobald, R OBP: 0.378, SLG: 0.365	4-0 WP BB		0-0 FC5-4 1-2		0-0 1-3			0-0 1B		3	0	1	0	1	0	1	Milwaukee Brewers @ Detroit Tigers Tiger Stadium, Detroit, MI Thu Jun 10 1971, 7:05 PM EDT Att: 10,962 - Unknown						
Frank Tepedino, L John Morris, R Ken Sanders, R	0-0 5-3 1-2		0-0 4-3			0-0 3-1		0-0 F8		4	0	0	0	0	0	3							
John Briggs, L OBP: 0.372, SLG: 0.473	0-0 6-3			0-0 HR 2B		0-0 1B		0-3 K		4	1	2	0	0	1	2							
Bill Voss, L OBP: 0.327, SLG: 0.430	0-0 3-1			0-0 2H HR		0-0 L9 1B		0-0 4-3		4	1	1	2	0	0	2							
Dave May, L OBP: 0.339, SLG: 0.361		0-0 3-1		0-0 G3		0-3 K		0-3 K2-3		4	0	0	0	0	2	1							
Elie Rodriguez, R OBP: 0.373, SLG: 0.340		0-3 K		0-0 F8			0-3 K		0-0 6-3	4	0	0	0	0	2	0							
Tommy Harper, R OBP: 0.268, SLG: 0.247		0-3 K		0-0 L9			0-0 F8			3	0	0	0	0	1	0							
Bob Heise, R OBP: 0.160, SLG: 0.200			0-0 FC5-4 1B		0-0 L9		0-0 6-3			3	0	1	0	0	0	0							
Skip Lockwood, R Marcelino Lopez, R Jim Hannan, R Mike Hegan, L	0-0 K		0-3 K		0-0 F8			0-0 F7		2	0	0	0	0	1	1							
Inning Stats	R: 0 E: 0 K: 0 S: 3	H: 0 LOB: 1 BB: 1 P: 7	R: 0 E: 0 K: 2 S: 7	H: 0 LOB: 0 BB: 0 P: 7	R: 0 E: 0 K: 1 S: 6	H: 1 LOB: 1 BB: 0 P: 6	R: 2 E: 0 K: 0 S: 5	H: 2 LOB: 0 BB: 0 P: 5	R: 0 E: 0 K: 0 S: 3	H: 0 LOB: 0 BB: 0 P: 3	R: 0 E: 0 K: 1 S: 6	H: 1 LOB: 1 BB: 0 P: 6	R: 0 E: 0 K: 1 S: 5	H: 0 LOB: 0 BB: 0 P: 5	R: 0 E: 0 K: 1 S: 6	H: 1 LOB: 0 BB: 0 P: 6		R: 0 E: 0 K: 1 S: 5	H: 0 LOB: 0 BB: 0 P: 5	1B: 3 2B: 1 3B: 0 HR: 1	SF: 0 SAC: 0 DP: 0 HBP: 0	WP: 1 PB: 0 SB: 0 CS: 0	PA: 33
PITCHER Joe Coleman, R ERA: 4.2	IP: 9.0 WLS: W BF: 33 H: 5 R: 2 ER: 2 SO: 7 BB: 1 IBB: 0 HBP: 0 BLK: 0 WP: 1 HR: 1 S: 46 P: 50 ERA: 2.00 WHIP: 0.667															PITCHER							

Batter	1	2	3	4	5	6	7	8	9	AB	R	H	RBI	BB	SO	LOB	BOTTOM				
Dick McAuliffe, L OBP: 0.270, SLG: 0.359	0-0 F8		0-0 F2		0-0 5-3	4-0 BB		0-0 FC6-5		4	0	0	0	1	0	1	Milwaukee Brewers @ Detroit Tigers Tiger Stadium, Detroit, MI Thu Jun 10 1971, 7:05 PM EDT Att: 10,962 - Unknown				
Al Kaline, R	4-0 WP BB		4-0 WP BB		0-0 1B	0-3 K		4-0 IBB		2	0	1	0	3	1	3					
Dalton Jones, L Ike Brown, R Gates Brown, L Cesar Gutierrez, R	0-0 4-3 1-2		0-0 F7 1-2		0-0 F7		0-0 3-1	0-0 F8		4	0	0	0	0	0	3					
Willie Horton, R	0-0 P6		0-0 F9			4-0 HR BB		0-0 F9		3	1	0	0	1	0	2					
Norm Cash, L		0-0 F8		0-3 K		0-0 1-H HR		0-0 2B		4	1	2	2	0	1	0					
Mickey Stanley, R		0-0 3B 1B		0-0 6-3		0-0 E6 FC6-5 SH3		4-0 BB		3	1	1	0	1	0	0					
Bill Freehan, R		0-0 1-H 3B		0-0 1B		0-0 SH3		0-0 4-3		3	0	2	1	0	0	2					
Ed Brinkman, R		0-0 F7		0-0 F2		0-0 FC6-5 BB 2-3		0-0 FC6-5 SH2-4 1B		4	0	1	0	0	0	3					
Joe Coleman, R		0-0 L4		0-0 4-3		4-0 BB 1-2		0-0 SH2-4		2	0	0	0	1	0	1					
Inning Stats	R: 0 E: 0 K: 0 S: 3	H: 0 LOB: 1 BB: 1 P: 7	R: 1 E: 0 K: 0 S: 5	H: 2 LOB: 1 BB: 0 P: 5	R: 0 E: 0 K: 1 S: 3	H: 0 LOB: 1 BB: 1 P: 7	R: 0 E: 0 K: 1 S: 6	H: 1 LOB: 3 BB: 3 P: 6	R: 2 E: 1 K: 1 S: 7	H: 1 LOB: 3 BB: 3 P: 19	R: 0 E: 0 K: 0 S: 4	H: 1 LOB: 2 BB: 1 P: 8	R: 0 E: 0 K: 0 S: 4	H: 1 LOB: 2 BB: 1 P: 8	R: 0 E: 0 K: 0 S: 4	H: 1 LOB: 2 BB: 1 P: 8		1B: 4 2B: 1 3B: 1 HR: 1	SF: 0 SAC: 2 DP: 0 HBP: 0	WP: 2 PB: 0 SB: 0 CS: 0	PA: 39
PITCHER Skip Lockwood, R Marcelino Lopez, L Jim Hannan, R John Morris, L Ken Sanders, R	IP: 5.2 WLS: L BF: 27 H: 4 R: 0 ER: 0 SO: 3 BB: 4 IBB: 0 HBP: 0 BLK: 0 WP: 0 HR: 0 S: 25 P: 41 ERA: 3.04 WHIP: 1.588															PITCHER					

Batter	1	2	3	4	5	6	7	8	9	AB	R	H	RBI	BB	SO	LOB	TOP				
Ron Theobald, R OBP: 0.359, SLG: 0.343 (1, 4)										4	0	0	0	0	2	1	Milwaukee Brewers @ Cleveland Indians Cleveland Municipal Stadium, Cleveland, OH Fri Jun 11 1971, 7:05 PM EDT Att. 9,155 - Unknown - 78 F				
Dave May, L OBP: 0.342, SLG: 0.364 (1, 8)										4	1	2	0	0	0	0					
John Briggs, L OBP: 0.371, SLG: 0.470 (1, 7)										3	0	1	0	0	0	1					
Bill Voss, L OBP: 0.325, SLG: 0.425 (1, 9)										4	0	1	1	0	1	2					
Frank Tepedino, L OBP: 0.077, SLG: 0.077 Roberto Pena, R OBP: 0.245, SLG: 0.283 Mike Hegan, L OBP: 0.395, SLG: 0.369 (8, 3)										3	0	1	0	0	0	0					
Tommy Harper, R OBP: 0.285, SLG: 0.243 (1, 5)										3	0	0	0	1	1	2					
Phil Roof, R OBP: 0.273, SLG: 0.259 Andy Kosco, R OBP: 0.314, SLG: 0.337 (8, 3)										3	0	0	0	0	1	1					
Rick Auerbach, R OBP: 0.260, SLG: 0.205 Gus Gil, R (8, 3)										2	0	0	0	1	0	0					
Marty Pattin, R OBP: 0.270, SLG: 0.242 (1, 1)										3	0	1	0	0	0	2					
Inning Stats	R: 0 E: 0 K: 1 S: 6	H: 1 LOB: 1 BB: 0 P: 6	R: 0 E: 0 K: 0 S: 3	H: 0 LOB: 2 BB: 2 P: 11	R: 0 E: 0 K: 0 S: 3	H: 0 LOB: 0 BB: 0 P: 3	R: 0 E: 0 K: 1 S: 5	H: 0 LOB: 0 BB: 0 P: 5	R: 0 E: 0 K: 1 S: 5	H: 3 LOB: 2 BB: 0 P: 8	R: 0 E: 0 K: 0 S: 4	H: 1 LOB: 1 BB: 0 P: 4	R: 0 E: 0 K: 2 S: 4	H: 1 LOB: 1 BB: 0 P: 4	R: 0 E: 0 K: 0 S: 7	H: 0 LOB: 0 BB: 0 P: 7		1B: 5 2B: 1 3B: 0 HR: 0	SF: 0 SAC: 1 DP: 0 HBP: 0	WP: 1 PB: 0 CS: 1	PA: 35
PITCHER	IP	WLS	BF	H	R	ER	SO	BB	IBB	HBP	BLK	WP	HR	S	P	ERA		WHIP			
Steve Dunning, R ERA: 3.87 (1, 1)	7.0	W	29	6	1	1	4	2	0	0	0	1	0	35	43	1.29		1.143			
Steve Mingori, L ERA: 2.31 (8, 1)	0.2		2	0	0	0	0	0	0	0	0	0	0	2	2	0.00	0.000				
Ed Farmer, R ERA: (8, 1)	1.1	S	4	0	0	0	2	0	0	0	0	0	0	8	8	0.00	0.000				

AB	32
R	1
H	6
RBI	1
BB	2
SO	6
LOB	10



Batter	1	2	3	4	5	6	7	8	9	AB	R	H	RBI	BB	SO	LOB	BOTTOM				
Graig Nettles, L OBP: 0.343, SLG: 0.390 (1, 5)										3	0	0	0	0	0	1	Milwaukee Brewers @ Cleveland Indians Cleveland Municipal Stadium, Cleveland, OH Fri Jun 11 1971, 7:05 PM EDT Att. 9,155 - Unknown - 78 F				
Vada Pinson, L OBP: 0.305, SLG: 0.382 (1, 8)										3	1	1	0	0	0	0					
Ray Fosse, R OBP: 0.326, SLG: 0.388 (1, 2)										3	0	0	0	0	3	1					
Chris Chambliss, L OBP: 0.333, SLG: 0.480 (1, 3)										3	1	2	2	0	0	0					
Frank Baker, L (1, 9)										3	0	0	0	0	0	1					
Ted Uhlhaender, L OBP: 0.396, SLG: 0.345 (1, 7)										3	0	0	0	0	0	1					
Eddie Leon, R OBP: 0.348, SLG: 0.348 (1, 4)										3	0	0	0	0	1	0					
Jack Heidemann, R OBP: 0.230, SLG: 0.175 (1, 6)										3	0	1	0	0	1	0					
Steve Dunning, R OBP: 0.214, SLG: 0.333 Steve Mingori, L OBP: 0.300, SLG: 0.500 Ed Farmer, R (8, 1)										1	0	0	0	0	0	0					
Inning Stats	R: 0 E: 0 K: 1 S: 5	H: 0 LOB: 0 BB: 0 P: 5	R: 0 E: 0 K: 0 S: 3	H: 1 LOB: 0 BB: 0 P: 3	R: 0 E: 0 K: 1 S: 5	H: 0 LOB: 0 BB: 0 P: 5	R: 0 E: 0 K: 1 S: 5	H: 0 LOB: 0 BB: 0 P: 5	R: 0 E: 0 K: 0 S: 3	H: 1 LOB: 1 BB: 0 P: 6	R: 2 E: 0 K: 1 S: 7	H: 2 LOB: 0 BB: 0 P: 7	R: 0 E: 0 K: 0 S: 3	H: 0 LOB: 0 BB: 0 P: 3	1B: 3 2B: 1 3B: 0 HR: 1	SF: 0 SAC: 1 DP: 1 HBP: 0		WP: 0 PB: 0 CS: 0	PA: 27		
PITCHER	IP	WLS	BF	H	R	ER	SO	BB	IBB	HBP	BLK	WP	HR	S	P	ERA		WHIP			
Marty Pattin, R ERA: 2.78 (1, 1)	8.0	L	27	4	2	2	5	0	0	0	0	0	1	37	37	2.25		0.500			



Batter	1	2	3	4	5	6	7	8	9	AB	R	H	RBI	BB	SO	LOB	TOP								
Tommy Harper, R OBP: 0.275, SLG: 0.250 (1, 5)										3	1	1	0	2	0	0	Milwaukee Brewers @ Cleveland Indians Cleveland Municipal Stadium, Cleveland, OH Sat Jun 12 1971, 3:33 AM EDT Att: 11,262 - Unknown - 71 F								
Dave May, L OBP: 0.354, SLG: 0.376 (1, 8)										5	1	4	3	0	0	0									
John Briggs, L OBP: 0.368, SLG: 0.462 (1, 7)										4	0	1	0	0	0	5									
Bill Voss, L OBP: 0.316, SLG: 0.411 (1, 9)										5	0	0	0	0	0	5									
Frank Tepedino, L OBP: 0.176, SLG: 0.125 (1, 3)										3	0	1	1	0	0	2									
Ted Kubiak, S OBP: 0.295, SLG: 0.279 (1, 4)										3	0	0	0	0	1	1									
Phil Roof, R OBP: 0.272, SLG: 0.250 (1, 2)										3	1	0	0	1	2	2									
Rick Auerbach, R OBP: 0.267, SLG: 0.208 (1, 6)										3	1	1	0	1	0	1									
Jim Slaton, R (1, 1)										1	0	0	0	0	1	2									
John Morris, R (5, 1)										2	0	0	0	0	1	3									
Inning Stats	R: 0 E: 0 K: 0 S: 4	H: 1 LOB: 2 BB: 1 P: 8	R: 2 E: 1 K: 1 S: 8	H: 2 LOB: 2 BB: 1 P: 12	R: 0 E: 0 K: 0 S: 3	H: 0 LOB: 0 BB: 0 P: 3	R: 0 E: 0 K: 0 S: 2	H: 0 LOB: 0 BB: 1 P: 6	R: 2 E: 0 K: 1 S: 8	H: 3 LOB: 1 BB: 0 P: 8	R: 0 E: 0 K: 2 S: 7	H: 0 LOB: 0 BB: 0 P: 7	R: 0 E: 0 K: 0 S: 4	H: 1 LOB: 1 BB: 0 P: 4	R: 0 E: 0 K: 1 S: 5	H: 0 LOB: 2 BB: 1 P: 10	R: 0 E: 0 K: 0 S: 4	H: 1 LOB: 1 BB: 0 P: 4	1B: 7 2B: 2 3B: 0 HR: 0	SF: 0 SAC: 0 DP: 2 HBP: 1	WP: 1 PB: 0 CS: 0	PA: 40			
PITCHER	IP	WLS	BF	H	R	ER	SO	BB	IBB	HBP	BLK	WP	HR	S	P	ERA	WHIP								
Rich Hand, R ERA: 6.64 (1, 1)	4.0	L	20	5	4	2	1	3	0	0	0	0	0	19	31	4.50	2.000								
Steve Mingo, L ERA: 2.22 (5, 1)	1.0		4	1	0	0	1	0	0	0	0	0	0	6	6	0.00	1.000								
Vince Colbert, R ERA: 4.82 (6, 1)	2.0		7	1	0	0	2	0	0	0	0	0	0	11	11	0.00	0.500								
Phil Hennigan, R ERA: 1.42 (8, 1)	2.0		9	1	0	0	1	1	0	1	0	1	0	9	14	0.00	1.000								

Batter	1	2	3	4	5	6	7	8	9	AB	R	H	RBI	BB	SO	LOB	BOTTOM								
Graig Nettles, L OBP: 0.346, SLG: 0.389 (1, 5)										3	0	1	0	1	1	0	Milwaukee Brewers @ Cleveland Indians Cleveland Municipal Stadium, Cleveland, OH Sat Jun 12 1971, 3:33 AM EDT Att: 11,262 - Unknown - 71 F								
Vada Pinson, L OBP: 0.308, SLG: 0.385 (1, 8)										1	0	1	0	0	0	0									
Roy Foster, R OBP: 0.308, SLG: 0.443 (1, FR)										3	1	1	0	0	0	1									
Ray Fosse, R OBP: 0.329, SLG: 0.387 (1, 2)										3	0	1	0	1	0	2									
Chris Chambliss, L OBP: 0.327, SLG: 0.481 (1, 3)										4	0	1	1	0	0	4									
Frank Baker, L (1, 9)										3	0	0	0	1	1	0									
Ted Uhlhaender, L OBP: 0.346, SLG: 0.333 (1, 7)										4	0	0	0	0	0	3									
Eddie Leon, R OBP: 0.341, SLG: 0.339 (1, 4)										4	0	0	0	0	1	0									
Jack Heidemann, R OBP: 0.222, SLG: 0.169 (1, 6)										3	0	0	0	0	0	0									
Rich Hand, R OBP: 0.260, SLG: 0.200 (5, PH)										1	0	0	0	0	0	0									
Ken Harris, R OBP: 0.260, SLG: 0.318 (5, PH)										0	0	0	0	0	0	0									
Vince Colbert, R (6, 1)										0	0	0	0	0	0	0									
Ted Ford, R OBP: 0.296, SLG: 0.299 (7, PH)										0	0	0	0	0	0	0									
Phil Hennigan, R (8, 1)										0	0	0	0	0	0	0									
Inning Stats	R: 1 E: 0 K: 0 S: 5	H: 3 LOB: 3 BB: 1 P: 9	R: 0 E: 0 K: 0 S: 3	H: 0 LOB: 0 BB: 0 P: 3	R: 0 E: 0 K: 0 S: 3	H: 1 LOB: 1 BB: 1 P: 7	R: 0 E: 0 K: 0 S: 3	H: 0 LOB: 0 BB: 0 P: 3	R: 1 E: 0 K: 0 S: 5	H: 2 LOB: 2 BB: 1 P: 9	R: 0 E: 0 K: 1 S: 5	H: 0 LOB: 0 BB: 0 P: 5	R: 0 E: 0 K: 1 S: 5	H: 0 LOB: 0 BB: 0 P: 5	R: 0 E: 0 K: 0 S: 3	H: 0 LOB: 0 BB: 0 P: 3	R: 0 E: 0 K: 1 S: 5	H: 0 LOB: 0 BB: 0 P: 5	1B: 4 2B: 1 3B: 0 HR: 1	SF: 0 SAC: 0 DP: 2 HBP: 0	WP: 0 PB: 0 CS: 0	PA: 34			
PITCHER	IP	WLS	BF	H	R	ER	SO	BB	IBB	HBP	BLK	WP	HR	S	P	ERA	WHIP								
Jim Slaton, R ERA: 6.92 (1, 1)	4.1		20	6	2	2	0	3	0	0	0	0	0	17	29	4.15	2.077								
John Morris, L ERA: 2.33 (5, 1)	4.2	W	14	0	0	0	3	0	0	0	0	0	0	20	20	0.00	0.000								



Batter	1	2	3	4	5	6	7	8	9	AB	R	H	RBI	BB	SO	LOB	TOP			
Tommy Harper, R (1,5) OBP: 0.275, SLG: 0.246	0-3 K			0-0 F9		4-0 BB BB		0-0 G1-4-3		3	0	0	0	1	1	1	Milwaukee Brewers @ Cleveland Indians Cleveland Municipal Stadium, Cleveland, OH Sun Jun 13 1971, 3:33 AM EDT Att: 8,934 - Unknown - 78 F livebaseballscorecards.com			
Ron Theobald, R (1,4) OBP: 0.354, SLG: 0.329 Jim Hannan, R (8,1)	0-0 6-3			0-3 K		4-0 BB BB		0-0 F7		3	0	0	0	1	1	0				
Roberto Pena, R (1,3)	0-0 5-3			0-0 4-3		0-0 P4			0-0 6-3	4	0	0	0	0	0	3				
Andy Kosco, R (1,7)		0-3 K			0-0 F8			0-0 F7		4	0	0	0	0	1	0				
Al Yates, R (1,9)		0-0 6-3			0-0 F8		4-0 1B BB		0-0 F9	3	0	0	0	1	0	0				
Phil Roof, R (1,2) OBP: 0.263, SLG: 0.241		0-0 5-3			0-3 K		0-3 K			3	0	0	0	0	2	1				
Dave May, L (1,8) OBP: 0.353, SLG: 0.376			0-3 K			0-0 P6	0-0 1B			3	0	1	0	0	1	0				
Rick Auerbach, R (1,6) OBP: 0.268, SLG: 0.220			0-3 K			0-0 BB	0-3 K			3	0	1	0	0	2	2				
Bill Parsons, R (1,1) OBP: 0.240, SLG: 0.182 Marcelino Lopez, R (2,1) OBP: 0.250, SLG: 0.250 Dick Ellsworth, L (3,1) Gus Gil, R (8,PH) (8,4)			0-3 K			0-0 6-3		4-0 G1-4-3 BB		0	0	0	0	0	0	0				
Inning Stats	R: 0 E: 0 K: 1 S: 5	H: 0 LOB: 0 BB: 0 P: 5	R: 0 E: 0 K: 1 S: 5	H: 0 LOB: 0 BB: 0 P: 5	R: 0 E: 0 K: 3 S: 9	H: 0 LOB: 0 BB: 0 P: 9	R: 0 E: 0 K: 1 S: 5	H: 0 LOB: 0 BB: 0 P: 5	R: 0 E: 0 K: 0 S: 4	H: 1 LOB: 3 BB: 2 P: 12	R: 0 E: 0 K: 2 S: 8	H: 1 LOB: 2 BB: 1 P: 12	R: 0 E: 0 K: 0 S: 2	H: 0 LOB: 0 BB: 1 P: 6	R: 0 E: 0 K: 0 S: 3	H: 0 LOB: 0 BB: 0 P: 3		1B: 1 2B: 1 3B: 0 HR: 0	SF: 0 SAC: 0 DP: 1 HBP: 0	WP: 0 PB: 0 CS: 0
PITCHER Sam McDowell, L (1,1) ERA: 2.91	IP: 9.0 WLS: W BF: 32 H: 2 R: 0 ER: 0 SO: 9 BB: 4 IBB: 0 HBP: 0 BLK: 0 WP: 0 HR: 0 S: 46 P: 62 ERA: 0.00 WHIP: 0.667															PITCHER				

Batter	1	2	3	4	5	6	7	8	9	AB	R	H	RBI	BB	SO	LOB	BOTTOM			
Graig Nettles, L (1,5) OBP: 0.351, SLG: 0.406	4-0 BB 1B SF8		0-0 HR		0-0 HR					4	3	2	3	1	1	2	Milwaukee Brewers @ Cleveland Indians Cleveland Municipal Stadium, Cleveland, OH Sun Jun 13 1971, 3:33 AM EDT Att: 8,934 - Unknown - 78 F livebaseballscorecards.com			
Frank Baker, L (1,8) OBP: 0.167, SLG: 0.364	0-3 K	0-0 4-3	0-0 HR		0-3 K			0-0 F9		5	1	1	3	0	2	3				
Ray Fosse, R (1,2) OBP: 0.335, SLG: 0.396 Ken Suarez, R (8,2) OBP: 0.294, SLG: 0.333	0-0 2B		0-0 F9		0-0 1B			0-0 L9		5	1	3	0	0	0	0				
Chris Chambliss, L (1,3) OBP: 0.373, SLG: 0.500 Ken Harrelson, R (7,3) OBP: 0.303, SLG: 0.316	4-0 2B	4-0 2B	0-0 FC6-4		0-0 1B			0-0 E5		2	1	2	0	2	0	0				
Roy Foster, R (1,9) OBP: 0.312, SLG: 0.440	0-0 SF8	0-0 F7	0-0 FC6-4		4-0 BB			0-0 G4-6-3		3	0	1	2	1	0	3				
Ted Uhlhaender, L (1,7) OBP: 0.340, SLG: 0.336	0-0 1B		0-3 K	0-3 K	0-0 F8			0-0 G4-6-3		5	1	1	2	0	2	4				
Eddie Leon, R (1,4) OBP: 0.349, SLG: 0.345 Fred Stanley, R (7,4) OBP: 0.444, SLG: 0.167	0-0 1B		4-0 1B	0-3 K		0-0 2B		0-0 F8		3	1	2	1	1	1	0				
Jack Heidemann, R (1,6) OBP: 0.242, SLG: 0.205	0-0 5-3		0-0 1B		0-0 1B			0-0 F8		5	1	3	0	0	0	1				
Sam McDowell, L (1,1) OBP: 0.231, SLG: 0.211		0-0 F9	4-0 HR		0-0 F8			0-0 F7		4	1	0	0	1	1	3				
Inning Stats	R: 4 E: 0 K: 1 S: 8	H: 3 LOB: 1 BB: 2 P: 16	R: 1 E: 0 K: 0 S: 5	H: 2 LOB: 2 BB: 1 P: 9	R: 5 E: 0 K: 1 S: 9	H: 4 LOB: 1 BB: 2 P: 17	R: 0 E: 0 K: 2 S: 8	H: 1 LOB: 1 BB: 0 P: 8	R: 0 E: 0 K: 2 S: 9	H: 2 LOB: 3 BB: 1 P: 13	R: 0 E: 0 K: 1 S: 7	H: 2 LOB: 2 BB: 0 P: 7	R: 1 E: 1 K: 0 S: 4	H: 1 LOB: 0 BB: 0 P: 4	R: 0 E: 0 K: 0 S: 3	H: 0 LOB: 0 BB: 0 P: 3		1B: 10 2B: 3 3B: 0 HR: 2	SF: 1 SAC: 0 DP: 1 HBP: 0	WP: 0 PB: 0 CS: 0
PITCHER Bill Parsons, R (1,1) ERA: 2.85 Marcelino Lopez, L (2,1) ERA: 5.29 Dick Ellsworth, L (3,1) ERA: 2.92 Jim Hannan, R (8,1) ERA: 3.6	IP: 1.1 WLS: L BF: 10 H: 4 R: 5 ER: 5 SO: 1 BB: 2 IBB: 0 HBP: 0 BLK: 0 WP: 0 HR: 1 S: 10 P: 18 ERA: 33.75 WHIP: 4.500															PITCHER				

Batter	1	2	3	4	5	6	7	8	9	AB	R	H	RBI	BB	SO	LOB	TOP					
Tommy Harper, R OBP: 0.282, SLG: 0.280 (1, 5)										5	1	3	3	0	2	3	Milwaukee Brewers @ Baltimore Orioles Memorial Stadium, Baltimore, MD Tue Jun 15 1971, 7:05 PM EDT Att: 6,499 - Unknown - 66 F					
Dave May, L OBP: 0.351, SLG: 0.378 (1, 8)										4	1	1	0	0	0	2						
Roberto Pena, R OBP: 0.233, SLG: 0.268 (8, PH)										1	0	0	0	0	1	3						
Ken Sanders, R (8, 1)										0	0	0	0	0	0	0						
John Briggs, L OBP: 0.376, SLG: 0.484 (1, 7)										3	1	1	1	2	0	0						
Bill Voss, L OBP: 0.318, SLG: 0.407 (1, 9)										4	0	1	0	1	1	2						
Frank Tepedino, L OBP: 0.182, SLG: 0.143 (1, 3)										5	0	1	1	0	2	4						
Ted Kubiak, S OBP: 0.292, SLG: 0.276 (1, 4)										5	0	1	0	0	0	6						
Elie Rodriguez, R OBP: 0.364, SLG: 0.330 (1, 2)										3	0	0	0	0	0	0						
Rick Auerbach, R OBP: 0.277, SLG: 0.224 (1, 6)										2	2	1	0	1	0	0						
Lew Krausse, R (1, 1)										0	0	0	0	0	0	0						
Bill Parsons, R OBP: 0.295, SLG: 0.333 (5, PH)										2	1	1	1	0	1	1						
Andy Etchebarren, R OBP: 0.330, SLG: 0.320 (8, 1)										1	0	0	0	0	1	1						
John Morris, L (8, PH)										0	0	0	0	0	0	0						
Gus Gil, R (8, 9)										0	0	0	0	1	0	0						
Inning Stats	R: 0 E: 0 K: 1 S: 6	H: 1 LOB: 3 BB: 2 P: 14	R: 1 E: 0 K: 0 S: 7	H: 2 LOB: 1 BB: 0 P: 7	R: 0 E: 0 K: 0 S: 3	H: 0 LOB: 0 BB: 0 P: 3	R: 0 E: 0 K: 0 S: 3	H: 0 LOB: 0 BB: 0 P: 3	R: 2 E: 1 K: 1 S: 8	H: 3 LOB: 2 BB: 1 P: 12	R: 2 E: 0 K: 1 S: 6	H: 1 LOB: 0 BB: 1 P: 10	R: 0 E: 0 K: 2 S: 7	H: 0 LOB: 0 BB: 0 P: 7	R: 0 E: 1 K: 2 S: 9	H: 1 LOB: 3 BB: 1 P: 13	R: 1 E: 0 K: 0 S: 4	H: 2 LOB: 0 BB: 0 P: 4	1B: 4 2B: 3 3B: 0 HR: 3	SF: 0 SAC: 1 DP: 0 HBP: 0	WP: 0 PB: 0 SB: 0 CS: 1	PA: 43
PITCHER	IP	WLS	BF	H	R	ER	SO	BB	IBB	HBP	BLK	WP	HR	S	P	ERA	WHIP					
Jim Palmer, R ERA: 2.4	5.2		28	7	5	4	4	4	0	0	0	0	2	32	48	6.35	1.941					
Grant Jackson, L ERA: 1.29	1.2		8	1	0	0	2	0	1	0	0	0	0	11	15	0.00	0.600					
Tom Dukes, R ERA: 3.18	0.1		1	0	0	0	1	0	0	0	0	0	0	3	3	0.00	0.000					
Pete Richert, L ERA: 3.97	1.1	L	5	2	1	1	1	0	0	0	0	0	1	7	7	6.75	1.500					

Batter	1	2	3	4	5	6	7	8	9	AB	R	H	RBI	BB	SO	LOB	BOTTOM					
Don Buford, S OBP: 0.413, SLG: 0.503 (1, 7)										4	0	1	0	1	0	1	Milwaukee Brewers @ Baltimore Orioles Memorial Stadium, Baltimore, MD Tue Jun 15 1971, 7:05 PM EDT Att: 6,499 - Unknown - 66 F					
Paul Blair, R OBP: 0.298, SLG: 0.369 (1, 8)										4	2	2	0	0	0	1						
Boog Powell, L OBP: 0.349, SLG: 0.376 (1, 3)										2	0	0	0	3	0	2						
Frank Robinson, R OBP: 0.396, SLG: 0.524 (1, 9)										5	1	2	3	0	0	5						
Eliud Hendricks, L OBP: 0.324, SLG: 0.375 (1, 2)										1	1	0	0	0	0	1						
Andy Etchebarren, R OBP: 0.269, SLG: 0.303 (7, PH)										1	0	0	0	0	0	0						
Terry Crowley, L OBP: 0.400, SLG: 0.250 (9, PH)										1	0	0	0	0	0	0						
Brooks Robinson, R OBP: 0.397, SLG: 0.410 (1, 5)										5	1	2	2	0	0	4						
Davey Johnson, R OBP: 0.381, SLG: 0.435 (1, 4)										4	0	1	0	1	0	1						
Mark Belanger, R OBP: 0.392, SLG: 0.335 (1, 6)										3	0	0	0	1	2	2						
Jim Palmer, R OBP: 0.244, SLG: 0.227 (6, 1)										3	0	0	0	0	2	3						
Tom Dukes, R OBP: 0.200, SLG: 0.400 (8, 1)										0	0	0	0	0	0	0						
Pete Richert, L (8, 1)										1	0	0	0	0	0	0						
Inning Stats	R: 4 E: 0 K: 1 S: 8	H: 3 LOB: 2 BB: 2 P: 17	R: 0 E: 0 K: 0 S: 3	H: 0 LOB: 3 BB: 2 P: 12	R: 0 E: 0 K: 2 S: 8	H: 1 LOB: 1 BB: 0 P: 8	R: 1 E: 0 K: 0 S: 5	H: 2 LOB: 1 BB: 0 P: 5	R: 0 E: 0 K: 1 S: 5	H: 0 LOB: 0 BB: 0 P: 5	R: 0 E: 0 K: 0 S: 3	H: 0 LOB: 1 BB: 1 P: 7	R: 0 E: 0 K: 0 S: 4	H: 1 LOB: 1 BB: 0 P: 4	R: 0 E: 0 K: 0 S: 4	H: 1 LOB: 2 BB: 1 P: 8	R: 0 E: 0 K: 0 S: 3	H: 0 LOB: 0 BB: 0 P: 3	1B: 4 2B: 2 3B: 0 HR: 2	SF: 0 SAC: 1 DP: 0 HBP: 2	WP: 1 PB: 0 SB: 1 CS: 0	PA: 43
PITCHER	IP	WLS	BF	H	R	ER	SO	BB	IBB	HBP	BLK	WP	HR	S	P	ERA	WHIP					
Lew Krausse, R ERA: 3.68	0.2		8	3	4	4	0	2	0	1	0	1	0	24	33	2.08	1.154					
Bill Parsons, R ERA: 2.92	4.1		19	3	1	1	4	2	0	1	0	0	0	7	11	0.00	1.000					
John Morris, L ERA: 2.11	2.0		8	1	0	0	0	1	0	0	0	0	0	7	11	0.00	1.000					
Ken Sanders, R ERA: 2.33	2.0	W	8	1	0	0	0	0	1	0	0	0	0	7	11	0.00	0.500					

AB 35
R 6
H 10
RBI 6
BB 5
SO 8
LOB 22



AB 34
R 5
H 8
RBI 5
BB 6
SO 4
LOB 20



Batter	1	2	3	4	5	6	7	8	9	AB	R	H	RBI	BB	SO	LOB	TOP
Tommy Harper, R OBP: 0.286, SLG: 0.296 (1, 5)										3	1	1	1	1	0	1	Milwaukee Brewers @ Baltimore Orioles Memorial Stadium, Baltimore, MD Wed Jun 16 1971, 7:05 PM EDT Att: 6,302 - Unknown - 71 F
Dave May, L OBP: 0.344, SLG: 0.370 (1, 8)										4	0	0	0	0	2	2	
Roberto Pena, R OBP: 0.234, SLG: 0.297 (1, 3)										4	1	1	1	0	0	0	
Bill Voss, L OBP: 0.322, SLG: 0.406 (1, 9)										3	1	1	0	1	0	0	
Elie Rodriguez, R OBP: 0.360, SLG: 0.327 (1, 2)										4	0	1	1	0	0	1	
John Briggs, L OBP: 0.371, SLG: 0.476 Ron Theobald, R OBP: 0.357, SLG: 0.333 (7, 7)										2	0	0	0	0	1	2	
Ted Kubiak, S OBP: 0.291, SLG: 0.270 (1, 4)										3	0	0	0	1	0	2	
Rick Auerbach, R OBP: 0.276, SLG: 0.225 (1, 6)										4	0	1	0	0	0	2	
Marty Pattin, R OBP: 0.263, SLG: 0.235 Gus Gil, R (7, PH)										1	0	0	0	0	1	0	
Dick Ellsworth, L Lew Krausse, R (7, 1)										0	0	0	0	0	0	0	
Inning Stats	R: 2 E: 0 K: 1 S: 6	H: 2 LOB: 1 BB: 2 P: 14	R: 0 E: 0 K: 1 S: 5	H: 0 LOB: 0 BB: 0 P: 5	R: 0 E: 0 K: 1 S: 5	H: 0 LOB: 0 BB: 0 P: 5	R: 0 E: 0 K: 0 S: 4	H: 1 LOB: 1 BB: 0 P: 4	R: 0 E: 0 K: 0 S: 3	H: 0 LOB: 1 BB: 1 P: 7	R: 1 E: 0 K: 1 S: 6	H: 1 LOB: 0 BB: 0 P: 6	R: 0 E: 0 K: 0 S: 4	H: 1 LOB: 1 BB: 0 P: 4	1B: 4 2B: 0 3B: 0 HR: 2	SF: 0 SAC: 1 DP: 0 HBP: 0	WP: 0 PB: 1 CS: 1 PA: 35
PITCHER Dave McNally, L ERA: 3.11 (1, 1)	IP: 9.0 WLS: W BF: 35 H: 6 R: 3 ER: 2 SO: 4 BB: 3 IBB: 0 HBP: 0 BLK: 0 WP: 0 HR: 2 S: 40 P: 52 ERA: 2.00 WHIP: 1.000																

Batter	1	2	3	4	5	6	7	8	9	AB	R	H	RBI	BB	SO	LOB	BOTTOM		
Don Buford, S OBP: 0.417, SLG: 0.503 (1, 7)										4	1	2	1	1	0	0	Milwaukee Brewers @ Baltimore Orioles Memorial Stadium, Baltimore, MD Wed Jun 16 1971, 7:05 PM EDT Att: 6,302 - Unknown - 71 F		
Paul Blair, R OBP: 0.296, SLG: 0.379 (1, 8)										5	1	1	2	0	0	3			
Boog Powell, L OBP: 0.342, SLG: 0.366 (1, 3)										5	0	0	0	0	0	0			
Frank Robinson, R OBP: 0.398, SLG: 0.518 (1, 9)										2	2	0	0	1	0	0			
Eliud Hendricks, L OBP: 0.329, SLG: 0.374 (1, 2)										3	1	1	0	1	0	1			
Brooks Robinson, R OBP: 0.369, SLG: 0.425 (1, 5)										4	1	2	2	0	0	2			
Chico Salmon, R OBP: 0.136, SLG: 0.095 Davey Johnson, R OBP: 0.383, SLG: 0.442 (7, 4)										3	1	1	0	0	2	1			
Mark Belanger, R OBP: 0.389, SLG: 0.333 (1, 6)										4	1	1	0	0	2	4			
Dave McNally, R OBP: 0.171, SLG: 0.175 (1, 1)										3	0	1	1	0	1	3			
Inning Stats	R: 2 E: 0 K: 0 S: 5	H: 2 LOB: 1 BB: 1 P: 9	R: 1 E: 0 K: 0 S: 5	H: 2 LOB: 1 BB: 0 P: 5	R: 0 E: 0 K: 0 S: 3	H: 0 LOB: 0 BB: 0 P: 3	R: 0 E: 0 K: 3 S: 10	H: 1 LOB: 1 BB: 0 P: 10	R: 0 E: 0 K: 0 S: 3	H: 0 LOB: 0 BB: 0 P: 3	R: 3 E: 0 K: 1 S: 8	H: 3 LOB: 2 BB: 1 P: 13	R: 2 E: 1 K: 1 S: 8	H: 2 LOB: 2 BB: 1 P: 12	R: 0 E: 0 K: 0 S: 3	H: 0 LOB: 0 BB: 0 P: 3		1B: 6 2B: 2 3B: 0 HR: 2	SF: 0 SAC: 1 DP: 0 HBP: 1
PITCHER Marty Pattin, R ERA: 3.12 Dick Ellsworth, L ERA: 3.55 Lew Krausse, R ERA: 3.6 (7, 1)	IP: 6.0 WLS: L BF: 29 H: 8 R: 6 ER: 6 SO: 4 BB: 1 IBB: 1 HBP: 1 BLK: 0 WP: 0 HR: 2 S: 34 P: 43 ERA: 9.00 WHIP: 1.500																		

Batter	1	2	3	4	5	6	7	8	9	AB	R	H	RBI	BB	SO	LOB	TOP										
Bert Campaneris, R OBP: 0.286, SLG: 0.351 (1, 6)										5	1	3	1	0	0	1											
Joe Rudi, R OBP: 0.324, SLG: 0.447 (1, 7)										5	1	1	1	0	1	3											
Reggie Jackson, L OBP: 0.359, SLG: 0.475 (1, 9)										3	1	0	0	1	0	2											
Mike Epstein, L OBP: 0.374, SLG: 0.444 Mike Hegan, L OBP: 0.356, SLG: 0.369 (8, 3)										2	0	0	1	1	0	0											
Sal Bando, R OBP: 0.382, SLG: 0.455 (1, 5)										3	0	0	1	0	1	2											
Angel Mangual, R OBP: 0.355, SLG: 0.443 (1, 8)										4	0	1	0	0	1	0											
Dave Duncan, R OBP: 0.281, SLG: 0.413 (1, 2)										4	0	0	0	0	2	1											
Dick Green, R OBP: 0.363, SLG: 0.438 (1, 4)										4	2	3	0	0	0	1											
Caffish Hunter, R OBP: 0.380, SLG: 0.375 (1, 1)										4	1	2	1	0	0	2											
Inning Stats	R: 0 E: 0 K: 1 S: 5	H: 1 LOB: 0 BB: 0 P: 5	R: 0 E: 0 K: 1 S: 5	H: 0 LOB: 0 BB: 0 P: 5	R: 5 E: 1 K: 1 S: 9	H: 4 LOB: 0 BB: 0 P: 10	R: 0 E: 0 K: 0 S: 4	H: 1 LOB: 1 BB: 0 P: 4	R: 0 E: 0 K: 0 S: 3	H: 1 LOB: 2 BB: 0 P: 11	R: 0 E: 0 K: 0 S: 3	H: 0 LOB: 0 BB: 0 P: 3	R: 0 E: 0 K: 1 S: 5	H: 0 LOB: 0 BB: 0 P: 5	R: 1 E: 0 K: 1 S: 7	H: 2 LOB: 1 BB: 0 P: 7	1B: 9 2B: 1 3B: 0 HR: 0	SF: 1 SAC: 0 DP: 0 HBP: 1	WP: 0 PB: 0 SB: 0 CS: 1	PA: 39							
PITCHER	IP	WLS	BF	H	R	ER	SO	BB	IBB	HBP	BLK	WP	HR	S	P	ERA	WHIP										
Skip Lockwood, R ERA: 3.09 (1, 1)	4.1	L	20	7	5	2	3	0	0	1	0	0	0	25	26	4.15	1.615										
John Morris, L ERA: 1.99 (5, 1)	2.2		10	1	0	0	0	2	0	0	0	0	0	8	16	0.00	1.125										
Lew Krausse, R ERA: 3.62 (8, 1)	2.0		8	2	1	1	2	0	0	0	0	0	0	12	12	4.50	1.000										

Oakland Athletics @ Milwaukee Brewers
Milwaukee County Stadium, Milwaukee, WI
Fri Jun 18 1971, 8:05 PM EDT
Att: 27,474 - Unknown - 68 F

AB 34
R 6
H 10
RBI 5
BB 2
SO 5
LOB 12

Batter	1	2	3	4	5	6	7	8	9	AB	R	H	RBI	BB	SO	LOB	BOTTOM										
Tommy Harper, R OBP: 0.284, SLG: 0.293 (1, 5)										5	0	1	0	0	0	4											
Dave May, L OBP: 0.346, SLG: 0.378 (1, 8)										4	0	2	1	0	0	3											
John Briggs, L OBP: 0.361, SLG: 0.461 (1, 7)										4	0	0	0	0	0	6											
Bill Voss, L OBP: 0.315, SLG: 0.396 (1, 9)										4	0	0	0	0	2												
Frank Tepedino, L OBP: 0.192, SLG: 0.280 (1, 3)										4	1	1	1	0	0												
Ted Kubiak, S OBP: 0.302, SLG: 0.286 (1, 4)										3	0	2	0	1	0												
Ellie Rodriguez, R OBP: 0.349, SLG: 0.315 (1, 2)										4	0	0	0	0	1	3											
Rick Auerbach, R OBP: 0.282, SLG: 0.241 (1, 6)										4	1	2	0	0	2	0											
Skip Lockwood, R OBP: 0.269, SLG: 0.136 John Morris, R OBP: 0.250, SLG: 0.333 Andy Kosco, R OBP: 0.306, SLG: 0.320 Lew Krausse, R (7, PH) Rob Ellis, R OBP: 1.000, SLG: 1.000 (8, PH)										0	0	0	0	1	0	0											
Inning Stats	R: 0 E: 0 K: 0 S: 3	H: 1 LOB: 0 BB: 0 P: 3	R: 0 E: 0 K: 0 S: 3	H: 0 LOB: 1 BB: 1 P: 7	R: 1 E: 0 K: 0 S: 5	H: 2 LOB: 2 BB: 1 P: 9	R: 1 E: 0 K: 1 S: 6	H: 1 LOB: 0 BB: 0 P: 6	R: 0 E: 0 K: 1 S: 6	H: 1 LOB: 1 BB: 0 P: 6	R: 0 E: 0 K: 0 S: 4	H: 1 LOB: 2 BB: 1 P: 8	R: 0 E: 0 K: 0 S: 4	H: 1 LOB: 1 BB: 0 P: 4	R: 0 E: 0 K: 1 S: 6	H: 2 LOB: 2 BB: 0 P: 6	1B: 6 2B: 3 3B: 0 HR: 1	SF: 1 SAC: 0 DP: 1 HBP: 0	WP: 0 PB: 0 SB: 0 CS: 0	PA: 38							
PITCHER	IP	WLS	BF	H	R	ER	SO	BB	IBB	HBP	BLK	WP	HR	S	P	ERA	WHIP										
Caffish Hunter, R ERA: 3.23 (1, 1)	9.0	W	38	10	2	2	3	3	0	0	0	0	1	41	53	2.00	1.444										

Oakland Athletics @ Milwaukee Brewers
Milwaukee County Stadium, Milwaukee, WI
Fri Jun 18 1971, 8:05 PM EDT
Att: 27,474 - Unknown - 68 F

AB 34
R 2
H 10
RBI 2
BB 3
SO 3
LOB 18

Batter	1	2	3	4	5	6	7	8	9	AB	R	H	RBI	BB	SO	LOB	TOP										
Bert Campaneris, R OBP: 0.282, SLG: 0.346 (1, 6)	1-3		F8			4-3		FC6-4		4	0	0	0	0	0	1											
Joe Rudi, R OBP: 0.319, SLG: 0.439 (1, 7)	K		P2			F8		P4		4	0	0	0	0	1	1											
Reggie Jackson, L OBP: 0.361, SLG: 0.488 (1, 9)			4-1			P4				4	1	2	1	0	0	0											
Mike Epstein, L OBP: 0.372, SLG: 0.440 (1, 3)	P4				P5					4	0	1	0	0	0	1											
Sal Bando, R OBP: 0.377, SLG: 0.447 (1, 5)		6-3			4-3			P3		4	0	0	0	0	0	1											
Angel Mangual, R OBP: 0.355, SLG: 0.430 (1, 8)		2B BB			P4			F8		3	1	0	0	1	1	1											
Dave Duncan, R OBP: 0.282, SLG: 0.417 (1, 2)					K			K		3	0	1	1	0	2	1											
Dick Green, R OBP: 0.363, SLG: 0.437 (1, 4)								F8		3	0	1	0	0	0	1											
Blue Moon Odom, R (1, 1)										2	0	0	0	0	0	2											
Darold Knowles, L OBP: 0.250, SLG: 0.250 (6, 1)					B1-4			FC6-4		1	0	1	0	0	0	0											
Inning Stats	R: 0 E: 0 K: 1 S: 6	H: 1 LOB: 1 BB: 0 P: 6	R: 1 E: 0 K: 0 S: 4	H: 1 LOB: 1 BB: 1 P: 8	R: 0 E: 0 K: 0 S: 3	H: 0 LOB: 0 BB: 0 P: 3	R: 0 E: 0 K: 0 S: 3	H: 0 LOB: 0 BB: 0 P: 3	R: 0 E: 0 K: 1 S: 5	H: 1 LOB: 0 BB: 0 P: 5	R: 0 E: 0 K: 1 S: 6	H: 1 LOB: 1 BB: 0 P: 6	R: 0 E: 0 K: 0 S: 4	H: 1 LOB: 0 BB: 0 P: 4	R: 1 E: 0 K: 1 S: 6	H: 1 LOB: 0 BB: 0 P: 6	1B: 4 2B: 1 3B: 0 HR: 1	SF: 0 SAC: 0 DP: 1 HBP: 0	WP: 0 PB: 0 SB: 0 CS: 0	PA: 33							
PITCHER	IP	WLS	BF	H	R	ER	SO	BB	IBB	HBP	BLK	WP	HR	S	P	ERA	WHIP										
Bill Parsons, R ERA: 2.68 (1, 1)	8.0	L	29	5	1	1	3	1	0	0	0	0	0	34	38	1.12	0.750										
Ken Sanders, R ERA: 2.47 (9, 1)	1.0		4	1	1	1	1	0	0	0	0	0	1	6	6	9.00	1.000										

Oakland Athletics @ Milwaukee Brewers
Milwaukee County Stadium, Milwaukee, WI
Sat Jun 19 1971, 4:33 AM EDT
Att: 13,744 - Unknown - 71 F

AB	32
R	2
H	6
RBI	2
BB	1
SO	4
LOB	9



Batter	1	2	3	4	5	6	7	8	9	AB	R	H	RBI	BB	SO	LOB	BOTTOM										
Tommy Harper, R OBP: 0.283, SLG: 0.289 (1, 5) (7, 7)	F9		F7			1B BB		5-3		3	0	0	0	1	0	0											
Dave May, L OBP: 0.346, SLG: 0.378 (1, 8)										3	0	1	0	0	0	0											
Andy Kosco, R OBP: 0.304, SLG: 0.316 (8, PH) (9, 9)	3-1							F9		1	0	0	0	0	0	0											
John Briggs, L OBP: 0.362, SLG: 0.462 (1, 7) (6, PH) (7, 5)	L4									2	0	1	0	0	0	0											
Bill Voss, L OBP: 0.316, SLG: 0.392 (1, 9) (9, 8)										2	0	0	0	1	0	4											
Rob Ellis, R OBP: 0.500, SLG: 0.500 (9, PH)		4-3 BB						G4-6-3 BB		1	0	0	0	0	0	1											
Frank Tepedino, L OBP: 0.172, SLG: 0.250 (1, 3) (9, PH)										3	0	0	0	0	0	5											
Roberto Pena, R OBP: 0.231, SLG: 0.294 (9, PH)		P6						P4		1	0	0	0	0	0	0											
Ted Kubiak, S OBP: 0.297, SLG: 0.280 (1, 4)										3	0	0	0	0	0	1											
Phil Roof, R OBP: 0.255, SLG: 0.233 (1, 2)										3	0	0	0	0	0	1											
Rick Auerbach, R OBP: 0.276, SLG: 0.235 (1, 6)										3	0	0	0	0	2	0											
Bill Parsons, R OBP: 0.276, SLG: 0.320 (1, 1) (8, PH) (9, 1)										1	0	0	0	1	1	0											
Ron Theobald, R OBP: 0.353, SLG: 0.329 (8, PH)										1	0	0	0	0	1	0											
Ken Sanders, R (9, 1)										0	0	0	0	0	0	0											
Inning Stats	R: 0 E: 0 K: 0 S: 3	H: 0 LOB: 0 BB: 0 P: 3	R: 0 E: 0 K: 0 S: 3	H: 0 LOB: 1 BB: 1 P: 7	R: 0 E: 0 K: 2 S: 7	H: 0 LOB: 0 BB: 0 P: 7	R: 0 E: 0 K: 0 S: 4	H: 1 LOB: 1 BB: 0 P: 4	R: 0 E: 0 K: 0 S: 3	H: 0 LOB: 0 BB: 0 P: 3	R: 0 E: 0 K: 1 S: 6	H: 1 LOB: 3 BB: 2 P: 14	R: 0 E: 0 K: 1 S: 5	H: 0 LOB: 0 BB: 0 P: 5	R: 0 E: 0 K: 1 S: 5	H: 0 LOB: 0 BB: 0 P: 5	R: 0 E: 0 K: 0 S: 2	H: 0 LOB: 0 BB: 1 P: 6	1B: 2 2B: 0 3B: 0 HR: 0	SF: 0 SAC: 0 DP: 1 HBP: 0	WP: 0 PB: 0 SB: 0 CS: 0	PA: 32					
PITCHER	IP	WLS	BF	H	R	ER	SO	BB	IBB	HBP	BLK	WP	HR	S	P	ERA	WHIP										
Blue Moon Odom, R ERA: 4.28 (1, 1)	5.0	W	20	2	0	0	2	3	0	0	0	0	0	21	33	0.00	1.000										
Darold Knowles, L ERA: 5.79 (6, 1)	4.0	S	12	0	0	0	3	1	0	0	0	0	0	17	21	0.00	0.250										

Oakland Athletics @ Milwaukee Brewers
Milwaukee County Stadium, Milwaukee, WI
Sat Jun 19 1971, 4:33 AM EDT
Att: 13,744 - Unknown - 71 F

AB	28
R	0
H	2
RBI	0
BB	4
SO	5
LOB	15



Batter	1	2	3	4	5	6	7	8	9	AB	R	H	RBI	BB	SO	LOB	TOP					
Bert Campaneris, R OBP: 0.288, SLG: 0.354 (1, 6)	0-0 6-3	0-0 L9		0-0 2H 1B		0-0 G6-4-3 1B		0-0 SF8 1-3 SF8 2B		5	1	3	1	0	0	0						
Joe Rudi, R OBP: 0.317, SLG: 0.436 (1, 7)	0-0 BB HR 1B	0-0 6-3		0-0 6-3		0-0 G6-4-3 1-2		0-0 SF8 2-3 3H		4	1	1	1	0	0	2						
Reggie Jackson, L OBP: 0.368, SLG: 0.508 (1, 9)	4-0 HR BB		4-0 BB		0-0 HR			0-0 SF8 3H		2	2	2	2	2	2	0						
Mike Epstein, L OBP: 0.368, SLG: 0.450 (1, 3)	0-0 HR 1-2		0-0 F8		0-0 F7		0-0 P3		0-0 F9 3H		5	1	1	3	0	2						
Sal Bando, R OBP: 0.381, SLG: 0.463 (1, 5)	0-0 FC5 1B		0-0 F9		0-0 HR 1B				0-0 6-3		5	2	3	1	0	1						
Angel Mangual, R OBP: 0.357, SLG: 0.438 (1, 8)	0-0 1-2 1B		0-0 P4		0-0 L9				0-0 1B 2B		5	1	2	0	0	2						
Dave Duncan, R OBP: 0.280, SLG: 0.427 (1, 2)	0-0 L7		0-0 F8		0-0 HR 1-2				0-3 K		5	1	1	2	0	3						
Dick Green, R OBP: 0.368, SLG: 0.441 (1, 4)	0-0 FC5 2-3		0-0 SH1-4 1B		0-0 1B				0-0 F8 2H 1B		5	1	3	1	0	2						
Chuck Dobson, R OBP: 0.320, SLG: 0.417 Jim Roland, R (2, 1)		0-0 F2		0-0 SH1-4 1-2		0-0 1-3			0-0 E5 2B SF8		1	0	0	0	0	0						
Rollie Fingers, R OBP: 0.250, SLG: 0.217 (6, 1)									0-0 F7		1	0	0	0	0	1						
Inning Stats	R: 3 E: 1 K: 0 S: 7	H: 4 LOB: 2 BB: 1 P: 11	R: 0 E: 0 K: 0 S: 3	H: 0 LOB: 0 BB: 0 P: 3	R: 0 E: 0 K: 0 S: 3	H: 0 LOB: 1 BB: 1 P: 7	R: 1 E: 0 K: 0 S: 5	H: 2 LOB: 1 BB: 0 P: 5	R: 3 E: 0 K: 0 S: 7	H: 4 LOB: 1 BB: 0 P: 7	R: 0 E: 0 K: 0 S: 4	H: 2 LOB: 1 BB: 0 P: 4	R: 1 E: 0 K: 1 S: 6	H: 1 LOB: 0 BB: 0 P: 6	R: 2 E: 1 K: 0 S: 5	H: 1 LOB: 0 BB: 0 P: 5	R: 1 E: 0 K: 1 S: 7	H: 2 LOB: 1 BB: 0 P: 7	1B: 9 2B: 3 3B: 0 HR: 4	SF: 2 SAC: 1 DP: 1 HBP: 0	WP: 0 PB: 0 SB: 0 CS: 0	PA: 45
PITCHER	IP WLS BF H R ER SO BB IBB HBP BLK WP HR S P ERA WHIP																					
Jim Slaton, R ERA: 7.94 (1, 1)	4.0 L 21 7 5 5 0 2 0 0 0 0 0 2 19 27 11.25 2.250																					
John Morris, L ERA: 2.42 (5, 1)	2.0 10 5 2 2 0 0 0 0 0 0 0 1 10 10 9.00 2.500																					
Jim Hannan, R ERA: 3.76 (7, 1)	1.1 7 2 3 1 1 0 0 0 0 0 0 1 9 9 6.75 1.500																					
Dick Ellsworth, L ERA: 3.77 (8, 1)	1.2 7 2 1 1 1 0 0 0 0 0 0 0 9 9 5.40 1.200																					

Oakland Athletics @ Milwaukee Brewers
Milwaukee County Stadium, Milwaukee, WI
Sun Jun 20 1971, 4:33 AM EDT
Unknown - 84 F

AB	40
R	11
H	16
RBI	11
BB	2
SO	2
LOB	14



Batter	1	2	3	4	5	6	7	8	9	AB	R	H	RBI	BB	SO	LOB	BOTTOM					
Tommy Harper, R OBP: 0.282, SLG: 0.292 (1, 5)	0-0 BB 1B 2B	0-0 F8		0-0 F5		0-0 F8		0-0 F3		5	1	1	0	0	3							
Dave May, L OBP: 0.347, SLG: 0.375 (1, 8)	4-0 BB 1B BB	0-0 1B 1-2		0-0 F5		0-0 L6			0-0 G1		4	1	1	0	1	2						
John Briggs, L OBP: 0.364, SLG: 0.455 (1, 7)	4-0 1B E 1-2 2-3 BB	0-3 K		0-3 K			0-0 1B 1B		0-0 F9		4	1	1	0	1	2						
Bill Voss, L OBP: 0.323, SLG: 0.398 (1, 9)	0-0 E 1-3 2H 3H 1B	0-0 1B 1-3 2H 1B			0-0 G5-4-3 1B			0-3 K		5	0	3	3	0	2	1						
Frank Tepedino, L OBP: 0.161, SLG: 0.233 Andy Kosco, R OBP: 0.307, SLG: 0.320 (5, PH) (6, 3)	0-0 E7 1-2 3H	0-0 4-3		0-0 G5-4-3 1-2			0-0 1B 1-2			2	0	0	0	0	0	3						
Ted Kubiak, S OBP: 0.290, SLG: 0.272 (1, 4)	0-0 F7		0-0 F3		0-0 F9			0-3 K		4	0	0	0	0	1	4						
Phil Roof, R OBP: 0.245, SLG: 0.223 Dick Ellsworth, L (8, 1)	0-0 F2		0-3 K			0-0 1-3		0-0 F8		4	0	0	0	0	1	4						
Rick Auerbach, R OBP: 0.282, SLG: 0.243 (1, 6)	0-0 1-3		0-0 1B			0-0 1B 1B		0-3 K		4	0	2	0	0	1	2						
Jim Slaton, R (1, 1)		4-0 BB		0-0 F9			0-0 1B		0-3 K		1	1	0	0	1	0						
John Morris, R OBP: 0.250, SLG: 0.333 Al Yates, R OBP: 0.243, SLG: 0.314 Jim Hannan, R (7, 1)										0	0	0	0	0	0	0						
Elie Rodriguez, R OBP: 0.346, SLG: 0.313 (8, 2)										1	0	0	0	0	1	0						
Inning Stats	R: 3 E: 1 K: 0 S: 6	H: 2 LOB: 2 BB: 2 P: 14	R: 1 E: 0 K: 1 S: 7	H: 2 LOB: 1 BB: 1 P: 11	R: 0 E: 0 K: 1 S: 6	H: 1 LOB: 0 BB: 0 P: 6	R: 0 E: 0 K: 1 S: 5	H: 0 LOB: 0 BB: 0 P: 5	R: 0 E: 0 K: 0 S: 3	H: 1 LOB: 0 BB: 0 P: 3	R: 0 E: 0 K: 0 S: 5	H: 2 LOB: 2 BB: 0 P: 5	R: 0 E: 0 K: 2 S: 9	H: 2 LOB: 2 BB: 0 P: 9	R: 0 E: 0 K: 2 S: 7	H: 0 LOB: 0 BB: 0 P: 7	R: 0 E: 0 K: 1 S: 5	H: 0 LOB: 0 BB: 0 P: 5	1B: 9 2B: 1 3B: 0 HR: 0	SF: 0 SAC: 0 DP: 1 HBP: 0	WP: 0 PB: 0 SB: 0 CS: 0	PA: 40
PITCHER	IP WLS BF H R ER SO BB IBB HBP BLK WP HR S P ERA WHIP																					
Chuck Dobson, R ERA: 2.87 (1, 1)	1.2 W 13 3 0 0 2 0 0 0 0 0 0 0 17 17 0.00 0.818																					
Jim Roland, L ERA: 3.57 (2, 1)	3.2 W 13 3 0 0 2 0 0 0 0 0 0 0 17 17 0.00 0.818																					
Rollie Fingers, R ERA: 2.99 (6, 1)	3.2 S 14 3 0 0 5 0 0 0 0 0 0 0 24 24 0.00 0.818																					

Oakland Athletics @ Milwaukee Brewers
Milwaukee County Stadium, Milwaukee, WI
Sun Jun 20 1971, 4:33 AM EDT
Unknown - 84 F

AB	37
R	4
H	10
RBI	3
BB	3
SO	8
LOB	23




Batter	1	2	3	4	5	6	7	8	9	AB	R	H	RBI	BB	SO	LOB	TOP											
Larry Brown, R OBP: 0.259, SLG: 0.215 (1, 6)	0-3 K		4-0 SH BB		0-0 F8		0-0 FC1-5 1B		0-0 1B	3	1	0	0	1	1	2	Oakland Athletics @ Milwaukee Brewers Milwaukee County Stadium, Milwaukee, WI Sun Jun 20 1971, 4:38 AM EDT Att: 15,409 - Unknown - 76 F livebaseballscores.com											
Mike Epstein, L OBP: 0.371, SLG: 0.453 (9, PH)							1-2 2-3F			1	0	1	0	0	0	0												
Joe Rudi, R OBP: 0.316, SLG: 0.433 (1, 7)	0-0 6-3		0-0 SH G5-3 1-H 2-H		0-0 P3		0-0 BB 1B		0-0 1-3	4	0	1	1	0	0	1												
Reggie Jackson, L OBP: 0.377, SLG: 0.529 (1, 9)			4-0 BB G5-3		0-0 2B		4-0 BB G5-3 1-2			2	1	2	1	2	0	0												
Tommy Davis, R OBP: 0.360, SLG: 0.410 (1, 3)			0-0 G5-3 1-2 2-3F		0-0 1-3		0-0 G5-3 1-2			4	0	1	0	0	0	6												
Sal Bando, R OBP: 0.375, SLG: 0.455 Bert Campaneris, R OBP: 0.288, SLG: 0.354 (8, PR) (8, 6)	0-0 1-3		0-0 F7			0-0 F9		0-0 E6 CS		4	0	0	0	0	0	2												
Angel Mangual, R OBP: 0.345, SLG: 0.422 (1, 8)		0-3 K		0-0 5-3		0-0 5-3		0-0 F9 1-2		4	0	0	0	0	1	1												
Gene Tenace, R OBP: 0.321, SLG: 0.283 (1, 2)		0-0 F8		1-0 FC5-4 HBP		0-3 K		0-3 K		3	0	0	0	0	2	1												
Dick Green, R OBP: 0.363, SLG: 0.435 Steve Hovley, L OBP: 0.344, SLG: 0.217 (9, PH) (1, 4)	0-0 1-3		0-0 FC5-4 1-2		0-0 FC5-4		0-0 E3 FC1-5 SH		0-0 3-1	3	0	0	0	0	0	1												
Diego Segui, R OBP: 0.143, SLG: 0.250 Darold Knowles, L OBP: 0.250, SLG: 0.250 Ron Klimkowski, R OBP: 0.500, SLG: 0.333 Daryl Patterson, L (8, 1) Curt Blefary, L (9, PH) (1, 1)			4-0 BB SH BB		0-0 F9		0-0 SH FC1-5 1B		0-3 K	1	2	0	0	1	0	1												
Inning Stats	R: 1 E: 0 K: 1 S: 7	H: 2 LOB: 1 BB: 0 P: 7	R: 0 E: 0 K: 1 S: 5	H: 0 LOB: 0 BB: 0 P: 5	R: 2 E: 1 K: 0 S: 3	H: 0 LOB: 1 BB: 3 P: 15	R: 0 E: 0 K: 0 S: 3	H: 0 LOB: 1 BB: 0 P: 4	R: 0 E: 0 K: 1 S: 5	H: 0 LOB: 0 BB: 0 P: 5	R: 1 E: 2 K: 0 S: 5	H: 1 LOB: 2 BB: 1 P: 9	R: 0 E: 1 K: 1 S: 5	H: 0 LOB: 1 BB: 0 P: 5	R: 0 E: 0 K: 1 S: 6	H: 1 LOB: 1 BB: 0 P: 6		1B: 3 2B: 1 3B: 0 HR: 1	SF: 0 SAC: 2 DP: 2 HBP: 1	WP: 0 PB: 0 SB: 0 CS: 1	PA: 38							
PITCHER	IP	WLS	BF	H	R	ER	SO	BB	IBB	HBP	BLK	WP	HR	S	P	ERA		WHIP										
Marcelino Lopez, L ERA: 5.2	2.0		12	2	3	1	2	3	0	0	0	0	1	13	25	4.50		2.500										
Lew Krausse, R ERA: 3.41	5.0	W	19	2	1	0	1	1	0	1	0	0	0	19	24	0.00		0.600										
Ken Sanders, R ERA: 2.37	2.0	S	7	1	0	0	2	0	0	0	0	0	0	11	11	0.00		0.500										

Batter	1	2	3	4	5	6	7	8	9	AB	R	H	RBI	BB	SO	LOB	BOTTOM												
Tommy Harper, R OBP: 0.292, SLG: 0.303 (8, 7)	0-3 K		0-0 1B		0-0 BB 1B		0-0 1B HR		0-0 BB S 1B	5	1	4	2	0	1	0	Oakland Athletics @ Milwaukee Brewers Milwaukee County Stadium, Milwaukee, WI Sun Jun 20 1971, 4:38 AM EDT Att: 15,409 - Unknown - 76 F livebaseballscores.com												
Gus Gil, R OBP: 0.545, SLG: 0.167 (1, 4) (9, 5)	0-0 E6 G3-6-3		0-0 F7		4-0 BB 1B		0-0 HR 1B		4-0 BB BB	3	1	1	1	2	0	1													
Dave May, L OBP: 0.347, SLG: 0.374 Andy Kosco, R OBP: 0.313, SLG: 0.356 Rick Auerbach, R OBP: 0.287, SLG: 0.243 (7, PH) (8, 6)	0-0 G3-6-3 1-2				0-0 1B		0-0 K		0-0 HR BB	3	0	1	0	0	1	4													
John Briggs, L OBP: 0.361, SLG: 0.449 Ken Sanders, R (8, 1)		0-0 1B		0-3 K		0-0 F8		0-3 K		0-0 3-1	4	0	1	0	0	2													
Bill Voss, L OBP: 0.316, SLG: 0.389 (1, 9) (8, 8)		0-0 F9		0-0 F8		0-0 4-3		0-0 F7			4	0	0	0	0	2													
Frank Tepedino, L OBP: 0.147, SLG: 0.212 Ron Theobald, R OBP: 0.360, SLG: 0.329 (1, 3) (8, PH) (9, 4)		0-0 P4		0-0 F4		0-0 F3		1-0 3B HBP			3	0	0	0	0	2													
Roberto Pena, R OBP: 0.241, SLG: 0.321 (1, 6) (8, 5) (9, 3)		0-0 6-3		0-0 FC6 1B		0-0 K		0-0 1B 3B		4	1	2	1	0	1	1													
Ellie Rodriguez, R OBP: 0.343, SLG: 0.304 (1, 2)			0-0 6-3		0-0 FC6 BB 1B		0-0 E5 BB 1B		4-0 L1-3 BB	3	1	0	0	1	0	1													
Marcelino Lopez, R OBP: 0.250, SLG: 0.250 Lew Krausse, R (3, 1) Al Yates, R OBP: 0.256, SLG: 0.306 (7, PH) (8, 9)			0-0 P4		0-0 K		0-0 K		0-0 L1-3	0	0	0	0	0	0	0													
Inning Stats	R: 0 E: 1 K: 1 S: 5	H: 0 LOB: 0 BB: 0 P: 5	R: 0 E: 0 K: 0 S: 4	H: 1 LOB: 1 BB: 0 P: 4	R: 0 E: 0 K: 1 S: 6	H: 1 LOB: 1 BB: 0 P: 6	R: 0 E: 0 K: 0 S: 3	H: 0 LOB: 0 BB: 0 P: 3	R: 5 E: 1 K: 2 S: 11	H: 3 LOB: 0 BB: 1 P: 15	R: 2 E: 0 K: 0 S: 4	H: 2 LOB: 3 BB: 3 P: 17	R: 0 E: 0 K: 0 S: 4	H: 0 LOB: 0 BB: 0 P: 5	R: 2 E: 0 K: 1 S: 5	H: 2 LOB: 3 BB: 3 P: 17		1B: 8 2B: 1 3B: 1 HR: 1	SF: 0 SAC: 0 DP: 2 HBP: 1	WP: 0 PB: 0 SB: 1 CS: 0	PA: 40								
PITCHER	IP	WLS	BF	H	R	ER	SO	BB	IBB	HBP	BLK	WP	HR	S	P	ERA		WHIP											
Diego Segui, R ERA: 3.1	6.1		29	7	4	3	5	2	0	0	0	0	1	5	6	27.00		1.500											
Darold Knowles, L ERA: 6.29	0.2	L	4	1	2	2	1	0	0	1	0	0	0	1	5	6		27.00	1.500										
Ron Klimkowski, R ERA: 4.63	0.2		5	2	1	1	0	2	0	0	0	0	0	3	11	13.50		6.000											
Daryl Patterson, R ERA: 4.5	0.1		2	0	0	0	0	1	0	0	0	0	0	1	5	0.00		3.000											

Batter	1	2	3	4	5	6	7	8	9	10	AB	R	H	RBI	BB	SO	LOB	
Sandy Alomar Sr., S OBP: 0.275, SLG: 0.274 (1.4)	K		F8			SH3 1B		1-3 1B		1B	5	1	3	0	0	1	1	
Jim Fregosi, R OBP: 0.290, SLG: 0.323 (1.6)	6-3		K			SH3		1-3 1B		P4	4	0	0	0	0	1	3	
Tony Gonzalez, L OBP: 0.350, SLG: 0.300 (1.8)	F7				F7			1B			4	0	2	2	0	0	0	
Alex Johnson, R OBP: 0.308, SLG: 0.319 Roger Repoz, L OBP: 0.368, SLG: 0.333 (1.7)	F9		F8			G3-6-3 1B		4-3			4	0	0	0	0	0	2	
Jim Spencer, L OBP: 0.296, SLG: 0.386 (1.3)	FC6-4 BB		P5					1B		4-3	3	0	1	0	1	0	0	
Tony Conigliaro, R OBP: 0.302, SLG: 0.361 (1.9)	K				5-3			F2		5-3	4	0	0	0	0	1	2	
Syd O'Brien, R OBP: 0.246, SLG: 0.356 (1.5)	FC6-4		F9					F8		6-3	4	0	0	0	0	0	2	
Jeff Torborg, R OBP: 0.170, SLG: 0.222 (1.2)			6-3					1B			4	0	1	0	0	0	0	
Rudy May, L OBP: 0.286, SLG: 0.250 John Stephenson, L OBP: 0.352, SLG: 0.407 Dave LaRoche, L OBP: 0.400, SLG: 0.250 (1.1)						SH3 1B		4-3		F9	2	1	1	0	1	0	2	
											1	0	0	0	0	0	0	
											0	0	0	0	0	0	0	
Inning Stats	R: 0 E: 0 K: 1 S: 5	H: 0 LOB: 0 BB: 0 P: 5	R: 0 E: 0 K: 1 S: 5	H: 0 LOB: 1 BB: 1 P: 9	R: 0 E: 0 K: 1 S: 5	H: 0 LOB: 1 BB: 1 P: 9	R: 0 E: 0 K: 0 S: 3	H: 0 LOB: 0 BB: 0 P: 3	R: 0 E: 0 K: 0 S: 5	H: 2 LOB: 2 BB: 0 P: 5	R: 0 E: 0 K: 0 S: 4	H: 2 LOB: 1 BB: 0 P: 4	R: 0 E: 0 K: 0 S: 3	H: 0 LOB: 0 BB: 0 P: 3	R: 0 E: 0 K: 0 S: 4	H: 1 LOB: 1 BB: 0 P: 4	1B: 8 2B: 0 3B: 0 HR: 0	SF: 0 SAC: 1 DP: 1 HBP: 0
PITCHER	IP 8.0	WLS 31	H 7	R 2	ER 2	SO 3	BB 2	IBB 0	HBP 0	BLK 0	WP 0	HR 0	S 35	P 43	ERA 2.25	WHIP 1.125		
Marty Pattin, R ERA: 3.08 Ken Sanders, R ERA: 2.28 (9.1)	2.0	W	7	1	0	0	0	0	0	0	0	0	7	7	0.00	0.500		

California Angels @ Milwaukee Brewers
Milwaukee County Stadium, Milwaukee, WI
 Mon Jun 21 1971, 8:05 PM EDT
 Att: 5,498 - Unknown

AB 35
 R 2
 H 8
 RBI 2
 BB 2
 SO 3
 LOB 12




WP: 0 PA: 38
 PB: 0
 SB: 0
 CS: 0


Batter	1	2	3	4	5	6	7	8	9	10	AB	R	H	RBI	BB	SO	LOB	
Tommy Harper, R OBP: 0.294, SLG: 0.304 (1.5)	5-3		SF8			F5				SH3-4 1B	3	1	1	1	1	0	0	
Gus Gil, R OBP: 0.533, SLG: 0.125 (1.4)	F8		1-3					BB		SH3-4 1B	2	0	0	0	2	0	1	
Roberto Pena, R OBP: 0.248, SLG: 0.324 (1.3)	P4				6-3	F8				1B FC5-2 1B	5	0	2	2	0	0	1	
Andy Kosco, R OBP: 0.303, SLG: 0.343 (1.7)		K			F7			F5		F7	4	0	0	0	0	1	1	
Rob Ellis, R OBP: 0.333, SLG: 0.333 (1.9)		P4			6-3			P4			4	0	1	0	0	0	0	
Elie Rodriguez, R OBP: 0.341, SLG: 0.297 (1.2)		F7				5-3		K			3	0	0	0	1	1	0	
Dave May, L OBP: 0.348, SLG: 0.376 Ron Theobald, R OBP: 0.352, SLG: 0.320 (1.8)						1-3		K		FC5-2	2	1	1	0	0	0	0	
						SH SF8 1B					2	0	0	0	0	1	3	
Rick Auerbach, R OBP: 0.283, SLG: 0.239 Ted Kubiak, S OBP: 0.292, SLG: 0.270 (1.6)			K			6-3		F7			2	0	0	0	0	1	1	
										BB SH3-4 1B BB	1	1	0	0	1	0	0	
Marty Pattin, R OBP: 0.256, SLG: 0.229 Al Yates, R OBP: 0.250, SLG: 0.297 Ken Sanders, R (1.1)			SH			K		F7		SH3-4	1	0	0	0	0	1	0	
											1	0	0	0	0	0	0	
											0	0	0	0	0	0	0	
Inning Stats	R: 0 E: 0 K: 0 S: 3	H: 0 LOB: 0 BB: 0 P: 3	R: 0 E: 0 K: 1 S: 5	H: 0 LOB: 0 BB: 0 P: 5	R: 1 E: 1 K: 1 S: 7	H: 1 LOB: 1 BB: 0 P: 7	R: 0 E: 0 K: 0 S: 3	H: 0 LOB: 0 BB: 0 P: 3	R: 0 E: 0 K: 0 S: 3	H: 0 LOB: 0 BB: 0 P: 3	R: 0 E: 0 K: 1 S: 5	H: 0 LOB: 0 BB: 0 P: 5	R: 0 E: 0 K: 0 S: 6	H: 3 LOB: 3 BB: 1 P: 10	R: 1 E: 0 K: 0 S: 2	H: 1 LOB: 3 BB: 3 P: 14	1B: 5 2B: 0 3B: 0 HR: 0	SF: 1 SAC: 3 DP: 0 HBP: 0
PITCHER	IP 9.0	WLS 34	H 4	R 2	ER 1	SO 5	BB 1	IBB 1	HBP 0	BLK 0	WP 0	HR 0	S 42	P 50	ERA 1.00	WHIP 0.556		
Rudy May, L ERA: 3.31 Dave LaRoche, L ERA: 2.38 (10.1)	0.1	L	5	1	1	0	2	1	0	0	0	0	2	14	27.00	9.000		


California Angels @ Milwaukee Brewers
Milwaukee County Stadium, Milwaukee, WI
 Mon Jun 21 1971, 8:05 PM EDT
 Att: 5,498 - Unknown

AB 30
 R 3
 H 5
 RBI 3
 BB 5
 SO 5
 LOB 7



WP: 0 PA: 39
 PB: 0
 SB: 0
 CS: 0

Batter	1	2	3	4	5	6	7	8	9	AB	R	H	RBI	BB	SO	LOB	TOP			
Tony Gonzalez, L (1,8) OBP: 0.336, SLG: 0.287	0-0 4-3		0-0 F9		0-0 F9			0-0 4-3		4	0	0	0	0	0	1	California Angels @ Milwaukee Brewers Milwaukee County Stadium, Milwaukee, WI Wed Jun 23 1971, 8:05 PM EDT Unknown 			
Jim Fregosi, R (1,6) OBP: 0.284, SLG: 0.316	0-0 F8		0-0 F8			0-0 6-3		0-0 F8		4	0	0	0	0	0	0				
Jim Spencer, L (1,3) OBP: 0.295, SLG: 0.383	0-0 1B			0-0 P4		0-0 F9		0-0 F9		4	0	1	0	0	0	0				
Alex Johnson, R (1,7) OBP: 0.307, SLG: 0.318	0-0 L4			0-0 1B		0-0 F8		0-0 E5 1B		4	0	1	0	0	0	1				
John Stephenson, L (1,2)		0-0 F2		0-0 F9			0-0 1-3		0-0 F7	4	0	0	0	0	0	2				
Ken McMullen, R (1,5) OBP: 0.296, SLG: 0.382		4-0 BB		0-0 F7			0-0 6-3		0-0 FC5-4 1B	3	0	1	0	1	0	1				
Tony Conigliaro, R (1,9) OBP: 0.306, SLG: 0.369		0-0 F7			0-0 4-3 1B		0-0 2B		0-0 FC5-4 1-2 1B	4	0	2	0	0	0	3				
Sandy Alomar Sr., S (1,4) OBP: 0.273, SLG: 0.271		0-0 6-3			0-0 4-3		0-0 4-3			3	0	0	0	0	0	3				
Andy Messersmith, R (1,1) OBP: 0.211, SLG: 0.229			0-0 P4		0-0 6-3			0-0 P6		2	0	0	0	0	0	1				
Rickey Clark, R (7,1)										0	0	0	0	0	0	0				
Tom Silverio, L (8,PH)										1	0	0	0	0	0	0				
Fred Lasher, R (8,1)										0	0	0	0	0	0	0				
Inning Stats	R: 0 E: 0 K: 0 S: 4	H: 1 LOB: 1 BB: 0 P: 4	R: 0 E: 0 K: 0 S: 3	H: 0 LOB: 1 BB: 1 P: 7	R: 0 E: 0 K: 0 S: 3	H: 0 LOB: 0 BB: 0 P: 3	R: 0 E: 0 K: 0 S: 4	H: 1 LOB: 1 BB: 0 P: 4	R: 0 E: 0 K: 0 S: 3	H: 0 LOB: 0 BB: 0 P: 3	R: 0 E: 0 K: 0 S: 4	H: 1 LOB: 1 BB: 0 P: 4	R: 0 E: 0 K: 0 S: 3	H: 0 LOB: 0 BB: 0 P: 3	R: 0 E: 1 K: 0 S: 5	H: 1 LOB: 2 BB: 0 P: 5	1B: 4 2B: 1 3B: 0 HR: 0	SF: 0 SAC: 0 DP: 0 HBP: 0	WP: 0 PB: 0 SB: 0 CS: 0	PA: 34
PITCHER Bill Parsons, R (1,1) ERA: 2.46	IP: 9.0 WLS: W BF: 34 H: 5 R: 0 ER: 0 SO: 0 BB: 1 IBB: 0 HBP: 0 BLK: 0 WP: 0 HR: 0 S: 33 P: 37 ERA: 0.00 WHIP: 0.667																			

Batter	1	2	3	4	5	6	7	8	9	AB	R	H	RBI	BB	SO	LOB	BOTTOM			
Tommy Harper, R (1,5) OBP: 0.288, SLG: 0.297	0-0 6-3		0-0 F9		0-3 K		0-3 K		0-0 FC5	5	0	0	0	0	2	5	California Angels @ Milwaukee Brewers Milwaukee County Stadium, Milwaukee, WI Wed Jun 23 1971, 8:05 PM EDT Unknown 			
Gus Gil, R (1,4) OBP: 0.550, SLG: 0.182	0-0 F9		0-0 1-3		4-0 S 1B		4-0 E 1B BB		4-0 G4-3 BB	3	1	1	0	2	0	0				
Dave May, L (1,8) OBP: 0.349, SLG: 0.370	4-0 E S BB		4-0 2B BB		0-0 4-3 1-2		0-0 E1 1B 1-2 1B		0-0 G4-3 1-2	3	2	0	0	2	0	3				
John Briggs, L (1,7) OBP: 0.362, SLG: 0.455	0-0 E6		0-0 2B		0-0 F7		0-0 1B 1B 1B		0-0 F7	5	1	2	2	0	0	1				
Andy Kosco, R (1,9) OBP: 0.301, SLG: 0.339	0-0 F9		0-0 E5 3B		0-0 F8		0-0 BB FC5-2 1B		0-0 FC5-2 1B	4	1	1	1	0	0	2				
Roberto Pena, R (1,3) OBP: 0.284, SLG: 0.351		0-0 1B FC3-2 1B		0-0 2B 3B		4-0 BB		0-0 F9		3	1	2	1	1	0	2				
Phil Roof, R (1,2) OBP: 0.255, SLG: 0.245	0-3 K		0-0 K		0-3 K		0-0 FC5-2 BB 1-2 1B		0-0 FC5-2 BB	4	0	2	2	0	2	2				
Ted Kubiak, S (1,6) OBP: 0.297, SLG: 0.272	0-0 FC3-2 1B		0-0 K		0-0 4-3		0-0 FC5 FC5-2 BB		0-0 FC5-2 BB	3	0	1	0	1	1	1				
Bill Parsons, R (1,1) OBP: 0.242, SLG: 0.276	0-0 FC3-2 1-2 3-H			0-3 K		0-0 5-3		0-0 FC5-2		4	0	0	0	0	1	5				
Inning Stats	R: 0 E: 1 K: 0 S: 4	H: 0 LOB: 2 BB: 1 P: 8	R: 0 E: 0 K: 1 S: 7	H: 2 LOB: 2 BB: 0 P: 7	R: 3 E: 1 K: 1 S: 8	H: 3 LOB: 1 BB: 1 P: 12	R: 0 E: 0 K: 2 S: 8	H: 1 LOB: 1 BB: 0 P: 8	R: 0 E: 0 K: 1 S: 5	H: 0 LOB: 1 BB: 1 P: 9	R: 0 E: 0 K: 1 S: 5	H: 0 LOB: 0 BB: 0 P: 5	R: 3 E: 1 K: 0 S: 7	H: 3 LOB: 3 BB: 2 P: 15	R: 0 E: 0 K: 0 S: 2	H: 0 LOB: 0 BB: 1 P: 6	1B: 6 2B: 2 3B: 1 HR: 0	SF: 0 SAC: 0 DP: 1 HBP: 0	WP: 0 PB: 0 SB: 2 CS: 0	PA: 40
PITCHER Andy Messersmith, R (1,1) ERA: 3.87	IP: 6.0 WLS: L BF: 32 H: 8 R: 6 ER: 3 SO: 6 BB: 4 IBB: 0 HBP: 0 BLK: 0 WP: 0 HR: 0 S: 40 P: 56 ERA: 4.50 WHIP: 2.000																			
Rickey Clark, R (7,1) ERA:	IP: 1.0 WLS: 5 BF: 1 H: 0 R: 0 ER: 0 SO: 0 BB: 1 IBB: 0 HBP: 0 BLK: 0 WP: 0 HR: 0 S: 4 P: 8 ERA: 0.00 WHIP: 2.000																			
Fred Lasher, R (8,1) ERA:	IP: 1.0 WLS: 3 BF: 0 H: 0 R: 0 ER: 0 SO: 0 BB: 1 IBB: 0 HBP: 0 BLK: 0 WP: 0 HR: 0 S: 2 P: 6 ERA: 0.00 WHIP: 1.000																			

Batter	1	2	3	4	5	6	7	8	9	AB	R	H	RBI	BB	SO	LOB	TOP								
Sandy Alomar Sr., S OBP: 0.277, SLG: 0.279 (1, 4)										6	1	3	0	0	0	0	California Angels @ Milwaukee Brewers Milwaukee County Stadium, Milwaukee, WI Wed Jun 23 1971, 8:05 PM EDT Att: 12,317 - Unknown								
Syd O'Brien, R OBP: 0.336, SLG: 0.391 (1, 6)										6	2	3	1	0	1	2									
Tony Gonzalez, L OBP: 0.336, SLG: 0.283 (1, 8)										5	2	1	0	0	1	2									
Alex Johnson, R OBP: 0.313, SLG: 0.324 (1, 7)										5	2	3	2	0	1	1									
Jim Spencer, L OBP: 0.297, SLG: 0.388 (1, 3)										5	0	2	2	0	1	1									
Ken McMullen, R OBP: 0.301, SLG: 0.387 (1, 5)										5	2	3	2	0	1	3									
Tony Conigliaro, R OBP: 0.317, SLG: 0.379 (1, 9)										3	0	2	1	2	0	1									
Jeff Torborg, R OBP: 0.192, SLG: 0.224 (1, 2)										4	0	1	1	1	0	6									
Eddie Fisher, R (1, 1)										3	0	0	0	0	1	4									
Dave LaRoche, L OBP: 0.333, SLG: 0.200 (6, 1)										1	0	0	0	0	0	0									
Lloyd Allen, R OBP: 0.167, SLG: 0.167 (7, 1)										1	0	0	0	0	0	0									
Inning Stats	R: 0 E: 0 K: 3 S: 10	H: 1 LOB: 1 BB: 0 P: 10	R: 1 E: 0 K: 0 S: 6	H: 4 LOB: 3 BB: 0 P: 6	R: 3 E: 0 K: 0 S: 7	H: 4 LOB: 1 BB: 0 P: 7	R: 0 E: 0 K: 1 S: 5	H: 0 LOB: 0 BB: 0 P: 5	R: 2 E: 0 K: 0 S: 6	H: 3 LOB: 2 BB: 1 P: 10	R: 2 E: 0 K: 1 S: 8	H: 3 LOB: 0 BB: 1 P: 13	R: 1 E: 0 K: 0 S: 4	H: 1 LOB: 0 BB: 0 P: 4	R: 0 E: 0 K: 1 S: 6	H: 1 LOB: 2 BB: 1 P: 10	R: 0 E: 0 K: 0 S: 4	H: 1 LOB: 1 BB: 0 P: 4	1B: 13 2B: 4 3B: 0 HR: 1	SF: 0 SAC: 0 DP: 0 HBP: 1	WP: 0 PB: 1 SB: 1 CS: 0	PA: 48			
PITCHER	IP	WLS	BF	H	R	ER	SO	BB	IBB	HBP	BLK	WP	HR	S	P	ERA	WHIP								
Lew Krausse, R ERA: 3.74 (1, 1)	2.0	L	13	8	4	4	3	0	0	0	0	0	0	19	19	18.00	4.000								
John Morris, L ERA: 2.79 (3, 1)	3.0		14	4	2	2	1	0	1	0	0	0	0	15	19	6.00	1.333								
Dick Ellsworth, L ERA: 4.91 (6, 1)	0.1		5	3	2	2	0	0	0	1	0	0	0	4	5	54.00	9.000								
Jim Hannan, R ERA: 3.86 (6, 1)	1.2		7	1	1	1	1	0	1	0	0	0	1	8	12	5.40	0.600								
Ken Sanders, R ERA: 2.19 (8, 1)	2.0		9	2	0	0	1	1	0	0	0	0	0	10	14	0.00	1.500								

Batter	1	2	3	4	5	6	7	8	9	AB	R	H	RBI	BB	SO	LOB	BOTTOM								
Tommy Harper, R OBP: 0.294, SLG: 0.318 (1, 5) (8, 9)										4	2	2	2	1	0	0	California Angels @ Milwaukee Brewers Milwaukee County Stadium, Milwaukee, WI Wed Jun 23 1971, 8:05 PM EDT Att: 12,317 - Unknown								
Gus Gil, R OBP: 0.520, SLG: 0.313 (1, 4) (8, 5)										5	1	2	2	0	2	1									
Dave May, L OBP: 0.346, SLG: 0.366 (1, 8)										5	0	1	0	0	1	4									
John Briggs, L OBP: 0.351, SLG: 0.439 (1, 7)										5	0	0	0	0	2	4									
Andy Kosco, R OBP: 0.305, SLG: 0.342 (1, 9) (8, 3)										5	0	2	1	0	1	0									
Roberto Pena, R OBP: 0.286, SLG: 0.350 (1, 3) (6, 1)										3	0	1	0	0	0	2									
Ron Theobald, R OBP: 0.397, SLG: 0.351 (7, PH) (8, 4)										2	0	2	0	0	0	0									
Ellie Rodriguez, R OBP: 0.343, SLG: 0.301 (1, 2)										5	0	2	0	0	1	2									
Ted Kubiak, S OBP: 0.294, SLG: 0.265 (1, 6)										4	0	0	0	1	0	4									
Lew Krausse, R (1, 1)										0	0	0	0	0	0	0									
John Morris, R OBP: 0.320, SLG: 0.230 (3, 1)										1	0	0	0	0	0	0									
Rob Ellis, R OBP: 0.429, SLG: 0.429 (5, PH)										1	1	1	0	0	0	0									
Dick Ellsworth, L (8, 1)										0	0	0	0	0	0	0									
Frank Tepedino, L OBP: 0.171, SLG: 0.285 (8, 3)										1	1	1	0	0	0	0									
Al Yates, R OBP: 0.225, SLG: 0.297 (7, PH)										0	0	0	0	0	0	0									
Bill Voss, R OBP: 0.315, SLG: 0.387 (7, PH)										1	0	0	0	0	0	3									
Ken Sanders, R (8, 1)										0	0	0	0	0	0	0									
Inning Stats	R: 0 E: 0 K: 1 S: 5	H: 0 LOB: 0 BB: 0 P: 5	R: 0 E: 0 K: 2 S: 9	H: 2 LOB: 2 BB: 0 P: 9	R: 0 E: 0 K: 2 S: 9	H: 1 LOB: 2 BB: 0 P: 9	R: 0 E: 0 K: 0 S: 4	H: 1 LOB: 1 BB: 0 P: 4	R: 3 E: 0 K: 1 S: 9	H: 4 LOB: 1 BB: 0 P: 9	R: 2 E: 0 K: 0 S: 5	H: 2 LOB: 3 BB: 1 P: 9	R: 0 E: 0 K: 0 S: 5	H: 2 LOB: 3 BB: 1 P: 9	R: 0 E: 0 K: 0 S: 4	H: 1 LOB: 1 BB: 0 P: 4	R: 0 E: 0 K: 1 S: 6	H: 1 LOB: 1 BB: 0 P: 6	1B: 9 2B: 4 3B: 0 HR: 1	SF: 0 SAC: 0 DP: 0 HBP: 0	WP: 0 PB: 2 SB: 1 CS: 0	PA: 44			
PITCHER	IP	WLS	BF	H	R	ER	SO	BB	IBB	HBP	BLK	WP	HR	S	P	ERA	WHIP								
Eddie Fisher, R ERA: 2.44 (1, 1)	5.2	W	28	9	5	5	6	1	0	0	0	0	0	39	43	7.94	1.765								
Dave LaRoche, L ERA: 2.31 (6, 1)	1.0		7	3	0	0	0	1	0	0	0	0	0	6	10	0.00	4.000								
Lloyd Allen, R ERA: 4.12 (7, 1)	2.1	S	9	2	0	0	1	0	0	0	0	0	0	11	11	0.00	0.857								

Batter	1	2	3	4	5	6	7	8	9	AB	R	H	RBI	BB	SO	LOB	TOP					
Sandy Alomar Sr. S OBP: 0.277, SLG: 0.279 (1, 4)	0-3 K		0-0 6-3		0-3 K			0-0 FC4-6 1B		4	0	1	0	0	2	1	California Angels @ Milwaukee Brewers Milwaukee County Stadium, Milwaukee, WI Thu Jun 24 1971, 4:33 AM EDT Alt. 9,673 - Unknown - 73 F					
Syd O'Brien, R OBP: 0.257, SLG: 0.387 (1, 6)	0-0 4-3			0-0 6-3 1B		0-0 5-3		0-0 FC4-6 G4-6-3		4	0	1	0	0	0	2						
Tony Gonzalez, L OBP: 0.325, SLG: 0.272 Mel Queen, L (8, 1)	0-0 1-3			0-0 F5		0-0 6-3		0-0 G4-6-3		4	0	0	0	0	0	3						
Alex Johnson, R OBP: 0.308, SLG: 0.318 (1, 7)		0-0 F8		0-0 6-3 1-2		0-0 P4			0-0 6-3	4	0	0	0	0	0	1						
Jim Spencer, L OBP: 0.304, SLG: 0.389 (1, 3)		4-0 BB BB		4-0 IBB			0-0 5-3 1B		0-0 F8	2	0	1	0	2	0	0						
Ken McMullen, R OBP: 0.301, SLG: 0.382 (1, 5)		4-0 G6-4-3 1-2 BB		0-0 F4			0-0 F9		0-0 3-1	3	0	0	0	1	0	3						
Tony Conigliaro, R OBP: 0.313, SLG: 0.373 (1, 9)		0-0 G6-4-3 1-2			0-0 F7		0-0 5-3 1-2			3	0	0	0	0	0	3						
Jeff Torborg, R OBP: 0.182, SLG: 0.212 (1, 2)			0-0 1-3		0-0 5-3		0-0 P6			3	0	0	0	0	0	1						
Clyde Wright, R OBP: 0.240, SLG: 0.283 Tom Silverio, L OBP: 0.500, SLG: 0.500 (8, PH) (8, 8)			0-3 K		4-0 BB			0-0 FC4-6 1B		1	0	0	0	1	1	0						
										1	0	1	0	0	0	0						
Inning Stats	R: 0 E: 0 K: 1 S: 5	H: 0 LOB: 0 BB: 0 P: 5	R: 0 E: 0 K: 0 S: 2	H: 0 LOB: 1 BB: 2 P: 10	R: 0 E: 0 K: 1 S: 5	H: 0 LOB: 0 BB: 0 P: 5	R: 0 E: 0 K: 0 S: 4	H: 1 LOB: 2 BB: 1 P: 8	R: 0 E: 0 K: 1 S: 5	H: 0 LOB: 1 BB: 1 P: 9	R: 0 E: 0 K: 0 S: 3	H: 0 LOB: 0 BB: 0 P: 3	R: 0 E: 0 K: 0 S: 4	H: 1 LOB: 1 BB: 0 P: 4	R: 0 E: 0 K: 0 S: 4	H: 2 LOB: 1 BB: 0 P: 4	R: 0 E: 0 K: 0 S: 3	H: 0 LOB: 0 BB: 0 P: 3	1B: 4 2B: 0 3B: 0 HR: 0	SF: 0 SAC: 0 DP: 2 HBP: 0	WP: 0 PB: 0 SB: 0 CS: 0	PA: 33
PITCHER Jim Slaton, R ERA: 5.19 (1, 1)	IP: 9.0 WLS: W BF: 33 H: 4 R: 0 ER: 0 SO: 3 BB: 3 IBB: 1 HBP: 0 BLK: 0 WP: 0 HR: 0 S: 35 P: 51 ERA: 0.00 WHIP: 0.778															PITCHER IP: 9.0 WLS: W BF: 33 H: 4 R: 0 ER: 0 SO: 3 BB: 3 IBB: 1 HBP: 0 BLK: 0 WP: 0 HR: 0 S: 35 P: 51 ERA: 0.00 WHIP: 0.778						

Batter	1	2	3	4	5	6	7	8	9	AB	R	H	RBI	BB	SO	LOB	BOTTOM	
Tommy Harper, R OBP: 0.297, SLG: 0.321 (1, 5)	0-0 F9			0-0 BB 1B						4	2	2	0	0	0	2	California Angels @ Milwaukee Brewers Milwaukee County Stadium, Milwaukee, WI Thu Jun 24 1971, 4:33 AM EDT Alt. 9,673 - Unknown - 73 F	
Gus Gil, R OBP: 0.517, SLG: 0.316 (1, 4)	4-0 G6-4-3 BB			0-3 K	0-0 6-3		0-0 1B 1B			3	0	1	0	1	1	1		
Roberto Pena, R OBP: 0.273, SLG: 0.350 (1, 3)	0-0 G6-4-3 1-2			4-0 BB 1B 2B BB	0-0 1-3		0-0 FC6-4 1B			3	1	1	1	1	0	1		
Andy Kosco, R OBP: 0.303, SLG: 0.339 (1, 7)		0-0 5-3		0-0 2B 1B	0-0 1-3		0-0 FC6-4			4	1	1	1	0	0	2		
Rob Ellis, R OBP: 0.364, SLG: 0.300 (1, 9)		0-0 F6		4-0 2B BB		0-0 F8		0-0 1-3		3	1	0	0	1	0	0		
Phil Roof, R OBP: 0.245, SLG: 0.235 (1, 2)		0-0 4-3		0-0 L9		0-0 F7		0-0 5-3		4	0	0	0	0	0	3		
Dave May, L OBP: 0.344, SLG: 0.369 (1, 8)			0-3 K	0-0 1B E 2B		0-0 F9		0-3 K		4	1	1	3	0	2	0		
Ted Kubiak, S OBP: 0.301, SLG: 0.263 (1, 6)			4-0 CS BB	4-0 1B IBB			0-0 F9			1	0	0	0	2	0	0		
Jim Slaton, R OBP: 0.222, SLG: 0.125 (1, 1)			0-3 K	0-0 E2 1B		0-0 F8				3	0	1	0	0	1	1		
										1B: 6 2B: 2 3B: 0 HR: 0	SF: 0 SAC: 0 DP: 2 HBP: 0	WP: 0 PB: 0 SB: 0 CS: 1	PA: 34					
Inning Stats	R: 0 E: 0 K: 0 S: 2	H: 0 LOB: 0 BB: 1 P: 6	R: 0 E: 0 K: 0 S: 3	H: 0 LOB: 0 BB: 0 P: 3	R: 0 E: 0 K: 2 S: 6	H: 0 LOB: 1 BB: 1 P: 10	R: 5 E: 1 K: 1 S: 9	H: 4 LOB: 2 BB: 3 P: 21	R: 0 E: 0 K: 0 S: 3	H: 0 LOB: 0 BB: 0 P: 3	R: 1 E: 0 K: 0 S: 6	H: 3 LOB: 2 BB: 0 P: 6	R: 0 E: 0 K: 1 S: 5	H: 0 LOB: 0 BB: 0 P: 5	1B: 6 2B: 2 3B: 0 HR: 0	SF: 0 SAC: 0 DP: 2 HBP: 0	WP: 0 PB: 0 SB: 0 CS: 1	PA: 34
PITCHER Clyde Wright, L ERA: 3.01 Mel Queen, R ERA: 1.5 (8, 1)	IP: 7.0 WLS: L BF: 31 H: 7 R: 6 ER: 5 SO: 3 BB: 4 IBB: 1 HBP: 0 BLK: 0 WP: 0 HR: 0 S: 32 P: 52 ERA: 6.43 WHIP: 1.571															PITCHER IP: 1.0 WLS: L BF: 3 H: 0 R: 0 ER: 0 SO: 1 BB: 0 IBB: 0 HBP: 0 BLK: 0 WP: 0 HR: 0 S: 5 P: 5 ERA: 0.00 WHIP: 0.000		

Batter	1	2	3	4	5	6	7	8	9	AB	R	H	RBI	BB	SO	LOB	TOP		
Tommy Harper, R OBP: 0.295, SLG: 0.329 (1, 5)	0-0 1-3	0-0 FC4-6		0-0 1B			0-0 F7		0-0 F7	5	0	1	1	0	0	2			
Gus Gil, R OBP: 0.395, SLG: 0.214 (1, 4)	0-3 K	0-0 PO	0-0 F3	0-0 F8			0-0 F3		0-0 F3	5	0	0	0	0	1	2			
Dave May, L OBP: 0.352, SLG: 0.387 (1, 8)	4-0 BB		0-0 CS		0-0 3-1				0-0 F9	4	1	2	1	1	0	0			
John Briggs, L OBP: 0.352, SLG: 0.455 (1, 7)	0-0 F5		0-0 BB	0-0 1B		0-0 F4		0-3 K		4	0	1	0	0	1	1			
Andy Kosco, R OBP: 0.314, SLG: 0.339 (1, 9)		4-0 1B BB	4-0 BB	0-0 BB	0-0 5-3			0-0 E5		2	2	1	0	2	0	0			
Roberto Pena, R OBP: 0.287, SLG: 0.383 (1, 3)		0-0 BB	0-0 FC4-6	0-0 F9		0-0 G6-4-3		0-0 K		4	2	3	2	0	0	2			
Elie Rodriguez, R OBP: 0.331, SLG: 0.290 (1, 2)		0-0 FC4-6	0-0 BB	0-0 1B	0-0 4-3	0-0 G6-4-3		0-3 K		4	0	1	0	0	1	1			
Ted Kubiak, S OBP: 0.311, SLG: 0.267 (1, 6)		0-0 F7		0-0 FC2-6	0-0 1B	0-0 F8		4-0 K		3	0	1	0	1	0	3			
Marty Pattin, R OBP: 0.256, SLG: 0.211 (1, 1)		4-0 FC4-6	0-0 BB	0-0 FC2-6	0-0 1B		0-0 L8	0-3 K		3	0	0	1	1	1	2			
Inning Stats	R: 0 E: 0 K: 1 S: 5	H: 0 LOB: 1 BB: 1 P: 9	R: 2 E: 0 K: 0 S: 4	H: 2 LOB: 1 BB: 2 P: 12	R: 0 E: 0 K: 0 S: 4	H: 2 LOB: 2 BB: 1 P: 8	R: 0 E: 0 K: 0 S: 3	H: 0 LOB: 0 BB: 0 P: 3	R: 0 E: 0 K: 0 S: 3	H: 0 LOB: 0 BB: 0 P: 3	R: 3 E: 1 K: 3 S: 12	H: 3 LOB: 1 BB: 1 P: 16	R: 0 E: 0 K: 0 S: 3	H: 0 LOB: 0 BB: 0 P: 3	1B: 8 2B: 0 3B: 0 HR: 2	SF: 0 SAC: 0 DP: 1 HBP: 0	WP: 0 PA: 40 CS: 1		
PITCHER	IP	WLS	BF	H	R	ER	SO	BB	IBB	HBP	BLK	WP	HR	S	P	ERA	WHIP		
Jim Perry, R ERA: 3.95 (1, 1)	7.1	L	33	10	5	5	2	4	0	0	0	0	2	33	49	6.14	1.909		
Hal Haydel, R ERA: (8, 1)	0.2		3	0	0	0	2	1	0	0	0	0	0	6	10	0.00	1.500		
Stan Williams, R ERA: 3.88 (9, 1)	1.0		3	0	0	0	0	0	0	0	0	0	0	3	3	0.00	0.000		

Milwaukee Brewers @ Minnesota Twins
Metropolitan Stadium, Bloomington, MI
Sat Jun 26 1971, 4:33 AM EDT
Att: 11,559 - Cloudy - 72 F

AB 34
R 5
H 10
RBI 5
BB 5
SO 4
LOB 13



Batter	1	2	3	4	5	6	7	8	9	AB	R	H	RBI	BB	SO	LOB	BOTTOM		
Cesar Tovar, R OBP: 0.358, SLG: 0.362 (1, 7)	0-0 L5		0-0 F8			0-0 FC6-4		0-0 F9		4	0	1	0	0	0	0			
Rod Carew, L OBP: 0.303, SLG: 0.335 (1, 4)	0-0 1B			0-0 4-3		0-0 FC6-4		0-0 1B		4	0	2	0	0	0	1			
Tony Oliva, L OBP: 0.410, SLG: 0.652 (1, 9)	0-0 G3			0-0 4-3		0-3 K		0-0 L7		4	0	2	0	0	1	2			
Rich Reese, L OBP: 0.251, SLG: 0.305 (1, 3)	0-0 G3			0-0 4-3		0-0 F8			0-0 G3	4	0	0	0	0	0	4			
Steve Braun, L OBP: 0.331, SLG: 0.357 (1, 5)		0-0 G4-3		0-0 F5			0-0 F8		0-0 G3	4	0	1	0	0	0	1			
Jim Holt, L OBP: 0.295, SLG: 0.363 (1, 8)		0-0 G4-3			0-0 G3		0-0 1-3		0-0 1B	4	0	1	0	0	0	1			
Leo Cardenas, R OBP: 0.349, SLG: 0.455 (1, 6)		0-0 6-3			0-0 1B				0-0 1B	4	0	3	0	0	0	0			
Paul Ratliff, L OBP: 0.214, SLG: 0.359 (1, 2)			0-0 4-3		0-0 L7		0-0 F8		0-0 1B	4	0	1	0	0	0	2			
Jim Perry, S OBP: 0.283, SLG: 0.195 (1, 1)			0-0 6-3		0-0 L6				0-0 4-3	2	0	0	0	0	0	1			
Hal Haydel, R OBP: 0.323, SLG: 0.324 (8, 1)									0-0 K	0	0	0	0	0	0	0			
Brant Aieva, R OBP: 0.333, SLG: 0.324 (8, PH)										1	0	0	0	0	0	0			
Stan Williams, R OBP: 0.341, SLG: 0.380 (9, PH)										1	0	0	0	0	1	3			
Inning Stats	R: 0 E: 0 K: 0 S: 4	H: 2 LOB: 1 BB: 0 P: 4	R: 0 E: 0 K: 0 S: 3	H: 1 LOB: 0 BB: 0 P: 3	R: 0 E: 0 K: 0 S: 4	H: 1 LOB: 1 BB: 0 P: 4	R: 0 E: 0 K: 1 S: 6	H: 1 LOB: 1 BB: 0 P: 6	R: 0 E: 0 K: 0 S: 4	H: 1 LOB: 1 BB: 0 P: 4	R: 0 E: 0 K: 1 S: 8	H: 3 LOB: 3 BB: 0 P: 8	R: 0 E: 0 K: 1 S: 8	H: 0 LOB: 0 BB: 0 P: 8	1B: 9 2B: 2 3B: 0 HR: 0	SF: 0 SAC: 0 DP: 2 HBP: 0	WP: 0 PA: 36 CS: 0		
PITCHER	IP	WLS	BF	H	R	ER	SO	BB	IBB	HBP	BLK	WP	HR	S	P	ERA	WHIP		
Marty Pattin, R ERA: 2.85 (1, 1)	9.0	W	36	11	0	0	2	0	0	0	0	0	0	40	40	0.00	1.222		

Milwaukee Brewers @ Minnesota Twins
Metropolitan Stadium, Bloomington, MI
Sat Jun 26 1971, 4:33 AM EDT
Att: 11,559 - Cloudy - 72 F

AB 36
R 0
H 11
RBI 0
BB 0
SO 2
LOB 15



Batter	1	2	3	4	5	6	7	8	9	AB	R	H	RBI	BB	SO	LOB	TOP
Tommy Harper, R OBP: 0.294, SLG: 0.328 (1, 5) (8, 7)	0-0 SH1-3 1B		0-0 6-3		0-3 K		0-3 K			4	1	1	0	0	2	1	Milwaukee Brewers @ Minnesota Twins Metropolitan Stadium, Bloomington, MI Sun Jun 27 1971, 4:33 AM EDT Unknown - 90 F
Gus Gil, R OBP: 0.366, SLG: 0.194 (1, 4) (8, 5)	0-0 SH1-3		0-0 P4		0-0 6-3			0-0 L7		3	0	0	0	0	0	0	
Roberto Pena, R OBP: 0.279, SLG: 0.371 (1, 3)	0-0 5-3		0-0 5-3		0-0 5-3			0-0 F8		4	0	0	0	0	0	1	
Andy Kosco, R OBP: 0.319, SLG: 0.339 Rick Auerbach, R OBP: 0.293, SLG: 0.239 (8, PR) (8, 6)	4-0 1B CS IBB			0-3 K		0-0 6-3		0-0 1B		3	0	1	0	1	1	0	
Rob Ellis, R OBP: 0.400, SLG: 0.429 (1, 9)	0-0 1B			0-0 E 2B		0-0 L9		0-0 L8		4	0	2	1	0	0	1	
Dave May, L OBP: 0.352, SLG: 0.383 Al Yates, R OBP: 0.268, SLG: 0.316 (9, PH) (9, PH)	0-0 CS	1-0 FC1-6 HBP		0-0 1-3		0-0 G3			0-0 SH3-4 1B	2	0	0	0	0	0	1	
Elie Rodriguez, R OBP: 0.331, SLG: 0.286 (1, 2)		0-0 FC1-6		1-0 E HBP			0-0 L9		0-0 SH3-4	2	0	0	0	0	0	1	
Ted Kubiak, S OBP: 0.304, SLG: 0.261 (1, 6) (8, 4)		0-3 K		0-0 E5			0-0 5-3		0-3 K	4	0	0	0	0	2	4	
Marcelino Lopez, R OBP: 0.167, SLG: 0.167 Lew Krausse, R (5, 1)		0-0 4-3		0-3 K					0-3 K	2	0	0	0	0	1	4	
Ron Theobald, R OBP: 0.374, SLG: 0.359 John Morris, R OBP: 0.200, SLG: 0.250 Phil Roof, R OBP: 0.243, SLG: 0.233 (9, PH)				0-0 K			0-0 S 1B			1	0	0	0	0	0	1	
Inning Stats	R: 1 E: 0 K: 0 S: 4	H: 2 LOB: 1 BB: 1 P: 8	R: 0 E: 0 K: 1 S: 5	H: 0 LOB: 1 BB: 0 P: 6	R: 0 E: 1 K: 2 S: 3	H: 1 LOB: 3 BB: 0 P: 10	R: 0 E: 0 K: 0 S: 3	H: 0 LOB: 0 BB: 0 P: 3	R: 0 E: 0 K: 1 S: 6	H: 1 LOB: 1 BB: 0 P: 6	R: 0 E: 0 K: 0 S: 4	H: 1 LOB: 1 BB: 0 P: 4	R: 0 E: 0 K: 2 S: 8	H: 1 LOB: 1 BB: 0 P: 8	1B: 5 2B: 1 3B: 0 HR: 0	SF: 0 SAC: 2 DP: 0 HBP: 2	WP: 0 PA: 37 PB: 0 SB: 1 CS: 1
PITCHER Jim Kaat, L ERA: 3.4 (1, 1)	IP: 9.0 WLS: W BF: 36 H: 6 R: 1 ER: 1 SO: 7 BB: 0 IBB: 1 HBP: 2 BLK: 0 WP: 0 HR: 0 S: 47 P: 53 ERA: 1.00 WHIP: 0.667											PITCHER	IP: 9.0 WLS: W BF: 36 H: 6 R: 1 ER: 1 SO: 7 BB: 0 IBB: 1 HBP: 2 BLK: 0 WP: 0 HR: 0 S: 47 P: 53 ERA: 1.00 WHIP: 0.667				

Batter	1	2	3	4	5	6	7	8	9	AB	R	H	RBI	BB	SO	LOB	BOTTOM
Cesar Tovar, R OBP: 0.356, SLG: 0.360 (1, 8) (7, 7)	4-0 FC6-4 BB		0-0 6-3		0-0 SF8		0-0 F7			2	0	0	1	1	0	0	Milwaukee Brewers @ Minnesota Twins Metropolitan Stadium, Bloomington, MI Sun Jun 27 1971, 4:33 AM EDT Unknown - 90 F
Rod Carew, L OBP: 0.302, SLG: 0.333 (1, 4)	0-0 F2		0-3 K		0-0 F8		0-0 BB 1B			4	0	1	0	0	1	3	
Harmon Killebrew, R OBP: 0.379, SLG: 0.443 (1, 3)	4-0 FC6-4 BB		0-0 F7		0-0 F7		4-0 FC4-6 BB			2	0	0	0	2	0	2	
Tony Oliva, L OBP: 0.404, SLG: 0.642 (1, 9)	0-0 FC6-4			0-0 L8		0-0 F7		0-0 FC4-6		4	0	0	0	0	0	4	
Brant Aylea, R OBP: 0.323, SLG: 0.324 Jim Holt, L OBP: 0.294, SLG: 0.361 (6, PR) (7, 8)	0-0 F8			0-0 5-3		0-0 E6 4-3 1B 1B		0-0 4-3		3	0	1	0	0	0	2	
George Mitterwald, R OBP: 0.340, SLG: 0.376 (1, 2)		0-0 F7		0-3 K		0-0 4-3		0-0 FC5-4 1B		4	0	1	0	0	1	1	
Leo Cardenas, R OBP: 0.351, SLG: 0.453 (1, 6)		0-0 P4			4-0 BB SF8 BB		0-0 BB 1B		0-0 FC5-4 FC6-4	3	1	1	1	1	0	1	
Danny Thompson, R OBP: 0.325, SLG: 0.257 Steve Braun, L OBP: 0.329, SLG: 0.354 (8, PH) (9, 5)		0-0 1B			4-0 BB BB		0-0 F8		0-0 FC6-4	2	0	1	0	1	0	2	
Jim Kaat, L OBP: 0.250, SLG: 0.279 (1, 1)		0-0 P4			4-0 BB		0-0 4-3			2	0	0	0	1	0	1	
Inning Stats	R: 0 E: 0 K: 0 S: 3	H: 0 LOB: 2 BB: 2 P: 11	R: 0 E: 0 K: 0 S: 4	H: 1 LOB: 1 BB: 0 P: 4	R: 0 E: 0 K: 1 S: 5	H: 0 LOB: 0 BB: 0 P: 5	R: 0 E: 0 K: 1 S: 5	H: 0 LOB: 0 BB: 0 P: 5	R: 1 E: 0 K: 0 S: 3	H: 0 LOB: 2 BB: 3 P: 15	R: 1 E: 1 K: 0 S: 4	H: 2 LOB: 2 BB: 1 P: 8	R: 0 E: 0 K: 0 S: 4	H: 1 LOB: 1 BB: 0 P: 4	1B: 5 2B: 0 3B: 0 HR: 0	SF: 1 SAC: 0 DP: 0 HBP: 0	
PITCHER Marcelino Lopez, L ERA: 4.83 Lew Krausse, R ERA: 3.66 John Morris, L ERA: 2.61 (1, 1) (5, 1) (7, 1)	IP: 4.0 WLS: L BF: 18 H: 1 R: 1 ER: 1 SO: 2 BB: 5 IBB: 0 HBP: 0 BLK: 0 WP: 0 HR: 0 S: 17 P: 37 ERA: 2.25 WHIP: 1.500											PITCHER	IP: 4.0 WLS: L BF: 18 H: 1 R: 1 ER: 1 SO: 2 BB: 5 IBB: 0 HBP: 0 BLK: 0 WP: 0 HR: 0 S: 17 P: 37 ERA: 2.25 WHIP: 1.500				

Batter	1	2	3	4	5	6	7	8	9	AB	R	H	RBI	BB	SO	LOB	TOP								
Tommy Harper, R OBP: 0.300, SLG: 0.333 (1, 5)	F8					E6		G3		5	1	3	1	0	0	1	Milwaukee Brewers @ Minnesota Twins Metropolitan Stadium, Bloomington, MI Sun Jun 27 1971, 4:38 AM EDT Att: 17,122 - Unknown								
Ron Theobald, R OBP: 0.375, SLG: 0.354 (1, 4)	5-3	K			L3	L3		G3		4	1	1	1	0	1	3									
Dave May, L OBP: 0.353, SLG: 0.385 (1, 8)	BB				L7			G3		4	1	1	2	1	0	3									
John Briggs, L OBP: 0.370, SLG: 0.459 (1, 7)	BB									1	2	1	0	4	0	0									
Rob Ellis, R OBP: 0.400, SLG: 0.421 (1, 9)	BB									5	1	2	1	0	2	6									
Roberto Pena, R OBP: 0.283, SLG: 0.372 (1, 3)										5	0	2	2	0	0	0									
Phil Roof, R OBP: 0.239, SLG: 0.229 (1, 2)										2	0	0	0	0	1	2									
Frank Tepedino, L OBP: 0.167, SLG: 0.257 (6, PH)	K									1	1	0	0	0	0	2									
Ken Sanders, R OBP: 0.331, SLG: 0.287 (6, 1)										2	0	0	0	0	0	0									
Rick Auerbach, R OBP: 0.280, SLG: 0.236 (1, 6)										2	0	0	0	0	0	0									
John Morris, R OBP: 0.200, SLG: 0.250 (4, 1)										0	0	0	0	0	0	0									
Eliee Rodriguez, R OBP: 0.331, SLG: 0.287 (6, 2)										3	1	1	1	0	0	0									
Bill Parsons, R OBP: 0.235, SLG: 0.267 (1, 1)										1	0	0	0	0	1	0									
Ted Kubiak, S OBP: 0.305, SLG: 0.257 (4, 6)										2	0	0	0	1	0	2									
Inning Stats	R: 2 E: 0 K: 1 S: 7	H: 2 LOB: 2 BB: 2 P: 15	R: 0 E: 0 K: 2 S: 8	H: 1 LOB: 1 BB: 0 P: 8	R: 0 E: 0 K: 0 S: 3	H: 1 LOB: 0 BB: 0 P: 3	R: 0 E: 0 K: 0 S: 3	H: 0 LOB: 0 BB: 0 P: 3	R: 0 E: 1 K: 0 S: 3	H: 0 LOB: 1 BB: 1 P: 7	R: 6 E: 0 K: 1 S: 11	H: 6 LOB: 2 BB: 2 P: 19	R: 0 E: 0 K: 0 S: 3	H: 0 LOB: 0 BB: 0 P: 3	R: 0 E: 0 K: 1 S: 6	H: 1 LOB: 3 BB: 1 P: 11	R: 0 E: 0 K: 0 S: 3	H: 0 LOB: 0 BB: 0 P: 3	1B: 10 2B: 2 3B: 0 HR: 0	SF: 0 SAC: 0 DP: 2 HBP: 1	WP: 0 PB: 0 SB: 2 CS: 0	PA: 44			
PITCHER	IP	WLS	BF	H	R	ER	SO	BB	IBB	HBP	BLK	WP	HR	S	P	ERA	WHIP								
Steve Luebber, R ERA: 9.0 (1, 1)	5.0		24	6	5	5	3	4	0	0	0	0	0	26	42	9.00	2.000								
Hal Haydel, R ERA: 20.25 (6, 1)	0.2	L	5	3	1	1	0	0	0	0	0	0	0	5	5	13.50	4.500								
Tom Hall, L ERA: 3.36 (6, 1)	0.1		3	1	2	2	1	1	0	0	0	0	0	4	8	54.00	6.000								
Stan Williams, R ERA: 3.66 (7, 1)	3.0		12	1	0	0	1	0	1	1	0	0	0	12	17	0.00	0.333								

Batter	1	2	3	4	5	6	7	8	9	AB	R	H	RBI	BB	SO	LOB	BOTTOM								
Cesar Tovar, R OBP: 0.354, SLG: 0.357 (1, 7)	5-3	F4				5-3			L8	5	0	1	0	0	0	1	Milwaukee Brewers @ Minnesota Twins Metropolitan Stadium, Bloomington, MI Sun Jun 27 1971, 4:38 AM EDT Att: 17,122 - Unknown								
Rod Carew, L OBP: 0.305, SLG: 0.340 (1, 4)										4	2	2	0	0	0	1									
Tony Oliva, L OBP: 0.405, SLG: 0.648 (1, 9)										4	1	2	1	0	1	1									
Harmon Killebrew, R OBP: 0.378, SLG: 0.441 (1, 5)										1	0	0	0	0	0	0									
Steve Braun, L OBP: 0.322, SLG: 0.349 (1, PR) (2, 5)										2	1	0	1	0	1	0									
Rich Reese, L OBP: 0.246, SLG: 0.298 (1, 3)										4	0	0	0	0	0	2									
Jim Holt, L OBP: 0.293, SLG: 0.355 (1, 8)										3	1	0	0	1	1	0									
Leo Cardenas, R OBP: 0.353, SLG: 0.458 (1, 6)										4	0	2	2	0	0	0									
Paul Ratliff, L OBP: 0.217, SLG: 0.333 (1, 2)										3	0	0	0	1	0	1									
Steve Luebber, R ERA: 9.0 (1, 1)										2	0	0	0	0	2	2									
Hal Haydel, R ERA: 20.25 (6, 1)										0	0	0	0	0	0	0									
Tom Hall, L ERA: 3.36 (6, 1)										0	0	0	0	0	0	0									
Danny Thompson, R ERA: 2.49 (6, PH)										1	0	0	0	0	0	1									
Stan Williams, R ERA: 3.66 (7, 1)										0	0	0	0	0	0	0									
Brant Alyea, R OBP: 0.303, SLG: 0.321 (6, PH)										1	0	0	0	0	0	0									
Inning Stats	R: 4 E: 1 K: 1 S: 9	H: 3 LOB: 2 BB: 2 P: 17	R: 1 E: 0 K: 0 S: 5	H: 2 LOB: 1 BB: 0 P: 5	R: 0 E: 0 K: 0 S: 3	H: 0 LOB: 0 BB: 0 P: 3	R: 0 E: 0 K: 1 S: 6	H: 1 LOB: 1 BB: 0 P: 6	R: 0 E: 0 K: 0 S: 5	H: 0 LOB: 0 BB: 0 P: 5	R: 0 E: 0 K: 0 S: 4	H: 1 LOB: 1 BB: 0 P: 4	R: 0 E: 0 K: 1 S: 5	H: 0 LOB: 0 BB: 0 P: 5	R: 0 E: 0 K: 1 S: 5	H: 0 LOB: 0 BB: 0 P: 5	R: 0 E: 0 K: 0 S: 3	H: 0 LOB: 0 BB: 0 P: 3	1B: 4 2B: 2 3B: 1 HR: 0	SF: 1 SAC: 0 DP: 0 HBP: 0	WP: 0 PB: 0 SB: 1 CS: 0	PA: 37			
PITCHER	IP	WLS	BF	H	R	ER	SO	BB	IBB	HBP	BLK	WP	HR	S	P	ERA	WHIP								
Bill Parsons, R ERA: 2.55 (1, 1)	3.1		19	6	5	2	2	1	0	0	0	0	0	21	29	5.40	2.100								
John Morris, L ERA: 2.49 (4, 1)	1.2	W	5	0	0	0	1	0	0	0	0	0	0	7	7	0.00	0.000								
Ken Sanders, R ERA: 2.04 (6, 1)	4.0	S	13	1	0	0	2	0	0	0	0	0	0	17	17	0.00	0.250								

Batter	1	2	3	4	5	6	7	8	9	AB	R	H	RBI	BB	SO	LOB	TOP										
Lee Richard, R OBP: 0.306, SLG: 0.320 (1, 6)										5	0	1	0	0	1	2	Chicago White Sox @ Milwaukee Brewers Milwaukee County Stadium, Milwaukee, WI Mon Jun 28 1971, 8:05 PM EDT Att: 7,140 - Unknown										
Jay Johnstone, L OBP: 0.333, SLG: 0.389 Mike Hershberger, R OBP: 0.418, SLG: 0.375 Bart Johnson, R OBP: 0.211, SLG: 0.237 Mike Andrews, R OBP: 0.365, SLG: 0.390 (1, 8)										2	1	1	0	0	0	0											
Rich McKinney, R OBP: 0.363, SLG: 0.424 (1, 4)										5	1	1	2	0	0	5											
Bill Melton, R OBP: 0.381, SLG: 0.545 (1, 5)										4	2	2	1	0	1	2											
Rick Reichardt, R OBP: 0.353, SLG: 0.509 (1, 7)										4	0	2	1	0	0	0											
Carlos May, L OBP: 0.350, SLG: 0.352 (1, 3)										4	0	1	0	0	0	1											
Walt Williams, R OBP: 0.377, SLG: 0.471 (1, 9)										3	0	1	0	1	0	2											
Tom Egan, R OBP: 0.353, SLG: 0.488 (1, 2)										4	0	1	0	0	2	5											
Vicente Romo, R Steve Kestley, R Lee Maye, L Jim Magnuson, L Rich Morales, R (1, 1)										0	0	0	0	0	0	0	AB 37 R 4 H 12 RBI 4 BB 1 SO 5 LOB 22										
Inning Stats	R: 0 E: 0 K: 0 S: 3	H: 0 LOB: 0 BB: 0 P: 3	R: 0 E: 0 K: 0 S: 3	H: 0 LOB: 0 BB: 0 P: 3	R: 0 E: 0 K: 1 S: 5	H: 1 LOB: 0 BB: 0 P: 5	R: 0 E: 0 K: 1 S: 4	H: 0 LOB: 0 BB: 0 P: 5	R: 1 E: 0 K: 1 S: 7	H: 2 LOB: 2 BB: 1 P: 11	R: 3 E: 0 K: 0 S: 8	H: 5 LOB: 2 BB: 0 P: 8	R: 0 E: 0 K: 1 S: 7	H: 2 LOB: 2 BB: 0 P: 7	R: 0 E: 0 K: 0 S: 3	H: 0 LOB: 0 BB: 0 P: 3		R: 0 E: 0 K: 1 S: 7	H: 2 LOB: 2 BB: 0 P: 7	1B: 7 2B: 3 3B: 0 HR: 2	SF: 0 SAC: 0 DP: 2 HBP: 1	WP: 0 PB: 1 SB: 0 CS: 0	PA: 39				
PITCHER	IP	WLS	BF	H	R	ER	SO	BB	IBB	HBP	BLK	WP	HR	S	P	ERA	WHIP										
Jim Hannan, R ERA: 4.05 (1, 1)	5.1	W	21	5	3	3	3	1	0	1	0	0	1	25	30	5.06	1.125										
John Morris, L ERA: 2.57 (6, 1)	1.0		8	5	1	1	0	0	0	0	0	0	1	8	8	9.00	5.000										
Ken Sanders, R ERA: 1.95 (7, 1)	2.2	S	10	2	0	0	2	0	0	0	0	0	0	14	14	0.00	0.750										

Batter	1	2	3	4	5	6	7	8	9	AB	R	H	RBI	BB	SO	LOB	BOTTOM										
Tommy Harper, R OBP: 0.299, SLG: 0.332 (1, 5)										4	1	1	0	0	0	1	Chicago White Sox @ Milwaukee Brewers Milwaukee County Stadium, Milwaukee, WI Mon Jun 28 1971, 8:05 PM EDT Att: 7,140 - Unknown										
Ron Theobald, R OBP: 0.380, SLG: 0.337 (1, 4)										4	0	0	0	0	0	2											
Dave May, L OBP: 0.355, SLG: 0.391 (1, 8)										4	2	2	0	0	0	0											
John Briggs, L OBP: 0.378, SLG: 0.459 (1, 7)										2	2	1	0	2	0	0											
Rob Ellis, R OBP: 0.348, SLG: 0.364 (1, 9)										3	1	0	1	0	0	2											
Roberto Pena, R OBP: 0.295, SLG: 0.379 (1, 3)										3	1	2	2	1	0	0											
Elie Rodriguez, R OBP: 0.329, SLG: 0.286 (1, 2)										4	0	1	2	0	1	2											
Ted Kubiak, S OBP: 0.308, SLG: 0.259 (1, 6)										3	0	1	0	1	2	2											
Jim Hannan, R John Morris, R Ken Sanders, R (1, 1)										2	0	0	0	0	1	2											
Inning Stats	R: 5 E: 1 K: 2 S: 12	H: 4 LOB: 1 BB: 1 P: 16	R: 1 E: 0 K: 0 S: 4	H: 1 LOB: 0 BB: 0 P: 4	R: 0 E: 0 K: 1 S: 5	H: 0 LOB: 0 BB: 0 P: 5	R: 0 E: 0 K: 0 S: 4	H: 1 LOB: 1 BB: 0 P: 4	R: 0 E: 0 K: 0 S: 2	H: 0 LOB: 0 BB: 1 P: 6	R: 0 E: 0 K: 0 S: 3	H: 1 LOB: 1 BB: 1 P: 7	R: 0 E: 0 K: 0 S: 3	H: 0 LOB: 0 BB: 0 P: 3	R: 1 E: 0 K: 1 S: 6	H: 1 LOB: 1 BB: 1 P: 10	1B: 7 2B: 1 3B: 0 HR: 0	SF: 0 SAC: 1 DP: 1 HBP: 0	WP: 2 PB: 0 SB: 0 CS: 1	PA: 35							
PITCHER	IP	WLS	BF	H	R	ER	SO	BB	IBB	HBP	BLK	WP	HR	S	P	ERA	WHIP										
Vicente Romo, R ERA: 6.53 (1, 1)	0.1	L	7	4	5	5	0	1	0	0	0	0	0	6	10	135.00	15.000										
Steve Kestley, R ERA: 4.69 (5, 1)	3.2		13	2	1	1	3	0	0	0	0	1	0	19	19	2.46	0.545										
Jim Magnuson, L ERA: 2.61 (7, 1)	2.0		7	1	0	0	0	2	0	0	0	0	0	5	13	0.00	1.500										
Bart Johnson, R ERA: 3.55 (7, 1)	2.0		8	1	1	1	1	0	1	0	0	0	0	9	13	4.50	0.500										


Batter	1	2	3	4	5	6	7	8	9	AB	R	H	RBI	BB	SO	LOB	TOP											
Walt Williams, R OBP: 0.381, SLG: 0.496 (1, 9)										4	1	2	1	0	0	0	Chicago White Sox @ Milwaukee Brewers Milwaukee County Stadium, Milwaukee, WI Tue Jun 29 1971, 8:05 PM EDT Att: 8,460 - Unknown livebaseballscorecards.com											
Jay Johnstone, L OBP: 0.322, SLG: 0.385 (1, 8)										4	0	1	0	0	1	1												
Rich McKinney, R OBP: 0.360, SLG: 0.419 (1, 4)										4	0	1	0	0	0	3												
Bill Melton, R OBP: 0.379, SLG: 0.553 (1, 5)										4	1	1	1	0	1	2												
Rick Reichardt, R OBP: 0.347, SLG: 0.500 (1, 7)										4	0	0	0	0	0	0												
Carlos May, L OBP: 0.346, SLG: 0.351 (1, 3)										4	0	1	0	0	0	0												
Tom Egan, R OBP: 0.350, SLG: 0.481 (1, 2)										4	0	1	0	0	1	1												
Luis Alvarado, R OBP: 0.252, SLG: 0.304 Mike Andrews, R OBP: 0.398, SLG: 0.393 (9, PH)									3	0	1	0	0	0	0	0												
Tommy John, R OBP: 0.194, SLG: 0.138 Ed Stroud, L OBP: 0.237, SLG: 0.248 Steve Kealey, R OBP: 0.280, SLG: 0.318 (9, PH)									2	0	0	0	0	1	2	0												
Inning Stats	R: 0 E: 0 K: 0 S: 4	H: 1 LOB: 1 BB: 0 P: 4	R: 0 E: 0 K: 1 S: 7	H: 2 LOB: 2 BB: 7 P: 7	R: 0 E: 0 K: 1 S: 6	H: 1 LOB: 1 BB: 0 P: 6	R: 0 E: 0 K: 0 S: 3	H: 0 LOB: 0 BB: 0 P: 3	R: 1 E: 1 K: 1 S: 7	H: 1 LOB: 1 BB: 0 P: 7	R: 1 E: 0 K: 0 S: 4	H: 1 LOB: 0 BB: 0 P: 4	R: 0 E: 0 K: 0 S: 3	H: 0 LOB: 0 BB: 0 P: 3	R: 0 E: 0 K: 1 S: 5	H: 1 LOB: 0 BB: 0 P: 5		R: 0 E: 0 K: 0 S: 5	H: 2 LOB: 2 BB: 0 P: 5	1B: 6 2B: 1 3B: 0 HR: 2	SF: 0 SAC: 0 DP: 1 HBP: 0	WP: 0 PB: 0 SB: 0 CS: 0	PA: 36					
PITCHER	IP	WLS	BF	H	R	ER	SO	BB	IBB	HBP	BLK	WP	HR	S	P	ERA	WHIP											
Jim Slaton, R ERA: 4.41 Ken Sanders, R ERA: 1.94	(1, 1)	8.2	W	35	9	2	2	4	0	0	0	0	0	2	43	43	2.08	1.038										
(9, 1)	0.1	S	1	0	0	0	0	0	0	0	0	0	0	1	1	0.00	0.000											

Batter	1	2	3	4	5	6	7	8	9	AB	R	H	RBI	BB	SO	LOB	BOTTOM											
Tommy Harper, R OBP: 0.298, SLG: 0.328 (1, 5)										3	1	0	0	1	1	2	Chicago White Sox @ Milwaukee Brewers Milwaukee County Stadium, Milwaukee, WI Tue Jun 29 1971, 8:05 PM EDT Att: 8,460 - Unknown livebaseballscorecards.com											
Ron Theobald, R OBP: 0.395, SLG: 0.344 (1, 4)										4	1	2	1	0	0	0												
Roberto Pena, R OBP: 0.294, SLG: 0.375 (1, 3)										4	1	1	1	0	1	3												
Andy Kosco, R OBP: 0.320, SLG: 0.354 John Briggs, L OBP: 0.376, SLG: 0.456 (9, PH)									3	1	1	2	0	0	1	0												
Rob Ellis, R OBP: 0.333, SLG: 0.346 (1, 9)									4	0	1	0	0	3	1	0												
Elie Rodriguez, R OBP: 0.321, SLG: 0.278 (1, 2)									4	0	0	0	0	3	2	0												
Dave May, L OBP: 0.358, SLG: 0.395 (1, 8)									3	1	2	1	0	0	0	0												
Ted Kubiak, S OBP: 0.305, SLG: 0.256 (1, 6)									2	0	0	0	0	0	1	0												
Jim Slaton, R OBP: 0.250, SLG: 0.100 Ken Sanders, R	(1, 1)									2	0	0	0	1	2	0		0										
(9, 1)									0	0	0	0	0	0	0	0												
Inning Stats	R: 0 E: 0 K: 2 S: 7	H: 0 LOB: 0 BB: 0 P: 7	R: 0 E: 0 K: 2 S: 7	H: 0 LOB: 0 BB: 0 P: 7	R: 0 E: 0 K: 1 S: 5	H: 0 LOB: 0 BB: 0 P: 5	R: 4 E: 1 K: 2 S: 11	H: 3 LOB: 1 BB: 1 P: 15	R: 0 E: 0 K: 1 S: 5	H: 0 LOB: 0 BB: 0 P: 5	R: 0 E: 0 K: 1 S: 6	H: 2 LOB: 1 BB: 0 P: 6	R: 1 E: 0 K: 0 S: 5	H: 2 LOB: 2 BB: 1 P: 9	R: 0 E: 0 K: 1 S: 5	H: 0 LOB: 0 BB: 0 P: 5	1B: 6 2B: 1 3B: 1 HR: 0	SF: 0 SAC: 1 DP: 1 HBP: 0	WP: 0 PB: 0 SB: 0 CS: 0	PA: 33								
PITCHER	IP	WLS	BF	H	R	ER	SO	BB	IBB	HBP	BLK	WP	HR	S	P	ERA	WHIP											
Tommy John, L ERA: 3.77 Steve Kealey, R ERA: 4.66	(1, 1)	6.0	L	24	5	4	2	9	1	0	0	0	0	0	41	45	3.00	1.000										
(7, 1)	2.0	9	2	1	1	1	1	1	0	0	0	0	0	10	14	4.50	1.500											

Batter	1	2	3	4	5	6	7	8	9	AB	R	H	RBI	BB	SO	LOB	TOP					
Walt Williams, R OBP: 0.393, SLG: 0.507 (1, 7)	F6		1B BB SF7	CS 2B			3B		1-3	5	1	3	0	0	0	0						
Pat Kelly, L OBP: 1.000, SLG: 1.000 Mike Hershberger, R OBP: 0.452, SLG: 0.412 (1, 9) (7, 8)	2B 1B		1B BB	CS BB			BB		G6-4-3 1B	1	2	1	0	3	0	0						
Rich McKinney, R OBP: 0.360, SLG: 0.437 (1, 4)	K		K	CS 1-2	F9		F4		G6-4-3 1-2	5	0	0	0	0	2	7						
Bill Melton, R OBP: 0.378, SLG: 0.570 (1, 5)	1-H 2B		1-2 2-3 3-H 1B		F6		F7			4	0	2	2	0	0	2						
Carlos May, L OBP: 0.349, SLG: 0.362 (1, 3)	4-3		SF7		F4				G3	3	0	0	1	0	0	1						
Jay Johnstone, L OBP: 0.327, SLG: 0.388 (1, 8) (7, 9)			3-H 1B	1-2 2-H 1B		F7			1B SH5-3 1B	4	1	3	1	0	0	0						
Ed Herrmann, L OBP: 0.336, SLG: 0.407 (1, 2)	K		F5		F4				SH5-3 1-3 1B	4	0	1	0	0	1	3						
Rich Morales, R OBP: 0.362, SLG: 0.429 (1, 6)	6-3 1-2				F6				SH5-3 1-2 3-H	3	1	1	2	0	0	1						
Joe Horlen, R OBP: 0.067, SLG: 0.071 Bart Johnson, R OBP: 0.200, SLG: 0.225 (1, 1) (7, 1)			BB 1B 1B		F9		L6		4-3	3	1	1	0	0	0	0						
Inning Stats	R: 1 E: 0 K: 1 S: 7	H: 2 LOB: 1 BB: 0 P: 7	R: 0 E: 0 K: 1 S: 5	H: 1 LOB: 0 BB: 0 P: 5	R: 3 E: 0 K: 1 S: 9	H: 4 LOB: 2 BB: 1 P: 13	R: 1 E: 0 K: 0 S: 3	H: 2 LOB: 0 BB: 1 P: 7	R: 0 E: 0 K: 0 S: 3	H: 0 LOB: 0 BB: 0 P: 3	R: 0 E: 0 K: 0 S: 3	H: 0 LOB: 0 BB: 0 P: 3	R: 0 E: 0 K: 0 S: 4	H: 1 LOB: 2 BB: 1 P: 8	R: 1 E: 0 K: 0 S: 5	H: 2 LOB: 1 BB: 0 P: 5	R: 0 E: 0 K: 0 S: 3	H: 1 LOB: 0 BB: 0 P: 3	1B: 9 2B: 3 3B: 1 HR: 1	SF: 1 SAC: 1 DP: 2 HBP: 0	WP: 0 PB: 0 SB: 0 CS: 2	PA: 40
PITCHER	IP WLS BF H R ER SO BB IBB HBP BLK WP HR S P ERA WHIP	IP WLS BF H R ER SO BB IBB HBP BLK WP HR S P ERA WHIP																				
Marty Pattin, R ERA: 3.09 Ken Sanders, R ERA: 1.83 (1, 1) (8, 1)	7.1 L 34 12 6 6 3 3 0 0 0 0 1 37 49 7.36 2.045	1.2 5 1 0 0 0 0 0 0 0 0 0 0 5 5 0.00 0.600																				

Chicago White Sox @ Milwaukee Brewers
Milwaukee County Stadium, Milwaukee, WI
Thu Jul 01 1971, 8:05 PM EDT
Att: 6,744 - Unknown - 77 F

AB 34
R 6
H 13
RBI 6
BB 3
SO 3
LOB 15



Batter	1	2	3	4	5	6	7	8	9	AB	R	H	RBI	BB	SO	LOB	BOTTOM					
Tommy Harper, R OBP: 0.310, SLG: 0.355 (1, 5)	F8		5-3		1B 2B 1B		1-3 1B 1B		1B	5	2	3	0	0	0	0						
Ron Theobald, R OBP: 0.350, SLG: 0.324 Andy Kosco, R OBP: 0.320, SLG: 0.348 (1, 4) (9, PH)	L5			6-3	2B 1B		F9		K	4	0	1	0	0	0	1						
Dave May, L OBP: 0.355, SLG: 0.402 (1, 8)	HR			BB SF8 BB	1-3 2-H 2B		1-3 1-2 1B		F7	4	2	2	2	1	0	2						
John Briggs, L OBP: 0.385, SLG: 0.458 (1, 3) (8, 7)	K			BB 1B	K		2-H 1B			4	0	2	1	0	2	2						
Rob Ellis, R OBP: 0.343, SLG: 0.313 Ken Sanders, R (8, 1)	6-3			1-2 2-3 BB		K	K			3	0	0	0	1	2	1						
Bill Voss, L OBP: 0.311, SLG: 0.383 (1, 7) (8, 9)	F7			SF8		L4			L8	3	0	0	1	0	0	0						
Elie Rodriguez, R OBP: 0.312, SLG: 0.270 Frank Teperino, L OBP: 0.158, SLG: 0.243 Phil Roof, R OBP: 0.243, SLG: 0.234 (1, 2) (8, PH) (9, 2)	K			6-3		1B 1B			4-3	3	0	1	0	0	1	2						
Ted Kubiak, S OBP: 0.319, SLG: 0.269 (1, 6)			4-3		F7		1-2 1B		F7	4	0	1	0	0	0	0						
Marty Pattin, R OBP: 0.239, SLG: 0.195 Roberto Pena, R OBP: 0.296, SLG: 0.379 (1, 1) (8, 3)	5-3				K		K		6-3	3	0	0	0	0	2	2						
Inning Stats	R: 1 E: 0 K: 1 S: 6	H: 1 LOB: 0 BB: 0 P: 6	R: 0 E: 0 K: 1 S: 5	H: 0 LOB: 0 BB: 0 P: 5	R: 0 E: 0 K: 0 S: 3	H: 0 LOB: 0 BB: 0 P: 3	R: 1 E: 0 K: 0 S: 4	H: 1 LOB: 2 BB: 2 P: 12	R: 1 E: 0 K: 2 S: 10	H: 3 LOB: 2 BB: 0 P: 10	R: 0 E: 0 K: 2 S: 9	H: 2 LOB: 2 BB: 0 P: 9	R: 1 E: 0 K: 1 S: 7	H: 2 LOB: 1 BB: 0 P: 7	R: 0 E: 0 K: 0 S: 3	H: 0 LOB: 0 BB: 0 P: 3	R: 0 E: 0 K: 1 S: 6	H: 1 LOB: 1 BB: 0 P: 6	1B: 8 2B: 1 3B: 0 HR: 1	SF: 1 SAC: 0 DP: 0 HBP: 0	WP: 0 PB: 0 SB: 0 CS: 0	PA: 39
PITCHER	IP WLS BF H R ER SO BB IBB HBP BLK WP HR S P ERA WHIP	IP WLS BF H R ER SO BB IBB HBP BLK WP HR S P ERA WHIP																				
Joe Horlen, R ERA: 4.93 Bart Johnson, R ERA: 3.36 (1, 1) (7, 1)	6.2 W 31 9 4 4 6 2 0 0 0 0 0 12 12 5.40 1.650	2.1 S 8 1 0 0 2 0 0 0 0 0 0 12 12 0.00 0.429																				

Chicago White Sox @ Milwaukee Brewers
Milwaukee County Stadium, Milwaukee, WI
Thu Jul 01 1971, 8:05 PM EDT
Att: 6,744 - Unknown - 77 F


AB 36
R 4
H 10
RBI 4
BB 2
SO 8
LOB 11



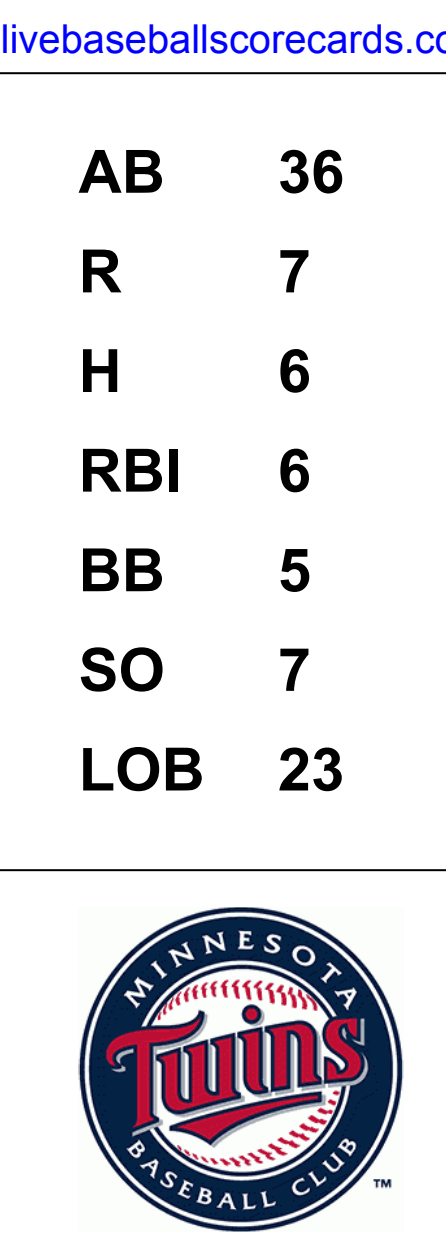
Batter	1	2	3	4	5	6	7	8	9	AB	R	H	RBI	BB	SO	LOB	TOP		
Cesar Tovar, R OBP: 0.353, SLG: 0.362	0-0 BB 1B		0-0 FC6-4 1B		0-0 P4			0-0 L8		4	0	2	0	0	0	0	Minnesota Twins @ Milwaukee Brewers Milwaukee County Stadium, Milwaukee, WI Fri Jul 02 1971, 8:05 PM EDT Att: 16,547 - Unknown		
Rod Carew, L OBP: 0.314, SLG: 0.346	0-3 K		0-0 FC6-4 1B 1-2		0-0 1B			0-0 F8		4	0	1	0	0	1	2			
Steve Braun, L OBP: 0.331, SLG: 0.371	4-0 1-2 BB		0-0 BB 1B		0-0 4-1			0-0 F9		3	0	1	0	1	0	1			
Harmon Killebrew, R OBP: 0.378, SLG: 0.438 Steve Luebber, R (9, PR)	0-0 F3		4-0 BB 1-2 BB		0-3 K			0-0 1B 1B		3	0	1	0	1	1	2			
Rich Reese, L OBP: 0.250, SLG: 0.324	0-0 L9		0-0 1-3		0-0 L9			0-0 1-2 1B		4	0	1	0	0	0	5			
Jim Holt, L OBP: 0.307, SLG: 0.361		4-0 BB G6-4-3		1-0 FC6-4 HBP				0-0 F5		2	0	0	0	1	1	2			
Leo Cardenas, R OBP: 0.343, SLG: 0.451		0-0 L9		0-0 FC6-4 G5-4-3 1-2				0-0 F9		4	0	0	0	0	1	4			
George Mitterwald, R OBP: 0.339, SLG: 0.368		0-0 G6-4-3 1-2		0-0 G5-4-3 1-2				0-3 K		4	0	0	0	0	1	4			
Bert Blyleven, R OBP: 0.106, SLG: 0.082 George Thomas, R OBP: 0.111, SLG: 0.059 Stan Williams, R (5, PH) Danny Thompson, R OBP: 0.101, SLG: 0.243 Hal Haydel, R (7, 1) Jim Strickland, L (8, 1)			0-0 P4		0-0 1-3			0-3 K		1	0	0	0	0	0	0			
Inning Stats	R: 0 E: 0 K: 1 S: 6	H: 1 LOB: 2 BB: 1 P: 10	R: 0 E: 0 K: 0 S: 2	H: 0 LOB: 0 BB: 1 P: 6	R: 0 E: 0 K: 0 S: 5	H: 2 LOB: 3 BB: 1 P: 9	R: 0 E: 0 K: 0 S: 2	H: 0 LOB: 0 BB: 0 P: 3	R: 0 E: 0 K: 2 S: 7	H: 1 LOB: 1 BB: 0 P: 4	R: 0 E: 0 K: 2 S: 7	H: 0 LOB: 0 BB: 0 P: 7	R: 0 E: 0 K: 2 S: 7	H: 0 LOB: 0 BB: 0 P: 7	R: 0 E: 0 K: 1 S: 3	H: 2 LOB: 2 BB: 0 P: 7	1B: 6 2B: 0 3B: 0 HR: 0	SF: 0 SAC: 0 DP: 2 HBP: 1	WP: 0 PA: 35 CS: 0
PITCHER Bill Parsons, R ERA: 2.36	IP: 9.0 WLS: W BF: 35 H: 6 R: 0 ER: 0 SO: 6 BB: 3 IBB: 0 HBP: 1 BLK: 0 WP: 0 HR: 0 S: 43 P: 56 ERA: 0.00 WHIP: 1.000															PITCHER			

Batter	1	2	3	4	5	6	7	8	9	AB	R	H	RBI	BB	SO	LOB	BOTTOM			
Tommy Harper, R OBP: 0.306, SLG: 0.350	0-0 6-3		0-0 6-3		0-3 K			0-0 6-3		4	0	0	0	0	1	0	Minnesota Twins @ Milwaukee Brewers Milwaukee County Stadium, Milwaukee, WI Fri Jul 02 1971, 8:05 PM EDT Att: 16,547 - Unknown			
Ron Theobald, R OBP: 0.347, SLG: 0.314	4-0 1B FC6-4 BB		0-0 6-3		0-0 F7			0-0 F8		3	1	0	0	1	0	0				
Dave May, L OBP: 0.364, SLG: 0.421	0-0 1-3 FC6-4 1B			4-0 2B BB	0-0 1B			0-0 HR		3	2	3	1	1	0	0				
John Briggs, L OBP: 0.387, SLG: 0.456	0-0 FC6-4 1-2 3-H			0-3 K	0-0 1B			4-0 4-3 BB		3	0	1	1	1	1	2				
Rob Ellis, R OBP: 0.333, SLG: 0.333	0-0 F3			0-0 3B 2B	0-0 F7			0-0 F8		4	1	1	1	0	0	4				
Bill Voss, L OBP: 0.310, SLG: 0.377		0-0 F9		4-0 3B BB				0-0 4-3		3	1	0	0	1	0	1				
Ted Kubiak, S OBP: 0.327, SLG: 0.283		4-0 G4-6-3 BB		0-0 1-H 2-H 3B				4-0 BB		2	0	1	2	2	1	0				
Phil Roof, R OBP: 0.235, SLG: 0.225		0-0 G4-6-3 1-2		0-3 K				0-0 1-3		4	0	0	0	0	2	4				
Bill Parsons, R OBP: 0.216, SLG: 0.242			0-3 K		0-3 K			0-0 2-3		3	0	0	0	0	2	1				
Inning Stats	R: 1 E: 0 K: 0 S: 4	H: 1 LOB: 1 BB: 1 P: 8	R: 0 E: 0 K: 0 S: 2	H: 0 LOB: 0 BB: 1 P: 6	R: 0 E: 0 K: 1 S: 5	H: 0 LOB: 0 BB: 0 P: 5	R: 3 E: 0 K: 3 S: 11	H: 2 LOB: 1 BB: 2 P: 19	R: 0 E: 0 K: 1 S: 7	H: 2 LOB: 2 BB: 0 P: 7	R: 0 E: 0 K: 2 S: 7	H: 0 LOB: 0 BB: 0 P: 7	R: 0 E: 0 K: 0 S: 3	R: 0 E: 0 K: 0 S: 4	H: 0 LOB: 0 BB: 0 P: 3	R: 1 E: 0 K: 0 S: 4	H: 1 LOB: 2 BB: 2 P: 12	1B: 3 2B: 1 3B: 1 HR: 1	SF: 0 SAC: 0 DP: 1 HBP: 0	WP: 0 PA: 35 CS: 0
PITCHER Bert Blyleven, R ERA: 3.02 Stan Williams, R ERA: 3.52 Hal Haydel, R ERA: 13.5 Jim Strickland, L ERA:	IP: 4.0 WLS: L BF: 18 H: 3 R: 4 ER: 4 SO: 4 BB: 4 IBB: 0 HBP: 0 BLK: 0 WP: 0 HR: 0 S: 22 P: 38 ERA: 9.00 WHIP: 1.750															PITCHER				

AB	31
R	0
H	6
RBI	0
BB	3
SO	6
LOB	20



Batter	1	2	3	4	5	6	7	8	9	AB	R	H	RBI	BB	SO	LOB	TOP					
Cesar Tovar, R OBP: 0.351, SLG: 0.358 (1, 9)	E5 E	5-3		6-3 1B BB		F8 2-3		P5		4	1	0	0	1	0	1	Minnesota Twins @ Milwaukee Brewers Milwaukee County Stadium, Milwaukee, WI Sat Jul 03 1971, 4:33 AM EDT Att: 8,172 - Unknown					
Rod Carew, L OBP: 0.315, SLG: 0.347 (1, 4)	E6 BB E	K		6-3 1B				E5		5	1	2	1	0	1	1						
Harmon Killebrew, R OBP: 0.375, SLG: 0.431 George Thomas, R OBP: 0.111, SLG: 0.059 (1, 3) (8, 7)	5-3 1B BB	F7		6-3		K		F9		4	1	0	1	1	1	4						
Brant Alyea, R OBP: 0.307, SLG: 0.305 Rich Reese, L OBP: 0.249, SLG: 0.323 (1, 7) (7, 7) (8, 3)	K		5-3	K				K		4	0	0	0	0	3	5						
Steve Braun, L OBP: 0.333, SLG: 0.363 (1, 5)	E3 5-3 1B					K		F7		3	2	0	1	2	1	1						
George Mitterwald, R OBP: 0.360, SLG: 0.388 (1, 2)	5-3							F7		4	0	1	1	1	0	3						
Leo Cardenas, R OBP: 0.342, SLG: 0.448 (1, 6)	2H 3H 1B					G6-4-3 BB		F9		4	0	1	2	0	0	3						
Jim Holt, L OBP: 0.311, SLG: 0.363 (1, 8)	K			1B 6-3 1B		F8 SH1-4 1B		4-3		4	2	2	0	0	1	2						
Jim Kaat, L OBP: 0.234, SLG: 0.261 (1, 1)	4-3			F2		SH1-4		P6		3	0	0	0	0	0	3						
Inning Stats	R: 4 E: 3 K: 2 S: 12	H: 1 LOB: 2 BB: 1 P: 16	R: 0 E: 0 K: 1 S: 5	H: 0 LOB: 0 BB: 0 P: 5	R: 0 E: 0 K: 0 S: 3	H: 0 LOB: 1 BB: 1 P: 7	R: 1 E: 0 K: 1 S: 7	H: 2 LOB: 2 BB: 1 P: 11	R: 0 E: 0 K: 1 S: 4	H: 0 LOB: 0 BB: 1 P: 8	R: 1 E: 0 K: 1 S: 6	H: 1 LOB: 1 BB: 1 P: 10	R: 0 E: 1 K: 0 S: 4	H: 0 LOB: 1 BB: 0 P: 4	R: 0 E: 0 K: 0 S: 3	H: 0 LOB: 0 BB: 0 P: 3		1B: 6 2B: 0 3B: 0 HR: 0	SF: 0 SAC: 1 DP: 1 HBP: 0	WP: 0 PB: 2 SB: 1 CS: 0	PA: 42	
PITCHER	IP	WLS	BF	H	R	ER	SO	BB	IBB	HBP	BLK	WP	HR	S	P	ERA	WHIP					
Marcelino Lopez, L ERA: 4.24 (1, 1)	5.0	L	25	3	5	1	5	4	0	0	0	0	0	31	47	1.80	1.400					
Floyd Weaver, R ERA: 6.0 (6, 1)	3.0		14	3	2	2	2	1	0	0	0	0	0	17	21	6.00	1.333					
Lew Krausse, R ERA: 3.8 (9, 1)	1.0		3	0	0	0	0	0	0	0	0	0	0	3	3	0.00	0.000					
Batter	1	2	3	4	5	6	7	8	9	AB	R	H	RBI	BB	SO	LOB	BOTTOM					
Tommy Harper, R OBP: 0.302, SLG: 0.345 (1, 5)	6-3		F8			L6		E4 BB		4	0	0	0	0	0	0	Minnesota Twins @ Milwaukee Brewers Milwaukee County Stadium, Milwaukee, WI Sat Jul 03 1971, 4:33 AM EDT Att: 8,172 - Unknown					
Ron Theobald, R OBP: 0.352, SLG: 0.315 (1, 4)	K			1B SF8 1B		F9				3	1	1	0	1	1	0						
Roberto Pena, R OBP: 0.295, SLG: 0.382 (1, 3)	P4			K				K		4	0	1	0	0	2	3						
Andy Kosco, R OBP: 0.318, SLG: 0.345 (1, 7)			F7			F5		F8		4	0	1	0	0	0	3						
Rob Ellis, R OBP: 0.349, SLG: 0.342 (1, 9)				SF8 BB				F9		2	0	1	1	1	0	0						
Ted Kubiak, S OBP: 0.321, SLG: 0.277 (1, 6)			F8			F9		K		4	0	0	0	0	1	3						
Dave May, L OBP: 0.362, SLG: 0.419 (1, 8)			1-3			P4				4	0	1	0	0	0	2						
Ellie Rodriguez, R OBP: 0.305, SLG: 0.263 (1, 2)			1-3			F9		F9		4	0	0	0	0	0	2						
Marcelino Lopez, R OBP: 0.125, SLG: 0.125 Frank Tepedino, L OBP: 0.154, SLG: 0.237 Floyd Weaver, R (5, PH) (6, 1)			4-3			K		5-3		1	0	0	0	0	0	0						
Bob Heise, R OBP: 0.148, SLG: 0.185 Lew Krausse, R (8, PH) (9, 1)										0	0	0	0	0	0	0						
Inning Stats	R: 0 E: 0 K: 1 S: 5	H: 0 LOB: 1 BB: 1 P: 7	R: 0 E: 0 K: 0 S: 3	H: 0 LOB: 0 BB: 0 P: 3	R: 0 E: 0 K: 0 S: 3	H: 0 LOB: 0 BB: 0 P: 3	R: 1 E: 0 K: 1 S: 7	H: 2 LOB: 1 BB: 0 P: 7	R: 0 E: 0 K: 1 S: 5	H: 0 LOB: 0 BB: 0 P: 5	R: 0 E: 0 K: 0 S: 4	H: 1 LOB: 1 BB: 0 P: 4	R: 0 E: 0 K: 0 S: 4	H: 1 LOB: 1 BB: 0 P: 4	R: 0 E: 1 K: 1 S: 6	H: 0 LOB: 2 BB: 1 P: 10	R: 0 E: 0 K: 1 S: 6	H: 1 LOB: 1 BB: 0 P: 6	1B: 4 2B: 1 3B: 0 HR: 0	SF: 1 SAC: 0 DP: 0 HBP: 0	WP: 0 PB: 0 SB: 0 CS: 0	PA: 35
PITCHER	IP	WLS	BF	H	R	ER	SO	BB	IBB	HBP	BLK	WP	HR	S	P	ERA	WHIP					
Jim Kaat, L ERA: 3.23 (1, 1)	9.0	W	35	5	1	1	5	2	0	0	0	0	0	43	51	1.00	0.778					



AB 36
R 7
H 6
RBI 6
BB 5
SO 7
LOB 23


AB 32
R 1
H 5
RBI 1
SO 5
LOB 13


Batter	1	2	3	4	5	6	7	8	9	AB	R	H	RBI	BB	SO	LOB	TOP			
Cesar Tovar, R OBP: 0.352, SLG: 0.359 (1, 9)	L8		6-3		FC6-4 1B		1-3 1B			4	0	2	0	0	0	0	Minnesota Twins @ Milwaukee Brewers Milwaukee County Stadium, Milwaukee, WI Sun Jul 04 1971, 4:33 AM EDT Att: 9,771 - Unknown - 80 F livebaseballscores.com			
Rod Carew, L OBP: 0.314, SLG: 0.346 (1, 4)	CS 1B		4-3		FC6-4 1-2		F7			4	0	1	0	0	0	3				
Steve Braun, L OBP: 0.337, SLG: 0.367 (1, 5)	WP 1-2 1B		F8		G3			G3 1B		4	0	2	0	0	0	1				
Harmon Killebrew, R OBP: 0.377, SLG: 0.434 (1, 3)	1-2 IBB			4-1 2B		F8		F3		3	0	1	0	1	0	1				
Rich Reese, L OBP: 0.244, SLG: 0.316 (1, 7)	K		F9		L8			G3	1-2	4	0	0	0	0	1	4				
Jim Holt, L OBP: 0.305, SLG: 0.356 (1, 8)		K		4-1 2-3		F8		G3		4	0	0	0	0	1	2				
Leo Cardenas, R OBP: 0.344, SLG: 0.445 (1, 6)		5-3			BB	FC6-4 BB		E6 G3-6-1		2	0	0	0	2	0	0				
George Mitterwald, R OBP: 0.339, SLG: 0.361 (1, 2)		FC6 BB		F7		FC6-4 1B 1-2		F8		3	0	0	0	1	0	4				
Steve Luebber, R (1, 1)		FC6				F8		K		1	0	0	0	0	0	1				
Jim Kaat, L OBP: 0.229, SLG: 0.255 (5, 1)		1-2						G3-6-1	1-2	1	0	0	0	0	0	0				
Tom Hall, L OBP: 0.303, SLG: 0.350 (5, 1)										0	0	0	0	0	0	0				
Paul Raftery, L OBP: 0.173, SLG: 0.238 (7, 1)										0	0	0	0	0	0	0				
Ray Corbin, R OBP: 0.152, SLG: 0.158 (7, 1)										0	0	0	0	0	0	0				
Tony Oliva, L OBP: 0.402, SLG: 0.652 (9, 1)										1	0	0	0	0	0	1				
Inning Stats	R: 0 E: 0 K: 1 S: 6	H: 2 LOB: 2 BB: 1 P: 10	R: 0 E: 0 K: 1 S: 5	H: 0 LOB: 1 BB: 1 P: 9	R: 0 E: 0 K: 0 S: 3	H: 0 LOB: 0 BB: 0 P: 3	R: 0 E: 0 K: 0 S: 4	H: 1 LOB: 2 BB: 0 P: 8	R: 0 E: 0 K: 0 S: 3	H: 0 LOB: 0 BB: 0 P: 3	R: 0 E: 0 K: 1 S: 6	H: 1 LOB: 2 BB: 1 P: 10	R: 0 E: 0 K: 0 S: 4	H: 1 LOB: 1 BB: 0 P: 4	R: 0 E: 1 K: 0 S: 3	H: 0 LOB: 0 BB: 0 P: 3	1B: 5 2B: 1 3B: 0 HR: 0	SF: 0 SAC: 0 DP: 1 HBP: 0	WP: 1 PB: 0 CS: 1	PA: 36
PITCHER	IP	WLS	BF	H	R	ER	SO	BB	IBB	HBP	BLK	WP	HR	S	P	ERA	WHIP			
Jim Slaton, R ERA: 3.5 (1, 1)	9.0	W	36	6	0	0	3	3	1	0	0	1	0	38	54	0.00	1.000			

Batter	1	2	3	4	5	6	7	8	9	AB	R	H	RBI	BB	SO	LOB	BOTTOM			
Tommy Harper, R OBP: 0.304, SLG: 0.347 (1, 7)	G4-6-3 1B	E5 1-3 2-H 1B		6-3			F8			4	0	2	1	0	0	0	Minnesota Twins @ Milwaukee Brewers Milwaukee County Stadium, Milwaukee, WI Sun Jul 04 1971, 4:33 AM EDT Att: 9,771 - Unknown - 80 F livebaseballscores.com			
Ron Theobald, R OBP: 0.357, SLG: 0.321 (1, 4)	G4-6-3 1-2 1B	1-3		F9		HR 1B				4	1	2	0	0	0	2				
Dave May, L OBP: 0.368, SLG: 0.437 (1, 8)	G4-6-3 1-2 2-3	FC6 BB				HR 1-H		HR		3	1	2	2	1	0	2				
John Briggs, L OBP: 0.384, SLG: 0.448 (1, 3)	PB BB	FC6		F2		K		K		3	0	0	0	1	1	3				
Rob Ellis, R OBP: 0.340, SLG: 0.317 (1, 5)	1-2 HBP		K		K		F8			3	0	0	0	0	2	0				
Bill Voss, L OBP: 0.308, SLG: 0.371 (1, 9)	F7		1B SF9 BB	4-3				6-3		3	1	0	0	1	0	3				
Ted Kubiak, S OBP: 0.325, SLG: 0.281 (1, 6)		BB E 1B	SF9 1-3 1B			5-3		5-3		4	1	2	0	0	0	0				
Ellie Rodriguez, R OBP: 0.304, SLG: 0.259 (1, 2)		E 1-2 BB	SF9 2-3 3-H 0-0			K		5-3		2	0	0	1	1	1	0				
Jim Slaton, R OBP: 0.200, SLG: 0.077 (1, 1)		K	1-3			K				3	0	0	0	0	2	3				
Inning Stats	R: 0 E: 0 K: 0 S: 4	H: 2 LOB: 3 BB: 1 P: 9	R: 1 E: 1 K: 1 S: 7	H: 2 LOB: 2 BB: 2 P: 15	R: 1 E: 0 K: 1 S: 6	H: 1 LOB: 1 BB: 1 P: 10	R: 0 E: 0 K: 0 S: 3	H: 1 LOB: 1 BB: 0 P: 3	R: 0 E: 0 K: 2 S: 7	H: 0 LOB: 0 BB: 0 P: 7	R: 2 E: 0 K: 1 S: 7	H: 2 LOB: 0 BB: 0 P: 7	R: 0 E: 0 K: 0 S: 3	H: 0 LOB: 0 BB: 0 P: 3	1B: 6 2B: 1 3B: 0 HR: 1	SF: 1 SAC: 0 DP: 1 HBP: 1		WP: 0 PB: 1 CS: 0	PA: 35	
PITCHER	IP	WLS	BF	H	R	ER	SO	BB	IBB	HBP	BLK	WP	HR	S	P	ERA	WHIP			
Steve Luebber, R ERA: 7.0 (1, 1)	4.0	L	21	6	2	2	2	4	0	1	0	0	0	20	37	4.50	2.500			
Tom Hall, L ERA: 3.16 (5, 1)	2.0		6	0	0	0	3	0	0	0	0	0	0	12	12	0.00	0.000			
Ray Corbin, R ERA: 3.66 (7, 1)	2.0		8	2	2	2	1	0	0	0	0	0	1	10	10	9.00	1.000			

Batter	1	2	3	4	5	6	7	8	9	AB	R	H	RBI	BB	SO	LOB	TOP						
Cesar Tovar, R OBP: 0.354, SLG: 0.361 (1, 9)										4	0	2	0	0	0	1	Minnesota Twins @ Milwaukee Brewers Milwaukee County Stadium, Milwaukee, WI Mon Jul 05 1971, 4:33 AM EDT Att: 9,175 - Unknown - 78 F						
Steve Braun, L OBP: 0.330, SLG: 0.357 (1, 5)										4	0	0	0	0	3								
Rod Carew, L OBP: 0.316, SLG: 0.348 (1, 4)										4	0	2	0	0	1								
Brant Aleya, R OBP: 0.299, SLG: 0.295 (1, 7)										4	0	0	0	0	1								
Jim Holt, L OBP: 0.304, SLG: 0.355 (1, 8)										4	0	1	0	0	1								
Rich Reese, L OBP: 0.249, SLG: 0.330 (1, 3)										4	1	2	0	0	1								
Leo Cardenas, R OBP: 0.346, SLG: 0.448 (1, 6)										3	0	2	1	0	1								
George Mitterwald, R OBP: 0.333, SLG: 0.354 (1, 2)										4	0	0	0	0	3								
Jim Perry, S OBP: 0.250, SLG: 0.170 (1, 1)										3	0	0	0	0	1								
Ron Perranoski, L (7, 1)										0	0	0	0	0	0								
Inning Stats	R: 0 E: 0 K: 0 S: 4	H: 2 LOB: 1 BB: 0 P: 4	R: 0 E: 0 K: 2 S: 8	H: 1 LOB: 1 BB: 0 P: 8	R: 0 E: 0 K: 0 S: 3	H: 0 LOB: 0 BB: 0 P: 3	R: 0 E: 0 K: 0 S: 4	H: 1 LOB: 1 BB: 0 P: 4	R: 0 E: 0 K: 0 S: 9	H: 2 LOB: 2 BB: 0 P: 9	R: 0 E: 0 K: 1 S: 5	H: 0 LOB: 0 BB: 0 P: 5	R: 1 E: 1 K: 1 S: 7	H: 1 LOB: 1 BB: 0 P: 7	R: 0 E: 0 K: 1 S: 5	H: 1 LOB: 1 BB: 0 P: 5	R: 0 E: 0 K: 1 S: 6	H: 1 LOB: 1 BB: 0 P: 6	R: 0 E: 0 K: 1 S: 6	H: 1 LOB: 1 BB: 0 P: 6	1B: 8 2B: 1 3B: 1 HR: 0	SF: 1 SAC: 0 DP: 2 HBP: 0	WP: 0 PA: 35 CS: 1
PITCHER	IP: 7.1 WLS: W BF: 30 ERA: 2.77	IP: 1.2 WLS: S BF: 5 ERA: 1.75																					

Batter	1	2	3	4	5	6	7	8	9	AB	R	H	RBI	BB	SO	LOB	BOTTOM				
Tommy Harper, R OBP: 0.310, SLG: 0.357 (1, 7)										3	1	2	0	1	0	0	Minnesota Twins @ Milwaukee Brewers Milwaukee County Stadium, Milwaukee, WI Mon Jul 05 1971, 4:33 AM EDT Att: 9,175 - Unknown - 78 F				
Ron Theobald, R OBP: 0.394, SLG: 0.336 (1, 4)										1	0	1	2	1	0						
Dave May, L OBP: 0.366, SLG: 0.432 (1, 8)										3	0	0	0	1	0						
John Briggs, L OBP: 0.379, SLG: 0.440 (1, 3)										3	0	0	0	0	1						
Andy Kosco, R OBP: 0.316, SLG: 0.343 (8, PH)										1	0	0	0	0	0						
Rob Ellis, R OBP: 0.333, SLG: 0.311 (1, 5)										4	0	1	0	0	2						
Bill Voss, L OBP: 0.307, SLG: 0.369 (1, 9)										4	0	1	0	0	2						
Ted Kubiak, S OBP: 0.328, SLG: 0.286 (1, 6)										4	1	2	0	0	1						
Ellie Rodriguez, R OBP: 0.304, SLG: 0.256 (1, 2)										2	0	0	0	0	1						
Skip Lockwood, R OBP: 0.250, SLG: 0.179 (1, 1)										2	0	0	0	0	0						
Ken Sanders, R (8, 1)										0	0	0	0	0	0						
Inning Stats	R: 0 E: 0 K: 1 S: 6	H: 1 LOB: 1 BB: 0 P: 6	R: 0 E: 0 K: 1 S: 6	H: 1 LOB: 1 BB: 0 P: 6	R: 1 E: 0 K: 0 S: 4	H: 1 LOB: 0 BB: 0 P: 4	R: 0 E: 0 K: 1 S: 5	H: 1 LOB: 1 BB: 0 P: 5	R: 0 E: 0 K: 0 S: 3	H: 0 LOB: 0 BB: 0 P: 3	R: 0 E: 0 K: 0 S: 4	H: 1 LOB: 2 BB: 1 P: 8	R: 1 E: 0 K: 0 S: 4	H: 1 LOB: 3 BB: 2 P: 13	R: 0 E: 0 K: 0 S: 4	H: 1 LOB: 1 BB: 0 P: 4	R: 0 E: 0 K: 0 S: 4	H: 1 LOB: 1 BB: 0 P: 4	1B: 5 2B: 2 3B: 1 HR: 0	SF: 1 SAC: 2 DP: 1 HBP: 1	WP: 0 PA: 34 CS: 1
PITCHER	IP: 6.2 WLS: L BF: 29 ERA: 3.97	IP: 1.1 WLS: 5 BF: 1 ERA: 6.0																			

Batter	1	2	3	4	5	6	7	8	9	AB	R	H	RBI	BB	SO	LOB	TOP											
Freddie Patek, R OBP: 0.312, SLG: 0.327 (1, 6)	5-3		E8 CS			6-3		L7		4	0	0	0	0	0	0	Kansas City Royals @ Milwaukee Brewers Milwaukee County Stadium, Milwaukee, WI Tue Jul 06 1971, 8:05 PM EDT Alt. 6,947 - Unknown - 82 F AB 28 R 1 H 4 RBI 1 BB 2 SO 3 LOB 6 											
Paul Schaaf, R OBP: 0.412, SLG: 0.423 (1, 5)	1-5-3		CS	1B SF7 BB		F5		F8		3	1	0	0	1	0	0												
Amos Otis, R OBP: 0.359, SLG: 0.513 (1, 8)	F9			SF7 S 1-3 1B				1B		4	0	3	0	0	0	0												
Ed Kirkpatrick, L OBP: 0.324, SLG: 0.359 (1, 2)		K		F4 1-2		F7		G4-6-3 1B		4	0	0	0	0	1	4												
Gail Hopkins, L OBP: 0.333, SLG: 0.444 Bob Oliver, R OBP: 0.284, SLG: 0.329 (1, 3) (9, 3)		F8 1B		SF7 IBB		F9				2	0	1	0	1	0	0												
Cookie Rojas, R OBP: 0.365, SLG: 0.436 (1, 4)	F8 1-2		SF7			6-3				2	0	0	1	0	0	1												
Lou Piniella, R OBP: 0.291, SLG: 0.317 (1, 7)	L8		2-1 3-H		F8		4-3			3	0	0	0	0	0	1												
Joe Keough, L OBP: 0.325, SLG: 0.286 (1, 9)			4-3		G3		F8			3	0	0	0	0	0	0												
Dick Drago, R OBP: 0.200, SLG: 0.139 (1, 1)		K		K		P3				3	0	0	0	0	2	0												
Inning Stats	R: 0 E: 0 K: 0 S: 3	H: 0 LOB: 0 BB: 0 P: 3	R: 0 E: 0 K: 1 S: 6	H: 1 LOB: 1 BB: 0 P: 6	R: 0 E: 1 K: 1 S: 5	H: 0 LOB: 0 BB: 0 P: 5	R: 1 E: 0 K: 0 S: 3	H: 1 LOB: 2 BB: 0 P: 11	R: 0 E: 0 K: 1 S: 5	H: 0 LOB: 0 BB: 0 P: 5	R: 0 E: 0 K: 0 S: 4	H: 1 LOB: 1 BB: 0 P: 4	R: 0 E: 0 K: 0 S: 3	H: 0 LOB: 0 BB: 0 P: 3	R: 0 E: 0 K: 0 S: 3	H: 1 LOB: 0 BB: 0 P: 3		1B: 4 2B: 0 3B: 0 HR: 0	SF: 1 SAC: 0 DP: 1 HBP: 0	WP: 0 PB: 0 SB: 1 CS: 1	PA: 32							
PITCHER	IP	WLS	BF	H	R	ER	SO	BB	IBB	HBP	BLK	WP	HR	S	P	ERA	WHIP											
Marty Pattin, R ERA: 2.98 Ken Sanders, R ERA: 1.75 (1, 1) (9, 1)	8.0	L	29	3	1	1	3	1	1	0	0	0	0	0	32	40	1.12	0.500										

Batter	1	2	3	4	5	6	7	8	9	AB	R	H	RBI	BB	SO	LOB	BOTTOM										
Tommy Harper, R OBP: 0.306, SLG: 0.353 (1, 7)	6-3		6-3			K		F9		4	0	0	0	0	1	0	Kansas City Royals @ Milwaukee Brewers Milwaukee County Stadium, Milwaukee, WI Tue Jul 06 1971, 8:05 PM EDT Alt. 6,947 - Unknown - 82 F AB 30 R 0 H 6 RBI 0 BB 1 SO 4 LOB 9 										
Ron Theobald, R OBP: 0.375, SLG: 0.359 (1, 4)	4-3 2B			6-3		1B 1B		SH1-4 1B		4	0	3	0	0	0	0											
Dave May, L OBP: 0.366, SLG: 0.431 (1, 8)	4-3 2-3			L7		1B 1B		SH1-4 1-2		3	0	1	0	0	0	1											
John Briggs, L OBP: 0.371, SLG: 0.430 (1, 3)	F6			5-3		F7		6-3		4	0	0	0	0	0	4											
Rob Ellis, R OBP: 0.309, SLG: 0.286 (1, 5)		6-3			F7		5-3	5-3		4	0	0	0	0	0	1											
Bill Voss, L OBP: 0.312, SLG: 0.373 (1, 9)				4-3 CS 1B		4-3		G6-4-3 1B		3	0	2	0	0	0	0											
Ted Kubiak, S OBP: 0.328, SLG: 0.283 (1, 6)		F8 1-2			BB BB BB	G6-4-3 1-2				2	0	0	0	1	0	2											
Ellie Rodriguez, R OBP: 0.299, SLG: 0.252 (1, 2)			K		6-3			6-3		3	0	0	0	0	1	1											
Marty Pattin, R OBP: 0.229, SLG: 0.186 Frank Tepedino, L OBP: 0.150, SLG: 0.231 Ken Sanders, R (8, PH) (9, 1)			K			K		F7		2	0	0	0	0	2	0											
Inning Stats	R: 0 E: 0 K: 0 S: 4	H: 1 LOB: 1 BB: 0 P: 4	R: 0 E: 0 K: 2 S: 7	H: 1 LOB: 0 BB: 0 P: 3	R: 0 E: 0 K: 2 S: 7	H: 0 LOB: 0 BB: 0 P: 7	R: 0 E: 0 K: 0 S: 3	H: 0 LOB: 0 BB: 0 P: 3	R: 0 E: 0 K: 2 S: 9	H: 2 LOB: 2 BB: 0 P: 9	R: 0 E: 0 K: 0 S: 3	H: 1 LOB: 0 BB: 0 P: 3	R: 0 E: 0 K: 0 S: 3	H: 0 LOB: 0 BB: 0 P: 3	R: 0 E: 0 K: 0 S: 4	H: 1 LOB: 1 BB: 0 P: 4		1B: 5 2B: 1 3B: 0 HR: 0	SF: 0 SAC: 1 DP: 1 HBP: 0	WP: 0 PB: 0 SB: 0 CS: 1	PA: 32						
PITCHER	IP	WLS	BF	H	R	ER	SO	BB	IBB	HBP	BLK	WP	HR	S	P	ERA	WHIP										
Dick Drago, R ERA: 3.33 (1, 1)	9.0	W	32	6	0	0	4	1	0	0	0	0	0	39	43	0.00	0.778										

Batter	1	2	3	4	5	6	7	8	9	AB	R	H	RBI	BB	SO	LOB	TOP																			
Freddie Patek, R OBP: 0.311, SLG: 0.323	F9		BB					K		3	0	0	0	1	1	0																				
Paul Schaaf, R OBP: 0.410, SLG: 0.419	CS		BB					5-3		3	0	0	0	1	0	2																				
Amos Otis, R OBP: 0.361, SLG: 0.523	6-3									4	2	2	1	0	0	1																				
Ed Kirkpatrick, L OBP: 0.319, SLG: 0.352		1-3						3-1		4	0	0	0	0	0	1																				
Gail Hopkins, L OBP: 0.340, SLG: 0.447								G6-4-3		4	0	2	0	0	0	1																				
Lou Piniella, R OBP: 0.291, SLG: 0.316	F3							G6-4-3		4	0	1	0	0	0	1																				
Joe Keough, L OBP: 0.330, SLG: 0.292										3	0	2	1	0	0	0																				
Bobby Knoop, R OBP: 0.297, SLG: 0.219										3	0	0	0	0	0	3																				
Bill Butler, L OBP: 0.143, SLG: 0.143										2	0	1	0	0	1	0																				
Roger Nelson, R										0	0	0	0	0	0	0																				
Jim York, R										0	0	0	0	0	0	0																				
Bob Oliver, R (8, PH)										1	0	0	0	0	0	0																				
Al Fitzmorris, S OBP: 0.167, SLG: 0.167										0	0	0	0	0	0	0																				
Inning Stats	R: 0 E: 0 K: 0 S: 2	H: 0 LOB: 0 BB: 1 P: 6	R: 0 E: 0 K: 0 S: 3	H: 1 LOB: 0 BB: 0 P: 3	R: 0 E: 0 K: 0 S: 4	H: 1 LOB: 2 BB: 1 P: 8	R: 1 E: 0 K: 0 S: 6	H: 3 LOB: 2 BB: 0 P: 6	R: 0 E: 0 K: 1 S: 5	H: 0 LOB: 0 BB: 0 P: 3	R: 0 E: 0 K: 0 S: 3	H: 1 LOB: 0 BB: 0 P: 3	R: 0 E: 0 K: 1 S: 5	H: 0 LOB: 0 BB: 0 P: 5	R: 1 E: 0 K: 0 S: 4	H: 2 LOB: 0 BB: 0 P: 4	1B: 7 2B: 0 3B: 0 HR: 1	SF: 0 SAC: 0 DP: 2 HBP: 0	WP: 0 PB: 0 SB: 1 CS: 1	PA: 33																
PITCHER	IP	WLS	BF	H	R	ER	SO	BB	IBB	HBP	BLK	WP	HR	S	P	ERA	WHIP	PITCHER	IP	WLS	BF	H	R	ER	SO	BB	IBB	HBP	BLK	WP	HR	S	P	ERA	WHIP	
Bill Parsons, R ERA: 2.34	9.0	W	33	8	2	2	2	2	0	0	0	0	1	35	43	2.00	1.111																			

Kansas City Royals @ Milwaukee Brewers
 Milwaukee County Stadium, Milwaukee, WI
 Wed Jul 07 1971, 8:05 PM EDT
 Att. 7,469 - Unknown - 81 F


AB	31
R	2
H	8
RBI	2
BB	2
SO	2
LOB	9



Batter	1	2	3	4	5	6	7	8	9	AB	R	H	RBI	BB	SO	LOB	BOTTOM																			
Tommy Harper, R OBP: 0.301, SLG: 0.347	6-3		6-3	6-3				F7		5	0	0	0	0	0	2																				
Ron Theobald, R OBP: 0.383, SLG: 0.377			L4					L9		5	1	3	0	0	0	0																				
Rob Ellis, R OBP: 0.305, SLG: 0.283								1-3		4	1	1	0	0	1	1																				
Andy Kosco, R OBP: 0.315, SLG: 0.336	5-3									3	0	0	0	1	0	3																				
Al Yates, R OBP: 0.311, SLG: 0.400										2	1	2	0	1	0	0																				
Bill Voss, L OBP: 0.315, SLG: 0.376										1	1	1	1	0	0	0																				
Ted Kubiak, S OBP: 0.331, SLG: 0.280										2	1	0	0	2	0	4																				
Dave May, L OBP: 0.369, SLG: 0.442										2	2	1	3	1	1	0																				
Phil Roof, R OBP: 0.252, SLG: 0.254										3	1	2	3	1	0	2																				
Bill Parsons, R OBP: 0.205, SLG: 0.229										2	0	0	0	0	2	2																				
Inning Stats	R: 0 E: 0 K: 0 S: 4	H: 1 LOB: 1 BB: 0 P: 4	R: 0 E: 0 K: 1 S: 6	H: 1 LOB: 2 BB: 1 P: 10	R: 0 E: 0 K: 1 S: 5	H: 0 LOB: 0 BB: 0 P: 5	R: 3 E: 0 K: 0 S: 5	H: 2 LOB: 1 BB: 2 P: 13	R: 0 E: 0 K: 1 S: 6	H: 1 LOB: 1 BB: 0 P: 6	R: 5 E: 1 K: 1 S: 9	H: 4 LOB: 0 BB: 1 P: 13	R: 0 E: 0 K: 0 S: 3	H: 0 LOB: 0 BB: 0 P: 3	1B: 5 2B: 3 3B: 1 HR: 1	SF: 0 SAC: 4 DP: 0 HBP: 0	WP: 0 PB: 0 SB: 0 CS: 1	PA: 39																		
PITCHER	IP	WLS	BF	H	R	ER	SO	BB	IBB	HBP	BLK	WP	HR	S	P	ERA	WHIP	PITCHER	IP	WLS	BF	H	R	ER	SO	BB	IBB	HBP	BLK	WP	HR	S	P	ERA	WHIP	
Bill Butler, L ERA: 2.95	4.2	L	23	5	3	3	2	5	0	0	0	0	0	11	11	16.20	2.143																			
Roger Nelson, R ERA: 9.82	1.2		9	4	3	3	1	0	0	0	0	0	0	5	9	13.50	1.500																			
Jim York, R ERA: 3.33	0.2		4	1	2	1	1	0	1	0	0	0	0	3	3	0.00	0.000																			
Al Fitzmorris, R ERA: 4.91	1.0		3	0	0	0	0	0	0	0	0	0	0	3	3	0.00	0.000																			

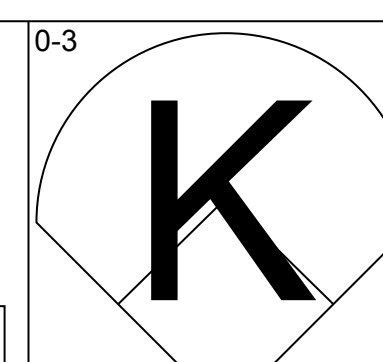
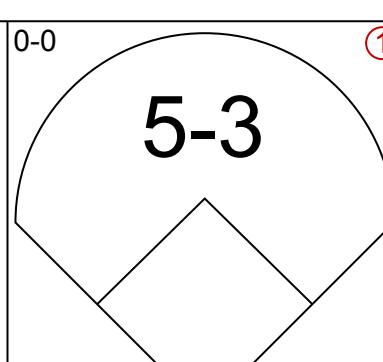
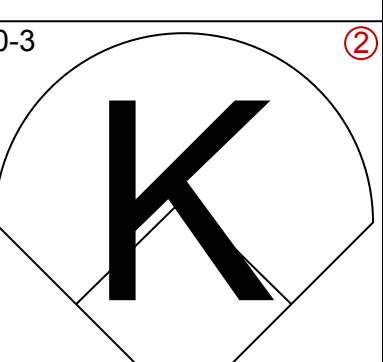
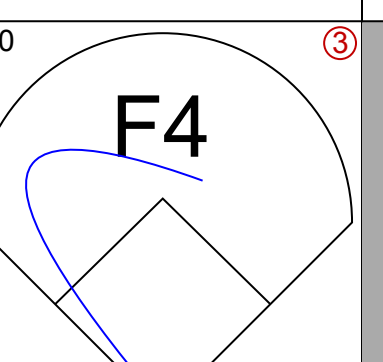
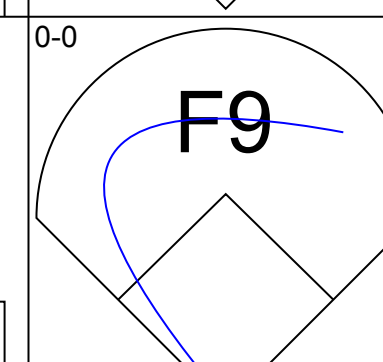
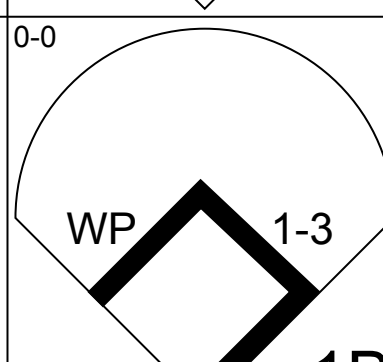
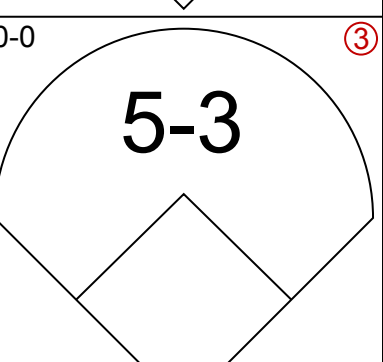
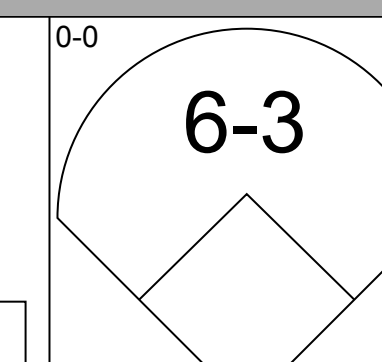
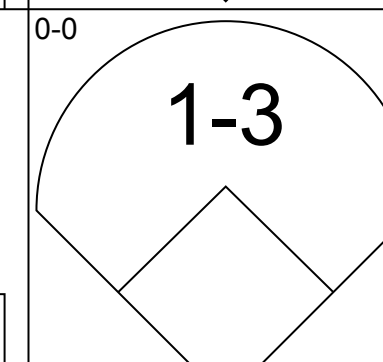
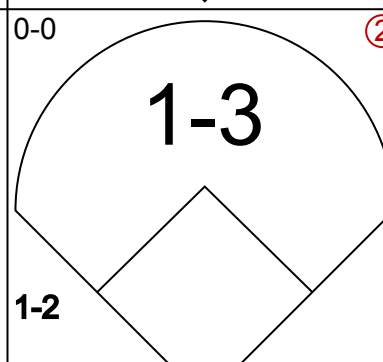
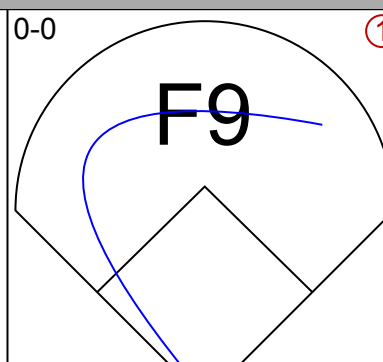
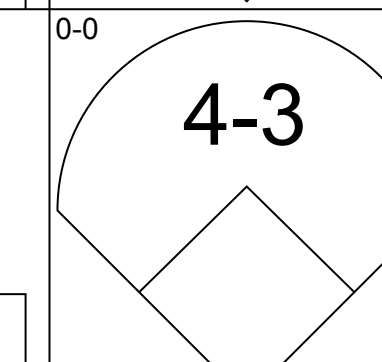
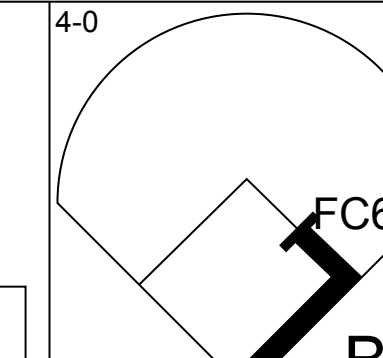
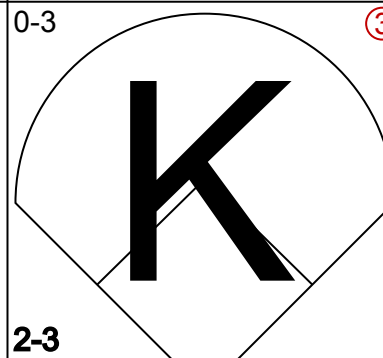
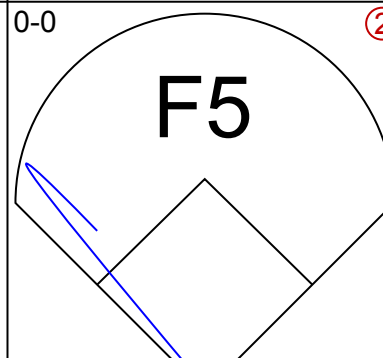
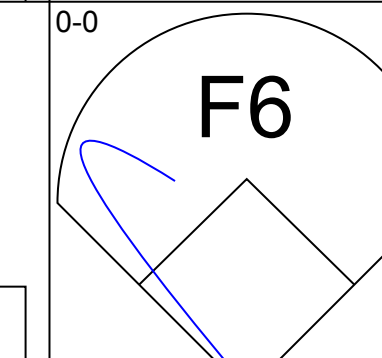
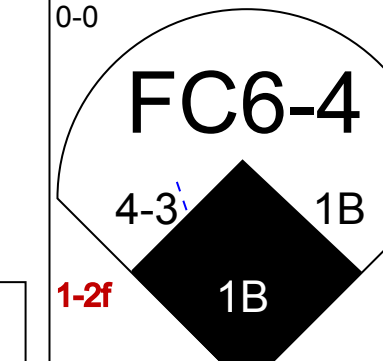
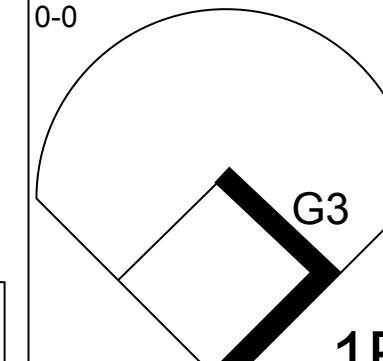
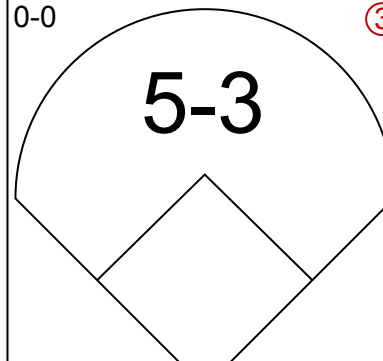
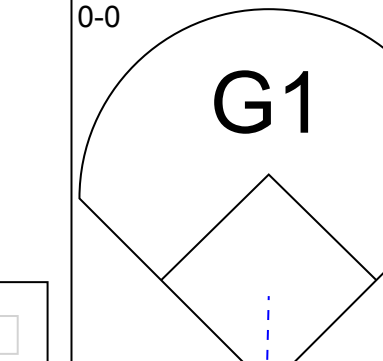
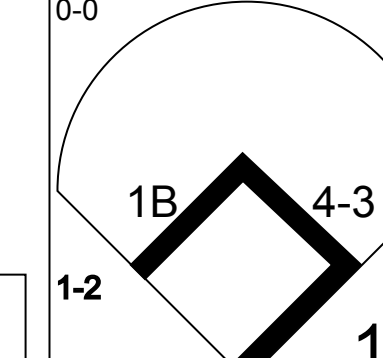
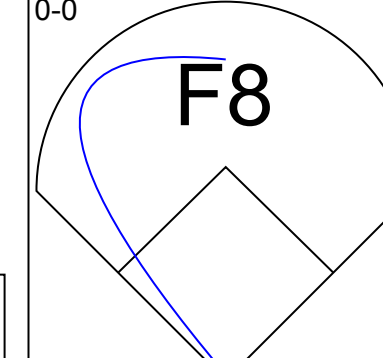
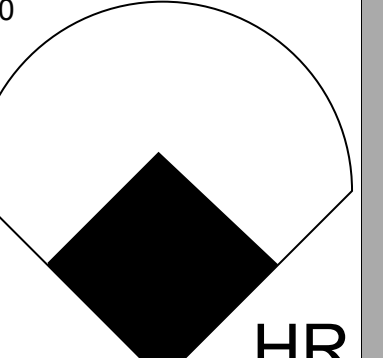
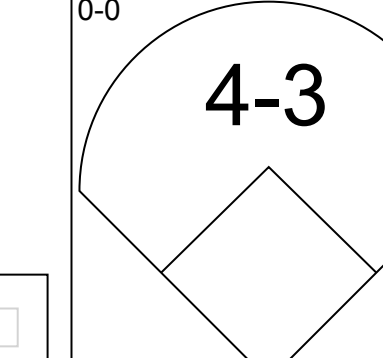
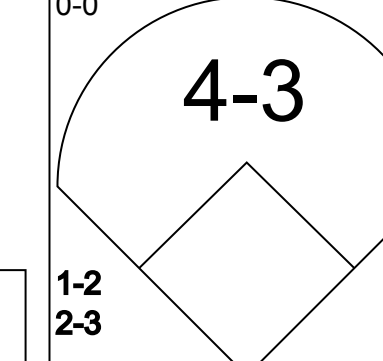
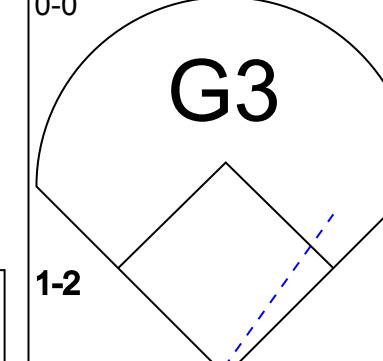
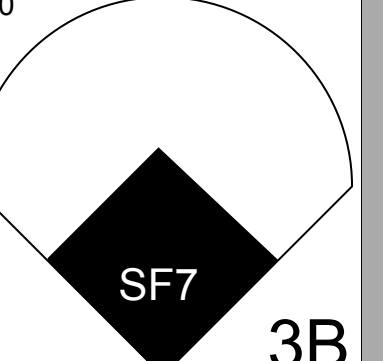
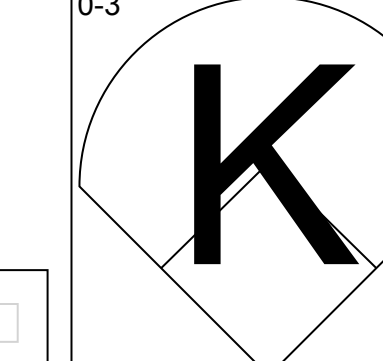
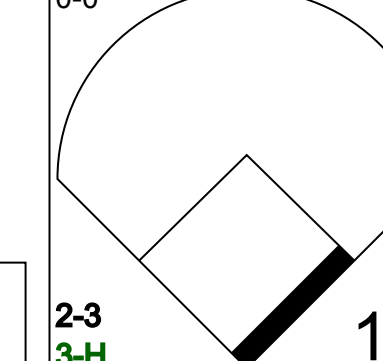
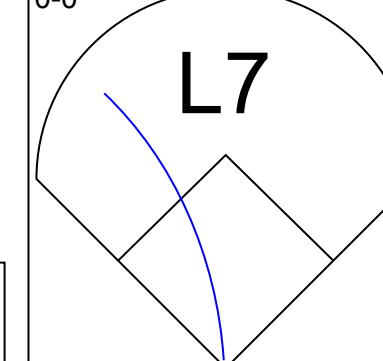
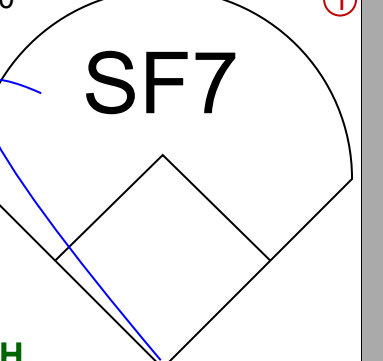
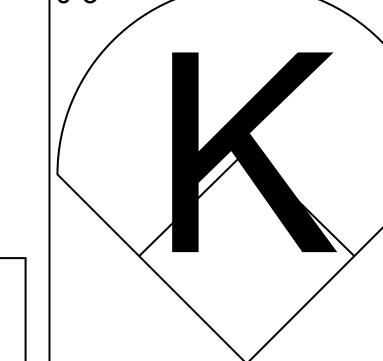
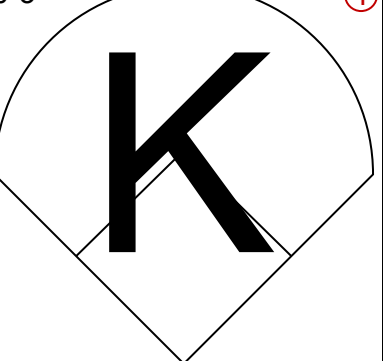
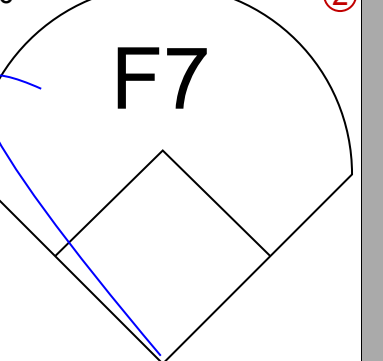
Kansas City Royals @ Milwaukee Brewers
 Milwaukee County Stadium, Milwaukee, WI
 Wed Jul 07 1971, 8:05 PM EDT
 Att. 7,469 - Unknown - 81 F

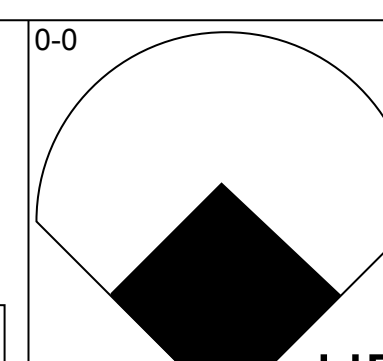
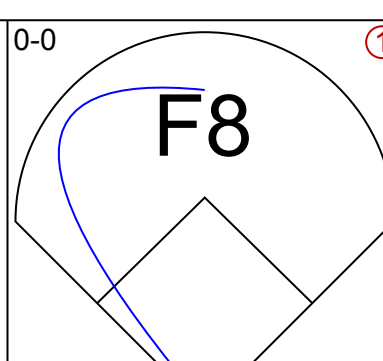
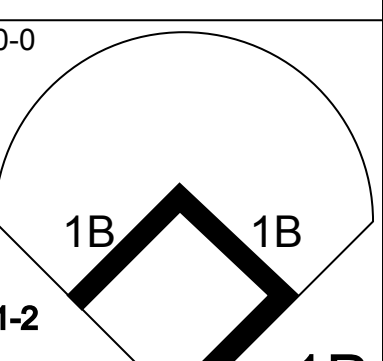
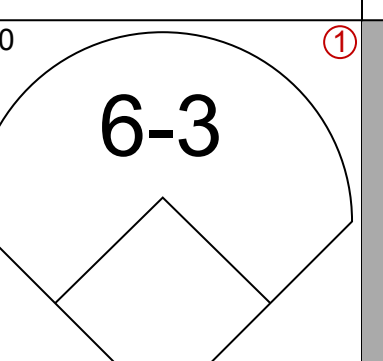
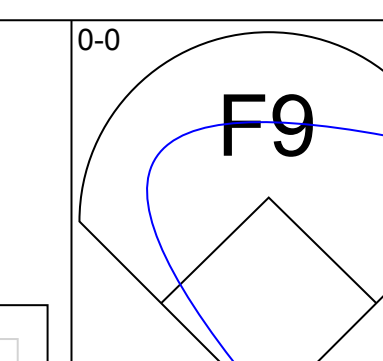
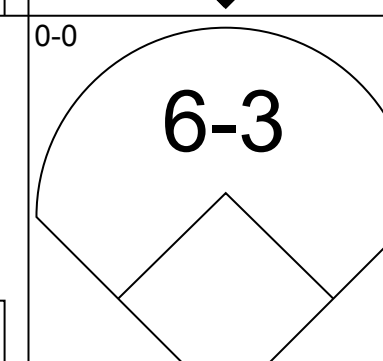
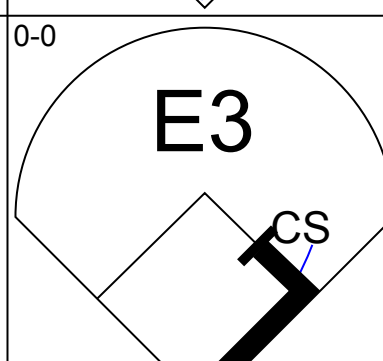
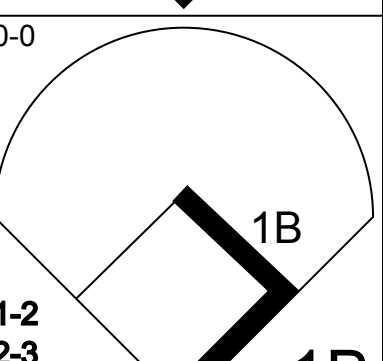
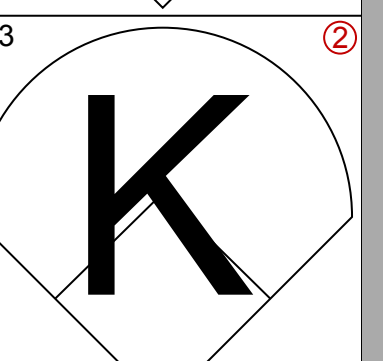
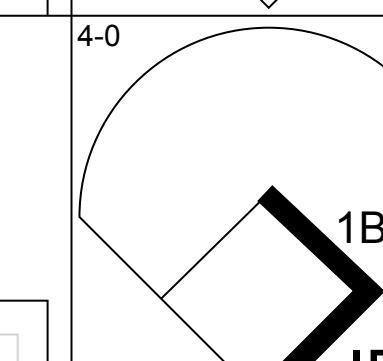
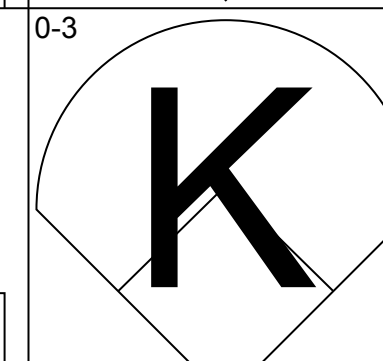
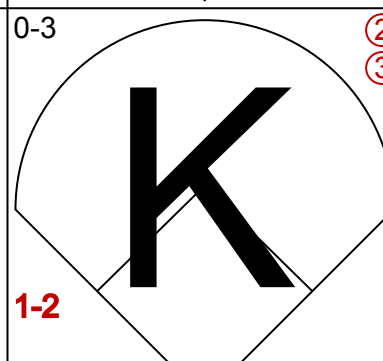
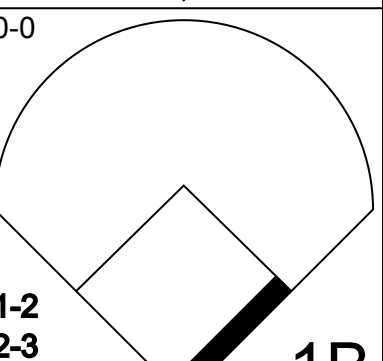
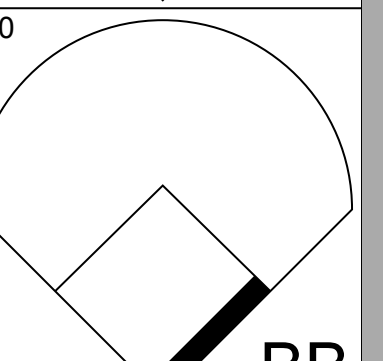
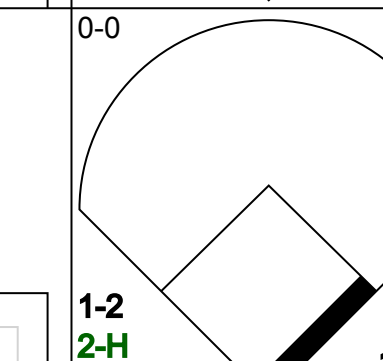
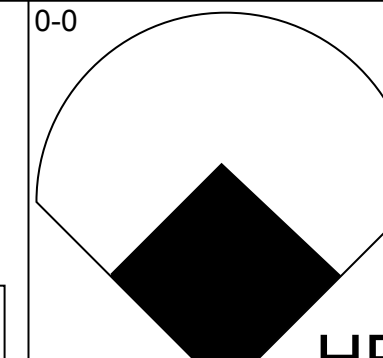
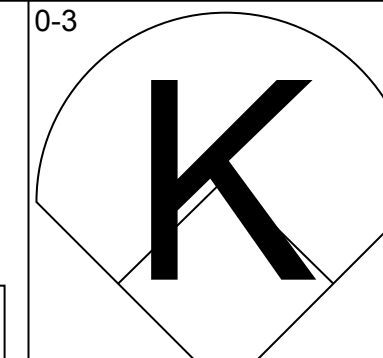
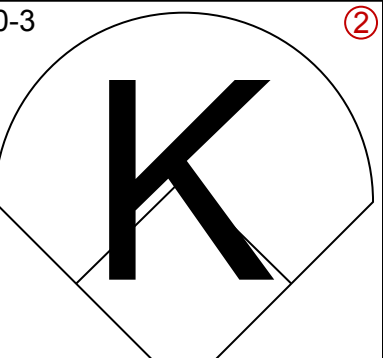
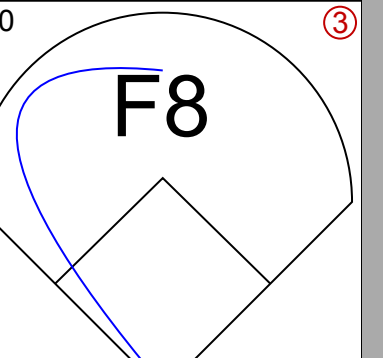
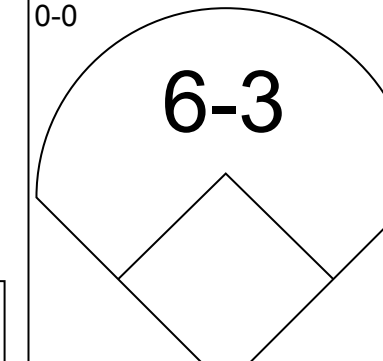
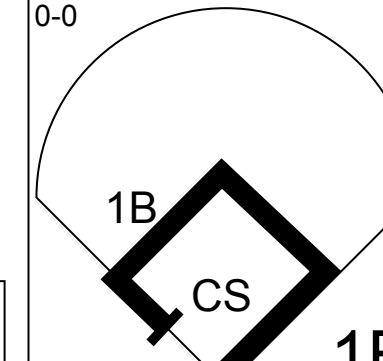
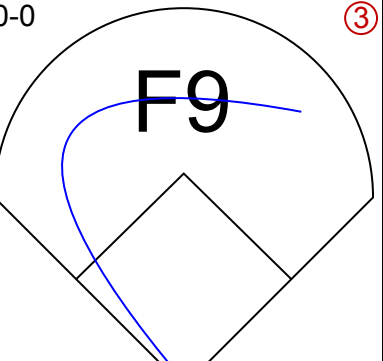
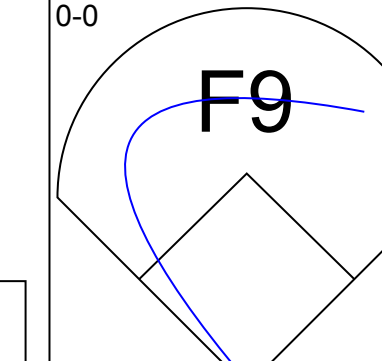
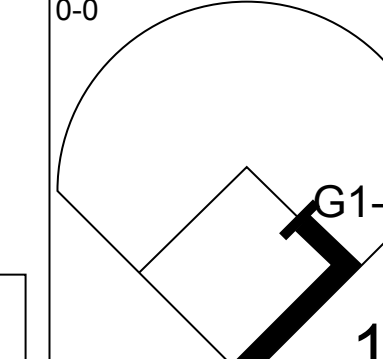
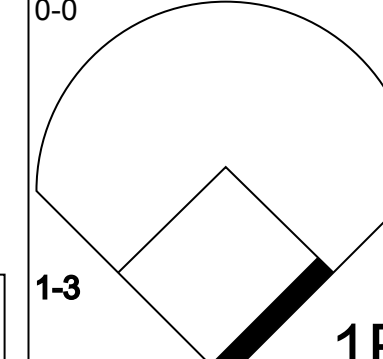
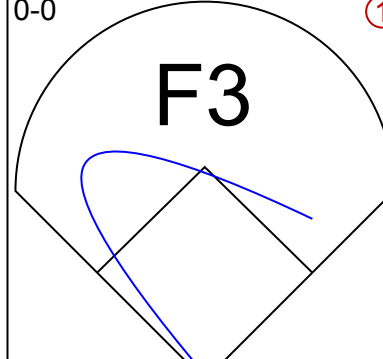
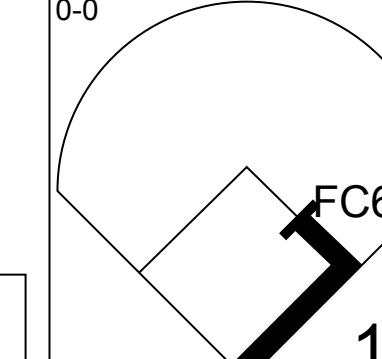
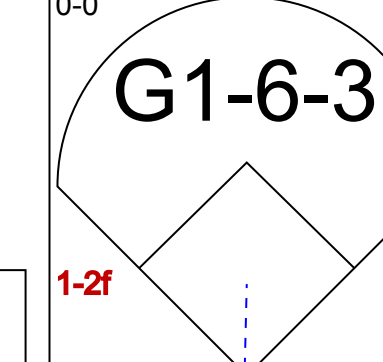
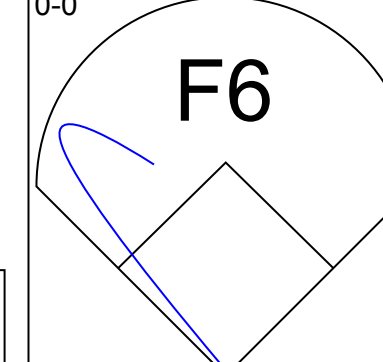
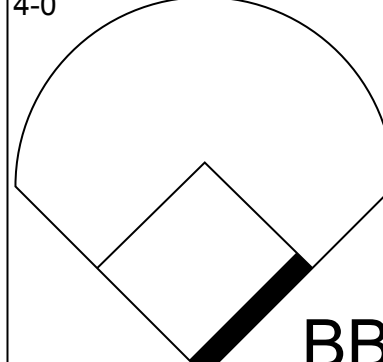
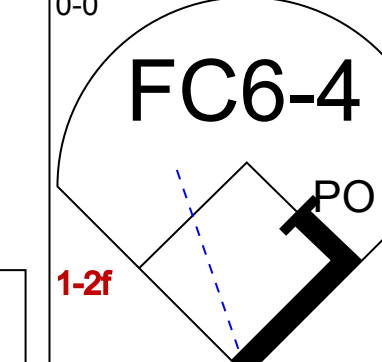
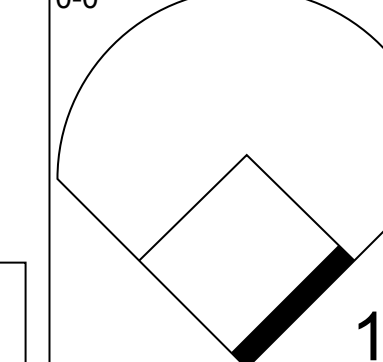
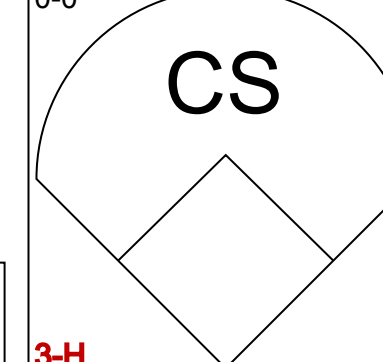
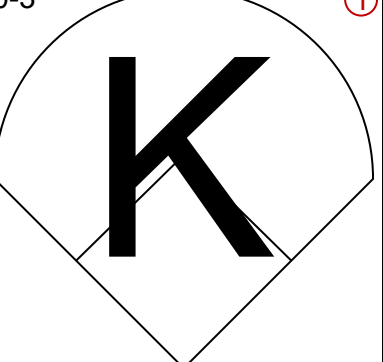
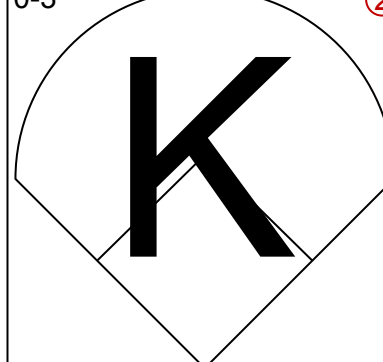
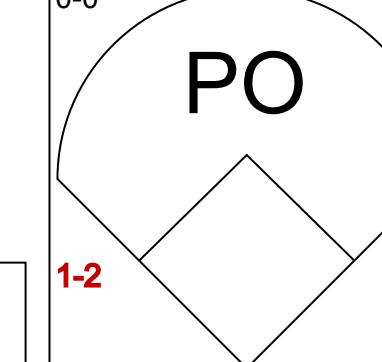
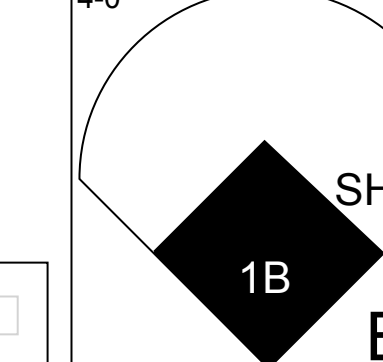
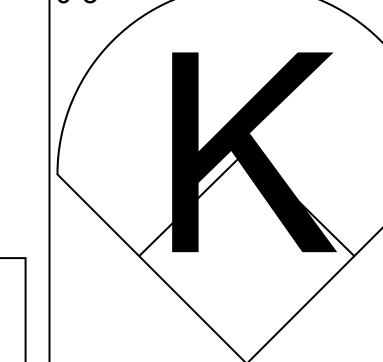

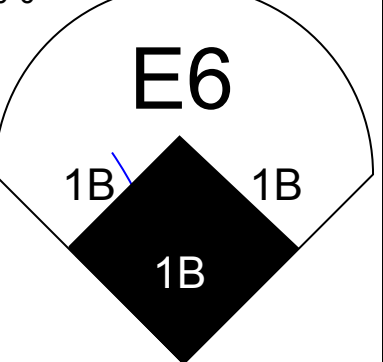
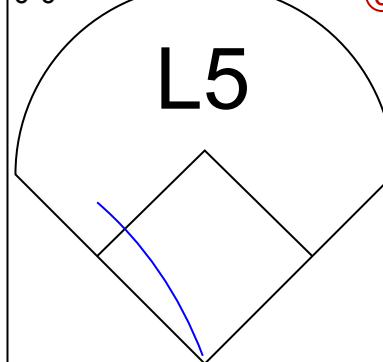

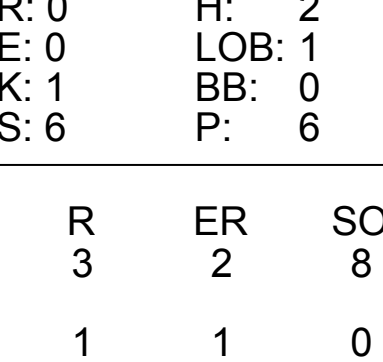
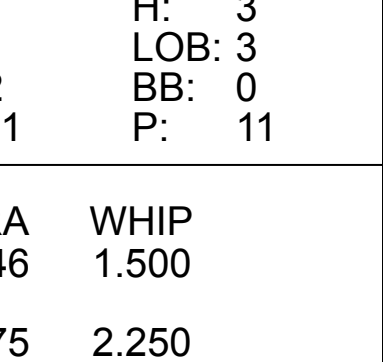
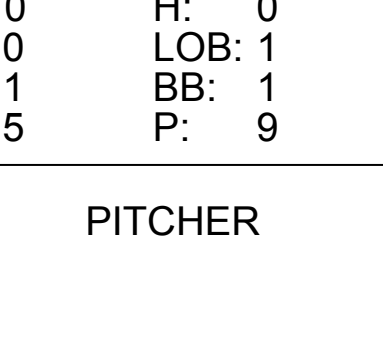
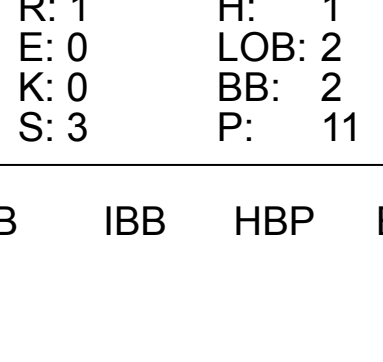
AB	29
R	8
H	10
RBI	7
BB	6
SO	4
LOB	14

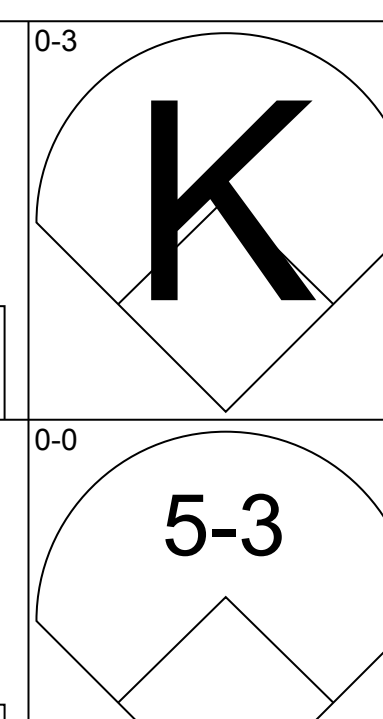
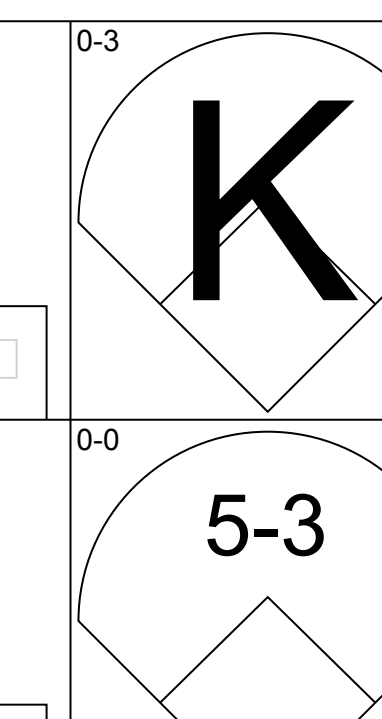
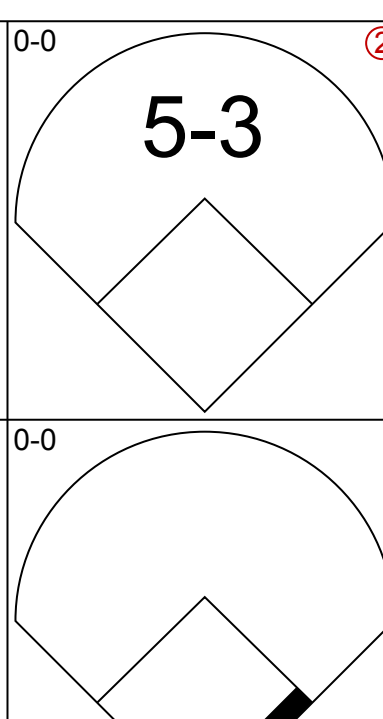
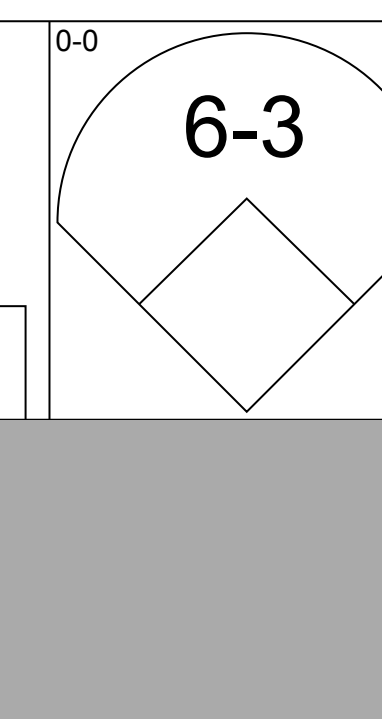
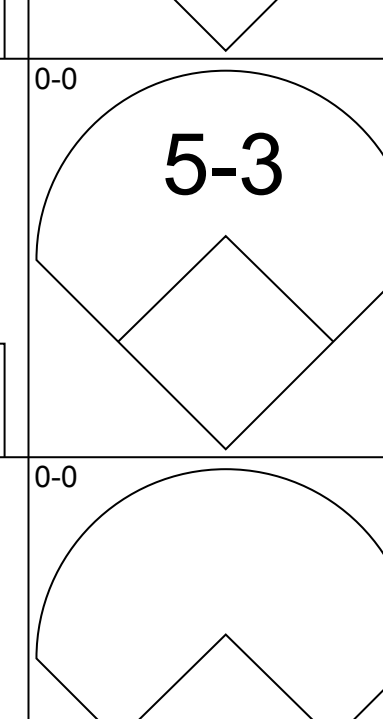
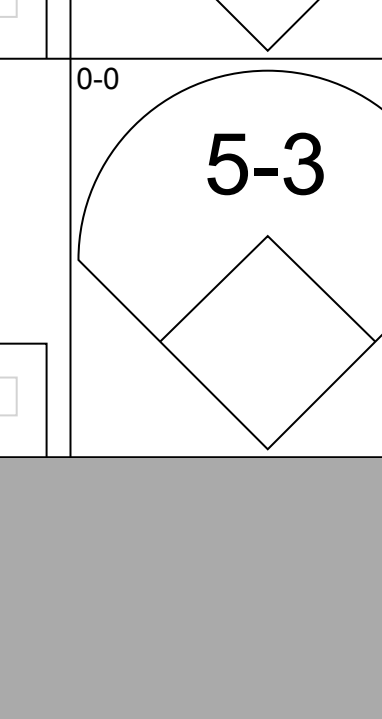
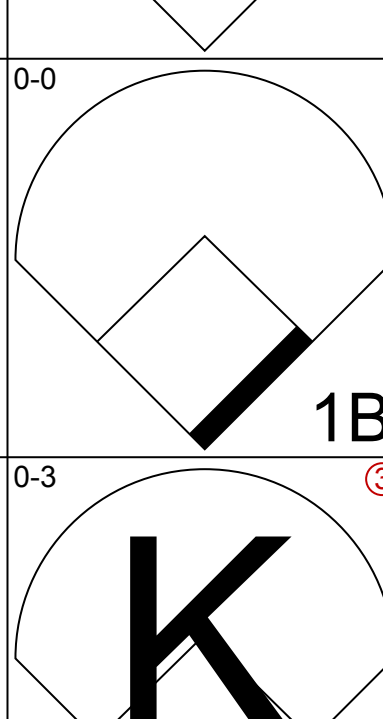

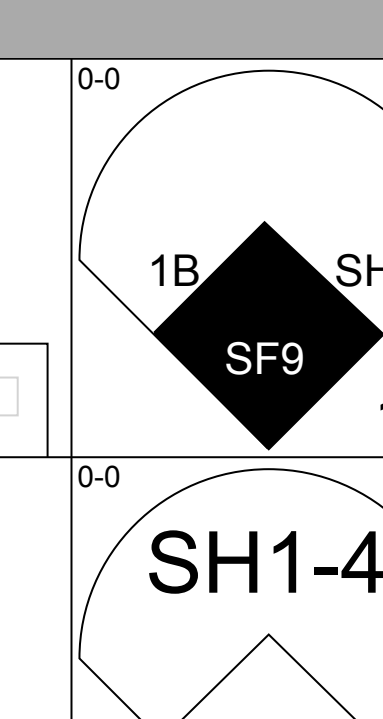
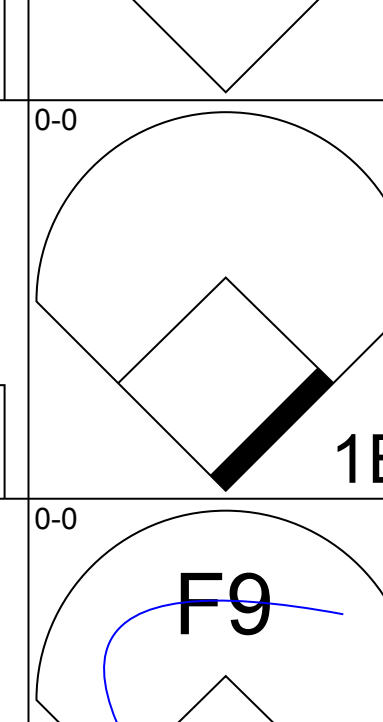
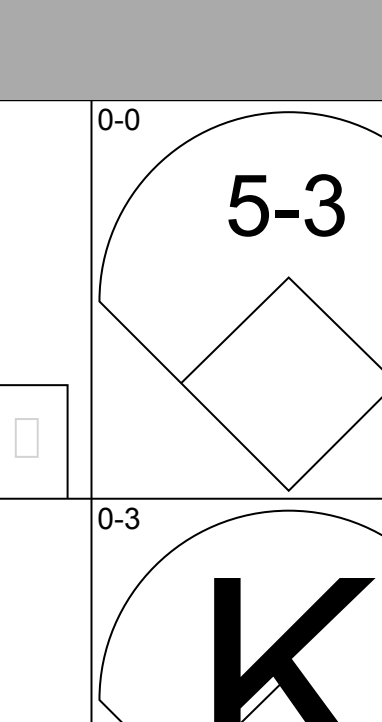
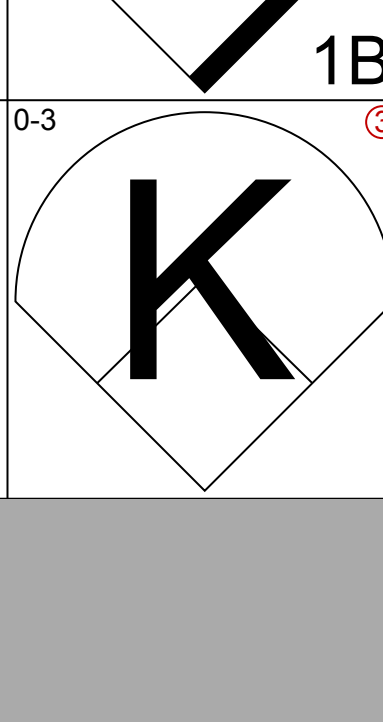

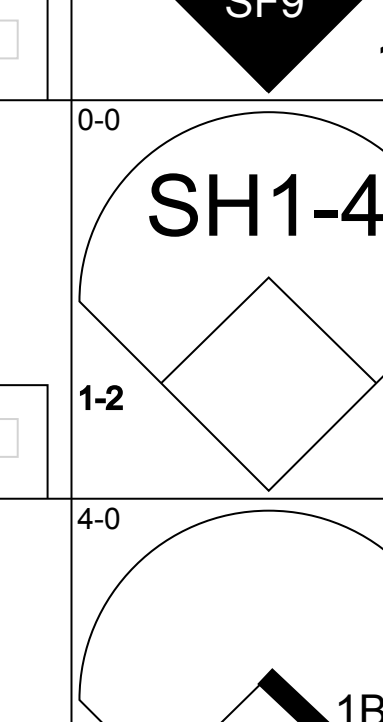
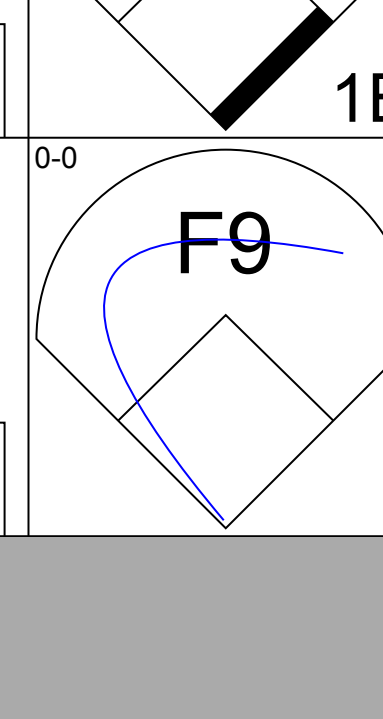
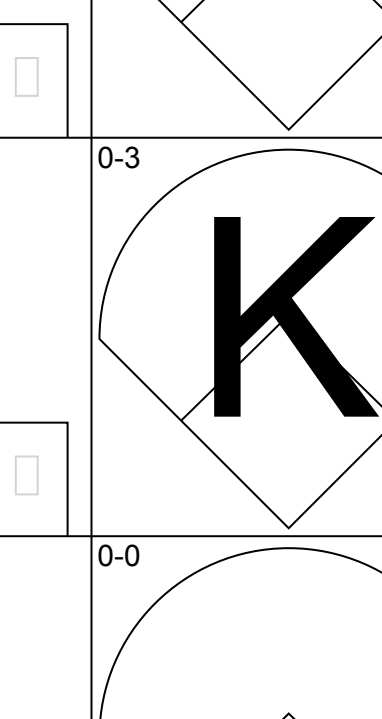
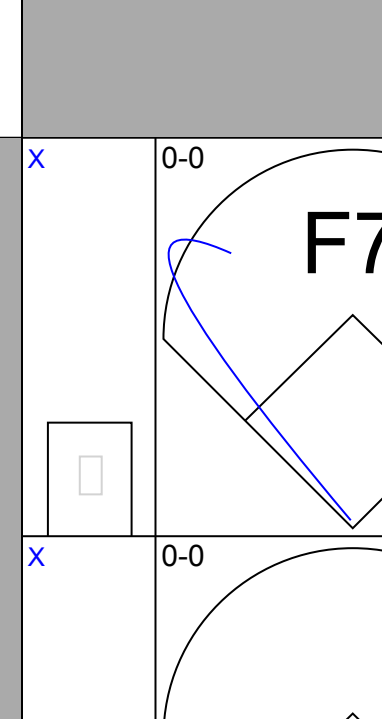
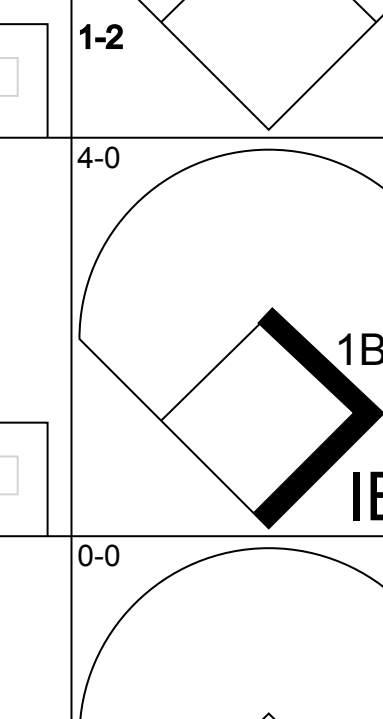
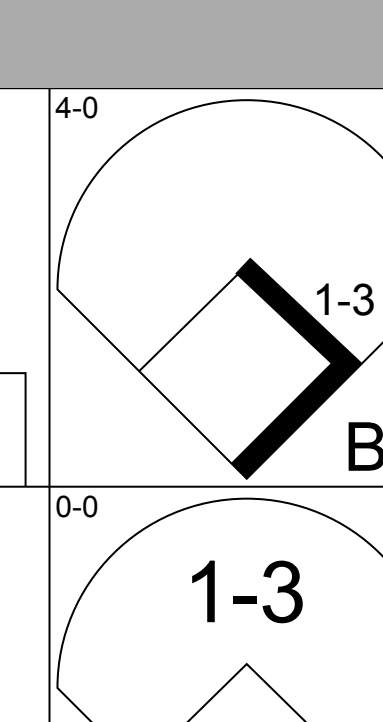
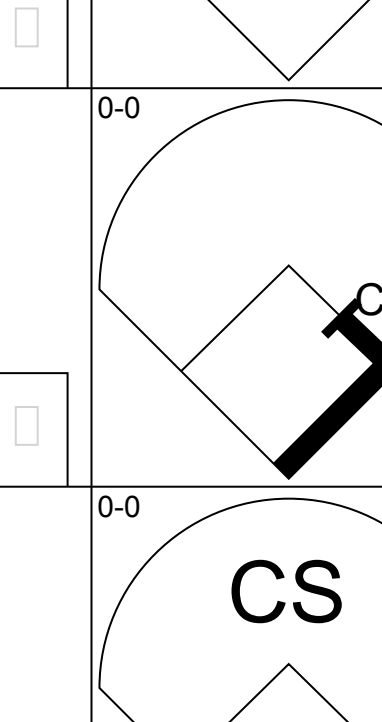
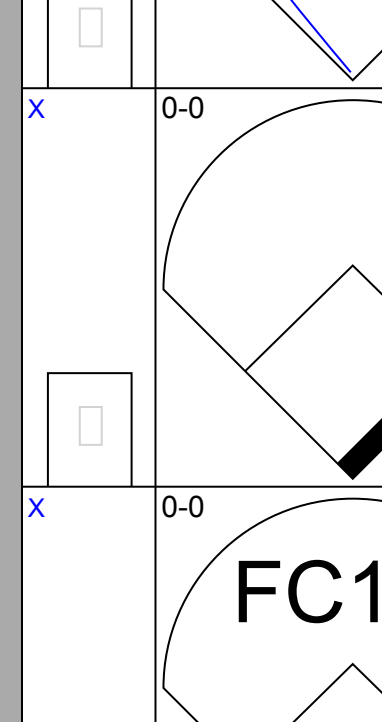
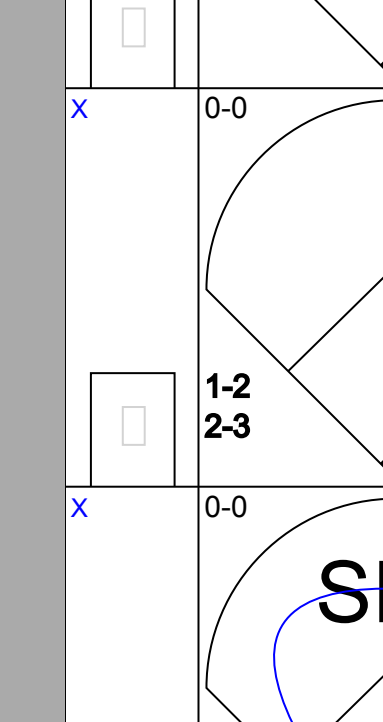
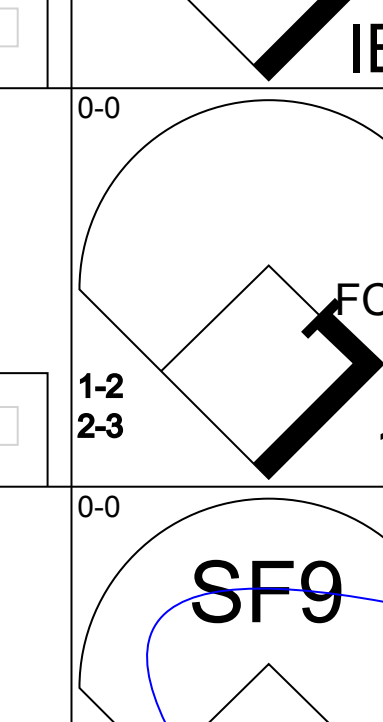
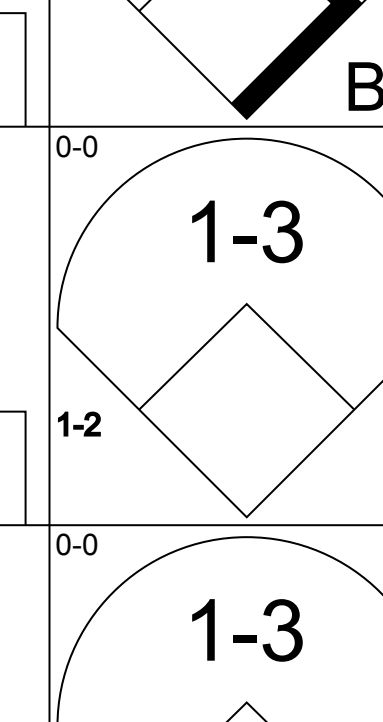
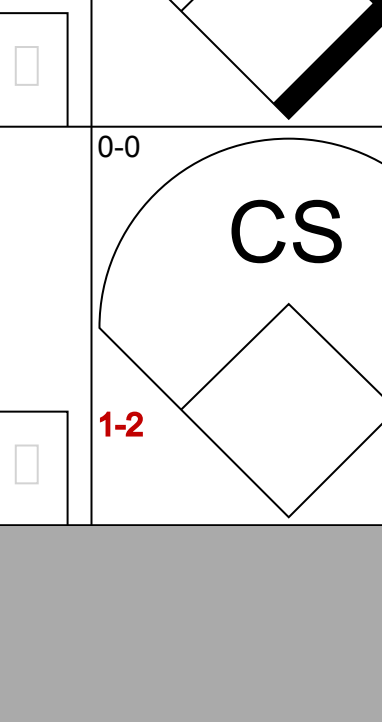
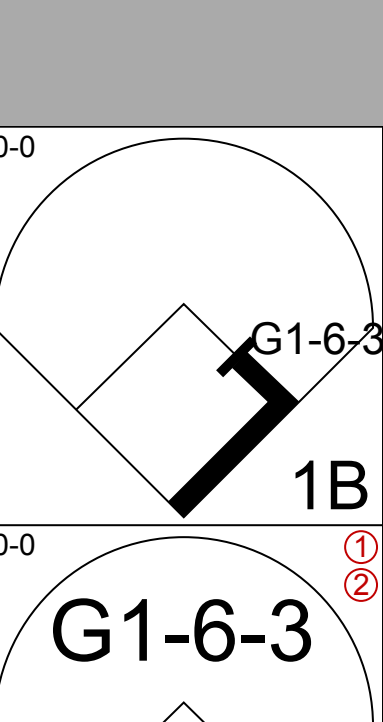
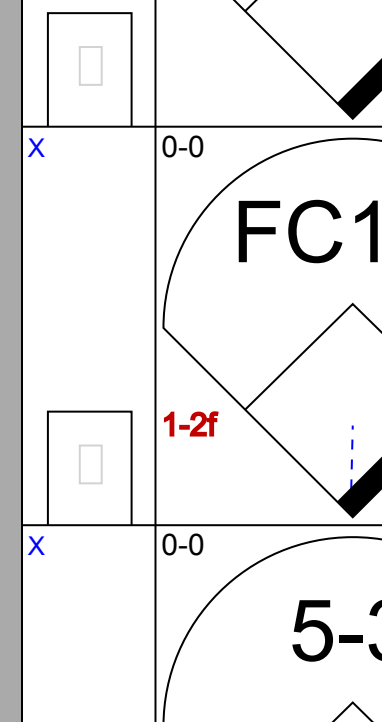
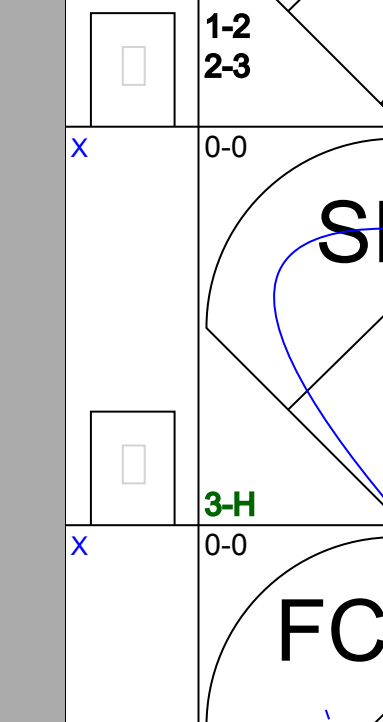
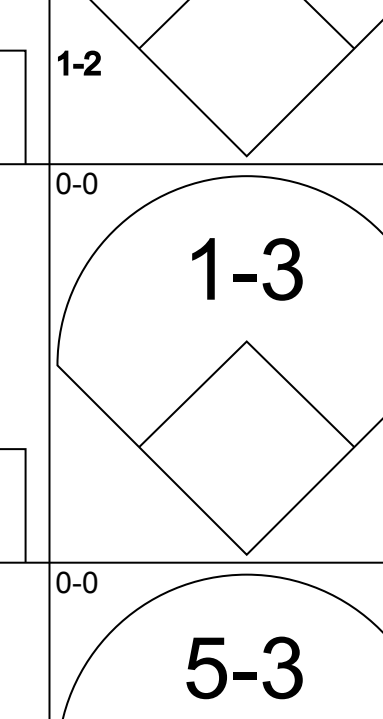
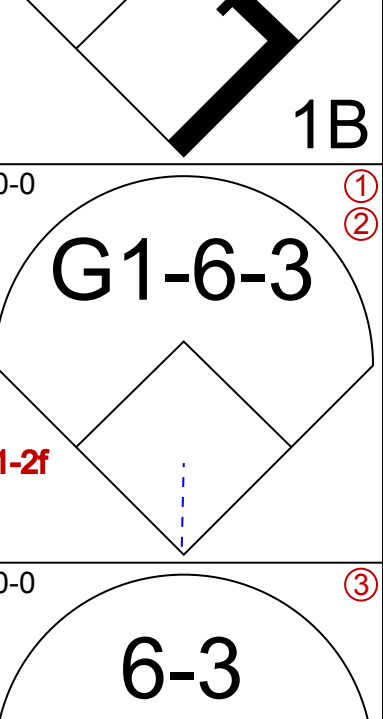
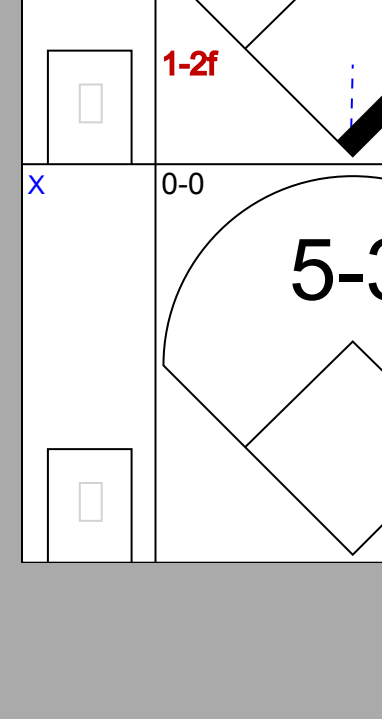
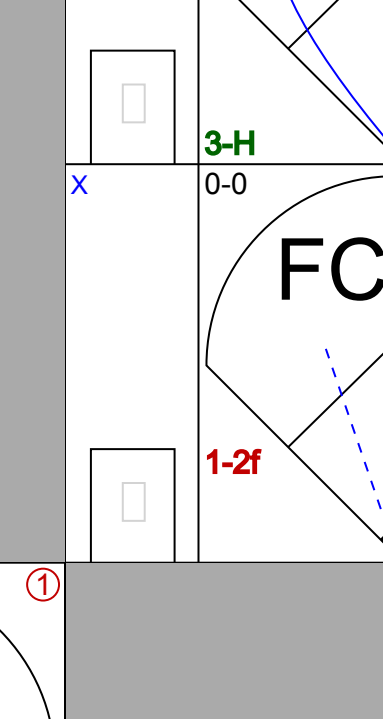
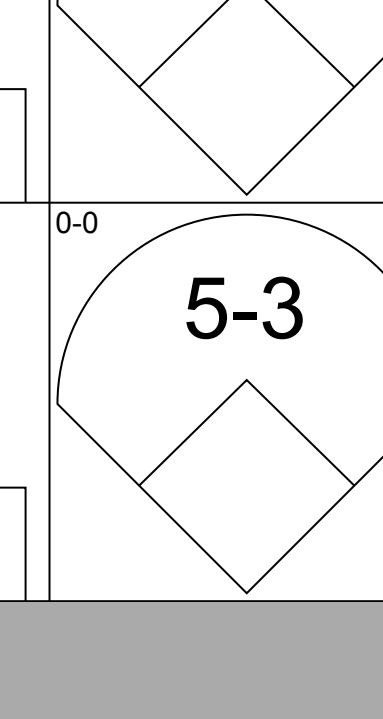
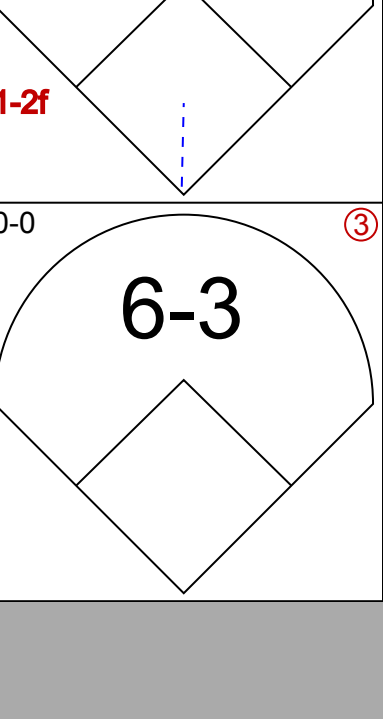
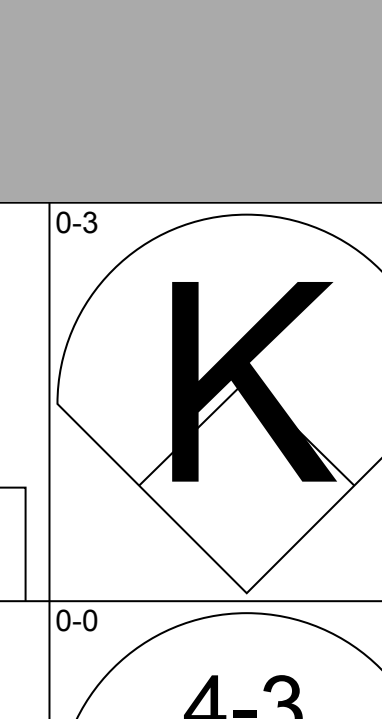
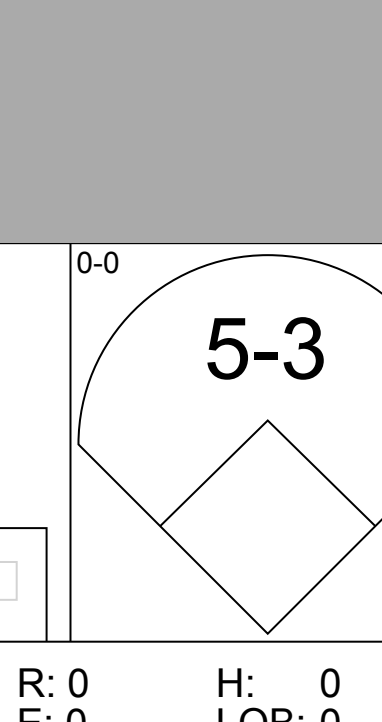
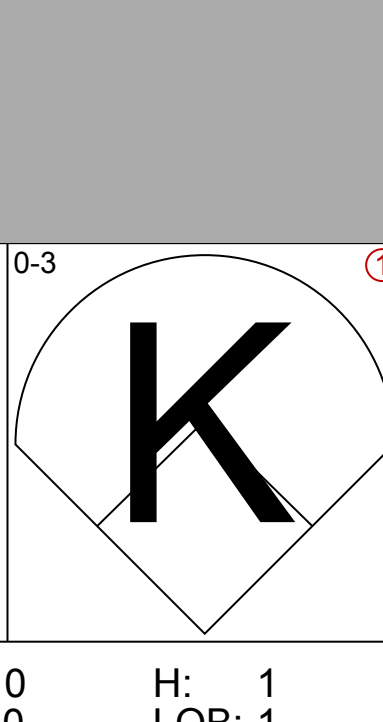
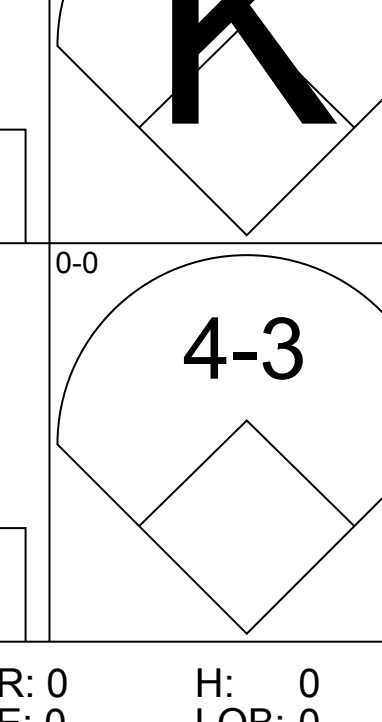


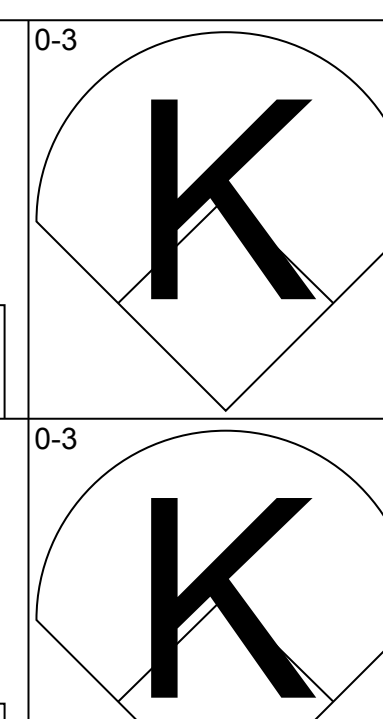
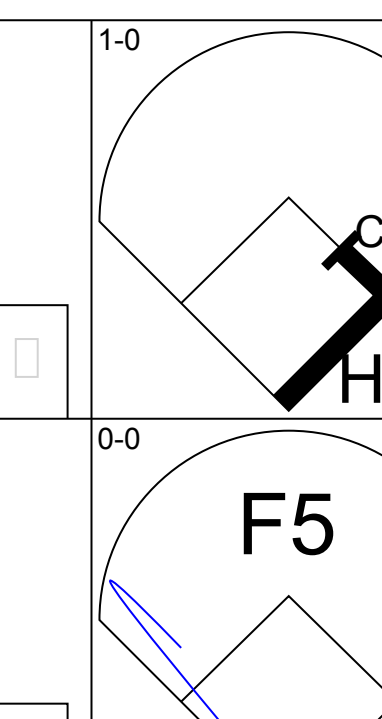

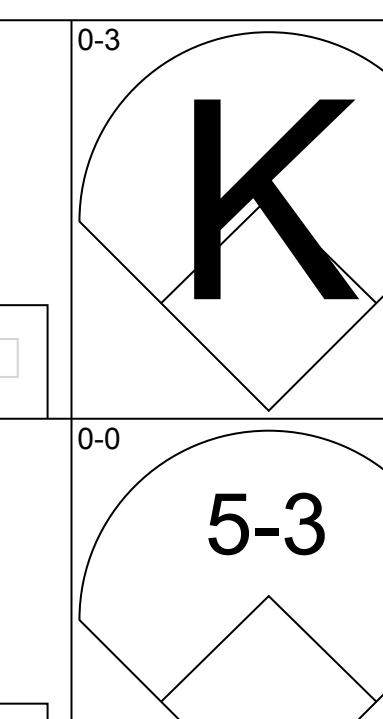
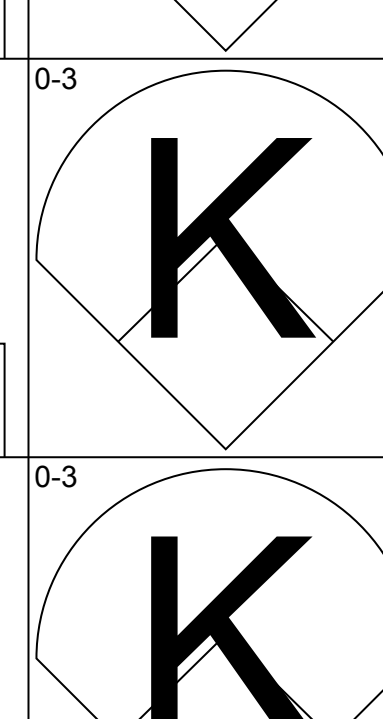
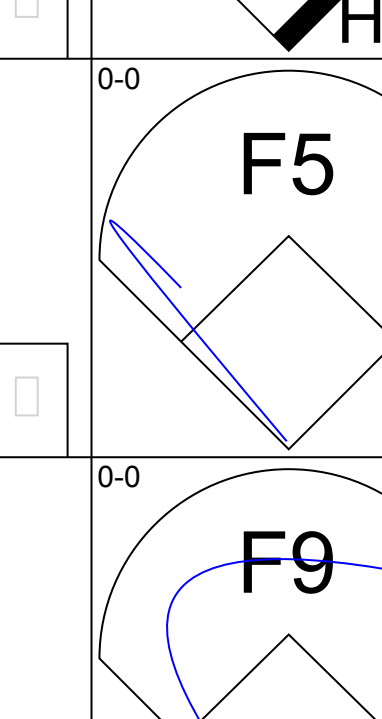
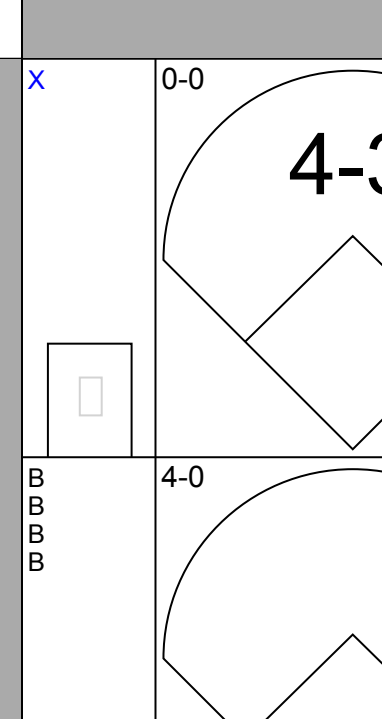
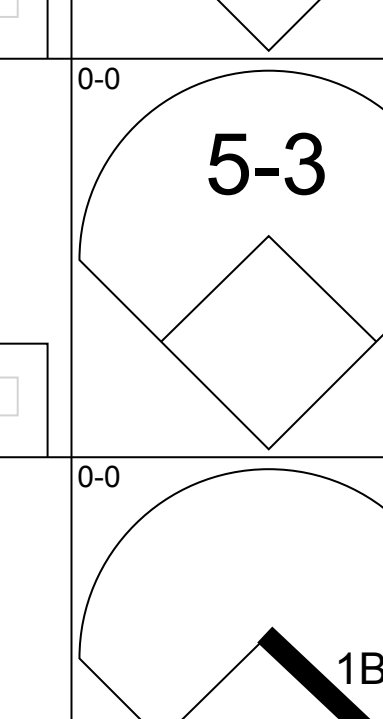
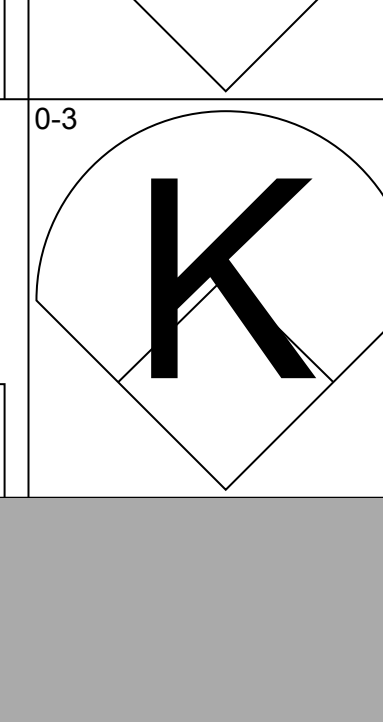
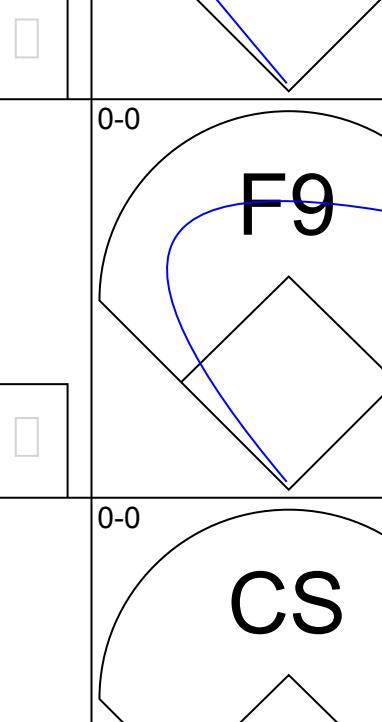
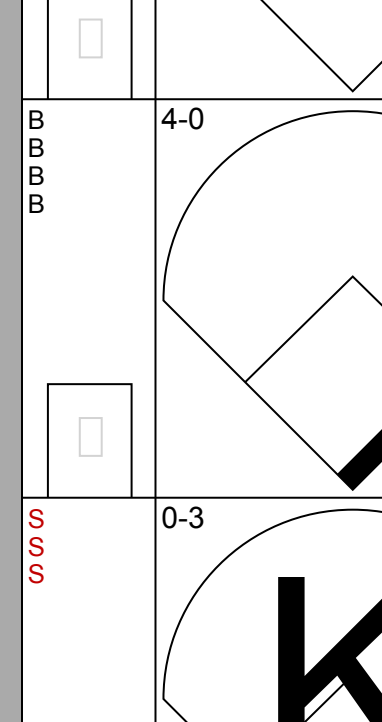
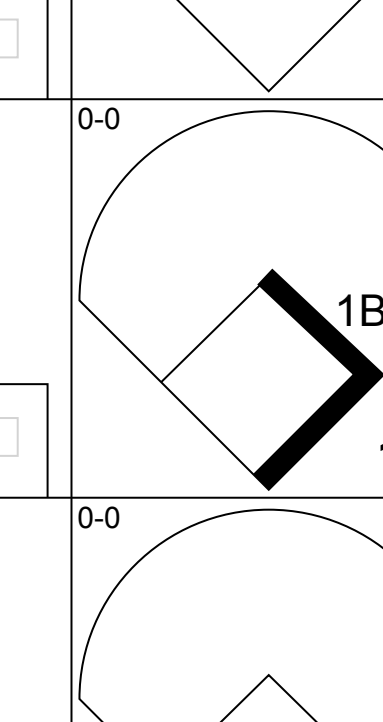
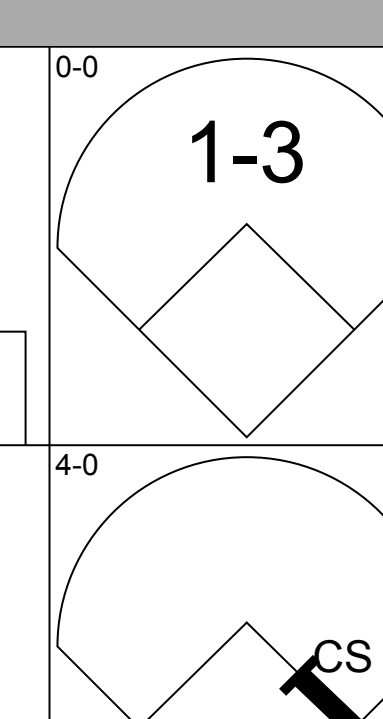
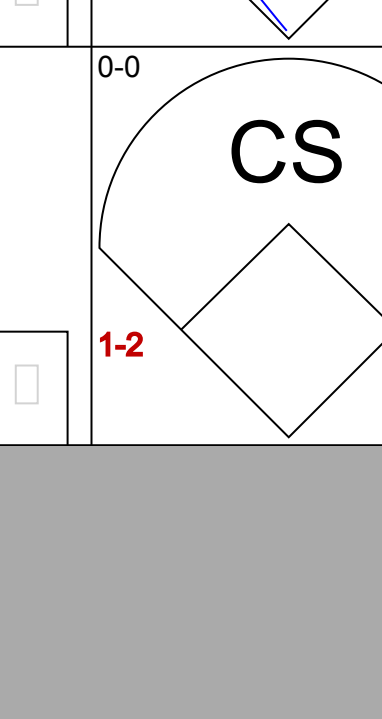
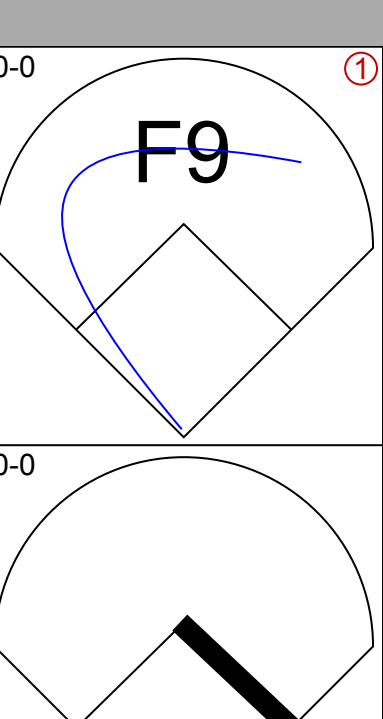
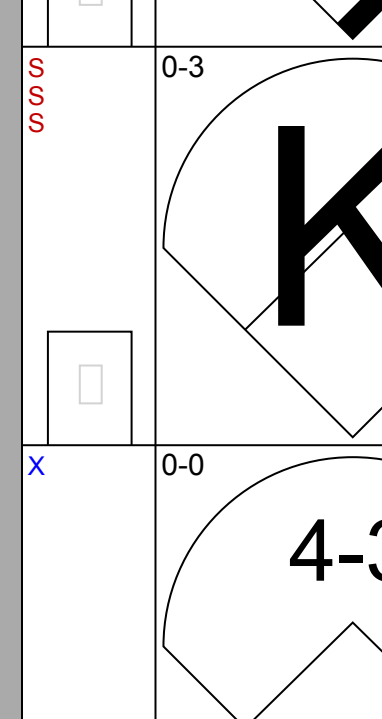
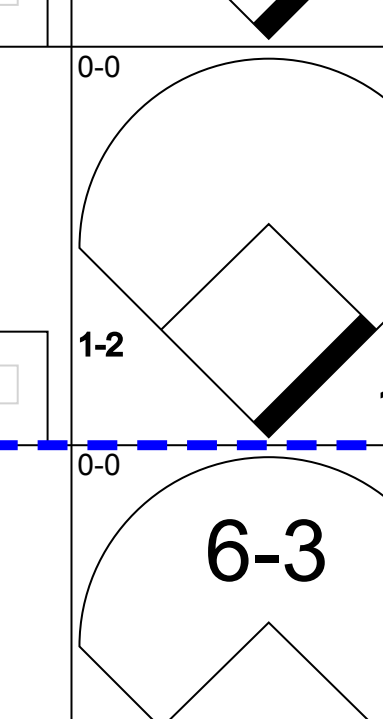
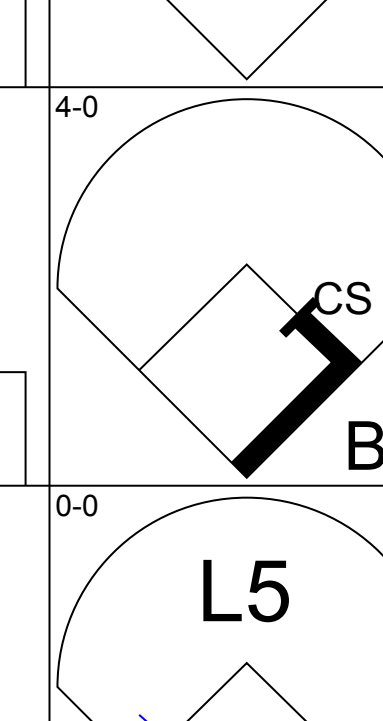
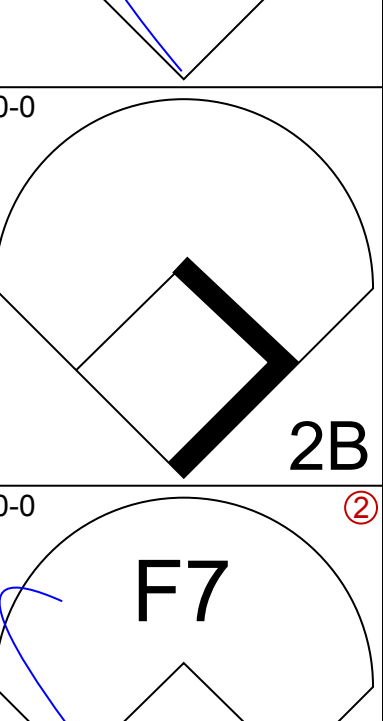
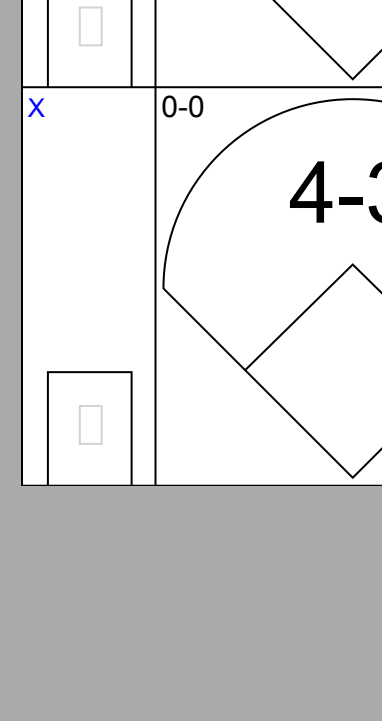
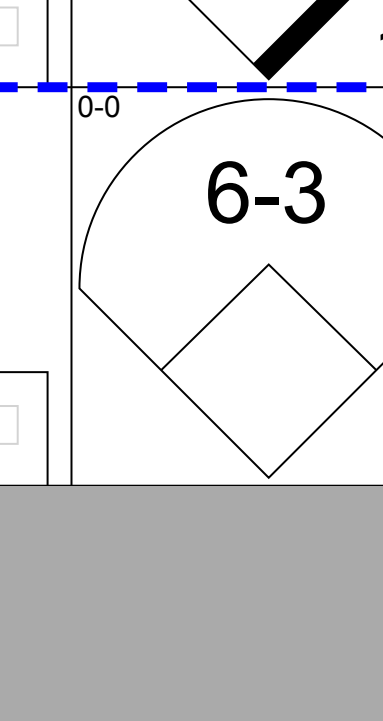
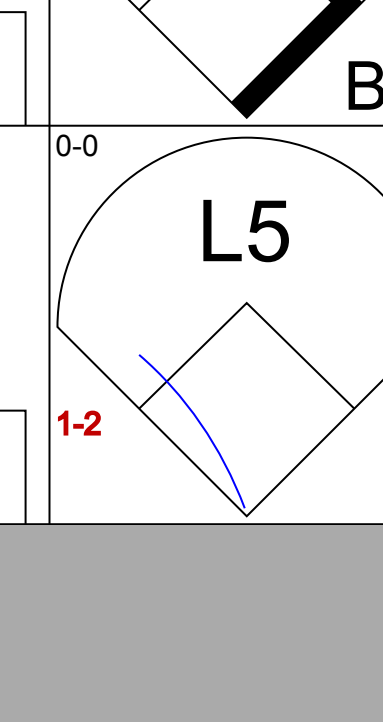
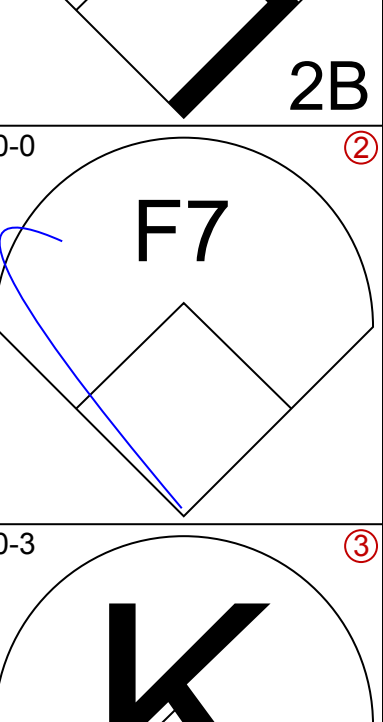
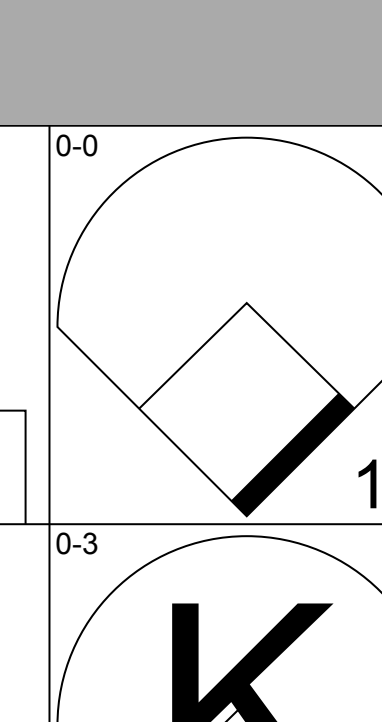
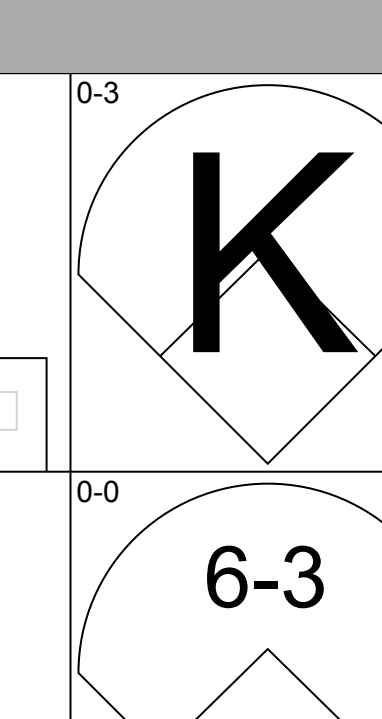
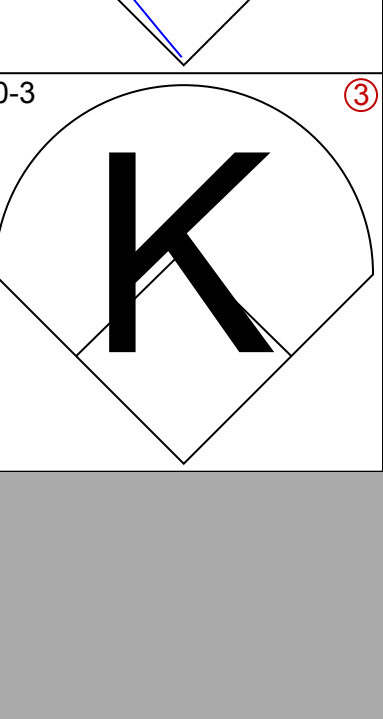
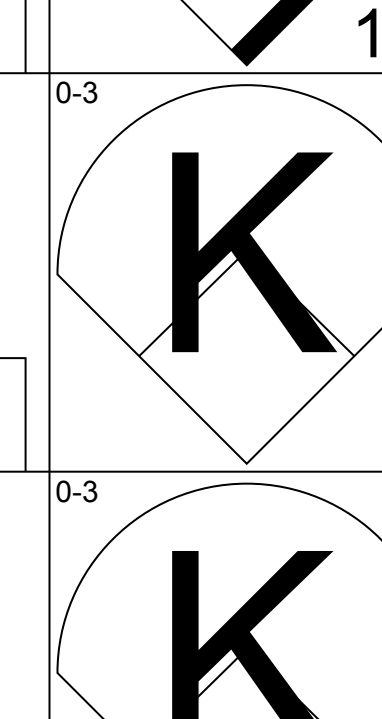
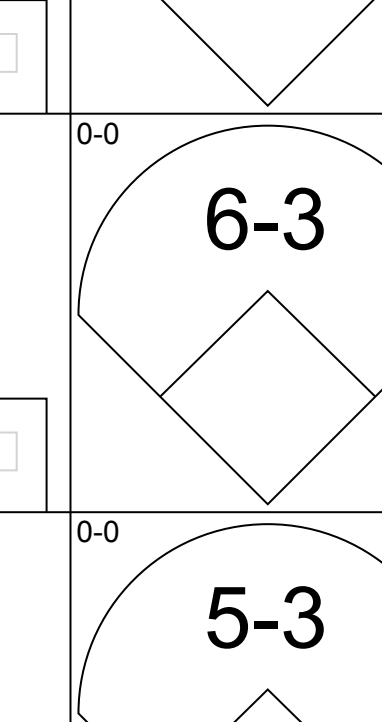
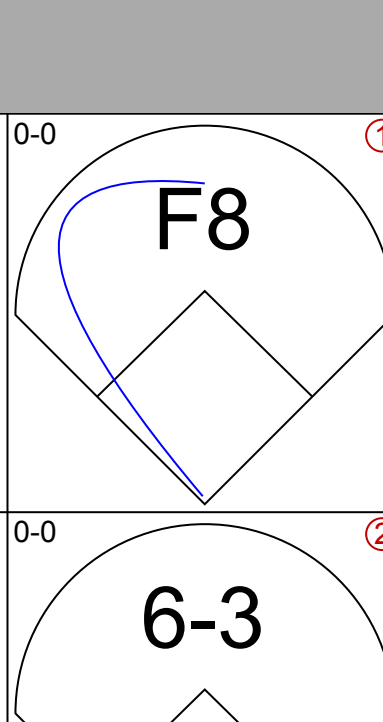
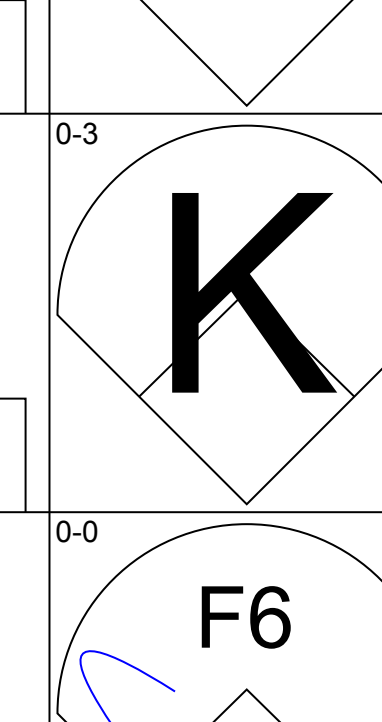
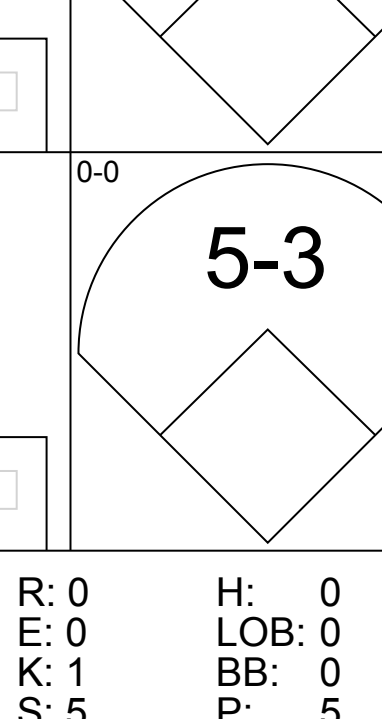
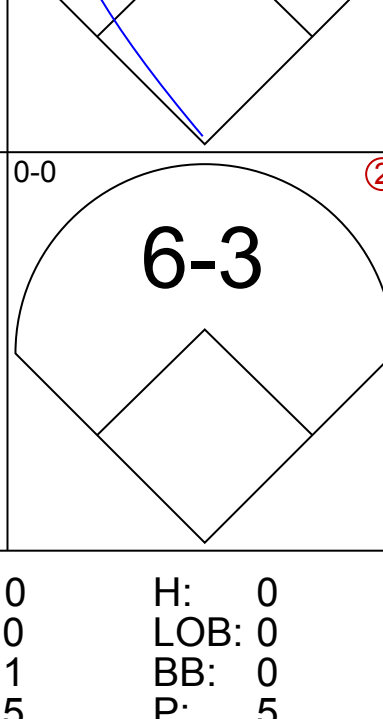
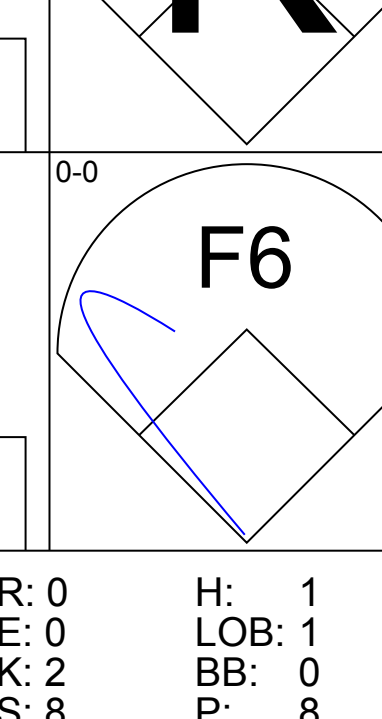
Batter	1	2	3	4	5	6	7	8	9	AB	R	H	RBI	BB	SO	LOB	TOP			
Tommy Harper, R (1, 7) OBP: 0.306, SLG: 0.357	F8		F9		F9			FC5-4		4	0	1	0	0	0	1	Milwaukee Brewers @ Chicago White Sox Comiskey Park, Chicago, IL Fri Jul 09 1971, 8:05 PM EDT Att: 13,917 - Unknown - 70 F			
Ron Theobald, R (1, 4) OBP: 0.395, SLG: 0.357	6-3		5-3		4-3			K		4	0	0	0	0	1	2				
Dave May, L (1, 8) OBP: 0.364, SLG: 0.435			4-3					F9		4	0	1	0	0	0	2				
Frank Tepedino, L (1, 3) OBP: 0.163, SLG: 0.238	K																			
John Morris, R (6, 1) OBP: 0.167, SLG: 0.200																				
Paul Ratliff, L (9, PH) OBP: 0.220, SLG: 0.311																				
Rob Ellis, R (1, 5) OBP: 0.299, SLG: 0.267																				
Bill Voss, L (1, 9) OBP: 0.314, SLG: 0.374																				
Ted Kubiak, S (1, 6) OBP: 0.331, SLG: 0.282																				
Ellie Rodriguez, R (1, 2) OBP: 0.290, SLG: 0.243																				
Jim Slaton, R (1, 1) OBP: 0.200, SLG: 0.077																				
Lew Krausse, R (2, 1)																				
Roberto Pena, R (5, PH) OBP: 0.293, SLG: 0.380																				
Jim Hannan, R (5, 1)																				
John Briggs, L (6, 3) OBP: 0.374, SLG: 0.433																				
Inning Stats	R: 0 E: 0 K: 1 S: 6	H: 1 LOB: 1 BB: 0 P: 6	R: 0 E: 1 K: 1 S: 6	H: 2 LOB: 1 BB: 0 P: 6	R: 0 E: 0 K: 0 S: 4	H: 1 LOB: 1 BB: 0 P: 4	R: 1 E: 0 K: 1 S: 7	H: 2 LOB: 1 BB: 0 P: 7	R: 0 E: 0 K: 0 S: 3	H: 0 LOB: 0 BB: 0 P: 3	R: 0 E: 0 K: 0 S: 3	H: 0 LOB: 0 BB: 0 P: 3	R: 0 E: 0 K: 1 S: 6	H: 1 LOB: 1 BB: 0 P: 6	R: 0 E: 0 K: 0 S: 3	H: 0 LOB: 0 BB: 0 P: 3	1B: 6 2B: 1 3B: 0 HR: 0	SF: 0 SAC: 0 DP: 0 HBP: 0	WP: 0 PB: 0 SB: 0 CS: 0	PA: 33
PITCHER	IP WLS BF H R ER SO BB IBB HBP BLK WP HR S P ERA WHIP																			
Joe Horlen, R (1, 1) ERA: 3.86	9.0 W 33 7 1 0 4 0 0 0 0 0 0 0 41 41 0.00 0.778																			

Batter	1	2	3	4	5	6	7	8	9	AB	R	H	RBI	BB	SO	LOB	BOTTOM			
Walt Williams, R (1, 7) OBP: 0.372, SLG: 0.465	2B	1B	F7					F9		4	1	2	0	0	0	1	Milwaukee Brewers @ Chicago White Sox Comiskey Park, Chicago, IL Fri Jul 09 1971, 8:05 PM EDT Att: 13,917 - Unknown - 70 F			
Pat Kelly, L (1, 9) OBP: 0.471, SLG: 0.357		HBP																		
Jay Johnstone, L (9, 9) OBP: 0.322, SLG: 0.373	F6	1B						4-3		5	1	1	1	0	0	2				
Rick Reichardt, R (1, 8) OBP: 0.343, SLG: 0.477																				
Mike Hershberger, R (7, 8) OBP: 0.440, SLG: 0.395	F8	1B																		
Bill Melton, R (1, 5) OBP: 0.368, SLG: 0.547																				
Carlos May, L (1, 3) OBP: 0.354, SLG: 0.364																				
Mike Andrews, R (1, 4) OBP: 0.378, SLG: 0.391	L5	FC5-4																		
Ed Herrmann, L (1, 2) OBP: 0.324, SLG: 0.371																				
Luis Alvarado, R (1, 6) OBP: 0.238, SLG: 0.286																				
Joe Horlen, R (1, 1) OBP: 0.050, SLG: 0.053																				
Inning Stats	R: 0 E: 0 K: 0 S: 5	H: 2 LOB: 3 BB: 1 P: 9	R: 4 E: 0 K: 0 S: 6	H: 3 LOB: 2 BB: 2 P: 15	R: 0 E: 0 K: 0 S: 3	H: 0 LOB: 1 BB: 1 P: 7	R: 0 E: 0 K: 1 S: 5	H: 0 LOB: 1 BB: 1 P: 9	R: 0 E: 0 K: 0 S: 3	H: 1 LOB: 0 BB: 0 P: 3	R: 0 E: 0 K: 1 S: 6	H: 1 LOB: 2 BB: 2 P: 14	R: 0 E: 0 K: 1 S: 5	H: 0 LOB: 0 BB: 0 P: 5	R: 0 E: 0 K: 0 S: 3	H: 0 LOB: 0 BB: 0 P: 3	1B: 5 2B: 3 3B: 0 HR: 0	SF: 0 SAC: 0 DP: 1 HBP: 1	WP: 0 PB: 0 SB: 1 CS: 0	PA: 38
PITCHER	IP WLS BF H R ER SO BB IBB HBP BLK WP HR S P ERA WHIP																			
Jim Slaton, R (1, 1) ERA: 4.17	1.2 L 14 4 4 0 1 2 0 0 0 0 0 0 9 17 0.00 0.857																			
Lew Krausse, R (2, 1) ERA: 3.71	2.1 9 0 0 0 1 2 0 0 0 0 0 0 6 14 0.00 2.400																			
Jim Hannan, R (5, 1) ERA: 3.86	1.2 8 2 0 0 0 2 0 0 0 0 0 0 11 11 0.00 0.000																			
John Morris, L (6, 1) ERA: 3.23	2.1 7 0 0 0 2 0 0 0 0 0 0 0 10 23 0.00 0.000																			

Batter	1	2	3	4	5	6	7	8	9	AB	R	H	RBI	BB	SO	LOB	TOP				
Tommy Harper, R OBP: 0.303, SLG: 0.353 (1, 7)										4	0	0	0	0	2	0	Milwaukee Brewers @ Chicago White Sox Comiskey Park, Chicago, IL Sat Jul 10 1971, 4:33 AM EDT Att: 6,969 - Unknown				
Ron Theobald, R OBP: 0.382, SLG: 0.353 (1, 4)										4	0	1	0	0	0	0					
Dave May, L OBP: 0.359, SLG: 0.429 (1, 8)										4	0	0	0	0	0	1					
John Briggs, L OBP: 0.372, SLG: 0.426 Ken Sanders, R (8, 1)										3	0	0	0	1	1	1					
Rob Ellis, R OBP: 0.296, SLG: 0.266 (1, 5)										4	1	1	0	0	0	1					
Bill Voss, L OBP: 0.317, SLG: 0.390 (1, 9)										4	1	2	1	0	0	1					
Ted Kubiak, S OBP: 0.329, SLG: 0.290 (1, 6)										4	1	1	0	0	1	3					
Ellie Rodriguez, R OBP: 0.291, SLG: 0.246 (1, 2)										2	0	1	2	0	0	1					
Skip Lockwood, R OBP: 0.229, SLG: 0.161 Frank Tepedino, L OBP: 0.163, SLG: 0.238 (8, 3)										3	0	0	0	0	2	2					
Inning Stats	R: 0 E: 0 K: 1 S: 5	H: 0 LOB: 0 BB: 0 P: 5	R: 1 E: 0 K: 1 S: 7	H: 2 LOB: 2 BB: 1 P: 11	R: 0 E: 0 K: 1 S: 6	H: 1 LOB: 1 BB: 0 P: 6	R: 0 E: 0 K: 0 S: 4	H: 1 LOB: 1 BB: 0 P: 4	R: 0 E: 0 K: 2 S: 7	H: 0 LOB: 0 BB: 0 P: 7	R: 0 E: 0 K: 0 S: 3	H: 0 LOB: 0 BB: 0 P: 3	R: 2 E: 0 K: 0 S: 5	H: 2 LOB: 0 BB: 0 P: 5	R: 0 E: 0 K: 0 S: 3	H: 0 LOB: 0 BB: 0 P: 3		R: 0 E: 0 K: 1 S: 5	H: 0 LOB: 0 BB: 0 P: 5	1B: 4 2B: 0 3B: 1 HR: 1	SF: 1 SAC: 0 DP: 0 HBP: 0
PITCHER	IP	WLS	BF	H	R	ER	SO	BB	IBB	HBP	BLK	WP	HR	S	P	ERA	WHIP				
Tom Bradley, R ERA: 2.93 Bart Johnson, R ERA: 3.18	(1, 1) (7, 1)	6.0 W	25 9	6 0	3 0	3 0	5 1	1 0	0 0	0 0	0 0	1 0	1 0	34 11	38 11	4.50 0.00	1.167 0.000				

Batter	1	2	3	4	5	6	7	8	9	AB	R	H	RBI	BB	SO	LOB	BOTTOM				
Walt Williams, R OBP: 0.373, SLG: 0.480 (1, 7)										5	1	2	1	0	0	1	Milwaukee Brewers @ Chicago White Sox Comiskey Park, Chicago, IL Sat Jul 10 1971, 4:33 AM EDT Att: 6,969 - Unknown				
Pat Kelly, L OBP: 0.455, SLG: 0.333 (1, 9)										4	0	1	0	1	1	0					
Rick Reichardt, R OBP: 0.348, SLG: 0.477 (1, 8)										4	0	2	2	1	2	1					
Bill Melton, R OBP: 0.367, SLG: 0.554 (1, 5)										4	1	1	1	0	2	4					
Carlos May, L OBP: 0.353, SLG: 0.362 (1, 3)										4	0	1	0	0	0	3					
Mike Andrews, R OBP: 0.384, SLG: 0.398 Lee Richard, R OBP: 0.306, SLG: 0.330 (8, FR) (9, 6)										4	0	3	0	0	0	0					
Ed Herrmann, L OBP: 0.322, SLG: 0.363 (1, 2)										3	0	0	0	1	0	4					
Luis Alvarado, R OBP: 0.240, SLG: 0.287 (9, 4)										3	0	1	0	0	2	1					
Jay Johnstone, L OBP: 0.325, SLG: 0.373 (9, PH)										0	1	0	0	1	0	0					
Tom Bradley, R OBP: 0.143, SLG: 0.188 Bart Johnson, R OBP: 0.200, SLG: 0.225 (7, 1)										3	1	0	0	0	1	2					
Inning Stats	R: 2 E: 0 K: 1 S: 7	H: 2 LOB: 0 BB: 0 P: 7	R: 0 E: 0 K: 1 S: 6	H: 2 LOB: 1 BB: 0 P: 6	R: 0 E: 0 K: 1 S: 5	H: 0 LOB: 0 BB: 0 P: 5	R: 0 E: 0 K: 1 S: 6	H: 2 LOB: 1 BB: 0 P: 6	R: 1 E: 1 K: 2 S: 11	H: 3 LOB: 3 BB: 0 P: 11	R: 0 E: 0 K: 1 S: 5	H: 0 LOB: 1 BB: 1 P: 9	R: 0 E: 0 K: 1 S: 5	H: 0 LOB: 1 BB: 1 P: 9	R: 0 E: 0 K: 0 S: 3	H: 1 LOB: 0 BB: 0 P: 3	R: 0 E: 0 K: 0 S: 3	H: 1 LOB: 2 BB: 2 P: 11	1B: 9 2B: 0 3B: 0 HR: 2	SF: 0 SAC: 1 DP: 1 HBP: 0	WP: 0 PA: 41 CS: 2
PITCHER	IP	WLS	BF	H	R	ER	SO	BB	IBB	HBP	BLK	WP	HR	S	P	ERA	WHIP				
Skip Lockwood, R ERA: 2.75 Ken Sanders, R ERA: 1.83	(1, 1) (8, 1)	7.1 L	32 7	9 2	3 1	2 1	8 0	2 1	1 1	0 0	0 0	0 0	5 5	13	6.75 2.250	2.46 1.500					

Batter	1	2	3	4	5	6	7	8	9	AB	R	H	RBI	BB	SO	LOB	TOP			
Tommy Harper, R OBP: 0.299, SLG: 0.348 (1, 8)										4	0	0	0	0	2	0	Milwaukee Brewers @ Chicago White Sox Comiskey Park, Chicago, IL Sun Jul 11 1971, 4:33 AM EDT Unknown			
Ron Theobald, R OBP: 0.365, SLG: 0.358 (1, 4)										4	1	2	0	0	0	0				
Roberto Pena, R OBP: 0.294, SLG: 0.379 (1, 3)										3	0	1	0	0	1	1				
Andy Kosco, R OBP: 0.306, SLG: 0.320 Dave May, L OBP: 0.359, SLG: 0.429 (1, 7)										3	0	0	0	1	1	1				
Rob Ellis, R OBP: 0.333, SLG: 0.299 (1, 9)										3	0	3	0	1	0	0				
Ted Kubiak, S OBP: 0.328, SLG: 0.291 (1, 6)										3	0	1	1	0	0	2				
Elie Rodriguez, R OBP: 0.285, SLG: 0.240 (1, 2)										4	0	0	0	0	0	5				
Bob Heise, R OBP: 0.161, SLG: 0.194 (1, 5)										3	0	0	0	0	1	1				
Marty Pattin, R OBP: 0.216, SLG: 0.174 John Morris, R OBP: 0.167, SLG: 0.200 (1, 1)										3	0	0	0	0	1	0				
Inning Stats	R: 0 E: 0 K: 1 S: 6	H: 1 LOB: 1 BB: 0 P: 6	R: 0 E: 0 K: 0 S: 3	H: 0 LOB: 1 BB: 1 P: 7	R: 0 E: 0 K: 1 S: 5	H: 0 LOB: 0 BB: 0 P: 5	R: 0 E: 0 K: 1 S: 5	H: 1 LOB: 0 BB: 0 P: 5	R: 0 E: 0 K: 2 S: 8	H: 1 LOB: 1 BB: 0 P: 8	R: 0 E: 0 K: 0 S: 4	H: 1 LOB: 1 BB: 0 P: 4	R: 0 E: 0 K: 1 S: 5	H: 0 LOB: 0 BB: 0 P: 5	R: 1 E: 0 K: 0 S: 5	H: 2 LOB: 2 BB: 1 P: 9	1B: 7 2B: 0 3B: 0 HR: 0	SF: 1 SAC: 1 DP: 1 HBP: 0	WP: 0 PB: 0 CS: 1	PA: 35
PITCHER Tommy John, L ERA: 3.2 (1, 1)	IP: 9.0 WLS: L BF: 34 H: 7 R: 1 ER: 1 SO: 6 BB: 1 IBB: 1 HBP: 0 BLK: 0 WP: 0 HR: 0 S: 44 P: 52 ERA: 1.00 WHIP: 0.889															PITCHER Tommy John, L ERA: 3.2 (1, 1)	IP: 9.0 WLS: L BF: 34 H: 7 R: 1 ER: 1 SO: 6 BB: 1 IBB: 1 HBP: 0 BLK: 0 WP: 0 HR: 0 S: 44 P: 52 ERA: 1.00 WHIP: 0.889			

Batter	1	2	3	4	5	6	7	8	9	AB	R	H	RBI	BB	SO	LOB	BOTTOM			
Walt Williams, R OBP: 0.374, SLG: 0.478 Mike Hershberger, R OBP: 0.431, SLG: 0.386 (1, 9)										1	0	0	0	0	1	0	Milwaukee Brewers @ Chicago White Sox Comiskey Park, Chicago, IL Sun Jul 11 1971, 4:33 AM EDT Unknown			
Jay Johnstone, L OBP: 0.319, SLG: 0.365 (1, 8)										4	0	0	0	0	1	1				
Rick Reichardt, R OBP: 0.350, SLG: 0.475 (1, 7)										3	0	1	0	1	1	1				
Bill Melton, R OBP: 0.366, SLG: 0.549 (1, 5)										4	0	1	0	0	1	1				
Carlos May, L OBP: 0.356, SLG: 0.367 Rich McKinney, R OBP: 0.347, SLG: 0.422 (1, 3)										2	0	1	0	1	0	1				
Mike Andrews, R OBP: 0.383, SLG: 0.397 (1, 4)										3	0	1	0	0	0	2				
Tom Egan, R OBP: 0.337, SLG: 0.458 (1, 2)										3	0	0	0	0	3	2				
Luis Alvarado, R OBP: 0.237, SLG: 0.283 Ed Herrmann, L OBP: 0.320, SLG: 0.360 Lee Richard, R OBP: 0.306, SLG: 0.330 (1, 6)										2	0	0	0	0	0	0				
Tommy John, R OBP: 0.154, SLG: 0.108 (1, 1)										3	0	0	0	0	0	1				
Inning Stats	R: 0 E: 0 K: 3 S: 9	H: 0 LOB: 0 BB: 0 P: 9	R: 0 E: 0 K: 0 S: 2	H: 0 LOB: 0 BB: 1 P: 6	R: 0 E: 0 K: 1 S: 5	H: 0 LOB: 0 BB: 0 P: 5	R: 0 E: 0 K: 0 S: 2	H: 0 LOB: 1 BB: 0 P: 3	R: 0 E: 0 K: 1 S: 6	H: 1 LOB: 1 BB: 0 P: 6	R: 0 E: 0 K: 1 S: 5	H: 0 LOB: 0 BB: 0 P: 5	R: 0 E: 0 K: 2 S: 8	H: 1 LOB: 1 BB: 0 P: 8	R: 0 E: 0 K: 1 S: 7	H: 2 LOB: 2 BB: 0 P: 7	1B: 3 2B: 1 3B: 0 HR: 0	SF: 0 SAC: 0 DP: 0 HBP: 1	WP: 0 PB: 0 CS: 2	PA: 33
PITCHER Marty Pattin, R ERA: 2.81 John Morris, L ERA: 3.2 (1, 1)	IP: 8.2 WLS: W BF: 31 H: 4 R: 0 ER: 0 SO: 10 BB: 2 IBB: 0 HBP: 1 BLK: 0 WP: 0 HR: 0 S: 48 P: 57 ERA: 0.00 WHIP: 0.692															PITCHER Marty Pattin, R ERA: 2.81 John Morris, L ERA: 3.2 (1, 1)	IP: 8.2 WLS: W BF: 31 H: 4 R: 0 ER: 0 SO: 10 BB: 2 IBB: 0 HBP: 1 BLK: 0 WP: 0 HR: 0 S: 48 P: 57 ERA: 0.00 WHIP: 0.692			

Batter	1	2	3	4	5	6	7	8	9	AB	R	H	RBI	BB	SO	LOB	TOP			
Tommy Harper, R OBP: 0.301, SLG: 0.353										4	0	2	0	0	0	0				
Ron Theobald, R OBP: 0.356, SLG: 0.348										4	0	0	0	0	1	2				
Roberto Pena, R OBP: 0.289, SLG: 0.372										3	0	0	0	0	1	1				
Andy Kosco, R OBP: 0.301, SLG: 0.314										3	0	0	0	0	0	1				
Rob Ellis, R OBP: 0.321, SLG: 0.286										3	0	0	0	0	1	0				
Ted Kubiak, S OBP: 0.336, SLG: 0.301										3	0	3	0	0	0	0				
Elie Rodriguez, R OBP: 0.281, SLG: 0.236										3	0	0	0	0	0	2				
Bob Heise, R OBP: 0.147, SLG: 0.176										3	0	0	0	0	0	0				
Bill Parsons, R OBP: 0.195, SLG: 0.216										2	0	0	0	0	0	0				
Bill Voss, L OBP: 0.316, SLG: 0.389										1	0	0	0	0	1	0				
Inning Stats	R: 0 E: 0 K: 1 S: 6	H: 1 LOB: 1 BB: 0 P: 6	R: 0 E: 0 K: 0 S: 3	H: 1 LOB: 0 BB: 0 P: 3	R: 0 E: 0 K: 0 S: 3	H: 0 LOB: 0 BB: 0 P: 3	R: 0 E: 0 K: 1 S: 5	H: 0 LOB: 0 BB: 0 P: 5	R: 0 E: 0 K: 0 S: 3	H: 1 LOB: 0 BB: 0 P: 3	R: 0 E: 0 K: 0 S: 3	H: 0 LOB: 0 BB: 0 P: 3	R: 0 E: 0 K: 1 S: 5	H: 1 LOB: 1 BB: 0 P: 5	R: 0 E: 0 K: 1 S: 6	H: 1 LOB: 1 BB: 0 P: 6	1B: 4 2B: 1 3B: 0 HR: 0	SF: 0 SAC: 0 DP: 1 HBP: 0	WP: 0 PB: 1 CS: 1	PA: 30
PITCHER Wilbur Wood, L ERA: 1.69	IP: 9.0 WLS: W BF: 29 H: 5 R: 0 ER: 0 SO: 4 BB: 0 IBB: 0 HBP: 0 BLK: 0 WP: 0 HR: 0 S: 37 P: 37 ERA: 0.00 WHIP: 0.556															PITCHER				

Milwaukee Brewers @ Chicago White Sox
Comiskey Park, Chicago, IL
Sun Jul 11 1971, 4:38 AM EDT
Att: 24,022 - Unknown

livebaseballscores.com

AB 29
R 0
H 5
RBI 0
BB 0
SO 4
LOB 6

Batter	1	2	3	4	5	6	7	8	9	AB	R	H	RBI	BB	SO	LOB	BOTTOM			
Lee Richard, R OBP: 0.301, SLG: 0.324										4	0	0	0	0	1	1				
Jay Johnstone, L OBP: 0.314, SLG: 0.358										4	0	0	0	0	1	0				
Rich McKinney, R OBP: 0.330, SLG: 0.421										3	0	1	0	1	0	0				
Mike Hershberger, R OBP: 0.431, SLG: 0.386										0	0	0	0	0	0	0				
Bill Melton, R OBP: 0.364, SLG: 0.545										4	0	1	0	0	0	1				
Carlos May, L OBP: 0.358, SLG: 0.367										2	0	1	0	1	0	0				
Rick Reichardt, R OBP: 0.350, SLG: 0.472										2	0	0	0	1	0	3				
Mike Andrews, R OBP: 0.378, SLG: 0.392										3	0	0	0	0	1	3				
Ed Herrmann, L OBP: 0.327, SLG: 0.388										3	1	2	1	0	1	0				
Wilbur Wood, R OBP: 0.137, SLG: 0.043										3	0	0	0	0	0	1				
Inning Stats	R: 0 E: 0 K: 0 S: 5	H: 2 LOB: 3 BB: 1 P: 9	R: 0 E: 0 K: 2 S: 7	H: 0 LOB: 0 BB: 0 P: 7	R: 0 E: 0 K: 1 S: 5	H: 0 LOB: 0 BB: 0 P: 5	R: 0 E: 0 K: 0 S: 3	H: 0 LOB: 0 BB: 0 P: 3	R: 1 E: 0 K: 0 S: 4	H: 1 LOB: 0 BB: 0 P: 4	R: 0 E: 0 K: 0 S: 4	H: 1 LOB: 3 BB: 2 P: 12	R: 0 E: 0 K: 0 S: 3	H: 1 LOB: 0 BB: 0 P: 3	R: 0 E: 0 K: 1 S: 5	H: 0 LOB: 0 BB: 0 P: 5	1B: 4 2B: 0 3B: 0 HR: 1	SF: 0 SAC: 0 DP: 1 HBP: 0	WP: 0 PB: 0 CS: 0	PA: 31
PITCHER Bill Parsons, R ERA: 2.27	IP: 8.0 WLS: L BF: 31 H: 5 R: 1 ER: 1 SO: 4 BB: 3 IBB: 0 HBP: 0 BLK: 0 WP: 0 HR: 1 S: 36 P: 48 ERA: 1.12 WHIP: 1.000															PITCHER				

Milwaukee Brewers @ Chicago White Sox
Comiskey Park, Chicago, IL
Sun Jul 11 1971, 4:38 AM EDT
Att: 24,022 - Unknown

livebaseballscores.com

AB 28
R 1
H 5
RBI 1
BB 3
SO 4
LOB 9

Batter	1	2	3	4	5	6	7	8	9	AB	R	H	RBI	BB	SO	LOB	TOP								
Tommy Harper, R OBP: 0.296, SLG: 0.349 (1, 7)										4	0	0	0	0	0	0									
Ron Theobald, R OBP: 0.348, SLG: 0.338 (1, 4)										4	0	0	0	0	0	0									
Dave May, L OBP: 0.358, SLG: 0.437 (1, 8)										4	1	1	1	0	0	0									
John Briggs, L OBP: 0.374, SLG: 0.428 (1, 3)										4	0	2	0	0	0	0									
Rob Ellis, R OBP: 0.329, SLG: 0.297 (1, 5)										4	0	2	0	0	0	1									
Bill Voss, L OBP: 0.315, SLG: 0.386 (1, 9)										4	0	1	0	0	0	4									
Ted Kubiak, S OBP: 0.336, SLG: 0.298 Ken Sanders, R (7, 1)										2	0	0	0	1	0	1	AB 33								
Ellie Rodriguez, R OBP: 0.277, SLG: 0.232 (1, 2)										3	0	0	0	0	1	2	R 1								
Marcelino Lopez, R OBP: 0.083, SLG: 0.083 Bob Heise, R OBP: 0.143, SLG: 0.171 (7, 6)										2	0	0	0	0	1	0	H 6								
										1	0	0	0	0	0	0	RBI 1								
Inning Stats	R: 0 E: 0 K: 0 S: 3	H: 0 LOB: 0 BB: 0 P: 3	R: 0 E: 0 K: 0 S: 4	H: 1 LOB: 1 BB: 0 P: 4	R: 0 E: 0 K: 0 S: 3	H: 0 LOB: 0 BB: 0 P: 3	R: 0 E: 0 K: 0 S: 5	H: 2 LOB: 2 BB: 0 P: 5	R: 0 E: 0 K: 2 S: 7	H: 0 LOB: 0 BB: 0 P: 7	R: 0 E: 0 K: 0 S: 3	H: 0 LOB: 0 BB: 0 P: 3	R: 0 E: 0 K: 0 S: 4	H: 1 LOB: 2 BB: 1 P: 8	R: 0 E: 0 K: 0 S: 3	H: 0 LOB: 0 BB: 0 P: 3	R: 1 E: 0 K: 0 S: 5	H: 2 LOB: 1 BB: 0 P: 5	1B: 5 2B: 0 3B: 0 HR: 1	SF: 0 SAC: 0 DP: 0 HBP: 0	WP: 0 PB: 1 CS: 0	PA: 34			
PITCHER	IP	WLS	BF	H	R	ER	SO	BB	IBB	HBP	BLK	WP	HR	S	P	ERA	WHIP								
Mel Stottlemyre, R ERA: 2.8 (1, 1)	9.0	L	34	6	1	1	2	1	0	0	0	0	1	37	41	1.00	0.778								

Milwaukee Brewers @ New York Yankees
Yankee Stadium, Bronx, NY
Thu Jul 15 1971, 3:33 AM EDT
Att: 9,649 - Cloudy - 83 F

AB 33
R 1
H 6
RBI 1
BB 1
SO 2
LOB 9

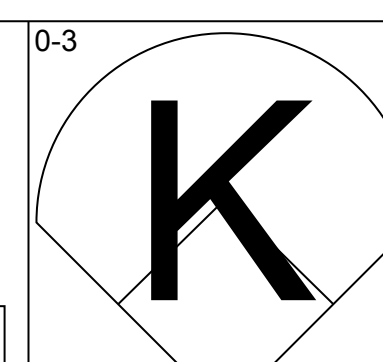
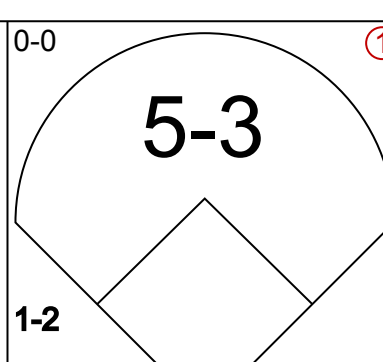
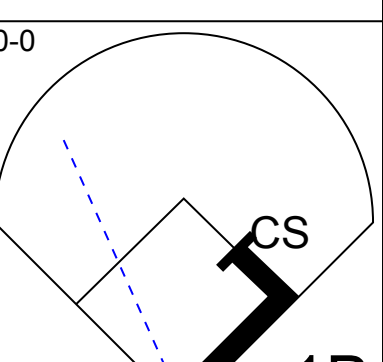
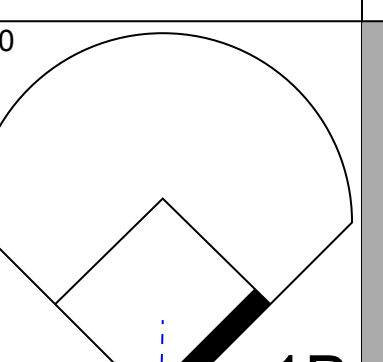
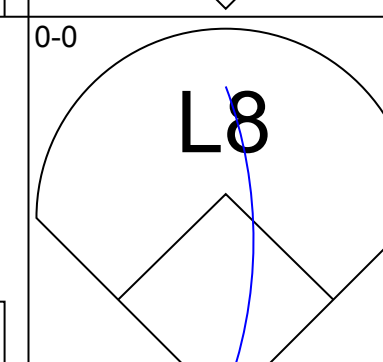
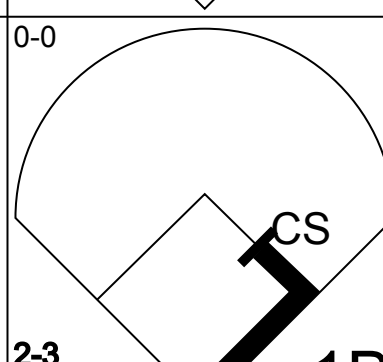
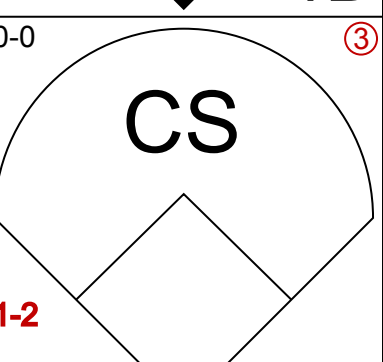
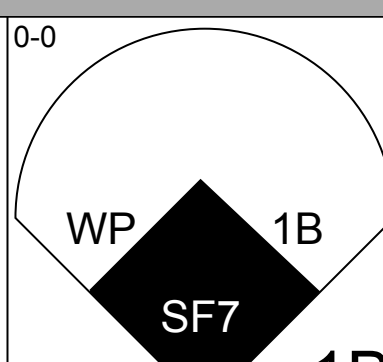
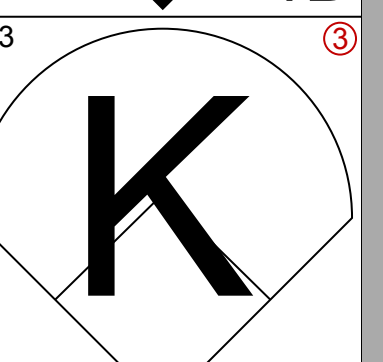
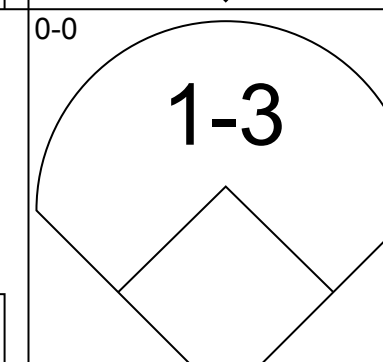
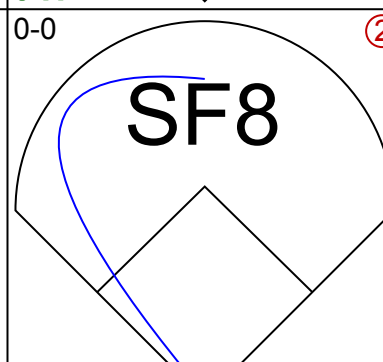
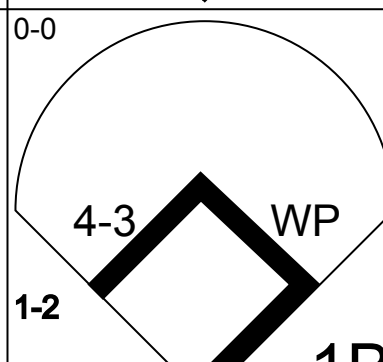
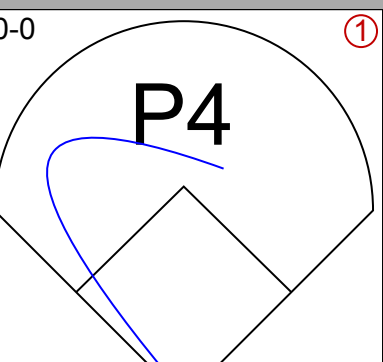
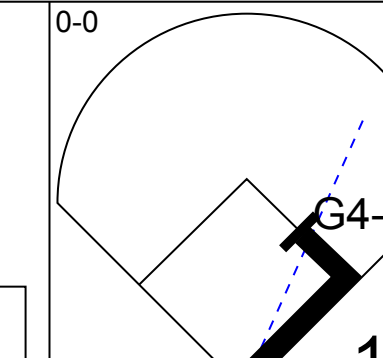
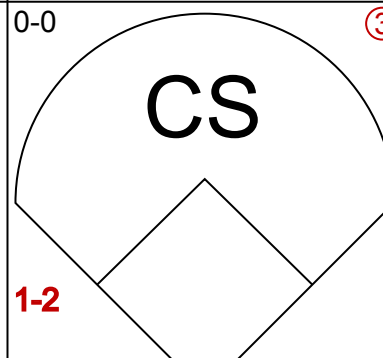
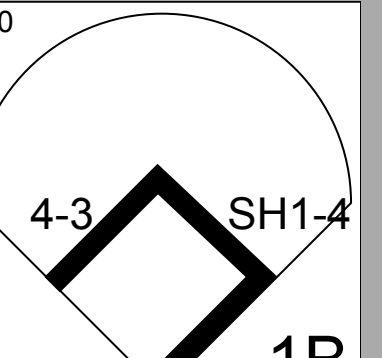
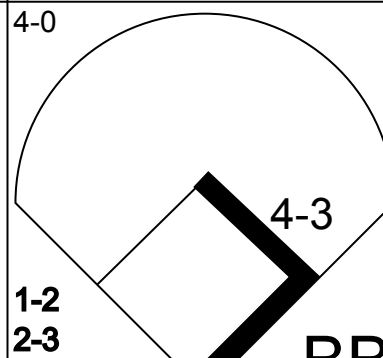
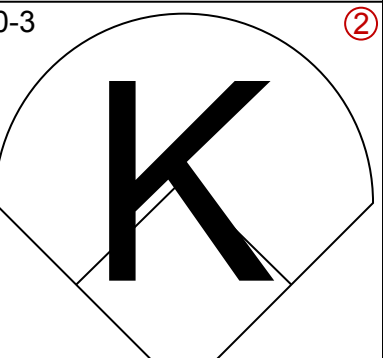
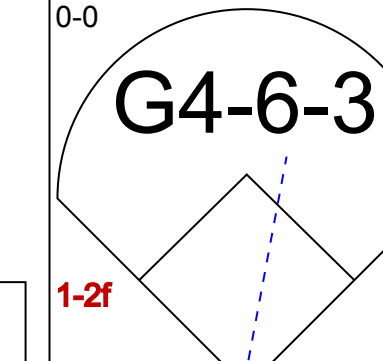
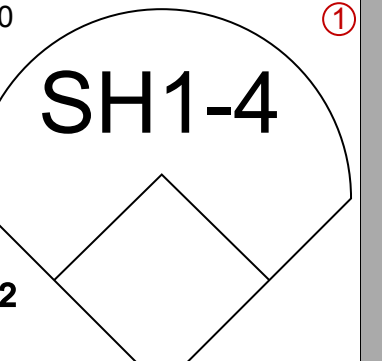
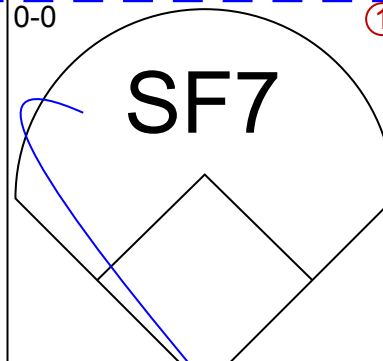
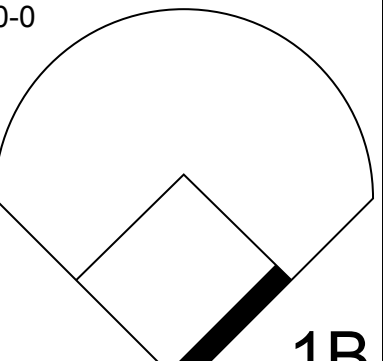
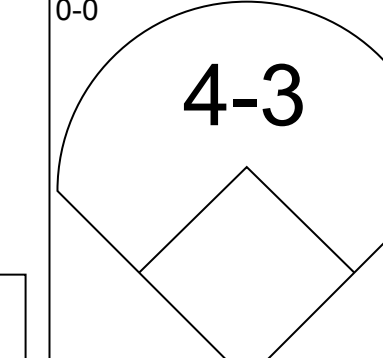
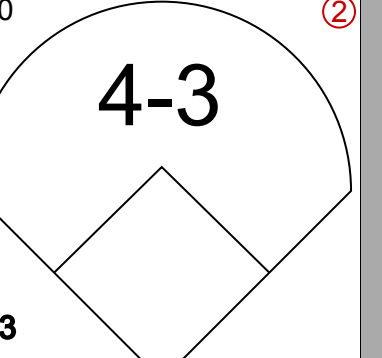
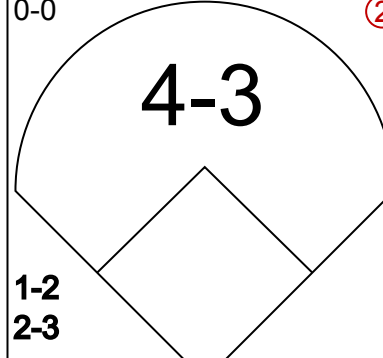
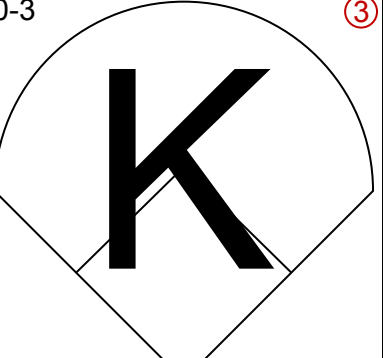
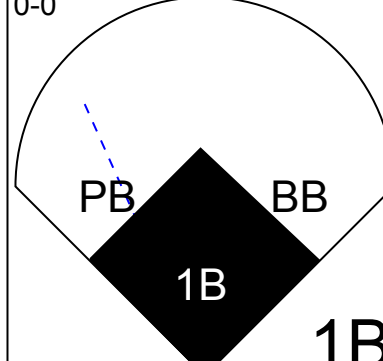
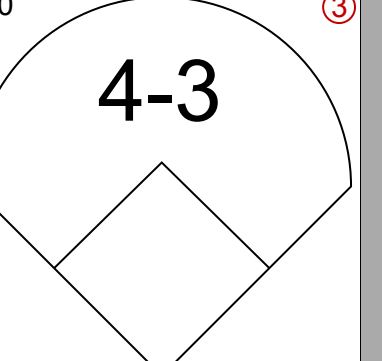
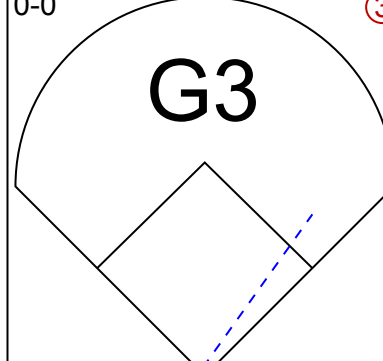
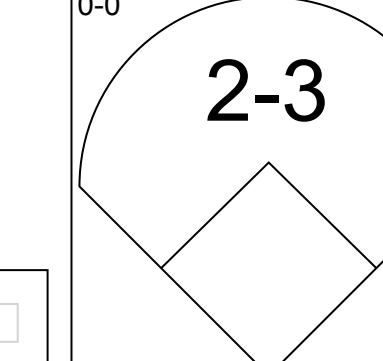
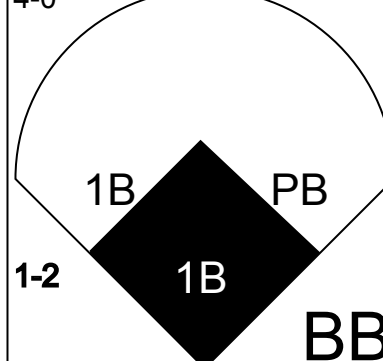
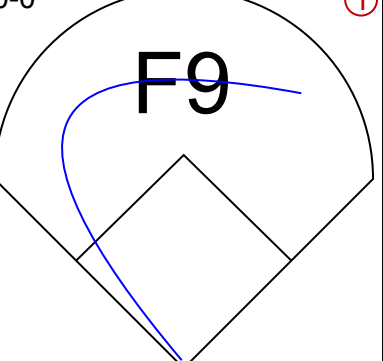
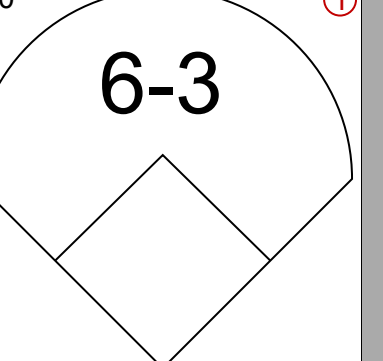
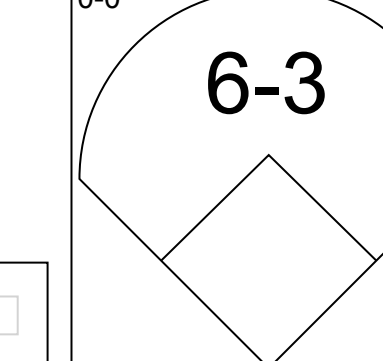
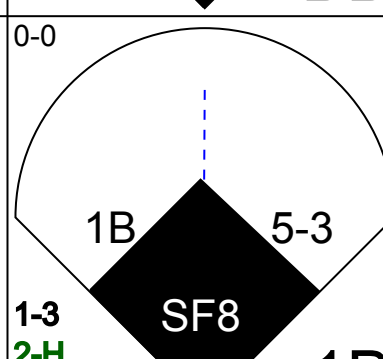
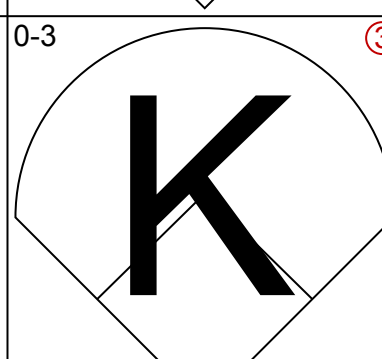
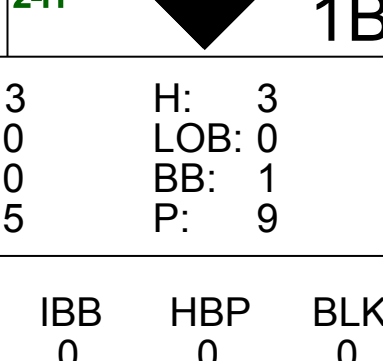
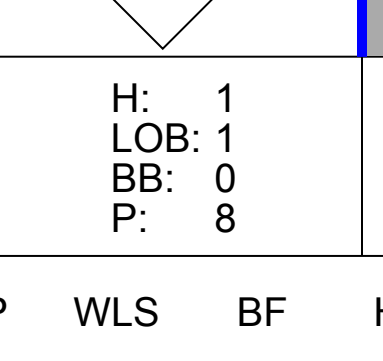
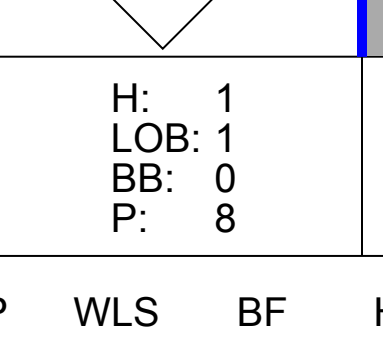


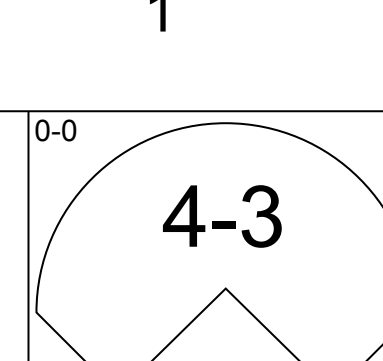
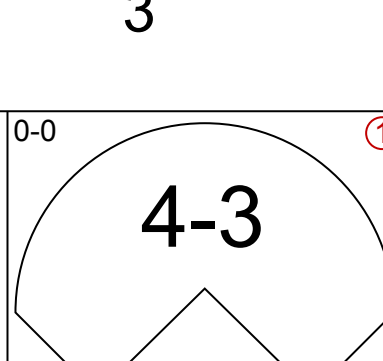
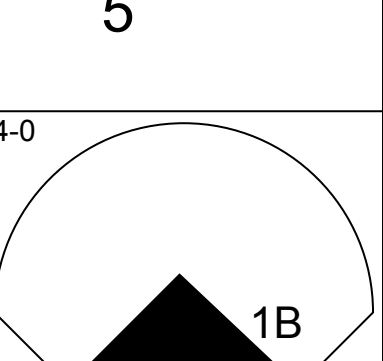
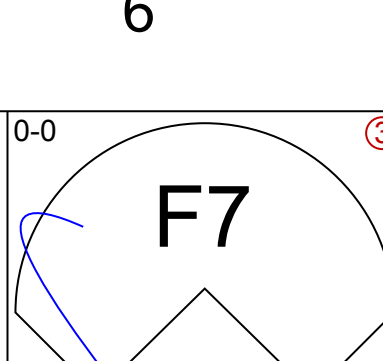
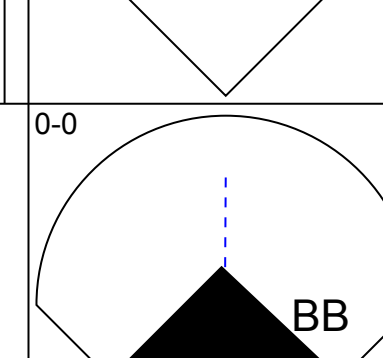
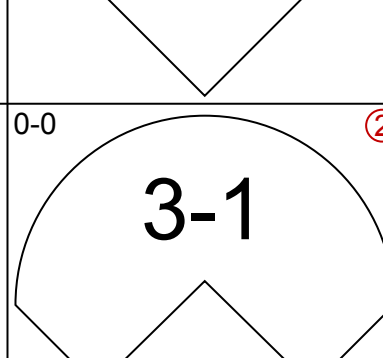
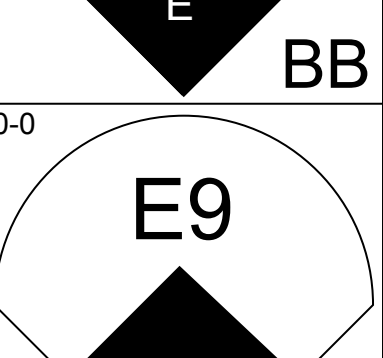
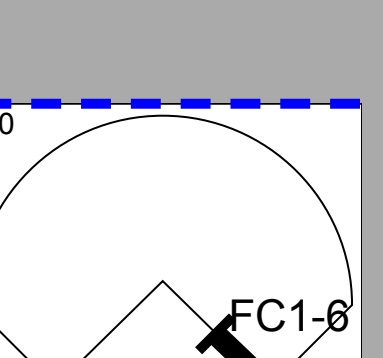
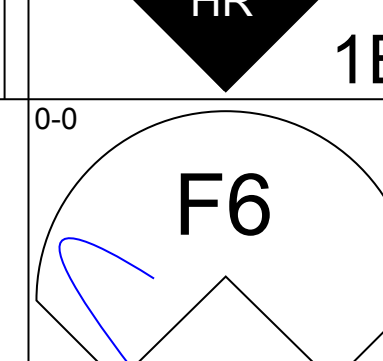
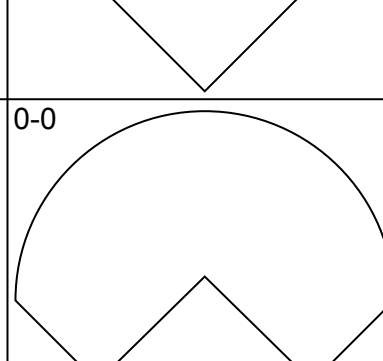
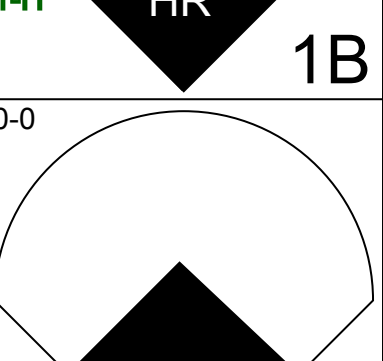

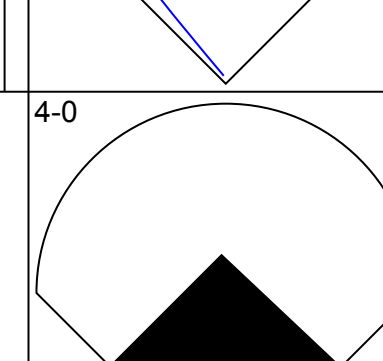
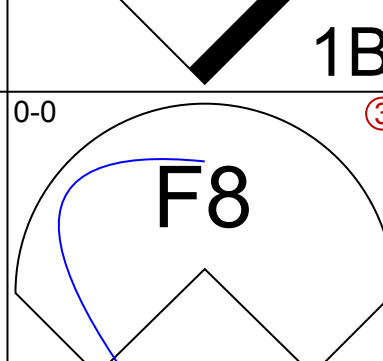
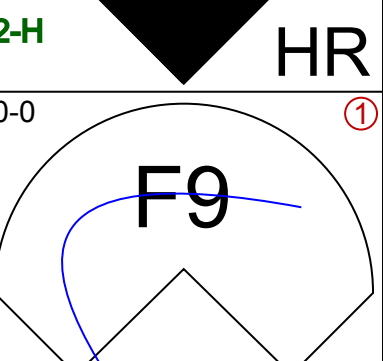
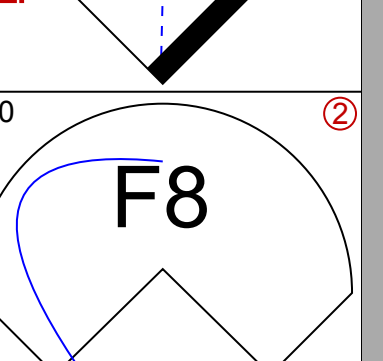
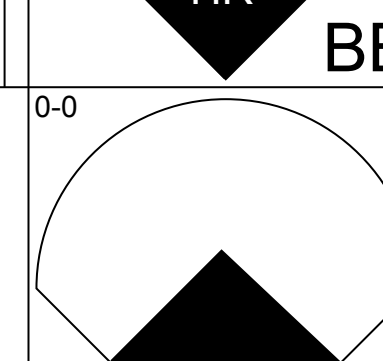
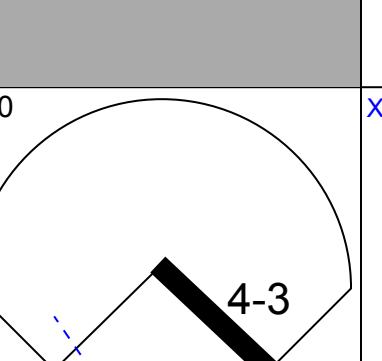
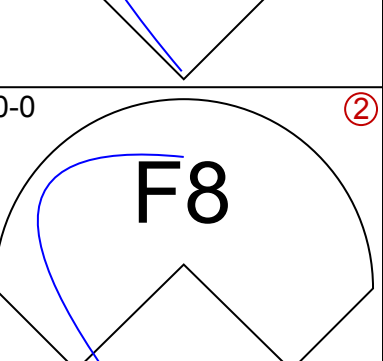
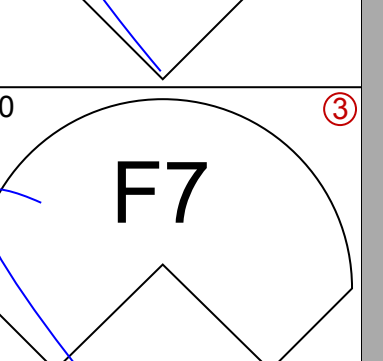
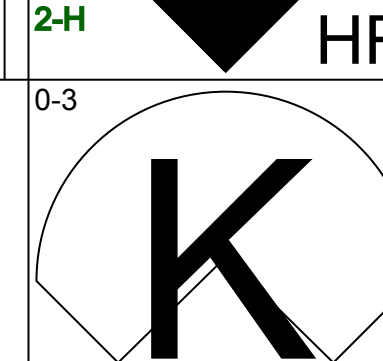
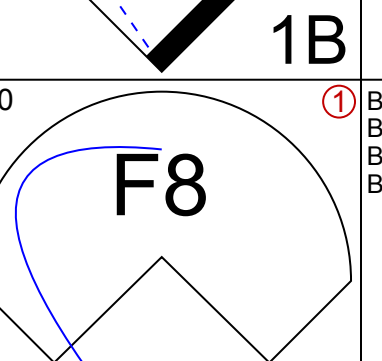
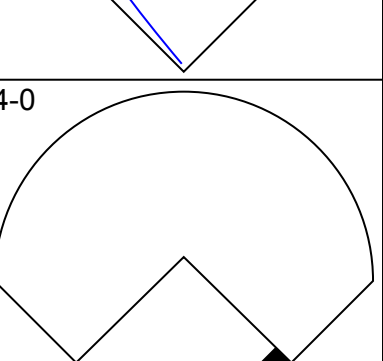

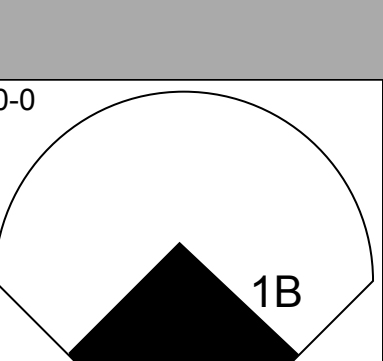
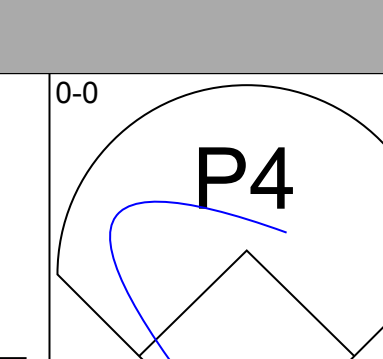
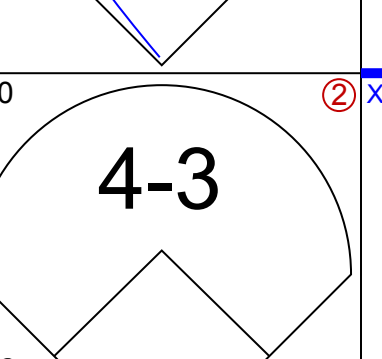
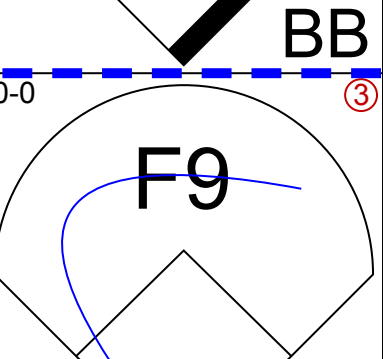
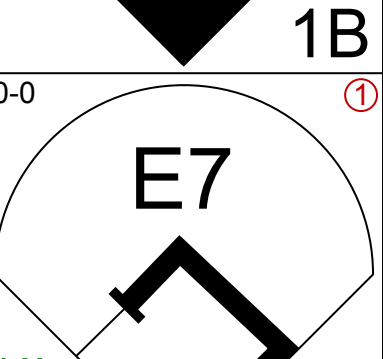
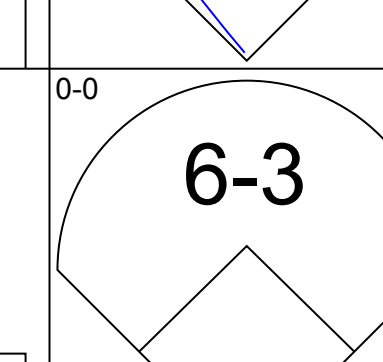
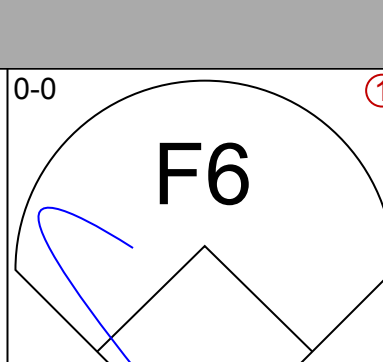
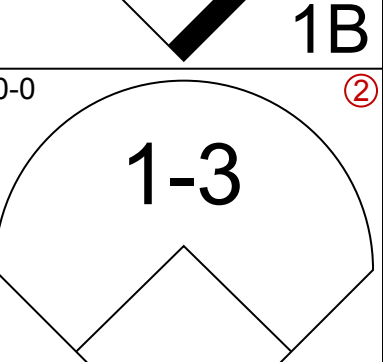
Batter	1	2	3	4	5	6	7	8	9	AB	R	H	RBI	BB	SO	LOB	BOTTOM								
Horace Clarke, S OBP: 0.327, SLG: 0.310 (1, 4)										3	0	0	0	1	0	2									
Thurman Munson, R OBP: 0.338, SLG: 0.368 (1, 2)										3	0	0	0	1	1	0									
Bobby Murcer, L OBP: 0.448, SLG: 0.580 (1, 8)										3	0	1	0	1	0	2									
Roy White, S OBP: 0.373, SLG: 0.507 (1, 7)										3	0	1	0	1	0	1									
John Ellis, R OBP: 0.344, SLG: 0.383 Ron Blomberg, L OBP: 0.411, SLG: 0.449 (8, PH) (9, 9)										3	0	0	0	0	0	5									
Felipe Alou, R OBP: 0.311, SLG: 0.388 (9, 3)										3	0	1	0	1	0	2									
Danny Cater, R OBP: 0.273, SLG: 0.308 (1, 5)										4	0	0	0	0	0	2	AB 30								
Jerry Kenney, L OBP: 0.363, SLG: 0.299 (1, 6)										3	0	0	0	1	2	0	R 0								
Mel Stottlemyre, R OBP: 0.233, SLG: 0.255 Jim Lyttle, L OBP: 0.263, SLG: 0.307 (9, PH)										3	0	0	0	0	1	2	H 4								
										1	0	0	0	0	0	0	RBI 0								
Inning Stats	R: 0 E: 0 K: 1 S: 6	H: 1 LOB: 2 BB: 1 P: 10	R: 0 E: 0 K: 1 S: 5	H: 1 LOB: 0 BB: 0 P: 5	R: 0 E: 0 K: 0 S: 3	H: 0 LOB: 3 BB: 3 P: 15	R: 0 E: 0 K: 0 S: 3	H: 0 LOB: 0 BB: 0 P: 3	R: 0 E: 0 K: 0 S: 3	H: 0 LOB: 0 BB: 0 P: 3	R: 0 E: 0 K: 1 S: 5	H: 0 LOB: 2 BB: 2 P: 13	R: 0 E: 0 K: 0 S: 5	H: 2 LOB: 2 BB: 0 P: 5	R: 0 E: 0 K: 1 S: 5	H: 0 LOB: 0 BB: 0 P: 5	1B: 3 2B: 1 3B: 0 HR: 0	SF: 0 SAC: 0 DP: 1 HBP: 0	WP: 1 PB: 0 CS: 0	PA: 36					
PITCHER	IP	WLS	BF	H	R	ER	SO	BB	IBB	HBP	BLK	WP	HR	S	P	ERA	WHIP								
Marcelino Lopez, L ERA: 3.29 Ken Sanders, R ERA: 1.76 (7, 1)	6.1	W	26	2	0	0	2	6	0	0	0	0	0	24	48	0.00	0.750								

Milwaukee Brewers @ New York Yankees
Yankee Stadium, Bronx, NY
Thu Jul 15 1971, 3:33 AM EDT
Att: 9,649 - Cloudy - 83 F

AB 30
R 0
H 4
RBI 0
BB 6
SO 4
LOB 16



Batter	1	2	3	4	5	6	7	8	9	AB	R	H	RBI	BB	SO	LOB	TOP					
Tommy Harper, R OBP: 0.300, SLG: 0.351										4	0	2	0	0	1	2	Milwaukee Brewers @ New York Yankees Yankee Stadium, Bronx, NY Fri Jul 16 1971, 7:05 PM EDT Att: 10,171 - Unknown - 80 F					
Ron Theobald, R OBP: 0.351, SLG: 0.342										4	1	2	1	0	1	1						
Dave May, L OBP: 0.356, SLG: 0.436										3	0	1	1	0	0	0						
John Briggs, L OBP: 0.381, SLG: 0.432										3	0	2	0	1	1	0						
Rob Ellis, R OBP: 0.329, SLG: 0.303										2	0	1	1	0	0	1						
Bill Voos, L OBP: 0.310, SLG: 0.379										4	0	0	0	0	1	4						
Ted Kubiak, S OBP: 0.335, SLG: 0.297										4	1	1	0	0	0	3						
Ellie Rodriguez, R OBP: 0.276, SLG: 0.230										2	1	0	0	1	0	0						
Roberto Pena, R OBP: 0.287, SLG: 0.370										1	0	0	0	0	0	0						
Marty Pattin, R OBP: 0.226, SLG: 0.188										2	1	1	1	0	0	0						
Lew Krausse, R OBP: 0.159, SLG: 0.233										0	0	0	0	0	0	0						
Frank Tepedino, L OBP: 0.167, SLG: 0.200										0	0	0	0	0	0	0						
John Morris, R OBP: 0.167, SLG: 0.200										0	0	0	0	0	0	0						
Paul Ratliff, L OBP: 0.216, SLG: 0.304										1	0	0	0	0	1	0						
Inning Stats	R: 0 E: 0 K: 1 S: 5	H: 0 LOB: 0 BB: 0 P: 5	R: 0 E: 0 K: 0 S: 3	H: 1 LOB: 0 BB: 0 P: 3	R: 3 E: 0 K: 0 S: 5	H: 3 LOB: 0 BB: 1 P: 9	R: 0 E: 0 K: 0 S: 4	H: 1 LOB: 1 BB: 0 P: 4	R: 0 E: 0 K: 0 S: 3	H: 1 LOB: 0 BB: 0 P: 3	R: 1 E: 0 K: 0 S: 5	H: 2 LOB: 2 BB: 1 P: 9	R: 0 E: 0 K: 2 S: 8	H: 1 LOB: 1 BB: 0 P: 8	R: 0 E: 0 K: 1 S: 8	H: 1 LOB: 1 BB: 0 P: 8	R: 0 E: 0 K: 1 S: 5	H: 0 LOB: 0 BB: 0 P: 5	1B: 10 2B: 0 3B: 0 HR: 0	SF: 2 SAC: 1 DP: 1 HBP: 0	WP: 1 PB: 1 CS: 0	PA: 38
PITCHER	IP	WLS	BF	H	R	ER	SO	BB	IBB	HBP	BLK	WP	HR	S	P	ERA	WHIP					
Stan Bahnsen, R ERA: 3.23	(1, 1)	5.0	W	22	8	4	4	1	2	0	0	0	1	0	22	30	7.20	2.000				
Lindy McDaniel, R ERA: 5.69	(6, 1)	4.0	S	14	2	0	0	5	0	0	0	0	0	24	24	0.00	0.500					

Batter	1	2	3	4	5	6	7	8	9	AB	R	H	RBI	BB	SO	LOB	BOTTOM						
Horace Clarke, S OBP: 0.326, SLG: 0.308										3	1	0	0	1	0	0	Milwaukee Brewers @ New York Yankees Yankee Stadium, Bronx, NY Fri Jul 16 1971, 7:05 PM EDT Att: 10,171 - Unknown - 80 F						
Jerry Kenney, L OBP: 0.370, SLG: 0.309										4	2	3	0	0	0	0							
Bobby Murcer, L OBP: 0.449, SLG: 0.589										4	1	2	2	0	0	2							
Roy White, S OBP: 0.371, SLG: 0.502										3	1	0	0	1	0	2							
Ron Blomberg, L OBP: 0.417, SLG: 0.509										4	1	2	3	0	0	1							
Felipe Alou, R OBP: 0.314, SLG: 0.387										3	1	1	0	1	1	1							
Thurman Munson, R OBP: 0.337, SLG: 0.366										4	0	1	0	0	0	2							
Frank Baker, L OBP: 0.279, SLG: 0.147										3	0	0	0	1	0	0							
Stan Bahnsen, R ERA: 3.07	(1, 1)	4.2	L	24	6	6	6	2	3	1	0	0	0	0	4	4		11.57	1.929				
Lew Krausse, R ERA: 3.66	(5, 1)	1.1		4	0	0	0	0	0	0	0	0	0	4	4	0.00		0.000					
John Morris, L ERA: 3.05	(7, 1)	2.0		8	3	1	0	0	0	0	0	0	0	8	8	0.00	1.500						
Inning Stats	R: 3 E: 0 K: 1 S: 7	H: 2 LOB: 0 BB: 1 P: 11	R: 0 E: 0 K: 1 S: 5	H: 0 LOB: 0 BB: 0 P: 5	R: 0 E: 0 K: 0 S: 4	H: 1 LOB: 1 BB: 0 P: 4	R: 0 E: 0 K: 0 S: 4	H: 1 LOB: 2 BB: 1 P: 8	R: 3 E: 1 K: 0 S: 3	H: 2 LOB: 1 BB: 2 P: 13	R: 0 E: 0 K: 0 S: 4	H: 0 LOB: 0 BB: 0 P: 4	R: 0 E: 0 K: 0 S: 4	H: 1 LOB: 1 BB: 0 P: 4	R: 1 E: 1 K: 0 S: 4	H: 2 LOB: 0 BB: 0 P: 4	1B: 7 2B: 0 3B: 0 HR: 2	SF: 0 SAC: 0 DP: 0 HBP: 0	WP: 0 PB: 0 CS: 0	PA: 36			
PITCHER	IP	WLS	BF	H	R	ER	SO	BB	IBB	HBP	BLK	WP	HR	S	P	ERA	WHIP						

Batter	1	2	3	4	5	6	7	8	9	AB	R	H	RBI	BB	SO	LOB	TOP										
Tommy Harper, R OBP: 0.296, SLG: 0.345	1-3		6-3		5-3	F8			1-3	5	0	0	0	0	0	1											
Ron Theobald, R OBP: 0.353, SLG: 0.344	4-3		BB S 1B		K	K			1B HR	5	1	2	0	0	2	1											
Dave May, L OBP: 0.360, SLG: 0.436	F8		BB 1-2 BB			HR 1B		G3	1B HR	4	2	2	0	1	0	0											
John Briggs, L OBP: 0.386, SLG: 0.464		G3	BB 1-2 2-3 BB			HR 1B		F9	HR	4	2	2	5	1	0	0											
Rob Ellis, R OBP: 0.326, SLG: 0.300		6-3				HR 1B			5-3	4	1	1	0	0	1	3											
John Morris, R OBP: 0.167, SLG: 0.200										0	0	0	0	0	0	0											
Bill Voss, L OBP: 0.310, SLG: 0.379										0	0	0	0	0	0	0											
Al Yates, R OBP: 0.313, SLG: 0.395										1	0	0	0	0	0	0											
Frank Tenedino, L OBP: 0.208, SLG: 0.340				4-3		HR 1B			F4	4	3	3	1	0	0	0											
Bobby Mitchell, R OBP: 0.313, SLG: 0.395	WP HR 1B					HR 1B				1	0	0	0	0	0	0											
Paul Ratliff, L OBP: 0.226, SLG: 0.375				4-3		HR 1B				2	1	1	2	0	0	0											
Andy Kosco, R OBP: 0.305, SLG: 0.338										1	1	1	3	0	0	0											
Jim Hannan, R OBP: 0.305, SLG: 0.338										0	0	0	0	0	0	0											
Ted Kubiak, S OBP: 0.333, SLG: 0.296	1-H HR					HR 1B				1	0	0	0	0	0	0											
Bob Heise, R OBP: 0.135, SLG: 0.162										2	0	0	0	0	0	0											
Floyd Weaver, R OBP: 0.275, SLG: 0.227	F3									0	0	0	0	0	0	0											
Eliee Rodriguez, R OBP: 0.275, SLG: 0.227										2	0	0	0	0	1	0											
Skip Lockwood, R OBP: 0.222, SLG: 0.156										1	0	0	0	0	0	0											
Roberto Pena, R OBP: 0.288, SLG: 0.369										3	0	1	0	0	1	0											
Inning Stats	R: 0 E: 0 K: 0 S: 3	H: 0 LOB: 0 BB: 0 P: 3	R: 2 E: 0 K: 0 S: 5	H: 2 LOB: 0 BB: 0 P: 5	R: 0 E: 0 K: 1 S: 6	H: 1 LOB: 3 BB: 2 P: 14	R: 0 E: 0 K: 0 S: 3	H: 0 LOB: 0 BB: 0 P: 3	R: 0 E: 0 K: 1 S: 5	H: 0 LOB: 0 BB: 0 P: 5	R: 5 E: 0 K: 1 S: 11	H: 6 LOB: 1 BB: 0 P: 11	R: 0 E: 0 K: 0 S: 3	H: 0 LOB: 0 BB: 0 P: 3	R: 1 E: 0 K: 0 S: 8	H: 1 LOB: 0 BB: 0 P: 8	R: 3 E: 0 K: 0 S: 6	H: 3 LOB: 0 BB: 0 P: 6	1B: 8 2B: 3 3B: 0 HR: 5	SF: 0 SAC: 0 DP: 0 HBP: 0	WP: 1 PB: 0 SB: 1 CS: 0	PA: 42					
PITCHER	IP	WLS	BF	H	R	ER	SO	BB	IBB	HBP	BLK	WP	HR	S	P	ERA	WHIP										
Jim Lonborg, R ERA: 4.89	5.0	W	24	7	6	6	2	2	0	0	0	1	2	26	34	10.80	1.800										
Ken Brett, L ERA: 3.95	0.1		3	2	1	1	0	0	0	0	0	0	1	3	3	27.00	6.000										
Bobby Bolin, R ERA: 3.57	3.0	S	13	4	4	4	3	0	0	0	0	0	2	19	19	12.00	1.333										
Sparky Lyle, L ERA: 2.83	0.2	S	2	0	0	0	0	0	0	0	0	0	0	2	2	0.00	0.000										

Milwaukee Brewers @ Boston Red Sox
Fenway Park, Boston, MA
Sat Jul 17 1971, 3:33 AM EDT
Unknown - 81 F

AB 40
R 11
H 13
RBI 11
BB 2
SO 5
LOB 5



Batter	1	2	3	4	5	6	7	8	9	AB	R	H	RBI	BB	SO	LOB	BOTTOM										
John Kennedy, R OBP: 0.365, SLG: 0.463	BB 1B	F6		F8	K			6-3		6	1	2	0	0	1	3											
Luis Aparicio, R OBP: 0.288, SLG: 0.302	BB 1B									3	1	1	0	1	1	1											
Phil Gagliano, R OBP: 0.545, SLG: 0.579	E BB	BB 1B								1	0	1	0	0	0	0											
Reggie Smith, S OBP: 0.355, SLG: 0.499	F7									3	1	0	1	2	0	4											
Carl Yastrzemski, L OBP: 0.409, SLG: 0.460	E9 SF8 1B	L6								5	3	3	4	0	0	5											
Rico Petrocelli, R OBP: 0.354, SLG: 0.456	SF8		4-3							4	1	2	1	0	0	0											
George Scott, R OBP: 0.318, SLG: 0.429	6-3									5	2	2	1	0	1	1											
Joe Lahoud, L OBP: 0.379, SLG: 0.600										3	2	1	2	2	0	1											
Duane Josephson, R OBP: 0.285, SLG: 0.366										4	2	2	2	1	1	2											
Jim Lonborg, R OBP: 0.208, SLG: 0.095										2	0	0	0	1	1	1											
Ken Brett, L ERA: 6.23										0	0	0	0	0	0	0											
Bobby Bolin, R OBP: 0.250, SLG: 0.250										2	0	0	0	0	1	0											
Sparky Lyle, L OBP: 1.000, SLG: 1.000										0	0	0	0	0	0	0											
Inning Stats	R: 3 E: 1 K: 0 S: 5	H: 2 LOB: 1 BB: 1 P: 9	R: 1 E: 1 K: 0 S: 5	H: 2 LOB: 2 BB: 2 P: 13	R: 2 E: 0 K: 2 S: 9	H: 2 LOB: 0 BB: 0 P: 9	R: 3 E: 0 K: 1 S: 8	H: 3 LOB: 1 BB: 1 P: 12	R: 0 E: 0 K: 1 S: 5	H: 0 LOB: 1 BB: 1 P: 9	R: 1 E: 0 K: 1 S: 7	H: 2 LOB: 2 BB: 1 P: 11	R: 0 E: 0 K: 1 S: 7	H: 2 LOB: 2 BB: 0 P: 7	R: 3 E: 1 K: 0 S: 5	H: 1 LOB: 0 BB: 1 P: 9	1B: 8 2B: 3 3B: 0 HR: 3	SF: 1 SAC: 0 DP: 0 HBP: 0	WP: 0 PB: 0 SB: 0 CS: 0	PA: 46							
PITCHER	IP	WLS	BF	H	R	ER	SO	BB	IBB	HBP	BLK	WP	HR	S	P	ERA	WHIP										
Skip Lockwood, R ERA: 3.19	3.2	L	22	7	8	7	3	4	0	0	0	0	0	8	12	6.75	2.250										
Floyd Weaver, R ERA: 6.23	1.1		7	2	1	1	1	1	0	0	0	0	0	8	12	6.75	2.250										
Jim Hannan, R ERA: 3.93	1.2		10	4	1	1	2	1	0	0	0	0	1	13	17	5.40	3.000										
John Morris, L ERA: 3.38	1.1		7	1	3	2	0	1	0	0	1	0	0	6	10	13.50	1.500										

Milwaukee Brewers @ Boston Red Sox
Fenway Park, Boston, MA
Sat Jul 17 1971, 3:33 AM EDT
Unknown - 81 F

AB 38
R 13
H 14
RBI 11
BB 7
SO 6
LOB 18



Batter	1	2	3	4	5	6	7	8	9	AB	R	H	RBI	BB	SO	LOB	TOP			
Tommy Harper, R OBP: 0.300, SLG: 0.349 (1, 8)										2	1	2	0	0	0	0	Milwaukee Brewers @ Boston Red Sox Fenway Park, Boston, MA Sat Jul 17 1971, 7:05 PM EDT Att: 27,791 - Unknown			
Ron Theobald, R OBP: 0.354, SLG: 0.346 (1, 4)										2	1	1	0	0	1	1				
Dave May, L OBP: 0.357, SLG: 0.432 (1, 9)										3	0	0	1	0	1	4				
John Briggs, L OBP: 0.390, SLG: 0.464 (1, 7)										2	0	1	1	1	0	1				
Rob Ellis, R OBP: 0.315, SLG: 0.289 (1, 5)										3	0	0	0	0	1	4				
Frank Tenedino, L OBP: 0.216, SLG: 0.340 (1, 3)										3	0	1	0	0	0	0				
Paul Ratliff, L OBP: 0.232, SLG: 0.431 (1, 2)										3	1	1	1	0	0	1				
Ted Kubiak, S OBP: 0.330, SLG: 0.292 (1, 6)										3	0	0	0	0	2	2				
Bill Parsons, R OBP: 0.209, SLG: 0.211 (1, 1)										1	0	0	0	1	1	0				
Inning Stats	R: 0 E: 0 K: 1 S: 6	H: 1 LOB: 1 BB: 0 P: 6	R: 0 E: 0 K: 1 S: 6	H: 1 LOB: 1 BB: 0 P: 6	R: 0 E: 1 K: 1 S: 6	H: 0 LOB: 3 BB: 2 P: 14	R: 1 E: 0 K: 2 S: 8	H: 1 LOB: 0 BB: 0 P: 8	R: 2 E: 1 K: 0 S: 5	H: 3 LOB: 0 BB: 0 P: 5	R: 0 E: 1 K: 1 S: 5	H: 0 LOB: 1 BB: 0 P: 5						1B: 5 2B: 0 3B: 0 HR: 1	SF: 0 SAC: 2 DP: 1 HBP: 0	WP: 1 PB: 0 SB: 1 CS: 0
PITCHER Ray Culp, R ERA: 3.13 (1, 1)	IP: 5.2 WLS: W BF: 26 H: 6 R: 3 ER: 3 SO: 6 BB: 1 IBB: 1 HBP: 0 BLK: 0 WP: 1 HR: 1 S: 36 P: 44 ERA: 4.76 WHIP: 1.235															PITCHER	IP: WLS: BF: H: R: ER: SO: BB: IBB: HBP: BLK: WP: HR: S: P: ERA: WHIP:			

Batter	1	2	3	4	5	6	7	8	9	AB	R	H	RBI	BB	SO	LOB	BOTTOM			
John Kennedy, R OBP: 0.364, SLG: 0.470 (1, 4)										2	1	1	1	0	0	0	Milwaukee Brewers @ Boston Red Sox Fenway Park, Boston, MA Sat Jul 17 1971, 7:05 PM EDT Att: 27,791 - Unknown			
Luis Aparicio, R OBP: 0.289, SLG: 0.303 (1, 6)										2	1	1	1	0	0	0				
Reggie Smith, S OBP: 0.360, SLG: 0.514 (1, 8)										3	1	3	2	0	0	0				
Carl Yastrzemski, L OBP: 0.408, SLG: 0.459 (1, 7)										3	0	1	0	0	1	2				
Rico Petrocelli, R OBP: 0.351, SLG: 0.452 (1, 5)										3	0	0	0	0	0	1				
George Scott, R OBP: 0.319, SLG: 0.429 (1, 3)										2	0	1	0	0	1	0				
Joe Lahoud, L OBP: 0.373, SLG: 0.589 (1, 9)										2	0	0	0	0	1	0				
Bob Montgomery, R OBP: 0.349, SLG: 0.405 (1, 2)										2	1	1	0	0	1	0				
Ray Culp, R OBP: 0.224, SLG: 0.156 (1, 1)										0	1	0	0	1	0	0				
Inning Stats	R: 0 E: 0 K: 1 S: 6	H: 1 LOB: 1 BB: 0 P: 6	R: 0 E: 0 K: 1 S: 5	H: 0 LOB: 0 BB: 0 P: 5	R: 2 E: 1 K: 0 S: 6	H: 3 LOB: 1 BB: 0 P: 6	R: 0 E: 0 K: 1 S: 5	H: 1 LOB: 0 BB: 0 P: 5	R: 3 E: 0 K: 1 S: 8	H: 3 LOB: 1 BB: 1 P: 12	R: 0 E: 1 K: 1 S: 5	H: 0 LOB: 1 BB: 0 P: 5						1B: 4 2B: 3 3B: 0 HR: 1	SF: 2 SAC: 1 DP: 0 HBP: 0	WP: 0 PB: 0 SB: 0 CS: 0
PITCHER Bill Parsons, R ERA: 2.44 (1, 1)	IP: 5.0 WLS: L BF: 23 H: 8 R: 5 ER: 4 SO: 4 BB: 1 IBB: 0 HBP: 0 BLK: 0 WP: 0 HR: 1 S: 30 P: 34 ERA: 7.20 WHIP: 1.800															PITCHER	IP: WLS: BF: H: R: ER: SO: BB: IBB: HBP: BLK: WP: HR: S: P: ERA: WHIP:			

Batter	1	2	3	4	5	6	7	8	9	AB	R	H	RBI	BB	SO	LOB	TOP			
Tommy Harper, R OBP: 0.304, SLG: 0.356 (1, 7)										5	2	3	1	0	0	1	Milwaukee Brewers @ Boston Red Sox Fenway Park, Boston, MA Sun Jul 18 1971, 3:33 AM EDT Att: 22,602 - Unknown			
Ron Theobald, R OBP: 0.350, SLG: 0.342 (1, 4)										5	1	1	1	0	0	3				
Roberto Pena, R OBP: 0.302, SLG: 0.384 (1, 3)										4	0	3	1	0	1	0				
Andy Kosco, R OBP: 0.307, SLG: 0.358 (1, 9)											5	1	2	2	0	2		4		
Rob Ellis, R OBP: 0.299, SLG: 0.273 (1, 5)											5	0	0	0	0	4				
Bobby Mitchell, R (1, 8)										3	0	0	0	1	1	1				
Elie Rodriguez, R OBP: 0.274, SLG: 0.223 (1, 2)											3	0	0	0	1	2		0		
Bob Heise, R OBP: 0.175, SLG: 0.200 (1, 6)											3	0	2	0	0	0		1		
Ken Sanders, R (6, 1)										0	1	0	0	1	0	0				
Jim Slaton, R OBP: 0.188, SLG: 0.071 (1, 1)											1	0	0	0	0	1	1			
Ted Kubiak, S OBP: 0.332, SLG: 0.300 (6, 6)										1	0	1	0	0	0	0	0			
Inning Stats	R: 2 E: 0 K: 2 S: 10	H: 3 LOB: 1 BB: 0 P: 10	R: 0 E: 0 K: 1 S: 6	H: 1 LOB: 1 BB: 0 P: 6	R: 0 E: 0 K: 1 S: 6	H: 1 LOB: 1 BB: 0 P: 6	R: 0 E: 0 K: 1 S: 5	H: 0 LOB: 0 BB: 0 P: 5	R: 1 E: 0 K: 0 S: 3	H: 1 LOB: 1 BB: 2 P: 11	R: 0 E: 0 K: 0 S: 5	H: 3 LOB: 2 BB: 0 P: 5	R: 0 E: 0 K: 1 S: 5	H: 0 LOB: 0 BB: 1 P: 5	R: 2 E: 0 K: 0 S: 5	H: 2 LOB: 2 BB: 1 P: 10	1B: 8 2B: 3 3B: 0 HR: 1	SF: 0 SAC: 2 DP: 0 HBP: 1	WP: 0 PB: 0 SB: 2 CS: 1	PA: 41
PITCHER	IP	WLS	BF	H	R	ER	SO	BB	IBB	HBP	BLK	WP	HR	S	P	ERA	WHIP			
Gary Peters, L ERA: 4.95 (1, 1)	8.1	L	36	10	4	4	7	3	0	0	0	0	1	47	59	4.32	1.560			
Ken Tatum, R ERA: 3.75 (9, 1)	0.2	S	5	2	1	1	0	0	0	1	0	0	0	4	5	13.50	3.000			

AB	35
R	5
H	12
RBI	5
BB	3
SO	7
LOB	15



Batter	1	2	3	4	5	6	7	8	9	AB	R	H	RBI	BB	SO	LOB	BOTTOM			
John Kennedy, R OBP: 0.355, SLG: 0.458 (1, 4)										4	0	0	0	0	1	1	Milwaukee Brewers @ Boston Red Sox Fenway Park, Boston, MA Sun Jul 18 1971, 3:33 AM EDT Att: 22,602 - Unknown			
Luis Aparicio, R OBP: 0.295, SLG: 0.304 (1, 6)										2	1	1	0	2	0	0				
Reggie Smith, S OBP: 0.364, SLG: 0.520 (1, 8)										4	0	3	0	0	1	1				
Carl Yastrzemski, L OBP: 0.407, SLG: 0.456 (1, 7)										4	0	1	1	0	0	3				
Rico Petrocelli, R OBP: 0.350, SLG: 0.459 (1, 5)										4	1	1	1	0	1	2				
George Scott, R OBP: 0.318, SLG: 0.436 (1, 3)										4	1	1	1	0	1	0				
Joe Lahoud, L OBP: 0.362, SLG: 0.568 (1, 9)										4	0	0	0	0	2	0				
Duane Josephson, R OBP: 0.284, SLG: 0.364 (1, 2)											4	1	1	0	0	0		0		
Buddy Hunter, R OBP: 0.400, SLG: 0.375 (9, PR)										0	0	0	0	0	0	0				
Gary Peters, L OBP: 0.302, SLG: 0.350 (1, 1)											3	0	1	0	0	1	0			
Ken Tatum, R OBP: 0.500, SLG: 0.250 (9, 1)										0	0	0	0	0	0	0				
Mike Fiore, L OBP: 0.243, SLG: 0.097 (9, PH)										1	0	0	0	0	0	1				
Inning Stats	R: 0 E: 0 K: 1 S: 6	H: 2 LOB: 1 BB: 0 P: 6	R: 0 E: 0 K: 1 S: 5	H: 0 LOB: 0 BB: 0 P: 5	R: 0 E: 0 K: 0 S: 3	H: 0 LOB: 0 BB: 0 P: 3	R: 0 E: 0 K: 0 S: 3	H: 1 LOB: 0 BB: 0 P: 3	R: 0 E: 0 K: 2 S: 7	H: 0 LOB: 0 BB: 0 P: 7	R: 2 E: 0 K: 0 S: 6	H: 4 LOB: 2 BB: 1 P: 10	R: 0 E: 0 K: 0 S: 3	H: 0 LOB: 1 BB: 1 P: 11	R: 2 E: 1 K: 1 S: 8	H: 2 LOB: 1 BB: 0 P: 8	1B: 6 2B: 2 3B: 0 HR: 2	SF: 0 SAC: 0 DP: 3 HBP: 0	WP: 0 PB: 0 SB: 0 CS: 0	PA: 36
PITCHER	IP	WLS	BF	H	R	ER	SO	BB	IBB	HBP	BLK	WP	HR	S	P	ERA	WHIP			
Jim Slaton, R ERA: 4.06 (1, 1)	5.2	W	22	7	2	2	4	1	0	0	0	0	0	29	33	3.18	1.412			
Ken Sanders, R ERA: 1.92 (6, 1)	3.1	S	14	2	2	2	3	1	0	0	0	0	2	19	23	5.40	0.900			



Batter	1	2	3	4	5	6	7	8	9	AB	R	H	RBI	BB	SO	LOB	TOP			
Tommy Harper, R (1, 8) OBP: 0.305, SLG: 0.357										5	1	2	0	0	1	2	Milwaukee Brewers @ Washington Senators Robert F. Kennedy Memorial Stadium, Washington, DC Tue Jul 20 1971, 7:05 PM EDT Att: 3,887 - Unknown livebaseballscorecards.com			
Ron Theobald, R (1, 4) OBP: 0.335, SLG: 0.348										3	0	2	0	0	0	1				
Andy Kosco, R (9, PH) OBP: 0.306, SLG: 0.356										1	0	0	0	0	1	2				
Dave May, L (1, 9) OBP: 0.361, SLG: 0.436										4	0	3	1	0	1	0				
John Briggs, L (1, 7) OBP: 0.391, SLG: 0.460										2	0	0	0	2	1	2				
Roberto Pena, R (1, 5) OBP: 0.296, SLG: 0.375										4	0	0	0	0	1	6				
Frank Tepedino, L (1, 3) OBP: 0.200, SLG: 0.315										4	0	0	0	0	1	2				
Paul Ratliff, L (1, 2) OBP: 0.233, SLG: 0.418										4	0	1	0	0	2	0				
Bob Heise, R (1, 6) OBP: 0.186, SLG: 0.209										3	0	1	0	0	0	1				
Bill Voss, L (9, PH) OBP: 0.313, SLG: 0.382										1	0	1	0	0	0	0				
Marcelino Lopez, R (1, 1) OBP: 0.077, SLG: 0.077										1	0	0	0	0	1	0				
Lew Krausse, R (2, 1)										1	0	0	0	0	0	1				
Al Yates, R (6, PH) OBP: 0.306, SLG: 0.386										1	0	0	0	0	1	1				
Floyd Weaver, R (6, 1)										0	0	0	0	0	0	0				
Ted Kubiak, S (9, PH) OBP: 0.303										1	0	1	0	0	0	0				
Inning Stats	R: 1 E: 0 K: 1 S: 7	H: 2 LOB: 2 BB: 1 P: 11	R: 0 E: 0 K: 1 S: 5	H: 0 LOB: 0 BB: 0 P: 5	R: 0 E: 0 K: 1 S: 7	H: 2 LOB: 2 BB: 0 P: 7	R: 0 E: 0 K: 0 S: 4	H: 1 LOB: 1 BB: 0 P: 4	R: 0 E: 0 K: 0 S: 4	H: 2 LOB: 2 BB: 1 P: 8	R: 0 E: 0 K: 3 S: 10	H: 1 LOB: 1 BB: 0 P: 10	R: 0 E: 0 K: 1 S: 5	H: 0 LOB: 0 BB: 0 P: 5	R: 0 E: 0 K: 2 S: 9	H: 2 LOB: 2 BB: 0 P: 9	1B: 11 2B: 0 3B: 0 HR: 0	SF: 0 SAC: 1 DP: 1 HBP: 0	WP: 0 PB: 0 SB: 1 CS: 2	PA: 38
PITCHER Dick Bosman, R (1, 1) ERA: 3.89	IP: 9.0 WLS: W BF: 38 H: 11 R: 1 ER: 1 SO: 10 BB: 2 IBB: 0 HBP: 0 BLK: 0 WP: 0 HR: 0 S: 56 P: 64 ERA: 1.00 WHIP: 1.444															PITCHER				

Batter	1	2	3	4	5	6	7	8	9	AB	R	H	RBI	BB	SO	LOB	BOTTOM				
Davey Nelson, R (1, 5) OBP: 0.342, SLG: 0.487										5	0	1	1	0	0	2	Milwaukee Brewers @ Washington Senators Robert F. Kennedy Memorial Stadium, Washington, DC Tue Jul 20 1971, 7:05 PM EDT Att: 3,887 - Unknown livebaseballscorecards.com				
Lenny Randle, S (1, 4) OBP: 0.292, SLG: 0.314										3	0	0	0	1	0	2					
Frank Howard, R (1, 3) OBP: 0.380, SLG: 0.494										2	0	0	0	2	1	1					
Tom McCraw, L (7, PR) OBP: 0.283, SLG: 0.414										0	0	0	0	0	0	0					
Dick Billings, R (1, 2) OBP: 0.267, SLG: 0.321										4	0	0	0	0	1	5					
Jeff Burroughs, R (1, 7) OBP: 0.500, SLG: 0.333										3	1	1	0	1	1	0					
Elliott Maddox, R (1, 8) OBP: 0.300, SLG: 0.250										2	2	0	0	2	0	2					
Del Unser, L (1, 9) OBP: 0.348, SLG: 0.378										1	0	0	0	2	1	1					
Toby Harrah, R (1, 6) OBP: 0.309, SLG: 0.298										2	2	0	0	2	1	1					
Dick Bosman, R (1, 1) OBP: 0.217, SLG: 0.146										4	0	2	3	0	1	1					
Inning Stats	R: 0 E: 0 K: 1 S: 5	H: 0 LOB: 1 BB: 1 P: 9	R: 3 E: 0 K: 0 S: 5	H: 2 LOB: 3 BB: 4 P: 21	R: 0 E: 0 K: 0 S: 2	H: 0 LOB: 0 BB: 1 P: 6	R: 0 E: 0 K: 2 S: 7	H: 0 LOB: 0 BB: 0 P: 7	R: 0 E: 0 K: 1 S: 5	H: 0 LOB: 0 BB: 0 P: 5	R: 2 E: 0 K: 2 S: 8	H: 1 LOB: 1 BB: 2 P: 16	R: 0 E: 0 K: 0 S: 4	H: 1 LOB: 2 BB: 1 P: 8	R: 0 E: 0 K: 0 S: 3	H: 0 LOB: 1 BB: 1 P: 7		1B: 3 2B: 1 3B: 0 HR: 0	SF: 0 SAC: 1 DP: 0 HBP: 0	WP: 1 PB: 0 SB: 1 CS: 0	PA: 38
PITCHER Marcelino Lopez, L (1, 1) ERA: 3.7	IP: 1.1 WLS: L BF: 10 H: 2 R: 3 ER: 3 SO: 3 BB: 4 IBB: 0 HBP: 0 BLK: 0 WP: 0 HR: 0 S: 24 P: 24 ERA: 20.25 WHIP: 4.500															PITCHER					
Lew Krausse, R (2, 1) ERA: 3.53	IP: 3.2 WLS: L BF: 12 H: 0 R: 0 ER: 0 SO: 3 BB: 1 IBB: 0 HBP: 0 BLK: 0 WP: 0 HR: 0 S: 16 P: 24 ERA: 0.00 WHIP: 0.273															PITCHER					
Floyd Weaver, R (6, 1) ERA: 6.14	IP: 3.0 WLS: L BF: 15 H: 2 R: 2 ER: 2 SO: 2 BB: 3 IBB: 1 HBP: 0 BLK: 0 WP: 0 HR: 0 S: 31 P: 31 ERA: 6.00 WHIP: 1.667															PITCHER					

Batter	1	2	3	4	5	6	7	8	9	AB	R	H	RBI	BB	SO	LOB	TOP				
Tommy Harper, R (1, 8) OBP: 0.310, SLG: 0.364	0-0 6-3		0-0 2B		0-0 1B			0-0 FC4 1B		4	0	3	1	0	0	0	Milwaukee Brewers @ Washington Senators Robert F. Kennedy Memorial Stadium, Washington, DC Wed Jul 21 1971, 7:05 PM EDT Att: 7,313 - Unknown				
Ron Theobald, R (1, 4) OBP: 0.348, SLG: 0.339	0-0 6-3		0-0 6-3		0-0 5-3			0-0 FC4 G4-3-6 1-2f		4	0	0	0	0	0	3					
Dave May, L (1, 9) OBP: 0.360, SLG: 0.432	4-0 BB		0-0 3-1			0-0 F8		0-0 G4-3-6 1-2f		3	0	0	0	1	0	2					
John Briggs, L (1, 7) OBP: 0.389, SLG: 0.460	0-3 K		0-0 2B		0-0 2B		0-0 E4		0-0 F9	4	0	1	0	0	1	1					
Frank Tepedino, L (1, 3) OBP: 0.186, SLG: 0.293		0-0 F8		0-3 K		0-0 F5		0-0 F9	4	0	0	0	0	1	2						
Rob Ellis, R (1, 5) OBP: 0.297, SLG: 0.264		0-0 G3		0-0 P4		0-0 F8		4-0 BB	3	0	0	0	1	0	2						
Paul Ratliff, L (1, 2) OBP: 0.219, SLG: 0.390		0-3 K		0-3 K			0-0 6-3		0-3 K	4	0	0	0	0	3	2					
Bob Heise, R (1, 6) OBP: 0.196, SLG: 0.217			0-0 E9 2B 1B		0-0 6-3		0-0 4-3			3	1	1	0	0	0	0					
Marty Pattin, R (1, 1) OBP: 0.218, SLG: 0.180 (7, PH)			0-3 K		0-3 K		0-0 4-3			2	0	0	0	0	2	1					
Roberto Pena, R (7, PH) OBP: 0.294, SLG: 0.373										1	0	0	0	0	0	0					
John Morris, R (7, 1) OBP: 0.167, SLG: 0.200										0	0	0	0	0	0	0					
Jim Hannan, R (8, 1) OBP: 0.167, SLG: 0.200										0	0	0	0	0	0	0					
Inning Stats	R: 0 E: 0 K: 1 S: 5	H: 0 LOB: 1 BB: 1 P: 9	R: 0 E: 0 K: 1 S: 5	H: 0 LOB: 0 BB: 0 P: 5	R: 1 E: 1 K: 1 S: 7	H: 2 LOB: 1 BB: 0 P: 7	R: 0 E: 0 K: 2 S: 8	H: 1 LOB: 1 BB: 0 P: 8	R: 0 E: 0 K: 1 S: 6	H: 1 LOB: 1 BB: 0 P: 6	R: 0 E: 1 K: 0 S: 4	H: 0 LOB: 1 BB: 0 P: 4	R: 0 E: 0 K: 0 S: 3	H: 0 LOB: 0 BB: 0 P: 3	R: 0 E: 0 K: 0 S: 3	H: 1 LOB: 0 BB: 1 P: 3	R: 0 E: 0 K: 1 S: 5	H: 0 LOB: 1 BB: 1 P: 9	1B: 3 2B: 2 3B: 0 HR: 0	SF: 0 SAC: 0 DP: 1 HBP: 0	WP: 0 PA: 34 CS: 0
PITCHER Pete Broberg, R (1, 1) ERA: 2.98	IP: 9.0 WLS: W BF: 34 H: 5 R: 1 ER: 1 SO: 7 BB: 2 IBB: 0 HBP: 0 BLK: 0 WP: 0 HR: 0 S: 46 P: 54 ERA: 1.00 WHIP: 0.778															PITCHER IP: WLS: BF: H: R: ER: SO: BB: IBB: HBP: BLK: WP: HR: S: P: ERA: WHIP					

Batter	1	2	3	4	5	6	7	8	9	AB	R	H	RBI	BB	SO	LOB	BOTTOM		
Del Unser, L (1, 8) OBP: 0.352, SLG: 0.383 (9, 9)	0-0 E4		0-0 1B		0-0 1B			0-0 2H 1B		4	0	3	1	0	0	0	Milwaukee Brewers @ Washington Senators Robert F. Kennedy Memorial Stadium, Washington, DC Wed Jul 21 1971, 7:05 PM EDT Att: 7,313 - Unknown		
Lenny Randle, S (1, 4) OBP: 0.294, SLG: 0.306	0-0 9-3		0-0 SF8		0-3 K		0-0 F9			3	0	0	1	0	1	4			
Don Mincher, L (1, 3) OBP: 0.407, SLG: 0.435	0-3 K		0-0 4-3		0-0 4-3		0-3 K			4	0	0	0	0	2	4			
Frank Howard, R (1, 7) OBP: 0.381, SLG: 0.497 (8, PR)		0-0 F7		0-0 F9		0-0 G4-6-3 1B		0-0 1B E 2B		4	0	2	0	0	0	0			
Tom McCraw, L (9, 7) OBP: 0.293, SLG: 0.414										0	1	0	0	0	0	0			
Larry Bittner, L (1, 9) OBP: 0.320, SLG: 0.277 (8, PR)		0-0 F9		0-0 1-3 1B 1B		0-0 G4-6-3 1-2f		0-0 E WP 1B 1B		4	1	2	0	0	0	1			
Elliott Maddox, R (9, 8) OBP: 0.300, SLG: 0.250										0	1	0	0	0	0	0			
Dick Billings, R (1, 2) OBP: 0.273, SLG: 0.325		0-0 S E 1B		0-0 1-3		0-0 1B		0-0 E5 CS 1B		4	1	2	0	0	0	3			
Davey Nelson, R (1, 5) OBP: 0.349, SLG: 0.488		0-0 L6		0-0 CS 1B		0-0 F9		0-0 CS 1B		4	0	2	2	0	0	1			
Tim Cullen, R (1, 6) OBP: 0.259, SLG: 0.265			0-0 1B SF8 1B		0-0 CS 1-2		4-0 1B BB		0-3 K 1-2 2-3	3	2	2	0	1	1	2			
Pete Broberg, R (1, 1)			0-3 K		0-0 P6		0-3 K		0-0 5-3	4	0	0	0	0	2	5			
Inning Stats	R: 0 E: 1 K: 1 S: 5	H: 0 LOB: 0 BB: 0 P: 5	R: 1 E: 0 K: 0 S: 4	H: 1 LOB: 0 BB: 0 P: 4	R: 1 E: 0 K: 1 S: 7	H: 2 LOB: 1 BB: 0 P: 7	R: 1 E: 0 K: 0 S: 4	H: 2 LOB: 0 BB: 0 P: 4	R: 0 E: 0 K: 0 S: 4	H: 2 LOB: 1 BB: 0 P: 4	R: 1 E: 0 K: 2 S: 9	H: 2 LOB: 1 BB: 0 P: 9	R: 2 E: 1 K: 1 S: 8	H: 3 LOB: 2 BB: 0 P: 8	R: 0 E: 0 K: 1 S: 5	H: 0 LOB: 1 BB: 1 P: 9	1B: 11 2B: 4 3B: 0 HR: 0	SF: 1 SAC: 0 DP: 3 HBP: 0	WP: 1 PA: 37 CS: 3
PITCHER Marty Pattin, R (1, 1) ERA: 3.07	IP: 6.0 WLS: L BF: 25 H: 8 R: 3 ER: 2 SO: 3 BB: 1 IBB: 0 HBP: 0 BLK: 0 WP: 0 HR: 0 S: 30 P: 34 ERA: 3.00 WHIP: 1.500															PITCHER IP: WLS: BF: H: R: ER: SO: BB: IBB: HBP: BLK: WP: HR: S: P: ERA: WHIP			
John Morris, L (7, 1) ERA: 3.5	1.0	5	2	1	1	2	0	0	0	0	0	9	9	9.00	2.000				
Jim Hannan, R (8, 1) ERA: 4.06	1.0	6	3	2	1	1	0	0	0	0	1	0	8	8	9.00	3.000			

Batter	1	2	3	4	5	6	7	8	9	AB	R	H	RBI	BB	SO	LOB	TOP											
Tommy Harper, R OBP: 0.307, SLG: 0.360 (1, 7)	F9		F9		1-3		P4			4	0	0	0	0	0	2	Milwaukee Brewers @ Washington Senators Robert F. Kennedy Memorial Stadium, Washington, DC Thu Jul 22 1971, 7:05 PM EDT Att: 5,585 - Unknown livebaseballscorecards.com											
Bob Heise, R OBP: 0.200, SLG: 0.220 (1, 6)	1B		4-3		4-3			6-3		4	0	1	0	0	0	1												
Roberto Pena, R OBP: 0.293, SLG: 0.370 (1, 3)	F8		1B			K		5-3		4	0	1	0	0	1	1												
Andy Kosco, R OBP: 0.301, SLG: 0.350 Bill Voss, L OBP: 0.315, SLG: 0.382 (8, PH) (8, 9)	K		P6			P3		BB		3	0	0	0	0	1	2												
Rob Ellis, R OBP: 0.286, SLG: 0.253 (1, 5)		F9			5-3		K		4-3	4	0	0	0	0	1	1												
Ted Kubiak, S OBP: 0.337, SLG: 0.312 (1, 4)	SF8	3B			4-3		1B		K	3	2	1	0	1	1	0												
Dave May, L OBP: 0.359, SLG: 0.431 (1, 8)	SF8				6-3		FC5-4		6-3	3	0	1	1	0	0	0												
Ellie Rodriguez, R OBP: 0.275, SLG: 0.225 (1, 2)	1B					P4		F4		3	0	1	0	1	0	2												
Skip Lockwood, R OBP: 0.211, SLG: 0.147 Ken Sanders, R (7, 1)	6-3				SH5-4		FC5-4			2	0	0	0	0	0	2												
					1-2		1-2 2-H			0	0	0	0	0	0	0												
Inning Stats	R: 0 E: 0 K: 1 S: 6	H: 1 LOB: 1 BB: 0 P: 6	R: 1 E: 0 K: 0 S: 5	H: 2 LOB: 1 BB: 0 P: 5	R: 0 E: 0 K: 0 S: 4	H: 1 LOB: 1 BB: 0 P: 4	R: 0 E: 0 K: 0 S: 3	H: 0 LOB: 0 BB: 0 P: 3	R: 0 E: 0 K: 0 S: 3	H: 0 LOB: 1 BB: 1 P: 7	R: 0 E: 0 K: 2 S: 7	H: 0 LOB: 0 BB: 0 P: 7	R: 1 E: 1 K: 0 S: 4	H: 1 LOB: 1 BB: 1 P: 8	R: 0 E: 0 K: 0 S: 3	H: 0 LOB: 0 BB: 1 P: 7	R: 0 E: 0 K: 1 S: 5	H: 0 LOB: 0 BB: 0 P: 5	R: 0 E: 0 K: 1 S: 5	H: 0 LOB: 0 BB: 0 P: 5	1B: 4 2B: 0 3B: 1 HR: 0	SF: 1 SAC: 1 DP: 0 HBP: 0	WP: 0 PB: 0 SB: 0 CS: 0	PA: 35				
PITCHER	IP	WLS	BF	H	R	ER	SO	BB	IBB	HBP	BLK	WP	HR	S	P	ERA	WHIP											
Jim Shellenback, L ERA: 3.49 Casey Cox, R ERA: 2.94	(1, 1)	7.0	L	28	5	2	1	3	2	0	0	0	0	0	32	40	1.29	1.000										

Batter	1	2	3	4	5	6	7	8	9	AB	R	H	RBI	BB	SO	LOB	BOTTOM											
Del Unser, L OBP: 0.351, SLG: 0.381 (1, 8)	BB		6-3		4-3		G1			4	0	1	0	0	0	2	Milwaukee Brewers @ Washington Senators Robert F. Kennedy Memorial Stadium, Washington, DC Thu Jul 22 1971, 7:05 PM EDT Att: 5,585 - Unknown livebaseballscorecards.com											
Lenny Randle, S OBP: 0.283, SLG: 0.304 (1, 4)	F9		F5			1-3		5-3		4	0	1	0	0	0	1												
Don Mincher, L OBP: 0.411, SLG: 0.439 (1, 3)	1-2					1-3				2	0	1	0	2	0	1												
Frank Howard, R OBP: 0.378, SLG: 0.491 (1, 7)	K		P6			6-3		F9		4	0	0	0	0	1	5												
Larry Bittner, L OBP: 0.310, SLG: 0.267 (1, 9)	K				P6		G3		K	4	0	0	0	0	2	4												
Dick Billings, R OBP: 0.272, SLG: 0.329 (1, 2)		F3			F7		SH3-4		K	4	0	1	0	0	1	0												
Davey Nelson, R OBP: 0.356, SLG: 0.482 (1, 5)		FC6-4			2-3		SH3-4		6-3	3	0	1	0	1	0	0												
Tim Cullen, R OBP: 0.257, SLG: 0.263 Tom McCraw, L OBP: 0.327, SLG: 0.410 (9, PH)	FC6-4				F7		SH3-4		K	2	0	0	0	0	0	1												
Jim Shellenback, L OBP: 0.136, SLG: 0.136 Bernie Allen, L OBP: 0.327, SLG: 0.366 Casey Cox, R OBP: 0.120, SLG: 0.083 (8, 1)	K				6-3		P3			1	0	0	0	0	0	2												
										0	0	0	0	0	0	0												
Inning Stats	R: 0 E: 0 K: 2 S: 8	H: 1 LOB: 2 BB: 1 P: 12	R: 0 E: 0 K: 1 S: 6	H: 1 LOB: 1 BB: 0 P: 6	R: 0 E: 0 K: 0 S: 3	H: 0 LOB: 1 BB: 1 P: 7	R: 0 E: 0 K: 0 S: 3	H: 0 LOB: 0 BB: 0 P: 3	R: 0 E: 0 K: 0 S: 3	H: 0 LOB: 0 BB: 0 P: 3	R: 0 E: 0 K: 0 S: 4	H: 1 LOB: 1 BB: 0 P: 4	R: 0 E: 0 K: 0 S: 4	H: 1 LOB: 2 BB: 1 P: 8	R: 0 E: 0 K: 1 S: 6	H: 1 LOB: 1 BB: 0 P: 6	R: 0 E: 0 K: 2 S: 7	H: 0 LOB: 0 BB: 0 P: 7	R: 0 E: 0 K: 1 S: 7	H: 0 LOB: 0 BB: 0 P: 7	1B: 3 2B: 2 3B: 0 HR: 0	SF: 0 SAC: 1 DP: 0 HBP: 0	WP: 0 PB: 0 SB: 0 CS: 0	PA: 35				
PITCHER	IP	WLS	BF	H	R	ER	SO	BB	IBB	HBP	BLK	WP	HR	S	P	ERA	WHIP											
Skip Lockwood, R ERA: 3.04 Ken Sanders, R ERA: 1.85	(1, 1)	6.0	W	25	4	0	0	3	3	0	0	0	0	0	28	40	0.00	1.167										

Batter	1	2	3	4	5	6	7	8	9	AB	R	H	RBI	BB	SO	LOB	TOP																			
Jerry Kenney, L (1.5) OBP: 0.364, SLG: 0.314										4	1	2	2	0	0	1																				
Thurman Munson, R (1.2) OBP: 0.329, SLG: 0.372										5	2	2	0	0	0	4																				
Bobby Murcer, L (1.8) OBP: 0.445, SLG: 0.567										5	1	3	2	0	1	2																				
Roy White, S (1.7) OBP: 0.375, SLG: 0.493										5	0	0	0	0	0	6																				
Felipe Alou, R (1.3) OBP: 0.327, SLG: 0.397										5	1	4	2	0	0	1																				
Ron Blomberg, L (1.9) OBP: 0.392, SLG: 0.485										4	1	1	0	0	1	3																				
Jim Lyttle, L (8.9) OBP: 0.256, SLG: 0.299										1	0	0	0	0	0	1																				
Gene Michael, S (1.6) OBP: 0.329, SLG: 0.308										2	0	1	0	0	1	2																				
Frank Baker, L (4.6) OBP: 0.294, SLG: 0.128										1	0	0	0	0	1	0																				
Horace Clarke, S (1.4) OBP: 0.318, SLG: 0.304										3	0	0	0	1	1	1																				
Mel Stottlemyre, R (1.1) OBP: 0.224, SLG: 0.230										3	0	0	0	1	2	4																				
Inning Stats	R: 2 E: 0 K: 1 S: 9	H: 4 LOB: 2 BB: 0 P: 9	R: 0 E: 0 K: 0 S: 3	H: 0 LOB: 0 BB: 0 P: 3	R: 2 E: 0 K: 0 S: 5	H: 3 LOB: 0 BB: 0 P: 5	R: 0 E: 0 K: 1 S: 6	H: 1 LOB: 1 BB: 0 P: 6	R: 0 E: 1 K: 0 S: 4	H: 1 LOB: 1 BB: 0 P: 4	R: 0 E: 0 K: 3 S: 9	H: 0 LOB: 0 BB: 0 P: 9	R: 0 E: 1 K: 1 S: 6	H: 0 LOB: 2 BB: 1 P: 10	R: 2 E: 0 K: 1 S: 8	H: 3 LOB: 2 BB: 1 P: 12	R: 0 E: 0 K: 0 S: 4	H: 1 LOB: 1 BB: 0 P: 4	1B: 12 2B: 1 3B: 0 HR: 0	SF: 0 SAC: 2 DP: 1 HBP: 0	WP: 0 PB: 0 CS: 1	PA: 42														
PITCHER	IP WLS BF H R ER SO BB IBB HBP BLK WP HR S P ERA WHIP	IP WLS BF H R ER SO BB IBB HBP BLK WP HR S P ERA WHIP																																		
Bill Parsons, R (1.1) ERA: 2.6	5.0	L	23	9	4	4	2	0	0	0	0	0	0	0	27	27	7.20	1.800																		
John Morris, L (6.1) ERA: 3.35	2.0		8	0	0	0	4	1	0	0	0	0	0	0	15	19	0.00	0.500																		
Lew Krausse, R (8.1) ERA: 3.63	2.0		11	4	2	2	1	0	1	0	0	0	0	0	12	16	9.00	2.000																		

New York Yankees @ Milwaukee Brewers
Milwaukee County Stadium, Milwaukee, WI

AB 38
R 6
H 13
RBI 6
BB 2
SO 7
LOB 25



Fri Jul 23 1971, 8:05 PM EDT
Att: 28,958 - Overcast - 68 F

Batter	1	2	3	4	5	6	7	8	9	AB	R	H	RBI	BB	SO	LOB	BOTTOM																			
Tommy Harper, R (1.7) OBP: 0.308, SLG: 0.360										5	0	2	0	0	0	2																				
Ted Kubiak, S (1.6) OBP: 0.332, SLG: 0.306										4	1	0	0	0	0	3																				
Dave May, L (1.8) OBP: 0.356, SLG: 0.427										3	1	0	0	0	0	1																				
Frank Tepedino, L (7.3) OBP: 0.183, SLG: 0.288										1	0	0	0	0	1	0																				
John Briggs, L (1.3) OBP: 0.391, SLG: 0.461										4	0	2	1	0	1	0																				
Bill Voss, L (1.9) OBP: 0.314, SLG: 0.379										4	0	1	1	0	0	2																				
Paul Retif, L (1.2) OBP: 0.221, SLG: 0.371										3	0	0	0	1	2	2																				
Rob Ellis, R (1.5) OBP: 0.294, SLG: 0.247										2	0	0	0	2	1	1																				
Ron Theobald, R (1.4) OBP: 0.351, SLG: 0.339										3	0	1	0	1	1	4																				
Bill Parsons, R (1.1) OBP: 0.206, SLG: 0.205										1	0	0	0	0	0	1																				
Bobby Mitchell, R (5.9) OBP: 0.343, SLG: 0.398										1	0	0	0	0	0	1																				
John Morris, R (6.1) OBP: 0.292, SLG: 0.290										0	0	0	0	0	0	0																				
Roberto Penes, R (7.9) OBP: 0.292, SLG: 0.398										0	0	0	0	0	0	0																				
Lew Krausse, R (8.1) OBP: 0.292, SLG: 0.398										0	0	0	0	0	0	0																				
Andy Kosco, R (9.9) OBP: 0.292, SLG: 0.398										1	0	0	0	0	0	1																				
Inning Stats	R: 0 E: 0 K: 0 S: 3	H: 0 LOB: 0 BB: 0 P: 3	R: 0 E: 0 K: 1 S: 5	H: 0 LOB: 0 BB: 0 P: 5	R: 0 E: 0 K: 0 S: 3	H: 0 LOB: 1 BB: 1 P: 7	R: 2 E: 2 K: 2 S: 10	H: 1 LOB: 1 BB: 0 P: 10	R: 0 E: 0 K: 0 S: 4	H: 2 LOB: 1 BB: 0 P: 4	R: 0 E: 0 K: 1 S: 6	H: 1 LOB: 3 BB: 2 P: 14	R: 0 E: 0 K: 0 S: 3	H: 1 LOB: 0 BB: 0 P: 3	R: 0 E: 0 K: 2 S: 8	H: 1 LOB: 1 BB: 0 P: 8	R: 0 E: 0 K: 0 S: 3	H: 0 LOB: 1 BB: 1 P: 7	1B: 6 2B: 0 3B: 0 HR: 0	SF: 0 SAC: 0 DP: 2 HBP: 0	WP: 1 PB: 0 CS: 0	PA: 37														
PITCHER	IP WLS BF H R ER SO BB IBB HBP BLK WP HR S P ERA WHIP	IP WLS BF H R ER SO BB IBB HBP BLK WP HR S P ERA WHIP																																		
Mel Stottlemyre, R (1.1) ERA: 2.91	9.0	W	37	6	2	0	6	4	0	0	0	1	0	0	45	61	0.00	1.111																		

New York Yankees @ Milwaukee Brewers
Milwaukee County Stadium, Milwaukee, WI

AB 33
R 2
H 6
RBI 2
BB 4
SO 6
LOB 18



Fri Jul 23 1971, 8:05 PM EDT
Att: 28,958 - Overcast - 68 F


Batter	1	2	3	4	5	6	7	8	9	AB	R	H	RBI	BB	SO	LOB	TOP										
Jerry Kenney, L OBP: 0.388, SLG: 0.314 (1, 5)	4-0 HR BB		0-0 4-3 1-3 1B	0-0 FC4-6		4-0 S BB			0-0 G3	3	1	1	0	2	0	2	New York Yankees @ Milwaukee Brewers Milwaukee County Stadium, Milwaukee, WI Sat Jul 24 1971, 4:33 AM EDT Att: 16,688 - Cloudy - 66 F livebaseballscorecards.com										
Jake Gibbs, L OBP: 0.276, SLG: 0.346 (1, 2)	0-0 1-H HR		0-0 1-3		0-0 F3	0-3 K2-3			0-0 1B	5	1	2	2	0	1	2											
Bobby Murcer, L OBP: 0.442, SLG: 0.561 (1, 8)	0-0 L3		0-0 4-3		4-0 1B 2B BB				0-0 F7	4	1	0	0	1	0	2											
Roy White, S OBP: 0.376, SLG: 0.489 (1, 7)	4-0 S BB		4-0 BB		0-0 F9				0-0 4-3	3	0	0	0	2	0	2											
Ron Blomberg, L OBP: 0.397, SLG: 0.478 (1, 9)	0-0 F9		0-0 6-3		0-0 1-3 2B 1B				4-0 CS BB	3	1	1	0	1	0	3											
Danny Cater, R OBP: 0.280, SLG: 0.316 (1, 3)	0-0 4-3			0-0 4-3	0-0 1-H 3-H 2B				0-0 G3	4	0	1	2	0	0	1											
Horace Clarke, S OBP: 0.320, SLG: 0.307 (1, 4)		4-0 E 4-3-5 BB		0-0 4-3	0-0 4-3				0-0 2B	3	0	1	0	1	0	1											
Frank Baker, L OBP: 0.291, SLG: 0.140 (1, 6)	0-0 F5		0-0 1-2	0-0 1B 1B		0-0 F8			0-0 L7	4	0	1	0	0	0	2											
Mike Kekich, R OBP: 0.208, SLG: 0.208 (1, 1)		0-0 4-3-5		0-0 FC4-6 1B		0-0 F3			0-0 F8	3	0	1	0	0	0	1											
Lindy McDaniel, R OBP: 0.125, SLG: 0.125 (7, 1)										1	0	0	0	0	0	1											
Inning Stats	R: 2 E: 0 K: 0 S: 4	H: 1 LOB: 1 BB: 2 P: 12	R: 0 E: 1 K: 0 S: 2	H: 0 LOB: 0 BB: 1 P: 6	R: 0 E: 0 K: 0 S: 4	H: 1 LOB: 2 BB: 1 P: 8	R: 0 E: 0 K: 0 S: 5	H: 2 LOB: 2 BB: 0 P: 5	R: 2 E: 0 K: 1 S: 5	H: 2 LOB: 1 BB: 1 P: 9	R: 0 E: 0 K: 0 S: 2	H: 0 LOB: 0 BB: 1 P: 6	R: 0 E: 0 K: 0 S: 4	H: 1 LOB: 1 BB: 0 P: 4	R: 0 E: 0 K: 0 S: 4	H: 1 LOB: 1 BB: 0 P: 4	1B: 5 2B: 3 3B: 0 HR: 1	SF: 0 SAC: 0 DP: 1 HBP: 0	WP: 0 PB: 0 SB: 2 CS: 1	PA: 41							
PITCHER	IP	WLS	BF	H	R	ER	SO	BB	IBB	HBP	BLK	WP	HR	S	P	ERA	WHIP										
Jim Slaton, R ERA: 4.34 (1, 1)	5.0	L	25	6	4	4	0	5	0	0	0	0	1	20	40	7.20	2.200										
Floyd Weaver, R ERA: 4.82 (6, 1)	2.0		7	0	0	0	1	2	0	0	0	0	0	7	15	0.00	1.000										
Ken Sanders, R ERA: 1.8 (8, 1)	2.0		8	2	0	0	0	0	0	0	0	0	0	8	8	0.00	1.000										
Batter	1	2	3	4	5	6	7	8	9	AB	R	H	RBI	BB	SO	LOB	BOTTOM										
Tommy Harper, R OBP: 0.307, SLG: 0.367 (1, 7)	0-0 F9		0-0 F7		0-0 6-3				0-0 1-H 2-H HR	4	1	1	3	0	0	0	New York Yankees @ Milwaukee Brewers Milwaukee County Stadium, Milwaukee, WI Sat Jul 24 1971, 4:33 AM EDT Att: 16,688 - Cloudy - 66 F livebaseballscorecards.com										
Ron Theobald, R OBP: 0.348, SLG: 0.337 (1, 4)	0-0 B1		0-0 1B			0-0 6-3			0-0 6-3	4	0	1	0	0	0	1											
Ken Sanders, R (8, 1)										0	0	0	0	0	0	0											
Roberto Pena, R OBP: 0.291, SLG: 0.366 (1, 3)	0-0 G3		0-0 1B		0-0 G6-4-3 1B				0-0 P4	4	0	1	0	0	0	0											
Andy Kosco, R OBP: 0.305, SLG: 0.345 (1, 9)		4-0 6-3 1B BB		0-0 G6-4-3 1B		4-0 BB			0-0 F6	1	0	0	0	2	0	2											
Bill Voss, L OBP: 0.313, SLG: 0.378 (8, PH)			0-0 6-3 1B		0-0 G6-4-3 1B				0-0 F6	1	0	0	0	0	0	0											
Rob Ellis, R OBP: 0.283, SLG: 0.238 (1, 5)		0-3 K		0-0 6-3		0-0 F8			0-0 F8	4	0	0	0	0	1	2											
Bobby Mitchell, R OBP: 0.300, SLG: 0.125 (1, 8)		0-0 6-3 1B		0-0 F8		0-0 4-3			4-0 SH5-4 BB	3	0	1	0	1	0	0											
Ted Kubiak, S OBP: 0.329, SLG: 0.303 (1, 6)		0-0 6-3		0-0 6-3		0-3 K			0-0 SH5-4	3	0	0	0	0	1	2											
Ellie Rodriguez, R OBP: 0.284, SLG: 0.224 (1, 2)		4-0 IBB			0-0 F8				0-0 F5	1	1	0	0	2	0	0											
Paul Retzliff, L OBP: 0.217, SLG: 0.365 (9, PH)										1	0	0	0	0	0	1											
Jim Slaton, R OBP: 0.176, SLG: 0.067 (1, 1)										1	0	0	0	0	1	3											
Frank Tompkins, L OBP: 0.186, SLG: 0.283 (5, PH)										1	0	0	0	0	0	0											
Floyd Weaver, R (8, 1)										0	0	0	0	0	0	0											
Al Yates, R OBP: 0.048, SLG: 0.049 (7, PH)										0	1	0	0	0	0	0											
Marcelino Lopez, R OBP: 0.071, SLG: 0.037 (7, PH)										0	1	0	0	0	0	0											
John Briggs, L OBP: 0.306, SLG: 0.459 (8, 3)										1	0	0	0	0	0	1											
Inning Stats	R: 0 E: 0 K: 0 S: 3	H: 0 LOB: 0 BB: 0 P: 3	R: 0 E: 0 K: 2 S: 8	H: 1 LOB: 3 BB: 2 P: 16	R: 0 E: 0 K: 0 S: 4	H: 2 LOB: 1 BB: 0 P: 4	R: 0 E: 0 K: 0 S: 3	H: 0 LOB: 0 BB: 0 P: 3	R: 0 E: 0 K: 0 S: 3	H: 0 LOB: 0 BB: 0 P: 3	R: 3 E: 0 K: 1 S: 7	H: 2 LOB: 1 BB: 1 P: 11	R: 0 E: 0 K: 0 S: 3	H: 0 LOB: 0 BB: 0 P: 3	R: 0 E: 0 K: 0 S: 3	H: 0 LOB: 1 BB: 1 P: 7	1B: 4 2B: 0 3B: 0 HR: 1	SF: 0 SAC: 1 DP: 1 HBP: 0	WP: 0 PB: 0 SB: 0 CS: 0	PA: 36							
PITCHER	IP	WLS	BF	H	R	ER	SO	BB	IBB	HBP	BLK	WP	HR	S	P	ERA	WHIP										
Mike Kekich, L ERA: 3.72 (1, 1)	6.2	W	28	5	3	3	3	3	1	0	0	0	1	30	46	4.05	1.200										
Lindy McDaniel, R ERA: 5.37 (7, 1)	2.1	S	8	0	0	0	0	1	0	0	0	0	0	7	11	0.00	0.429										

Batter	1	2	3	4	5	6	7	8	9	10	11	AB	R	H	RBI	BB	SO	LOB	TOP				
Jerry Kenney, L OBP: 0.368, SLG: 0.310 (1, 5)	4-0 1B SF8 BB	0-0 P6	0-0 G3		0-0 G3		4-0 BB		0-0 F8	0-0 SF8	3	1	0	1	2	0	1						
Jake Gibbs, L OBP: 0.272, SLG: 0.338 (1, 2)	0-0 FC3-6 1-3 1B	0-3 K	0-0 1-3		0-0 F9		0-0 F9		0-0 F5	0-3 K	6	1	1	0	0	2	4						
Bobby Murcer, L OBP: 0.442, SLG: 0.559 (1, 8)	0-0 SF8		0-0 F4		0-0 6-3		4-0 FC3-6 BB		0-0 PO		3	0	1	1	1	0	0						
Roy White, S OBP: 0.381, SLG: 0.490 (1, 7)	0-0 FC3-6 BB		4-0 S BB		0-0 G3-6-3 1B		0-0 FC3-6 FC5-4 1-2		0-0 PO	0-0 1B	3	1	2	0	2	0	1						
Ron Blomberg, L OBP: 0.386, SLG: 0.459 (1, 9)	0-0 FC3-6 1B		0-3 K		0-0 G3-6-3		0-3 K		0-0 FC5-4		5	1	1	0	0	2	5						
Felipe Alou, R OBP: 0.328, SLG: 0.397 (1, 3)	0-0 1B		0-0 5-3		0-0 F6		0-0 FC5-4		0-0 FC5-4		5	1	2	2	0	0	2						
Horace Clarke, S OBP: 0.320, SLG: 0.308 (1, 4)	0-0 L4		0-0 4-3		0-0 K		0-0 1B		0-3 K		5	0	2	1	0	1	2						
Frank Baker, L OBP: 0.288, SLG: 0.149 (1, 6)		0-0 E4 SH3	0-3 K		0-0 K		0-0 1B		0-0 P4		4	0	1	0	0	1	0						
Gene Michael, S OBP: 0.331, SLG: 0.311 (11, PH)											1	1	1	1	0	0	0						
Stan Bahnsen, R OBP: 0.194, SLG: 0.250 (9, 1)		0-0 SH3	0-0 6-3		0-0 F3		0-0 6-3		0-0 6-3		3	0	0	0	0	0	1						
Lindy McDaniel, R OBP: 0.111, SLG: 0.111 (9, 1)											1	0	0	0	0	0	1						
Inning Stats	R: 2 E: 0 K: 0 S: 5	H: 2 LOB: 2 BB: 2 P: 13	R: 0 E: 1 K: 1 S: 6	H: 0 LOB: 1 BB: 0 P: 6	R: 0 E: 0 K: 1 S: 5	H: 0 LOB: 1 BB: 1 P: 9	R: 0 E: 0 K: 1 S: 5	H: 1 LOB: 0 BB: 0 P: 5	R: 0 E: 0 K: 0 S: 3	H: 2 LOB: 2 BB: 1 P: 8	R: 0 E: 0 K: 1 S: 5	H: 0 LOB: 1 BB: 1 P: 9	R: 0 E: 0 K: 1 S: 5	H: 0 LOB: 0 BB: 0 P: 5	R: 0 E: 0 K: 0 S: 3	H: 1 LOB: 0 BB: 0 P: 3	R: 0 E: 2 K: 0 S: 10	H: 5 LOB: 1 BB: 0 P: 10	1B: 11 2B: 0 3B: 0 HR: 0	SF: 2 SAC: 1 DP: 1 HBP: 0	WP: 0 PB: 0 SB: 2 CS: 0	PA: 48	
PITCHER	Marty Pattin, R ERA: 3.03 (1, 1)	IP: 8.0 WLS: L BF: 33	H: 5 R: 2 ER: 4 SO: 1	BB: 0 IBB: 0 HBP: 0 BLK: 0	WP: 0 HR: 0 S: 12 P: 12	ERA: 2.25 WHIP: 1.250	John Morris, L ERA: 3.28 (11, 1)	IP: 1.0 WLS: L BF: 4	H: 1 R: 0 ER: 0 SO: 1	BB: 0 IBB: 0 HBP: 0 BLK: 0	WP: 0 HR: 0 S: 6 P: 6	ERA: 0.00 WHIP: 1.000											

New York Yankees @ Milwaukee Brewers
Milwaukee County Stadium, Milwaukee, WI
Sun Jul 25 1971, 4:33 AM EDT
Cloudy - 81 F

livebaseballscores.com

AB 39
R 6
H 11
RBI 6
BB 5
SO 6
LOB 17




Batter	1	2	3	4	5	6	7	8	9	10	11	AB	R	H	RBI	BB	SO	LOB	BOTTOM			
Tommy Harper, R OBP: 0.306, SLG: 0.365 (1, 7)	0-0 F5		0-0 F9			0-0 F2		0-0 F7			0-0 G5-4-3 1B	5	0	1	0	0	0	0				
Roberto Pena, R OBP: 0.269, SLG: 0.361 (8, 5)	0-0 1B 1B		0-0 F8		0-0 6-3		0-0 6-3		0-0 6-3		5	1	1	0	0	0	1					
John Briggs, L OBP: 0.398, SLG: 0.479 (1, 9)	0-0 1B 1-2 1B		0-0 F9		4-0 BB		0-0 HR		0-0 1B		4	1	3	1	1	0	0					
Bill Voss, L OBP: 0.311, SLG: 0.374 (1, 8)	0-0 G4-6-3 1B		0-3 K		0-0 F6		0-0 G3		0-0 G3		5	0	1	1	0	1	2					
Frank Tepedino, L OBP: 0.169, SLG: 0.266 (1, 3)	0-0 G4-6-3		0-0 5-3		0-0 P4		0-0 G3		0-0 G3		4	0	0	0	0	0	2					
Paul Rattiff, L OBP: 0.208, SLG: 0.348 (1, 2)		0-3 K		0-0 F7		0-0 4-3		0-0 G3 SH2-4 1B		3	0	0	0	0	1	0						
Eliee Rodriguez, R OBP: 0.287, SLG: 0.228 (9, 2)											1	0	1	0	0	0	0					
Rob Ellis, R OBP: 0.278, SLG: 0.233 (1, 5)		0-3 K		0-3 K		0-0 F9		0-0 SH2-4		2	0	0	0	0	2	0						
Ron Theobald, R OBP: 0.347, SLG: 0.335 (7, PH)											1	0	0	0	0	0	0					
Ted Kubiak, S OBP: 0.327, SLG: 0.306 (8, 6)		0-0 F8		0-0 2B		0-3 K		0-0 G3		4	0	1	0	0	1	1						
Marty Pattin, R ERA: 3.35 (1, 1)			0-3 K		0-0 F2		0-0 6-3		0-0 F9		2	0	0	0	0	1	1					
Andy Kosco, R OBP: 0.303, SLG: 0.343 (8, PH)											1	0	0	0	0	0	0					
Ken Sanders, R OBP: 0.167, SLG: 0.200 (9, 1)											0	0	0	0	0	0	0					
Inning Stats	R: 1 E: 0 K: 0 S: 5	H: 3 LOB: 1 BB: 0 P: 5	R: 0 E: 0 K: 2 S: 7	H: 0 LOB: 0 BB: 0 P: 7	R: 0 E: 0 K: 1 S: 5	H: 0 LOB: 0 BB: 0 P: 5	R: 0 E: 0 K: 1 S: 6	H: 1 LOB: 1 BB: 0 P: 6	R: 0 E: 0 K: 0 S: 3	H: 0 LOB: 0 BB: 0 P: 7	R: 0 E: 0 K: 0 S: 3	H: 0 LOB: 0 BB: 0 P: 5	R: 1 E: 0 K: 0 S: 4	H: 1 LOB: 0 BB: 0 P: 4	R: 0 E: 0 K: 0 S: 4	H: 1 LOB: 1 BB: 0 P: 4	R: 0 E: 0 K: 0 S: 4	H: 2 LOB: 1 BB: 0 P: 4	1B: 6 2B: 1 3B: 0 HR: 1	SF: 0 SAC: 1 DP: 2 HBP: 0	WP: 0 PB: 0 SB: 0 CS: 0	PA: 40
PITCHER	Stan Bahnsen, R ERA: 3.35 (1, 1)	IP: 8.1 WLS: W BF: 30	H: 5 R: 2 ER: 2 SO: 6	BB: 1 IBB: 0 HBP: 0 BLK: 0	WP: 0 HR: 1 S: 10 P: 10	ERA: 2.16 WHIP: 0.720	Lindy McDaniel, R ERA: 5.1 (9, 1)	IP: 2.2 WLS: W BF: 10	H: 3 R: 0 ER: 0 SO: 0	BB: 0 IBB: 0 HBP: 0 BLK: 0	WP: 0 HR: 0 S: 10 P: 10	ERA: 0.00 WHIP: 1.125										

New York Yankees @ Milwaukee Brewers
Milwaukee County Stadium, Milwaukee, WI
Sun Jul 25 1971, 4:33 AM EDT
Cloudy - 81 F

livebaseballscores.com

AB 38
R 2
H 8
RBI 2
BB 1
SO 6
LOB 8



Batter	1	2	3	4	5	6	7	8	9	AB	R	H	RBI	BB	SO	LOB	TOP										
John Kennedy, R OBP: 0.347, SLG: 0.456 (1, 4)	5-3		K			F9		BB 1B G3	K	5	1	1	0	0	2	1	Boston Red Sox @ Milwaukee Brewers Milwaukee County Stadium, Milwaukee, WI Tue Jul 27 1971, 8:05 PM EDT Unknown - 72 F livebaseballscorecards.com										
Luis Aparicio, R OBP: 0.288, SLG: 0.289 (1, 6)	F7		4-3			F9		G3		4	0	0	1	0	0	2											
Reggie Smith, S OBP: 0.391, SLG: 0.513 Billy Conigliaro, R OBP: 0.322, SLG: 0.456 (8, 8)	BB BB		L5			5-3		BB 1B BB		2	1	0	0	2	0	0											
Carl Yastrzemski, L OBP: 0.399, SLG: 0.432 (1, 7)	BB 1-2 BB			6-3			G5-4-3 1B	1B BB		2	0	1	1	2	0	0											
Rico Petrocelli, R OBP: 0.349, SLG: 0.455 (1, 5)	BB 1-2 BB		F9			F8		BB		3	0	1	2	1	0	1											
George Scott, R OBP: 0.328, SLG: 0.442 (1, 3)	BB 1-2 BB		5-3			G5-4-3 1-2		G3		4	0	0	0	0	1	6											
Joe Lahoud, L OBP: 0.348, SLG: 0.522 (1, 9)		F2			E4 G6-4-3			4-3	L4	4	0	0	0	0	0	0											
Duane Josephson, R OBP: 0.285, SLG: 0.362 Bob Montgomery, R OBP: 0.337, SLG: 0.387 (8, 2)		K		F3				1B BB G3 1B	1-3	3	1	1	0	0	1	1											
Jim Lonborg, R OBP: 0.222, SLG: 0.125 Mike Fiore, L OBP: 0.250, SLG: 0.118 (8, PH) Sparky Lyle, L OBP: 1.000, SLG: 1.000 (8, 1)		K		G6-4-3 1-2				G3 1B BB 1B		2	0	0	0	0	1	1											
Inning Stats	R: 0 E: 0 K: 1 S: 5	H: 0 LOB: 3 BB: 3 P: 17	R: 0 E: 0 K: 2 S: 7	H: 0 LOB: 0 BB: 0 P: 7	R: 0 E: 0 K: 1 S: 5	H: 0 LOB: 0 BB: 0 P: 5	R: 0 E: 0 K: 0 S: 3	H: 0 LOB: 0 BB: 0 P: 3	R: 0 E: 0 K: 0 S: 3	H: 0 LOB: 0 BB: 0 P: 3	R: 0 E: 0 K: 0 S: 3	H: 1 LOB: 0 BB: 0 P: 3	R: 4 E: 0 K: 0 S: 7	H: 4 LOB: 2 BB: 2 P: 15	R: 0 E: 0 K: 1 S: 6	H: 1 LOB: 1 BB: 0 P: 6		1B: 6 2B: 0 3B: 0 HR: 0	SF: 0 SAC: 0 DP: 2 HBP: 0	WP: 0 PB: 0 SB: 0 CS: 0	PA: 37						
PITCHER	IP	WLS	BF	H	R	ER	SO	BB	IBB	HBP	BLK	WP	HR	S	P	ERA	WHIP										
Skip Lockwood, R ERA: 3.08 (1, 1)	7.1		28	4	3	3	4	3	0	0	0	0	0	33	45	3.68	0.955										
Ken Sanders, R ERA: 2.15 (8, 1)	1.2	L	9	2	1	1	1	2	0	0	0	0	0	9	17	5.40	2.400										

Batter	1	2	3	4	5	6	7	8	9	AB	R	H	RBI	BB	SO	LOB	BOTTOM										
Tommy Harper, R OBP: 0.308, SLG: 0.369 (1, 7)	5-3		4-3 1B	2-H 1B		5-3			F6	5	0	2	0	0	0	1	Boston Red Sox @ Milwaukee Brewers Milwaukee County Stadium, Milwaukee, WI Tue Jul 27 1971, 8:05 PM EDT Unknown - 72 F livebaseballscorecards.com										
Ron Theobald, R OBP: 0.337, SLG: 0.324 (1, 4)	K		4-3 1-2 2-3		1-3		F8			4	0	0	0	0	1	2											
John Briggs, L OBP: 0.395, SLG: 0.470 Ken Sanders, R OBP: 0.334, SLG: 0.324 (8, 1)	F7		BB		1B		K			3	0	1	0	1	1	0											
Bill Voss, L OBP: 0.314, SLG: 0.386 (8, 9)		HR	G3		1B		4-3			4	1	2	1	0	0	3											
Frank Tepedino, L OBP: 0.205, SLG: 0.282 Andy Kosco, R OBP: 0.304, SLG: 0.343 (8, PH) (9, 3)	3-1			1B 2B BB	F4		5-3			2	1	0	0	1	0	2											
Ted Kubiak, S OBP: 0.334, SLG: 0.324 (1, 6)	L9		2B 6-3 1B		F8		5-3			4	1	1	0	0	0	2											
Paul Ratliff, L OBP: 0.211, SLG: 0.357 Al Yates, R OBP: 0.308, SLG: 0.383 (8, PH) Ellie Rodriguez, R OBP: 0.286, SLG: 0.224 (9, 2)	K			1B 2B		G3		1-3		3	0	1	1	0	1	0											
Rob Ellis, R OBP: 0.281, SLG: 0.224 (1, 5)			FC1-6 BB	5-6-3		SH3-4 BB		F6		2	0	0	0	2	0	2											
Skip Lockwood, R OBP: 0.200, SLG: 0.139 Bobby Mitchell, R OBP: 0.308, SLG: 0.182 (8, 8)			FC1-6 4-3 1B	6-3 3-H		SH3-4		F3		2	0	0	1	0	0	2											
Inning Stats	R: 0 E: 0 K: 1 S: 5	H: 0 LOB: 0 BB: 0 P: 5	R: 1 E: 0 K: 1 S: 6	H: 1 LOB: 0 BB: 0 P: 6	R: 0 E: 0 K: 0 S: 4	H: 1 LOB: 3 BB: 2 P: 12	R: 2 E: 0 K: 0 S: 5	H: 3 LOB: 2 BB: 1 P: 9	R: 0 E: 0 K: 0 S: 3	H: 0 LOB: 1 BB: 1 P: 7	R: 0 E: 0 K: 1 S: 5	H: 0 LOB: 0 BB: 0 P: 5	R: 0 E: 0 K: 0 S: 3	H: 0 LOB: 0 BB: 0 P: 3	R: 0 E: 0 K: 0 S: 3	H: 0 LOB: 0 BB: 0 P: 3		1B: 5 2B: 1 3B: 0 HR: 1	SF: 0 SAC: 1 DP: 0 HBP: 0	WP: 0 PB: 0 SB: 0 CS: 0	PA: 37						
PITCHER	IP	WLS	BF	H	R	ER	SO	BB	IBB	HBP	BLK	WP	HR	S	P	ERA	WHIP										
Jim Lonborg, R ERA: 4.76 (1, 1)	7.0		31	7	3	3	3	4	0	0	0	0	0	33	49	3.86	1.571										
Sparky Lyle, L ERA: 2.49 (8, 1)	2.0	S	6	0	0	0	0	0	0	0	0	0	0	6	6	0.00	0.000										

Batter	1	2	3	4	5	6	7	8	9	AB	R	H	RBI	BB	SO	LOB	TOP			
John Kennedy, R (1,4) OBP: 0.345, SLG: 0.451	F2		6-3			6-3 1B		5-3		4	0	1	0	0	0	0	Boston Red Sox @ Milwaukee Brewers Milwaukee County Stadium, Milwaukee, WI Tue Jul 27 1971, 8:05 PM EDT Att: 12,179 - Unknown - 66 F livebaseballscorecards.com			
Luis Aparicio, R (1,6) OBP: 0.295, SLG: 0.286	K		F8			6-3 1-2		6-3		4	0	0	0	0	1	1				
Reggie Smith, S (1,8) OBP: 0.362, SLG: 0.513	BB 1B					K		K		4	0	2	0	0	2	1				
Carl Yastrzemski, L (1,7) OBP: 0.398, SLG: 0.428	1-2 BB					F5				3	0	0	0	1	0	2				
Rico Petrocelli, R (1,5) OBP: 0.350, SLG: 0.464	K							6-3		4	1	2	1	0	1	2				
George Scott, R (1,3) OBP: 0.324, SLG: 0.437								6-3		4	0	0	0	0	1	1				
Joe Lahoud, L (1,9) OBP: 0.354, SLG: 0.519										1	0	0	0	2	0	0				
Bob Montgomery, R (1,2) OBP: 0.327, SLG: 0.375	CS BB K							L9		3	0	0	0	0	2	3				
Ray Culp, R (1,1) OBP: 0.241, SLG: 0.163										2	0	0	0	0	2	0				
Mike Fiore, L (7, PH) OBP: 0.244, SLG: 0.114										1	0	0	0	0	0	2				
Bill Lee, L (7, 1) OBP: 0.188, SLG: 0.133										0	0	0	0	0	0	0				
Ken Tatum, R (7, 1) OBP: 0.500, SLG: 0.250								F9		0	0	0	0	0	0	0				
Inning Stats	R: 0 E: 0 K: 2 S: 8	H: 1 LOB: 2 BB: 1 P: 12	R: 0 E: 0 K: 1 S: 4	H: 0 LOB: 0 BB: 1 P: 8	R: 0 E: 0 K: 1 S: 5	H: 0 LOB: 0 BB: 0 P: 5	R: 1 E: 0 K: 0 S: 4	H: 2 LOB: 0 BB: 0 P: 4	R: 0 E: 0 K: 1 S: 6	H: 1 LOB: 1 BB: 0 P: 6	R: 0 E: 1 K: 0 S: 4	H: 1 LOB: 2 BB: 1 P: 8	R: 0 E: 0 K: 1 S: 5	H: 0 LOB: 0 BB: 0 P: 5	R: 0 E: 0 K: 1 S: 5	H: 0 LOB: 0 BB: 0 P: 5	1B: 4 2B: 0 3B: 0 HR: 1	SF: 0 SAC: 0 DP: 1 HBP: 0	WP: 0 PB: 0 SB: 0 CS: 1	PA: 33
PITCHER Bill Parsons, R (1,1) ERA: 2.51	IP: 9.0 WLS: W BF: 33 H: 5 R: 1 ER: 1 SO: 9 BB: 3 IBB: 0 HBP: 0 BLK: 0 WP: 0 HR: 1 S: 48 P: 60 ERA: 1.00 WHIP: 0.889															PITCHER				

Batter	1	2	3	4	5	6	7	8	9	AB	R	H	RBI	BB	SO	LOB	BOTTOM	
Tommy Harper, R (1,7) OBP: 0.310, SLG: 0.370	K									4	1	2	1	0	1	0	Boston Red Sox @ Milwaukee Brewers Milwaukee County Stadium, Milwaukee, WI Tue Jul 27 1971, 8:05 PM EDT Att: 12,179 - Unknown - 66 F livebaseballscorecards.com	
Ron Theobald, R (1,4) OBP: 0.344, SLG: 0.326	S BB									2	0	1	0	2	0	0		
John Briggs, L (1,9) OBP: 0.390, SLG: 0.464										3	0	0	0	0	1	4		
Andy Kosco, R (7, PH) OBP: 0.302, SLG: 0.341	K									1	0	0	0	0	1	2		
Bill Voss, L (1,8) OBP: 0.317, SLG: 0.385	1-3									3	0	1	0	1	0	1		
Frank Tepedino, L (1,3) OBP: 0.211, SLG: 0.274										2	2	0	0	1	0	1		
Bob Heise, R (7, PH) OBP: 0.216, SLG: 0.235										1	0	1	1	0	0	0		
Ted Kubiak, S (1,6) OBP: 0.330, SLG: 0.319	K									4	1	0	0	0	1	5		
Roberto Pena, R (1,5) OBP: 0.288, SLG: 0.359										4	0	1	1	0	0	1		
Ellie Rodriguez, R (1,2) OBP: 0.286, SLG: 0.222										2	1	0	1	1	0	0		
Bill Parsons, R (1,1) OBP: 0.208, SLG: 0.209										4	0	1	1	0	3	0		
Inning Stats	R: 0 E: 0 K: 2 S: 7	H: 0 LOB: 1 BB: 1 P: 11	R: 2 E: 0 K: 1 S: 7	H: 2 LOB: 3 BB: 3 P: 19	R: 2 E: 0 K: 0 S: 4	H: 1 LOB: 0 BB: 1 P: 8	R: 0 E: 0 K: 1 S: 5	H: 0 LOB: 0 BB: 0 P: 5	R: 0 E: 0 K: 0 S: 3	H: 0 LOB: 0 BB: 0 P: 3	R: 1 E: 0 K: 2 S: 11	H: 4 LOB: 3 BB: 0 P: 11	R: 0 E: 0 K: 1 S: 5	H: 0 LOB: 0 BB: 0 P: 5	1B: 7 2B: 1 3B: 0 HR: 0	SF: 1 SAC: 0 DP: 1 HBP: 0	WP: 1 PB: 0 SB: 1 CS: 0	PA: 36
PITCHER Ray Culp, R (1,1) ERA: 3.33	IP: 6.0 WLS: L BF: 26 H: 3 R: 4 ER: 4 SO: 4 BB: 4 IBB: 0 HBP: 0 BLK: 0 WP: 0 HR: 0 S: 29 P: 49 ERA: 6.00 WHIP: 1.167															PITCHER		
Bill Lee, L (7, 1) ERA: 2.71	0.2	6	4	1	1	2	0	0	0	0	0	10	10	13.50	6.000			
Ken Tatum, R (7, 1) ERA: 3.45	1.1	4	0	0	0	1	0	0	0	0	0	6	6	0.00	0.000			

Batter	1	2	3	4	5	6	7	8	9	AB	R	H	RBI	BB	SO	LOB	TOP		
Doug Griffin, R OBP: 0.304, SLG: 0.314 (1, 4)			6-3 		K 			F8 		3	0	0	0	1	1	0	Boston Red Sox @ Milwaukee Brewers Milwaukee County Stadium, Milwaukee, WI Wed Jul 28 1971, 8:05 PM EDT Att: 8,310 - Unknown - 68 F		
Luis Aparicio, R OBP: 0.294, SLG: 0.283 (1, 6)	F4 		F9 		F4 			BB 		3	0	0	0	1	0	1			
Reggie Smith, S OBP: 0.364, SLG: 0.512 (1, 8)	1B BB 		BB 		F9 			F7 		3	0	1	0	1	0	1			
Carl Yastrzemski, L OBP: 0.396, SLG: 0.424 (1, 7)	1B BB 		F8 		4-3 			BB 		3	0	0	0	1	0	1			
Rico Petrocelli, R OBP: 0.349, SLG: 0.462 (1, 5)	1B BB 		F8 		F9 			F8 		4	0	1	0	0	0	0			
George Scott, R OBP: 0.324, SLG: 0.435 (1, 3)	F4 		WP 		5-3 			4-3 		4	0	1	0	0	0	3			
Joe Lahoud, L OBP: 0.348, SLG: 0.507 (1, 9)		K 		F8 		F9 				3	0	0	0	0	1	1			
Bob Montgomery, R OBP: 0.318, SLG: 0.364 (1, 2)	F9 		1-3 		F9 					3	0	0	0	0	0	1			
Gary Peters, L OBP: 0.282, SLG: 0.328 (1, 1)					4-3 					3	0	0	0	0	0	0			
Bobby Bolin, R OBP: 0.250, SLG: 0.250 (8, 1)								4-3 		0	0	0	0	0	0	0			
Inning Stats	R: 0 E: 0 K: 0 S: 4	H: 2 LOB: 3 BB: 2 P: 12	R: 0 E: 0 K: 0 S: 5	H: 0 LOB: 0 BB: 0 P: 5	R: 0 E: 0 K: 0 S: 3	H: 0 LOB: 1 BB: 1 P: 7	R: 0 E: 0 K: 0 S: 4	H: 1 LOB: 1 BB: 0 P: 4	R: 0 E: 0 K: 1 S: 5	H: 0 LOB: 0 BB: 0 P: 5	R: 0 E: 0 K: 0 S: 3	H: 0 LOB: 0 BB: 0 P: 3	R: 0 E: 0 K: 0 S: 3	H: 0 LOB: 1 BB: 1 P: 7	R: 0 E: 0 K: 0 S: 3	H: 0 LOB: 0 BB: 0 P: 3	1B: 3 2B: 0 3B: 0 HR: 0	SF: 0 SAC: 0 DP: 0 HBP: 0	WP: 1 PA: 33 CS: 1
PITCHER Jim Slaton, R ERA: 3.74 (1, 1)	IP: 9.0 WLS: W BF: 33 H: 3 R: 0 ER: 0 SO: 2 BB: 4 IBB: 0 HBP: 0 BLK: 0 WP: 1 HR: 0 S: 33 P: 49 ERA: 0.00 WHIP: 0.778															PITCHER Jim Slaton, R ERA: 3.74 (1, 1)	IP: 9.0 WLS: W BF: 33 H: 3 R: 0 ER: 0 SO: 2 BB: 4 IBB: 0 HBP: 0 BLK: 0 WP: 1 HR: 0 S: 33 P: 49 ERA: 0.00 WHIP: 0.778		

Batter	1	2	3	4	5	6	7	8	9	AB	R	H	RBI	BB	SO	LOB	BOTTOM		
Tommy Harper, R OBP: 0.310, SLG: 0.377 (1, 7)	L6 		F7 			5-3 		HR 		4	1	1	2	0	0	1	Boston Red Sox @ Milwaukee Brewers Milwaukee County Stadium, Milwaukee, WI Wed Jul 28 1971, 8:05 PM EDT Att: 8,310 - Unknown - 68 F		
Ron Theobald, R OBP: 0.343, SLG: 0.325 (1, 4)	K 		F4 			4-3 		FC6-4 2B 		4	1	1	0	0	1	0			
Roberto Pena, R OBP: 0.283, SLG: 0.351 (1, 3)	6-3 				6-3 			F8 		4	0	0	0	0	0	1			
Andy Kosco, R OBP: 0.303, SLG: 0.341 (1, 9)		F2 						FC6-4 BB 		3	0	1	0	0	1	0			
John Briggs, L OBP: 0.392, SLG: 0.464 (8, PH) (9, 9)					CS 1B 			1-2 BB 		0	0	0	0	1	0	0			
Bobby Mitchell, R OBP: 0.294, SLG: 0.200 (1, 8)		6-3 		CS 	E6 5-3 SH1-4 2B 			FC6-4 BB L1-5 1B 		4	2	1	0	0	0	2			
Ted Kubiak, S OBP: 0.333, SLG: 0.327 (1, 6)					SH1-4 			1-2 BB 		3	0	2	2	0	0	0			
Elie Rodriguez, R OBP: 0.285, SLG: 0.219 (1, 2)			L9 					1-2 3-H BB 		3	0	0	0	1	0	2			
Bob Heise, R OBP: 0.222, SLG: 0.259 (1, 5)					4-3 			1-2 BB 		3	0	1	1	0	0	3			
Jim Slaton, R OBP: 0.250, SLG: 0.167 (1, 1)								3-H 2B 		3	1	2	0	0	0	1			
Inning Stats	R: 0 E: 0 K: 1 S: 5	H: 0 LOB: 0 BB: 0 P: 5	R: 0 E: 0 K: 0 S: 3	H: 0 LOB: 0 BB: 0 P: 3	R: 0 E: 0 K: 0 S: 4	H: 1 LOB: 1 BB: 0 P: 4	R: 0 E: 0 K: 0 S: 3	H: 1 LOB: 0 BB: 0 P: 3	R: 1 E: 1 K: 0 S: 5	H: 1 LOB: 1 BB: 0 P: 5	R: 0 E: 0 K: 0 S: 3	H: 0 LOB: 0 BB: 0 P: 3	R: 0 E: 0 K: 1 S: 6	H: 2 LOB: 2 BB: 1 P: 10	R: 4 E: 0 K: 0 S: 7	H: 4 LOB: 1 BB: 1 P: 11	1B: 6 2B: 3 3B: 0 HR: 1	SF: 0 SAC: 1 DP: 1 HBP: 0	WP: 0 PA: 35 CS: 1
PITCHER Gary Peters, L ERA: 4.78 Bobby Bolin, R ERA: 3.91 (1, 1) (8, 1)	IP: 7.0 WLS: L BF: 29 H: 8 R: 4 ER: 3 SO: 2 BB: 1 IBB: 0 HBP: 0 BLK: 0 WP: 0 HR: 1 S: 32 P: 36 ERA: 3.86 WHIP: 1.286															PITCHER Gary Peters, L ERA: 4.78 Bobby Bolin, R ERA: 3.91 (1, 1) (8, 1)	IP: 1.0 WLS: L BF: 5 H: 1 R: 1 ER: 1 SO: 0 BB: 1 IBB: 0 HBP: 0 BLK: 0 WP: 0 HR: 0 S: 4 P: 8 ERA: 9.00 WHIP: 2.000		

Batter	1	2	3	4	5	6	7	8	9	AB	R	H	RBI	BB	SO	LOB	TOP		
Doug Griffin, R OBP: 0.300, SLG: 0.309	0-3 K			0-0 F8		0-0 6-3			0-0 6-3	4	0	0	0	0	1	1	Boston Red Sox @ Milwaukee Brewers Milwaukee County Stadium, Milwaukee, WI Thu Jul 29 1971, 4:33 AM EDT Att: 15,568 - Unknown - 70 F		
Luis Aparicio, R OBP: 0.287, SLG: 0.286	0-0 5-3			0-0 L9-3 1B			0-0 G4-6-3 1B		0-0 F9	4	0	2	0	0	0	0			
Reggie Smith, S OBP: 0.361, SLG: 0.508	0-0 F9			0-0 L9-3 1-2			0-0 G4-6-3 1-2			3	0	0	0	0	0	2			
Carl Yastrzemski, L OBP: 0.393, SLG: 0.420		0-0 3-1			0-0 F9				0-0 L7	3	0	0	0	0	0	0			
Rico Petrocelli, R OBP: 0.347, SLG: 0.458		0-0 5-3			0-0 K				0-0 5-3	3	0	0	0	0	1	0			
George Scott, R OBP: 0.321, SLG: 0.432		0-3 K			0-3 K				0-0 2-3	3	0	0	0	0	2	0			
Joe Lahoud, L OBP: 0.354, SLG: 0.507				0-0 CS 1B		0-0 1-3			4-0 BB	2	0	1	0	1	0	0			
Bob Montgomery, R OBP: 0.319, SLG: 0.373				0-0 F8 1-2		0-0 2B			0-3 K	3	0	1	0	0	1	2			
Luis Tiant, R OBP: 0.154, SLG: 0.231				0-0 6-3		0-3 K			0-0 F3	2	0	0	0	0	1	1			
Mike Fiore, L OBP: 0.238, SLG: 0.111										1	0	0	0	0	0	0			
Inning Stats	R: 0 E: 0 K: 1 S: 5	H: 0 LOB: 0 BB: 0 P: 5	R: 0 E: 0 K: 1 S: 5	H: 0 LOB: 0 BB: 0 P: 5	R: 0 E: 0 K: 0 S: 3	H: 1 LOB: 0 BB: 0 P: 3	R: 0 E: 0 K: 0 S: 3	H: 1 LOB: 0 BB: 0 P: 3	R: 0 E: 0 K: 2 S: 7	H: 0 LOB: 0 BB: 0 P: 7	R: 0 E: 0 K: 0 S: 3	H: 1 LOB: 1 BB: 0 P: 3	R: 0 E: 0 K: 1 S: 5	H: 0 LOB: 1 BB: 1 P: 9	R: 0 E: 0 K: 0 S: 3	H: 0 LOB: 0 BB: 0 P: 3	1B: 3 2B: 2 3B: 0 HR: 0	SF: 0 SAC: 0 DP: 2 HBP: 0	WP: 0 PA: 29
PITCHER Marty Pattin, R ERA: 2.88	IP: 9.0 WLS: W BF: 29 H: 4 R: 0 ER: 0 SO: 6 BB: 1 IBB: 0 HBP: 0 BLK: 0 WP: 0 HR: 0 S: 40 P: 44 ERA: 0.00 WHIP: 0.556															PITCHER			

Batter	1	2	3	4	5	6	7	8	9	AB	R	H	RBI	BB	SO	LOB	BOTTOM		
Tommy Harper, R OBP: 0.311, SLG: 0.376	0-0 SH1-4 1B				0-0 5-3				4-0 G6-4-3 BB	3	0	1	0	1	0	0	Boston Red Sox @ Milwaukee Brewers Milwaukee County Stadium, Milwaukee, WI Thu Jul 29 1971, 4:33 AM EDT Att: 15,568 - Unknown - 70 F		
Bob Heise, R OBP: 0.228, SLG: 0.263	0-0 SH1-4 1-2				0-0 F8				0-0 G6-4-3 1-2	3	0	1	0	0	0	1			
Dave May, L OBP: 0.353, SLG: 0.421	4-0 BB			0-0 4-3		0-0 4-3			0-0 P6	3	0	0	0	1	0	1			
Bill Voss, L OBP: 0.316, SLG: 0.395	0-0 F8				0-0 HR				0-0 L4	4	1	1	1	0	0	2			
Frank Tepedino, L OBP: 0.225, SLG: 0.286	0-3 K				0-0 S 1B				0-0 G3	4	0	2	0	0	1	2			
Ted Kubiak, S OBP: 0.330, SLG: 0.323					0-3 K				0-0 6-3	3	0	0	0	0	1	2			
Ron Theobald, R OBP: 0.343, SLG: 0.325					0-0 P4				0-0 SH 1B	3	1	1	0	0	0	1			
Elie Rodriguez, R OBP: 0.283, SLG: 0.217					0-0 5-3				0-0 SH WP	2	1	0	0	0	0	1			
Marty Pattin, R OBP: 0.200, SLG: 0.164					0-0 F4				0-0 5-3	3	0	0	0	0	0	1			
Inning Stats	R: 0 E: 0 K: 1 S: 6	H: 1 LOB: 2 BB: 1 P: 10	R: 0 E: 0 K: 0 S: 3	H: 0 LOB: 0 BB: 0 P: 3	R: 0 E: 0 K: 0 S: 4	H: 1 LOB: 1 BB: 0 P: 4	R: 1 E: 0 K: 1 S: 7	H: 2 LOB: 1 BB: 0 P: 7	R: 0 E: 0 K: 0 S: 3	H: 0 LOB: 0 BB: 0 P: 3	R: 0 E: 0 K: 0 S: 4	H: 1 LOB: 1 BB: 0 P: 4	R: 2 E: 1 K: 0 S: 4	H: 1 LOB: 0 BB: 1 P: 8	R: 0 E: 0 K: 0 S: 3	H: 0 LOB: 0 BB: 0 P: 3		1B: 5 2B: 0 3B: 0 HR: 1	SF: 0 SAC: 2 DP: 1 HBP: 0
PITCHER Luis Tiant, R ERA: 5.21	IP: 8.0 WLS: L BF: 32 H: 6 R: 3 ER: 1 SO: 2 BB: 2 IBB: 0 HBP: 0 BLK: 0 WP: 1 HR: 1 S: 34 P: 42 ERA: 1.12 WHIP: 1.000															PITCHER			





Batter	1	2	3	4	5	6	7	8	9	AB	R	H	RBI	BB	SO	LOB	TOP											
Davey Nelson, R OBP: 0.347, SLG: 0.450 (1, 5)										5	1	2	1	0	0	1	Washington Senators @ Milwaukee Brewers Milwaukee County Stadium, Milwaukee, WI Fri Jul 30 1971, 8:05 PM EDT Att. 9,224 - Unknown - 62 F											
Elliott Maddox, R OBP: 0.300, SLG: 0.245 (1, 8)										3	1	2	0	1	0	0												
Frank Howard, R OBP: 0.385, SLG: 0.511 (1, 3)										3	0	1	1	1	1	3												
Dick Billings, R OBP: 0.290, SLG: 0.340 (1, 2)										4	0	0	0	0	2	7												
Jeff Burroughs, R OBP: 0.278, SLG: 0.188 (1, 7)										4	0	0	1	0	2	3												
Toby Harrah, R OBP: 0.302, SLG: 0.288 (1, 6)										3	0	0	0	1	0	2												
Del Unser, L OBP: 0.349, SLG: 0.385 (1, 9)										4	0	0	0	0	1	2												
Tim Cullen, R OBP: 0.245, SLG: 0.247 (1, 4)										4	0	0	0	0	0	0												
Dick Bosman, R OBP: 0.240, SLG: 0.140 Paul Lindblad, L OBP: 0.211, SLG: 0.316 (8, 1)										1	1	0	0	2	0	0												
Inning Stats	R: 2 E: 0 K: 1 S: 6	H: 1 LOB: 2 BB: 3 P: 18	R: 1 E: 0 K: 1 S: 7	H: 2 LOB: 2 BB: 1 P: 11	R: 0 E: 0 K: 1 S: 5	H: 0 LOB: 0 BB: 1 P: 5	R: 0 E: 0 K: 0 S: 2	H: 0 LOB: 0 BB: 1 P: 6	R: 0 E: 1 K: 1 S: 7	H: 1 LOB: 2 BB: 0 P: 7	R: 0 E: 0 K: 0 S: 3	H: 0 LOB: 0 BB: 0 P: 3	R: 0 E: 0 K: 1 S: 6	H: 1 LOB: 1 BB: 0 P: 6	R: 0 E: 0 K: 1 S: 5	H: 0 LOB: 0 BB: 0 P: 5		R: 0 E: 0 K: 1 S: 5	H: 0 LOB: 0 BB: 0 P: 5	R: 0 E: 0 K: 1 S: 5	H: 0 LOB: 0 BB: 0 P: 5	1B: 4 2B: 0 3B: 0 HR: 1	SF: 0 SAC: 0 DP: 1 HBP: 0	WP: 0 PB: 1 SB: 1 CS: 0	PA: 37			
PITCHER	IP	WLS	BF	H	R	ER	SO	BB	IBB	HBP	BLK	WP	HR	S	P	ERA	WHIP											
Marcelino Lopez, L ERA: 4.63 Lew Krausse, R ERA: 3.5 Floyd Weaver, R ERA: 4.05 Ken Sanders, R ERA: 2.1	(1, 1)	1.1	L	11	3	3	3	1	4	0	0	0	0	1	9	25	20.25	5.250										
	(2, 1)	3.2		13	1	0	0	3	1	0	0	0	0	0	18	22	0.00	0.545										
	(6, 1)	2.0		7	1	0	0	1	0	0	0	0	0	0	9	9	0.00	0.500										
	(8, 1)	2.0		6	0	0	0	2	0	0	0	0	0	0	10	10	0.00	0.000										

Batter	1	2	3	4	5	6	7	8	9	AB	R	H	RBI	BB	SO	LOB	BOTTOM											
Tommy Harper, R OBP: 0.308, SLG: 0.372 (1, 7)										4	0	0	0	0	0	3	Washington Senators @ Milwaukee Brewers Milwaukee County Stadium, Milwaukee, WI Fri Jul 30 1971, 8:05 PM EDT Att. 9,224 - Unknown - 62 F											
Ron Theobald, R OBP: 0.345, SLG: 0.325 (1, 4)										3	1	1	0	1	0	1												
Dave May, L OBP: 0.355, SLG: 0.420 (1, 9)										3	0	1	1	1	0	1												
Bill Voss, L OBP: 0.311, SLG: 0.389 (1, 8)										4	0	0	0	0	2	2												
Frank Tepedino, L OBP: 0.229, SLG: 0.288 Andy Kosco, R OBP: 0.301, SLG: 0.339 (8, PH) (9, 3)										3	0	1	0	0	0	0												
Tom Matchick, L (1, 5)										4	0	0	0	0	0	2												
Bob Heise, R OBP: 0.246, SLG: 0.267 (1, 6)										3	1	1	0	1	0	1												
Ellie Rodriguez, R OBP: 0.278, SLG: 0.213 (1, 2)										4	0	0	0	0	1	3												
Marcelino Lopez, R OBP: 0.277, SLG: 0.077 Lew Krausse, R OBP: 0.333, SLG: 0.375 Bobby Mitchell, R OBP: 0.333, SLG: 0.375 Floyd Weaver, R OBP: 0.362, SLG: 0.464 John Briggs, L OBP: 0.250, SLG: 0.350 Ken Sanders, R OBP: 0.250, SLG: 0.350 (8, PH) (9, PH)	(1, 1)										0	0	0	0	0	0												
Inning Stats	R: 0 E: 0 K: 1 S: 5	H: 0 LOB: 1 BB: 1 P: 9	R: 0 E: 0 K: 0 S: 4	H: 1 LOB: 1 BB: 0 P: 4	R: 0 E: 0 K: 1 S: 5	H: 0 LOB: 1 BB: 1 P: 9	R: 0 E: 0 K: 0 S: 3	H: 0 LOB: 0 BB: 0 P: 3	R: 0 E: 0 K: 0 S: 3	H: 0 LOB: 2 BB: 2 P: 11	R: 0 E: 1 K: 1 S: 7	H: 2 LOB: 1 BB: 0 P: 7	R: 0 E: 0 K: 1 S: 3	H: 0 LOB: 0 BB: 0 P: 3	R: 0 E: 0 K: 1 S: 5	H: 0 LOB: 0 BB: 0 P: 3		R: 0 E: 0 K: 1 S: 3	H: 0 LOB: 0 BB: 0 P: 3	1B: 4 2B: 0 3B: 1 HR: 0	SF: 0 SAC: 0 DP: 0 HBP: 0	WP: 0 PB: 1 SB: 0 CS: 0	PA: 36					
PITCHER	IP	WLS	BF	H	R	ER	SO	BB	IBB	HBP	BLK	WP	HR	S	P	ERA	WHIP											
Dick Bosman, R ERA: 3.96 Paul Lindblad, L ERA: 2.54	(1, 1)	7.0	W	29	4	2	1	3	4	0	0	0	0	0	31	47	1.29	1.143										
	(8, 1)	2.0	S	7	1	0	0	1	0	0	0	0	0	9	9	0.00	0.500											

Batter	1	2	3	4	5	6	7	8	9	AB	R	H	RBI	BB	SO	LOB	TOP										
Del Unser, L OBP: 0.350, SLG: 0.388 (1, 8)										5	1	2	1	0	0	0	Washington Senators @ Milwaukee Brewers Milwaukee County Stadium, Milwaukee, WI Sat Jul 31 1971, 4:33 AM EDT Att: 15,166 - Unknown - 71 F										
Davey Nelson, R OBP: 0.333, SLG: 0.431 (1, 5)										5	0	0	0	0	0	3											
Don Mincher, L OBP: 0.413, SLG: 0.446 Casey Cox, R OBP: 0.115, SLG: 0.080 (7, 1)										3	0	1	1	0	1	2											
Frank Howard, R OBP: 0.384, SLG: 0.508 (7, 3)										4	1	1	0	0	1	1											
Larry Bittner, L OBP: 0.345, SLG: 0.320 (7, 7)										3	1	3	0	1	0	0											
Dick Billings, R OBP: 0.294, SLG: 0.343 (1, 2)										4	0	2	2	0	0	2											
Bernie Allen, L OBP: 0.342, SLG: 0.378 (1, 4)										4	0	0	0	0	1	5											
Tim Cullen, R OBP: 0.245, SLG: 0.247 (1, 6)										4	0	1	0	0	1	3											
Mike Thompson, R OBP: 0.187, SLG: 0.187 Tom McCraw, L OBP: 0.228, SLG: 0.427 Denny Riddleberger, R Horacio Pina, R OBP: 0.301, SLG: 0.247 (5, PH) (5, 1) (6, 1) (7, PH) (7, 8)										1	0	0	0	0	0	2											
Inning Stats	R: 0 E: 0 K: 0 S: 4	H: 1 LOB: 1 BB: 0 P: 4	R: 0 E: 0 K: 1 S: 6	H: 1 LOB: 2 BB: 1 P: 10	R: 0 E: 0 K: 0 S: 3	H: 0 LOB: 0 BB: 0 P: 3	R: 0 E: 0 K: 0 S: 4	H: 1 LOB: 1 BB: 0 P: 4	R: 0 E: 0 K: 1 S: 7	H: 3 LOB: 2 BB: 0 P: 7	R: 1 E: 0 K: 1 S: 7	H: 2 LOB: 1 BB: 0 P: 7	R: 2 E: 0 K: 1 S: 7	H: 2 LOB: 0 BB: 0 P: 7	R: 1 E: 0 K: 0 S: 4	H: 2 LOB: 0 BB: 0 P: 4		R: 0 E: 0 K: 0 S: 3	H: 0 LOB: 0 BB: 0 P: 3	1B: 9 2B: 2 3B: 1 HR: 0	SF: 1 SAC: 0 DP: 0 HBP: 0	WP: 0 PB: 0 SB: 0 CS: 0	PA: 38				
PITCHER	IP	WLS	BF	H	R	ER	SO	BB	IBB	HBP	BLK	WP	HR	S	P	ERA	WHIP										
Bill Parsons, R ERA: 2.57 (1, 1)	6.1		29	10	3	3	3	1	0	0	0	0	0	34	38	4.26	1.737										
John Morris, L ERA: 3.17 (7, 1)	0.2		2	0	0	0	1	0	0	0	0	0	0	4	4	0.00	0.000										
Ken Sanders, R ERA: 2.16 (8, 1)	2.0	L	7	2	1	1	0	0	0	0	0	0	0	7	7	4.50	1.000										

Batter	1	2	3	4	5	6	7	8	9	AB	R	H	RBI	BB	SO	LOB	BOTTOM										
Tommy Harper, R OBP: 0.312, SLG: 0.375 (1, 7)										5	2	3	0	0	1	0	Washington Senators @ Milwaukee Brewers Milwaukee County Stadium, Milwaukee, WI Sat Jul 31 1971, 4:33 AM EDT Att: 15,166 - Unknown - 71 F										
Ron Theobald, R OBP: 0.347, SLG: 0.323 (1, 4)										4	0	1	1	1	1	3											
Dave May, L OBP: 0.354, SLG: 0.418 Ken Sanders, R (8, 1)										2	0	0	1	1	1	2											
Bill Voss, L OBP: 0.310, SLG: 0.386 (1, 8)										4	0	1	0	0	0	1											
Frank Tepedino, L OBP: 0.233, SLG: 0.289 (1, 3)										3	0	1	0	0	1	0											
Tom Matchick, L (1, 5)										1	1	0	0	1	0	0											
Roberto Pena, R OBP: 0.280, SLG: 0.348 (6, PH) (7, 5)										1	0	0	0	0	1	1											
Dick Schofield, S OBP: 0.342, SLG: 0.295 (8, PH) (9, 5)										1	0	0	0	0	1	1											
Bob Heise, R OBP: 0.246, SLG: 0.254 (1, 6)										3	0	0	0	1	0	2											
Ellie Rodriguez, R OBP: 0.282, SLG: 0.219 (1, 2)										3	0	1	1	0	0	0											
Bill Parsons, R OBP: 0.200, SLG: 0.200 John Morris, R OBP: 0.167, SLG: 0.200 John Briggs, L OBP: 0.395, SLG: 0.462 (1, 1) (7, 1) (7, PH) (8, 9)										2	0	0	0	0	1	3											
Inning Stats	R: 0 E: 0 K: 2 S: 7	H: 0 LOB: 1 BB: 1 P: 11	R: 0 E: 0 K: 1 S: 5	H: 0 LOB: 2 BB: 1 P: 10	R: 1 E: 1 K: 0 S: 4	H: 1 LOB: 0 BB: 0 P: 4	R: 1 E: 0 K: 1 S: 6	H: 1 LOB: 1 BB: 1 P: 10	R: 0 E: 0 K: 1 S: 4	H: 0 LOB: 0 BB: 1 P: 8	R: 0 E: 0 K: 1 S: 6	H: 1 LOB: 1 BB: 0 P: 6	R: 1 E: 0 K: 1 S: 7	H: 2 LOB: 1 BB: 0 P: 7	R: 0 E: 0 K: 1 S: 5	H: 1 LOB: 1 BB: 0 P: 5	R: 0 E: 0 K: 0 S: 4	H: 1 LOB: 2 BB: 1 P: 8	1B: 6 2B: 2 3B: 0 HR: 0	SF: 1 SAC: 1 DP: 1 HBP: 1	WP: 1 PB: 0 SB: 1 CS: 1	PA: 38					
PITCHER	IP	WLS	BF	H	R	ER	SO	BB	IBB	HBP	BLK	WP	HR	S	P	ERA	WHIP										
Mike Thompson, R ERA: 3.97 (5, 1)	1.1		5	1	0	0	1	1	0	0	0	0	0	6	10	0.00	1.500										
Denny Riddleberger, L ERA: 4.3 (6, 1)	0.2		2	0	0	0	1	0	0	0	0	0	0	4	4	0.00	0.000										
Casey Cox, R ERA: 3.02 (7, 1)	3.0	W	13	4	1	1	2	1	0	0	0	0	0	16	20	3.00	1.667										

Batter	1	2	3	4	5	6	7	8	9	AB	R	H	RBI	BB	SO	LOB	TOP											
Del Unser, L OBP: 0.391, SLG: 0.388 (1, 8)	0-0 4-3		0-0 3-1		0-0 F8				0-0 1B	5	0	2	1	0	0	2	Washington Senators @ Milwaukee Brewers Milwaukee County Stadium, Milwaukee, WI Sun Aug 01 1971, 4:33 AM EDT Unknown 											
Davey Nelson, R OBP: 0.320, SLG: 0.413 (1, 5)	0-0 F9		0-0 P4			0-3 K	0-0 F3		0-3 K	5	0	0	0	0	2	6												
Don Mincher, L OBP: 0.414, SLG: 0.445 Elliott Maddox, R OBP: 0.301, SLG: 0.247 (8, 8)				0-0 F9		4-0 G5-4-3 BB		0-0 1-3		3	0	1	0	1	0	0												
Frank Howard, R OBP: 0.381, SLG: 0.503 (8, 3)	0-0 5-3			0-3 K		0-0 G5-4-3		0-0 5-3		4	0	0	0	0	1	2												
Larry Bittner, L OBP: 0.342, SLG: 0.318 (8, 7)		0-0 G6-3 1B		0-0 F7				0-0 F7	0-0 6-3	4	0	1	0	0	0	0												
Dick Billings, R OBP: 0.298, SLG: 0.358 (1, 2)	0-0 F9				4-0 1B FC4-6 BB			0-3 K		3	2	1	1	1	1	1												
Bernie Allen, L OBP: 0.345, SLG: 0.381 (1, 4)	0-0 G6-3				0-0 FC4-6 1B			0-0 BB 1B	0-0 1-3	4	1	2	0	0	0	1												
Tim Cullen, R OBP: 0.248, SLG: 0.248 Toby Harrah, R OBP: 0.302, SLG: 0.288 (9, PR)			0-0 F8		0-0 FC4-6			4-0 1B BB	0-0 1B	3	0	1	1	1	0	1												
Jim Shellenback, L OBP: 0.154, SLG: 0.192 Jackie Brown, R OBP: 0.154, SLG: 0.154 Tom McCraw, R OBP: 0.267, SLG: 0.434 Horacio Pina, R OBP: 0.198, SLG: 0.188 Jeff Burroughs, R OBP: 0.198, SLG: 0.188 Denny Riddleberger, R OBP: 0.222, SLG: 0.282 (9, PH)			0-0 3-1 2B		0-0 F5			4-0 1-2 2-3 BB	0-0 F8	1	0	1	0	0	0	0												
Inning Stats	R: 0 E: 0 K: 0 S: 4	H: 1 LOB: 1 BB: 0 P: 4	R: 0 E: 0 K: 0 S: 3	H: 1 LOB: 0 BB: 0 P: 3	R: 0 E: 0 K: 0 S: 4	H: 1 LOB: 0 BB: 0 P: 4	R: 0 E: 0 K: 1 S: 5	H: 0 LOB: 0 BB: 0 P: 5	R: 1 E: 0 K: 0 S: 4	H: 1 LOB: 1 BB: 1 P: 8	R: 0 E: 0 K: 1 S: 4	H: 0 LOB: 0 BB: 1 P: 8	R: 1 E: 0 K: 1 S: 7	H: 2 LOB: 3 BB: 2 P: 15	R: 0 E: 0 K: 0 S: 3	H: 0 LOB: 0 BB: 0 P: 3		R: 1 E: 0 K: 1 S: 8	H: 3 LOB: 2 BB: 0 P: 8	1B: 7 2B: 1 3B: 0 HR: 1	SF: 0 SAC: 0 DP: 2 HBP: 0	WP: 0 PB: 0 CS: 0	PA: 38					
PITCHER	IP	WLS	BF	H	R	ER	SO	BB	IBB	HBP	BLK	WP	HR	S	P	ERA	WHIP											
Jim Slaton, R ERA: 3.63	(1, 1)	7.0	W	29	6	2	2	3	4	0	0	0	0	0	31	47	2.57	1.429										
Ken Sanders, R ERA: 2.21	(8, 1)	2.0	S	9	3	1	1	1	0	0	0	0	0	1	11	11	4.50	1.500										

Batter	1	2	3	4	5	6	7	8	9	AB	R	H	RBI	BB	SO	LOB	BOTTOM											
Tommy Harper, R OBP: 0.311, SLG: 0.373 (1, 7)	4-0 FC1-4 PB SF8 BB		0-0 P4		0-0 4-3				0-0 6-3	3	1	0	0	1	0	1	Washington Senators @ Milwaukee Brewers Milwaukee County Stadium, Milwaukee, WI Sun Aug 01 1971, 4:33 AM EDT Unknown 											
Ron Theobald, R OBP: 0.354, SLG: 0.325 (1, 4)	4-0 FC1-4 1-2 BB		0-0 HR		4-0 WP BB			0-0 F9		2	1	1	0	2	0	0												
Bobby Mitchell, R OBP: 0.318, SLG: 0.500 (1, 8)	0-0 FC1-4 CS		0-0 HR		0-3 K			0-0 5-3		4	1	1	3	0	1	3												
Andy Kosco, R OBP: 0.295, SLG: 0.333 (1, 9)	0-0 SF8		0-0 P4		0-0 F9			0-0 6-3		3	0	0	1	0	0	0												
Roberto Pena, R OBP: 0.286, SLG: 0.357 (1, 3)	0-0 CS	0-0 2B	0-0 P4		0-0 1-3 1B					3	0	2	0	0	0	0												
Dick Schofield, S OBP: 0.325, SLG: 0.281 (1, 5)		0-0 5-3		0-0 3-1		0-0 1-3		0-0 1-2		3	0	0	0	0	0	2												
Elie Rodriguez, R OBP: 0.276, SLG: 0.216 (1, 2)		0-3 K		0-0 5-3		0-3 K				3	0	0	0	0	2	2												
Bob Heise, R OBP: 0.235, SLG: 0.242 (1, 6)		0-0 6-3		0-0 5-3				0-0 F7		3	0	0	0	0	0	1												
Jim Slaton, R OBP: 0.261, SLG: 0.150 Ken Sanders, R ERA: 4.13 (8, 1)			4-0 1B HR BB		0-3 K			0-0 6-3		2	1	0	0	1	1	0												
Inning Stats	R: 1 E: 0 K: 0 S: 2	H: 0 LOB: 0 BB: 2 P: 10	R: 0 E: 0 K: 1 S: 6	H: 1 LOB: 1 BB: 0 P: 6	R: 3 E: 0 K: 0 S: 5	H: 2 LOB: 0 BB: 1 P: 9	R: 0 E: 0 K: 0 S: 3	H: 0 LOB: 0 BB: 0 P: 3	R: 0 E: 0 K: 2 S: 7	H: 0 LOB: 1 BB: 1 P: 11	R: 0 E: 0 K: 1 S: 6	H: 1 LOB: 0 BB: 0 P: 6	R: 0 E: 0 K: 0 S: 3	H: 0 LOB: 0 BB: 0 P: 3	R: 0 E: 0 K: 0 S: 3	H: 0 LOB: 0 BB: 0 P: 3		1B: 2 2B: 1 3B: 0 HR: 1	SF: 1 SAC: 0 DP: 0 HBP: 0	WP: 1 PB: 1 CS: 1	PA: 32							
PITCHER	IP	WLS	BF	H	R	ER	SO	BB	IBB	HBP	BLK	WP	HR	S	P	ERA	WHIP											
Jim Shellenback, L ERA: 3.47	(1, 1)	2.1	L	12	3	4	4	1	3	0	0	0	0	0	5	5	0.00	0.000										
Jackie Brown, R ERA: 5.18	(3, 1)	1.2		5	0	0	0	0	0	0	0	0	0	5	5	0.00	0.000											
Horacio Pina, R ERA: 3.09	(5, 1)	2.0		8	1	0	0	3	1	0	0	1	0	13	17	0.00	1.000											
Denny Riddleberger, L ERA: 4.13	(7, 1)	2.0		6	0	0	0	0	0	0	0	0	0	6	6	0.00	0.000											

Batter	1	2	3	4	5	6	7	8	9	AB	R	H	RBI	BB	SO	LOB	TOP			
Del Unser, L (1, 8) OBP: 0.347, SLG: 0.384	0-3 K			0-0 F7		0-0 F5		0-0 6-3		4	0	0	0	0	1	0	Washington Senators @ Milwaukee Brewers Milwaukee County Stadium, Milwaukee, WI Sun Aug 01 1971, 4:38 AM EDT Att: 10,032 - Unknown livebaseballscorecards.com			
Davey Nelson, R (1, 5) OBP: 0.311, SLG: 0.400	0-3 K			0-0 F7		0-0 F3		0-0 6-3		4	0	0	0	0	1	0				
Don Mincher, L (1, 3) OBP: 0.415, SLG: 0.446	0-3 K			0-0 HR	1B	0-0 BB			0-0 F8	4	1	2	0	0	1	0				
Frank Howard, R (1, 7) OBP: 0.384, SLG: 0.511 Elliott Maddox, R (9, PR) OBP: 0.301, SLG: 0.247		0-0 6-3		0-0 HR	1B	4-0 BB			4-0 G6-3	2	1	1	2	2	0	0				
Larry Bittner, L (1, 9) OBP: 0.333, SLG: 0.309		0-0 F8		0-0 G3		0-0 1-3			0-0 BB	4	0	0	0	0	0	3				
Toby Harrah, R (1, 6) OBP: 0.299, SLG: 0.285		0-3 K			0-0 4-3				0-0 F9	3	0	0	0	0	1	0				
Paul Casanova, R (1, 2) OBP: 0.224, SLG: 0.283				0-0 F8		0-0 1B			0-3 K	3	0	1	0	0	1	0				
Tim Cullen, R (1, 4) OBP: 0.249, SLG: 0.249				0-0 G6-3	1B	0-3 K			0-0 6-3	3	0	1	0	0	1	1				
Bill Gogolewski, L (1, 1) OBP: 0.143, SLG: 0.077 Denny Riddleberger, R (6, PH) OBP: 0.235, SLG: 0.421 Tom McCraw, L (8, PH) OBP: 0.211, SLG: 0.316 Paul Lindblad, L (8, 1) OBP: 0.211, SLG: 0.316				0-0 G6-3	1B	0-3 K			0-0 P6	2	0	0	0	0	1	2				
Inning Stats	R: 0 E: 0 K: 3 S: 9	H: 0 LOB: 0 BB: 0 P: 9	R: 0 E: 0 K: 1 S: 5	H: 0 LOB: 0 BB: 0 P: 5	R: 0 E: 0 K: 0 S: 3	H: 1 LOB: 0 BB: 0 P: 3	R: 2 E: 0 K: 0 S: 5	H: 2 LOB: 0 BB: 0 P: 5	R: 0 E: 0 K: 2 S: 8	H: 1 LOB: 1 BB: 1 P: 8	R: 0 E: 0 K: 0 S: 4	H: 0 LOB: 0 BB: 0 P: 5	R: 0 E: 0 K: 1 S: 5	H: 0 LOB: 0 BB: 0 P: 3	R: 0 E: 0 K: 0 S: 2	H: 0 LOB: 1 BB: 1 P: 6		1B: 4 2B: 0 3B: 0 HR: 1	SF: 0 SAC: 0 DP: 2 HBP: 0	WP: 0 PB: 0 CS: 0
PITCHER Skip Lockwood, R (1, 1) ERA: 3.01	IP: 9.0 WLS: W BF: 32 H: 5 R: 2 ER: 2 SO: 7 BB: 2 IBB: 0 HBP: 0 BLK: 0 WP: 0 HR: 1 S: 44 P: 52 ERA: 2.00 WHIP: 0.778											PITCHER IP: WLS: BF: H: R: ER: SO: BB: IBB: HBP: BLK: WP: HR: S: P: ERA: WHIP:								

Batter	1	2	3	4	5	6	7	8	9	AB	R	H	RBI	BB	SO	LOB	BOTTOM			
Tommy Harper, R (1, 7) OBP: 0.313, SLG: 0.375	0-0 E 1B		4-0 SH2-4 BB		0-0 4-3		0-0 5-3			3	1	1	0	1	0	0	Washington Senators @ Milwaukee Brewers Milwaukee County Stadium, Milwaukee, WI Sun Aug 01 1971, 4:38 AM EDT Att: 10,032 - Unknown livebaseballscorecards.com			
Ron Theobald, R (1, 4) OBP: 0.358, SLG: 0.330	0-0 E6 F8 1B		0-0 SH2-4 1-2		0-0 1B		0-0 F7			3	0	2	0	0	0	0				
Dave May, L (1, 9) OBP: 0.353, SLG: 0.416	0-0 1-2 3-H 1B		0-0 3-1		0-0 1-3			0-0 4-3		4	0	1	1	0	0	2				
John Briggs, L (1, 3) OBP: 0.397, SLG: 0.464	0-0 F9		4-0 1B		0-0 HR	2B		0-0 P6		3	1	1	0	1	0	2				
Bobby Mitchell, R (1, 8) OBP: 0.308, SLG: 0.583	0-0 F8 2-3		0-0 F7		0-0 HR	HR		0-0 5-3		4	1	1	2	0	0	4				
Tom Matchick, L (1, 5) OBP: 0.277, SLG: 0.215	0-0 F3		0-0 F7		0-0 F7		0-0 F9			3	0	0	0	0	0	2				
Paul Ratliff, L (1, 2) OBP: 0.205, SLG: 0.347 Ellie Rodriguez, R (6, PH) OBP: 0.277, SLG: 0.215		0-3 K		0-3 K		0-0 G3				2	0	0	0	0	2	0				
Bob Heise, R (1, 6) OBP: 0.225, SLG: 0.232		0-0 4-3		0-0 6-3		0-0 5-3				3	0	0	0	0	0	0				
Skip Lockwood, R (1, 1) OBP: 0.186, SLG: 0.128		0-0 F8		0-0 F7		0-3 K				3	0	0	0	0	1	0				
Inning Stats	R: 1 E: 1 K: 0 S: 6	H: 3 LOB: 2 BB: 0 P: 6	R: 0 E: 0 K: 1 S: 5	H: 0 LOB: 0 BB: 0 P: 5	R: 0 E: 0 K: 1 S: 5	H: 0 LOB: 2 BB: 2 P: 11	R: 0 E: 0 K: 1 S: 5	H: 0 LOB: 0 BB: 0 P: 5	R: 0 E: 0 K: 0 S: 4	H: 1 LOB: 1 BB: 0 P: 4	R: 2 E: 0 K: 0 S: 5	H: 2 LOB: 0 BB: 0 P: 5	R: 0 E: 0 K: 1 S: 5	H: 0 LOB: 0 BB: 0 P: 5	R: 0 E: 0 K: 0 S: 3	H: 0 LOB: 0 BB: 0 P: 3		1B: 3 2B: 2 3B: 0 HR: 1	SF: 0 SAC: 1 DP: 0 HBP: 0	WP: 0 PB: 0 CS: 0
PITCHER Bill Gogolewski, R (1, 1) ERA: 2.84 Denny Riddleberger, L (6, 1) ERA: 3.96 Paul Lindblad, L (8, 1) ERA: 2.5	IP: 5.0 WLS: L BF: 23 H: 6 R: 3 ER: 3 SO: 2 BB: 1 IBB: 1 HBP: 0 BLK: 0 WP: 0 HR: 1 S: 25 P: 33 ERA: 5.40 WHIP: 1.400											PITCHER IP: WLS: BF: H: R: ER: SO: BB: IBB: HBP: BLK: WP: HR: S: P: ERA: WHIP:								

Batter	1	2	3	4	5	6	7	8	9	AB	R	H	RBI	BB	SO	LOB	TOP			
Tommy Harper, R OBP: 0.310, SLG: 0.371 (1,7)	6-3		1-3			K		K		4	0	0	0	0	2	1				
Ron Theobald, R OBP: 0.356, SLG: 0.329 (1,4)	F8				F8	L9			FC6-5 1B	4	0	1	0	0	0	0				
Bobby Mitchell, R OBP: 0.300, SLG: 0.519 (1,9)	F2				BB		K		F7 1-2	3	0	0	0	1	1	1				
Jose Cardenal, R OBP: 0.305, SLG: 0.378 (1,8)		K			K			S 1B	FC6-5 BB	3	1	1	0	1	2	1				
Andy Kosco, R OBP: 0.289, SLG: 0.326 (1,3)	F9				5-3				FC6-5 BB	4	0	0	0	0	0	4				
Roberto Pena, R OBP: 0.285, SLG: 0.355 (1,5)	6-3				4-3				F8 1-2 2-3F	4	0	1	1	0	0	2				
Elie Rodriguez, R OBP: 0.276, SLG: 0.213 (1,2)				4-3 BB	5-3				F3	2	0	0	0	1	0	1				
Bob Heise, R OBP: 0.230, SLG: 0.236 (1,6)				4-3	6-3				CS 1B	3	0	1	0	0	0	1				
Marty Pattin, R OBP: 0.194, SLG: 0.158 (1,1)									P5 1-2	2	0	0	0	0	2	1				
Dick Schofield, S OBP: 0.325, SLG: 0.277 (8,PH)										1	0	0	0	0	0	1				
John Morris, R OBP: 0.167, SLG: 0.200 (8,1)										0	0	0	0	0	0	0				
Ken Sanders, R OBP: 0.167, SLG: 0.200 (8,1)										0	0	0	0	0	0	0				
Inning Stats	R: 0 E: 0 K: 0 S: 3	H: 0 LOB: 0 BB: 0 P: 3	R: 0 E: 0 K: 1 S: 5	H: 0 LOB: 0 BB: 0 P: 5	R: 0 E: 0 K: 1 S: 5	H: 0 LOB: 1 BB: 1 P: 9	R: 0 E: 0 K: 1 S: 5	H: 0 LOB: 0 BB: 0 P: 9	R: 0 E: 0 K: 2 S: 7	H: 0 LOB: 0 BB: 0 P: 7	R: 1 E: 0 K: 1 S: 7	H: 2 LOB: 1 BB: 0 P: 7	R: 0 E: 0 K: 1 S: 5	H: 1 LOB: 2 BB: 1 P: 5	R: 0 E: 0 K: 0 S: 4	H: 1 LOB: 2 BB: 1 P: 8	1B: 4 2B: 0 3B: 0 HR: 0	SF: 0 SAC: 0 DP: 0 HBP: 0	WP: 0 PB: 0 SB: 2 CS: 1	PA: 33
PITCHER Rudy May, L ERA: 2.6 (1,1)	IP: 9.0 WLS: W BF: 33 H: 4 R: 1 ER: 1 SO: 7 BB: 3 IBB: 0 HBP: 0 BLK: 0 WP: 0 HR: 0 S: 44 P: 56 ERA: 1.00 WHIP: 0.778															PITCHER				

Milwaukee Brewers @ California Angels
Anaheim Stadium, Anaheim, CA
Mon Aug 02 1971, 10:05 PM EDT
Att: 6,289 - Unknown

AB 30
R 1
H 4
RBI 1
BB 3
SO 7
LOB 13



Batter	1	2	3	4	5	6	7	8	9	AB	R	H	RBI	BB	SO	LOB	BOTTOM	
Sandy Alomar Sr., S OBP: 0.316, SLG: 0.330 (1,4)	CS 1B				6-3				F7	3	0	1	0	1	0	1		
Mickey Rivers, L OBP: 0.308, SLG: 0.296 (8,PH)	P4				F5					3	0	0	0	0	0	2		
Ken Berry, R OBP: 0.262, SLG: 0.303 (8,PH)	1-2								6-3 1B	1	1	1	0	0	0	0		
Tony Gonzalez, L OBP: 0.339, SLG: 0.353 (1,7)	1B 2B				F8				6-3	4	1	1	0	0	0	2		
Ken McMullen, R OBP: 0.315, SLG: 0.403 (1,5)	HBP 1B								1-3 1B IBB	2	0	1	1	2	0	0		
John Stephenson, L OBP: 0.291, SLG: 0.348 (1,2)					3-1				F7	2	0	0	0	0	0	2		
Billy Cowan, R OBP: 0.313, SLG: 0.431 (8,PH)										1	0	0	0	0	0	2		
Jerry Moses, R OBP: 0.269, SLG: 0.375 (9,2)	1-2 HBP									0	0	0	0	0	0	0		
Jim Spencer, L OBP: 0.305, SLG: 0.400 (1,3)	F9				4-3				F2	4	0	1	1	0	0	2		
Roger Repoz, L OBP: 0.361, SLG: 0.377 (1,9)										4	1	2	1	0	0	2		
Bruce Christensen, L OBP: 0.333, SLG: 0.250 (1,6)									F8	3	0	0	0	0	0	1		
Rudy May, L OBP: 0.213, SLG: 0.200 (1,1)										3	0	0	0	0	3	1		
Inning Stats	R: 1 E: 0 K: 0 S: 5	H: 3 LOB: 2 BB: 0 P: 6	R: 0 E: 0 K: 1 S: 5	H: 0 LOB: 0 BB: 0 P: 5	R: 0 E: 0 K: 0 S: 3	H: 0 LOB: 2 BB: 2 P: 11	R: 1 E: 0 K: 1 S: 6	H: 1 LOB: 0 BB: 0 P: 6	R: 0 E: 0 K: 0 S: 3	H: 0 LOB: 0 BB: 0 P: 3	R: 0 E: 0 K: 1 S: 6	H: 1 LOB: 1 BB: 0 P: 6	R: 1 E: 0 K: 0 S: 5	H: 2 LOB: 2 BB: 1 P: 9	1B: 5 2B: 1 3B: 0 HR: 1	SF: 0 SAC: 0 DP: 0 HBP: 1	WP: 0 PB: 0 SB: 1 CS: 1	PA: 34
PITCHER Marty Pattin, R ERA: 2.87 (1,1)	IP: 7.0 WLS: L BF: 28 H: 5 R: 2 ER: 2 SO: 3 BB: 2 IBB: 0 HBP: 1 BLK: 0 WP: 0 HR: 1 S: 31 P: 40 ERA: 2.57 WHIP: 1.000															PITCHER		
John Morris, L ERA: 3.33 (8,1)	0.1	3	1	1	1	0	0	0	0	0	0	2	6	27.00	3.000			
Ken Sanders, R ERA: 2.19 (8,1)	0.2	3	1	0	0	0	0	0	0	0	0	3	3	0.00	1.500			

Milwaukee Brewers @ California Angels
Anaheim Stadium, Anaheim, CA
Mon Aug 02 1971, 10:05 PM EDT
Att: 6,289 - Unknown

AB 30
R 3
H 7
RBI 3
BB 3
SO 3
LOB 15



Batter	1	2	3	4	5	6	7	8	9	AB	R	H	RBI	BB	SO	LOB	TOP								
Tommy Harper, R OBP: 0.310, SLG: 0.372	5-3			K		FC1-4 2B		6-3		4	0	1	0	0	1	0									
Ron Theobald, R OBP: 0.354, SLG: 0.327	5-3			6-3		FC1-4-5			PB 1B	4	0	1	0	0	0	1									
Dave May, L OBP: 0.349, SLG: 0.410	F9			P5		4-3			1-3 1-2	4	0	0	0	0	0	2									
Jose Cardenal, R OBP: 0.304, SLG: 0.377		5-3			WP HR 1B			K	F7	4	1	1	0	0	1	1									
John Briggs, L OBP: 0.399, SLG: 0.460		K			F9 1-3					2	0	0	0	2	1	1									
Paul Retliff, L OBP: 0.210, SLG: 0.387		K																							
Ellie Rodriguez, R OBP: 0.277, SLG: 0.212		K			HR			K	K	3	1	1	2	0	2	1									
										1	0	0	0	0	1	2									
Tom Matchick, L OBP: 0.167, SLG: 0.091			6-3			G4-3 1B		4-3		3	0	1	0	0	0	1									
Bob Heise, R OBP: 0.221, SLG: 0.227		5-3				G4-3			5-3	3	0	0	0	0	0	1									
Lew Krausse, R OBP: 0.230, SLG: 0.286			5-3						4-3	2	0	0	0	0	0	0									
Ken Sanders, R OBP: 0.277, SLG: 0.212										0	0	0	0	0	0	0									
										0	0	0	0	0	0	0									
Inning Stats	R: 0 E: 0 K: 0 S: 3	H: 0 LOB: 0 BB: 0 P: 3	R: 0 E: 0 K: 2 S: 7	H: 0 LOB: 0 BB: 0 P: 7	R: 0 E: 0 K: 0 S: 3	H: 0 LOB: 0 BB: 0 P: 3	R: 0 E: 0 K: 1 S: 5	H: 0 LOB: 0 BB: 0 P: 5	R: 2 E: 0 K: 0 S: 5	H: 3 LOB: 0 BB: 0 P: 5	R: 0 E: 0 K: 2 S: 4	H: 1 LOB: 1 BB: 0 P: 4	R: 0 E: 0 K: 0 S: 7	H: 0 LOB: 1 BB: 1 P: 11	R: 0 E: 0 K: 0 S: 3	H: 0 LOB: 0 BB: 0 P: 3	R: 0 E: 0 K: 1 S: 6	H: 1 LOB: 2 BB: 1 P: 10	1B: 3 2B: 1 3B: 0 HR: 1	SF: 0 SAC: 0 DP: 1 HBP: 0	WP: 1 PB: 1 CS: 0	PA: 33			
PITCHER Tom Murphy, R ERA: 4.12	IP: 9.0 WLS: L BF: 33	H: 5 R: 2 ER: 2 SO: 6	BB: 1 IBB: 1 HBP: 0 BLK: 0	WP: 1 HR: 1 S: 43 P: 51	ERA: 2.00 WHIP: 0.667																				

Milwaukee Brewers @ California Angels
Anaheim Stadium, Anaheim, CA
Tue Aug 03 1971, 10:05 PM EDT
Att: 7,875 - Unknown

AB	31
R	2
H	5
RBI	2
BB	2
SO	6
LOB	10



Batter	1	2	3	4	5	6	7	8	9	AB	R	H	RBI	BB	SO	LOB	BOTTOM								
Sandy Alomar Sr., S OBP: 0.316, SLG: 0.330	L4-6 S 1B			F8		4-3			K	4	0	1	0	0	1	0									
Mickey Rivers, L OBP: 0.306, SLG: 0.294	K			S 1B				5-3	G3	4	0	1	0	0	1	1									
Tony Gonzalez, L OBP: 0.339, SLG: 0.353	L4-6 2-3			F7 1-2					1B	3	0	1	0	0	0	2									
Ken McMullen, R OBP: 0.313, SLG: 0.400		F8		F8				F7		3	0	0	0	0	0	2									
Jim Spencer, L OBP: 0.305, SLG: 0.399		K						F8		3	0	1	0	0	1	1									
Roger Repoz, L OBP: 0.376, SLG: 0.371		4-3							K	3	0	0	0	0	1	1									
John Stephenson, L OBP: 0.291, SLG: 0.348										3	0	1	0	0	0	1									
Giraldo Ruiz, S OBP: 0.333, SLG: 0.263										0	0	0	0	0	0	0									
Jerry Moses, R OBP: 0.269, SLG: 0.375										0	0	0	0	0	0	0									
Bruce Christensen, L OBP: 0.308, SLG: 0.229										3	0	0	0	0	0	1									
Tom Murphy, R OBP: 0.179, SLG: 0.204										2	0	0	0	0	1	0									
Tommie Reynolds, R OBP: 0.316, SLG: 0.359										1	0	1	0	0	0	0									
Inning Stats	R: 0 E: 0 K: 1 S: 5	H: 1 LOB: 0 BB: 0 P: 5	R: 0 E: 0 K: 1 S: 5	H: 0 LOB: 0 BB: 0 P: 5	R: 0 E: 0 K: 0 S: 4	H: 1 LOB: 1 BB: 0 P: 4	R: 0 E: 0 K: 0 S: 3	H: 1 LOB: 0 BB: 0 P: 3	R: 0 E: 0 K: 0 S: 3	H: 0 LOB: 0 BB: 0 P: 3	R: 0 E: 0 K: 0 S: 4	H: 1 LOB: 1 BB: 0 P: 4	R: 0 E: 0 K: 1 S: 5	H: 1 LOB: 1 BB: 0 P: 5	R: 0 E: 0 K: 1 S: 5	H: 1 LOB: 0 BB: 0 P: 5	1B: 5 2B: 2 3B: 0 HR: 0	SF: 0 SAC: 0 DP: 3 HBP: 0	WP: 0 PB: 0 CS: 0	PA: 29					
PITCHER Lew Krausse, R ERA: 3.29	IP: 7.0 WLS: W BF: 23	H: 4 R: 0 ER: 0 SO: 3	BB: 0 IBB: 0 HBP: 0 BLK: 0	WP: 0 HR: 0 S: 29 P: 29	ERA: 0.00 WHIP: 0.571																				
Ken Sanders, R ERA: 2.14	IP: 2.0 WLS: S BF: 6	H: 2 R: 0 ER: 0 SO: 2	BB: 0 IBB: 0 HBP: 0 BLK: 0	WP: 0 HR: 0 S: 10 P: 10	ERA: 0.00 WHIP: 1.000																				

Milwaukee Brewers @ California Angels
Anaheim Stadium, Anaheim, CA
Tue Aug 03 1971, 10:05 PM EDT
Att: 7,875 - Unknown

AB	29
R	0
H	6
RBI	0
BB	0
SO	5
LOB	9



Batter	1	2	3	4	5	6	7	8	9	AB	R	H	RBI	BB	SO	LOB	TOP										
Tommy Harper, R OBP: 0.313, SLG: 0.373 (1, 7)	0-0 FC1-2-6 1B		0-0 1-3		0-0 1B HR	4-0 FC6-4 BB		0-0 5-3		4	1	2	1	1	0	1											
Ron Theobald, R OBP: 0.351, SLG: 0.324 (1, 4)	0-0 FC1-2-6 1-2		0-0 5-3		0-0 1-2 HR	0-0 FC6-4 1-2		0-0 1-3		5	1	1	0	0	0	4											
Dave May, L OBP: 0.351, SLG: 0.422 Bobby Mitchell, R OBP: 0.290, SLG: 0.500 (7, 9)	0-0 F2		0-0 BB PB		0-0 1B HR		0-3 K		4-0 E	3	1	2	3	0	0	1											
Bill Voss, L OBP: 0.313, SLG: 0.386 (9, PH)	0-0 4-3		4-0 1-2 BB		0-0 F8		0-0 4-3 2B		0-0 5-3 1B	4	0	2	0	1	0	1											
Jose Cardenal, R OBP: 0.309, SLG: 0.381 (1, 8)	0-0 4-3		4-0 1-2 BB		0-0 F8		0-0 4-3 2B		0-0 5-3 1B	4	0	2	0	1	0	1											
John Briggs, L OBP: 0.401, SLG: 0.474 Andy Kosco, R OBP: 0.286, SLG: 0.322 (7, PH) (7, 3)		0-0 HR	4-0 1-2 BB		0-3 K		0-0 4-3		0-0 5-3	2	1	1	1	1	1	0											
Paul Retzliff, L OBP: 0.202, SLG: 0.372 Roberto Pena, R OBP: 0.287, SLG: 0.354 (7, PH) (7, 5)		0-3 K	0-0 4-3		0-3 K		0-0 P4		4-0 G4-6-3 IBB	3	0	0	0	0	2	3											
Tom Matchick, L OBP: 0.133, SLG: 0.071 Elie Rodriguez, R OBP: 0.276, SLG: 0.215 (1, 5) (7, 2)		0-0 F8		0-3 K		0-0 P6		0-0 2B 5-3 1B	0-0 G4-6-3	3	0	0	0	0	1	0											
Bob Heise, R OBP: 0.247, SLG: 0.266 (1, 6)		0-0 1B		0-0 6-3		0-0 SH1-4 1B		0-0 5-3 2B		4	0	3	0	0	0	0											
Marcelino Lopez, R OBP: 0.067, SLG: 0.067 Floyd Weaver, R (5, 1)		0-3 K		0-3 K		0-0 SH1-4		0-3 K		2	0	0	0	0	2	1											
John Morris, R OBP: 0.167, SLG: 0.200 Dick Schofield, S OBP: 0.321, SLG: 0.273 Ken Sanders, R (8, 1)		0-3 K		0-3 K		1-2		0-0 K		0	0	0	0	0	0	0											
Inning Stats	R: 0 E: 0 K: 0 S: 4	H: 1 LOB: 1 BB: 0 P: 4	R: 1 E: 0 K: 2 S: 9	H: 2 LOB: 1 BB: 0 P: 9	R: 0 E: 0 K: 0 S: 4	H: 1 LOB: 3 BB: 2 P: 12	R: 0 E: 0 K: 2 S: 7	H: 0 LOB: 0 BB: 0 P: 7	R: 3 E: 0 K: 2 S: 10	H: 3 LOB: 2 BB: 0 P: 10	R: 0 E: 0 K: 1 S: 6	H: 1 LOB: 1 BB: 0 P: 6	R: 1 E: 0 K: 1 S: 7	H: 2 LOB: 1 BB: 0 P: 7	R: 0 E: 1 K: 0 S: 3	H: 1 LOB: 2 BB: 2 P: 11	1B: 8 2B: 2 3B: 0 HR: 2	SF: 0 SAC: 1 DP: 1 HBP: 0	WP: 0 PB: 1 SB: 0 CS: 0	PA: 43							
PITCHER	IP	WLS	BF	H	R	ER	SO	BB	IBB	HBP	BLK	WP	HR	S	P	ERA	WHIP										
Chuck Dobson, R ERA: 3.22 (1, 1)	6.0	W	29	8	4	4	6	3	0	0	0	0	2	38	50	6.00	1.833										
Darold Knowles, L ERA: 4.5 (7, 1)	1.1		7	3	1	1	2	0	0	0	0	0	0	11	11	6.75	2.250										
Bob Locker, R ERA: 3.31 (8, 1)	1.2	S	7	1	0	0	0	1	1	0	0	0	0	5	13	0.00	1.200										

Milwaukee Brewers @ Oakland Athletics
Oakland-Alameda County Coliseum, Oakland, CA
Wed Aug 04 1971, 7:05 PM PDT
Att: 5,296 - Unknown

AB 37
R 5
H 12
RBI 5
BB 5
SO 8
LOB 20



Batter	1	2	3	4	5	6	7	8	9	AB	R	H	RBI	BB	SO	LOB	BOTTOM										
Bert Campaneris, R OBP: 0.280, SLG: 0.332 (1, 6)	0-0 5-3		4-0 1B HR		0-0 G1-6-3		0-0 WP S 1B		0-0 FC6-4	4	1	1	0	1	0	3											
Rick Monday, L OBP: 0.344, SLG: 0.440 (1, 8)	0-0 FC5-4 1B		0-0 1-3 HR		0-0 F8		4-0 1-3 BB		0-3 K	4	1	2	0	1	1	0											
Reggie Jackson, L OBP: 0.355, SLG: 0.472 (1, 9)	0-0 FC5-4 1B		0-0 F8		0-0 HR		0-3 K		0-3 K	5	1	2	1	0	2	4											
Tommy Davis, R OBP: 0.367, SLG: 0.389 Darold Knowles, L OBP: 0.200, SLG: 0.200 Bob Locker, S (8, 1)	0-0 FC5-4		0-0 E6 HR		0-0 1B S 1B		0-0 6-3		0-3 K	4	1	1	0	0	0	6											
Sal Bando, R OBP: 0.379, SLG: 0.456 (1, 5)	0-0 FC5-4		0-0 1-1 2-H 2-H SH		0-0 F3		4-0 WP 1B BB		0-3 K	3	2	1	4	1	0	3											
Mike Epstein, L OBP: 0.377, SLG: 0.441 Mike Hegan, L OBP: 0.363, SLG: 0.372 (1, 3) (8, 3)		0-0 F7	4-0 FC5-4 BB		4-0 1B BB		0-3 K		1-2	2	0	0	0	2	1	1											
Gene Tenace, R OBP: 0.431, SLG: 0.495 (1, 2)		0-0 5-3	0-0 FC5-4		0-0 1-2 2-3		0-0 5-3			4	0	1	0	0	0	2											
Dick Green, R OBP: 0.334, SLG: 0.359 (1, 4)		0-0 L9		0-3 K		0-0 F2		4-0 1B IBB		3	0	0	0	1	1	3											
Chuck Dobson, R OBP: 0.261, SLG: 0.364 Curt Blefary, L OBP: 0.313, SLG: 0.386 Angel Mangual, R OBP: 0.354, SLG: 0.399 (1, 1) (6, PH) (7, 7)			0-0 L5		0-0 G1-6-3 1B		0-0 4-3		0-0 FC6-4 1B	2	0	1	0	0	0	0											
Inning Stats	R: 0 E: 0 K: 0 S: 5	H: 2 LOB: 2 BB: 0 P: 5	R: 0 E: 0 K: 0 S: 3	H: 0 LOB: 0 BB: 0 P: 3	R: 4 E: 1 K: 0 S: 6	H: 2 LOB: 1 BB: 2 P: 14	R: 0 E: 0 K: 1 S: 5	H: 1 LOB: 0 BB: 0 P: 5	R: 1 E: 0 K: 0 S: 6	H: 3 LOB: 3 BB: 1 P: 10	R: 0 E: 0 K: 1 S: 6	H: 1 LOB: 2 BB: 2 P: 10	R: 1 E: 0 K: 3 S: 9	H: 1 LOB: 0 BB: 0 P: 9	R: 0 E: 0 K: 3 S: 9	H: 0 LOB: 0 BB: 0 P: 9	1B: 8 2B: 0 3B: 0 HR: 2	SF: 0 SAC: 0 DP: 1 HBP: 0	WP: 2 PB: 0 SB: 0 CS: 0	PA: 40							
PITCHER	IP	WLS	BF	H	R	ER	SO	BB	IBB	HBP	BLK	WP	HR	S	P	ERA	WHIP										
Marcelino Lopez, L ERA: 4.43 (1, 1)	4.2	L	25	8	5	1	1	3	0	0	0	0	2	24	36	1.93	2.357										
Floyd Weaver, R ERA: 3.85 (5, 1)	0.2		3	1	0	0	0	0	0	0	0	0	0	3	3	0.00	1.500										
John Morris, L ERA: 3.4 (6, 1)	1.2		9	1	1	1	2	2	1	0	0	2	0	10	22	5.40	1.800										
Ken Sanders, R ERA: 2.12 (8, 1)	1.0		3	0	0	0	3	0	0	0	0	0	0	9	9	0.00	0.000										

Milwaukee Brewers @ Oakland Athletics
Oakland-Alameda County Coliseum, Oakland, CA
Wed Aug 04 1971, 7:05 PM PDT
Att: 5,296 - Unknown

AB 34
R 6
H 10
RBI 6
BB 6
SO 6
LOB 22



Batter	1	2	3	4	5	6	7	8	9	AB	R	H	RBI	BB	SO	LOB	TOP			
Tommy Harper, R (1,7) OBP: 0.312, SLG: 0.372	L9		L4-3 1B			F9		6-3		4	0	1	0	0	0	0	Milwaukee Brewers @ Oakland Athletics Oakland-Alameda County Coliseum, Oakland, CA Thu Aug 05 1971, 7:05 PM PDT Att: 3,945 - Unknown			
Ron Theobald, R (1,4) OBP: 0.348, SLG: 0.323	P4		L4-3 1-2			L8		BB 1B		4	0	1	0	0	0	1				
Dave May, L (1,9) OBP: 0.353, SLG: 0.430	P6			4-3		HR		FC6-4 BB 1-2		3	1	1	1	1	0	0				
Jose Cardenal, R (1,8) OBP: 0.308, SLG: 0.380		1B 1B		F7		6-3		FC6-4 BB 1-2		4	0	1	0	0	0	2				
John Briggs, L (1,3) OBP: 0.403, SLG: 0.483		1B 1-3 1B					P4		F7	4	0	2	0	0	0	0				
Tom Matchick, L (1,5) OBP: 0.211, SLG: 0.167					P6		4-3 1B		K	4	0	2	0	0	1	0				
Elie Rodriguez, R (1,2) OBP: 0.279, SLG: 0.216 Frank Tepedino, L (0, PH) OBP: 0.227, SLG: 0.282		K				4-3		6-3		3	0	1	0	0	1	3				
Bob Heise, R (1,6) OBP: 0.238, SLG: 0.256		4-3			P5		4-3			3	0	0	0	0	0	4				
Bill Parsons, R (1,1) OBP: 0.192, SLG: 0.191 Bill Voss, L (0, PH) OBP: 0.312, SLG: 0.385 John Morris, R (0, PH) OBP: 0.167, SLG: 0.200			3-1			K		F8		2	0	0	0	0	1	1				
										1	0	0	0	0	0	0				
										0	0	0	0	0	0	0				
Inning Stats	R: 0 E: 0 K: 0 S: 3	H: 0 LOB: 0 BB: 0 P: 3	R: 0 E: 0 K: 1 S: 7	H: 3 LOB: 2 BB: 0 P: 7	R: 0 E: 0 K: 0 S: 3	H: 1 LOB: 0 BB: 0 P: 3	R: 0 E: 0 K: 0 S: 3	H: 1 LOB: 1 BB: 0 P: 3	R: 0 E: 0 K: 1 S: 6	H: 1 LOB: 1 BB: 0 P: 6	R: 1 E: 0 K: 0 S: 4	H: 1 LOB: 0 BB: 0 P: 4	R: 0 E: 0 K: 0 S: 4	H: 1 LOB: 2 BB: 1 P: 8	R: 0 E: 0 K: 1 S: 5	H: 0 LOB: 0 BB: 0 P: 5	1B: 7 2B: 1 3B: 1 HR: 1	SF: 0 SAC: 0 DP: 1 HBP: 0	WP: 0 PB: 0 SB: 0 CS: 0	PA: 34
PITCHER Caffish Hunter, R (1,1) ERA: 3.44	IP: 9.0 WLS: W BF: 34 H: 9 R: 1 ER: 1 SO: 3 BB: 1 IBB: 0 HBP: 0 BLK: 0 WP: 0 HR: 1 S: 39 P: 43 ERA: 1.00 WHIP: 1.111																			

Batter	1	2	3	4	5	6	7	8	9	AB	R	H	RBI	BB	SO	LOB	BOTTOM			
Bert Campaneris, R (1,6) OBP: 0.277, SLG: 0.329	P4	L8		FC6-4 1-2			P4			4	0	0	0	0	0	4	Milwaukee Brewers @ Oakland Athletics Oakland-Alameda County Coliseum, Oakland, CA Thu Aug 05 1971, 7:05 PM PDT Att: 3,945 - Unknown			
Rick Monday, L (1,8) OBP: 0.342, SLG: 0.435	HR BB	K			K		F3			3	1	0	0	1	2	2				
Reggie Jackson, L (1,9) OBP: 0.354, SLG: 0.478	HR		5-3		3-1			4-3		4	1	1	2	0	0	0				
Mike Epstein, L (1,3) OBP: 0.373, SLG: 0.435 Mike Hegan, L (0, PH) OBP: 0.363, SLG: 0.372	5-3		K		L9			4-3		4	0	0	0	0	1	0				
Sal Bando, R (1,5) OBP: 0.382, SLG: 0.460			F7			SH3-4 2B				3	0	2	0	1	0	0				
Angel Mangual, R (1,7) OBP: 0.354, SLG: 0.398	F8			1B 1B		SH3-4 2-3		5-3		3	0	1	0	0	0	2				
Gene Tenace, R (1,2) OBP: 0.420, SLG: 0.480		5-3		F5		6-3				3	0	0	0	0	0	2				
Dick Green, R (1,4) OBP: 0.334, SLG: 0.359		1B 1B		F9		K				3	0	1	0	0	1	2				
Caffish Hunter, R (1,1) OBP: 0.370, SLG: 0.437				FC6-4 1-3 1B			F7			3	0	2	0	0	0	0				
										1B: 5 2B: 1 3B: 0 HR: 1	SF: 0 SAC: 1 DP: 0 HBP: 0	WP: 0 PB: 0 SB: 1 CS: 0	PA: 33							
Inning Stats	R: 2 E: 0 K: 0 S: 4	H: 1 LOB: 1 BB: 2 P: 12	R: 0 E: 0 K: 1 S: 7	H: 2 LOB: 2 BB: 0 P: 7	R: 0 E: 0 K: 1 S: 5	H: 0 LOB: 0 BB: 0 P: 5	R: 0 E: 0 K: 0 S: 5	H: 2 LOB: 2 BB: 0 P: 5	R: 0 E: 0 K: 1 S: 6	H: 0 LOB: 0 BB: 0 P: 6	R: 0 E: 0 K: 1 S: 3	H: 0 LOB: 0 BB: 0 P: 3	R: 0 E: 0 K: 0 S: 4	H: 1 LOB: 1 BB: 0 P: 4	R: 0 E: 0 K: 0 S: 4	H: 0 LOB: 0 BB: 0 P: 4	1B: 5 2B: 1 3B: 0 HR: 1	SF: 0 SAC: 1 DP: 0 HBP: 0	WP: 0 PB: 0 SB: 1 CS: 0	PA: 33
PITCHER Bill Parsons, R (1,1) ERA: 2.57 John Morris, L (0, PH) ERA: 3.33	IP: 7.0 WLS: L BF: 29 H: 6 R: 2 ER: 2 SO: 4 BB: 2 IBB: 0 HBP: 0 BLK: 0 WP: 0 HR: 1 S: 35 P: 43 ERA: 2.57 WHIP: 1.143																			

Batter	1	2	3	4	5	6	7	8	9	AB	R	H	RBI	BB	SO	LOB	TOP				
Tommy Harper, R (1, 7) OBP: 0.314, SLG: 0.376	F9			5-3		S BB 1B			SH1-4 SF7 2B	4	1	2	0	0	0	0	Milwaukee Brewers @ Kansas City Royals Municipal Stadium, Kansas City, MO Fri Aug 06 1971, 8:05 PM EDT Alt: 8,730 - Unknown - 77 F livebaseballscorecards.com				
Ron Theobald, R (1, 4) OBP: 0.397, SLG: 0.338	G6-4-3 1B			SF7 3B		S BB 1-2		2-3 SF7	2	1	2	0	1	0	0						
John Briggs, L (1, 3) OBP: 0.397, SLG: 0.479	G6-4-3 1-2			SF7 3-H		6-3 1-2 2-3		SF7	2	0	0	2	0	0	3						
Jose Cardenal, R (1, 8) OBP: 0.304, SLG: 0.375		6-3		1-3				F2	3	4	0	0	0	0	0						
Bobby Mitchell, R (1, 9) OBP: 0.265, SLG: 0.452		K						K	2	3	0	0	0	0	3						
Roberto Pena, R (1, 5) OBP: 0.283, SLG: 0.349		F3						K	3	3	0	0	0	0	1						
Elie Rodriguez, R (1, 2) OBP: 0.276, SLG: 0.213				K				F8	3	3	0	0	0	0	1						
Rick Auerbach, R (1, 6) OBP: 0.274, SLG: 0.231				5-3				L8	1	3	0	0	0	0	0						
Skip Lockwood, R (1, 1) OBP: 0.174, SLG: 0.119				K				2-3	2	3	0	0	0	0	1						
Ken Sanders, R (9, 1)								F3	3	0	0	0	0	0	0						
Inning Stats	R: 0 E: 0 K: 0 S: 3	H: 1 LOB: 0 BB: 0 P: 3	R: 0 E: 0 K: 1 S: 5	H: 0 LOB: 0 BB: 0 P: 5	R: 0 E: 0 K: 2 S: 7	H: 0 LOB: 0 BB: 0 P: 7	R: 1 E: 0 K: 0 S: 4	H: 1 LOB: 0 BB: 0 P: 4	R: 0 E: 0 K: 1 S: 5	H: 0 LOB: 0 BB: 0 P: 5	R: 0 E: 0 K: 2 S: 4	H: 1 LOB: 2 BB: 1 P: 8	R: 0 E: 0 K: 0 S: 7	H: 0 LOB: 0 BB: 0 P: 7	R: 0 E: 0 K: 0 S: 3	H: 0 LOB: 0 BB: 0 P: 3	R: 1 E: 0 K: 0 S: 4	H: 1 LOB: 0 BB: 0 P: 4	1B: 2 2B: 1 3B: 1 HR: 0	SF: 2 SAC: 1 DP: 1 HBP: 0	WP: 0 PA: 31 SB: 0 CS: 0
PITCHER Paul Spittorff, L (1, 1) ERA: 2.51	IP: 9.0 WLS: L BF: 31	H: 4 R: 2 ER: 2 SO: 6	BB: 1 IBB: 0 HBP: 0 BLK: 0	WP: 0 HR: 0 S: 42 P: 46	ERA: 2.00 WHIP: 0.556											PITCHER Paul Spittorff, L (1, 1) ERA: 2.51	IP: 9.0 WLS: L BF: 31	H: 4 R: 2 ER: 2 SO: 6	BB: 1 IBB: 0 HBP: 0 BLK: 0	WP: 0 HR: 0 S: 42 P: 46	ERA: 2.00 WHIP: 0.556

Batter	1	2	3	4	5	6	7	8	9	AB	R	H	RBI	BB	SO	LOB	BOTTOM				
Freddie Patek, R (1, 6) OBP: 0.314, SLG: 0.355	P4		K			K		F8		4	0	0	0	0	2	1	Milwaukee Brewers @ Kansas City Royals Municipal Stadium, Kansas City, MO Fri Aug 06 1971, 8:05 PM EDT Alt: 8,730 - Unknown - 77 F livebaseballscorecards.com				
Joe Keough, L (1, 9) OBP: 0.339, SLG: 0.330	1B			2B 1B		FC3-6 1-2		F7	1	4	1	2	0	0	1						
Amos Otis, R (1, 8) OBP: 0.371, SLG: 0.504	K2-6-2 1B			1B 2B		L9		5-3 1B	2	4	0	3	0	0	1						
Gail Hopkins, L (1, 3) OBP: 0.387, SLG: 0.452	K2-6-2 1-2			G1-4-3 1B		F8		5-3	2	4	0	1	1	0	1						
Lou Piniella, R (1, 7) OBP: 0.305, SLG: 0.378		K		G1-4-3 1-2		6-3		F9	3	4	0	0	0	0	1						
Cookie Rojas, R (1, 4) OBP: 0.363, SLG: 0.420		F8				L9		BB	1	2	0	0	0	1	0						
Paul Schaal, R (1, 5) OBP: 0.381, SLG: 0.373		4-3				6-3		F8	2	3	0	0	0	0	1						
Ed Kirkpatrick, L (1, 2) OBP: 0.301, SLG: 0.338				F3		G3		4-3	1	3	0	0	0	0	0						
Paul Spittorff, L (1, 1) OBP: 0.133, SLG: 0.071				F6		FC3-6 1B		4-3	2	3	0	1	0	0	0						
Inning Stats	R: 0 E: 0 K: 1 S: 6	H: 2 LOB: 2 BB: 0 P: 6	R: 0 E: 0 K: 1 S: 5	H: 0 LOB: 0 BB: 0 P: 5	R: 0 E: 0 K: 1 S: 5	H: 0 LOB: 0 BB: 0 P: 5	R: 1 E: 0 K: 0 S: 4	H: 3 LOB: 0 BB: 0 P: 4	R: 0 E: 0 K: 1 S: 6	H: 1 LOB: 1 BB: 0 P: 6	R: 0 E: 0 K: 0 S: 3	H: 0 LOB: 0 BB: 1 P: 7	R: 0 E: 0 K: 0 S: 3	H: 0 LOB: 0 BB: 0 P: 3	R: 0 E: 0 K: 0 S: 4	H: 1 LOB: 1 BB: 0 P: 4	1B: 6 2B: 2 3B: 0 HR: 0	SF: 0 SAC: 0 DP: 2 HBP: 0	WP: 0 PA: 32 SB: 0 CS: 0		
PITCHER Skip Lockwood, R (1, 1) ERA: 2.9	IP: 8.1 WLS: W BF: 30	H: 7 R: 1 ER: 1 SO: 4	BB: 1 IBB: 0 HBP: 0 BLK: 0	WP: 0 HR: 0 S: 37 P: 41	ERA: 1.08 WHIP: 0.960											PITCHER Ken Sanders, R (9, 1) ERA: 2.11	IP: 0.2 WLS: S BF: 2	H: 0 R: 0 ER: 0 SO: 0	BB: 0 IBB: 0 HBP: 0 BLK: 0	WP: 0 HR: 0 S: 2 P: 2	ERA: 0.00 WHIP: 0.000

Batter	1	2	3	4	5	6	7	8	9	AB	R	H	RBI	BB	SO	LOB	TOP		
Tommy Harper, R OBP: 0.319, SLG: 0.385 (1, 7)	F7		HR		L8		FC5-4			4	1	1	1	0	0	1	Milwaukee Brewers @ Kansas City Royals Municipal Stadium, Kansas City, MO Sun Aug 08 1971, 4:33 AM EDT Att: 16,758 - Unknown - 83 F		
Ron Theobald, R OBP: 0.351, SLG: 0.332 Roberto Pena, R OBP: 0.283, SLG: 0.349 (1, 4) (8, 5)	F2		1B		K			L9		4	0	1	0	0	1	0			
John Briggs, L OBP: 0.393, SLG: 0.471 (1, 3)	6-3		1B					4-3		4	0	2	0	0	0	0			
Jose Cardenal, R OBP: 0.306, SLG: 0.378 (1, 8)		G4-6-3 1B	L7					F8		4	0	1	0	0	0	3			
Dave May, L OBP: 0.356, SLG: 0.448 (1, 9)		G4-6-3 1B			L8					4	1	2	1	0	0	2			
Tom Matchick, L OBP: 0.296, SLG: 0.208 (1, 5) (8, 4)					FC4-6 1B			F2		3	0	1	0	1	0	2			
Elie Rodriguez, R OBP: 0.273, SLG: 0.209 Bill Voss, L OBP: 0.310, SLG: 0.383 (9, PH)										3	0	0	0	0	0	2			
Rick Auerbach, R OBP: 0.275, SLG: 0.235 (1, 6)			6-3		F7			L6		4	0	1	0	0	0	1			
Jim Slaton, R OBP: 0.286, SLG: 0.143 Frank Topolinski, L OBP: 0.225, SLG: 0.279 Lew Krausse, R OBP: 0.342, SLG: 0.273 Dick Schofield, S OBP: 0.197, SLG: 0.200 Floyd Weaver, R OBP: 0.200, SLG: 0.367 (5, PH) (5, 1) (7, PH) (7, 1) (9, PH)			K							1	0	0	0	0	1	0			
Inning Stats	R: 0 E: 0 K: 0 S: 3	H: 0 LOB: 0 BB: 0 P: 3	R: 0 E: 0 K: 0 S: 3	H: 1 LOB: 1 BB: 1 P: 7	R: 1 E: 0 K: 1 S: 8	H: 3 LOB: 2 BB: 0 P: 8	R: 0 E: 0 K: 0 S: 4	H: 1 LOB: 0 BB: 0 P: 4	R: 0 E: 0 K: 2 S: 7	H: 0 LOB: 0 BB: 0 P: 7	R: 0 E: 0 K: 0 S: 3	H: 0 LOB: 1 BB: 0 P: 3	R: 0 E: 0 K: 0 S: 3	H: 0 LOB: 0 BB: 0 P: 3	R: 1 E: 0 K: 1 S: 7	H: 3 LOB: 1 BB: 0 P: 7		1B: 6 2B: 2 3B: 0 HR: 2	SF: 0 SAC: 0 DP: 2 HBP: 1
PITCHER Dick Drago, R ERA: 2.86 (1, 1)	IP: 9.0 WLS: W BF: 36 H: 9 R: 2 ER: 2 SO: 4 BB: 1 IBB: 0 HBP: 1 BLK: 0 WP: 0 HR: 2 S: 42 P: 47 ERA: 2.00 WHIP: 1.111																		

Batter	1	2	3	4	5	6	7	8	9	AB	R	H	RBI	BB	SO	LOB	BOTTOM
Freddie Patek, R OBP: 0.320, SLG: 0.365 (1, 6)	1-3		BLK BB SF7 1B		L7			1B		5	2	3	0	0	0	1	Milwaukee Brewers @ Kansas City Royals Municipal Stadium, Kansas City, MO Sun Aug 08 1971, 4:33 AM EDT Att: 16,758 - Unknown - 83 F
Joe Kouph, L OBP: 0.336, SLG: 0.329 (1, 9)	4-3		BLK BB		L9			F6		4	0	0	0	1	0	3	
Amos Otis, R OBP: 0.369, SLG: 0.499 (1, 8)	K		SF7					1B FC4-2 1B		3	1	1	1	1	1	1	
Gail Hopkins, L OBP: 0.397, SLG: 0.482 (1, 3)		HR						F9 FC4-2 1B		4	2	4	2	1	0	0	
Lou Piniella, R OBP: 0.301, SLG: 0.371 (1, 7)		F8	F9					FC4-2 1B		5	0	0	0	0	0	7	
Cookie Rojas, R OBP: 0.364, SLG: 0.418 (1, 4)		F6			4-3			F9		3	0	0	0	1	0	2	
Paul Schaal, R OBP: 0.384, SLG: 0.379 (1, 5)		1B CS 1B						F5		4	1	3	2	0	0	2	
Ed Kirkpatrick, L OBP: 0.306, SLG: 0.350 (1, 2)								1B CS 1B		3	1	1	0	1	0	2	
Dick Drago, R OBP: 0.220, SLG: 0.173 (1, 1)		CS			K			1B CS 1B		4	0	1	2	0	1	2	
Inning Stats	R: 0 E: 0 K: 1 S: 5	H: 0 LOB: 0 BB: 0 P: 5	R: 1 E: 0 K: 0 S: 5	H: 3 LOB: 1 BB: 0 P: 5	R: 1 E: 0 K: 1 S: 6	H: 1 LOB: 2 BB: 2 P: 14	R: 2 E: 0 K: 0 S: 5	H: 2 LOB: 1 BB: 1 P: 9	R: 0 E: 0 K: 0 S: 4	H: 1 LOB: 1 BB: 0 P: 4	R: 2 E: 0 K: 0 S: 5	H: 2 LOB: 2 BB: 2 P: 13	R: 1 E: 0 K: 0 S: 5	H: 2 LOB: 1 BB: 0 P: 5	1B: 8 2B: 3 3B: 1 HR: 1	SF: 1 SAC: 0 DP: 0 HBP: 0	
PITCHER Jim Slaton, R ERA: 3.91 Lew Krausse, R ERA: 3.23 Floyd Weaver, R ERA: 5.52 John Morris, L ERA: 3.4 (1, 1) (5, 1) (7, 1) (7, 1)	IP: 4.0 WLS: L BF: 20 H: 6 R: 4 ER: 4 SO: 2 BB: 2 IBB: 0 HBP: 0 BLK: 0 WP: 0 HR: 1 S: 21 P: 33 ERA: 9.00 WHIP: 2.000																



Batter	1	2	3	4	5	6	7	8	9	AB	R	H	RBI	BB	SO	LOB	TOP			
Dick McAuliffe, L (1,4) OBP: 0.290, SLG: 0.369	4-0 BB			L4		F8		3-1		3	0	0	0	1	0	1	Detroit Tigers @ Milwaukee Brewers Milwaukee County Stadium, Milwaukee, WI Wed Aug 11 1971, 8:05 PM EDT Att: 8,558 - Unknown			
Gates Brown, L (1,7) OBP: 0.457, SLG: 0.613 Fred Scherman, L (8,1) OBP: 0.353, SLG: 0.267	0-0 F8			G6-4-3 1B				2-3		4	1	2	0	0	0	1				
Willie Horton, R (1,9) OBP: 0.354, SLG: 0.509	0-0 G6-4-3			G6-4-3				1B		4	1	2	0	0	0	2				
Norm Cash, L (1,3) OBP: 0.375, SLG: 0.567		0-0 L3						1B		4	0	1	0	0	1	3				
Bill Freehan, R (1,2) OBP: 0.363, SLG: 0.489		0-3 K						F9		3	0	0	0	1	1	2				
Jim Northrup, L (1,8) OBP: 0.370, SLG: 0.459		0-3 K						3-1		4	0	1	2	0	1	2				
Aurelio Rodriguez, R (1,5) OBP: 0.263, SLG: 0.392			0-3 K							3	0	0	0	0	2	2				
Ed Brinkman, R (1,6) OBP: 0.289, SLG: 0.279			0-0 5-3					F8		2	0	0	0	1	0	2				
Joe Niekro, R (1,1) OBP: 0.231, SLG: 0.208 Dalton Jones, L (8,PH) OBP: 0.308, SLG: 0.395 Mickey Stanley, R (8,8) OBP: 0.328, SLG: 0.358			0-0 F3							2	0	0	0	0	0	1				
Inning Stats	R: 0 E: 0 K: 0 S: 2	H: 0 LOB: 0 BB: 1 P: 6	R: 0 E: 0 K: 2 S: 7	H: 0 LOB: 0 BB: 0 P: 7	R: 0 E: 0 K: 1 S: 5	H: 0 LOB: 0 BB: 0 P: 5	R: 0 E: 0 K: 0 S: 3	H: 1 LOB: 0 BB: 0 P: 3	R: 0 E: 0 K: 0 S: 3	H: 0 LOB: 1 BB: 1 P: 7	R: 2 E: 0 K: 2 S: 10	H: 3 LOB: 2 BB: 1 P: 14	R: 0 E: 0 K: 1 S: 5	H: 0 LOB: 0 BB: 0 P: 5	R: 0 E: 0 K: 0 S: 4	H: 1 LOB: 1 BB: 0 P: 4		1B: 6 2B: 0 3B: 0 HR: 0	SF: 0 SAC: 0 DP: 3 HBP: 0	WP: 0 PB: 0 SB: 0 CS: 0
PITCHER	IP	WLS	BF	H	R	ER	SO	BB	IBB	HBP	BLK	WP	HR	S	P	ERA	WHIP			
Skip Lockwood, R (1,1) ERA: 2.88 Ken Sanders, R (8,1) ERA: 2.06	7.0	L	26	5	2	2	5	3	0	0	0	0	0	33	45	2.57	1.143			

Batter	1	2	3	4	5	6	7	8	9	AB	R	H	RBI	BB	SO	LOB	BOTTOM					
Tommy Harper, R (1,7) OBP: 0.326, SLG: 0.390	4-3 BB		0-0 6-3		0-0 6-3					3	0	0	0	1	1	2	Detroit Tigers @ Milwaukee Brewers Milwaukee County Stadium, Milwaukee, WI Wed Aug 11 1971, 8:05 PM EDT Att: 8,558 - Unknown					
Ron Theobald, R (1,4) OBP: 0.345, SLG: 0.325	0-3 K		0-0 5-3							4	0	0	0	0	1	3						
John Briggs, L (1,3) OBP: 0.385, SLG: 0.456	0-0 4-3									4	0	0	0	0	0	1						
Jose Cardenal, R (1,8) OBP: 0.309, SLG: 0.374	0-0 5-3									3	0	1	0	1	0	1						
Dave May, L (1,9) OBP: 0.355, SLG: 0.443		0-0 3-1								4	0	1	0	0	1	1						
Tom Matchick, L (1,5) OBP: 0.285, SLG: 0.194 Andy Kosco, R (8,PH) OBP: 0.285, SLG: 0.321		0-0 L8								3	0	1	0	0	0	2						
Ellie Rodriguez, R (1,2) OBP: 0.271, SLG: 0.208		0-0 6-3								4	0	1	0	0	0	2						
Bob Heise, R (1,6) OBP: 0.272, SLG: 0.300			0-0 1B							4	0	2	0	0	0	1						
Skip Lockwood, R (1,1) OBP: 0.188, SLG: 0.205 Bill Voss, L (7,PH) OBP: 0.311, SLG: 0.383 Bobby Mitchell, R (7,PR) OBP: 0.257, SLG: 0.438 Ken Sanders, R (8,1) Roberto Pena, R (8,PH) OBP: 0.282, SLG: 0.347			0-0 6-3							2	1	1	1	0	0	0						
Inning Stats	R: 0 E: 0 K: 1 S: 5	H: 0 LOB: 1 BB: 1 P: 9	R: 0 E: 0 K: 0 S: 3	H: 0 LOB: 0 BB: 0 P: 3	R: 1 E: 0 K: 0 S: 4	H: 2 LOB: 0 BB: 0 P: 4	R: 0 E: 0 K: 0 S: 5	H: 2 LOB: 2 BB: 0 P: 5	R: 0 E: 0 K: 0 S: 3	H: 0 LOB: 0 BB: 0 P: 3	R: 0 E: 0 K: 0 S: 4	H: 1 LOB: 2 BB: 1 P: 8	R: 0 E: 0 K: 1 S: 7	H: 2 LOB: 2 BB: 0 P: 7	R: 0 E: 0 K: 1 S: 5	H: 0 LOB: 0 BB: 0 P: 5		R: 0 E: 0 K: 0 S: 4	H: 1 LOB: 1 BB: 0 P: 4	1B: 7 2B: 0 3B: 0 HR: 1	SF: 0 SAC: 0 DP: 0 HBP: 0	WP: 0 PB: 0 SB: 2 CS: 0
PITCHER	IP	WLS	BF	H	R	ER	SO	BB	IBB	HBP	BLK	WP	HR	S	P	ERA	WHIP					
Joe Niekro, R (1,1) ERA: 4.61 Fred Scherman, L (8,1) ERA: 2.6	7.0	W	29	7	1	1	2	2	0	0	0	0	0	31	39	1.29	1.286					

AB	30
R	2
H	6
RBI	2
BB	3
SO	6
LOB	16



Batter	1	2	3	4	5	6	7	8	9	AB	R	H	RBI	BB	SO	LOB	TOP					
Dick McAuliffe, L (1,4) OBP: 0.294, SLG: 0.370	P6		G3		SF8		E4		FC1-6 HBP	4	1	2	0	0	0	0	Detroit Tigers @ Milwaukee Brewers Milwaukee County Stadium, Milwaukee, WI Thu Aug 12 1971, 4:33 AM EDT Att: 11,549 - Unknown - 76 F					
Gates Brown, L (1,7) OBP: 0.468, SLG: 0.619	K				E9				FC1-6	4	0	3	0	0	1	0						
Mickey Stanley, R (8,8) OBP: 0.327, SLG: 0.356			G5-4-3						FC1-6	1	0	0	0	0	0	1						
Willie Horton, R (1,9) OBP: 0.350, SLG: 0.504	5-3		G5-4-3		SF8		F8		K	4	0	0	1	0	1	4						
Norm Cash, L (1,3) OBP: 0.375, SLG: 0.563		P6							L9	4	0	1	0	1	1	1						
Jim Northrup, L (1,8) OBP: 0.370, SLG: 0.458					FC6-4		E3		F7	5	1	2	0	0	0	3						
Bill Freehan, R (1,2) OBP: 0.365, SLG: 0.499							K			3	1	2	1	1	1	1						
Aurelio Rodriguez, R (1,5) OBP: 0.263, SLG: 0.391					G6-4-3					4	0	1	1	0	0	4						
Ed Brinkman, R (1,6) OBP: 0.289, SLG: 0.277							6-3		F9	3	0	0	0	1	0	1						
Mickey Lolich, S (1,1) OBP: 0.224, SLG: 0.095							L4		K	3	1	0	0	1	2	4						
Inning Stats	R: 0 E: 0 K: 1 S: 5	H: 0 LOB: 0 BB: 0 P: 5	R: 0 E: 0 K: 1 S: 7	H: 2 LOB: 3 BB: 1 P: 11	R: 0 E: 0 K: 0 S: 3	H: 1 LOB: 0 BB: 0 P: 3	R: 0 E: 1 K: 0 S: 2	H: 0 LOB: 1 BB: 2 P: 10	R: 2 E: 1 K: 1 S: 7	H: 2 LOB: 1 BB: 1 P: 11	R: 0 E: 1 K: 1 S: 5	H: 0 LOB: 0 BB: 0 P: 5	R: 0 E: 1 K: 0 S: 5	H: 2 LOB: 2 BB: 0 P: 5	R: 2 E: 0 K: 1 S: 8	H: 3 LOB: 1 BB: 0 P: 8	R: 0 E: 0 K: 1 S: 6	H: 1 LOB: 2 BB: 0 P: 7	1B: 9 2B: 2 3B: 1 HR: 0	SF: 1 SAC: 0 DP: 3 HBP: 1	WP: 0 PB: 0 SB: 0 CS: 1	PA: 41
PITCHER	IP	WLS	BF	H	R	ER	SO	BB	IBB	HBP	BLK	WP	HR	S	P	ERA	WHIP					
Marty Pattin, R (1,1) ERA: 2.98	8.0	L	36	10	4	3	5	2	2	0	0	0	0	42	58	3.38	1.500					
Ken Sanders, R (9,1) ERA: 2.04	1.0		5	1	0	0	1	0	0	1	0	0	0	6	7	0.00	1.000					

Batter	1	2	3	4	5	6	7	8	9	AB	R	H	RBI	BB	SO	LOB	BOTTOM				
Tommy Harper, R (1,7) OBP: 0.326, SLG: 0.388	P6				5-3					2	1	0	0	1	0	0	Detroit Tigers @ Milwaukee Brewers Milwaukee County Stadium, Milwaukee, WI Thu Aug 12 1971, 4:33 AM EDT Att: 11,549 - Unknown - 76 F				
Andy Kosco, R (8,PH) OBP: 0.288, SLG: 0.324										1	1	1	0	0	0	0					
Ron Theobald, R (1,4) OBP: 0.348, SLG: 0.329	L8									3	0	2	0	0	0	0					
John Briggs, L (1,3) OBP: 0.386, SLG: 0.461	F7									4	1	2	2	0	0	1					
Jose Cardenal, R (1,8) OBP: 0.309, SLG: 0.373		P1								4	0	1	1	0	1	3					
Bobby Mitchell, R (1,9) OBP: 0.256, SLG: 0.400										3	0	0	0	1	2	3					
Ken Sanders, R (9,1) ERA: 2.04	K									0	0	0	0	0	0	0					
Roberto Pena, R (1,5) OBP: 0.281, SLG: 0.342										3	0	0	0	1	0	0					
Elie Rodriguez, R (1,2) OBP: 0.267, SLG: 0.204										4	0	0	0	0	1	3					
Bob Heise, R (1,6) OBP: 0.260, SLG: 0.287										4	0	0	0	0	0	0					
Marty Pattin, R (1,1) OBP: 0.197, SLG: 0.150										2	0	0	0	0	1	0					
Dick Schofield, S (8,PH) OBP: 0.325, SLG: 0.269										1	0	0	0	0	0	0					
Inning Stats	R: 0 E: 0 K: 0 S: 3	H: 0 LOB: 0 BB: 0 P: 3	R: 0 E: 0 K: 1 S: 5	H: 0 LOB: 0 BB: 0 P: 5	R: 0 E: 0 K: 0 S: 4	H: 0 LOB: 2 BB: 3 P: 16	R: 0 E: 0 K: 0 S: 3	H: 0 LOB: 0 BB: 0 P: 3	R: 0 E: 0 K: 1 S: 6	H: 1 LOB: 1 BB: 0 P: 6	R: 0 E: 0 K: 1 S: 5	H: 0 LOB: 0 BB: 0 P: 5	R: 0 E: 0 K: 1 S: 8	H: 3 LOB: 2 BB: 0 P: 8	R: 0 E: 0 K: 0 S: 3	H: 0 LOB: 0 BB: 0 P: 3	1B: 5 2B: 1 3B: 0 HR: 0	SF: 0 SAC: 1 DP: 1 HBP: 0	WP: 0 PB: 0 SB: 2 CS: 0	PA: 35	
PITCHER	IP	WLS	BF	H	R	ER	SO	BB	IBB	HBP	BLK	WP	HR	S	P	ERA	WHIP				
Mickey Lolich, L (1,1) ERA: 2.94	9.0	W	35	6	3	3	5	3	0	0	0	0	0	42	54	3.00	1.000				

Batter	1	2	3	4	5	6	7	8	9	AB	R	H	RBI	BB	SO	LOB	TOP		
Ted Uhlhaender, L (1,7) OBP: 0.333, SLG: 0.328	0-0 G5-4-3 1B	0-0 3-1		0-0 5-3			0-0 4-3		0-0 P6	5	0	1	0	0	0	3	Cleveland Indians @ Milwaukee Brewers Milwaukee County Stadium, Milwaukee, WI Fri Aug 13 1971, 8:05 PM EDT Alt. 7, 204 - Unknown - 76 F livebaseballscorecards.com		
Vada Pinson, L (1,8) OBP: 0.291, SLG: 0.363 John Lowenstein, L (7,8) OBP: 0.263, SLG: 0.303	0-0 G5-4-3 1-2		0-0 G3		0-0 4-3		0-0 WP 2B		0-0 F5	4	0	1	0	0	0	1			
Chris Chambliss, L (1,3) OBP: 0.366, SLG: 0.419	4-0 BB		0-0 1-4-3 1B		0-0 3-1		0-3 K 2-3		0-0 1B	4	0	2	0	1	1	1			
Graig Nettles, L (1,5) OBP: 0.364, SLG: 0.450	0-0 4-3		0-0 1-4-3 1-2		4-0 1B BB		4-0 BB		0-0 F8	3	0	0	0	2	0	3			
Ray Fosse, R (1,2) OBP: 0.311, SLG: 0.350		0-0 1B 2B		4-0 BB		0-0 1-2 1B		0-0 5-3		3	1	2	0	1	0	2			
Frank Baker, L (1,9) OBP: 0.268, SLG: 0.329	0-0 SH1-4 2-H 1B		0-0 4-3		0-0 6-3				0-0 L8	4	0	1	1	0	0	4			
Eddie Leon, R (1,6) OBP: 0.318, SLG: 0.325	0-0 SH1-4 1-2 1B			0-0 F8		4-0 G5-4-3 BB		4-0 BB		2	0	1	0	2	0	0			
Kurt Bevacqua, R (1,4) OBP: 0.198, SLG: 0.253	0-0 F7		0-0 F7		0-0 G5-4-3 1-2		0-0 F8		0-0 F8	4	0	0	0	0	0	4			
Steve Dunning, R (1,1) OBP: 0.229, SLG: 0.273 Steve Hargan, R (1,1) OBP: 0.074, SLG: 0.074 Mark Ballinger, R (3,1) OBP: 0.500, SLG: 0.500 Chuck Hinton, R (8,PH) OBP: 0.331, SLG: 0.432 Ed Farmer, R (8,1)	0-0 SH1-4 1-2 2-3 1B			0-0 G3				0-3 K		0	0	0	0	0	0	0			
Inning Stats	R: 0 E: 0 K: 0 S: 3	H: 1 LOB: 1 BB: 1 P: 7	R: 1 E: 0 K: 0 S: 6	H: 3 LOB: 2 BB: 0 P: 6	R: 0 E: 0 K: 0 S: 4	H: 1 LOB: 2 BB: 1 P: 8	R: 0 E: 0 K: 0 S: 4	H: 0 LOB: 0 BB: 1 P: 4	R: 0 E: 0 K: 1 S: 2	H: 0 LOB: 0 BB: 1 P: 6	R: 0 E: 0 K: 1 S: 6	H: 1 LOB: 2 BB: 1 P: 10	R: 0 E: 0 K: 1 S: 5	H: 0 LOB: 1 BB: 1 P: 9	R: 0 E: 0 K: 0 S: 4	H: 1 LOB: 1 BB: 0 P: 4		1B: 7 2B: 2 3B: 0 HR: 0	SF: 0 SAC: 1 DP: 2 HBP: 0
PITCHER Jim Slaton, R (1,1) ERA: 3.6	IP: 9.0 WLS: W BF: 40 H: 9 R: 1 ER: 1 SO: 2 BB: 6 IBB: 0 HBP: 0 BLK: 0 WP: 1 HR: 0 S: 38 P: 62 ERA: 1.00 WHIP: 1.667															PITCHER			

Batter	1	2	3	4	5	6	7	8	9	AB	R	H	RBI	BB	SO	LOB	BOTTOM		
Tommy Harper, R (1,7) OBP: 0.327, SLG: 0.389 Bobby Mitchell, R (7,7) OBP: 0.250, SLG: 0.389	0-0 SH2-3 HR 1B	0-3 K	0-0 4-3			0-0 WP 1B BB 1B		0-3 K		4	2	2	0	0	1	0	Cleveland Indians @ Milwaukee Brewers Milwaukee County Stadium, Milwaukee, WI Fri Aug 13 1971, 8:05 PM EDT Alt. 7, 204 - Unknown - 76 F livebaseballscorecards.com		
Ron Theobald, R (1,4) OBP: 0.350, SLG: 0.329	0-0 SH2-3 1-2	0-0 4-3		0-0 E6		0-0 BB WP 1B		4-0 BB		3	0	1	0	1	0	0			
John Briggs, L (1,3) OBP: 0.390, SLG: 0.473	0-0 2-H HR		0-0 1B 1B		0-0 F8		4-0 1-2 2-3 BB		0-0 BB	4	2	2	2	1	0	2			
Jose Cardenal, R (1,8) OBP: 0.310, SLG: 0.370	4-0 S 1B BB		4-0 1-2 1B BB		0-0 F8		0-0 F9		0-0 F7	3	2	0	0	2	0	5			
Dave May, L (1,9) OBP: 0.356, SLG: 0.442	0-0 P6 1-2		0-0 1-2 2-H 1B 1B		0-0 4-3		4-0 1-2 2-3 3-H BB			3	1	1	2	1	0	2			
Tom Matchick, L (1,5) OBP: 0.289, SLG: 0.229	0-0 1B 2-H		0-0 1-2 2-H 1B		0-0 F7		0-3 K			4	1	2	2	0	1	3			
Elie Rodriguez, R (1,2) OBP: 0.270, SLG: 0.213	0-0 1-2 1B		0-0 1-H 2-H SF8 2B		0-0 6-3		0-0 6-3			4	1	2	2	0	0	0			
Bob Heise, R (1,6) OBP: 0.260, SLG: 0.289	0-0 G3		0-0 3-H SF8		0-0 6-3		0-0 L6-3 1B			3	0	1	1	0	0	2			
Jim Slaton, R (1,1) OBP: 0.214, SLG: 0.120		0-0 1-3		0-0 K		0-0 L4		0-0 1-2 L6-3		4	0	0	0	0	1	1			
Inning Stats	R: 3 E: 0 K: 0 S: 7	H: 4 LOB: 2 BB: 1 P: 11	R: 0 E: 0 K: 1 S: 5	H: 0 LOB: 0 BB: 0 P: 5	R: 5 E: 0 K: 1 S: 9	H: 4 LOB: 0 BB: 1 P: 13	R: 0 E: 1 K: 0 S: 4	H: 0 LOB: 1 BB: 0 P: 4	R: 0 E: 0 K: 0 S: 3	H: 0 LOB: 0 BB: 0 P: 3	R: 1 E: 0 K: 1 S: 7	H: 2 LOB: 3 BB: 2 P: 15	R: 0 E: 0 K: 0 S: 3	H: 1 LOB: 0 BB: 0 P: 3	R: 0 E: 0 K: 1 S: 5	H: 0 LOB: 1 BB: 1 P: 9		1B: 9 2B: 2 3B: 0 HR: 1	SF: 1 SAC: 1 DP: 1 HBP: 0
PITCHER Steve Dunning, R (1,1) ERA: 4.32 Steve Hargan, R (1,1) ERA: 7.23 Mark Ballinger, R (3,1) ERA: 1.23 Ed Farmer, R (8,1) ERA: 2.03	IP: 0.2 WLS: L BF: 7 H: 4 R: 3 ER: 3 SO: 0 BB: 1 IBB: 0 HBP: 0 BLK: 0 WP: 0 HR: 0 S: 10 P: 10 ERA: 40.50 WHIP: 7.500															PITCHER			

Batter	1	2	3	4	5	6	7	8	9	AB	R	H	RBI	BB	SO	LOB	TOP			
Ted Uhlhaender, L OBP: 0.332, SLG: 0.327 (1, 7)										4	1	1	0	0	0	0	Cleveland Indians @ Milwaukee Brewers Milwaukee County Stadium, Milwaukee, WI Sat Aug 14 1971, 8:05 PM EDT Alt: 6,005 - Unknown - 61 F			
Vada Pinson, L OBP: 0.291, SLG: 0.362 (1, 8)										4	1	1	0	0	2	0				
Chris Chambliss, L OBP: 0.364, SLG: 0.416 (1, 3)										4	0	1	0	0	0	2				
Graig Nettles, L OBP: 0.365, SLG: 0.457 (1, 5)										4	1	2	3	0	1	1				
Ray Fosse, R OBP: 0.311, SLG: 0.349 (1, 2)										4	0	1	0	0	0	1				
Frank Baker, L OBP: 0.261, SLG: 0.320 (1, 9)										4	0	0	0	0	0	1				
Eddie Leon, R OBP: 0.316, SLG: 0.322 (1, 6)										3	0	0	0	0	1	0				
John Lowenstein, L OBP: 0.255, SLG: 0.293 (1, 4)										3	0	0	0	0	0	0				
Vince Colbert, R OBP: 0.143, SLG: 0.214 Phil Hennigan, R (8, 1)										2	0	0	0	0	1	0				
Gomer Hodge, S OBP: 0.288, SLG: 0.271 (9, PH)										0	0	0	0	0	0	0				
Inning Stats	R: 0 E: 0 K: 2 S: 8	H: 1 LOB: 1 BB: 0 P: 8	R: 0 E: 0 K: 1 S: 5	H: 0 LOB: 0 BB: 0 P: 5	R: 0 E: 0 K: 0 S: 3	H: 0 LOB: 0 BB: 0 P: 3	R: 0 E: 0 K: 1 S: 6	H: 1 LOB: 1 BB: 0 P: 6	R: 0 E: 0 K: 0 S: 3	H: 0 LOB: 0 BB: 0 P: 3	R: 0 E: 0 K: 0 S: 3	H: 0 LOB: 0 BB: 0 P: 3	R: 0 E: 0 K: 0 S: 3	H: 0 LOB: 0 BB: 0 P: 3	R: 3 E: 0 K: 0 S: 7	H: 4 LOB: 1 BB: 0 P: 7	1B: 5 2B: 0 3B: 0 HR: 1	SF: 0 SAC: 0 DP: 0 HBP: 0	WP: 0 PA: 33 CS: 0	
PITCHER	IP	WLS	BF	H	R	ER	SO	BB	IBB	HBP	BLK	WP	HR	S	P	ERA	WHIP			
Lew Krausse, R ERA: 3.2 Ken Sanders, R ERA: 2.03	(1, 1)	8.2	W	32	6	3	3	5	0	0	0	0	0	1	42	42	3.12	0.692		
(9, 1)	0.1	S	1	0	0	0	0	0	0	0	0	0	0	1	1	0.00	0.000			

Batter	1	2	3	4	5	6	7	8	9	AB	R	H	RBI	BB	SO	LOB	BOTTOM		
Tommy Harper, R OBP: 0.326, SLG: 0.386 (1, 7)										4	0	0	0	1	1	4	Cleveland Indians @ Milwaukee Brewers Milwaukee County Stadium, Milwaukee, WI Sat Aug 14 1971, 8:05 PM EDT Alt: 6,005 - Unknown - 61 F		
Ron Theobald, R OBP: 0.345, SLG: 0.324 (1, 4)										4	0	0	0	0	0	4			
John Briggs, L OBP: 0.388, SLG: 0.469 (1, 3)										4	0	1	0	0	0	0			
Jose Cardenal, R OBP: 0.309, SLG: 0.368 (1, 8)										4	0	1	0	0	1	0			
Dave May, L OBP: 0.355, SLG: 0.443 (1, 9)										4	1	1	0	0	0	2			
Tom Matchick, L OBP: 0.333, SLG: 0.359 (1, 5)										4	2	3	1	0	0	0			
Ellie Rodriguez, R OBP: 0.274, SLG: 0.223 (1, 2)										3	2	2	1	0	0	2			
Bob Heise, R OBP: 0.279, SLG: 0.307 (1, 6)										4	0	3	1	0	0	1			
Lew Krausse, R OBP: 0.059, SLG: 0.030 Ken Sanders, R (9, 1)										2	0	1	1	0	0	2			
Inning Stats	R: 0 E: 0 K: 1 S: 7	H: 2 LOB: 2 BB: 0 P: 7	R: 1 E: 0 K: 0 S: 5	H: 2 LOB: 1 BB: 1 P: 9	R: 0 E: 1 K: 1 S: 5	H: 0 LOB: 0 BB: 0 P: 5	R: 1 E: 0 K: 0 S: 5	H: 2 LOB: 1 BB: 0 P: 5	R: 0 E: 0 K: 0 S: 3	H: 0 LOB: 0 BB: 0 P: 3	R: 2 E: 1 K: 0 S: 7	H: 3 LOB: 2 BB: 0 P: 7	R: 0 E: 0 K: 0 S: 3	H: 0 LOB: 0 BB: 0 P: 3	R: 1 E: 0 K: 0 S: 5	H: 3 LOB: 1 BB: 0 P: 5		1B: 9 2B: 2 3B: 0 HR: 1	SF: 1 SAC: 2 DP: 1 HBP: 0
PITCHER	IP	WLS	BF	H	R	ER	SO	BB	IBB	HBP	BLK	WP	HR	S	P	ERA	WHIP		
Vince Colbert, R ERA: 4.19 Phil Hennigan, R ERA: 4.16	(1, 1)	7.0	L	34	11	5	4	2	1	0	0	0	0	37	41	5.14	1.714		
(8, 1)	1.0	3	1	0	0	0	0	0	0	0	0	0	0	3	3	0.00	1.000		

Batter	1	2	3	4	5	6	7	8	9	AB	R	H	RBI	BB	SO	LOB	TOP					
Ted Uhlhaender, L (1,7) OBP: 0.331, SLG: 0.323	4-0 PB BB BB		0-3 K			0-0 4-3		0-0 6-3		0-0 4-3	4	0	0	0	1	1						
Vada Pinson, L (1,8) OBP: 0.291, SLG: 0.361	0-0 L7		0-0 4-3			0-0 4-3		0-0 L3 1B			4	0	1	0	0	0	1					
Chris Chambliss, L (1,3) OBP: 0.366, SLG: 0.417	0-0 L8		0-0 1B			0-0 1B		0-3 K			4	0	2	0	0	1	2					
Graig Nettles, L (1,5) OBP: 0.366, SLG: 0.456	4-0 PB BB		0-0 1B			0-0 F5		0-0 L3			3	0	1	0	1	0	2					
Ray Fosse, R (1,2) OBP: 0.310, SLG: 0.351	0-3 K		0-0 1-3			0-0 1B 2B		0-0 F8			4	1	1	0	0	1	4					
Frank Baker, L (1,9) OBP: 0.281, SLG: 0.318		0-0 G3		0-0 5-3		0-0 1B SH1-4 SH1		0-0 4-3			4	1	1	1	0	0	0					
Eddie Leon, R (1,4) OBP: 0.316, SLG: 0.322		0-0 6-3		0-0 1B		0-0 SH1-4		0-0 6-3			3	0	1	0	0	0	0					
Fred Stanley, R (1,6) OBP: 0.444, SLG: 0.211		0-0 1B		0-0 F9		0-0 SH1		0-0 F8			4	0	2	0	0	0	1					
Sam McDowell, L (1,1) OBP: 0.197, SLG: 0.185		0-0 F8		0-0 3-1		0-0 SH1		0-0 4-3			2	0	0	1	0	0	2					
Ed Farmer, R (7,1)											0	0	0	0	0	0	0					
Phil Hennigan, R (8,1)											0	0	0	0	0	0	0					
John Lowenstein, L (8,4) OBP: 0.252, SLG: 0.290											1	0	0	0	0	0	0					
Inning Stats	R: 0 E: 0 K: 1 S: 5	H: 0 LOB: 2 BB: 2 P: 13	R: 0 E: 0 K: 0 S: 4	H: 1 LOB: 1 BB: 0 P: 4	R: 0 E: 0 K: 1 S: 7	H: 2 LOB: 2 BB: 0 P: 7	R: 0 E: 0 K: 0 S: 4	H: 1 LOB: 1 BB: 0 P: 4	R: 0 E: 0 K: 0 S: 4	H: 1 LOB: 1 BB: 0 P: 4	R: 2 E: 0 K: 0 S: 6	H: 3 LOB: 1 BB: 0 P: 6	R: 0 E: 0 K: 0 S: 5	H: 1 LOB: 0 BB: 0 P: 5	R: 0 E: 0 K: 0 S: 3	H: 0 LOB: 0 BB: 0 P: 3	R: 0 E: 0 K: 0 S: 3	H: 0 LOB: 0 BB: 0 P: 3	1B: 8 2B: 2 3B: 0 HR: 0	SF: 0 SAC: 2 DP: 1 HBP: 0	WP: 0 PB: 1 SB: 0 CS: 0	PA: 37
PITCHER	IP WLS BF H R ER SO BB IBB HBP BLK WP HR S P ERA WHIP																					
Bill Parsons, R (1,1) ERA: 2.81	6.0 W 28 8 2 2 2 2 2 0 0 0 0 0 0 30 38 3.00 1.667																					
John Morris, L (7,1) ERA: 3.33	1.0 3 1 0 0 1 0 0 0 0 0 0 5 5 0.00 1.000																					
Ken Sanders, R (8,1) ERA: 1.99	2.0 S 6 0 0 0 0 0 0 0 0 0 0 6 6 0.00 0.000																					

Cleveland Indians @ Milwaukee Brewers
Milwaukee County Stadium, Milwaukee, WI
Sun Aug 15 1971, 4:33 AM EDT
Att: 22,604 - Unknown - 66 F


AB 33
R 2
H 9
RBI 2
BB 2
SO 3
LOB 13



Batter	1	2	3	4	5	6	7	8	9	AB	R	H	RBI	BB	SO	LOB	BOTTOM					
Tommy Harper, R (1,7) OBP: 0.323, SLG: 0.381	0-3 K		0-0 FC6-5		0-3 K		0-0 5-3		0-0 L6	5	0	0	0	0	2	7						
Ron Theobald, R (1,4) OBP: 0.340, SLG: 0.320	0-0 F7		0-0 6-3		0-0 SF8		0-0 6-3			3	0	0	1	0	0	1						
John Briggs, L (1,3) OBP: 0.383, SLG: 0.462	0-0 4-3			0-3 K		0-0 F9		0-0 F8			4	0	0	0	0	1	2					
Ken Sanders, R (8,1)											0	0	0	0	0	0						
Jose Cardenal, R (1,8) OBP: 0.311, SLG: 0.370		0-0 WP 1B CS 1B		0-0 F8		0-0 F3		0-0 E 2B S 1B			4	1	2	0	0	0						
Andy Kosco, R (1,5) OBP: 0.294, SLG: 0.326		0-0 WP 1B		0-0 5-3		4-0 2B FC6-4 BB		0-0 CS 2B			2	1	1	0	1	0	0					
Tom Matchick, L (7,5) OBP: 0.349, SLG: 0.400		1-2 1B						1-H CS 2B			1	0	1	1	0	0	0					
Bobby Mitchell, R (1,9) OBP: 0.279, SLG: 0.436		0-3 K		0-0 1B		0-0 FC6-4 2B		4-0 1B CS IBB			3	1	2	0	0	1	2					
Dave May, L (8,PH) OBP: 0.357, SLG: 0.443		1-2 2-H K		0-0 2B		1-3 2B		1-2 2-3 3-H K			0	0	0	0	1	0	0					
Elie Rodriguez, R (1,2) OBP: 0.277, SLG: 0.224		0-3 K		0-0 2B SF8 1B		4-0 IBB		0-3 K			3	1	1	0	1	2	3					
Bob Heise, R (1,6) OBP: 0.287, SLG: 0.317			0-0 F7		0-0 2B		0-0 FC6-4		4-0 1B BB			3	0	1	2	1	0	2				
Bill Parsons, R (1,1) OBP: 0.214, SLG: 0.220				0-0 FC6-5 2B		4-0 BB		0-0 P4			2	0	1	0	1	0	2					
John Morris, R (7,1) OBP: 0.167, SLG: 0.200											0	0	0	0	0	0	0					
Roberto Pena, R (8,3) OBP: 0.284, SLG: 0.345											1	0	1	0	0	0	0					
Inning Stats	R: 0 E: 0 K: 1 S: 5	H: 0 LOB: 0 BB: 0 P: 5	R: 0 E: 0 K: 2 S: 8	H: 2 LOB: 1 BB: 0 P: 8	R: 0 E: 0 K: 0 S: 4	H: 1 LOB: 1 BB: 0 P: 4	R: 0 E: 0 K: 1 S: 5	H: 0 LOB: 0 BB: 0 P: 5	R: 2 E: 0 K: 1 S: 8	H: 3 LOB: 2 BB: 1 P: 12	R: 1 E: 0 K: 0 S: 4	H: 1 LOB: 2 BB: 2 P: 12	R: 0 E: 0 K: 0 S: 3	H: 0 LOB: 0 BB: 0 P: 3	R: 1 E: 0 K: 1 S: 7	H: 3 LOB: 3 BB: 2 P: 15	R: 0 E: 0 K: 0 S: 3	H: 0 LOB: 0 BB: 0 P: 3	1B: 6 2B: 5 3B: 0 HR: 0	SF: 1 SAC: 0 DP: 1 HBP: 0	WP: 1 PB: 0 SB: 1 CS: 3	PA: 37
PITCHER	IP WLS BF H R ER SO BB IBB HBP BLK WP HR S P ERA WHIP																					
Sam McDowell, L (1,1) ERA: 2.93	6.0 L 27 7 3 3 5 2 1 0 0 0 0 34 46 4.50 1.500																					
Ed Farmer, R (7,1) ERA: 2.15	1.0 6 2 1 1 0 0 1 0 0 0 0 5 9 9.00 2.000																					
Phil Hennigan, R (8,1) ERA: 4.11	1.0 4 1 0 0 1 1 0 0 0 0 0 5 9 0.00 2.000																					

Cleveland Indians @ Milwaukee Brewers
Milwaukee County Stadium, Milwaukee, WI
Sun Aug 15 1971, 4:33 AM EDT
Att: 22,604 - Unknown - 66 F

AB 31
R 4
H 10
RBI 4
BB 5
SO 6
LOB 19



Batter	1	2	3	4	5	6	7	8	9	AB	R	H	RBI	BB	SO	LOB	TOP										
Don Buford, S OBP: 0.416, SLG: 0.470 (1, 7)	0-0 4-3		0-0 3-1		0-3 K		0-3 K		0-0 F7	5	0	0	0	0	2	3											
Mery Rettenmund, R OBP: 0.409, SLG: 0.441 (1, 8)	0-0 5-3		0-0 F9		4-0 FC1-2 1B BB		0-0 6-3			3	1	0	0	1	0	0											
Boog Powell, L OBP: 0.369, SLG: 0.435 (1, 3)	4-0 BB			0-3 K	0-0 FC1-2 1B		0-0 L9			3	0	0	0	1	1	3											
Frank Robinson, R OBP: 0.394, SLG: 0.503 (1, 9)	0-0 F9			0-0 4-3 1B 2B	0-0 FC1-2 1B			0-0 6-3		4	1	2	2	0	0	1											
Eliot Hendricks, L OBP: 0.330, SLG: 0.355 (1, 2)		0-3 K		0-0 4-3	0-0 F6			0-0 F9		4	0	0	0	0	1	3											
Brooks Robinson, R OBP: 0.354, SLG: 0.415 (1, 5)		4-0 BB		0-0 1B		0-0 1-3		0-0 5-3		3	0	1	1	1	0	0											
Chico Salmon, R OBP: 0.175, SLG: 0.274 (9, PH) Jerry Davanon, R OBP: 0.354, SLG: 0.291 (9, 4)		0-0 F6		0-3 K		0-0 2B		0-0 6-3		3	0	1	0	0	1	2	AB 33										
Mark Belanger, R OBP: 0.366, SLG: 0.308 (1, 6)		0-0 F9			0-0 1B FC1-2 1B		0-0 F9		0-0 CS 1B	4	0	2	0	0	0	2	R 3										
Jim Palmer, R OBP: 0.231, SLG: 0.200 (1, 1)			0-0 F8		0-0 FC1-2 BB 1B		0-0 F7		4-0 S BB	3	1	1	0	1	0	1	H 7										
Inning Stats	R: 0 E: 0 K: 0 S: 3	H: 0 LOB: 1 BB: 1 P: 7	R: 0 E: 0 K: 1 S: 5	H: 0 LOB: 1 BB: 1 P: 9	R: 0 E: 0 K: 2 S: 9	H: 2 LOB: 1 BB: 0 P: 9	R: 2 E: 0 K: 1 S: 8	H: 3 LOB: 2 BB: 1 P: 12	R: 0 E: 0 K: 0 S: 4	H: 1 LOB: 1 BB: 0 P: 4	R: 0 E: 0 K: 1 S: 5	H: 0 LOB: 0 BB: 0 P: 5	R: 0 E: 0 K: 0 S: 3	H: 0 LOB: 0 BB: 0 P: 3	R: 0 E: 0 K: 0 S: 3	H: 1 LOB: 1 BB: 1 P: 7	1B: 5 2B: 2 3B: 0 HR: 0	SF: 0 SAC: 0 DP: 0 HBP: 0	WP: 0 PA: 37 PB: 0 SB: 1 CS: 1								
PITCHER	IP	WLS	BF	H	R	ER	SO	BB	IBB	HBP	BLK	WP	HR	S	P	ERA	WHIP										
Skip Lockwood, R ERA: 2.93 (1, 1)	7.0	L	30	6	3	3	5	3	0	0	0	0	0	37	49	3.86	1.286										
Ken Sanders, R ERA: 1.95 (8, 1)	2.0		7	1	0	0	0	1	0	0	0	0	0	6	10	0.00	1.000										

Baltimore Orioles @ Milwaukee Brewers
Milwaukee County Stadium, Milwaukee, WI
Mon Aug 16 1971, 8:05 PM EDT
Att: 8,346 - Unknown

AB 33
R 3
H 7
RBI 3
BB 4
SO 5
LOB 15



Batter	1	2	3	4	5	6	7	8	9	AB	R	H	RBI	BB	SO	LOB	BOTTOM										
Tommy Harper, R OBP: 0.324, SLG: 0.381 (1, 7)	0-0 5-3		0-0 1B SF8 1B		4-0 E BB		0-3 K			3	1	1	0	1	1	0											
Ron Theobald, R OBP: 0.338, SLG: 0.319 (1, 4)	0-0 1-3		0-0 PB 1B		0-3 K			0-0 F9		4	0	1	1	0	1	1											
John Briggs, L OBP: 0.388, SLG: 0.461 (1, 3)	4-0 BB		4-0 1B IBB		4-0 BB			0-0 F4		1	0	0	0	3	0	0											
Jose Cardenal, R OBP: 0.308, SLG: 0.366 (1, 8)	0-0 F8		0-0 SF8		0-0 F8			0-0 6-3		3	0	0	1	0	0	3											
Dave May, L OBP: 0.358, SLG: 0.444 (1, 9)		0-0 1-3	0-0 F5			0-0 CS 1B			0-0 FC6-4 1B	4	0	2	0	0	0	2											
Tom Matchick, L OBP: 0.319, SLG: 0.364 (1, 5)		0-0 3-1		0-0 F7		0-3 K			0-0 B1	4	0	0	0	0	1	2											
Elie Rodriguez, R OBP: 0.280, SLG: 0.228 (1, 2) Bobby Mitchell, R OBP: 0.279, SLG: 0.436 (9, PR)		0-0 F9		0-0 G4-6-3 1B		0-0 1B			0-0 FC6-4 FC6-4	4	0	2	0	0	0	1	AB 30										
Bob Heise, R OBP: 0.277, SLG: 0.306 (1, 6)			0-0 E4 1B	0-0 G4-6-3			0-3 K		0-0 FC6-4	4	1	0	0	0	1	2	R 2										
Skip Lockwood, R OBP: 0.180, SLG: 0.196 (1, 1) Bill Voss, L OBP: 0.310, SLG: 0.381 (7, PH) Ken Sanders, R OBP: 0.279, SLG: 0.436 (8, 1)			0-3 K		0-0 1-3		0-0 4-3			2	0	0	0	0	1	1	H 6										
Inning Stats	R: 0 E: 0 K: 0 S: 3	H: 0 LOB: 1 BB: 1 P: 7	R: 0 E: 0 K: 0 S: 3	H: 0 LOB: 0 BB: 0 P: 3	R: 2 E: 1 K: 1 S: 8	H: 2 LOB: 2 BB: 1 P: 12	R: 0 E: 0 K: 0 S: 3	H: 1 LOB: 0 BB: 0 P: 3	R: 0 E: 0 K: 0 S: 5	H: 2 LOB: 1 BB: 0 P: 5	R: 0 E: 0 K: 2 S: 7	H: 0 LOB: 0 BB: 0 P: 7	R: 0 E: 0 K: 0 S: 3	H: 0 LOB: 0 BB: 0 P: 3	R: 0 E: 0 K: 0 S: 4	H: 1 LOB: 1 BB: 0 P: 4	1B: 6 2B: 0 3B: 0 HR: 0	SF: 1 SAC: 0 DP: 1 HBP: 0	WP: 0 PA: 35 PB: 1 SB: 0 CS: 1								
PITCHER	IP	WLS	BF	H	R	ER	SO	BB	IBB	HBP	BLK	WP	HR	S	P	ERA	WHIP										
Jim Palmer, R ERA: 2.75 (1, 1)	9.0	W	35	6	2	0	5	3	1	0	0	0	0	41	57	0.00	1.000										

Baltimore Orioles @ Milwaukee Brewers
Milwaukee County Stadium, Milwaukee, WI
Mon Aug 16 1971, 8:05 PM EDT
Att: 8,346 - Unknown

AB 30
R 2
H 6
RBI 2
BB 4
SO 5
LOB 12



Batter	1	2	3	4	5	6	7	8	9	AB	R	H	RBI	BB	SO	LOB	TOP								
Don Buford, S OBP: 0.413, SLG: 0.464 (1, 7)										4	0	0	0	1	0	3	Baltimore Orioles @ Milwaukee Brewers Milwaukee County Stadium, Milwaukee, WI Tue Aug 17 1971, 8:05 PM EDT Att: 10,079 - Unknown livebaseballscorecards.com								
Paul Blair, R OBP: 0.297, SLG: 0.370 (1, 8)										5	1	2	0	0	1	5									
Boog Powell, L OBP: 0.371, SLG: 0.446 (1, 3)										4	1	2	2	0	0	1									
Frank Robinson, R OBP: 0.392, SLG: 0.500 (1, 9)										4	0	1	0	0	1	0									
Eliot Hendricks, L OBP: 0.332, SLG: 0.371 (1, 2)										4	1	2	1	0	0	0									
Brooks Robinson, R OBP: 0.353, SLG: 0.413 (1, 5)										4	0	1	0	0	1	2									
Davey Johnson, R OBP: 0.346, SLG: 0.430 (1, 4)										4	0	1	0	0	0	0									
Mark Belanger, R OBP: 0.370, SLG: 0.318 (1, 6)										4	0	3	0	0	0	0									
Dave McNally, R OBP: 0.190, SLG: 0.196 (1, 1)										1	0	0	0	1	1	1									
Tom Shopay, L OBP: 0.311, SLG: 0.286 (8, PH)										1	0	0	0	0	1	0									
Eddie Watt, R (8, 1)										1	0	0	0	0	0	3									
Inning Stats	R: 0 E: 0 K: 1 S: 5	H: 1 LOB: 1 BB: 0 P: 5	R: 0 E: 0 K: 1 S: 5	H: 0 LOB: 0 BB: 0 P: 5	R: 0 E: 0 K: 1 S: 6	H: 1 LOB: 1 BB: 0 P: 6	R: 0 E: 0 K: 1 S: 7	H: 3 LOB: 2 BB: 0 P: 7	R: 0 E: 0 K: 0 S: 4	H: 1 LOB: 2 BB: 1 P: 8	R: 0 E: 0 K: 0 S: 3	H: 0 LOB: 0 BB: 0 P: 3	R: 0 E: 0 K: 0 S: 3	H: 0 LOB: 0 BB: 0 P: 3	R: 2 E: 0 K: 1 S: 7	H: 2 LOB: 0 BB: 0 P: 7	R: 0 E: 0 K: 0 S: 6	H: 4 LOB: 3 BB: 1 P: 10	1B: 9 2B: 0 3B: 1 HR: 2	SF: 0 SAC: 0 DP: 2 HBP: 0	WP: 0 PB: 0 SB: 0 CS: 0	PA: 38			
PITCHER	IP	WLS	BF	H	R	ER	SO	BB	IBB	HBP	BLK	WP	HR	S	P	ERA	WHIP								
Marty Pattin, R ERA: 2.95 (1, 1)	8.0		31	8	2	2	5	1	0	0	0	0	1	40	44	2.25	1.125								
Ken Sanders, R ERA: 2.04 (9, 1)	0.0	L	3	3	1	1	0	0	0	0	0	0	1	3	3	∞	∞								
Floyd Weaver, R ERA: 7.02 (9, 1)	1.0		4	1	0	0	0	0	1	0	0	0	0	3	7	0.00	1.000								

Batter	1	2	3	4	5	6	7	8	9	AB	R	H	RBI	BB	SO	LOB	BOTTOM								
Tommy Harper, R OBP: 0.327, SLG: 0.382 (1, 7)										4	1	2	0	1	0	2	Baltimore Orioles @ Milwaukee Brewers Milwaukee County Stadium, Milwaukee, WI Tue Aug 17 1971, 8:05 PM EDT Att: 10,079 - Unknown livebaseballscorecards.com								
Ron Theobald, R OBP: 0.337, SLG: 0.318 (1, 4)										4	0	1	1	0	0	1									
Jose Cardenal, R OBP: 0.307, SLG: 0.367 (1, 8)										5	0	1	1	0	0	3									
John Briggs, L OBP: 0.383, SLG: 0.454 (1, 3)										4	0	0	0	0	2	2									
Bobby Mitchell, R OBP: 0.304, SLG: 0.425 (1, 9)										1	0	0	0	2	1	0									
Dave May, L OBP: 0.358, SLG: 0.442 (8, PH) (9, 9)										1	0	0	0	0	0	0									
Roberto Pena, R OBP: 0.285, SLG: 0.342 (1, 5)										2	0	0	0	1	0	4									
Frank Tepedino, L OBP: 0.220, SLG: 0.273 (8, PH) (9, 1) (9, 1)										0	0	0	0	0	0	0									
Elie Rodriguez, R OBP: 0.290, SLG: 0.234 (1, 2)										2	1	2	0	2	0	0									
Bob Heise, R OBP: 0.276, SLG: 0.304 (1, 6)										4	0	1	0	0	1	5									
Marty Pattin, R OBP: 0.191, SLG: 0.145 (1, 1)										2	0	0	0	0	1	2									
Dick Schofield, S OBP: 0.325, SLG: 0.269 (9, 5)										0	0	0	0	0	0	0									
Bill Voss, L OBP: 0.309, SLG: 0.380 (9, PH)										1	0	0	0	0	0	0									
Inning Stats	R: 1 E: 0 K: 1 S: 7	H: 3 LOB: 2 BB: 1 P: 11	R: 1 E: 0 K: 0 S: 4	H: 1 LOB: 2 BB: 2 P: 12	R: 0 E: 0 K: 1 S: 5	H: 0 LOB: 2 BB: 2 P: 13	R: 0 E: 0 K: 1 S: 5	H: 0 LOB: 0 BB: 0 P: 5	R: 0 E: 0 K: 0 S: 4	H: 1 LOB: 2 BB: 1 P: 8	R: 0 E: 0 K: 0 S: 3	H: 0 LOB: 0 BB: 0 P: 3	R: 0 E: 0 K: 1 S: 6	H: 1 LOB: 1 BB: 0 P: 6	R: 0 E: 0 K: 0 S: 4	H: 1 LOB: 1 BB: 0 P: 4	1B: 6 2B: 2 3B: 0 HR: 0	SF: 1 SAC: 1 DP: 1 HBP: 0	WP: 0 PB: 0 SB: 1 CS: 0	PA: 39					
PITCHER	IP	WLS	BF	H	R	ER	SO	BB	IBB	HBP	BLK	WP	HR	S	P	ERA	WHIP								
Dave McNally, L ERA: 2.95 (1, 1)	7.0		31	5	2	2	4	4	2	0	0	0	0	10	10	0.00	1.286								
Eddie Watt, R ERA: 2.48 (8, 1)	2.0	W	8	2	0	0	1	0	0	0	0	0	0	10	10	0.00	1.000								

Batter	1	2	3	4	5	6	7	8	9	AB	R	H	RBI	BB	SO	LOB	TOP				
Merv Rettenmund, R OBP: 0.411, SLG: 0.444 (1, 7)										5	1	3	1	0	0	2	Baltimore Orioles @ Milwaukee Brewers Milwaukee County Stadium, Milwaukee, WI Wed Aug 18 1971, 8:05 PM EDT Att: 11,628 - Unknown livebaseballscorecards.com				
Paul Blair, R OBP: 0.294, SLG: 0.366 (1, 8)										4	1	0	0	0	0	4					
Boog Powell, L OBP: 0.369, SLG: 0.442 (1, 3)										5	0	1	0	0	1	3					
Frank Robinson, R OBP: 0.395, SLG: 0.501 (1, 9)										3	1	1	0	2	1	2					
Eliot Hendricks, L OBP: 0.333, SLG: 0.369 (1, 2)										4	1	1	2	1	0	3					
Brooks Robinson, R OBP: 0.354, SLG: 0.412 (1, 5)										2	1	0	0	2	0	2					
Davey Johnson, R OBP: 0.345, SLG: 0.431 (1, 4)										4	1	1	2	0	0	1					
Mark Belanger, R OBP: 0.369, SLG: 0.316 (1, 6)										3	0	0	0	1	1	1					
Mike Cuellar, L OBP: 0.074, SLG: 0.089 (1, 1)										4	0	0	1	0	1	2					
Inning Stats	R: 0 E: 0 K: 0 S: 4	H: 2 LOB: 1 BB: 0 P: 4	R: 0 E: 0 K: 0 S: 3	H: 0 LOB: 1 BB: 1 P: 7	R: 0 E: 0 K: 1 S: 5	H: 0 LOB: 0 BB: 0 P: 5	R: 0 E: 0 K: 1 S: 5	H: 0 LOB: 1 BB: 1 P: 9	R: 0 E: 0 K: 0 S: 3	H: 0 LOB: 0 BB: 0 P: 3	R: 0 E: 0 K: 0 S: 8	H: 3 LOB: 2 BB: 3 P: 20	R: 0 E: 0 K: 1 S: 6	H: 1 LOB: 1 BB: 0 P: 6	R: 0 E: 0 K: 1 S: 5	H: 0 LOB: 0 BB: 0 P: 5	R: 0 E: 0 K: 0 S: 4	H: 1 LOB: 2 BB: 1 P: 8	1B: 5 2B: 2 3B: 0 HR: 0	SF: 0 SAC: 1 DP: 1 HBP: 0	WP: 1 PA: 41 PB: 0 CS: 0
PITCHER	IP WLS BF H R ER SO BB IBB HBP BLK WP HR S P ERA WHIP																				
Jim Slaton, R ERA: 3.69 (1, 1)	5.1 L 25 5 6 3 2 3 1 0 0 0 1 0 25 41 5.06 1.500																				
Lew Krausse, R ERA: 3.14 (6, 1)	2.2 11 1 0 0 2 0 1 0 0 0 0 0 14 18 0.00 0.375																				
Floyd Weaver, R ERA: 6.88 (9, 1)	0.1 2 1 0 0 0 0 0 0 0 0 0 0 2 2 0.00 3.000																				
John Morris, L ERA: 3.29 (9, 1)	0.2 3 0 0 0 0 0 1 0 0 0 0 0 2 6 0.00 0.000																				

Batter	1	2	3	4	5	6	7	8	9	AB	R	H	RBI	BB	SO	LOB	BOTTOM				
Tommy Harper, R OBP: 0.326, SLG: 0.380 (1, 7)										3	1	0	0	1	2	1	Baltimore Orioles @ Milwaukee Brewers Milwaukee County Stadium, Milwaukee, WI Wed Aug 18 1971, 8:05 PM EDT Att: 11,628 - Unknown livebaseballscorecards.com				
Ron Theobald, R OBP: 0.340, SLG: 0.322 (1, 4)										3	0	2	1	0	0	0					
Jose Cardenal, R OBP: 0.306, SLG: 0.366 (1, 8)										4	0	1	0	0	0	1					
John Briggs, L OBP: 0.381, SLG: 0.455 (1, 3)										4	1	1	0	0	2	2					
Andy Kosco, R OBP: 0.293, SLG: 0.340 (1, 5)										4	1	1	2	0	1	0					
Bobby Mitchell, R OBP: 0.300, SLG: 0.409 (1, 9)										4	0	1	0	0	1	0					
Elie Rodriguez, R OBP: 0.289, SLG: 0.235 (1, 2)										4	0	1	0	0	1	1					
Bob Heise, R OBP: 0.277, SLG: 0.304 (1, 6)										3	1	1	0	0	0	2					
Jim Slaton, R OBP: 0.207, SLG: 0.115 (1, 1)										1	0	0	0	0	0	1					
Lew Krausse, R OBP: 0.059, SLG: 0.030 (6, PH)										0	0	0	0	0	0	0					
Roberto Pena, R OBP: 0.284, SLG: 0.341 (9, PH)										1	0	0	0	0	1	0					
Floyd Weaver, R (9, 1)										0	0	0	0	0	0	0					
John Morris, R OBP: 0.167, SLG: 0.200 (9, 1)										0	0	0	0	0	0	0					
Inning Stats	R: 1 E: 0 K: 1 S: 5	H: 1 LOB: 0 BB: 1 P: 9	R: 0 E: 0 K: 1 S: 5	H: 0 LOB: 0 BB: 0 P: 5	R: 1 E: 0 K: 1 S: 6	H: 2 LOB: 0 BB: 0 P: 6	R: 0 E: 0 K: 1 S: 5	H: 0 LOB: 0 BB: 0 P: 5	R: 0 E: 0 K: 1 S: 6	H: 1 LOB: 1 BB: 0 P: 6	R: 0 E: 0 K: 1 S: 6	H: 1 LOB: 1 BB: 0 P: 6	R: 0 E: 0 K: 0 S: 4	H: 1 LOB: 1 BB: 0 P: 4	R: 0 E: 0 K: 2 S: 7	H: 0 LOB: 0 BB: 0 P: 7	R: 2 E: 0 K: 0 S: 5	H: 2 LOB: 0 BB: 0 P: 5	1B: 6 2B: 1 3B: 0 HR: 1	SF: 0 SAC: 2 DP: 0 HBP: 0	WP: 0 PA: 35 PB: 1 SB: 1 CS: 2
PITCHER	IP WLS BF H R ER SO BB IBB HBP BLK WP HR S P ERA WHIP																				
Mike Cuellar, L ERA: 3.33 (1, 1)	9.0 W 34 8 4 3 8 1 0 0 0 0 1 49 53 3.00 1.000																				

Batter	1	2	3	4	5	6	7	8	9	AB	R	H	RBI	BB	SO	LOB	TOP		
Tommy Harper, R (1,7) OBP: 0.326, SLG: 0.388										5	1	3	1	0	1	2			
Ron Theobald, R (1,4) OBP: 0.338, SLG: 0.318										3	0	0	0	1	0	1			
John Briggs, L (1,3) OBP: 0.377, SLG: 0.448										4	0	0	0	0	0	2			
Jose Cardenal, R (1,8) OBP: 0.306, SLG: 0.367										4	0	1	0	0	1	0			
Dave May, L (1,9) OBP: 0.356, SLG: 0.440										4	0	1	0	0	1	1			
Andy Kosco, R (1,5) OBP: 0.301, SLG: 0.349										4	1	3	0	0	0	1			
Elie Rodriguez, R (1,2) Bill Voss, L (9, PH) Bobby Mitchell, R (9, PH)										2	0	0	0	0	0	2	AB 34		
Bob Heise, R (1,6) Roberto Pena, R (9, PH) Marcelino Lopez, R (9, FR)										3	0	0	0	0	0	2	R 2		
Bill Parsons, R (1,1) John Morris, R (7, 1) Ken Sanders, R (8, 1) Dick Schofield, S (9, PH)										0	0	0	0	0	0	0	H 9		
										0	0	0	0	0	0	0	RBI 2		
										0	0	0	0	1	0	0	BB 2		
										0	0	0	0	0	0	0	SO 6		
										1	0	1	1	0	0	0	LOB 14		
Inning Stats	R: 0 E: 0 K: 0 S: 3	H: 1 LOB: 0 BB: 0 P: 3	R: 0 E: 0 K: 1 S: 6	H: 1 LOB: 1 BB: 0 P: 6	R: 0 E: 1 K: 0 S: 4	H: 1 LOB: 2 BB: 1 P: 8	R: 0 E: 0 K: 0 S: 4	H: 1 LOB: 0 BB: 0 P: 4	R: 0 E: 0 K: 1 S: 5	H: 0 LOB: 0 BB: 0 P: 5	R: 0 E: 0 K: 0 S: 3	H: 2 LOB: 2 BB: 0 P: 7	R: 1 E: 0 K: 1 S: 6	H: 1 LOB: 0 BB: 0 P: 6	R: 1 E: 0 K: 2 S: 9	H: 2 LOB: 2 BB: 1 P: 13	1B: 7 2B: 1 3B: 0 HR: 1	SF: 0 SAC: 1 DP: 0 HBP: 0	WP: 0 PA: 37 PB: 0 SB: 0 CS: 1
PITCHER	IP	WLS	BF	H	R	ER	SO	BB	IBB	HBP	BLK	WP	HR	S	P	ERA	WHIP		
Joe Niekro, R (1,1) ERA: 4.42	8.1	W	33	8	2	2	4	1	0	0	0	0	1	40	44	2.16	1.080		
Fred Scherman, L (9,1) ERA: 2.5	0.1		3	1	0	0	1	1	0	0	0	0	0	4	8	0.00	6.000		
Tom Timmermann, R (9,1) ERA: 4.21	0.1	S	1	0	0	0	1	0	0	0	0	0	0	3	3	0.00	0.000		

Milwaukee Brewers @ Detroit Tigers
Tiger Stadium, Detroit, MI
Fri Aug 20 1971, 7:05 PM EDT
Att: 20,510 - Unknown

AB 34
R 2
H 9
RBI 2
BB 2
SO 6
LOB 14



Batter	1	2	3	4	5	6	7	8	9	AB	R	H	RBI	BB	SO	LOB	BOTTOM		
Dick McAuliffe, L (1,4) OBP: 0.290, SLG: 0.361										4	1	1	0	0	0	2			
Jim Northrup, L (1,7) OBP: 0.364, SLG: 0.441										3	1	1	0	1	0	0			
Al Kaline, R (1,9) OBP: 0.421, SLG: 0.454										4	1	1	3	0	0	3			
Norm Cash, L (1,3) OBP: 0.374, SLG: 0.553										3	0	1	0	0	0	0			
Bill Freehan, R (1,2) OBP: 0.368, SLG: 0.486										2	0	0	0	0	0	1			
Aurelio Rodriguez, R (1,5) OBP: 0.281, SLG: 0.394										3	0	0	0	0	1	1			
Mickey Stanley, R (1,8) OBP: 0.332, SLG: 0.365										3	0	0	0	0	1	0	AB 27		
Ed Brinkman, R (1,6) OBP: 0.289, SLG: 0.274										3	0	1	0	0	0	0	R 3		
Joe Niekro, R (1,1) Fred Scherman, L (9,1) Tom Timmermann, R (9,1)										2	0	0	0	0	1	0	H 5		
										0	0	0	0	0	0	0	RBI 3		
										0	0	0	0	0	0	0	BB 1		
										0	0	0	0	0	0	0	SO 3		
										0	0	0	0	0	0	0	LOB 7		
Inning Stats	R: 0 E: 0 K: 0 S: 3	H: 0 LOB: 0 BB: 0 P: 3	R: 0 E: 0 K: 0 S: 3	H: 0 LOB: 0 BB: 0 P: 3	R: 0 E: 0 K: 0 S: 3	H: 0 LOB: 0 BB: 0 P: 3	R: 0 E: 0 K: 0 S: 2	H: 0 LOB: 0 BB: 0 P: 3	R: 0 E: 0 K: 1 S: 5	H: 0 LOB: 0 BB: 0 P: 5	R: 3 E: 0 K: 1 S: 8	H: 4 LOB: 0 BB: 0 P: 8	R: 0 E: 1 K: 1 S: 7	H: 1 LOB: 3 BB: 1 P: 11	1B: 4 2B: 0 3B: 0 HR: 1	SF: 0 SAC: 1 DP: 2 HBP: 1	WP: 0 PA: 30 PB: 0 SB: 0 CS: 0		
PITCHER	IP	WLS	BF	H	R	ER	SO	BB	IBB	HBP	BLK	WP	HR	S	P	ERA	WHIP		
Bill Parsons, R (1,1) ERA: 2.87	6.0	L	22	4	3	3	1	0	0	0	0	0	0	10	14	4.50	0.667		
John Morris, L (7,1) ERA: 3.2	1.2		7	1	0	0	2	1	0	0	0	0	0	1	1	0.00	1.200		
Ken Sanders, R (8,1) ERA: 2.04	0.1		1	0	0	0	0	0	0	0	0	0	0	1	1	0.00	0.000		

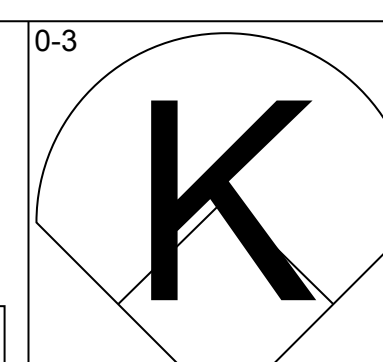
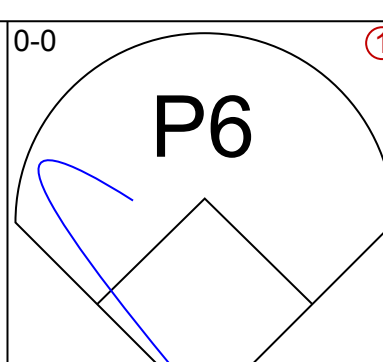
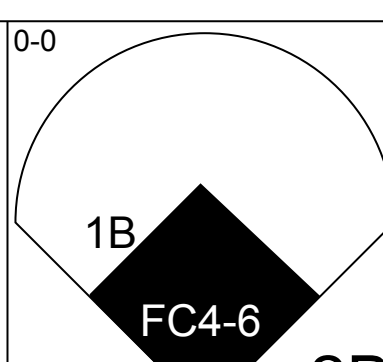
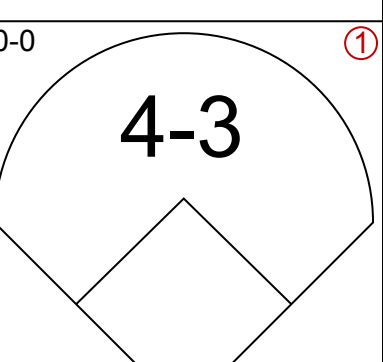
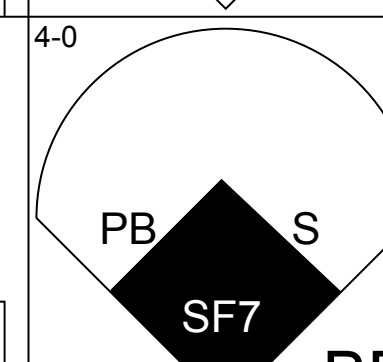
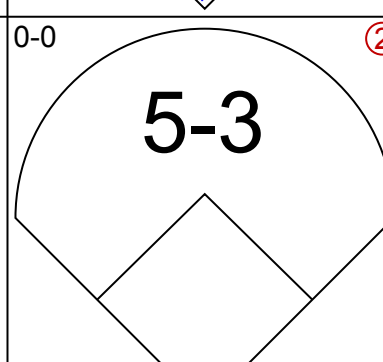
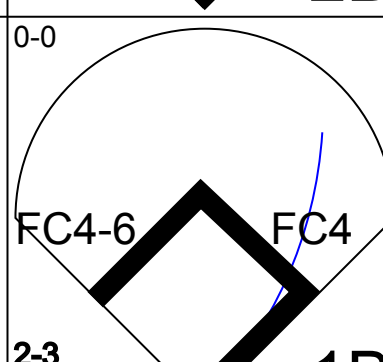
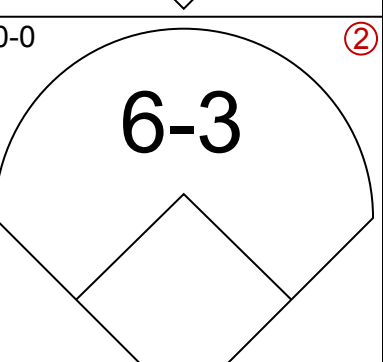
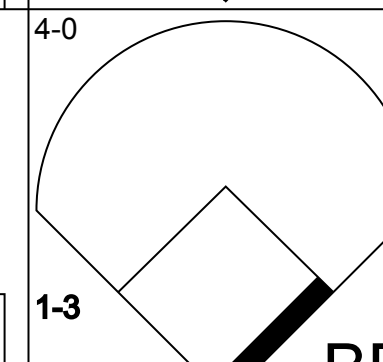
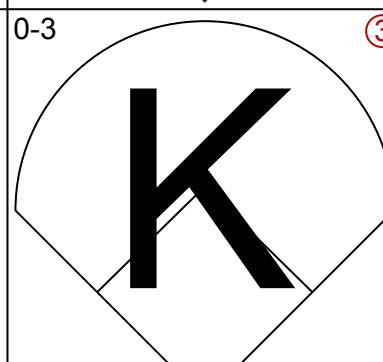
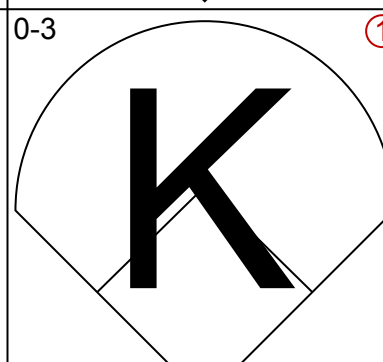
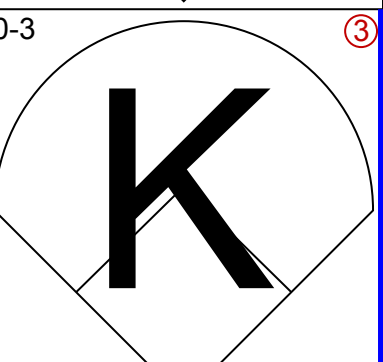
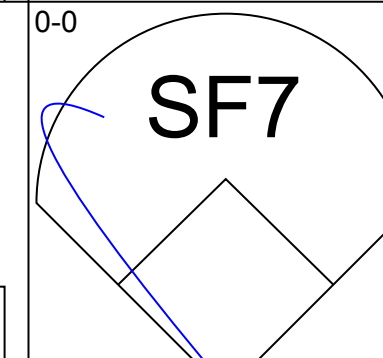
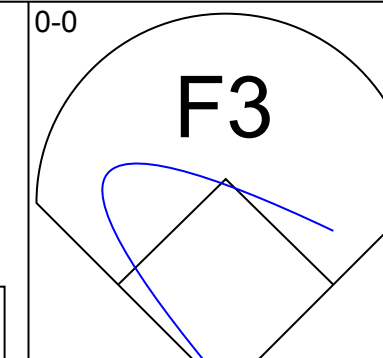
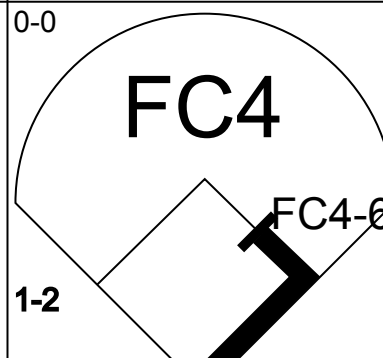
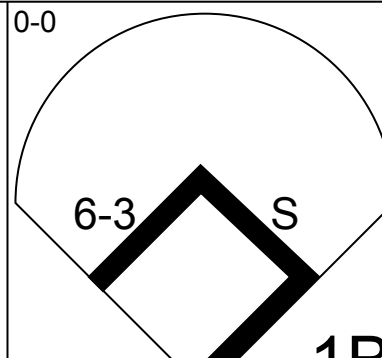
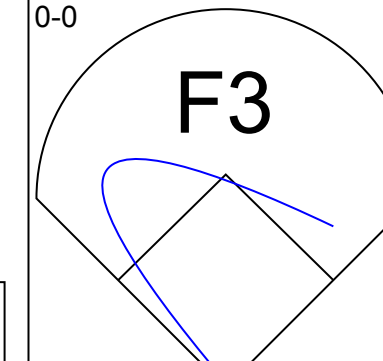
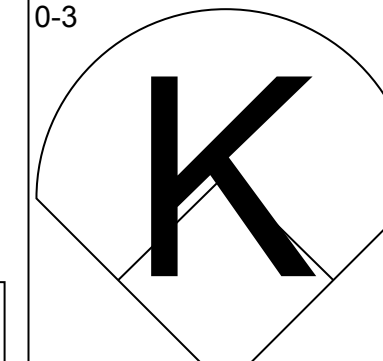
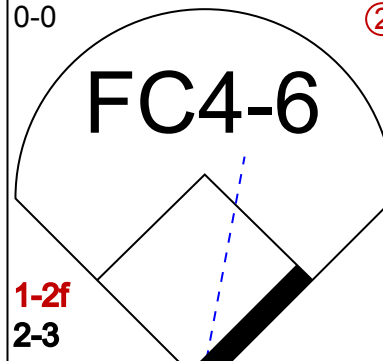
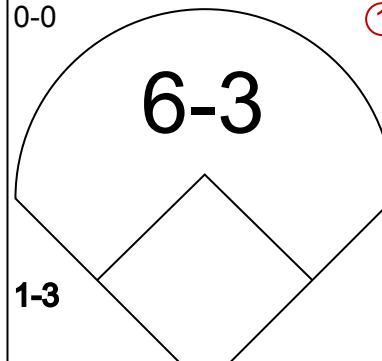
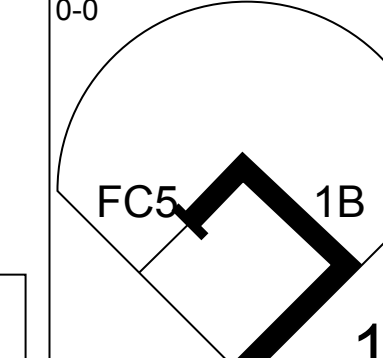
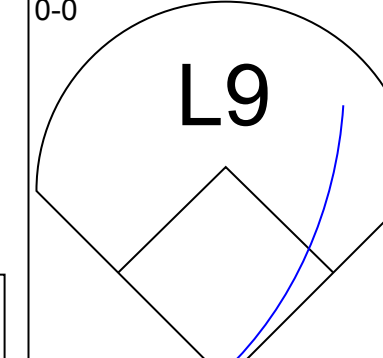
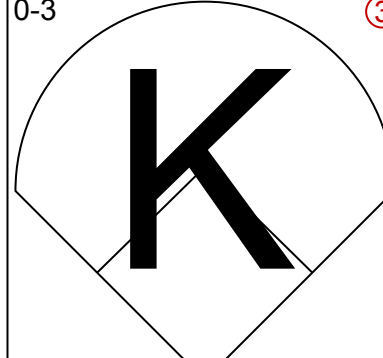
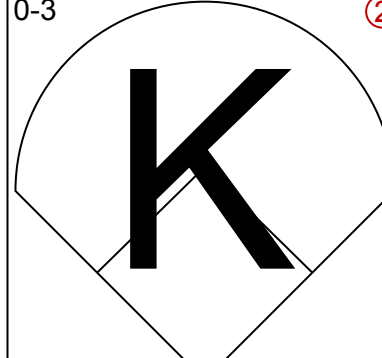
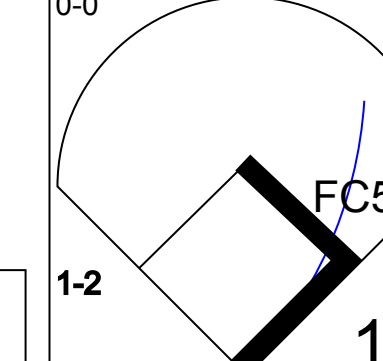
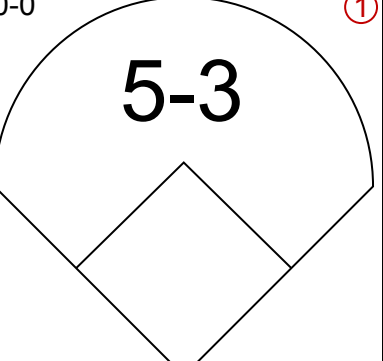
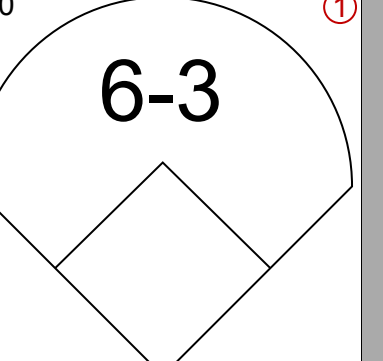
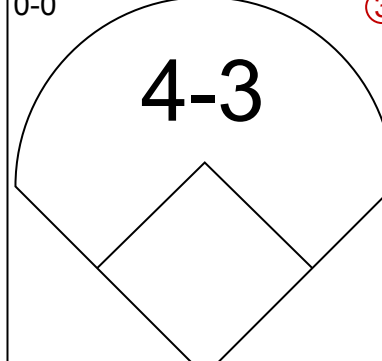
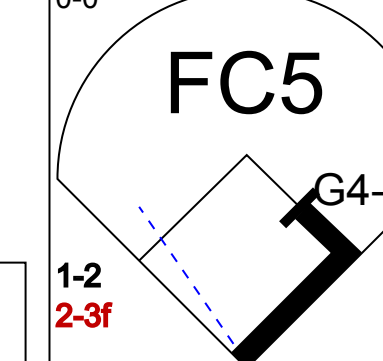
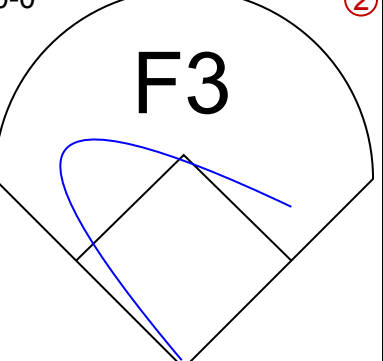

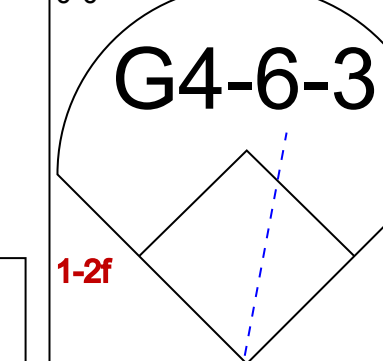
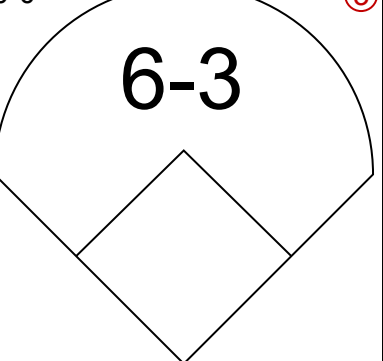
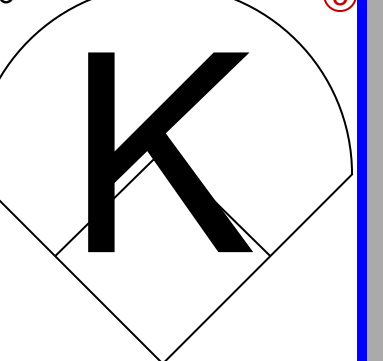
Milwaukee Brewers @ Detroit Tigers
Tiger Stadium, Detroit, MI
Fri Aug 20 1971, 7:05 PM EDT
Att: 20,510 - Unknown

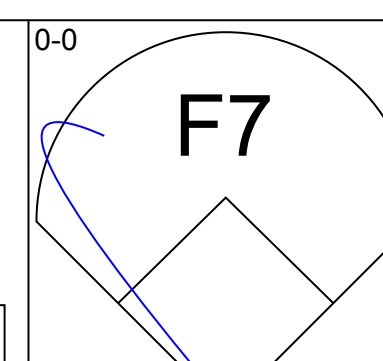
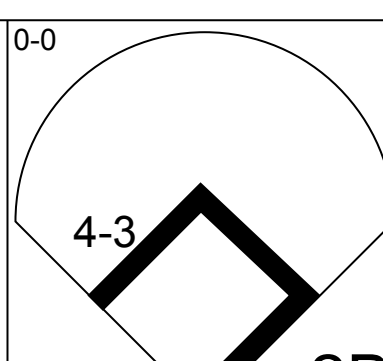
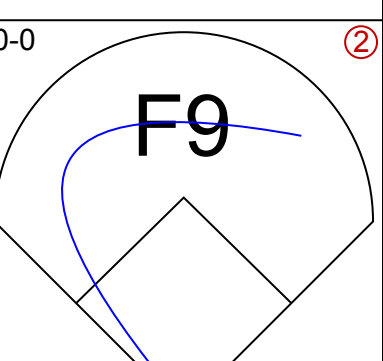
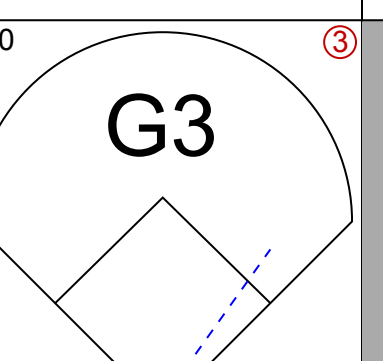
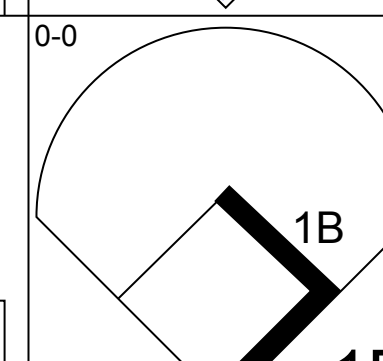
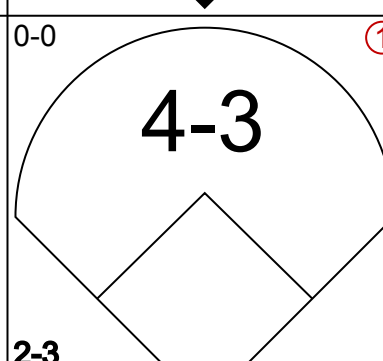
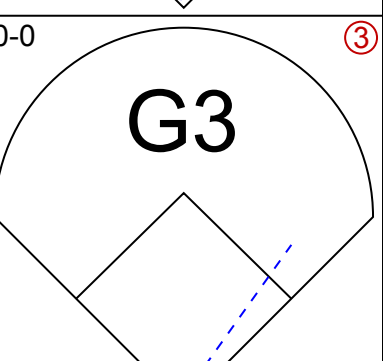
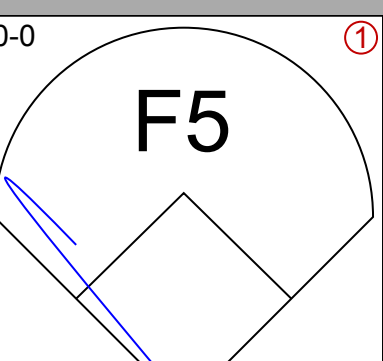
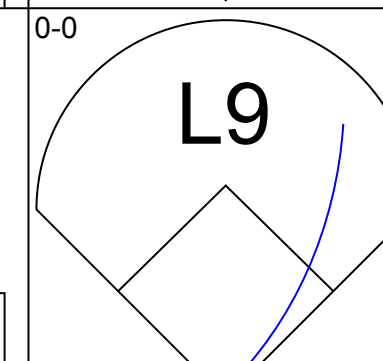
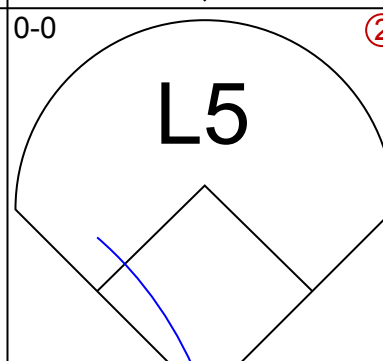
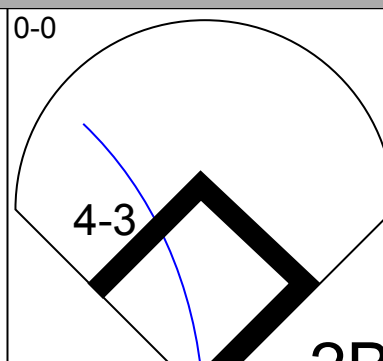
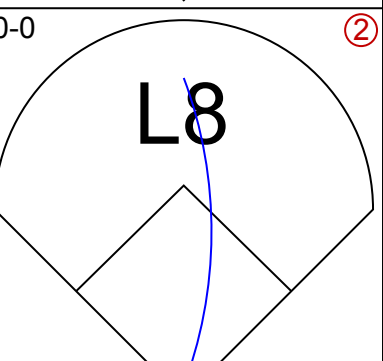
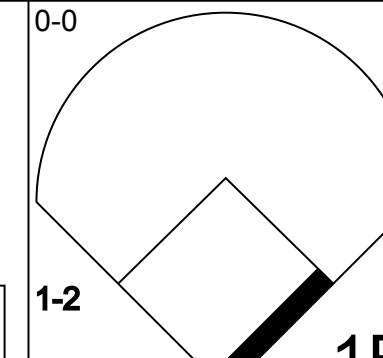
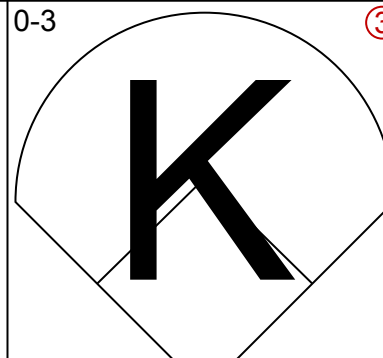
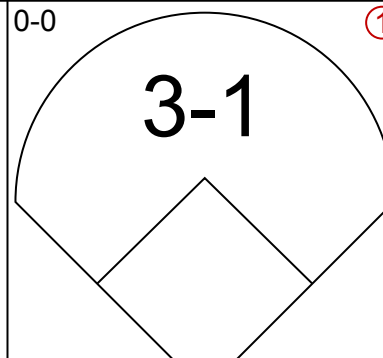
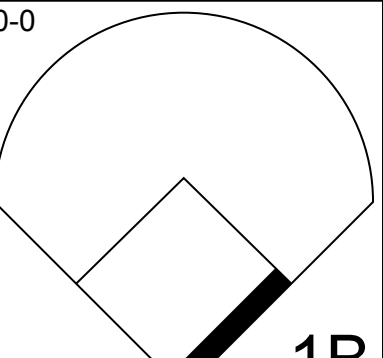
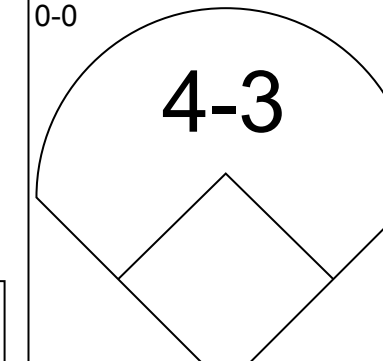
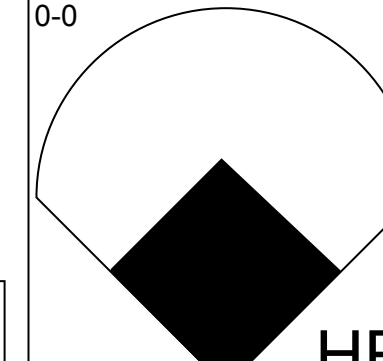
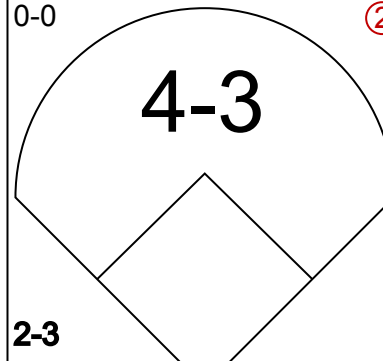
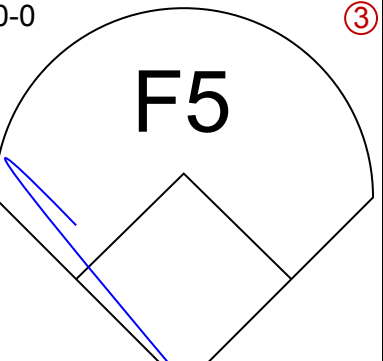
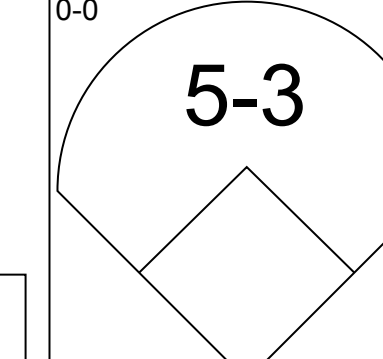
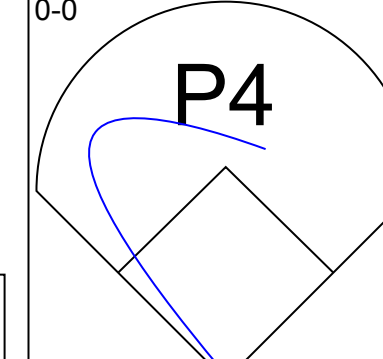
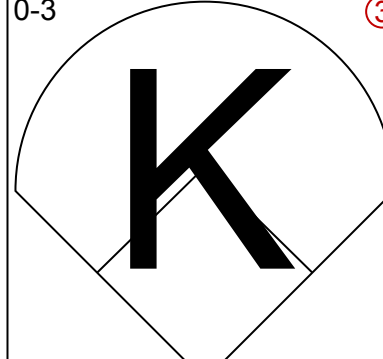

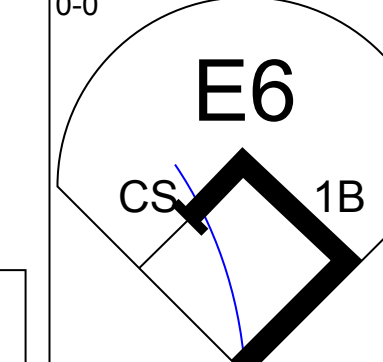
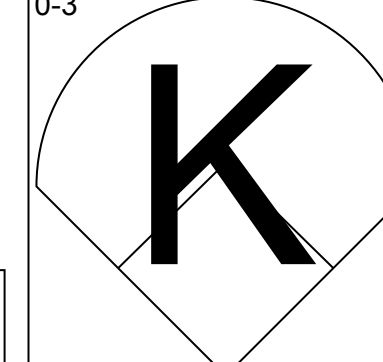


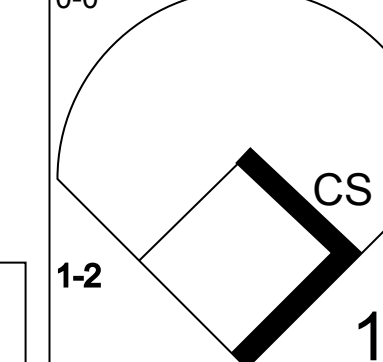
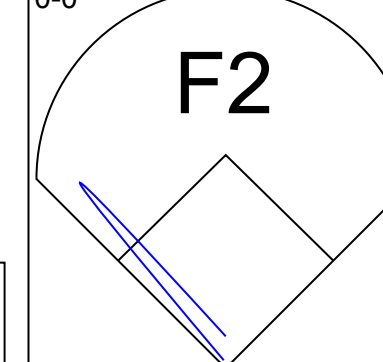


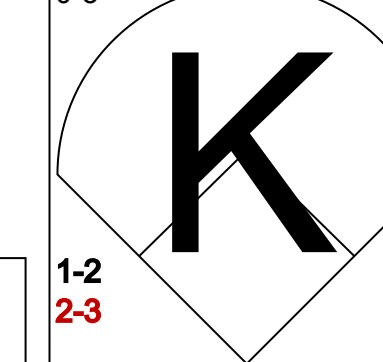
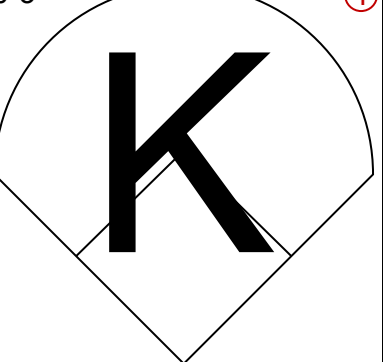

AB 27
R 3
H 5
RBI 3
BB 1
SO 3
LOB 7



Batter	1	2	3	4	5	6	7	8	9	AB	R	H	RBI	BB	SO	LOB	TOP			
Tommy Harper, R OBP: 0.328, SLG: 0.386 (1, 7)	L7	BB						L9		3	0	0	0	1	1	0	Milwaukee Brewers @ Detroit Tigers Tiger Stadium, Detroit, MI Sat Aug 21 1971, 4:33 AM EDT Att: 29,929 - Unknown			
Ron Theobald, R OBP: 0.338, SLG: 0.317 (1, 4)	HR	FC5						F8		4	1	1	0	0	0	3				
Jose Cardenal, R OBP: 0.303, SLG: 0.363 (1, 8)	F8							K		4	0	0	0	0	1	1				
Andy Kosco, R OBP: 0.305, SLG: 0.367 (1, 5)	HR							K		4	1	2	2	0	1	0				
John Briggs, L OBP: 0.372, SLG: 0.442 (1, 3)	F2							K		4	0	0	0	0	1	1				
Bobby Mitchell, R OBP: 0.291, SLG: 0.388 (1, 9)								F8		4	0	1	0	0	1	1				
Elie Rodriguez, R OBP: 0.290, SLG: 0.234 (1, 2)								1B		3	0	1	0	0	1	1				
Bob Heise, R OBP: 0.270, SLG: 0.303 (1, 6)								K		4	0	1	0	0	2	3				
Skip Lockwood, R OBP: 0.176, SLG: 0.191 (1, 1)								L8		1	0	0	0	0	0	2				
Lew Krausse, R OBP: 0.057, SLG: 0.029 (3, 1)										1	0	0	0	0	1	0				
Roberto Pena, R OBP: 0.286, SLG: 0.339 (7, PH)										1	0	0	0	0	0	1				
John Morris, R OBP: 0.167, SLG: 0.200 (7, 1)										0	0	0	0	0	0	0				
Floyd Weaver, R (7, 1)										0	0	0	0	0	0	0				
Inning Stats	R: 2 E: 0 K: 0 S: 5	H: 2 LOB: 0 BB: 0 P: 5	R: 0 E: 0 K: 1 S: 7	H: 2 LOB: 3 BB: 1 P: 11	R: 0 E: 0 K: 0 S: 3	H: 0 LOB: 0 BB: 0 P: 3	R: 0 E: 0 K: 1 S: 5	H: 0 LOB: 0 BB: 0 P: 5	R: 0 E: 0 K: 2 S: 7	H: 0 LOB: 0 BB: 0 P: 7	R: 0 E: 0 K: 1 S: 6	H: 1 LOB: 1 BB: 0 P: 6	R: 0 E: 0 K: 1 S: 5	H: 0 LOB: 0 BB: 0 P: 5	R: 0 E: 0 K: 1 S: 6	H: 1 LOB: 2 BB: 0 P: 7	1B: 4 2B: 1 3B: 0 HR: 1	SF: 0 SAC: 0 DP: 0 HBP: 1	WP: 0 PB: 0 SB: 0 CS: 0	PA: 35
PITCHER Mickey Lolich, L ERA: 3.01 (1, 1)	IP: 9.0 WLS: W BF: 35 H: 6 R: 2 ER: 2 SO: 9 BB: 1 IBB: 0 HBP: 1 BLK: 0 WP: 0 HR: 1 S: 51 P: 56 ERA: 2.00 WHIP: 0.778																			

Batter	1	2	3	4	5	6	7	8	9	AB	R	H	RBI	BB	SO	LOB	BOTTOM				
Dick McAuliffe, L OBP: 0.295, SLG: 0.375 (1, 4)	F7									4	2	3	4	0	0	0	Milwaukee Brewers @ Detroit Tigers Tiger Stadium, Detroit, MI Sat Aug 21 1971, 4:33 AM EDT Att: 29,929 - Unknown				
Jim Northrup, L OBP: 0.383, SLG: 0.439 (1, 8) (6, 7)	6-3									4	0	1	0	0	1	2					
Al Kaline, R OBP: 0.422, SLG: 0.451 (1, 9)	L9									2	1	0	0	2	0	0					
Norm Cash, L OBP: 0.373, SLG: 0.550 (1, 3)										4	0	1	0	0	2	2					
Gates Brown, L OBP: 0.452, SLG: 0.616 (1, 7)	P3									3	0	0	0	0	0	2					
Mickey Stanley, R OBP: 0.331, SLG: 0.363 (6, 8)										1	0	0	0	0	0	3					
Bill Freehan, R OBP: 0.397, SLG: 0.484 (1, 2)	P6									4	0	1	2	0	1	2					
Aurelio Rodriguez, R OBP: 0.281, SLG: 0.397 (1, 5)										4	1	1	0	0	1	0					
Ed Brinkman, R OBP: 0.288, SLG: 0.274 (1, 6)										4	2	1	1	0	1	1					
Mickey Lolich, S OBP: 0.229, SLG: 0.090 (1, 1)										2	1	0	0	1	0	1					
Inning Stats	R: 0 E: 0 K: 0 S: 3	H: 0 LOB: 0 BB: 0 P: 3	R: 0 E: 0 K: 1 S: 5	H: 0 LOB: 0 BB: 0 P: 5	R: 4 E: 0 K: 1 S: 9	H: 4 LOB: 2 BB: 2 P: 17	R: 1 E: 1 K: 0 S: 5	H: 1 LOB: 1 BB: 0 P: 5	R: 0 E: 0 K: 0 S: 3	H: 0 LOB: 0 BB: 0 P: 3	R: 0 E: 1 K: 2 S: 8	H: 0 LOB: 1 BB: 0 P: 8	R: 2 E: 0 K: 1 S: 7	H: 3 LOB: 2 BB: 1 P: 11	R: 0 E: 0 K: 1 S: 5	H: 0 LOB: 0 BB: 0 P: 5		1B: 5 2B: 1 3B: 1 HR: 1	SF: 0 SAC: 1 DP: 0 HBP: 0	WP: 0 PB: 0 SB: 2 CS: 0	PA: 36
PITCHER Skip Lockwood, R ERA: 3.11 Lew Krausse, R ERA: 3.04 John Morris, L ERA: 3.49 Floyd Weaver, R ERA: 6.27	IP: 2.0 WLS: L BF: 15 H: 4 R: 4 ER: 4 SO: 12 BB: 4 IBB: 4 HBP: 4 BLK: 1 WP: 0 HR: 1 S: 20 P: 20 ERA: 18.00 WHIP: 3.000																				

Batter	1	2	3	4	5	6	7	8	9	AB	R	H	RBI	BB	SO	LOB	TOP			
Tommy Harper, R (1, 7) OBP: 0.328, SLG: 0.387										4	1	1	0	0	1	0	Milwaukee Brewers @ Detroit Tigers Tiger Stadium, Detroit, MI Sun Aug 22 1971, 4:33 AM EDT Att: 15,766 - Unknown			
Ron Theobald, R (1, 4) OBP: 0.340, SLG: 0.318										3	1	1	0	1	0	0				
John Briggs, L (1, 3) OBP: 0.371, SLG: 0.437 Roberto Pena, R (8, 3) OBP: 0.286, SLG: 0.339										3	0	0	0	1	3	2				
Jose Cardenal, R (1, 8) OBP: 0.302, SLG: 0.363										3	0	1	1	0	0	2				
Dave May, L (1, 9) OBP: 0.353, SLG: 0.435										4	0	0	1	0	1	4				
Andy Kosco, R (1, 5) OBP: 0.305, SLG: 0.366 Tom Matchick, L (7, 5) OBP: 0.313, SLG: 0.356										3	0	1	0	0	1	2				
Elie Rodriguez, R (1, 2) OBP: 0.289, SLG: 0.234											4	0	1	0	0	1				
Bob Heise, R (1, 6) OBP: 0.264, SLG: 0.296										3	0	0	0	0	1	2				
Marty Pattin, R (1, 1) OBP: 0.183, SLG: 0.138 Ken Sanders, R (7, 1)										3	0	0	0	0	1	2				
										0	0	0	0	0	0	0				
Inning Stats	R: 1 E: 0 K: 1 S: 5	H: 0 LOB: 1 BB: 2 P: 13	R: 0 E: 0 K: 0 S: 4	H: 2 LOB: 1 BB: 0 P: 4	R: 0 E: 0 K: 1 S: 5	H: 0 LOB: 0 BB: 0 P: 5	R: 0 E: 0 K: 1 S: 3	H: 0 LOB: 0 BB: 0 P: 3	R: 1 E: 0 K: 2 S: 10	H: 2 LOB: 2 BB: 0 P: 10	R: 0 E: 0 K: 2 S: 7	H: 0 LOB: 0 BB: 0 P: 7	R: 0 E: 0 K: 1 S: 5	H: 0 LOB: 1 BB: 0 P: 5	R: 0 E: 0 K: 1 S: 6	H: 1 LOB: 1 BB: 0 P: 6	1B: 4 2B: 1 3B: 0 HR: 0	SF: 1 SAC: 0 DP: 1 HBP: 0	WP: 0 PB: 1 SB: 2 CS: 0	PA: 34
PITCHER Joe Coleman, R (1, 1) ERA: 3.58	IP: 9.0 WLS: L BF: 34	H: 5 R: 2 ER: 1 SO: 9	BB: 2 IBB: 0 HBP: 0 BLK: 0	WP: 0 HR: 0 S: 50 P: 58	ERA: 1.00 WHIP: 0.778	PITCHER														

Batter	1	2	3	4	5	6	7	8	9	AB	R	H	RBI	BB	SO	LOB	BOTTOM			
Dick McAuliffe, L (1, 4) OBP: 0.294, SLG: 0.377										4	0	1	0	0	0	1	Milwaukee Brewers @ Detroit Tigers Tiger Stadium, Detroit, MI Sun Aug 22 1971, 4:33 AM EDT Att: 15,766 - Unknown			
Jim Northrup, L (1, 8) OBP: 0.382, SLG: 0.437										4	0	1	0	0	0	1				
Al Kaline, R (1, 9) OBP: 0.420, SLG: 0.452										4	0	1	0	0	0	2				
Norm Cash, L (1, 3) OBP: 0.374, SLG: 0.549										4	0	2	0	0	1	2				
Gates Brown, L (1, 7) OBP: 0.446, SLG: 0.629										4	1	1	1	0	0	4				
Bill Freehan, R (1, 2) OBP: 0.364, SLG: 0.479										4	0	0	0	0	1	1				
Aurelio Rodriguez, R (1, 5) OBP: 0.250, SLG: 0.356 Dalton Jones, L (3, 5) OBP: 0.297, SLG: 0.380										1	0	0	0	0	0	0				
Ed Brinkman, R (1, 6) OBP: 0.290, SLG: 0.276										4	0	2	0	0	1	0				
Joe Coleman, R (1, 1) OBP: 0.139, SLG: 0.122										3	0	0	0	0	3	3				
Inning Stats	R: 0 E: 0 K: 0 S: 5	H: 2 LOB: 2 BB: 0 P: 5	R: 0 E: 1 K: 1 S: 6	H: 1 LOB: 1 BB: 0 P: 6	R: 0 E: 0 K: 1 S: 6	H: 1 LOB: 0 BB: 0 P: 6	R: 0 E: 0 K: 1 S: 5	H: 0 LOB: 0 BB: 0 P: 5	R: 0 E: 0 K: 1 S: 6	H: 1 LOB: 1 BB: 0 P: 6	R: 0 E: 0 K: 1 S: 6	H: 1 LOB: 1 BB: 0 P: 6	R: 0 E: 0 K: 0 S: 4	H: 1 LOB: 1 BB: 0 P: 4	R: 0 E: 0 K: 1 S: 5	H: 0 LOB: 0 BB: 0 P: 5	1B: 5 2B: 2 3B: 0 HR: 1	SF: 0 SAC: 0 DP: 0 HBP: 0	WP: 0 PB: 0 SB: 0 CS: 2	PA: 35
PITCHER Marty Pattin, R (1, 1) ERA: 2.91 Ken Sanders, R (7, 1) ERA: 1.99	IP: 6.1 WLS: W BF: 26	H: 7 R: 1 ER: 1 SO: 5	BB: 0 IBB: 0 HBP: 0 BLK: 0	WP: 0 HR: 1 S: 36 P: 36	ERA: 1.42 WHIP: 1.105	PITCHER														

Batter	1	2	3	4	5	6	7	8	9	AB	R	H	RBI	BB	SO	LOB	TOP								
Tommy Harper, R OBP: 0.333, SLG: 0.398 (1, 7)	6-3		SH2-4 1-H 1B 2B	F8		5-3 1B		SH2-4 WP 1B		5	2	3	1	0	0	3	Milwaukee Brewers @ Cleveland Indians Cleveland Municipal Stadium, Cleveland, OH Wed Aug 25 1971, 7:05 PM EDT Alt. 2:954 - Unknown - 80 F								
Ron Theobald, R OBP: 0.341, SLG: 0.317 (1, 4)	1B		SH2-4	WP HBP		5-3 1-2		SH2-4		2	0	1	1	0	0	1									
Jose Cardenal, R OBP: 0.304, SLG: 0.364 (1, 8)	1-2 1B		1B	F8				F9		5	0	2	1	0	0	2									
John Briggs, L OBP: 0.371, SLG: 0.430 Roberto Pena, R OBP: 0.296, SLG: 0.339 (1, 3) (8, 3)	F2		P4	BB				4-3		3	0	0	0	2	0	3									
Andy Kosco, R OBP: 0.300, SLG: 0.359 Tom Matchick, L OBP: 0.294, SLG: 0.333 (1, 5) (7, 5)	K		K	K				FC6-4 BB		0	0	0	0	0	0	0									
Elie Rodriguez, R OBP: 0.294, SLG: 0.238 (1, 2)		6-3		1B 1B				F8		4	1	0	0	0	3	7									
Dave May, L OBP: 0.354, SLG: 0.441 (1, 9)		K		1B HBP 1B				HR BB		5	2	3	2	0	2	0									
Bob Heise, R OBP: 0.275, SLG: 0.301 (1, 6)		6-3		HBP WP 1B				F9		4	1	1	0	1	0	0									
Bill Parsons, R OBP: 0.238, SLG: 0.232 John Morris, R OBP: 0.167, SLG: 0.200 Ken Sanders, R (1, 1) (7, 1) (8, 1)			2B BB	WP HBP 1B		4-3		G3		3	1	2	2	1	0	0									
Inning Stats	R: 0 E: 0 K: 1 S: 7	H: 2 LOB: 2 BB: 0 P: 7	R: 0 E: 0 K: 1 S: 5	H: 0 LOB: 0 BB: 0 P: 5	R: 2 E: 0 K: 1 S: 7	H: 2 LOB: 1 BB: 1 P: 11	R: 3 E: 0 K: 1 S: 9	H: 4 LOB: 3 BB: 1 P: 14	R: 0 E: 0 K: 1 S: 5	H: 0 LOB: 0 BB: 0 P: 5	R: 0 E: 0 K: 0 S: 3	H: 1 LOB: 0 BB: 0 P: 3	R: 2 E: 0 K: 0 S: 5	H: 3 LOB: 2 BB: 2 P: 13	R: 1 E: 0 K: 0 S: 4	H: 1 LOB: 0 BB: 0 P: 4		R: 2 E: 0 K: 0 S: 4	H: 1 LOB: 0 BB: 1 P: 8	1B: 12 2B: 1 3B: 0 HR: 1	SF: 0 SAC: 2 DP: 0 HBP: 1	WP: 3 PB: 1 CS: 2	PA: 45		
PITCHER	IP	WLS	BF	H	R	ER	SO	BB	IBB	HBP	BLK	WP	HR	S	P	ERA	WHIP								
Mike Paul, L ERA: 5.61 (1, 1)	3.0	L	17	7	5	5	3	1	0	0	0	0	0	22	26	15.00	2.667								
Vince Colbert, R ERA: 4.35 (4, 1)	3.0		12	2	0	0	2	1	0	1	0	1	0	14	19	0.00	1.000								
Steve Hargan, R ERA: 7.68 (7, 1)	0.2		6	2	2	2	0	2	0	0	0	0	0	4	12	27.00	6.000								
Phil Hennigan, R ERA: 4.05 (7, 1)	0.1		1	1	0	0	0	0	0	0	0	0	0	1	1	0.00	3.000								
Mark Ballinger, R ERA: 3.94 (8, 1)	2.0		9	2	3	3	0	1	0	0	0	2	1	8	12	13.50	1.500								

Batter	1	2	3	4	5	6	7	8	9	AB	R	H	RBI	BB	SO	LOB	BOTTOM								
Ted Uhlaender, L OBP: 0.339, SLG: 0.342 (1, 7)	3-1		E6			1B 2B	1-2 2-H 1B		1B E 1B	5	2	3	1	0	0	0	Milwaukee Brewers @ Cleveland Indians Cleveland Municipal Stadium, Cleveland, OH Wed Aug 25 1971, 7:05 PM EDT Alt. 2:954 - Unknown - 80 F								
Vada Pinson, L OBP: 0.289, SLG: 0.367 (1, 8)	4-3		F9			F8	4-3		E4 1B	5	1	0	0	0	5										
Roy Foster, R OBP: 0.311, SLG: 0.414 (1, 9)	F7			5-3		2-H 1B		1B 2B		5	1	3	1	0	0										
Graig Nettles, L OBP: 0.371, SLG: 0.453 (1, 5)		F7		P4		1-3		1B 2-3 1B		5	1	2	3	0	0	1									
Chris Chambliss, L OBP: 0.358, SLG: 0.415 (1, 3)		F8		F9		2B SF8 1B		2-3 1B		5	1	2	0	0	1	2									
Ray Fosse, R OBP: 0.307, SLG: 0.349 (1, 2)		6-3			F8		K	2-3 1-2 3-H		5	0	0	1	0	1	4									
Eddie Leon, R OBP: 0.118, SLG: 0.063 Vince Colbert, R OBP: 0.145, SLG: 0.214 Gordon Hodgson, R OBP: 0.248, SLG: 0.287 Steve Hargan, R OBP: 0.248, SLG: 0.287 Phil Hennigan, R OBP: 0.296, SLG: 0.319 Frank Baker, L OBP: 0.296, SLG: 0.319 Mark Ballinger, R OBP: 0.296, SLG: 0.319 Chuck Hinton, R OBP: 0.296, SLG: 0.319 (1, 1) (4, 1) (8, PH) (8, PH) (7, PH) (8, 1) (8, PH)			2B 1B		K		1B 2B		K	1	1	1	0	0	0	0									
Fred Stanley, R OBP: 0.386, SLG: 0.234 (1, 6)			1-H 2B		K		SF8	6-3		3	0	1	2	0	1	1									
Inning Stats	R: 0 E: 0 K: 0 S: 3	H: 0 LOB: 0 BB: 0 P: 3	R: 0 E: 0 K: 0 S: 3	H: 0 LOB: 0 BB: 0 P: 3	R: 1 E: 1 K: 1 S: 7	H: 2 LOB: 1 BB: 0 P: 7	R: 0 E: 0 K: 0 S: 3	H: 0 LOB: 0 BB: 0 P: 3	R: 0 E: 0 K: 2 S: 7	H: 0 LOB: 0 BB: 0 P: 7	R: 1 E: 0 K: 0 S: 5	H: 2 LOB: 1 BB: 0 P: 5	R: 2 E: 0 K: 1 S: 8	H: 3 LOB: 2 BB: 1 P: 12	R: 2 E: 0 K: 1 S: 8	H: 3 LOB: 1 BB: 0 P: 8		R: 2 E: 1 K: 2 S: 11	H: 3 LOB: 2 BB: 0 P: 11	1B: 9 2B: 4 3B: 0 HR: 0	SF: 1 SAC: 0 DP: 0 HBP: 0	WP: 0 PB: 0 CS: 0	PA: 42		
PITCHER	IP	WLS	BF	H	R	ER	SO	BB	IBB	HBP	BLK	WP	HR	S	P	ERA		WHIP							
Bill Parsons, R ERA: 2.95 (1, 1)	6.2	W	27	6	4	4	4	1	0	0	0	0	0	34	38	5.40	1.050								
John Morris, L ERA: 3.77 (7, 1)	0.2		6	4	2	2	0	0	0	0	0	0	0	6	6	27.00	6.000								
Ken Sanders, R ERA: 1.98 (8, 1)	1.2	S	9	3	2	1	3	0	0	0	0	0	0	15	15	5.40	1.800								



Batter	1	2	3	4	5	6	7	8	9	AB	R	H	RBI	BB	SO	LOB	TOP						
Tommy Harper, R (1, 7) OBP: 0.337, SLG: 0.409	0-0 SH2-4 1B 2B	0-0 HR		4-0 BB			0-0 6-3		0-0 2B SF8 1B	4	3	3	1	1	0	0							
Ron Theobald, R (1, 4) OBP: 0.340, SLG: 0.319	0-0 SH2-4 2-3	0-0 F7		0-0 5-3			0-0 P4		0-0 1-3 1B 2B	4	1	1	0	0	0	1							
John Briggs, L (1, 3) OBP: 0.372, SLG: 0.431	0-0 HR 1B	0-3 K			0-0 4-1		0-0 1B		0-0 SF8	4	1	2	2	0	1	0							
Jose Cardenal, R (1, 8) OBP: 0.310, SLG: 0.376	0-0 1-3 HR			0-0 1B	4-0 G6-3 BB		0-0 6-3		0-0 3-3 FC4-6 1B	4	1	3	3	1	0	1							
Dave May, L (1, 9) OBP: 0.352, SLG: 0.436	4-0 1B BB			0-0 P3	0-0 G6-3 1-2			0-0 4-3	0-0 FC4-6 1-2	4	0	0	0	1	0	3							
Andy Kosco, R (1, 5) OBP: 0.301, SLG: 0.358	0-3 K			0-0 P4		0-0 SH1-4 1B		0-0 F9		3	0	1	0	0	0	1	2						
Bobby Mitchell, R (6, PR) OBP: 0.291, SLG: 0.388										0	0	0	0	0	0	0	0						
Tom Matchick, L (6, 5) OBP: 0.298, SLG: 0.327										1	0	0	0	0	0	0	0						
Elie Rodriguez, R (1, 2) OBP: 0.295, SLG: 0.240	0-0 1-3 1B			0-0 L8		0-0 SH1-4 1-2		0-0 1B		2	0	1	0	0	0	1							
Paul Rattliff, L (8, PH) OBP: 0.216, SLG: 0.370										1	0	1	0	0	0	0							
Bob Heise, R (1, 6) OBP: 0.270, SLG: 0.294	0-0 L4			0-0 L9		0-0 5-3		0-0 4-3		3	0	0	0	0	0	4							
Dick Schofield, S (8, PH) OBP: 0.329, SLG: 0.275										1	0	0	0	0	0	1							
Skip Lockwood, R (1, 1) OBP: 0.176, SLG: 0.184			0-0 5-3		0-0 6-3		0-0 4-3		0-0 F3	2	0	0	0	0	0	0							
John Morris, R (4, 1) OBP: 0.167, SLG: 0.200										0	0	0	0	0	0	0							
Bill Vossler, L (6, PH) OBP: 0.310, SLG: 0.381										0	0	0	0	0	0	2							
Floyd Weaver, R (6, 1) OBP: 0.310, SLG: 0.381										0	0	0	0	0	0	0							
Jim Hannan, R (7, 1) OBP: 0.271, SLG: 0.270										1	0	0	0	0	0	0							
Inning Stats	R: 3 E: 0 K: 1 S: 9	H: 4 LOB: 2 BB: 1 P: 13	R: 1 E: 0 K: 1 S: 6	H: 1 LOB: 0 BB: 0 P: 6	R: 0 E: 0 K: 0 S: 4	H: 1 LOB: 1 BB: 0 P: 4	R: 0 E: 0 K: 0 S: 3	H: 0 LOB: 1 BB: 1 P: 7	R: 0 E: 0 K: 0 S: 2	H: 0 LOB: 0 BB: 1 P: 6	R: 0 E: 0 K: 0 S: 4	H: 1 LOB: 2 BB: 0 P: 4	R: 0 E: 0 K: 0 S: 4	H: 1 LOB: 1 BB: 0 P: 4	R: 0 E: 0 K: 0 S: 4	H: 1 LOB: 1 BB: 0 P: 4	R: 2 E: 0 K: 0 S: 6	H: 3 LOB: 1 BB: 0 P: 6	1B: 8 2B: 2 3B: 0 HR: 2	SF: 1 SAC: 2 DP: 1 HBP: 0	WP: 0 PB: 0 CS: 0	PA: 41	
PITCHER	IP WLS BF H R ER SO BB IBB HBP BLK WP HR S P ERA WHIP																						
Ray Lamb, R (1, 1) ERA: 3.13	3.0	W	16	6	4	4	2	1	0	0	0	0	0	0	2	19	23	12.00	2.333				
Ed Farmer, R (4, 1) ERA: 2.53	5.0	W	19	3	0	0	0	2	0	0	0	0	0	0	0	17	25	0.00	1.000				
Phil Hennigan, R (9, 1) ERA: 4.26	1.0	S	6	3	2	2	0	0	0	0	0	0	0	0	0	6	6	18.00	3.000				

Milwaukee Brewers @ Cleveland Indians
Cleveland Municipal Stadium, Cleveland, OH

AB 35
R 6
H 12
RBI 6
BB 3
SO 2
LOB 15



Thu Aug 26 1971, 7:05 PM EDT
Att. 2,804 - Unknown - 80 F

Batter	1	2	3	4	5	6	7	8	9	AB	R	H	RBI	BB	SO	LOB	BOTTOM						
Ted Uhlhaender, L (1, 7) OBP: 0.340, SLG: 0.341	0-0 L4		0-0 4-3	4-0 1-2 2-3 3-H BB		0-0 F5 1-2	0-0 1-2 2-H 3-H 1B			4	0	1	3	1	0	1							
Vada Pinson, L (1, 8) OBP: 0.286, SLG: 0.363	0-0 P4			0-0 F9		0-0 6-3				5	0	0	0	0	0	5							
Roy Foster, R (1, 9) OBP: 0.312, SLG: 0.427	0-0 F9			0-0 HR	0-3 K		0-0 4-3 1B 2B	0-0 F8		5	2	2	1	0	1	0							
Graig Nettles, L (1, 5) OBP: 0.375, SLG: 0.460		0-0 HR		0-0 BB 1B	4-0 WP BB		4-0 1B 4-3 IBB	0-0 F8		3	3	2	1	2	0	0							
Chris Chambliss, L (1, 3) OBP: 0.359, SLG: 0.413		0-0 L7		4-0 1-2 2B BB	0-0 L8 1-2		0-0 4-3 1-2 2-3 1B	0-0 FC4-6 1B		4	1	1	0	1	0	3							
Ray Fosse, R (1, 2) OBP: 0.311, SLG: 0.350		0-0 F7		0-0 2B BB 1B	4-0 IBB		0-0 HBP WP 1B	0-0 FC4-6 1-2		4	2	2	3	1	0	1							
John Lowenstein, L (1, 4) OBP: 0.261, SLG: 0.310		0-3 K		0-0 BB 2B	0-0 4-3		0-0 WP HBP 1B IBB			3	1	1	1	1	1	2							
Fred Stanley, R (1, 6) OBP: 0.402, SLG: 0.242			0-0 F9	4-0 BB IBB		0-0 F5 1B	1-0 WP 1B HBP			2	1	1	0	1	0	0							
Ray Lamb, R (1, 1) OBP: 0.140, SLG: 0.098			0-3 K		0-3 K		4-0 1B			0	0	0	0	0	0	0							
Gomer Hodge, S (3, PH) OBP: 0.279, SLG: 0.262										1	0	0	0	0	1	0							
Ed Farmer, R (4, 1) ERA: 2.53										2	0	0	0	1	2	4							
Phil Hennigan, R (9, 1) ERA: 4.6										0	0	0	0	0	0	0							
Inning Stats	R: 0 E: 0 K: 0 S: 3	H: 0 LOB: 0 BB: 0 P: 3	R: 1 E: 0 K: 1 S: 6	H: 1 LOB: 0 BB: 0 P: 6	R: 0 E: 0 K: 1 S: 5	H: 0 LOB: 0 BB: 0 P: 5	R: 4 E: 0 K: 1 S: 9	H: 4 LOB: 3 BB: 3 P: 21	R: 0 E: 0 K: 1 S: 5	H: 1 LOB: 0 BB: 0 P: 5	R: 5 E: 0 K: 0 S: 6	H: 3 LOB: 2 BB: 3 P: 19	R: 0 E: 0 K: 0 S: 4	H: 1 LOB: 1 BB: 0 P: 4	R: 0 E: 0 K: 0 S: 4	H: 1 LOB: 1 BB: 0 P: 4	1B: 6 2B: 2 3B: 0 HR: 2	SF: 0 SAC: 0 DP: 0 HBP: 1	WP: 2 PB: 0 CS: 0	PA: 42			
PITCHER	IP WLS BF H R ER SO BB IBB HBP BLK WP HR S P ERA WHIP																						
Skip Lockwood, R (1, 1) ERA: 3.31	3.2	L	19	5	5	5	3	2	1	0	0	0	0	1	0	6	14	0.00	0.750				
John Morris, L (4, 1) ERA: 3.68	1.1		6	0	0	0	1	1	1	0	0	1	0	0	6	14	0.00	0.750					
Floyd Weaver, R (6, 1) ERA: 7.97	1.2		12	4	5	5	1	1	2	1	0	1	0	10	23	27.00	3.000						
Jim Hannan, R (7, 1) ERA: 4.6	1.1		5	1	0	0	0	0	0	0	0	0	0	5	5	0.00	0.750						

Milwaukee Brewers @ Cleveland Indians
Cleveland Municipal Stadium, Cleveland, OH

AB 33
R 10
H 10
RBI 9
BB 8
SO 5
LOB 16



Thu Aug 26 1971, 7:05 PM EDT
Att. 2,804 - Unknown - 80 F

Batter	1	2	3	4	5	6	7	8	9	AB	R	H	RBI	BB	SO	LOB	TOP		
Tommy Harper, R OBP: 0.338, SLG: 0.409 (1, 7)	0-0 FC5-4 1B		0-0 F8		0-0 F9		4-0 FC6-4 BB		0-0 BB 1B	4	1	2	1	1	0	1			
Ron Theobald, R OBP: 0.341, SLG: 0.316 (1, 4)	0-0 FC5-4 BB 1-2		4-0 BB		0-0 F8		0-0 FC6-4 1-2		4-0 BB 1B	3	0	0	0	2	0	4			
Jose Cardenal, R OBP: 0.309, SLG: 0.372 (1, 8)	4-0 G4-6-3 BB 1-2		0-0 F7		0-0 F4		0-0 4-3		0-0 F8	4	0	0	0	1	0	3			
John Briggs, L OBP: 0.372, SLG: 0.440 (1, 3)	0-0 G4-6-3 1-2				0-0 HR		0-0 4-3		0-0 2H 1B	5	1	2	2	0	1	2			
Andy Kosco, R OBP: 0.303, SLG: 0.370 (1, 5)		0-0 F8		0-0 F8		4-0 BB		0-0 HR	0-0 F9	4	1	1	1	1	0	2			
Elie Rodriguez, R OBP: 0.288, SLG: 0.247 (1, 2)		0-0 2B		0-0 1-3		0-0 F9		0-0 1B		4	0	2	0	0	0	1			
Dave May, L OBP: 0.349, SLG: 0.432 (1, 9)		0-0 F4		0-0 6-3			0-3 K		0-0 G3	4	0	0	0	0	1	2			
Bob Heise, R OBP: 0.276, SLG: 0.300 (1, 6)		0-0 F9			0-0 6-3 1B		0-0 BB 1B		0-0 F4	4	0	2	0	0	0	1			
Marty Pattin, R OBP: 0.181, SLG: 0.136 (5, PH) Roberto Perez, R OBP: 0.288, SLG: 0.338 (5, PH) John Morris, L OBP: 0.187, SLG: 0.200 (7, PH) Bobby Mitchell, R OBP: 0.288, SLG: 0.380 (7, PH) Floyd Weaver, R OBP: 0.307, SLG: 0.300 (9, PH)			0-0 5-3		0-0 6-3 1-2		0-0 F8		0-0 1B 2B	1	0	0	0	0	0	0			
Inning Stats	R: 0 E: 0 K: 0 S: 3	H: 1 LOB: 1 BB: 1 P: 7	R: 0 E: 0 K: 0 S: 4	H: 1 LOB: 1 BB: 0 P: 4	R: 0 E: 0 K: 0 S: 3	H: 0 LOB: 1 BB: 1 P: 7	R: 1 E: 0 K: 0 S: 4	H: 1 LOB: 0 BB: 0 P: 4	R: 0 E: 0 K: 0 S: 4	H: 0 LOB: 1 BB: 1 P: 7	R: 0 E: 0 K: 1 S: 6	H: 1 LOB: 2 BB: 1 P: 10	R: 1 E: 0 K: 1 S: 7	H: 2 LOB: 1 BB: 0 P: 7	R: 2 E: 0 K: 0 S: 6	H: 3 LOB: 2 BB: 1 P: 10	1B: 6 2B: 2 3B: 0 HR: 2	SF: 0 SAC: 0 DP: 1 HBP: 0	WP: 0 PA: 41 PB: 0 SB: 0 CS: 0
PITCHER	IP WLS BF H R ER SO BB IBB HBP BLK WP HR S P ERA WHIP																		
Dave McNally, L ERA: 3.05 Eddie Watt, R ERA: 2.27	(1, 1) (9, 1)	8.1 W 38	9 4 4 2	5 0 0 0	0 0 0 0	0 0 0 0	0 0 3 3	4.32 1.680											

Milwaukee Brewers @ Baltimore Orioles
Memorial Stadium, Baltimore, MD
Sat Aug 28 1971, 7:05 PM EDT
Unknown

AB	36
R	4
H	10
RBI	4
BB	5
SO	2
LOB	18



Batter	1	2	3	4	5	6	7	8	9	AB	R	H	RBI	BB	SO	LOB	BOTTOM		
Don Buford, S OBP: 0.415, SLG: 0.482 (1, 7)	0-3 K		0-3 K	0-0 HR		0-0 F4		0-0 6-3		5	1	1	1	0	2	1			
Paul Blair, R OBP: 0.293, SLG: 0.369 (1, 8)	0-0 F8		0-3 K	0-0 F4			0-0 1B 1B			4	0	1	0	0	1	0			
Boog Powell, L OBP: 0.374, SLG: 0.435 (1, 3)	4-0 1B HR BB		4-0 1B 2B BB	0-0 4-3			0-0 F5			2	2	0	0	2	0	1			
Merv Rettenmund, R OBP: 0.421, SLG: 0.455 (1, 9)	0-0 HR 1B		0-0 2B 1B		4-0 CS BB		0-0 G4-6-3 1B			3	2	3	0	1	0	0			
Eliud Hendricks, L OBP: 0.333, SLG: 0.378 (1, 2)	0-0 HR		0-0 1B 2B		0-3 K		0-0 G4-6-3			4	2	2	5	0	1	3			
Brooks Robinson, R OBP: 0.351, SLG: 0.400 (1, 5)	0-0 F7		0-0 BB 1B		0-0 6-3			0-3 K		4	0	1	1	0	1	0			
Chico Salmon, R OBP: 0.182, SLG: 0.266 Davey Johnson, R OBP: 0.349, SLG: 0.438 (7, 4)		0-0 5-3	4-0 BB 1B	0-0 BB		0-0 E3 SH1-3		0-0 HR 1B		2	0	0	0	1	0	0			
Mark Belanger, R OBP: 0.368, SLG: 0.319 (1, 6)		0-0 5-3	0-0 F6			0-0 F3		0-0 F9		4	0	0	0	0	0	4			
Dave McNally, R OBP: 0.203, SLG: 0.274 Eddie Watt, R (9, 1)		0-0 F8		0-3 K		0-0 SH1-3		0-0 HR		3	1	1	2	0	1	0			
Inning Stats	R: 3 E: 0 K: 1 S: 7	H: 2 LOB: 0 BB: 1 P: 11	R: 0 E: 0 K: 0 S: 3	H: 0 LOB: 0 BB: 0 P: 3	R: 3 E: 0 K: 2 S: 10	H: 3 LOB: 2 BB: 2 P: 18	R: 1 E: 0 K: 1 S: 6	H: 1 LOB: 0 BB: 0 P: 6	R: 0 E: 0 K: 1 S: 4	H: 0 LOB: 1 BB: 0 P: 8	R: 0 E: 0 K: 0 S: 4	H: 2 LOB: 1 BB: 0 P: 4	R: 0 E: 0 K: 1 S: 7	H: 2 LOB: 0 BB: 0 P: 7	R: 2 E: 0 K: 1 S: 7	H: 2 LOB: 0 BB: 0 P: 7	1B: 6 2B: 1 3B: 0 HR: 3	SF: 0 SAC: 1 DP: 1 HBP: 0	WP: 0 PA: 37 PB: 0 SB: 0 CS: 1
PITCHER	IP WLS BF H R ER SO BB IBB HBP BLK WP HR S P ERA WHIP																		
Marty Pattin, R ERA: 3.14 John Morris, L ERA: 3.56 Floyd Weaver, R ERA: 8.06	(1, 1) (5, 1) (7, 1)	4.0 L 21	7 0 0 1	7 0 0 1	1 0 0 0	0 0 8 12	0.00 0.500												

Milwaukee Brewers @ Baltimore Orioles
Memorial Stadium, Baltimore, MD
Sat Aug 28 1971, 7:05 PM EDT
Unknown

AB	32
R	9
H	10
RBI	9
BB	4
SO	6
LOB	9



Batter	1	2	3	4	5	6	7	8	9	AB	R	H	RBI	BB	SO	LOB	TOP					
Tommy Harper, R (1, 7) OBP: 0.339, SLG: 0.408										4	0	1	0	0	0	0						
Ron Theobald, R (1, 4) OBP: 0.339, SLG: 0.315										4	0	1	0	0	0	1						
Jose Cardenal, R (1, 8) OBP: 0.308, SLG: 0.369										3	0	0	0	1	0	0						
John Briggs, L (1, 3) OBP: 0.371, SLG: 0.448										4	1	1	1	0	2	1						
Andy Kosco, R (1, 5) OBP: 0.307, SLG: 0.374										3	2	2	0	0	0	0						
Tom Matchick, L (7, 5) OBP: 0.302, SLG: 0.340										1	0	1	0	0	0	0						
Elie Rodriguez, R (1, 2) OBP: 0.300, SLG: 0.251										4	0	2	0	0	0	1						
Dave May, L (1, 9) OBP: 0.347, SLG: 0.428										3	0	0	2	0	1	2						
Bob Heise, R (1, 6) OBP: 0.270, SLG: 0.294										3	0	0	0	0	0	2						
Lew Krausse, R (1, 1) OBP: 0.054, SLG: 0.028										2	0	0	0	0	1	0						
Ken Sanders, R (7, 1)										1	0	0	0	0	1	0						
Inning Stats	R: 0 E: 0 K: 0 S: 3	H: 1 LOB: 0 BB: 0 P: 3	R: 1 E: 1 K: 0 S: 5	H: 2 LOB: 1 BB: 0 P: 5	R: 0 E: 0 K: 1 S: 5	H: 0 LOB: 0 BB: 1 P: 5	R: 0 E: 0 K: 1 S: 4	H: 0 LOB: 0 BB: 1 P: 8	R: 0 E: 0 K: 1 S: 5	H: 0 LOB: 0 BB: 0 P: 5	R: 0 E: 0 K: 0 S: 3	H: 0 LOB: 0 BB: 0 P: 3	R: 2 E: 0 K: 0 S: 6	H: 3 LOB: 1 BB: 0 P: 6	R: 0 E: 0 K: 1 S: 5	H: 1 LOB: 0 BB: 0 P: 5	R: 0 E: 0 K: 1 S: 6	H: 1 LOB: 1 BB: 0 P: 6	1B: 7 2B: 0 3B: 0 HR: 1	SF: 0 SAC: 0 DP: 1 HBP: 0	WP: 0 PB: 0 SB: 1 CS: 2	PA: 34
PITCHER	IP WLS BF H R ER SO BB IBB HBP BLK WP HR S P ERA WHIP																					
Mike Cuellar, L (1, 1) ERA: 3.22	7.0 L 26 6 3 3 3 1 0 0 0 0 1 31 35 3.86 1.000																					
Tom Dukes, R (8, 1) ERA: 3.39	2.0 7 2 0 0 2 0 0 0 0 0 0 0 11 11 0.00 1.000																					

Milwaukee Brewers @ Baltimore Orioles
Memorial Stadium, Baltimore, MD
Sat Aug 28 1971, 7:05 PM EDT
Att: 16,996 - Unknown

AB	32
R	3
H	8
RBI	3
BB	1
SO	5
LOB	7



Batter	1	2	3	4	5	6	7	8	9	AB	R	H	RBI	BB	SO	LOB	BOTTOM					
Tom Shopay, L (1, 7) OBP: 0.275, SLG: 0.250										5	0	0	0	0	0	3						
Paul Blair, R (1, 8) OBP: 0.295, SLG: 0.380										4	0	2	0	0	0	0						
Merv Rettenmund, R (1, 9) OBP: 0.420, SLG: 0.453										4	0	1	0	0	2	2						
Frank Robinson, R (1, 3) OBP: 0.388, SLG: 0.501										3	0	1	0	1	0	1						
Brooks Robinson, R (1, 5) OBP: 0.350, SLG: 0.398										3	0	0	0	1	1	3						
Davey Johnson, R (1, 4) OBP: 0.350, SLG: 0.439										4	0	2	0	0	0	1						
Andy Etchebarren, R (1, 2) OBP: 0.322, SLG: 0.411										4	0	1	0	0	0	3						
Jerry Davanon, R (1, 6) OBP: 0.343, SLG: 0.283										2	0	0	0	0	1	1						
Don Buford, S (7, PH) OBP: 0.414, SLG: 0.481										1	0	0	0	0	0	1						
Mark Belanger, R (8, 6) OBP: 0.367, SLG: 0.318										1	0	0	0	0	0	1						
Mike Cuellar, L (1, 1) OBP: 0.081, SLG: 0.095										2	0	0	0	0	1	0						
Eliot Hendricks, L (7, PH) OBP: 0.332, SLG: 0.377										1	0	0	0	0	0	1						
Tom Dukes, R (8, 1) OBP: 0.143, SLG: 0.286										0	0	0	0	0	0	0						
Boog Powell, L (8, PH) OBP: 0.376, SLG: 0.437										1	0	1	0	0	0	0						
Dave Leonhard, R (8, FR) OBP: 0.333, SLG: 0.333										0	0	0	0	0	0	0						
Inning Stats	R: 0 E: 0 K: 1 S: 6	H: 1 LOB: 1 BB: 0 P: 6	R: 0 E: 0 K: 1 S: 6	H: 1 LOB: 1 BB: 0 P: 6	R: 0 E: 0 K: 2 S: 8	H: 1 LOB: 1 BB: 0 P: 8	R: 0 E: 0 K: 0 S: 3	H: 0 LOB: 1 BB: 1 P: 7	R: 0 E: 0 K: 0 S: 3	H: 0 LOB: 0 BB: 0 P: 3	R: 0 E: 0 K: 1 S: 5	H: 0 LOB: 1 BB: 1 P: 9	R: 0 E: 0 K: 0 S: 4	H: 1 LOB: 1 BB: 0 P: 4	R: 0 E: 0 K: 0 S: 5	H: 2 LOB: 2 BB: 0 P: 5	R: 0 E: 0 K: 0 S: 5	H: 2 LOB: 2 BB: 0 P: 5	1B: 6 2B: 0 3B: 2 HR: 0	SF: 0 SAC: 0 DP: 1 HBP: 0	WP: 0 PB: 0 SB: 0 CS: 0	PA: 37
PITCHER	IP WLS BF H R ER SO BB IBB HBP BLK WP HR S P ERA WHIP																					
Lew Krausse, R (1, 1) ERA: 2.9	6.2 W 26 4 0 0 5 2 0 0 0 0 0 0 34 42 0.00 0.900																					
Ken Sanders, R (7, 1) ERA: 1.94	2.1 S 11 4 0 0 0 0 0 0 0 0 0 0 11 11 0.00 1.714																					

Milwaukee Brewers @ Baltimore Orioles
Memorial Stadium, Baltimore, MD
Sat Aug 28 1971, 7:05 PM EDT
Att: 16,996 - Unknown

AB	35
R	0
H	8
RBI	0
BB	2
SO	5
LOB	17



Batter	1	2	3	4	5	6	7	8	9	AB	R	H	RBI	BB	SO	LOB	TOP								
Tommy Harper, R OBP: 0.336, SLG: 0.404 (1, 7)	F4		5-3		K		5-3		F4	5	0	0	0	0	1	1	Milwaukee Brewers @ Baltimore Orioles Memorial Stadium, Baltimore, MD Sun Aug 29 1971, 3:33 AM EDT Unknown - 78 F								
Ron Theobald, R OBP: 0.337, SLG: 0.311 (1, 4)	F8		K		FC6-4		1B		6-3	4	1	0	0	1	1	1									
John Briggs, L OBP: 0.371, SLG: 0.445 (1, 3)	F4		4-3				BB		F4	4	0	1	1	1	0	0									
Jose Cardenal, R OBP: 0.308, SLG: 0.368 (1, 8)		1B			5-3		G5-4-3		F7	4	1	1	0	0	0	2									
Dave May, L OBP: 0.353, SLG: 0.437 (1, 9)		1B					1B		SH3-4	4	0	4	0	0	0	0									
Tom Matchick, L OBP: 0.321, SLG: 0.358 (1, 5)		1B			F8		BB		SH3-4	3	0	2	0	0	0	1									
Elie Rodriguez, R OBP: 0.302, SLG: 0.250 (1, 2)	SF8		6-3				BB		BB	1	0	0	1	2	0	1									
Bob Heise, R OBP: 0.265, SLG: 0.288 (8, PH)	F8				K		6-3		F7	3	0	0	0	0	1	5									
Frank Tepedino, L OBP: 0.215, SLG: 0.267 (8, PH)							6-3			1	0	0	0	0	0	2									
John Morris, R OBP: 0.167, SLG: 0.200 (8, 1)										0	0	0	0	0	0	0									
Bill Parsons, R OBP: 0.246, SLG: 0.241 (7, PH)										2	0	1	0	0	0	2									
Bill Voss, L OBP: 0.309, SLG: 0.379 (7, PH)	6-3						K		K	1	0	0	0	0	1	0									
Floyd Weaver, R (7, 1)							FC6-4			0	0	0	0	0	0	0									
Dick Schofield, S OBP: 0.333, SLG: 0.296 (8, 6)							1B			1	0	0	0	0	1	2									
Inning Stats	R: 0 E: 0 K: 0 S: 3	H: 0 LOB: 0 BB: 0 P: 3	R: 1 E: 0 K: 0 S: 6	H: 3 LOB: 2 BB: 0 P: 6	R: 0 E: 0 K: 1 S: 5	H: 0 LOB: 0 BB: 0 P: 5	R: 0 E: 0 K: 0 S: 4	H: 1 LOB: 1 BB: 0 P: 4	R: 0 E: 0 K: 2 S: 8	H: 2 LOB: 3 BB: 2 P: 12	R: 1 E: 0 K: 1 S: 6	H: 1 LOB: 2 BB: 1 P: 10	R: 0 E: 0 K: 1 S: 6	H: 1 LOB: 0 BB: 0 P: 10	R: 0 E: 0 K: 0 S: 3	H: 0 LOB: 0 BB: 0 P: 3	1B: 8 2B: 1 3B: 0 HR: 0	SF: 1 SAC: 1 DP: 1 HBP: 0	WP: 0 PB: 0 SB: 1 CS: 0	PA: 39					
PITCHER	IP	WLS	BF	H	R	ER	SO	BB	IBB	HBP	BLK	WP	HR	S	P	ERA	WHIP								
Pat Dobson, R ERA: 2.92 (1, 1)	9.0	W	39	9	2	2	5	4	0	0	0	0	0	45	61	2.00	1.444								

Batter	1	2	3	4	5	6	7	8	9	AB	R	H	RBI	BB	SO	LOB	BOTTOM								
Don Buford, S OBP: 0.416, SLG: 0.480 (1, 7)	4-3		F4							3	0	1	1	2	0	0	Milwaukee Brewers @ Baltimore Orioles Memorial Stadium, Baltimore, MD Sun Aug 29 1971, 3:33 AM EDT Unknown - 78 F								
Paul Blair, R OBP: 0.296, SLG: 0.387 (1, 8)	HR		CS		G1-6-3		G1-6-3		1B	3	1	1	1	1	0	3									
Merv Rettenmund, R OBP: 0.423, SLG: 0.455 (1, 9)	K		1B							3	0	2	0	1	1	0									
Frank Robinson, R OBP: 0.387, SLG: 0.497 (1, 3)	BB		F7							3	0	0	0	1	1	3									
Erod Hendricks, L OBP: 0.336, SLG: 0.375 (8, PH)										1	0	0	0	2	1	0									
Andy Etchebarren, R OBP: 0.321, SLG: 0.468 (9, 2)	BB									1	0	0	0	0	1	0									
Brooks Robinson, R OBP: 0.348, SLG: 0.403 (1, 5)	F7									4	1	1	1	0	0	4									
Davey Johnson, R OBP: 0.349, SLG: 0.440 (1, 4)			F5							4	0	1	0	0	0	2									
Tom Shopay, L OBP: 0.275, SLG: 0.250 (9, PR)					5-3		FC4-6		BB	0	1	0	0	0	0	0									
Mark Belanger, R OBP: 0.368, SLG: 0.317 (1, 6)			F3							2	0	0	0	2	0	0									
Pat Dobson, R OBP: 0.154, SLG: 0.120 (8, PH)										2	0	0	0	0	2	0									
Curt Motton, R OBP: 0.233, SLG: 0.270 (9, PH)			K							0	0	0	0	1	0	0									
Inning Stats	R: 1 E: 0 K: 1 S: 6	H: 1 LOB: 2 BB: 2 P: 14	R: 0 E: 0 K: 1 S: 5	H: 0 LOB: 0 BB: 0 P: 5	R: 0 E: 0 K: 0 S: 3	H: 1 LOB: 1 BB: 1 P: 7	R: 1 E: 0 K: 1 S: 6	H: 1 LOB: 0 BB: 0 P: 6	R: 0 E: 0 K: 1 S: 4	H: 0 LOB: 2 BB: 2 P: 13	R: 0 E: 0 K: 0 S: 2	H: 0 LOB: 1 BB: 2 P: 10	R: 0 E: 0 K: 1 S: 5	H: 1 LOB: 0 BB: 0 P: 5	R: 1 E: 0 K: 0 S: 3	H: 2 LOB: 3 BB: 2 P: 11	1B: 3 2B: 1 3B: 0 HR: 2	SF: 0 SAC: 1 DP: 2 HBP: 0	WP: 0 PB: 0 SB: 0 CS: 2	PA: 37					
PITCHER	IP	WLS	BF	H	R	ER	SO	BB	IBB	HBP	BLK	WP	HR	S	P	ERA	WHIP								
Bill Parsons, R ERA: 2.96 (7, 1)	6.0		25	3	2	2	5	6	0	0	0	0	0	2	29	3.00	1.500								
Floyd Weaver, R ERA: 7.71 (8, 1)	1.0	L	8	3	1	1	1	1	1	0	0	0	0	8	16	6.75	3.000								

AB 33
R 2
H 9
RBI 2
BB 4
SO 5
LOB 17

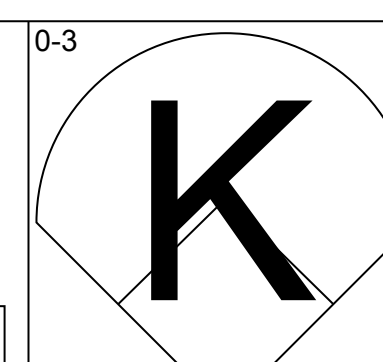
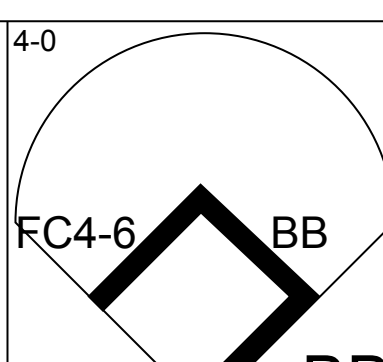
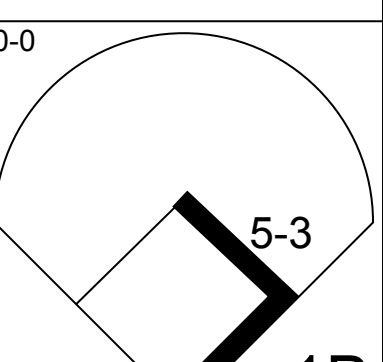
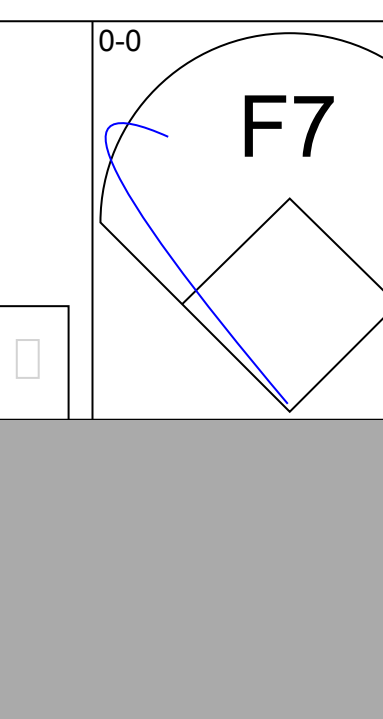
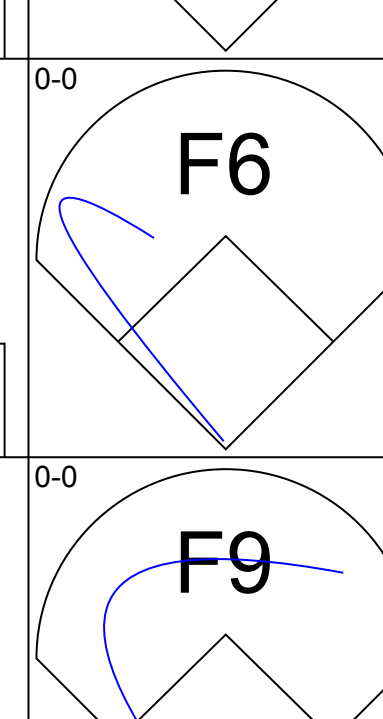
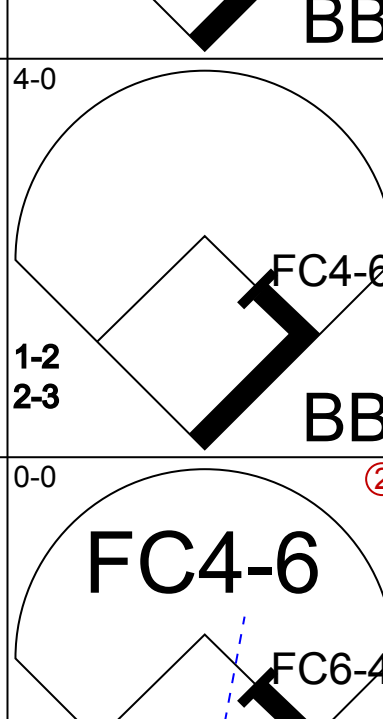
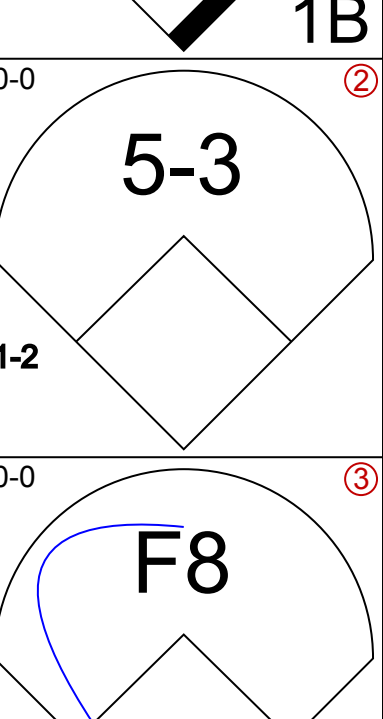

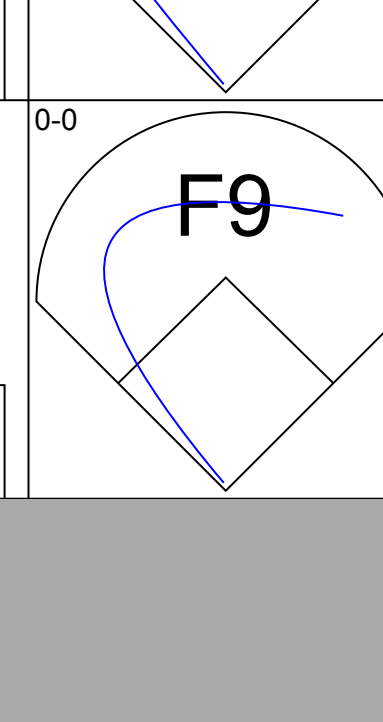
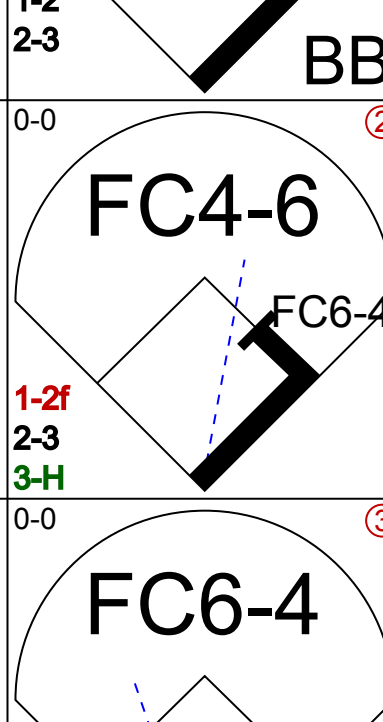
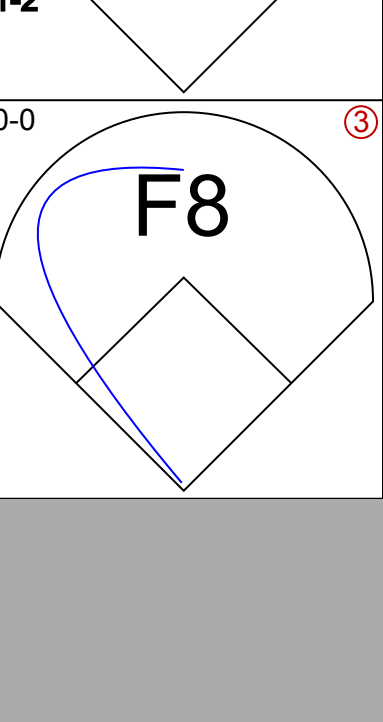

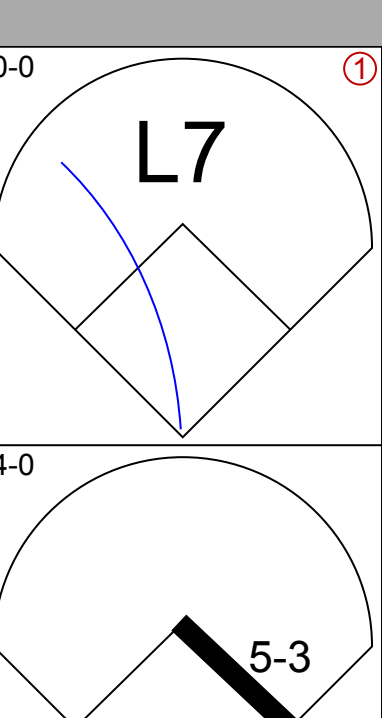
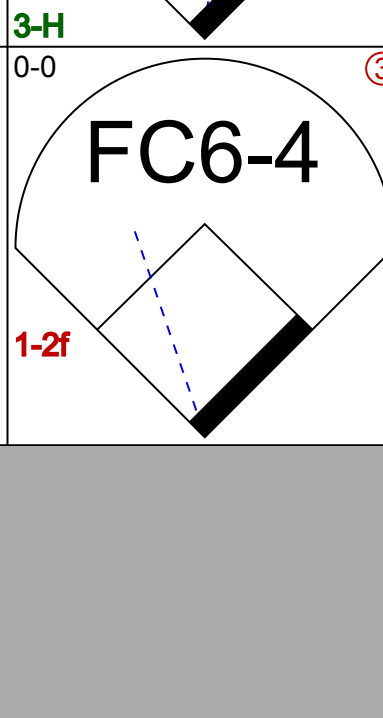
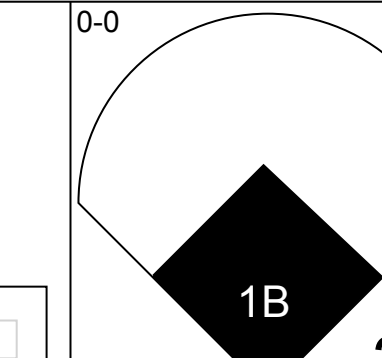

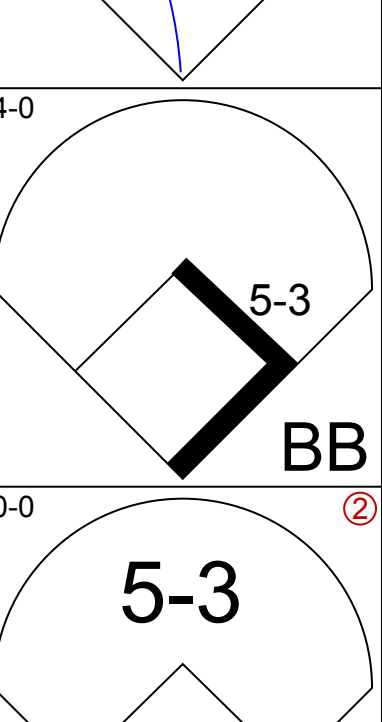
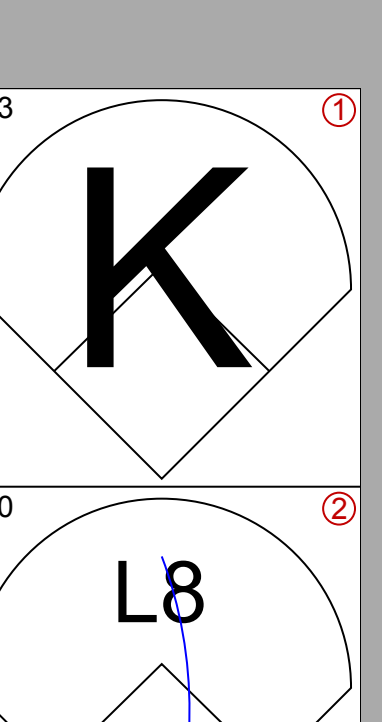
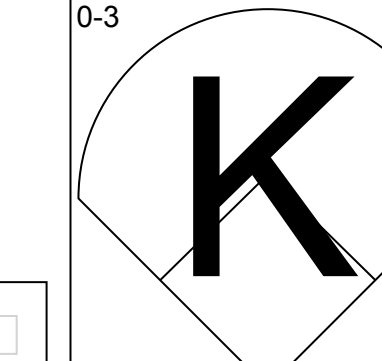

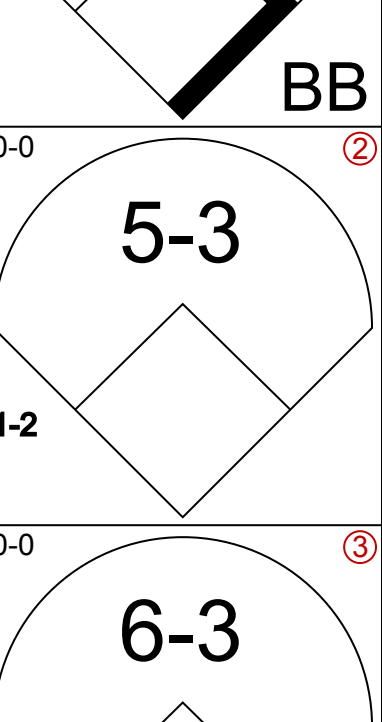
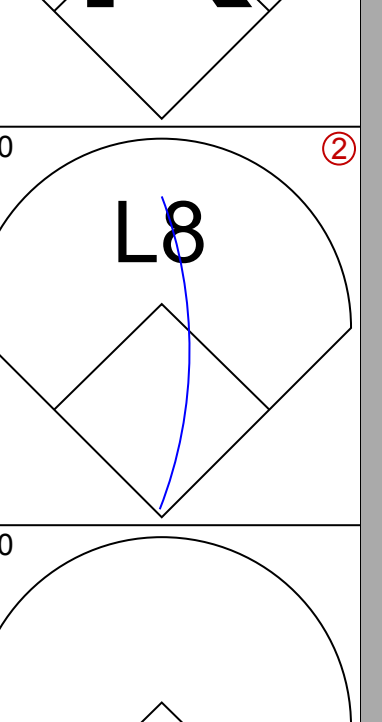
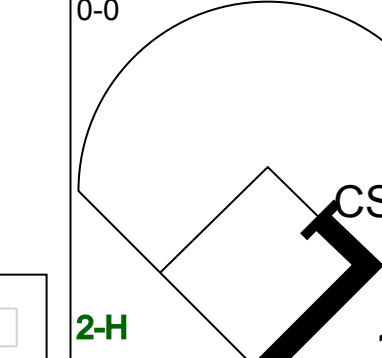

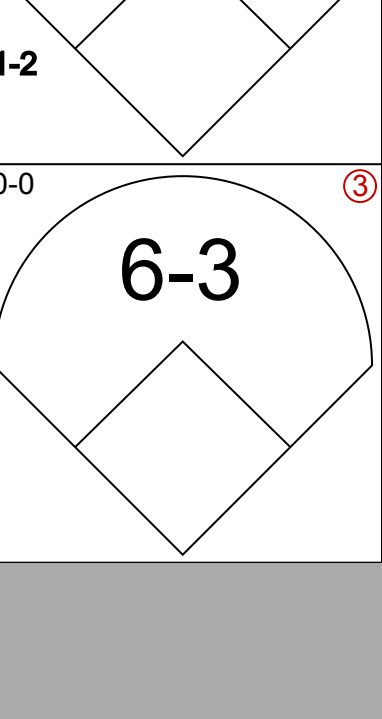
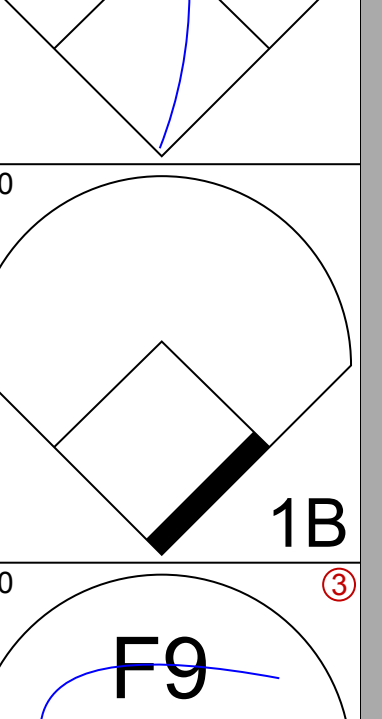
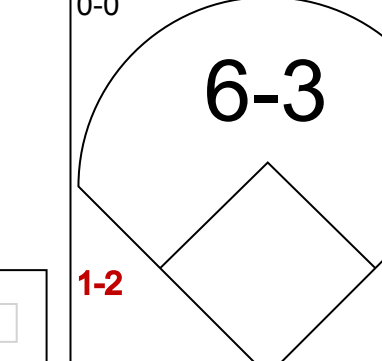

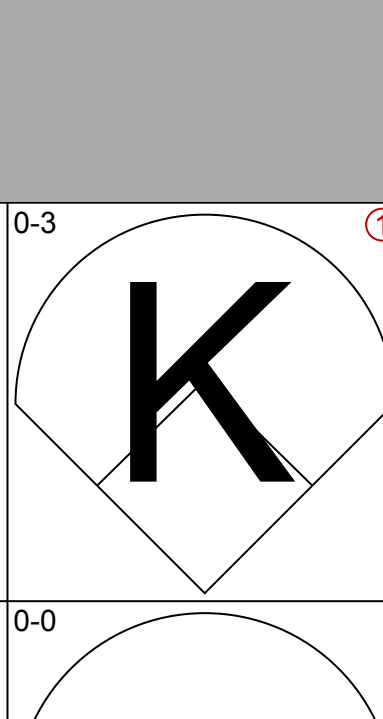
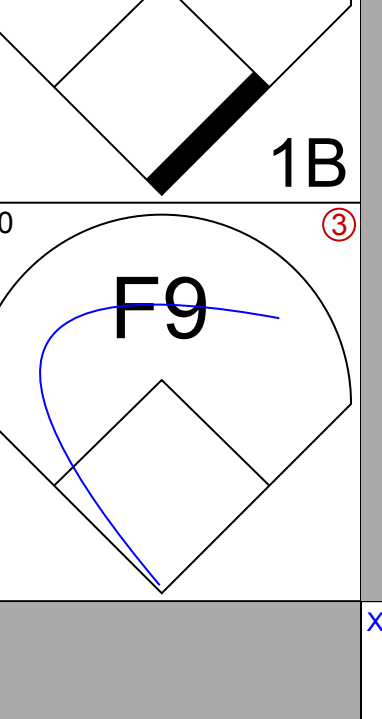
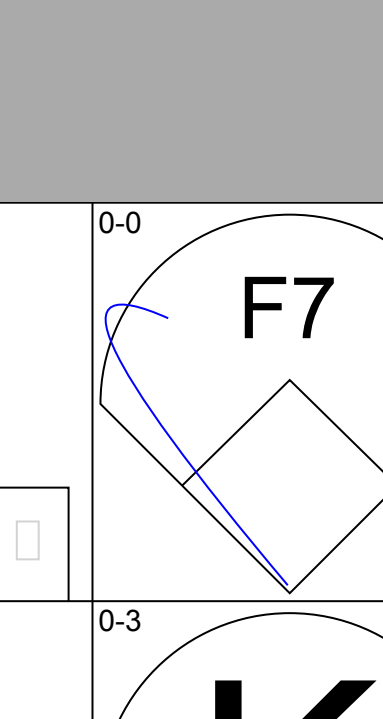
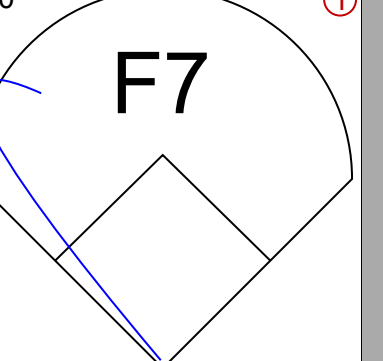
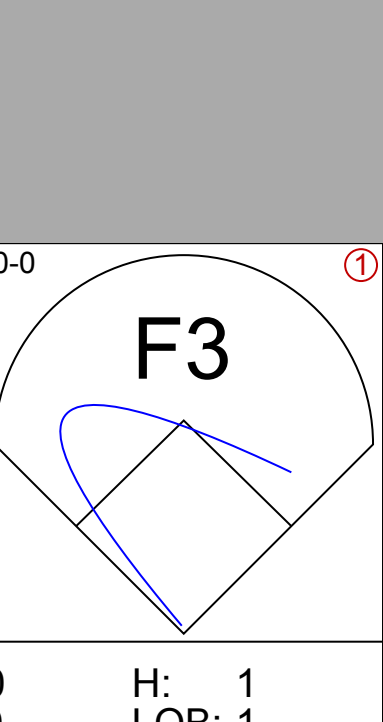
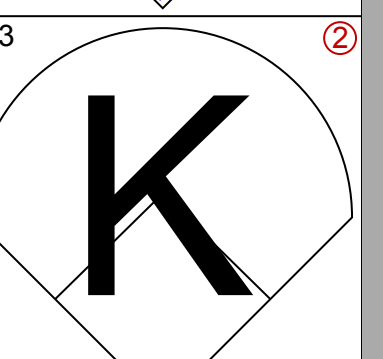
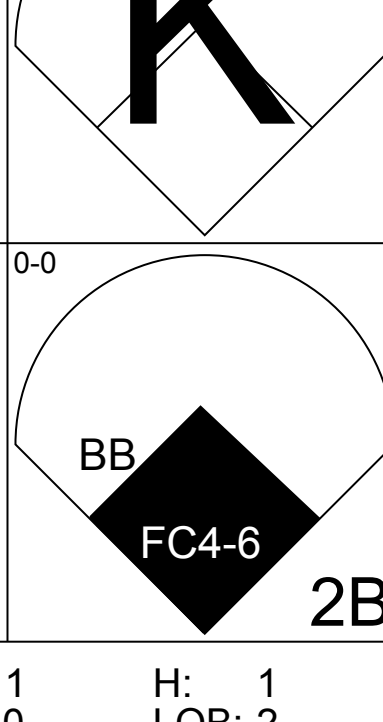
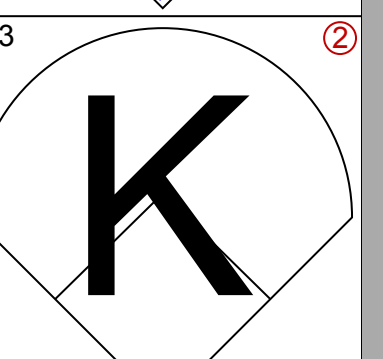


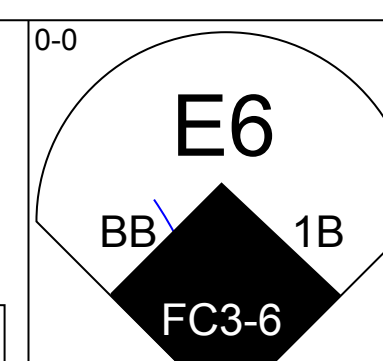
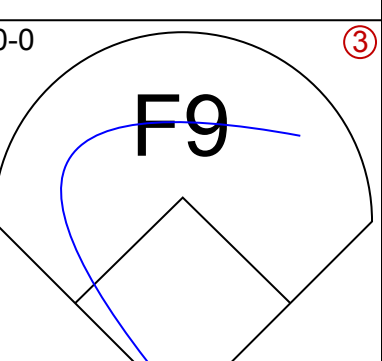
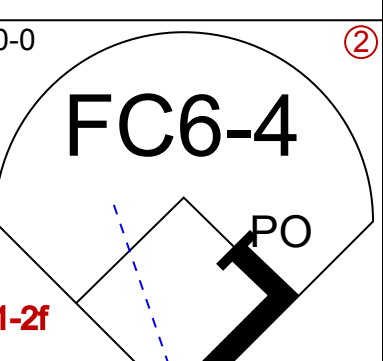

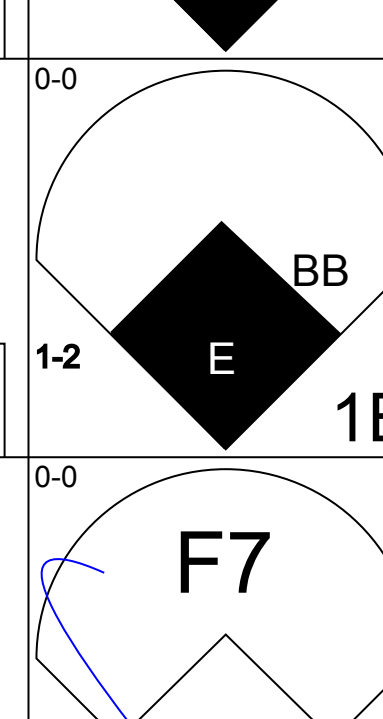
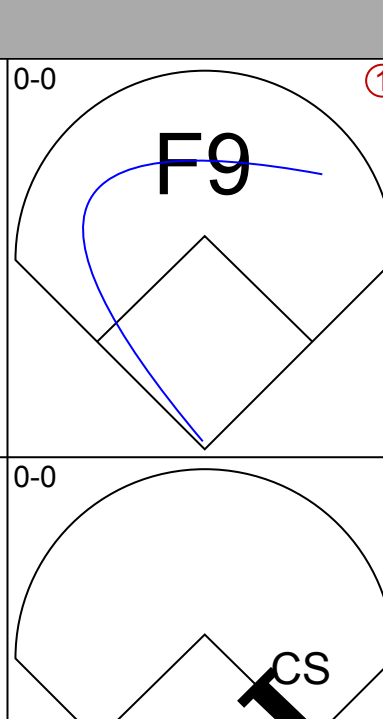
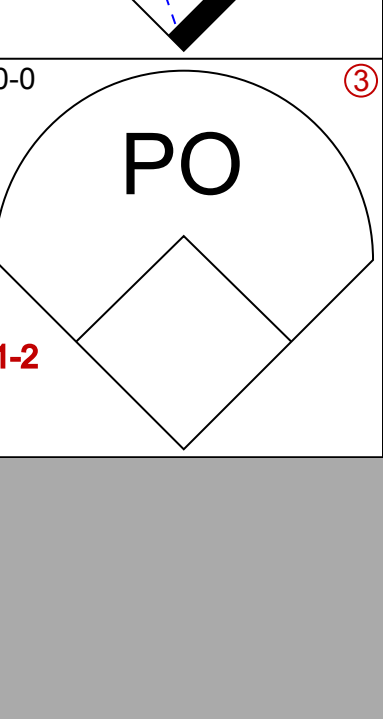
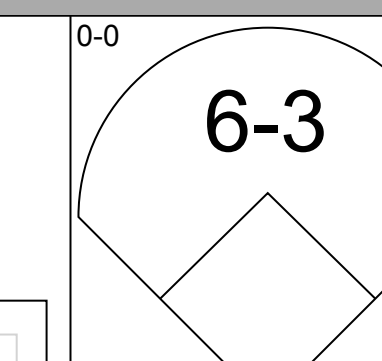

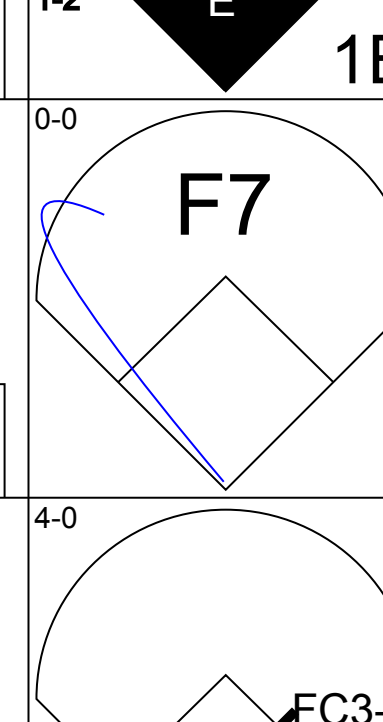
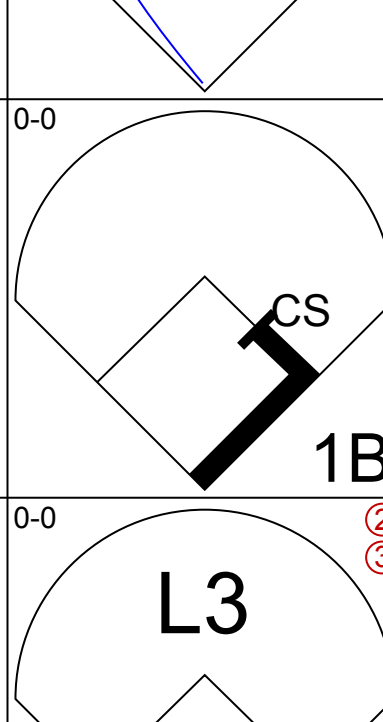
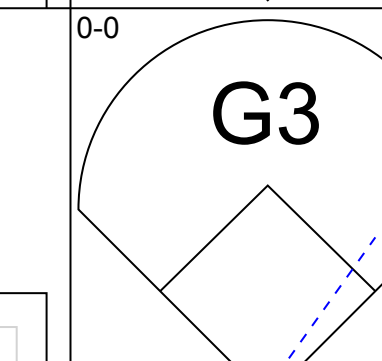


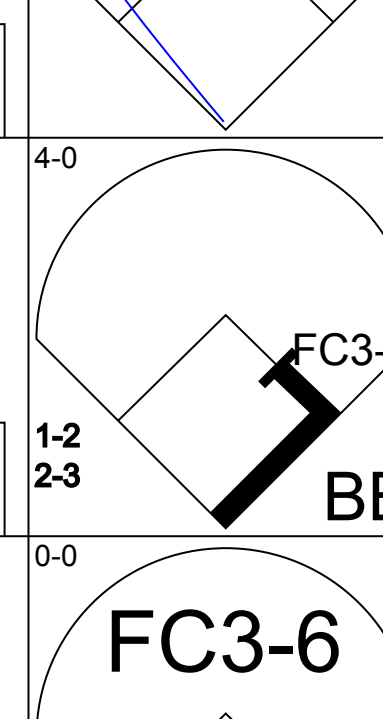
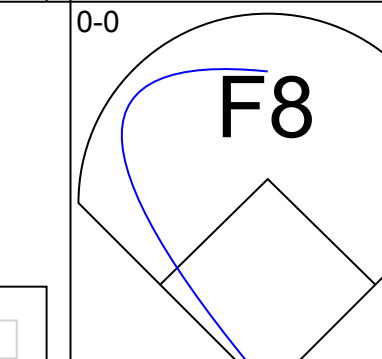

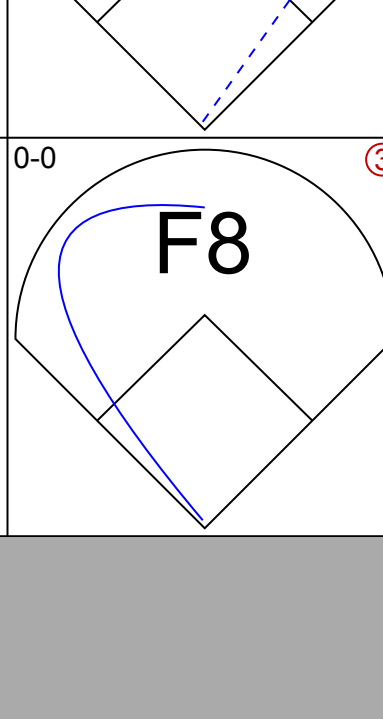
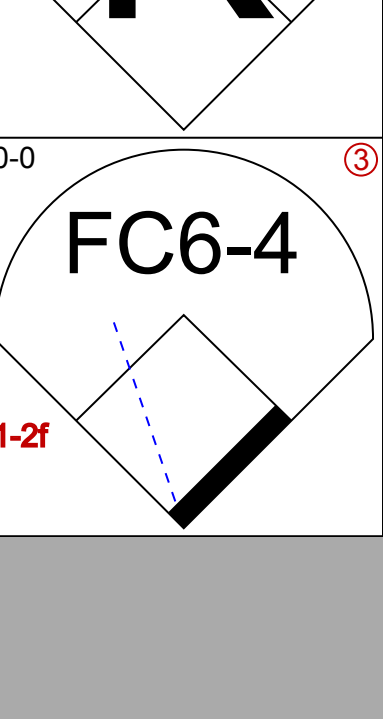

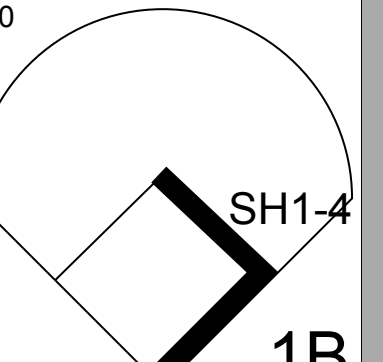
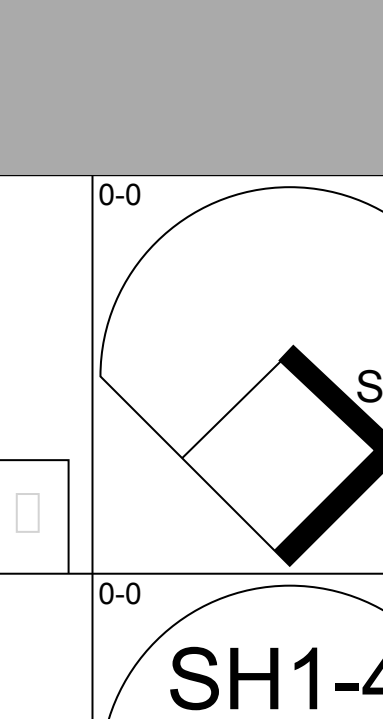
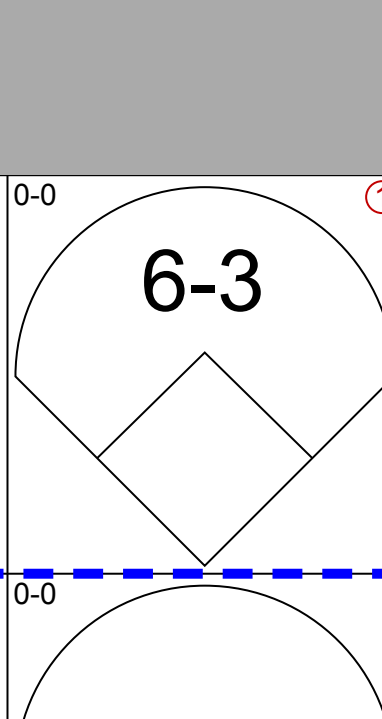

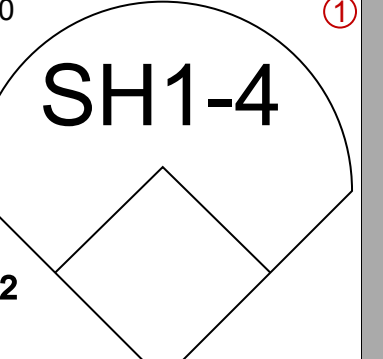
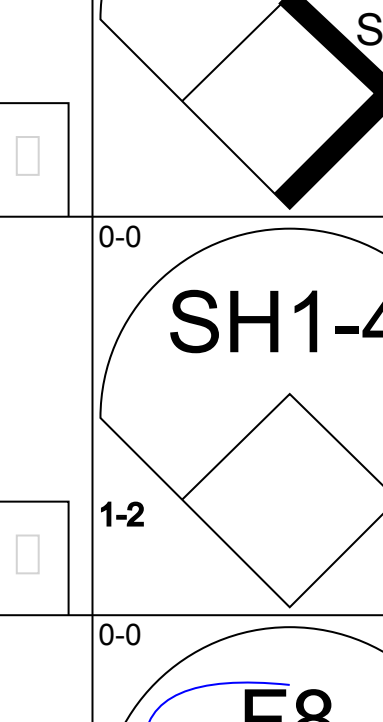
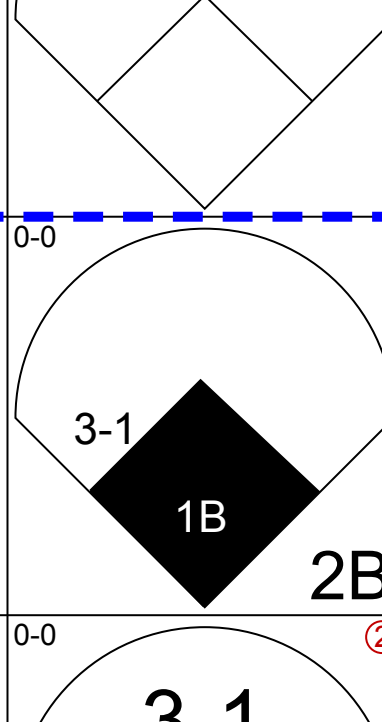

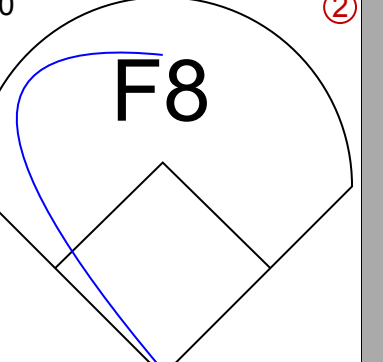



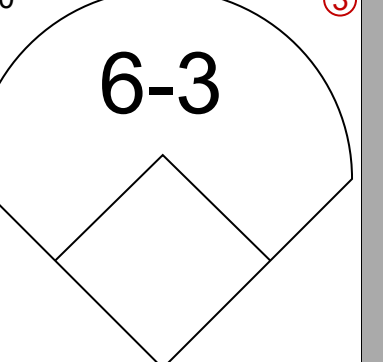
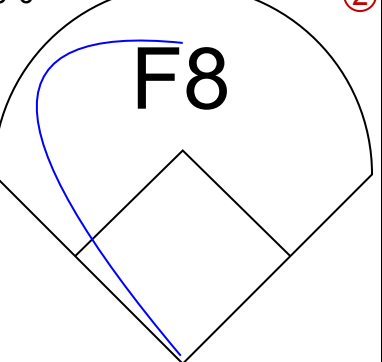
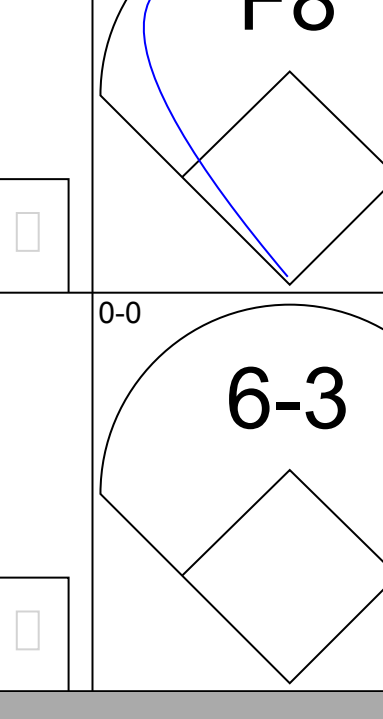
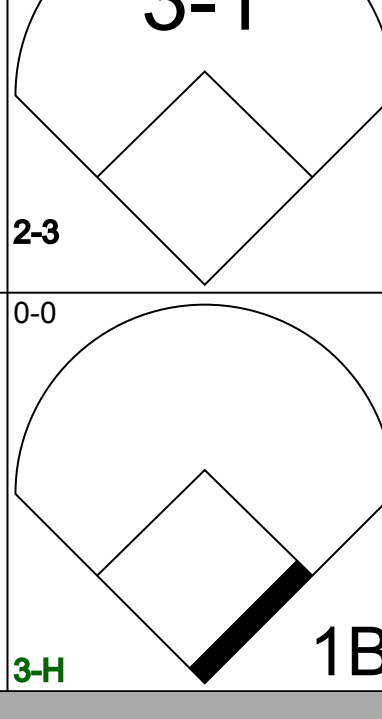
AB 26
R 3
H 6
RBI 3
BB 10
SO 6
LOB 12



Batter	1	2	3	4	5	6	7	8	9	AB R H RBI BB SO LOB	TOP												
Ron Theobald, R OBP: 0.336, SLG: 0.310 (1, 4)										4 1 1 0 0 1 1	Milwaukee Brewers @ Baltimore Orioles Memorial Stadium, Baltimore, MD Sun Aug 29 1971, 7:05 PM EDT Att: 18,877 - Unknown												
Roberto Pena, R OBP: 0.280, SLG: 0.332 (1, 6) (7, 3)										4 0 0 1 0 1 1													
Dave May, L OBP: 0.354, SLG: 0.450 (1, 8)										4 2 2 1 0 0 1													
John Briggs, L OBP: 0.373, SLG: 0.442 (1, 7)										2 0 0 0 2 1 0													
Bill Voss, L OBP: 0.311, SLG: 0.381 (1, 9)										4 1 2 0 0 2 2													
Frank Tenedino, L OBP: 0.219, SLG: 0.269 Bob Heise, R OBP: 0.263, SLG: 0.286 (1, 3) (7, 6)										3 0 1 0 0 0 1 1 0 0 0 0 0 1													
Paul Ratliff, L OBP: 0.373 Elie Rodriguez, R OBP: 0.301, SLG: 0.249 (1, 2) (7, 2)										2 0 1 1 1 0 1 1 0 0 0 0 1 0													
Tom Matchick, L OBP: 0.333, SLG: 0.357 (1, 5)										3 0 1 0 1 0 2													
Jim Slaton, R OBP: 0.200, SLG: 0.097 Ken Sanders, R (9, 1)										3 0 0 0 1 2 4 0 0 0 0 0 0 0													
Inning Stats	R: 2 E: 2 K: 1 S: 6	H: 2 LOB: 0 BB: 1 P: 10	R: 0 E: 0 K: 0 S: 5	H: 0 LOB: 1 BB: 1 P: 9	R: 1 E: 0 K: 0 S: 4	H: 1 LOB: 0 BB: 0 P: 4	R: 0 E: 0 K: 0 S: 4	H: 1 LOB: 1 BB: 0 P: 4	R: 0 E: 0 K: 1 S: 5	H: 0 LOB: 2 BB: 1 P: 9		R: 1 E: 0 K: 2 S: 10	H: 4 LOB: 2 BB: 0 P: 10	R: 0 E: 0 K: 0 S: 3	H: 0 LOB: 0 BB: 0 P: 3	R: 0 E: 0 K: 1 S: 4	H: 0 LOB: 0 BB: 1 P: 8	R: 0 E: 0 K: 2 S: 7	H: 0 LOB: 1 BB: 1 P: 11	1B: 6 2B: 0 3B: 1 HR: 1	SF: 0 SAC: 1 DP: 1 HBP: 0	WP: 0 PB: 0 SB: 0 CS: 2	PA: 37
PITCHER	IP WLS BF H R ER SO BB IBB HBP BLK WP HR S P ERA WHIP											PITCHER	IP WLS BF H R ER SO BB IBB HBP BLK WP HR S P ERA WHIP										
Dave Leonhard, R ERA: 2.02 (1, 1)	5.0 L 21 4 3 2 3 3 0 0 0 0 0 1 24 36 3.60 1.400																						
Grant Jackson, L ERA: 3.51 (6, 1)	2.0 9 4 1 1 2 0 0 0 0 0 0 0 13 13 4.50 2.000																						
Pete Richert, L ERA: 4.55 (8, 1)	2.0 7 0 0 0 3 2 0 0 0 0 0 0 0 11 19 0.00 1.000																						

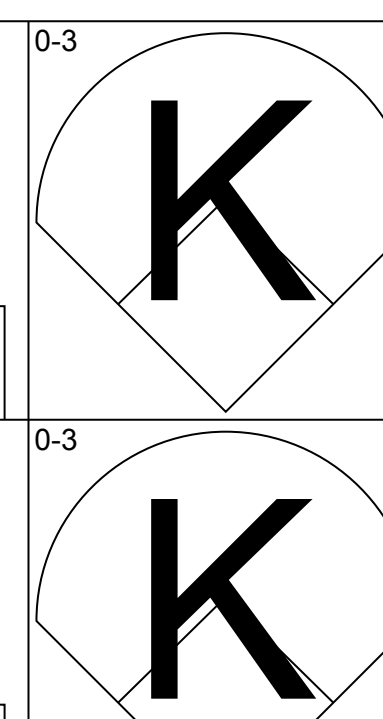
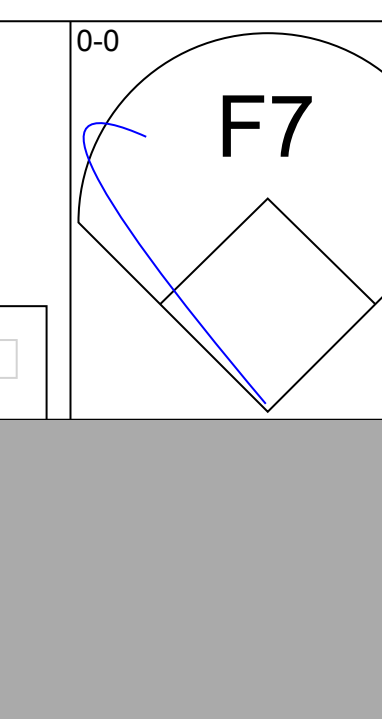
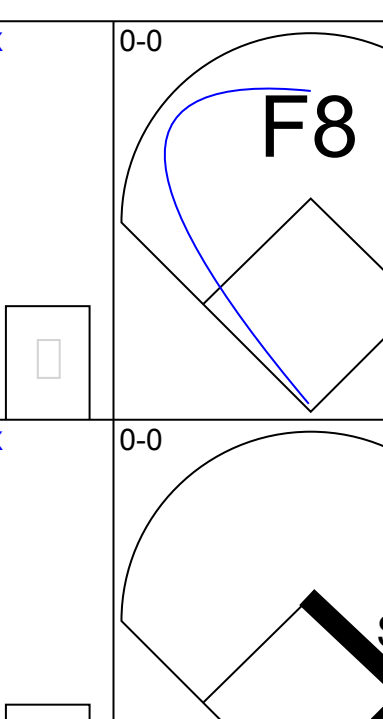
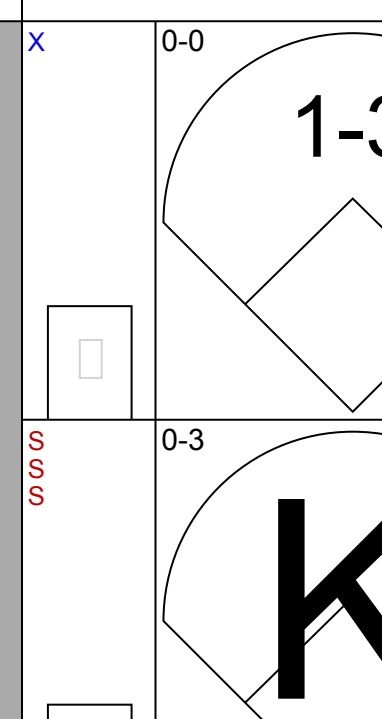
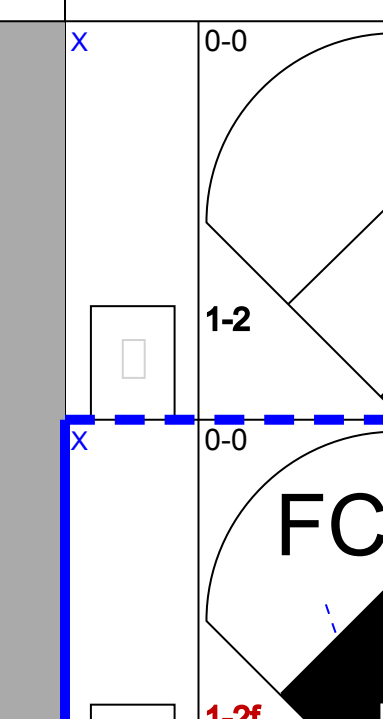
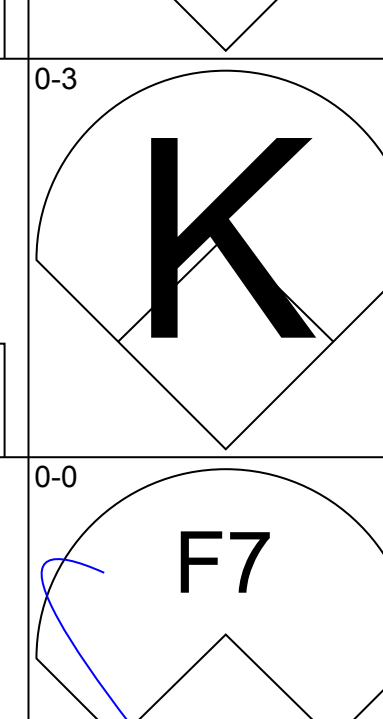
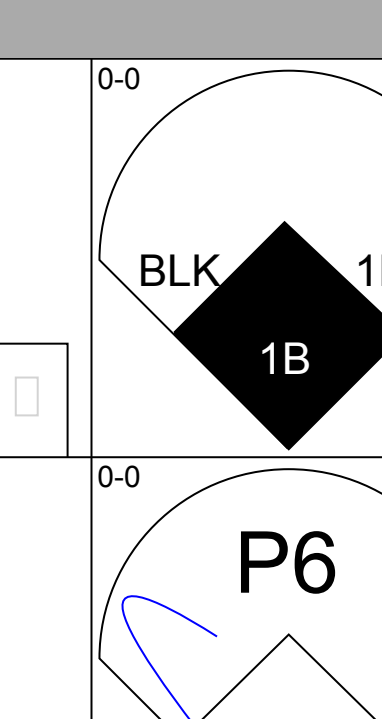
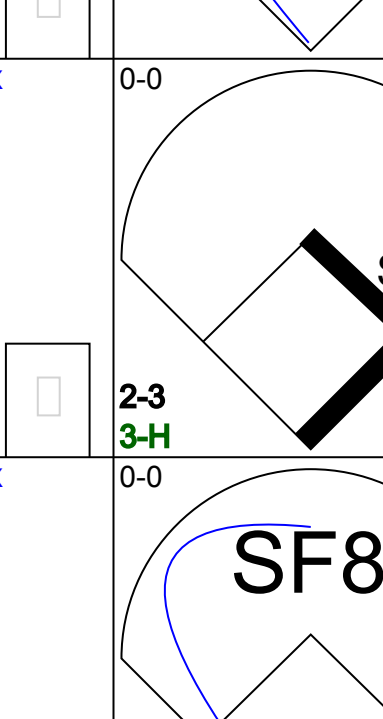
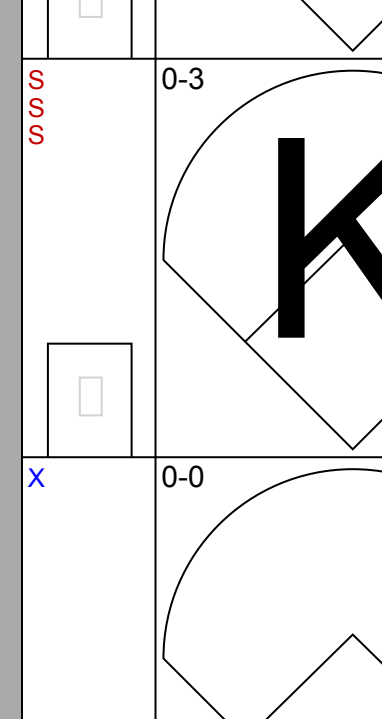
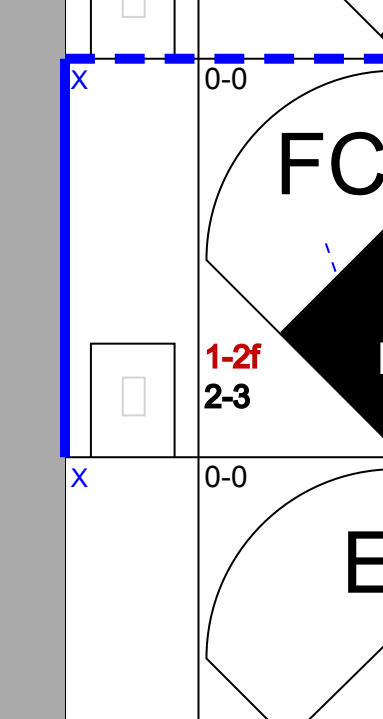
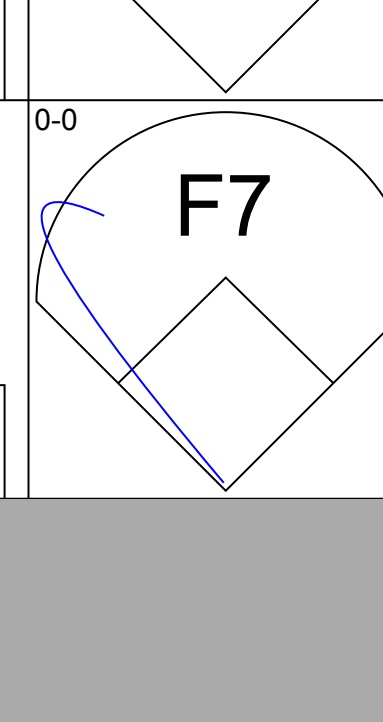
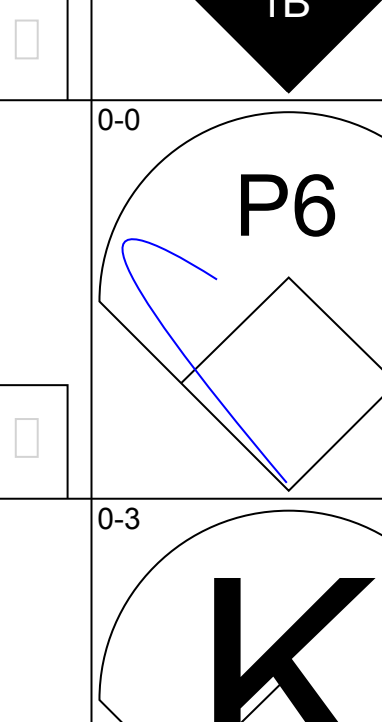
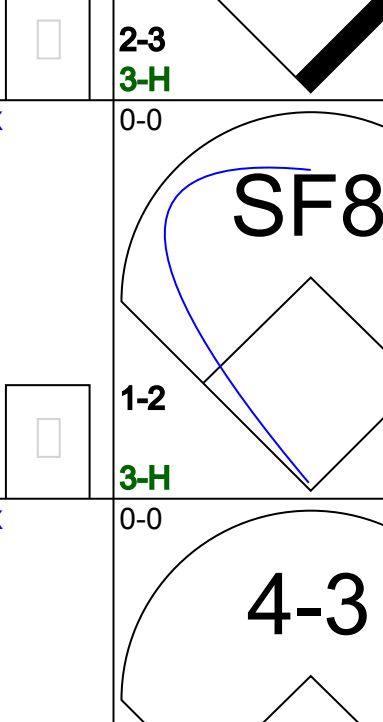
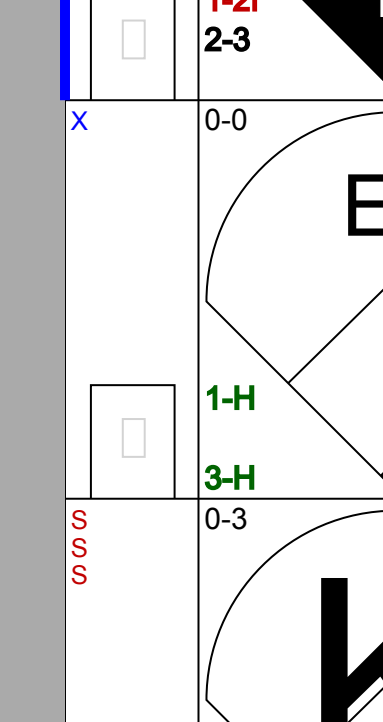
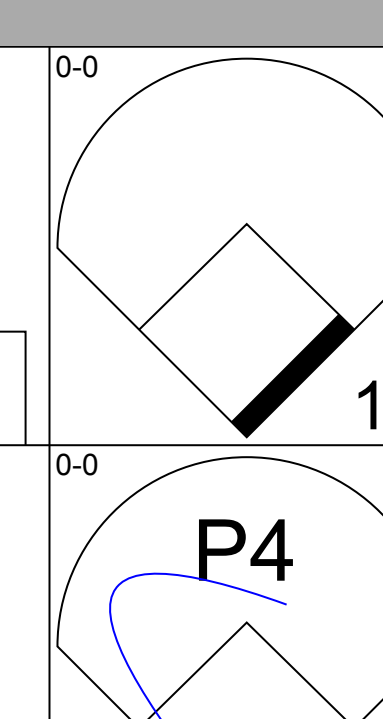
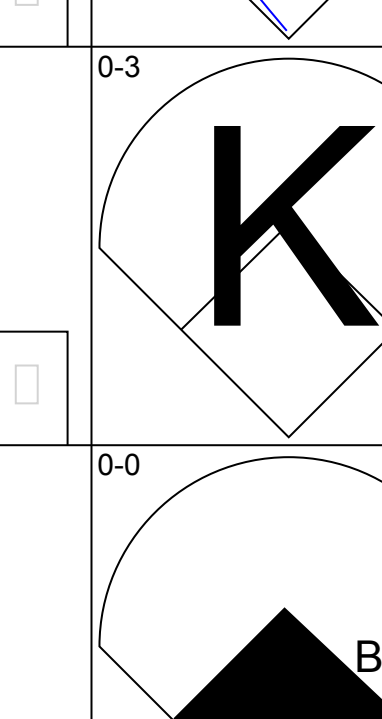
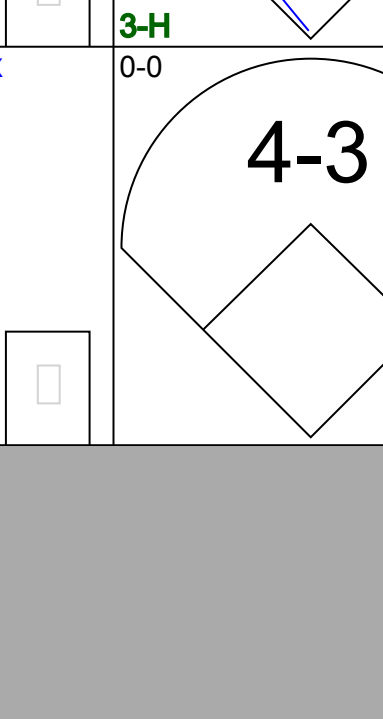
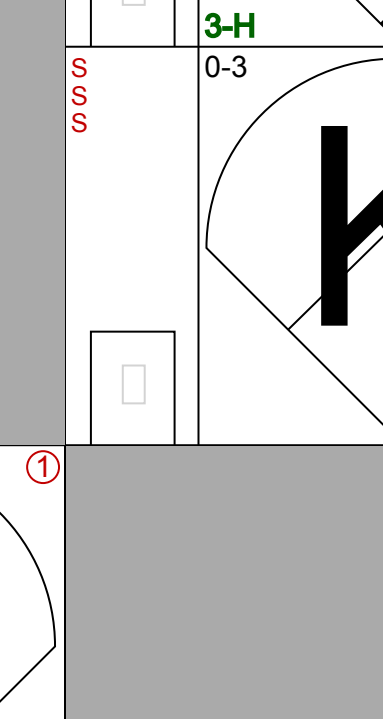
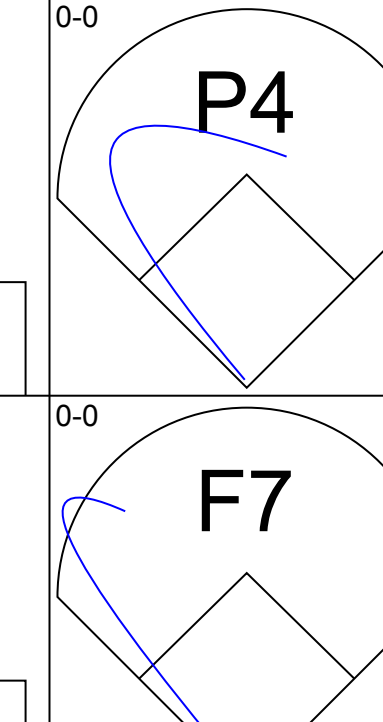
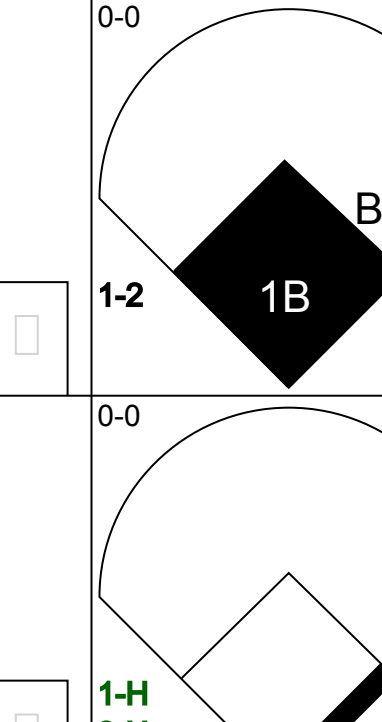
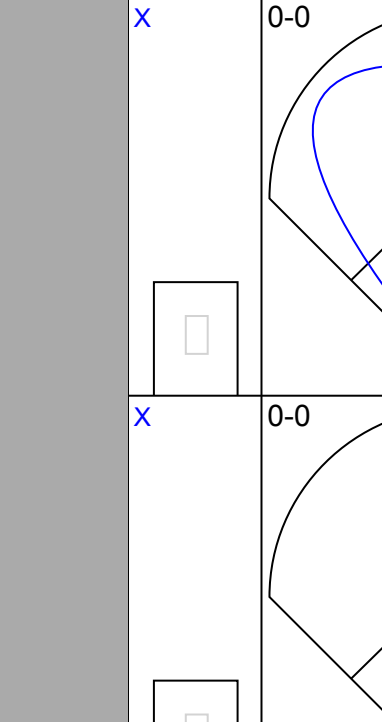
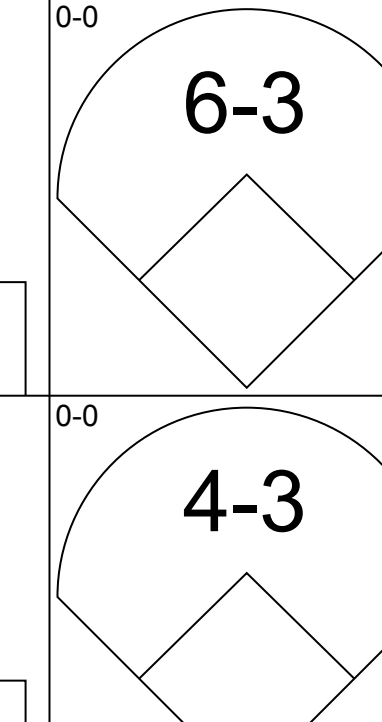
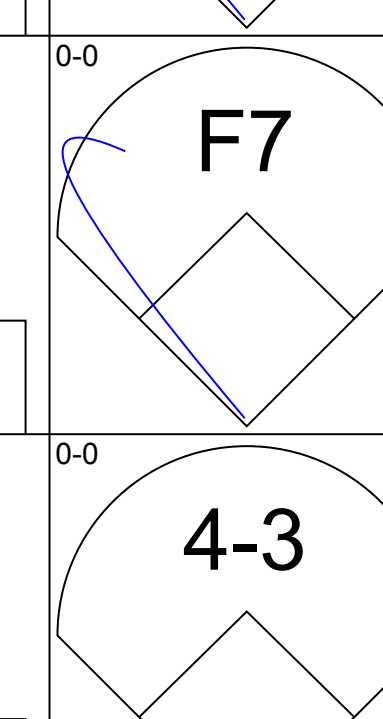
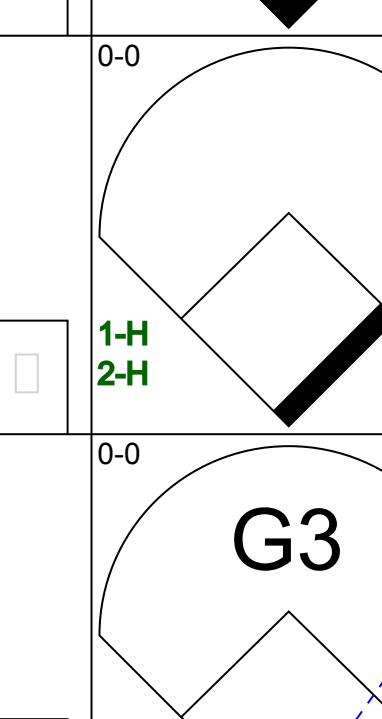
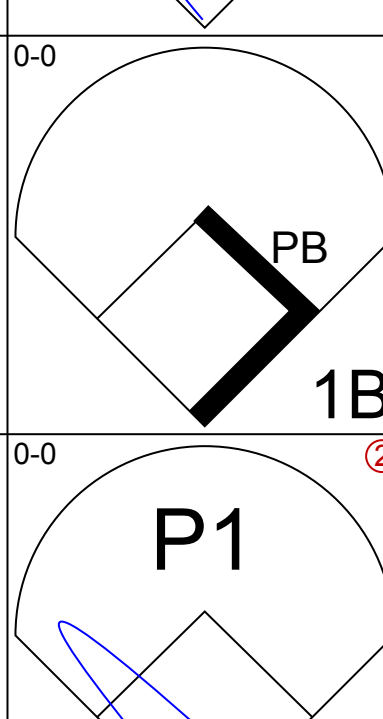
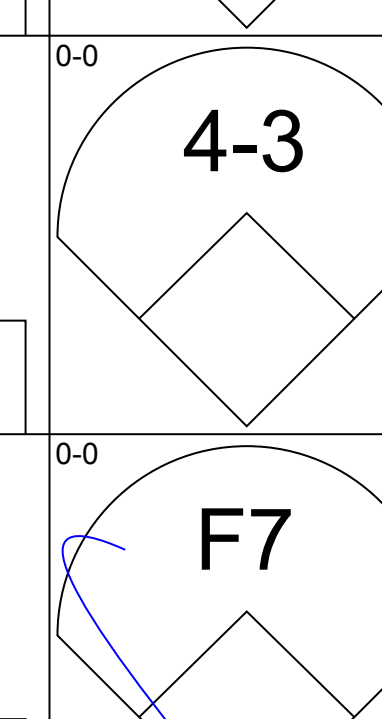
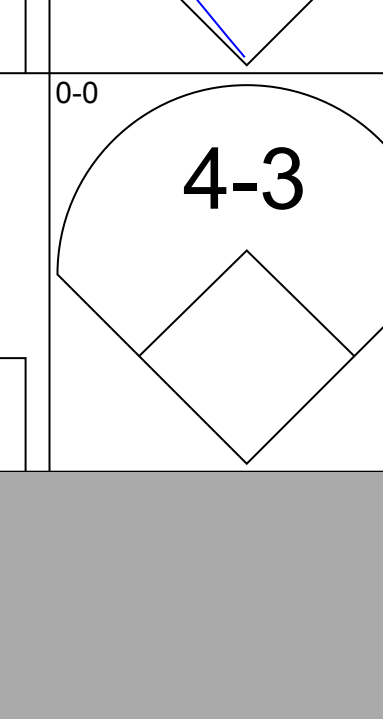
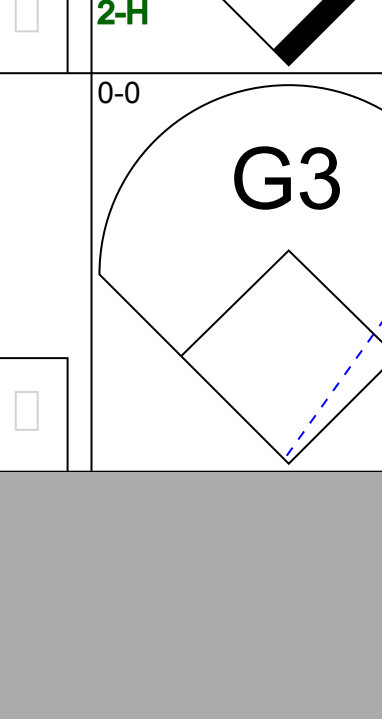
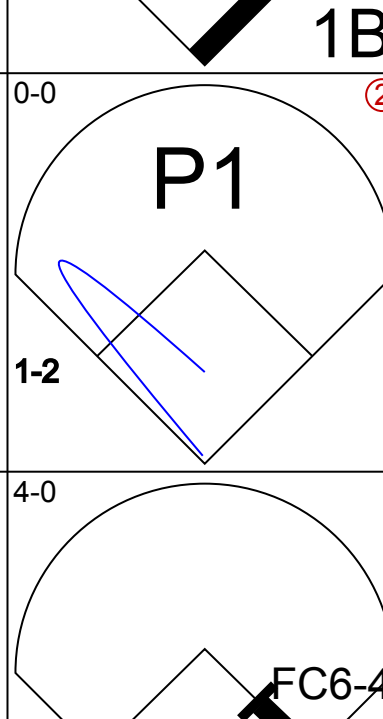
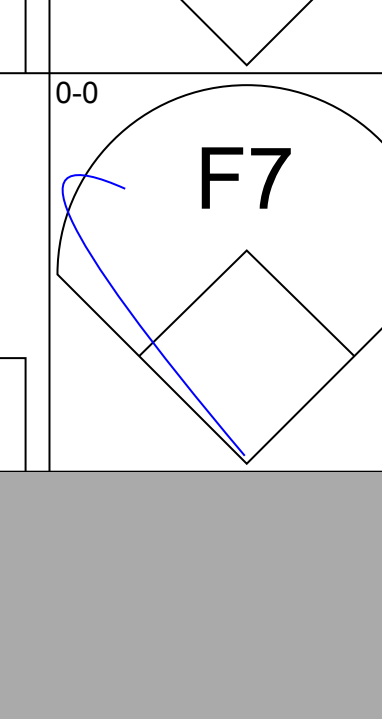
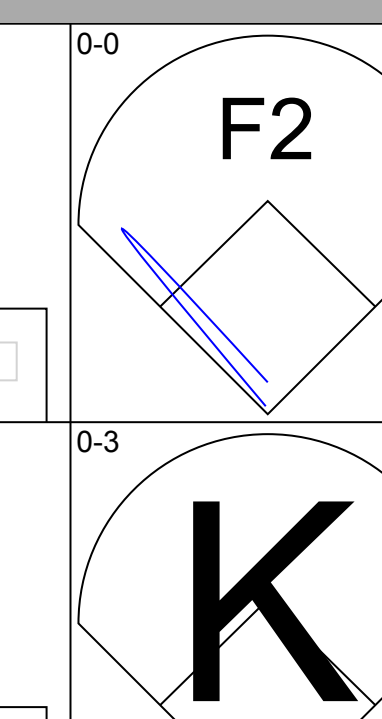
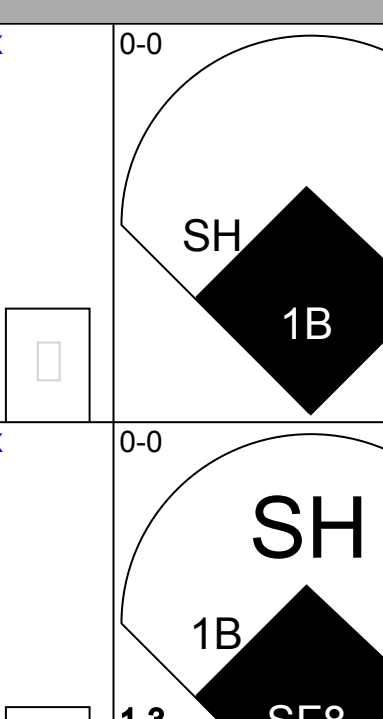
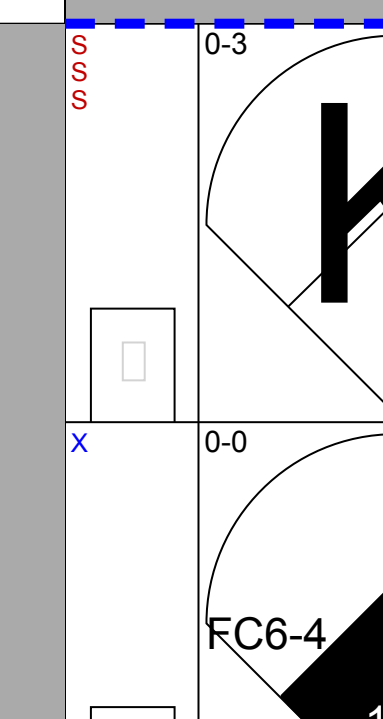
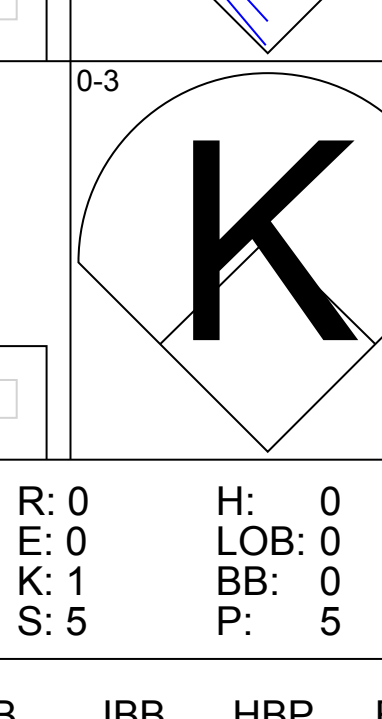
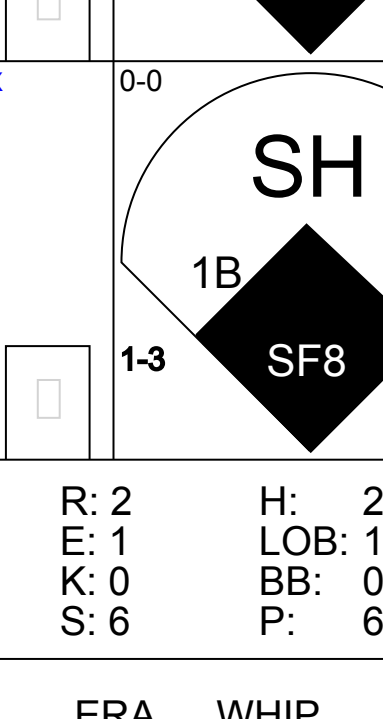
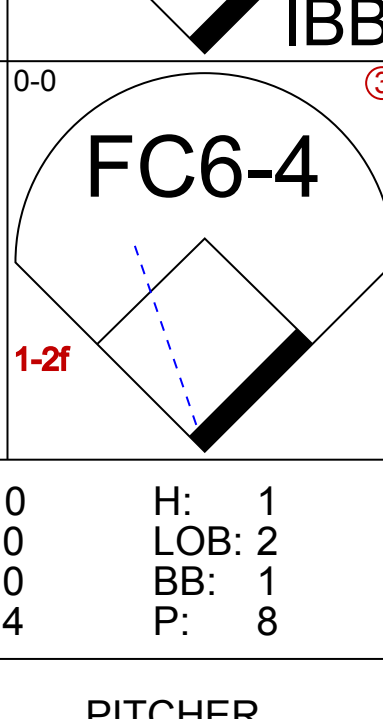
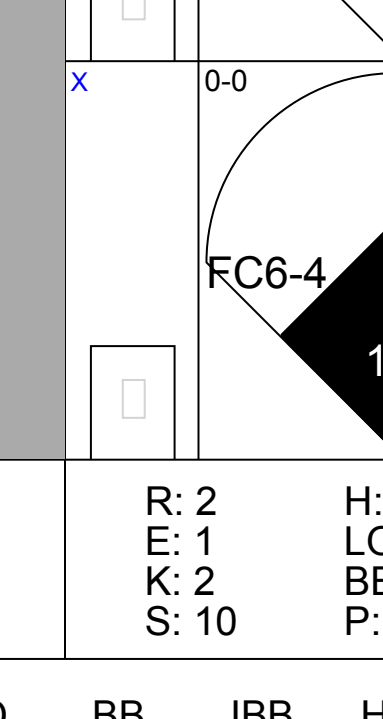
Batter	1	2	3	4	5	6	7	8	9	AB R H RBI BB SO LOB	BOTTOM												
Don Buford, S OBP: 0.417, SLG: 0.486 (1, 7)										3 1 1 1 1 0 1	Milwaukee Brewers @ Baltimore Orioles Memorial Stadium, Baltimore, MD Sun Aug 29 1971, 7:05 PM EDT Att: 18,877 - Unknown												
Paul Blair, R OBP: 0.296, SLG: 0.386 (1, 8)										4 0 1 0 0 0 1													
Merv Rettenmund, R OBP: 0.421, SLG: 0.451 (1, 9)										3 0 0 0 1 0 2													
Brooks Robinson, R OBP: 0.349, SLG: 0.400 (1, 5)										3 0 0 0 1 0 1													
Eliud Hendricks, L OBP: 0.334, SLG: 0.371 (1, 3)										3 0 0 0 1 0 1													
Davey Johnson, R OBP: 0.351, SLG: 0.440 (1, 4)										4 0 2 0 0 0 1													
Mark Belanger, R OBP: 0.369, SLG: 0.317 (1, 6)										3 0 1 0 1 0 3													
Clay Dalrymple, L OBP: 0.417, SLG: 0.311 Boog Powell, L OBP: 0.375, SLG: 0.436 (1, 2) (9, PH)										2 0 0 0 1 1 1 1 0 0 0 0 0 2													
Dave Leonhard, R OBP: 0.308, SLG: 0.308 Tom Shopay, L OBP: 0.269, SLG: 0.245 Grant Jackson, S OBP: 0.143, SLG: 0.250 Chico Salmon, R OBP: 0.179, SLG: 0.262 Pete Richert, L (1, 1) (5, PH) (6, 1) (7, PH) (8, 1)										1 0 0 0 0 1 0 1 0 0 0 0 0 1 0 0 0 0 0 0 0 1 0 0 0 0 0 1 0 0 0 0 0 0 0													
Inning Stats	R: 0 E: 0 K: 0 S: 3	H: 0 LOB: 0 BB: 1 P: 7	R: 0 E: 0 K: 0 S: 2	H: 0 LOB: 0 BB: 1 P: 6	R: 0 E: 0 K: 1 S: 6	H: 1 LOB: 2 BB: 1 P: 10	R: 0 E: 0 K: 0 S: 3	H: 1 LOB: 1 BB: 1 P: 7	R: 0 E: 0 K: 0 S: 3	H: 0 LOB: 0 BB: 0 P: 3		R: 0 E: 0 K: 1 S: 6	H: 1 LOB: 1 BB: 0 P: 6	R: 1 E: 1 K: 0 S: 4	H: 1 LOB: 0 BB: 0 P: 4	R: 0 E: 0 K: 0 S: 3	H: 1 LOB: 1 BB: 1 P: 7	1B: 4 2B: 0 3B: 0 HR: 1	SF: 0 SAC: 0 DP: 3 HBP: 0	WP: 0 PB: 0 SB: 0 CS: 0	PA: 35		
PITCHER	IP WLS BF H R ER SO BB IBB HBP BLK WP HR S P ERA WHIP											PITCHER	IP WLS BF H R ER SO BB IBB HBP BLK WP HR S P ERA WHIP										
Jim Slaton, R ERA: 3.71 (1, 1)	8.1 W 34 5 1 1 2 6 0 0 0 0 0 0 0 1 32 56 1.08 1.320																						
Ken Sanders, R ERA: 1.93 (9, 1)	0.2 S 1 0 0 0 0 0 0 0 0 0 0 0 0 1 1 0.00 0.000																						

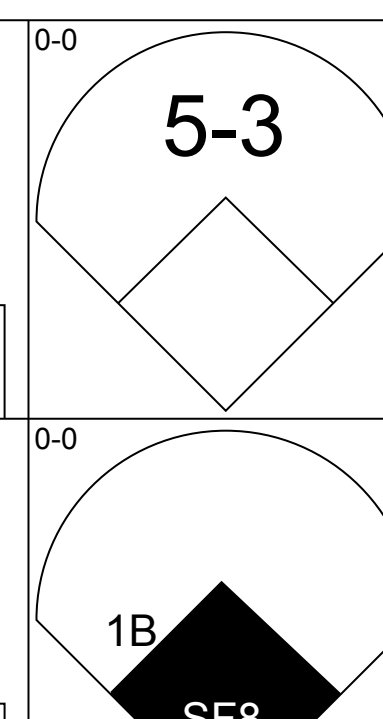
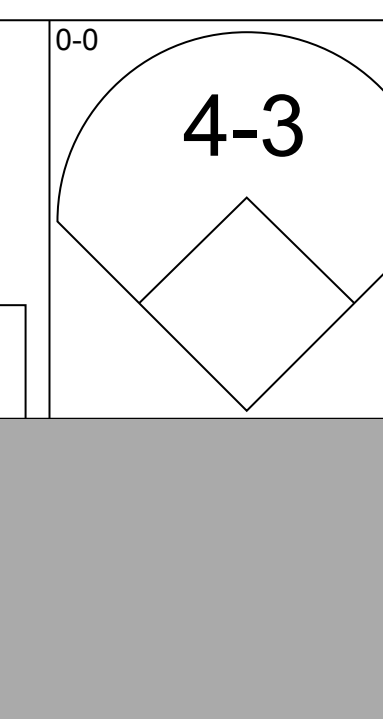
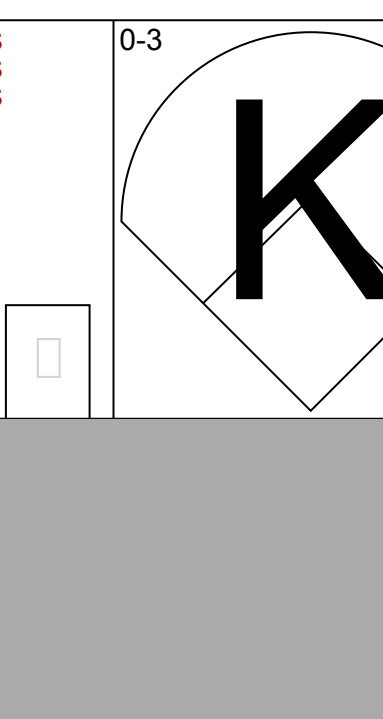
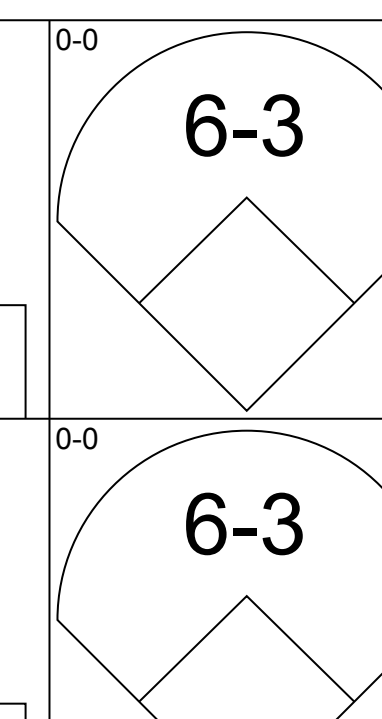
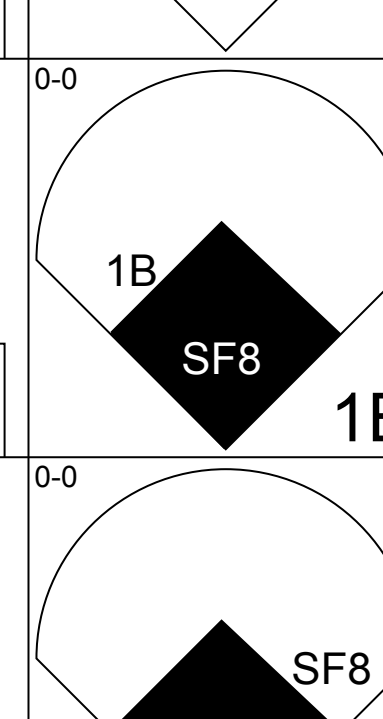
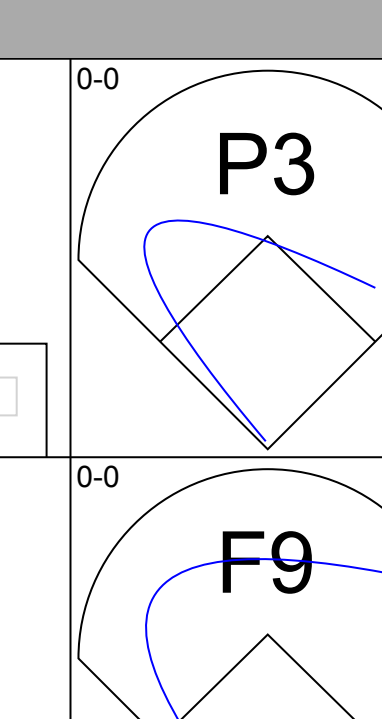
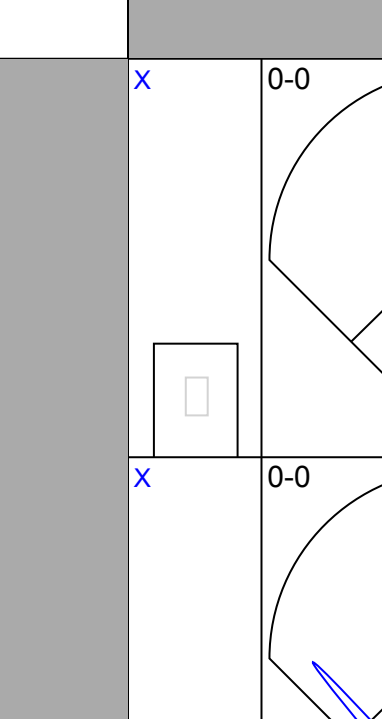
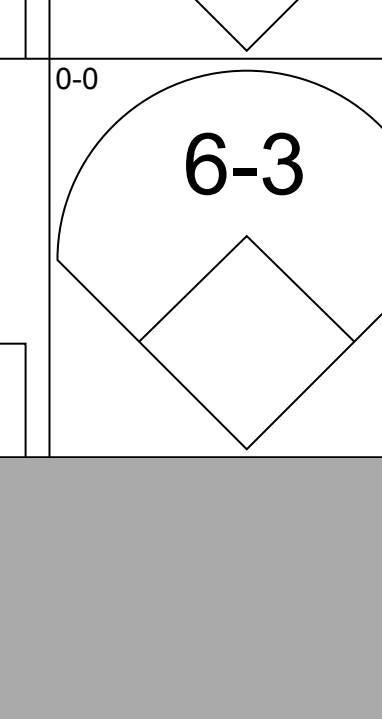
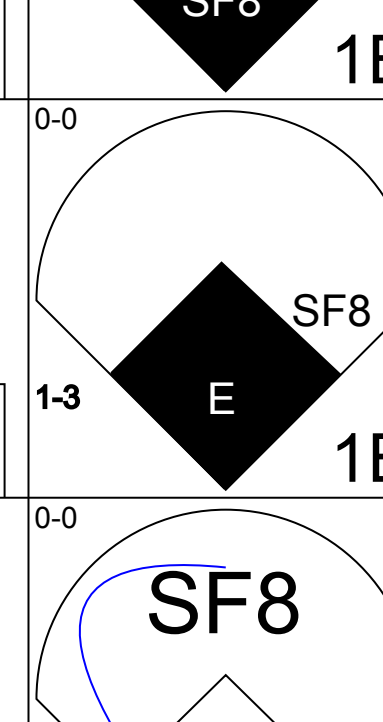
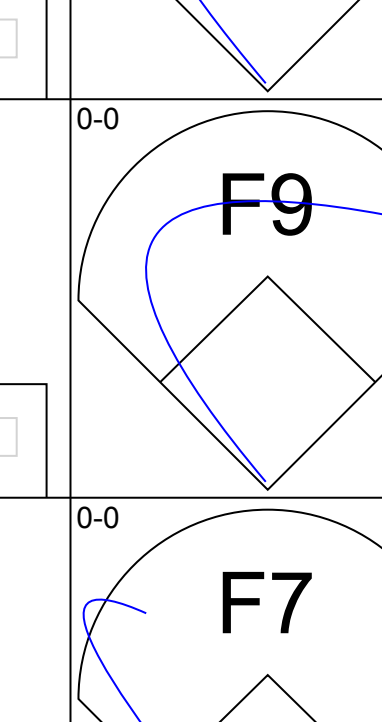
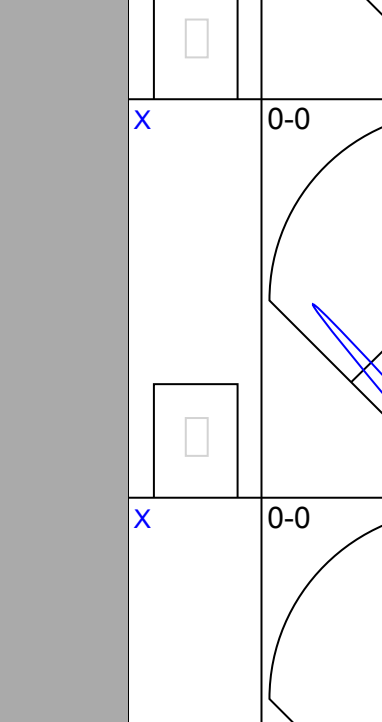

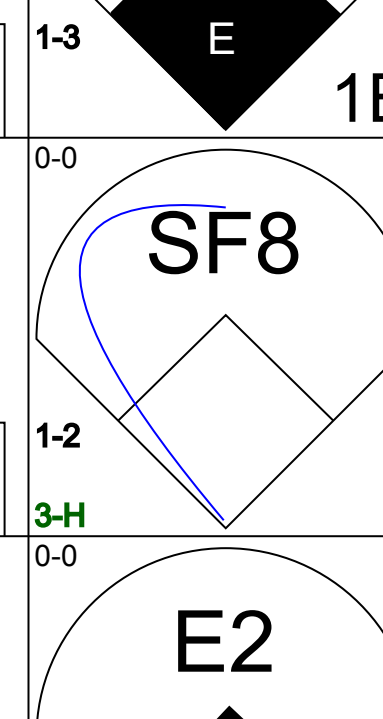
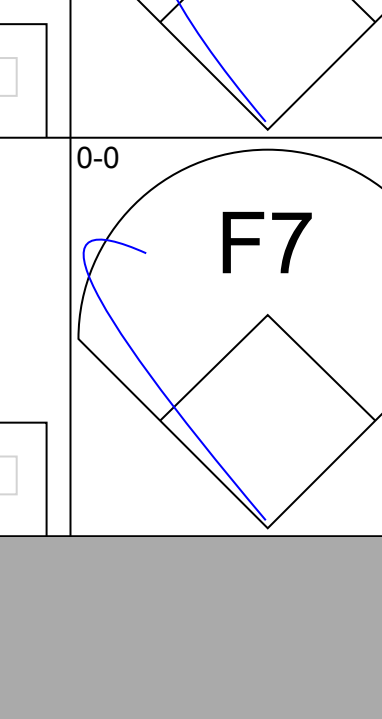
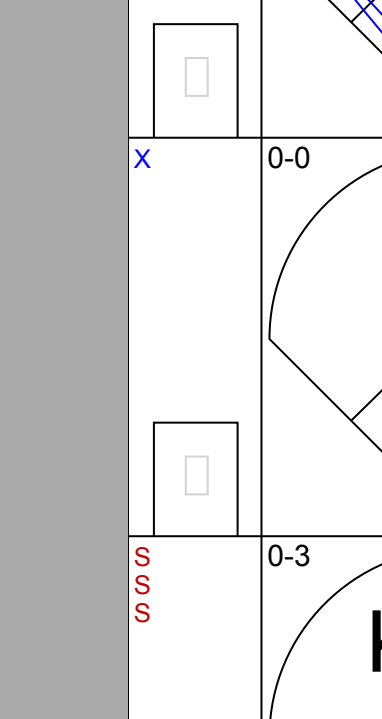

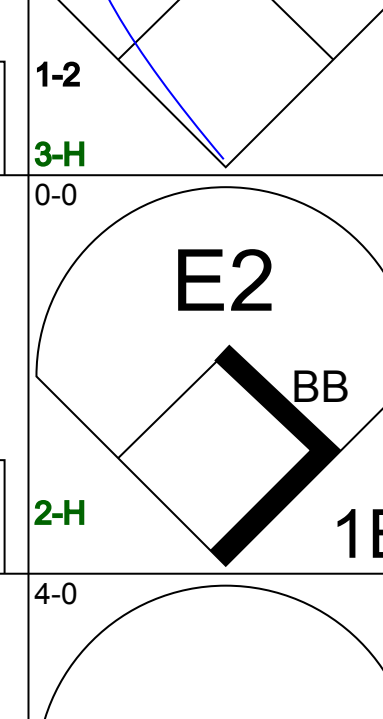
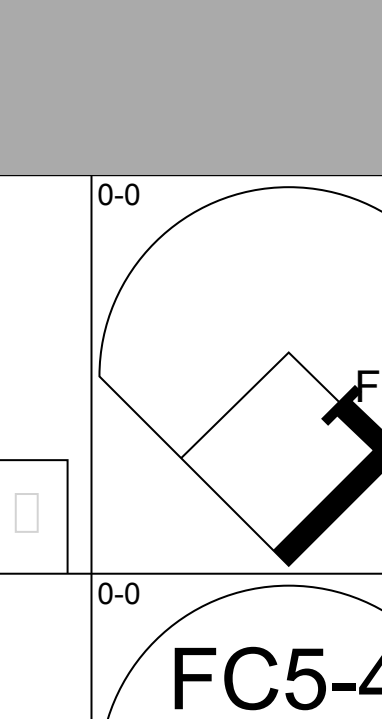
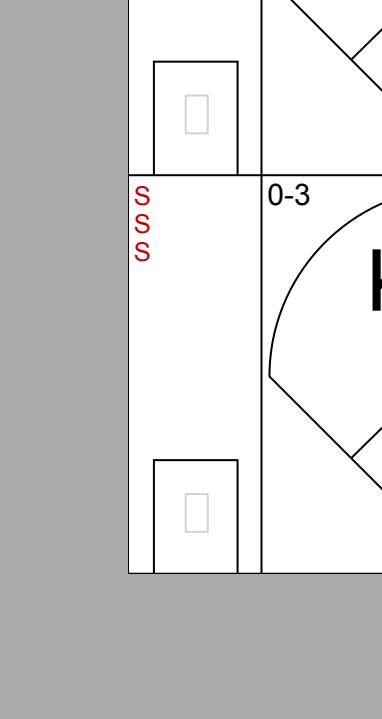

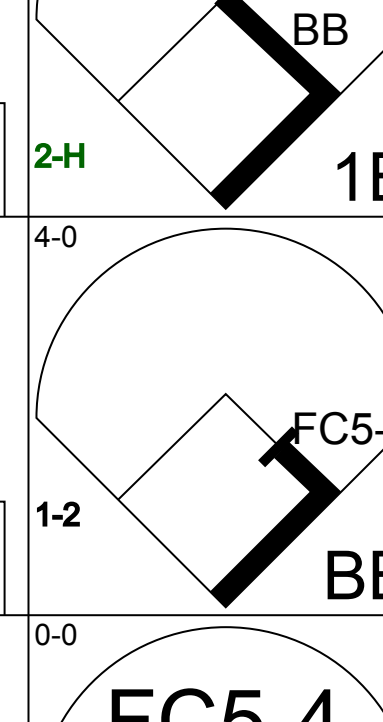
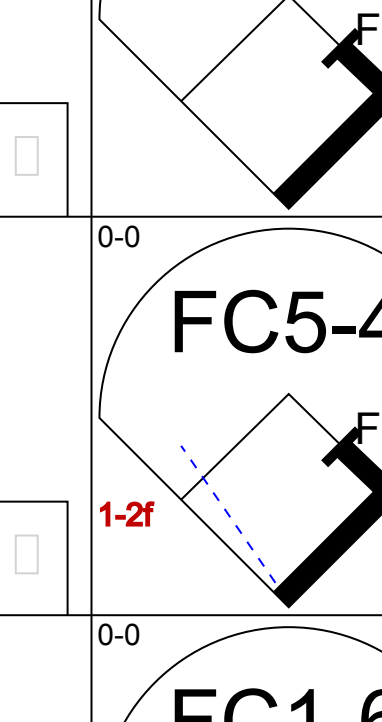


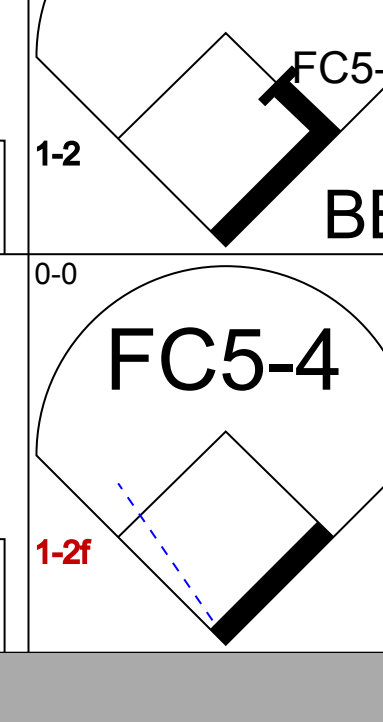
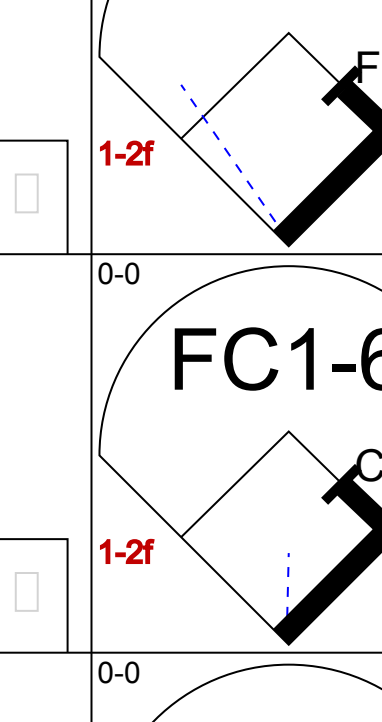

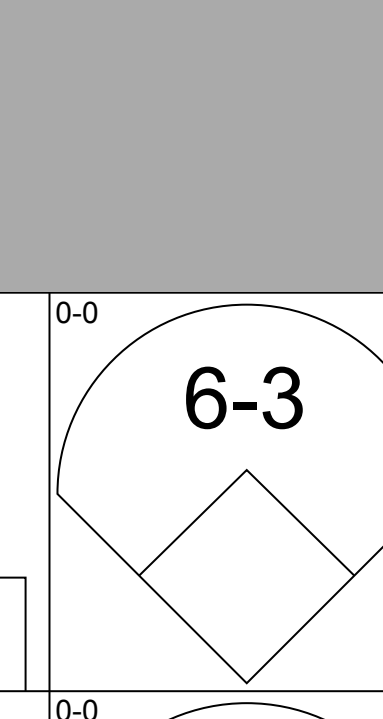
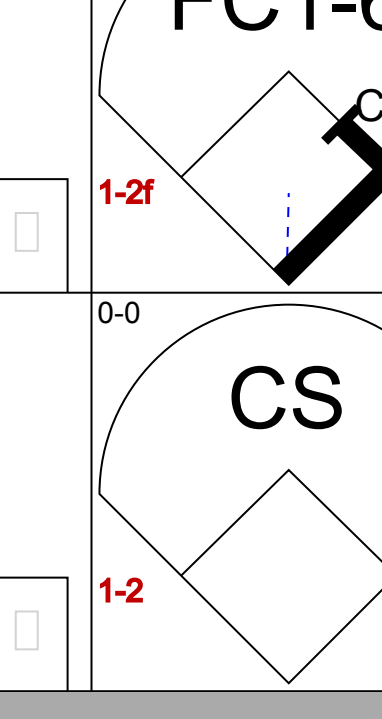
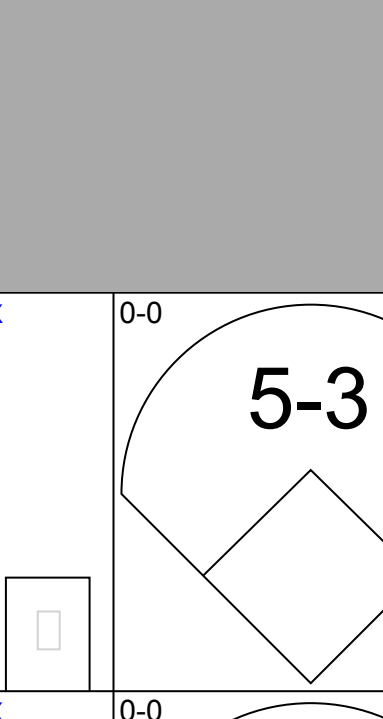

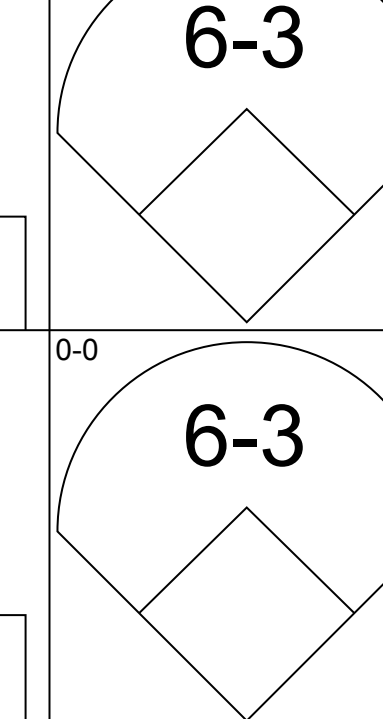
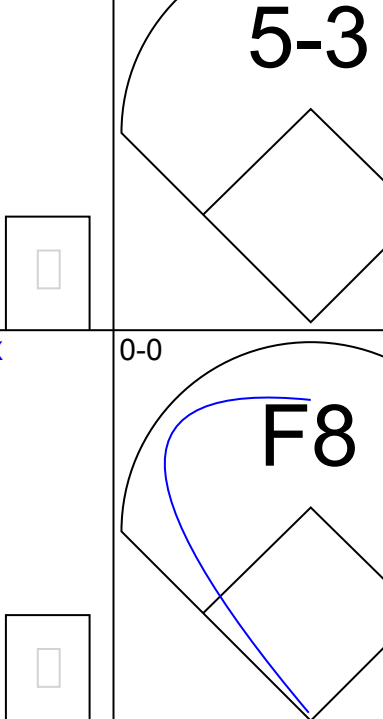
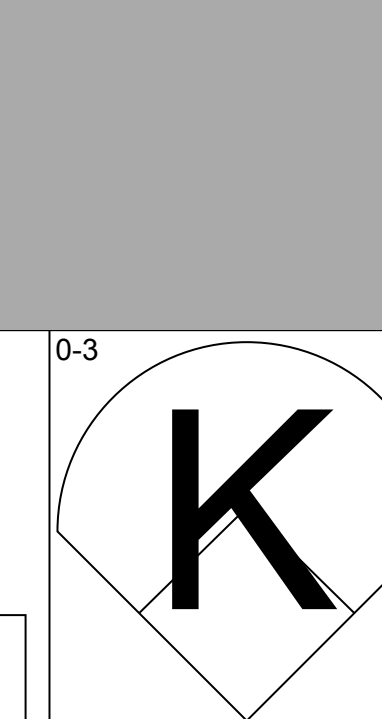
Batter	1	2	3	4	5	6	7	8	9	AB	R	H	RBI	BB	SO	LOB	TOP								
Freddie Patek, R (1, 6) OBP: 0.338, SLG: 0.386										3	0	1	0	1	1	0	Kansas City Royals @ Milwaukee Brewers Milwaukee County Stadium, Milwaukee, WI Wed Sep 01 1971, 8:05 PM EDT Att. 4,976 - Unknown - 68 F								
Joe Keough, L (1, 8) OBP: 0.341, SLG: 0.344										3	0	0	0	1	0	1									
Gail Hopkins, L (1, 3) OBP: 0.368, SLG: 0.429										3	0	0	1	1	0	3									
Lou Piniella, R (1, 7) OBP: 0.297, SLG: 0.365										4	1	1	0	0	0	3									
Bob Oliver, R (1, 9) OBP: 0.287, SLG: 0.346										3	0	0	0	1	2	1									
Paul Schaaf, R (1, 5) OBP: 0.381, SLG: 0.386										4	0	1	1	0	0	1									
Bobby Knoop, R (1, 4) OBP: 0.318, SLG: 0.333										4	0	2	0	0	0	2									
Jerry May, R (1, 2) OBP: 0.336, SLG: 0.356										4	0	1	0	0	1	1									
Paul Splittorf, L (1, 1) OBP: 0.182, SLG: 0.146										3	1	1	0	0	1	0									
Sandy Valdespino, L (9, PH) Tom Burgmeier, L (9, 1) OBP: 0.300, SLG: 0.368										1	0	0	0	0	1	2									
										0	0	0	0	0	0	0									
Inning Stats	R: 0 E: 0 K: 1 S: 5	H: 0 LOB: 0 BB: 0 P: 5	R: 0 E: 0 K: 0 S: 3	H: 0 LOB: 1 BB: 1 P: 7	R: 1 E: 0 K: 1 S: 6	H: 1 LOB: 2 BB: 2 P: 14	R: 0 E: 0 K: 1 S: 6	H: 1 LOB: 1 BB: 0 P: 6	R: 0 E: 0 K: 0 S: 4	H: 1 LOB: 1 BB: 0 P: 4	R: 1 E: 0 K: 1 S: 6	H: 2 LOB: 0 BB: 0 P: 6	R: 0 E: 0 K: 1 S: 5	H: 0 LOB: 0 BB: 0 P: 5	R: 0 E: 0 K: 0 S: 2	H: 0 LOB: 0 BB: 1 P: 6	R: 0 E: 0 K: 1 S: 7	H: 2 LOB: 2 BB: 0 P: 7	1B: 5 2B: 2 HR: 0	SF: 0 SAC: 0 HBP: 0	WP: 0 PB: 0 SB: 0 CS: 1	PA: 36			
PITCHER	IP WLS BF H R ER SO BB IBB HBP BLK WP HR S P ERA WHIP																								
Low Krausse, R (1, 1) ERA: 2.86	8.0	31	5	2	2	5	4	0	0	0	0	0	0	0	0	37	53	2.25	1.125						
Ken Sanders, R (9, 1) ERA: 1.95	1.0	W	5	2	0	0	1	0	0	0	0	0	0	0	7	7	0.00	2.000							

Batter	1	2	3	4	5	6	7	8	9	AB	R	H	RBI	BB	SO	LOB	BOTTOM							
Tommy Harper, R (1, 7) OBP: 0.339, SLG: 0.403										4	1	1	0	0	0	2	Kansas City Royals @ Milwaukee Brewers Milwaukee County Stadium, Milwaukee, WI Wed Sep 01 1971, 8:05 PM EDT Att. 4,976 - Unknown - 68 F							
Ron Theobald, R (1, 4) OBP: 0.333, SLG: 0.307										4	1	2	0	0	0	0								
John Briggs, L (1, 3) OBP: 0.374, SLG: 0.439										4	0	1	0	0	1	4								
Jose Cardenal, R (1, 8) OBP: 0.308, SLG: 0.366										3	0	0	0	1	0	3								
Roberto Pena, R (1, 5) OBP: 0.285, SLG: 0.336										4	0	1	1	0	0	1								
Elie Rodriguez, R (1, 2) OBP: 0.304, SLG: 0.254										3	1	2	0	0	0	1								
Dave May, L (1, 9) OBP: 0.352, SLG: 0.446										4	0	1	0	0	0	3								
Bob Heise, R (1, 6) OBP: 0.259, SLG: 0.281										4	0	1	1	0	0	2								
Low Krausse, R (1, 1) OBP: 0.077, SLG: 0.027										1	0	0	0	1	0	1								
Bobby Mitchell, R (8, PH) OBP: 0.276, SLG: 0.365										1	0	0	0	0	0	0								
Ken Sanders, R (9, 1) ERA: 1.95										0	0	0	0	0	0	0								
Inning Stats	R: 2 E: 2 K: 0 S: 5	H: 1 LOB: 1 BB: 1 P: 9	R: 0 E: 1 K: 0 S: 4	H: 1 LOB: 1 BB: 0 P: 4	R: 0 E: 0 K: 0 S: 3	H: 1 LOB: 0 BB: 0 P: 3	R: 0 E: 0 K: 0 S: 3	H: 1 LOB: 0 BB: 0 P: 3	R: 0 E: 0 K: 0 S: 2	H: 0 LOB: 0 BB: 1 P: 6	R: 0 E: 0 K: 0 S: 3	H: 0 LOB: 0 BB: 0 P: 3	R: 0 E: 0 K: 0 S: 4	H: 1 LOB: 1 BB: 0 P: 4	R: 0 E: 1 K: 1 S: 7	H: 2 LOB: 2 BB: 0 P: 7	R: 1 E: 0 K: 0 S: 4	H: 2 LOB: 1 BB: 0 P: 4	1B: 8 2B: 1 3B: 0 HR: 0	SF: 0 SAC: 1 DP: 1 HBP: 0	WP: 0 PB: 0 SB: 0 CS: 1	PA: 36		
PITCHER	IP WLS BF H R ER SO BB IBB HBP BLK WP HR S P ERA WHIP																							
Paul Splittorf, L (1, 1) ERA: 1.95	8.0	L	4	2	1	1	0	0	0	0	0	0	0	0	31	39	0.00	1.125						
Tom Burgmeier, L (9, 1) ERA: 1.95	0.2	L	4	2	1	1	0	0	0	0	0	4	4	13.50	3.000									

Batter	1	2	3	4	5	6	7	8	9	AB	R	H	RBI	BB	SO	LOB	TOP			
Freddie Patek, R OBP: 0.338, SLG: 0.384 (1, 6)	5-3		4-3					F2		4	0	1	0	0	0	0	Kansas City Royals @ Milwaukee Brewers Milwaukee County Stadium, Milwaukee, WI Thu Sep 02 1971, 4:33 AM EDT Alt. 5,385 - Unknown - 83 F livebaseballscorecards.com			
Sandy Valdespino, L OBP: 0.600, SLG: 0.900 (1, 7)	6-3			G3-6-4				L8		3	0	2	0	1	0	0				
Gail Hopkins, L OBP: 0.366, SLG: 0.426 Bobby Floyd, R OBP: 0.286, SLG: 0.118 (1, 3)	6-3			G3-6-4						4	0	1	0	0	0	3				
Ed Kirkpatrick, L OBP: 0.302, SLG: 0.331 (1, 8)	P5			4-3						4	0	0	0	0	1	3				
Paul Schaaf, R OBP: 0.382, SLG: 0.386 (1, 5)		K								3	0	1	0	1	1	0				
Joe Keough, L OBP: 0.337, SLG: 0.340 (1, 9)	F9									4	0	0	0	0	0	3				
Bobby Knoop, R OBP: 0.310, SLG: 0.324 (1, 4)	6-3									3	0	0	0	0	0	1				
Jerry May, R OBP: 0.338, SLG: 0.355 Lou Piniella, R OBP: 0.296, SLG: 0.364 Buck Martinez, R OBP: 0.238, SLG: 0.278 (1, 2)			5-3					5-3		1	0	0	0	1	0	0				
Mike Hedlund, R OBP: 0.109, SLG: 0.075 Amos Otis, R OBP: 0.349, SLG: 0.459 Bruce Dal Canton, R OBP: 0.106, SLG: 0.087 (8, PH)			6-3							2	0	0	0	0	0	2				
										1	0	0	0	0	1	0				
										0	0	0	0	0	0	0				
Inning Stats	R: 0 E: 0 K: 0 S: 4	H: 1 LOB: 1 BB: 0 P: 4	R: 0 E: 0 K: 1 S: 5	H: 0 LOB: 0 BB: 0 P: 5	R: 0 E: 0 K: 0 S: 3	H: 0 LOB: 0 BB: 0 P: 3	R: 0 E: 0 K: 0 S: 2	H: 0 LOB: 0 BB: 1 P: 6	R: 0 E: 1 K: 0 S: 4	H: 1 LOB: 2 BB: 1 P: 8	R: 0 E: 0 K: 0 S: 3	H: 0 LOB: 0 BB: 0 P: 3	R: 0 E: 0 K: 1 S: 5	H: 0 LOB: 0 BB: 0 P: 5	R: 0 E: 0 K: 1 S: 6	H: 1 LOB: 2 BB: 1 P: 10	1B: 5 2B: 0 3B: 0 HR: 0	SF: 0 SAC: 0 DP: 1 HBP: 0	WP: 0 PB: 0 SB: 0 CS: 1	PA: 33
PITCHER Marty Pattin, R ERA: 3.02 (1, 1)	IP: 9.0 WLS: W BF: 33	H: 5 R: 0 ER: 0 SO: 3	BB: 3 IBB: 0 HBP: 0 BLK: 0	WP: 0 HR: 0 S: 36 P: 48	ERA: 0.00 WHIP: 0.889															

Batter	1	2	3	4	5	6	7	8	9	AB	R	H	RBI	BB	SO	LOB	BOTTOM			
Tommy Harper, R OBP: 0.337, SLG: 0.400 (1, 7)	F8		K					P6		4	0	0	0	0	1	0	Kansas City Royals @ Milwaukee Brewers Milwaukee County Stadium, Milwaukee, WI Thu Sep 02 1971, 4:33 AM EDT Alt. 5,385 - Unknown - 83 F livebaseballscorecards.com			
Ron Theobald, R OBP: 0.338, SLG: 0.309 (1, 4)	6-3									2	0	1	0	1	0	0				
John Briggs, L OBP: 0.371, SLG: 0.435 Roberto Pena, R OBP: 0.285, SLG: 0.336 (1, 3)	4-3									3	0	0	0	0	0	1				
Jose Cardenal, R OBP: 0.308, SLG: 0.364 (1, 8)										2	1	0	0	0	0	1				
Dave May, L OBP: 0.352, SLG: 0.444 (1, 9)										2	0	0	0	1	0	0				
Darrell Porter, L (1, 2)										3	0	0	0	0	1	2				
Tom Matchick, L OBP: 0.348, SLG: 0.361 (1, 5)										2	0	0	1	1	0	1				
Bob Heise, R OBP: 0.255, SLG: 0.276 (1, 6)										3	0	0	0	0	0	2				
Marty Pattin, R OBP: 0.173, SLG: 0.130 (1, 1)										3	0	0	0	0	1	1				
Inning Stats	R: 0 E: 0 K: 0 S: 3	H: 0 LOB: 0 BB: 0 P: 3	R: 1 E: 0 K: 0 S: 3	H: 0 LOB: 1 BB: 1 P: 8	R: 0 E: 0 K: 1 S: 5	H: 1 LOB: 0 BB: 0 P: 5	R: 0 E: 0 K: 0 S: 3	H: 0 LOB: 0 BB: 0 P: 3	R: 0 E: 0 K: 2 S: 7	H: 0 LOB: 1 BB: 1 P: 11	R: 0 E: 0 K: 0 S: 3	H: 0 LOB: 0 BB: 0 P: 3	R: 0 E: 0 K: 0 S: 3	H: 0 LOB: 0 BB: 0 P: 3	R: 0 E: 0 K: 0 S: 3	H: 0 LOB: 0 BB: 0 P: 3	1B: 1 2B: 0 3B: 0 HR: 0	SF: 0 SAC: 0 DP: 0 HBP: 1	WP: 0 PB: 0 SB: 0 CS: 1	PA: 29
PITCHER Mike Hedlund, R ERA: 2.88 Bruce Dal Canton, R ERA: 3.36 (1, 1)	IP: 7.0 WLS: L BF: 25	H: 1 R: 1 ER: 1 SO: 3	BB: 3 IBB: 0 HBP: 1 BLK: 0	WP: 0 HR: 0 S: 27 P: 40	ERA: 1.29 WHIP: 0.571															
	IP: 1.0 WLS: L BF: 3	H: 0 R: 0 ER: 0 SO: 0	BB: 0 IBB: 0 HBP: 0 BLK: 0	WP: 0 HR: 0 S: 3 P: 3	ERA: 0.00 WHIP: 0.000															

Batter	1	2	3	4	5	6	7	8	9	AB	R	H	RBI	BB	SO	LOB	TOP								
Sandy Alomar Sr. S OBP: 0.299, SLG: 0.310 (1, 4)										5	0	1	0	0	1	2	California Angels @ Milwaukee Brewers Milwaukee County Stadium, Milwaukee, WI Fri Sep 03 1971, 8:05 PM EDT Att: 6,175 - Unknown								
Mickey Rivers L OBP: 0.335, SLG: 0.351 Billy Cowan R OBP: 0.307, SLG: 0.415 Ken Berry R OBP: 0.261, SLG: 0.292 (1, 8)										4	1	2	1	0	2	0									
Jim Fregosi R OBP: 0.312, SLG: 0.323 (1, 6)										4	0	2	2	0	0	1									
Jim Spencer L OBP: 0.308, SLG: 0.406 (1, 3)										5	0	1	0	0	2	4									
Ken McMullen R OBP: 0.309, SLG: 0.379 (1, 5)										4	1	1	0	0	0	1									
Tony Gonzalez L OBP: 0.316, SLG: 0.324 (1, 7)										4	0	2	2	0	0	1									
Roger Repoz L OBP: 0.334, SLG: 0.366 (1, 9)										4	0	0	0	0	0	3									
John Stephenson L OBP: 0.281, SLG: 0.327 (1, 2)										3	1	1	0	1	1	0									
Clyde Wright R OBP: 0.217, SLG: 0.221 (1, 1)										3	2	1	0	0	1	2									
Inning Stats	R: 0 E: 0 K: 2 S: 7	H: 0 LOB: 0 BB: 0 P: 7	R: 0 E: 0 K: 0 S: 4	H: 1 LOB: 1 BB: 0 P: 4	R: 0 E: 0 K: 1 S: 5	H: 0 LOB: 0 BB: 0 P: 5	R: 2 E: 0 K: 1 S: 8	H: 3 LOB: 1 BB: 0 P: 8	R: 2 E: 1 K: 0 S: 6	H: 2 LOB: 1 BB: 0 P: 6	R: 0 E: 0 K: 0 S: 4	H: 1 LOB: 1 BB: 0 P: 8	R: 0 E: 0 K: 1 S: 6	H: 1 LOB: 1 BB: 0 P: 6	R: 0 E: 0 K: 0 S: 3	H: 0 LOB: 0 BB: 0 P: 3		R: 2 E: 1 K: 2 S: 10	H: 3 LOB: 1 BB: 0 P: 10	1B: 11 2B: 0 3B: 0 HR: 0	SF: 1 SAC: 1 DP: 0 HBP: 0	WP: 0 PB: 1 SB: 1 CS: 0	PA: 40		
PITCHER	IP	WLS	BF	H	R	ER	SO	BB	IBB	HBP	BLK	WP	HR	S	P	ERA	WHIP								
Jim Slaton R ERA: 3.61 (1, 1)	8.0	L	34	8	4	2	5	0	1	0	1	0	0	43	47	2.25	1.000								
John Morris L ERA: 3.75 (9, 1)	0.1		3	2	2	1	1	0	0	0	0	0	0	5	5	27.00	6.000								
Floyd Weaver R ERA: 7.3 (9, 1)	0.2		3	1	0	0	1	0	0	0	0	0	0	5	5	0.00	1.500								

Batter	1	2	3	4	5	6	7	8	9	AB	R	H	RBI	BB	SO	LOB	BOTTOM								
Tommy Harper R OBP: 0.335, SLG: 0.397 (1, 7)										4	0	0	0	0	1	0	California Angels @ Milwaukee Brewers Milwaukee County Stadium, Milwaukee, WI Fri Sep 03 1971, 8:05 PM EDT Att: 6,175 - Unknown								
Ron Theobald R OBP: 0.335, SLG: 0.308 John Morris R OBP: 0.167, SLG: 0.200 Floyd Weaver R (1, 4)									4	1	1	0	0	0	0	0									
Jose Cardenal R OBP: 0.310, SLG: 0.365 (1, 8)									4	1	2	0	0	0	0	0									
John Briggs L OBP: 0.370, SLG: 0.434 (1, 3)									3	0	1	1	0	0	1	0									
Roberto Pena R OBP: 0.289, SLG: 0.339 (1, 5)									4	0	2	0	0	1	2	0									
Elie Rodriguez R OBP: 0.303, SLG: 0.252 (1, 2)										3	0	0	0	1	0	2									
Dave May L OBP: 0.350, SLG: 0.441 (1, 9)										3	0	0	0	0	0	3									
Bob Heise R OBP: 0.250, SLG: 0.270 (1, 6)									3	0	0	0	0	0	0	0									
Jim Slaton R OBP: 0.189, SLG: 0.091 Dick Schofield S OBP: 0.333, SLG: 0.311 (1, 1)									2	0	0	0	0	0	0	0									
Inning Stats	R: 2 E: 1 K: 0 S: 6	H: 3 LOB: 2 BB: 1 P: 10	R: 0 E: 0 K: 0 S: 3	H: 0 LOB: 0 BB: 0 P: 3	R: 0 E: 0 K: 0 S: 3	H: 0 LOB: 0 BB: 0 P: 3	R: 0 E: 0 K: 0 S: 3	H: 1 LOB: 0 BB: 0 P: 3	R: 0 E: 0 K: 1 S: 5	H: 0 LOB: 0 BB: 0 P: 5	R: 0 E: 0 K: 1 S: 6	H: 1 LOB: 1 BB: 0 P: 6	R: 0 E: 0 K: 0 S: 3	H: 0 LOB: 0 BB: 0 P: 3	R: 0 E: 0 K: 1 S: 5	H: 0 LOB: 0 BB: 0 P: 5		R: 0 E: 0 K: 0 S: 4	H: 1 LOB: 1 BB: 0 P: 4	1B: 6 2B: 0 3B: 0 HR: 0	SF: 1 SAC: 0 DP: 0 HBP: 0	WP: 0 PB: 0 SB: 0 CS: 1	PA: 34		
PITCHER	IP	WLS	BF	H	R	ER	SO	BB	IBB	HBP	BLK	WP	HR	S	P	ERA	WHIP								
Clyde Wright L ERA: 3.12 (1, 1)	9.0	W	33	6	2	1	3	1	0	0	0	0	0	38	42	1.00	0.778								

Batter	1	2	3	4	5	6	7	8	9	AB	R	H	RBI	BB	SO	LOB	TOP			
Sandy Alomar Sr. S OBP: 0.297, SLG: 0.308 (1.4)	0-0 6-3	0-0 P3			0-0 F2			0-0 4-3		4	0	0	0	0	0	3	California Angels @ Milwaukee Brewers Milwaukee County Stadium, Milwaukee, WI Sat Sep 04 1971, 8:05 PM EDT Att. 4,965 - Unknown - 72 F			
Mickey Rivers L OBP: 0.333, SLG: 0.349 (1.8)	0-0 1B	0-0 FC6-4			0-0 F9			0-0 F9		4	0	1	0	0	0	3				
Jim Fregosi R OBP: 0.311, SLG: 0.319 (1.6)	0-0 F3			4-0 G4-6-3 BB	0-0 L6			0-0 F8		3	0	0	0	1	0	1				
Jim Spencer L OBP: 0.305, SLG: 0.402 (1.3)	0-0 F2			0-0 G4-6-3			0-0 F7		0-3 K	4	0	0	0	0	1	2				
Ken McMullen R OBP: 0.309, SLG: 0.378 (1.5)		0-0 1B		0-0 F7			0-0 6-3		0-0 6-3	4	1	1	0	0	0	0				
Tony Gonzalez L OBP: 0.315, SLG: 0.323 (1.7)		0-0 1B		0-0 4-3			0-0 F5		0-0 3-1	4	0	1	0	0	0	0				
Roger Repoz L OBP: 0.338, SLG: 0.367 (1.9)		0-0 1B		4-0 FC8-6 BB			0-0 F9			2	0	1	1	1	0	0				
John Stephenson L OBP: 0.281, SLG: 0.325 (1.2)		4-0 FC6-4 BB		0-0 FC8-6			0-0 F8			2	0	0	0	1	0	1				
Rudy May L OBP: 0.203, SLG: 0.179 Mel Queen, L (4.1)		0-3 K		0-3 K			0-0 6-3			2	0	0	0	0	2	4				
Tommie Reynolds, R OBP: 0.319, SLG: 0.328 Eddie Fisher, R OBP: 0.188, SLG: 0.071 (7.1)										0	0	0	0	0	0	0				
Inning Stats	R: 0 E: 0 K: 0 S: 4	H: 1 LOB: 1 BB: 0 P: 4	R: 1 E: 0 K: 1 S: 8	H: 3 LOB: 3 BB: 1 P: 12	R: 0 E: 0 K: 0 S: 2	H: 0 LOB: 0 BB: 1 P: 6	R: 0 E: 0 K: 1 S: 5	H: 0 LOB: 0 BB: 0 P: 9	R: 0 E: 0 K: 0 S: 3	H: 0 LOB: 0 BB: 0 P: 3	R: 0 E: 0 K: 0 S: 3	H: 0 LOB: 0 BB: 0 P: 3	R: 0 E: 0 K: 1 S: 5	H: 0 LOB: 0 BB: 0 P: 5	R: 0 E: 0 K: 1 S: 5	H: 0 LOB: 0 BB: 0 P: 5	1B: 4 2B: 0 3B: 0 HR: 0	SF: 0 SAC: 0 DP: 1 HBP: 0	WP: 0 PB: 0 SB: 0 CS: 0	PA: 33
PITCHER Bill Parsons, R ERA: 2.87 (1.1)	IP: 9.0 WLS: W BF: 33 H: 4 R: 1 ER: 1 SO: 3 BB: 3 IBB: 0 HBP: 0 BLK: 0 WP: 0 HR: 0 S: 36 P: 48 ERA: 1.00 WHIP: 0.778															PITCHER				

Batter	1	2	3	4	5	6	7	8	9	AB	R	H	RBI	BB	SO	LOB	BOTTOM			
Tommy Harper R OBP: 0.335, SLG: 0.397 (1.7)	0-0 1B		0-0 FC6-4	0-0 F9		0-0 P4		0-0 F8		5	1	2	0	0	0	3	California Angels @ Milwaukee Brewers Milwaukee County Stadium, Milwaukee, WI Sat Sep 04 1971, 8:05 PM EDT Att. 4,965 - Unknown - 72 F			
Bob Heise R OBP: 0.254, SLG: 0.274 (1.4)	0-0 1B		0-0 FC6-4	0-3 K		0-3 K		0-0 1B		5	0	2	0	0	2	3				
Jose Cardenal R OBP: 0.307, SLG: 0.362 (1.8)	0-0 SF7		0-0 4-3	0-0 F7		0-0 5-3		0-0 F8	0-0 1-3	4	0	0	1	0	0	3				
John Briggs L OBP: 0.369, SLG: 0.432 Tom Matchick, L OBP: 0.346, SLG: 0.361 (8.5)	0-3 K		0-0 F7		0-0 F8		0-0 1B			4	0	1	0	0	1	2				
Roberto Pena R OBP: 0.292, SLG: 0.346 (8.3)	0-0 1B		0-0 G3	0-0 K		0-0 K		0-3 K		4	0	2	0	0	1	1				
Elie Rodriguez R OBP: 0.309, SLG: 0.253 (1.2)	0-3 K		4-0 BB	4-0 BB		4-0 2B		0-0 1B		2	1	1	0	2	1	2				
Dave May L OBP: 0.349, SLG: 0.437 (1.9)		0-0 P5	4-0 BB	4-0 BB		0-0 4-3		0-0 F9		3	1	0	0	1	0	4				
Rick Auerbach R OBP: 0.280, SLG: 0.237 (1.6)	0-3 K		0-0 E	0-0 E		1-0 SH3-4 HBP		0-0 F7		3	1	1	1	0	1	0				
Bill Parsons R OBP: 0.265, SLG: 0.262 (1.1)	0-0 1-6-3		0-0 E1	0-0 SH3-4		0-0 1B		0-0 1B		3	0	2	0	0	0	0				
Inning Stats	R: 1 E: 0 K: 2 S: 10	H: 3 LOB: 2 BB: 0 P: 10	R: 0 E: 0 K: 1 S: 5	H: 0 LOB: 0 BB: 0 P: 5	R: 0 E: 0 K: 0 S: 4	H: 1 LOB: 1 BB: 0 P: 4	R: 3 E: 1 K: 1 S: 7	H: 2 LOB: 1 BB: 2 P: 15	R: 0 E: 0 K: 0 S: 4	H: 1 LOB: 2 BB: 1 P: 8	R: 0 E: 0 K: 1 S: 5	H: 0 LOB: 1 BB: 0 P: 6	R: 0 E: 0 K: 1 S: 7	H: 2 LOB: 2 BB: 0 P: 7	R: 0 E: 0 K: 0 S: 5	H: 2 LOB: 2 BB: 0 P: 5		1B: 10 2B: 1 3B: 0 HR: 0	SF: 1 SAC: 1 DP: 0 HBP: 1	WP: 0 PB: 0 SB: 0 CS: 0
PITCHER Rudy May, L ERA: 2.96 Mel Queen, R ERA: 1.77 Eddie Fisher, R ERA: 2.63 (7.1)	IP: 3.1 WLS: L BF: 18 H: 6 R: 4 ER: 2 SO: 3 BB: 2 IBB: 0 HBP: 0 BLK: 0 WP: 0 HR: 0 S: 13 P: 18 ERA: 0.00 WHIP: 0.750															PITCHER				

Batter	1	2	3	4	5	6	7	8	9	AB	R	H	RBI	BB	SO	LOB	TOP				
Sandy Alomar Sr. S OBP: 0.300, SLG: 0.311	0-0 FC4-6 1B	0-0 2H 1B			0-0 F9			0-0 1B		4	0	3	1	0	0	1	California Angels @ Milwaukee Brewers Milwaukee County Stadium, Milwaukee, WI Sun Sep 05 1971, 4:33 AM EDT Att: 10,697 - Unknown - 77 F				
Mickey Rivers L OBP: 0.327, SLG: 0.342	0-0 FC4-6 2B	0-0 6-3			0-0 P6			0-3 K		4	1	0	0	0	1	3					
Jim Fregosi R OBP: 0.310, SLG: 0.322	0-0 IHR 2B		0-3 K		0-0 F9			0-0 F7		4	1	1	1	0	1	1					
Ken McMullen R OBP: 0.310, SLG: 0.385	0-0 IHR		0-0 F8		0-0 5-3			0-0 1B		4	1	2	2	0	0	0					
Jim Spencer L OBP: 0.303, SLG: 0.399	0-0 F8		0-0 4-3		0-0 4-3			0-0 3-1		4	0	0	0	0	0	2					
Tony Gonzalez L OBP: 0.311, SLG: 0.318	0-0 F7		0-0 4-3		0-0 4-3			0-3 K		4	0	0	0	0	1	0					
Roger Repoz L OBP: 0.333, SLG: 0.361		0-0 P6		0-0 P6			0-0 3-1	0-0 F5		4	0	0	0	0	0	0					
Jeff Torborg R OBP: 0.278, SLG: 0.253		0-0 SH5-4 1B		0-0 F9			0-0 FC6-4 1B	0-0 L1		4	1	2	0	0	0	0					
Tom Murphy R OBP: 0.200, SLG: 0.221		0-0 SH5-4		0-0 CS 1B			0-0 FC6-4			0	0	0	0	0	0	0					
Eddie Fisher R OBP: 0.158, SLG: 0.071										0	0	0	0	0	0	0					
Bruce Christensen L OBP: 0.333, SLG: 0.273										1	0	1	0	0	0	0					
Dave LaRoche L OBP: 0.167, SLG: 0.091										1	0	0	0	0	0	1					
Inning Stats	R: 3 E: 0 K: 0 S: 6	H: 3 LOB: 0 BB: 0 P: 6	R: 1 E: 0 K: 0 S: 5	H: 2 LOB: 1 BB: 0 P: 5	R: 0 E: 0 K: 1 S: 5	H: 0 LOB: 0 BB: 0 P: 5	R: 0 E: 0 K: 0 S: 3	H: 0 LOB: 0 BB: 0 P: 3	R: 0 E: 0 K: 0 S: 3	H: 1 LOB: 0 BB: 0 P: 3	R: 0 E: 0 K: 0 S: 3	H: 0 LOB: 0 BB: 0 P: 3	R: 0 E: 0 K: 1 S: 4	H: 1 LOB: 1 BB: 0 P: 4	R: 0 E: 0 K: 1 S: 7	H: 2 LOB: 2 BB: 0 P: 7	R: 0 E: 0 K: 1 S: 5	H: 0 LOB: 0 BB: 0 P: 5	1B: 7 2B: 1 3B: 0 HR: 1	SF: 0 SAC: 1 DP: 0 HBP: 0	WP: 0 PA: 35 CS: 1
PITCHER	IP WLS BF H R ER SO BB IBB HBP BLK WP HR S P ERA WHIP																				
Skip Lockwood R ERA: 3.5	(1, 1) 7.2 W 31 9 4 4 2 0 0 0 0 0 0 0 35 35 4.70 1.174																				
Ken Sanders R ERA: 1.93	(8, 1) 1.1 S 4 0 0 0 1 0 0 0 0 0 0 0 6 6 0.00 0.000																				

Batter	1	2	3	4	5	6	7	8	9	AB	R	H	RBI	BB	SO	LOB	BOTTOM		
Tommy Harper R OBP: 0.336, SLG: 0.409	0-0 HR	0-0 1H 2H HR		0-0 F9		0-0 6-3				4	2	2	4	0	0	0	California Angels @ Milwaukee Brewers Milwaukee County Stadium, Milwaukee, WI Sun Sep 05 1971, 4:33 AM EDT Att: 10,697 - Unknown - 77 F		
Bob Heise R OBP: 0.254, SLG: 0.274	0-0 6-3	0-0 F7		0-0 P6			0-0 1B			4	0	1	0	0	0	0			
Jose Cardenal R OBP: 0.308, SLG: 0.365	0-0 4-3 E 2B	0-0 1B		0-0 5-3			0-0 F8			4	1	2	0	0	0	0			
John Briggs L OBP: 0.369, SLG: 0.432	0-0 4-3	0-3 K		0-0 6-3			0-0 F3			0	0	0	0	0	0	0			
Frank Tepedino L OBP: 0.210, SLG: 0.258	0-0 2-3			0-0 6-3			0-0 F3			3	0	0	0	0	1	2			
Roberto Pena R OBP: 0.291, SLG: 0.344				0-0 6-3			0-0 F3			1	0	0	0	0	0	0			
Dave May L OBP: 0.350, SLG: 0.441	4-0 E BB	0-0 F2		0-0 SF7 3B			0-3 K			3	1	1	0	1	1	1			
Darrell Porter L OBP: 0.143, SLG: 0.167	0-0 E7 1B		0-0 F8		0-0 SF7		0-0 P4			3	0	1	2	0	0	0			
Tom Matchick L OBP: 0.343, SLG: 0.354	0-0 G3		0-0 1B		0-0 F5		0-0 F9			4	0	1	0	0	0	2			
Rick Auerbach R OBP: 0.281, SLG: 0.234		4-0 BB HR BB		0-0 F8		0-0 P6				2	1	0	0	1	0	1			
Skip Lockwood R OBP: 0.172, SLG: 0.170		4-0 HR BB		0-0 F9		0-0 F8				2	1	0	0	1	0	1			
Ken Sanders R ERA: 1.81	(8, 1) 1.0 L 12 3 1 1 1 0 0 0 0 0 0 1 14 14 3.00 1.000																		
Inning Stats	R: 2 E: 1 K: 0 S: 6	H: 3 LOB: 2 BB: 1 P: 10	R: 3 E: 0 K: 1 S: 7	H: 2 LOB: 1 BB: 2 P: 15	R: 0 E: 0 K: 0 S: 4	H: 1 LOB: 1 BB: 0 P: 4	R: 0 E: 0 K: 0 S: 3	H: 0 LOB: 0 BB: 0 P: 3	R: 1 E: 0 K: 0 S: 4	H: 1 LOB: 0 BB: 0 P: 4	R: 0 E: 0 K: 0 S: 3	H: 0 LOB: 0 BB: 0 P: 3	R: 0 E: 0 K: 0 S: 3	H: 1 LOB: 0 BB: 0 P: 3	R: 0 E: 0 K: 1 S: 5	H: 0 LOB: 0 BB: 0 P: 5	1B: 4 2B: 1 3B: 1 HR: 2	SF: 1 SAC: 0 DP: 0 HBP: 0	WP: 0 PA: 34 CS: 0
PITCHER	IP WLS BF H R ER SO BB IBB HBP BLK WP HR S P ERA WHIP																		
Tom Murphy R ERA: 3.81	(1, 1) 1.0 L 12 3 1 1 1 0 0 0 0 0 0 1 14 14 3.00 1.000																		
Eddie Fisher R ERA: 2.64	(2, 1) 3.0 L 12 3 1 1 1 0 0 0 0 0 0 1 14 14 3.00 1.000																		
Dave LaRoche L ERA: 1.81	(5, 1) 4.0 13 2 1 1 1 0 0 0 0 0 0 0 15 15 2.25 0.500																		

Batter	1	2	3	4	5	6	7	8	9	AB	R	H	RBI	BB	SO	LOB	TOP					
Tommy Harper, R OBP: 0.335, SLG: 0.406 (1, 7)	F8	FC5-4			L8		G4-6-3 BB		K	4	0	0	0	1	1	4						
Bob Heise, R OBP: 0.256, SLG: 0.275 (1, 4)	6-3		5-3				G4-6-3 BB			3	0	1	0	0	0	0						
John Briggs, L OBP: 0.368, SLG: 0.430 (7, PH)										1	0	0	0	0	0	3						
John Morris, R OBP: 0.167, SLG: 0.200 (7, 1)										0	0	0	0	0	0	0						
Paul Ratliff, L OBP: 0.239, SLG: 0.373 (9, PH)										0	0	0	0	0	0	0						
Bobby Mitchell, R OBP: 0.276, SLG: 0.365 (9, PR)					1B					0	0	0	0	0	0	0						
Jose Cardenal, R OBP: 0.311, SLG: 0.368 (1, 8)			5-3		F8			1B		5	0	3	2	0	0	1						
Dave May, L OBP: 0.349, SLG: 0.440 (1, 9)								1B		4	0	1	0	0	0	1						
Roberto Pena, R OBP: 0.230, SLG: 0.343 (9, PH)	FC6-4		E3			F2			G1-6-3	1	0	0	0	0	0	2						
Darrell Porter, L OBP: 0.182, SLG: 0.200 (1, 2)			3-1			F3		K		4	1	1	0	0	1	3						
Frank Tenedino, L OBP: 0.212, SLG: 0.250 (1, 3)					K			K		3	0	0	0	1	2	2						
Tom Matchick, L OBP: 0.351, SLG: 0.362 (1, 5)					K			FC6-4		4	0	2	1	0	1	2						
Rick Auerbach, R OBP: 0.276, SLG: 0.230 (1, 6)					F8					3	0	0	0	0	1	3						
Dick Schofield, S OBP: 0.341, SLG: 0.311 (9, PH)									HBP 1B BB	0	1	0	0	1	0	0						
Lew Krausse, R OBP: 0.073, SLG: 0.026 (1, 1)					L4					2	0	0	0	0	1	2						
Bill Voss, L OBP: 0.317, SLG: 0.384 (7, PH)										0	0	0	0	1	0	0						
Ron Theobald, R OBP: 0.337, SLG: 0.310 (7, 4)									HBP 1B	1	1	1	0	0	0	0						
Inning Stats	R: 0 E: 0 K: 0 S: 4	H: 1 LOB: 1 BB: 0 P: 4	R: 1 E: 0 K: 1 S: 7	H: 2 LOB: 2 BB: 1 P: 11	R: 0 E: 1 K: 0 S: 4	H: 0 LOB: 1 BB: 0 P: 4	R: 0 E: 0 K: 2 S: 7	H: 0 LOB: 0 BB: 0 P: 7	R: 0 E: 0 K: 0 S: 4	H: 1 LOB: 1 BB: 0 P: 4	R: 0 E: 0 K: 0 S: 3	H: 0 LOB: 0 BB: 0 P: 3	R: 0 E: 0 K: 1 S: 5	H: 1 LOB: 2 BB: 2 P: 13	R: 0 E: 0 K: 2 S: 9	H: 2 LOB: 2 BB: 0 P: 9	R: 2 E: 0 K: 1 S: 6	H: 2 LOB: 2 BB: 1 P: 11	1B: 9 2B: 0 3B: 0 HR: 0	SF: 0 SAC: 0 DP: 2 HBP: 1	WP: 0 PB: 0 SB: 0 CS: 0	PA: 40
PITCHER	IP	WLS	BF	H	R	ER	SO	BB	IBB	HBP	BLK	WP	HR	S	P	ERA	WHIP					
Mike Hedlund, R ERA: 2.83 (1, 1)	6.1	W	27	5	1	1	4	2	0	0	0	0	0	33	41	1.42	1.105					
Ted Abernathy, R ERA: 2.58 (7, 1)	2.0		11	3	2	2	3	2	0	1	0	0	0	14	23	9.00	2.500					
Jim York, R ERA: 2.76 (9, 1)	0.0	S	1	1	0	0	0	0	0	0	0	0	0	1	1	∞	∞					
Tom Burgmeier, L ERA: 1.84 (9, 1)	0.2	S	1	0	0	0	0	0	0	0	0	0	0	1	1	0.00	0.000					

Milwaukee Brewers @ Kansas City Royals
Municipal Stadium, Kansas City, MO
Mon Sep 06 1971, 8:05 PM EDT
Unknown - 93 F

AB	35
R	3
H	9
RBI	3
BB	4
SO	7
LOB	23



Batter	1	2	3	4	5	6	7	8	9	AB	R	H	RBI	BB	SO	LOB	BOTTOM				
Bobby Floyd, R OBP: 0.281, SLG: 0.214 (1, 6)	SF7 2B		F8		E6 2B		K			4	2	1	0	0	1	0					
Sandy Valdespino, L OBP: 0.529, SLG: 0.625 (1, 7)	4-3		F4						5-3	3	0	1	1	0	0	1					
Bob Oliver, R OBP: 0.285, SLG: 0.346 (8, 9)	2-3				1-H 2B					1	0	0	0	0	0	0					
Amos Otis, R OBP: 0.348, SLG: 0.457 (1, 8)	SF7				5-3					3	0	2	1	0	0	0					
Gail Hopkins, L OBP: 0.378, SLG: 0.456 (1, 3)	G3								4-3	3	1	1	1	1	0	1					
Paul Schaaf, R OBP: 0.380, SLG: 0.388 (1, 5)			1-3				HR			2	1	1	1	1	0	2					
Joe Keough, L OBP: 0.322, SLG: 0.330 (1, 9)					3-1					3	0	0	0	0	0	1					
Bobby Knoop, R OBP: 0.299, SLG: 0.301 (1, 4)					G3					3	0	0	0	0	0	0					
Jerry May, R OBP: 0.329, SLG: 0.344 (1, 2)										0	0	0	0	0	0	0					
Ed Kirkpatrick, L OBP: 0.301, SLG: 0.327 (3, 2)										2	0	0	0	1	0	0					
Mike Hedlund, R OBP: 0.105, SLG: 0.073 (7, 1)										2	0	0	0	0	0	1					
Ted Abernathy, R OBP: 0.091, SLG: 0.091 (7, 1)										1	0	0	0	0	0	0					
Jim York, R OBP: 0.167, SLG: 0.353 (9, 1)										0	0	0	0	0	0	0					
Tom Burgmeier, L OBP: 0.300, SLG: 0.368 (9, 1)										0	0	0	0	0	0	0					
Inning Stats	R: 1 E: 0 K: 0 S: 4	H: 1 LOB: 0 BB: 0 P: 4	R: 1 E: 0 K: 0 S: 4	H: 1 LOB: 1 BB: 1 P: 8	R: 0 E: 0 K: 0 S: 4	H: 1 LOB: 2 BB: 1 P: 8	R: 0 E: 0 K: 0 S: 3	H: 0 LOB: 0 BB: 0 P: 3	R: 1 E: 1 K: 0 S: 4	H: 1 LOB: 0 BB: 0 P: 4	R: 1 E: 0 K: 0 S: 3	H: 1 LOB: 0 BB: 0 P: 7	R: 0 E: 0 K: 1 S: 5	H: 0 LOB: 0 BB: 0 P: 5	R: 0 E: 0 K: 0 S: 3	H: 1 LOB: 0 BB: 0 P: 3	1B: 1 2B: 3 3B: 0 HR: 2	SF: 1 SAC: 0 DP: 0 HBP: 0	WP: 0 PB: 0 SB: 0 CS: 2	PA: 31	
PITCHER	IP	WLS	BF	H	R	ER	SO	BB	IBB	HBP	BLK	WP	HR	S	P	ERA	WHIP				
Lew Krausse, R ERA: 2.92 (1, 1)	6.0	L	25	5	4	3	0	2	1	0	0	0	0	2	22	4.50	1.167				
John Morris, L ERA: 3.64 (7, 1)	2.0		6	1	0	0	1	0	0	0	0	0	0	8	8	0.00	0.500				

Milwaukee Brewers @ Kansas City Royals
Municipal Stadium, Kansas City, MO
Mon Sep 06 1971, 8:05 PM EDT
Unknown - 93 F

AB	27
R	4
H	6
RBI	4
BB	3
SO	1
LOB	6



Batter	1	2	3	4	5	6	7	8	9	AB	R	H	RBI	BB	SO	LOB	TOP										
Tommy Harper, R (1, 7) OBP: 0.337, SLG: 0.403 Rick Auerbach, R (9, FR) OBP: 0.275, SLG: 0.228 Roberto Pina, R (9, 3) OBP: 0.289, SLG: 0.345	L6		5-3			K				4	1	1	0	1	1	0	Milwaukee Brewers @ Kansas City Royals Municipal Stadium, Kansas City, MO Wed Sep 08 1971, 8:05 PM EDT Att: 5,790 - Unknown - 92 F										
Ron Theobald, R (1, 4) OBP: 0.343, SLG: 0.319	F8			6-3					B2	5	1	2	0	0	0	1											
Jose Cardenal, R (1, 8) OBP: 0.312, SLG: 0.379	6-3								F9	5	2	2	4	0	0	2											
John Briggs, L (1, 3) OBP: 0.375, SLG: 0.432 Ken Sanders, R (9, 1)									K	4	1	1	0	1	1	2											
Dave May, L (1, 9) OBP: 0.352, SLG: 0.438 (9, 7)										4	1	1	1	0	1	1											
Darrell Porter, L (1, 2) OBP: 0.385, SLG: 0.375										3	0	2	0	1	0	0											
Tom Matchick, L (1, 5) OBP: 0.350, SLG: 0.351										4	0	1	0	0	1	3											
Bob Heise, R (1, 6) OBP: 0.259, SLG: 0.283										4	1	1	0	0	0	2											
Jim Slaton, R (1, 1) OBP: 0.175, SLG: 0.083 John Morris, R (5, 1) OBP: 0.167, SLG: 0.200 Jerry Bell, S (5, 1) Bill Voss, L (9, 9) OBP: 0.316, SLG: 0.383										3	0	0	0	0	1	3											
Inning Stats	R: 0 E: 0 K: 0 S: 3	H: 0 LOB: 0 BB: 0 P: 3	R: 0 E: 0 K: 0 S: 3	H: 1 LOB: 1 BB: 1 P: 7	R: 0 E: 0 K: 0 S: 3	H: 0 LOB: 0 BB: 0 P: 3	R: 1 E: 0 K: 1 S: 8	H: 3 LOB: 2 BB: 0 P: 8	R: 6 E: 1 K: 1 S: 11	H: 5 LOB: 2 BB: 2 P: 19	R: 0 E: 0 K: 1 S: 5	H: 1 LOB: 0 BB: 0 P: 5	R: 0 E: 0 K: 1 S: 5	H: 0 LOB: 0 BB: 0 P: 5	R: 0 E: 0 K: 1 S: 6	H: 0 LOB: 0 BB: 0 P: 6		1B: 8 2B: 2 3B: 0 HR: 1	SF: 0 SAC: 0 DP: 1 HBP: 0	WP: 0 PB: 0 CS: 1	PA: 41						
PITCHER	IP	WLS	BF	H	R	ER	SO	BB	IBB	HBP	BLK	WP	HR	S	P	ERA	WHIP										
Al Fitzmorris, R (1, 1) ERA: 4.5	4.1	L	21	7	5	5	2	2	0	0	0	0	1	23	31	10.38	2.077										
Lance Clemons, L (5, 1) ERA: 4.35	0.0		2	2	2	1	0	1	0	0	0	0	0	3	7	∞	∞										
Bruce Dal Canton, R (5, 1) ERA: 3.25	0.2		2	0	0	0	0	0	0	0	0	0	0	2	2	0.00	0.000										
Bill Butler, L (6, 1) ERA: 3.82	4.0		13	2	0	0	4	0	0	0	0	0	0	21	21	0.00	0.500										

Batter	1	2	3	4	5	6	7	8	9	AB	R	H	RBI	BB	SO	LOB	BOTTOM										
Freddie Patek, R (1, 6) OBP: 0.334, SLG: 0.381	K		K							5	1	1	3	0	2	0	Milwaukee Brewers @ Kansas City Royals Municipal Stadium, Kansas City, MO Wed Sep 08 1971, 8:05 PM EDT Att: 5,790 - Unknown - 92 F										
Sandy Valdespino, L (1, 7) OBP: 0.461, SLG: 0.600										4	1	1	0	1	0	0											
Amos Otis, R (1, 8) OBP: 0.352, SLG: 0.460										4	0	2	1	0	0	1											
Gail Hopkins, L (1, 3) OBP: 0.378, SLG: 0.452										4	0	2	1	0	0	2											
Bob Oliver, R (1, 9) OBP: 0.281, SLG: 0.340										4	0	0	0	0	1	3											
Paul Schaaf, R (1, 5) OBP: 0.383, SLG: 0.395										3	1	1	0	1	0	2											
Bobby Knoop, R (1, 4) OBP: 0.290, SLG: 0.279 Joe Keough, L (6, PH) OBP: 0.331, SLG: 0.332 Bobby Floyd, R (9, 4) OBP: 0.306, SLG: 0.258										2	1	0	0	1	1	0											
Buck Martinez, R (1, 2) OBP: 0.250, SLG: 0.222										4	1	1	0	0	0	1											
Al Fitzmorris, S (1, 1) OBP: 0.208, SLG: 0.212 Lance Clemons, R (5, 1) OBP: 0.275, SLG: 1.000 Bruce Dal Canton, R (5, 1) OBP: 0.166, SLG: 0.209 Ed Kirkpatrick, L (5, PH) OBP: 0.166, SLG: 0.209 Bill Butler, L (9, 1) OBP: 0.316, SLG: 0.383 Lou Piniella, R (9, PH) OBP: 0.208, SLG: 0.302										1	0	0	0	0	0	0											
Inning Stats	R: 0 E: 0 K: 1 S: 5	H: 0 LOB: 1 BB: 1 P: 9	R: 0 E: 0 K: 2 S: 7	H: 0 LOB: 0 BB: 0 P: 7	R: 0 E: 0 K: 1 S: 5	H: 0 LOB: 0 BB: 0 P: 5	R: 0 E: 0 K: 0 S: 4	H: 1 LOB: 1 BB: 0 P: 4	R: 6 E: 0 K: 0 S: 9	H: 7 LOB: 1 BB: 1 P: 13	R: 0 E: 0 K: 1 S: 5	H: 0 LOB: 0 BB: 0 P: 5	R: 0 E: 0 K: 0 S: 4	H: 1 LOB: 1 BB: 0 P: 4	R: 0 E: 0 K: 0 S: 3	H: 1 LOB: 1 BB: 1 P: 7		R: 0 E: 0 K: 0 S: 3	H: 0 LOB: 0 BB: 0 P: 3	1B: 9 2B: 0 3B: 1 HR: 0	SF: 0 SAC: 0 DP: 1 HBP: 0	WP: 0 PB: 0 CS: 0	PA: 38				
PITCHER	IP	WLS	BF	H	R	ER	SO	BB	IBB	HBP	BLK	WP	HR	S	P	ERA	WHIP										
Jim Slaton, R (1, 1) ERA: 3.87	4.0		19	5	5	5	4	2	0	0	0	0	0	25	33	11.25	1.750										
John Morris, L (5, 1) ERA: 3.75	0.0		3	3	1	1	0	0	0	0	0	0	0	3	3	∞	∞										
Jerry Bell, R (5, 1) ERA: 1.69	4.0	W	13	2	0	0	1	1	0	0	0	0	0	14	18	0.00	0.750										
Ken Sanders, R (9, 1) ERA: 1.86	1.0	S	3	0	0	0	0	0	0	0	0	0	0	3	3	0.00	0.000										

Batter	1	2	3	4	5	6	7	8	9	AB	R	H	RBI	BB	SO	LOB	TOP	
Tommy Harper, R OBP: 0.336, SLG: 0.398 (1, 7)										4	0	0	0	1	0	1	Milwaukee Brewers @ California Angels Anaheim Stadium, Anaheim, CA Fri Sep 10 1971, 10:05 PM EDT Att: 6,805 - Unknown	
Ron Theobald, R OBP: 0.342, SLG: 0.325 (1, 4)										5	0	1	0	0	0	2		
Jose Cardenal, R OBP: 0.310, SLG: 0.381 (1, 8)										3	2	1	1	1	2	1		
John Briggs, L OBP: 0.380, SLG: 0.443 (1, 3)										3	0	1	1	1	1	0		
Dave May, L OBP: 0.350, SLG: 0.435 (1, 9)										4	1	1	0	0	0	2		
Darrell Porter, L OBP: 0.390, SLG: 0.364 Ellie Rodriguez, R OBP: 0.313, SLG: 0.252 (4, 2)										1	0	0	0	1	1	0		
Tom Matchick, L OBP: 0.318, SLG: 0.317 Bill Voss, L OBP: 0.314, SLG: 0.380 Marcelino Lopez, R OBP: 0.059, SLG: 0.059 Jim Hannan, R (8, 1)										3	0	0	0	0	0	3		
Bob Heise, R OBP: 0.266, SLG: 0.281 Frank Tepedino, L OBP: 0.206, SLG: 0.243 Jim Slaton, R OBP: 0.175, SLG: 0.083 Rick Auerbach, R OBP: 0.273, SLG: 0.227 (8, 6)										1	0	0	0	1	0	0		
Skip Lockwood, R OBP: 0.167, SLG: 0.164 Jerry Bell, S (5, 1) Dick Schofield, S OBP: 0.341, SLG: 0.303 (7, 6)										2	0	0	0	0	2	2		
Inning Stats	R: 0 E: 0 K: 1 S: 5	H: 0 LOB: 0 BB: 0 P: 5	R: 1 E: 0 K: 1 S: 6	H: 1 LOB: 2 BB: 2 P: 14	R: 1 E: 0 K: 0 S: 4	H: 1 LOB: 0 BB: 0 P: 8	R: 0 E: 0 K: 1 S: 5	H: 0 LOB: 1 BB: 1 P: 9	R: 0 E: 0 K: 1 S: 5	H: 0 LOB: 1 BB: 1 P: 9	R: 1 E: 0 K: 0 S: 3	H: 1 LOB: 1 BB: 1 P: 11	R: 0 E: 0 K: 0 S: 3	H: 0 LOB: 1 BB: 1 P: 7	1B: 1 2B: 1 3B: 1 HR: 1	SF: 0 SAC: 0 DP: 1 HBP: 0		WP: 1 PA: 38 PB: 0 SB: 4 CS: 0
PITCHER Andy Messersmith, R ERA: 3.34 (1, 1)	IP: 9.0 WLS: W BF: 38 H: 4 R: 3 ER: 3 SO: 7 BB: 8 IBB: 0 HBP: 0 BLK: 0 WP: 1 HR: 1 S: 44 P: 76 ERA: 3.00 WHIP: 1.333											PITCHER	IP: WLS: BF: H: R: ER: SO: BB: IBB: HBP: BLK: WP: HR: S: P: ERA: WHIP:					

Batter	1	2	3	4	5	6	7	8	9	AB	R	H	RBI	BB	SO	LOB	BOTTOM			
Sandy Alomar Sr., S OBP: 0.295, SLG: 0.306 (9, 4)										5	0	0	0	0	1	1	Milwaukee Brewers @ California Angels Anaheim Stadium, Anaheim, CA Fri Sep 10 1971, 10:05 PM EDT Att: 6,805 - Unknown			
Mickey Rivers, L OBP: 0.338, SLG: 0.358 (8, 9)										4	3	3	0	0	0	0				
Jim Fregosi, R OBP: 0.314, SLG: 0.325 (6, 3) Ken Berry, R OBP: 0.266, SLG: 0.297 (7, PR)										3	1	2	2	1	1	1				
Ken McMullen, R OBP: 0.314, SLG: 0.390 (1, 5)										4	1	2	1	0	0	2				
Jim Spencer, L OBP: 0.308, SLG: 0.403 Tony Gonzalez, L OBP: 0.312, SLG: 0.324 (5, PH)										1	0	1	0	1	0	0				
Billy Parker, R OBP: 0.333, SLG: 0.667 Bruce Christensen, L OBP: 0.323, SLG: 0.263 (9, 6)										4	0	2	2	0	1	3				
Roger Repoz, L OBP: 0.332, SLG: 0.362 (8, 3)										2	1	1	0	2	0	1				
Jeff Torborg, R OBP: 0.211, SLG: 0.253 (1, 2)										3	0	0	0	0	0	5				
Andy Messersmith, R OBP: 0.202, SLG: 0.225 (1, 1)										4	0	1	1	0	1	3				
Inning Stats	R: 1 E: 0 K: 1 S: 6	H: 2 LOB: 0 BB: 0 P: 6	R: 0 E: 0 K: 1 S: 4	H: 0 LOB: 2 BB: 2 P: 12	R: 0 E: 0 K: 0 S: 3	H: 0 LOB: 0 BB: 0 P: 3	R: 2 E: 0 K: 0 S: 6	H: 4 LOB: 2 BB: 1 P: 10	R: 1 E: 0 K: 1 S: 6	H: 1 LOB: 1 BB: 0 P: 7	R: 0 E: 0 K: 1 S: 6	H: 1 LOB: 1 BB: 0 P: 6	R: 2 E: 0 K: 0 S: 6	H: 3 LOB: 2 BB: 0 P: 6	R: 1 E: 0 K: 0 S: 5	H: 2 LOB: 2 BB: 1 P: 9		1B: 12 2B: 0 3B: 1 HR: 0	SF: 0 SAC: 1 DP: 2 HBP: 1	WP: 0 PA: 39 PB: 0 SB: 3 CS: 0
PITCHER Skip Lockwood, R ERA: 3.6 (1, 1) Jerry Bell, R ERA: 1.35 (5, 1) Jim Slaton, R ERA: 3.99 (7, 1) Marcelino Lopez, L ERA: 4.68 (8, 1) Jim Hannan, R ERA: 4.57 (8, 1)	IP: 1.1 WLS: L BF: 5 H: 1 R: 0 ER: 0 SO: 1 BB: 0 IBB: 0 HBP: 0 BLK: 0 WP: 0 HR: 0 S: 7 P: 7 ERA: 0.00 WHIP: 0.750											PITCHER	IP: WLS: BF: H: R: ER: SO: BB: IBB: HBP: BLK: WP: HR: S: P: ERA: WHIP:							

Batter	1	2	3	4	5	6	7	8	9	AB	R	H	RBI	BB	SO	LOB	TOP					
Bill Voss, L (1,7) OBP: 0.312, SLG: 0.375 Bobby Mitchell, R (7,7) OBP: 0.267, SLG: 0.352	F9		G3			2B	P6			3	1	0	0	1	0	2	Milwaukee Brewers @ California Angels Anaheim Stadium, Anaheim, CA Sun Sep 12 1971, 6:33 AM EDT Att: 5,072 - Unknown livebaseballscorecards.com					
Ron Theobald, R (1,4) OBP: 0.338, SLG: 0.324	K		F9			WP	P4			4	2	1	1	0	1	2						
Jose Cardenal, R (1,8) OBP: 0.308, SLG: 0.378	FC3-6			4-3		SF7		F7		3	0	1	1	0	0	0						
John Briggs, L (1,3) OBP: 0.380, SLG: 0.457 Roberto Pena, R (8,3) OBP: 0.297, SLG: 0.343	FC3-6			4-3		HR		F9		3	1	1	1	1	0	0						
Dave May, L (1,9) OBP: 0.348, SLG: 0.432	FC3-6			K		K				4	0	1	1	0	2	2						
Tom Matchick, L (1,5) OBP: 0.301, SLG: 0.299	CS	4-3			F9	6-3			K	4	0	0	0	0	1	1						
Elie Rodriguez, R (1,2) OBP: 0.317, SLG: 0.263		6-3			6-3		F7		G5-4-3	3	0	0	0	1	0	0						
Rick Auerbach, R (1,6) OBP: 0.277, SLG: 0.234		K					SH		G5-4-3	4	0	2	0	0	1	1						
Marty Pattin, R (1,1) OBP: 0.165, SLG: 0.123 Ken Sanders, R (8,1) OBP: 0.264, SLG: 0.280			6-3				SH		5-3	2	0	0	0	0	0	1						
										1	0	0	0	0	0	0						
Inning Stats	R: 1 E: 0 K: 1 S: 6	H: 1 LOB: 1 BB: 1 P: 10	R: 0 E: 0 K: 1 S: 5	H: 0 LOB: 0 BB: 0 P: 5	R: 0 E: 0 K: 0 S: 3	H: 0 LOB: 0 BB: 0 P: 3	R: 0 E: 0 K: 1 S: 5	H: 0 LOB: 0 BB: 0 P: 5	R: 0 E: 0 K: 0 S: 4	H: 1 LOB: 1 BB: 0 P: 4	R: 3 E: 0 K: 1 S: 7	H: 2 LOB: 2 BB: 1 P: 11	R: 0 E: 0 K: 1 S: 5	H: 1 LOB: 2 BB: 0 P: 5	R: 0 E: 0 K: 1 S: 6	H: 1 LOB: 1 BB: 1 P: 6	R: 0 E: 0 K: 0 S: 2	H: 0 LOB: 0 BB: 1 P: 6	1B: 4 2B: 1 3B: 0 HR: 1	SF: 1 SAC: 1 DP: 1 HBP: 0	WP: 1 PB: 1 CS: 1	PA: 37
PITCHER	IP WLS BF H R ER SO BB IBB HBP BLK WP HR S P ERA WHIP																					
Eddie Fisher, R (1,1) ERA: 2.73	5.1 L 22 4 4 3 3 2 0 0 0 0 1 1 26 34 5.06 1.125																					
Dave LaRoche, L (6,1) ERA: 1.71	1.2 7 1 0 0 1 0 0 0 0 0 0 0 9 9 0.00 0.600																					
Archie Reynolds, R (8,1) ERA: 4.61	2.0 7 1 0 0 1 1 0 0 0 0 0 0 8 12 0.00 1.000																					

Batter	1	2	3	4	5	6	7	8	9	AB	R	H	RBI	BB	SO	LOB	BOTTOM					
Sandy Alomar Sr., S (1,6) OBP: 0.296, SLG: 0.308	F7		4-1		L8			2B	6-3	5	1	2	0	0	0	3	Milwaukee Brewers @ California Angels Anaheim Stadium, Anaheim, CA Sun Sep 12 1971, 6:33 AM EDT Att: 5,072 - Unknown livebaseballscorecards.com					
Mickey Rivers, L (1,8) OBP: 0.335, SLG: 0.355	P3		4-1		FC4-6			E9		4	1	1	0	1	0	2						
Jim Fregosi, R (1,3) OBP: 0.315, SLG: 0.323	FC6-4				P4			G6-4-3	F9	4	0	2	0	1	0	2						
Ken McMullen, R (1,5) OBP: 0.310, SLG: 0.384	FC6-4				P3			G6-4-3		4	0	0	0	0	0	4						
Tony Gonzalez, L (1,7) OBP: 0.311, SLG: 0.320		L7			F7			BB		3	0	0	0	0	0	0						
Billy Parker, R (1,4) OBP: 0.214, SLG: 0.429 Bruce Christensen, L (7,PH) OBP: 0.344, SLG: 0.293		5-3			F8		G3			2	0	0	0	0	0	0						
Roger Repoz, L (1,9) OBP: 0.331, SLG: 0.371					K			2B	4-3	4	1	1	1	0	2	3						
Jeff Torborg, R (1,2) OBP: 0.273, SLG: 0.253 John Stephenson, L (7,PH) OBP: 0.292, SLG: 0.319 Art Kusner, R (8,2) OBP: 1.000, SLG: 1.000 Rudy Meoli, L (9,PR)										2	0	1	0	0	0	0						
Eddie Fisher, R (1,1) OBP: 0.167, SLG: 0.063 Dave LaRoche, L (6,1) OBP: 0.167, SLG: 0.091 Jim Spencer, L (7,PH) OBP: 0.308, SLG: 0.402 Archie Reynolds, R (8,1) OBP: 0.266, SLG: 0.297										2	0	0	0	0	0	1						
										0	0	0	0	0	0	0						
Inning Stats	R: 0 E: 0 K: 0 S: 4	H: 1 LOB: 1 BB: 0 P: 4	R: 1 E: 0 K: 0 S: 4	H: 1 LOB: 0 BB: 0 P: 4	R: 0 E: 0 K: 0 S: 4	H: 1 LOB: 2 BB: 1 P: 8	R: 0 E: 0 K: 1 S: 5	H: 0 LOB: 0 BB: 0 P: 5	R: 0 E: 0 K: 0 S: 4	H: 1 LOB: 1 BB: 0 P: 4	R: 0 E: 0 K: 0 S: 3	H: 0 LOB: 0 BB: 0 P: 3	R: 0 E: 0 K: 1 S: 6	H: 1 LOB: 1 BB: 0 P: 6	R: 2 E: 1 K: 0 S: 5	H: 3 LOB: 2 BB: 1 P: 10	R: 0 E: 0 K: 0 S: 4	H: 1 LOB: 2 BB: 1 P: 8	1B: 5 2B: 3 3B: 0 HR: 1	SF: 0 SAC: 1 DP: 1 HBP: 1	WP: 0 PB: 0 SB: 0 CS: 0	PA: 39
PITCHER	IP WLS BF H R ER SO BB IBB HBP BLK WP HR S P ERA WHIP																					
Marty Pattin, R (1,1) ERA: 3.08	7.0 W 29 7 3 3 2 1 0 0 0 0 0 0 7 16 3.86 1.143																					
Ken Sanders, R (8,1) ERA: 1.6	2.0 S 10 2 0 0 0 2 0 1 0 0 0 0 7 16 0.00 2.000																					

Batter	1	2	3	4	5	6	7	8	9	AB	R	H	RBI	BB	SO	LOB	TOP								
Pat Kelly, L OBP: 0.412, SLG: 0.425 (1,9)	F7		K		3-1		S 1B		4-3	5	0	1	0	0	1	0	Chicago White Sox @ Milwaukee Brewers Milwaukee County Stadium, Milwaukee, WI Mon Sep 13 1971, 8:05 PM EDT Att: 4,417 - Unknown livebaseballscorecards.com								
Jay Johnstone, L OBP: 0.333, SLG: 0.432 (1,8)	F9		F8			4-3	F9			4	0	0	0	0	0	1									
Rich McKinney, R OBP: 0.331, SLG: 0.388 (1,4)	K		FC5-4 1B			F8	6-3			4	0	1	0	0	1	1									
Bill Melton, R OBP: 0.349, SLG: 0.493 (1,5)		4-3	FC5-4 1-2			1B HR BB			6-3	3	1	0	0	1	0	1									
Carlos May, L OBP: 0.375, SLG: 0.391 (1,3)		HR BB			K	1-2 HR 1B			K	3	2	1	0	1	2	0									
Rick Reichardt, R OBP: 0.348, SLG: 0.436 (1,7)		HR			6-3	1-2 HR				3	2	2	5	1	0	0									
Ed Herrmann, L OBP: 0.328, SLG: 0.372 (1,2)		3-1			F2	1-2 HR 2H			BB	4	0	0	0	0	0	1									
Rich Morales, R OBP: 0.338, SLG: 0.321 (1,6)						F8	HR		K	4	1	2	1	0	1	0									
Bart Johnson, R OBP: 0.196, SLG: 0.216 (1,1)						K			K	3	0	0	0	0	1	1									
Steve Kealey, R OBP: 0.200, SLG: 0.500 (7,1)	F9						6-3		K	1	0	0	0	0	1	0									
Inning Stats	R: 0 E: 0 K: 1 S: 5	H: 0 LOB: 0 BB: 0 P: 5	R: 2 E: 0 K: 0 S: 5	H: 2 LOB: 1 BB: 1 P: 9	R: 0 E: 0 K: 1 S: 6	H: 1 LOB: 0 BB: 0 P: 6	R: 0 E: 0 K: 1 S: 5	H: 0 LOB: 0 BB: 0 P: 5	R: 0 E: 0 K: 0 S: 5	H: 0 LOB: 0 BB: 0 P: 5	R: 3 E: 0 K: 0 S: 5	H: 2 LOB: 0 BB: 1 P: 9	R: 1 E: 0 K: 0 S: 5	H: 2 LOB: 1 BB: 0 P: 5	R: 0 E: 0 K: 1 S: 5	H: 0 LOB: 1 BB: 1 P: 9	R: 0 E: 0 K: 2 S: 7	H: 0 LOB: 0 BB: 0 P: 7	1B: 4 2B: 0 3B: 0 HR: 3	SF: 0 SAC: 0 DP: 0 HBP: 0	WP: 0 PB: 0 SB: 1 CS: 0	PA: 37			
PITCHER	IP	WLS	BF	H	R	ER	SO	BB	IBB	HBP	BLK	WP	HR	S	P	ERA	WHIP								
Jim Slaton, R ERA: 4.22 (1,1)	6.1	L	28	7	6	6	4	2	0	0	0	0	3	34	42	8.53	1.421								
Lew Krausse, R ERA: 2.79 (7,1)	0.2		2	0	0	0	0	0	0	0	0	0	0	2	2	0.00	0.000								
Jerry Bell, R ERA: 1.04 (8,1)	2.0		7	0	0	0	3	1	0	0	0	0	0	12	16	0.00	0.500								

Batter	1	2	3	4	5	6	7	8	9	AB	R	H	RBI	BB	SO	LOB	BOTTOM								
Rick Auerbach, R OBP: 0.276, SLG: 0.233 (1,6)	4-3	FC5-4 CS				E BB 8-5-2 1B	F8		F3	5	0	1	0	0	0	4	Chicago White Sox @ Milwaukee Brewers Milwaukee County Stadium, Milwaukee, WI Mon Sep 13 1971, 8:05 PM EDT Att: 4,417 - Unknown livebaseballscorecards.com								
Ron Theobald, R OBP: 0.342, SLG: 0.328 (1,4)	BB FC4-6 1B BB	CS			F8	1-3 2H 2B				2	1	1	1	2	0	1									
Jerry Bell, S (8,1)										0	0	0	0	0	0	0									
Jose Cardenal, R OBP: 0.311, SLG: 0.380 (1,8)	E BB 1-2 1B		E6 PB 1-2 1B		E BB 1-2		K			3	1	2	0	1	1	2									
John Briggs, L OBP: 0.379, SLG: 0.454 (1,3)	FC4-6 BB 1-2 2-3		K		8-5-2 1-2 2H	3-1				3	0	0	0	1	2	1									
Dave May, L OBP: 0.345, SLG: 0.428 (1,9)	FC4-6 1-2 2H 3H		6-3			6-3				4	0	0	1	0	0	2									
Darrell Porter, L OBP: 0.345, SLG: 0.320 (1,2)	BB				P4		F5		1-3	3	0	0	0	1	0	0									
Rob Ellis, R OBP: 0.280, SLG: 0.218 (1,7)	K				K				F4	3	1	0	0	1	2	2									
Tom Matchick, L OBP: 0.299, SLG: 0.297 (1,5)		K			K					4	0	1	0	0	3	1									
Jim Slaton, R OBP: 0.190, SLG: 0.105 (1,1)										2	0	1	0	0	0	0									
Lew Krausse, R OBP: 0.114, SLG: 0.025 (7,1)										0	0	0	0	0	0	0									
Frank Tepedino, L OBP: 0.213, SLG: 0.243 (7,PH)			FC5-4							0	0	0	0	1	0	0									
Dick Schofield, S OBP: 0.337, SLG: 0.299 (8,4)			1B				2B 1-2 BB		K	1	0	0	0	0	1	1									
Inning Stats	R: 2 E: 1 K: 1 S: 6	H: 1 LOB: 2 BB: 3 P: 18	R: 0 E: 0 K: 1 S: 5	H: 1 LOB: 0 BB: 0 P: 5	R: 0 E: 1 K: 1 S: 5	H: 1 LOB: 1 BB: 1 P: 9	R: 0 E: 0 K: 2 S: 7	H: 0 LOB: 0 BB: 0 P: 7	R: 0 E: 0 K: 0 S: 3	H: 0 LOB: 0 BB: 0 P: 3	R: 1 E: 0 K: 2 S: 8	H: 1 LOB: 2 BB: 2 P: 16	R: 0 E: 0 K: 1 S: 5	H: 0 LOB: 0 BB: 0 P: 5	R: 0 E: 0 K: 1 S: 6	H: 1 LOB: 1 BB: 0 P: 6	1B: 5 2B: 1 3B: 0 HR: 0	SF: 0 SAC: 0 DP: 0 HBP: 0	WP: 0 PB: 1 SB: 0 CS: 2	PA: 38					
PITCHER	IP	WLS	BF	H	R	ER	SO	BB	IBB	HBP	BLK	WP	HR	S	P	ERA	WHIP								
Bart Johnson, R ERA: 3.02 (1,1)	6.2	W	30	5	3	2	6	7	0	0	0	0	0	14	62	2.70	1.800								
Steve Kealey, R ERA: 3.81 (7,1)	2.1	S	8	1	0	0	3	0	0	0	0	0	0	14	14	0.00	0.429								

Batter	1	2	3	4	5	6	7	8	9	AB	R	H	RBI	BB	SO	LOB	TOP								
Cesar Tovar, R OBP: 0.348, SLG: 0.355 (1, 7)										3	0	0	0	1	0	0	Minnesota Twins @ Milwaukee Brewers Milwaukee County Stadium, Milwaukee, WI Wed Sep 15 1971, 8:05 PM EDT Alt. 3,960 - Unknown - 65 F livebaseballscorecards.com								
Rod Carew, L OBP: 0.356, SLG: 0.376 (1, 4)										4	0	1	0	0	0	1									
Tony Oliva, L OBP: 0.371, SLG: 0.550 (1, 9)										4	0	0	0	0	1	2									
Jim Holt, L OBP: 0.296, SLG: 0.323 (9, 9)										0	0	0	0	0	0	0									
Harmon Killebrew, R OBP: 0.383, SLG: 0.460 (1, 3)										1	1	0	0	3	0	0									
Steve Braun, L OBP: 0.356, SLG: 0.358 (1, 5)										3	0	1	1	1	1	3									
Leo Cardenas, R OBP: 0.326, SLG: 0.425 (1, 6)										3	0	0	0	1	1	3									
Steve Brye, R OBP: 0.283, SLG: 0.340 (1, 8)										3	0	0	0	0	0	2									
Phil Roof, R OBP: 0.276, SLG: 0.277 (1, 2)										3	0	0	0	0	2	0									
Bert Blyleven, R OBP: 0.157, SLG: 0.148 (1, 1)										3	0	0	0	0	0	0									
Inning Stats	R: 0 E: 1 K: 1 S: 6	H: 1 LOB: 2 BB: 1 P: 10	R: 0 E: 0 K: 1 S: 4	H: 0 LOB: 0 BB: 1 P: 8	R: 0 E: 0 K: 0 S: 2	H: 0 LOB: 0 BB: 1 P: 6	R: 0 E: 0 K: 1 S: 5	H: 0 LOB: 1 BB: 1 P: 9	R: 0 E: 0 K: 0 S: 3	H: 0 LOB: 0 BB: 0 P: 3	R: 0 E: 0 K: 0 S: 3	H: 0 LOB: 1 BB: 1 P: 7	R: 0 E: 0 K: 1 S: 5	H: 0 LOB: 0 BB: 0 P: 5	R: 1 E: 0 K: 1 S: 6	H: 1 LOB: 1 BB: 1 P: 10	1B: 1 2B: 0 3B: 1 HR: 0	SF: 0 SAC: 0 DP: 3 HBP: 0	WP: 0 PB: 0 SB: 1 CS: 0	PA: 33					
PITCHER Skip Lockwood, R ERA: 3.48 (1, 1)	IP: 9.0 WLS: L BF: 33	H: 2 R: 1 ER: 1 SO: 5	BB: 6 IBB: 0 HBP: 0 BLK: 0	WP: 0 HR: 0 S: 37 P: 61	ERA: 1.00 WHIP: 0.889																				

Batter	1	2	3	4	5	6	7	8	9	AB	R	H	RBI	BB	SO	LOB	BOTTOM								
Rick Auerbach, R OBP: 0.286, SLG: 0.247 (1, 6)										4	0	2	0	0	0	2	Minnesota Twins @ Milwaukee Brewers Milwaukee County Stadium, Milwaukee, WI Wed Sep 15 1971, 8:05 PM EDT Alt. 3,960 - Unknown - 65 F livebaseballscorecards.com								
Ron Theobald, R OBP: 0.340, SLG: 0.324 (1, 4)										4	0	0	0	0	1	2									
Dave May, L OBP: 0.344, SLG: 0.434 (1, 9)										4	0	0	0	0	1	2									
Jose Cardenal, R OBP: 0.311, SLG: 0.381 (1, 8)										4	0	1	0	0	1	1									
John Briggs, L OBP: 0.374, SLG: 0.446 (1, 7)										4	0	1	0	0	1	1									
Andy Kosco, R OBP: 0.300, SLG: 0.366 (1, 3)										4	0	2	0	0	0	1									
Darrell Porter, L OBP: 0.361, SLG: 0.419 (1, 2)										2	0	0	0	1	1	2									
Tom Matchick, L OBP: 0.290, SLG: 0.287 (1, 5)										3	0	0	0	0	2	3									
Skip Lockwood, R OBP: 0.159, SLG: 0.155 (1, 1)										3	0	0	0	0	2	2									
Inning Stats	R: 0 E: 0 K: 1 S: 6	H: 1 LOB: 0 BB: 0 P: 6	R: 0 E: 0 K: 0 S: 3	H: 1 LOB: 0 BB: 0 P: 3	R: 0 E: 0 K: 2 S: 7	H: 0 LOB: 0 BB: 0 P: 7	R: 0 E: 0 K: 1 S: 6	H: 1 LOB: 0 BB: 0 P: 6	R: 0 E: 0 K: 2 S: 8	H: 1 LOB: 2 BB: 1 P: 12	R: 0 E: 0 K: 1 S: 5	H: 0 LOB: 0 BB: 0 P: 5	R: 0 E: 0 K: 2 S: 8	H: 1 LOB: 1 BB: 0 P: 8	R: 0 E: 0 K: 0 S: 4	H: 1 LOB: 0 BB: 0 P: 4	R: 0 E: 0 K: 0 S: 3	H: 0 LOB: 0 BB: 0 P: 3	1B: 4 2B: 2 3B: 0 HR: 0	SF: 0 SAC: 0 DP: 0 HBP: 0	WP: 0 PB: 1 SB: 0 CS: 1	PA: 34			
PITCHER Bert Blyleven, R ERA: 2.94 (1, 1)	IP: 9.0 WLS: W BF: 33	H: 6 R: 0 ER: 0 SO: 9	BB: 1 IBB: 0 HBP: 0 BLK: 0	WP: 0 HR: 0 S: 50 P: 54	ERA: 0.00 WHIP: 0.778																				

Batter	1	2	3	4	5	6	7	8	9	AB	R	H	RBI	BB	SO	LOB	TOP					
Cesar Tovar, R OBP: 0.350, SLG: 0.358 (1, 9)										5	2	3	2	0	0	0	Minnesota Twins @ Milwaukee Brewers Milwaukee County Stadium, Milwaukee, WI Thu Sep 16 1971, 8:05 PM EDT Att. 3,591 - Unknown - 65 F					
Rod Carew, L OBP: 0.355, SLG: 0.375 (1, 4)										5	1	1	1	0	0	2						
Harmon Killebrew, R OBP: 0.387, SLG: 0.466 (1, 3)										2	2	1	1	3	0	1						
Steve Braun, L OBP: 0.354, SLG: 0.356 (1, 5)										4	0	1	2	0	1	2						
Leo Cardenas, R OBP: 0.325, SLG: 0.422 (1, 6)										5	0	1	0	0	1	3						
Steve Brye, R OBP: 0.290, SLG: 0.362 (1, 7)										5	1	3	1	0	0	0						
Jim Nettles, L OBP: 0.313, SLG: 0.390 (1, 8)										4	0	1	0	1	0	3						
Rick Dempsey, R OBP: 0.500, SLG: 0.500 (1, 2)										4	1	2	0	0	0	3						
Ray Corbin, R OBP: 0.285, SLG: 0.219 (2, PH)										0	0	0	0	0	0	0						
Brant Auerbach, R OBP: 0.285, SLG: 0.247 (1, 6)										4	1	1	0	0	0	0						
Ron Theobald, R OBP: 0.338, SLG: 0.323 (1, 4)										4	1	1	0	0	2	0						
Dave May, L OBP: 0.345, SLG: 0.432 (1, 9)										2	1	0	0	2	2	0						
Jose Cardenal, R OBP: 0.308, SLG: 0.377 (1, 8)										4	0	0	0	0	1	3						
John Briggs, L OBP: 0.373, SLG: 0.444 (1, 7)										4	0	1	2	0	1	0						
Darrell Porter, L OBP: 0.325, SLG: 0.371 (1, 2)										4	0	0	0	0	2	1						
Andy Kosco, R OBP: 0.299, SLG: 0.364 (1, 3)										4	0	1	0	0	2	1						
Dick Schofield, S OBP: 0.330, SLG: 0.291 (7, PH)										2	0	0	0	0	0	0						
Tommy Harper, R OBP: 0.336, SLG: 0.359 (8, 5)										1	0	1	0	0	0	0						
Bob Heise, R OBP: 0.263, SLG: 0.278 (8, 5)										0	0	0	0	0	0	0						
Lew Krausse, R OBP: 0.109, SLG: 0.024 (7, 1)										2	0	0	0	0	2	0						
Ken Sanders, R OBP: 0.286, SLG: 0.337 (7, PH)										0	0	0	0	0	0	0						
Roberto Pena, R OBP: 0.286, SLG: 0.337 (8, 1)										1	0	0	0	0	1	2						
Jerry Bell, S OBP: 0.286, SLG: 0.337 (8, 1)										0	0	0	0	0	0	0						
Inning Stats	R: 3 E: 1 K: 1 S: 8	H: 3 LOB: 1 BB: 1 P: 12	R: 0 E: 0 K: 1 S: 5	H: 0 LOB: 0 BB: 0 P: 5	R: 0 E: 0 K: 2 S: 7	H: 0 LOB: 0 BB: 0 P: 7	R: 0 E: 0 K: 1 S: 5	H: 0 LOB: 0 BB: 0 P: 5	R: 0 E: 0 K: 1 S: 5	H: 0 LOB: 0 BB: 0 P: 5	R: 0 E: 0 K: 2 S: 9	H: 2 LOB: 2 BB: 0 P: 9	R: 0 E: 0 K: 2 S: 7	H: 0 LOB: 1 BB: 1 P: 11	R: 0 E: 0 K: 2 S: 7	H: 0 LOB: 0 BB: 0 P: 7	1B: 5 2B: 0 3B: 0 HR: 0	SF: 0 SAC: 0 DP: 0 HBP: 0	WP: 0 PB: 0 SB: 0 CS: 0	PA: 34		
PITCHER	IP WLS BF H R ER SO BB IBB HBP BLK WP HR S P ERA WHIP	IP WLS BF H R ER SO BB IBB HBP BLK WP HR S P ERA WHIP	IP WLS BF H R ER SO BB IBB HBP BLK WP HR S P ERA WHIP	IP WLS BF H R ER SO BB IBB HBP BLK WP HR S P ERA WHIP	IP WLS BF H R ER SO BB IBB HBP BLK WP HR S P ERA WHIP	IP WLS BF H R ER SO BB IBB HBP BLK WP HR S P ERA WHIP	IP WLS BF H R ER SO BB IBB HBP BLK WP HR S P ERA WHIP	IP WLS BF H R ER SO BB IBB HBP BLK WP HR S P ERA WHIP	IP WLS BF H R ER SO BB IBB HBP BLK WP HR S P ERA WHIP	IP WLS BF H R ER SO BB IBB HBP BLK WP HR S P ERA WHIP	IP WLS BF H R ER SO BB IBB HBP BLK WP HR S P ERA WHIP	IP WLS BF H R ER SO BB IBB HBP BLK WP HR S P ERA WHIP	IP WLS BF H R ER SO BB IBB HBP BLK WP HR S P ERA WHIP	IP WLS BF H R ER SO BB IBB HBP BLK WP HR S P ERA WHIP	IP WLS BF H R ER SO BB IBB HBP BLK WP HR S P ERA WHIP	IP WLS BF H R ER SO BB IBB HBP BLK WP HR S P ERA WHIP	IP WLS BF H R ER SO BB IBB HBP BLK WP HR S P ERA WHIP	IP WLS BF H R ER SO BB IBB HBP BLK WP HR S P ERA WHIP	IP WLS BF H R ER SO BB IBB HBP BLK WP HR S P ERA WHIP	IP WLS BF H R ER SO BB IBB HBP BLK WP HR S P ERA WHIP	IP WLS BF H R ER SO BB IBB HBP BLK WP HR S P ERA WHIP	IP WLS BF H R ER SO BB IBB HBP BLK WP HR S P ERA WHIP
Lew Krausse, R ERA: 2.84	6.1	26	6	3	3	3	2	0	0	0	0	0	0	0	0	0	4.26	1.263				
Ken Sanders, R ERA: 1.92	0.2	L 6	3	2	2	0	1	0	0	0	0	0	0	0	5	9	27.00	6.000				
Jerry Bell, R ERA: 2.53	2.0	11	4	2	2	0	1	0	0	0	1	0	10	14	9.00	2.500						

AB	38
R	7
H	13
RBI	7
BB	4
SO	3
LOB	19



Batter	1	2	3	4	5	6	7	8	9	AB	R	H	RBI	BB	SO	LOB	BOTTOM				
Rick Auerbach, R OBP: 0.285, SLG: 0.247 (1, 6)										4	1	1	0	0	0	0	Minnesota Twins @ Milwaukee Brewers Milwaukee County Stadium, Milwaukee, WI Thu Sep 16 1971, 8:05 PM EDT Att. 3,591 - Unknown - 65 F				
Ron Theobald, R OBP: 0.338, SLG: 0.323 (1, 4)										4	1	1	0	0	2	0					
Dave May, L OBP: 0.345, SLG: 0.432 (1, 9)										2	1	0	0	2	2	0					
Jose Cardenal, R OBP: 0.308, SLG: 0.377 (1, 8)										4	0	0	0	0	1	3					
John Briggs, L OBP: 0.373, SLG: 0.444 (1, 7)										4	0	1	2	0	1	0					
Darrell Porter, L OBP: 0.325, SLG: 0.371 (1, 2)										4	0	0	0	0	2	1					
Andy Kosco, R OBP: 0.299, SLG: 0.364 (1, 3)										4	0	1	0	0	2	1					
Dick Schofield, S OBP: 0.330, SLG: 0.291 (7, PH)										2	0	0	0	0	0	0					
Tommy Harper, R OBP: 0.336, SLG: 0.359 (8, 5)										1	0	1	0	0	0	0					
Bob Heise, R OBP: 0.263, SLG: 0.278 (8, 5)										0	0	0	0	0	0	0					
Lew Krausse, R OBP: 0.109, SLG: 0.024 (7, 1)										2	0	0	0	0	2	0					
Ken Sanders, R OBP: 0.286, SLG: 0.337 (7, PH)										0	0	0	0	0	0	0					
Roberto Pena, R OBP: 0.286, SLG: 0.337 (8, 1)										1	0	0	0	0	1	2					
Jerry Bell, S OBP: 0.286, SLG: 0.337 (8, 1)										0	0	0	0	0	0	0					
Inning Stats	R: 3 E: 1 K: 1 S: 8	H: 3 LOB: 1 BB: 1 P: 12	R: 0 E: 0 K: 1 S: 5	H: 0 LOB: 0 BB: 0 P: 5	R: 0 E: 0 K: 2 S: 7	H: 0 LOB: 0 BB: 0 P: 7	R: 0 E: 0 K: 1 S: 5	H: 0 LOB: 0 BB: 0 P: 5	R: 0 E: 0 K: 2 S: 9	H: 2 LOB: 2 BB: 0 P: 9	R: 0 E: 0 K: 2 S: 7	H: 0 LOB: 1 BB: 1 P: 11	R: 0 E: 0 K: 2 S: 7	H: 0 LOB: 0 BB: 0 P: 7	1B: 5 2B: 0 3B: 0 HR: 0	SF: 0 SAC: 0 DP: 0 HBP: 0	WP: 0 PB: 0 SB: 0 CS: 0	PA: 34			
PITCHER	IP WLS BF H R ER SO BB IBB HBP BLK WP HR S P ERA WHIP	IP WLS BF H R ER SO BB IBB HBP BLK WP HR S P ERA WHIP	IP WLS BF H R ER SO BB IBB HBP BLK WP HR S P ERA WHIP	IP WLS BF H R ER SO BB IBB HBP BLK WP HR S P ERA WHIP	IP WLS BF H R ER SO BB IBB HBP BLK WP HR S P ERA WHIP	IP WLS BF H R ER SO BB IBB HBP BLK WP HR S P ERA WHIP	IP WLS BF H R ER SO BB IBB HBP BLK WP HR S P ERA WHIP	IP WLS BF H R ER SO BB IBB HBP BLK WP HR S P ERA WHIP	IP WLS BF H R ER SO BB IBB HBP BLK WP HR S P ERA WHIP	IP WLS BF H R ER SO BB IBB HBP BLK WP HR S P ERA WHIP	IP WLS BF H R ER SO BB IBB HBP BLK WP HR S P ERA WHIP	IP WLS BF H R ER SO BB IBB HBP BLK WP HR S P ERA WHIP	IP WLS BF H R ER SO BB IBB HBP BLK WP HR S P ERA WHIP	IP WLS BF H R ER SO BB IBB HBP BLK WP HR S P ERA WHIP	IP WLS BF H R ER SO BB IBB HBP BLK WP HR S P ERA WHIP	IP WLS BF H R ER SO BB IBB HBP BLK WP HR S P ERA WHIP	IP WLS BF H R ER SO BB IBB HBP BLK WP HR S P ERA WHIP	IP WLS BF H R ER SO BB IBB HBP BLK WP HR S P ERA WHIP	IP WLS BF H R ER SO BB IBB HBP BLK WP HR S P ERA WHIP	IP WLS BF H R ER SO BB IBB HBP BLK WP HR S P ERA WHIP	IP WLS BF H R ER SO BB IBB HBP BLK WP HR S P ERA WHIP
Lew Krausse, R ERA: 4.16	1.0	7	3	3	3	1	0	0	0	0	0	0	0	0	0	0	27.00	4.000			
Steve Luebber, R ERA: 5.04	3.0	9	0	0	0	4	0	0	0	0	0	0	17	17	0.00	0.000					
Hal Haydel, R ERA: 3.79	2.0	W 6	0	0	0	2	0	0	0	0	0	0	10	10	0.00	0.000					
Tom Hall, L ERA: 3.35	3.0	S 12	2	0	0	6	1	0	0	0	0	0	23	27	0.00	1.000					

AB	32
R	3
H	5
RBI	2
BB	2
SO	13
LOB	7



Batter	1	2	3	4	5	6	7	8	9	AB	R	H	RBI	BB	SO	LOB	TOP								
Bert Campaneris, R (1,6) Bob Locker, S (8,1)	F9		G4-3 1-2 1B			6-3		L8	K	4	0	1	0	0	0	0									
Joe Rudi, R (1,7) OBP: 0.304, SLG: 0.391	4-3 3B		G4-3 1-2			3B 1B		BB		3	2	2	0	1	0	2									
Reggie Jackson, L (1,9) OBP: 0.359, SLG: 0.514	4-3			4-3		3B 1-H		L8		4	0	1	2	0	0	1									
Sal Bando, R (1,5) OBP: 0.376, SLG: 0.447	F4			5-3		L8		L8		4	0	0	0	0	0	2									
Mike Hegan, L (1,3) OBP: 0.347, SLG: 0.353		F7		4-3			G3		SH3-4 3B 1B	4	1	1	0	0	0	0									
Gene Tenace, R (1,2) OBP: 0.383, SLG: 0.437		K				F8		BB BB	SH3-4 1-2	2	0	0	0	1	1	0									
Rick Monday, L (1,8) OBP: 0.332, SLG: 0.437		K				K		K	3B IBB	3	1	0	0	1	3	1									
Dwain Anderson, R (1,4) OBP: 0.476, SLG: 0.556				6-3		K		BB	3B 1-H 2-H	3	0	1	2	1	1	0									
Caffish Hunter, R (1,1) OBP: 0.373, SLG: 0.420								F3	5-3	2	0	1	0	0	0	0									
Mudcat Grant, R (6,1) OBP: 0.333, SLG: 0.364										1	0	0	0	0	1	2									
Larry Brown, R (8,4) OBP: 0.235, SLG: 0.229										1	0	0	0	0	0	1									
Inning Stats	R: 1 E: 0 K: 0 S: 4	H: 1 LOB: 0 BB: 0 P: 4	R: 0 E: 0 K: 2 S: 7	H: 0 LOB: 0 BB: 0 P: 7	R: 0 E: 0 K: 0 S: 4	H: 2 LOB: 1 BB: 0 P: 4	R: 0 E: 0 K: 0 S: 3	H: 0 LOB: 0 BB: 0 P: 3	R: 0 E: 0 K: 2 S: 7	H: 0 LOB: 0 BB: 0 P: 7	R: 1 E: 0 K: 0 S: 5	H: 2 LOB: 1 BB: 0 P: 5	R: 0 E: 0 K: 2 S: 7	H: 0 LOB: 2 BB: 2 P: 15	R: 0 E: 0 K: 0 S: 3	H: 0 LOB: 1 BB: 1 P: 7	R: 2 E: 0 K: 1 S: 7	H: 2 LOB: 1 BB: 1 P: 11	1B: 4 2B: 0 3B: 3 HR: 0	SF: 0 SAC: 1 DP: 1 HBP: 0	WP: 0 PB: 0 SB: 0 CS: 0	PA: 37			
PITCHER	IP	WLS	BF	H	R	ER	SO	BB	IBB	HBP	BLK	WP	HR	S	P	ERA	WHIP								
Jim Slaton, R (1,1) ERA: 4.1	8.0		31	5	2	2	6	3	0	0	0	0	0	40	52	2.25	1.000								
Jerry Bell, R (9,1) ERA: 3.86	1.0	L	6	2	2	2	1	0	1	0	0	0	0	7	11	18.00	2.000								

Oakland Athletics @ Milwaukee Brewers
Milwaukee County Stadium, Milwaukee, WI
Sat Sep 18 1971, 8:05 PM EDT
Att: 11,063 - Unknown - 69 F

AB	32
R	4
H	7
RBI	4
BB	4
SO	7
LOB	10



Batter	1	2	3	4	5	6	7	8	9	AB	R	H	RBI	BB	SO	LOB	BOTTOM								
Tommy Harper, R (1,7) OBP: 0.336, SLG: 0.397	L7		6-3			PB E 2B	BB			3	1	1	0	1	0	0									
Rick Auerbach, R (1,6) OBP: 0.282, SLG: 0.246	2B 1B		K			E4 BB 2-H	F4			4	1	1	0	0	1	1									
Dave May, L (1,9) OBP: 0.345, SLG: 0.428	K			G3		BB 1-2	BB	L6		3	0	0	0	1	1	1									
Jose Cardenal, R (1,8) OBP: 0.305, SLG: 0.375				6-3		F8		5-3		4	0	1	1	0	0	2									
John Briggs, L (1,3) OBP: 0.374, SLG: 0.443								5-3		3	0	1	0	1	1	1									
Jerry Bell, S (9,1)	K					1-2 2-3	BB			0	0	0	0	0	0	0									
Darrell Porter, L (1,2) OBP: 0.286, SLG: 0.386		F7		F7		K		K		4	0	0	0	0	2	4									
Dick Schofield, S (1,5) OBP: 0.316, SLG: 0.277		6-3				F6		L7		4	0	0	0	0	0	3									
Bob Heise, R (1,4) OBP: 0.267, SLG: 0.278										3	0	0	0	0	1	0									
Frank Tepedino, L (9, PH) OBP: 0.205, SLG: 0.234		5-3				K		F9		1	0	0	0	0	0	0									
Jim Slaton, R (1,1) OBP: 0.178, SLG: 0.098										3	0	0	0	0	1	0									
Roberto Pena, R (9,3) OBP: 0.289, SLG: 0.337			K			4-3		G3		0	0	0	0	0	0	0									
Inning Stats	R: 1 E: 0 K: 2 S: 9	H: 2 LOB: 1 BB: 0 P: 9	R: 0 E: 0 K: 0 S: 3	H: 0 LOB: 0 BB: 0 P: 3	R: 0 E: 0 K: 0 S: 7	H: 0 LOB: 0 BB: 0 P: 7	R: 0 E: 0 K: 0 S: 4	H: 1 LOB: 1 BB: 0 P: 4	R: 0 E: 0 K: 1 S: 5	H: 0 LOB: 0 BB: 0 P: 5	R: 1 E: 1 K: 1 S: 7	H: 1 LOB: 3 BB: 2 P: 15	R: 0 E: 0 K: 0 S: 3	H: 0 LOB: 1 BB: 1 P: 7	R: 0 E: 0 K: 0 S: 3	H: 0 LOB: 0 BB: 0 P: 3	R: 0 E: 0 K: 1 S: 5	H: 0 LOB: 0 BB: 0 P: 5	1B: 2 2B: 2 3B: 0 HR: 0	SF: 0 SAC: 0 DP: 0 HBP: 0	WP: 0 PB: 1 SB: 0 CS: 0	PA: 35			
PITCHER	IP	WLS	BF	H	R	ER	SO	BB	IBB	HBP	BLK	WP	HR	S	P	ERA	WHIP								
Caffish Hunter, R (1,1) ERA: 2.99	5.0		18	3	1	1	5	0	0	0	0	0	0	28	28	1.80	0.600								
Mudcat Grant, R (6,1) ERA: 3.15	2.0		11	1	1	0	1	3	0	0	0	0	0	10	22	0.00	2.000								
Bob Locker, R (8,1) ERA: 2.94	2.0	W	6	0	0	0	1	0	0	0	0	0	0	8	8	0.00	0.000								

Oakland Athletics @ Milwaukee Brewers
Milwaukee County Stadium, Milwaukee, WI
Sat Sep 18 1971, 8:05 PM EDT
Att: 11,063 - Unknown - 69 F

AB	32
R	2
H	4
RBI	1
BB	3
SO	7
LOB	12




Batter	1	2	3	4	5	6	7	8	9	AB	R	H	RBI	BB	SO	LOB	TOP					
Dwain Anderson, R (1, 6) OBP: 0.462, SLG: 0.545	0-3 K	0-0 L9		0-0 2B		4-0 1B BB		0-3 K	4 0 1 1 1 2 1								Oakland Athletics @ Milwaukee Brewers Milwaukee County Stadium, Milwaukee, WI Sun Sep 19 1971, 4:33 AM EDT Att. 4,062 - Unknown - 59 F					
Rick Monday, L (1, 8) OBP: 0.339, SLG: 0.441	0-0 1B HR		4-0 BB	0-0 6-3		0-0 FC6-4 1B		0-0 1B	4 1 3 0 1 0 2													
Reggie Jackson, L (1, 9) George Hendrick, R (5, 9) OBP: 0.360, SLG: 0.515 OBP: 0.263, SLG: 0.300	0-0 1-2 HR		0-0 F8		0-0 G4-3 1B	0-0 FC6-4		0-3 K	3 1 2 0 0 0 1 2 0 0 0 0 1 3													
Curt Blefary, L (1, 5) OBP: 0.295, SLG: 0.357	0-3 K		0-0 F7		0-0 G4-3 1-2		0-0 F5	0-0 F5	5 0 0 0 0 1 5													
Mike Epstein, L (1, 3) OBP: 0.368, SLG: 0.413	0-0 1-1 2-2 HR		0-0 F8		4-0 HR BB		0-0 F8		3 2 1 3 1 0 1													
Adrian Garrett, L (1, 7) OBP: 0.333, SLG: 0.353	0-0 G3			0-0 4-3	0-0 HR		0-0 1-3		4 1 1 2 0 0 0													
Dave Duncan, R (1, 2) OBP: 0.312, SLG: 0.425		0-0 WP 1B		0-0 F4	0-0 5-3		0-0 4-3		4 0 1 0 0 0 0													
Larry Brown, R (1, 4) OBP: 0.235, SLG: 0.229		0-0 F9 1-2		0-0 1B 2B 1B		0-0 5-3	0-0 G3		4 1 1 0 0 0 1													
Diego Segui, R (1, 1) Jim Roland, R (6, 1) Ron Klimkowski, R (8, 1) OBP: 0.125, SLG: 0.152 OBP: 0.278, SLG: 0.374 OBP: 0.500, SLG: 0.333	0-3 K		0-0 2B 1-2 1B	0-0 6-3		0-0 6-3	0-0 F4		3 0 1 0 0 1 1 1 0 0 0 0 0 0 0 0 0 0 0 0 0													
Inning Stats	R: 3 E: 0 K: 2 S: 10	H: 3 LOB: 0 BB: 0 P: 10	R: 0 E: 0 K: 1 S: 6	H: 1 LOB: 1 BB: 0 P: 6	R: 0 E: 0 K: 0 S: 3	H: 0 LOB: 1 BB: 1 P: 7	R: 1 E: 0 K: 0 S: 6	H: 3 LOB: 2 BB: 0 P: 6	R: 2 E: 0 K: 0 S: 4	H: 2 LOB: 0 BB: 1 P: 8	R: 0 E: 0 K: 0 S: 4	H: 1 LOB: 2 BB: 1 P: 8	R: 0 E: 0 K: 0 S: 3	H: 0 LOB: 0 BB: 0 P: 3	R: 0 E: 0 K: 0 S: 3	H: 0 LOB: 0 BB: 0 P: 3		R: 0 E: 0 K: 2 S: 8	H: 1 LOB: 1 BB: 0 P: 8	1B: 8 2B: 1 3B: 0 HR: 2	SF: 0 SAC: 0 DP: 1 HBP: 0	WP: 1 PB: 0 SB: 0 CS: 0
PITCHER	IP WLS BF L	H R ER SO	BB IBB HBP BLK	WP HR S P	ERA WHIP	PITCHER	IP WLS BF L	H R ER SO	BB IBB HBP BLK	WP HR S P	ERA WHIP											
Bill Parsons, R (1, 1) ERA: 3.01	7.0	10	3	1	7.71	Bob Reynolds, R (8, 1) ERA: 9.0	2.0	1	0	0.00												

AB	37
R	6
H	11
RBI	6
BB	3
SO	5
LOB	15




Batter	1	2	3	4	5	6	7	8	9	AB	R	H	RBI	BB	SO	LOB	BOTTOM					
Tommy Harper, R (1, 7) OBP: 0.335, SLG: 0.394	0-0 E5 G4-6-3 1B	0-3 K			0-0 F8		4-0 BB		0-0 L7	4 0 0 0 1 1 3							Oakland Athletics @ Milwaukee Brewers Milwaukee County Stadium, Milwaukee, WI Sun Sep 19 1971, 4:33 AM EDT Att. 4,062 - Unknown - 59 F					
Rick Auerbach, R (1, 6) Andy Kosco, R (9, PH) OBP: 0.282, SLG: 0.246 OBP: 0.299, SLG: 0.374	0-0 G4-6-3 1-2 1B		0-0 L6		0-0 5-3		0-0 F8		0-3 K	4 0 1 0 0 0 1 1 0 0 0 0 1 2												
Dave May, L (1, 9) OBP: 0.346, SLG: 0.428	0-0 G4-6-3 1-2 2-3		0-0 FC5 BB 1B		0-0 4-3		0-0 FC5-4 1B		0-0 F8	4 0 2 0 0 0 2												
Jose Cardenal, R (1, 8) OBP: 0.303, SLG: 0.372	0-0 4-3		0-3 K		0-0 4-3		0-0 F8		0-0 F8	4 0 0 0 0 1 3												
John Briggs, L (1, 3) OBP: 0.377, SLG: 0.442		4-0 1B 2B BB	4-0 1-2 BB		1-0 HBP		0-0 FC5-4 1-2		0-0 FC5-4 1B	1 1 0 0 2 0 1												
Darrell Porter, L (1, 2) OBP: 0.264, SLG: 0.354	0-3 K		0-0 FC5 2-3		0-0 F8		0-0 F8		0-0 F6	4 0 0 0 0 1 5												
Dick Schofield, S (1, 5) OBP: 0.304, SLG: 0.264	0-3 K		0-0 F9		0-0 L7		0-0 L7		0-0 F8	4 0 0 0 0 1 2												
Bob Heise, R (1, 4) Frank Tepedino, L (9, PH) OBP: 0.268, SLG: 0.279 OBP: 0.212, SLG: 0.241	0-0 1-2 2B 1B		0-3 K		0-0 F3		0-0 F3		0-0 BB 1B	3 1 1 0 0 1 0 1 0 1 0 0 0 0												
Bill Parsons, R (1, 1) Rob Ellis, R (7, PH) Bob Reynolds, R (8, 1) Paul Ratliff, L (9, PH) Ron Theobald, R (9, PR) OBP: 0.260, SLG: 0.261 OBP: 0.216, SLG: 0.216 OBP: 0.247, SLG: 0.373 OBP: 0.337, SLG: 0.321	0-0 1-1 2H 2B		0-0 5-3		0-0 5-3		0-3 K		4-0 BB	2 0 1 2 0 0 0 1 0 0 0 0 1 0 0 0 0 0 0 0 0 0 0 0 0 1 0 0 0 0 0 0 0 0 0												
Inning Stats	R: 0 E: 1 K: 0 S: 4	H: 1 LOB: 1 BB: 0 P: 4	R: 2 E: 0 K: 3 S: 11	H: 2 LOB: 1 BB: 1 P: 15	R: 0 E: 0 K: 1 S: 6	H: 1 LOB: 2 BB: 1 P: 10	R: 0 E: 0 K: 1 S: 5	H: 0 LOB: 0 BB: 0 P: 5	R: 0 E: 0 K: 0 S: 3	H: 0 LOB: 0 BB: 0 P: 3	R: 0 E: 0 K: 0 S: 3	H: 0 LOB: 1 BB: 0 P: 4	R: 0 E: 0 K: 1 S: 5	H: 0 LOB: 1 BB: 1 P: 9	R: 0 E: 0 K: 0 S: 4	H: 1 LOB: 1 BB: 0 P: 4		R: 0 E: 0 K: 1 S: 6	H: 1 LOB: 2 BB: 1 P: 10	1B: 5 2B: 1 3B: 0 HR: 0	SF: 0 SAC: 0 DP: 1 HBP: 1	WP: 0 PB: 0 SB: 0 CS: 0
PITCHER	IP WLS BF L	H R ER SO	BB IBB HBP BLK	WP HR S P	ERA WHIP	PITCHER	IP WLS BF L	H R ER SO	BB IBB HBP BLK	WP HR S P	ERA WHIP											
Diego Segui, R (1, 1) ERA: 3.21	5.0	21	2	0	3.60	Jim Roland, L (6, 1) ERA: 3.09	2.0	8	0	0.00												
Ron Klimkowski, R (8, 1) ERA: 3.79	2.0	9	1	0	1.500																	


AB	33
R	2
H	6
RBI	2
BB	4
SO	7
LOB	19



Batter	1	2	3	4	5	6	7	8	9	AB	R	H	RBI	BB	SO	LOB	TOP										
Tommy Harper, R OBP: 0.339, SLG: 0.396 (1, 7)										3	0	2	1	2	1	0	Milwaukee Brewers @ Minnesota Twins Metropolitan Stadium, Bloomington, MI Mon Sep 20 1971, 4:33 AM EDT Att. 3,110 - Unknown - 69 F										
Rick Auerbach, R OBP: 0.291, SLG: 0.243 (1, 6)										3	0	0	0	1	0	4											
Dave May, L OBP: 0.343, SLG: 0.425 (1, 8)										4	0	0	0	0	2	5											
John Briggs, L OBP: 0.375, SLG: 0.439 (8, PH)										3	0	0	0	0	2	2											
Roberto Pena, R OBP: 0.298, SLG: 0.336 (8, 3)										1	0	0	0	0	0	0											
Andy Kosco, R OBP: 0.298, SLG: 0.385 (1, 9)										4	1	1	1	0	0	2											
Darrell Porter, L OBP: 0.316, SLG: 0.380 (1, 2)										2	1	2	0	2	0	0											
Tom Matchick, L OBP: 0.282, SLG: 0.278 (8, PH)										3	0	0	0	0	2	2											
Bob Heise, R OBP: 0.267, SLG: 0.278 (8, 5)										1	0	0	0	0	1	1											
Ron Theobald, R OBP: 0.339, SLG: 0.323 (1, 4)										4	1	2	0	0	0	0											
Skip Lockwood, R OBP: 0.152, SLG: 0.148 (1, 1)										3	0	0	1	0	1	1											
Inning Stats	R: 0 E: 0 K: 2 S: 8	H: 1 LOB: 2 BB: 1 P: 12	R: 2 E: 0 K: 0 S: 5	H: 2 LOB: 1 BB: 1 P: 9	R: 1 E: 0 K: 1 S: 6	H: 2 LOB: 0 BB: 0 P: 6	R: 0 E: 0 K: 2 S: 7	H: 0 LOB: 0 BB: 0 P: 7	R: 0 E: 0 K: 1 S: 6	H: 1 LOB: 1 BB: 0 P: 6	R: 0 E: 0 K: 1 S: 6	H: 1 LOB: 2 BB: 1 P: 10	R: 0 E: 0 K: 1 S: 5	H: 0 LOB: 1 BB: 1 P: 9	R: 0 E: 0 K: 1 S: 5	H: 0 LOB: 0 BB: 0 P: 5	1B: 6 2B: 0 3B: 0 HR: 1	SF: 0 SAC: 1 DP: 0 HBP: 0	WP: 0 PB: 0 SB: 4 CS: 2	PA: 39							
PITCHER	IP	WLS	BF	H	R	ER	SO	BB	IBB	HBP	BLK	WP	HR	S	P	ERA	WHIP										
Ray Corbin, R ERA: 4.12 (1, 1)	7.0	L	30	7	3	3	7	4	0	0	0	0	1	40	56	3.86	1.571										
Jim Strickland, L ERA: 1.44 (8, 1)	2.0		7	0	0	0	2	1	0	0	0	0	0	10	14	0.00	0.500										

Batter	1	2	3	4	5	6	7	8	9	AB	R	H	RBI	BB	SO	LOB	BOTTOM										
Cesar Tovar, R OBP: 0.353, SLG: 0.361 (1, 9)										4	0	2	0	0	0	0	Milwaukee Brewers @ Minnesota Twins Metropolitan Stadium, Bloomington, MI Mon Sep 20 1971, 4:33 AM EDT Att. 3,110 - Unknown - 69 F										
Jim Nettles, L OBP: 0.315, SLG: 0.381 (1, 8)										4	0	0	0	0	1	2											
Harmon Killebrew, R OBP: 0.387, SLG: 0.460 (1, 3)										3	0	1	0	1	1	0											
Steve Braun, L OBP: 0.344, SLG: 0.343 (1, 4)										4	0	0	0	0	0	4											
Leo Cardenas, R OBP: 0.328, SLG: 0.432 (1, 6)										3	0	0	0	1	2	2											
Steve Brye, R OBP: 0.259, SLG: 0.303 (1, 7)										4	0	0	0	0	0	1											
Eric Soderholm, R OBP: 0.310, SLG: 0.255 (1, 5)										3	0	1	0	0	0	0											
Rick Dempsey, R OBP: 0.300, SLG: 0.222 (1, 2)										2	0	0	0	1	0	1											
Ray Corbin, R OBP: 0.250, SLG: 0.206 (1, 1)										2	0	0	0	0	0	1											
Jim Holt, L OBP: 0.291, SLG: 0.317 (7, PH)										1	0	0	0	0	0	0											
Jim Strickland, L (8, 1)										0	0	0	0	0	0	0											
Inning Stats	R: 0 E: 0 K: 1 S: 7	H: 2 LOB: 2 BB: 0 P: 7	R: 0 E: 0 K: 0 S: 3	H: 0 LOB: 1 BB: 1 P: 7	R: 0 E: 0 K: 0 S: 3	H: 1 LOB: 1 BB: 1 P: 7	R: 0 E: 0 K: 1 S: 6	H: 1 LOB: 0 BB: 0 P: 6	R: 0 E: 0 K: 0 S: 3	H: 0 LOB: 0 BB: 0 P: 3	R: 0 E: 0 K: 0 S: 3	H: 0 LOB: 1 BB: 1 P: 7	R: 0 E: 0 K: 1 S: 5	H: 0 LOB: 0 BB: 0 P: 5	R: 0 E: 0 K: 1 S: 5	H: 0 LOB: 0 BB: 0 P: 5	1B: 4 2B: 0 3B: 0 HR: 0	SF: 0 SAC: 0 DP: 1 HBP: 0	WP: 1 PB: 0 SB: 0 CS: 0	PA: 33							
PITCHER	IP	WLS	BF	H	R	ER	SO	BB	IBB	HBP	BLK	WP	HR	S	P	ERA	WHIP										
Skip Lockwood, R ERA: 3.33 (1, 1)	9.0	W	33	4	0	0	4	3	0	0	0	1	0	38	50	0.00	0.778										

Batter	1	2	3	4	5	6	7	8	9	AB	R	H	RBI	BB	SO	LOB	TOP			
Jose Cardenal, R OBP: 0.301, SLG: 0.370 (1, 9)	0-0 6-3		0-0 1-3			0-0 F9		0-0 SF9		3	0	0	1	0	0	0	Milwaukee Brewers @ Minnesota Twins Metropolitan Stadium, Bloomington, MI Tue Sep 21 1971, 4:33 AM EDT Att. 3,204 - Unknown - 57 F AB 31 R 4 H 5 RBI 3 BB 1 SO 4 LOB 3 			
Rick Auerbach, R OBP: 0.276, SLG: 0.238 (1, 6)	0-0 F8		0-0 L8			0-0 5-3		0-0 F2		4	0	0	0	0	0	1				
Dave May, L OBP: 0.343, SLG: 0.423 (1, 8)	0-0 FC5 BB 1B			0-0 2-3			0-0 G3		0-0 L9	4	0	1	0	0	0	0				
John Briggs, L OBP: 0.378, SLG: 0.456 Roberto Pena, R OBP: 0.298, SLG: 0.336 (1, 3) (9, 3)	4-0 1-2 BB			0-0 L3			0-0 HR		0-0 HR	3	2	2	2	1	0	0				
Andy Kosco, R OBP: 0.293, SLG: 0.378 (1, 7)	0-0 FC5 2-3f			0-0 F9			0-0 L9		0-0 F7	4	0	0	0	0	0	2				
Darrell Porter, L OBP: 0.295, SLG: 0.352 (1, 2)		0-3 K			0-0 F8			0-0 F8		4	0	0	0	0	1	0				
Tom Matchick, L OBP: 0.274, SLG: 0.270 (1, 5)		0-0 3-1			0-0 F9			0-0 F8		3	0	0	0	0	0	0				
Ron Theobald, R OBP: 0.339, SLG: 0.323 (1, 4)		0-3 K			0-0 F3			0-0 1B E 1B		3	1	1	0	0	1	0				
Lew Krausse, R OBP: 0.104, SLG: 0.023 Frank Tepedino, L OBP: 0.219, SLG: 0.248 Bobby Mitchell, R OBP: 0.267, SLG: 0.352 Ken Sanders, R (8, PH) (6, PR) (8, 1)			0-3 K			0-3 K		0-0 E8 SF9 1B 1-H		2	0	0	0	0	2	0				
Inning Stats	R: 0 E: 0 K: 0 S: 4	H: 1 LOB: 2 BB: 1 P: 8	R: 0 E: 0 K: 2 S: 7	H: 0 LOB: 0 BB: 0 P: 7	R: 0 E: 0 K: 1 S: 5	H: 0 LOB: 0 BB: 0 P: 5	R: 0 E: 0 K: 0 S: 3	H: 0 LOB: 0 BB: 0 P: 3	R: 0 E: 0 K: 1 S: 5	H: 0 LOB: 0 BB: 0 P: 5	R: 1 E: 0 K: 0 S: 4	H: 1 LOB: 0 BB: 0 P: 4	R: 2 E: 1 K: 0 S: 5	H: 2 LOB: 1 BB: 0 P: 5	R: 1 E: 0 K: 0 S: 4	H: 1 LOB: 0 BB: 0 P: 4		1B: 3 2B: 0 3B: 0 HR: 2	SF: 1 SAC: 0 DP: 0 HBP: 0	WP: 0 PB: 0 SB: 0 CS: 0
PITCHER Jim Perry, R ERA: 4.29 (1, 1)	IP: 9.0 WLS: L BF: 33	H: 5 R: 4 ER: 2 SO: 4	BB: 1 IBB: 0 HBP: 0 BLK: 0	WP: 0 HR: 2 S: 40 P: 44	ERA: 2.00 WHIP: 0.667	PITCHER														

Batter	1	2	3	4	5	6	7	8	9	AB	R	H	RBI	BB	SO	LOB	BOTTOM			
Cesar Tovar, R OBP: 0.352, SLG: 0.360 (1, 9)	0-0 1B	0-0 F9			0-0 F8		0-0 6-3		0-0 FC4-6 FC1-6 1-2f	5	0	1	0	0	0	3	Milwaukee Brewers @ Minnesota Twins Metropolitan Stadium, Bloomington, MI Tue Sep 21 1971, 4:33 AM EDT Att. 3,204 - Unknown - 57 F AB 37 R 2 H 10 RBI 2 BB 2 SO 5 LOB 24 			
Jim Nettles, L OBP: 0.317, SLG: 0.400 (1, 8)	0-0 F9		0-0 1B		0-0 HR		0-0 4-3		0-0 FC1-6 1-2f	5	1	2	1	0	0	2				
Harmon Killebrew, R OBP: 0.397, SLG: 0.464 (1, 3)	0-0 F3		0-0 L7		0-0 HR		4-0 BB		0-3 K	4	1	1	1	1	1	3				
Steve Braun, L OBP: 0.346, SLG: 0.345 (1, 4)	0-0 1-3 1B		0-0 1-3 1B		0-0 L6		0-0 4-3			4	0	2	0	0	0	1				
Leo Cardenas, R OBP: 0.327, SLG: 0.432 (1, 6)	0-0 F6		0-0 F5		0-0 6-3			0-0 2B		4	0	1	0	0	0	4				
Steve Brye, R OBP: 0.247, SLG: 0.288 (1, 7)		0-0 E5 1B	0-0 F8		0-0 F9			0-3 K		4	0	0	0	0	1	3				
Eric Soderholm, R OBP: 0.306, SLG: 0.240 (1, 5)		0-3 K		4-0 FC4-6 BB		0-3 K		0-0 5-3		3	0	0	0	1	2	2				
Phil Roof, R OBP: 0.274, SLG: 0.275 Rich Reese, L OBP: 0.271, SLG: 0.352 Rick Dempsey, R OBP: 0.300, SLG: 0.222 (1, 2) (8, PH) (9, 2)		0-0 1-3 1B		0-0 FC4-6 CS		0-0 1B		0-0 1-3		3	0	2	0	0	0	1				
Jim Perry, S OBP: 0.242, SLG: 0.182 Jim Holt, L OBP: 0.293, SLG: 0.319 (1, 1) (9, PH)		0-3 K		0-0 F7 1-2		0-0 4-3			0-0 FC4-6 1B	3	0	0	0	0	1	4				
Inning Stats	R: 0 E: 0 K: 0 S: 5	H: 2 LOB: 2 BB: 0 P: 5	R: 0 E: 1 K: 2 S: 9	H: 1 LOB: 2 BB: 0 P: 9	R: 0 E: 0 K: 0 S: 2	H: 0 LOB: 1 BB: 1 P: 6	R: 2 E: 0 K: 0 S: 5	H: 2 LOB: 0 BB: 0 P: 5	R: 0 E: 0 K: 1 S: 6	H: 1 LOB: 1 BB: 0 P: 6	R: 0 E: 0 K: 0 S: 3	H: 0 LOB: 1 BB: 1 P: 7	R: 0 E: 0 K: 1 S: 6	H: 1 LOB: 1 BB: 0 P: 6	R: 0 E: 0 K: 1 S: 6	H: 1 LOB: 1 BB: 0 P: 6		1B: 7 2B: 1 3B: 0 HR: 2	SF: 0 SAC: 0 DP: 0 HBP: 0	WP: 0 PB: 0 SB: 0 CS: 1
PITCHER Lew Krausse, R ERA: 2.83 Ken Sanders, R ERA: 1.91 (1, 1) (8, 1)	IP: 7.0 WLS: W BF: 31	H: 8 R: 2 ER: 2 SO: 3	BB: 2 IBB: 0 HBP: 0 BLK: 0	WP: 0 HR: 2 S: 35 P: 43	ERA: 2.57 WHIP: 1.429	PITCHER														

Batter	1	2	3	4	5	6	7	8	9	AB	R	H	RBI	BB	SO	LOB	TOP										
Jose Cardenal, R OBP: 0.300, SLG: 0.370	F8		G5-4-3 1B		SF7		F8			3	0	1	1	0	0	0	Milwaukee Brewers @ Oakland Athletics Oakland-Alameda County Coliseum, Oakland, CA Thu Sep 23 1971, 7:05 PM PDT Att: 1,535 - Unknown livebaseballscorecards.com										
Rick Auerbach, R OBP: 0.276, SLG: 0.238	F7		G5-4-3 1-2					6-3		4	0	1	0	0	0	1											
Dave May, L OBP: 0.344, SLG: 0.430	F8			HR	4-3			F8 1B		4	1	2	1	0	0	1											
John Briggs, L OBP: 0.381, SLG: 0.468		E 2B		BB		HR		F8 1-2		3	2	2	1	1	0	1											
Andy Kosco, R OBP: 0.289, SLG: 0.373		K		F4	1-3			5-3		4	0	0	0	0	1	2											
Bob Heise, R OBP: 0.267, SLG: 0.278										0	0	0	0	0	0	0											
Darrell Porter, L OBP: 0.297, SLG: 0.351		E2 FC6-4 1B		K	4-3			5-3		3	0	1	0	0	1	1											
Ellie Rodriguez, R OBP: 0.316, SLG: 0.262										1	0	0	0	0	0	0											
Tom Matchick, L OBP: 0.266, SLG: 0.262		F5		F5	F7			L5		3	0	0	0	0	0	2											
Roberto Pena, R OBP: 0.287, SLG: 0.335										1	0	0	0	0	0	0											
Ron Theobald, R OBP: 0.339, SLG: 0.326		FC6-4 1-2		SH3-4 SF7 2B	4-3					3	1	1	0	0	0	1											
Marty Pattin, R OBP: 0.155, SLG: 0.115			F9		SH3-4 2-3			6-3		2	0	0	0	0	0	0											
Ken Sanders, R (7, 1)										0	0	0	0	0	0	0											
Inning Stats	R: 0 E: 0 K: 0 S: 3	H: 0 LOB: 0 BB: 0 P: 3	R: 1 E: 1 K: 1 S: 7	H: 2 LOB: 1 BB: 0 P: 7	R: 0 E: 0 K: 0 S: 3	H: 1 LOB: 0 BB: 0 P: 3	R: 1 E: 0 K: 1 S: 6	H: 1 LOB: 1 BB: 0 P: 10	R: 1 E: 0 K: 0 S: 5	H: 2 LOB: 1 BB: 0 P: 5	R: 1 E: 0 K: 0 S: 4	H: 1 LOB: 0 BB: 0 P: 4	R: 0 E: 0 K: 0 S: 3	H: 0 LOB: 0 BB: 0 P: 3	R: 0 E: 0 K: 0 S: 3	H: 1 LOB: 1 BB: 0 P: 3	R: 0 E: 0 K: 0 S: 3	H: 0 LOB: 0 BB: 0 P: 3	1B: 4 2B: 2 3B: 0 HR: 2	SF: 1 SAC: 1 DP: 1 HBP: 0	WP: 0 PB: 0 SB: 0 CS: 0	PA: 34					
PITCHER	IP	WLS	BF	H	R	ER	SO	BB	IBB	HBP	BLK	WP	HR	S	P	ERA	WHIP	PITCHER									
Caffish Hunter, R ERA: 3.0	(1, 1)	5.0	21	6	3	2	2	1	0	0	0	0	1	24	28	3.60	1.400										
Rollie Fingers, R ERA: 2.51	(6, 1)	2.0	7	1	1	1	0	0	0	0	0	0	1	7	7	4.50	0.500										
Darold Knowles, L ERA: 3.63	(8, 1)	2.0	W	6	1	0	0	0	0	0	0	0	0	6	6	0.00	0.500										

Batter	1	2	3	4	5	6	7	8	9	AB	R	H	RBI	BB	SO	LOB	BOTTOM										
Dwain Anderson, R OBP: 0.378, SLG: 0.424			1-3		1-3					3	0	1	0	0	0	1	Milwaukee Brewers @ Oakland Athletics Oakland-Alameda County Coliseum, Oakland, CA Thu Sep 23 1971, 7:05 PM PDT Att: 1,535 - Unknown livebaseballscorecards.com										
Mike Hegan, L OBP: 0.346, SLG: 0.353							1-2 2-H 1B		BB IBB	1	0	1	1	0	0	0											
Curt Blefary, L OBP: 0.296, SLG: 0.351										0	0	0	0	1	0	0											
Joe Rudi, R OBP: 0.303, SLG: 0.389	F3 1-2			F9		K	4-3		K	5	0	0	0	0	2	6											
Reggie Jackson, L OBP: 0.355, SLG: 0.505				F7		E9 3-1 1B		F7		4	0	1	0	0	1	0											
Angel Mangual, R OBP: 0.330, SLG: 0.373		K								0	0	0	1	1	0	0											
Mike Epstein, L OBP: 0.367, SLG: 0.408		K		4-3		3-1				4	0	1	0	0	1	1											
Sal Bando, R OBP: 0.378, SLG: 0.451		6-3				2B 1B		SH1 1B		3	1	1	0	0	0	1											
Gene Tenace, R OBP: 0.382, SLG: 0.440		K				1B 2B		1-3		4	2	2	1	0	1	1											
Rick Monday, L OBP: 0.336, SLG: 0.446				HR	F7		L8		SH2-4 BB 2B	4	2	2	1	0	0	2											
Larry Brown, R OBP: 0.242, SLG: 0.237				2-3		SH1-4 2-H 1B		L7		3	0	1	1	0	0	1											
Caffish Hunter, R OBP: 0.368, SLG: 0.416					F9					1	0	0	0	0	0	0											
Rollie Fingers, R OBP: 0.326, SLG: 0.212										0	0	0	0	0	0	0											
Tommy Kavada, L OBP: 0.305, SLG: 0.413										0	0	0	0	0	0	0											
Blue Moon Odum, R OBP: 0.192, SLG: 0.176										0	0	0	0	0	0	0											
Darold Knowles, L OBP: 0.302, SLG: 0.300										0	0	0	0	0	0	0											
Adrian Garrett, L OBP: 0.333, SLG: 0.316										0	0	0	0	1	0	0											
Inning Stats	R: 0 E: 0 K: 1 S: 5	H: 1 LOB: 0 BB: 0 P: 5	R: 0 E: 0 K: 2 S: 7	H: 0 LOB: 0 BB: 0 P: 7	R: 1 E: 0 K: 0 S: 4	H: 1 LOB: 0 BB: 0 P: 4	R: 0 E: 0 K: 0 S: 3	H: 0 LOB: 0 BB: 0 P: 3	R: 2 E: 0 K: 0 S: 6	H: 3 LOB: 1 BB: 0 P: 6	R: 0 E: 1 K: 1 S: 6	H: 1 LOB: 1 BB: 0 P: 6	R: 1 E: 0 K: 0 S: 5	H: 2 LOB: 2 BB: 1 P: 9	R: 0 E: 0 K: 0 S: 4	H: 1 LOB: 1 BB: 0 P: 4	R: 1 E: 0 K: 1 S: 5	H: 1 LOB: 3 BB: 3 P: 17	1B: 7 2B: 2 3B: 0 HR: 1	SF: 0 SAC: 3 DP: 0 HBP: 0	WP: 0 PB: 0 SB: 0 CS: 1	PA: 39					
PITCHER	IP	WLS	BF	H	R	ER	SO	BB	IBB	HBP	BLK	WP	HR	S	P	ERA	WHIP	PITCHER									
Marty Pattin, R ERA: 3.2	(1, 1)	6.0	24	7	4	3	4	0	0	0	0	0	0	32	32	4.50	1.167										
Ken Sanders, R ERA: 1.94	(7, 1)	2.2	L	15	3	1	1	2	2	0	0	0	0	13	29	3.38	1.875										

Batter	1	2	3	4	5	6	7	8	9	AB	R	H	RBI	BB	SO	LOB	TOP
Tommy Harper, R (1, 7) Roberto Pena, R (9, 3) OBP: 0.338, SLG: 0.394 OBP: 0.287, SLG: 0.335	0-0 1B		0-0 4-3		0-3 K	0-3 K		0-0 6-3	5 0 1 0 0 2 2	5	0	1	0	0	2	2	
Rick Auerbach, R (1, 6) OBP: 0.283, SLG: 0.260	0-0 1B		0-0 3-1		0-0 HR		0-0 F7	0-3 K	5 1 3 1 0 1 0	4	0	1	0	0	0	3	
Dave May, L (1, 8) OBP: 0.343, SLG: 0.429	0-0 L9		0-0 3-1		0-0 1-3 WP		0-0 L7		4 0 1 0 0 0 3	2	0	0	0	2	0	3	
John Briggs, L (1, 3) OBP: 0.382, SLG: 0.466	0-0 F9		4-0 1-2		0-0 1-3		4-0 FC5-4		2 0 0 0 2 0 3	4	0	0	0	0	0	6	
Jose Cardenal, R (1, 9) OBP: 0.298, SLG: 0.366	0-0 1-3		0-0 F8		0-0 1-3		0-0 FC5-4		4 0 0 0 0 0 6	3	0	0	0	1	2	0	
Darrell Porter, L (1, 2) OBP: 0.294, SLG: 0.333		0-3 K		4-0 G6-4-3		0-3 K		0-0 F4	3 0 0 0 1 2 0	4	0	2	0	0	1	1	
Tom Matchick, L (1, 5) OBP: 0.274, SLG: 0.271		0-3 K		0-0 G6-4-3		0-0 G3		0-0 G6-4-3	4 0 3 0 0 0 1	4	0	3	0	0	0	1	
Ron Theobald, R (1, 4) OBP: 0.343, SLG: 0.331		0-0 1B		0-0 1B		0-0 G3		0-0 G6-4-3	4 0 0 0 0 2 4	4	0	0	0	0	2	4	
Jim Slaton, R (1, 1) OBP: 0.163, SLG: 0.089		0-3 K		0-3 K		0-0 G3		0-0 L9	WP: 1 PA: 38 RBI: 0 SB: 0 CS: 0								
Inning Stats	R: 0 H: 2 E: 0 LOB: 2 K: 0 BB: 0 S: 5	R: 0 H: 1 E: 0 LOB: 1 K: 3 BB: 0 S: 10	R: 0 H: 1 E: 0 LOB: 2 K: 0 BB: 1 S: 4	R: 0 H: 1 E: 0 LOB: 1 K: 1 BB: 1 S: 5	R: 1 H: 2 E: 0 LOB: 1 K: 1 BB: 0 S: 7	R: 0 H: 2 E: 0 LOB: 2 K: 2 BB: 0 S: 9	R: 0 H: 0 E: 0 LOB: 1 K: 0 BB: 1 S: 3	R: 0 H: 1 E: 0 LOB: 0 K: 1 BB: 0 S: 5	R: 0 H: 0 E: 0 LOB: 0 K: 1 BB: 0 S: 5	1B: 9 SF: 0 2B: 0 SAC: 0 3B: 0 DP: 2 HR: 1 HBP: 0	WP: 1 PA: 38 RBI: 0 SB: 0 CS: 0						
PITCHER	IP WLS BF H R ER SO BB IBB HBP BLK WP HR S P ERA WHIP	IP WLS BF H R ER SO BB IBB HBP BLK WP HR S P ERA WHIP	IP WLS BF H R ER SO BB IBB HBP BLK WP HR S P ERA WHIP	IP WLS BF H R ER SO BB IBB HBP BLK WP HR S P ERA WHIP	IP WLS BF H R ER SO BB IBB HBP BLK WP HR S P ERA WHIP	IP WLS BF H R ER SO BB IBB HBP BLK WP HR S P ERA WHIP	IP WLS BF H R ER SO BB IBB HBP BLK WP HR S P ERA WHIP	IP WLS BF H R ER SO BB IBB HBP BLK WP HR S P ERA WHIP	IP WLS BF H R ER SO BB IBB HBP BLK WP HR S P ERA WHIP	IP WLS BF H R ER SO BB IBB HBP BLK WP HR S P ERA WHIP							
Diego Segui, R (1, 1) ERA: 3.16	5.0 L 23 7 1 1 5 1 1 0 0 0 1 1 31 39 1.80 1.600	2.0 9 2 0 0 2 1 0 0 0 0 0 0 12 16 0.00 1.500	2.0 6 1 0 0 1 0 0 0 0 0 0 0 8 8 0.00 0.500														

Milwaukee Brewers @ Oakland Athletics
Oakland-Alameda County Coliseum, Oakland, CA

AB 35
R 1
H 10
RBI 1
BB 3
SO 8
LOB 20



Fri Sep 24 1971, 7:05 PM PDT
Att: 3,595 - Unknown

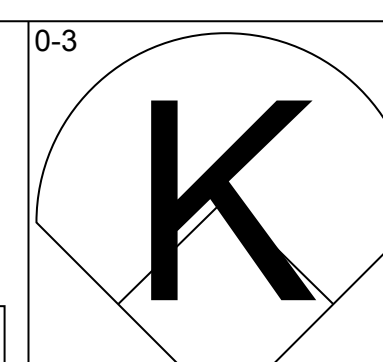
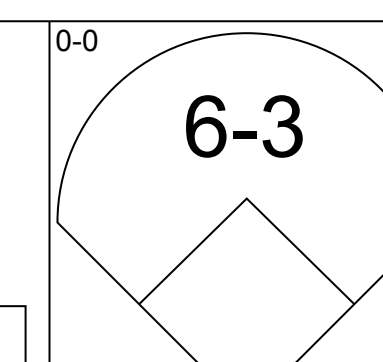
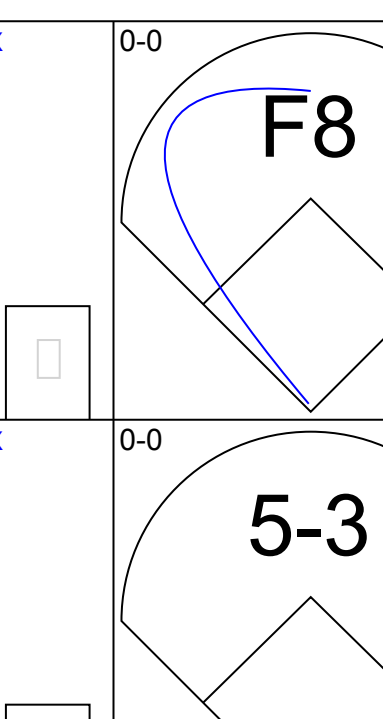
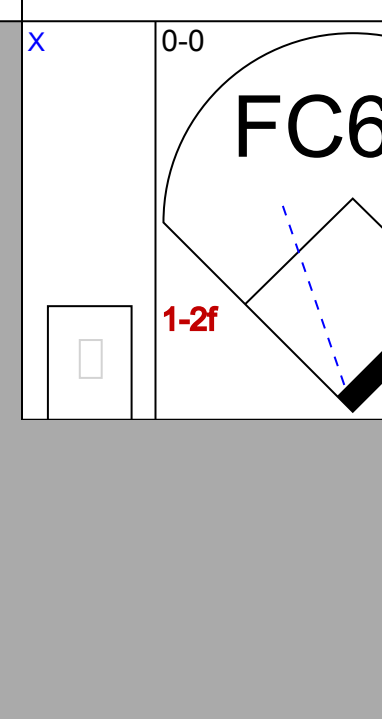
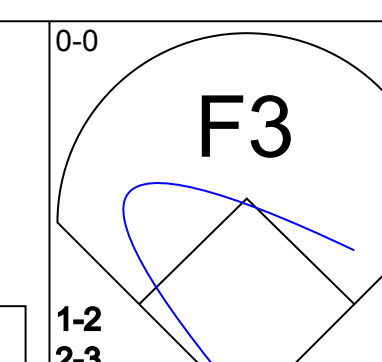
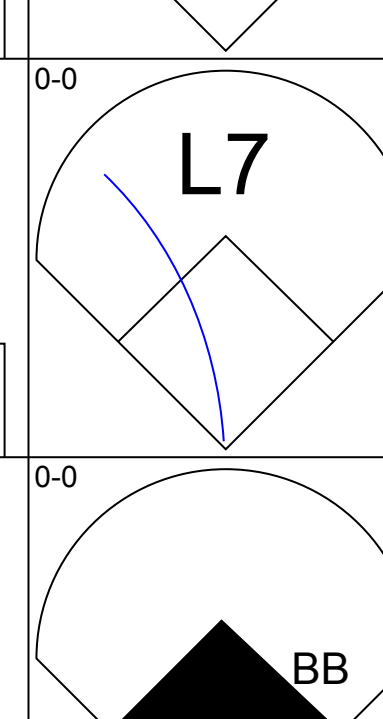
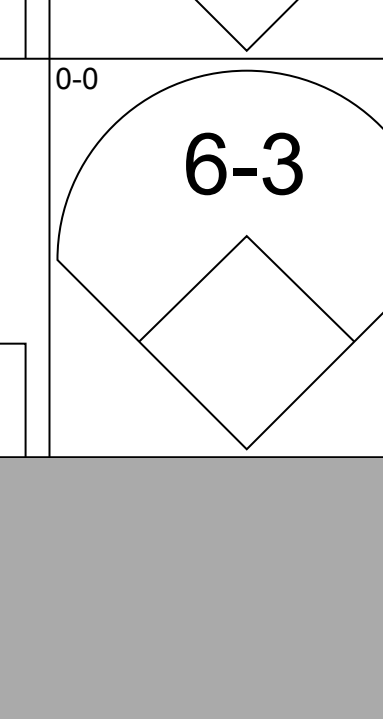
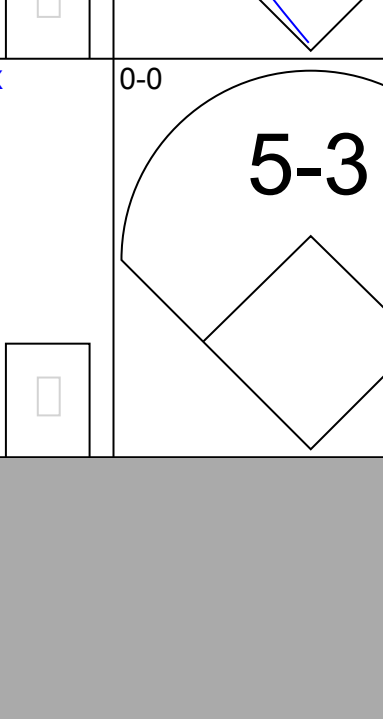
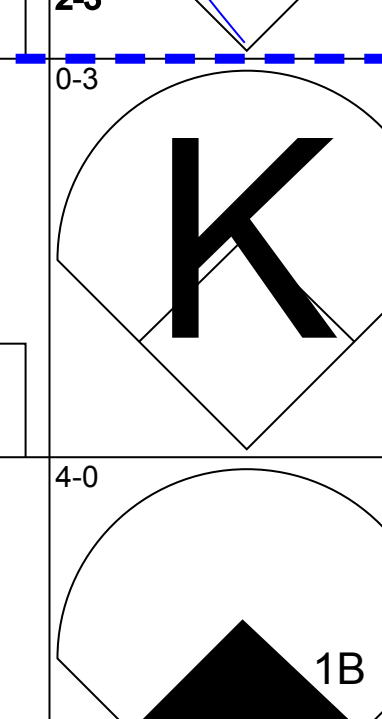
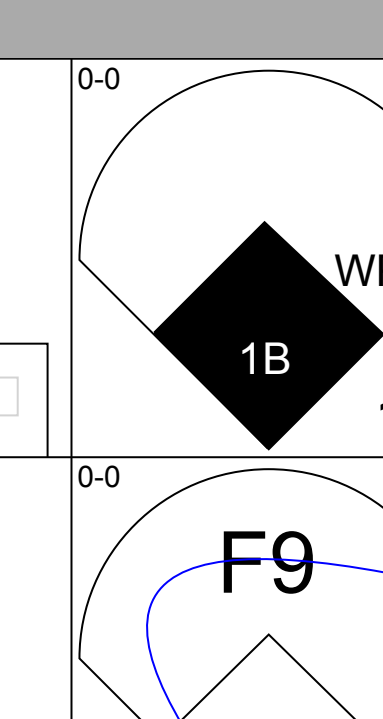
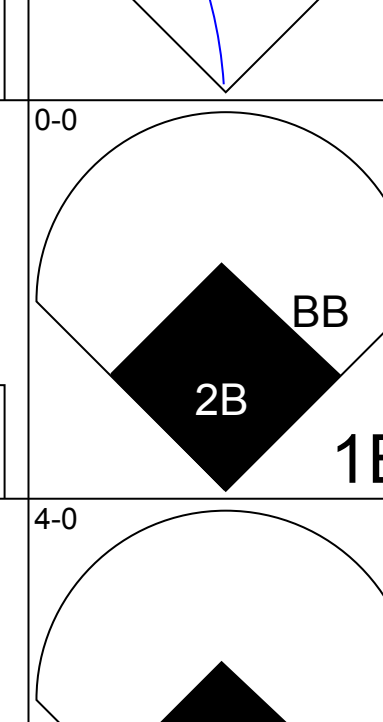
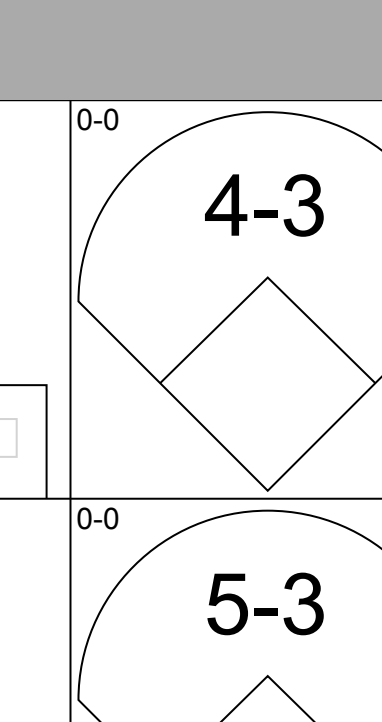
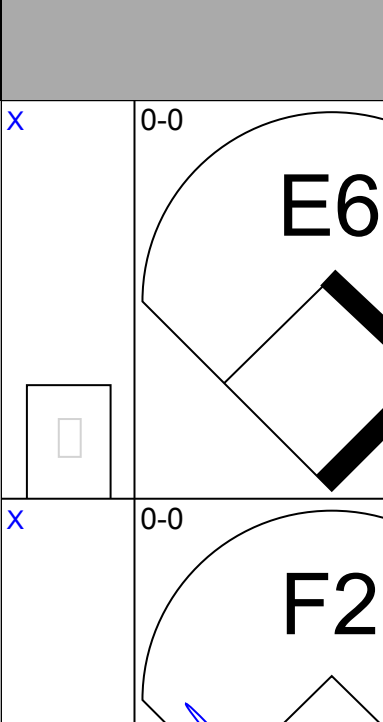
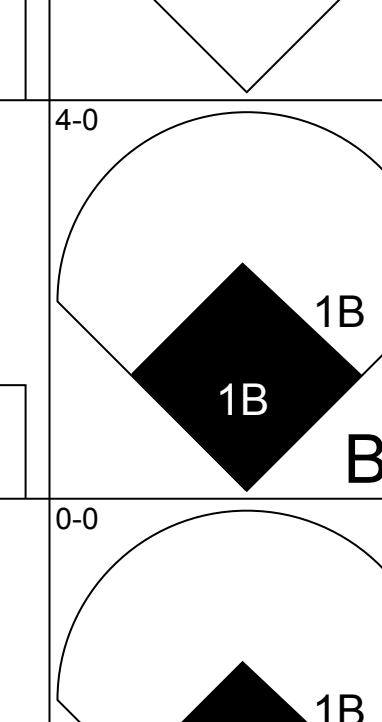
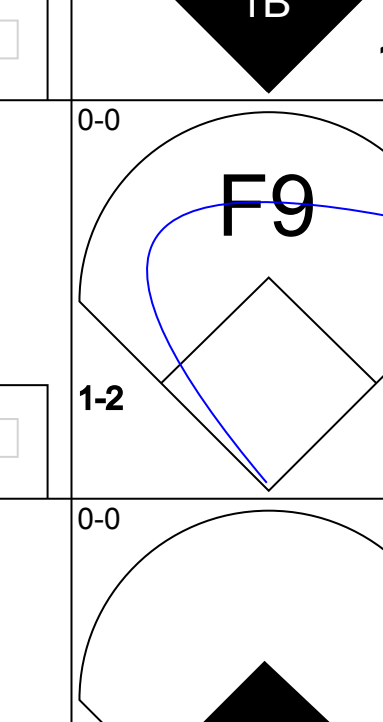
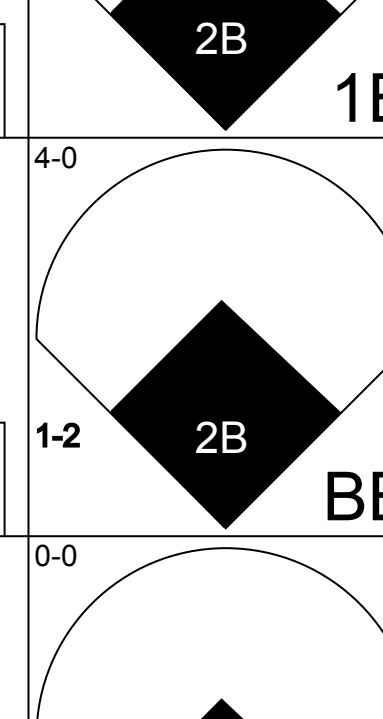
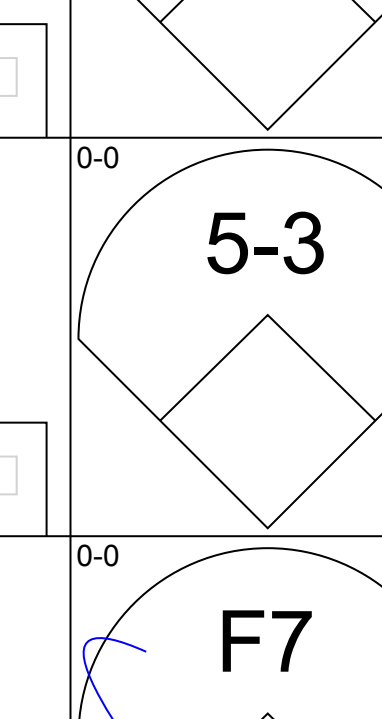
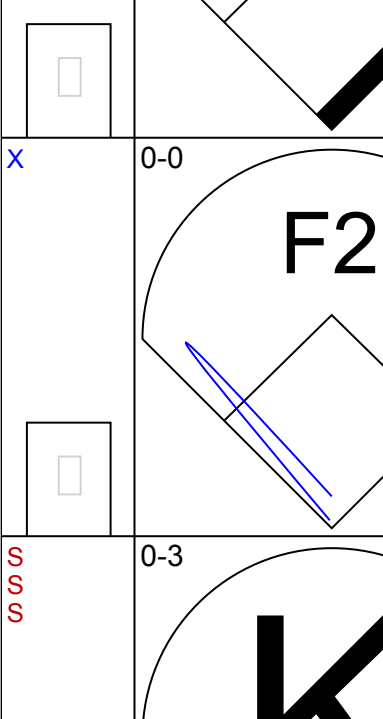
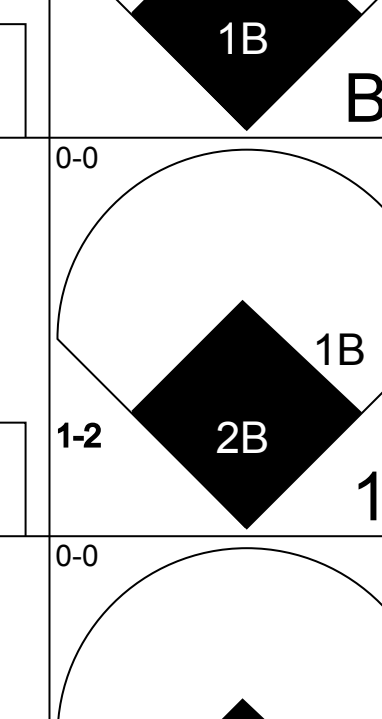
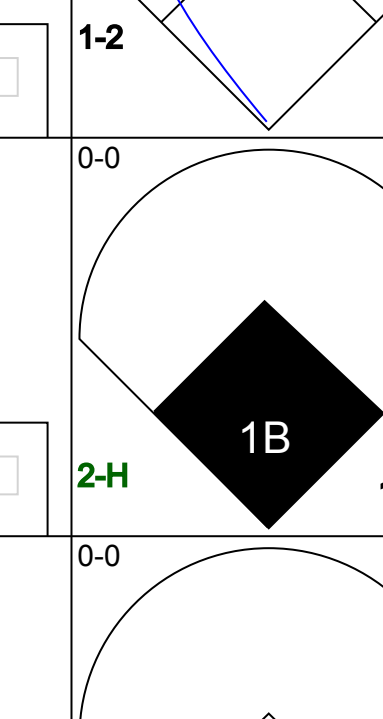
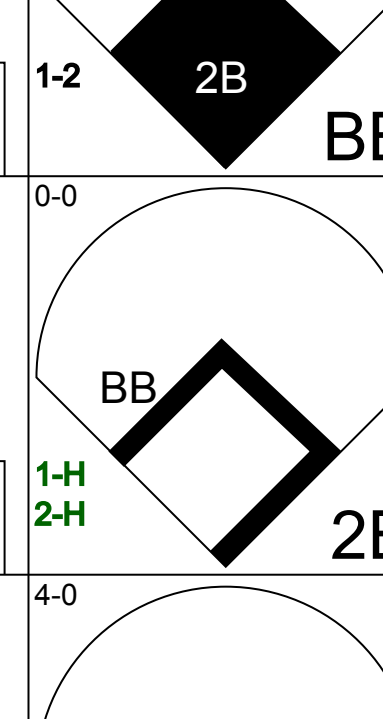
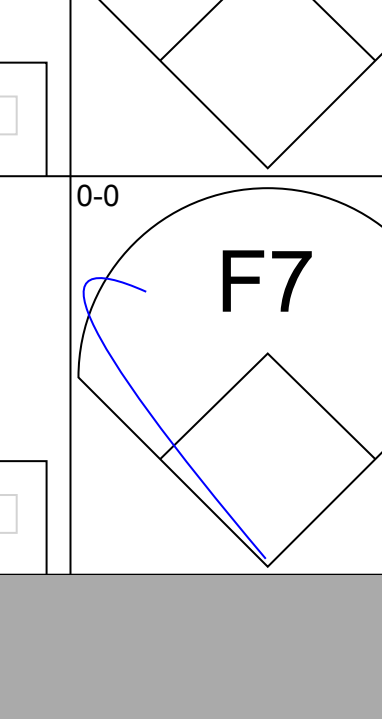
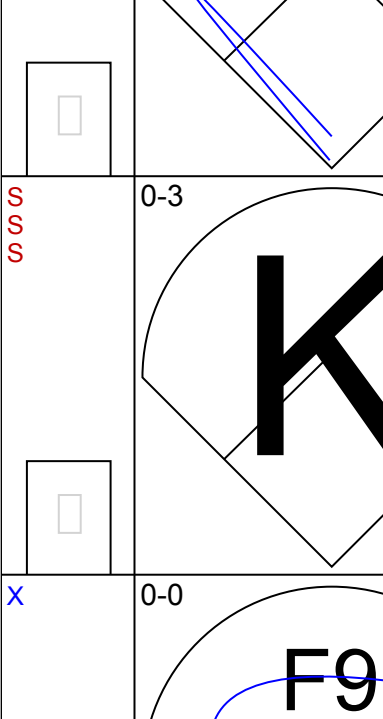
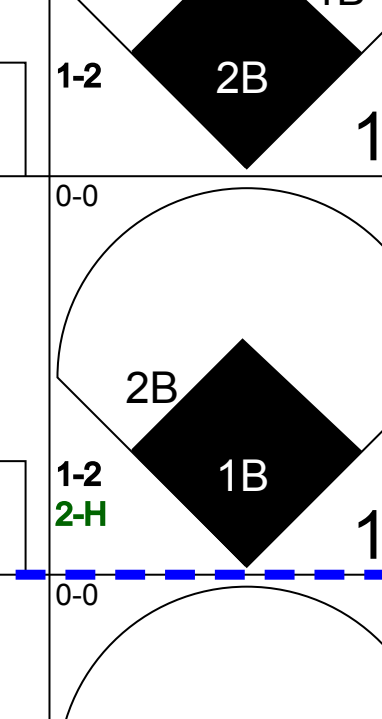
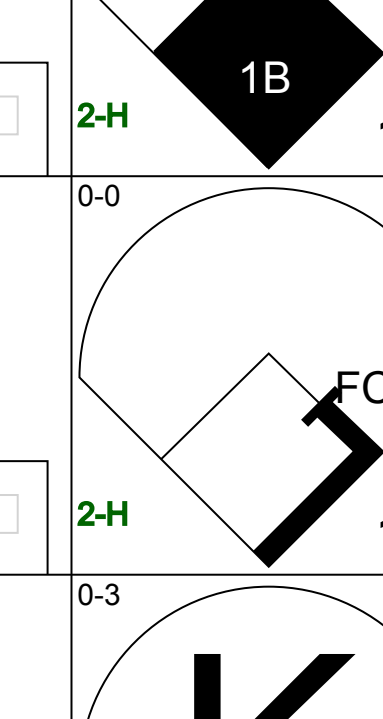
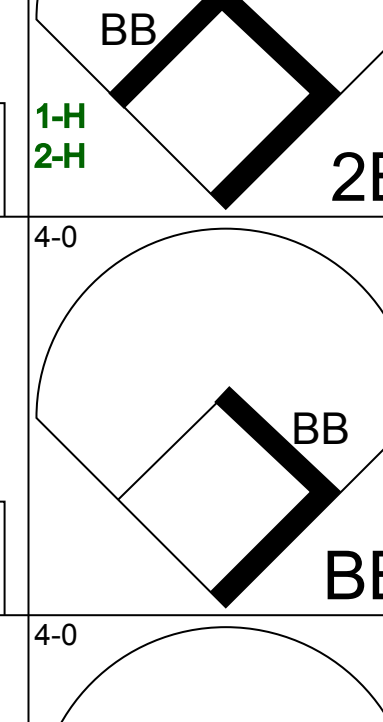
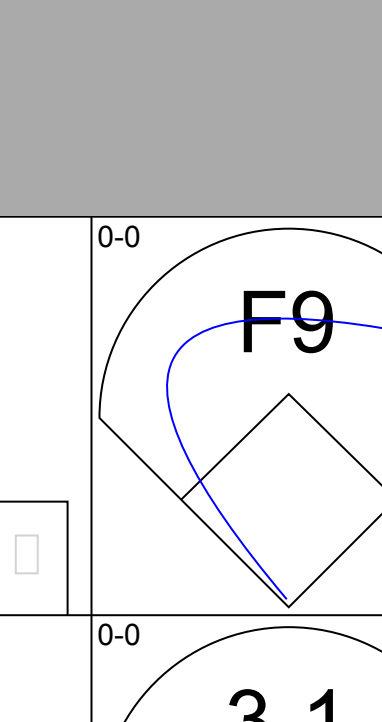
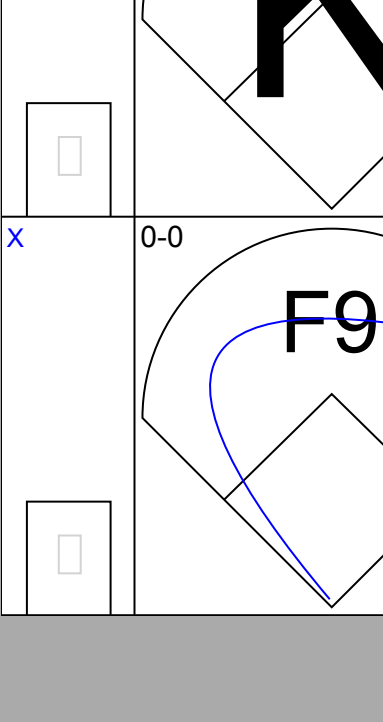
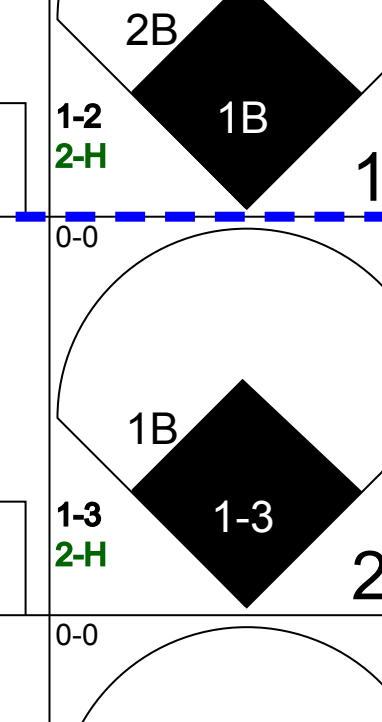
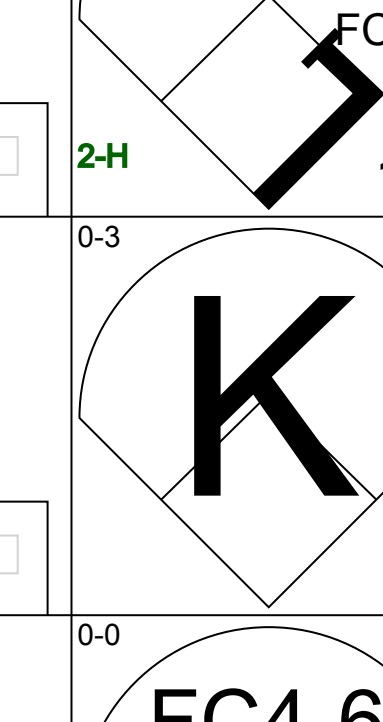
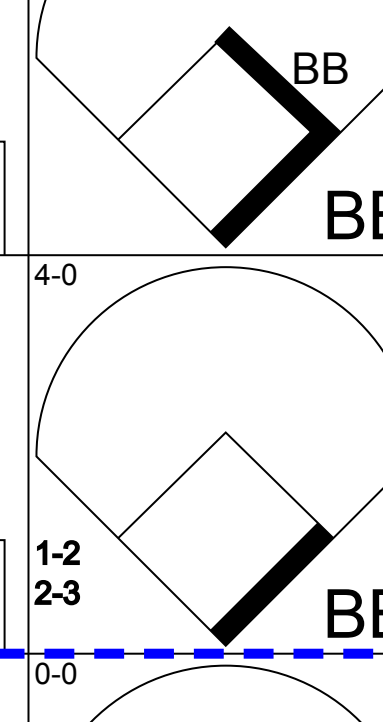
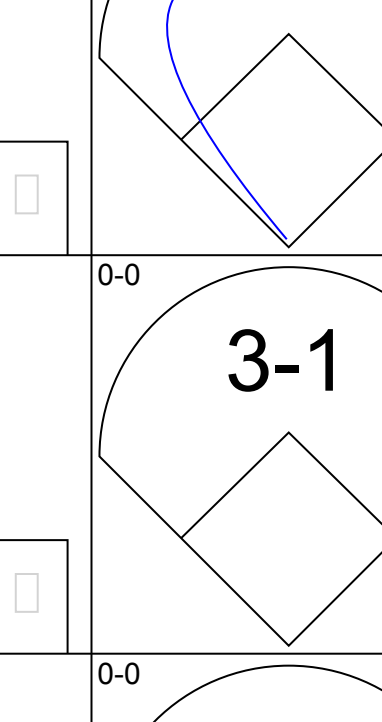
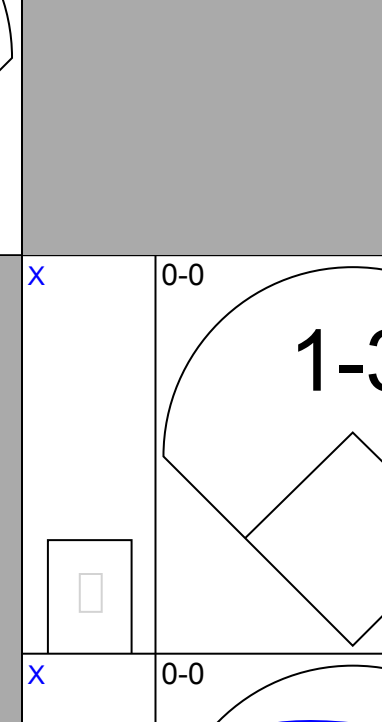
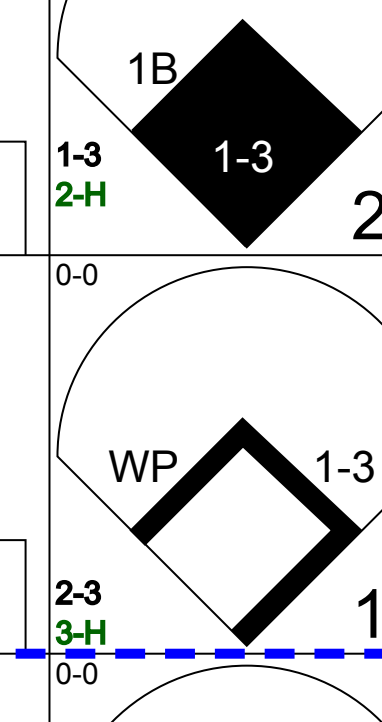
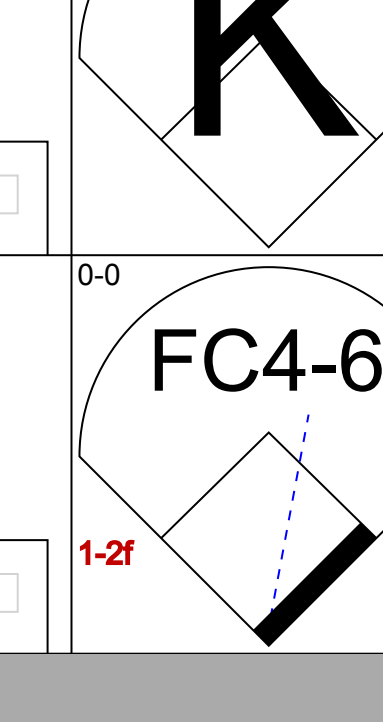
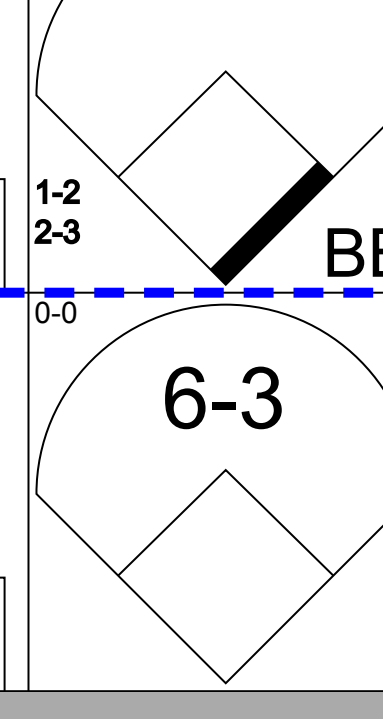
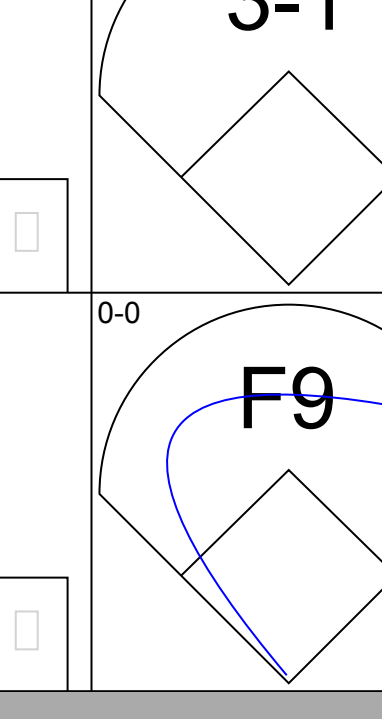
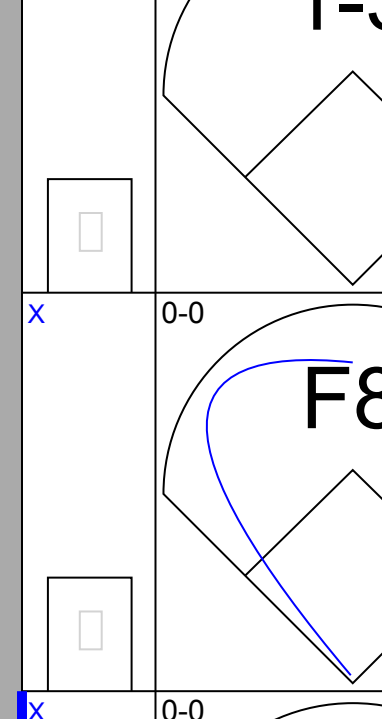
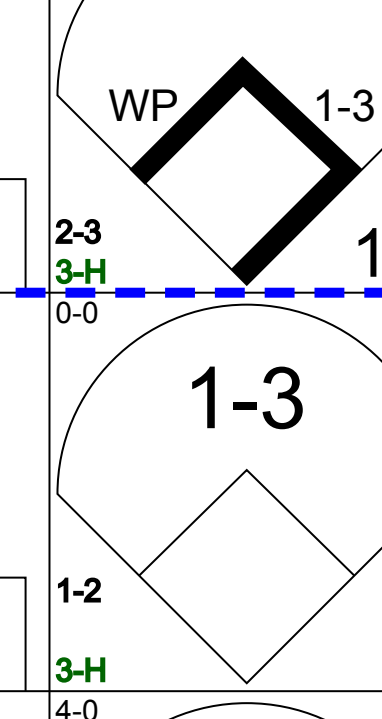
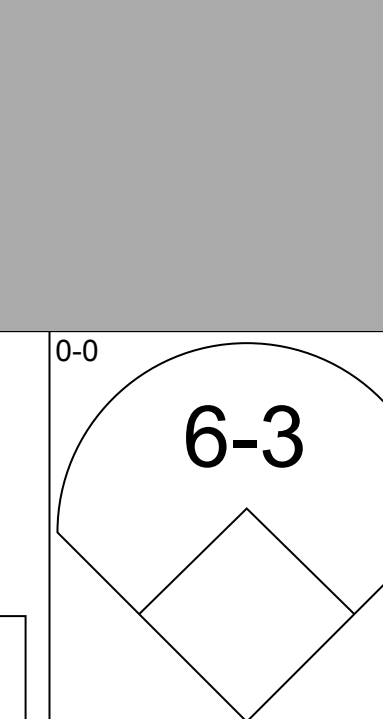
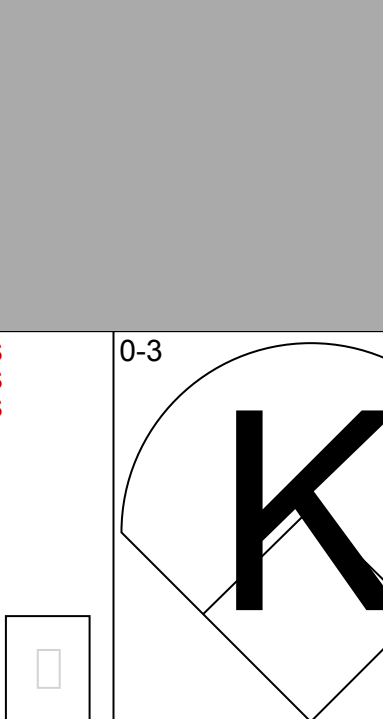
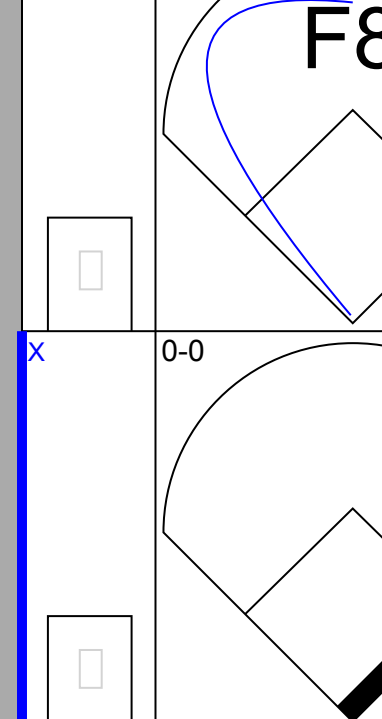
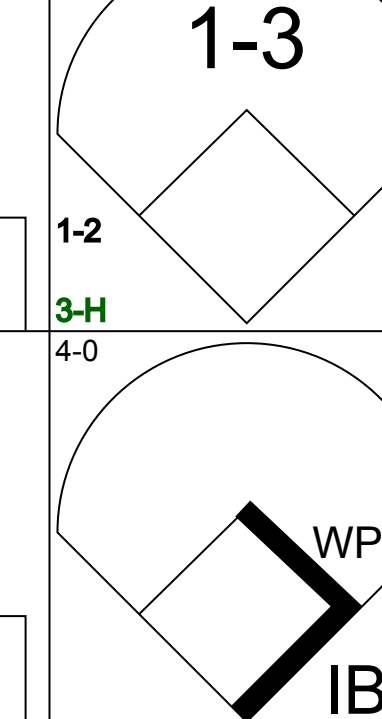
Batter	1	2	3	4	5	6	7	8	9	AB	R	H	RBI	BB	SO	LOB	BOTTOM
Dwain Anderson, R (1, 6) Reggie Jackson, L (9, FH) George Hendrick, R (9, PR) OBP: 0.350, SLG: 0.389 OBP: 0.356, SLG: 0.505 OBP: 0.259, SLG: 0.295	0-3 K		0-0 6-3		0-0 F4		0-0 F4		0-0 1B	3 0 0 0 0 1 0	3	0	0	0	1	0	
Joe Rudi, R (1, 7) OBP: 0.305, SLG: 0.390	0-0 1B		0-0 F6		0-0 FC1-6		0-0 F9		4 0 2 0 0 0 1	4	0	2	0	0	1		
Rick Monday, L (1, 8) OBP: 0.335, SLG: 0.444	0-3 K		0-0 4-3		0-0 FC1-6		0-0 1B		4 0 1 0 0 1 2	3	0	1	0	0	2	1	
Mike Epstein, L (1, 3) Curt Blefary, L (8, 5) OBP: 0.367, SLG: 0.408 OBP: 0.294, SLG: 0.348	0-3 K		0-3 K		0-0 G6-4-3		0-0 F9		3 0 1 0 0 0 2	1	0	0	0	0	2		
Sal Bando, R (1, 5) Mudcat Grant, R (8, 1) OBP: 0.376, SLG: 0.449 OBP: 0.333, SLG: 0.364	0-0 F7		0-3 K		0-3 K		0-0 G6-4-3		3 0 0 0 0 1 2	0	0	0	0	0	0	0	
Angel Mangual, R (1, 9) OBP: 0.327, SLG: 0.369	0-3 K		0-0 5-3		0-0 F9		0-0 F9		3 0 0 0 0 1 0	3	0	0	0	0	1	0	
Dave Duncan, R (1, 2) OBP: 0.306, SLG: 0.414	0-3 K		0-0 F2		0-0 F3		0-0 F3		3 0 0 0 0 1 0	3	0	0	0	0	1	0	
Larry Brown, R (1, 4) OBP: 0.239, SLG: 0.234			0-0 L7		0-0 1-3		0-0 6-3		3 0 0 0 0 0 0	3	0	0	0	0	0	0	
Diego Segui, R (1, 1) Bob Locker, S (6, 1) Mike Hegan, L (8, 3) OBP: 0.122, SLG: 0.149 OBP: 0.345, SLG: 0.351			0-3 K		0-3 K		0-3 K		1 0 0 0 0 1 0	1	0	0	0	0	1	0	
Inning Stats	R: 0 H: 1 E: 0 LOB: 1 K: 3 BB: 0 S: 10	R: 0 H: 0 E: 0 LOB: 0 K: 2 BB: 0 S: 7	R: 0 H: 0 E: 0 LOB: 0 K: 1 BB: 0 S: 5	R: 0 H: 0 E: 0 LOB: 0 K: 1 BB: 0 S: 5	R: 0 H: 0 E: 0 LOB: 0 K: 1 BB: 0 S: 5	R: 0 H: 0 E: 0 LOB: 0 K: 1 BB: 0 S: 5	R: 0 H: 2 E: 0 LOB: 1 K: 0 BB: 0 S: 4	R: 0 H: 0 E: 0 LOB: 0 K: 0 BB: 0 S: 3	R: 0 H: 2 E: 0 LOB: 2 K: 1 BB: 0 S: 7	1B: 5 SF: 0 2B: 0 SAC: 0 3B: 0 DP: 1 HR: 0 HBP: 0	WP: 0 PA: 31 RBI: 0 SB: 0 CS: 0						
PITCHER	IP WLS BF H R ER SO BB IBB HBP BLK WP HR S P ERA WHIP	IP WLS BF H R ER SO BB IBB HBP BLK WP HR S P ERA WHIP	IP WLS BF H R ER SO BB IBB HBP BLK WP HR S P ERA WHIP	IP WLS BF H R ER SO BB IBB HBP BLK WP HR S P ERA WHIP	IP WLS BF H R ER SO BB IBB HBP BLK WP HR S P ERA WHIP	IP WLS BF H R ER SO BB IBB HBP BLK WP HR S P ERA WHIP	IP WLS BF H R ER SO BB IBB HBP BLK WP HR S P ERA WHIP	IP WLS BF H R ER SO BB IBB HBP BLK WP HR S P ERA WHIP	IP WLS BF H R ER SO BB IBB HBP BLK WP HR S P ERA WHIP	IP WLS BF H R ER SO BB IBB HBP BLK WP HR S P ERA WHIP							
Jim Slaton, R (1, 1) ERA: 3.84	9.0 W 31 5 0 0 10 0 0 0 0 0 0 0 51 51 0.00 0.556																

Milwaukee Brewers @ Oakland Athletics
Oakland-Alameda County Coliseum, Oakland, CA

AB 31
R 0
H 5
RBI 0
BB 0
SO 10
LOB 8



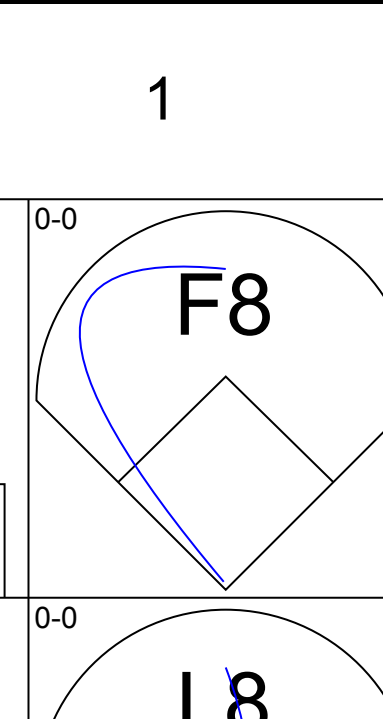
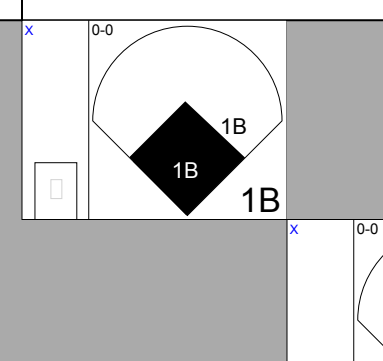
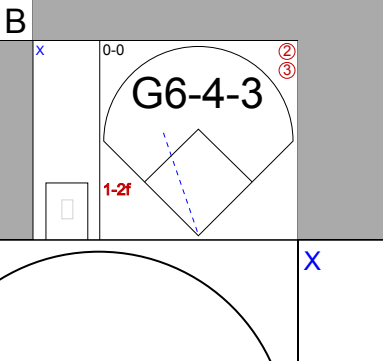
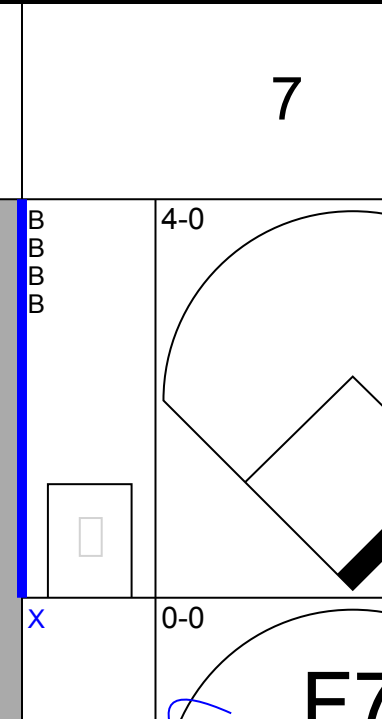
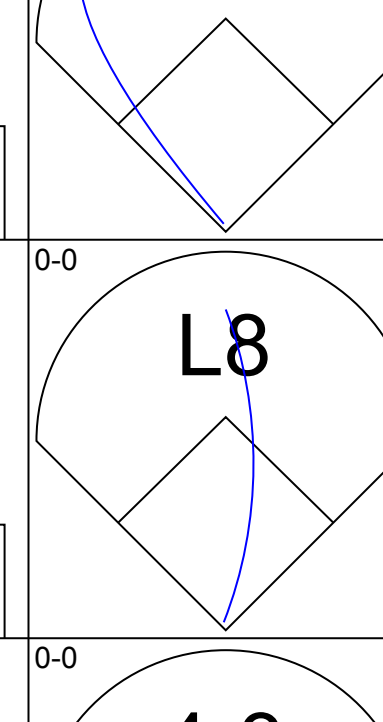
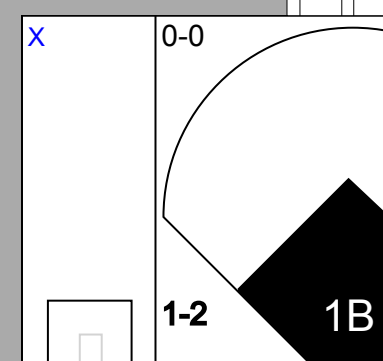
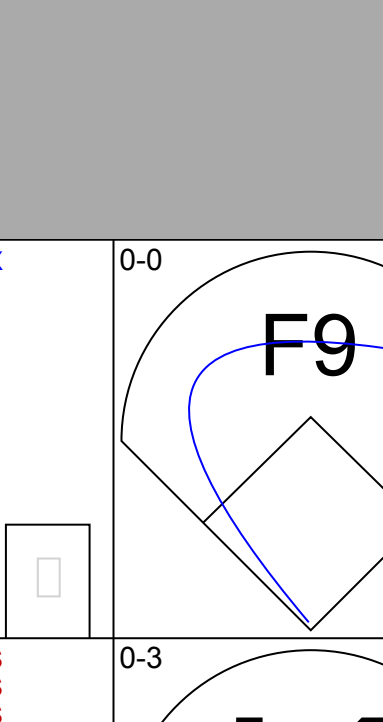
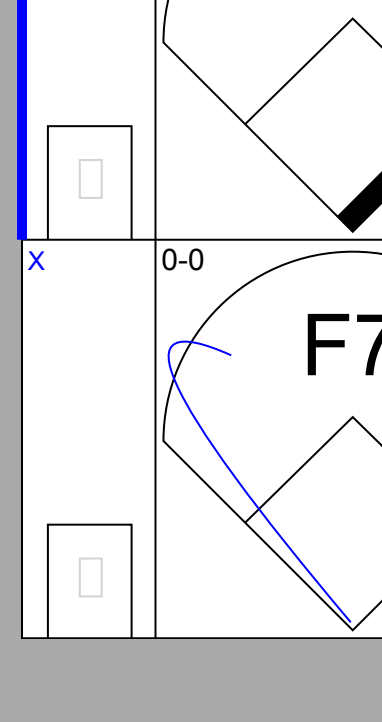
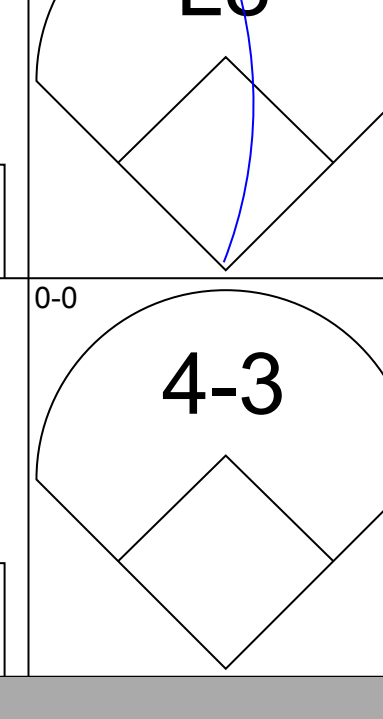
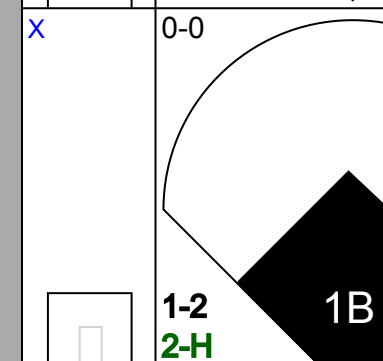
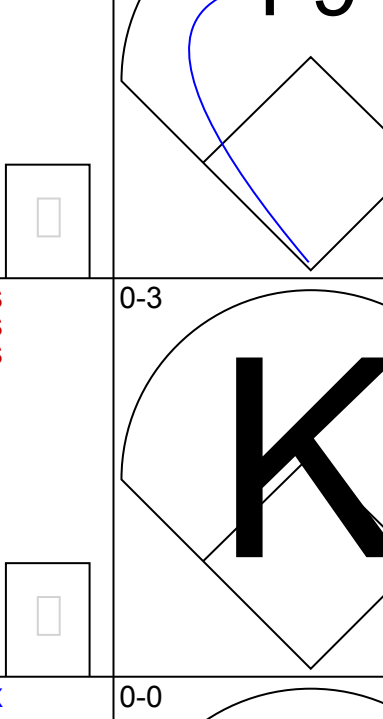
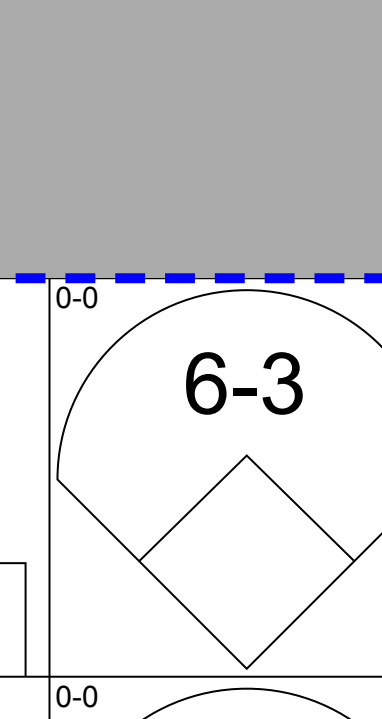
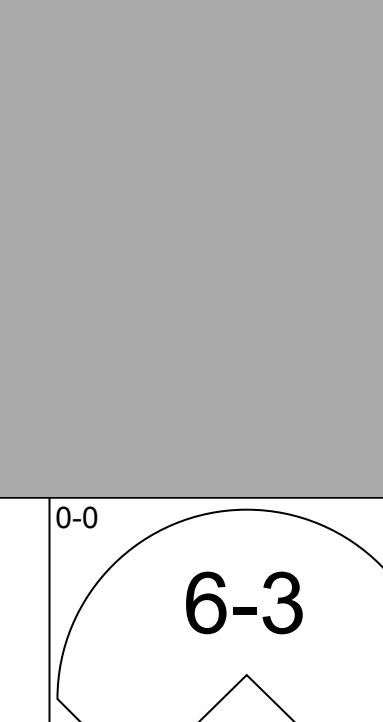
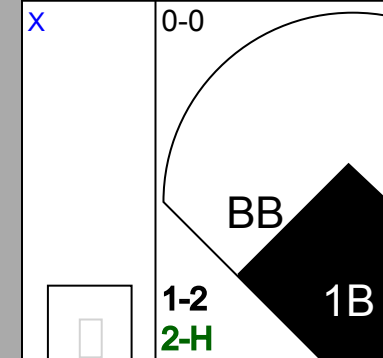
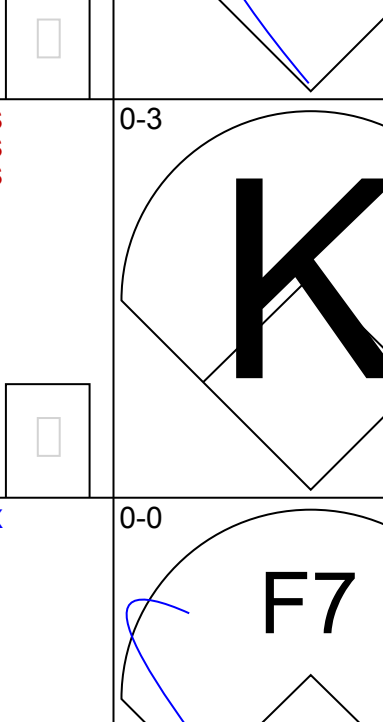
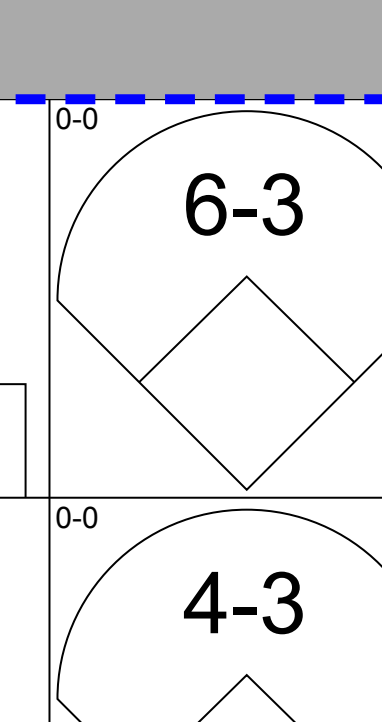
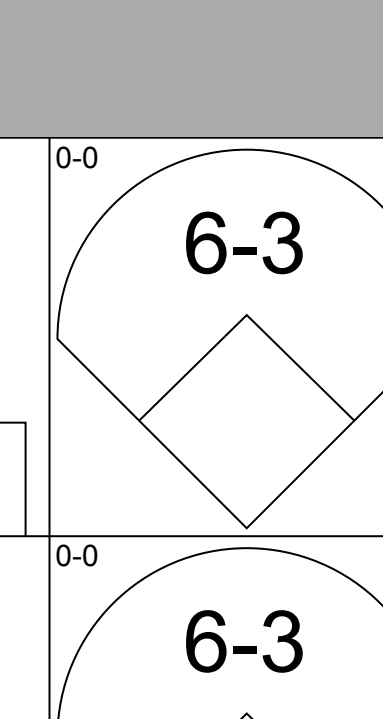
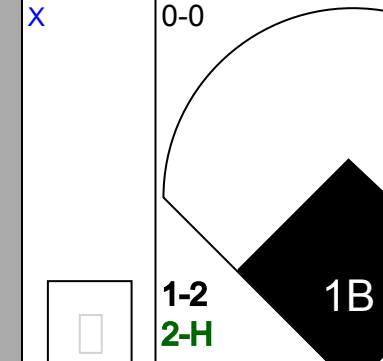

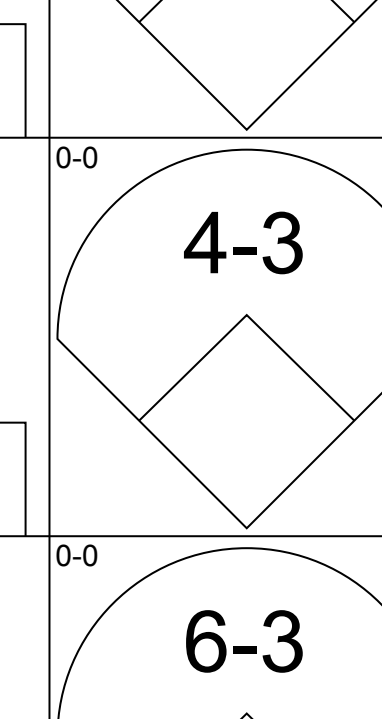
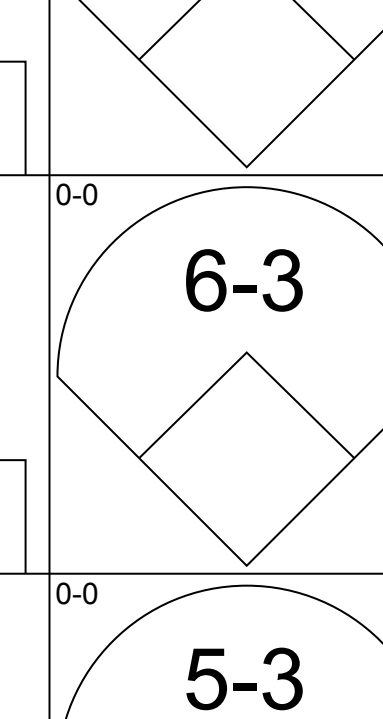
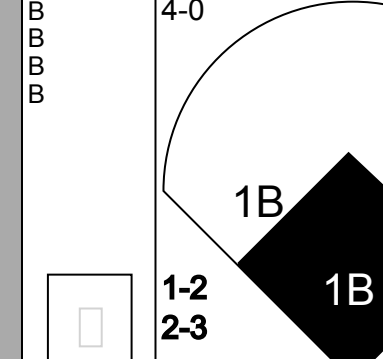

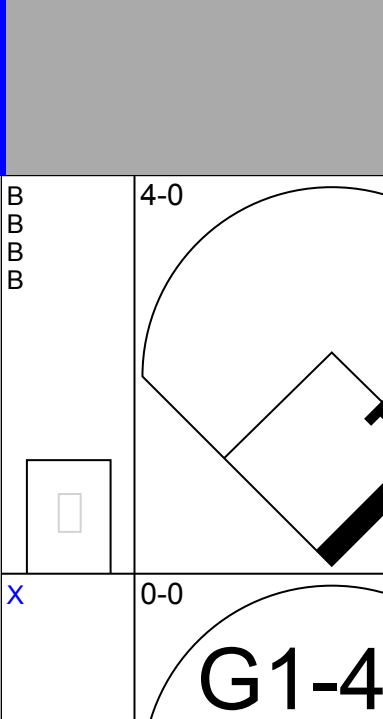


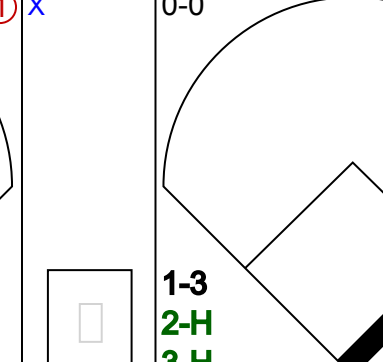
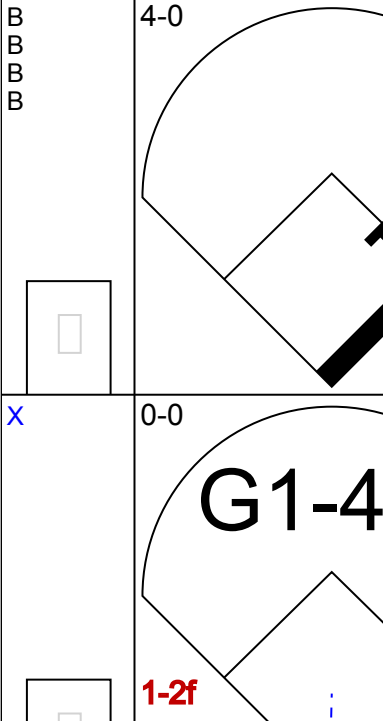
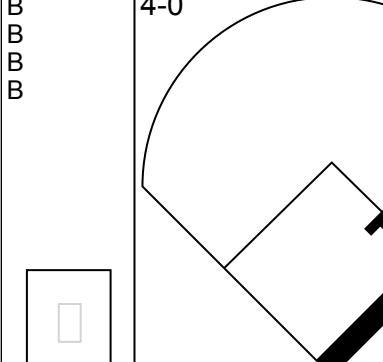
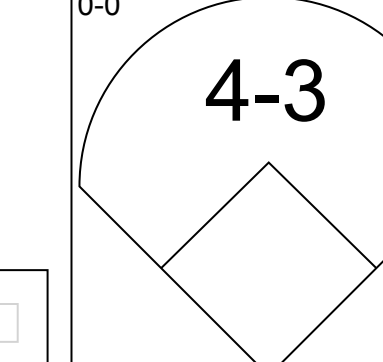
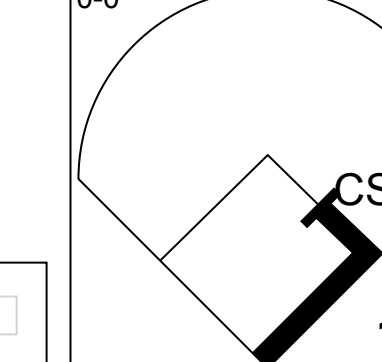
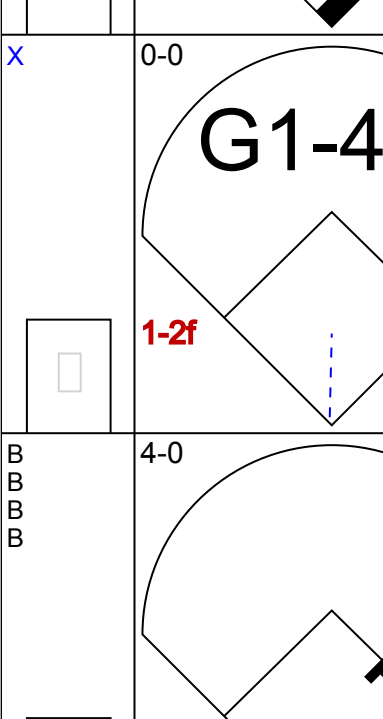
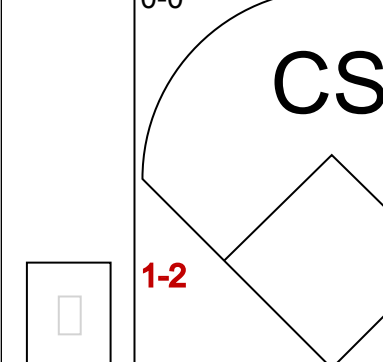
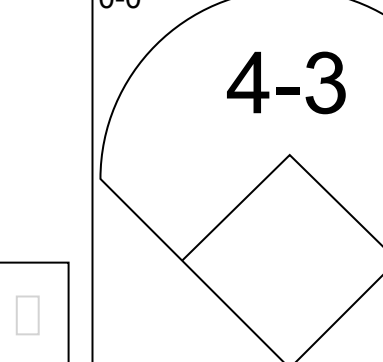
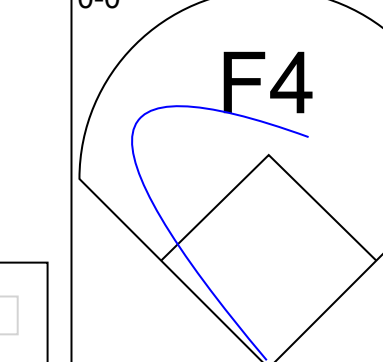
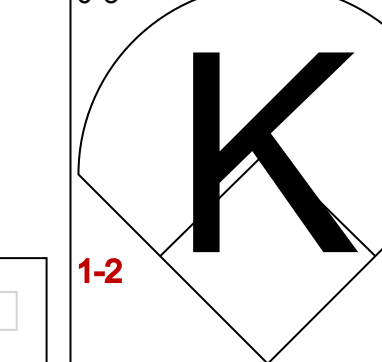
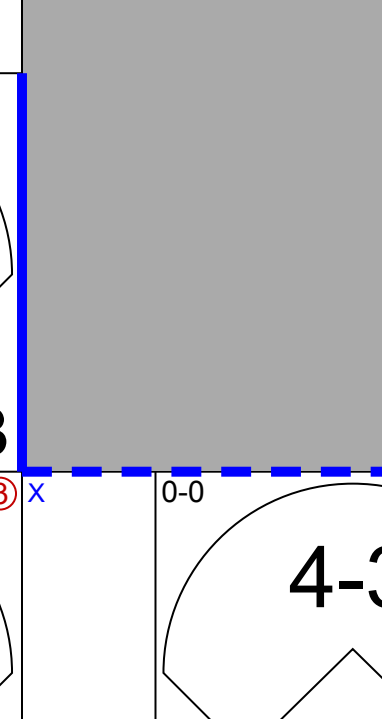
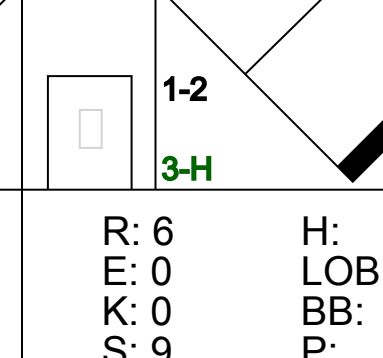
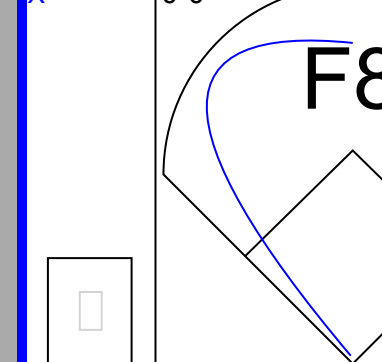
Fri Sep 24 1971, 7:05 PM PDT
Att: 3,595 - Unknown

Batter	1	2	3	4	5	6	7	8	9	AB	R	H	RBI	BB	SO	LOB	TOP		
Tommy Harper, R OBP: 0.335, SLG: 0.391 (1, 7)										5	0	0	0	0	1	3			
Rick Auerbach, R OBP: 0.291, SLG: 0.259 (1, 6)										5	1	1	0	0	1	0			
Dave May, L OBP: 0.346, SLG: 0.429 (1, 8)										4	2	2	0	1	0	1			
John Briggs, L OBP: 0.385, SLG: 0.466 Dick Schofield, S OBP: 0.304, SLG: 0.264 (1, 3) (9, 5)										4	3	2	1	1	0	1			
Jose Cardenal, R OBP: 0.301, SLG: 0.371 (1, 9)										5	1	3	4	0	1	1			
Darrell Porter, L OBP: 0.296, SLG: 0.323 Andy Kosco, R OBP: 0.292, SLG: 0.379 Elie Rodriguez, R OBP: 0.315, SLG: 0.261 (1, 2) (8, PH) (8, 2)										2	0	0	0	1	0	1			
Tom Matchick, L OBP: 0.226, SLG: 0.266 Roberto Pena, R OBP: 0.288, SLG: 0.336 (1, 5) (8, PH) (8, 5) (9, 3)										2	0	0	0	1	0	0			
Ron Theobald, R OBP: 0.340, SLG: 0.327 (1, 4)										4	0	0	1	0	0	4			
Bill Parsons, R OBP: 0.226, SLG: 0.257 Bob Reynolds, R OBP: 0.226, SLG: 0.255 Frank Tepedino, L OBP: 0.226, SLG: 0.255 Floyd Weaver, R OBP: 0.226, SLG: 0.255 Paul Rattiff, L OBP: 0.226, SLG: 0.255 Marcolino Lopez, R OBP: 0.226, SLG: 0.255 Jerry Bell, S OBP: 0.226, SLG: 0.255 (1, 1) (4, 1) (7, PH) (7, 1) (8, PH) (8, PH) (8, 1)										1	0	0	0	0	0	0			
Inning Stats	R: 2 E: 0 K: 1 S: 7	H: 2 LOB: 3 BB: 3 P: 19	R: 0 E: 0 K: 0 S: 3	H: 0 LOB: 0 BB: 0 P: 3	R: 0 E: 0 K: 0 S: 3	H: 0 LOB: 0 BB: 0 P: 3	R: 0 E: 0 K: 0 S: 3	H: 0 LOB: 0 BB: 0 P: 3	R: 0 E: 0 K: 1 S: 5	H: 1 LOB: 1 BB: 0 P: 6	R: 0 E: 0 K: 0 S: 4	H: 1 LOB: 1 BB: 0 P: 4	R: 4 E: 0 K: 1 S: 9	H: 4 LOB: 3 BB: 2 P: 17	R: 2 E: 0 K: 1 S: 8	H: 3 LOB: 1 BB: 0 P: 8	1B: 9 2B: 2 3B: 0 HR: 0	SF: 0 SAC: 0 DP: 0 HBP: 0	WP: 2 PA: 43 PB: 0 SB: 0 CS: 0
PITCHER	IP WLS BF H R ER SO BB IBB HBP BLK WP HR S P ERA WHIP																		
Chuck Dobson, R ERA: 3.64 (1, 1)	0.2	7	2	2	2	1	3	0	0	0	0	0	0	6	18	27.00	7.500		
Ron Klimkowski, R ERA: 3.19 (8, 1)	6.1	21	2	0	0	2	0	0	0	0	0	0	0	25	25	0.00	0.316		
Rollie Fingers, R ERA: 3.62 (8, 1)	0.1	4	2	3	3	1	1	0	0	0	0	0	0	5	9	81.00	9.000		
Darold Knowles, L ERA: 3.76 (8, 1)	0.0	2	2	0	0	0	0	0	0	0	0	0	2	2	∞	∞			
Bob Locker, R ERA: 2.92 (8, 1)	1.2	L 9	3	3	3	1	0	1	0	0	2	0	10	14	16.20	1.800			

Milwaukee Brewers @ Oakland Athletics
Oakland-Alameda County Coliseum, Oakland, CA
Sat Sep 25 1971, 3:33 AM PDT
Att: 5,873 - Unknown

AB 38
R 8
H 11
RBI 8
BB 5
SO 5
LOB 13



Batter	1	2	3	4	5	6	7	8	9	AB	R	H	RBI	BB	SO	LOB	BOTTOM		
Bert Campaneris, R OBP: 0.289, SLG: 0.325 Dwain Anderson, R OBP: 0.366, SLG: 0.389 (1, 6) (7, 6)										3	1	1	0	0	0	2			
Joe Rudi, R OBP: 0.305, SLG: 0.390 Adrian Garrett, L OBP: 0.320, SLG: 0.300 (1, 7) (6, 7)										3	1	1	0	0	0	0			
Reggie Jackson, L OBP: 0.356, SLG: 0.595 George Hendrick, R OBP: 0.256, SLG: 0.292 (1, 9) (6, 9)										3	1	1	1	0	1	0			
Tommy Davis, R OBP: 0.363, SLG: 0.412 Mike Hegan, L OBP: 0.345, SLG: 0.349 (1, 3) (6, 3)										3	1	1	1	0	0	0			
Sal Bando, R OBP: 0.377, SLG: 0.449 Larry Brown, R OBP: 0.238, SLG: 0.233 (1, 5) (7, 5)										2	1	1	1	1	0	0			
Gene Tenace, R OBP: 0.380, SLG: 0.433 (1, 2)										3	1	0	0	1	0	1			
Rick Monday, L OBP: 0.336, SLG: 0.444 Angel Mangual, R OBP: 0.326, SLG: 0.367 (1, 8) (7, 8)										2	0	1	2	1	0	0			
Dick Green, R OBP: 0.319, SLG: 0.347 (1, 4)										4	0	1	0	0	0	2			
Chuck Dobson, R OBP: 0.226, SLG: 0.257 Ron Klimkowski, R OBP: 0.226, SLG: 0.255 Mike Hegan, L OBP: 0.226, SLG: 0.255 Rollie Fingers, R OBP: 0.226, SLG: 0.255 Darold Knowles, L OBP: 0.226, SLG: 0.255 Bob Locker, S OBP: 0.226, SLG: 0.255 (1, 1) (1, 1) (7, PH) (8, 1) (8, 1) (8, 1)										0	0	0	0	0	0	0			
Inning Stats	R: 0 E: 0 K: 0 S: 3	H: 0 LOB: 0 BB: 0 P: 3	R: 0 E: 0 K: 0 S: 3	H: 0 LOB: 0 BB: 0 P: 3	R: 0 E: 0 K: 1 S: 5	H: 1 LOB: 1 BB: 0 P: 5	R: 6 E: 0 K: 0 S: 9	H: 7 LOB: 1 BB: 1 P: 13	R: 0 E: 0 K: 0 S: 1	H: 0 LOB: 0 BB: 2 P: 9	R: 0 E: 0 K: 0 S: 3	H: 0 LOB: 1 BB: 1 P: 7	R: 0 E: 0 K: 0 S: 3	H: 0 LOB: 0 BB: 0 P: 3	R: 0 E: 0 K: 0 S: 3	H: 0 LOB: 0 BB: 0 P: 3	1B: 8 2B: 1 3B: 0 HR: 0	SF: 0 SAC: 0 DP: 3 HBP: 0	WP: 0 PA: 36 PB: 0 SB: 0 CS: 2
PITCHER	IP WLS BF H R ER SO BB IBB HBP BLK WP HR S P ERA WHIP																		
Bill Parsons, R ERA: 3.2 (1, 1)	3.0	16	7	6	6	1	1	0	0	0	0	0	0	9	17	0.00	1.000		
Bob Reynolds, R ERA: 6.92 (7, 1)	1.0	4	0	0	0	0	1	0	0	0	0	0	3	7	0.00	1.000			
Jerry Bell, R ERA: 3.29 (8, 1)	2.0	W 6	0	0	0	0	0	0	0	0	0	0	6	6	0.00	0.000			

Milwaukee Brewers @ Oakland Athletics
Oakland-Alameda County Coliseum, Oakland, CA
Sat Sep 25 1971, 3:33 AM PDT
Att: 5,873 - Unknown

AB 31
R 6
H 8
RBI 6
BB 4
SO 2
LOB 7



Batter	1	2	3	4	5	6	7	8	9	AB	R	H	RBI	BB	SO	LOB	TOP			
Tommy Harper, R OBP: 0.334, SLG: 0.390 (1, 7)	6-3			1-3 1B		6-3			5-3	4	0	1	0	0	0	0	Milwaukee Brewers @ Oakland Athletics Oakland-Alameda County Coliseum, Oakland, CA Sun Sep 26 1971, 3:33 AM PDT Att: 10,687 - Unknown livebaseballscorecards.com			
Rick Auerbach, R OBP: 0.276, SLG: 0.254 (1, 6)	F5			F8			F6		L8	4	0	0	0	0	0	1				
Jose Cardenal, R OBP: 0.301, SLG: 0.371 Frank Tepedino, L OBP: 0.224, SLG: 0.252 (1, 9) (7, 3)	K			1-3 1-2			FC6-4 1B		F8	3	0	1	0	0	0	1				
Andy Kosco, R OBP: 0.289, SLG: 0.375 (1, 3) (7, 9)		6-3		K			FC6-4 1-2			3	0	0	0	0	1	2				
Roberto Pena, R OBP: 0.285, SLG: 0.332 (1, 5)		G3			K				6-3	3	0	0	0	0	1	1				
Elie Rodriguez, R OBP: 0.314, SLG: 0.259 Darrell Porter, L OBP: 0.292, SLG: 0.317 (1, 2) (8, PH) (8, 2)	F9			4-3				F5		2	0	0	0	0	0	0				
Dave May, L OBP: 0.346, SLG: 0.429 (1, 8)				L5				K		3	0	1	0	0	1	0				
Ron Theobald, R OBP: 0.340, SLG: 0.325 (1, 4)				G4-6-3 1B		1-3			BB	2	0	0	0	1	0	1				
Skip Lockwood, R OBP: 0.148, SLG: 0.145 John Morris, R OBP: 0.167, SLG: 0.200 Bobby Mitchell, L OBP: 0.262, SLG: 0.345 Lew Krausse, R OBP: 0.257, SLG: 0.623 Paul Rattall, L OBP: 0.257, SLG: 0.399 Floyd Weaver, R OBP: 0.257, SLG: 0.399 (1, 1) (3, 1) (6, PH) (6, 1) (8, PH) (8, 1)	6-3			K		K		K		1	0	0	0	0	0	0				
Inning Stats	R: 0 E: 0 K: 1 S: 5	H: 0 LOB: 0 BB: 0 P: 5	R: 0 E: 0 K: 0 S: 3	H: 0 LOB: 0 BB: 0 P: 3	R: 0 E: 0 K: 0 S: 3	H: 1 LOB: 0 BB: 0 P: 3	R: 0 E: 0 K: 1 S: 6	H: 1 LOB: 1 BB: 0 P: 6	R: 0 E: 0 K: 1 S: 5	H: 0 LOB: 0 BB: 0 P: 5	R: 0 E: 0 K: 0 S: 4	H: 1 LOB: 1 BB: 0 P: 4	R: 0 E: 0 K: 2 S: 7	H: 0 LOB: 1 BB: 1 P: 11	R: 0 E: 0 K: 0 S: 3	H: 0 LOB: 0 BB: 0 P: 3		1B: 3 2B: 0 3B: 0 HR: 0	SF: 0 SAC: 0 DP: 1 HBP: 0	WP: 0 PB: 0 SB: 0 CS: 0
PITCHER	IP WLS BF H R ER SO BB IBB HBP BLK WP HR S P ERA WHIP	7.0 W 23 3 0 0 4 0 0 0 0 0 0 31 31 0.00 0.429	2.0 S 7 0 0 0 2 1 0 0 0 0 0 10 14 0.00 0.500																	

Batter	1	2	3	4	5	6	7	8	9	AB	R	H	RBI	BB	SO	LOB	BOTTOM			
Bert Campaneris, R OBP: 0.289, SLG: 0.325 (1, 6)	K				SF7		K			3	1	1	1	0	2	1	Milwaukee Brewers @ Oakland Athletics Oakland-Alameda County Coliseum, Oakland, CA Sun Sep 26 1971, 3:33 AM PDT Att: 10,687 - Unknown livebaseballscorecards.com			
Joe Rudi, R OBP: 0.306, SLG: 0.389 (1, 7)	F3			E7 1B			F8			3	0	1	1	1	0	1				
Reggie Jackson, L OBP: 0.355, SLG: 0.508 Mudcat Grant, R OBP: 0.333, SLG: 0.364 (1, 9) (8, 1)	4-3			K			BB		HR	4	1	1	2	0	2	2				
Mike Epstein, L OBP: 0.365, SLG: 0.405 (1, 3)				K				F8	F9	4	0	1	0	0	1	0				
Sal Bando, R OBP: 0.378, SLG: 0.455 (1, 5)		G6-4-3 1B						6-3		4	1	2	1	0	0	1				
Rick Monday, L OBP: 0.334, SLG: 0.439 (1, 8)	K			K			F3		4-3	4	0	0	0	0	2	1				
Dave Duncan, R OBP: 0.311, SLG: 0.425 (1, 2)				4-3			FC6-4 BB		HR	3	2	2	1	1	0	1				
Dick Green, R OBP: 0.318, SLG: 0.348 (1, 4)				F8			FC6-4 2B		6-3	4	1	1	0	0	0	2				
Vida Blue, S OBP: 0.167, SLG: 0.127 Curt Blefary, L OBP: 0.299, SLG: 0.348 (1, 1) (7, PH) (8, 9)	F5			SH5-4 2B			HR		BB	1	0	0	0	0	0	1				
Inning Stats	R: 0 E: 0 K: 1 S: 5	H: 0 LOB: 0 BB: 0 P: 5	R: 0 E: 0 K: 1 S: 5	H: 1 LOB: 0 BB: 0 P: 5	R: 2 E: 1 K: 1 S: 8	H: 3 LOB: 1 BB: 0 P: 8	R: 0 E: 0 K: 2 S: 8	H: 1 LOB: 1 BB: 0 P: 8	R: 1 E: 0 K: 0 S: 4	H: 1 LOB: 1 BB: 1 P: 8	R: 2 E: 0 K: 1 S: 6	H: 1 LOB: 0 BB: 1 P: 10	R: 2 E: 0 K: 0 S: 4	H: 1 LOB: 0 BB: 0 P: 4	R: 1 E: 0 K: 0 S: 4	H: 1 LOB: 0 BB: 0 P: 4		1B: 5 2B: 1 3B: 0 HR: 3	SF: 1 SAC: 1 DP: 1 HBP: 0	WP: 0 PB: 0 SB: 0 CS: 0
PITCHER	IP WLS BF H R ER SO BB IBB HBP BLK WP HR S P ERA WHIP	2.2 L 11 4 2 1 2 1 0 0 0 0 0 17 21 3.86 1.286	2.0 10 2 3 3 1 2 0 0 0 0 2 10 18 13.50 2.000	1.0 4 1 1 1 0 0 0 0 0 0 1 4 4 9.00 1.000																



Batter	1	2	3	4	5	6	7	8	9	AB	R	H	RBI	BB	SO	LOB	TOP								
Tommy Harper, R OBP: 0.334, SLG: 0.389 (1, 7)										4	0	1	0	0	1	1	Milwaukee Brewers @ Chicago White Sox Comiskey Park, Chicago, IL Tue Sep 28 1971, 8:05 PM EDT Att: 3,825 - Unknown								
Rick Auerbach, R OBP: 0.276, SLG: 0.259 (1, 6)										4	0	1	0	0	0	2									
Dave May, L OBP: 0.345, SLG: 0.429 (1, 8)										4	2	1	0	0	1	2									
John Briggs, L OBP: 0.381, SLG: 0.462 (1, 3) (7, 9)										4	0	0	0	0	0	1									
Jose Cardenal, R OBP: 0.301, SLG: 0.370 Roberto Pena, R OBP: 0.284, SLG: 0.331 (1, 9) (7, 3)										3	1	1	1	0	0	1									
Darrell Porter, L OBP: 0.303, SLG: 0.343 (1, 2)										4	0	2	1	0	2	0									
Tom Matchick, L OBP: 0.287, SLG: 0.257 (1, 5)										4	0	0	0	0	1	2									
Ron Theobald, R OBP: 0.341, SLG: 0.326 (1, 4)										3	0	1	0	1	0	0									
Marty Pattin, R OBP: 0.148, SLG: 0.110 Ken Sanders, R (9, 1)										4	0	0	0	0	2	2									
										0	0	0	0	0	0	0									
Inning Stats	R: 1 E: 1 K: 0 S: 5	H: 1 LOB: 1 BB: 0 P: 5	R: 0 E: 0 K: 1 S: 5	H: 0 LOB: 0 BB: 0 P: 5	R: 0 E: 0 K: 1 S: 6	H: 1 LOB: 1 BB: 0 P: 6	R: 0 E: 0 K: 0 S: 4	H: 1 LOB: 1 BB: 0 P: 4	R: 0 E: 0 K: 1 S: 5	H: 0 LOB: 0 BB: 0 P: 5	R: 2 E: 0 K: 0 S: 6	H: 3 LOB: 1 BB: 0 P: 6	R: 0 E: 0 K: 1 S: 5	H: 0 LOB: 1 BB: 1 P: 9	R: 0 E: 0 K: 1 S: 5	H: 0 LOB: 0 BB: 0 P: 5	R: 0 E: 0 K: 3 S: 10	H: 1 LOB: 1 BB: 0 P: 10	1B: 4 2B: 3 3B: 0 HR: 0	SF: 0 SAC: 0 DP: 0 HBP: 0	WP: 0 PB: 0 CS: 0	PA: 36			
PITCHER	IP	WLS	BF	H	R	ER	SO	BB	IBB	HBP	BLK	WP	HR	S	P	ERA	WHIP								
Tom Bradley, R ERA: 2.96 Terry Forster, L ERA: 3.99	(1, 1) (9, 1)	8.0 L	32	6	3	2	5	1	0	0	0	0	0	41	45	2.25	0.875								

Batter	1	2	3	4	5	6	7	8	9	AB	R	H	RBI	BB	SO	LOB	BOTTOM								
Lee Richard, R OBP: 0.285, SLG: 0.303 Steve Huntz, S (8, PH) OBP: 0.269, SLG: 0.341 (1, 6) (9, 6)										3	0	0	0	0	2	0	Milwaukee Brewers @ Chicago White Sox Comiskey Park, Chicago, IL Tue Sep 28 1971, 8:05 PM EDT Att: 3,825 - Unknown								
Pat Kelly, L OBP: 0.399, SLG: 0.398 (1, 9)										4	0	1	0	0	1	0									
Rich McKinney, R OBP: 0.337, SLG: 0.383 Luis Alvarado, R OBP: 0.246, SLG: 0.277 (1, 4) (9, PR)										3	0	0	0	1	0	1									
Bill Melton, R OBP: 0.350, SLG: 0.475 (1, 5)										4	0	0	0	0	0	1									
Carlos May, L OBP: 0.375, SLG: 0.406 (1, 3)										4	1	1	0	0	0	1									
Rick Reichardt, R OBP: 0.335, SLG: 0.430 (1, 7)										3	0	0	0	0	0	1									
Jay Johnstone, L OBP: 0.329, SLG: 0.427 (1, 8)										3	1	2	1	0	0	0									
Ed Herrmann, L OBP: 0.317, SLG: 0.347 (1, 2)										2	0	0	0	1	1	0									
Tom Bradley, R OBP: 0.165, SLG: 0.188 Tony Muser, L (8, PH) OBP: 0.400, SLG: 0.333 Terry Forster, L OBP: 0.400, SLG: 0.600 (9, 1)										2	0	0	0	0	2	2									
										1	0	0	0	0	0	0									
										0	0	0	0	0	0	0									
Inning Stats	R: 0 E: 0 K: 0 S: 3	H: 0 LOB: 0 BB: 0 P: 3	R: 1 E: 1 K: 1 S: 7	H: 2 LOB: 2 BB: 1 P: 11	R: 0 E: 0 K: 1 S: 5	H: 1 LOB: 0 BB: 0 P: 5	R: 0 E: 0 K: 0 S: 3	H: 0 LOB: 0 BB: 0 P: 3	R: 0 E: 0 K: 2 S: 7	H: 0 LOB: 0 BB: 0 P: 7	R: 0 E: 0 K: 1 S: 5	H: 0 LOB: 0 BB: 0 P: 5	R: 0 E: 0 K: 0 S: 3	H: 0 LOB: 0 BB: 0 P: 3	R: 1 E: 0 K: 0 S: 4	H: 1 LOB: 1 BB: 0 P: 4	R: 0 E: 0 K: 1 S: 5	H: 0 LOB: 1 BB: 1 P: 9	1B: 3 2B: 0 3B: 0 HR: 1	SF: 0 SAC: 0 DP: 0 HBP: 0	WP: 0 PB: 0 CS: 1	PA: 32			
PITCHER	IP	WLS	BF	H	R	ER	SO	BB	IBB	HBP	BLK	WP	HR	S	P	ERA	WHIP								
Marty Pattin, R ERA: 3.13 Ken Sanders, R ERA: 1.93	(1, 1) (9, 1)	8.1 S	30	4	2	1	6	1	0	0	0	0	0	40	48	1.08	0.600								

Batter	1	2	3	4	5	6	7	8	9	AB	R	H	RBI	BB	SO	LOB	TOP								
Tommy Harper, R OBP: 0.333, SLG: 0.385 (1, 7)	F7			F8		F8		F8		2	0	0	0	2	0	0	Milwaukee Brewers @ Chicago White Sox Comiskey Park, Chicago, IL Thu Sep 30 1971, 4:33 AM EDT Att: 2,814 - Unknown AB 31 R 1 H 2 RBI 1 BB 5 SO 5 LOB 25								
Rick Auerbach, R OBP: 0.271, SLG: 0.258 (1, 6)	5-3			F8		F8		5-3		4	0	0	0	0	2										
Jose Cardenal, R OBP: 0.300, SLG: 0.369 (1, 9)	4-3			4-3		F4			E BB 1B	4	1	1	0	0	1										
John Briggs, L OBP: 0.377, SLG: 0.453 (1, 3)		G3			1B BB	K			E6 BB E FC3-2	3	0	0	0	1	2										
Dave May, L OBP: 0.343, SLG: 0.425 (1, 8)		6-3			1B BB		F8		E3 FC3-2 BB	3	0	0	0	1	2										
Ron Theobald, R OBP: 0.342, SLG: 0.325 (1, 4)										2	0	1	0	0	0										
Dick Schofield, S OBP: 0.301, SLG: 0.261 (6, PH)		5-3							K	1	0	0	0	0	1										
Andy Kosco, R OBP: 0.291, SLG: 0.379 (6, PH)									K	1	0	0	0	0	1										
Darrell Porter, L OBP: 0.300, SLG: 0.329 (1, 2)				K		F2			FC3-2 BB	3	0	0	1	1	3										
Bob Heise, R OBP: 0.264, SLG: 0.275 (8, PH)				F7		F3			FC3-2	2	0	0	0	0	3										
Paul Ratliff, L OBP: 0.250, SLG: 0.365 (8, PH)										1	0	0	0	0	1										
Tom Matchick, L OBP: 0.264, SLG: 0.254 (8, 5)										1	0	0	0	0	3										
Bill Parsons, R OBP: 0.250, SLG: 0.250 (6, 1)										2	0	0	0	0	3										
John Morris, R OBP: 0.187, SLG: 0.200 (7, 1)										0	0	0	0	0	0										
Lew Krausse, R OBP: 0.104, SLG: 0.023 (6, PH)										0	0	0	0	0	0										
Frank Tepesch, R OBP: 0.222, SLG: 0.230 (8, 1)										1	0	0	0	0	0										
Ken Sanders, R OBP: 0.275, SLG: 0.325 (6, PH)										1	0	0	0	0	3										
Roberto Pena, R OBP: 0.275, SLG: 0.325 (6, PH)										1	0	0	0	0	3										
Inning Stats	R: 0 E: 0 K: 0 S: 3	H: 0 LOB: 0 BB: 0 P: 3	R: 0 E: 0 K: 0 S: 3	H: 0 LOB: 0 BB: 0 P: 3	R: 0 E: 0 K: 1 S: 5	H: 0 LOB: 0 BB: 0 P: 5	R: 0 E: 0 K: 0 S: 3	H: 0 LOB: 0 BB: 0 P: 3	R: 0 E: 0 K: 0 S: 4	H: 1 LOB: 3 BB: 2 P: 12	R: 0 E: 0 K: 1 S: 5	H: 0 LOB: 1 BB: 1 P: 9	R: 0 E: 0 K: 1 S: 5	H: 0 LOB: 0 BB: 0 P: 5	R: 0 E: 0 K: 1 S: 5	H: 0 LOB: 1 BB: 1 P: 9	R: 1 E: 2 K: 1 S: 8	H: 1 LOB: 3 BB: 1 P: 12	1B: 2 2B: 0 3B: 0 HR: 0	SF: 0 SAC: 0 DP: 0 HBP: 0	WP: 0 PB: 0 SB: 2 CS: 0	PA: 36			
PITCHER	IP	WLS	BF	H	R	ER	SO	BB	IBB	HBP	BLK	WP	HR	S	P	ERA	WHIP								
Jim Magnuson, L ERA: 4.5 (1, 1)	2.0		6	0	0	0	0	0	0	0	0	0	0	6	6	0.00	0.000								
Rich Hinton, L ERA: 4.44 (3, 1)	2.0	W	6	0	0	0	1	0	0	0	0	0	0	8	8	0.00	0.000								
Don Eddy, L ERA: 2.35 (5, 1)	2.0		10	1	0	0	1	3	0	0	0	0	0	9	21	0.00	2.000								
Dennis O'Toole, R ERA: (7, 1)	2.0		7	0	0	0	2	1	0	0	0	0	0	10	14	0.00	0.500								
Stan Perzanowski, R ERA: 12.0 (9, 1)	1.0	S	7	1	1	0	1	1	0	0	0	0	0	8	12	0.00	2.000								

Batter	1	2	3	4	5	6	7	8	9	AB	R	H	RBI	BB	SO	LOB	BOTTOM								
Bill Melton, R OBP: 0.352, SLG: 0.492 (1, 5)	6-3									2	1	1	1	0	0	0	Milwaukee Brewers @ Chicago White Sox Comiskey Park, Chicago, IL Thu Sep 30 1971, 4:33 AM EDT Att: 2,814 - Unknown AB 30 R 2 H 9 RBI 2 BB 3 SO 7 LOB 16								
Walt Williams, R OBP: 0.344, SLG: 0.424 (4, 5)										1	0	1	0	1	0	0									
Pat Kelly, L OBP: 0.394, SLG: 0.390 (1, 9)										3	0	1	0	1	1	1									
Rich McKinney, R OBP: 0.334, SLG: 0.377 (1, 4)										4	0	0	0	0	1	4									
Ken Hotman, R OBP: 0.176, SLG: 0.125 (1, 7)										4	0	1	0	0	0	4									
Jay Johnstone, L OBP: 0.329, SLG: 0.425 (1, 8)										3	0	1	0	0	1	0									
Rich Morales, R OBP: 0.336, SLG: 0.319 (8, PH)										1	0	0	0	0	0	1									
Tony Muser, L OBP: 0.353, SLG: 0.438 (1, 3)										4	1	2	0	0	1	1									
Lee Richard, R OBP: 0.286, SLG: 0.304 (1, 6)										3	0	0	0	0	1	2									
Chuck Brinkman, R OBP: 0.304, SLG: 0.200 (1, 2)										2	0	1	1	1	1	0									
Jim Magnuson, R OBP: 0.296, SLG: 0.337 (2, PH)										0	0	0	0	0	0	0									
Steve Huntz, S OBP: 0.296, SLG: 0.337 (3, 1)										1	0	0	0	0	0	1									
Rich Hinton, L ERA: 3.72 (3, 1)										0	0	0	0	0	0	0									
Don Eddy, R OBP: 0.300, SLG: 0.300 (5, 1)										1	0	1	0	0	0	0									
Carlos May, L OBP: 0.157, SLG: 0.406 (6, PH)										0	0	0	0	0	0	0									
Rick Reichardt, R OBP: 0.335, SLG: 0.429 (6, PH)										1	0	0	0	0	1	2									
Dennis O'Toole, R ERA: (7, 1)										0	0	0	0	0	0	0									
Stan Perzanowski, S ERA: (9, 1)										0	0	0	0	0	0	0									
Inning Stats	R: 0 E: 1 K: 0 S: 4	H: 1 LOB: 1 BB: 0 P: 4	R: 1 E: 0 K: 1 S: 7	H: 3 LOB: 1 BB: 0 P: 7	R: 1 E: 0 K: 1 S: 6	H: 1 LOB: 0 BB: 0 P: 6	R: 0 E: 0 K: 2 S: 7	H: 0 LOB: 0 BB: 0 P: 7	R: 0 E: 0 K: 2 S: 9	H: 2 LOB: 3 BB: 1 P: 13	R: 0 E: 0 K: 1 S: 6	H: 1 LOB: 2 BB: 1 P: 10	R: 0 E: 0 K: 0 S: 2	H: 0 LOB: 0 BB: 1 P: 6	R: 0 E: 0 K: 0 S: 4	H: 1 LOB: 1 BB: 0 P: 4	1B: 6 2B: 1 3B: 1 HR: 1	SF: 0 SAC: 1 DP: 1 HBP: 0	WP: 0 PB: 0 SB: 0 CS: 2	PA: 34					
PITCHER	IP	WLS	BF	H	R	ER	SO	BB	IBB	HBP	BLK	WP	HR	S	P	ERA	WHIP								
Bill Parsons, R ERA: 3.2 (1, 1)	5.2	L	26	8	2	2	6	1	0	0	0	0	0	4	8	0.00	1.000								
John Morris, L ERA: 3.72 (6, 1)	1.0		3	0	0	0	1	1	0	0	0	0	0	4	8	0.00	1.000								
Lew Krausse, R ERA: 2.94 (7, 1)	0.1		1	0	0	0	0	0	0	0	0	0	0	1	1	0.00	0.000								
Ken Sanders, R ERA: 1.91 (8, 1)	1.0		4	1	0	0	0	0	0	0	0	0	0	4	4	0.00	1.000								