

Milwaukee Brewers - 1973

Batter	1	2	3	4	5	6	7	8	9	AB	R	H	RBI	BB	SO	LOB	TOP		
Dave May, L (1.8)	5-3		5-3			E3 2B		F6		4	0	0	0	0	0	0			
Rick Auerbach, R (1.6) OBP: 0.290, SLG: 0.500	F8			F8				E6 G6-4-3		4	0	1	0	0	0	0			
John Briggs, L (1.7) OBP: 0.250, SLG: 0.250				F9		F8		F4		4	0	1	0	0	0	3			
George Scott, R (1.3)	K			F7		1-3		G6-4-3 1-2		4	0	0	0	0	1	4			
Don Money, R (1.5)		6-3				F9		F7		3	0	0	0	0	0	0			
Ollie Brown, R (1.10)		4-3				5-3		F9		3	0	0	0	0	0	0			
Gorman Thomas, R (1.9) OBP: 0.333, SLG: 1.000				F7				6-3		3	0	1	0	0	0	0			
Ellie Rodriguez, R (1.2)				F8		5-3		6-3		3	0	0	0	0	0	1			
Pedro Garcia, R (1.4)				6-3		5-3		5-3		3	0	0	0	0	0	0			
Inning Stats	R: 0 E: 0 K: 1 S: 6	H: 1 LOB: 1 BB: 0 P: 6	R: 0 E: 0 K: 0 S: 3	H: 0 LOB: 0 BB: 0 P: 3	R: 0 E: 0 K: 0 S: 3	H: 0 LOB: 0 BB: 0 P: 3	R: 0 E: 0 K: 0 S: 4	H: 1 LOB: 1 BB: 0 P: 4	R: 0 E: 1 K: 0 S: 5	H: 1 LOB: 2 BB: 0 P: 5	R: 0 E: 0 K: 0 S: 3	H: 0 LOB: 0 BB: 0 P: 3	R: 0 E: 0 K: 0 S: 3	H: 0 LOB: 0 BB: 0 P: 3	R: 0 E: 1 K: 0 S: 3	H: 0 LOB: 0 BB: 0 P: 3	1B: 1 2B: 1 3B: 1 HR: 0	SF: 0 SAC: 0 DP: 1 HBP: 0	WP: 0 PA: 31 CS: 0
PITCHER Dave McNally, L (1.1) ERA:	IP: 9.0 WLS: W BF: 31 H: 3 R: 0 ER: 0 SO: 1 BB: 0 IBB: 0 HBP: 0 BLK: 0 WP: 0 HR: 0 S: 33 P: 33 ERA: 0.00 WHIP: 0.333															ERA: 0.00 WHIP: 0.333			

Milwaukee Brewers @ Baltimore Orioles
Memorial Stadium, Baltimore, MD
Fri Apr 06 1973, 3:33 AM EST
Att: 26,543 - Unknown

AB 31
R 0
H 3
RBI 0
BB 0
SO 1
LOB 8



Batter	1	2	3	4	5	6	7	8	9	AB	R	H	RBI	BB	SO	LOB	BOTTOM		
Merv Rettenmund, R (1.9) OBP: 0.400, SLG: 0.400	1-3			K				6-3		5	0	2	2	0	1	2			
Bobby Grich, R (1.4)	F7					F6		F8		5	0	0	0	0	1	3			
Boog Powell, L (1.3)	E9			F8		F9		G3		5	1	0	0	0	0	1			
Enos Cabell, R (9.3)						1-3				0	0	0	0	0	0	0			
Earl Williams, R (1.2) OBP: 0.200, SLG: 0.400	E6 2B HR			E5 3B				6-3		5	3	1	0	0	1	0			
Don Baylor, R (1.7) OBP: 1.000, SLG: 2.750				FC5-2 3B						4	2	4	3	0	0	0			
Brooks Robinson, R (1.5) OBP: 0.500, SLG: 2.000				FC5-2 FC4		6-3				4	2	2	4	0	0	2			
Paul Blair, R (1.8) OBP: 0.250, SLG: 0.250	6-3			FC4				F7		4	1	1	0	0	0	1			
Terry Crowley, L (1.10) OBP: 0.500, SLG: 0.500				F5		F4				4	1	2	0	0	0	0			
Mark Belanger, R (1.6) OBP: 0.500, SLG: 0.333		6-3				5-3				3	0	1	0	1	0	0			
Inning Stats	R: 4 E: 2 K: 0 S: 7	H: 2 LOB: 0 BB: 0 P: 7	R: 0 E: 0 K: 0 S: 4	H: 1 LOB: 1 BB: 0 P: 4	R: 1 E: 1 K: 0 S: 5	H: 1 LOB: 1 BB: 0 P: 5	R: 0 E: 0 K: 1 S: 5	H: 0 LOB: 0 BB: 0 P: 5	R: 1 E: 0 K: 0 S: 5	H: 2 LOB: 1 BB: 0 P: 5	R: 2 E: 0 K: 1 S: 7	H: 3 LOB: 1 BB: 1 P: 11	R: 2 E: 0 K: 1 S: 9	H: 4 LOB: 2 BB: 0 P: 9	R: 0 E: 0 K: 0 S: 3	H: 0 LOB: 0 BB: 0 P: 3	1B: 6 2B: 4 3B: 1 HR: 3	SF: 0 SAC: 0 DP: 1 HBP: 0	WP: 0 PA: 40 CS: 2
PITCHER Jim Colborn, R (1.1) ERA: 1.8 Bill Champion, R (6.1) ERA: 21.6 Gary Ryerson, L (7.1) ERA:	IP: 5.0 WLS: L BF: 24 H: 6 R: 6 ER: 1 SO: 1 BB: 0 IBB: 0 HBP: 0 BLK: 0 WP: 0 HR: 1 S: 26 P: 26 ERA: 1.80 WHIP: 1.200															ERA: 21.60 WHIP: 4.800			

Milwaukee Brewers @ Baltimore Orioles
Memorial Stadium, Baltimore, MD
Fri Apr 06 1973, 3:33 AM EST
Att: 26,543 - Unknown

AB 39
R 10
H 13
RBI 9
BB 1
SO 3
LOB 9



Batter	1	2	3	4	5	6	7	8	9	10	AB	R	H	RBI	BB	SO	LOB	TOP									
Dave May, L OBP: 0.222, SLG: 0.889 (1, 8)	F2	F9			K		HR			HR	5	2	2	3	0	1	0	Milwaukee Brewers @ Baltimore Orioles Memorial Stadium, Baltimore, MD Sat Apr 07 1973, 3:33 AM EST Att: 6,740 - Unknown									
Rick Auerbach, R OBP: 0.111, SLG: 0.222 (1, 6)	F3	F3			F7		K			4-3	5	0	0	0	0	1	0										
John Briggs, L OBP: 0.222, SLG: 0.125 (1, 7)	FC6-4 BB				4-3		F8			5-3	4	0	0	0	1	1	0										
George Scott, R (1, 3)	FC6-4				F9		F8		F4	F8	5	0	0	0	0	0	1										
Don Money, R OBP: 0.226, SLG: 0.167 (1, 5)		1B			CS		F7		F8		3	1	1	0	1	0	0										
Ollie Brown, R OBP: 0.429, SLG: 0.571 (1, 10)		1B			CS				F7		4	1	3	0	0	0	0										
Gorman Thomas, R OBP: 0.143, SLG: 0.429 (1, 9)		1B			2B		F7				4	0	0	0	0	3	4										
Elie Rodriguez, R OBP: 0.429, SLG: 0.429 (1, 2)		HR			6-3					SH1-3	4	2	3	1	0	0	1										
Pedro Garcia, R OBP: 0.167, SLG: 0.667 (1, 4)		HR			5-3		SH1-3			G6-4-3	3	1	1	3	0	0	2										
Inning Stats	R: 0 E: 0 K: 0 S: 3	H: 0 LOB: 1 BB: 1 P: 7	R: 4 E: 0 K: 1 S: 9	H: 4 LOB: 0 BB: 0 P: 9	R: 0 E: 0 K: 1 S: 4	H: 0 LOB: 0 BB: 1 P: 8	R: 0 E: 0 K: 1 S: 6	H: 1 LOB: 1 BB: 0 P: 6	R: 0 E: 0 K: 1 S: 5	H: 0 LOB: 0 BB: 0 P: 5	R: 0 E: 0 K: 0 S: 4	H: 1 LOB: 1 BB: 0 P: 4	R: 2 E: 0 K: 1 S: 7	H: 2 LOB: 0 BB: 0 P: 7	R: 0 E: 0 K: 0 S: 3	H: 0 LOB: 0 BB: 0 P: 3	R: 0 E: 0 K: 1 S: 5		H: 1 LOB: 0 BB: 0 P: 5	R: 1 E: 0 K: 0 S: 4	H: 1 LOB: 0 BB: 0 P: 4	1B: 6 2B: 1 3B: 0 HR: 3	SF: 0 SAC: 1 DP: 1 HBP: 0	WP: 0 PB: 0 SB: 0 CS: 1	PA: 41		
PITCHER	IP	WLS	BF	H	R	ER	SO	BB	IBB	HBP	BLK	WP	HR	S	P	ERA	WHIP										
Mike Cuellar, L ERA: 7.71 (1, 1)	7.0		30	8	6	6	5	2	0	0	0	0	2	38	46	7.71	1.429										
Doyle Alexander, R ERA: 3.0 (8, 1)	3.0	W	10	2	1	1	1	0	0	0	0	0	1	12	12	3.00	0.667										

Batter	1	2	3	4	5	6	7	8	9	10	AB	R	H	RBI	BB	SO	LOB	BOTTOM									
Merv Rettenmund, R OBP: 0.364, SLG: 0.727 (1, 9)	1-3		F7		F2		HR			E6	6	3	2	3	0	0	1	Milwaukee Brewers @ Baltimore Orioles Memorial Stadium, Baltimore, MD Sat Apr 07 1973, 3:33 AM EST Att: 6,740 - Unknown									
Bobby Grich, R OBP: 0.364, SLG: 0.400 (1, 4)	1B		F7				BB		E4	1B	5	1	3	1	1	0	0										
Boog Powell, L OBP: 0.444, SLG: 0.125 (7, PR)					1-3				1-3		3	0	1	1	1	0	0										
Enos Cabell, R (8, 3)											1	0	0	0	0	0	1										
Tommy Davis, R OBP: 1.000, SLG: 1.000 (10, PH)	2H						BB			1B	1	0	1	1	0	0	0										
Earl Williams, R OBP: 0.444, SLG: 0.429 (7, PR)											2	0	1	0	1	1	1										
Al Bumbry, L (8, 2)											0	0	0	0	0	0	0										
Andy Etchebarren, R (9, PH)											1	0	0	0	0	0	1										
Rich Coggins, L (10, 2)											0	0	0	0	0	0	0										
Don Baylor, R OBP: 0.667, SLG: 1.500 (1, 7)											4	0	1	0	1	1	5										
Brooks Robinson, R OBP: 0.333, SLG: 1.000 (1, 5)											4	0	0	0	1	1	5										
Paul Blair, R OBP: 0.222, SLG: 0.222 (1, 8)											5	1	1	0	0	0	5										
Terry Crowley, L OBP: 0.333, SLG: 0.250 (1, 10)											4	1	0	0	1	0	0										
Mark Belanger, R OBP: 0.444, SLG: 0.286 (1, 6)											4	2	1	1	1	0	0										
Inning Stats	R: 1 E: 0 K: 2 S: 9	H: 2 LOB: 1 BB: 0 P: 9	R: 0 E: 0 K: 0 S: 3	H: 0 LOB: 0 BB: 0 P: 3	R: 0 E: 0 K: 0 S: 3	H: 0 LOB: 2 BB: 0 P: 5	R: 0 E: 0 K: 0 S: 4	H: 1 LOB: 1 BB: 0 P: 4	R: 0 E: 0 K: 0 S: 3	H: 0 LOB: 0 BB: 0 P: 3	R: 0 E: 0 K: 0 S: 3	H: 0 LOB: 0 BB: 0 P: 3	R: 4 E: 0 K: 1 S: 8	H: 3 LOB: 3 BB: 4 P: 24	R: 0 E: 0 K: 0 S: 3	H: 0 LOB: 0 BB: 0 P: 3	R: 1 E: 1 K: 0 S: 5	H: 2 LOB: 3 BB: 2 P: 13	R: 2 E: 1 K: 0 S: 4	H: 2 LOB: 2 BB: 1 P: 8	1B: 8 2B: 2 3B: 0 HR: 1	SF: 0 SAC: 0 DP: 0 HBP: 1	WP: 0 PB: 0 SB: 0 CS: 0	PA: 48			
PITCHER	IP	WLS	BF	H	R	ER	SO	BB	IBB	HBP	BLK	WP	HR	S	P	ERA	WHIP										
Skip Lockwood, R ERA: 5.68 (7, 1)	6.1		27	6	4	4	2	2	0	0	0	0	1	29	34	5.68	1.105										
Frank Linzy, R ERA: 3.0 (7, 1)	0.0		3	1	1	1	0	2	0	0	0	0	0	1	9	∞	∞										
Jerry Bell, R ERA: 3.0 (7, 1)	3.0	L	18	4	3	1	1	2	2	0	0	0	0	16	32	3.00	2.000										

Batter	1	2	3	4	5	6	7	8	9	AB	R	H	RBI	BB	SO	LOB	TOP			
Mery Rettenmund, R OBP: 0.444, SLG: 0.429	K		FC6-4 1B	1-3			F8		G1-6-3	5	0	1	0	0	1	4	Baltimore Orioles @ Milwaukee Brewers Milwaukee County Stadium, Milwaukee, WI Sun Apr 15 1973, 4:38 AM EST Att: 14,694 - Unknown			
Bobby Grich, R OBP: 0.421, SLG: 0.333 Larry Brown, R	F7		F8					F2		3	0	1	0	0	0	2				
Tommy Davis, R OBP: 0.286, SLG: 0.357	K		FC6-4					1-4-3		4	0	0	0	0	1	3				
Boog Powell, L OBP: 0.189, SLG: 0.171		K		SH1-3 E BB 1B				G6-3		4	1	1	0	0	1	1				
Don Baylor, R OBP: 0.361, SLG: 0.531		2-3		E1 BB SH1-3 BLK 1B				L5		4	1	0	0	0	0	1				
Brooks Robinson, R OBP: 0.206, SLG: 0.344 Al Bumbry, L OBP: 0.400, SLG: 0.400 Frank Baker, L		K		SH1-3				P4		3	0	1	0	0	0	0				
Paul Blair, R OBP: 0.258, SLG: 0.267				4-3 1B				F8		3	2	2	0	1	0	0				
Andy Etchebarren, R Terry Crowley, L Elrod Hendricks, L				4-3				5-3		3	0	0	0	0	0	4				
Mark Belanger, R OBP: 0.394, SLG: 0.310				2-3				5-3		3	0	2	3	1	0	0				
Inning Stats	R: 0 E: 0 K: 2 S: 7	H: 0 LOB: 0 BB: 0 P: 7	R: 0 E: 0 K: 2 S: 7	H: 0 LOB: 0 BB: 0 P: 7	R: 1 E: 0 K: 0 S: 6	H: 3 LOB: 2 BB: 0 P: 6	R: 2 E: 1 K: 0 S: 5	H: 1 LOB: 2 BB: 2 P: 13	R: 0 E: 0 K: 0 S: 3	H: 0 LOB: 0 BB: 0 P: 3	R: 0 E: 0 K: 0 S: 3	H: 0 LOB: 0 BB: 0 P: 3	R: 0 E: 0 K: 0 S: 3	H: 0 LOB: 0 BB: 0 P: 3	R: 2 E: 1 K: 0 S: 6	H: 4 LOB: 2 BB: 0 P: 6		1B: 8 2B: 1 3B: 0 HR: 0	SF: 0 SAC: 1 DP: 2 HBP: 0	WP: 0 PB: 0 SB: 0 CS: 0
PITCHER	IP WLS BF H R ER SO BB IBB HBP BLK WP HR S P ERA WHIP																			
Gary Ryerson, L ERA: 1.8	(1, 1) 3.2 18 4 3 1 4 1 1 0 0 0 0 0 24 32 2.46 1.364																			
Bill Champion, R ERA: 6.0	(4, 1) 4.1 13 1 0 0 0 0 0 0 0 1 0 0 13 13 0.00 0.231																			
Jerry Bell, R ERA: 4.5	(9, 1) 0.1 L 4 3 2 2 0 0 0 0 0 0 0 0 0 4 4 54.00 9.000																			
Frank Linzy, R ERA: 13.5	(9, 1) 0.2 2 1 0 0 0 0 0 0 0 0 0 0 2 2 0.00 1.500																			


Batter	1	2	3	4	5	6	7	8	9	AB	R	H	RBI	BB	SO	LOB	BOTTOM			
Dave May, L OBP: 0.160, SLG: 0.400 Ollie Brown, R OBP: 0.333, SLG: 0.667 Bob Coluccio, R	F9			K				P4		3	0	0	0	0	1	0	Baltimore Orioles @ Milwaukee Brewers Milwaukee County Stadium, Milwaukee, WI Sun Apr 15 1973, 4:38 AM EST Att: 14,694 - Unknown			
Don Money, R OBP: 0.182, SLG: 0.238	K			F7				6-3		4	0	1	2	0	1	0				
John Briggs, L OBP: 0.280, SLG: 0.273	P4			HR 3B				K		3	1	1	0	1	1	0				
George Scott, R OBP: 0.200, SLG: 0.320		F8		HR				F9		4	1	1	2	0	0	2				
Joe Lahoud, L OBP: 0.250, SLG: 0.182		3-1		F9				F9		4	0	0	0	0	0	0				
Gorman Thomas, R OBP: 0.227, SLG: 0.400	K							F7		4	0	0	0	0	2	0				
Darrell Porter, L OBP: 0.333, SLG: 0.333 Rick Auerbach, R OBP: 0.111, SLG: 0.222 Ellie Rodriguez, R OBP: 0.350, SLG: 0.350				P6				K		3	0	1	0	0	1	0				
John Vukovich, R OBP: 0.100, SLG: 0.200				6-3				K		4	0	1	0	0	1	2				
Pedro Garcia, R OBP: 0.250, SLG: 0.550				K				1-3		3	1	1	0	0	1	1				
Inning Stats	R: 0 E: 0 K: 1 S: 5	H: 0 LOB: 0 BB: 0 P: 5	R: 0 E: 0 K: 1 S: 5	H: 0 LOB: 0 BB: 0 P: 5	R: 0 E: 0 K: 1 S: 5	H: 0 LOB: 0 BB: 0 P: 5	R: 2 E: 0 K: 1 S: 7	H: 2 LOB: 0 BB: 0 P: 7	R: 0 E: 0 K: 2 S: 8	H: 1 LOB: 1 BB: 0 P: 8	R: 0 E: 0 K: 1 S: 5	H: 0 LOB: 0 BB: 0 P: 5	R: 0 E: 0 K: 0 S: 3	H: 0 LOB: 0 BB: 0 P: 3	R: 2 E: 0 K: 1 S: 8	H: 3 LOB: 2 BB: 1 P: 12		1B: 3 2B: 2 3B: 1 HR: 1	SF: 0 SAC: 0 DP: 0 HBP: 0	WP: 0 PB: 0 SB: 0 CS: 0
PITCHER	IP WLS BF H R ER SO BB IBB HBP BLK WP HR S P ERA WHIP																			
Orlando Pena, R ERA: 4.7	(1, 1) 7.1 27 5 4 4 8 4 4 0 0 0 0 0 1 1 4.91 0.682																			
Grant Jackson, L ERA:	(8, 1) 0.1 1 0 0 0 0 0 0 0 0 0 0 0 1 1 0.00 0.000																			
Eddie Watt, R ERA:	(8, 1) 1.1 W 7 2 0 0 0 0 0 1 0 0 0 0 0 6 10 0.00 1.500																			


Batter	1	2	3	4	5	6	7	8	9	AB	R	H	RBI	BB	SO	LOB	TOP				
Dave May, L OBP: 0.207, SLG: 0.414 (1, 8)										4	0	2	0	0	0	0	Milwaukee Brewers @ Cleveland Indians Cleveland Municipal Stadium, Cleveland, OH Tue Apr 17 1973, 3:33 AM EST Att: 3,224 - Unknown - 61 F				
Don Money, R OBP: 0.231, SLG: 0.400 (1, 6)										4	1	2	1	0	1	1					
John Briggs, L OBP: 0.276, SLG: 0.385 (1, 7)										4	1	1	1	0	0	3					
George Scott, R OBP: 0.207, SLG: 0.310 (1, 3)										4	0	1	0	0	1	1					
Joe Lahoud, L OBP: 0.188, SLG: 0.133 (1, 10)										4	0	0	0	0	1	1					
Gorman Thomas, R OBP: 0.192, SLG: 0.333 (1, 9)										4	0	0	0	0	2	0					
Darrell Porter, L OBP: 0.167, SLG: 0.167 (1, 2)										3	0	0	0	0	2	0					
John Vukovich, R OBP: 0.077, SLG: 0.154 (1, 5)										3	0	0	0	0	2	0					
Pedro Garcia, R OBP: 0.261, SLG: 0.652 (1, 4)										3	1	1	1	0	0	0					
Inning Stats	R: 0 E: 0 K: 1 S: 6	H: 1 LOB: 1 BB: 0 P: 6	R: 0 E: 0 K: 3 S: 9	H: 0 LOB: 0 BB: 0 P: 9	R: 0 E: 0 K: 1 S: 5	H: 0 LOB: 0 BB: 0 P: 5	R: 2 E: 0 K: 0 S: 5	H: 2 LOB: 0 BB: 0 P: 5	R: 1 E: 0 K: 1 S: 8	H: 3 LOB: 2 BB: 0 P: 8	R: 0 E: 0 K: 1 S: 5	H: 0 LOB: 0 BB: 0 P: 5	R: 0 E: 0 K: 1 S: 5	H: 0 LOB: 0 BB: 0 P: 5	R: 0 E: 0 K: 0 S: 3	H: 1 LOB: 0 BB: 0 P: 3	1B: 4 2B: 0 3B: 0 HR: 3	SF: 0 SAC: 0 DP: 1 HBP: 0	WP: 0 PB: 0 CS: 0	PA: 33	
PITCHER	IP	WLS	BF	H	R	ER	SO	BB	IBB	HBP	BLK	WP	HR	S	P	ERA	WHIP				
Dick Tidrow, R ERA: 5.89 (1, 1)	5.0	W	21	6	3	3	6	0	0	0	0	0	3	33	33	5.40	1.200				
Ray Lamb, R ERA: (6, 1)	4.0	S	12	1	0	0	3	0	0	0	0	0	0	18	18	0.00	0.250				

Batter	1	2	3	4	5	6	7	8	9	AB	R	H	RBI	BB	SO	LOB	BOTTOM				
Oscar Gamble, L OBP: 0.438, SLG: 0.600 (1, 9)										4	2	3	1	0	0	0	Milwaukee Brewers @ Cleveland Indians Cleveland Municipal Stadium, Cleveland, OH Tue Apr 17 1973, 3:33 AM EST Att: 3,224 - Unknown - 61 F				
Jerry Kenney, L OBP: 0.273, SLG: 0.500 (1, 4)										3	0	1	2	0	0	1					
Chris Chambliss, L OBP: 0.243, SLG: 0.273 (1, 3)										4	0	0	0	0	1	2					
John Ellis, R OBP: 0.321, SLG: 0.280 (1, 10)										4	1	1	0	0	1	1					
Charlie Spikes, R OBP: 0.235, SLG: 0.323 (1, 7)										3	1	0	0	1	0	1					
Dave Duncan, R OBP: 0.242, SLG: 0.250 (1, 2)										4	1	2	1	0	1	0					
George Hendrick, R OBP: 0.273, SLG: 0.424 (1, 8)										4	2	2	1	0	1	1					
Buddy Bell, R OBP: 0.250, SLG: 0.233 (1, 5)										3	0	1	0	1	0	2					
Leo Cardenas, R OBP: 0.214, SLG: 0.231 (1, 6)										3	0	0	0	0	1	3					
Inning Stats	R: 1 E: 0 K: 1 S: 6	H: 1 LOB: 0 BB: 0 P: 6	R: 4 E: 1 K: 0 S: 7	H: 3 LOB: 1 BB: 1 P: 11	R: 0 E: 0 K: 0 S: 3	H: 0 LOB: 0 BB: 0 P: 3	R: 0 E: 0 K: 1 S: 5	H: 2 LOB: 1 BB: 0 P: 5	R: 0 E: 1 K: 0 S: 4	H: 1 LOB: 1 BB: 0 P: 4	R: 1 E: 0 K: 1 S: 6	H: 1 LOB: 1 BB: 1 P: 10	R: 0 E: 0 K: 1 S: 5	H: 0 LOB: 0 BB: 0 P: 5	R: 1 E: 0 K: 1 S: 7	H: 2 LOB: 1 BB: 0 P: 7	1B: 7 2B: 1 3B: 2 HR: 1	SF: 1 SAC: 0 DP: 1 HBP: 0	WP: 0 PB: 0 CS: 2	PA: 35	
PITCHER	IP	WLS	BF	H	R	ER	SO	BB	IBB	HBP	BLK	WP	HR	S	P	ERA	WHIP				
Bill Parsons, R ERA: 0.96 (1, 1)	2.0	L	12	4	5	1	1	1	0	0	0	0	1	17	21	2.46	1.364				
Bill Champion, R ERA: 4.66 (3, 1)	3.2		14	4	1	1	2	1	0	0	0	0	1	17	21	2.46	1.364				
Chris Short, L ERA: 5.4 (6, 1)	1.2		7	2	1	1	1	0	0	0	0	0	0	9	9	5.40	1.200				
Frank Linzy, R ERA: 6.75 (8, 1)	0.2		2	0	0	0	1	0	0	0	0	0	0	4	4	0.00	0.000				

Batter	1	2	3	4	5	6	7	8	9	AB	R	H	RBI	BB	SO	LOB	TOP					
Dave May, L (1, 8) OBP: 0.212, SLG: 0.394										4	0	1	0	0	1	1	Milwaukee Brewers @ Cleveland Indians Cleveland Municipal Stadium, Cleveland, OH Wed Apr 18 1973, 3:33 AM EST Att. 3,539 - Unknown - 63 F					
Elie Rodriguez, R (1, 2) OBP: 0.375, SLG: 0.375										4	0	2	0	0	0	1						
Rick Auerbach, R (9, FR) OBP: 0.111, SLG: 0.222										0	1	0	0	0	0	0						
Darrell Porter, L (9, 2) OBP: 0.167, SLG: 0.167										0	0	0	0	0	0	0						
John Briggs, L (1, 7) OBP: 0.303, SLG: 0.467										4	2	2	0	0	2	2						
George Scott, R (1, 3) OBP: 0.273, SLG: 0.344										3	1	2	1	1	0	0						
Don Money, R (1, 6) OBP: 0.233, SLG: 0.379										4	0	1	2	0	0	2						
Ollie Brown, R (1, 10) OBP: 0.267, SLG: 0.533										3	0	0	0	0	0	1						
Joe Lahoud, L (9, PH) OBP: 0.176, SLG: 0.125										1	0	0	1	0	0	1						
Gorman Thomas, R (1, 9) OBP: 0.167, SLG: 0.286										4	0	0	0	0	3	2						
John Vukovich, R (1, 5) OBP: 0.059, SLG: 0.118										4	0	0	0	0	1	1						
Pedro Garcia, R (1, 4) OBP: 0.269, SLG: 0.615										3	0	1	0	0	0	0						
Inning Stats	R: 1 E: 0 K: 0 S: 5	H: 3 LOB: 1 BB: 0 P: 5	R: 0 E: 0 K: 2 S: 7	H: 0 LOB: 0 BB: 0 P: 7	R: 0 E: 0 K: 1 S: 6	H: 2 LOB: 2 BB: 0 P: 6	R: 0 E: 0 K: 0 S: 3	H: 0 LOB: 0 BB: 0 P: 3	R: 0 E: 0 K: 0 S: 3	H: 0 LOB: 0 BB: 0 P: 3	R: 0 E: 0 K: 1 S: 6	H: 1 LOB: 1 BB: 0 P: 6	R: 0 E: 0 K: 1 S: 5	H: 0 LOB: 0 BB: 0 P: 5	R: 0 E: 0 K: 1 S: 6	H: 0 LOB: 0 BB: 0 P: 6	R: 3 E: 0 K: 1 S: 8	H: 3 LOB: 1 BB: 1 P: 12	1B: 7 2B: 3 3B: 0 HR: 0	SF: 0 SAC: 0 DP: 2 HBP: 0	WP: 1 PB: 0 CS: 1	PA: 35
PITCHER	IP WLS BF H R ER SO BB IBB HBP BLK WP HR S P ERA WHIP																					
Brent Strom, L (1, 1) ERA: 2.35	8.0 L 30 8 4 4 6 0 0 0 0 0 1 0 42 42 4.50 1.000																					
Jerry Johnson, R (9, 1) ERA: 3.0	1.0 5 1 0 0 1 0 1 0 0 0 0 0 6 10 0.00 1.000																					

Batter	1	2	3	4	5	6	7	8	9	AB	R	H	RBI	BB	SO	LOB	BOTTOM					
Oscar Gamble, L (1, 9) OBP: 0.350, SLG: 0.474										4	0	0	0	0	0	2	Milwaukee Brewers @ Cleveland Indians Cleveland Municipal Stadium, Cleveland, OH Wed Apr 18 1973, 3:33 AM EST Att. 3,539 - Unknown - 63 F					
Jerry Kenney, L (1, 4) OBP: 0.333, SLG: 0.462										3	0	1	0	1	0	2						
Chris Chambliss, L (1, 3) OBP: 0.288, SLG: 0.297										4	0	2	0	0	0	2						
John Ellis, R (1, 10) OBP: 0.290, SLG: 0.250										3	0	0	0	0	2	4						
John Lowenstein, L (9, PH) OBP: 0.429, SLG: 0.200										1	0	0	0	0	0	1						
Charlie Spikes, R (1, 7) OBP: 0.263, SLG: 0.324										3	0	1	0	1	0	0						
Dave Duncan, R (1, 2) OBP: 0.243, SLG: 0.250										4	0	1	0	0	0	2						
George Hendrick, R (1, 8) OBP: 0.243, SLG: 0.378										4	0	0	0	0	1	4						
Buddy Bell, R (1, 5) OBP: 0.257, SLG: 0.242										3	0	1	0	0	0	1						
Leo Cardenas, R (1, 6) OBP: 0.226, SLG: 0.214										2	0	0	0	1	0	1						
Inning Stats	R: 0 E: 0 K: 1 S: 6	H: 1 LOB: 1 BB: 0 P: 6	R: 0 E: 0 K: 0 S: 4	H: 2 LOB: 1 BB: 0 P: 4	R: 0 E: 0 K: 0 S: 4	H: 1 LOB: 2 BB: 1 P: 8	R: 0 E: 0 K: 1 S: 5	H: 0 LOB: 0 BB: 0 P: 5	R: 0 E: 0 K: 0 S: 4	H: 1 LOB: 1 BB: 0 P: 4	R: 0 E: 0 K: 1 S: 6	H: 1 LOB: 2 BB: 1 P: 10	R: 0 E: 0 K: 0 S: 3	H: 0 LOB: 0 BB: 0 P: 3	R: 0 E: 0 K: 0 S: 2	H: 0 LOB: 0 BB: 1 P: 6	R: 0 E: 0 K: 0 S: 3	H: 0 LOB: 0 BB: 0 P: 3	1B: 6 2B: 1 3B: 0 HR: 0	SF: 0 SAC: 0 DP: 1 HBP: 0	WP: 0 PB: 0 CS: 2	PA: 34
PITCHER	IP WLS BF H R ER SO BB IBB HBP BLK WP HR S P ERA WHIP																					
Skip Lockwood, R (1, 1) ERA: 4.91	5.1 W 23 6 0 0 3 2 0 0 0 0 0 0 27 35 0.00 1.500																					
Jim Colborn, R (6, 1) ERA: 0.71	3.2 S 11 0 0 0 0 1 0 0 0 0 0 0 10 14 0.00 0.273																					

Batter	1	2	3	4	5	6	7	8	9	AB	R	H	RBI	BB	SO	LOB	TOP
Horace Clarke, S (1.4) OBP: 0.302, SLG: 0.280	F8			4-3		4-3		4-3		4	0	0	0	0	0	1	New York Yankees @ Milwaukee Brewers Milwaukee County Stadium, Milwaukee, WI Fri Apr 20 1973, 7:05 PM EST Att: 8,348 - Unknown - 60 F livebaseballscorecards.com
Roy White, S (1.7) OBP: 0.255, SLG: 0.174	G3			3-1		BB		G3		3	0	0	0	1	0		
Ron Blomberg, L (1.10) OBP: 0.333, SLG: 0.217	4-3			G3		4-3			F8	4	0	0	0	0	2		
Bobby Murcer, L (1.8) OBP: 0.388, SLG: 0.432					1-3			G3	L9	4	0	1	0	0	0		
Graig Nettles, L (1.5) OBP: 0.224, SLG: 0.341								F3	F9	4	0	1	0	0	0	1	
Felipe Alou, R (1.3) OBP: 0.316, SLG: 0.543										3	0	1	0	0	1	1	
Johnny Callison, L (1.9) OBP: 0.111, SLG: 0.111										3	0	1	0	0	1	1	
Thurman Munson, R (1.2) OBP: 0.311, SLG: 0.476										3	0	1	0	0	2		
Gene Michael, S (1.6) OBP: 0.256, SLG: 0.342										3	0	0	0	0	0	1	
Inning Stats	R: 0 E: 0 K: 0 S: 3	H: 0 LOB: 0 BB: 0 P: 3	R: 0 E: 0 K: 0 S: 3	H: 1 LOB: 0 BB: 0 P: 3	R: 0 E: 0 K: 0 S: 3	H: 0 LOB: 0 BB: 0 P: 3	R: 0 E: 0 K: 2 S: 8	H: 1 LOB: 1 BB: 0 P: 8	R: 0 E: 0 K: 0 S: 5	H: 2 LOB: 2 BB: 0 P: 5	R: 0 E: 0 K: 0 S: 3	H: 0 LOB: 0 BB: 0 P: 3	R: 0 E: 0 K: 0 S: 3	H: 0 LOB: 0 BB: 0 P: 3	1B: 4 2B: 1 3B: 0 HR: 0	SF: 0 SAC: 0 DP: 1 HBP: 0	WP: 0 PA: 32 CS: 0
PITCHER Jim Slaton, R (1.1) ERA: 0.95	IP: 9.0 WLS: W BF: 32 H: 5 R: 0 ER: 0 SO: 2 BB: 1 IBB: 0 HBP: 0 BLK: 0 WP: 0 HR: 0 S: 35 P: 39 ERA: 0.00 WHIP: 0.667															PITCHER IP: WLS: BF: H: R: ER: SO: BB: IBB: HBP: BLK: WP: HR: S: P: ERA: WHIP:	

Batter	1	2	3	4	5	6	7	8	9	AB	R	H	RBI	BB	SO	LOB	BOTTOM
Dave May, L (1.8) OBP: 0.286, SLG: 0.488	F7			4-3		HR				3	1	1	2	0	0		New York Yankees @ Milwaukee Brewers Milwaukee County Stadium, Milwaukee, WI Fri Apr 20 1973, 7:05 PM EST Att: 8,348 - Unknown - 60 F livebaseballscorecards.com
Bob Coluccio, R (1.9) OBP: 0.286, SLG: 0.167	6-3			5-3		L1				3	0	0	0	0	0		
Gorman Thomas, R (7.9) OBP: 0.188, SLG: 0.300										0	0	0	0	0	0		
John Briggs, L (1.7) OBP: 0.341, SLG: 0.412	P3			G3				F7		3	0	0	0	0	0		
George Scott, R (1.3) OBP: 0.293, SLG: 0.500								E9		3	0	0	0	0	1	0	
Don Money, R (1.6) OBP: 0.211, SLG: 0.324								P4		3	0	0	0	0	1	0	
Joe Lahoud, L (1.10) OBP: 0.200, SLG: 0.091										2	0	0	0	1	1	0	
Darrell Porter, L (1.2) OBP: 0.357, SLG: 0.500										3	0	1	0	0	0	1	
John Vukovich, R (1.5) OBP: 0.080, SLG: 0.083										3	0	0	0	0	2	1	
Pedro Garcia, R (1.4) OBP: 0.212, SLG: 0.485										2	1	0	0	0	0	1	
Inning Stats	R: 0 E: 0 K: 0 S: 3	H: 0 LOB: 0 BB: 0 P: 3	R: 0 E: 0 K: 1 S: 5	H: 0 LOB: 0 BB: 0 P: 5	R: 0 E: 0 K: 1 S: 5	H: 0 LOB: 0 BB: 0 P: 5	R: 0 E: 0 K: 2 S: 7	H: 0 LOB: 0 BB: 0 P: 7	R: 2 E: 0 K: 1 S: 7	H: 2 LOB: 0 BB: 0 P: 7	R: 0 E: 1 K: 0 S: 3	H: 0 LOB: 0 BB: 0 P: 3	R: 0 E: 0 K: 0 S: 2	H: 0 LOB: 0 BB: 1 P: 6	1B: 1 2B: 0 3B: 0 HR: 1	SF: 0 SAC: 0 DP: 1 HBP: 0	WP: 0 PA: 26 CS: 0
PITCHER Mel Stottlemyre, R (1.1) ERA: 3.14	IP: 8.0 WLS: L BF: 26 H: 2 R: 2 ER: 2 SO: 5 BB: 1 IBB: 0 HBP: 0 BLK: 0 WP: 0 HR: 1 S: 35 P: 39 ERA: 2.25 WHIP: 0.375															PITCHER IP: WLS: BF: H: R: ER: SO: BB: IBB: HBP: BLK: WP: HR: S: P: ERA: WHIP:	

Batter	1	2	3	4	5	6	7	8	9	AB	R	H	RBI	BB	SO	LOB	TOP		
Horace Clarke, S (1.4) OBP: 0.286, SLG: 0.264 Celerino Sanchez, R (9, PH) OBP: 0.222, SLG: 0.333	E5 G6-4-3		F8			SH1-4	F2		F7	3	0	0	0	0	0	2	New York Yankees @ Milwaukee Brewers Milwaukee County Stadium, Milwaukee, WI Sun Apr 22 1973, 4:33 AM EST Alt. 9,726 - Unknown - 62 F		
Roy White, S (1.7) OBP: 0.288, SLG: 0.163	G6-4-3		L5			FC5-4 BB	BB		F7	3	0	0	0	2	0	1			
Felipe Alou, R (1.3) OBP: 0.286, SLG: 0.487	K				F7	FC5-4 BB 1B	L7			4	1	0	0	0	1	5			
Bobby Murcer, L (1.8) OBP: 0.377, SLG: 0.404		F8			F5	1B 1-2 BB		5-3		3	0	0	0	1	0	0			
Jim Ray Hart, R (1.10) OBP: 0.563, SLG: 0.583		F8 1B 2B			F7	1-3 2-H 3-H 1B		F2		4	1	2	2	0	0	0			
Graig Nettles, L (1.5) OBP: 0.226, SLG: 0.333		F8			B1	F7		1B 1B		4	0	1	0	0	0	3			
Thurman Munson, R (1.2) OBP: 0.347, SLG: 0.500					F7		2B 1B	1B 1B		4	0	3	1	0	0	0			
Ron Swoboda, R (1.9) OBP: 0.190, SLG: 0.056 Johnny Callison, L (7, PH) OBP: 0.150, SLG: 0.200	K				1-3		1-3 2B	K		2	0	0	0	0	1	1			
Gene Michael, S (1.6) OBP: 0.256, SLG: 0.317			6-3			FC5-4 SH1-4 1B BB	P6	5-3		3	1	0	0	1	0	2			
Inning Stats	R: 0 E: 1 K: 1 S: 5	H: 0 LOB: 0 BB: 0 P: 5	R: 1 E: 0 K: 1 S: 7	H: 2 LOB: 1 BB: 0 P: 7	R: 0 E: 0 K: 0 S: 3	H: 0 LOB: 0 BB: 0 P: 3	R: 0 E: 0 K: 0 S: 3	H: 0 LOB: 0 BB: 0 P: 3	R: 0 E: 0 K: 0 S: 3	H: 0 LOB: 2 BB: 3 P: 16	R: 0 E: 0 K: 0 S: 5	H: 2 LOB: 3 BB: 1 P: 9	R: 0 E: 0 K: 1 S: 7	H: 2 LOB: 2 BB: 0 P: 7	R: 0 E: 0 K: 0 S: 3	H: 0 LOB: 0 BB: 0 P: 3		1B: 5 2B: 2 3B: 0 HR: 0	SF: 0 SAC: 1 DP: 1 HBP: 0
PITCHER	IP WLS BF H R ER SO BB IBB HBP BLK WP HR S P ERA WHIP																		
Gary Ryerson, L (1.1) ERA: 3.48	5.1		20	2	3	3	2	2	0	0	0	0	0	0	22	30	5.06	0.750	
Jim Colborn, R (6.1) ERA: 0.53	1.2	W	10	3	0	0	0	2	0	0	0	0	0	0	8	16	0.00	3.000	
Ray Newman, L (8.1) ERA:	2.0	S	8	2	0	0	1	0	0	0	0	0	0	0	10	10	0.00	1.000	

Batter	1	2	3	4	5	6	7	8	9	AB	R	H	RBI	BB	SO	LOB	BOTTOM		
Dave May, L (1.8) OBP: 0.283, SLG: 0.467	4-3		6-3				G3			4	0	1	0	0	0	1	New York Yankees @ Milwaukee Brewers Milwaukee County Stadium, Milwaukee, WI Sun Apr 22 1973, 4:33 AM EST Alt. 9,726 - Unknown - 62 F		
Bob Coluccio, R (1.9) OBP: 0.364, SLG: 0.300			F9		1B					4	0	2	0	0	0	3			
John Briggs, L (1.7) OBP: 0.311, SLG: 0.368	4-3				L1-3	K	P4			4	0	0	0	0	1	2			
George Scott, R (1.3) OBP: 0.289, SLG: 0.477		6-3			F8	L8		SH3-4 BB 1B		4	0	1	0	0	0	0			
Don Money, R (1.6) OBP: 0.238, SLG: 0.400		F7				K		SH3-4 BB		3	1	1	1	1	1	0			
Darrell Porter, L (1.2) OBP: 0.375, SLG: 0.462 Ellie Rodriguez, R (7, PH) OBP: 0.360, SLG: 0.360					F9		E6 1B HR	SH3-4		1	0	0	0	0	0	0			
Joe Lahoud, L (1.10) OBP: 0.192, SLG: 0.087 Ollie Brown, R (5, PH) OBP: 0.333, SLG: 0.529					F7			1-2 2-3		1	0	0	0	0	0	1			
John Vukovich, R (1.5) OBP: 0.172, SLG: 0.259						6-3 SH1-4 1B	1B BB	8-2-1-5		3	1	2	3	1	0	3			
Pedro Garcia, R (1.4) OBP: 0.200, SLG: 0.457					SH1-4		K	5-3		2	0	0	0	0	1	1			
Inning Stats	R: 0 E: 0 K: 0 S: 3	H: 1 LOB: 0 BB: 0 P: 3	R: 0 E: 0 K: 0 S: 3	H: 0 LOB: 1 BB: 0 P: 4	R: 0 E: 0 K: 0 S: 4	H: 1 LOB: 1 BB: 0 P: 4	R: 1 E: 0 K: 0 S: 4	H: 1 LOB: 0 BB: 0 P: 4	R: 0 E: 0 K: 2 S: 8	H: 1 LOB: 2 BB: 1 P: 12	R: 0 E: 0 K: 2 S: 7	H: 0 LOB: 0 BB: 0 P: 7	R: 3 E: 1 K: 0 S: 7	H: 3 LOB: 1 BB: 0 P: 7	R: 0 E: 0 K: 0 S: 3	H: 1 LOB: 2 BB: 2 P: 11		1B: 6 2B: 1 3B: 0 HR: 2	SF: 0 SAC: 2 DP: 1 HBP: 1
PITCHER	IP WLS BF H R ER SO BB IBB HBP BLK WP HR S P ERA WHIP																		
Steve Kline, R (1.1) ERA: 3.86	4.0		15	3	1	1	0	0	0	1	14	15	2.25	0.750					
Sparky Lyle, L (5.1) ERA: 5.68	3.0	L	15	4	3	2	4	1	0	0	0	1	22	26	6.00	1.667			
Lindy McDaniel, R (8.1) ERA: 4.35	1.0		5	1	0	0	0	1	1	0	0	0	3	11	0.00	2.000			

Batter	1	2	3	4	5	6	7	8	9	AB	R	H	RBI	BB	SO	LOB	TOP					
Horace Clarke, S (1, 4) OBP: 0.311, SLG: 0.268	4-0 BB BB		4-0 S BB	0-0 F8		0-0 G3			0-0 CS 1B	3	0	1	0	2	0	3						
Roy White, S (1, 7) OBP: 0.282, SLG: 0.151	4-0 L3 BB		0-0 F8		0-0 6-3	0-0 F3			0-3 K	4	0	0	0	1	1	2						
Matty Alou, L (1, 9) OBP: 0.333, SLG: 0.360	0-0 L3			0-0 4-3 1B	0-0 F2	0-0 G3			0-3 K	5	1	1	0	0	1	3						
Bobby Murcer, L (1, 8) OBP: 0.368, SLG: 0.392	0-0 G3			0-0 4-3 1B	0-0 2B 1B				0-3 K	4	1	1	0	0	1	2						
Graig Nettles, L (1, 5) OBP: 0.263, SLG: 0.327		4-0 G6-4-3 BB		4-0 G3 1B BB	4-0 2B E BB				0-0 F7	1	2	0	0	3	0	0						
Jim Ray Hart, R (1, 10) OBP: 0.550, SLG: 0.625		0-0 G6-4-3		0-0 BB G3 1B	0-0 E7 1B 2B				0-0 1-3	4	1	2	2	0	0	1						
Ron Blomberg, L (1, 3) Felipe Alou, R (5, PH) (5, 3) OBP: 0.295, SLG: 0.488		0-0 L8		0-0 G3	0-0 2B 1B				0-0 4-3	2	0	0	0	0	0	2						
Thurman Munson, R (1, 2) OBP: 0.377, SLG: 0.531				0-0 G4-6-3 1B	4-0 BB IBB	0-0 1-3 2B			0-3 K	3	0	2	0	1	1	0						
Gene Michael, S (1, 6) Hal Lanier, R (6, 6)				0-0 G4-6-3	4-0 G3 BB	0-0 G3			0-0 F9	2	0	0	1	1	0	3						
Inning Stats	R: 0 E: 0 K: 0 S: 2	H: 0 LOB: 1 BB: 2 P: 10	R: 0 E: 0 K: 0 S: 2	H: 0 LOB: 0 BB: 1 P: 6	R: 0 E: 0 K: 0 S: 3	H: 1 LOB: 1 BB: 1 P: 7	R: 2 E: 0 K: 0 S: 5	H: 2 LOB: 3 BB: 3 P: 17	R: 3 E: 1 K: 0 S: 7	H: 4 LOB: 2 BB: 1 P: 11	R: 0 E: 0 K: 0 S: 3	H: 0 LOB: 0 BB: 0 P: 3	R: 0 E: 0 K: 1 S: 5	H: 0 LOB: 0 BB: 0 P: 5	R: 0 E: 0 K: 1 S: 5	H: 0 LOB: 0 BB: 0 P: 5	R: 0 E: 0 K: 2 S: 7	H: 1 LOB: 1 BB: 0 P: 7	1B: 6 2B: 4 3B: 0 HR: 0	SF: 0 SAC: 0 DP: 4 HBP: 0	WP: 0 PB: 0 SB: 1 CS: 1	PA: 39
PITCHER	IP	WLS	BF	H	R	ER	SO	BB	IBB	HBP	BLK	WP	HR	S	P	ERA	WHIP					
Bill Parsons, R (1, 1) ERA: 2.08	3.2	L	18	3	2	2	0	6	1	0	0	0	0	11	39	4.91	2.455					
Chris Short, L (4, 1) ERA: 13.5	1.0		8	4	3	3	0	1	0	0	0	0	0	7	11	27.00	5.000					
Skip Lockwood, R (5, 1) ERA: 3.79	4.1		13	1	0	0	4	0	0	0	0	0	0	21	21	0.00	0.231					

New York Yankees @ Milwaukee Brewers
Milwaukee County Stadium, Milwaukee, WI

AB 31
R 5
H 8
RBI 4
BB 8
SO 4
LOB 16



Mon Apr 23 1973, 7:05 PM EST
Att: 12,986 - Unknown - 50 F

Batter	1	2	3	4	5	6	7	8	9	AB	R	H	RBI	BB	SO	LOB	BOTTOM					
Dave May, L (1, 8) OBP: 0.255, SLG: 0.420	0-0 P6			0-0 P4		0-0 P4	0-3 K		0-3 K	5	0	0	0	0	2	1						
Bob Coluccio, R (1, 9) OBP: 0.333, SLG: 0.500	0-0 6-3			0-3 K		0-0 HR	0-0 F8			4	1	1	1	0	1	1						
John Briggs, L (1, 7) OBP: 0.327, SLG: 0.390	0-0 F8			0-0 2B		4-0 FC6 1B BB			0-3 K	3	0	1	0	1	1	0						
George Scott, R (1, 3) OBP: 0.327, SLG: 0.489		0-3 K		4-0 BB		0-0 BB FC6 1B			0-0 1B	3	0	2	0	1	1	0						
Don Money, R (1, 6) (8, 5) OBP: 0.239, SLG: 0.386		0-3 K		0-0 F9		0-0 FC6 BB			0-0 1B	4	0	1	0	0	1	4						
Darrell Porter, L (1, 2) OBP: 0.350, SLG: 0.375		0-0 P6				4-0 F8			0-3 K	3	0	0	0	1	1	2						
Joe Lahoud, L (1, 10) OBP: 0.167, SLG: 0.074				0-3 K		0-0 3-1			0-0 F9	4	0	0	0	0	2	5						
John Vukovich, R (1, 5) OBP: 0.161, SLG: 0.241				0-3 K					0-3 K	2	0	0	0	0	2	0						
Rick Auerbach, R (7, PH) (8, 6) OBP: 0.100, SLG: 0.200									0-3 K	1	0	0	0	0	0	0						
Elie Rodriguez, R (9, PH) (9, PH) OBP: 0.346, SLG: 0.346										1	0	0	0	0	1	0						
Pedro Garcia, R (1, 4) OBP: 0.231, SLG: 0.538				0-0 F8		0-0 HR			0-0 4-3	4	1	2	1	0	0	0						
Inning Stats	R: 0 E: 0 K: 0 S: 3	H: 0 LOB: 0 BB: 0 P: 3	R: 0 E: 0 K: 2 S: 7	H: 0 LOB: 0 BB: 0 P: 7	R: 0 E: 0 K: 1 S: 6	H: 1 LOB: 1 BB: 1 P: 10	R: 0 E: 0 K: 1 S: 5	H: 0 LOB: 0 BB: 0 P: 5	R: 2 E: 0 K: 1 S: 8	H: 3 LOB: 3 BB: 2 P: 16	R: 0 E: 1 K: 1 S: 6	H: 1 LOB: 1 BB: 0 P: 6	R: 0 E: 0 K: 2 S: 9	H: 2 LOB: 2 BB: 0 P: 9	R: 0 E: 0 K: 2 S: 7	H: 0 LOB: 0 BB: 0 P: 7	1B: 4 2B: 1 3B: 0 HR: 2	SF: 0 SAC: 0 DP: 0 HBP: 0	WP: 0 PB: 0 SB: 0 CS: 0	PA: 37		
PITCHER	IP	WLS	BF	H	R	ER	SO	BB	IBB	HBP	BLK	WP	HR	S	P	ERA	WHIP					
Doc Medich, R (1, 1) ERA: 4.08	5.1	W	22	4	2	2	6	2	0	0	0	0	0	2	32	4.00	1.125					
Lindy McDaniel, R (6, 1) ERA: 3.21	3.2	S	15	3	0	0	6	1	0	0	0	0	0	26	30	0.00	1.091					

New York Yankees @ Milwaukee Brewers
Milwaukee County Stadium, Milwaukee, WI

AB 34
R 2
H 7
RBI 2
BB 3
SO 12
LOB 13



Mon Apr 23 1973, 7:05 PM EST
Att: 12,986 - Unknown - 50 F

Batter	1	2	3	4	5	6	7	8	9	AB	R	H	RBI	BB	SO	LOB	TOP					
Dave May, L OBP: 0.250, SLG: 0.400 (1, 8)	L8	G3			4-3		F5	FC6-4 1B		5	0	1	2	0	0	2	Milwaukee Brewers @ Kansas City Royals Royals Stadium, Kansas City, MO Tue Apr 24 1973, 7:05 PM EST Alt: 8,736 - Unknown - 66 F livebaseballscorecards.com					
Bob Coluccio, R OBP: 0.250, SLG: 0.389 (1, 7)	F8		4-3		SF8		6-3	FC6-4 1-2		4	0	0	1	0	0	2						
Don Money, R OBP: 0.250, SLG: 0.367 Tim Johnson, L (9, 6)	L8		1B		F9		F9			5	0	1	0	0	0	0						
George Scott, R OBP: 0.352, SLG: 0.510 (1, 3)		4-3 E 2B	G6-4-3 1B		5-3 1B BB		K	5-3		4	2	2	0	1	1	0						
Ollie Brown, R OBP: 0.304, SLG: 0.455 (1, 10)	4-3	G6-4-3 1B			5-3		5-3	BB 1B		5	1	1	0	0	0	4						
Gorman Thomas, R OBP: 0.194, SLG: 0.294 (1, 9)	E5 S E			F7	E SF9 1B		K			4	2	1	2	0	1	1						
Darrell Porter, L OBP: 0.375, SLG: 0.353 (1, 2)	E SF8 BB			K	SF9		1B 1B BB			1	2	0	1	2	1	0						
John Vukovich, R OBP: 0.200, SLG: 0.273 (1, 5)	E5			K			1B			4	1	2	2	0	1	1						
Pedro Garcia, R OBP: 0.256, SLG: 0.571 (1, 4)	SF8				4-3 SF8 2B		F8	1B 1B		3	1	2	1	0	0	1						
Inning Stats	R: 0 E: 0 K: 0 S: 3	H: 0 LOB: 0 BB: 0 P: 3	R: 3 E: 2 K: 0 S: 6	H: 1 LOB: 1 BB: 1 P: 10	R: 0 E: 0 K: 0 S: 4	H: 2 LOB: 1 BB: 0 P: 4	R: 0 E: 0 K: 2 S: 7	H: 0 LOB: 0 BB: 0 P: 7	R: 1 E: 0 K: 0 S: 4	H: 1 LOB: 0 BB: 0 P: 4	R: 2 E: 1 K: 0 S: 5	H: 2 LOB: 1 BB: 1 P: 9	R: 0 E: 0 K: 0 S: 3	H: 0 LOB: 0 BB: 0 P: 3	R: 3 E: 0 K: 2 S: 11	H: 4 LOB: 2 BB: 1 P: 15		R: 0 E: 0 K: 0 S: 3	H: 0 LOB: 0 BB: 0 P: 3	1B: 8 2B: 2 3B: 0 HR: 0	SF: 3 SAC: 0 DP: 1 HBP: 0	WP: 0 PB: 0 CS: 2
PITCHER	IP	WLS	BF	H	R	ER	SO	BB	IBB	HBP	BLK	WP	HR	S	P	ERA	WHIP					
Paul Spittorff, L ERA: 2.61 (1, 1)	6.0	L	27	6	6	3	2	2	0	0	0	0	0	29	37	4.50	1.333					
Dick Drago, R ERA: 9.16 (7, 1)	2.0		11	4	3	3	2	1	0	0	0	0	0	14	18	13.50	2.500					
Tom Burgmeier, L ERA: 3.86 (9, 1)	1.0		3	0	0	0	0	0	0	0	0	0	0	3	3	0.00	0.000					

Batter	1	2	3	4	5	6	7	8	9	AB	R	H	RBI	BB	SO	LOB	BOTTOM				
Freddie Patek, R OBP: 0.416, SLG: 0.453 (1, 6)	1-3		K		4-0 BB			L6		3	0	0	0	1	1	2	Milwaukee Brewers @ Kansas City Royals Royals Stadium, Kansas City, MO Tue Apr 24 1973, 7:05 PM EST Alt: 8,736 - Unknown - 66 F livebaseballscorecards.com				
Cookie Rojas, R OBP: 0.390, SLG: 0.485 Bobby Floyd, R (9, 4)	6-3		1-2 2-3 BB		1-3		F7			3	0	0	0	1	0	2					
Amos Otis, R OBP: 0.342, SLG: 0.507 Keith Marshall, R OBP: 0.300, SLG: 0.333 (1, 8) (9, 8)	F7		L7		6-3		F8			4	0	0	0	0	0	3					
John Mayberry, L OBP: 0.421, SLG: 0.567 (1, 3)	F7			4-3		HR		4-3		4	1	1	1	0	0	0					
Ed Kirkpatrick, L OBP: 0.435, SLG: 0.649 (1, 10)	F9			4-3		F5		4-3 2B		4	0	1	0	0	0	0					
Lou Piniella, R OBP: 0.297, SLG: 0.321 (1, 7)	6-3			F7		F7		4-3		4	0	0	0	0	0	1					
Hal McRae, R OBP: 0.309, SLG: 0.370 (1, 9)			CS 1B		4-0 G3 BB		L9			3	0	1	0	1	0	1					
Paul Schaal, R OBP: 0.412, SLG: 0.339 (1, 5)			WP BB BB		K		F8			2	0	0	0	1	1	1					
Carl Taylor, R OBP: 0.417, SLG: 0.286 (1, 2)			BB BB		G3		K			2	0	0	0	1	1	1					
Inning Stats	R: 0 E: 0 K: 0 S: 3	H: 0 LOB: 0 BB: 0 P: 3	R: 0 E: 0 K: 0 S: 3	H: 0 LOB: 0 BB: 0 P: 3	R: 0 E: 0 K: 1 S: 5	H: 1 LOB: 3 BB: 3 P: 17	R: 0 E: 0 K: 0 S: 3	H: 0 LOB: 0 BB: 0 P: 3	R: 1 E: 0 K: 0 S: 4	H: 1 LOB: 0 BB: 0 P: 4	R: 0 E: 0 K: 1 S: 5	H: 0 LOB: 0 BB: 0 P: 5	R: 0 E: 0 K: 0 S: 3	H: 0 LOB: 0 BB: 0 P: 3	R: 0 E: 0 K: 0 S: 4	H: 1 LOB: 1 BB: 0 P: 4		1B: 1 2B: 1 3B: 0 HR: 1	SF: 0 SAC: 0 DP: 0 HBP: 0	WP: 1 PB: 0 CS: 1	PA: 34
PITCHER	IP	WLS	BF	H	R	ER	SO	BB	IBB	HBP	BLK	WP	HR	S	P	ERA	WHIP				
Jerry Bell, R ERA: 3.98 (1, 1)	9.0	W	34	3	1	1	3	5	0	0	0	1	1	35	55	1.00	0.889				

Batter	1	2	3	4	5	6	7	8	9	AB	R	H	RBI	BB	SO	LOB	TOP										
Dave May, L OBP: 0.246, SLG: 0.383 (1, 8)	F7		G3		P4		F9		1-3 2-H 1B	5	0	1	1	0	0	5	Milwaukee Brewers @ Kansas City Royals Royals Stadium, Kansas City, MO Wed Apr 25 1973, 7:05 PM EST Alt: 9,378 - Unknown - 60 F										
Bob Coluccio, R OBP: 0.240, SLG: 0.478 (1, 7)	5-3			5-3		6-3			5	1	1	1	0	0	2												
Don Money, R OBP: 0.236, SLG: 0.346 (1, 6)	4-3			4-3		5-3 BB		F8	3	0	0	0	1	0	0												
George Scott, R OBP: 0.328, SLG: 0.473 (1, 3)		6-3		G3		5-3		6-3	4	0	0	0	0	0	1												
Ollie Brown, R OBP: 0.296, SLG: 0.462 (1, 10)	F3				WP 2B	4-3		5-3	4	0	1	0	0	0	1												
Darrell Porter, L OBP: 0.357, SLG: 0.300 (1, 2)		HBP			F2		F8		G3	3	0	0	0	0	1												
Gorman Thomas, R OBP: 0.179, SLG: 0.270 (9, PH) Joe Lahoud, L OBP: 0.194, SLG: 0.074 (9, PH)		K			K		F9		4-0 1B BB	3	0	0	0	2	2												
John Vukovich, R OBP: 0.237, SLG: 0.265 (9, PH) John Briggs, L OBP: 0.220, SLG: 0.381 (9, PH)			F7		4-0 BB		2B BB		P6	1	0	0	0	2	0												
Pedro Garcia, R OBP: 0.298, SLG: 0.600 (1, 4)			K		4-0 BB		1-3 2B		1-2 1B	3	0	2	0	1	1												
Inning Stats	R: 0 E: 0 K: 0 S: 3	H: 0 LOB: 0 BB: 0 P: 3	R: 0 E: 0 K: 1 S: 5	H: 0 LOB: 1 BB: 0 P: 6	R: 0 E: 0 K: 1 S: 5	H: 0 LOB: 0 BB: 0 P: 5	R: 0 E: 0 K: 0 S: 3	H: 0 LOB: 0 BB: 0 P: 3	R: 0 E: 0 K: 1 S: 6	H: 1 LOB: 3 BB: 2 P: 14	R: 0 E: 0 K: 0 S: 3	H: 0 LOB: 1 BB: 1 P: 7	R: 0 E: 0 K: 0 S: 4	H: 1 LOB: 2 BB: 1 P: 8	R: 1 E: 0 K: 0 S: 4	H: 1 LOB: 0 BB: 0 P: 4		R: 1 E: 0 K: 0 S: 5	H: 2 LOB: 2 BB: 1 P: 9	1B: 2 2B: 2 3B: 0 HR: 1	SF: 0 SAC: 0 DP: 0 HBP: 1	WP: 1 PB: 0 CS: 0	PA: 38				
PITCHER	IP	WLS	BF	H	R	ER	SO	BB	IBB	HBP	BLK	WP	HR	S	P	ERA	WHIP										
Wayne Simpson, R ERA: 3.94 (1, 1)	8.1	W	34	3	2	2	3	5	0	1	0	1	1	34	55	2.16	0.960										
Gene Garber, R ERA: 1.1 (9, 1)	0.2	S	4	2	0	0	0	0	0	0	0	0	0	4	4	0.00	3.000										

Batter	1	2	3	4	5	6	7	8	9	AB	R	H	RBI	BB	SO	LOB	BOTTOM										
Freddie Patek, R OBP: 0.439, SLG: 0.455 (1, 6)	E 2B BB	CS 1B		K		BB BB		FC6-4 1-2 2-3		2	1	1	0	3	0	2	Milwaukee Brewers @ Kansas City Royals Royals Stadium, Kansas City, MO Wed Apr 25 1973, 7:05 PM EST Alt: 9,378 - Unknown - 60 F										
Cookie Rojas, R OBP: 0.383, SLG: 0.472 (1, 4)	L9	CS		1B BB		BB BB		FC6-4 1-2		4	0	1	0	0	1	3											
Amos Otis, R OBP: 0.338, SLG: 0.486 (1, 8)	G3 2B BB		P4	1-2 1B		K				3	1	0	0	1	0	2											
John Mayberry, L OBP: 0.413, SLG: 0.540 (1, 3)	G3		L9	4-3			P4			3	0	0	0	1	0	2											
Lou Piniella, R OBP: 0.324, SLG: 0.356 (1, 7)	1B 2B		BB 1B BB		4-3		G3			3	1	2	2	1	0	0											
Ed Kirkpatrick, L OBP: 0.480, SLG: 0.650 (1, 9)	FC5-4 1B		BB 1-2 1B		BB BB		L7			3	0	2	1	1	0	0											
Hal McRae, R OBP: 0.305, SLG: 0.347 (1, 10)	FC5-4 1-2		BB 1-2 2-3 BB		BB 1B		F9			3	0	0	0	0	4												
Paul Schaal, R OBP: 0.403, SLG: 0.322 (1, 5)		E6 1B CS	4-3		CS		F7		FC6-4 BB HBP	3	0	0	0	1	0	0											
Jerry May, R OBP: 0.222, SLG: 0.208 (1, 2)	F8			F8		F9		FC6-4 1-2 BB		3	0	0	0	1	1	3											
Inning Stats	R: 3 E: 0 K: 0 S: 5	H: 2 LOB: 1 BB: 2 P: 13	R: 0 E: 1 K: 0 S: 3	H: 1 LOB: 0 BB: 0 P: 3	R: 0 E: 0 K: 0 S: 4	H: 1 LOB: 3 BB: 2 P: 12	R: 0 E: 0 K: 1 S: 6	H: 1 LOB: 2 BB: 1 P: 10	R: 0 E: 0 K: 1 S: 5	H: 0 LOB: 2 BB: 2 P: 13	R: 0 E: 0 K: 0 S: 3	H: 0 LOB: 0 BB: 0 P: 3	R: 0 E: 0 K: 0 S: 3	H: 0 LOB: 2 BB: 1 P: 8	R: 0 E: 0 K: 0 S: 3	H: 0 LOB: 2 BB: 1 P: 8		1B: 5 2B: 2 3B: 0 HR: 0	SF: 0 SAC: 0 DP: 1 HBP: 1	WP: 0 PB: 0 SB: 1 CS: 4	PA: 39						
PITCHER	IP	WLS	BF	H	R	ER	SO	BB	IBB	HBP	BLK	WP	HR	S	P	ERA	WHIP										
Jim Slaton, R ERA: 2.21 (1, 1)	1.1	L	10	3	3	3	0	2	0	0	0	0	0	10	22	0.00	1.875										
Bill Champion, R ERA: 4.29 (2, 1)	2.2		11	2	0	0	1	3	0	0	0	0	0	10	22	0.00	1.875										
Chris Short, L ERA: 6.0 (5, 1)	3.1		14	1	0	0	1	4	0	1	0	0	0	11	28	0.00	1.500										
Frank Linzy, R ERA: 4.5 (8, 1)	0.2		2	0	0	0	0	0	0	0	0	0	0	2	2	0.00	0.000										

AB	32
R	2
H	5
RBI	2
BB	5
SO	3
LOB	13



Batter	1	2	3	4	5	6	7	8	9	AB	R	H	RBI	BB	SO	LOB	TOP								
Dave May, L OBP: 0.273, SLG: 0.469 (1, 8)										4	2	4	1	2	0		Milwaukee Brewers @ Kansas City Royals Royals Stadium, Kansas City, MO Thu Apr 26 1973, 7:05 PM EST Alt: 8,125 - Unknown - 54 F								
Bob Coluccio, R OBP: 0.287, SLG: 0.423 (1, 9)										3	0	0	0	2	0	3									
Don Money, R OBP: 0.233, SLG: 0.333 (1, 6) (9, 5)										5	0	1	1	0	0	3									
George Scott, R OBP: 0.306, SLG: 0.441 (1, 3)										4	0	0	0	0	2	3									
John Briggs, L OBP: 0.352, SLG: 0.400 (1, 7)										3	1	2	0	1	1	0									
Ollie Brown, R OBP: 0.256, SLG: 0.400 (1, 10)										4	0	0	0	0	1	3									
Darrell Porter, L OBP: 0.292, SLG: 0.292 (1, 2) (9, PR)										4	0	1	0	0	2	2									
John Vukovich, R OBP: 0.220, SLG: 0.243 (1, 5) Joe Lathoud, L OBP: 0.119, SLG: 0.107 (9, PH) John Felske, R (9, 2)										3	0	0	0	0	2	1									
Pedro Garcia, R OBP: 0.314, SLG: 0.574 (1, 4)										2	2	0	0	2	1	0									
Inning Stats	R: 0 E: 0 K: 2 S: 7	H: 0 LOB: 1 BB: 1 P: 11	R: 0 E: 0 K: 1 S: 5	H: 0 LOB: 1 BB: 1 P: 9	R: 1 E: 0 K: 1 S: 5	H: 1 LOB: 0 BB: 1 P: 9	R: 0 E: 0 K: 2 S: 8	H: 1 LOB: 1 BB: 0 P: 8	R: 1 E: 0 K: 1 S: 6	H: 1 LOB: 2 BB: 2 P: 14	R: 0 E: 0 K: 1 S: 5	H: 0 LOB: 0 BB: 0 P: 5	R: 0 E: 0 K: 2 S: 7	H: 0 LOB: 0 BB: 0 P: 7	R: 0 E: 0 K: 0 S: 3	H: 0 LOB: 0 BB: 0 P: 3		R: 5 E: 1 K: 1 S: 9	H: 4 LOB: 1 BB: 1 P: 13	1B: 5 2B: 1 3B: 1 HR: 1	SF: 0 SAC: 0 DP: 1 HBP: 0	WP: 0 PB: 0 SB: 4 CS: 0	PA: 39		
PITCHER	IP	WLS	BF	H	R	ER	SO	BB	IBB	HBP	BLK	WP	HR	S	P	ERA	WHIP								
Ken Wright, R ERA: 3.12 (1, 1)	8.0		32	4	3	2	10	5	0	0	0	0	0	47	67	2.25	1.125								
Gene Garber, R ERA: 2.16 (9, 1)	0.1	L	3	2	0	0	1	0	0	0	0	0	0	5	5	0.00	6.000								
Bruce Dal Canton, R ERA: 3.79 (9, 1)	0.2		4	1	4	4	0	0	1	0	0	0	1	3	7	54.00	1.500								

Batter	1	2	3	4	5	6	7	8	9	AB	R	H	RBI	BB	SO	LOB	BOTTOM								
Freddie Patek, R OBP: 0.425, SLG: 0.429 (1, 6)										4	0	0	0	1	0	5	Milwaukee Brewers @ Kansas City Royals Royals Stadium, Kansas City, MO Thu Apr 26 1973, 7:05 PM EST Alt: 8,125 - Unknown - 54 F								
Cookie Rojas, R OBP: 0.384, SLG: 0.461 (1, 4)										4	0	1	1	1	0	1									
Amos Otis, R OBP: 0.341, SLG: 0.467 (1, 8)										3	0	0	0	2	0	2									
John Mayberry, L OBP: 0.400, SLG: 0.515 (1, 3)										3	0	0	1	1	0	2									
Lou Piniella, R OBP: 0.342, SLG: 0.365 (1, 7)										4	0	2	0	1	0	2									
Hal McRae, R OBP: 0.313, SLG: 0.340 (1, 9)										4	0	1	0	1	1	5									
Paul Schaal, R OBP: 0.408, SLG: 0.339 (1, 5)										3	0	1	0	1	0	5									
Kurt Bevacqua, R OBP: 0.286, SLG: 0.250 (1, 10) Steve Howley, L OBP: 0.294, SLG: 0.412 (7, PH)										2	0	1	0	0	0	1									
Jerry May, R OBP: 0.241, SLG: 0.269 (1, 2) Gail Hopkins, L OBP: 0.615, SLG: 0.700 (7, PH) Carl Taylor, R OBP: 0.405, SLG: 0.276 (8, 2)										2	1	1	0	0	1	2									
Inning Stats	R: 0 E: 0 K: 0 S: 3	H: 0 LOB: 1 BB: 1 P: 7	R: 0 E: 0 K: 0 S: 4	H: 2 LOB: 0 BB: 0 P: 4	R: 1 E: 0 K: 0 S: 4	H: 2 LOB: 0 BB: 0 P: 4	R: 0 E: 0 K: 0 S: 3	H: 0 LOB: 0 BB: 0 P: 3	R: 0 E: 0 K: 1 S: 5	H: 1 LOB: 1 BB: 1 P: 9	R: 0 E: 0 K: 0 S: 3	H: 0 LOB: 3 BB: 3 P: 15	R: 2 E: 0 K: 0 S: 5	H: 2 LOB: 3 BB: 3 P: 17	R: 0 E: 0 K: 1 S: 6	H: 1 LOB: 1 BB: 0 P: 6		R: 0 E: 1 K: 1 S: 7	H: 1 LOB: 2 BB: 0 P: 7	1B: 6 2B: 4 3B: 0 HR: 0	SF: 1 SAC: 0 DP: 3 HBP: 0	WP: 1 PB: 0 SB: 1 CS: 0	PA: 42		
PITCHER	IP	WLS	BF	H	R	ER	SO	BB	IBB	HBP	BLK	WP	HR	S	P	ERA	WHIP								
Gary Ryerson, L ERA: 3.14 (1, 1)	4.0		17	5	1	1	0	2	0	0	0	0	0	15	23	2.25	1.750								
Jim Colborn, R ERA: 1.62 (5, 1)	2.1		13	2	2	2	1	5	0	0	0	0	0	10	30	7.71	3.000								
Ray Newman, L ERA: (7, 1)	2.2	W	12	2	0	0	2	0	1	0	0	1	0	15	19	0.00	0.750								

Batter	1	2	3	4	5	6	7	8	9	AB	R	H	RBI	BB	SO	LOB	TOP					
Dave May, L (1, 8) OBP: 0.257, SLG: 0.441										4	0	0	0	0	2	1	Milwaukee Brewers @ Texas Rangers Arlington Stadium, Arlington, TX Fri Apr 27 1973, 7:05 PM EST Att: 10,116 - Unknown					
Bob Coluccio, R (1, 9) OBP: 0.235, SLG: 0.367										4	0	0	0	0	1	1						
Don Money, R (1, 6) OBP: 0.258, SLG: 0.356										2	0	2	0	0	0	0						
Tim Johnson, L (4, PR) OBP: 0.500, SLG: 1.000										2	0	1	0	0	0	0						
George Scott, R (1, 3) OBP: 0.303, SLG: 0.444										4	1	1	0	0	0	3						
John Briggs, L (1, 7) OBP: 0.328, SLG: 0.367										4	0	0	0	0	0	3						
Ollie Brown, R (1, 10) OBP: 0.226, SLG: 0.353										4	0	0	0	0	0	3						
Darrell Porter, L (1, 2) OBP: 0.417, SLG: 0.370										3	1	3	0	1	0	0						
John Vukovich, R (1, 5) OBP: 0.205, SLG: 0.225										3	0	0	0	0	1	3						
Joe Lahoud, L (9, PH) OBP: 0.242, SLG: 0.138										1	0	1	1	0	0	0						
Pedro Garcia, R (1, 4) OBP: 0.309, SLG: 0.588										4	0	1	1	0	0	3						
Inning Stats	R: 0 E: 0 K: 1 S: 6	H: 1 LOB: 1 BB: 0 P: 6	R: 0 E: 0 K: 1 S: 6	H: 1 LOB: 1 BB: 0 P: 6	R: 0 E: 0 K: 0 S: 3	H: 0 LOB: 0 BB: 0 P: 3	R: 0 E: 0 K: 0 S: 4	H: 1 LOB: 2 BB: 0 P: 4	R: 1 E: 0 K: 0 S: 5	H: 2 LOB: 1 BB: 0 P: 5	R: 0 E: 0 K: 0 S: 3	H: 1 LOB: 1 BB: 0 P: 3	R: 0 E: 0 K: 0 S: 4	H: 1 LOB: 1 BB: 0 P: 4	R: 0 E: 0 K: 2 S: 7	H: 0 LOB: 0 BB: 0 P: 7	R: 1 E: 0 K: 0 S: 5	H: 2 LOB: 2 BB: 1 P: 9	1B: 6 2B: 2 3B: 1 HR: 0	SF: 0 SAC: 0 DP: 0 HBP: 0	WP: 0 PB: 0 SB: 0 CS: 1	PA: 36
PITCHER	IP WLS BF H R ER SO BB IBB HBP BLK WP HR S P ERA WHIP																					
Dick Bosman, R (1, 1) ERA: 3.18	8.2 W 34	H 8 R 2 ER 2 SO 4	BB 1 IBB 0 HBP 0 BLK 0	WP 0 HR 0 S 41 P 45	ERA 2.08 WHIP 1.038																	
Steve Foucault, R (9, 1) ERA: 2.08	0.1 S 2	H 1 R 0 ER 0 SO 0	BB 0 IBB 0 HBP 0 BLK 0	WP 0 HR 0 S 2 P 2	ERA 0.00 WHIP 3.000																	

Batter	1	2	3	4	5	6	7	8	9	AB	R	H	RBI	BB	SO	LOB	BOTTOM				
Davey Nelson, R (1, 4) OBP: 0.250, SLG: 0.357										3	1	0	0	1	0	4	Milwaukee Brewers @ Texas Rangers Arlington Stadium, Arlington, TX Fri Apr 27 1973, 7:05 PM EST Att: 10,116 - Unknown				
Jim Mason, L (8, 4)										1	0	0	0	0	1	3					
Toby Harrah, R (1, 6) OBP: 0.328, SLG: 0.321										4	1	1	1	1	1	4					
Alex Johnson, R (1, 10) OBP: 0.407, SLG: 0.519										4	0	2	0	0	0	1					
Rico Carty, R (1, 7) OBP: 0.204, SLG: 0.255										4	1	1	0	0	1	4					
Tom Grieve, R (8, 7)										0	0	0	0	0	0	0					
Mike Epstein, L (1, 3) OBP: 0.293, SLG: 0.206										3	1	1	1	0	1	1					
Dick Billings, R (1, 2) OBP: 0.283, SLG: 0.242										3	0	0	0	1	0	1					
Jeff Burroughs, R (1, 9) OBP: 0.302, SLG: 0.479										4	0	2	2	0	0	1					
Vic Harris, S (1, 5) OBP: 0.179, SLG: 0.148										4	0	2	0	0	2	2					
Elliott Maddox, R (1, 8) OBP: 0.413, SLG: 0.350										2	0	1	0	1	0	0					
Inning Stats	R: 0 E: 0 K: 1 S: 5	H: 3 LOB: 3 BB: 1 P: 10	R: 2 E: 0 K: 1 S: 6	H: 2 LOB: 2 BB: 2 P: 15	R: 0 E: 0 K: 0 S: 4	H: 1 LOB: 1 BB: 0 P: 4	R: 0 E: 0 K: 2 S: 7	H: 0 LOB: 0 BB: 0 P: 7	R: 0 E: 0 K: 1 S: 5	H: 0 LOB: 0 BB: 0 P: 5	R: 1 E: 1 K: 0 S: 4	H: 2 LOB: 1 BB: 1 P: 8	R: 0 E: 0 K: 1 S: 7	H: 2 LOB: 3 BB: 0 P: 8	1B: 9 2B: 1 3B: 0 HR: 0	SF: 0 SAC: 0 DP: 2 HBP: 2	WP: 0 PB: 0 SB: 1 CS: 0	PA: 38			
PITCHER	IP WLS BF H R ER SO BB IBB HBP BLK WP HR S P ERA WHIP																				
Skip Lockwood, R (1, 1) ERA: 3.68	3.0 L 18	H 6 R 3 ER 1 SO 2	BB 3 IBB 0 HBP 1 BLK 0	WP 0 HR 0 S 18 P 31	ERA 3.00 WHIP 3.000																
Bill Champion, R (4, 1) ERA: 4.02	3.0 11	H 1 R 1 ER 1 SO 3	BB 1 IBB 0 HBP 0 BLK 0	WP 0 HR 0 S 16 P 20	ERA 3.00 WHIP 0.667																
Frank Linzy, R (7, 1) ERA: 2.25	2.0 9	H 3 R 0 ER 0 SO 1	BB 0 IBB 1 HBP 0 BLK 0	WP 0 HR 0 S 10 P 11	ERA 0.00 WHIP 1.500																

AB 35
R 2
H 9
RBI 2
BB 1
SO 4
LOB 17

AB 32
R 4
H 10
RBI 4
BB 4
SO 6
LOB 21

Batter	1	2	3	4	5	6	7	8	9	AB	R	H	RBI	BB	SO	LOB	TOP		
Dave May, L OBP: 0.257, SLG: 0.431 (1, 8)										4	0	1	0	0	1	0	Milwaukee Brewers @ Texas Rangers Arlington Stadium, Arlington, TX Sat Apr 28 1973, 7:05 PM EST Att: 11,504 - Unknown		
Tim Johnson, L OBP: 0.167, SLG: 0.400 (1, 6)										3	0	0	1	0	0				
Joe Lahoud, L OBP: 0.243, SLG: 0.125 (1, 9)										3	0	0	0	1	1				
George Scott, R OBP: 0.300, SLG: 0.424 (1, 3)										3	1	0	0	1	1	2			
John Briggs, L OBP: 0.339, SLG: 0.396 (1, 7)										4	2	2	0	0	1	1			
Ollie Brown, R OBP: 0.282, SLG: 0.421 (1, 10)										4	0	3	3	0	0	0			
Darrell Porter, L OBP: 0.375, SLG: 0.323 (1, 2)										4	0	0	0	0	0	2			
John Vukovich, R OBP: 0.188, SLG: 0.205 (1, 5)										4	0	0	0	0	1	2			
Pedro Garcia, R OBP: 0.293, SLG: 0.556 (1, 4)										3	1	0	0	0	0				
Inning Stats	R: 0 E: 0 K: 1 S: 5	H: 0 LOB: 0 BB: 0 P: 5	R: 1 E: 0 K: 1 S: 6	H: 2 LOB: 0 BB: 0 P: 6	R: 0 E: 0 K: 1 S: 5	H: 0 LOB: 0 BB: 0 P: 5	R: 0 E: 0 K: 0 S: 3	H: 0 LOB: 1 BB: 1 P: 7	R: 0 E: 0 K: 0 S: 3	H: 0 LOB: 0 BB: 0 P: 3	R: 2 E: 0 K: 1 S: 7	H: 2 LOB: 1 BB: 1 P: 11	R: 1 E: 1 K: 0 S: 5	H: 1 LOB: 1 BB: 0 P: 5	R: 0 E: 0 K: 1 S: 6	H: 1 LOB: 1 BB: 0 P: 6	1B: 4 2B: 2 3B: 0 HR: 0	SF: 1 SAC: 0 DP: 0 HBP: 0	WP: 0 PA: 35 PB: 0 SB: 0 CS: 0
PITCHER	IP	WLS	BF	H	R	ER	SO	BB	IBB	HBP	BLK	WP	HR	S	P	ERA	WHIP		
Don Stanhouse, R ERA: 7.82 (1, 1)	6.1	L	24	4	3	3	3	2	0	0	0	0	0	28	36	4.26	0.947		
Jim Merritt, L ERA: 4.05 (7, 1)	2.2		11	2	1	0	2	0	0	0	0	0	0	15	15	0.00	0.750		

Batter	1	2	3	4	5	6	7	8	9	AB	R	H	RBI	BB	SO	LOB	BOTTOM		
Davey Nelson, R OBP: 0.283, SLG: 0.370 (1, 4)										4	0	2	0	1	1	0	Milwaukee Brewers @ Texas Rangers Arlington Stadium, Arlington, TX Sat Apr 28 1973, 7:05 PM EST Att: 11,504 - Unknown		
Toby Harrah, R OBP: 0.333, SLG: 0.328 (1, 6)										5	0	2	0	0	3				
Alex Johnson, R OBP: 0.390, SLG: 0.491 (1, 7)										5	0	1	0	0	1	3			
Rico Carty, R OBP: 0.241, SLG: 0.250 (1, 10)										1	1	0	0	3	0	1			
Mike Epstein, L OBP: 0.289, SLG: 0.189 (1, 3)										3	0	0	0	1	0	5			
Jeff Burroughs, R OBP: 0.316, SLG: 0.490 (1, 9)										3	0	1	0	1	1	2			
Vic Harris, S OBP: 0.188, SLG: 0.161 (1, 5)										4	1	1	0	0	0	6			
Elliott Maddox, R OBP: 0.420, SLG: 0.419 (1, 8)										3	1	1	3	1	0	0			
Ken Suarez, R OBP: 0.308, SLG: 0.462 (8, PH)										3	0	1	0	0	1	3			
Bill Sudakis, S (9, 2)										1	0	0	0	0	0	0			
Inning Stats	R: 0 E: 0 K: 2 S: 8	H: 1 LOB: 1 BB: 0 P: 8	R: 0 E: 0 K: 1 S: 4	H: 0 LOB: 0 BB: 1 P: 8	R: 0 E: 0 K: 1 S: 5	H: 1 LOB: 0 BB: 0 P: 5	R: 0 E: 0 K: 0 S: 4	H: 2 LOB: 3 BB: 2 P: 12	R: 0 E: 0 K: 0 S: 4	H: 1 LOB: 2 BB: 1 P: 8	R: 0 E: 0 K: 0 S: 3	H: 0 LOB: 0 BB: 0 P: 3	R: 3 E: 0 K: 0 S: 5	H: 2 LOB: 0 BB: 1 P: 9	R: 0 E: 0 K: 0 S: 3	H: 1 LOB: 0 BB: 0 P: 3	1B: 6 2B: 4 3B: 0 HR: 1	SF: 0 SAC: 0 DP: 2 HBP: 0	WP: 0 PA: 41 PB: 0 SB: 0 CS: 1
PITCHER	IP	WLS	BF	H	R	ER	SO	BB	IBB	HBP	BLK	WP	HR	S	P	ERA	WHIP		
Jerry Bell, R ERA: 3.88 (1, 1)	9.0	W	39	9	3	3	4	6	1	0	0	0	1	40	68	3.00	1.667		

Batter	1	2	3	4	5	6	7	8	9	AB	R	H	RBI	BB	SO	LOB	TOP			
Dave May, L (1, 8) OBP: 0.244, SLG: 0.408	6-3		4-3			G3		F2		4	0	0	0	0	0	1				
Bob Coluccio, R (1, 9) OBP: 0.237, SLG: 0.353	2B			6-3		F7		6-3		4	1	1	0	0	0	1				
Tim Johnson, L (1, 6) OBP: 0.300, SLG: 0.556	L6-5			1B		K		1-3		4	0	2	1	0	1	1				
George Scott, R (1, 3) OBP: 0.297, SLG: 0.406	L6-5			P4					4-3	3	0	0	0	1	0	2				
John Briggs, L (1, 7) OBP: 0.364, SLG: 0.411		L4								3	0	2	0	1	0	0				
Ollie Brown, R (1, 10) OBP: 0.256, SLG: 0.381		K								4	0	0	0	0	4	5				
Darrell Porter, L (1, 2) OBP: 0.364, SLG: 0.294										3	0	0	0	1	1	1				
John Vukovich, R (1, 5) OBP: 0.176, SLG: 0.191										3	0	0	0	0	1	3				
Pedro Garcia, R (1, 4) OBP: 0.295, SLG: 0.544										3	0	1	0	0	0	0				
Inning Stats	R: 1 E: 0 K: 0 S: 4	H: 2 LOB: 0 BB: 4 P: 4	R: 0 E: 0 K: 2 S: 7	H: 0 LOB: 0 BB: 0 P: 7	R: 0 E: 0 K: 0 S: 3	H: 0 LOB: 0 BB: 0 P: 3	R: 0 E: 0 K: 1 S: 7	H: 2 LOB: 2 BB: 0 P: 7	R: 0 E: 0 K: 1 S: 5	H: 0 LOB: 0 BB: 0 P: 5	R: 0 E: 0 K: 1 S: 5	H: 1 LOB: 2 BB: 2 P: 13	R: 0 E: 0 K: 0 S: 4	H: 1 LOB: 1 BB: 1 P: 4	R: 0 E: 0 K: 1 S: 5	H: 0 LOB: 1 BB: 1 P: 9	1B: 5 2B: 2 3B: 0 HR: 0	SF: 0 SAC: 0 DP: 2 HBP: 0	WP: 0 PB: 0 SB: 0 CS: 0	PA: 34
PITCHER Mike Paul, L (1, 1) ERA: 3.08	IP: 9.0 WLS: W BF: 34 H: 6 R: 1 ER: 1 SO: 7 BB: 3 IBB: 0 HBP: 0 BLK: 0 WP: 0 HR: 0 S: 45 P: 57 ERA: 1.00 WHIP: 1.000															PITCHER				

Milwaukee Brewers @ Texas Rangers
Arlington Stadium, Arlington, TX
Sun Apr 29 1973, 8:05 PM EDT
Att: 5,157 - Unknown

AB 31
R 1
H 6
RBI 1
BB 3
SO 7
LOB 14



Batter	1	2	3	4	5	6	7	8	9	AB	R	H	RBI	BB	SO	LOB	BOTTOM					
Davey Nelson, R (1, 4) OBP: 0.293, SLG: 0.392	F8	F8			6-3					5	0	2	1	0	0	1						
Toby Harrah, R (1, 6) OBP: 0.353, SLG: 0.355	F9		6-3							4	0	2	1	1	0	0						
Alex Johnson, R (1, 7) OBP: 0.397, SLG: 0.492	WP		1B		1-3					4	0	2	0	0	0	1						
Mike Epstein, L (1, 3) OBP: 0.327, SLG: 0.250	WP									3	0	2	0	1	0	0						
Rico Carty, R (1, 10) OBP: 0.242, SLG: 0.236										3	0	0	0	1	0	3						
Jeff Burroughs, R (1, 9) OBP: 0.311, SLG: 0.463	1-6-3									3	0	0	0	1	0	3						
Vic Harris, S (1, 5) OBP: 0.194, SLG: 0.171		L3			6-3					4	1	1	0	0	0	2						
Elliott Maddox, R (1, 8) OBP: 0.426, SLG: 0.413										3	1	1	0	1	1	2						
Rick Stelmazek, L (1, 2) Bill Sudakis, S (9, PH)										3	0	0	0	0	1	1						
Inning Stats	R: 0 E: 0 K: 0 S: 4	H: 1 LOB: 3 BB: 2 P: 12	R: 0 E: 0 K: 1 S: 5	H: 0 LOB: 1 BB: 1 P: 9	R: 0 E: 0 K: 0 S: 4	H: 2 LOB: 1 BB: 0 P: 4	R: 0 E: 0 K: 0 S: 3	H: 0 LOB: 0 BB: 0 P: 3	R: 0 E: 0 K: 0 S: 3	H: 0 LOB: 1 BB: 1 P: 7	R: 0 E: 0 K: 1 S: 6	H: 1 LOB: 2 BB: 1 P: 10	R: 0 E: 0 K: 0 S: 3	H: 2 LOB: 1 BB: 0 P: 3	R: 0 E: 0 K: 0 S: 3	H: 0 LOB: 0 BB: 0 P: 3	R: 2 E: 0 K: 0 S: 6	H: 4 LOB: 2 BB: 0 P: 6	1B: 7 2B: 3 3B: 0 HR: 0	SF: 0 SAC: 0 DP: 1 HBP: 0	WP: 1 PB: 0 SB: 2 CS: 1	PA: 38
PITCHER Jim Slaton, R (1, 1) ERA: 1.65 Ray Newman, L (8, 1) ERA: 1.54	IP: 7.0 WLS: L BF: 29 H: 6 R: 0 ER: 0 SO: 2 BB: 5 IBB: 0 HBP: 0 BLK: 0 WP: 1 HR: 0 S: 28 P: 48 ERA: 0.00 WHIP: 1.571															PITCHER						

Milwaukee Brewers @ Texas Rangers
Arlington Stadium, Arlington, TX
Sun Apr 29 1973, 8:05 PM EDT
Att: 5,157 - Unknown

AB 33
R 2
H 10
RBI 2
BB 5
SO 2
LOB 15




Batter	1	2	3	4	5	6	7	8	9	AB	R	H	RBI	BB	SO	LOB	TOP										
Bert Campaneris, R (1, 6) OBP: 0.278, SLG: 0.239										3	2	1	0	2	0	1	Oakland Athletics @ Milwaukee Brewers Milwaukee County Stadium, Milwaukee, WI Tue May 01 1973, 8:05 PM EDT Att: 8,838 - Unknown livebaseballscorecards.com										
Bill North, S (1, 8) OBP: 0.303, SLG: 0.239										2	0	0	0	3	0	1											
Joe Rudi, R (1, 7) OBP: 0.283, SLG: 0.379										4	0	0	0	1	0	3											
Reggie Jackson, L (1, 9) OBP: 0.333, SLG: 0.430										4	0	0	0	0	1	3											
Sal Bando, R (1, 5) OBP: 0.349, SLG: 0.486										4	0	1	0	0	0	4											
Gene Tenace, R (1, 3) OBP: 0.380, SLG: 0.528										3	1	1	2	1	1	1											
Angel Mangual, R (1, 10) OBP: 0.286, SLG: 0.391										4	0	0	0	0	0	3											
Ray Fosse, R (1, 2) OBP: 0.320, SLG: 0.329										4	0	2	0	0	0	0											
Dick Green, R (1, 4) OBP: 0.211, SLG: 0.222										0	0	0	0	0	0	0											
Mike Hegan, L (4, PH) OBP: 0.222, SLG: 0.125										1	0	0	0	0	0	0											
Dal Maxvill, R (4, 4) OBP: 0.111, SLG: 0.111										0	0	0	0	0	0	0											
Rich McKinney, R (6, PH) OBP: 0.385, SLG: 0.200										1	0	0	0	0	0	0											
Ted Kubiak, S (6, 4) OBP: 0.342, SLG: 0.382										1	0	0	0	0	0	1											
Inning Stats	R: 1 E: 0 K: 1 S: 5	H: 0 LOB: 3 BB: 4 P: 21	R: 0 E: 0 K: 0 S: 4	H: 1 LOB: 2 BB: 1 P: 8	R: 1 E: 0 K: 0 S: 4	H: 1 LOB: 0 BB: 0 P: 4	R: 0 E: 0 K: 0 S: 3	H: 0 LOB: 1 BB: 1 P: 7	R: 0 E: 0 K: 0 S: 4	H: 1 LOB: 1 BB: 0 P: 4	R: 0 E: 0 K: 0 S: 3	H: 0 LOB: 0 BB: 0 P: 3	R: 1 E: 1 K: 0 S: 4	H: 1 LOB: 1 BB: 1 P: 8	R: 0 E: 0 K: 1 S: 6	H: 1 LOB: 1 BB: 0 P: 6	R: 0 E: 0 K: 0 S: 3	H: 0 LOB: 0 BB: 0 P: 3	1B: 4 2B: 1 3B: 0 HR: 1	SF: 0 SAC: 1 DP: 1 HBP: 0	WP: 0 PB: 0 SB: 1 CS: 0	PA: 39					
PITCHER	IP	WLS	BF	H	R	ER	SO	BB	IBB	HBP	BLK	WP	HR	S	P	ERA	WHIP										
Bill Parsons, R (1, 1) ERA: 2.77	0.0		3	0	1	1	0	3	0	0	0	0	0	0	12	∞	∞										
Jim Colborn, R (1, 1) ERA: 1.4	9.0	W	36	5	2	1	2	4	0	0	0	0	1	36	52	1.00	1.000										

Batter	1	2	3	4	5	6	7	8	9	AB	R	H	RBI	BB	SO	LOB	BOTTOM											
Dave May, L (1, 8) OBP: 0.232, SLG: 0.388										4	0	0	0	0	0	1	Oakland Athletics @ Milwaukee Brewers Milwaukee County Stadium, Milwaukee, WI Tue May 01 1973, 8:05 PM EDT Att: 8,838 - Unknown livebaseballscorecards.com											
Don Money, R (1, 6) OBP: 0.256, SLG: 0.339										3	0	0	0	1	0	0												
Joe Lahoud, L (1, 9) OBP: 0.220, SLG: 0.111										4	1	0	0	0	1	2												
George Scott, R (1, 3) OBP: 0.295, SLG: 0.389										3	1	0	0	1	1	0												
John Briggs, L (1, 7) OBP: 0.386, SLG: 0.508										3	1	2	4	1	0	0												
Ollie Brown, R (1, 10) OBP: 0.261, SLG: 0.378										3	0	1	0	0	1	2												
Darrell Porter, L (1, 2) OBP: 0.362, SLG: 0.324										3	0	1	0	0	0	1												
John Vukovich, R (1, 5) OBP: 0.170, SLG: 0.184										2	0	0	0	0	2	2												
Tim Johnson, L (7, PH) OBP: 0.273, SLG: 0.500										1	0	0	0	0	0	0												
Pedro Garcia, R (1, 4) OBP: 0.297, SLG: 0.533										3	1	1	0	0	1	0												
Inning Stats	R: 0 E: 0 K: 1 S: 5	H: 0 LOB: 0 BB: 0 P: 5	R: 0 E: 0 K: 2 S: 8	H: 1 LOB: 2 BB: 1 P: 12	R: 3 E: 0 K: 0 S: 5	H: 2 LOB: 1 BB: 2 P: 13	R: 0 E: 0 K: 2 S: 7	H: 0 LOB: 0 BB: 0 P: 7	R: 0 E: 0 K: 1 S: 6	H: 1 LOB: 1 BB: 0 P: 6	R: 0 E: 0 K: 0 S: 3	H: 0 LOB: 0 BB: 0 P: 3	R: 0 E: 0 K: 0 S: 3	H: 0 LOB: 0 BB: 0 P: 3	R: 1 E: 0 K: 0 S: 1	H: 1 LOB: 0 BB: 0 P: 1		1B: 2 2B: 1 3B: 1 HR: 1	SF: 0 SAC: 0 DP: 0 HBP: 0	WP: 0 PB: 0 SB: 0 CS: 0	PA: 32							
PITCHER	IP	WLS	BF	H	R	ER	SO	BB	IBB	HBP	BLK	WP	HR	S	P	ERA		WHIP										
Blue Moon Odom, R (1, 1) ERA: 6.21	8.0	L	32	5	4	4	6	3	0	0	0	0	1	41	53	4.50		1.000										

Batter	1	2	3	4	5	6	7	8	9	AB	R	H	RBI	BB	SO	LOB	TOP										
Freddie Patek, R OBP: 0.380, SLG: 0.366 (1, 6)	F8	1B		FC6-4		1-3	FC6-4		K	6	0	3	3	0	1	2											
Cookie Rojas, R OBP: 0.386, SLG: 0.451 (1, 4)	E5	1B		F9			3B		1B	6	2	3	0	0	0	4											
Amos Otis, R OBP: 0.325, SLG: 0.472 (1, 8)	4-3	F9		FC6-4			SF7		L5	5	0	0	1	0	0	10											
Gail Hopkins, L OBP: 0.423, SLG: 0.429 Fran Healy, R OBP: 0.222, SLG: 0.240 (1, 3) (7, 2)	1-3		4-3		4-3		1B		SH2-3	4	1	1	0	0	0	0											
Ed Kirkpatrick, L OBP: 0.446, SLG: 0.625 (1, 7)		L9	4-3		1-3		1B		SH2-3	4	1	1	0	0	0	0											
Lou Piniella, R OBP: 0.333, SLG: 0.360 (1, 10)		5-3		1B	5-3		BB		6-3	5	1	2	0	0	0	1											
Hal McRae, R OBP: 0.306, SLG: 0.306 Steve Hovley, L OBP: 0.280, SLG: 0.333 (1, 9) (8, 9)		BB	F9		F9		E7		F3	4	2	1	1	1	0	2											
Paul Schaal, R OBP: 0.390, SLG: 0.330 (1, 5)		BB		1-6-3		F9	1B		L9	3	2	0	0	2	0	0											
Carl Taylor, R OBP: 0.432, SLG: 0.314 John Mayberry, L OBP: 0.411, SLG: 0.506 (1, 2) (7, PH) (7, 3)		BB		1B		E5	1B		BB	2	0	1	0	1	0	0											
Inning Stats	R: 1 E: 1 K: 0 S: 4	H: 0 LOB: 0 BB: 0 P: 4	R: 2 E: 0 K: 0 S: 5	H: 2 LOB: 3 BB: 3 P: 17	R: 0 E: 0 K: 0 S: 4	H: 1 LOB: 1 BB: 0 P: 4	R: 0 E: 0 K: 0 S: 5	H: 2 LOB: 2 BB: 0 P: 5	R: 0 E: 0 K: 0 S: 3	H: 0 LOB: 0 BB: 0 P: 3	R: 0 E: 1 K: 0 S: 4	H: 0 LOB: 1 BB: 0 P: 4	R: 6 E: 1 K: 0 S: 10	H: 7 LOB: 2 BB: 1 P: 14	R: 0 E: 0 K: 0 S: 4	H: 1 LOB: 1 BB: 0 P: 4	R: 0 E: 0 K: 1 S: 6	H: 1 LOB: 2 BB: 1 P: 10	1B: 13 2B: 0 3B: 1 HR: 0	SF: 1 SAC: 1 DP: 0 HBP: 0	WP: 0 PB: 0 SB: 1 CS: 0	PA: 48					
PITCHER	IP	WLS	BF	H	R	ER	SO	BB	IBB	HBP	BLK	WP	HR	S	P	ERA	WHIP										
Bill Parsons, R ERA: 3.68 (1, 1)	1.2		10	1	3	2	0	3	0	0	1	0	0	7	19	10.80	2.400										
Jim Colborn, R ERA: 2.37 (2, 1)	4.2	23	8	4	4	0	0	0	0	0	0	0	0	23	23	7.71	1.714										
Frank Linzy, R ERA: 9.0 (7, 1)	0.0	L	2	1	0	0	0	1	0	0	0	0	0	1	5	∞	∞										
Ray Newman, L ERA: 2.45 (7, 1)	0.0		1	1	1	1	0	0	0	0	0	0	0	1	1	∞	∞										
Skip Lockwood, R ERA: 3.29 (7, 1)	2.2	12	3	1	1	1	1	1	0	0	0	0	0	13	17	3.38	1.500										

Kansas City Royals @ Milwaukee Brewers
Milwaukee County Stadium, Milwaukee, WI
Sat May 05 1973, 8:05 PM EDT
Alt. 9,888 - Unknown - 54 F


AB 41
R 9
H 14
RBI 7
BB 5
SO 1
LOB 19



Batter	1	2	3	4	5	6	7	8	9	AB	R	H	RBI	BB	SO	LOB	BOTTOM										
Dave May, L OBP: 0.258, SLG: 0.413 (1, 8)			FC6-4			2B	FC6-4			3	2	1	0	2	0	3											
Don Money, R OBP: 0.263, SLG: 0.311 (1, 6)			FC6-4			L8			5-3	4	1	0	0	1	0	4											
Joe Lahoud, L OBP: 0.204, SLG: 0.093 (1, 9)	1B	L8		F2		F7			F9	4	1	0	0	1	0	1											
George Scott, R OBP: 0.304, SLG: 0.393 (1, 3)	1B	WP		K2-3		E5			6-3	4	1	2	2	1	1	0											
John Briggs, L OBP: 0.381, SLG: 0.479 (1, 7)	1B	F8				E5			F9	4	1	2	1	1	0	1											
Ollie Brown, R OBP: 0.271, SLG: 0.315 (1, 10)	1B			6-3		E5			6-3	3	1	0	0	2	0	3											
Darrell Porter, L OBP: 0.345, SLG: 0.283 (1, 2)	1B	4-3				K			4-3	5	0	1	2	0	1	2											
Bob Heise, R OBP: 0.400, SLG: 0.400 John Vukovich, R OBP: 0.180, SLG: 0.164 (1, 5) (6, 5)			F7		F8		K			3	0	1	1	0	0	0											
Pedro Garcia, R OBP: 0.289, SLG: 0.479 (1, 4)	F6		1-3		P4		FC6-4			3	0	0	0	1	0	2											
Inning Stats	R: 6 E: 0 K: 0 S: 7	H: 4 LOB: 4 BB: 4 P: 23	R: 0 E: 0 K: 0 S: 3	H: 0 LOB: 2 BB: 2 P: 11	R: 0 E: 0 K: 0 S: 3	H: 0 LOB: 1 BB: 1 P: 7	R: 0 E: 0 K: 1 S: 6	H: 1 LOB: 0 BB: 0 P: 6	R: 0 E: 0 K: 1 S: 5	H: 0 LOB: 0 BB: 0 P: 5	R: 1 E: 1 K: 0 S: 5	H: 2 LOB: 2 BB: 1 P: 9	R: 0 E: 0 K: 1 S: 5	H: 0 LOB: 1 BB: 1 P: 9	R: 0 E: 0 K: 0 S: 3	H: 0 LOB: 0 BB: 0 P: 3	R: 0 E: 0 K: 0 S: 3	H: 0 LOB: 0 BB: 0 P: 3	1B: 5 2B: 2 3B: 0 HR: 0	SF: 0 SAC: 0 DP: 0 HBP: 0	WP: 1 PB: 1 SB: 0 CS: 0	PA: 43					
PITCHER	IP	WLS	BF	H	R	ER	SO	BB	IBB	HBP	BLK	WP	HR	S	P	ERA	WHIP										
Wayne Simpson, R ERA: 5.3 (1, 1)	0.0	4	1	4	4	0	0	3	0	0	0	0	0	1	13	∞	∞										
Ken Wright, R ERA: 4.74 (1, 1)	0.0	3	2	1	1	0	0	1	0	0	0	0	0	2	6	∞	∞										
Bruce Dal Canton, R ERA: 2.97 (1, 1)	9.0	W	36	4	2	1	3	4	1	0	0	1	0	37	57	1.00	0.889										

Kansas City Royals @ Milwaukee Brewers
Milwaukee County Stadium, Milwaukee, WI
Sat May 05 1973, 8:05 PM EDT
Alt. 9,888 - Unknown - 54 F

AB 34
R 7
H 7
RBI 6
BB 9
SO 3
LOB 16



Batter	1	2	3	4	5	6	7	8	9	AB	R	H	RBI	BB	SO	LOB	TOP					
Freddie Patek, R OBP: 0.368, SLG: 0.352	1-3		F7			1-3		FC6-4		4	0	0	0	0	0	1						
Cookie Rojas, R OBP: 0.373, SLG: 0.434	F9		5-3			F8			L7	4	0	0	0	0	0	0						
Amos Otis, R OBP: 0.322, SLG: 0.464				F8		F7			F7	4	0	1	0	0	0	0						
John Mayberry, L OBP: 0.422, SLG: 0.539										2	1	1	1	2	1	1						
Steve Hovley, L OBP: 0.290, SLG: 0.333	K									0	0	0	0	0	0	0						
Ed Kirkpatrick, L OBP: 0.436, SLG: 0.603										4	1	1	0	0	0	2						
Lou Piniella, R OBP: 0.333, SLG: 0.360										3	0	1	1	0	0	1						
Hal McRae, R OBP: 0.281, SLG: 0.293										3	0	0	0	0	1	1						
Paul Schaaf, R OBP: 0.389, SLG: 0.322										2	0	0	0	1	0	1						
Carl Taylor, R OBP: 0.404, SLG: 0.289										3	0	0	0	0	0	2						
Inning Stats	R: 0 H: 1 E: 0 K: 1 S: 6	H: 1 LOB: 1 BB: 0 P: 6	R: 1 H: 2 E: 0 K: 1 S: 6	LOB: 0 BB: 0 P: 6	R: 0 H: 0 E: 0 K: 0 S: 3	LOB: 0 BB: 0 P: 3	R: 1 H: 1 E: 0 K: 0 S: 4	H: 1 LOB: 0 BB: 0 P: 4	R: 0 H: 0 E: 0 K: 0 S: 3	LOB: 0 BB: 0 P: 3	R: 0 H: 0 E: 0 K: 0 S: 2	H: 0 LOB: 0 BB: 1 P: 6	R: 0 H: 0 E: 1 K: 0 S: 4	LOB: 0 BB: 0 P: 4	R: 0 H: 0 E: 0 K: 0 S: 3	LOB: 0 BB: 0 P: 7	R: 0 H: 0 E: 0 K: 0 S: 3	H: 0 LOB: 1 BB: 1 P: 7	1B: 3 2B: 0 3B: 0 HR: 1	SF: 0 SAC: 0 DP: 2 HBP: 0	WP: 0 PB: 0 SB: 0 CS: 2	PA: 32
PITCHER Jerry Bell, R ERA: 3.11	IP: 9.0 WLS: W BF: 32 H: 4 R: 2 ER: 1 SO: 2 BB: 3 IBB: 0 HBP: 0 BLK: 0 WP: 0 HR: 1 S: 33 P: 45 ERA: 1.00 WHIP: 0.778															PITCHER	IP: 9.0 WLS: W BF: 32 H: 4 R: 2 ER: 1 SO: 2 BB: 3 IBB: 0 HBP: 0 BLK: 0 WP: 0 HR: 1 S: 33 P: 45 ERA: 1.00 WHIP: 0.778					

Kansas City Royals @ Milwaukee Brewers
Milwaukee County Stadium, Milwaukee, WI
Sun May 06 1973, 4:33 AM EDT
Att: 10,821 - Unknown - 53 F

AB 29
R 2
H 4
RBI 2
BB 3
SO 2
LOB 9



Batter	1	2	3	4	5	6	7	8	9	AB	R	H	RBI	BB	SO	LOB	BOTTOM					
Tim Johnson, L OBP: 0.267, SLG: 0.500	K									3	1	1	0	0	1	0						
Don Money, R OBP: 0.265, SLG: 0.312	K									3	0	1	0	0	1	0						
Dave May, L OBP: 0.250, SLG: 0.404	K									2	0	0	1	0	1	0						
George Scott, R OBP: 0.295, SLG: 0.379										3	0	0	0	0	0	1						
John Briggs, L OBP: 0.379, SLG: 0.514										3	1	1	1	0	0	0						
Gorman Thomas, R OBP: 0.204, SLG: 0.304										3	0	0	0	0	1	0						
Darrell Porter, L OBP: 0.344, SLG: 0.347										3	1	1	1	0	0	0						
Bob Coluccio, R OBP: 0.214, SLG: 0.316										3	0	0	0	0	1	0						
Pedro Garcia, R OBP: 0.278, SLG: 0.459										3	0	0	0	0	1	0						
Inning Stats	R: 0 H: 0 E: 0 K: 3 S: 9	H: 0 LOB: 0 BB: 0 P: 9	R: 0 H: 0 E: 0 K: 0 S: 3	LOB: 0 BB: 0 P: 3	R: 0 H: 0 E: 0 K: 0 S: 3	LOB: 0 BB: 0 P: 3	R: 1 H: 2 E: 0 K: 0 S: 4	H: 2 LOB: 0 BB: 0 P: 4	R: 1 H: 1 E: 0 K: 2 S: 8	LOB: 0 BB: 0 P: 8	R: 0 H: 0 E: 0 K: 1 S: 5	LOB: 0 BB: 0 P: 5	R: 0 H: 0 E: 0 K: 0 S: 3	LOB: 0 BB: 0 P: 3	R: 1 H: 1 E: 0 K: 0 S: 4	LOB: 0 BB: 0 P: 4	R: 0 H: 0 E: 0 K: 0 S: 4	LOB: 0 BB: 0 P: 4	1B: 1 2B: 1 3B: 0 HR: 2	SF: 1 SAC: 0 DP: 1 HBP: 0	WP: 0 PB: 0 SB: 0 CS: 0	PA: 27
PITCHER Dick Drago, R ERA: 7.43	IP: 8.0 WLS: L BF: 27 H: 4 R: 3 ER: 3 SO: 6 BB: 0 IBB: 0 HBP: 0 BLK: 0 WP: 0 HR: 2 S: 39 P: 39 ERA: 3.38 WHIP: 0.500															PITCHER	IP: 8.0 WLS: L BF: 27 H: 4 R: 3 ER: 3 SO: 6 BB: 0 IBB: 0 HBP: 0 BLK: 0 WP: 0 HR: 2 S: 39 P: 39 ERA: 3.38 WHIP: 0.500					

Kansas City Royals @ Milwaukee Brewers
Milwaukee County Stadium, Milwaukee, WI
Sun May 06 1973, 4:33 AM EDT
Att: 10,821 - Unknown - 53 F

AB 26
R 3
H 4
RBI 3
BB 0
SO 6
LOB 1



Batter	1	2	3	4	5	6	7	8	9	AB	R	H	RBI	BB	SO	LOB	TOP			
Vic Harris, S OBP: 0.185, SLG: 0.175 (1,5)	0-0 4-3		0-0 4-3						4-0 G1-4-3 BB	3	0	0	0	1	0	1	Texas Rangers @ Milwaukee Brewers Milwaukee County Stadium, Milwaukee, WI Wed May 09 1973, 8:05 PM EDT Att: 6,049 - Unknown livebaseballscorecards.com			
Toby Harrah, R OBP: 0.343, SLG: 0.348 (1,6)	0-0 F9			0-0 F8		0-0 F9			0-0 G1-4-3 1-2	4	0	0	0	0	0	1				
Alex Johnson, R OBP: 0.351, SLG: 0.433 (1,10)	0-3 K			0-0 6-3					0-0 4-3	4	0	0	0	0	1	0				
Mike Epstein, L OBP: 0.295, SLG: 0.258 (1,3)		0-0 F8		0-0 4-3					0-0 G3	3	0	0	0	0	0	0				
Rico Carty, R OBP: 0.256, SLG: 0.240 (1,7)		0-0 F8			0-0 4-3				0-0 F8	3	0	0	0	0	0	0				
Jeff Burroughs, R OBP: 0.318, SLG: 0.488 (1,9)		0-0 5-3			0-0 HR				0-0 F8	3	1	1	1	0	0	0				
Elliott Maddox, R OBP: 0.390, SLG: 0.348 (1,8)			4-0 BB		0-3 K				0-0 6-3	2	0	0	0	1	1	0				
Jim Mason, L OBP: 0.400, SLG: 0.333 (1,4)			0-3 K		0-0 4-3				4-0 BB	2	0	0	0	1	1	1				
Ken Suarez, R OBP: 0.355, SLG: 0.517 (1,2)			0-0 F9			0-0 F9			0-0 1-3	3	0	0	0	0	0	2				
Inning Stats	R: 0 E: 0 K: 1 S: 5	H: 0 LOB: 0 BB: 0 P: 5	R: 0 E: 0 K: 0 S: 3	H: 0 LOB: 0 BB: 0 P: 3	R: 0 E: 0 K: 1 S: 5	H: 0 LOB: 1 BB: 1 P: 9	R: 0 E: 0 K: 0 S: 3	H: 0 LOB: 0 BB: 0 P: 3	R: 1 E: 0 K: 1 S: 6	H: 1 LOB: 0 BB: 0 P: 6	R: 0 E: 0 K: 0 S: 3	H: 0 LOB: 0 BB: 0 P: 3	R: 0 E: 0 K: 0 S: 3	H: 0 LOB: 1 BB: 1 P: 7	R: 0 E: 0 K: 0 S: 2	H: 0 LOB: 0 BB: 1 P: 6	1B: 0 2B: 0 3B: 0 HR: 1	SF: 0 SAC: 0 DP: 1 HBP: 0	WP: 0 PB: 0 SB: 0 CS: 0	PA: 30
PITCHER Jim Colborn, R ERA: 2.06 (1,1)	IP: 9.0 WLS: W BF: 30 H: 1 R: 1 ER: 1 SO: 3 BB: 3 IBB: 0 HBP: 0 BLK: 0 WP: 0 HR: 1 S: 33 P: 45 ERA: 1.00 WHIP: 0.444															PITCHER				

Batter	1	2	3	4	5	6	7	8	9	AB	R	H	RBI	BB	SO	LOB	BOTTOM			
Bob Coluccio, R OBP: 0.229, SLG: 0.386 (1,10)	0-0 HR	0-3 K		0-0 F9					0-0 1-H 1B	4	1	2	2	0	1	2	Texas Rangers @ Milwaukee Brewers Milwaukee County Stadium, Milwaukee, WI Wed May 09 1973, 8:05 PM EDT Att: 6,049 - Unknown livebaseballscorecards.com			
Don Money, R OBP: 0.253, SLG: 0.294 (1,5)	0-0 F7	0-3 K			0-3 K				0-0 F8	4	0	0	0	0	2	2				
Dave May, L OBP: 0.269, SLG: 0.471 (1,8)	0-0 HR		0-0 HR		0-0 F7				0-0 4-3	4	2	2	2	0	0	0				
George Scott, R OBP: 0.320, SLG: 0.398 (1,3)	0-0 6-3		4-0 L1-3 BB		4-0 BB				0-0 6-3	2	0	0	0	2	0	0				
John Briggs, L OBP: 0.368, SLG: 0.481 (1,7)	0-0 1B		0-0 F8		4-0 1-2 BB				0-0 P4	3	0	1	0	1	0	1				
Darrell Porter, L OBP: 0.316, SLG: 0.304 (1,2)	0-0 F9		0-0 L1-3		0-0 P6				0-3 K	4	0	0	0	0	1	4				
Gorman Thomas, R OBP: 0.281, SLG: 0.346 (1,9)		0-0 G3 1B		0-3 K		4-0 WP S 1B BB			4-0 1-3 BB	2	2	1	0	2	1	0				
Tim Johnson, L OBP: 0.261, SLG: 0.350 (1,6)		0-0 G3		4-0 5-3 BB		0-3 K			0-0 1-3	3	0	0	0	1	1	3				
Pedro Garcia, R OBP: 0.299, SLG: 0.457 (1,4)		0-0 2H 1B		0-0 5-3		0-3 K			0-3 K	4	0	1	1	0	2	3				
Inning Stats	R: 2 E: 0 K: 0 S: 6	H: 3 LOB: 1 BB: 0 P: 6	R: 1 E: 0 K: 2 S: 9	H: 2 LOB: 1 BB: 0 P: 9	R: 1 E: 0 K: 0 S: 3	H: 1 LOB: 0 BB: 1 P: 7	R: 0 E: 0 K: 1 S: 5	H: 0 LOB: 1 BB: 1 P: 9	R: 0 E: 0 K: 1 S: 5	H: 0 LOB: 2 BB: 2 P: 13	R: 1 E: 0 K: 2 S: 8	H: 1 LOB: 1 BB: 1 P: 12	R: 0 E: 0 K: 0 S: 3	H: 0 LOB: 0 BB: 0 P: 3	R: 0 E: 0 K: 2 S: 7	H: 0 LOB: 1 BB: 1 P: 11	1B: 4 2B: 1 3B: 0 HR: 3	SF: 0 SAC: 0 DP: 1 HBP: 0	WP: 1 PB: 0 SB: 1 CS: 0	PA: 36
PITCHER Dick Bosman, R ERA: 4.24 (1,1)	IP: 1.1 WLS: L BF: 9 H: 1 R: 1 ER: 0 SO: 4 BB: 4 IBB: 0 HBP: 0 BLK: 0 WP: 0 HR: 1 S: 19 P: 35 ERA: 0.00 WHIP: 1.364															PITCHER				
Don Stanhouse, R ERA: 5.12 (2,1)	IP: 3.2 WLS: L BF: 15 H: 1 R: 1 ER: 0 SO: 4 BB: 4 IBB: 0 HBP: 0 BLK: 0 WP: 0 HR: 1 S: 19 P: 35 ERA: 0.00 WHIP: 1.364															PITCHER				
Jim Merritt, L ERA: 3.72 (6,1)	IP: 3.0 WLS: L BF: 12 H: 1 R: 1 ER: 1 SO: 4 BB: 2 IBB: 0 HBP: 0 BLK: 0 WP: 1 HR: 0 S: 18 P: 26 ERA: 3.00 WHIP: 1.000															PITCHER				

Batter	1	2	3	4	5	6	7	8	9	AB	R	H	RBI	BB	SO	LOB	TOP					
Bob Coluccio, R OBP: 0.208, SLG: 0.347 (1, 10)	E5 1B		6-3	P3		K		FC5-4		5	1	0	0	0	1	6						
Don Money, R OBP: 0.250, SLG: 0.300 (1, 5)	P6				E6 FC		F8		5-3	5	1	1	0	0	0	1						
Dave May, L OBP: 0.265, SLG: 0.458 (1, 8)				K	3-1		G3		G3	5	0	1	0	0	1	2						
George Scott, R OBP: 0.324, SLG: 0.429 (1, 3)			5-3		FC		4-3			5	1	2	3	0	0	1						
John Briggs, L OBP: 0.370, SLG: 0.488 (1, 7)	P6				K				6-3	5	2	2	0	0	1	3						
Gorman Thomas, R OBP: 0.300, SLG: 0.370 (1, 9)	K			SH1-3						2	0	1	0	1	1	2						
John Felske, R OBP: 0.333, SLG: 0.250 (1, 2)			P3			F7		SF8		3	0	1	2	0	0	1						
Tim Johnson, L OBP: 0.308, SLG: 0.435 (8, PH)			P1							3	0	2	0	0	0	0						
Ollie Brown, R OBP: 0.279, SLG: 0.309 (8, FR)										0	0	0	0	1	0	0						
Bob Heise, R OBP: 0.400, SLG: 0.400 (8, 6)										0	0	0	0	0	0	0						
Pedro Garcia, R OBP: 0.286, SLG: 0.435 (1, 4)			F8		K		F3	FC5-4		4	0	0	0	0	1	6						
Inning Stats	R: 1 E: 1 K: 1 S: 8	H: 2 LOB: 2 BB: 0 P: 8	R: 0 E: 0 K: 0 S: 3	H: 0 LOB: 0 BB: 0 P: 3	R: 0 E: 0 K: 1 S: 6	H: 1 LOB: 1 BB: 0 P: 6	R: 1 E: 0 K: 1 S: 8	H: 3 LOB: 2 BB: 0 P: 8	R: 1 E: 1 K: 1 S: 6	H: 0 LOB: 0 BB: 1 P: 6	R: 0 E: 0 K: 0 S: 6	H: 1 LOB: 2 BB: 1 P: 10	R: 0 E: 0 K: 0 S: 3	H: 0 LOB: 0 BB: 0 P: 3	R: 1 E: 0 K: 0 S: 5	H: 2 LOB: 2 BB: 1 P: 9	R: 1 E: 0 K: 0 S: 4	H: 1 LOB: 0 BB: 0 P: 4	1B: 5 2B: 4 3B: 0 HR: 1	SF: 1 SAC: 1 DP: 0 HBP: 0	WP: 0 PB: 0 SB: 1 CS: 0	PA: 41
PITCHER Mickey Lolich, L ERA: 3.99 (1, 1)	IP: 9.0 WLS: W BF: 41 H: 10 R: 5 ER: 3 SO: 5 BB: 2 IBB: 0 HBP: 0 BLK: 0 WP: 0 HR: 1 S: 49 P: 57 ERA: 3.00 WHIP: 1.333															PITCHER						

Milwaukee Brewers @ Detroit Tigers
Tiger Stadium, Detroit, MI
Fri May 11 1973, 7:05 PM EDT
Att: 12,415 - Unknown

AB 37
R 5
H 10
RBI 5
BB 2
SO 5
LOB 22



Batter	1	2	3	4	5	6	7	8	9	AB	R	H	RBI	BB	SO	LOB	BOTTOM					
Dick McAuliffe, L OBP: 0.310, SLG: 0.321 (1, 4)				SH1-3	F2			6-3		4	1	2	1	1	0	2						
Al Kaline, R OBP: 0.333, SLG: 0.372 (1, 9)				SH1-3		F9				2	1	1	0	0	0	1						
Mickey Stanley, R OBP: 0.326, SLG: 0.438 (3, 8)	E3 1B	L3						BB 1B		2	0	1	1	0	0	0						
Gates Brown, L OBP: 0.348, SLG: 0.328 (1, 10)										3	0	0	0	0	0	3						
Frank Howard, R OBP: 0.279, SLG: 0.263 (6, PH)	FC G3 FC3-2 1B	4-3		F3				BB		0	0	0	0	2	0	0						
Bill Freehan, R OBP: 0.396, SLG: 0.375 (1, 2)				6-3		F7		F9		5	1	2	1	0	0	3						
Duke Sims, L OBP: 0.349, SLG: 0.389 (1, 7)						E 2B				4	0	0	0	0	1	4						
Rich Reese, L OBP: 0.125, SLG: 0.054 (7, 7)	G3			G3	P5	K				0	0	0	0	0	0	0						
Norm Cash, L OBP: 0.304, SLG: 0.413 (1, 3)										2	0	0	0	2	0	2						
Jim Northrup, L OBP: 0.351, SLG: 0.308 (1, 8)										4	1	0	0	0	1	4						
Ed Brinkman, R OBP: 0.340, SLG: 0.393 (1, 6)										3	2	2	0	1	0	0						
Aurelio Rodriguez, R OBP: 0.218, SLG: 0.283 (1, 5)		L4			L9					4	0	1	1	0	0	2						
Inning Stats	R: 2 E: 1 K: 0 S: 6	H: 2 LOB: 2 BB: 1 P: 10	R: 1 E: 0 K: 0 S: 5	H: 2 LOB: 1 BB: 0 P: 5	R: 0 E: 0 K: 1 S: 5	H: 0 LOB: 1 BB: 1 P: 9	R: 1 E: 0 K: 0 S: 5	H: 2 LOB: 1 BB: 0 P: 5	R: 2 E: 1 K: 0 S: 5	H: 2 LOB: 2 BB: 2 P: 13	R: 0 E: 0 K: 1 S: 5	H: 0 LOB: 1 BB: 1 P: 9	R: 0 E: 0 K: 0 S: 3	H: 0 LOB: 0 BB: 0 P: 3	R: 0 E: 0 K: 0 S: 4	H: 1 LOB: 2 BB: 1 P: 8	R: 0 E: 0 K: 0 S: 4	H: 1 LOB: 2 BB: 1 P: 8	1B: 6 2B: 3 3B: 0 HR: 0	SF: 0 SAC: 1 DP: 0 HBP: 0	WP: 0 PB: 0 SB: 1 CS: 0	PA: 40
PITCHER Jerry Bell, R ERA: 3.71 Chris Short, L ERA: 3.66 (5, 1)	IP: 4.2 WLS: L BF: 27 H: 8 R: 6 ER: 5 SO: 1 BB: 3 IBB: 1 HBP: 0 BLK: 0 WP: 0 HR: 0 S: 25 P: 41 ERA: 9.64 WHIP: 2.357															PITCHER						

Milwaukee Brewers @ Detroit Tigers
Tiger Stadium, Detroit, MI
Fri May 11 1973, 7:05 PM EDT
Att: 12,415 - Unknown

AB 33
R 6
H 9
RBI 4
BB 6
SO 2
LOB 21



Batter	1	2	3	4	5	6	7	8	9	AB	R	H	RBI	BB	SO	LOB	TOP										
Tim Johnson, L (1, 6) OBP: 0.290, SLG: 0.370	0-3 K	1-0 CS HBP	0-0 1-3			0-0 4-3			0-0 4-3	4	0	0	0	0	1	2											
Don Money, R (1, 5) OBP: 0.246, SLG: 0.287	0-0 F7	4-0 BB		0-0 6-3			0-0 5-3		0-0 6-3	4	0	0	0	1	0	0											
Dave May, L (1, 8) OBP: 0.256, SLG: 0.441	0-3 K	0-3 K		0-0 4-3			0-0 F8			4	0	0	0	0	2	2											
George Scott, R (1, 3)		0-0 BB 1B	4-0 BB 3B		0-0 5-3					3	2	1	0	1	0	0											
John Briggs, L (1, 7) OBP: 0.375, SLG: 0.506		4-0 BB 1B 3B	0-0 BLK 3B		0-0 1-3				0-3 K	3	2	1	1	1	1	0											
Ollie Brown, R (1, 10) OBP: 0.277, SLG: 0.305		0-0 F8	0-0 F7		0-0 G6-4-3 1B				0-0 5-3	4	0	1	0	0	0	2											
Gorman Thomas, R (1, 9) OBP: 0.313, SLG: 0.368		0-0 BB 1B	0-0 6-3		0-0 G6-4-3 1-2				4-0 E S BB	3	1	1	1	1	0	1											
John Felske, R (1, 2) OBP: 0.400, SLG: 0.625		0-0 BB 1B 3B	0-0 2B 1B		0-0 6-3				0-3 K	4	1	2	2	0	1	1											
Pedro Garcia, R (1, 4) OBP: 0.295, SLG: 0.449		0-0 CS HBP 1B 3H	0-0 1-3 2B		0-0 K				0-3 K	4	0	2	1	0	2	0											
Inning Stats	R: 0 E: 0 K: 2 S: 7	H: 0 LOB: 0 BB: 0 P: 7	R: 4 E: 0 K: 1 S: 8	H: 4 LOB: 2 BB: 2 P: 17	R: 2 E: 0 K: 0 S: 6	H: 3 LOB: 1 BB: 1 P: 10	R: 0 E: 0 K: 0 S: 3	H: 0 LOB: 0 BB: 0 P: 3	R: 0 E: 0 K: 1 S: 5	H: 0 LOB: 0 BB: 0 P: 5	R: 0 E: 0 K: 0 S: 3	H: 0 LOB: 0 BB: 0 P: 3	R: 0 E: 0 K: 2 S: 7	H: 0 LOB: 1 BB: 1 P: 11	R: 0 E: 0 K: 1 S: 5	H: 0 LOB: 0 BB: 0 P: 5	1B: 5 2B: 1 3B: 2 HR: 0	SF: 0 SAC: 0 DP: 1 HBP: 1	WP: 0 PB: 0 SB: 1 CS: 2	PA: 38							
PITCHER	IP	WLS	BF	H	R	ER	SO	BB	IBB	HBP	BLK	WP	HR	S	P	ERA	WHIP										
Woodie Fryman, L (1, 1) ERA: 5.87	1.1	L	9	4	4	4	2	1	0	0	0	0	0	12	16	27.00	3.750										
Fred Scherman, L (2, 1) ERA: 2.39	3.2		16	4	2	2	1	2	0	1	1	0	0	15	24	4.91	1.636										
Chuck Seelbach, R (6, 1) ERA:	2.0		6	0	0	0	1	0	0	0	0	0	0	8	8	0.00	0.000										
Tom Timmermann, R (8, 1) ERA: 4.15	2.0		7	0	0	0	3	1	0	0	0	0	0	12	16	0.00	0.500										

Milwaukee Brewers @ Detroit Tigers
Tiger Stadium, Detroit, MI
Sat May 12 1973, 3:33 AM EDT
Att: 12,640 - Unknown

AB 33
R 6
H 8
RBI 5
BB 4
SO 7
LOB 8



Batter	1	2	3	4	5	6	7	8	9	AB	R	H	RBI	BB	SO	LOB	BOTTOM										
Dick McAuliffe, L (1, 4) OBP: 0.307, SLG: 0.329	0-0 3-1		0-0 FC3-6 FC6-4			0-0 F8				4	0	1	1	0	0	1											
Ed Brinkman, R (1, 6) OBP: 0.327, SLG: 0.376	0-0 L5		0-0 FC6-4			0-0 6-3		2H 2B		4	0	0	0	0	0	2											
Gates Brown, L (1, 10) OBP: 0.329, SLG: 0.310	0-0 G3			0-0 G3		0-0 F8			0-0 F2	4	0	0	0	0	0	1											
Bill Freehan, R (1, 2) OBP: 0.382, SLG: 0.360		0-0 4-3		0-0 5-3			0-0 P4		0-0 F8	4	0	0	0	0	0	0											
Norm Cash, L (1, 3) OBP: 0.313, SLG: 0.452		0-0 HR		0-0 P6			0-0 F7		0-0 FC4-6 1B	4	1	2	1	0	0	0											
Jim Northrup, L (1, 9) OBP: 0.346, SLG: 0.304		0-0 G3			0-0 F7				0-0 FC4-6 1-2	4	0	1	0	0	0	1											
Rich Reese, L (1, 7) OBP: 0.136, SLG: 0.050		0-0 F8			4-0 FC4-6 BB				0-0 4-3	3	0	0	0	1	1	2											
Mickey Stanley, R (1, 8) OBP: 0.326, SLG: 0.434			0-0 FC3-6 1B		0-0 FC4-6 FC5-4				0-0 F7	3	0	1	0	0	0	1											
Aurelio Rodriguez, R (1, 5) OBP: 0.221, SLG: 0.293			0-0 F9		0-0 FC5-4				0-0 2B 2B	3	1	1	0	0	0	2											
Inning Stats	R: 0 E: 0 K: 0 S: 3	H: 0 LOB: 0 BB: 0 P: 3	R: 1 E: 0 K: 0 S: 4	H: 1 LOB: 0 BB: 0 P: 4	R: 0 E: 0 K: 0 S: 4	H: 1 LOB: 1 BB: 0 P: 4	R: 0 E: 0 K: 0 S: 3	H: 0 LOB: 0 BB: 0 P: 3	R: 0 E: 0 K: 0 S: 3	H: 0 LOB: 0 BB: 0 P: 3	R: 0 E: 0 K: 0 S: 4	H: 1 LOB: 1 BB: 0 P: 4	R: 1 E: 0 K: 0 S: 5	H: 2 LOB: 1 BB: 0 P: 5	R: 0 E: 0 K: 1 S: 6	H: 1 LOB: 1 BB: 0 P: 6	1B: 3 2B: 2 3B: 0 HR: 1	SF: 0 SAC: 0 DP: 0 HBP: 0	WP: 0 PB: 0 SB: 0 CS: 0	PA: 34							
PITCHER	IP	WLS	BF	H	R	ER	SO	BB	IBB	HBP	BLK	WP	HR	S	P	ERA	WHIP										
Jim Slaton, R (1, 1) ERA: 2.88	9.0	W	34	6	2	2	1	1	0	0	0	0	1	35	39	2.00	0.778										

Milwaukee Brewers @ Detroit Tigers
Tiger Stadium, Detroit, MI
Sat May 12 1973, 3:33 AM EDT
Att: 12,640 - Unknown

AB 33
R 2
H 6
RBI 2
BB 1
SO 1
LOB 10



Batter	1	2	3	4	5	6	7	8	9	10	AB	R	H	RBI	BB	SO	LOB	TOP				
Tim Johnson, L (1, 6) <small>OBP: 0.294, SLG: 0.433</small> Bob Coluccio, R (6, PH) <small>OBP: 0.204, SLG: 0.340</small> Bob Heise, R (6, 6) <small>OBP: 0.333, SLG: 0.333</small>	4-3		2-3		SF8	L6			P3		3	1	1	1	0	0	0	Milwaukee Brewers @ Detroit Tigers Tiger Stadium, Detroit, MI Sun May 13 1973, 3:33 AM EDT Att: 23,810 - Unknown - 45 F				
Don Money, R (1, 5) <small>OBP: 0.236, SLG: 0.276</small>	F9		6-3		SF8			K	F8		4	0	0	1	0	1	0					
Dave May, L (1, 8) <small>OBP: 0.270, SLG: 0.500</small>	K				HR			K			5	2	3	2	0	2	0					
George Scott, R (1, 3) <small>OBP: 0.325, SLG: 0.410</small>		E6	F9		E6			4-3			4	1	0	0	1	0	1					
John Briggs, L (1, 7) <small>OBP: 0.337, SLG: 0.489</small>									F7		5	0	1	0	0	0	2					
Joe Lehoucq, L (1, 10) <small>OBP: 0.185, SLG: 0.083</small> Ollie Brown, R (8, PH) <small>OBP: 0.269, SLG: 0.295</small>											3	0	0	0	0	1	2					
Gorman Thomas, R (1, 9) <small>OBP: 0.319, SLG: 0.377</small>											4	0	1	0	1	1	2					
Darrell Porter, L (1, 2) <small>OBP: 0.338, SLG: 0.361</small>											5	2	3	1	0	1	3					
Pedro Garcia, R (1, 4) <small>OBP: 0.293, SLG: 0.440</small>											2	0	0	1	1	0	3					
Inning Stats	R: 0 E: 0 K: 1 S: 5	H: 0 LOB: 0 BB: 0 P: 5	R: 1 E: 1 K: 1 S: 8	H: 2 LOB: 2 BB: 0 P: 8	R: 0 E: 0 K: 0 S: 4	H: 1 LOB: 1 BB: 0 P: 4	R: 0 E: 0 K: 0 S: 3	H: 0 LOB: 0 BB: 0 P: 3	R: 3 E: 1 K: 0 S: 7	H: 3 LOB: 1 BB: 0 P: 7	R: 0 E: 0 K: 2 S: 6	H: 0 LOB: 0 BB: 0 P: 7	R: 0 E: 0 K: 1 S: 5	H: 0 LOB: 0 BB: 0 P: 5	R: 1 E: 0 K: 0 S: 4	H: 1 LOB: 0 BB: 0 P: 4	R: 1 E: 0 K: 1 S: 6		H: 1 LOB: 2 BB: 2 P: 14	1B: 4 2B: 1 3B: 2 HR: 2	SF: 2 SAC: 0 DP: 0 HBP: 0	WP: 0 PB: 0 SB: 0 CS: 0
PITCHER	IP 4.2	WLS 22	BF 6	H 4	R 3	ER 3	SO 2	BB 0	IBB 0	HBP 0	BLK 0	WP 0	HR 1	S 26	P 26	ERA 5.79	WHIP 1.286					
Jim Perry, R (1, 1) <small>ERA: 2.18</small> John Hiller, L (5, 1) <small>ERA: 3.86</small>	5.1	L	22	3	2	2	5	2	1	0	0	0	1	29	41	3.38	0.938					

Batter	1	2	3	4	5	6	7	8	9	10	AB	R	H	RBI	BB	SO	LOB	BOTTOM				
Jim Northrup, L (1, 9) <small>OBP: 0.366, SLG: 0.361</small> Dick Sharon, R (7, 9)											3	1	2	1	1	1	0	Milwaukee Brewers @ Detroit Tigers Tiger Stadium, Detroit, MI Sun May 13 1973, 3:33 AM EDT Att: 23,810 - Unknown - 45 F				
Duke Sims, L (9, PH) <small>OBP: 0.364, SLG: 0.405</small> Tony Taylor, R (9, PR) <small>OBP: 0.298, SLG: 0.255</small>											0	0	0	0	0	0	0					
Mickey Stanley, R (1, 8) <small>OBP: 0.310, SLG: 0.409</small>											5	0	0	0	0	0	5					
Gates Brown, L (1, 10) <small>OBP: 0.322, SLG: 0.342</small>											5	1	1	1	0	1	3					
Bill Freehan, R (1, 2) <small>OBP: 0.383, SLG: 0.362</small>											5	0	2	1	0	0	1					
Norm Cash, L (1, 3) <small>OBP: 0.320, SLG: 0.460</small> Frank Howard, R (9, PH) <small>OBP: 0.295, SLG: 0.263</small>											3	0	1	0	1	2	3					
Rich Reese, L (1, 7) <small>OBP: 0.122, SLG: 0.044</small>											0	0	0	0	1	0	0					
Dick McAuliffe, L (1, 4) <small>OBP: 0.323, SLG: 0.329</small>											5	0	0	0	0	1	4					
Aurelio Rodriguez, R (1, 5) <small>OBP: 0.220, SLG: 0.296</small>											3	0	1	0	2	0	0					
Ed Brinkman, R (1, 6) <small>OBP: 0.330, SLG: 0.378</small>											5	1	2	1	0	1	1					
Inning Stats	R: 1 E: 1 K: 1 S: 6	H: 0 LOB: 1 BB: 1 P: 10	R: 0 E: 1 K: 0 S: 4	H: 1 LOB: 1 BB: 0 P: 4	R: 0 E: 0 K: 1 S: 7	H: 2 LOB: 2 BB: 0 P: 7	R: 2 E: 0 K: 0 S: 6	H: 3 LOB: 1 BB: 0 P: 6	R: 1 E: 0 K: 0 S: 5	H: 2 LOB: 2 BB: 1 P: 9	R: 0 E: 0 K: 2 S: 7	H: 0 LOB: 1 BB: 0 P: 11	R: 0 E: 0 K: 0 S: 3	H: 0 LOB: 0 BB: 0 P: 3	R: 1 E: 1 K: 0 S: 5	H: 2 LOB: 2 BB: 1 P: 9	R: 0 E: 0 K: 0 S: 4	H: 1 LOB: 2 BB: 1 P: 8	1B: 6 2B: 3 3B: 1 HR: 1	SF: 0 SAC: 1 DP: 0 HBP: 0	WP: 0 PB: 0 SB: 0 CS: 1	PA: 47
PITCHER	IP 8.1	WLS 3	BF 40	H 10	R 5	ER 4	SO 6	BB 2	IBB 1	HBP 0	BLK 0	WP 0	HR 1	S 49	P 61	ERA 4.32	WHIP 1.440					
Jim Colborn, R (1, 1) <small>ERA: 2.45</small> Chris Short, L (9, 1) <small>ERA: 3.6</small> Frank Linzy, R (10, 1) <small>ERA: 7.5</small>	0.2	W	3	0	0	0	0	0	1	0	0	0	0	0	1	9	0.00	1.500				
Frank Linzy, R (10, 1) <small>ERA: 7.5</small>	1.0	S	4	1	0	0	0	0	0	0	0	0	0	4	4	0.00	1.000					

Batter	1	2	3	4	5	6	7	8	9	10	11	12	13	14	15	16	17	AB	R	H	RBI	BB	SO	LOB	TOP			
Buddy Bell, R OBP: 0.305, SLG: 0.278 (1, 5)	6-3		F9		FC6-4			1-3		F7			K			6-3		7	0	0	1	0	1	2				
Rusty Torres, S OBP: 0.287, SLG: 0.295 (1, 8)	3-1		5-3		P4			K			4-3			G3 FC5-2 1B		6-3		7	0	1	0	0	1	1				
Oscar Gamble, L OBP: 0.314, SLG: 0.469 (1, 10)				E3 FC5-4		F8					F9			G3				7	0	2	0	0	1	1				
Charlie Spikes, R OBP: 0.300, SLG: 0.441 (1, 7)	2B			P6		6-3		F3			K			FC5-2				6	0	0	0	1	1	3				
Dave Duncan, R OBP: 0.276, SLG: 0.370 (1, 2)	F8			FC5-4		F7				K				F8		F8		7	0	0	0	0	1	4				
John Lowenstein, L OBP: 0.378, SLG: 0.316 (1, 9)		4-3		5-3				F8			4-3			G3				7	0	2	0	0	0	1				
Chris Chambliss, L OBP: 0.256, SLG: 0.234 (1, 3)		K								F7			K			G3 1B		6	0	2	0	0	2	1				
Frank Duffy, R OBP: 0.235, SLG: 0.194 (1, 6)		5-3				FC6-4 1B FC6-4		F8			6-3					6-3		6	1	0	0	0	0	3				
Tom Ragland, R OBP: 0.387, SLG: 0.379 Jack Brohamer, L OBP: 0.278, SLG: 0.292 (15, PH) (15, 4)											4-3			F9		F8		5	0	2	0	0	1	1				
Inning Stats	R: 0 E: 0 K: 0 S: 4	H: 1 LOB: 2 BB: 1 P: 8	R: 0 E: 0 K: 1 S: 5	H: 0 LOB: 0 BB: 0 P: 5	R: 0 E: 0 K: 0 S: 3	H: 0 LOB: 1 BB: 0 P: 4	R: 1 E: 1 K: 0 S: 5	H: 2 LOB: 1 BB: 0 P: 5	R: 0 E: 0 K: 0 S: 3	H: 0 LOB: 0 BB: 0 P: 3	R: 0 E: 0 K: 1 S: 5	H: 0 LOB: 0 BB: 0 P: 5	R: 0 E: 0 K: 1 S: 5	H: 0 LOB: 0 BB: 0 P: 5	R: 0 E: 0 K: 0 S: 4	H: 1 LOB: 1 BB: 0 P: 4	R: 0 E: 0 K: 1 S: 5	H: 0 LOB: 0 BB: 0 P: 3	R: 0 E: 0 K: 0 S: 3	H: 1 LOB: 0 BB: 0 P: 3	R: 0 E: 0 K: 0 S: 3	H: 0 LOB: 0 BB: 0 P: 3	R: 0 E: 0 K: 0 S: 3	H: 0 LOB: 0 BB: 0 P: 3	1B: 8 2B: 1 3B: 0 HR: 0	SF: 0 SAC: 0 DP: 0 HBP: 0	WP: 0 PB: 0 SB: 1 CS: 2	PA: 61
PITCHER	IP: 11.0 WLS: 40 BF: 40 ER: 0 SO: 53 ERA: 0.82 WHIP: 0.636	IP: 5.0 WLS: 17 BF: 20 ER: 0 SO: 23 ERA: 4.09	IP: 1.0 WLS: 3 BF: 1 ER: 0 SO: 3 ERA: 2.79																									

Cleveland Indians @ Milwaukee Brewers
Milwaukee County Stadium, Milwaukee, WI
Tue May 15 1973, 8:05 PM EDT
Att. 7,864 - Unknown

AB 59
R 1
H 9
RBI 1
BB 1
SO 8
LOB 18



Batter	1	2	3	4	5	6	7	8	9	10	11	12	13	14	15	16	17	AB	R	H	RBI	BB	SO	LOB	BOTTOM			
Bob Coluccio, R OBP: 0.194, SLG: 0.328 (1, 10)	P4		G6-4-3			K		FC2-6			6-3					P5		8	0	1	0	0	2	6				
Don Money, R OBP: 0.232, SLG: 0.279 John Vukovich, R OBP: 0.194, SLG: 0.179 Joe Lahoud, L OBP: 0.190, SLG: 0.096 Bob Heise, R OBP: 0.400, SLG: 0.500 (9, PH) (10, 5)	5-3			8-6 2B				CS 1B		FC1-6 1B			WP 2B				5-3	2	0	1	0	0	0	0				
Dave May, L OBP: 0.299, SLG: 0.535 (1, 5)				8-6 2B				CS		FC1-6 1B			F7				4-3 1B	7	1	4	1	1	1	3				
George Scott, R OBP: 0.331, SLG: 0.393 (1, 3)	P4			5-3				SH1-3		FC1-6 1B			WP IBB				4-3	4	0	0	0	2	0	4				
John Briggs, L OBP: 0.358, SLG: 0.456 (1, 7)		P5						L4-6 SH1-3 1B		F7			WP IBB					6	0	0	0	1	0	8				
Darrell Porter, L OBP: 0.321, SLG: 0.338 John Felske, R OBP: 0.308, SLG: 0.455 (12, PH) (13, 2)		4-3						SH1-4 2B 1B		F8			F8				K	4	1	1	0	0	0	2				
Gorman Thomas, R OBP: 0.316, SLG: 0.387 (1, 9)								SH1-4					WP IBB				K	5	0	1	0	1	2	0				
Tim Johnson, L OBP: 0.311, SLG: 0.415 (1, 6)		PO						SH1-4		P3			K				K	7	0	4	0	0	0	1				
Pedro Garcia, R OBP: 0.284, SLG: 0.426 (1, 4)								SH1-4		6-3			4-3				1B	7	0	4	0	0	0	1				
Inning Stats	R: 0 E: 0 K: 0 S: 4	H: 1 LOB: 1 BB: 0 P: 4	R: 0 E: 0 K: 0 S: 2	H: 0 LOB: 0 BB: 1 P: 6	R: 0 E: 0 K: 1 S: 5	H: 1 LOB: 0 BB: 0 P: 5	R: 0 E: 0 K: 0 S: 3	H: 1 LOB: 1 BB: 0 P: 4	R: 0 E: 0 K: 0 S: 5	H: 1 LOB: 0 BB: 0 P: 5	R: 0 E: 0 K: 0 S: 5	H: 0 LOB: 2 BB: 0 P: 5	R: 0 E: 0 K: 0 S: 4	H: 1 LOB: 3 BB: 1 P: 8	R: 0 E: 0 K: 0 S: 5	H: 0 LOB: 0 BB: 0 P: 5	R: 0 E: 0 K: 0 S: 11	H: 2 LOB: 2 BB: 1 P: 11	R: 0 E: 0 K: 0 S: 4	H: 1 LOB: 1 BB: 0 P: 4	R: 1 E: 0 K: 0 S: 2	H: 1 LOB: 0 BB: 0 P: 2	R: 0 E: 0 K: 0 S: 3	H: 0 LOB: 0 BB: 0 P: 2	1B: 12 2B: 8 3B: 0 HR: 1	SF: 0 SAC: 2 DP: 4 HBP: 0	WP: 1 PB: 0 SB: 0 CS: 1	PA: 68
PITCHER	IP: 7.1 WLS: 27 BF: 27 ER: 1 SO: 34 ERA: 1.23 WHIP: 1.364	IP: 1.0 WLS: 4 BF: 2 ER: 0 SO: 4 ERA: 2.000	IP: 4.0 WLS: 15 BF: 2 ER: 0 SO: 22 ERA: 0.000	IP: 0.1 WLS: 3 BF: 0 ER: 0 SO: 1 ERA: 3.000	IP: 3.2 WLS: 17 BF: 5 ER: 1 SO: 26 ERA: 2.46																							

Cleveland Indians @ Milwaukee Brewers
Milwaukee County Stadium, Milwaukee, WI
Tue May 15 1973, 8:05 PM EDT
Att. 7,864 - Unknown

AB 59
R 2
H 18
RBI 2
BB 5
SO 9
LOB 29



Batter	1	2	3	4	5	6	7	8	9	AB	R	H	RBI	BB	SO	LOB	TOP					
Tim Johnson, L (1, 6) OBP: 0.300, SLG: 0.391	L1-3		L1-3			G3		E5		5	1	1	1	0	0	2	Milwaukee Brewers @ New York Yankees Yankee Stadium, Bronx, NY Wed May 16 1973, 7:05 PM EDT Alt: 6,721 - Unknown - 61 F					
Don Money, R (1, 5) OBP: 0.231, SLG: 0.275	6-3			F7				K	F7	5	0	1	0	0	1	5						
Dave May, L (1, 8) OBP: 0.299, SLG: 0.531 Bob Coluccio, R (7, 8) OBP: 0.206, SLG: 0.356	G3					1-3				3	0	1	0	0	0	1						
George Scott, R (1, 3) OBP: 0.323, SLG: 0.383 John Feiske, R (7, 3) OBP: 0.296, SLG: 0.417		L9		G5-4-3		K				3	0	0	0	0	1	2						
John Briggs, L (1, 7) OBP: 0.350, SLG: 0.443 Joe Lahoud, L (7, 7) OBP: 0.186, SLG: 0.094		6-3			4-3					3	0	0	0	0	1	0						
Elie Rodriguez, R (1, 2) OBP: 0.333, SLG: 0.333		6-3			6-3					4	1	1	0	0	1	0						
Ollie Brown, R (1, 10) OBP: 0.292, SLG: 0.364										4	0	3	0	0	1	0						
Gorman Thomas, R (1, 9) OBP: 0.313, SLG: 0.351										4	0	1	0	0	2	2						
Pedro Garcia, R (1, 4) OBP: 0.301, SLG: 0.462										3	2	2	1	1	0	3						
Inning Stats	R: 0 E: 0 K: 0 S: 3	H: 0 LOB: 0 BB: 0 P: 3	R: 0 E: 0 K: 0 S: 3	H: 0 LOB: 0 BB: 0 P: 3	R: 0 E: 0 K: 1 S: 5	H: 1 LOB: 1 BB: 1 P: 9	R: 0 E: 0 K: 0 S: 3	H: 1 LOB: 0 BB: 0 P: 3	R: 0 E: 0 K: 0 S: 4	H: 1 LOB: 1 BB: 0 P: 4	R: 1 E: 0 K: 1 S: 7	H: 2 LOB: 1 BB: 0 P: 7	R: 0 E: 0 K: 3 S: 9	H: 0 LOB: 0 BB: 0 P: 9	R: 2 E: 1 K: 2 S: 10	H: 2 LOB: 1 BB: 0 P: 10		R: 1 E: 0 K: 0 S: 7	H: 4 LOB: 3 BB: 0 P: 7	1B: 7 2B: 2 3B: 1 HR: 1	SF: 0 SAC: 0 DP: 1 HBP: 0	WP: 0 PB: 0 SB: 0 CS: 0
PITCHER	IP WLS BF H R ER SO BB IBB HBP BLK WP HR S P ERA WHIP																					
Steve Kline, R (1, 1) ERA: 3.63	5.1 W 20 5 1 1 1 1																					
Sparky Lyle, L (6, 1) ERA: 2.18	3.2 S 18 6 3 1 6 0 0 0 0 0 0 0 30 30 2.46 1.636																					

Batter	1	2	3	4	5	6	7	8	9	AB	R	H	RBI	BB	SO	LOB	BOTTOM			
Horace Clarke, S (1, 4) OBP: 0.336, SLG: 0.296	F8									4	1	1	0	1	0	1	Milwaukee Brewers @ New York Yankees Yankee Stadium, Bronx, NY Wed May 16 1973, 7:05 PM EDT Alt: 6,721 - Unknown - 61 F			
Roy White, S (1, 7) OBP: 0.340, SLG: 0.286	L9									5	1	2	0	0	1	4				
Matty Alou, L (1, 3) OBP: 0.352, SLG: 0.400	L4									4	1	0	1	1	0	4				
Bobby Murcer, L (1, 8) OBP: 0.353, SLG: 0.492		G3								5	1	2	2	0	0	2				
Graig Nettles, L (1, 5) OBP: 0.351, SLG: 0.362		G3								4	1	2	1	1	0	0				
Jim Ray Hart, R (1, 10) OBP: 0.339, SLG: 0.370		P6								5	0	2	1	0	0	5				
Johnny Callison, L (1, 9) OBP: 0.163, SLG: 0.170 Felipe Alou, R (6, PH) OBP: 0.282, SLG: 0.413										2	0	0	0	0	0	2				
Thurman Munson, R (1, 2) OBP: 0.355, SLG: 0.491										4	3	3	4	0	0	0				
Gene Michael, S (1, 6) OBP: 0.327, SLG: 0.333										3	1	1	1	1	1	0				
Inning Stats	R: 0 E: 0 K: 0 S: 3	H: 0 LOB: 0 BB: 0 P: 3	R: 0 E: 0 K: 0 S: 3	H: 0 LOB: 0 BB: 0 P: 3	R: 0 E: 0 K: 0 S: 3	H: 0 LOB: 0 BB: 0 P: 3	R: 2 E: 0 K: 0 S: 7	H: 4 LOB: 2 BB: 0 P: 7	R: 1 E: 0 K: 0 S: 5	H: 2 LOB: 1 BB: 0 P: 5	R: 6 E: 0 K: 1 S: 10	H: 4 LOB: 3 BB: 4 P: 26	R: 2 E: 0 K: 1 S: 8	H: 3 LOB: 1 BB: 0 P: 8	R: 0 E: 0 K: 1 S: 6	H: 1 LOB: 1 BB: 0 P: 6		1B: 10 2B: 3 3B: 0 HR: 1	SF: 0 SAC: 0 DP: 0 HBP: 0	WP: 0 PB: 0 SB: 0 CS: 0
PITCHER	IP WLS BF H R ER SO BB IBB HBP BLK WP HR S P ERA WHIP																			
Jim Slaton, R (1, 1) ERA: 3.02	4.0 L 18 6 3 3 0 0 0 0 0 0 0 0 6 6 6.75 1.500																			
Gary Ryerson, L (5, 1) ERA: 4.02	1.1 6 2 2 2 0 0 0 0 0 0 0 0 6 6 13.50 1.500																			
Bill Parsons, R (6, 1) ERA: 6.0	0.1 6 1 2 2 1 3 0 0 0 0 0 0 5 17 54.00 12.000																			
Ray Newman, L (6, 1) ERA: 3.12	2.1 13 5 4 4 2 1 0 0 0 0 0 1 16 20 15.43 2.571																			

Batter	1	2	3	4	5	6	7	8	9	10	11	AB	R	H	RBI	BB	SO	LOB	TOP	
Tim Johnson, L OBP: 0.273, SLG: 0.353 (1, 6)	E1 G3		1-3		6-3		4-3			1-3		5	0	0	0	0	0	1		
Don Money, R OBP: 0.230, SLG: 0.285 (1, 5)	B3		1B BB		5-3		K			F9		4	0	0	0	1	1	1		
Dave May, L OBP: 0.303, SLG: 0.526 (1, 8)	G3		1B		1B					K		5	0	2	1	0	1	1		
George Scott, R OBP: 0.326, SLG: 0.378 (1, 3)	5-3		F3		1B					F8		4	0	1	0	1	0	3		
John Briggs, L OBP: 0.336, SLG: 0.423 (1, 7)		4-3	3-1		5-3					L9		5	0	0	0	0	0	5		
Ollie Brown, R OBP: 0.236, SLG: 0.343 (1, 10)		WP BB			F9					F8		4	0	0	0	1	0	1		
Darrell Porter, L OBP: 0.349, SLG: 0.394 (1, 2)		F9			S BB		G5-4-3 BB			1-3		3	1	2	1	2	0	1		
Gorman Thomas, R OBP: 0.299, SLG: 0.333 (1, 9)										HR										
Joe Lohout, L OBP: 0.200, SLG: 0.094 (11, PH)	K				K		G5-4-3			K		4	0	0	0	0	3	3		
Pedro Garcia, R OBP: 0.297, SLG: 0.468 (1, 4)			1B 3B		2-3					P4		5	1	1	0	0	0	4		
Inning Stats	R: 0 E: 1 K: 0 S: 4	H: 0 LOB: 1 BB: 0 P: 4	R: 0 E: 0 K: 1 S: 5	H: 0 LOB: 1 BB: 1 P: 9	R: 1 E: 0 K: 0 S: 5	H: 2 LOB: 2 BB: 1 P: 9	R: 0 E: 0 K: 1 S: 5	H: 0 LOB: 1 BB: 0 P: 6	R: 0 E: 0 K: 1 S: 5	H: 0 LOB: 0 BB: 0 P: 5	R: 0 E: 0 K: 1 S: 6	H: 1 LOB: 0 BB: 0 P: 6	R: 0 E: 0 K: 0 S: 3	H: 0 LOB: 0 BB: 0 P: 3	R: 0 E: 0 K: 0 S: 4	H: 1 LOB: 3 BB: 2 P: 12	1B: 4 2B: 0 3B: 1 HR: 1	SF: 0 SAC: 0 DP: 1 HBP: 0	WP: 1 PB: 0 SB: 1 CS: 0	PA: 45
PITCHER	IP 9.0	WLS 9	BF 36	H 5	R 2	ER 0	SO 5	BB 4	IBB 0	HBP 0	BLK 0	WP 0	HR 0	S 42	P 58	ERA 2.00	WHIP 1.000			
Doc Medich, R ERA: 2.72 (1, 1)																				
Lindy McDaniel, R ERA: 3.49 (10, 1)	2.0	W	9	1	0	0	0	2	0	0	0	0	0	7	15	0.00	1.500			

Milwaukee Brewers @ New York Yankees
Yankee Stadium, Bronx, NY
Thu May 17 1973, 7:05 PM EDT
Att: 7,116 - Unknown - 61 F


AB	39
R	2
H	6
RBI	2
BB	6
SO	5
LOB	20



Batter	1	2	3	4	5	6	7	8	9	10	11	AB	R	H	RBI	BB	SO	LOB	BOTTOM			
Horace Clarke, S OBP: 0.331, SLG: 0.292 (1, 4)	1B		4-3		F3					F2		5	0	1	0	0	0	3				
Roy White, S OBP: 0.336, SLG: 0.277 (1, 7)	F8		F7							G3		4	0	0	0	1	0	2				
Matty Alou, L OBP: 0.336, SLG: 0.380 (1, 9)	L4				F2					L9		5	0	0	0	0	0	3				
Bobby Murcer, L OBP: 0.355, SLG: 0.528 (1, 8)	G3				3B					F7		5	1	2	1	0	1	1				
Ron Blomberg, L OBP: 0.397, SLG: 0.492 (9, PR)		6-3								K		4	0	1	0	0	2	1				
Felipe Alou, R OBP: 0.291, SLG: 0.421 (10, 3)					K					K		1	2	1	0	0	0	0				
Graig Nettles, L OBP: 0.353, SLG: 0.391 (1, 5)		F7			4-3					K		5	1	2	3	0	1	1				
Jim Ray Hart, R OBP: 0.333, SLG: 0.362 (1, 10)		5-3								1B		4	0	1	0	0	0	2				
Thurman Munson, R OBP: 0.344, SLG: 0.475 (1, 2)			1-3		F5					1-3		4	0	0	0	0	0	1				
Gene Michael, S OBP: 0.333, SLG: 0.351 (1, 6)			F7							F9		4	0	2	0	0	0	1				
Inning Stats	R: 0 E: 0 K: 0 S: 4	H: 1 LOB: 1 BB: 0 P: 4	R: 0 E: 0 K: 0 S: 3	H: 0 LOB: 0 BB: 0 P: 3	R: 0 E: 0 K: 0 S: 4	H: 1 LOB: 1 BB: 0 P: 4	R: 0 E: 0 K: 1 S: 6	H: 1 LOB: 1 BB: 0 P: 6	R: 0 E: 0 K: 0 S: 3	H: 0 LOB: 0 BB: 0 P: 3	R: 0 E: 0 K: 0 S: 3	H: 0 LOB: 0 BB: 0 P: 3	R: 2 E: 0 K: 0 S: 6	H: 3 LOB: 2 BB: 0 P: 6	R: 0 E: 0 K: 0 S: 4	H: 1 LOB: 2 BB: 1 P: 8	R: 2 E: 1 K: 1 S: 5	H: 2 LOB: 0 BB: 0 P: 5	1B: 5 2B: 2 3B: 1 HR: 2	SF: 0 SAC: 0 DP: 0 HBP: 0	WP: 0 PB: 0 SB: 0 CS: 0	PA: 42
PITCHER	IP 8.2	WLS L	BF 10	H 4	R 2	ER 2	SO 3	BB 0	IBB 0	HBP 0	BLK 0	WP 0	HR 1	S 38	P 38	ERA 2.08	WHIP 0.692					
Jim Colborn, R ERA: 2.4 (1, 1)																						
Chris Short, L ERA: 4.63 (9, 1)	1.2	L	10	4	2	2	1	0	1	0	0	0	1	11	15	10.80	2.400					

Milwaukee Brewers @ New York Yankees
Yankee Stadium, Bronx, NY
Thu May 17 1973, 7:05 PM EDT
Att: 7,116 - Unknown - 61 F

AB	41
R	4
H	10
RBI	4
BB	1
SO	4
LOB	15



Batter	1	2	3	4	5	6	7	8	9	AB	R	H	RBI	BB	SO	LOB	TOP		
Tim Johnson, L (1, 6) <small>OBP: 0.288, SLG: 0.364</small> Bob Heise, R (9, PH) <small>OBP: 0.364, SLG: 0.455</small>	F7	CS	G6-4-3 1B			FC6-4 1B	4-3		FC1-4 2B 1B	4	0	2	0	0	0	0			
Don Money, R (1, 5) <small>OBP: 0.236, SLG: 0.280</small>	1B		G6-4-3 1B			FC6-4 1B 1B	F8		1B 2B	5	3	2	1	0	0	2			
Dave May, L (1, 8) <small>OBP: 0.320, SLG: 0.536</small>	1B		P5			1B 1B			FC4-6 1B	5	1	4	2	0	0	0			
George Scott, R (1, 3) <small>OBP: 0.329, SLG: 0.379</small>	1B			6-3		1B 1B 1B			K	5	0	2	1	0	2	2			
John Briggs, L (1, 7) <small>OBP: 0.333, SLG: 0.417</small>	F7			F3		1B 1B			FC4-6	4	0	1	2	0	0	3			
Ollie Brown, R (1, 10) <small>OBP: 0.284, SLG: 0.338</small>	K			F7		1B 1B			4-3	4	0	1	0	0	1	3			
Darrell Porter, L (1, 2) Elie Rodriguez, R (9, PH) <small>OBP: 0.323, SLG: 0.323</small>				4-3		K			K	2	0	0	0	1	1	3	AB 38		
Gorman Thomas, R (1, 9) <small>OBP: 0.297, SLG: 0.321</small>				K		5-3			FC1-4 2B BB	3	1	0	0	1	1	4	R 6		
Pedro Garcia, R (1, 4) <small>OBP: 0.295, SLG: 0.460</small>				F7					FC1-4 1B	4	0	1	0	0	0	1	H 13		
Inning Stats	R: 1 E: 0 K: 1 S: 8	H: 3 LOB: 2 BB: 0 P: 8	R: 0 E: 0 K: 0 S: 2	H: 0 LOB: 0 BB: 1 P: 6	R: 0 E: 0 K: 0 S: 3	H: 1 LOB: 0 BB: 0 P: 3	R: 0 E: 0 K: 0 S: 3	H: 0 LOB: 0 BB: 0 P: 3	R: 0 E: 0 K: 1 S: 5	H: 5 LOB: 3 BB: 0 P: 10	R: 0 E: 0 K: 0 S: 3	H: 0 LOB: 1 BB: 0 P: 6	R: 0 E: 0 K: 2 S: 10	H: 1 LOB: 1 BB: 0 P: 6	R: 3 E: 0 K: 2 S: 10	H: 3 LOB: 1 BB: 1 P: 14	1B: 12 2B: 1 3B: 0 HR: 0	SF: 0 SAC: 0 DP: 1 HBP: 0	WP: 0 PA: 41 CS: 1
PITCHER	IP WLS BF H R ER SO BB IBB HBP BLK WP HR S P ERA WHIP																		
Mel Stottlemyre, R (1, 1) <small>ERA: 2.91</small> Sparky Lyle, L (6, 1) <small>ERA: 2.96</small>	5.1 L	24 16	9 4	3 3	3 3	2 4	1 0	0 0	0 0	0 0	0 0	27 23	31 27	5.06 7.36	1.875 1.364				

Milwaukee Brewers @ New York Yankees
Yankee Stadium, Bronx, NY
Fri May 18 1973, 7:05 PM EDT
Att. 6,066 - Unknown - 56 F

AB 38
R 6
H 13
RBI 6
BB 2
SO 6
LOB 20




Batter	1	2	3	4	5	6	7	8	9	AB	R	H	RBI	BB	SO	LOB	BOTTOM				
Horace Clarke, S (1, 4) <small>OBP: 0.333, SLG: 0.299</small>	WP S 1B		1B	SF8		6-3		L6-4		4	0	2	1	0	0	4					
Roy White, S (1, 7) <small>OBP: 0.331, SLG: 0.274</small>	F8		F8	G3			F8		FC4-6 1B	5	0	1	0	0	0	3					
Matty Alou, L (1, 9) <small>OBP: 0.331, SLG: 0.371</small>	P1		1B		4-3		4-3		FC4-6	5	0	1	0	0	0	2					
Bobby Murcer, L (1, 8) <small>OBP: 0.350, SLG: 0.515</small>	P6		F9				P4		F5	5	0	1	0	0	0	4					
Ron Blomberg, L (1, 3) <small>OBP: 0.403, SLG: 0.537</small> Felipe Alou, R (8, PR) <small>OBP: 0.291, SLG: 0.421</small> Johnny Callison, L (9, PH) <small>OBP: 0.160, SLG: 0.167</small>		4-3			HR		F9		BB FC6-2 1B	4	1	2	1	0	0	1	AB 35				
Graig Nettles, L (1, 5) <small>OBP: 0.357, SLG: 0.384</small>		6-3		BB 1B BB		CS		F7	BB FC6-2 1B BB	0	0	0	0	0	0	0	R 5				
Jim Ray Hart, R (1, 10) <small>OBP: 0.373, SLG: 0.424</small>				BB 1B SF8 BB				HR	1B FC6-2 BB	1	2	1	1	3	0	0	H 11				
Thurman Munson, R (1, 2) <small>OBP: 0.341, SLG: 0.467</small>		FC6-4				6-3			FC6-2	4	0	1	1	0	0	4	RBI 5				
Gene Michael, S (1, 6) <small>OBP: 0.339, SLG: 0.356</small>				1B					L6-4 1B	4	0	2	1	0	0	2	BB 5				
Inning Stats	R: 0 E: 0 K: 0 S: 4	H: 1 LOB: 1 BB: 0 P: 4	R: 0 E: 0 K: 0 S: 3	H: 0 LOB: 1 BB: 1 P: 7	R: 0 E: 0 K: 0 S: 5	H: 2 LOB: 2 BB: 0 P: 5	R: 3 E: 0 K: 0 S: 5	H: 2 LOB: 1 BB: 2 P: 13	R: 0 E: 0 K: 0 S: 3	H: 1 LOB: 0 BB: 0 P: 3	R: 1 E: 0 K: 0 S: 5	H: 2 LOB: 1 BB: 0 P: 5	R: 0 E: 0 K: 0 S: 3	H: 0 LOB: 0 BB: 0 P: 3	R: 1 E: 0 K: 0 S: 4	H: 2 LOB: 2 BB: 2 P: 12	R: 0 E: 0 K: 0 S: 4	H: 1 LOB: 1 BB: 0 P: 4	1B: 9 2B: 1 3B: 0 HR: 2	SF: 1 SAC: 0 DP: 1 HBP: 0	WP: 1 PA: 42 CS: 1
PITCHER	IP WLS BF H R ER SO BB IBB HBP BLK WP HR S P ERA WHIP																				
Bill Champion, R (1, 1) <small>ERA: 4.13</small> Skip Lockwood, R (4, 1) <small>ERA: 2.91</small> Frank Linzy, R (9, 1) <small>ERA: 3.75</small>	3.0 W	17 21	5 6	3 2	3 2	0 0	0 0	0 0	0 0	0 0	0 0	14 19	16 27	9.00 3.60	2.667 1.600						

Milwaukee Brewers @ New York Yankees
Yankee Stadium, Bronx, NY
Fri May 18 1973, 7:05 PM EDT
Att. 6,066 - Unknown - 56 F

AB 35
R 5
H 11
RBI 5
BB 5
SO 0
LOB 21




Batter	1	2	3	4	5	6	7	8	9	AB	R	H	RBI	BB	SO	LOB	TOP					
Jim Northrup, L OBP: 0.344, SLG: 0.400 (1, 9)	0-0 4-3		0-0 G3			0-0 HR	0-0 FC3-2		0-0 F2	5	1	1	1	0	0	3						
Tony Taylor, R OBP: 0.210, SLG: 0.295 (1, 10)	0-0 PO 1B		0-0 F9			0-0 P4	0-0 1-3		0-0 6-3	5	0	1	0	0	0	3						
Bill Freehan, R OBP: 0.372, SLG: 0.355 (1, 2)	0-0 F7			0-0 4-3		0-0 E6 1B		0-0 F8		4	0	0	0	0	0	1						
Duke Sims, L OBP: 0.422, SLG: 0.491 (1, 7)	0-0 PO 1-2	0-0 4-1		0-3 K		0-0 G4-6-3 1B		0-0 4-3		4	0	1	0	0	1	0						
Norm Cash, L OBP: 0.310, SLG: 0.412 (1, 3)		4-0 FC6-4 1B BB		4-0 BB		0-0 G4-6-3 1B 1-2		0-0 4-3		2	0	0	0	2	0	2						
Dick McAuliffe, L OBP: 0.340, SLG: 0.337 (1, 4)		0-0 FC6-4 1B		0-0 4-3			4-0 SH1-3 1B BB		0-0 L3	3	1	1	0	1	0	1						
Mickey Stanley, R OBP: 0.311, SLG: 0.417 (1, 8)		0-0 FC6-4 1-2 2-3			0-0 F7		0-0 SH1-3 1-2		0-0 BB 3B 1B	3	1	1	0	0	0	2	AB 33 R 4 H 8 RBI 4 BB 4 SO 1 LOB 14					
Aurelio Rodriguez, R OBP: 0.223, SLG: 0.286 (1, 5)		0-0 F2			0-0 5-3		0-0 1B FC3-2 1B 2-H		4-0 3B BB	3	1	1	1	1	0	2						
Ed Brinkman, R OBP: 0.331, SLG: 0.383 (1, 6)			0-0 1-3		0-0 5-3		0-0 FC3-2 1B 1-3		0-0 3B 1-H 2-H	4	0	2	2	0	0	0						
Inning Stats	R: 0 E: 0 K: 0 S: 3	H: 1 LOB: 0 BB: 0 P: 3	R: 0 E: 0 K: 0 S: 4	H: 1 LOB: 2 BB: 1 P: 8	R: 0 E: 0 K: 1 S: 3	H: 0 LOB: 0 BB: 0 P: 3	R: 0 E: 0 K: 1 S: 5	H: 0 LOB: 1 BB: 1 P: 9	R: 0 E: 0 K: 0 S: 3	H: 0 LOB: 0 BB: 0 P: 3	R: 1 E: 1 K: 0 S: 5	H: 2 LOB: 1 BB: 0 P: 5	R: 1 E: 0 K: 0 S: 5	H: 2 LOB: 2 BB: 1 P: 9	R: 0 E: 0 K: 0 S: 3	H: 0 LOB: 0 BB: 0 P: 3	R: 2 E: 0 K: 0 S: 5	H: 2 LOB: 1 BB: 1 P: 9	1B: 6 2B: 0 3B: 1 HR: 1	SF: 0 SAC: 1 DP: 1 HBP: 0	WP: 0 PB: 0 SB: 0 CS: 0	PA: 39
PITCHER Jerry Bell, R ERA: 3.3 (1, 1)	IP 9.0 WLS L BF 38 H 8 R 4 ER 4 SO 1 BB 4 IBB 0 HBP 0 BLK 0 WP 0 HR 1 S 36 P 52 ERA 4.00 WHIP 1.333															PITCHER						

Detroit Tigers @ Milwaukee Brewers
Milwaukee County Stadium, Milwaukee, WI
Sat May 19 1973, 4:33 AM EDT
Att: 11,609 - Unknown

AB 33
R 4
H 8
RBI 4
BB 4
SO 1
LOB 14



Batter	1	2	3	4	5	6	7	8	9	AB	R	H	RBI	BB	SO	LOB	BOTTOM			
Tim Johnson, L OBP: 0.270, SLG: 0.339 (1, 6)	0-0 4-3		0-0 L8		0-0 L6			0-0 4-3		4	0	0	0	0	0	2				
Don Money, R OBP: 0.244, SLG: 0.311 (1, 5)	0-0 5-3			0-0 S 1B		0-0 P5		0-0 2-3 HR		4	1	2	2	0	0	0				
Dave May, L OBP: 0.311, SLG: 0.521 (1, 8)	0-0 F8			0-3 K 1-2		0-3 K		0-0 3-H 6-3		4	0	0	0	0	2	1				
George Scott, R OBP: 0.333, SLG: 0.378 (1, 3)		0-0 G3-6-3 1B		4-0 BB		0-3 K			0-3 K	3	0	1	0	1	2	0				
John Briggs, L OBP: 0.324, SLG: 0.403 (1, 7)		0-0 G3-6-3 1-2		0-0 F9			0-3 K		0-3 K	4	0	0	0	0	2	3				
Ollie Brown, R OBP: 0.282, SLG: 0.325 (1, 10)		1-0 HBP		0-3 K			0-0 F8		0-0 F8	3	0	0	0	0	1	2				
Darrell Porter, L OBP: 0.337, SLG: 0.368 (1, 2)		0-0 L3			0-0 L6		0-3 K			3	0	0	0	0	1	1	AB 31 R 2 H 6 RBI 2 BB 1 SO 9 LOB 9			
Gorman Thomas, R OBP: 0.298, SLG: 0.321 (1, 9)			0-0 F5		0-0 CS 1B			0-3 K		3	0	1	0	0	1	0				
Pedro Garcia, R OBP: 0.304, SLG: 0.474 (1, 4)			0-0 F8		0-0 1-2 1B			0-0 4-3 HR 2B		3	1	2	0	0	0	0				
Inning Stats	R: 0 E: 0 K: 0 S: 3	H: 0 LOB: 0 BB: 0 P: 3	R: 0 E: 0 K: 0 S: 3	H: 1 LOB: 1 BB: 0 P: 4	R: 0 E: 0 K: 2 S: 8	H: 1 LOB: 2 BB: 1 P: 12	R: 0 E: 0 K: 0 S: 4	H: 2 LOB: 1 BB: 0 P: 4	R: 0 E: 0 K: 2 S: 7	H: 0 LOB: 0 BB: 0 P: 7	R: 0 E: 0 K: 2 S: 7	H: 0 LOB: 0 BB: 0 P: 7	R: 0 E: 0 K: 1 S: 7	H: 2 LOB: 0 BB: 0 P: 7	R: 0 E: 0 K: 2 S: 7	H: 0 LOB: 0 BB: 0 P: 7	1B: 4 2B: 1 3B: 0 HR: 1	SF: 0 SAC: 0 DP: 1 HBP: 1	WP: 0 PB: 0 SB: 1 CS: 1	PA: 33
PITCHER Joe Coleman, R ERA: 2.22 (1, 1)	IP 9.0 WLS W BF 33 H 6 R 2 ER 2 SO 9 BB 1 IBB 0 HBP 1 BLK 0 WP 0 HR 1 S 49 P 54 ERA 2.00 WHIP 0.778															PITCHER				

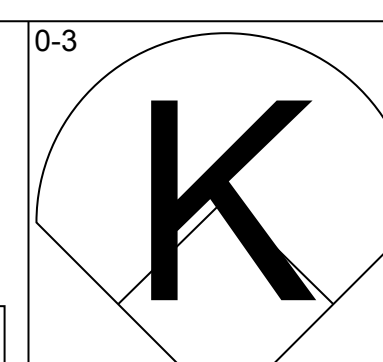
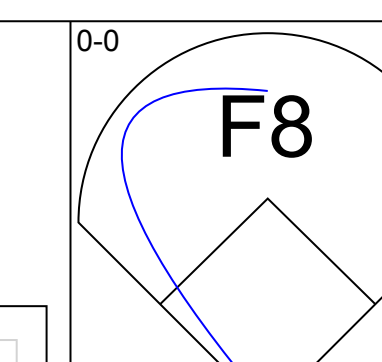
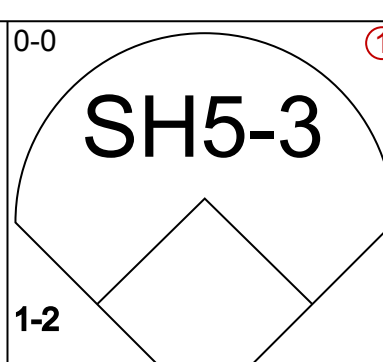
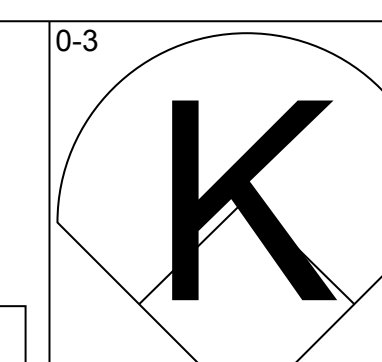
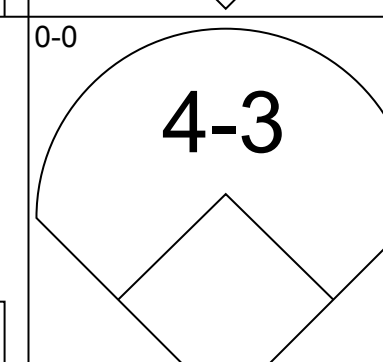
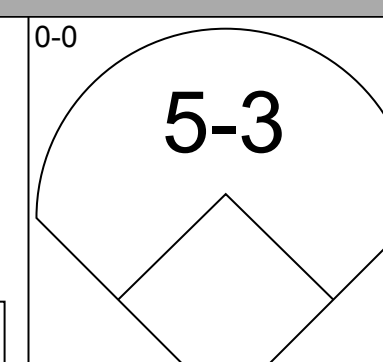
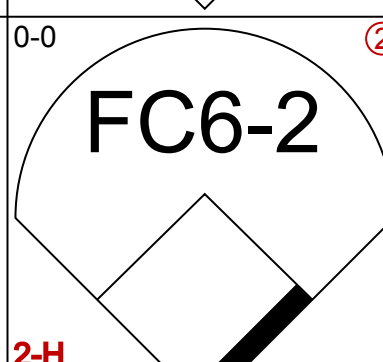
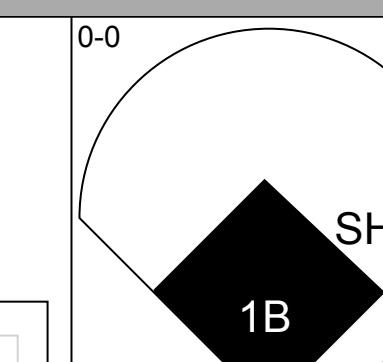
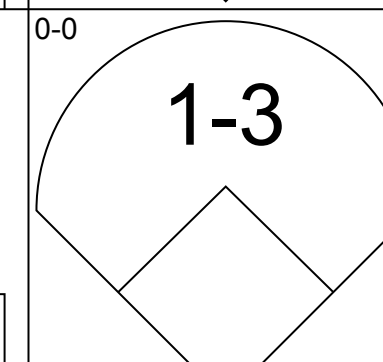
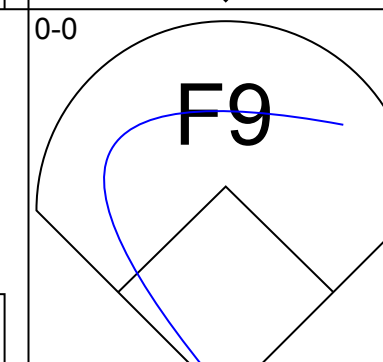
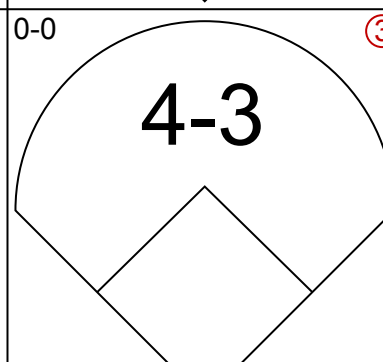
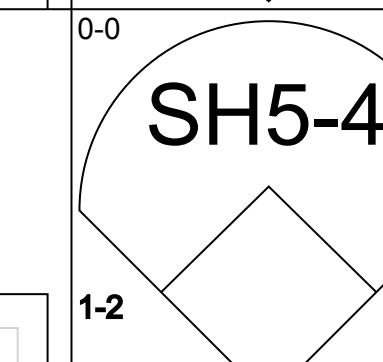
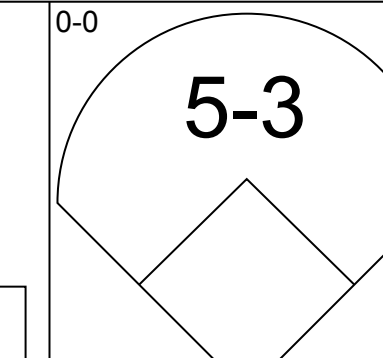
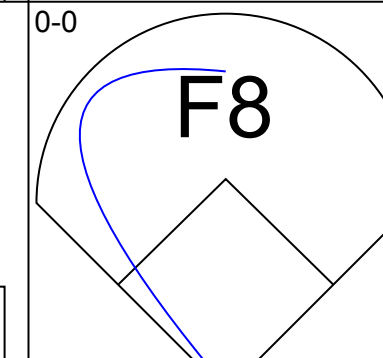
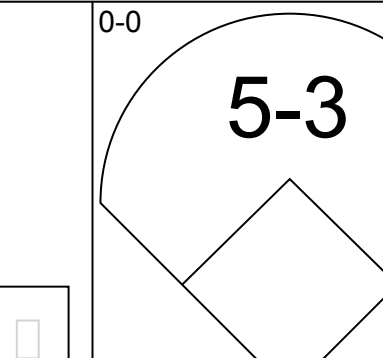
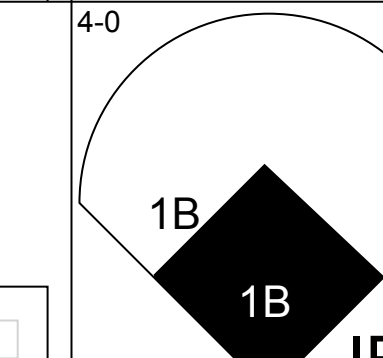
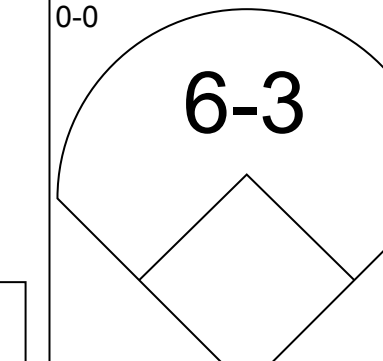
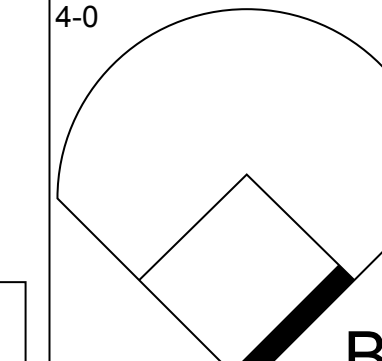
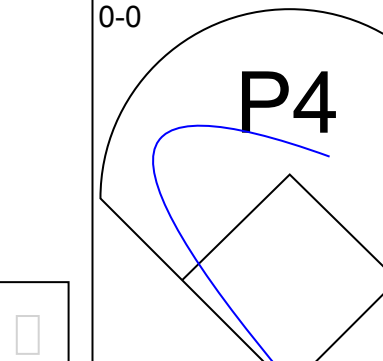
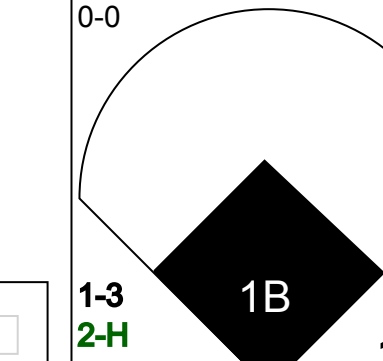
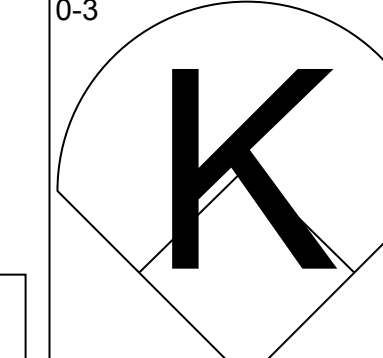
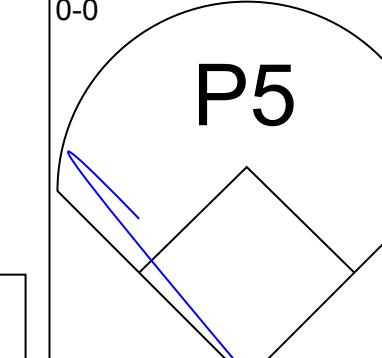
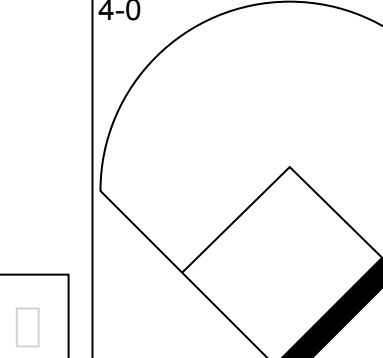
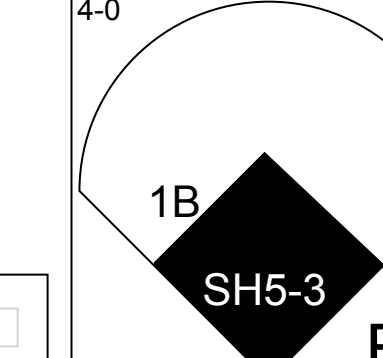
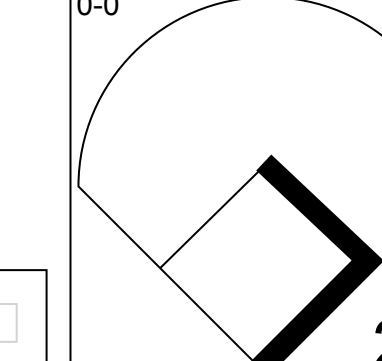
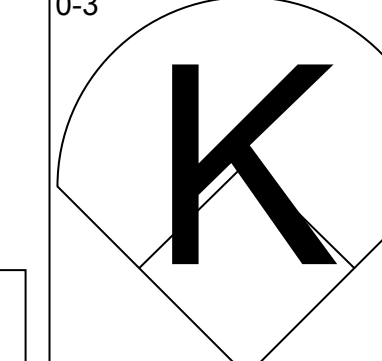
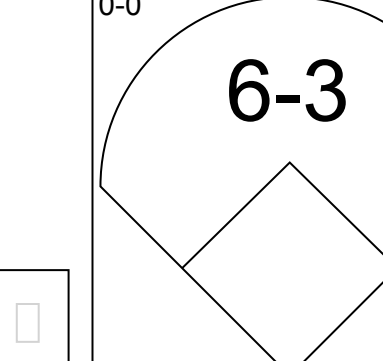
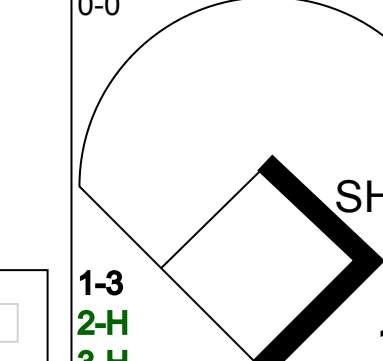
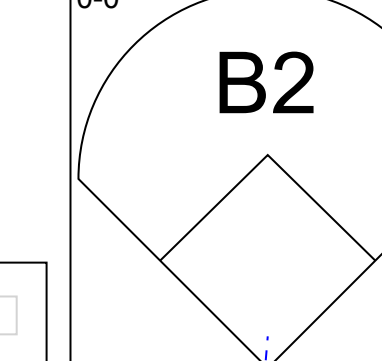
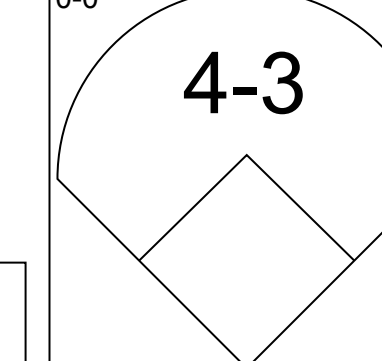
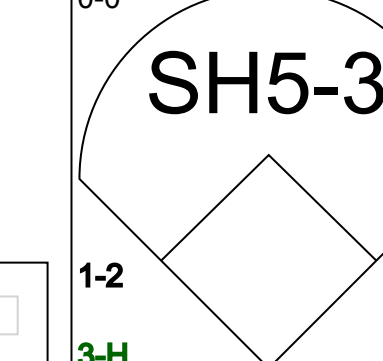
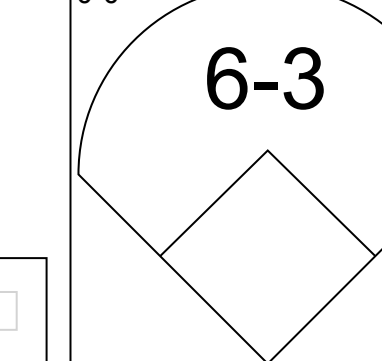
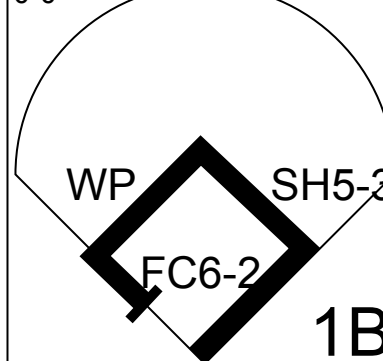
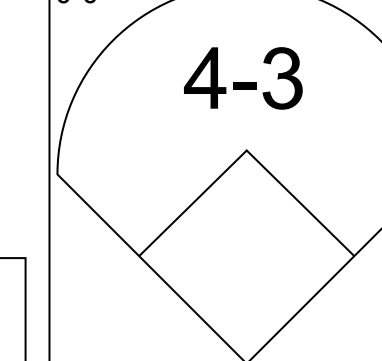
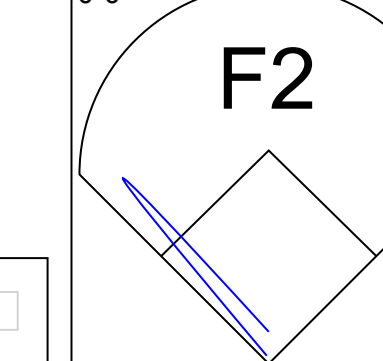
Detroit Tigers @ Milwaukee Brewers
Milwaukee County Stadium, Milwaukee, WI
Sat May 19 1973, 4:33 AM EDT
Att: 11,609 - Unknown

AB 31
R 2
H 6
RBI 2
BB 1
SO 9
LOB 9



Batter	1	2	3	4	5	6	7	8	9	AB	R	H	RBI	BB	SO	LOB	TOP										
Jim Northrup, L OBP: 0.340, SLG: 0.386 (1, 9)	0-0 1-4-3		4-0 SH5-3 BB		0-0 FC3-6			0-0 F8		3	0	0	0	1	0	1	Detroit Tigers @ Milwaukee Brewers Milwaukee County Stadium, Milwaukee, WI Sun May 20 1973, 4:33 AM EDT Unknown										
Tony Taylor, R OBP: 0.200, SLG: 0.281 (1, 10)	0-3 K		0-0 SH5-3		0-0 PO	0-3 K		0-0 6-3		3	0	0	0	0	2	0											
Dick McAuliffe, L OBP: 0.345, SLG: 0.330 (1, 4)	4-0 WP BB		0-3 K		4-0 CS BB			0-0 G3		2	0	0	0	2	1	1											
Duke Sims, L OBP: 0.397, SLG: 0.456 (1, 7)	0-0 F9		0-0 6-3		0-3 K				0-0 6-3	4	0	0	0	0	1	3											
Bill Freehan, R OBP: 0.376, SLG: 0.349 (1, 2)		4-0 1B BB		0-0 5-3			4-0 FC BB		0-0 1-3	2	0	0	0	2	0	0											
Norm Cash, L OBP: 0.304, SLG: 0.404 Frank Howard, R OBP: 0.278, SLG: 0.271 (7, PH) John Gamble, R (9, PR)	0-3 K		0-0 F8		0-0 L8			0-0 E6		2	0	0	0	0	1	1											
Mickey Stanley, R OBP: 0.301, SLG: 0.402 (1, 8)	0-3 K		0-0 4-3		0-0 FC		0-0 FC6		0-0 F8	4	0	0	0	0	1	3											
Aurelio Rodriguez, R OBP: 0.225, SLG: 0.287 (1, 5)	0-0 FC6-4 1B		0-0 F7		0-3 K					3	0	1	0	0	1	2											
Ed Brinkman, R OBP: 0.331, SLG: 0.381 (1, 6)	0-0 FC6-4		0-0 FC3-6 1B		0-0 FC6					3	0	1	0	0	0	4											
Inning Stats	R: 0 E: 0 K: 1 S: 5	H: 0 LOB: 1 BB: 1 P: 9	R: 0 E: 0 K: 2 S: 8	H: 1 LOB: 2 BB: 1 P: 12	R: 0 E: 0 K: 1 S: 5	H: 0 LOB: 1 BB: 1 P: 9	R: 0 E: 0 K: 0 S: 3	H: 0 LOB: 0 BB: 0 P: 3	R: 0 E: 0 K: 0 S: 3	H: 1 LOB: 0 BB: 0 P: 3	R: 0 E: 0 K: 2 S: 6	H: 0 LOB: 1 BB: 1 P: 10	R: 0 E: 0 K: 1 S: 6	H: 0 LOB: 2 BB: 1 P: 10	R: 0 E: 0 K: 0 S: 3	H: 0 LOB: 0 BB: 0 P: 3		R: 0 E: 1 K: 0 S: 4	H: 0 LOB: 1 BB: 0 P: 4	1B: 2 2B: 1 3B: 0 HR: 0	SF: 0 SAC: 1 DP: 1 HBP: 0	WP: 1 PB: 0 SB: 0 CS: 1	PA: 35				
PITCHER	IP	WLS	BF	H	R	ER	SO	BB	IBB	HBP	BLK	WP	HR	S	P	ERA	WHIP										
Bill Parsons, R ERA: 4.74 Chris Short, L ERA: 3.95 Frank Linzy, R ERA: 3.07	(1, 1)	4.0	16	1	0	0	4	3	0	0	0	1	0	21	33	0.00	1.000										
	(5, 1)	2.1	9	1	0	0	2	2	0	0	0	0	0	11	19	0.00	1.286										
	(7, 1)	2.2	W	9	0	0	0	1	0	0	0	0	0	11	11	0.00	0.000										

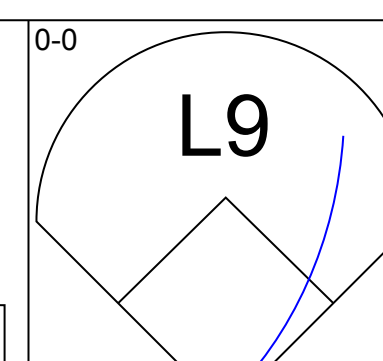
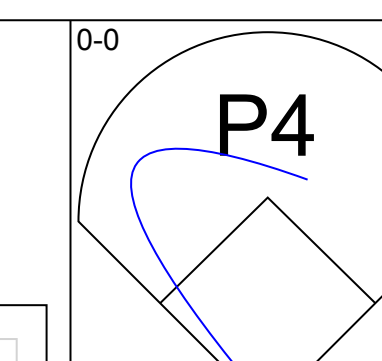
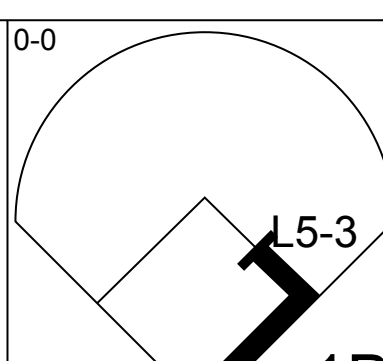
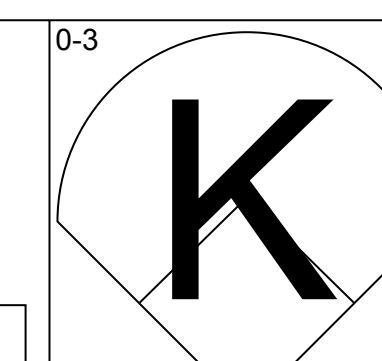
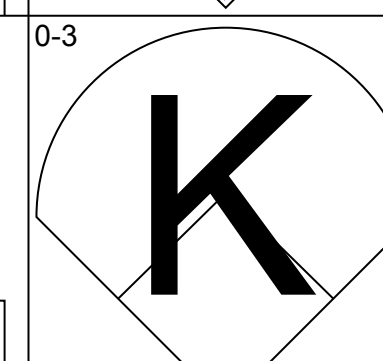
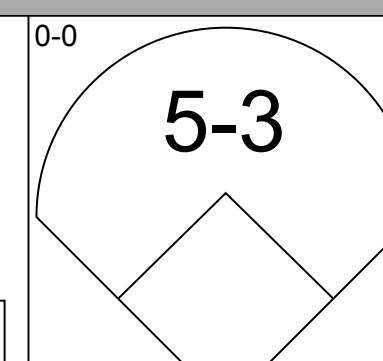
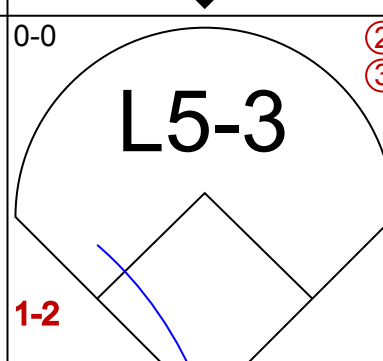
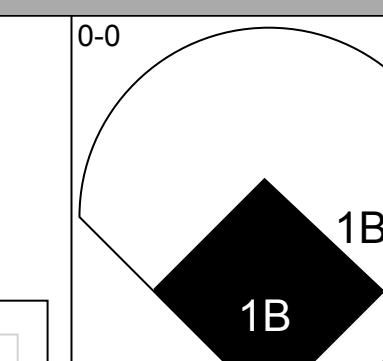
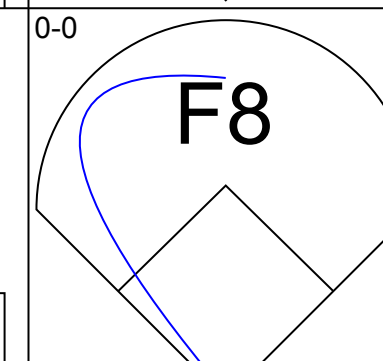
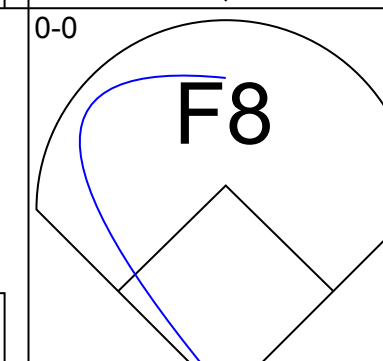
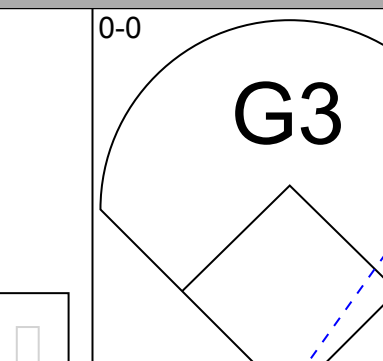
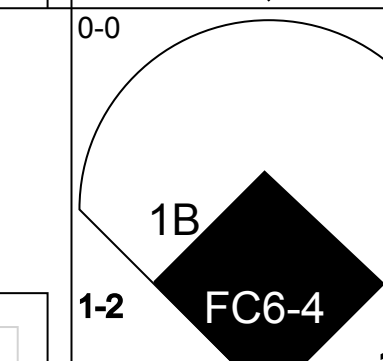
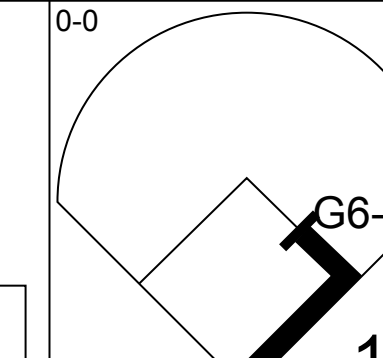
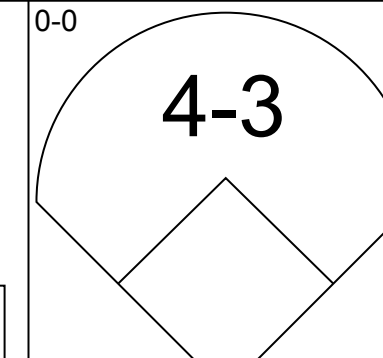
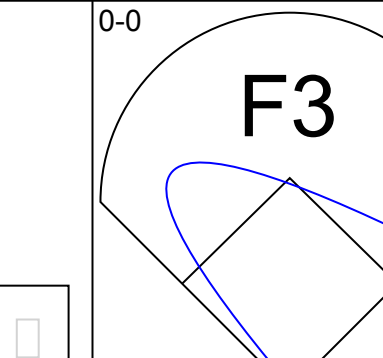
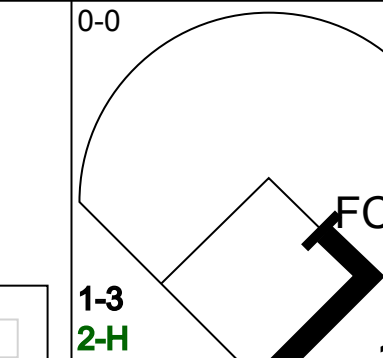
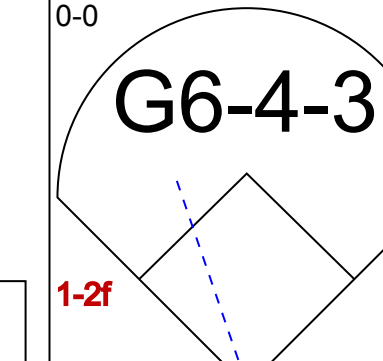
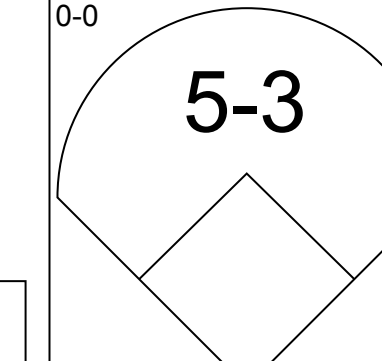
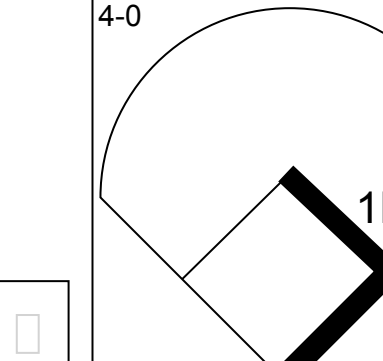
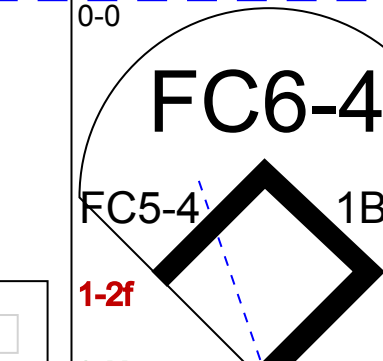
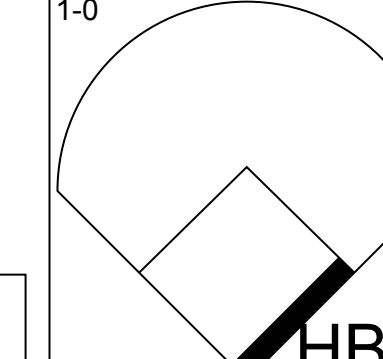
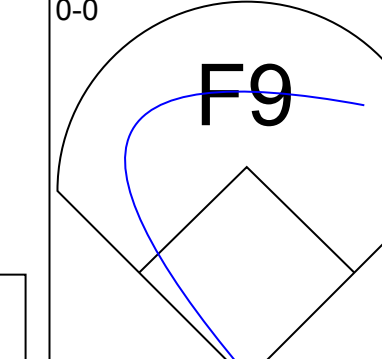
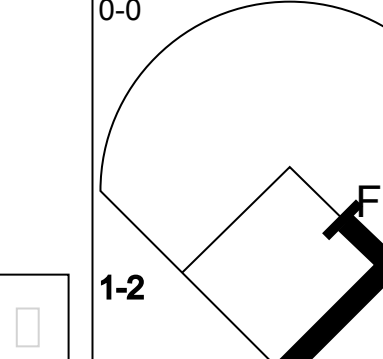
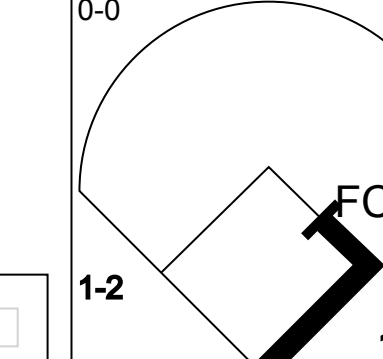
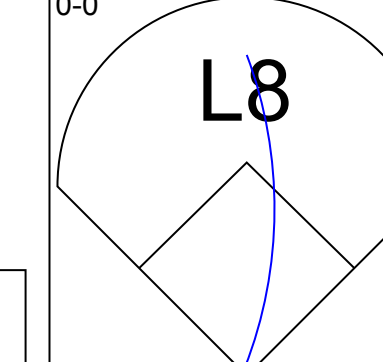

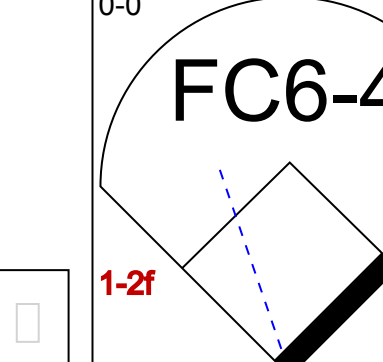
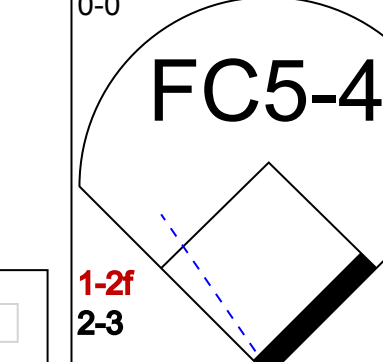
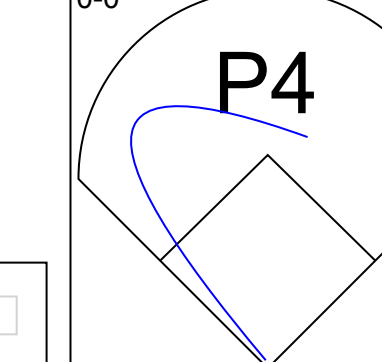
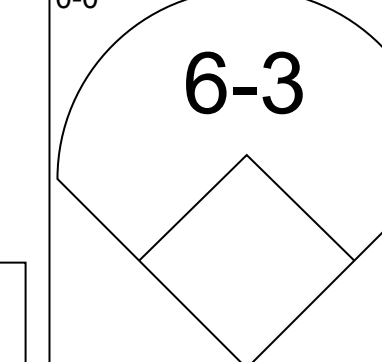
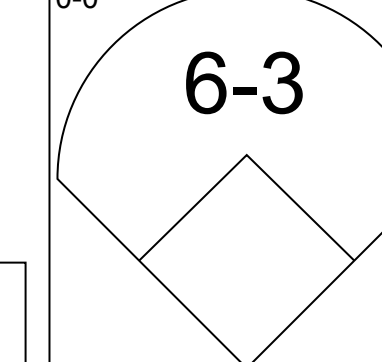
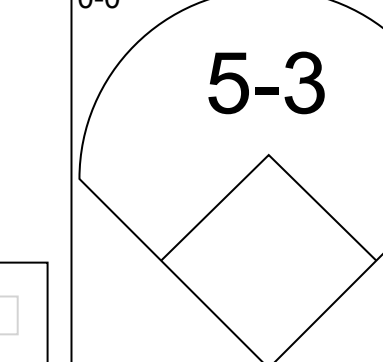
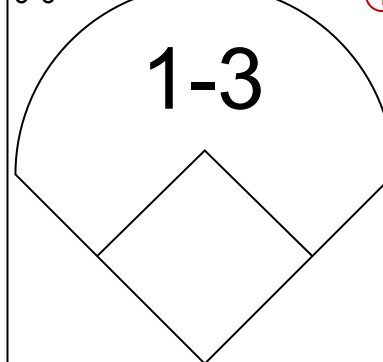
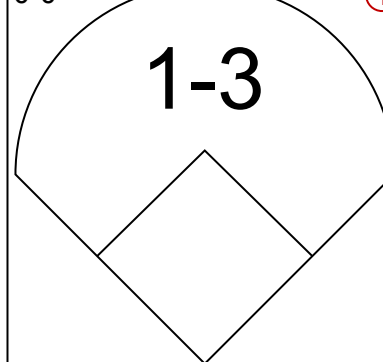
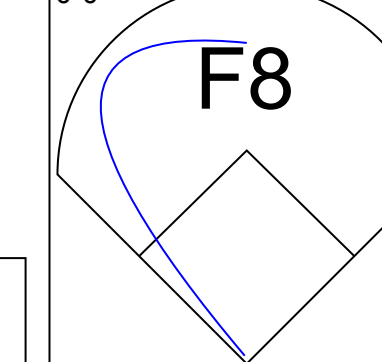
Batter	1	2	3	4	5	6	7	8	9	AB	R	H	RBI	BB	SO	LOB	BOTTOM										
Tim Johnson, L OBP: 0.284, SLG: 0.339 (1, 6)	4-0 BB		0-0 1B		0-0 1-3			0-3 K		3	0	1	0	1	1	0	Detroit Tigers @ Milwaukee Brewers Milwaukee County Stadium, Milwaukee, WI Sun May 20 1973, 4:33 AM EDT Unknown										
Elie Rodriguez, R OBP: 0.286, SLG: 0.286 (1, 2)	0-0 F8		0-0 6-3		0-0 F8			0-0 6-3		4	0	0	0	0	0	2											
Dave May, L OBP: 0.310, SLG: 0.514 (1, 8)	0-3 K		0-3 K		0-0 4-3			0-0 1B		4	0	1	0	0	2	1											
George Scott, R OBP: 0.331, SLG: 0.369 (1, 3)	0-0 F9		0-3 K		4-0 1B BB			0-0 F8		3	0	0	0	1	1	2											
Don Money, R OBP: 0.261, SLG: 0.323 (1, 5)		0-0 L4-3 1B		4-0 1B BB		0-0 1B				2	1	2	0	1	0	0											
Ollie Brown, R OBP: 0.284, SLG: 0.325 (1, 10)	0-0 F7		0-0 1B		0-0 F3					3	0	1	1	0	0	3											
John Briggs, L OBP: 0.317, SLG: 0.393 (1, 7)	0-0 L4-3		0-3 K		0-0 F3					3	0	0	0	0	1	2											
Gorman Thomas, R OBP: 0.299, SLG: 0.314 (1, 9)		4-0 CS BB		0-0 6-3				0-3 K		2	0	0	0	1	1	0											
Pedro Garcia, R OBP: 0.297, SLG: 0.462 (1, 4)	0-0 F9		0-0 6-3		0-0 P6					3	0	0	0	0	0	1											
Inning Stats	R: 0 E: 0 K: 1 S: 5	H: 0 LOB: 1 BB: 1 P: 9	R: 0 E: 0 K: 0 S: 3	H: 1 LOB: 0 BB: 0 P: 3	R: 0 E: 0 K: 0 S: 3	H: 1 LOB: 1 BB: 1 P: 7	R: 1 E: 0 K: 3 S: 10	H: 1 LOB: 1 BB: 1 P: 14	R: 0 E: 0 K: 0 S: 3	H: 0 LOB: 0 BB: 0 P: 3	R: 0 E: 0 K: 0 S: 4	H: 1 LOB: 2 BB: 1 P: 8	R: 0 E: 0 K: 1 S: 5	H: 0 LOB: 0 BB: 0 P: 5	R: 0 E: 0 K: 1 S: 6	H: 1 LOB: 1 BB: 0 P: 6		1B: 5 2B: 1 3B: 0 HR: 0	SF: 0 SAC: 0 DP: 1 HBP: 0	WP: 0 PB: 0 SB: 0 CS: 1	PA: 31						
PITCHER	IP	WLS	BF	H	R	ER	SO	BB	IBB	HBP	BLK	WP	HR	S	P	ERA	WHIP										
Mickey Lolich, L ERA: 3.89	(1, 1)	8.0	L	31	5	1	1	6	4	0	0	0	0	39	55	1.12	1.125										

Batter	1	2	3	4	5	6	7	8	9	AB	R	H	RBI	BB	SO	LOB	TOP				
Bob Coluccio, R (1, 9) OBP: 0.211, SLG: 0.343										3	0	0	0	0	2	1					
Elie Rodriguez, R (1, 2) OBP: 0.288, SLG: 0.268 Gorman Thomas, R (9, PR) OBP: 0.299, SLG: 0.314 Darrell Porter, L (9, 2) OBP: 0.330, SLG: 0.359										4	0	1	0	0	0	0	1				
Dave May, L (1, 8) OBP: 0.309, SLG: 0.500										3	0	0	0	0	0	1					
George Scott, R (1, 3) OBP: 0.340, SLG: 0.372										3	1	0	0	1	0	0					
Don Money, R (1, 5) OBP: 0.268, SLG: 0.328										3	1	1	1	1	0	0					
John Briggs, L (1, 7) OBP: 0.320, SLG: 0.383										2	1	0	0	2	1	1					
Ollie Brown, R (1, 10) OBP: 0.274, SLG: 0.322 Joe Lahoud, L (9, PH) OBP: 0.213, SLG: 0.111										3	0	1	0	0	1	2					
Tim Johnson, L (1, 6) OBP: 0.270, SLG: 0.309										3	0	0	1	0	0	2					
Pedro Garcia, R (1, 4) OBP: 0.294, SLG: 0.449										4	0	1	0	0	0	3					
Inning Stats	R: 0 E: 0 K: 1 S: 5	H: 0 LOB: 0 BB: 0 P: 5	R: 0 E: 0 K: 1 S: 5	H: 0 LOB: 0 BB: 0 P: 5	R: 0 E: 0 K: 0 S: 4	H: 1 LOB: 1 BB: 0 P: 4	R: 0 E: 0 K: 0 S: 3	H: 0 LOB: 0 BB: 0 P: 3	R: 0 E: 0 K: 1 S: 5	H: 0 LOB: 1 BB: 1 P: 9	R: 0 E: 0 K: 0 S: 4	H: 1 LOB: 1 BB: 0 P: 4	R: 0 E: 0 K: 0 S: 3	H: 0 LOB: 1 BB: 1 P: 7	R: 0 E: 0 K: 1 S: 5	H: 0 LOB: 0 BB: 0 P: 5	R: 4 E: 0 K: 0 S: 6	H: 3 LOB: 2 BB: 2 P: 14	1B: 4 2B: 1 3B: 0 HR: 0	SF: 0 SAC: 3 DP: 0 HBP: 0	WP: 1 PA: 36 PB: 0 CS: 0
PITCHER	IP	WLS	BF	H	R	ER	SO	BB	IBB	HBP	BLK	WP	HR	S	P	ERA	WHIP				
John Curtis, L (1, 1) ERA: 3.09	8.1	L	33	4	4	4	4	3	1	0	0	1	0	37	53	4.32	0.840				
Bobby Bolin, R (9, 1) ERA:	0.2	S	3	1	0	0	0	0	0	0	0	0	0	3	3	0.00	1.500				

Milwaukee Brewers @ Boston Red Sox
Fenway Park, Boston, MA
Tue May 22 1973, 7:05 PM EDT
Att: 10,554 - Unknown - 63 F

AB 29
R 4
H 5
RBI 4
BB 4
SO 4
LOB 11



Batter	1	2	3	4	5	6	7	8	9	AB	R	H	RBI	BB	SO	LOB	BOTTOM				
Tommy Harper, R (1, 7) OBP: 0.320, SLG: 0.362										4	0	1	0	0	1	0					
Luis Aparicio, R (1, 6) OBP: 0.309, SLG: 0.295										4	1	1	0	0	1	1					
Carl Yastrzemski, L (1, 3) OBP: 0.399, SLG: 0.478										4	1	1	0	0	0	0					
Orlando Cepeda, R (1, 10) OBP: 0.348, SLG: 0.496 Ben Oglivie, L (9, PR) OBP: 0.286, SLG: 0.439										4	0	2	1	0	0	0					
Rico Petrocelli, R (1, 5) OBP: 0.268, SLG: 0.395 John Kennedy, R (9, PR) OBP: 0.283, SLG: 0.366										3	0	0	1	1	0	2					
Carlton Fisk, R (1, 2) OBP: 0.387, SLG: 0.577										3	0	2	0	0	0	0					
Doug Griffin, R (1, 4) OBP: 0.328, SLG: 0.395										4	0	1	0	0	0	5					
Rick Miller, L (1, 8) OBP: 0.302, SLG: 0.256										4	0	0	0	0	1	3					
Dwight Evans, R (1, 9) OBP: 0.329, SLG: 0.286										3	0	0	0	0	1	0					
Inning Stats	R: 0 E: 0 K: 1 S: 5	H: 0 LOB: 0 BB: 0 P: 5	R: 0 E: 0 K: 0 S: 3	H: 1 LOB: 1 BB: 0 P: 4	R: 0 E: 0 K: 1 S: 5	H: 0 LOB: 0 BB: 0 P: 5	R: 0 E: 0 K: 0 S: 3	H: 0 LOB: 0 BB: 0 P: 3	R: 0 E: 0 K: 0 S: 4	H: 1 LOB: 2 BB: 1 P: 8	R: 0 E: 0 K: 1 S: 5	H: 0 LOB: 0 BB: 0 P: 5	R: 2 E: 0 K: 0 S: 7	H: 4 LOB: 2 BB: 0 P: 7	1B: 8 2B: 1 3B: 0 HR: 0	SF: 0 SAC: 0 DP: 2 HBP: 1	WP: 0 PA: 35 PB: 0 CS: 0				
PITCHER	IP	WLS	BF	H	R	ER	SO	BB	IBB	HBP	BLK	WP	HR	S	P	ERA	WHIP				
Jim Colborn, R (1, 1) ERA: 2.38	8.0	W	31	7	2	2	4	1	0	0	0	0	0	37	42	2.25	1.000				
Frank Linzy, R (9, 1) ERA: 2.87	1.0	S	4	1	0	0	0	0	0	0	0	0	0	4	4	0.00	1.000				

Milwaukee Brewers @ Boston Red Sox
Fenway Park, Boston, MA
Tue May 22 1973, 7:05 PM EDT
Att: 10,554 - Unknown - 63 F

AB 33
R 2
H 8
RBI 2
BB 1
SO 4
LOB 11



Batter	1	2	3	4	5	6	7	8	9	AB	R	H	RBI	BB	SO	LOB	TOP			
Bob Coluccio, R OBP: 0.215, SLG: 0.360 (1, 9)	F9		L8					6-3		4	0	1	0	0	0	1	Milwaukee Brewers @ Boston Red Sox Fenway Park, Boston, MA Thu May 24 1973, 3:33 AM EDT Att: 8,416 - Unknown - 60 F			
Elie Rodriguez, R OBP: 0.293, SLG: 0.267 (1, 2)	6-3		HBP				1-3	5-3		3	0	0	0	0	0	1				
Dave May, L OBP: 0.312, SLG: 0.494 (1, 8)	K		4-3							4	0	1	0	0	2	2				
George Scott, R OBP: 0.344, SLG: 0.362 John Vukovich, R OBP: 0.190, SLG: 0.175 (7, 3)	6-3				5-3			K		2	0	0	0	1	0	0				
Don Money, R OBP: 0.260, SLG: 0.317 (1, 5)	F8				BB			F8		4	0	1	0	0	0	2				
John Briggs, L OBP: 0.327, SLG: 0.386 Gorman Thomas, R OBP: 0.293, SLG: 0.307 (7, 7)	3-1				BB			F9		1	0	0	0	1	0	0				
Ollie Brown, R OBP: 0.284, SLG: 0.323 (1, 10)			SH1-3		P4			P6		3	1	1	0	0	0	2				
Tim Johnson, L OBP: 0.269, SLG: 0.306 (1, 6)			SH1-3					4-3		2	0	0	0	0	1	0				
Pedro Garcia, R OBP: 0.287, SLG: 0.440 (1, 4)								K		3	0	1	1	0	2	0				
Inning Stats	R: 0 E: 0 K: 1 S: 5	H: 0 LOB: 0 BB: 0 P: 5	R: 0 E: 0 K: 0 S: 3	H: 0 LOB: 0 BB: 0 P: 3	R: 1 E: 0 K: 0 S: 5	H: 2 LOB: 2 BB: 0 P: 6	R: 0 E: 0 K: 0 S: 3	H: 1 LOB: 1 BB: 1 P: 7	R: 0 E: 0 K: 2 S: 8	H: 1 LOB: 1 BB: 0 P: 8	R: 0 E: 0 K: 0 S: 3	H: 0 LOB: 0 BB: 0 P: 3	R: 0 E: 0 K: 1 S: 5	H: 0 LOB: 0 BB: 0 P: 5	R: 0 E: 0 K: 1 S: 6	H: 1 LOB: 1 BB: 0 P: 6		1B: 3 2B: 2 3B: 0 HR: 0	SF: 0 SAC: 1 DP: 1 HBP: 1	WP: 0 PB: 0 CS: 0
PITCHER Bill Lee, L ERA: 2.28 (1, 1)	IP: 9.0 WLS: W BF: 33 H: 5 R: 1 ER: 1 SO: 6 BB: 2 IBB: 0 HBP: 1 BLK: 0 WP: 0 HR: 0 S: 42 P: 51 ERA: 1.00 WHIP: 0.778															PITCHER				

Batter	1	2	3	4	5	6	7	8	9	AB	R	H	RBI	BB	SO	LOB	BOTTOM			
Doug Griffin, R OBP: 0.324, SLG: 0.383 John Kennedy, R OBP: 0.280, SLG: 0.378 (2, 4)	HBP	P3		1B	P3			F9		0	0	0	0	0	0	0	Milwaukee Brewers @ Boston Red Sox Fenway Park, Boston, MA Thu May 24 1973, 3:33 AM EDT Att: 8,416 - Unknown - 60 F			
Rick Miller, L OBP: 0.327, SLG: 0.277 (1, 8)	F8			1B	L8					4	1	2	1	1	0	1				
Carl Yastrzemski, L OBP: 0.364, SLG: 0.476 (1, 3)	P4	G3		K				K		5	1	1	0	0	2	6				
Orlando Cepeda, R OBP: 0.350, SLG: 0.484 (1, 10)	P4			P3	F7			5-3		5	1	1	1	0	0	3				
Rico Petrocelli, R OBP: 0.295, SLG: 0.447 (1, 5)		WP		HR				F7		5	3	4	3	0	0	0				
Tommy Harper, R OBP: 0.325, SLG: 0.360 (1, 7)		1B		5-3				1B		4	2	2	0	1	0	2				
Luis Aparicio, R OBP: 0.326, SLG: 0.318 (1, 6)		1B						1B		4	0	4	2	0	0	0				
Bob Montgomery, R OBP: 0.111, SLG: 0.250 (1, 2)		K		K				FC5-4		4	0	0	1	0	2	5				
Dwight Evans, R OBP: 0.326, SLG: 0.276 (1, 9)				BLK				P9		3	1	1	0	1	0	2				
Inning Stats	R: 0 E: 0 K: 0 S: 3	H: 0 LOB: 1 BB: 0 P: 4	R: 2 E: 0 K: 1 S: 9	H: 4 LOB: 3 BB: 1 P: 13	R: 1 E: 0 K: 1 S: 7	H: 2 LOB: 1 BB: 0 P: 7	R: 2 E: 0 K: 1 S: 7	H: 3 LOB: 2 BB: 1 P: 11	R: 1 E: 0 K: 0 S: 5	H: 2 LOB: 1 BB: 0 P: 5	R: 4 E: 1 K: 0 S: 8	H: 4 LOB: 1 BB: 0 P: 8	R: 0 E: 0 K: 1 S: 5	H: 0 LOB: 0 BB: 0 P: 5	R: 0 E: 0 K: 0 S: 4	H: 1 LOB: 2 BB: 1 P: 8		1B: 14 2B: 1 3B: 0 HR: 1	SF: 2 SAC: 0 DP: 0 HBP: 1	WP: 1 PB: 0 CS: 0
PITCHER Bill Champion, R ERA: 4.43 Chris Short, L ERA: 3.94 Gary Ryerson, L ERA: 6.98 Ray Newman, L ERA: 2.95	IP: 3.0 WLS: L BF: 19 H: 8 R: 5 ER: 5 SO: 2 BB: 0 IBB: 1 HBP: 0 BLK: 0 WP: 0 HR: 1 S: 21 P: 26 ERA: 15.00 WHIP: 2.667															PITCHER				



Batter	1	2	3	4	5	6	7	8	9	AB	R	H	RBI	BB	SO	LOB	TOP				
Billy Grabarkewitz, R OBP: 0.282, SLG: 0.294 (1, 4)	F3			F9		FC6-4 3B		F7		4	1	0	0	1	0	3	California Angels @ Milwaukee Brewers Milwaukee County Stadium, Milwaukee, WI Fri May 25 1973, 8:05 PM EDT Att: 9,089 - Unknown				
Vada Pinson, L OBP: 0.298, SLG: 0.352 (1, 8)	WP S BB					HR		F8		3	2	2	2	2	0	0					
Frank Robinson, R OBP: 0.360, SLG: 0.483 (1, 10)	K			K		5-3		L5		5	0	0	0	0	3	5					
Mike Epstein, L OBP: 0.314, SLG: 0.257 (1, 3)	F8			P5		BB 1B BB				4	1	1	1	1	0	4					
Bob Oliver, R OBP: 0.317, SLG: 0.483 (9, PR) Ken Berry, R OBP: 0.343, SLG: 0.365 (9, 9)		K		F7		BB 1B				5	0	3	1	0	1	0					
Leroy Stanton, R OBP: 0.296, SLG: 0.348 (1, 7)	5-3			1B WP BB		1-2 BB		G6-3 1B		0	0	0	0	0	0	0					
Al Gallagher, R OBP: 0.333, SLG: 0.282 (1, 5)	6-3			WP 1B		F8				3	1	0	0	2	1	2					
Rudy Meoli, L OBP: 0.354, SLG: 0.273 (1, 6)				BB BB BB		F8		P6		4	0	2	0	0	0	3					
Jeff Torborg, R OBP: 0.246, SLG: 0.258 (1, 2)	P3			2-3 3-H BB		F2		L6-3		2	0	0	0	2	0	4					
Inning Stats	R: 0 E: 0 K: 1 S: 5	H: 0 LOB: 1 BB: 1 P: 9	R: 0 E: 0 K: 1 S: 5	H: 0 LOB: 0 BB: 5	R: 0 E: 0 K: 1 S: 5	H: 0 LOB: 3 BB: 3 P: 17	R: 1 E: 0 K: 0 S: 4	H: 1 LOB: 2 BB: 2 P: 12	R: 1 E: 0 K: 1 S: 7	H: 2 LOB: 3 BB: 2 P: 15	R: 3 E: 0 K: 1 S: 9	H: 4 LOB: 1 BB: 0 P: 9	R: 0 E: 0 K: 0 S: 3	H: 1 LOB: 0 BB: 0 P: 3	R: 0 E: 0 K: 0 S: 3	H: 0 LOB: 0 BB: 0 P: 3		R: 0 E: 0 K: 0 S: 3	H: 1 LOB: 1 BB: 0 P: 3	1B: 6 2B: 2 3B: 1 HR: 1	SF: 0 SAC: 0 DP: 2 HBP: 0
PITCHER	IP	WLS	BF	H	R	ER	SO	BB	IBB	HBP	BLK	WP	HR	S	P	ERA	WHIP			ERA	WHIP
Bill Parsons, R ERA: 4.63 (1, 1)	4.1	L	24	3	2	2	4	8	0	0	0	2	1	24	56	4.15	2.538				
Skip Lockwood, R ERA: 2.75 (5, 1)	4.2		18	6	3	3	1	0	0	0	0	0	0	20	20	5.79	1.286				

Batter	1	2	3	4	5	6	7	8	9	AB	R	H	RBI	BB	SO	LOB	BOTTOM				
Bob Coluccio, R OBP: 0.226, SLG: 0.388 (1, 9)	1B 3B	L6				F7		WP 1B		5	1	2	1	0	1	3	California Angels @ Milwaukee Brewers Milwaukee County Stadium, Milwaukee, WI Fri May 25 1973, 8:05 PM EDT Att: 9,089 - Unknown				
Elie Rodriguez, R OBP: 0.286, SLG: 0.271 (1, 2) Darrell Porter, L OBP: 0.337, SLG: 0.402 (7, PH)			F8		6-3		1-2 2-H 1B			3	0	1	1	0	0	0					
Gorman Thomas, R OBP: 0.290, SLG: 0.303 (9, PH)	3-H 1B						1-2 2-H 1B			1	0	0	0	0	1	1					
Dave May, L OBP: 0.305, SLG: 0.482 (1, 8)	P3					1-3		P5		4	0	0	0	0	1	3					
George Scott, R OBP: 0.341, SLG: 0.359 (1, 3)	G3					6-3				4	0	1	0	0	1	1					
Don Money, R OBP: 0.253, SLG: 0.308 (1, 5)	5-3					5-3		F9		4	0	0	0	0	2	2					
John Briggs, L OBP: 0.318, SLG: 0.375 (1, 7)		L7				4-3		K		4	0	0	0	0	1	0					
Ollie Brown, R OBP: 0.292, SLG: 0.340 (1, 10)								5-3		4	0	2	0	0	0	1					
Tim Johnson, L OBP: 0.268, SLG: 0.303 (1, 6)		4-3				G1-6-3 1B				4	1	1	0	0	1	2					
Pedro Garcia, R OBP: 0.299, SLG: 0.445 (1, 4)						6-3		1B 1B		3	1	2	0	1	0	0					
Inning Stats	R: 1 E: 0 K: 0 S: 5	H: 2 LOB: 1 BB: 0 P: 5	R: 0 E: 0 K: 0 S: 4	H: 1 LOB: 2 BB: 1 P: 8	R: 0 E: 0 K: 1 S: 6	H: 1 LOB: 1 BB: 0 P: 6	R: 0 E: 0 K: 0 S: 3	H: 1 LOB: 0 BB: 0 P: 3	R: 0 E: 0 K: 0 S: 3	H: 0 LOB: 0 BB: 0 P: 3	R: 2 E: 0 K: 1 S: 9	H: 4 LOB: 2 BB: 0 P: 9	R: 0 E: 1 K: 1 S: 6	H: 0 LOB: 1 BB: 0 P: 6	R: 0 E: 0 K: 3 S: 10	H: 1 LOB: 1 BB: 0 P: 10	1B: 8 2B: 1 3B: 1 HR: 0	SF: 0 SAC: 0 DP: 1 HBP: 0	WP: 1 PA: 38 SB: 0 CS: 0		
PITCHER	IP	WLS	BF	H	R	ER	SO	BB	IBB	HBP	BLK	WP	HR	S	P	ERA	WHIP			ERA	WHIP
Clyde Wright, L ERA: 3.82 (1, 1)	6.2	W	28	8	3	3	2	1	0	0	0	0	0	31	35	4.05	1.350				
Dave Selts, R ERA: 1.13 (7, 1)	0.0		1	1	0	0	0	0	0	0	0	0	0	1	1	∞	∞				
Steve Barber, L ERA: 2.51 (7, 1)	2.1	S	9	1	0	0	4	0	0	0	0	1	0	17	17	0.00	0.429				

Batter	1	2	3	4	5	6	7	8	9	AB	R	H	RBI	BB	SO	LOB	TOP		
Billy Grabarkewitz, R OBP: 0.293, SLG: 0.286 (1, 4)										2	0	0	0	2	0	3	California Angels @ Milwaukee Brewers Milwaukee County Stadium, Milwaukee, WI Sat May 26 1973, 4:33 AM EDT Alt. 7, 069 - Unknown - 59 F		
Vada Pinson, L OBP: 0.297, SLG: 0.348 (1, 8)										4	0	1	0	0	0	2			
Frank Robinson, R OBP: 0.350, SLG: 0.468 (1, 10)										4	0	0	0	0	1	3			
Mike Epstein, L OBP: 0.312, SLG: 0.257 (1, 3)										4	0	1	0	0	0	1			
Bob Oliver, R OBP: 0.308, SLG: 0.467 (1, 9)										4	0	0	0	0	1	1			
Leroy Stanton, R OBP: 0.293, SLG: 0.343 (1, 7)										4	0	1	0	0	2	0			
Al Gallagher, R OBP: 0.339, SLG: 0.276 (1, 5)										2	0	0	0	2	1	1			
Rudy Meoli, L OBP: 0.353, SLG: 0.276 (1, 6)										3	0	1	0	0	1	1			
Jeff Torborg, R OBP: 0.239, SLG: 0.250 (1, 2)										2	0	0	0	0	1	3			
John Stephenson, L (8, PH) OBP: 0.265, SLG: 0.273 (8, 2)										1	0	1	0	0	0	0			
Inning Stats	R: 0 E: 0 K: 0 S: 2	H: 0 LOB: 0 BB: 1 P: 6	R: 0 E: 0 K: 1 S: 5	H: 0 LOB: 0 BB: 0 P: 5	R: 0 E: 0 K: 0 S: 3	H: 1 LOB: 1 BB: 1 P: 7	R: 0 E: 0 K: 1 S: 6	H: 1 LOB: 1 BB: 0 P: 6	R: 0 E: 0 K: 2 S: 7	H: 0 LOB: 1 BB: 1 P: 11	R: 0 E: 0 K: 1 S: 5	H: 0 LOB: 0 BB: 0 P: 5	R: 0 E: 0 K: 1 S: 5	H: 2 LOB: 2 BB: 0 P: 5	R: 0 E: 0 K: 1 S: 6	H: 1 LOB: 1 BB: 0 P: 6	1B: 5 2B: 0 3B: 0 HR: 0	SF: 0 SAC: 0 DP: 2 HBP: 0	WP: 0 PA: 34 SB: 0 CS: 0
PITCHER Jim Colborn, R ERA: 2.09 (1, 1)	IP: 9.0 WLS: W BF: 34 H: 5 R: 0 ER: 0 SO: 7 BB: 4 IBB: 0 HBP: 0 BLK: 0 WP: 0 HR: 0 S: 44 P: 60 ERA: 0.00 WHIP: 1.000															PITCHER			

Batter	1	2	3	4	5	6	7	8	9	AB	R	H	RBI	BB	SO	LOB	BOTTOM		
Bob Coluccio, R OBP: 0.244, SLG: 0.393 (1, 7)										4	0	1	1	2	1	4	California Angels @ Milwaukee Brewers Milwaukee County Stadium, Milwaukee, WI Sat May 26 1973, 4:33 AM EDT Alt. 7, 069 - Unknown - 59 F		
Tim Johnson, L OBP: 0.297, SLG: 0.313 (1, 6)										4	0	2	2	1	2	3			
Don Money, R OBP: 0.258, SLG: 0.306 (1, 5)										4	1	1	0	1	1	4			
Ollie Brown, R OBP: 0.315, SLG: 0.343 (1, 10)										2	2	1	1	3	0	2			
Ellie Rodriguez, R OBP: 0.315, SLG: 0.302 (1, 2)										5	2	3	0	0	0	2			
George Scott, R OBP: 0.349, SLG: 0.369 (1, 3)										4	1	2	1	1	1	3			
Dave May, L OBP: 0.313, SLG: 0.482 (1, 8)										2	1	1	1	0	0	2			
Gorman Thomas, R OBP: 0.286, SLG: 0.298 (1, 9)										5	1	1	2	0	2	6			
Pedro Garcia, R OBP: 0.309, SLG: 0.454 (1, 4)										4	1	2	1	1	0	2			
Inning Stats	R: 0 E: 0 K: 2 S: 6	H: 4 LOB: 3 BB: 2 P: 15	R: 0 E: 0 K: 0 S: 4	H: 1 LOB: 2 BB: 1 P: 8	R: 0 E: 0 K: 0 S: 4	H: 1 LOB: 2 BB: 1 P: 8	R: 1 E: 0 K: 2 S: 8	H: 1 LOB: 0 BB: 0 P: 8	R: 2 E: 0 K: 1 S: 7	H: 3 LOB: 1 BB: 1 P: 11	R: 1 E: 0 K: 2 S: 9	H: 2 LOB: 2 BB: 1 P: 13	R: 2 E: 0 K: 0 S: 5	H: 2 LOB: 2 BB: 2 P: 14	R: 2 E: 0 K: 0 S: 5	H: 2 LOB: 2 BB: 2 P: 14	1B: 11 2B: 3 3B: 0 HR: 0	SF: 1 SAC: 0 DP: 1 HBP: 2	WP: 1 PA: 46 SB: 0 CS: 1
PITCHER Rudy May, L ERA: 2.81 Rich Hand, R ERA: 5.77 Ron Perranoski, L ERA: 4.5 (8, 1)	IP: 5.0 WLS: L BF: 26 H: 7 R: 4 ER: 4 SO: 4 BB: 5 IBB: 0 HBP: 1 BLK: 0 WP: 0 HR: 0 S: 28 P: 49 ERA: 7.20 WHIP: 2.400															PITCHER			

AB 30
R 0
H 5
RBI 0
BB 4
SO 7
LOB 15



AB 34
R 9
H 14
RBI 9
BB 9
SO 7
LOB 28



Batter	1	2	3	4	5	6	7	8	9	AB	R	H	RBI	BB	SO	LOB	TOP																					
Sandy Alomar Sr. S OBP: 0.222, SLG: 0.198 Winston Lenas, R OBP: 0.222, SLG: 0.250 Jerry Davanon, R (7.4)	3-1		1B					F7									3 1 2 0 0 0 0 1 0 1 1 0 0 0 1 0 0 0 0 0 2																					
Vada Pinson, L OBP: 0.276, SLG: 0.333	4-3		4-3			F5	G6-3	F7									5 0 0 0 0 0 3																					
Frank Robinson, R OBP: 0.351, SLG: 0.488	5-3				HR	SF9 1B	F7	6-3									5 2 2 1 0 0 1																					
Mike Epstein, L OBP: 0.331, SLG: 0.255		G6-4-3 BB			G6-4-3 BB	1B		1B 1B	K								1 1 0 0 4 1 0																					
Bob Oliver, R OBP: 0.306, SLG: 0.464 Leroy Stanton, R OBP: 0.293, SLG: 0.343		G6-4-3			K	SF9		1B 1B									3 0 1 1 0 1 2 0 1 0 0 0 0 0																					
Al Gallacher, R OBP: 0.352, SLG: 0.294					G6-4-3			1B									4 0 3 1 0 0 1																					
Ken Berry, R OBP: 0.339, SLG: 0.360		1B					F7	4-3									4 0 1 1 0 0 3																					
Rudy Meoli, L OBP: 0.361, SLG: 0.295							F7		SF8-4-5								3 1 2 1 0 0 0																					
Jeff Torborg, R OBP: 0.246, SLG: 0.258 Tom McCraw, L OBP: 0.324, SLG: 0.317 Art Kusnyer, R OBP: 0.258, SLG: 0.310						1B		F2		E4							2 0 1 0 0 0 1 1 1 1 1 0 0 0 0 0 0 0 1 0 0																					
Inning Stats	R: 0 E: 0 K: 0 S: 3	H: 0 LOB: 0 BB: 0 P: 3	R: 0 E: 0 K: 0 S: 3	H: 1 LOB: 1 BB: 1 P: 7	R: 0 E: 0 K: 0 S: 4	H: 2 LOB: 1 BB: 0 P: 4	R: 1 E: 0 K: 1 S: 5	H: 1 LOB: 0 BB: 1 P: 9	R: 0 E: 0 K: 0 S: 3	H: 1 LOB: 0 BB: 0 P: 3	R: 2 E: 0 K: 0 S: 6	H: 3 LOB: 2 BB: 1 P: 10	R: 2 E: 1 K: 0 S: 5	H: 3 LOB: 1 BB: 0 P: 5	R: 2 E: 0 K: 0 S: 5	H: 3 LOB: 2 BB: 2 P: 13	R: 0 E: 0 K: 1 S: 5	H: 0 LOB: 0 BB: 0 P: 5	1B: 12 2B: 2 3B: 0 HR: 1	SF: 2 SAC: 0 DP: 4 HBP: 0	WP: 0 PA: 40 CS: 1																	
PITCHER	IP	WLS	BF	H	R	ER	SO	BB	IBB	HBP	BLK	WP	HR	S	P	ERA	WHIP	PITCHER				IP	WLS	BF	H	R	ER	SO	BB	IBB	HBP	BLK	WP	HR	S	P	ERA	WHIP
Jerry Bell, R ERA: 3.92	(1, 1)	6.0	L	27	10	5	5	1	3	0	0	0	0	1	26	38	7.50	2.167																				
Frank Linzy, R ERA: 3.63	(7, 1)	1.2		9	4	2	2	0	2	0	0	0	0	0	7	15	10.80	3.600																				
Chris Short, L ERA: 3.63	(8, 1)	1.1		4	0	0	0	1	0	0	0	0	0	0	6	6	0.00	0.000																				

California Angels @ Milwaukee Brewers
Milwaukee County Stadium, Milwaukee, WI
Mon May 28 1973, 4:33 AM EDT
Att: 12,415 - Unknown

AB	33
R	7
H	14
RBI	7
BB	5
SO	2
LOB	13



Batter	1	2	3	4	5	6	7	8	9	AB	R	H	RBI	BB	SO	LOB	BOTTOM																						
Tim Johnson, L OBP: 0.283, SLG: 0.306		L7		4-3		3-1			F7								5 0 1 0 0 0 3																						
Bob Coluccio, R OBP: 0.245, SLG: 0.379 Joe Lahoud, L OBP: 0.210, SLG: 0.109						F7			K								3 1 0 0 1 2 1 1 0 0 0 0 1 1																						
Don Money, R OBP: 0.256, SLG: 0.298				F7		5-3			F9								4 0 0 0 0 0 2																						
John Briggs, L OBP: 0.311, SLG: 0.364						1-3			K								4 0 0 0 0 1 3																						
George Scott, R OBP: 0.347, SLG: 0.373									L4								4 0 1 1 0 0 2																						
Dave May, L OBP: 0.322, SLG: 0.488						4-3			F8								2 2 1 0 2 0 0																						
Ollie Brown, R OBP: 0.304, SLG: 0.330									P4								4 0 0 0 0 0 4																						
Darrell Porter, L OBP: 0.343, SLG: 0.453									E6								4 1 2 3 0 0 1																						
Pedro Garcia, R OBP: 0.321, SLG: 0.455									4-3								2 0 1 0 2 1 0																						
Inning Stats	R: 0 E: 0 K: 1 S: 6	H: 1 LOB: 2 BB: 0 P: 7	R: 1 E: 0 K: 0 S: 5	H: 3 LOB: 1 BB: 0 P: 5	R: 1 E: 0 K: 0 S: 4	H: 1 LOB: 2 BB: 2 P: 12	R: 0 E: 0 K: 1 S: 5	H: 0 LOB: 0 BB: 0 P: 5	R: 0 E: 0 K: 0 S: 5	H: 0 LOB: 0 BB: 0 P: 5	R: 2 E: 0 K: 0 S: 4	H: 1 LOB: 1 BB: 2 P: 12	R: 0 E: 0 K: 1 S: 5	H: 0 LOB: 0 BB: 0 P: 5	R: 0 E: 1 K: 0 S: 4	H: 0 LOB: 1 BB: 0 P: 4	R: 0 E: 0 K: 1 S: 5	H: 0 LOB: 1 BB: 1 P: 9	1B: 2 2B: 3 3B: 0 HR: 1	SF: 0 SAC: 0 DP: 0 HBP: 1	WP: 0 PA: 39 CS: 0																		
PITCHER	IP	WLS	BF	H	R	ER	SO	BB	IBB	HBP	BLK	WP	HR	S	P	ERA	WHIP	PITCHER				IP	WLS	BF	H	R	ER	SO	BB	IBB	HBP	BLK	WP	HR	S	P	ERA	WHIP	
Bill Singer, R ERA: 2.23	(1, 1)	9.0	W	39	6	4	4	5	5	0	1	0	0	1	43	64	4.00	1.222																					

California Angels @ Milwaukee Brewers
Milwaukee County Stadium, Milwaukee, WI
Mon May 28 1973, 4:33 AM EDT
Att: 12,415 - Unknown

AB	33
R	4
H	6
RBI	4
BB	5
SO	5
LOB	17



Batter	1	2	3	4	5	6	7	8	9	AB	R	H	RBI	BB	SO	LOB	TOP			
Larry Hisle, R OBP: 0.378, SLG: 0.494 (1, 8)	F9		K		F2			K		4	0	0	0	0	2	0	Minnesota Twins @ Milwaukee Brewers Milwaukee County Stadium, Milwaukee, WI Tue May 29 1973, 8:05 PM EDT Att. 4,982 - Unknown - 47 F			
Rod Carew, L OBP: 0.369, SLG: 0.444 (1, 4)	6-3		CS BB			4-3		K		3	0	0	0	1	1	0				
Tony Oliva, L OBP: 0.342, SLG: 0.371 (1, 10)	F8		CS		G3 BB 1B	1-3				4	0	2	0	0	0	0				
Harmon Killebrew, R OBP: 0.347, SLG: 0.339 Joe Lis, R OBP: 0.194, SLG: 0.219 (9, 3)	F7				G3 BB 1-2	K		F8		3	0	0	0	1	1	1				
Bobby Darwin, R OBP: 0.295, SLG: 0.391 (1, 9)	1B 1B				G3 BB 1-2					0	0	0	0	0	0	0				
Steve Braun, L OBP: 0.452, SLG: 0.560 (1, 5)	1B				G3		HR			4	0	2	0	0	0	2				
Jerry Terrell, R OBP: 0.222, SLG: 0.245 (1, 6)	F7				1-2 2-3	1B				4	0	1	0	0	1	5				
George Mitterwald, R OBP: 0.355, SLG: 0.441 (1, 2)	K				F8			K		4	0	0	0	0	1	4				
Jim Holt, L OBP: 0.342, SLG: 0.450 (1, 7)			F7		F3			F8		3	0	0	0	0	0	1				
Inning Stats	R: 0 E: 0 K: 0 S: 3	H: 0 LOB: 0 BB: 0 P: 3	R: 0 E: 0 K: 1 S: 7	H: 2 LOB: 2 BB: 0 P: 7	R: 0 E: 0 K: 1 S: 4	H: 0 LOB: 0 BB: 1 P: 8	R: 0 E: 0 K: 0 S: 4	H: 1 LOB: 2 BB: 1 P: 8	R: 0 E: 0 K: 0 S: 5	H: 0 LOB: 0 BB: 0 P: 5	R: 1 E: 0 K: 1 S: 7	H: 2 LOB: 1 BB: 0 P: 7	R: 0 E: 0 K: 2 S: 8	H: 1 LOB: 1 BB: 0 P: 8	R: 0 E: 0 K: 0 S: 4	H: 1 LOB: 1 BB: 0 P: 4		1B: 6 2B: 0 3B: 0 HR: 1	SF: 0 SAC: 0 DP: 0 HBP: 0	WP: 0 PB: 0 SB: 1 CS: 1
PITCHER Jim Slaton, R ERA: 2.7 (1, 1)	IP: 9.0 WLS: L BF: 35 H: 7 R: 1 ER: 1 SO: 6 BB: 2 IBB: 0 HBP: 0 BLK: 0 WP: 0 HR: 1 S: 45 P: 53 ERA: 1.00 WHIP: 1.000															PITCHER				

Batter	1	2	3	4	5	6	7	8	9	AB	R	H	RBI	BB	SO	LOB	BOTTOM			
Tim Johnson, L OBP: 0.295, SLG: 0.318 (1, 6)	5-3		1B			SH1-4				3	0	2	0	0	0	0	Minnesota Twins @ Milwaukee Brewers Milwaukee County Stadium, Milwaukee, WI Tue May 29 1973, 8:05 PM EDT Att. 4,982 - Unknown - 47 F			
Pedro Garcia, R OBP: 0.313, SLG: 0.442 (1, 4)	K		F3			F7		K		4	0	0	0	0	2	3				
Dave May, L OBP: 0.326, SLG: 0.491 (1, 8)	2B				F8			4-3		3	0	1	0	1	0	1				
Ollie Brown, R OBP: 0.303, SLG: 0.327 Gorman Thomas, R OBP: 0.296, SLG: 0.299 (9, PR)	6-3				5-3					4	0	1	0	0	0	3				
John Briggs, L OBP: 0.315, SLG: 0.364 (1, 7)	K		K		K		SH3 BB		1B 1B	3	0	1	0	1	2	0				
Don Money, R OBP: 0.251, SLG: 0.292 (1, 5)	K				F2		SH3		P6	3	0	0	0	0	1	2				
John Felske, R OBP: 0.250, SLG: 0.357 Joe Lahoud, L OBP: 0.206, SLG: 0.107 John Vukovich, R OBP: 0.190, SLG: 0.175 Elie Rodriguez, R OBP: 0.309, SLG: 0.296 (9, PH)	P4				K			F8		2	0	0	0	0	1	0				
Darrell Porter, L OBP: 0.333, SLG: 0.438 (1, 2)			K		F4			K		3	0	0	0	0	2	1				
Bob Coluccio, R OBP: 0.247, SLG: 0.378 (1, 9)			K			SH1-4 1B		F7		3	0	1	0	0	1	0				
Inning Stats	R: 0 E: 0 K: 1 S: 6	H: 1 LOB: 1 BB: 0 P: 6	R: 0 E: 0 K: 2 S: 7	H: 0 LOB: 0 BB: 0 P: 7	R: 0 E: 0 K: 2 S: 8	H: 1 LOB: 1 BB: 0 P: 8	R: 0 E: 0 K: 1 S: 5	H: 0 LOB: 0 BB: 0 P: 5	R: 0 E: 0 K: 0 S: 4	H: 1 LOB: 2 BB: 1 P: 8	R: 0 E: 0 K: 1 S: 5	H: 0 LOB: 1 BB: 1 P: 9	R: 0 E: 0 K: 1 S: 6	H: 1 LOB: 1 BB: 0 P: 6	R: 0 E: 0 K: 0 S: 4	H: 2 LOB: 2 BB: 0 P: 4		1B: 5 2B: 1 3B: 0 HR: 0	SF: 0 SAC: 2 DP: 1 HBP: 0	WP: 0 PB: 0 SB: 0 CS: 0
PITCHER Bert Blyleven, R ERA: 2.96 (1, 1)	IP: 9.0 WLS: W BF: 34 H: 6 R: 0 ER: 0 SO: 9 BB: 2 IBB: 0 HBP: 0 BLK: 0 WP: 0 HR: 0 S: 50 P: 58 ERA: 0.00 WHIP: 0.889															PITCHER				

Batter	1	2	3	4	5	6	7	8	9	AB	R	H	RBI	BB	SO	LOB	TOP					
Rod Carew, L (1,4) OBP: 0.370, SLG: 0.444										3	1	1	0	0	0	1	Minnesota Twins @ Milwaukee Brewers Milwaukee County Stadium, Milwaukee, WI Thu May 31 1973, 4:33 AM EDT Att: 8,939 - Unknown - 80 F					
Danny Thompson, R (1,6) OBP: 0.298, SLG: 0.329										4	0	1	1	0	0	1						
Tony Oliva, L (1,10) OBP: 0.341, SLG: 0.364										4	0	0	0	0	0	3						
Harmon Killebrew, R (1,3) Joe Lis, R (9,3) OBP: 0.361, SLG: 0.364 OBP: 0.194, SLG: 0.219										3	1	2	2	1	0	0						
Bobby Darwin, R (1,9) OBP: 0.298, SLG: 0.411										4	0	1	0	0	1	2						
Steve Braun, L (1,5) OBP: 0.442, SLG: 0.541										4	1	2	0	0	1	1						
Larry Hise, R (1,8) OBP: 0.366, SLG: 0.472										4	0	0	0	0	2	2						
George Mitterwald, R (1,2) OBP: 0.348, SLG: 0.426										4	1	2	0	0	0	0						
Jim Holt, L (1,7) OBP: 0.344, SLG: 0.453										4	0	1	0	0	2	1						
Inning Stats	R: 1 E: 0 K: 0 S: 5	H: 2 LOB: 1 BB: 0 P: 5	R: 1 E: 1 K: 1 S: 7	H: 2 LOB: 1 BB: 0 P: 7	R: 0 E: 0 K: 2 S: 3	H: 0 LOB: 0 BB: 0 P: 3	R: 0 E: 0 K: 2 S: 7	H: 0 LOB: 0 BB: 0 P: 7	R: 1 E: 0 K: 0 S: 5	H: 3 LOB: 1 BB: 0 P: 5	R: 0 E: 0 K: 1 S: 5	H: 1 LOB: 1 BB: 1 P: 9	R: 0 E: 0 K: 0 S: 3	H: 0 LOB: 0 BB: 0 P: 3	R: 1 E: 0 K: 0 S: 5	H: 2 LOB: 1 BB: 0 P: 5		R: 0 E: 0 K: 2 S: 7	H: 0 LOB: 0 BB: 0 P: 7	1B: 7 2B: 3 3B: 0 HR: 1	SF: 0 SAC: 1 DP: 2 HBP: 0	WP: 0 PB: 0 SB: 0 CS: 0
PITCHER Jim Colborn, R (1,1) ERA: 2.19	IP: 9.0 WLS: L BF: 36 H: 10 R: 4 ER: 3 SO: 6 BB: 1 IBB: 0 HBP: 0 BLK: 0 WP: 0 HR: 1 S: 47 P: 51 ERA: 3.00 WHIP: 1.222															PITCHER	IP: 9.0 WLS: L BF: 36 H: 10 R: 4 ER: 3 SO: 6 BB: 1 IBB: 0 HBP: 0 BLK: 0 WP: 0 HR: 1 S: 47 P: 51 ERA: 3.00 WHIP: 1.222					

Batter	1	2	3	4	5	6	7	8	9	AB	R	H	RBI	BB	SO	LOB	BOTTOM					
Tim Johnson, L (1,6) OBP: 0.288, SLG: 0.323										4	0	1	0	1	1	3	Minnesota Twins @ Milwaukee Brewers Milwaukee County Stadium, Milwaukee, WI Thu May 31 1973, 4:33 AM EDT Att: 8,939 - Unknown - 80 F					
Bob Coluccio, R (1,9) Joe Lahoud, L (7, PH) (8,9) OBP: 0.250, SLG: 0.365 OBP: 0.197, SLG: 0.102										2	0	0	0	1	2	1						
Dave May, L (1,8) OBP: 0.328, SLG: 0.483										3	1	0	0	1	0	3						
John Briggs, L (1,7) OBP: 0.312, SLG: 0.358										4	0	2	0	0	0	2						
Don Money, R (1,5) OBP: 0.246, SLG: 0.284										4	0	0	0	0	0	2						
Darrell Porter, L (1,10) OBP: 0.330, SLG: 0.415										3	0	0	0	1	1	0						
George Scott, R (1,3) OBP: 0.356, SLG: 0.385										3	1	2	0	1	0	2						
Ellie Rodriguez, R (1,2) OBP: 0.305, SLG: 0.293										4	0	1	0	0	0	2						
Pedro Garcia, R (1,4) OBP: 0.311, SLG: 0.431										4	0	1	1	0	0	1						
Inning Stats	R: 0 E: 0 K: 1 S: 5	H: 0 LOB: 1 BB: 1 P: 9	R: 1 E: 0 K: 0 S: 6	H: 3 LOB: 2 BB: 0 P: 6	R: 1 E: 1 K: 1 S: 6	H: 1 LOB: 2 BB: 2 P: 14	R: 0 E: 0 K: 0 S: 3	H: 0 LOB: 0 BB: 0 P: 3	R: 0 E: 0 K: 1 S: 2	H: 0 LOB: 0 BB: 1 P: 6	R: 0 E: 0 K: 1 S: 5	H: 0 LOB: 1 BB: 1 P: 9	R: 0 E: 0 K: 0 S: 4	H: 1 LOB: 1 BB: 0 P: 4	R: 0 E: 0 K: 0 S: 3	H: 1 LOB: 0 BB: 0 P: 3		R: 0 E: 1 K: 1 S: 6	H: 1 LOB: 1 BB: 0 P: 6	1B: 5 2B: 1 3B: 1 HR: 0	SF: 0 SAC: 0 DP: 1 HBP: 0	WP: 0 PB: 0 SB: 0 CS: 1
PITCHER Dick Woodson, R (1,1) Ken Sanders, R (8,1) ERA: 4.7 ERA: 5.6	IP: 7.0 WLS: W BF: 30 H: 5 R: 2 ER: 1 SO: 3 BB: 5 IBB: 0 HBP: 0 BLK: 0 WP: 0 HR: 0 S: 31 P: 51 ERA: 1.29 WHIP: 1.429															PITCHER	IP: 2.0 WLS: S BF: 7 H: 2 R: 0 ER: 0 SO: 1 BB: 0 IBB: 0 HBP: 0 BLK: 0 WP: 0 HR: 0 S: 9 P: 9 ERA: 0.00 WHIP: 1.000					

Batter	1	2	3	4	5	6	7	8	9	AB	R	H	RBI	BB	SO	LOB	TOP					
Johnny Jeter, R (1, 8) <small>OBP: 0.234, SLG: 0.319</small> Bill Sharp, L (8, FH) <small>OBP: 0.385, SLG: 0.545</small>	F7		F8		K			K	4-3	3	0	0	0	0	1	1	Chicago White Sox @ Milwaukee Brewers Milwaukee County Stadium, Milwaukee, WI Fri Jun 01 1973, 8:05 PM EDT Att: 22,341 - Unknown - 74 F					
Pat Kelly, L (1, 9) <small>OBP: 0.428, SLG: 0.439</small>	K			L8		5-3 1B		1B 2B		4	1	2	0	0	1	0						
Dick Allen, R (1, 3) <small>OBP: 0.390, SLG: 0.648</small>	2B			5-3		5-3		6-3		4	0	1	0	0	0	2						
Bill Melton, R (1, 5) <small>OBP: 0.389, SLG: 0.543</small>	6-3			1B		1B		BB 1B		4	0	3	1	0	0	1						
Carlos May, L (1, 10) <small>OBP: 0.343, SLG: 0.415</small>		CS BB		K		3-1		FC6-4 BB		2	0	0	0	2	1	2						
Rick Reichardt, R (1, 7) <small>OBP: 0.330, SLG: 0.383</small>	CS BB			FC6 1B				K	FC6-4	3	0	1	0	1	1	2						
Ed Herrmann, L (1, 2) <small>OBP: 0.311, SLG: 0.423</small>	1-2 BB			FC6 1B				F8		4	2	1	1	0	1	2						
Eddie Leon, R (1, 6) <small>OBP: 0.293, SLG: 0.287</small>	1-2 K			1-3 1B				HR		4	0	1	0	0	0	1						
Luis Alvarado, R (1, 4) <small>OBP: 0.250, SLG: 0.211</small> Jorge Orta, L (7, FH) <small>OBP: 0.283, SLG: 0.292</small> Bucky Dent, R (7, 4) <small>OBP: 0.414, SLG: 0.440</small>	P4			1B				4-3		2	0	1	1	0	0	0						
Tony Muser, L (8, FH) <small>OBP: 0.414, SLG: 0.440</small>	2H 1B									1	0	0	0	0	0	0						
Inning Stats	R: 0 E: 0 K: 1 S: 6	H: 1 LOB: 1 BB: 0 P: 6	R: 0 E: 0 K: 1 S: 3	H: 0 LOB: 0 BB: 2 P: 11	R: 0 E: 0 K: 0 S: 3	H: 0 LOB: 0 BB: 0 P: 3	R: 0 E: 0 K: 1 S: 6	H: 1 LOB: 1 BB: 0 P: 6	R: 1 E: 0 K: 1 S: 7	H: 2 LOB: 1 BB: 0 P: 7	R: 0 E: 0 K: 0 S: 4	H: 2 LOB: 1 BB: 0 P: 4	R: 0 E: 0 K: 2 S: 8	H: 1 LOB: 1 BB: 0 P: 8	R: 1 E: 0 K: 1 S: 7	H: 2 LOB: 2 BB: 1 P: 11	R: 1 E: 0 K: 0 S: 4	H: 1 LOB: 0 BB: 0 P: 4	1B: 7 2B: 2 3B: 0 HR: 1	SF: 0 SAC: 0 DP: 0 HBP: 0	WP: 0 PB: 0 SB: 0 CS: 2	PA: 37
PITCHER	IP	WLS	BF	H	R	ER	SO	BB	IBB	HBP	BLK	WP	HR	S	P	ERA	WHIP					
Chris Short, L (1, 1) <small>ERA: 3.09</small> Skip Lockwood, R (7, 1) <small>ERA: 2.75</small> Frank Linzy, R (8, 1) <small>ERA: 3.44</small>	6.0	W	23	6	1	1	4	2	0	0	0	0	0	29	37	1.50	1.333					
Bob Coluccio, R (1, 10) <small>OBP: 0.250, SLG: 0.370</small> Joe Lahoud, L (8, FH) <small>OBP: 0.209, SLG: 0.117</small>	2.0		11	4	2	2	3	1	0	0	0	0	1	16	20	9.00	2.500					
Dave May, L (1, 8) <small>OBP: 0.325, SLG: 0.476</small>	1.0	S	3	0	0	0	0	0	0	0	0	0	0	3	3	0.00	0.000					

AB	34
R	3
H	10
RBI	3
BB	3
SO	7
LOB	12




Batter	1	2	3	4	5	6	7	8	9	AB	R	H	RBI	BB	SO	LOB	BOTTOM				
Tim Johnson, L (1, 6) <small>OBP: 0.296, SLG: 0.330</small>	6-3		FC6-2 2B		SH5-3	G6-4-3 1B		1B 1B		4	1	2	1	0	0	1	Chicago White Sox @ Milwaukee Brewers Milwaukee County Stadium, Milwaukee, WI Fri Jun 01 1973, 8:05 PM EDT Att: 22,341 - Unknown - 74 F				
Bob Coluccio, R (1, 10) <small>OBP: 0.250, SLG: 0.370</small> Joe Lahoud, L (8, FH) <small>OBP: 0.209, SLG: 0.117</small>	F7		3H 1H 2B		P6	K		1B 1B		4	0	1	1	0	1	4					
Dave May, L (1, 8) <small>OBP: 0.325, SLG: 0.476</small>	F2		F9		F2	G6-4-3 2B 1B		F2		5	1	1	1	0	0	6					
George Scott, R (1, 3) <small>OBP: 0.357, SLG: 0.410</small>	6-3			HR	1H 2B			F8		5	1	2	2	0	0	2					
Don Money, R (1, 5) <small>OBP: 0.251, SLG: 0.285</small>	P4			6-3	BB			S 1B		3	0	1	0	1	0	0					
John Briggs, L (1, 7) <small>OBP: 0.316, SLG: 0.353</small>	S BB			4-3	4-3			1-2 BB		2	0	0	0	2	0	2					
Ellie Rodriguez, R (1, 2) <small>OBP: 0.317, SLG: 0.295</small>	6-3			BB				F8		3	1	1	0	1	0	3					
Gorman Thomas, R (1, 9) <small>OBP: 0.294, SLG: 0.306</small>				CS 1B	K			1B 1B	K	4	0	2	0	0	2	3					
Pedro Garcia, R (1, 4) <small>OBP: 0.322, SLG: 0.452</small>				1-2 FC6-2 3B	SH5-3 1B	1B		P6		4	1	3	0	0	0	0					
Inning Stats	R: 0 E: 0 K: 0 S: 3	H: 0 LOB: 0 BB: 1 P: 7	R: 1 E: 0 K: 0 S: 5	H: 3 LOB: 1 BB: 0 P: 5	R: 1 E: 0 K: 1 S: 6	H: 1 LOB: 1 BB: 1 P: 10	R: 2 E: 0 K: 0 S: 6	H: 3 LOB: 2 BB: 1 P: 10	R: 1 E: 0 K: 1 S: 8	H: 4 LOB: 0 BB: 0 P: 8	R: 0 E: 0 K: 1 S: 6	H: 1 LOB: 2 BB: 1 P: 10	R: 0 E: 0 K: 0 S: 5	H: 2 LOB: 2 BB: 0 P: 5	1B: 10 2B: 2 3B: 1 HR: 1	SF: 0 SAC: 1 DP: 1 HBP: 0		WP: 0 PB: 0 SB: 2 CS: 1	PA: 40		
PITCHER	IP	WLS	BF	H	R	ER	SO	BB	IBB	HBP	BLK	WP	HR	S	P	ERA	WHIP				
Wilbur Wood, L (1, 1) <small>ERA: 1.98</small> Bart Johnson, R (6, 1) <small>ERA: 2.0</small>	5.0	L	28	11	5	5	1	11	5	5	1	0	0	15	19	0.00	1.333				


AB	35
R	5
H	14
RBI	5
BB	4
SO	3
LOB	21



Batter	1	2	3	4	5	6	7	8	9	10	11	12	13	AB R H RBI BB SO LOB	TOP															
Pat Kelly, L OBP: 0.424, SLG: 0.434 (1, 9)														6 0 2 0 0 1 3	<p>Chicago White Sox @ Milwaukee Brewers Milwaukee County Stadium, Milwaukee, WI</p> <p>Sat Jun 02 1973, 4:33 AM EDT Att. 31,836 - Unknown - 82 F</p> <p>livebaseballscorecards.com</p> <p>AB 45 R 2 H 10 RBI 2 BB 4 SO 9 LOB 26</p>															
Bill Sharp, L OBP: 0.278, SLG: 0.375 (1, 8)														5 0 0 0 0 1 3																
Dick Allen, R OBP: 0.399, SLG: 0.663 (1, 3)														4 1 2 2 2 2 1																
Bill Melton, R OBP: 0.382, SLG: 0.538 (1, 5)														6 0 1 0 0 3 6																
Carlos May, L OBP: 0.356, SLG: 0.418 (1, 10)														4 0 2 0 2 0 2																
Rick Reichardt, R OBP: 0.314, SLG: 0.364 (1, 7)														5 0 0 0 0 0 6																
Ed Herrmann, L OBP: 0.298, SLG: 0.404 (1, 2)														5 0 0 0 0 0 2																
Eddie Leon, R OBP: 0.297, SLG: 0.291 (1, 6)														5 0 2 0 0 2 1																
Luis Alvarado, R OBP: 0.227, SLG: 0.190 (6, PH)														2 0 0 0 0 0 1																
Jorge Orta, L OBP: 0.298, SLG: 0.298 (6, PR)														1 0 1 0 0 0 0																
Bucky Dent, R (6, 4)														2 1 0 0 0 0 1																
Inning Stats	R: 0 E: 0 K: 2 S: 8	H: 1 LOB: 1 BB: 0 P: 8	R: 0 E: 0 K: 0 S: 2	H: 0 LOB: 0 BB: 1 P: 6	R: 0 E: 0 K: 0 S: 3	H: 1 LOB: 0 BB: 0 P: 3	R: 0 E: 0 K: 1 S: 6	H: 1 LOB: 2 BB: 1 P: 10	R: 0 E: 0 K: 1 S: 5	H: 0 LOB: 0 BB: 0 P: 5	R: 0 E: 0 K: 1 S: 5	H: 0 LOB: 1 BB: 1 P: 9	R: 0 E: 0 K: 0 S: 3	H: 1 LOB: 0 BB: 0 P: 4		R: 0 E: 0 K: 0 S: 3	H: 2 LOB: 1 BB: 0 P: 4	R: 0 E: 0 K: 0 S: 3	H: 0 LOB: 0 BB: 0 P: 3	R: 0 E: 0 K: 0 S: 4	H: 1 LOB: 2 BB: 1 P: 8	1B: 8 2B: 1 3B: 0 HR: 1	SF: 0 SAC: 1 DP: 3 HBP: 0	W/P: 0 P/B: 0 SB: 1 CS: 0	PA: 50					
PITCHER	IP WLS BF H R ER SO BB IBB HBP BLK WP HR S P ERA WHIP																													
Jim Slaton, R ERA: 2.55 (1, 1)	10.1	41	9	2	2	9	3	0	0	0	0	0	1	56	68	1.74	1.161													
Frank Lintz, R ERA: 3.0 (11, 1)	2.2	9	1	0	0	0	0	1	0	0	0	0	0	8	12	0.00	0.375													

Batter	1	2	3	4	5	6	7	8	9	10	11	12	13	AB R H RBI BB SO LOB	BOTTOM														
Tim Johnson, L OBP: 0.301, SLG: 0.327 (1, 6)														4 0 1 0 1 2 0	<p>Chicago White Sox @ Milwaukee Brewers Milwaukee County Stadium, Milwaukee, WI</p> <p>Sat Jun 02 1973, 4:33 AM EDT Att. 31,836 - Unknown - 82 F</p> <p>livebaseballscorecards.com</p> <p>AB 41 R 3 H 8 RBI 3 BB 9 SO 11 LOB 16</p>														
Don Money, R OBP: 0.240, SLG: 0.287 (1, 5)														6 0 1 0 0 2 3															
Dave May, L OBP: 0.325, SLG: 0.466 (1, 8)														4 1 0 0 2 0 3															
George Scott, R OBP: 0.398, SLG: 0.404 (1, 3)														5 1 1 0 1 0 0															
John Briggs, L OBP: 0.324, SLG: 0.353 (1, 7)														3 0 1 0 2 1 2															
Joe Lahoud, L OBP: 0.217, SLG: 0.115 (1, 10)														1 0 0 0 1 0 1															
Ollie Brown, R OBP: 0.304, SLG: 0.321 (6, PH)														3 0 1 0 1 1 2															
Bob Heise, R OBP: 0.286, SLG: 0.357 (13, PR)														0 1 0 0 0 0 0															
Elie Rodriguez, R OBP: 0.319, SLG: 0.299 (1, 2)														6 0 2 3 0 2 3															
Bob Coluccio, R OBP: 0.239, SLG: 0.352 (1, 9)														5 0 0 0 0 1 2															
Pedro Garcia, R OBP: 0.324, SLG: 0.447 (1, 4)														4 0 1 0 1 2 0															
Inning Stats	R: 0 E: 0 K: 1 S: 4	H: 0 LOB: 0 BB: 1 P: 8	R: 0 E: 0 K: 0 S: 3	H: 0 LOB: 1 BB: 1 P: 7	R: 0 E: 0 K: 0 S: 4	H: 1 LOB: 2 BB: 1 P: 8	R: 0 E: 0 K: 1 S: 5	H: 0 LOB: 1 BB: 1 P: 9	R: 0 E: 0 K: 2 S: 7	H: 0 LOB: 0 BB: 0 P: 7	R: 2 E: 0 K: 2 S: 9	H: 2 LOB: 2 BB: 2 P: 17	R: 0 E: 0 K: 1 S: 6	H: 1 LOB: 1 BB: 0 P: 6		R: 0 E: 0 K: 0 S: 3	H: 1 LOB: 1 BB: 1 P: 7	R: 0 E: 0 K: 2 S: 7	H: 0 LOB: 0 BB: 0 P: 7	R: 0 E: 0 K: 1 S: 5	H: 0 LOB: 0 BB: 0 P: 5	R: 1 E: 0 K: 0 S: 3	H: 2 LOB: 2 BB: 1 P: 7	1B: 7 2B: 1 3B: 0 HR: 0	SF: 0 SAC: 2 DP: 1 HBP: 0	W/P: 0 P/B: 0 SB: 2 CS: 1	PA: 53		
PITCHER	IP WLS BF H R ER SO BB IBB HBP BLK WP HR S P ERA WHIP																												
Steve Stone, R ERA: 4.94 (1, 1)	5.1	22	2	2	2	5	5	0	0	0	0	27	47	3.38	1.312														
Terry Forster, L ERA: 1.8 (6, 1)	7.1	L	29	5	1	1	6	4	0	0	0	0	37	53	1.23	1.227													
Cy Acosta, R ERA: 3.27 (13, 1)	0.0		1	1	0	0	0	0	0	0	0	1	1	"	"														

Batter	1	2	3	4	5	6	7	8	9	AB	R	H	RBI	BB	SO	LOB	TOP			
Pat Kelly, L OBP: 0.413, SLG: 0.421 (1, 9)	G3		K			3-1			4-3	4	0	0	0	0	1	0	Chicago White Sox @ Milwaukee Brewers Milwaukee County Stadium, Milwaukee, WI Sun Jun 03 1973, 4:33 AM EDT Att: 26,788 - Unknown - 82 F livebaseballscorecards.com			
Carlos May, L OBP: 0.353, SLG: 0.435 (1, 10)	HR		F8			L6			4-3	4	1	1	1	0	0	0				
Dick Allen, R OBP: 0.398, SLG: 0.655 (1, 3)	6-3				CS BB				5-3	2	0	0	0	1	0	0				
Bill Melton, R OBP: 0.376, SLG: 0.526 (1, 5)	F8				1-2	6-3			5-3	3	0	0	0	0	0	1				
Rick Reichardt, R OBP: 0.306, SLG: 0.353 (1, 7)		5-3				5-3			6-3	3	0	0	0	0	0	0				
Ed Herrmann, L OBP: 0.307, SLG: 0.411 (1, 2)						3-1			G6-4-3 1B	3	0	2	0	0	0	0				
Eddie Leon, R OBP: 0.291, SLG: 0.285 (1, 6)			F9			F8			G6-4-3 1-2	3	0	0	0	0	0	2				
Bill Sharp, L OBP: 0.238, SLG: 0.316 (1, 8)			G3			P3			K	3	0	0	0	0	1	1				
Luis Alvarado, R OBP: 0.208, SLG: 0.174 (1, 4)			5-3						F8	2	0	0	0	0	0	0				
Jorge Orta, L OBP: 0.286, SLG: 0.295 (9, PH)									K	1	0	0	0	0	1	0				
Inning Stats	R: 1 E: 0 K: 0 S: 4	H: 1 LOB: 0 BB: 0 P: 4	R: 0 E: 0 K: 0 S: 4	H: 1 LOB: 1 BB: 0 P: 4	R: 0 E: 0 K: 1 S: 5	H: 0 LOB: 0 BB: 0 P: 5	R: 0 E: 0 K: 0 S: 2	H: 0 LOB: 0 BB: 1 P: 6	R: 0 E: 0 K: 0 S: 3	H: 0 LOB: 0 BB: 0 P: 3	R: 0 E: 0 K: 0 S: 3	H: 0 LOB: 0 BB: 0 P: 3	R: 0 E: 0 K: 1 S: 5	H: 1 LOB: 0 BB: 0 P: 5	R: 0 E: 0 K: 1 S: 5	H: 0 LOB: 0 BB: 0 P: 5	1B: 2 2B: 0 3B: 0 HR: 1	SF: 0 SAC: 0 DP: 1 HBP: 0	WP: 0 PB: 0 SB: 0 CS: 1	PA: 29
PITCHER Jerry Bell, R ERA: 3.83 (1, 1)	IP: 9.0 WLS: W BF: 29 H: 3 R: 1 ER: 1 SO: 3 BB: 1 IBB: 0 HBP: 0 BLK: 0 WP: 0 HR: 1 S: 34 P: 38 ERA: 1.00 WHIP: 0.444															PITCHER				

Batter	1	2	3	4	5	6	7	8	9	AB	R	H	RBI	BB	SO	LOB	BOTTOM			
Tim Johnson, L OBP: 0.305, SLG: 0.330 (1, 6)	6-3	FC4-6		G3		FC6-5 SH1-3 2H 1B		2B 1B		5	1	2	1	0	0	3	Chicago White Sox @ Milwaukee Brewers Milwaukee County Stadium, Milwaukee, WI Sun Jun 03 1973, 4:33 AM EDT Att: 26,788 - Unknown - 82 F livebaseballscorecards.com			
Don Money, R OBP: 0.254, SLG: 0.297 (1, 5)	G3 1B	1-3		F3		SH1-3		1B SF8 2B		4	2	2	0	0	0	3				
Dave May, L OBP: 0.327, SLG: 0.464 (1, 8)	G3			K		FC6-5		1B		5	0	2	1	0	1	4				
George Scott, R OBP: 0.357, SLG: 0.402 (1, 3)	1B BB			K		F8		SF8		3	1	1	1	1	1	2				
John Briggs, L OBP: 0.332, SLG: 0.379 (1, 7)	1B			1B		FC4-6 SH1-3 1B		K		5	2	3	2	0	1	2				
Darrell Porter, L OBP: 0.330, SLG: 0.412 (1, 10)	1B			K		SH1-3		K		3	0	1	1	0	1	2				
Joe Lahoud, L OBP: 0.219, SLG: 0.123 (1, 9)	4-3			K		1B		K		4	0	1	1	0	2	4				
Ellie Rodriguez, R OBP: 0.315, SLG: 0.286 (1, 2)		L5				2B BB		6-3		3	0	0	0	1	0	1				
Pedro Garcia, R OBP: 0.328, SLG: 0.461 (1, 4)		E5				1B 2B		K		4	1	2	0	0	1	0				
Inning Stats	R: 2 E: 0 K: 0 S: 6	H: 3 LOB: 2 BB: 1 P: 10	R: 0 E: 1 K: 0 S: 4	H: 0 LOB: 1 BB: 0 P: 4	R: 0 E: 0 K: 3 S: 11	H: 2 LOB: 2 BB: 0 P: 11	R: 0 E: 0 K: 1 S: 6	H: 1 LOB: 2 BB: 1 P: 10	R: 1 E: 0 K: 0 S: 5	H: 2 LOB: 1 BB: 0 P: 5	R: 1 E: 0 K: 0 S: 5	H: 2 LOB: 1 BB: 0 P: 5	R: 1 E: 0 K: 2 S: 10	H: 3 LOB: 1 BB: 0 P: 10	R: 2 E: 0 K: 2 S: 10	H: 3 LOB: 1 BB: 0 P: 10		1B: 10 2B: 3 3B: 0 HR: 1	SF: 1 SAC: 2 DP: 0 HBP: 0	WP: 0 PB: 0 SB: 0 CS: 0
PITCHER Stan Bahnsen, R ERA: 3.1 (1, 1)	IP: 6.0 WLS: L BF: 31 H: 10 R: 4 ER: 4 SO: 4 BB: 2 IBB: 0 HBP: 0 BLK: 0 WP: 0 HR: 0 S: 37 P: 45 ERA: 6.00 WHIP: 2.000															PITCHER				
Cy Acosta, R ERA: 4.85 (7, 1)	IP: 2.0 WLS: L BF: 10 H: 4 R: 3 ER: 3 SO: 3 BB: 0 IBB: 0 HBP: 0 BLK: 0 WP: 0 HR: 1 S: 16 P: 16 ERA: 13.50 WHIP: 2.000															PITCHER				

Batter	1	2	3	4	5	6	7	8	9	AB	R	H	RBI	BB	SO	LOB	TOP					
Tim Johnson, L (1, 6) OBP: 0.295, SLG: 0.319	0-0 P6		0-3 K			0-0 4-3		0-0 1-3		4	0	0	0	0	1	2						
Bob Coluccio, R (1, 9) OBP: 0.248, SLG: 0.380	0-0 P6		0-0 5-3			0-0 HR		4-0 1B SF8 BB		3	2	1	1	1	0	2						
Dave May, L (1, 8) OBP: 0.330, SLG: 0.465	0-0 F7			0-0 CS 1B		0-0 F8		0-0 BB 1B		4	0	2	0	0	0	0						
George Scott, R (1, 3) OBP: 0.355, SLG: 0.401		0-0 G1-4-3 1B		0-0 F9 1-2		0-3 K		0-0 SF8		3	0	1	1	0	1	1						
Don Money, R (1, 5) OBP: 0.254, SLG: 0.292		0-0 G1-4-3 1-2		0-0 6-3			0-0 6-3	4-0 BB		3	0	0	0	1	0	1						
John Briggs, L (1, 7) OBP: 0.335, SLG: 0.382		0-3 K			0-0 1B		0-0 1B	0-0 L7		4	0	2	0	0	1	2						
Ollie Brown, R (1, 10) Joe Lahoud, L (9, PH) OBP: 0.216, SLG: 0.121			0-0 6-3		0-0 F8		0-0 P4 1-2		0-0 F8	3	0	0	0	0	0	2	AB 32					
Ellie Rodriguez, R (1, 2) OBP: 0.325, SLG: 0.288			0-0 1B 1B		0-0 F9		4-0 IBB		0-0 4-3	1	0	0	0	0	0	0	R 2					
Pedro Garcia, R (1, 4) OBP: 0.326, SLG: 0.456			0-0 1-3 1B		0-0 6-3		0-0 1-3		0-3 K	3	0	1	0	1	0	1	H 8					
Inning Stats	R: 0 E: 0 K: 0 S: 3	H: 0 LOB: 0 BB: 0 P: 3	R: 0 E: 0 K: 1 S: 5	H: 1 LOB: 0 BB: 0 P: 5	R: 0 E: 0 K: 1 S: 7	H: 2 LOB: 2 BB: 0 P: 7	R: 0 E: 0 K: 0 S: 3	H: 1 LOB: 0 BB: 0 P: 3	R: 0 E: 0 K: 0 S: 4	H: 1 LOB: 1 BB: 0 P: 4	R: 1 E: 0 K: 1 S: 6	H: 1 LOB: 2 BB: 1 P: 6	R: 0 E: 0 K: 0 S: 4	H: 1 LOB: 2 BB: 1 P: 8	R: 1 E: 0 K: 1 S: 4	H: 1 LOB: 2 BB: 2 P: 12	R: 0 E: 0 K: 1 S: 5	H: 0 LOB: 0 BB: 0 P: 5	1B: 7 2B: 0 3B: 0 HR: 1	SF: 1 SAC: 0 DP: 1 HBP: 0	WP: 0 PB: 1 CS: 0	PA: 36
PITCHER	IP	WLS	BF	H	R	ER	SO	BB	IBB	HBP	BLK	WP	HR	S	P	ERA	WHIP					
Ken Holtzman, L (1, 1) ERA: 1.62	7.1	L	30	8	2	2	3	1	1	0	0	0	1	34	42	2.46	1.227					
Rollie Fingers, R (8, 1) ERA: 1.66	1.2		6	0	0	0	1	1	0	0	0	0	0	7	11	0.00	0.600					

Milwaukee Brewers @ Oakland Athletics
Oakland-Alameda County Coliseum, Oakland, CA
Mon Jun 04 1973, 7:05 PM PDT
Att: 21,573 - Unknown

AB 32
R 2
H 8
RBI 2
BB 3
SO 4
LOB 14



Batter	1	2	3	4	5	6	7	8	9	AB	R	H	RBI	BB	SO	LOB	BOTTOM					
Bert Campaneris, R (1, 6) OBP: 0.354, SLG: 0.373	0-0 2-5 G3 1B		0-0 CS 1B			0-0 G3 1-2			0-0 1B	4	0	3	0	0	0	1						
Ted Kubiak, S (1, 4) Rich McKinney, R (9, PH) OBP: 0.282, SLG: 0.361	0-0 G3 1-2		0-0 CS 1-2	0-0 4-3		0-0 G3			0-0 P4	3	0	0	0	0	0	1						
Sal Bando, R (1, 5) OBP: 0.349, SLG: 0.473	0-0 F9			0-0 P4		0-3 K			0-0 G3	4	0	0	0	0	1	2						
Reggie Jackson, L (1, 9) OBP: 0.354, SLG: 0.462	1-0 HBP			0-3 K		0-0 4-3			0-0 G3	2	0	0	0	0	1	0						
Deron Johnson, R (1, 10) OBP: 0.292, SLG: 0.417	0-0 2-5 2-3	0-3 K			0-0 1B CS 2B		0-3 K			3	0	1	0	0	2	0						
Gene Tenace, R (1, 3) OBP: 0.393, SLG: 0.482		4-0 BB 7-3			0-0 CS 1B 2-3			0-0 1-3		2	0	1	0	1	0	0						
Angel Mangual, R (1, 7) OBP: 0.235, SLG: 0.323		0-0 7-3 1-2			0-0 F9 1-2 3-H			0-0 F9		3	0	0	0	0	0	3	AB 27					
Ray Fosse, R (1, 2) OBP: 0.278, SLG: 0.342			0-0 3-1			0-0 6-3			0-0 4-3	2	0	0	0	0	0	1	R 0					
Gonzalo Marquez, L (9, PH) Tim Hosley, R (9, 2) OBP: 0.429, SLG: 0.333									0-0 4-3	1	0	0	0	0	0	0	BB 2					
Bill North, S (1, 8) OBP: 0.372, SLG: 0.335			0-0 1-3			4-0 CS BB			0-0 L6	0	0	0	0	1	0	0	SO 4					
Inning Stats	R: 0 E: 0 K: 0 S: 3	H: 1 LOB: 2 BB: 0 P: 4	R: 0 E: 0 K: 1 S: 4	H: 0 LOB: 0 BB: 1 P: 8	R: 0 E: 0 K: 1 S: 3	H: 1 LOB: 0 BB: 0 P: 3	R: 0 E: 0 K: 1 S: 5	H: 0 LOB: 0 BB: 0 P: 5	R: 0 E: 0 K: 0 S: 4	H: 2 LOB: 1 BB: 0 P: 4	R: 0 E: 0 K: 0 S: 2	H: 0 LOB: 0 BB: 1 P: 6	R: 0 E: 0 K: 2 S: 7	H: 0 LOB: 0 BB: 0 P: 7	R: 0 E: 0 K: 0 S: 3	H: 0 LOB: 0 BB: 0 P: 3	R: 0 E: 0 K: 0 S: 4	H: 1 LOB: 1 BB: 0 P: 4	1B: 4 2B: 2 3B: 0 HR: 0	SF: 0 SAC: 0 DP: 1 HBP: 1	WP: 0 PB: 0 CS: 4	PA: 31
PITCHER	IP	WLS	BF	H	R	ER	SO	BB	IBB	HBP	BLK	WP	HR	S	P	ERA	WHIP					
Jim Colborn, R (1, 1) ERA: 1.97	9.0	W	31	5	0	0	4	2	0	1	0	0	0	35	44	0.00	0.778					

Milwaukee Brewers @ Oakland Athletics
Oakland-Alameda County Coliseum, Oakland, CA
Mon Jun 04 1973, 7:05 PM PDT
Att: 21,573 - Unknown

AB 27
R 0
H 5
RBI 0
BB 2
SO 4
LOB 9



Batter	1	2	3	4	5	6	7	8	9	AB	R	H	RBI	BB	SO	LOB	TOP								
Tim Johnson, L (1, 6) OBP: 0.294, SLG: 0.325										4	1	1	0	0	0	0	Milwaukee Brewers @ Oakland Athletics Oakland-Alameda County Coliseum, Oakland, CA Tue Jun 05 1973, 7:05 PM PDT Att: 3,623 - Unknown livebaseballscorecards.com								
Bob Coluccio, R (1, 9) OBP: 0.256, SLG: 0.378										3	0	1	2	1	0	0									
Dave May, L (1, 8) OBP: 0.338, SLG: 0.468										3	0	2	0	0	0	0									
George Scott, R (1, 3) OBP: 0.348, SLG: 0.392										4	0	0	0	0	2	4									
Don Money, R (1, 5) OBP: 0.254, SLG: 0.308										4	1	1	1	0	0	2									
John Briggs, L (1, 7) OBP: 0.328, SLG: 0.373										4	0	0	0	0	1	0									
Elie Rodriguez, R (1, 2) OBP: 0.321, SLG: 0.276										3	1	0	0	1	0	0									
Ollie Brown, R (1, 10) OBP: 0.305, SLG: 0.347 Gorman Thomas, R (7, PR) OBP: 0.291, SLG: 0.393										3	1	2	2	0	0	0									
Pedro Garcia, R (1, 4) OBP: 0.326, SLG: 0.453										3	1	1	0	0	0	1									
Inning Stats	R: 0 E: 0 K: 0 S: 3	H: 0 LOB: 0 BB: 0 P: 3	R: 0 E: 0 K: 0 S: 3	H: 0 LOB: 0 BB: 0 P: 3	R: 2 E: 0 K: 0 S: 5	H: 3 LOB: 0 BB: 0 P: 5	R: 0 E: 0 K: 1 S: 4	H: 0 LOB: 0 BB: 0 P: 5	R: 2 E: 0 K: 0 S: 4	H: 1 LOB: 1 BB: 1 P: 8	R: 0 E: 0 K: 0 S: 3	H: 1 LOB: 1 BB: 0 P: 7	R: 0 E: 0 K: 1 S: 6	H: 1 LOB: 1 BB: 0 P: 6	R: 0 E: 0 K: 1 S: 6	H: 1 LOB: 1 BB: 0 P: 4	R: 1 E: 0 K: 0 S: 4	H: 1 LOB: 0 BB: 0 P: 4	1B: 5 2B: 2 3B: 0 HR: 2	SF: 0 SAC: 0 DP: 2 HBP: 1	WP: 0 PB: 0 SB: 0 CS: 2	PA: 36			
PITCHER	IP	WLS	BF	H	R	ER	SO	BB	IBB	HBP	BLK	WP	HR	S	P	ERA	WHIP								
Dave Hamilton, L (1, 1) ERA: 6.57	5.0		19	4	4	4	1	1	0	1	0	0	1	19	24	7.20	1.000								
Paul Lindblad, L (6, 1) ERA: 5.55	3.0		12	3	0	0	2	1	0	0	0	0	0	15	19	0.00	1.333								
Rollie Fingers, R (9, 1) ERA: 1.85	1.0	L	4	1	1	1	0	0	0	0	0	0	1	4	4	9.00	1.000								

Batter	1	2	3	4	5	6	7	8	9	AB	R	H	RBI	BB	SO	LOB	BOTTOM								
Bert Campaneris, R (1, 6) OBP: 0.355, SLG: 0.366										3	1	0	0	2	0	5	Milwaukee Brewers @ Oakland Athletics Oakland-Alameda County Coliseum, Oakland, CA Tue Jun 05 1973, 7:05 PM PDT Att: 3,623 - Unknown livebaseballscorecards.com								
Joe Rudi, R (1, 7) OBP: 0.283, SLG: 0.339										5	1	2	1	0	1	2									
Sal Bando, R (1, 5) OBP: 0.350, SLG: 0.474										4	1	1	0	1	0	1									
Deron Johnson, R (1, 10) OBP: 0.290, SLG: 0.410 Blue Moon Odom, R (9, PR)										5	0	1	1	0	1	2									
Gene Tenace, R (1, 3) OBP: 0.398, SLG: 0.500										4	1	2	2	0	1	2									
Angel Mangual, R (1, 9) OBP: 0.238, SLG: 0.316 Reggie Jackson, L (7, PH) (8, 9)										2	0	0	0	1	0	1									
Ray Fosse, R (1, 2) OBP: 0.283, SLG: 0.346										4	0	2	0	0	0	2									
Dick Green, R (1, 4) OBP: 0.261, SLG: 0.312 Mike Hegan, L (4, PH) Ted Kubiak, S (5, 4)										1	0	0	0	0	0	0									
Bill North, S (1, 8) OBP: 0.369, SLG: 0.329										3	0	0	0	1	0	5									
Inning Stats	R: 2 E: 0 K: 0 S: 5	H: 2 LOB: 2 BB: 2 P: 13	R: 0 E: 0 K: 0 S: 1	H: 0 LOB: 0 BB: 0 P: 9	R: 0 E: 0 K: 0 S: 3	H: 1 LOB: 0 BB: 0 P: 3	R: 0 E: 0 K: 0 S: 5	H: 2 LOB: 3 BB: 1 P: 9	R: 2 E: 0 K: 2 S: 8	H: 1 LOB: 0 BB: 1 P: 12	R: 0 E: 0 K: 0 S: 3	H: 1 LOB: 1 BB: 0 P: 4	R: 0 E: 0 K: 0 S: 4	H: 1 LOB: 1 BB: 0 P: 4	R: 0 E: 0 K: 1 S: 6	H: 1 LOB: 1 BB: 0 P: 6	R: 0 E: 0 K: 1 S: 6	H: 1 LOB: 1 BB: 0 P: 6	1B: 7 2B: 1 3B: 0 HR: 1	SF: 0 SAC: 0 DP: 1 HBP: 1	WP: 0 PB: 0 SB: 1 CS: 1	PA: 42			
PITCHER	IP	WLS	BF	H	R	ER	SO	BB	IBB	HBP	BLK	WP	HR	S	P	ERA	WHIP								
Chris Short, L (1, 1) ERA: 3.86	0.0																								
Bill Champion, R (1, 1) ERA: 4.09	3.1		14	3	0	0	0	4	0	0	0	0	0	10	26	0.00	2.100								
Skip Lockwood, R (4, 1) ERA: 2.91	3.1		15	2	2	2	2	1	0	1	0	0	1	17	22	5.40	0.900								
Rob Gardner, L (7, 1) ERA: 4.15	1.1	W	5	1	0	0	0	0	0	0	0	0	0	5	5	0.00	0.750								
Frank Linzy, R (9, 1) ERA: 2.66	1.0	S	4	1	0	0	1	0	0	0	0	0	0	6	6	0.00	1.000								

Batter	1	2	3	4	5	6	7	8	9	AB	R	H	RBI	BB	SO	LOB	TOP										
Tim Johnson, L (1,6) OBP: 0.285, SLG: 0.314	0-0 6-3		0-0 1-3		0-3 K		0-3 K			4	0	0	0	0	2	5	Milwaukee Brewers @ Oakland Athletics Oakland-Alameda County Coliseum, Oakland, CA Wed Jun 06 1973, 7:05 PM PDT Att: 3,788 - Unknown										
Don Money, R (1,5) OBP: 0.246, SLG: 0.301 John Vukovich, R (7,5) OBP: 0.190, SLG: 0.175	0-0 5-3		0-0 F7			0-0 L8	0-0 FC5			4	0	0	0	0	0	4											
Dave May, L (1,8) OBP: 0.332, SLG: 0.459	0-0 F7			0-3 K		0-0 4-3		0-0 5-3		4	0	0	0	0	1	0											
George Scott, R (1,3) OBP: 0.348, SLG: 0.397 Gorman Thomas, R (7,9) OBP: 0.296, SLG: 0.390		0-3 K		0-0 2B		0-3 K		0-3 K		3	0	1	0	0	2	0											
John Briggs, L (1,7) OBP: 0.328, SLG: 0.384 John Felske, R (7,3) OBP: 0.200, SLG: 0.278		0-3 K		0-0 F9			0-0 2B	0-3 K		3	1	1	0	0	1	1											
Darrell Porter, L (1,10) OBP: 0.339, SLG: 0.440 Bob Heise, R (7, PR) OBP: 0.267, SLG: 0.333		0-0 2B		0-0 3-1			0-0 1B	0-0 2B	0-0 1-3	3	0	2	1	0	0	1											
Elie Rodriguez, R (1,2) OBP: 0.329, SLG: 0.288		0-0 5-3			0-0 6-3		0-0 FC5	0-0 1B	0-0 5-3	4	0	2	0	0	0	1											
Bob Coluccio, R (1,9) OBP: 0.252, SLG: 0.372 Joe Lahoud, L (6,9) OBP: 0.224, SLG: 0.119			0-3 K		0-0 F8		4-0 BB	0-0 1-3		2	0	0	0	0	1	1											
Pedro Garcia, R (1,4) OBP: 0.321, SLG: 0.446			0-0 E5		0-0 6-3		0-0 P4			3	0	0	0	0	0	4											
Inning Stats	R: 0 E: 0 K: 0 S: 3	H: 0 LOB: 0 BB: 0 P: 3	R: 0 E: 0 K: 2 S: 8	H: 1 LOB: 1 BB: 0 P: 8	R: 0 E: 1 K: 1 S: 6	H: 0 LOB: 1 BB: 0 P: 6	R: 0 E: 0 K: 1 S: 6	H: 1 LOB: 1 BB: 0 P: 6	R: 0 E: 0 K: 1 S: 5	H: 0 LOB: 0 BB: 0 P: 5	R: 1 E: 0 K: 1 S: 8	H: 3 LOB: 3 BB: 1 P: 12	R: 0 E: 0 K: 0 S: 7	H: 0 LOB: 0 BB: 0 P: 7	R: 0 E: 0 K: 0 S: 3	H: 0 LOB: 0 BB: 0 P: 3		1B: 2 2B: 3 3B: 1 HR: 0	SF: 0 SAC: 0 DP: 0 HBP: 0	WP: 0 PB: 0 SB: 0 CS: 0	PA: 35						
PITCHER	IP	WLS	BF	H	R	ER	SO	BB	IBB	HBP	BLK	WP	HR	S	P	ERA	WHIP										
Catfish Hunter, R (1,1) ERA: 3.11	7.0	W	29	6	1	1	7	1	0	0	0	0	0	42	46	1.29	1.000										
Darold Knowles, L (8,1) ERA: 2.49	2.0	S	6	0	0	0	2	0	0	0	0	0	0	10	10	0.00	0.000										

Batter	1	2	3	4	5	6	7	8	9	AB	R	H	RBI	BB	SO	LOB	BOTTOM											
Bert Campaneris, R (1,6) OBP: 0.353, SLG: 0.360 Dal Maxvill, R (7,6) OBP: 0.278, SLG: 0.235	0-0 L7	0-0 P4		4-0 BB		0-0 6-3	0-0 FC6			3	0	0	0	1	0	1	Milwaukee Brewers @ Oakland Athletics Oakland-Alameda County Coliseum, Oakland, CA Wed Jun 06 1973, 7:05 PM PDT Att: 3,788 - Unknown											
Joe Rudi, R (1,7) OBP: 0.271, SLG: 0.347	0-0 HR	0-0 1B		0-0 F3		4-0 2B	0-0 1-3			4	2	2	0	1	0	1												
Sal Bando, R (1,5) OBP: 0.349, SLG: 0.469 Rich McKinney, R (7,5) OBP: 0.275, SLG: 0.351	0-0 HR	0-0 F8		0-3 K		0-0 2B	0-0 F9			4	2	1	1	0	1	3												
Reggie Jackson, L (1,9) OBP: 0.353, SLG: 0.478	0-0 HR	0-0 G3			0-3 K	0-0 1B	0-0 F7			5	2	2	5	0	1	1												
Deron Johnson, R (1,10) OBP: 0.300, SLG: 0.436	0-0 HR		0-0 1B		0-3 K	0-0 1B				4	1	3	2	0	1	0												
Gene Tenace, R (1,3) OBP: 0.397, SLG: 0.494 Mike Hegan, L (6,3) OBP: 0.296, SLG: 0.348	4-0 HR		0-3 K		0-0 F8	0-3 K				2	1	0	0	1	1	1												
Ray Fosse, R (1,2) OBP: 0.262, SLG: 0.340 Tim Hosley, R (8,2) OBP: 0.429, SLG: 0.333	0-0 F3		0-0 P4			4-0 2B	0-0 F9			3	1	0	0	1	0	2												
Ted Kubiak, S (1,4) OBP: 0.318, SLG: 0.434	0-0 HR		0-0 G3			0-0 WP	0-0 P6			4	2	2	3	0	0	1												
Bill North, S (1,8) OBP: 0.366, SLG: 0.327	0-0 P4			0-0 4-3		0-0 L7	0-0 FC6			4	0	1	0	0	0	1												
Inning Stats	R: 6 E: 1 K: 0 S: 8	H: 4 LOB: 1 BB: 1 P: 12	R: 0 E: 0 K: 0 S: 4	H: 1 LOB: 1 BB: 0 P: 4	R: 0 E: 0 K: 1 S: 6	H: 1 LOB: 1 BB: 0 P: 6	R: 0 E: 0 K: 1 S: 5	H: 0 LOB: 1 BB: 1 P: 9	R: 0 E: 0 K: 2 S: 7	H: 0 LOB: 0 BB: 0 P: 7	R: 5 E: 0 K: 1 S: 9	H: 4 LOB: 1 BB: 2 P: 17	R: 0 E: 0 K: 0 S: 4	H: 1 LOB: 1 BB: 0 P: 4	R: 0 E: 0 K: 0 S: 3	H: 0 LOB: 0 BB: 0 P: 3		1B: 5 2B: 3 3B: 0 HR: 3	SF: 0 SAC: 0 DP: 0 HBP: 0	WP: 2 PB: 0 SB: 0 CS: 0	PA: 40							
PITCHER	IP	WLS	BF	H	R	ER	SO	BB	IBB	HBP	BLK	WP	HR	S	P	ERA	WHIP											
Jim Slaton, R (1,1) ERA: 2.93	0.2	L	8	4	6	3	0	1	0	0	0	0	0	3	7	11	40.50	7.500										
Bill Parsons, R (1,1) ERA: 5.51	5.0		22	4	4	4	4	3	0	0	0	2	0	27	39	7.20	1.400											
Gary Ryerson, L (6,1) ERA: 6.65	2.1		10	3	1	1	1	0	0	0	0	0	0	12	12	3.86	1.286											



Batter	1	2	3	4	5	6	7	8	9	AB	R	H	RBI	BB	SO	LOB	TOP					
Tim Johnson, L (1, 6) OBP: 0.279, SLG: 0.307	0-0 4-3		0-0 1B	0-0 FC5-4		0-0 4-3		0-0 F8	0-0 4-3	6	1	1	0	0	0	1						
Don Money, R (1, 5) OBP: 0.257, SLG: 0.311	4-0 BB		0-0 1B	0-0 2B		0-0 F2		0-0 F9		4	1	2	0	1	0	0						
Dave May, L (1, 8) OBP: 0.333, SLG: 0.457	0-0 G4-6-3		0-0 1B	0-0 1-4-3		0-3 K		0-0 BB	0-0 1B	5	2	2	1	0	1	2						
George Scott, R (1, 3) OBP: 0.354, SLG: 0.402		0-0 5-3	0-0 L4		0-0 FC5-4		0-0 1B	0-0 BB	0-0 1B	5	2	3	0	0	0	2						
Olle Brown, R (1, 10) OBP: 0.324, SLG: 0.355		4-0 BB	0-0 E		0-0 FC5-4		0-0 1B	4-0 BB	0-0 1B	3	1	2	1	2	0	1						
Gorman Thomas, R (8, PR) OBP: 0.288, SLG: 0.300		1B	1-2 3-H	1-2 2-H	1-2 3-H	1-2 3-H	1-2 3-H	1-2 2-3	1-2 2-3	0	1	0	0	0	0	0						
John Briggs, L (1, 7) OBP: 0.340, SLG: 0.400	4-0 BB		0-0 E3		0-0 FC1-5		0-0 1B	0-0 BB	0-0 2B	3	0	2	3	2	0	1						
Ellie Rodriguez, R (1, 2) OBP: 0.344, SLG: 0.298	0-0 BB		4-0 BB		0-0 FC5		0-0 FC1-5	0-0 F9	0-0 L4	4	0	2	1	1	0	5						
Bob Coluccio, R (1, 9) OBP: 0.242, SLG: 0.356	0-0 BB		0-0 F8		0-0 FC1-5		0-0 FC6-4		0-0 F8	5	0	0	1	0	0	10						
Pedro Garcia, R (1, 4) OBP: 0.318, SLG: 0.439			0-0 6-3		0-0 FC5		0-3 K		0-0 6-3	5	0	1	0	0	1	4						
Inning Stats	R: 0 E: 0 K: 0 S: 2	H: 0 LOB: 0 BB: 1 P: 6	R: 0 E: 0 K: 0 S: 3	H: 1 LOB: 2 BB: 2 P: 11	R: 3 E: 1 K: 0 S: 8	H: 4 LOB: 3 BB: 1 P: 12	R: 0 E: 0 K: 0 S: 4	H: 2 LOB: 1 BB: 0 P: 4	R: 1 E: 0 K: 1 S: 6	H: 3 LOB: 2 BB: 0 P: 6	R: 0 E: 0 K: 1 S: 5	H: 0 LOB: 0 BB: 0 P: 5	R: 1 E: 0 K: 1 S: 7	H: 2 LOB: 2 BB: 1 P: 11	R: 3 E: 0 K: 0 S: 6	H: 3 LOB: 0 BB: 1 P: 10	R: 0 E: 0 K: 0 S: 3	H: 0 LOB: 0 BB: 0 P: 3	1B: 12 2B: 3 3B: 0 HR: 0	SF: 0 SAC: 0 DP: 2 HBP: 0	WP: 1 PB: 0 SB: 0 CS: 1	PA: 46
PITCHER	IP WLS BF	H R ER	SO BB HBP BLK	WP HR S P	ERA WHIP	PITCHER	IP WLS BF	H R ER	SO BB HBP BLK	WP HR S P	ERA WHIP											
Clyde Wright, L (1, 1) ERA: 3.8	2.2 L	15 5	3 0	0 0	0 0	6.75 3.000																
Steve Barber, L (3, 1) ERA: 3.98	5.1	28 10	5 5	2 2	3 0	8.44 2.438																
Rich Hand, R (9, 1) ERA: 5.26	1.0	3 0	0 0	0 0	0 0	0.00 0.000																

Milwaukee Brewers @ California Angels
Anaheim Stadium, Anaheim, CA
Fri Jun 08 1973, 10:05 PM EDT
Att: 11,497 - Unknown

AB 40
R 8
H 15
RBI 7
BB 6
SO 2
LOB 26



Batter	1	2	3	4	5	6	7	8	9	AB	R	H	RBI	BB	SO	LOB	BOTTOM					
Sandy Alomar Sr., S (1, 4) OBP: 0.242, SLG: 0.225	4-0 BB		0-0 E6		0-0 4-3			4-0 BB		2	0	0	0	2	0	1						
Rudy Meoli, L (1, 6) OBP: 0.305, SLG: 0.271	0-0 FC4-6		0-0 L4			0-0 P6		0-3 K		4	0	0	0	0	1	3						
Vada Pinson, L (1, 7) OBP: 0.273, SLG: 0.344	0-3 K		0-0 G3			0-0 4-3			0-0 WP	4	1	1	0	0	1	2						
Frank Robinson, R (1, 10) OBP: 0.378, SLG: 0.487	0-0 F7		0-0 F8		0-0 3-1			0-0 BB	0-0 1B	4	1	1	1	0	0	1						
Mike Epstein, L (1, 3) OBP: 0.335, SLG: 0.254		0-0 F8		0-0 F7		0-0 G3		0-0 G3	0-0 1B	4	0	0	0	0	0	1						
Bob Oliver, R (1, 9) OBP: 0.295, SLG: 0.422		0-0 4-3		0-3 K		0-0 5-3		0-0 6-3	0-0 2B	4	0	0	1	0	1	0						
Ken Berry, R (1, 8) OBP: 0.333, SLG: 0.362	4-0 BB		0-0 4-3		0-0 4-3			0-0 6-3	0-0 1B	3	0	0	0	1	0	0						
Al Gallagher, R (1, 5) OBP: 0.365, SLG: 0.315	0-0 1-3		0-0 FC1-6		0-0 1B			0-0 6-3		3	0	1	0	0	0	1						
Jeff Torborg, R (1, 2) OBP: 0.250, SLG: 0.259			0-0 5-3		0-0 FC1-6			0-0 G3		2	0	0	0	0	0	1						
Tom McCraw, L (8, PH) OBP: 0.293, SLG: 0.284					1-2					1	0	0	0	0	0	0						
John Stephenson, L (9, 2) OBP: 0.265, SLG: 0.273										0	0	0	0	0	0	0						
Inning Stats	R: 0 E: 0 K: 1 S: 5	H: 0 LOB: 1 BB: 1 P: 9	R: 0 E: 0 K: 0 S: 3	H: 0 LOB: 1 BB: 1 P: 7	R: 0 E: 0 K: 0 S: 4	H: 0 LOB: 0 BB: 0 P: 4	R: 0 E: 0 K: 1 S: 5	H: 0 LOB: 0 BB: 0 P: 5	R: 0 E: 0 K: 0 S: 4	H: 1 LOB: 1 BB: 0 P: 4	R: 0 E: 0 K: 0 S: 3	H: 0 LOB: 0 BB: 0 P: 3	R: 0 E: 0 K: 0 S: 3	H: 0 LOB: 0 BB: 0 P: 3	R: 0 E: 0 K: 1 S: 5	H: 0 LOB: 1 BB: 1 P: 9	R: 2 E: 0 K: 0 S: 5	H: 2 LOB: 0 BB: 0 P: 5	1B: 2 2B: 1 3B: 0 HR: 0	SF: 0 SAC: 0 DP: 0 HBP: 0	WP: 1 PB: 0 SB: 0 CS: 0	PA: 34
PITCHER	IP WLS BF	H R ER	SO BB HBP BLK	WP HR S P	ERA WHIP	PITCHER	IP WLS BF	H R ER	SO BB HBP BLK	WP HR S P	ERA WHIP											
Jerry Bell, R (1, 1) ERA: 3.48	9.0 W	34 3	2 2	2 3	3 3	2.00 0.667																

Milwaukee Brewers @ California Angels
Anaheim Stadium, Anaheim, CA
Fri Jun 08 1973, 10:05 PM EDT
Att: 11,497 - Unknown

AB 31
R 2
H 3
RBI 2
BB 3
SO 3
LOB 10



Batter	1	2	3	4	5	6	7	8	9	AB	R	H	RBI	BB	SO	LOB	TOP			
Tim Johnson, L (1, 6) OBP: 0.271, SLG: 0.298	0-0 1-3			0-0 4-3		0-0 4-3			0-0 F7	4	0	0	0	0	0	0				
Don Money, R (1, 5) OBP: 0.252, SLG: 0.304	0-3 K			0-0 F7			0-0 P4		0-0 1-3	4	0	0	0	0	1	0				
Dave May, L (1, 8) OBP: 0.329, SLG: 0.451	0-3 K			0-0 F7			0-0 F5			3	0	0	0	0	1	0				
George Scott, R (1, 3) OBP: 0.349, SLG: 0.396		0-0 F9			0-3 K			0-0 F9		3	0	0	0	0	1	0				
Ollie Brown, R (1, 10) OBP: 0.324, SLG: 0.379	0-0 6-3			0-0 HR				0-0 5-3		3	1	1	1	0	0	0				
John Briggs, L (1, 7) OBP: 0.335, SLG: 0.393	0-3 K			0-0 F9				0-3 K		3	0	0	0	0	2	0				
Elie Rodriguez, R (1, 2) OBP: 0.344, SLG: 0.291		0-0 F7		0-0 F9				4-0 BB		2	0	0	0	1	0	0				
Gorman Thomas, R (1, 9) OBP: 0.289, SLG: 0.301		0-3 K			0-0 1B			0-3 K		3	0	1	0	0	2	1				
Pedro Garcia, R (1, 4) OBP: 0.313, SLG: 0.432	0-0 5-3				0-3 K			0-3 K		3	0	0	0	0	2	1				
Inning Stats	R: 0 E: 0 S: 7	H: 0 LOB: 0 BB: 7	R: 0 E: 0 S: 5	H: 0 LOB: 0 BB: 5	R: 0 E: 0 S: 5	H: 0 LOB: 0 BB: 5	R: 0 E: 0 S: 3	H: 0 LOB: 0 BB: 3	R: 1 E: 0 S: 6	H: 1 LOB: 0 BB: 6	R: 0 E: 0 S: 3	H: 0 LOB: 0 BB: 3	R: 0 E: 0 S: 7	H: 0 LOB: 1 BB: 11	R: 0 E: 0 S: 5	H: 0 LOB: 0 BB: 5	1B: 1 2B: 0 3B: 0 HR: 1	SF: 0 SAC: 0 DP: 0 HBP: 0	WP: 0 PB: 0 SB: 0 CS: 0	PA: 29
PITCHER Rudy May, L (1, 1) ERA: 2.96	IP: 9.0 WLS: L BF: 29 H: 2 R: 1 ER: 1 SO: 9 BB: 1 IBB: 0 HBP: 0 BLK: 0 WP: 0 HR: 1 S: 46 P: 50 ERA: 1.00 WHIP: 0.333															PITCHER				

Milwaukee Brewers @ California Angels
Anaheim Stadium, Anaheim, CA
Sat Jun 09 1973, 10:05 PM EDT
Att: 22,576 - Unknown

AB 28
R 1
H 2
RBI 1
BB 1
SO 9
LOB 2



Batter	1	2	3	4	5	6	7	8	9	AB	R	H	RBI	BB	SO	LOB	BOTTOM					
Sandy Alomar Sr., S (1, 4) OBP: 0.237, SLG: 0.221 Leroy Stanton, R (9, PH) OBP: 0.259, SLG: 0.333	0-0 F7		0-0 6-3			0-3 K			0-0 1-3	3	0	0	0	0	1	1						
Rudy Meoli, L (1, 6) OBP: 0.301, SLG: 0.263 Bob Oliver, R (9, PH) OBP: 0.293, SLG: 0.420	0-0 6-3			0-0 4-3			0-0 F7		0-0 1-3	3	0	0	0	0	0	0						
Vada Pinson, L (1, 9) OBP: 0.268, SLG: 0.338	0-0 G3			0-0 P6			0-0 F7			3	0	0	0	0	0	0						
Frank Robinson, R (1, 10) OBP: 0.377, SLG: 0.481		4-0 FC1-6 BB		0-0 6-3			0-3 K			2	0	0	0	1	1	0						
Mike Epstein, L (1, 3) OBP: 0.329, SLG: 0.248	0-3 K			0-3 K				0-0 G3		3	0	0	0	0	2	1						
Tom McCraw, L (1, 7) OBP: 0.308, SLG: 0.290	0-0 FC1-6 PO			0-0 G4-6-3 1B				4-0 1B BB		2	0	1	0	1	0	1						
Ken Berry, R (1, 8) OBP: 0.340, SLG: 0.368	0-0 PO		0-0 CS 1B		0-0 G4-6-3 1B			0-0 G4-6-3 1B		3	0	2	0	0	0	1						
Al Gallagher, R (1, 5) OBP: 0.358, SLG: 0.308			0-0 1-3			0-3 K		0-0 G4-6-3 1B		3	0	0	0	0	1	3						
John Stephenson, L (1, 2) OBP: 0.278, SLG: 0.286 Winston Lienas, R (9, PH) OBP: 0.316, SLG: 0.333			0-0 1B			0-0 F9			0-0 6-3	2	0	1	0	0	0	0						
Inning Stats	R: 0 E: 0 S: 3	H: 0 LOB: 0 BB: 0 P: 3	R: 0 E: 0 S: 4	H: 0 LOB: 1 BB: 1 P: 8	R: 0 E: 0 S: 4	H: 2 LOB: 1 BB: 0 P: 4	R: 0 E: 0 S: 3	H: 0 LOB: 0 BB: 0 P: 3	R: 0 E: 0 S: 5	H: 1 LOB: 0 BB: 0 P: 5	R: 0 E: 0 S: 7	H: 0 LOB: 0 BB: 0 P: 7	R: 0 E: 0 S: 5	H: 0 LOB: 0 BB: 5 P: 5	R: 0 E: 0 S: 3	H: 1 LOB: 1 BB: 7 P: 7	R: 0 E: 0 S: 3	H: 0 LOB: 0 BB: 0 P: 3	1B: 4 2B: 0 3B: 0 HR: 0	SF: 0 SAC: 0 DP: 2 HBP: 0	WP: 0 PB: 0 SB: 0 CS: 1	PA: 30
PITCHER Jim Colborn, R (1, 1) ERA: 1.82 Frank Linzy, R (8, 1) ERA: 2.66	IP: 7.1 WLS: W BF: 25 H: 4 R: 0 ER: 0 SO: 5 BB: 2 IBB: 0 HBP: 0 BLK: 0 WP: 0 HR: 0 S: 33 P: 41 ERA: 0.00 WHIP: 0.818															PITCHER						

Milwaukee Brewers @ California Angels
Anaheim Stadium, Anaheim, CA
Sat Jun 09 1973, 10:05 PM EDT
Att: 22,576 - Unknown

AB 27
R 0
H 4
RBI 0
BB 2
SO 5
LOB 7



Batter	1	2	3	4	5	6	7	8	9	AB	R	H	RBI	BB	SO	LOB	TOP		
Tim Johnson, L OBP: 0.276, SLG: 0.301										5	0	2	0	0	0	2			
Don Money, R OBP: 0.350, SLG: 0.307										5	1	2	1	0	1	3			
Dave May, L OBP: 0.331, SLG: 0.450										5	2	2	0	0	1	2			
George Scott, R OBP: 0.349, SLG: 0.395										3	0	1	1	0	0	1			
John Vukovich, R OBP: 0.198, SLG: 0.172										1	0	0	0	0	1				
John Briggs, L OBP: 0.332, SLG: 0.388										5	1	1	0	0	1	4			
Darrell Porter, L OBP: 0.350, SLG: 0.442										4	1	2	1	1	1	0			
Elie Rodriguez, R OBP: 0.347, SLG: 0.289										4	1	1	1	0	1	1			
Bob Coluccio, R OBP: 0.256, SLG: 0.393										4	1	2	3	1	0	3			
Pedro Garcia, R OBP: 0.317, SLG: 0.439										4	1	2	0	0	2				
Inning Stats	R: 2 E: 0 K: 0 S: 7	H: 4 LOB: 3 BB: 0 P: 8	R: 1 E: 1 K: 0 S: 5	H: 2 LOB: 1 BB: 0 P: 5	R: 1 E: 0 K: 0 S: 5	H: 3 LOB: 1 BB: 0 P: 5	R: 0 E: 0 K: 1 S: 5	H: 0 LOB: 0 BB: 0 P: 5	R: 0 E: 0 K: 1 S: 6	H: 1 LOB: 2 BB: 1 P: 10	R: 4 E: 0 K: 0 S: 7	H: 4 LOB: 1 BB: 1 P: 11	R: 0 E: 0 K: 2 S: 8	H: 1 LOB: 1 BB: 0 P: 8	R: 0 E: 0 K: 0 S: 3	H: 0 LOB: 0 BB: 0 P: 3	1B: 12 2B: 2 3B: 0 HR: 1	SF: 0 SAC: 1 DP: 1 HBP: 1	WP: 0 PA: 44 CS: 0
PITCHER	IP WLS BF H R ER SO BB IBB HBP BLK WP HR S P ERA WHIP																		
Bill Singer, R ERA: 2.75	(1, 1)	6.2 L 36 14 8 7 3 1 1 1 0 0 1 39 48 9.45 2.250																	
Steve Barber, L ERA: 3.57	(7, 1)	2.1 8 1 0 0 2 0 0 0 0 0 0 12 12 0.00 0.429																	

Milwaukee Brewers @ California Angels
Anaheim Stadium, Anaheim, CA
Sun Jun 10 1973, 6:33 AM EDT
Att: 16,279 - Unknown

AB 40
R 8
H 15
RBI 7
BB 2
SO 5
LOB 19



Batter	1	2	3	4	5	6	7	8	9	AB	R	H	RBI	BB	SO	LOB	BOTTOM		
Sandy Alomar Sr., S OBP: 0.229, SLG: 0.213										5	0	0	0	0	1	1			
Rudy Meoli, L OBP: 0.302, SLG: 0.275										3	1	1	0	0	0	0			
Winston Lenas, R OBP: 0.333, SLG: 0.350										2	1	1	0	0	0	0			
Vada Pinson, L OBP: 0.272, SLG: 0.340										5	1	2	1	0	0	0			
Frank Robinson, R OBP: 0.374, SLG: 0.472										3	1	0	0	1	0	3			
Mike Epstein, L OBP: 0.328, SLG: 0.262										4	0	1	0	0	0	3			
Tom McCraw, L OBP: 0.305, SLG: 0.278										3	1	0	0	1	0	2			
Ken Berry, R OBP: 0.345, SLG: 0.380										4	1	2	1	0	0	1			
Al Gallagher, R OBP: 0.361, SLG: 0.314										4	0	2	3	0	0	1			
Art Kusnyer, R OBP: 0.170, SLG: 0.200										2	0	0	0	0	0	1			
John Stephenson, L OBP: 0.270, SLG: 0.278										1	0	0	0	0	0	0			
Bob Oliver, R OBP: 0.291, SLG: 0.417										1	0	0	0	0	0	3			
Jeff Torborg, R OBP: 0.250, SLG: 0.259										0	0	0	0	0	0	0			
Inning Stats	R: 0 E: 0 K: 1 S: 5	H: 0 LOB: 0 BB: 0 P: 5	R: 3 E: 1 K: 0 S: 6	H: 2 LOB: 1 BB: 1 P: 10	R: 0 E: 0 K: 0 S: 3	H: 0 LOB: 0 BB: 0 P: 3	R: 0 E: 0 K: 0 S: 4	H: 1 LOB: 1 BB: 0 P: 4	R: 1 E: 0 K: 0 S: 5	H: 2 LOB: 1 BB: 0 P: 5	R: 0 E: 0 K: 0 S: 3	H: 0 LOB: 0 BB: 0 P: 3	R: 0 E: 0 K: 0 S: 3	H: 0 LOB: 0 BB: 1 P: 11	R: 0 E: 0 K: 0 S: 3	H: 0 LOB: 0 BB: 0 P: 3	1B: 6 2B: 2 3B: 1 HR: 0	SF: 0 SAC: 0 DP: 0 HBP: 0	WP: 1 PA: 39 CS: 0
PITCHER	IP WLS BF H R ER SO BB IBB HBP BLK WP HR S P ERA WHIP																		
Jim Slaton, R ERA: 3.23	(1, 1)	7.2 W 33 7 6 5 1 2 0 0 0 0 1 0 33 41 5.87 1.174																	
Frank Linzy, R ERA: 2.52	(8, 1)	1.1 S 6 2 0 0 0 0 0 0 0 0 0 0 6 6 0.00 1.500																	

Milwaukee Brewers @ California Angels
Anaheim Stadium, Anaheim, CA
Sun Jun 10 1973, 6:33 AM EDT
Att: 16,279 - Unknown

AB 37
R 6
H 9
RBI 5
BB 2
SO 1
LOB 15



Batter	1	2	3	4	5	6	7	8	9	AB	R	H	RBI	BB	SO	LOB	TOP										
Tim Johnson, L (1, 6) OBP: 0.285, SLG: 0.305	0-3 K		0-0 IHR 1B	0-0 E3 1B	0-0 WP			0-0 F7	0-0 E6 1B	6	2	2	1	1	1	3											
Don Money, R (1, 5) OBP: 0.259, SLG: 0.305	0-0 6-3		0-0 F9	0-0 BB 1B			0-0 F7	4-0 WP BB	0-0 L7	4	1	1	1	1	0	1											
Dave May, L (1, 8) OBP: 0.332, SLG: 0.462	0-3 K		0-0 IHR	0-0 BB 1B			0-0 F7	4-0 BB		5	2	2	2	0	1	2											
George Scott, R (1, 3) OBP: 0.351, SLG: 0.391		4-0 1B BB	0-3 K	4-0 1B BB			0-0 F5	0-0 F8		2	1	0	0	2	1	0											
John Vukovich, R (7, 3) OBP: 0.195, SLG: 0.169				1-2 2-3 BB						1	0	0	0	0	0	0											
Ollie Brown, R (1, 10) OBP: 0.324, SLG: 0.378		0-0 F8	0-0 6-3	0-0 FC6-4 1B			0-0 F9		0-0 F7	3	0	1	2	0	0	1											
Joe Lahoud, L (7, PH) OBP: 0.244, SLG: 0.147				1-3 2-H 3-H 1B						1	1	1	0	1	0	0											
Ellie Rodriguez, R (1, 2) OBP: 0.350, SLG: 0.287		0-0 1B 1B		6-3			0-0 CS 2B		4-0 6-3 2B BB	4	0	1	0	1	0	3											
Bob Coluccio, R (1, 7) OBP: 0.268, SLG: 0.417		0-0 1B		0-0 S 2B 2B			0-0 F7		0-0 6-3	5	2	3	2	0	1	2											
Gorman Thomas, R (1, 9) OBP: 0.294, SLG: 0.315		0-3 K		0-0 E 2B			0-3 K		0-0 1B 2B	5	1	2	2	0	3	2											
Pedro Garcia, R (1, 4) OBP: 0.319, SLG: 0.438		0-0 F3		0-0 P4			0-0 WP 1B		0-0 K 1B	5	0	2	0	0	0	3											
Inning Stats	R: 0 E: 0 K: 2 S: 7	H: 0 LOB: 0 BB: 0 P: 7	R: 1 E: 0 K: 1 S: 7	H: 2 LOB: 2 BB: 1 P: 11	R: 2 E: 0 K: 1 S: 7	H: 2 LOB: 0 BB: 0 P: 7	R: 5 E: 1 K: 0 S: 9	H: 6 LOB: 2 BB: 1 P: 13	R: 0 E: 0 K: 1 S: 5	H: 1 LOB: 0 BB: 0 P: 5	R: 0 E: 0 K: 0 S: 3	H: 0 LOB: 0 BB: 0 P: 3	R: 0 E: 0 K: 1 S: 5	H: 1 LOB: 2 BB: 1 P: 9	R: 0 E: 1 K: 1 S: 5	H: 0 LOB: 2 BB: 1 P: 13	R: 2 E: 1 K: 0 S: 6	H: 3 LOB: 2 BB: 1 P: 10	1B: 10 2B: 5 3B: 0 HR: 1	SF: 0 SAC: 0 DP: 1 HBP: 0	WP: 2 PB: 2 SB: 1 CS: 1	PA: 47					
PITCHER	IP	WLS	BF	H	R	ER	SO	BB	IBB	HBP	BLK	WP	HR	S	P	ERA	WHIP										
Jim Kaat, L (1, 1) ERA: 4.45	3.2	L	19	7	6	6	4	1	0	0	0	0	0	26	30	14.73	2.182										
Dave Goltz, R (4, 1) ERA: 5.4	3.1		16	5	2	2	2	2	0	0	0	1	0	17	25	5.40	2.100										
Jim Strickland, L (8, 1) ERA: 10.13	1.0		5	0	0	0	1	2	0	0	0	1	0	5	13	0.00	2.000										
Ken Sanders, R (9, 1) ERA: 5.13	1.0		7	3	2	2	0	1	0	0	0	0	0	6	10	18.00	4.000										

Milwaukee Brewers @ Minnesota Twins
 Metropolitan Stadium, Bloomington, MI
 Mon Jun 11 1973, 8:05 PM EDT
 Att: 10,307 - Unknown - 70 F

AB 41
 R 10
 H 15
 RBI 10
 BB 6
 SO 7
 LOB 17



Batter	1	2	3	4	5	6	7	8	9	AB	R	H	RBI	BB	SO	LOB	BOTTOM										
Rod Carew, L (1, 4) OBP: 0.389, SLG: 0.495	0-0 L6		0-0 P6		0-0 HR	0-3 K		4-0 1B HBP BB	0-0 6-3	5	2	1	1	1	1	1											
Danny Thompson, R (1, 6) OBP: 0.290, SLG: 0.320	0-0		0-0 1-3		0-0 F8		0-0 6-3	1-0 BB 1B		4	1	1	1	0	0	0											
Mike Adams, R (8, FR) OBP: 0.287, SLG: 0.353	0-0 1B 1B				0-0 F9		0-0 6-3	1-2 2-3 3-H HBP		0	0	0	0	0	0	0											
Jerry Terrell, R (9, 6) OBP: 0.345, SLG: 0.359	0-0 1B 1B		0-0 FC6-4 1B		0-0 F9		0-0 FC3-6 1B	0-0 BB 1B		5	0	4	1	0	0	0											
Tony Oliva, L (1, 10) OBP: 0.313, SLG: 0.403	0-0 1B 1B		0-0 FC6-4		0-0 BB 1B		0-0 FC3-6 1B	0-0 F3		5	0	3	1	0	0	4											
Bobby Darwin, R (1, 9) OBP: 0.313, SLG: 0.403	0-0 1B 1B		0-0 FC6-4		0-0 BB 1B		0-0 FC3-6 1B	0-0 F3		5	0	3	1	0	0	4											
Steve Braun, L (1, 5) OBP: 0.423, SLG: 0.516	0-3 K			4-0 5-3 BB	4-0 BB		0-0 FC3-6	4-0 BB		2	0	0	1	3	1	4											
Larry Hiele, R (1, 8) OBP: 0.348, SLG: 0.436	0-0 F8			0-0 5-3	0-0 F8		0-0 5-3	0-3 K		5	0	0	0	0	1	10											
George Mitterwald, R (1, 2) OBP: 0.324, SLG: 0.426		0-0 F8		4-0 BB		0-0 3-1 PB 1B		0-0 E4 1-3 1B HBP	0-0 5-3	4	1	1	0	1	0	0											
Joe Lis, R (1, 3) OBP: 0.250, SLG: 0.383		0-0 5-3		0-0 F7		0-0 5-3		0-0 HBP 1-3 1B	0-0 5-3	5	2	2	1	0	0	3											
Jim Holt, L (1, 7) OBP: 0.327, SLG: 0.500		0-0 4-3		0-0 F2		0-0 3-1		0-0 1-3	0-0 4-3	5	0	0	0	0	0	5											
Inning Stats	R: 1 E: 0 K: 1 S: 8	H: 3 LOB: 0 BB: 0 P: 8	R: 0 E: 0 K: 0 S: 3	H: 0 LOB: 0 BB: 0 P: 3	R: 0 E: 0 K: 0 S: 4	H: 1 LOB: 1 BB: 0 P: 4	R: 0 E: 0 K: 0 S: 3	H: 0 LOB: 2 BB: 2 P: 11	R: 1 E: 0 K: 0 S: 5	H: 2 LOB: 1 BB: 1 P: 9	R: 0 E: 0 K: 1 S: 6	H: 1 LOB: 0 BB: 0 P: 6	R: 0 E: 0 K: 0 S: 5	H: 2 LOB: 2 BB: 0 P: 5	R: 3 E: 1 K: 1 S: 8	H: 2 LOB: 3 BB: 2 P: 17	R: 1 E: 0 K: 0 S: 4	H: 1 LOB: 0 BB: 0 P: 4	1B: 10 2B: 0 3B: 0 HR: 2	SF: 0 SAC: 0 DP: 0 HBP: 1	WP: 0 PB: 1 SB: 0 CS: 0	PA: 46					
PITCHER	IP	WLS	BF	H	R	ER	SO	BB	IBB	HBP	BLK	WP	HR	S	P	ERA	WHIP										
Bill Parsons, R (1, 1) ERA: 5.26	5.0	W	24	4	3	2	1	1	0	1	0	0	0	14	19	3.86	2.143										
Skip Lockwood, R (6, 1) ERA: 2.95	2.1		14	4	3	1	1	1	0	0	0	0	0	1	1	∞	∞										
Rob Gardner, L (8, 1) ERA: 4.15	0.0		1	1	0	0	0	0	0	0	0	0	0	1	1	∞	∞										
Frank Linzy, R (8, 1) ERA: 2.7	1.2	S	7	1	1	1	1	1	0	0	0	0	1	8	12	5.40	1.200										

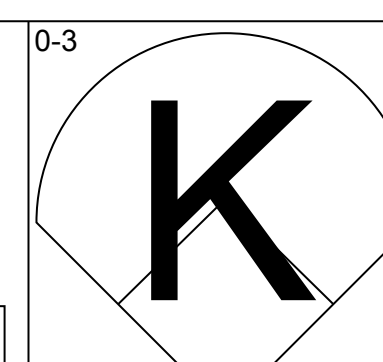
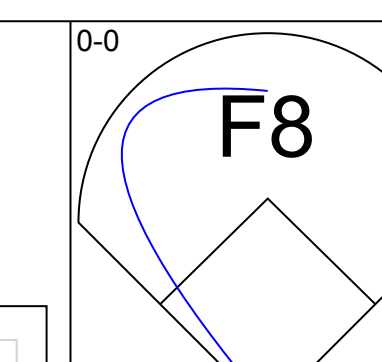
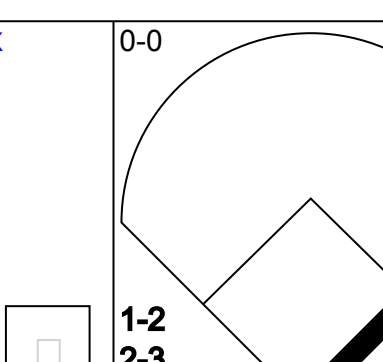
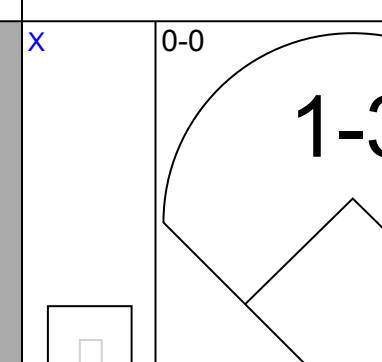
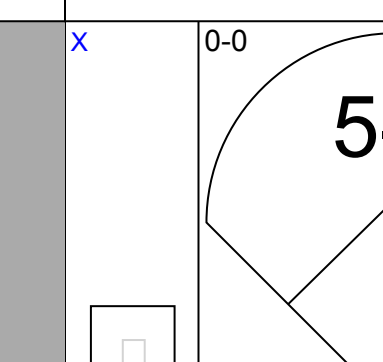
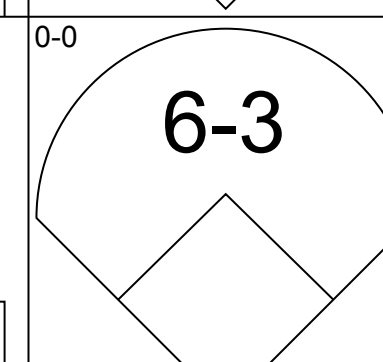
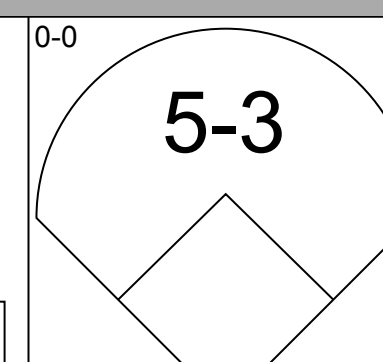
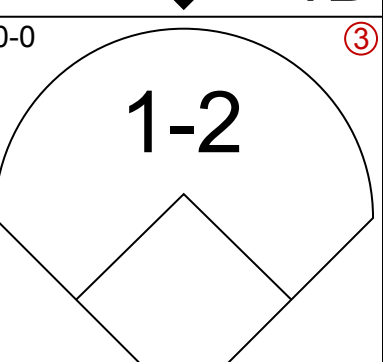
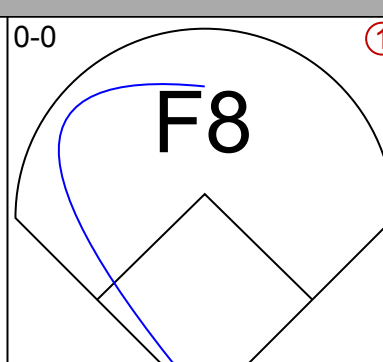
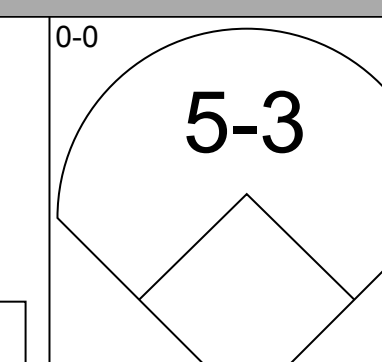
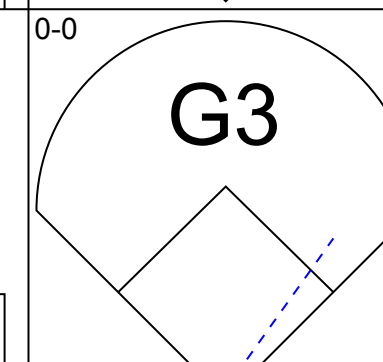
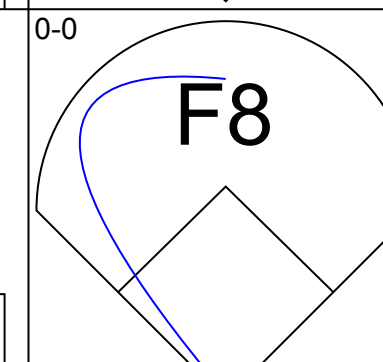
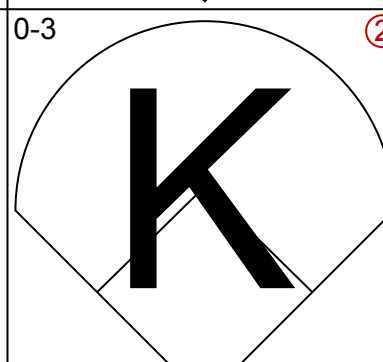
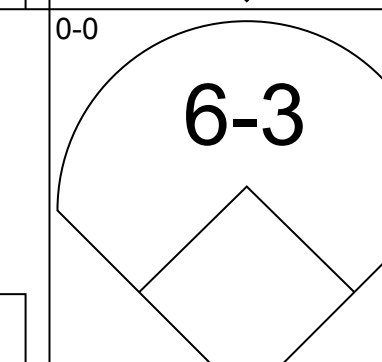
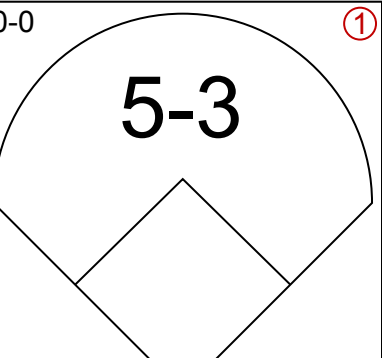
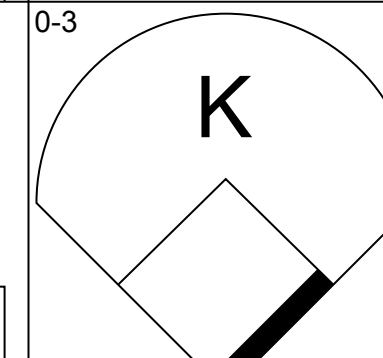
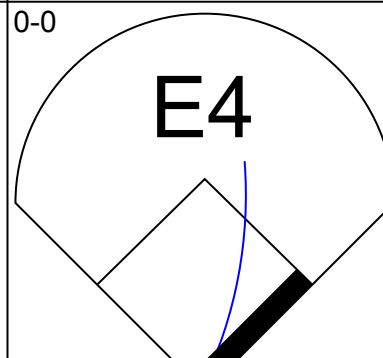
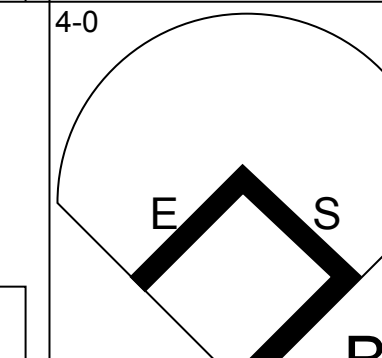
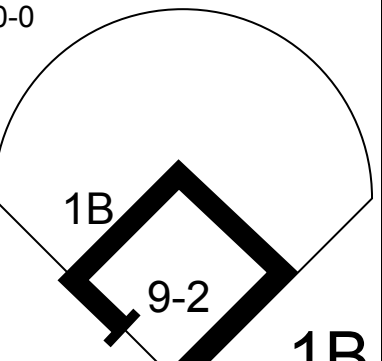
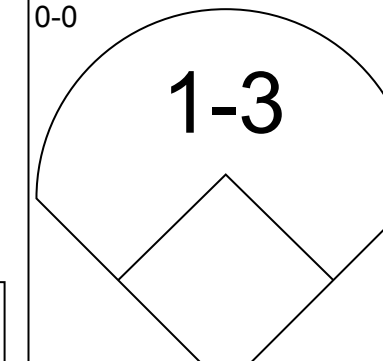
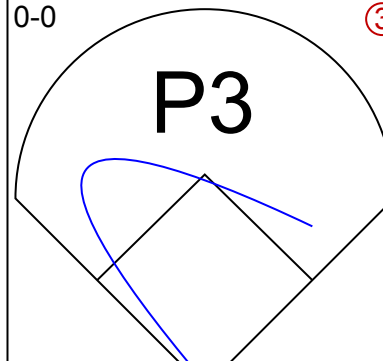
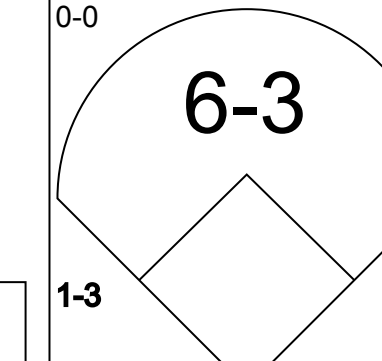
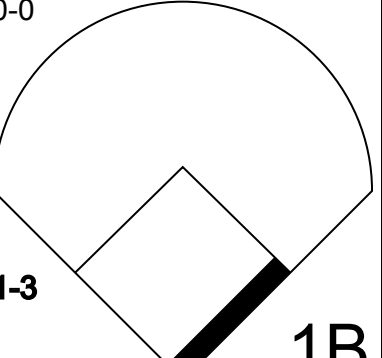
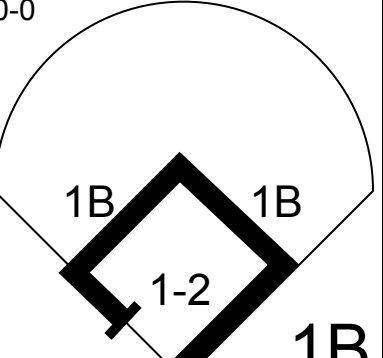
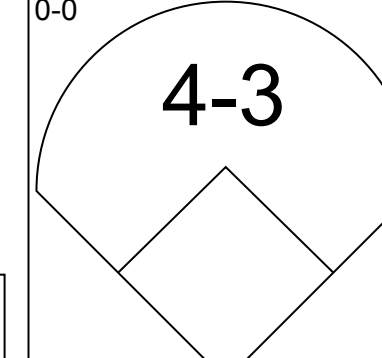
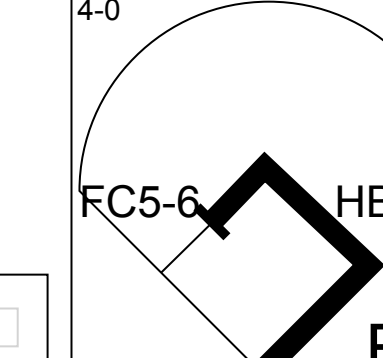
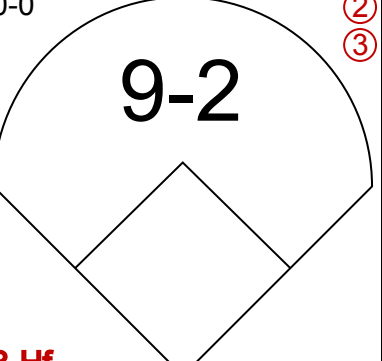
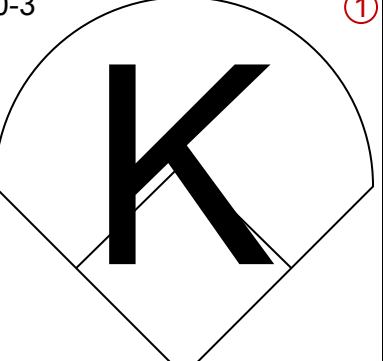
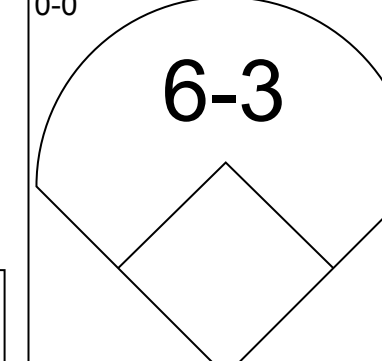
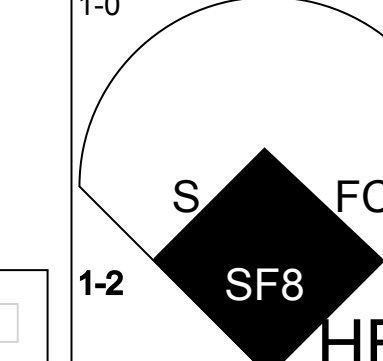
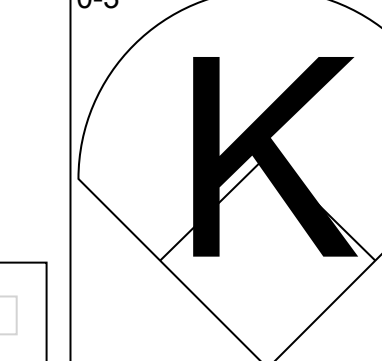
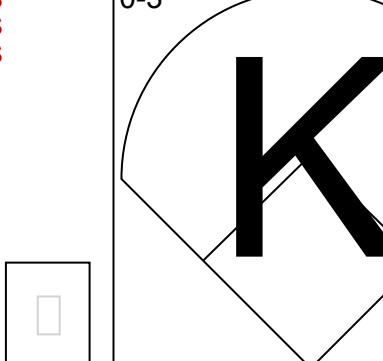
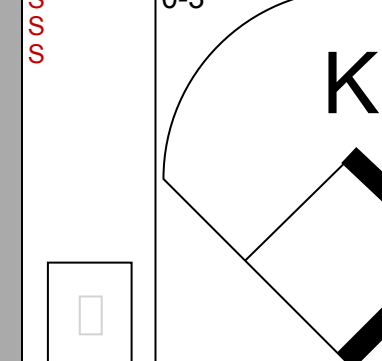
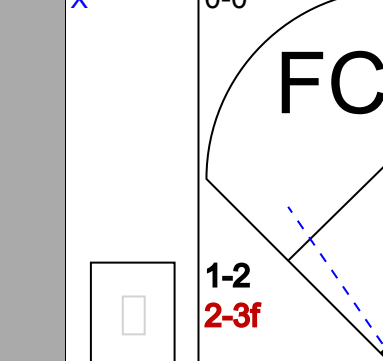
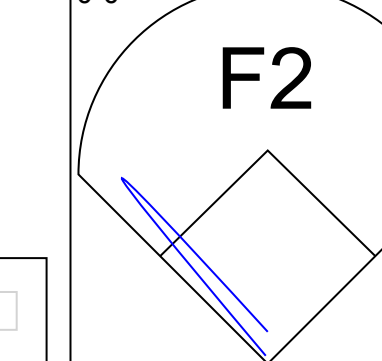
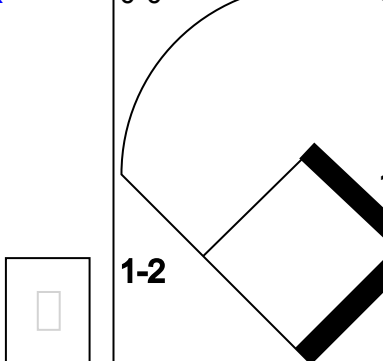
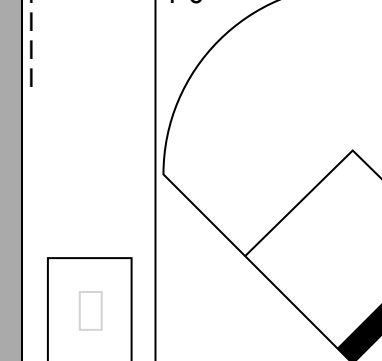
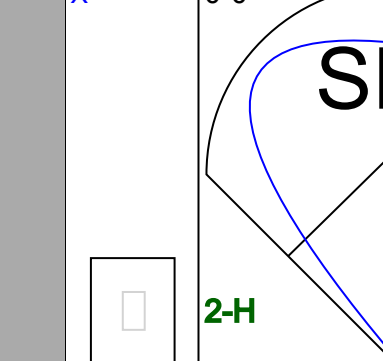
Milwaukee Brewers @ Minnesota Twins
 Metropolitan Stadium, Bloomington, MI
 Mon Jun 11 1973, 8:05 PM EDT
 Att: 10,307 - Unknown - 70 F

AB 40
 R 6
 H 12
 RBI 6
 BB 5
 SO 3
 LOB 27



Batter	1	2	3	4	5	6	7	8	9	AB	R	H	RBI	BB	SO	LOB	TOP										
Tim Johnson, L (1, 6) OBP: 0.295, SLG: 0.315										5	1	3	2	0	1	1	Milwaukee Brewers @ Minnesota Twins Metropolitan Stadium, Bloomington, MI Tue Jun 12 1973, 8:05 PM EDT Att: 12,091 - Unknown - 76 F										
Don Money, R (1, 5) OBP: 0.262, SLG: 0.317										5	1	2	2	0	0	1											
Dave May, L (1, 8) OBP: 0.337, SLG: 0.465										5	0	3	1	0	0	3											
George Scott, R (1, 3) OBP: 0.348, SLG: 0.386										5	1	1	0	0	2	3											
Darrell Porter, L (1, 10) OBP: 0.344, SLG: 0.431										5	0	1	0	0	2	2											
Joe Lahoud, L (1, 9) OBP: 0.241, SLG: 0.164										5	0	1	1	0	0	2											
Elie Rodriguez, R (1, 2) OBP: 0.361, SLG: 0.296										4	1	2	0	0	0	0											
Bob Coluccio, R (1, 7) OBP: 0.268, SLG: 0.412										4	1	1	0	0	0	4											
Pedro Garcia, R (1, 4) OBP: 0.318, SLG: 0.439										4	1	1	0	0	2	3											
Inning Stats	R: 0 E: 0 K: 2 S: 8	H: 1 LOB: 1 BB: 0 P: 8	R: 0 E: 0 K: 1 S: 5	H: 0 LOB: 0 BB: 0 P: 5	R: 0 E: 0 K: 1 S: 7	H: 2 LOB: 2 BB: 0 P: 7	R: 0 E: 0 K: 1 S: 5	H: 0 LOB: 0 BB: 0 P: 5	R: 0 E: 0 K: 0 S: 4	H: 1 LOB: 1 BB: 0 P: 4	R: 0 E: 0 K: 0 S: 5	H: 2 LOB: 2 BB: 0 P: 5	R: 5 E: 0 K: 1 S: 12	H: 7 LOB: 3 BB: 0 P: 13	R: 1 E: 0 K: 0 S: 5	H: 2 LOB: 1 BB: 0 P: 5	R: 0 E: 0 K: 1 S: 5	H: 0 LOB: 0 BB: 0 P: 5	1B: 12 2B: 2 3B: 1 HR: 0	SF: 0 SAC: 0 DP: 0 HBP: 1	WP: 0 PB: 0 SB: 0 CS: 0	PA: 43					
PITCHER	IP	WLS	BF	H	R	ER	SO	BB	IBB	HBP	BLK	WP	HR	S	P	ERA	WHIP										
Bert Blyleven, R (1, 1) ERA: 2.72	6.1	L	29	10	4	4	6	0	0	0	0	0	0	41	41	5.68	1.579										
Jim Strickland, L (7, 1) ERA: 11.81	0.0		1	1	0	0	0	0	0	0	0	0	0	1	1	∞	∞										
Ken Sanders, R (7, 1) ERA: 5.29	0.2		7	4	2	2	0	0	0	1	0	0	0	6	7	27.00	6.000										
Ray Corbin, R (8, 1) ERA: 2.09	2.0		6	0	0	0	1	0	0	0	0	0	0	8	8	0.00	0.000										

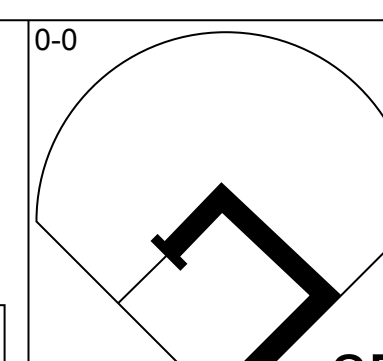
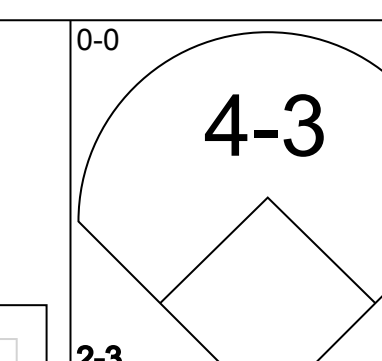
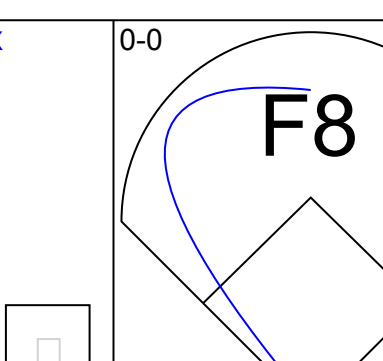
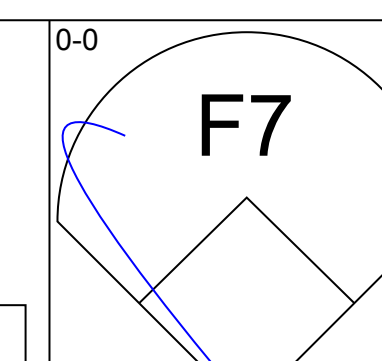
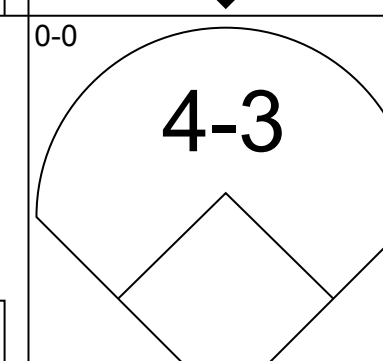
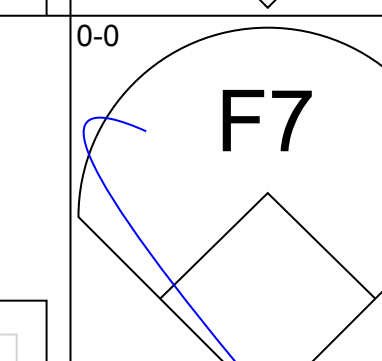
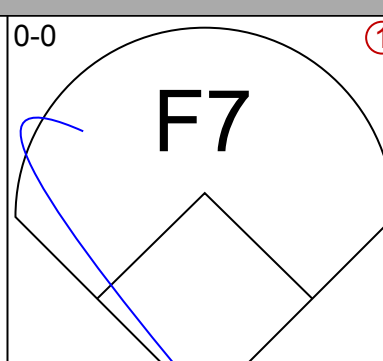
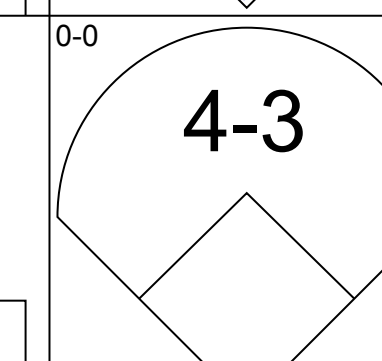
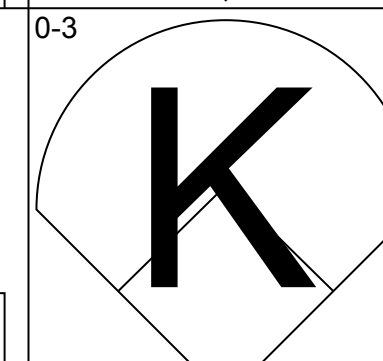
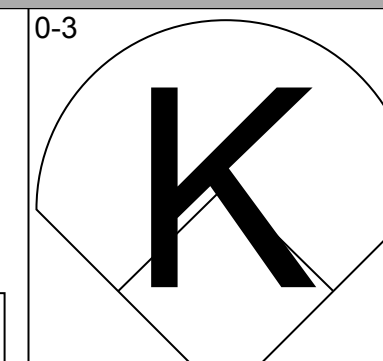
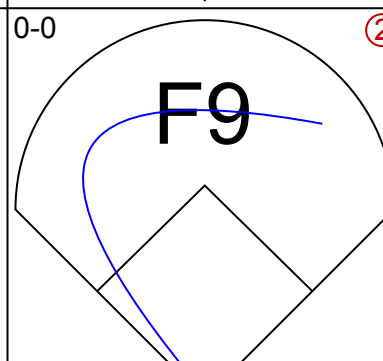
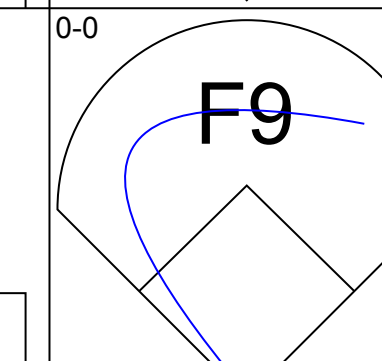
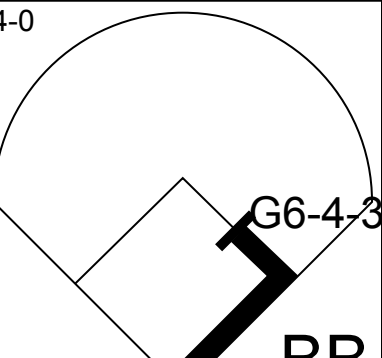
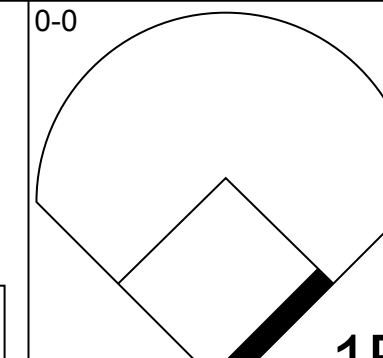
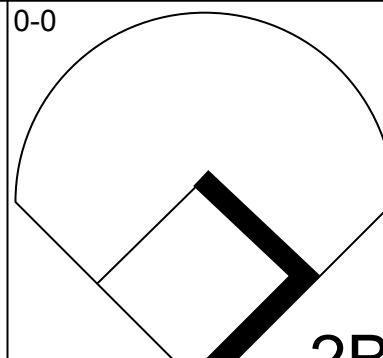

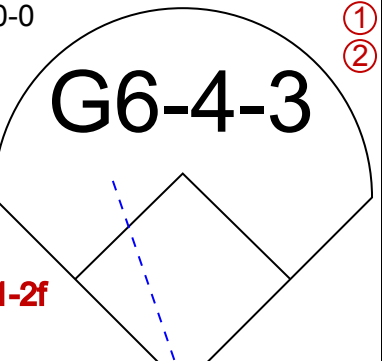
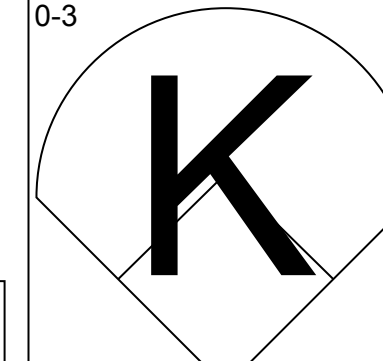
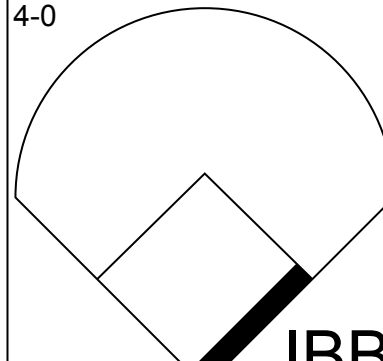

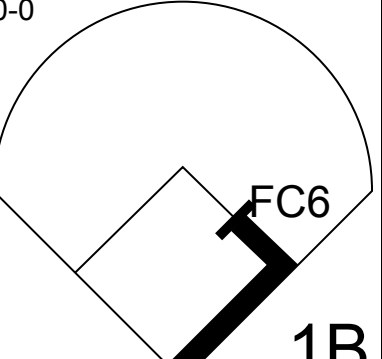
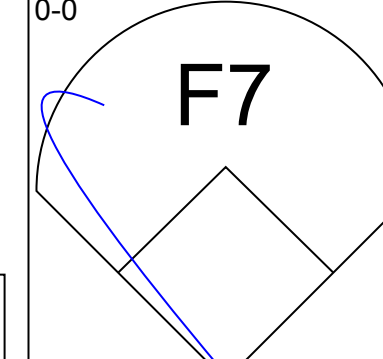
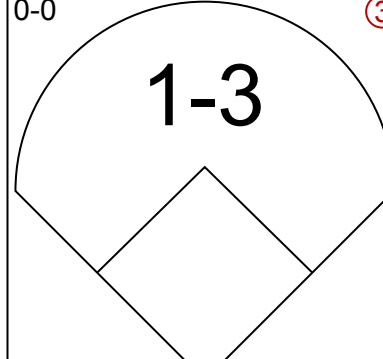

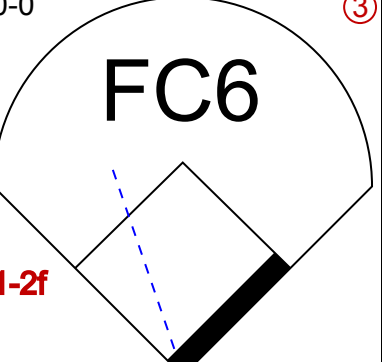
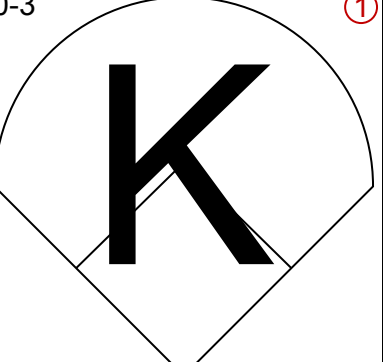
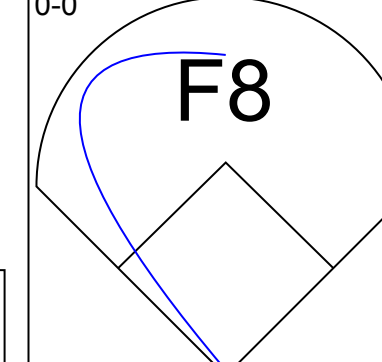
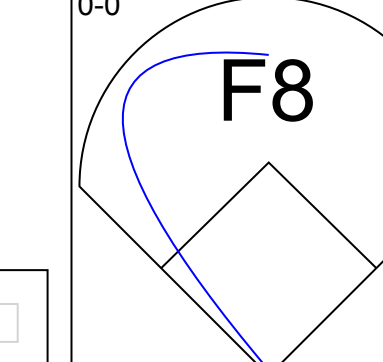
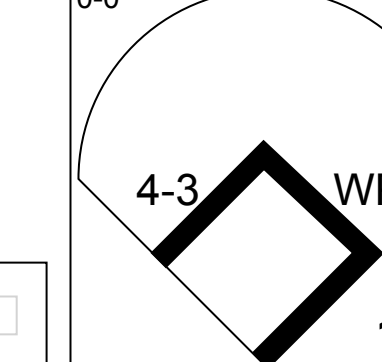
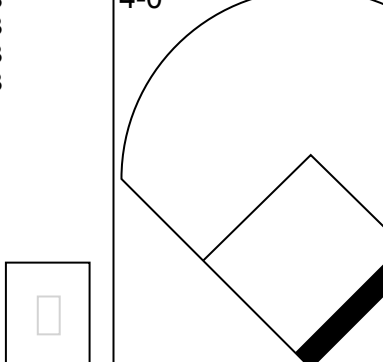
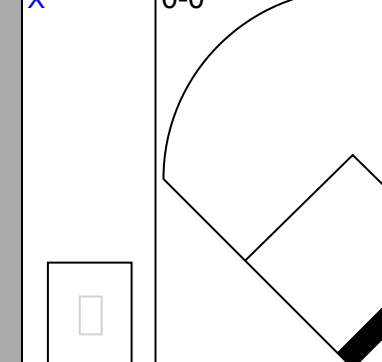
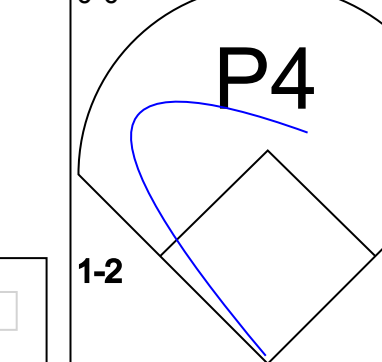
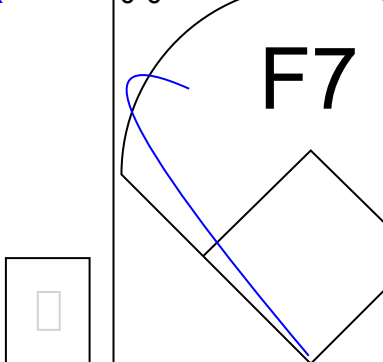
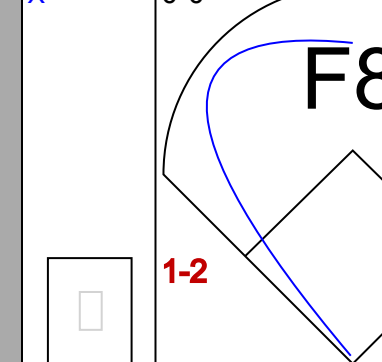
Batter	1	2	3	4	5	6	7	8	9	AB	R	H	RBI	BB	SO	LOB	BOTTOM										
Jerry Terrell, R (1, 6) OBP: 0.286, SLG: 0.341										3	0	0	0	1	0	0	Milwaukee Brewers @ Minnesota Twins Metropolitan Stadium, Bloomington, MI Tue Jun 12 1973, 8:05 PM EDT Att: 12,091 - Unknown - 76 F										
Danny Walton, R (8, PH) OBP: 0.309, SLG: 0.429										1	0	0	0	0	0	3											
Danny Thompson, R (9, PH) OBP: 0.290, SLG: 0.320										0	0	0	0	0	0	0											
Rod Carew, L (1, 4) OBP: 0.402, SLG: 0.515										4	2	4	0	1	0	0											
Tony Oliva, L (1, 10) OBP: 0.351, SLG: 0.381										5	1	3	2	0	0	3											
Jim Kaat, L (9, PR)										0	0	0	0	0	0	0											
Bobby Darwin, R (1, 9) OBP: 0.310, SLG: 0.398										5	0	1	0	0	1	6											
Steve Braun, L (1, 5) OBP: 0.423, SLG: 0.506										3	0	0	1	2	1	3											
Joe Lie, R (1, 3) OBP: 0.228, SLG: 0.346										5	0	0	0	0	4	4											
Jim Holt, L (1, 7) OBP: 0.327, SLG: 0.493										2	0	0	0	1	1	1											
Larry Hisle, R (8, PH) OBP: 0.350, SLG: 0.438										1	0	1	0	0	0	0											
George Mitterwald, R (1, 2) OBP: 0.322, SLG: 0.421										4	0	1	0	0	1	2											
Steve Brye, R (1, 8) OBP: 0.200, SLG: 0.143										3	0	0	0	0	0	1											
Harmon Killebrew, R (8, PH) OBP: 0.354, SLG: 0.356										0	0	0	0	1	0	0											
Mike Adams, R (9, PH)										0	0	0	0	0	0	0											
Inning Stats	R: 0 E: 0 K: 0 S: 4	H: 1 LOB: 1 BB: 0 P: 4	R: 0 E: 0 K: 2 S: 7	H: 0 LOB: 1 BB: 1 P: 11	R: 2 E: 0 K: 0 S: 6	H: 3 LOB: 2 BB: 1 P: 10	R: 0 E: 0 K: 0 S: 3	H: 0 LOB: 0 BB: 0 P: 3	R: 0 E: 0 K: 1 S: 7	H: 2 LOB: 2 BB: 0 P: 7	R: 0 E: 0 K: 2 S: 7	H: 0 LOB: 1 BB: 1 P: 11	R: 0 E: 0 K: 0 S: 3	H: 1 LOB: 1 BB: 1 P: 7	R: 0 E: 0 K: 2 S: 9	H: 2 LOB: 3 BB: 1 P: 13	R: 1 E: 0 K: 1 S: 6	H: 1 LOB: 1 BB: 1 P: 10	1B: 8 2B: 0 3B: 1 HR: 1	SF: 0 SAC: 0 DP: 1 HBP: 0	WP: 0 PB: 0 SB: 0 CS: 0	PA: 42					
PITCHER	IP	WLS	BF	H	R	ER	SO	BB	IBB	HBP	BLK	WP	HR	S	P	ERA	WHIP										
Jerry Bell, R (1, 1) ERA: 3.51	4.1		21	6	2	2	2	2	0	0	0	0	0	12	20	0.00	1.846										
Bill Champion, R (5, 1) ERA: 3.54	1.2	W	8	1	0	0	3	2	0	0	0	0	0	12	20	4.50	2.500										
Rob Gardner, L (7, 1) ERA: 4.22	2.0		10	3	1	1	2	2	0	0	0	0	0	12	20	4.50	2.500										
Frank Linzy, R (9, 1) ERA: 2.6	1.0	S	3	0	0	0	1	0	0	0	0	0	0	5	5	0.00	0.000										

Batter	1	2	3	4	5	6	7	8	9	AB	R	H	RBI	BB	SO	LOB	TOP					
Tim Johnson, L (1, 6) OBP: 0.295, SLG: 0.314										5	0	1	0	0	1	3						
Don Money, R (1, 5) OBP: 0.253, SLG: 0.306										4	0	0	0	0	0	0						
Dave May, L (1, 8) OBP: 0.343, SLG: 0.470										4	0	0	0	0	1	0						
George Scott, R (1, 3) OBP: 0.340, SLG: 0.373										3	0	0	0	1	1	0						
Ollie Brown, R (1, 10) OBP: 0.322, SLG: 0.374										4	0	1	0	0	0	3						
John Briggs, L (1, 7) OBP: 0.342, SLG: 0.411										3	0	2	0	1	0	0						
Elie Rodriguez, R (1, 2) OBP: 0.362, SLG: 0.305										3	1	0	0	0	1	3						
Bob Coluccio, R (1, 9) OBP: 0.260, SLG: 0.396										4	0	0	0	0	3	3						
Pedro Garcia, R (1, 4) OBP: 0.320, SLG: 0.450										2	0	1	1	1	0	0						
Inning Stats	R: 0 E: 0 K: 1 S: 5	H: 0 LOB: 0 BB: 0 P: 5	R: 0 E: 0 K: 0 S: 4	H: 2 LOB: 1 BB: 0 P: 4	R: 0 E: 0 K: 1 S: 5	H: 0 LOB: 0 BB: 0 P: 5	R: 0 E: 0 K: 2 S: 6	H: 0 LOB: 1 BB: 0 P: 6	R: 0 E: 0 K: 1 S: 9	H: 3 LOB: 3 BB: 0 P: 9	R: 0 E: 1 K: 1 S: 6	H: 0 LOB: 1 BB: 0 P: 6	R: 0 E: 1 K: 1 S: 6	H: 0 LOB: 2 BB: 1 P: 10	R: 0 E: 0 K: 0 S: 3	H: 0 LOB: 1 BB: 1 P: 7	R: 1 E: 0 K: 0 S: 3	H: 0 LOB: 1 BB: 1 P: 8	1B: 5 2B: 1 3B: 0 HR: 0	SF: 1 SAC: 0 DP: 1 HBP: 1	WP: 0 PB: 2 CS: 0	PA: 37
PITCHER Wilbur Wood, L (1, 1) ERA: 2.43	IP: 9.0 WLS: L BF: 38 H: 5 R: 1 ER: 1 SO: 7 BB: 2 IBB: 1 HBP: 1 BLK: 0 WP: 0 HR: 0 S: 47 P: 60 ERA: 1.00 WHIP: 0.778															PITCHER	IP: 9.0 WLS: W BF: 34 H: 7 R: 0 ER: 0 SO: 5 BB: 2 IBB: 1 HBP: 0 BLK: 0 WP: 1 HR: 0 S: 41 P: 53 ERA: 0.00 WHIP: 1.000					

Milwaukee Brewers @ Chicago White Sox
Comiskey Park, Chicago, IL
Fri Jun 15 1973, 8:05 PM EDT
Att: 30,612 - Unknown - 75 F

AB 32
R 1
H 5
RBI 1
BB 3
SO 7
LOB 12



Batter	1	2	3	4	5	6	7	8	9	AB	R	H	RBI	BB	SO	LOB	BOTTOM	
Pat Kelly, L (1, 9) OBP: 0.405, SLG: 0.417										4	0	1	0	0	0	2		
Bill Sharr, L (1, 8) OBP: 0.295, SLG: 0.381										4	0	0	0	0	0	1		
Dick Allen, R (1, 3) OBP: 0.411, SLG: 0.675										4	0	0	0	0	2	0		
Bill Melton, R (1, 5) OBP: 0.369, SLG: 0.514										3	0	3	0	1	0	0		
Carlos May, L (1, 7) OBP: 0.328, SLG: 0.411										3	0	0	0	1	1	3		
Tony Muser, L (1, 10) OBP: 0.397, SLG: 0.412										4	0	1	0	0	1	4		
Ed Herrmann, L (1, 2) OBP: 0.298, SLG: 0.365										4	0	0	0	0	1	2		
Eddie Leon, R (1, 6) OBP: 0.337, SLG: 0.360										2	0	2	0	1	0	0		
Luis Alvarado, R (1, 4) OBP: 0.268, SLG: 0.250										3	0	0	0	0	0	3		
Inning Stats	R: 0 E: 0 K: 1 S: 5	H: 1 LOB: 0 BB: 0 P: 5	R: 0 E: 0 K: 0 S: 3	H: 1 LOB: 1 BB: 1 P: 7	R: 0 E: 0 K: 0 S: 4	H: 1 LOB: 1 BB: 0 P: 4	R: 0 E: 0 K: 2 S: 8	H: 1 LOB: 0 BB: 0 P: 8	R: 0 E: 0 K: 0 S: 3	H: 1 LOB: 0 BB: 0 P: 3	R: 0 E: 0 K: 0 S: 3	H: 0 LOB: 0 BB: 0 P: 3	R: 0 E: 0 K: 1 S: 6	H: 1 LOB: 1 BB: 0 P: 6	1B: 4 2B: 3 3B: 0 HR: 0	SF: 0 SAC: 0 DP: 1 HBP: 0	WP: 1 PB: 0 CS: 1	PA: 34
PITCHER Jim Slaton, R (1, 1) ERA: 2.88	IP: 9.0 WLS: W BF: 34 H: 7 R: 0 ER: 0 SO: 5 BB: 2 IBB: 1 HBP: 0 BLK: 0 WP: 1 HR: 0 S: 41 P: 53 ERA: 0.00 WHIP: 1.000															PITCHER	IP: 9.0 WLS: L BF: 38 H: 5 R: 1 ER: 1 SO: 7 BB: 2 IBB: 1 HBP: 1 BLK: 0 WP: 0 HR: 0 S: 47 P: 60 ERA: 1.00 WHIP: 0.778	

Milwaukee Brewers @ Chicago White Sox
Comiskey Park, Chicago, IL
Fri Jun 15 1973, 8:05 PM EDT
Att: 30,612 - Unknown - 75 F

AB 31
R 0
H 7
RBI 0
BB 3
SO 5
LOB 15



Batter	1	2	3	4	5	6	7	8	9	AB	R	H	RBI	BB	SO	LOB	TOP			
Tim Johnson, L (1, 6) OBP: 0.300, SLG: 0.319										4	0	2	0	0	1	1				
Don Money, R (1, 5) OBP: 0.254, SLG: 0.303										2	1	0	0	1	0	2				
Dave May, L (1, 8) OBP: 0.341, SLG: 0.467										4	1	1	0	0	0	3				
George Scott, R (1, 3) OBP: 0.339, SLG: 0.375										4	1	1	1	0	2	1				
John Briggs, L (1, 7) OBP: 0.342, SLG: 0.406										2	1	0	0	1	1	0				
Darrell Porter, L (1, 10) OBP: 0.333, SLG: 0.422										3	0	1	3	0	0	0				
Elie Rodriguez, R (1, 2) OBP: 0.361, SLG: 0.306										3	0	1	0	0	0	1	AB 28			
Gorman Thomas, R (1, 9) OBP: 0.287, SLG: 0.306										3	0	0	0	0	1	2	R 4			
Pedro Garcia, R (1, 4) OBP: 0.324, SLG: 0.454										3	0	2	0	0	1	0	H 8			
Inning Stats	R: 4 E: 0 K: 0 S: 7	H: 4 LOB: 1 BB: 1 P: 11	R: 0 E: 0 K: 3 S: 3	H: 1 LOB: 0 BB: 0 P: 3	R: 0 E: 0 K: 1 S: 5	H: 0 LOB: 0 BB: 0 P: 5	R: 0 E: 0 K: 2 S: 3	H: 1 LOB: 0 BB: 0 P: 3	R: 0 E: 0 K: 1 S: 5	H: 0 LOB: 1 BB: 1 P: 11	R: 0 E: 0 K: 1 S: 5	H: 1 LOB: 0 BB: 0 P: 5	R: 0 E: 1 K: 1 S: 6	H: 1 LOB: 1 BB: 0 P: 6			1B: 6 2B: 3 3B: 0 HR: 0	SF: 0 SAC: 1 DP: 2 HBP: 0	WP: 0 PB: 0 CS: 1	PA: 32
PITCHER Steve Stone, R (1, 1) ERA: 4.25	IP: 8.0 WLS: L BF: 31 H: 8 R: 4 ER: 4 SO: 6 BB: 2 IBB: 0 HBP: 0 BLK: 0 WP: 0 HR: 0 S: 41 P: 49 ERA: 4.50 WHIP: 1.250																			

Milwaukee Brewers @ Chicago White Sox
Comiskey Park, Chicago, IL
Sat Jun 16 1973, 8:05 PM EDT
Att: 14,032 - Unknown - 66 F

AB 28
R 4
H 8
RBI 4
BB 2
SO 6
LOB 10



Batter	1	2	3	4	5	6	7	8	9	AB	R	H	RBI	BB	SO	LOB	BOTTOM			
Pat Kelly, L (1, 9) OBP: 0.402, SLG: 0.410										3	1	0	0	1	0	2				
Bill Sharp, L (1, 8) OBP: 0.306, SLG: 0.372										1	0	0	0	1	0	0				
Rick Reichardt, R (6, FH) (7, 8) OBP: 0.313, SLG: 0.397										2	0	2	0	0	0	0				
Dick Allen, R (1, 3) OBP: 0.406, SLG: 0.665										4	0	0	1	0	0	3				
Bill Melton, R (1, 5) OBP: 0.368, SLG: 0.510										2	0	0	0	1	0	1				
Carlos May, L (1, 7) OBP: 0.328, SLG: 0.410										3	0	1	0	0	0	2				
Tony Muser, L (1, 10) OBP: 0.400, SLG: 0.404										1	0	0	0	1	1	1				
Mike Andrews, R (6, FH) OBP: 0.304, SLG: 0.270										1	0	0	0	0	0	2				
Ed Herrmann, L (1, 2) OBP: 0.292, SLG: 0.358										3	0	0	0	0	1	1	AB 25			
Eddie Leon, R (1, 6) OBP: 0.337, SLG: 0.360										3	0	1	0	0	1	1	R 1			
Luis Alvarado, R (1, 4) OBP: 0.273, SLG: 0.238										2	0	0	0	1	0	1	H 4			
Inning Stats	R: 0 E: 0 K: 0 S: 3	H: 0 LOB: 1 BB: 1 P: 7	R: 0 E: 0 K: 1 S: 5	H: 0 LOB: 1 BB: 1 P: 9	R: 0 E: 0 K: 0 S: 2	H: 0 LOB: 0 BB: 1 P: 6	R: 0 E: 0 K: 1 S: 6	H: 1 LOB: 0 BB: 0 P: 6	R: 0 E: 0 K: 1 S: 5	H: 0 LOB: 0 BB: 0 P: 5	R: 1 E: 0 K: 0 S: 4	H: 1 LOB: 2 BB: 2 P: 12	R: 0 E: 0 K: 0 S: 4	H: 1 LOB: 1 BB: 0 P: 4	R: 0 E: 0 K: 0 S: 1	H: 1 LOB: 1 BB: 0 P: 1	1B: 3 2B: 1 3B: 0 HR: 0	SF: 0 SAC: 0 DP: 1 HBP: 0	WP: 1 PB: 0 CS: 0	PA: 30
PITCHER Bill Parsons, R (1, 1) ERA: 4.81	IP: 5.1 WLS: W BF: 22 H: 2 R: 1 ER: 1 SO: 1 BB: 5 IBB: 0 HBP: 0 BLK: 0 WP: 0 HR: 0 S: 23 P: 43 ERA: 1.69 WHIP: 1.312																			
Chris Short, L (6, 1) ERA: 3.6	1.2 S: 7																			
Frank Linzy, R (8, 1) ERA: 2.6	0.0 S: 1																			

Milwaukee Brewers @ Chicago White Sox
Comiskey Park, Chicago, IL
Sat Jun 16 1973, 8:05 PM EDT
Att: 14,032 - Unknown - 66 F

AB 25
R 1
H 4
RBI 1
BB 5
SO 3
LOB 14




Batter	1	2	3	4	5	6	7	8	9	AB	R	H	RBI	BB	SO	LOB	TOP								
Tim Johnson, L OBP: 0.295, SLG: 0.309	5-3	F7	5-3 BB		E5 1B 2B	L1			6-3	5	1	0	0	1	0	1									
Don Money, R OBP: 0.266, SLG: 0.315									F9	4	3	3	0	1	0	2									
John Vukovich, R OBP: 0.182, SLG: 0.167										1	0	0	0	0	0	0									
Dave May, L OBP: 0.344, SLG: 0.471										4	1	2	2	0	1	3									
Gorman Thomas, R OBP: 0.290, SLG: 0.319	F7									2	0	1	0	0	0	1									
George Scott, R OBP: 0.346, SLG: 0.387										4	2	3	1	0	0	1									
Bob Heise, R OBP: 0.235, SLG: 0.294										2	0	0	1	0	0	1									
John Briggs, L OBP: 0.350, SLG: 0.407										2	3	1	0	2	0	1									
Ollie Brown, R OBP: 0.320, SLG: 0.371										1	0	0	0	0	0	0									
Joe Lahoud, L OBP: 0.261, SLG: 0.260										4	3	2	6	1	0	1									
Darrell Porter, L OBP: 0.350, SLG: 0.454										3	2	2	4	2	0	1									
Bob Coluccio, R OBP: 0.252, SLG: 0.382										5	0	0	0	0	2	3									
Pedro Garcia, R OBP: 0.326, SLG: 0.457										5	0	2	1	0	0	1									
Inning Stats	R: 0 E: 0 K: 0 S: 2	H: 0 LOB: 0 BB: 1 P: 6	R: 4 E: 0 K: 0 S: 5	H: 2 LOB: 0 BB: 2 P: 13	R: 6 E: 0 K: 2 S: 13	H: 6 LOB: 2 BB: 2 P: 21	R: 0 E: 0 K: 0 S: 4	H: 1 LOB: 1 BB: 0 P: 4	R: 2 E: 1 K: 0 S: 6	H: 2 LOB: 1 BB: 1 P: 6	R: 2 E: 0 K: 0 S: 5	H: 3 LOB: 1 BB: 1 P: 9	R: 1 E: 0 K: 1 S: 4	H: 1 LOB: 0 BB: 0 P: 4	R: 0 E: 0 K: 1 S: 5	H: 0 LOB: 1 BB: 1 P: 9	R: 0 E: 0 K: 0 S: 4	H: 1 LOB: 1 BB: 1 P: 4	1B: 8 2B: 5 3B: 0 HR: 3	SF: 0 SAC: 0 DP: 1 HBP: 0	WP: 1 PB: 1 SB: 0 CS: 0	PA: 49			
PITCHER	IP	WLS	BF	H	R	ER	SO	BB	IBB	HBP	BLK	WP	HR	S	P	ERA	WHIP								
Stan Bahnsen, R ERA: 3.43	2.0	L	12	4	4	6	0	3	0	0	0	0	1	9	21	27.00	3.500								
Rich Gossage, R ERA: 9.99	0.1		7	4	4	4	1	2	0	0	0	1	1	7	15	108.00	18.000								
Steve Kealey, R ERA: 4.91	3.2		18	6	4	2	1	1	0	0	0	0	1	19	23	4.91	1.909								
Dennis O'Toole, R ERA: 7.36	3.0		12	2	1	0	1	1	0	0	0	0	0	13	17	0.00	1.000								

Milwaukee Brewers @ Chicago White Sox
Comiskey Park, Chicago, IL
Sun Jun 17 1973, 4:33 AM EDT
Att: 33,392 - Unknown - 74 F

livebaseballscorecards.com

AB 42
R 15
H 16
RBI 15
BB 7
SO 3
LOB 16



Batter	1	2	3	4	5	6	7	8	9	AB	R	H	RBI	BB	SO	LOB	BOTTOM								
Pat Kelly, L OBP: 0.411, SLG: 0.418	4-3									4	2	3	1	1	0	0									
Mike Andrews, R OBP: 0.308, SLG: 0.278										4	0	1	0	1	0	3									
Dick Allen, R OBP: 0.409, SLG: 0.668										2	1	1	0	1	0	2									
Jorge Orta, L OBP: 0.273, SLG: 0.289										1	0	1	2	0	0	0									
Luis Alvarado, R OBP: 0.267, SLG: 0.233										1	0	0	1	0	0	1									
Bill Melton, R OBP: 0.368, SLG: 0.507										3	0	1	1	0	0	1									
Hank Allen, R										2	0	0	0	0	0	2									
Carlos May, L OBP: 0.320, SLG: 0.399										5	0	0	0	0	0	2									
Rick Reichardt, R OBP: 0.319, SLG: 0.400										4	0	2	0	0	0	1									
Tony Muser, L OBP: 0.391, SLG: 0.393										4	0	1	0	0	0	2									
Eddie Leon, R OBP: 0.340, SLG: 0.363										4	1	2	0	0	1	3									
Chuck Brinkman, R OBP: 0.226, SLG: 0.234										4	1	1	0	0	1	3									
Inning Stats	R: 0 E: 0 K: 0 S: 3	H: 0 LOB: 1 BB: 1 P: 7	R: 0 E: 0 K: 0 S: 4	H: 1 LOB: 1 BB: 0 P: 4	R: 0 E: 0 K: 1 S: 5	H: 1 LOB: 0 BB: 0 P: 5	R: 1 E: 0 K: 0 S: 5	H: 2 LOB: 1 BB: 0 P: 5	R: 0 E: 0 K: 0 S: 4	H: 2 LOB: 2 BB: 1 P: 8	R: 0 E: 0 K: 0 S: 3	H: 0 LOB: 0 BB: 0 P: 3	R: 3 E: 0 K: 0 S: 7	H: 4 LOB: 1 BB: 0 P: 7	R: 0 E: 0 K: 1 S: 7	H: 2 LOB: 2 BB: 0 P: 7	R: 1 E: 0 K: 0 S: 4	H: 1 LOB: 1 BB: 1 P: 8	1B: 9 2B: 4 3B: 0 HR: 0	SF: 0 SAC: 0 DP: 2 HBP: 0	WP: 0 PB: 0 SB: 0 CS: 0	PA: 41			
PITCHER	IP	WLS	BF	H	R	ER	SO	BB	IBB	HBP	BLK	WP	HR	S	P	ERA	WHIP								
Jerry Bell, R ERA: 3.43	5.0	W	21	6	1	1	1	2	0	0	1	0	0	21	29	1.80	1.600								
Skip Lockwood, R ERA: 3.25	3.0		15	6	3	3	1	0	0	0	0	0	0	17	17	9.00	2.000								
Rob Gardner, L ERA: 4.63	1.0	S	5	1	1	1	0	1	0	0	0	0	0	4	8	9.00	2.000								

Milwaukee Brewers @ Chicago White Sox
Comiskey Park, Chicago, IL
Sun Jun 17 1973, 4:33 AM EDT
Att: 33,392 - Unknown - 74 F

livebaseballscorecards.com

AB 38
R 5
H 13
RBI 5
BB 3
SO 2
LOB 20




Batter	1	2	3	4	5	6	7	8	9	AB	R	H	RBI	BB	SO	LOB	TOP
Rick Miller, L OBP: 0.392, SLG: 0.359 (1, 9)	6-3	4-3			P6			L7		4	0	0	0	0	0	2	Boston Red Sox @ Milwaukee Brewers Milwaukee County Stadium, Milwaukee, WI Mon Jun 18 1973, 8:05 PM EDT Att: 22,796 - Unknown - 73 F
Reggie Smith, S OBP: 0.385, SLG: 0.416 (1, 8)	4-3		F8			G3		F7		4	0	0	0	0	0		
Carlton Fisk, R OBP: 0.367, SLG: 0.552 (1, 2)	P6		5-3			L8			HR	4	1	1	1	0	0		
Carl Yastrzemski, L OBP: 0.374, SLG: 0.493 (1, 3)		1B BB 1B	CS 1B			4-3		F7		4	1	2	0	0	0		
Orlando Cepeda, R OBP: 0.336, SLG: 0.484 (1, 10)		BB 1B FC5-2 1B	CS 1B		P8	G5-3 BB 1B		K		4	0	2	0	0	1		
Rico Petrocelli, R OBP: 0.314, SLG: 0.422 (1, 5)		FC5-2 BB 1B			5-3			F7		3	1	1	0	1	0		
Tommy Harper, R OBP: 0.316, SLG: 0.327 (1, 7)		6-3 FC5-2 BB			6-3			F5		2	0	0	1	1	0		
Luis Aparicio, R OBP: 0.327, SLG: 0.308 (1, 6)		FC5-2 6-3 1B			4-3			G5-3		3	0	0	0	0	5		
Mario Guerrero, R OBP: 0.273, SLG: 0.245 (1, 4)		6-3			6-3			1-3		3	0	0	1	0	2		
Inning Stats	R: 0 E: 0 K: 0 S: 3	H: 0 LOB: 0 BB: 0 P: 3	R: 2 E: 0 K: 0 S: 6	H: 3 LOB: 2 BB: 1 P: 10	R: 0 E: 0 K: 0 S: 3	H: 1 LOB: 0 BB: 0 P: 3	R: 0 E: 0 K: 0 S: 3	H: 0 LOB: 0 BB: 0 P: 3	R: 0 E: 0 K: 0 S: 3	H: 1 LOB: 1 BB: 1 P: 7	R: 0 E: 0 K: 0 S: 3	H: 0 LOB: 0 BB: 0 P: 3	R: 1 E: 0 K: 1 S: 6	H: 1 LOB: 0 BB: 0 P: 6	1B: 5 2B: 0 3B: 0 HR: 1	SF: 0 SAC: 0 DP: 1 HBP: 0	WP: 0 PA: 34 PB: 0 SB: 0 CS: 1
PITCHER Jim Colborn, R ERA: 2.01 (1, 1)	IP: 9.0 WLS: W BF: 33 H: 6 R: 3 ER: 3 SO: 1 BB: 2 IBB: 0 HBP: 0 BLK: 0 WP: 0 HR: 1 S: 33 P: 41 ERA: 3.00 WHIP: 0.889											PITCHER	IP: 9.0 WLS: W BF: 33 H: 6 R: 3 ER: 3 SO: 1 BB: 2 IBB: 0 HBP: 0 BLK: 0 WP: 0 HR: 1 S: 33 P: 41 ERA: 3.00 WHIP: 0.889				

Batter	1	2	3	4	5	6	7	8	9	AB	R	H	RBI	BB	SO	LOB	BOTTOM		
Tim Johnson, L OBP: 0.298, SLG: 0.304 (1, 6)	4-3		E1 HR		6-3	BB BB		G5-4-3 BB		3	1	0	1	2	0	1	Boston Red Sox @ Milwaukee Brewers Milwaukee County Stadium, Milwaukee, WI Mon Jun 18 1973, 8:05 PM EDT Att: 22,796 - Unknown - 73 F		
Don Money, R OBP: 0.284, SLG: 0.310 (1, 5)	P8		F2		K	BB BB		G5-4-3 BB		4	0	0	1	1	4				
Dave May, L OBP: 0.338, SLG: 0.466 (1, 8)	K		SF8		P7	BB BB		P6		3	0	0	1	0	1				
George Scott, R OBP: 0.352, SLG: 0.421 (1, 3)		P6	HR			FC3-5 1B		HR		4	2	3	3	0	0				
John Briggs, L OBP: 0.352, SLG: 0.406 (1, 7)		G3 S BB	K			BB FC3-5 1B		F7		3	1	1	0	1	1				
Joe Lahoud, L OBP: 0.256, SLG: 0.253 (1, 9)		G3			F7			F9		2	0	0	0	0	1				
Gorman Thomas, R OBP: 0.286, SLG: 0.313 (6, FH) (7, 9)						BB BB				2	1	0	0	0	2				
Darrell Porter, L OBP: 0.340, SLG: 0.439 (1, 10)		K			P4			F8		4	0	0	0	0	2				
Ellie Rodriguez, R OBP: 0.374, SLG: 0.309 (1, 2)			1B E BB			BB BB BB		F2		2	2	1	0	2	0				
Pedro Garcia, R OBP: 0.333, SLG: 0.460 (1, 4)			E SF8 1B		4-3	BB BB		BB BB		3	1	2	1	1	0				
Inning Stats	R: 0 E: 0 K: 1 S: 5	H: 0 LOB: 0 BB: 0 P: 5	R: 0 E: 0 K: 1 S: 5	H: 0 LOB: 1 BB: 1 P: 9	R: 4 E: 1 K: 1 S: 8	H: 2 LOB: 0 BB: 1 P: 12	R: 0 E: 0 K: 0 S: 4	H: 1 LOB: 1 BB: 0 P: 4	R: 0 E: 0 K: 1 S: 5	H: 0 LOB: 0 BB: 0 P: 5	R: 3 E: 0 K: 1 S: 7	H: 2 LOB: 3 BB: 4 P: 23	R: 1 E: 0 K: 0 S: 4	H: 1 LOB: 0 BB: 0 P: 4	R: 0 E: 0 K: 0 S: 3	H: 1 LOB: 1 BB: 1 P: 7	1B: 5 2B: 0 3B: 0 HR: 2	SF: 1 SAC: 0 DP: 1 HBP: 0	WP: 0 PA: 38 PB: 0 SB: 1 CS: 0
PITCHER Ray Culp, R ERA: 8.31 (1, 1)	IP: 2.2 WLS: L BF: 13 H: 2 R: 4 ER: 0 SO: 2 BB: 2 IBB: 0 HBP: 0 BLK: 0 WP: 0 HR: 1 S: 15 P: 23 ERA: 0.00 WHIP: 1.500											PITCHER Roger Moret, L ERA: 2.87 (3, 1)	IP: 3.0 WLS: L BF: 13 H: 3 R: 3 ER: 3 SO: 3 BB: 1 IBB: 0 HBP: 0 BLK: 0 WP: 0 HR: 0 S: 18 P: 22 ERA: 9.00 WHIP: 1.333						
Don Newhauser, R ERA: (6, 1)	0.0	3	0	0	0	3	0	0	0	0	0	0	12	∞	∞				
Mike Garman, R ERA: 8.1 (6, 1)	2.1	9	2	1	1	0	1	0	0	0	1	8	12	3.86	1.286				

Batter	1	2	3	4	5	6	7	8	9	AB	R	H	RBI	BB	SO	LOB	TOP			
Rick Miller, L OBP: 0.389, SLG: 0.376 (1, 9)	6-3	L6		L7		G3		E	E6	6	2	2	1	0	0	4				
Reggie Smith, S OBP: 0.389, SLG: 0.418 (1, 8)	1B SF9	2B			F8		G3	E4		4	3	1	1	2	0	0				
Carlton Fisk, R OBP: 0.370, SLG: 0.564 (1, 2)	1B	K			P5		P6	1B		6	1	3	3	0	1	2				
Carl Yastrzemski, L OBP: 0.371, SLG: 0.490 Danny Gator, R OBP: 0.404, SLG: 0.449 (3, 3)	SF9			K				2B		1	0	0	1	0	1	0				
Orlando Cepeda, R OBP: 0.339, SLG: 0.489 Dwight Evans, R (7, PR) OBP: 0.328, SLG: 0.345	BB			K		4-3		1B		4	0	2	0	0	1	1				
Rico Petrocelli, R OBP: 0.317, SLG: 0.415 (1, 5)	BB			F3		L5		FC5-4		3	0	0	0	2	0	2				
Ben Oglivie, L OBP: 0.294, SLG: 0.431 (1, 7)	K			6-3		4-3		4-3		5	0	0	0	0	1	6				
Luis Aparicio, R OBP: 0.320, SLG: 0.300 (1, 6)				5-3		E6		6-3		5	0	0	0	0	0	0				
Mario Guerrero, R OBP: 0.317, SLG: 0.293 (1, 4)	WP							E1		5	2	4	0	0	0	0				
Inning Stats	R: 1 E: 0 K: 1 S: 8	H: 3 LOB: 3 BB: 1 P: 12	R: 0 E: 0 K: 1 S: 6	H: 1 LOB: 2 BB: 1 P: 10	R: 0 E: 0 K: 2 S: 7	H: 0 LOB: 0 BB: 0 P: 7	R: 0 E: 0 K: 0 S: 4	H: 1 LOB: 1 BB: 0 P: 4	R: 0 E: 0 K: 0 S: 5	H: 1 LOB: 2 BB: 0 P: 5	R: 0 E: 0 K: 0 S: 5	H: 2 LOB: 3 BB: 1 P: 9	R: 3 E: 1 K: 1 S: 10	H: 4 LOB: 2 BB: 0 P: 10	R: 4 E: 2 K: 0 S: 6	H: 2 LOB: 0 BB: 1 P: 10	1B: 11 2B: 2 3B: 1 HR: 1	SF: 1 SAC: 0 DP: 0 HBP: 0	WP: 1 PB: 0 SB: 0 CS: 0	PA: 49
PITCHER	IP	WLS	BF	H	R	ER	SO	BB	IBB	HBP	BLK	WP	HR	S	P	ERA	WHIP			
Jim Slaton, R ERA: 2.95 Frank Linzy, R ERA: 2.45	(1, 1)	7.1	37	11	3	3	4	3	0	0	0	1	0	42	54	3.68	1.909			
PITCHER	IP	WLS	BF	H	R	ER	SO	BB	IBB	HBP	BLK	WP	HR	S	P	ERA	WHIP			

Boston Red Sox @ Milwaukee Brewers
Milwaukee County Stadium, Milwaukee, WI
Tue Jun 19 1973, 8:05 PM EDT
Unknown - 82 F


AB 44
R 8
H 15
RBI 7
BB 4
SO 5
LOB 17



Batter	1	2	3	4	5	6	7	8	9	AB	R	H	RBI	BB	SO	LOB	BOTTOM			
Tim Johnson, L OBP: 0.303, SLG: 0.308 (1, 6)	6-3		1B					B1		4	1	2	0	0	0	0				
Don Money, R OBP: 0.294, SLG: 0.309 (1, 5)	5-3		2B		P1-3			F8		4	0	1	0	0	0	1				
Dave May, L OBP: 0.333, SLG: 0.458 (1, 8)	P5		F7		F8			F9		4	0	0	0	0	0	2				
George Scott, R OBP: 0.351, SLG: 0.423 (1, 3)		5-3				K		F9		4	0	1	1	0	1	0				
John Briggs, L OBP: 0.355, SLG: 0.420 (1, 7)			2B			F3		L9		3	1	1	1	1	0	0				
Joe Lahoud, L OBP: 0.255, SLG: 0.244 (1, 9)		IHR			L3			P3		3	1	0	0	0	0	3				
Darrell Porter, L OBP: 0.347, SLG: 0.464 (1, 10)					G5-4-3			F6		2	1	1	2	1	0	0				
Ellie Rodriguez, R OBP: 0.365, SLG: 0.301 (1, 2)		F8			F8			6-3		3	0	0	0	0	0	1				
Pedro Garcia, R OBP: 0.329, SLG: 0.454 (1, 4)		K			G5-4-3			F8		3	0	0	0	0	1	1				
Inning Stats	R: 0 E: 0 K: 0 S: 3	H: 0 LOB: 0 BB: 0 P: 3	R: 3 E: 0 K: 1 S: 7	H: 2 LOB: 0 BB: 0 P: 8	R: 1 E: 0 K: 0 S: 5	H: 3 LOB: 2 BB: 1 P: 9	R: 0 E: 0 K: 0 S: 2	H: 0 LOB: 0 BB: 1 P: 6	R: 0 E: 0 K: 0 S: 3	H: 1 LOB: 0 BB: 0 P: 3	R: 0 E: 0 K: 1 S: 5	H: 0 LOB: 0 BB: 0 P: 5	R: 0 E: 0 K: 0 S: 3	H: 0 LOB: 0 BB: 0 P: 3	R: 0 E: 0 K: 0 S: 3	H: 0 LOB: 0 BB: 0 P: 3	1B: 3 2B: 3 3B: 0 HR: 2	SF: 0 SAC: 0 DP: 3 HBP: 1	WP: 0 PB: 0 SB: 0 CS: 0	PA: 33
PITCHER	IP	WLS	BF	H	R	ER	SO	BB	IBB	HBP	BLK	WP	HR	S	P	ERA	WHIP			
Marty Pattin, R ERA: 4.68	(1, 1)	9.0	33	6	4	4	2	1	1	1	0	0	1	34	43	4.00	0.778			
PITCHER	IP	WLS	BF	H	R	ER	SO	BB	IBB	HBP	BLK	WP	HR	S	P	ERA	WHIP			

Boston Red Sox @ Milwaukee Brewers
Milwaukee County Stadium, Milwaukee, WI
Tue Jun 19 1973, 8:05 PM EDT
Unknown - 82 F

AB 30
R 4
H 6
RBI 4
BB 2
SO 2
LOB 8



Batter	1	2	3	4	5	6	7	8	9	AB	R	H	RBI	BB	SO	LOB	TOP							
Rick Miller, L OBP: 0.394, SLG: 0.426 (1, 9)										5	1	2	1	0	0	1	Boston Red Sox @ Milwaukee Brewers Milwaukee County Stadium, Milwaukee, WI Wed Jun 20 1973, 8:05 PM EDT Att: 12,747 - Unknown - 69 F							
Reggie Smith, S OBP: 0.380, SLG: 0.438 (1, 8)										3	1	2	1	2	0	0								
Carlton Fisk, R OBP: 0.371, SLG: 0.559 (1, 2)										4	0	1	1	1	1	2								
Carl Yastrzemski, L OBP: 0.368, SLG: 0.477 (1, 7)										4	0	0	0	1	1	3								
Orlando Cepeda, R OBP: 0.339, SLG: 0.480 (1, 10)										4	0	2	0	1	0	2								
Rico Petrocelli, R OBP: 0.327, SLG: 0.412 (1, 5)										3	0	0	0	1	0	4								
Danny Cater, R OBP: 0.377, SLG: 0.404 (1, 3)										3	0	0	0	1	0	6								
Luis Aparicio, R OBP: 0.317, SLG: 0.298 (1, 6)										4	0	1	0	0	0	2								
Mario Guerrero, R OBP: 0.314, SLG: 0.324 (1, 4)										4	1	1	0	0	0	2								
Inning Stats	R: 2 E: 0 K: 0 S: 5	H: 2 LOB: 2 BB: 2 P: 13	R: 0 E: 0 K: 0 S: 3	H: 1 LOB: 0 BB: 0 P: 3	R: 0 E: 0 K: 1 S: 6	H: 1 LOB: 3 BB: 2 P: 14	R: 1 E: 1 K: 0 S: 6	H: 3 LOB: 2 BB: 0 P: 6	R: 0 E: 0 K: 0 S: 5	H: 2 LOB: 2 BB: 0 P: 5	R: 0 E: 0 K: 0 S: 4	H: 0 LOB: 0 BB: 1 P: 8	R: 0 E: 0 K: 0 S: 3	H: 0 LOB: 2 BB: 2 P: 11	R: 0 E: 0 K: 0 S: 3	H: 0 LOB: 0 BB: 0 P: 3	R: 0 E: 0 K: 0 S: 3	H: 0 LOB: 0 BB: 0 P: 3	1B: 7 2B: 0 3B: 0 HR: 2	SF: 0 SAC: 0 DP: 0 HBP: 0	WP: 0 PB: 0 SB: 1 CS: 1	PA: 42		
PITCHER	IP WLS BF H R ER SO BB IBB HBP BLK WP HR S P ERA WHIP	IP WLS BF H R ER SO BB IBB HBP BLK WP HR S P ERA WHIP	IP WLS BF H R ER SO BB IBB HBP BLK WP HR S P ERA WHIP	IP WLS BF H R ER SO BB IBB HBP BLK WP HR S P ERA WHIP	IP WLS BF H R ER SO BB IBB HBP BLK WP HR S P ERA WHIP	IP WLS BF H R ER SO BB IBB HBP BLK WP HR S P ERA WHIP	IP WLS BF H R ER SO BB IBB HBP BLK WP HR S P ERA WHIP	IP WLS BF H R ER SO BB IBB HBP BLK WP HR S P ERA WHIP	IP WLS BF H R ER SO BB IBB HBP BLK WP HR S P ERA WHIP	IP WLS BF H R ER SO BB IBB HBP BLK WP HR S P ERA WHIP	IP WLS BF H R ER SO BB IBB HBP BLK WP HR S P ERA WHIP	IP WLS BF H R ER SO BB IBB HBP BLK WP HR S P ERA WHIP	IP WLS BF H R ER SO BB IBB HBP BLK WP HR S P ERA WHIP	IP WLS BF H R ER SO BB IBB HBP BLK WP HR S P ERA WHIP	IP WLS BF H R ER SO BB IBB HBP BLK WP HR S P ERA WHIP	IP WLS BF H R ER SO BB IBB HBP BLK WP HR S P ERA WHIP	IP WLS BF H R ER SO BB IBB HBP BLK WP HR S P ERA WHIP	IP WLS BF H R ER SO BB IBB HBP BLK WP HR S P ERA WHIP	IP WLS BF H R ER SO BB IBB HBP BLK WP HR S P ERA WHIP	IP WLS BF H R ER SO BB IBB HBP BLK WP HR S P ERA WHIP	IP WLS BF H R ER SO BB IBB HBP BLK WP HR S P ERA WHIP	IP WLS BF H R ER SO BB IBB HBP BLK WP HR S P ERA WHIP	IP WLS BF H R ER SO BB IBB HBP BLK WP HR S P ERA WHIP	IP WLS BF H R ER SO BB IBB HBP BLK WP HR S P ERA WHIP

AB 34
R 3
H 9
RBI 3
BB 7
SO 2
LOB 22



Batter	1	2	3	4	5	6	7	8	9	AB	R	H	RBI	BB	SO	LOB	BOTTOM							
Bob Coluccio, R OBP: 0.256, SLG: 0.379 (1, 8)											5	0	3	0	0	1	Boston Red Sox @ Milwaukee Brewers Milwaukee County Stadium, Milwaukee, WI Wed Jun 20 1973, 8:05 PM EDT Att: 12,747 - Unknown - 69 F							
Don Money, R OBP: 0.274, SLG: 0.312 (1, 5)										4	0	2	0	0	0	1								
John Briggs, L OBP: 0.342, SLG: 0.402 (1, 7)										4	0	0	0	0	2	6								
George Scott, R OBP: 0.346, SLG: 0.417 (1, 3)										4	0	0	0	0	0	4								
Ollie Brown, R OBP: 0.329, SLG: 0.396 (1, 10)										4	0	1	0	0	1	2								
Joe Lahoud, L OBP: 0.255, SLG: 0.244 (8, PR)										0	0	0	0	0	0	0								
Elie Rodriguez, R OBP: 0.386, SLG: 0.294 (1, 2)										2	1	0	0	1	0	0								
Gorman Thomas, R OBP: 0.284, SLG: 0.317 (1, 9)										4	1	1	1	0	3	2								
Bob Heise, R OBP: 0.286, SLG: 0.333 (1, 6)										4	0	2	1	0	0	2								
Pedro Garcia, R OBP: 0.326, SLG: 0.455 (1, 4)										4	0	0	0	0	1	3								
Inning Stats	R: 0 E: 0 K: 1 S: 6	H: 1 LOB: 1 BB: 0 P: 6	R: 0 E: 0 K: 1 S: 5	H: 0 LOB: 0 BB: 0 P: 5	R: 0 E: 0 K: 1 S: 7	H: 2 LOB: 2 BB: 0 P: 7	R: 2 E: 0 K: 2 S: 9	H: 2 LOB: 1 BB: 1 P: 13	R: 0 E: 0 K: 0 S: 5	H: 2 LOB: 2 BB: 0 P: 5	R: 0 E: 1 K: 1 S: 6	H: 0 LOB: 1 BB: 0 P: 6	R: 0 E: 0 K: 0 S: 4	H: 1 LOB: 1 BB: 0 P: 4	R: 0 E: 0 K: 1 S: 6	H: 1 LOB: 2 BB: 0 P: 6	R: 0 E: 0 K: 0 S: 3	H: 0 LOB: 0 BB: 0 P: 3	1B: 8 2B: 1 3B: 0 HR: 0	SF: 0 SAC: 2 DP: 0 HBP: 0	WP: 0 PB: 0 SB: 0 CS: 0	PA: 38		
PITCHER	IP WLS BF H R ER SO BB IBB HBP BLK WP HR S P ERA WHIP	IP WLS BF H R ER SO BB IBB HBP BLK WP HR S P ERA WHIP	IP WLS BF H R ER SO BB IBB HBP BLK WP HR S P ERA WHIP	IP WLS BF H R ER SO BB IBB HBP BLK WP HR S P ERA WHIP	IP WLS BF H R ER SO BB IBB HBP BLK WP HR S P ERA WHIP	IP WLS BF H R ER SO BB IBB HBP BLK WP HR S P ERA WHIP	IP WLS BF H R ER SO BB IBB HBP BLK WP HR S P ERA WHIP	IP WLS BF H R ER SO BB IBB HBP BLK WP HR S P ERA WHIP	IP WLS BF H R ER SO BB IBB HBP BLK WP HR S P ERA WHIP	IP WLS BF H R ER SO BB IBB HBP BLK WP HR S P ERA WHIP	IP WLS BF H R ER SO BB IBB HBP BLK WP HR S P ERA WHIP	IP WLS BF H R ER SO BB IBB HBP BLK WP HR S P ERA WHIP	IP WLS BF H R ER SO BB IBB HBP BLK WP HR S P ERA WHIP	IP WLS BF H R ER SO BB IBB HBP BLK WP HR S P ERA WHIP	IP WLS BF H R ER SO BB IBB HBP BLK WP HR S P ERA WHIP	IP WLS BF H R ER SO BB IBB HBP BLK WP HR S P ERA WHIP	IP WLS BF H R ER SO BB IBB HBP BLK WP HR S P ERA WHIP	IP WLS BF H R ER SO BB IBB HBP BLK WP HR S P ERA WHIP	IP WLS BF H R ER SO BB IBB HBP BLK WP HR S P ERA WHIP	IP WLS BF H R ER SO BB IBB HBP BLK WP HR S P ERA WHIP	IP WLS BF H R ER SO BB IBB HBP BLK WP HR S P ERA WHIP	IP WLS BF H R ER SO BB IBB HBP BLK WP HR S P ERA WHIP	IP WLS BF H R ER SO BB IBB HBP BLK WP HR S P ERA WHIP	IP WLS BF H R ER SO BB IBB HBP BLK WP HR S P ERA WHIP

AB 35
R 2
H 9
RBI 2
BB 1
SO 7
LOB 21



Batter	1	2	3	4	5	6	7	8	9	AB	R	H	RBI	BB	SO	LOB	TOP										
Buddy Bell, R OBP: 0.348, SLG: 0.374 (1, 5)										5	2	4	3	0	0	0	Cleveland Indians @ Milwaukee Brewers Milwaukee County Stadium, Milwaukee, WI Thu Jun 21 1973, 4:33 AM EDT Att: 14,045 - Unknown										
Oscar Gamble, L OBP: 0.342, SLG: 0.545 (1, 9)										4	1	1	1	1	0	2											
George Hendrick, R OBP: 0.314, SLG: 0.490 (1, 8)										5	1	2	2	0	1	1											
John Ellis, R OBP: 0.342, SLG: 0.423 (1, 10)										5	1	1	1	0	0	1											
Charlie Spikes, R OBP: 0.284, SLG: 0.432 (1, 7)										4	1	1	0	0	0	0											
Dave Duncan, R OBP: 0.270, SLG: 0.400 (1, 2)										5	1	1	0	0	1	1											
Chris Chambliss, L OBP: 0.281, SLG: 0.248 (1, 3)										2	2	1	0	2	1	0											
Jack Brohamer, L OBP: 0.277, SLG: 0.303 (1, 4)										3	0	1	1	1	1	1											
Leo Cardenas, R OBP: 0.237, SLG: 0.216 (1, 6)										4	0	0	0	0	3	5											
Inning Stats	R: 1 E: 0 K: 0 S: 4	H: 1 LOB: 0 BB: 0 P: 4	R: 1 E: 0 K: 1 S: 6	H: 1 LOB: 1 BB: 1 P: 10	R: 6 E: 0 K: 1 S: 9	H: 4 LOB: 2 BB: 3 P: 22	R: 0 E: 0 K: 1 S: 5	H: 0 LOB: 0 BB: 0 P: 5	R: 0 E: 0 K: 0 S: 4	H: 2 LOB: 1 BB: 0 P: 4	R: 0 E: 0 K: 2 S: 7	H: 0 LOB: 0 BB: 0 P: 7	R: 1 E: 0 K: 2 S: 9	H: 2 LOB: 1 BB: 0 P: 9	R: 0 E: 0 K: 0 S: 3	H: 1 LOB: 0 BB: 0 P: 3	1B: 6 2B: 3 3B: 0 HR: 3	SF: 0 SAC: 0 DP: 1 HBP: 1	WP: 1 PB: 1 SB: 0 CS: 0	PA: 42							
PITCHER	IP	WLS	BF	H	R	ER	SO	BB	IBB	HBP	BLK	WP	HR	S	P	ERA	WHIP										
Jerry Bell, R ERA: 3.93 (1, 1)	2.1	L	15	5	7	7	1	2	0	1	0	1	3	14	23	27.00	3.000										
Skip Lockwood, R ERA: 3.42 (3, 1)	5.2		24	6	2	2	6	0	2	0	0	0	0	34	42	3.18	1.059										
Frank Linzy, R ERA: 2.61 (9, 1)	1.0		3	1	0	0	0	0	0	0	0	0	0	3	3	0.00	1.000										

Batter	1	2	3	4	5	6	7	8	9	AB	R	H	RBI	BB	SO	LOB	BOTTOM										
Tim Johnson, L OBP: 0.294, SLG: 0.298 (1, 6)										4	0	1	0	0	3	2	Cleveland Indians @ Milwaukee Brewers Milwaukee County Stadium, Milwaukee, WI Thu Jun 21 1973, 4:33 AM EDT Att: 14,045 - Unknown										
Don Money, R OBP: 0.270, SLG: 0.307 (1, 5)										4	0	0	0	0	2	3											
Dave May, L OBP: 0.338, SLG: 0.459 (1, 8)										3	1	2	0	1	1	0											
George Scott, R OBP: 0.342, SLG: 0.411 John Vukovich, R OBP: 0.179, SLG: 0.164 (1, 3) (7, 3)										3	0	0	0	0	1	4											
John Briggs, L OBP: 0.337, SLG: 0.396 Gorman Thomas, R OBP: 0.281, SLG: 0.315 (1, 7) (7, 9)										3	0	0	0	0	1	0											
Joe Lahoud, L OBP: 0.255, SLG: 0.256 (1, 10)										4	0	1	1	0	0	1											
Darrell Porter, L OBP: 0.344, SLG: 0.457 (1, 2)										4	0	1	0	0	3	1											
Bob Coluccio, R OBP: 0.257, SLG: 0.378 (7, 7)										3	0	1	0	0	0	1											
Pedro Garcia, R OBP: 0.327, SLG: 0.458 (1, 4)										3	0	1	0	0	1	1											
Inning Stats	R: 0 E: 0 K: 0 S: 4	H: 2 LOB: 1 BB: 0 P: 4	R: 0 E: 0 K: 1 S: 6	H: 1 LOB: 0 BB: 0 P: 6	R: 0 E: 0 K: 3 S: 10	H: 1 LOB: 2 BB: 1 P: 14	R: 0 E: 0 K: 1 S: 5	H: 0 LOB: 0 BB: 0 P: 5	R: 0 E: 0 K: 1 S: 5	H: 0 LOB: 0 BB: 0 P: 5	R: 0 E: 0 K: 1 S: 5	H: 0 LOB: 0 BB: 0 P: 5	R: 1 E: 0 K: 3 S: 11	H: 2 LOB: 1 BB: 0 P: 11	R: 0 E: 0 K: 0 S: 3	H: 0 LOB: 0 BB: 0 P: 3	1B: 5 2B: 2 3B: 0 HR: 0	SF: 0 SAC: 0 DP: 2 HBP: 0	WP: 0 PB: 1 SB: 0 CS: 0	PA: 34							
PITCHER	IP	WLS	BF	H	R	ER	SO	BB	IBB	HBP	BLK	WP	HR	S	P	ERA	WHIP										
Gaylord Perry, R ERA: 3.01 (1, 1)	9.0	W	34	7	1	1	14	1	0	0	0	0	0	61	65	1.00	0.889										

Batter	1	2	3	4	5	6	7	8	9	AB	R	H	RBI	BB	SO	LOB	TOP			
Buddy Bell, R OBP: 0.352, SLG: 0.378 (1, 5)										5	1	3	0	0	0	2	Cleveland Indians @ Milwaukee Brewers Milwaukee County Stadium, Milwaukee, WI Fri Jun 22 1973, 8:05 PM EDT Att: 36,438 - Unknown			
Oscar Gamble, L OBP: 0.337, SLG: 0.531 (1, 9)										4	1	0	0	1	1	4				
George Hendrick, R OBP: 0.308, SLG: 0.480 (1, 8)										5	0	0	0	0	1	6				
John Ellis, R OBP: 0.340, SLG: 0.414 (1, 10)										3	0	0	0	1	0	3				
Charlie Spikes, R OBP: 0.287, SLG: 0.441 (1, 7)										4	0	2	2	0	0	1				
Dave Duncan, R OBP: 0.285, SLG: 0.393 (1, 2)										4	0	0	0	0	2	2				
Chris Chambliss, L OBP: 0.281, SLG: 0.252 (1, 3)										4	0	1	0	0	0	2				
Jack Brohamer, L OBP: 0.277, SLG: 0.302 (1, 4)										4	0	1	0	0	0	3				
Leo Cardenas, R OBP: 0.248, SLG: 0.221 John Lowenstein, L (9, PH) OBP: 0.327, SLG: 0.364 (1, 6)										2	0	1	0	1	0	1				
Inning Stats	R: 2 E: 0 K: 2 S: 9	H: 2 LOB: 1 BB: 1 P: 13	R: 0 E: 0 K: 0 S: 3	H: 0 LOB: 1 BB: 1 P: 7	R: 0 E: 0 K: 1 S: 5	H: 0 LOB: 1 BB: 1 P: 9	R: 0 E: 0 K: 1 S: 6	H: 1 LOB: 1 BB: 0 P: 6	R: 0 E: 0 K: 0 S: 4	H: 1 LOB: 1 BB: 0 P: 4	R: 0 E: 0 K: 0 S: 4	H: 2 LOB: 1 BB: 0 P: 4	R: 0 E: 1 K: 0 S: 5	H: 1 LOB: 2 BB: 0 P: 5	R: 0 E: 0 K: 0 S: 4	H: 1 LOB: 1 BB: 0 P: 4	1B: 6 2B: 2 3B: 1 HR: 0	SF: 0 SAC: 0 DP: 1 HBP: 0	WP: 0 PB: 0 SB: 1 CS: 0	PA: 39
PITCHER Jim Colborn, R ERA: 2.01 (1, 1)	IP: 9.0 WLS: W BF: 39 H: 9 R: 2 ER: 2 SO: 4 BB: 3 IBB: 0 HBP: 0 BLK: 0 WP: 0 HR: 0 S: 44 P: 56 ERA: 2.00 WHIP: 1.333															PITCHER				

Batter	1	2	3	4	5	6	7	8	9	AB	R	H	RBI	BB	SO	LOB	BOTTOM			
Don Money, R OBP: 0.276, SLG: 0.321 (1, 5)										5	1	3	3	0	0	1	Cleveland Indians @ Milwaukee Brewers Milwaukee County Stadium, Milwaukee, WI Fri Jun 22 1973, 8:05 PM EDT Att: 36,438 - Unknown			
Dave May, L OBP: 0.332, SLG: 0.450 (1, 8)										5	1	0	1	0	1	3				
George Scott, R OBP: 0.343, SLG: 0.411 (1, 3)										5	1	2	1	0	0	3				
Ollie Brown, R OBP: 0.331, SLG: 0.396 (1, 10)										5	0	2	2	0	0	2				
Elie Rodriguez, R OBP: 0.362, SLG: 0.293 (1, 2)										4	0	1	0	0	0	2				
John Briggs, L OBP: 0.340, SLG: 0.393 (1, 7)										2	1	0	0	2	0	1				
Bob Coluccio, R OBP: 0.269, SLG: 0.384 (1, 9)										3	1	2	0	1	0	1				
Tim Johnson, L OBP: 0.298, SLG: 0.303 (1, 6)										4	1	2	1	0	0	3				
Pedro Garcia, R OBP: 0.333, SLG: 0.465 (1, 4)										3	2	2	0	0	0	2				
Inning Stats	R: 1 E: 0 K: 0 S: 5	H: 2 LOB: 1 BB: 0 P: 5	R: 3 E: 0 K: 0 S: 6	H: 3 LOB: 1 BB: 1 P: 10	R: 1 E: 0 K: 0 S: 3	H: 1 LOB: 2 BB: 2 P: 11	R: 2 E: 0 K: 1 S: 7	H: 3 LOB: 1 BB: 0 P: 8	R: 0 E: 0 K: 0 S: 3	H: 1 LOB: 0 BB: 0 P: 3	R: 1 E: 0 K: 0 S: 5	H: 1 LOB: 1 BB: 0 P: 5	R: 0 E: 0 K: 0 S: 5	H: 2 LOB: 2 BB: 0 P: 5	R: 0 E: 0 K: 0 S: 4	H: 1 LOB: 1 BB: 0 P: 4	1B: 12 2B: 1 3B: 1 HR: 0	SF: 0 SAC: 0 DP: 0 HBP: 1	WP: 0 PB: 0 SB: 3 CS: 2	PA: 41
PITCHER Mike Kekich, L ERA: 10.07 Ray Lamb, R ERA: 3.62 Brent Strom, L ERA: 4.95 (1, 1) (4, 1) (8, 1)	IP: 3.0 WLS: L BF: 17 H: 7 R: 3 ER: 3 SO: 1 BB: 0 IBB: 0 HBP: 1 BLK: 0 WP: 0 HR: 0 S: 20 P: 21 ERA: 15.00 WHIP: 3.000															PITCHER				

Batter	1	2	3	4	5	6	7	8	9	AB	R	H	RBI	BB	SO	LOB	TOP					
Buddy Bell, R OBP: 0.356, SLG: 0.383 (1, 5) X	F9		1B	F9			FC6-4		L5-3	5	1	3	0	0	0	0	Cleveland Indians @ Milwaukee Brewers Milwaukee County Stadium, Milwaukee, WI Sat Jun 23 1973, 8:05 PM EDT Att: 17,681 - Unknown					
Oscar Gamble, L OBP: 0.345, SLG: 0.553 (1, 9) X	1B		K		HR		FC6-4		L5-3	5	2	3	1	0	1	2						
George Hendrick, R OBP: 0.311, SLG: 0.480 (1, 8) X			1B		F7		FC6-4			4	0	2	0	0	0	2						
John Ellis, R OBP: 0.331, SLG: 0.406 (1, 10) X	SF8		K		F9		P4			3	0	0	1	0	1	4						
Charlie Spikes, R OBP: 0.286, SLG: 0.438 (1, 7) X	F9		BB		G3		K			4	0	1	1	0	1	3						
Dave Duncan, R OBP: 0.265, SLG: 0.388 (1, 2) X			1B		F8				K	3	0	0	0	1	1	0						
Chris Chambliss, L OBP: 0.280, SLG: 0.257 (1, 3) X			F7		K				1-3	4	0	1	0	0	1	3						
Jack Brohamer, L OBP: 0.273, SLG: 0.297 John Lowenstein, L OBP: 0.330, SLG: 0.357 (1, 4) (5, 4) X	4-3				4-3				L4	2	0	0	0	0	0	1						
Leo Cardenas, R OBP: 0.240, SLG: 0.214 (1, 6) X	F3				P4				6-3	4	0	0	0	0	1	2						
Inning Stats	R: 1 E: 0 K: 0 S: 5	H: 2 LOB: 1 BB: 0 P: 5	R: 0 E: 0 K: 0 S: 4	H: 1 LOB: 1 BB: 0 P: 4	R: 1 E: 0 K: 2 S: 10	H: 3 LOB: 3 BB: 1 P: 14	R: 0 E: 0 K: 0 S: 3	H: 0 LOB: 0 BB: 0 P: 3	R: 1 E: 0 K: 0 S: 4	H: 1 LOB: 1 BB: 0 P: 4	R: 0 E: 0 K: 2 S: 8	H: 1 LOB: 1 BB: 0 P: 8	R: 0 E: 0 K: 1 S: 7	H: 2 LOB: 2 BB: 0 P: 7	R: 0 E: 0 K: 1 S: 5	H: 0 LOB: 0 BB: 0 P: 5		R: 0 E: 0 K: 0 S: 3	H: 1 LOB: 0 BB: 0 P: 3	1B: 9 2B: 2 3B: 0 HR: 1	SF: 1 SAC: 0 DP: 1 HBP: 0	WP: 0 PB: 0 SB: 0 CS: 0
PITCHER Jim Slaton, R ERA: 2.95 (1, 1)	IP: 9.0 WLS: W BF: 38 H: 11 R: 3 ER: 3 SO: 6 BB: 1 IBB: 0 HBP: 0 BLK: 0 WP: 0 HR: 1 S: 49 P: 53 ERA: 3.00 WHIP: 1.333															PITCHER						

Batter	1	2	3	4	5	6	7	8	9	AB	R	H	RBI	BB	SO	LOB	BOTTOM			
Don Money, R OBP: 0.266, SLG: 0.328 (1, 5) X	1B		CS							4	2	3	1	1	0	2	Cleveland Indians @ Milwaukee Brewers Milwaukee County Stadium, Milwaukee, WI Sat Jun 23 1973, 8:05 PM EDT Att: 17,681 - Unknown			
Dave May, L OBP: 0.333, SLG: 0.453 (1, 8) X	1B		CS		5-3		3-1			5	1	2	2	0	1	3				
George Scott, R OBP: 0.344, SLG: 0.411 (1, 3) X	1B		K						5-3	5	2	2	1	0	1	1				
John Briggs, L OBP: 0.345, SLG: 0.394 (1, 7) X	1B		WP		K		4-3		1-3	4	2	2	1	1	1	1				
Elie Rodriguez, R OBP: 0.371, SLG: 0.299 (1, 2) X	1B		L8		WP				1-3	4	2	2	2	0	1	1				
Darrell Porter, L OBP: 0.346, SLG: 0.447 (1, 10) X	E		K		FC6-4		K		1-3	3	1	0	0	2	2	3				
Bob Coluccio, R OBP: 0.276, SLG: 0.402 (1, 9) X	SF9		F7		FC6-4		1B			5	1	3	4	0	0	3				
Tim Johnson, L OBP: 0.291, SLG: 0.295 (1, 6) X	E4		4-3		F8		K		4-3	5	1	0	0	0	1	4				
Pedro Garcia, R OBP: 0.336, SLG: 0.466 (1, 4) X	SF9		CS		6-3		1B			2	0	1	1	1	0	0				
Inning Stats	R: 3 E: 1 K: 1 S: 13	H: 7 LOB: 1 BB: 1 P: 17	R: 0 E: 0 K: 1 S: 5	H: 0 LOB: 1 BB: 1 P: 9	R: 0 E: 0 K: 0 S: 1	H: 0 LOB: 2 BB: 2 P: 9	R: 1 E: 0 K: 1 S: 7	H: 2 LOB: 2 BB: 1 P: 11	R: 0 E: 0 K: 1 S: 6	H: 1 LOB: 1 BB: 0 P: 6	R: 0 E: 0 K: 1 S: 5	H: 0 LOB: 0 BB: 0 P: 5	R: 1 E: 0 K: 2 S: 10	H: 3 LOB: 2 BB: 0 P: 10	R: 2 E: 0 K: 0 S: 5	H: 2 LOB: 1 BB: 0 P: 6		1B: 13 2B: 1 3B: 1 HR: 0	SF: 1 SAC: 0 DP: 0 HBP: 1	WP: 2 PB: 0 SB: 1 CS: 2
PITCHER Dick Tidrow, R ERA: 4.74 (1, 1)	IP: 0.0 WLS: L BF: 5 H: 5 R: 5 ER: 5 SO: 0 BB: 0 IBB: 0 HBP: 0 BLK: 0 WP: 1 HR: 0 S: 5 P: 5 ERA: ∞ WHIP: ∞															PITCHER				
Brent Strom, L ERA: 4.54 (1, 1)	IP: 2.0 WLS: L BF: 11 H: 2 R: 3 ER: 1 SO: 2 BB: 0 IBB: 0 HBP: 0 BLK: 0 WP: 0 HR: 0 S: 13 P: 21 ERA: 4.50 WHIP: 2.000																			
Mike Kekich, L ERA: 9.13 (3, 1)	IP: 3.0 WLS: L BF: 13 H: 3 R: 1 ER: 1 SO: 2 BB: 0 IBB: 0 HBP: 0 BLK: 0 WP: 1 HR: 0 S: 14 P: 26 ERA: 3.00 WHIP: 2.000																			
Tom Hilgendorf, L ERA: 2.36 (6, 1)	IP: 2.0 WLS: L BF: 9 H: 3 R: 1 ER: 1 SO: 3 BB: 0 IBB: 0 HBP: 0 BLK: 0 WP: 0 HR: 0 S: 15 P: 15 ERA: 4.50 WHIP: 1.500																			
Tom Timmermann, R ERA: 4.2 (8, 1)	IP: 1.0 WLS: L BF: 6 H: 2 R: 2 ER: 2 SO: 0 BB: 0 IBB: 0 HBP: 1 BLK: 0 WP: 0 HR: 0 S: 5 P: 6 ERA: 18.00 WHIP: 2.000																			

Batter	1	2	3	4	5	6	7	8	9	AB	R	H	RBI	BB	SO	LOB	TOP								
Al Bumbry, L OBP: 0.378, SLG: 0.500 (1, 7)	FC1-5 1B BB		FC4-6 1B	F9		F8 1B	L6		4-3	5	0	2	0	1	0	2									
Rich Coggins, L OBP: 0.315, SLG: 0.439 (1, 9)	FC1-5 1B		FC4-6 1B 2B		1B 1B	F7		P4		5	2	2	0	0	0	2									
Paul Blair, R OBP: 0.368, SLG: 0.437 (1, 8)	FC1-5 1-2 2-3		2B 1B		1B 1B			F9		5	2	3	0	0	0	2									
Tommy Davis, R OBP: 0.291, SLG: 0.347 (1, 10)	P6		F8		1B 1B	F8		BB BB 1B		5	1	2	1	0	0	6									
Boog Powell, L OBP: 0.370, SLG: 0.313 (1, 3)	G3				1B 1B	P5		BB BB		4	1	1	2	0	0	6									
Enos Cabell, R OBP: 0.250, SLG: 0.214 (8, PH)			1B 2B			4-3		BB BB		0	0	0	0	1	0	0									
Earl Williams, R OBP: 0.335, SLG: 0.393 (1, 2)		BB			1B 1B			BB BB		2	0	2	1	3	0	0									
Bobby Grich, R OBP: 0.376, SLG: 0.381 (1, 4)	F8		5-3		1B 1B			F8		5	0	2	2	0	0	5									
Brooks Robinson, R OBP: 0.278, SLG: 0.290 (1, 5)	L6				F8			BB BB		4	0	1	0	1	1	3									
Mark Belanger, R OBP: 0.299, SLG: 0.237 (1, 6)	F8				F7			BB BB		5	0	0	0	0	0	7									
Inning Stats	R: 0 E: 0 K: 0 S: 4	H: 1 LOB: 2 BB: 1 P: 8	R: 0 E: 0 K: 0 S: 3	H: 0 LOB: 1 BB: 1 P: 7	R: 3 E: 0 K: 0 S: 7	H: 4 LOB: 1 BB: 0 P: 7	R: 0 E: 0 K: 1 S: 5	H: 0 LOB: 0 BB: 0 P: 5	R: 3 E: 0 K: 0 S: 8	H: 5 LOB: 2 BB: 0 P: 8	R: 0 E: 0 K: 0 S: 5	H: 2 LOB: 2 BB: 1 P: 8	R: 0 E: 0 K: 0 S: 4	H: 2 LOB: 2 BB: 1 P: 8	R: 0 E: 0 K: 0 S: 4	H: 1 LOB: 3 BB: 2 P: 12	R: 0 E: 0 K: 0 S: 2	H: 0 LOB: 0 BB: 1 P: 6	1B: 14 2B: 2 3B: 0 HR: 0	SF: 0 SAC: 0 DP: 2 HBP: 0	WP: 0 PB: 0 SB: 0 CS: 0	PA: 46			
PITCHER	IP	WLS	BF	H	R	ER	SO	BB	IBB	HBP	BLK	WP	HR	S	P	ERA	WHIP								
Jim Colborn, R ERA: 2.36 (1, 1)	4.0	L	22	8	6	6	1	2	0	0	0	0	0	22	30	13.50	2.500								
Bill Champion, R ERA: 3.51 (5, 1)	2.2		14	6	0	0	0	1	0	0	0	0	0	13	17	0.00	2.625								
Rob Gardner, L ERA: 3.86 (7, 1)	2.1		10	1	0	0	0	3	0	0	0	0	0	7	19	0.00	1.714								

Baltimore Orioles @ Milwaukee Brewers
Milwaukee County Stadium, Milwaukee, WI
Tue Jun 26 1973, 8:05 PM EDT
Att: 22,004 - Unknown

AB 40
R 6
H 15
RBI 6
BB 6
SO 1
LOB 33



Batter	1	2	3	4	5	6	7	8	9	AB	R	H	RBI	BB	SO	LOB	BOTTOM								
Don Money, R OBP: 0.274, SLG: 0.317 (1, 5)	5-3		F4		K			F9		4	0	0	0	0	1	2									
Dave May, L OBP: 0.324, SLG: 0.437 (1, 8)	G3				P6			BB 1B		4	0	2	0	0	0	2									
George Scott, R OBP: 0.341, SLG: 0.416 (1, 3)	K		F9					K		4	0	0	0	0	3	2									
John Briggs, L OBP: 0.353, SLG: 0.406 (1, 7)		4-3 S 1B			F9			BB BB		2	0	1	0	2	0	0									
Darrell Porter, L OBP: 0.348, SLG: 0.450 (1, 10)	F8				F7			K		4	0	0	0	0	1	4									
Joe Lahoud, L OBP: 0.262, SLG: 0.256 (1, 9)	4-3				F8			FC6-4 BB		3	0	0	0	1	0	1									
Elie Rodriguez, R OBP: 0.376, SLG: 0.294 (1, 2)		BB			1B BB			FC6-4 1-2 1-3		2	0	0	0	2	0	1									
Tim Johnson, L OBP: 0.293, SLG: 0.294 (1, 6)	F7				1-3 1B			1-3		4	0	1	0	0	0	3									
Pedro Garcia, R OBP: 0.328, SLG: 0.453 (1, 4)			F2		F2			P4		3	0	0	0	0	0	3									
Inning Stats	R: 0 E: 0 K: 1 S: 5	H: 0 LOB: 0 BB: 0 P: 5	R: 0 E: 0 K: 0 S: 4	H: 1 LOB: 2 BB: 1 P: 8	R: 0 E: 0 K: 0 S: 4	H: 1 LOB: 1 BB: 0 P: 4	R: 0 E: 0 K: 0 S: 3	H: 0 LOB: 0 BB: 0 P: 3	R: 0 E: 0 K: 1 S: 6	H: 1 LOB: 2 BB: 1 P: 10	R: 0 E: 0 K: 1 S: 4	H: 0 LOB: 1 BB: 1 P: 8	R: 0 E: 0 K: 0 S: 3	H: 0 LOB: 1 BB: 1 P: 7	R: 0 E: 0 K: 2 S: 8	H: 1 LOB: 2 BB: 1 P: 12	R: 0 E: 0 K: 0 S: 3	H: 0 LOB: 0 BB: 0 P: 3	1B: 4 2B: 0 3B: 0 HR: 0	SF: 0 SAC: 0 DP: 1 HBP: 0	WP: 0 PB: 0 SB: 1 CS: 0	PA: 35			
PITCHER	IP	WLS	BF	H	R	ER	SO	BB	IBB	HBP	BLK	WP	HR	S	P	ERA	WHIP								
Jim Palmer, R ERA: 2.37 (1, 1)	9.0	W	35	4	0	0	5	5	0	0	0	0	0	40	60	0.00	1.000								

Baltimore Orioles @ Milwaukee Brewers
Milwaukee County Stadium, Milwaukee, WI
Tue Jun 26 1973, 8:05 PM EDT
Att: 22,004 - Unknown

AB 30
R 0
H 4
RBI 0
BB 5
SO 5
LOB 18



Batter	1	2	3	4	5	6	7	8	9	AB	R	H	RBI	BB	SO	LOB	TOP			
Tim Johnson, L (1, 6) OBP: 0.292, SLG: 0.293	F8	CS	5-3		K			4-3 SH1-4 1B		4	0	1	0	0	1	0	Milwaukee Brewers @ Detroit Tigers Tiger Stadium, Detroit, MI Wed Jun 27 1973, 7:05 PM EDT Unknown			
Don Money, R (1, 5) OBP: 0.275, SLG: 0.315	WP 1B BB		5-3		6-3			SH1-4		2	1	0	0	1	0	0				
Dave May, L (1, 8) OBP: 0.330, SLG: 0.448	1B 1-2 BB		3B BB		HR			4-3		2	2	1	1	2	0	1				
John Briggs, L (1, 7) OBP: 0.352, SLG: 0.412	K		1-H 3B		K			1-3		4	0	1	1	0	2	3				
George Scott, R (1, 3) OBP: 0.340, SLG: 0.413	1-2 2-H 1B		6-3		F8			L4		4	0	1	1	0	0	1				
Darrell Porter, L (1, 2) OBP: 0.345, SLG: 0.441	K		5-3		K			BB		3	0	0	0	1	2	2				
Joe Lahoud, L (1, 10) OBP: 0.264, SLG: 0.250		CS BB			F9			K		2	0	0	0	1	1	0				
Gorman Thomas, R (9, PH) OBP: 0.279, SLG: 0.312					K			K		1	0	0	0	0	1	1				
Bob Coluccio, R (1, 9) OBP: 0.271, SLG: 0.389	K		6-3		F9			K		4	0	0	0	0	2	2				
Pedro Garcia, R (1, 4) OBP: 0.325, SLG: 0.447	K				F7			K		3	0	0	0	0	2	1				
Inning Stats	R: 1 E: 0 K: 2 S: 8	H: 1 LOB: 2 BB: 2 P: 16	R: 0 E: 0 K: 2 S: 6	H: 0 LOB: 0 BB: 1 P: 10	R: 1 E: 0 K: 0 S: 4	H: 1 LOB: 1 BB: 1 P: 8	R: 0 E: 0 K: 1 S: 5	H: 0 LOB: 0 BB: 0 P: 5	R: 0 E: 0 K: 1 S: 5	H: 1 LOB: 0 BB: 0 P: 8	R: 0 E: 0 K: 0 S: 5	H: 0 LOB: 0 BB: 0 P: 5	R: 0 E: 0 K: 0 S: 4	H: 1 LOB: 1 BB: 0 P: 4	R: 0 E: 0 K: 2 S: 7	H: 0 LOB: 1 BB: 1 P: 11	1B: 2 2B: 0 3B: 1 HR: 1	SF: 0 SAC: 1 DP: 0 HBP: 0	WP: 1 PB: 0 SB: 0 CS: 1	PA: 36
PITCHER	IP	WLS	BF	H	R	ER	SO	BB	IBB	HBP	BLK	WP	HR	S	P	ERA	WHIP			
Joe Coleman, R (1, 1) ERA: 3.42	8.1	W	33	4	3	3	9	5	0	0	0	1	1	46	66	3.24	1.080			
John Hiller, L (9, 1) ERA: 1.69	0.2	S	2	0	0	0	2	0	0	0	0	0	0	6	6	0.00	0.000			

Batter	1	2	3	4	5	6	7	8	9	AB	R	H	RBI	BB	SO	LOB	BOTTOM			
Gates Brown, L (1, 10) OBP: 0.310, SLG: 0.329	K			4-3	K			3-1		4	0	0	0	0	2	2	Milwaukee Brewers @ Detroit Tigers Tiger Stadium, Detroit, MI Wed Jun 27 1973, 7:05 PM EDT Unknown			
Mickey Stanley, R (1, 8) OBP: 0.305, SLG: 0.391	3-1			1B		K		2B HR BB		3	1	1	0	1	1	0				
Norm Cash, L (1, 3) OBP: 0.330, SLG: 0.488	K			K		HR		HR 2B		4	1	2	1	0	2	1				
Tony Taylor, R (6, PR) OBP: 0.231, SLG: 0.259								HR		0	1	0	0	0	0	0				
Rich Reese, L (9, 3) OBP: 0.207, SLG: 0.188						HR		HR 2B		0	0	0	0	0	0	0				
Willie Horton, R (1, 7) OBP: 0.410, SLG: 0.591				1-3		F8		HR IBB		3	1	0	0	1	0	1				
Dick Sharon, R (9, 9) OBP: 0.231, SLG: 0.436		6-3				F8		HR		0	0	0	0	0	0	0				
Duke Sims, L (1, 2) OBP: 0.336, SLG: 0.391		F8				F5		P3		4	0	0	0	0	0	3				
Dick McAuliffe, L (1, 4) OBP: 0.354, SLG: 0.420		G3				4-3		1B HR		4	1	2	4	0	0	0				
Jim Northrup, L (1, 9) OBP: 0.320, SLG: 0.358				F7		BB 1B		P4		4	1	1	0	0	0	2				
Aurelio Rodriguez, R (1, 5) OBP: 0.247, SLG: 0.351				F9		1B BB		F5		2	0	0	0	1	0	1				
Ed Brinkman, R (1, 6) OBP: 0.309, SLG: 0.373				K		1-2 BB		P4		3	0	1	1	0	1	1				
Inning Stats	R: 0 E: 0 K: 2 S: 7	H: 0 LOB: 0 BB: 0 P: 7	R: 0 E: 0 K: 0 S: 3	H: 0 LOB: 0 BB: 0 P: 3	R: 0 E: 0 K: 1 S: 5	H: 0 LOB: 0 BB: 0 P: 5	R: 0 E: 0 K: 1 S: 6	H: 1 LOB: 1 BB: 0 P: 6	R: 1 E: 0 K: 1 S: 7	H: 2 LOB: 2 BB: 1 P: 11	R: 1 E: 0 K: 1 S: 6	H: 1 LOB: 0 BB: 0 P: 6	R: 0 E: 0 K: 0 S: 4	H: 1 LOB: 1 BB: 0 P: 4	R: 4 E: 0 K: 0 S: 5	H: 2 LOB: 1 BB: 2 P: 13	1B: 4 2B: 1 3B: 0 HR: 2	SF: 0 SAC: 0 DP: 0 HBP: 0	WP: 0 PB: 0 SB: 0 CS: 0	PA: 34
PITCHER	IP	WLS	BF	H	R	ER	SO	BB	IBB	HBP	BLK	WP	HR	S	P	ERA	WHIP			
Jim Slaton, R (1, 1) ERA: 3.0	7.1	L	29	5	3	3	6	2	0	0	0	0	1	39	47	3.68	0.955			
Frank Linzy, R (8, 1) ERA: 3.66	0.2	L	5	2	3	3	0	0	1	0	0	0	1	4	8	40.50	3.000			

Batter	1	2	3	4	5	6	7	8	9	AB	R	H	RBI	BB	SO	LOB	TOP						
Don Money, R OBP: 0.291, SLG: 0.324 (1, 5)										5	2	2	0	0	0	2							
Dave May, L OBP: 0.338, SLG: 0.473 (1, 8)										5	3	3	2	0	0	0							
George Scott, R OBP: 0.336, SLG: 0.402 (1, 3)										4	1	1	1	1	0	1							
Ollie Brown, R OBP: 0.341, SLG: 0.420 (1, 10)										5	1	2	1	0	0	1							
Elie Rodriguez, R OBP: 0.379, SLG: 0.309 (1, 2)										5	0	2	2	0	1	0							
John Briggs, L OBP: 0.346, SLG: 0.408 (1, 7)										4	1	1	0	1	1	4							
Bob Coluccio, R OBP: 0.288, SLG: 0.395 (1, 9)										3	0	0	0	0	0	2	AB 38						
Bob Heise, R OBP: 0.290, SLG: 0.300 (1, 6)										3	1	1	1	1	0	1	R 9						
Pedro Garcia, R OBP: 0.314, SLG: 0.430 (1, 4)										4	0	1	1	0	2	2	H 13						
Inning Stats	R: 2 E: 0 K: 0 S: 5	H: 3 LOB: 0 BB: 0 P: 5	R: 1 E: 0 K: 0 S: 5	H: 2 LOB: 1 BB: 0 P: 5	R: 2 E: 0 K: 0 S: 6	H: 3 LOB: 1 BB: 0 P: 6	R: 3 E: 0 K: 2 S: 11	H: 4 LOB: 2 BB: 1 P: 15	R: 0 E: 0 K: 0 S: 3	H: 0 LOB: 1 BB: 1 P: 7	R: 0 E: 0 K: 0 S: 3	H: 0 LOB: 0 BB: 0 P: 3	R: 1 E: 0 K: 2 S: 8	H: 1 LOB: 1 BB: 1 P: 12	R: 0 E: 0 K: 0 S: 3	H: 0 LOB: 0 BB: 0 P: 3	R: 0 E: 0 K: 0 S: 3	H: 0 LOB: 0 BB: 0 P: 3	1B: 10 2B: 2 3B: 1 HR: 0	SF: 0 SAC: 1 DP: 1 HBP: 0	WP: 0 PB: 0 SB: 3 CS: 0	PA: 42	
PITCHER	IP WLS BF H R ER SO BB IBB HBP BLK WP HR S P ERA WHIP	IP WLS BF H R ER SO BB IBB HBP BLK WP HR S P ERA WHIP	IP WLS BF H R ER SO BB IBB HBP BLK WP HR S P ERA WHIP	IP WLS BF H R ER SO BB IBB HBP BLK WP HR S P ERA WHIP	IP WLS BF H R ER SO BB IBB HBP BLK WP HR S P ERA WHIP	IP WLS BF H R ER SO BB IBB HBP BLK WP HR S P ERA WHIP	IP WLS BF H R ER SO BB IBB HBP BLK WP HR S P ERA WHIP	IP WLS BF H R ER SO BB IBB HBP BLK WP HR S P ERA WHIP	IP WLS BF H R ER SO BB IBB HBP BLK WP HR S P ERA WHIP	IP WLS BF H R ER SO BB IBB HBP BLK WP HR S P ERA WHIP	IP WLS BF H R ER SO BB IBB HBP BLK WP HR S P ERA WHIP	IP WLS BF H R ER SO BB IBB HBP BLK WP HR S P ERA WHIP	IP WLS BF H R ER SO BB IBB HBP BLK WP HR S P ERA WHIP	IP WLS BF H R ER SO BB IBB HBP BLK WP HR S P ERA WHIP	IP WLS BF H R ER SO BB IBB HBP BLK WP HR S P ERA WHIP	IP WLS BF H R ER SO BB IBB HBP BLK WP HR S P ERA WHIP	IP WLS BF H R ER SO BB IBB HBP BLK WP HR S P ERA WHIP	IP WLS BF H R ER SO BB IBB HBP BLK WP HR S P ERA WHIP	IP WLS BF H R ER SO BB IBB HBP BLK WP HR S P ERA WHIP	IP WLS BF H R ER SO BB IBB HBP BLK WP HR S P ERA WHIP	IP WLS BF H R ER SO BB IBB HBP BLK WP HR S P ERA WHIP	IP WLS BF H R ER SO BB IBB HBP BLK WP HR S P ERA WHIP	IP WLS BF H R ER SO BB IBB HBP BLK WP HR S P ERA WHIP

Milwaukee Brewers @ Boston Red Sox
Fenway Park, Boston, MA
Sun Jul 01 1973, 3:33 AM EDT
Unknown - 81 F

AB 38
R 9
H 13
RBI 8
BB 3
SO 4
LOB 13

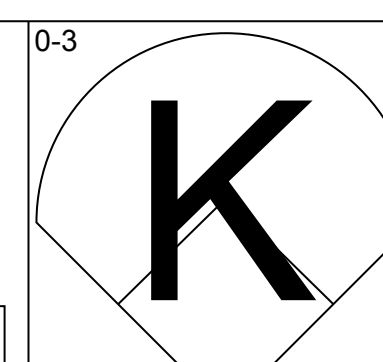
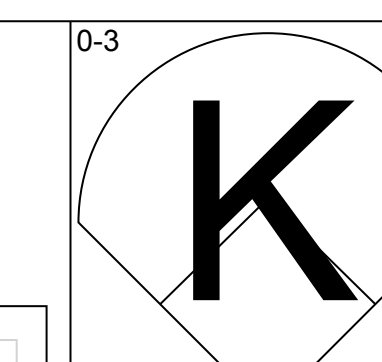
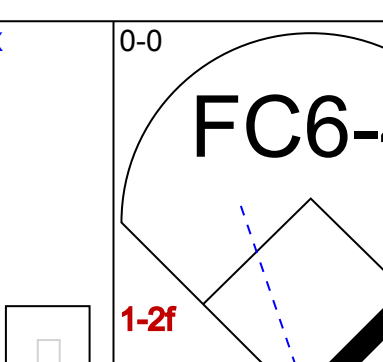
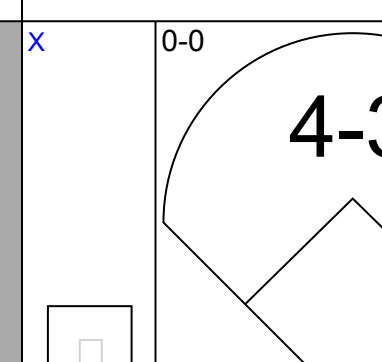
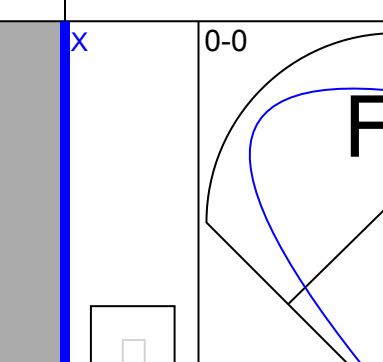
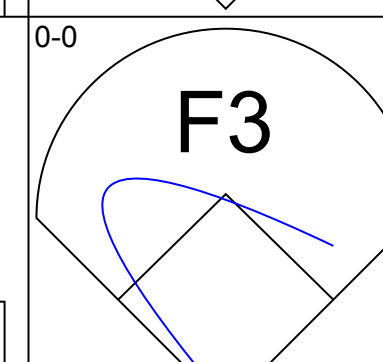
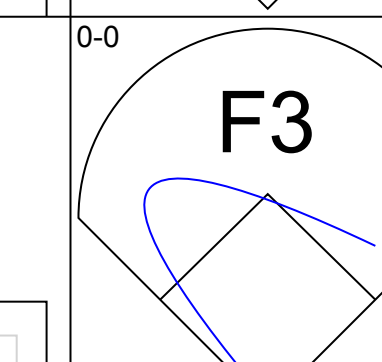
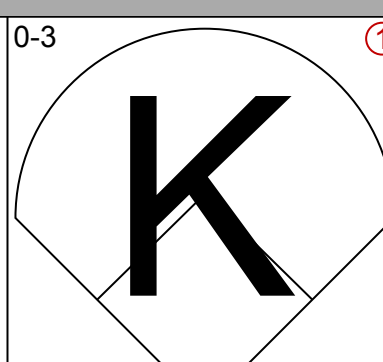
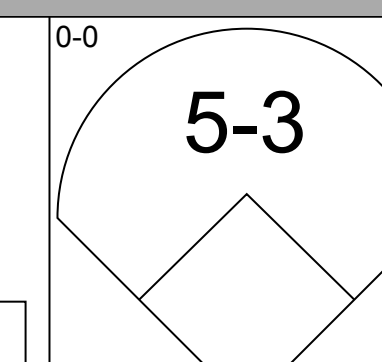
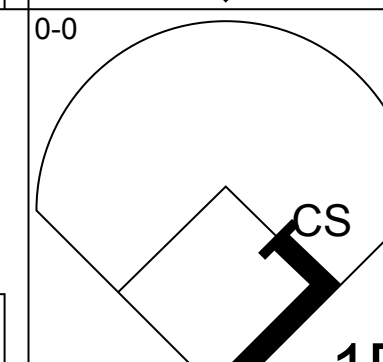
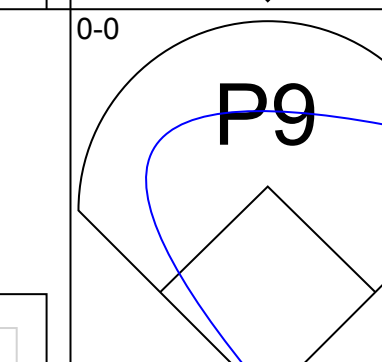
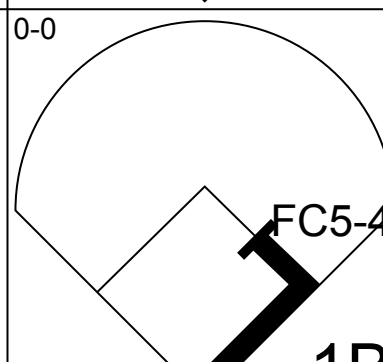
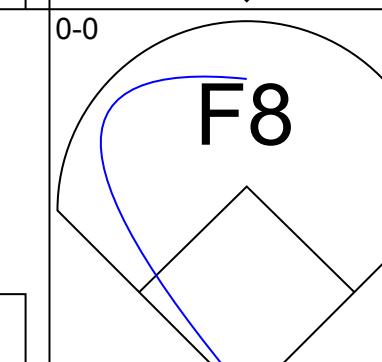
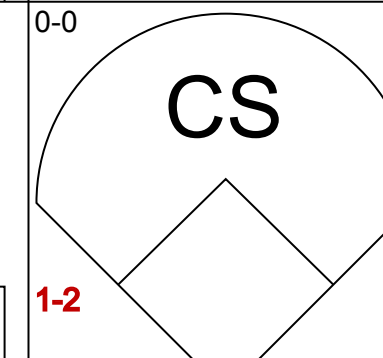
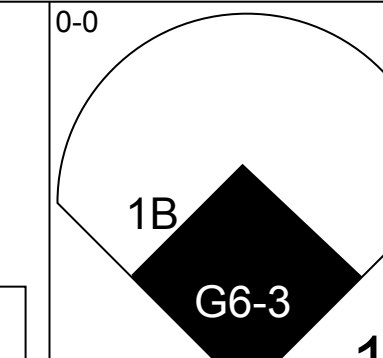
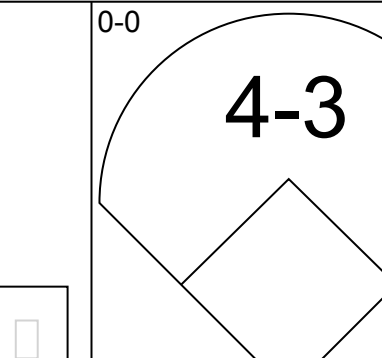
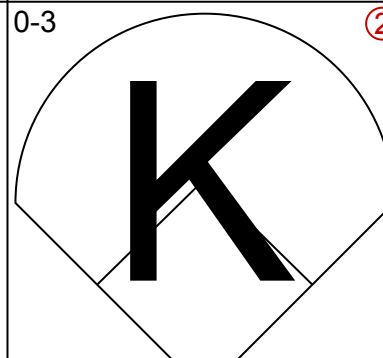
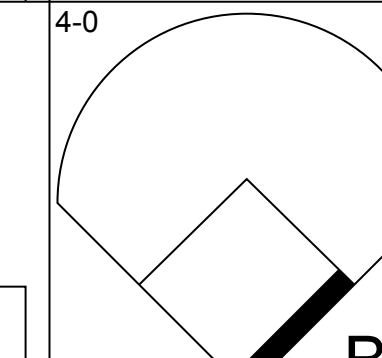
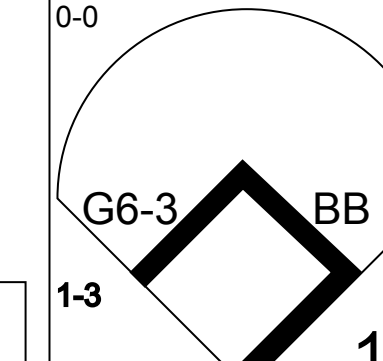
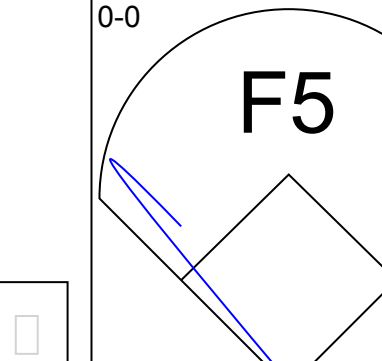
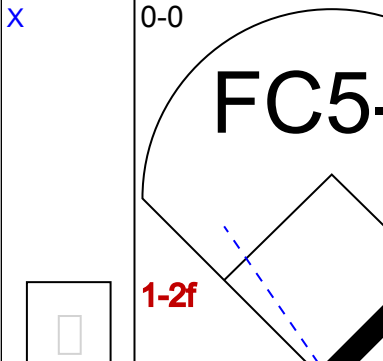
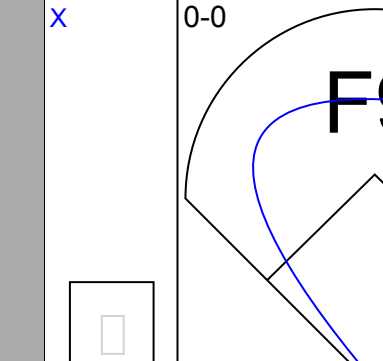
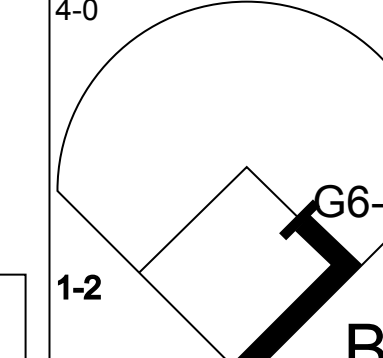
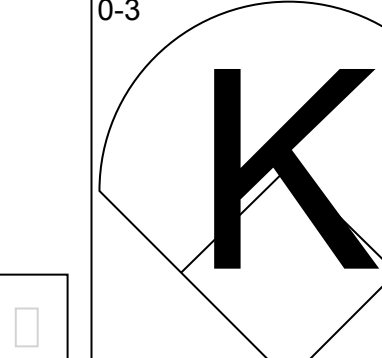
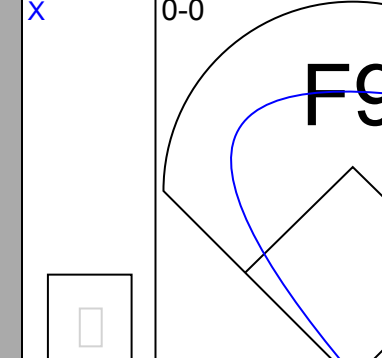
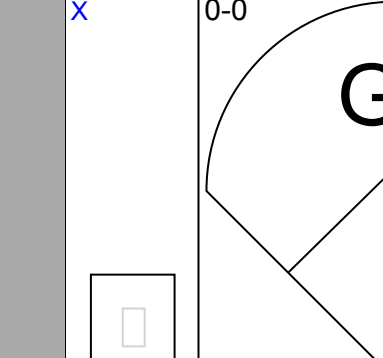
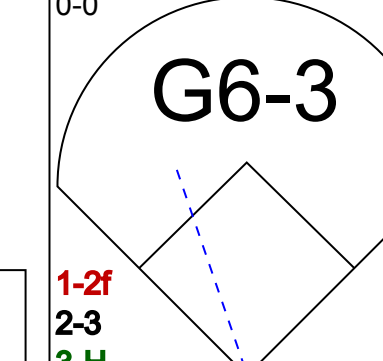
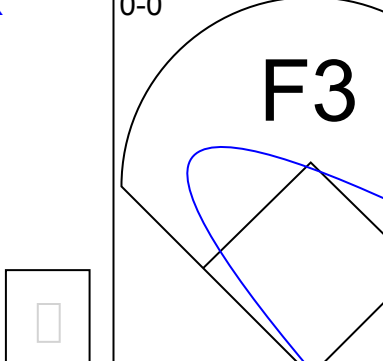
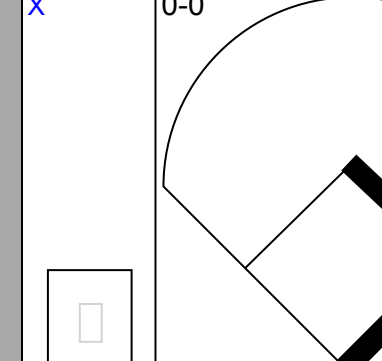
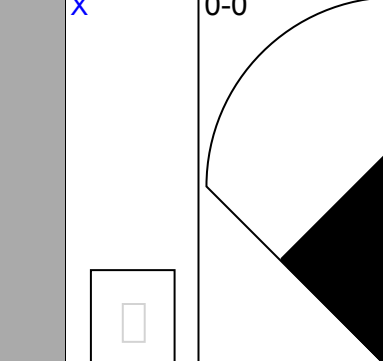
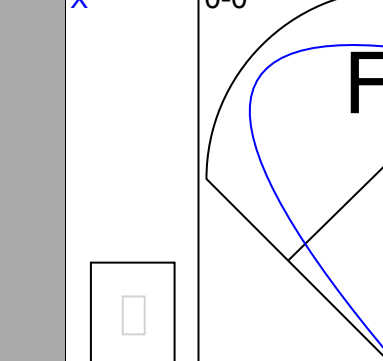
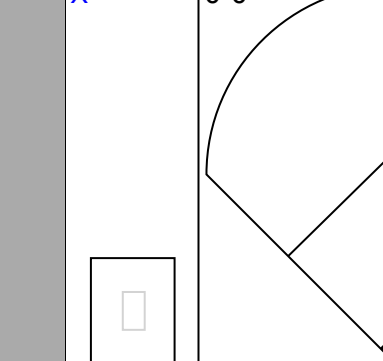


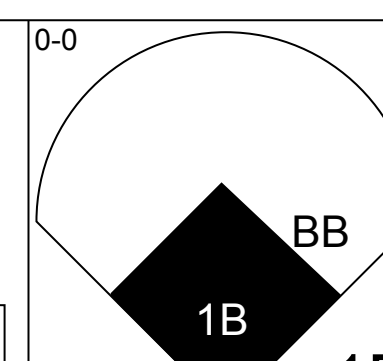
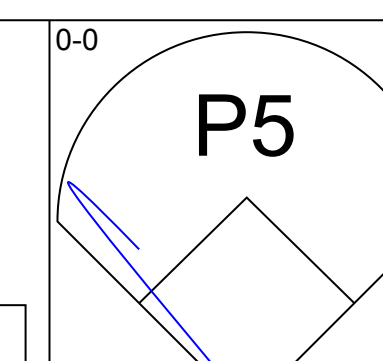
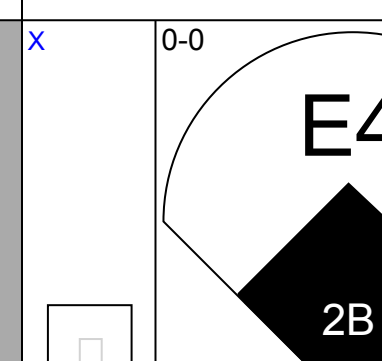
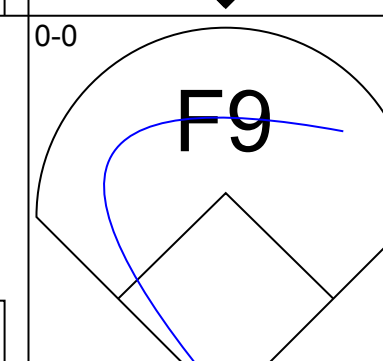
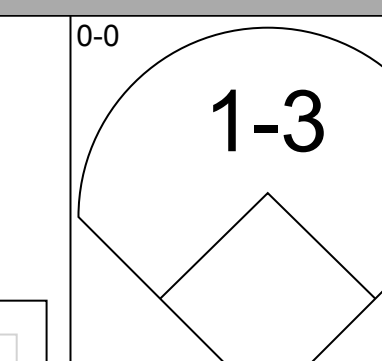
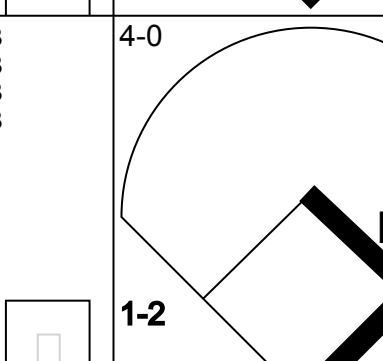
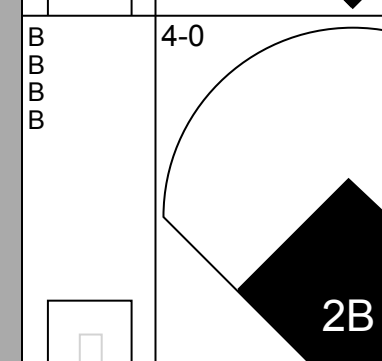

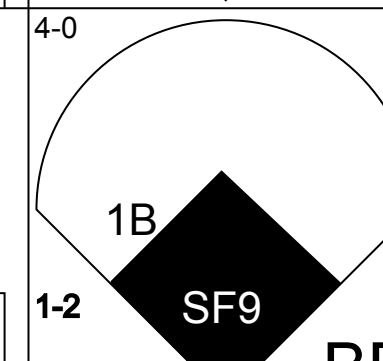
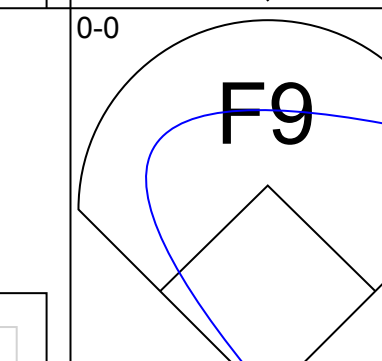
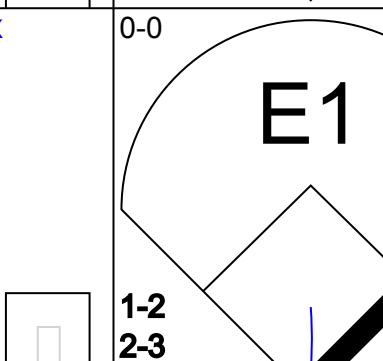
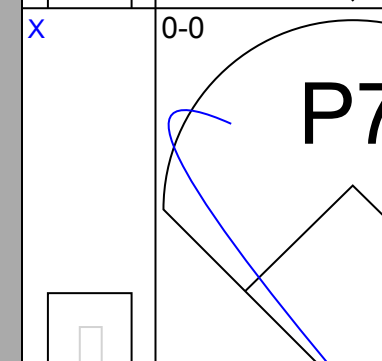
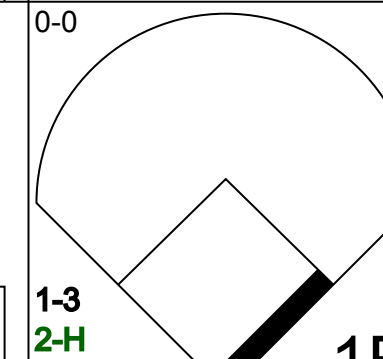
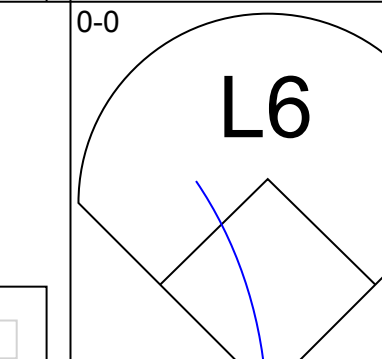
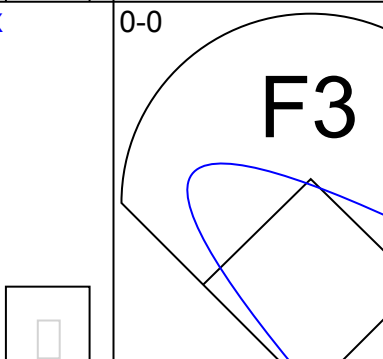
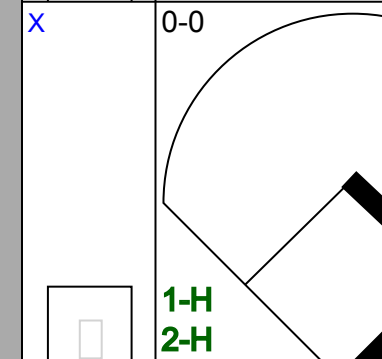
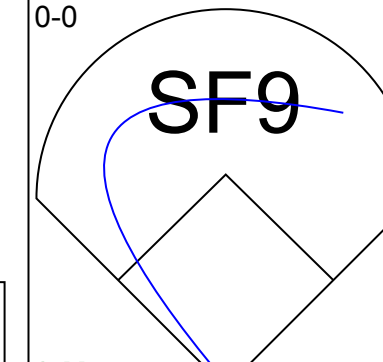
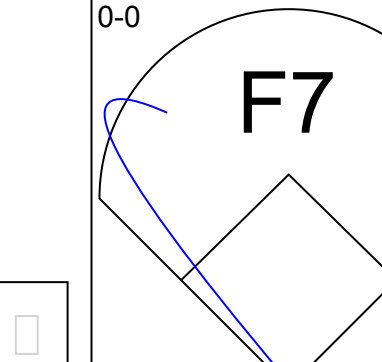
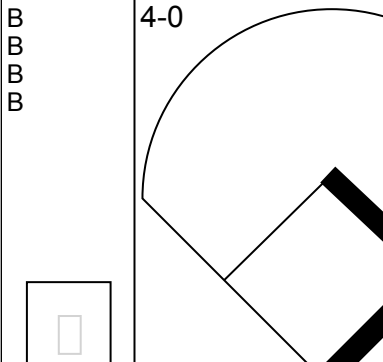
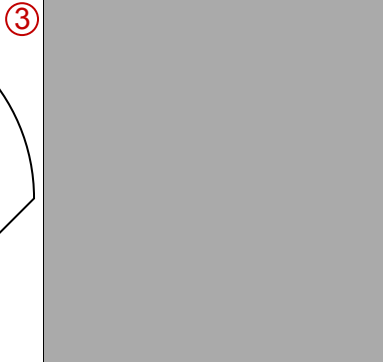
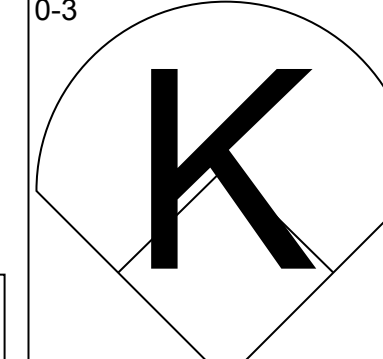
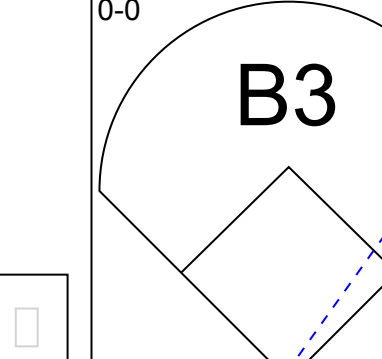
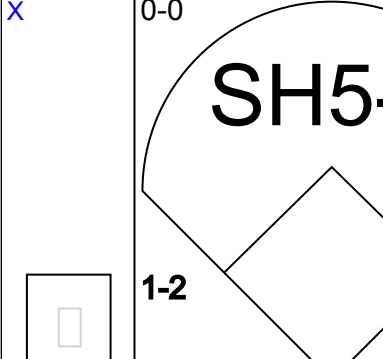
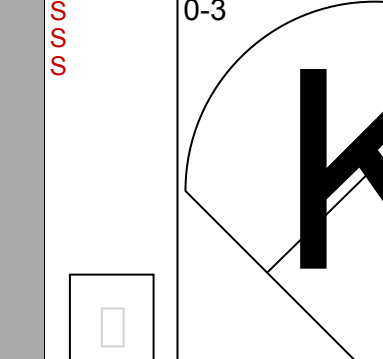
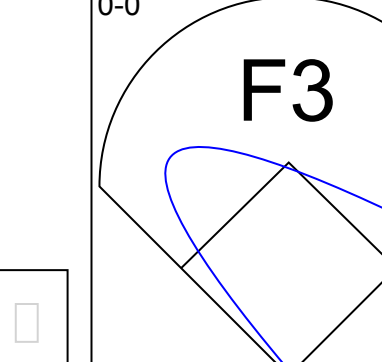
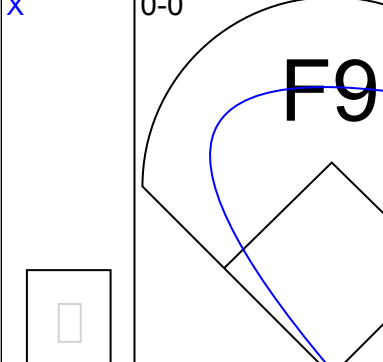
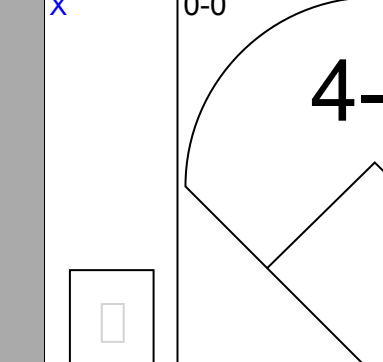
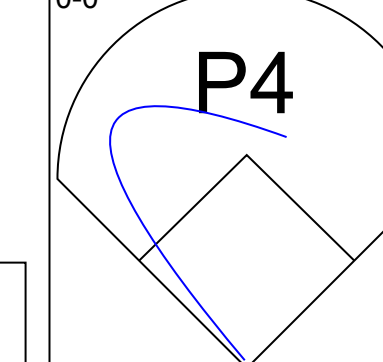
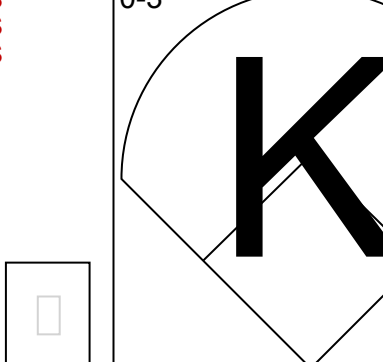
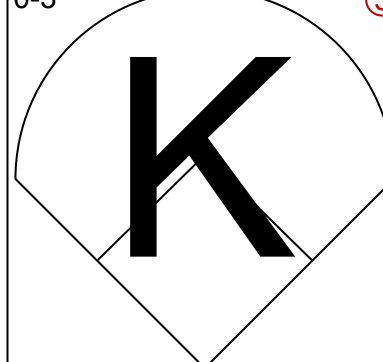
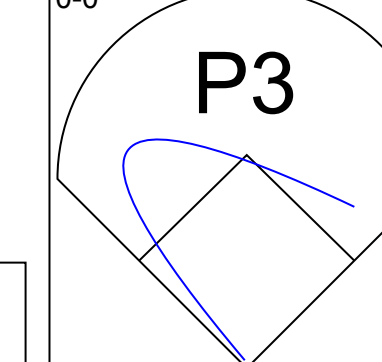
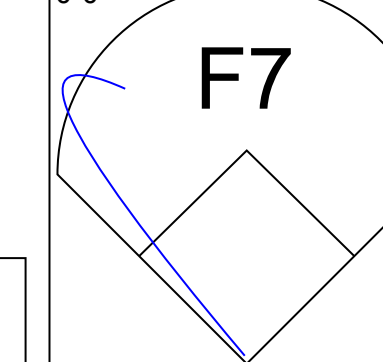
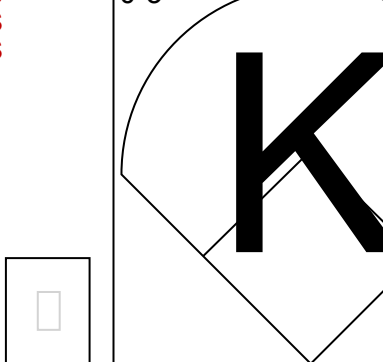
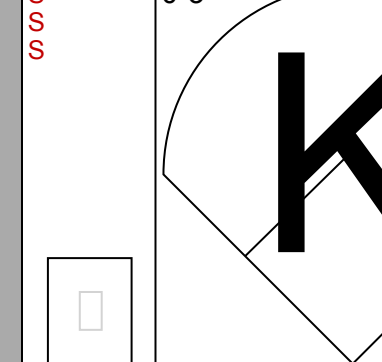
Batter	1	2	3	4	5	6	7	8	9	AB	R	H	RBI	BB	SO	LOB	BOTTOM						
Rick Miller, L OBP: 0.382, SLG: 0.411 (1, 9)										5	0	2	0	0	0	0							
Reggie Smith, S OBP: 0.398, SLG: 0.452 (1, 8)										5	1	2	0	0	0	3							
Carlton Fisk, R OBP: 0.356, SLG: 0.542 (1, 2)										5	1	3	1	0	1	1							
Carl Yastrzemski, L OBP: 0.365, SLG: 0.452 (1, 7)										4	0	1	1	1	0	3							
Orlando Cepeda, R OBP: 0.341, SLG: 0.482 Dwight Evans, R OBP: 0.341, SLG: 0.367 (9, PR)										4	1	1	0	1	1	4							
Rico Petrocelli, R OBP: 0.348, SLG: 0.443 (1, 5)										4	1	0	0	1	0	2							
Danny Cater, R OBP: 0.340, SLG: 0.374 (1, 3)										5	0	2	1	0	0	2	AB 40						
Luis Aparicio, R OBP: 0.326, SLG: 0.306 (1, 6)										4	0	2	1	0	0	1	R 5						
John Kennedy, R OBP: 0.267, SLG: 0.325 (1, 4)										4	1	1	0	0	2	3	H 14						
Inning Stats	R: 0 E: 0 K: 1 S: 6	H: 1 LOB: 2 BB: 1 P: 10	R: 0 E: 0 K: 0 S: 3	H: 0 LOB: 0 BB: 0 P: 3	R: 1 E: 0 K: 0 S: 5	H: 3 LOB: 1 BB: 0 P: 5	R: 0 E: 0 K: 0 S: 4	H: 1 LOB: 1 BB: 0 P: 4	R: 0 E: 0 K: 1 S: 5	H: 0 LOB: 0 BB: 0 P: 5	R: 2 E: 0 K: 2 S: 10	H: 3 LOB: 2 BB: 1 P: 14	R: 0 E: 0 K: 0 S: 4	H: 1 LOB: 1 BB: 0 P: 4	R: 2 E: 0 K: 0 S: 6	H: 3 LOB: 2 BB: 1 P: 10	1B: 12 2B: 2 3B: 0 HR: 0	SF: 0 SAC: 0 DP: 1 HBP: 0	WP: 1 PB: 0 SB: 1 CS: 0	PA: 43			
PITCHER	IP WLS BF H R ER SO BB IBB HBP BLK WP HR S P ERA WHIP	IP WLS BF H R ER SO BB IBB HBP BLK WP HR S P ERA WHIP	IP WLS BF H R ER SO BB IBB HBP BLK WP HR S P ERA WHIP	IP WLS BF H R ER SO BB IBB HBP BLK WP HR S P ERA WHIP	IP WLS BF H R ER SO BB IBB HBP BLK WP HR S P ERA WHIP	IP WLS BF H R ER SO BB IBB HBP BLK WP HR S P ERA WHIP	IP WLS BF H R ER SO BB IBB HBP BLK WP HR S P ERA WHIP	IP WLS BF H R ER SO BB IBB HBP BLK WP HR S P ERA WHIP	IP WLS BF H R ER SO BB IBB HBP BLK WP HR S P ERA WHIP	IP WLS BF H R ER SO BB IBB HBP BLK WP HR S P ERA WHIP	IP WLS BF H R ER SO BB IBB HBP BLK WP HR S P ERA WHIP	IP WLS BF H R ER SO BB IBB HBP BLK WP HR S P ERA WHIP	IP WLS BF H R ER SO BB IBB HBP BLK WP HR S P ERA WHIP	IP WLS BF H R ER SO BB IBB HBP BLK WP HR S P ERA WHIP	IP WLS BF H R ER SO BB IBB HBP BLK WP HR S P ERA WHIP	IP WLS BF H R ER SO BB IBB HBP BLK WP HR S P ERA WHIP	IP WLS BF H R ER SO BB IBB HBP BLK WP HR S P ERA WHIP	IP WLS BF H R ER SO BB IBB HBP BLK WP HR S P ERA WHIP	IP WLS BF H R ER SO BB IBB HBP BLK WP HR S P ERA WHIP	IP WLS BF H R ER SO BB IBB HBP BLK WP HR S P ERA WHIP	IP WLS BF H R ER SO BB IBB HBP BLK WP HR S P ERA WHIP	IP WLS BF H R ER SO BB IBB HBP BLK WP HR S P ERA WHIP	IP WLS BF H R ER SO BB IBB HBP BLK WP HR S P ERA WHIP

Milwaukee Brewers @ Boston Red Sox
Fenway Park, Boston, MA
Sun Jul 01 1973, 3:33 AM EDT
Unknown - 81 F

AB 40
R 5
H 14
RBI 4
BB 3
SO 4
LOB 19



Batter	1	2	3	4	5	6	7	8	9	AB	R	H	RBI	BB	SO	LOB	TOP					
Tim Johnson, L (1, 6) OBP: 0.286, SLG: 0.286 Ollie Brown, R (9, FH) OBP: 0.339, SLG: 0.417										4	0	0	0	0	2	3	Milwaukee Brewers @ Boston Red Sox Fenway Park, Boston, MA Sun Jul 01 1973, 7:05 PM EDT Att: 25,754 - Unknown - 79 F					
Don Money, R (1, 5) OBP: 0.287, SLG: 0.319										4	0	0	0	0	1	0						
Dave May, L (1, 8) OBP: 0.340, SLG: 0.473										4	0	2	0	0	0	0						
John Briggs, L (1, 7) OBP: 0.348, SLG: 0.407										3	1	1	0	1	1	1						
George Scott, R (1, 3)										4	0	1	0	0	0	2						
Darrell Porter, L (1, 10) OBP: 0.341, SLG: 0.429											3	0	0	0	1	1		0				
Joe Lahoud, L (1, 9) OBP: 0.273, SLG: 0.292											4	1	2	1	0	0		2				
Ellie Rodriguez, R (1, 2) OBP: 0.387, SLG: 0.311										2	0	1	0	1	0	0						
Pedro Garcia, R (1, 4) OBP: 0.313, SLG: 0.427										4	0	1	0	0	1	5						
Inning Stats	R: 0 E: 0 K: 1 S: 5	H: 1 LOB: 0 BB: 0 P: 5	R: 1 E: 0 K: 0 S: 4	H: 2 LOB: 2 BB: 1 P: 9	R: 0 E: 0 K: 1 S: 5	H: 0 LOB: 0 BB: 0 P: 5	R: 0 E: 0 K: 1 S: 5	H: 0 LOB: 0 BB: 0 P: 5	R: 0 E: 0 K: 2 S: 6	H: 1 LOB: 1 BB: 0 P: 6	R: 0 E: 0 K: 2 S: 8	H: 1 LOB: 1 BB: 0 P: 8	R: 0 E: 0 K: 0 S: 4	H: 1 LOB: 2 BB: 1 P: 8	R: 0 E: 0 K: 0 S: 3	H: 0 LOB: 1 BB: 1 P: 7	R: 1 E: 0 K: 0 S: 5	H: 2 LOB: 1 BB: 0 P: 5	1B: 7 2B: 0 3B: 0 HR: 1	SF: 0 SAC: 0 DP: 1 HBP: 1	WP: 0 PB: 0 SB: 1 CS: 1	PA: 38
PITCHER Luis Tiant, R (1, 1) ERA: 3.93	IP: 9.0 WLS: W BF: 37 H: 8 R: 2 ER: 2 SO: 6 BB: 3 IBB: 0 HBP: 1 BLK: 0 WP: 0 HR: 1 S: 45 P: 58 ERA: 2.00 WHIP: 1.222															PITCHER	IP: 9.0 WLS: W BF: 37 H: 8 R: 2 ER: 2 SO: 6 BB: 3 IBB: 0 HBP: 1 BLK: 0 WP: 0 HR: 1 S: 45 P: 58 ERA: 2.00 WHIP: 1.222					

Batter	1	2	3	4	5	6	7	8	9	AB	R	H	RBI	BB	SO	LOB	BOTTOM			
Rick Miller, L (1, 9) OBP: 0.384, SLG: 0.413										4	2	2	0	0	0	1	Milwaukee Brewers @ Boston Red Sox Fenway Park, Boston, MA Sun Jul 01 1973, 7:05 PM EDT Att: 25,754 - Unknown - 79 F			
Reggie Smith, S (1, 8) OBP: 0.399, SLG: 0.448										2	1	0	0	2	0	1				
Carl Yastrzemski, L (1, 3) OBP: 0.364, SLG: 0.446										3	1	0	0	1	0	4				
Orlando Cepeda, R (1, 10) OBP: 0.343, SLG: 0.486 Buddy Hunter, R (7, PR) OBP: 0.333, SLG: 0.333										4	0	2	3	0	0	3				
Rico Petrocelli, R (1, 5) OBP: 0.347, SLG: 0.439										2	0	0	1	1	0	1				
Tommy Harper, R (1, 7) OBP: 0.316, SLG: 0.323										3	0	0	0	0	2	1				
Luis Aparicio, R (1, 6) OBP: 0.324, SLG: 0.302										3	0	0	0	1	0	1				
Bob Montgomery, R (1, 2) OBP: 0.343, SLG: 0.750										4	0	0	0	0	2	2				
John Kennedy, R (1, 4) OBP: 0.261, SLG: 0.317										3	0	0	0	0	2	1				
Inning Stats	R: 2 E: 0 K: 1 S: 7	H: 2 LOB: 1 BB: 1 P: 11	R: 0 E: 0 K: 0 S: 3	H: 0 LOB: 1 BB: 1 P: 7	R: 0 E: 0 K: 0 S: 3	H: 0 LOB: 0 BB: 0 P: 3	R: 0 E: 0 K: 0 S: 3	H: 0 LOB: 0 BB: 0 P: 3	R: 0 E: 1 K: 2 S: 9	H: 1 LOB: 3 BB: 1 P: 13	R: 0 E: 0 K: 1 S: 5	H: 0 LOB: 1 BB: 1 P: 9	R: 2 E: 1 K: 1 S: 7	H: 1 LOB: 1 BB: 1 P: 11	R: 0 E: 0 K: 1 S: 5	H: 0 LOB: 0 BB: 0 P: 5	1B: 3 2B: 1 3B: 0 HR: 0	SF: 1 SAC: 1 DP: 0 HBP: 0	WP: 0 PB: 0 SB: 0 CS: 0	PA: 35
PITCHER Jim Slaton, R (1, 1) ERA: 2.95	IP: 8.0 WLS: L BF: 35 H: 4 R: 4 ER: 2 SO: 6 BB: 5 IBB: 0 HBP: 0 BLK: 0 WP: 0 HR: 0 S: 42 P: 62 ERA: 2.25 WHIP: 1.125															PITCHER	IP: 8.0 WLS: L BF: 35 H: 4 R: 4 ER: 2 SO: 6 BB: 5 IBB: 0 HBP: 0 BLK: 0 WP: 0 HR: 0 S: 42 P: 62 ERA: 2.25 WHIP: 1.125			

Batter	1	2	3	4	5	6	7	8	9	AB	R	H	RBI	BB	SO	LOB	TOP								
Tim Johnson, L (1, 6) OBP: 0.286, SLG: 0.282	K2-3		F8				K			3	0	0	0	1	2	2	Milwaukee Brewers @ Baltimore Orioles Memorial Stadium, Baltimore, MD Mon Jul 02 1973, 7:05 PM EDT Att: 6,855 - Unknown								
Don Money, R (1, 5) OBP: 0.283, SLG: 0.315	5-3		K			F8		F8		4	0	0	0	0	1	1									
Dave May, L (1, 8) OBP: 0.342, SLG: 0.480	6-3				F8			2B	HR	4	1	2	0	0	0	0									
John Briggs, L (1, 7) OBP: 0.347, SLG: 0.402		WP SF9 BB			F8			6-3		3	1	0	0	1	0	2									
George Scott, R (1, 3) OBP: 0.337, SLG: 0.412		SF9 1-H			F9			HR		2	1	1	3	1	0	1									
Joe Lahoud, L (1, 9) OBP: 0.285, SLG: 0.283	4-3				F6			4-3		3	0	0	0	0	0	2									
Bob Coluccio, R (8, FH) OBP: 0.266, SLG: 0.392						G3		4-3		1	0	0	0	0	0	0									
Darrell Porter, L (1, 10) OBP: 0.350, SLG: 0.453		HR			5-3 BB			4-3	F9-4-3 1B	3	1	2	1	1	0	0									
Ellie Rodriguez, R (1, 2) OBP: 0.379, SLG: 0.303	F3				5-3			6-3	F9-4-3	4	0	0	0	0	0	2									
Pedro Garcia, R (1, 4) OBP: 0.319, SLG: 0.442					F8 BB			1B	P4	3	1	2	1	1	0	0									
Inning Stats	R: 0 E: 0 K: 1 S: 5	H: 0 LOB: 0 BB: 0 P: 5	R: 2 E: 0 K: 0 S: 4	H: 1 LOB: 0 BB: 1 P: 8	R: 0 E: 0 K: 1 S: 4	H: 0 LOB: 0 BB: 1 P: 8	R: 0 E: 0 K: 0 S: 3	H: 0 LOB: 1 BB: 1 P: 7	R: 1 E: 0 K: 0 S: 3	H: 1 LOB: 1 BB: 2 P: 11	R: 0 E: 0 K: 1 S: 4	H: 1 LOB: 1 BB: 0 P: 4	R: 0 E: 0 K: 1 S: 6	H: 1 LOB: 1 BB: 0 P: 6	R: 2 E: 0 K: 0 S: 5	H: 2 LOB: 0 BB: 0 P: 5	R: 0 E: 0 K: 0 S: 3	H: 1 LOB: 0 BB: 0 P: 3	1B: 2 2B: 3 3B: 0 HR: 3	SF: 1 SAC: 0 DP: 1 HBP: 0	WP: 2 PB: 0 CS: 0	PA: 36			
PITCHER	IP	WLS	BF	H	R	ER	SO	BB	IBB	HBP	BLK	WP	HR	S	P	ERA	WHIP								
Jesse Jefferson, R (1, 1) ERA: 2.86	7.1	L	30	5	4	4	3	5	0	0	0	1	2	31	51	4.91	1.364								
Grant Jackson, L (8, 1) ERA: 1.44	1.2		6	2	1	1	0	0	0	0	0	0	1	6	6	5.40	1.200								

Batter	1	2	3	4	5	6	7	8	9	AB	R	H	RBI	BB	SO	LOB	BOTTOM								
Al Bumbry, L (1, 7) OBP: 0.372, SLG: 0.517	F8	FC6-4				K		K		4	0	0	0	0	2	3	Milwaukee Brewers @ Baltimore Orioles Memorial Stadium, Baltimore, MD Mon Jul 02 1973, 7:05 PM EDT Att: 6,855 - Unknown								
Rich Coggins, L (1, 9) OBP: 0.317, SLG: 0.421	F8		WP 1B			G3		P3		4	1	1	0	0	0	1									
Paul Blair, R (1, 8) OBP: 0.361, SLG: 0.442	5-3				F9			6-3	F8	4	0	0	0	0	0	2									
Tommy Davis, R (1, 10) OBP: 0.307, SLG: 0.377		6-3			G4-6-3 2H 1B			4-3		4	0	2	1	0	0	0									
Boog Powell, L (1, 3) OBP: 0.374, SLG: 0.349		BB 1B 2B			G4-6-3			6-3		4	1	1	0	0	0	2									
Earl Williams, R (1, 2) OBP: 0.337, SLG: 0.410	F8				G6-4-3 1B			K		3	0	1	0	1	1	1									
Bobby Grich, R (1, 4) OBP: 0.362, SLG: 0.354		BB 1B BB			K			FC1-4 BB		1	1	0	0	3	1	1									
Brooks Robinson, R (1, 5) OBP: 0.270, SLG: 0.275		1B BB			G6-4-3			FC1-4		3	0	0	0	1	0	5									
Mark Belanger, R (1, 6) OBP: 0.311, SLG: 0.246		1-2 2H 1B			L6			WP 1B		4	0	2	2	0	0	0									
Inning Stats	R: 0 E: 0 K: 0 S: 3	H: 0 LOB: 0 BB: 0 P: 3	R: 2 E: 0 K: 0 S: 5	H: 2 LOB: 2 BB: 2 P: 13	R: 1 E: 0 K: 0 S: 4	H: 2 LOB: 0 BB: 0 P: 4	R: 0 E: 0 K: 1 S: 5	H: 1 LOB: 0 BB: 0 P: 5	R: 0 E: 0 K: 1 S: 4	H: 1 LOB: 3 BB: 2 P: 12	R: 0 E: 0 K: 1 S: 6	H: 1 LOB: 1 BB: 0 P: 6	R: 0 E: 0 K: 1 S: 5	H: 0 LOB: 0 BB: 0 P: 5	R: 0 E: 0 K: 0 S: 2	H: 0 LOB: 0 BB: 1 P: 6		1B: 6 2B: 1 3B: 0 HR: 0	SF: 0 SAC: 0 DP: 3 HBP: 0	WP: 2 PB: 0 CS: 0	PA: 36				
PITCHER	IP	WLS	BF	H	R	ER	SO	BB	IBB	HBP	BLK	WP	HR	S	P	ERA	WHIP								
Jerry Bell, R (1, 1) ERA: 4.02	3.0		15	5	3	3	0	2	0	0	0	1	0	13	21	9.00	2.333								
Bill Champion, R (4, 1) ERA: 3.15	5.0	W	19	2	0	0	4	2	1	0	0	1	0	24	36	0.00	0.800								
Frank Linzy, R (8, 1) ERA: 3.49	1.0	S	2	0	0	0	0	0	0	0	0	0	0	2	2	0.00	0.000								

Batter	1	2	3	4	5	6	7	8	9	AB	R	H	RBI	BB	SO	LOB	TOP								
Tim Johnson, L (1, 6) <small>OBP: 0.284, SLG: 0.281</small> Bobby Mitchell, R (9, FH)	0-0 B2-3	0-3 K		0-0 6-3		0-0 1B 1B	0-3 K		0-0 F8	5	1	1	0	0	2	3									
Don Money, R (1, 5) <small>OBP: 0.291, SLG: 0.325</small>	0-0 1B HR	0-0 1B BB 2B		0-3 K		0-0 1B FC4-6		0-0 2B 1B	0-0 F7	6	2	4	2	0	1	2									
Dave May, L (1, 8) <small>OBP: 0.349, SLG: 0.489</small>	0-0 1B HR	0-0 1-3		0-0 1B		0-0 1B FC4-6		0-0 1B 2B		5	1	4	1	0	0	1									
John Briggs, L (1, 7) <small>OBP: 0.348, SLG: 0.412</small>	0-0 1B HR	4-0 BB BB		0-0 L6		0-0 1B FC4-6		0-3 2B K		4	1	1	4	1	1	4									
George Scott, R (1, 3) <small>OBP: 0.347, SLG: 0.419</small>	0-0 2B	4-0 BB BB			4-0 BB CS	0-0 1B 1-3		4-0 1B IBB		2	0	2	0	3	0	0									
Darrell Porter, L (1, 10) <small>OBP: 0.348, SLG: 0.444</small> Ollie Brown, R (8, FH) <small>OBP: 0.337, SLG: 0.415</small>	1-0 G4-6-3 HBP	0-0 F8		0-3 K		0-3 K		0-0 G4-6-3		3	0	0	0	0	2	6									
Joe Lahoud, L (1, 9) <small>OBP: 0.287, SLG: 0.277</small> Bob Coluccio, R (5, 9) <small>OBP: 0.269, SLG: 0.390</small>	0-0 G4-6-3		0-0 5-3		1-0 PB HBP		0-0 F4	4-0 1B BB		2	0	0	0	0	0	2									
Ellie Rodriguez, R (1, 2) <small>OBP: 0.390, SLG: 0.314</small>		0-0 1B 2B 1B		0-0 6-3		0-0 BB		0-0 1B		4	1	3	0	1	0	1									
Pedro Garcia, R (1, 4) <small>OBP: 0.317, SLG: 0.437</small>		0-0 1B 2B 1B		0-0 G5-4-3		0-0 F8	0-0 F9	0-0 F8		5	1	1	0	0	0	4									
Inning Stats	R: 3 E: 0 K: 0 S: 6	H: 4 LOB: 1 BB: 0 P: 7	R: 2 E: 0 K: 1 S: 8	H: 3 LOB: 3 BB: 2 P: 16	R: 0 E: 0 K: 0 S: 3	H: 1 LOB: 0 BB: 0 P: 3	R: 0 E: 0 K: 1 S: 6	H: 1 LOB: 1 BB: 0 P: 6	R: 0 E: 0 K: 1 S: 4	H: 0 LOB: 1 BB: 1 P: 9	R: 2 E: 0 K: 1 S: 9	H: 4 LOB: 2 BB: 0 P: 9	R: 0 E: 0 K: 1 S: 5	H: 0 LOB: 1 BB: 1 P: 9	R: 0 E: 0 K: 1 S: 6	H: 2 LOB: 2 BB: 1 P: 10	R: 0 E: 0 K: 0 S: 4	H: 1 LOB: 2 BB: 1 P: 8	1B: 12 2B: 4 3B: 0 HR: 1	SF: 0 SAC: 0 DP: 4 HBP: 2	WP: 0 PB: 1 SB: 0 CS: 1	PA: 47			
PITCHER	IP WLS BF H R ER SO BB IBB HBP BLK WP HR S P ERA WHIP	IP WLS BF H R ER SO BB IBB HBP BLK WP HR S P ERA WHIP	IP WLS BF H R ER SO BB IBB HBP BLK WP HR S P ERA WHIP	IP WLS BF H R ER SO BB IBB HBP BLK WP HR S P ERA WHIP	IP WLS BF H R ER SO BB IBB HBP BLK WP HR S P ERA WHIP	IP WLS BF H R ER SO BB IBB HBP BLK WP HR S P ERA WHIP	IP WLS BF H R ER SO BB IBB HBP BLK WP HR S P ERA WHIP	IP WLS BF H R ER SO BB IBB HBP BLK WP HR S P ERA WHIP	IP WLS BF H R ER SO BB IBB HBP BLK WP HR S P ERA WHIP	IP WLS BF H R ER SO BB IBB HBP BLK WP HR S P ERA WHIP	IP WLS BF H R ER SO BB IBB HBP BLK WP HR S P ERA WHIP	IP WLS BF H R ER SO BB IBB HBP BLK WP HR S P ERA WHIP	IP WLS BF H R ER SO BB IBB HBP BLK WP HR S P ERA WHIP	IP WLS BF H R ER SO BB IBB HBP BLK WP HR S P ERA WHIP	IP WLS BF H R ER SO BB IBB HBP BLK WP HR S P ERA WHIP	IP WLS BF H R ER SO BB IBB HBP BLK WP HR S P ERA WHIP	IP WLS BF H R ER SO BB IBB HBP BLK WP HR S P ERA WHIP	IP WLS BF H R ER SO BB IBB HBP BLK WP HR S P ERA WHIP	IP WLS BF H R ER SO BB IBB HBP BLK WP HR S P ERA WHIP	IP WLS BF H R ER SO BB IBB HBP BLK WP HR S P ERA WHIP	IP WLS BF H R ER SO BB IBB HBP BLK WP HR S P ERA WHIP	IP WLS BF H R ER SO BB IBB HBP BLK WP HR S P ERA WHIP	IP WLS BF H R ER SO BB IBB HBP BLK WP HR S P ERA WHIP	IP WLS BF H R ER SO BB IBB HBP BLK WP HR S P ERA WHIP	IP WLS BF H R ER SO BB IBB HBP BLK WP HR S P ERA WHIP

Milwaukee Brewers @ Baltimore Orioles
 Memorial Stadium, Baltimore, MD
 Tue Jul 03 1973, 7:05 PM EDT
 Unknown

AB 39
 R 7
 H 16
 RBI 7
 BB 6
 SO 6
 LOB 28



Batter	1	2	3	4	5	6	7	8	9	AB	R	H	RBI	BB	SO	LOB	BOTTOM								
Merv Rettenmund, R (1, 9) <small>OBP: 0.295, SLG: 0.288</small> (8, 8)	0-0 HR 1B	0-3 K			0-0 2B		0-0 F7	4-0 G4-3 IBB		4	1	2	0	1	1	3									
Bobby Grich, R (1, 4) <small>OBP: 0.388, SLG: 0.382</small>	0-0 HR		0-0 HR		4-0 FC5-4 BB		0-0 1B	0-0 G4-3		4	2	3	3	1	0	2									
Paul Blair, R (1, 8) <small>OBP: 0.360, SLG: 0.439</small> Frank Baker, L (8, 6) <small>OBP: 0.267, SLG: 0.182</small>	0-0 1B		0-0 F3		0-0 F9		0-3 K	0-0 1B 2B		4	0	1	0	0	1	5									
Tommy Davis, R (1, 10) <small>OBP: 0.305, SLG: 0.373</small>	0-0 F9		0-0 F7		0-0 FC5-4		0-0 F6	0-0 PB 1B		5	0	1	1	0	0	6									
Earl Williams, R (1, 3) <small>OBP: 0.335, SLG: 0.403</small> (5, 2)	0-3 K		0-0 F2		0-0 4-3			0-0 1B BB 4-3		4	1	0	0	1	1	3									
Don Baylor, R (1, 7) <small>OBP: 0.305, SLG: 0.332</small>	0-0 F5			0-0 L5		0-0 F8		0-0 1B 1B		4	1	1	0	0	0	1									
Brooks Robinson, R (1, 5) <small>OBP: 0.277, SLG: 0.276</small>		4-0 BB		4-0 G4-6-3 BB		0-0 4-3		0-0 1B 1B		2	1	1	1	2	0	0									
Andy Etchebarren, R (1, 2) <small>OBP: 0.269, SLG: 0.293</small> Boo Powell, L (4, PH) <small>OBP: 0.378, SLG: 0.354</small> (5, 3) Enos Cabell, R (8, PR) <small>OBP: 0.278, SLG: 0.250</small> (9, 3)	0-0 F7		0-0 G4-6-3		0-0 1B 1B		0-0 1B	0-0 1B G4-3 1B		1	0	0	0	0	0	1									
Mark Belanger, R (1, 6) <small>OBP: 0.309, SLG: 0.244</small> Al Bumbry, L (7, PH) <small>OBP: 0.380, SLG: 0.523</small> (8, 9)	0-0 F3			0-0 F3		0-0 1B		0-0 1B 1B		2	0	0	0	0	0	1									
Inning Stats	R: 2 E: 0 K: 1 S: 8	H: 3 LOB: 1 BB: 0 P: 8	R: 0 E: 0 K: 1 S: 5	H: 0 LOB: 1 BB: 1 P: 9	R: 1 E: 0 K: 0 S: 4	H: 1 LOB: 0 BB: 0 P: 4	R: 0 E: 0 K: 0 S: 2	H: 0 LOB: 0 BB: 1 P: 6	R: 0 E: 0 K: 0 S: 4	H: 1 LOB: 2 BB: 1 P: 8	R: 0 E: 0 K: 0 S: 3	H: 0 LOB: 0 BB: 0 P: 3	R: 0 E: 0 K: 1 S: 8	H: 3 LOB: 3 BB: 0 P: 8	R: 6 E: 0 K: 0 S: 8	H: 6 LOB: 2 BB: 2 P: 16	R: 0 E: 0 K: 0 S: 8	H: 0 LOB: 0 BB: 0 P: 16	1B: 10 2B: 2 3B: 0 HR: 2	SF: 0 SAC: 0 DP: 2 HBP: 0	WP: 0 PB: 1 SB: 0 CS: 0	PA: 41			
PITCHER	IP WLS BF H R ER SO BB IBB HBP BLK WP HR S P ERA WHIP	IP WLS BF H R ER SO BB IBB HBP BLK WP HR S P ERA WHIP	IP WLS BF H R ER SO BB IBB HBP BLK WP HR S P ERA WHIP	IP WLS BF H R ER SO BB IBB HBP BLK WP HR S P ERA WHIP	IP WLS BF H R ER SO BB IBB HBP BLK WP HR S P ERA WHIP	IP WLS BF H R ER SO BB IBB HBP BLK WP HR S P ERA WHIP	IP WLS BF H R ER SO BB IBB HBP BLK WP HR S P ERA WHIP	IP WLS BF H R ER SO BB IBB HBP BLK WP HR S P ERA WHIP	IP WLS BF H R ER SO BB IBB HBP BLK WP HR S P ERA WHIP	IP WLS BF H R ER SO BB IBB HBP BLK WP HR S P ERA WHIP	IP WLS BF H R ER SO BB IBB HBP BLK WP HR S P ERA WHIP	IP WLS BF H R ER SO BB IBB HBP BLK WP HR S P ERA WHIP	IP WLS BF H R ER SO BB IBB HBP BLK WP HR S P ERA WHIP	IP WLS BF H R ER SO BB IBB HBP BLK WP HR S P ERA WHIP	IP WLS BF H R ER SO BB IBB HBP BLK WP HR S P ERA WHIP	IP WLS BF H R ER SO BB IBB HBP BLK WP HR S P ERA WHIP	IP WLS BF H R ER SO BB IBB HBP BLK WP HR S P ERA WHIP	IP WLS BF H R ER SO BB IBB HBP BLK WP HR S P ERA WHIP	IP WLS BF H R ER SO BB IBB HBP BLK WP HR S P ERA WHIP	IP WLS BF H R ER SO BB IBB HBP BLK WP HR S P ERA WHIP	IP WLS BF H R ER SO BB IBB HBP BLK WP HR S P ERA WHIP	IP WLS BF H R ER SO BB IBB HBP BLK WP HR S P ERA WHIP	IP WLS BF H R ER SO BB IBB HBP BLK WP HR S P ERA WHIP	IP WLS BF H R ER SO BB IBB HBP BLK WP HR S P ERA WHIP	IP WLS BF H R ER SO BB IBB HBP BLK WP HR S P ERA WHIP

Milwaukee Brewers @ Baltimore Orioles
 Memorial Stadium, Baltimore, MD
 Tue Jul 03 1973, 7:05 PM EDT
 Unknown

AB 36
 R 9
 H 14
 RBI 8
 BB 5
 SO 3
 LOB 23



Batter	1	2	3	4	5	6	7	8	9	AB	R	H	RBI	BB	SO	LOB	TOP								
Don Money, R OBP: 0.297, SLG: 0.331 (1, 5)	F8		FC5-4 1B 1-2 3B	1B BB		1-H 1B		2-H 1B		4	1	2	2	1	0	1	Milwaukee Brewers @ Baltimore Orioles Memorial Stadium, Baltimore, MD Wed Jul 04 1973, 3:33 AM EDT Att: 9,843 - Unknown livebaseballscorecards.com								
Dave May, L OBP: 0.344, SLG: 0.479 (1, 8)	3-1		3B 1B	1-3 1B	FC4-6 1B	K		CS	3-1	5	1	2	1	0	1	1									
George Scott, R OBP: 0.343, SLG: 0.419 (1, 3)	5-3		1B 3B	FC4-6 1-2			6-3		6-3	5	1	1	2	0	0	2									
Ollie Brown, R OBP: 0.337, SLG: 0.428 (1, 10)		G4-6-3 1B	S 1B		K		F8		K	5	0	2	1	0	2	0									
Elie Rodriguez, R OBP: 0.387, SLG: 0.309 (1, 2)	G4-6-3 1-2		1-2 BB		6-3		K			3	0	0	0	1	1	1									
John Briggs, L OBP: 0.351, SLG: 0.426 (1, 7)	BB		1-3		G3			2B		3	1	1	0	1	0	2									
Bobby Mitchell, R OBP: 0.200, SLG: 0.200 (1, 9)	1-3			SH1-4 1B		F7		6-3		4	1	1	0	0	0	2									
Bob Heise, R OBP: 0.273, SLG: 0.281 (8, PH)			K	SH1-4		F4		1B		2	0	0	0	0	1	0									
Darrell Porter, L OBP: 0.350, SLG: 0.478 (8, FR)				1-2				2B		1	0	1	1	0	0	0									
Tim Johnson, L OBP: 0.292, SLG: 0.293 (8, 6)								2B		0	1	0	0	0	0	0									
Pedro Garcia, R OBP: 0.316, SLG: 0.430 (1, 4)			FC5-4 BB	F9		S 1B		K		3	1	1	0	1	1	2									
Inning Stats	R: 0 E: 0 K: 0 S: 3	H: 0 LOB: 0 BB: 0 P: 3	R: 0 E: 0 K: 0 S: 3	H: 1 LOB: 1 BB: 1 P: 7	R: 3 E: 1 K: 1 S: 8	H: 3 LOB: 2 BB: 2 P: 16	R: 1 E: 0 K: 0 S: 5	H: 2 LOB: 2 BB: 1 P: 9	R: 0 E: 0 K: 1 S: 5	H: 0 LOB: 0 BB: 0 P: 5	R: 1 E: 0 K: 1 S: 7	H: 2 LOB: 1 BB: 0 P: 7	R: 0 E: 0 K: 1 S: 5	H: 0 LOB: 0 BB: 0 P: 5	R: 2 E: 0 K: 1 S: 7	H: 3 LOB: 1 BB: 0 P: 7	R: 0 E: 0 K: 1 S: 5	H: 0 LOB: 0 BB: 0 P: 5	1B: 8 2B: 2 3B: 1 HR: 0	SF: 0 SAC: 1 DP: 1 HBP: 0	WP: 0 PB: 0 SB: 3 CS: 1	PA: 41			
PITCHER	IP	WLS	BF	H	R	ER	SO	BB	IBB	HBP	BLK	WP	HR	S	P	ERA	WHIP								
Mike Cuellar, L ERA: 3.87 (1, 1)	3.2		20	6	4	1	1	4	0	0	0	0	0	18	34	2.46	2.727								
Eddie Watt, R ERA: 3.52 (4, 1)	3.2		15	4	3	3	3	0	0	0	0	0	0	21	21	7.36	1.091								
Bob Reynolds, R ERA: 2.2 (8, 1)	1.2	W	5	1	0	0	2	0	0	0	0	0	0	9	9	0.00	0.600								

Batter	1	2	3	4	5	6	7	8	9	AB	R	H	RBI	BB	SO	LOB	BOTTOM								
Al Bumby, L OBP: 0.376, SLG: 0.510 (1, 7)	E1		K		G4-6-3 1-2		E6 1B	E 1B		3	0	0	0	0	1	1	Milwaukee Brewers @ Baltimore Orioles Memorial Stadium, Baltimore, MD Wed Jul 04 1973, 3:33 AM EDT Att: 9,843 - Unknown livebaseballscorecards.com								
Merv Rettenmund, R OBP: 0.306, SLG: 0.291 (6, 7)							E 1B	BB		1	2	1	0	1	0	0									
Rich Coggins, L OBP: 0.325, SLG: 0.421 (1, 9)	B2			1B	4-3		E SF9	1B	E7 1B	5	2	3	1	0	0	1									
Paul Blair, R OBP: 0.364, SLG: 0.439 (1, 8)	BB		F3			6-3	E1 HR	1B	FC5-4 1B	4	1	2	2	1	0	1									
Boog Powell, L OBP: 0.381, SLG: 0.350 (1, 3)	K			1B		F8	SF9	F8		2	0	0	1	1	1	2									
Eliot Hendricks, L OBP: 0.300, SLG: 0.446 (8, 2)				BB			1-2 3-H			1	0	0	0	0	0	1									
Tommy Davis, R OBP: 0.306, SLG: 0.372 (1, 10)	F9			F8		1B 1B	K	FC5-4		5	1	1	0	0	1	5									
Earl Williams, R OBP: 0.337, SLG: 0.418 (8, 3)		L6		F8		E 1B	HR			4	2	2	2	0	0	1									
Bobby Grich, R OBP: 0.367, SLG: 0.378 (1, 4)		K			1B	E2 1B	CS	BB		3	1	2	1	1	1	0									
Brooks Robinson, R OBP: 0.280, SLG: 0.276 (1, 5)		K			F8		CS	6-3		4	0	1	2	0	1	2									
Mark Belanger, R OBP: 0.308, SLG: 0.239 (1, 6)			F8		G4-6-3 BB	K		BB E		2	1	0	0	2	1	1									
Inning Stats	R: 0 E: 1 K: 1 S: 6	H: 0 LOB: 2 BB: 1 P: 10	R: 0 E: 0 K: 2 S: 7	H: 0 LOB: 0 BB: 0 P: 7	R: 0 E: 0 K: 1 S: 6	H: 1 LOB: 1 BB: 0 P: 6	R: 0 E: 0 K: 0 S: 4	H: 1 LOB: 2 BB: 1 P: 8	R: 0 E: 0 K: 0 S: 2	H: 0 LOB: 0 BB: 1 P: 6	R: 3 E: 1 K: 1 S: 9	H: 4 LOB: 1 BB: 0 P: 9	R: 4 E: 2 K: 1 S: 8	H: 4 LOB: 0 BB: 1 P: 12	R: 3 E: 1 K: 0 S: 5	H: 2 LOB: 1 BB: 2 P: 13	R: 0 E: 0 K: 0 S: 5	H: 0 LOB: 0 BB: 0 P: 5	1B: 11 2B: 0 3B: 0 HR: 1	SF: 1 SAC: 0 DP: 1 HBP: 0	WP: 0 PB: 0 SB: 2 CS: 1	PA: 42			
PITCHER	IP	WLS	BF	H	R	ER	SO	BB	IBB	HBP	BLK	WP	HR	S	P	ERA	WHIP								
Jim Slaton, R ERA: 3.23 (1, 1)	6.2		34	10	7	6	6	4	0	0	0	0	0	42	58	8.10	2.100								
Bill Champion, R ERA: 3.79 (7, 1)	1.1	L	7	2	3	3	0	2	0	0	0	0	0	5	13	20.25	3.000								


Batter	1	2	3	4	5	6	7	8	9	AB	R	H	RBI	BB	SO	LOB	TOP			
Davey Nelson, R OBP: 0.320, SLG: 0.377 (1, 4)										4	0	1	0	0	2	0	Texas Rangers @ Milwaukee Brewers Milwaukee County Stadium, Milwaukee, WI Fri Jul 06 1973, 8:05 PM EDT Att: 12,609 - Unknown			
Vic Harris, S OBP: 0.322, SLG: 0.379 (1, 8)										2	1	1	0	2	0	0				
Alex Johnson, R OBP: 0.315, SLG: 0.365 (1, 10)										4	1	1	0	0	0	3				
Rico Carty, R OBP: 0.298, SLG: 0.295 Tom Grievie, R OBP: 0.133, SLG: 0.133 (8, 7)										4	0	1	1	0	0	1				
Jim Spencer, L OBP: 0.342, SLG: 0.382 (1, 3)										0	0	0	0	0	0	0				
Jeff Burroughs, R OBP: 0.343, SLG: 0.421 (1, 9)										2	2	1	2	2	0	0				
Bill Sudakis, S OBP: 0.246, SLG: 0.371 Jim Mason, L OBP: 0.283, SLG: 0.293 (9, 5)										4	1	1	1	0	1	3				
Dick Billings, R OBP: 0.250, SLG: 0.229 (1, 2)										3	0	0	1	0	0	2				
Pete Mackanin, R OBP: 0.158, SLG: 0.167 (1, 6)										4	0	0	0	0	3	0				
Inning Stats	R: 0 E: 0 K: 1 S: 5	H: 1 LOB: 0 BB: 0 P: 5	R: 0 E: 0 K: 0 S: 3	H: 1 LOB: 0 BB: 0 P: 3	R: 1 E: 0 K: 1 S: 6	H: 1 LOB: 0 BB: 0 P: 6	R: 3 E: 0 K: 1 S: 7	H: 2 LOB: 0 BB: 1 P: 11	R: 0 E: 0 K: 0 S: 4	H: 1 LOB: 2 BB: 1 P: 8	R: 0 E: 0 K: 2 S: 7	H: 0 LOB: 0 BB: 0 P: 7	R: 0 E: 0 K: 0 S: 3	H: 0 LOB: 0 BB: 0 P: 3	R: 1 E: 0 K: 1 S: 5	H: 0 LOB: 0 BB: 1 P: 9		1B: 4 2B: 0 3B: 0 HR: 2	SF: 1 SAC: 0 DP: 1 HBP: 0	WP: 1 PB: 0 SB: 1 CS: 1
PITCHER Jim Colborn, R ERA: 2.93 (1, 1)	IP: 9.0 WLS: L BF: 36 H: 6 R: 5 ER: 5 SO: 6 BB: 5 IBB: 0 HBP: 0 BLK: 0 WP: 1 HR: 2 S: 43 P: 63 ERA: 5.00 WHIP: 1.222															PITCHER (1, 1)	IP: 9.0 WLS: W BF: 36 H: 8 R: 2 ER: 2 SO: 2 BB: 0 IBB: 0 HBP: 0 BLK: 0 WP: 0 HR: 1 S: 40 P: 40 ERA: 2.00 WHIP: 0.889			

AB 30
R 5
H 6
RBI 5
BB 5
SO 6
LOB 11



Batter	1	2	3	4	5	6	7	8	9	AB	R	H	RBI	BB	SO	LOB	BOTTOM			
Don Money, R OBP: 0.299, SLG: 0.337 (1, 5)										4	1	2	0	0	0	0	Texas Rangers @ Milwaukee Brewers Milwaukee County Stadium, Milwaukee, WI Fri Jul 06 1973, 8:05 PM EDT Att: 12,609 - Unknown			
Dave May, L OBP: 0.343, SLG: 0.476 (1, 8)										4	0	1	0	0	0	2				
George Scott, R OBP: 0.344, SLG: 0.430 (1, 3)										4	1	2	2	0	0	1				
Ollie Brown, R OBP: 0.335, SLG: 0.424 (1, 10)										4	0	1	0	0	0	4				
Eliee Rodriguez, R OBP: 0.379, SLG: 0.301 (1, 2)										4	0	0	0	0	0	3				
John Briggs, L OBP: 0.349, SLG: 0.423 (1, 7)										4	0	1	0	0	0	1				
Bob Coluccio, R OBP: 0.267, SLG: 0.379 (1, 9)										4	0	1	0	0	0	0				
Tim Johnson, L OBP: 0.288, SLG: 0.289 Bobby Mitchell, R OBP: 0.167, SLG: 0.167 (9, PH)										3	0	0	0	0	0	2				
Pedro Garcia, R OBP: 0.311, SLG: 0.423 (1, 4)										4	0	0	0	0	1	2				
Inning Stats	R: 2 E: 0 K: 0 S: 5	H: 2 LOB: 0 BB: 0 P: 5	R: 0 E: 0 K: 0 S: 3	H: 0 LOB: 0 BB: 0 P: 3	R: 0 E: 1 K: 0 S: 5	H: 1 LOB: 2 BB: 0 P: 5	R: 0 E: 0 K: 0 S: 5	H: 2 LOB: 2 BB: 0 P: 5	R: 0 E: 0 K: 0 S: 3	H: 2 LOB: 0 BB: 0 P: 5	R: 0 E: 0 K: 1 S: 5	H: 0 LOB: 0 BB: 0 P: 5	R: 0 E: 0 K: 0 S: 4	H: 1 LOB: 0 BB: 0 P: 4	R: 0 E: 0 K: 1 S: 5	H: 0 LOB: 0 BB: 0 P: 5		1B: 6 2B: 1 3B: 0 HR: 1	SF: 0 SAC: 0 DP: 0 HBP: 0	WP: 0 PB: 0 SB: 0 CS: 0
PITCHER Jim Merritt, L ERA: 3.81 (1, 1)	IP: 9.0 WLS: W BF: 36 H: 8 R: 2 ER: 2 SO: 2 BB: 0 IBB: 0 HBP: 0 BLK: 0 WP: 0 HR: 1 S: 40 P: 40 ERA: 2.00 WHIP: 0.889															PITCHER (1, 1)	IP: 9.0 WLS: W BF: 36 H: 8 R: 2 ER: 2 SO: 2 BB: 0 IBB: 0 HBP: 0 BLK: 0 WP: 0 HR: 1 S: 40 P: 40 ERA: 2.00 WHIP: 0.889			

AB 36
R 2
H 8
RBI 2
BB 0
SO 2
LOB 15



Batter	1	2	3	4	5	6	7	8	9	AB	R	H	RBI	BB	SO	LOB	TOP			
Davey Nelson, R OBP: 0.321, SLG: 0.375 (1, 4)										4	0	1	0	1	0	2	Texas Rangers @ Milwaukee Brewers Milwaukee County Stadium, Milwaukee, WI Sat Jul 07 1973, 4:33 AM EDT Att: 15,122 - Unknown - 90 F			
Vic Harris, S OBP: 0.316, SLG: 0.372 (1, 8)										5	0	0	0	0	1	6				
Alex Johnson, R OBP: 0.314, SLG: 0.366 (1, 10)										5	0	1	0	0	0	4				
Rico Carty, R OBP: 0.295, SLG: 0.292 Tom Grieve, R OBP: 0.125, SLG: 0.125 (7, PH) (7, 7)										3	0	0	0	0	1	4				
Jim Spencer, L OBP: 0.340, SLG: 0.379 (1, 3)										4	1	1	0	0	0	1				
Jeff Burroughs, R OBP: 0.342, SLG: 0.418 (1, 9)										4	0	1	0	0	0	2				
Bill Sudakis, S OBP: 0.233, SLG: 0.348 (1, 5)										4	0	0	0	0	2	2				
Pete Mackanin, R OBP: 0.174, SLG: 0.143 (1, 6)										3	1	0	0	1	1	2				
Ken Suarez, R OBP: 0.358, SLG: 0.346 (1, 2)										3	0	2	2	1	0	0				
Inning Stats	R: 0 E: 0 K: 1 S: 6	H: 1 LOB: 1 BB: 0 P: 6	R: 0 E: 0 K: 1 S: 5	H: 0 LOB: 0 BB: 0 P: 5	R: 1 E: 1 K: 1 S: 7	H: 1 LOB: 2 BB: 1 P: 11	R: 1 E: 1 K: 1 S: 8	H: 2 LOB: 3 BB: 1 P: 12	R: 0 E: 0 K: 0 S: 4	H: 1 LOB: 1 BB: 0 P: 4	R: 0 E: 0 K: 1 S: 5	H: 0 LOB: 0 BB: 0 P: 5	R: 0 E: 0 K: 1 S: 6	H: 1 LOB: 1 BB: 0 P: 6	R: 0 E: 1 K: 0 S: 4	H: 0 LOB: 1 BB: 0 P: 4		1B: 4 2B: 2 3B: 0 HR: 0	SF: 0 SAC: 0 DP: 0 HBP: 0	WP: 0 PB: 0 SB: 1 CS: 0
PITCHER Eduardo Rodriguez, R ERA: 1.82 (1, 1)	IP: 9.0 WLS: W BF: 39 H: 6 R: 2 ER: 1 SO: 6 BB: 3 IBB: 0 HBP: 0 BLK: 0 WP: 0 HR: 0 S: 48 P: 60 ERA: 1.00 WHIP: 1.000															PITCHER				

Batter	1	2	3	4	5	6	7	8	9	AB	R	H	RBI	BB	SO	LOB	BOTTOM			
Bob Coluccio, R OBP: 0.273, SLG: 0.395 (1, 9) (8, 8)										5	2	4	1	1	1	4	Texas Rangers @ Milwaukee Brewers Milwaukee County Stadium, Milwaukee, WI Sat Jul 07 1973, 4:33 AM EDT Att: 15,122 - Unknown - 90 F			
Dave May, L OBP: 0.346, SLG: 0.480 Bob Heise, R OBP: 0.273, SLG: 0.281 (1, 8) (8, 5)										6	2	3	1	0	0	1				
George Scott, R OBP: 0.351, SLG: 0.440 John Vukovich, R OBP: 0.176, SLG: 0.161 (1, 3) (8, 3)										5	3	4	1	0	0	1				
Ollie Brown, R OBP: 0.345, SLG: 0.425 (1, 10)										4	3	2	0	2	1	1				
Don Money, R OBP: 0.307, SLG: 0.355 Bobby Mitchell, R OBP: 0.286, SLG: 0.286 (1, 5) (8, 7)										4	2	3	5	1	0	1				
John Briggs, L OBP: 0.350, SLG: 0.428 Joe Lahoud, L OBP: 0.265, SLG: 0.275 (1, 7) (8, 9)										4	2	1	1	1	1	6				
Elie Rodriguez, R OBP: 0.379, SLG: 0.296 (1, 2)										3	1	0	0	1	1	3				
Tim Johnson, L OBP: 0.286, SLG: 0.288 (1, 6)										5	0	1	2	0	2	3				
Pedro Garcia, R OBP: 0.316, SLG: 0.426 (1, 4)										3	2	1	0	1	1	0				
Inning Stats	R: 1 E: 0 K: 0 S: 5	H: 3 LOB: 2 BB: 1 P: 9	R: 0 E: 0 K: 1 S: 5	H: 0 LOB: 0 BB: 0 P: 5	R: 2 E: 0 K: 1 S: 8	H: 3 LOB: 2 BB: 1 P: 12	R: 0 E: 0 K: 1 S: 5	H: 0 LOB: 1 BB: 1 P: 9	R: 2 E: 1 K: 1 S: 7	H: 2 LOB: 1 BB: 0 P: 8	R: 5 E: 0 K: 1 S: 10	H: 5 LOB: 3 BB: 2 P: 19	R: 7 E: 1 K: 1 S: 10	H: 4 LOB: 0 BB: 2 P: 18	R: 0 E: 0 K: 1 S: 6	H: 1 LOB: 1 BB: 0 P: 6		1B: 11 2B: 4 3B: 1 HR: 2	SF: 0 SAC: 0 DP: 1 HBP: 2	WP: 0 PB: 0 SB: 0 CS: 0
PITCHER David Clyde, L ERA: 4.02 Mike Paul, L ERA: 5.57 Lloyd Allen, R ERA: 12.54 (1, 1) (5, 1) (6, 1)	IP: 4.2 WLS: L BF: 25 H: 8 R: 5 ER: 4 SO: 3 BB: 3 IBB: 0 HBP: 0 BLK: 0 WP: 0 HR: 0 S: 27 P: 40 ERA: 7.71 WHIP: 2.357															PITCHER				

AB	36
R	2
H	6
RBI	2
BB	3
SO	6
LOB	23



Batter	1	2	3	4	5	6	7	8	9	AB	R	H	RBI	BB	SO	LOB	TOP								
Davey Nelson, R OBP: 0.323, SLG: 0.380 Pete Mackanin, R OBP: 0.167, SLG: 0.136	0-0 1B 2B		0-0 F7		0-0 G3 1B		0-0 4-3		0-0 4-3	4	0	2	0	0	0	1									
Vic Harris, S OBP: 0.314, SLG: 0.369	0-0 P1		0-3 K		0-0 G3			0-0 2B 1B	0-0 F8	5	1	1	0	0	1	2									
Alex Johnson, R OBP: 0.316, SLG: 0.370	0-0 E2 2H 1B			0-0 6-3	0-0 1-3			0-0 FC1-6 1H 2B		4	0	2	1	0	0	1									
Rico Carty, R OBP: 0.295, SLG: 0.288 Elliott Maddox, R OBP: 0.351, SLG: 0.264	0-3 K			0-0 F9		4-0 G4-6-3 BB		0-0 FC1-6 BB 1B		3	0	0	0	1	1	2									
Jim Spencer, L OBP: 0.343, SLG: 0.379		0-0 4-3		0-0 1B 2B 1B		0-0 G4-6-3 BB		4-0 FC6-4 1B BB		3	1	1	0	1	0	1									
Larry Bittner, L OBP: 0.282, SLG: 0.257		0-0 F7		0-0 1B 2B 1B		0-0 F9		0-0 FC6-4 1B		4	1	2	1	0	0	0									
Bill Sudakis, S OBP: 0.362 Steve Dunning, R OBP: 0.125	4-0 BB			0-0 BB 2B			0-0 G3	0-0 FC6-4 1B		3	0	1	2	1	0	2	AB 35								
Ken Suarez, R OBP: 0.350, SLG: 0.338	0-0 F8			0-0 6-3			0-0 F7	0-3 K		0	0	0	0	0	0	0	R 4								
Jim Mason, L OBP: 0.282, SLG: 0.292			0-0 F9		0-0 F8			0-0 F8		4	0	1	0	0	0	0	H 10								
Inning Stats	R: 0 E: 1 K: 1 S: 6	H: 2 LOB: 1 BB: 0 P: 6	R: 0 E: 0 K: 0 S: 3	H: 0 LOB: 1 BB: 1 P: 7	R: 0 E: 0 K: 1 S: 5	H: 0 LOB: 0 BB: 0 P: 5	R: 2 E: 0 K: 0 S: 6	H: 3 LOB: 1 BB: 0 P: 6	R: 0 E: 0 K: 0 S: 4	H: 1 LOB: 1 BB: 1 P: 4	R: 0 E: 0 K: 0 S: 2	H: 0 LOB: 0 BB: 1 P: 6	R: 0 E: 0 K: 1 S: 4	H: 1 LOB: 2 BB: 0 P: 4	R: 2 E: 0 K: 1 S: 8	H: 3 LOB: 2 BB: 1 P: 12	R: 0 E: 0 K: 0 S: 3	H: 0 LOB: 0 BB: 0 P: 3	1B: 7 2B: 3 3B: 0 HR: 0	SF: 0 SAC: 0 DP: 1 HBP: 0	WP: 0 PB: 0 SB: 0 CS: 0	PA: 38			
PITCHER	IP	WLS	BF	H	R	ER	SO	BB	IBB	HBP	BLK	WP	HR	S	P	ERA	WHIP								
Jim Slaton, R ERA: 3.32	7.1	W	31	9	4	4	2	2	0	0	0	0	0	33	41	4.91	1.500								
Frank Linzy, R ERA: 3.7	1.2	S	7	1	0	0	1	1	0	0	0	0	0	8	12	0.00	1.200								

Texas Rangers @ Milwaukee Brewers
Milwaukee County Stadium, Milwaukee, WI

AB 35
R 4
H 10
RBI 4
BB 3
SO 3
LOB 13



WP: 0 PA: 38
PB: 0
SB: 0
CS: 0

Texas Rangers @ Milwaukee Brewers
Milwaukee County Stadium, Milwaukee, WI

AB 30
R 6
H 6
RBI 6
BB 5
SO 7
LOB 9



WP: 0 PA: 36
PB: 0
SB: 2
CS: 0

Batter	1	2	3	4	5	6	7	8	9	AB	R	H	RBI	BB	SO	LOB	BOTTOM								
Joe Lahoud, L OBP: 0.273, SLG: 0.286	4-0 BB HR BB	0-0 1H 2B			0-0 4-3		0-0 P4			3	1	1	1	1	0	0									
Don Money, R OBP: 0.312, SLG: 0.359	4-0 1-2 HR BB	0-0 5-3			4-0 HR BB		0-0 2B			2	2	1	0	2	0	1									
Dave May, L OBP: 0.345, SLG: 0.486	0-3 K		0-0 L5		0-0 1H HR		0-0 4-3			4	1	1	2	0	1	3									
John Briggs, L OBP: 0.352, SLG: 0.440	0-0 1H 2H HR		0-0 4-3		0-0 S 1B		0-0 F8			4	1	2	3	0	0	0									
George Scott, R OBP: 0.347, SLG: 0.434	0-3 K		0-0 F9		0-0 5-3		0-0 6-3			4	0	0	0	0	1	1									
Darrell Porter, L OBP: 0.356, SLG: 0.472	0-3 K			0-0 F7		0-0 F9		0-0 BB HBP 1B		4	0	1	0	0	1	0									
Ollie Brown, R OBP: 0.343, SLG: 0.418		0-3 K		0-0 P4		0-0 F8		1-0 BB HBP		3	0	0	0	0	1	0	AB 30								
Tim Johnson, L OBP: 0.290, SLG: 0.285		4-0 FC6-4 BB		0-0 F7		0-0 K		4-0 1-2 3 BB		2	0	0	0	2	1	0	R 6								
Pedro Garcia, R OBP: 0.312, SLG: 0.420		0-0 FC6-4 S 2B			0-3 K		0-0 F8	0-3 K		4	1	0	0	0	2	4	H 6								
Inning Stats	R: 3 E: 0 K: 3 S: 10	H: 1 LOB: 0 BB: 2 P: 18	R: 1 E: 0 K: 1 S: 6	H: 1 LOB: 1 BB: 1 P: 10	R: 0 E: 0 K: 0 S: 3	H: 0 LOB: 0 BB: 0 P: 3	R: 0 E: 0 K: 0 S: 3	H: 0 LOB: 0 BB: 0 P: 3	R: 2 E: 0 K: 1 S: 7	H: 2 LOB: 1 BB: 1 P: 11	R: 0 E: 0 K: 1 S: 5	H: 0 LOB: 0 BB: 0 P: 5	R: 0 E: 0 K: 0 S: 4	H: 1 LOB: 1 BB: 0 P: 4	R: 0 E: 0 K: 1 S: 6	H: 1 LOB: 3 BB: 1 P: 11	R: 0 E: 0 K: 1 S: 6	H: 1 LOB: 3 BB: 1 P: 11	1B: 2 2B: 2 3B: 0 HR: 2	SF: 0 SAC: 0 DP: 0 HBP: 1	WP: 0 PB: 0 SB: 2 CS: 0	PA: 36			
PITCHER	IP	WLS	BF	H	R	ER	SO	BB	IBB	HBP	BLK	WP	HR	S	P	ERA	WHIP								
Jim Bibby, R ERA: 4.92	7.2	L	34	6	6	6	6	4	0	1	0	0	0	41	58	7.04	1.304								
Mike Paul, L ERA: 5.54	0.1		2	0	0	0	1	1	0	0	0	0	0	3	7	0.00	3.000								

Sun Jul 08 1973, 4:33 AM EDT
Unknown

Batter	1	2	3	4	5	6	7	8	9	AB	R	H	RBI	BB	SO	LOB	TOP										
Davey Nelson, R OBP: 0.325, SLG: 0.384 (1, 4)	1-3	FC6-4		1B			F8		1B	5	0	2	1	0	0	3											
Vic Harris, S OBP: 0.316, SLG: 0.367 (1, 5)	K						F8		F7	4	0	1	1	1	1	1											
Alex Johnson, R OBP: 0.312, SLG: 0.366 (1, 10)	6-3		G4-6-3				4-3			4	0	0	0	0	0	3											
Rico Carty, R OBP: 0.304, SLG: 0.296 (1, 7)		1B							1B	3	1	3	0	1	0	0											
Jeff Burroughs, R OBP: 0.340, SLG: 0.415 (1, 9)		1B					F8		F3	4	0	1	0	0	0	3											
Dick Billings, R OBP: 0.242, SLG: 0.221 (1, 2)	FC1-4						G6-4-3		F8	4	0	0	0	0	0	4											
Jim Spencer, L OBP: 0.345, SLG: 0.378 (1, 3)		1B					F9		F9	3	1	1	1	1	0	1											
Tom Grieve, R OBP: 0.211, SLG: 0.167 (9, PH)							F9		4-3	2	1	1	0	1	0	0											
Jim Mason, L OBP: 0.281, SLG: 0.290 (9, PH)		FC6-4					F9			1	0	0	0	0	0	0											
Pete Mackanin, R OBP: 0.148, SLG: 0.120 (9, PH)		F9					F8		F7	3	0	0	0	0	1	5											
Larry Bittner, L OBP: 0.277, SLG: 0.255 (9, PH)							K			1	0	0	0	0	0	0											
Inning Stats	R: 0 E: 0 K: 1 S: 5	H: 0 LOB: 0 BB: 0 P: 5	R: 1 E: 0 K: 0 S: 7	H: 4 LOB: 3 BB: 0 P: 7	R: 0 E: 0 K: 0 S: 2	H: 0 LOB: 1 BB: 2 P: 10	R: 2 E: 0 K: 0 S: 5	H: 2 LOB: 2 BB: 2 P: 13	R: 0 E: 0 K: 0 S: 3	H: 1 LOB: 0 BB: 0 P: 3	R: 0 E: 0 K: 0 S: 3	H: 0 LOB: 0 BB: 0 P: 3	R: 0 E: 0 K: 0 S: 4	H: 1 LOB: 1 BB: 0 P: 4	R: 0 E: 0 K: 0 S: 4	H: 1 LOB: 1 BB: 0 P: 4	1B: 8 2B: 1 3B: 0 HR: 0	SF: 0 SAC: 0 DP: 2 HBP: 0	WP: 0 PB: 0 SB: 0 CS: 0	PA: 38							
PITCHER	IP	WLS	BF	H	R	ER	SO	BB	IBB	HBP	BLK	WP	HR	S	P	ERA	WHIP										
Chris Short, L ERA: 3.78	3.2		20	6	3	3	1	4	0	0	0	0	0	18	34	7.36	2.727										
Skip Lockwood, R ERA: 3.17	5.1	W	18	3	0	0	1	0	0	0	0	0	0	20	20	0.00	0.562										

Texas Rangers @ Milwaukee Brewers
Milwaukee County Stadium, Milwaukee, WI
Sun Jul 08 1973, 4:38 AM EDT
Att: 31,907 - Unknown

AB 34
R 3
H 9
RBI 3
BB 4
SO 2
LOB 20



Batter	1	2	3	4	5	6	7	8	9	AB	R	H	RBI	BB	SO	LOB	BOTTOM										
Bob Coluccio, R OBP: 0.276, SLG: 0.392 (1, 9)	1B	6-3		P4				F7		4	1	1	0	1	0	0											
Dave May, L OBP: 0.346, SLG: 0.494 (1, 8)	WP	1-3					FC1-4		4-3	5	2	2	1	0	0	1											
George Scott, R OBP: 0.352, SLG: 0.448 (8, 3)	2B						HR			4	3	3	2	0	0	1											
John Vukovich, R OBP: 0.176, SLG: 0.161 (1, 10)	2B	6-3					HR			0	0	0	0	0	0	0											
Ollie Brown, R OBP: 0.356, SLG: 0.422 (1, 5)	2B	6-3					BB			1	1	1	0	3	0	0											
Don Money, R OBP: 0.311, SLG: 0.357 (1, 7)	SF9						K		F9	2	0	0	1	1	1	4											
John Briggs, L OBP: 0.357, SLG: 0.446 (1, 2)							FC1-6			3	0	2	2	1	0	2											
Ellie Rodriguez, R OBP: 0.372, SLG: 0.289 (1, 6)	6-3						FC1-6		G1-4-3	4	0	0	1	0	0	6											
Tim Johnson, L OBP: 0.285, SLG: 0.280 (1, 4)	1-3						F7		1-3	4	0	0	0	0	0	3											
Pedro Garcia, R OBP: 0.308, SLG: 0.414 (1, 1)		6-3					F2		6-3	4	0	0	0	0	0	0											
Inning Stats	R: 4 E: 0 K: 0 S: 7	H: 4 LOB: 1 BB: 1 P: 11	R: 0 E: 0 K: 0 S: 3	H: 0 LOB: 0 BB: 0 P: 3	R: 1 E: 0 K: 0 S: 4	H: 2 LOB: 1 BB: 1 P: 8	R: 0 E: 0 K: 0 S: 3	H: 0 LOB: 0 BB: 0 P: 3	R: 2 E: 0 K: 1 S: 7	H: 2 LOB: 2 BB: 2 P: 15	R: 0 E: 1 K: 0 S: 4	H: 0 LOB: 3 BB: 2 P: 12	R: 0 E: 0 K: 0 S: 3	H: 1 LOB: 0 BB: 0 P: 3	R: 0 E: 0 K: 0 S: 3	H: 0 LOB: 0 BB: 0 P: 3	1B: 6 2B: 1 3B: 0 HR: 2	SF: 1 SAC: 0 DP: 1 HBP: 0	WP: 1 PB: 0 SB: 0 CS: 1	PA: 38							
PITCHER	IP	WLS	BF	H	R	ER	SO	BB	IBB	HBP	BLK	WP	HR	S	P	ERA	WHIP										
Jim Kannel, L ERA: 20.25	0.1	L	6	4	4	4	0	1	0	0	0	0	0	5	9	108.00	15.000										
Bill Gogolewski, R ERA: 3.01	4.2		20	4	3	3	1	3	0	0	0	0	2	19	31	5.79	1.500										
Lloyd Allen, R ERA: 11.32	3.0		12	1	0	0	0	2	0	0	0	0	0	10	18	0.00	1.000										

Texas Rangers @ Milwaukee Brewers
Milwaukee County Stadium, Milwaukee, WI
Sun Jul 08 1973, 4:38 AM EDT
Att: 31,907 - Unknown

AB 31
R 7
H 9
RBI 7
BB 6
SO 1
LOB 17



Batter	1	2	3	4	5	6	7	8	9	AB	R	H	RBI	BB	SO	LOB	TOP								
Freddie Patek, R OBP: 0.333, SLG: 0.330 (1, 6)	F8	E BB 1B		F5	K		6-3 2B	FC6-4		6	2	2	1	0	1	4	Kansas City Royals @ Milwaukee Brewers Milwaukee County Stadium, Milwaukee, WI Mon Jul 09 1973, 8:05 PM EDT Att: 8,312 - Unknown - 74 F livebaseballscorecards.com								
Cookie Rojas, R OBP: 0.307, SLG: 0.350 Frank White, R OBP: 0.250, SLG: 0.265 (1, 4) (9, 4)	5-3	E6 BB 1B		F9	P3		6-3		G3 BB 1B	6	2	1	1	0	0	4									
Amos Otis, R OBP: 0.357, SLG: 0.488 (1, 8)	E8	1B BB		P5		F8 BB 1B			G3 BB 1B	4	2	2	1	2	0	1									
John Mayberry, L OBP: 0.433, SLG: 0.559 (1, 3)					SH1-3 1B HR	BB 1B	K		G3	4	2	2	2	2	1	3									
Gail Hopkins, L OBP: 0.395, SLG: 0.400 Hal McRae, R OBP: 0.257, SLG: 0.242 (1, 10) (9, PH)		G4-6-3				F8	G3			4	1	1	0	1	0	5									
Lou Piniella, R OBP: 0.280, SLG: 0.348 (1, 7)	F9		5-3		SH1-3 1B	F8			1B	5	0	1	0	0	0	8									
Ed Kirkpatrick, L OBP: 0.378, SLG: 0.446 (1, 9)		E BB 1B	L7		HR IBB	1B BB		K	1B	3	2	1	2	3	1	1									
Paul Schaal, R OBP: 0.375, SLG: 0.387 Kurt Bevacqua, R OBP: 0.350, SLG: 0.386 (1, 5) (5, PH) (5, 5)		E4 1B S E	4-3		HR	1B		F7	F7	2	1	0	0	0	0	1									
Fran Healy, R OBP: 0.327, SLG: 0.359 Carl Taylor, R OBP: 0.366, SLG: 0.228 (1, 2) (5, PH) (5, 2)		K		E8 1B		BB		FC6-4 1B		2	0	1	0	0	1	2									
Inning Stats	R: 0 E: 1 K: 0 S: 4	H: 0 LOB: 3 BB: 2 P: 12	R: 4 E: 2 K: 1 S: 8	H: 2 LOB: 1 BB: 2 P: 16	R: 0 E: 0 K: 0 S: 3	H: 0 LOB: 0 BB: 0 P: 3	R: 0 E: 1 K: 0 S: 4	H: 1 LOB: 1 BB: 0 P: 4	R: 4 E: 0 K: 1 S: 8	H: 3 LOB: 1 BB: 2 P: 16	R: 2 E: 0 K: 0 S: 5	H: 2 LOB: 2 BB: 2 P: 13	R: 1 E: 0 K: 1 S: 7	H: 2 LOB: 1 BB: 0 P: 7	R: 0 E: 0 K: 1 S: 7	H: 2 LOB: 2 BB: 0 P: 7		R: 2 E: 0 K: 0 S: 5	H: 2 LOB: 2 BB: 2 P: 13	1B: 12 2B: 1 3B: 0 HR: 1	SF: 0 SAC: 1 DP: 1 HBP: 0	WP: 0 PB: 0 SB: 1 CS: 0	PA: 53		
PITCHER	IP	WLS	BF	H	R	ER	SO	BB	IBB	HBP	BLK	WP	HR	S	P	ERA	WHIP								
Jerry Bell, R ERA: 4.14 (1, 1)	4.1	L	27	6	8	4	1	5	1	0	0	0	1	23	47	8.31	2.538								
Bill Champion, R ERA: 4.1 (5, 1)	2.0		12	4	3	3	1	2	0	0	0	0	0	12	20	13.50	3.000								
Rob Gardner, L ERA: 6.41 (7, 1)	2.2		14	4	2	2	2	1	1	0	0	0	0	16	24	6.75	1.875								

Batter	1	2	3	4	5	6	7	8	9	AB	R	H	RBI	BB	SO	LOB	BOTTOM								
Bob Coluccio, R OBP: 0.270, SLG: 0.383 (1, 9)	5-3		F7		6-3		K		K	5	0	0	1	0	2	3	Kansas City Royals @ Milwaukee Brewers Milwaukee County Stadium, Milwaukee, WI Mon Jul 09 1973, 8:05 PM EDT Att: 8,312 - Unknown - 74 F livebaseballscorecards.com								
Dave May, L OBP: 0.347, SLG: 0.494 (1, 8)	1B E		4-3		1B		F5			4	1	2	1	0	0	0									
George Scott, R OBP: 0.351, SLG: 0.445 (1, 3)	E6 S 1B			5-3	1-3			F3		4	0	1	0	0	0	1									
Ollie Brown, R OBP: 0.354, SLG: 0.418 (1, 10)	F9			3-1		WP 1B		K		4	1	1	0	0	1	1									
Don Money, R OBP: 0.311, SLG: 0.356 (1, 5)	F8			1-3		WP WP 1B		4-3		4	1	1	0	0	0	1									
John Briggs, L OBP: 0.357, SLG: 0.445 Bobby Mitchell, R OBP: 0.375, SLG: 0.500 (1, 7) (7, 7)		6-3			2B 1B		F8		1B	3	1	1	0	0	0	2									
Elie Rodriguez, R OBP: 0.365, SLG: 0.282 (1, 2)		6-3			K		6-3		6-3	4	0	0	1	0	1	2									
Tim Johnson, L OBP: 0.288, SLG: 0.288 (1, 6)		4-3			1B 6-3		1-3		1B	4	1	2	0	0	0	0									
Pedro Garcia, R OBP: 0.307, SLG: 0.412 (1, 4)			F8		1B 6-3		1-3		F2	4	1	1	1	0	0	2									
Inning Stats	R: 1 E: 1 K: 0 S: 5	H: 2 LOB: 1 BB: 0 P: 5	R: 0 E: 0 K: 0 S: 3	H: 0 LOB: 0 BB: 0 P: 3	R: 0 E: 0 K: 0 S: 3	H: 0 LOB: 0 BB: 0 P: 3	R: 0 E: 0 K: 0 S: 3	H: 0 LOB: 0 BB: 0 P: 3	R: 3 E: 0 K: 1 S: 9	H: 4 LOB: 1 BB: 0 P: 9	R: 2 E: 0 K: 0 S: 5	H: 2 LOB: 0 BB: 0 P: 5	R: 0 E: 0 K: 1 S: 5	H: 0 LOB: 0 BB: 0 P: 5	R: 0 E: 0 K: 1 S: 5	H: 0 LOB: 0 BB: 0 P: 5		R: 0 E: 0 K: 1 S: 7	H: 2 LOB: 2 BB: 0 P: 7	1B: 8 2B: 2 3B: 0 HR: 0	SF: 0 SAC: 0 DP: 0 HBP: 0	WP: 2 PB: 0 SB: 1 CS: 0	PA: 37		
PITCHER	IP	WLS	BF	H	R	ER	SO	BB	IBB	HBP	BLK	WP	HR	S	P	ERA	WHIP								
Paul Splittorf, L ERA: 3.5 (1, 1)	6.0	W	26	8	6	5	1	0	0	0	0	0	0	28	28	7.50	1.333								
Doug Bird, R ERA: 3.6 (7, 1)	3.0	S	11	2	0	0	3	0	0	0	0	0	0	17	17	0.00	0.667								

Batter	1	2	3	4	5	6	7	8	9	AB	R	H	RBI	BB	SO	LOB	TOP			
Freddie Patek, R OBP: 0.339, SLG: 0.343	F9		FC6-5 2B			S 2B 1B	2B			4	1	3	0	0	0	0	Kansas City Royals @ Milwaukee Brewers Milwaukee County Stadium, Milwaukee, WI Tue Jul 10 1973, 8:05 PM EDT Att: 13,236 - Unknown - 70 F livebaseballscorecards.com			
Cookie Rojas, R OBP: 0.303, SLG: 0.346	K		FC6-5-1 2-3			L6	L9			4	0	0	0	0	1	3				
Amos Otis, R OBP: 0.355, SLG: 0.485	6-3		F9			L6		CS 1B		4	0	1	0	0	0	2				
John Mayberry, L OBP: 0.434, SLG: 0.556		HR 1B		G3		2B BB		L7		3	2	1	0	1	0	1				
Ed Kirkpatrick, L OBP: 0.376, SLG: 0.447	L7			4-3		1-1 2-H 1B 2B		F7		4	1	1	2	0	0	2				
Lou Piniella, R OBP: 0.283, SLG: 0.361		HR		K		2-H 1B			K	4	1	2	3	0	2	0				
Steve Hovley, L OBP: 0.342, SLG: 0.307	L8			K		4-3		1-3		4	0	0	0	0	1	1				
Kurt Bevacqua, R OBP: 0.347, SLG: 0.382	F9			6-3		5-3			1B	4	0	1	0	0	0	0				
Fran Healy, R OBP: 0.320, SLG: 0.350			F7		L8		K		K	4	0	0	0	0	2	1				
Inning Stats	R: 0 E: 0 K: 1 S: 5	H: 0 LOB: 0 BB: 0 P: 5	R: 2 E: 0 K: 0 S: 5	H: 2 LOB: 0 BB: 0 P: 5	R: 0 E: 0 K: 1 S: 4	H: 1 LOB: 1 BB: 0 P: 4	R: 0 E: 0 K: 1 S: 5	H: 0 LOB: 0 BB: 0 P: 5	R: 0 E: 0 K: 1 S: 6	H: 3 LOB: 1 BB: 1 P: 10	R: 0 E: 0 K: 1 S: 6	H: 1 LOB: 1 BB: 0 P: 6	R: 0 E: 0 K: 0 S: 3	H: 1 LOB: 0 BB: 0 P: 3	R: 0 E: 0 K: 2 S: 8	H: 1 LOB: 1 BB: 0 P: 8	1B: 5 2B: 3 3B: 0 HR: 1	SF: 0 SAC: 0 DP: 0 HBP: 0	WP: 0 PB: 0 SB: 1 CS: 1	PA: 36
PITCHER Jim Colborn, R ERA: 3.04	IP: 9.0 WLS: L BF: 36	H: 9 R: 5 ER: 5 SO: 6	BB: 1 IBB: 0 HBP: 0 BLK: 0	WP: 0 HR: 1 S: 47 P: 51	ERA: 5.00 WHIP: 1.111	PITCHER										IP: 9.0 WLS: L BF: 36	H: 9 R: 5 ER: 5 SO: 6	BB: 1 IBB: 0 HBP: 0 BLK: 0	WP: 0 HR: 1 S: 47 P: 51	ERA: 5.00 WHIP: 1.111

Batter	1	2	3	4	5	6	7	8	9	AB	R	H	RBI	BB	SO	LOB	BOTTOM					
Joe Lahoud, L OBP: 0.286, SLG: 0.294	K	K				CS 1B		FC5-4 1B		4	0	2	0	1	2	2	Kansas City Royals @ Milwaukee Brewers Milwaukee County Stadium, Milwaukee, WI Tue Jul 10 1973, 8:05 PM EDT Att: 13,236 - Unknown - 70 F livebaseballscorecards.com					
Don Money, R OBP: 0.306, SLG: 0.350	K		P6		K	1-2		FC5-4 3B	F8	5	1	0	0	0	2	5						
Dave May, L OBP: 0.349, SLG: 0.500	K						P6	1-H 3B		4	0	2	1	0	1	0						
John Briggs, L OBP: 0.355, SLG: 0.440		L3	P6			K			BB	3	0	0	0	1	1	1						
George Scott, R OBP: 0.349, SLG: 0.441		BB 1B HBP BB	K			K		F8		3	1	0	0	1	2	3						
Darrell Porter, L OBP: 0.351, SLG: 0.461		F8		4-3			K		K	4	0	0	0	0	2	1						
Ellie Rodriguez, R OBP: 0.372, SLG: 0.285		BB 1B HBP		G4-6-3 1B			4-3		1B BB	2	1	1	0	1	0	0						
Tim Johnson, L OBP: 0.289, SLG: 0.286				G4-6-3 1B			K		WP 1B	2	0	0	0	1	1	1						
Bobby Mitchell, R OBP: 0.444, SLG: 0.556		1-2 2-3 BB			1-2					1	0	1	0	0	0	0						
Pedro Garcia, R OBP: 0.307, SLG: 0.410		1-2 2-H 3-H 1B			P6			K	K	4	0	1	2	0	2	2						
Inning Stats	R: 0 E: 0 K: 3 S: 9	H: 0 LOB: 0 BB: 0 P: 9	R: 2 E: 0 K: 1 S: 6	H: 1 LOB: 2 BB: 2 P: 15	R: 0 E: 0 K: 1 S: 6	H: 1 LOB: 1 BB: 0 P: 6	R: 0 E: 0 K: 0 S: 3	H: 1 LOB: 0 BB: 0 P: 3	R: 0 E: 0 K: 1 S: 5	H: 1 LOB: 0 BB: 0 P: 5	R: 0 E: 0 K: 2 S: 7	H: 0 LOB: 0 BB: 0 P: 7	R: 0 E: 0 K: 2 S: 7	H: 0 LOB: 0 BB: 0 P: 7	R: 1 E: 0 K: 1 S: 7	H: 2 LOB: 2 BB: 1 P: 11	R: 0 E: 0 K: 2 S: 8	H: 1 LOB: 3 BB: 2 P: 16	1B: 6 2B: 0 3B: 1 HR: 0	SF: 0 SAC: 0 DP: 1 HBP: 1	WP: 1 PB: 0 SB: 0 CS: 1	PA: 38
PITCHER Steve Busby, R ERA: 4.88	IP: 9.0 WLS: W BF: 38	H: 7 R: 3 ER: 3 SO: 13	BB: 4 IBB: 1 HBP: 1 BLK: 0	WP: 1 HR: 0 S: 58 P: 79	ERA: 3.00 WHIP: 1.222	PITCHER										IP: 9.0 WLS: W BF: 38	H: 7 R: 3 ER: 3 SO: 13	BB: 4 IBB: 1 HBP: 1 BLK: 0	WP: 1 HR: 0 S: 58 P: 79	ERA: 3.00 WHIP: 1.222		

Batter	1	2	3	4	5	6	7	8	9	AB	R	H	RBI	BB	SO	LOB	TOP					
Freddie Patek, R OBP: 0.334, SLG: 0.338 (1, 6)	L4		L6		P6			F7		4	0	0	0	0	0	3	Kansas City Royals @ Milwaukee Brewers Milwaukee County Stadium, Milwaukee, WI Wed Jul 11 1973, 8:05 PM EDT Att: 8,594 - Unknown - 72 F livebaseballscorecards.com					
Bobby Floyd, R OBP: 0.365, SLG: 0.400 (1, 4)	6-3		K			2B		G6-4-3 BB		3	0	1	0	1	1	2						
Amos Otis, R OBP: 0.352, SLG: 0.480 (1, 8)	F3				F8			G6-4-3 1-2		4	0	0	0	0	0	2						
John Mayberry, L OBP: 0.435, SLG: 0.553 (1, 3)		G3			G3-6-3 BB			F9		2	0	0	0	2	0	0						
Ed Kirkpatrick, L OBP: 0.378, SLG: 0.445 (1, 9)		G6-4-3 BB			G3-6-3 1-2			F7		3	0	1	0	1	0	3						
Lou Piniella, R OBP: 0.282, SLG: 0.359 (1, 7)		G6-4-3 1-2			PB WP 4-3 1B			6-3		4	1	1	0	0	1	4						
Gail Hopkins, L OBP: 0.398, SLG: 0.393 (1, 10)					P4			6-3		2	0	0	0	2	0	1						
Kurt Bevacqua, R OBP: 0.344, SLG: 0.378 (1, 5)					4-3			F8		4	0	1	1	0	1	2						
Fran Healy, R OBP: 0.320, SLG: 0.350 (1, 2)					K			5-3		3	0	1	0	0	1	2						
Inning Stats	R: 0 E: 0 K: 0 S: 3	H: 0 LOB: 0 BB: 0 P: 3	R: 0 E: 0 K: 0 S: 2	H: 0 LOB: 0 BB: 1 P: 6	R: 0 E: 0 K: 2 S: 8	H: 1 LOB: 2 BB: 1 P: 12	R: 0 E: 0 K: 0 S: 2	H: 0 LOB: 0 BB: 1 P: 6	R: 1 E: 0 K: 0 S: 5	H: 2 LOB: 1 BB: 0 P: 5	R: 0 E: 0 K: 1 S: 6	H: 1 LOB: 2 BB: 1 P: 10	R: 0 E: 0 K: 1 S: 5	H: 0 LOB: 0 BB: 0 P: 5	R: 0 E: 0 K: 0 S: 2	H: 0 LOB: 0 BB: 1 P: 6	R: 0 E: 0 K: 0 S: 4	H: 1 LOB: 2 BB: 1 P: 8	1B: 4 2B: 1 3B: 0 HR: 0	SF: 0 SAC: 0 DP: 3 HBP: 0	WP: 2 PB: 1 SB: 0 CS: 0	PA: 35
PITCHER Eduardo Rodriguez, R ERA: 1.6 (1, 1)	IP: 9.0 WLS: W BF: 35 H: 5 R: 1 ER: 1 SO: 4 BB: 6 IBB: 0 HBP: 0 BLK: 0 WP: 2 HR: 0 S: 37 P: 61 ERA: 1.00 WHIP: 1.222															PITCHER						

Batter	1	2	3	4	5	6	7	8	9	AB	R	H	RBI	BB	SO	LOB	BOTTOM					
Bob Coluccio, R OBP: 0.264, SLG: 0.376 (1, 8)	F3		P4		6-3			5-3		4	0	0	1	0	0	0	Kansas City Royals @ Milwaukee Brewers Milwaukee County Stadium, Milwaukee, WI Wed Jul 11 1973, 8:05 PM EDT Att: 8,594 - Unknown - 72 F livebaseballscorecards.com					
Don Money, R OBP: 0.313, SLG: 0.355 (1, 5)	6-3		BB BB 1B		E 1B			FC4-6 1B 1B		4	1	3	0	1	0	0						
Dave May, L OBP: 0.350, SLG: 0.497 (1, 10)	4-3		BB BB 1B		E6			FC4-6 1B		4	1	1	0	1	1	4						
John Briggs, L OBP: 0.356, SLG: 0.436 (1, 7)		HR BB BB	BB BB 1B BB		L8			FC4-6 1-2 2-3		3	2	0	0	2	0	4						
George Scott, R OBP: 0.347, SLG: 0.435 (1, 3)		HR BB	K		1-3			F8		4	1	0	0	1	1	7						
Darrell Porter, L OBP: 0.357, SLG: 0.476 (1, 2)		HR BB	HR BB		1B BB			F9		3	3	1	4	2	1	0						
Joe Lahoud, L OBP: 0.283, SLG: 0.291 (1, 9)		HR 1-2 2-3 3-H	1B BB					5-3		1	0	0	0	0	1	0						
Ollie Brown, R OBP: 0.358, SLG: 0.419 (3, PH) (4, 9)		K	1B BB					5-3		2	0	1	1	1	0	0						
Pedro Garcia, R OBP: 0.312, SLG: 0.418 (1, 4)		L7-4 2B	1-2 2-3 3-H 1B					F8		4	0	3	2	0	0	2						
Tim Johnson, L OBP: 0.288, SLG: 0.282 (1, 6)		L7-4 2-3	4-3					K		3	0	0	0	1	1	4						
Inning Stats	R: 0 E: 0 K: 0 S: 3	H: 2 LOB: 0 BB: 2 P: 14	R: 3 E: 0 K: 1 S: 6	H: 2 LOB: 0 BB: 4 P: 23	R: 4 E: 0 K: 1 S: 7	H: 2 LOB: 2 BB: 4 P: 23	R: 0 E: 0 K: 0 S: 5	H: 1 LOB: 0 BB: 0 P: 5	R: 0 E: 0 K: 1 S: 6	H: 1 LOB: 1 BB: 0 P: 6	R: 0 E: 0 K: 0 S: 5	H: 2 LOB: 2 BB: 0 P: 5	R: 1 E: 0 K: 1 S: 6	H: 1 LOB: 3 BB: 3 P: 18	R: 0 E: 0 K: 1 S: 5	H: 0 LOB: 0 BB: 0 P: 5	R: 0 E: 0 K: 1 S: 5	H: 0 LOB: 0 BB: 0 P: 5	1B: 7 2B: 2 3B: 0 HR: 1	SF: 1 SAC: 0 DP: 1 HBP: 0	WP: 0 PB: 0 SB: 0 CS: 0	PA: 42
PITCHER Ken Wright, R ERA: 4.06 (1, 1)	IP: 2.2 WLS: L BF: 14 H: 3 R: 6 ER: 6 SO: 2 BB: 4 IBB: 0 HBP: 0 BLK: 0 WP: 0 HR: 1 S: 14 P: 30 ERA: 20.25 WHIP: 2.625															PITCHER						
Steve Mingo, L ERA: 5.4 (3, 1)	3.1	18	5	1	1	1	2	0	0	0	0	0	18	26	2.70	2.100						
Bruce Dal Canton, R ERA: 0.67 (7, 1)	1.0	7	1	1	1	1	3	0	0	0	0	0	6	18	9.00	4.000						
Gene Garber, R ERA: 3.86 (8, 1)	1.0	3	0	0	0	1	0	0	0	0	0	0	5	5	0.00	0.000						

AB	29
R	1
H	5
RBI	1
BB	6
SO	4
LOB	19

AB	32
R	8
H	9
RBI	8
BB	9
SO	5
LOB	21



Batter	1	2	3	4	5	6	7	8	9	AB	R	H	RBI	BB	SO	LOB	TOP										
Bert Campaneris, R OBP: 0.343, SLG: 0.331 (1, 6)	F9		E6 HR		6-3			1B BB	1B 2-3 1B	4	3	1	0	1	0	0	Oakland Athletics @ Milwaukee Brewers Milwaukee County Stadium, Milwaukee, WI Thu Jul 12 1973, 4:33 AM EDT Att: 19,309 - Unknown livebaseballscorecards.com										
Bill North, S OBP: 0.365, SLG: 0.343 (1, 8)	F8		K		P6			P5	2-3	5	0	0	0	0	1	4											
Sal Bando, R OBP: 0.358, SLG: 0.471 (1, 5)			F8		F2			1B SF9 BB	1B	2	2	0	0	3	0	1											
Reggie Jackson, L OBP: 0.364, SLG: 0.522 (1, 9)	P6								1B BB	5	1	3	4	0	0	1											
Deron Johnson, R OBP: 0.330, SLG: 0.429 (1, 10)			F3		K			SF9	1B	4	0	1	3	0	1	0											
Joe Rudi, R OBP: 0.297, SLG: 0.402 (1, 7)			K		FC5-4 BB			L4	K	4	0	0	0	1	2	3											
Gene Tenace, R OBP: 0.313, SLG: 0.449 Mike Hegan, L OBP: 0.226, SLG: 0.241 (1, 3) (9, 3)					F7				1-3	3	0	0	0	1	0	1											
Ray Fosse, R OBP: 0.294, SLG: 0.351 (1, 2)					FC5-4			F8		4	1	2	1	0	0	1											
Dick Green, R OBP: 0.313, SLG: 0.349 Jay Johnstone, L OBP: 0.217, SLG: 0.190 Ted Kubiak, S OBP: 0.307, SLG: 0.369 (1, 4) (7, PH) (7, 4)			K		K			P6	2-3 1B BB	2	0	0	0	0	2	3											
Inning Stats	R: 0 E: 0 K: 0 S: 3	H: 0 LOB: 1 BB: 1 P: 7	R: 0 E: 0 K: 2 S: 8	H: 1 LOB: 2 BB: 1 P: 12	R: 2 E: 1 K: 2 S: 9	H: 1 LOB: 0 BB: 0 P: 9	R: 0 E: 0 K: 1 S: 5	H: 0 LOB: 1 BB: 1 P: 9	R: 0 E: 0 K: 0 S: 3	H: 0 LOB: 0 BB: 0 P: 3	R: 0 E: 0 K: 0 S: 3	H: 0 LOB: 0 BB: 0 P: 3	R: 2 E: 0 K: 0 S: 4	H: 1 LOB: 1 BB: 2 P: 12	R: 4 E: 0 K: 1 S: 9	H: 4 LOB: 2 BB: 2 P: 17		1B: 5 2B: 0 3B: 0 HR: 2	SF: 1 SAC: 0 DP: 0 HBP: 0	WP: 0 PB: 0 SB: 1 CS: 0	PA: 42						
PITCHER	IP	WLS	BF	H	R	ER	SO	BB	IBB	HBP	BLK	WP	HR	S	P	ERA	WHIP										
Jim Slaton, R ERA: 3.45 Frank Linzy, R ERA: 3.59 Chris Short, L ERA: 3.78 Bill Champion, R ERA: 4.08 (1, 1) (9, 1) (9, 1) (9, 1)	8.1	L	37	5	7	5	5	6	0	0	0	0	2	41	65	5.40	1.320										

Batter	1	2	3	4	5	6	7	8	9	AB	R	H	RBI	BB	SO	LOB	BOTTOM										
Bob Coluccio, R OBP: 0.263, SLG: 0.369 (1, 9)	F8		F9		K			L7		4	1	0	0	1	1	1	Oakland Athletics @ Milwaukee Brewers Milwaukee County Stadium, Milwaukee, WI Thu Jul 12 1973, 4:33 AM EDT Att: 19,309 - Unknown livebaseballscorecards.com										
Dave May, L OBP: 0.353, SLG: 0.497 (1, 8)	4-3		BB BB 1B				F8	1B BB		4	0	2	0	1	0	0											
George Scott, R OBP: 0.354, SLG: 0.439 (1, 3)								K		4	1	3	1	1	1	1											
Ollie Brown, R OBP: 0.355, SLG: 0.410 (1, 10)	F8		FC5-4 BB				E8 HR	K		4	1	0	0	1	2	5											
Don Money, R OBP: 0.314, SLG: 0.368 (1, 5)			P6				P4	F9		5	1	2	3	0	0	5											
Bobby Mitchell, R OBP: 0.308, SLG: 0.385 Joe Lahoud, L OBP: 0.281, SLG: 0.288 (1, 7) (9, PH)			FC6-2 2B				1-2 2-H HR			4	0	0	0	0	2	4											
Ellie Rodriguez, R OBP: 0.377, SLG: 0.286 (1, 2)			K		FC5-4		F8	F8		1	0	0	0	0	0	0											
Tim Johnson, L OBP: 0.288, SLG: 0.282 (1, 6)			FC6-2 1B					5-3		3	0	1	0	2	0	1											
Bob Heise, R OBP: 0.243, SLG: 0.250 (1, 4)					K		F7	K		4	0	1	0	0	2	3											
Inning Stats	R: 0 E: 0 K: 0 S: 4	H: 1 LOB: 0 BB: 0 P: 4	R: 0 E: 0 K: 1 S: 7	H: 2 LOB: 0 BB: 0 P: 7	R: 0 E: 0 K: 0 S: 4	H: 1 LOB: 2 BB: 2 P: 12	R: 0 E: 0 K: 2 S: 7	H: 0 LOB: 1 BB: 1 P: 11	R: 3 E: 1 K: 0 S: 7	H: 3 LOB: 1 BB: 0 P: 7	R: 1 E: 0 K: 1 S: 7	H: 2 LOB: 2 BB: 1 P: 11	R: 0 E: 0 K: 2 S: 7	H: 0 LOB: 1 BB: 1 P: 11	R: 0 E: 0 K: 0 S: 3	H: 0 LOB: 0 BB: 0 P: 3		1B: 7 2B: 1 3B: 0 HR: 1	SF: 0 SAC: 0 DP: 0 HBP: 0	WP: 0 PB: 0 SB: 2 CS: 0	PA: 43						
PITCHER	IP	WLS	BF	H	R	ER	SO	BB	IBB	HBP	BLK	WP	HR	S	P	ERA	WHIP										
Vida Blue, L ERA: 3.82 Rolie Fingers, R ERA: 1.39 (1, 1) (6, 1)	5.1	W	14	1	0	0	5	2	0	0	0	0	0	22	30	0.00	0.818										

Batter	1	2	3	4	5	6	7	8	9	AB	R	H	RBI	BB	SO	LOB	TOP		
Bert Campaneris, R OBP: 0.341, SLG: 0.329 Ted Kubiak, S OBP: 0.305, SLG: 0.366	4-3		5-3		F8		K		F8	5	1	1	0	0	1	3			
Bill North, S OBP: 0.385, SLG: 0.342 Billy Conigliaro, R OBP: 0.306, SLG: 0.370	WP SF9 1B		F7		6-3			4-3	F9	4	2	1	0	1	0	2			
Sal Bando, R OBP: 0.361, SLG: 0.477 Rich McKinney, R OBP: 0.319, SLG: 0.339	SF9 1-H		6-3					BB 1B	BB 2B	4	2	3	2	0	0	0			
Reggie Jackson, L OBP: 0.362, SLG: 0.516 Angel Mangual, R OBP: 0.246, SLG: 0.302	3-1			E6 CS	1-3			1B HR BB	F2	4	1	0	0	1	0	3			
Deron Johnson, R OBP: 0.331, SLG: 0.432		P6		4-3	6-3			HR 1B	BB 2B	5	2	2	3	0	0	2			
Joe Rudi, R OBP: 0.299, SLG: 0.398 Jay Johnstone, L OBP: 0.217, SLG: 0.190	F8		F9		F9			HR IBB	BB 2B	3	2	0	0	2	0	1			
Gene Tenace, R OBP: 0.299, SLG: 0.398 Mike Hegan, L OBP: 0.238, SLG: 0.241		HR 1B		E6 2B	5-3			HR	2B BB	4	2	2	4	0	0	0	AB 40		
Ray Fosse, R OBP: 0.296, SLG: 0.366		HR		P4	F7			K	2B	5	1	2	4	0	1	1	R 13		
Dick Green, R OBP: 0.321, SLG: 0.358		K		E9 2B	E9 1B			6-3	BB	4	0	2	0	1	1	0	H 13		
Inning Stats	R: 1 E: 1 K: 0 S: 4	H: 1 LOB: 0 BB: 0 P: 4	R: 2 E: 0 K: 1 S: 7	H: 2 LOB: 0 BB: 0 P: 7	R: 0 E: 0 K: 0 S: 3	H: 0 LOB: 0 BB: 0 P: 3	R: 0 E: 1 K: 0 S: 5	H: 1 LOB: 2 BB: 0 P: 5	R: 0 E: 0 K: 0 S: 4	H: 1 LOB: 1 BB: 0 P: 4	R: 0 E: 1 K: 1 S: 6	H: 1 LOB: 1 BB: 0 P: 6	R: 5 E: 0 K: 1 S: 8	H: 3 LOB: 0 BB: 2 P: 16	R: 5 E: 0 K: 0 S: 7	H: 4 LOB: 3 BB: 4 P: 23	1B: 7 2B: 4 3B: 0 HR: 2	SF: 1 SAC: 0 DP: 0 HBP: 0	WP: 1 PA: 47 PB: 0 CS: 1
PITCHER	IP WLS BF H R ER SO BB IBB HBP BLK WP HR S P ERA WHIP	IP WLS BF H R ER SO BB IBB HBP BLK WP HR S P ERA WHIP	IP WLS BF H R ER SO BB IBB HBP BLK WP HR S P ERA WHIP	IP WLS BF H R ER SO BB IBB HBP BLK WP HR S P ERA WHIP	IP WLS BF H R ER SO BB IBB HBP BLK WP HR S P ERA WHIP	IP WLS BF H R ER SO BB IBB HBP BLK WP HR S P ERA WHIP	IP WLS BF H R ER SO BB IBB HBP BLK WP HR S P ERA WHIP	IP WLS BF H R ER SO BB IBB HBP BLK WP HR S P ERA WHIP	IP WLS BF H R ER SO BB IBB HBP BLK WP HR S P ERA WHIP	IP WLS BF H R ER SO BB IBB HBP BLK WP HR S P ERA WHIP	IP WLS BF H R ER SO BB IBB HBP BLK WP HR S P ERA WHIP	IP WLS BF H R ER SO BB IBB HBP BLK WP HR S P ERA WHIP	IP WLS BF H R ER SO BB IBB HBP BLK WP HR S P ERA WHIP	IP WLS BF H R ER SO BB IBB HBP BLK WP HR S P ERA WHIP	IP WLS BF H R ER SO BB IBB HBP BLK WP HR S P ERA WHIP	IP WLS BF H R ER SO BB IBB HBP BLK WP HR S P ERA WHIP	IP WLS BF H R ER SO BB IBB HBP BLK WP HR S P ERA WHIP	IP WLS BF H R ER SO BB IBB HBP BLK WP HR S P ERA WHIP	IP WLS BF H R ER SO BB IBB HBP BLK WP HR S P ERA WHIP
Skip Lockwood, R ERA: 3.31	7.1 L	31 7	5 5	4 4	2 2	1 0	0 1	0 0	0 0	0 0	1 1	1 34	38 10	4.91 40.50	1.091 3.000				
Frank Linzy, R ERA: 4.46	0.2	5	2	3	3	1	0	1	0	0	0	1	6	10	108.00	12.000			
Rob Gardner, L ERA: 8.1	0.1	5	3	4	4	0	1	0	0	0	0	0	4	8					
Bill Parsons, R ERA: 5.56	0.0	4	1	1	1	0	3	0	0	0	0	0	1	13					
Bill Champion, R ERA: 4.04	0.2	2	0	0	0	0	0	0	0	0	0	0	2	2	0.00	0.000			

Oakland Athletics @ Milwaukee Brewers
Milwaukee County Stadium, Milwaukee, WI

AB 40
R 13
H 13
RBI 13
BB 6
SO 3
LOB 18



WP: 1
PA: 47
PB: 0
CS: 1

Fri Jul 13 1973, 8:05 PM EDT
Att: 33,747 - Unknown

livebaseballscorecards.com

Batter	1	2	3	4	5	6	7	8	9	AB	R	H	RBI	BB	SO	LOB	BOTTOM		
Bobby Mitchell, R OBP: 0.313, SLG: 0.563 Darrell Porter, L OBP: 0.353, SLG: 0.471	6-3		F8		HR		1-3		F7	3	1	1	2	0	0	0			
Dave May, L OBP: 0.356, SLG: 0.506	1B			P3	4-3		1-2 2-3		HR	4	1	2	2	1	0	0			
Don Money, R OBP: 0.315, SLG: 0.368	1B			E5 FC4-6 1B	4-3		IBB		HR	5	0	2	0	0	0	3			
George Scott, R OBP: 0.352, SLG: 0.437	G6-4-3			FC4-6 1B	G6-4-3		F8		5-3	4	0	1	0	0	0	3			
Ollie Brown, R OBP: 0.357, SLG: 0.417		F8		FC4-6 1B						4	0	2	0	0	0	2			
John Briggs, L OBP: 0.352, SLG: 0.430		L7		L8			K		F8	4	0	0	0	0	1	4			
Elie Rodriguez, R OBP: 0.277, SLG: 0.292 Bob Coluccio, R OBP: 0.262, SLG: 0.367		5-3			5-3		FC1-5 2B		K	3	0	1	0	0	0	0	AB 36		
Tim Johnson, L OBP: 0.287, SLG: 0.281			F6		HR 1B		FC1-5 1-3 BB		6-3	4	1	1	0	0	0	1	R 4		
Pedro Garcia, R OBP: 0.314, SLG: 0.415		L7		L7	F3		1-3 BB		HR HBP	2	1	0	0	1	0	1	H 10		
Inning Stats	R: 0 E: 0 K: 0 S: 4	H: 2 LOB: 1 BB: 0 P: 4	R: 0 E: 0 K: 0 S: 3	H: 0 LOB: 0 BB: 0 P: 3	R: 0 E: 1 K: 0 S: 5	H: 1 LOB: 2 BB: 0 P: 5	R: 2 E: 0 K: 0 S: 5	H: 2 LOB: 0 BB: 0 P: 5	R: 0 E: 0 K: 1 S: 6	H: 2 LOB: 3 BB: 2 P: 6	R: 0 E: 0 K: 1 S: 6	H: 1 LOB: 1 BB: 0 P: 6	R: 2 E: 0 K: 0 S: 4	H: 1 LOB: 1 BB: 0 P: 5	1B: 6 2B: 2 3B: 0 HR: 2	SF: 0 SAC: 0 DP: 2 HBP: 1	WP: 0 PA: 39 PB: 0 CS: 0		
PITCHER	IP WLS BF H R ER SO BB IBB HBP BLK WP HR S P ERA WHIP	IP WLS BF H R ER SO BB IBB HBP BLK WP HR S P ERA WHIP	IP WLS BF H R ER SO BB IBB HBP BLK WP HR S P ERA WHIP	IP WLS BF H R ER SO BB IBB HBP BLK WP HR S P ERA WHIP	IP WLS BF H R ER SO BB IBB HBP BLK WP HR S P ERA WHIP	IP WLS BF H R ER SO BB IBB HBP BLK WP HR S P ERA WHIP	IP WLS BF H R ER SO BB IBB HBP BLK WP HR S P ERA WHIP	IP WLS BF H R ER SO BB IBB HBP BLK WP HR S P ERA WHIP	IP WLS BF H R ER SO BB IBB HBP BLK WP HR S P ERA WHIP	IP WLS BF H R ER SO BB IBB HBP BLK WP HR S P ERA WHIP	IP WLS BF H R ER SO BB IBB HBP BLK WP HR S P ERA WHIP	IP WLS BF H R ER SO BB IBB HBP BLK WP HR S P ERA WHIP	IP WLS BF H R ER SO BB IBB HBP BLK WP HR S P ERA WHIP	IP WLS BF H R ER SO BB IBB HBP BLK WP HR S P ERA WHIP	IP WLS BF H R ER SO BB IBB HBP BLK WP HR S P ERA WHIP	IP WLS BF H R ER SO BB IBB HBP BLK WP HR S P ERA WHIP	IP WLS BF H R ER SO BB IBB HBP BLK WP HR S P ERA WHIP	IP WLS BF H R ER SO BB IBB HBP BLK WP HR S P ERA WHIP	IP WLS BF H R ER SO BB IBB HBP BLK WP HR S P ERA WHIP
Ken Holtzman, L ERA: 2.09	6.1 W	27 8	2 2	2 2	1 1	0 0	1 1	0 0	0 0	0 1	1 28	32 17	6.75 2.84	0.750 1.421					
Horacio Pina, R ERA: 2.69	2.2 S	12 2	2 2	2 2	1 1	0 0	1 1	0 0	0 0	0 1	12 12	17 17	6.75 2.84	0.750 1.421					

Oakland Athletics @ Milwaukee Brewers
Milwaukee County Stadium, Milwaukee, WI

AB 36
R 4
H 10
RBI 4
BB 2
SO 2
LOB 18



WP: 0
PA: 39
PB: 0
CS: 0

Fri Jul 13 1973, 8:05 PM EDT
Att: 33,747 - Unknown

livebaseballscorecards.com

Batter	1	2	3	4	5	6	7	8	9	AB	R	H	RBI	BB	SO	LOB	TOP			
Bert Campaneris, R (1,6) OBP: 0.337, SLG: 0.325	0-0 6-3		0-0 F9			0-0 F2			0-0 P4	4	0	0	0	0	0	0	Oakland Athletics @ Milwaukee Brewers Milwaukee County Stadium, Milwaukee, WI Sat Jul 14 1973, 8:05 PM EDT Att: 23,389 - Unknown livebaseballscores.com			
Bill North, S (1,8) OBP: 0.367, SLG: 0.342	0-0 4-3			0-0 G3		4-0 FC4-6 BB			0-0 6-3 1B	3	0	1	0	1	0	0				
Sal Bando, R (1,5) OBP: 0.362, SLG: 0.476	4-0 BB			0-0 5-3		0-0 FC4-6 1-2			0-0 6-3 1B	3	0	1	0	1	0	1				
Reggie Jackson, L (1,9) OBP: 0.358, SLG: 0.510	0-0 G3			0-0 3-1			0-0 P3		0-0 6-3	4	0	0	0	0	0	3				
Deron Johnson, R (1,10) OBP: 0.330, SLG: 0.427		0-0 L7			0-0 F8		4-0 G5-4-3 BB		0-3 K	3	0	0	0	1	1	2				
Joe Rudi, R (1,7) OBP: 0.296, SLG: 0.394		0-3 K			0-0 5-3		0-0 G5-4-3 1-2			3	0	0	0	0	1	1				
Gene Tenace, R (1,3) OBP: 0.374, SLG: 0.456		0-0 P5			0-0 L9			0-0 P6		3	0	0	0	0	0	0				
Ray Fosse, R (1,2) OBP: 0.296, SLG: 0.376			0-0 F3			0-0 HR		0-3 K		3	1	1	1	0	1	0				
Dick Green, R (1,4) OBP: 0.317, SLG: 0.354			0-0 6-3			0-0 6-3		0-0 F9		2	0	0	0	0	0	0				
Jay Johnstone, L (8, PH) OBP: 0.208, SLG: 0.182										1	0	0	0	0	0	0				
Ted Kubiak, S (8,4) OBP: 0.305, SLG: 0.366										0	0	0	0	0	0	0				
Inning Stats	R: 0 E: 0 K: 0 S: 3	H: 0 LOB: 1 BB: 1 P: 7	R: 0 E: 0 K: 1 S: 5	H: 0 LOB: 0 BB: 0 P: 5	R: 0 E: 0 K: 0 S: 3	H: 0 LOB: 0 BB: 0 P: 3	R: 0 E: 0 K: 0 S: 3	H: 0 LOB: 0 BB: 0 P: 3	R: 1 E: 0 K: 0 S: 4	H: 1 LOB: 1 BB: 1 P: 8	R: 0 E: 0 K: 0 S: 2	H: 0 LOB: 0 BB: 1 P: 6	R: 0 E: 0 K: 1 S: 5	H: 0 LOB: 0 BB: 0 P: 5	R: 0 E: 0 K: 1 S: 7	H: 2 LOB: 2 BB: 0 P: 7	1B: 2 2B: 0 3B: 0 HR: 1	SF: 0 SAC: 0 DP: 1 HBP: 0	WP: 0 PB: 0 SB: 0 CS: 0	PA: 32
PITCHER Jim Colborn, R (1,1) ERA: 2.93	IP: 9.0 WLS: W BF: 32 H: 3 R: 1 ER: 1 SO: 3 BB: 3 IBB: 0 HBP: 0 BLK: 0 WP: 0 HR: 1 S: 35 P: 47 ERA: 1.00 WHIP: 0.667															PITCHER IP: WLS: BF: H: R: ER: SO: BB: IBB: HBP: BLK: WP: HR: S: P: ERA: WHIP				

Batter	1	2	3	4	5	6	7	8	9	AB	R	H	RBI	BB	SO	LOB	BOTTOM			
Bobby Mitchell, R (1,9) OBP: 0.300, SLG: 0.650	0-0 6-3			0-0 6-3			0-3 K			4	1	1	3	0	1	0	Oakland Athletics @ Milwaukee Brewers Milwaukee County Stadium, Milwaukee, WI Sat Jul 14 1973, 8:05 PM EDT Att: 23,389 - Unknown livebaseballscores.com			
Bob Coluccio, R (8,7) OBP: 0.262, SLG: 0.367		1-H 3-H HR								0	0	0	0	0	0	0				
Dave May, L (1,8) OBP: 0.355, SLG: 0.503	0-0 2B WP	0-0 3-1		0-0 4-3			0-3 K			4	1	1	0	0	1	0				
George Scott, R (1,3) OBP: 0.351, SLG: 0.438	0-0 WP 1-3 2B		0-3 K		0-0 F9			0-0 6-3		4	0	1	0	0	1	0				
Ollie Brown, R (1,10) OBP: 0.355, SLG: 0.429	0-3 K		0-0 HR		0-0 6-3			0-0 6-3		4	1	1	1	0	1	1				
Don Money, R (1,5) OBP: 0.315, SLG: 0.367	0-0 P3		0-0 6-3		0-0 5-3				0-0 1B 1B	4	0	1	0	0	0	1				
John Briggs, L (1,7) OBP: 0.357, SLG: 0.434		0-0 E S HR		0-0 1B		0-0 4-3		0-0 1-2 FC6 1B		4	1	3	0	0	0	0				
Elie Rodriguez, R (1,2) OBP: 0.374, SLG: 0.291		0-0 F3		0-0 1B		0-0 G3		0-0 FC6 1-2		4	0	1	0	0	0	3				
Tim Johnson, L (1,6) OBP: 0.284, SLG: 0.278		0-0 F7		0-3 K		0-0 4-3				3	0	0	0	0	1	3				
Pedro Garcia, R (1,4) OBP: 0.315, SLG: 0.412		4-0 HR BB		0-0 5-3			0-0 P4			2	1	0	0	1	0	0				
Inning Stats	R: 1 E: 0 K: 1 S: 7	H: 2 LOB: 1 BB: 0 P: 7	R: 3 E: 0 K: 0 S: 5	H: 2 LOB: 0 BB: 1 P: 9	R: 1 E: 0 K: 2 S: 10	H: 3 LOB: 2 BB: 0 P: 10	R: 0 E: 0 K: 0 S: 3	H: 0 LOB: 0 BB: 0 P: 3	R: 0 E: 0 K: 2 S: 7	H: 0 LOB: 0 BB: 0 P: 7	R: 0 E: 0 K: 0 S: 5	H: 2 LOB: 2 BB: 0 P: 5	R: 0 E: 0 K: 0 S: 5	H: 0 LOB: 0 BB: 0 P: 5	R: 0 E: 0 K: 0 S: 5	H: 2 LOB: 2 BB: 0 P: 5	1B: 6 2B: 1 3B: 0 HR: 2	SF: 0 SAC: 0 DP: 0 HBP: 0	WP: 1 PB: 0 SB: 1 CS: 0	PA: 34
PITCHER Dave Hamilton, L (1,1) ERA: 3.45	IP: 1.2 WLS: L BF: 10 H: 4 R: 4 ER: 4 SO: 4 BB: 1 IBB: 0 HBP: 0 BLK: 0 WP: 1 HR: 1 S: 11 P: 15 ERA: 21.60 WHIP: 3.000															PITCHER IP: WLS: BF: H: R: ER: SO: BB: IBB: HBP: BLK: WP: HR: S: P: ERA: WHIP				
Paul Lindblad, L (2,1) ERA: 4.21	5.1 BF: 19 H: 3 R: 1 ER: 1 SO: 4 BB: 0 IBB: 0 HBP: 0 BLK: 0 WP: 0 HR: 1 S: 27 P: 27 ERA: 1.69 WHIP: 0.562																			
Darold Knowles, L (8,1) ERA: 2.68	1.0 BF: 5 H: 2 R: 0 ER: 0 SO: 0 BB: 0 IBB: 0 HBP: 0 BLK: 0 WP: 0 HR: 0 S: 5 P: 5 ERA: 0.00 WHIP: 2.000																			

Batter	1	2	3	4	5	6	7	8	9	AB	R	H	RBI	BB	SO	LOB	TOP			
Bob Coluccio, R OBP: 0.273, SLG: 0.378 (1, 9)											4	1	3	0	0	0				
Dave May, L OBP: 0.354, SLG: 0.497 (1, 8)											5	1	2	1	0	0	2			
Don Money, R OBP: 0.319, SLG: 0.369 (1, 5)											5	1	1	0	0	1	4			
George Scott, R OBP: 0.361, SLG: 0.451 (1, 3)														3	2	2	1	2	0	0
Ollie Brown, R OBP: 0.356, SLG: 0.427 Joe Lahoud, L OBP: 0.286, SLG: 0.296 (8, PH)											3	0	2	0	0	0	3			
John Briggs, L OBP: 0.356, SLG: 0.429 (1, 7)												3	1	1	1	1	0	2		
Ellie Rodriguez, R OBP: 0.372, SLG: 0.288 (1, 2)														2	0	0	1	1	0	2
Tim Johnson, L OBP: 0.286, SLG: 0.280 (1, 6)												4	0	1	2	0	1	2		
Pedro Garcia, R OBP: 0.311, SLG: 0.407 (1, 4)											4	0	0	0	0	2	2			
Inning Stats	R: 0 E: 0 K: 1 S: 5	H: 0 LOB: 0 BB: 0 P: 5	R: 1 E: 0 K: 0 S: 5	H: 2 LOB: 1 BB: 0 P: 5	R: 0 E: 0 K: 1 S: 7	H: 2 LOB: 3 BB: 1 P: 11	R: 0 E: 0 K: 0 S: 3	H: 1 LOB: 0 BB: 0 P: 3	R: 0 E: 0 K: 0 S: 4	H: 1 LOB: 1 BB: 0 P: 4	R: 0 E: 0 K: 0 S: 3	H: 1 LOB: 0 BB: 1 P: 8	R: 5 E: 0 K: 1 S: 10	H: 5 LOB: 1 BB: 1 P: 14	R: 0 E: 0 K: 0 S: 3	H: 0 LOB: 2 BB: 1 P: 8	1B: 10 2B: 2 3B: 0 HR: 0	SF: 1 SAC: 0 DP: 1 HBP: 1	WP: 0 PA: 42 PB: 0 SB: 1 CS: 2	
PITCHER	IP	WLS	BF	H	R	ER	SO	BB	IBB	HBP	BLK	WP	HR	S	P	ERA	WHIP			
David Clyde, L ERA: 4.4 (1, 1)	7.0	L	31	11	5	5	3	2	0	0	0	0	0	35	43	6.43	1.857			
Bill Gogolewski, R ERA: 3.22 (8, 1)	1.2		9	1	1	1	1	1	1	1	0	0	0	8	17	5.40	1.200			
Mike Paul, L ERA: 6.08 (9, 1)	0.1		1	0	0	0	0	0	0	0	0	0	0	1	1	0.00	0.000			

Milwaukee Brewers @ Texas Rangers
Arlington Stadium, Arlington, TX
Tue Jul 17 1973, 8:05 PM EDT
Att: 23,102 - Unknown

AB 35
R 6
H 12
RBI 6
BB 4
SO 4
LOB 21



Batter	1	2	3	4	5	6	7	8	9	AB	R	H	RBI	BB	SO	LOB	BOTTOM		
Davey Nelson, R OBP: 0.316, SLG: 0.370 (1, 4)										3	0	0	0	0	0	1			
Pete Mackanin, R OBP: 0.105, SLG: 0.083 Jim Spencer, L OBP: 0.344, SLG: 0.369 (8, PH)										4	0	1	1	0	0	0			
Vic Harris, S OBP: 0.320, SLG: 0.369 (1, 8)										3	0	0	0	1	0	2			
Alex Johnson, R OBP: 0.314, SLG: 0.369 (1, 10)										3	0	0	0	1	0	1			
Rico Carty, R OBP: 0.310, SLG: 0.301 (1, 7)										3	1	1	1	1	1	1			
Jim Fregosi, R OBP: 0.361, SLG: 0.351 (9, 6)										4	0	1	0	0	0	1			
Jeff Burroughs, R OBP: 0.337, SLG: 0.428 (1, 9)										4	0	0	0	0	1	2			
Larry Blittner, L OBP: 0.284, SLG: 0.241 (1, 3)												3	1	1	0	1	0	0	
Ken Suarez, R OBP: 0.371, SLG: 0.349 (1, 2)										3	1	2	0	0	0	1			
Inning Stats	R: 0 E: 0 K: 0 S: 3	H: 0 LOB: 0 BB: 0 P: 3	R: 0 E: 0 K: 0 S: 3	H: 0 LOB: 1 BB: 1 P: 7	R: 0 E: 0 K: 0 S: 5	H: 2 LOB: 2 BB: 0 P: 5	R: 0 E: 0 K: 1 S: 5	H: 0 LOB: 0 BB: 0 P: 5	R: 0 E: 0 K: 0 S: 2	H: 0 LOB: 0 BB: 1 P: 6	R: 0 E: 0 K: 0 S: 3	H: 0 LOB: 1 BB: 1 P: 7	R: 2 E: 0 K: 1 S: 7	H: 2 LOB: 1 BB: 1 P: 11	R: 1 E: 0 K: 1 S: 6	H: 1 LOB: 0 BB: 0 P: 6	1B: 4 2B: 1 3B: 0 HR: 1	SF: 0 SAC: 0 DP: 1 HBP: 0	WP: 1 PA: 35 PB: 0 SB: 0 CS: 1
PITCHER	IP	WLS	BF	H	R	ER	SO	BB	IBB	HBP	BLK	WP	HR	S	P	ERA	WHIP		
Jim Slaton, R ERA: 3.44 (1, 1)	8.0	W	32	3	3	2	2	4	0	0	0	0	0	5	5	3.38	1.250		
Eduardo Rodriguez, R ERA: 1.56 (9, 1)	1.0	S	3	0	0	0	1	0	0	0	0	0	0	5	5	0.00	0.000		

Milwaukee Brewers @ Texas Rangers
Arlington Stadium, Arlington, TX
Tue Jul 17 1973, 8:05 PM EDT
Att: 23,102 - Unknown

AB 31
R 3
H 6
RBI 2
BB 4
SO 3
LOB 10




Batter	1	2	3	4	5	6	7	8	9	AB	R	H	RBI	BB	SO	LOB	TOP			
Joe Lahoud, L (1, 9) OBP: 0.292, SLG: 0.297	F5		HR BB		CS 1B			K		3	1	1	0	1	1	0	Milwaukee Brewers @ Texas Rangers Arlington Stadium, Arlington, TX Wed Jul 18 1973, 8:05 PM EDT Att: 5,685 - Unknown			
Don Money, R (1, 5) OBP: 0.316, SLG: 0.365	P6		F7		CS	6-3		K		4	0	0	0	0	1	1				
Dave May, L (1, 8) OBP: 0.355, SLG: 0.504	K		HR					K		3	2	1	2	0	2	0				
John Briggs, L (1, 7) OBP: 0.358, SLG: 0.433			F7		K			2B WP HBP		4	0	2	0	0	1	0				
George Scott, R (1, 3) OBP: 0.357, SLG: 0.446					6-3			WP 1B		4	0	0	0	0	2	3				
Darrell Porter, L (1, 2) OBP: 0.362, SLG: 0.489					4-3			WP IBB		1	0	0	0	3	0	0				
Ollie Brown, R (1, 10) OBP: 0.354, SLG: 0.423					G5-4-3			1B		4	0	1	0	0	1	3				
Tim Johnson, L (1, 6) OBP: 0.282, SLG: 0.276					F8			1-2 2-3 3-H		4	0	0	0	0	1	4				
Pedro Garcia, R (1, 4) OBP: 0.308, SLG: 0.403			F7					K		3	0	0	0	0	2	0				
Inning Stats	R: 0 E: 0 S: 5	H: 0 LOB: 0 BB: 0 P: 5	R: 0 E: 0 S: 6	H: 1 LOB: 2 BB: 1 P: 10	R: 2 E: 0 S: 6	H: 1 LOB: 0 BB: 1 P: 10	R: 0 E: 0 S: 2	H: 0 LOB: 0 BB: 1 P: 6	R: 0 E: 0 S: 5	H: 1 LOB: 0 BB: 0 P: 5	R: 0 E: 0 S: 3	H: 0 LOB: 0 BB: 0 P: 3	R: 0 E: 0 S: 9	H: 0 LOB: 0 BB: 0 P: 9	R: 1 E: 0 S: 10	H: 1 LOB: 2 BB: 1 P: 15	1B: 3 2B: 1 3B: 0 HR: 1	SF: 0 SAC: 0 DP: 1 HBP: 1	WP: 1 PB: 0 SB: 0 CS: 1	PA: 36
PITCHER Jim Bibby, R (1, 1) ERA: 4.22	IP: 9.0 WLS: L BF: 35	H: 5 R: 3 ER: 3 SO: 11	BB: 3 IBB: 1 HBP: 1 BLK: 0	WP: 1 HR: 1 S: 52 P: 69	ERA: 3.00 WHIP: 0.889	PITCHER										IP: 9.0 WLS: L BF: 35	H: 5 R: 3 ER: 3 SO: 11	BB: 3 IBB: 1 HBP: 1 BLK: 0	WP: 1 HR: 1 S: 52 P: 69	ERA: 3.00 WHIP: 0.889

Batter	1	2	3	4	5	6	7	8	9	AB	R	H	RBI	BB	SO	LOB	BOTTOM					
Vic Harris, S (1, 8) OBP: 0.316, SLG: 0.365	P4		K			G3		6-3		4	0	0	0	0	1	0	Milwaukee Brewers @ Texas Rangers Arlington Stadium, Arlington, TX Wed Jul 18 1973, 8:05 PM EDT Att: 5,685 - Unknown					
Larry Bittner, L (1, 3) OBP: 0.279, SLG: 0.252					1B BB			4-3		3	0	2	0	1	0	0						
Alex Johnson, R (1, 10) OBP: 0.311, SLG: 0.365			G1-6-3		K			F9		4	0	0	0	0	1	3						
Rico Carty, R (1, 7) OBP: 0.309, SLG: 0.300					6-3			F9		4	0	1	0	0	1	1						
Jim Fregosi, R (1, 5) OBP: 0.352, SLG: 0.341 (9, 6)					F7			F7		4	0	0	0	0	1	2						
Jeff Burroughs, R (1, 9) OBP: 0.336, SLG: 0.427								F8		3	0	1	0	0	0	2						
Jim Mason, L (1, 4) OBP: 0.294, SLG: 0.320					P4					3	0	1	0	0	0	1						
Ken Suarez, R (1, 2) OBP: 0.365, SLG: 0.343					F8			1-3		3	0	0	0	0	0	1						
Pete Mackanin, R (1, 6) OBP: 0.100, SLG: 0.079 Bill Sudakis, S (8, PH) OBP: 0.235, SLG: 0.375 (9, 5)					K			6-3		2	0	0	0	0	2	0						
Inning Stats	R: 0 E: 0 S: 3	H: 1 LOB: 0 BB: 0 P: 3	R: 0 E: 0 S: 4	H: 1 LOB: 1 BB: 0 P: 4	R: 0 E: 0 S: 7	H: 0 LOB: 0 BB: 0 P: 7	R: 0 E: 0 S: 8	H: 1 LOB: 2 BB: 1 P: 12	R: 0 E: 0 S: 5	H: 0 LOB: 0 BB: 0 P: 5	R: 0 E: 0 S: 4	H: 1 LOB: 1 BB: 0 P: 4	R: 0 E: 0 S: 4	H: 1 LOB: 1 BB: 0 P: 4	R: 0 E: 0 S: 3	H: 0 LOB: 0 BB: 0 P: 3	R: 0 E: 0 S: 5	H: 0 LOB: 0 BB: 0 P: 5	1B: 5 2B: 0 3B: 0 HR: 0	SF: 0 SAC: 0 DP: 1 HBP: 0	WP: 0 PB: 0 SB: 0 CS: 0	PA: 32
PITCHER Jim Colborn, R (1, 1) ERA: 2.78	IP: 9.0 WLS: W BF: 32	H: 5 R: 0 ER: 0 SO: 6	BB: 1 IBB: 0 HBP: 0 BLK: 0	WP: 0 HR: 0 S: 43 P: 47	ERA: 0.00 WHIP: 0.667	PITCHER										IP: 9.0 WLS: W BF: 32	H: 5 R: 0 ER: 0 SO: 6	BB: 1 IBB: 0 HBP: 0 BLK: 0	WP: 0 HR: 0 S: 43 P: 47	ERA: 0.00 WHIP: 0.667		

Batter	1	2	3	4	5	6	7	8	9	AB	R	H	RBI	BB	SO	LOB	TOP					
Joe Lahoud, L (1, 9) OBP: 0.284, SLG: 0.287	4-3		6-3		F8		K			4	0	0	0	0	1	1	Milwaukee Brewers @ Texas Rangers Arlington Stadium, Arlington, TX Thu Jul 19 1973, 8:05 PM EDT Att: 5,213 - Unknown					
Don Money, R (1, 5) OBP: 0.321, SLG: 0.367	K		1B			1B SH5-3		G4-6-3 BB		3	1	2	0	1	1	0						
Dave May, L (1, 8) OBP: 0.357, SLG: 0.504	P6							L6		4	1	2	0	0	0	1						
John Briggs, L (1, 7) OBP: 0.354, SLG: 0.428		4-3	K			G3		G4-6-3		4	0	0	0	0	1	5						
George Scott, R (1, 3) OBP: 0.355, SLG: 0.443		6-3				SH5-3				2	0	0	0	0	1	0						
John Vukovich, R (4, 3) OBP: 0.188, SLG: 0.175										1	1	1	1	0	0	0						
Darrell Porter, L (1, 2) OBP: 0.365, SLG: 0.517										4	1	3	2	0	1	0						
Elie Rodriguez, R (1, 10) OBP: 0.370, SLG: 0.285										2	0	0	1	1	0	1						
Tim Johnson, L (1, 6) OBP: 0.278, SLG: 0.272										4	0	0	0	0	0	2						
Pedro Garcia, R (1, 4) OBP: 0.305, SLG: 0.398			K							4	0	0	0	0	1	0						
Inning Stats	R: 0 E: 0 K: 1 S: 5	H: 0 LOB: 0 BB: 0 P: 5	R: 0 E: 0 K: 0 S: 4	H: 1 LOB: 2 BB: 1 P: 8	R: 0 E: 0 K: 2 S: 9	H: 2 LOB: 2 BB: 0 P: 9	R: 0 E: 0 K: 2 S: 7	H: 0 LOB: 0 BB: 0 P: 7	R: 0 E: 1 K: 0 S: 3	H: 0 LOB: 0 BB: 0 P: 3	R: 2 E: 0 K: 0 S: 6	H: 3 LOB: 1 BB: 0 P: 6	R: 0 E: 0 K: 1 S: 5	H: 0 LOB: 0 BB: 0 P: 5	R: 0 E: 0 K: 0 S: 2	H: 0 LOB: 0 BB: 1 P: 6	R: 2 E: 0 K: 0 S: 5	H: 2 LOB: 0 BB: 0 P: 5	1B: 5 2B: 2 3B: 1 HR: 0	SF: 1 SAC: 1 DP: 1 HBP: 0	WP: 0 PB: 0 SB: 0 CS: 1	PA: 36
PITCHER Steve Dunning, R (1, 1) ERA: 5.92	IP: 9.0 WLS: L BF: 36	H: 8 R: 4 ER: 4 SO: 6	BB: 2 IBB: 0 HBP: 0 BLK: 0	WP: 0 HR: 0 S: 46 P: 54	ERA: 4.00 WHIP: 1.111	PITCHER										ERA: 4.00 WHIP: 1.111						

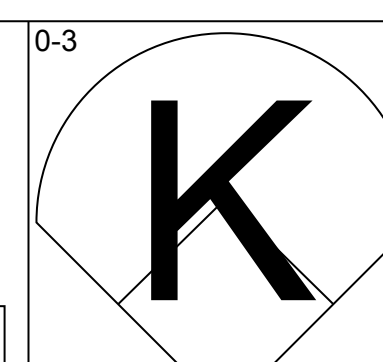
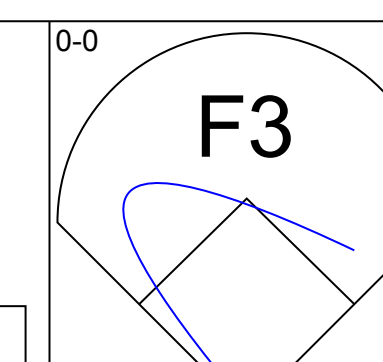
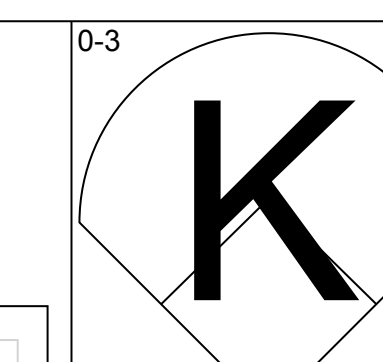
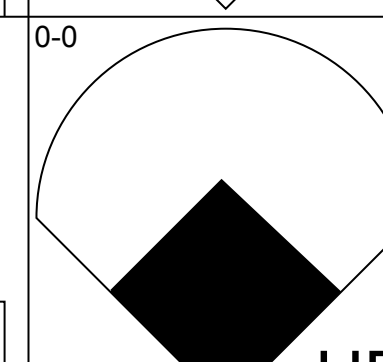
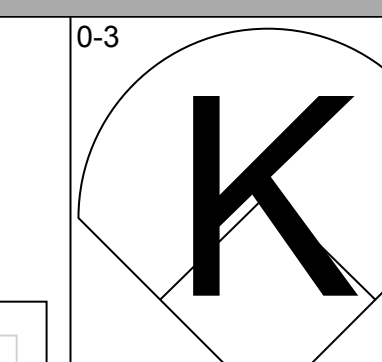
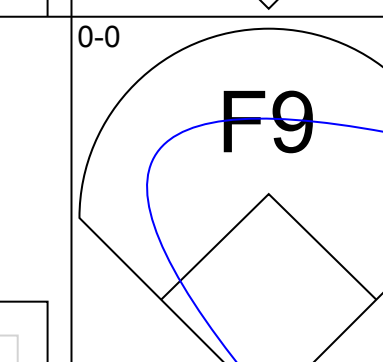
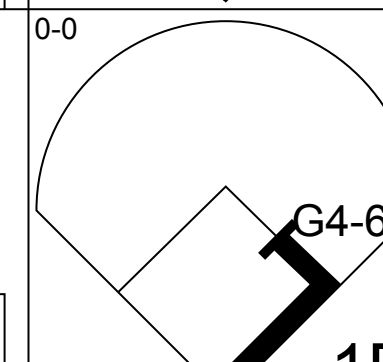
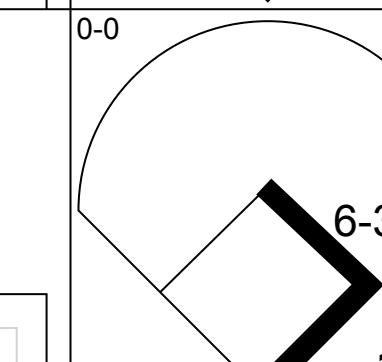
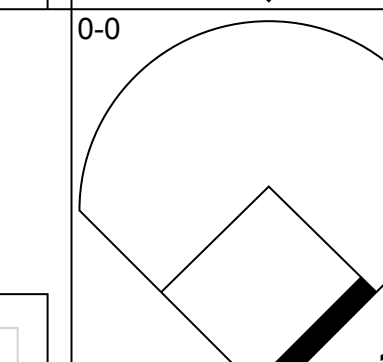
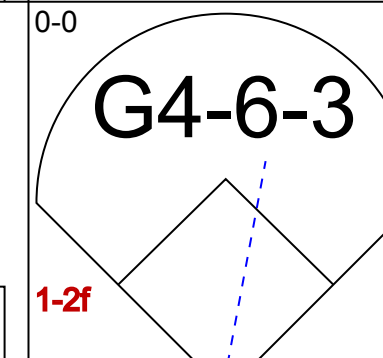
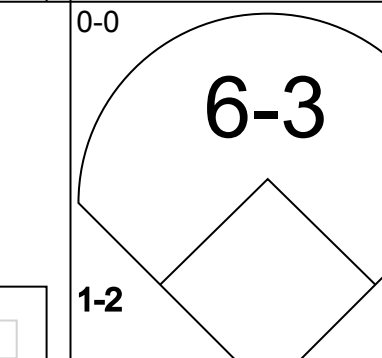
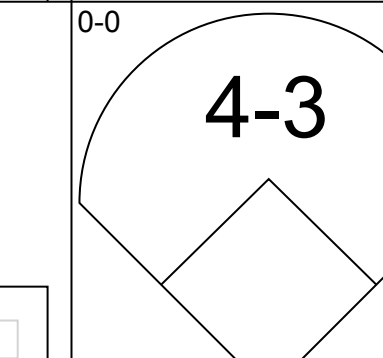
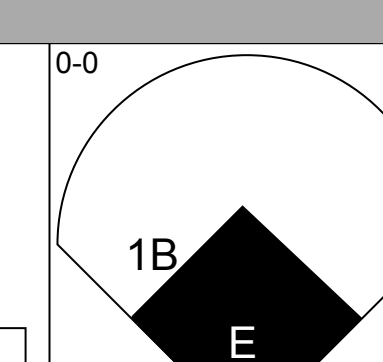
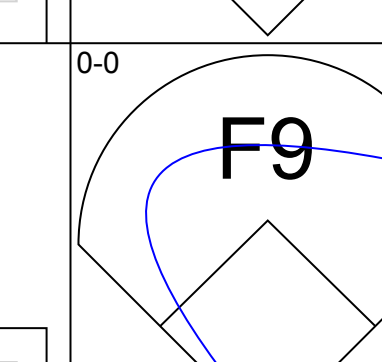
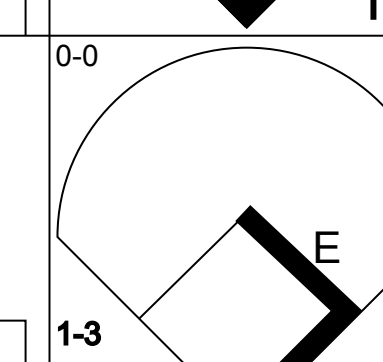

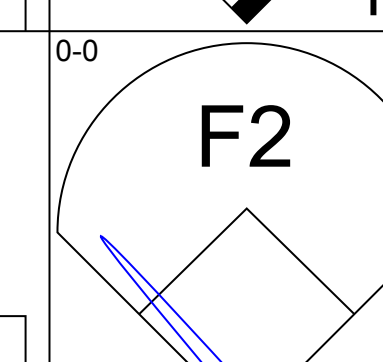

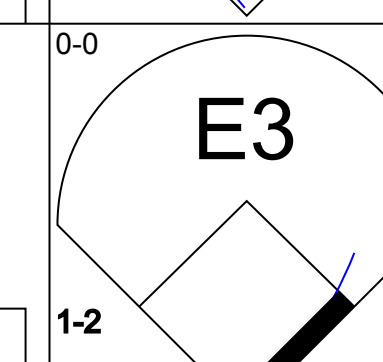

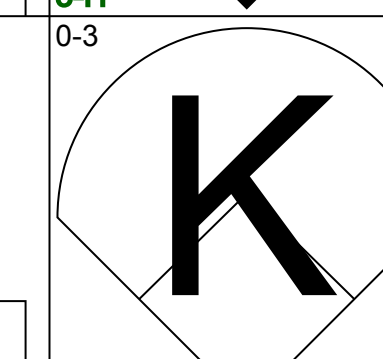

Batter	1	2	3	4	5	6	7	8	9	AB	R	H	RBI	BB	SO	LOB	BOTTOM					
Vic Harris, S (1, 8) OBP: 0.312, SLG: 0.360	K		F5			K		5-3		4	0	0	0	0	2	0	Milwaukee Brewers @ Texas Rangers Arlington Stadium, Arlington, TX Thu Jul 19 1973, 8:05 PM EDT Att: 5,213 - Unknown					
Larry Bittner, L (1, 3) OBP: 0.286, SLG: 0.248								F5		2	0	0	0	2	1	0						
Alex Johnson, R (1, 10) OBP: 0.310, SLG: 0.364										1	0	0	0	0	1	1						
Bill Sudakis, S (4, PH) OBP: 0.238, SLG: 0.374	K									3	0	1	0	0	2	1						
Jim Bibby, R (8, FR)										0	0	0	0	0	0	0						
Rico Carty, R (1, 7) OBP: 0.311, SLG: 0.301										3	0	1	0	1	1	2						
Jim Fregosi, R (1, 5) OBP: 0.343, SLG: 0.331										4	1	0	0	0	1	2						
Jeff Burroughs, R (1, 9) OBP: 0.338, SLG: 0.424										2	0	0	0	2	0	0						
Dick Billings, R (1, 2) OBP: 0.236, SLG: 0.218										4	0	1	1	0	1	1						
Jim Mason, L (1, 4) OBP: 0.290, SLG: 0.315										3	0	0	0	0	0	2						
Pete Mackanin, R (1, 6) OBP: 0.095, SLG: 0.075										2	0	0	0	0	0	0						
Jim Spencer, L (7, PH) OBP: 0.343, SLG: 0.368										1	0	0	0	0	0	2						
Elliott Maddox, R (8, 5) OBP: 0.348, SLG: 0.261										0	0	0	0	0	0	0						
Inning Stats	R: 0 E: 0 K: 2 S: 7	H: 0 LOB: 1 BB: 1 P: 11	R: 0 E: 0 K: 1 S: 4	H: 0 LOB: 0 BB: 1 P: 8	R: 0 E: 0 K: 0 S: 3	H: 0 LOB: 0 BB: 0 P: 3	R: 0 E: 0 K: 2 S: 7	H: 0 LOB: 1 BB: 1 P: 11	R: 0 E: 0 K: 1 S: 5	H: 0 LOB: 0 BB: 0 P: 5	R: 0 E: 0 K: 2 S: 7	H: 0 LOB: 1 BB: 1 P: 11	R: 1 E: 0 K: 0 S: 5	H: 2 LOB: 2 BB: 1 P: 9	R: 0 E: 0 K: 1 S: 6	H: 1 LOB: 1 BB: 0 P: 6	R: 0 E: 0 K: 0 S: 3	H: 0 LOB: 0 BB: 0 P: 3	1B: 3 2B: 1 3B: 0 HR: 0	SF: 0 SAC: 0 DP: 1 HBP: 0	WP: 0 PB: 0 SB: 0 CS: 0	PA: 34
PITCHER Skip Lockwood, R (1, 1) ERA: 3.19	IP: 6.1 WLS: W BF: 24	H: 1 R: 1 ER: 1 SO: 8	BB: 5 IBB: 0 HBP: 0 BLK: 0	WP: 0 HR: 0 S: 35 P: 55	ERA: 1.42 WHIP: 0.947	PITCHER										ERA: 1.42 WHIP: 0.947						
PITCHER Eduardo Rodriguez, R (7, 1) ERA: 1.45	IP: 2.2 WLS: S BF: 10	H: 2 R: 0 ER: 0 SO: 1	BB: 0 IBB: 0 HBP: 0 BLK: 0	WP: 0 HR: 0 S: 12 P: 12	ERA: 0.00 WHIP: 0.750	PITCHER										ERA: 0.00 WHIP: 0.750						

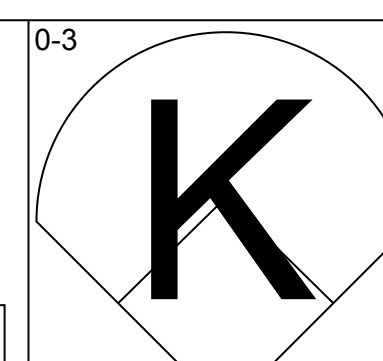
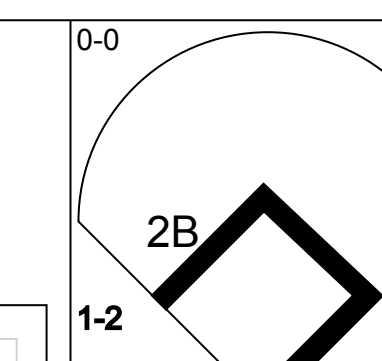
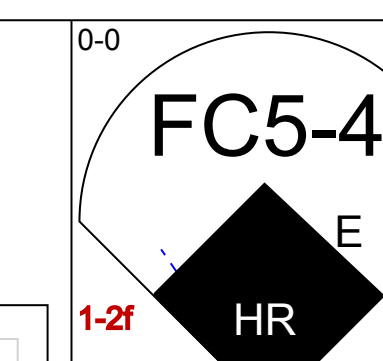
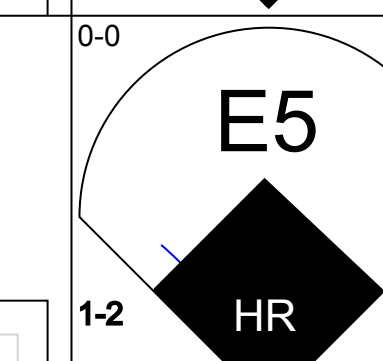
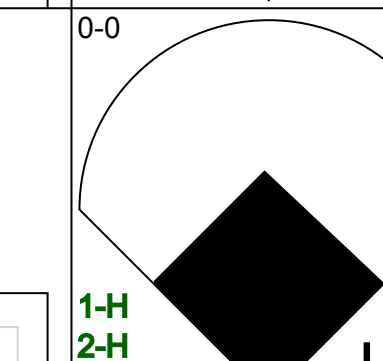

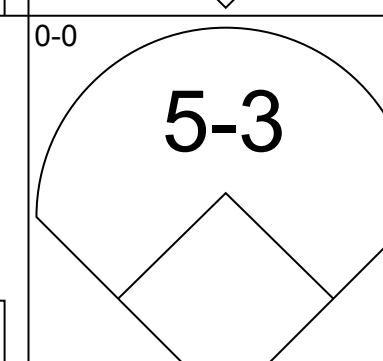
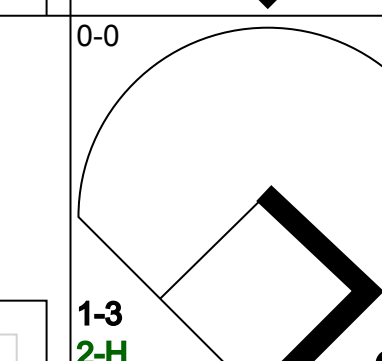
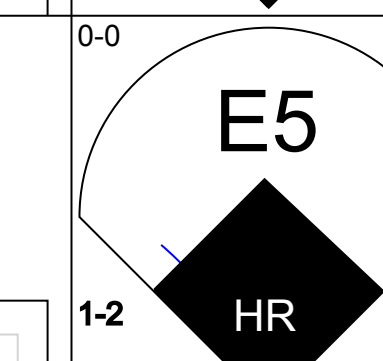
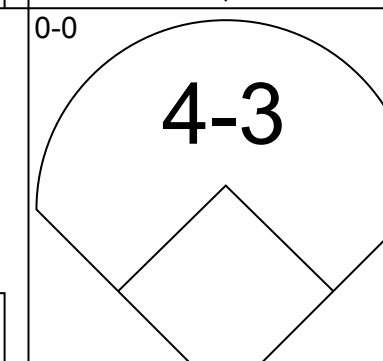
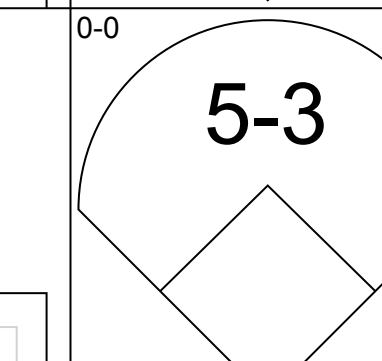
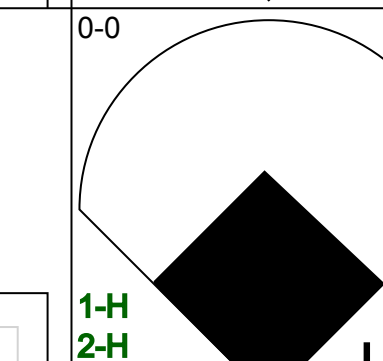
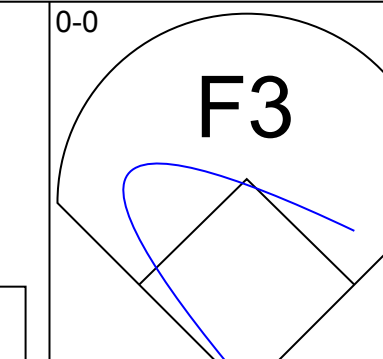
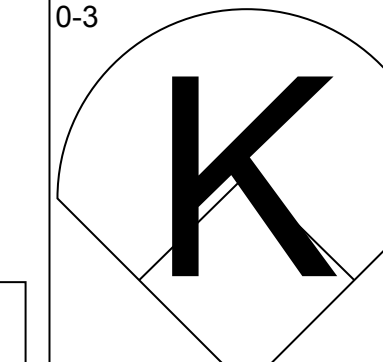

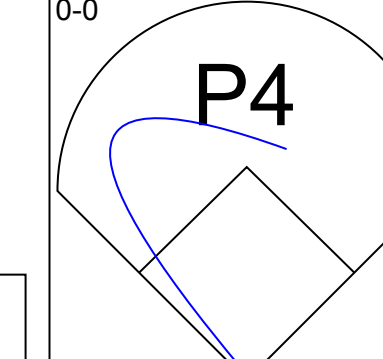

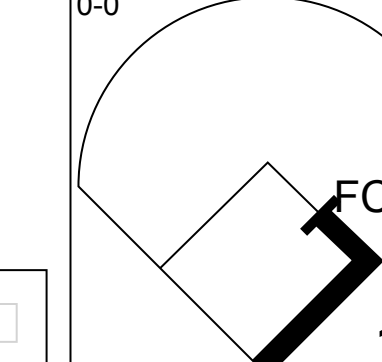

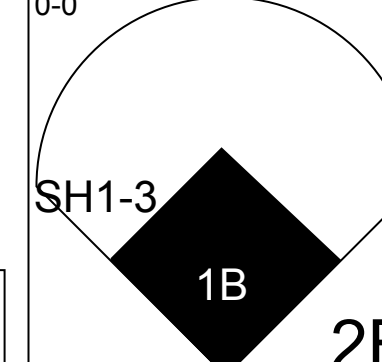
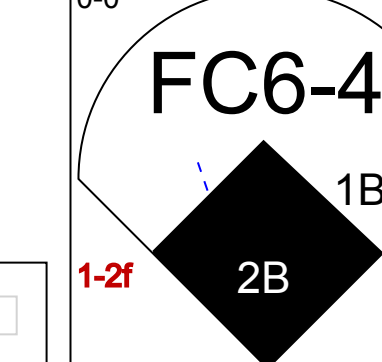
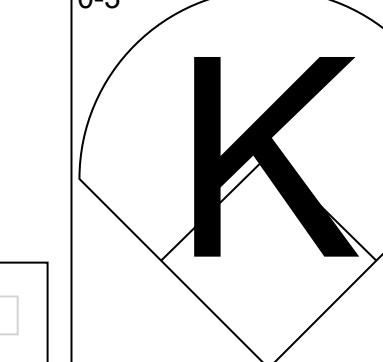
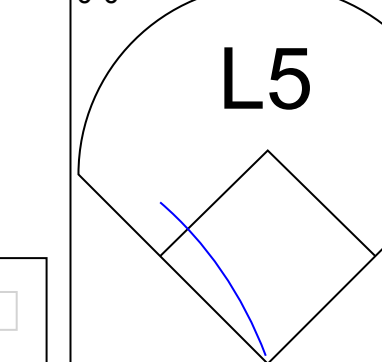
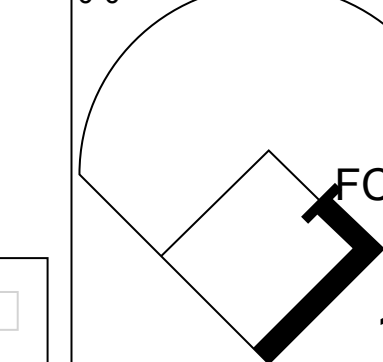
AB	32
R	4
H	8
RBI	4
BB	2
SO	6
LOB	10



Batter	1	2	3	4	5	6	7	8	9	AB	R	H	RBI	BB	SO	LOB	TOP										
Bob Coluccio, R OBP: 0.275, SLG: 0.396 (1, 9)										4	2	2	2	0	1	0	Milwaukee Brewers @ Kansas City Royals Royals Stadium, Kansas City, MO Sat Jul 21 1973, 8:05 PM EDT Att: 36,032 - Unknown - 74 F										
Don Money, R OBP: 0.319, SLG: 0.366 (1, 5)										3	1	0	0	1	2	0											
Dave May, L OBP: 0.364, SLG: 0.511 (1, 8)										3	0	1	0	1	0	0											
John Briggs, L OBP: 0.351, SLG: 0.420 (1, 7)										3	0	0	0	1	1	4											
Joe Lahoud, L OBP: 0.291, SLG: 0.291 (8, PH)										1	0	0	1	1	1	1											
Ollie Brown, R OBP: 0.351, SLG: 0.419 (8, PH)										1	0	0	0	0	0	1											
Darrell Porter, L OBP: 0.362, SLG: 0.508 (1, 2)										4	0	1	1	0	1	1											
Pedro Garcia, R OBP: 0.301, SLG: 0.390 (1, 4)										4	0	0	0	0	0	2											
Tim Johnson, L OBP: 0.274, SLG: 0.268 (1, 6)										4	0	1	0	0	0	0											
John Vukovich, R OBP: 0.183, SLG: 0.169 (8, PH)										2	0	0	0	0	1	1											
Ellie Rodriguez, R OBP: 0.371, SLG: 0.281 (8, 3)										0	1	0	0	1	0	0											
Bob Heise, R OBP: 0.220, SLG: 0.225 (8, 3)										0	0	0	0	0	0	0											
Inning Stats	R: 0 E: 0 K: 2 S: 7	H: 0 LOB: 0 BB: 0 P: 7	R: 0 E: 0 K: 1 S: 4	H: 0 LOB: 0 BB: 1 P: 8	R: 0 E: 0 K: 1 S: 5	H: 1 LOB: 0 BB: 0 P: 5	R: 2 E: 0 K: 0 S: 5	H: 2 LOB: 2 BB: 2 P: 13	R: 0 E: 0 K: 0 S: 3	H: 0 LOB: 0 BB: 0 P: 3	R: 0 E: 0 K: 0 S: 3	H: 0 LOB: 0 BB: 0 P: 3	R: 2 E: 0 K: 0 S: 5	H: 2 LOB: 1 BB: 1 P: 9	R: 0 E: 0 K: 1 S: 5	H: 0 LOB: 0 BB: 0 P: 5	1B: 1 2B: 4 3B: 0 HR: 1	SF: 1 SAC: 0 DP: 1 HBP: 0	WP: 0 PA: 36 CS: 1								
PITCHER	IP	WLS	BF	H	R	ER	SO	BB	IBB	HBP	BLK	WP	HR	S	P	ERA	WHIP										
Ken Wright, R ERA: 3.89 (1, 1)	7.1	W	29	4	4	4	6	5	0	0	0	0	1	36	56	4.91	1.227										
Joe Hoerner, L ERA: 5.52 (8, 1)	0.1		2	1	0	0	0	0	0	0	0	0	0	2	2	0.00	3.000										
Doug Bird, R ERA: 3.18 (8, 1)	1.1	S	4	0	0	0	1	0	0	0	0	0	0	6	6	0.00	0.000										

Batter	1	2	3	4	5	6	7	8	9	AB	R	H	RBI	BB	SO	LOB	BOTTOM										
Freddie Patek, R OBP: 0.326, SLG: 0.337 (1, 6)										5	0	2	1	0	0	1	Milwaukee Brewers @ Kansas City Royals Royals Stadium, Kansas City, MO Sat Jul 21 1973, 8:05 PM EDT Att: 36,032 - Unknown - 74 F										
Cookie Rojas, R OBP: 0.313, SLG: 0.355 (1, 4)										4	1	2	0	0	0	3											
Amos Otis, R OBP: 0.348, SLG: 0.493 (1, 8)										4	0	0	0	0	1	4											
John Mayberry, L OBP: 0.440, SLG: 0.539 (1, 3)										2	0	0	0	2	0	0											
Rick Reichardt, R OBP: 0.309, SLG: 0.371 (1, 10)										4	0	0	1	0	2	3											
Ed Kirkpatrick, L OBP: 0.377, SLG: 0.429 (1, 9)										3	1	1	0	1	0	0											
Lou Piniella, R OBP: 0.289, SLG: 0.358 (1, 7)										4	0	0	0	0	1	3											
Paul Schaal, R OBP: 0.379, SLG: 0.395 (1, 5)										3	2	2	1	1	1	0											
Fran Healy, R OBP: 0.322, SLG: 0.359 (1, 2)										3	1	1	2	1	0	2											
Inning Stats	R: 0 E: 0 K: 1 S: 6	H: 1 LOB: 2 BB: 1 P: 10	R: 2 E: 1 K: 1 S: 8	H: 3 LOB: 1 BB: 0 P: 8	R: 0 E: 0 K: 1 S: 5	H: 0 LOB: 0 BB: 0 P: 5	R: 2 E: 0 K: 0 S: 5	H: 2 LOB: 2 BB: 0 P: 5	R: 1 E: 1 K: 0 S: 4	H: 1 LOB: 2 BB: 2 P: 12	R: 0 E: 0 K: 1 S: 6	H: 1 LOB: 1 BB: 1 P: 10	R: 0 E: 0 K: 1 S: 5	H: 0 LOB: 1 BB: 1 P: 7	R: 0 E: 0 K: 0 S: 3	H: 0 LOB: 1 BB: 1 P: 7		1B: 6 2B: 1 3B: 0 HR: 1	SF: 0 SAC: 0 DP: 0 HBP: 0	WP: 0 PA: 37 CS: 0							
PITCHER	IP	WLS	BF	H	R	ER	SO	BB	IBB	HBP	BLK	WP	HR	S	P	ERA	WHIP										
Jim Slaton, R ERA: 3.57 (1, 1)	7.1	L	35	8	5	5	5	3	2	0	0	0	1	40	60	6.14	1.500										
Eduardo Rodriguez, R ERA: 1.42 (8, 1)	0.2		2	0	0	0	0	0	0	0	0	0	0	2	2	0.00	0.000										

Batter	1	2	3	4	5	6	7	8	9	AB	R	H	RBI	BB	SO	LOB	TOP					
Bob Coluccio, R OBP: 0.278, SLG: 0.394 (1, 9)										4	1	1	0	1	2	2	Milwaukee Brewers @ Kansas City Royals Royals Stadium, Kansas City, MO Sun Jul 22 1973, 4:33 AM EDT Att: 15,021 - Unknown - 78 F					
Don Money, R OBP: 0.323, SLG: 0.385 (1, 5)										5	2	3	3	0	1	0						
Dave May, L OBP: 0.370, SLG: 0.514 (1, 8)										5	0	4	0	0	0	2						
John Briggs, L OBP: 0.347, SLG: 0.413 (1, 7)										5	0	0	0	0	0	4						
Joe Lahoud, L OBP: 0.296, SLG: 0.292 (1, 10)										3	2	1	0	1	1	1						
Darrell Porter, L OBP: 0.394, SLG: 0.508 (1, 2)										4	0	2	0	0	0	0						
Pedro Garcia, R OBP: 0.300, SLG: 0.388 (1, 4)										4	0	1	1	0	1	2						
Tim Johnson, L OBP: 0.270, SLG: 0.264 (1, 6)										4	0	0	0	0	1	3						
John Vukovich, R OBP: 0.173, SLG: 0.159 (1, 3)										4	0	0	0	0	2	4						
Inning Stats	R: 1 E: 0 K: 1 S: 6	H: 2 LOB: 0 BB: 0 P: 6	R: 1 E: 1 K: 1 S: 8	H: 2 LOB: 2 BB: 0 P: 8	R: 0 E: 0 K: 1 S: 6	H: 1 LOB: 1 BB: 0 P: 6	R: 0 E: 0 K: 1 S: 5	H: 0 LOB: 0 BB: 0 P: 5	R: 2 E: 0 K: 0 S: 4	H: 2 LOB: 0 BB: 1 P: 8	R: 0 E: 0 K: 1 S: 5	H: 0 LOB: 0 BB: 0 P: 5	R: 0 E: 0 K: 1 S: 7	H: 2 LOB: 2 BB: 0 P: 7	R: 1 E: 0 K: 1 S: 7	H: 2 LOB: 2 BB: 1 P: 11	R: 0 E: 0 K: 1 S: 6	H: 1 LOB: 1 BB: 0 P: 6	1B: 10 2B: 0 3B: 0 HR: 2	SF: 0 SAC: 0 DP: 1 HBP: 0	WP: 0 PB: 0 CS: 1	PA: 40
PITCHER	IP	WLS	BF	H	R	ER	SO	BB	IBB	HBP	BLK	WP	HR	S	P	ERA	WHIP					
Steve Busby, R ERA: 4.73 (1, 1)	7.1		32	9	5	4	6	2	0	0	0	0	2	42	50	4.91	1.500					
Joe Hoerner, L ERA: 5.52 (8, 1)	0.0		1	1	0	0	0	0	0	0	0	0	0	1	1	∞	∞					
Doug Bird, R ERA: 3.06 (8, 1)	1.2	W	7	2	0	0	2	0	0	0	0	0	0	11	11	0.00	1.200					

Batter	1	2	3	4	5	6	7	8	9	AB	R	H	RBI	BB	SO	LOB	BOTTOM					
Freddie Patek, R OBP: 0.326, SLG: 0.337 (1, 6)										3	0	1	0	0	0	1	Milwaukee Brewers @ Kansas City Royals Royals Stadium, Kansas City, MO Sun Jul 22 1973, 4:33 AM EDT Att: 15,021 - Unknown - 78 F					
Gail Hopkins, L OBP: 0.397, SLG: 0.391 (7, FH)										1	0	0	0	0	0	1						
Bobby Floyd, R OBP: 0.389, SLG: 0.400 (8, 6)										0	0	0	0	0	0	0						
Steve Hovley, L OBP: 0.343, SLG: 0.310 (9, FH)										1	1	0	0	0	0	1						
Cookie Rojas, R OBP: 0.314, SLG: 0.359 (1, 4)										5	1	2	1	0	0	2						
Amos Otis, R OBP: 0.351, SLG: 0.503 (1, 8)										5	1	3	4	0	0	3						
John Mayberry, L OBP: 0.436, SLG: 0.532 (1, 3)										4	0	0	0	0	0	3						
Rick Reichardt, R OBP: 0.308, SLG: 0.368 (1, 10)										4	0	1	0	0	1	0						
Ed Kirkpatrick, L OBP: 0.375, SLG: 0.427 (1, 9)										4	1	1	0	0	0	2						
Lou Piniella, R OBP: 0.294, SLG: 0.368 (1, 7)										4	1	3	1	0	1	0						
Paul Schaal, R OBP: 0.378, SLG: 0.393 (1, 5)										1	0	0	0	0	0	1						
Kurt Bevacqua, R OBP: 0.339, SLG: 0.371 (3, PR) (4, 5)										2	1	0	0	0	1	1						
Fran Healy, R OBP: 0.330, SLG: 0.367 (1, 2)										4	1	3	1	0	0	1						
Inning Stats	R: 0 E: 0 K: 1 S: 5	H: 0 LOB: 0 BB: 0 P: 5	R: 0 E: 0 K: 1 S: 5	H: 0 LOB: 0 BB: 0 P: 5	R: 1 E: 0 K: 0 S: 6	H: 3 LOB: 3 BB: 0 P: 6	R: 1 E: 0 K: 0 S: 5	H: 2 LOB: 1 BB: 0 P: 5	R: 0 E: 0 K: 0 S: 3	H: 1 LOB: 0 BB: 0 P: 3	R: 0 E: 0 K: 0 S: 4	H: 2 LOB: 1 BB: 0 P: 4	R: 2 E: 0 K: 0 S: 7	H: 4 LOB: 2 BB: 0 P: 7	R: 0 E: 0 K: 1 S: 5	H: 0 LOB: 0 BB: 0 P: 5	R: 3 E: 1 K: 1 S: 7	H: 2 LOB: 0 BB: 0 P: 7	1B: 10 2B: 4 3B: 0 HR: 1	SF: 0 SAC: 1 DP: 2 HBP: 0	WP: 0 PB: 0 CS: 0	PA: 39
PITCHER	IP	WLS	BF	H	R	ER	SO	BB	IBB	HBP	BLK	WP	HR	S	P	ERA	WHIP					
Jim Colborn, R ERA: 2.88 (1, 1)	6.2		29	11	4	4	2	0	0	0	0	0	1	33	33	5.40	1.650					
Eduardo Rodriguez, R ERA: 1.35 (7, 1)	2.0	L	10	3	3	0	2	0	0	0	0	0	0	14	14	0.00	1.500					

Batter	1	2	3	4	5	6	7	8	9	10	11	12	AB	R	H	RBI	BB	SO	LOB	TOP		
Joe Lahoud, L OBP: 0.297, SLG: 0.281 (1.9)	G3		L3			P4			3-1		G3		5	0	0	0	0	0	1			
Don Money, R OBP: 0.321, SLG: 0.383 (1.5)	P4			F7		P4			G6-3 1B		F2		5	0	1	0	0	0	0			
Dave May, L OBP: 0.368, SLG: 0.510 (1.8)	1-3			G3		G3			G6-3 1-2f				5	0	1	0	0	0	1			
John Briggs, L OBP: 0.345, SLG: 0.408 (1.7)		5-3					F7			F8		G6-4-3 1B	4	0	0	0	1	1	1			
George Scott, R OBP: 0.352, SLG: 0.440 (1.3)		5-3		BB			F8			1B S 1B		G6-4-3 1-2f	5	0	1	0	0	0	2			
Darrell Porter, L OBP: 0.358, SLG: 0.497 (1.2)		3-1					4-3			F9			4	0	0	0	0	0	1			
Elie Rodriguez, R OBP: 0.373, SLG: 0.290 (1.10)			5-3					6-3					4	0	2	0	0	0	0			
Tim Johnson, L OBP: 0.267, SLG: 0.260 (1.6)			4-3				6-3			1B			4	0	0	0	0	1	3			
Pedro Garcia, R OBP: 0.299, SLG: 0.384 (1.4)							F7			L5		K	3	0	0	0	1	1	1			
Inning Stats	R: 0 E: 0 K: 0 S: 3	H: 0 LOB: 0 BB: 0 P: 3	R: 0 E: 0 K: 0 S: 3	H: 0 LOB: 0 BB: 0 P: 3	R: 0 E: 0 K: 0 S: 3	H: 0 LOB: 1 BB: 1 P: 7	R: 0 E: 0 K: 0 S: 3	H: 0 LOB: 1 BB: 1 P: 7	R: 0 E: 0 K: 0 S: 4	H: 1 LOB: 0 BB: 0 P: 4	R: 0 E: 0 K: 0 S: 3	H: 0 LOB: 0 BB: 0 P: 3	R: 0 E: 0 K: 0 S: 5	H: 1 LOB: 0 BB: 0 P: 3	R: 0 E: 0 K: 1 S: 5	H: 1 LOB: 0 BB: 0 P: 5	R: 0 E: 0 K: 1 S: 5	H: 1 LOB: 0 BB: 0 P: 6	1B: 4 2B: 1 3B: 0 HR: 0	SF: 0 SAC: 0 DP: 2 HBP: 0	WP: 0 PB: 0 SB: 1 CS: 0	PA: 41
PITCHER	IP	WLS	BF	H	R	ER	SO	BB	IBB	HBP	BLK	WP	HR	S	P	ERA	WHIP					
Pat Dobson, R ERA: 3.86 Sparky Lyle, L ERA: 1.88	(1.1)	11.0	39	5	0	0	2	0	0	0	0	0	0	4	4	0.00	0.000					

Milwaukee Brewers @ New York Yankees
Yankee Stadium, Bronx, NY

Thu Jul 26 1973, 7:05 PM EDT
Att: 14,983 - Unknown - 80 F

AB 39
R 0
H 5
RBI 0
BB 2
SO 3
LOB 10



Batter	1	2	3	4	5	6	7	8	9	10	11	12	AB	R	H	RBI	BB	SO	LOB	BOTTOM		
Horace Clarke, S OBP: 0.316, SLG: 0.297 (1.4)	F8			F8			6-3						5	0	2	0	0	0	0			
Matty Alou, L OBP: 0.342, SLG: 0.356 (1.3)	F8			5-3									5	0	1	0	0	0	2			
Roy White, S OBP: 0.347, SLG: 0.389 (1.7)	F9						P6						5	0	1	0	0	0	3			
Bobby Murcer, L OBP: 0.353, SLG: 0.482 (1.8)							CS 1B						2	1	1	0	3	0	0			
Ron Blomberg, L OBP: 0.411, SLG: 0.508 Ron Swoboda, R OBP: 0.161, SLG: 0.071 (12, PR)													4	0	0	0	0	0	5			
Graig Nettles, L OBP: 0.349, SLG: 0.391 (1.5)													0	0	0	0	0	0	0			
Graig Nettles, L OBP: 0.349, SLG: 0.391 (1.5)													5	0	0	0	0	0	3			
Thurman Munson, R OBP: 0.366, SLG: 0.500 (1.2)													5	0	4	1	0	0	0			
Johnny Callison, L OBP: 0.195, SLG: 0.229 (1.9)													4	0	0	0	0	1	3			
Gene Michael, S OBP: 0.273, SLG: 0.295 (1.6)													4	0	0	0	0	0	1			
Inning Stats	R: 0 E: 0 K: 0 S: 3	H: 0 LOB: 0 BB: 0 P: 3	R: 0 E: 0 K: 0 S: 3	H: 1 LOB: 0 BB: 0 P: 3	R: 0 E: 0 K: 0 S: 3	H: 1 LOB: 0 BB: 0 P: 3	R: 0 E: 0 K: 0 S: 3	H: 1 LOB: 0 BB: 0 P: 3	R: 0 E: 0 K: 0 S: 4	H: 0 LOB: 0 BB: 0 P: 3	R: 0 E: 0 K: 0 S: 4	H: 1 LOB: 2 BB: 1 P: 8	R: 0 E: 0 K: 0 S: 3	H: 1 LOB: 0 BB: 0 P: 3	R: 0 E: 0 K: 0 S: 4	H: 1 LOB: 0 BB: 0 P: 3	R: 0 E: 0 K: 0 S: 4	H: 1 LOB: 2 BB: 1 P: 7	1B: 8 2B: 1 3B: 0 HR: 0	SF: 0 SAC: 1 DP: 3 HBP: 0	WP: 1 PB: 0 SB: 1 CS: 1	PA: 44
PITCHER	IP	WLS	BF	H	R	ER	SO	BB	IBB	HBP	BLK	WP	HR	S	P	ERA	WHIP					
Jim Colborn, R ERA: 2.76	(1.1)	11.1	L	43	9	1	1	1	2	1	0	0	1	0	54	0.79	0.971					

Milwaukee Brewers @ New York Yankees
Yankee Stadium, Bronx, NY

Thu Jul 26 1973, 7:05 PM EDT
Att: 14,983 - Unknown - 80 F

AB 39
R 1
H 9
RBI 1
BB 3
SO 1
LOB 17



Batter	1	2	3	4	5	6	7	8	9	AB	R	H	RBI	BB	SO	LOB	TOP										
Joe Lahoud, L OBP: 0.284, SLG: 0.273 (1, 9)										4	1	0	0	1	0	2											
Bob Heise, R OBP: 0.200, SLG: 0.205 (1, 5)										4	0	0	0	0	0	2											
Ollie Brown, R OBP: 0.350, SLG: 0.417 (9, PH)										1	0	0	0	0	0	0											
Dave May, L OBP: 0.366, SLG: 0.508 (1, 8)										4	1	1	1	0	1	0											
George Scott, R OBP: 0.351, SLG: 0.438 (1, 3)										4	1	1	0	0	0	0											
Darrell Porter, L OBP: 0.361, SLG: 0.497 (1, 2)										4	1	2	1	0	1	0											
John Briggs, L OBP: 0.344, SLG: 0.406 (1, 7)										4	1	1	0	0	1	2											
Elie Rodriguez, R OBP: 0.379, SLG: 0.305 (1, 10)										3	1	2	3	1	0	0											
Tim Johnson, L OBP: 0.267, SLG: 0.261 (1, 6)										3	0	1	1	0	0	1											
Pedro Garcia, R OBP: 0.302, SLG: 0.384 (1, 4)										3	0	1	0	1	0	3											
Inning Stats	R: 3 E: 0 K: 0 S: 8	H: 5 LOB: 3 BB: 1 P: 12	R: 0 E: 0 K: 0 S: 3	H: 0 LOB: 0 BB: 0 P: 3	R: 3 E: 0 K: 0 S: 6	H: 3 LOB: 1 BB: 1 P: 10	R: 0 E: 0 K: 0 S: 3	H: 0 LOB: 0 BB: 0 P: 3	R: 0 E: 0 K: 1 S: 5	H: 1 LOB: 1 BB: 0 P: 4	R: 0 E: 0 K: 2 S: 7	H: 0 LOB: 0 BB: 0 P: 7	R: 0 E: 0 K: 0 S: 2	H: 0 LOB: 0 BB: 1 P: 6	R: 0 E: 0 K: 0 S: 3	H: 0 LOB: 0 BB: 0 P: 3	1B: 8 2B: 1 3B: 1 HR: 0	SF: 1 SAC: 0 DP: 1 HBP: 0	WP: 0 PB: 0 SB: 0 CS: 0	PA: 38							
PITCHER	IP	WLS	BF	H	R	ER	SO	BB	IBB	HBP	BLK	WP	HR	S	P	ERA	WHIP										
Mel Stottlemyre, R ERA: 3.24 (1, 1)	2.1		15	7	5	5	0	1	0	0	0	0	0	14	18	19.29	3.429										
Lindy McDaniel, R ERA: 2.45 (3, 1)	6.2	W	23	2	1	1	3	2	0	0	0	0	0	27	35	1.35	0.600										

Milwaukee Brewers @ New York Yankees
Yankee Stadium, Bronx, NY
Fri Jul 27 1973, 3:33 AM EDT
Att: 9,545 - Cloudy - 84 F

AB 34
R 6
H 9
RBI 6
BB 3
SO 3
LOB 10



Batter	1	2	3	4	5	6	7	8	9	AB	R	H	RBI	BB	SO	LOB	BOTTOM										
Horace Clarke, S OBP: 0.317, SLG: 0.297 (1, 4)										4	0	1	1	0	0	0											
Matty Alou, L OBP: 0.341, SLG: 0.355 (1, 3)										4	0	1	0	0	0	2											
Roy White, S OBP: 0.346, SLG: 0.373 (1, 7)										4	1	1	0	0	0	1											
Bobby Murcer, L OBP: 0.353, SLG: 0.479 (1, 8)										3	0	0	0	1	0	1											
Ron Blomberg, L OBP: 0.412, SLG: 0.505 (1, 10)										3	1	1	1	1	0	0											
Graig Nettles, L OBP: 0.351, SLG: 0.401 (1, 5)										4	2	2	1	0	0	2											
Thurman Munson, R OBP: 0.370, SLG: 0.509 (1, 2)										4	2	3	1	0	0	2											
Johnny Callison, L OBP: 0.197, SLG: 0.231 (1, 9)										3	1	1	1	0	0	3											
Gene Michael, S OBP: 0.274, SLG: 0.295 (1, 6)										3	0	1	1	0	0	0											
Inning Stats	R: 0 E: 0 K: 0 S: 3	H: 0 LOB: 0 BB: 0 P: 3	R: 3 E: 1 K: 0 S: 5	H: 2 LOB: 0 BB: 1 P: 9	R: 0 E: 0 K: 0 S: 4	H: 1 LOB: 1 BB: 0 P: 4	R: 3 E: 0 K: 0 S: 7	H: 5 LOB: 1 BB: 0 P: 7	R: 0 E: 0 K: 0 S: 3	H: 0 LOB: 0 BB: 0 P: 3	R: 0 E: 0 K: 0 S: 3	H: 0 LOB: 0 BB: 0 P: 3	R: 1 E: 0 K: 0 S: 5	H: 2 LOB: 2 BB: 1 P: 9	R: 0 E: 0 K: 0 S: 3	H: 0 LOB: 0 BB: 0 P: 3	1B: 8 2B: 1 3B: 2 HR: 1	SF: 1 SAC: 0 DP: 2 HBP: 0	WP: 0 PB: 0 SB: 0 CS: 0	PA: 35							
PITCHER	IP	WLS	BF	H	R	ER	SO	BB	IBB	HBP	BLK	WP	HR	S	P	ERA	WHIP										
Jim Slaton, R ERA: 3.78 (1, 1)	3.1		16	5	5	5	0	1	0	0	0	0	0	14	18	4.91	1.636										
Carlos Velazquez, R ERA: 1.93 (4, 1)	3.2	L	15	5	2	2	0	1	0	0	0	0	0	14	18	4.91	1.636										
Eduardo Rodriguez, R ERA: 1.32 (8, 1)	1.0		4	1	0	0	0	0	0	0	0	0	0	4	4	0.00	1.000										

Milwaukee Brewers @ New York Yankees
Yankee Stadium, Bronx, NY
Fri Jul 27 1973, 3:33 AM EDT
Att: 9,545 - Cloudy - 84 F

AB 32
R 7
H 11
RBI 6
BB 2
SO 0
LOB 11



Batter	1	2	3	4	5	6	7	8	9	AB	R	H	RBI	BB	SO	LOB	TOP										
Horace Clarke, S OBP: 0.321, SLG: 0.303	0-0 WP 1B 2B	0-0 1B		0-0 FC5-4 1B		0-0 L3		0-3 K		5	1	3	0	0	1	0	New York Yankees @ Milwaukee Brewers Milwaukee County Stadium, Milwaukee, WI Sat Jul 28 1973, 4:33 AM EDT Att: 20,481 - Cloudy - 70 F										
Matty Alou, L OBP: 0.339, SLG: 0.353	0-0 CS 2H 1B	0-0 2-3		0-0 FC5-4 1B FC4-6		0-0 1-3		0-0 L4		5	1	1	1	0	0	2											
Roy White, S OBP: 0.346, SLG: 0.373	0-3 K		0-0 1B 2B	0-0 FC4-6 1B		0-0 G3		0-0 1-3		5	1	2	0	0	1	1											
Bobby Murcer, L OBP: 0.355, SLG: 0.479	0-0 1B 1B		0-0 F8	0-0 FC4-6 1-2			0-0 BB 1B		4-0 BB	4	0	2	1	1	0	2											
Ron Blomberg, L OBP: 0.414, SLG: 0.505 Celerino Sanchez, R OBP: 0.333, SLG: 0.459	0-0 BB 1-3 1B		0-0 BB 2B 1B	0-0 F9			0-0 F3		0-0 F8	4	1	2	0	0	0	2											
Graig Nettles, L OBP: 0.354, SLG: 0.399	4-0 1-2 BB		4-0 2B 1-2 BB		0-0 P6		4-0 1-2 BB		0-0 P4	2	0	0	0	3	0	1											
Thurman Munson, R OBP: 0.369, SLG: 0.509	0-0 F7		0-3 K		0-0 PB 2B		0-0 F8			4	0	1	0	0	1	8											
Felipe Alou, R OBP: 0.270, SLG: 0.333		0-0 F7	0-0 1-3 2H 3H 2B		0-3 K		0-0 F8			4	0	1	2	0	1	3											
Gene Michael, S OBP: 0.271, SLG: 0.292 Jim Ray Hart, R OBP: 0.309, SLG: 0.380 Hal Lanier, R OBP: 0.226, SLG: 0.250	0-0 3-1	0-0 F8		0-0 F8		0-0 4-3		0-0 1-3		3	0	0	0	0	0	3	AB 38 R 4 H 12 RBI 4 BB 4 SO 4 LOB 23										
Inning Stats	R: 1 E: 0 K: 1 S: 8	H: 4 LOB: 3 BB: 1 P: 12	R: 0 E: 0 K: 0 S: 4	H: 1 LOB: 1 BB: 0 P: 4	R: 2 E: 0 K: 1 S: 8	H: 3 LOB: 2 BB: 1 P: 12	R: 1 E: 0 K: 0 S: 5	H: 2 LOB: 1 BB: 0 P: 5	R: 0 E: 0 K: 1 S: 6	H: 1 LOB: 1 BB: 0 P: 6	R: 0 E: 0 K: 0 S: 3	H: 0 LOB: 0 BB: 0 P: 3	R: 0 E: 0 K: 0 S: 4	H: 1 LOB: 2 BB: 1 P: 8	R: 0 E: 0 K: 1 S: 5	H: 0 LOB: 0 BB: 0 P: 5		R: 0 E: 0 K: 0 S: 3	H: 0 LOB: 1 BB: 1 P: 7	1B: 9 2B: 4 3B: 0 HR: 0	SF: 0 SAC: 0 DP: 1 HBP: 0	WP: 1 PB: 1 SB: 0 CS: 1	PA: 42				
PITCHER	IP	WLS	BF	H	R	ER	SO	BB	IBB	HBP	BLK	WP	HR	S	P	ERA	WHIP	PITCHER									
Skip Lockwood, R ERA: 3.42	4.0		23	10	4	4	2	2	0	0	0	1	0	25	33	9.00	3.000										
Bill Champion, R ERA: 4.15	4.1	W	16	2	0	0	2	1	0	0	0	0	0	19	23	0.00	0.692										
Chris Short, L ERA: 4.42	0.2	S	3	0	0	0	0	1	0	0	0	0	0	2	6	0.00	1.500										

Batter	1	2	3	4	5	6	7	8	9	AB	R	H	RBI	BB	SO	LOB	BOTTOM										
Bob Coluccio, R OBP: 0.281, SLG: 0.404	0-0 2B 3B	0-0 1B PO 1B	0-0 FC4-6			0-0 6-3				4	1	2	0	0	0	2	New York Yankees @ Milwaukee Brewers Milwaukee County Stadium, Milwaukee, WI Sat Jul 28 1973, 4:33 AM EDT Att: 20,481 - Cloudy - 70 F										
Dave May, L OBP: 0.365, SLG: 0.505	0-0 5-3	0-0 1-3 3H 1B		0-0 4-3		0-3 K				4	0	1	1	0	1	1											
John Briggs, L OBP: 0.343, SLG: 0.413	0-3 K	0-0 PO 3H	0-0 HR	0-0 F9		0-3 K				4	1	1	1	0	2	1											
George Scott, R OBP: 0.357, SLG: 0.443	4-0 2B BB		0-0 1B 1B	0-0 CS 1B		0-0 FC4-6 1B				3	1	3	0	1	0	0											
Darrell Porter, L OBP: 0.363, SLG: 0.502	0-0 1-3 3H 2B		0-0 1B 1B	0-0 CS 1-2	0-3 K		0-0 FC4-6 1-2			4	1	2	1	0	1	1											
Elie Rodriguez, R OBP: 0.377, SLG: 0.301	0-0 F9		0-3 K		4-0 L1-3 BB		0-0 F2			3	0	0	0	1	1	5											
Tim Johnson, L OBP: 0.266, SLG: 0.261		0-0 1-3	0-0 1B 1-2 2H 1B		0-0 L1-3		0-0 4-3			4	0	1	1	0	0	1											
Pedro Garcia, R OBP: 0.304, SLG: 0.385		0-0 CS 1B	0-3 K		0-0 P6		0-0 CS 1B			4	0	2	0	0	1	3											
John Vukovich, R OBP: 0.190, SLG: 0.167		4-0 1B 1-2 BB	0-0 FC4-6 1B		0-0 6-3		0-0 F9			3	1	1	1	1	0	1											
Inning Stats	R: 1 E: 0 K: 1 S: 7	H: 2 LOB: 2 BB: 1 P: 11	R: 1 E: 0 K: 0 S: 4	H: 3 LOB: 1 BB: 1 P: 8	R: 3 E: 0 K: 2 S: 12	H: 5 LOB: 2 BB: 0 P: 12	R: 0 E: 0 K: 0 S: 3	H: 1 LOB: 0 BB: 0 P: 3	R: 0 E: 0 K: 1 S: 5	H: 0 LOB: 0 BB: 1 P: 9	R: 0 E: 0 K: 1 S: 5	H: 0 LOB: 0 BB: 0 P: 5	R: 0 E: 0 K: 0 S: 6	H: 1 LOB: 1 BB: 0 P: 6	R: 0 E: 0 K: 0 S: 3	H: 1 LOB: 0 BB: 0 P: 3	1B: 10 2B: 1 3B: 1 HR: 1	SF: 0 SAC: 0 DP: 0 HBP: 0	WP: 0 PB: 0 SB: 0 CS: 3	PA: 38							
PITCHER	IP	WLS	BF	H	R	ER	SO	BB	IBB	HBP	BLK	WP	HR	S	P	ERA	WHIP	PITCHER									
Doc Medich, R ERA: 3.35	2.2	L	18	10	5	5	3	2	0	0	0	0	0	22	30	16.88	4.500										
Steve Kline, R ERA: 3.56	5.1		18	3	0	0	3	1	0	0	0	0	0	23	27	0.00	0.750										

Batter	1	2	3	4	5	6	7	8	9	AB	R	H	RBI	BB	SO	LOB	TOP				
Horace Clarke, S OBP: 0.318, SLG: 0.301	1-3		SF8			1-3		4-3		3	0	0	1	0	0	0	New York Yankees @ Milwaukee Brewers Milwaukee County Stadium, Milwaukee, WI Sun Jul 29 1973, 4:33 AM EDT Unknown - 83 F livebaseballscorecards.com				
Matty Alou, L OBP: 0.341, SLG: 0.354	6-3		4-3			2B SF7 1B		1B		4	1	2	0	0	0	1					
Roy White, S OBP: 0.346, SLG: 0.375	G3				G3			F7		4	0	1	0	0	0	1					
Bobby Murcer, L OBP: 0.357, SLG: 0.480		F8			FC3-6 1B			SF7		3	0	2	1	0	0	0					
Ron Blomberg, L OBP: 0.407, SLG: 0.495	P4				FC3-6 1B			3-1		4	0	0	0	0	0	4					
Graig Nettles, L OBP: 0.350, SLG: 0.394	6-3				L7					4	0	0	0	0	1	1					
Thurman Munson, R OBP: 0.365, SLG: 0.503			1-3		6-3			F8		4	0	0	0	0	0	0					
Felipe Alou, R OBP: 0.274, SLG: 0.337			1B SF8 1B		6-3			6-3		4	1	2	0	0	0	0					
Gene Michael, S OBP: 0.272, SLG: 0.293					3-1			F8		3	0	1	0	0	0	1					
Inning Stats	R: 0 E: 0 K: 0 S: 3	H: 0 LOB: 0 BB: 0 P: 3	R: 0 E: 0 K: 0 S: 3	H: 0 LOB: 0 BB: 0 P: 3	R: 1 E: 0 K: 0 S: 5	H: 2 LOB: 1 BB: 0 P: 5	R: 0 E: 0 K: 0 S: 4	H: 1 LOB: 0 BB: 0 P: 4	R: 0 E: 0 K: 0 S: 3	H: 0 LOB: 0 BB: 0 P: 3	R: 1 E: 0 K: 0 S: 5	H: 2 LOB: 1 BB: 0 P: 5	R: 0 E: 0 K: 1 S: 6	H: 1 LOB: 0 BB: 0 P: 6	R: 0 E: 0 K: 0 S: 5	H: 2 LOB: 2 BB: 0 P: 5	R: 0 E: 0 K: 0 S: 3	H: 0 LOB: 0 BB: 0 P: 3	1B: 7 2B: 1 3B: 0 HR: 0	SF: 2 SAC: 0 DP: 0 HBP: 0	WP: 0 PA: 35 CS: 0
PITCHER Jerry Bell, R ERA: 4.02	IP: 9.0 WLS: W BF: 35 H: 8 R: 2 ER: 2 SO: 1 BB: 0 IBB: 0 HBP: 0 BLK: 0 WP: 0 HR: 0 S: 37 P: 37 ERA: 2.00 WHIP: 0.889																				

Batter	1	2	3	4	5	6	7	8	9	AB	R	H	RBI	BB	SO	LOB	BOTTOM				
Bob Coluccio, R OBP: 0.287, SLG: 0.414	1B FC5-2 1B	FC5-4				SH1-4 1B		F8		4	1	2	1	1	0	1	New York Yankees @ Milwaukee Brewers Milwaukee County Stadium, Milwaukee, WI Sun Jul 29 1973, 4:33 AM EDT Unknown - 83 F livebaseballscorecards.com				
Bob Heise, R OBP: 0.204, SLG: 0.208	FC5-2 1B	G6-4-3			6-3	SH1-4 1B		P6		4	1	1	0	0	0	2					
Dave May, L OBP: 0.368, SLG: 0.506	BB FC5-2 1B				F9	1B		K		5	2	3	1	0	1	0					
George Scott, R OBP: 0.360, SLG: 0.445	FC5-2 1B				F8	1B SF8 1B		E7		5	2	3	0	0	0	4					
Ollie Brown, R OBP: 0.355, SLG: 0.416	1B				F9	SF8 1B		1B		3	0	1	1	2	0	2					
Ellie Rodriguez, R OBP: 0.383, SLG: 0.306	FC6-4 1B				1-3	FC5 SF8 1B		4-3		3	0	2	2	1	0	1					
John Briggs, L OBP: 0.339, SLG: 0.409	K				F8	SF8 1B		G4-6-3 1B		3	0	0	1	0	1	5					
Pedro Garcia, R OBP: 0.303, SLG: 0.382	FC6-4 1B				5-3			F7		3	0	0	0	1	0	3					
John Vukovich, R OBP: 0.193, SLG: 0.184		E4			3B 2B	FC5		1-3		4	1	1	0	0	0	3					
Inning Stats	R: 2 E: 0 K: 1 S: 9	H: 4 LOB: 3 BB: 1 P: 13	R: 0 E: 1 K: 0 S: 3	H: 0 LOB: 0 BB: 0 P: 3	R: 0 E: 0 K: 0 S: 4	H: 1 LOB: 1 BB: 0 P: 4	R: 1 E: 0 K: 0 S: 5	H: 2 LOB: 3 BB: 0 P: 5	R: 1 E: 0 K: 0 S: 5	H: 2 LOB: 3 BB: 2 P: 13	R: 3 E: 1 K: 0 S: 5	H: 3 LOB: 1 BB: 2 P: 13	R: 0 E: 0 K: 0 S: 3	H: 0 LOB: 0 BB: 0 P: 3	R: 0 E: 0 K: 1 S: 6	H: 1 LOB: 1 BB: 0 P: 6	R: 0 E: 0 K: 0 S: 3	H: 0 LOB: 0 BB: 0 P: 3	1B: 11 2B: 1 3B: 1 HR: 0	SF: 1 SAC: 1 DP: 2 HBP: 0	WP: 0 PA: 41 CS: 0
PITCHER Fritz Peterson, L ERA: 3.79	IP: 8.0 WLS: L BF: 41 H: 13 R: 7 ER: 6 SO: 2 BB: 3 IBB: 2 HBP: 0 BLK: 0 WP: 0 HR: 0 S: 40 P: 60 ERA: 6.75 WHIP: 2.000																				

Batter	1	2	3	4	5	6	7	8	9	AB	R	H	RBI	BB	SO	LOB	TOP				
Bernie Allen, L OBP: 0.288, SLG: 0.259 (1, 4)	G3		L4-6 E 1B		F3		FC3-6			5	0	2	0	0	0	3					
Matty Alou, L OBP: 0.337, SLG: 0.349 (1, 3)	G3		E4 1-2		F2			P4	4-3	5	0	0	0	0	0	2					
Roy White, S OBP: 0.345, SLG: 0.373 (1, 7)	2-3		L4-6 2-3		5-3			FC3-6 1B 2B		4	1	1	0	0	0	1					
Bobby Murcer, L OBP: 0.360, SLG: 0.483 (1, 8)		1B SF7 1B		F3				FC3-6 1B		4	1	3	0	0	0	0					
Ron Blomberg, L OBP: 0.404, SLG: 0.491 (1, 10)		1B 1-3 1B		4-3		4-3		FC3-6 2B		4	1	1	0	0	0	3					
Graig Nettles, L OBP: 0.352, SLG: 0.399 (1, 5)		SF7		P3			BB 1B	1-1 3-H 2B		3	0	2	3	0	0	0					
Johnny Callison, L OBP: 0.198, SLG: 0.232 (1, 9)		1-2 1B		P6			L9	P4		4	0	1	0	0	0	2					
Jerry Moses, R OBP: 0.260, SLG: 0.261 (1, 2)		F9		P6			F7		K	4	0	0	0	0	1	3					
Hal Lanier, R OBP: 0.250, SLG: 0.259 Thurman Munson, R OBP: 0.364, SLG: 0.502 (9, PH)		F9					FC3-6 BB		P4	2	0	1	0	1	0	2					
Inning Stats	R: 0 E: 0 K: 0 S: 3	H: 0 LOB: 0 BB: 0 P: 3	R: 1 E: 0 K: 0 S: 6	H: 3 LOB: 2 BB: 0 P: 6	R: 0 E: 1 K: 0 S: 3	H: 1 LOB: 0 BB: 0 P: 3	R: 0 E: 0 K: 0 S: 3	H: 0 LOB: 0 BB: 0 P: 3	R: 0 E: 0 K: 0 S: 4	H: 1 LOB: 1 BB: 0 P: 4	R: 0 E: 0 K: 0 S: 4	H: 1 LOB: 2 BB: 1 P: 8	R: 2 E: 0 K: 0 S: 6	H: 3 LOB: 1 BB: 0 P: 6	R: 0 E: 0 K: 1 S: 6	H: 1 LOB: 1 BB: 0 P: 6	1B: 10 2B: 2 3B: 0 HR: 0	SF: 1 SAC: 0 DP: 1 HBP: 0	WP: 0 PB: 0 SB: 0 CS: 0	PA: 38	
PITCHER	IP	WLS	BF	H	R	ER	SO	BB	IBB	HBP	BLK	WP	HR	S	P	ERA	WHIP				
Frank Linzy, R ERA: 4.27 (1, 1)	3.0		12	4	1	1	0	0	0	0	0	0	0	12	12	3.00	1.333				
Carlos Velazquez, R ERA: 1.42 (4, 1)	3.1	W	13	3	0	0	0	0	0	0	0	0	0	13	13	0.00	0.900				
Eduardo Rodriguez, R ERA: 1.65 (7, 1)	2.2	S	13	4	2	2	1	1	0	0	0	0	0	14	18	6.75	1.875				

New York Yankees @ Milwaukee Brewers
Milwaukee County Stadium, Milwaukee, WI

AB 36
R 3
H 11
RBI 3
BB 1
SO 1
LOB 16



WP: 0 PA: 38
PB: 0
SB: 0
CS: 0

Sun Jul 29 1973, 4:38 AM EDT
Att: 32,436 - Unknown - 80 F

livebaseballscores.com

Batter	1	2	3	4	5	6	7	8	9	AB	R	H	RBI	BB	SO	LOB	BOTTOM					
Bob Coluccio, R OBP: 0.289, SLG: 0.416 (1, 9)	BB 1B BB	F7			L7		HR 2B	F2		4	2	1	0	1	0	1						
Pedro Garcia, R OBP: 0.302, SLG: 0.379 (1, 4)	BB 1B	1-3			6-3		5-3	K		5	1	1	0	0	1	3						
Dave May, L OBP: 0.372, SLG: 0.506 (1, 8)	F8 1-2 2-3 BB		E3 L4 1B				HR IBB			2	1	1	0	2	0	0						
George Scott, R OBP: 0.362, SLG: 0.454 (1, 3)	1-2 2-H 3-H 1B		F7		K		HR			4	1	2	6	0	1	2						
Ollie Brown, R OBP: 0.353, SLG: 0.413 (1, 10)	F8						F7	K		4	0	1	0	0	1	2						
Elie Rodriguez, R OBP: 0.381, SLG: 0.302 (1, 2)	F8		L4				5-3	BB BB		3	0	0	0	1	0	4						
Bobby Mitchell, R OBP: 0.280, SLG: 0.600 John Briggs, L OBP: 0.341, SLG: 0.409 (6, PR) (7, 7)	F4				P3		K	1-2 BB		3	0	0	0	0	1	2						
John Vukovich, R OBP: 0.184, SLG: 0.175 (1, 5)		P4			F8		L6	K		4	0	0	0	0	1	3						
Tim Johnson, L OBP: 0.269, SLG: 0.262 (1, 6)					K			2B HR BB	K	3	1	1	0	1	2	0						
Inning Stats	R: 2 E: 0 K: 0 S: 5	H: 2 LOB: 2 BB: 2 P: 13	R: 0 E: 0 K: 0 S: 4	H: 1 LOB: 1 BB: 0 P: 4	R: 0 E: 1 K: 0 S: 4	H: 0 LOB: 0 BB: 0 P: 5	R: 0 E: 0 K: 1 S: 5	H: 0 LOB: 1 BB: 0 P: 6	R: 0 E: 0 K: 1 S: 6	H: 0 LOB: 1 BB: 0 P: 6	R: 4 E: 0 K: 2 S: 9	H: 2 LOB: 2 BB: 4 P: 25	R: 0 E: 0 K: 2 S: 7	H: 0 LOB: 0 BB: 0 P: 7	R: 0 E: 0 K: 1 S: 6	H: 0 LOB: 0 BB: 0 P: 6	1B: 5 2B: 2 3B: 0 HR: 1	SF: 0 SAC: 0 DP: 1 HBP: 0	WP: 0 PB: 1 SB: 0 CS: 0	PA: 38		
PITCHER	IP	WLS	BF	H	R	ER	SO	BB	IBB	HBP	BLK	WP	HR	S	P	ERA	WHIP					
Sam McDowell, L ERA: 3.41 (1, 1)	6.1	L	31	7	6	6	3	3	1	0	0	0	0	1	33	49	8.53	1.579				
Doc Medich, R ERA: 3.31 (7, 1)	1.2		7	0	0	0	4	2	0	0	0	0	0	13	21	0.00	1.200					

New York Yankees @ Milwaukee Brewers
Milwaukee County Stadium, Milwaukee, WI


AB 32
R 6
H 7
RBI 6
BB 6
SO 7
LOB 17




WP: 0 PA: 38
PB: 1
SB: 0
CS: 0

Sun Jul 29 1973, 4:38 AM EDT
Att: 32,436 - Unknown - 80 F

livebaseballscores.com

Batter	1	2	3	4	5	6	7	8	9	AB	R	H	RBI	BB	SO	LOB	TOP					
Jim Northrup, L (1, 9) OBP: 0.336, SLG: 0.415	0-3 K		0-0 2B		0-0 F9		0-0 FC5-4 1B	0-0 G3		5	1	2	0	1	1		<p>Detroit Tigers @ Milwaukee Brewers Milwaukee County Stadium, Milwaukee, WI Tue Jul 31 1973, 8:05 PM EDT Unknown</p> <p>livebaseballscores.com</p> <p>AB 32 R 6 H 6 RBI 5 BB 8 SO 4 LOB 12</p> 					
Mickey Stanley, R (1, 8) OBP: 0.281, SLG: 0.359	0-0 2B		0-0 E5 SF8		4-0 FC5-4 BB		4-0 1B E BB	0-0 F7		3	2	1	0	2	0	0						
Gates Brown, L (1, 10) OBP: 0.353, SLG: 0.395	0-0 4-3		4-0 BB 2-3		0-3 K		0-0 E9 1B 1B	0-0 G3		4	1	1	1	1	1	2						
Willie Horton, R (1, 7) OBP: 0.398, SLG: 0.566	0-0 F8		0-0 SF8		0-0 FC5-4		0-0 F7	0-0 F8		4	0	0	1	0	0	3						
Dick Sharon, R (9, 9) OBP: 0.290, SLG: 0.456			3-H 2B		1-2 K		1-2 F7	0-0 F8		0	0	0	0	0	0	0						
Dick McAuliffe, L (1, 4) OBP: 0.369, SLG: 0.443		0-0 P6	4-0 BB 1-2		0-0 G1		4-0 1B IBB	0-0 G3		3	0	0	0	2	0	0						
Bill Freehan, R (1, 2) OBP: 0.315, SLG: 0.315	0-0 5-3		0-0 6-3		0-0 5-3		0-0 1B			4	0	1	1	0	0	2						
Norm Cash, L (1, 3) OBP: 0.327, SLG: 0.486	0-0 4-3			0-0 4-3		4-0 BB	4-0 IBB			2	0	0	0	2	0	0						
Rich Reese, L (9, 3) OBP: 0.196, SLG: 0.210										0	0	0	0	0	0	0						
Aurelio Rodriguez, R (1, 5) OBP: 0.271, SLG: 0.365			0-0 1B 2B 1B		0-0 F9		0-3 K	0-3 K		4	1	1	0	0	2	4						
Ed Brinkman, R (1, 6) OBP: 0.305, SLG: 0.360			0-0 1-3 2B 1B		0-0 6-3		4-0 FC5-4 BB	0-0 F9		3	1	1	0	1	0	0						
Inning Stats	R: 0 E: 0 K: 1 S: 6	H: 1 LOB: 1 BB: 0 P: 6	R: 0 E: 0 K: 0 S: 3	H: 0 LOB: 0 BB: 0 P: 3	R: 3 E: 2 K: 0 S: 6	H: 3 LOB: 2 BB: 2 P: 14	R: 0 E: 0 K: 0 S: 3	H: 0 LOB: 0 BB: 0 P: 3	R: 0 E: 0 K: 1 S: 5	H: 0 LOB: 1 BB: 1 P: 9	R: 0 E: 0 K: 1 S: 5	H: 0 LOB: 1 BB: 1 P: 9	R: 3 E: 1 K: 1 S: 7	H: 2 LOB: 3 BB: 4 P: 23	R: 0 E: 0 K: 0 S: 3	H: 0 LOB: 0 BB: 0 P: 3	R: 0 E: 0 K: 0 S: 3	H: 0 LOB: 0 BB: 0 P: 3	1B: 4 2B: 2 3B: 0 HR: 0	SF: 1 SAC: 0 DP: 0 HBP: 0	WP: 0 PB: 0 SB: 0 CS: 0	PA: 41
PITCHER Jim Colborn, R (1, 1) ERA: 2.86	IP: 9.0 WLS: L BF: 41	H: 6 R: 6 ER: 5 SO: 4	BB: 6 IBB: 2 HBP: 0 BLK: 0	WP: 0 HR: 0 S: 41 P: 73	ERA: 5.00 WHIP: 1.333	PITCHER										IP: WLS: BF: H: R: ER: SO: BB: IBB: HBP: BLK: WP: HR: S: P: ERA: WHIP						

Batter	1	2	3	4	5	6	7	8	9	AB	R	H	RBI	BB	SO	LOB	BOTTOM					
Bob Coluccio, R (1, 9) OBP: 0.295, SLG: 0.425	0-0 F2		0-0 4-3 1B		0-0 2B 3B		0-0 F9		4-0 1B BB	4	1	2	1	1	0	1	<p>Detroit Tigers @ Milwaukee Brewers Milwaukee County Stadium, Milwaukee, WI Tue Jul 31 1973, 8:05 PM EDT Unknown</p> <p>livebaseballscores.com</p> <p>AB 34 R 5 H 11 RBI 5 BB 6 SO 4 LOB 17</p> 					
Pedro Garcia, R (1, 4) OBP: 0.301, SLG: 0.380	0-0 P6		0-0 F9		0-0 BB 2B		0-0 CS	0-0 F2	0-3 K	5	0	1	1	0	1	2						
Dave May, L (1, 8) OBP: 0.370, SLG: 0.502	0-0 2B 1B		0-0 4-3 1-2		0-0 F7		0-0 4-3		0-3 K	5	1	1	0	0	1	3						
George Scott, R (1, 3) OBP: 0.365, SLG: 0.466	0-0 1B 2B		0-0 F7		0-0 5-3		0-0 HR		0-0 1B	5	2	3	2	0	0	2						
Darrell Porter, L (1, 2) OBP: 0.369, SLG: 0.502	0-0 1B			4-0 CS BB	4-0 BB		0-0 4-3		0-0 4-3	2	0	1	1	2	0	0						
Ollie Brown, R (9, PH) OBP: 0.352, SLG: 0.412	0-0 2H 1B			4-0 CS BB	4-0 BB		0-0 4-3		0-0 4-3	1	0	0	0	0	0	2						
John Briggs, L (1, 7) OBP: 0.345, SLG: 0.410	0-0 6-3			4-0 1-2 CS BB	4-0 1-2 2-3 BB			0-0 SH1-4 1B		2	0	1	0	2	0	1						
Elie Rodriguez, R (1, 10) OBP: 0.380, SLG: 0.299		0-0 5-3		4-0 1-2 BB	0-0 6-3			0-0 SH1-4		2	0	0	0	1	0	3						
Tim Johnson, L (1, 6) OBP: 0.267, SLG: 0.259		0-0 F7		0-0 6-3		0-0 1-3		0-3 K		3	0	0	0	0	0	1						
Bobby Mitchell, R (9, PH) OBP: 0.269, SLG: 0.577										1	0	0	0	0	1	1						
Bob Heise, R (9, 6) OBP: 0.204, SLG: 0.208										0	0	0	0	0	0	0						
John Vukovich, R (1, 5) OBP: 0.198, SLG: 0.190		0-3 K			0-0 3B 1B		0-0 CS 1B		0-0 5-3	4	1	2	0	0	1	1						
Inning Stats	R: 2 E: 0 K: 0 S: 6	H: 3 LOB: 1 BB: 0 P: 6	R: 0 E: 0 K: 1 S: 5	H: 0 LOB: 0 BB: 0 P: 5	R: 0 E: 0 K: 0 S: 4	H: 1 LOB: 1 BB: 0 P: 4	R: 0 E: 0 K: 0 S: 1	H: 0 LOB: 1 BB: 3 P: 13	R: 2 E: 0 K: 0 S: 6	H: 3 LOB: 3 BB: 2 P: 14	R: 0 E: 0 K: 0 S: 3	H: 1 LOB: 0 BB: 0 P: 3	R: 1 E: 0 K: 0 S: 4	H: 1 LOB: 0 BB: 0 P: 4	R: 0 E: 0 K: 1 S: 6	H: 1 LOB: 1 BB: 0 P: 6	R: 0 E: 0 K: 2 S: 8	H: 1 LOB: 2 BB: 1 P: 12	1B: 7 2B: 2 3B: 1 HR: 1	SF: 0 SAC: 1 DP: 0 HBP: 0	WP: 0 PB: 0 SB: 0 CS: 3	PA: 42
PITCHER Jim Perry, R (1, 1) ERA: 3.78	IP: 4.1 WLS: W BF: 21	H: 7 R: 4 ER: 4 SO: 1	BB: 3 IBB: 0 HBP: 0 BLK: 0	WP: 0 HR: 0 S: 20 P: 32	ERA: 8.31 WHIP: 2.308	PITCHER										IP: WLS: BF: H: R: ER: SO: BB: IBB: HBP: BLK: WP: HR: S: P: ERA: WHIP						
Bob Miller, R (5, 1) ERA: 3.91	1.2 W	7 1	0 0	0 0	2 0	0 0	0 0	0 5	13 0.00	1.800												
John Hiller, L (7, 1) ERA: 1.6	3.0 S	13 3	1 1	1 3	1 0	0 0	0 0	0 1	18 22	3.00	1.333											

Batter	1	2	3	4	5	6	7	8	9	AB	R	H	RBI	BB	SO	LOB	TOP								
Jim Northrup, L (1, 9) OBP: 0.345, SLG: 0.436										4	0	3	0	1	0	1	Detroit Tigers @ Milwaukee Brewers Milwaukee County Stadium, Milwaukee, WI Wed Aug 01 1973, 8:05 PM EDT Att: 12,913 - Unknown								
Mickey Stanley, R (1, 8) OBP: 0.284, SLG: 0.357										4	0	1	0	1	1	3									
Gates Brown, L (1, 10) OBP: 0.355, SLG: 0.395										5	0	2	1	0	0	3									
Willie Horton, R (1, 7) OBP: 0.396, SLG: 0.570										5	0	1	0	0	1	6									
Dick McAuliffe, L (1, 4) OBP: 0.372, SLG: 0.458										2	0	0	0	1	1	1									
Tony Taylor, R (7, 4) OBP: 0.264, SLG: 0.307										0	0	0	1	1	0	0									
Bill Freehan, R (1, 2) OBP: 0.311, SLG: 0.310										4	0	0	0	0	0	5									
Norm Cash, L (1, 3) OBP: 0.339, SLG: 0.494										3	1	1	0	1	0	0									
Aurelio Rodriguez, R (1, 5) OBP: 0.267, SLG: 0.359										3	0	0	0	0	1	2									
Ed Brinkman, R (1, 6) OBP: 0.307, SLG: 0.359										3	1	1	0	1	1	1									
Inning Stats	R: 0 E: 0 K: 0 S: 3	H: 1 LOB: 0 BB: 0 P: 3	R: 0 E: 0 K: 0 S: 2	H: 0 LOB: 0 BB: 1 P: 6	R: 0 E: 0 K: 0 S: 4	H: 1 LOB: 1 BB: 0 P: 4	R: 0 E: 0 K: 1 S: 5	H: 0 LOB: 0 BB: 0 P: 5	R: 0 E: 0 K: 0 S: 3	H: 0 LOB: 0 BB: 0 P: 3	R: 0 E: 0 K: 0 S: 4	H: 1 LOB: 2 BB: 1 P: 8	R: 0 E: 0 K: 2 S: 8	H: 1 LOB: 2 BB: 1 P: 12	R: 1 E: 0 K: 1 S: 7	H: 2 LOB: 3 BB: 2 P: 15	R: 1 E: 0 K: 1 S: 8	H: 3 LOB: 3 BB: 1 P: 12	1B: 8 2B: 1 3B: 0 HR: 0	SF: 0 SAC: 1 DP: 1 HBP: 0	WP: 1 PB: 0 SB: 0 CS: 1	PA: 41			
PITCHER	IP	WLS	BF	H	R	ER	SO	BB	IBB	HBP	BLK	WP	HR	S	P	ERA	WHIP								
Skip Lockwood, R (1, 1) ERA: 3.28	7.0		28	5	1	1	3	3	1	0	0	1	0	30	46	1.29	1.143								
Eduardo Rodriguez, R (8, 1) ERA: 1.77	2.0	L	12	4	1	1	2	1	1	0	0	0	0	14	22	4.50	2.500								

Batter	1	2	3	4	5	6	7	8	9	AB	R	H	RBI	BB	SO	LOB	BOTTOM								
Bob Coluccio, R (1, 9) OBP: 0.294, SLG: 0.425										3	0	0	0	0	2	1	Detroit Tigers @ Milwaukee Brewers Milwaukee County Stadium, Milwaukee, WI Wed Aug 01 1973, 8:05 PM EDT Att: 12,913 - Unknown								
Pedro Garcia, R (1, 4) OBP: 0.304, SLG: 0.382										4	0	1	0	0	1	1									
Dave May, L (1, 8) OBP: 0.365, SLG: 0.495										4	0	1	0	0	0	1									
George Scott, R (1, 3) OBP: 0.367, SLG: 0.474										4	1	3	1	0	0	2									
Darrell Porter, L (1, 2) OBP: 0.363, SLG: 0.493										4	0	0	0	0	3	1									
John Briggs, L (1, 7) OBP: 0.348, SLG: 0.427										4	0	2	0	0	0	0									
Elie Rodriguez, R (1, 10) OBP: 0.382, SLG: 0.305										2	0	0	0	1	0	1									
Tim Johnson, L (1, 6) OBP: 0.266, SLG: 0.259										4	0	1	0	0	0	3									
John Vukovich, R (1, 5) OBP: 0.194, SLG: 0.178										2	0	0	0	1	1	1									
Joe Lahoud, L (9, PH) OBP: 0.282, SLG: 0.271										1	0	0	0	0	0	1									
Inning Stats	R: 0 E: 0 K: 0 S: 3	H: 0 LOB: 0 BB: 0 P: 3	R: 1 E: 0 K: 1 S: 6	H: 1 LOB: 1 BB: 1 P: 10	R: 0 E: 0 K: 1 S: 7	H: 2 LOB: 2 BB: 0 P: 7	R: 0 E: 0 K: 1 S: 6	H: 1 LOB: 1 BB: 0 P: 6	R: 0 E: 0 K: 1 S: 5	H: 0 LOB: 1 BB: 1 P: 9	R: 0 E: 0 K: 0 S: 3	H: 1 LOB: 0 BB: 0 P: 3	R: 0 E: 0 K: 2 S: 8	H: 1 LOB: 1 BB: 0 P: 8	R: 0 E: 0 K: 1 S: 6	H: 1 LOB: 1 BB: 0 P: 6	R: 0 E: 0 K: 0 S: 4	H: 1 LOB: 1 BB: 0 P: 4	1B: 6 2B: 0 3B: 1 HR: 1	SF: 0 SAC: 2 DP: 0 HBP: 0	WP: 0 PB: 0 SB: 1 CS: 0	PA: 36			
PITCHER	IP	WLS	BF	H	R	ER	SO	BB	IBB	HBP	BLK	WP	HR	S	P	ERA	WHIP								
Joe Coleman, R (1, 1) ERA: 3.42	9.0	W	36	8	1	1	7	2	0	0	0	0	1	48	56	1.00	1.111								

Batter	1	2	3	4	5	6	7	8	9	AB	R	H	RBI	BB	SO	LOB	TOP			
Jim Northrup, L (1, 9) OBP: 0.350, SLG: 0.439										5	2	3	0	0	0	0				
Mickey Stanley, R (1, 8) OBP: 0.288, SLG: 0.363										4	1	3	0	0	0	1				
Gates Brown, L (1, 10) OBP: 0.353, SLG: 0.397										4	0	1	2	0	1	4				
Willie Horton, R (1, 7) OBP: 0.394, SLG: 0.565										4	0	1	1	0	0	2				
Duke Sims, L (1, 2) OBP: 0.352, SLG: 0.429										4	0	1	0	0	1	3				
Dick McAuliffe, L (1, 4) OBP: 0.371, SLG: 0.453										3	0	0	0	0	0	3				
Norm Cash, L (1, 3) OBP: 0.341, SLG: 0.494										4	0	2	0	0	0	1				
Aurelio Rodriguez, R (1, 5) OBP: 0.265, SLG: 0.356										3	0	0	0	0	0	3				
Al Kalline, R (9, PH) OBP: 0.308, SLG: 0.353										1	0	0	0	0	0	0				
Ed Brinkman, R (1, 6) OBP: 0.304, SLG: 0.356										3	0	0	0	0	0	0				
Rich Reese, L (9, PH) OBP: 0.194, SLG: 0.208										1	0	0	0	0	0	0				
Inning Stats	R: 1 E: 0 K: 1 S: 8	H: 3 LOB: 2 BB: 0 P: 8	R: 0 E: 0 K: 0 S: 3	H: 0 LOB: 0 BB: 0 P: 3	R: 0 E: 0 K: 0 S: 4	H: 1 LOB: 1 BB: 0 P: 4	R: 0 E: 0 K: 0 S: 3	H: 1 LOB: 1 BB: 0 P: 4	R: 2 E: 1 K: 0 S: 6	H: 3 LOB: 1 BB: 0 P: 6	R: 0 E: 0 K: 1 S: 6	H: 1 LOB: 1 BB: 0 P: 6	R: 0 E: 0 K: 0 S: 4	H: 1 LOB: 1 BB: 0 P: 4	R: 0 E: 0 K: 0 S: 3	H: 0 LOB: 0 BB: 0 P: 3	1B: 9 2B: 3 3B: 0 HR: 0	SF: 0 SAC: 0 DP: 2 HBP: 1	WP: 0 PB: 0 SB: 0 CS: 0	PA: 37
PITCHER Jerry Bell, R (1, 1) ERA: 3.96	IP: 9.0 WLS: W BF: 37 H: 11 R: 3 ER: 3 SO: 2 BB: 0 IBB: 0 HBP: 1 BLK: 0 WP: 0 HR: 0 S: 40 P: 41 ERA: 3.00 WHIP: 1.222															PITCHER				

Detroit Tigers @ Milwaukee Brewers
Milwaukee County Stadium, Milwaukee, WI
Thu Aug 02 1973, 4:33 AM EDT
Att: 17,008 - Unknown

AB 36
R 3
H 11
RBI 3
BB 0
SO 2
LOB 17



Batter	1	2	3	4	5	6	7	8	9	AB	R	H	RBI	BB	SO	LOB	BOTTOM
Bob Coluccio, R (1, 9) OBP: 0.293, SLG: 0.434										4	1	1	1	0	1	2	
Pedro Garcia, R (1, 4) OBP: 0.308, SLG: 0.387										3	1	2	0	1	0	0	
Dave May, L (1, 8) OBP: 0.366, SLG: 0.494										3	2	1	0	1	0	1	
George Scott, R (1, 3) OBP: 0.368, SLG: 0.474										4	1	2	2	0	0	2	
Darrell Porter, L (1, 2) OBP: 0.361, SLG: 0.502										4	1	1	3	0	1	1	
John Briggs, L (1, 7) OBP: 0.350, SLG: 0.426										3	0	1	0	1	1	0	
Ollie Brown, R (1, 10) OBP: 0.349, SLG: 0.403										3	0	0	0	1	0	1	
Tim Johnson, L (1, 6) OBP: 0.266, SLG: 0.259										4	0	1	0	0	0	2	
John Vukovich, R (1, 5) OBP: 0.186, SLG: 0.170										4	0	0	0	0	2	3	
Inning Stats	R: 0 E: 0 K: 0 S: 3	H: 0 LOB: 1 BB: 1 P: 7	R: 1 E: 0 K: 1 S: 7	H: 2 LOB: 2 BB: 1 P: 11	R: 0 E: 0 K: 1 S: 5	H: 0 LOB: 0 BB: 0 P: 5	R: 0 E: 0 K: 2 S: 12	H: 5 LOB: 2 BB: 1 P: 16	R: 1 E: 1 K: 0 S: 3	H: 1 LOB: 0 BB: 1 P: 7	R: 0 E: 0 K: 1 S: 6	H: 1 LOB: 1 BB: 0 P: 6	1B: 6 2B: 1 3B: 0 HR: 2	SF: 0 SAC: 0 DP: 1 HBP: 0	WP: 0 PB: 0 SB: 1 CS: 0	PA: 36	
PITCHER Mike Strahler, R (1, 1) ERA: 3.68 John Hiller, L (6, 1) ERA: 1.7 Ed Farmer, R (7, 1) ERA: 3.27	IP: 5.0 WLS: L BF: 22 H: 5 R: 4 ER: 4 SO: 2 BB: 2 IBB: 0 HBP: 0 BLK: 0 WP: 0 HR: 1 S: 24 P: 32 ERA: 7.20 WHIP: 1.400															PITCHER	

Detroit Tigers @ Milwaukee Brewers
Milwaukee County Stadium, Milwaukee, WI
Thu Aug 02 1973, 4:33 AM EDT
Att: 17,008 - Unknown

AB 32
R 6
H 9
RBI 6
BB 4
SO 5
LOB 12



Batter	1	2	3	4	5	6	7	8	9	AB	R	H	RBI	BB	SO	LOB	TOP				
Bob Coluccio, R OBP: 0.299, SLG: 0.439 (1, 9)	4-0 1B HR BB	0-0 6-3						0-0 FC4-6 HBP WP 1B	0-0 F7	4	2	2	0	1	0	3					
Pedro Garcia, R OBP: 0.307, SLG: 0.383 (1, 4)	0-0 F5		0-0 F7			0-3 K		1-0 FC4-6 HBP	0-0 F8	4	0	0	0	0	1	4					
Dave May, L OBP: 0.368, SLG: 0.494 (1, 8)	0-0 PB HR 1B		0-0 4-3				0-0 G5-4-3 1B	0-0 FC4-6 WP		4	1	2	0	0	0	2					
George Scott, R OBP: 0.367, SLG: 0.470 (1, 3)	0-3 K		0-0 5-3				0-0 G5-4-3	1-0 HBP		3	0	0	0	0	1	3					
Darrell Porter, L OBP: 0.360, SLG: 0.512 (1, 2)	0-0 2-H 3-H HR			0-0 3-1			0-3 K	0-0 P4		4	1	1	3	0	1	2					
John Briggs, L OBP: 0.349, SLG: 0.422 (1, 7)	0-0 G3			0-0 P5			4-0 BB	0-3 K		3	0	0	0	1	2						
Ollie Brown, R OBP: 0.347, SLG: 0.401 (1, 10)		0-3 K		0-3 K			0-0 F7		0-0 WP 1B 1B	4	0	1	0	0	2	1	AB 34				
Tim Johnson, L OBP: 0.266, SLG: 0.262 (1, 6)		0-0 1-3 2B			0-0 F8		0-3 K		0-3 K	4	0	1	0	0	2	2	R 4				
John Vukovich, R OBP: 0.183, SLG: 0.167 (1, 5)		0-0 1-3			0-0 5-3		0-3 K		0-0 WP 1B	2	0	0	0	0	0	1	H 8				
Joe Lahoud, L OBP: 0.260, SLG: 0.270 (7, PH)										1	0	0	0	0	1	1	RBI 3				
Bob Heise, R OBP: 0.220, SLG: 0.224 (7, 5)										1	0	1	0	0	0	0	BB 2				
Inning Stats	R: 3 E: 0 K: 1 S: 7	H: 2 LOB: 0 BB: 1 P: 11	R: 0 E: 0 K: 1 S: 6	H: 1 LOB: 1 BB: 0 P: 6	R: 0 E: 0 K: 1 S: 3	H: 0 LOB: 0 BB: 0 P: 3	R: 0 E: 0 K: 1 S: 5	H: 0 LOB: 0 BB: 0 P: 5	R: 0 E: 0 K: 1 S: 6	H: 1 LOB: 1 BB: 0 P: 6	R: 0 E: 0 K: 2 S: 7	H: 0 LOB: 1 BB: 1 P: 11	R: 0 E: 0 K: 1 S: 6	H: 1 LOB: 2 BB: 0 P: 8	R: 0 E: 0 K: 1 S: 7	H: 2 LOB: 2 BB: 0 P: 7	1B: 5 2B: 2 3B: 0 HR: 1	SF: 0 SAC: 0 DP: 1 HBP: 2	WP: 2 PB: 1 CS: 0	PA: 38	
PITCHER	IP	WLS	BF	H	R	ER	SO	BB	IBB	HBP	BLK	WP	HR	S	P	ERA	WHIP				
Tom Timmermann, R ERA: 4.68 (1, 1)	7.0	W	29	6	4	4	7	2	0	1	0	0	1	40	49	5.14	1.143				
Tom Hilgendorf, L ERA: 3.41 (8, 1)	2.0	S	9	2	0	0	2	0	0	1	0	2	0	12	13	0.00	1.000				

Milwaukee Brewers @ Cleveland Indians
Cleveland Municipal Stadium, Cleveland, OH
Fri Aug 03 1973, 7:05 PM EDT
Att: 6,070 - Unknown

AB 34
R 4
H 8
RBI 3
BB 2
SO 9
LOB 21



Batter	1	2	3	4	5	6	7	8	9	AB	R	H	RBI	BB	SO	LOB	BOTTOM				
Buddy Bell, R OBP: 0.343, SLG: 0.397 (1, 5)	0-0 1B		0-0 1-3			0-0 FC4 1B		0-0 HR		5	1	3	2	0	0	1					
Oscar Gamble, L OBP: 0.333, SLG: 0.473 (1, 10)	0-3 K		0-0 F8		0-0 FC4 1B	0-0 HR		0-0 HR		5	2	2	3	0	1	2					
Chris Chambliss, L OBP: 0.328, SLG: 0.342 (1, 3)	0-0 F8			0-0 BB WP 2B	0-3 K	0-0 FC6-4 1B		0-0 1B		5	1	3	0	0	1	2					
John Ellis, R OBP: 0.337, SLG: 0.407 (1, 2)	0-3 K			4-0 WP BB G3 BB	0-0 FC5-4 1B	0-0 FC6-4		0-0 1B		4	1	2	0	1	1	2					
Charlie Spikes, R OBP: 0.296, SLG: 0.416 (1, 7)		4-0 BB		0-3 K	0-0 FC5-4		0-0 F7	0-0 F8		4	0	0	0	1	1	6					
George Hendrick, R OBP: 0.301, SLG: 0.449 (1, 8)		0-0 F9		4-0 G3 WP 2B BB		0-0 G3 1B	0-0 5-3	0-0 P5		4	2	1	0	1	0	3					
John Lowenstein, L OBP: 0.338, SLG: 0.398 (1, 9)		0-0 F8		0-0 G3		0-0 G3	0-0 E1			4	0	0	1	0	0	3	AB 39				
Rusty Torres, S OBP: 0.314, SLG: 0.298 (8, 9)				1-3 2-H 3-H		1-2				0	0	0	0	0	0	0	R 9				
Jack Brohamer, L OBP: 0.268, SLG: 0.285 (1, 4)		0-0 F9		0-0 2B		0-0 E6 1B	0-0 6-3			4	1	1	1	0	0	3	H 13				
Frank Duffy, R OBP: 0.286, SLG: 0.276 (1, 6)			0-3 K	0-0 6-3		0-0 E HR 1B		0-0 5-3		4	1	1	1	0	1	1	RBI 8				
Inning Stats	R: 0 E: 0 K: 2 S: 8	H: 1 LOB: 1 BB: 0 P: 8	R: 0 E: 0 K: 0 S: 3	H: 0 LOB: 1 BB: 1 P: 7	R: 0 E: 0 K: 1 S: 5	H: 0 LOB: 0 BB: 0 P: 5	R: 3 E: 0 K: 1 S: 7	H: 2 LOB: 1 BB: 2 P: 15	R: 0 E: 0 K: 1 S: 7	H: 2 LOB: 1 BB: 0 P: 7	R: 4 E: 2 K: 0 S: 8	H: 4 LOB: 1 BB: 0 P: 8	R: 0 E: 1 K: 0 S: 4	H: 0 LOB: 1 BB: 0 P: 4	R: 2 E: 0 K: 0 S: 7	H: 4 LOB: 2 BB: 0 P: 7	1B: 8 2B: 2 3B: 0 HR: 3	SF: 0 SAC: 0 DP: 0 HBP: 0	WP: 1 PB: 0 CS: 0	PA: 42	
PITCHER	IP	WLS	BF	H	R	ER	SO	BB	IBB	HBP	BLK	WP	HR	S	P	ERA	WHIP				
Bill Parsons, R ERA: 5.7 (1, 1)	3.2	L	17	3	3	3	4	3	0	0	0	0	0	22	34	7.36	1.636				
Carlos Velazquez, R ERA: 1.8 (4, 1)	2.1	L	14	6	4	1	1	0	0	0	0	0	1	16	16	3.86	2.571				
Frank Linzy, R ERA: 4.17 (7, 1)	2.0		11	4	2	2	0	0	0	0	0	0	2	11	11	9.00	2.000				

Milwaukee Brewers @ Cleveland Indians
Cleveland Municipal Stadium, Cleveland, OH
Fri Aug 03 1973, 7:05 PM EDT
Att: 6,070 - Unknown

AB 39
R 9
H 13
RBI 8
BB 3
SO 5
LOB 23



Batter	1	2	3	4	5	6	7	8	9	AB	R	H	RBI	BB	SO	LOB	TOP						
John Briggs, L OBP: 0.358, SLG: 0.437 (1, 7)										6	2	6	0	0	0	0	Milwaukee Brewers @ Cleveland Indians Cleveland Municipal Stadium, Cleveland, OH Sat Aug 04 1973, 7:05 PM EDT Att: 6,589 - Unknown						
Bob Coluccio, R OBP: 0.303, SLG: 0.446 (1, 9)										5	2	2	1	1	0	3							
Dave May, L OBP: 0.369, SLG: 0.497 (1, 8)										4	0	2	1	0	0	1							
George Scott, R OBP: 0.368, SLG: 0.472 (1, 3)										5	1	2	2	0	0	3							
Darrell Porter, L OBP: 0.368, SLG: 0.518 (1, 2)										3	1	2	0	2	0	0							
Ollie Brown, R OBP: 0.346, SLG: 0.398 (1, 10)										4	1	1	0	0	0	3							
Tim Johnson, L OBP: 0.268, SLG: 0.259 (1, 6)										3	0	0	0	2	0	3							
John Vukovich, R OBP: 0.176, SLG: 0.160 (1, 5)										4	0	0	0	0	2	4							
Joe Lahoud, L OBP: 0.295, SLG: 0.275 (9, PH)										1	1	1	2	0	0	0							
Bob Heise, R OBP: 0.220, SLG: 0.224 (9, 5)										0	0	0	0	0	0	0							
Pedro Garcia, R OBP: 0.306, SLG: 0.389 (1, 4)										5	1	1	2	0	3	0							
Inning Stats	R: 2 E: 1 K: 0 S: 5	H: 3 LOB: 3 BB: 3 P: 17	R: 1 E: 0 K: 1 S: 7	H: 2 LOB: 1 BB: 0 P: 7	R: 0 E: 0 K: 1 S: 6	H: 1 LOB: 1 BB: 0 P: 6	R: 1 E: 0 K: 1 S: 7	H: 3 LOB: 1 BB: 0 P: 7	R: 0 E: 0 K: 0 S: 3	H: 0 LOB: 0 BB: 0 P: 3	R: 0 E: 0 K: 1 S: 6	H: 1 LOB: 1 BB: 0 P: 6	R: 0 E: 0 K: 0 S: 4	H: 1 LOB: 2 BB: 1 P: 8	R: 0 E: 0 K: 1 S: 6	H: 1 LOB: 1 BB: 0 P: 6		R: 5 E: 1 K: 0 S: 8	H: 5 LOB: 1 BB: 1 P: 12	1B: 10 2B: 5 3B: 1 HR: 1	SF: 0 SAC: 2 DP: 0 HBP: 0	WP: 0 PB: 0 CS: 1	PA: 47
PITCHER	IP WLS BF H R ER SO BB IBB HBP BLK WP HR S P ERA WHIP																						
Dick Tidrow, R ERA: 4.48 (1, 1)	8.1 L 42 14 7 7 5 1 3 0 0 0 0 48 64 7.56 1.800																						
Jerry Johnson, R ERA: 5.03 (9, 1)	0.2 5 3 2 1 0 0 1 0 0 0 0 1 4 8 13.50 4.500																						

Batter	1	2	3	4	5	6	7	8	9	AB	R	H	RBI	BB	SO	LOB	BOTTOM						
Buddy Bell, R OBP: 0.343, SLG: 0.395 (1, 5)										4	0	1	1	0	0	1	Milwaukee Brewers @ Cleveland Indians Cleveland Municipal Stadium, Cleveland, OH Sat Aug 04 1973, 7:05 PM EDT Att: 6,589 - Unknown						
Oscar Gamble, L OBP: 0.332, SLG: 0.469 (1, 10)										4	0	1	0	0	0	0							
Chris Chambliss, L OBP: 0.327, SLG: 0.341 (1, 3)										4	0	1	0	0	0	1							
John Ellis, R OBP: 0.339, SLG: 0.412 (1, 2)										4	1	2	0	0	1	1							
Charlie Spikes, R OBP: 0.296, SLG: 0.415 (1, 7)										4	0	1	1	0	1	2							
George Hendrick, R OBP: 0.300, SLG: 0.447 (1, 8)										4	1	1	0	0	0	1							
John Lowenstein, L OBP: 0.336, SLG: 0.410 (1, 9)										4	1	1	1	0	1	1							
Jack Brohamer, L OBP: 0.272, SLG: 0.294 (1, 4)										4	1	2	0	0	0	0							
Frank Duffy, R OBP: 0.282, SLG: 0.272 (1, 6)										3	0	0	1	0	0	2							
Inning Stats	R: 0 E: 0 K: 0 S: 3	H: 0 LOB: 0 BB: 0 P: 3	R: 0 E: 0 K: 1 S: 5	H: 0 LOB: 0 BB: 0 P: 5	R: 0 E: 0 K: 0 S: 4	H: 1 LOB: 1 BB: 0 P: 4	R: 1 E: 0 K: 0 S: 5	H: 2 LOB: 1 BB: 0 P: 5	R: 1 E: 0 K: 0 S: 4	H: 1 LOB: 0 BB: 0 P: 4	R: 0 E: 0 K: 1 S: 6	H: 1 LOB: 1 BB: 0 P: 6	R: 2 E: 0 K: 0 S: 5	H: 3 LOB: 1 BB: 0 P: 5	R: 0 E: 0 K: 0 S: 4	H: 2 LOB: 0 BB: 0 P: 4		R: 0 E: 0 K: 1 S: 5	H: 0 LOB: 0 BB: 0 P: 5	1B: 7 2B: 2 3B: 0 HR: 1	SF: 0 SAC: 0 DP: 1 HBP: 0	WP: 0 PB: 0 CS: 0	PA: 35
PITCHER	IP WLS BF H R ER SO BB IBB HBP BLK WP HR S P ERA WHIP																						
Jim Coborn, R ERA: 2.91 (1, 1)	9.0 W 35 10 4 4 3 0 0 0 0 0 1 41 41 4.00 1.111																						

Batter	1	2	3	4	5	6	7	8	9	AB	R	H	RBI	BB	SO	LOB	TOP										
John Briggs, L OBP: 0.361, SLG: 0.438 (1, 7)	0-0 4-3 1B		0-0 6-3 1B		0-0 F8		4-0 HR IBB	0-0 1B		4	1	2	0	1	0	1	Milwaukee Brewers @ Cleveland Indians Cleveland Municipal Stadium, Cleveland, OH Sun Aug 05 1973, 3:33 AM EDT Unknown livebaseballscores.com										
Bob Coluccio, R OBP: 0.301, SLG: 0.452 (1, 9)	0-0 5-3		0-0 6-3 1-2		0-0 L6		0-0 1-H 2-H HR	0-0 6-3		5	1	1	3	0	0	3											
Dave May, L OBP: 0.369, SLG: 0.494 (1, 8)	0-0 1B		4-0 G5-4-3 IBB		0-0 F9		0-0 E4 BB S		0-0 P4	4	0	1	0	1	0	1											
George Scott, R OBP: 0.366, SLG: 0.469 (1, 3)	0-3 K		0-0 G5-4-3 1-2			0-0 FC3-6 1B	0-3 K		0-0 1-3	5	0	1	0	0	2	4											
Darrell Porter, L OBP: 0.376, SLG: 0.532 (1, 2)		4-0 FC6-4 BB		0-0 HR		0-0 FC3-6 1-2	4-0 BB IBB		4-0 BB	2	1	1	1	3	0	1											
Ollie Brown, R OBP: 0.343, SLG: 0.392 (1, 10)		0-0 FC6-4 1-2		0-3 K		0-0 P5	4-0 1-2 2-3 BB		0-0 F5	4	0	0	0	1	1	3											
Tim Johnson, L OBP: 0.265, SLG: 0.256 (1, 6)		0-0 FC6-4 1-2		0-3 K		0-0 G3	0-0 4-3			4	0	0	0	0	1	5											
Bob Heise, R OBP: 0.222, SLG: 0.226 (1, 5)	0-3 K		0-0 1-3				0-0 SH3-4 HR 1B	0-0 4-1		4	1	1	0	0	1	1											
Pedro Garcia, R OBP: 0.306, SLG: 0.396 (1, 4)			0-0 HR				0-0 SH3-4 1-2	0-0 F8		3	1	1	1	0	0	0											
Inning Stats	R: 0 E: 0 K: 1 S: 6	H: 1 LOB: 1 BB: 0 P: 6	R: 0 E: 0 K: 1 S: 5	H: 0 LOB: 1 BB: 1 P: 9	R: 1 E: 0 K: 0 S: 4	H: 2 LOB: 1 BB: 1 P: 8	R: 1 E: 0 K: 2 S: 8	H: 1 LOB: 0 BB: 0 P: 8	R: 0 E: 1 K: 0 S: 4	H: 0 LOB: 1 BB: 0 P: 4	R: 0 E: 0 K: 0 S: 4	H: 1 LOB: 1 BB: 0 P: 4	R: 3 E: 1 K: 1 S: 8	H: 2 LOB: 3 BB: 3 P: 20	R: 0 E: 0 K: 0 S: 4	H: 1 LOB: 1 BB: 0 P: 4	R: 0 E: 0 K: 0 S: 3	H: 0 LOB: 1 BB: 1 P: 7	1B: 5 2B: 0 3B: 0 HR: 3	SF: 0 SAC: 1 DP: 1 HBP: 0	WP: 1 PB: 0 SB: 1 CS: 0	PA: 42					
PITCHER	IP	WLS	BF	H	R	ER	SO	BB	IBB	HBP	BLK	WP	HR	S	P	ERA	WHIP										
Dick Bosman, R ERA: 5.12 (1, 1)	6.1		29	7	5	5	4	1	2	0	0	1	3	34	46	7.11	1.263										
Ken Sanders, R ERA: 5.74 (7, 1)	2.2	W	13	1	0	0	1	2	1	0	0	0	0	12	24	0.00	1.125										

Batter	1	2	3	4	5	6	7	8	9	AB	R	H	RBI	BB	SO	LOB	BOTTOM										
Buddy Bell, R OBP: 0.343, SLG: 0.398 (1, 5)	0-0 5-3		0-0 5-3		0-0 P4 1-2			0-0 HR 2B	0-0 E IBB 1B	5	1	2	0	0	0	1	Milwaukee Brewers @ Cleveland Indians Cleveland Municipal Stadium, Cleveland, OH Sun Aug 05 1973, 3:33 AM EDT Unknown livebaseballscores.com										
Oscar Gamble, L OBP: 0.340, SLG: 0.500 (1, 10)	0-0 F8		0-0 FC6-4 2B		0-0 HR		0-0 2-H HR	4-0 E IBB		4	2	3	3	1	0	0											
Chris Chambliss, L OBP: 0.328, SLG: 0.340 (1, 3)	0-0 1B		4-0 FC6-4 BB		0-0 G3		0-0 F8	0-0 E6 1-2 2-3 3-H		4	0	1	0	1	0	2											
Charlie Spikes, R OBP: 0.295, SLG: 0.412 (1, 7)	0-0 6-3		0-0 FC6-4 1-2 2-3			0-0 5-3		4-0 3B BB		3	1	0	0	1	0	3											
George Hendrick, R OBP: 0.300, SLG: 0.445 (1, 8)		0-0 E7 1B 1B	0-3 K			0-0 F3		0-3 K		4	1	1	0	0	2	3											
John Lowenstein, L OBP: 0.339, SLG: 0.422 (1, 9)		0-0 FC4-6 2-H 1B		0-0 F8		0-0 4-3		0-0 1-H 3B		4	0	2	2	0	0	0											
Jack Brohamer, L OBP: 0.268, SLG: 0.290 (1, 4)		0-0 F8		0-0 F8			0-0 F8	4-0 IBB		3	0	0	0	0	0	1											
John Ellis, R OBP: 0.341, SLG: 0.412 (8, PH) (9, 2)		0-0 F8		0-0 F8			0-0 F8			0	0	0	0	1	0	0											
Alan Ashby, S OBP: 0.160, SLG: 0.125 (1, 2)		0-0 FC4-6		0-0 F8			0-0 F2	0-0 5-3		3	0	0	0	0	0	1											
Watt Williams, R OBP: 0.293, SLG: 0.348 (8, PH) (9, 4)		0-0 FC4-6 1-2		0-0 F8			0-0 F8			1	0	0	0	0	0	2											
Tom Ragland, R OBP: 0.283, SLG: 0.301 (9, 4)		0-0 FC4-6 1-2		0-0 F8			0-0 F8			0	0	0	0	0	0	0											
Frank Duffy, R OBP: 0.286, SLG: 0.269 (1, 6)		0-0 F8		4-0 CS BB			0-0 P6		1-0 1B S E HBP	2	1	0	0	1	0	1											
Inning Stats	R: 0 E: 0 K: 0 S: 4	H: 1 LOB: 1 BB: 0 P: 4	R: 1 E: 1 K: 0 S: 5	H: 2 LOB: 1 BB: 0 P: 5	R: 0 E: 0 K: 1 S: 6	H: 1 LOB: 2 BB: 1 P: 10	R: 0 E: 0 K: 0 S: 3	H: 0 LOB: 0 BB: 0 P: 3	R: 0 E: 0 K: 0 S: 3	H: 0 LOB: 0 BB: 0 P: 3	R: 0 E: 0 K: 0 S: 3	H: 0 LOB: 0 BB: 0 P: 3	R: 3 E: 0 K: 1 S: 8	H: 3 LOB: 2 BB: 2 P: 16	R: 1 E: 1 K: 0 S: 2	H: 1 LOB: 3 BB: 1 P: 7	1B: 4 2B: 2 3B: 1 HR: 2	SF: 0 SAC: 0 DP: 0 HBP: 1	WP: 0 PB: 0 SB: 1 CS: 1	PA: 39							
PITCHER	IP	WLS	BF	H	R	ER	SO	BB	IBB	HBP	BLK	WP	HR	S	P	ERA	WHIP										
Jim Slaton, R ERA: 4.0 (1, 1)	7.2		33	8	5	4	2	3	0	0	0	0	2	34	46	4.70	1.435										
Chris Short, L ERA: 4.42 (8, 1)	0.0		1	0	0	0	0	0	1	0	0	0	0	0	4	-	-										
Eduardo Rodriguez, R ERA: 1.76 (8, 1)	0.1	L	5	1	1	0	0	0	1	1	0	0	0	3	8	0.00	3.000										

Batter	1	2	3	4	5	6	7	8	9	AB	R	H	RBI	BB	SO	LOB	TOP
John Briggs, L (1, 7) OBP: 0.362, SLG: 0.436	0-3 K			4-0 SH1-3 BB		4-0 CS BB		0-0 1-3		2	0	0	0	2	1	0	Milwaukee Brewers @ Cleveland Indians Cleveland Municipal Stadium, Cleveland, OH Sun Aug 05 1973, 3:38 AM EDT Att: 12,947 - Unknown livebaseballscorecards.com
Bob Coluccio, R (1, 9) OBP: 0.298, SLG: 0.447	0-0 F3			0-0 SH1-3		0-3 K			0-3 K	3	0	0	0	0	2	1	
Dave May, L (1, 8) OBP: 0.366, SLG: 0.490	0-0 3-1			0-0 4-3		0-0 P4			0-0 F9	4	0	0	0	0	0	1	
George Scott, R (1, 3)		0-0 F3		4-0 WP BB			0-3 K		0-0 1B 1B	3	1	1	0	1	1	0	
Ollie Brown, R (1, 10) OBP: 0.345, SLG: 0.391		0-0 E5		4-0 BB			0-3 K		0-0 BB 1B	3	0	1	0	1	1	0	
Elie Rodriguez, R (1, 2) OBP: 0.383, SLG: 0.308		0-3 K		0-0 F9			0-0 1B		0-0 BB 1B	4	0	2	1	0	1	4	
Pedro Garcia, R (1, 4) OBP: 0.305, SLG: 0.393			0-0 P3		0-0 5-3		0-0 5-3		0-0 1B BB	3	0	0	0	1	0	1	
Tim Johnson, L (1, 6) OBP: 0.263, SLG: 0.254			0-0 6-3		0-0 1-4-3			0-0 6-3	0-3 K	3	0	0	0	0	0	0	
Bobby Mitchell, R (9, PH) OBP: 0.259, SLG: 0.556			0-0 5-3		0-3 K			0-3 K	1	0	0	0	0	1	3		
John Vukovich, R (1, 5) OBP: 0.171, SLG: 0.155			0-0 5-3					0-3 K		3	0	0	0	0	2	0	
Inning Stats	R: 0 E: 0 K: 1 S: 5	H: 0 LOB: 0 BB: 0 P: 5	R: 0 E: 1 K: 1 S: 5	H: 0 LOB: 1 BB: 0 P: 5	R: 0 E: 0 K: 0 S: 3	H: 0 LOB: 3 BB: 3 P: 15	R: 0 E: 0 K: 1 S: 5	H: 0 LOB: 0 BB: 1 P: 8	R: 0 E: 0 K: 2 S: 8	H: 1 LOB: 1 BB: 0 P: 8	R: 0 E: 0 K: 1 S: 5	H: 0 LOB: 0 BB: 0 P: 5	R: 1 E: 0 K: 2 S: 10	H: 3 LOB: 3 BB: 1 P: 14	1B: 4 2B: 2 3B: 0 HR: 0	SF: 0 SAC: 1 DP: 2 HBP: 0	WP: 1 PA: 35 CS: 2
PITCHER Brent Strom, L (1, 1) ERA: 4.69	IP: 9.0 WLS: W BF: 35 H: 4 R: 1 ER: 1 SO: 9 BB: 5 IBB: 0 HBP: 0 BLK: 0 WP: 1 HR: 0 S: 48 P: 68 ERA: 1.00 WHIP: 1.000											PITCHER	IP: 9.0 WLS: W BF: 35 H: 4 R: 1 ER: 1 SO: 9 BB: 5 IBB: 0 HBP: 0 BLK: 0 WP: 1 HR: 0 S: 48 P: 68 ERA: 1.00 WHIP: 1.000				

Batter	1	2	3	4	5	6	7	8	9	AB	R	H	RBI	BB	SO	LOB	BOTTOM		
Buddy Bell, R (1, 5) OBP: 0.342, SLG: 0.395	4-0 CS BB		0-0 5-3		0-0 F8		0-0 FC E S			3	0	0	0	1	0	1	Milwaukee Brewers @ Cleveland Indians Cleveland Municipal Stadium, Cleveland, OH Sun Aug 05 1973, 3:38 AM EDT Att: 12,947 - Unknown livebaseballscorecards.com		
Oscar Gamble, L (1, 10) OBP: 0.346, SLG: 0.504	4-0 BB		0-0 1B		0-0 PB 1B		0-0 SF7			2	0	2	1	1	0	0			
Chris Chambliss, L (1, 3) OBP: 0.327, SLG: 0.539	0-0 F8		0-0 FC6-4 1B		0-0 4-3		0-0 P6		0-0 P6	4	0	1	0	0	0	3			
John Ellis, R (1, 2) OBP: 0.337, SLG: 0.406	0-0 F7		0-3 K		0-0 P4		0-0 F8		0-0 F8	4	0	0	0	0	1	4			
George Hendrick, R (1, 8) OBP: 0.299, SLG: 0.450		0-3 K	0-0 FC6-4		0-0 HR			0-3 K		4	1	1	1	0	2	2			
John Lowenstein, L (1, 7) OBP: 0.338, SLG: 0.423		0-0 1B 2B		0-0 F9		0-0 F8		0-0 4-3		4	1	1	0	0	0	0			
Rusty Torres, S (1, 9) OBP: 0.313, SLG: 0.297		0-0 CS 1B		0-3 K		0-3 K		0-0 5-3		4	0	1	1	0	2	0			
Frank Duffy, R (1, 6) OBP: 0.292, SLG: 0.271		4-0 BB		0-0 F9			0-0 2B 1B			2	1	1	0	1	0	0			
Tom Ragland, R (1, 4) OBP: 0.285, SLG: 0.310		0-3 K		0-0 F5			0-0 FC SF7 2B			3	1	1	1	0	1	1			
Inning Stats	R: 0 E: 0 K: 0 S: 2	H: 2 LOB: 1 BB: 2 P: 10	R: 1 E: 0 K: 2 S: 8	H: 2 LOB: 1 BB: 1 P: 12	R: 0 E: 0 K: 1 S: 7	H: 2 LOB: 2 BB: 0 P: 7	R: 0 E: 0 K: 1 S: 5	H: 0 LOB: 0 BB: 0 P: 5	R: 0 E: 0 K: 0 S: 4	H: 1 LOB: 1 BB: 0 P: 4	R: 1 E: 0 K: 1 S: 6	H: 1 LOB: 0 BB: 0 P: 6	R: 2 E: 0 K: 0 S: 6	H: 2 LOB: 1 BB: 0 P: 6	R: 0 E: 0 K: 1 S: 5	H: 0 LOB: 0 BB: 0 P: 5		1B: 5 2B: 2 3B: 0 HR: 1	SF: 1 SAC: 0 DP: 0 HBP: 0
PITCHER Skip Lockwood, R (1, 1) ERA: 3.37	IP: 8.0 WLS: L BF: 34 H: 8 R: 4 ER: 4 SO: 6 BB: 3 IBB: 0 HBP: 0 BLK: 0 WP: 0 HR: 1 S: 43 P: 55 ERA: 4.50 WHIP: 1.375											PITCHER	IP: 8.0 WLS: L BF: 34 H: 8 R: 4 ER: 4 SO: 6 BB: 3 IBB: 0 HBP: 0 BLK: 0 WP: 0 HR: 1 S: 43 P: 55 ERA: 4.50 WHIP: 1.375						

Batter	1	2	3	4	5	6	7	8	9	10	AB	R	H	RBI	BB	SO	LOB	TOP					
Sandy Alomar Sr., S OBP: 0.265, SLG: 0.230 Winston Lianes, R OBP: 0.337, SLG: 0.352	(1, 6) (7, PH) (7, 4)	0-0 G4-6-3 1B	0-0 FC4-6 1-2r	0-0 F9	0-0 F9	0-0 P3	0-0 P3	0-0 F7	0-0 F7	0-3 K	3	0	1	0	0	0	2						
Vada Pinson, L OBP: 0.287, SLG: 0.388	(1, 8) (8, 9)	0-0 G4-6-3 1-2r	0-0 F7	0-0 F8	0-0 F8	0-0 FC6-4 1B	0-0 FC6-4 1B	0-0 6-3	0-0 6-3		5	0	1	1	0	0	3						
Frank Robinson, R OBP: 0.361, SLG: 0.450	(1, 10) S: 5	0-3 K	0-0 E5	0-0 E5	0-0 P6	0-0 FC6-4 1-2r	0-0 FC6-4 1-2r	0-0 BB	0-0 BB		4	0	0	0	1	1	3						
Mike Epstein, L OBP: 0.311, SLG: 0.304	(1, 3)	0-0 F9	0-0 G3	0-0 G3	0-0 4-1	0-0 4-1	0-0 SH2-4 1B	0-0 SH2-4 1B	0-0 5-3		5	1	1	0	0	0	3						
Rchie Scheinblum, S OBP: 0.376, SLG: 0.356 Ken Berry, R OBP: 0.331, SLG: 0.364	(1, 9) (8, PH) (8, 8)	0-3 K	0-0 K	0-0 F8	0-0 F8	0-0 G3	0-0 SH2-4 1B	0-0 SH2-4 1B	0-0 SH5-4 1B		4	0	1	0	0	1	0						
Billy Parker, R OBP: 0.667, SLG: 0.071 Billy Grabarkewitz, R OBP: 0.316, SLG: 0.295	(1, 4) (7, 6) (10, 6)	0-0 2B 1B	0-0 L4	0-0 L4	0-0 SH2-4	0-0 SH2-4	0-0 SH5-4 1B	0-0 SH5-4 1B		3	1	1	0	0	1	0							
Tom McCraw, L OBP: 0.327, SLG: 0.306	(1, 7)	0-0 1B 2B	0-0 4-3	0-0 4-3	0-0 K	0-0 K	0-0 SH2-4 1B	0-0 SH2-4 1B	0-0 SF6 WP 1B		5	1	4	2	0	0	0						
John Stephenson, L OBP: 0.337, SLG: 0.374 Leroy Stanton, R OBP: 0.285, SLG: 0.363 Rick Stelmazek, L OBP: 0.287, SLG: 0.192	(1, 2) (10, PH) (10, 2)	0-0 2B 1B	0-0 G3	0-0 G3	0-0 F7	0-0 F7	0-0 SH5-4 1B	0-0 SH5-4 1B	0-0 BB		4	1	2	1	0	0	1						
Rudy Meoli, L OBP: 0.300, SLG: 0.297 Bob Oliver, R OBP: 0.303, SLG: 0.410	(1, 5) (7, PH) (7, 5)	0-0 FC4-6 1B	0-0 FC4-6 1B	0-0 FC4-6 1B	0-0 E4 1-3 2-H	0-0 E4 1-3 2-H	0-0 FC6-4 1-2r	0-0 FC6-4 1-2r	0-0 SF6		2	0	2	0	0	0	0						
Inning Stats	R: 0 E: 0 K: 1 S: 5	H: 1 LOB: 0 BB: 0 P: 5	R: 1 E: 0 K: 1 S: 7	H: 3 LOB: 2 BB: 0 P: 5	R: 0 E: 1 K: 0 S: 5	H: 1 LOB: 2 BB: 0 P: 5	R: 0 E: 0 K: 0 S: 3	H: 0 LOB: 0 BB: 0 P: 3	R: 0 E: 0 K: 0 S: 3	H: 0 LOB: 0 BB: 0 P: 3	R: 2 E: 1 K: 1 S: 9	H: 3 LOB: 2 BB: 0 P: 9	R: 2 E: 0 K: 0 S: 6	H: 3 LOB: 1 BB: 0 P: 6	R: 0 E: 0 K: 0 S: 3	H: 0 LOB: 1 BB: 1 P: 7	R: 1 E: 0 K: 1 S: 7	H: 2 LOB: 2 BB: 1 P: 11	1B: 13 2B: 1 3B: 0 HR: 0	SF: 1 SAC: 2 DP: 1 HBP: 0	WP: 1 PA: 46		
PITCHER	IP WLS BF H R ER SO ERA WHIP	IP WLS BF H R ER SO ERA WHIP	IP WLS BF H R ER SO ERA WHIP	IP WLS BF H R ER SO ERA WHIP	IP WLS BF H R ER SO ERA WHIP	IP WLS BF H R ER SO ERA WHIP	IP WLS BF H R ER SO ERA WHIP	IP WLS BF H R ER SO ERA WHIP	IP WLS BF H R ER SO ERA WHIP	IP WLS BF H R ER SO ERA WHIP	IP WLS BF H R ER SO ERA WHIP	IP WLS BF H R ER SO ERA WHIP	IP WLS BF H R ER SO ERA WHIP	IP WLS BF H R ER SO ERA WHIP	IP WLS BF H R ER SO ERA WHIP	IP WLS BF H R ER SO ERA WHIP	IP WLS BF H R ER SO ERA WHIP	IP WLS BF H R ER SO ERA WHIP	IP WLS BF H R ER SO ERA WHIP	IP WLS BF H R ER SO ERA WHIP	IP WLS BF H R ER SO ERA WHIP	IP WLS BF H R ER SO ERA WHIP	
Jerry Bell, R ERA: 3.95 Chris Short, L ERA: 4.42 Chris Short, L ERA: 4.42 Eduardo Rodriguez, R ERA: 1.74	(1, 1) (8, 1) (9, 1) (10, 1)	7.1 L 9 2 0	34 2 2 0	12 1 1 0	5 0 1 1	3 0 0 0	3 0 0 0	3 0 0 0	3 0 0 0	3 0 0 0	3 0 0 0	3 0 0 0	3 0 0 0	3 0 0 0	3 0 0 0	3 0 0 0	3 0 0 0	3 0 0 0	3 0 0 0	3 0 0 0	3 0 0 0	3 0 0 0	3 0 0 0

California Angels @ Milwaukee Brewers
Milwaukee County Stadium, Milwaukee, WI
Tue Aug 07 1973, 8:05 PM EDT
Att: 9,493 - Unknown

AB	41
R	6
H	14
RBI	5
BB	2
SO	4
LOB	18



Batter	1	2	3	4	5	6	7	8	9	10	AB	R	H	RBI	BB	SO	LOB	BOTTOM					
John Briggs, L OBP: 0.360, SLG: 0.431	(1, 7) B: 1 BB: 1	4-0 2B BB	0-0 4-3	0-3 K	0-0 F9	0-0 F9	0-0 F8	0-0 F8			4	1	0	0	1	1	3						
Bob Coluccio, R OBP: 0.303, SLG: 0.452	(1, 9) 1-H	0-0 HR 2B	0-0 FC4-6 1B	0-0 K	0-3 K	4-0 1-2 2-3 BB	0-0 K	0-3 K	0-3 K		4	1	2	1	1	2	0						
Dave May, L OBP: 0.362, SLG: 0.484	(1, 8) X	0-0 F8	0-0 FC4-6 1-2r	0-0 4-3	0-0 4-3	0-0 F8	0-0 F8	0-0 4-3	0-0 4-3		5	0	0	0	0	0	5						
George Scott, R OBP: 0.367, SLG: 0.469	(1, 3) S: 5	0-3 K	0-3 K	0-0 2B	0-0 K	0-3 K	0-3 K	0-0 K	0-0 K		5	0	2	0	0	3	2						
Darrell Porter, L OBP: 0.376, SLG: 0.547 John Feiske, R OBP: 0.174, SLG: 0.238 Chris Short, R Eduardo Rodriguez, R	(1, 2) (3, 2) (9, 1) (10, 1)	0-0 HR	0-0 K	0-3 K	0-3 K	0-3 K	0-3 K	0-3 K	0-1 Cl 1B		1	1	1	2	0	0	0						
Ellie Rodriguez, R OBP: 0.384, SLG: 0.307	(1, 10) B: 1 BB: 1 (9, 2)	4-0 BB 2B BB	0-3 K	0-0 K	0-0 SH SF7 1B	0-0 G3	0-0 G3	0-0 F9	0-0 F9		4	2	1	0	1	1	2						
Tim Johnson, L OBP: 0.265, SLG: 0.252	(1, 6) B: 1 BB: 1	4-0 2B 1-2 BB	0-3 K	0-0 SH BB BB	0-0 SH BB BB	0-0 SH BB BB	4-0 FC1-6 BB	0-0 4-3	0-0 4-3		2	0	0	0	2	1	0						
Pedro Garcia, R OBP: 0.304, SLG: 0.394	(1, 4) X	0-0 2B	0-0 K	0-3 K	0-0 SF7	0-0 SF7	0-0 FC1-6 S	0-0 5-3	0-0 5-3		4	0	1	2	0	1	1						
John Vukovich, R OBP: 0.175, SLG: 0.152 Joe Lahoud, L OBP: 0.263, SLG: 0.273 Bob Heise, R OBP: 0.218, SLG: 0.222	(1, 5) (8, PH) (9, 5)	0-0 F8	0-3 K	0-3 K	0-0 K	4-0 BB BB	0-0 P4	0-0 P4	0-0 F8		2	0	0	0	1	1	2						
Inning Stats	R: 4 E: 0 K: 1 S: 8	H: 3 LOB: 2 BB: 3 P: 20	R: 0 E: 0 K: 1 S: 6	H: 1 LOB: 1 BB: 0 P: 6	R: 0 E: 0 K: 3 S: 9	H: 0 LOB: 0 BB: 0 P: 9	R: 0 E: 0 K: 3 S: 9	H: 0 LOB: 0 BB: 0 P: 9	R: 0 E: 1 K: 0 S: 5	H: 1 LOB: 3 BB: 2 P: 13	R: 0 E: 0 K: 2 S: 7	H: 0 LOB: 0 BB: 0 P: 7	R: 0 E: 0 K: 0 S: 3	H: 0 LOB: 1 BB: 1 P: 7	R: 0 E: 1 K: 1 S: 7	H: 1 LOB: 2 BB: 0 P: 7	R: 0 E: 0 K: 0 S: 3	H: 0 LOB: 0 BB: 0 P: 3	1B: 3 2B: 3 3B: 0 HR: 1	SF: 1 SAC: 1 DP: 0 HBP: 0	WP: 0 PA: 45		
PITCHER	IP WLS BF H R ER SO ERA WHIP	IP WLS BF H R ER SO ERA WHIP	IP WLS BF H R ER SO ERA WHIP	IP WLS BF H R ER SO ERA WHIP	IP WLS BF H R ER SO ERA WHIP	IP WLS BF H R ER SO ERA WHIP	IP WLS BF H R ER SO ERA WHIP	IP WLS BF H R ER SO ERA WHIP	IP WLS BF H R ER SO ERA WHIP	IP WLS BF H R ER SO ERA WHIP	IP WLS BF H R ER SO ERA WHIP	IP WLS BF H R ER SO ERA WHIP	IP WLS BF H R ER SO ERA WHIP	IP WLS BF H R ER SO ERA WHIP	IP WLS BF H R ER SO ERA WHIP	IP WLS BF H R ER SO ERA WHIP	IP WLS BF H R ER SO ERA WHIP	IP WLS BF H R ER SO ERA WHIP	IP WLS BF H R ER SO ERA WHIP	IP WLS BF H R ER SO ERA WHIP	IP WLS BF H R ER SO ERA WHIP	IP WLS BF H R ER SO ERA WHIP	
Nolan Ryan, R ERA: 2.94 Aurelio Montegudo, R ERA: 4.4	(1, 1) (10, 1)	9.0 S 3	42 0	7 0	5 0	4 0	13 0	6 0	0 0	0 0	0 0	0 0	0 0	0 0	0 0	0 0	0 0	0 0	0 0	0 0	0 0	0 0	0 0

California Angels @ Milwaukee Brewers
Milwaukee County Stadium, Milwaukee, WI
Tue Aug 07 1973, 8:05 PM EDT
Att: 9,493 - Unknown

AB	36
R	5
H	7
RBI	5
BB	6
SO	13
LOB	17



Batter	1	2	3	4	5	6	7	8	9	AB	R	H	RBI	BB	SO	LOB	TOP			
Sandy Alomar Sr. S OBP: 0.265, SLG: 0.228 (1, 6)	F7		4-3		F7			SF8 BB		3	1	0	0	1	0	0	California Angels @ Milwaukee Brewers Milwaukee County Stadium, Milwaukee, WI Wed Aug 08 1973, 8:05 PM EDT Att: 7,046 - Unknown livebaseballscorecards.com			
Vada Pinson L OBP: 0.283, SLG: 0.383 (1, 8)	4-3		4-3		F8			P5		4	0	0	0	0	0	1				
Frank Robinson R OBP: 0.367, SLG: 0.467 (1, 10)								HR		4	1	4	1	0	0	0				
Mike Epstein L OBP: 0.307, SLG: 0.301 (1, 3)	F9		F8		4-3			SF8		3	0	0	1	0	0	2				
Richie Scheinblum S OBP: 0.374, SLG: 0.354 (1, 9)		E5 1B			F9			F8		4	0	1	0	0	0	1				
Billy Parker R OBP: 0.053, SLG: 0.056 (1, 4)	P4			K	F9					4	0	0	0	0	1	2				
Tom McCraw L OBP: 0.331, SLG: 0.307 (1, 7)					F7			G4-6-3 BB		3	0	1	0	1	1	0				
John Stephenson L OBP: 0.324, SLG: 0.358 (1, 2)	P6				G3			G4-6-3		4	0	0	0	0	0	3				
Rudy Meoli L OBP: 0.297, SLG: 0.293 (1, 5)	5-3				F7			4-3		3	0	0	0	0	0	2				
Inning Stats	R: 0 E: 0 K: 0 S: 4	H: 1 LOB: 1 BB: 0 P: 4	R: 0 E: 1 K: 0 S: 5	H: 1 LOB: 2 BB: 0 P: 5	R: 0 E: 0 K: 1 S: 5	H: 0 LOB: 0 BB: 0 P: 5	R: 0 E: 0 K: 0 S: 3	H: 0 LOB: 0 BB: 0 P: 3	R: 1 E: 0 K: 0 S: 5	H: 2 LOB: 1 BB: 0 P: 5	R: 0 E: 0 K: 0 S: 2	H: 0 LOB: 0 BB: 1 P: 6	R: 1 E: 0 K: 0 S: 4	H: 1 LOB: 1 BB: 1 P: 8	R: 0 E: 0 K: 1 S: 5	H: 0 LOB: 0 BB: 0 P: 5	1B: 4 2B: 1 3B: 0 HR: 1	SF: 1 SAC: 0 DP: 1 HBP: 0	WP: 0 PB: 0 SB: 0 CS: 0	PA: 35
PITCHER Jim Colborn R ERA: 2.87 (1, 1)	IP: 9.0 WLS: W BF: 35 H: 6 R: 2 ER: 2 SO: 2 BB: 2 IBB: 0 HBP: 0 BLK: 0 WP: 0 HR: 1 S: 37 P: 45 ERA: 2.00 WHIP: 0.889															PITCHER IP: 9.0 WLS: W BF: 35 H: 6 R: 2 ER: 2 SO: 2 BB: 2 IBB: 0 HBP: 0 BLK: 0 WP: 0 HR: 1 S: 37 P: 45 ERA: 2.00 WHIP: 0.889				

Batter	1	2	3	4	5	6	7	8	9	AB	R	H	RBI	BB	SO	LOB	BOTTOM			
Tim Johnson L OBP: 0.270, SLG: 0.257 (1, 6)	L6		FC4 BB E	G6-3 1B		1B 1B		4-3		5	2	3	0	0	0	0	California Angels @ Milwaukee Brewers Milwaukee County Stadium, Milwaukee, WI Wed Aug 08 1973, 8:05 PM EDT Att: 7,046 - Unknown livebaseballscorecards.com			
Bob Coluccio R OBP: 0.308, SLG: 0.450 (1, 9)	F8 E BB		FC4 BB	F8		1B 1-3 2-3		5-3		3	1	1	0	2	0	1				
Dave May L OBP: 0.360, SLG: 0.481 (1, 8)	E1 FC6-4		FC4 E BB 1B	G6-3		1-3 2-H 3-H		F9		5	1	1	2	0	0	4				
George Scott R OBP: 0.366, SLG: 0.466 (1, 3)	F8		1B E G3 BB		5-3	1-3				3	1	0	1	1	0	3				
John Briggs L OBP: 0.359, SLG: 0.427 (1, 7)	FC6-4		FC6 G3 1B 2B		4-3					3	1	0	1	1	0	4				
Ollie Brown R OBP: 0.348, SLG: 0.393 (1, 10)			4-3			FC6-4 1B		K		4	1	2	1	0	1	2				
Ellie Rodriguez R OBP: 0.376, SLG: 0.302 (1, 2)			1-3		FC6-4			K		4	0	0	1	0	1	3				
Pedro Garcia R OBP: 0.308, SLG: 0.401 (1, 4)								K		4	0	3	2	0	1	0				
John Vukovich R OBP: 0.178, SLG: 0.156 (1, 5)			K			1B 1B 1B		P4		4	1	1	0	0	1	2				
Inning Stats	R: 0 E: 1 K: 0 S: 4	H: 0 LOB: 2 BB: 1 P: 8	R: 0 E: 0 K: 1 S: 6	H: 1 LOB: 1 BB: 0 P: 6	R: 5 E: 1 K: 0 S: 7	H: 3 LOB: 1 BB: 2 P: 15	R: 0 E: 0 K: 0 S: 3	H: 1 LOB: 0 BB: 0 P: 3	R: 0 E: 0 K: 0 S: 4	H: 1 LOB: 1 BB: 0 P: 4	R: 3 E: 0 K: 1 S: 9	H: 5 LOB: 2 BB: 1 P: 13	R: 0 E: 0 K: 2 S: 7	H: 0 LOB: 0 BB: 0 P: 7	R: 0 E: 0 K: 0 S: 3	H: 0 LOB: 0 BB: 0 P: 3	1B: 10 2B: 1 3B: 0 HR: 0	SF: 0 SAC: 0 DP: 1 HBP: 0	WP: 0 PB: 0 SB: 0 CS: 0	PA: 39
PITCHER Bill Singer R ERA: 3.04 Rich Hand R ERA: 4.68 (1, 1) (6, 1)	IP: 5.1 WLS: L BF: 30 H: 11 R: 8 ER: 5 SO: 1 BB: 3 IBB: 0 HBP: 0 BLK: 0 WP: 0 HR: 0 S: 29 P: 41 ERA: 8.44 WHIP: 2.625															PITCHER IP: 2.2 WLS: L BF: 9 H: 0 R: 0 ER: 0 SO: 3 BB: 1 IBB: 0 HBP: 0 BLK: 0 WP: 0 HR: 0 S: 14 P: 18 ERA: 0.00 WHIP: 0.375				

California Angels @ Milwaukee Brewers
 Milwaukee County Stadium, Milwaukee, WI
 Wed Aug 08 1973, 8:05 PM EDT
 Att: 7,046 - Unknown

California Angels @ Milwaukee Brewers
 Milwaukee County Stadium, Milwaukee, WI
 Wed Aug 08 1973, 8:05 PM EDT
 Att: 7,046 - Unknown

AB	32
R	2
H	6
RBI	2
BB	2
SO	2
LOB	11

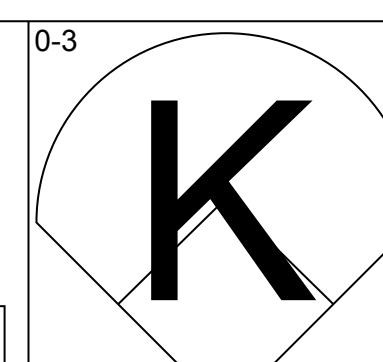
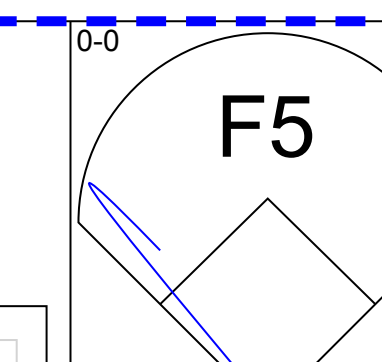
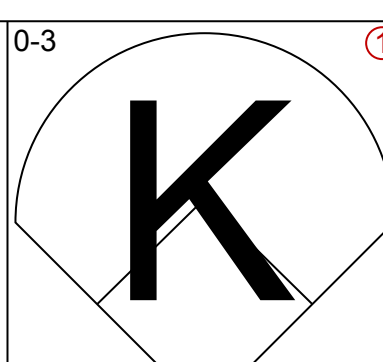
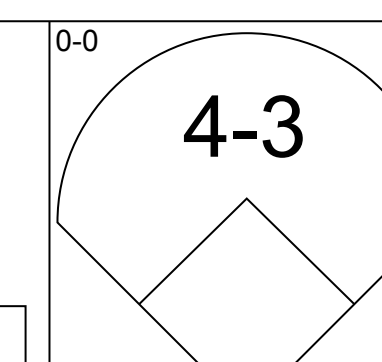
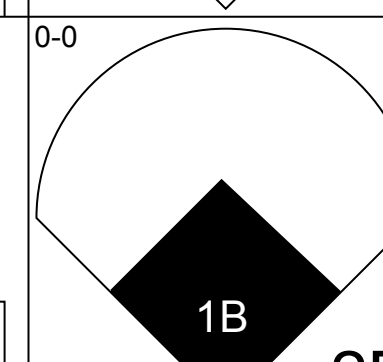
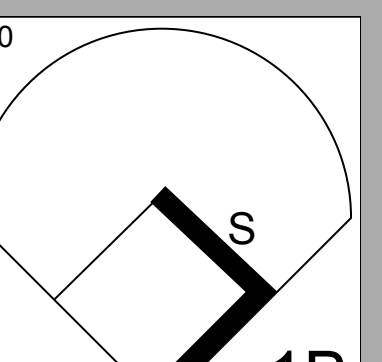
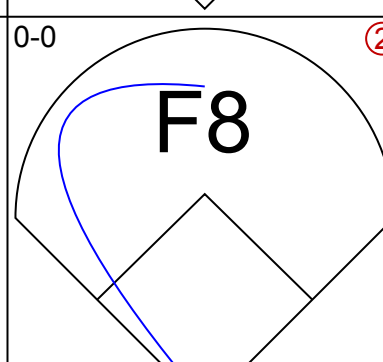
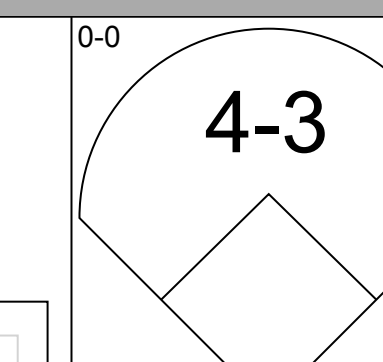
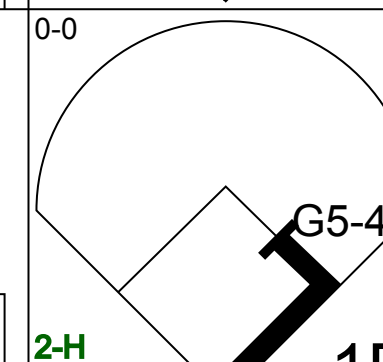
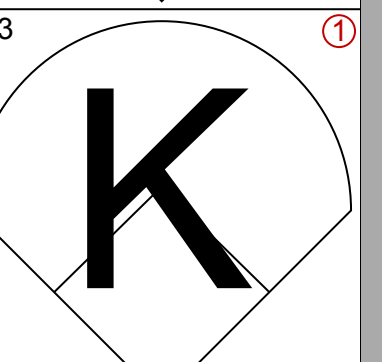
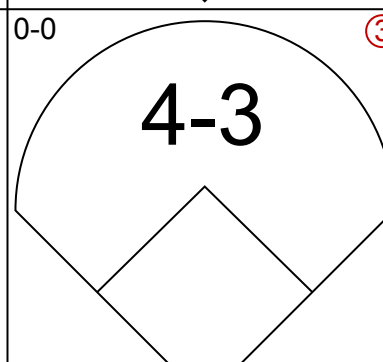
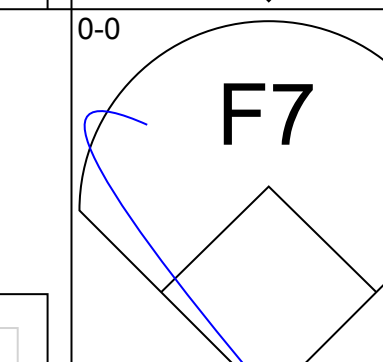
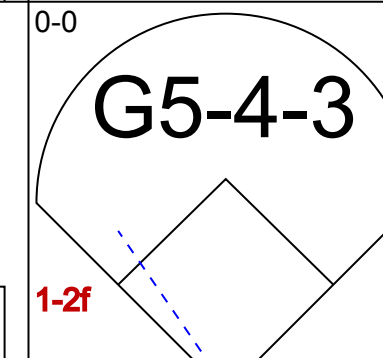
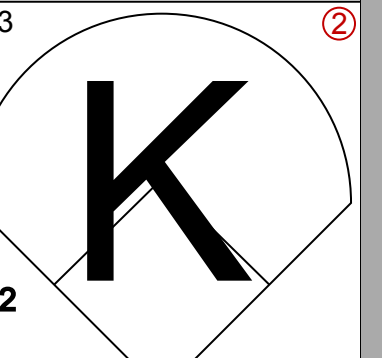
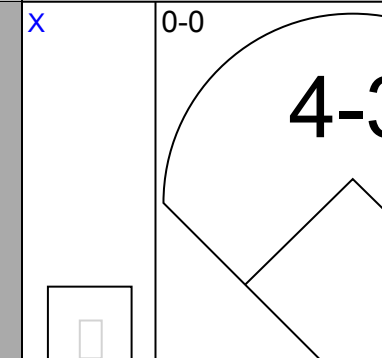
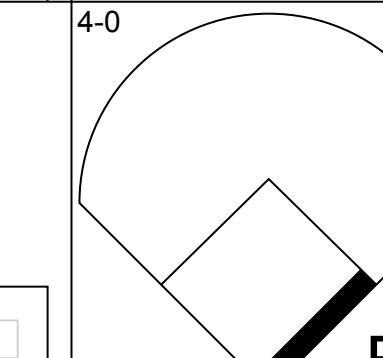
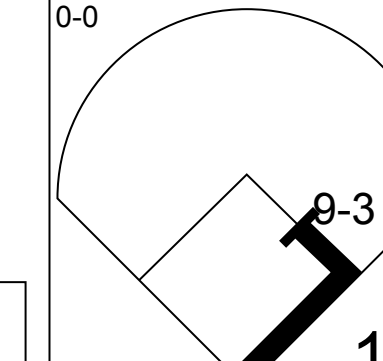
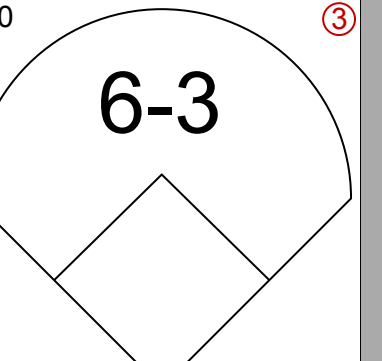
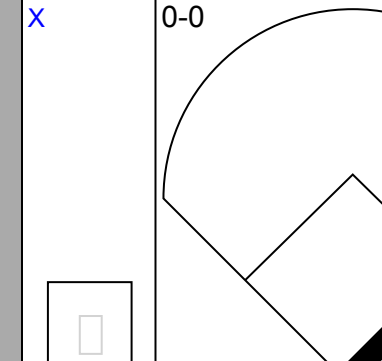
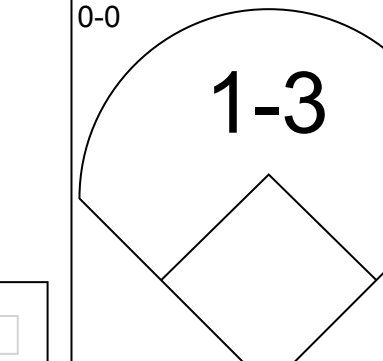
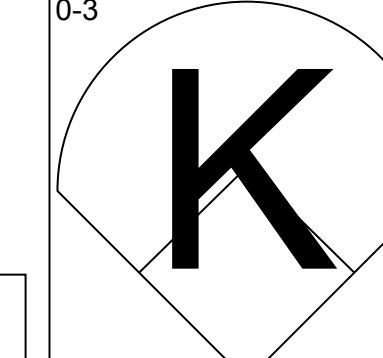
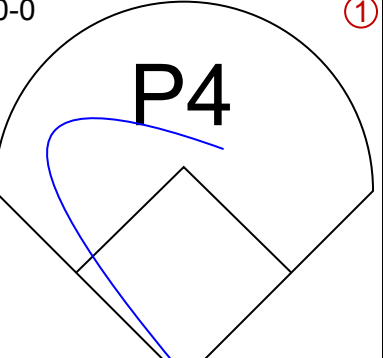
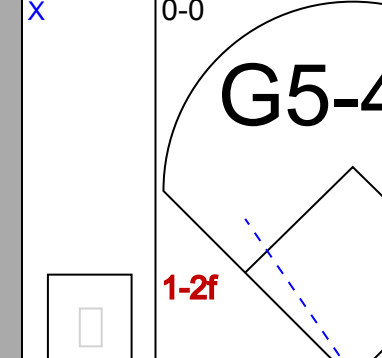
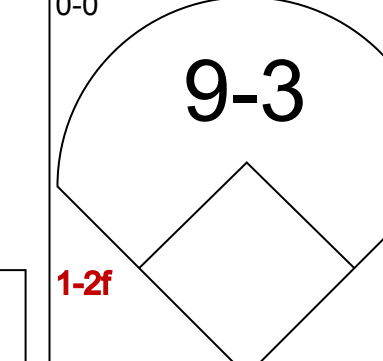
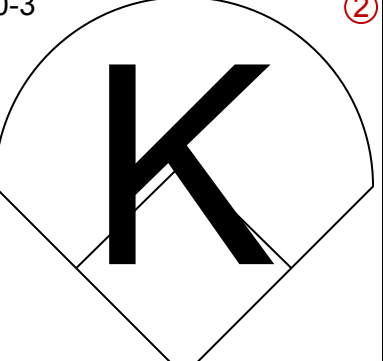
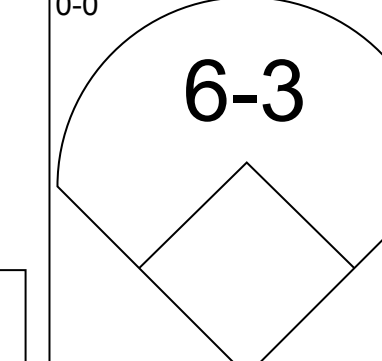
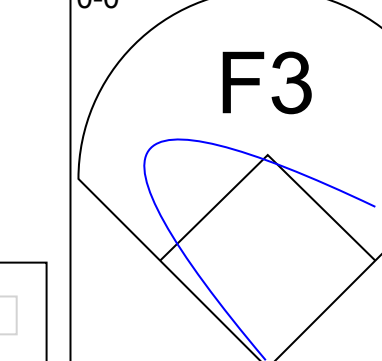
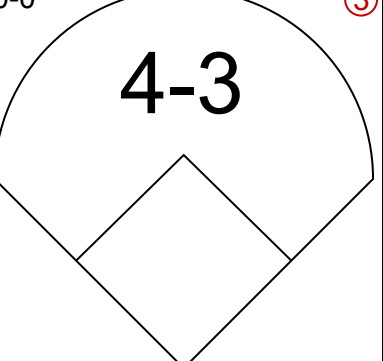
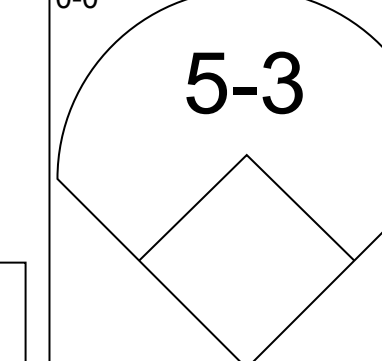
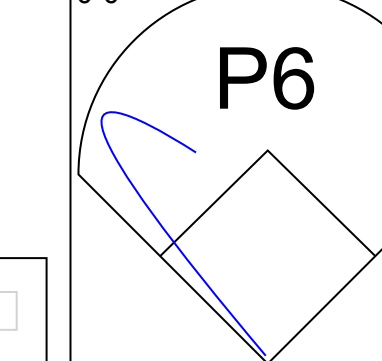
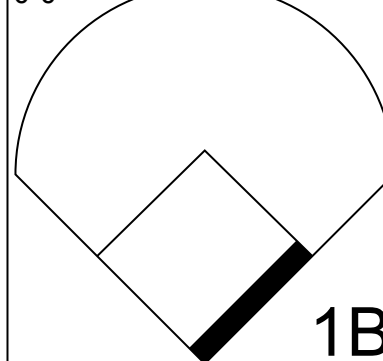
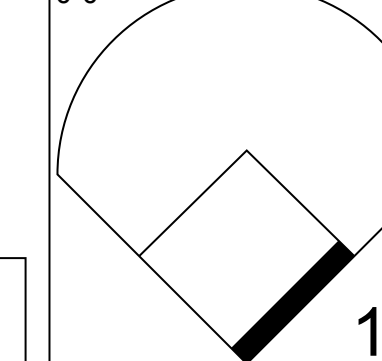


AB	35
R	8
H	11
RBI	8
BB	4
SO	4
LOB	19



Batter	1	2	3	4	5	6	7	8	9	AB	R	H	RBI	BB	SO	LOB	TOP			
Sandy Alomar Sr. S OBP: 0.263, SLG: 0.226 (1, 6)	F7		6-3		F8		F9			4	0	0	0	0	0	0	California Angels @ Milwaukee Brewers Milwaukee County Stadium, Milwaukee, WI Thu Aug 09 1973, 4:33 AM EDT Att: 6,311 - Unknown			
Ken Berry R OBP: 0.330, SLG: 0.362 (1, 8)	4-3		L3			1B HR 1B	F8			4	1	1	0	0	0	0				
Frank Robinson R OBP: 0.368, SLG: 0.470 (1, 10)	FC6-4 1B			2B 2B		F6		K		4	1	2	0	0	1	1				
Bob Oliver R OBP: 0.305, SLG: 0.414 Al Gallagher R OBP: 0.356, SLG: 0.307 (1, 5) (8, 5)	FC6-4 1-2			F9 1B 2B			HR 1B	5-3		4	2	2	1	0	0	1				
Mike Epstein L OBP: 0.307, SLG: 0.310 (1, 3)		P3		F9 2-3			HR	F8		4	1	1	3	0	0	1				
Vada Pinson L OBP: 0.283, SLG: 0.382 (1, 7)	6-3			CS 1B			HR	F8		4	0	1	1	0	1	0				
Richie Scheinblum S OBP: 0.376, SLG: 0.365 Leroy Stanton R OBP: 0.283, SLG: 0.360 (1, 9) (7, 9)				F9 1-2				P3		3	0	2	0	0	0	1				
Billy Parker R OBP: 0.043, SLG: 0.045 (1, 4)		K						F9		4	0	0	0	0	1	2				
John Stephenson L OBP: 0.314, SLG: 0.347 (1, 2)			4-3		F8			F5		3	0	0	0	0	0	0				
Inning Stats	R: 0 E: 0 K: 0 S: 4	H: 1 LOB: 1 BB: 0 P: 4	R: 0 E: 0 K: 1 S: 6	H: 1 LOB: 1 BB: 0 P: 6	R: 0 E: 0 K: 0 S: 3	H: 0 LOB: 0 BB: 0 P: 3	R: 2 E: 0 K: 0 S: 5	H: 3 LOB: 0 BB: 0 P: 5	R: 0 E: 0 K: 0 S: 3	H: 0 LOB: 1 BB: 0 P: 3	R: 3 E: 0 K: 1 S: 9	H: 4 LOB: 1 BB: 0 P: 9	R: 0 E: 0 K: 0 S: 3	H: 0 LOB: 0 BB: 0 P: 3	R: 0 E: 0 K: 0 S: 3	H: 0 LOB: 0 BB: 0 P: 3		1B: 5 2B: 3 3B: 0 HR: 1	SF: 0 SAC: 0 DP: 0 HBP: 0	WP: 0 PB: 0 SB: 0 CS: 1
PITCHER Jim Slaton R ERA: 4.06 (1, 1)	IP: 9.0 WLS: W BF: 35 H: 9 R: 5 ER: 5 SO: 3 BB: 0 IBB: 0 HBP: 0 BLK: 0 WP: 0 HR: 1 S: 41 P: 41 ERA: 5.00 WHIP: 1.000															PITCHER				

Batter	1	2	3	4	5	6	7	8	9	AB	R	H	RBI	BB	SO	LOB	BOTTOM					
John Briggs L OBP: 0.364, SLG: 0.439 (1, 7)	6-3									4	1	3	2	1	0	0	California Angels @ Milwaukee Brewers Milwaukee County Stadium, Milwaukee, WI Thu Aug 09 1973, 4:33 AM EDT Att: 6,311 - Unknown					
Bob Coluccio R OBP: 0.306, SLG: 0.444 (1, 9)			F8	1B	P4		G6-4-3 BB		FC5-6 1B	4	1	0	0	0	0	4						
Dave May L OBP: 0.361, SLG: 0.487 (1, 8)	F9		K						HR	5	2	2	2	0	1	2						
George Scott R OBP: 0.365, SLG: 0.464 (1, 3)	F9			5-3					HR	4	0	1	0	0	0	1						
Ollie Brown R OBP: 0.346, SLG: 0.392 (1, 10)		2-3		F9						3	1	1	1	0	0	0						
Ellie Rodriguez R OBP: 0.376, SLG: 0.305 (1, 2)		1-3		6-3						4	0	1	1	0	0	1						
Pedro Garcia R OBP: 0.310, SLG: 0.400 (1, 4)					F2					3	0	1	0	1	0	1						
Tim Johnson L OBP: 0.273, SLG: 0.259 Darrell Porter L OBP: 0.391, SLG: 0.547 Bob Heise R OBP: 0.218, SLG: 0.222 (1, 6) (8, PH) (9, 6)		G3								2	0	1	0	1	0	1						
John Vukovich R OBP: 0.175, SLG: 0.153 Don Money R OBP: 0.320, SLG: 0.381 (1, 5) (7, PH) (8, 5)			6-3		FC6-4 HR					2	0	0	0	0	0	4						
Inning Stats	R: 0 E: 0 K: 0 S: 3	H: 0 LOB: 1 BB: 0 P: 4	R: 0 E: 0 K: 0 S: 3	H: 0 LOB: 1 BB: 1 P: 7	R: 0 E: 0 K: 1 S: 6	H: 1 LOB: 1 BB: 0 P: 6	R: 0 E: 0 K: 0 S: 3	H: 0 LOB: 0 BB: 0 P: 3	R: 2 E: 1 K: 0 S: 5	H: 2 LOB: 0 BB: 0 P: 5	R: 1 E: 0 K: 0 S: 5	H: 2 LOB: 1 BB: 0 P: 5	R: 0 E: 0 K: 0 S: 2	H: 0 LOB: 2 BB: 2 P: 10	R: 1 E: 0 K: 0 S: 6	H: 3 LOB: 3 BB: 0 P: 7		R: 2 E: 0 K: 0 S: 3	H: 2 LOB: 0 BB: 0 P: 3	1B: 7 2B: 1 3B: 0 HR: 2	SF: 1 SAC: 0 DP: 1 HBP: 2	WP: 0 PB: 1 SB: 0 CS: 0
PITCHER Clyde Wright L ERA: 3.97 Aurelio Montegudo R ERA: 4.6 Rudy May L ERA: 3.73 (1, 1) (7, 1) (8, 1)	IP: 1.1 WLS: 6 BF: 3 H: 3 R: 1 ER: 1 SO: 0 BB: 0 IBB: 0 HBP: 0 BLK: 0 WP: 0 HR: 0 S: 26 P: 39 ERA: 6.75 WHIP: 2.250															PITCHER						

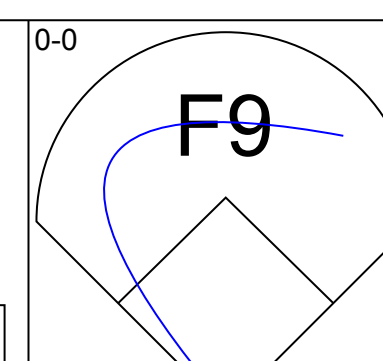
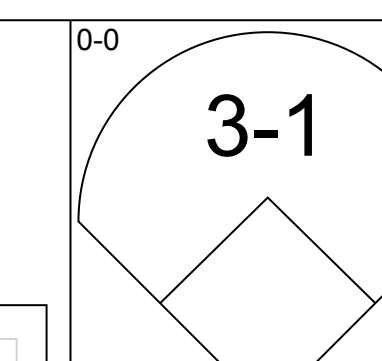
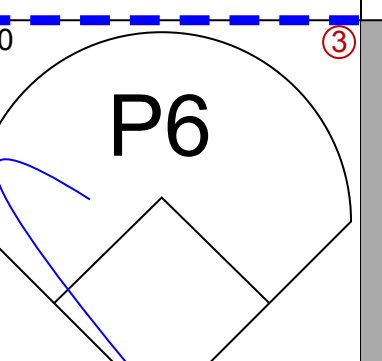
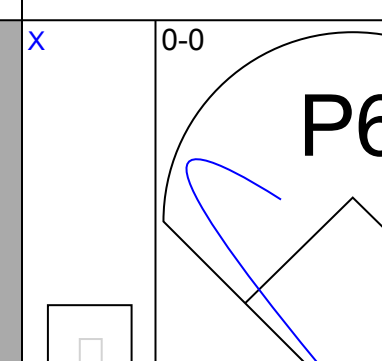
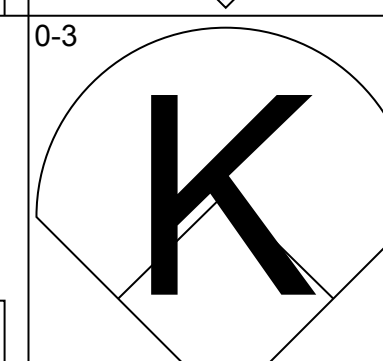
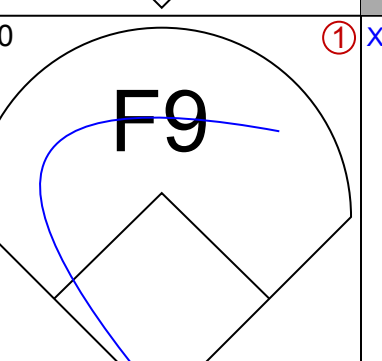
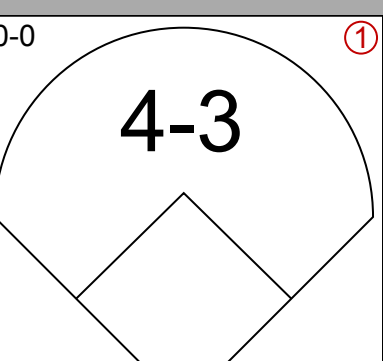
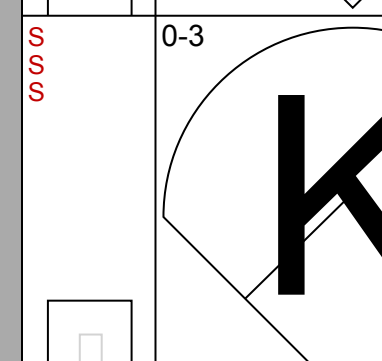
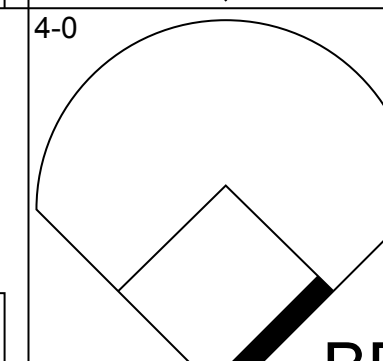
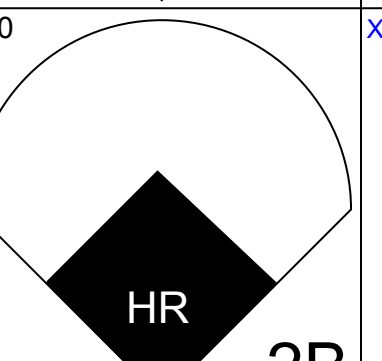
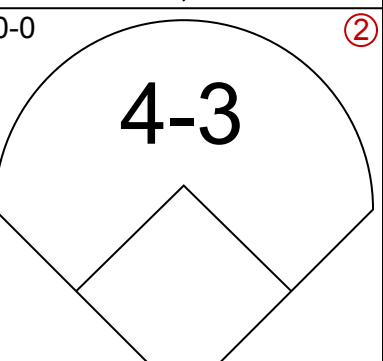
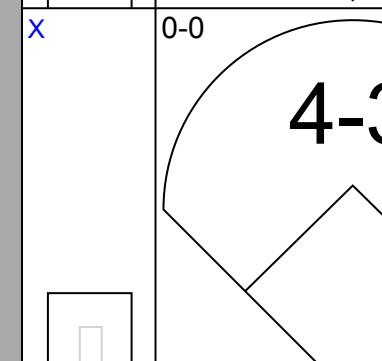
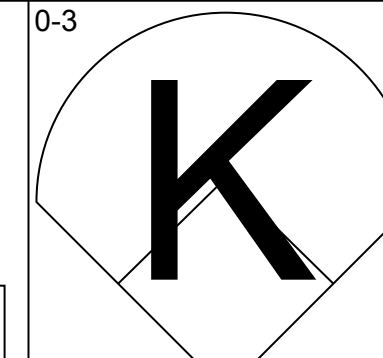
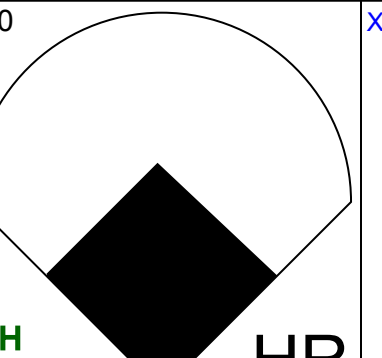
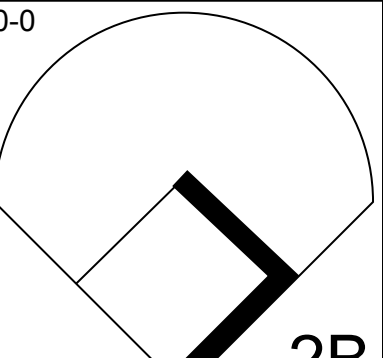
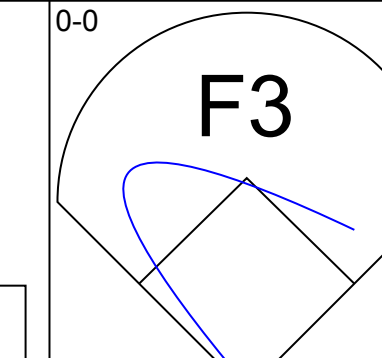
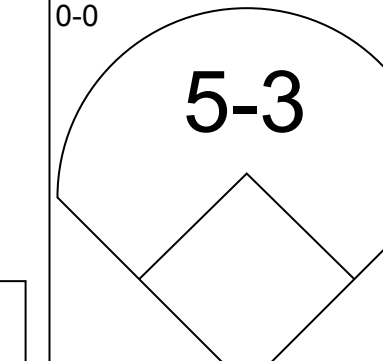
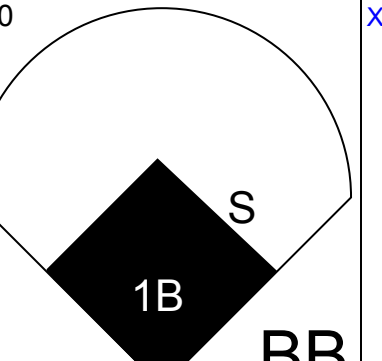
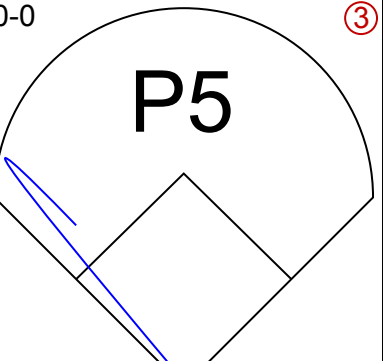
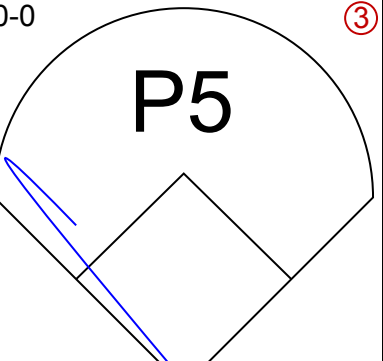
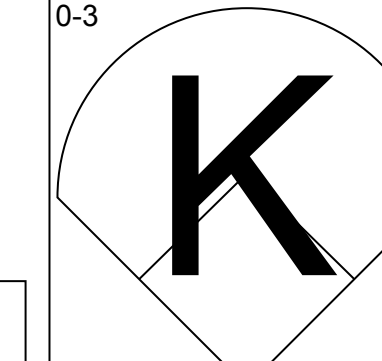
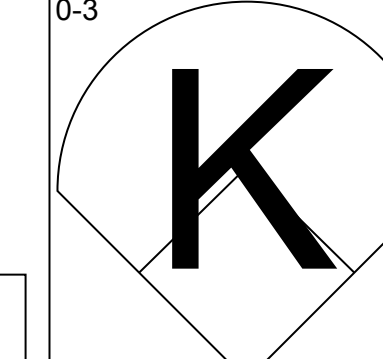

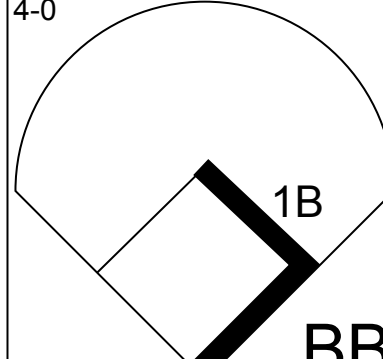

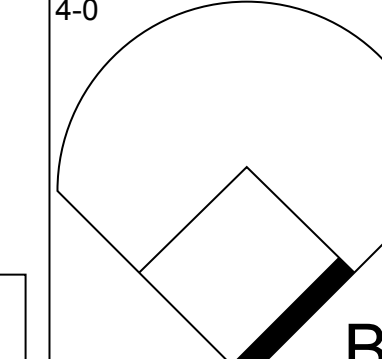
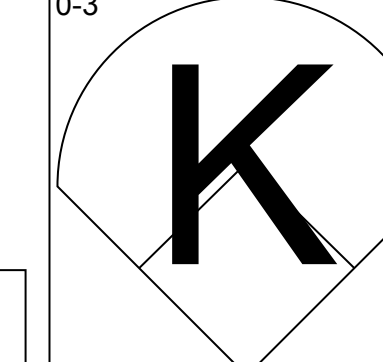
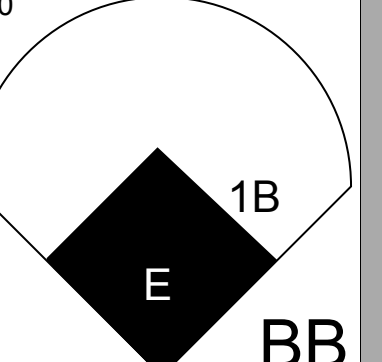

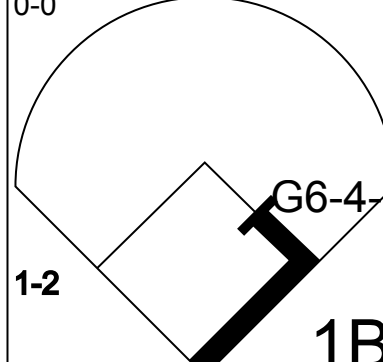

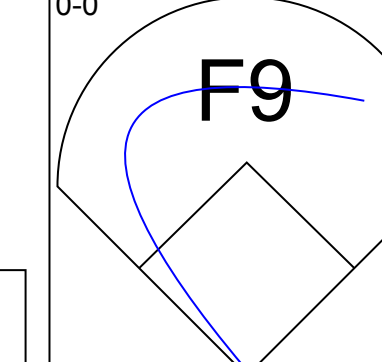
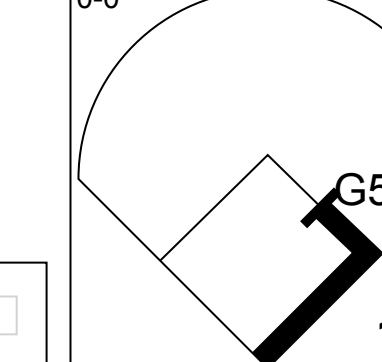
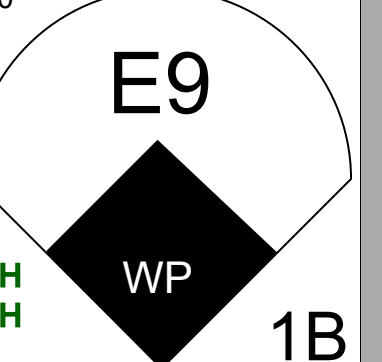

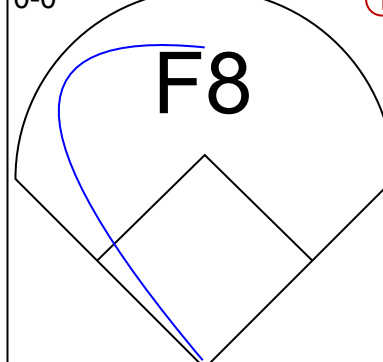
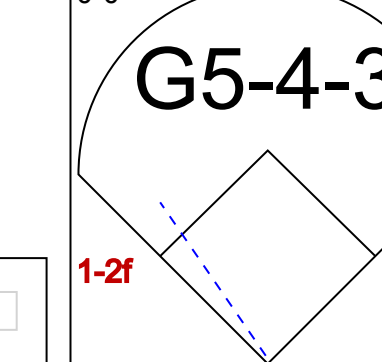
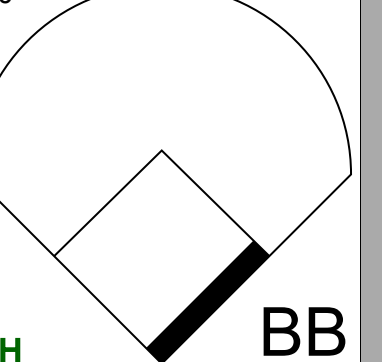

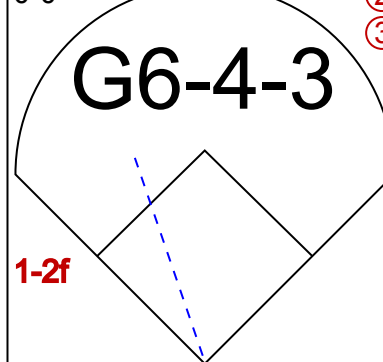
Batter	1	2	3	4	5	6	7	8	9	AB	R	H	RBI	BB	SO	LOB	TOP		
Steve Braun, L (1, 5) OBP: 0.407, SLG: 0.446										4	0	0	0	0	2	2			
Rod Carew, L (1, 4) OBP: 0.412, SLG: 0.485										4	1	2	0	0	0	1			
Tony Oliva, L (1, 10) OBP: 0.343, SLG: 0.406										4	0	1	1	0	1	2			
Bobby Darwin, R (1, 9) OBP: 0.307, SLG: 0.388										3	0	0	0	1	1	2			
Jim Holt, L (1, 7) OBP: 0.328, SLG: 0.457										4	0	2	0	0	0	2			
George Mittenwald, R (1, 2) OBP: 0.333, SLG: 0.421										1	0	0	0	0	1	1			
Phil Roof, R (4, 2) OBP: 0.284, SLG: 0.247										2	0	0	0	0	0	1			
Joe Lis, R (1, 3) OBP: 0.299, SLG: 0.374										3	0	0	0	0	1	1			
Danny Thompson, R (1, 6) OBP: 0.271, SLG: 0.296										3	0	0	0	0	0	0			
Steve Brye, R (1, 8) OBP: 0.333, SLG: 0.356										3	0	2	0	0	0	0			
Inning Stats	R: 1 E: 0 K: 1 S: 6	H: 2 LOB: 0 BB: 6 P: 6	R: 0 E: 0 K: 1 S: 5	H: 1 LOB: 0 BB: 5 P: 5	R: 0 E: 0 K: 0 S: 3	H: 0 LOB: 0 BB: 3 P: 3	R: 0 E: 0 K: 2 S: 8	H: 1 LOB: 1 BB: 0 P: 8	R: 0 E: 0 K: 1 S: 5	H: 0 LOB: 0 BB: 0 P: 5	R: 0 E: 0 K: 0 S: 3	H: 1 LOB: 0 BB: 0 P: 3	R: 0 E: 0 K: 0 S: 4	H: 1 LOB: 1 BB: 1 P: 4	R: 0 E: 0 K: 0 S: 3	H: 0 LOB: 1 BB: 1 P: 7	1B: 6 2B: 2 3B: 0 HR: 0	SF: 0 SAC: 0 DP: 3 HBP: 0	WP: 0 PA: 32 CS: 1
PITCHER	IP WLS BF H R ER SO BB IBB HBP BLK WP HR S P ERA WHIP																		
Skip Lockwood, R (1, 1) ERA: 3.37	2.2	9	3	1	1	2	0	0	0	0	0	0	0	13	13	3.38	1.125		
Bill Champion, R (3, 1) ERA: 4.19	6.1	W	23	4	0	0	4	1	0	0	0	0	0	30	34	0.00	0.789		

Minnesota Twins @ Milwaukee Brewers
Milwaukee County Stadium, Milwaukee, WI

AB 31
R 1
H 7
RBI 1
BB 1
SO 6
LOB 12



WP: 0 PA: 32
SB: 0
CS: 1

Batter	1	2	3	4	5	6	7	8	9	AB	R	H	RBI	BB	SO	LOB	BOTTOM			
John Briggs, L (1, 7) OBP: 0.361, SLG: 0.434										4	0	0	0	0	0	1				
Bob Coluccio, R (1, 9) OBP: 0.302, SLG: 0.438										4	0	0	0	0	2	0				
Dave May, L (1, 8) OBP: 0.362, SLG: 0.488										3	1	1	0	1	0	0				
George Scott, R (1, 3) OBP: 0.366, SLG: 0.474										4	1	2	2	0	1	1				
Darrell Porter, L (1, 2) OBP: 0.379, SLG: 0.540										3	1	0	0	1	1	1				
Don Money, R (1, 5) OBP: 0.321, SLG: 0.379										2	0	0	0	2	2	1				
Ollie Brown, R (1, 10) OBP: 0.348, SLG: 0.391										3	1	1	0	1	1	1				
Tim Johnson, L (1, 6) OBP: 0.276, SLG: 0.262										3	1	2	1	0	0	2				
Pedro Garcia, R (1, 4) OBP: 0.310, SLG: 0.398										2	0	0	0	1	0	3				
Inning Stats	R: 0 E: 0 K: 2 S: 7	H: 0 LOB: 1 BB: 1 P: 11	R: 0 E: 0 K: 2 S: 7	H: 0 LOB: 0 BB: 0 P: 7	R: 0 E: 0 K: 0 S: 3	H: 1 LOB: 0 BB: 0 P: 3	R: 5 E: 1 K: 1 S: 8	H: 3 LOB: 1 BB: 3 P: 20	R: 0 E: 0 K: 0 S: 4	H: 1 LOB: 1 BB: 0 P: 4	R: 0 E: 0 K: 0 S: 3	H: 1 LOB: 1 BB: 1 P: 7	R: 0 E: 0 K: 1 S: 5	H: 0 LOB: 0 BB: 0 P: 5	R: 0 E: 0 K: 1 S: 5	H: 0 LOB: 1 BB: 1 P: 9	1B: 3 2B: 2 3B: 0 HR: 1	SF: 0 SAC: 0 DP: 2 HBP: 0	WP: 1 PA: 34 CS: 0	
PITCHER	IP WLS BF H R ER SO BB IBB HBP BLK WP HR S P ERA WHIP																			
Bill Campbell, R (1, 1) ERA: 3.32	3.2	L	18	4	5	4	5	4	0	0	0	0	0	1	24	40	9.82	2.182		
Vic Albury, L (4, 1) ERA: 1.42	4.1		16	2	0	0	2	2	0	0	0	0	0	18	26	0.00	0.923			

Minnesota Twins @ Milwaukee Brewers
Milwaukee County Stadium, Milwaukee, WI

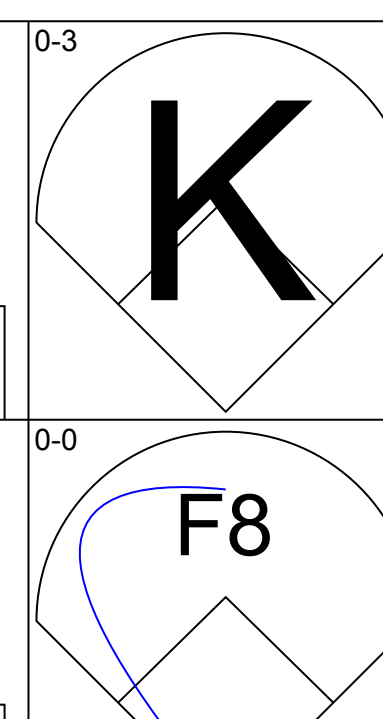
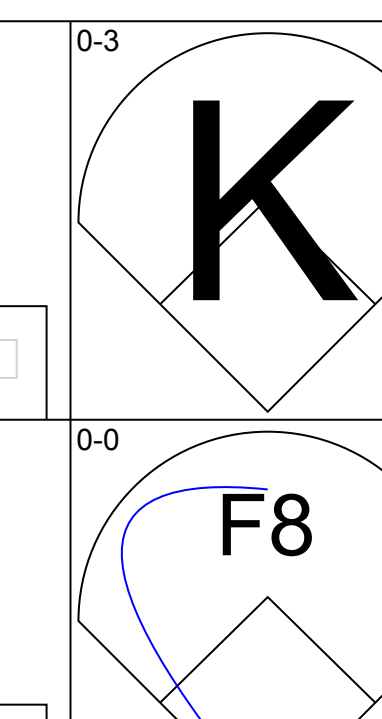
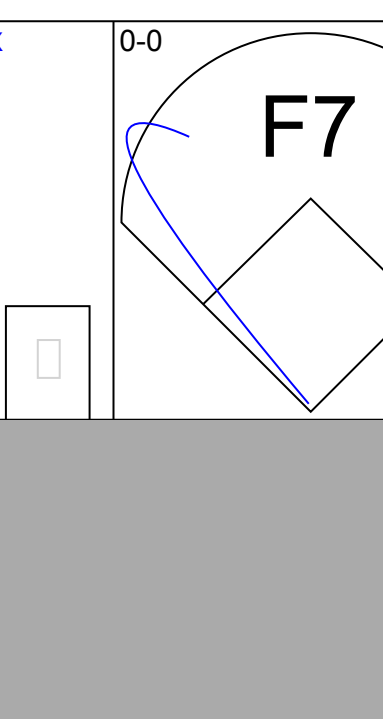
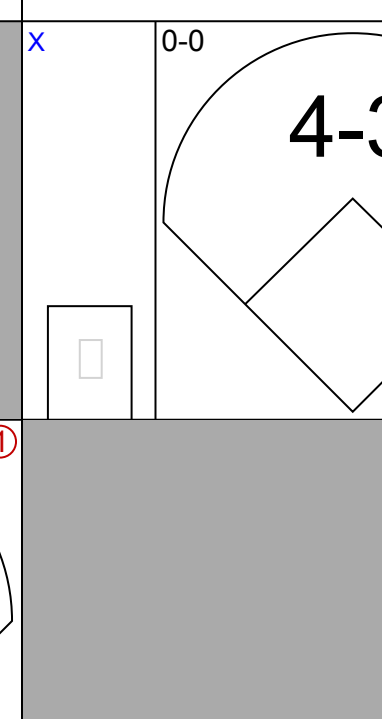
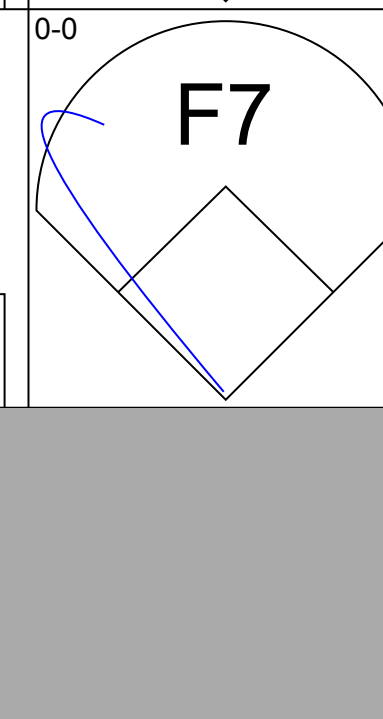




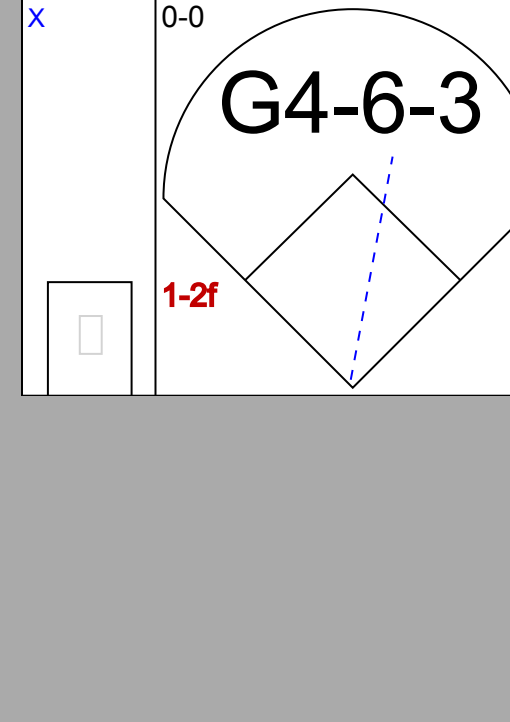
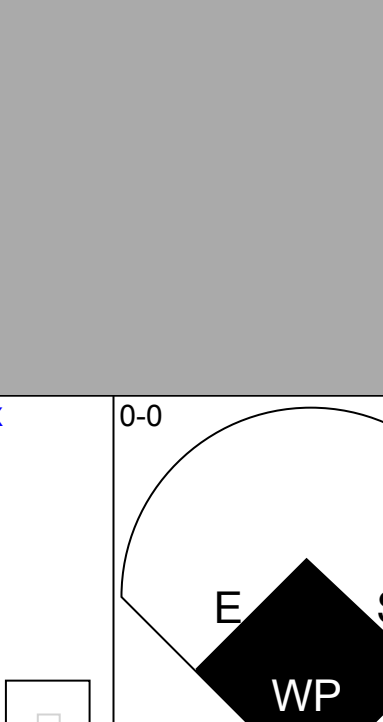

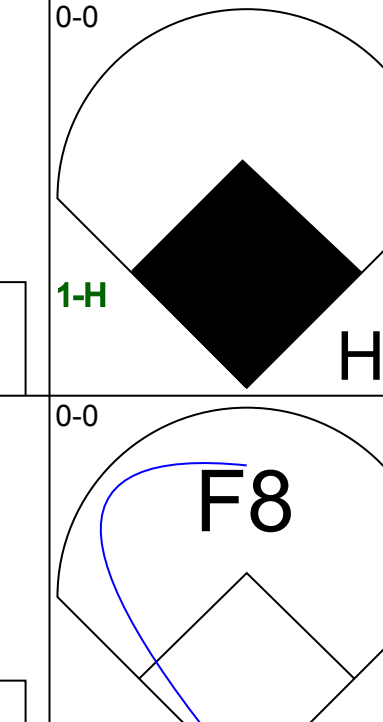
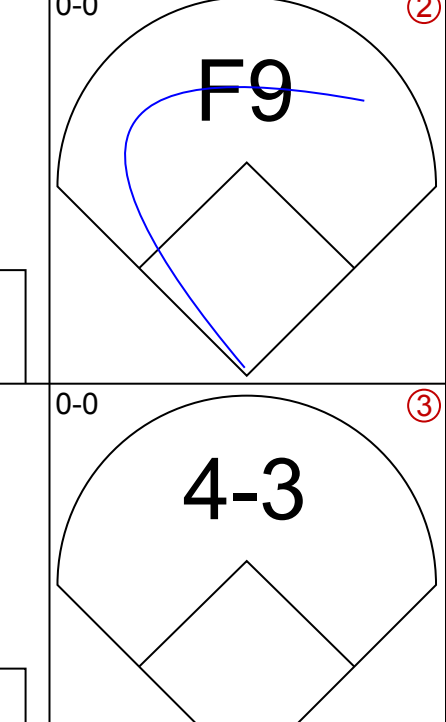


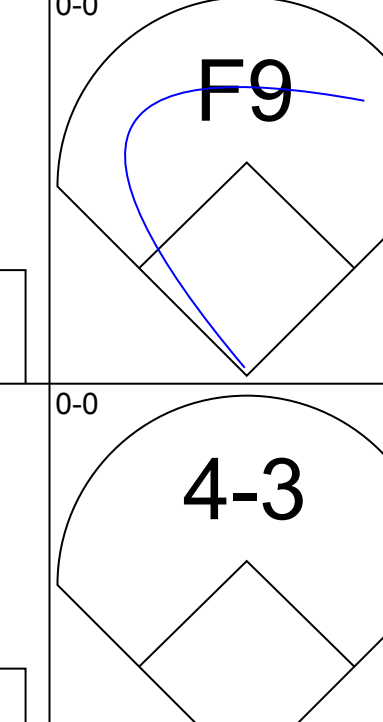
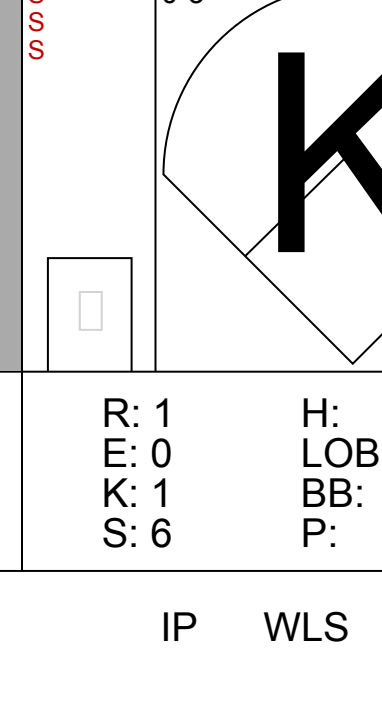
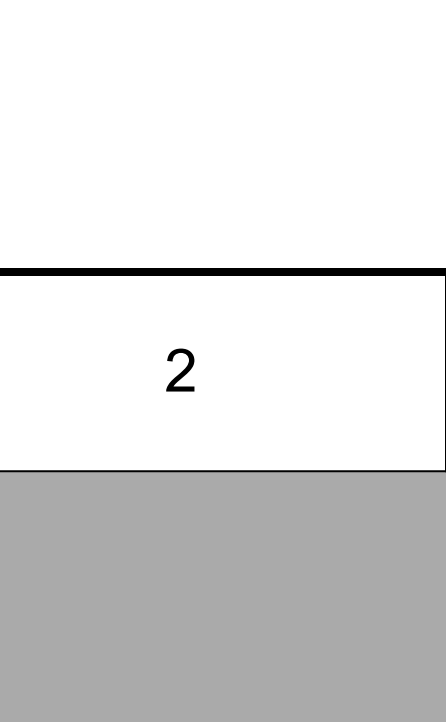
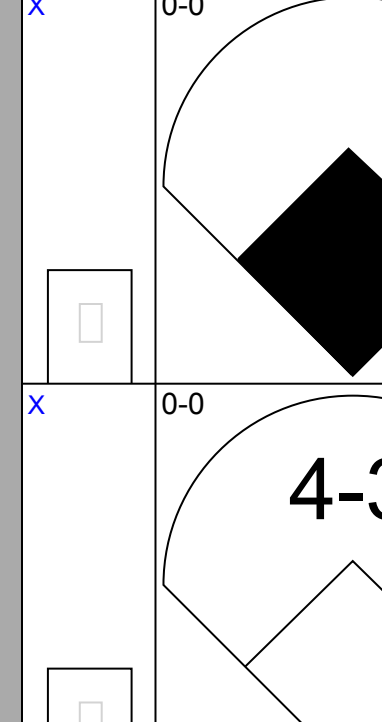
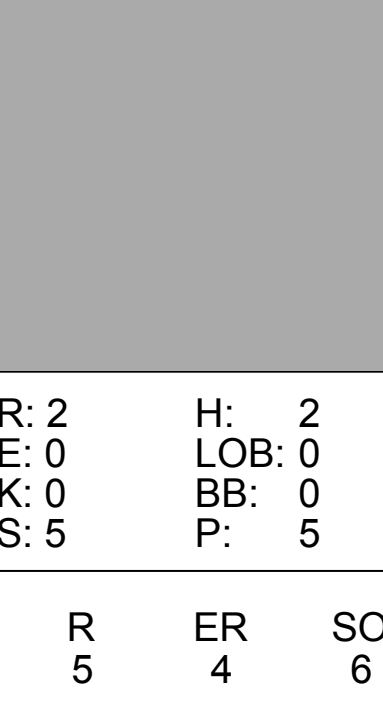
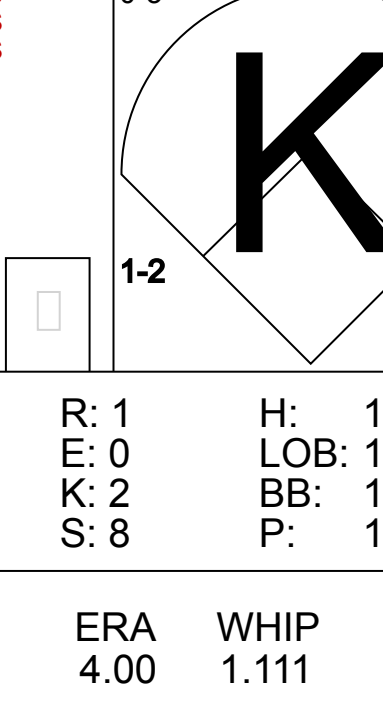
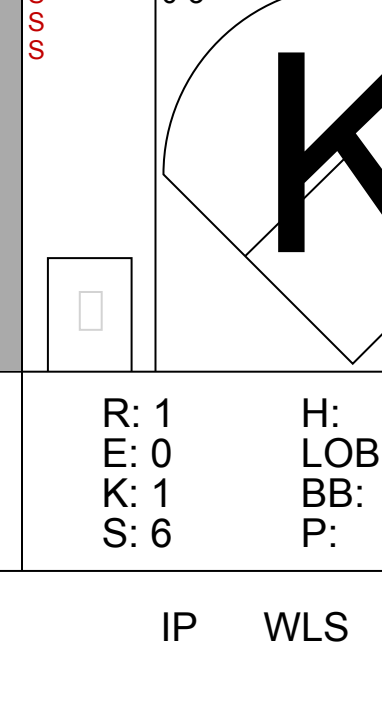
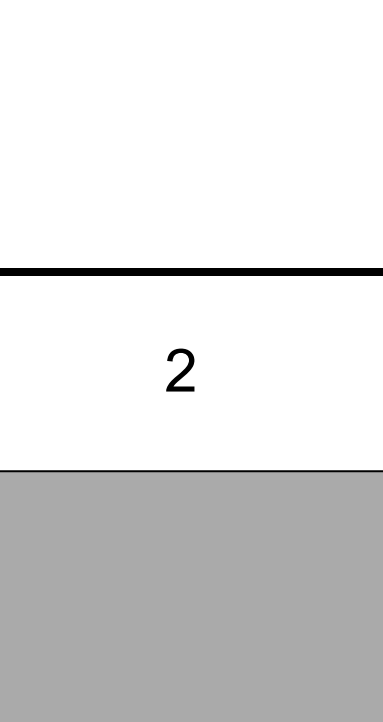
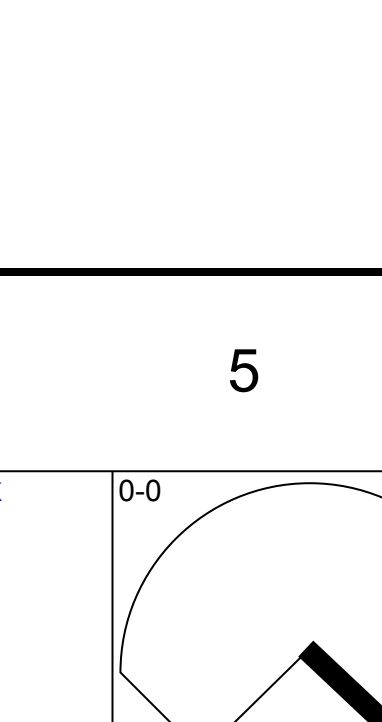
AB 28
R 5
H 6
RBI 3
BB 6
SO 7
LOB 10



WP: 1 PA: 34
SB: 0
CS: 0

Batter	1	2	3	4	5	6	7	8	9	AB	R	H	RBI	BB	SO	LOB	TOP								
Jerry Terrell, R OBP: 0.307, SLG: 0.323 (1, 6)	5-3			P3		5-3		2B 1B	S 1B	5	1	2	0	0	0	0	Minnesota Twins @ Milwaukee Brewers Milwaukee County Stadium, Milwaukee, WI Sat Aug 11 1973, 4:33 AM EDT Att: 17,866 - Unknown - 83 F								
Rod Carew, L OBP: 0.410, SLG: 0.484 (1, 4)	F9			4-3		4-3		1B 2B	4-3	5	1	1	1	0	0	1									
Tony Oliva, L OBP: 0.346, SLG: 0.414 (1, 10)	F8			1-3		HR		1B SF8	1B	4	2	2	3	1	0	0									
Bobby Darwin, R OBP: 0.304, SLG: 0.384 (1, 9)		6-3			6-3	6-3		F7	5-3	5	0	0	0	0	0	3									
Steve Braun, L OBP: 0.408, SLG: 0.445 (1, 5)		F2			1B 1B		K	1B BB		3	1	1	0	1	1	0									
George Mitterwald, R OBP: 0.335, SLG: 0.422 (1, 2)		K			1B 1B		F5	1B 1B		4	0	2	0	0	1	0									
Jim Holt, L OBP: 0.327, SLG: 0.454 (8, 7)			4-3		K		WP BB	SF8		2	0	0	1	1	1	2									
Danny Walton, R OBP: 0.301, SLG: 0.333 (1, 7)			K				F8	1-3		4	0	1	1	0	1	3									
Joe Lis, R OBP: 0.299, SLG: 0.374 (8, 3)					1B 2H					0	0	0	0	0	0	0									
Steve Brye, R OBP: 0.330, SLG: 0.352 (1, 8)			F6		F7			1B 2B	F7	4	1	1	0	0	0	2									
Inning Stats	R: 0 E: 0 K: 0 S: 3	H: 0 LOB: 0 BB: 0 P: 3	R: 0 E: 0 K: 1 S: 5	H: 0 LOB: 0 BB: 0 P: 5	R: 0 E: 0 K: 1 S: 5	H: 0 LOB: 0 BB: 0 P: 5	R: 0 E: 0 K: 0 S: 3	H: 0 LOB: 0 BB: 0 P: 3	R: 1 E: 0 K: 1 S: 8	H: 3 LOB: 2 BB: 0 P: 8	R: 1 E: 0 K: 0 S: 4	H: 1 LOB: 1 BB: 1 P: 4	R: 0 E: 0 K: 1 S: 5	H: 0 LOB: 1 BB: 1 P: 9	R: 4 E: 0 K: 0 S: 8	H: 5 LOB: 2 BB: 1 P: 12	R: 0 E: 0 K: 0 S: 4	H: 1 LOB: 2 BB: 1 P: 8	1B: 8 2B: 1 3B: 0 HR: 1	SF: 1 SAC: 0 DP: 0 HBP: 0	WP: 1 PB: 0 SB: 1 CS: 0	PA: 40			
PITCHER	IP	WLS	BF	H	R	ER	SO	BB	IBB	HBP	BLK	WP	HR	S	P	ERA	WHIP								
Jerry Bell, R ERA: 4.0 (1, 1)	7.0		28	6	4	4	4	1	0	0	0	1	1	35	39	5.14	1.000								
Chris Short, L ERA: 4.73 (8, 1)	0.0		2	2	1	1	0	0	0	0	0	0	0	2	2	∞	∞								
Eduardo Rodriguez, R ERA: 1.66 (8, 1)	2.0	W	10	2	1	1	0	1	1	0	0	0	0	8	16	4.50	1.500								

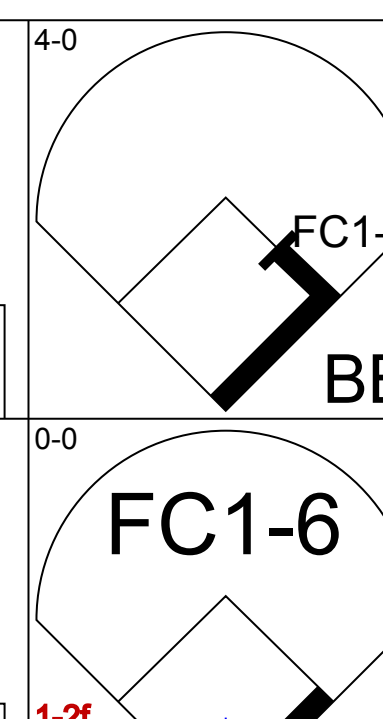
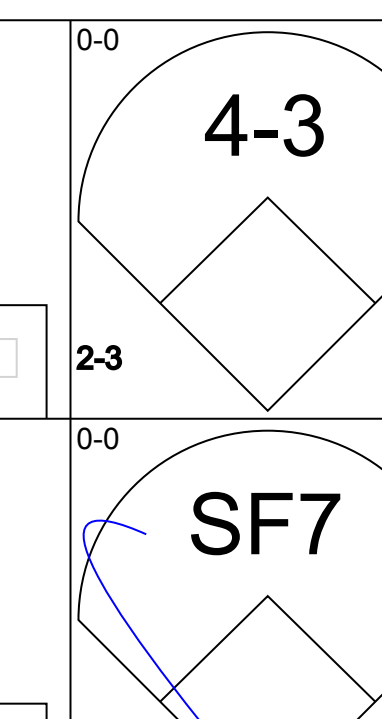
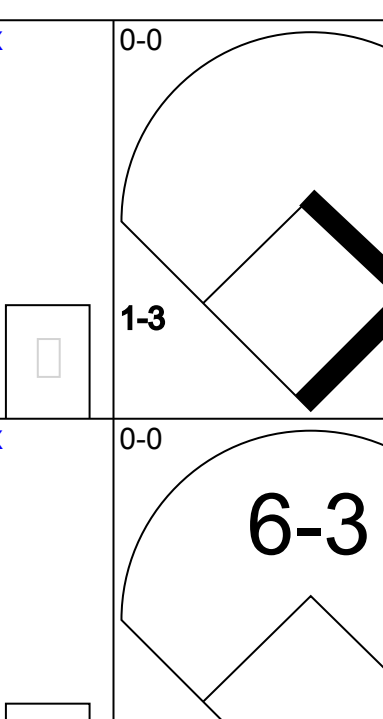
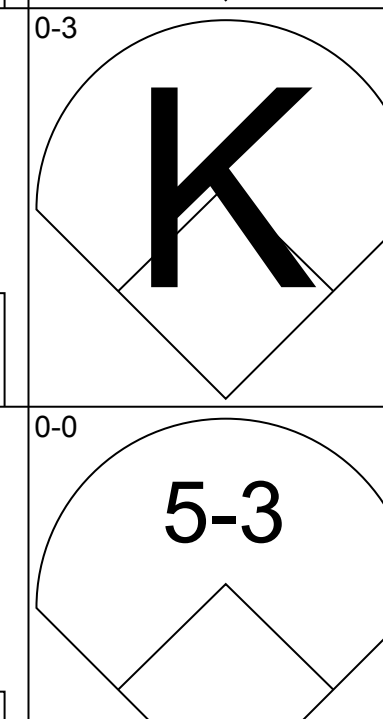
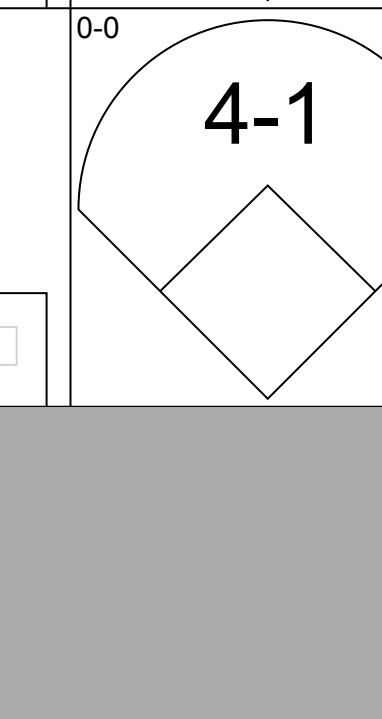
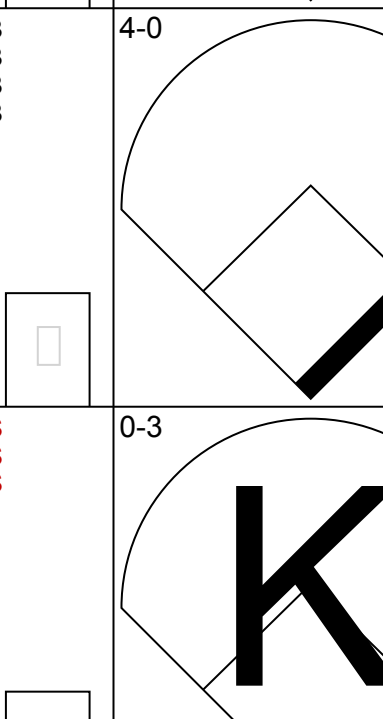




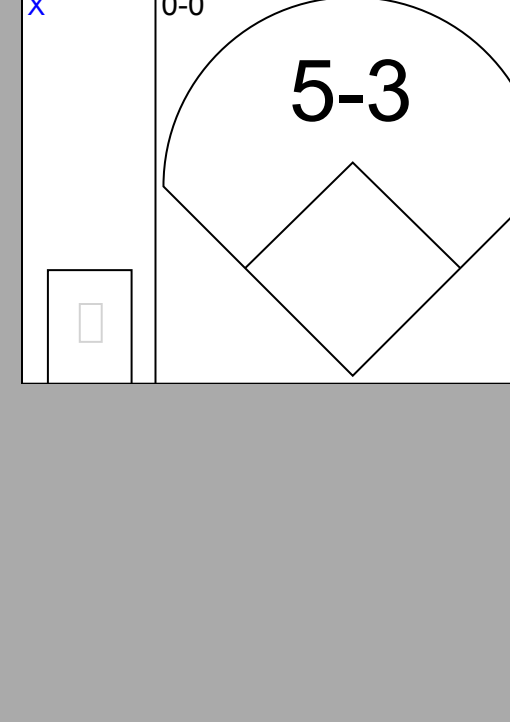
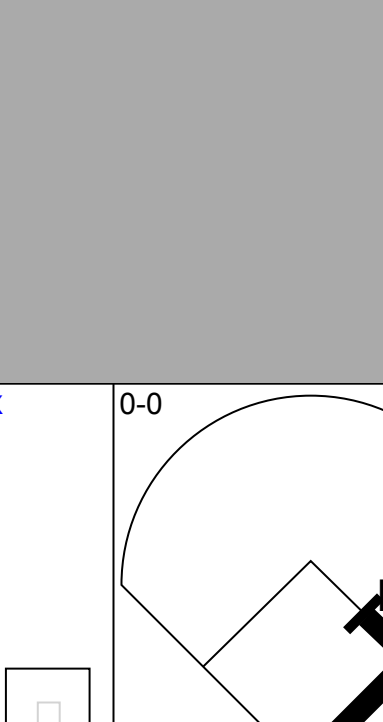
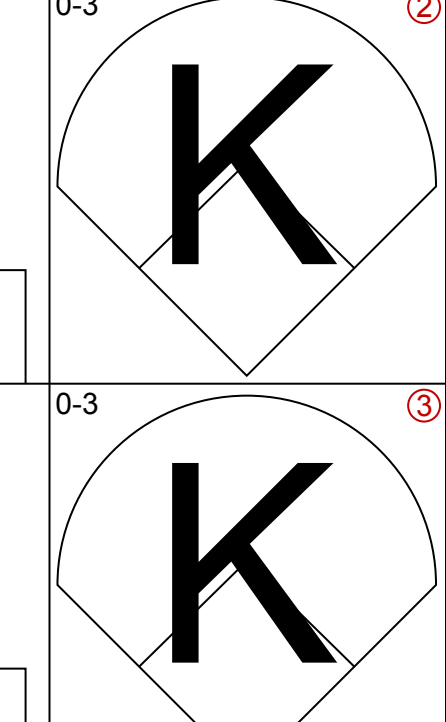
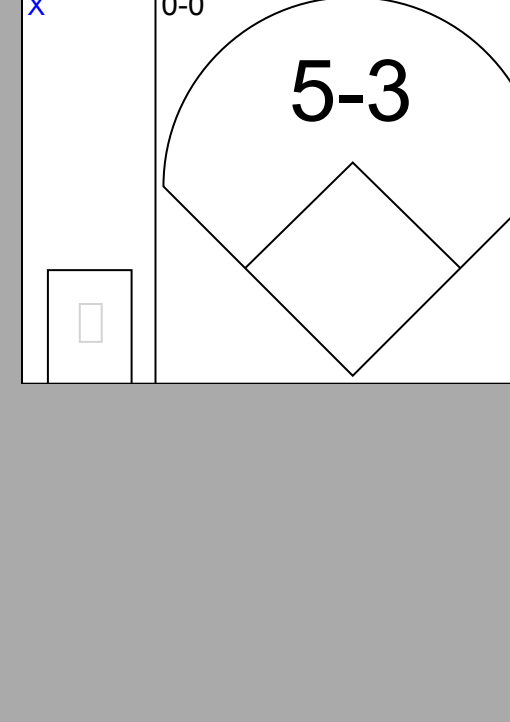
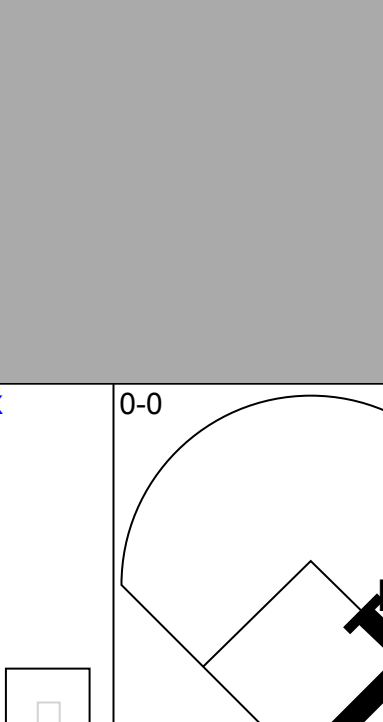
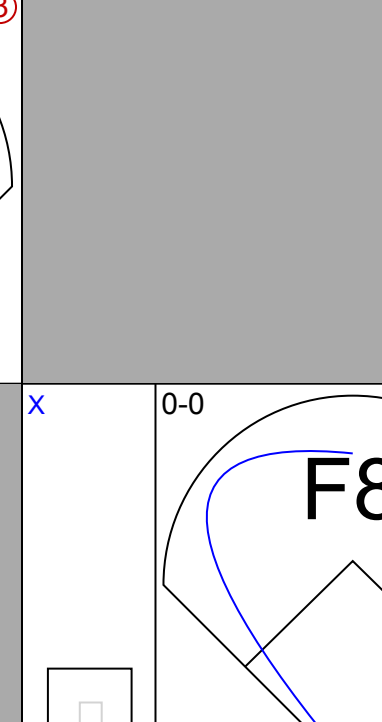

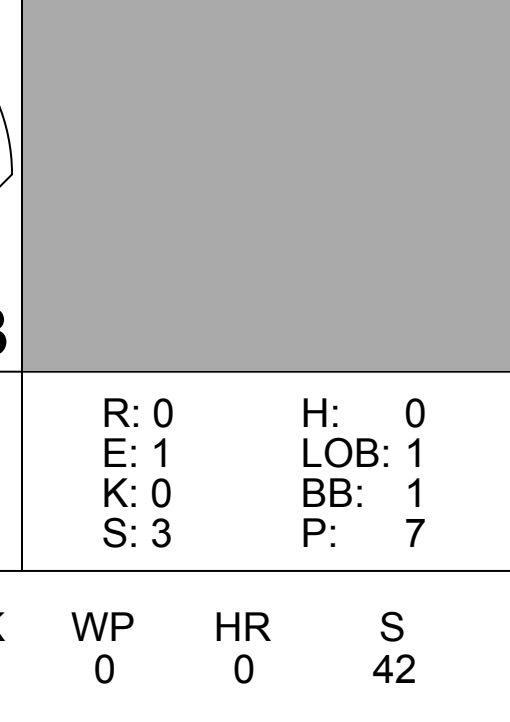
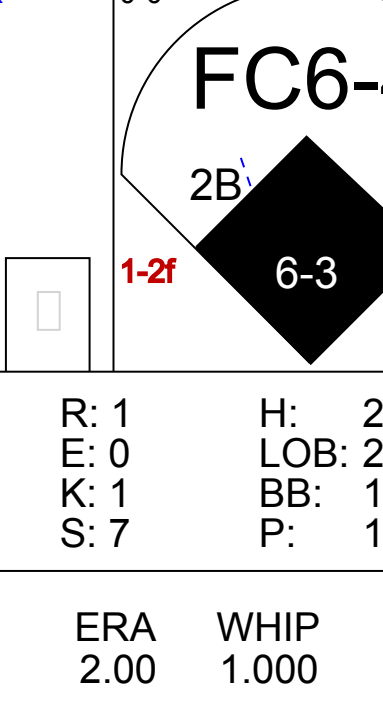
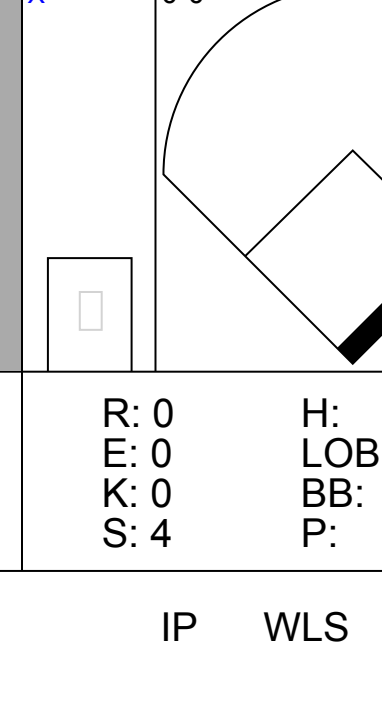




Batter	1	2	3	4	5	6	7	8	9	AB	R	H	RBI	BB	SO	LOB	BOTTOM								
John Briggs, L OBP: 0.364, SLG: 0.432 (1, 7)	G3 BB		G3		F7				BB BB	2	1	0	0	3	0	2	Minnesota Twins @ Milwaukee Brewers Milwaukee County Stadium, Milwaukee, WI Sat Aug 11 1973, 4:33 AM EDT Att: 17,866 - Unknown - 83 F								
Bob Coluccio, R OBP: 0.304, SLG: 0.433 (1, 9)	K			F3		WP 1B	3-1 BB	5-3	BB BB	3	2	0	0	2	1	2									
Dave May, L OBP: 0.364, SLG: 0.498 (1, 8)	G3			1-3 1B		3-1		HR	1B 2B	5	2	3	4	0	0	2									
George Scott, R OBP: 0.367, SLG: 0.473 (1, 3)	K			1-3		1B 1B		F8	1B	5	1	2	2	0	1	2									
Darrell Porter, L OBP: 0.377, SLG: 0.533 (1, 2)		3-1		F7		1B BB		K		3	0	0	0	1	1	1									
Don Money, R OBP: 0.321, SLG: 0.377 (1, 5)		5-3			P6	1B 1B	G5-4-3 1B	5-3		4	0	1	1	0	0	0									
Ollie Brown, R OBP: 0.347, SLG: 0.389 (1, 10)			K		S 1B	G5-4-3 1B			K	4	0	1	0	0	2	2									
Tim Johnson, L OBP: 0.274, SLG: 0.260 (1, 6)				4-1					BB BB 2B BB	3	0	0	0	0	1	1									
Ellie Rodriguez, R OBP: 0.379, SLG: 0.305 (9, PH)					F7			K		0	1	0	0	1	0	0									
Pedro Garcia, R OBP: 0.310, SLG: 0.395 (1, 4)				5-3				5-3	K	3	0	0	0	1	1	1									
Inning Stats	R: 0 E: 0 K: 2 S: 7	H: 0 LOB: 1 BB: 1 P: 11	R: 0 E: 0 K: 1 S: 5	H: 0 LOB: 0 BB: 0 P: 5	R: 0 E: 0 K: 0 S: 3	H: 0 LOB: 0 BB: 0 P: 3	R: 0 E: 0 K: 0 S: 4	H: 1 LOB: 1 BB: 0 P: 4	R: 0 E: 0 K: 0 S: 4	H: 1 LOB: 2 BB: 1 P: 8	R: 2 E: 0 K: 0 S: 4	H: 2 LOB: 1 BB: 2 P: 12	R: 0 E: 0 K: 1 S: 5	H: 0 LOB: 1 BB: 1 P: 9	R: 1 E: 0 K: 1 S: 6	H: 1 LOB: 0 BB: 0 P: 6	R: 4 E: 0 K: 2 S: 8	H: 2 LOB: 1 BB: 3 P: 20	1B: 5 2B: 1 3B: 0 HR: 1	SF: 0 SAC: 0 DP: 1 HBP: 0	WP: 1 PB: 0 SB: 1 CS: 0	PA: 40			
PITCHER	IP	WLS	BF	H	R	ER	SO	BB	IBB	HBP	BLK	WP	HR	S	P	ERA	WHIP								
Joe Decker, R ERA: 4.25 (1, 1)	5.1		22	3	2	2	3	3	0	0	0	0	0	25	37	3.38	1.125								
Eddie Bane, L ERA: 3.79 (6, 1)	3.1	L	17	3	5	5	4	5	0	0	0	0	1	20	40	13.50	2.400								
Bill Hands, R ERA: 4.08 (9, 1)	0.0		1	1	0	0	0	0	0	0	0	0	0	1	1	∞	∞								

Batter	1	2	3	4	5	6	7	8	9	AB	R	H	RBI	BB	SO	LOB	TOP					
Johnny Jeter, R OBP: 0.265, SLG: 0.391 (1, 8)											4	0	0	0	0	2	1					
Pat Kelly, L OBP: 0.363, SLG: 0.358 (1, 9)											4	0	0	0	0	0	0					
Jerry Hairston, S OBP: 0.333, SLG: 0.358 (1, 7)											4	0	1	0	0	0	0					
Bill Sharp, L OBP: 0.321, SLG: 0.398 (6, 7)											0	0	0	0	0	0	0					
Bill Melton, R OBP: 0.387, SLG: 0.469 (1, 5)											3	2	2	0	1	0	1					
Carlos May, L OBP: 0.303, SLG: 0.370 (1, 10)											4	1	2	3	0	0	2					
Tony Muser, L OBP: 0.336, SLG: 0.368 (1, 3)											4	1	1	0	0	0	1					
Jorge Orta, L OBP: 0.288, SLG: 0.316 (1, 4)											4	1	2	1	0	1	1					
Ed Herrmann, L OBP: 0.271, SLG: 0.344 (1, 2)											3	0	0	0	1	0	1					
Eddie Leon, R OBP: 0.297, SLG: 0.293 (1, 6)											3	0	0	0	0	3	1					
Inning Stats	R: 0 E: 0 K: 1 S: 5	H: 0 LOB: 0 BB: 0 P: 5	R: 2 E: 0 K: 0 S: 5	H: 2 LOB: 0 BB: 0 P: 5	R: 0 E: 0 K: 2 S: 7	H: 0 LOB: 0 BB: 0 P: 7	R: 0 E: 0 K: 0 S: 3	H: 1 LOB: 0 BB: 0 P: 3	R: 1 E: 0 K: 2 S: 8	H: 1 LOB: 1 BB: 1 P: 12	R: 1 E: 0 K: 0 S: 4	H: 1 LOB: 1 BB: 1 P: 8	R: 1 E: 0 K: 1 S: 6	H: 1 LOB: 0 BB: 0 P: 6	R: 0 E: 0 K: 0 S: 4	H: 1 LOB: 1 BB: 0 P: 4	R: 0 E: 0 K: 0 S: 3	H: 1 LOB: 1 BB: 0 P: 3	1B: 6 2B: 0 3B: 0 HR: 2	SF: 0 SAC: 0 DP: 1 HBP: 0	WP: 2 PB: 0 SB: 3 CS: 1	PA: 36
PITCHER Jim Slaton, R ERA: 4.05 (1, 1)	IP: 9.0 WLS: L BF: 35 H: 8 R: 5 ER: 4 SO: 6 BB: 2 IBB: 0 HBP: 0 BLK: 0 WP: 2 HR: 2 S: 45 P: 53 ERA: 4.00 WHIP: 1.111											PITCHER	IP: 9.0 WLS: L BF: 35 H: 8 R: 5 ER: 4 SO: 6 BB: 2 IBB: 0 HBP: 0 BLK: 0 WP: 2 HR: 2 S: 45 P: 53 ERA: 4.00 WHIP: 1.111									

Chicago White Sox @ Milwaukee Brewers
Milwaukee County Stadium, Milwaukee, WI
Mon Aug 13 1973, 8:05 PM EDT
Att: 15,212 - Unknown - 72 F

AB 33
R 5
H 8
RBI 4
BB 2
SO 6
LOB 8

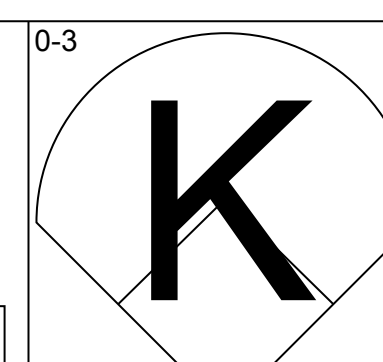
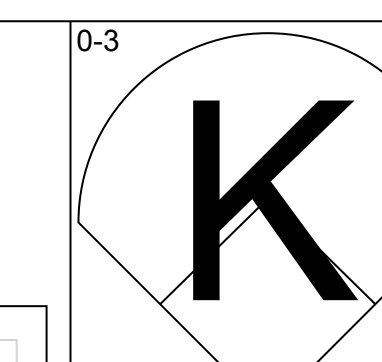
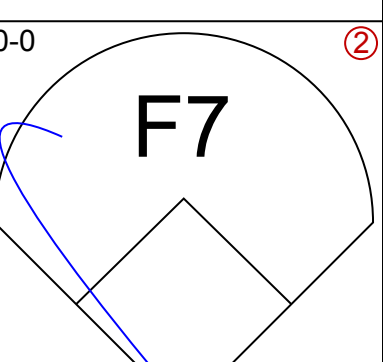
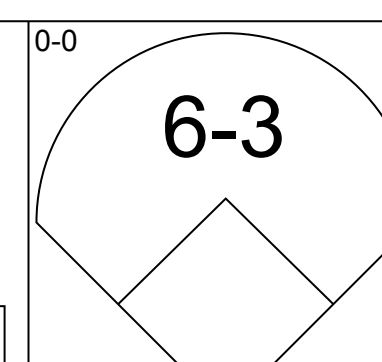
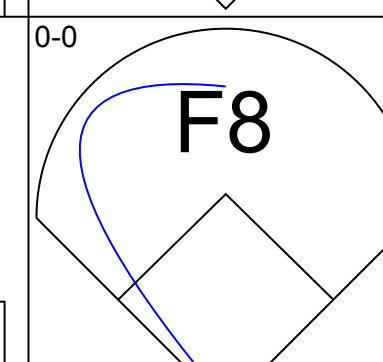
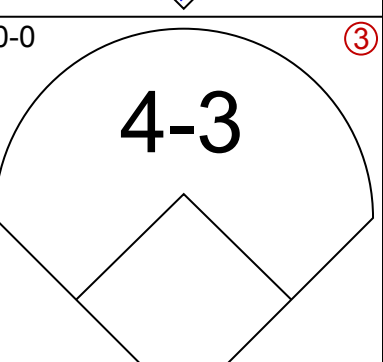
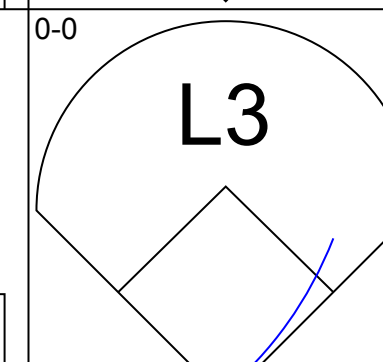


Batter	1	2	3	4	5	6	7	8	9	AB	R	H	RBI	BB	SO	LOB	BOTTOM					
John Briggs, L OBP: 0.369, SLG: 0.441 (1, 7)											3	0	1	0	1	0	2					
Bob Coluccio, R OBP: 0.301, SLG: 0.425 (1, 9)											3	0	0	2	0	0	3					
Dave May, L OBP: 0.363, SLG: 0.493 (1, 8)											3	0	0	0	1	1	1					
George Scott, R OBP: 0.367, SLG: 0.477 (1, 3)											3	0	0	0	1	1	3					
Don Money, R OBP: 0.319, SLG: 0.374 (1, 5)											4	0	0	0	0	0	1					
Ollie Brown, R OBP: 0.351, SLG: 0.394 (1, 10)											4	0	1	0	0	1	2					
Ellie Rodriguez, R OBP: 0.376, SLG: 0.302 (1, 2)											3	0	0	0	1	1	2					
Tim Johnson, L OBP: 0.274, SLG: 0.261 (1, 6)											3	0	1	0	0	1	1					
Bobby Mitchell, R OBP: 0.276, SLG: 0.552 (9, PH)											1	0	0	0	0	0	1					
Pedro Garcia, R OBP: 0.311, SLG: 0.400 (1, 4)											4	2	2	0	0	0	2					
Inning Stats	R: 0 E: 0 K: 1 S: 5	H: 0 LOB: 1 BB: 1 P: 9	R: 0 E: 0 K: 2 S: 8	H: 1 LOB: 1 BB: 0 P: 8	R: 1 E: 0 K: 0 S: 4	H: 1 LOB: 0 BB: 0 P: 4	R: 0 E: 1 K: 0 S: 3	H: 0 LOB: 1 BB: 1 P: 7	R: 1 E: 0 K: 1 S: 7	H: 2 LOB: 2 BB: 1 P: 11	R: 0 E: 0 K: 1 S: 5	H: 0 LOB: 0 BB: 0 P: 5	R: 0 E: 0 K: 0 S: 4	H: 1 LOB: 1 BB: 0 P: 4	R: 0 E: 0 K: 0 S: 3	H: 0 LOB: 0 BB: 0 P: 3	R: 0 E: 0 K: 0 S: 3	H: 0 LOB: 1 BB: 1 P: 7	1B: 3 2B: 2 3B: 0 HR: 0	SF: 1 SAC: 0 DP: 1 HBP: 0	WP: 0 PB: 0 SB: 0 CS: 0	PA: 36
PITCHER Terry Forster, L ERA: 2.19 (1, 1)	IP: 9.0 WLS: W BF: 36 H: 5 R: 2 ER: 2 SO: 5 BB: 4 IBB: 0 HBP: 0 BLK: 0 WP: 0 HR: 0 S: 42 P: 58 ERA: 2.00 WHIP: 1.000											PITCHER	IP: 9.0 WLS: W BF: 36 H: 5 R: 2 ER: 2 SO: 5 BB: 4 IBB: 0 HBP: 0 BLK: 0 WP: 0 HR: 0 S: 42 P: 58 ERA: 2.00 WHIP: 1.000									

Chicago White Sox @ Milwaukee Brewers
Milwaukee County Stadium, Milwaukee, WI
Mon Aug 13 1973, 8:05 PM EDT
Att: 15,212 - Unknown - 72 F

AB 31
R 2
H 5
RBI 2
BB 4
SO 5
LOB 18

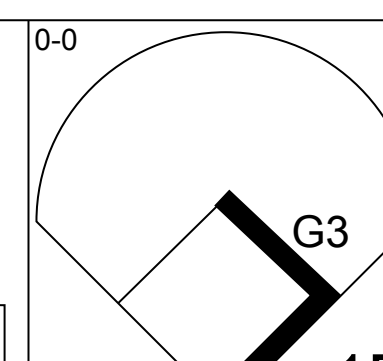
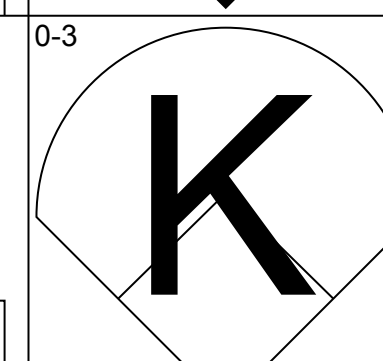
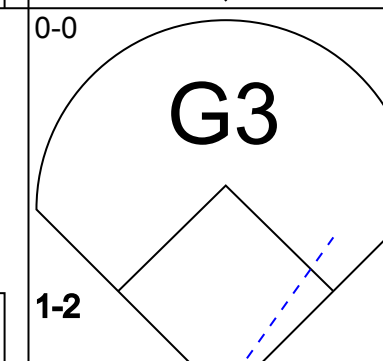
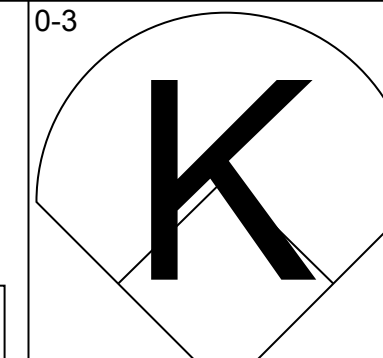


Batter	1	2	3	4	5	6	7	8	9	AB	R	H	RBI	BB	SO	LOB	TOP								
Johnny Jeter, R (1, 8) OBP: 0.263, SLG: 0.386																	5 0 1 0 0 2 1								
Pat Kelly, L (1, 9) OBP: 0.363, SLG: 0.358																	5 0 2 1 0 1 1								
Jerry Hairston, S (1, 7) (8, 3)																	4 2 2 0 1 0 1								
Bill Melton, R (1, 5) OBP: 0.387, SLG: 0.470																	5 1 2 1 0 0 4								
Carlos May, L (1, 10) OBP: 0.302, SLG: 0.368																	5 0 1 0 0 2 6								
Tony Muser, L (1, 3) OBP: 0.340, SLG: 0.372																	3 0 2 2 0 0 1								
Bucky Dent, R (8, PH) OBP: 0.250, SLG: 0.250																	1 0 0 0 0 0 0								
Bill Sharp, L (9, PH) OBP: 0.318, SLG: 0.394																	1 0 0 0 0 0 3								
Luis Alvarado, R (9, 4) OBP: 0.266, SLG: 0.309																	0 0 0 0 0 0 0								
Jorge Orta, L (1, 4) OBP: 0.286, SLG: 0.313																	3 0 0 0 0 1 4								
Brian Downing, R (8, PH) OBP: 0.200, SLG: 0.444																	0 0 0 0 1 0 0								
Ed Herrmann, L (1, 2) OBP: 0.274, SLG: 0.346																	4 0 2 0 0 1 1								
Eddie Leon, R (1, 6) OBP: 0.298, SLG: 0.291																	2 1 0 0 1 0 2								
Inning Stats	R: 0 E: 0 K: 1 S: 5	H: 0 LOB: 0 BB: 0 P: 5	R: 0 E: 0 K: 1 S: 6	H: 1 LOB: 1 BB: 0 P: 6	R: 0 E: 0 K: 1 S: 5	H: 0 LOB: 0 BB: 0 P: 5	R: 1 E: 1 K: 2 S: 10	H: 3 LOB: 2 BB: 0 P: 10	R: 0 E: 0 K: 0 S: 4	H: 1 LOB: 1 BB: 0 P: 4	R: 2 E: 0 K: 0 S: 7	H: 4 LOB: 2 BB: 0 P: 7	R: 0 E: 0 K: 0 S: 4	H: 1 LOB: 1 BB: 0 P: 4	R: 0 E: 0 K: 2 S: 7	H: 0 LOB: 1 BB: 2 P: 11	R: 1 E: 0 K: 0 S: 5	H: 2 LOB: 3 BB: 2 P: 13	1B: 10 2B: 2 3B: 0 HR: 0	SF: 0 SAC: 1 DP: 0 HBP: 0	WP: 0 PB: 0 SB: 1 CS: 0	PA: 42			
PITCHER	IP	WLS	BF	H	R	ER	SO	BB	IBB	HBP	BLK	WP	HR	S	P	ERA	WHIP								
Bill Parsons, R (1, 1) ERA: 5.64	5.1		24	8	3	3	5	0	0	0	0	0	0	34	34	5.06	1.500								
Chris Short, L (8, 1) ERA: 4.48	2.2		13	3	1	1	2	2	0	0	0	0	0	15	23	3.38	1.875								
Eduardo Rodriguez, R (9, 1) ERA: 1.62	1.0	W	5	1	0	0	0	1	0	0	0	0	0	4	8	0.00	2.000								

Chicago White Sox @ Milwaukee Brewers
 Milwaukee County Stadium, Milwaukee, WI
 Tue Aug 14 1973, 8:05 PM EDT
 Att: 18,944 - Unknown - 70 F


AB 38
 R 4
 H 12
 RBI 4
 BB 3
 SO 7
 LOB 24



Batter	1	2	3	4	5	6	7	8	9	AB	R	H	RBI	BB	SO	LOB	BOTTOM								
Don Money, R (1, 5) OBP: 0.320, SLG: 0.374																	5 0 2 1 0 1 4								
Bob Coluccio, R (1, 9) OBP: 0.299, SLG: 0.420																	4 0 0 0 0 2 5								
Dave May, L (1, 8) OBP: 0.363, SLG: 0.492																	5 0 2 0 0 0 3								
George Scott, R (1, 3) OBP: 0.366, SLG: 0.480																	5 1 1 1 0 1 5								
Darrell Porter, L (1, 2) OBP: 0.376, SLG: 0.526																	3 2 1 0 1 0 1								
John Briggs, L (1, 7) OBP: 0.370, SLG: 0.440																	3 1 1 0 1 0 2								
Ollie Brown, R (1, 10) OBP: 0.359, SLG: 0.407																	4 1 4 2 0 0 0								
Bobby Mitchell, R (8, PR) OBP: 0.276, SLG: 0.552																	0 0 0 0 0 0 0								
Tim Johnson, L (1, 6) OBP: 0.272, SLG: 0.260																	2 0 0 1 0 0 3								
Pedro Garcia, R (1, 4) OBP: 0.310, SLG: 0.397																	3 0 0 0 1 1 4								
Inning Stats	R: 0 E: 0 K: 2 S: 8	H: 1 LOB: 1 BB: 0 P: 8	R: 1 E: 0 K: 0 S: 5	H: 2 LOB: 1 BB: 0 P: 5	R: 0 E: 0 K: 0 S: 3	H: 1 LOB: 1 BB: 0 P: 4	R: 1 E: 0 K: 1 S: 6	H: 1 LOB: 1 BB: 1 P: 10	R: 0 E: 0 K: 1 S: 6	H: 1 LOB: 1 BB: 0 P: 6	R: 2 E: 0 K: 1 S: 7	H: 2 LOB: 2 BB: 2 P: 15	R: 0 E: 0 K: 0 S: 4	H: 1 LOB: 1 BB: 0 P: 4	R: 0 E: 0 K: 0 S: 5	H: 1 LOB: 0 BB: 0 P: 5	R: 1 E: 0 K: 0 S: 2	H: 1 LOB: 0 BB: 0 P: 2	1B: 9 2B: 1 3B: 0 HR: 1	SF: 1 SAC: 1 DP: 0 HBP: 1	WP: 0 PB: 0 SB: 0 CS: 0	PA: 40			
PITCHER	IP	WLS	BF	H	R	ER	SO	BB	IBB	HBP	BLK	WP	HR	S	P	ERA	WHIP								
Steve Stone, R (1, 1) ERA: 4.31	5.0		24	7	4	4	4	2	0	1	0	0	1	29	38	7.20	1.800								
Cy Acosta, R (8, 1) ERA: 2.23	3.1	L	16	4	1	1	1	1	0	0	0	0	0	17	21	2.70	1.500								

Chicago White Sox @ Milwaukee Brewers
 Milwaukee County Stadium, Milwaukee, WI
 Tue Aug 14 1973, 8:05 PM EDT
 Att: 18,944 - Unknown - 70 F

AB 34
 R 5
 H 11
 RBI 5
 BB 3
 SO 5
 LOB 27



Batter	1	2	3	4	5	6	7	8	9	AB	R	H	RBI	BB	SO	LOB	TOP										
Johnny Jeter, R OBP: 0.267, SLG: 0.386 (1, 8)										5	2	2	1	0	1	0	Chicago White Sox @ Milwaukee Brewers Milwaukee County Stadium, Milwaukee, WI Wed Aug 15 1973, 8:05 PM EDT Att: 21,539 - Unknown - 71 F livebaseballscorecards.com										
Pat Kelly, L OBP: 0.362, SLG: 0.357 (1, 9)										4	1	1	0	0	0	1											
Jerry Hairston, S OBP: 0.346, SLG: 0.373 (1, 7) (8, 3)										4	0	1	2	0	1	1											
Bill Melton, R OBP: 0.386, SLG: 0.468 (1, 5)										4	0	1	1	0	0	1											
Carlos May, L OBP: 0.301, SLG: 0.366 (1, 10)										4	0	1	0	0	0	1											
Tony Muser, L OBP: 0.340, SLG: 0.371 Brian Downing, R OBP: 0.273, SLG: 0.500 (8, 7) (8, 7)										3	0	1	0	0	0	2											
Jorge Orta, L OBP: 0.265, SLG: 0.314 Luis Alvarado, R OBP: 0.265, SLG: 0.307 (8, 4) (8, 4)										3	0	1	0	0	0	1											
Ed Herrmann, L OBP: 0.273, SLG: 0.345 (1, 2)										4	1	1	0	0	0	2											
Eddie Leon, R OBP: 0.295, SLG: 0.289 (1, 6)										3	0	0	0	0	1	0											
Inning Stats	R: 0 E: 0 K: 1 S: 5	H: 0 LOB: 0 BB: 0 P: 5	R: 0 E: 0 K: 0 S: 4	H: 1 LOB: 1 BB: 0 P: 4	R: 2 E: 0 K: 0 S: 6	H: 3 LOB: 1 BB: 0 P: 6	R: 0 E: 1 K: 0 S: 4	H: 1 LOB: 1 BB: 0 P: 4	R: 0 E: 0 K: 0 S: 3	H: 0 LOB: 0 BB: 0 P: 3	R: 0 E: 0 K: 0 S: 4	H: 1 LOB: 1 BB: 0 P: 4	R: 0 E: 0 K: 0 S: 3	H: 0 LOB: 0 BB: 0 P: 3	R: 2 E: 0 K: 1 S: 9	H: 4 LOB: 2 BB: 0 P: 9		R: 0 E: 0 K: 2 S: 7	H: 0 LOB: 0 BB: 0 P: 7	1B: 10 2B: 0 3B: 0 HR: 0	SF: 0 SAC: 1 DP: 1 HBP: 0	WP: 0 PB: 0 SB: 1 CS: 0	PA: 37				
PITCHER	IP	WLS	BF	H	R	ER	SO	BB	IBB	HBP	BLK	WP	HR	S	P	ERA	WHIP										
Jerry Bell, R ERA: 4.04 Chris Short, L ERA: 4.45 Eduardo Rodriguez, R ERA: 1.58	(1, 1) (8, 1) (8, 1)	7.1 0.1 1.1	31 2 4	9 1 0	4 0 0	4 0 0	1 0 3	0 0 0	0 0 0	0 0 0	0 0 0	0 0 0	0 0 0	33 2 10	33 2 10	4.91 0.00 0.00	1.227 3.000 0.000										

Batter	1	2	3	4	5	6	7	8	9	AB	R	H	RBI	BB	SO	LOB	BOTTOM										
Tim Johnson, L OBP: 0.274, SLG: 0.265 (1, 6)										5	1	2	1	0	0	1	Chicago White Sox @ Milwaukee Brewers Milwaukee County Stadium, Milwaukee, WI Wed Aug 15 1973, 8:05 PM EDT Att: 21,539 - Unknown - 71 F livebaseballscorecards.com										
Bob Coluccio, R OBP: 0.297, SLG: 0.417 Bobby Mitchell, R OBP: 0.313, SLG: 0.594 (1, 9) (5, 9)										2	0	0	0	0	0	2											
Dave May, L OBP: 0.364, SLG: 0.491 (1, 8)										5	2	2	1	0	2	3											
George Scott, R OBP: 0.368, SLG: 0.481 (1, 3)										4	0	2	1	1	1	2											
Don Money, R OBP: 0.323, SLG: 0.375 (1, 5)										4	0	2	0	1	0	4											
Ollie Brown, R OBP: 0.367, SLG: 0.409 (1, 10)										3	0	2	1	2	0	1											
John Briggs, L OBP: 0.368, SLG: 0.437 (1, 7)										3	0	0	1	1	0	7											
Ellie Rodriguez, R OBP: 0.375, SLG: 0.300 Darrell Porter, L OBP: 0.379, SLG: 0.527 (1, 2) (4, 2)										1	0	0	0	0	0	2											
Pedro Garcia, R OBP: 0.310, SLG: 0.395 (1, 4)										4	1	1	0	0	1	2											
Inning Stats	R: 0 E: 0 K: 1 S: 6	H: 1 LOB: 1 BB: 0 P: 6	R: 0 E: 0 K: 0 S: 3	H: 1 LOB: 1 BB: 1 P: 7	R: 3 E: 0 K: 0 S: 7	H: 5 LOB: 2 BB: 1 P: 11	R: 0 E: 0 K: 1 S: 5	H: 1 LOB: 0 BB: 0 P: 5	R: 0 E: 0 K: 0 S: 3	H: 0 LOB: 0 BB: 0 P: 3	R: 1 E: 0 K: 1 S: 7	H: 2 LOB: 2 BB: 1 P: 11	R: 0 E: 0 K: 0 S: 4	H: 1 LOB: 1 BB: 0 P: 4	R: 1 E: 0 K: 0 S: 4	H: 2 LOB: 2 BB: 1 P: 8		1B: 13 2B: 3 3B: 0 HR: 0	SF: 1 SAC: 0 DP: 2 HBP: 0	WP: 1 PB: 1 SB: 0 CS: 0	PA: 43						
PITCHER	IP	WLS	BF	H	R	ER	SO	BB	IBB	HBP	BLK	WP	HR	S	P	ERA	WHIP										
Wilbur Wood, L ERA: 3.35 Cy Acosta, R ERA: 2.31	(1, 1) (8, 1)	7.0 1.2	35 8	13 2	4 1	4 1	0 0	3 1	0 0	0 0	0 0	0 0	0 7	39 11	55 11	5.14 5.40	2.286 1.800										

Batter	1	2	3	4	5	6	7	8	9	AB	R	H	RBI	BB	SO	LOB	TOP								
John Briggs, L (1, 7) OBP: 0.367, SLG: 0.435										4	0	1	0	0	1	2									
Bobby Mitchell, R (1, 9) OBP: 0.333, SLG: 0.583										4	0	2	1	0	0	0									
Dave May, L (1, 8) OBP: 0.361, SLG: 0.487										4	0	0	0	0	0	4									
George Scott, R (1, 3) OBP: 0.371, SLG: 0.489										3	1	2	1	1	0	0									
Don Money, R (1, 5) OBP: 0.320, SLG: 0.372										4	0	0	0	0	1	2									
Ollie Brown, R (1, 10) OBP: 0.363, SLG: 0.405										3	0	0	0	0	1	1									
Joe Lahoud, L (8, PH) OBP: 0.280, SLG: 0.269										1	0	0	0	0	0	0									
Darrell Porter, L (1, 2) OBP: 0.375, SLG: 0.521										3	0	0	0	0	0	0									
Pedro Garcia, R (1, 4) OBP: 0.310, SLG: 0.395										3	1	1	0	0	0	0									
Tim Johnson, L (1, 6) OBP: 0.272, SLG: 0.263										2	0	0	0	0	1	0									
Bob Coluccio, R (8, PH) OBP: 0.299, SLG: 0.417										0	0	0	0	1	0	0									
Bob Heise, R (8, 6) OBP: 0.218, SLG: 0.222										0	0	0	0	0	0	0									
Inning Stats	R: 0 E: 0 K: 0 S: 3	H: 0 LOB: 0 BB: 0 P: 3	R: 0 E: 0 K: 0 S: 2	H: 0 LOB: 0 BB: 1 P: 6	R: 0 E: 0 K: 0 S: 3	H: 0 LOB: 0 BB: 0 P: 3	R: 0 E: 0 K: 0 S: 3	H: 0 LOB: 0 BB: 0 P: 3	R: 1 E: 0 K: 1 S: 4	H: 1 LOB: 0 BB: 0 P: 4	R: 0 E: 0 K: 1 S: 7	H: 2 LOB: 2 BB: 0 P: 7	R: 0 E: 0 K: 1 S: 5	H: 1 LOB: 0 BB: 0 P: 5	R: 1 E: 0 K: 1 S: 7	H: 2 LOB: 2 BB: 1 P: 11	R: 0 E: 0 K: 1 S: 5	H: 0 LOB: 0 BB: 0 P: 5	1B: 5 2B: 0 3B: 0 HR: 1	SF: 0 SAC: 0 DP: 2 HBP: 0	WP: 0 PB: 0 SB: 0 CS: 0	PA: 33			
PITCHER	IP	WLS	BF	H	R	ER	SO	BB	IBB	HBP	BLK	WP	HR	S	P	ERA	WHIP								
Ken Holtzman, L (1, 1) ERA: 2.56	8.0	W	30	6	2	2	3	2	0	0	0	0	1	34	42	2.25	1.000								
Rollie Fingers, R (9, 1) ERA: 1.4	1.0	S	3	0	0	0	1	0	0	0	0	0	0	5	5	0.00	0.000								

Milwaukee Brewers @ Oakland Athletics
Oakland-Alameda County Coliseum, Oakland, CA

Fri Aug 17 1973, 7:05 PM PDT
Att: 8,248 - Unknown

AB	31
R	2
H	6
RBI	2
BB	2
SO	4
LOB	9



Batter	1	2	3	4	5	6	7	8	9	AB	R	H	RBI	BB	SO	LOB	BOTTOM								
Bill North, S (1, 8) OBP: 0.363, SLG: 0.342										4	0	1	1	0	0	1									
Bert Campaneris, R (1, 6) OBP: 0.317, SLG: 0.322										4	0	1	1	0	2	1									
Sal Bando, R (1, 5) OBP: 0.352, SLG: 0.442										4	0	1	0	0	0	2									
Reggie Jackson, L (1, 9) OBP: 0.386, SLG: 0.555										3	0	2	0	0	0	0									
Deron Johnson, R (1, 10) OBP: 0.344, SLG: 0.444										3	1	1	1	0	1	3									
Gene Tenace, R (1, 3) OBP: 0.378, SLG: 0.463										3	0	0	0	0	0	1									
Mike Hegan, L (8, 3) OBP: 0.237, SLG: 0.254										0	0	0	0	0	0	0									
Vic Davalillo, L (1, 7) OBP: 0.182, SLG: 0.213										3	0	0	0	0	0	0									
Ray Fosse, R (1, 2) OBP: 0.297, SLG: 0.364										3	1	1	0	0	0	0									
Dick Green, R (1, 4) OBP: 0.300, SLG: 0.326										3	1	2	0	0	0	0									
Inning Stats	R: 0 E: 0 K: 1 S: 5	H: 1 LOB: 0 BB: 0 P: 5	R: 0 E: 0 K: 1 S: 5	H: 1 LOB: 1 BB: 0 P: 5	R: 2 E: 0 K: 0 S: 6	H: 4 LOB: 1 BB: 0 P: 6	R: 1 E: 0 K: 0 S: 4	H: 1 LOB: 0 BB: 0 P: 4	R: 0 E: 0 K: 0 S: 3	H: 0 LOB: 0 BB: 0 P: 3	R: 0 E: 0 K: 0 S: 4	H: 2 LOB: 1 BB: 0 P: 4	R: 0 E: 0 K: 0 S: 3	H: 0 LOB: 0 BB: 0 P: 3	R: 0 E: 0 K: 1 S: 6	H: 1 LOB: 1 BB: 0 P: 6	R: 0 E: 0 K: 1 S: 6	H: 0 LOB: 0 BB: 0 P: 6	1B: 8 2B: 1 3B: 0 HR: 1	SF: 0 SAC: 0 DP: 2 HBP: 0	WP: 1 PB: 0 SB: 0 CS: 0	PA: 30			
PITCHER	IP	WLS	BF	H	R	ER	SO	BB	IBB	HBP	BLK	WP	HR	S	P	ERA	WHIP								
Jim Colborn, R (1, 1) ERA: 2.95	8.0	L	30	9	3	3	3	0	0	0	0	1	1	36	36	3.38	1.125								

Milwaukee Brewers @ Oakland Athletics
Oakland-Alameda County Coliseum, Oakland, CA

Fri Aug 17 1973, 7:05 PM PDT
Att: 8,248 - Unknown

AB	30
R	3
H	9
RBI	3
BB	0
SO	3
LOB	8



Batter	1	2	3	4	5	6	7	8	9	AB	R	H	RBI	BB	SO	LOB	TOP										
Tim Johnson, L (1, 6) OBP: 0.272, SLG: 0.262	0-0 3-1		0-3 K		0-0 4-3		0-0 E FC4-2 1B		0-0 F7	5	0	1	0	0	1	0											
Don Money, R (1, 5) OBP: 0.321, SLG: 0.372	0-0 G6-3 1B		0-0 5-3		0-0 F7		0-0 E3 FC4-2 1B		0-0 P2	5	0	2	0	0	0	0											
Dave May, L (1, 8) OBP: 0.362, SLG: 0.486	0-0 G6-3 1-2		4-0 1B BB		0-0 1B		0-0 FC4-2 1-2 3-H			3	0	1	0	1	0	3											
George Scott, R (1, 3) OBP: 0.370, SLG: 0.487		0-0 F3	0-0 1-3 1B		0-3 K		0-0 F8			4	0	1	0	0	1	3											
Darrell Porter, L (1, 2) OBP: 0.377, SLG: 0.519		4-0 1B BB	0-0 F6			0-0 L9		0-0 1B		3	1	1	0	1	0	2											
John Briggs, L (1, 7) OBP: 0.370, SLG: 0.444	0-0 1B 1-3 1B			0-0 HR		4-0 G1-4-3 BB		0-3 K		3	1	2	1	1	1	1											
Ollie Brown, R (1, 10) Joe Lahoud, L (8, PH) OBP: 0.278, SLG: 0.267	0-0 1-2 3-H 1B		0-0 F2		0-0 G1-4-3 1-2		0-3 K			3	0	1	1	0	0	1											
Bobby Mitchell, R (1, 9) OBP: 0.300, SLG: 0.525	0-0 L7		0-0 1-3		0-0 E8 WP		0-3 K			4	1	0	0	0	1	3											
Pedro Garcia, R (1, 4) OBP: 0.307, SLG: 0.391	0-3 K		0-3 F5		0-0 K		0-3 L8			4	0	0	0	0	2	2											
Inning Stats	R: 0 E: 0 K: 0 S: 3	H: 1 LOB: 0 BB: 0 P: 3	R: 1 E: 0 K: 1 S: 7	H: 2 LOB: 2 BB: 1 P: 11	R: 0 E: 0 K: 1 S: 6	H: 1 LOB: 2 BB: 1 P: 10	R: 1 E: 0 K: 0 S: 4	H: 1 LOB: 1 BB: 0 P: 4	R: 0 E: 0 K: 0 S: 2	H: 0 LOB: 0 BB: 1 P: 6	R: 1 E: 2 K: 1 S: 8	H: 2 LOB: 2 BB: 0 P: 8	R: 0 E: 0 K: 3 S: 10	H: 1 LOB: 1 BB: 0 P: 10	R: 0 E: 0 K: 0 S: 3	H: 0 LOB: 0 BB: 0 P: 3	1B: 8 2B: 0 3B: 0 HR: 1	SF: 0 SAC: 0 DP: 2 HBP: 0	WP: 1 PB: 0 SB: 0 CS: 0	PA: 38							
PITCHER	IP	WLS	BF	H	R	ER	SO	BB	IBB	HBP	BLK	WP	HR	S	P	ERA	WHIP										
Blue Moon Odom, R (1, 1) ERA: 5.24	6.1		28	7	3	2	4	3	0	0	0	1	1	33	45	2.84	1.579										
Rollie Fingers, R (7, 1) ERA: 1.36	2.2	W	10	2	0	0	3	0	0	0	0	0	0	16	16	0.00	0.750										

Milwaukee Brewers @ Oakland Athletics
Oakland-Alameda County Coliseum, Oakland, CA
Sat Aug 18 1973, 3:33 AM PDT
Att: 10,672 - Unknown

AB 35
R 3
H 9
RBI 2
BB 3
SO 7
LOB 16



Batter	1	2	3	4	5	6	7	8	9	AB	R	H	RBI	BB	SO	LOB	BOTTOM										
Bill North, S (1, 8) OBP: 0.367, SLG: 0.347	0-0 S HR 1B		0-0 G5-4-3 1B		0-3 K		0-0 2B 1B		0-0 2B 1-2 1B	5	2	4	0	0	1	2											
Bert Campaneris, R (1, 6) OBP: 0.317, SLG: 0.327	0-3 K 1-3		0-0 G5-4-3 1-2		0-0 F7		0-0 1B BB 2B		0-0 1-3 2-H 2B	5	1	2	2	0	1	4											
Sal Bando, R (1, 5) OBP: 0.352, SLG: 0.440	4-0 HR BB		0-0 L7		0-0 P4		0-0 BB F5 1B		0-0 P4	4	1	1	0	1	0	3											
Reggie Jackson, L (1, 9) OBP: 0.386, SLG: 0.559	0-0 1-H 3-H HR		0-0 P6		0-0 4-3		0-0 F5 1-2		4-0 IBB	4	1	1	3	1	0	2											
Deron Johnson, R (1, 3) OBP: 0.345, SLG: 0.442	0-0 F7		0-0 1B		0-0 L7		0-0 BB IBB		0-0 P6	4	0	1	0	1	0	3											
Gene Tenace, R (1, 2) OBP: 0.379, SLG: 0.460	4-0 1B BB		0-0 L8		0-0 5-3		4-0 1-2 2-3 3-H BB			2	0	0	1	2	0	1											
Jesus Alou, R (1, 7) OBP: 0.316, SLG: 0.344	0-0 1-2 1B		0-0 6-3		0-0 L4		0-3 K			4	0	1	0	0	1	3											
Jose Morales, R (1, 10) Vic Davallillo, L (8, PH) OBP: 0.250, SLG: 0.286 OBP: 0.180, SLG: 0.211	0-3 K		4-0 1B BB		0-0 K		0-0 4-3			2	0	0	0	1	2	2											
Dick Green, R (1, 4) Angel Mangual, R (8, PR) Ted Kubiak, S (9, 4) OBP: 0.303, SLG: 0.329 OBP: 0.244, SLG: 0.299 OBP: 0.268, SLG: 0.313		0-0 F5		0-0 1-2 1B		0-0 F3		0-0 1B 2B		4	0	2	0	0	0	0											
Inning Stats	R: 3 E: 0 K: 2 S: 10	H: 3 LOB: 2 BB: 2 P: 18	R: 0 E: 0 K: 0 S: 3	H: 1 LOB: 0 BB: 0 P: 3	R: 0 E: 0 K: 0 S: 4	H: 1 LOB: 1 BB: 0 P: 4	R: 0 E: 0 K: 1 S: 6	H: 1 LOB: 2 BB: 1 P: 10	R: 0 E: 0 K: 0 S: 3	H: 0 LOB: 0 BB: 0 P: 3	R: 2 E: 0 K: 1 S: 8	H: 3 LOB: 3 BB: 2 P: 16	R: 1 E: 0 K: 0 S: 6	H: 3 LOB: 3 BB: 1 P: 10	1B: 9 2B: 2 3B: 0 HR: 1	SF: 0 SAC: 0 DP: 1 HBP: 0	WP: 0 PB: 0 SB: 2 CS: 0	PA: 41									
PITCHER	IP	WLS	BF	H	R	ER	SO	BB	IBB	HBP	BLK	WP	HR	S	P	ERA	WHIP										
Jim Slaton, R (1, 1) ERA: 4.15	6.1	L	30	9	5	5	4	3	0	0	0	0	0	35	47	7.11	1.895										
Chris Short, L (7, 1) ERA: 4.43	0.1		1	0	0	0	0	0	0	0	0	0	0	1	1	0.00	0.000										
Eduardo Rodriguez, R (7, 1) ERA: 1.71	1.1		10	3	1	1	1	1	2	0	0	0	0	9	21	6.75	3.000										

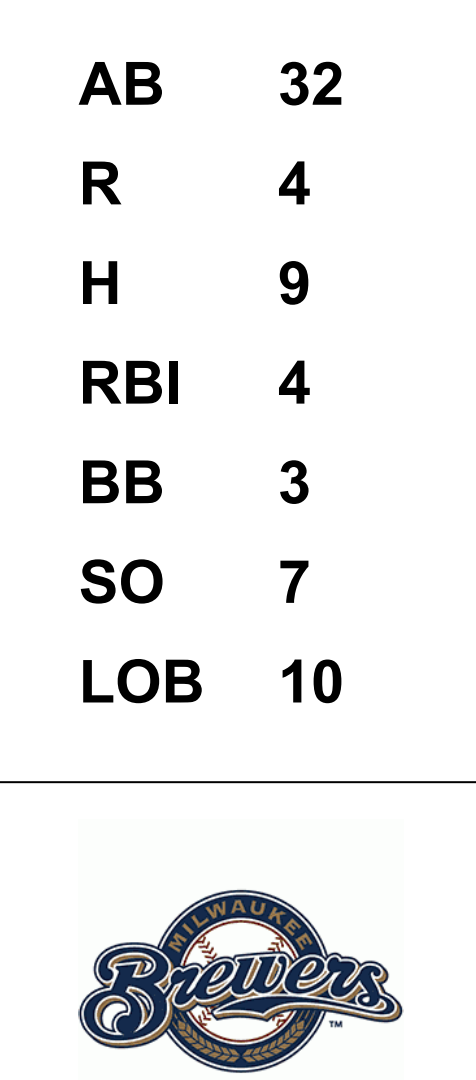
Milwaukee Brewers @ Oakland Athletics
Oakland-Alameda County Coliseum, Oakland, CA
Sat Aug 18 1973, 3:33 AM PDT
Att: 10,672 - Unknown

AB 35
R 6
H 12
RBI 6
BB 6
SO 5
LOB 20



Batter	1	2	3	4	5	6	7	8	9	AB	R	H	RBI	BB	SO	LOB	TOP		
Tim Johnson, L (1, 6) <small>OBP: 0.271, SLG: 0.262</small> Bobby Mitchell, R (9, PH) <small>OBP: 0.300, SLG: 0.525</small> Joe Lathoud, L (9, 9) <small>OBP: 0.276, SLG: 0.265</small>	0-0 2-3		0-0 F8			0-0 G4-6-3 1B 2B	0-3 K		0-0 G4-6-3	4 1 1 0 0 1 0 0 0 0 0 2									
Don Money, R (1, 5) <small>OBP: 0.325, SLG: 0.374</small>	0-0 5-3		4-0 BB			0-0 G4-6-3 1B 1-2		0-0 1B SH1-4 1B	3 0 2 0 1 0 0										
Dave May, L (1, 8) <small>OBP: 0.360, SLG: 0.483</small>	0-3 K		0-0 L6			0-0 G4-6-3 1-2 2-3		0-0 SH1-4 1-2	3 0 0 0 0 1 3										
George Scott, R (1, 3) <small>OBP: 0.369, SLG: 0.483</small>		0-0 F8		0-3 K		4-0 2B BB		0-0 F9	3 1 0 0 1 1 1										
Darrell Porter, L (1, 2) <small>OBP: 0.379, SLG: 0.522</small>		0-0 F7		0-0 F7		0-0 WP 1-H 3-H 2B		0-0 2B	4 0 2 2 0 0 0										
John Briggs, L (1, 7) <small>OBP: 0.369, SLG: 0.441</small>		0-3 K		0-0 F8		4-0 2B BB		0-0 1-3	3 0 0 0 1 1 2										
Ollie Brown, R (1, 9) Bob Heise, R (9, PR) <small>OBP: 0.218, SLG: 0.222</small>			0-3 K		0-3 K	0-0 L6		0-0 1B SH1-4 1B	4 0 1 0 0 2 2 0 0 0 0 0 0								AB 32 R 4 H 9 RBI 4 BB 3 SO 7 LOB 10		
Bob Coluccio, R (1, 10) <small>OBP: 0.300, SLG: 0.419</small>			0-0 HR 2B		0-0 5-3		0-3 K	0-0 SH1-4	3 1 1 0 0 1 0										
Pedro Garcia, R (1, 4) <small>OBP: 0.309, SLG: 0.399</small>			0-0 2H HR		0-0 F5		0-0 6-3	0-0 G4-6-3 1B 2-3	4 1 2 2 0 0 0										
Inning Stats	R: 0 E: 0 K: 1 S: 5	H: 0 LOB: 0 BB: 0 P: 5	R: 0 E: 0 K: 1 S: 5	H: 0 LOB: 0 BB: 0 P: 5	R: 2 E: 0 K: 1 S: 7	H: 2 LOB: 1 BB: 1 P: 11	R: 0 E: 0 K: 1 S: 5	H: 0 LOB: 0 BB: 0 P: 5	R: 0 E: 0 K: 0 S: 5	H: 0 LOB: 0 BB: 0 P: 7	R: 0 E: 0 K: 0 S: 5	H: 2 LOB: 2 BB: 0 P: 5	R: 0 E: 0 K: 0 S: 4	H: 2 LOB: 2 BB: 0 P: 4	1B: 6 2B: 2 3B: 0 HR: 1	SF: 0 SAC: 2 DP: 2 HBP: 0	WP: 1 PA: 37 PB: 0 SB: 0 CS: 0		
PITCHER	IP	WLS	BF	H	R	ER	SO	BB	IBB	HBP	BLK	WP	HR	S	P	ERA	WHIP		
Caffish Hunter, R (1, 1)	5.0		20	4	4	4	5	1	0	0	0	0	1	29	33	7.20	1.000		
Darold Knowles, L (6, 1)	3.1		16	5	0	0	2	2	0	0	0	1	0	18	26	0.00	2.100		
Horacio Pina, R (9, 1)	0.2	W	1	0	0	0	0	0	0	0	0	0	0	1	1	0.00	0.000		

Milwaukee Brewers @ Oakland Athletics
Oakland-Alameda County Coliseum, Oakland, CA
Sun Aug 19 1973, 3:33 AM PDT
Att: 9,119 - Unknown



Batter	1	2	3	4	5	6	7	8	9	AB	R	H	RBI	BB	SO	LOB	BOTTOM		
Bill North, S (1, 8) <small>OBP: 0.366, SLG: 0.346</small>	0-0 F8	0-0 F7		0-0 FC4-6 1-2 2-3		0-0 FC4-6 1-2			0-0 SH1-4 HR 1B	5 1 1 0 0 0 4									
Bert Campaneris, R (1, 6) <small>OBP: 0.321, SLG: 0.330</small>	0-0 BB HR 1B	0-0 S 1B		0-3 K 1-2			0-0 S 1B		0-0 SH1-4 1-2	4 1 3 0 0 1 2									
Sal Bando, R (1, 5) <small>OBP: 0.352, SLG: 0.445</small>	4-0 1-2 HR BB	0-0 5-3 1-2			0-3 K		0-0 F5 1-2		0-0 2H HR	4 2 1 2 1 1 2									
Reggie Jackson, L (1, 9) <small>OBP: 0.385, SLG: 0.555</small>	4-0 1-2 2-3 HR BB		0-0 F7		0-0 G3		0-0 P6			3 1 0 0 1 0 1									
Deron Johnson, R (1, 10) <small>OBP: 0.346, SLG: 0.448</small>	0-0 1-H 2-H 3-H HR		0-0 F7		0-0 6-3		4-0 IBB			3 1 1 4 1 0 0									
Gene Tenace, R (1, 3) <small>OBP: 0.378, SLG: 0.457</small>	0-0 F7		0-0 F3			4-0 FC1-4 BB	0-0 1-3			3 0 0 0 1 0 2									
Jesus Alou, R (1, 7) <small>OBP: 0.324, SLG: 0.351</small>				0-0 FC4-6 1B 1B		0-0 L4		0-0 F7		4 0 2 0 0 0 1									
Ray Fosse, R (1, 2) <small>OBP: 0.294, SLG: 0.360</small>	0-0 F8			0-0 F7		0-0 FC1-4 1-2		0-3 K		4 0 0 0 0 1 3									
Ted Kubiak, S (1, 4) <small>OBP: 0.269, SLG: 0.311</small>		0-0 P6		0-0 FC4-6 1-2 1B		0-0 E4 FC4-6 1-2		0-0 P4		4 0 1 0 0 0 1									
Inning Stats	R: 4 E: 0 K: 0 S: 6	H: 3 LOB: 1 BB: 2 P: 14	R: 0 E: 0 K: 0 S: 4	H: 1 LOB: 1 BB: 0 P: 4	R: 0 E: 0 K: 0 S: 3	H: 0 LOB: 0 BB: 0 P: 3	R: 0 E: 0 K: 1 S: 7	H: 2 LOB: 2 BB: 0 P: 7	R: 0 E: 0 K: 1 S: 5	H: 0 LOB: 0 BB: 0 P: 5	R: 0 E: 0 K: 0 S: 4	H: 1 LOB: 2 BB: 1 P: 8	R: 0 E: 0 K: 1 S: 5	H: 0 LOB: 0 BB: 0 P: 5	1B: 7 2B: 0 3B: 0 HR: 2	SF: 0 SAC: 1 DP: 0 HBP: 0	WP: 0 PA: 39 PB: 0 SB: 3 CS: 0		
PITCHER	IP	WLS	BF	H	R	ER	SO	BB	IBB	HBP	BLK	WP	HR	S	P	ERA	WHIP		
Bill Parsons, R (1, 1)	0.2		7	3	4	4	0	2	0	0	0	0	0	24	28	0.00	0.750		
Bill Champton, R (1, 1)	5.1		21	3	0	0	2	1	0	0	0	0	0	2	2	0.00	3.000		
Carlos Velazquez, R (7, 1)	0.1		2	1	0	0	0	0	0	0	0	0	0	2	2	0.00	3.000		
Chris Short, L (7, 1)	0.1		2	0	0	0	0	0	1	0	0	0	0	1	5	0.00	0.000		
Skip Lockwood, R (7, 1)	1.2	L	7	2	2	2	1	0	0	0	0	0	1	9	9	10.80	1.200		

Milwaukee Brewers @ Oakland Athletics
Oakland-Alameda County Coliseum, Oakland, CA
Sun Aug 19 1973, 3:33 AM PDT
Att: 9,119 - Unknown



Batter	1	2	3	4	5	6	7	8	9	AB	R	H	RBI	BB	SO	LOB	TOP								
Don Money, R OBP: 0.321, SLG: 0.370 (1, 5)										5	0	0	0	0	2	1	Milwaukee Brewers @ California Angels Anaheim Stadium, Anaheim, CA Tue Aug 21 1973, 10:05 PM EDT Att: 21,549 - Unknown								
Bob Coluccio, R OBP: 0.301, SLG: 0.419 (1, 10)										5	1	2	0	0	1	0									
Dave May, L OBP: 0.359, SLG: 0.481 (1, 8)										4	0	1	0	0	1	1									
George Scott, R OBP: 0.372, SLG: 0.483 (1, 3)										2	1	1	1	2	0	0									
Darrell Porter, L OBP: 0.377, SLG: 0.516 (1, 2)										3	1	0	0	1	3	1									
John Briggs, L OBP: 0.372, SLG: 0.443 (1, 7)										2	2	1	2	2	1	1									
Bobby Mitchell, R OBP: 0.295, SLG: 0.568 (1, 9)										4	1	1	2	0	1	3									
Tim Johnson, L OBP: 0.269, SLG: 0.259 (1, 6)										4	0	0	0	0	1	2									
Pedro Garcia, R OBP: 0.308, SLG: 0.398 (1, 4)										4	0	1	1	0	1	0									
Inning Stats	R: 0 E: 0 K: 1 S: 5	H: 0 LOB: 0 BB: 0 P: 5	R: 0 E: 0 K: 2 S: 7	H: 0 LOB: 1 BB: 1 P: 11	R: 0 E: 0 K: 3 S: 9	H: 0 LOB: 0 BB: 0 P: 9	R: 1 E: 0 K: 1 S: 6	H: 1 LOB: 0 BB: 0 P: 6	R: 1 E: 0 K: 0 S: 4	H: 1 LOB: 1 BB: 1 P: 8	R: 4 E: 0 K: 1 S: 7	H: 2 LOB: 2 BB: 2 P: 15	R: 0 E: 0 K: 0 S: 5	H: 3 LOB: 3 BB: 0 P: 5	R: 0 E: 0 K: 2 S: 7	H: 0 LOB: 1 BB: 1 P: 11	R: 0 E: 0 K: 1 S: 5	H: 0 LOB: 0 BB: 0 P: 5	1B: 5 2B: 1 3B: 0 HR: 1	SF: 0 SAC: 0 DP: 0 HBP: 0	WP: 0 PB: 1 SB: 4 CS: 0	PA: 38			
PITCHER	IP	WLS	BF	H	R	ER	SO	BB	IBB	HBP	BLK	WP	HR	S	P	ERA	WHIP								
Nolan Ryan, R ERA: 3.1 (1, 1)	5.2	L	25	4	6	6	8	4	0	0	0	0	0	6	6	9.53	1.412								
Dave Sellis, R ERA: 2.96 (6, 1)	1.1		6	3	0	0	0	0	0	0	0	0	0	6	6	0.00	2.250								
Rudy May, L ERA: 3.97 (8, 1)	1.0		4	0	0	0	2	1	0	0	0	0	0	7	11	0.00	1.000								
Steve Barber, L ERA: 3.61 (9, 1)	1.0		3	0	0	0	1	0	0	0	0	0	0	5	5	0.00	0.000								

Batter	1	2	3	4	5	6	7	8	9	AB	R	H	RBI	BB	SO	LOB	BOTTOM								
Vada Pinson, L OBP: 0.281, SLG: 0.378 (1, 8)										5	0	1	2	0	2	2	Milwaukee Brewers @ California Angels Anaheim Stadium, Anaheim, CA Tue Aug 21 1973, 10:05 PM EDT Att: 21,549 - Unknown								
Rudy Meoli, L OBP: 0.297, SLG: 0.291 (1, 6)										4	0	1	0	0	0	2									
Frank Robinson, R OBP: 0.378, SLG: 0.500 (1, 10)										4	0	1	0	0	0	2									
Bob Oliver, R OBP: 0.304, SLG: 0.396 (1, 5)										4	0	1	0	0	0	2									
Mike Epstein, L OBP: 0.311, SLG: 0.322 (1, 3)										4	0	2	0	0	1	3									
Richie Scheinblum, S OBP: 0.374, SLG: 0.368 (1, 9)										4	0	0	0	0	1	3									
Tom McCraw, L OBP: 0.341, SLG: 0.318 (1, 7)										4	1	0	0	0	0	2									
Jeff Torborg, R OBP: 0.280, SLG: 0.262 (9, PH)										3	1	2	0	0	0	0									
John Stephenson, L OBP: 0.309, SLG: 0.340 (9, FR)										1	0	1	0	0	0	0									
Billy Parker, R OBP: 0.158, SLG: 0.088 (9, FR)										0	0	0	0	0	0	0									
Sandy Alomar Sr., S OBP: 0.260, SLG: 0.226 (7, PH)										1	0	0	0	0	0	0									
Winston Lenas, R OBP: 0.321, SLG: 0.327 (8, 4)										2	0	0	0	0	0	3									
Inning Stats	R: 0 E: 0 K: 1 S: 5	H: 0 LOB: 0 BB: 0 P: 5	R: 0 E: 0 K: 0 S: 4	H: 1 LOB: 1 BB: 0 P: 4	R: 0 E: 0 K: 0 S: 4	H: 1 LOB: 1 BB: 0 P: 4	R: 0 E: 0 K: 0 S: 4	H: 1 LOB: 1 BB: 0 P: 4	R: 0 E: 0 K: 1 S: 6	H: 1 LOB: 1 BB: 0 P: 6	R: 0 E: 1 K: 1 S: 6	H: 1 LOB: 1 BB: 0 P: 6	R: 0 E: 0 K: 1 S: 5	H: 1 LOB: 1 BB: 0 P: 5	R: 0 E: 0 K: 1 S: 5	H: 1 LOB: 1 BB: 0 P: 5	1B: 8 2B: 1 3B: 0 HR: 0	SF: 0 SAC: 1 DP: 1 HBP: 0	WP: 0 PB: 0 SB: 0 CS: 0	PA: 37					
PITCHER	IP	WLS	BF	H	R	ER	SO	BB	IBB	HBP	BLK	WP	HR	S	P	ERA	WHIP								
Jim Coborn, R ERA: 2.84 (1, 1)	9.0	W	37	9	2	0	4	0	0	0	0	0	0	45	45	0.00	1.000								

AB	33
R	6
H	7
RBI	6
BB	5
SO	11
LOB	9



AB	36
R	2
H	9
RBI	2
BB	0
SO	4
LOB	19



Batter	1	2	3	4	5	6	7	8	9	10	AB	R	H	RBI	BB	SO	LOB	TOP				
Tim Johnson, L OBP: 0.265, SLG: 0.256 (1, 6)	K		K			6-3		F7		6-3	5	0	0	0	0	2	1					
Don Money, R OBP: 0.326, SLG: 0.376 (1, 5)	S 1B		F8						BB HR BB		4	1	3	0	1	0	0					
Dave May, L OBP: 0.358, SLG: 0.477 (1, 8)	K			F2		1-3			F9	FC6-4 BB	4	0	0	0	1	1	3					
George Scott, R OBP: 0.373, SLG: 0.481 (1, 3)				6-3					BB HR BB	FC6-4 BB	4	1	1	0	1	0	2					
John Briggs, L OBP: 0.371, SLG: 0.440 (1, 7)	P5			4-3			3-1		BB HR BB		3	1	0	0	1	0	2					
Darrell Porter, L OBP: 0.372, SLG: 0.508 (1, 2)		3-1			K			F8		K	4	0	0	0	0	2	3					
Ollie Brown, R OBP: 0.358, SLG: 0.398 Joe Lahoud, L OBP: 0.281, SLG: 0.291 (9, PH)		5-3			F7			K		HR	3	0	0	0	0	1	0					
Bob Coluccio, R OBP: 0.298, SLG: 0.414 (1, 9)		P4			5-3			5-3		F7	4	0	0	0	0	0	0					
Pedro Garcia, R OBP: 0.308, SLG: 0.395 (1, 4)			6-3			5-3					3	0	0	0	1	0	0					
Inning Stats	R: 0 E: 0 K: 2 S: 8	H: 1 LOB: 2 BB: 1 P: 12	R: 0 E: 0 K: 0 S: 3	H: 0 LOB: 0 BB: 0 P: 3	R: 0 E: 0 K: 1 S: 5	H: 0 LOB: 0 BB: 0 P: 5	R: 0 E: 0 K: 0 S: 3	H: 0 LOB: 0 BB: 0 P: 3	R: 0 E: 0 K: 1 S: 7	H: 1 LOB: 1 BB: 0 P: 4	R: 0 E: 0 K: 0 S: 3	H: 0 LOB: 0 BB: 0 P: 3	R: 0 E: 0 K: 1 S: 5	H: 0 LOB: 1 BB: 1 P: 9	R: 4 E: 0 K: 1 S: 7	H: 2 LOB: 0 BB: 2 P: 15	R: 0 E: 0 K: 0 S: 4	H: 1 LOB: 2 BB: 1 P: 8	1B: 3 2B: 1 3B: 0 HR: 1	SF: 0 SAC: 0 DP: 0 HBP: 0	WP: 0 PA: 40	
PITCHER	IP WLS BF H R ER SO ERA WHIP	IP WLS BF H R ER SO ERA WHIP	IP WLS BF H R ER SO ERA WHIP	IP WLS BF H R ER SO ERA WHIP	IP WLS BF H R ER SO ERA WHIP	IP WLS BF H R ER SO ERA WHIP	IP WLS BF H R ER SO ERA WHIP	IP WLS BF H R ER SO ERA WHIP	IP WLS BF H R ER SO ERA WHIP	IP WLS BF H R ER SO ERA WHIP	IP WLS BF H R ER SO ERA WHIP	IP WLS BF H R ER SO ERA WHIP	IP WLS BF H R ER SO ERA WHIP	IP WLS BF H R ER SO ERA WHIP	IP WLS BF H R ER SO ERA WHIP	IP WLS BF H R ER SO ERA WHIP	IP WLS BF H R ER SO ERA WHIP	IP WLS BF H R ER SO ERA WHIP	IP WLS BF H R ER SO ERA WHIP	IP WLS BF H R ER SO ERA WHIP	IP WLS BF H R ER SO ERA WHIP	
Bill Singer, R ERA: 3.11 Steve Barber, L ERA: 3.71 Aurelio Monteaquedo, R ERA: 4.22 Dave Selis, R ERA: 2.95	8.1 0.1 1.0 0.1	31 2 6 1	3 0 2 0	2 0 2 0	5 1 2 0	3 0 1 0	0 0 0 0	0 0 0 0	0 0 0 0	38 3 7 1	50 0 9 1	2.16 0.00 18.00 0.00	0.720 3.000 3.000 0.000									

Milwaukee Brewers @ California Angels
Anaheim Stadium, Anaheim, CA
Wed Aug 22 1973, 10:05 PM EDT
Att: 6,568 - Unknown

AB	35
R	4
H	5
RBI	4
BB	5
SO	6
LOB	11

WP: 0	PA: 40
PB: 0	
SB: 1	
CS: 0	

Batter	1	2	3	4	5	6	7	8	9	10	AB	R	H	RBI	BB	SO	LOB	BOTTOM			
Vada Pinson, L OBP: 0.281, SLG: 0.376 (9, 7)	F9				K				F5		4	0	1	0	0	1	3				
Winston Llenas, R OBP: 0.318, SLG: 0.323 (10, 7)			CS 1B								1	0	0	0	0	0	0				
Rudy Meoli, L OBP: 0.297, SLG: 0.295 Riche Scheinblum, S OBP: 0.376, SLG: 0.371 Billy Parker, R OBP: 0.158, SLG: 0.088 (10, 4)	6-3		1-2 2B			P2	P8		2B 1B		4	0	1	0	0	0	3				
Frank Robinson, R OBP: 0.361, SLG: 0.510 (1, 10)	HR		BB			E7	K		1B 2B		4	1	2	2	1	1	3				
Bob Oliver, R OBP: 0.300, SLG: 0.391 (1, 5)	F7		K			P4		5-3	6-3		5	0	0	0	0	1	5				
Mike Epstein, L OBP: 0.313, SLG: 0.331 (1, 3)		HR			F9	6-3			FC6-4 1B		5	1	2	1	0	0	1				
Tom McCraw, L OBP: 0.333, SLG: 0.310 Leroy Stanton, R OBP: 0.301, SLG: 0.387 (9, 9)		4-3			F7			F8	FC6-4 BB		4	0	0	0	0	1					
Ken Berry, R OBP: 0.333, SLG: 0.361 (1, 8)			G4-6-3 BB		3-1				1B 2B	1-2 BB	2	1	1	0	2	0	0				
Jeff Torborg, R OBP: 0.279, SLG: 0.262 (1, 2)		G4-6-3			K				1B 1B	P6	4	0	1	1	0	1	3				
Sandy Alomar Sr., S OBP: 0.260, SLG: 0.226 (10, 6)			K		E5				P4		4	0	1	0	0	1	0				
Inning Stats	R: 1 E: 0 K: 0 S: 4	H: 1 LOB: 0 BB: 0 P: 4	R: 1 E: 0 K: 0 S: 3	H: 1 LOB: 0 BB: 1 P: 7	R: 0 E: 0 K: 2 S: 8	H: 2 LOB: 2 BB: 1 P: 12	R: 0 E: 0 K: 0 S: 3	H: 0 LOB: 0 BB: 0 P: 3	R: 0 E: 1 K: 2 S: 7	H: 0 LOB: 1 BB: 0 P: 4	R: 1 E: 1 K: 1 S: 9	H: 3 LOB: 3 BB: 0 P: 9	R: 0 E: 0 K: 0 S: 4	H: 1 LOB: 2 BB: 1 P: 8	R: 1 E: 0 K: 0 S: 5	H: 2 LOB: 2 BB: 0 P: 5	R: 1 E: 0 K: 0 S: 2	H: 1 LOB: 0 BB: 0 P: 2	1B: 5 2B: 4 3B: 0 HR: 3	SF: 0 SAC: 0 DP: 2 HBP: 0	WP: 0 PA: 42
PITCHER	IP WLS BF H R ER SO ERA WHIP	IP WLS BF H R ER SO ERA WHIP	IP WLS BF H R ER SO ERA WHIP	IP WLS BF H R ER SO ERA WHIP	IP WLS BF H R ER SO ERA WHIP	IP WLS BF H R ER SO ERA WHIP	IP WLS BF H R ER SO ERA WHIP	IP WLS BF H R ER SO ERA WHIP	IP WLS BF H R ER SO ERA WHIP	IP WLS BF H R ER SO ERA WHIP	IP WLS BF H R ER SO ERA WHIP	IP WLS BF H R ER SO ERA WHIP	IP WLS BF H R ER SO ERA WHIP	IP WLS BF H R ER SO ERA WHIP	IP WLS BF H R ER SO ERA WHIP	IP WLS BF H R ER SO ERA WHIP	IP WLS BF H R ER SO ERA WHIP	IP WLS BF H R ER SO ERA WHIP	IP WLS BF H R ER SO ERA WHIP	IP WLS BF H R ER SO ERA WHIP	
Jim Slaton, R ERA: 4.12 Chris Short, L ERA: 4.5 Eduardo Rodriguez, R ERA: 1.86	8.0 0.2 0.2	35 3 4	8 3 2	3 5 1	3 0 0	0 0 0	0 0 0	0 0 0	0 0 0	0 0 0	42 3 4	13.50 1.500 13.50	3.000								


Milwaukee Brewers @ California Angels
Anaheim Stadium, Anaheim, CA
Wed Aug 22 1973, 10:05 PM EDT
Att: 6,568 - Unknown

AB	39
R	5
H	11
RBI	5
BB	3
SO	5
LOB	19

WP: 0	PA: 42
PB: 0	
SB: 0	
CS: 2	

Batter	1	2	3	4	5	6	7	8	9	AB	R	H	RBI	BB	SO	LOB	TOP		
John Briggs, L OBP: 0.370, SLG: 0.438 (1, 7)	 1B		 ①		 ②			 ①		4	1	1	0	0	0	1	Milwaukee Brewers @ California Angels Anaheim Stadium, Anaheim, CA Thu Aug 23 1973, 10:05 PM EDT Att: 7,968 - Unknown		
Bob Coluccio, R OBP: 0.297, SLG: 0.412 (1, 10)	 ①		 ②		 ③			 1B		4	0	1	0	0	0	2			
Dave May, L OBP: 0.357, SLG: 0.474 (1, 8)	 ②		 ③			 ①		 1-2		3	0	0	0	1	0	1			
George Scott, R OBP: 0.372, SLG: 0.486 (1, 3)	 1H			 ①		 ②		 1-2 2-3		4	1	1	2	0	0	2			
Don Money, R OBP: 0.330, SLG: 0.389 (1, 5)	 1B		 2B			 HR		 1-2		4	1	3	1	0	0	2			
Bobby Mitchell, R OBP: 0.271, SLG: 0.521 (1, 9)	 ③		 ②		 ③				 G3-6-3		4	0	0	0	0	2			
Darrell Porter, L OBP: 0.367, SLG: 0.500 (1, 2)		 ①		 ③			 ①		 1-2		4	0	0	0	0	1		AB 34 R 3 H 8 RBI 3 BB 1 SO 1 LOB 13	
Pedro Garcia, R OBP: 0.309, SLG: 0.396 (1, 4)		 ②			 1B		 ②		 1B		4	0	2	0	0	0			
Bob Heise, R OBP: 0.211, SLG: 0.214 (1, 6)			 ③		 ①		 ③		 ③		2	0	0	0	0	0			
Joe Lahoud, L OBP: 0.279, SLG: 0.289 (9, PH)										1	0	0	0	0	0	1			
Inning Stats	R: 2 E: 0 K: 0 S: 6	H: 3 LOB: 1 BB: 0 P: 6	R: 0 E: 0 K: 1 S: 5	H: 0 LOB: 0 BB: 0 P: 5	R: 0 E: 0 K: 0 S: 3	H: 0 LOB: 0 BB: 0 P: 3	R: 0 E: 0 K: 0 S: 4	H: 1 LOB: 1 BB: 0 P: 4	R: 0 E: 1 K: 0 S: 4	H: 1 LOB: 1 BB: 0 P: 4	R: 0 E: 0 K: 0 S: 3	H: 0 LOB: 0 BB: 0 P: 3	R: 0 E: 0 K: 0 S: 4	H: 1 LOB: 2 BB: 1 P: 8	R: 0 E: 1 K: 0 S: 4	H: 1 LOB: 1 BB: 0 P: 4	1B: 5 2B: 1 3B: 0 HR: 2	SF: 0 SAC: 1 DP: 1 HBP: 0	WP: 0 PA: 36 PB: 0 SB: 0 CS: 0
PITCHER	IP WLS BF H R ER SO BB IBB HBP BLK WP HR S P ERA WHIP																		
Clyde Wright, L ERA: 3.53 (1, 1)	7.1 W 30 7 3 3 1 1 0 0 0 0 2 31 35 3.68 1.091																		
Dave Sellis, R ERA: 2.96 (8, 1)	1.2 S 6 1 0 0 0 0 0 0 0 0 0 0 6 6 0.00 0.600																		

Batter	1	2	3	4	5	6	7	8	9	AB	R	H	RBI	BB	SO	LOB	BOTTOM
Vada Pinson, L OBP: 0.280, SLG: 0.375 (1, 7)	 ①		 ②			 ②	 1-2 2-H 3-H			4	0	1	2	0	0	0	Milwaukee Brewers @ California Angels Anaheim Stadium, Anaheim, CA Thu Aug 23 1973, 10:05 PM EDT Att: 7,968 - Unknown
Rudy Meoli, L OBP: 0.292, SLG: 0.290 (1, 6)	 ②		 ③			 ③	 ②			4	0	0	0	0	1	2	
Frank Robinson, R OBP: 0.380, SLG: 0.506 (1, 10)	 ③			 ①			 ①	 ①		3	1	0	0	1	2	2	
Bob Oliver, R OBP: 0.302, SLG: 0.395 (1, 5)		 ①		 ②			 ①	 ①		4	2	2	0	0	0	0	
Mike Epstein, L OBP: 0.309, SLG: 0.328 (1, 3)		 ①		 ③			 ①	 ②		4	0	0	0	0	1	3	
Leroy Stanton, R OBP: 0.305, SLG: 0.395 (1, 9)		 ②			 ①		 ①	 ②		4	1	2	1	0	0	1	
Ken Berry, R OBP: 0.335, SLG: 0.362 (1, 8)		 1B			 ②		 ①	 ③		4	1	2	1	0	0	1	
Jeff Torborg, R OBP: 0.277, SLG: 0.259 (1, 2)		 ③			 ③		 ①			2	0	0	0	0	0	1	
Tom McCraw, L OBP: 0.333, SLG: 0.310 (7, PH)										0	0	0	0	0	0	0	
Winston Lienes, R OBP: 0.324, SLG: 0.323 (7, PH)										0	1	0	1	0	0	0	
Rick Stelmaszek, L OBP: 0.287, SLG: 0.192 (8, 2)										0	0	0	0	0	0	0	
Sandy Alomar Sr., S OBP: 0.261, SLG: 0.225 (1, 4)				 ①			 ①	 ①		2	0	0	1	1	1	0	
Inning Stats	R: 0 E: 0 K: 1 S: 5	H: 0 LOB: 0 BB: 0 P: 5	R: 1 E: 0 K: 0 S: 5	H: 2 LOB: 1 BB: 0 P: 5	R: 0 E: 0 K: 0 S: 3	H: 0 LOB: 0 BB: 0 P: 3	R: 0 E: 0 K: 1 S: 5	H: 0 LOB: 0 BB: 0 P: 5	R: 0 E: 0 K: 1 S: 9	H: 4 LOB: 2 BB: 2 P: 18	R: 0 E: 0 K: 1 S: 6	H: 1 LOB: 1 BB: 0 P: 6	1B: 5 2B: 2 3B: 0 HR: 0	SF: 0 SAC: 0 DP: 0 HBP: 1	WP: 0 PA: 34 PB: 0 SB: 0 CS: 0		
PITCHER	IP WLS BF H R ER SO BB IBB HBP BLK WP HR S P ERA WHIP																
Bill Champion, R ERA: 3.86 (1, 1)	6.0 L 21 2 2 2 2 3 1 0 0 0 0 0 26 30 3.00 0.500																
Eduardo Rodriguez, R ERA: 2.35 (7, 1)	0.1 L 4 3 0 0 0 0 0 0 0 0 0 0 4 4 0.00 9.000																
Chris Short, L ERA: 4.59 (7, 1)	0.2 5 1 4 4 1 1 0 1 0 0 0 0 5 10 54.00 3.000																
Carlos Velazquez, R ERA: 1.4 (8, 1)	1.0 4 1 0 0 0 1 0 0 0 0 0 0 6 6 0.00 1.000																



Batter	1	2	3	4	5	6	7	8	9	AB	R	H	RBI	BB	SO	LOB	TOP			
Don Money, R OBP: 0.331, SLG: 0.388 (1, 5)	0-0 6-3			0-0 F7		0-0 1B		0-0 PB BB	4-0	3	0	1	0	1	0	0	Milwaukee Brewers @ Minnesota Twins Metropolitan Stadium, Bloomington, MI Fri Aug 24 1973, 8:05 PM EDT Att: 15,012 - Unknown - 68 F livebaseballscorecards.com			
Bob Coluccio, R OBP: 0.297, SLG: 0.410 (1, 9)	0-0 CS 1B			0-3 K		0-3 K		0-0 F8	0-0	4	0	1	0	0	2	3				
Dave May, L OBP: 0.354, SLG: 0.470 (1, 8)	0-3 K			0-0 6-3		0-0 4-3		0-0 F5	0-0	4	0	0	0	0	1	4				
George Scott, R OBP: 0.369, SLG: 0.482 (1, 3)				0-0 4-3		0-0 F8		0-3 K	0-3	4	0	0	0	0	2	1				
John Briggs, L OBP: 0.370, SLG: 0.438 (1, 7)				0-3 K		0-0 1B		0-3 K	0-3	3	0	1	0	0	2	0				
Joe Lahoud, L OBP: 0.274, SLG: 0.283 (1, 10)				0-0 3-1		0-3 K		0-0 F9	0-0	3	0	0	0	0	1	1				
Darrell Porter, L OBP: 0.364, SLG: 0.494 (1, 2)				0-0 F8		0-0 6-3		0-0 F7	0-0	3	0	0	0	0	0	1				
Pedro Garcia, R OBP: 0.310, SLG: 0.394 (1, 4)				4-0 CS BB		0-0 6-3		0-0 6-3	0-0	2	0	0	0	1	0	0				
Tim Johnson, L OBP: 0.266, SLG: 0.257 (1, 6)				0-3 K		0-0 1B		0-3 K	0-3	3	0	1	0	0	2	1				
Inning Stats	R: 0 E: 0 K: 1 S: 5	H: 1 LOB: 0 BB: 0 P: 5	R: 0 E: 0 K: 1 S: 5	H: 0 LOB: 0 BB: 0 P: 5	R: 0 E: 0 K: 1 S: 4	H: 0 LOB: 0 BB: 1 P: 8	R: 0 E: 0 K: 1 S: 5	H: 0 LOB: 0 BB: 0 P: 5	R: 0 E: 0 K: 1 S: 6	H: 1 LOB: 1 BB: 0 P: 6	R: 0 E: 0 K: 2 S: 7	H: 2 LOB: 2 BB: 0 P: 7	R: 0 E: 0 K: 1 S: 7	H: 0 LOB: 0 BB: 0 P: 7	R: 0 E: 0 K: 1 S: 5	H: 0 LOB: 1 BB: 1 P: 9	1B: 4 2B: 0 3B: 0 HR: 0	SF: 0 SAC: 0 DP: 0 HBP: 0	WP: 0 PB: 1 CS: 2	PA: 31
PITCHER Joe Decker, R ERA: 3.75 (1, 1)	IP: 9.0 WLS: W BF: 31 H: 4 R: 0 ER: 0 SO: 10 BB: 2 IBB: 0 HBP: 0 BLK: 0 WP: 0 HR: 0 S: 49 P: 57 ERA: 0.00 WHIP: 0.667															PITCHER				

Batter	1	2	3	4	5	6	7	8	9	AB	R	H	RBI	BB	SO	LOB	BOTTOM			
Larry Hise, R OBP: 0.349, SLG: 0.419 (1, 7)	0-0 FC6-4 1B		0-0 HR		0-3 K			0-3 K		4	1	2	1	0	2	1	Milwaukee Brewers @ Minnesota Twins Metropolitan Stadium, Bloomington, MI Fri Aug 24 1973, 8:05 PM EDT Att: 15,012 - Unknown - 68 F livebaseballscorecards.com			
Rod Carew, L OBP: 0.413, SLG: 0.481 (1, 4)	0-0 FC6-4 E S 1-2		0-0 G3		0-0 F7		0-0 E8 1B	0-0	4	0	1	1	0	0	1					
Tony Oliva, L OBP: 0.345, SLG: 0.415 (1, 10)	0-3 K		0-0 L7		0-3 K		0-0 IBB	4-0	3	0	0	0	1	2	1					
Mike Adams, R OBP: 0.347, SLG: 0.325 (6, PR)	1-3 K				0-0 L7			0-0 L9	0-0	0	0	0	0	0	0					
Bobby Darwin, R OBP: 0.303, SLG: 0.382 (1, 9)	0-3 K			0-3 K		0-0 L7		0-0 L9	0-0	4	0	0	0	0	2	3				
Jim Holt, L OBP: 0.337, SLG: 0.454 (1, 3)			0-3 K		0-0 1B		0-0 F7		0-0	3	0	1	0	0	1	0				
George Mitterwald, R OBP: 0.333, SLG: 0.422 (1, 2)			0-0 HR		0-0 1B		0-0 4-3		0-0	3	1	2	1	0	0	0				
Steve Braun, L OBP: 0.409, SLG: 0.439 (1, 5)	0-0 F9		0-0 G1-6-3		0-0 1B		0-0 6-3		0-0	3	0	0	0	0	0	2				
Eric Soderholm, R OBP: 0.375, SLG: 0.167 (8, 5)			0-0 G1-6-3		1-2 1B		0-0 6-3		0-0	0	0	0	0	0	0	0				
Steve Brye, R OBP: 0.318, SLG: 0.375 (1, 8)	0-3 K				0-0 1-3		0-0 SH1-4 E 1B	0-0	3	1	1	0	0	1	0					
Jerry Terrell, R OBP: 0.307, SLG: 0.333 (1, 6)			0-3 K		0-0 L9		0-0 SH1-4	0-0	2	0	0	0	0	1	0					
Inning Stats	R: 0 E: 0 K: 2 S: 8	H: 1 LOB: 1 BB: 0 P: 8	R: 1 E: 0 K: 2 S: 8	H: 1 LOB: 0 BB: 0 P: 8	R: 1 E: 0 K: 1 S: 6	H: 1 LOB: 0 BB: 0 P: 6	R: 0 E: 0 K: 1 S: 6	H: 2 LOB: 1 BB: 0 P: 6	R: 0 E: 0 K: 1 S: 5	H: 0 LOB: 0 BB: 0 P: 5	R: 0 E: 0 K: 1 S: 5	H: 0 LOB: 0 BB: 0 P: 5	R: 0 E: 0 K: 0 S: 3	H: 0 LOB: 0 BB: 0 P: 3	R: 1 E: 1 K: 1 S: 7	H: 2 LOB: 2 BB: 1 P: 11	1B: 5 2B: 0 3B: 0 HR: 2	SF: 0 SAC: 1 DP: 1 HBP: 0	WP: 0 PB: 0 CS: 0	PA: 31
PITCHER Skip Lockwood, R ERA: 3.46 (1, 1)	IP: 8.0 WLS: L BF: 31 H: 7 R: 3 ER: 3 SO: 9 BB: 0 IBB: 1 HBP: 0 BLK: 0 WP: 0 HR: 2 S: 48 P: 52 ERA: 3.38 WHIP: 0.875															PITCHER				

Batter	1	2	3	4	5	6	7	8	9	AB	R	H	RBI	BB	SO	LOB	TOP				
Joe Lahoud, L OBP: 0.272, SLG: 0.280 (1, 9)	4-3		F8	K		E9		F5		5	0	1	1	0	1	2					
Bob Coluccio, R OBP: 0.295, SLG: 0.413 (1, 8)	E5		K		6-3	F3			HR	5	1	1	0	0	1	1					
John Briggs, L OBP: 0.371, SLG: 0.444 (1, 7)	6-3			1B	P6		F2		HR	5	2	2	2	0	0	0					
George Scott, R OBP: 0.371, SLG: 0.481 (1, 3)		4-3 SH1-3 1B		1B	P6		5-3		BB	3	2	1	0	2	0	0					
Don Money, R OBP: 0.335, SLG: 0.392 (1, 5)	SH1-3			2B				F7		4	2	3	1	0	0	1					
Darrell Porter, L OBP: 0.397, SLG: 0.496 (1, 2)	4-3			2B					BB	3	1	1	2	2	1	2					
Bobby Mitchell, R OBP: 0.283, SLG: 0.528 (1, 10)									K	5	0	2	2	0	1	4					
Tim Johnson, L OBP: 0.265, SLG: 0.256 (1, 6)									G3	5	1	1	1	0	1	4					
Pedro Garcia, R OBP: 0.309, SLG: 0.393 (1, 4)			L1		F3					4	1	1	0	0	0	3					
Inning Stats	R: 0 E: 1 K: 0 S: 3	H: 0 LOB: 0 BB: 0 P: 3	R: 1 E: 0 K: 0 S: 5	H: 2 LOB: 1 BB: 0 P: 5	R: 0 E: 0 K: 1 S: 5	H: 0 LOB: 0 BB: 0 P: 5	R: 4 E: 0 K: 2 S: 11	H: 4 LOB: 0 BB: 1 P: 15	R: 0 E: 0 K: 0 S: 3	H: 0 LOB: 0 BB: 0 P: 3	R: 3 E: 1 K: 0 S: 6	H: 3 LOB: 1 BB: 1 P: 10	R: 0 E: 0 K: 1 S: 6	H: 1 LOB: 1 BB: 0 P: 6	R: 0 E: 0 K: 0 S: 4	H: 1 LOB: 1 BB: 0 P: 4	R: 2 E: 0 K: 1 S: 7	H: 2 LOB: 2 BB: 2 P: 15	1B: 9 2B: 2 3B: 1 HR: 1	SF: 0 SAC: 1 DP: 0 HBP: 0	WP: 1 PA: 44
PITCHER	IP	WLS	BF	H	R	ER	SO	BB	IBB	HBP	BLK	WP	HR	S	P	ERA	WHIP				
Dave Goltz, R ERA: 5.6 (1, 1)	3.0	L	15	5	5	5	1	1	0	0	0	0	0	16	20	15.00	2.000				
Ray Corbin, R ERA: 3.15 (4, 1)	2.2		12	3	3	2	2	1	0	0	0	1	0	15	19	6.75	1.500				
Vic Albury, L ERA: 0.66 (6, 1)	2.1		10	3	0	0	1	0	0	0	0	0	0	12	12	0.00	1.286				
Bill Campbell, R ERA: 4.5 (9, 1)	0.2		6	2	2	2	1	2	0	0	0	0	1	6	14	27.00	6.000				
Eddie Bane, L ERA: 4.29 (9, 1)	0.1		1	0	0	0	0	0	0	0	0	0	0	1	1	0.00	0.000				

Milwaukee Brewers @ Minnesota Twins
Metropolitan Stadium, Bloomington, MI
Sat Aug 25 1973, 8:05 PM EDT
Att: 12,955 - Unknown - 78 F

AB 39
R 10
H 13
RBI 9
BB 4
SO 5
LOB 17



Batter	1	2	3	4	5	6	7	8	9	AB	R	H	RBI	BB	SO	LOB	BOTTOM				
Larry Hise, R OBP: 0.349, SLG: 0.419 (1, 7)	P4		FC6-4		FC5-2		1B			5	1	2	0	0	0	3					
Rod Carew, L OBP: 0.413, SLG: 0.479 (1, 4)	F8			K				L8		4	1	1	1	1	1	1					
Tony Oliva, L OBP: 0.343, SLG: 0.412 (1, 10)	F9			K	F2			F7		5	0	1	0	0	1	3					
Bobby Darwin, R OBP: 0.302, SLG: 0.381 (1, 9)		F9		L9					5-3	5	1	1	0	0	1	3					
Jim Holt, L OBP: 0.337, SLG: 0.453 Eric Soderholm, R OBP: 0.300, SLG: 0.125 (7, PH) (8, 6)	P3				BB		F8		F9	3	1	1	0	0	0	1					
Steve Brye, R OBP: 0.327, SLG: 0.374 (1, 8)	3-1				2B			E8		3	1	1	2	2	1	0					
Steve Braun, L OBP: 0.412, SLG: 0.446 (1, 5)			F5							3	0	2	3	1	0	0					
Jerry Terrell, R OBP: 0.310, SLG: 0.336 Rich Reese, L OBP: 0.202, SLG: 0.227 (7, PH) (8, 3)					BB				F1	3	1	2	0	0	1	2					
Phil Roof, R OBP: 0.267, SLG: 0.243 (1, 2)					FC5-2					3	0	0	0	1	0	4					
Inning Stats	R: 0 E: 0 K: 0 S: 3	H: 0 LOB: 0 BB: 0 P: 3	R: 0 E: 0 K: 0 S: 3	H: 0 LOB: 0 BB: 0 P: 3	R: 0 E: 0 K: 2 S: 7	H: 1 LOB: 1 BB: 1 P: 7	R: 0 E: 0 K: 2 S: 7	H: 0 LOB: 0 BB: 0 P: 7	R: 3 E: 0 K: 0 S: 7	H: 4 LOB: 2 BB: 1 P: 11	R: 1 E: 0 K: 1 S: 7	H: 2 LOB: 1 BB: 1 P: 11	R: 2 E: 1 K: 2 S: 10	H: 3 LOB: 3 BB: 2 P: 18	R: 0 E: 0 K: 0 S: 4	H: 1 LOB: 1 BB: 0 P: 4	R: 0 E: 0 K: 1 S: 5	H: 0 LOB: 0 BB: 0 P: 5	1B: 9 2B: 2 3B: 0 HR: 0	SF: 0 SAC: 0 DP: 0 HBP: 0	WP: 0 PA: 42
PITCHER	IP	WLS	BF	H	R	ER	SO	BB	IBB	HBP	BLK	WP	HR	S	P	ERA	WHIP				
Jim Colborn, R ERA: 2.96 (1, 1)	6.0	W	28	8	5	5	3	3	0	0	0	0	0	31	43	7.50	1.833				
Chris Short, L ERA: 4.68 (7, 1)	0.2		5	2	1	1	2	1	0	0	0	0	0	8	12	13.50	4.500				
Carlos Velazquez, R ERA: 1.25 (7, 1)	2.1	S	9	1	0	0	1	0	1	0	0	0	0	10	14	0.00	0.429				

Milwaukee Brewers @ Minnesota Twins
Metropolitan Stadium, Bloomington, MI
Sat Aug 25 1973, 8:05 PM EDT
Att: 12,955 - Unknown - 78 F

AB 37
R 6
H 11
RBI 6
BB 5
SO 6
LOB 23



Batter	1	2	3	4	5	6	7	8	9	AB	R	H	RBI	BB	SO	LOB	TOP			
Joe Lahoud, L OBP: 0.272, SLG: 0.286										4	0	1	0	0	1	0				
Bob Coluccio, R OBP: 0.296, SLG: 0.417										4	1	2	0	0	1	0				
John Briggs, L OBP: 0.370, SLG: 0.442										4	0	1	0	0	1	3				
George Scott, R OBP: 0.370, SLG: 0.479										4	0	1	0	0	1	4				
Don Money, R OBP: 0.334, SLG: 0.390											4	0	1	1	0	2				
Darrell Porter, L OBP: 0.366, SLG: 0.493										4	0	1	0	0	3	2				
Bobby Mitchell, R OBP: 0.263, SLG: 0.491											4	0	0	0	3	2				
Tim Johnson, L OBP: 0.265, SLG: 0.256											4	1	1	0	0	2	1			
Pedro Garcia, R OBP: 0.309, SLG: 0.399											3	1	1	2	0	1	0			
Inning Stats	R: 0 E: 0 K: 2 S: 9	H: 2 LOB: 2 BB: 0 P: 9	R: 2 E: 0 K: 1 S: 7	H: 3 LOB: 0 BB: 0 P: 7	R: 0 E: 0 K: 0 S: 3	H: 1 LOB: 0 BB: 0 P: 3	R: 0 E: 0 K: 2 S: 7	H: 0 LOB: 0 BB: 0 P: 7	R: 0 E: 0 K: 1 S: 7	H: 0 LOB: 0 BB: 0 P: 7	R: 1 E: 0 K: 1 S: 5	H: 2 LOB: 1 BB: 0 P: 5	R: 0 E: 0 K: 2 S: 8	H: 1 LOB: 1 BB: 0 P: 8	R: 0 E: 1 K: 2 S: 8	H: 0 LOB: 1 BB: 0 P: 8	1B: 6 2B: 3 3B: 0 HR: 1	SF: 0 SAC: 0 DP: 1 HBP: 0	WP: 0 PB: 0 SB: 3 CS: 2	PA: 36
PITCHER	IP WLS BF H R ER SO BB IBB HBP BLK WP HR S P ERA WHIP																			
Bert Blyleven, R ERA: 2.59	(1, 1) 7.2 L 30 9 3 3 11 0 0 0 0 0 1 52 52 3.52 1.174																			
Bill Hands, R ERA: 4.21	(8, 1) 1.1 5 0 0 0 2 0 0 0 0 0 0 9 9 0.00 0.000																			

Milwaukee Brewers @ Minnesota Twins
Metropolitan Stadium, Bloomington, MI
Sun Aug 26 1973, 4:33 AM EDT
Att: 13,013 - Unknown - 83 F

AB 35
R 3
H 9
RBI 3
BB 0
SO 13
LOB 14



Batter	1	2	3	4	5	6	7	8	9	AB	R	H	RBI	BB	SO	LOB	BOTTOM			
Rod Carew, L OBP: 0.409, SLG: 0.475										4	0	0	0	0	0	1				
Larry Hise, R OBP: 0.349, SLG: 0.422										4	1	1	0	0	0	0				
Tony Oliva, L OBP: 0.342, SLG: 0.411										4	0	1	1	0	0	0				
Mike Adams, R OBP: 0.347, SLG: 0.325										0	1	0	0	0	0	0				
Jim Holt, L OBP: 0.338, SLG: 0.456										4	0	2	0	0	0	1				
Steve Bnye, R OBP: 0.319, SLG: 0.364										4	0	0	0	0	0	4				
Steve Braun, L OBP: 0.411, SLG: 0.444										2	0	0	0	1	0	1				
Bobby Darwin, R OBP: 0.303, SLG: 0.381										0	0	0	0	1	0	0				
Rich Reese, L OBP: 0.197, SLG: 0.221										3	0	0	0	0	0	3				
Eric Soderholm, R OBP: 0.364, SLG: 0.222										1	0	1	1	0	0	0				
Jerry Terrell, R OBP: 0.310, SLG: 0.335										4	0	1	0	0	0	4				
Phil Roof, R OBP: 0.268, SLG: 0.245										3	0	1	0	0	0	1				
Inning Stats	R: 0 E: 0 K: 0 S: 3	H: 0 LOB: 0 BB: 0 P: 3	R: 0 E: 0 K: 0 S: 4	H: 1 LOB: 2 BB: 1 P: 8	R: 0 E: 0 K: 0 S: 3	H: 0 LOB: 0 BB: 0 P: 3	R: 0 E: 0 K: 0 S: 3	H: 0 LOB: 0 BB: 0 P: 3	R: 0 E: 0 K: 0 S: 4	H: 1 LOB: 1 BB: 0 P: 4	R: 0 E: 0 K: 0 S: 4	H: 1 LOB: 1 BB: 0 P: 4	R: 0 E: 0 K: 0 S: 3	H: 1 LOB: 0 BB: 0 P: 3	R: 2 E: 0 K: 0 S: 6	H: 3 LOB: 2 BB: 1 P: 10	1B: 5 2B: 1 3B: 1 HR: 0	SF: 0 SAC: 0 DP: 0 HBP: 0	WP: 0 PB: 0 SB: 0 CS: 1	PA: 36
PITCHER	IP WLS BF H R ER SO BB IBB HBP BLK WP HR S P ERA WHIP																			
Jim Slaton, R ERA: 4.04	(1, 1) 8.2 W 32 6 2 2 2 0 1 0 0 0 0 31 35 2.08 0.808																			
Chris Short, L ERA: 4.68	(9, 1) 0.0 1 0 0 0 0 0 1 0 0 0 0 0 4 - - -																			
Carlos Velazquez, R ERA: 1.23	(9, 1) 0.1 S 2 1 0 0 0 0 0 0 0 0 0 0 2 2 0.00 3.000																			

Milwaukee Brewers @ Minnesota Twins
Metropolitan Stadium, Bloomington, MI
Sun Aug 26 1973, 4:33 AM EDT
Att: 13,013 - Unknown - 83 F

AB 33
R 2
H 7
RBI 2
BB 2
SO 0
LOB 15



Batter	1	2	3	4	5	6	7	8	9	AB	R	H	RBI	BB	SO	LOB	TOP			
Joe Lahoud, L OBP: 0.271, SLG: 0.285 (1, 9)										4	0	1	0	0	1	2				
Bob Coluccio, R OBP: 0.297, SLG: 0.415 (1, 8)										4	0	1	0	0	1	2				
John Briggs, L OBP: 0.367, SLG: 0.438 (1, 7)										4	0	0	0	0	0	2				
George Scott, R OBP: 0.369, SLG: 0.477 (1, 3)										4	0	1	0	0	0	0				
Don Money, R OBP: 0.335, SLG: 0.394 (1, 5)										4	1	2	0	0	0	1				
Bobby Mitchell, R OBP: 0.279, SLG: 0.508 (1, 10)										4	0	2	1	0	1	2				
Darrell Porter, L OBP: 0.361, SLG: 0.485 (1, 2)										4	0	0	0	0	1	3				
Pedro Garcia, R OBP: 0.311, SLG: 0.400 (1, 4)										4	0	2	0	0	0	0				
Bob Heise, R OBP: 0.197, SLG: 0.200 (1, 6)										4	0	0	0	0	1	2				
Inning Stats	R: 0 E: 0 K: 1 S: 5	H: 0 LOB: 0 BB: 0 P: 5	R: 0 E: 0 K: 1 S: 6	H: 1 LOB: 1 BB: 0 P: 6	R: 0 E: 0 K: 1 S: 6	H: 1 LOB: 1 BB: 0 P: 6	R: 1 E: 0 K: 0 S: 5	H: 2 LOB: 1 BB: 0 P: 5	R: 0 E: 1 K: 1 S: 6	H: 2 LOB: 2 BB: 0 P: 5	R: 0 E: 0 K: 1 S: 6	H: 1 LOB: 1 BB: 0 P: 6	R: 0 E: 0 K: 0 S: 4	H: 1 LOB: 1 BB: 0 P: 4	R: 0 E: 0 K: 0 S: 3	H: 0 LOB: 0 BB: 0 P: 3	1B: 7 2B: 2 3B: 0 HR: 0	SF: 0 SAC: 0 DP: 0 HBP: 0	WP: 0 PB: 1 SB: 0 CS: 0	PA: 36
PITCHER Wilbur Wood, L ERA: 3.39 (1, 1)	IP: 9.0 WLS: W BF: 36 H: 9 R: 1 ER: 1 SO: 5 BB: 0 IBB: 0 HBP: 0 BLK: 0 WP: 0 HR: 0 S: 46 P: 46 ERA: 1.00 WHIP: 1.000															PITCHER				

Milwaukee Brewers @ Chicago White Sox
Comiskey Park, Chicago, IL
Mon Aug 27 1973, 8:05 PM EDT
Att: 11,801 - Unknown - 91 F

AB 36
R 1
H 9
RBI 1
BB 0
SO 5
LOB 14

Batter	1	2	3	4	5	6	7	8	9	AB	R	H	RBI	BB	SO	LOB	BOTTOM			
Pat Kelly, L OBP: 0.363, SLG: 0.354 (1, 9)										2	0	1	1	3	0	0				
Bill Shero, L OBP: 0.287, SLG: 0.357 (1, 8)										5	0	1	1	0	0	4				
Jerry Hairston, S OBP: 0.333, SLG: 0.346 (1, 10)										4	0	0	1	0	0	4				
Bill Melton, R OBP: 0.373, SLG: 0.449 (1, 5)										3	0	0	0	1	0	2				
Carlos May, L OBP: 0.307, SLG: 0.384 (1, 7)										4	0	1	0	0	1	1				
Tony Muser, L OBP: 0.336, SLG: 0.362 (1, 3)										3	2	1	0	1	0	1				
Jorge Orta, L OBP: 0.296, SLG: 0.347 (1, 4)										4	2	2	2	0	1	2				
Ed Herrmann, L OBP: 0.283, SLG: 0.348 (1, 2)										2	1	1	0	2	0	0				
Bucky Dent, R OBP: 0.333, SLG: 0.344 (1, 6)										3	1	2	1	0	0	1				
Inning Stats	R: 0 E: 0 K: 0 S: 3	H: 0 LOB: 0 BB: 0 P: 3	R: 0 E: 0 K: 1 S: 5	H: 1 LOB: 1 BB: 1 P: 9	R: 0 E: 0 K: 0 S: 4	H: 1 LOB: 2 BB: 1 P: 8	R: 0 E: 0 K: 0 S: 3	H: 0 LOB: 0 BB: 0 P: 3	R: 3 E: 0 K: 0 S: 5	H: 2 LOB: 1 BB: 2 P: 13	R: 1 E: 0 K: 1 S: 6	H: 2 LOB: 2 BB: 2 P: 14	R: 0 E: 0 K: 0 S: 3	H: 0 LOB: 0 BB: 0 P: 3	R: 2 E: 0 K: 0 S: 6	H: 3 LOB: 2 BB: 1 P: 10	1B: 8 2B: 1 3B: 0 HR: 1	SF: 0 SAC: 1 DP: 2 HBP: 0	WP: 1 PB: 0 SB: 2 CS: 1	PA: 38
PITCHER Bill Champion, R ERA: 3.98 (1, 1)	IP: 4.0 WLS: L BF: 19 H: 3 R: 3 ER: 3 SO: 1 BB: 4 IBB: 0 HBP: 0 BLK: 0 WP: 1 HR: 0 S: 17 P: 33 ERA: 6.75 WHIP: 1.750															PITCHER				
PITCHER Eduardo Rodriguez, R ERA: 2.65 (5, 1)	IP: 4.0 WLS: L BF: 19 H: 6 R: 3 ER: 3 SO: 1 BB: 2 IBB: 1 HBP: 0 BLK: 0 WP: 0 HR: 1 S: 18 P: 30 ERA: 6.75 WHIP: 2.000															PITCHER				

Milwaukee Brewers @ Chicago White Sox
Comiskey Park, Chicago, IL
Mon Aug 27 1973, 8:05 PM EDT
Att: 11,801 - Unknown - 91 F

AB 30
R 6
H 9
RBI 6
BB 7
SO 2
LOB 15

Batter	1	2	3	4	5	6	7	8	9	AB	R	H	RBI	BB	SO	LOB	TOP				
Don Money, R OBP: 0.332, SLG: 0.389 Bob Heise, R OBP: 0.194, SLG: 0.197 (1.5) (6.3) (7.6)	G1-4-3 1B		F2	F7	FC6-4			F7		4	0	1	0	0	0	4	Milwaukee Brewers @ Chicago White Sox Comiskey Park, Chicago, IL Wed Aug 29 1973, 4:33 AM EDT Alt: 8,719 - Unknown - 90 F livebaseballscorecards.com				
Pedro Garcia, R OBP: 0.313, SLG: 0.406 (1.4)	G1-4-3		HR		6-3	P4		F9		5	1	1	0	0	0	1					
Dave May, L OBP: 0.355, SLG: 0.479 (1.8)	P3		HR		2B	E		F7		4	2	1	2	1	0	0					
George Scott, R OBP: 0.373, SLG: 0.479 John Vukovich, R OBP: 0.174, SLG: 0.152 (6, PR) (6.5)		HR		K		BB		5-3		3	1	2	0	1	1	0					
John Briggs, L OBP: 0.368, SLG: 0.443 (1.7)					F8	BB		F7		4	2	1	2	1	0	1					
Joe Lahoud, L OBP: 0.273, SLG: 0.283 (1.10)	L4			K		BB		G3		4	1	0	0	1	1	2					
Bob Coluccio, R OBP: 0.301, SLG: 0.419 (1.9)						HR		F7		2	2	1	1	2	0	0					
Ellie Rodriguez, R OBP: 0.380, SLG: 0.312 (1.2)	G4-3									4	0	3	2	0	0	1					
Tim Johnson, L OBP: 0.269, SLG: 0.257 John Felske, R OBP: 0.174, SLG: 0.238 (7.3)			4-3					G3-6-3		3	0	1	1	1	0	1					
										0	0	0	0	0	0	0					
Inning Stats	R: 0 E: 0 K: 0 S: 3	H: 1 LOB: 0 BB: 0 P: 3	R: 2 E: 0 K: 0 S: 3	H: 1 LOB: 0 BB: 2 P: 11	R: 2 E: 0 K: 1 S: 7	H: 2 LOB: 0 BB: 0 P: 7	R: 1 E: 0 K: 1 S: 7	H: 2 LOB: 2 BB: 1 P: 11	R: 4 E: 1 K: 0 S: 5	H: 3 LOB: 2 BB: 4 P: 21	R: 0 E: 1 K: 0 S: 5	H: 1 LOB: 2 BB: 0 P: 5	R: 0 E: 0 K: 0 S: 3	H: 0 LOB: 0 BB: 0 P: 3	R: 0 E: 0 K: 0 S: 3	H: 0 LOB: 0 BB: 0 P: 3	1B: 6 2B: 2 3B: 0 HR: 3	SF: 0 SAC: 0 DP: 3 HBP: 0	WP: 0 PB: 0 CS: 0	PA: 42	
PITCHER	IP	WLS	BF	H	R	ER	SO	BB	IBB	HBP	BLK	WP	HR	S	P	ERA	WHIP				
Stan Bahnsen, R ERA: 3.23 Bart Johnson, R ERA: 4.29 Eddie Fisher, R ERA: 4.88 (1.1) (4.1) (9.1)	3.2	L	16	5	5	5	2	2	0	0	0	0	3	18	26	12.27	1.909				

Batter	1	2	3	4	5	6	7	8	9	AB	R	H	RBI	BB	SO	LOB	BOTTOM					
Pat Kelly, L OBP: 0.363, SLG: 0.355 (1.9)	K		F9							4	0	2	0	0	1	0	Milwaukee Brewers @ Chicago White Sox Comiskey Park, Chicago, IL Wed Aug 29 1973, 4:33 AM EDT Alt: 8,719 - Unknown - 90 F livebaseballscorecards.com					
Bill Sharp, L OBP: 0.292, SLG: 0.352 (1.8)	F8		P4		G4-6-3			4-3		4	0	0	0	0	0	2						
Jerry Hairston, S OBP: 0.344, SLG: 0.355 (1.10)						FC3-6		G3		3	0	1	0	1	0	0						
Bill Melton, R OBP: 0.371, SLG: 0.452 Brian Downing, R OBP: 0.179, SLG: 0.259 (1.5) (9.5)	4-3				P6			5-3		4	0	0	0	0	0	2						
Carlos May, L OBP: 0.304, SLG: 0.378 (1.7)			3-1		FC3-6			F7		4	0	0	0	0	0	1						
Tony Muser, L OBP: 0.336, SLG: 0.362 (1.3)			3-1					F9		4	0	1	0	0	0	0						
Jorge Orta, L OBP: 0.300, SLG: 0.350 (1.4)					F8			3-1		4	0	2	0	0	0	2						
Ed Herrmann, L OBP: 0.282, SLG: 0.348 Pete Varney, R (6.2)			G3							2	0	0	0	0	0	1						
Bucky Dent, R OBP: 0.378, SLG: 0.371 (1.6)					P6					3	0	2	0	0	0	0						
										1	0	0	0	0	0	1						
Inning Stats	R: 0 E: 0 K: 1 S: 5	H: 0 LOB: 1 BB: 1 P: 9	R: 0 E: 0 K: 0 S: 4	H: 1 LOB: 1 BB: 0 P: 4	R: 0 E: 0 K: 0 S: 3	H: 0 LOB: 0 BB: 0 P: 3	R: 0 E: 0 K: 0 S: 5	H: 2 LOB: 2 BB: 0 P: 5	R: 0 E: 0 K: 0 S: 4	H: 2 LOB: 1 BB: 0 P: 4	R: 0 E: 0 K: 0 S: 3	H: 0 LOB: 0 BB: 0 P: 3	R: 0 E: 0 K: 0 S: 3	H: 3 LOB: 2 BB: 0 P: 5	R: 0 E: 0 K: 0 S: 3	H: 0 LOB: 0 BB: 0 P: 3	R: 0 E: 0 K: 0 S: 3	H: 0 LOB: 0 BB: 0 P: 3	1B: 8 2B: 0 3B: 0 HR: 0	SF: 0 SAC: 0 DP: 1 HBP: 0	WP: 0 PB: 0 CS: 0	PA: 34
PITCHER	IP	WLS	BF	H	R	ER	SO	BB	IBB	HBP	BLK	WP	HR	S	P	ERA	WHIP					
Jim Colborn, R ERA: 2.85 (1.1)	9.0	W	34	8	0	0	1	1	0	0	0	0	0	35	39	0.00	1.000					

Batter	1	2	3	4	5	6	7	8	9	AB	R	H	RBI	BB	SO	LOB	TOP								
Tommy Harper, R OBP: 0.352, SLG: 0.441 (1, 7)	F8		CS 1B		FC1-6-5			1B E 1B	K	5	1	2	0	0	1	3									
Luis Aparicio, R OBP: 0.319, SLG: 0.314 (1, 6)	K		F7		F5			1B E 1B	F9	5	0	1	0	0	1	4									
Carl Yastrzemski, L OBP: 0.391, SLG: 0.437 (1, 5)	E 1B		4-3					K		3	0	1	0	1	1	2									
Orlando Cepeda, R OBP: 0.356, SLG: 0.465 (1, 10)	E5				P7			E5		4	0	0	1	0	0	3									
Carlton Fisk, R OBP: 0.322, SLG: 0.461 (1, 2)	F8				P3			G5-4-3		4	0	0	0	0	0	5									
Rick Miller, L OBP: 0.344, SLG: 0.373 (1, 8)										3	1	1	1	1	0	0									
Doug Griffin, R OBP: 0.295, SLG: 0.343 Reggie Smith, S OBP: 0.387, SLG: 0.492 John Kennedy, R OBP: 0.248, SLG: 0.276 (9, PH)	4-3				L5			HR		3	0	0	0	0	0	1	AB 34								
Cecil Cooper, L OBP: 0.308, SLG: 0.217 (1, 3)								FC2-6 BB		0	0	0	0	1	0	0	R 2								
Dwight Evans, R OBP: 0.312, SLG: 0.377 Ben Oglivie, L OBP: 0.266, SLG: 0.340 (9, PH)	K				4-3			1B		3	0	1	0	1	0	1	H 8								
								1B		0	0	0	0	0	0	0	RBI 2								
								1B		3	0	1	0	1	0	1	BB 4								
								1B		3	0	1	0	0	2	2	SO 5								
								1B		1	0	1	0	0	0	0	LOB 21								
								1B		3	0	1	0	0	2	2									
								1B		1	0	1	0	0	0	0									
Inning Stats	R: 0 E: 1 K: 1 S: 7	H: 1 LOB: 2 BB: 0 P: 7	R: 0 E: 0 K: 1 S: 5	H: 0 LOB: 1 BB: 1 P: 9	R: 0 E: 0 K: 0 S: 3	H: 1 LOB: 0 BB: 0 P: 3	R: 0 E: 0 K: 0 S: 3	H: 0 LOB: 1 BB: 1 P: 7	R: 0 E: 0 K: 0 S: 4	H: 1 LOB: 1 BB: 0 P: 4	R: 0 E: 0 K: 0 S: 2	H: 0 LOB: 0 BB: 1 P: 6	R: 0 E: 0 K: 1 S: 6	H: 1 LOB: 1 BB: 0 P: 6	R: 1 E: 1 K: 1 S: 7	H: 2 LOB: 1 BB: 1 P: 7	R: 1 E: 0 K: 1 S: 7	H: 2 LOB: 2 BB: 1 P: 11	1B: 6 2B: 2 3B: 0 HR: 1	SF: 0 SAC: 0 DP: 2 HBP: 0	WP: 0 PB: 0 SB: 0 CS: 1	PA: 38			
PITCHER	IP	WLS	BF	H	R	ER	SO	BB	IBB	HBP	BLK	WP	HR	S	P	ERA	WHIP								
Bill Champion, R ERA: 3.79 (1, 1)	7.0		29	6	1	1	3	3	0	0	0	0	0	32	44	1.29	1.286								
Chris Short, L ERA: 4.8 (8, 1)	0.1		1	0	0	0	1	0	0	0	0	0	0	3	3	0.00	0.000								
Carlos Velazquez, R ERA: 1.57 (8, 1)	1.0	W	6	2	1	1	0	1	0	0	0	0	1	5	9	9.00	3.000								
Eduardo Rodriguez, R ERA: 2.62 (9, 1)	0.2	S	2	0	0	0	1	0	0	0	0	0	0	4	4	0.00	0.000								

Boston Red Sox @ Milwaukee Brewers
Milwaukee County Stadium, Milwaukee, WI
Fri Aug 31 1973, 8:05 PM EDT
Unknown - 86 F

AB 34
R 2
H 8
RBI 2
BB 4
SO 5
LOB 21



Batter	1	2	3	4	5	6	7	8	9	AB	R	H	RBI	BB	SO	LOB	BOTTOM								
Joe Lahoud, L OBP: 0.272, SLG: 0.282 (1, 9)	K		P4		P3			SF7 1B		4	0	1	0	0	1	0									
Bob Coluccio, R OBP: 0.302, SLG: 0.425 (1, 7)								K		3	1	1	0	1	2	2									
Dave May, L OBP: 0.352, SLG: 0.474 (1, 8)					G3			6-3		3	0	0	1	0	0	2									
George Scott, R OBP: 0.369, SLG: 0.473 (1, 3)					E6			SF7		4	0	0	0	0	2	2									
John Briggs, L OBP: 0.369, SLG: 0.446 (1, 10)					2B			K		3	0	1	0	0	2	0									
Don Money, R OBP: 0.331, SLG: 0.384 (1, 5)					2B			K		3	0	0	0	0	0	2									
Darrell Porter, L OBP: 0.357, SLG: 0.475 (1, 2)					P5			L5		3	0	0	0	0	0	2									
Pedro Garcia, R OBP: 0.312, SLG: 0.410 (1, 4)					P5			F8		3	0	0	0	0	1	2									
										3	1	1	1	0	0	0									
										2	1	0	0	1	1	0									
										1B: 2 2B: 1 3B: 0 HR: 1	SF: 1 SAC: 0 DP: 0 HBP: 0	WP: 0 PB: 0 SB: 1 CS: 0	PA: 31												
Inning Stats	R: 0 E: 0 K: 1 S: 6	H: 1 LOB: 1 BB: 0 P: 6	R: 0 E: 0 K: 2 S: 7	H: 0 LOB: 0 BB: 0 P: 7	R: 0 E: 0 K: 1 S: 5	H: 0 LOB: 0 BB: 0 P: 5	R: 1 E: 1 K: 0 S: 5	H: 1 LOB: 2 BB: 1 P: 9	R: 0 E: 0 K: 0 S: 3	H: 0 LOB: 0 BB: 0 P: 3	R: 0 E: 0 K: 2 S: 7	H: 0 LOB: 0 BB: 0 P: 7	R: 0 E: 0 K: 1 S: 5	H: 0 LOB: 0 BB: 0 P: 5	R: 2 E: 0 K: 2 S: 9	H: 2 LOB: 1 BB: 1 P: 13	1B: 2 2B: 1 3B: 0 HR: 1	SF: 1 SAC: 0 DP: 0 HBP: 0	WP: 0 PB: 0 SB: 1 CS: 0	PA: 31					
PITCHER	IP	WLS	BF	H	R	ER	SO	BB	IBB	HBP	BLK	WP	HR	S	P	ERA	WHIP								
Luis Tiant, R ERA: 3.61 (1, 1)	8.0	L	31	4	3	2	9	2	0	0	0	0	1	47	55	2.25	0.750								

Boston Red Sox @ Milwaukee Brewers
Milwaukee County Stadium, Milwaukee, WI
Fri Aug 31 1973, 8:05 PM EDT
Unknown - 86 F

AB 28
R 3
H 4
RBI 2
BB 2
SO 9
LOB 10



Batter	1	2	3	4	5	6	7	8	9	10	11	12	13	AB R H RBI BB SO LOB	TOP														
Tommy Harper, R OBP: 0.354, SLG: 0.442 (1, 7)														4 2 2 0 1 1 1	Boston Red Sox @ Milwaukee Brewers Milwaukee County Stadium, Milwaukee, WI Fri Aug 31 1973, 8:05 PM EDT Att. 22,198 - Unknown - 80 F AB 46 R 4 H 11 RBI 4 BB 5 SO 5 LOB 22														
Ben Caglave, L OBP: 0.261, SLG: 0.339 (1, 9)														6 1 1 0 0 1 5															
Carl Yastrzemski, L OBP: 0.356, SLG: 0.438 (1, 3)														3 0 2 3 3 0 0															
Orlando Cepeda, R OBP: 0.352, SLG: 0.460 (1, 10)														6 0 0 0 0 2 7															
Danny Cater, R OBP: 0.345, SLG: 0.390 (1, 5)														6 1 3 0 0 0 0															
Rick Miller, L OBP: 0.340, SLG: 0.368 (1, 8)														5 0 0 0 0 0 2															
Bob Montgomery, R OBP: 0.307, SLG: 0.524 (1, 2)														6 0 0 0 0 1 3															
Doug Griffin, R OBP: 0.297, SLG: 0.344 (1, 4)														5 0 2 1 0 0 1															
Cecil Cooper, L OBP: 0.296, SLG: 0.206 (13, PH)														1 0 0 0 0 0 1															
Luis Aparicio, R OBP: 0.319, SLG: 0.314 (13, 6)														0 0 0 0 0 0 0															
Mario Guerrero, R OBP: 0.274, SLG: 0.267 (13, 4)														4 0 1 0 1 0 2															
Inning Stats	R: 1 E: 0 K: 0 S: 4	H: 2 LOB: 0 BB: 0 P: 4	R: 0 E: 0 K: 0 S: 4	H: 1 LOB: 1 BB: 0 P: 4	R: 2 E: 0 K: 0 S: 5	H: 3 LOB: 0 BB: 0 P: 5	R: 0 E: 0 K: 0 S: 3	H: 0 LOB: 0 BB: 0 P: 3	R: 0 E: 0 K: 2 S: 8	H: 1 LOB: 3 BB: 2 P: 16	R: 1 E: 0 K: 0 S: 5	H: 2 LOB: 1 BB: 0 P: 5	R: 0 E: 0 K: 0 S: 3	H: 0 LOB: 0 BB: 0 P: 3		R: 0 E: 0 K: 1 S: 6	H: 1 LOB: 1 BB: 0 P: 6	R: 0 E: 0 K: 0 S: 3	H: 0 LOB: 0 BB: 0 P: 3	R: 0 E: 0 K: 1 S: 5	H: 0 LOB: 2 BB: 2 P: 13	R: 0 E: 0 K: 1 S: 6	H: 1 LOB: 1 BB: 0 P: 6	R: 0 E: 0 K: 1 S: 6	H: 1 LOB: 1 BB: 0 P: 6	1B: 9 2B: 2 3B: 0 HR: 0	SF: 0 SAC: 2 DP: 1 HBP: 0	W/P: 2 PB: 0 SB: 1 CS: 0	PA: 53
PITCHER	IP WLS BF H R ER SO ERA WHIP	IP WLS BF H R ER SO ERA WHIP	IP WLS BF H R ER SO ERA WHIP	IP WLS BF H R ER SO ERA WHIP	IP WLS BF H R ER SO ERA WHIP	IP WLS BF H R ER SO ERA WHIP	IP WLS BF H R ER SO ERA WHIP	IP WLS BF H R ER SO ERA WHIP	IP WLS BF H R ER SO ERA WHIP	IP WLS BF H R ER SO ERA WHIP	IP WLS BF H R ER SO ERA WHIP	IP WLS BF H R ER SO ERA WHIP	IP WLS BF H R ER SO ERA WHIP	IP WLS BF H R ER SO ERA WHIP		IP WLS BF H R ER SO ERA WHIP	IP WLS BF H R ER SO ERA WHIP	IP WLS BF H R ER SO ERA WHIP	IP WLS BF H R ER SO ERA WHIP	IP WLS BF H R ER SO ERA WHIP	IP WLS BF H R ER SO ERA WHIP	IP WLS BF H R ER SO ERA WHIP	IP WLS BF H R ER SO ERA WHIP	IP WLS BF H R ER SO ERA WHIP	IP WLS BF H R ER SO ERA WHIP	IP WLS BF H R ER SO ERA WHIP	IP WLS BF H R ER SO ERA WHIP	IP WLS BF H R ER SO ERA WHIP	IP WLS BF H R ER SO ERA WHIP
Bill Parsons, R ERA: 6.24 (5, 1)	4.1	19	7	3	3	0	1	0	0	2	0	18	22	6.23	1.846														
Jerry Seal, R ERA: 3.92 (5, 1)	7.1	28	3	1	1	3	3	0	0	0	0	31	43	1.23	0.818														
Chris Short, L ERA: 4.0 (12, 1)	0.0	1	0	0	0	0	1	0	0	0	0	0	4	=	=														
Eduardo Rodriguez, R ERA: 2.66 (12, 1)	1.1	W	5	1	0	0	2	0	0	0	0	9	9	0.00	0.750														

Batter	1	2	3	4	5	6	7	8	9	10	11	12	13	AB R H RBI BB SO LOB	BOTTOM															
Bob Coluccio, R OBP: 0.307, SLG: 0.431 (8, 9)														4 1 1 1 3 0 2	Boston Red Sox @ Milwaukee Brewers Milwaukee County Stadium, Milwaukee, WI Fri Aug 31 1973, 8:05 PM EDT Att. 22,198 - Unknown - 80 F AB 49 R 5 H 13 RBI 5 BB 9 SO 9 LOB 37															
Bob Heise, R OBP: 0.183, SLG: 0.191 (1, 6)														4 0 1 0 0 0 1																
Ollie Brown, R OBP: 0.368, SLG: 0.396 (10, PH)														0 0 0 0 0 0 0																
Joe Leford, L OBP: 0.271, SLG: 0.281 (10, PH)														1 0 0 0 0 0 2																
Tim Johnson, L OBP: 0.269, SLG: 0.255 (11, 6)														1 0 0 0 0 0 0																
John Briggs, L OBP: 0.370, SLG: 0.445 (1, 7)														6 1 2 0 1 1 5																
George Scott, R OBP: 0.368, SLG: 0.470 (1, 10)														6 1 1 0 1 1 5																
Don Money, R OBP: 0.339, SLG: 0.396 (1, 5)														5 2 4 1 2 0 2																
Elie Rodriguez, R OBP: 0.386, SLG: 0.312 (1, 2)														1 0 1 0 2 0 0																
Dave May, L OBP: 0.353, SLG: 0.474 (7, PH)														4 0 2 2 0 0 3																
Bobby Mitchell, R OBP: 0.278, SLG: 0.472 (1, 9)														4 0 1 1 0 2 6																
Darrell Porter, L OBP: 0.355, SLG: 0.471 (8, 2)														2 0 0 0 0 0 3																
Pedro Garcia, R OBP: 0.308, SLG: 0.404 (1, 4)														6 0 0 0 0 3 5																
John Vukovich, R OBP: 0.167, SLG: 0.145 (1, 3)														5 0 0 0 0 2 3																
Inning Stats	R: 0 E: 0 K: 0 S: 2	H: 0 LOB: 1 BB: 2 P: 10	R: 1 E: 0 K: 2 S: 9	H: 2 LOB: 1 BB: 0 P: 9	R: 0 E: 1 K: 0 S: 7	H: 0 LOB: 1 BB: 1 P: 7	R: 1 E: 0 K: 2 S: 8	H: 1 LOB: 2 BB: 2 P: 16	R: 0 E: 0 K: 1 S: 7	H: 0 LOB: 0 BB: 0 P: 11	R: 1 E: 0 K: 1 S: 6	H: 1 LOB: 0 BB: 0 P: 6	R: 1 E: 0 K: 1 S: 6	H: 1 LOB: 0 BB: 0 P: 6	R: 1 E: 0 K: 1 S: 6	H: 3 LOB: 2 BB: 0 P: 8	R: 0 E: 0 K: 0 S: 3	H: 0 LOB: 0 BB: 0 P: 3	R: 0 E: 0 K: 1 S: 4	H: 1 LOB: 2 BB: 1 P: 8	R: 0 E: 0 K: 0 S: 6	H: 0 LOB: 0 BB: 1 P: 10	R: 0 E: 0 K: 0 S: 3	H: 0 LOB: 0 BB: 0 P: 3	R: 1 E: 0 K: 1 S: 6	H: 2 LOB: 2 BB: 1 P: 10	1B: 11 2B: 0 3B: 0 HR: 2	SF: 0 SAC: 2 DP: 2 HBP: 0	W/P: 0 PB: 1 SB: 1 CS: 0	PA: 60
PITCHER	IP WLS BF H R ER SO ERA WHIP	IP WLS BF H R ER SO ERA WHIP	IP WLS BF H R ER SO ERA WHIP	IP WLS BF H R ER SO ERA WHIP	IP WLS BF H R ER SO ERA WHIP	IP WLS BF H R ER SO ERA WHIP	IP WLS BF H R ER SO ERA WHIP	IP WLS BF H R ER SO ERA WHIP	IP WLS BF H R ER SO ERA WHIP	IP WLS BF H R ER SO ERA WHIP	IP WLS BF H R ER SO ERA WHIP	IP WLS BF H R ER SO ERA WHIP	IP WLS BF H R ER SO ERA WHIP	IP WLS BF H R ER SO ERA WHIP	IP WLS BF H R ER SO ERA WHIP	IP WLS BF H R ER SO ERA WHIP	IP WLS BF H R ER SO ERA WHIP	IP WLS BF H R ER SO ERA WHIP	IP WLS BF H R ER SO ERA WHIP	IP WLS BF H R ER SO ERA WHIP	IP WLS BF H R ER SO ERA WHIP	IP WLS BF H R ER SO ERA WHIP	IP WLS BF H R ER SO ERA WHIP	IP WLS BF H R ER SO ERA WHIP	IP WLS BF H R ER SO ERA WHIP	IP WLS BF H R ER SO ERA WHIP	IP WLS BF H R ER SO ERA WHIP	IP WLS BF H R ER SO ERA WHIP		
Roger Moret, L ERA: 2.9 (6, 1)	5.2	28	6	3	3	6	6	0	0	0	0	6	6	4.76	2.118															
Dick Pole, R ERA: 6.63 (7, 1)	0.2	4	2	1	1	1	0	0	0	0	0	6	6	13.50	3.000															
Bob Veale, L ERA: 3.38 (10, 1)	3.0	14	2	0	0	1	0	2	0	0	0	14	22	0.00	0.667															
Bobby Bolin, R ERA: 2.76 (10, 1)	3.1	L	13	2	1	1	1	1	0	0	0	14	18	2.70	0.900															
Craig Skok, L ERA: 5.93 (13, 1)	0.0	1	1	0	0	0	0	0	0	0	0	1	1	=	=															

Batter	1	2	3	4	5	6	7	8	9	AB	R	H	RBI	BB	SO	LOB	TOP																			
Tommy Harper, R OBP: 0.356, SLG: 0.441 (1, 7)	0-0 3-1	0-0 CS	0-0 1B SF8		0-0 SH5-3		0-0 5-3		4-0 1B BB	3	1	1	0	1	0	0	Boston Red Sox @ Milwaukee Brewers Milwaukee County Stadium, Milwaukee, WI Sat Sep 01 1973, 4:33 AM EDT Att: 21,410 - Unknown - 84 F																			
Luis Aparicio, R OBP: 0.322, SLG: 0.316 (1, 6)	0-0 P4		0-0 1B		4-0 G6-4-3 BB		0-0 6-3	0-0 S 1B	4	0	2	0	1	0	0																					
Carl Yastrzemski, L OBP: 0.396, SLG: 0.438 (1, 3)	0-3 K		0-0 SF8		0-0 G6-4-3		0-0 BB 2B	4-0 G5-4-3 IBB	3	1	1	1	1	1	2																					
Orlando Cepeda, R OBP: 0.352, SLG: 0.458 (1, 10)		0-0 1B HR 1B	0-3 K		0-0 F7		4-0 2B BB	0-0 G5-4-3	4	1	1	0	1	1	4																					
Danny Cater, R OBP: 0.343, SLG: 0.393 (1, 5)		0-3 K	0-0 F8		0-3 K		0-0 K	0-0 1-3 2-H 2B	4	0	1	1	0	2	2																					
Ben Oglivie, L OBP: 0.269, SLG: 0.354 (1, 9)		0-0 1B HR		0-0 P4		0-0 2B	0-0 G3		4	1	2	0	0	0	2																					
Carlton Fisk, R OBP: 0.324, SLG: 0.467 (1, 2)		0-0 1B HR		0-3 K		0-0 F5	4-0 FC6-4 BB		3	1	1	3	1	1	1																					
Rick Miller, L OBP: 0.339, SLG: 0.364 (1, 8)		4-0 CS BB		0-0 P8		0-0 F8	0-0 FC6-4		3	0	0	0	1	0	3																					
Doug Griffin, R OBP: 0.296, SLG: 0.343 (1, 4)		0-0 F7			0-0 SH5-3 1B		0-0 P7	0-0 4-3	4	0	1	0	0	0	1																					
Inning Stats	R: 0 E: 0 K: 1 S: 5	H: 0 LOB: 0 BB: 0 P: 5	R: 3 E: 0 K: 1 S: 7	H: 3 LOB: 0 BB: 1 P: 11	R: 1 E: 0 K: 1 S: 7	H: 2 LOB: 1 BB: 0 P: 7	R: 0 E: 0 K: 1 S: 5	H: 0 LOB: 0 BB: 0 P: 5	R: 0 E: 0 K: 1 S: 6	H: 1 LOB: 1 BB: 0 P: 6	R: 0 E: 0 K: 0 S: 3	H: 0 LOB: 0 BB: 0 P: 3	R: 1 E: 0 K: 0 S: 5	H: 2 LOB: 2 BB: 2 P: 13	R: 0 E: 0 K: 0 S: 3	H: 1 LOB: 2 BB: 2 P: 11	1B: 7 2B: 2 3B: 0 HR: 1	SF: 1 SAC: 1 DP: 2 HBP: 0	WP: 0 PB: 0 SB: 1 CS: 1	PA: 41																
PITCHER	IP	WLS	BF	H	R	ER	SO	BB	IBB	HBP	BLK	WP	HR	S	P	ERA	WHIP	PITCHER		IP	WLS	BF	H	R	ER	SO	BB	IBB	HBP	BLK	WP	HR	S	P	ERA	WHIP
Skip Lockwood, R ERA: 3.69 (1, 1)	7.2	L	34	9	5	5	5	4	0	0	0	0	1	40	56	5.87	1.696																			
Frank Linzy, R ERA: 4.07 (8, 1)	1.1		6	1	0	0	0	1	1	0	0	0	0	4	12	0.00	1.500																			

AB	32
R	5
H	10
RBI	5
BB	6
SO	5
LOB	15



Batter	1	2	3	4	5	6	7	8	9	AB	R	H	RBI	BB	SO	LOB	BOTTOM																			
Joe Lahoud, L OBP: 0.266, SLG: 0.275 (1, 9)	0-0 F8		0-3 K			0-0 F8		0-0 F7		4	0	0	0	0	1	2	Boston Red Sox @ Milwaukee Brewers Milwaukee County Stadium, Milwaukee, WI Sat Sep 01 1973, 4:33 AM EDT Att: 21,410 - Unknown - 84 F																			
Pedro Garcia, R OBP: 0.309, SLG: 0.404 (1, 4)	1-0		0-0 F7		0-0 F5			0-3 K	0	0	0	0	0	0	0																					
Bob Heise, R OBP: 0.183, SLG: 0.186 (1, FR)									2	0	0	0	0	0	0																					
Bob Coluccio, R OBP: 0.306, SLG: 0.430 (9, PH)	HBP								1	0	0	0	0	1	0																					
Dave May, L OBP: 0.350, SLG: 0.471 (1, 8)	0-0 F2			0-0 4-3		0-0 F5		0-0 4-3	4	0	0	0	0	0	1																					
George Scott, R OBP: 0.367, SLG: 0.468 (1, 3)	0-3 K			0-3 K		0-0 F8		0-0 1B 1B	4	0	1	0	0	2	1																					
John Briggs, L OBP: 0.371, SLG: 0.445 (1, 7)		0-0 CS 1B 1B		0-3 K		0-0 P6		0-0 1B 1B	4	0	2	0	0	1	0																					
Darrell Porter, L OBP: 0.353, SLG: 0.466 (1, 10)	0-3 K				0-0 3-1		4-0 1B BB	0-0 L8	3	0	0	0	1	1	3																					
Elie Rodriguez, R OBP: 0.385, SLG: 0.312 (1, 2)		0-0 1B			0-0 5-3			0-0 P6	3	0	1	0	0	0	1																					
Tim Johnson, L OBP: 0.270, SLG: 0.256 (1, 6)		0-3 K			0-0 4-3		0-0 1B		3	0	1	0	0	1	2																					
John Vukovich, R OBP: 0.164, SLG: 0.143 (1, 5)			0-0 P3			0-0 F7		0-3 K	2	0	0	0	0	0	0																					
Don Money, R OBP: 0.338, SLG: 0.395 (8, PH)									1	0	0	0	0	1	2																					
Inning Stats	R: 0 E: 0 K: 1 S: 5	H: 0 LOB: 1 BB: 0 P: 6	R: 0 E: 0 K: 2 S: 8	H: 2 LOB: 2 BB: 0 P: 8	R: 0 E: 0 K: 1 S: 5	H: 0 LOB: 0 BB: 0 P: 5	R: 0 E: 0 K: 2 S: 7	H: 0 LOB: 0 BB: 0 P: 7	R: 0 E: 0 K: 0 S: 3	H: 0 LOB: 0 BB: 0 P: 3	R: 0 E: 0 K: 0 S: 3	H: 0 LOB: 0 BB: 0 P: 3	R: 0 E: 0 K: 1 S: 6	H: 1 LOB: 2 BB: 1 P: 10	R: 0 E: 0 K: 1 S: 7	H: 2 LOB: 2 BB: 0 P: 7	1B: 5 2B: 1 3B: 0 HR: 0	SF: 0 SAC: 0 DP: 1 HBP: 1	WP: 0 PB: 0 SB: 0 CS: 1	PA: 33																
PITCHER	IP	WLS	BF	H	R	ER	SO	BB	IBB	HBP	BLK	WP	HR	S	P	ERA	WHIP	PITCHER		IP	WLS	BF	H	R	ER	SO	BB	IBB	HBP	BLK	WP	HR	S	P	ERA	WHIP
Marty Pattin, R ERA: 4.23 (1, 1)	9.0	W	33	5	0	0	8	1	0	1	0	0	0	47	52	0.00	0.667																			



Batter	1	2	3	4	5	6	7	8	9	AB	R	H	RBI	BB	SO	LOB	TOP										
Buddy Bell, R OBP: 0.336, SLG: 0.404 (1, 5)										5	0	1	1	0	1	1	Cleveland Indians @ Milwaukee Brewers Milwaukee County Stadium, Milwaukee, WI Mon Sep 03 1973, 4:33 AM EDT Unknown										
Oscar Gamble, L OBP: 0.335, SLG: 0.471 (1, 10)										5	1	1	0	0	0	3											
Chris Chambliss, L OBP: 0.353, SLG: 0.373 (1, 3)										5	1	3	1	0	0	1											
John Ellis, R OBP: 0.333, SLG: 0.386 (1, 2)										2	1	0	0	3	1	2											
John Lowenstein, L OBP: 0.328, SLG: 0.398 (1, 9)										5	1	1	1	0	1	3											
Walt Williams, R OBP: 0.323, SLG: 0.391 (1, 7)										5	1	1	1	0	0	1											
Rusty Torres, S OBP: 0.320, SLG: 0.292 (1, 8)										2	0	0	0	2	1	2											
Jack Brohamer, L OBP: 0.288, SLG: 0.311 (1, 4)										4	0	2	1	0	1	2											
Frank Duffy, R OBP: 0.301, SLG: 0.337 (1, 6)										4	0	1	0	0	1	3											
Inning Stats	R: 0 E: 0 K: 2 S: 8	H: 1 LOB: 1 BB: 0 P: 8	R: 0 E: 0 K: 0 S: 3	H: 0 LOB: 1 BB: 1 P: 7	R: 1 E: 0 K: 1 S: 7	H: 2 LOB: 2 BB: 1 P: 11	R: 0 E: 0 K: 0 S: 4	H: 1 LOB: 1 BB: 0 P: 4	R: 0 E: 0 K: 1 S: 5	H: 0 LOB: 1 BB: 1 P: 9	R: 0 E: 0 K: 0 S: 3	H: 0 LOB: 0 BB: 0 P: 3	R: 4 E: 0 K: 2 S: 12	H: 5 LOB: 2 BB: 1 P: 16	R: 0 E: 0 K: 0 S: 3	H: 0 LOB: 1 BB: 1 P: 7		1B: 8 2B: 2 3B: 0 HR: 0	SF: 0 SAC: 0 DP: 0 HBP: 0	WP: 0 PB: 0 SB: 0 CS: 0	PA: 42						
PITCHER	IP	WLS	BF	H	R	ER	SO	BB	IBB	HBP	BLK	WP	HR	S	P	ERA	WHIP										
Jim Slaton, R ERA: 3.96 (1, 1)	7.1	W	35	9	5	5	5	4	0	0	0	0	0	41	57	6.14	1.773										
Jim Slaton, R ERA: 3.96 (8, 1)	7.1	W	35	9	5	5	5	4	0	0	0	0	0	41	57	6.14	1.773										
Eduardo Rodriguez, R ERA: 2.49 (8, 1)	1.2	S	7	1	0	0	1	1	0	0	0	0	0	8	12	0.00	1.200										

Batter	1	2	3	4	5	6	7	8	9	AB	R	H	RBI	BB	SO	LOB	BOTTOM										
Joe Lahoud, L OBP: 0.274, SLG: 0.283 (1, 9)										5	3	3	1	0	0	1	Cleveland Indians @ Milwaukee Brewers Milwaukee County Stadium, Milwaukee, WI Mon Sep 03 1973, 4:33 AM EDT Unknown										
Bob Coluccio, R OBP: 0.302, SLG: 0.421 (1, 7)										5	0	0	0	0	0	4											
Dave May, L OBP: 0.354, SLG: 0.479 (1, 8)										3	3	2	1	1	0	0											
John Vukovich, R OBP: 0.177, SLG: 0.190 (8, 3)										1	1	1	2	0	0	0											
George Scott, R OBP: 0.368, SLG: 0.472 (1, 3)										3	1	1	1	1	1	1											
Jim Slaton, R OBP: 1.000, SLG: 3.000 (8, 1)										0	0	0	0	0	0	0											
Eduardo Rodriguez, R OBP: 1.000, SLG: 3.000 (8, 1)										1	1	1	0	0	0	0											
Don Money, R OBP: 0.338, SLG: 0.394 (1, 5)										4	2	2	4	1	1	1											
Darrell Porter, L OBP: 0.357, SLG: 0.476 (1, 2)										5	0	3	2	0	0	3											
Bobby Mitchell, R OBP: 0.283, SLG: 0.438 (1, 10)										4	0	0	0	0	1	3											
Tim Johnson, L OBP: 0.269, SLG: 0.253 (1, 6)										3	1	0	0	1	1	1											
Pedro Garcia, R OBP: 0.311, SLG: 0.403 (1, 4)										3	1	1	0	1	1	0											
Inning Stats	R: 2 E: 0 K: 0 S: 5	H: 3 LOB: 1 BB: 1 P: 9	R: 0 E: 0 K: 0 S: 3	H: 0 LOB: 0 BB: 0 P: 3	R: 0 E: 0 K: 1 S: 6	H: 1 LOB: 1 BB: 0 P: 6	R: 0 E: 0 K: 1 S: 4	H: 0 LOB: 0 BB: 1 P: 8	R: 2 E: 2 K: 0 S: 10	H: 2 LOB: 1 BB: 0 P: 10	R: 6 E: 0 K: 0 S: 8	H: 5 LOB: 1 BB: 2 P: 16	R: 3 E: 1 K: 1 S: 8	H: 3 LOB: 1 BB: 1 P: 12	R: 0 E: 0 K: 0 S: 3	H: 0 LOB: 0 BB: 0 P: 7	1B: 8 2B: 4 3B: 1 HR: 1	SF: 0 SAC: 0 DP: 2 HBP: 0	WP: 1 PB: 0 SB: 0 CS: 0	PA: 42							
PITCHER	IP	WLS	BF	H	R	ER	SO	BB	IBB	HBP	BLK	WP	HR	S	P	ERA	WHIP										
Gaylord Perry, R ERA: 3.52 (1, 1)	6.1	L	31	9	9	7	4	3	1	0	0	0	0	35	51	9.95	1.895										
Ken Sanders, R ERA: 4.81 (7, 1)	0.2		4	2	1	1	0	0	0	0	0	0	0	4	4	13.50	3.000										
Jerry Johnson, R ERA: 5.46 (8, 1)	1.0		7	3	3	2	1	1	0	0	0	0	1	8	12	18.00	4.000										

Batter	1	2	3	4	5	6	7	8	9	AB	R	H	RBI	BB	SO	LOB	TOP								
Buddy Bell, R OBP: 0.333, SLG: 0.400 (1, 5)	F9	F3	F8		F7			6-3		5	0	0	0	0	0	4	Cleveland Indians @ Milwaukee Brewers Milwaukee County Stadium, Milwaukee, WI Mon Sep 03 1973, 8:05 PM EDT Att: 12,994 - Unknown								
Oscar Gamble, L OBP: 0.333, SLG: 0.467 (1, 10)	K	F9		2B	4-3			F9		5	1	1	0	0	1	3									
Chris Chambliss, L OBP: 0.351, SLG: 0.371 (1, 3)	K		2B	K				6-3		5	1	1	0	0	2	1									
John Ellis, R OBP: 0.336, SLG: 0.388 (1, 2)		1B	2B	2B				5-3		3	3	1	1	2	0	0									
John Lowenstein, L OBP: 0.333, SLG: 0.409 (1, 8)		F8	E	E				4-3		5	2	3	3	0	0	0									
Walt Williams, R OBP: 0.325, SLG: 0.403 (1, 7)		E	F8	5-3				HR		5	2	2	2	0	2										
Ron Lolich, R OBP: 0.277, SLG: 0.338 (1, 9)	F8		5-3	K				K		5	0	0	0	0	3	4									
Jack Brohamer, L OBP: 0.291, SLG: 0.311 (1, 4)	WP	E	E2		6-3			E4		3	1	1	1	1	0	0									
Frank Duffy, R OBP: 0.304, SLG: 0.339 (1, 6)	E4			S				K		4	0	2	1	0	1	3									
Inning Stats	R: 0 E: 0 K: 2 S: 7	H: 0 LOB: 0 BB: 0 P: 7	R: 3 E: 1 K: 0 S: 6	H: 2 LOB: 2 BB: 2 P: 14	R: 4 E: 2 K: 0 S: 7	H: 4 LOB: 1 BB: 1 P: 11	R: 2 E: 0 K: 2 S: 10	H: 3 LOB: 1 BB: 0 P: 10	R: 0 E: 0 K: 0 S: 4	H: 1 LOB: 0 BB: 0 P: 4	R: 0 E: 0 K: 0 S: 3	H: 0 LOB: 0 BB: 0 P: 3	R: 0 E: 1 K: 2 S: 8	H: 0 LOB: 1 BB: 0 P: 8	R: 0 E: 0 K: 0 S: 3	H: 0 LOB: 0 BB: 0 P: 3	R: 1 E: 0 K: 1 S: 6	H: 1 LOB: 0 BB: 0 P: 6	1B: 7 2B: 3 3B: 0 HR: 1	SF: 0 SAC: 0 DP: 0 HBP: 0	WP: 2 PB: 0 SB: 1 CS: 0	PA: 43			
PITCHER	IP	WLS	BF	H	R	ER	SO	BB	IBB	HBP	BLK	WP	HR	S	P	ERA	WHIP								
Bill Parsons, R ERA: 6.79 (1, 1)	2.0	L	13	3	5	5	2	3	0	0	0	2	0	14	26	22.50	3.000								
Gary Ryerson, L ERA: 7.83 (3, 1)	1.1		10	6	4	4	1	0	0	0	0	0	0	12	12	27.00	4.500								
Carlos Velazquez, R ERA: 1.8 (4, 1)	5.2		20	2	1	1	4	0	0	0	0	0	1	28	28	1.59	0.353								

Batter	1	2	3	4	5	6	7	8	9	AB	R	H	RBI	BB	SO	LOB	BOTTOM								
Joe Lahoud, L OBP: 0.281, SLG: 0.300 (1, 9)	HR		K		G4-6-3		G3		BB	3	1	1	1	1	1	2	Cleveland Indians @ Milwaukee Brewers Milwaukee County Stadium, Milwaukee, WI Mon Sep 03 1973, 8:05 PM EDT Att: 12,994 - Unknown								
Bob Coluccio, R OBP: 0.300, SLG: 0.416 (1, 7)	BB		K		G4-6-3			K	BB	4	1	0	0	1	3	4									
Dave May, L OBP: 0.355, SLG: 0.478 (1, 8)	L4-3		1B		4-3			6-3		2	0	0	0	2	0	0									
George Scott, R OBP: 0.371, SLG: 0.476 (1, 3)	L4-3		1B				K	1B	2B	4	1	3	2	0	1	0									
Don Money, R OBP: 0.337, SLG: 0.393 (1, 5)	L4-3		K				6-3		1B	4	0	1	1	0	1	4									
Darrell Porter, L OBP: 0.356, SLG: 0.471 (1, 10)			G4-6-3		K		K		F8	3	0	0	0	1	2	1									
Elie Rodriguez, R OBP: 0.382, SLG: 0.314 (1, 2)			G4-6-3		4-3				G6-4-3	4	0	2	0	0	0	1									
Tim Johnson, L OBP: 0.266, SLG: 0.251 (1, 6)			6-3		1-3			1-3	G6-4-3	4	0	0	0	0	2										
Pedro Garcia, R OBP: 0.312, SLG: 0.415 (1, 4)			E5				4-3		3B	4	2	2	1	0	0	1									
Inning Stats	R: 2 E: 0 K: 0 S: 3	H: 2 LOB: 0 BB: 2 P: 11	R: 0 E: 0 K: 0 S: 2	H: 0 LOB: 0 BB: 1 P: 6	R: 1 E: 1 K: 3 S: 11	H: 1 LOB: 2 BB: 1 P: 15	R: 0 E: 0 K: 1 S: 5	H: 0 LOB: 0 BB: 0 P: 5	R: 1 E: 0 K: 0 S: 3	H: 1 LOB: 0 BB: 0 P: 4	R: 0 E: 0 K: 2 S: 7	H: 0 LOB: 0 BB: 0 P: 7	R: 0 E: 0 K: 0 S: 4	H: 1 LOB: 1 BB: 0 P: 4	R: 1 E: 0 K: 1 S: 7	H: 2 LOB: 1 BB: 0 P: 7	R: 0 E: 0 K: 1 S: 6	H: 2 LOB: 2 BB: 1 P: 10	1B: 4 2B: 2 3B: 2 HR: 2	SF: 0 SAC: 0 DP: 3 HBP: 1	WP: 1 PB: 0 SB: 0 CS: 0	PA: 38			
PITCHER	IP	WLS	BF	H	R	ER	SO	BB	IBB	HBP	BLK	WP	HR	S	P	ERA	WHIP								
Milt Wilcox, R ERA: 5.8 (1, 1)	9.0	W	38	9	5	4	8	5	0	1	0	1	2	48	69	4.00	1.556								

Batter	1	2	3	4	5	6	7	8	9	AB	R	H	RBI	BB	SO	LOB	TOP					
Buddy Bell, R OBP: 0.330, SLG: 0.396 (1, 5)										5	0	0	0	0	0	1						
Oscar Gamble, L OBP: 0.332, SLG: 0.464 (1, 10)										4	1	1	0	0	0	0						
Chris Chambliss, L OBP: 0.352, SLG: 0.372 (1, 3)										4	1	2	0	0	0	0						
John Ellis, R OBP: 0.337, SLG: 0.387 (1, 2)										3	0	1	1	1	0	1						
John Lowenstein, L OBP: 0.332, SLG: 0.420 (1, 8)										3	1	1	2	0	0	1						
Walt Williams, R OBP: 0.324, SLG: 0.404 (1, 7)										4	0	1	0	0	0	2						
Jack Brohamer, L OBP: 0.287, SLG: 0.307 (1, 4)										4	0	0	0	0	0	1						
Rusty Torres, S OBP: 0.320, SLG: 0.292 (1, 9)										3	0	1	0	0	0	1						
Charlie Spikes, R OBP: 0.299, SLG: 0.408 (9, PH)										0	1	0	0	1	0	0						
Ron Lohich, R OBP: 0.277, SLG: 0.338 (9, 9)										0	0	0	0	0	0	0						
Frank Duffy, R OBP: 0.306, SLG: 0.352 (1, 6)										4	1	2	2	0	1	1						
Inning Stats	R: 0 E: 0 K: 0 S: 4	H: 1 LOB: 1 BB: 0 P: 4	R: 0 E: 0 K: 0 S: 4	H: 1 LOB: 1 BB: 0 P: 4	R: 0 E: 0 K: 1 S: 5	H: 0 LOB: 0 BB: 0 P: 5	R: 0 E: 0 K: 0 S: 3	H: 0 LOB: 1 BB: 1 P: 7	R: 0 E: 0 K: 0 S: 3	H: 1 LOB: 0 BB: 0 P: 3	R: 2 E: 0 K: 0 S: 6	H: 3 LOB: 1 BB: 0 P: 6	R: 0 E: 0 K: 0 S: 4	H: 1 LOB: 1 BB: 0 P: 4	R: 0 E: 0 K: 0 S: 3	H: 0 LOB: 0 BB: 1 P: 9	R: 3 E: 0 K: 0 S: 5	H: 2 LOB: 0 BB: 1 P: 9	1B: 6 2B: 1 3B: 0 HR: 2	SF: 1 SAC: 0 DP: 0 HBP: 0	WP: 0 PB: 0 SB: 0 CS: 1	PA: 38
PITCHER Bill Champion, R ERA: 3.89 (1, 1)	IP: 9.0 WLS: L BF: 37 H: 9 R: 5 ER: 5 SO: 1 BB: 2 IBB: 0 HBP: 0 BLK: 0 WP: 0 HR: 2 S: 37 P: 45 ERA: 5.00 WHIP: 1.222															PITCHER						

Cleveland Indians @ Milwaukee Brewers
Milwaukee County Stadium, Milwaukee, WI
Tue Sep 04 1973, 8:05 PM EDT
Att: 4,864 - Unknown


AB 34
R 5
H 9
RBI 5
BB 2
SO 1
LOB 8



Batter	1	2	3	4	5	6	7	8	9	AB	R	H	RBI	BB	SO	LOB	BOTTOM					
Bob Coluccio, R OBP: 0.306, SLG: 0.428 (1, 9)										4	1	3	2	1	1	1						
Elie Rodriguez, R OBP: 0.380, SLG: 0.311 (1, 2)										3	0	0	0	1	0	4						
Darrell Porter, L OBP: 0.358, SLG: 0.473 (9, PH)										1	0	1	0	0	0	0						
Wilbur Howard, S OBP: 0.277, SLG: 0.338 (9, PR)										0	0	0	0	0	0	0						
Dave May, L OBP: 0.357, SLG: 0.488 (1, 8)										5	2	3	1	0	1	4						
George Scott, R OBP: 0.369, SLG: 0.477 (1, 3)										4	0	1	1	0	0	2						
Don Money, R OBP: 0.337, SLG: 0.392 (1, 5)										4	0	1	0	0	1	1						
Bobby Mitchell, R OBP: 0.282, SLG: 0.422 (1, 7)										3	0	0	0	1	0	1						
Ollie Brown, R OBP: 0.356, SLG: 0.395 (1, 10)										4	0	0	0	0	0	1						
Pedro Garcia, R OBP: 0.316, SLG: 0.420 (1, 4)										4	1	3	0	0	1	0						
Tim Johnson, L OBP: 0.266, SLG: 0.251 (1, 6)										4	0	1	0	0	1	3						
Inning Stats	R: 1 E: 0 K: 0 S: 5	H: 3 LOB: 1 BB: 0 P: 5	R: 0 E: 0 K: 1 S: 6	H: 1 LOB: 3 BB: 2 P: 14	R: 0 E: 0 K: 0 S: 4	H: 2 LOB: 1 BB: 0 P: 4	R: 0 E: 0 K: 1 S: 5	H: 0 LOB: 0 BB: 0 P: 5	R: 2 E: 0 K: 1 S: 7	H: 2 LOB: 0 BB: 0 P: 7	R: 1 E: 0 K: 1 S: 8	H: 3 LOB: 3 BB: 1 P: 12	R: 0 E: 0 K: 0 S: 3	H: 0 LOB: 0 BB: 0 P: 3	R: 0 E: 0 K: 1 S: 6	H: 1 LOB: 1 BB: 0 P: 6	R: 0 E: 0 K: 0 S: 3	H: 1 LOB: 1 BB: 0 P: 3	1B: 8 2B: 2 3B: 1 HR: 2	SF: 1 SAC: 0 DP: 2 HBP: 0	WP: 1 PB: 0 SB: 1 CS: 1	PA: 40
PITCHER Mike Kekich, L ERA: 7.51 (1, 1)	IP: 5.2 WLS: W BF: 28 H: 11 R: 4 ER: 4 SO: 3 BB: 2 IBB: 0 HBP: 0 BLK: 0 WP: 0 HR: 2 S: 32 P: 40 ERA: 6.35 WHIP: 2.294															PITCHER						
Ken Sanders, R ERA: 4.57 (6, 1)	IP: 3.1 WLS: W BF: 12 H: 2 R: 0 ER: 0 SO: 2 BB: 1 IBB: 0 HBP: 0 BLK: 0 WP: 1 HR: 0 S: 15 P: 19 ERA: 0.00 WHIP: 0.900															PITCHER						

Cleveland Indians @ Milwaukee Brewers
Milwaukee County Stadium, Milwaukee, WI
Tue Sep 04 1973, 8:05 PM EDT
Att: 4,864 - Unknown

AB 36
R 4
H 13
RBI 4
BB 3
SO 5
LOB 17



Batter	1	2	3	4	5	6	7	8	9	AB	R	H	RBI	BB	SO	LOB	TOP			
Pedro Garcia, R OBP: 0.313, SLG: 0.415 (1,4)	F8		K				P5		F8	5	0	0	0	0	1	0	Milwaukee Brewers @ New York Yankees Yankee Stadium, Bronx, NY Thu Sep.06 1973, 7:05 PM EDT Att. 6,674 - Unknown - 79 F			
Bob Coluccio, R OBP: 0.305, SLG: 0.433 (1,7)	P4		IHR				K		5-3	5	1	1	1	0	1	0				
Dave May, L OBP: 0.358, SLG: 0.487 (1,8)	1B		4-3				L4		SH1-4 1B	5	1	2	0	0	0	0				
George Scott, R OBP: 0.369, SLG: 0.475 (1,3)	F9		F8						SH1-4 1B	4	1	1	0	0	0	1				
Don Money, R OBP: 0.337, SLG: 0.394 (1,5)		G3 2B							SH1-4 1B	3	1	1	0	0	0	0				
Darrell Porter, L OBP: 0.362, SLG: 0.473 (1,2)		G3		2B 6-3					1B	2	2	1	2	2	0	1				
Joe Lahoud, L OBP: 0.290, SLG: 0.311 (1,9)		S BB		1-3 2B					F8	3	0	2	0	1	0	1				
Bobby Mitchell, R OBP: 0.261, SLG: 0.414 (1,10)		K		6-3					1B	4	0	1	2	0	1	4				
Tim Johnson, L OBP: 0.264, SLG: 0.248 (1,6)		K		4-3					K	4	0	0	0	0	3	3				
Inning Stats	R: 0 E: 0 K: 0 S: 4	H: 1 LOB: 1 BB: 0 P: 4	R: 1 E: 0 K: 2 S: 8	H: 1 LOB: 1 BB: 1 P: 12	R: 1 E: 0 K: 1 S: 6	H: 1 LOB: 0 BB: 0 P: 6	R: 1 E: 0 K: 0 S: 4	H: 1 LOB: 1 BB: 1 P: 8	R: 0 E: 0 K: 0 S: 3	H: 0 LOB: 2 BB: 0 P: 3	R: 0 E: 0 K: 2 S: 7	H: 1 LOB: 0 BB: 0 P: 7	R: 3 E: 0 K: 1 S: 9	H: 4 LOB: 1 BB: 0 P: 9	R: 0 E: 0 K: 0 S: 3	H: 0 LOB: 0 BB: 0 P: 3	1B: 6 2B: 2 3B: 0 HR: 1	SF: 0 SAC: 1 DP: 0 HBP: 0	WP: 0 PB: 0 CS: 0	PA: 39
PITCHER	IP	WLS	BF	H	R	ER	SO	BB	IBB	HBP	BLK	WP	HR	S	P	ERA	WHIP			
Pat Dobson, R ERA: 4.45 (1,1)	7.0		31	7	5	5	5	3	0	0	0	0	0	38	50	6.43	1.429			
Lindy McDaniel, R ERA: 2.31 (8,1)	2.0	W	8	2	1	1	1	0	0	0	0	0	0	10	10	4.50	1.000			

Batter	1	2	3	4	5	6	7	8	9	AB	R	H	RBI	BB	SO	LOB	BOTTOM			
Horace Clarke, S OBP: 0.314, SLG: 0.306 (1,4)	1-3		4-3					G3-6-3 1B	4-3	5	0	1	0	0	0	1	Milwaukee Brewers @ New York Yankees Yankee Stadium, Bronx, NY Thu Sep.06 1973, 7:05 PM EDT Att. 6,674 - Unknown - 79 F			
Roy White, S OBP: 0.337, SLG: 0.388 (1,7)	1B		F9				G3-6-3 1-2		HR	4	1	2	1	0	0	1				
Graig Nettles, L OBP: 0.345, SLG: 0.397 (1,5)	P6		HR BB				P5		SH2-3 BB	2	2	0	0	2	0	1				
Bobby Murcer, L OBP: 0.361, SLG: 0.477 (1,8)	L4		1-H HR				1B 2B		SF9 SH2-3 BB	3	2	2	2	1	0	1				
Ron Blomberg, L OBP: 0.383, SLG: 0.467 (1,10)		4-3	4-3				P5		SH2-3	3	0	0	0	0	0	1				
Jim Ray Hart, R OBP: 0.315, SLG: 0.396 (8,PH)									1-2 2-3	0	0	0	0	0	0	0				
Otto Velez, R OBP: 0.714, SLG: 0.667 (1,9)		1B SF7 1B		G4-6-3 1B			2-3 1B		HR BB	3	2	3	0	1	0	0				
Jerry Moses, R OBP: 0.259, SLG: 0.259 (1,2)							F9		SF9	3	0	1	0	0	0	3				
Thurman Munson, R OBP: 0.373, SLG: 0.520 (8,PH)		E 1B		G4-6-3 1-2			F9		SF9	0	0	0	1	0	0	0				
Rick Dempsey, R (9,2)									2-3 3-H	0	0	0	0	0	0	0				
Mike Hegan, L OBP: 0.250, SLG: 0.368 (1,3)		SF7		G3			F9		1-H HR	3	1	1	4	0	0	2				
Gene Michael, S OBP: 0.276, SLG: 0.285 (1,6)		F9					1-3		F3	3	0	0	0	1	0	1				
Inning Stats	R: 0 E: 0 K: 0 S: 4	H: 1 LOB: 1 BB: 0 P: 4	R: 1 E: 1 K: 0 S: 5	H: 2 LOB: 1 BB: 0 P: 5	R: 2 E: 0 K: 0 S: 4	H: 1 LOB: 0 BB: 1 P: 8	R: 0 E: 0 K: 0 S: 3	H: 1 LOB: 0 BB: 0 P: 3	R: 1 E: 0 K: 0 S: 4	H: 1 LOB: 0 BB: 0 P: 4	R: 0 E: 0 K: 0 S: 5	H: 2 LOB: 2 BB: 0 P: 5	R: 0 E: 0 K: 0 S: 3	H: 1 LOB: 0 BB: 0 P: 3	R: 4 E: 0 K: 0 S: 4	H: 1 LOB: 1 BB: 4 P: 20	1B: 6 2B: 1 3B: 0 HR: 3	SF: 2 SAC: 1 DP: 2 HBP: 0	WP: 0 PB: 0 CS: 0	PA: 37
PITCHER	IP	WLS	BF	H	R	ER	SO	BB	IBB	HBP	BLK	WP	HR	S	P	ERA	WHIP			
Jim Colborn, R ERA: 3.15 (1,1)	7.0		30	9	5	5	0	2	0	0	0	0	0	28	36	6.43	1.571			
Chris Short, L ERA: 4.93 (8,1)	0.0		1	0	0	0	0	1	0	0	0	0	0	0	4	-	-			
Eduardo Rodriguez, R ERA: 2.75 (8,1)	0.2	L	5	1	3	3	0	2	0	0	0	0	1	3	11	40.50	4.500			
Carlos Velazquez, R ERA: 1.78 (8,1)	0.1		1	0	0	0	0	0	0	0	0	0	0	1	1	0.00	0.000			

Batter	1	2	3	4	5	6	7	8	9	AB	R	H	RBI	BB	SO	LOB	TOP								
Pedro Garcia, R (1.4) OBP: 0.312, SLG: 0.413	0-0 1-3 BB 3B 1B	0-3 K			0-3 K		0-0 G6-4-3		0-0 E3 1B	5	2	1	0	0	2	4									
Bob Coluccio, R (1.7) OBP: 0.306, SLG: 0.431	4-0 1-3 3B BB		0-3 K		0-0 1-3		0-3 K		0-0 1B 1-H 3-H	4	1	1	2	1	2	1									
Dave May, L (1.8) OBP: 0.356, SLG: 0.484	0-0 1-3		0-3 K		0-0 P4			4-0 BB	0-0 K	4	0	0	0	1	2	3									
George Scott, R (1.3) OBP: 0.368, SLG: 0.477	0-0 SF8 3B		0-0 F8		0-0 4-3			0-3 K		4	1	1	2	0	1	1									
Don Money, R (1.5) OBP: 0.338, SLG: 0.397	0-0 SF8			0-0 E 2B		0-0 WP FC6-2 1B		0-0 F8		3	0	2	1	0	0	1									
Bobby Mitchell, R (1.10) OBP: 0.250, SLG: 0.396	0-0 5-3			0-3 K		0-0 FC6-2 1B		0-0 6-3		4	0	0	0	0	1	3									
Elie Rodriguez, R (1.2) OBP: 0.375, SLG: 0.306		0-0 F5		0-0 L7		0-0 6-3			0-0 5-3	4	0	0	0	0	0	2	AB 34								
Gorman Thomas, R (1.9) OBP: 0.287, SLG: 0.308		0-0 P6		4-0 E BB		0-0 G6-4-3 1B		0-3 K		3	0	1	0	1	1	0	R 5								
Bob Heise, R (1.6) OBP: 0.205, SLG: 0.197		4-0 E S BB		0-0 1-3		0-0 1-2 G6-4-3 1B		0-0 E 1B		3	1	2	0	1	0	2	H 8								
Inning Stats	R: 3 E: 0 K: 0 S: 5	H: 2 LOB: 0 BB: 1 P: 9	R: 0 E: 0 K: 1 S: 5	H: 0 LOB: 1 BB: 1 P: 9	R: 0 E: 0 K: 2 S: 7	H: 0 LOB: 0 BB: 0 P: 7	R: 0 E: 1 K: 1 S: 6	H: 1 LOB: 2 BB: 1 P: 10	R: 0 E: 0 K: 1 S: 5	H: 0 LOB: 0 BB: 0 P: 5	R: 0 E: 0 K: 1 S: 4	H: 1 LOB: 1 BB: 0 P: 4	R: 0 E: 0 K: 1 S: 6	H: 2 LOB: 1 BB: 0 P: 6	R: 0 E: 0 K: 1 S: 5	H: 0 LOB: 1 BB: 1 P: 9	R: 2 E: 1 K: 2 S: 10	H: 2 LOB: 1 BB: 0 P: 10	1B: 6 2B: 1 3B: 1 HR: 0	SF: 1 SAC: 0 DP: 1 HBP: 0	WP: 1 PB: 1 CS: 3	PA: 39			
PITCHER	IP	WLS	BF	H	R	ER	SO	BB	IBB	HBP	BLK	WP	HR	S	P	ERA	WHIP								
Sam McDowell, L (1.1) ERA: 4.15	5.1	L	22	3	3	3	5	3	0	0	0	0	0	29	41	5.06	1.125								
Wayne Granger, R (6.1) ERA: 3.47	3.2		17	5	2	0	4	1	0	0	0	1	0	24	28	0.00	1.636								

Milwaukee Brewers @ New York Yankees
Yankee Stadium, Bronx, NY
Fri Sep 07 1973, 7:05 PM EDT
Alt. 9,258 - Unknown - 76 F

AB 34
R 5
H 8
RBI 5
BB 4
SO 9
LOB 17



Batter	1	2	3	4	5	6	7	8	9	AB	R	H	RBI	BB	SO	LOB	BOTTOM								
Horace Clarke, S (1.4) OBP: 0.314, SLG: 0.306	0-0 F8		0-0 1B		0-0 6-3			0-0 4-3		4	0	1	0	0	0	0									
Roy White, S (1.7) OBP: 0.337, SLG: 0.387	0-0 F8		0-0 F8			0-3 K		0-0 FC6-4 1B		4	0	1	0	0	1	1									
Thurman Munson, R (1.2) OBP: 0.374, SLG: 0.520	0-0 1B		0-0 F7			0-0 3-1 1B		0-0 FC6-4 1B		4	0	2	0	0	0	2									
Bobby Murcer, L (1.8) OBP: 0.359, SLG: 0.473	0-0 F7		0-0 F3			0-0 3-1		0-3 K		4	0	0	0	0	1	4									
Graig Nettles, L (1.5) OBP: 0.345, SLG: 0.395		4-0 1B BB		0-0 4-3		0-0 F8			0-0 F8	3	0	0	0	1	0	1									
Ron Blomberg, L (1.10) OBP: 0.381, SLG: 0.464		0-0 1-2 1B		0-0 F9			0-0 P4		0-0 6-3	4	0	1	0	0	0	0									
Otto Velez, R (1.9) OBP: 0.455, SLG: 0.490		0-3 K		0-0 F9			0-0 5-3		0-0 F7	4	0	0	0	0	1	2	AB 33								
Mike Hegan, L (1.3) OBP: 0.252, SLG: 0.367		0-3 K			0-0 3-1			0-0 1B		3	0	1	0	0	1	2	R 0								
Gene Michael, S (1.6) OBP: 0.274, SLG: 0.283		0-0 F9			0-0 F8			0-0 G3		3	0	0	0	0	0	3	H 6								
Fred Stanley, R (8.6) OBP: 0.333, SLG: 0.333										0	0	0	0	0	0	0	RBI 0								
Inning Stats	R: 0 E: 0 K: 0 S: 4	H: 1 LOB: 1 BB: 0 P: 4	R: 0 E: 0 K: 2 S: 8	H: 1 LOB: 2 BB: 1 P: 12	R: 0 E: 0 K: 0 S: 4	H: 1 LOB: 1 BB: 0 P: 4	R: 0 E: 0 K: 0 S: 3	H: 0 LOB: 0 BB: 0 P: 3	R: 0 E: 0 K: 1 S: 6	H: 1 LOB: 1 BB: 0 P: 6	R: 0 E: 0 K: 0 S: 4	H: 1 LOB: 1 BB: 0 P: 4	R: 0 E: 0 K: 1 S: 6	H: 1 LOB: 1 BB: 0 P: 6	R: 0 E: 0 K: 0 S: 3	H: 0 LOB: 0 BB: 0 P: 3	1B: 6 2B: 0 3B: 0 HR: 0	SF: 0 SAC: 0 DP: 0 HBP: 0	WP: 0 PB: 0 CS: 0	PA: 34					
PITCHER	IP	WLS	BF	H	R	ER	SO	BB	IBB	HBP	BLK	WP	HR	S	P	ERA	WHIP								
Jim Slaton, R (1.1) ERA: 3.83	9.0	W	34	6	0	0	4	1	0	0	0	0	0	41	45	0.00	0.778								

Milwaukee Brewers @ New York Yankees
Yankee Stadium, Bronx, NY
Fri Sep 07 1973, 7:05 PM EDT
Alt. 9,258 - Unknown - 76 F

AB 33
R 0
H 6
RBI 0
BB 1
SO 4
LOB 15



Batter	1	2	3	4	5	6	7	8	9	AB	R	H	RBI	BB	SO	LOB	TOP										
Pedro Garcia, R OBP: 0.311, SLG: 0.411 (1, 4)	0-3 K		0-3 K			E5 BB 1B		G4-6-3 BB		3	1	0	0	1	2	0	Milwaukee Brewers @ New York Yankees Yankee Stadium, Bronx, NY Sat Sep 08 1973, 3:33 AM EDT Alt: 9,827 - Unknown - 79 F										
Bob Coluccio, R OBP: 0.306, SLG: 0.427 (1, 7) (6, 8)	0-3 K			0-3 K		1B BB		G4-6-3 1-2f		3	0	0	0	1	2	1											
Dave May, L OBP: 0.366, SLG: 0.483 Gorman Thomas, R OBP: 0.285, SLG: 0.305 (1, 8) (6, 7)	0-0 6-3			0-0 4-3		1B FC6 1-2 2-H		F2		3	0	1	1	0	0	0											
George Scott, R OBP: 0.287, SLG: 0.474 John Feiske, R OBP: 0.167, SLG: 0.227 (1, 3) (6, 3)				0-0 6-3		F1		K		3	0	0	0	0	0	2											
Don Money, R OBP: 0.336, SLG: 0.395 John Vukovich, R OBP: 0.183, SLG: 0.197 (1, 5) (6, 5)						1-3 FC6 1-2f		1B		3	0	0	0	0	0	2											
Darrell Porter, L OBP: 0.396, SLG: 0.473 Charlie Moore, R (1, 2) (5, 2)						FC6-4 BB		F9		0	0	0	0	2	0	0											
Joe Lahoud, L OBP: 0.374, SLG: 0.308 Wilbur Howard, S OBP: 0.500, SLG: 0.500 (1, 9) (5, 9)						F3		K		2	0	0	0	0	0	2											
Bobby Mitchell, R OBP: 0.242, SLG: 0.383 (1, 10)						FC6-4 1-2f		F7		3	0	0	0	0	1	2											
Tim Johnson, L OBP: 0.262, SLG: 0.246 (1, 6)						4-3		F7		3	0	0	0	0	1	1											
Inning Stats	R: 0 E: 0 K: 2 S: 7	H: 0 LOB: 0 BB: 0 P: 7	R: 0 E: 0 K: 0 S: 3	H: 0 LOB: 1 BB: 1 P: 7	R: 0 E: 0 K: 3 S: 9	H: 0 LOB: 0 BB: 0 P: 9	R: 0 E: 0 K: 1 S: 5	H: 0 LOB: 0 BB: 0 P: 5	R: 0 E: 0 K: 0 S: 3	H: 0 LOB: 1 BB: 1 P: 7	R: 1 E: 1 K: 0 S: 5	H: 1 LOB: 2 BB: 1 P: 9	R: 0 E: 0 K: 0 S: 4	H: 1 LOB: 1 BB: 0 P: 4	R: 0 E: 0 K: 2 S: 2	H: 0 LOB: 0 BB: 1 P: 6		R: 0 E: 0 K: 2 S: 8	H: 1 LOB: 1 BB: 0 P: 8	1B: 3 2B: 0 3B: 0 HR: 0	SF: 0 SAC: 0 DP: 1 HBP: 0	WP: 0 PB: 0 CS: 0	PA: 34				
PITCHER Doc Medich, R ERA: 3.21 (1, 1)	IP 9.0	WLS W	BF 34	H 3	R 1	ER 0	SO 8	BB 4	IBB 0	HBP 0	BLK 0	WP 0	HR 0	S 46	P 62	ERA 0.00	WHIP 0.778										


Batter	1	2	3	4	5	6	7	8	9	AB	R	H	RBI	BB	SO	LOB	BOTTOM										
Fred Stanley, R OBP: 0.333, SLG: 0.667 (1, 6)	0-0 F3		0-3 K		0-0 1-3			1B BB		6	1	2	4	0	1	4	Milwaukee Brewers @ New York Yankees Yankee Stadium, Bronx, NY Sat Sep 08 1973, 3:33 AM EDT Alt: 9,827 - Unknown - 79 F										
Roy White, S OBP: 0.337, SLG: 0.384 (1, 7)	0-0 F9			4-0 BB BB		0-3 K		6-3		4	1	0	0	2	1	0											
Thurman Munson, R OBP: 0.374, SLG: 0.518 Rick Dempsey, R (1, 2) (7, 2)	0-0 BB HBP 1B			4-0 BB BB		0-0 E4 2B PB		F7		4	3	1	0	1	0	2											
Bobby Murcer, L OBP: 0.361, SLG: 0.472 Ron Swoboda, R OBP: 0.211, SLG: 0.118 (1, 8) (8, 8)	4-0 HBP BB 1B BB			4-0 BB BB		0-0 F9		4-3		2	3	0	0	3	1	1											
Otto Velez, R OBP: 0.563, SLG: 0.500 (1, 9)	4-0 HBP 1B BB			4-0 BB BB		0-0 PB 2B		K		2	3	1	1	3	1	0											
Graig Nettles, L OBP: 0.347, SLG: 0.402 Celerino Sanchez, R OBP: 0.295, SLG: 0.340 (1, 5) (8, 5)	1-0 1B HBP			1-2 HR BB		0-0 K		G3		4	1	2	6	0	1	1											
Jim Ray Hart, R OBP: 0.319, SLG: 0.397 (1, 10)	0-0 1-2 2-H 3-H 1B			1-2 HR BB		0-0 L5 K		E7 BB HR 1B		4	1	2	2	1	1	4											
Mike Hegan, L OBP: 0.258, SLG: 0.358 (1, 3)	0-3 K			4-0 FC6-4 BB		0-3 K		BB HR BB		3	1	0	0	2	3	3											
Hal Lanier, R OBP: 0.247, SLG: 0.243 (1, 4)				0-0 6-3		0-0 FC6-4 1-2f		F9		4	1	1	1	1	0	2											
Inning Stats	R: 3 E: 0 K: 1 S: 7	H: 2 LOB: 2 BB: 2 P: 16	R: 0 E: 0 K: 1 S: 5	H: 0 LOB: 0 BB: 0 P: 5	R: 3 E: 0 K: 1 S: 7	H: 2 LOB: 3 BB: 3 P: 19	R: 4 E: 0 K: 0 S: 4	H: 1 LOB: 2 BB: 5 P: 24	R: 1 E: 1 K: 3 S: 12	H: 1 LOB: 2 BB: 0 P: 12	R: 0 E: 0 K: 1 S: 6	H: 1 LOB: 2 BB: 1 P: 10	R: 0 E: 0 K: 2 S: 7	H: 0 LOB: 0 BB: 0 P: 7	R: 4 E: 1 K: 0 S: 5	H: 2 LOB: 0 BB: 2 P: 13		1B: 6 2B: 1 3B: 0 HR: 2	SF: 0 SAC: 0 DP: 0 HBP: 1	WP: 0 PB: 1 CS: 0	PA: 49						
PITCHER Ken Reynolds, L ERA: 23.14 Ed Sprague, R ERA: 5.32 Frank Linzy, R ERA: 3.73 Kevin Kobel, L ERA: 18.0 (1, 1) (3, 1) (4, 1) (7, 1)	IP 2.1	WLS L	BF 15	H 3	R 6	ER 6	SO 2	BB 4	IBB 0	HBP 1	BLK 0	WP 0	HR 1	S 14	P 31	ERA 23.14	WHIP 3.000										

Batter	1	2	3	4	5	6	7	8	9	AB	R	H	RBI	BB	SO	LOB	TOP				
Pedro Garcia, R (1,4) OBP: 0.312, SLG: 0.414 Bob Heise, R (7,4) OBP: 0.205, SLG: 0.197	0-0 2B	0-0 E7 HR BB	0-0 2B		FC6-4 E 1B		FC5-4			5	2	2	0	0	0	5					
Bob Coluccio, R (1,7) OBP: 0.295, SLG: 0.428	6-3	4-0 HR BB	K		E 1B			FC4-6 1B		4	1	2	2	1	1	2					
Dave May, L (1,8) OBP: 0.355, SLG: 0.486	F7	HR		K	K			FC4-6 G6-4-3 1B		5	1	1	4	0	2	3					
George Scott, R (1,3) OBP: 0.363, SLG: 0.470	5-3	F8		5-3		K		G6-4-3		5	0	0	0	0	1	2					
Don Money, R (1,5) OBP: 0.336, SLG: 0.394		1-3				F8			6-3	4	0	1	0	1	0	0					
Darrell Porter, L (1,2) OBP: 0.365, SLG: 0.485		1B				3-1			K	5	2	3	1	0	1	0					
Joe Lahoud, L (1,9) OBP: 0.295, SLG: 0.313 Gorman Thomas, R (9, PH) OBP: 0.283, SLG: 0.303						HR			K	3	1	2	0	1	0	2					
Ellie Rodriguez, R (1,10) OBP: 0.375, SLG: 0.306 Wilbur Howard, S (7, PH) OBP: 0.333, SLG: 0.333			F7		FC5-4 BB		P5		K	3	2	1	1	0	0	1					
Tim Johnson, L (1,6) OBP: 0.264, SLG: 0.249			G3		FC6-4 1B		F8			4	1	2	1	0	0	1					
Inning Stats	R: 0 E: 0 K: 0 S: 4	H: 1 LOB: 1 BB: 0 P: 4	R: 7 E: 1 K: 0 S: 10	H: 6 LOB: 2 BB: 2 P: 18	R: 0 E: 0 K: 1 S: 6	H: 1 LOB: 1 BB: 0 P: 6	R: 0 E: 0 K: 1 S: 5	H: 1 LOB: 1 BB: 0 P: 5	R: 3 E: 1 K: 1 S: 8	H: 3 LOB: 1 BB: 1 P: 12	R: 0 E: 0 K: 0 S: 5	H: 0 LOB: 0 BB: 0 P: 5	R: 0 E: 0 K: 0 S: 4	H: 1 LOB: 1 BB: 0 P: 4	R: 0 E: 0 K: 2 S: 7	H: 0 LOB: 0 BB: 0 P: 7	1B: 10 2B: 2 3B: 0 HR: 2	SF: 0 SAC: 0 DP: 1 HBP: 0	WP: 0 PB: 0 CS: 0	PA: 43	
PITCHER	IP	WLS	BF	H	R	ER	SO	BB	IBB	HBP	BLK	WP	HR	S	P	ERA	WHIP				
Mel Stottlemyre, R (1,1) ERA: 3.37	1.2	L	14	6	7	6	0	2	0	0	0	0	1	12	20	32.40	4.800				
Tom Buskey, R (2,1) ERA: 5.74	3.1		16	6	3	2	3	1	0	0	0	0	1	21	25	5.40	2.100				
Dave Pagan, R (6,1) ERA: 3.12	3.0		10	2	0	0	1	0	0	0	0	0	0	12	12	0.00	0.667				
Sparky Lyle, L (9,1) ERA: 2.62	1.0		3	0	0	0	2	0	0	0	0	0	0	7	7	0.00	0.000				

Milwaukee Brewers @ New York Yankees
Yankee Stadium, Bronx, NY
Sun Sep 09 1973, 3:33 AM EDT
Att: 13,708 - Unknown - 74 F

livebaseballscores.com

AB 40
R 10
H 14
RBI 9
BB 3
SO 6
LOB 17




Batter	1	2	3	4	5	6	7	8	9	AB	R	H	RBI	BB	SO	LOB	BOTTOM					
Horace Clarke, S (1,4) OBP: 0.315, SLG: 0.307	4-3 2B 1B		F5	F8			FC3-6 1B		G3	5	1	2	0	0	0	3						
Roy White, S (1,7) OBP: 0.334, SLG: 0.381	F8		F8	G3			FC3-6 1-3		F2	5	0	0	0	0	0	6						
Thurman Munson, R (1,2) OBP: 0.375, SLG: 0.516	4-3		BB	1B	G4-6-3 1B		1-3		F8	5	0	2	1	0	0	3						
Bobby Murcer, L (1,8) OBP: 0.362, SLG: 0.473			BB	BB	G4-6-3		4-1			3	0	1	1	1	0	2						
Graig Nettles, L (1,5) OBP: 0.345, SLG: 0.399	F9		K		F3				4-3	4	0	0	0	0	1	3						
Ron Blomberg, L (1,10) OBP: 0.386, SLG: 0.464		BB		1B	BB	FC7-5 1B		P6	BB	2	1	1	0	2	0	0						
Otto Velez, R (1,9) OBP: 0.500, SLG: 0.490		P4		FC7-5 BB			F8		F8	3	0	0	0	1	0	2						
Mike Hegan, L (1,3) OBP: 0.257, SLG: 0.354		F7		FC7-5 1B			F7		K	4	0	1	0	0	1	2						
Fred Stanley, R (1,6) OBP: 0.385, SLG: 0.615		K		FC7-5			FC3-6 1-3 1B		G3	4	1	2	1	0	1	3						
Inning Stats	R: 1 E: 0 K: 0 S: 5	H: 2 LOB: 1 BB: 0 P: 5	R: 0 E: 0 K: 1 S: 5	H: 0 LOB: 1 BB: 1 P: 9	R: 0 E: 0 K: 1 S: 6	H: 1 LOB: 2 BB: 1 P: 10	R: 0 E: 0 K: 0 S: 5	H: 2 LOB: 2 BB: 1 P: 9	R: 0 E: 0 K: 0 S: 3	H: 1 LOB: 0 BB: 0 P: 3	R: 0 E: 0 K: 0 S: 5	H: 0 LOB: 0 BB: 0 P: 5	R: 1 E: 0 K: 0 S: 5	H: 2 LOB: 1 BB: 0 P: 5	R: 0 E: 0 K: 1 S: 5	H: 1 LOB: 1 BB: 1 P: 9	R: 0 E: 0 K: 0 S: 4	H: 1 LOB: 1 BB: 0 P: 4	1B: 8 2B: 1 3B: 0 HR: 0	SF: 0 SAC: 0 DP: 1 HBP: 0	WP: 0 PB: 0 CS: 0	PA: 39
PITCHER	IP	WLS	BF	H	R	ER	SO	BB	IBB	HBP	BLK	WP	HR	S	P	ERA	WHIP					
Bill Champion, R (1,1) ERA: 3.82	9.0	W	39	9	3	3	3	4	0	0	0	0	0	41	57	3.00	1.444					

Milwaukee Brewers @ New York Yankees
Yankee Stadium, Bronx, NY
Sun Sep 09 1973, 3:33 AM EDT
Att: 13,708 - Unknown - 74 F


livebaseballscores.com


AB 35
R 3
H 9
RBI 3
BB 4
SO 3
LOB 24



Batter	1	2	3	4	5	6	7	8	9	AB	R	H	RBI	BB	SO	LOB	TOP		
Tony Taylor, R OBP: 0.276, SLG: 0.332 (1, 4)	4-0 1B BB	0-0 6-3			0-0 5-3		0-0 SF8 1-3 2B		0-0 E4 1B	4	2	1	0	1	0	2	Detroit Tigers @ Milwaukee Brewers Milwaukee County Stadium, Milwaukee, WI Mon Sep 10 1973, 8:05 PM EDT Att: 6,705 - Unknown		
Ron Cash, R OBP: 0.471, SLG: 0.625 (1, 5)	0-0 1B		0-0 FC 3B		0-0 6-3		0-0 SF8		0-0 1B 1B	4	2	3	1	0	0				
Jim Northrup, L OBP: 0.360, SLG: 0.456 (1, 9)	0-0 1B		0-0 FC 1B		0-0 3B		0-0 K		0-0 1B	5	0	3	3	0	1				
Willie Horton, R OBP: 0.360, SLG: 0.511 John Knox, L (9, PR)	0-0 P4		0-0 CS 1B		0-0 3B		0-0 K		0-0 1B	5	0	2	1	0	1	3			
Gates Brown, L OBP: 0.338, SLG: 0.391 (1, 10)	0-0 G3-6-3		0-0 F9		0-3 K		0-0 F9		0-0 F5	5	0	0	0	0	1	6			
Norm Cash, L OBP: 0.348, SLG: 0.483 (1, 3)		0-0 5-3 1B		0-3 K		0-0 4-3		0-0 1B		4	0	2	0	0	1	2			
Mickey Stanley, R OBP: 0.300, SLG: 0.387 (1, 8)		0-0 5-3 1-2		0-3 K		0-0 6-3		0-0 F9		4	0	0	0	0	1	2			
Bob Didier, S OBP: 0.667, SLG: 0.667 Duke Sims, L (9, PH)	4-0 BB		0-0 F8		0-0 F8		0-0 E3 2B SF8		0-0 F8	2	1	0	0	1	0	0			
Ed Brinkman, R OBP: 0.285, SLG: 0.323 Frank Howard, R (9, PH)	0-0 F2		0-0 6-3		0-0 6-3		0-3 K		0-0 4-3	3	0	0	0	0	1	3			
Inning Stats	R: 1 E: 0 K: 0 S: 4	H: 2 LOB: 1 BB: 1 P: 8	R: 0 E: 0 K: 0 S: 4	H: 1 LOB: 2 BB: 1 P: 8	R: 1 E: 0 K: 1 S: 7	H: 2 LOB: 0 BB: 0 P: 7	R: 0 E: 0 K: 0 S: 5	H: 0 LOB: 0 BB: 0 P: 5	R: 0 E: 0 K: 1 S: 5	H: 0 LOB: 1 BB: 0 P: 4	R: 0 E: 0 K: 1 S: 5	H: 1 LOB: 1 BB: 0 P: 9	R: 0 E: 0 K: 1 S: 6	H: 1 LOB: 1 BB: 0 P: 6	R: 2 E: 1 K: 0 S: 7	H: 3 LOB: 2 BB: 0 P: 7	1B: 8 2B: 2 3B: 2 HR: 0	SF: 1 SAC: 0 DP: 2 HBP: 0	WP: 0 PA: 41 PB: 0 SB: 0 CS: 1
PITCHER Jim Colborn, R ERA: 3.12 (1, 1)	IP: 9.0 WLS: W BF: 41 H: 11 R: 5 ER: 1 SO: 6 BB: 2 IBB: 0 HBP: 0 BLK: 0 WP: 0 HR: 0 S: 51 P: 59 ERA: 1.00 WHIP: 1.444											PITCHER	IP: WLS: BF: H: R: ER: SO: BB: IBB: HBP: BLK: WP: HR: S: P: ERA: WHIP:						

Batter	1	2	3	4	5	6	7	8	9	AB	R	H	RBI	BB	SO	LOB	BOTTOM		
Pedro Garcia, R OBP: 0.313, SLG: 0.413 (1, 4)	0-0 BB 1B		0-0 1-3		0-0 F7	4-0 2-3 BB		0-0 F9		4	0	1	0	1	0	2	Detroit Tigers @ Milwaukee Brewers Milwaukee County Stadium, Milwaukee, WI Mon Sep 10 1973, 8:05 PM EDT Att: 6,705 - Unknown		
Bob Coluccio, R OBP: 0.312, SLG: 0.426 (1, 7)	4-0 FC6-4 BB		4-0 WP HR BB		4-0 1B BB	0-3 K		0-0 F3		2	2	0	0	3	1	3			
Dave May, L OBP: 0.356, SLG: 0.490 (1, 8)	0-0 P6		0-0 1-H HR		4-0 1-2 2-3 BB		0-0 6-3			3	1	1	2	1	0	2			
George Scott, R OBP: 0.362, SLG: 0.468 (1, 3)	0-3 K		0-0 F8		0-0 FC5-4 1B		0-3 K			4	0	1	2	0	2	2			
Don Money, R OBP: 0.336, SLG: 0.391 (1, 5)	0-0 FC6-4			0-0 L7	0-0 FC5-4		4-0 BB			3	0	0	0	1	0	4			
Darrell Porter, L OBP: 0.370, SLG: 0.483 (1, 2)		0-0 G4-6-3 1B		0-0 P5		4-0 S 1B BB		0-0 F8		3	1	1	0	1	0	1			
Joe Lahoud, L OBP: 0.291, SLG: 0.308 Gorman Thomas, R (9, PH)	0-0 G4-6-3		0-0 G3		0-0 FC1-6 BB	0-3 K		0-0 HR		3	0	0	0	0	1	2			
Ellie Rodriguez, R OBP: 0.377, SLG: 0.304 (1, 10)	0-0 1-3			0-0 P5	4-0 FC1-6 BB	0-3 K		4-0 SH1-3 BB		2	0	0	0	2	1	1			
Tim Johnson, L OBP: 0.265, SLG: 0.249 (1, 6)			0-3 K		0-0 FC1-6 BB 1B	0-0 PB 1B		0-0 SH1-3		3	1	1	1	0	1	1			
Inning Stats	R: 0 E: 0 K: 1 S: 6	H: 1 LOB: 2 BB: 1 P: 10	R: 0 E: 0 K: 0 S: 3	H: 1 LOB: 0 BB: 0 P: 3	R: 2 E: 0 K: 1 S: 6	H: 1 LOB: 1 BB: 1 P: 10	R: 0 E: 0 K: 0 S: 3	H: 0 LOB: 0 BB: 0 P: 3	R: 2 E: 0 K: 3 S: 10	H: 1 LOB: 2 BB: 2 P: 18	R: 0 E: 0 K: 1 S: 5	H: 0 LOB: 1 BB: 1 P: 9	R: 1 E: 0 K: 0 S: 4	H: 1 LOB: 1 BB: 1 P: 8	R: 1 E: 0 K: 0 S: 7	H: 1 LOB: 1 BB: 0 P: 7	1B: 4 2B: 0 3B: 0 HR: 2	SF: 0 SAC: 1 DP: 1 HBP: 0	WP: 1 PA: 38 PB: 1 SB: 1 CS: 0
PITCHER Lerin LaGow, R ERA: 4.07 Bob Miller, R ERA: 3.52 Fred Scherman, L ERA: 4.23 Ed Farmer, R ERA: 4.47	IP: 4.2 WLS: L BF: 22 H: 4 R: 4 ER: 4 SO: 4 BB: 3 IBB: 0 HBP: 0 BLK: 0 WP: 1 HR: 1 S: 21 P: 41 ERA: 7.71 WHIP: 1.929											PITCHER	IP: WLS: BF: H: R: ER: SO: BB: IBB: HBP: BLK: WP: HR: S: P: ERA: WHIP:						

Batter	1	2	3	4	5	6	7	8	9	10	AB	R	H	RBI	BB	SO	LOB	TOP	
Tony Taylor, R OBP: 0.277, SLG: 0.336 (1, 4)	0-0 6-3		0-0 4-3		0-0 4-3 SF7 2B		0-3 K		0-0 E 1B	0-0 6-3	6	1	2	1	0	1	1	Detroit Tigers @ Milwaukee Brewers Milwaukee County Stadium, Milwaukee, WI Tue Sep 11 1973, 8:05 PM EDT Att: 6,438 - Unknown livebaseballscorecards.com AB 41 R 4 H 11 RBI 4 BB 4 SO 8 LOB 22 	
Ron Cash, R OBP: 0.359, SLG: 0.700 (7, PR) Joe Staton, L OBP: 0.277, SLG: 0.345 (7, 5)	0-0 1B		0-0 2B		0-0 4-3 2-3		0-0 1B		0-3 K 1-2		4	0	3	0	0	0	0		
Jim Northrup, L OBP: 0.361, SLG: 0.455 (1, 9) (8, 7)	0-0 1B		0-0 F9		0-0 SF7		0-0 1-3		4-0 IBB		3	0	1	1	1	0	2		
Willie Horton, R OBP: 0.274, SLG: 0.508 Dick Sharon, R OBP: 0.273, SLG: 0.416 (8, PR) (8, 9)	0-0 F7		0-3 K		0-0 1B		0-3 K FC4-6		0-3 K		4	0	1	0	0	2	3		
Gates Brown, L OBP: 0.333, SLG: 0.385 (1, 10)	0-0 F8		0-0 4-3		0-0 4-3		0-0 FC4-6 1B 1-2f		0-0 6-3		5	0	0	0	0	0	4		
Norm Cash, L OBP: 0.349, SLG: 0.481 (1, 3)		0-3 K		0-0 G3		0-0 P6		0-0 1B		4-0 HR BB	4	1	1	0	1	1	0		
Bill Freehan, R OBP: 0.326, SLG: 0.323 Duke Sims, L OBP: 0.327, SLG: 0.382 (10, PH) (10, 2)		4-0 BB		4-0 BB		0-0 P6		0-0 P4		0-0 P5	2	2	0	0	0	2	0		2
Mickey Stanley, R OBP: 0.300, SLG: 0.391 (1, 8)	0-0 F7		0-3 K		0-3 K		0-0 P6		0-0 P6		5	1	1	2	0	2	4		
Ed Brinkman, R OBP: 0.286, SLG: 0.324 (1, 6)	0-0 F7				0-0 2B 1B		0-0 F7		0-0 F2		5	1	2	0	0	0	1		
Inning Stats	R: 0 E: 0 K: 0 S: 5	H: 2 LOB: 2 BB: 0 P: 5	R: 0 E: 0 K: 1 S: 5	H: 0 LOB: 1 BB: 1 P: 9	R: 0 E: 0 K: 1 S: 6	H: 1 LOB: 1 BB: 0 P: 6	R: 0 E: 0 K: 1 S: 5	H: 0 LOB: 0 BB: 0 P: 5	R: 0 E: 0 K: 1 S: 6	H: 1 LOB: 1 BB: 0 P: 6	R: 0 E: 0 K: 1 S: 7	H: 1 LOB: 2 BB: 0 P: 7	R: 0 E: 1 K: 2 S: 8	H: 1 LOB: 2 BB: 1 P: 12	R: 2 E: 0 K: 0 S: 5	H: 2 LOB: 1 BB: 1 P: 9	1B: 8 2B: 2 3B: 0 HR: 1		SF: 1 SAC: 0 DP: 0 HBP: 0
PITCHER Jim Slaton, R ERA: 3.82 (1, 1)	IP 10.0	WLS L	BF 46	H 11	R 4	ER 4	SO 8	BB 3	IBB 1	HBP 0	BLK 0	WP 1	HR 1	S 58	P 74	ERA 3.80	WHIP 1.400		
PITCHER	IP	WLS	BF	H	R	ER	SO	BB	IBB	HBP	BLK	WP	HR	S	P	ERA	WHIP		

Batter	1	2	3	4	5	6	7	8	9	10	AB	R	H	RBI	BB	SO	LOB	BOTTOM					
Pedro Garcia, R OBP: 0.312, SLG: 0.412 (1, 4)	0-0 6-3		0-0 1-3		0-0 1B			0-3 K			4	0	1	0	0	1	0	Detroit Tigers @ Milwaukee Brewers Milwaukee County Stadium, Milwaukee, WI Tue Sep 11 1973, 8:05 PM EDT Att: 6,438 - Unknown livebaseballscorecards.com AB 35 R 2 H 6 RBI 2 BB 1 SO 12 LOB 6 					
Bob Coluccio, R OBP: 0.312, SLG: 0.425 Wilbur Howard, S OBP: 0.167, SLG: 0.167 (1, 7) (3, 7)	0-3 K			0-3 K	0-0 5-3			0-0 3-1			1	0	0	0	0	1	0						
Dave May, L OBP: 0.355, SLG: 0.488 (1, 8)	0-3 K			0-0 P6		0-0 G6-4-3 1B		0-3 K			4	0	1	0	0	2	0						
George Scott, R OBP: 0.361, SLG: 0.465 (1, 3)		0-0 5-3		4-0 FC6-4 BB		0-0 G6-4-3 1-2f		0-0 F9			3	0	0	0	1	0	1						
Don Money, R OBP: 0.337, SLG: 0.392 (1, 5)		0-0 S 1B		0-0 FC6-4 1-2f		0-0 1B		0-0 6-3			4	0	2	0	0	0	1						
Darrell Porter, L OBP: 0.369, SLG: 0.480 (1, 2)		0-0 F8 1-2			0-0 HR 1B		0-0 4-3		0-0 F8		4	1	1	0	0	0	2						
Bobby Mitchell, R OBP: 0.242, SLG: 0.408 (1, 10)		0-3 K			0-0 HR		0-0 F9				4	1	1	2	0	1	1						
Gorman Thomas, R OBP: 0.280, SLG: 0.321 (1, 9)			0-3 K		0-3 K		0-0 F7		0-0 F9		4	0	0	0	0	2	0						
Tim Johnson, L OBP: 0.263, SLG: 0.248 John Vukovich, R OBP: 0.162, SLG: 0.195 (10, PH)			0-3 K		0-3 K		0-3 K		0-3 K		3	0	0	0	0	3	0						
Inning Stats	R: 0 E: 0 K: 2 S: 7	H: 0 LOB: 0 BB: 0 P: 7	R: 0 E: 0 K: 1 S: 6	H: 1 LOB: 1 BB: 0 P: 6	R: 0 E: 0 K: 2 S: 7	H: 0 LOB: 0 BB: 0 P: 7	R: 0 E: 0 K: 1 S: 5	H: 0 LOB: 1 BB: 1 P: 9	R: 2 E: 0 K: 2 S: 10	H: 3 LOB: 1 BB: 0 P: 10	R: 0 E: 0 K: 0 S: 4	H: 2 LOB: 1 BB: 0 P: 4	R: 0 E: 0 K: 1 S: 5	H: 0 LOB: 0 BB: 0 P: 5	R: 0 E: 0 K: 2 S: 7	H: 0 LOB: 0 BB: 0 P: 7	R: 0 E: 0 K: 0 S: 3		H: 0 LOB: 0 BB: 0 P: 3	R: 0 E: 0 K: 1 S: 5	H: 0 LOB: 0 BB: 0 P: 5	1B: 5 2B: 0 3B: 0 HR: 1	SF: 0 SAC: 0 DP: 1 HBP: 0
PITCHER Woodie Fryman, L ERA: 5.12 John Hiller, L ERA: 1.44 (10, 1)	IP 9.0	WLS W	BF 33	H 6	R 2	ER 2	SO 11	BB 1	IBB 0	HBP 0	BLK 0	WP 0	HR 1	S 54	P 58	ERA 2.00	WHIP 0.778						
PITCHER	IP	WLS	BF	H	R	ER	SO	BB	IBB	HBP	BLK	WP	HR	S	P	ERA	WHIP						

Batter	1	2	3	4	5	6	7	8	9	AB	R	H	RBI	BB	SO	LOB	TOP					
Pedro Garcia, R OBP: 0.312, SLG: 0.413 (1, 4)										4	1	1	0	0	0	3	Milwaukee Brewers @ Baltimore Orioles Memorial Stadium, Baltimore, MD Wed Sep 12 1973, 7:05 PM EDT Unknown					
Wilbur Howard, S OBP: 0.100, SLG: 0.100 (1, 7)										4	0	0	0	0	0	2						
Dave May, L OBP: 0.354, SLG: 0.489 (1, 8)										4	0	1	1	0	0	0						
George Scott, R OBP: 0.360, SLG: 0.464 (1, 3)										4	0	1	0	0	1	1						
Don Money, R OBP: 0.338, SLG: 0.392 (1, 5)										3	0	1	0	1	0	1						
Darrell Porter, L OBP: 0.386, SLG: 0.477 (1, 2)										4	0	1	0	0	2	1						
Joe Lahoud, L OBP: 0.295, SLG: 0.309 (1, 9)										3	0	1	0	1	1	1						
Ellie Rodriguez, R OBP: 0.381, SLG: 0.308 (1, 10)										3	0	2	0	1	1	1						
Tim Johnson, L OBP: 0.261, SLG: 0.246 (1, 6)										3	0	0	0	0	0	4						
Inning Stats	R: 0 E: 0 K: 0 S: 3	H: 0 LOB: 0 BB: 0 P: 3	R: 0 E: 0 K: 2 S: 8	H: 1 LOB: 1 BB: 0 P: 8	R: 0 E: 0 K: 0 S: 3	H: 0 LOB: 1 BB: 1 P: 7	R: 0 E: 0 K: 1 S: 5	H: 0 LOB: 1 BB: 1 P: 9	R: 0 E: 0 K: 0 S: 4	H: 2 LOB: 1 BB: 0 P: 4	R: 0 E: 0 K: 0 S: 4	H: 2 LOB: 2 BB: 0 P: 4	R: 0 E: 0 K: 0 S: 4	H: 1 LOB: 1 BB: 0 P: 4	R: 1 E: 0 K: 0 S: 5	H: 2 LOB: 1 BB: 0 P: 5	R: 0 E: 0 K: 2 S: 7	H: 0 LOB: 1 BB: 1 P: 11	1B: 6 2B: 3 3B: 0 HR: 0	SF: 0 SAC: 1 DP: 1 HBP: 0	WP: 0 PB: 0 SB: 1 CS: 0	PA: 36
PITCHER Jim Palmer, R ERA: 2.45 (1, 1)	IP: 9.0 WLS: W BF: 36 H: 8 R: 1 ER: 1 SO: 5 BB: 3 IBB: 0 HBP: 0 BLK: 0 WP: 0 HR: 0 S: 43 P: 55 ERA: 1.00 WHIP: 1.222															PITCHER						

Batter	1	2	3	4	5	6	7	8	9	AB	R	H	RBI	BB	SO	LOB	BOTTOM			
Al Bumbry, L OBP: 0.397, SLG: 0.484 (1, 10)										5	2	0	0	0	0	2	Milwaukee Brewers @ Baltimore Orioles Memorial Stadium, Baltimore, MD Wed Sep 12 1973, 7:05 PM EDT Unknown			
Rich Coggins, L OBP: 0.368, SLG: 0.461 (1, 8) (8, 9)										4	2	3	2	1	0	0				
Merv Rettenmund, R OBP: 0.381, SLG: 0.440 (1, 9)										3	0	1	1	1	0	1				
Frank Baker, L OBP: 0.194, SLG: 0.129 (8, 6)										2	0	2	1	2	0	0				
Boog Powell, L OBP: 0.396, SLG: 0.401 (1, 3)										3	0	0	0	1	0	6				
Don Baylor, R OBP: 0.362, SLG: 0.450 (1, 7)										3	0	0	0	1	0	6				
Brooks Robinson, R OBP: 0.314, SLG: 0.338 (1, 5)										3	0	0	0	1	0	3				
Bobby Grich, R OBP: 0.362, SLG: 0.370 (1, 4)										3	0	1	0	1	0	3				
Andy Etchebarren, R OBP: 0.292, SLG: 0.372 (1, 2)										4	0	0	0	0	0	2				
Mark Belanger, R OBP: 0.308, SLG: 0.271 (1, 6)										2	0	0	0	0	1	1				
Paul Blair, R OBP: 0.327, SLG: 0.393 (7, PH) (8, 8)										1	0	0	0	0	0	1				
Inning Stats	R: 0 E: 0 K: 0 S: 4	H: 1 LOB: 3 BB: 2 P: 12	R: 0 E: 0 K: 0 S: 4	H: 1 LOB: 1 BB: 0 P: 4	R: 0 E: 0 K: 0 S: 4	H: 1 LOB: 3 BB: 2 P: 12	R: 2 E: 1 K: 1 S: 8	H: 2 LOB: 2 BB: 1 P: 12	R: 0 E: 0 K: 0 S: 3	H: 0 LOB: 0 BB: 0 P: 3	R: 2 E: 1 K: 0 S: 5	H: 2 LOB: 1 BB: 0 P: 6	R: 0 E: 0 K: 0 S: 3	H: 0 LOB: 1 BB: 1 P: 7	R: 0 E: 0 K: 0 S: 2	H: 0 LOB: 0 BB: 1 P: 6	1B: 7 2B: 1 3B: 0 HR: 0	SF: 0 SAC: 0 DP: 1 HBP: 1	WP: 1 PB: 0 SB: 4 CS: 0	PA: 39
PITCHER Skip Lockwood, R ERA: 3.62 (1, 1)	IP: 8.0 WLS: L BF: 39 H: 7 R: 4 ER: 2 SO: 1 BB: 7 IBB: 0 HBP: 1 BLK: 0 WP: 1 HR: 0 S: 33 P: 62 ERA: 2.25 WHIP: 1.750															PITCHER				


Batter	1	2	3	4	5	6	7	8	9	AB	R	H	RBI	BB	SO	LOB	TOP								
Pedro Garcia, R OBP: 0.309, SLG: 0.409 (1, 4)	F3		6-3		F9		K		F9	5	0	0	0	0	1	1	Milwaukee Brewers @ Baltimore Orioles Memorial Stadium, Baltimore, MD Wed Sep 12 1973, 7:05 PM EDT Att: 7,203 - Unknown								
Elie Rodriguez, R OBP: 0.391, SLG: 0.307 (1, 10)	K		FC6 1B		FC3-6 BB		L5		K	4	0	1	0	1	2	0									
Dave May, L OBP: 0.353, SLG: 0.486 (1, 8)	4-3		FC6 1-2		FC3-6 1B 1-2 2-3				6-3	5	1	1	0	0	0	3									
George Scott, R OBP: 0.365, SLG: 0.470 (1, 3)		FC4-6 1B SF8 1B		SH5-4 1B						4	1	4	2	0	0	0									
Don Money, R OBP: 0.340, SLG: 0.394 (1, 5)		FC4-6 1B 1-2		SH5-4 1B 1-2		F8 3-H		SH 2B G3		3	0	2	0	0	0	2									
Darrell Porter, L OBP: 0.365, SLG: 0.473 (1, 2)		FC4-6 1-2 2-3		SH5-4 1-2 2-3		F8		G3 1-2		3	0	0	0	0	0	4									
Bobby Mitchell, R OBP: 0.243, SLG: 0.400 (1, 7)		SF8 3-H		K		F9		IBB		2	0	0	1	1	1	2									
Gorman Thomas, R OBP: 0.273, SLG: 0.312 (1, 9)		F8		K		K		F6		4	0	0	0	0	2	6									
Bob Heise, R OBP: 0.207, SLG: 0.200 (1, 6)			4-3		FC3-6 BB 1B		6-3		F4	4	1	1	0	0	0	3									
Inning Stats	R: 0 E: 0 K: 1 S: 5	H: 0 LOB: 0 BB: 0 P: 5	R: 1 E: 0 K: 0 S: 5	H: 2 LOB: 1 BB: 0 P: 5	R: 0 E: 0 K: 0 S: 4	H: 1 LOB: 1 BB: 0 P: 4	R: 0 E: 0 K: 2 S: 9	H: 2 LOB: 2 BB: 0 P: 9	R: 1 E: 0 K: 0 S: 5	H: 2 LOB: 2 BB: 1 P: 9	R: 0 E: 0 K: 1 S: 5	H: 0 LOB: 0 BB: 0 P: 5	R: 0 E: 0 K: 1 S: 5	H: 0 LOB: 0 BB: 0 P: 5	R: 1 E: 1 K: 0 S: 6	H: 2 LOB: 3 BB: 1 P: 10	R: 0 E: 0 K: 1 S: 5	H: 0 LOB: 0 BB: 0 P: 5	1B: 8 2B: 1 3B: 0 HR: 0	SF: 1 SAC: 2 DP: 0 HBP: 0	WP: 0 PB: 0 SB: 0 CS: 0	PA: 39			
PITCHER	IP	WLS	BF	H	R	ER	SO	BB	IBB	HBP	BLK	WP	HR	S	P	ERA	WHIP								
Don Hood, L ERA: 5.4 (1, 1)	4.2		22	7	2	2	3	1	0	0	0	0	0	27	31	3.86	1.714								
Eddie Watt, R ERA: 3.27 (5, 1)	2.1		9	2	1	1	2	0	0	0	0	0	0	13	13	3.86	0.857								
Grant Jackson, L ERA: 1.82 (8, 1)	2.0	W	8	0	0	0	1	0	1	0	0	0	0	9	13	0.00	0.000								

Batter	1	2	3	4	5	6	7	8	9	AB	R	H	RBI	BB	SO	LOB	BOTTOM								
Al Bumby, L OBP: 0.395, SLG: 0.481 (1, 7)	4-3		6-3			FC4 1B		F7		4	0	1	1	0	0	1	Milwaukee Brewers @ Baltimore Orioles Memorial Stadium, Baltimore, MD Wed Sep 12 1973, 7:05 PM EDT Att: 7,203 - Unknown								
Rich Coggins, L OBP: 0.366, SLG: 0.464 (1, 9)	F9		F9 3-H			FC4 1-2		1B 3B		4	1	1	0	0	0	1									
Tommy Davis, R OBP: 0.331, SLG: 0.381 (1, 10)				L4		F4		1-3		3	0	0	0	1	0	2									
Boog Powell, L OBP: 0.397, SLG: 0.401 (1, 3)	K			6-3 BB		5-3		2B SH 1B		3	1	1	1	1	1	2									
Earl Williams, R OBP: 0.331, SLG: 0.419 (1, 2)		G1-6-3 BB		6-3			1-3	SH 2B		3	0	1	0	1	0	1									
Paul Blair, R OBP: 0.327, SLG: 0.394 (1, 8)		K		L6			1B 3B 2B	SH BB		3	1	1	1	0	1	2									
Brooks Robinson, R OBP: 0.315, SLG: 0.338 (1, 5)		G1-6-3 1-2			6-3		3B 1B	1-2 BB		3	1	1	0	1	0	1									
Bobby Grich, R OBP: 0.360, SLG: 0.367 (1, 4)			F7		5-3		F4	F4		4	0	0	0	0	0	5									
Frank Baker, L OBP: 0.225, SLG: 0.286 (1, 6)				6-3 3B			1-H 3-H 3B	F8		4	1	2	2	0	0	3									
Inning Stats	R: 0 E: 0 K: 1 S: 5	H: 0 LOB: 1 BB: 1 P: 9	R: 0 E: 0 K: 1 S: 4	H: 0 LOB: 0 BB: 1 P: 8	R: 1 E: 0 K: 0 S: 4	H: 1 LOB: 0 BB: 0 P: 4	R: 0 E: 0 K: 0 S: 3	H: 0 LOB: 1 BB: 1 P: 7	R: 0 E: 0 K: 0 S: 3	H: 0 LOB: 0 BB: 0 P: 3	R: 0 E: 0 K: 0 S: 4	H: 1 LOB: 1 BB: 0 P: 4	R: 2 E: 0 K: 0 S: 6	H: 3 LOB: 1 BB: 0 P: 6	R: 2 E: 0 K: 0 S: 7	H: 3 LOB: 3 BB: 1 P: 11	R: 0 E: 0 K: 0 S: 5	H: 0 LOB: 0 BB: 0 P: 5	1B: 3 2B: 2 3B: 3 HR: 0	SF: 0 SAC: 1 DP: 1 HBP: 0	WP: 0 PB: 0 SB: 1 CS: 0	PA: 36			
PITCHER	IP	WLS	BF	H	R	ER	SO	BB	IBB	HBP	BLK	WP	HR	S	P	ERA	WHIP								
Jerry Bell, R ERA: 3.97 (1, 1)	7.0	L	29	6	4	4	2	3	0	0	0	0	0	30	42	5.14	1.286								
Carlos Velazquez, R ERA: 2.03 (8, 1)	0.2		6	2	1	1	0	1	0	0	0	0	0	5	9	13.50	4.500								
Chris Short, L ERA: 4.91 (8, 1)	0.1		1	0	0	0	0	0	0	0	0	0	0	1	1	0.00	0.000								

Batter	1	2	3	4	5	6	7	8	9	10	AB	R	H	RBI	BB	SO	LOB					
Pedro Garcia, R OBP: 0.310, SLG: 0.409 (1.4)	K2-3		2B	F2		FC	F7				4	2	1	0	1	1	2					
Elie Rodriguez, R OBP: 0.377, SLG: 0.303 Wilbur Howard, S OBP: 0.091, SLG: 0.091 (7, PR)	F8		F9		K	FC	6-3				4	0	0	1	0	1	1					
Dave May, L OBP: 0.355, SLG: 0.491 (1.8)	6-3		1B			FC6-4	F7				5	1	3	1	0	0	0					
George Scott, R OBP: 0.367, SLG: 0.470 (1.3)		2B	1B		G6-3	FC6-4					4	1	2	1	1	0	1					
Don Money, R OBP: 0.342, SLG: 0.400 (1.5)	G3		1B			FC6-4	FC6-4				5	1	3	1	0	0	2					
Darrell Porter, L OBP: 0.363, SLG: 0.467 (1.2)	G3		G3			G3					4	0	0	1	1	0	4					
Bobby Mitchell, R OBP: 0.243, SLG: 0.394 (1.7)	FC5-2-5					FC1-5	F9				4	0	1	1	0	0	3					
Gorman Thomas, R OBP: 0.266, SLG: 0.303 (1.9)	F7					FC6-4	6-3				4	0	0	0	0	1	4					
Bob Heise, R OBP: 0.209, SLG: 0.193 (1.6)			F7			PO	5-3				3	0	0	0	1	0	0					
Inning Stats	R: 0 E: 0 K: 1 S: 5	H: 0 LOB: 0 BB: 0 P: 5	R: 1 E: 0 K: 0 S: 5	H: 2 LOB: 1 BB: 0 P: 5	R: 2 E: 0 K: 0 S: 4	H: 2 LOB: 1 BB: 1 P: 8	R: 1 E: 0 K: 1 S: 7	H: 2 LOB: 2 BB: 1 P: 11	R: 0 E: 0 K: 1 S: 5	H: 1 LOB: 0 BB: 0 P: 5	R: 0 E: 0 K: 0 S: 6	H: 0 LOB: 0 BB: 0 P: 10	R: 0 E: 0 K: 0 S: 3	H: 0 LOB: 0 BB: 0 P: 3	R: 0 E: 0 K: 0 S: 3	H: 0 LOB: 0 BB: 0 P: 3	R: 0 E: 0 K: 0 S: 3	H: 0 LOB: 0 BB: 0 P: 3	1B: 5 2B: 5 3B: 0 HR: 0	SF: 0 SAC: 0 DP: 1 HBP: 0	WP: 0 PB: 0 SB: 3 CS: 0	PA: 43
PITCHER	IP	WLS	BF	H	R	ER	SO	BB	IBB	HBP	BLK	WP	HR	S	P	ERA	WHIP					
Mike Cuellar, L ERA: 3.39 (1.1)	3.1		16	6	4	4	1	1	0	0	0	0	0	17	21	10.80	2.100					
Wayne Garland, R ERA: 6.0 (4.1)	3.0		14	4	2	2	2	2	0	0	0	0	0	16	24	6.00	2.000					
Bob Reynolds, R ERA: 1.78 (7.1)	3.2	W	12	0	0	0	0	0	1	0	0	0	0	11	15	0.00	0.000					

Milwaukee Brewers @ Baltimore Orioles
Memorial Stadium, Baltimore, MD
Thu Sep 13 1973, 7:05 PM EDT
Att: 5,001 - Unknown


AB 38
R 6
H 10
RBI 6
BB 4
SO 3
LOB 17



Batter	1	2	3	4	5	6	7	8	9	10	AB	R	H	RBI	BB	SO	LOB							
Al Bumbry, L OBP: 0.394, SLG: 0.481 (1.9)	6-3		F8	K			K		F9		4	0	1	1	0	1	4							
Jim Fuller, R OBP: 0.500, SLG: 0.500 (7, PH)											1	0	0	0	0	1	2							
Doug DeCinces, R OBP: 0.500, SLG: 0.500 (8.6)											2	0	1	1	0	0	0							
Rich Coggins, L OBP: 0.368, SLG: 0.463 (1.8)	K		1B		E3			G3	E6		3	1	1	0	0	1	0							
Paul Blair, R OBP: 0.327, SLG: 0.393 (6, PH)			1B						2B		2	1	0	0	1	0	0							
Tommy Davis, R OBP: 0.335, SLG: 0.386 (1.10)	4-3					F3		1B			6	1	4	3	0	0	3							
Boog Powell, L OBP: 0.399, SLG: 0.399 (1.3)		1B	L1-3								4	1	1	0	2	1	6							
Don Baylor, R OBP: 0.364, SLG: 0.450 (1.7)	F9										5	0	2	0	0	0	6							
Brooks Robinson, R OBP: 0.321, SLG: 0.341 (1.5)											4	0	3	2	2	0	1							
Enos Cabell, R OBP: 0.257, SLG: 0.313 (10, PR)											0	1	0	0	0	0	0							
Bobby Grich, R OBP: 0.360, SLG: 0.367 (1.4)	K										6	0	2	0	0	1	7							
Andy Etchebarren, R OBP: 0.291, SLG: 0.363 (1.2)											3	1	0	0	1	0	6							
Terry Crowley, L OBP: 0.262, SLG: 0.245 (8, PH)	FC6-4										1	0	0	0	0	0	2							
Sergio Robles, R (9.2)											1	0	0	0	0	0	2							
Frank Baker, L OBP: 0.279, SLG: 0.324 (1.6)											2	1	2	0	1	0	0							
Merv Rettenmund, R OBP: 0.360, SLG: 0.437 (7, PH)											2	0	0	0	1	1	2							
Inning Stats	R: 0 E: 0 K: 1 S: 5	H: 0 LOB: 0 BB: 0 P: 5	R: 0 E: 0 K: 1 S: 6	H: 1 LOB: 2 BB: 1 P: 10	R: 1 E: 0 K: 0 S: 5	H: 3 LOB: 1 BB: 0 P: 5	R: 0 E: 0 K: 1 S: 7	H: 2 LOB: 3 BB: 1 P: 11	R: 1 E: 1 K: 0 S: 5	H: 2 LOB: 2 BB: 1 P: 9	R: 1 E: 0 K: 1 S: 7	H: 2 LOB: 3 BB: 2 P: 15	R: 0 E: 0 K: 1 S: 6	H: 1 LOB: 2 BB: 0 P: 10	R: 2 E: 0 K: 0 S: 6	H: 3 LOB: 2 BB: 0 P: 7	R: 1 E: 1 K: 1 S: 7	H: 1 LOB: 2 BB: 1 P: 11	R: 1 E: 0 K: 0 S: 4	H: 2 LOB: 2 BB: 1 P: 8	1B: 15 2B: 3 3B: 0 HR: 0	SF: 0 SAC: 0 DP: 2 HBP: 1	WP: 0 PB: 1 SB: 1 CS: 0	PA: 55
PITCHER	IP	WLS	BF	H	R	ER	SO	BB	IBB	HBP	BLK	WP	HR	S	P	ERA	WHIP							
Bill Champion, R ERA: 3.82 (1.1)	5.0		28	10	3	2	3	2	4	0	0	0	0	30	46	3.80	2.800							
Chris Short, L ERA: 5.0 (6.1)	2.1		12	3	2	2	2	2	0	0	0	0	0	14	22	7.71	2.143							
Ed Sprague, R ERA: 5.26 (8.1)	2.1	L	15	4	2	1	1	0	2	1	0	0	0	14	23	3.86	1.714							

Milwaukee Brewers @ Baltimore Orioles
Memorial Stadium, Baltimore, MD
Thu Sep 13 1973, 7:05 PM EDT
Att: 5,001 - Unknown

AB 46
R 7
H 17
RBI 7
BB 8
SO 6
LOB 41



Batter	1	2	3	4	5	6	7	8	9	AB	R	H	RBI	BB	SO	LOB	TOP								
Pedro Garcia, R OBP: 0.308, SLG: 0.407 (1, 4)	0-0 6-3		0-3 K			0-0 F8		0-0 SF7		3	0	0	1	0	1	1	Milwaukee Brewers @ Detroit Tigers Tiger Stadium, Detroit, MI Fri Sep 14 1973, 7:05 PM EDT Att: 12,291 - Unknown								
Bob Coluccio, R OBP: 0.309, SLG: 0.421 (1, 9)	0-3 K			0-0 F8		0-0 F8		0-0 F9		4	0	0	0	0	1	2									
Dave May, L OBP: 0.353, SLG: 0.487 (1, 8)	0-3 K			0-3 K			0-0 P5		0-0 F5	4	0	0	0	0	2	0									
George Scott, R OBP: 0.366, SLG: 0.468 (1, 3)		0-0 6-3		0-0 4-3			0-0 5-3		0-0 FC5-4 1B	4	0	1	0	0	0	0									
Don Money, R OBP: 0.342, SLG: 0.398 (1, 5)		0-0 F8			0-0 1B		0-0 F8		0-0 FC5-4 1-2 1B	4	0	1	0	0	0	1									
Darrell Porter, L OBP: 0.361, SLG: 0.464 (1, 2)		0-0 3-1			0-0 F2 1B			0-0 WP SF7 1B	0-3 K	4	1	1	0	0	1	2									
Elie Rodriguez, R OBP: 0.376, SLG: 0.303 (1, 10)			0-0 F3		0-0 P4			0-0 WP 1-2 1B		3	0	1	0	0	0	1									
Bobby Mitchell, R OBP: 0.245, SLG: 0.393 (1, 7)			0-0 S 1B		0-0 5-3			0-0 6-3 1-2 2-3		3	0	1	0	0	0	3									
Tim Johnson, L OBP: 0.260, SLG: 0.245 (1, 6)			0-3 K			0-0 4-3		0-0 BB		2	0	0	0	0	1	1									
Ollie Brown, R OBP: 0.358, SLG: 0.395 (8, PH)										0	0	0	0	1	0	0									
Wilbur Howard, S OBP: 0.091, SLG: 0.091 (8, PR)										0	0	0	0	0	0	0									
Bob Heise, R OBP: 0.209, SLG: 0.193 (8, 6)										0	0	0	0	0	0	0									
Inning Stats	R: 0 E: 0 K: 2 S: 7	H: 0 LOB: 0 BB: 0 P: 7	R: 0 E: 0 K: 0 S: 3	H: 0 LOB: 0 BB: 0 P: 3	R: 0 E: 0 K: 2 S: 8	H: 1 LOB: 1 BB: 0 P: 8	R: 0 E: 0 K: 1 S: 5	H: 0 LOB: 0 BB: 0 P: 5	R: 0 E: 0 K: 0 S: 4	H: 1 LOB: 1 BB: 0 P: 4	R: 0 E: 0 K: 0 S: 3	H: 0 LOB: 0 BB: 0 P: 3	R: 0 E: 0 K: 0 S: 3	H: 0 LOB: 0 BB: 0 P: 3	R: 1 E: 0 K: 0 S: 5	H: 2 LOB: 2 BB: 1 P: 9	R: 0 E: 0 K: 1 S: 6	H: 1 LOB: 1 BB: 0 P: 6	1B: 5 2B: 0 3B: 0 HR: 0	SF: 1 SAC: 0 DP: 0 HBP: 0	WP: 1 PB: 0 SB: 1 CS: 0	PA: 33			
PITCHER	IP	WLS	BF	H	R	ER	SO	BB	IBB	HBP	BLK	WP	HR	S	P	ERA	WHIP								
Mickey Lolich, L ERA: 3.77 (1, 1)	7.0	W	25	4	1	1	5	0	0	0	0	0	0	35	35	1.29	0.571								
John Hiller, L ERA: 1.41 (8, 1)	2.0	S	8	1	0	0	1	1	0	0	0	1	0	9	13	0.00	1.000								

Batter	1	2	3	4	5	6	7	8	9	AB	R	H	RBI	BB	SO	LOB	BOTTOM								
Dick McAuliffe, L OBP: 0.369, SLG: 0.444 (1, 4)	0-3 K			0-0 4-3		0-0 F8	0-0 3-1			4	0	0	0	0	1	0	Milwaukee Brewers @ Detroit Tigers Tiger Stadium, Detroit, MI Fri Sep 14 1973, 7:05 PM EDT Att: 12,291 - Unknown								
Ron Cash, R OBP: 0.500, SLG: 0.652 (1, 5)	0-0 6-3			0-3 K		0-0 1B SF9 1B		0-0 6-3		3	1	1	0	0	1	0									
Aurelio Rodriguez, R OBP: 0.276, SLG: 0.344 (7, 5)										1	0	0	0	0	0	0									
Jim Northrup, L OBP: 0.362, SLG: 0.455 (1, 9)	0-0 F7			0-0 F5		0-0 SF9 1-2 1B		0-0 G5-4-3 1B		4	0	2	0	0	0	0									
Willie Horton, R OBP: 0.361, SLG: 0.508 (1, 7)		0-0 P4			0-0 FC4-6 1B	0-0 BB 1-2 2-3 1B		0-0 G5-4-3 1-2 1B		4	0	2	0	0	0	1									
Dick Sharon, R OBP: 0.273, SLG: 0.416 (9, 9)										0	0	0	0	0	0	0									
Gates Brown, L OBP: 0.331, SLG: 0.383 (1, 10)		0-3 K			0-0 FC4-6 2B 1-2 1B	0-0 SF9				2	1	0	1	0	1	1									
Norm Cash, L OBP: 0.351, SLG: 0.484 (1, 3)		0-0 P3			0-0 1B 1-3 2B	0-0 2-3 3-H 1B	0-0 1-2 BB			2	0	1	0	1	0	0									
Duke Sims, L OBP: 0.327, SLG: 0.382 (1, 2)			0-3 K		0-0 BLK 2-3 3-H 1B	0-0 P4				3	0	1	1	0	1	3									
Mickey Stanley, R OBP: 0.300, SLG: 0.390 (1, 8)			0-0 P3		0-0 BLK 1-2 1B		0-0 P3			3	0	1	0	0	0	0									
Ed Brinkman, R OBP: 0.284, SLG: 0.322 (1, 6)			0-3 K		0-3 K		0-0 F3			3	0	0	0	0	2	2									
Inning Stats	R: 0 E: 0 K: 1 S: 5	H: 0 LOB: 0 BB: 0 P: 5	R: 0 E: 0 K: 1 S: 5	H: 0 LOB: 0 BB: 0 P: 5	R: 0 E: 0 K: 2 S: 7	H: 0 LOB: 0 BB: 0 P: 7	R: 0 E: 0 K: 1 S: 5	H: 0 LOB: 0 BB: 0 P: 5	R: 0 E: 0 K: 0 S: 6	H: 3 LOB: 3 BB: 1 P: 10	R: 0 E: 0 K: 0 S: 3	H: 0 LOB: 0 BB: 0 P: 3	R: 0 E: 0 K: 0 S: 3	H: 1 LOB: 0 BB: 0 P: 3	1B: 7 2B: 1 3B: 0 HR: 0	SF: 1 SAC: 0 DP: 1 HBP: 0	WP: 0 PB: 0 SB: 0 CS: 0	PA: 31							
PITCHER	IP	WLS	BF	H	R	ER	SO	BB	IBB	HBP	BLK	WP	HR	S	P	ERA	WHIP								
Jim Colborn, R ERA: 3.06 (1, 1)	8.0	L	31	8	2	1	6	1	0	0	0	0	0	42	46	1.12	1.125								

Batter	1	2	3	4	5	6	7	8	9	AB	R	H	RBI	BB	SO	LOB	TOP										
Bob Coluccio, R OBP: 0.308, SLG: 0.418 (1, 9)	0-0 6-3	0-3 K2-3															3 1 0 0 1 1 1										
Don Money, R OBP: 0.343, SLG: 0.399 (1, 5)	0-0 1B		0-0 F8		0-0 1B		0-0 6-3										4 0 2 1 0 0 0										
Dave May, L OBP: 0.351, SLG: 0.484 (1, 8)	0-3 K	1-2	0-0 4-3		0-0 P3			0-0 3-1									4 0 0 0 0 1 2										
George Scott, R OBP: 0.365, SLG: 0.466 (1, 3)	1-0 HBP		0-0 6-3					0-3 K									3 0 0 0 0 1 0										
John Briggs, L OBP: 0.370, SLG: 0.441 (1, 7)	0-3 K			0-0 4-3				0-0 F9									3 1 0 0 0 1 2										
Joe Lahoud, L OBP: 0.304, SLG: 0.317 (9, PH)		0-0 SH1-3 2B		4-0 CS BB				4-0 S BB									1 1 1 0 2 0 0										
Ollie Brown, R OBP: 0.356, SLG: 0.393 (9, PH)			0-0 SH1-3		0-0 5-3			0-3 K									1 0 0 0 0 0 0										
Elie Rodriguez, R OBP: 0.376, SLG: 0.303 (9, PR)			2-3		1-2			1-3 2-H									3 0 1 0 0 1 2										
Wilbur Howard, S OBP: 0.091, SLG: 0.091 (9, PR)																	0 0 0 0 0 0 0										
Pedro Garcia, R OBP: 0.307, SLG: 0.408 (1, 4)		0-0 S 2B						0-3 K									4 0 1 1 0 3 2										
Tim Johnson, L OBP: 0.258, SLG: 0.243 (9, PH)		0-3 3-H						0-3 K									4 0 1 1 0 3 2										
Bobby Mitchell, R OBP: 0.243, SLG: 0.389 (9, PH)		2-3 K						0-0 F8									3 0 0 0 0 1 1										
Inning Stats	R: 0 E: 0 K: 2 S: 8	H: 1 LOB: 2 BB: 0 P: 9	R: 1 E: 0 K: 2 S: 9	H: 2 LOB: 1 BB: 0 P: 9	R: 0 E: 0 K: 0 S: 3	H: 0 LOB: 0 BB: 0 P: 3	R: 0 E: 0 K: 0 S: 2	H: 0 LOB: 0 BB: 1 P: 6	R: 1 E: 0 K: 1 S: 6	H: 1 LOB: 1 BB: 1 P: 10	R: 1 E: 0 K: 0 S: 7	H: 0 LOB: 1 BB: 1 P: 12	R: 0 E: 0 K: 0 S: 3	H: 0 LOB: 0 BB: 0 P: 3	R: 0 E: 0 K: 1 S: 5	H: 1 LOB: 1 BB: 0 P: 8	R: 0 E: 0 K: 2 S: 8	H: 1 LOB: 1 BB: 0 P: 8	1B: 3 2B: 2 3B: 0 HR: 0	SF: 0 SAC: 1 DP: 0 HBP: 2	WP: 0 PB: 0 SB: 6 CS: 1	PA: 36					
PITCHER	IP	WLS	BF	H	R	ER	SO	BB	IBB	HBP	BLK	WP	HR	S	P	ERA	WHIP										
Joe Coleman, R ERA: 3.84 (1, 1)	8.0	W	32	4	3	1	8	3	0	2	0	0	0	43	57	1.12	0.875										
John Hiller, L ERA: 1.4 (9, 1)	1.0	S	4	1	0	0	2	0	0	0	0	0	0	8	8	0.00	1.000										

Milwaukee Brewers @ Detroit Tigers
Tiger Stadium, Detroit, MI
Sat Sep 15 1973, 3:33 AM EDT
Att: 15,410 - Unknown

AB 30
R 3
H 5
RBI 2
BB 3
SO 10
LOB 11



Batter	1	2	3	4	5	6	7	8	9	AB	R	H	RBI	BB	SO	LOB	BOTTOM										
Dick McAuliffe, L OBP: 0.368, SLG: 0.442 (1, 4)	0-0 F9		0-3 K														4 1 1 0 0 2 1										
Mickey Stanley, R OBP: 0.301, SLG: 0.390 (1, 8)	4-0 BB		0-0 L7		0-0 F9			0-0 SH5-3 1B									3 1 1 0 1 0 1										
Jim Northrup, L OBP: 0.362, SLG: 0.454 (9, 7)	0-0 F7		0-0 4-3					0-0 SH5-3									3 0 1 0 0 0 1										
Willie Horton, R OBP: 0.360, SLG: 0.504 (8, PR)	0-3 K							1-2 2B									3 0 0 0 1 1 2										
John Knox, L OBP: 0.326, SLG: 0.323 (9, 2)								4-0 SH5-3 1B									0 1 0 0 0 0 0										
Bill Freehan, R OBP: 0.326, SLG: 0.323 (9, 2)								1-2 2B									0 0 0 0 0 0 0										
Gates Brown, L OBP: 0.335, SLG: 0.386 (1, 10)								0-0 BB									2 0 1 3 2 0 0										
Norm Cash, L OBP: 0.351, SLG: 0.481 (8, PH)		0-3 K						1-1 2-H									2 0 0 0 1 1 2										
Ike Brown, R OBP: 0.427, SLG: 0.393 (9, 3)								4-0 2B									0 0 0 0 1 0 0										
Duke Sims, L OBP: 0.324, SLG: 0.377 (8, PH)		0-3 K						0-0 IBB									3 0 0 0 0 1 2										
Frank Howard, R OBP: 0.332, SLG: 0.481 (9, 9)								G5-3									1 0 0 0 0 0 2										
Dick Sharon, R OBP: 0.273, SLG: 0.416 (9, 9)								2-3f									0 0 0 0 0 0 0										
Aurelio Rodriguez, R OBP: 0.275, SLG: 0.342 (1, 5)		0-0 P4															3 0 0 0 0 0 1										
Ed Brinkman, R OBP: 0.287, SLG: 0.330 (1, 6)																	3 1 2 1 0 0 0										
Inning Stats	R: 0 E: 0 K: 1 S: 5	H: 0 LOB: 1 BB: 1 P: 9	R: 0 E: 0 K: 2 S: 7	H: 0 LOB: 1 BB: 1 P: 11	R: 1 E: 0 K: 1 S: 6	H: 1 LOB: 0 BB: 0 P: 6	R: 0 E: 0 K: 0 S: 3	H: 0 LOB: 1 BB: 1 P: 7	R: 0 E: 0 K: 0 S: 3	H: 1 LOB: 1 BB: 1 P: 7	R: 0 E: 0 K: 0 S: 3	H: 0 LOB: 0 BB: 0 P: 3	R: 3 E: 0 K: 0 S: 5	H: 3 LOB: 1 BB: 2 P: 13	R: 0 E: 0 K: 0 S: 5	H: 0 LOB: 0 BB: 0 P: 3	R: 0 E: 0 K: 0 S: 5	H: 0 LOB: 0 BB: 0 P: 8	1B: 4 2B: 1 3B: 0 HR: 1	SF: 0 SAC: 1 DP: 2 HBP: 0	WP: 0 PB: 0 SB: 0 CS: 0	PA: 34					
PITCHER	IP	WLS	BF	H	R	ER	SO	BB	IBB	HBP	BLK	WP	HR	S	P	ERA	WHIP										
Jim Slaton, R ERA: 3.85 (8, 1)	0.0	L	1	0	0	0	0	0	1	0	0	0	0	4	4	∞	∞										
Chris Short, L ERA: 5.0 (8, 1)	0.2		1	0	0	0	0	0	0	0	0	0	0	1	1	0.00	0.000										

Milwaukee Brewers @ Detroit Tigers
Tiger Stadium, Detroit, MI
Sat Sep 15 1973, 3:33 AM EDT
Att: 15,410 - Unknown

AB 27
R 4
H 6
RBI 4
BB 6
SO 5
LOB 12



Batter	1	2	3	4	5	6	7	8	9	AB R H RBI BB SO LOB	TOP											
Bob Coluccio, R (1,9) OBP: 0.307, SLG: 0.417	L6		K		K		K		6-3	5 0 1 0 0 2 0	Milwaukee Brewers @ Detroit Tigers Tiger Stadium, Detroit, MI Sun Sep 16 1973, 3:33 AM EDT Att: 13,043 - Unknown											
Pedro Garcia, R (1,4) OBP: 0.305, SLG: 0.404	F7		K		K		K		K	5 0 0 0 0 4 1												
Dave May, L (1,8) OBP: 0.350, SLG: 0.481				F5	K		L3		K	5 0 1 0 0 2 0												
George Scott, R (1,3) OBP: 0.366, SLG: 0.468	F8			FC4-6 1B		SH2-3 2B		F9		4 2 2 0 0 0 1												
Don Money, R (1,5) OBP: 0.344, SLG: 0.401		4-3		FC4-6 1B		SH2-3			HR	3 1 2 0 0 0 0												
John Briggs, L (1,7) OBP: 0.389, SLG: 0.445	G3			FC4-6 1B		1-3			HR	4 1 1 2 0 0 3												
Gorman Thomas, R (8,9) OBP: 0.266, SLG: 0.303				1-2 2-3				1-H		0 0 0 0 0 0 0												
Bobby Mitchell, R (1,10) OBP: 0.261, SLG: 0.400	6-3			1B		1B			CS	2 1 1 1 2 0 0												
Charlie Moore, R (1,2) OBP: 0.500, SLG: 0.500			L7	FC6-4 1B					WP	4 0 3 2 0 0 0												
Bob Heise, R (1,6) OBP: 0.202, SLG: 0.186				2-3 3-H		2-H		1-2		3 0 0 0 0 0 4												
Joe Lahoud, L (8,PH) OBP: 0.303, SLG: 0.316	6-3		FC6-4	1-2		F8		3-1		1 0 0 0 0 0 1												
Tim Johnson, L (8,6) OBP: 0.258, SLG: 0.243				1-2				1-2		0 0 0 0 0 0 0												
Inning Stats	R: 0 E: 0 K: 0 S: 4	H: 1 LOB: 1 BB: 0 P: 4	R: 0 E: 0 K: 0 S: 3	H: 0 LOB: 0 BB: 0 P: 3	R: 0 E: 0 K: 1 S: 6	H: 1 LOB: 1 BB: 0 P: 6	R: 1 E: 0 K: 0 S: 6	H: 3 LOB: 3 BB: 1 P: 10	R: 0 E: 0 K: 3 S: 9	H: 0 LOB: 0 BB: 0 P: 9	R: 2 E: 0 K: 0 S: 6	H: 3 LOB: 1 BB: 0 P: 6	R: 0 E: 0 K: 2 S: 7	H: 0 LOB: 0 BB: 0 P: 7	R: 2 E: 0 K: 0 S: 5	H: 3 LOB: 1 BB: 1 P: 9	R: 0 E: 0 K: 2 S: 7	H: 0 LOB: 0 BB: 0 P: 7	1B: 7 2B: 3 3B: 0 HR: 1	SF: 0 SAC: 1 DP: 0 HBP: 0	WP: 1 PB: 0 SB: 0 CS: 1	PA: 39
PITCHER	IP WLS BF H R ER SO BB IBB HBP BLK WP HR S P ERA WHIP											IP WLS BF H R ER SO BB IBB HBP BLK WP HR S P ERA WHIP										
Woodie Fryman, L (1,1) ERA: 5.16	7.1 L 34 10 5 5 6 2 0 0 0 0 1 0 44 52 6.14 1.636																					
Lerrin LaGrow, R (8,1) ERA: 4.01	0.2 2 1 0 0 0 0 0 0 0 0 1 0 2 2 0.00 1.500																					
Fred Holdsworth, R (9,1) ERA: 3.0	1.0 3 0 0 0 0 2 0 0 0 0 0 0 0 7 7 0.00 0.000																					

AB	36
R	5
H	11
RBI	5
BB	2
SO	8
LOB	10



Batter	1	2	3	4	5	6	7	8	9	AB R H RBI BB SO LOB	BOTTOM											
John Knox, L (1,4) OBP: 0.200, SLG: 0.200	S		K		G3		G1		P6	5 0 1 0 0 1 2	Milwaukee Brewers @ Detroit Tigers Tiger Stadium, Detroit, MI Sun Sep 16 1973, 3:33 AM EDT Att: 13,043 - Unknown											
Ron Cash, R (1,7) OBP: 0.483, SLG: 0.593	K			5-3 4-3 1B	E6 1B			F9	FC4-6	4 1 1 1 1 1 2												
Jim Northrup, L (1,9) OBP: 0.363, SLG: 0.453	F5			4-3				1B	1B	3 1 1 0 1 0 2												
Gates Brown, L (1,10) OBP: 0.334, SLG: 0.385	4-3			5-3	P3			1B	1B	4 0 1 0 0 0 4												
Bill Freehan, R (1,2) OBP: 0.327, SLG: 0.323		F8		1B		FC2-6 1B		F9		3 0 1 0 1 0 2												
Joe Staton, L (1,3) OBP: 0.400, SLG: 0.400		F7				FC2-6				4 0 2 2 0 0 1												
Mickey Stanley, R (1,8) OBP: 0.299, SLG: 0.387		P6		3-H	F2	L3-4		3-H	5-3	4 0 0 0 0 0 5												
Aurelio Rodriguez, R (1,5) OBP: 0.275, SLG: 0.341			K		G3 S E 1B		L4		F2	4 1 1 0 0 1 0												
Ed Brinkman, R (1,6) OBP: 0.285, SLG: 0.328										3 0 0 0 0 2 1												
Norm Cash, L (9,PH) OBP: 0.353, SLG: 0.481			K		K		1-3		FC4-6	0 0 0 0 0 0 0												
Marvin Lane, R (9,PR) OBP: 0.299, SLG: 0.387									HBP	0 0 0 0 0 0 0												
Inning Stats	R: 0 E: 0 K: 1 S: 6	H: 1 LOB: 1 BB: 0 P: 6	R: 0 E: 0 K: 0 S: 3	H: 0 LOB: 0 BB: 0 P: 3	R: 0 E: 0 K: 3 S: 9	H: 0 LOB: 0 BB: 0 P: 9	R: 1 E: 0 K: 0 S: 4	H: 1 LOB: 2 BB: 2 P: 12	R: 1 E: 1 K: 1 S: 7	H: 2 LOB: 2 BB: 1 P: 11	R: 0 E: 0 K: 0 S: 3	H: 1 LOB: 0 BB: 0 P: 3	R: 0 E: 0 K: 0 S: 3	H: 0 LOB: 0 BB: 0 P: 3	R: 1 E: 0 K: 0 S: 6	H: 3 LOB: 2 BB: 0 P: 6	R: 0 E: 0 K: 0 S: 3	H: 0 LOB: 1 BB: 0 P: 4	1B: 8 2B: 1 3B: 0 HR: 0	SF: 0 SAC: 0 DP: 1 HBP: 1	WP: 0 PB: 0 SB: 3 CS: 0	PA: 38
PITCHER	IP WLS BF H R ER SO BB IBB HBP BLK WP HR S P ERA WHIP											IP WLS BF H R ER SO BB IBB HBP BLK WP HR S P ERA WHIP										
Eduardo Rodriguez, R (1,1) ERA: 2.78	6.0 W 25 5 2 2 5 3 0 0 1 0 0 0 32 44 3.00 1.333																					
Bill Champion, R (7,1) ERA: 3.8	3.0 S 13 3 1 1 0 0 0 0 1 0 0 0 12 13 3.00 1.000																					



Batter	1	2	3	4	5	6	7	8	9	AB	R	H	RBI	BB	SO	LOB	TOP								
Bob Coluccio, R OBP: 0.308, SLG: 0.416 (1, 9)										4	0	1	0	1	1	1	Milwaukee Brewers @ Cleveland Indians Cleveland Municipal Stadium, Cleveland, OH Tue Sep 18 1973, 7:05 PM EDT Att: 1,546 - Unknown								
Don Money, R OBP: 0.345, SLG: 0.400 (1, 5)										4	1	1	1	1	0	1									
Dave May, L OBP: 0.350, SLG: 0.480 (1, 8)										4	1	1	0	1	0	2									
George Scott, R OBP: 0.365, SLG: 0.466 (1, 3)										4	1	1	0	0	1	3									
John Briggs, L OBP: 0.370, SLG: 0.445 (1, 7)										3	0	1	1	1	0	1									
Darrell Porter, L OBP: 0.386, SLG: 0.471 (1, 10)										2	1	2	2	2	0	0									
Pedro Garcia, R OBP: 0.306, SLG: 0.406 (1, 4)										4	0	2	1	0	1	3									
Charlie Moore, R OBP: 0.300, SLG: 0.300 (1, 2)										4	0	0	0	0	1	5									
Tim Johnson, L OBP: 0.258, SLG: 0.243 (1, 6)										4	1	1	0	0	1	1									
Inning Stats	R: 0 E: 0 K: 0 S: 3	H: 1 LOB: 1 BB: 1 P: 7	R: 0 E: 0 K: 1 S: 5	H: 0 LOB: 1 BB: 1 P: 9	R: 3 E: 0 K: 2 S: 10	H: 4 LOB: 1 BB: 1 P: 14	R: 0 E: 0 K: 1 S: 5	H: 1 LOB: 0 BB: 0 P: 5	R: 0 E: 0 K: 0 S: 3	H: 0 LOB: 0 BB: 0 P: 3	R: 2 E: 0 K: 0 S: 6	H: 3 LOB: 0 BB: 0 P: 6	R: 0 E: 0 K: 0 S: 3	H: 0 LOB: 0 BB: 0 P: 3	R: 0 E: 0 K: 0 S: 3	H: 0 LOB: 2 BB: 2 P: 11	R: 0 E: 0 K: 1 S: 5	H: 1 LOB: 1 BB: 1 P: 9	1B: 8 2B: 2 3B: 0 HR: 0	SF: 0 SAC: 0 DP: 2 HBP: 0	WP: 0 PB: 0 CS: 2	PA: 40			
PITCHER Mitt Wilcox, R ERA: 5.75 (1, 1)	IP: 9.0 WLS: W BF: 39 H: 10 R: 5 ER: 5 SO: 5 BB: 6 IBB: 0 HBP: 0 BLK: 0 WP: 0 HR: 0 S: 43 P: 67 ERA: 5.00 WHIP: 1.778																								

Batter	1	2	3	4	5	6	7	8	9	AB	R	H	RBI	BB	SO	LOB	BOTTOM							
Buddy Bell, R OBP: 0.328, SLG: 0.389 (1, 5)																	4	0	0	0	0	0		
Oscar Gamble, L OBP: 0.330, SLG: 0.474 (1, 10)																	4	0	0	0	0	1		
Chris Chambliss, L OBP: 0.348, SLG: 0.394 (1, 3)																	4	1	1	1	0	1		
Charlie Spikes, R OBP: 0.305, SLG: 0.412 (1, 9)																	4	2	2	0	0	1		
John Lowenstein, L OBP: 0.333, SLG: 0.418 (1, 4)																	3	1	1	2	0	0		
John Ellis, R OBP: 0.337, SLG: 0.397 (9, PH)																	1	1	1	2	0	0		
Tommy Smith, L OBP: 0.381, SLG: 0.762 (1, 8)																	3	1	2	0	0	0		
Walt Williams, R OBP: 0.312, SLG: 0.391 (1, 7)																	3	0	1	1	0	0		
Dave Duncan, R OBP: 0.296, SLG: 0.399 (1, 2)																	3	0	0	0	0	1		
Frank Duffy, R OBP: 0.304, SLG: 0.367 (1, 6)																	3	0	0	0	0	1		
Inning Stats	R: 0 E: 0 K: 0 S: 3	H: 0 LOB: 0 BB: 0 P: 3	R: 0 E: 0 K: 1 S: 5	H: 0 LOB: 0 BB: 0 P: 5	R: 0 E: 0 K: 1 S: 5	H: 0 LOB: 0 BB: 0 P: 5	R: 1 E: 0 K: 1 S: 7	H: 2 LOB: 1 BB: 0 P: 7	R: 0 E: 0 K: 0 S: 3	H: 0 LOB: 0 BB: 0 P: 3	R: 2 E: 0 K: 1 S: 8	H: 3 LOB: 1 BB: 0 P: 8	R: 0 E: 0 K: 0 S: 3	H: 0 LOB: 0 BB: 0 P: 3	R: 3 E: 0 K: 0 S: 3	H: 3 LOB: 0 BB: 0 P: 3	1B: 3 2B: 2 3B: 0 HR: 3	SF: 0 SAC: 0 DP: 0 HBP: 0	WP: 0 PB: 0 CS: 0	PA: 32				
PITCHER Jim Colborn, R ERA: 3.13 Chris Short, L ERA: 5.13 (9, 1)	IP: 8.0 WLS: L BF: 31 H: 7 R: 5 ER: 5 SO: 5 BB: 0 IBB: 0 HBP: 0 BLK: 0 WP: 0 HR: 2 S: 41 P: 41 ERA: 5.62 WHIP: 0.875																							

AB 33
R 5
H 10
RBI 5
BB 6
SO 5
LOB 17



AB 32
R 6
H 8
RBI 6
BB 0
SO 5
LOB 3



Batter	1	2	3	4	5	6	7	8	9	AB	R	H	RBI	BB	SO	LOB	TOP									
Bob Coluccio, R OBP: 0.307, SLG: 0.415	0-0 5-3	0-0 5-3		0-0 P6			0-0 F8	0-0 2B		5	0	1	1	0	0	4	Milwaukee Brewers @ Cleveland Indians Cleveland Municipal Stadium, Cleveland, OH Wed Sep 19 1973, 3:33 AM EDT Att: 1,009 - Unknown livebaseballscores.com									
Don Money, R OBP: 0.345, SLG: 0.400	0-0 2B		0-0 F7	0-0 5-3			0-0 2B	0-0 4-3		5	1	2	0	0	0	4										
Dave May, L OBP: 0.352, SLG: 0.484	0-0 1B		0-0 F5		0-3 K		0-0 HR		0-0 G6-4-3	5	2	3	0	0	1	0										
George Scott, R OBP: 0.367, SLG: 0.473	0-0 S		0-0 6-3		0-0 1-3		0-0 HR		0-0 G6-4-3	5	1	3	4	0	0	1										
John Briggs, L OBP: 0.368, SLG: 0.441	0-3 K			1-0 E	0-0 1-3		0-0 4-3		0-0 G3	4	1	0	0	0	1	2										
Joe Lahoud, L OBP: 0.307, SLG: 0.321		0-0 S		0-0 E7	0-0 F5		0-0 F3			3	1	2	0	0	0	1										
Bobby Mitchell, R OBP: 0.259, SLG: 0.396				1-3 1B						1	0	0	0	0	0	0										
Darrell Porter, L OBP: 0.367, SLG: 0.466		0-3 K		4-0 1B		0-0 G3		0-3 K		3	0	0	0	1	2	1										
Pedro Garcia, R OBP: 0.306, SLG: 0.407		0-3 K		0-3 K		0-3 K		0-0 2B		4	1	1	0	0	3	4										
Tim Johnson, L OBP: 0.260, SLG: 0.248		0-0 PB		0-0 1B		0-0 4-3		0-0 6-3		4	0	2	2	0	0	1										
Inning Stats	R: 1 E: 0 K: 1 S: 7	H: 3 LOB: 1 BB: 0 P: 7	R: 1 E: 0 K: 2 S: 9	H: 2 LOB: 1 BB: 0 P: 9	R: 0 E: 0 K: 0 S: 3	H: 0 LOB: 0 BB: 0 P: 3	R: 1 E: 1 K: 1 S: 7	H: 2 LOB: 3 BB: 1 P: 12	R: 0 E: 0 K: 1 S: 6	H: 1 LOB: 1 BB: 0 P: 6	R: 0 E: 0 K: 1 S: 5	H: 0 LOB: 0 BB: 0 P: 5	R: 3 E: 0 K: 0 S: 6	H: 3 LOB: 0 BB: 0 P: 6	R: 1 E: 0 K: 1 S: 7	H: 2 LOB: 1 BB: 0 P: 7	R: 0 E: 0 K: 0 S: 3	H: 1 LOB: 0 BB: 0 P: 3	1B: 8 2B: 5 3B: 0 HR: 1	SF: 0 SAC: 0 DP: 1 HBP: 1	WP: 0 PB: 1 CS: 0	PA: 41				
PITCHER	IP	WLS	BF	H	R	ER	SO	BB	IBB	HBP	BLK	WP	HR	S	P	ERA	WHIP									
Dick Tidrow, R ERA: 4.25	(1, 1)	6.1	L	31	11	6	6	6	0	1	1	0	0	1	41	46	8.53	1.737								
Mike Kekich, L ERA: 7.28	(7, 1)	2.2		10	3	1	1	1	0	0	0	0	0	0	12	12	3.38	1.125								

Batter	1	2	3	4	5	6	7	8	9	AB	R	H	RBI	BB	SO	LOB	BOTTOM									
Buddy Bell, R OBP: 0.329, SLG: 0.389	0-0 G4-6-3		0-0 FC1-4		0-0 1B		0-3 K		0-0 E6	5	0	2	1	0	1	2	Milwaukee Brewers @ Cleveland Indians Cleveland Municipal Stadium, Cleveland, OH Wed Sep 19 1973, 3:33 AM EDT Att: 1,009 - Unknown livebaseballscores.com									
Oscar Gamble, L OBP: 0.333, SLG: 0.477	0-0 G4-6-3		4-0 1B		0-0 4-3			0-0 4-3	0-0 F8	4	1	2	0	1	0	2										
Chris Chambliss, L OBP: 0.345, SLG: 0.390	0-0 G4-6-3		0-0 F7			0-0 F9		0-0 4-3	0-0 5-3	5	0	0	0	0	0	6										
Charlie Spikes, R OBP: 0.305, SLG: 0.410	0-0 1-3			0-0 6-3		0-0 F8		0-0 4-3		4	0	1	1	0	0	1										
John Lowenstein, L OBP: 0.335, SLG: 0.417		4-0 CS		0-0 F8		0-0 FC4-6		0-0 F8		3	0	1	0	1	0	1										
Tommy Smith, L OBP: 0.320, SLG: 0.640		0-0 3-1		0-0 L5		0-0 FC4-6		0-0 F7		4	0	0	0	0	0	3										
Walt Williams, R OBP: 0.314, SLG: 0.394		0-0 G3			4-0 WP				0-0 F8	3	1	1	0	1	0	0										
Dave Duncan, R OBP: 0.296, SLG: 0.396			0-0 P5		0-3 K		0-0 5-3		4-0 HR	3	1	0	0	1	1	2										
Frank Duffy, R OBP: 0.306, SLG: 0.378			0-0 FC1-4		0-3 K		0-0 F8		0-0 HR	4	1	2	2	0	1	2										
Inning Stats	R: 0 E: 0 K: 0 S: 4	H: 2 LOB: 1 BB: 0 P: 4	R: 0 E: 0 K: 0 S: 2	H: 0 LOB: 0 BB: 1 P: 6	R: 0 E: 0 K: 0 S: 4	H: 1 LOB: 2 BB: 1 P: 8	R: 0 E: 0 K: 0 S: 3	H: 0 LOB: 0 BB: 0 P: 3	R: 1 E: 0 K: 2 S: 8	H: 1 LOB: 1 BB: 1 P: 12	R: 0 E: 0 K: 0 S: 4	H: 1 LOB: 1 BB: 0 P: 4	R: 0 E: 0 K: 1 S: 6	H: 1 LOB: 1 BB: 0 P: 6	R: 1 E: 0 K: 0 S: 5	H: 2 LOB: 1 BB: 0 P: 5		R: 2 E: 1 K: 0 S: 5	H: 1 LOB: 1 BB: 1 P: 9	1B: 6 2B: 2 3B: 0 HR: 1	SF: 0 SAC: 0 DP: 1 HBP: 0	WP: 2 PB: 0 CS: 1	PA: 39			
PITCHER	IP	WLS	BF	H	R	ER	SO	BB	IBB	HBP	BLK	WP	HR	S	P	ERA	WHIP									
Jim Slaton, R ERA: 3.87	(1, 1)	8.1	W	36	9	4	4	3	4	0	0	0	0	0	38	54	4.32	1.560								
Ed Sprague, R ERA: 5.12	(9, 1)	0.2	S	3	0	0	0	0	0	0	0	1	0	3	3	0.00	0.000									

Batter	1	2	3	4	5	6	7	8	9	AB	R	H	RBI	BB	SO	LOB	TOP												
Al Bumby, L <small>(1, 10) OBP: 0.399, SLG: 0.485</small>										3	2	1	0	2	1	0	Baltimore Orioles @ Milwaukee Brewers Milwaukee County Stadium, Milwaukee, WI Fri Sep 21 1973, 8:05 PM EDT Att: 6,795 - Unknown												
Rich Coggins, L <small>(1, 9) OBP: 0.368, SLG: 0.463</small>										4	0	1	0	1	0	2													
Paul Blair, R <small>(1, 8) OBP: 0.330, SLG: 0.393</small>											4	2	1	0	1	0		5											
Tommy Davis, R <small>(1, 3) OBP: 0.338, SLG: 0.388</small>										2	0	2	1	1	0	0													
Enos Cabell, R <small>(8, PR) OBP: 0.290, SLG: 0.303</small>										1	1	0	0	0	1	2													
Don Baylor, R <small>(1, 7) OBP: 0.361, SLG: 0.443</small>										4	0	1	1	0	0	3													
Brooks Robinson, R <small>(1, 5) OBP: 0.325, SLG: 0.342</small>											5	1	3	2	0	1		0											
Bobby Grich, R <small>(1, 4) OBP: 0.366, SLG: 0.384</small>										2	1	1	0	3	0	2													
Andy Etchebarren, R <small>(1, 2) OBP: 0.293, SLG: 0.367</small>										4	0	1	3	0	0	4													
Mark Belanger, R <small>(1, 6) OBP: 0.305, SLG: 0.268</small>										4	0	0	0	0	2	4													
Inning Stats	R: 1 E: 1 K: 0 S: 5	H: 2 LOB: 1 BB: 0 P: 5	R: 0 E: 0 K: 1 S: 4	H: 0 LOB: 0 BB: 1 P: 8	R: 0 E: 0 K: 1 S: 4	H: 0 LOB: 0 BB: 1 P: 8	R: 3 E: 0 K: 1 S: 8	H: 4 LOB: 1 BB: 1 P: 12	R: 0 E: 0 K: 1 S: 5	H: 0 LOB: 0 BB: 0 P: 6	R: 0 E: 0 K: 0 S: 4	H: 1 LOB: 3 BB: 2 P: 12	R: 1 E: 0 K: 0 S: 5	H: 2 LOB: 2 BB: 1 P: 9	R: 2 E: 0 K: 1 S: 7	H: 2 LOB: 2 BB: 1 P: 12		1B: 8 2B: 2 3B: 1 HR: 0	SF: 0 SAC: 1 DP: 1 HBP: 1	WP: 0 PB: 0 SB: 2 CS: 3	PA: 44								
PITCHER	IP WLS BF H R ER SO BB IBB HBP BLK WP HR S P ERA WHIP	IP WLS BF H R ER SO BB IBB HBP BLK WP HR S P ERA WHIP	IP WLS BF H R ER SO BB IBB HBP BLK WP HR S P ERA WHIP	IP WLS BF H R ER SO BB IBB HBP BLK WP HR S P ERA WHIP	IP WLS BF H R ER SO BB IBB HBP BLK WP HR S P ERA WHIP	IP WLS BF H R ER SO BB IBB HBP BLK WP HR S P ERA WHIP	IP WLS BF H R ER SO BB IBB HBP BLK WP HR S P ERA WHIP	IP WLS BF H R ER SO BB IBB HBP BLK WP HR S P ERA WHIP	IP WLS BF H R ER SO BB IBB HBP BLK WP HR S P ERA WHIP	IP WLS BF H R ER SO BB IBB HBP BLK WP HR S P ERA WHIP	IP WLS BF H R ER SO BB IBB HBP BLK WP HR S P ERA WHIP	IP WLS BF H R ER SO BB IBB HBP BLK WP HR S P ERA WHIP	IP WLS BF H R ER SO BB IBB HBP BLK WP HR S P ERA WHIP	IP WLS BF H R ER SO BB IBB HBP BLK WP HR S P ERA WHIP	IP WLS BF H R ER SO BB IBB HBP BLK WP HR S P ERA WHIP	IP WLS BF H R ER SO BB IBB HBP BLK WP HR S P ERA WHIP		IP WLS BF H R ER SO BB IBB HBP BLK WP HR S P ERA WHIP	IP WLS BF H R ER SO BB IBB HBP BLK WP HR S P ERA WHIP	IP WLS BF H R ER SO BB IBB HBP BLK WP HR S P ERA WHIP	IP WLS BF H R ER SO BB IBB HBP BLK WP HR S P ERA WHIP	IP WLS BF H R ER SO BB IBB HBP BLK WP HR S P ERA WHIP	IP WLS BF H R ER SO BB IBB HBP BLK WP HR S P ERA WHIP	IP WLS BF H R ER SO BB IBB HBP BLK WP HR S P ERA WHIP	IP WLS BF H R ER SO BB IBB HBP BLK WP HR S P ERA WHIP	IP WLS BF H R ER SO BB IBB HBP BLK WP HR S P ERA WHIP	IP WLS BF H R ER SO BB IBB HBP BLK WP HR S P ERA WHIP	IP WLS BF H R ER SO BB IBB HBP BLK WP HR S P ERA WHIP	IP WLS BF H R ER SO BB IBB HBP BLK WP HR S P ERA WHIP

Baltimore Orioles @ Milwaukee Brewers
Milwaukee County Stadium, Milwaukee, WI

AB	33
R	7
H	11
RBI	7
BB	8
SO	5
LOB	22



WP: 0 PA: 44
PB: 0
SB: 2
CS: 3

Baltimore Orioles @ Milwaukee Brewers
Milwaukee County Stadium, Milwaukee, WI

AB	35
R	4
H	8
RBI	4
BB	1
SO	4
LOB	11



WP: 2 PA: 36
PB: 0
SB: 0
CS: 0

Batter	1	2	3	4	5	6	7	8	9	AB	R	H	RBI	BB	SO	LOB	TOP							
Al Bumby, L OBP: 0.302, SLG: 0.504 (1, 10)										5	1	2	3	1	0	0	2							
Rich Coggins, L OBP: 0.365, SLG: 0.462 (1, 9)										5	0	1	0	0	0	0	3							
Paul Blair, R OBP: 0.331, SLG: 0.396 (1, 8)										5	2	2	1	0	2	3								
Tommy Davis, R OBP: 0.342, SLG: 0.392 (1, 3)										5	1	4	1	0	0	1								
Enos Cabell, R OBP: 0.250, SLG: 0.303 (8, 3)										0	0	0	0	0	0	0								
Don Baylor, R OBP: 0.361, SLG: 0.445 (1, 7)										5	1	2	1	0	0	2								
Brooks Robinson, R OBP: 0.326, SLG: 0.342 (1, 5)										5	0	2	2	0	0	3								
Bobby Grich, R OBP: 0.368, SLG: 0.384 (1, 4)										4	0	2	0	1	1	2								
Andy Etchebarren, R OBP: 0.303, SLG: 0.366 (1, 2)										3	1	1	0	2	0	4								
Mark Belanger, R OBP: 0.302, SLG: 0.266 (1, 6)										4	0	0	0	0	0	6								
Inning Stats	R: 0 E: 0 K: 1 S: 6	H: 1 LOB: 1 BB: 0 P: 6	R: 0 E: 0 K: 0 S: 4	H: 1 LOB: 2 BB: 1 P: 8	R: 2 E: 0 K: 1 S: 9	H: 4 LOB: 0 BB: 0 P: 9	R: 1 E: 0 K: 0 S: 5	H: 2 LOB: 1 BB: 0 P: 5	R: 2 E: 0 K: 0 S: 6	H: 3 LOB: 2 BB: 1 P: 10	R: 1 E: 1 K: 0 S: 5	H: 2 LOB: 1 BB: 0 P: 5	R: 0 E: 0 K: 0 S: 2	H: 0 LOB: 0 BB: 1 P: 6	R: 1 E: 0 K: 0 S: 7	H: 2 LOB: 1 BB: 0 P: 7	R: 0 E: 0 K: 0 S: 4	H: 2 LOB: 1 BB: 0 P: 4	1B: 11 2B: 3 3B: 3 HR: 0	SF: 0 SAC: 1 DP: 2 HBP: 0	WP: 0 PB: 0 SB: 1 CS: 0	PA: 45		
PITCHER	IP	WLS	BF	H	R	ER	SO	BB	IBB	HBP	BLK	WP	HR	S	P	ERA	WHIP							
Jim Colborn, R ERA: 3.24 (1, 1)	4.0	L	23	10	5	5	2	1	0	0	0	0	0	26	30	11.25	2.750							
Carlos Velazquez, R ERA: 2.2 (5, 1)	1.1		8	3	1	0	0	1	0	0	0	0	0	7	11	0.00	3.000							
Skip Lockwood, R ERA: 0.59 (6, 1)	3.2		14	4	1	1	1	1	0	0	0	0	0	15	19	2.46	1.364							

Baltimore Orioles @ Milwaukee Brewers
Milwaukee County Stadium, Milwaukee, WI
Sat Sep 22 1973, 4:33 AM EDT
Att: 9,919 - Unknown

AB 41
R 7
H 17
RBI 6
BB 3
SO 3
LOB 26


Batter	1	2	3	4	5	6	7	8	9	AB	R	H	RBI	BB	SO	LOB	BOTTOM							
Bob Coluccio, R OBP: 0.308, SLG: 0.413 (1, 9)										4	0	1	0	0	0	1								
John Briggs, L OBP: 0.365, SLG: 0.434 (1, 7)										3	0	0	0	1	0	2								
Dave May, L OBP: 0.349, SLG: 0.479 (1, 8)										3	0	0	0	1	0	1								
George Scott, R OBP: 0.366, SLG: 0.470 (1, 3)										4	0	1	0	0	0	1								
Don Money, R OBP: 0.348, SLG: 0.407 (1, 5)										4	0	1	0	0	0	1								
Darrell Porter, L OBP: 0.396, SLG: 0.464 (1, 2)										4	0	1	0	0	0	1								
Joe Lahoud, L OBP: 0.309, SLG: 0.319 (1, 10)										3	0	1	0	0	0	2								
Pedro Garcia, R OBP: 0.305, SLG: 0.411 (1, 4)										3	1	2	1	0	0	1								
Tim Johnson, L OBP: 0.258, SLG: 0.246 (1, 6)										3	0	0	0	0	1	3								
Inning Stats	R: 0 E: 0 K: 0 S: 3	H: 1 LOB: 1 BB: 1 P: 7	R: 0 E: 0 K: 0 S: 3	H: 0 LOB: 0 BB: 0 P: 3	R: 1 E: 1 K: 0 S: 4	H: 1 LOB: 0 BB: 0 P: 4	R: 0 E: 0 K: 0 S: 4	H: 1 LOB: 1 BB: 0 P: 4	R: 0 E: 0 K: 1 S: 5	H: 0 LOB: 1 BB: 0 P: 6	R: 0 E: 0 K: 0 S: 2	H: 0 LOB: 0 BB: 1 P: 6	R: 0 E: 0 K: 0 S: 5	H: 2 LOB: 2 BB: 0 P: 5	R: 0 E: 0 K: 0 S: 3	H: 0 LOB: 0 BB: 0 P: 3	R: 0 E: 0 K: 0 S: 4	H: 2 LOB: 1 BB: 0 P: 4	1B: 6 2B: 1 3B: 0 HR: 1	SF: 0 SAC: 0 DP: 3 HBP: 1	WP: 0 PB: 0 SB: 0 CS: 0	PA: 34		
PITCHER	IP	WLS	BF	H	R	ER	SO	BB	IBB	HBP	BLK	WP	HR	S	P	ERA	WHIP							
Doyle Alexander, R ERA: 3.97 (1, 1)	9.0	W	34	7	1	1	1	2	0	1	0	0	1	33	42	1.00	1.000							


Baltimore Orioles @ Milwaukee Brewers
Milwaukee County Stadium, Milwaukee, WI
Sat Sep 22 1973, 4:33 AM EDT
Att: 9,919 - Unknown

AB 31
R 1
H 7
RBI 1
BB 2
SO 1
LOB 13

Batter	1	2	3	4	5	6	7	8	9	AB	R	H	RBI	BB	SO	LOB	TOP									
Al Bumbry, L OBP: 0.397, SLG: 0.499 (1, 7)										4	0	0	0	0	0	1	Baltimore Orioles @ Milwaukee Brewers Milwaukee County Stadium, Milwaukee, WI Sun Sep 23 1973, 4:33 AM EDT Att: 5,962 - Unknown									
Rich Coggins, L OBP: 0.364, SLG: 0.468 (1, 8)										4	1	1	1	0	0	0										
Bobby Grich, R OBP: 0.367, SLG: 0.383 Curt Motton, R (4, 7)										2	0	0	0	0	0	0										
Mark Belanger, R OBP: 0.302, SLG: 0.265 (6, 6)										4	0	0	0	0	3	1										
Jim Fuller, R OBP: 0.222, SLG: 0.125 (1, 9) (4, 3) (6, 9)										4	0	0	0	0	3	1										
Terry Crowley, L OBP: 0.275, SLG: 0.265 (1, 10)										4	1	1	1	0	1	0										
Enos Cabell, R OBP: 0.231, SLG: 0.278 (1, 3) (4, 5) (6, 3)										3	0	0	0	0	0	0										
Doug DeCinces, R OBP: 0.167, SLG: 0.167 (1, 5) (4, 4) (6, 5)										3	0	0	0	0	1	0										
Sergio Robles, R (1, 2)										2	0	0	0	1	0	0										
Frank Baker, L OBP: 0.245, SLG: 0.261 (1, 6) (6, 4)										2	0	0	0	1	0	1										
Inning Stats	R: 0 E: 0 K: 0 S: 3	H: 0 LOB: 0 BB: 0 P: 3	R: 0 E: 0 K: 2 S: 7	H: 0 LOB: 0 BB: 0 P: 7	R: 0 E: 0 K: 1 S: 5	H: 0 LOB: 1 BB: 1 P: 9	R: 0 E: 0 K: 0 S: 3	H: 0 LOB: 0 BB: 0 P: 3	R: 1 E: 0 K: 0 S: 4	H: 1 LOB: 1 BB: 1 P: 8	R: 0 E: 0 K: 0 S: 5	H: 0 LOB: 0 BB: 0 P: 3	R: 0 E: 0 K: 0 S: 3	H: 0 LOB: 0 BB: 0 P: 3	R: 1 E: 0 K: 2 S: 8	H: 1 LOB: 0 BB: 0 P: 8	1B: 0 2B: 0 3B: 0 HR: 2	SF: 0 SAC: 0 DP: 0 HBP: 0	WP: 0 PB: 0 SB: 0 CS: 0	PA: 32						
PITCHER Jim Slaton, R ERA: 3.8 (1, 1)	IP: 9.0 WLS: L BF: 32	H: 2 R: 2 ER: 2 SO: 6	BB: 3 IBB: 0 HBP: 0 BLK: 0	WP: 0 HR: 2 S: 41 P: 53	ERA: 2.00 WHIP: 0.556											ERA: 2.00 WHIP: 0.556										

Batter	1	2	3	4	5	6	7	8	9	AB	R	H	RBI	BB	SO	LOB	BOTTOM									
Bob Coluccio, R OBP: 0.313, SLG: 0.415 (1, 8)										3	0	2	0	2	1	0	Baltimore Orioles @ Milwaukee Brewers Milwaukee County Stadium, Milwaukee, WI Sun Sep 23 1973, 4:33 AM EDT Att: 5,962 - Unknown									
Pedro Garcia, R OBP: 0.304, SLG: 0.409 (1, 4)										5	0	1	0	0	1	4										
Don Money, R OBP: 0.348, SLG: 0.406 (1, 5)										4	0	1	0	1	0	3										
George Scott, R OBP: 0.367, SLG: 0.469 (1, 3)										3	0	1	0	2	1	0										
Bobby Mitchell, R OBP: 0.260, SLG: 0.390 Joe Lahoud, L OBP: 0.312, SLG: 0.322 (9, PH)										4	0	1	0	0	1	5										
Gorman Thomas, R OBP: 0.267, SLG: 0.299 Darrell Porter, L OBP: 0.365, SLG: 0.462 (9, PH)										2	0	0	0	1	0	3										
Charlie Moore, R OBP: 0.222, SLG: 0.222 Dave May, L OBP: 0.350, SLG: 0.479 (9, PH)										4	0	0	0	0	2	4										
Wilbur Howard, S OBP: 0.250, SLG: 0.143 (1, 7)										3	0	1	0	2	0	1										
Tim Johnson, L OBP: 0.257, SLG: 0.244 John Briggs, L OBP: 0.364, SLG: 0.433 Bob Heise, R OBP: 0.208, SLG: 0.193 (9, 6)										3	0	0	0	0	2	5										
Inning Stats	R: 0 E: 0 K: 1 S: 6	H: 1 LOB: 2 BB: 1 P: 10	R: 0 E: 0 K: 0 S: 4	H: 1 LOB: 1 BB: 0 P: 4	R: 0 E: 1 K: 1 S: 4	H: 0 LOB: 0 BB: 1 P: 8	R: 0 E: 0 K: 2 S: 8	H: 1 LOB: 3 BB: 2 P: 16	R: 0 E: 0 K: 1 S: 7	H: 2 LOB: 3 BB: 1 P: 11	R: 0 E: 0 K: 1 S: 5	H: 0 LOB: 2 BB: 2 P: 13	R: 0 E: 1 K: 2 S: 8	H: 0 LOB: 2 BB: 1 P: 12	R: 0 E: 0 K: 1 S: 7	H: 2 LOB: 2 BB: 0 P: 7	R: 1 E: 0 K: 0 S: 5	H: 2 LOB: 1 BB: 0 P: 5	1B: 9 2B: 1 3B: 0 HR: 0	SF: 0 SAC: 1 DP: 1 HBP: 0	WP: 1 PB: 0 SB: 0 CS: 0	PA: 44				
PITCHER Dave McNally, L ERA: 3.08 Eddie Watt, R ERA: 3.26 (7, 1)	IP: 6.0 WLS: W BF: 29	H: 5 R: 0 ER: 0 SO: 6	BB: 6 IBB: 1 HBP: 0 BLK: 0	WP: 1 HR: 0 S: 34 P: 62	ERA: 0.00 WHIP: 1.833											ERA: 3.00 WHIP: 1.667										

Batter	1	2	3	4	5	6	7	8	9	10	11	12	13	AB R H RBI BB SO LOB	TOP														
Horace Clarke, S (1.4) OBP: 0.316, SLG: 0.309	F8		FC6-4		P6		FC4		5-3 1B SF7	G3-6-1			1B	6 1 1 0 1 0 5	<p>New York Yankees @ Milwaukee Brewers Milwaukee County Stadium, Milwaukee, WI Tue Sep 25 1973, 8:05 PM EDT Att. 4,292 - Unknown</p> <p>livebaseballscorescards.com</p> <p>AB 52 R 2 H 15 RBI 2 BB 6 SO 10 LOB 28</p> 														
Roy White, S (1.7) OBP: 0.326, SLG: 0.375	K		F2			K	F9		5-3 1B SF7		4-3		1B	7 0 2 0 0 2 3															
Thurman Munson, R (1.2) OBP: 0.365, SLG: 0.492	P4			K		1-3		5-3	5-3		6-3		K	7 0 0 0 0 2 4															
Bobby Murcer, L (1.8) OBP: 0.359, SLG: 0.463		F7		F8		1B		F9		SF7		1B	1B	5 0 2 0 2 0 0															
Ron Blomberg, L (1.10) OBP: 0.369, SLG: 0.509		1-3				1B			SF7			1B	1B	4 0 3 0 0 0 0															
Celerino Sanchez, R (8, PR) OBP: 0.242, SLG: 0.322						1B		2B		1-2 2-3 3-H			F9	2 1 0 1 0 0 4															
Graig Nettles, L (1.5) OBP: 0.334, SLG: 0.389				K		K		1B						5 0 2 0 1 2 3															
Otto Velez, R (1.9) OBP: 0.324, SLG: 0.311		L7			K		F8		L1				K	6 0 1 1 0 2 4															
Mike Hegan, L (1.3) OBP: 0.264, SLG: 0.389			P4				FC4			G3-6-1			4-3	5 0 3 0 1 0 0															
Fred Stanley, R (1.6) Duke (P, PR) Hal Lanier (P, PR) Jim Ray Hart (P, PR) Fritz Peterson (P, PR) Lindy McDaniel, R				F9			FC4		G3				K	2 0 1 0 0 0 1 0 0 0 0 0 1 0 0 0 0 0 0 0 0 0 0 0 0 1 0 0 0 0 0 0 3 0 0 0 0 0 0 0 0 0 2 0 0 0 0 0 2 1															
Inning Stats	R: 0 E: 0 K: 1 S: 5	H: 0 LOB: 0 BB: 0 P: 5	R: 0 E: 0 K: 0 S: 4	H: 1 LOB: 1 BB: 0 P: 4	R: 0 E: 0 K: 2 S: 8	H: 1 LOB: 1 BB: 0 P: 8	R: 0 E: 0 K: 1 S: 6	H: 1 LOB: 2 BB: 1 P: 8	R: 1 E: 0 K: 0 S: 6	H: 3 LOB: 3 BB: 1 P: 10	R: 1 E: 0 K: 0 S: 4	H: 1 LOB: 1 BB: 0 P: 5	R: 0 E: 0 K: 1 S: 5	H: 0 LOB: 0 BB: 0 P: 5		R: 0 E: 0 K: 2 S: 9	H: 2 LOB: 2 BB: 0 P: 9	R: 0 E: 0 K: 1 S: 5	H: 0 LOB: 0 BB: 0 P: 5	R: 0 E: 0 K: 1 S: 9	H: 2 LOB: 3 BB: 1 P: 13	1B: 13 2B: 2 3B: 0 HR: 0	SF: 1 SAC: 0 DP: 1 HBP: 0	W/P: 0 PB: 0 SB: 0 CS: 0	PA: 59				
PITCHER	IP WLS BF H R ER SO BB IBB HBP BLK WP HR S P ERA WHIP																												
Bill Champion, R (1.1) ERA: 3.7	7.0	29	7	0	6	1	0	0	0	0	0	44	0.00	1.143															
Ed Spaque, R (8, 1) ERA: 3.43	2.0	15	5	2	2	1	3	0	0	0	0	11	27	9.00	3.000														
Eduardo Rodriguez, R (10, 1) ERA: 2.51	4.0	W 15	3	0	0	4	0	1	0	0	0	0	22	26	0.00	0.750													

Batter	1	2	3	4	5	6	7	8	9	10	11	12	13	AB R H RBI BB SO LOB	BOTTOM												
John Briggs, L (1.7) OBP: 0.362, SLG: 0.430	E4		G6-4-3 1B		F7			F9		K			FC6 1B	6 0 1 0 0 1 2	<p>New York Yankees @ Milwaukee Brewers Milwaukee County Stadium, Milwaukee, WI Tue Sep 25 1973, 8:05 PM EDT Att. 4,292 - Unknown</p> <p>livebaseballscorescards.com</p> <p>AB 45 R 3 H 12 RBI 3 BB 1 SO 3 LOB 14</p> 												
Pedro Garcia, R (1.4) OBP: 0.356, SLG: 0.408	1B		G6-4-3 1B		F9			P4			F7		1B	6 0 2 1 0 0 2													
Dave May, L (1.8) OBP: 0.350, SLG: 0.479	G6-4-3 1B			1B E	4-3			F9			4-3			5 1 2 0 0 0 0													
George Scott, R (1.3) OBP: 0.368, SLG: 0.470	G6-4-3 1B			1B E FC6-4		5-3			1-6 2B		6-3			5 1 2 0 0 0 2													
Don Money, R (1.5) OBP: 0.347, SLG: 0.404		F9		1B FC6-4		6-3			1-6 2B				5-3	5 0 1 1 0 0 1													
Bobby Mitchell, R (1.10) OBP: 0.254, SLG: 0.380		F9		1B FC6-4					G3				F9	3 0 0 0 0 1 2													
Joe Lefkowitz, L (8, PH) OBP: 0.309, SLG: 0.316		F9		F9		K								2 0 0 0 0 0 0													
Charlie Moore, R (1.2) OBP: 0.217, SLG: 0.182		F9		FC6-4 1B			B2			G3			5-3	4 0 0 0 1 0 0													
Wilbur Howard, S (1.9) OBP: 0.286, SLG: 0.211			F9	FC6-4 1B						K2-3			FC6 SH2-4 1B	5 1 2 1 0 1 2													
Bob Helser, R (1.6) OBP: 0.213, SLG: 0.198														3 0 1 0 0 0 3													
Darrell Porter, L (10, PH) OBP: 0.366, SLG: 0.464					FC4-6		G1-6-3 1B						SH2-4	1 0 1 0 0 0 0													
Gorman Thomas, R (10, PR) OBP: 0.267, SLG: 0.299				1B										0 0 0 0 0 0 0													
Tim Johnson, L (11, 6) OBP: 0.257, SLG: 0.244				1B										0 0 0 0 0 0 0													
Inning Stats	R: 0 E: 1 K: 0 S: 4	H: 2 LOB: 1 BB: 0 P: 4	R: 0 E: 0 K: 0 S: 3	H: 0 LOB: 0 BB: 0 P: 3	R: 0 E: 1 K: 0 S: 6	H: 3 LOB: 2 BB: 1 P: 10	R: 0 E: 0 K: 1 S: 5	H: 0 LOB: 0 BB: 0 P: 5	R: 0 E: 0 K: 0 S: 3	H: 1 LOB: 0 BB: 0 P: 3	R: 0 E: 0 K: 0 S: 3	H: 0 LOB: 0 BB: 0 P: 3	R: 0 E: 0 K: 2 S: 8	H: 1 LOB: 1 BB: 0 P: 8	R: 0 E: 0 K: 0 S: 3	H: 0 LOB: 0 BB: 0 P: 3	R: 0 E: 0 K: 0 S: 3	H: 0 LOB: 0 BB: 0 P: 3	R: 0 E: 0 K: 0 S: 3	H: 2 LOB: 2 BB: 0 P: 4	1B: 11 2B: 2 3B: 0 HR: 0	SF: 0 SAC: 1 DP: 4 HBP: 0	W/P: 0 PB: 0 SB: 0 CS: 0	PA: 47			
PITCHER	IP WLS BF H R ER SO BB IBB HBP BLK WP HR S P ERA WHIP																										
Fritz Peterson, L (1.1) ERA: 3.91	8.0	31	9	2	1	0	1	0	0	0	0	32	2.25	1.125													
Fritz Peterson, L (8, 1) ERA: 3.91	8.0	31	9	2	2	1	0	1	0	0	0	32	2.25	1.125													
Lindy McDaniel, R (8, 1) ERA: 2.66	4.1	L 16	3	1	1	2	0	0	0	0	0	20	2.08	0.692													

Batter	1	2	3	4	5	6	7	8	9	AB	R	H	RBI	BB	SO	LOB	TOP			
Horace Clarke, S OBP: 0.317, SLG: 0.309	F7		E9		4-3			6-3		4	0	1	0	0	0	1				
Roy White, S OBP: 0.329, SLG: 0.377	WP S BB		SF9				5-3		1-3	3	1	1	1	1	0	0				
Thurman Munson, R OBP: 0.363, SLG: 0.489	F8		SF9				1-3		L5	3	0	0	1	0	0	1				
Bobby Murcer, L OBP: 0.358, SLG: 0.461			6-3				F7		K	3	0	0	0	1	1	0				
Duke Sims, L OBP: 0.326, SLG: 0.376	K				4-3					3	0	1	0	0	1	2				
Graig Nettles, L OBP: 0.332, SLG: 0.387		3-1			F8					3	0	0	0	0	0	1				
Otto Velez, R OBP: 0.312, SLG: 0.297		6-3			F7					3	0	0	0	0	0	0				
Mike Hegan, L OBP: 0.280, SLG: 0.383		F8								3	0	0	0	0	1	0				
Fred Stanley, R OBP: 0.311, SLG: 0.315			E 2B BB						L5	1	1	0	0	2	0	0				
Inning Stats	R: 0 E: 0 K: 1 S: 5	H: 0 LOB: 2 BB: 2 P: 13	R: 0 E: 0 K: 0 S: 3	H: 0 LOB: 0 BB: 0 P: 3	R: 2 E: 1 K: 0 S: 4	H: 2 LOB: 0 BB: 1 P: 8	R: 0 E: 0 K: 0 S: 3	H: 0 LOB: 0 BB: 0 P: 3	R: 0 E: 0 K: 1 S: 3	H: 1 LOB: 0 BB: 0 P: 3	R: 0 E: 0 K: 0 S: 3	H: 0 LOB: 0 BB: 0 P: 3	R: 0 E: 0 K: 1 S: 5	H: 0 LOB: 0 BB: 0 P: 5	R: 0 E: 0 K: 1 S: 5	H: 0 LOB: 0 BB: 0 P: 5	1B: 2 2B: 1 3B: 0 HR: 0	SF: 1 SAC: 0 DP: 1 HBP: 0	WP: 1 PB: 0 CS: 1	PA: 31
PITCHER Jim Colborn, R ERA: 3.2	IP: 9.0 WLS: W BF: 31 H: 3 R: 2 ER: 2 SO: 3 BB: 4 IBB: 0 HBP: 0 BLK: 0 WP: 1 HR: 0 S: 33 P: 49 ERA: 2.00 WHIP: 0.778															PITCHER				

New York Yankees @ Milwaukee Brewers
Milwaukee County Stadium, Milwaukee, WI
Wed Sep 26 1973, 8:05 PM EDT
Att. 4,804 - Unknown - 75 F

AB 26
R 2
H 3
RBI 2
BB 4
SO 3
LOB 5



Batter	1	2	3	4	5	6	7	8	9	AB	R	H	RBI	BB	SO	LOB	BOTTOM			
Wilbur Howard, S OBP: 0.292, SLG: 0.227	1-3			K2-3			SH1-4			3	0	1	0	0	1	2				
Pedro Garcia, R OBP: 0.303, SLG: 0.405	4-3		5-3				F7			4	0	0	0	0	1	2				
Dave May, L OBP: 0.351, SLG: 0.477				K			F9		WP 1B IBB	2	1	0	0	2	1	0				
George Scott, R OBP: 0.367, SLG: 0.468	K			F9			6-3		BB 1B	4	0	1	2	0	1	1				
Don Money, R OBP: 0.349, SLG: 0.404		K		1B 2B BB			SH1 1B		1-2 BB	2	1	1	0	2	1	0				
Darrell Porter, L OBP: 0.396, SLG: 0.463		4-3		2B WP 1B			SH1		K	3	1	1	0	0	1	2				
Bob Coluccio, R OBP: 0.313, SLG: 0.416		F7		E 2B			5-3		F8	4	1	1	1	0	0	1				
Bobby Mitchell, R OBP: 0.248, SLG: 0.371										3	0	0	0	0	1	1				
Joe Lathoud, L OBP: 0.309, SLG: 0.318			K		E6		F8		G3	1	0	0	0	0	0	0				
Bob Heise, R OBP: 0.224, SLG: 0.202			5-3		WP BB				F7	3	1	1	0	1	0	0				
Inning Stats	R: 0 E: 0 K: 1 S: 5	H: 0 LOB: 1 BB: 1 P: 9	R: 0 E: 0 K: 1 S: 5	H: 0 LOB: 0 BB: 0 P: 5	R: 0 E: 0 K: 1 S: 6	H: 1 LOB: 1 BB: 0 P: 6	R: 3 E: 1 K: 2 S: 10	H: 2 LOB: 2 BB: 2 P: 18	R: 0 E: 0 K: 1 S: 5	H: 0 LOB: 0 BB: 0 P: 5	R: 0 E: 0 K: 0 S: 4	H: 1 LOB: 1 BB: 0 P: 4	R: 2 E: 0 K: 1 S: 7	H: 2 LOB: 2 BB: 2 P: 15	R: 0 E: 0 K: 0 S: 3	H: 0 LOB: 0 BB: 0 P: 3	1B: 5 2B: 1 3B: 0 HR: 0	SF: 0 SAC: 2 DP: 0 HBP: 0	WP: 3 PB: 0 CS: 0	PA: 36
PITCHER Sam McDowell, L ERA: 4.11 Fred Beene, R ERA: 1.05	IP: 6.0 WLS: L BF: 26 H: 4 R: 3 ER: 4 SO: 3 BB: 3 IBB: 0 HBP: 0 BLK: 0 WP: 2 HR: 0 S: 35 P: 47 ERA: 3.00 WHIP: 1.167															PITCHER				


New York Yankees @ Milwaukee Brewers
Milwaukee County Stadium, Milwaukee, WI
Wed Sep 26 1973, 8:05 PM EDT
Att. 4,804 - Unknown - 75 F

AB 29
R 5
H 6
RBI 3
BB 5
SO 7
LOB 9



Batter	1	2	3	4	5	6	7	8	9	AB	R	H	RBI	BB	SO	LOB	TOP			
Roy White, S (1, 7) OBP: 0.328, SLG: 0.376										4	0	1	0	0	1	1	New York Yankees @ Milwaukee Brewers Milwaukee County Stadium, Milwaukee, WI Thu Sep 27 1973, 8:05 PM EDT Att: 5,130 - Unknown			
Mike Hegan, L (1, 3) OBP: 0.291, SLG: 0.382										3	0	1	0	0	0	1				
Thurman Munson, R (1, 2) OBP: 0.362, SLG: 0.487										4	0	1	0	0	1	3				
Bobby Murcer, L (1, 8) OBP: 0.356, SLG: 0.458										4	0	0	0	0	0	3				
Duke Sims, L (1, 10) OBP: 0.325, SLG: 0.375										4	1	1	0	0	0	2				
Graig Nettles, L (1, 5) OBP: 0.333, SLG: 0.390										4	0	2	1	0	0	0				
Otto Velez, R (1, 9) OBP: 0.309, SLG: 0.309										4	0	1	0	0	2	2				
Hal Lanier, R (1, 4) OBP: 0.229, SLG: 0.225										4	0	0	0	0	2	3				
Fred Stanley, R (1, 6) OBP: 0.313, SLG: 0.316										3	1	1	0	0	1	1				
Inning Stats	R: 0 E: 0 K: 0 S: 3	H: 1 LOB: 0 BB: 0 P: 3	R: 1 E: 0 K: 2 S: 9	H: 2 LOB: 1 BB: 0 P: 9	R: 1 E: 1 K: 1 S: 7	H: 1 LOB: 1 BB: 0 P: 7	R: 0 E: 0 K: 1 S: 6	H: 1 LOB: 0 BB: 0 P: 6	R: 0 E: 0 K: 1 S: 5	H: 0 LOB: 0 BB: 0 P: 5	R: 0 E: 0 K: 1 S: 6	H: 1 LOB: 1 BB: 0 P: 6	R: 0 E: 0 K: 0 S: 5	H: 2 LOB: 2 BB: 0 P: 5	R: 0 E: 0 K: 1 S: 5	H: 0 LOB: 0 BB: 0 P: 5		1B: 6 2B: 2 3B: 0 HR: 0	SF: 0 SAC: 1 DP: 1 HBP: 0	WP: 1 PB: 0 CS: 0
PITCHER Jim Slaton, R (1, 1) ERA: 3.71	IP: 9.0 WLS: L BF: 35	H: 8 R: 2 ER: 1 SO: 7	BB: 0 IBB: 0 HBP: 0 BLK: 0	WP: 1 HR: 0 S: 49 P: 49	ERA: 1.00 WHIP: 0.889	PITCHER										IP: 9.0 WLS: W BF: 35	H: 9 R: 0 ER: 0 SO: 4	BB: 0 IBB: 0 HBP: 0 BLK: 0	WP: 0 HR: 0 S: 43 P: 43	ERA: 0.00 WHIP: 1.000

AB	34
R	2
H	8
RBI	1
BB	0
SO	7
LOB	16



Batter	1	2	3	4	5	6	7	8	9	AB	R	H	RBI	BB	SO	LOB	BOTTOM					
Pedro Garcia, R (1, 4) OBP: 0.301, SLG: 0.402										4	0	0	0	0	1	3	New York Yankees @ Milwaukee Brewers Milwaukee County Stadium, Milwaukee, WI Thu Sep 27 1973, 8:05 PM EDT Att: 5,130 - Unknown					
Don Money, R (1, 5) OBP: 0.346, SLG: 0.403										4	0	1	0	0	0	3						
George Scott, R (1, 3) OBP: 0.366, SLG: 0.467										4	0	1	0	0	0	1						
Dave May, L (1, 8) OBP: 0.351, SLG: 0.476										4	0	1	0	0	0	2						
John Briggs, L (1, 7) OBP: 0.361, SLG: 0.429										4	0	1	0	0	2	1						
Darrell Porter, L (1, 2) Gorman Thomas, R (8, FR) OBP: 0.386, SLG: 0.463 OBP: 0.267, SLG: 0.299										4	0	2	0	0	0	1						
Joe Lahoud, L (1, 10) OBP: 0.307, SLG: 0.317										4	0	1	0	0	0	2						
Wilbur Howard, S (1, 9) OBP: 0.286, SLG: 0.231										4	0	1	0	0	1	4						
Tim Johnson, L (1, 6) OBP: 0.257, SLG: 0.245										3	0	1	0	0	0	0						
Inning Stats	R: 0 E: 0 K: 0 S: 4	H: 1 LOB: 1 BB: 0 P: 4	R: 0 E: 0 K: 0 S: 3	H: 0 LOB: 0 BB: 0 P: 3	R: 0 E: 0 K: 1 S: 5	H: 0 LOB: 0 BB: 0 P: 5	R: 0 E: 0 K: 0 S: 3	H: 1 LOB: 0 BB: 0 P: 3	R: 0 E: 0 K: 1 S: 6	H: 1 LOB: 1 BB: 0 P: 6	R: 0 E: 0 K: 0 S: 3	H: 0 LOB: 0 BB: 0 P: 3	R: 0 E: 0 K: 1 S: 5	H: 0 LOB: 0 BB: 0 P: 5	R: 0 E: 0 K: 0 S: 6	H: 3 LOB: 3 BB: 0 P: 6		R: 0 E: 0 K: 1 S: 8	H: 3 LOB: 3 BB: 0 P: 8	1B: 9 2B: 0 3B: 0 HR: 0	SF: 0 SAC: 0 DP: 0 HBP: 0	WP: 0 PB: 0 CS: 1
PITCHER Pat Dobson, R (1, 1) ERA: 4.41	IP: 9.0 WLS: W BF: 35	H: 9 R: 0 ER: 0 SO: 4	BB: 0 IBB: 0 HBP: 0 BLK: 0	WP: 0 HR: 0 S: 43 P: 43	ERA: 0.00 WHIP: 1.000	PITCHER										IP: 9.0 WLS: W BF: 35	H: 9 R: 0 ER: 0 SO: 4	BB: 0 IBB: 0 HBP: 0 BLK: 0	WP: 0 HR: 0 S: 43 P: 43	ERA: 0.00 WHIP: 1.000		

AB	35
R	0
H	9
RBI	0
BB	0
SO	4
LOB	17



Batter	1	2	3	4	5	6	7	8	9	AB	R	H	RBI	BB	SO	LOB	TOP			
Pedro Garcia, R OBP: 0.300, SLG: 0.401 (1, 4)	0-0 SH1-3 1B		0-3 K			0-3 K		0-0 L8		4	0	1	0	0	2	0	Milwaukee Brewers @ Boston Red Sox Fenway Park, Boston, MA Fri Sep 28 1973, 7:05 PM EDT Unknown - 72 F			
Don Money, R OBP: 0.347, SLG: 0.401 (1, 5)	0-0 SH1-3 1-2		0-0 F9			0-0 6-3			0-0 P5	3	0	0	0	0	0	0				
George Scott, R OBP: 0.367, SLG: 0.474 (1, 3)	0-0 F8			0-0 HR		0-0 6-3			0-0 1B 2B	4	2	2	1	0	0	1				
Dave May, L OBP: 0.351, SLG: 0.474 Gorman Thomas, R OBP: 0.295, SLG: 0.297 (1, 8) (7, 8)	4-0 BB			0-3 K			0-0 F5		0-3 K	2	0	0	0	1	1	0				
John Briggs, L OBP: 0.360, SLG: 0.427 (1, 7)	0-0 F2			0-0 6-3			0-0 F9		0-0 1B	4	0	1	1	0	0	2				
Darrell Porter, L OBP: 0.366, SLG: 0.461 (1, 2)		0-0 F5		0-0 F2			0-0 1B		0-3 K	4	0	1	0	0	1	1				
Joe Lahoud, L OBP: 0.304, SLG: 0.313 (1, 10)		0-0 F8			0-3 K		0-0 F9			3	0	0	0	0	1	1				
Wilbur Howard, S OBP: 0.256, SLG: 0.297 (1, 9)		0-0 P7			0-0 F5			0-3 K		3	0	0	0	0	1	0				
Tim Johnson, L OBP: 0.257, SLG: 0.244 John Vukovich, R OBP: 0.179, SLG: 0.192 (1, 6) (4, 6)			0-3 K			0-3 K		0-0 P8		1	0	0	0	0	1	0				
Inning Stats	R: 0 E: 0 K: 0 S: 4	H: 1 LOB: 2 BB: 1 P: 8	R: 0 E: 0 K: 0 S: 3	H: 0 LOB: 0 BB: 0 P: 3	R: 0 E: 0 K: 2 S: 7	H: 0 LOB: 0 BB: 0 P: 7	R: 1 E: 0 K: 1 S: 6	H: 1 LOB: 0 BB: 0 P: 6	R: 0 E: 0 K: 2 S: 7	H: 0 LOB: 0 BB: 0 P: 7	R: 0 E: 0 K: 1 S: 5	H: 1 LOB: 1 BB: 0 P: 5	R: 0 E: 0 K: 1 S: 5	H: 0 LOB: 0 BB: 0 P: 5	R: 1 E: 0 K: 2 S: 9	H: 2 LOB: 1 BB: 0 P: 9		1B: 3 2B: 1 3B: 0 HR: 1	SF: 0 SAC: 1 DP: 0 HBP: 0	WP: 0 PB: 0 SB: 0 CS: 0
PITCHER Luis Tiant, R ERA: 3.34 (1, 1)	IP: 9.0 WLS: W BF: 33 H: 5 R: 2 ER: 2 SO: 9 BB: 1 IBB: 0 HBP: 0 BLK: 0 WP: 0 HR: 1 S: 50 P: 54 ERA: 2.00 WHIP: 0.667																			

Batter	1	2	3	4	5	6	7	8	9	AB	R	H	RBI	BB	SO	LOB	BOTTOM			
Tommy Harper, R OBP: 0.352, SLG: 0.422 (1, 7)	0-0 WP PB HR 1B	0-0 2B HR 1B	0-0 5-3		0-0 P8			0-3 K		5	2	2	0	0	1	3	Milwaukee Brewers @ Boston Red Sox Fenway Park, Boston, MA Fri Sep 28 1973, 7:05 PM EDT Unknown - 72 F			
Luis Aparicio, R OBP: 0.322, SLG: 0.308 Mario Guerrero, R OBP: 0.272, SLG: 0.275 (1, 6) (7, 6)	4-0 HR BB	0-0 HR 2B		0-0 L8	0-0 G1-2-3			0-0 F7		3	2	1	2	1	0	3				
Reggie Smith, S OBP: 0.368, SLG: 0.511 Dwight Evans, R OBP: 0.322, SLG: 0.378 (1, 8) (7, 9)	4-0 HR BB	0-0 HR 2B		0-0 5-3		0-0 L8		0-0 1B		3	2	1	3	1	0	0				
Carl Yastrzemski, L OBP: 0.409, SLG: 0.467 John Kennedy, R OBP: 0.250, SLG: 0.277 (1, 5) (7, 5)	0-0 HR	0-0 F8		4-0 FC6-4 BB		4-0 G4-6-3 BB		0-0 F7		2	1	1	4	2	0	0				
Orlando Cepeda, R OBP: 0.350, SLG: 0.444 (1, 10)	0-0 P4	0-0 F9		0-0 FC6-4		0-0 G4-6-3				4	0	0	0	0	0	2				
Rick Miller, L OBP: 0.335, SLG: 0.369 (1, 9) (7, 8)	0-0 F5	0-0 F9			4-0 BB BB BB		0-0 BB 1B			3	1	1	0	1	0	0				
Carlton Fisk, R OBP: 0.308, SLG: 0.444 (1, 2)	0-0 F8		0-0 5-3		0-0 E5 BB BB G1-2-3		0-0 F3			4	0	0	0	0	0	2				
Cecil Cooper, L OBP: 0.275, SLG: 0.340 (1, 3)		0-0 1B 1B 2B 1B		0-0 HR	4-0 BB BB BB 1-2 2-3		4-0 BB BB			2	2	2	1	2	0	0				
Doug Griffin, R OBP: 0.292, SLG: 0.324 (1, 4)		0-0 1B 2B 1B		0-3 K	4-0 BB BB BB 1-2 2-3 3-H		0-0 3-1-5-6			3	1	1	1	1	1	2				
Inning Stats	R: 4 E: 0 K: 0 S: 5	H: 2 LOB: 0 BB: 2 P: 13	R: 5 E: 0 K: 0 S: 8	H: 5 LOB: 0 BB: 0 P: 8	R: 1 E: 0 K: 1 S: 6	H: 1 LOB: 0 BB: 0 P: 6	R: 0 E: 0 K: 0 S: 3	H: 0 LOB: 1 BB: 1 P: 7	R: 1 E: 1 K: 0 S: 3	H: 0 LOB: 2 BB: 3 P: 15	R: 0 E: 0 K: 0 S: 2	H: 0 LOB: 1 BB: 1 P: 6	R: 0 E: 0 K: 1 S: 3	H: 1 LOB: 1 BB: 0 P: 7	R: 0 E: 0 K: 1 S: 6	H: 1 LOB: 1 BB: 0 P: 6		1B: 6 2B: 2 3B: 0 HR: 3	SF: 0 SAC: 0 DP: 3 HBP: 0	WP: 1 PB: 1 SB: 0 CS: 0
PITCHER Eduardo Rodriguez, R ERA: 3.3 Carlos Velazquez, R ERA: 2.86 Ken Reynolds, L ERA: 7.36 (1, 1) (2, 1) (4, 1)	IP: 1.0 WLS: L BF: 10 H: 5 R: 7 ER: 7 SO: 7 BB: 2 IBB: 0 HBP: 0 BLK: 0 WP: 1 HR: 1 S: 16 P: 16 ERA: 63.00 WHIP: 7.000																			

Batter	1	2	3	4	5	6	7	8	9	AB	R	H	RBI	BB	SO	LOB	TOP	
Don Money, R OBP: 0.348, SLG: 0.403 (1, 5)										4	1	2	0	0	0	1	Milwaukee Brewers @ Boston Red Sox Fenway Park, Boston, MA Fri Sep 28 1973, 7:05 PM EDT Att: 13,195 - Unknown	
Bob Coluccio, R OBP: 0.314, SLG: 0.418 (1, 7)										3	1	1	0	1	0	0		
George Scott, R OBP: 0.368, SLG: 0.479 (1, 3)										4	1	2	3	0	1	2		
Dave May, L OBP: 0.352, SLG: 0.473 (1, 8)										2	0	0	0	2	0	0		
Darrell Porter, L OBP: 0.368, SLG: 0.462 (1, 10)										3	0	1	0	1	0	2		
Pedro Garcia, R OBP: 0.299, SLG: 0.399 (1, 4)										4	0	0	0	0	0	3		
Wilbur Howard, S OBP: 0.235, SLG: 0.188 (9, PH) John Briggs, L OBP: 0.360, SLG: 0.426										3	0	0	0	0	3	0		AB 30 R 3 H 7 RBI 3 BB 4 SO 5 LOB 9
Charlie Moore, R OBP: 0.231, SLG: 0.280 (1, 2)										3	0	1	0	0	0	0		
Tim Johnson, L OBP: 0.255, SLG: 0.242 (1, 6)										3	0	0	0	0	1	1		
Inning Stats	R: 0 E: 0 K: 1 S: 6	H: 2 LOB: 2 BB: 1 P: 10	R: 0 E: 0 K: 1 S: 5	H: 0 LOB: 0 BB: 0 P: 5	R: 3 E: 0 K: 1 S: 6	H: 2 LOB: 1 BB: 3 P: 18	R: 0 E: 0 K: 1 S: 6	H: 1 LOB: 1 BB: 0 P: 6	R: 0 E: 0 K: 0 S: 3	H: 0 LOB: 0 BB: 0 P: 3	R: 0 E: 0 K: 0 S: 3	H: 1 LOB: 0 BB: 0 P: 3	R: 0 E: 0 K: 0 S: 3	H: 0 LOB: 0 BB: 0 P: 3	R: 0 E: 0 K: 0 S: 3	H: 0 LOB: 0 BB: 0 P: 3	1B: 2 SF: 0 2B: 3 SAC: 0 3B: 1 DP: 1 HR: 1 HBP: 0	WP: 0 PA: 34 PB: 0 SB: 1 CS: 0
PITCHER Marty Pattin, R ERA: 4.31 (1, 1)	IP: 9.0 WLS: W BF: 34 H: 7 R: 3 ER: 3 SO: 5 BB: 4 IBB: 0 HBP: 0 BLK: 1 WP: 0 HR: 1 S: 40 P: 56 ERA: 3.00 WHIP: 1.222															PITCHER		

Batter	1	2	3	4	5	6	7	8	9	AB	R	H	RBI	BB	SO	LOB	BOTTOM	
Tommy Harper, R OBP: 0.353, SLG: 0.422 (1, 7)										4	0	2	1	0	0	0	Milwaukee Brewers @ Boston Red Sox Fenway Park, Boston, MA Fri Sep 28 1973, 7:05 PM EDT Att: 13,195 - Unknown	
Luis Aparicio, R OBP: 0.324, SLG: 0.309 (1, 6)										3	1	1	0	2	0	2		
Danny Cater, R OBP: 0.345, SLG: 0.387 (9, 5)										2	1	0	0	2	0	3		
Reggie Smith, S OBP: 0.391, SLG: 0.512 (1, 8)										3	1	2	1	1	0	0		
Bob Montgomery, R OBP: 0.353, SLG: 0.563 (1, 2)										4	0	1	0	0	1	6		
Dwight Evans, R OBP: 0.324, SLG: 0.388 (1, 9)										3	1	1	3	1	0	3		
Carlton Fisk, R OBP: 0.308, SLG: 0.442 (1, 10)										4	1	1	0	0	0	2		AB 30 R 5 H 8 RBI 5 BB 7 SO 2 LOB 20
Doug Griffin, R OBP: 0.291, SLG: 0.321 (1, 4)										3	0	0	0	1	0	1		
John Kennedy, R OBP: 0.246, SLG: 0.272 (8, PH) Carl Yastrzemski, L OBP: 0.468, SLG: 0.466 (9, 3)										3	0	0	0	0	1	1		
Inning Stats	R: 0 E: 0 K: 1 S: 5	H: 1 LOB: 2 BB: 2 P: 13	R: 0 E: 0 K: 1 S: 5	H: 0 LOB: 1 BB: 1 P: 9	R: 4 E: 0 K: 0 S: 5	H: 2 LOB: 0 BB: 2 P: 13	R: 0 E: 0 K: 0 S: 4	H: 1 LOB: 2 BB: 1 P: 8	R: 0 E: 0 K: 0 S: 3	H: 0 LOB: 0 BB: 0 P: 3	R: 0 E: 0 K: 0 S: 5	H: 2 LOB: 2 BB: 0 P: 5	R: 1 E: 0 K: 0 S: 4	H: 1 LOB: 1 BB: 1 P: 8	R: 0 E: 0 K: 0 S: 4	H: 0 LOB: 0 BB: 0 P: 8	1B: 7 SF: 1 2B: 0 SAC: 0 3B: 0 DP: 0 HR: 1 HBP: 0	WP: 1 PA: 38 PB: 0 SB: 1 CS: 1
PITCHER Kevin Kobel, L ERA: 8.64 (7, 1) Ed Sprague, R ERA: 5.43	IP: 6.1 WLS: L BF: 31 H: 7 R: 4 ER: 4 SO: 2 BB: 4 IBB: 0 HBP: 0 BLK: 0 WP: 1 HR: 1 S: 29 P: 53 ERA: 5.68 WHIP: 2.053															PITCHER		

Batter	1	2	3	4	5	6	7	8	9	AB	R	H	RBI	BB	SO	LOB	TOP			
Pedro Garcia, R OBP: 0.298, SLG: 0.398 (1, 4)										4	1	1	0	0	0	3	Milwaukee Brewers @ Boston Red Sox Fenway Park, Boston, MA Sat Sep 29 1973, 3:33 AM EDT Att: 6,882 - Unknown livebaseballscorecards.com			
Bob Coluccio, R OBP: 0.312, SLG: 0.414 (1, 8)										4	0	0	0	0	1	4				
George Scott, R OBP: 0.369, SLG: 0.483 (1, 3)										4	1	2	1	0	0	2				
Don Money, R OBP: 0.347, SLG: 0.401 (1, 5)										3	1	0	0	1	0	1				
Darrell Porter, L OBP: 0.364, SLG: 0.458 (1, 2)										3	0	0	1	0	0	1				
Bobby Mitchell, R OBP: 0.256, SLG: 0.394 (1, 10)										3	1	1	1	1	1	1				
Gorman Thomas, R OBP: 0.259, SLG: 0.289 (1, 9)										4	0	0	0	0	1	1				
Wilbur Howard, S OBP: 0.237, SLG: 0.194 (1, 7)										4	0	1	0	0	1	0				
Tim Johnson, L OBP: 0.257, SLG: 0.243 (1, 6)										3	0	1	0	1	1	0				
Inning Stats	R: 3 E: 0 K: 1 S: 7	H: 2 LOB: 1 BB: 2 P: 15	R: 0 E: 0 K: 0 S: 5	H: 2 LOB: 0 BB: 0 P: 5	R: 1 E: 0 K: 1 S: 6	H: 1 LOB: 0 BB: 0 P: 6	R: 0 E: 1 K: 0 S: 3	H: 0 LOB: 1 BB: 1 P: 7	R: 0 E: 0 K: 0 S: 4	H: 1 LOB: 1 BB: 0 P: 4	R: 0 E: 0 K: 1 S: 5	H: 0 LOB: 0 BB: 0 P: 5	R: 0 E: 0 K: 1 S: 5	H: 0 LOB: 0 BB: 0 P: 5	R: 0 E: 0 K: 1 S: 5	H: 0 LOB: 0 BB: 0 P: 5	1B: 4 2B: 0 3B: 1 HR: 1	SF: 1 SAC: 0 DP: 0 HBP: 0	WP: 0 PB: 0 SB: 5 CS: 0	PA: 36
PITCHER Roger Moret, L ERA: 3.17 (1, 1)	IP: 9.0 WLS: W BF: 36 H: 6 R: 4 ER: 3 SO: 5 BB: 3 IBB: 0 HBP: 0 BLK: 0 WP: 0 HR: 1 S: 43 P: 55 ERA: 3.00 WHIP: 1.000															PITCHER IP: WLS: BF: H: R: ER: SO: BB: IBB: HBP: BLK: WP: HR: S: P: ERA: WHIP				

Batter	1	2	3	4	5	6	7	8	9	AB	R	H	RBI	BB	SO	LOB	BOTTOM	
Tommy Harper, R OBP: 0.351, SLG: 0.422 (1, 7)										5	1	1	0	0	1	3	Milwaukee Brewers @ Boston Red Sox Fenway Park, Boston, MA Sat Sep 29 1973, 3:33 AM EDT Att: 6,882 - Unknown livebaseballscorecards.com	
Rick Miller, L OBP: 0.337, SLG: 0.371 (1, 9)										3	1	2	3	1	0	0		
Reggie Smith, S OBP: 0.393, SLG: 0.511 (1, 8)										3	2	1	0	2	0	3		
Carl Yastrzemski, L OBP: 0.407, SLG: 0.464 John Kennedy, R OBP: 0.250, SLG: 0.276 (1, 5) (6, 5)										3	0	0	0	1	0	4		
Carlton Fisk, R OBP: 0.311, SLG: 0.444 (1, 2)										4	1	3	2	0	0	0		
Ben Oglivie, L OBP: 0.269, SLG: 0.338 (1, 10)										3	1	0	0	1	1	3		
Doug Griffin, R OBP: 0.293, SLG: 0.323 (1, 4)										4	1	2	0	0	0	1		
Cecil Cooper, L OBP: 0.283, SLG: 0.347 (1, 3)										4	2	2	2	0	0	1		
Mario Guerrero, R OBP: 0.272, SLG: 0.274 (1, 6)										4	0	1	0	0	1	4		
Inning Stats	R: 0 E: 0 K: 0 S: 4	H: 1 LOB: 1 BB: 0 P: 4	R: 6 E: 1 K: 3 S: 14	H: 5 LOB: 2 BB: 3 P: 26	R: 0 E: 0 K: 0 S: 3	H: 1 LOB: 0 BB: 0 P: 3	R: 0 E: 0 K: 0 S: 4	H: 1 LOB: 1 BB: 0 P: 4	R: 0 E: 0 K: 0 S: 4	H: 1 LOB: 2 BB: 1 P: 8	R: 0 E: 0 K: 0 S: 3	H: 1 LOB: 0 BB: 0 P: 3	R: 3 E: 1 K: 0 S: 5	H: 2 LOB: 1 BB: 1 P: 9	1B: 12 2B: 1 3B: 0 HR: 0	SF: 1 SAC: 0 DP: 2 HBP: 0	WP: 0 PB: 0 SB: 2 CS: 0	PA: 40
PITCHER Skip Lockwood, R ERA: 3.9 Carlos Velazquez, R ERA: 2.58 Frank Linzy, R ERA: 3.57 (1, 1) (2, 1) (6, 1)	IP: 1.2 WLS: L BF: 13 H: 5 R: 6 ER: 6 SO: 2 BB: 3 IBB: 0 HBP: 0 BLK: 0 WP: 0 HR: 0 S: 14 P: 26 ERA: 32.40 WHIP: 4.800															PITCHER IP: WLS: BF: H: R: ER: SO: BB: IBB: HBP: BLK: WP: HR: S: P: ERA: WHIP		

Batter	1	2	3	4	5	6	7	8	9	AB	R	H	RBI	BB	SO	LOB	TOP			
Bob Heise, R OBP: 0.235, SLG: 0.224 (1, 3)										4	0	2	0	0	0	1	Milwaukee Brewers @ Boston Red Sox Fenway Park, Boston, MA Sun Sep 30 1973, 3:33 AM EDT Att: 11,675 - Unknown - 65 F			
Pedro Garcia, R OBP: 0.296, SLG: 0.395 (1, 4)										4	0	0	0	0	0	4				
Bob Coluccio, R OBP: 0.311, SLG: 0.411 (1, 8)										3	0	0	0	1	2	2				
Bobby Mitchell, R OBP: 0.250, SLG: 0.385 Joe Lahoud, L OBP: 0.302, SLG: 0.311 (1, 10)										3	0	0	0	0	1	2				
Gorman Thomas, R OBP: 0.254, SLG: 0.284 John Briggs, L OBP: 0.361, SLG: 0.426 (1, 9)										3	0	0	0	0	0	0				
John Vukovich, R OBP: 0.182, SLG: 0.195 Darrell Porter, L OBP: 0.363, SLG: 0.457 (1, 5)										3	0	1	0	0	0	0				
Wilbur Howard, S OBP: 0.244, SLG: 0.205 (1, 7)										3	1	1	0	0	0	1				
Charlie Moore, R OBP: 0.241, SLG: 0.259 (1, 2)										2	0	0	0	1	1	1				
Tim Johnson, L OBP: 0.259, SLG: 0.243 George Scott, R OBP: 0.370, SLG: 0.488 (1, 6)										0	0	0	0	1	0	0				
Inning Stats	R: 0 E: 0 K: 0 S: 3	H: 1 LOB: 1 BB: 1 P: 7	R: 0 E: 0 K: 0 S: 3	H: 1 LOB: 0 BB: 0 P: 3	R: 0 E: 0 K: 0 S: 3	H: 0 LOB: 1 BB: 1 P: 7	R: 0 E: 0 K: 1 S: 5	H: 0 LOB: 0 BB: 0 P: 5	R: 0 E: 0 K: 1 S: 5	H: 1 LOB: 1 BB: 1 P: 9	R: 0 E: 0 K: 0 S: 3	H: 0 LOB: 0 BB: 0 P: 3	R: 0 E: 0 K: 0 S: 5	H: 2 LOB: 0 BB: 0 P: 5	R: 0 E: 0 K: 1 S: 5	H: 0 LOB: 1 BB: 1 P: 9		1B: 3 2B: 1 3B: 0 HR: 1	SF: 0 SAC: 1 DP: 0 HBP: 0	WP: 0 PB: 0 SB: 0 CS: 4
PITCHER	IP WLS BF H R ER SO BB IBB HBP BLK WP HR S P ERA WHIP	8.0 W 29 5 2 2 3 3 0 0 0 0 1 32 44 2.25 1.000	1.0 S 4 0 0 0 1 1 0 0 0 0 0 5 9 0.00 1.000	PITCHER																

Batter	1	2	3	4	5	6	7	8	9	AB	R	H	RBI	BB	SO	LOB	BOTTOM			
Rick Miller, L OBP: 0.339, SLG: 0.372 (1, 9)										4	0	2	1	0	0	0	Milwaukee Brewers @ Boston Red Sox Fenway Park, Boston, MA Sun Sep 30 1973, 3:33 AM EDT Att: 11,675 - Unknown - 65 F			
Mario Guerrero, R OBP: 0.272, SLG: 0.274 (1, 6)										4	0	1	0	0	0	1				
Reggie Smith, S OBP: 0.515 Tommy Harper, R OBP: 0.351, SLG: 0.422 (1, 8)										2	0	2	0	2	0	0				
Carl Yastrzemski, L OBP: 0.407, SLG: 0.463 Danny Cater, R OBP: 0.348, SLG: 0.390 (1, 5)										3	0	1	0	0	1	3				
Carlton Fisk, R OBP: 0.309, SLG: 0.441 (1, 2)										4	0	0	0	0	0	7				
Ben Oglivie, L OBP: 0.269, SLG: 0.333 (1, 10)										2	0	0	1	1	1	1				
Dwight Evans, R OBP: 0.320, SLG: 0.383 (1, 7)										4	0	0	0	0	0	4				
Cecil Cooper, L OBP: 0.284, SLG: 0.347 (1, 3)										3	1	1	0	0	0	0				
John Kennedy, R OBP: 0.246, SLG: 0.271 (1, 4)										3	0	0	0	0	2	1				
Inning Stats	R: 0 E: 0 K: 0 S: 4	H: 1 LOB: 2 BB: 1 P: 8	R: 0 E: 0 K: 0 S: 3	H: 0 LOB: 0 BB: 0 P: 3	R: 0 E: 0 K: 1 S: 5	H: 0 LOB: 0 BB: 0 P: 5	R: 0 E: 0 K: 1 S: 5	H: 0 LOB: 1 BB: 1 P: 9	R: 1 E: 0 K: 0 S: 4	H: 2 LOB: 0 BB: 0 P: 4	R: 0 E: 0 K: 1 S: 7	H: 2 LOB: 3 BB: 1 P: 11	R: 0 E: 0 K: 1 S: 6	H: 1 LOB: 0 BB: 0 P: 6	R: 2 E: 1 K: 0 S: 5	H: 2 LOB: 1 BB: 0 P: 5		1B: 7 2B: 1 3B: 0 HR: 0	SF: 1 SAC: 0 DP: 0 HBP: 0	WP: 0 PB: 0 SB: 0 CS: 1
PITCHER	IP WLS BF H R ER SO BB IBB HBP BLK WP HR S P ERA WHIP	8.0 L 34 8 3 2 4 2 1 0 0 0 0 39 51 2.25 1.250	PITCHER																	